

Miami Marlins - 2016

Batter	1	2	3	4	5	6	7	8	9	AB	R	H	RBI	BB	SO	LOB	TOP					
9 Dee Strange-Gordon, L (1.4) 1 Robert Andino, R (4.4)	G3		FC4-6 13 2B 1-2f		K		K			2	0	0	0	0	0	1	Miami Marlins @ St. Louis Cardinals Roger Dean Stadium, Jupiter, FL Thu Mar 03 2016, 1:08 PM - 3:40 PM EST Att: 5,528 - Partly Cloudy - 80 F livebaseballscorecards.com					
13 Marcell Ozuna, R (1.8) 79 Isaac Galloway, R (4.8)	HR		2B		K		G5-3			2	1	2	1	0	0	0						
53 Xavier Scruggs, R (1.7) 10 Justin Maxwell, R (4.7)	F7		L7			HR		G6-3		2	0	0	0	0	0	2						
41 Justin Bour, L (1.10) 31 Don Kelly, L (6.10)	F8			G6-3		G3-1				2	0	0	0	0	0	0						
12 Chris Johnson, R (1.3) 74 Dan Black, S (4.3)		G5-3				F9				2	0	1	0	0	0	0						
32 Derek Dietrich, L (1.5) 19 Miguel Rojas, R (4.5) 83 JT Riddle, L (8.6)		F9		G4-6-3				G6-3		2	0	0	0	0	0	1						
28 Cole Gillespie, R (1.9) 71 Kenny Wilson, R (5.9)		L8			G6-3	E3				2	0	1	0	0	0	0						
11 J.T. Realmuto, R (1.2) 77 Yefri Pérez, S (5.1PR) 48 Adrián Nieto, S (5.2)			G5-3			L7				1	0	0	0	1	0	0						
3 Adeiny Hechavarria, R (1.6) 73 Austin Nola, R (5.1PR)								G5-3		2	0	2	0	0	0	0						
										2	0	0	0	0	0	0						
Inning Stats	R: 1 E: 0 K: 0 S: 11	H: 1 LOB: 0 BB: 0 P: 16	R: 0 E: 0 K: 0 S: 6	H: 0 LOB: 0 BB: 0 P: 9	R: 0 E: 0 K: 0 S: 10	H: 2 LOB: 2 BB: 0 P: 15	R: 0 E: 0 K: 0 S: 5	H: 1 LOB: 0 BB: 0 P: 6	R: 0 E: 0 K: 2 S: 8	H: 1 LOB: 2 BB: 1 P: 12	R: 2 E: 1 K: 0 S: 13	H: 3 LOB: 1 BB: 0 P: 19	R: 0 E: 0 K: 1 S: 8	H: 0 LOB: 0 BB: 0 P: 13	R: 0 E: 0 K: 0 S: 7	H: 0 LOB: 1 BB: 1 P: 15	R: 0 E: 0 K: 1 S: 5	H: 0 LOB: 0 BB: 0 P: 7	1B: 5 2B: 1 3B: 0 HR: 2	SF: 0 SAC: 0 DP: 1 HBP: 0	WP: 0 PB: 0 SB: 0 CS: 0	PA: 36
PITCHER	IP WLS BF H R ER SO BB IBB HBP BLK WP HR S P ERA WHIP	IP WLS BF H R ER SO BB IBB HBP BLK WP HR S P ERA WHIP	IP WLS BF H R ER SO BB IBB HBP BLK WP HR S P ERA WHIP	IP WLS BF H R ER SO BB IBB HBP BLK WP HR S P ERA WHIP	IP WLS BF H R ER SO BB IBB HBP BLK WP HR S P ERA WHIP	IP WLS BF H R ER SO BB IBB HBP BLK WP HR S P ERA WHIP	IP WLS BF H R ER SO BB IBB HBP BLK WP HR S P ERA WHIP	IP WLS BF H R ER SO BB IBB HBP BLK WP HR S P ERA WHIP	IP WLS BF H R ER SO BB IBB HBP BLK WP HR S P ERA WHIP	70 Tyler Lyons, L (1.1) ERA: 3.0	30 Jonathan Broxton, R (4.1) ERA: 1.0	44 Trevor Rosenthal, R (5.1) ERA: 1.0	58 Jeremy Hefner, R (6.1) ERA: 4.5	68 Jayson Aquino, L (8.1) ERA: 1.0	60 Dean Kiekhefer, L (9.1) ERA: 1.0							

Batter	1	2	3	4	5	6	7	8	9	AB	R	H	RBI	BB	SO	LOB	BOTTOM			
28 Tommy Pham, R (1.8) 80 Charles Tilson, L (5.8)	E4	L6		L7						3	1	1	0	0	0	2	Miami Marlins @ St. Louis Cardinals Roger Dean Stadium, Jupiter, FL Thu Mar 03 2016, 1:08 PM - 3:40 PM EST Att: 5,528 - Partly Cloudy - 80 F livebaseballscorecards.com			
13 Matt Carpenter, L (1.5) 86 Patrick Wisdom, R (4.5)			P6		P4		F7			1	0	0	0	1	0	0				
27 Jhonny Peralta, R (1.6) 73 Aledmys Diaz, R (3.1PR)					G5-3					2	0	1	0	0	1	1				
32 Matt Adams, L (1.3) 93 David Washington, L (4.3)										2	0	0	0	0	1	2				
3 Jedd Gyorko, R (1.4) 65 Dean Anna, L (7.4)	G5-3		P3							3	0	1	0	0	0	2				
37 Brandon Moss, L (1.7) 96 Harrison Bader, R (5.7)										2	1	1	0	0	1	0				
38 Carlos Peguero, L (1.9) 81 Anthony Garcia, R (6.1PR)										3	1	2	1	0	1	0				
33 Brayan Peña, S (1.2) 89 Alberto Rosario, R (4.1PR)										2	0	1	0	0	0	1				
59 Eric Fryer, R (5.2)										1	0	0	0	1	0	1				
55 Stephen Piscotty, R (1.10)										2	0	0	1	1	0	2				
Inning Stats	R: 1 E: 1 K: 2 S: 14	H: 1 LOB: 1 BB: 1 P: 22	R: 2 E: 0 K: 0 S: 11	H: 2 LOB: 0 BB: 0 P: 19	R: 0 E: 0 K: 0 S: 6	H: 1 LOB: 1 BB: 0 P: 12	R: 0 E: 0 K: 2 S: 8	H: 1 LOB: 2 BB: 1 P: 14	R: 0 E: 0 K: 1 S: 5	H: 0 LOB: 0 BB: 0 P: 5	R: 0 E: 0 K: 0 S: 4	H: 3 LOB: 2 BB: 1 P: 8	R: 1 E: 0 K: 1 S: 11	H: 2 LOB: 1 BB: 0 P: 18	R: 0 E: 0 K: 1 S: 5	H: 1 LOB: 0 BB: 0 P: 5	1B: 8 2B: 3 3B: 1 HR: 0	SF: 0 SAC: 0 DP: 1 HBP: 0	WP: 1 PB: 0 SB: 0 CS: 0	PA: 35
PITCHER	IP WLS BF H R ER SO BB IBB HBP BLK WP HR S P ERA WHIP	IP WLS BF H R ER SO BB IBB HBP BLK WP HR S P ERA WHIP	IP WLS BF H R ER SO BB IBB HBP BLK WP HR S P ERA WHIP	IP WLS BF H R ER SO BB IBB HBP BLK WP HR S P ERA WHIP	IP WLS BF H R ER SO BB IBB HBP BLK WP HR S P ERA WHIP	IP WLS BF H R ER SO BB IBB HBP BLK WP HR S P ERA WHIP	IP WLS BF H R ER SO BB IBB HBP BLK WP HR S P ERA WHIP	IP WLS BF H R ER SO BB IBB HBP BLK WP HR S P ERA WHIP	IP WLS BF H R ER SO BB IBB HBP BLK WP HR S P ERA WHIP	34 Tom Koehler, R (1.1) ERA: 10.8	89 Tyler Higgins, R (2.1) ERA: 0.1	52 Brad Hand, L (3.1) ERA: 2.0	40 Mike Dunn, L (5.1) ERA: 1.0	46 Kyle Barraclough, R (6.1) ERA: 0.2	39 Dylan Axelrod, R (6.1) ERA: 0.1	45 Chris Narveson, L (7.1) ERA: 9.0	24 André Rienzo, R (8.1) ERA: 1.0			

Miami Marlins @ St. Louis Cardinals
 Roger Dean Stadium, Jupiter, FL
 Thu Mar 03 2016, 1:08 PM - 3:40 PM EST
 Att: 5,528 - Partly Cloudy - 80 F

AB 34
 R 3
 H 8
 RBI 2
 BB 2
 SO 4
 LOB 11



Miami Marlins @ St. Louis Cardinals
 Roger Dean Stadium, Jupiter, FL
 Thu Mar 03 2016, 1:08 PM - 3:40 PM EST
 Att: 5,528 - Partly Cloudy - 80 F

AB 32
 R 4
 H 11
 RBI 2
 BB 3
 SO 7
 LOB 14



Batter	1	2	3	4	5	6	7	8	9	AB	R	H	RBI	BB	SO	LOB	TOP					
19 Miguel Rojas, R OBP: 0.400, SLG: 0.400 83 JT Riddle, L OBP: 0.500, SLG: 0.500	G4-3		P3		13 21 1B		90 2B		P2	3	0	1	0	0	0	0	Miami Marlins @ New York Mets Tradition Field, Port St. Lucie, FL Fri Mar 04 2016, 1:16 PM - 3:53 PM EST Att: 7,003 - Partly Cloudy - 78 F					
13 Marcell Ozuna, R OBP: 1.000, SLG: 2.000 90 Mason Davis, S OBP: 0.500, SLG: 1.000	G4-6-3 1B				21 E		1-3		K	3	0	3	0	0	0	0						
21 Christian Yelich, L 71 Kenny Wilson, R OBP: 0.500, SLG: 0.500	G4-6-3		G5-3		E6				K	3	0	0	0	0	0	3						
12 Chris Johnson, R 92 Zach Lutz, R OBP: 0.500, SLG: 0.500		L9		G6-3	F8				K	3	0	0	0	0	0	2						
32 Derek Dietrich, L 74 Dan Black, S		E3 80 HR		80 G6-3 BB					G1-3	2	1	0	0	1	0	0						
80 Destin Hood, R 37 Tommy Medica, R		1-H HR		G6-3					K	2	1	1	2	0	0	1						
73 Austin Nola, R 77 Yefri Pérez, S		F9		F8					K	2	0	0	0	0	0	1						
18 Tomás Telis, S 48 Adrian Nieto, S		G4-3			F9				B5-3	2	0	0	0	0	0	1						
97 Arturo Rodriguez, R 98 K.J. Woods, L OBP: 1.000, SLG: 1.000			G4-3		G5-3				98 1B 71 1B BB	2	0	0	0	0	0	1						
					G6-3				92 1B 1B	1	0	1	0	0	0	0						
Inning Stats	R: 0 E: 0 K: 0 S: 7	H: 1 LOB: 0 BB: 0 P: 11	R: 2 E: 1 K: 0 S: 6	H: 1 LOB: 0 BB: 0 P: 8	R: 0 E: 0 K: 0 S: 4	H: 1 LOB: 1 BB: 1 P: 7	R: 0 E: 0 K: 0 S: 4	H: 0 LOB: 1 BB: 1 P: 8	R: 1 E: 1 K: 0 S: 6	H: 2 LOB: 2 BB: 0 P: 6	R: 0 E: 0 K: 2 S: 9	H: 0 LOB: 1 BB: 0 P: 8	R: 0 E: 0 K: 2 S: 9	H: 2 LOB: 2 BB: 0 P: 9	R: 0 E: 0 K: 1 S: 5	H: 0 LOB: 0 BB: 0 P: 5	R: 1 E: 0 K: 1 S: 7	H: 3 LOB: 2 BB: 1 P: 11	1B: 7 2B: 2 3B: 0 HR: 1	SF: 0 SAC: 0 DP: 1 HBP: 1	WP: 0 PB: 0 CS: 0	PA: 40
PITCHER	IP WLS BF H R ER SO BB IBB HBP BLK WP HR S P ERA WHIP	2.0 8 2 2 1 0 0 0 0 0 0 0 1 13 19 4.50 1.000	1.0 4 1 0 0 0 0 0 0 0 0 0 0 4 7 0.00 1.000	1.0 4 0 0 0 0 1 0 0 0 0 0 0 4 8 0.00 1.000	1.0 6 2 1 0 0 0 0 0 0 0 0 0 6 6 0.00 2.000	1.0 4 0 0 0 2 0 0 1 0 0 0 0 7 8 0.00 0.000	PITCHER	IP WLS BF H R ER SO BB IBB HBP BLK WP HR S P ERA WHIP	1.0 5 2 0 0 2 0 0 0 0 0 0 0 4 7 0.00 1.000	1.0 3 0 0 0 1 0 0 0 0 0 0 0 5 5 0.00 0.000	1.0 6 3 1 1 1 1 0 0 0 0 0 0 7 11 9.00 4.000	1.0 5 2 0 0 2 0 0 0 0 0 0 0 9 9 0.00 2.000	1.0 3 0 0 0 1 0 0 0 0 0 0 0 5 5 0.00 0.000	1.0 6 3 1 1 1 1 0 0 0 0 0 0 7 11 9.00 4.000	0.00 2.000	0.00 0.000	9.00 4.000					

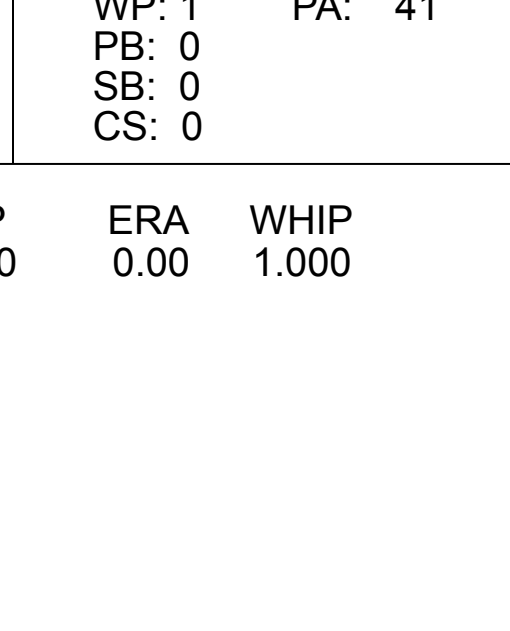
Batter	1	2	3	4	5	6	7	8	9	AB	R	H	RBI	BB	SO	LOB	BOTTOM			
12 Juan Lagares, R OBP: 0.250, SLG: 0.250 4 Wilmer Flores, R OBP: 0.667, SLG: 1.000 61 Marc Krauss, L	E9 52 G6-3 1B		G6-3		15 G4-6-3 BB		K2-3			2	0	1	0	0	0	0	Miami Marlins @ New York Mets Tradition Field, Port St. Lucie, FL Fri Mar 04 2016, 1:16 PM - 3:53 PM EST Att: 7,003 - Partly Cloudy - 78 F			
13 Asdrúbal Cabrera, S 15 Matt Reynolds, R	L9			G3	G4-6-3				F9	2	0	0	0	0	0	1				
52 Yoenis Cespedes, R 30 Michael Conforto, L OBP: 0.667, SLG: 0.667	G6-3			G5-3					K	3	0	0	0	0	1	1				
21 Lucas Duda, L 74 Dominic Smith, L OBP: 0.250, SLG: 0.250	G6-3			G5-3					G3-1	2	0	0	0	0	0	0				
20 Neil Walker, S 2 Dilson Herrera, R OBP: 0.500, SLG: 1.250	G6-3				16 1B 75 1B BB				IHR	2	2	2	1	0	0	0				
7 Travis d'Amaud, R 19 Johnny Monell, L OBP: 0.250, SLG: 0.250	G1-3				75 1B 55 1B BB				F9	1	1	0	0	1	0	0				
16 Alejandro De Aza, L 73 Travis Taijeron, R OBP: 0.500, SLG: 1.250	G4-3				75 1B 55 1B 1B				K	2	1	1	0	0	0	1				
75 T.J. Rivera, R OBP: 0.400, SLG: 0.400			F7		4 BB 55 1B				K	4	0	1	1	0	1	1				
55 Ty Kelly, S 82 Kyle Johnson, R	G3-1				1-2 2-3 3-H				K2-1-3	3	0	1	1	0	1	0				
					1-2 2-3 3-H					0	0	0	0	0	0	0				
Inning Stats	R: 0 E: 1 K: 0 S: 4	H: 1 LOB: 1 BB: 0 P: 4	R: 0 E: 0 K: 0 S: 3	H: 0 LOB: 0 BB: 0 P: 3	R: 0 E: 0 K: 0 S: 3	H: 0 LOB: 0 BB: 0 P: 3	R: 2 E: 0 K: 0 S: 5	H: 4 LOB: 3 BB: 2 P: 13	R: 0 E: 0 K: 1 S: 6	H: 1 LOB: 1 BB: 0 P: 6	R: 1 E: 0 K: 2 S: 8	H: 0 LOB: 0 BB: 0 P: 8	R: 0 E: 0 K: 0 S: 3	H: 0 LOB: 0 BB: 0 P: 3	R: 1 E: 0 K: 2 S: 8	H: 1 LOB: 0 BB: 0 P: 11	1B: 6 2B: 0 3B: 1 HR: 1	SF: 0 SAC: 0 DP: 1 HBP: 0	WP: 0 PB: 0 CS: 0	PA: 35
PITCHER	IP WLS BF H R ER SO BB IBB HBP BLK WP HR S P ERA WHIP	2.0 6 0 0 0 0 0 0 0 0 0 0 0 6 6 0.00 0.000	1.0 7 4 2 2 0 2 0 0 0 0 0 0 5 13 18.00 6.000	1.0 4 1 0 0 1 0 0 0 0 0 0 0 6 6 0.00 1.000	1.0 4 1 1 1 2 0 0 0 0 0 0 0 8 8 9.00 1.000	1.0 4 1 1 1 2 0 0 0 0 0 0 0 8 8 9.00 1.000	PITCHER	IP WLS BF H R ER SO BB IBB HBP BLK WP HR S P ERA WHIP	1.0 3 0 0 0 0 0 0 0 0 0 0 0 3 3 0.00 0.000	1.0 4 1 1 1 2 0 0 0 0 0 0 0 8 11 9.00 1.000	1.0 3 0 0 0 0 0 0 0 0 0 0 3 3 0.00 0.000	1.0 4 1 1 1 2 0 0 0 0 0 0 0 8 11 9.00 1.000	1.0 3 0 0 0 0 0 0 0 0 0 0 3 3 0.00 0.000	1.0 4 1 1 1 2 0 0 0 0 0 0 0 8 11 9.00 1.000	0.00 0.000	9.00 1.000				

Batter	1	2	3	4	5	6	7	8	9	AB	R	H	RBI	BB	SO	LOB	TOP										
9 Dee Strange-Gordon, L (1.4) 1 Robert Andino, R (5.4) OBP: 0.375, SLG: 0.286	F7		P4		K			F8		3	0	0	0	0	1	0	Miami Marlins @ Detroit Tigers Joker Marchant Stadium, Lakeland, FL Sun Mar 06 2016, 1:08 PM - 4:01 PM EST Att: 7,836 - Sunny - 75 F										
13 Marcell Ozuna, R (1.8) 77 Yefri Pérez, S (5.8) OBP: 0.625, SLG: 1.250	G1-3		F9		L8			G3-1		3	0	0	0	0	0	0											
53 Xavier Scruggs, R (1.7) 80 Destin Hood, R (6.7) OBP: 0.200, SLG: 0.800	F8				41 2B 1B			K2-3		3	1	1	0	0	1	0											
41 Justin Bour, L (1.10) 74 Dan Black, S (9. PH)					28 1B 1B			K		3	1	2	1	0	1	0											
12 Chris Johnson, R (1.3) 78 Brady Shoemaker, R (6.3) OBP: 0.125, SLG: 0.125	L6				G5-3			F9		3	0	0	0	0	0	2											
32 Derek Dietrich, L (1.5) 31 Don Kelly, L (6.5)					K					2	0	0	0	0	2	2											
28 Cole Gillespie, R (1.9) 79 Isaac Galloway, R (6.9) OBP: 0.333, SLG: 0.333								G4-3		2	0	2	1	0	0	0											
3 Adeiny Hechavarria, R (1.6) 73 Austin Nola, R (6.6) OBP: 0.286, SLG: 0.167								P4		2	0	0	0	0	0	3											
6 Jeff Mathis, R (1.2) 48 Adrian Nieto, S (6.2) 76 Sharif Othman, L (6.2)					P4					2	0	0	0	0	0	0											
								G3		1	0	0	0	0	0	0											
										0	0	0	0	0	0	0											
Inning Stats	R: 0 E: 0 K: 0 S: 3	H: 0 LOB: 0 BB: 0 P: 3	R: 0 E: 0 K: 1 S: 7	H: 2 LOB: 2 BB: 0 P: 7	R: 0 E: 0 K: 0 S: 3	H: 0 LOB: 0 BB: 0 P: 3	R: 2 E: 0 K: 1 S: 8	H: 3 LOB: 1 BB: 0 P: 9	R: 0 E: 0 K: 2 S: 5	H: 0 LOB: 0 BB: 0 P: 7	R: 0 E: 0 K: 1 S: 5	H: 0 LOB: 0 BB: 0 P: 5	R: 0 E: 0 K: 0 S: 3	H: 0 LOB: 0 BB: 0 P: 3	R: 0 E: 0 K: 3 S: 9	H: 0 LOB: 0 BB: 0 P: 9	1B: 4 2B: 1 3B: 0 HR: 0	SF: 0 SAC: 0 DP: 0 HBP: 0	WP: 0 PB: 0 SB: 0 CS: 0	PA: 32							
PITCHER	IP	WLS	BF	H	R	ER	SO	BB	IBB	HBP	BLK	WP	HR	S	P	ERA	WHIP										
48 Matthew Boyd, L (1.1) ERA: 1.8	3.0	W	11	2	0	0	1	0	0	0	0	0	0	13	13	0.00	0.667										
68 Lendy Castillo, R (4.1) ERA: 9.0	1.0	H	6	3	2	2	1	0	0	0	0	0	0	8	9	18.00	3.000										
65 Blaine Hardy, L (5.1) ERA: 10.8	1.0	H	3	0	0	0	1	0	0	0	0	0	0	5	5	0.00	0.000										
54 Drew VerHagen, R (6.1) ERA: 16.2	1.0		3	0	0	0	2	0	0	0	0	0	0	7	7	0.00	0.000										
36 Bobby Parnell, R (7.1) ERA:	1.0	H	3	0	0	0	1	0	0	0	0	0	0	5	5	0.00	0.000										

Batter	1	2	3	4	5	6	7	8	9	AB	R	H	RBI	BB	SO	LOB	BOTTOM										
3 Ian Kinsler, R (1.4) 74 Tommy Field, R (6. PH)	F9							K		3	0	1	4	0	0	1	Miami Marlins @ Detroit Tigers Joker Marchant Stadium, Lakeland, FL Sun Mar 06 2016, 1:08 PM - 4:01 PM EST Att: 7,836 - Sunny - 75 F										
8 Justin Upton, R (1.7) 73 Jason Krizan, L (6. PH)										2	0	1	1	1	1	0											
24 Miguel Cabrera, R (1.3) 64 John Mayberry Jr., R (7.3)										2	0	0	0	1	0	3											
41 Victor Martinez, S (1.10) 18 Tyler Collins, L (7. PH)										3	0	0	0	0	2	1											
28 J.D. Martinez, R (1.9) 33 Steven Moya, L (7.9)										1	2	1	1	2	0	0											
31 Casey McGehee, R (1.5) 17 Andrew Romine, S (7.5)										3	1	1	0	0	0	1											
34 James McCann, R (1.2) 81 Kade Scivicque, R (5. PH)										2	1	1	0	0	1	2											
1 Jose Iglesias, R (1.6) 79 JaCoby Jones, R (7.6)										3	1	1	0	0	1	2											
12 Anthony Gose, L (1.8) 63 Winton Bernard, R (7.8)										2	1	0	0	1	0	2											
										1	0	0	0	0	0	2											
Inning Stats	R: 0 E: 0 K: 1 S: 5	H: 0 LOB: 1 BB: 1 P: 9	R: 3 E: 1 K: 2 S: 9	H: 2 LOB: 3 BB: 3 P: 21	R: 0 E: 0 K: 1 S: 4	H: 0 LOB: 0 BB: 1 P: 8	R: 2 E: 0 K: 0 S: 7	H: 3 LOB: 1 BB: 0 P: 7	R: 1 E: 0 K: 2 S: 8	H: 1 LOB: 0 BB: 0 P: 9	R: 0 E: 0 K: 0 S: 3	H: 0 LOB: 1 BB: 1 P: 7	R: 3 E: 0 K: 1 S: 7	H: 3 LOB: 1 BB: 2 P: 15	R: 0 E: 0 K: 1 S: 5	H: 0 LOB: 2 BB: 1 P: 10	1B: 4 2B: 4 3B: 0 HR: 2	SF: 0 SAC: 0 DP: 2 HBP: 1	WP: 1 PB: 0 SB: 0 CS: 0	PA: 41							
PITCHER	IP	WLS	BF	H	R	ER	SO	BB	IBB	HBP	BLK	WP	HR	S	P	ERA	WHIP										
39 Dylan Axelrod, R (1.1) ERA: 13.5	1.2	L	9	1	3	3	3	3	0	0	0	0	0	12	24	16.20	2.400										
95 Patrick Johnson, R (2.1) ERA:	0.1		3	1	0	0	0	1	0	0	0	0	0	2	6	0.00	6.000										
45 Chris Narveson, L (3.1) ERA: 9.0	2.0		9	3	2	2	1	1	0	0	0	1	0	11	15	9.00	2.000										
24 André Rienzo, R (5.1) ERA: 3.0	2.0		8	1	1	1	2	1	0	0	0	0	1	11	16	4.50	1.000										
67 Jake Esch, R (7.1) ERA: 27.0	1.0		7	3	3	3	1	2	0	0	0	0	1	7	15	27.00	5.000										
PITCHER	IP	WLS	BF	H	R	ER	SO	BB	IBB	HBP	BLK	WP	HR	S	P	ERA	WHIP										
99 Jo-Jo Reyes, L (8.1) ERA:	1.0		5	0	0	0	1	1	0	1	0	0	0	5	10	0.00	1.000										

AB	32
R	2
H	5
RBI	2
BB	0
SO	9
LOB	7

AB	31
R	9
H	9
RBI	9
BB	9
SO	8
LOB	20



Batter	1	2	3	4	5	6	7	8	9	AB	R	H	RBI	BB	SO	LOB	TOP																		
9 Dee Strange-Gordon, L OBP: 0.250, SLG: 0.200 1 Robert Andino, R OBP: 0.429, SLG: 0.333										3	1	2	1	1	0	1	Miami Marlins @ Minnesota Twins CenturyLink Sports Complex, Fort Myers, FL Fri Mar 11 2016, 1:07 PM - 4:33 PM EST Att: 7,753 - Sunny - 82 F																		
13 Marcell Ozuna, R OBP: 0.313, SLG: 0.667 77 Yefri Pérez, S OBP: 0.444, SLG: 0.375										2	0	0	1	0	0	2																			
21 Christian Yelich, L OBP: 0.294, SLG: 0.214 79 Isaac Galloway, R OBP: 0.286, SLG: 0.357										1	0	0	0	2	0	1																			
41 Justin Bour, L OBP: 0.467, SLG: 0.462 74 Dan Black, S										2	0	0	0	1	1	5																			
11 J.T. Realmuto, R OBP: 0.438, SLG: 0.429 18 Tomás Telis, S										3	0	1	1	0	0	0																			
32 Derek Dietrich, L OBP: 0.286, SLG: 0.273 73 Austin Nola, R OBP: 0.250, SLG: 0.200										3	0	0	0	0	2	2																			
28 Cole Gillespie, R OBP: 0.115, SLG: 0.545 53 Xavier Scruggs, R OBP: 0.133, SLG: 0.071										3	1	1	0	0	1	0																			
81 Francisco Arcia, L OBP: 0.286, SLG: 0.286										1	0	0	0	0	0	0																			
3 Adeiny Hechavarria, R OBP: 0.429, SLG: 0.429 83 J.T. Riddle, L OBP: 0.300, SLG: 0.222										3	1	3	0	0	0	0																			
37 Tommy Medica, R OBP: 0.182, SLG: 0.200 71 Kenny Wilson, R OBP: 0.556, SLG: 0.429										1	1	1	0	0	0	0																			
Inning Stats	R: 1 E: 0 K: 0 S: 5	H: 2 LOB: 2 BB: 1 P: 10	R: 1 E: 0 K: 1 S: 7	H: 2 LOB: 3 BB: 2 P: 15	R: 0 E: 0 K: 2 S: 7	H: 0 LOB: 0 BB: 0 P: 7	R: 1 E: 0 K: 0 S: 5	H: 2 LOB: 2 BB: 1 P: 10	R: 0 E: 0 K: 1 S: 3	H: 1 LOB: 1 BB: 0 P: 3	R: 2 E: 1 K: 0 S: 6	H: 2 LOB: 1 BB: 0 P: 7	R: 1 E: 0 K: 2 S: 10	H: 3 LOB: 2 BB: 0 P: 10	R: 0 E: 1 K: 0 S: 3	H: 0 LOB: 0 BB: 0 P: 3		1B: 11 2B: 2 3B: 0 HR: 0	SF: 1 SAC: 0 DP: 2 HBP: 0	WP: 2 PB: 0 SB: 0 CS: 0	PA: 43														
PITCHER	IP WLS BF H R ER SO	IP WLS BF H R ER SO	IP WLS BF H R ER SO	IP WLS BF H R ER SO	IP WLS BF H R ER SO	IP WLS BF H R ER SO	IP WLS BF H R ER SO	IP WLS BF H R ER SO	IP WLS BF H R ER SO	IP WLS BF H R ER SO	IP WLS BF H R ER SO	IP WLS BF H R ER SO	IP WLS BF H R ER SO	IP WLS BF H R ER SO	IP WLS BF H R ER SO	IP WLS BF H R ER SO		ERA WHIP	ERA WHIP	ERA WHIP	ERA WHIP	ERA WHIP	ERA WHIP	ERA WHIP	ERA WHIP	ERA WHIP	ERA WHIP	ERA WHIP	ERA WHIP	ERA WHIP	ERA WHIP				
44 Kyle Gibson, R ERA: 4.5	2.0	13	4	2	2	1	3	0	0	0	0	0	0	0	12	25	9.00	3.500	37 Mike Strong, L ERA: 6.75	7.1	1.0	6	2	2	1	0	0	0	0	0	0	0	9.00	2.000	
49 Kevin Jepsen, R ERA: 14.73	1.0	3	0	0	0	2	0	0	0	0	0	0	0	7	7	0.00	0.000	76 Randy Rosario, L ERA: 5.4	8.1	1.0	6	3	1	1	2	0	0	0	0	0	0	0	9.00	3.000	
64 Aaron Thompson, L ERA: 14.73	1.0	6	2	1	1	0	1	0	0	0	0	0	0	5	10	9.00	3.000	77 Nick Burdi, R ERA: 12.00	9.1	1.0	3	0	0	0	0	0	0	0	0	0	0	0	0	0.00	0.000
61 Ryan O'Rourke, L ERA: 12.00	1.0	3	0	0	0	1	0	0	0	0	0	0	0	5	5	0.00	0.000																		
27 Brandon Kintzler, R ERA: 12.00	1.0	H	3	1	0	0	0	0	0	0	0	0	0	3	3	0.00	1.000																		

Batter	1	2	3	4	5	6	7	8	9	AB	R	H	RBI	BB	SO	LOB	BOTTOM																			
2 Brian Dozier, R OBP: 0.474, SLG: 0.833 36 Wilfredo Tovar, R OBP: 0.429, SLG: 0.462										2	1	0	0	1	1	0	Miami Marlins @ Minnesota Twins CenturyLink Sports Complex, Fort Myers, FL Fri Mar 11 2016, 1:07 PM - 4:33 PM EST Att: 7,753 - Sunny - 82 F																			
20 Eddie Rosario, L OBP: 0.176, SLG: 0.471 31 Oswaldo Arcia, L OBP: 0.267, SLG: 0.083										3	0	0	0	0	1	1																				
7 Joe Mauer, L OBP: 0.333, SLG: 0.500 73 Adam Brett Walker, R OBP: 0.125, SLG: 0.125										3	0	1	0	0	0	2																				
22 Miguel Sanó, R OBP: 0.571, SLG: 0.714 21 Darin Mastroianni, R OBP: 0.462, SLG: 0.384										2	0	2	1	1	0	0																				
67 Max Kepler, L OBP: 0.286, SLG: 0.286 43 Joe Benson, R OBP: 0.267, SLG: 0.231										3	0	1	1	0	1	3																				
52 ByungHo Park, R OBP: 0.316, SLG: 0.789 30 James Beresford, L OBP: 0.267, SLG: 0.231										2	0	2	1	1	0	0																				
5 Eduardo Escobar, S OBP: 0.250, SLG: 0.563 11 Jorge Polanco, S OBP: 0.333, SLG: 0.467										2	0	0	0	0	1	0																				
12 John Ryan Murphy, R OBP: 0.333, SLG: 0.111 80 Juan Centeno, L OBP: 0.600, SLG: 1.111										1	0	0	0	1	0	0																				
9 Eduardo Núñez, R OBP: 0.474, SLG: 0.529 32 Buck Britton, L OBP: 0.182, SLG: 0.100										2	0	0	0	0	1	1																				
Inning Stats	R: 0 E: 1 K: 0 S: 5	H: 1 LOB: 2 BB: 0 P: 5	R: 0 E: 0 K: 1 S: 5	H: 0 LOB: 1 BB: 1 P: 9	R: 1 E: 1 K: 1 S: 5	H: 0 LOB: 1 BB: 2 P: 13	R: 1 E: 0 K: 1 S: 7	H: 1 LOB: 0 BB: 0 P: 10	R: 2 E: 0 K: 2 S: 10	H: 3 LOB: 2 BB: 0 P: 10	R: 0 E: 0 K: 2 S: 7	H: 0 LOB: 3 BB: 3 P: 19	R: 1 E: 0 K: 0 S: 4	H: 1 LOB: 2 BB: 2 P: 13	R: 0 E: 0 K: 0 S: 3	H: 0 LOB: 0 BB: 0 P: 3		R: 0 E: 0 K: 0 S: 3	H: 0 LOB: 2 BB: 2 P: 11	1B: 3 2B: 2 3B: 0 HR: 1	SF: 0 SAC: 0 DP: 0 HBP: 0	WP: 0 PB: 0 SB: 1 CS: 2	PA: 44													
PITCHER	IP WLS BF H R ER SO	IP WLS BF H R ER SO	IP WLS BF H R ER SO	IP WLS BF H R ER SO	IP WLS BF H R ER SO	IP WLS BF H R ER SO	IP WLS BF H R ER SO	IP WLS BF H R ER SO	IP WLS BF H R ER SO	IP WLS BF H R ER SO	IP WLS BF H R ER SO	IP WLS BF H R ER SO	IP WLS BF H R ER SO	IP WLS BF H R ER SO	IP WLS BF H R ER SO	IP WLS BF H R ER SO		ERA WHIP	ERA WHIP	ERA WHIP	ERA WHIP	ERA WHIP	ERA WHIP	ERA WHIP	ERA WHIP	ERA WHIP	ERA WHIP	ERA WHIP	ERA WHIP	ERA WHIP	ERA WHIP					
59 Jarrod Cosart, R ERA: 11.57	1.0	H	5	0	1	0	1	2	0	0	0	0	0	0	5	13		0.00	2.000	95 Hunter Adkins, R ERA: 11.57	8.1	1.2	H	6	0	0	0	0	0	0	0	0	0	0	0	0.00
24 André Rienzo, R ERA: 7.2	2.0	B	10	4	3	3	3	0	0	0	0	0	0	1	17	20	13.50	2.000	84 Greg Nappo, L ERA: 12.00	9.1	0.1	S	2	0	0	0	0	0	0	0	0	0	0	0	0.00	3.000
67 Jake Esch, R ERA: 13.5	1.0	6	0	0	0	0	2	3	0	0	0	0	0	7	19	0.00	3.000																			
39 Dylan Axelrod, R ERA: 12.0	1.0	W	6	1	1	1	0	2	0	0	0	0	0	4	13	9.00	3.000																			

AB	38
R	6
H	12
RBI	5
BB	4
SO	6
LOB	22



AB	34
R	5
H	6
RBI	4
BB	10
SO	7
LOB	24



Batter	1	2	3	4	5	6	7	8	9	AB	R	H	RBI	BB	SO	LOB	TOP					
19 Miguel Rojas, R OBP: 0.400, SLG: 0.400 83 JT Riddle, L OBP: 0.250, SLG: 0.182	G3		K	P3		1-2 2-H 1B		P4	F8	4	0	1	1	0	1	3						
1 Robert Andino, R OBP: 0.385, SLG: 0.313 73 Austin Nola, R OBP: 0.235, SLG: 0.188	G5-4-3 1B		K			G1-3		G6-3		4	0	1	0	0	2	4						
14 Martin Prado, R OBP: 0.200, SLG: 0.143 31 Don Kelly, L OBP: 0.333, SLG: 0.231	G5-4-3		32 2B 53 HR BB			G6-3		G3	F8	2	1	0	0	1	0	1						
32 Derek Dietrich, L OBP: 0.412, SLG: 0.417 37 Tommy Medica, R OBP: 0.251, SLG: 0.250		28 S BB	53 HR 2B			HBP		G6-3		1	1	1	2	1	0	0						
53 Xavier Scruggs, R OBP: 0.167, SLG: 0.294 79 Isaac Galloway, R OBP: 0.375, SLG: 0.500	F7		2-H 3-H HR			G4-3				3	1	1	3	0	0	2						
28 Cole Gillespie, R OBP: 0.583, SLG: 0.500 80 Destin Hood, R OBP: 0.364, SLG: 0.727	F8		2-H 3-H HR							3	0	1	0	0	0	1						
10 Justin Maxwell, R OBP: 0.333, SLG: 0.786 71 Kenny Wilson, R OBP: 0.545, SLG: 0.375	K		14 BB 32 2B BB							3	0	0	0	0	3	2						
78 Brady Shoemaker, R OBP: 0.571, SLG: 0.500 43 Justin Bohn, R OBP: 0.500, SLG: 0.500			14 BB 32 2B BB					E6		1	1	1	0	2	0	0						
48 Adrian Nieto, S 18 Tomás Telis, S OBP: 0.143, SLG: 0.333			32 2B BB						SF7	2	1	0	0	1	2	3						
Inning Stats	R: 0 E: 0 K: 0 S: 3	H: 1 LOB: 0 BB: 0 P: 4	R: 0 E: 0 K: 1 S: 5	H: 0 LOB: 1 BB: 1 P: 10	R: 5 E: 0 K: 2 S: 9	H: 2 LOB: 0 BB: 3 P: 21	R: 0 E: 0 K: 2 S: 7	H: 0 LOB: 1 BB: 1 P: 11	R: 0 E: 0 K: 1 S: 5	H: 0 LOB: 1 BB: 0 P: 6	R: 1 E: 0 K: 2 S: 10	H: 3 LOB: 2 BB: 0 P: 10	R: 0 E: 0 K: 0 S: 4	H: 1 LOB: 1 BB: 0 P: 4	R: 2 E: 1 K: 0 S: 5	H: 1 LOB: 1 BB: 1 P: 11	R: 3 E: 0 K: 1 S: 9	H: 4 LOB: 1 BB: 0 P: 9	1B: 7 2B: 4 3B: 0 HR: 1	SF: 1 SAC: 0 DP: 1 HBP: 1	WP: 0 PA: 46 PB: 0 SB: 3 CS: 0	
PITCHER	IP WLS BF H R ER SO BB IBB HBP BLK WP HR S P ERA WHIP	IP WLS BF H R ER SO BB IBB HBP BLK WP HR S P ERA WHIP	IP WLS BF H R ER SO BB IBB HBP BLK WP HR S P ERA WHIP	IP WLS BF H R ER SO BB IBB HBP BLK WP HR S P ERA WHIP	IP WLS BF H R ER SO BB IBB HBP BLK WP HR S P ERA WHIP	IP WLS BF H R ER SO BB IBB HBP BLK WP HR S P ERA WHIP	IP WLS BF H R ER SO BB IBB HBP BLK WP HR S P ERA WHIP	IP WLS BF H R ER SO BB IBB HBP BLK WP HR S P ERA WHIP	IP WLS BF H R ER SO BB IBB HBP BLK WP HR S P ERA WHIP	IP WLS BF H R ER SO BB IBB HBP BLK WP HR S P ERA WHIP	IP WLS BF H R ER SO BB IBB HBP BLK WP HR S P ERA WHIP	IP WLS BF H R ER SO BB IBB HBP BLK WP HR S P ERA WHIP	IP WLS BF H R ER SO BB IBB HBP BLK WP HR S P ERA WHIP	IP WLS BF H R ER SO BB IBB HBP BLK WP HR S P ERA WHIP	IP WLS BF H R ER SO BB IBB HBP BLK WP HR S P ERA WHIP	IP WLS BF H R ER SO BB IBB HBP BLK WP HR S P ERA WHIP	IP WLS BF H R ER SO BB IBB HBP BLK WP HR S P ERA WHIP	IP WLS BF H R ER SO BB IBB HBP BLK WP HR S P ERA WHIP	IP WLS BF H R ER SO BB IBB HBP BLK WP HR S P ERA WHIP	IP WLS BF H R ER SO BB IBB HBP BLK WP HR S P ERA WHIP	IP WLS BF H R ER SO BB IBB HBP BLK WP HR S P ERA WHIP	IP WLS BF H R ER SO BB IBB HBP BLK WP HR S P ERA WHIP

Miami Marlins @ Boston Red Sox
 JetBlue Park, Ft. Myers, FL
 Sat Mar 12 2016, 1:06 PM - 4:26 PM EST
 Att: 9,915 - Sunny - 82 F

AB	38
R	11
H	12
RBI	10
BB	6
SO	9
LOB	22



Batter	1	2	3	4	5	6	7	8	9	AB	R	H	RBI	BB	SO	LOB	BOTTOM				
38 Rusney Castillo, R OBP: 0.316, SLG: 0.368 65 Ryan LaMarre, R OBP: 0.250, SLG: 0.438	G5-3		15 BB 1B			F8			79 2B 70 G6-3 1B	3	0	1	0	0	0	0					
15 Dustin Pedroia, R OBP: 0.200, SLG: 0.143 79 Marco Hernández, L OBP: 0.588, SLG: 0.867	G6-5-3 1B		34 G4-6-3 BB			F9		G5-3		2	0	1	0	1	0	0					
34 David Ortiz, L OBP: 0.383, SLG: 0.083 70 Chris Dominguez, R OBP: 0.385, SLG: 0.417	G6-5-3		34 G4-6-3 BB			P6		K	G6-3	3	0	0	0	0	4	1					
2 Xander Bogaerts, R OBP: 0.375, SLG: 0.357 16 Deven Marrero, R OBP: 0.292, SLG: 0.150	K					G5-3		E5		3	0	1	0	0	1	0					
13 Hanley Ramirez, R OBP: 0.375, SLG: 0.600 74 Sam Travis, R OBP: 0.438, SLG: 0.646	G5-3					HR		FC5-4 1B		3	1	1	1	0	0	1					
Pablo Sandoval, S OBP: 0.125, SLG: 0.250 47 Travis Shaw, L OBP: 0.571, SLG: 0.895						G4-3		HR		2	0	1	0	0	0	0					
30 Chris Young, R OBP: 0.429 31 Brennan Boesch, L OBP: 0.227, SLG: 0.500	F8					G6-3		30 HR 1B		2	2	2	3	0	0	0					
18 David Murphy, L OBP: 0.364, SLG: 0.455 64 Bryce Brentz, R	L9					F9		HR		3	1	1	2	0	0	1					
3 Sandy León, S OBP: 0.556, SLG: 0.750 77 Dan Butler, R OBP: 0.200, SLG: 0.200			15 BB 38 1B 1B			L6		F9		2	1	1	0	0	0	0					
Inning Stats	R: 0 E: 0 K: 0 S: 3	H: 1 LOB: 0 BB: 0 P: 3	R: 0 E: 0 K: 1 S: 6	H: 1 LOB: 0 BB: 0 P: 6	R: 0 E: 0 K: 0 S: 4	H: 2 LOB: 1 BB: 1 P: 8	R: 1 E: 0 K: 0 S: 4	H: 1 LOB: 0 BB: 0 P: 4	R: 0 E: 0 K: 0 S: 4	H: 0 LOB: 0 BB: 0 P: 3	R: 2 E: 0 K: 2 S: 9	H: 2 LOB: 0 BB: 0 P: 9	R: 3 E: 1 K: 1 S: 8	H: 2 LOB: 0 BB: 0 P: 9	R: 2 E: 0 K: 0 S: 6	H: 3 LOB: 1 BB: 0 P: 6	1B: 8 2B: 2 3B: 0 HR: 3	SF: 0 SAC: 0 DP: 2 HBP: 0	WP: 0 PA: 40 PB: 0 SB: 0 CS: 0		
PITCHER	IP WLS BF H R ER SO BB IBB HBP BLK WP HR S P ERA WHIP	IP WLS BF H R ER SO BB IBB HBP BLK WP HR S P ERA WHIP	IP WLS BF H R ER SO BB IBB HBP BLK WP HR S P ERA WHIP	IP WLS BF H R ER SO BB IBB HBP BLK WP HR S P ERA WHIP	IP WLS BF H R ER SO BB IBB HBP BLK WP HR S P ERA WHIP	IP WLS BF H R ER SO BB IBB HBP BLK WP HR S P ERA WHIP	IP WLS BF H R ER SO BB IBB HBP BLK WP HR S P ERA WHIP	IP WLS BF H R ER SO BB IBB HBP BLK WP HR S P ERA WHIP	IP WLS BF H R ER SO BB IBB HBP BLK WP HR S P ERA WHIP	IP WLS BF H R ER SO BB IBB HBP BLK WP HR S P ERA WHIP	IP WLS BF H R ER SO BB IBB HBP BLK WP HR S P ERA WHIP	IP WLS BF H R ER SO BB IBB HBP BLK WP HR S P ERA WHIP	IP WLS BF H R ER SO BB IBB HBP BLK WP HR S P ERA WHIP	IP WLS BF H R ER SO BB IBB HBP BLK WP HR S P ERA WHIP	IP WLS BF H R ER SO BB IBB HBP BLK WP HR S P ERA WHIP	IP WLS BF H R ER SO BB IBB HBP BLK WP HR S P ERA WHIP	IP WLS BF H R ER SO BB IBB HBP BLK WP HR S P ERA WHIP	IP WLS BF H R ER SO BB IBB HBP BLK WP HR S P ERA WHIP	IP WLS BF H R ER SO BB IBB HBP BLK WP HR S P ERA WHIP	IP WLS BF H R ER SO BB IBB HBP BLK WP HR S P ERA WHIP	IP WLS BF H R ER SO BB IBB HBP BLK WP HR S P ERA WHIP

Miami Marlins @ Boston Red Sox
 JetBlue Park, Ft. Myers, FL
 Sat Mar 12 2016, 1:06 PM - 4:26 PM EST
 Att: 9,915 - Sunny - 82 F

AB	39
R	8
H	13
RBI	8
BB	1
SO	4
LOB	8



Batter	1	2	3	4	5	6	7	8	9	AB	R	H	RBI	BB	SO	LOB	TOP			
16 Alejandro De Aza, L OBP: 0.476, SLG: 0.579 85 Patrick Biondi, L OBP: 0.667, SLG: 0.500										3	1	1	0	0	1	1				
12 Juan Lagares, R OBP: 0.471, SLG: 0.533 82 Kyle Johnson, R OBP: 0.250, SLG: 0.286										3	0	1	0	0	0	1				
52 Yoenis Cespedes, R OBP: 0.565, SLG: 0.368 81 Danny Muno, S OBP: 0.421, SLG: 0.313										3	0	1	1	0	0	1				
7 Travis d'Arnaud, R OBP: 0.211, SLG: 0.167 19 Johnny Monell, L OBP: 0.444, SLG: 0.357										3	0	1	0	0	1	0				
74 Dominic Smith, L OBP: 0.217, SLG: 0.182 61 Marc Krauss, L OBP: 0.381, SLG: 0.333										3	1	1	0	0	0	2				
9 Roger Bernadina, L OBP: 0.286, SLG: 0.333 73 Travis Tajerlon, R OBP: 0.478, SLG: 0.789										3	0	0	0	0	1	4				
29 Eric Campbell, R OBP: 0.565, SLG: 0.400 75 T.J. Rivera, R OBP: 0.300, SLG: 0.350										2	2	1	0	1	0	0				
11 Rubén Tejada, R OBP: 0.316, SLG: 0.611 2 Dilson Herrera, R OBP: 0.200, SLG: 0.248 55 Ty Kelly, S OBP: 0.320, SLG: 0.211										3	1	2	3	0	0	0				
15 Matt Reynolds, R OBP: 0.250, SLG: 0.143 72 Gavin Cecchini, R OBP: 0.429, SLG: 0.333										3	0	0	0	0	1	1				
Inning Stats	R: 0 E: 0 K: 1 S: 5	H: 1 LOB: 0 BB: 0 P: 5	R: 3 E: 1 K: 0 S: 6	H: 2 LOB: 1 BB: 1 P: 10	R: 0 E: 0 K: 1 S: 5	H: 0 LOB: 0 BB: 0 P: 5	R: 1 E: 0 K: 2 S: 9	H: 2 LOB: 1 BB: 0 P: 9	R: 1 E: 0 K: 0 S: 6	H: 3 LOB: 3 BB: 0 P: 6	R: 6 E: 0 K: 1 S: 10	H: 5 LOB: 2 BB: 3 P: 22	R: 0 E: 0 K: 0 S: 3	H: 1 LOB: 0 BB: 0 P: 3	R: 0 E: 0 K: 3 S: 10	H: 1 LOB: 2 BB: 1 P: 14	1B: 8 2B: 6 3B: 2 HR: 0	SF: 0 SAC: 0 DP: 2 HBP: 0	WP: 0 PB: 0 SB: 0 CS: 0	PA: 46
PITCHER	IP: 3.2 WLS: L BF: 17 ERA: 5.4	H: 5 R: 0 ER: 0 SO: 3	H: 4 R: 0 ER: 0 SO: 1	H: 3 R: 0 ER: 0 SO: 3	H: 22 R: 0 ER: 0 SO: 26	H: 3 R: 0 ER: 0 SO: 3	H: 12 R: 0 ER: 0 SO: 20	H: 11 R: 0 ER: 0 SO: 11	H: 3 R: 0 ER: 0 SO: 3	H: 5 R: 1 ER: 0 SO: 10	H: 5 R: 0 ER: 0 SO: 3	H: 10 R: 0 ER: 0 SO: 14	H: 10 R: 0 ER: 0 SO: 14	H: 10 R: 0 ER: 0 SO: 14	H: 10 R: 0 ER: 0 SO: 14	H: 10 R: 0 ER: 0 SO: 14	ERA: 7.36 WHIP: 1.636	ERA: 0.00 WHIP: 2.000		

New York Mets @ Miami Marlins
Roger Dean Stadium, Jupiter, FL
Sun Mar 13 2016, 1:08 PM - 3:54 PM EDT
Att. 7,168 - Partly Cloudy - 83 F

AB 41
R 11
H 15
RBI 10
BB 5
SO 8
LOB 19



Batter	1	2	3	4	5	6	7	8	9	AB	R	H	RBI	BB	SO	LOB	BOTTOM					
9 Dee Strange-Gordon, L OBP: 0.211, SLG: 0.167 73 Austin Nola, R OBP: 0.276, SLG: 0.235										3	0	0	0	0	1	1						
13 Marcell Ozuna, R OBP: 0.333, SLG: 0.625 77 Yefri Pérez, S OBP: 0.364, SLG: 0.300										1	0	0	0	1	0	0						
21 Christian Yelich, L OBP: 0.283, SLG: 0.186 53 Xavier Scruggs, R OBP: 0.150, SLG: 0.263										2	0	0	0	0	1	1						
27 Giancarlo Stanton, R OBP: 0.500, SLG: 0.500 79 Isaac Galloway, R OBP: 0.353, SLG: 0.471										1	0	0	0	1	0	0						
41 Justin Bour, L OBP: 0.412, SLG: 0.400 31 Don Kelly, L OBP: 0.375, SLG: 0.231										0	0	0	0	1	0	0						
14 Martín Prado, R OBP: 0.176, SLG: 0.125 19 Miguel Rojas, R OBP: 0.381, SLG: 0.381										2	0	0	0	0	1	1						
11 J.T. Realmuto, R OBP: 0.389, SLG: 0.375 81 Francisco Arcia, L OBP: 0.250, SLG: 0.250										2	0	0	0	0	1	0						
51 Ichiro Suzuki, L OBP: 0.250, SLG: 0.267										3	0	1	0	0	1	0						
3 Adeiny Hechavarria, R OBP: 0.438, SLG: 0.438 83 JT Riddle, L OBP: 0.231, SLG: 0.167										2	0	1	0	0	0	0						
Inning Stats	R: 0 E: 0 K: 1 S: 5	H: 0 LOB: 0 BB: 0 P: 5	R: 0 E: 0 K: 2 S: 6	H: 0 LOB: 0 BB: 1 P: 10	R: 0 E: 0 K: 1 S: 6	H: 1 LOB: 0 BB: 0 P: 6	R: 0 E: 0 K: 0 S: 2	H: 0 LOB: 0 BB: 1 P: 6	R: 0 E: 0 K: 2 S: 7	H: 0 LOB: 0 BB: 0 P: 7	R: 0 E: 0 K: 1 S: 5	H: 0 LOB: 0 BB: 0 P: 5	R: 0 E: 0 K: 2 S: 7	H: 0 LOB: 0 BB: 0 P: 7	R: 0 E: 0 K: 1 S: 4	H: 0 LOB: 1 BB: 1 P: 8	R: 0 E: 0 K: 1 S: 8	H: 2 LOB: 2 BB: 0 P: 9	1B: 2 2B: 1 3B: 0 HR: 0	SF: 0 SAC: 0 DP: 2 HBP: 0	WP: 0 PB: 0 SB: 0 CS: 1	PA: 30
PITCHER	IP: 4.0 WLS: W BF: 13 ERA: 1.25	H: 0 R: 0 ER: 0 SO: 4	H: 0 R: 0 ER: 0 SO: 2	H: 0 R: 0 ER: 0 SO: 2	H: 0 R: 0 ER: 0 SO: 2	H: 7 R: 0 ER: 0 SO: 7	H: 7 R: 0 ER: 0 SO: 7	H: 5 R: 0 ER: 0 SO: 5	H: 7 R: 0 ER: 0 SO: 7	H: 8 R: 0 ER: 0 SO: 8	H: 9 R: 0 ER: 0 SO: 9	H: 9 R: 0 ER: 0 SO: 9	H: 9 R: 0 ER: 0 SO: 9	H: 9 R: 0 ER: 0 SO: 9	H: 9 R: 0 ER: 0 SO: 9	H: 9 R: 0 ER: 0 SO: 9	ERA: 0.00 WHIP: 2.000	ERA: 0.00 WHIP: 2.000				

New York Mets @ Miami Marlins
Roger Dean Stadium, Jupiter, FL
Sun Mar 13 2016, 1:08 PM - 3:54 PM EDT
Att. 7,168 - Partly Cloudy - 83 F

AB 27
R 0
H 3
RBI 0
BB 3
SO 11
LOB 10



Batter	1	2	3	4	5	6	7	8	9	AB	R	H	RBI	BB	SO	LOB	TOP									
12 Juan Lagares, R (1, 8) <small>OBP: 0.500, SLG: 0.529</small> 82 Kyle Johnson, R (6, 8) <small>OBP: 0.200, SLG: 0.222</small>										2	1	1	0	1	1	1	New York Mets @ Miami Marlins Roger Dean Stadium, Jupiter, FL Tue Mar 15 2016, 1:07 PM - 4:50 PM EDT Att: 4,817 - Partly Cloudy - 85 F									
4 Wilmer Flores, R (1, 6) <small>OBP: 0.577, SLG: 0.650</small> 15 Matt Reynolds, R (5, PR) <small>OBP: 0.238, SLG: 0.158</small>										2	0	0	1	1	1	2										
7 Travis d'Arnaud, R (1, 10) <small>OBP: 0.227, SLG: 0.238</small> 80 L.J. Mazzilli, R (6, PH) <small>OBP: 0.667, SLG: 0.500</small>										3	0	1	3	0	0	0										
26 Kevin Plawecki, R (1, 2) <small>OBP: 0.320, SLG: 0.522</small> 70 Nevin Ashley, R (6, 2) <small>OBP: 0.429, SLG: 0.333</small>										3	0	0	0	0	1	2										
29 Eric Campbell, R (1, 5) <small>OBP: 0.556, SLG: 0.389</small> 81 Danny Muno, S (6, PR) <small>OBP: 0.429, SLG: 0.313</small>										2	0	1	0	1	0	0										
61 Marc Krauss, L (1, 3) <small>OBP: 0.360, SLG: 0.286</small> 74 Dominic Smith, L (6, 3) <small>OBP: 0.200, SLG: 0.174</small>										2	1	0	0	1	0	2										
73 Travis Taijeron, R (1, 9) <small>OBP: 0.433, SLG: 0.654</small>										5	1	2	0	0	0	3										
75 T.J. Rivera, R (1, 4) <small>OBP: 0.250, SLG: 0.292</small> 55 Ty Kelly, S (6, 4) <small>OBP: 0.286, SLG: 0.200</small>										3	0	0	0	0	0	3										
9 Roger Bernadina, L (1, 7) <small>OBP: 0.333, SLG: 0.375</small> 85 Patrick Biondi, L (7, PR) <small>OBP: 0.750, SLG: 0.500</small>										3	0	2	0	0	1	2										
Inning Stats	R: 0 E: 0 K: 1 S: 5	H: 1 LOB: 0 BB: 0 P: 6	R: 0 E: 0 K: 0 S: 4	H: 1 LOB: 1 BB: 0 P: 5	R: 0 E: 0 K: 1 S: 6	H: 1 LOB: 1 BB: 0 P: 7	R: 0 E: 0 K: 0 S: 3	H: 0 LOB: 0 BB: 0 P: 3	R: 4 E: 0 K: 2 S: 9	H: 2 LOB: 2 BB: 3 P: 21	R: 0 E: 0 K: 0 S: 3	H: 0 LOB: 1 BB: 0 P: 7	R: 0 E: 0 K: 1 S: 5	H: 1 LOB: 1 BB: 0 P: 6	R: 2 E: 1 K: 1 S: 11	H: 3 LOB: 3 BB: 1 P: 18		R: 2 E: 0 K: 1 S: 8	H: 0 LOB: 1 BB: 3 P: 21	1B: 8 2B: 2 3B: 0 HR: 0	SF: 3 SAC: 0 DP: 1 HBP: 0	WP: 1 PB: 0 SB: 2 CS: 2	PA: 43			
PITCHER	IP: 4.0 WLS: 2 BF: 14 ERA: 2.16	WLS: 7 R: 2 ER: 4 SO: 4	H: 3 R: 0 ER: 0 SO: 2	H: 4 R: 4 ER: 0 SO: 1	BB: 0 IBB: 0 HBP: 0 BLK: 0	BB: 0 IBB: 0 HBP: 0 BLK: 0	WP: 0 HR: 0 S: 18 P: 21	ERA: 0.00 WHIP: 0.750	99 Jo-Jo Reyes, L (6, 1) <small>ERA: 4.91</small> 46 Kyle Barraclough, R (6, 1) <small>ERA: 4.91</small> 95 Patrick Johnson, R (6, 1) <small>ERA: 4.91</small>	IP: 0.1 WLS: 0 BF: 1	H: 0 R: 0 ER: 0 SO: 1	BB: 0 IBB: 0 HBP: 0 BLK: 0	WP: 0 HR: 0 S: 3 P: 3	ERA: 0.00 WHIP: 0.000	46 Kyle Barraclough, R (6, 1) <small>ERA: 4.91</small> 95 Patrick Johnson, R (6, 1) <small>ERA: 4.91</small>	IP: 0.2 WLS: L BF: 5	H: 2 R: 2 ER: 2 SO: 0	BB: 3 IBB: 0 HBP: 0 BLK: 0	WP: 1 HR: 7 S: 20 P: 20	ERA: 27.00 WHIP: 4.500	99 Jo-Jo Reyes, L (6, 1) <small>ERA: 4.91</small> 46 Kyle Barraclough, R (6, 1) <small>ERA: 4.91</small> 95 Patrick Johnson, R (6, 1) <small>ERA: 4.91</small>	IP: 0.1 WLS: 0 BF: 1	H: 0 R: 0 ER: 0 SO: 0	BB: 0 IBB: 0 HBP: 0 BLK: 0	WP: 0 HR: 0 S: 1 P: 1	ERA: 0.00 WHIP: 0.000
Batter	1	2	3	4	5	6	7	8	9	AB	R	H	RBI	BB	SO	LOB	BOTTOM									
9 Dee Strange-Gordon, L (1, 4) <small>OBP: 0.318, SLG: 0.381</small> 19 Miguel Rojas, R (6, 4) <small>OBP: 0.391, SLG: 0.391</small>										3	2	3	0	0	0	0	New York Mets @ Miami Marlins Roger Dean Stadium, Jupiter, FL Tue Mar 15 2016, 1:07 PM - 4:50 PM EDT Att: 4,817 - Partly Cloudy - 85 F									
13 Marcell Ozuna, R (1, 8) <small>OBP: 0.381, SLG: 0.667</small> 10 Justin Maxwell, R (6, 8) <small>OBP: 0.353, SLG: 0.733</small> 71 Kenny Wilson, R (9, 8) <small>OBP: 0.545, SLG: 0.375</small>										2	1	1	1	1	0	1										
21 Christian Yelich, L (1, 7) <small>OBP: 0.273, SLG: 0.263</small> 28 Cole Gillespie, R (5, PR) <small>OBP: 0.556, SLG: 0.500</small>										3	0	1	1	0	0	2										
27 Giancarlo Stanton, R (1, 9) <small>OBP: 0.333, SLG: 0.286</small> 12 Chris Johnson, R (6, 5) <small>OBP: 0.313, SLG: 0.267</small>										3	0	0	0	0	2	3										
41 Justin Bour, L (1, 3) <small>OBP: 0.400, SLG: 0.389</small> 18 Tomás Telis, S (6, 2) <small>OBP: 0.111, SLG: 0.250</small>										3	0	1	1	0	1	1										
14 Martín Prado, R (1, 5) <small>OBP: 0.250, SLG: 0.263</small> 77 Yefri Pérez, S (5, PR) <small>OBP: 0.364, SLG: 0.300</small> 80 Destin Hood, R (6, 9) <small>OBP: 0.333, SLG: 0.667</small>										3	1	2	1	0	0	2										
51 Ichiro Suzuki, L (1, 10) <small>OBP: 0.263, SLG: 0.278</small> 31 Don Kelly, L (7, PH) <small>OBP: 0.412, SLG: 0.286</small>										3	0	1	1	0	2	1										
3 Adeiny Hechavarria, R (1, 6) <small>OBP: 0.444, SLG: 0.444</small> 1 Robert Andino, R (6, 6) <small>OBP: 0.400, SLG: 0.333</small>										2	0	1	0	0	0	0										
6 Jeff Mathis, R (1, 2) <small>OBP: 0.364, SLG: 0.455</small> 32 Derek Dietrich, L (6, 3) <small>OBP: 0.368, SLG: 0.357</small>										2	0	0	0	0	1	1										
Inning Stats	R: 1 E: 0 K: 1 S: 10	H: 2 LOB: 2 BB: 1 P: 16	R: 0 E: 0 K: 1 S: 5	H: 1 LOB: 0 BB: 0 P: 5	R: 0 E: 0 K: 0 S: 4	H: 1 LOB: 0 BB: 0 P: 5	R: 1 E: 1 K: 2 S: 10	H: 3 LOB: 2 BB: 0 P: 13	R: 3 E: 0 K: 2 S: 11	H: 4 LOB: 1 BB: 0 P: 11	R: 1 E: 0 K: 1 S: 8	H: 3 LOB: 2 BB: 0 P: 8	R: 0 E: 0 K: 1 S: 6	H: 1 LOB: 1 BB: 0 P: 6	R: 0 E: 0 K: 1 S: 4	H: 0 LOB: 1 BB: 0 P: 6		R: 0 E: 0 K: 0 S: 3	H: 1 LOB: 0 BB: 0 P: 3	1B: 12 2B: 3 3B: 1 HR: 0	SF: 0 SAC: 0 DP: 2 HBP: 1	WP: 0 PB: 0 SB: 1 CS: 1	PA: 42			
PITCHER	IP: 3.2 WLS: 15 BF: 15 ERA: 1.53	WLS: 3 R: 2 ER: 0 SO: 1	H: 2 R: 0 ER: 0 SO: 1	H: 1 R: 0 ER: 0 SO: 1	BB: 1 IBB: 0 HBP: 0 BLK: 0	BB: 0 IBB: 0 HBP: 0 BLK: 0	WP: 0 HR: 0 S: 24 P: 31	ERA: 2.46 WHIP: 1.636	27 Jeury Familia, R (6, 1) <small>ERA: 1.5</small> 35 Logan Verrett, R (9, 1) <small>ERA: 1.5</small>	IP: 1.0 WLS: W BF: 4	H: 0 R: 0 ER: 0 SO: 0	BB: 0 IBB: 0 HBP: 1 BLK: 0	WP: 0 HR: 0 S: 4 P: 6	ERA: 0.00 WHIP: 0.000	27 Jeury Familia, R (6, 1) <small>ERA: 1.5</small> 35 Logan Verrett, R (9, 1) <small>ERA: 1.5</small>	IP: 1.0 WLS: S BF: 3	H: 1 R: 0 ER: 0 SO: 0	BB: 0 IBB: 0 HBP: 0 BLK: 0	WP: 0 HR: 3 S: 3 P: 3	ERA: 0.00 WHIP: 1.000						

Batter	1	2	3	4	5	6	7	8	9	AB	R	H	RBI	BB	SO	LOB	TOP					
9 Ben Revere, L (1, 7) OBP: 0.409, SLG: 0.636	G6-3		3 HR	G1-3			K		F8	4	1	1	1	0	1	2	Washington Nationals @ Miami Marlins Roger Dean Stadium, Jupiter, FL Wed Mar 16 2016, 1:07 PM - 3:27 PM EDT Att: 3,763 - Sunny - 77 F					
5 Reed Johnson, R (8, 7) OBP: 0.476, SLG: 0.353			1B							1	0	0	0	0	0							
3 Michael Taylor, R (1, 8) OBP: 0.464, SLG: 0.769	F9		1-2 2-H							3	1	1	3	1	0	0						
4 Tony Campana, L (8, 8) OBP: 0.409, SLG: 0.571			HR				34 G4-3			0	0	0	0	0	0							
34 Bryce Harper, L (1, 9) OBP: 0.318, SLG: 0.333	G3		1B				34 G4-3			4	0	1	0	0	0	1						
14 Chris Heisey, R (8, 9) OBP: 0.310, SLG: 0.130										0	0	0	0	0	0							
11 Ryan Zimmerman, R (1, 3) OBP: 0.250, SLG: 0.250										3	0	1	0	0	1	1						
32 Tyler Moore, R (6, 3) OBP: 0.240, SLG: 0.455										1	0	0	0	0	0	1						
6 Anthony Rendon, R (1, 5) OBP: 0.300, SLG: 0.222										3	0	0	0	0	0	2						
68 Jason Martinson, R (8, PH) OBP: 0.444, SLG: 0.409										1	0	0	0	0	1	0						
8 Danny Espinosa, S (1, 6) OBP: 0.143, SLG: 0.100										3	0	2	0	0	0	0						
10 Stephen Drew, L (8, PH) OBP: 0.500, SLG: 0.438										0	0	0	0	1	0	0						
40 Wilson Ramos, R (1, 2) OBP: 0.300, SLG: 0.390										3	0	0	0	0	0	2						
59 Jose Lobaton, S (7, 2) OBP: 0.353, SLG: 0.231										1	0	0	0	0	0	1						
7 Trea Turner, R (1, 4) OBP: 0.310, SLG: 0.375										3	1	1	0	0	0	2						
2 Brendan Ryan, R (8, 4) OBP: 0.412, SLG: 0.588										1	0	0	0	0	0	0						
23 Jhonatan Solano, R (1, 10) OBP: 0.600, SLG: 0.583										2	1	2	0	0	0	0						
29 Pedro Severino, R (6, PH) OBP: 0.529, SLG: 0.600										2	0	0	0	0	0	1						
Inning Stats	R: 0 E: 0 K: 0 S: 3	H: 0 LOB: 0 BB: 0 P: 3	R: 0 E: 0 K: 1 S: 5	H: 0 LOB: 0 BB: 0 P: 5	R: 4 E: 0 K: 0 S: 9	H: 5 LOB: 1 BB: 0 P: 10	R: 0 E: 0 K: 0 S: 5	H: 2 LOB: 2 BB: 0 P: 5	R: 0 E: 0 K: 0 S: 4	H: 1 LOB: 1 BB: 0 P: 4	R: 0 E: 0 K: 0 S: 4	H: 1 LOB: 1 BB: 0 P: 4	R: 0 E: 0 K: 1 S: 5	H: 0 LOB: 1 BB: 1 P: 10	R: 0 E: 0 K: 1 S: 4	H: 0 LOB: 0 BB: 0 P: 8	R: 0 E: 0 K: 0 S: 3	H: 0 LOB: 0 BB: 0 P: 3	1B: 8 2B: 0 3B: 0 HR: 1	SF: 0 SAC: 0 DP: 1 HBP: 0	WP: 0 PB: 0 SB: 1 CS: 0	PA: 37
PITCHER	IP WLS BF H R ER SO BB IBB HBP BLK WP HR S P ERA WHIP																					
54 Wei-Yin Chen, L (1, 1) ERA: 6.0	4.0 L 19 7 4 4 4 1 0 0 0 0 0 0 1 22 23 9.00 1.750																					
59 Jarred Cosart, R (5, 1) ERA:	3.0 12 2 0 0 0 1 1 0 0 0 0 0 0 13 18 0.00 1.000																					
40 Mike Dunn, L (8, 1) ERA:	0.1 2 0 0 0 1 1 0 0 0 0 0 0 0 3 7 0.00 3.000																					
33 Dustin McGowan, R (8, 1) ERA: 2.45	0.2 1 0 0 0 0 0 0 0 0 0 0 0 0 1 1 0.00 0.000																					
44 AJ Ramos, R (9, 1) ERA:	1.0 3 0 0 0 0 0 0 0 0 0 0 0 0 3 3 0.00 0.000																					
Batter	1	2	3	4	5	6	7	8	9	AB	R	H	RBI	BB	SO	LOB	BOTTOM					
9 Dee Strange-Gordon, L (1, 4) OBP: 0.320, SLG: 0.458										3	1	1	1	0	1	0	Washington Nationals @ Miami Marlins Roger Dean Stadium, Jupiter, FL Wed Mar 16 2016, 1:07 PM - 3:27 PM EDT Att: 3,763 - Sunny - 77 F					
1 Robert Andino, R (7, 4) OBP: 0.381, SLG: 0.316										1	0	0	0	0	0							
3 Adelsny Hechavarría, R (1, 6) OBP: 0.429, SLG: 0.409										3	0	1	0	0	1	0						
73 Austin Nola, R (6, PR) OBP: 0.316, SLG: 0.235										0	0	0	0	1	0	0						
32 Derek Dietrich, L (1, 7) OBP: 0.318, SLG: 0.294										3	0	0	0	0	2	1						
94 Blake Barber, R (6, PR) ERA:										1	0	0	0	0	0	1						
14 Martin Prado, R (1, 5) OBP: 0.217, SLG: 0.227										3	0	0	0	0	0	1						
91 Moisés Sierra, R (7, 9) ERA:										0	0	0	0	0	0	0						
41 Justin Bour, L (1, 3) OBP: 0.409, SLG: 0.368										1	0	0	0	1	1	0						
53 Xavier Scruggs, R (7, 3) OBP: 0.136, SLG: 0.238										2	0	0	0	0	0	1						
11 J.T. Realmuto, R (1, 2) OBP: 0.381, SLG: 0.368										3	0	1	0	0	2	1						
48 Adrian Nieto, S (8, 2) ERA:										1	0	0	0	0	1	1						
28 Cole Gillespie, R (1, 8) OBP: 0.550, SLG: 0.590										2	0	1	0	0	0	0						
79 Isaac Galloway, R (7, 8) OBP: 0.368, SLG: 0.474										2	0	1	0	0	0	1						
12 Chris Johnson, R (1, 10) OBP: 0.263, SLG: 0.222										3	0	0	0	0	1	3						
85 Carlos Lopez, L (9, PH) ERA:										1	0	0	0	0	0	2						
80 Destin Hood, R (1, 9) OBP: 0.357, SLG: 0.714										2	1	1	0	0	0	0						
31 Don Kelly, L (7, 5) OBP: 0.389, SLG: 0.267										1	0	0	0	0	0	0						
Inning Stats	R: 0 E: 0 K: 3 S: 9	H: 1 LOB: 2 BB: 1 P: 10	R: 0 E: 0 K: 0 S: 3	H: 0 LOB: 0 BB: 0 P: 3	R: 0 E: 0 K: 2 S: 7	H: 0 LOB: 0 BB: 0 P: 7	R: 0 E: 0 K: 0 S: 5	H: 3 LOB: 1 BB: 0 P: 6	R: 0 E: 0 K: 0 S: 4	H: 1 LOB: 1 BB: 0 P: 4	R: 0 E: 0 K: 0 S: 3	H: 0 LOB: 1 BB: 1 P: 7	R: 0 E: 0 K: 1 S: 6	H: 1 LOB: 2 BB: 0 P: 7	1B: 4 2B: 1 3B: 1 HR: 0	SF: 0 SAC: 0 DP: 1 HBP: 1	WP: 1 PB: 0 SB: 0 CS: 0	PA: 35				
PITCHER	IP WLS BF H R ER SO BB IBB HBP BLK WP HR S P ERA WHIP																					
45 Blake Treinen, R (1, 1) ERA:	2.0 W 8 1 0 0 0 1 0 0 0 0 0 0 7 7 0.00 1.000																					
18 Matt Belisle, R (3, 1) ERA:	1.2 5 0 0 0 0 1 0 0 0 0 0 0 0 7 7 0.00 0.000																					
73 Felipe Vázquez, L (4, 1) ERA: 4.15	1.1 4 0 0 0 0 3 0 0 0 0 0 0 0 10 10 0.00 0.000																					
49 Nick Masset, R (6, 1) ERA: 6.75	1.0 5 3 2 2 0 0 0 0 0 0 1 0 5 6 18.00 3.000																					
53 Rafael Martin, R (7, 1) ERA:	1.0 H 4 1 0 0 0 0 0 0 0 0 0 0 4 4 0.00 1.000																					
PITCHER	IP WLS BF H R ER SO BB IBB HBP BLK WP HR S P ERA WHIP																					
26 Trevor Gott, R (8, 1) ERA: 4.5	1.0 H 4 0 0 0 0 1 0 0 0 0 0 0 6 7 0.00 1.000																					
19 Erik Davis, R (9, 1) ERA: 6.23	1.0 S 5 1 0 0 0 1 0 0 0 1 0 0 0 6 7 0.00 1.000																					

Batter	1	2	3	4	5	6	7	8	9	AB	R	H	RBI	BB	SO	LOB	TOP										
9 Dee Strange-Gordon, L OBP: 0.310, SLG: 0.407 73 Austin Nola, R OBP: 0.364, SLG: 0.450	F7		B2-3		L4		BB		G1-3	3	0	0	0	1	0	0											
13 Marcell Ozuna, R OBP: 0.370, SLG: 0.708 10 Justin Maxwell, R OBP: 0.300, SLG: 0.611	P4		HR		F8		K		L6	3	1	1	1	0	0	0											
21 Christian Yelich, L OBP: 0.297, SLG: 0.192 53 Xavier Scruggs, R OBP: 0.125, SLG: 0.217	G4-3		F7		L9				G6-3	3	0	0	0	0	0	0											
14 Martin Prado, R OBP: 0.231, SLG: 0.240 31 Don Kelly, L OBP: 0.333, SLG: 0.222		F7	G4-3				1B		G3	3	0	1	0	0	0	0											
41 Justin Bour, L OBP: 0.360, SLG: 0.318 19 Miguel Rojas, R OBP: 0.423, SLG: 0.423		G5-3			G4-3				F8	3	0	0	0	0	0	1											
11 J.T. Realmuto, R OBP: 0.375, SLG: 0.409 18 Tomás Telis, S OBP: 0.200, SLG: 0.333			2B		K				F8	3	1	1	0	0	1	0											
51 Ichiro Suzuki, L OBP: 0.280, SLG: 0.261 80 Destin Hood, R OBP: 0.313, SLG: 0.625			2B		K				F9	2	0	1	0	1	1	0											
3 Adeiny Hechavarria, R OBP: 0.458, SLG: 0.500 1 Robert Andino, R OBP: 0.417, SLG: 0.409			2B		F7				1B	3	0	2	1	0	0	0											
2B Cole Gillespie, R OBP: 0.478, SLG: 0.429 79 Isaac Galloway, R OBP: 0.381, SLG: 0.619			2B		K				F8	3	0	0	0	0	1	4											
Inning Stats	R: 0 E: 0 K: 0 S: 3	H: 0 LOB: 0 BB: 0 P: 3	R: 1 E: 0 K: 0 S: 5	H: 2 LOB: 2 BB: 1 P: 9	R: 1 E: 0 K: 0 S: 4	H: 1 LOB: 0 BB: 0 P: 5	R: 0 E: 0 K: 2 S: 7	H: 0 LOB: 3 BB: 0 P: 7	R: 0 E: 0 K: 1 S: 5	H: 0 LOB: 0 BB: 0 P: 5	R: 0 E: 0 K: 1 S: 4	H: 1 LOB: 1 BB: 0 P: 4	R: 0 E: 0 K: 1 S: 7	H: 2 LOB: 3 BB: 1 P: 11	R: 0 E: 0 K: 0 S: 3	H: 0 LOB: 0 BB: 0 P: 3	R: 3 E: 0 K: 0 S: 8	H: 3 LOB: 0 BB: 0 P: 8	1B: 5 2B: 2 3B: 0 HR: 2	SF: 0 SAC: 0 DP: 0 HBP: 0	WP: 0 PB: 0 SB: 0 CS: 0	PA: 38					
PITCHER	IP	WLS	BF	H	R	ER	SO	BB	IBB	HBP	BLK	WP	HR	S	P	ERA	WHIP										
37 Matt Wisler, R ERA: 3.12	4.0		16	3	2	2	2	1	0	0	0	0	1	19	24	4.50	1.000										
52 John Gant, R ERA: 1.09	2.2	H	11	3	0	0	1	0	0	0	0	0	0	13	13	0.00	1.125										
54 Alex Torres, L ERA:	1.1	H	5	0	0	0	1	1	0	0	0	0	0	6	10	0.00	0.750										
46 Ian Krol, L ERA: 13.5	1.0	W	6	3	3	3	0	0	0	0	0	0	1	8	8	27.00	3.000										

Miami Marlins @ Atlanta Braves
Champion Stadium, Lake Buena Vista, FL
Fri Mar 18 2016, 1:09 PM - 3:52 PM EDT
Att.: 5,751 - Cloudy - 84 F

AB 36
R 5
H 9
RBI 5
BB 2
SO 4
LOB 9





Batter	1	2	3	4	5	6	7	8	9	AB	R	H	RBI	BB	SO	LOB	BOTTOM										
64 Emilio Bonifacio, S OBP: 0.359, SLG: 0.500 73 Chase d'Arnaud, R OBP: 0.155, SLG: 0.153	F8		HR		K		BB		E6	3	1	1	1	1	1	3											
1 Erick Aybar, S OBP: 0.333, SLG: 0.412 90 Emerson Landoni, R OBP: 0.250, SLG: 0.500			F7		P6		FC6-4		G6-3	3	0	0	0	1	0	5											
5 Freddie Freeman, L OBP: 0.483, SLG: 0.905 97 Connor Lien, R OBP: 0.500, SLG: 1.000			F7		E3		BB		74 HBP	2	1	0	0	1	0	1											
18 Jeff Francoeur, R OBP: 0.351, SLG: 0.441 74 Matt Tuiasosopo, R OBP: 0.333, SLG: 0.214			F7		2B		K		74 SF8	2	1	1	0	0	0	1											
22 Nick Markakis, L OBP: 0.280, SLG: 0.364 72 Nate Freiman, R OBP: 0.267, SLG: 0.240			G4-3		K		K		72 HBP	2	0	1	1	0	1	1											
25 Tyler Flowers, R OBP: 0.227, SLG: 0.409 85 Williams Astudillo, R OBP: 0.333, SLG: 0.417			K		2B		P4		1B	3	1	1	1	0	1	1											
4 Reid Brignac, L OBP: 0.436, SLG: 0.600 46 Ian Krol, L			L8		2B		K		F7	4	0	1	1	0	1	0											
8 Jace Peterson, L OBP: 0.333, SLG: 0.310			K		2B		BB		F9	2	0	0	0	1	1	0											
37 Matt Wisler, R 28 Héctor Olivera, R 52 John Gant, R 54 Alex Torres, L 91 Johan Camargo, S			G4-3		1B		SH5-3		K	1	0	0	0	0	0	0											
Inning Stats	R: 0 E: 0 K: 0 S: 3	H: 0 LOB: 1 BB: 1 P: 7	R: 0 E: 0 K: 1 S: 5	H: 0 LOB: 0 BB: 0 P: 5	R: 1 E: 0 K: 1 S: 8	H: 1 LOB: 0 BB: 0 P: 10	R: 3 E: 1 K: 2 S: 12	H: 4 LOB: 3 BB: 1 P: 16	R: 0 E: 0 K: 2 S: 7	H: 0 LOB: 1 BB: 1 P: 11	R: 0 E: 0 K: 1 S: 5	H: 0 LOB: 2 BB: 1 P: 10	R: 1 E: 0 K: 1 S: 6	H: 1 LOB: 0 BB: 0 P: 6	R: 0 E: 0 K: 1 S: 5	H: 0 LOB: 0 BB: 0 P: 5	R: 1 E: 1 K: 0 S: 3	H: 1 LOB: 3 BB: 1 P: 8	1B: 3 2B: 2 3B: 1 HR: 1	SF: 1 SAC: 1 DP: 0 HBP: 2	WP: 0 PB: 0 SB: 0 CS: 0	PA: 41					
PITCHER	IP	WLS	BF	H	R	ER	SO	BB	IBB	HBP	BLK	WP	HR	S	P	ERA	WHIP										
45 Chris Narveson, L ERA: 5.79	3.1		16	4	4	3	3	1	0	0	0	0	0	23	29	8.10	1.500										
82 Cody Edge, L ERA: 2.7	0.2		4	1	0	0	1	1	0	0	0	0	0	5	9	0.00	3.000										
52 Brad Hand, L ERA: 7.71	2.0		9	0	0	0	3	2	0	1	0	0	0	12	21	0.00	1.000										
46 Kyle Barraclough, R ERA: 5.79	1.0		4	1	1	1	1	0	0	0	0	0	0	6	6	9.00	1.000										
49 Brian Ellington, R ERA: 9.0	1.0		3	0	0	0	1	0	0	0	0	0	0	5	5	0.00	0.000										

Miami Marlins @ Atlanta Braves
Champion Stadium, Lake Buena Vista, FL
Fri Mar 18 2016, 1:09 PM - 3:52 PM EDT
Att.: 5,751 - Cloudy - 84 F

AB 32
R 6
H 7
RBI 6
BB 5
SO 9
LOB 16



Batter	1	2	3	4	5	6	7	8	9	AB R H RBI BB SO LOB	TOP																								
											<p style="text-align: center;">Detroit Tigers @ Miami Marlins Roger Dean Stadium, Jupiter, FL Sat Mar 19 2016, 1:05 PM EDT</p> <p style="text-align: right;">livebaseballscorecards.com</p> <p>AB 0 R 0 H 0 RBI 0 BB 0 SO 0 LOB 0</p> 																								
Inning Stats										1B: 0 SF: 0 WP: 0 PA: 0 2B: 0 SAC: 0 FB: 0 3B: 0 DP: 0 SB: 0 HR: 0 HBP: 0 CS: 0																									
PITCHER	IP	WLS	BF	H	R	ER	SO	BB	IBB	HBP	BLK	WP	HR	S	P	ERA	WHIP	PITCHER	IP	WLS	BF	H	R	ER	SO	BB	IBB	HBP	BLK	WP	HR	S	P	ERA	WHIP

Batter	1	2	3	4	5	6	7	8	9	AB R H RBI BB SO LOB	BOTTOM																								
											<p style="text-align: center;">Detroit Tigers @ Miami Marlins Roger Dean Stadium, Jupiter, FL Sat Mar 19 2016, 1:05 PM EDT</p> <p style="text-align: right;">livebaseballscorecards.com</p> <p>AB 0 R 0 H 0 RBI 0 BB 0 SO 0 LOB 0</p> 																								
Inning Stats										1B: 0 SF: 0 WP: 0 PA: 0 2B: 0 SAC: 0 FB: 0 3B: 0 DP: 0 SB: 0 HR: 0 HBP: 0 CS: 0																									
PITCHER	IP	WLS	BF	H	R	ER	SO	BB	IBB	HBP	BLK	WP	HR	S	P	ERA	WHIP	PITCHER	IP	WLS	BF	H	R	ER	SO	BB	IBB	HBP	BLK	WP	HR	S	P	ERA	WHIP

Batter	1	2	3	4	5	6	7	8	9	AB	R	H	RBI	BB	SO	LOB	TOP				
50 Mookie Betts, R OBP: 0.256, SLG: 0.605 65 Ryan LaMarre, R OBP: 0.240, SLG: 0.458	F7		F7			G4-3			F7	3	0	0	0	0	0	0					
25 Jackie Bradley Jr. L OBP: 0.472, SLG: 0.518 46 Rainer Rosario, R OBP: 0.333, SLG: 0.333	F8			K			G6-3		K	3	0	0	0	0	1	0					
47 Travis Shaw, L OBP: 0.488, SLG: 0.700				K			F7			2	0	0	0	1	1	0					
13 Hanley Ramirez, R OBP: 0.324, SLG: 0.412 74 Sam Travis, R OBP: 0.494, SLG: 0.821	K			F8			K			3	0	0	0	0	2	1					
Pablo Sandoval, S OBP: 0.306, SLG: 0.559 5 Mike Miller, R (8, 5)			G4-3			P5			G6-3	3	0	0	0	0	0	0					
38 Rusney Castillo, R OBP: 0.302, SLG: 0.256 41 Cole Sturgeon, L OBP: 0.250, SLG: 0.500	F7					F9			G4-3	3	0	0	0	0	0	0					
23 Blake Swihart, S OBP: 0.304, SLG: 0.300			G4-3			L6				3	0	1	0	0	0	0					
32 Josh Rutledge, R OBP: 0.333, SLG: 0.231						G6-3			L6	3	0	0	0	0	0	1					
16 Deven Marrero, R OBP: 0.316, SLG: 0.219				K					K	3	0	0	0	0	3	0					
Inning Stats	R: 0 E: 0 K: 1 S: 5	H: 0 LOB: 1 BB: 1 P: 12	R: 0 E: 0 K: 0 S: 3	H: 0 LOB: 0 BB: 0 P: 3	R: 0 E: 0 K: 1 S: 5	H: 0 LOB: 0 BB: 0 P: 5	R: 0 E: 0 K: 2 S: 7	H: 0 LOB: 0 BB: 0 P: 7	R: 0 E: 0 K: 0 S: 3	H: 0 LOB: 0 BB: 0 P: 3	R: 0 E: 0 K: 1 S: 5	H: 0 LOB: 0 BB: 0 P: 5	R: 0 E: 0 K: 0 S: 4	H: 1 LOB: 1 BB: 0 P: 4	R: 0 E: 0 K: 2 S: 7	H: 0 LOB: 0 BB: 0 P: 7	1B: 1 2B: 0 3B: 0 HR: 0	SF: 0 SAC: 0 DP: 0 HBP: 0	WP: 0 PB: 0 SB: 0 CS: 0	PA: 29	
PITCHER	IP	WLS	BF	H	R	ER	SO	BB	IBB	HBP	BLK	WP	HR	S	P	ERA	WHIP				
José Fernández, R ERA: 5.06	5.0	W	16	0	0	0	4	1	0	0	0	0	0	23	30	0.00	0.200				
36 Edwin Jackson, R ERA: 6.43	2.0	H	6	0	0	0	2	0	0	0	0	0	0	10	10	0.00	0.000				
17 Craig Breslow, L ERA: 2.84	1.0	H	4	1	0	0	0	0	0	0	0	0	0	4	4	0.00	1.000				
44 AJ Ramos, R ERA:	1.0	S	3	0	0	0	2	0	0	0	0	0	0	7	7	0.00	0.000				

Boston Red Sox @ Miami Marlins
Roger Dean Stadium, Jupiter, FL
Tue Mar 22 2016, 1:08 PM - 3:06 PM EDT
Att. 7,489 - Partly Cloudy - 72 F

AB	28
R	0
H	1
RBI	0
BB	1
SO	8
LOB	2





Batter	1	2	3	4	5	6	7	8	9	AB	R	H	RBI	BB	SO	LOB	BOTTOM				
9 Dee Strange-Gordon, L OBP: 0.350, SLG: 0.459 1 Robert Andino, R OBP: 0.444, SLG: 0.417	1B	F7					G3			4	1	2	0	0	0	0					
13 Marcell Ozuna, R OBP: 0.406, SLG: 0.724 28 Cole Gillespie, R OBP: 0.414, SLG: 0.370	1B					G4-3			G6-3	2	2	2	0	0	0	2					
21 Christian Yelich, L OBP: 0.279, SLG: 0.270 53 Xavier Scruggs, R OBP: 0.148, SLG: 0.200	1B						F7			4	0	1	1	0	0	0					
27 Giancarlo Stanton, R OBP: 0.333, SLG: 0.357 10 Justin Maxwell, R OBP: 0.304, SLG: 0.550	SF7					G5-3			P4	2	0	0	1	0	0	1					
32 Derek Dietrich, L OBP: 0.290, SLG: 0.250 36 Edwin Jackson, R 17 Craig Breslow, L 12 Chris Johnson, R (8, PH) 44 AJ Ramos, R						K			L9	3	0	1	0	0	1	1					
14 Martín Prado, R OBP: 0.250, SLG: 0.258 31 Don Kelly, L OBP: 0.360, SLG: 0.273	F7						K			3	0	0	0	0	1	3					
3 Adeiny Hechavarría, R OBP: 0.400, SLG: 0.467 73 Austin Nola, R OBP: 0.400, SLG: 0.522	G1-3								G6-3	3	0	1	0	0	1	2					
6 Jeff Mathis, R OBP: 0.294, SLG: 0.353										3	0	0	0	0	1	1					
José Fernández, R OBP: 0.500, SLG: 0.500 19 Miguel Rojas, R OBP: 0.400, SLG: 0.400	K									2	0	1	0	0	1	0					
Inning Stats	R: 2 E: 0 K: 0 S: 7	H: 4 LOB: 2 BB: 0 P: 7	R: 0 E: 0 K: 1 S: 5	H: 0 LOB: 0 BB: 0 P: 5	R: 1 E: 1 K: 0 S: 5	H: 1 LOB: 1 BB: 0 P: 6	R: 0 E: 0 K: 2 S: 9	H: 2 LOB: 2 BB: 0 P: 9	R: 0 E: 0 K: 1 S: 5	H: 0 LOB: 0 BB: 0 P: 5	R: 0 E: 0 K: 1 S: 6	H: 1 LOB: 1 BB: 0 P: 6	R: 0 E: 0 K: 0 S: 3	H: 0 LOB: 0 BB: 0 P: 3	R: 0 E: 0 K: 0 S: 4	H: 1 LOB: 1 BB: 0 P: 4	1B: 7 2B: 2 3B: 0 HR: 0	SF: 1 SAC: 0 DP: 0 HBP: 0	WP: 0 PB: 1 SB: 0 CS: 0	PA: 34	
PITCHER	IP	WLS	BF	H	R	ER	SO	BB	IBB	HBP	BLK	WP	HR	S	P	ERA	WHIP				
35 Steven Wright, R ERA: 3.07	5.0	L	23	7	3	2	4	0	0	0	0	0	0	31	32	3.60	1.400				
60 Henry Owens, L ERA: 5.4	3.0		11	2	0	0	1	0	0	0	0	0	0	13	13	0.00	0.667				


Boston Red Sox @ Miami Marlins
Roger Dean Stadium, Jupiter, FL
Tue Mar 22 2016, 1:08 PM - 3:06 PM EDT
Att. 7,489 - Partly Cloudy - 72 F


AB	33
R	3
H	9
RBI	2
BB	0
SO	5
LOB	12



Batter	1	2	3	4	5	6	7	8	9	AB R H RBI BB SO LOB	TOP																								
											<p>Washington Nationals @ Miami Marlins</p> <p>Roger Dean Stadium, Jupiter, FL</p> <p>Fri Mar 25 2016, 7:05 PM EDT</p> <p>livebaseballscorecards.com</p> <p>AB 0</p> <p>R 0</p> <p>H 0</p> <p>RBI 0</p> <p>BB 0</p> <p>SO 0</p> <p>LOB 0</p> 																								
Inning Stats										1B: 0 SF: 0 WP: 0 PA: 0 2B: 0 SAC: 0 FB: 0 3B: 0 DP: 0 SB: 0 HR: 0 HBP: 0 CS: 0																									
PITCHER	IP	WLS	BF	H	R	ER	SO	BB	IBB	HBP	BLK	WP	HR	S	P	ERA	WHIP	PITCHER	IP	WLS	BF	H	R	ER	SO	BB	IBB	HBP	BLK	WP	HR	S	P	ERA	WHIP

Batter	1	2	3	4	5	6	7	8	9	AB R H RBI BB SO LOB	BOTTOM																								
											<p>Washington Nationals @ Miami Marlins</p> <p>Roger Dean Stadium, Jupiter, FL</p> <p>Fri Mar 25 2016, 7:05 PM EDT</p> <p>livebaseballscorecards.com</p> <p>AB 0</p> <p>R 0</p> <p>H 0</p> <p>RBI 0</p> <p>BB 0</p> <p>SO 0</p> <p>LOB 0</p> 																								
Inning Stats										1B: 0 SF: 0 WP: 0 PA: 0 2B: 0 SAC: 0 FB: 0 3B: 0 DP: 0 SB: 0 HR: 0 HBP: 0 CS: 0																									
PITCHER	IP	WLS	BF	H	R	ER	SO	BB	IBB	HBP	BLK	WP	HR	S	P	ERA	WHIP	PITCHER	IP	WLS	BF	H	R	ER	SO	BB	IBB	HBP	BLK	WP	HR	S	P	ERA	WHIP

Batter	1	2	3	4	5	6	7	8	9	AB R H RBI BB SO LOB	TOP																								
											<p>Miami Marlins @ Houston Astros Osceola County Stadium, Kissimmee, FL Sat Mar 26 2016, 6:05 PM EDT</p> <p>livebaseballscorecards.com</p> <p>AB 0 R 0 H 0 RBI 0 BB 0 SO 0 LOB 0</p>  <p>1B: 0 SF: 0 WP: 0 PA: 0 2B: 0 SAC: 0 FB: 0 3B: 0 DP: 0 SB: 0 HR: 0 HBP: 0 CS: 0</p>																								
Inning Stats																																			
PITCHER	IP	WLS	BF	H	R	ER	SO	BB	IBB	HBP	BLK	WP	HR	S	P	ERA	WHIP	PITCHER	IP	WLS	BF	H	R	ER	SO	BB	IBB	HBP	BLK	WP	HR	S	P	ERA	WHIP

Batter	1	2	3	4	5	6	7	8	9	AB R H RBI BB SO LOB	BOTTOM																								
											<p>Miami Marlins @ Houston Astros Osceola County Stadium, Kissimmee, FL Sat Mar 26 2016, 6:05 PM EDT</p> <p>livebaseballscorecards.com</p> <p>AB 0 R 0 H 0 RBI 0 BB 0 SO 0 LOB 0</p>  <p>1B: 0 SF: 0 WP: 0 PA: 0 2B: 0 SAC: 0 FB: 0 3B: 0 DP: 0 SB: 0 HR: 0 HBP: 0 CS: 0</p>																								
Inning Stats																																			
PITCHER	IP	WLS	BF	H	R	ER	SO	BB	IBB	HBP	BLK	WP	HR	S	P	ERA	WHIP	PITCHER	IP	WLS	BF	H	R	ER	SO	BB	IBB	HBP	BLK	WP	HR	S	P	ERA	WHIP

Batter	1	2	3	4	5	6	7	8	9	AB	R	H	RBI	BB	SO	LOB	TOP																		
13 Matt Carpenter, L (1.5) OBP: 0.244, SLG: 0.359	F7		L8	F8		K			FC6-4 BB	4	0	0	0	1	1	2																			
55 Stephen Piscotty, R (1.9) OBP: 0.396, SLG: 0.533	K		K				F9		FC6-4 BB	5	0	1	0	0	2	1																			
37 Brandon Moss, L (1.7) OBP: 0.298, SLG: 0.499	K				G3-1		F8		G6-4-3	3	0	0	0	1	1	1																			
15 Randal Grichuk, R (9, PH) OBP: 0.372, SLG: 0.600	K									1	0	0	0	0	0	1																			
32 Matt Adams, L (1.3) OBP: 0.341, SLG: 0.462										4	0	2	0	0	1	1																			
3 Jedd Gyorko, R (1.6) OBP: 0.217, SLG: 0.267										3	0	1	0	1	0	0																			
33 Brayan Peña, S (1.2) OBP: 0.318, SLG: 0.300										3	1	2	0	1	0	2																			
93 David Washington, L (8, PR) OBP: 0.433, SLG: 0.417										0	0	0	0	0	0	0																			
59 Eric Fryer, R (8.2) OBP: 0.320, SLG: 0.150										0	0	0	0	0	0	0																			
28 Tommy Pham, R (1.8) OBP: 0.385, SLG: 0.477	K									4	1	2	2	0	2	3																			
35 Greg Garcia, L (1.4) OBP: 0.373, SLG: 0.289										3	0	2	0	1	0	1																			
54 Jaime Garcia, L (11.1) OBP: 0.239, SLG: 0.233										2	0	0	0	0	2	4																			
38 Carlos Peguero, L (6, PH) OBP: 0.376, SLG: 0.854										1	0	0	0	0	0	1																			
Sam Tuivavala, R (6.1) ERA: 4.26										0	0	0	0	0	0	0																			
26 Seungwhan Oh, R (7.1) ERA: 2.68										0	0	0	0	0	0	0																			
91 Jeremy Hazelbaker, L (8, PH) OBP: 0.367, SLG: 0.474										1	0	0	0	0	0	2																			
44 Trevor Rosenthal, R (8.1) ERA: 4.5										0	0	0	0	0	0	0																			
Inning Stats	R: 0 E: 0 K: 2 S: 7	H: 0 LOB: 0 BB: 0 P: 7	R: 0 E: 0 K: 2 S: 9	H: 3 LOB: 3 BB: 1 P: 13	R: 0 E: 0 K: 1 S: 5	H: 0 LOB: 1 BB: 1 P: 9	R: 2 E: 0 K: 1 S: 9	H: 2 LOB: 1 BB: 1 P: 16	R: 0 E: 0 K: 0 S: 4	H: 2 LOB: 2 BB: 1 P: 9	R: 0 E: 0 K: 1 S: 6	H: 1 LOB: 1 BB: 0 P: 6	R: 0 E: 0 K: 1 S: 5	H: 0 LOB: 0 BB: 0 P: 5	R: 0 E: 0 K: 1 S: 7	H: 2 LOB: 2 BB: 0 P: 7	R: 0 E: 0 K: 0 S: 2	H: 0 LOB: 0 BB: 1 P: 6	1B: 9 2B: 0 3B: 0 HR: 1	SF: 0 SAC: 0 DP: 1 HBP: 0	WP: 1 PB: 0 SB: 0 CS: 1	PA: 39													
PITCHER	IP WLS BF H R ER SO BB IBB HBP BLK WP HR S P ERA WHIP																																		
José Fernández, R (1.1) ERA: 5.02	3.2	18	5	2	2	6	2	1	0	0	0	0	0	0	1	29	44	4.91	1.909																
82 Cody Ege, L (4.1) ERA: 2.25	0.1	1	0	0	0	0	0	0	0	0	0	0	0	0	0	1	1	0.00	0.000																
44 AJ Ramos, R (5.1) ERA: 5.4	1.0	5	2	0	0	0	1	0	0	0	0	1	0	4	9	0.00	3.000																		
62 José Ureña, R (6.1) ERA: 5.0	1.0	W	4	1	0	0	1	0	0	0	0	0	0	6	6	0.00	1.000																		
36 Edwin Jackson, R (7.1) ERA: 5.0	2.0	H	8	2	0	0	2	0	0	0	0	0	0	12	12	0.00	1.000																		

St. Louis Cardinals @ Miami Marlins
Roger Dean Stadium, Jupiter, FL
Sun Mar 27 2016, 1:07 PM - 3:43 PM EDT
Att: 5,976 - Partly Cloudy - 82 F

AB	34
R	2
H	10
RBI	2
BB	5
SO	9
LOB	19





Batter	1	2	3	4	5	6	7	8	9	AB	R	H	RBI	BB	SO	LOB	BOTTOM																
9 Dee Strange-Gordon, L (1.4) OBP: 0.319, SLG: 0.499	G6-3		G6-3		G3		G3			4	0	0	0	0	0	0																	
19 Miguel Rojas, R (8.4) OBP: 0.376, SLG: 0.375										0	0	0	0	0	0	0																	
13 Marcell Ozuna, R (1.8) OBP: 0.410, SLG: 0.714	G6-3									4	0	1	0	0	1	0																	
10 Justin Maxwell, R (8.8) OBP: 0.320, SLG: 0.545										0	0	0	0	0	0	0																	
21 Christian Yelich, L (1.7) OBP: 0.239, SLG: 0.233										3	0	0	0	0	0	1																	
36 Edwin Jackson, R (7.1) ERA: 5.0										0	0	0	0	0	0	0																	
51 Ichiro Suzuki, L (8, PH) OBP: 0.289, SLG: 0.235	G3-1									1	0	1	0	0	0	0																	
52 Brad Hand, L (9.1) ERA: 10.0										0	0	0	0	0	0	0																	
55 Nefi Ogando, R (9.1) ERA: 1.23										0	0	0	0	0	0	0																	
27 Giancarlo Stanton, R (1.9) OBP: 0.429, SLG: 0.667										1	1	0	0	3	0	1																	
53 Xavier Scruggs, R (9.7) OBP: 0.138, SLG: 0.185										0	0	0	0	0	0	0																	
14 Martín Prado, R (1.5) OBP: 0.238, SLG: 0.205										2	1	0	0	2	1	2																	
31 Don Kelly, L (8, PR) OBP: 0.333, SLG: 0.250										0	0	0	0	0	0	0																	
41 Justin Bour, L (1.3) OBP: 0.257, SLG: 0.219										4	0	0	0	0	0	6																	
11 J.T. Realmuto, R (1.2) OBP: 0.350, SLG: 0.378										3	1	2	2	0	1	1																	
48 Adrian Nieto, S (9.2) OBP: 0.231, SLG: 0.091										0	0	0	0	0	0	0																	
3 Adeiny Hechavarria, R (1.6) OBP: 0.385, SLG: 0.474										3	1	1	1	0	1	2																	
73 Austin Nola, R (9.6) OBP: 0.407, SLG: 0.520										0	0	0	0	0	0	0																	
José Fernández, R (11.1) OBP: 0.239, SLG: 0.233										1	0	0	0	0	0	0																	
82 Cody Ege, L (4.1) ERA: 5.02										0	0	0	0	0	0	0																	
44 AJ Ramos, R (5.1) ERA: 5.4										0	0	0	0	0	0	0																	
12 Chris Johnson, R (5, PH) OBP: 0.376, SLG: 0.854										1	0	1	0	0	0	0																	
62 José Ureña, R (6.1) ERA: 5.0										0	0	0	0	0	0	0																	
28 Cole Gillespie, R (7.7) OBP: 0.428, SLG: 0.387										1	0	0	0	0	0	0																	
Inning Stats	R: 0 E: 0 K: 0 S: 3	H: 0 LOB: 0 BB: 0 P: 3	R: 0 E: 0 K: 2 S: 7	H: 0 LOB: 1 BB: 1 P: 11	R: 0 E: 0 K: 1 S: 5	H: 0 LOB: 0 BB: 0 P: 5	R: 0 E: 0 K: 1 S: 5	H: 0 LOB: 1 BB: 1 P: 9	R: 2 E: 0 K: 0 S: 5	H: 2 LOB: 0 BB: 0 P: 6	R: 2 E: 0 K: 1 S: 7	H: 2 LOB: 2 BB: 2 P: 15	R: 0 E: 0 K: 0 S: 3	H: 0 LOB: 0 BB: 0 P: 3	R: 0 E: 0 K: 0 S: 3	H: 1 LOB: 2 BB: 1 P: 7	R: 0 E: 0 K: 0 S: 3	H: 0 LOB: 0 BB: 1 P: 6	1B: 3 2B: 1 3B: 1 HR: 0	SF: 0 SAC: 0 DP: 1 HBP: 0	WP: 1 PB: 0 SB: 0 CS: 0	PA: 33											
PITCHER	IP WLS BF H R ER SO BB IBB HBP BLK WP HR S P ERA WHIP																																
54 Jaime Garcia, L (1.1) ERA: 5.02	5.0	19	2	2	2	4	2	0	0	0	0	0	0	25	34	3.60	0.800																
Sam Tuivavala, R (6.1) ERA: 4.26	1.0	L	7	2	2	2	1	1	1	0	0	0	0	7	15	18.00	3.000																
26 Seungwhan Oh, R (7.1) ERA: 2.68	1.0	3	0	0	0	0	0	0	0	0	0	0	0	3	3	0.00	0.000																
44 Trevor Rosenthal, R (8.1) ERA: 4.5	1.0	4	1	0	0	0	0	1	0	0	0	0	0	3	7	0.00	2.000																

St. Louis Cardinals @ Miami Marlins
Roger Dean Stadium, Jupiter, FL
Sun Mar 27 2016, 1:07 PM - 3:43 PM EDT
Att: 5,976 - Partly Cloudy - 82 F

AB	28
R	4
H	5
RBI	4
BB	5
SO	5
LOB	13



Batter	1	2	3	4	5	6	7	8	9	AB R H RBI BB SO LOB	TOP																								
											<p>Miami Marlins @ Washington Nationals Space Coast Stadium, Viera, FL Mon Mar 28 2016, 1:05 PM EDT</p> <p>livebaseballscorecards.com</p> <p>AB 0 R 0 H 0 RBI 0 BB 0 SO 0 LOB 0</p> 																								
Inning Stats										1B: 0 SF: 0 WP: 0 PA: 0 2B: 0 SAC: 0 FB: 0 3B: 0 DP: 0 SB: 0 HR: 0 HBP: 0 CS: 0																									
PITCHER	IP	WLS	BF	H	R	ER	SO	BB	IBB	HBP	BLK	WP	HR	S	P	ERA	WHIP	PITCHER	IP	WLS	BF	H	R	ER	SO	BB	IBB	HBP	BLK	WP	HR	S	P	ERA	WHIP

Batter	1	2	3	4	5	6	7	8	9	AB R H RBI BB SO LOB	BOTTOM																								
											<p>Miami Marlins @ Washington Nationals Space Coast Stadium, Viera, FL Mon Mar 28 2016, 1:05 PM EDT</p> <p>livebaseballscorecards.com</p> <p>AB 0 R 0 H 0 RBI 0 BB 0 SO 0 LOB 0</p> 																								
Inning Stats										1B: 0 SF: 0 WP: 0 PA: 0 2B: 0 SAC: 0 FB: 0 3B: 0 DP: 0 SB: 0 HR: 0 HBP: 0 CS: 0																									
PITCHER	IP	WLS	BF	H	R	ER	SO	BB	IBB	HBP	BLK	WP	HR	S	P	ERA	WHIP	PITCHER	IP	WLS	BF	H	R	ER	SO	BB	IBB	HBP	BLK	WP	HR	S	P	ERA	WHIP

Batter	1	2	3	4	5	6	7	8	9	AB	R	H	RBI	BB	SO	LOB	TOP				
9 Dee Strange-Gordon, L OBP: 0.314, SLG: 0.396 52 Brad Hand, L (8, 1) 82 Cody Ege, L (9, 1)	0-2 K		0-0 41 S 2H 1B			0-0 G3		0-0 F9		4	0	1	1	0	1	0					
13 Marcell Ozuna, R OBP: 0.395, SLG: 0.667	0-0 F7		0-0 F7			0-3 K		0-0 41 G5-6-3 1B		4	0	1	0	0	1	1					
41 Justin Bour, L OBP: 0.256, SLG: 0.222	0-0 G3-1		0-3 K			0-0 1B		0-0 G5-6-3 1-2		4	0	1	0	0	1	2					
27 Giancarlo Stanton, R OBP: 0.375, SLG: 0.560		0-0 G6-3		0-3 K		0-3 K		0-3 K		4	0	0	0	0	3	1					
14 Martín Prado, R OBP: 0.267, SLG: 0.262		0-0 2B		0-0 L3		0-0 1B		0-0 32 G6-4-3 1B		3	0	2	0	0	0	0					
32 Derek Dietrich, L OBP: 0.243, SLG: 0.200		0-3 K		0-0 F8		0-0 G6-4-3 1-2		0-0 F8		3	0	0	0	0	1	2					
11 J.T. Realmuto, R OBP: 0.326, SLG: 0.350		0-0 F8				0-0 G5-3		0-0 F8		3	0	0	0	0	0	1					
3 Adeiny Hechavarria, R OBP: 0.350, SLG: 0.463 73 Austin Nola, R OBP: 0.407, SLG: 0.520			0-0 45 SH1-4 9 1B			0-0 F9		0-0 G4-3		3	1	1	0	0	0	0					
45 Chris Narveson, L 33 Dustin McGowan, R 28 Cole Gillespie, R 50 Paul Clemens, R 1 Robert Andino, R			0-0 SH1-4 1-2			0-0 F8		0-3 K		0	0	0	0	0	0	0					
Inning Stats	R: 0 E: 0 K: 1 S: 5	H: 0 LOB: 0 BB: 0 P: 5	R: 0 E: 0 K: 1 S: 6	H: 1 LOB: 1 BB: 0 P: 6	R: 1 E: 0 K: 1 S: 7	H: 2 LOB: 1 BB: 0 P: 7	R: 0 E: 0 K: 1 S: 5	H: 0 LOB: 0 BB: 0 P: 5	R: 0 E: 0 K: 2 S: 8	H: 1 LOB: 1 BB: 0 P: 8	R: 0 E: 0 K: 0 S: 3	H: 1 LOB: 0 BB: 0 P: 3	R: 0 E: 0 K: 1 S: 5	H: 0 LOB: 0 BB: 0 P: 5	R: 0 E: 0 K: 1 S: 5	H: 1 LOB: 0 BB: 0 P: 5	1B: 5 2B: 1 3B: 0 HR: 0	SF: 0 SAC: 1 DP: 2 HBP: 0	WP: 0 PB: 0 SB: 1 CS: 0	PA: 31	
PITCHER	IP WLS BF H R ER SO BB IBB HBP BLK WP HR S P ERA WHIP	IP WLS BF H R ER SO BB IBB HBP BLK WP HR S P ERA WHIP	IP WLS BF H R ER SO BB IBB HBP BLK WP HR S P ERA WHIP	IP WLS BF H R ER SO BB IBB HBP BLK WP HR S P ERA WHIP	IP WLS BF H R ER SO BB IBB HBP BLK WP HR S P ERA WHIP	IP WLS BF H R ER SO BB IBB HBP BLK WP HR S P ERA WHIP	IP WLS BF H R ER SO BB IBB HBP BLK WP HR S P ERA WHIP	IP WLS BF H R ER SO BB IBB HBP BLK WP HR S P ERA WHIP	IP WLS BF H R ER SO BB IBB HBP BLK WP HR S P ERA WHIP	IP WLS BF H R ER SO BB IBB HBP BLK WP HR S P ERA WHIP	IP WLS BF H R ER SO BB IBB HBP BLK WP HR S P ERA WHIP	IP WLS BF H R ER SO BB IBB HBP BLK WP HR S P ERA WHIP	IP WLS BF H R ER SO BB IBB HBP BLK WP HR S P ERA WHIP	IP WLS BF H R ER SO BB IBB HBP BLK WP HR S P ERA WHIP	IP WLS BF H R ER SO BB IBB HBP BLK WP HR S P ERA WHIP	IP WLS BF H R ER SO BB IBB HBP BLK WP HR S P ERA WHIP	IP WLS BF H R ER SO BB IBB HBP BLK WP HR S P ERA WHIP	IP WLS BF H R ER SO BB IBB HBP BLK WP HR S P ERA WHIP	IP WLS BF H R ER SO BB IBB HBP BLK WP HR S P ERA WHIP	IP WLS BF H R ER SO BB IBB HBP BLK WP HR S P ERA WHIP	IP WLS BF H R ER SO BB IBB HBP BLK WP HR S P ERA WHIP

Miami Marlins @ New York Mets
Tradition Field, Port St. Lucie, FL
Tue Mar 29 2016, 1:13 PM - 3:19 PM EDT
Att: 5,924 - Cloudy - 87 F

AB	30
R	1
H	6
RBI	1
BB	0
SO	8
LOB	7



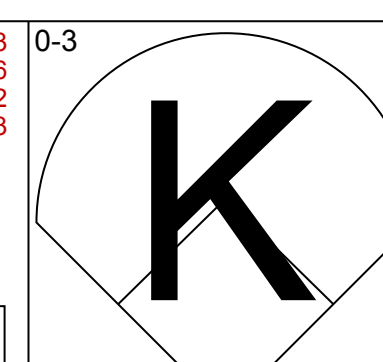
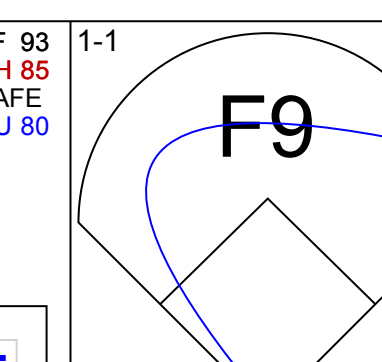
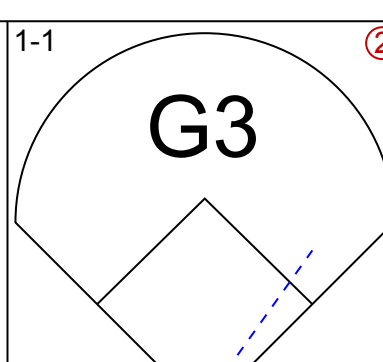
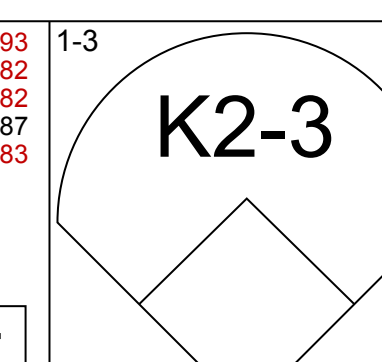
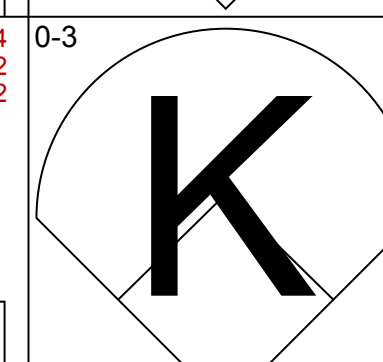
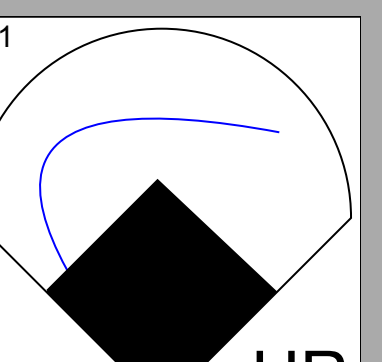
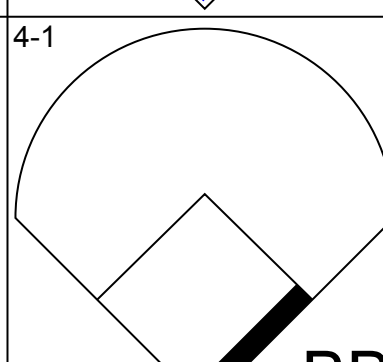
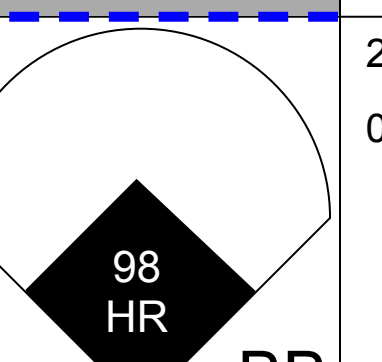
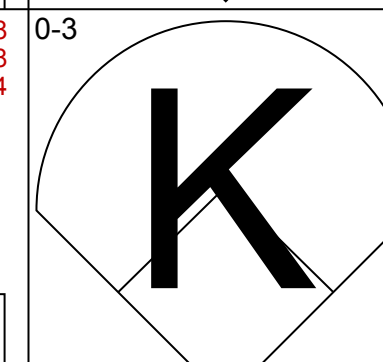
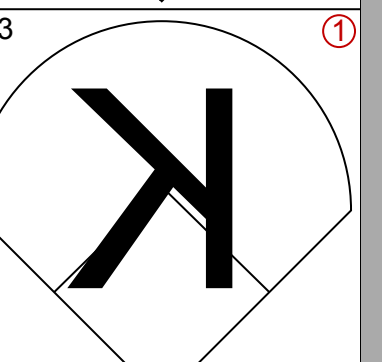
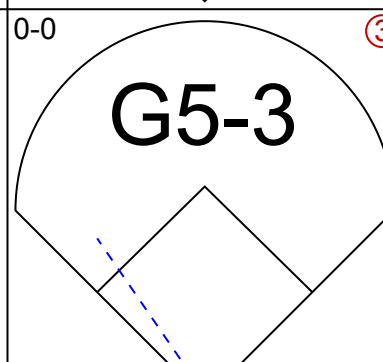
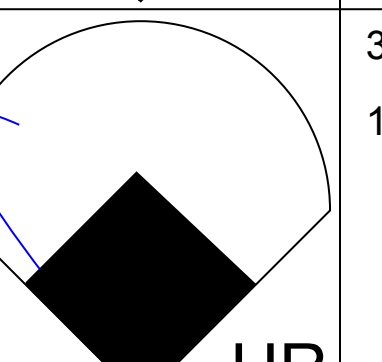
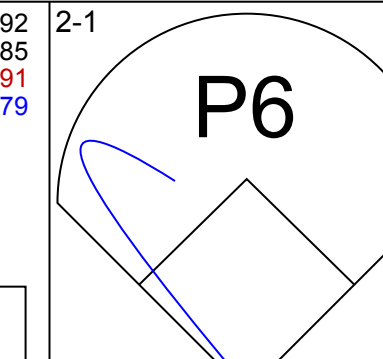
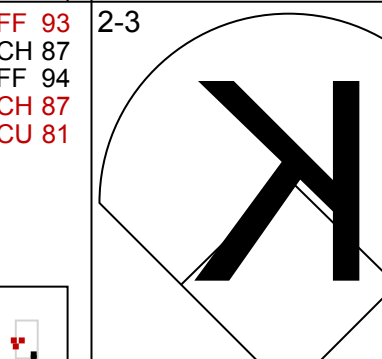
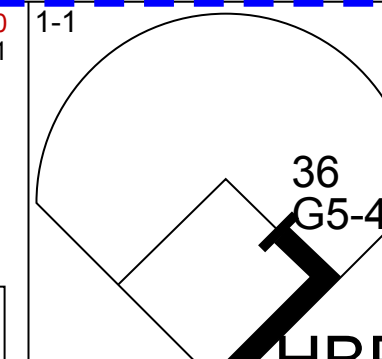
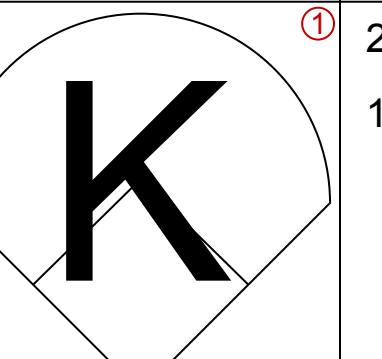
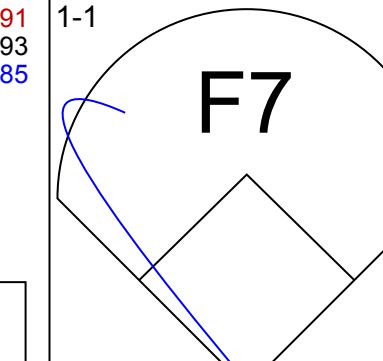
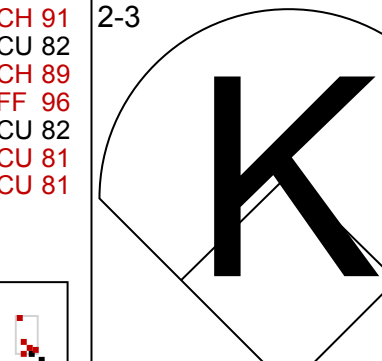
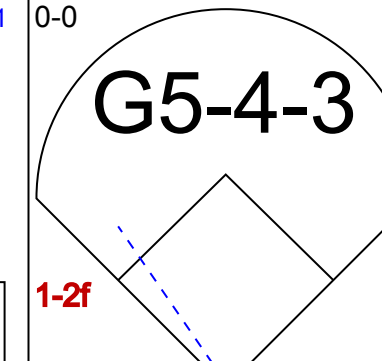
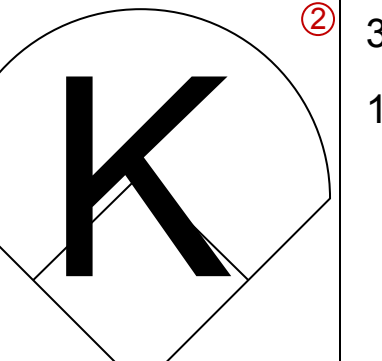
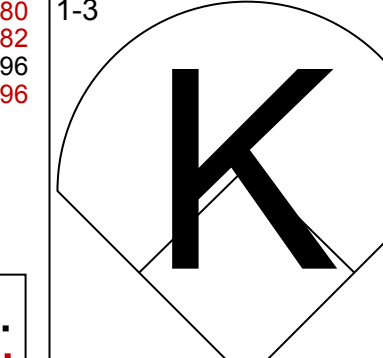
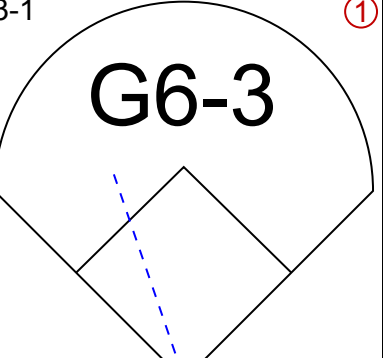
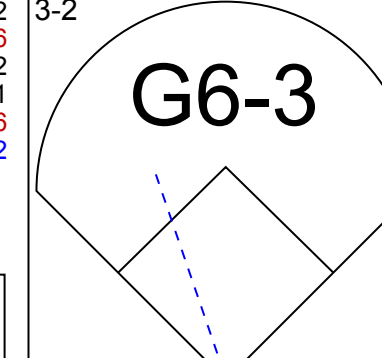
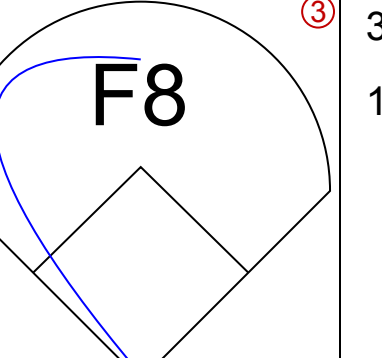
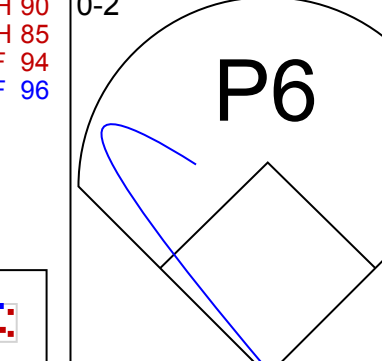
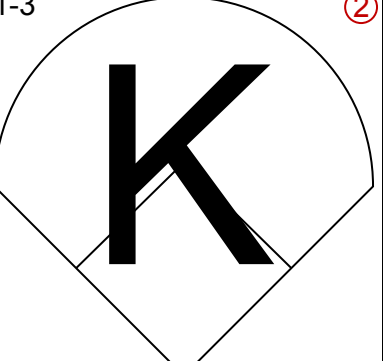
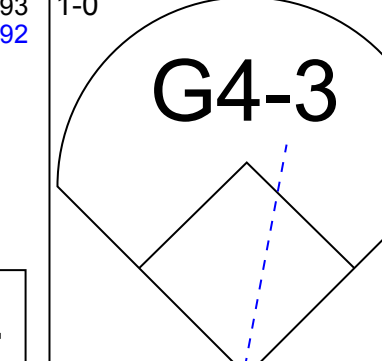
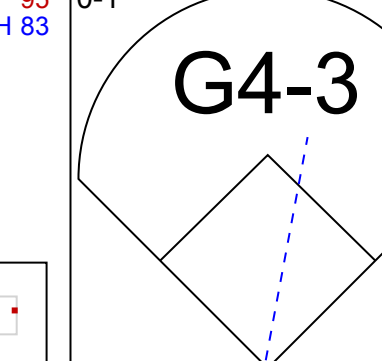
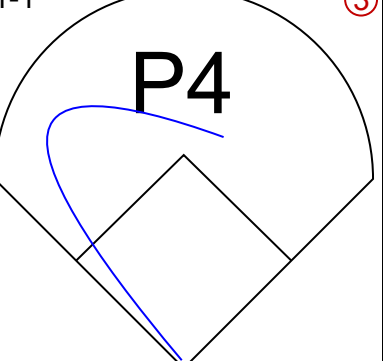
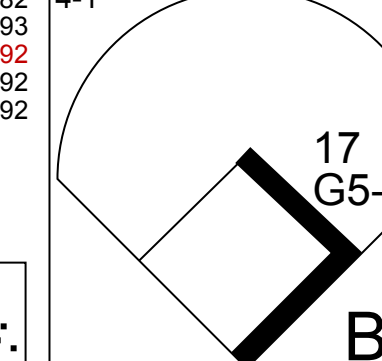
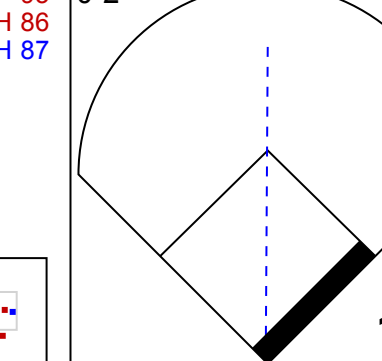
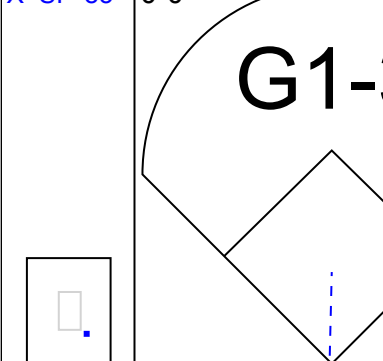
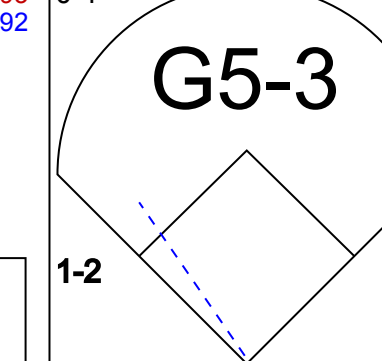
Batter	1	2	3	4	5	6	7	8	9	AB	R	H	RBI	BB	SO	LOB	BOTTOM				
3 Curtis Granderson, L OBP: 0.311, SLG: 0.432 16 Alejandro De Aza, L OBP: 0.451, SLG: 0.442	0-0 G6-3		0-0 F9			0-0 F8		0-3 K		3	0	0	0	0	0	0					
5 David Wright, R OBP: 0.304, SLG: 0.381	0-0 F7		0-0 G5-3			0-3 K		0-0 F8		4	0	0	0	0	1	0					
52 Yoenis Cespedes, R OBP: 0.402, SLG: 0.465 30 Michael Conforto, L OBP: 0.283, SLG: 0.390	0-0 P3		0-0 1B			0-0 P3		0-0 G5-3		3	0	1	0	0	0	0					
4 Wilmer Flores, R OBP: 0.387, SLG: 0.377 61 Marc Krauss, L OBP: 0.351, SLG: 0.323 29 Eric Campbell, R OBP: 0.444, SLG: 0.333		0-0 P4	0-0 F7			0-0 F8		0-0 G1-3		3	0	0	0	0	0	1					
20 Neil Walker, S OBP: 0.277, SLG: 0.372 80 L.J. Mazzilli, R OBP: 0.400, SLG: 0.250		4-0 15 HBP 12 1B BB		0-0 G3		0-0 F8		0-0 F8		2	0	0	0	1	0	0					
26 Kevin Plawecki, R OBP: 0.298, SLG: 0.366		0-3 K		0-0 G5-3		0-0 F9		0-0 F9		3	0	0	0	0	1	1					
12 Juan Lagares, R OBP: 0.388, SLG: 0.432		0-0 15 HBP 1B		0-3 K		0-0 G5-3		0-0 G5-3		3	0	1	0	0	1	0					
15 Matt Reynolds, R OBP: 0.341, SLG: 0.297		1-0 HBP		0-3 K		0-0 L6		0-0 L6		2	0	0	0	0	1	0					
36 Sean Gilmartin, L 51 Jim Henderson, L 35 Logan Verrett, R 39 Jerry Blevins, L 7 Travis d'Arnaud, R 43 Addison Reed, L		0-0 G6-3		0-0 G6-3		0-0 P4		0-0 P4		1	0	0	0	0	0	3					
Inning Stats	R: 0 E: 0 K: 0 S: 3	H: 0 LOB: 0 BB: 0 P: 3	R: 0 E: 0 K: 1 S: 6	H: 1 LOB: 3 BB: 1 P: 11	R: 0 E: 0 K: 0 S: 4	H: 1 LOB: 0 BB: 0 P: 4	R: 0 E: 0 K: 1 S: 5	H: 0 LOB: 0 BB: 0 P: 5	R: 0 E: 0 K: 1 S: 5	H: 0 LOB: 0 BB: 0 P: 5	R: 0 E: 0 K: 0 S: 3	H: 0 LOB: 0 BB: 0 P: 3	R: 0 E: 0 K: 1 S: 5	H: 0 LOB: 0 BB: 0 P: 5	R: 0 E: 0 K: 0 S: 3	H: 0 LOB: 0 BB: 0 P: 3	1B: 2 2B: 0 3B: 0 HR: 0	SF: 0 SAC: 0 DP: 0 HBP: 1	WP: 0 PB: 0 SB: 0 CS: 0	PA: 31	
PITCHER	IP WLS BF H R ER SO BB IBB HBP BLK WP HR S P ERA WHIP	IP WLS BF H R ER SO BB IBB HBP BLK WP HR S P ERA WHIP	IP WLS BF H R ER SO BB IBB HBP BLK WP HR S P ERA WHIP	IP WLS BF H R ER SO BB IBB HBP BLK WP HR S P ERA WHIP	IP WLS BF H R ER SO BB IBB HBP BLK WP HR S P ERA WHIP	IP WLS BF H R ER SO BB IBB HBP BLK WP HR S P ERA WHIP	IP WLS BF H R ER SO BB IBB HBP BLK WP HR S P ERA WHIP	IP WLS BF H R ER SO BB IBB HBP BLK WP HR S P ERA WHIP	IP WLS BF H R ER SO BB IBB HBP BLK WP HR S P ERA WHIP	IP WLS BF H R ER SO BB IBB HBP BLK WP HR S P ERA WHIP	IP WLS BF H R ER SO BB IBB HBP BLK WP HR S P ERA WHIP	IP WLS BF H R ER SO BB IBB HBP BLK WP HR S P ERA WHIP	IP WLS BF H R ER SO BB IBB HBP BLK WP HR S P ERA WHIP	IP WLS BF H R ER SO BB IBB HBP BLK WP HR S P ERA WHIP	IP WLS BF H R ER SO BB IBB HBP BLK WP HR S P ERA WHIP	IP WLS BF H R ER SO BB IBB HBP BLK WP HR S P ERA WHIP	IP WLS BF H R ER SO BB IBB HBP BLK WP HR S P ERA WHIP	IP WLS BF H R ER SO BB IBB HBP BLK WP HR S P ERA WHIP	IP WLS BF H R ER SO BB IBB HBP BLK WP HR S P ERA WHIP	IP WLS BF H R ER SO BB IBB HBP BLK WP HR S P ERA WHIP	IP WLS BF H R ER SO BB IBB HBP BLK WP HR S P ERA WHIP

Miami Marlins @ New York Mets
Tradition Field, Port St. Lucie, FL
Tue Mar 29 2016, 1:13 PM - 3:19 PM EDT
Att: 5,924 - Cloudy - 87 F

AB	29
R	0
H	2
RBI	0
BB	1
SO	5
LOB	5



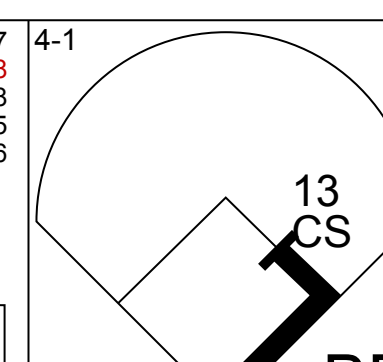
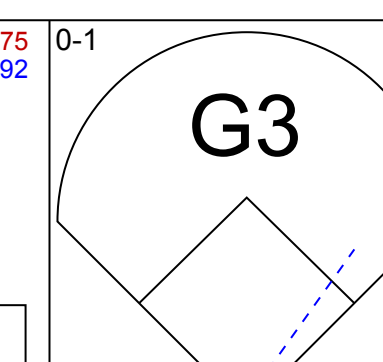
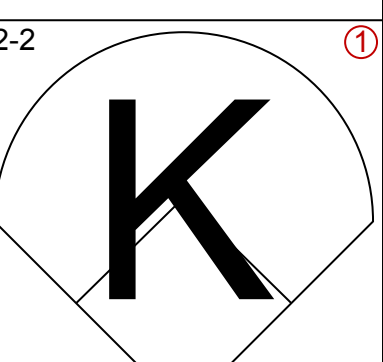
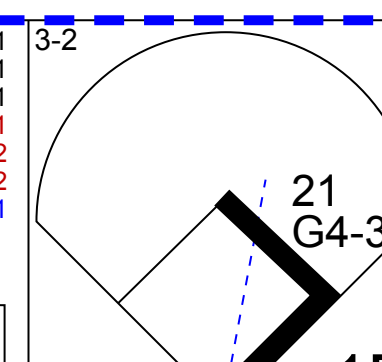

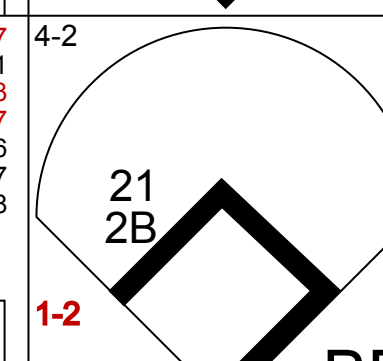

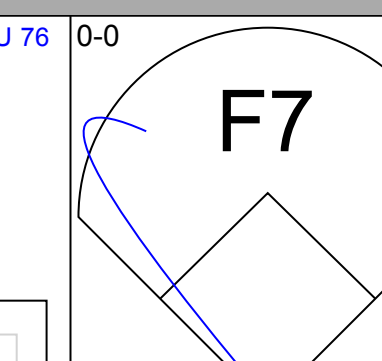
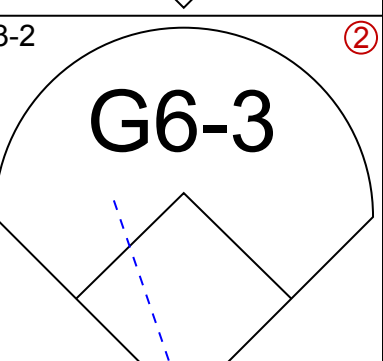
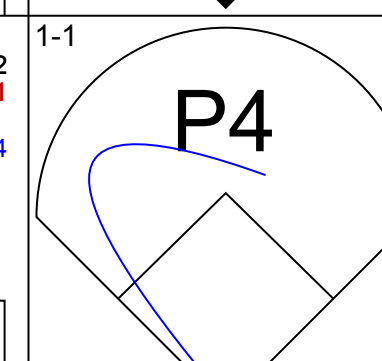
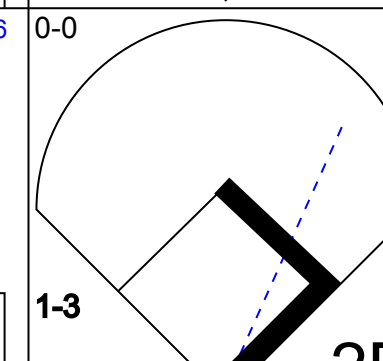

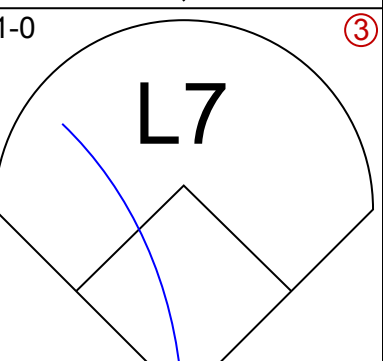
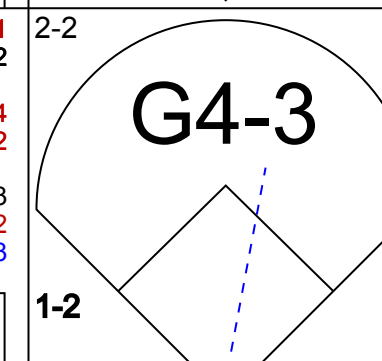
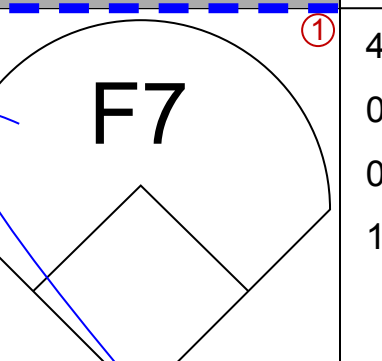
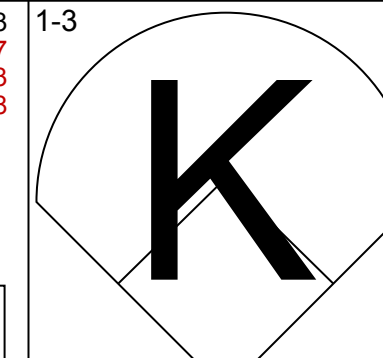

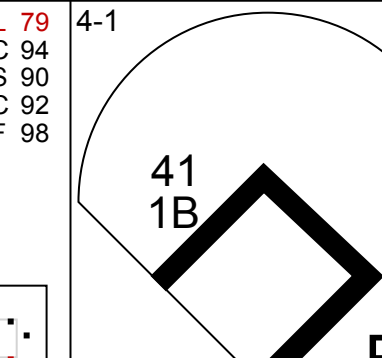
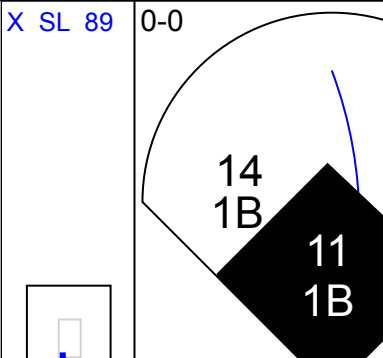
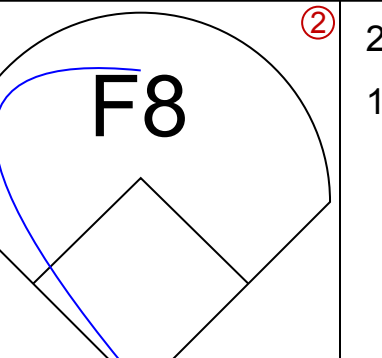
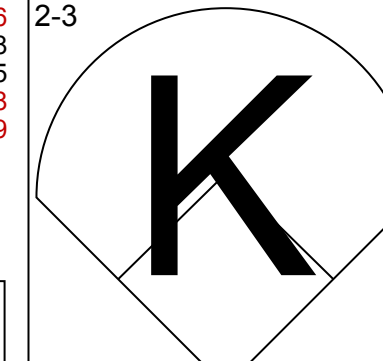

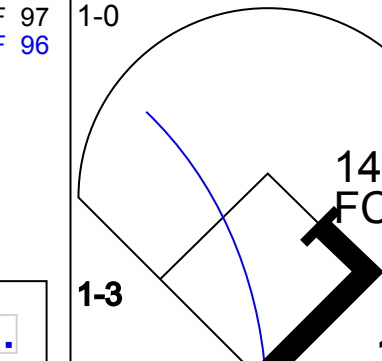
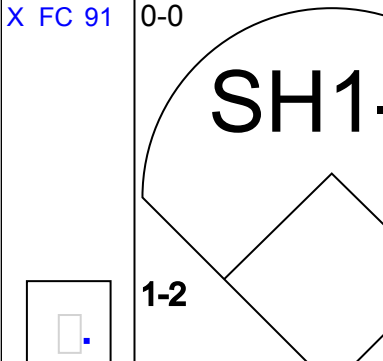
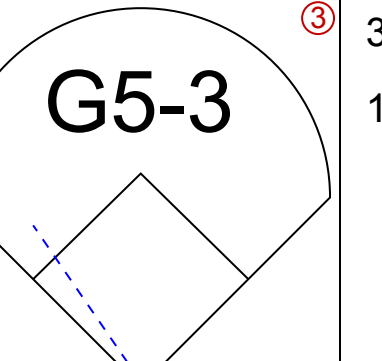

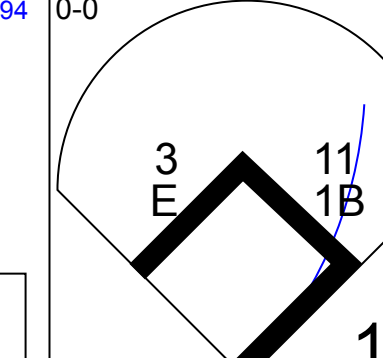
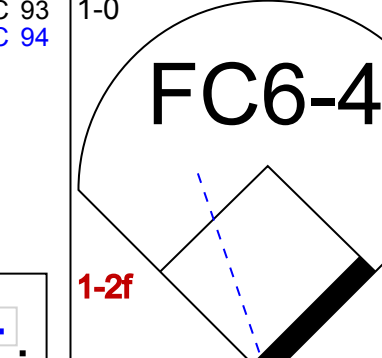
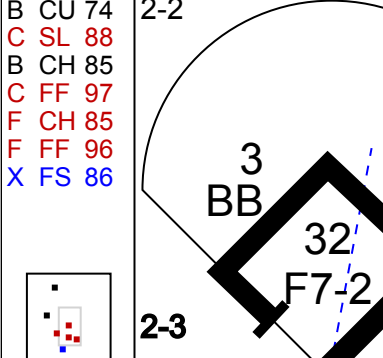


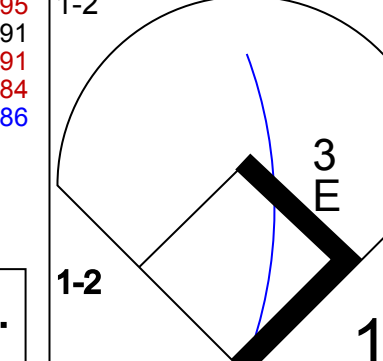
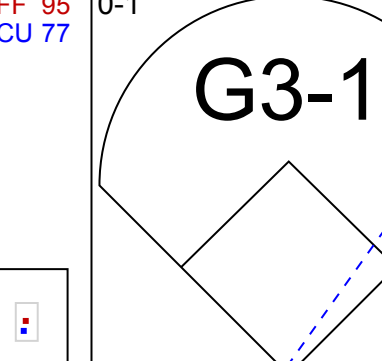
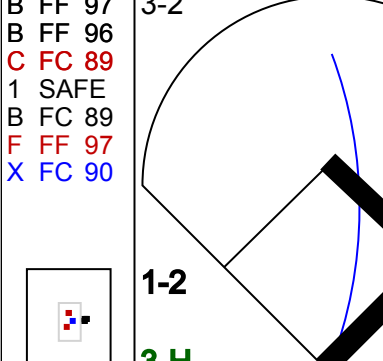


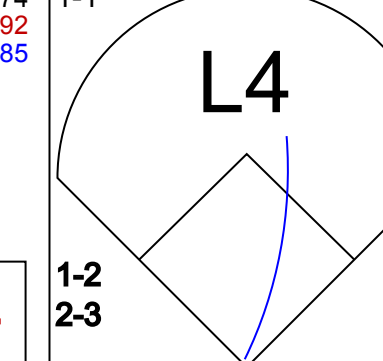
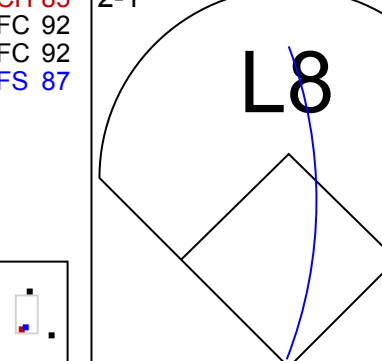
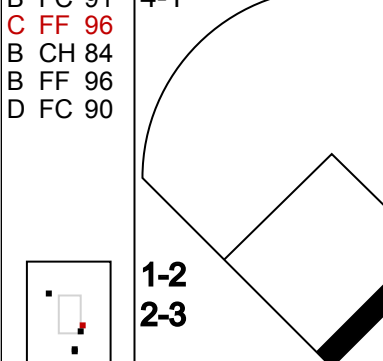


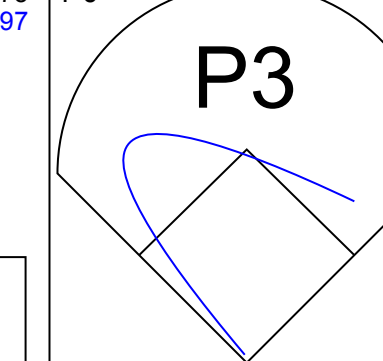
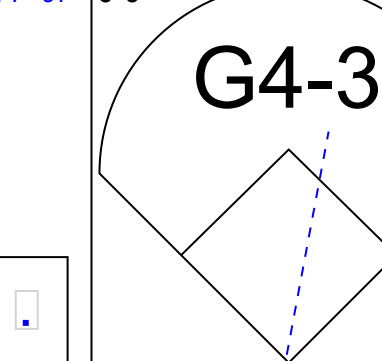
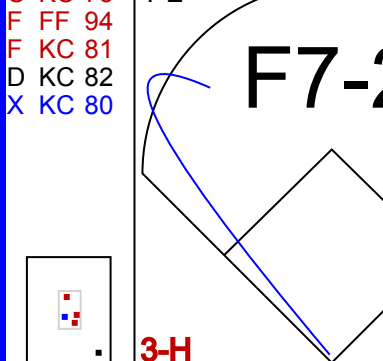

Batter	1	2	3	4	5	6	7	8	9	AB	R	H	RBI	BB	SO	LOB	TOP																			
13 Matt Carpenter, L (1, 5) 87 Jacob Wilson, R (7, 4) OBP: 0.229, SLG: 0.311 OBP: 0.265, SLG: 0.300											3	1	0	0	1	3	1	St. Louis Cardinals @ Miami Marlins Roger Dean Stadium, Jupiter, FL Wed Mar 30 2016, 1:09 PM - 3:25 PM EDT Att. 4,563 - Overcast - 72 F																		
55 Stephen Piscotty, R (1, 9) 38 Carlos Peguero, L (5, 9) OBP: 0.332, SLG: 0.527 OBP: 0.367, SLG: 0.630										3	1	1	0	0	2	1																				
7 Matt Holliday, R (1, 7) 28 Tommy Pham, R (5, PR) (5, 7) OBP: 0.377, SLG: 0.467										3	0	1	2	0	0	1																				
32 Matt Adams, L (1, 3) OBP: 0.346, SLG: 0.489										4	0	2	0	0	0	1																				
4 Yadier Molina, R (1, 2) OBP: 0.200, SLG: 0.167										4	0	1	1	0	1	1																				
91 Jeremy Hazelbaker, L (1, 8) OBP: 0.364, SLG: 0.465										3	0	0	0	1	2	0																				
3 Jedd Gyorko, R (1, 4) OBP: 0.200, SLG: 0.245										4	0	0	0	0	1	3																				
19 Rubén Tejada, R (1, 6) OBP: 0.300, SLG: 0.462										4	0	0	0	0	3	0																				
52 Michael Wacha, R (1, 1) 53 Jordan Walden, R (6, 1) 15 Randal Grichuk, R (7, PH) 43 Seth Maness, R (7, 1) 44 Trevor Rosenthal, R (9, 1) OBP: 0.667, SLG: 0.500 OBP: 0.375, SLG: 0.591										1	1	0	0	1	0	0																				
Inning Stats	R: 0 E: 0 K: 2 S: 6	H: 0 LOB: 0 BB: 0 P: 7	R: 0 E: 0 K: 2 S: 7	H: 0 LOB: 0 BB: 0 P: 7	R: 0 E: 0 K: 2 S: 7	H: 0 LOB: 0 BB: 0 P: 7	R: 1 E: 0 K: 1 S: 7	H: 2 LOB: 3 BB: 2 P: 16	R: 2 E: 0 K: 1 S: 7	H: 2 LOB: 1 BB: 1 P: 11	R: 0 E: 0 K: 3 S: 5	H: 0 LOB: 0 BB: 0 P: 5	R: 0 E: 0 K: 3 S: 9	H: 0 LOB: 0 BB: 0 P: 9	R: 0 E: 0 K: 0 S: 4	H: 1 LOB: 1 BB: 0 P: 4	R: 0 E: 0 K: 1 S: 5		H: 0 LOB: 0 BB: 0 P: 5	1B: 3 2B: 2 3B: 0 HR: 0	SF: 0 SAC: 0 DP: 0 HBP: 0	WP: 1 PB: 0 SB: 0 CS: 0	PA: 35													
PITCHER	IP	WLS	BF	H	R	ER	SO	BB	IBB	HBP	BLK	WP	HR	S	P	ERA	WHIP	PITCHER		IP	WLS	BF	H	R	ER	SO	BB	IBB	HBP	BLK	WP	HR	S	P	ERA	WHIP
35 David Phelps, R (1, 1) ERA: 1.13	3.0		9	0	0	0	6	0	0	0	0	0	0	20	21	0.00	0.000	89 Drew Steckenrider, R (8, 1) ERA: 1.00		1.0		4	1	0	0	0	0	0	0	0	0	4	4	0.00	1.000	
44 AJ Ramos, R (4, 1) ERA: 1.59	0.2	L	6	2	1	1	1	2	0	0	0	1	0	6	15	13.50	6.000	86 Sean Donatello, R (9, 1) ERA: 1.00		1.0		3	0	0	0	1	0	0	0	0	5	5	0.00	0.000		
82 Cody Ege, L (4, 1) ERA: 1.69	0.1		1	0	0	0	0	0	0	0	0	0	0	1	1	0.00	0.000																			
36 Edwin Jackson, R (5, 1) ERA: 5.73	2.0		9	2	2	2	2	1	0	0	0	0	0	12	16	9.00	1.500																			
92 James Buckelew, L (7, 1) ERA: 1.00	1.0		3	0	0	0	3	0	0	0	0	0	0	9	9	0.00	0.000																			
Batter	1	2	3	4	5	6	7	8	9	AB	R	H	RBI	BB	SO	LOB	BOTTOM																			
9 Dee Strange-Gordon, L (1, 4) 1 Robert Andino, R (7, 4) OBP: 0.315, SLG: 0.392 OBP: 0.419, SLG: 0.393										3	0	1	0	0	0	0	St. Louis Cardinals @ Miami Marlins Roger Dean Stadium, Jupiter, FL Wed Mar 30 2016, 1:09 PM - 3:25 PM EDT Att. 4,563 - Overcast - 72 F																			
13 Marcell Ozuna, R (1, 8) 53 Xavier Scruggs, R (7, 9) OBP: 0.391, SLG: 0.634 OBP: 0.133, SLG: 0.179										2	0	0	0	1	1																					
21 Christian Yelich, L (1, 7) 73 Austin Nola, R (7, 5) OBP: 0.234, SLG: 0.217 OBP: 0.393, SLG: 0.500										3	0	0	0	0	1																					
27 Giancarlo Stanton, R (1, 9) 32 Derek Dietrich, L (7, 7) OBP: 0.353, SLG: 0.519 OBP: 0.231, SLG: 0.188										2	0	0	0	0	1																					
41 Justin Bour, L (1, 3) 89 Drew Steckenrider, R (8, 1) 48 Adrian Nieto, S (9, 2) OBP: 0.238, SLG: 0.205 OBP: 0.214, SLG: 0.083										3	0	0	0	0	1																					
14 Martin Prado, R (1, 5) 28 Cole Gillespie, R (7, 8) OBP: 0.285, SLG: 0.250 OBP: 0.429, SLG: 0.375										2	0	0	0	0	0																					
3 Adeiny Hechavarría, R (1, 6) 19 Miguel Rojas, R (7, 6) OBP: 0.355, SLG: 0.455 OBP: 0.364, SLG: 0.364										2	0	1	0	0	1																					
6 Jeff Mathis, R (1, 2) 86 Sean Donatello, R (9, 1) OBP: 0.300, SLG: 0.316										2	0	0	0	1	0																					
35 David Phelps, R (1, 1) 51 Ichiro Suzuki, L (3, PR) 44 AJ Ramos, R (4, 1) 82 Cody Ege, L (4, 1) 36 Edwin Jackson, R (5, 1) 92 James Buckelew, L (7, 1) 12 Chris Johnson, R (9, 3) OBP: 0.335, SLG: 0.335										0	0	0	0	0	0																					
Inning Stats	R: 0 E: 0 K: 0 S: 3	H: 0 LOB: 1 BB: 1 P: 7	R: 0 E: 0 K: 1 S: 5	H: 0 LOB: 0 BB: 0 P: 5	R: 0 E: 0 K: 0 S: 4	H: 1 LOB: 1 BB: 0 P: 4	R: 0 E: 0 K: 1 S: 5	H: 0 LOB: 0 BB: 0 P: 5	R: 0 E: 0 K: 1 S: 4	H: 1 LOB: 1 BB: 0 P: 4	R: 0 E: 0 K: 1 S: 5	H: 0 LOB: 1 BB: 1 P: 5	R: 0 E: 0 K: 1 S: 5	H: 0 LOB: 1 BB: 1 P: 9	R: 0 E: 0 K: 0 S: 4	H: 1 LOB: 1 BB: 1 P: 9		R: 0 E: 0 K: 2 S: 8	H: 0 LOB: 0 BB: 0 P: 8	1B: 3 2B: 0 3B: 0 HR: 0	SF: 0 SAC: 0 DP: 1 HBP: 0	WP: 0 PB: 0 SB: 0 CS: 0	PA: 32													
PITCHER	IP	WLS	BF	H	R	ER	SO	BB	IBB	HBP	BLK	WP	HR	S	P	ERA	WHIP	PITCHER		IP	WLS	BF	H	R	ER	SO	BB	IBB	HBP	BLK	WP	HR	S	P	ERA	WHIP
52 Michael Wacha, R (1, 1) ERA: 4.06	5.0	W	18	2	0	0	2	1	0	0	0	0	0	21	25	0.00	0.600	89 Drew Steckenrider, R (8, 1) ERA: 1.00		1.0	H	3	0	0	0	0	0	0	0	0	5	5	0.00	0.000		
43 Seth Maness, R (7, 1) ERA: 1.73	2.0	H	8	1	0	0	1	2	0	0	0	0	0	9	18	0.00	1.500	86 Sean Donatello, R (9, 1) ERA: 4.0		1.0	S	3	0	0	0	2	0	0	0	0	8	8	0.00	0.000		

Batter	1	2	3	4	5	6	7	8	9	AB	R	H	RBI	BB	SO	LOB	TOP		
22 Jacoby Ellsbury, L (1,8) Ben Gamel, L (6,8) OBP: 0.250, SLG: 0.231										3	0	0	0	0	1	1			
11 Brett Gardner, L (1,7) 31 Aaron Hicks, S (6,7) OBP: 0.358, SLG: 0.532										2	1	1	1	1	1	0			
13 Alex Rodriguez, R (1,10) 98 Lane Adams, R (9,PH) OBP: 0.400, SLG: 0.533										3	0	0	0	0	2	1			
25 Mark Teixeira, S (1,3) 29 Dustin Ackley, L (7,3) OBP: 0.304, SLG: 0.400										2	0	0	0	0	1	0			
36 Carlos Beltrán, S (1,9) 79 César Puello, R (7,9) OBP: 0.368, SLG: 0.500										3	0	0	0	0	1	1			
14 Starlin Castro, R (1,4) 26 Donovan Solano, R (7,4) OBP: 0.222, SLG: 0.333										3	0	0	0	0	1	0			
18 Didi Gregorius, L (1,6) 27 Pete Kozma, R (8,6) OBP: 0.242, SLG: 0.258										3	0	0	0	0	1	0			
43 Austin Romine, R (1,2) 78 Jonathan Diaz, R (8,PR) OBP: 0.421, SLG: 0.385										2	0	0	0	1	0	0			
17 Ronald Torreyes, R (1,5) 70 Eddy Rodríguez, R (8,2) OBP: 0.154, SLG: 0.308										3	0	1	0	0	0	1			
Inning Stats	R: 0 H: 0 K: 3 S: 10	H: 0 LOB: 0 BB: 0 P: 10	R: 0 H: 0 K: 1 S: 7	H: 0 LOB: 0 BB: 0 P: 11	R: 0 H: 1 K: 0 S: 11	H: 1 LOB: 1 BB: 0 P: 12	R: 1 H: 1 K: 3 S: 13	H: 1 LOB: 0 BB: 0 P: 17	R: 0 H: 0 K: 0 S: 5	H: 0 LOB: 1 BB: 1 P: 10	R: 0 H: 0 K: 0 S: 5	H: 0 LOB: 0 BB: 0 P: 9	R: 0 H: 0 K: 1 S: 8	H: 0 LOB: 1 BB: 1 P: 14	R: 2 H: 1 K: 2 S: 14	H: 1 LOB: 0 BB: 1 P: 23	1B: 1 2B: 0 3B: 0 HR: 2	SF: 0 SAC: 0 DP: 1 HBP: 1	WP: 0 PA: 33 ERA: 18.00 WHIP: 2.000
PITCHER	IP: 4.0 WLS: 0 BF: 14 ERA: 4.42	H: 2 R: 1 ER: 1 SO: 7	BB: 0 IBB: 0 HBP: 0 BLK: 0	WP: 0 HR: 1 S: 41 P: 50	ERA: 2.25 WHIP: 0.500	PITCHER	IP: 1.0 WLS: 0 BF: 5 ERA: 4.05	H: 1 R: 2 ER: 2 SO: 2	BB: 1 IBB: 0 HBP: 0 BLK: 0	WP: 0 HR: 1 S: 14 P: 23	ERA: 18.00 WHIP: 2.000								
17 Craig Breslow, L (5,1) 82 Cody Ege, L (6,1) 52 Brad Hand, L (7,1) 57 Bryan Morris, R (8,1)	4.0 1.0 1.0 1.0	0 0 0 0	0 0 0 0	1 0 0 1	0 0 0 0	0 0 0 0	0 0 0 0	8 13 9 14	0.00 0.00 0.00 0.00	0.00 1.000 0.000 1.000									

New York Yankees @ Miami Marlins
Marlins Park, Miami, FL
Fri Apr 01 2016, 7:12 PM - 9:50 PM EDT
Att: 12,819 - Clear - 82 F

AB 29
R 3
H 3
RBI 3
BB 3
SO 11
LOB 5



Batter	1	2	3	4	5	6	7	8	9	AB	R	H	RBI	BB	SO	LOB	BOTTOM
9 Dee Strange-Gordon, L (1,4) 1 Robert Andino, R (8,4) OBP: 0.406, SLG: 0.379										3	0	1	0	1	1	2	
13 Marcell Ozuna, R (1,8) 48 Adrian Nieto, S (8,2) OBP: 0.200, SLG: 0.077										3	0	0	0	1	0	1	
21 Christian Yelich, L (1,7) 57 Bryan Morris, L (8,1) 44 AJ Ramos, R (9,1) 6 Jeff Mathis, R (8,PH)										4	0	1	0	0	0	1	
27 Giancarlo Stanton, R (1,9) 53 Xavier Scruggs, R (7,PR) OBP: 0.129, SLG: 0.172										2	1	1	0	2	1	2	
41 Justin Bour, L (1,3) 73 Austin Nola, R (9,5) OBP: 0.379, SLG: 0.481										3	0	1	0	0	1	4	
14 Martín Prado, R (1,5) 19 Miguel Rojas, R (8,6) OBP: 0.382, SLG: 0.364										3	0	2	1	0	0	2	
11 J.T. Realmuto, R (1,2) 28 Cole Gillespie, R (8,8) OBP: 0.444, SLG: 0.394										3	0	2	1	0	0	0	
3 Adeiny Hechavarria, R (1,6) 31 Don Kelly, L (8,3) OBP: 0.357, SLG: 0.280										2	0	0	0	1	0	2	
José Fernández, R (1,1) 51 Ichiro Suzuki, L (4,PH) 17 Craig Breslow, L (5,1) 82 Cody Ege, L (6,1) 32 Derek Dietrich, L (8,PH) 52 Brad Hand, L (7,1) 12 Chris Johnson, R (8,7)										1	0	0	0	0	0	2	
Inning Stats	R: 0 H: 1 K: 2 S: 11	H: 2 LOB: 2 BB: 0 P: 22	R: 0 H: 1 K: 0 S: 7	H: 1 LOB: 1 BB: 1 P: 13	R: 0 H: 0 K: 0 S: 5	H: 0 LOB: 0 BB: 0 P: 7	R: 0 H: 3 K: 0 S: 15	H: 3 LOB: 2 BB: 1 P: 25	R: 0 H: 1 K: 0 S: 16	H: 1 LOB: 2 BB: 1 P: 27	R: 1 H: 2 K: 1 S: 13	H: 2 LOB: 2 BB: 1 P: 22	R: 0 H: 0 K: 0 S: 9	H: 0 LOB: 0 BB: 0 P: 12	1B: 9 2B: 2 3B: 0 HR: 0	SF: 1 SAC: 1 DP: 1 HBP: 0	WP: 0 PA: 41 ERA: 18.00 WHIP: 2.000
PITCHER	IP: 5.1 WLS: 0 BF: 26 ERA: 3.07	H: 7 R: 1 ER: 1 SO: 3	BB: 4 IBB: 0 HBP: 0 BLK: 0	WP: 0 HR: 0 S: 51 P: 88	ERA: 1.69 WHIP: 2.062	PITCHER	IP: 1.0 WLS: 0 BF: 5 ERA: 4.05	H: 1 R: 2 ER: 2 SO: 2	BB: 1 IBB: 0 HBP: 0 BLK: 0	WP: 0 HR: 1 S: 14 P: 23	ERA: 18.00 WHIP: 2.000						
68 Dettin Betances, R (6,1) 45 Chasen Shreve, L (7,1) 85 Luis Cessa, R (8,1) Nick Goody, R (9,1)	0.2 1.0 1.0 1.0	0 0 W 6 S 3	0 0 2 0	0 0 1 0	0 0 1 0	0 0 0 0	0 0 0 9	5 16 22 12	0.00 0.00 9.00 0.00	0.000 2.000 3.000 0.000							

New York Yankees @ Miami Marlins
Marlins Park, Miami, FL
Fri Apr 01 2016, 7:12 PM - 9:50 PM EDT
Att: 12,819 - Clear - 82 F

AB 33
R 2
H 10
RBI 2
BB 6
SO 4
LOB 23




Batter	1	2	3	4	5	6	7	8	9	AB	R	H	RBI	BB	SO	LOB	TOP							
22 Jacoby Ellsbury, L (1, 8) OBP: 0.244, SLG: 0.375 31 Aaron Hicks, S (4, 8) OBP: 0.345, SLG: 0.510 39 Kirby Yates, L (8, 1) 26 Johnny Barbatto, R (8, 1)										2	1	2	1	0	0	0	New York Yankees @ Miami Marlins Marlins Park, Miami, FL Sat Apr 02 2016, 1:12 PM - 3:42 PM EDT Att: 13,499 - Roof Closed - 76 F							
11 Brett Gardner, L (1, 7) OBP: 0.314, SLG: 0.500 Ben Gamel, L (4, 7)										1	0	0	0	1	0	1								
13 Alex Rodriguez, R (1, 10) OBP: 0.373, SLG: 0.506 79 César Puello, P (6, PH) OBP: 0.350, SLG: 0.472										2	0	0	0	0	1	2								
25 Mark Teixeira, S (1, 3) OBP: 0.246, SLG: 0.220 29 Dustin Ackley, L (4, 3)										2	0	0	0	0	0	1								
34 Brian McCann, L (1, 2) OBP: 0.366, SLG: 0.436 70 Eddy Rodríguez, R (6, 2)										2	0	0	0	0	0	1								
36 Carlos Beltrán, S (1, 9) OBP: 0.281, SLG: 0.349 98 Lane Adams, R (4, 9)										2	0	0	0	0	0	0								
14 Starlin Castro, R (1, 4) OBP: 0.287, SLG: 0.371 78 Jonathan Díaz, R (5, 4)										2	0	0	0	0	0	0								
18 Didi Gregorius, L (1, 6) OBP: 0.280, SLG: 0.298 27 Pete Kozma, R (5, 6)										2	0	0	0	0	0	0								
17 Ronald Torreyes, R (1, 5) OBP: 0.295, SLG: 0.326 26 Donovan Solano, R (5, 5)										2	0	0	0	0	0	1								
Inning Stats	R: 1 E: 0 K: 0 S: 8	H: 1 LOB: 1 BB: 1 P: 18	R: 0 E: 0 K: 0 S: 7	H: 0 LOB: 0 BB: 0 P: 10	R: 0 E: 0 K: 2 S: 13	H: 1 LOB: 1 BB: 0 P: 17	R: 0 E: 0 K: 0 S: 9	H: 0 LOB: 0 BB: 0 P: 16	R: 0 E: 0 K: 3 S: 11	H: 0 LOB: 0 BB: 0 P: 16	R: 0 E: 0 K: 1 S: 9	H: 0 LOB: 0 BB: 0 P: 15	R: 0 E: 1 K: 0 S: 9	H: 1 LOB: 2 BB: 0 P: 15	R: 0 E: 0 K: 0 S: 11	H: 1 LOB: 0 BB: 0 P: 16		1B: 3 2B: 0 3B: 0 HR: 1	SF: 0 SAC: 0 DP: 0 HBP: 0	WP: 0 PB: 0 SB: 0 CS: 0	PA: 33			
PITCHER	IP: 1.2 WLS: 1 BF: 7 ERA: 5.83	H: 1 R: 1 ER: 1 SO: 0	BB: 1 IBB: 0 HBP: 0 BLK: 0	WP: 0 HR: 1 S: 12 P: 25 ERA: 5.83 WHIP: 1.200	IP: 2.0 WLS: 0 BF: 9 ERA: 0.00	H: 3 R: 0 ER: 0 SO: 1	BB: 0 IBB: 0 HBP: 0 BLK: 0	WP: 0 HR: 0 S: 15 P: 22 ERA: 0.00 WHIP: 0.750	IP: 1.0 WLS: 1 BF: 5 ERA: 0.93	H: 3 R: 0 ER: 0 SO: 3	BB: 0 IBB: 0 HBP: 0 BLK: 0	WP: 0 HR: 0 S: 11 P: 16 ERA: 0.00 WHIP: 0.000	IP: 2.0 WLS: 0 BF: 9 ERA: 0.00	H: 2 R: 0 ER: 0 SO: 0	BB: 0 IBB: 0 HBP: 0 BLK: 0	WP: 0 HR: 0 S: 20 P: 31 ERA: 0.00 WHIP: 1.000	IP: 1.0 WLS: 0 BF: 3 ERA: 0.00	H: 0 R: 0 ER: 0 SO: 1	BB: 0 IBB: 0 HBP: 0 BLK: 0	WP: 0 HR: 0 S: 9 P: 15 ERA: 0.00 WHIP: 0.000	IP: 1.0 WLS: 0 BF: 3 ERA: 0.00	H: 0 R: 0 ER: 0 SO: 1	BB: 0 IBB: 0 HBP: 0 BLK: 0	WP: 0 HR: 0 S: 15 P: 22 ERA: 0.00 WHIP: 0.750

Batter	1	2	3	4	5	6	7	8	9	AB	R	H	RBI	BB	SO	LOB	BOTTOM							
9 Dee Strange-Gordon, L (1, 4) OBP: 0.328, SLG: 0.386 1 Robert Andino, R (6, 4)										3	1	1	0	0	1	0	New York Yankees @ Miami Marlins Marlins Park, Miami, FL Sat Apr 02 2016, 1:12 PM - 3:42 PM EDT Att: 13,499 - Roof Closed - 76 F							
13 Marcell Ozuna, R (1, 8) OBP: 0.377, SLG: 0.505 92 James Buckelew, L (6, 1) 89 Drew Steckenrider, R (7, 1) 53 Xavier Scruggs, R (7, PH) 93 Jose Adames, R (8, 1)										2	1	0	0	1	1	0								
21 Christian Yelich, L (1, 7) OBP: 0.219, SLG: 0.231 19 Miguel Rojas, R (6, 3)										2	0	0	0	0	3	1								
27 Giancarlo Stanton, R (1, 9) OBP: 0.400, SLG: 0.533 51 Ichiro Suzuki, L (6, 9)										1	0	1	2	0	0	0								
14 Martín Prado, R (1, 5) OBP: 0.269, SLG: 0.265 28 Cole Gillespie, R (6, 8)										2	0	0	0	0	2	2								
41 Justin Bour, L (1, 3) OBP: 0.234, SLG: 0.205 32 Derek Dietrich, L (6, 5)										2	0	0	0	0	0	0								
11 J.T. Realmuto, R (1, 2) OBP: 0.333, SLG: 0.356 6 Jeff Mathis, R (6, 2)										2	0	0	0	0	1	0								
3 Adeiny Hechavarria, R (1, 6) OBP: 0.396, SLG: 0.447 73 Austin Nola, R (6, 6)										1	0	0	0	0	0	0								
33 Dustin McGowan, R (1, 1) 45 Chris Narveson, L (2, 1) 35 David Phelps, R (4, 1) 82 Cody Ege, L (5, 1) 12 Chas Johnson, R (5, PH)										0	0	0	0	0	0	0								
Inning Stats	R: 1 E: 0 K: 1 S: 10	H: 1 LOB: 1 BB: 1 P: 19	R: 0 E: 0 K: 2 S: 9	H: 1 LOB: 0 BB: 0 P: 12	R: 1 E: 1 K: 2 S: 17	H: 1 LOB: 1 BB: 0 P: 21	R: 0 E: 0 K: 0 S: 9	H: 0 LOB: 0 BB: 0 P: 12	R: 0 E: 0 K: 1 S: 6	H: 0 LOB: 0 BB: 0 P: 8	R: 0 E: 0 K: 1 S: 12	H: 0 LOB: 3 BB: 2 P: 26	R: 0 E: 0 K: 2 S: 10	H: 0 LOB: 1 BB: 1 P: 16	R: 0 E: 0 K: 1 S: 8	H: 0 LOB: 0 BB: 0 P: 13		1B: 3 2B: 0 3B: 0 HR: 0	SF: 1 SAC: 0 DP: 0 HBP: 1	WP: 0 PB: 0 SB: 0 CS: 0	PA: 33			
PITCHER	IP: 5.0 WLS: 1 BF: 20 ERA: 3.38	H: 2 R: 2 ER: 1 SO: 6	BB: 1 IBB: 0 HBP: 1 BLK: 0	WP: 0 HR: 0 S: 51 P: 72 ERA: 1.80 WHIP: 0.800	IP: 1.0 WLS: 0 BF: 6 ERA: 2.45	H: 0 R: 0 ER: 0 SO: 1	BB: 2 IBB: 0 HBP: 0 BLK: 0	WP: 0 HR: 0 S: 12 P: 26 ERA: 0.00 WHIP: 2.000	IP: 2.0 WLS: 0 BF: 9 ERA: 0.00	H: 3 R: 0 ER: 0 SO: 1	BB: 0 IBB: 0 HBP: 0 BLK: 0	WP: 0 HR: 0 S: 9 P: 15 ERA: 0.00 WHIP: 0.000	IP: 1.0 WLS: 0 BF: 3 ERA: 0.00	H: 0 R: 0 ER: 0 SO: 0	BB: 0 IBB: 0 HBP: 0 BLK: 0	WP: 0 HR: 0 S: 7 P: 11 ERA: 0.00 WHIP: 0.000	IP: 1.0 WLS: 0 BF: 3 ERA: 0.00	H: 0 R: 0 ER: 0 SO: 1	BB: 0 IBB: 0 HBP: 0 BLK: 0	WP: 0 HR: 0 S: 15 P: 22 ERA: 0.00 WHIP: 1.000	IP: 1.0 WLS: 0 BF: 3 ERA: 0.00	H: 0 R: 0 ER: 0 SO: 1	BB: 0 IBB: 0 HBP: 0 BLK: 0	WP: 0 HR: 0 S: 9 P: 15 ERA: 0.00 WHIP: 0.000

Batter	1	2	3	4	5	6	7	8	9	AB	R	H	RBI	BB	SO	LOB	TOP										
3 Ian Kinsler, R OBP: 0.455, SLG: 0.727										5	1	2	0	0	2	0											
8 Justin Upton, R OBP: 0.273, SLG: 0.455										5	0	1	0	0	3	2											
24 Miguel Cabrera, R OBP: 0.400, SLG: 0.333										4	1	2	0	1	2	0											
28 J.D. Martinez, R OBP: 0.400, SLG: 0.375										4	1	1	0	1	1	4											
9 Nick Castellanos, R OBP: 0.111, SLG: 0.250										5	1	1	1	0	2	5											
39 Jarrod Saltalamacchia, R OBP: 0.430, SLG: 1.200										5	1	2	4	0	2	2											
1 Jose Iglesias, R OBP: 0.500, SLG: 0.375										4	1	2	0	1	1	2											
12 Anthony Gose, L OBP: 0.444, SLG: 0.750										4	0	1	0	0	1	2											
19 Anibal Sánchez, R 54 Drew VerHagen, R 38 Justin Wilson, L 41 Victor Martinez, S 21 Mark Lowe, L 67 Logan Kensing, R 57 Francisco Rodriguez, R										3	0	0	0	0	2	4											
Inning Stats	R: 0 E: 0 K: 3 S: 9	H: 0 LOB: 0 BB: 0 P: 14	R: 2 E: 0 K: 1 S: 14	H: 1 LOB: 0 BB: 1 P: 21	R: 0 E: 0 K: 3 S: 11	H: 0 LOB: 0 BB: 0 P: 15	R: 0 E: 0 K: 2 S: 9	H: 0 LOB: 0 BB: 0 P: 13	R: 0 E: 0 K: 2 S: 13	H: 1 LOB: 1 BB: 0 P: 20	R: 3 E: 0 K: 2 S: 27	H: 5 LOB: 3 BB: 1 P: 42	R: 0 E: 0 K: 1 S: 12	H: 1 LOB: 1 BB: 1 P: 24	R: 2 E: 0 K: 1 S: 14	H: 3 LOB: 1 BB: 0 P: 24	R: 0 E: 0 K: 1 S: 10	H: 2 LOB: 2 BB: 0 P: 17	1B: 8 2B: 3 3B: 0 HR: 2	SF: 0 SAC: 0 DP: 0 HBP: 0	WP: 1 PB: 0 SB: 0 CS: 0	PA: 43					
PITCHER	IP	WLS	BF	H	R	ER	SO	BB	IBB	HBP	BLK	WP	HR	S	P	ERA	WHIP										
José Fernández, R ERA: 7.94	5.2	L	23	5	5	5	13	1	0	0	0	0	1	72	106	7.94	1.059										
33 Dustin McGowan, R ERA:	0.1		4	2	0	0	0	1	0	0	0	0	0	11	19	0.00	9.000										
36 Edwin Jackson, R ERA:	1.0		5	1	0	0	1	0	1	0	0	0	0	12	24	0.00	1.000										
45 Chris Narveson, L ERA: 9.0	2.0		11	5	2	2	2	0	0	0	0	1	1	24	41	9.00	2.500										

Detroit Tigers @ Miami Marlins
Marlins Park, Miami, FL
Wed Apr 06 2016, 4:57 PM - 8:20 PM EDT
Att: 17,883 - Roof Closed - 71 F


AB	40
R	7
H	13
RBI	7
BB	3
SO	16
LOB	21



Batter	1	2	3	4	5	6	7	8	9	AB	R	H	RBI	BB	SO	LOB	BOTTOM										
9 Dee Strange-Gordon, L OBP: 0.545, SLG: 0.909										5	0	3	0	0	0	3											
13 Marcell Ozuna, R OBP: 0.200, SLG: 0.111										4	1	0	0	1	0	5											
21 Christian Yelich, L OBP: 0.400, SLG: 0.429										3	1	1	0	1	0	0											
27 Giancarlo Stanton, R OBP: 0.300, SLG: 0.625										4	0	1	1	0	1	4											
14 Martín Prado, R OBP: 0.333, SLG: 0.250										4	0	1	0	0	1	2											
41 Justin Bour, L OBP: 0.333, SLG: 0.375										4	0	1	1	0	2	2											
11 J.T. Realmuto, R OBP: 0.111, SLG: 0.222										4	0	0	0	0	1	2											
3 Adeiny Hechavarria, R OBP: 0.333, SLG: 0.571										3	1	2	0	1	0	0											
José Fernández, R 33 Dustin McGowan, R 36 Edwin Jackson, R 12 Chris Johnson, R 45 Chris Narveson, L 32 Derek Dietrich, L OBP: 1.000, SLG: 1.000										0	0	0	0	1	0	0											
Inning Stats	R: 0 E: 0 K: 0 S: 9	H: 1 LOB: 1 BB: 0 P: 16	R: 0 E: 0 K: 1 S: 8	H: 1 LOB: 0 BB: 0 P: 12	R: 0 E: 0 K: 0 S: 9	H: 0 LOB: 0 BB: 0 P: 16	R: 0 E: 0 K: 1 S: 10	H: 0 LOB: 2 BB: 2 P: 19	R: 2 E: 0 K: 0 S: 11	H: 2 LOB: 1 BB: 1 P: 20	R: 0 E: 0 K: 1 S: 10	H: 1 LOB: 1 BB: 0 P: 17	R: 0 E: 0 K: 0 S: 9	H: 1 LOB: 0 BB: 0 P: 16	R: 0 E: 0 K: 2 S: 18	H: 3 LOB: 3 BB: 1 P: 29	1B: 6 2B: 4 3B: 0 HR: 0	SF: 1 SAC: 0 DP: 1 HBP: 1	WP: 0 PB: 0 SB: 0 CS: 1	PA: 40							
PITCHER	IP	WLS	BF	H	R	ER	SO	BB	IBB	HBP	BLK	WP	HR	S	P	ERA	WHIP										
19 Anibal Sánchez, R ERA: 3.6	5.0	W	21	4	2	2	3	3	0	0	0	0	0	6	9	0.00	1.000										
54 Drew VerHagen, R ERA:	1.0		4	1	0	0	0	0	0	0	0	0	0	6	9	0.00	1.000										
38 Justin Wilson, L ERA:	1.0	H	4	1	0	0	1	0	0	0	0	0	0	9	16	0.00	1.000										
21 Mark Lowe, R ERA: 4.5	1.0		4	1	0	0	0	0	0	0	0	0	0	9	16	0.00	1.000										
67 Logan Kensing, R ERA: 13.5	0.2		5	3	1	1	1	0	0	0	0	0	0	11	17	13.50	4.500										
PITCHER	IP	WLS	BF	H	R	ER	SO	BB	IBB	HBP	BLK	WP	HR	S	P	ERA	WHIP										
57 Francisco Rodriguez, R ERA: 20.25	0.1	S	2	0	0	0	1	1	0	0	0	0	0	7	12	0.00	3.000										

Detroit Tigers @ Miami Marlins
Marlins Park, Miami, FL
Wed Apr 06 2016, 4:57 PM - 8:20 PM EDT
Att: 17,883 - Roof Closed - 71 F

AB	33
R	3
H	10
RBI	3
BB	4
SO	6
LOB	18



Batter	1	2	3	4	5	6	7	8	9	AB	R	H	RBI	BB	SO	LOB	TOP	
9 Dee Strange-Gordon, L (1.4) OBP: 0.450, SLG: 0.737										4	1	2	0	0	0	0		
13 Marcell Ozuna, R (1.8) OBP: 0.156, SLG: 0.111										4	0	0	0	0	2	2		
21 Christian Yelich, L (1.7) OBP: 0.579, SLG: 0.727										2	1	1	1	2	0	0		
27 Giancarlo Stanton, R (1.9) OBP: 0.316, SLG: 0.471										4	0	1	1	0	1	1		
14 Martin Prado, R (1.5) OBP: 0.389, SLG: 0.471										4	0	2	0	0	1	2		
41 Justin Bour, L (1.3) OBP: 0.313, SLG: 0.467										3	0	0	0	0	0	1		
45 Chris Narveson, L (7.1)										0	0	0	0	0	0	0		
36 Edwin Jackson, R (7.1)										3	0	0	0	0	1	1		
33 Dustin McGowan, R (8.1)										2	0	0	0	0	0	1		
32 Derek Dietrich, L (8,PH)										1	0	0	0	0	0	1		
11 J.T. Realmuto, R (1.2) OBP: 0.235, SLG: 0.294										3	0	1	0	0	0	0		
3 Adeiny Hechavarria, R (1.6) OBP: 0.313, SLG: 0.500										3	0	0	0	0	1	1		
34 Tom Koehler, R (1.1)										2	0	0	0	0	1	0		
12 Chris Johnson, R (7.3)										1	0	0	0	0	1	0		
Inning Stats	R: 1 E: 0 K: 0 S: 10	H: 2 LOB: 1 BB: 1 P: 19	R: 0 E: 0 K: 1 S: 6	H: 0 LOB: 0 BB: 0 P: 10	R: 0 E: 0 K: 2 S: 9	H: 0 LOB: 0 BB: 0 P: 15	R: 0 E: 0 K: 0 S: 7	H: 1 LOB: 1 BB: 0 P: 14	R: 0 E: 0 K: 1 S: 10	H: 0 LOB: 0 BB: 0 P: 9	R: 0 E: 0 K: 1 S: 6	H: 0 LOB: 0 BB: 0 P: 9	R: 1 E: 0 K: 1 S: 13	H: 2 LOB: 1 BB: 0 P: 19	1B: 4 2B: 0 3B: 2 HR: 1	SF: 0 SAC: 0 DP: 2 HBP: 0	WP: 0 PB: 0 SB: 0 CS: 1	PA: 33
PITCHER	IP: 7.0 WLS: W BF: 25 ERA: 1.29	H: 5 R: 1 ER: 1 SO: 5	BB: 2 IBB: 0 HBP: 0 BLK: 0	WP: 0 HR: 0 S: 57 P: 97	ERA: 1.29 WHIP: 1.000	IP: 1.0 WLS: H BF: 3 ERA: 0.00	H: 2 R: 0 ER: 0 SO: 1	BB: 0 IBB: 0 HBP: 0 BLK: 0	WP: 0 HR: 0 S: 7 P: 9	ERA: 0.00 WHIP: 0.000	IP: 1.0 WLS: S BF: 5 ERA: 3.00	H: 2 R: 1 ER: 1 SO: 1	BB: 0 IBB: 0 HBP: 0 BLK: 0	WP: 0 HR: 0 S: 13 P: 19	1B: 0 2B: 0 3B: 0 HR: 0	SF: 0 SAC: 0 DP: 0 HBP: 0	WP: 0 PB: 0 SB: 0 CS: 1	PA: 33

Miami Marlins @ Washington Nationals
Nationals Park, Washington, DC
Sun Apr 10 2016, 1:36 PM - 4:28 PM EDT
Att: 24,593 - Sunny - 43 F

AB 31
R 2
H 7
RBI 2
BB 2
SO 7
LOB 8

Batter	1	2	3	4	5	6	7	8	9	AB	R	H	RBI	BB	SO	LOB	BOTTOM	
3 Michael Taylor, R (1.8) OBP: 0.059, SLG: 0.063										5	0	1	0	0	1	0		
6 Anthony Rendon, R (1.5) OBP: 0.368, SLG: 0.444										5	2	3	0	0	0	2		
34 Bryce Harper, L (1.9) OBP: 0.556, SLG: 1.000										3	1	2	1	1	0	0		
20 Daniel Murphy, L (1.4) OBP: 0.611, SLG: 0.923										2	1	2	0	2	0	0		
28 Jayson Werth, R (1.7) OBP: 0.235, SLG: 0.071										3	0	1	1	1	1	4		
40 Wilson Ramos, R (1.2) OBP: 0.235, SLG: 0.235										4	0	0	0	0	0	5		
25 Clint Robinson, L (1.3) OBP: 0.167, SLG: 0.167										4	0	1	2	0	1	0		
8 Danny Espinosa, S (1.6) OBP: 0.438, SLG: 0.333										3	0	0	0	1	2	2		
41 Joe Ross, R (1.1) OBP: 0.333, SLG: 0.333										3	0	1	0	0	1	1		
45 Blake Treinen, R (8.1)										0	0	0	0	0	0	0		
21 Matthew den Dekker, L (8,PH)										1	0	0	0	0	0	0		
58 Jonathan Papelbon, R (8.1)										0	0	0	0	0	0	0		
Inning Stats	R: 1 E: 0 K: 0 S: 13	H: 2 LOB: 2 BB: 2 P: 26	R: 0 E: 0 K: 1 S: 10	H: 2 LOB: 2 BB: 0 P: 13	R: 0 E: 0 K: 1 S: 6	H: 1 LOB: 1 BB: 0 P: 11	R: 0 E: 0 K: 1 S: 9	H: 0 LOB: 0 BB: 0 P: 11	R: 0 E: 0 K: 2 S: 11	H: 0 LOB: 3 BB: 1 P: 15	R: 3 E: 0 K: 1 S: 23	H: 4 LOB: 2 BB: 1 P: 36	R: 0 E: 0 K: 0 S: 8	H: 0 LOB: 0 BB: 0 P: 15	1B: 8 2B: 4 3B: 0 HR: 0	SF: 0 SAC: 0 DP: 1 HBP: 0	WP: 0 PB: 0 SB: 0 CS: 1	PA: 38
PITCHER	IP: 6.1 WLS: L BF: 29 ERA: 2.84	H: 8 R: 2 ER: 2 SO: 6	BB: 3 IBB: 1 HBP: 0 BLK: 0	WP: 0 HR: 0 S: 64 P: 101	ERA: 2.84 WHIP: 1.737	IP: 0.0 WLS: 2 BF: 2 ERA: 18.0	H: 1 R: 0 ER: 0 SO: 0	BB: 0 IBB: 0 HBP: 0 BLK: 0	WP: 0 HR: 0 S: 15 P: 22	ERA: 27.00 WHIP: 3.000	IP: 1.0 WLS: R BF: 3 ERA: 0.00	H: 0 R: 0 ER: 0 SO: 0	BB: 0 IBB: 0 HBP: 0 BLK: 0	WP: 0 HR: 0 S: 8 P: 19	1B: 0 2B: 0 3B: 0 HR: 0	SF: 0 SAC: 0 DP: 0 HBP: 0	WP: 0 PB: 0 SB: 0 CS: 1	PA: 38

Miami Marlins @ Washington Nationals
Nationals Park, Washington, DC
Sun Apr 10 2016, 1:36 PM - 4:28 PM EDT
Att: 24,593 - Sunny - 43 F

AB 33
R 4
H 11
RBI 4
BB 5
SO 6
LOB 14

Batter	1	2	3	4	5	6	7	8	9	AB	R	H	RBI	BB	SO	LOB	TOP						
9 Dee Strange-Gordon, L (1.4) OBP: 0.423, SLG: 0.640										6	1	2	1	0	0	1							
13 Marcell Ozuna, R (1.8) OBP: 0.200, SLG: 0.333										6	1	2	1	0	1	3							
21 Christian Yelich, L (1.7) OBP: 0.542, SLG: 0.625											5	1	2	2	0	3	1						
27 Giancarlo Stanton, R (1.9) OBP: 0.333, SLG: 0.571											4	2	1	2	1	2	2						
17 Craig Breslow, L (0.1) OBP: 0.000, SLG: 0.000										0	0	0	0	0	0	0							
57 Bryan Morris, L (0.1) OBP: 0.000, SLG: 0.000										0	0	0	0	0	0	0							
14 Martín Prado, R (1.5) OBP: 0.478, SLG: 0.500											3	1	2	0	2	1	0						
12 Chris Johnson, R (1.3) OBP: 0.500, SLG: 0.500											3	2	2	0	2	0	1						
11 J.T. Realmuto, R (1.2) OBP: 0.318, SLG: 0.364											5	1	3	1	0	0	4						
3 Adeiny Hechavarria, R (1.6) OBP: 0.280, SLG: 0.444											4	1	1	3	0	3	3						
59 Jarrod Cosart, R (1.1) ERA: 3.78										2	0	0	0	0	0	1							
45 Chris Narveson, L (5.1) ERA: 5.4										1	0	0	0	0	1	3							
33 Dustin McGowan, R (7.1) ERA: 7.36										0	0	0	0	0	0	0							
51 Ichiro Suzuki, L (8.9) ERA: 8.91										1	0	0	0	0	0	0							
Inning Stats	R: 0 H: 1 E: 0 K: 1 S: 12	H: 1 LOB: 1 BB: 0 P: 19	R: 7 H: 5 E: 0 K: 1 S: 26	H: 5 LOB: 0 BB: 2 P: 44	R: 1 H: 2 E: 0 K: 0 S: 10	H: 2 LOB: 1 BB: 1 P: 15	R: 0 H: 2 E: 0 K: 2 S: 20	H: 2 LOB: 3 BB: 1 P: 33	R: 0 H: 0 E: 0 K: 1 S: 13	H: 0 LOB: 0 BB: 0 P: 15	R: 2 H: 4 E: 0 K: 3 S: 24	H: 4 LOB: 3 BB: 1 P: 39	R: 0 H: 0 E: 0 K: 2 S: 8	H: 0 LOB: 0 BB: 0 P: 10	R: 0 H: 0 E: 0 K: 0 S: 6	H: 0 LOB: 1 BB: 0 P: 14	R: 0 H: 1 E: 0 K: 1 S: 14	H: 1 LOB: 0 BB: 0 P: 16	1B: 11 2B: 2 3B: 0 HR: 2	SF: 1 2B: 2 3B: 0 HBP: 0	WP: 0 PB: 0 SB: 1 CS: 0	PA: 47	
PITCHER	IP: 1.2 WLS: L BF: 13	H: 6 R: 7 ER: 7 SO: 7	BB: 2 IBB: 0 HBP: 0 BLK: 0	WP: 0 HR: 1 S: 35 P: 59	ERA: 37.80 WHIP: 4.800	IP: 1.0 WLS: 4 BF: 4	H: 1 R: 0 ER: 0 SO: 1	BB: 0 IBB: 0 HBP: 0 BLK: 0	WP: 0 HR: 0 S: 14 P: 16	ERA: 0.00 WHIP: 1.000													
32 Steven Matz, L (1.1) ERA: 2.45																							
47 Hansel Robles, R (2.1) ERA: 2.45																							
59 Antonio Bastardo, L (5.1) ERA: 5.4																							
43 Addison Reed, R (6.1) ERA: 2.45																							
27 Jeirys Familia, R (8.1) ERA: 8.91																							

Miami Marlins @ New York Mets
Citi Field, Flushing, NY
Mon Apr 11 2016, 7:12 PM - 10:56 PM EDT
Att: 24,318 - Cloudy - 57 F

AB	40
R	10
H	15
RBI	10
BB	5
SO	11
LOB	19



Batter	1	2	3	4	5	6	7	8	9	AB	R	H	RBI	BB	SO	LOB	BOTTOM											
3 Curtis Granderson, L (1.9) OBP: 0.179, SLG: 0.042										4	0	0	0	1	0	1												
5 David Wright, R (1.5) OBP: 0.456, SLG: 0.474										4	1	2	0	1	1	1												
52 Yoenis Cespedes, R (1.8) OBP: 0.308, SLG: 0.375											4	1	2	1	0	3												
21 Lucas Duda, L (1.3) OBP: 0.304, SLG: 0.286																												
43 Addison Reed, L (6.1) ERA: 10.8																												
16 Alejandro De Aza, L (7.1) ERA: 7.36																												
27 Jeirys Familia, R (8.1) ERA: 8.91																												
39 Jerry Blevins, L (9.1) ERA: 9.09																												
20 Neil Walker, S (1.4) OBP: 0.208, SLG: 0.333											4	0	1	0	0	2	2											
30 Michael Conforto, L (1.7) OBP: 0.456, SLG: 0.474																												
12 Juan Lagares, R (8.1) OBP: 0.333, SLG: 0.333																												
13 Asdrúbal Cabrera, S (1.6) OBP: 0.238, SLG: 0.286																												
59 Antonio Bastardo, R (5.1) ERA: 5.4																												
29 Eric Campbell, R (6.3) ERA: 6.75																												
7 Travis d'Arnaud, R (1.2) OBP: 0.263, SLG: 0.067																												
32 Steven Matz, R (1.1) ERA: 3.78																												
47 Hansel Robles, R (2.1) ERA: 2.45																												
4 Wilmer Flores, R (5.6) ERA: 5.4																												
Inning Stats	R: 0 H: 1 E: 0 K: 0 S: 10	H: 0 LOB: 0 BB: 0 P: 20	R: 0 H: 0 E: 0 K: 2 S: 9	H: 0 LOB: 0 BB: 1 P: 16	R: 0 H: 0 E: 0 K: 0 S: 8	H: 0 LOB: 1 BB: 1 P: 14	R: 3 H: 3 E: 0 K: 1 S: 18	H: 3 LOB: 1 BB: 1 P: 34	R: 0 H: 0 E: 1 K: 1 S: 13	H: 0 LOB: 2 BB: 1 P: 25	R: 0 H: 1 E: 0 K: 1 S: 7	H: 1 LOB: 0 BB: 0 P: 13	R: 0 H: 1 E: 0 K: 2 S: 10	H: 1 LOB: 2 BB: 1 P: 17	R: 0 H: 1 E: 0 K: 1 S: 8	H: 1 LOB: 0 BB: 0 P: 11	R: 0 H: 0 E: 0 K: 0 S: 6	H: 0 LOB: 0 BB: 0 P: 10	1B: 6 2B: 1 3B: 0 HR: 0	SF: 0 2B: 1 3B: 0 HBP: 0	WP: 3 PB: 0 SB: 0 CS: 0	PA: 38						
PITCHER	IP: 4.2 WLS: W BF: 21	H: 4 R: 3 ER: 3 SO: 3	BB: 3 IBB: 0 HBP: 0 BLK: 0	WP: 2 HR: 0 S: 53 P: 101	ERA: 5.79 WHIP: 1.500	IP: 1.0 WLS: 5 BF: 5	H: 1 R: 0 ER: 0 SO: 2	BB: 0 IBB: 0 HBP: 0 BLK: 0	WP: 0 HR: 1 S: 12 P: 21	ERA: 0.00 WHIP: 0.750	IP: 1.0 WLS: 5 BF: 5	H: 1 R: 0 ER: 0 SO: 2	BB: 0 IBB: 0 HBP: 0 BLK: 0	WP: 0 HR: 1 S: 10 P: 17	ERA: 0.00 WHIP: 2.000	IP: 1.0 WLS: 4 BF: 4	H: 1 R: 0 ER: 0 SO: 1	BB: 0 IBB: 0 HBP: 0 BLK: 0	WP: 0 HR: 1 S: 8 P: 11	ERA: 0.00 WHIP: 1.000	IP: 1.0 WLS: 3 BF: 3	H: 0 R: 0 ER: 0 SO: 0	BB: 0 IBB: 0 HBP: 0 BLK: 0	WP: 0 HR: 0 S: 6 P: 10	1B: 6 2B: 1 3B: 0 HR: 0	SF: 0 2B: 1 3B: 0 HBP: 0	WP: 3 PB: 0 SB: 0 CS: 0	PA: 38
59 Jarrod Cosart, R (1.1) ERA: 3.78																												
45 Chris Narveson, L (5.1) ERA: 5.4																												
33 Dustin McGowan, R (7.1) ERA: 7.36																												
17 Craig Breslow, L (8.1) ERA: 8.91																												
57 Bryan Morris, R (9.1) ERA: 9.09																												

Miami Marlins @ New York Mets
Citi Field, Flushing, NY
Mon Apr 11 2016, 7:12 PM - 10:56 PM EDT
Att: 24,318 - Cloudy - 57 F

AB	34
R	3
H	7
RBI	2
BB	4
SO	8
LOB	20



Batter	1	2	3	4	5	6	7	8	9	AB	R	H	RBI	BB	SO	LOB	TOP					
9 Dee Strange-Gordon, L (1.4) OBP: 0.387, SLG: 0.567										5	1	1	0	0	4	3						
13 Marcell Ozuna, R (1.8) OBP: 0.200, SLG: 0.310										5	0	1	0	0	0	3						
21 Christian Yelich, L (1.7) OBP: 0.336, SLG: 0.579										3	0	1	0	1	1	1						
27 Giancarlo Stanton, R (1.9) OBP: 0.357, SLG: 0.522										2	1	0	0	2	1	1						
41 Justin Bour, L (1.3) OBP: 0.316, SLG: 0.444										3	0	1	0	0	2	2						
14 Martin Prado, R (8, PH) OBP: 0.458, SLG: 0.500										0	0	0	1	0	0	0						
32 Derek Dietrich, L (1.5) OBP: 0.697, SLG: 1.000										3	0	2	1	0	1	0						
12 Chris Johnson, R (8, PH) OBP: 0.444, SLG: 0.429										1	0	0	0	0	0	2						
3 Adeiny Hechavarria, R (1.6) OBP: 0.240, SLG: 0.364										4	0	0	0	0	2	3						
6 Jeff Mathis, R (1.2)										3	0	0	0	1	1	1						
José Fernández, R (1.1) OBP: 0.687, SLG: 0.900										2	0	1	0	0	1	0						
17 Craig Breslow, L (6.1) ERA: 2.08										0	0	0	0	0	0	0						
51 Ichiro Suzuki, L (7, PH) OBP: 0.333, SLG: 0.333										1	0	0	0	0	0	0						
35 David Phelps, R (7.1) ERA: 2.08										0	0	0	0	0	0	0						
19 Miguel Rojas, R (9, PH) OBP: 0.333, SLG: 0.333										1	0	1	0	0	0	0						
44 AJ Ramos, R (9.1) ERA: 2.08										0	0	0	0	0	0	0						
Inning Stats	R: 0 H: 0 E: 0 K: 2 S: 8	H: 0 LOB: 0 BB: 0 P: 11	R: 0 H: 0 E: 0 K: 3 S: 10	H: 0 LOB: 0 BB: 0 P: 15	R: 0 H: 1 E: 0 K: 2 S: 13	H: 1 LOB: 1 BB: 0 P: 18	R: 1 H: 3 E: 0 K: 1 S: 11	H: 3 LOB: 2 BB: 0 P: 14	R: 0 H: 0 E: 0 K: 3 S: 12	H: 0 LOB: 0 BB: 1 P: 14	R: 0 H: 1 E: 0 K: 1 S: 10	H: 1 LOB: 1 BB: 1 P: 18	R: 0 H: 2 E: 0 K: 0 S: 8	H: 2 LOB: 2 BB: 0 P: 9	R: 1 H: 1 E: 0 K: 0 S: 31	H: 1 LOB: 2 BB: 2 P: 43	R: 0 H: 1 E: 0 K: 1 S: 13	H: 1 LOB: 2 BB: 1 P: 22	1B: 8 SF: 1 2B: 1 3B: 0 HR: 0	SF: 1 DP: 0 HBP: 0	WP: 0 PB: 0 SB: 2 CS: 1	PA: 38
PITCHER	IP	WLS	BF	H	R	ER	SO	BB	IBB	HBP	BLK	WP	HR	S	P	ERA	WHIP					
34 Noah Syndergaard, R (1.1) ERA: 0.69	7.0		27	7	1	1	12	1	0	0	0	0	0	72	99	1.29	1.143					
51 Jim Henderson, R (8.1) ERA: 2.7	0.1	L	4	1	1	1	0	2	0	0	0	0	0	23	34	27.00	9.000					
39 Jerry Blevins, L (8.1) ERA: 2.7	0.1		1	0	0	0	0	0	0	0	0	0	0	3	4	0.00	0.000					
43 Addison Reed, R (8.1) ERA: 2.25	0.1		1	0	0	0	0	0	0	0	0	0	0	5	5	0.00	0.000					
27 Jeury Familia, R (9.1) ERA: 2.08	1.0	S	5	1	0	0	1	1	0	0	0	0	0	13	22	0.00	2.000					

Miami Marlins @ New York Mets
Citi Field, Flushing, NY
Tue Apr 12 2016, 7:11 PM - 10:28 PM EDT
Att: 28,923 - Partly Cloudy - 56 F

AB	33
R	2
H	9
RBI	2
BB	4
SO	13
LOB	16



Batter	1	2	3	4	5	6	7	8	9	AB	R	H	RBI	BB	SO	LOB	BOTTOM					
3 Curtis Granderson, L (1.9) OBP: 0.219, SLG: 0.111										3	1	1	0	1	2	0						
5 David Wright, R (1.5) OBP: 0.425, SLG: 0.409										3	0	0	0	1	2	3						
52 Yoenis Cespedes, R (1.8) OBP: 0.333, SLG: 0.370										3	0	1	0	1	1	2						
21 Lucas Duda, L (1.3) OBP: 0.296, SLG: 0.280										4	0	1	1	0	1	2						
20 Neil Walker, S (1.4) OBP: 0.214, SLG: 0.321										4	0	1	0	0	0	1						
30 Michael Conforto, L (1.7) OBP: 0.423, SLG: 0.350										3	0	0	0	1	1	2						
13 Asdrúbal Cabrera, S (1.6) OBP: 0.260, SLG: 0.260										4	0	1	0	0	0	1						
12 Juan Lagares, R (9, PR) OBP: 0.333, SLG: 0.333										0	0	0	0	0	0	0						
7 Travis d'Arnaud, R (1.2) OBP: 0.261, SLG: 0.105										4	0	1	0	0	2	1						
34 Noah Syndergaard, L (1.1) ERA: 2.08										1	0	0	0	0	1	0						
16 Alejandro De Aza, L (8.1) ERA: 2.08										1	0	0	0	0	1	0						
51 Jim Henderson, L (8.1) ERA: 2.7										0	0	0	0	0	0	0						
39 Jerry Blevins, L (8.1) ERA: 2.7										0	0	0	0	0	0	0						
43 Addison Reed, L (8.1) ERA: 2.25										0	0	0	0	0	0	0						
27 Jeury Familia, R (9.1) ERA: 2.08										0	0	0	0	0	0	0						
Inning Stats	R: 1 H: 2 E: 0 K: 1 S: 13	H: 2 LOB: 1 BB: 1 P: 22	R: 0 H: 1 E: 0 K: 0 S: 16	H: 1 LOB: 3 BB: 2 P: 29	R: 0 H: 0 E: 0 K: 0 S: 7	H: 0 LOB: 0 BB: 0 P: 10	R: 0 H: 0 E: 0 K: 1 S: 8	H: 0 LOB: 0 BB: 0 P: 12	R: 0 H: 0 E: 0 K: 3 S: 10	H: 0 LOB: 0 BB: 0 P: 17	R: 0 H: 2 E: 0 K: 1 S: 10	H: 2 LOB: 1 BB: 0 P: 17	R: 0 H: 0 E: 0 K: 1 S: 10	H: 0 LOB: 0 BB: 0 P: 16	R: 0 H: 0 E: 0 K: 2 S: 10	H: 0 LOB: 1 BB: 1 P: 18	R: 0 H: 1 E: 0 K: 2 S: 10	H: 1 LOB: 0 BB: 0 P: 13	1B: 5 SF: 0 2B: 1 3B: 0 HR: 0	SF: 0 DP: 1 HBP: 0	WP: 0 PB: 0 SB: 0 CS: 0	PA: 35
PITCHER	IP	WLS	BF	H	R	ER	SO	BB	IBB	HBP	BLK	WP	HR	S	P	ERA	WHIP					
José Fernández, R (1.1) ERA: 5.06	5.0		20	3	1	1	5	3	0	0	0	0	0	54	90	1.80	1.200					
17 Craig Breslow, L (6.1) ERA: 2.08	1.0		4	2	0	0	1	0	0	0	0	0	0	10	17	0.00	2.000					
35 David Phelps, R (7.1) ERA: 2.08	2.0	W	7	0	0	0	3	1	0	0	0	0	0	20	34	0.00	0.500					
44 AJ Ramos, R (9.1) ERA: 2.08	1.0	S	4	1	0	0	2	0	0	0	0	0	0	10	13	0.00	1.000					

Miami Marlins @ New York Mets
Citi Field, Flushing, NY
Tue Apr 12 2016, 7:11 PM - 10:28 PM EDT
Att: 28,923 - Partly Cloudy - 56 F

AB	30
R	1
H	6
RBI	1
BB	4
SO	11
LOB	12



Batter	1	2	3	4	5	6	7	8	9	10	AB	R	H	RBI	BB	SO	LOB	TOP								
22 Nick Markakis, L OBP: 0.423, SLG: 0.533				G1-3		FC6			K		4	1	1	0	1	1	2									
1 Erick Aybar, S OBP: 0.170, SLG: 0.136	F7	G3-6			G5-3		K		F9		5	0	0	0	0	1	2									
5 Freddie Freeman, L OBP: 0.348, SLG: 0.278					K				K		4	1	2	1	1	2	0									
13 Adonis Garcia, R OBP: 0.375, SLG: 0.381	K	G6-3			G1-3		K				4	0	0	0	0	2	3									
39 Jason Grilli, R											0	0	0	0	0	0	0									
18 Jeff Francoeur, R OBP: 0.154, SLG: 0.083											1	0	0	0	0	0	0									
37 Matt Wisler, R OBP: 0.250, SLG: 0.250											0	0	0	0	0	0	0									
15 A.J. Pierzynski, L OBP: 0.229, SLG: 0.168				G6-3		G4-3			G3		3	1	0	0	2	0	0									
24 Kelly Johnson, L OBP: 0.296, SLG: 0.261											3	1	0	0	1	2	2									
2 Drew Stubbs, R OBP: 0.316, SLG: 0.375				K		G3-1			K		0	1	0	0	1	0	0									
8 Jace Peterson, L OBP: 0.276, SLG: 0.259				G5-3							4	1	2	3	1	0	0									
17 Mallex Smith, L OBP: 0.231, SLG: 0.174											4	0	1	1	1	2	1									
43 Jhoulys Chacin, R OBP: 0.200, SLG: 0.200	G5-3										3	0	1	1	0	0	2									
54 Hunter Cervenka, L											0	0	0	0	0	0	0									
40 Alexi Ogando, R											0	0	0	0	0	0	0									
34 Eric O'Flaherty, L											0	0	0	0	0	0	0									
14 Daniel Castro, R OBP: 0.286, SLG: 0.286											1	0	0	0	0	1	0									
Inning Stats	R: 4 E: 0 K: 1 S: 18	H: 3 LOB: 2 BB: 3 P: 34	R: 0 E: 0 K: 0 S: 9	H: 0 LOB: 1 BB: 0 P: 20	R: 0 E: 0 K: 1 S: 7	H: 0 LOB: 0 BB: 0 P: 11	R: 0 E: 0 K: 1 S: 8	H: 0 LOB: 0 BB: 0 P: 12	R: 0 E: 0 K: 1 S: 8	H: 0 LOB: 0 BB: 0 P: 13	R: 1 E: 1 K: 0 S: 10	H: 1 LOB: 2 BB: 1 P: 19	R: 0 E: 0 K: 3 S: 18	H: 1 LOB: 2 BB: 1 P: 27	R: 0 E: 0 K: 2 S: 8	H: 0 LOB: 0 BB: 0 P: 12	R: 0 E: 0 K: 2 S: 9	H: 0 LOB: 0 BB: 0 P: 14	R: 1 E: 0 K: 0 S: 8	H: 2 LOB: 2 BB: 1 P: 12	1B: 5 2B: 2 3B: 0 HR: 0	SF: 0 SAC: 0 DP: 1 HBP: 0	WP: 1 PB: 1 SB: 1 CS: 0	PA: 44		
PITCHER	IP WLS BF H R ER SO BB IBB HBP BLK WP HR S P ERA WHIP	5.2 1 27 4 5 4 4 6 0 0 0 0 0 0 106 6.35 1.765	6.1 0 1 0 0 0 0 0 0 0 0 0 0 0 1 3 0.00 0.000	7.1 1 5 1 0 0 0 3 1 0 0 0 0 1 18 27 0.00 2.000	8.1 1 3 0 0 0 2 0 0 0 0 0 0 8 12 0.00 0.000	9.1 1 3 0 0 0 2 0 0 0 0 0 0 9 14 0.00 0.000	10.1 1 5 2 1 1 0 0 0 0 0 0 0 0 5 2 1 1 0 0 9.00 3.000	2.45 1 5 2 1 1 0 0 0 0 0 0 0 0 18 27 0.00 2.000	2.45 1 5 2 1 1 0 0 0 0 0 0 0 0 18 27 0.00 2.000	2.45 1 5 2 1 1 0 0 0 0 0 0 0 0 18 27 0.00 2.000	2.45 1 5 2 1 1 0 0 0 0 0 0 0 0 18 27 0.00 2.000	2.45 1 5 2 1 1 0 0 0 0 0 0 0 0 18 27 0.00 2.000	2.45 1 5 2 1 1 0 0 0 0 0 0 0 0 18 27 0.00 2.000	2.45 1 5 2 1 1 0 0 0 0 0 0 0 0 18 27 0.00 2.000	2.45 1 5 2 1 1 0 0 0 0 0 0 0 0 18 27 0.00 2.000	2.45 1 5 2 1 1 0 0 0 0 0 0 0 0 18 27 0.00 2.000	2.45 1 5 2 1 1 0 0 0 0 0 0 0 0 18 27 0.00 2.000	2.45 1 5 2 1 1 0 0 0 0 0 0 0 0 18 27 0.00 2.000	2.45 1 5 2 1 1 0 0 0 0 0 0 0 0 18 27 0.00 2.000	2.45 1 5 2 1 1 0 0 0 0 0 0 0 0 18 27 0.00 2.000	2.45 1 5 2 1 1 0 0 0 0 0 0 0 0 18 27 0.00 2.000	2.45 1 5 2 1 1 0 0 0 0 0 0 0 0 18 27 0.00 2.000	2.45 1 5 2 1 1 0 0 0 0 0 0 0 0 18 27 0.00 2.000	2.45 1 5 2 1 1 0 0 0 0 0 0 0 0 18 27 0.00 2.000	2.45 1 5 2 1 1 0 0 0 0 0 0 0 0 18 27 0.00 2.000	2.45 1 5 2 1 1 0 0 0 0 0 0 0 0 18 27 0.00 2.000

Atlanta Braves @ Miami Marlins
Marlins Park, Miami, FL
Sun Apr 17 2016, 1:11 PM - 4:39 PM EDT
Att. 24,780 - Roof Closed - 72 F

AB 36
R 6
H 7
RBI 6
BB 8
SO 11
LOB 12



Batter	1	2	3	4	5	6	7	8	9	10	AB	R	H	RBI	BB	SO	LOB	BOTTOM								
9 Dee Strange-Gordon, L OBP: 0.314, SLG: 0.420	G4-3			G4-3					F7		5	1	1	2	0	0	3									
14 Martin Prado, R OBP: 0.381, SLG: 0.447	P6								G5-3		5	0	1	0	0	1	3									
21 Christian Yelich, L OBP: 0.511, SLG: 0.529	F8			G3-1					G1-3		4	0	0	0	1	1	1									
27 Giancarlo Stanton, R OBP: 0.319, SLG: 0.359		K		K							4	0	0	1	0	2	1									
41 Justin Bour, L OBP: 0.389, SLG: 0.500	F8										3	0	0	1	0	1	0									
13 Margo Downie, R ERA: 3.06											2	0	0	0	0	0	0									
32 David DeJesus, L ERA: 2.45											0	0	0	0	0	0	0									
40 Alexi Ogando, R ERA: 2.45											0	0	0	0	0	0	0									
34 Eric O'Flaherty, L ERA: 9.0											0	0	0	0	0	0	0									
53 Jim Johnson, R ERA: 5.4											0	0	0	0	0	0	0									
3 Adeiny Hechavarria, R OBP: 0.270, SLG: 0.406	G1-3			G6-3							4	0	0	0	0	1	1									
6 Jeff Mathis, R OBP: 0.375, SLG: 0.429	K										4	2	2	0	0	1	1									
36 Edwin Jackson, R											0	0	0	0	0	0	0									
59 Jarrod Cosart, R											1	0	0	0	0	0	0									
51 Ichiro Suzuki, L OBP: 0.500, SLG: 0.556	L9										2	1	2	1	1	0	0									
Inning Stats	R: 0 E: 0 K: 0 S: 7	H: 0 LOB: 0 BB: 0 P: 13	R: 0 E: 0 K: 1 S: 9	H: 0 LOB: 0 BB: 0 P: 14	R: 0 E: 0 K: 1 S: 6	H: 0 LOB: 0 BB: 0 P: 8	R: 0 E: 0 K: 1 S: 12	H: 1 LOB: 1 BB: 0 P: 19	R: 0 E: 0 K: 2 S: 10	H: 0 LOB: 0 BB: 0 P: 14	R: 3 E: 0 K: 1 S: 23	H: 3 LOB: 3 BB: 1 P: 35	R: 1 E: 0 K: 0 S: 10	H: 1 LOB: 1 BB: 1 P: 15	R: 0 E: 0 K: 1 S: 11	H: 0 LOB: 0 BB: 0 P: 15	R: 1 E: 0 K: 1 S: 11	H: 2 LOB: 2 BB: 0 P: 12	R: 0 E: 0 K: 0 S: 5	H: 0 LOB: 0 BB: 0 P: 6	1B: 6 2B: 1 3B: 0 HR: 0	SF: 1 SAC: 0 DP: 0 HBP: 1	WP: 1 PB: 0 SB: 1 CS: 0	PA: 40		
PITCHER	IP WLS BF H R ER SO BB IBB HBP BLK WP HR S P ERA WHIP	5.1 1 20 0 3 3 6 0 0 0 0 0 0 58 5.06 0.750	6.1 0 0 0 0 0 0 0 0 0 0 0 0 0 7 ∞ ∞	6.1 1 5 1 1 1 0 0 0 1 0 0 0 4 8 9.00 3.000	7.1 0 2 0 0 0 0 1 0 0 0 0 0 4 8 0.00 3.000	7.1 1 4 0 0 0 1 0 0 0 0 0 0 13 18 0.00 0.000	10.1 1 5 2 1 1 0 0 0 0 0 0 0 0 5 2 1 1 0 0 9.00 2.000	5.79 1 5 2 1 1 0 0 0 0 0 0 0 0 18 27 0.00 2.000	4.61 1 5 2 1 1 0 0 0 0 0 0 0 0 18 27 0.00 2.000	4.61 1 5 2 1 1 0 0 0 0 0 0 0 0 18 27 0.00 2.000	4.61 1 5 2 1 1 0 0 0 0 0 0 0 0 18 27 0.00 2.000	4.61 1 5 2 1 1 0 0 0 0 0 0 0 0 18 27 0.00 2.000	4.61 1 5 2 1 1 0 0 0 0 0 0 0 0 18 27 0.00 2.000	4.61 1 5 2 1 1 0 0 0 0 0 0 0 0 18 27 0.00 2.000	4.61 1 5 2 1 1 0 0 0 0 0 0 0 0 18 27 0.00 2.000	4.61 1 5 2 1 1 0 0 0 0 0 0 0 0 18 27 0.00 2.000	4.61 1 5 2 1 1 0 0 0 0 0 0 0 0 18 27 0.00 2.000	4.61 1 5 2 1 1 0 0 0 0 0 0 0 0 18 27 0.00 2.000	4.61 1 5 2 1 1 0 0 0 0 0 0 0 0 18 27 0.00 2.000	4.61 1 5 2 1 1 0 0 0 0 0 0 0 0 18 27 0.00 2.000	4.61 1 5 2 1 1 0 0 0 0 0 0 0 0 18 27 0.00 2.000	4.61 1 5 2 1 1 0 0 0 0 0 0 0 0 18 27 0.00 2.000	4.61 1 5 2 1 1 0 0 0 0 0 0 0 0 18 27 0.00 2.000	4.61 1 5 2 1 1 0 0 0 0 0 0 0 0 18 27 0.00 2.000	4.61 1 5 2 1 1 0 0 0 0 0 0 0 0 18 27 0.00 2.000	4.61 1 5 2 1 1 0 0 0 0 0 0 0 0 18 27 0.00 2.000

Atlanta Braves @ Miami Marlins
Marlins Park, Miami, FL
Sun Apr 17 2016, 1:11 PM - 4:39 PM EDT
Att. 24,780 - Roof Closed - 72 F


AB 36
R 5
H 7
RBI 5
BB 2
SO 8
LOB 12




Batter	1	2	3	4	5	6	7	8	9	AB	R	H	RBI	BB	SO	LOB	TOP								
3 Michael Taylor, R OBP: 0.208, SLG: 0.280	F8		K		K		2B		G6-3	5	1	1	0	0	2	1	Washington Nationals @ Miami Marlins Marlins Park, Miami, FL Tue Apr 19 2016, 7:11 PM - 9:49 PM EDT Att: 16,529 - Roof Closed - 72 F								
6 Anthony Rendon, R OBP: 0.333, SLG: 0.346	34 WP		G5-3			G3	34 HR			3	1	1	0	2	0	0									
34 Bryce Harper, L OBP: 0.429, SLG: 0.867					K																				
21 Matthew den Dekker, L OBP: 0.182, SLG: 0.200	K				K				G3	4	1	1	4	0	2	1									
11 Ryan Zimmerman, R OBP: 0.318, SLG: 0.385	G4-3				K					4	1	1	1	0	1	1									
20 Daniel Murphy, L OBP: 0.500, SLG: 0.733										4	0	2	0	0	0	0									
10 Stephen Drew, L OBP: 0.333, SLG: 0.545										0	0	0	0	0	0	0									
28 Jayson Werth, R OBP: 0.292, SLG: 0.390										3	1	1	1	1	1	1									
27 Shawn Kelley, R										0	0	0	0	0	0	0									
40 Wilson Ramos, R OBP: 0.341, SLG: 0.545										4	1	1	1	0	0	2									
8 Danny Espinosa, S OBP: 0.283, SLG: 0.184										4	0	0	0	0	1	1									
37 Stephen Strasburg, R OBP: 0.250, SLG: 0.250										3	1	2	0	0	1	0									
14 Chris Heisey, R OBP: 0.355, SLG: 0.545										1	0	0	0	0	1	0									
Inning Stats	R: 0 H: 1 E: 0 K: 1 S: 9	H: 1 LOB: 1 BB: 0 P: 13	R: 0 H: 1 E: 0 K: 1 S: 9	H: 1 LOB: 1 BB: 1 P: 16	R: 0 H: 0 E: 0 K: 2 S: 8	H: 0 LOB: 0 BB: 0 P: 12	R: 0 H: 1 E: 0 K: 3 S: 14	H: 1 LOB: 1 BB: 0 P: 21	R: 0 H: 1 E: 0 K: 1 S: 8	H: 0 LOB: 0 BB: 0 P: 10	R: 0 H: 0 E: 0 K: 0 S: 6	H: 0 LOB: 0 BB: 0 P: 10	R: 7 H: 6 E: 0 K: 0 S: 18	H: 6 LOB: 0 BB: 1 P: 30	R: 0 H: 0 E: 0 K: 0 S: 4	H: 0 LOB: 0 BB: 0 P: 7	R: 0 H: 0 E: 0 K: 1 S: 9	H: 0 LOB: 1 BB: 1 P: 15	1B: 3 2B: 3 3B: 0 HR: 4	SF: 0 SAC: 0 DP: 1 HBP: 0	WP: 1 PB: 0 SB: 0 CS: 0	PA: 39			
PITCHER	IP WLS BF H R ER SO BB IBB HBP BLK WP HR S P ERA WHIP	6.2 L 28 8 4 4 8 1 0 0 0 1 2 64 95 5.40 1.350	0.0 1 0 0 0 0 1 0 0 0 0 0 2 6 ∞ ∞	2.1 10 2 3 3 1 1 0 0 0 0 2 19 33 11.57 1.286																					

Batter	1	2	3	4	5	6	7	8	9	AB	R	H	RBI	BB	SO	LOB	BOTTOM								
9 Dee Strange-Gordon, L OBP: 0.305, SLG: 0.386	K									2	0	0	0	1	2	0	Washington Nationals @ Miami Marlins Marlins Park, Miami, FL Tue Apr 19 2016, 7:11 PM - 9:49 PM EDT Att: 16,529 - Roof Closed - 72 F								
32 Derek Dietrich, L OBP: 0.455, SLG: 0.600										1	0	0	0	0	0	0									
14 Martin Prado, R OBP: 0.380, SLG: 0.422	L3									4	0	1	0	0	0	1									
21 Christian Yelich, L OBP: 0.500, SLG: 0.500																									
12 Chris Johnson, R OBP: 0.462, SLG: 0.455	27 WP									2	0	0	0	1	0	1									
27 Giancarlo Stanton, R OBP: 0.352, SLG: 0.467										3	0	1	0	0	2	2									
51 Ichiro Suzuki, L OBP: 0.500, SLG: 0.545	K									1	0	1	0	0	0	0									
41 Justin Bour, L OBP: 0.318, SLG: 0.395										4	0	0	0	0	1	3									
13 Marcell Ozuna, R OBP: 0.216, SLG: 0.300										4	0	1	0	0	2	3									
11 J.T. Realmuto, R OBP: 0.238, SLG: 0.268										3	0	0	0	0	1	1									
19 Miguel Rojas, R OBP: 0.400, SLG: 0.333										3	0	0	0	0	0	0									
61 Adam Conley, L										2	0	0	0	0	2	0									
64 Nick Wittgren, R										0	0	0	0	0	0	0									
45 Chris Narveson, L										1	0	0	0	0	1	0									
Inning Stats	R: 0 H: 0 E: 0 K: 2 S: 10	H: 1 LOB: 1 BB: 1 P: 17	R: 0 H: 1 E: 0 K: 0 S: 6	H: 1 LOB: 0 BB: 0 P: 7	R: 0 H: 0 E: 0 K: 1 S: 12	H: 0 LOB: 1 BB: 1 P: 18	R: 0 H: 1 E: 0 K: 1 S: 7	H: 1 LOB: 1 BB: 0 P: 9	R: 0 H: 0 E: 0 K: 1 S: 7	H: 0 LOB: 0 BB: 0 P: 10	R: 0 H: 0 E: 0 K: 1 S: 10	H: 0 LOB: 0 BB: 0 P: 12	R: 0 H: 2 E: 0 K: 1 S: 13	H: 2 LOB: 2 BB: 0 P: 15	1B: 4 2B: 1 3B: 0 HR: 0	SF: 0 SAC: 0 DP: 1 HBP: 0	WP: 1 PB: 0 SB: 0 CS: 0	PA: 33							
PITCHER	IP WLS BF H R ER SO BB IBB HBP BLK WP HR S P ERA WHIP	8.0 W 28 3 0 0 1 2 0 0 0 0 0 13 15 0.00 2.000																							

livebaseballscores.com



livebaseballscores.com



Batter	1	2	3	4	5	6	7	8	9	AB	R	H	RBI	BB	SO	LOB	TOP					
3 Michael Taylor, R OBP: 0.211, SLG: 0.333										4	1	1	1	0	3	1	Washington Nationals @ Miami Marlins Marlins Park, Miami, FL Wed Apr 20 2016, 7:11 PM - 9:43 PM EDT Att: 16,961 - Roof Closed - 73 F					
6 Anthony Rendon, R OBP: 0.328, SLG: 0.327										3	1	0	0	1	0	1						
34 Bryce Harper, L OBP: 0.417, SLG: 0.837										4	0	1	1	0	0	1						
11 Ryan Zimmerman, R (1, 3) OBP: 0.313, SLG: 0.395										4	0	1	1	0	0	1						
20 Daniel Murphy, L OBP: 0.500, SLG: 0.714										4	0	2	0	0	1	0						
28 Jayson Werth, R OBP: 0.300, SLG: 0.395										2	0	1	0	0	1	1						
14 Chris Heisey, R OBP: 0.333, SLG: 0.462										2	0	0	0	0	2	1						
40 Wilson Ramos, R OBP: 0.313, SLG: 0.500										4	0	0	0	0	0	3						
8 Danny Espinosa, S OBP: 0.286, SLG: 0.195										3	0	1	0	0	0	1						
41 Joe Ross, R OBP: 0.500, SLG: 0.500										0	1	0	0	1	0	0						
52 Yusmeiro Petit, R ERA: 4.91										0	0	0	0	1	0	0						
25 Clint Robinson, L OBP: 0.300, SLG: 0.077										1	0	0	0	0	1	1						
46 Oliver Pérez, L ERA: 1.13										0	0	0	0	0	0	0						
45 Blake Treinen, R ERA: 1.59										0	0	0	0	0	0	0						
58 Jonathan Papelbon, R ERA: 4.05										0	0	0	0	0	0	0						
Inning Stats	R: 1 E: 0 K: 1 S: 6	H: 1 LOB: 1 BB: 1 P: 13	R: 0 E: 0 K: 1 S: 11	H: 1 LOB: 1 BB: 0 P: 15	R: 1 E: 0 K: 1 S: 13	H: 1 LOB: 0 BB: 1 P: 23	R: 0 E: 0 K: 0 S: 8	H: 1 LOB: 0 BB: 0 P: 9	R: 1 E: 0 K: 1 S: 6	H: 1 LOB: 0 BB: 0 P: 10	R: 0 E: 0 K: 1 S: 9	H: 0 LOB: 0 BB: 0 P: 13	R: 0 E: 0 K: 2 S: 11	H: 1 LOB: 1 BB: 0 P: 17	R: 0 E: 0 K: 1 S: 8	H: 0 LOB: 0 BB: 0 P: 12	R: 0 E: 0 K: 1 S: 8	H: 1 LOB: 1 BB: 0 P: 10	1B: 4 2B: 2 3B: 0 HR: 1	SF: 0 SAC: 0 DP: 1 HBP: 0	WP: 1 PB: 0 SB: 0 CS: 0	PA: 34
PITCHER	IP	WLS	BF	H	R	ER	SO	BB	IBB	HBP	BLK	WP	HR	S	P	ERA	WHIP					
54 Wei-Yin Chen, L ERA: 3.68	(1, 1)	7.0	L	27	6	3	3	7	2	0	0	0	1	1	64	100	3.86	1.143				
57 Bryan Morris, R ERA: 3.68	(8, 1)	1.0		3	0	0	0	1	0	0	0	0	0	8	12	0.00	0.000					
17 Craig Breslow, L ERA: 1.13	(9, 1)	0.2		3	1	0	0	1	0	0	0	0	0	7	8	0.00	1.500					
46 Kyle Barraclough, R ERA: 1.13	(9, 1)	0.1		1	0	0	0	0	0	0	0	0	0	1	2	0.00	0.000					

Batter	1	2	3	4	5	6	7	8	9	AB	R	H	RBI	BB	SO	LOB	BOTTOM					
9 Dee Strange-Gordon, L OBP: 0.302, SLG: 0.377											4	0	1	0	0	0	Washington Nationals @ Miami Marlins Marlins Park, Miami, FL Wed Apr 20 2016, 7:11 PM - 9:43 PM EDT Att: 16,961 - Roof Closed - 73 F					
51 Ichiro Suzuki, L OBP: 0.375, SLG: 0.400											4	0	0	0	0	1						
21 Christian Yelich, L OBP: 0.517, SLG: 0.512											3	0	2	0	1	1						
27 Giancarlo Stanton, R OBP: 0.328, SLG: 0.429										4	0	0	0	0	3	3						
41 Justin Bour, L OBP: 0.304, SLG: 0.375										2	0	0	0	0	0	1						
14 Martin Prado, R OBP: 0.373, SLG: 0.413										1	0	0	0	0	0	0						
32 Derek Dietrich, L OBP: 0.500, SLG: 0.833										2	1	1	1	0	0	0						
11 J.T. Realmuto, R OBP: 0.222, SLG: 0.250										3	0	0	0	0	1	1						
3 Adeiny Hechavarria, R OBP: 0.295, SLG: 0.395										3	0	1	0	0	0	1						
54 Wei-Yin Chen, R ERA: 4.05										2	0	0	0	0	1	0						
57 Bryan Morris, L ERA: 3.24										0	0	0	0	0	0	0						
46 Oliver Pérez, L ERA: 2.45										1	0	0	0	0	0	1						
45 Blake Treinen, R ERA: 1.59										0	0	0	0	0	0	0						
58 Jonathan Papelbon, R ERA: 4.05										0	0	0	0	0	0	0						
Inning Stats	R: 0 E: 0 K: 0 S: 10	H: 1 LOB: 1 BB: 1 P: 15	R: 0 E: 0 K: 0 S: 10	H: 0 LOB: 0 BB: 0 P: 18	R: 0 E: 0 K: 1 S: 10	H: 0 LOB: 0 BB: 0 P: 15	R: 0 E: 0 K: 1 S: 6	H: 1 LOB: 0 BB: 0 P: 8	R: 1 E: 0 K: 0 S: 10	H: 1 LOB: 0 BB: 0 P: 11	R: 0 E: 0 K: 1 S: 6	H: 0 LOB: 0 BB: 0 P: 9	R: 0 E: 0 K: 1 S: 9	H: 0 LOB: 0 BB: 0 P: 12	R: 0 E: 0 K: 1 S: 6	H: 1 LOB: 0 BB: 0 P: 9	R: 0 E: 0 K: 1 S: 14	H: 1 LOB: 1 BB: 0 P: 19	1B: 4 2B: 0 3B: 0 HR: 1	SF: 0 SAC: 0 DP: 3 HBP: 1	WP: 0 PB: 0 SB: 0 CS: 0	PA: 31
PITCHER	IP	WLS	BF	H	R	ER	SO	BB	IBB	HBP	BLK	WP	HR	S	P	ERA	WHIP					
41 Joe Ross, R ERA: 3.24	(1, 1)	2.0		8	1	0	0	0	1	0	0	0	0	20	33	0.00	1.000					
52 Yusmeiro Petit, R ERA: 3.24	(3, 1)	4.0	W	13	2	1	1	3	0	0	0	0	1	32	43	2.25	0.500					
46 Oliver Pérez, L ERA: 2.45	(7, 1)	1.0	H	3	0	0	0	1	0	0	0	0	0	9	12	0.00	0.000					
45 Blake Treinen, R ERA: 1.59	(8, 1)	1.0	H	3	1	0	0	1	0	0	0	0	0	6	9	0.00	1.000					
58 Jonathan Papelbon, R ERA: 4.05	(9, 1)	1.0	S	4	1	0	0	1	0	0	0	0	0	14	19	0.00	1.000					

AB	32
R	3
H	7
RBI	3
BB	2
SO	9
LOB	11



AB	29
R	1
H	5
RBI	1
BB	1
SO	6
LOB	8



Batter	1	2	3	4	5	6	7	8	9	AB	R	H	RBI	BB	SO	LOB	TOP										
21 Matthew den Dekker, L (1.7) OBP: 0.133, SLG: 0.143										4	0	0	0	0	2	1	Washington Nationals @ Miami Marlins Marlins Park, Miami, FL Thu Apr 21 2016, 1:12 PM - 3:49 PM EDT Att: 17,395 - Roof Closed - 74 F										
6 Anthony Rendon, R (1.5) OBP: 0.323, SLG: 0.310										3	0	0	0	1	1												
34 Bryce Harper, L (1.9) OBP: 0.406, SLG: 0.849										4	1	1	1	0	1	1											
20 Daniel Murphy, L (1.4) OBP: 0.483, SLG: 0.673										3	0	0	0	0	0	0											
40 Wilson Ramos, R (1.2) OBP: 0.314, SLG: 0.490 18 Matt Belisle, R (6.1)										3	0	1	0	0	0	1											
73 Felipe Vázquez, L (8.1)										3	0	0	0	0	0	2											
10 Stephen Drew, L (9, PH) OBP: 0.308, SLG: 0.500										3	0	0	0	0	2	2											
25 Clint Robinson, L (1.3) OBP: 0.197, SLG: 0.063										2	0	0	0	0	1	1											
3 Michael Taylor, R (1.8) OBP: 0.200, SLG: 0.316										1	0	0	0	0	0	0											
8 Danny Espinosa, S (1.6) OBP: 0.288, SLG: 0.186										1	0	0	0	0	0	0											
31 Max Scherzer, R (1.1) OBP: 0.111, SLG: 0.222 59 Jose Lobaton, S (6.2) OBP: 0.250, SLG: 0.143										1	0	0	0	0	0	0											
Inning Stats	R: 1 E: 0 K: 1 S: 8	H: 1 LOB: 0 BB: 0 P: 13	R: 0 E: 0 K: 1 S: 7	H: 1 LOB: 1 BB: 0 P: 14	R: 0 E: 0 K: 2 S: 15	H: 0 LOB: 1 BB: 1 P: 24	R: 0 E: 0 K: 1 S: 9	H: 0 LOB: 1 BB: 0 P: 18	R: 0 E: 0 K: 0 S: 10	H: 0 LOB: 0 BB: 0 P: 16	R: 0 E: 0 K: 0 S: 5	H: 0 LOB: 0 BB: 0 P: 9	R: 0 E: 0 K: 1 S: 6	H: 0 LOB: 0 BB: 0 P: 10	R: 0 E: 0 K: 1 S: 7	H: 0 LOB: 0 BB: 0 P: 13	R: 0 E: 0 K: 0 S: 6	H: 0 LOB: 0 BB: 0 P: 6	1B: 1 2B: 0 3B: 0 HR: 1	SF: 0 SAC: 1 DP: 0 HBP: 2	WP: 0 PB: 0 SB: 0 CS: 0	PA: 32					
PITCHER	IP	WLS	BF	H	R	ER	SO	BB	IBB	HBP	BLK	WP	HR	S	P	ERA	WHIP										
34 Tom Koehler, R (1.1) ERA: 4.8	5.0	W	20	2	1	1	5	1	0	2	0	0	1	49	85	1.80	0.600										
17 Craig Breslow, L (6.1) ERA: 1.0	1.0		3	0	0	0	0	0	0	0	0	0	0	5	9	0.00	0.000										
46 Kyle Barraclough, R (7.1) ERA: 1.0	1.0		3	0	0	0	1	0	0	0	0	0	0	6	10	0.00	0.000										
35 David Phelps, R (8.1) ERA: 1.64	1.0		3	0	0	0	1	0	0	0	0	0	0	7	13	0.00	0.000										
44 AJ Ramos, R (9.1) ERA: 1.0	1.0		3	0	0	0	0	0	0	0	0	0	0	6	6	0.00	0.000										
Batter	1	2	3	4	5	6	7	8	9	AB	R	H	RBI	BB	SO	LOB	BOTTOM										
51 Ichiro Suzuki, L (1.9) OBP: 0.450, SLG: 0.444										3	2	2	0	1	0	0	Washington Nationals @ Miami Marlins Marlins Park, Miami, FL Thu Apr 21 2016, 1:12 PM - 3:49 PM EDT Att: 17,395 - Roof Closed - 74 F										
14 Martín Prado, R (1.5) OBP: 0.382, SLG: 0.420										4	0	2	1	0	0	1											
21 Christian Yelich, L (1.7) OBP: 0.516, SLG: 0.522										3	1	1	0	1	0	4											
13 Marcell Ozuna, R (1.8) OBP: 0.214, SLG: 0.345										4	1	1	3	0	1	3											
41 Justin Bour, L (1.3) OBP: 0.300, SLG: 0.386 44 AJ Ramos, R (9.1)										4	0	1	1	0	1	0											
32 Derek Dietrich, L (1.4) OBP: 0.529, SLG: 0.769 9 Dee Strange-Gordon, L (8.4)										0	0	0	0	0	0	0											
3 Adeiny Hechavarría, R (1.6) OBP: 0.271, SLG: 0.357										4	0	0	0	0	0	5											
6 Jeff Mathis, R (1.2) OBP: 0.333, SLG: 0.364										4	1	1	0	0	1	1											
34 Tom Koehler, R (1.1) OBP: 0.286, SLG: 0.286 17 Craig Breslow, L (6.1) 12 Chris Johnson, R (6, PH) 46 Kyle Barraclough, R (7.1) 35 David Phelps, R (8.1) 19 Miguel Rojas, R (9.3)										1	0	0	0	0	1	0											
Inning Stats	R: 3 E: 0 K: 0 S: 17	H: 3 LOB: 1 BB: 1 P: 31	R: 1 E: 0 K: 0 S: 13	H: 2 LOB: 1 BB: 1 P: 24	R: 0 E: 0 K: 1 S: 8	H: 0 LOB: 0 BB: 0 P: 10	R: 0 E: 0 K: 1 S: 8	H: 0 LOB: 0 BB: 0 P: 10	R: 1 E: 0 K: 1 S: 18	H: 3 LOB: 3 BB: 0 P: 24	R: 0 E: 0 K: 0 S: 7	H: 0 LOB: 0 BB: 0 P: 7	R: 0 E: 0 K: 0 S: 7	H: 0 LOB: 0 BB: 1 P: 13	R: 0 E: 0 K: 2 S: 10	H: 1 LOB: 1 BB: 0 P: 13		R: 0 E: 0 K: 1 S: 10	H: 0 LOB: 0 BB: 0 P: 6	1B: 6 2B: 2 3B: 0 HR: 1	SF: 0 SAC: 1 DP: 2 HBP: 1	WP: 1 PB: 0 SB: 0 CS: 0	PA: 35				
PITCHER	IP	WLS	BF	H	R	ER	SO	BB	IBB	HBP	BLK	WP	HR	S	P	ERA	WHIP										
31 Max Scherzer, R (1.1) ERA: 4.32	5.0	L	25	8	5	5	3	2	0	1	0	0	1	64	99	9.00	2.000										
18 Matt Belisle, R (6.1) ERA: 1.8	2.0		6	0	0	0	0	1	0	0	0	0	0	14	20	0.00	0.500										
73 Felipe Vázquez, L (8.1) ERA: 1.23	1.0		4	1	0	0	2	0	0	0	0	0	0	10	13	0.00	1.000										

Batter	1	2	3	4	5	6	7	8	9	AB	R	H	RBI	BB	SO	LOB	TOP					
9 Dee Strange-Gordon, L (1,4) OBP: 0.309, SLG: 0.379	F9		E8		K			F8		4	0	1	0	0	1	0	Miami Marlins @ San Francisco Giants AT&T Park, San Francisco, CA Fri Apr 22 2016, 7:16 PM - 10:24 PM PDT Att: 41,760 - Partly Cloudy - 58 F					
11 J.T. Realmuto, R (1,2) OBP: 0.294, SLG: 0.229	G5-3		G6-3		G4-3			K		4	0	0	0	0	1	2						
21 Christian Yelich, L (1,7) OBP: 0.330, SLG: 0.660	G3									4	1	3	0	0	0	0						
27 Giancarlo Stanton, R (1,9) OBP: 0.306, SLG: 0.396		G5-3			F8			G6-3		4	0	0	0	0	1	3						
41 Justin Bour, L (1,3) OBP: 0.315, SLG: 0.396		F9								4	0	2	1	0	1	1						
13 Marcell Ozuna, R (1,8) OBP: 0.217, SLG: 0.339										4	0	1	0	0	2	2						
32 Derek Dietrich, L (1,5) OBP: 0.429, SLG: 0.588										4	0	0	0	0	1	3						
3 Adeiny Hechavarria, R (1,6) OBP: 0.255, SLG: 0.333										3	0	0	0	0	0	2						
59 Jarrod Cosart, R (1,1) OBP: 0.200, SLG: 0.200										2	0	1	0	0	0	0						
62 José Ureña, R (5,1)										0	0	0	0	0	0	0						
51 Ichiro Suzuki, L (7,PH) OBP: 0.429, SLG: 0.421										1	0	0	0	0	0	0						
64 Nick Wittgren, R (7,1)										0	0	0	0	0	0	0						
Inning Stats	R: 0 H: 0 E: 0 K: 0 S: 5	H: 0 LOB: 0 BB: 0 P: 6	R: 0 H: 0 E: 0 K: 1 S: 8	H: 0 LOB: 0 BB: 0 P: 13	R: 0 H: 2 E: 1 K: 0 S: 12	H: 2 LOB: 2 BB: 0 P: 18	R: 1 H: 3 E: 0 K: 1 S: 18	H: 3 LOB: 2 BB: 0 P: 25	R: 0 H: 0 E: 0 K: 1 S: 9	H: 0 LOB: 0 BB: 0 P: 13	R: 0 H: 1 E: 0 K: 1 S: 10	H: 1 LOB: 1 BB: 0 P: 16	R: 0 H: 0 E: 0 K: 2 S: 12	H: 0 LOB: 0 BB: 0 P: 15	R: 0 H: 1 E: 0 K: 2 S: 13	H: 1 LOB: 1 BB: 0 P: 19	R: 0 H: 1 E: 0 K: 1 S: 7	H: 1 LOB: 0 BB: 0 P: 11	1B: 5 2B: 3 3B: 0 HR: 0	SF: 0 SAC: 0 DP: 1 HBP: 0	WP: 0 PB: 0 CS: 0	PA: 34
PITCHER	IP WLS BF H R ER SO BB IBB HBP BLK WP HR S P ERA WHIP	29 Jeff Samardzija, R (1,1) ERA: 3.0	49 Javier López, L (8,1) ERA: 9.52	57 Mike Broadway, R (9,1) ERA:	IP WLS BF H R ER SO BB IBB HBP BLK WP HR S P ERA WHIP	29 Jeff Samardzija, R (1,1) ERA: 3.0	49 Javier López, L (8,1) ERA: 9.52	57 Mike Broadway, R (9,1) ERA:	IP WLS BF H R ER SO BB IBB HBP BLK WP HR S P ERA WHIP													

Batter	1	2	3	4	5	6	7	8	9	AB	R	H	RBI	BB	SO	LOB	BOTTOM			
2 Denard Span, L (1,8) OBP: 0.347, SLG: 0.359	12 1B 5 SF9	SH1-3								2	1	2	1	2	0	0	Miami Marlins @ San Francisco Giants AT&T Park, San Francisco, CA Fri Apr 22 2016, 7:16 PM - 10:24 PM PDT Att: 41,760 - Partly Cloudy - 58 F			
12 Joe Panik, L (1,4) OBP: 0.297, SLG: 0.448	28 1B 9 1B	G4-3								5	1	1	0	0	1	6				
5 Matt Duffy, R (1,5) OBP: 0.250, SLG: 0.368	SF9	G6-3								4	0	0	1	0	1	6				
28 Buster Posey, R (1,2) OBP: 0.349, SLG: 0.400	8 BB 35 FC4-6									4	2	2	0	1	0	1				
9 Brandon Belt, L (1,3) OBP: 0.351, SLG: 0.455	35 FC4-6 8 BB									5	1	2	1	0	1	1				
8 Hunter Pence, R (1,9) OBP: 0.351, SLG: 0.354	35 FC4-6									4	1	2	0	1	0	2				
35 Brandon Crawford, L (1,6) OBP: 0.359, SLG: 0.439	FC4-6									3	2	2	1	2	0	2				
29 Jeff Samardzija, R (1,1) OBP: 0.231, SLG: 0.385	G5-3									4	0	2	3	0	0	5				
49 Javier López, L (8,1)										0	0	0	0	0	0	0				
21 Conor Gillaspie, L (8,PH)										1	0	0	0	0	0	1				
57 Mike Broadway, R (9,1)										0	0	0	0	0	0	0				
16 Ángel Pagán, S (1,7) OBP: 0.394, SLG: 0.469	12 G4-3 2 SH1-3	L4								3	0	1	1	1	0	4				
Inning Stats	R: 3 H: 3 E: 0 K: 0 S: 13	H: 3 LOB: 2 BB: 2 P: 26	R: 0 H: 0 E: 0 K: 0 S: 7	H: 0 LOB: 1 BB: 1 P: 15	R: 0 H: 1 E: 0 K: 1 S: 16	H: 1 LOB: 3 BB: 2 P: 32	R: 0 H: 1 E: 0 K: 0 S: 9	H: 1 LOB: 0 BB: 0 P: 14	R: 3 H: 5 E: 0 K: 1 S: 17	H: 5 LOB: 3 BB: 1 P: 30	R: 2 H: 3 E: 0 K: 0 S: 16	H: 3 LOB: 1 BB: 0 P: 24	R: 0 H: 0 E: 0 K: 1 S: 12	H: 0 LOB: 1 BB: 1 P: 18	R: 0 H: 1 E: 0 K: 0 S: 9	H: 1 LOB: 0 BB: 0 P: 13	1B: 10 2B: 4 3B: 0 HR: 0	SF: 1 SAC: 1 DP: 1 HBP: 0	WP: 0 PB: 0 CS: 0	PA: 44
PITCHER	IP WLS BF H R ER SO BB IBB HBP BLK WP HR S P ERA WHIP	59 Jarrod Cosart, R (1,1) ERA: 7.98	62 José Ureña, R (5,1) ERA: 10.8	64 Nick Wittgren, R (7,1) ERA: 4.5	IP WLS BF H R ER SO BB IBB HBP BLK WP HR S P ERA WHIP	59 Jarrod Cosart, R (1,1) ERA: 7.98	62 José Ureña, R (5,1) ERA: 10.8	64 Nick Wittgren, R (7,1) ERA: 4.5	IP WLS BF H R ER SO BB IBB HBP BLK WP HR S P ERA WHIP											

Batter	1	2	3	4	5	6	7	8	9	AB	R	H	RBI	BB	SO	LOB	TOP					
9 Dee Strange-Gordon, L (1.4) OBP: 0.287, SLG: 0.353										5	1	2	0	0	2	0	Miami Marlins @ Los Angeles Dodgers Dodger Stadium, Los Angeles, CA Tue Apr 26 2016, 7:11 PM - 10:11 PM PDT Att: 41,102 - Clear - 64 F livebaseballscorecards.com					
14 Martín Prado, R (1.5) OBP: 0.383, SLG: 0.407										4	1	1	1	1	1	1						
21 Christian Yelich, L (1.7) OBP: 0.500, SLG: 0.537										5	2	3	1	0	0	0						
27 Giancarlo Stanton, R (1.9) OBP: 0.338, SLG: 0.536										5	1	1	3	0	1	3						
13 Marcell Ozuna, R (1.8) OBP: 0.273, SLG: 0.389										4	0	1	0	0	1	1						
11 J.T. Realmuto, R (1.2) OBP: 0.295, SLG: 0.373										3	0	1	1	0	1	1						
12 Chris Johnson, R (1.3) 17 Craig Breslow, L (8.1) 57 Bryan Morris, L (7.1) 15 Ichiro Suzuki, L (6.9) 46 Kyle Barraclough, R (8.5) 44 AJ Ramos, R (8.9)										3	0	0	0	0	3	2						
3 Adeiny Hechavarria, R (1.6) OBP: 0.234, SLG: 0.293										4	0	0	0	0	0	2						
34 Tom Koehler, R (1.1) OBP: 0.200, SLG: 0.200										1	0	0	0	0	1	0						
19 Miguel Rojas, R (6. PH) OBP: 0.263, SLG: 0.294										3	1	1	0	0	0	0						
Inning Stats	R: 0 E: 0 K: 1 S: 9	H: 0 LOB: 0 BB: 0 P: 15	R: 0 E: 0 K: 2 S: 9	H: 1 LOB: 1 BB: 0 P: 13	R: 0 E: 0 K: 2 S: 9	H: 0 LOB: 0 BB: 0 P: 10	R: 0 E: 0 K: 2 S: 8	H: 0 LOB: 0 BB: 0 P: 11	R: 0 E: 0 K: 1 S: 8	H: 0 LOB: 0 BB: 0 P: 11	R: 5 E: 0 K: 2 S: 20	H: 5 LOB: 1 BB: 0 P: 31	R: 0 E: 0 K: 0 S: 8	H: 1 LOB: 1 BB: 0 P: 13	R: 1 E: 0 K: 0 S: 18	H: 3 LOB: 2 BB: 0 P: 25	R: 0 E: 0 K: 0 S: 11	H: 1 LOB: 2 BB: 1 P: 21	1B: 7 2B: 2 3B: 1 HR: 1	SF: 0 SAC: 0 DP: 0 HBP: 0	WP: 1 PB: 0 SB: 0 CS: 0	PA: 40
PITCHER	IP WLS BF H R ER SO BB IBB HBP BLK WP HR S P ERA WHIP																					
22 Clayton Kershaw, L (1.1) ERA: 2.43	7.0 L 29 7 5 5 10 0 0 1 0 0 0 1 71 104 6.43 1.000																					
56 J.P. Howell, L (8.1) ERA: 10.5	0.0 1 1 1 1 0 0 0 0 0 0 0 0 3 5 ∞ ∞																					
67 Louis Coleman, R (8.1) ERA: 5.14	1.0 5 2 0 0 0 0 0 0 0 0 1 0 15 20 0.00 2.000																					
Chris Hatcher, R (9.1) ERA: 6.52	1.0 5 1 0 0 0 1 0 0 0 0 0 0 11 21 0.00 2.000																					

Batter	1	2	3	4	5	6	7	8	9	AB	R	H	RBI	BB	SO	LOB	BOTTOM					
26 Chase Utley, L (1.4) OBP: 0.370, SLG: 0.438										3	1	0	0	2	0	3	Miami Marlins @ Los Angeles Dodgers Dodger Stadium, Los Angeles, CA Tue Apr 26 2016, 7:11 PM - 10:11 PM PDT Att: 41,102 - Clear - 64 F livebaseballscorecards.com					
5 Corey Seager, L (1.6) OBP: 0.303, SLG: 0.407										5	0	1	0	0	1	5						
10 Justin Turner, R (1.5) OBP: 0.338, SLG: 0.344										3	1	0	0	1	0	1						
23 Adrián González, L (1.3) OBP: 0.404, SLG: 0.500										3	0	0	0	1	2	0						
66 Yasiel Puig, R (1.9) OBP: 0.345, SLG: 0.447										4	0	0	0	0	1	1						
9 Yasmani Grandal, S (1.2) OBP: 0.415, SLG: 0.394										4	0	1	0	0	2	1						
3 Carl Crawford, L (1.7) OBP: 0.333, SLG: 0.357										3	1	1	0	1	0	1						
31 Joc Pederson, L (1.8) OBP: 0.382, SLG: 0.500										4	0	1	0	0	0	3						
22 Clayton Kershaw, L (1.1) ERA: 2.43	5.0 W 22 3 3 2 3 4 0 0 0 0 0 0 0 0 17 23 0.00 1.200																					
17 Craig Breslow, L (8.1) ERA: 2.45	1.2 H 7 2 0 0 0 0 0 0 0 0 0 0 0 3 3 0.00 0.000																					
57 Bryan Morris, R (7.1) ERA: 3.26	0.1 H 1 0 0 0 0 0 0 0 0 0 0 0 0 3 3 0.00 0.000																					
46 Kyle Barraclough, R (8.1) ERA: 3.26	1.0 H 3 0 0 0 0 3 0 0 0 0 0 0 0 11 18 0.00 0.000																					
44 AJ Ramos, R (9.1) ERA: 6.52	1.0 S 5 1 0 0 0 1 1 0 0 0 0 1 0 8 12 0.00 2.000																					
Inning Stats	R: 2 E: 0 K: 1 S: 14	H: 0 LOB: 1 BB: 3 P: 31	R: 0 E: 0 K: 0 S: 11	H: 2 LOB: 2 BB: 0 P: 18	R: 0 E: 0 K: 0 S: 8	H: 0 LOB: 0 BB: 0 P: 9	R: 1 E: 0 K: 0 S: 10	H: 1 LOB: 1 BB: 1 P: 17	R: 0 E: 0 K: 2 S: 9	H: 0 LOB: 0 BB: 0 P: 13	R: 0 E: 0 K: 0 S: 8	H: 1 LOB: 1 BB: 0 P: 11	R: 0 E: 0 K: 0 S: 12	H: 1 LOB: 1 BB: 0 P: 15	R: 0 E: 0 K: 3 S: 11	H: 0 LOB: 0 BB: 0 P: 18	R: 0 E: 0 K: 1 S: 8	H: 1 LOB: 2 BB: 1 P: 12	1B: 4 2B: 2 3B: 0 HR: 0	SF: 0 SAC: 0 DP: 0 HBP: 0	WP: 4 PB: 0 SB: 0 CS: 0	PA: 38
PITCHER	IP WLS BF H R ER SO BB IBB HBP BLK WP HR S P ERA WHIP																					
34 Tom Koehler, R (1.1) ERA: 2.45	5.0 W 22 3 3 2 3 4 0 0 0 0 0 0 0 0 17 23 0.00 1.200																					

Batter	1	2	3	4	5	6	7	8	9	AB	R	H	RBI	BB	SO	LOB	TOP					
9 Dee Strange-Gordon, L (1.4) OBP: 0.283, SLG: 0.344										5	1	1	0	0	1	0						
14 Martín Prado, R (1.5) OBP: 0.406, SLG: 0.431										4	1	3	0	0	0	0						
21 Christian Yelich, L (1.7) OBP: 0.489, SLG: 0.514										3	0	0	0	0	0	4						
27 Giancarlo Stanton, R (1.9) OBP: 0.357, SLG: 0.535										2	0	1	1	2	1	1						
13 Marcell Ozuna, R (1.8) OBP: 0.272, SLG: 0.382										4	0	1	1	0	1	3						
11 J.T. Realmuto, R (1.2) OBP: 0.292, SLG: 0.365										4	0	1	0	0	1	5						
12 Chris Johnson, R (1.3) OBP: 0.292, SLG: 0.273										3	0	1	0	0	1	2						
41 Justin Bour, L (8. PH) OBP: 0.303, SLG: 0.367										1	0	0	0	0	1	1						
19 Miguel Rojas, R (8.3) OBP: 0.263, SLG: 0.294										0	0	0	0	0	0	0						
3 Adeiny Hechavarria, R (1.6) OBP: 0.221, SLG: 0.274										4	0	0	0	0	0	2						
20 Justin Nicolino, L (8.1) OBP: 0.396, SLG: 0.489										3	0	0	0	0	2	0						
57 Bryan Morris, L (8.1) OBP: 0.396, SLG: 0.489										0	0	0	0	0	0	0						
56 Cody Ege, L (8.1) OBP: 0.396, SLG: 0.489										0	0	0	0	0	0	0						
35 David Phelps, R (8.1) OBP: 0.396, SLG: 0.489										0	0	0	0	0	0	0						
51 Ichiro Suzuki, L (8.1) OBP: 0.396, SLG: 0.489										1	0	0	0	0	0	0						
62 José Ureña, R (8.1) OBP: 0.396, SLG: 0.489										0	0	0	0	0	0	0						
Inning Stats	R: 2 E: 0 K: 1 S: 17	H: 4 LOB: 2 BB: 0 P: 27	R: 0 E: 0 K: 1 S: 15	H: 0 LOB: 0 BB: 0 P: 18	R: 0 E: 0 K: 1 S: 11	H: 0 LOB: 2 BB: 1 P: 20	R: 0 E: 0 K: 1 S: 9	H: 0 LOB: 0 BB: 0 P: 12	R: 0 E: 0 K: 1 S: 9	H: 1 LOB: 1 BB: 0 P: 16	R: 0 E: 0 K: 1 S: 15	H: 2 LOB: 1 BB: 0 P: 20	R: 0 E: 0 K: 0 S: 8	H: 1 LOB: 1 BB: 0 P: 15	R: 0 E: 0 K: 1 S: 11	H: 0 LOB: 1 BB: 1 P: 17	R: 0 E: 0 K: 1 S: 9	H: 0 LOB: 0 BB: 0 P: 12	1B: 8 2B: 0 3B: 0 HR: 0	SF: 0 SAC: 0 DP: 1 HBP: 1	WP: 0 PB: 0 SB: 0 CS: 0	PA: 37
PITCHER	IP WLS BF H R ER SO BB IBB HBP BLK WP HR S P ERA WHIP																					
29 Scott Kazmir, L (1.1) ERA: 5.76	6.0 L 26 7 2 2 6 1 0 1 0 0 0 0 76 113 3.00 1.333																					
36 Adam Liberatore, L (7.1) ERA: 1.93	1.0 4 1 0 0 0 0 0 0 0 0 0 0 8 15 0.00 1.000																					
52 Pedro Báez, R (8.1) ERA: 1.93	1.0 4 0 0 0 1 1 0 0 0 0 0 0 11 17 0.00 1.000																					
55 Joe Blanton, R (9.1) ERA: 0.96	1.0 3 0 0 0 1 0 0 0 0 0 0 0 9 12 0.00 0.000																					

Miami Marlins @ Los Angeles Dodgers
Dodger Stadium, Los Angeles, CA
Wed Apr 27 2016, 7:11 PM - 10:14 PM PDT
Att: 38,909 - Clear - 61 F

livebaseballscores.com

AB 34
R 2
H 8
RBI 2
BB 2
SO 8
LOB 18

Batter	1	2	3	4	5	6	7	8	9	AB	R	H	RBI	BB	SO	LOB	BOTTOM
14 Enrique Hernández, R (1.7) OBP: 0.396, SLG: 0.489										2	0	0	0	1	1	0	
31 Joc Pederson, L (8. PH) OBP: 0.391, SLG: 0.500										0	0	0	0	1	0	0	
66 Yasiel Puig, R (1.9) OBP: 0.330, SLG: 0.425										4	0	0	0	0	1	4	
23 Adrián González, L (1.3) OBP: 0.398, SLG: 0.481										3	0	0	0	1	0	3	
10 Justin Turner, R (1.5) OBP: 0.333, SLG: 0.338										4	0	1	0	0	0	1	
5 Corey Seager, L (1.6) OBP: 0.301, SLG: 0.400										4	0	1	0	0	0	2	
47 Howie Kendrick, R (1.4) OBP: 0.180, SLG: 0.143										4	0	0	0	0	1	3	

Batter	1	2	3	4	5	6	7	8	9	AB	R	H	RBI	BB	SO	LOB	TOP					
51 Ichiro Suzuki, L (1,9) OBP: 0.406, SLG: 0.379										4	1	2	1	1	0	1	Miami Marlins @ Milwaukee Brewers Miller Park, Milwaukee, WI Fri Apr 29, 2016, 7:11 PM - 10:13 PM CDT Att: 23,215 - Roof Closed - 65 F					
14 Martín Prado, R (1,5) OBP: 0.432, SLG: 0.485										5	1	3	0	0	1	2						
21 Christian Yelich, L (1,7) OBP: 0.469, SLG: 0.461										3	0	0	0	1	2	4						
13 Marcell Ozuna, R (1,8) OBP: 0.282, SLG: 0.372										2	1	0	0	2	0	2						
41 Justin Bour, L (1,3) OBP: 0.324, SLG: 0.478										4	2	3	5	0	1	0						
62 José Ureña, R (8,1)										0	0	0	0	0	0	0						
44 AJ Ramos, R (9,1)										0	0	0	0	0	0	0						
32 Derek Dietrich, L (1,4) OBP: 0.389, SLG: 0.548										3	0	0	0	0	0	1						
19 Miguel Rojas, R (1,6) OBP: 0.292, SLG: 0.364										4	1	2	0	0	1	1						
6 Jeff Mathis, R (1,2)										4	0	0	0	0	2	2						
61 Adam Conley, L (1,1)										2	0	0	0	0	1	0						
3 Adeiny Hechavarria, R (8,6) OBP: 0.219, SLG: 0.289										1	0	0	0	0	0	1						
Inning Stats	R: 3 E: 0 K: 2 S: 21	H: 2 LOB: 1 BB: 1 P: 35	R: 0 E: 0 K: 1 S: 7	H: 0 LOB: 0 BB: 0 P: 13	R: 1 E: 0 K: 1 S: 11	H: 2 LOB: 1 BB: 1 P: 21	R: 0 E: 0 K: 1 S: 11	H: 1 LOB: 0 BB: 0 P: 14	R: 0 E: 0 K: 0 S: 4	H: 1 LOB: 0 BB: 1 P: 9	R: 1 E: 0 K: 1 S: 10	H: 1 LOB: 0 BB: 0 P: 11	R: 0 E: 0 K: 1 S: 8	H: 1 LOB: 1 BB: 1 P: 16	R: 0 E: 0 K: 1 S: 10	H: 0 LOB: 0 BB: 0 P: 15	R: 1 E: 0 K: 0 S: 11	H: 2 LOB: 1 BB: 0 P: 18	1B: 5 2B: 3 3B: 1 HR: 2	SF: 0 SAC: 1 DP: 1 HBP: 1	WP: 0 PB: 0 SB: 1 CS: 0	PA: 38
PITCHER	IP WLS BF H R ER SO BB IBB HBP BLK WP HR S P ERA WHIP	IP WLS BF H R ER SO BB IBB HBP BLK WP HR S P ERA WHIP																				
27 Zach Davies, R (1,1) ERA: 8.78	5.0 L 22 6 4 4 5 3 0 1 0 0 1 54 92 7.20 1.800	2.0 8 2 1 1 2 1 0 0 0 0 0 1 18 27 4.50 1.500	2.0 8 2 1 1 1 0 0 0 0 0 0 0 21 33 4.50 1.000																			
48 Blaine Boyer, R (6,1) ERA: 3.18																						
32 David Goforth, R (8,1) ERA: 4.5																						

Batter	1	2	3	4	5	6	7	8	9	AB	R	H	RBI	BB	SO	LOB	BOTTOM					
16 Domingo Santana, R (1,9) OBP: 0.333, SLG: 0.403										4	0	0	0	1	0	1	Miami Marlins @ Milwaukee Brewers Miller Park, Milwaukee, WI Fri Apr 29, 2016, 7:11 PM - 10:13 PM CDT Att: 23,215 - Roof Closed - 65 F					
5 Jonathan Villar, S (1,6) OBP: 0.366, SLG: 0.348										4	0	0	0	1	2	5						
8 Ryan Braun, R (1,7) OBP: 0.417, SLG: 0.595										3	0	0	0	1	2	0						
20 Jonathan Lucroy, R (1,2) OBP: 0.358, SLG: 0.342										4	1	1	0	0	1	3						
33 Chris Carter, R (1,3) OBP: 0.345, SLG: 0.606										3	0	0	0	1	0	4						
9 Aaron Hill, R (1,5) OBP: 0.206, SLG: 0.230										3	0	0	0	0	1	1						
32 David Goforth, R (8,1)										0	0	0	0	0	0	0						
15 Alex Presley, L (9,PH) OBP: 0.356, SLG: 0.727										1	1	1	1	0	0	0						
18 Ramón Flores, L (1,8) OBP: 0.208, SLG: 0.159										4	1	1	1	0	1	0						
29 Yadiel Rivera, R (1,4) OBP: 0.200, SLG: 0.276										2	0	0	0	0	1	0						
48 Blaine Boyer, R (6,1)										0	0	0	0	0	0	0						
7 Colin Walsh, S (8,5) OBP: 0.379, SLG: 0.150										1	0	1	1	1	0	0						
27 Zach Davies, R (1,1)										1	0	0	0	0	1	0						
14 Hernán Pérez, R (6,4) OBP: 0.200, SLG: 0.200										2	0	0	0	0	0	1						
10 Kirk Nieuwenhuis, L (9,PH) OBP: 0.324, SLG: 0.394										0	0	0	0	1	0	0						
Inning Stats	R: 0 E: 0 K: 1 S: 8	H: 0 LOB: 0 BB: 0 P: 12	R: 0 E: 0 K: 1 S: 8	H: 0 LOB: 0 BB: 0 P: 11	R: 0 E: 0 K: 1 S: 9	H: 0 LOB: 0 BB: 0 P: 13	R: 0 E: 0 K: 1 S: 10	H: 0 LOB: 2 BB: 2 P: 21	R: 0 E: 0 K: 1 S: 11	H: 0 LOB: 0 BB: 0 P: 13	R: 0 E: 0 K: 0 S: 6	H: 0 LOB: 0 BB: 0 P: 11	R: 0 E: 0 K: 1 S: 10	H: 0 LOB: 1 BB: 1 P: 19	R: 0 E: 0 K: 1 S: 15	H: 0 LOB: 2 BB: 1 P: 25	R: 3 E: 0 K: 2 S: 21	H: 4 LOB: 3 BB: 2 P: 37	1B: 3 2B: 1 3B: 0 HR: 0	SF: 0 SAC: 0 DP: 1 HBP: 0	WP: 0 PB: 0 SB: 0 CS: 0	PA: 38
PITCHER	IP WLS BF H R ER SO BB IBB HBP BLK WP HR S P ERA WHIP	IP WLS BF H R ER SO BB IBB HBP BLK WP HR S P ERA WHIP																				
61 Adam Conley, L (1,1) ERA: 3.67	7.2 W 27 0 0 0 7 4 0 0 0 0 0 71 116 0.00 0.522	1.0 8 4 3 3 1 0 0 0 0 0 0 0 21 29 27.00 4.000	0.1 S 3 0 0 0 1 2 0 0 0 0 0 6 17 0.00 6.000																			
62 José Ureña, R (8,1) ERA: 10.38																						
44 AJ Ramos, R (9,1) ERA: 0.96																						

Batter	1	2	3	4	5	6	7	8	9	AB	R	H	RBI	BB	SO	LOB	TOP					
32 Derek Dietrich, L (1.4) OBP: 0.381, SLG: 0.583 35 David Phelps, R (9.1) OBP: 0.500, SLG: 0.500										5	1	2	1	2	3	0						
14 Martin Prado, R (1.5) OBP: 0.438, SLG: 0.479										5	0	2	0	1	1	1						
21 Christian Yelich, L (1.7) OBP: 0.471, SLG: 0.481										4	0	1	1	2	1	1						
27 Giancarlo Stanton, R (1.9) OBP: 0.362, SLG: 0.582										4	1	1	1	2	2	7						
41 Justin Bour, L (1.3) OBP: 0.329, SLG: 0.465 19 Miguel Rojas, R (8. PR) OBP: 0.320, SLG: 0.364										4	0	1	0	1	2	3						
13 Marcell Ozuna, R (1.8) OBP: 0.297, SLG: 0.410										5	2	2	1	1	2	4						
11 J.T. Realmuto, R (1.2) OBP: 0.311, SLG: 0.431										5	2	2	1	0	0	4						
3 Adeiny Hechavarria, R (1.6) OBP: 0.256, SLG: 0.347										5	1	4	1	0	0	1						
54 Wei-Yin Chen, R (1.1) 17 Craig Breslow, L (7.1) 57 Bryan Morris, L (7.1) 51 Ichiro Suzuki, L (8. PH) 46 Kyle Barracough, R (8.1) 12 Chris Johnson, R (9.3) OBP: 0.298, SLG: 0.273										3	0	0	0	0	1	2						
Inning Stats	R: 1 E: 0 K: 1 S: 19	H: 2 LOB: 3 BB: 2 P: 31	R: 1 E: 0 K: 2 S: 17	H: 2 LOB: 3 BB: 2 P: 31	R: 2 E: 1 K: 0 S: 12	H: 2 LOB: 1 BB: 0 P: 15	R: 1 E: 0 K: 1 S: 13	H: 2 LOB: 3 BB: 2 P: 25	R: 1 E: 0 K: 1 S: 12	H: 2 LOB: 1 BB: 0 P: 18	R: 0 E: 0 K: 1 S: 11	H: 1 LOB: 1 BB: 0 P: 15	R: 0 E: 0 K: 2 S: 11	H: 1 LOB: 2 BB: 1 P: 17	R: 0 E: 0 K: 3 S: 18	H: 1 LOB: 3 BB: 2 P: 33	1B: 8 2B: 2 3B: 0 HR: 4	SF: 0 SAC: 1 DP: 0 HBP: 0	WP: 0 PB: 0 SB: 0 CS: 0	PA: 51		
PITCHER	IP WLS BF H R ER SO BB IBB HBP BLK WP HR S P ERA WHIP	IP WLS BF H R ER SO BB IBB HBP BLK WP HR S P ERA WHIP	IP WLS BF H R ER SO BB IBB HBP BLK WP HR S P ERA WHIP	IP WLS BF H R ER SO BB IBB HBP BLK WP HR S P ERA WHIP	IP WLS BF H R ER SO BB IBB HBP BLK WP HR S P ERA WHIP	IP WLS BF H R ER SO BB IBB HBP BLK WP HR S P ERA WHIP	IP WLS BF H R ER SO BB IBB HBP BLK WP HR S P ERA WHIP	IP WLS BF H R ER SO BB IBB HBP BLK WP HR S P ERA WHIP	IP WLS BF H R ER SO BB IBB HBP BLK WP HR S P ERA WHIP	IP WLS BF H R ER SO BB IBB HBP BLK WP HR S P ERA WHIP	IP WLS BF H R ER SO BB IBB HBP BLK WP HR S P ERA WHIP	IP WLS BF H R ER SO BB IBB HBP BLK WP HR S P ERA WHIP	IP WLS BF H R ER SO BB IBB HBP BLK WP HR S P ERA WHIP	IP WLS BF H R ER SO BB IBB HBP BLK WP HR S P ERA WHIP	IP WLS BF H R ER SO BB IBB HBP BLK WP HR S P ERA WHIP	IP WLS BF H R ER SO BB IBB HBP BLK WP HR S P ERA WHIP	IP WLS BF H R ER SO BB IBB HBP BLK WP HR S P ERA WHIP	IP WLS BF H R ER SO BB IBB HBP BLK WP HR S P ERA WHIP	IP WLS BF H R ER SO BB IBB HBP BLK WP HR S P ERA WHIP	IP WLS BF H R ER SO BB IBB HBP BLK WP HR S P ERA WHIP	IP WLS BF H R ER SO BB IBB HBP BLK WP HR S P ERA WHIP	
57 Chase Anderson, R (1.1) ERA: 5.55	4.1 L 27 9 6 5 4 4 0 0 0 0 0 3 62 96 10.38 3.000	5.1 1.2 9 2 1 1 2 1 1 0 0 0 1 21 36 5.40 1.800	7.1 1.0 4 1 0 0 2 1 0 0 0 0 0 11 15 0.00 1.000	8.1 1.0 5 1 0 0 2 1 0 0 0 0 0 11 17 0.00 2.000	9.1 1.0 6 1 0 0 3 2 0 0 0 0 0 0 18 33 0.00 3.000																	
39 Chris Capuano, L (5.1) ERA: 4.5																						
54 Michael Blazek, R (7.1) ERA: 2.45																						
59 Carlos Torres, R (8.1) ERA: 4.26																						
37 Tyler Thornburg, R (9.1) ERA: 2.89																						
Batter	1	2	3	4	5	6	7	8	9	AB	R	H	RBI	BB	SO	LOB	BOTTOM					
16 Domingo Santana, R (1.9) OBP: 0.341, SLG: 0.413										3	1	1	0	1	1	0						
5 Jonathan Villar, S (1.6) OBP: 0.353, SLG: 0.333										3	0	0	0	0	2	1						
8 Ryan Braun, R (1.7) OBP: 0.409, SLG: 0.577										4	0	1	1	0	0	0						
20 Jonathan Lucroy, R (1.2) OBP: 0.365, SLG: 0.377										4	1	2	0	0	0	1						
33 Chris Carter, R (1.3) OBP: 0.341, SLG: 0.581										3	0	0	0	1	2	2						
7 Colin Walsh, S (1.5) OBP: 0.385, SLG: 0.136 39 Chris Capuano, L (5.1) 54 Michael Blazek, R (7.1) 15 Alex Presley, L (7. PH) OBP: 0.333, SLG: 0.615										2	0	0	0	0	0	0						
9 Aaron Hill, R (1.4) OBP: 0.208, SLG: 0.246										4	1	1	0	0	0	0						
18 Ramón Flores, L (1.8) OBP: 0.216, SLG: 0.170 50 Carlos Torres, R (8.1) 37 Tyler Thornburg, R (9.1) 10 Kirk Nieuwenhuis, L (9. PH) OBP: 0.316, SLG: 0.382										3	1	1	2	0	0	0						
57 Chase Anderson, R (1.1) 14 Hernán Pérez, R (5.5) OBP: 0.286, SLG: 0.714										1	0	0	0	0	1	0						
Inning Stats	R: 1 E: 0 K: 0 S: 10	H: 1 LOB: 0 BB: 0 P: 18	R: 0 E: 0 K: 0 S: 7	H: 0 LOB: 0 BB: 0 P: 10	R: 0 E: 0 K: 2 S: 13	H: 0 LOB: 1 BB: 1 P: 19	R: 0 E: 0 K: 0 S: 9	H: 0 LOB: 0 BB: 0 P: 12	R: 0 E: 0 K: 1 S: 7	H: 0 LOB: 0 BB: 0 P: 11	R: 4 E: 0 K: 2 S: 20	H: 4 LOB: 0 BB: 0 P: 32	R: 0 E: 0 K: 1 S: 11	H: 1 LOB: 1 BB: 0 P: 17	R: 0 E: 0 K: 0 S: 8	H: 0 LOB: 0 BB: 0 P: 11	1B: 3 2B: 2 3B: 1 HR: 1	SF: 0 SAC: 1 DP: 1 HBP: 0	WP: 0 PB: 0 SB: 0 CS: 0	PA: 35		
PITCHER	IP WLS BF H R ER SO BB IBB HBP BLK WP HR S P ERA WHIP	IP WLS BF H R ER SO BB IBB HBP BLK WP HR S P ERA WHIP	IP WLS BF H R ER SO BB IBB HBP BLK WP HR S P ERA WHIP	IP WLS BF H R ER SO BB IBB HBP BLK WP HR S P ERA WHIP	IP WLS BF H R ER SO BB IBB HBP BLK WP HR S P ERA WHIP	IP WLS BF H R ER SO BB IBB HBP BLK WP HR S P ERA WHIP	IP WLS BF H R ER SO BB IBB HBP BLK WP HR S P ERA WHIP	IP WLS BF H R ER SO BB IBB HBP BLK WP HR S P ERA WHIP	IP WLS BF H R ER SO BB IBB HBP BLK WP HR S P ERA WHIP	IP WLS BF H R ER SO BB IBB HBP BLK WP HR S P ERA WHIP	IP WLS BF H R ER SO BB IBB HBP BLK WP HR S P ERA WHIP	IP WLS BF H R ER SO BB IBB HBP BLK WP HR S P ERA WHIP	IP WLS BF H R ER SO BB IBB HBP BLK WP HR S P ERA WHIP	IP WLS BF H R ER SO BB IBB HBP BLK WP HR S P ERA WHIP	IP WLS BF H R ER SO BB IBB HBP BLK WP HR S P ERA WHIP	IP WLS BF H R ER SO BB IBB HBP BLK WP HR S P ERA WHIP	IP WLS BF H R ER SO BB IBB HBP BLK WP HR S P ERA WHIP	IP WLS BF H R ER SO BB IBB HBP BLK WP HR S P ERA WHIP	IP WLS BF H R ER SO BB IBB HBP BLK WP HR S P ERA WHIP	IP WLS BF H R ER SO BB IBB HBP BLK WP HR S P ERA WHIP	IP WLS BF H R ER SO BB IBB HBP BLK WP HR S P ERA WHIP	
54 Wei-Yin Chen, L (1.1) ERA: 4.26	6.2 W 25 4 3 3 4 2 0 0 0 0 0 1 6 8 " " " "	7.1 0.0 2 2 2 2 0 0 0 0 0 0 0 0 3 6 0.00 1.000	7.1 0.1 H 1 0 0 0 1 0 0 0 0 0 0 0 3 6 0.00 1.000	8.1 1.0 H 4 1 0 0 1 0 0 0 0 0 0 0 11 17 0.00 1.000	9.1 1.0 S 3 0 0 0 0 0 0 0 0 0 0 0 8 11 0.00 0.000																	

Miami Marlins @ Milwaukee Brewers
Miller Park, Milwaukee, WI
Sat Apr 30 2016, 6:12 PM - 9:36 PM CDT
Att: 28,193 - Roof Closed - 65 F

AB 41
R 7
H 14
RBI 7
BB 9
SO 12
LOB 28



Miami Marlins @ Milwaukee Brewers
Miller Park, Milwaukee, WI
Sat Apr 30 2016, 6:12 PM - 9:36 PM CDT
Att: 28,193 - Roof Closed - 65 F

AB 32
R 5
H 7
RBI 5
BB 2
SO 6
LOB 6



Batter	1	2	3	4	5	6	7	8	9	AB	R	H	RBI	BB	SO	LOB	TOP			
51 Ichiro Suzuki, L (1.7) OBP: 0.368, SLG: 0.371	G4-3		14 1B	G1-3		L4		G6-3		5	1	1	0	0	0	2	Miami Marlins @ Milwaukee Brewers Miller Park, Milwaukee, WI Sun May 01 2016, 1:12 PM - 4:31 PM CDT Att: 28,181 - Roof Closed - 67 F			
14 Martín Prado, R (1.5) OBP: 0.447, SLG: 0.487	G5-3		32 FC4-6			32 3B		G5-3		5	1	3	1	0	0	0				
12 Chris Johnson, R (8.5)			2H			1B				0	0	0	0	0	0	0				
32 Derek Dietrich, L (1.4) OBP: 0.426, SLG: 0.650			FC4-6							4	1	3	2	1	0	1				
17 Craig Breslow, L (8.1)	1B		1-2							0	0	0	0	0	0	0				
27 Giancarlo Stanton, R (1.9) OBP: 0.364, SLG: 0.566			1-2							4	0	1	1	1	0	3				
28 Cole Gillespie, R (8.9)	1B									0	0	0	0	0	0	0				
41 Justin Bour, L (1.3) OBP: 0.333, SLG: 0.461	P5									5	0	2	0	0	0	4				
13 Marcell Ozuna, R (1.8) OBP: 0.292, SLG: 0.432										5	1	1	1	0	0	4				
11 J.T. Realmuto, R (1.2) OBP: 0.329, SLG: 0.455										5	0	3	0	0	0	1				
3 Adeiny Hechavarria, R (1.6) OBP: 0.256, SLG: 0.342										4	1	1	0	0	0	4				
34 Tom Koehler, R (1.1) OBP: 0.167, SLG: 0.167										1	0	0	0	0	0	1				
56 Cody Edge, L (3.1) OBP: 0.206, SLG: 0.300										0	0	0	0	0	0	0				
62 José Ureña, R (8.1)										0	0	0	0	0	0	0				
21 Christian Yelich, L (7.9H)										1	0	0	0	0	0	2				
57 Bryan Morris, L (7.1)										0	0	0	0	0	0	0				
19 Miguel Rojas, R (8.4) OBP: 0.220, SLG: 0.266										0	0	0	0	0	0	0				
Inning Stats	R: 0 E: 0 K: 0 S: 9	H: 2 LOB: 2 BB: 0 P: 13	R: 0 E: 0 K: 0 S: 9	H: 1 LOB: 1 BB: 0 P: 15	R: 1 E: 0 K: 0 S: 12	H: 2 LOB: 2 BB: 1 P: 25	R: 0 E: 0 K: 0 S: 11	H: 2 LOB: 1 BB: 0 P: 18	R: 3 E: 0 K: 0 S: 13	H: 3 LOB: 0 BB: 0 P: 19	R: 1 E: 0 K: 0 S: 13	H: 3 LOB: 2 BB: 0 P: 18	R: 0 E: 0 K: 0 S: 14	H: 2 LOB: 2 BB: 0 P: 20	R: 0 E: 0 K: 0 S: 9	H: 1 LOB: 0 BB: 0 P: 7	1B: 12 2B: 2 3B: 1 HR: 1	SF: 0 SAC: 1 DP: 2 HBP: 0	WP: 0 PB: 0 SB: 0 CS: 0	PA: 43
PITCHER	IP WLS BF ERA WHIP	IP WLS BF ERA WHIP	IP WLS BF ERA WHIP	IP WLS BF ERA WHIP	IP WLS BF ERA WHIP	IP WLS BF ERA WHIP	IP WLS BF ERA WHIP	IP WLS BF ERA WHIP	IP WLS BF ERA WHIP	IP WLS BF ERA WHIP	IP WLS BF ERA WHIP	IP WLS BF ERA WHIP	IP WLS BF ERA WHIP	IP WLS BF ERA WHIP	IP WLS BF ERA WHIP	IP WLS BF ERA WHIP	ERA WHIP			
38 Wily Peralta, R (1.1) ERA: 7.5	5.2 W	30 13	5 5	0 0	0 0	1 0	0 0	0 0	0 0	0 0	0 0	0 0	0 0	0 0	0 0	0 0	7.94 2.471			
48 Blaine Boyer, R (6.1) ERA: 2.94	1.1 6	2 0	0 0	0 0	0 0	0 0	0 0	0 0	0 0	0 0	0 0	0 0	0 0	0 0	0 0	0 0	0.00 1.500			
32 David Goforth, L (8.1) ERA: 3.0	1.0 4	0 0	0 0	0 0	0 0	0 0	0 0	0 0	0 0	0 0	0 0	0 0	0 0	0 0	0 0	0 0	0.00 1.000			
21 Jeremy Jeffress, R (9.1) ERA: 2.79	1.0 3	1 0	0 0	0 0	0 0	0 0	0 0	0 0	0 0	0 0	0 0	0 0	0 0	0 0	0 0	0.00 1.000				

Miami Marlins @ Milwaukee Brewers
Miller Park, Milwaukee, WI
Sun May 01 2016, 1:12 PM - 4:31 PM CDT
Att: 28,181 - Roof Closed - 67 F

AB 40
R 5
H 16
RBI 5
BB 2
SO 0
LOB 22



Batter	1	2	3	4	5	6	7	8	9	AB	R	H	RBI	BB	SO	LOB	BOTTOM			
16 Domingo Santana, R (1.9) OBP: 0.344, SLG: 0.447	HR		G4-3	K				K		5	1	2	2	0	2	2	Miami Marlins @ Milwaukee Brewers Miller Park, Milwaukee, WI Sun May 01 2016, 1:12 PM - 4:31 PM CDT Att: 28,181 - Roof Closed - 67 F			
5 Jonathan Villar, S (1.6) OBP: 0.367, SLG: 0.377										5	2	3	1	0	2	0				
15 Alex Presley, L (9.7) OBP: 0.333, SLG: 0.615	8 1B									0	0	0	0	0	0	0				
8 Ryan Braun, R (1.7) OBP: 0.419, SLG: 0.578										5	2	3	2	0	0	2				
21 Jeremy Jeffress, R (9.1)										0	0	0	0	0	0	0				
33 Chris Carter, R (1.3) OBP: 0.355, SLG: 0.671	F9									5	3	3	3	0	1	1				
10 Kirk Nieuwenhuis, L (1.8) OBP: 0.349, SLG: 0.436	G5-4-3									5	3	3	2	0	0	1				
7 Colin Walsh, S (1.5) OBP: 0.371, SLG: 0.125										2	1	0	0	1	0	0				
14 Hernán Pérez, R (8.5) OBP: 0.375, SLG: 0.750	G4-3									1	0	1	0	0	0	0				
9 Aaron Hill, R (1.4) OBP: 0.234, SLG: 0.261										4	1	2	0	1	0	1				
12 Martín Maldonado, R (1.2) OBP: 0.227, SLG: 0.056	FC4-6									4	1	1	2	1	0	2				
3B Wily Peralta, R (1.1)										2	0	0	1	0	0	3				
48 Blaine Boyer, R (6.1)										0	0	0	0	0	0	0				
18 Ramón Flores, L (7.9H) OBP: 0.212, SLG: 0.167										1	0	0	0	0	0	0				
32 David Goforth, R (8.1)										0	0	0	0	0	0	0				
29 Yadiel Rivera, R (9.6) OBP: 0.230, SLG: 0.276										0	0	0	0	0	0	0				
Inning Stats	R: 2 E: 0 K: 0 S: 11	H: 3 LOB: 0 BB: 0 P: 21	R: 0 E: 0 K: 0 S: 9	H: 1 LOB: 0 BB: 0 P: 15	R: 7 E: 0 K: 0 S: 34	H: 6 LOB: 2 BB: 3 P: 60	R: 2 E: 0 K: 1 S: 11	H: 4 LOB: 2 BB: 0 P: 14	R: 0 E: 0 K: 2 S: 9	H: 0 LOB: 0 BB: 0 P: 11	R: 0 E: 0 K: 0 S: 8	H: 0 LOB: 0 BB: 0 P: 11	R: 0 E: 0 K: 1 S: 9	H: 0 LOB: 0 BB: 0 P: 14	R: 3 E: 1 K: 1 S: 15	H: 4 LOB: 1 BB: 0 P: 21	1B: 11 2B: 4 3B: 0 HR: 3	SF: 1 SAC: 0 DP: 1 HBP: 1	WP: 0 PB: 0 SB: 2 CS: 0	PA: 44
PITCHER	IP WLS BF ERA WHIP	IP WLS BF ERA WHIP	IP WLS BF ERA WHIP	IP WLS BF ERA WHIP	IP WLS BF ERA WHIP	IP WLS BF ERA WHIP	IP WLS BF ERA WHIP	IP WLS BF ERA WHIP	IP WLS BF ERA WHIP	IP WLS BF ERA WHIP	IP WLS BF ERA WHIP	IP WLS BF ERA WHIP	IP WLS BF ERA WHIP	IP WLS BF ERA WHIP	IP WLS BF ERA WHIP	IP WLS BF ERA WHIP	ERA WHIP			
34 Tom Koehler, R (1.1) ERA: 7.25	2.1 L	16 8	8 8	0 0	0 0	2 0	0 0	0 0	0 0	30.86 4.286										
56 Cody Edge, L (3.1) ERA: 12.0	1.2 12	6 3	3 3	1 1	0 0	0 0	0 0	0 0	0 0	19 32	16.20 4.200									
62 José Ureña, R (5.1) ERA: 7.11	2.0 6	0 0	0 0	2 2	0 0	0 0	0 0	0 0	0 0	17 22	0.00 0.000									
57 Bryan Morris, R (7.1) ERA: 4.5	1.1 6	2 2	2 2	2 2	0 0	0 0	0 0	0 0	0 0	16 23	13.50 1.500									
17 Craig Breslow, L (8.1) ERA: 3.86	0.2 4	2 1	0 0	0 0	0 0	0 0	0 0	0 0	0 0	8 12	0.00 3.000									

Miami Marlins @ Milwaukee Brewers
Miller Park, Milwaukee, WI
Sun May 01 2016, 1:12 PM - 4:31 PM CDT
Att: 28,181 - Roof Closed - 67 F

AB 39
R 14
H 18
RBI 13
BB 3
SO 5
LOB 12



Batter	1	2	3	4	5	6	7	8	9	AB	R	H	RBI	BB	SO	LOB	TOP			
15 Phil Gosselin, R OBP: 0.256, SLG: 0.359	F8		L8	L7			K		P3	5	0	0	0	0	1	2				
27 Brandon Drury, R OBP: 0.333, SLG: 0.615	F9		44 1B		G6-3		6 44 1B		L9	5	0	2	0	0	0	0				
44 Paul Goldschmidt, R OBP: 0.434, SLG: 0.495	G1-3									3	0	2	0	1	0	0				
5 Rickie Weeks, Jr., R OBP: 0.290, SLG: 0.391			7 16 24 BB							3	1	1	0	0	0	3				
6 David Peraltá, L OBP: 0.304, SLG: 0.430										1	0	0	0	0	0	2				
24 Yasmany Tomás, R OBP: 0.346, SLG: 0.521			16 7 BB		G1-3					3	2	1	0	1	1	4				
7 Wellington Castillo, R OBP: 0.344, SLG: 0.595					G5-3					4	1	2	2	0	1	0				
16 Chris Owings, R OBP: 0.317, SLG: 0.355			16 13 SF8							3	0	0	1	1	1	2				
13 Nick Ahmed, R OBP: 0.245, SLG: 0.303										3	0	1	1	0	1	0				
46 Patrick Corbin, L OBP: 0.286, SLG: 0.357										2	0	0	0	0	0	1				
40 Andrew Chafin, R ERA: 4.35										0	0	0	0	0	0	0				
33 Jake Barrett, R ERA: 3.6										0	0	0	0	0	0	0				
19 Tyler Clippard, R ERA: 3.0										0	0	0	0	0	0	0				
36 Enrique Burgos, R ERA: 6.35										0	0	0	0	0	0	0				
22 Jake Lamb, L OBP: 0.302, SLG: 0.508										1	0	0	0	0	1	0				
Inning Stats	R: 0 E: 0 K: 0 S: 7	H: 0 LOB: 0 BB: 0 P: 9	R: 2 E: 0 K: 0 S: 16	H: 2 LOB: 1 BB: 23	R: 0 E: 0 K: 0 S: 10	H: 2 LOB: 2 BB: 0 P: 17	R: 0 E: 0 K: 0 S: 10	H: 1 LOB: 2 BB: 1 P: 14	R: 0 E: 0 K: 0 S: 7	H: 2 LOB: 0 BB: 1 P: 10	R: 0 E: 0 K: 2 S: 14	H: 2 LOB: 2 BB: 0 P: 23	R: 0 E: 0 K: 3 S: 9	H: 0 LOB: 0 BB: 0 P: 12	R: 0 E: 0 K: 1 S: 6	H: 0 LOB: 0 BB: 0 P: 10	1B: 8 2B: 0 3B: 0 HR: 1	SF: 1 SAC: 1 DP: 1 HBP: 0	WP: 0 PB: 0 SB: 0 CS: 0	PA: 38
PITCHER	IP WLS BF H R ER SO BB IBB HBP BLK WP HR S P ERA WHIP																			
20 Justin Nicolino, L ERA: 2.7	(1, 1) 6.0 W 27 7 4 4 0 3 0 0 0 0 0 1 57 87 6.00 1.667																			
46 Kyle Barraclough, R ERA: 1.13	(7, 1) 1.0 H 5 2 0 0 2 0 0 0 0 0 0 0 14 23 0.00 2.000																			
35 David Phelps, R ERA: 1.13	(8, 1) 1.0 H 3 0 0 0 3 0 0 0 0 0 0 0 9 12 0.00 0.000																			
44 AJ Ramos, R ERA: 0.87	(9, 1) 1.0 S 3 0 0 0 1 0 0 0 0 0 0 0 6 10 0.00 0.000																			

Arizona Diamondbacks @ Miami Marlins
Marlins Park, Miami, FL
Tue May 03 2016, 7:12 PM - 10:23 PM EDT
Att: 16,323 - Roof Closed - 75 F

AB 33
R 4
H 9
RBI 4
BB 3
SO 6
LOB 14



Batter	1	2	3	4	5	6	7	8	9	AB	R	H	RBI	BB	SO	LOB	BOTTOM			
11 J T Realmuto, R OBP: 0.321, SLG: 0.457	14 21 FC6-4		G1-3		F7	F6		SF7		4	1	1	1	0	0	3				
14 Martín Prado, R OBP: 0.433, SLG: 0.470	21 FC6-4		G5-3					F8-2		5	0	1	0	0	1	5				
21 Christian Yelich, L OBP: 0.499, SLG: 0.590	27 FC1-4									4	1	1	2	0	1	1				
27 Giancarlo Stanton, R OBP: 0.359, SLG: 0.547	FC1-4				E5					3	1	0	0	1	1	1				
13 Marcell Ozuna, R OBP: 0.290, SLG: 0.457					FC4-6					4	1	1	2	0	2	2				
12 Chris Johnson, R OBP: 0.286, SLG: 0.240			G5-3		P4					3	1	0	0	1	1	1				
3 Adeiny Hechavarría, R OBP: 0.267, SLG: 0.342			G4-3		G4-3					3	2	1	0	1	0	1				
19 Miguel Rojas, R OBP: 0.370, SLG: 0.417										2	0	2	0	0	0	0				
32 Derek Dietrich, L OBP: 0.449, SLG: 0.650										0	0	0	0	1	0	0				
20 Justin Nicolino, L ERA: 4.91	(1, 1) 5.1 L 23 3 0 0 0 0 2 0 0 0 0 0 0 62 98 5.06 1.125																			
40 Andrew Chafin, L ERA: 4.35	(6, 1) 0.0 L 2 0 0 0 0 0 2 0 0 0 0 0 0 0 8																			
33 Jake Barrett, R ERA: 3.6	(6, 1) 0.2 B 4 1 2 2 0 0 0 0 1 0 0 0 0 11 16 27.00 1.500																			
19 Tyler Clippard, R ERA: 3.0	(7, 1) 1.0 4 1 1 1 3 0 0 0 0 0 0 1 11 13 9.00 1.000																			
36 Enrique Burgos, R ERA: 6.35	(8, 1) 1.0 5 1 1 1 0 2 0 0 0 0 0 0 0 10 21 9.00 3.000																			
Inning Stats	R: 1 E: 0 K: 1 S: 12	H: 2 LOB: 1 BB: 0 P: 20	R: 0 E: 0 K: 1 S: 9	H: 1 LOB: 1 BB: 0 P: 13	R: 0 E: 0 K: 1 S: 10	H: 0 LOB: 0 BB: 0 P: 15	R: 0 E: 1 K: 0 S: 10	H: 0 LOB: 1 BB: 0 P: 16	R: 0 E: 0 K: 1 S: 15	H: 1 LOB: 1 BB: 0 P: 23	R: 4 E: 0 K: 0 S: 17	H: 2 LOB: 2 BB: 3 P: 35	R: 1 E: 0 K: 3 S: 11	H: 1 LOB: 0 BB: 0 P: 13	R: 1 E: 0 K: 0 S: 10	H: 1 LOB: 1 BB: 2 P: 21	1B: 5 2B: 2 3B: 0 HR: 2	SF: 1 SAC: 1 DP: 1 HBP: 1	WP: 0 PB: 0 SB: 0 CS: 0	PA: 38
PITCHER	IP WLS BF H R ER SO BB IBB HBP BLK WP HR S P ERA WHIP																			
46 Patrick Corbin, L ERA: 4.91	(1, 1) 5.1 L 23 3 0 0 0 0 2 0 0 0 0 0 0 0 8																			
40 Andrew Chafin, L ERA: 4.35	(6, 1) 0.0 L 2 0 0 0 0 0 2 0 0 0 0 0 0 0 8																			
33 Jake Barrett, R ERA: 3.6	(6, 1) 0.2 B 4 1 2 2 0 0 0 0 1 0 0 0 0 11 16 27.00 1.500																			
19 Tyler Clippard, R ERA: 3.0	(7, 1) 1.0 4 1 1 1 3 0 0 0 0 0 0 1 11 13 9.00 1.000																			
36 Enrique Burgos, R ERA: 6.35	(8, 1) 1.0 5 1 1 1 0 2 0 0 0 0 0 0 0 10 21 9.00 3.000																			

Arizona Diamondbacks @ Miami Marlins
Marlins Park, Miami, FL
Tue May 03 2016, 7:12 PM - 10:23 PM EDT
Att: 16,323 - Roof Closed - 75 F

AB 30
R 7
H 8
RBI 7
BB 5
SO 7
LOB 15



Batter	1	2	3	4	5	6	7	8	9	AB	R	H	RBI	BB	SO	LOB	TOP																	
37 Odúbel Herrera, L (1.8) OBP: 0.453, SLG: 0.447										5	0	3	0	0	0	1																		
16 César Hernández, S (1.4) OBP: 0.296, SLG: 0.309										5	0	0	0	0	0	6																		
7 Maikel Franco, R (1.5) OBP: 0.299, SLG: 0.463										5	1	2	2	0	2	1																		
18 Darin Ruf, R (1.3) OBP: 0.214, SLG: 0.200										3	0	1	0	1	0	1																		
13 Freddy Galvis, S (1.6) OBP: 0.263, SLG: 0.385										4	1	2	0	0	3																			
29 Cameron Rupp, R (1.2) OBP: 0.271, SLG: 0.397										4	0	1	0	0	1	3																		
2 Tyler Goeddel, R (1.7) OBP: 0.147, SLG: 0.147										3	0	0	0	0	0	3																		
3 David Lough, L (8. PH) OBP: 0.326, SLG: 0.368										1	0	0	0	0	0	0																		
28 Vince Velasquez, R (1.1) OBP: 0.231, SLG: 0.167										3	1	1	0	0	0	0																		
38 Andrew Bailey, R (7.1) OBP: 0.253, SLG: 0.438										0	0	0	0	0	0	0																		
6 Ryan Howard, L (8. PH) OBP: 0.253, SLG: 0.438										1	0	0	0	0	1	0																		
50 Héctor Neris, R (8.1) OBP: 0.224, SLG: 0.284										2	1	2	2	2	0	0																		
17 Peter Bourjos, R (1.9) OBP: 0.224, SLG: 0.284										2	1	2	2	2	0	0																		
Inning Stats	R: 0 E: 0 K: 0 S: 9	H: 2 LOB: 2 BB: 0 P: 14	R: 0 E: 0 K: 0 S: 9	H: 1 LOB: 0 BB: 0 P: 14	R: 1 E: 0 K: 0 S: 8	H: 2 LOB: 1 BB: 1 P: 14	R: 2 E: 0 K: 0 S: 11	H: 4 LOB: 2 BB: 0 P: 18	R: 1 E: 0 K: 0 S: 6	H: 2 LOB: 1 BB: 0 P: 10	R: 0 E: 0 K: 0 S: 8	H: 1 LOB: 1 BB: 0 P: 10	R: 0 E: 0 K: 2 S: 11	H: 0 LOB: 1 BB: 1 P: 21	R: 0 E: 0 K: 1 S: 7	H: 0 LOB: 0 BB: 1 P: 14	R: 0 E: 0 K: 1 S: 14	H: 0 LOB: 0 BB: 0 P: 22	1B: 9 2B: 2 3B: 0 HR: 1	SF: 0 SAC: 0 DP: 2 HBP: 0	WP: 0 PB: 0 SB: 0 CS: 1	PA: 40												
PITCHER	IP WLS BF H R ER SO BB IBB HBP BLK WP HR S P ERA WHIP																																	
54 Wei-Yin Chen, L (1.1) ERA: 4.66	5.0	25	11	4	4	0	0	1	0	0	0	0	0	1	43	70	7.20	2.400																
17 Craig Breslow, L (6.1) ERA: 3.55	1.0	4	1	0	0	0	0	0	0	0	0	0	0	0	8	10	0.00	1.000																
55 Neftalí Ogando, R (7.1) ERA:	1.0	4	0	0	0	2	1	0	0	0	0	0	0	11	21	0.00	1.000																	
46 Kyle Barraclough, R (8.1) ERA:	1.0	W	3	0	0	0	1	1	0	0	0	0	0	7	14	0.00	1.000																	
35 David Phelps, R (9.1) ERA: 1.0	1.0	S	3	0	0	0	1	0	0	0	0	0	0	14	22	0.00	0.000																	

Philadelphia Phillies @ Miami Marlins
Marlins Park, Miami, FL
Fri May 06 2016, 7:13 PM - 10:01 PM EDT
Att: 19,983 - Clear - 81 F

AB	36
R	4
H	12
RBI	4
BB	3
SO	4
LOB	18



Batter	1	2	3	4	5	6	7	8	9	AB	R	H	RBI	BB	SO	LOB	BOTTOM																	
11 J.T. Realmuto, R (1.2) OBP: 0.323, SLG: 0.452										4	0	1	1	0	0	0																		
14 Martín Prado, R (1.5) OBP: 0.412, SLG: 0.453										4	1	2	1	0	0	0																		
21 Christian Yelich, L (1.7) OBP: 0.445, SLG: 0.541										4	2	2	2	0	0	2																		
27 Giancarlo Stanton, R (1.9) OBP: 0.391, SLG: 0.632										3	1	1	2	1	1	0																		
32 Derek Dietrich, L (1.4) OBP: 0.417, SLG: 0.569										4	0	1	0	0	1	1																		
35 David Phelps, R (9.1) OBP: 0.500, SLG: 0.500										4	1	2	0	0	1	1																		
13 Marcell Ozuna, R (1.8) OBP: 0.313, SLG: 0.462										4	1	2	0	0	1	1																		
12 Chris Johnson, R (1.3) OBP: 0.306, SLG: 0.281										3	1	1	0	1	0	2																		
19 Miguel Rojas, R (1.6) OBP: 0.324, SLG: 0.333										4	0	0	0	0	2	4																		
54 Wei-Yin Chen, R (1.1) ERA: 4.66	6.0	25	11	4	4	0	0	1	0	0	0	0	0	1	64	90	6.00	1.333																
38 Andrew Bailey, R (7.1) ERA:	1.0	3	0	0	0	1	0	0	0	0	0	0	0	7	9	0.00	0.000																	
50 Héctor Neris, R (8.1) ERA: 1.96	1.0	L	7	3	2	2	0	1	0	0	0	1	1	13	22	18.00	4.000																	
Inning Stats	R: 2 E: 0 K: 1 S: 9	H: 2 LOB: 0 BB: 0 P: 13	R: 2 E: 1 K: 1 S: 19	H: 4 LOB: 2 BB: 0 P: 25	R: 0 E: 0 K: 2 S: 12	H: 0 LOB: 0 BB: 0 P: 15	R: 0 E: 0 K: 1 S: 10	H: 0 LOB: 0 BB: 0 P: 15	R: 0 E: 0 K: 0 S: 8	H: 0 LOB: 0 BB: 0 P: 10	R: 0 E: 0 K: 0 S: 6	H: 1 LOB: 1 BB: 1 P: 12	R: 0 E: 0 K: 1 S: 7	H: 0 LOB: 0 BB: 0 P: 9	R: 2 E: 0 K: 0 S: 13	H: 3 LOB: 2 BB: 1 P: 22	R: 2 E: 0 K: 0 S: 13	H: 0 LOB: 0 BB: 0 P: 22	1B: 7 2B: 1 3B: 0 HR: 2	SF: 0 SAC: 1 DP: 1 HBP: 0	WP: 1 PB: 0 SB: 0 CS: 0	PA: 35												
PITCHER	IP WLS BF H R ER SO BB IBB HBP BLK WP HR S P ERA WHIP																																	
28 Vince Velasquez, R (1.1) ERA: 2.17	6.0	25	11	4	4	0	0	1	0	0	0	0	0	1	64	90	6.00	1.333																
38 Andrew Bailey, R (7.1) ERA:	1.0	3	0	0	0	1	0	0	0	0	0	0	0	7	9	0.00	0.000																	
50 Héctor Neris, R (8.1) ERA: 1.96	1.0	L	7	3	2	2	0	1	0	0	0	1	1	13	22	18.00	4.000																	

Philadelphia Phillies @ Miami Marlins
Marlins Park, Miami, FL
Fri May 06 2016, 7:13 PM - 10:01 PM EDT
Att: 19,983 - Clear - 81 F

AB	32
R	6
H	10
RBI	6
BB	2
SO	6
LOB	10



Batter	1	2	3	4	5	6	7	8	9	AB	R	H	RBI	BB	SO	LOB	TOP					
37 Odúbel Herrera, L (1, 8) OBP: 0.455, SLG: 0.443										3	2	1	1	1	2	0						
16 César Hernández, S (1, 4) OBP: 0.306, SLG: 0.317										4	0	2	1	0	1	0						
7 Maikel Franco, R (1, 5) OBP: 0.289, SLG: 0.446										4	0	0	0	0	1	3						
6 Ryan Howard, L (1, 3) OBP: 0.243, SLG: 0.424 30 David Hernandez, R (8, 1) 46 Jeanmar Gómez, R (9, 1)										3	0	0	1	0	0	1						
51 Carlos Ruiz, R (1, 2) OBP: 0.352, SLG: 0.531										4	0	0	0	0	0	1						
13 Freddy Galvis, S (1, 6) OBP: 0.254, SLG: 0.372										4	0	0	0	0	3	0						
3 David Lough, L (1, 7) OBP: 0.340, SLG: 0.390										3	1	1	0	1	1	0						
58 Jeremy Hellickson, R (1, 1) OBP: 0.273, SLG: 0.200 60 Colton Murray, R (6, 1) 34 Brett Oberholtzer, L (7, 1) 4 Andrés Blanco, S (8, PH) 17 Peter Bourjos, R (1, 9) 18 Darin Ruf, R (8, PH)										1	0	0	0	1	0	1						
										0	0	0	0	0	0	0						
										2	0	0	0	0	1	2						
										1	0	0	0	0	2							
Inning Stats	R: 0 E: 0 K: 2 S: 8	H: 0 LOB: 0 BB: 0 P: 13	R: 0 E: 0 K: 1 S: 8	H: 0 LOB: 0 BB: 0 P: 10	R: 0 E: 0 K: 0 S: 7	H: 1 LOB: 0 BB: 0 P: 12	R: 1 E: 0 K: 0 S: 8	H: 1 LOB: 1 BB: 1 P: 15	R: 0 E: 0 K: 3 S: 11	H: 0 LOB: 0 BB: 0 P: 19	R: 0 E: 0 K: 2 S: 10	H: 0 LOB: 0 BB: 0 P: 15	R: 0 E: 0 K: 0 S: 11	H: 0 LOB: 0 BB: 0 P: 16	R: 3 E: 1 K: 0 S: 22	H: 3 LOB: 1 BB: 1 P: 33	R: 0 E: 0 K: 1 S: 7	H: 0 LOB: 0 BB: 0 P: 11	1B: 3 2B: 2 HR: 0	SF: 1 SAC: 0 DP: 1 HBP: 0	WP: 0 PB: 0 SB: 0 CS: 0	PA: 34
PITCHER	IP ERA LOB	WLS H L	BF R ER	H R ER	SO BB IBB HBP BLK	WP HR S P	ERA WHIP	PITCHER	IP ERA LOB	WLS H L	BF R ER	H R ER	SO BB IBB HBP BLK	WP HR S P	ERA WHIP							
34 Tom Koehler, R (1, 1) ERA: 5.83	7.0	24	2	1	1	8	2	0	0	0	0	0	63	100	1.29	0.571						
46 Kyle Barraclough, R (8, 1) ERA: 1.64	0.1	H	3	1	2	2	0	0	0	0	0	14	22	54.00	6.000							
17 Craig Breslow, L (8, 1) ERA: 3.55	0.0	L	2	2	0	0	0	0	0	0	0	5	8	∞	∞							
57 Bryan Morris, R (8, 1) ERA: 3.38	1.2	S	5	0	1	0	1	0	0	0	0	10	14	0.00	0.000							

Philadelphia Phillies @ Miami Marlins
Marlins Park, Miami, FL
Sat May 07 2016, 7:12 PM - 10:30 PM EDT
Att: 21,719 - Clear - 78 F

AB	30
R	4
H	5
RBI	3
BB	3
SO	9
LOB	10



Batter	1	2	3	4	5	6	7	8	9	AB	R	H	RBI	BB	SO	LOB	BOTTOM	
32 Derek Dietrich, L (1, 4) OBP: 0.406, SLG: 0.564										4	0	1	0	0	1	0		
3 Adayni Hechavarría, R (1, 6) OBP: 0.255, SLG: 0.319										4	0	2	0	0	0	0		
21 Christian Yelich, L (1, 7) OBP: 0.447, SLG: 0.539										4	1	2	0	0	0	1		
27 Giancarlo Stanton, R (1, 9) OBP: 0.378, SLG: 0.606										4	0	0	0	0	1	2		
41 Justin Bour, L (1, 3) OBP: 0.348, SLG: 0.494 46 Kyle Barraclough, R (8, 1) 17 Craig Breslow, L (8, 1) 57 Bryan Morris, L (8, 1) 14 Martín Prado, R (8, 5)										2	1	1	1	1	0	0		
										0	0	0	0	0	0	0		
										0	0	0	0	0	0	0		
										1	0	0	0	0	0	0		
13 Marcell Ozuna, R (1, 8) OBP: 0.319, SLG: 0.491										4	1	2	2	0	1	0		
12 Chris Johnson, R (1, 5) OBP: 0.300, SLG: 0.306										4	0	1	0	0	1	2		
6 Jeff Mathis, R (1, 2) OBP: 0.182, SLG: 0.190 11 J.T. Realmuto, R (9, PH) 34 Tom Koehler, R (1, 1) 51 Ichiro Suzuki, L (7, PH) 19 Miguel Rojas, R (8, 4)										3	0	0	0	0	1	3		
										1	0	1	0	0	0	0		
										2	0	0	0	0	1	1		
										1	0	0	0	0	1	0		
										1	0	0	0	0	1	0		
Inning Stats	R: 0 E: 0 K: 1 S: 14	H: 1 LOB: 1 BB: 0 P: 25	R: 1 E: 0 K: 1 S: 13	H: 2 LOB: 1 BB: 0 P: 18	R: 0 E: 0 K: 0 S: 8	H: 0 LOB: 0 BB: 0 P: 15	R: 1 E: 0 K: 1 S: 10	H: 1 LOB: 0 BB: 0 P: 18	R: 0 E: 0 K: 2 S: 11	H: 1 LOB: 1 BB: 0 P: 18	R: 0 E: 0 K: 0 S: 6	H: 0 LOB: 0 BB: 0 P: 10	R: 0 E: 0 K: 1 S: 7	H: 1 LOB: 0 BB: 0 P: 13	1B: 6 2B: 2 HR: 2	SF: 0 SAC: 0 DP: 1 HBP: 0	WP: 1 PB: 0 SB: 1 CS: 0	PA: 36
PITCHER	IP ERA LOB	WLS H L	BF R ER	H R ER	SO BB IBB HBP BLK	WP HR S P	ERA WHIP	PITCHER	IP ERA LOB	WLS H L	BF R ER	H R ER	SO BB IBB HBP BLK	WP HR S P	ERA WHIP			
58 Jeremy Hellickson, R (1, 1) ERA: 4.91	5.1	24	8	3	3	4	1	0	0	0	0	6	8	0.00	0.000			
60 Colton Murray, R (6, 1) ERA: 1.64	0.2	2	0	0	0	0	0	0	0	0	0	6	8	0.00	0.000			
34 Brett Oberholtzer, L (7, 1) ERA: 9.0	1.0	W	4	1	0	2	0	0	0	0	0	11	18	0.00	1.000			
30 David Hernandez, R (8, 1) ERA: 2.93	1.0	H	3	0	0	0	0	0	0	0	0	6	10	0.00	0.000			
46 Jeanmar Gómez, R (9, 1) ERA: 2.56	1.0	S	3	1	0	1	0	0	0	0	0	7	13	0.00	1.000			

Philadelphia Phillies @ Miami Marlins
Marlins Park, Miami, FL
Sat May 07 2016, 7:12 PM - 10:30 PM EDT
Att: 21,719 - Clear - 78 F

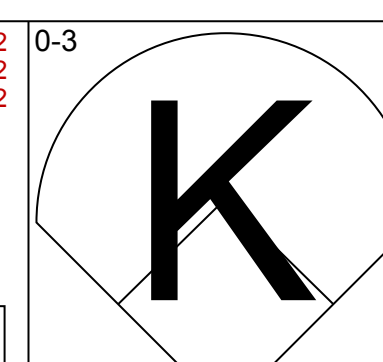
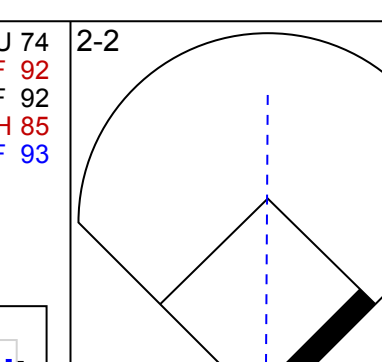
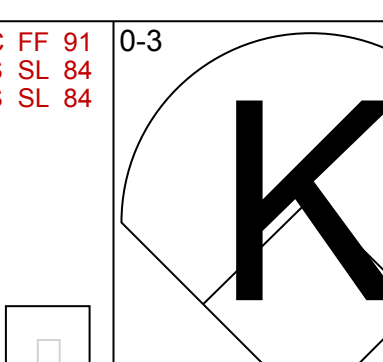
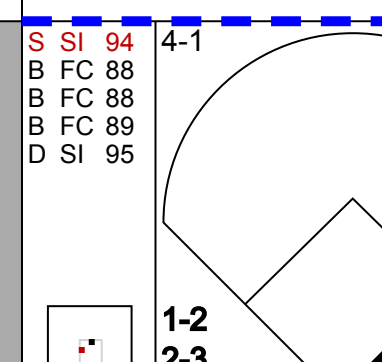
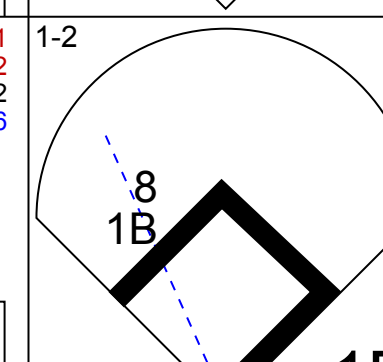
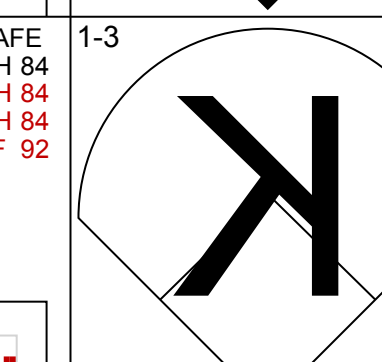

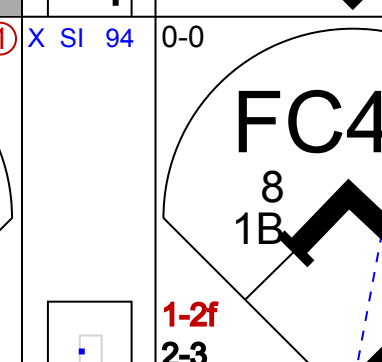
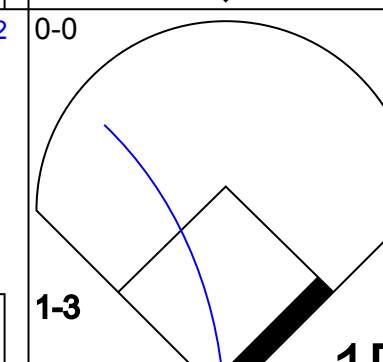
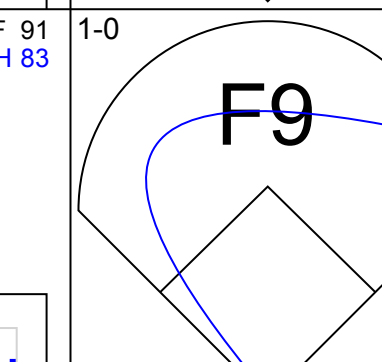

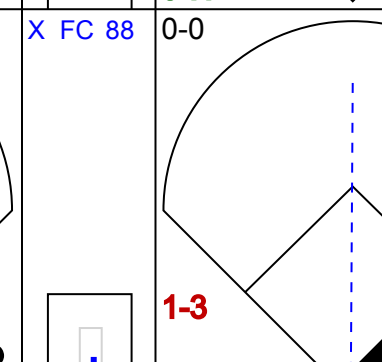
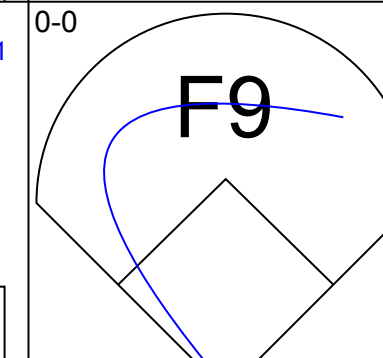




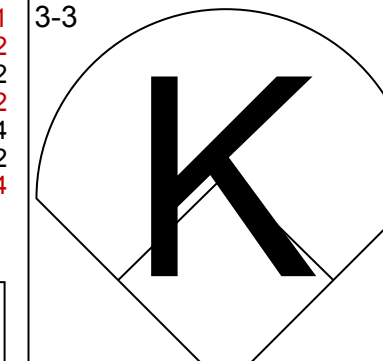



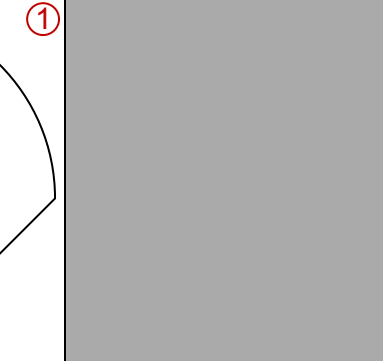




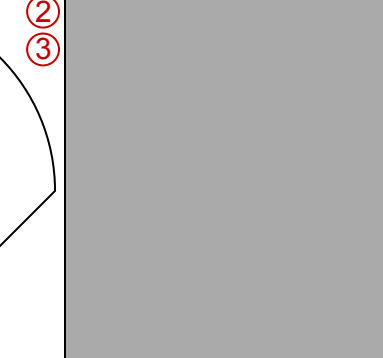


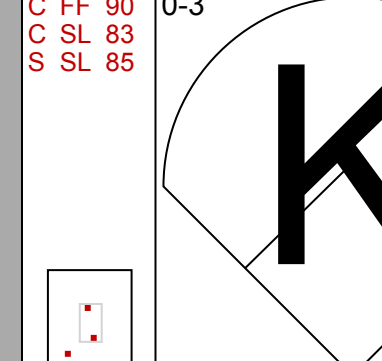
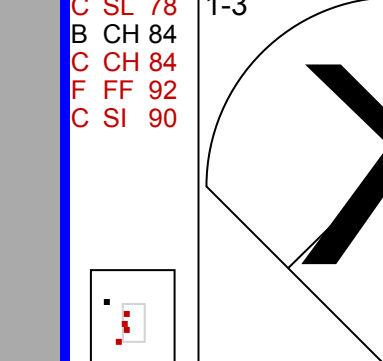


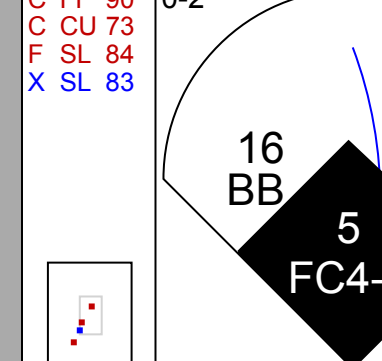
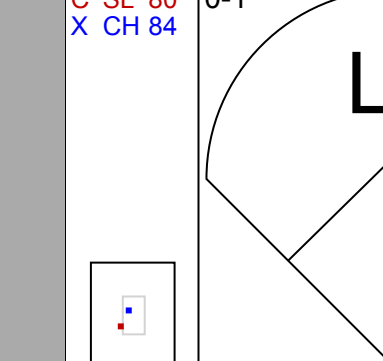

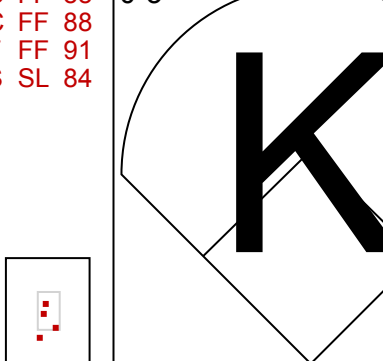
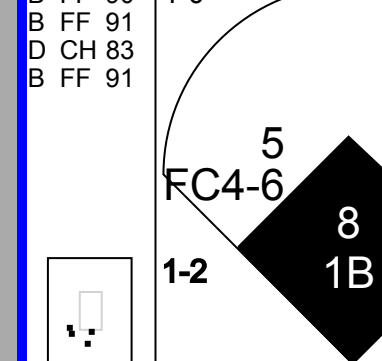
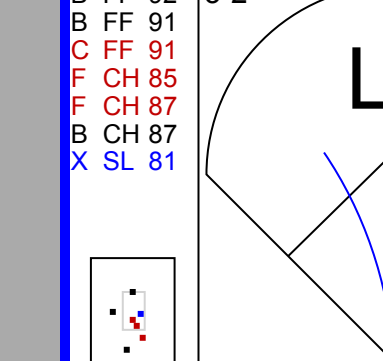
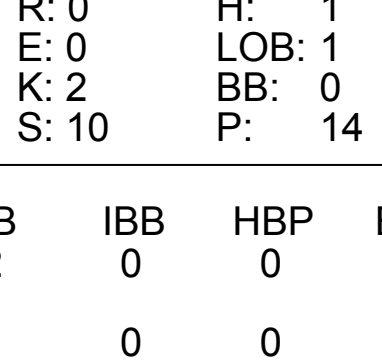
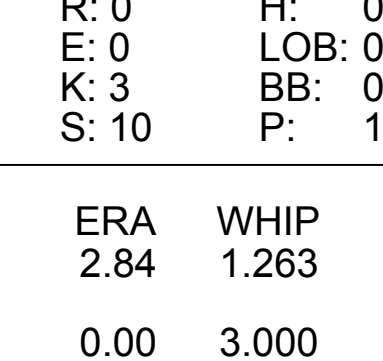
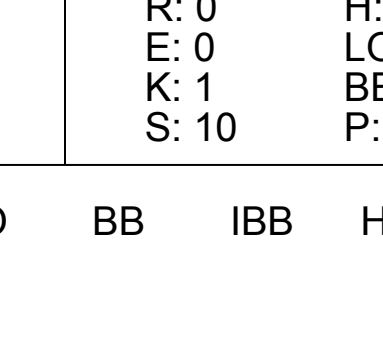



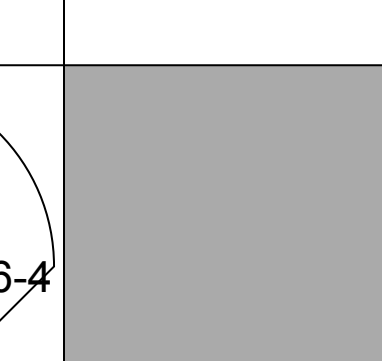

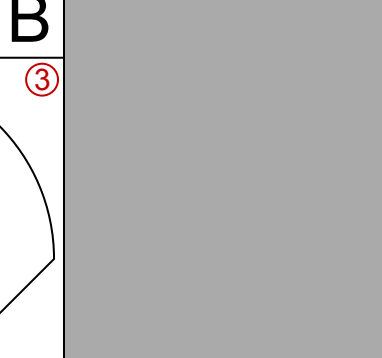


AB	35
R	3
H	10
RBI	3
BB	1
SO	7
LOB	10



Batter	1	2	3	4	5	6	7	8	9	AB	R	H	RBI	BB	SO	LOB	TOP							
5 Jonathan Villar, S OBP: 0.364, SLG: 0.375										6	2	2	2	0	2	4	Milwaukee Brewers @ Miami Marlins Marlins Park, Miami, FL Tue May 10 2016, 7:12 PM - 10:29 PM EDT Att: 17,225 - Partly Cloudy - 82 F							
14 Hernán Pérez, R OBP: 0.379, SLG: 0.654										3	2	2	0	3	0	1								
8 Ryan Braun, R OBP: 0.335, SLG: 0.607										4	1	2	2	2	2	3								
20 Jonathan Lucroy, R OBP: 0.370, SLG: 0.472										6	0	0	0	0	1	9								
33 Chris Carter, R OBP: 0.336, SLG: 0.614										4	1	0	0	1	2	2								
9 Aaron Hill, R OBP: 0.312, SLG: 0.429										4	1	3	2	0	0	0								
15 Alex Presley, L OBP: 0.286, SLG: 0.489										5	1	2	0	0	0	2								
39 Chris Capuano, L OBP: 0.333, SLG: 0.413										0	0	0	0	0	0	0								
18 Ramón Flores, L OBP: 0.286, SLG: 0.224										3	1	1	1	0	0	4								
48 Blaine Boyer, R OBP: 0.333, SLG: 0.413										0	0	0	0	0	0	0								
16 Domingo Santana, R OBP: 0.333, SLG: 0.413										0	1	0	0	1	0	0								
27 Zach Davies, R OBP: 0.333, SLG: 0.413										2	0	0	0	0	1	3								
10 Kirk Nieuwenhuis, L OBP: 0.312, SLG: 0.353										1	0	0	0	1	0	1								
Inning Stats	R: 1 H: 2 E: 0 K: 0 S: 10	H: 2 LOB: 1 BB: 0 P: 15	R: 0 H: 2 E: 0 K: 2 S: 13	H: 2 LOB: 2 BB: 0 P: 20	R: 0 H: 0 E: 0 K: 1 S: 12	H: 0 LOB: 1 BB: 1 P: 20	R: 3 H: 3 E: 0 K: 1 S: 17	H: 3 LOB: 2 BB: 1 P: 29	R: 1 H: 2 E: 0 K: 1 S: 11	H: 2 LOB: 1 BB: 0 P: 13	R: 3 H: 1 E: 1 K: 0 S: 17	H: 1 LOB: 2 BB: 3 P: 34	R: 0 H: 1 E: 0 K: 2 S: 14	H: 1 LOB: 2 BB: 1 P: 24	R: 0 H: 0 E: 0 K: 1 S: 10	H: 0 LOB: 0 BB: 0 P: 12	R: 2 H: 1 E: 0 K: 0 S: 12	H: 1 LOB: 1 BB: 2 P: 27	1B: 10 2B: 2 3B: 0 HR: 0	SF: 1 2B: 2 3B: 0 HBP: 0	WP: 3 PB: 0 SB: 4 CS: 0	PA: 49		
PITCHER	IP WLS BF H R ER SO BB IBB HBP BLK WP HR S P ERA WHIP	IP WLS BF H R ER SO BB IBB HBP BLK WP HR S P ERA WHIP	IP WLS BF H R ER SO BB IBB HBP BLK WP HR S P ERA WHIP	IP WLS BF H R ER SO BB IBB HBP BLK WP HR S P ERA WHIP	IP WLS BF H R ER SO BB IBB HBP BLK WP HR S P ERA WHIP	IP WLS BF H R ER SO BB IBB HBP BLK WP HR S P ERA WHIP	IP WLS BF H R ER SO BB IBB HBP BLK WP HR S P ERA WHIP	IP WLS BF H R ER SO BB IBB HBP BLK WP HR S P ERA WHIP	IP WLS BF H R ER SO BB IBB HBP BLK WP HR S P ERA WHIP	IP WLS BF H R ER SO BB IBB HBP BLK WP HR S P ERA WHIP	IP WLS BF H R ER SO BB IBB HBP BLK WP HR S P ERA WHIP	IP WLS BF H R ER SO BB IBB HBP BLK WP HR S P ERA WHIP	IP WLS BF H R ER SO BB IBB HBP BLK WP HR S P ERA WHIP	IP WLS BF H R ER SO BB IBB HBP BLK WP HR S P ERA WHIP	IP WLS BF H R ER SO BB IBB HBP BLK WP HR S P ERA WHIP	IP WLS BF H R ER SO BB IBB HBP BLK WP HR S P ERA WHIP	IP WLS BF H R ER SO BB IBB HBP BLK WP HR S P ERA WHIP	IP WLS BF H R ER SO BB IBB HBP BLK WP HR S P ERA WHIP	IP WLS BF H R ER SO BB IBB HBP BLK WP HR S P ERA WHIP	IP WLS BF H R ER SO BB IBB HBP BLK WP HR S P ERA WHIP	IP WLS BF H R ER SO BB IBB HBP BLK WP HR S P ERA WHIP	IP WLS BF H R ER SO BB IBB HBP BLK WP HR S P ERA WHIP	IP WLS BF H R ER SO BB IBB HBP BLK WP HR S P ERA WHIP	IP WLS BF H R ER SO BB IBB HBP BLK WP HR S P ERA WHIP
61 Adam Conley, L ERA: 3.72	4.0	22	7	4	4	4	2	0	1	0	1	0	52	84	9.00	2.250								
62 José Ureña, R ERA: 6.97	2.0	13	3	4	3	1	3	0	0	0	0	0	28	47	13.50	3.000								
64 Nick Wittgren, R ERA: 2.45	1.2	7	1	0	0	3	1	0	0	0	0	0	21	33	0.00	1.200								
17 Craig Breslow, L ERA: 4.5	1.1	7	1	2	2	0	2	0	0	0	2	0	15	30	13.50	2.250								

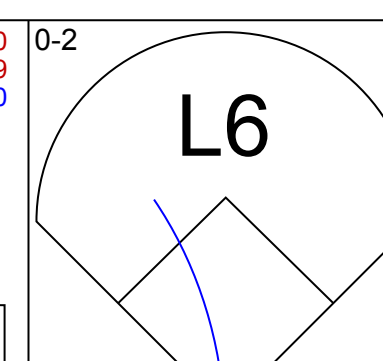
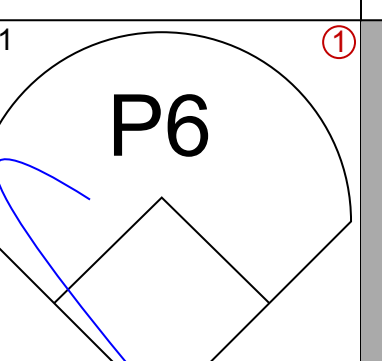
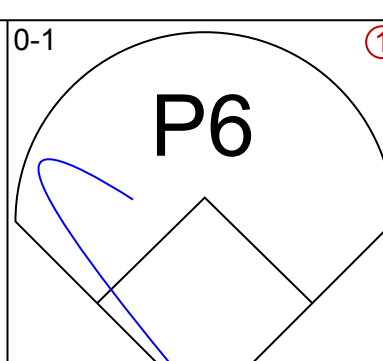
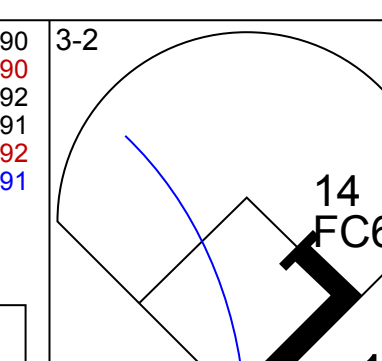
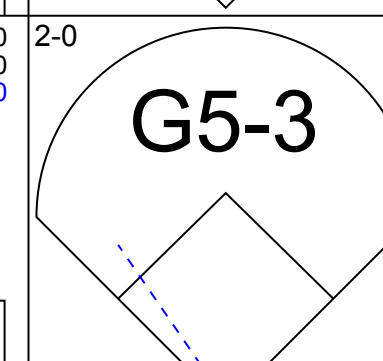
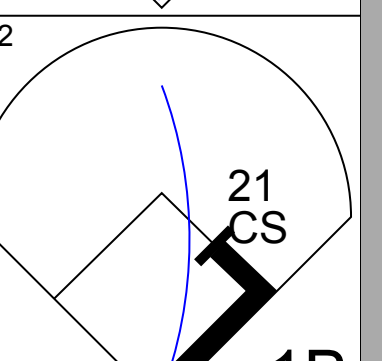
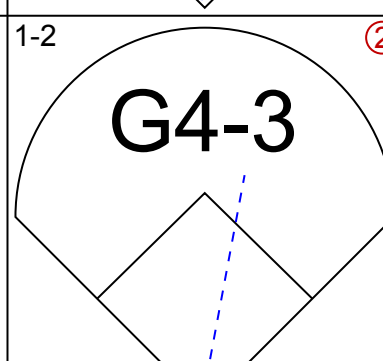
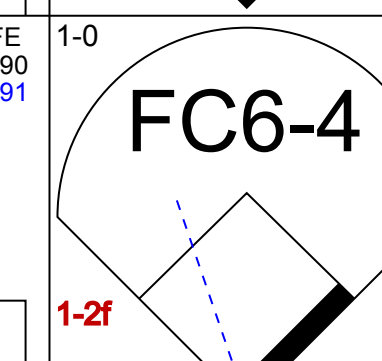
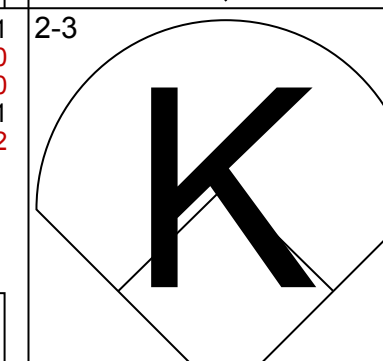
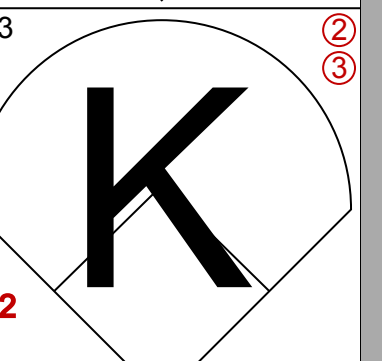
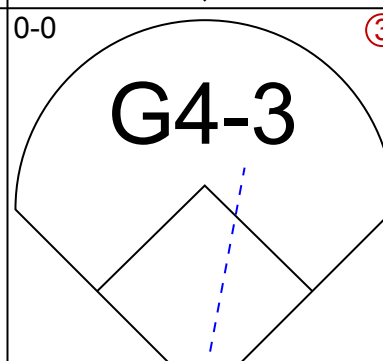
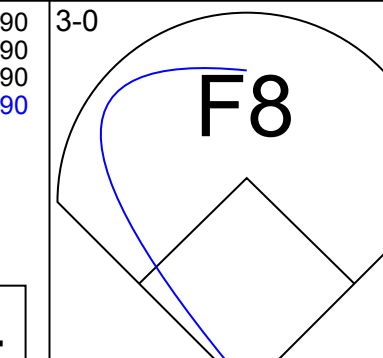
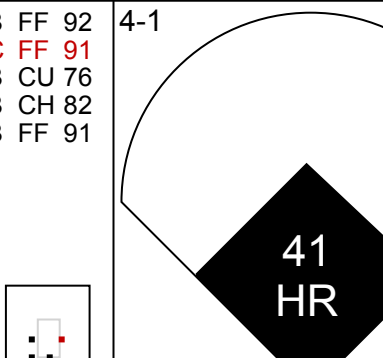
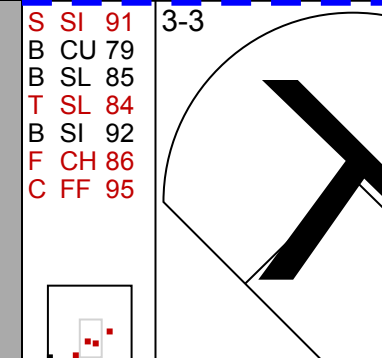
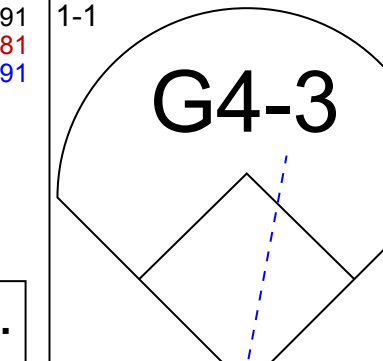
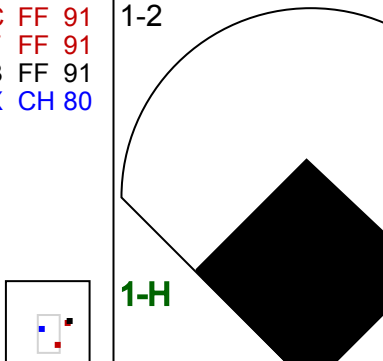
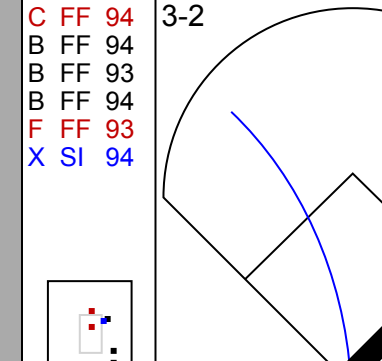
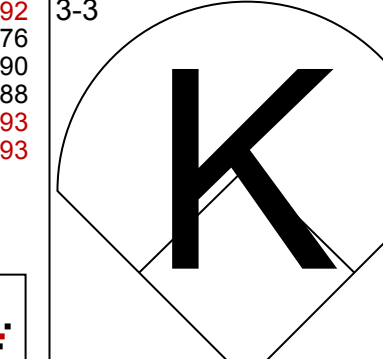
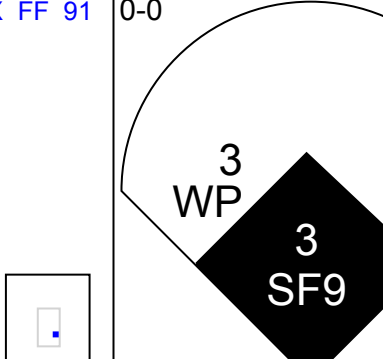
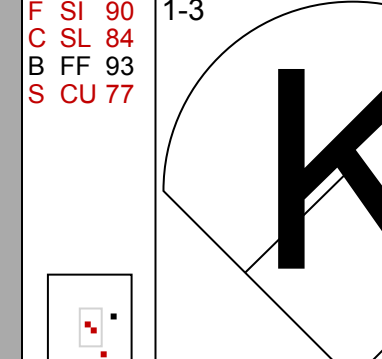

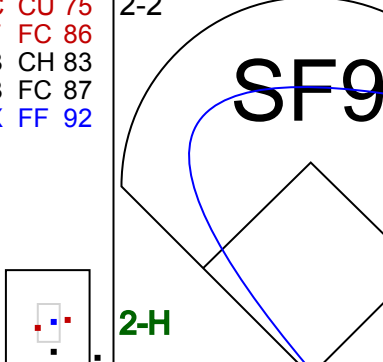
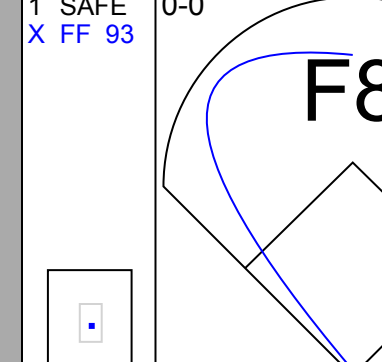

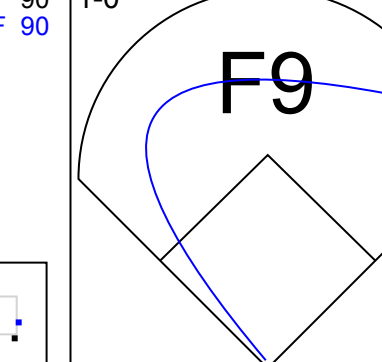
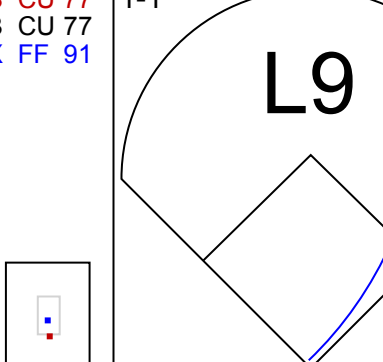


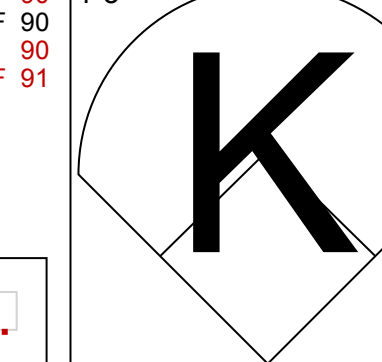
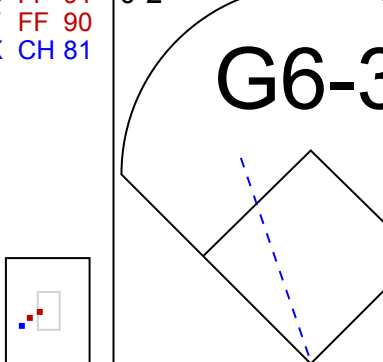
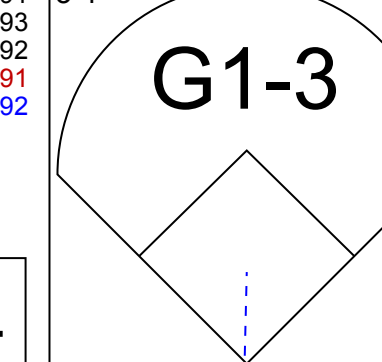
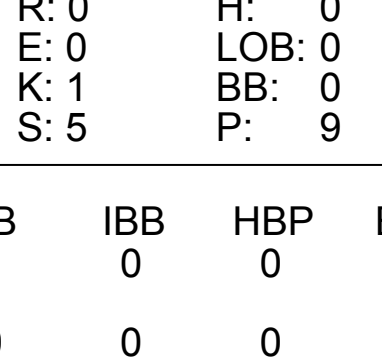
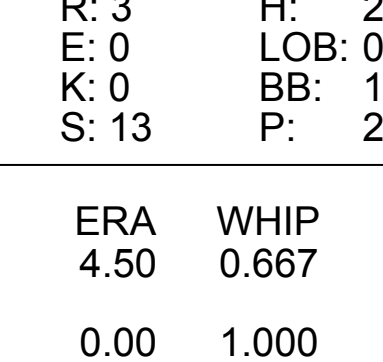
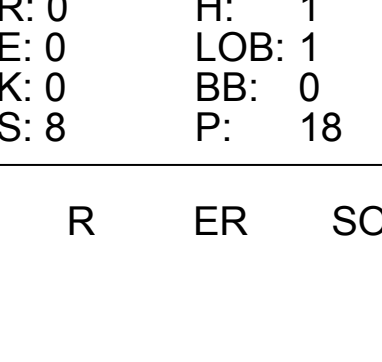

Batter	1	2	3	4	5	6	7	8	9	AB	R	H	RBI	BB	SO	LOB	BOTTOM							
32 Derek Dietrich, L OBP: 0.403, SLG: 0.574										5	0	1	0	0	1	1	Milwaukee Brewers @ Miami Marlins Marlins Park, Miami, FL Tue May 10 2016, 7:12 PM - 10:29 PM EDT Att: 17,225 - Partly Cloudy - 82 F							
14 Martín Prado, R OBP: 0.419, SLG: 0.473										4	0	1	0	0	0	2								
17 Craig Breslow, L OBP: 0.367, SLG: 0.566										0	0	0	0	0	0	0								
21 Christian Yelich, L OBP: 0.449, SLG: 0.523										3	1	1	0	1	0	3								
27 Giancarlo Stanton, R OBP: 0.367, SLG: 0.566										2	0	0	0	2	1	1								
41 Justin Bour, L OBP: 0.337, SLG: 0.461										4	0	0	0	0	1	5								
13 Marcell Ozuna, R OBP: 0.344, SLG: 0.504										4	1	3	1	0	0	0								
11 J.T. Realmuto, R OBP: 0.312, SLG: 0.434										4	0	1	1	0	0	3								
3 Adeiny Hechavarria, R OBP: 0.266, SLG: 0.317										3	0	0	0	0	0	1								
64 Nick Wittgren, R ERA: 2.12										0	0	0	0	0	0	0								
12 Chris Johnson, R OBP: 0.352, SLG: 0.385										1	0	0	0	0	1	0								
61 Adam Conley, L ERA: 6.29	5.0	23	5	2	2	1	3	0	0	0	0	0	43	82	3.60	1.600								
48 Blaine Boyer, R ERA: 2.12	2.0	7	2	0	0	0	0	0	0	0	0	0	20	29	0.00	1.000								
39 Chris Capuano, L ERA: 3.32	2.0	7	1	0	0	3	0	0	0	0	0	0	25	31	0.00	0.500								
Inning Stats	R: 0 H: 1 E: 0 K: 0 S: 9	H: 2 LOB: 1 BB: 0 P: 22	R: 1 H: 2 E: 0 K: 0 S: 7	H: 2 LOB: 1 BB: 0 P: 13	R: 1 H: 1 E: 0 K: 1 S: 12	H: 1 LOB: 2 BB: 2 P: 26	R: 0 H: 0 E: 0 K: 0 S: 7	H: 0 LOB: 0 BB: 0 P: 12	R: 0 H: 1 E: 0 K: 0 S: 8	H: 1 LOB: 1 BB: 0 P: 9	R: 0 H: 0 E: 0 K: 0 S: 5	H: 0 LOB: 0 BB: 0 P: 9	R: 0 H: 2 E: 0 K: 0 S: 15	H: 2 LOB: 1 BB: 0 P: 20	R: 0 H: 1 E: 0 K: 1 S: 14	H: 1 LOB: 1 BB: 0 P: 15	R: 0 H: 0 E: 0 K: 2 S: 11	H: 0 LOB: 0 BB: 0 P: 16	1B: 5 2B: 4 3B: 0 HR: 0	SF: 0 2B: 4 3B: 0 HBP: 0	WP: 0 PB: 0 SB: 1 CS: 0	PA: 37		
PITCHER	IP WLS BF H R ER SO BB IBB HBP BLK WP HR S P ERA WHIP	IP WLS BF H R ER SO BB IBB HBP BLK WP HR S P ERA WHIP	IP WLS BF H R ER SO BB IBB HBP BLK WP HR S P ERA WHIP	IP WLS BF H R ER SO BB IBB HBP BLK WP HR S P ERA WHIP	IP WLS BF H R ER SO BB IBB HBP BLK WP HR S P ERA WHIP	IP WLS BF H R ER SO BB IBB HBP BLK WP HR S P ERA WHIP	IP WLS BF H R ER SO BB IBB HBP BLK WP HR S P ERA WHIP	IP WLS BF H R ER SO BB IBB HBP BLK WP HR S P ERA WHIP	IP WLS BF H R ER SO BB IBB HBP BLK WP HR S P ERA WHIP	IP WLS BF H R ER SO BB IBB HBP BLK WP HR S P ERA WHIP	IP WLS BF H R ER SO BB IBB HBP BLK WP HR S P ERA WHIP	IP WLS BF H R ER SO BB IBB HBP BLK WP HR S P ERA WHIP	IP WLS BF H R ER SO BB IBB HBP BLK WP HR S P ERA WHIP	IP WLS BF H R ER SO BB IBB HBP BLK WP HR S P ERA WHIP	IP WLS BF H R ER SO BB IBB HBP BLK WP HR S P ERA WHIP	IP WLS BF H R ER SO BB IBB HBP BLK WP HR S P ERA WHIP	IP WLS BF H R ER SO BB IBB HBP BLK WP HR S P ERA WHIP	IP WLS BF H R ER SO BB IBB HBP BLK WP HR S P ERA WHIP	IP WLS BF H R ER SO BB IBB HBP BLK WP HR S P ERA WHIP	IP WLS BF H R ER SO BB IBB HBP BLK WP HR S P ERA WHIP	IP WLS BF H R ER SO BB IBB HBP BLK WP HR S P ERA WHIP	IP WLS BF H R ER SO BB IBB HBP BLK WP HR S P ERA WHIP	IP WLS BF H R ER SO BB IBB HBP BLK WP HR S P ERA WHIP	IP WLS BF H R ER SO BB IBB HBP BLK WP HR S P ERA WHIP
27 Zach Davies, R ERA: 6.29	5.0	23	5	2	2	1	3	0	0	0	0	0	43	82	3.60	1.600								
48 Blaine Boyer, R ERA: 2.12	2.0	7	2	0	0	0	0	0	0	0	0	0	20	29	0.00	1.000								
39 Chris Capuano, L ERA: 3.32	2.0	7	1	0	0	3	0	0	0	0	0	0	25	31	0.00	0.500								



Batter	1	2	3	4	5	6	7	8	9	AB	R	H	RBI	BB	SO	LOB	TOP					
16 Domingo Santana, R (1.9) OBP: 0.339, SLG: 0.411										3	0	1	0	1	2	0	Milwaukee Brewers @ Miami Marlins Marlins Park, Miami, FL Wed May 11 2016, 7:11 PM - 9:40 PM EDT Att: 19,893 - Partly Cloudy - 81 F					
5 Jonathan Villar, S (1.6) OBP: 0.381, SLG: 0.371										4	0	1	1	0	2	3						
8 Ryan Braun, R (1.7) OBP: 0.444, SLG: 0.612										4	0	3	1	0	0	1						
20 Jonathan Lucroy, R (1.2) OBP: 0.374, SLG: 0.473										4	0	2	0	0	1	3						
33 Chris Carter, R (1.3) OBP: 0.333, SLG: 0.598										3	0	0	0	1	3	4						
9 Aaron Hill, R (1.4) OBP: 0.301, SLG: 0.412										4	0	0	0	0	1	4						
14 Hernán Pérez, R (1.5) OBP: 0.327, SLG: 0.386										3	0	0	0	0	1	1						
10 Kirk Nieuwenhuis, L (9,PH) OBP: 0.368, SLG: 0.386										1	0	0	0	0	1	0						
15 Alex Presley, L (1.8) OBP: 0.345, SLG: 0.471										4	1	1	0	0	1	0						
57 Chase Anderson, R (1.1)										2	0	0	0	0	2	0						
7 Colin Walsh, S (7,PH) OBP: 0.327, SLG: 0.122										0	1	0	0	1	0	0						
54 Michael Blazek, R (7.1)										0	0	0	0	0	0	0						
59 Carlos Torres, R (8.1)										0	0	0	0	0	0	0						
18 Ramón Flores, L (9,PH) OBP: 0.282, SLG: 0.221										1	0	0	0	0	0	0						
Inning Stats	R: 0 E: 0 K: 2 S: 12	H: 2 LOB: 2 BB: 0 P: 16	R: 0 E: 0 K: 1 S: 8	H: 0 LOB: 0 BB: 0 P: 9	R: 0 E: 0 K: 2 S: 10	H: 1 LOB: 1 BB: 0 P: 14	R: 0 E: 0 K: 1 S: 8	H: 1 LOB: 1 BB: 0 P: 14	R: 0 E: 0 K: 3 S: 10	H: 0 LOB: 0 BB: 0 P: 10	R: 0 E: 0 K: 2 S: 14	H: 1 LOB: 2 BB: 1 P: 24	R: 2 E: 0 K: 1 S: 10	H: 2 LOB: 2 BB: 2 P: 18	R: 0 E: 0 K: 1 S: 10	H: 1 LOB: 0 BB: 0 P: 15	R: 0 E: 0 K: 1 S: 10	H: 0 LOB: 0 BB: 0 P: 14	1B: 8 2B: 1 3B: 0 HR: 0	SF: 0 SAC: 0 DP: 1 HBP: 0	WP: 0 SB: 0 CS: 0	PA: 36
PITCHER	IP WLS BF H R ER SO BB IBB HBP BLK WP HR S P ERA WHIP	6.1 W 27 6 2 2 12 2 0 0 0 0 0 69 98 2.84 1.263	7.1 H 3 1 0 0 0 1 0 0 0 0 0 3 7 0.00 3.000	8.1 H 3 1 0 0 1 0 0 0 0 0 0 10 15 0.00 1.000	9.1 S 3 0 0 0 1 0 0 0 0 0 0 10 14 0.00 0.000	PITCHER										IP WLS BF H R ER SO BB IBB HBP BLK WP HR S P ERA WHIP						

AB	33
R	2
H	8
RBI	2
BB	3
SO	14
LOB	16



Batter	1	2	3	4	5	6	7	8	9	AB	R	H	RBI	BB	SO	LOB	BOTTOM			
32 Derek Dietrich, L (1.4) OBP: 0.395, SLG: 0.556										4	0	1	0	0	0	0	Milwaukee Brewers @ Miami Marlins Marlins Park, Miami, FL Wed May 11 2016, 7:11 PM - 9:40 PM EDT Att: 19,893 - Partly Cloudy - 81 F			
14 Martín Prado, R (1.5) OBP: 0.413, SLG: 0.465										4	0	1	0	0	0	1				
21 Christian Yelich, L (1.7) OBP: 0.439, SLG: 0.599										3	0	0	0	0	2	1				
27 Giancarlo Stanton, R (1.9) OBP: 0.366, SLG: 0.556										2	1	0	0	1	1	0				
41 Justin Bour, L (1.3) OBP: 0.346, SLG: 0.500										3	1	2	2	0	0	0				
19 Miguel Rojas, R (7,PR) OBP: 0.316, SLG: 0.324										0	0	0	0	0	0	0				
13 Marcell Ozuna, R (1.8) OBP: 0.344, SLG: 0.508										3	1	1	0	0	2	1				
3 Adeiny Hechavarría, R (1.6) OBP: 0.299, SLG: 0.311										2	0	0	1	0	0	1				
6 Jeff Mathis, R (1.2) OBP: 0.160, SLG: 0.167										3	0	0	0	0	0	0				
54 Wei-Yin Chen, R (1.1)										2	0	0	0	0	1	0				
57 Bryan Morris, L (7.1)										0	0	0	0	0	0	0				
35 David Phelps, R (8.1) OBP: 0.500, SLG: 0.500										0	0	0	0	0	0	0				
51 Ichiro Suzuki, L (8,PH) OBP: 0.383, SLG: 0.357										0	0	0	0	0	0	0				
44 AJ Ramos, R (9.1)										0	0	0	0	0	0	0				
Inning Stats	R: 0 E: 0 K: 1 S: 7	H: 0 LOB: 0 BB: 0 P: 11	R: 0 E: 0 K: 1 S: 6	H: 0 LOB: 0 BB: 0 P: 13	R: 0 E: 0 K: 1 S: 5	H: 0 LOB: 0 BB: 0 P: 9	R: 0 E: 0 K: 1 S: 8	H: 1 LOB: 1 BB: 0 P: 13	R: 3 E: 0 K: 0 S: 13	H: 2 LOB: 0 BB: 1 P: 21	R: 0 E: 0 K: 0 S: 6	H: 0 LOB: 0 BB: 0 P: 7	R: 0 E: 0 K: 2 S: 11	H: 1 LOB: 1 BB: 0 P: 18	R: 0 E: 0 K: 0 S: 8	H: 1 LOB: 1 BB: 0 P: 18	1B: 3 2B: 2 3B: 0 HR: 1	SF: 1 SAC: 0 DP: 1 HBP: 0	WP: 1 SB: 0 CS: 1	PA: 29
PITCHER	IP WLS BF H R ER SO BB IBB HBP BLK WP HR S P ERA WHIP	6.0 L 21 3 3 3 4 1 1 45 74 4.50 0.667	7.1 4 1 0 0 2 0 0 0 0 0 0 11 18 0.00 1.000	8.1 4 1 0 0 0 0 0 0 0 0 0 8 18 0.00 1.000	PITCHER										IP WLS BF H R ER SO BB IBB HBP BLK WP HR S P ERA WHIP					

AB	27
R	3
H	5
RBI	3
BB	1
SO	6
LOB	4



Batter	1	2	3	4	5	6	7	8	9	AB	R	H	RBI	BB	SO	LOB	TOP					
11 J.T. Realmuto, R OBP: 0.316, SLG: 0.432																						
14 Martín Prado, R OBP: 0.405, SLG: 0.449																						
21 Christian Yelich, L OBP: 0.434, SLG: 0.590																						
27 Giancarlo Stanton, R OBP: 0.370, SLG: 0.563																						
13 Marcell Ozuna, R OBP: 0.348, SLG: 0.504																						
12 Chris Johnson, R OBP: 0.289, SLG: 0.372																						
3 Adeiny Hechavarria, R OBP: 0.250, SLG: 0.299																						
19 Miguel Rojas, R OBP: 0.325, SLG: 0.333																						
32 Derek Dietrich, L OBP: 0.298, SLG: 0.458																						
34 Tom Koehler, R OBP: 0.100, SLG: 0.100																						
57 Bryan Morris, L																						
51 Ichiro Suzuki, L OBP: 0.320, SLG: 0.320																						
46 Kyle Barracough, R																						
33 Dustin McGowan, R																						
28 Cole Gillespie, R																						
Inning Stats	R: 0 E: 0 K: 1 S: 9	H: 1 LOB: 1 BB: 0 P: 11	R: 0 E: 0 K: 1 S: 7	H: 0 LOB: 0 BB: 0 P: 13	R: 0 E: 0 K: 2 S: 9	H: 0 LOB: 0 BB: 0 P: 13	R: 0 E: 0 K: 1 S: 10	H: 0 LOB: 0 BB: 0 P: 14	R: 2 E: 0 K: 2 S: 20	H: 2 LOB: 3 BB: 2 P: 39	R: 0 E: 0 K: 1 S: 17	H: 3 LOB: 2 BB: 0 P: 25	R: 0 E: 0 K: 1 S: 9	H: 1 LOB: 0 BB: 0 P: 14	R: 1 E: 0 K: 0 S: 6	H: 1 LOB: 0 BB: 0 P: 10	R: 0 E: 0 K: 2 S: 9	H: 0 LOB: 1 BB: 0 P: 12	1B: 7 2B: 1 3B: 0 HR: 0	SF: 0 SAC: 0 DP: 1 HBP: 1	WP: 0 PB: 0 SB: 1 CS: 0	PA: 38
PITCHER	IP: 5.0 ERA: 1.93	WLS: 24 BF: 6	H: 2 R: 2 ER: 0 SO: 7	BB: 2 IBB: 0 HBP: 0 BLK: 0	WP: 0 HR: 0 S: 65 P: 106	ERA: 0.00 WHIP: 1.600	PITCHER	IP: 0.2 ERA: 3.68	WLS: 2 BF: 0	H: 0 R: 0 ER: 0 SO: 1	BB: 0 IBB: 0 HBP: 0 BLK: 0	WP: 0 HR: 0 S: 6 P: 8	ERA: 0.00 WHIP: 0.000									

Miami Marlins @ Washington Nationals
Nationals Park, Washington, DC
Fri May 13 2016, 7:09 PM - 10:27 PM EDT
Att: 28,232 - Clear - 74 F

AB 35
R 3
H 8
RBI 1
BB 2
SO 11
LOB 20



Batter	1	2	3	4	5	6	7	8	9	AB	R	H	RBI	BB	SO	LOB	BOTTOM			
9 Ben Revere, L OBP: 0.162, SLG: 0.206																				
6 Anthony Rendon, R OBP: 0.303, SLG: 0.317																				
34 Bryce Harper, L OBP: 0.456, SLG: 0.639																				
20 Daniel Murphy, L OBP: 0.443, SLG: 0.649																				
11 Ryan Zimmerman, R OBP: 0.293, SLG: 0.372																				
28 Jayson Werth, R OBP: 0.258, SLG: 0.405																				
8 Danny Espinosa, S OBP: 0.310, SLG: 0.303																				
59 Jose Lobaton, S OBP: 0.356, SLG: 0.250																				
47 Gio González, R ERA: 5.14																				
52 Yusmeiro Petit, R ERA: 3.68																				
46 Oliver Pérez, L ERA: 3.0																				
10 Stephen Drew, L OBP: 0.305, SLG: 0.370																				
14 Chris Hestey, R OBP: 0.255, SLG: 0.270																				
73 Felipe Vázquez, L																				
58 Jonathan Papelbon, R																				
Inning Stats	R: 0 E: 0 K: 1 S: 12	H: 1 LOB: 2 BB: 2 P: 23	R: 0 E: 0 K: 0 S: 6	H: 1 LOB: 1 BB: 1 P: 14	R: 0 E: 0 K: 1 S: 8	H: 0 LOB: 1 BB: 1 P: 17	R: 0 E: 0 K: 1 S: 9	H: 1 LOB: 1 BB: 1 P: 18	R: 0 E: 0 K: 1 S: 16	H: 2 LOB: 2 BB: 0 P: 27	R: 2 E: 0 K: 0 S: 10	H: 2 LOB: 0 BB: 0 P: 14	R: 2 E: 0 K: 3 S: 16	H: 1 LOB: 0 BB: 1 P: 28	R: 1 E: 0 K: 2 S: 11	H: 1 LOB: 0 BB: 0 P: 15	1B: 5 2B: 1 3B: 0 HR: 3	SF: 0 SAC: 0 DP: 0 HBP: 0	WP: 0 PB: 0 SB: 0 CS: 1	PA: 37
PITCHER	IP: 5.2 ERA: 5.14	WLS: 26 BF: 1	H: 1 R: 1 ER: 1 SO: 4	BB: 5 IBB: 0 HBP: 0 BLK: 0	WP: 0 HR: 0 S: 57 P: 107	ERA: 1.59 WHIP: 1.941	PITCHER	IP: 0.0 ERA: 4.26	WLS: 4 BF: 1	H: 1 R: 1 ER: 1 SO: 2	BB: 0 IBB: 0 HBP: 0 BLK: 0	WP: 0 HR: 1 S: 11 P: 15	ERA: 9.00 WHIP: 1.000							

Miami Marlins @ Washington Nationals
Nationals Park, Washington, DC
Fri May 13 2016, 7:09 PM - 10:27 PM EDT
Att: 28,232 - Clear - 74 F

AB 31
R 5
H 9
RBI 5
BB 6
SO 9
LOB 10



Batter	1	2	3	4	5	6	7	8	9	AB	R	H	RBI	BB	SO	LOB	TOP							
32 Derek Dietrich, L (1,4) OBP: 0.398, SLG: 0.545										4	1	1	0	1	2	2	<p>Miami Marlins @ Washington Nationals Nationals Park, Washington, DC Sat May 14 2016, 1:08 PM - 4:29 PM EDT Att: 28,634 - Cloudy - 72 F</p>							
14 Martín Prado, R (1,5) OBP: 0.405, SLG: 0.443										4	0	1	1	0	0	1								
21 Christian Yelich, L (1,7) OBP: 0.439, SLG: 0.533										4	1	2	2	1	1	2								
27 Giancarlo Stanton, R (1,9) OBP: 0.357, SLG: 0.538										5	0	0	0	0	3	4								
41 Justin Bour, L (1,3) OBP: 0.352, SLG: 0.489										2	0	0	0	2	0	1								
13 Marcell Ozuna, R (1,8) OBP: 0.353, SLG: 0.504										4	1	2	0	0	1	2								
3 Adeiny Hechavarria, R (1,6) OBP: 0.242, SLG: 0.288										4	0	0	0	0	2	4								
6 Jeff Mathis, R (1,2) OBP: 0.207, SLG: 0.250										4	1	2	1	0	1	2								
20 Justin Nicolino, L (1,1) 57 Bryan Morris, L (5,1) 51 Ichiro Suzuki, L (6,PH) 64 Nick Wittgren, R (8,1) 11 J.T. Realmuto, R (8,PH) 62 José Ureña, R (8,1)										1	0	0	0	1	1	1								
Inning Stats	R: 1 E: 0 K: 1 S: 8	H: 1 LOB: 0 BB: 0 P: 10	R: 0 E: 0 K: 2 S: 8	H: 0 LOB: 1 BB: 1 P: 15	R: 0 E: 1 K: 0 S: 12	H: 0 LOB: 1 BB: 1 P: 18	R: 0 E: 0 K: 2 S: 9	H: 1 LOB: 0 BB: 0 P: 18	R: 1 E: 0 K: 2 S: 15	H: 2 LOB: 2 BB: 0 P: 24	R: 1 E: 0 K: 0 S: 16	H: 2 LOB: 1 BB: 0 P: 19	R: 1 E: 0 K: 2 S: 11	H: 2 LOB: 1 BB: 0 P: 18	R: 0 E: 0 K: 2 S: 12	H: 1 LOB: 1 BB: 0 P: 17		R: 0 E: 0 K: 1 S: 9	H: 0 LOB: 1 BB: 2 P: 19	1B: 4 2B: 3 3B: 0 HR: 1	SF: 0 SAC: 0 DP: 2 HBP: 1	WP: 0 PB: 0 SB: 0 CS: 0	PA: 40	
PITCHER	IP WLS BF H R ER SO BB IBB HBP BLK WP HR S P ERA WHIP	IP WLS BF H R ER SO BB IBB HBP BLK WP HR S P ERA WHIP	IP WLS BF H R ER SO BB IBB HBP BLK WP HR S P ERA WHIP	IP WLS BF H R ER SO BB IBB HBP BLK WP HR S P ERA WHIP	IP WLS BF H R ER SO BB IBB HBP BLK WP HR S P ERA WHIP	IP WLS BF H R ER SO BB IBB HBP BLK WP HR S P ERA WHIP	IP WLS BF H R ER SO BB IBB HBP BLK WP HR S P ERA WHIP	IP WLS BF H R ER SO BB IBB HBP BLK WP HR S P ERA WHIP	IP WLS BF H R ER SO BB IBB HBP BLK WP HR S P ERA WHIP	IP WLS BF H R ER SO BB IBB HBP BLK WP HR S P ERA WHIP	IP WLS BF H R ER SO BB IBB HBP BLK WP HR S P ERA WHIP	IP WLS BF H R ER SO BB IBB HBP BLK WP HR S P ERA WHIP	IP WLS BF H R ER SO BB IBB HBP BLK WP HR S P ERA WHIP	IP WLS BF H R ER SO BB IBB HBP BLK WP HR S P ERA WHIP	IP WLS BF H R ER SO BB IBB HBP BLK WP HR S P ERA WHIP	IP WLS BF H R ER SO BB IBB HBP BLK WP HR S P ERA WHIP	IP WLS BF H R ER SO BB IBB HBP BLK WP HR S P ERA WHIP	IP WLS BF H R ER SO BB IBB HBP BLK WP HR S P ERA WHIP	IP WLS BF H R ER SO BB IBB HBP BLK WP HR S P ERA WHIP	IP WLS BF H R ER SO BB IBB HBP BLK WP HR S P ERA WHIP	IP WLS BF H R ER SO BB IBB HBP BLK WP HR S P ERA WHIP	IP WLS BF H R ER SO BB IBB HBP BLK WP HR S P ERA WHIP	IP WLS BF H R ER SO BB IBB HBP BLK WP HR S P ERA WHIP	IP WLS BF H R ER SO BB IBB HBP BLK WP HR S P ERA WHIP

Miami Marlins @ Washington Nationals
Nationals Park, Washington, DC
Sat May 14 2016, 1:08 PM - 4:29 PM EDT
Att: 28,634 - Cloudy - 72 F

AB 34
R 4
H 8
RBI 4
BB 5
SO 12
LOB 21

Batter	1	2	3	4	5	6	7	8	9	AB	R	H	RBI	BB	SO	LOB	BOTTOM						
3 Michael Taylor, R (1,8) OBP: 0.244, SLG: 0.315										3	2	2	0	2	1	1	<p>Miami Marlins @ Washington Nationals Nationals Park, Washington, DC Sat May 14 2016, 1:08 PM - 4:29 PM EDT Att: 28,634 - Cloudy - 72 F</p>						
6 Anthony Rendon, R (1,5) OBP: 0.313, SLG: 0.322										4	1	2	1	1	1	2							
Bryce Harper, L (1,9) OBP: 0.461, SLG: 0.627										2	1	0	0	3	0	1							
20 Daniel Murphy, L (1,4) OBP: 0.434, SLG: 0.637										4	0	1	1	0	0	5							
11 Ryan Zimmerman, R (1,3) OBP: 0.290, SLG: 0.363										3	0	0	1	1	0	2							
28 Jayson Werth, R (1,7) OBP: 0.285, SLG: 0.408										4	0	2	1	0	0	4							
40 Wilson Ramos, R (1,2) OBP: 0.398, SLG: 0.555										4	1	1	1	0	0	3							
8 Danny Espinosa, S (1,6) OBP: 0.308, SLG: 0.301										4	0	1	0	0	0	1							
37 Stephen Strasburg, R (1,1) ERA: 3.75 73 Felipe Vázquez, L (7,1) 27 Shawn Kelley, R (7,1) 21 Matthew den Dekker, L (8,PH) 56 Jonathan Papelbon, R (9,1)										3	0	0	0	0	0	1							
Inning Stats	R: 3 E: 0 K: 0 S: 12	H: 1 LOB: 1 BB: 3 P: 28	R: 0 E: 0 K: 1 S: 10	H: 0 LOB: 1 BB: 1 P: 20	R: 0 E: 0 K: 0 S: 9	H: 0 LOB: 0 BB: 0 P: 16	R: 0 E: 0 K: 0 S: 7	H: 1 LOB: 0 BB: 0 P: 10	R: 1 E: 0 K: 0 S: 10	H: 3 LOB: 3 BB: 1 P: 15	R: 1 E: 0 K: 1 S: 20	H: 3 LOB: 3 BB: 1 P: 31	R: 0 E: 1 K: 0 S: 9	H: 0 LOB: 1 BB: 0 P: 13	R: 1 E: 2 K: 0 S: 12	H: 1 LOB: 2 BB: 1 P: 23		R: 0 E: 0 K: 1 S: 10	H: 0 LOB: 0 BB: 0 P: 19	1B: 7 2B: 1 3B: 0 HR: 1	SF: 2 SAC: 0 DP: 1 HBP: 0	WP: 0 PB: 0 SB: 3 CS: 0	PA: 41
PITCHER	IP WLS BF H R ER SO BB IBB HBP BLK WP HR S P ERA WHIP	IP WLS BF H R ER SO BB IBB HBP BLK WP HR S P ERA WHIP	IP WLS BF H R ER SO BB IBB HBP BLK WP HR S P ERA WHIP	IP WLS BF H R ER SO BB IBB HBP BLK WP HR S P ERA WHIP	IP WLS BF H R ER SO BB IBB HBP BLK WP HR S P ERA WHIP	IP WLS BF H R ER SO BB IBB HBP BLK WP HR S P ERA WHIP	IP WLS BF H R ER SO BB IBB HBP BLK WP HR S P ERA WHIP	IP WLS BF H R ER SO BB IBB HBP BLK WP HR S P ERA WHIP	IP WLS BF H R ER SO BB IBB HBP BLK WP HR S P ERA WHIP	IP WLS BF H R ER SO BB IBB HBP BLK WP HR S P ERA WHIP	IP WLS BF H R ER SO BB IBB HBP BLK WP HR S P ERA WHIP	IP WLS BF H R ER SO BB IBB HBP BLK WP HR S P ERA WHIP	IP WLS BF H R ER SO BB IBB HBP BLK WP HR S P ERA WHIP	IP WLS BF H R ER SO BB IBB HBP BLK WP HR S P ERA WHIP	IP WLS BF H R ER SO BB IBB HBP BLK WP HR S P ERA WHIP	IP WLS BF H R ER SO BB IBB HBP BLK WP HR S P ERA WHIP	IP WLS BF H R ER SO BB IBB HBP BLK WP HR S P ERA WHIP	IP WLS BF H R ER SO BB IBB HBP BLK WP HR S P ERA WHIP	IP WLS BF H R ER SO BB IBB HBP BLK WP HR S P ERA WHIP	IP WLS BF H R ER SO BB IBB HBP BLK WP HR S P ERA WHIP	IP WLS BF H R ER SO BB IBB HBP BLK WP HR S P ERA WHIP	IP WLS BF H R ER SO BB IBB HBP BLK WP HR S P ERA WHIP	IP WLS BF H R ER SO BB IBB HBP BLK WP HR S P ERA WHIP

Miami Marlins @ Washington Nationals
Nationals Park, Washington, DC
Sat May 14 2016, 1:08 PM - 4:29 PM EDT
Att: 28,634 - Cloudy - 72 F

AB 32
R 6
H 9
RBI 5
BB 7
SO 2
LOB 20

Batter	1	2	3	4	5	6	7	8	9	AB	R	H	RBI	BB	SO	LOB	TOP							
32 Derek Dietrich, L (1,4) OBP: 0.409, SLG: 0.550										3	1	1	1	1	1	0								
14 Martín Prado, R (1,5) OBP: 0.419, SLG: 0.452 44 AJ Ramos, R (9,1)											4	1	3	0	1	0	1							
21 Christian Yelich, L (1,7) OBP: 0.431, SLG: 0.516											4	1	0	0	1	1	4							
27 Giancarlo Stanton, R (1,9) OBP: 0.352, SLG: 0.525											5	0	1	0	0	0	6							
41 Justin Bour, L (1,3) OBP: 0.348, SLG: 0.510 35 David Phelps, R (7,1) OBP: 0.500, SLG: 0.500 57 Bryan Morris, L (8,1) 3 Adeiny Hechavarría, R (8,PH) OBP: 0.240, SLG: 0.286										4	1	1	1	0	1	5								
13 Marcell Ozuna, R (1,8) OBP: 0.361, SLG: 0.522										5	2	3	2	0	1	0								
11 J.T. Realmuto, R (1,2)										5	0	1	2	0	1	4								
19 Miguel Rojas, R (1,6) OBP: 0.341, SLG: 0.333										3	1	1	1	1	1	0								
63 Kendry Flores, R (1,1) 28 Cole Gillespie, R (4,PH) 62 José Ureña, R (4,1) 12 Chris Johnson, R (7,3) OBP: 0.292, SLG: 0.364										1	0	0	0	0	1	1								
Inning Stats	R: 0 E: 0 K: 0 S: 13	H: 1 LOB: 2 BB: 0 P: 22	R: 2 E: 0 K: 1 S: 19	H: 3 LOB: 1 BB: 0 P: 27	R: 1 E: 0 K: 0 S: 8	H: 1 LOB: 0 BB: 0 P: 14	R: 0 E: 0 K: 2 S: 9	H: 0 LOB: 0 BB: 0 P: 13	R: 4 E: 0 K: 2 S: 18	H: 3 LOB: 2 BB: 3 P: 39	R: 0 E: 0 K: 1 S: 8	H: 0 LOB: 1 BB: 1 P: 17	R: 0 E: 0 K: 2 S: 12	H: 0 LOB: 0 BB: 0 P: 16	R: 0 E: 0 K: 0 S: 6	H: 0 LOB: 0 BB: 0 P: 9	R: 0 E: 0 K: 1 S: 13	H: 3 LOB: 3 BB: 0 P: 17	1B: 8 2B: 1 3B: 1 HR: 1	SF: 0 SAC: 0 DP: 0 HBP: 1	WP: 0 PB: 0 CS: 0	PA: 43		
PITCHER	IP WLS BF H R ER SO BB IBB HBP BLK WP HR S P ERA WHIP	IP WLS BF H R ER SO BB IBB HBP BLK WP HR S P ERA WHIP	IP WLS BF H R ER SO BB IBB HBP BLK WP HR S P ERA WHIP	IP WLS BF H R ER SO BB IBB HBP BLK WP HR S P ERA WHIP	IP WLS BF H R ER SO BB IBB HBP BLK WP HR S P ERA WHIP	IP WLS BF H R ER SO BB IBB HBP BLK WP HR S P ERA WHIP	IP WLS BF H R ER SO BB IBB HBP BLK WP HR S P ERA WHIP	IP WLS BF H R ER SO BB IBB HBP BLK WP HR S P ERA WHIP	IP WLS BF H R ER SO BB IBB HBP BLK WP HR S P ERA WHIP	IP WLS BF H R ER SO BB IBB HBP BLK WP HR S P ERA WHIP	IP WLS BF H R ER SO BB IBB HBP BLK WP HR S P ERA WHIP	IP WLS BF H R ER SO BB IBB HBP BLK WP HR S P ERA WHIP	IP WLS BF H R ER SO BB IBB HBP BLK WP HR S P ERA WHIP	IP WLS BF H R ER SO BB IBB HBP BLK WP HR S P ERA WHIP	IP WLS BF H R ER SO BB IBB HBP BLK WP HR S P ERA WHIP	IP WLS BF H R ER SO BB IBB HBP BLK WP HR S P ERA WHIP	IP WLS BF H R ER SO BB IBB HBP BLK WP HR S P ERA WHIP	IP WLS BF H R ER SO BB IBB HBP BLK WP HR S P ERA WHIP	IP WLS BF H R ER SO BB IBB HBP BLK WP HR S P ERA WHIP	IP WLS BF H R ER SO BB IBB HBP BLK WP HR S P ERA WHIP	IP WLS BF H R ER SO BB IBB HBP BLK WP HR S P ERA WHIP	IP WLS BF H R ER SO BB IBB HBP BLK WP HR S P ERA WHIP	IP WLS BF H R ER SO BB IBB HBP BLK WP HR S P ERA WHIP	IP WLS BF H R ER SO BB IBB HBP BLK WP HR S P ERA WHIP

Miami Marlins @ Washington Nationals
 Nationals Park, Washington, DC
 Sat May 14 2016, 7:06 PM - 10:00 PM EDT
 Att: 30,019 - Partly Cloudy - 62 F

AB	38
R	7
H	11
RBI	7
BB	4
SO	9
LOB	25



Batter	1	2	3	4	5	6	7	8	9	AB	R	H	RBI	BB	SO	LOB	BOTTOM							
9 Ben Revere, L (1,8) OBP: 0.143, SLG: 0.179										5	0	0	0	0	0	4								
6 Anthony Rendon, R (1,5) OBP: 0.315, SLG: 0.315										3	0	0	0	2	1	0								
20 Daniel Murphy, L (1,4) OBP: 0.436, SLG: 0.633										4	0	2	0	0	0	1								
40 Wilson Ramos, R (1,2) OBP: 0.392, SLG: 0.552 46 Oliver Pérez, L (9,1)										4	0	1	0	0	0	3								
25 Clint Robinson, L (1,3) OBP: 0.297, SLG: 0.419										3	0	0	0	1	0	2								
21 Matthew den Dekker, L (1,7) OBP: 0.292, SLG: 0.234											2	1	0	0	1	0								
14 Chris Heisey, R (1,9) OBP: 0.342, SLG: 0.676											3	0	1	0	1	0	2							
10 Stephen Drew, L (1,6) OBP: 0.190, SLG: 0.333											2	0	0	1	1	0	1							
57 Tanner Roark, R (1,1) 36 Sammy Solís, R (6,1) 59 Jose Lobaton, S (9,2) OBP: 0.370, SLG: 0.270											2	0	0	0	0	0	4							
Inning Stats	R: 0 E: 0 K: 0 S: 10	H: 1 LOB: 1 BB: 0 P: 15	R: 0 E: 0 K: 0 S: 10	H: 0 LOB: 3 BB: 3 P: 25	R: 0 E: 0 K: 1 S: 10	H: 0 LOB: 0 BB: 0 P: 19	R: 1 E: 0 K: 0 S: 10	H: 1 LOB: 1 BB: 0 P: 15	R: 0 E: 0 K: 0 S: 7	H: 1 LOB: 2 BB: 1 P: 14	R: 0 E: 0 K: 0 S: 11	H: 0 LOB: 0 BB: 0 P: 19	R: 0 E: 0 K: 0 S: 10	H: 1 LOB: 2 BB: 1 P: 17	R: 0 E: 0 K: 1 S: 10	H: 0 LOB: 1 BB: 1 P: 18	R: 0 E: 0 K: 0 S: 7	H: 1 LOB: 0 BB: 0 P: 8	1B: 5 2B: 0 3B: 0 HR: 0	SF: 1 SAC: 0 DP: 1 HBP: 1	WP: 0 PB: 0 CS: 0	PA: 38		
PITCHER	IP WLS BF H R ER SO BB IBB HBP BLK WP HR S P ERA WHIP	IP WLS BF H R ER SO BB IBB HBP BLK WP HR S P ERA WHIP	IP WLS BF H R ER SO BB IBB HBP BLK WP HR S P ERA WHIP	IP WLS BF H R ER SO BB IBB HBP BLK WP HR S P ERA WHIP	IP WLS BF H R ER SO BB IBB HBP BLK WP HR S P ERA WHIP	IP WLS BF H R ER SO BB IBB HBP BLK WP HR S P ERA WHIP	IP WLS BF H R ER SO BB IBB HBP BLK WP HR S P ERA WHIP	IP WLS BF H R ER SO BB IBB HBP BLK WP HR S P ERA WHIP	IP WLS BF H R ER SO BB IBB HBP BLK WP HR S P ERA WHIP	IP WLS BF H R ER SO BB IBB HBP BLK WP HR S P ERA WHIP	IP WLS BF H R ER SO BB IBB HBP BLK WP HR S P ERA WHIP	IP WLS BF H R ER SO BB IBB HBP BLK WP HR S P ERA WHIP	IP WLS BF H R ER SO BB IBB HBP BLK WP HR S P ERA WHIP	IP WLS BF H R ER SO BB IBB HBP BLK WP HR S P ERA WHIP	IP WLS BF H R ER SO BB IBB HBP BLK WP HR S P ERA WHIP	IP WLS BF H R ER SO BB IBB HBP BLK WP HR S P ERA WHIP	IP WLS BF H R ER SO BB IBB HBP BLK WP HR S P ERA WHIP	IP WLS BF H R ER SO BB IBB HBP BLK WP HR S P ERA WHIP	IP WLS BF H R ER SO BB IBB HBP BLK WP HR S P ERA WHIP	IP WLS BF H R ER SO BB IBB HBP BLK WP HR S P ERA WHIP	IP WLS BF H R ER SO BB IBB HBP BLK WP HR S P ERA WHIP	IP WLS BF H R ER SO BB IBB HBP BLK WP HR S P ERA WHIP	IP WLS BF H R ER SO BB IBB HBP BLK WP HR S P ERA WHIP	IP WLS BF H R ER SO BB IBB HBP BLK WP HR S P ERA WHIP

Miami Marlins @ Washington Nationals
 Nationals Park, Washington, DC
 Sat May 14 2016, 7:06 PM - 10:00 PM EDT
 Att: 30,019 - Partly Cloudy - 62 F

AB	30
R	1
H	5
RBI	1
BB	6
SO	2
LOB	17



Batter	1	2	3	4	5	6	7	8	9	AB	R	H	RBI	BB	SO	LOB	TOP					
32 Derek Dietrich, L (1.4) OBP: 0.398, SLG: 0.524										4	0	0	0	1	2	5	Miami Marlins @ Washington Nationals Nationals Park, Washington, DC Sun May 15 2016, 1:36 PM - 4:38 PM EDT Att: 36,786 - Partly Cloudy - 59 F					
14 Martín Prado, R (1.5) OBP: 0.411, SLG: 0.443										5	0	1	0	0	0	3						
21 Christian Yelich, L (1.7) OBP: 0.420, SLG: 0.590										4	0	0	0	0	1	2						
27 Giancarlo Stanton, R (1.9) OBP: 0.349, SLG: 0.540										4	1	1	1	0	0	0						
41 Justin Bour, L (1.3) OBP: 0.336, SLG: 0.490										4	0	0	0	0	0	0						
19 Miguel Rojas, R (8.3) OBP: 0.341, SLG: 0.333										0	0	0	0	0	0	0						
13 Marcell Ozuna, R (1.8) OBP: 0.358, SLG: 0.514										4	1	1	0	0	1	0						
11 J.T. Realmuto, R (1.2) OBP: 0.323, SLG: 0.430										4	2	3	0	0	1	0						
3 Adeiny Hechavarria, R (1.6) OBP: 0.256, SLG: 0.296										3	1	2	0	1	0	1						
José Fernández, R (1.1) OBP: 0.333, SLG: 0.296										1	0	1	2	0	0	0						
35 David Phelps, R (8.1) OBP: 0.350, SLG: 0.500										0	0	0	0	0	0	0						
51 Ichiro Suzuki, L (9. PH) OBP: 0.397, SLG: 0.341										0	0	0	0	0	0	0						
46 Kyle Barraclough, R (9.1)										0	0	0	0	0	0	0						
44 AJ Ramos, R (9.1)										0	0	0	0	0	0	0						
Inning Stats	R: 0 K: 1 S: 9	H: 0 BB: 0 P: 13	R: 0 K: 1 S: 9	H: 0 BB: 0 P: 12	R: 2 K: 1 S: 12	H: 2 BB: 0 P: 24	R: 0 K: 0 S: 14	H: 0 BB: 0 P: 19	R: 0 K: 0 S: 9	H: 1 BB: 1 P: 17	R: 3 K: 0 S: 14	H: 4 BB: 2 P: 24	R: 0 K: 0 S: 8	H: 1 BB: 0 P: 12	R: 0 K: 1 S: 7	H: 0 BB: 0 P: 11	R: 0 K: 1 S: 10	H: 1 BB: 0 P: 17	1B: 8 2B: 0 3B: 0 HR: 1	SF: 0 SAC: 3 DP: 1 HBP: 0	WP: 0 PB: 0 SB: 0 CS: 0	PA: 38
PITCHER	IP WLS BF H R ER SO BB IBB HBP BLK WP HR S P ERA WHIP																					
41 Joe Ross, R (1.1) ERA: 2.63	5.2 L 27 7 5 3 3 1 1 0 0 0 0 1 64 106 4.76 1.412																					
46 Oliver Pérez, L (6.1) ERA: 3.5	0.1 1 0 0 0 0 0 0 0 0 0 0 0 3 3 0.00 0.000																					
52 Yusmeiro Petit, R (7.1) ERA: 1.71	2.0 6 1 0 0 1 0 0 0 0 0 0 0 15 23 0.00 0.500																					
45 Blake Treinen, R (9.1) ERA: 3.94	1.0 4 1 0 0 1 0 0 0 0 0 0 0 10 17 0.00 1.000																					

Batter	1	2	3	4	5	6	7	8	9	AB	R	H	RBI	BB	SO	LOB	BOTTOM					
9 Ben Revere, L (1.8) OBP: 0.149, SLG: 0.163										4	0	0	0	1	2	4	Miami Marlins @ Washington Nationals Nationals Park, Washington, DC Sun May 15 2016, 1:36 PM - 4:38 PM EDT Att: 36,786 - Partly Cloudy - 59 F					
6 Anthony Rendon, R (1.5) OBP: 0.314, SLG: 0.313										4	0	1	0	0	1	3						
20 Daniel Murphy, L (9. PH) OBP: 0.433, SLG: 0.629										1	0	0	0	0	2							
34 Bryce Harper, L (1.9) OBP: 0.456, SLG: 0.611										3	0	0	0	1	1	4						
11 Ryan Zimmerman, R (1.3) OBP: 0.296, SLG: 0.391										4	1	2	1	0	2	1						
25 Clint Robinson, L (1.7) OBP: 0.275, SLG: 0.382										3	0	0	0	0	2	0						
52 Yusmeiro Petit, R (7.1) ERA: 1.57										0	0	0	0	0	0	0						
14 Chris Heisey, R (8. PH) OBP: 0.333, SLG: 0.657										1	0	0	0	0	1	2						
45 Blake Treinen, R (9.1) ERA: 3.94										0	0	0	0	0	0	0						
40 Wilson Ramos, R (1.2) OBP: 0.387, SLG: 0.540										4	0	1	0	0	3	2						
8 Danny Espinosa, S (1.6) OBP: 0.314, SLG: 0.316										4	0	2	0	0	0	1						
10 Stephen Drew, L (1.4) OBP: 0.217, SLG: 0.317										2	0	0	0	2	1	2						
41 Joe Ross, R (1.1) OBP: 0.389, SLG: 0.333										2	0	1	0	0	1	1						
46 Oliver Pérez, L (6.1) ERA: 3.21										0	0	0	0	0	0	0						
3 Michael Taylor, R (7.8) OBP: 0.240, SLG: 0.310										2	0	0	0	0	1	3						
Inning Stats	R: 0 K: 1 S: 12	H: 0 BB: 1 P: 20	R: 0 K: 0 S: 9	H: 1 BB: 0 P: 13	R: 0 K: 0 S: 10	H: 1 BB: 0 P: 14	R: 1 K: 2 S: 11	H: 1 BB: 0 P: 16	R: 0 K: 2 S: 10	H: 0 BB: 2 P: 21	R: 0 K: 3 S: 10	H: 0 BB: 0 P: 13	R: 0 K: 3 S: 13	H: 1 BB: 0 P: 20	R: 0 K: 3 S: 16	H: 2 BB: 0 P: 24	R: 0 K: 1 S: 14	H: 1 BB: 1 P: 27	1B: 5 2B: 1 3B: 0 HR: 1	SF: 0 SAC: 0 DP: 0 HBP: 0	WP: 0 PB: 0 SB: 0 CS: 0	PA: 38
PITCHER	IP WLS BF H R ER SO BB IBB HBP BLK WP HR S P ERA WHIP																					
José Fernández, R (1.1) ERA: 3.21	7.0 W 28 4 1 1 11 3 0 0 0 0 0 0 75 117 1.29 1.000																					
35 David Phelps, R (8.1) ERA: 1.57	1.0 5 2 0 0 3 0 0 0 0 0 0 0 16 24 0.00 2.000																					
46 Kyle Barraclough, R (9.1) ERA: 3.0	0.0 2 1 0 0 0 1 0 0 0 0 0 0 3 8 * *																					
44 AJ Ramos, R (9.1) ERA: 1.13	1.0 S 3 0 0 0 1 0 0 0 0 0 0 0 11 19 0.00 0.000																					



Batter	1	2	3	4	5	6	7	8	9	AB	R	H	RBI	BB	SO	LOB	TOP			
32 Derek Dietrich, L (1,4) OBP: 0.389, SLG: 0.500										4	0	1	1	0	2	2	Miami Marlins @ Philadelphia Phillies Citizens Bank Park, Philadelphia, PA Tue May 17 2016, 7:11 PM - 10:01 PM EDT Att: 18,140 - Rain - 54 F			
14 Martín Prado, R (1,5) OBP: 0.411, SLG: 0.446										5	0	1	0	0	2	4				
21 Christian Yelich, L (1,7) OBP: 0.422, SLG: 0.525										4	0	2	0	0	1	2				
27 Giancarlo Stanton, R (1,9) OBP: 0.344, SLG: 0.515										3	0	0	0	1	3	3				
41 Justin Bour, L (1,3) OBP: 0.323, SLG: 0.491										4	0	0	0	0	2	5				
13 Marcell Ozuna, R (1,8) OBP: 0.350, SLG: 0.514										3	0	0	0	1	0	1				
3 Adeiny Hechavarría, R (1,6) OBP: 0.323, SLG: 0.331										4	1	2	0	0	2	1				
6 Jeff Mathis, R (1,2) OBP: 0.188, SLG: 0.226										3	0	0	0	0	3	2				
11 J.T. Realmuto, R (9,PH) OBP: 0.338, SLG: 0.448										1	0	1	0	0	0	0				
54 Wei-Yin Chen, R (1,1) OBP: 0.300, SLG: 0.356										2	0	0	0	0	2	1				
51 Ichiro Suzuki, L (7,PH) OBP: 0.392, SLG: 0.356										1	0	1	0	0	0	0				
33 Dustin McGowan, R (7,1) OBP: 0.300, SLG: 0.356										0	0	0	0	0	0	0				
12 Chris Johnson, R (9,PH) OBP: 0.300, SLG: 0.356										0	0	0	0	1	0	0				
Inning Stats	R: 0 E: 0 K: 1 S: 15	H: 2 LOB: 2 BB: 0 P: 25	R: 0 E: 0 K: 3 S: 18	H: 0 LOB: 1 BB: 1 P: 24	R: 0 E: 0 K: 2 S: 14	H: 1 LOB: 2 BB: 1 P: 25	R: 0 E: 0 K: 2 S: 11	H: 0 LOB: 0 BB: 0 P: 17	R: 0 E: 0 K: 2 S: 10	H: 1 LOB: 1 BB: 0 P: 16	R: 0 E: 0 K: 3 S: 12	H: 2 LOB: 2 BB: 0 P: 17	R: 0 E: 0 K: 3 S: 10	H: 0 LOB: 0 BB: 0 P: 16	R: 1 E: 0 K: 0 S: 10	H: 2 LOB: 2 BB: 1 P: 17	1B: 5 2B: 2 3B: 1 HR: 0	SF: 1 SAC: 0 DP: 0 HBP: 0	WP: 0 PB: 0 SB: 0 CS: 0	PA: 38
PITCHER	IP: 5.0 WLS: W BF: 20 ERA: 2.42	H: 3 R: 0 ER: 0 SO: 10	BB: 2 IBB: 0 HBP: 0 BLK: 0	WP: 0 HR: 0 S: 68 P: 103	ERA: 0.00 WHIP: 1.000	IP: 1.0 WLS: S BF: 6 ERA: 2.78	H: 2 R: 1 ER: 1 SO: 0	BB: 1 IBB: 0 HBP: 0 BLK: 0	WP: 0 HR: 0 S: 10 P: 17	ERA: 9.00 WHIP: 3.000										
28 Vince Velasquez, R (1,1) ERA: 2.42	59 Elvis Araujo, L (6,1) ERA: 4.5	38 Andrew Bailey, R (6,1) ERA: 3.86	30 David Hernandez, R (7,1) ERA: 2.79	50 Héctor Neris, R (8,1) ERA: 1.5	46 Jeanmar Gómez, R (9,1) ERA: 2.78															

Batter	1	2	3	4	5	6	7	8	9	AB	R	H	RBI	BB	SO	LOB	BOTTOM			
37 Odúbel Herrera, L (1,8) OBP: 0.443, SLG: 0.458										4	0	0	0	0	2	2	Miami Marlins @ Philadelphia Phillies Citizens Bank Park, Philadelphia, PA Tue May 17 2016, 7:11 PM - 10:01 PM EDT Att: 18,140 - Rain - 54 F			
16 César Hernández, S (1,4) OBP: 0.313, SLG: 0.321										4	1	1	0	0	0	0				
7 Maikel Franco, R (1,5) OBP: 0.280, SLG: 0.430										4	0	0	0	0	1	1				
19 Tommy Joseph, R (1,3) OBP: 0.355, SLG: 0.700										4	1	3	1	0	1	0				
51 Carlos Ruiz, R (1,2) OBP: 0.347, SLG: 0.448										3	0	0	0	0	1	2				
13 Freddy Galvis, S (1,6) OBP: 0.286, SLG: 0.377										3	1	1	0	0	0	1				
2 Tyler Goeddel, R (1,7) OBP: 0.254, SLG: 0.295										3	0	0	0	0	0	1				
28 Vince Velasquez, R (1,1) ERA: 2.42	15 Emmanuel Burruss, S (5,PH) ERA: 1.20	59 Elvis Araujo, L (6,1) ERA: 4.5	38 Andrew Bailey, R (6,1) ERA: 3.86	30 David Hernandez, R (7,1) ERA: 2.79	50 Héctor Neris, R (8,1) ERA: 1.5	46 Jeanmar Gómez, R (9,1) ERA: 2.78				1	0	0	0	0	1	0				
3 David Lougheed, L (7,PH) ERA: 3.33	50 Héctor Neris, R (8,1) ERA: 1.5	46 Jeanmar Gómez, R (9,1) ERA: 2.78								0	0	0	0	0	0	0				
17 Peter Bourjos, R (1,9) OBP: 0.239, SLG: 0.296										2	0	1	1	0	1	0				
Inning Stats	R: 0 E: 0 K: 1 S: 7	H: 0 LOB: 0 BB: 0 P: 8	R: 1 E: 0 K: 0 S: 9	H: 1 LOB: 0 BB: 0 P: 13	R: 0 E: 0 K: 2 S: 8	H: 0 LOB: 0 BB: 0 P: 12	R: 0 E: 0 K: 0 S: 10	H: 1 LOB: 1 BB: 0 P: 14	R: 1 E: 0 K: 2 S: 13	H: 2 LOB: 1 BB: 0 P: 19	R: 1 E: 0 K: 2 S: 14	H: 2 LOB: 1 BB: 0 P: 19	R: 0 E: 0 K: 2 S: 8	H: 0 LOB: 0 BB: 0 P: 12	R: 0 E: 0 K: 1 S: 7	H: 0 LOB: 0 BB: 0 P: 12	1B: 4 2B: 1 3B: 0 HR: 1	SF: 0 SAC: 0 DP: 0 HBP: 1	WP: 0 PB: 0 SB: 1 CS: 0	PA: 31
PITCHER	IP: 6.0 WLS: L BF: 24 ERA: 4.22	H: 3 R: 3 ER: 2 SO: 6	BB: 0 IBB: 0 HBP: 0 BLK: 0	WP: 0 HR: 1 S: 61 P: 85	ERA: 3.00 WHIP: 1.000	IP: 2.0 WLS: 7 BF: 7 ERA: 3.24	H: 0 R: 0 ER: 0 SO: 3	BB: 0 IBB: 0 HBP: 1 BLK: 0	WP: 0 HR: 0 S: 15 P: 24	ERA: 0.00 WHIP: 0.000										

Miami Marlins @ Philadelphia Phillies
 Citizens Bank Park, Philadelphia, PA
 Tue May 17 2016, 7:11 PM - 10:01 PM EDT
 Att: 18,140 - Rain - 54 F

AB	34
R	1
H	8
RBI	1
BB	3
SO	17
LOB	21



Miami Marlins @ Philadelphia Phillies
 Citizens Bank Park, Philadelphia, PA
 Tue May 17 2016, 7:11 PM - 10:01 PM EDT
 Att: 18,140 - Rain - 54 F

AB	30
R	3
H	6
RBI	2
BB	0
SO	9
LOB	8




Batter	1	2	3	4	5	6	7	8	9	AB	R	H	RBI	BB	SO	LOB	TOP				
32 Derek Dietrich, L (1,4) OBP: 0.393, SLG: 0.495										3	1	1	0	1	0	0					
11 J.T. Realmuto, R (1,2) OBP: 0.328, SLG: 0.434										4	0	0	0	0	0	2					
21 Christian Yelich, L (1,7) OBP: 0.424, SLG: 0.531										4	1	2	1	0	0	0					
27 Giancarlo Stanton, R (1,9) OBP: 0.335, SLG: 0.500										4	0	0	0	0	4	2					
13 Marcell Ozuna, R (1,8) OBP: 0.350, SLG: 0.517										3	0	1	1	0	1	0					
41 Justin Bour, L (1,3) OBP: 0.315, SLG: 0.478										3	0	0	0	0	0	1					
12 Chris Johnson, R (1,5) OBP: 0.302, SLG: 0.354										3	0	1	0	0	0	0					
19 Miguel Rojas, R (1,6) OBP: 0.326, SLG: 0.317										2	0	0	0	0	0	1					
51 Ichiro Suzuki, L (8,PH) OBP: 0.404, SLG: 0.370										1	0	1	0	0	0	0					
3 Adeiny Hechavarría, R (8,6) OBP: 0.276, SLG: 0.331										2	0	0	0	0	1	0					
34 Tom Koehler, R (1,1) OBP: 0.083, SLG: 0.083										1	0	0	0	0	0	1					
14 Martín Prado, R (8,PH) OBP: 0.408, SLG: 0.443										1	0	0	0	0	0	1					
62 José Ureña, R (8,1)										0	0	0	0	0	0	0					
Inning Stats	R: 2 H: 2 E: 0 K: 1 S: 14	H: 2 BB: 1 P: 26	R: 0 H: 1 E: 0 K: 1 S: 9	H: 1 LOB: 0 BB: 0 P: 13	R: 0 H: 0 E: 0 K: 0 S: 7	H: 0 LOB: 0 BB: 0 P: 14	R: 0 H: 0 E: 0 K: 1 S: 7	H: 0 LOB: 0 BB: 0 P: 10	R: 0 H: 2 E: 0 K: 1 S: 9	H: 1 LOB: 0 BB: 0 P: 14	R: 0 H: 0 E: 0 K: 1 S: 6	H: 0 LOB: 0 BB: 0 P: 8	R: 0 H: 1 E: 0 K: 0 S: 10	H: 1 LOB: 0 BB: 0 P: 12	R: 0 H: 0 E: 0 K: 1 S: 6	H: 0 LOB: 0 BB: 0 P: 9	1B: 4 2B: 2 3B: 0 HR: 0	SF: 0 SAC: 0 DP: 3 HBP: 0	WP: 0 PB: 0 SB: 0 CS: 0	PA: 31	
PITCHER	IP WLS BF H R ER SO BB IBB HBP BLK WP HR S P ERA WHIP	IP WLS BF H R ER SO BB IBB HBP BLK WP HR S P ERA WHIP	IP WLS BF H R ER SO BB IBB HBP BLK WP HR S P ERA WHIP	IP WLS BF H R ER SO BB IBB HBP BLK WP HR S P ERA WHIP	IP WLS BF H R ER SO BB IBB HBP BLK WP HR S P ERA WHIP	IP WLS BF H R ER SO BB IBB HBP BLK WP HR S P ERA WHIP	IP WLS BF H R ER SO BB IBB HBP BLK WP HR S P ERA WHIP	IP WLS BF H R ER SO BB IBB HBP BLK WP HR S P ERA WHIP	IP WLS BF H R ER SO BB IBB HBP BLK WP HR S P ERA WHIP	IP WLS BF H R ER SO BB IBB HBP BLK WP HR S P ERA WHIP	IP WLS BF H R ER SO BB IBB HBP BLK WP HR S P ERA WHIP	IP WLS BF H R ER SO BB IBB HBP BLK WP HR S P ERA WHIP	IP WLS BF H R ER SO BB IBB HBP BLK WP HR S P ERA WHIP	IP WLS BF H R ER SO BB IBB HBP BLK WP HR S P ERA WHIP	IP WLS BF H R ER SO BB IBB HBP BLK WP HR S P ERA WHIP	IP WLS BF H R ER SO BB IBB HBP BLK WP HR S P ERA WHIP	IP WLS BF H R ER SO BB IBB HBP BLK WP HR S P ERA WHIP	IP WLS BF H R ER SO BB IBB HBP BLK WP HR S P ERA WHIP	IP WLS BF H R ER SO BB IBB HBP BLK WP HR S P ERA WHIP	IP WLS BF H R ER SO BB IBB HBP BLK WP HR S P ERA WHIP	IP WLS BF H R ER SO BB IBB HBP BLK WP HR S P ERA WHIP

Miami Marlins @ Philadelphia Phillies
Citizens Bank Park, Philadelphia, PA
Wed May 18 2016, 1:10 PM - 3:37 PM EDT
Att: 29,579 - Cloudy - 64 F

livebaseballscorecards.com

AB	30
R	2
H	6
RBI	2
BB	1
SO	6
LOB	7




Batter	1	2	3	4	5	6	7	8	9	AB	R	H	RBI	BB	SO	LOB	BOTTOM				
3 David Lough, L (1,9) OBP: 0.328, SLG: 0.315										3	1	0	0	1	0	1					
16 César Hernández, S (1,4) OBP: 0.316, SLG: 0.321										3	1	1	0	1	1	1					
4 Andrés Blanco, S (1,6) OBP: 0.385, SLG: 0.543										4	1	1	1	0	0	1					
6 Ryan Howard, L (1,3) OBP: 0.236, SLG: 0.398										4	0	0	0	0	1	2					
50 Héctor Neris, R (8,1)										0	0	0	0	0	0	0					
46 Jeanmar Gómez, R (9,1)										0	0	0	0	0	0	0					
7 Maikel Franco, R (1,5) OBP: 0.285, SLG: 0.428										3	0	1	0	1	0	0					
29 Cameron Rupp, R (1,2) OBP: 0.297, SLG: 0.368										3	0	1	2	1	2	1					
2 Tyler Goeddel, R (1,7) OBP: 0.284, SLG: 0.369										4	1	3	1	0	0	1					
58 Jeremy Hellickson, R (1,1) OBP: 0.333, SLG: 0.167										1	0	0	0	1	1	3					
15 Emmanuel Burruss, S (8,PH) OBP: 0.206, SLG: 0.226										1	0	1	0	0	0	0					
30 David Hernández, R (7,1)										0	0	0	0	0	0	0					
13 Freddy Galvis, S (8,6) OBP: 0.265, SLG: 0.374										1	0	0	0	0	0	0					
17 Peter Bourjos, R (1,8) OBP: 0.233, SLG: 0.288										3	0	0	0	0	1	6					
Inning Stats	R: 0 H: 0 E: 0 K: 0 S: 6	H: 2 LOB: 3 BB: 1 P: 25	R: 3 H: 4 E: 1 K: 2 S: 16	H: 4 LOB: 3 BB: 1 P: 25	R: 0 H: 0 E: 0 K: 1 S: 6	H: 0 LOB: 0 BB: 0 P: 9	R: 0 H: 0 E: 0 K: 0 S: 8	H: 0 LOB: 1 BB: 1 P: 17	R: 0 H: 1 E: 0 K: 0 S: 7	H: 1 LOB: 0 BB: 0 P: 9	R: 0 H: 0 E: 0 K: 0 S: 9	H: 0 LOB: 0 BB: 0 P: 14	R: 1 H: 1 E: 0 K: 2 S: 11	H: 1 LOB: 0 BB: 0 P: 20	R: 0 H: 0 E: 0 K: 1 S: 9	H: 0 LOB: 0 BB: 0 P: 16	1B: 6 2B: 1 3B: 0 HR: 1	SF: 0 SAC: 1 DP: 1 HBP: 0	WP: 0 PB: 0 SB: 0 CS: 1	PA: 36	
PITCHER	IP WLS BF H R ER SO BB IBB HBP BLK WP HR S P ERA WHIP	IP WLS BF H R ER SO BB IBB HBP BLK WP HR S P ERA WHIP	IP WLS BF H R ER SO BB IBB HBP BLK WP HR S P ERA WHIP	IP WLS BF H R ER SO BB IBB HBP BLK WP HR S P ERA WHIP	IP WLS BF H R ER SO BB IBB HBP BLK WP HR S P ERA WHIP	IP WLS BF H R ER SO BB IBB HBP BLK WP HR S P ERA WHIP	IP WLS BF H R ER SO BB IBB HBP BLK WP HR S P ERA WHIP	IP WLS BF H R ER SO BB IBB HBP BLK WP HR S P ERA WHIP	IP WLS BF H R ER SO BB IBB HBP BLK WP HR S P ERA WHIP	IP WLS BF H R ER SO BB IBB HBP BLK WP HR S P ERA WHIP	IP WLS BF H R ER SO BB IBB HBP BLK WP HR S P ERA WHIP	IP WLS BF H R ER SO BB IBB HBP BLK WP HR S P ERA WHIP	IP WLS BF H R ER SO BB IBB HBP BLK WP HR S P ERA WHIP	IP WLS BF H R ER SO BB IBB HBP BLK WP HR S P ERA WHIP	IP WLS BF H R ER SO BB IBB HBP BLK WP HR S P ERA WHIP	IP WLS BF H R ER SO BB IBB HBP BLK WP HR S P ERA WHIP	IP WLS BF H R ER SO BB IBB HBP BLK WP HR S P ERA WHIP	IP WLS BF H R ER SO BB IBB HBP BLK WP HR S P ERA WHIP	IP WLS BF H R ER SO BB IBB HBP BLK WP HR S P ERA WHIP	IP WLS BF H R ER SO BB IBB HBP BLK WP HR S P ERA WHIP	IP WLS BF H R ER SO BB IBB HBP BLK WP HR S P ERA WHIP

Miami Marlins @ Philadelphia Phillies
Citizens Bank Park, Philadelphia, PA
Wed May 18 2016, 1:10 PM - 3:37 PM EDT
Att: 29,579 - Cloudy - 64 F

livebaseballscorecards.com

AB	30
R	4
H	8
RBI	4
BB	5
SO	6
LOB	16



Batter	1	2	3	4	5	6	7	8	9	AB R H RBI BB SO LOB	TOP											
3 Michael Taylor, R OBP: 0.234, SLG: 0.325	L7	HR			G6-3			G6-3	K	5 1 1 2 0 1 3	Washington Nationals @ Miami Marlins Marlins Park, Miami, FL Fri May 20 2016, 7:12 PM - 10:05 PM EDT Att: 20,017 - Roof Closed - 77 F											
28 Jayson Werth, R OBP: 0.293, SLG: 0.418	1B	K			F8			FC4-6	K	5 0 2 0 0 2 3												
34 Bryce Harper, L OBP: 0.451, SLG: 0.576	F8				G1-3			FC4-6	IBB	3 0 1 0 1 0 1												
20 Daniel Murphy, L OBP: 0.419, SLG: 0.619	L8				G4-3			FC4-6		4 0 0 0 0 0 4												
11 Ryan Zimmerman, R OBP: 0.310, SLG: 0.407		HR			G6-3			G6-4-3	G1-3	4 1 1 1 0 0 3												
6 Anthony Rendon, R OBP: 0.341, SLG: 0.348		2B			G6-3			L9	1B	4 1 2 0 0 0 0												
40 Wilson Ramos, R OBP: 0.367, SLG: 0.509		HR			L9			G5-3	FC	4 1 1 1 0 0 1												
8 Danny Espinosa, S OBP: 0.314, SLG: 0.300		F7			F9			BB	BB	2 0 0 0 2 0 1												
57 Tanner Roark, R		K2-3			L7			L8	BB	3 0 0 0 0 0 1 2												
73 Felipe Vázquez, L										0 0 0 0 0 0 0 0												
27 Shawn Kelley, R										0 0 0 0 0 0 0 0												
25 Clint Robinson, L										0 0 0 0 1 0 0 0												
56 Jonathan Papelbon, R										0 0 0 0 0 0 0 0												
Inning Stats	R: 0 E: 0 K: 0 S: 8	H: 1 LOB: 1 BB: 0 P: 10	R: 4 E: 0 K: 2 S: 17	H: 4 LOB: 0 BB: 25 P: 20	R: 0 E: 0 K: 0 S: 7	H: 0 LOB: 0 BB: 0 P: 10	R: 0 E: 0 K: 0 S: 4	H: 0 LOB: 0 BB: 6 P: 6	R: 0 E: 0 K: 0 S: 5	H: 1 LOB: 0 BB: 0 P: 7	R: 0 E: 0 K: 0 S: 12	H: 0 LOB: 1 BB: 1 P: 18	R: 0 E: 0 K: 0 S: 12	H: 1 LOB: 2 BB: 1 P: 22	R: 0 E: 0 K: 2 S: 15	H: 1 LOB: 3 BB: 2 P: 26	1B: 2 2B: 4 3B: 0 HR: 2	SF: 0 SAC: 0 DP: 1 HBP: 0	WP: 0 PB: 0 CS: 0	PA: 38		
PITCHER	IP WLS BF H R ER SO BB IBB HBP BLK WP HR S P ERA WHIP											IP WLS BF H R ER SO BB IBB HBP BLK WP HR S P ERA WHIP										
20 Justin Nicolino, L ERA: 4.3	5.1 L 22 6 4 4 2 0 0 0 0 0 2 46 63 6.75 1.125																					
33 Dustin McGowan, R ERA: 2.7	1.2 5 0 0 0 0 1 0 0 0 0 0 15 23 0.00 0.600																					
62 José Ureña, R ERA: 5.51	1.0 5 1 0 0 0 0 1 0 0 0 0 12 22 0.00 1.000																					
46 Kyle Barraclough, R ERA: 2.57	1.0 6 1 0 0 2 2 0 0 0 0 0 15 26 0.00 3.000																					

AB	34
R	4
H	8
RBI	4
BB	4
SO	4
LOB	18



Batter	1	2	3	4	5	6	7	8	9	AB R H RBI BB SO LOB	BOTTOM											
32 Derek Dietrich, L OBP: 0.414, SLG: 0.505	G6-4-3				1B			1B		2 0 2 0 1 0 0	Washington Nationals @ Miami Marlins Marlins Park, Miami, FL Fri May 20 2016, 7:12 PM - 10:05 PM EDT Att: 20,017 - Roof Closed - 77 F											
14 Martín Prado, R OBP: 0.404, SLG: 0.438	HBP				BB			G1-3		4 0 1 0 0 1 4												
21 Christian Yelich, L OBP: 0.420, SLG: 0.524	G4-3				G1-3			1B		4 0 1 0 0 0 3												
27 Giancarlo Stanton, R OBP: 0.327, SLG: 0.486	G6-3				K			K		4 0 0 0 0 3 1												
13 Marcell Ozuna, R OBP: 0.348, SLG: 0.529	G4-3				HR			L4-3		4 1 1 1 0 0 1												
41 Justin Bour, L OBP: 0.313, SLG: 0.470	1B				G3-1			K		4 0 1 0 0 1 0												
11 J.T. Realmuto, R OBP: 0.326, SLG: 0.429	1B				G4-3			G6-3		4 0 1 0 0 0 0												
3 Adeiny Hechavarria, R OBP: 0.283, SLG: 0.336	K				G1-3			1B		4 0 2 0 0 1 2												
20 Justin Nicolino, L					K			BB		2 0 0 0 0 2 0												
33 Dustin McGowan, R					K			G6-3		0 0 0 0 0 0 0												
28 Cole Gillespie, R										0 0 0 0 0 0 0												
62 José Ureña, R										0 0 0 0 0 0 0												
46 Kyle Barraclough, R										0 0 0 0 0 0 0												
51 Ichiro Suzuki, L										1 0 0 0 0 0 1												
Inning Stats	R: 0 E: 0 K: 0 S: 4	H: 0 LOB: 0 BB: 0 P: 7	R: 0 E: 0 K: 1 S: 12	H: 2 LOB: 2 BB: 0 P: 20	R: 0 E: 0 K: 2 S: 9	H: 1 LOB: 1 BB: 0 P: 13	R: 1 E: 0 K: 1 S: 14	H: 1 LOB: 0 BB: 0 P: 20	R: 0 E: 0 K: 2 S: 9	H: 0 LOB: 0 BB: 0 P: 12	R: 0 E: 0 K: 0 S: 12	H: 2 LOB: 2 BB: 1 P: 21	R: 0 E: 0 K: 1 S: 10	H: 1 LOB: 0 BB: 0 P: 14	R: 0 E: 0 K: 0 S: 8	H: 1 LOB: 1 BB: 0 P: 10	1B: 8 2B: 1 3B: 0 HR: 1	SF: 0 SAC: 0 DP: 2 HBP: 1	WP: 1 PB: 0 CS: 0	PA: 36		
PITCHER	IP WLS BF H R ER SO BB IBB HBP BLK WP HR S P ERA WHIP											IP WLS BF H R ER SO BB IBB HBP BLK WP HR S P ERA WHIP										
57 Tanner Roark, R ERA: 2.89	6.2 W 27 6 1 1 7 2 0 1 0 0 1 72 108 1.35 1.200																					
73 Felipe Vázquez, L ERA: 4.5	0.1 H 3 2 0 0 0 0 0 0 0 0 0 8 12 0.00 6.000																					
27 Shawn Kelley, R ERA:	1.0 H 2 0 0 0 1 0 0 0 0 0 0 7 10 0.00 0.000																					
58 Jonathan Papelbon, R ERA: 3.06	1.0 S 4 1 0 0 0 0 0 0 0 0 0 8 10 0.00 1.000																					

AB	33
R	1
H	9
RBI	1
BB	2
SO	8
LOB	12



Batter	1	2	3	4	5	6	7	8	9	AB	R	H	RBI	BB	SO	LOB	TOP								
9 Ben Revere, L (1,8) OBP: 0.197, SLG: 0.230										4	0	2	0	0	1	0	Washington Nationals @ Miami Marlins Marlins Park, Miami, FL Sat May 21 2016, 7:16 PM - 10:28 PM EDT Att: 25,839 - Roof Closed - 76 F								
14 Chris Hestey, R (1,7) OBP: 0.318, SLG: 0.590										3	1	0	0	1	2	2									
34 Bryce Harper, L (1,9) OBP: 0.453, SLG: 0.574										4	1	2	0	0	1	0									
20 Daniel Murphy, L (1,4) OBP: 0.421, SLG: 0.616										4	0	2	0	0	2	2									
25 Clint Robinson, L (1,3) OBP: 0.283, SLG: 0.359										3	0	1	1	0	1	1									
52 Yusmeiro Petit, R (7,1)										0	0	0	0	0	0	0									
40 Wilson Ramos, R (9,PH) OBP: 0.372, SLG: 0.513										1	0	1	1	0	0	0									
3 Michael Taylor, R (9,PR) OBP: 0.234, SLG: 0.325										0	0	0	0	0	0	0									
6 Anthony Rendon, R (1,5) OBP: 0.344, SLG: 0.343										2	0	0	0	2	2	2									
8 Danny Espinosa, S (1,6) OBP: 0.308, SLG: 0.293										3	0	0	0	0	1	1									
28 Jayson Werth, R (9,PH) OBP: 0.291, SLG: 0.415										1	0	0	0	0	0	3									
59 Jose Lobaton, S (1,2) OBP: 0.315, SLG: 0.222										4	0	0	0	0	2	2									
41 Joe Ross, R (1,1) OBP: 0.350, SLG: 0.294										2	0	0	0	0	1	0									
36 Sammy Solis, R (6,1)										0	0	0	0	0	0	0									
11 Ryan Zimmerman, R (7,3) OBP: 0.308, SLG: 0.404										1	0	0	0	0	0	0									
Inning Stats	R: 0 E: 0 K: 2 S: 8	H: 1 LOB: 0 BB: 0 P: 16	R: 0 E: 0 K: 2 S: 9	H: 1 LOB: 0 BB: 0 P: 14	R: 0 E: 0 K: 1 S: 9	H: 0 LOB: 0 BB: 0 P: 10	R: 1 E: 0 K: 3 S: 16	H: 2 LOB: 2 BB: 1 P: 30	R: 0 E: 0 K: 0 S: 13	H: 0 LOB: 0 BB: 0 P: 20	R: 0 E: 0 K: 0 S: 6	H: 0 LOB: 1 BB: 1 P: 9	R: 0 E: 0 K: 2 S: 10	H: 0 LOB: 1 BB: 1 P: 15	R: 0 E: 0 K: 2 S: 15	H: 1 LOB: 1 BB: 0 P: 22	R: 1 E: 0 K: 0 S: 15	H: 3 LOB: 2 BB: 1 P: 26	1B: 8 2B: 2 3B: 0 HR: 0	SF: 0 SAC: 0 DP: 3 HBP: 0	WP: 0 PB: 0 SB: 0 CS: 1	PA: 35			
PITCHER	IP	WLS	BF	H	R	ER	SO	BB	IBB	HBP	BLK	WP	HR	S	P	ERA	WHIP								
José Fernández, R (1,1) ERA: 3.02	6.0	W	21	4	1	1	9	1	0	0	0	0	0	61	99	1.50	0.833								
46 Kyle Barraclough, R (7,1) ERA: 2.4	1.0	H	4	0	0	0	2	1	0	0	0	0	0	10	15	0.00	1.000								
35 David Phelps, R (8,1) ERA: 1.44	1.0	H	4	1	0	0	2	0	0	0	0	0	0	15	22	0.00	1.000								
44 A.J. Ramos, R (9,1) ERA: 2.0	1.0	S	6	3	1	1	0	1	0	0	0	0	0	15	26	9.00	4.000								

Batter	1	2	3	4	5	6	7	8	9	AB	R	H	RBI	BB	SO	LOB	BOTTOM								
51 Ichiro Suzuki, L (1,7) OBP: 0.448, SLG: 0.431										4	1	4	0	1	0	0	Washington Nationals @ Miami Marlins Marlins Park, Miami, FL Sat May 21 2016, 7:16 PM - 10:28 PM EDT Att: 25,839 - Roof Closed - 76 F								
14 Martín Prado, R (1,5) OBP: 0.398, SLG: 0.430										5	0	1	1	0	1	5									
32 Derek Dietrich, L (1,4) OBP: 0.400, SLG: 0.485										4	0	0	0	0	2	2									
27 Giancarlo Stanton, R (1,9) OBP: 0.325, SLG: 0.476										3	0	0	0	1	3	2									
13 Marcell Ozuna, R (1,8) OBP: 0.357, SLG: 0.554										4	1	3	0	0	0	0									
41 Justin Bour, L (1,3) OBP: 0.326, SLG: 0.496										2	1	1	2	2	0	0									
19 Miguel Rojas, R (7,PR) OBP: 0.326, SLG: 0.317										0	0	0	0	0	0	0									
11 J.T. Realmuto, R (1,2) OBP: 0.324, SLG: 0.423										4	0	1	0	0	1	5									
3 Adeiny Hechavarria, R (1,6) OBP: 0.275, SLG: 0.326										4	0	0	0	0	0	4									
José Fernández, R (1,1) OBP: 0.294, SLG: 0.250										2	0	0	0	0	1	0									
46 Kyle Barraclough, R (7,1)										0	0	0	0	0	0	0									
35 David Phelps, R (8,1) OBP: 0.500, SLG: 0.500										0	0	0	0	0	0	0									
28 Cole Gillespie, R (8,PH) OBP: 0.294, SLG: 0.317										1	0	0	0	0	1	0									
44 A.J. Ramos, R (9,1) ERA: 2.0										0	0	0	0	0	0	0									
Inning Stats	R: 0 E: 0 K: 3 S: 15	H: 1 LOB: 1 BB: 0 P: 22	R: 0 E: 0 K: 0 S: 5	H: 0 LOB: 0 BB: 0 P: 9	R: 0 E: 0 K: 0 S: 8	H: 1 LOB: 1 BB: 0 P: 10	R: 0 E: 0 K: 2 S: 11	H: 1 LOB: 3 BB: 2 P: 21	R: 1 E: 1 K: 2 S: 11	H: 2 LOB: 1 BB: 0 P: 17	R: 2 E: 0 K: 0 S: 15	H: 3 LOB: 2 BB: 1 P: 28	R: 0 E: 0 K: 1 S: 12	H: 1 LOB: 2 BB: 1 P: 19	R: 0 E: 0 K: 1 S: 13	H: 1 LOB: 1 BB: 0 P: 20	1B: 6 2B: 2 3B: 1 HR: 1	SF: 0 SAC: 1 DP: 0 HBP: 0	WP: 0 PB: 1 SB: 0 CS: 0	PA: 38					
PITCHER	IP	WLS	BF	H	R	ER	SO	BB	IBB	HBP	BLK	WP	HR	S	P	ERA	WHIP								
41 Joe Ross, R (1,1) ERA: 2.7	5.2	L	27	8	3	2	7	1	1	0	0	0	0	60	96	3.18	1.588								
36 Sammy Solis, L (6,1) ERA: 2.39	0.2		3	0	0	0	0	1	0	0	0	0	0	9	16	0.00	1.500								
52 Yusmeiro Petit, R (7,1) ERA: 1.59	1.2		8	2	0	0	2	1	0	0	0	0	0	21	34	0.00	1.800								

AB 32
R 2
H 8
RBI 2
BB 3
SO 13
LOB 13



WP: 0
PB: 0
SB: 0
CS: 1

AB 33
R 3
H 10
RBI 3
BB 4
SO 9
LOB 18



WP: 0
PB: 1
SB: 0
CS: 0

Batter	1	2	3	4	5	6	7	8	9	AB	R	H	RBI	BB	SO	LOB	TOP					
9 Ben Revere, L (1,8) OBP: 0.225, SLG: 0.258										5	2	3	2	0	0	1						
28 Jayson Werth, R (1,7) OBP: 0.288, SLG: 0.407										5	0	1	0	0	1	3	0	0	0	0	0	0
3 Michael Taylor, R (9,8) OBP: 0.234, SLG: 0.325										2	1	0	1	2	0	1						
34 Bryce Harper, L (1,9) OBP: 0.451, SLG: 0.565										2	1	0	1	2	0	1						
20 Daniel Murphy, L (1,4) OBP: 0.420, SLG: 0.607										4	1	1	1	1	0	2						
11 Ryan Zimmerman, R (1,3) OBP: 0.305, SLG: 0.393										4	1	0	0	1	1	4						
6 Anthony Rendon, R (1,5) OBP: 0.351, SLG: 0.365										4	1	2	3	1	0	0						
40 Wilson Ramos, R (1,2) OBP: 0.389, SLG: 0.525										3	1	2	0	2	0	2						
8 Danny Espinosa, S (1,6) OBP: 0.313, SLG: 0.294										3	1	1	1	1	1	4						
31 Max Scherzer, R (1,1) OBP: 0.261, SLG: 0.273										2	0	0	0	1	0	2						
46 Oliver Pérez, L (9,1)										0	0	0	0	0	0	0						
45 Blake Treinen, R (9,1)										0	0	0	0	0	0	0						
Inning Stats	R: 1 E: 0 K: 0 S: 11	H: 1 LOB: 0 BB: 0 P: 15	R: 0 E: 0 K: 1 S: 9	H: 1 LOB: 2 BB: 1 P: 17	R: 2 E: 0 K: 1 S: 17	H: 3 LOB: 3 BB: 3 P: 32	R: 0 E: 0 K: 0 S: 5	H: 0 LOB: 0 BB: 0 P: 9	R: 0 E: 0 K: 0 S: 6	H: 0 LOB: 0 BB: 1 P: 13	R: 3 E: 1 K: 1 S: 14	H: 2 LOB: 1 BB: 2 P: 25	R: 0 E: 0 K: 0 S: 8	H: 0 LOB: 0 BB: 0 P: 13	R: 0 E: 0 K: 0 S: 8	H: 1 LOB: 1 BB: 1 P: 14	R: 2 E: 0 K: 0 S: 9	H: 2 LOB: 2 BB: 1 P: 17	1B: 7 2B: 2 3B: 1 HR: 0	SF: 1 SAC: 1 DP: 1 HBP: 0	WP: 0 PB: 0 CS: 2	PA: 43
PITCHER	IP WLS BF H R ER SO BB IBB HBP BLK WP HR S P ERA WHIP	5.1 L 28 7 6 6 2 4 3 0 0 0 0 58 106 10.12 2.062	0.2 2 0 0 0 1 0 0 0 0 0 0 4 5 0.00 0.000	2.0 7 1 0 0 0 1 0 0 0 0 0 16 27 0.00 1.000	1.0 6 2 2 2 0 1 0 0 0 0 0 9 17 18.00 3.000																	

Washington Nationals @ Miami Marlins
Marlins Park, Miami, FL
Sun May 22 2016, 1:13 PM - 4:08 PM EDT
Att: 24,308 - Roof Closed - 77 F

AB	32
R	8
H	10
RBI	8
BB	9
SO	3
LOB	19




Batter	1	2	3	4	5	6	7	8	9	AB	R	H	RBI	BB	SO	LOB	BOTTOM
51 Ichiro Suzuki, L (1,7) OBP: 0.452, SLG: 0.436										4	0	2	0	0	0	1	
14 Martin Prado, R (1,5) OBP: 0.388, SLG: 0.418										4	0	0	0	0	3	0	
33 Dustin McGowan, R (9,1)										4	0	0	0	2	0		
27 Giancarlo Stanton, R (1,9) OBP: 0.324, SLG: 0.469																	

Batter	1	2	3	4	5	6	7	8	9	AB	R	H	RBI	BB	SO	LOB	TOP					
5 Brandon Guyer, R (1, 7) OBP: 0.410, SLG: 0.564 37 Alex Colomé, R (8, 1)										5	3	3	1	0	0	1						
27 Mikie Mahtook, R (1, 8) OBP: 0.250, SLG: 0.250 7 Logan Morrison, L (6, PH) OBP: 0.286, SLG: 0.260										3	1	1	0	0	0	0						
3 Evan Longoria, R (1, 5) OBP: 0.304, SLG: 0.474										4	0	0	0	1	1	2						
28 Steve Pearce, R (1, 3) OBP: 0.407, SLG: 0.558 30 Erasmo Ramírez, R (6, 1) OBP: 0.286, SLG: 0.260 45 Enny Romero, R (8, 1) OBP: 0.286, SLG: 0.260 13 Brad Miller, L (8, 6) OBP: 0.285, SLG: 0.429											2	0	0	0	2	1	2					
20 Steven Souza Jr., R (1, 9) OBP: 0.333, SLG: 0.510											5	0	3	1	0	1	1					
1 Tim Beckham, R (1, 4) OBP: 0.246, SLG: 0.358 10 Corey Dickerson, L (8, PH) OBP: 0.235, SLG: 0.447											3	1	0	0	1	1	6					
38 Taylor Motter, R (1, 6) OBP: 0.400, SLG: 0.846											3	1	2	3	1	0	1					
19 Curt Casali, R (1, 2) OBP: 0.224, SLG: 0.374											4	0	0	0	0	2	3					
55 Matt Moore, L (1, 1) OBP: 0.500, SLG: 0.500 8 Desmond Jennings, R (6, PH) OBP: 0.252, SLG: 0.250											2	0	1	0	0	0	0					
Inning Stats	R: 2 E: 0 K: 2 S: 17	H: 3 LOB: 3 BB: 2 P: 30	R: 1 E: 0 K: 0 S: 7	H: 1 LOB: 0 BB: 0 P: 11	R: 0 E: 0 K: 0 S: 6	H: 1 LOB: 1 BB: 0 P: 8	R: 0 E: 0 K: 1 S: 6	H: 1 LOB: 2 BB: 1 P: 12	R: 2 E: 0 K: 1 S: 19	H: 3 LOB: 2 BB: 1 P: 34	R: 1 E: 0 K: 2 S: 11	H: 1 LOB: 0 BB: 1 P: 18	R: 0 E: 0 K: 1 S: 9	H: 0 LOB: 0 BB: 0 P: 13	R: 0 E: 0 K: 0 S: 11	H: 1 LOB: 1 BB: 0 P: 15	1B: 8 2B: 3 3B: 0 HR: 2	SF: 0 SAC: 0 DP: 1 HBP: 0	WP: 0 PB: 0 SB: 0 CS: 0	PA: 42		
PITCHER	IP WLS BF H R ER SO BB IBB HBP BLK WP HR S P ERA WHIP	5.2 28 9 5 5 3 3 0 0 0 0 2 53 87 7.94 2.118	0.1 B 3 1 0 0 1 1 0 0 0 0 0 8 16 9.00 6.000	1.0 4 1 1 1 2 1 0 0 0 0 0 11 18 9.00 2.000	1.0 W 3 0 0 0 1 0 0 0 0 0 0 9 13 0.00 0.000	1.0 S 4 1 0 0 0 0 0 0 0 0 0 11 15 0.00 1.000																

Tampa Bay Rays @ Miami Marlins
Marlins Park, Miami, FL
Mon May 23 2016, 7:13 PM - 10:24 PM EDT
Att: 17,969 - Roof Closed - 75 F


AB 37
R 6
H 12
RBI 6
BB 5
SO 7
LOB 17



Batter	1	2	3	4	5	6	7	8	9	AB	R	H	RBI	BB	SO	LOB	BOTTOM				
51 Ichiro Suzuki, L (1, 7) OBP: 0.478, SLG: 0.467										5	1	4	1	0	0	1					
14 Martín Prado, R (1, 5) OBP: 0.382, SLG: 0.418										5	1	1	2	0	1	3					
11 J.T. Realmuto, R (1, 2) OBP: 0.318, SLG: 0.413											5	0	1	0	0	1	2				
27 Giancarlo Stanton, R (1, 9) OBP: 0.328, SLG: 0.467											3	0	1	0	1	0	1				
13 Marcell Ozuna, R (1, 8) OBP: 0.364, SLG: 0.576											4	2	3	1	0	1	2				
12 Chris Johnson, R (1, 3) OBP: 0.310, SLG: 0.346											3	0	0	0	1	1	4				
19 Miguel Rojas, R (1, 4) OBP: 0.360, SLG: 0.378											4	2	3	2	0	0	0				
3 Adeiny Hechavarria, R (1, 6) OBP: 0.268, SLG: 0.317											4	1	1	0	0	0	3				
54 Wei-Yin Chen, R (8, 1) OBP: 0.333, SLG: 0.498 41 Justin Bour, L (6, PH) OBP: 0.286, SLG: 0.260 46 Kyle Barracough, R (7, 1) OBP: 0.286, SLG: 0.260 35 David Phelps, R (8, 1) OBP: 0.286, SLG: 0.260 21 Christian Vetch, L (8, PH) OBP: 0.286, SLG: 0.260 28 Cole Gillespie, R (8, PH) OBP: 0.286, SLG: 0.260 44 AJ Ramos, R (8, 1) OBP: 0.286, SLG: 0.260											2	0	0	0	0	1	1				
Inning Stats	R: 3 E: 0 K: 0 S: 17	H: 4 LOB: 2 BB: 1 P: 30	R: 0 E: 0 K: 2 S: 9	H: 1 LOB: 0 BB: 0 P: 14	R: 1 E: 0 K: 1 S: 8	H: 1 LOB: 0 BB: 0 P: 11	R: 1 E: 0 K: 0 S: 15	H: 2 LOB: 1 BB: 0 P: 19	R: 0 E: 0 K: 0 S: 8	H: 2 LOB: 1 BB: 0 P: 11	R: 0 E: 0 K: 0 S: 10	H: 0 LOB: 1 BB: 1 P: 18	R: 0 E: 0 K: 2 S: 15	H: 1 LOB: 2 BB: 1 P: 27	R: 2 E: 0 K: 0 S: 11	H: 3 LOB: 1 BB: 0 P: 17	1B: 11 2B: 3 3B: 0 HR: 1	SF: 1 SAC: 0 DP: 2 HBP: 0	WP: 0 PB: 0 SB: 0 CS: 1	PA: 39	
PITCHER	IP WLS BF H R ER SO BB IBB HBP BLK WP HR S P ERA WHIP	5.0 24 10 5 5 3 1 0 0 0 0 0 31 54 9.00 2.200	2.0 L 11 3 2 2 2 2 0 0 0 0 0 0 31 54 9.00 2.500	0.1 B 2 1 0 0 0 0 0 0 0 0 0 2 4 0.00 3.000	0.2 2 0 0 0 0 0 0 0 0 0 0 3 4 0.00 0.000																

Tampa Bay Rays @ Miami Marlins
Marlins Park, Miami, FL
Mon May 23 2016, 7:13 PM - 10:24 PM EDT
Att: 17,969 - Roof Closed - 75 F

AB 35
R 7
H 14
RBI 7
BB 3
SO 5
LOB 17



Batter	1	2	3	4	5	6	7	8	9	AB	R	H	RBI	BB	SO	LOB	TOP		
5 Brandon Guyer, R OBP: 0.410, SLG: 0.548	G6-3	G1-3				P4			13 1B	3	0	0	0	2	0	1			
13 Brad Miller, L OBP: 0.303, SLG: 0.434	1B				G5-3				28 1B	3	1	2	0	2	0	2			
3 Evan Longoria, R OBP: 0.302, SLG: 0.463	1B			F8					K2-3	4	0	0	0	1	2	3			
28 Steve Pearce, R OBP: 0.402, SLG: 0.545	K			G2					G5-3	4	0	1	1	0	1	3			
20 Steven Souza Jr., R OBP: 0.331, SLG: 0.500	FC6-4								K	3	0	0	0	1	2	2			
7 Logan Morrison, L OBP: 0.309, SLG: 0.280										3	2	3	0	1	0	0			
10 Corey Dickerson, L OBP: 0.235, SLG: 0.449	1B																		
8 Desmond Jennings, R OBP: 0.252, SLG: 0.290	L8									4	1	1	0	0	1	4			
24 Hank Conger, L OBP: 0.207, SLG: 0.164	K									0	0	0	0	0	0	0			
23 Jake Odorizzi, R OBP: 0.261, SLG: 0.350										4	0	1	2	0	2	2			
1 Tim Lincecum, R OBP: 0.241, SLG: 0.332																			
45 Enny Romero, R OBP: 0.252, SLG: 0.290																			
50 Tyler Sturdevant, R OBP: 0.261, SLG: 0.350																			
31 Xavier Cedeño, L OBP: 0.261, SLG: 0.350																			
37 Alex Colomé, R OBP: 0.261, SLG: 0.350																			
19 Curt Casali, R OBP: 0.222, SLG: 0.370																			
Inning Stats	R: 0 H: 1 E: 0 K: 1 S: 9	H: 1 LOB: 2 BB: 1 P: 16	R: 1 H: 2 E: 0 K: 1 S: 15	H: 2 LOB: 1 BB: 0 P: 20	R: 0 H: 0 E: 0 K: 0 S: 8	H: 0 LOB: 0 BB: 1 P: 15	R: 2 H: 2 E: 0 K: 2 S: 17	H: 2 LOB: 2 BB: 2 P: 31	R: 0 H: 1 E: 0 K: 2 S: 13	H: 0 LOB: 0 BB: 0 P: 12	R: 1 H: 1 E: 0 K: 1 S: 8	H: 1 LOB: 0 BB: 1 P: 16	R: 0 H: 1 E: 0 K: 0 S: 6	H: 1 LOB: 0 BB: 0 P: 6	R: 0 H: 1 E: 0 K: 1 S: 9	H: 1 LOB: 1 BB: 1 P: 16	1B: 8 2B: 1 3B: 0 HR: 0	SF: 0 SAC: 0 DP: 1 HBP: 0	WP: 0 PA: 39 PB: 0 SB: 3 CS: 0
PITCHER	IP WLS BF H R ER SO BB IBB HBP BLK WP HR S P ERA WHIP																		
34 Tom Koehler, R ERA: 4.79	5.0 L 25 6 3 3 6 5 0 0 0 0 0 0 0 62 102 5.40 2.200																		
33 Dustin McGowan, R ERA: 3.75	1.0 3 0 0 0 2 0 0 0 0 0 0 0 8 12 0.00 0.000																		
57 Bryan Morris, R ERA: 3.06	1.0 4 1 1 0 2 1 0 0 0 0 0 0 8 16 0.00 2.000																		
62 José Ureña, R ERA: 5.09	1.0 3 1 0 0 0 0 0 0 0 0 0 0 6 6 0.00 1.000																		
36 Edwin Jackson, R ERA: 1.35	1.0 4 1 0 0 1 1 0 0 0 0 0 0 9 16 0.00 2.000																		

Tampa Bay Rays @ Miami Marlins
Marlins Park, Miami, FL
Tue May 24 2016, 12:12 PM - 3:32 PM EDT
Att: 23,709 - Roof Closed - 76 F

AB 32
R 4
H 9
RBI 4
BB 7
SO 10
LOB 18



Batter	1	2	3	4	5	6	7	8	9	AB	R	H	RBI	BB	SO	LOB	BOTTOM				
51 Ichiro Suzuki, L OBP: 0.444, SLG: 0.431	G3								G1-3	5	0	0	0	0	0	0					
14 Martín Prado, R OBP: 0.377, SLG: 0.407	G6-3									4	0	0	0	1	2	0					
41 Justin Bour, L OBP: 0.333, SLG: 0.512	1B									5	0	2	0	0	2	1					
27 Giancarlo Stanton, R OBP: 0.326, SLG: 0.481	K									4	1	1	1	0	1	2					
13 Marcell Ozuna, R OBP: 0.372, SLG: 0.589	G6-3									3	2	2	0	1	0	0					
32 Derek Dietrich, L OBP: 0.391, SLG: 0.467	1B									4	0	2	1	0	1	3					
11 J.T. Realmuto, R OBP: 0.316, SLG: 0.404	K									3	0	0	0	1	1	4					
3 Adeiny Hechavarria, R OBP: 0.268, SLG: 0.315	FC4-6									4	0	1	1	0	1	5					
34 Tom Koehler, R ERA: 4.79										1	0	0	0	0	1	0					
28 Clint Collesse, R ERA: 3.48										1	0	0	0	0	1	0					
33 Dustin McGowan, R ERA: 3.75										0	0	0	0	0	0	0					
12 Chris Johnson, R OBP: 0.261, SLG: 0.350										1	0	0	0	0	0	1					
57 Bryan Morris, R ERA: 3.06										0	0	0	0	0	0	0					
62 José Ureña, R ERA: 5.09										0	0	0	0	0	0	0					
19 Miguel Rojas, R OBP: 0.261, SLG: 0.350										1	0	0	0	0	0	1					
36 Edwin Jackson, R ERA: 1.35										0	0	0	0	0	0	0					
Inning Stats	R: 0 H: 1 E: 0 K: 1 S: 11	H: 1 LOB: 1 BB: 0 P: 16	R: 0 H: 1 E: 0 K: 1 S: 13	H: 1 LOB: 0 BB: 0 P: 20	R: 0 H: 0 E: 0 K: 2 S: 12	H: 0 LOB: 0 BB: 0 P: 18	R: 0 H: 0 E: 0 K: 2 S: 18	H: 0 LOB: 2 BB: 2 P: 33	R: 0 H: 0 E: 0 K: 1 S: 14	H: 0 LOB: 1 BB: 1 P: 20	R: 2 H: 3 E: 0 K: 1 S: 11	H: 3 LOB: 1 BB: 0 P: 12	R: 0 H: 1 E: 0 K: 0 S: 9	H: 1 LOB: 0 BB: 0 P: 11	R: 1 H: 2 E: 1 K: 0 S: 10	H: 2 LOB: 1 BB: 0 P: 14	R: 0 H: 0 E: 0 K: 2 S: 9	H: 0 LOB: 0 BB: 0 P: 11	1B: 5 2B: 2 3B: 0 HR: 1	SF: 0 SAC: 0 DP: 1 HBP: 0	WP: 0 PA: 39 PB: 0 SB: 0 CS: 0
PITCHER	IP WLS BF H R ER SO BB IBB HBP BLK WP HR S P ERA WHIP																				
23 Jake Odorizzi, R ERA: 4.48	5.0 W 21 2 3 2 2 3 0 0 0 0 0 0 1 66 107 0.00 1.000																				
45 Enny Romero, L ERA: 3.71	0.1 H 4 3 2 2 0 0 0 0 0 0 0 1 6 6 54.00 9.000																				
50 Tyler Sturdevant, R ERA: 3.71	0.2 H 2 0 0 0 1 0 0 0 0 0 0 0 5 6 0.00 0.000																				
31 Xavier Cedeño, L ERA: 3.97	1.0 H 6 2 1 1 0 0 0 0 0 0 0 0 14 17 9.00 2.000																				
37 Alex Colomé, R ERA: 1.29	2.0 S 6 1 0 0 2 0 0 0 0 0 0 0 14 19 0.00 0.500																				

Tampa Bay Rays @ Miami Marlins
Marlins Park, Miami, FL
Tue May 24 2016, 12:12 PM - 3:32 PM EDT
Att: 23,709 - Roof Closed - 76 F

AB 36
R 3
H 8
RBI 3
BB 3
SO 10
LOB 17



Batter	1	2	3	4	5	6	7	8	9	AB	R	H	RBI	BB	SO	LOB	TOP	
3 Adeiny Hechavarria, R OBP: 0.284, SLG: 0.349										5	2	3	2	0	1	0		
14 Martin Prado, R OBP: 0.378, SLG: 0.404										5	0	1	0	0	0	2		
13 Marcell Ozuna, R OBP: 0.379, SLG: 0.582										5	1	2	0	0	1	1		
11 J.T. Realmuto, R OBP: 0.321, SLG: 0.404										5	1	2	0	0	1	2		
28 Cole Gillespie, R OBP: 0.300, SLG: 0.353										4	2	2	2	1	0	2		
12 Chris Johnson, R OBP: 0.294, SLG: 0.371										5	1	2	3	0	1	2		
32 Derek Dietrich, L OBP: 0.394, SLG: 0.483										4	1	2	1	0	1	0		
19 Miguel Rojas, R OBP: 0.345, SLG: 0.360										4	1	1	1	0	0	2		
6 Jeff Mathis, R OBP: 0.158, SLG: 0.189										4	0	0	0	0	1	2		
Inning Stats	R: 0 H: 2 E: 0 K: 2 S: 14	H: 3 R: 3 ER: 1 LOB: 0 BB: 0 P: 20	R: 2 H: 1 E: 0 K: 1 S: 16	H: 0 R: 0 ER: 0 LOB: 0 BB: 0 P: 12	R: 0 H: 0 E: 0 K: 0 S: 10	H: 0 R: 0 ER: 0 LOB: 0 BB: 0 P: 14	R: 0 H: 1 E: 0 K: 0 S: 13	R: 3 H: 5 E: 0 K: 0 S: 16	R: 1 H: 3 E: 0 K: 2 S: 20	1B: 11 R: 2 HR: 2	SF: 0 2B: 2 3B: 0	WP: 1 PB: 0 SB: 0 CS: 0	PA: 42					
PITCHER	IP: 6.0 WLS: L BF: 25 ERA: 3.92	H: 6 R: 5 ER: 5 LOB: 4 BB: 1 IBB: 0 HBP: 0 BLK: 0 WP: 1 HR: 2 S: 73 P: 100 ERA: 7.50 WHIP: 1.167	H: 3 R: 3 ER: 3 LOB: 3 BB: 0 IBB: 0 HBP: 0 BLK: 0 WP: 0 HR: 0 S: 29 P: 46 ERA: 13.50 WHIP: 3.000	H: 3 R: 1 ER: 1 LOB: 1 BB: 0 IBB: 0 HBP: 0 BLK: 0 WP: 0 HR: 0 S: 17 P: 26 ERA: 13.50 WHIP: 4.500	H: 1 R: 0 ER: 0 LOB: 0 BB: 0 IBB: 0 HBP: 0 BLK: 0 WP: 0 HR: 0 S: 3 P: 5 ERA: 0.00 WHIP: 0.000													

Miami Marlins @ Tampa Bay Rays
Tropicana Field, St. Petersburg, FL
Thu May 26 2016, 1:11 PM - 4:01 PM EDT
Att: 11,399 - Dome - 72 F

AB 41
R 9
H 15
RBI 9
BB 1
SO 6
LOB 13

Batter	1	2	3	4	5	6	7	8	9	AB	R	H	RBI	BB	SO	LOB	BOTTOM	
5 Brandon Guyer, R OBP: 0.412, SLG: 0.559										4	1	1	1	0	2	0		
13 Brad Miller, L OBP: 0.306, SLG: 0.429										3	0	1	0	1	1	0		
3 Evan Longoria, R OBP: 0.305, SLG: 0.456										4	0	1	0	0	1	2		
28 Steve Pearce, R OBP: 0.384, SLG: 0.523										4	0	0	0	0	2	3		
20 Steven Souza Jr., R OBP: 0.324, SLG: 0.484										3	0	0	0	0	3	0		
27 Mikie Mahtook, R OBP: 0.111, SLG: 0.111										1	0	0	0	0	1	1		
7 Logan Morrison, L OBP: 0.321, SLG: 0.322										4	0	1	0	0	1	0		
10 Corey Dickerson, L OBP: 0.248, SLG: 0.455										4	0	3	0	0	1	0		
38 Taylor Motter, R OBP: 0.391, SLG: 0.611										3	0	0	0	1	2	2		
19 Curt Casali, R OBP: 0.221, SLG: 0.361										3	0	0	0	0	1	3		
24 Hank Conger, L OBP: 0.203, SLG: 0.161										1	0	0	0	0	1	1		
Inning Stats	R: 0 H: 1 E: 0 K: 0 S: 8	H: 1 R: 0 ER: 0 LOB: 1 BB: 0 P: 13	R: 1 H: 1 E: 0 K: 1 S: 10	H: 2 R: 0 ER: 0 LOB: 3 BB: 1 P: 23	R: 0 H: 1 E: 0 K: 3 S: 12	H: 0 R: 0 ER: 0 LOB: 0 BB: 0 P: 10	R: 0 H: 0 E: 0 K: 2 S: 7	R: 0 H: 0 E: 0 K: 3 S: 10	R: 0 H: 0 E: 0 K: 2 S: 9	R: 0 H: 1 E: 0 K: 2 S: 10	1B: 6 R: 1 H: 7 RBI: 1 BB: 2 SO: 16 LOB: 12	SF: 0 2B: 0 3B: 0 DP: 0 HBP: 0	WP: 1 PB: 0 SB: 0 CS: 0	PA: 36				
PITCHER	IP: 7.0 WLS: W BF: 28 ERA: 2.82	H: 6 R: 1 ER: 1 LOB: 1 BB: 0 IBB: 0 HBP: 0 BLK: 0 WP: 1 HR: 1 S: 11 P: 16 ERA: 1.29 WHIP: 1.000	H: 3 R: 0 ER: 0 LOB: 0 BB: 0 IBB: 0 HBP: 0 BLK: 0 WP: 0 HR: 0 S: 9 P: 16 ERA: 0.00 WHIP: 1.000	H: 1 R: 0 ER: 0 LOB: 1 BB: 0 IBB: 0 HBP: 0 BLK: 0 WP: 0 HR: 0 S: 10 P: 13 ERA: 0.00 WHIP: 1.000														

Miami Marlins @ Tampa Bay Rays
Tropicana Field, St. Petersburg, FL
Thu May 26 2016, 1:11 PM - 4:01 PM EDT
Att: 11,399 - Dome - 72 F

AB 34
R 1
H 7
RBI 1
BB 2
SO 16
LOB 12

Batter	1	2	3	4	5	6	7	8	9	AB	R	H	RBI	BB	SO	LOB	TOP										
51 Ichiro Suzuki, L (1.9) OBP: 0.407, SLG: 0.405	G4-3		14 1B 13 2B 2B	L7			L9			4	1	1	0	0	0	2	Miami Marlins @ Atlanta Braves Turner Field, Atlanta, GA Fri May 27 2016, 7:37 PM - 10:49 PM EDT Att: 19,325 - Partly Cloudy - 82 F										
14 Martin Prado, R (1.5) OBP: 0.376, SLG: 0.400	G4-3		13 2B 41 G4-3 1B		G3-1		F9			4	1	1	0	0	0	1											
13 Marcell Ozuna, R (1.8) OBP: 0.387, SLG: 0.591	41 1B		41 G4-3 2B		K			41 FC6-4 1B		4	0	3	1	0	1	0											
41 Justin Bour, L (1.3) OBP: 0.327, SLG: 0.500	1B		G4-3		G4-3			FC6-4 11 FC5-4		4	0	1	1	0	0	2											
11 J.T. Realmuto, R (1.2) OBP: 0.319, SLG: 0.396	L7		2-3 3-H					FC5-4 32 CS		3	0	0	0	1	0	3											
32 Derek Dietrich, L (1.4) OBP: 0.292, SLG: 0.475		F8	G3			28 G4-6-3 1B		CS	G4-3	4	0	1	0	0	0	2											
28 Cole Gillespie, R (1.7) OBP: 0.292, SLG: 0.333		G6-3		3 G4-3 1B		G4-6-3			K	4	0	1	0	0	1	1											
3 Adeiny Hechavarria, R (1.6) OBP: 0.277, SLG: 0.340		G4-3		G4-3				F9	F9	4	0	0	0	0	0	1											
61 Adam Conley, L (1.1)				K						2	0	0	0	0	2	1											
64 Nick Wittgren, R (5.1)				K						0	0	0	0	0	0	0											
21 Christian Yelich, L (7.7) OBP: 0.423, SLG: 0.534										0	0	0	0	1	0	0											
46 Kyle Barraclough, R (7.1)										0	0	0	0	0	0	0											
35 David Phelps, R (8.1) OBP: 0.500, SLG: 0.500										0	0	0	0	0	0	0											
Inning Stats	R: 0 E: 0 K: 0 S: 8	H: 2 LOB: 0 BB: 0 P: 13	R: 0 E: 0 K: 0 S: 5	H: 0 LOB: 0 BB: 0 P: 8	R: 2 E: 0 K: 1 S: 24	H: 3 LOB: 2 BB: 1 P: 31	R: 0 E: 0 K: 1 S: 8	H: 1 LOB: 1 BB: 0 P: 9	R: 0 E: 0 K: 0 S: 7	H: 0 LOB: 0 BB: 0 P: 10	R: 0 E: 0 K: 0 S: 6	H: 1 LOB: 0 BB: 0 P: 9	R: 0 E: 0 K: 0 S: 9	H: 0 LOB: 1 BB: 1 P: 18	R: 0 E: 0 K: 0 S: 10	H: 1 LOB: 0 BB: 0 P: 16	R: 0 E: 0 K: 1 S: 10	H: 0 LOB: 0 BB: 0 P: 16	1B: 6 2B: 2 3B: 0 HR: 0	SF: 0 SAC: 0 DP: 1 HBP: 0	WP: 0 PB: 0 SB: 0 CS: 1	PA: 36					
PITCHER	IP	WLS	BF	H	R	ER	SO	BB	IBB	HBP	BLK	WP	HR	S	P	ERA	WHIP										
57 Williams Pérez, R (1.1) ERA: 3.72	6.0		25	7	2	2	3	1	0	0	0	0	0	58	80	3.00	1.333										
20 Bud Norris, R (7.1) ERA: 5.05	1.0		5	1	0	0	0	1	0	0	0	0	0	10	19	0.00	2.000										
46 Ian Krol, L (8.1) ERA: 3.0	1.0	W	2	0	0	0	0	0	0	0	0	0	0	9	15	0.00	0.000										
38 Arodys Vizcaino, R (9.1) ERA: 1.31	1.0	S	3	0	0	0	1	0	0	0	0	0	0	10	16	0.00	0.000										

Batter	1	2	3	4	5	6	7	8	9	AB	R	H	RBI	BB	SO	LOB	BOTTOM										
11 Ender Inciarte, L (1.8) OBP: 0.316, SLG: 0.271	G4-3	G4-3		G4-3		F7		5 1B 7 FC2-5 FC1-2 IBB		4	0	1	0	1	0	4	Miami Marlins @ Atlanta Braves Turner Field, Atlanta, GA Fri May 27 2016, 7:37 PM - 10:49 PM EDT Att: 19,325 - Partly Cloudy - 82 F										
7 Gordon Beckham, R (1.4) OBP: 0.413, SLG: 0.436	5 HBP 1B		5 WP BB		L8	L7		FC2-5 25 FC1-2 5 1B		4	1	1	0	1	0	3											
5 Freddie Freeman, L (1.3) OBP: 0.348, SLG: 0.441	HBP		K		F7		25 2B 1B	25 FC1-2 22 1B		4	2	2	0	0	1	2											
25 Tyler Flowers, R (1.2) OBP: 0.362, SLG: 0.378	K		HBP		22 1B 18 1B 2B			FC1-2 18 1B 22 1B		4	1	1	1	0	2	5											
22 Nick Markakis, L (1.9) OBP: 0.351, SLG: 0.326	P5				23 G4-3 18 1B 1B			18 1B 1B		4	0	2	2	1	1	4											
18 Jeff Francoeur, R (1.7) OBP: 0.315, SLG: 0.392	1 L9 23 1B 1B		F9		23 G4-3 1B			18 1B 1B		5	0	4	1	0	0	2											
23 Chase d'Arnaud, R (1.5) OBP: 0.442, SLG: 0.489	G4-3	G4-3		G4-3	G4-3			P6		5	0	1	0	0	1	7											
1 Erick Aybar, S (1.6) OBP: 0.225, SLG: 0.209	L9				57 SH2-4 HBP					1	0	0	0	0	0	2											
14 Daniel Castro, R (5.6) OBP: 0.235, SLG: 0.214						L7		K		2	0	0	0	0	1	4											
57 Williams Pérez, R (1.1) ERA: 3.72								7 FC2-5 2B		1	0	0	0	0	0	2											
17 Mallex Smith, L (5.7) ERA: 4.15										1	0	0	0	0	0	0											
20 Bud Norris, R (7.1) ERA: 5.05										0	0	0	0	0	0	0											
46 Ian Krol, L (8.1) ERA: 3.0										1	0	0	0	0	0	0											
24 Kelly Johnson, L (8.7) OBP: 0.298, SLG: 0.326										0	0	0	0	0	0	0											
38 Arodys Vizcaino, R (9.1) ERA: 1.31										0	0	0	0	0	0	0											
Inning Stats	R: 0 E: 0 K: 1 S: 12	H: 2 LOB: 2 BB: 0 P: 21	R: 0 E: 0 K: 0 S: 9	H: 2 LOB: 0 BB: 0 P: 12	R: 0 E: 0 K: 2 S: 13	H: 0 LOB: 2 BB: 1 P: 25	R: 0 E: 0 K: 0 S: 4	H: 0 LOB: 1 BB: 0 P: 10	R: 2 E: 0 K: 0 S: 28	H: 4 LOB: 2 BB: 0 P: 37	R: 0 E: 0 K: 0 S: 10	H: 1 LOB: 1 BB: 0 P: 16	R: 0 E: 0 K: 3 S: 13	H: 1 LOB: 2 BB: 1 P: 22	R: 2 E: 0 K: 0 S: 15	H: 4 LOB: 3 BB: 1 P: 26	1B: 12 2B: 2 3B: 0 HR: 0	SF: 0 SAC: 1 DP: 0 HBP: 3	WP: 1 PB: 0 SB: 0 CS: 0	PA: 43							
PITCHER	IP	WLS	BF	H	R	ER	SO	BB	IBB	HBP	BLK	WP	HR	S	P	ERA	WHIP										
61 Adam Conley, L (1.1) ERA: 2.16	4.1		24	8	2	2	3	1	0	3	0	0	0	54	90	4.15	2.077										
46 Kyle Barraclough, R (7.1) ERA: 2.25	1.0		5	1	0	0	3	1	0	0	0	0	0	13	22	0.00	2.000										
35 David Phelps, R (8.1) ERA: 1.93	1.0	L	8	4	2	2	0	0	1	0	0	0	0	15	26	18.00	4.000										



Batter	1	2	3	4	5	6	7	8	9	AB	R	H	RBI	BB	SO	LOB	TOP				
51 Ichiro Suzuki, L (1.9) OBP: 0.407, SLG: 0.390	E1 FC6-5 13 14 PB			FC6-4 14 BB			L8		G4-3	3	0	0	0	2	0	0					
14 Martin Prado, R (1.5) OBP: 0.266, SLG: 0.389	K	K		FC6-4 1-2			G3		K	5	0	0	0	0	3	4					
13 Marcell Ozuna, R (1.8) OBP: 0.387, SLG: 0.584	FC6-5 2-3		K			G6-3			12 D1 1B	4	0	1	0	1	1	1					
41 Justin Bour, L (1.3) OBP: 0.321, SLG: 0.489	L8			F9			G6-3		F9	3	0	0	0	0	0	1					
12 Chris Johnson, R (7.3) OBP: 0.296, SLG: 0.359									F9	2	0	0	0	0	0	2					
11 J.T. Realmuto, R (1.2) OBP: 0.318, SLG: 0.393			P3	32 HBP 1B			F8		L8	4	0	1	0	0	0	0					
32 Derek Dietrich, L (1.4) OBP: 0.400, SLG: 0.480		28 3B 1B		HBP			G6-3		3 BB 1B	3	1	2	0	0	0	0					
28 Cole Gillespie, R (1.7) OBP: 0.400, SLG: 0.490		3 1B 3B		K			K		F8	4	1	1	1	0	2	3					
3 Adeiny Hechavarria, R (1.6) OBP: 0.288, SLG: 0.346		54 SH5-4 1B		G5-3						3	0	2	1	1	0	0					
54 Wei-Yin Chen, R (11.1) OBP: 0.426, SLG: 0.550				G4-3						1	0	0	0	0	0	0					
21 Christian Yelich, L (6.5) OBP: 0.426, SLG: 0.550										0	0	0	0	0	1	1					
62 José Ureña, R (6.1) OBP: 0.355, SLG: 0.335										0	0	0	0	0	0	0					
36 Edwin Jackson, R (7.1) OBP: 0.296, SLG: 0.359										0	0	0	0	0	0	0					
19 Miguel Rojas, R (8.8) OBP: 0.296, SLG: 0.359										1	0	0	0	0	1	2					
33 Dustin McGowan, R (8.1) OBP: 0.296, SLG: 0.359										0	0	0	0	0	0	0					
Inning Stats	R: 0 H: 0 E: 1 K: 1 S: 9	H: 0 LOB: 1 BB: 0 P: 17	R: 2 H: 3 E: 0 K: 1 S: 18	H: 3 LOB: 2 BB: 1 P: 28	R: 0 H: 1 E: 0 K: 2 S: 15	H: 1 LOB: 2 BB: 0 P: 21	R: 0 H: 0 E: 0 K: 0 S: 7	H: 0 LOB: 1 BB: 1 P: 13	R: 0 H: 0 E: 0 K: 0 S: 5	H: 1 LOB: 1 BB: 0 P: 13	R: 0 H: 0 E: 0 K: 0 S: 11	H: 0 LOB: 1 BB: 1 P: 19	R: 0 H: 1 E: 0 K: 1 S: 13	H: 1 LOB: 2 BB: 1 P: 22	R: 0 H: 1 E: 0 K: 1 S: 11	H: 1 LOB: 1 BB: 0 P: 16	1B: 6 2B: 0 3B: 1 HR: 0	SF: 0 SAC: 1 DP: 0 HBP: 1	WP: 0 PB: 1 SB: 0 CS: 0	PA: 40	
PITCHER	IP: 5.2 WLS: 2 BF: 26 ERA: 6.67	W: 2 H: 2 R: 0 ER: 0 LOB: 1 SO: 5	H: 2 R: 0 ER: 0 LOB: 2 SO: 5	H: 2 R: 0 ER: 0 LOB: 2 SO: 5	H: 0 R: 0 ER: 0 LOB: 0 SO: 0	H: 0 R: 0 ER: 0 LOB: 0 SO: 0	H: 0 R: 0 ER: 0 LOB: 0 SO: 0	H: 1 R: 0 ER: 0 LOB: 1 SO: 6	H: 0 R: 0 ER: 0 LOB: 0 SO: 4	H: 0 R: 0 ER: 0 LOB: 1 SO: 9	H: 0 R: 0 ER: 0 LOB: 0 SO: 8	H: 0 R: 0 ER: 0 LOB: 1 SO: 11	H: 1 R: 0 ER: 0 LOB: 2 SO: 16	H: 1 R: 0 ER: 0 LOB: 1 SO: 11	H: 1 R: 0 ER: 0 LOB: 1 SO: 16	H: 1 R: 0 ER: 0 LOB: 1 SO: 16	WP: 0 HR: 0 S: 11 P: 16	ERA: 0.00 WHIP: 1.000			
36 Aaron Blair, R (1.1) ERA: 6.67																					
34 Eric O'Flaherty, L (6.1) ERA: 5.4																					
40 Alexi Ogando, R (7.1) ERA: 2.91																					
54 Hunter Cervenko, L (7.1) ERA: 3.29																					
39 Jason Grilli, R (8.1) ERA: 5.29																					

Miami Marlins @ Atlanta Braves
Turner Field, Atlanta, GA
Sat May 28 2016, 4:12 PM - 7:26 PM EDT
Att: 33,879 - Sunny - 85 F

AB	34
R	2
H	7
RBI	2
BB	4
SO	8
LOB	14



Batter	1	2	3	4	5	6	7	8	9	AB	R	H	RBI	BB	SO	LOB	BOTTOM					
17 Mallex Smith, L (1.8) OBP: 0.291, SLG: 0.410	G4-3		G5-3		B1-3		7 HR BB			3	1	0	0	1	0	0						
7 Gordon Beckham, R (1.4) OBP: 0.417, SLG: 0.500	G6-3			22 SF8 3B		F8	1-H 2-H HR			4	2	2	3	0	0	0						
5 Freddie Freeman, L (1.3) OBP: 0.346, SLG: 0.436	K			K			25 BB 1B		F9	4	1	1	0	0	2	1						
25 Tyler Flowers, R (1.2) OBP: 0.367, SLG: 0.369		K		18 1B BB			22 1B BB		L4	2	1	0	0	2	1	0						
22 Nick Markakis, L (1.9) OBP: 0.349, SLG: 0.326	G3		SF8		E8		18 2B 1B		K	3	1	1	2	0	1	0						
18 Jeff Francoeur, R (1.7) OBP: 0.321, SLG: 0.406	E5			13 FC6-4 1B		13 G6-3 2B			F8	4	0	2	1	0	0	0						
13 Adonis Garcia, R (1.9) OBP: 0.315, SLG: 0.298										3	0	0	0	0	1	4						
40 Alexi Ogando, R (7.1) ERA: 2.91										0	0	0	0	0	0	0						
54 Hunter Cervenko, L (7.1) ERA: 3.29										0	0	0	0	0	0	0						
39 Jason Grilli, R (8.1) ERA: 5.29										1	0	0	0	0	0	0						
51 Chris Withrow, R (8.1) ERA: 5.29										0	0	0	0	0	0	0						
14 Daniel Castro, R (1.6) OBP: 0.226, SLG: 0.206			L8		K		K		G6-3	4	0	0	0	0	2	1						
36 Aaron Blair, R (1.1) OBP: 0.143, SLG: 0.143					G4-3					2	0	0	0	0	0	0						
34 Eric O'Flaherty, L (6.1) ERA: 5.4										0	0	0	0	0	0	0						
23 Chase d'Araujo, R (7.5) OBP: 0.453, SLG: 0.489							17 WP 7 HR BB			0	1	0	0	1	0	0						
Inning Stats	R: 0 H: 0 E: 0 K: 1 S: 9	H: 0 LOB: 0 BB: 0 P: 13	R: 0 H: 0 E: 1 K: 2 S: 13	H: 0 LOB: 1 BB: 0 P: 20	R: 0 H: 0 E: 0 K: 0 S: 6	H: 0 LOB: 0 BB: 0 P: 9	R: 1 H: 2 E: 0 K: 1 S: 29	H: 2 LOB: 2 BB: 1 P: 39	R: 0 H: 0 E: 0 K: 1 S: 7	H: 0 LOB: 0 BB: 0 P: 9	R: 3 H: 3 E: 1 K: 1 S: 20	H: 3 LOB: 1 BB: 1 P: 34	R: 3 H: 1 E: 0 K: 1 S: 16	H: 1 LOB: 0 BB: 2 P: 30	R: 0 H: 0 E: 0 K: 0 S: 9	H: 0 LOB: 0 BB: 0 P: 14	1B: 3 2B: 1 3B: 1 HR: 1	SF: 1 SAC: 0 DP: 0 HBP: 0	WP: 1 PB: 0 SB: 0 CS: 0	PA: 35		
PITCHER	IP: 5.0 WLS: 1 BF: 19 ERA: 4.37	L: 7 H: 3 R: 3 ER: 3 LOB: 1 SO: 1	H: 3 R: 3 ER: 3 LOB: 1 SO: 1	H: 3 R: 3 ER: 3 LOB: 1 SO: 1	H: 0 R: 0 ER: 0 LOB: 0 SO: 0	H: 0 R: 0 ER: 0 LOB: 0 SO: 0	H: 0 R: 0 ER: 0 LOB: 0 SO: 0	H: 0 R: 0 ER: 0 LOB: 0 SO: 0	H: 0 R: 0 ER: 0 LOB: 0 SO: 0	H: 0 R: 0 ER: 0 LOB: 0 SO: 0	IP: 1.0 WLS: 0 BF: 4 ERA: 2.89	WLS: 0 BF: 4 ERA: 2.89	IP: 1.0 WLS: 0 BF: 4 ERA: 2.89	WLS: 0 BF: 4 ERA: 2.89	IP: 1.0 WLS: 0 BF: 4 ERA: 2.89	IP: 1.0 WLS: 0 BF: 4 ERA: 2.89	IP: 1.0 WLS: 0 BF: 4 ERA: 2.89	WP: 0 HR: 0 S: 11 P: 16	ERA: 0.00 WHIP: 1.000			
54 Wei-Yin Chen, L (1.1) ERA: 4.37																						
62 José Ureña, R (6.1) ERA: 8.05																						
36 Edwin Jackson, R (7.1) ERA: 4.7																						
33 Dustin McGowan, R (8.1) ERA: 3.21																						

Miami Marlins @ Atlanta Braves
Turner Field, Atlanta, GA
Sat May 28 2016, 4:12 PM - 7:26 PM EDT
Att: 33,879 - Sunny - 85 F


AB	30
R	7
H	6
RBI	6
BB	4
SO	7
LOB	6



Batter	1	2	3	4	5	6	7	8	9	AB	R	H	RBI	BB	SO	LOB	TOP					
51 Ichiro Suzuki, L (1,9) OBP: 0.395, SLG: 0.366	F8		L9		F7		G6-3	L8		5	0	0	0	0	0	1						
14 Martin Prado, R (1,5) OBP: 0.367, SLG: 0.391	L8				P2		12 1B 2B		L4	4	1	1	0	1	0	0						
21 Christian Yelich, L (1,7) OBP: 0.414, SLG: 0.510					G3-1		G6-3		G4-3	5	0	1	0	0	0	3						
13 Marcell Ozuna, R (1,8) OBP: 0.392, SLG: 0.598	G6-3						F8			4	3	2	1	1	0	1						
41 Justin Bour, L (1,3) OBP: 0.327, SLG: 0.496 12 Chris Johnson, R (7,PH) OBP: 0.292, SLG: 0.364	K									2	1	1	0	1	1	0						
32 Derek Dietrich, L (1,4) OBP: 0.416, SLG: 0.524 3 Adeiny Hechavarria, R (9,6) OBP: 0.289, SLG: 0.346										3	1	3	4	1	0	0						
19 Miguel Rojas, R (1,6) OBP: 0.317, SLG: 0.327	G6-4-3									4	0	0	1	0	0	4						
6 Jeff Mathis, R (1,2) OBP: 0.167, SLG: 0.195										4	0	1	0	0	2	2						
34 Tom Koehler, R (1,1) OBP: 0.059, SLG: 0.059 46 Kyle Barraclough, R (8,1) 44 AJ Ramos, R (9,1)										4	0	0	0	0	2	4						
Inning Stats	R: 0 H: 1 E: 0 K: 0 S: 16	H: 1 LOB: 1 BB: 0 P: 23	R: 0 H: 0 E: 0 K: 1 S: 11	LOB: 0 BB: 1 P: 19	R: 0 H: 0 E: 1 K: 0 S: 9	LOB: 2 BB: 1 P: 17	R: 1 H: 2 E: 0 K: 2 S: 19	H: 2 LOB: 2 BB: 1 P: 32	R: 0 H: 0 E: 0 K: 0 S: 6	LOB: 0 BB: 0 P: 12	R: 2 H: 3 E: 0 K: 0 S: 12	H: 3 LOB: 1 BB: 0 P: 21	R: 3 H: 3 E: 0 K: 0 S: 16	H: 3 LOB: 1 BB: 1 P: 26	R: 0 H: 0 E: 0 K: 2 S: 10	LOB: 0 BB: 0 P: 15	R: 1 H: 1 E: 0 K: 1 S: 11	LOB: 0 BB: 0 P: 16	1B: 5 2B: 3 HR: 2	SF: 0 SAC: 0 DP: 1 HBP: 0	WP: 0 PB: 0 CS: 0	PA: 41
PITCHER	IP WLS BF H R ER SO BB IBB HBP BLK WP HR S P ERA WHIP																					
49 Julio Teheran, R (1,1) ERA: 2.77	5.1 L 24 5 3 3 3 3 0 0 0 0 0 1 67 113 5.06 1.500																					
40 Alexi Ogando, R (6,1) ERA: 2.92	0.2 3 1 0 0 0 0 0 0 0 0 0 6 11 0.00 1.500																					
34 Eric O'Flaherty, L (7,1) ERA: 7.07	0.2 6 3 3 3 0 0 1 0 0 0 0 13 21 40.50 4.500																					
20 Bud Norris, R (7,1) ERA: 5.85	1.1 4 0 0 0 2 0 0 0 0 0 0 13 20 0.00 0.000																					
46 Ian Krol, L (9,1) ERA: 3.6	1.0 4 1 1 1 1 0 0 0 0 0 0 1 11 16 9.00 1.000																					

Miami Marlins @ Atlanta Braves
Turner Field, Atlanta, GA
Sun May 29 2016, 5:10 PM - 8:25 PM EDT
Att: 50,247 - Partly Cloudy - 87 F


AB 37
R 7
H 10
RBI 7
BB 4
SO 6
LOB 15



Batter	1	2	3	4	5	6	7	8	9	AB	R	H	RBI	BB	SO	LOB	BOTTOM					
11 Ender Inciarte, L (1,8) OBP: 0.323, SLG: 0.273	G4-3									3	1	1	0	1	0	0						
7 Gordon Beckham, R (1,4) OBP: 0.410, SLG: 0.462										3	0	0	1	1	0	2						
5 Freddie Freeman, L (1,3) OBP: 0.344, SLG: 0.429										3	0	0	0	1	1	2						
18 Jeff Francoeur, R (1,7) OBP: 0.319, SLG: 0.398										2	1	0	1	1	0	2						
22 Nick Markakis, L (1,9) OBP: 0.347, SLG: 0.330										4	0	1	0	0	1	3						
15 A.J. Pierzynski, L (1,2) OBP: 0.241, SLG: 0.257										3	0	0	1	0	1	0						
13 Adonis Garcia, R (1,5) OBP: 0.308, SLG: 0.297										4	0	1	0	0	1	1						
23 Chase d'Araujo, R (1,6) OBP: 0.421, SLG: 0.449										4	0	0	0	0	2	1						
49 Julio Teheran, R (1,1) ERA: 4.5 40 Alexi Ogando, R (6,1) 34 Eric O'Flaherty, L (7,1) 20 Bud Norris, R (7,1) 17 Mollie Smith, L (8,PH) 46 Ian Krol, L (9,1)										2	0	0	0	0	0	0						
Inning Stats	R: 0 H: 0 E: 0 K: 0 S: 7	H: 0 LOB: 2 BB: 2 P: 18	R: 0 H: 0 E: 0 K: 0 S: 6	LOB: 0 BB: 0 P: 8	R: 0 H: 0 E: 0 K: 0 S: 7	LOB: 0 BB: 1 P: 14	R: 1 H: 1 E: 0 K: 0 S: 13	H: 1 LOB: 1 BB: 1 P: 23	R: 0 H: 0 E: 0 K: 0 S: 4	LOB: 0 BB: 0 P: 6	R: 0 H: 0 E: 0 K: 0 S: 7	LOB: 0 BB: 0 P: 12	R: 0 H: 1 E: 0 K: 2 S: 9	H: 1 LOB: 1 BB: 0 P: 13	R: 2 H: 1 E: 1 K: 2 S: 14	H: 1 LOB: 1 BB: 1 P: 24	R: 0 H: 0 E: 0 K: 2 S: 9	LOB: 0 BB: 0 P: 13	1B: 2 2B: 1 HR: 0	SF: 2 SAC: 0 DP: 1 HBP: 0	WP: 0 PB: 2 CS: 0	PA: 35
PITCHER	IP WLS BF H R ER SO BB IBB HBP BLK WP HR S P ERA WHIP																					
34 Tom Koehler, R (1,1) ERA: 2.41	7.0 W 29 3 3 2 2 5 0 0 0 0 0 0 57 102 2.57 1.143																					
46 Kyle Barraclough, R (8,1) ERA: 2.41	1.0 H 3 0 0 0 2 0 0 0 0 0 0 10 16 0.00 0.000																					
44 AJ Ramos, R (9,1) ERA: 1.71	1.0 3 0 0 0 2 0 0 0 0 0 0 9 13 0.00 0.000																					

Miami Marlins @ Atlanta Braves
Turner Field, Atlanta, GA
Sun May 29 2016, 5:10 PM - 8:25 PM EDT
Att: 50,247 - Partly Cloudy - 87 F

AB 28
R 3
H 3
RBI 3
BB 5
SO 6
LOB 11



Batter	1	2	3	4	5	6	7	8	9	AB	R	H	RBI	BB	SO	LOB	TOP					
5 Josh Harrison, R OBP: 0.358, SLG: 0.431	F9		23 1B		L5		K		23 1B	5	2	2	0	0	1	0	Pittsburgh Pirates @ Miami Marlins Marlins Park, Miami, FL Mon May 30 2016, 7:14 PM - 9:49 PM EDT Att: 10,856 - Roof Closed - 75 F					
22 Andrew McCutchen, R OBP: 0.336, SLG: 0.457	G6-3		P4			23 2B	L7		K	5	1	1	0	0	1	2						
23 David Freese, R OBP: 0.374, SLG: 0.428	27 1B		1-H			29 1B	G5-3			5	2	4	2	0	0	0						
27 Jung Ho Kang, R OBP: 0.333, SLG: 0.639	2H		K			29 1B	L5		F9	5	0	1	1	0	1	4						
6 Starling Marte, R OBP: 0.369, SLG: 0.474	F9				29 CS	25 1B			29 G6-4-3	3	1	2	0	1	0	1						
29 Francisco Cervelli, R OBP: 0.361, SLG: 0.301	F9					25 1B			G6-4-3	4	1	1	1	0	0	2						
25 Gregory Polanco, L OBP: 0.393, SLG: 0.565	G4-3		G1-3							4	2	2	4	0	0	0						
3 Sean Rodriguez, R OBP: 0.389, SLG: 0.597	K						G1-3		3 HR	4	1	1	2	0	1	0						
49 Jeff Locke, L OBP: 0.150, SLG: 0.105			K						1-H	4	0	0	0	0	4	0						
									K	4	0	0	0	0	4	0						
Inning Stats	R: 1 H: 2 E: 0 K: 0 S: 17	H: 2 LOB: 1 BB: 0 P: 23	R: 0 H: 0 E: 0 K: 1 S: 10	H: 0 LOB: 0 BB: 0 P: 14	R: 1 H: 2 E: 0 K: 2 S: 14	H: 2 LOB: 1 BB: 0 P: 18	R: 0 H: 1 E: 0 K: 0 S: 11	H: 1 LOB: 0 BB: 0 P: 16	R: 0 H: 0 E: 0 K: 1 S: 6	H: 0 LOB: 0 BB: 0 P: 6	R: 5 H: 4 E: 0 K: 1 S: 19	H: 4 LOB: 0 BB: 1 P: 35	R: 0 H: 0 E: 0 K: 1 S: 9	H: 0 LOB: 0 BB: 0 P: 13	R: 0 H: 1 E: 0 K: 0 S: 9	H: 1 LOB: 0 BB: 0 P: 16	R: 3 H: 4 E: 0 K: 2 S: 14	H: 4 LOB: 1 BB: 0 P: 20	1B: 9 2B: 3 3B: 0 HR: 2	SF: 0 SAC: 0 DP: 1 HBP: 0	WP: 0 PB: 0 SB: 1 CS: 1	PA: 40
PITCHER	IP WLS BF H R ER SO BB IBB HBP BLK WP HR S P ERA WHIP	5.0 L 20 6 3 3 4 0 0 0 0 0 0 63 85 5.40 1.200	1.0 7 3 4 4 1 0 1 0 0 0 1 14 27 36.00 3.000	3.0 13 5 3 3 3 0 0 0 0 0 1 32 49 9.00 1.667											IP WLS BF H R ER SO BB IBB HBP BLK WP HR S P ERA WHIP	9.0 W 28 3 0 0 1 0 0 0 0 0 67 105 0.00 0.333						

Batter	1	2	3	4	5	6	7	8	9	AB	R	H	RBI	BB	SO	LOB	BOTTOM					
3 Adeiny Hechavarria, R OBP: 0.287, SLG: 0.344	14 G6-3								G6-3	4	0	1	0	0	0	1	Pittsburgh Pirates @ Miami Marlins Marlins Park, Miami, FL Mon May 30 2016, 7:14 PM - 9:49 PM EDT Att: 10,856 - Roof Closed - 75 F					
14 Martin Prado, R OBP: 0.361, SLG: 0.385	G6-3								G4-3	3	0	0	0	0	0	1						
21 Christian Yelich, L OBP: 0.469, SLG: 0.590	G4-3								G1-3	3	0	0	0	0	0	0						
13 Marcell Ozuna, R OBP: 0.386, SLG: 0.589		L7							G4-3	3	0	0	0	0	0	0						
11 J.T. Realmuto, R OBP: 0.312, SLG: 0.386		L9							G5-3	3	0	0	0	0	1	0						
12 Chris Johnson, R OBP: 0.280, SLG: 0.348		G5-3							L9	3	0	0	0	0	0	0						
28 Cole Gillespie, R OBP: 0.290, SLG: 0.393									F9	3	0	1	0	0	0	0						
19 Miguel Rojas, R OBP: 0.311, SLG: 0.321									G6-3	1	0	0	0	0	0	1						
32 Derek Dietrich, L OBP: 0.411, SLG: 0.516										2	0	0	0	0	0	0						
20 Justin Nicolino, L 62 José Ureña, R 51 Ichiro Suzuki, L 36 Edwin Jackson, R 6 Jeff Mathis, R										1	0	0	0	0	0	1						
										0	0	0	0	0	0	0						
										1	0	0	0	0	0	0						
										0	0	0	0	0	0	0						
										1	0	1	0	0	0	0						
Inning Stats	R: 0 H: 1 E: 0 K: 0 S: 6	H: 0 LOB: 0 BB: 0 P: 10	R: 0 H: 0 E: 0 K: 0 S: 6	H: 0 LOB: 0 BB: 0 P: 10	R: 0 H: 1 E: 0 K: 0 S: 6	H: 1 LOB: 0 BB: 0 P: 12	R: 0 H: 0 E: 0 K: 0 S: 9	H: 0 LOB: 0 BB: 0 P: 13	R: 0 H: 0 E: 0 K: 1 S: 7	H: 0 LOB: 0 BB: 0 P: 10	R: 0 H: 0 E: 0 K: 0 S: 7	H: 0 LOB: 0 BB: 0 P: 13	R: 0 H: 0 E: 0 K: 0 S: 5	H: 0 LOB: 0 BB: 0 P: 6	R: 0 H: 0 E: 0 K: 0 S: 9	H: 0 LOB: 0 BB: 0 P: 16	R: 0 H: 1 E: 0 K: 0 S: 12	H: 1 LOB: 1 BB: 0 P: 15	1B: 3 2B: 0 3B: 0 HR: 0	SF: 0 SAC: 0 DP: 2 HBP: 0	WP: 0 PB: 0 SB: 0 CS: 0	PA: 28
PITCHER	IP WLS BF H R ER SO BB IBB HBP BLK WP HR S P ERA WHIP	9.0 W 28 3 0 0 1 0 0 0 0 0 67 105 0.00 0.333											IP WLS BF H R ER SO BB IBB HBP BLK WP HR S P ERA WHIP	9.0 W 28 3 0 0 1 0 0 0 0 0 67 105 0.00 0.333								



Batter	1	2	3	4	5	6	7	8	9	AB	R	H	RBI	BB	SO	LOB	TOP										
28 John Jaso, L (1,3) OBP: 0.369, SLG: 0.441	G6-3		K			G5-3			1B	4	0	1	0	0	1	1	Pittsburgh Pirates @ Miami Marlins Marlins Park, Miami, FL Tue May 31 2016, 7:12 PM - 9:48 PM EDT Att: 10,637 - Roof Closed - 74 F										
22 Andrew McCutchen, R (1,8) OBP: 0.339, SLG: 0.455	G6-3			K		1B			BB	3	0	1	0	1	1	0											
25 Gregory Polanco, L (1,9) OBP: 0.386, SLG: 0.556	K			F9		G4-6-3			SF8	3	0	0	1	0	1	1											
27 Jung Ho Kang, R (1,5) OBP: 0.315, SLG: 0.600		G1-3			K				K	4	0	0	0	0	2	2											
6 Starling Marte, R (1,7) OBP: 0.367, SLG: 0.469		1B			K				F9	4	0	1	0	0	2	2											
29 Francisco Cervelli, R (1,2) OBP: 0.359, SLG: 0.296		G5-3				G6-3			K	3	0	0	0	0	1	1											
5 Josh Harrison, R (1,4) OBP: 0.363, SLG: 0.435					L9				1B	3	0	2	0	0	0	0											
10 Jordy Mercer, R (1,6) OBP: 0.350, SLG: 0.341				K		F8			FC6-4	3	0	0	0	0	1	2											
45 Gerrit Cole, R (1,1) OBP: 0.227, SLG: 0.381				SH2-3		F9			BB	1	0	0	0	0	0	0											
48 Jared Hughes, R (7,1)										0	0	0	0	0	0	0											
31 A.J. Schugel, R (8,1)										0	0	0	0	0	0	0											
17 Matt Joyce, L (9,PH) OBP: 0.456, SLG: 0.635										0	1	0	0	1	0	0											
Inning Stats	R: 0 E: 0 K: 1 S: 10	H: 0 LOB: 0 BB: 0 P: 17	R: 0 E: 0 K: 0 S: 9	H: 1 LOB: 0 BB: 0 P: 14	R: 0 E: 0 K: 2 S: 11	H: 1 LOB: 1 BB: 0 P: 15	R: 0 E: 0 K: 2 S: 10	H: 0 LOB: 0 BB: 0 P: 15	R: 0 E: 0 K: 1 S: 9	H: 0 LOB: 0 BB: 0 P: 11	R: 0 E: 0 K: 0 S: 7	H: 0 LOB: 0 BB: 0 P: 8	R: 0 E: 0 K: 0 S: 6	H: 1 LOB: 0 BB: 0 P: 8	R: 0 E: 0 K: 2 S: 11	H: 1 LOB: 1 BB: 0 P: 14	R: 1 E: 0 K: 1 S: 17	H: 1 LOB: 2 BB: 2 P: 32	1B: 5 2B: 0 3B: 0 HR: 0	SF: 1 SAC: 1 DP: 1 HBP: 0	WP: 0 PB: 0 SB: 0 CS: 1	PA: 32					
PITCHER	IP	WLS	BF	H	R	ER	SO	BB	IBB	HBP	BLK	WP	HR	S	P	ERA	WHIP										
José Fernández, R (1,1) ERA: 2.53	7.0	W	22	3	0	0	6	0	0	0	0	0	0	62	88	0.00	0.429										
35 David Phelps, R (8,1) ERA: 1.95	1.0	H	4	1	0	0	2	0	0	0	0	0	0	11	14	0.00	1.000										
44 AJ Ramos, R (9,1) ERA: 2.05	1.0	S	6	1	1	1	1	2	0	0	0	0	0	17	32	9.00	3.000										

AB	28
R	1
H	5
RBI	1
BB	2
SO	9
LOB	9



Batter	1	2	3	4	5	6	7	8	9	AB	R	H	RBI	BB	SO	LOB	BOTTOM										
51 Ichiro Suzuki, L (1,9) OBP: 0.395, SLG: 0.368	P6		1B			G2-3			1B	4	1	2	0	0	0	0	Pittsburgh Pirates @ Miami Marlins Marlins Park, Miami, FL Tue May 31 2016, 7:12 PM - 9:48 PM EDT Att: 10,637 - Roof Closed - 74 F										
11 J.T. Realmuto, R (1,2) OBP: 0.322, SLG: 0.394	G5-3		1B			K			1B	4	1	3	0	0	1	0											
21 Christian Yelich, L (1,7) OBP: 0.419, SLG: 0.593	BB		K			1B			1B	3	1	2	1	1	1	2											
13 Marcell Ozuna, R (1,8) OBP: 0.384, SLG: 0.579	G5-3					FC5-2-5-1			1B	3	0	0	0	1	0	5											
41 Justin Bour, L (1,3) OBP: 0.319, SLG: 0.483	F7					F7			FC5-4	4	0	0	1	0	1	7											
35 David Phelps, R (8,1) OBP: 0.500, SLG: 0.500										0	0	0	0	0	0	0											
44 AJ Ramos, R (9,1)										0	0	0	0	0	0	0											
32 Derek Dietrich, L (1,4) OBP: 0.406, SLG: 0.508		K				G3-1			L8	4	0	1	0	0	1	1											
19 Miguel Rojas, R (8,4) OBP: 0.311, SLG: 0.321										0	0	0	0	0	0	0											
12 Chris Johnson, R (1,5) OBP: 0.291, SLG: 0.370						L6			L4	4	0	2	0	0	0	3											
3 Adeiny Hechavarria, R (1,6) OBP: 0.281, SLG: 0.335						L4			F9	4	0	0	0	0	1	5											
José Fernández, R (1,1) OBP: 0.250, SLG: 0.211						G6-3			G3-1	3	0	0	0	0	0	1											
14 Martín Prado, R (8,5) OBP: 0.360, SLG: 0.383									L6-4	1	0	0	0	0	0	1											
Inning Stats	R: 0 E: 0 K: 0 S: 14	H: 1 LOB: 2 BB: 1 P: 21	R: 0 E: 0 K: 1 S: 11	H: 1 LOB: 1 BB: 0 P: 13	R: 0 E: 0 K: 2 S: 10	H: 2 LOB: 2 BB: 0 P: 15	R: 0 E: 0 K: 0 S: 4	H: 0 LOB: 0 BB: 0 P: 6	R: 0 E: 0 K: 1 S: 9	H: 0 LOB: 0 BB: 0 P: 13	R: 0 E: 0 K: 0 S: 13	H: 2 LOB: 3 BB: 0 P: 22	R: 3 E: 0 K: 0 S: 13	H: 3 LOB: 1 BB: 1 P: 21	R: 0 E: 0 K: 1 S: 9	H: 1 LOB: 0 BB: 0 P: 10	1B: 9 2B: 2 3B: 0 HR: 0	SF: 0 SAC: 0 DP: 1 HBP: 0	WP: 1 PB: 0 SB: 0 CS: 0	PA: 36							
PITCHER	IP	WLS	BF	H	R	ER	SO	BB	IBB	HBP	BLK	WP	HR	S	P	ERA	WHIP										
45 Gerrit Cole, R (1,1) ERA: 2.72	6.1	L	31	3	0	3	4	2	0	0	0	1	0	71	108	4.26	1.737										
48 Jared Hughes, R (7,1) ERA: 3.97	0.2		2	0	0	0	0	0	0	0	0	0	0	3	3	0.00	0.000										
31 A.J. Schugel, R (8,1) ERA: 4.71	1.0		3	1	0	0	1	0	0	0	0	0	0	9	10	0.00	1.000										

AB	34
R	3
H	10
RBI	2
BB	2
SO	5
LOB	25



Batter	1	2	3	4	5	6	7	8	9	AB	R	H	RBI	BB	SO	LOB	TOP										
10 Jordy Mercer, R OBP: 0.348, SLG: 0.335										3	0	0	0	1	1	2											
22 Andrew McCutchen, R OBP: 0.338, SLG: 0.451										4	0	1	0	0	1	1											
23 David Freese, R OBP: 0.377, SLG: 0.432										3	0	1	0	1	1	0											
6 Starling Marte, R OBP: 0.360, SLG: 0.460										4	0	0	0	0	3	3											
29 Francisco Cervelli, R OBP: 0.363, SLG: 0.294										1	1	0	0	3	1	0											
5 Josh Harrison, R OBP: 0.362, SLG: 0.431										4	1	1	0	0	1	2											
3 Sean Rodriguez, R OBP: 0.372, SLG: 0.568										4	0	0	0	0	4	4											
28 John Jaso, L OBP: 0.366, SLG: 0.433										3	0	0	0	1	1	2											
18 Jonathon Niese, L ERA: 3.72										1	0	0	0	0	1	0											
24 Cole Figueroa, L OBP: 0.285, SLG: 0.220										1	0	0	0	0	0	0											
69 Wilfredo Boscan, R ERA: 2.0										0	0	0	0	0	0	0											
17 Matt Joyce, L OBP: 0.295, SLG: 0.394										1	0	1	2	0	0	0											
30 Neftali Feliz, R ERA: 2.89										0	0	0	0	0	0	0											
44 Tony Watson, L ERA: 2.38										0	0	0	0	0	0	0											
Inning Stats	R: 0 E: 0 K: 1 S: 10	H: 0 LOB: 1 BB: 2 P: 21	R: 0 E: 0 K: 3 S: 9	H: 0 LOB: 0 BB: 0 P: 13	R: 0 E: 0 K: 1 S: 11	H: 0 LOB: 0 BB: 0 P: 16	R: 0 E: 0 K: 1 S: 7	H: 0 LOB: 0 BB: 0 P: 10	R: 0 E: 0 K: 2 S: 11	H: 0 LOB: 1 BB: 1 P: 18	R: 0 E: 0 K: 1 S: 18	H: 2 LOB: 2 BB: 0 P: 27	R: 2 E: 0 K: 1 S: 11	H: 2 LOB: 1 BB: 2 P: 27	R: 0 E: 0 K: 3 S: 9	H: 0 LOB: 0 BB: 0 P: 11	R: 0 E: 0 K: 1 S: 8	H: 0 LOB: 1 BB: 1 P: 13	1B: 3 2B: 1 3B: 0 HR: 0	SF: 0 SAC: 0 DP: 2 HBP: 0	WP: 0 PB: 0 SB: 0 CS: 0	PA: 35					
PITCHER	IP	WLS	BF	H	R	ER	SO	BB	IBB	HBP	BLK	WP	HR	S	P	ERA	WHIP										
61 Adam Conley, L ERA: 3.72	6.0		22	2	0	0	9	3	0	0	0	0	0	66	105	0.00	0.833										
46 Kyle Barraclough, R ERA: 3.32	0.1	H	4	1	2	2	1	2	0	0	0	0	0	7	19	54.00	9.000										
40 Mike Dunn, L ERA:	0.0	B	1	1	0	0	0	0	0	0	0	0	0	3	6												
35 David Phelps, R ERA: 1.76	1.2	W	4	0	0	0	3	0	0	0	0	0	0	10	13	0.00	0.000										
44 AJ Ramos, R ERA: 1.98	1.0	S	4	0	0	0	1	1	0	0	0	0	0	8	13	0.00	1.000										
Batter	1	2	3	4	5	6	7	8	9	AB	R	H	RBI	BB	SO	LOB	BOTTOM										
11 J.T. Realmuto, R OBP: 0.320, SLG: 0.397										4	1	1	0	0	1	3											
14 Martin Prado, R OBP: 0.362, SLG: 0.385										4	1	2	0	0	0	0											
21 Christian Yelich, L OBP: 0.411, SLG: 0.563										4	0	1	1	0	1	2											
13 Marcell Ozuna, R OBP: 0.381, SLG: 0.571										3	0	0	0	1	2	2											
27 Giancarlo Stanton, R OBP: 0.324, SLG: 0.471										3	0	0	0	1	2	4											
12 Chris Johnson, R OBP: 0.313, SLG: 0.382										3	0	2	0	1	1	0											
32 Derek Dietrich, L OBP: 0.307, SLG: 0.496										3	0	0	0	0	0	6											
19 Miguel Rojas, R OBP: 0.311, SLG: 0.321										0	1	0	0	0	0	0											
3 Adeiny Hechavarria, R OBP: 0.280, SLG: 0.339										4	0	1	1	0	0	4											
61 Adam Conley, L ERA: 3.72										2	0	0	0	0	2	3											
51 Ichiro Suzuki, L OBP: 0.307, SLG: 0.306										1	0	0	0	0	0	0											
46 Kyle Barraclough, R ERA: 3.32										0	0	0	0	0	0	0											
40 Mike Dunn, L ERA:										0	0	0	0	0	0	0											
35 David Phelps, R ERA: 1.76										0	0	0	0	0	0	0											
28 Cole Gillespie, R OBP: 0.291, SLG: 0.379										1	0	0	0	0	1	2											
44 AJ Ramos, R ERA: 1.98										0	0	0	0	0	0	0											
Inning Stats	R: 0 E: 0 K: 0 S: 9	H: 1 LOB: 1 BB: 0 P: 12	R: 0 E: 1 K: 2 S: 17	H: 1 LOB: 3 BB: 1 P: 26	R: 0 E: 0 K: 2 S: 11	H: 1 LOB: 1 BB: 0 P: 16	R: 0 E: 0 K: 0 S: 6	H: 1 LOB: 0 BB: 0 P: 7	R: 2 E: 0 K: 2 S: 20	H: 2 LOB: 3 BB: 2 P: 34	R: 0 E: 0 K: 0 S: 5	H: 0 LOB: 0 BB: 0 P: 8	R: 0 E: 0 K: 2 S: 15	H: 0 LOB: 0 BB: 0 P: 20	R: 1 E: 0 K: 2 S: 19	H: 1 LOB: 2 BB: 0 P: 30	1B: 4 2B: 4 3B: 0 HR: 0	SF: 0 SAC: 0 DP: 1 HBP: 1	WP: 1 PB: 0 SB: 0 CS: 0	PA: 36							
PITCHER	IP	WLS	BF	H	R	ER	SO	BB	IBB	HBP	BLK	WP	HR	S	P	ERA	WHIP										
18 Jonathon Niese, L ERA: 4.36	5.0		25	6	2	2	6	2	1	0	0	1	0	63	95	3.60	1.600										
69 Wilfredo Boscan, R ERA: 2.0	1.0		3	0	0	0	0	0	0	0	0	0	0	5	8	0.00	0.000										
30 Neftali Feliz, R ERA: 2.89	1.0		3	0	0	0	2	0	0	0	0	0	0	15	20	0.00	0.000										
44 Tony Watson, L ERA: 2.38	1.0	L	5	1	1	1	2	0	0	1	0	0	0	19	30	9.00	1.000										

Pittsburgh Pirates @ Miami Marlins
Marlins Park, Miami, FL
Wed Jun 01 2016, 7:13 PM - 10:03 PM EDT
Att: 17,018 - Roof Closed - 76 F

AB	29
R	2
H	4
RBI	2
BB	6
SO	14
LOB	14



Pittsburgh Pirates @ Miami Marlins
Marlins Park, Miami, FL
Wed Jun 01 2016, 7:13 PM - 10:03 PM EDT
Att: 17,018 - Roof Closed - 76 F

AB	32
R	3
H	7
RBI	2
BB	3
SO	10
LOB	26



Batter	1	2	3	4	5	6	7	8	9	AB	R	H	RBI	BB	SO	LOB	TOP										
16 Alejandro De Aza, L OBP: 0.262, SLG: 0.298										4	0	1	0	0	2	0	New York Mets @ Miami Marlins Marlins Park, Miami, FL Sun Jun 05 2016, 1:12 PM - 3:29 PM EDT Att: 28,196 - Roof Closed - 76 F										
13 Asdrúbal Cabrera, S OBP: 0.324, SLG: 0.351										4	0	0	0	0	2	1											
3 Curtis Granderson, L OBP: 0.303, SLG: 0.412										4	0	1	0	0	3	0											
20 Neil Walker, S OBP: 0.348, SLG: 0.505										4	0	0	0	0	3	1											
30 Michael Conforto, L OBP: 0.319, SLG: 0.466										3	0	1	0	0	1	0											
28 James Loney, L OBP: 0.384, SLG: 0.524										3	0	1	0	0	1	0											
4 Wilmer Flores, R OBP: 0.295, SLG: 0.314										3	0	0	0	0	1	2											
44 René Rivera, R OBP: 0.289, SLG: 0.333										3	0	0	0	0	0	0											
33 Matt Harvey, R OBP: 0.125, SLG: 0.188										2	0	0	0	0	2	0											
52 Yoenis Cespedes, R OBP: 0.345, SLG: 0.553										1	0	0	0	0	0	0											
59 Antonio Bastardo, R ERA: 1.88										0	0	0	0	0	0	0											
Inning Stats	R: 0 E: 0 K: 2 S: 12	H: 1 LOB: 1 BB: 0 P: 20	R: 0 E: 0 K: 1 S: 11	H: 0 LOB: 0 BB: 0 P: 16	R: 0 E: 0 K: 2 S: 8	H: 0 LOB: 0 BB: 0 P: 9	R: 0 E: 0 K: 3 S: 10	H: 0 LOB: 0 BB: 0 P: 16	R: 0 E: 0 K: 1 S: 7	H: 0 LOB: 0 BB: 0 P: 8	R: 0 E: 0 K: 2 S: 11	H: 1 LOB: 1 BB: 0 P: 12	R: 0 E: 0 K: 3 S: 14	H: 2 LOB: 2 BB: 0 P: 19	R: 0 E: 0 K: 0 S: 10	H: 0 LOB: 0 BB: 0 P: 13	R: 0 E: 0 K: 1 S: 9	H: 0 LOB: 0 BB: 0 P: 12	1B: 3 2B: 1 3B: 0 HR: 0	SF: 0 SAC: 0 DP: 0 HBP: 0	WP: 0 PB: 0 SB: 0 CS: 0	PA: 31					
PITCHER	IP	WLS	BF	H	R	ER	SO	BB	IBB	HBP	BLK	WP	HR	S	P	ERA	WHIP										
José Fernández, R ERA: 2.29	7.0	W	25	4	0	0	14	0	0	0	0	0	0	73	100	0.00	0.571										
35 David Phelps, R ERA: 2.2	1.0	H	3	0	0	0	0	0	0	0	0	0	0	10	13	0.00	0.000										
44 AJ Ramos, R ERA: 1.88	1.0	S	3	0	0	0	1	0	0	0	0	0	0	9	12	0.00	0.000										

New York Mets @ Miami Marlins
 Marlins Park, Miami, FL
 Sun Jun 05 2016, 1:12 PM - 3:29 PM EDT
 Att: 28,196 - Roof Closed - 76 F

AB	31
R	0
H	4
RBI	0
BB	0
SO	15
LOB	4



Batter	1	2	3	4	5	6	7	8	9	AB	R	H	RBI	BB	SO	LOB	BOTTOM										
51 Ichiro Suzuki, L OBP: 0.376, SLG: 0.364										4	0	1	0	0	0	0	New York Mets @ Miami Marlins Marlins Park, Miami, FL Sun Jun 05 2016, 1:12 PM - 3:29 PM EDT Att: 28,196 - Roof Closed - 76 F										
14 Martín Prado, R OBP: 0.342, SLG: 0.376										3	0	0	0	0	1	0											
21 Christian Yelich, L OBP: 0.419, SLG: 0.511										3	0	1	0	0	0	0											
13 Marcell Ozuna, R OBP: 0.364, SLG: 0.557										3	0	0	0	0	0	1											
41 Justin Bour, L OBP: 0.316, SLG: 0.465										3	0	0	0	0	1	0											
35 David Phelps, R OBP: 0.500, SLG: 0.500										0	0	0	0	0	0	0											
44 AJ Ramos, R ERA: 1.88										0	0	0	0	0	0	0											
32 Derek Dietrich, L OBP: 0.396, SLG: 0.490										3	1	2	0	0	1	0											
19 Miguel Rojas, R OBP: 0.304, SLG: 0.317										0	0	0	0	0	0	0											
11 J.T. Realmuto, R OBP: 0.330, SLG: 0.399										3	0	1	1	0	0	1											
3 Adeiny Hechavarria, R OBP: 0.270, SLG: 0.335										3	0	0	0	0	0	1											
José Fernández, R ERA: 4.95										2	0	0	0	0	0	1											
12 Chris Johnson, R OBP: 0.299, SLG: 0.363										1	0	0	0	0	1	0											
Inning Stats	R: 0 E: 0 K: 0 S: 6	H: 0 LOB: 0 BB: 0 P: 10	R: 0 E: 0 K: 1 S: 16	H: 1 LOB: 1 BB: 0 P: 22	R: 0 E: 0 K: 0 S: 6	H: 0 LOB: 0 BB: 0 P: 7	R: 0 E: 0 K: 0 S: 9	H: 0 LOB: 0 BB: 0 P: 18	R: 1 E: 0 K: 0 S: 11	H: 2 LOB: 1 BB: 0 P: 16	R: 0 E: 0 K: 1 S: 14	H: 1 LOB: 1 BB: 0 P: 17	R: 0 E: 0 K: 1 S: 8	H: 0 LOB: 0 BB: 0 P: 14	R: 0 E: 0 K: 1 S: 7	H: 1 LOB: 0 BB: 0 P: 9	1B: 4 2B: 1 3B: 0 HR: 0	SF: 0 SAC: 0 DP: 0 HBP: 0	WP: 0 PB: 0 SB: 0 CS: 1	PA: 29							
PITCHER	IP	WLS	BF	H	R	ER	SO	BB	IBB	HBP	BLK	WP	HR	S	P	ERA	WHIP										
33 Matt Harvey, R ERA: 4.95	7.0	L	25	4	1	1	3	0	0	0	0	0	0	70	104	1.29	0.571										
59 Antonio Bastardo, L ERA: 3.91	1.0		3	1	0	0	1	0	0	0	0	0	0	7	9	0.00	1.000										

New York Mets @ Miami Marlins
 Marlins Park, Miami, FL
 Sun Jun 05 2016, 1:12 PM - 3:29 PM EDT
 Att: 28,196 - Roof Closed - 76 F

AB	28
R	1
H	5
RBI	1
BB	0
SO	4
LOB	4



Batter	1	2	3	4	5	6	7	8	9	AB	R	H	RBI	BB	SO	LOB	TOP								
51 Ichiro Suzuki, L (1, 10) OBP: 0.397, SLG: 0.376	F8		14 1B			13 1B		G3-1		5	1	3	1	0	0	0	Miami Marlins @ Minnesota Twins Target Field, Minneapolis, MN Wed Jun 08 2016, 7:11 PM - 10:15 PM CDT Att: 21,527 - Clear - 77 F								
14 Martin Prado, R (1, 5) OBP: 0.353, SLG: 0.390	F9		21 G6-4-3			21 1B		G4-3		4	1	2	1	1	0	0									
21 Christian Yelich, L (1, 7) OBP: 0.499, SLG: 0.495	K		G6-4-3			K		G5-3		5	0	1	0	0	2	5									
13 Marcell Ozuna, R (1, 8) OBP: 0.361, SLG: 0.545		G6-3				G6-3		G6-3		5	0	2	2	0	1	3									
27 Giancarlo Stanton, R (1, 9) OBP: 0.313, SLG: 0.438										5	0	2	1	0	1	1									
41 Justin Bour, L (1, 3) OBP: 0.311, SLG: 0.454										4	0	1	0	0	1	2									
32 Derek Dietrich, L (1, 4) OBP: 0.382, SLG: 0.468										4	0	0	0	0	0	2									
11 J.T. Realmuto, R (1, 2) OBP: 0.325, SLG: 0.396										4	1	1	0	0	0	2									
19 Miquel Rojas, R (1, 6) OBP: 0.315, SLG: 0.328										4	2	2	0	0	0	0									
Inning Stats	R: 0 E: 0 K: 1 S: 7	H: 0 LOB: 0 BB: 0 P: 8	R: 0 E: 0 K: 0 S: 9	H: 2 LOB: 2 BB: 0 P: 15	R: 0 E: 0 K: 0 S: 8	H: 2 LOB: 1 BB: 0 P: 11	R: 0 E: 0 K: 1 S: 7	H: 0 LOB: 0 BB: 0 P: 11	R: 4 E: 0 K: 1 S: 16	H: 5 LOB: 2 BB: 1 P: 27	R: 1 E: 0 K: 0 S: 22	H: 4 LOB: 3 BB: 0 P: 30	R: 0 E: 0 K: 1 S: 7	H: 0 LOB: 0 BB: 0 P: 10	R: 0 E: 0 K: 0 S: 6	H: 0 LOB: 0 BB: 0 P: 9		R: 0 E: 0 K: 1 S: 13	H: 1 LOB: 1 BB: 0 P: 21	1B: 13 2B: 1 3B: 0 HR: 0	SF: 0 SAC: 0 DP: 1 HBP: 0	WP: 0 PB: 0 SB: 0 CS: 0	PA: 41		
PITCHER	IP	WLS	BF	H	R	ER	SO	BB	IBB	HBP	BLK	WP	HR	S	P	ERA	WHIP								
47 Ricky Nolasco, R (1, 1) ERA: 5.17	5.2		28	11	5	5	3	1	0	0	0	0	0	64	96	7.94	2.118								
59 Michael Tonkin, R (6, 1) ERA: 3.1	0.0		1	1	0	0	0	0	0	0	0	0	0	3	3	∞	∞								
62 Buddy Boshers, L (6, 1) ERA:	0.0		1	1	0	0	0	0	0	0	0	0	0	1	1	∞	∞								
65 Trevor May, R (6, 1) ERA: 5.06	0.1		1	0	0	0	0	0	0	0	0	0	0	1	2	0.00	0.000								
55 Taylor Rogers, L (7, 1) ERA: 2.77	1.0	W	3	0	0	0	1	0	0	0	0	0	0	7	10	0.00	0.000								
PITCHER	IP	WLS	BF	H	R	ER	SO	BB	IBB	HBP	BLK	WP	HR	S	P	ERA	WHIP								
57 Ryan Pressly, R (6, 1) ERA: 4.24	1.0		3	0	0	0	0	0	0	0	0	0	0	6	9	0.00	0.000								
27 Brandon Kintzler, R (6, 1) ERA: 2.3	1.0	S	4	1	0	0	1	0	0	0	0	0	0	13	21	0.00	1.000								

Batter	1	2	3	4	5	6	7	8	9	AB	R	H	RBI	BB	SO	LOB	BOTTOM								
9 Eduardo Núñez, R (1, 6) OBP: 0.355, SLG: 0.531	G5-3	G3		G5-3			G5-3	P6		5	0	0	0	0	0	3	Miami Marlins @ Minnesota Twins Target Field, Minneapolis, MN Wed Jun 08 2016, 7:11 PM - 10:15 PM CDT Att: 21,527 - Clear - 77 F								
36 Robbie Grossman, S (1, 7) OBP: 0.459, SLG: 0.650	L8		7 FC4-6			G5-3				4	0	1	0	1	1	0									
7 Joe Mauer, L (1, 3) OBP: 0.389, SLG: 0.423			FC4-6			F8				5	3	2	1	0	1	3									
24 Trevor Plouffe, R (1, 5) OBP: 0.279, SLG: 0.388	F9		HR			G5-3				4	2	2	3	0	0	0									
2 Brian Dozier, R (1, 4) OBP: 0.309, SLG: 0.379										4	0	3	1	0	0	0									
52 ByungHo Park, R (1, 10) OBP: 0.310, SLG: 0.474										4	2	2	1	0	0	2									
31 Oswaldo Arcia, L (1, 9) OBP: 0.398, SLG: 0.396										4	0	2	0	0	2	3									
26 Max Kepler, L (6, 9) OBP: 0.256, SLG: 0.257										0	0	0	0	0	0	0									
8 Kurt Suzuki, R (1, 2) OBP: 0.279, SLG: 0.305										4	0	2	1	0	0	1									
25 Byron Buxton, R (1, 8) OBP: 0.253, SLG: 0.373										3	0	0	0	0	1	3									
Inning Stats	R: 1 E: 0 K: 0 S: 11	H: 1 LOB: 0 BB: 0 P: 19	R: 1 E: 0 K: 1 S: 13	H: 3 LOB: 0 BB: 0 P: 19	R: 2 E: 0 K: 1 S: 13	H: 3 LOB: 1 BB: 0 P: 19	R: 0 E: 0 K: 0 S: 7	H: 0 LOB: 0 BB: 0 P: 9	R: 0 E: 0 K: 0 S: 6	H: 0 LOB: 0 BB: 0 P: 8	R: 1 E: 0 K: 0 S: 12	H: 2 LOB: 1 BB: 0 P: 18	R: 2 E: 0 K: 2 S: 20	H: 4 LOB: 2 BB: 0 P: 28	R: 0 E: 0 K: 1 S: 13	H: 1 LOB: 2 BB: 1 P: 21	1B: 6 2B: 5 3B: 0 HR: 3	SF: 0 SAC: 1 DP: 0 HBP: 0	WP: 0 PB: 0 SB: 0 CS: 0	PA: 39					
PITCHER	IP	WLS	BF	H	R	ER	SO	BB	IBB	HBP	BLK	WP	HR	S	P	ERA	WHIP								
54 Wei-Yin Chen, L (1, 1) ERA: 4.56	5.1		25	9	5	5	2	0	0	0	0	0	0	59	85	8.44	1.688								
64 Nick Wittgren, R (6, 1) ERA: 2.84	1.1	L	8	4	2	2	1	0	0	0	0	0	0	19	31	13.50	3.000								
40 Mike Dunn, L (7, 1) ERA: 6.75	0.1		1	0	0	0	1	0	0	0	0	0	0	4	4	0.00	0.000								
49 Brian Ellington, R (6, 1) ERA:	1.0		5	1	0	0	1	1	0	0	0	0	0	13	21	0.00	2.000								

AB	40
R	5
H	14
RBI	5
BB	1
SO	5
LOB	15



Batter	1	2	3	4	5	6	7	8	9	AB	R	H	RBI	BB	SO	LOB	TOP						
51 Ichiro Suzuki, L OBP: 0.397, SLG: 0.377										5	2	2	1	0	1	1	Miami Marlins @ Minnesota Twins Target Field, Minneapolis, MN Thu Jun 09 2016, 7:11 PM - 10:14 PM CDT Att: 18,792 - Partly Cloudy - 81 F						
14 Martin Prado, R OBP: 0.354, SLG: 0.395										5	2	2	1	0	0	1							
21 Christian Yelich, L OBP: 0.499, SLG: 0.497										5	1	2	1	0	0	1							
13 Marcell Ozuna, R OBP: 0.370, SLG: 0.556										5	1	4	3	0	0	0							
27 Giancarlo Stanton, R OBP: 0.305, SLG: 0.426										5	0	0	0	0	4	5							
41 Justin Bour, L OBP: 0.312, SLG: 0.452										3	0	1	0	0	0	0							
12 Chris Johnson, R OBP: 0.304, SLG: 0.400										2	1	1	2	0	1	0							
32 Derek Dietrich, L OBP: 0.376, SLG: 0.459										3	0	0	0	0	0	1							
19 Miguel Rojas, R OBP: 0.320, SLG: 0.333										2	0	1	0	0	0	0							
11 J.T. Realmuto, R OBP: 0.337, SLG: 0.403										4	2	3	0	0	0	1							
3 Adeiny Hechavarria, R OBP: 0.273, SLG: 0.345										5	1	2	1	0	1	4							
Inning Stats	R: 1 H: 2 E: 1 K: 1 S: 13	H: 2 LOB: 1 BB: 0 P: 18	R: 1 H: 2 E: 0 K: 0 S: 11	H: 2 LOB: 1 BB: 0 P: 15	R: 0 H: 1 E: 0 K: 1 S: 9	H: 1 LOB: 1 BB: 0 P: 16	R: 0 H: 1 E: 0 K: 0 S: 10	H: 1 LOB: 0 BB: 0 P: 16	R: 0 H: 0 E: 0 K: 1 S: 7	H: 0 LOB: 0 BB: 0 P: 12	R: 7 H: 8 E: 0 K: 1 S: 31	H: 3 LOB: 1 BB: 0 P: 10	R: 1 H: 3 E: 0 K: 2 S: 10	H: 1 LOB: 1 BB: 0 P: 13	1B: 14 2B: 3 HR: 1	SF: 0 SAC: 0 DP: 1 HBP: 1	WP: 1 PB: 1 SB: 0 CS: 0	PA: 45					
PITCHER	IP WLS BF H R ER SO BB IBB HBP BLK WP HR S P ERA WHIP	IP WLS BF H R ER SO BB IBB HBP BLK WP HR S P ERA WHIP	IP WLS BF H R ER SO BB IBB HBP BLK WP HR S P ERA WHIP	IP WLS BF H R ER SO BB IBB HBP BLK WP HR S P ERA WHIP	IP WLS BF H R ER SO BB IBB HBP BLK WP HR S P ERA WHIP	IP WLS BF H R ER SO BB IBB HBP BLK WP HR S P ERA WHIP	IP WLS BF H R ER SO BB IBB HBP BLK WP HR S P ERA WHIP	IP WLS BF H R ER SO BB IBB HBP BLK WP HR S P ERA WHIP	IP WLS BF H R ER SO BB IBB HBP BLK WP HR S P ERA WHIP	IP WLS BF H R ER SO BB IBB HBP BLK WP HR S P ERA WHIP	IP WLS BF H R ER SO BB IBB HBP BLK WP HR S P ERA WHIP	IP WLS BF H R ER SO BB IBB HBP BLK WP HR S P ERA WHIP	IP WLS BF H R ER SO BB IBB HBP BLK WP HR S P ERA WHIP	IP WLS BF H R ER SO BB IBB HBP BLK WP HR S P ERA WHIP	IP WLS BF H R ER SO BB IBB HBP BLK WP HR S P ERA WHIP	IP WLS BF H R ER SO BB IBB HBP BLK WP HR S P ERA WHIP	IP WLS BF H R ER SO BB IBB HBP BLK WP HR S P ERA WHIP						
54 Ervin Santana, R ERA: 4.77	6.1	L	28	9	5	5	3	0	0	0	0	0	0	0	0	0	1	0	0	69	103	7.11	1.421
65 Trevor May, R ERA: 6.09	0.0		3	3	2	2	0	0	0	0	0	0	0	0	0	0	1	0	12	18	∞	∞	
55 Taylor Rogers, L ERA: 3.29	0.2		5	2	2	2	1	0	0	0	1	0	0	0	0	1	8	15	27.00	3.000			
45 Phil Hughes, R ERA: 5.95	1.2		8	4	1	1	2	0	0	0	0	0	0	0	0	16	17	5.40	2.400				
62 Buddy Boshers, L ERA:	0.1		1	0	0	0	1	0	0	0	0	0	0	0	4	6	0.00	0.000					
Batter	1	2	3	4	5	6	7	8	9	AB	R	H	RBI	BB	SO	LOB	BOTTOM						
9 Eduardo Núñez, R OBP: 0.357, SLG: 0.531										4	1	2	0	0	0	0	Miami Marlins @ Minnesota Twins Target Field, Minneapolis, MN Thu Jun 09 2016, 7:11 PM - 10:14 PM CDT Att: 18,792 - Partly Cloudy - 81 F						
36 Robbie Grossman, S OBP: 0.449, SLG: 0.641									4	0	1	2	0	2	1								
7 Joe Mauer, L OBP: 0.368, SLG: 0.419										2	0	0	0	1	0	1							
5 Eduardo Escobar, S OBP: 0.285, SLG: 0.300										1	1	1	0	0	0	0							
24 Trevor Plouffe, R OBP: 0.272, SLG: 0.377										4	0	0	0	0	2	3							
2 Brian Dozier, R OBP: 0.312, SLG: 0.379										3	0	1	0	1	0	0							
52 ByungHo Park, R OBP: 0.308, SLG: 0.469										4	0	1	0	0	2	1							
31 Oswaldo Arcia, L OBP: 0.303, SLG: 0.388										2	0	0	0	0	2	0							
26 Max Kepler, L OBP: 0.268, SLG: 0.250										1	0	0	0	1	0	1							
37 Juan Centeno, L OBP: 0.265, SLG: 0.375										4	0	0	0	0	1	4							
25 Byron Buxton, R OBP: 0.256, SLG: 0.372										3	1	1	0	0	1	0							
Inning Stats	R: 0 H: 0 E: 0 K: 0 S: 7	H: 0 LOB: 0 BB: 0 P: 9	R: 0 H: 0 E: 0 K: 1 S: 10	H: 0 LOB: 0 BB: 0 P: 15	R: 0 H: 0 E: 0 K: 2 S: 7	H: 0 LOB: 0 BB: 0 P: 10	R: 0 H: 1 E: 0 K: 1 S: 7	H: 1 LOB: 0 BB: 0 P: 12	R: 0 H: 0 E: 0 K: 1 S: 10	H: 0 LOB: 0 BB: 1 P: 15	R: 2 H: 3 E: 0 K: 1 S: 14	H: 3 LOB: 2 BB: 1 P: 28	R: 0 H: 0 E: 0 K: 1 S: 10	H: 0 LOB: 1 BB: 1 P: 18	R: 0 H: 0 E: 0 K: 2 S: 8	H: 0 LOB: 0 BB: 0 P: 11	R: 1 H: 3 E: 0 K: 1 S: 14	H: 3 LOB: 2 2B: 1 SAC: 0 3B: 0 DP: 1 HBP: 0	1B: 6 2B: 1 HR: 0	SF: 0 SAC: 0 DP: 1 HBP: 0	WP: 1 PB: 1 SB: 0 CS: 1	PA: 35	
PITCHER	IP WLS BF H R ER SO BB IBB HBP BLK WP HR S P ERA WHIP	IP WLS BF H R ER SO BB IBB HBP BLK WP HR S P ERA WHIP	IP WLS BF H R ER SO BB IBB HBP BLK WP HR S P ERA WHIP	IP WLS BF H R ER SO BB IBB HBP BLK WP HR S P ERA WHIP	IP WLS BF H R ER SO BB IBB HBP BLK WP HR S P ERA WHIP	IP WLS BF H R ER SO BB IBB HBP BLK WP HR S P ERA WHIP	IP WLS BF H R ER SO BB IBB HBP BLK WP HR S P ERA WHIP	IP WLS BF H R ER SO BB IBB HBP BLK WP HR S P ERA WHIP	IP WLS BF H R ER SO BB IBB HBP BLK WP HR S P ERA WHIP	IP WLS BF H R ER SO BB IBB HBP BLK WP HR S P ERA WHIP	IP WLS BF H R ER SO BB IBB HBP BLK WP HR S P ERA WHIP	IP WLS BF H R ER SO BB IBB HBP BLK WP HR S P ERA WHIP	IP WLS BF H R ER SO BB IBB HBP BLK WP HR S P ERA WHIP	IP WLS BF H R ER SO BB IBB HBP BLK WP HR S P ERA WHIP	IP WLS BF H R ER SO BB IBB HBP BLK WP HR S P ERA WHIP	IP WLS BF H R ER SO BB IBB HBP BLK WP HR S P ERA WHIP	IP WLS BF H R ER SO BB IBB HBP BLK WP HR S P ERA WHIP						
34 Tom Koehler, R ERA: 4.36	6.0	W	22	4	2	2	6	1	0	0	0	0	0	0	0	0	1	0	0	55	89	3.00	0.667
40 Mike Dunn, L ERA: 3.96	1.0		4	0	0	0	1	1	0	0	0	0	0	0	0	0	10	18	0.00	1.000			
33 Dustin McGowan, R ERA: 3.44	1.0		3	0	0	0	2	0	0	0	0	0	0	0	0	0	8	11	0.00	0.000			
44 AJ Ramos, R ERA: 2.22	0.1		5	3	1	1	1	1	0	0	0	0	0	0	0	0	11	22	27.00	12.000			
49 Brian Ellington, R ERA:	0.2		1	0	0	0	0	0	0	0	0	0	0	0	0	3	3	0.00	0.000				

Batter	1	2	3	4	5	6	7	8	9	AB	R	H	RBI	BB	SO	LOB	TOP										
11 J.T. Realmuto, R OBP: 0.329, SLG: 0.407										4	0	0	0	0	2	1	Miami Marlins @ Arizona Diamondbacks Chase Field, Phoenix, AZ Sun Jun 12 2016, 1:13 PM - 3:53 PM MST Att: 27,741 - Roof Closed - 75 F										
14 Martín Prado, R OBP: 0.384, SLG: 0.409 28 Cole Gillespie, R OBP: 0.278, SLG: 0.364										3	0	1	0	0	1	0											
21 Christian Yelich, L OBP: 0.499, SLG: 0.496										2	0	0	0	1	0	1											
13 Marcell Ozuna, R OBP: 0.363, SLG: 0.550										3	0	0	0	0	0	1											
27 Giancarlo Stanton, R OBP: 0.299, SLG: 0.415										3	0	0	0	0	1	1											
12 Chris Johnson, R OBP: 0.293, SLG: 0.380										3	0	1	0	0	1	0											
32 Derek Dietrich, L OBP: 0.376, SLG: 0.451										3	0	0	0	0	1	1											
19 Miguel Rojas, R OBP: 0.317, SLG: 0.320										3	0	1	0	0	0	0											
61 Adam Conley, L										1	0	0	0	0	0	1											
3 Adeiny Hechavarría, R OBP: 0.270, SLG: 0.335 33 Dustin McGowan, R										1	0	0	0	0	0	0											
51 Ichiro Suzuki, L OBP: 0.394, SLG: 0.379										0	0	0	0	1	0	0											
Inning Stats	R: 0 H: 0 E: 0 K: 2 S: 9	H: 0 LOB: 0 BB: 0 P: 14	R: 0 H: 0 E: 0 K: 0 S: 8	H: 0 LOB: 0 BB: 0 P: 14	R: 0 H: 1 E: 0 K: 0 S: 10	H: 1 LOB: 0 BB: 0 P: 13	R: 0 H: 1 E: 0 K: 0 S: 6	H: 1 LOB: 1 BB: 0 P: 8	R: 0 H: 1 E: 0 K: 1 S: 9	H: 1 LOB: 1 BB: 0 P: 15	R: 0 H: 0 E: 0 K: 1 S: 18	H: 0 LOB: 0 BB: 1 P: 23	R: 0 H: 0 E: 0 K: 0 S: 7	H: 0 LOB: 1 BB: 1 P: 15	R: 0 H: 0 E: 0 K: 2 S: 13	H: 0 LOB: 0 BB: 0 P: 17	R: 0 H: 0 E: 0 K: 0 S: 4	H: 0 LOB: 0 BB: 1 P: 12	1B: 3 2B: 0 3B: 0 HR: 0	SF: 0 SAC: 0 DP: 3 HBP: 0	WP: 0 PB: 0 CS: 0	PA: 29					
PITCHER	IP	WLS	BF	H	R	ER	SO	BB	IBB	HBP	BLK	WP	HR	S	P	ERA	WHIP										
38 Robbie Ray, L ERA: 4.57	7.2	W	25	3	0	0	6	1	0	0	0	0	0	77	116	0.00	0.522										
48 Randall Delgado, R ERA: 4.01	0.1		1	0	0	0	0	0	0	0	0	0	0	3	3	0.00	0.000										
33 Jake Barrett, R ERA: 2.19	1.0		3	0	0	0	0	1	0	0	0	0	0	4	12	0.00	1.000										

Batter	1	2	3	4	5	6	7	8	9	AB	R	H	RBI	BB	SO	LOB	BOTTOM										
2 Jean Segura, R OBP: 0.333, SLG: 0.432										4	2	2	0	1	0	1	Miami Marlins @ Arizona Diamondbacks Chase Field, Phoenix, AZ Sun Jun 12 2016, 1:13 PM - 3:53 PM MST Att: 27,741 - Roof Closed - 75 F										
27 Brandon Drury, R OBP: 0.316, SLG: 0.459										5	0	1	0	0	1	2											
44 Paul Goldschmidt, R OBP: 0.430, SLG: 0.499										4	2	2	1	0	1	2											
7 Wellington Castillo, R OBP: 0.326, SLG: 0.452										3	1	2	1	1	0	0											
6 David Peralta, L OBP: 0.309, SLG: 0.450										3	0	0	1	0	1	3											
14 Peter O'Brien, R OBP: 0.111, SLG: 0.444										4	1	1	3	0	1	2											
13 Nick Ahmed, R OBP: 0.274, SLG: 0.323										4	0	1	0	0	0	0											
38 Robbie Ray, L OBP: 0.261, SLG: 0.391 48 Randall Delgado, R										3	0	2	0	0	0	0											
15 Phil Gosselin, R OBP: 0.298, SLG: 0.329 33 Jake Barrett, R										0	0	0	0	0	0	0											
1 Michael Bourn, L OBP: 0.321, SLG: 0.361										4	0	1	0	0	1	3											
Inning Stats	R: 4 H: 4 E: 1 K: 1 S: 20	H: 2 LOB: 1 BB: 0 P: 19	R: 1 H: 2 E: 0 K: 0 S: 12	H: 2 LOB: 1 BB: 0 P: 19	R: 0 H: 1 E: 0 K: 0 S: 4	H: 1 LOB: 1 BB: 0 P: 4	R: 1 H: 3 E: 0 K: 1 S: 16	H: 3 LOB: 2 BB: 0 P: 22	R: 0 H: 1 E: 0 K: 0 S: 10	H: 1 LOB: 1 BB: 0 P: 16	R: 0 H: 0 E: 0 K: 2 S: 10	H: 0 LOB: 0 BB: 0 P: 17	R: 0 H: 0 E: 0 K: 1 S: 7	H: 0 LOB: 0 BB: 0 P: 9	R: 0 H: 1 E: 0 K: 1 S: 14	H: 1 LOB: 2 BB: 1 P: 26	1B: 9 2B: 2 3B: 0 HR: 1	SF: 1 SAC: 0 DP: 0 HBP: 0	WP: 0 PB: 0 CS: 0	PA: 39							
PITCHER	IP	WLS	BF	H	R	ER	SO	BB	IBB	HBP	BLK	WP	HR	S	P	ERA	WHIP										
61 Adam Conley, L ERA: 4.13	5.0	L	28	11	6	5	2	1	0	0	0	0	0	62	92	9.00	2.400										
33 Dustin McGowan, R ERA: 2.95	3.0		11	1	0	0	4	1	0	0	0	0	0	31	52	0.00	0.667										

AB	27
R	0
H	3
RBI	0
BB	2
SO	6
LOB	6

AB	35
R	6
H	12
RBI	6
BB	2
SO	6
LOB	13

Batter	1	2	3	4	5	6	7	8	9	AB	R	H	RBI	BB	SO	LOB	TOP		
3 Aedyn Hechavarria, R OBP: 0.271, SLG: 0.344										4	1	0	0	1	1	0	Miami Marlins @ San Diego Padres Petco Park, San Diego, CA Tue Jun 14 2016, 7:12 PM - 10:10 PM PDT Att: 22,051 - Partly Cloudy - 68 F		
14 Martin Prado, R OBP: 0.374, SLG: 0.428										5	1	2	0	0	1	0			
21 Christian Yelich, L OBP: 0.493, SLG: 0.495										4	0	1	0	0	1	3			
13 Marcell Ozuna, R OBP: 0.362, SLG: 0.539										3	1	0	0	1	0	1			
27 Giancarlo Stanton, R OBP: 0.303, SLG: 0.418									3	0	1	0	1	1	4				
12 Chris Johnson, R OBP: 0.298, SLG: 0.375									3	1	1	1	1	0	1				
6 Jeff Mathis, R OBP: 0.226, SLG: 0.280									3	1	1	4	1	0	2				
19 Miguel Rojas, R OBP: 0.295, SLG: 0.296									4	0	0	0	0	1	2				
34 Tom Koehler, R OBP: 0.045, SLG: 0.045									3	0	0	0	0	1	0				
46 Kyle Barraclough, R ERA: 2.89									0	0	0	0	0	0	0				
35 David Phelps, R OBP: 0.500, SLG: 0.500									0	0	0	0	0	0	0				
51 Ichiro Suzuki, L OBP: 0.410, SLG: 0.388									1	0	0	0	0	0	0				
44 AJ Ramos, R ERA: 4.23									0	0	0	0	0	0	0				
Inning Stats	R: 5 E: 0 K: 1 S: 18	H: 3 LOB: 0 BB: 2 P: 35	R: 0 E: 0 K: 2 S: 11	H: 1 LOB: 1 BB: 0 P: 15	R: 0 E: 0 K: 1 S: 8	H: 0 LOB: 2 BB: 2 P: 20	R: 0 E: 0 K: 1 S: 8	H: 0 LOB: 0 BB: 0 P: 12	R: 0 E: 0 K: 0 S: 7	H: 0 LOB: 0 BB: 0 P: 10	R: 0 E: 0 K: 0 S: 15	H: 1 LOB: 0 BB: 0 P: 22	R: 0 E: 0 K: 0 S: 7	H: 0 LOB: 0 BB: 0 P: 8	R: 0 E: 0 K: 0 S: 7	H: 0 LOB: 0 BB: 0 P: 11	1B: 4 2B: 1 3B: 0 HR: 1	SF: 0 SAC: 0 DP: 0 HBP: 0	WP: 0 PA: 38 PB: 0 SB: 0 CS: 0
PITCHER	IP WLS BF H R ER SO BB IBB HBP BLK WP HR S P ERA WHIP																		
13 Drew Pomeranz, L ERA: 2.89	(1, 1) 5.0 L 25 5 5 5 6 5 0 0 0 0 0 1 57 104 9.00 2.000																		
23 Carlos Villanueva, R ERA: 3.38	(6, 1) 2.0 7 1 0 0 0 0 0 0 0 0 0 0 22 32 0.00 0.500																		
59 Kevin Quackenbush, R ERA: 4.23	(8, 1) 2.0 6 0 0 0 0 0 0 0 0 0 0 0 14 19 0.00 0.000																		

Batter	1	2	3	4	5	6	7	8	9	AB	R	H	RBI	BB	SO	LOB	BOTTOM				
24 Jon Jay, L OBP: 0.331, SLG: 0.396										4	0	2	0	0	2	1	Miami Marlins @ San Diego Padres Petco Park, San Diego, CA Tue Jun 14 2016, 7:12 PM - 10:10 PM PDT Att: 22,051 - Partly Cloudy - 68 F				
4 Wil Myers, R OBP: 0.324, SLG: 0.506									4	0	0	0	0	2	3						
27 Matt Kemp, R OBP: 0.259, SLG: 0.473										3	0	0	0	1	2						
2 B.J. Upton, R OBP: 0.290, SLG: 0.386									4	0	0	0	0	1	3						
10 Alexei Ramirez, R OBP: 0.285, SLG: 0.336									4	0	0	0	0	0	0						
11 Ryan Schimpf, L OBP: 0.250, SLG: 0.500										4	1	1	0	0	1	0					
12 Christian Bethancourt, R OBP: 0.295, SLG: 0.466										4	1	2	0	0	1	1					
5 Alexi Amarista, L OBP: 0.329, SLG: 0.286										3	0	2	2	1	1						
13 Drew Pomeranz, R OBP: 0.087, SLG: 0.087										2	0	0	0	0	1	2					
23 Carlos Villanueva, R ERA: 3.24									0	0	0	0	0	0	0						
16 Travis Jankowski, L OBP: 0.351, SLG: 0.347									1	0	0	0	0	1	1						
59 Kevin Quackenbush, R ERA: 2.25									0	0	0	0	0	0	0						
39 Brett Wallace, L OBP: 0.352, SLG: 0.369									1	0	0	0	0	0	1						
Inning Stats	R: 0 E: 0 K: 2 S: 11	H: 0 LOB: 1 BB: 1 P: 19	R: 1 E: 0 K: 0 S: 12	H: 2 LOB: 1 BB: 0 P: 18	R: 0 E: 0 K: 2 S: 11	H: 1 LOB: 1 BB: 0 P: 17	R: 1 E: 0 K: 2 S: 16	H: 2 LOB: 1 BB: 0 P: 23	R: 0 E: 0 K: 1 S: 9	H: 1 LOB: 0 BB: 0 P: 13	R: 0 E: 0 K: 1 S: 5	H: 0 LOB: 0 BB: 0 P: 8	R: 0 E: 0 K: 2 S: 10	H: 0 LOB: 1 BB: 1 P: 18	R: 0 E: 0 K: 1 S: 7	H: 0 LOB: 0 BB: 0 P: 10	R: 0 E: 0 K: 1 S: 13	H: 1 LOB: 1 BB: 0 P: 20	1B: 3 2B: 4 3B: 0 HR: 0	SF: 0 SAC: 0 DP: 0 HBP: 0	WP: 2 PA: 36 PB: 0 SB: 1 CS: 0
PITCHER	IP WLS BF H R ER SO BB IBB HBP BLK WP HR S P ERA WHIP																				
34 Tom Koehler, R ERA: 4.25	(1, 1) 6.0 W 25 6 2 2 8 1 0 0 0 0 1 0 64 98 3.00 1.167																				
46 Kyle Barraclough, R ERA: 3.24	(7, 1) 1.0 H 4 0 0 0 2 1 0 0 0 0 1 0 10 18 0.00 1.000																				
35 David Phelps, R ERA: 2.25	(8, 1) 1.0 H 3 0 0 0 1 0 0 0 0 0 0 0 7 10 0.00 0.000																				
44 AJ Ramos, R ERA: 2.05	(9, 1) 1.0 S 4 1 0 0 1 0 0 0 0 0 0 0 13 20 0.00 1.000																				

AB	33
R	5
H	6
RBI	5
BB	5
SO	6
LOB	13



AB	34
R	2
H	7
RBI	2
BB	2
SO	12
LOB	15



Batter	1	2	3	4	5	6	7	8	9	AB	R	H	RBI	BB	SO	LOB	TOP				
51 Ichiro Suzuki, L (1,9) OBP: 0.410, SLG: 0.397										5	1	2	0	0	1	0	Miami Marlins @ San Diego Padres Petco Park, San Diego, CA Wed Jun 15 2016, 12:41 PM - 3:38 PM PDT Att: 20,037 - Sunny - 70 F				
14 Martin Prado, R (1,5) OBP: 0.371, SLG: 0.423										5	0	1	0	0	0	2					
21 Christian Yelich, L (1,7) OBP: 0.492, SLG: 0.491										4	0	1	1	0	2	0					
13 Marcell Ozuna, R (1,8) OBP: 0.368, SLG: 0.538										2	1	1	0	1	0	2					
41 Justin Bour, L (1,3) OBP: 0.325, SLG: 0.466										3	1	1	0	0	0	2					
12 Chris Johnson, R (8,PH) OBP: 0.295, SLG: 0.371										1	0	0	0	0	0	1					
11 J.T. Realmuto, R (1,2) OBP: 0.327, SLG: 0.402										4	0	1	1	0	1	2					
3 Adeiny Hechavarria, R (1,6) OBP: 0.279, SLG: 0.349										3	0	2	0	1	0	0					
19 Miguel Rojas, R (1,4) OBP: 0.286, SLG: 0.289										2	0	0	1	0	0	2					
28 Cole Gillespie, R (9,PH) OBP: 0.269, SLG: 0.371										1	0	0	0	0	0	1					
20 Justin Nicolino, L (1,1) OBP: 0.118, SLG: 0.020										2	0	0	0	0	0	1	2				
64 Nick Wittgren, R (5,1) OBP: 0.281, SLG: 0.281										0	0	0	0	0	0	0	0				
32 Derek Dietrich, L (7,PH) OBP: 0.276, SLG: 0.493										0	0	0	0	0	0	0	0				
49 Brian Ellington, R (7,1) OBP: 0.276, SLG: 0.493										0	0	0	0	0	0	0	0				
40 Mike Dunn, L (8,1) OBP: 0.201, SLG: 0.418										0	0	0	0	0	0	0	0				
27 Giancarlo Stanton, R (9,PH) OBP: 0.301, SLG: 0.418										1	0	0	0	0	0	1	0				
Inning Stats	R: 1 E: 0 K: 0 S: 10	H: 3 LOB: 1 BB: 0 P: 15	R: 0 E: 0 K: 0 S: 6	H: 0 LOB: 0 BB: 0 P: 8	R: 0 E: 0 K: 1 S: 6	H: 0 LOB: 0 BB: 0 P: 9	R: 2 E: 0 K: 1 S: 12	H: 2 LOB: 2 BB: 1 P: 23	R: 0 E: 0 K: 1 S: 9	H: 1 LOB: 0 BB: 0 P: 14	R: 0 E: 0 K: 1 S: 15	H: 0 LOB: 0 BB: 1 P: 25	R: 0 E: 0 K: 1 S: 8	H: 1 LOB: 1 BB: 0 P: 11	R: 0 E: 0 K: 1 S: 15	H: 2 LOB: 2 BB: 0 P: 17	1B: 8 2B: 1 3B: 0 HR: 0	SF: 1 SAC: 0 DP: 1 HBP: 1	WP: 0 PB: 0 SB: 0 CS: 0	PA: 38	
PITCHER	IP WLS BF H R ER SO BB IBB HBP BLK WP HR S P ERA WHIP	6.0 W 26 6 3 3 4 1 1 1 0 0 0 58 94 4.50 1.167	1.0 H 3 0 0 0 0 0 0 0 0 0 0 8 11 0.00 0.000	1.0 H 4 1 0 0 1 0 0 0 0 0 0 15 21 0.00 1.000	1.0 S 5 2 0 0 0 0 0 0 0 0 0 0 11 17 0.00 2.000	PITCHER															
61 Luis Perdomo, R (1,1) ERA: 8.79	IP WLS BF H R ER SO BB IBB HBP BLK WP HR S P ERA WHIP	6.0 W 26 6 3 3 4 1 1 1 0 0 0 58 94 4.50 1.167	1.0 H 3 0 0 0 0 0 0 0 0 0 0 8 11 0.00 0.000	1.0 H 4 1 0 0 1 0 0 0 0 0 0 15 21 0.00 1.000	1.0 S 5 2 0 0 0 0 0 0 0 0 0 0 11 17 0.00 2.000	PITCHER															
37 Brandon Maurer, R (7,1) ERA: 5.75	IP WLS BF H R ER SO BB IBB HBP BLK WP HR S P ERA WHIP	1.0 H 3 0 0 0 0 0 0 0 0 0 0 8 11 0.00 0.000	1.0 H 4 1 0 0 1 0 0 0 0 0 0 15 21 0.00 1.000	1.0 S 5 2 0 0 0 0 0 0 0 0 0 0 11 17 0.00 2.000	PITCHER																
40 Ryan Buchter, L (8,1) ERA: 1.86	IP WLS BF H R ER SO BB IBB HBP BLK WP HR S P ERA WHIP	1.0 H 4 1 0 0 1 0 0 0 0 0 0 15 21 0.00 1.000	1.0 S 5 2 0 0 0 0 0 0 0 0 0 0 11 17 0.00 2.000	PITCHER																	
56 Fernando Rodney, R (9,1) ERA:	IP WLS BF H R ER SO BB IBB HBP BLK WP HR S P ERA WHIP	1.0 S 5 2 0 0 0 0 0 0 0 0 0 0 11 17 0.00 2.000	PITCHER																		
24 Jon Jay, L (1,8) OBP: 0.336, SLG: 0.398										4	1	2	0	1	1	0	Miami Marlins @ San Diego Padres Petco Park, San Diego, CA Wed Jun 15 2016, 12:41 PM - 3:38 PM PDT Att: 20,037 - Sunny - 70 F				
4 Will Myers, R (1,3) OBP: 0.321, SLG: 0.504										5	0	1	1	0	1	3					
27 Matt Kemp, R (1,9) OBP: 0.263, SLG: 0.478										4	1	2	0	0	1	3					
26 Yangervis Solarte, S (1,4) OBP: 0.366, SLG: 0.489										4	1	1	0	0	0	3					
3 Derek Norris, R (1,2) OBP: 0.264, SLG: 0.372										4	1	1	2	0	1	0					
2 B.J. Upton, R (1,7) OBP: 0.301, SLG: 0.411										3	2	3	2	0	0	0					
10 Alexei Ramirez, R (1,6) OBP: 0.284, SLG: 0.335										4	0	1	0	0	1	2					
11 Ryan Schimpf, L (1,5) OBP: 0.125, SLG: 0.286										3	0	0	1	0	0	0					
61 Luis Perdomo, R (1,1) OBP: 0.226, SLG: 0.250										2	0	1	0	0	1	1					
5 Nicky Attles, L (5,PH) OBP: 0.226, SLG: 0.250										1	0	0	0	0	0	0					
37 Brandon Maurer, R (7,1) ERA: 2.81										0	0	0	0	0	0	0					
40 Ryan Buchter, L (8,1) OBP: 0.276, SLG: 0.493										0	0	0	0	0	0	0					
12 Christian Bethancourt, R (8,PH) OBP: 0.304, SLG: 0.473										0	0	0	0	0	0	0					
56 Fernando Rodney, R (9,1) ERA:										0	0	0	0	0	0	0					
Inning Stats	R: 0 E: 0 K: 1 S: 7	H: 1 LOB: 1 BB: 0 P: 14	R: 1 E: 0 K: 0 S: 9	H: 1 LOB: 0 BB: 0 P: 14	R: 0 E: 0 K: 0 S: 6	H: 2 LOB: 2 BB: 0 P: 7	R: 1 E: 0 K: 2 S: 13	H: 2 LOB: 1 BB: 0 P: 15	R: 3 E: 0 K: 1 S: 16	H: 4 LOB: 1 BB: 0 P: 24	R: 1 E: 0 K: 1 S: 10	H: 2 LOB: 1 BB: 0 P: 15	R: 0 E: 0 K: 0 S: 9	H: 0 LOB: 1 BB: 0 P: 14	R: 0 E: 0 K: 1 S: 14	H: 1 LOB: 1 BB: 1 P: 25	1B: 8 2B: 4 3B: 0 HR: 1	SF: 1 SAC: 0 DP: 0 HBP: 1	WP: 0 PB: 0 SB: 0 CS: 1	PA: 38	
PITCHER	IP WLS BF H R ER SO BB IBB HBP BLK WP HR S P ERA WHIP	4.2 L 24 10 5 5 3 0 0 0 0 0 0 14 20 6.75 1.500	1.1 6 2 1 1 2 0 0 0 0 0 0 14 20 6.75 1.500	1.0 4 0 0 0 0 0 0 0 0 0 0 9 14 0.00 0.000	1.0 4 1 0 0 1 1 0 0 0 0 0 14 25 0.00 2.000	PITCHER															
20 Justin Nicolino, L (1,1) ERA: 5.17	IP WLS BF H R ER SO BB IBB HBP BLK WP HR S P ERA WHIP	4.2 L 24 10 5 5 3 0 0 0 0 0 0 14 20 6.75 1.500	1.1 6 2 1 1 2 0 0 0 0 0 0 14 20 6.75 1.500	1.0 4 0 0 0 0 0 0 0 0 0 0 9 14 0.00 0.000	1.0 4 1 0 0 1 1 0 0 0 0 0 14 25 0.00 2.000	PITCHER															
64 Nick Wittgren, R (5,1) ERA: 2.81	IP WLS BF H R ER SO BB IBB HBP BLK WP HR S P ERA WHIP	1.1 6 2 1 1 2 0 0 0 0 0 0 14 20 6.75 1.500	1.0 4 0 0 0 0 0 0 0 0 0 0 9 14 0.00 0.000	1.0 4 1 0 0 1 1 0 0 0 0 0 14 25 0.00 2.000	PITCHER																
49 Brian Ellington, R (7,1) ERA:	IP WLS BF H R ER SO BB IBB HBP BLK WP HR S P ERA WHIP	1.0 4 0 0 0 0 0 0 0 0 0 0 9 14 0.00 0.000	1.0 4 1 0 0 1 1 0 0 0 0 0 14 25 0.00 2.000	PITCHER																	
40 Mike Dunn, L (8,1) ERA: 3.38	IP WLS BF H R ER SO BB IBB HBP BLK WP HR S P ERA WHIP	1.0 4 1 0 0 1 1 0 0 0 0 0 14 25 0.00 2.000	PITCHER																		

Batter	1	2	3	4	5	6	7	8	9	AB	R	H	RBI	BB	SO	LOB	TOP																	
19 Charlie Blackmon, L (1.8) OBP: 0.351, SLG: 0.458										3	0	0	0	1	1	0	Colorado Rockies @ Miami Marlins Marlins Park, Miami, FL Sun Jun 19 2016, 1:13 PM - 4:03 PM EDT Att: 24,993 - Roof Closed - 75 F																	
9 DJ LeMahieu, R (1.4) OBP: 0.380, SLG: 0.487										3	0	0	0	1	0	1																		
28 Nolan Arenado, R (1.5) OBP: 0.366, SLG: 0.583										4	0	1	0	0	1	1																		
5 Carlos González, L (1.9) OBP: 0.357, SLG: 0.556										4	0	1	0	0	3	2																		
27 Trevor Story, R (1.6) OBP: 0.321, SLG: 0.541										4	0	0	0	0	2	1																		
3 Daniel Descalso, L (1.3) OBP: 0.500, SLG: 0.594										0	0	0	0	3	0	0																		
46 Miguel Castro, R (6.1)										0	0	0	0	0	0	0																		
45 Scott Oberg, R (7.1)										0	0	0	0	0	0	0																		
6 Ryan Raburn, R (9. PH)										1	0	0	0	0	0	0																		
1 Brandon Barnes, R (1.7) OBP: 0.237, SLG: 0.289										3	0	0	0	1	2	3																		
14 Tony Wolters, L (1.2) OBP: 0.297, SLG: 0.276										3	0	0	0	0	0	3																		
44 Tyler Anderson, L (1.1)										2	0	0	0	0	1	0																		
12 Mark Reynolds, R (6.3) OBP: 0.355, SLG: 0.415										1	0	0	0	0	0	0																		
Inning Stats	R: 0 E: 0 K: 1 S: 5	H: 0 LOB: 0 BB: 1 P: 12	R: 0 E: 0 K: 1 S: 7	H: 0 LOB: 2 BB: 2 P: 19	R: 0 E: 0 K: 2 S: 12	H: 1 LOB: 2 BB: 1 P: 20	R: 0 E: 0 K: 1 S: 10	H: 0 LOB: 1 BB: 1 P: 18	R: 0 E: 0 K: 0 S: 6	H: 0 LOB: 0 BB: 0 P: 7	R: 0 E: 0 K: 1 S: 8	H: 1 LOB: 2 BB: 1 P: 16	R: 0 E: 0 K: 0 S: 8	H: 0 LOB: 0 BB: 0 P: 13	R: 0 E: 0 K: 2 S: 11	H: 0 LOB: 0 BB: 0 P: 17	R: 0 E: 0 K: 2 S: 8	H: 0 LOB: 0 BB: 0 P: 12	1B: 1 2B: 1 3B: 0 HR: 0	SF: 0 SAC: 0 DP: 1 HBP: 0	WP: 0 PB: 0 SB: 0 CS: 0	PA: 34												
PITCHER	IP WLS BF H R ER SO BB IBB HBP BLK WP HR S P ERA WHIP																																	
34 Tom Koehler, R (1.1) ERA: 3.92	6.0	W	25	2	0	0	6	5	1	0	0	0	0	0	48	92	0.00	1.167																
46 Kyle Barraclough, R (7.1) ERA: 2.89	1.0	H	3	0	0	0	0	0	0	0	0	0	0	0	8	13	0.00	0.000																
35 David Phelps, R (8.1) ERA: 2.08	1.0	H	3	0	0	0	2	0	0	0	0	0	0	11	17	0.00	0.000																	
44 AJ Ramos, R (9.1) ERA: 1.91	1.0	S	3	0	0	0	2	0	0	0	0	0	0	8	12	0.00	0.000																	

Batter	1	2	3	4	5	6	7	8	9	AB	R	H	RBI	BB	SO	LOB	BOTTOM																	
32 Derek Dietrich, L (1.4) OBP: 0.388, SLG: 0.459										3	1	0	0	1	0	1	Colorado Rockies @ Miami Marlins Marlins Park, Miami, FL Sun Jun 19 2016, 1:13 PM - 4:03 PM EDT Att: 24,993 - Roof Closed - 75 F																	
35 David Phelps, R (8.1) OBP: 0.500, SLG: 0.500										0	0	0	0	0	0	0																		
44 AJ Ramos, R (9.1)										0	0	0	0	0	0	0																		
14 Martín Prado, R (1.5) OBP: 0.368, SLG: 0.417										4	1	1	0	0	0	0																		
21 Christian Yelich, L (1.7) OBP: 0.492, SLG: 0.496										4	1	1	0	0	0	0																		
13 Marcell Ozuna, R (1.8) OBP: 0.372, SLG: 0.545										4	1	3	3	0	0	1																		
27 Giancarlo Stanton, R (1.9) OBP: 0.314, SLG: 0.421										4	0	1	0	0	1	3																		
12 Chris Johnson, R (1.3) OBP: 0.300, SLG: 0.373										3	0	1	0	0	2	1																		
6 Jeff Mathis, R (1.2) OBP: 0.214, SLG: 0.264										3	0	1	0	0	2	1																		
19 Miguel Rojas, R (8.4) OBP: 0.274, SLG: 0.276										3	0	0	0	0	1	0																		
34 Tom Koehler, R (1.1) OBP: 0.043, SLG: 0.043										1	0	0	0	0	0	0																		
28 Cole Gillespie, R (6. PH) OBP: 0.300, SLG: 0.432										1	0	0	0	0	1	0																		
46 Kyle Barraclough, R (7.1)										0	0	0	0	0	0	0																		
3 Adeiny Hechavarria, R (7. PH) OBP: 0.276, SLG: 0.342										1	0	1	0	0	0	0																		
Inning Stats	R: 0 E: 0 K: 0 S: 11	H: 0 LOB: 0 BB: 0 P: 18	R: 0 E: 0 K: 0 S: 14	H: 2 LOB: 1 BB: 0 P: 20	R: 0 E: 0 K: 0 S: 8	H: 0 LOB: 0 BB: 0 P: 13	R: 0 E: 0 K: 1 S: 11	H: 1 LOB: 1 BB: 0 P: 20	R: 0 E: 0 K: 1 S: 9	H: 0 LOB: 0 BB: 0 P: 13	R: 3 E: 1 K: 3 S: 15	H: 3 LOB: 1 BB: 1 P: 30	R: 0 E: 0 K: 1 S: 10	H: 1 LOB: 1 BB: 0 P: 19	R: 0 E: 0 K: 1 S: 8	H: 1 LOB: 1 BB: 0 P: 10	1B: 7 2B: 0 3B: 0 HR: 1	SF: 0 SAC: 0 DP: 1 HBP: 0	WP: 0 PB: 0 SB: 0 CS: 0	PA: 32														
PITCHER	IP WLS BF H R ER SO BB IBB HBP BLK WP HR S P ERA WHIP																																	
44 Tyler Anderson, L (1.1) ERA: 2.25	5.2	L	21	4	2	2	4	1	0	0	0	0	0	0	61	102	3.18	0.882																
46 Miguel Castro, R (6.1) ERA: 5.4	0.1		3	2	1	1	1	0	0	0	0	0	1	7	12	27.00	6.000																	
45 Scott Oberg, R (7.1) ERA: 4.05	2.0		8	2	0	0	2	0	0	0	0	0	0	18	29	0.00	1.000																	

AB 28
R 0
H 2
RBI 0
BB 6
SO 10
LOB 11



AB 31
R 3
H 8
RBI 3
BB 1
SO 7
LOB 9



Batter	1	2	3	4	5	6	7	8	9	AB	R	H	RBI	BB	SO	LOB	TOP					
19 Charlie Blackmon, L (1.8) OBP: 0.357, SLG: 0.475	F8	F7			G5-4-3 1B												5 1 3 1 0 0 0					
9 DJ LeMahieu, R (1.4) OBP: 0.384, SLG: 0.489	F9		F8		G5-4-3 1B												5 0 3 0 0 0 0					
28 Nolan Arenado, R (1.5) OBP: 0.364, SLG: 0.576	5 1B		G5-3		G5-4-3 1-2 2-3		K		K								5 0 1 0 0 2 6					
5 Carlos González, L (1.9) OBP: 0.355, SLG: 0.549			P6		L6		K		K								5 0 1 0 0 1 5					
27 Trevor Story, R (1.6) OBP: 0.323, SLG: 0.550							K		FC6-4								3 1 1 1 1 1 3					
6 Ryan Raburn, R (1.7) OBP: 0.333, SLG: 0.473																	3 0 0 0 0 0 1					
1 Brandon Barnes, R (7.7) OBP: 0.231, SLG: 0.278																	1 0 0 0 0 0 0					
12 Mark Reynolds, R (1.3) OBP: 0.302, SLG: 0.448																	3 2 2 2 1 1 0					
4 Nick Hundley, R (1.2) OBP: 0.379, SLG: 0.468																	3 1 1 1 1 1 0					
29 Jorge De La Rosa, L (7.1) OBP: 0.308, SLG: 0.256																	2 0 0 0 0 0 2					
18 Christian Adames, S (7.1) OBP: 0.316, SLG: 0.317																	0 0 0 0 0 0 0					
50 Chad Qualls, R (7.1) ERA: 4.64																	0 0 0 0 0 0 0					
48 Boone Logan, R (7.1) ERA: 1.45																	0 0 0 0 0 0 0					
46 Miguel Castro, R (8.1) ERA: 5.14																	0 0 0 0 0 0 0					
30 Jason Motte, R (8.1) ERA: 2.0																	1 0 0 0 0 0 0					
3 Daniel Descalso, L (9.1) ERA: 3.12																	0 0 0 0 0 0 0					
54 Carlos Estévez, R (9.1) ERA: 3.12																	0 0 0 0 0 0 0					
Inning Stats	R: 0 E: 0 K: 0 S: 9	H: 2 LOB: 2 BB: 0 P: 15	R: 3 E: 0 K: 1 S: 13	H: 3 LOB: 0 BB: 0 P: 20	R: 0 E: 0 K: 1 S: 6	H: 0 LOB: 0 BB: 0 P: 11	R: 0 E: 0 K: 1 S: 9	H: 0 LOB: 2 BB: 3 P: 23	R: 0 E: 0 K: 0 S: 7	H: 2 LOB: 1 BB: 0 P: 9	R: 1 E: 0 K: 1 S: 11	H: 1 LOB: 0 BB: 0 P: 15	R: 0 E: 0 K: 2 S: 15	H: 2 LOB: 3 BB: 1 P: 26	R: 0 E: 0 K: 2 S: 9	H: 0 LOB: 0 BB: 0 P: 13	R: 1 E: 0 K: 2 S: 17	H: 2 LOB: 1 BB: 0 P: 22	1B: 7 2B: 0 3B: 0 HR: 5	SF: 0 SAC: 0 DP: 2 HBP: 0	WP: 0 PB: 0 SB: 0 CS: 0	PA: 40
PITCHER	IP WLS BF H R ER SO BB IBB HBP BLK WP HR S P ERA WHIP	5.0 L 2 3 1 1 2 1 0 0 0 0 1 20 31 5.40 2.000	6.1 1.1 8 3 1 1 2 1 0 0 0 0 1 20 31 6.75 3.000	7.1 0.2 2 0 0 0 1 0 0 0 0 0 6 10 0.00 0.000	8.1 1.0 3 0 0 0 2 0 0 0 0 0 9 13 0.00 0.000	9.1 1.0 5 2 1 1 2 0 0 0 0 0 1 17 22 9.00 2.000	PITCHER															
50 Paul Clemens, R (1.1) ERA: 5.4	5.0	L	2	3	1	1	2	1	0	0	0	0	1	20	31	5.40	2.000					
49 Brian Ellington, R (6.1) ERA: 1.69	6.1	1.1	8	3	1	1	2	1	0	0	0	0	1	20	31	6.75	3.000					
40 Mike Dunn, L (7.1) ERA: 2.57	7.1	0.2	2	0	0	0	1	0	0	0	0	0	0	6	10	0.00	0.000					
33 Dustin McGowan, R (8.1) ERA: 2.42	8.1	1.0	3	0	0	0	2	0	0	0	0	0	0	9	13	0.00	0.000					
64 Nick Wittgren, R (9.1) ERA: 3.12	9.1	1.0	5	2	1	1	2	0	0	0	0	0	1	17	22	9.00	2.000					
Batter	1	2	3	4	5	6	7	8	9	AB	R	H	RBI	BB	SO	LOB	BOTTOM					
51 Ichiro Suzuki, L (1.7) OBP: 0.421, SLG: 0.395	G6-3		G4-3		14 BB												2 0 0 0 2 0 0					
14 Martin Prado, R (1.5) OBP: 0.366, SLG: 0.412	F9		G5-3		13 FC6-4 BB												3 0 0 0 1 0 2					
13 Marcell Ozuna, R (1.8) OBP: 0.374, SLG: 0.587																	4 2 2 2 0 1 2					
27 Giancarlo Stanton, R (1.9) OBP: 0.317, SLG: 0.437																	4 1 2 1 0 1 0					
12 Chris Johnson, R (1.3) OBP: 0.292, SLG: 0.362																	3 0 0 0 0 1 1					
40 Mike Dunn, L (7.1) ERA: 1.45																	0 0 0 0 0 0 0					
33 Dustin McGowan, R (8.1) ERA: 2.42																	0 0 0 0 0 0 0					
21 Christian Yelich, L (8.1) OBP: 0.404, SLG: 0.496																	0 0 0 0 0 0 0					
64 Nick Wittgren, R (9.1) ERA: 3.12																	0 0 0 0 0 0 0					
11 J.T. Realmuto, R (1.2) OBP: 0.331, SLG: 0.423																	4 0 1 0 0 1 2					
32 Derek Dietrich, L (1.4) OBP: 0.380, SLG: 0.449																	4 0 0 0 0 1 3					
3 Adeiny Hechavarria, R (1.6) OBP: 0.280, SLG: 0.349																	4 0 2 0 0 0 0					
50 Paul Clemens, R (1.1) ERA: 7.17																	1 0 0 0 0 1 0					
28 Cole Gillespie, R (5.1) ERA: 4.64																	1 0 0 0 0 0 0					
49 Brian Ellington, R (6.1) ERA: 1.69																	0 0 0 0 0 0 0					
41 Justin Bour, L (7.3) OBP: 0.330, SLG: 0.478																	2 0 0 0 0 1 2					
Inning Stats	R: 2 E: 0 K: 1 S: 14	H: 2 LOB: 0 BB: 0 P: 21	R: 0 E: 0 K: 1 S: 7	H: 0 LOB: 0 BB: 0 P: 7	R: 0 E: 0 K: 1 S: 9	H: 0 LOB: 0 BB: 0 P: 14	R: 1 E: 1 K: 0 S: 12	H: 2 LOB: 1 BB: 0 P: 16	R: 0 E: 0 K: 0 S: 9	H: 1 LOB: 1 BB: 0 P: 17	R: 0 E: 0 K: 1 S: 8	H: 1 LOB: 1 BB: 1 P: 14	R: 0 E: 0 K: 2 S: 15	H: 0 LOB: 1 BB: 0 P: 23	R: 0 E: 0 K: 1 S: 12	H: 1 LOB: 0 BB: 0 P: 17	1B: 2 2B: 2 3B: 0 HR: 3	SF: 0 SAC: 0 DP: 3 HBP: 1	WP: 0 PB: 0 SB: 1 CS: 0	PA: 36		
PITCHER	IP WLS BF H R ER SO BB IBB HBP BLK WP HR S P ERA WHIP	6.0 W 25 3 3 3 3 2 0 0 0 0 0 2 2 4.50 1.167	7.1 0.0 1 1 0 0 0 0 0 0 0 0 2 2 0.00 0.000	8.1 0.1 H 2 0 0 0 1 1 0 0 0 0 5 9 0.00 3.000	9.1 0.2 H 1 0 0 0 0 0 0 0 0 0 1 3 0.00 0.000	1.0 H 4 0 0 0 2 0 0 1 0 0 0 15 23 0.00 0.000	PITCHER															
29 Jorge De La Rosa, L (1.1) ERA: 7.17	6.0	W	25	3	3	3	3	2	0	0	0	0	0	2	2	4.50	1.167					
50 Chad Qualls, R (7.1) ERA: 4.64	7.1	0.0	1	1	0	0	0	0	0	0	0	0	0	2	2	0.00	0.000					
48 Boone Logan, R (7.1) ERA: 1.45	8.1	0.1	H	2	0	0	0	1	1	0	0	0	0	5	9	0.00	3.000					
46 Miguel Castro, R (7.1) ERA: 5.14	9.1	0.2	H	1	0	0	0	0	0	0	0	0	0	1	3	0.00	0.000					
30 Jason Motte, R (8.1) ERA: 2.0	1.0	H	4	0	0	0	2	0	0	1	0	0	0	15	23	0.00	0.000					
54 Carlos Estévez, R (9.1) ERA: 3.86	9.1	1.0	S	3	1	0	0	0	0	0	0	0	1	17	22	3.86	1.000					

Colorado Rockies @ Miami Marlins
Marlins Park, Miami, FL
Mon Jun 20 2016, 7:13 PM - 10:29 PM EDT
Att. 18,187 - Roof Closed - 76 F

AB	36
R	5
H	12
RBI	5
BB	4
SO	9
LOB	17

WP	0	PA	40
PB	0		
SB	0		
CS	0		

Colorado Rockies @ Miami Marlins
Marlins Park, Miami, FL
Mon Jun 20 2016, 7:13 PM - 10:29 PM EDT
Att. 18,187 - Roof Closed - 76 F

AB	32
R	3
H	7
RBI	3
BB	3
SO	7
LOB	12

WP	0	PA	36
PB	0		
SB	1		
CS	0		

Batter	1	2	3	4	5	6	7	8	9	AB	R	H	RBI	BB	SO	LOB	TOP			
18 Ben Zobrist, S OBP: 0.409, SLG: 0.467	P4		K		G1-4-3			G4-3 BB	F8	4	0	0	0	1	1	3	Chicago Cubs @ Miami Marlins Marlins Park, Miami, FL Thu Jun 23 2016, 7:12 PM - 9:55 PM EDT Att: 25,291 - Roof Closed - 77 F			
22 Jason Heyward, L OBP: 0.324, SLG: 0.333	F7				E8 17 SF7 1B			G4-3		4	1	1	0	0	0	1				
17 Kris Bryant, R OBP: 0.360, SLG: 0.519	1B				SF7					2	0	1	1	1	1	0				
40 Wilson Contreras, R OBP: 0.429, SLG: 0.846	F9				9 2B 1B					4	0	1	0	0	2	3				
9 Javier Báez, R OBP: 0.307, SLG: 0.436		G5-3								4	0	1	0	0	1	0				
27 Addison Russell, R OBP: 0.331, SLG: 0.378		K								4	0	1	0	0	1	2				
5 Albert Almora Jr., R OBP: 0.317, SLG: 0.410		F9								4	0	1	0	0	0	2				
3 David Ross, R OBP: 0.361, SLG: 0.474										3	1	1	1	1	2	0				
6 Carl Edwards Jr., R (9, PR)										0	0	0	0	0	0	0				
34 Jon Lester, L OBP: 0.091, SLG: 0.125										2	0	0	0	0	1	0				
20 Matt Szczur, R OBP: 0.348, SLG: 0.492										1	0	0	0	0	1	0				
46 Pedro Strop, R (8, PH)										0	0	0	0	0	0	0				
8 Chris Coghlan, L OBP: 0.241, SLG: 0.279										1	0	0	0	0	1	3				
Inning Stats	R: 0 E: 0 K: 0 S: 8	H: 1 LOB: 1 BB: 0 P: 10	R: 0 E: 0 K: 1 S: 7	H: 0 LOB: 0 BB: 0 P: 8	R: 0 E: 0 K: 2 S: 11	H: 0 LOB: 0 BB: 0 P: 18	R: 1 E: 1 K: 0 S: 11	H: 3 LOB: 2 BB: 0 P: 14	R: 0 E: 0 K: 2 S: 8	H: 0 LOB: 0 BB: 0 P: 11	R: 0 E: 0 K: 0 S: 8	H: 0 LOB: 0 BB: 0 P: 12	R: 1 E: 0 K: 2 S: 16	H: 1 LOB: 2 BB: 2 P: 28	R: 0 E: 0 K: 2 S: 15	H: 2 LOB: 3 BB: 1 P: 24	1B: 5 2B: 1 3B: 0 HR: 1	SF: 1 SAC: 0 DP: 0 HBP: 0	WP: 0 PB: 0 SB: 0 CS: 0	PA: 37
PITCHER	IP WLS BF H R ER SO BB IBB HBP BLK WP HR S P ERA WHIP	IP WLS BF H R ER SO BB IBB HBP BLK WP HR S P ERA WHIP	IP WLS BF H R ER SO BB IBB HBP BLK WP HR S P ERA WHIP	IP WLS BF H R ER SO BB IBB HBP BLK WP HR S P ERA WHIP	IP WLS BF H R ER SO BB IBB HBP BLK WP HR S P ERA WHIP	IP WLS BF H R ER SO BB IBB HBP BLK WP HR S P ERA WHIP	IP WLS BF H R ER SO BB IBB HBP BLK WP HR S P ERA WHIP	IP WLS BF H R ER SO BB IBB HBP BLK WP HR S P ERA WHIP	IP WLS BF H R ER SO BB IBB HBP BLK WP HR S P ERA WHIP	IP WLS BF H R ER SO BB IBB HBP BLK WP HR S P ERA WHIP	IP WLS BF H R ER SO BB IBB HBP BLK WP HR S P ERA WHIP	IP WLS BF H R ER SO BB IBB HBP BLK WP HR S P ERA WHIP	IP WLS BF H R ER SO BB IBB HBP BLK WP HR S P ERA WHIP	IP WLS BF H R ER SO BB IBB HBP BLK WP HR S P ERA WHIP	IP WLS BF H R ER SO BB IBB HBP BLK WP HR S P ERA WHIP	IP WLS BF H R ER SO BB IBB HBP BLK WP HR S P ERA WHIP	IP WLS BF H R ER SO BB IBB HBP BLK WP HR S P ERA WHIP			

AB	33
R	2
H	7
RBI	2
BB	3
SO	11
LOB	14




Batter	1	2	3	4	5	6	7	8	9	AB	R	H	RBI	BB	SO	LOB	BOTTOM			
3 Adeiny Hechavarria, R OBP: 0.278, SLG: 0.339	F9							G6-3		2	0	0	0	2	0	0	Chicago Cubs @ Miami Marlins Marlins Park, Miami, FL Thu Jun 23 2016, 7:12 PM - 9:55 PM EDT Att: 25,291 - Roof Closed - 77 F			
14 Martín Prado, R OBP: 0.362, SLG: 0.404	K									4	0	0	0	0	3	3				
21 Christian Yelich, L OBP: 0.399, SLG: 0.491	K									3	1	1	0	1	1	0				
13 Marcell Ozuna, R OBP: 0.373, SLG: 0.578		L8								4	1	1	1	0	0	2				
27 Giancarlo Stanton, R OBP: 0.314, SLG: 0.441		K								4	2	2	2	0	2	0				
11 J.T. Realmuto, R OBP: 0.336, SLG: 0.427										3	0	2	1	1	0	0				
12 Chris Johnson, R OBP: 0.279, SLG: 0.342		P2								4	0	0	0	0	1	3				
19 Miguel Rojas, R OBP: 0.273, SLG: 0.275										3	0	1	0	0	0	0				
54 Wei-Yin Chen, R ERA: 2.1										3	0	0	0	0	1	1				
46 Kyle Barraclough, R ERA: 3.14										0	0	0	0	0	0	0				
35 David Phelps, R ERA: 3.14										0	0	0	0	0	0	0				
Inning Stats	R: 0 E: 0 K: 2 S: 7	H: 0 LOB: 0 BB: 0 P: 9	R: 0 E: 0 K: 1 S: 9	H: 0 LOB: 1 BB: 1 P: 16	R: 0 E: 0 K: 1 S: 8	H: 0 LOB: 1 BB: 1 P: 13	R: 1 E: 0 K: 0 S: 8	H: 2 LOB: 0 BB: 0 P: 14	R: 0 E: 0 K: 0 S: 14	H: 1 LOB: 2 BB: 1 P: 24	R: 1 E: 0 K: 2 S: 11	H: 2 LOB: 1 BB: 0 P: 16	R: 0 E: 0 K: 1 S: 7	H: 0 LOB: 0 BB: 0 P: 8	R: 2 E: 0 K: 1 S: 15	H: 2 LOB: 1 BB: 1 P: 28	1B: 4 2B: 1 3B: 0 HR: 2	SF: 0 SAC: 0 DP: 0 HBP: 0	WP: 1 PB: 0 SB: 2 CS: 1	PA: 34
PITCHER	IP WLS BF H R ER SO BB IBB HBP BLK WP HR S P ERA WHIP	IP WLS BF H R ER SO BB IBB HBP BLK WP HR S P ERA WHIP	IP WLS BF H R ER SO BB IBB HBP BLK WP HR S P ERA WHIP	IP WLS BF H R ER SO BB IBB HBP BLK WP HR S P ERA WHIP	IP WLS BF H R ER SO BB IBB HBP BLK WP HR S P ERA WHIP	IP WLS BF H R ER SO BB IBB HBP BLK WP HR S P ERA WHIP	IP WLS BF H R ER SO BB IBB HBP BLK WP HR S P ERA WHIP	IP WLS BF H R ER SO BB IBB HBP BLK WP HR S P ERA WHIP	IP WLS BF H R ER SO BB IBB HBP BLK WP HR S P ERA WHIP	IP WLS BF H R ER SO BB IBB HBP BLK WP HR S P ERA WHIP	IP WLS BF H R ER SO BB IBB HBP BLK WP HR S P ERA WHIP	IP WLS BF H R ER SO BB IBB HBP BLK WP HR S P ERA WHIP	IP WLS BF H R ER SO BB IBB HBP BLK WP HR S P ERA WHIP	IP WLS BF H R ER SO BB IBB HBP BLK WP HR S P ERA WHIP	IP WLS BF H R ER SO BB IBB HBP BLK WP HR S P ERA WHIP	IP WLS BF H R ER SO BB IBB HBP BLK WP HR S P ERA WHIP				



Batter	1	2	3	4	5	6	7	8	9	AB	R	H	RBI	BB	SO	LOB	TOP					
22 Jason Heyward, L OBP: 0.325, SLG: 0.329	L8	G4-3		BB			L9	HBP		3	0	0	0	1	0	0						
17 Kris Bryant, R OBP: 0.361, SLG: 0.526	HR	K		K			18 HBP 40 1B	K		4	2	1	1	1	3	3						
18 Ben Zobrist, S OBP: 0.410, SLG: 0.465		F8								3	1	1	0	0	1	0						
3 David Ross, R OBP: 0.358, SLG: 0.469	40 HR	1B					8 BB 40 1B			1	0	0	0	0	1	0						
40 Wilson Contreras, R OBP: 0.474, SLG: 0.941	1-H	HR					8 BB			4	1	2	3	0	1	0						
8 Chris Coghlan, L OBP: 0.250, SLG: 0.291	9 1B	3B					8 BB			3	1	1	0	2	1	0						
9 Javier Báez, R OBP: 0.306, SLG: 0.431	28 SH3-4 27 1B	1B					8 BB			4	0	1	1	0	2	5						
27 Addison Russell, R OBP: 0.333, SLG: 0.380	28 SH3-4 1B									4	0	2	0	0	0	3						
28 Kyle Hendricks, R OBP: 0.111, SLG: 0.077	SH3-4									0	0	0	0	0	0	0						
20 Matt Szczur, R OBP: 0.336, SLG: 0.478	1-2 2-3									2	0	0	0	0	0	0						
5 Albert Almora Jr., R OBP: 0.295, SLG: 0.381	K									3	0	0	0	0	1	3						
53 Trevor Cahill, R OBP: 0.200, SLG: 0.200										0	0	0	0	0	0	0						
37 Travis Wood, R										1	0	0	0	0	1	0						
56 Héctor Rondón, R										0	0	0	0	0	0	0						
Inning Stats	R: 4 H: 6 E: 0 K: 1 S: 18	H: 6 LOB: 2 BB: 0 P: 24	R: 0 H: 0 E: 0 K: 1 S: 11	H: 0 LOB: 0 BB: 0 P: 16	R: 0 H: 0 E: 0 K: 2 S: 9	H: 0 LOB: 0 BB: 0 P: 15	R: 0 H: 1 E: 0 K: 1 S: 9	H: 1 LOB: 2 BB: 1 P: 17	R: 0 H: 0 E: 0 K: 0 S: 7	H: 0 LOB: 0 BB: 0 P: 8	R: 0 H: 0 E: 0 K: 1 S: 10	H: 1 LOB: 3 BB: 2 P: 24	R: 0 H: 0 E: 0 K: 2 S: 13	H: 0 LOB: 1 BB: 0 P: 18	R: 0 H: 0 E: 0 K: 2 S: 12	H: 0 LOB: 0 BB: 0 P: 17	1B: 5 2B: 0 3B: 1 HR: 2	SF: 0 SAC: 2 DP: 1 HBP: 3	WP: 0 PB: 1 SB: 0 CS: 0	PA: 41		
PITCHER	IP WLS BF H R ER SO BB IBB HBP BLK WP HR S P ERA WHIP																					
34 Tom Koehler, R ERA: 4.07	(1, 1) 6.0 L 27 7 4 4 6 2 0 1 0 0 2 60 96 6.00 1.500																					
40 Mike Dunn, L ERA: 3.52	(7, 1) 0.1 L 5 1 1 1 0 2 0 0 1 0 0 4 15 27.00 9.000																					
64 Nick Wittgren, R ERA: 3.0	(7, 1) 0.2 2 0 0 0 1 0 0 0 0 0 6 9 0.00 0.000																					
49 Brian Ellington, R ERA: 1.23	(8, 1) 2.0 7 0 0 0 4 0 0 1 0 0 0 25 35 0.00 0.000																					
Batter	1	2	3	4	5	6	7	8	9	AB	R	H	RBI	BB	SO	LOB	BOTTOM					
32 Derek Dietrich, L OBP: 0.379, SLG: 0.438	E6 27 BB 13 BB 41 HR	HBP					L8			3	1	0	0	0	0	1						
14 Martín Prado, R OBP: 0.360, SLG: 0.399	P5	K					G4-3			3	0	0	0	1	1	2						
21 Christian Yelich, L OBP: 0.397, SLG: 0.475	K						G4-3			3	0	0	0	1	1	3						
13 Marcell Ozuna, R OBP: 0.375, SLG: 0.574	41 HR 27 BB	BB					13 WP BB			2	1	0	0	2	0	1						
27 Giancarlo Stanton, R OBP: 0.313, SLG: 0.436	41 HR	BB								3	1	0	0	1	1	1						
41 Justin Bour, L OBP: 0.339, SLG: 0.515	1-2 2-3	BB								3	1	1	4	0	1	1						
12 Chris Johnson, R OBP: 0.276, SLG: 0.339	1-H 2-H 3-H	HR								1	0	0	0	0	1	0						
11 J.T. Realmuto, R OBP: 0.331, SLG: 0.420	F7									4	0	0	0	0	1	0						
3 Adeiny Hechavarria, R OBP: 0.278, SLG: 0.337	F7									4	0	1	0	0	0	0						
34 Tom Koehler, R OBP: 0.340, SLG: 0.540										2	0	0	0	0	1	0						
40 Mike Dunn, L										0	0	0	0	0	0	0						
64 Nick Wittgren, R										0	0	0	0	0	0	0						
51 Ichiro Suzuki, L										1	0	0	0	0	1	1						
49 Brian Ellington, R										0	0	0	0	0	0	0						
28 Cole Gillespie, R OBP: 0.276, SLG: 0.340										1	0	0	0	0	0	0						
Inning Stats	R: 4 H: 1 E: 1 K: 1 S: 16	H: 1 LOB: 0 BB: 2 P: 27	R: 0 H: 0 E: 0 K: 1 S: 13	H: 0 LOB: 1 BB: 0 P: 16	R: 0 H: 0 E: 0 K: 2 S: 15	H: 0 LOB: 1 BB: 1 P: 27	R: 0 H: 0 E: 0 K: 1 S: 8	H: 0 LOB: 0 BB: 0 P: 13	R: 0 H: 0 E: 0 K: 0 S: 11	H: 0 LOB: 0 BB: 1 P: 22	R: 0 H: 0 E: 0 K: 1 S: 11	H: 0 LOB: 0 BB: 0 P: 17	R: 0 H: 1 E: 1 K: 1 S: 15	H: 1 LOB: 2 BB: 1 P: 27	R: 0 H: 0 E: 0 K: 1 S: 9	H: 0 LOB: 0 BB: 0 P: 14	R: 0 H: 0 E: 0 K: 0 S: 6	H: 0 LOB: 0 BB: 0 P: 12	1B: 1 2B: 0 3B: 0 HR: 1	SF: 0 SAC: 0 DP: 0 HBP: 1	WP: 1 PB: 0 SB: 0 CS: 0	PA: 36
PITCHER	IP WLS BF H R ER SO BB IBB HBP BLK WP HR S P ERA WHIP																					
28 Kyle Hendricks, R ERA: 2.76	(1, 1) 5.0 W 22 4 4 0 5 4 0 0 1 0 0 1 63 105 0.00 1.000																					
53 Trevor Cahill, R ERA: 2.53	(6, 1) 1.0 W 4 1 0 0 1 0 0 0 0 0 0 13 21 0.00 1.000																					
37 Travis Wood, L ERA: 2.1	(7, 1) 1.2 H 6 0 0 0 1 1 0 0 0 0 0 0 19 32 0.00 0.600																					
56 Héctor Rondón, R ERA: 1.4	(8, 1) 1.1 S 4 0 0 0 1 0 0 0 0 0 0 9 17 0.00 0.000																					


Chicago Cubs @ Miami Marlins
Marlins Park, Miami, FL
Fri Jun 24, 2016, 7:13 PM - 10:30 PM EDT
Att: 24,385 - Roof Closed - 78 F

AB 32
R 5
H 8
RBI 5
BB 4
SO 11
LOB 14



Chicago Cubs @ Miami Marlins
Marlins Park, Miami, FL
Fri Jun 24, 2016, 7:13 PM - 10:30 PM EDT
Att: 24,385 - Roof Closed - 78 F

AB 30
R 4
H 2
RBI 4
BB 5
SO 8
LOB 10



livebaseballscorecards.com

livebaseballscorecards.com

Batter	1	2	3	4	5	6	7	8	9	AB	R	H	RBI	BB	SO	LOB	TOP					
22 Jason Heyward, L OBP: 0.323, SLG: 0.524										4	0	0	0	1	1	3	Chicago Cubs @ Miami Marlins Marlins Park, Miami, FL Sat Jun 25 2016, 4:12 PM - 7:20 PM EDT Att: 29,457 - Roof Closed - 76 F					
6 Carl Edwards Jr., R										0	0	0	0	0	0	0						
17 Kris Bryant, R OBP: 0.362, SLG: 0.525										4	1	1	0	1	1	1						
44 Anthony Rizzo, L OBP: 0.402, SLG: 0.563										5	0	2	0	0	0	2						
40 Wilson Contreras, R OBP: 0.500, SLG: 0.900										3	1	1	1	2	0	3						
9 Javier Báez, R OBP: 0.303, SLG: 0.421										4	1	0	0	0	1	4						
27 Addison Russell, R OBP: 0.338, SLG: 0.392										3	2	1	3	1	1	0						
47 Miguel Montero, L OBP: 0.322, SLG: 0.347										4	1	2	1	1	2	2						
41 John Lackey, R OBP: 0.162, SLG: 0.114										1	0	0	0	0	1	0						
50 Gerardo Concepción, L OBP: 0.246, SLG: 0.288										2	0	0	0	0	1	1						
5 Albert Almora Jr., R OBP: 0.298, SLG: 0.378										3	0	1	0	0	1	1						
45 Spencer Patton, R										0	0	0	0	0	0	0						
52 Justin Grimm, R										0	0	0	0	0	0	0						
18 Ben Zobrist, S OBP: 0.412, SLG: 0.465										0	0	0	0	1	0	0						
Inning Stats	R: 0 E: 0 K: 1 S: 16	H: 1 LOB: 2 BB: 1 P: 29	R: 1 E: 0 K: 1 S: 10	H: 1 LOB: 1 BB: 1 P: 18	R: 3 E: 0 K: 0 S: 11	H: 1 LOB: 1 BB: 2 P: 22	R: 0 E: 0 K: 0 S: 10	H: 1 LOB: 2 BB: 1 P: 16	R: 0 E: 0 K: 2 S: 13	H: 0 LOB: 0 BB: 0 P: 18	R: 0 E: 0 K: 1 S: 7	H: 1 LOB: 0 BB: 0 P: 11	R: 0 E: 0 K: 2 S: 11	H: 1 LOB: 1 BB: 0 P: 16	R: 1 E: 0 K: 0 S: 6	H: 1 LOB: 2 BB: 2 P: 15	R: 1 E: 0 K: 1 S: 13	H: 1 LOB: 2 BB: 1 P: 18	1B: 2 2B: 4 3B: 0 HR: 2	SF: 0 SAC: 0 DP: 2 HBP: 2	WP: 0 PB: 0 SB: 0 CS: 0	PA: 43
PITCHER	IP WLS BF H R ER SO BB IBB HBP BLK WP HR S P ERA WHIP																					
50 Paul Clemens, R ERA: 6.3	5.0 W 25 4 4 4 4 5 0 1 0 0 2 60 103 7.20 1.800																					
64 Nick Wittgren, R ERA: 2.84	1.0 H 3 1 0 0 1 0 0 0 0 0 0 7 11 0.00 1.000																					
46 Kyle Barraclough, R ERA: 2.93	1.0 H 4 1 0 0 2 0 0 0 0 0 0 11 16 0.00 1.000																					
33 Dustin McGowan, R ERA: 2.96	1.1 8 2 2 2 0 3 0 0 0 0 0 14 27 13.50 3.750																					
44 AJ Ramos, R ERA: 1.74	0.2 S 3 0 0 0 1 0 0 1 0 0 0 5 6 0.00 0.000																					

Batter	1	2	3	4	5	6	7	8	9	AB	R	H	RBI	BB	SO	LOB	BOTTOM			
51 Ichiro Suzuki, L OBP: 0.419, SLG: 0.387										4	2	1	0	1	0	0	Chicago Cubs @ Miami Marlins Marlins Park, Miami, FL Sat Jun 25 2016, 4:12 PM - 7:20 PM EDT Att: 29,457 - Roof Closed - 76 F			
14 Martín Prado, R OBP: 0.362, SLG: 0.404										4	2	2	1	0	1	0				
21 Christian Yelich, L OBP: 0.399, SLG: 0.476										2	2	1	1	1	0	0				
27 Giancarlo Stanton, R OBP: 0.319, SLG: 0.443										3	2	2	3	1	1	1				
41 Justin Bour, L OBP: 0.342, SLG: 0.535										4	1	2	3	0	1	2				
33 Dustin McGowan, R										0	0	0	0	0	0	0				
44 AJ Ramos, R										0	0	0	0	0	0	0				
32 Derek Dietrich, L OBP: 0.377, SLG: 0.437										3	0	1	1	0	1	1				
11 J.T. Realmuto, R OBP: 0.329, SLG: 0.417										4	0	1	0	0	0	2				
3 Adeiny Hechavarria, R OBP: 0.274, SLG: 0.332										4	0	0	0	0	1	2				
50 Paul Clemens, R										1	0	0	0	0	1	0				
28 Cole Gillespie, R ERA: 3.29										1	0	0	0	0	0	0				
64 Nick Wittgren, R										0	0	0	0	0	0	0				
12 Chris Johnson, R OBP: 0.274, SLG: 0.338										1	0	0	0	0	0	0				
46 Kyle Barraclough, R										0	0	0	0	0	0	0				
19 Miguel Rojas, R OBP: 0.276, SLG: 0.272										1	0	0	0	0	1	0				
Inning Stats	R: 1 E: 0 K: 2 S: 16	H: 1 LOB: 1 BB: 1 P: 26	R: 0 E: 0 K: 1 S: 8	H: 0 LOB: 0 BB: 0 P: 12	R: 0 E: 0 K: 2 S: 11	H: 0 LOB: 0 BB: 0 P: 14	R: 2 E: 0 K: 0 S: 15	H: 3 LOB: 1 BB: 1 P: 25	R: 4 E: 1 K: 0 S: 18	H: 4 LOB: 1 BB: 1 P: 30	R: 0 E: 0 K: 0 S: 6	H: 0 LOB: 0 BB: 0 P: 10	R: 2 E: 1 K: 1 S: 14	H: 2 LOB: 1 BB: 0 P: 20	R: 0 E: 0 K: 1 S: 11	H: 0 LOB: 0 BB: 0 P: 16	1B: 6 2B: 3 3B: 0 HR: 1	SF: 2 SAC: 0 DP: 1 HBP: 0	WP: 0 PB: 0 SB: 1 CS: 0	PA: 37
PITCHER	IP WLS BF H R ER SO BB IBB HBP BLK WP HR S P ERA WHIP																			
41 John Lackey, R	4.1 L 22 7 7 7 5 3 0 0 0 0 0 1 60 95 14.54 2.308																			
50 Gerardo Concepción, L ERA: 3.29	0.2 3 1 0 0 0 0 0 0 0 0 0 8 12 0.00 1.500																			
45 Spencer Patton, R	1.1 7 2 2 1 0 0 0 0 0 0 0 15 24 6.75 1.500																			
52 Justin Grimm, R ERA: 5.88	0.2 2 0 0 0 1 0 0 0 0 0 0 5 6 0.00 0.000																			
6 Carl Edwards Jr., R ERA: 3.38	1.0 3 0 0 0 1 0 0 0 0 0 0 11 16 0.00 0.000																			

AB	33
R	6
H	8
RBI	5
BB	8
SO	8
LOB	18



AB	32
R	9
H	10
RBI	9
BB	3
SO	7
LOB	8



Batter	1	2	3	4	5	6	7	8	9	AB	R	H	RBI	BB	SO	LOB	TOP			
18 Ben Zobrist, S OBP: 0.410, SLG: 0.460	G4-3		SF8 17 22 1B BB		K			L3		3	0	0	0	1	1	0				
22 Jason Heyward, L OBP: 0.325, SLG: 0.327	K							L9		4	0	2	0	0	1	0				
17 Kris Bryant, R OBP: 0.357, SLG: 0.520	P3		SF8					K		3	0	0	1	0	2	1				
44 Anthony Rizzo, L OBP: 0.403, SLG: 0.562										4	0	2	0	0	2	3				
40 Wilson Contreras, R OBP: 0.464, SLG: 0.763										3	0	0	0	1	2	3				
47 Miguel Montero, L OBP: 0.313, SLG: 0.336	G6-3									4	0	0	0	0	1	3				
27 Addison Russell, R OBP: 0.333, SLG: 0.386	K									4	0	0	0	0	2	2				
8 Chris Coghlan, L OBP: 0.249, SLG: 0.285			K							2	0	0	0	1	2	0				
39 Jason Hammel, R OBP: 0.266, SLG: 0.324										2	1	1	0	0	1	0				
20 Matt Szczur, R OBP: 0.100, SLG: 0.147										1	0	0	0	0	1	1				
37 Travis Wood, R ERA: 2.36										0	0	0	0	0	0	0				
52 Justin Grimm, R ERA: 6.06										0	0	0	0	0	0	0				
45 Spencer Patton, R ERA: 6.75										0	0	0	0	0	0	0				
50 Gerardo Concepción, L ERA: 3.86										0	0	0	0	0	0	0				
Inning Stats	R: 0 E: 0 K: 1 S: 8	H: 0 LOB: 0 BB: 0 P: 11	R: 0 E: 0 K: 2 S: 10	H: 1 LOB: 1 BB: 0 P: 14	R: 1 E: 0 K: 2 S: 18	H: 2 LOB: 2 BB: 1 P: 26	R: 0 E: 0 K: 1 S: 7	H: 0 LOB: 0 BB: 1 P: 13	R: 0 E: 0 K: 3 S: 10	H: 0 LOB: 0 BB: 0 P: 15	R: 0 E: 0 K: 2 S: 11	H: 1 LOB: 1 BB: 0 P: 17	R: 0 E: 0 K: 2 S: 7	H: 0 LOB: 1 BB: 1 P: 12	R: 0 E: 0 K: 1 S: 8	H: 1 LOB: 1 BB: 0 P: 10	1B: 5 2B: 0 3B: 0 HR: 0	SF: 1 SAC: 0 DP: 0 HBP: 0	WP: 0 PB: 0 SB: 0 CS: 1	PA: 34
PITCHER	IP WLS BF H R ER SO BB IBB HBP BLK WP HR S P ERA WHIP	7.0 W 27 4 1 1 13 3 0 0 0 0 0 8 108 1.29 1.000	1.0 H 3 0 0 0 1 0 0 0 0 0 8 13 0.00 0.000	1.0 4 1 0 0 1 0 0 0 0 0 8 10 0.00 1.000	PITCHER															

Chicago Cubs @ Miami Marlins
Marlins Park, Miami, FL
Sun Jun 26 2016, 1:11 PM - 4:17 PM EDT
Att: 27,318 - Roof Closed - 77 F

AB	30
R	1
H	5
RBI	1
BB	3
SO	15
LOB	13



Batter	1	2	3	4	5	6	7	8	9	AB	R	H	RBI	BB	SO	LOB	BOTTOM					
51 Ichiro Suzuki, L OBP: 0.412, SLG: 0.377	F8		F7		G4-3					4	1	0	0	1	1	2						
14 Martín Prado, R OBP: 0.359, SLG: 0.404	L8		G1-3		G6-3					5	0	1	3	0	0	2						
21 Christian Yelich, L OBP: 0.399, SLG: 0.474	K									5	0	2	1	0	2	2						
27 Giancarlo Stanton, R OBP: 0.318, SLG: 0.444										4	1	1	0	0	2	3						
41 Justin Bour, L OBP: 0.345, SLG: 0.530										2	1	0	0	2	0	3						
35 David Phelps, R OBP: 0.500, SLG: 0.500										0	0	0	0	0	0	0						
12 Chris Johnson, R OBP: 0.274, SLG: 0.336										0	0	0	0	0	0	0						
32 Derek Dietrich, L OBP: 0.388, SLG: 0.447										2	1	2	1	0	0	0						
49 Brian Ellington, R OBP: 0.270, SLG: 0.327										0	0	0	0	0	0	0						
3 Adeiny Hechavarría, R OBP: 0.270, SLG: 0.327										4	0	0	1	0	0	6						
6 Jeff Mathis, R OBP: 0.206, SLG: 0.250										4	0	0	0	0	0	6						
José Fernández, R OBP: 0.250, SLG: 0.259										2	0	1	0	0	0	0						
19 Miguel Rojas, R OBP: 0.284, SLG: 0.287										2	2	2	0	0	0	0						
Inning Stats	R: 0 E: 0 K: 1 S: 6	H: 0 LOB: 0 BB: 0 P: 12	R: 1 E: 0 K: 0 S: 9	H: 1 LOB: 1 BB: 1 P: 16	R: 0 E: 0 K: 0 S: 5	H: 0 LOB: 0 BB: 0 P: 7	R: 0 E: 0 K: 1 S: 14	H: 1 LOB: 3 BB: 1 P: 27	R: 0 E: 0 K: 1 S: 11	H: 1 LOB: 1 BB: 0 P: 18	R: 1 E: 0 K: 0 S: 7	H: 1 LOB: 1 BB: 0 P: 13	R: 1 E: 0 K: 2 S: 23	H: 2 LOB: 2 BB: 0 P: 31	R: 3 E: 0 K: 0 S: 17	H: 3 LOB: 1 BB: 1 P: 32	1B: 5 2B: 4 3B: 0 HR: 0	SF: 0 SAC: 0 DP: 0 HBP: 2	WP: 1 PB: 0 SB: 0 CS: 0	PA: 39		
PITCHER	IP WLS BF H R ER SO BB IBB HBP BLK WP HR S P ERA WHIP	6.0 L 26 4 2 2 2 2 0 0 0 0 0 14 52 3.00 1.000	0.1 4 2 1 0 1 0 0 0 0 0 0 0 14 16 0.00 6.000	0.2 3 1 1 1 1 0 0 0 0 0 0 12 21 13.50 1.500	0.2 3 1 0 0 0 0 0 0 0 0 0 12 12 0.00 1.500	0.1 3 1 2 2 0 1 0 0 0 0 6 14 54.00 6.000	PITCHER															

Chicago Cubs @ Miami Marlins
Marlins Park, Miami, FL
Sun Jun 26 2016, 1:11 PM - 4:17 PM EDT
Att: 27,318 - Roof Closed - 77 F

AB	34
R	6
H	9
RBI	6
BB	3
SO	5
LOB	24



Batter	1	2	3	4	5	6	7	8	9	AB	R	H	RBI	BB	SO	LOB	TOP				
51 Ichiro Suzuki, L (1,9) OBP: 0.418, SLG: 0.380	P5	G3		BB		21 1B		1B		4	0	2	0	1	0	2	Miami Marlins @ Detroit Tigers Comerica Park, Detroit, MI Tue Jun 28 2016, 7:12 PM - 10:11 PM EDT Att: 30,808 - Overcast - 67 F				
14 Martín Prado, R (1,5) OBP: 0.354, SLG: 0.399	E5	G6-4-3	G5-3	G6-3		F8		SF7		4	0	0	1	0	0	4					
21 Christian Yelich, L (1,7) OBP: 0.399, SLG: 0.477	G6-4-3		G3		E7	27 E		L7		5	1	2	1	0	0	2					
13 Marcell Ozuna, R (1,8) OBP: 0.375, SLG: 0.570		27 HR	27 1B		P6			G5-3		5	1	2	0	0	0	4					
27 Giancarlo Stanton, R (1,10) OBP: 0.324, SLG: 0.460		HR			E9	41 G5-3		K		5	1	3	3	0	1	0					
41 Justin Bour, L (1,3) OBP: 0.342, SLG: 0.522		11 1B	32 1B		G5-3			G6-3		5	0	1	0	0	1	3					
32 Derek Dietrich, L (1,4) OBP: 0.392, SLG: 0.448		G3-2-3			G3-1					4	0	2	0	1	1	1					
11 J.T. Realmuto, R (1,2) OBP: 0.327, SLG: 0.413		G3-2-3			G6-3			G3-1		5	0	1	0	0	0	2					
3 Adeiny Hechavarria, R (1,6) OBP: 0.277, SLG: 0.333		G3-2-3			G3-1			G5-3		4	2	3	0	0	0	3					
		51 BB			21 1B			51 1B		14	1	1	1	1	1	1					
Inning Stats	R: 0 E: 1 K: 0 S: 9	H: 0 LOB: 0 BB: 0 P: 11	R: 2 E: 0 K: 0 S: 14	H: 5 LOB: 2 BB: 0 P: 23	R: 0 E: 0 K: 0 S: 9	H: 2 LOB: 2 BB: 1 P: 16	R: 0 E: 0 K: 0 S: 10	H: 1 LOB: 2 BB: 1 P: 20	R: 1 E: 2 K: 1 S: 12	H: 3 LOB: 2 BB: 0 P: 16	R: 0 E: 0 K: 0 S: 12	H: 1 LOB: 1 BB: 0 P: 18	R: 1 E: 0 K: 0 S: 9	H: 2 LOB: 1 BB: 0 P: 15	R: 0 E: 0 K: 1 S: 7	H: 0 LOB: 1 BB: 1 P: 12	1B: 14 2B: 1 3B: 0 HR: 1	SF: 1 SAC: 0 DP: 2 HBP: 0	WP: 0 PB: 0 SB: 0 CS: 0	PA: 44	
PITCHER	IP WLS BF H R ER SO BB IBB HBP BLK WP HR S P ERA WHIP	IP WLS BF H R ER SO BB IBB HBP BLK WP HR S P ERA WHIP	IP WLS BF H R ER SO BB IBB HBP BLK WP HR S P ERA WHIP	IP WLS BF H R ER SO BB IBB HBP BLK WP HR S P ERA WHIP	IP WLS BF H R ER SO BB IBB HBP BLK WP HR S P ERA WHIP	IP WLS BF H R ER SO BB IBB HBP BLK WP HR S P ERA WHIP	IP WLS BF H R ER SO BB IBB HBP BLK WP HR S P ERA WHIP	IP WLS BF H R ER SO BB IBB HBP BLK WP HR S P ERA WHIP	IP WLS BF H R ER SO BB IBB HBP BLK WP HR S P ERA WHIP	IP WLS BF H R ER SO BB IBB HBP BLK WP HR S P ERA WHIP	IP WLS BF H R ER SO BB IBB HBP BLK WP HR S P ERA WHIP	IP WLS BF H R ER SO BB IBB HBP BLK WP HR S P ERA WHIP	IP WLS BF H R ER SO BB IBB HBP BLK WP HR S P ERA WHIP	IP WLS BF H R ER SO BB IBB HBP BLK WP HR S P ERA WHIP	IP WLS BF H R ER SO BB IBB HBP BLK WP HR S P ERA WHIP	IP WLS BF H R ER SO BB IBB HBP BLK WP HR S P ERA WHIP	IP WLS BF H R ER SO BB IBB HBP BLK WP HR S P ERA WHIP	IP WLS BF H R ER SO BB IBB HBP BLK WP HR S P ERA WHIP	IP WLS BF H R ER SO BB IBB HBP BLK WP HR S P ERA WHIP	IP WLS BF H R ER SO BB IBB HBP BLK WP HR S P ERA WHIP	IP WLS BF H R ER SO BB IBB HBP BLK WP HR S P ERA WHIP

AB	41
R	5
H	16
RBI	5
BB	2
SO	3
LOB	21



Batter	1	2	3	4	5	6	7	8	9	AB	R	H	RBI	BB	SO	LOB	BOTTOM				
3 Ian Kinsler, R (1,4) OBP: 0.347, SLG: 0.489	K		K		24 HR	P4				4	1	1	0	0	2	1	Miami Marlins @ Detroit Tigers Comerica Park, Detroit, MI Tue Jun 28 2016, 7:12 PM - 10:11 PM EDT Att: 30,808 - Overcast - 67 F				
4 Cameron Maybin, R (1,8) OBP: 0.407, SLG: 0.404	K		1B		24 HR	BB		G5-3		3	1	1	0	1	1	0					
24 Miguel Cabrera, R (1,3) OBP: 0.368, SLG: 0.529	K		K		HR			L8		4	1	1	3	0	2	2					
41 Victor Martinez, S (1,10) OBP: 0.367, SLG: 0.530		K			L7	9 HR		1B		4	1	2	0	0	1	0					
9 Nick Castellanos, R (1,5) OBP: 0.337, SLG: 0.526					F9					4	1	3	2	0	0	0					
8 Justin Upton, R (1,7) OBP: 0.288, SLG: 0.374					P6			1B		4	0	0	0	0	1	3					
34 James McCann, R (1,2) OBP: 0.244, SLG: 0.333					K					4	0	0	0	0	4	1					
14 Mike Aviles, R (1,9) OBP: 0.255, SLG: 0.269					F7			P3		3	1	0	0	1	1	0					
1 Jose Iglesias, R (1,6) OBP: 0.317, SLG: 0.345					4 1B			F9		3	1	1	2	1	0	0					
					HR					1B: 4 2B: 1 3B: 1 HR: 3	SF: 0 SAC: 0 DP: 0 HBP: 0	WP: 0 PB: 0 SB: 0 CS: 0	PA: 36								
PITCHER	IP WLS BF H R ER SO BB IBB HBP BLK WP HR S P ERA WHIP	IP WLS BF H R ER SO BB IBB HBP BLK WP HR S P ERA WHIP	IP WLS BF H R ER SO BB IBB HBP BLK WP HR S P ERA WHIP	IP WLS BF H R ER SO BB IBB HBP BLK WP HR S P ERA WHIP	IP WLS BF H R ER SO BB IBB HBP BLK WP HR S P ERA WHIP	IP WLS BF H R ER SO BB IBB HBP BLK WP HR S P ERA WHIP	IP WLS BF H R ER SO BB IBB HBP BLK WP HR S P ERA WHIP	IP WLS BF H R ER SO BB IBB HBP BLK WP HR S P ERA WHIP	IP WLS BF H R ER SO BB IBB HBP BLK WP HR S P ERA WHIP	IP WLS BF H R ER SO BB IBB HBP BLK WP HR S P ERA WHIP	IP WLS BF H R ER SO BB IBB HBP BLK WP HR S P ERA WHIP	IP WLS BF H R ER SO BB IBB HBP BLK WP HR S P ERA WHIP	IP WLS BF H R ER SO BB IBB HBP BLK WP HR S P ERA WHIP	IP WLS BF H R ER SO BB IBB HBP BLK WP HR S P ERA WHIP	IP WLS BF H R ER SO BB IBB HBP BLK WP HR S P ERA WHIP	IP WLS BF H R ER SO BB IBB HBP BLK WP HR S P ERA WHIP	IP WLS BF H R ER SO BB IBB HBP BLK WP HR S P ERA WHIP	IP WLS BF H R ER SO BB IBB HBP BLK WP HR S P ERA WHIP	IP WLS BF H R ER SO BB IBB HBP BLK WP HR S P ERA WHIP	IP WLS BF H R ER SO BB IBB HBP BLK WP HR S P ERA WHIP	IP WLS BF H R ER SO BB IBB HBP BLK WP HR S P ERA WHIP

AB	33
R	7
H	9
RBI	7
BB	3
SO	12
LOB	7




Batter	1	2	3	4	5	6	7	8	9	AB	R	H	RBI	BB	SO	LOB	TOP					
51 Ichiro Suzuki, L (1,10)										5	0	2	1	0	1	2	Miami Marlins @ Detroit Tigers Comerica Park, Detroit, MI Wed Jun 29 2016, 1:11 PM - 4:23 PM EDT Att: 31,760 - Sunny - 73 F					
14 Martin Prado, R (1,5)										5	1	4	0	0	0	1						
21 Christian Yelich, L (1,7)										5	0	2	0	0	3	5						
13 Marcell Ozuna, R (1,8)										5	0	1	0	0	2	3						
27 Giancarlo Stanton, R (1,9)										5	0	0	0	0	1	5						
12 Chris Johnson, R (1,3)										5	0	2	1	0	0	1						
32 Derek Dietrich, L (1,4)										3	1	1	0	1	2	3						
3 Adeiny Hechavarria, R (1,6)										4	1	1	1	0	2	1						
6 Jeff Mathis, R (1,2)										4	0	1	0	0	2	2						
Inning Stats	R: 0 H: 2 K: 3 S: 15	H: 2 LOB: 0 P: 26	R: 2 H: 3 K: 2 S: 17	H: 3 LOB: 2 P: 31	R: 0 H: 1 K: 2 S: 12	LOB: 1 P: 19	R: 0 H: 1 K: 1 S: 8	LOB: 1 P: 12	R: 0 H: 1 K: 0 S: 9	LOB: 1 P: 12	R: 0 H: 1 K: 2 S: 11	LOB: 1 P: 15	R: 1 H: 3 K: 2 S: 14	LOB: 2 P: 22	R: 0 H: 2 K: 1 S: 14	LOB: 2 P: 18	R: 0 H: 0 K: 0 S: 3	LOB: 0 P: 5	1B: 13 2B: 0 3B: 1 HR: 0	SF: 0 SAC: 0 DP: 0 HBP: 0	WP: 0 PB: 0 SB: 0 CS: 0	PA: 42
PITCHER	IP WLS BF H R ER SO BB IBB HBP BLK WP HR S P ERA WHIP																					
44 Daniel Norris, L (1,1)	5.0 W 24 8 2 2 8 1 0 0 0 0 0 0 61 100 3.60 1.800																					
30 Alex Wilson, R (6,1)	1.2 9 4 1 1 3 0 0 0 0 0 0 0 21 30 5.40 2.400																					
56 Kyle Ryan, L (7,1)	1.1 6 2 0 0 2 0 0 0 0 0 0 0 18 25 0.00 1.500																					
19 Anibal Sánchez, R (9,1)	1.0 3 0 0 0 0 0 0 0 0 0 0 0 3 5 0.00 0.000																					

Batter	1	2	3	4	5	6	7	8	9	AB	R	H	RBI	BB	SO	LOB	BOTTOM					
3 Ian Kinsler, R (1,4)										4	3	2	0	1	1	1	Miami Marlins @ Detroit Tigers Comerica Park, Detroit, MI Wed Jun 29 2016, 1:11 PM - 4:23 PM EDT Att: 31,760 - Sunny - 73 F					
4 Cameron Maybin, R (1,8)										5	2	2	1	0	1	1						
24 Miguel Cabrera, R (1,3)										4	2	3	3	0	0	0						
17 Andrew Romine, S (6,PR)										5	1	2	2	0	2	2						
41 Victor Martinez, S (1,10)										4	0	1	0	1	2	2						
9 Nick Castellanos, R (1,5)										4	0	1	0	1	2	2						
8 Justin Upton, R (1,7)										5	0	1	1	0	0	4						
33 Steven Moya, L (1,9)										4	1	1	1	0	1	3						
14 Mike Aviles, R (8,9)										0	0	0	0	0	0	0						
39 Jarrod Saltalamacchia, R (1,2)										3	1	3	2	0	0	0						
1 Jose Iglesias, R (1,6)										4	0	0	0	0	0	4						
Inning Stats	R: 4 H: 4 K: 1 S: 25	H: 4 LOB: 1 P: 46	R: 1 H: 3 K: 1 S: 19	H: 3 LOB: 0 P: 26	R: 0 H: 1 K: 0 S: 11	LOB: 1 P: 18	R: 1 H: 2 K: 2 S: 13	LOB: 1 P: 21	R: 2 H: 2 K: 1 S: 16	LOB: 0 P: 25	R: 0 H: 0 K: 2 S: 8	LOB: 0 P: 13	R: 0 H: 1 K: 0 S: 10	LOB: 1 P: 15	R: 2 H: 2 K: 0 S: 13	LOB: 1 P: 21	R: 0 H: 0 K: 0 S: 3	LOB: 0 P: 5	1B: 9 2B: 3 3B: 0 HR: 3	SF: 1 SAC: 0 DP: 0 HBP: 1	WP: 0 PB: 0 SB: 0 CS: 0	PA: 42
PITCHER	IP WLS BF H R ER SO BB IBB HBP BLK WP HR S P ERA WHIP																					
34 Tom Koehler, R (1,1)	3.0 L 19 8 5 5 2 1 0 0 1 0 0 0 55 90 15.00 3.000																					
33 Dustin McGowan, R (4,1)	2.0 10 4 3 3 3 0 0 0 0 0 0 3 29 46 13.50 2.000																					
64 Nick Wittgren, R (6,1)	1.0 3 0 0 0 2 0 0 0 0 0 0 0 8 13 0.00 0.000																					
43 Jo-Jo Reyes, L (7,1)	2.0 10 3 2 2 0 1 0 0 0 0 0 0 23 36 9.00 2.000																					

Batter	1	2	3	4	5	6	7	8	9	AB	R	H	RBI	BB	SO	LOB	TOP				
32 Derek Dietrich, L OBP: 0.394, SLG: 0.440	F8	HBP		G6-3		K		14 1B HBP		3	0	0	0	0	1	2					
14 Martin Prado, R OBP: 0.361, SLG: 0.403	G4-3	F9		G6-3				1B		4	0	1	0	1	0	2					
21 Christian Yelich, L OBP: 0.393, SLG: 0.470	K							K		3	0	0	0	2	2	4					
13 Marcell Ozuna, R OBP: 0.366, SLG: 0.554			E5 41 HR 27 BB	K		FC5-4 41 BB 27 BB		K		5	1	0	0	0	3	2					
27 Giancarlo Stanton, R OBP: 0.319, SLG: 0.445				P6				G6-3		3	1	0	0	2	0	1					
41 Justin Bour, L OBP: 0.347, SLG: 0.534				P3				G5-3		3	2	1	3	2	0	1					
11 J.T. Realmuto, R OBP: 0.336, SLG: 0.418										4	1	3	0	1	1	3					
3 Adeiny Hechavarria, R OBP: 0.279, SLG: 0.345				L6				G1-3		5	0	2	1	0	0	3					
54 Wei-Yin Chen, R 40 Mike Dunn, L 46 Kyle Barraclough, R 51 Ichiro Suzuki, L 49 Brian Ellington, R 28 Cole Gillespie, R				G3				SF8		3	0	0	0	0	1	3					
Inning Stats	R: 0 E: 0 K: 1 S: 10	H: 0 LOB: 0 P: 11	R: 3 E: 1 K: 0 S: 17	H: 2 LOB: 2 BB: 1 P: 28	R: 0 E: 0 K: 1 S: 14	H: 0 LOB: 1 BB: 0 P: 22	R: 0 E: 0 K: 1 S: 10	H: 1 LOB: 1 BB: 0 P: 12	R: 0 E: 0 K: 1 S: 12	H: 0 LOB: 3 BB: 1 P: 27	R: 0 E: 0 K: 1 S: 14	H: 0 LOB: 0 BB: 0 P: 18	R: 1 E: 0 K: 1 S: 20	H: 2 LOB: 2 BB: 0 P: 33	R: 1 E: 0 K: 1 S: 16	H: 1 LOB: 2 BB: 2 P: 31	1B: 5 2B: 1 3B: 0 HR: 1	SF: 1 SAC: 0 DP: 0 HBP: 2	WP: 2 PB: 0 SB: 0 CS: 0	PA: 45	
PITCHER	IP WLS BF H R ER SO BB IBB HBP BLK WP HR S P ERA WHIP	IP WLS BF H R ER SO BB IBB HBP BLK WP HR S P ERA WHIP	IP WLS BF H R ER SO BB IBB HBP BLK WP HR S P ERA WHIP	IP WLS BF H R ER SO BB IBB HBP BLK WP HR S P ERA WHIP	IP WLS BF H R ER SO BB IBB HBP BLK WP HR S P ERA WHIP	IP WLS BF H R ER SO BB IBB HBP BLK WP HR S P ERA WHIP	IP WLS BF H R ER SO BB IBB HBP BLK WP HR S P ERA WHIP	IP WLS BF H R ER SO BB IBB HBP BLK WP HR S P ERA WHIP	IP WLS BF H R ER SO BB IBB HBP BLK WP HR S P ERA WHIP	IP WLS BF H R ER SO BB IBB HBP BLK WP HR S P ERA WHIP	IP WLS BF H R ER SO BB IBB HBP BLK WP HR S P ERA WHIP	IP WLS BF H R ER SO BB IBB HBP BLK WP HR S P ERA WHIP	IP WLS BF H R ER SO BB IBB HBP BLK WP HR S P ERA WHIP	IP WLS BF H R ER SO BB IBB HBP BLK WP HR S P ERA WHIP	IP WLS BF H R ER SO BB IBB HBP BLK WP HR S P ERA WHIP	IP WLS BF H R ER SO BB IBB HBP BLK WP HR S P ERA WHIP	IP WLS BF H R ER SO BB IBB HBP BLK WP HR S P ERA WHIP	IP WLS BF H R ER SO BB IBB HBP BLK WP HR S P ERA WHIP	IP WLS BF H R ER SO BB IBB HBP BLK WP HR S P ERA WHIP	IP WLS BF H R ER SO BB IBB HBP BLK WP HR S P ERA WHIP	IP WLS BF H R ER SO BB IBB HBP BLK WP HR S P ERA WHIP

Miami Marlins @ Atlanta Braves
Turner Field, Atlanta, GA
Thu Jun 30 2016, 7:11 PM - 11:52 PM EDT
Att: 16,097 - Partly Cloudy - 86 F


AB 34
R 5
H 7
RBI 5
BB 8
SO 8
LOB 23



Batter	1	2	3	4	5	6	7	8	9	AB	R	H	RBI	BB	SO	LOB	BOTTOM				
8 Jace Peterson, L OBP: 0.359, SLG: 0.383	1B			F8		F7		F7		5	0	2	0	0	0	3					
23 Chase d'Arnaud, R OBP: 0.294, SLG: 0.366	L4			FC5-4 5 3B						5	1	2	2	0	0	2					
5 Freddie Freeman, L OBP: 0.370, SLG: 0.502										3	1	2	1	2	1	1					
13 Adonis Garcia, R OBP: 0.337, SLG: 0.333										5	0	0	0	0	2	6					
22 Nick Markakis, L OBP: 0.334, SLG: 0.351	L3									5	1	2	1	0	0	4					
18 Jeff Francoeur, R 53 Jim Johnson, R 38 Arodys Vizcaino, R 62 Mauricio Cabrera, R										3	1	0	0	1	1	2					
25 Tyler Flowers, R 15 A.J. Pierzynski, L										4	1	3	1	0	1	0					
1 Erick Aybar, S OBP: 0.271, SLG: 0.259										4	1	2	1	0	0	2					
26 Mike Folynewicz, R 61 Tyrrell Jenkins, R 39 Dario Alvarez, L 19 Brandon Snyder, R 51 Chris Withrow, R 64 Emilio Bonifacio, S										1	0	0	0	0	0	0					
Inning Stats	R: 0 E: 0 K: 1 S: 10	H: 2 LOB: 0 P: 16	R: 0 E: 0 K: 1 S: 13	H: 1 LOB: 1 BB: 0 P: 17	R: 2 E: 0 K: 0 S: 15	H: 3 LOB: 1 BB: 0 P: 23	R: 0 E: 0 K: 0 S: 6	H: 1 LOB: 1 BB: 0 P: 7	R: 0 E: 0 K: 1 S: 4	H: 0 LOB: 0 BB: 1 P: 9	R: 4 E: 0 K: 1 S: 21	H: 4 LOB: 1 BB: 1 P: 29	R: 1 E: 0 K: 1 S: 18	H: 2 LOB: 1 BB: 0 P: 23	R: 1 E: 1 K: 1 S: 16	H: 1 LOB: 2 BB: 1 P: 25	1B: 8 2B: 4 3B: 2 HR: 0	SF: 0 SAC: 0 DP: 1 HBP: 0	WP: 1 PB: 0 SB: 1 CS: 0	PA: 41	
PITCHER	IP WLS BF H R ER SO BB IBB HBP BLK WP HR S P ERA WHIP	IP WLS BF H R ER SO BB IBB HBP BLK WP HR S P ERA WHIP	IP WLS BF H R ER SO BB IBB HBP BLK WP HR S P ERA WHIP	IP WLS BF H R ER SO BB IBB HBP BLK WP HR S P ERA WHIP	IP WLS BF H R ER SO BB IBB HBP BLK WP HR S P ERA WHIP	IP WLS BF H R ER SO BB IBB HBP BLK WP HR S P ERA WHIP	IP WLS BF H R ER SO BB IBB HBP BLK WP HR S P ERA WHIP	IP WLS BF H R ER SO BB IBB HBP BLK WP HR S P ERA WHIP	IP WLS BF H R ER SO BB IBB HBP BLK WP HR S P ERA WHIP	IP WLS BF H R ER SO BB IBB HBP BLK WP HR S P ERA WHIP	IP WLS BF H R ER SO BB IBB HBP BLK WP HR S P ERA WHIP	IP WLS BF H R ER SO BB IBB HBP BLK WP HR S P ERA WHIP	IP WLS BF H R ER SO BB IBB HBP BLK WP HR S P ERA WHIP	IP WLS BF H R ER SO BB IBB HBP BLK WP HR S P ERA WHIP	IP WLS BF H R ER SO BB IBB HBP BLK WP HR S P ERA WHIP	IP WLS BF H R ER SO BB IBB HBP BLK WP HR S P ERA WHIP	IP WLS BF H R ER SO BB IBB HBP BLK WP HR S P ERA WHIP	IP WLS BF H R ER SO BB IBB HBP BLK WP HR S P ERA WHIP	IP WLS BF H R ER SO BB IBB HBP BLK WP HR S P ERA WHIP	IP WLS BF H R ER SO BB IBB HBP BLK WP HR S P ERA WHIP	IP WLS BF H R ER SO BB IBB HBP BLK WP HR S P ERA WHIP

Miami Marlins @ Atlanta Braves
Turner Field, Atlanta, GA
Thu Jun 30 2016, 7:11 PM - 11:52 PM EDT
Att: 16,097 - Partly Cloudy - 86 F

AB 38
R 8
H 14
RBI 8
BB 3
SO 5
LOB 22



Batter	1	2	3	4	5	6	7	8	9	10	11	12	AB	R	H	RBI	BB	SO	LOB	TOP				
32 Derek Dietrich, L OBP: 0.296, SLG: 0.453 OBP: 0.280, SLG: 0.339													3	1	1	1	0	1	0					
14 Martin Prado, R OBP: 0.364, SLG: 0.405													6	1	3	0	0	0	1					
21 Christian Yelich, L OBP: 0.397, SLG: 0.474													6	2	2	1	0	2	5					
13 Marcell Ozuna, R OBP: 0.372, SLG: 0.567													6	1	4	3	0	0	1					
27 Giancarlo Stanton, R OBP: 0.316, SLG: 0.438													6	0	1	0	0	4	3					
41 Justin Bour, L OBP: 0.346, SLG: 0.528 19 Miguel Rojas, R OBP: 0.291, SLG: 0.295													4	0	1	0	0	0	1					
11 J.T. Realmuto, R OBP: 0.339, SLG: 0.418													5	1	2	0	1	0	3					
3 Adeiny Hechavarría, R OBP: 0.276, SLG: 0.338													6	0	0	0	1	0	5					
26 Juan Francisco, L 49 Jeff Francoeur, R 51 Chris Withrow, R 54 Hunter Cervenka, L 46 Ian Krol, L 38 Aroldys Vizcaino, R													2	0	0	0	0	1	1					
Inning Stats	R: 3 E: 0 K: 0 S: 16	H: 3 LOB: 0 BB: 0 P: 25	R: 0 E: 0 K: 2 S: 15	H: 2 LOB: 3 BB: 0 P: 25	R: 0 E: 0 K: 1 S: 9	H: 1 LOB: 1 BB: 0 P: 10	R: 0 E: 0 K: 0 S: 9	H: 0 LOB: 0 BB: 0 P: 10	R: 0 E: 0 K: 1 S: 9	H: 2 LOB: 1 BB: 0 P: 12	R: 0 E: 0 K: 3 S: 13	H: 3 LOB: 1 BB: 0 P: 17	R: 0 E: 0 K: 0 S: 6	H: 0 LOB: 0 BB: 0 P: 8	R: 0 E: 0 K: 1 S: 10	H: 1 LOB: 2 BB: 1 P: 19	R: 0 E: 0 K: 0 S: 6	H: 1 LOB: 1 BB: 0 P: 11	R: 2 E: 0 K: 2 S: 13	H: 2 LOB: 1 BB: 0 P: 21	1B: 12 2B: 4 3B: 0 HR: 2	SF: 0 SAC: 1 DP: 2 HBP: 1	WP: 0 PB: 0 SB: 1 CS: 0	PA: 55
PITCHER	IP WLS BF H R ER SO BB IBB HBP BLK WP HR S P ERA WHIP	49 Julio Teheran, R ERA: 2.72	51 Chris Withrow, R ERA: 3.74	54 Hunter Cervenka, L ERA: 2.55	46 Ian Krol, L ERA: 2.95	38 Aroldys Vizcaino, R ERA: 2.31	PITCHER	IP WLS BF H R ER SO BB IBB HBP BLK WP HR S P ERA WHIP	55 Casey Kelly, R ERA: 5.82	49 Julio Teheran, R ERA: 2.72	51 Chris Withrow, R ERA: 3.74	54 Hunter Cervenka, L ERA: 2.55	46 Ian Krol, L ERA: 2.95	38 Aroldys Vizcaino, R ERA: 2.31	55 Casey Kelly, R ERA: 5.82									

Miami Marlins @ Atlanta Braves
Turner Field, Atlanta, GA
Fri Jul 01 2016, 7:39 PM - 11:43 PM EDT
Att. 32,036 - Clear - 91 F

AB	50
R	7
H	17
RBI	7
BB	3
SO	10
LOB	25



Batter	1	2	3	4	5	6	7	8	9	10	11	12	AB	R	H	RBI	BB	SO	LOB	BOTTOM				
11 Ender Inciarte, L OBP: 0.307, SLG: 0.305 8 Jace Peterson, L OBP: 0.358, SLG: 0.390													3	1	0	0	0	0	2					
23 Chase d'Arnaud, R OBP: 0.348, SLG: 0.386													6	1	2	2	0	1	2					
5 Freddie Freeman, L OBP: 0.366, SLG: 0.498													6	0	1	0	0	1	1					
13 Adonis Garcia, R OBP: 0.276, SLG: 0.329													6	0	1	0	0	1	2					
22 Nick Markakis, L OBP: 0.337, SLG: 0.350													4	1	1	0	2	0	1					
18 Jeff Francoeur, R 51 Chris Withrow, R 54 Hunter Cervenka, L 19 Brandon Snyder, R 46 Ian Krol, L 38 Aroldys Vizcaino, R 15 A.J. Pierzynski 55 Casey Kelly, R													3	1	1	0	0	0	0					
25 Tyler Flowers, R OBP: 0.344, SLG: 0.421													4	1	2	1	0	0	0					
1 Erick Aybar, S OBP: 0.274, SLG: 0.262													5	0	2	1	0	2	3					
49 Julio Teheran, R OBP: 0.233, SLG: 0.207 64 Emilio Bonifacio, S OBP: 0.250, SLG: 0.182													1	0	0	0	1	0	2					
Inning Stats	R: 0 E: 0 K: 0 S: 7	H: 1 LOB: 1 BB: 0 P: 10	R: 2 E: 0 K: 0 S: 10	H: 4 LOB: 1 BB: 0 P: 15	R: 0 E: 0 K: 0 S: 10	H: 1 LOB: 1 BB: 0 P: 21	R: 0 E: 0 K: 1 S: 7	H: 0 LOB: 0 BB: 0 P: 9	R: 2 E: 0 K: 0 S: 11	H: 1 LOB: 0 BB: 0 P: 17	R: 0 E: 0 K: 3 S: 12	H: 1 LOB: 1 BB: 0 P: 17	R: 0 E: 0 K: 2 S: 8	H: 0 LOB: 1 BB: 1 P: 13	R: 1 E: 0 K: 1 S: 10	H: 2 LOB: 1 BB: 0 P: 12	R: 0 E: 0 K: 1 S: 9	H: 1 LOB: 1 BB: 0 P: 10	R: 0 E: 0 K: 2 S: 8	H: 0 LOB: 0 BB: 0 P: 12	1B: 7 2B: 2 3B: 0 HR: 2	SF: 0 SAC: 1 DP: 1 HBP: 1	WP: 1 PB: 0 SB: 1 CS: 0	PA: 51
PITCHER	IP WLS BF H R ER SO BB IBB HBP BLK WP HR S P ERA WHIP	20 Justin Nicolino, L ERA: 3.34	46 Kyle Barracough, R ERA: 3.03	35 David Phelps, R ERA: 2.3	56 Fernando Rodney, R ERA: 1.3	44 AJ Ramos, R ERA: 1.97	PITCHER	IP WLS BF H R ER SO BB IBB HBP BLK WP HR S P ERA WHIP	64 Nick Wittgren, R ERA: 3.18	33 Dustin McGowan, R ERA: 3.45	20 Justin Nicolino, L ERA: 3.34	46 Kyle Barracough, R ERA: 3.03	35 David Phelps, R ERA: 2.3	56 Fernando Rodney, R ERA: 1.3	44 AJ Ramos, R ERA: 1.97									

Miami Marlins @ Atlanta Braves
Turner Field, Atlanta, GA
Fri Jul 01 2016, 7:39 PM - 11:43 PM EDT
Att. 32,036 - Clear - 91 F

AB	46
R	5
H	11
RBI	4
BB	3
SO	9
LOB	17



Batter	1	2	3	4	5	6	7	8	9	AB	R	H	RBI	BB	SO	LOB	TOP						
11 J.T. Realmuto, R OBP: 0.344, SLG: 0.432										5	3	3	2	0	2	1	Miami Marlins @ Atlanta Braves Fort Bragg Field, Fort Bragg, NC Sun Jul 03 2016, 8:12 PM - 11:09 PM EDT Att: 12,582 - Overcast - 81 F						
14 Martin Prado, R OBP: 0.384, SLG: 0.405										5	0	3	1	0	1	1							
21 Christian Yelich, L OBP: 0.389, SLG: 0.473										5	0	3	1	0	0	2							
13 Marcell Ozuna, R OBP: 0.362, SLG: 0.550										5	0	0	0	0	2	5							
27 Giancarlo Stanton, R OBP: 0.316, SLG: 0.441										4	1	1	0	1	1	3							
32 Derek Dietrich, L OBP: 0.395, SLG: 0.447										2	0	0	1	1	0	0							
19 Miguel Rojas, R OBP: 0.287, SLG: 0.300										1	0	0	0	0	2								
12 Chris Johnson, R OBP: 0.283, SLG: 0.333										4	0	0	0	0	1	2							
3 Adeiny Hechavarria, R OBP: 0.282, SLG: 0.348										3	1	2	0	1	0	0							
61 Adam Conley, L OBP: 0.034, SLG: 0.034										3	0	1	0	0	0	2							
35 David Phelps, R OBP: 0.500, SLG: 0.500										0	0	0	0	0	0	0							
51 Ichiro Suzuki, L OBP: 0.410, SLG: 0.385										1	0	0	0	0	1								
56 Fernando Rodney, R OBP: 0.287, SLG: 0.300										0	0	0	0	0	0	0							
44 AJ Ramos, R										0	0	0	0	0	0	0							
Inning Stats	R: 0 E: 0 K: 3 S: 10	H: 1 LOB: 1 BB: 0 P: 13	R: 0 E: 0 K: 1 S: 10	H: 0 LOB: 0 BB: 0 P: 16	R: 0 E: 0 K: 1 S: 10	H: 1 LOB: 1 BB: 0 P: 15	R: 0 E: 0 K: 0 S: 14	H: 1 LOB: 2 BB: 1 P: 22	R: 2 E: 0 K: 1 S: 19	H: 4 LOB: 2 BB: 0 P: 23	R: 0 E: 0 K: 0 S: 5	H: 1 LOB: 1 BB: 0 P: 6	R: 1 E: 0 K: 0 S: 8	H: 2 LOB: 0 BB: 0 P: 12	R: 1 E: 0 K: 1 S: 12	H: 1 LOB: 1 BB: 1 P: 20	R: 1 E: 0 K: 0 S: 10	H: 2 LOB: 2 BB: 1 P: 23	1B: 10 2B: 1 3B: 2 HR: 1	SF: 1 SAC: 0 DP: 1 HBP: 0	WP: 1 PB: 0 SB: 1 CS: 0	PA: 42	
PITCHER	IP WLS BF H R ER SO BB IBB HBP BLK WP HR S P ERA WHIP	IP WLS BF H R ER SO BB IBB HBP BLK WP HR S P ERA WHIP	IP WLS BF H R ER SO BB IBB HBP BLK WP HR S P ERA WHIP	IP WLS BF H R ER SO BB IBB HBP BLK WP HR S P ERA WHIP	IP WLS BF H R ER SO BB IBB HBP BLK WP HR S P ERA WHIP	IP WLS BF H R ER SO BB IBB HBP BLK WP HR S P ERA WHIP	IP WLS BF H R ER SO BB IBB HBP BLK WP HR S P ERA WHIP	IP WLS BF H R ER SO BB IBB HBP BLK WP HR S P ERA WHIP	IP WLS BF H R ER SO BB IBB HBP BLK WP HR S P ERA WHIP	IP WLS BF H R ER SO BB IBB HBP BLK WP HR S P ERA WHIP	IP WLS BF H R ER SO BB IBB HBP BLK WP HR S P ERA WHIP	IP WLS BF H R ER SO BB IBB HBP BLK WP HR S P ERA WHIP	IP WLS BF H R ER SO BB IBB HBP BLK WP HR S P ERA WHIP	IP WLS BF H R ER SO BB IBB HBP BLK WP HR S P ERA WHIP	IP WLS BF H R ER SO BB IBB HBP BLK WP HR S P ERA WHIP	IP WLS BF H R ER SO BB IBB HBP BLK WP HR S P ERA WHIP	IP WLS BF H R ER SO BB IBB HBP BLK WP HR S P ERA WHIP	IP WLS BF H R ER SO BB IBB HBP BLK WP HR S P ERA WHIP	IP WLS BF H R ER SO BB IBB HBP BLK WP HR S P ERA WHIP	IP WLS BF H R ER SO BB IBB HBP BLK WP HR S P ERA WHIP	IP WLS BF H R ER SO BB IBB HBP BLK WP HR S P ERA WHIP	IP WLS BF H R ER SO BB IBB HBP BLK WP HR S P ERA WHIP	IP WLS BF H R ER SO BB IBB HBP BLK WP HR S P ERA WHIP


Batter	1	2	3	4	5	6	7	8	9	AB	R	H	RBI	BB	SO	LOB	BOTTOM						
8 Jace Peterson, L OBP: 0.350, SLG: 0.409										5	0	0	0	0	3	4	Miami Marlins @ Atlanta Braves Fort Bragg Field, Fort Bragg, NC Sun Jul 03 2016, 8:12 PM - 11:09 PM EDT Att: 12,582 - Overcast - 81 F						
23 Chase d'Araud, R OBP: 0.337, SLG: 0.367										3	0	0	0	0	1	2							
5 Freddie Freeman, L OBP: 0.375, SLG: 0.516										3	0	2	0	1	0	0							
22 Nick Markakis, L OBP: 0.332, SLG: 0.344										4	0	0	0	0	0	6							
13 Adonis Garcia, R OBP: 0.271, SLG: 0.326										4	0	0	0	0	1	3							
25 Tyler Flowers, R OBP: 0.348, SLG: 0.416										2	1	0	0	0	0	0							
18 Jeff Francoeur, R OBP: 0.292, SLG: 0.364										3	1	0	0	1	0	2							
1 Erick Aybar, S OBP: 0.282, SLG: 0.272										4	0	2	1	0	0	0							
37 Matt Wisler, R ERA: 4.16										2	0	1	0	0	0	1							
46 Ian Krol, L ERA: 2.85										0	0	0	0	0	0	0							
51 Chris Withrow, R ERA: 3.68										0	0	0	0	0	0	0							
64 Emilio Bonifacio, S ERA: 2.25										1	0	0	0	0	1	0							
61 Tyrell Jenkins, R ERA: 5.79										0	0	0	0	0	0	0							
15 A.J. Pierzynski, L OBP: 0.224, SLG: 0.234										0	0	0	1	0	0	0							
Inning Stats	R: 0 E: 0 K: 0 S: 9	H: 1 LOB: 2 BB: 0 P: 13	R: 0 E: 0 K: 0 S: 4	H: 0 LOB: 0 BB: 0 P: 9	R: 0 E: 0 K: 1 S: 9	H: 1 LOB: 0 BB: 0 P: 14	R: 0 E: 0 K: 0 S: 10	H: 1 LOB: 2 BB: 0 P: 18	R: 0 E: 0 K: 0 S: 11	H: 0 LOB: 0 BB: 0 P: 16	R: 0 E: 0 K: 2 S: 9	H: 0 LOB: 0 BB: 0 P: 11	R: 0 E: 0 K: 0 S: 7	H: 0 LOB: 0 BB: 0 P: 11	R: 2 E: 0 K: 2 S: 13	H: 1 LOB: 1 BB: 1 P: 21	R: 2 E: 0 K: 2 S: 13	H: 1 LOB: 1 BB: 1 P: 21	1B: 3 2B: 2 3B: 0 HR: 0	SF: 1 SAC: 0 DP: 1 HBP: 3	WP: 0 PB: 0 SB: 0 CS: 0	PA: 37	
PITCHER	IP WLS BF H R ER SO BB IBB HBP BLK WP HR S P ERA WHIP	IP WLS BF H R ER SO BB IBB HBP BLK WP HR S P ERA WHIP	IP WLS BF H R ER SO BB IBB HBP BLK WP HR S P ERA WHIP	IP WLS BF H R ER SO BB IBB HBP BLK WP HR S P ERA WHIP	IP WLS BF H R ER SO BB IBB HBP BLK WP HR S P ERA WHIP	IP WLS BF H R ER SO BB IBB HBP BLK WP HR S P ERA WHIP	IP WLS BF H R ER SO BB IBB HBP BLK WP HR S P ERA WHIP	IP WLS BF H R ER SO BB IBB HBP BLK WP HR S P ERA WHIP	IP WLS BF H R ER SO BB IBB HBP BLK WP HR S P ERA WHIP	IP WLS BF H R ER SO BB IBB HBP BLK WP HR S P ERA WHIP	IP WLS BF H R ER SO BB IBB HBP BLK WP HR S P ERA WHIP	IP WLS BF H R ER SO BB IBB HBP BLK WP HR S P ERA WHIP	IP WLS BF H R ER SO BB IBB HBP BLK WP HR S P ERA WHIP	IP WLS BF H R ER SO BB IBB HBP BLK WP HR S P ERA WHIP	IP WLS BF H R ER SO BB IBB HBP BLK WP HR S P ERA WHIP	IP WLS BF H R ER SO BB IBB HBP BLK WP HR S P ERA WHIP	IP WLS BF H R ER SO BB IBB HBP BLK WP HR S P ERA WHIP	IP WLS BF H R ER SO BB IBB HBP BLK WP HR S P ERA WHIP	IP WLS BF H R ER SO BB IBB HBP BLK WP HR S P ERA WHIP	IP WLS BF H R ER SO BB IBB HBP BLK WP HR S P ERA WHIP	IP WLS BF H R ER SO BB IBB HBP BLK WP HR S P ERA WHIP	IP WLS BF H R ER SO BB IBB HBP BLK WP HR S P ERA WHIP	IP WLS BF H R ER SO BB IBB HBP BLK WP HR S P ERA WHIP



Batter	1	2	3	4	5	6	7	8	9	AB	R	H	RBI	BB	SO	LOB	TOP					
3 Adeiny Hechavarria, R (1.6) OBP: 0.280, SLG: 0.348	G6-3		G6-3			P3		L6	K	5	0	0	0	0	1	1						
14 Martin Prado, R (1.5) OBP: 0.358, SLG: 0.396	G4-3			G4-3				L8		4	0	1	0	0	0	0						
21 Christian Yelich, L (1.7) OBP: 0.397, SLG: 0.467	G6-3			P6		G4-3				3	1	0	0	0	0	1						
13 Marcell Ozuna, R (1.8) OBP: 0.367, SLG: 0.547		K								3	2	2	0	1	1	0						
27 Giancarlo Stanton, R (1.9) OBP: 0.320, SLG: 0.464										4	2	3	5	0	1	1						
12 Chris Johnson, R (1.3) OBP: 0.293, SLG: 0.341										4	0	1	0	0	1	0						
19 Miguel Rojas, R (1.4) OBP: 0.286, SLG: 0.298										4	0	1	0	0	0	2						
6 Jeff Mathis, R (1.2) OBP: 0.222, SLG: 0.261										3	0	1	0	0	0	0						
54 Wei-Yin Chen, R (1.1)										3	0	0	0	0	3	1						
56 Fernando Rodney, R (8.1)										0	0	0	0	0	0	0						
28 Cole Gillespie, R (9. PH) OBP: 0.245, SLG: 0.348										1	0	0	0	0	1	1						
44 AJ Ramos, R (9.1)										0	0	0	0	0	0	0						
Inning Stats	R: 0 E: 0 K: 0 S: 10	H: 0 LOB: 0 BB: 0 P: 12	R: 0 E: 0 K: 1 S: 11	H: 2 LOB: 1 BB: 0 P: 14	R: 0 E: 0 K: 1 S: 8	H: 0 LOB: 0 BB: 0 P: 9	R: 0 E: 0 K: 1 S: 12	H: 0 LOB: 1 BB: 1 P: 20	R: 0 E: 0 K: 0 S: 6	H: 0 LOB: 0 BB: 0 P: 6	R: 0 E: 0 K: 1 S: 8	H: 1 LOB: 1 BB: 0 P: 11	R: 2 E: 0 K: 2 S: 22	H: 3 LOB: 1 BB: 0 P: 28	R: 3 E: 0 K: 0 S: 13	H: 2 LOB: 0 BB: 0 P: 24	R: 0 E: 0 K: 2 S: 11	H: 1 LOB: 1 BB: 0 P: 14	1B: 7 2B: 0 3B: 0 HR: 2	SF: 0 SAC: 1 DP: 1 HBP: 1	WP: 0 PB: 0 SB: 1 CS: 0	PA: 37
PITCHER	IP WLS BF H R ER SO BB IBB HBP BLK WP HR S P ERA WHIP																					
32 Steven Matz, L (1.1) ERA: 3.34	7.0 L 27 6 2 2 6 1 0 0 0 0 1 77 100 2.57 1.000																					
62 Erik Goeddel, R (8.1) ERA: 4.35	1.0 6 2 3 3 0 0 0 1 0 0 1 13 24 27.00 2.000																					
59 Antonio Bastardo, L (9.1) ERA: 4.67	1.0 4 1 0 0 2 0 0 0 0 0 0 0 11 14 0.00 1.000																					

Miami Marlins @ New York Mets
Citi Field, Flushing, NY
Tue Jul 05 2016, 7:12 PM - 9:44 PM EDT
Att: 29,477 - Clear - 88 F


AB 34
R 5
H 9
RBI 5
BB 1
SO 8
LOB 7



Batter	1	2	3	4	5	6	7	8	9	AB	R	H	RBI	BB	SO	LOB	BOTTOM					
7 José Reyes, S (1.5)	K		G3			P4		G6-3		4	0	0	0	0	1	0						
3 Curtis Granderson, L (1.9) OBP: 0.324, SLG: 0.451	P6									3	0	0	0	1	2	0						
52 Yoenis Cespedes, R (1.7) OBP: 0.371, SLG: 0.589										3	1	2	1	1	0	1						
4 Wilmer Flores, R (1.4) OBP: 0.308, SLG: 0.391										4	0	0	0	0	0	2						
13 Adrúbal Cabrera, S (1.6) OBP: 0.321, SLG: 0.415										4	0	0	0	0	0	1						
28 James Loney, L (1.3) OBP: 0.348, SLG: 0.465										3	0	1	0	1	0	0						
12 Juan Lagares, R (1.8) OBP: 0.314, SLG: 0.420										3	0	0	0	0	0	2						
55 Kelly Johnson, L (9. PH) OBP: 0.310, SLG: 0.367										1	0	0	0	0	0	1						
18 Travis d'Arnaud, R (1.2) OBP: 0.315, SLG: 0.329										3	0	0	0	0	0	0						
32 Steven Matz, R (1.1) OBP: 0.172, SLG: 0.296										2	0	0	0	0	2	0						
62 Erik Goeddel, R (8.1) ERA: 1.1										0	0	0	0	0	0	0						
16 Alejandro De Aza, L (8. PH) OBP: 0.239, SLG: 0.270										1	1	1	1	0	0	0						
59 Antonio Bastardo, R (9.1) ERA: 2.38										0	0	0	0	0	0	0						
Inning Stats	R: 0 E: 0 K: 1 S: 12	H: 1 LOB: 1 BB: 0 P: 16	R: 0 E: 0 K: 0 S: 8	H: 0 LOB: 0 BB: 0 P: 10	R: 0 E: 0 K: 1 S: 8	H: 0 LOB: 0 BB: 0 P: 8	R: 1 E: 0 K: 1 S: 8	H: 1 LOB: 0 BB: 0 P: 12	R: 0 E: 0 K: 0 S: 7	H: 0 LOB: 0 BB: 0 P: 10	R: 0 E: 0 K: 2 S: 9	H: 0 LOB: 0 BB: 0 P: 12	R: 0 E: 0 K: 0 S: 11	H: 1 LOB: 2 BB: 1 P: 19	R: 1 E: 0 K: 0 S: 10	H: 1 LOB: 1 BB: 1 P: 19	R: 0 E: 0 K: 0 S: 9	H: 0 LOB: 1 BB: 1 P: 18	1B: 2 2B: 0 3B: 0 HR: 2	SF: 0 SAC: 0 DP: 0 HBP: 0	WP: 0 PB: 0 SB: 0 CS: 0	PA: 34
PITCHER	IP WLS BF H R ER SO BB IBB HBP BLK WP HR S P ERA WHIP																					
54 Wei-Yin Chen, L (1.1) ERA: 4.83	7.0 W 25 3 1 1 1 0 1 0 0 0 0 1 63 87 1.29 0.571																					
56 Fernando Rodney, R (8.1) ERA: 1.1	1.0 5 1 1 1 0 1 0 0 0 0 0 1 10 19 9.00 2.000																					
44 AJ Ramos, R (9.1) ERA: 2.38	1.0 S 4 0 0 0 0 1 0 0 0 0 0 0 9 18 0.00 1.000																					

Miami Marlins @ New York Mets
Citi Field, Flushing, NY
Tue Jul 05 2016, 7:12 PM - 9:44 PM EDT
Att: 29,477 - Clear - 88 F


AB 31
R 2
H 4
RBI 2
BB 3
SO 5
LOB 7



Batter	1	2	3	4	5	6	7	8	9	AB	R	H	RBI	BB	SO	LOB	TOP						
32 Derek Dietrich, L (1,4) OBP: 0.401, SLG: 0.449										3	0	2	0	1	0	0							
11 J.T. Realmuto, R (1,2) OBP: 0.351, SLG: 0.434										4	0	0	0	0	2	4							
21 Christian Yelich, L (1,7) OBP: 0.393, SLG: 0.464										4	0	1	0	0	1	3							
13 Marcell Ozuna, R (1,8) OBP: 0.363, SLG: 0.540										4	0	0	0	0	1	3							
27 Giancarlo Stanton, R (1,9) OBP: 0.326, SLG: 0.489										3	2	2	2	1	1	0							
12 Chris Johnson, R (1,5) OBP: 0.291, SLG: 0.338										4	0	1	0	0	2	3							
31 Don Kelly, L (1,3)										3	0	0	0	0	0	0	AB 32						
64 Nick Wittgren, R (6,1)										0	0	0	0	0	0	0	R 2						
46 Kyle Barraclough, R (8,1)										0	0	0	0	0	0	0	H 7						
51 Ichiro Suzuki, L (9,PH)										1	0	0	0	0	0	1	RBI 2						
3 Adeiny Hechavarria, R (1,6) OBP: 0.277, SLG: 0.344										3	0	0	0	0	0	0	BB 2						
20 Justin Nicolino, L (1,1)										1	0	0	0	0	1	0	SO 9						
28 Cole Gillespie, R (5,PH)										1	0	1	0	0	0	0	LOB 14						
40 Mike Dunn, L (5,1)										0	0	0	0	0	0	0							
19 Miguel Rojas, R (6,3)										1	0	0	0	0	1	0							
Inning Stats	R: 0 E: 0 K: 2 S: 18	H: 2 LOB: 3 BB: 1 P: 26	R: 0 E: 0 K: 1 S: 10	H: 0 LOB: 0 BB: 0 P: 15	R: 0 E: 0 K: 2 S: 10	H: 0 LOB: 1 BB: 1 P: 17	R: 1 E: 0 K: 1 S: 8	H: 1 LOB: 0 BB: 0 P: 9	R: 0 E: 0 K: 0 S: 10	H: 2 LOB: 1 BB: 0 P: 17	R: 1 E: 0 K: 0 S: 13	H: 1 LOB: 0 BB: 0 P: 19	R: 0 E: 0 K: 1 S: 10	H: 0 LOB: 0 BB: 0 P: 14	R: 0 E: 0 K: 1 S: 7	H: 0 LOB: 0 BB: 0 P: 12	R: 0 E: 0 K: 1 S: 12	H: 1 LOB: 0 BB: 0 P: 18	1B: 4 2B: 1 3B: 0 HR: 2	SF: 0 SAC: 0 DP: 2 HBP: 0	WP: 1 PB: 0 SB: 0 CS: 0	PA: 34	
PITCHER	IP WLS BF H R ER SO BB IBB HBP BLK WP HR S P ERA WHIP	7.0 W 28 6 2 2 7 2 0 0 0 1 2 79 117 2.57 1.143	1.0 H 3 0 0 0 1 0 0 0 0 0 7 12 0.00 0.000	1.0 S 3 1 0 0 1 0 0 0 0 0 12 18 0.00 1.000																			

Miami Marlins @ New York Mets
Citi Field, Flushing, NY
Wed Jul 06 2016, 1:11 PM - 3:49 PM EDT
Att: 26,191 - Partly Cloudy - 92 F


AB 32
R 2
H 7
RBI 2
BB 2
SO 9
LOB 14



Batter	1	2	3	4	5	6	7	8	9	AB	R	H	RBI	BB	SO	LOB	BOTTOM						
7 José Reyes, S (1,6) OBP: 0.250, SLG: 0.500											4	1	2	0	0	0							
3 Curtis Granderson, L (1,9) OBP: 0.306, SLG: 0.451											4	0	2	2	0	0							
52 Yoenis Cespedes, R (1,7) OBP: 0.366, SLG: 0.581											4	0	0	0	0	2	3						
20 Neil Walker, S (1,4)											3	0	0	0	1	1							
4 Wilmer Flores, R (1,5)											4	2	2	2	0	1	3						
28 James Loney, L (1,3)											3	0	0	0	0	1	0						
12 Juan Lagares, R (1,8) OBP: 0.306, SLG: 0.408											3	0	0	0	0	0							
44 René Rivera, R (1,2) OBP: 0.280, SLG: 0.333											2	0	0	0	1	0	0						
48 Jacob deGrom, L (1,1) ERA: 5.97											2	1	0	0	0	1	2						
9 Brandon Nimmo, L (7,PH)											1	0	0	0	0	1	0						
43 Addison Reed, L (8,1)											0	0	0	0	0	0	0						
27 Jeury Familia, R (9,1)											0	0	0	0	0	0	0						
Inning Stats	R: 0 E: 0 K: 0 S: 9	H: 0 LOB: 0 BB: 0 P: 12	R: 1 E: 0 K: 0 S: 9	H: 1 LOB: 0 BB: 0 P: 11	R: 2 E: 0 K: 0 S: 10	H: 2 LOB: 1 BB: 1 P: 16	R: 1 E: 1 K: 2 S: 11	H: 1 LOB: 1 BB: 0 P: 20	R: 0 E: 0 K: 1 S: 16	H: 2 LOB: 2 BB: 1 P: 25	R: 0 E: 0 K: 0 S: 4	H: 0 LOB: 0 BB: 0 P: 5	R: 0 E: 0 K: 1 S: 13	H: 0 LOB: 0 BB: 0 P: 19	R: 0 E: 0 K: 3 S: 9	H: 0 LOB: 0 BB: 0 P: 10	R: 0 E: 0 K: 3 S: 9	H: 0 LOB: 0 BB: 0 P: 10	1B: 2 2B: 2 3B: 0 HR: 2	SF: 0 SAC: 0 DP: 1 HBP: 0	WP: 0 PB: 0 SB: 0 CS: 0	PA: 32	
PITCHER	IP WLS BF H R ER SO BB IBB HBP BLK WP HR S P ERA WHIP	4.0 L 18 4 4 4 2 1 0 0 0 0 2 39 9.00 1.250	1.1 6 2 0 0 1 1 0 0 0 0 0 17 26 0.00 2.250	1.2 5 0 0 0 1 0 0 0 0 0 16 23 0.00 0.000	1.0 3 0 0 0 3 0 0 0 0 0 9 10 0.00 0.000																		

Miami Marlins @ New York Mets
Citi Field, Flushing, NY
Wed Jul 06 2016, 1:11 PM - 3:49 PM EDT
Att: 26,191 - Partly Cloudy - 92 F

AB 30
R 4
H 6
RBI 4
BB 2
SO 7
LOB 9



Batter	1	2	3	4	5	6	7	8	9	AB	R	H	RBI	BB	SO	LOB	TOP					
2 Zack Cozart, R OBP: 0.318, SLG: 0.488										4	0	0	0	0	3	3						
6 Billy Hamilton, S OBP: 0.289, SLG: 0.358										4	1	1	0	0	0	2						
19 Joey Votto, L OBP: 0.386, SLG: 0.451										4	0	0	0	0	3	1						
32 Jay Bruce, L OBP: 0.313, SLG: 0.539										4	0	0	0	0	0	1						
23 Adam Duvall, R OBP: 0.289, SLG: 0.549										4	0	1	1	0	3	0						
4 Brandon Phillips, R OBP: 0.236, SLG: 0.369										2	0	1	0	0	1	0						
27 Ross Ohlendorf, R OBP: 0.236, SLG: 0.369										0	0	0	0	0	0	0						
7 Eugenio Suárez, R OBP: 0.299, SLG: 0.407										3	0	1	0	0	1	1						
16 Tucker Barnhart, L OBP: 0.335, SLG: 0.387										3	0	2	0	0	0	0						
58 Dan Straily, R OBP: 0.286, SLG: 0.254										0	0	0	0	0	0	0						
36 Blake Wood, R OBP: 0.286, SLG: 0.254										0	0	0	0	0	0	0						
9 José Peraza, R OBP: 0.286, SLG: 0.254										1	0	0	0	0	0	0						
Inning Stats	R: 0 H: 0 E: 0 K: 0 S: 10	H: 0 LOB: 0 BB: 0 P: 12	R: 0 H: 0 E: 0 K: 2 S: 10	H: 0 LOB: 0 BB: 0 P: 12	R: 0 H: 1 E: 0 K: 2 S: 8	H: 1 LOB: 1 BB: 0 P: 12	R: 1 H: 3 E: 2 K: 1 S: 11	H: 3 LOB: 2 BB: 0 P: 21	R: 0 H: 2 E: 0 K: 1 S: 14	H: 2 LOB: 2 BB: 0 P: 19	R: 0 H: 0 E: 0 K: 2 S: 7	H: 0 LOB: 0 BB: 0 P: 9	R: 0 H: 0 E: 0 K: 0 S: 4	H: 0 LOB: 0 BB: 0 P: 8	R: 0 H: 0 E: 0 K: 1 S: 8	H: 0 LOB: 0 BB: 0 P: 13	R: 0 H: 0 E: 0 K: 2 S: 10	H: 0 LOB: 0 BB: 0 P: 13	1B: 6 2B: 0 3B: 0 HR: 0	SF: 0 SAC: 2 DP: 1 HBP: 1	WP: 0 PB: 0 CS: 0	PA: 32
PITCHER	IP	WLS	BF	H	R	ER	SO	BB	IBB	HBP	BLK	WP	HR	S	P	ERA	WHIP					
José Fernández, R ERA: 2.52	7.0	W	26	6	1	0	8	0	0	1	0	0	0	64	93	0.00	0.857					
56 Fernando Rodney, R ERA: 1.07	1.0	H	3	0	0	0	1	0	0	0	0	0	0	8	13	0.00	0.000					
44 AJ Ramos, R ERA: 2.31	1.0	S	3	0	0	0	2	0	0	0	0	0	0	10	13	0.00	0.000					

Cincinnati Reds @ Miami Marlins
Marlins Park, Miami, FL
Fri Jul 08 2016, 7:12 PM - 9:27 PM EDT
Att: 22,333 - Roof Closed - 79 F

AB 29
R 1
H 6
RBI 1
BB 0
SO 11
LOB 8



Batter	1	2	3	4	5	6	7	8	9	AB	R	H	RBI	BB	SO	LOB	BOTTOM					
11 J T Realmuto, R OBP: 0.346, SLG: 0.428										4	0	0	0	0	2	0						
14 Martín Prado, R OBP: 0.359, SLG: 0.401										4	1	2	0	0	0	0						
21 Christian Yelich, L OBP: 0.399, SLG: 0.490										3	2	2	2	1	0	1						
27 Giancarlo Stanton, R OBP: 0.328, SLG: 0.491										3	0	1	0	1	1	2						
13 Marcell Ozuna, R OBP: 0.359, SLG: 0.535										3	0	0	0	0	1	4						
32 Derek Dietrich, L OBP: 0.400, SLG: 0.447										3	0	1	1	0	0	1						
19 Miguel Rojas, R OBP: 0.283, SLG: 0.295										0	0	0	0	0	0	0						
31 Don Kelly, L OBP: 0.167, SLG: 0.167										3	0	1	0	0	0	2						
3 Adeiny Hechavarria, R OBP: 0.275, SLG: 0.340										3	0	0	0	0	0	1						
José Fernández, R OBP: 0.250, SLG: 0.290										2	0	0	0	0	0	0						
18 Tomás Telis, S ERA: 3.19										1	0	0	0	0	0	0						
56 Fernando Rodney, R ERA: 4.1										0	0	0	0	0	0	0						
44 AJ Ramos, R ERA: 4.1										0	0	0	0	0	0	0						
Inning Stats	R: 1 H: 2 E: 0 K: 1 S: 12	H: 2 LOB: 1 BB: 0 P: 18	R: 0 H: 1 E: 0 K: 0 S: 7	H: 1 LOB: 0 BB: 0 P: 10	R: 0 H: 0 E: 0 K: 1 S: 11	H: 0 LOB: 0 BB: 0 P: 15	R: 1 H: 1 E: 0 K: 0 S: 8	H: 1 LOB: 1 BB: 2 P: 18	R: 0 H: 0 E: 0 K: 0 S: 5	H: 0 LOB: 0 BB: 0 P: 10	R: 1 H: 2 E: 0 K: 0 S: 14	H: 2 LOB: 1 BB: 0 P: 19	R: 0 H: 0 E: 0 K: 0 S: 5	H: 0 LOB: 0 BB: 0 P: 11	R: 0 H: 1 E: 0 K: 2 S: 10	H: 1 LOB: 1 BB: 0 P: 17	R: 0 H: 0 E: 0 K: 2 S: 10	H: 0 LOB: 0 BB: 0 P: 13	1B: 3 2B: 4 3B: 0 HR: 1	SF: 0 SAC: 0 DP: 2 HBP: 0	WP: 0 PB: 0 CS: 0	PA: 31
PITCHER	IP	WLS	BF	H	R	ER	SO	BB	IBB	HBP	BLK	WP	HR	S	P	ERA	WHIP					
58 Dan Straily, R ERA: 4.35	6.0	L	24	6	3	3	2	2	0	0	0	0	0	57	90	4.50	1.333					
36 Blake Wood, R ERA: 3.19	1.0		3	0	0	0	0	0	0	0	0	0	0	5	11	0.00	0.000					
27 Ross Ohlendorf, R ERA: 4.1	1.0		4	1	0	0	2	0	0	0	0	0	0	10	17	0.00	1.000					

Cincinnati Reds @ Miami Marlins
Marlins Park, Miami, FL
Fri Jul 08 2016, 7:12 PM - 9:27 PM EDT
Att: 22,333 - Roof Closed - 79 F

AB 29
R 3
H 7
RBI 3
BB 2
SO 4
LOB 11



Batter	1	2	3	4	5	6	7	8	9	AB	R	H	RBI	BB	SO	LOB	TOP									
2 Zack Cozart, R OBP: 0.314, SLG: 0.482										4	0	0	0	0	1	3	Cincinnati Reds @ Miami Marlins Marlins Park, Miami, FL Sat Jul 09 2016, 4:11 PM - 6:59 PM EDT Att: 23,653 - Roof Closed - 79 F									
6 Billy Hamilton, S OBP: 0.284, SLG: 0.352										4	0	0	0	0	2	1										
19 Joey Votto, L OBP: 0.387, SLG: 0.450										3	0	1	0	1	0	0										
32 Jay Bruce, L OBP: 0.313, SLG: 0.538										4	1	1	0	0	1	2										
23 Adam Duvall, R OBP: 0.288, SLG: 0.556										4	1	1	1	0	3	2										
4 Brandon Phillips, R OBP: 0.299, SLG: 0.370										4	0	2	1	0	0	0										
7 Eugenio Suárez, R OBP: 0.295, SLG: 0.402										4	0	0	0	0	1	2										
37 Ramón Cabrera, S OBP: 0.316, SLG: 0.343										3	0	2	0	1	0	0										
40 Tyler Holt, R OBP: 0.289, SLG: 0.257										0	0	0	0	0	0	0										
47 John Lamb, L OBP: 0.100, SLG: 0.053										2	0	0	0	0	2	1										
70 Jumbo Diaz, R OBP: 0.279, SLG: 0.301										0	0	0	0	0	0	0										
21 Michael Lorenzen, R OBP: 0.282, SLG: 0.250										1	0	0	0	0	0	1										
Inning Stats	R: 0 E: 0 K: 2 S: 11	H: 0 LOB: 1 BB: 1 P: 18	R: 1 E: 0 K: 0 S: 10	H: 1 LOB: 0 BB: 0 P: 15	R: 0 E: 0 K: 3 S: 11	H: 0 LOB: 0 BB: 0 P: 14	R: 1 E: 0 K: 1 S: 13	H: 2 LOB: 1 BB: 0 P: 20	R: 0 E: 0 K: 1 S: 8	H: 1 LOB: 0 BB: 0 P: 12	R: 0 E: 0 K: 1 S: 10	H: 0 LOB: 0 BB: 0 P: 15	R: 0 E: 0 K: 0 S: 15	H: 3 LOB: 2 BB: 0 P: 24	R: 0 E: 0 K: 1 S: 13	H: 1 LOB: 2 BB: 1 P: 19	R: 0 E: 0 K: 2 S: 10	H: 0 LOB: 2 BB: 1 P: 18	1B: 4 2B: 3 3B: 0 HR: 1	SF: 0 SAC: 0 DP: 0 HBP: 0	WP: 0 PB: 0 SB: 0 CS: 0	PA: 36				
PITCHER	IP WLS BF H R ER SO BB IBB HBP BLK WP HR S P ERA WHIP																									
61 Adam Conley, L ERA: 3.62	5.2	W	22	4	2	2	7	1	0	0	0	0	0	1	59	87	3.18	0.882								
35 David Phelps, R ERA: 2.54	1.0	H	5	3	0	0	1	0	0	0	0	0	0	0	16	27	0.00	3.000								
46 Kyle Barraclough, R ERA: 3.34	0.1	H	1	0	0	0	0	0	0	0	0	0	0	3	4	0.00	0.000									
56 Fernando Rodney, R ERA: 1.04	1.0	H	4	1	0	0	1	0	0	0	0	0	0	13	19	0.00	1.000									
44 AJ Ramos, R ERA: 2.25	1.0	S	4	0	0	0	2	1	0	0	0	0	0	10	18	0.00	1.000									

Batter	1	2	3	4	5	6	7	8	9	AB	R	H	RBI	BB	SO	LOB	BOTTOM									
11 J.T. Realmuto, R OBP: 0.351, SLG: 0.430										3	3	2	0	1	1	0	Cincinnati Reds @ Miami Marlins Marlins Park, Miami, FL Sat Jul 09 2016, 4:11 PM - 6:59 PM EDT Att: 23,653 - Roof Closed - 79 F									
14 Martín Prado, R OBP: 0.366, SLG: 0.412										3	0	3	2	1	0	0										
21 Christian Yelich, L OBP: 0.389, SLG: 0.473										4	0	0	0	0	3	5										
27 Giancarlo Stanton, R OBP: 0.327, SLG: 0.487										4	0	1	1	0	1	1										
13 Marcell Ozuna, R OBP: 0.358, SLG: 0.531										4	0	1	0	0	2	3										
12 Chris Johnson, R OBP: 0.288, SLG: 0.331										3	0	0	0	0	2	1										
46 Kyle Barraclough, R OBP: 0.300, SLG: 0.500										0	0	0	0	0	0	0										
51 Ichiro Suzuki, L OBP: 0.409, SLG: 0.390										3	0	0	0	0	2	0										
44 AJ Ramos, R										0	0	0	0	0	0	0										
32 Derek Dietrich, L OBP: 0.396, SLG: 0.442										3	0	0	0	0	0	0										
19 Miguel Rojas, R OBP: 0.283, SLG: 0.295										0	0	0	0	0	0	0										
3 Adeiny Hechavarria, R OBP: 0.272, SLG: 0.337										3	0	0	0	0	2	0										
61 Adam Conley, L OBP: 0.065, SLG: 0.065										2	1	1	0	0	1	0										
35 David Phelps, R ERA: 5.14	1.0	L	3	1	0	0	0	0	0	0	0	0	0	0	0	0										
31 Don Kelly, L OBP: 0.143, SLG: 0.143										1	0	0	0	0	0	1										
Inning Stats	R: 1 E: 0 K: 2 S: 15	H: 2 LOB: 1 BB: 0 P: 21	R: 0 E: 0 K: 1 S: 9	H: 0 LOB: 0 BB: 0 P: 12	R: 0 E: 0 K: 3 S: 14	H: 1 LOB: 1 BB: 0 P: 18	R: 0 E: 0 K: 2 S: 9	H: 0 LOB: 0 BB: 0 P: 11	R: 2 E: 0 K: 1 S: 21	H: 3 LOB: 1 BB: 0 P: 26	R: 0 E: 0 K: 0 S: 8	H: 1 LOB: 0 BB: 0 P: 15	R: 0 E: 0 K: 1 S: 9	H: 0 LOB: 0 BB: 0 P: 11	R: 1 E: 0 K: 2 S: 12	H: 1 LOB: 2 BB: 2 P: 25	1B: 6 2B: 2 3B: 0 HR: 0	SF: 0 SAC: 0 DP: 1 HBP: 0	WP: 2 PB: 0 SB: 0 CS: 1	PA: 33						
PITCHER	IP WLS BF H R ER SO BB IBB HBP BLK WP HR S P ERA WHIP																									
47 John Lamb, L ERA: 5.43	5.0	L	21	6	3	3	9	1	0	0	0	0	0	8	15	0.00	1.000									
70 Jumbo Diaz, R ERA: 5.14	1.0		3	1	0	0	0	0	0	0	0	0	0	8	15	0.00	1.000									
21 Michael Lorenzen, R ERA: 3.36	2.0		9	1	1	1	3	2	0	0	0	0	1	0	21	36	4.50	1.500								

AB	34
R	2
H	8
RBI	2
BB	2
SO	11
LOB	12



AB	31
R	4
H	8
RBI	3
BB	2
SO	12
LOB	13



Batter	1	2	3	4	5	6	7	8	9	AB	R	H	RBI	BB	SO	LOB	TOP			
2 Zack Cozart, R OBP: 0.316, SLG: 0.482										4	1	2	0	0	0	2				
6 Billy Hamilton, S OBP: 0.283, SLG: 0.350										4	0	1	0	0	0	1				
19 Joey Votto, L OBP: 0.386, SLG: 0.446										3	0	0	0	1	2	2				
32 Jay Bruce, L OBP: 0.315, SLG: 0.538										4	1	2	1	0	0	0				
23 Adam Duvall, R OBP: 0.288, SLG: 0.551										4	1	1	0	0	2	2				
4 Brandon Phillips, R OBP: 0.298, SLG: 0.372										4	0	1	2	0	0	2				
16 Tucker Barnhart, L OBP: 0.333, SLG: 0.385										4	0	1	0	0	0	0				
3 Iván De Jesús Jr., R OBP: 0.278, SLG: 0.299										4	0	1	0	0	1	0				
44 Cody Reed, L 73 Josh Smith, R 27 Ross Ohlendorf, R 9 José Peraza, R 26 Raisel Iglesias, R 37 Ramón Cabrera, S										2	0	0	0	0	0	1	2			
Inning Stats	R: 1 E: 0 K: 0 S: 15	H: 2 LOB: 2 BB: 1 P: 25	R: 0 E: 0 K: 2 S: 9	H: 0 LOB: 0 BB: 0 P: 13	R: 0 E: 0 K: 0 S: 5	H: 0 LOB: 0 BB: 0 P: 11	R: 2 E: 0 K: 0 S: 13	H: 5 LOB: 2 BB: 0 P: 21	R: 0 E: 0 K: 1 S: 9	H: 0 LOB: 0 BB: 0 P: 13	R: 0 E: 0 K: 1 S: 7	H: 2 LOB: 2 BB: 0 P: 19	R: 0 E: 0 K: 1 S: 8	H: 0 LOB: 0 BB: 0 P: 11	R: 0 E: 0 K: 0 S: 6	H: 0 LOB: 0 BB: 0 P: 11	1B: 8 2B: 1 3B: 0 HR: 0	SF: 0 SAC: 0 DP: 0 HBP: 0	WP: 0 PB: 0 SB: 0 CS: 0	PA: 36
PITCHER	IP WLS BF H R ER SO BB IBB HBP BLK WP HR S P ERA WHIP	IP WLS BF H R ER SO BB IBB HBP BLK WP HR S P ERA WHIP																		
34 Tom Koehler, R ERA: 4.5	4.0 19 7 3 3 2 1 0 0 0 0 0 42 70 6.75 2.000	1.0 W 3 0 0 0 1 0 0 0 0 0 0 20 29 0.00 1.000	6.1 2.0 H 8 2 0 0 2 0 0 0 0 0 0 8 11 0.00 0.000	8.1 1.0 3 0 0 0 1 0 0 0 0 0 6 11 0.00 0.000	9.1 1.0 3 0 0 0 0 0 0 0 0 0 6 11 0.00 0.000															

Cincinnati Reds @ Miami Marlins
Marlins Park, Miami, FL
Sun Jul 10 2016, 1:12 PM - 4:15 PM EDT
Att: 22,394 - Roof Closed - 78 F

AB	35
R	3
H	9
RBI	3
BB	1
SO	6
LOB	11



Batter	1	2	3	4	5	6	7	8	9	AB	R	H	RBI	BB	SO	LOB	BOTTOM			
11 J.T. Realmuto, R OBP: 0.349, SLG: 0.426										5	1	1	1	0	1	0				
14 Martín Prado, R OBP: 0.373, SLG: 0.416										2	2	1	0	3	1	0				
21 Christian Yelich, L OBP: 0.389, SLG: 0.475										5	0	3	1	0	2	2				
27 Giancarlo Stanton, R OBP: 0.328, SLG: 0.495										4	1	1	2	1	2	4				
13 Marcell Ozuna, R OBP: 0.360, SLG: 0.533										3	0	1	0	1	0	4				
12 Chris Johnson, R OBP: 0.290, SLG: 0.324										3	0	0	0	0	2	3				
64 Nick Wittgren, R 51 Ichiro Suzuki, L 46 Kyle Barracough, R 33 Dustin McGowan, R										0	0	0	0	0	0	0				
19 Miguel Rojas, R OBP: 0.291, SLG: 0.312										4	2	2	0	0	1	2				
3 Adeiny Hechavarria, R OBP: 0.272, SLG: 0.337										3	1	1	1	0	0	2				
34 Tom Koehler, R 18 Tomás Telis, S 40 Mike Dunn, L 31 Don Kelly, L										1	0	0	0	0	1	1				
Inning Stats	R: 0 E: 0 K: 1 S: 9	H: 1 LOB: 1 BB: 1 P: 15	R: 2 E: 0 K: 2 S: 11	H: 2 LOB: 0 BB: 0 P: 16	R: 0 E: 0 K: 2 S: 14	H: 1 LOB: 2 BB: 1 P: 24	R: 0 E: 0 K: 1 S: 8	H: 0 LOB: 0 BB: 0 P: 14	R: 2 E: 0 K: 1 S: 21	H: 3 LOB: 1 BB: 0 P: 33	R: 3 E: 1 K: 1 S: 21	H: 3 LOB: 1 BB: 1 P: 35	R: 0 E: 0 K: 1 S: 9	H: 0 LOB: 2 BB: 1 P: 15	R: 0 E: 0 K: 3 S: 13	H: 0 LOB: 1 BB: 1 P: 22	1B: 6 2B: 3 3B: 0 HR: 1	SF: 0 SAC: 1 DP: 0 HBP: 1	WP: 1 PB: 2 SB: 2 CS: 0	PA: 40
PITCHER	IP WLS BF H R ER SO BB IBB HBP BLK WP HR S P ERA WHIP	IP WLS BF H R ER SO BB IBB HBP BLK WP HR S P ERA WHIP																		
44 Cody Reed, L ERA: 8.39	4.2 L 23 7 3 3 2 1 1 0 0 0 0 22 34 18.00 4.000	6.1 0.1 1 0 0 0 0 0 0 0 0 0 2 5 0.00 0.000	7.1 2.0 9 0 0 0 4 2 0 1 0 0 0 22 37 0.00 1.000																	

Cincinnati Reds @ Miami Marlins
Marlins Park, Miami, FL
Sun Jul 10 2016, 1:12 PM - 4:15 PM EDT
Att: 22,394 - Roof Closed - 78 F


AB	33
R	7
H	10
RBI	5
BB	5
SO	12
LOB	21



Batter	1	2	3	4	5	6	7	8	9	AB	R	H	RBI	BB	SO	LOB	TOP				
11 J T Realmuto, R OBP: 0.350, SLG: 0.426										5	1	2	0	0	1	1					
14 Martín Prado, R OBP: 0.373, SLG: 0.416										5	0	2	1	0	1	3					
21 Christian Yelich, L OBP: 0.389, SLG: 0.472										4	1	1	0	1	1	2					
27 Giancarlo Stanton, R OBP: 0.335, SLG: 0.500										3	1	2	1	1	1	0					
13 Marcell Ozuna, R OBP: 0.360, SLG: 0.534										5	2	2	2	0	0	4					
12 Chris Johnson, R OBP: 0.284, SLG: 0.329										4	0	1	2	1	0	1					
32 Derek Dietrich, L OBP: 0.391, SLG: 0.436										3	0	0	0	0	1	1					
19 Miguel Rojas, R OBP: 0.294, SLG: 0.315										4	0	1	0	1	1	1					
3 Adeiny Hechavarria, R OBP: 0.274, SLG: 0.336										2	0	0	0	0	1	2					
54 Wei-Yin Chen, R 28 Cole Gillespie, R 35 David Phelps, R 51 Ichiro Suzuki, L 56 Fernando Rodney, R 44 AJ Ramos, R										2	0	0	0	0	1	2					
Inning Stats	R: 0 E: 0 K: 0 S: 10	H: 3 LOB: 2 BB: 0 P: 15	R: 0 E: 0 K: 1 S: 9	H: 0 LOB: 0 BB: 0 P: 12	R: 0 E: 0 K: 1 S: 9	H: 1 LOB: 1 BB: 0 P: 12	R: 1 E: 0 K: 0 S: 10	H: 1 LOB: 2 BB: 0 P: 22	R: 0 E: 0 K: 0 S: 8	H: 0 LOB: 0 BB: 0 P: 10	R: 1 E: 0 K: 0 S: 6	H: 1 LOB: 0 BB: 0 P: 12	R: 3 E: 1 K: 2 S: 16	H: 3 LOB: 1 BB: 0 P: 24	R: 1 E: 0 K: 2 S: 14	H: 2 LOB: 1 BB: 0 P: 25	1B: 10 2B: 3 HR: 0	SF: 0 SAC: 0 DP: 1 HBP: 1	WP: 1 PB: 0 SB: 0 CS: 0	PA: 44	
PITCHER	IP WLS BF H R ER SO BB IBB HBP BLK WP HR S P ERA WHIP	IP WLS BF H R ER SO BB IBB HBP BLK WP HR S P ERA WHIP	IP WLS BF H R ER SO BB IBB HBP BLK WP HR S P ERA WHIP	IP WLS BF H R ER SO BB IBB HBP BLK WP HR S P ERA WHIP	IP WLS BF H R ER SO BB IBB HBP BLK WP HR S P ERA WHIP	IP WLS BF H R ER SO BB IBB HBP BLK WP HR S P ERA WHIP	IP WLS BF H R ER SO BB IBB HBP BLK WP HR S P ERA WHIP	IP WLS BF H R ER SO BB IBB HBP BLK WP HR S P ERA WHIP	IP WLS BF H R ER SO BB IBB HBP BLK WP HR S P ERA WHIP	IP WLS BF H R ER SO BB IBB HBP BLK WP HR S P ERA WHIP	IP WLS BF H R ER SO BB IBB HBP BLK WP HR S P ERA WHIP	IP WLS BF H R ER SO BB IBB HBP BLK WP HR S P ERA WHIP	IP WLS BF H R ER SO BB IBB HBP BLK WP HR S P ERA WHIP	IP WLS BF H R ER SO BB IBB HBP BLK WP HR S P ERA WHIP	IP WLS BF H R ER SO BB IBB HBP BLK WP HR S P ERA WHIP	IP WLS BF H R ER SO BB IBB HBP BLK WP HR S P ERA WHIP	IP WLS BF H R ER SO BB IBB HBP BLK WP HR S P ERA WHIP	IP WLS BF H R ER SO BB IBB HBP BLK WP HR S P ERA WHIP	IP WLS BF H R ER SO BB IBB HBP BLK WP HR S P ERA WHIP	IP WLS BF H R ER SO BB IBB HBP BLK WP HR S P ERA WHIP	IP WLS BF H R ER SO BB IBB HBP BLK WP HR S P ERA WHIP

Miami Marlins @ St. Louis Cardinals
Busch Stadium, St. Louis, MO
Fri Jul 15 2016, 7:17 PM - 10:39 PM CDT
Att: 42,034 - Partly Cloudy - 84 F


AB 39
R 7
H 13
RBI 7
BB 4
SO 7
LOB 19



Batter	1	2	3	4	5	6	7	8	9	AB	R	H	RBI	BB	SO	LOB	BOTTOM					
15 Randal Grichuk, R OBP: 0.290, SLG: 0.442										5	1	2	1	0	2	1						
36 Aledmys Díaz, R OBP: 0.383, SLG: 0.538										4	0	2	0	1	1	1						
7 Matt Holliday, R OBP: 0.312, SLG: 0.445										4	0	0	0	0	1	3						
32 Matt Adams, L OBP: 0.310, SLG: 0.472										1	0	0	0	0	1	2						
55 Stephen Piscotty, R OBP: 0.371, SLG: 0.488										3	1	1	1	1	0	1						
27 Jhonny Peralta, R OBP: 0.263, SLG: 0.402										4	0	0	0	0	0	2						
4 Yadier Molina, R OBP: 0.328, SLG: 0.340										4	1	1	0	0	0	0						
3 Jedd Gyorko, R OBP: 0.302, SLG: 0.410										3	1	1	0	0	1	0						
46 Kevin Siegrist, L										0	0	0	0	0	0	0						
30 Jonathan Broxton, R										0	0	0	0	0	0	0						
35 Greg Garcia, L OBP: 0.462, SLG: 0.452										4	2	3	4	0	0	0						
26 Seungwhan Oh, R										2	0	0	0	0	1	0						
28 Tommy Pham, R OBP: 0.364, SLG: 0.633										4	2	3	4	0	0	0						
54 Jaime Garcia, L OBP: 0.179, SLG: 0.185										2	0	0	0	0	1	0						
44 Trevor Rosenthal, R ERA: 2.87										0	0	0	0	0	0	0						
16 Kolten Wong, L OBP: 0.325, SLG: 0.302										2	0	0	0	0	2	1						
Inning Stats	R: 0 E: 0 K: 0 S: 9	H: 1 LOB: 2 BB: 1 P: 19	R: 0 E: 0 K: 1 S: 8	H: 0 LOB: 0 BB: 0 P: 11	R: 0 E: 0 K: 2 S: 12	H: 1 LOB: 1 BB: 0 P: 20	R: 4 E: 0 K: 2 S: 18	H: 4 LOB: 0 BB: 0 P: 28	R: 0 E: 0 K: 0 S: 7	H: 0 LOB: 0 BB: 0 P: 10	R: 0 E: 0 K: 0 S: 6	H: 0 LOB: 0 BB: 0 P: 9	R: 2 E: 0 K: 1 S: 12	H: 2 LOB: 1 BB: 1 P: 22	R: 0 E: 0 K: 0 S: 4	H: 0 LOB: 0 BB: 0 P: 8	R: 0 E: 0 K: 3 S: 16	H: 2 LOB: 2 BB: 0 P: 21	1B: 4 2B: 2 HR: 4	SF: 0 SAC: 0 DP: 0 HBP: 0	WP: 0 PB: 0 SB: 0 CS: 0	PA: 39
PITCHER	IP WLS BF H R ER SO BB IBB HBP BLK WP HR S P ERA WHIP	IP WLS BF H R ER SO BB IBB HBP BLK WP HR S P ERA WHIP	IP WLS BF H R ER SO BB IBB HBP BLK WP HR S P ERA WHIP	IP WLS BF H R ER SO BB IBB HBP BLK WP HR S P ERA WHIP	IP WLS BF H R ER SO BB IBB HBP BLK WP HR S P ERA WHIP	IP WLS BF H R ER SO BB IBB HBP BLK WP HR S P ERA WHIP	IP WLS BF H R ER SO BB IBB HBP BLK WP HR S P ERA WHIP	IP WLS BF H R ER SO BB IBB HBP BLK WP HR S P ERA WHIP	IP WLS BF H R ER SO BB IBB HBP BLK WP HR S P ERA WHIP	IP WLS BF H R ER SO BB IBB HBP BLK WP HR S P ERA WHIP	IP WLS BF H R ER SO BB IBB HBP BLK WP HR S P ERA WHIP	IP WLS BF H R ER SO BB IBB HBP BLK WP HR S P ERA WHIP	IP WLS BF H R ER SO BB IBB HBP BLK WP HR S P ERA WHIP	IP WLS BF H R ER SO BB IBB HBP BLK WP HR S P ERA WHIP	IP WLS BF H R ER SO BB IBB HBP BLK WP HR S P ERA WHIP	IP WLS BF H R ER SO BB IBB HBP BLK WP HR S P ERA WHIP	IP WLS BF H R ER SO BB IBB HBP BLK WP HR S P ERA WHIP	IP WLS BF H R ER SO BB IBB HBP BLK WP HR S P ERA WHIP	IP WLS BF H R ER SO BB IBB HBP BLK WP HR S P ERA WHIP	IP WLS BF H R ER SO BB IBB HBP BLK WP HR S P ERA WHIP	IP WLS BF H R ER SO BB IBB HBP BLK WP HR S P ERA WHIP	

Miami Marlins @ St. Louis Cardinals
Busch Stadium, St. Louis, MO
Fri Jul 15 2016, 7:17 PM - 10:39 PM CDT
Att: 42,034 - Partly Cloudy - 84 F

AB 37
R 6
H 10
RBI 6
BB 2
SO 9
LOB 11



Batter	1	2	3	4	5	6	7	8	9	AB	R	H	RBI	BB	SO	LOB	TOP					
11 J T Realmuto, R OBP: 0.345, SLG: 0.420	G1-4-3		K			G1-3		F9		4	0	0	0	0	1	2						
14 Martín Prado, R OBP: 0.372, SLG: 0.412	L5					G5-3			G4-3	3	0	0	0	1	0	1						
21 Christian Yelich, L OBP: 0.389, SLG: 0.474						F9			G6-3	3	0	1	0	1	0	1						
27 Giancarlo Stanton, R OBP: 0.331, SLG: 0.493	K					G5-4-3			G4-3	4	0	0	0	0	2	3						
13 Marcell Ozuna, R OBP: 0.357, SLG: 0.529		G6-3				G4-3				3	0	0	0	0	1	1						
32 Derek Dietrich, L OBP: 0.387, SLG: 0.430		G3-1				G4-3				3	0	0	0	0	0	1						
12 Chris Johnson, R OBP: 0.280, SLG: 0.325									G5-3	2	0	0	0	0	0	0						
40 Mike Dunn, L										0	0	0	0	0	0	0						
64 Nick Wittgren, R										1	0	0	0	0	0	0						
51 Ichiro Suzuki, L OBP: 0.413, SLG: 0.392										0	0	0	0	0	0	0						
33 Dustin McGowan, R										0	0	0	0	0	0	0						
3 Adeiny Hechavarria, R OBP: 0.278, SLG: 0.342			F7							3	0	2	0	0	0	0						
34 Tom Koehler, R OBP: 0.069, SLG: 0.069										1	0	0	0	0	1	0						
31 Don Kelly, L OBP: 0.091, SLG: 0.091			K							2	0	0	0	0	0	2						
Inning Stats	R: 0 E: 0 K: 1 S: 11	H: 0 LOB: 1 BB: 1 P: 18	R: 0 E: 0 K: 0 S: 7	H: 0 LOB: 0 BB: 0 P: 13	R: 0 E: 0 K: 2 S: 7	H: 0 LOB: 0 BB: 0 P: 8	R: 0 E: 0 K: 0 S: 4	H: 0 LOB: 0 BB: 0 P: 9	R: 0 E: 0 K: 0 S: 9	H: 0 LOB: 0 BB: 0 P: 14	R: 0 E: 0 K: 0 S: 9	H: 1 LOB: 1 BB: 0 P: 14	R: 0 E: 0 K: 2 S: 12	H: 1 LOB: 1 BB: 0 P: 20	R: 0 E: 0 K: 0 S: 8	H: 1 LOB: 1 BB: 0 P: 13	R: 0 E: 0 K: 0 S: 7	H: 0 LOB: 0 BB: 0 P: 11	1B: 1 2B: 2 3B: 0 HR: 0	SF: 0 SAC: 0 DP: 1 HBP: 0	WP: 0 PB: 0 SB: 0 CS: 0	PA: 31
PITCHER 50 Adam Wainwright, R ERA: 4.15	IP: 9.0 WLS: W BF: 31 H: 3 R: 0 ER: 0 SO: 5 BB: 2 IBB: 0 HBP: 0 BLK: 0 WP: 0 HR: 0 S: 74 P: 120 ERA: 0.00 WHIP: 0.556											PITCHER	IP: 9.0 WLS: W BF: 31 H: 3 R: 0 ER: 0 SO: 5 BB: 2 IBB: 0 HBP: 0 BLK: 0 WP: 0 HR: 0 S: 74 P: 120 ERA: 0.00 WHIP: 0.556									

Miami Marlins @ St. Louis Cardinals
Busch Stadium, St. Louis, MO
Sat Jul 16 2016, 6:18 PM - 8:55 PM CDT
Att: 44,840 - Clear - 86 F

AB	29
R	0
H	3
RBI	0
BB	2
SO	5
LOB	11



Batter	1	2	3	4	5	6	7	8	9	AB	R	H	RBI	BB	SO	LOB	BOTTOM					
28 Tommy Pham, R OBP: 0.373, SLG: 0.642	K		55 2B			F9				4	1	2	0	0	1	0						
36 Aledmys Díaz, R OBP: 0.381, SLG: 0.533	G4-3		55 2B			P2				3	1	0	0	1	0	1						
55 Stephen Piscotty, R OBP: 0.375, SLG: 0.482	1B		15 2B			L7				3	1	2	2	1	0	0						
15 Randal Grichuk, R OBP: 0.293, SLG: 0.444	BB		32 1B			P2				3	1	1	1	1	0	2						
32 Matt Adams, L OBP: 0.309, SLG: 0.468	L9		2H			F8				4	0	1	1	0	0	2						
27 Jhonny Peralta, R OBP: 0.263, SLG: 0.423	K		F8			HR				4	1	1	1	0	1	1						
4 Yadier Molina, R OBP: 0.327, SLG: 0.339	G4-3		L6			G6-3				4	0	1	0	0	0	1						
16 Kolten Wong, L OBP: 0.324, SLG: 0.297	G4-3		G3							3	0	0	0	0	0	2						
50 Adam Wainwright, R OBP: 0.162, SLG: 0.405	K		K			K				4	0	0	0	0	4	2						
Inning Stats	R: 0 E: 0 K: 1 S: 11	H: 1 LOB: 2 BB: 1 P: 21	R: 0 E: 0 K: 2 S: 14	H: 1 LOB: 0 BB: 0 P: 19	R: 4 E: 0 K: 0 S: 17	H: 4 LOB: 1 BB: 1 P: 34	R: 0 E: 0 K: 1 S: 9	H: 1 LOB: 2 BB: 1 P: 17	R: 1 E: 0 K: 1 S: 13	H: 1 LOB: 0 BB: 0 P: 22	R: 0 E: 0 K: 0 S: 4	H: 0 LOB: 0 BB: 0 P: 6	R: 0 E: 0 K: 0 S: 10	H: 0 LOB: 0 BB: 0 P: 16	R: 0 E: 0 K: 1 S: 12	H: 0 LOB: 0 BB: 0 P: 15	R: 0 E: 0 K: 1 S: 12	H: 0 LOB: 0 BB: 0 P: 15	1B: 4 2B: 3 3B: 0 HR: 1	SF: 0 SAC: 0 DP: 0 HBP: 1	WP: 1 PB: 0 SB: 0 CS: 0	PA: 36
PITCHER 34 Tom Koehler, R ERA: 4.68	IP: 4.0 WLS: L BF: 22 H: 7 R: 4 ER: 4 SO: 4 BB: 3 IBB: 0 HBP: 0 BLK: 0 WP: 1 HR: 0 S: 51 P: 91 ERA: 9.00 WHIP: 2.500											PITCHER	IP: 4.0 WLS: L BF: 22 H: 7 R: 4 ER: 4 SO: 4 BB: 3 IBB: 0 HBP: 0 BLK: 0 WP: 1 HR: 0 S: 51 P: 91 ERA: 9.00 WHIP: 2.500									
40 Mike Dunn, L ERA: 3.68	2.0	8	1	1	1	0	0	1	0	0	1	17	28	4.50	0.500							
64 Nick Wittgren, R ERA: 2.63	1.0	3	0	0	0	0	0	0	0	0	0	10	16	0.00	0.000							
33 Dustin McGowan, R ERA: 3.21	1.0	3	0	0	0	0	0	0	0	0	0	12	15	0.00	0.000							

Miami Marlins @ St. Louis Cardinals
Busch Stadium, St. Louis, MO
Sat Jul 16 2016, 6:18 PM - 8:55 PM CDT
Att: 44,840 - Clear - 86 F

AB	32
R	5
H	8
RBI	5
BB	3
SO	6
LOB	11



Batter	1	2	3	4	5	6	7	8	9	AB	R	H	RBI	BB	SO	LOB	TOP					
51 Ichiro Suzuki, L (1,8) OBP: 0.423, SLG: 0.406										4	1	3	0	1	0	0						
14 Martin Prado, R (1,5) OBP: 0.372, SLG: 0.413										4	1	1	0	0	0	3						
21 Christian Yelich, L (1,7)										4	1	2	3	0	0	1						
27 Giancarlo Stanton, R (1,9) OBP: 0.335, SLG: 0.500										4	2	2	1	1	2	2						
32 Derek Dietrich, L (1,4) OBP: 0.385, SLG: 0.427 19 Miguel Rojas, R (8,PH) OBP: 0.292, SLG: 0.313										4	0	1	0	0	0	2						
31 Don Kelly, L (1,3) OBP: 0.063, SLG: 0.067										4	0	0	1	0	1	3						
6 Jeff Mathis, R (1,2) OBP: 0.234, SLG: 0.270										5	0	2	1	0	0	0						
3 Adeiny Hechavarria, R (1,6) OBP: 0.280, SLG: 0.341										4	0	1	0	1	1	1						
61 Adam Conley, L (1,1) 46 Kyle Barraclough, R (8,PH) 28 Cole Gillespie, R (8,PH) 77 Yefri Pérez, S (8,PH) 56 Fernando Rodney, R (8,1) 44 AJ Ramos, R (9,1)										3	0	0	0	0	0	3						
Inning Stats	R: 0 E: 0 K: 1 S: 9	H: 1 LOB: 1 BB: 0 P: 16	R: 0 E: 0 K: 0 S: 10	H: 1 LOB: 1 BB: 0 P: 16	R: 0 E: 0 K: 1 S: 18	H: 0 LOB: 0 BB: 0 P: 26	R: 1 E: 0 K: 2 S: 20	H: 3 LOB: 3 BB: 1 P: 35	R: 2 E: 0 K: 1 S: 8	H: 2 LOB: 1 BB: 1 P: 18	R: 0 E: 0 K: 1 S: 10	H: 2 LOB: 2 BB: 0 P: 12	R: 2 E: 0 K: 0 S: 10	H: 2 LOB: 0 BB: 0 P: 14	R: 1 E: 0 K: 1 S: 11	H: 2 LOB: 3 BB: 1 P: 24	R: 0 E: 0 K: 0 S: 4	H: 0 LOB: 0 BB: 0 P: 5	1B: 9 2B: 4 3B: 0 HR: 0	SF: 2 SAC: 0 DP: 0 HBP: 1	WP: 1 PB: 0 SB: 3 CS: 0	PA: 44
PITCHER	IP WLS BF H R ER SO BB IBB HBP BLK WP HR S P ERA WHIP																					
52 Michael Wacha, R (1,1) ERA: 4.45	4.0	21	7	3	3	4	1	1	0	0	1	0	60	101	6.75	2.000						
67 Matt Bowman, R (5,1) ERA: 2.95	2.0	8	2	0	0	2	0	0	0	0	0	0	15	22	0.00	1.000						
30 Jonathan Broxton, R (7,1) ERA: 4.17	1.0	L 5	2	2	2	0	0	0	0	0	0	0	10	14	18.00	2.000						
46 Kevin Siegrist, L (8,1) ERA: 2.88	1.0	7	2	1	1	1	0	1	1	0	0	0	11	24	9.00	2.000						
43 Seth Maness, R (9,1) ERA: 5.12	1.0	3	0	0	0	0	0	0	0	0	0	0	4	5	0.00	0.000						

Miami Marlins @ St. Louis Cardinals
 Busch Stadium, St. Louis, MO
 Sun Jul 17 2016, 1:15 PM - 4:17 PM CDT
 Att: 43,046 - Partly Cloudy - 93 F

AB 38
 R 6
 H 13
 RBI 6
 BB 3
 SO 7
 LOB 19

Batter	1	2	3	4	5	6	7	8	9	AB	R	H	RBI	BB	SO	LOB	BOTTOM					
28 Tommy Pham, R (1,8) OBP: 0.349, SLG: 0.596										4	0	0	0	0	3	1						
36 Aledmys Díaz, R (1,6) OBP: 0.383, SLG: 0.530										2	1	0	0	2	1	0						
55 Stephen Piscotty, R (1,9) OBP: 0.371, SLG: 0.466										4	1	3	1	0	0	1						
7 Matt Holliday, R (1,3) OBP: 0.318, SLG: 0.462										4	1	3	1	0	0	1						
27 Jonny Peralta, R (1,5) OBP: 0.258, SLG: 0.416 30 Jonathan Broxton, R (7,1) 46 Kevin Siegrist, L (8,1) 43 Seth Maness, R (9,1) 16 Kolten Wong, L (9,PH) OBP: 0.322, SLG: 0.296										2	0	0	0	0	2	1						
15 Randal Grichuk, R (1,7) OBP: 0.288, SLG: 0.437										4	0	0	0	0	4	2						
3 Jedd Gyorko, R (1,4) OBP: 0.295, SLG: 0.490										4	0	0	0	0	1	1						
68 Alberto Rosario, R (1,2) OBP: 0.429, SLG: 0.333										2	1	0	0	1	1	0						
52 Michael Wacha, R (1,1) OBP: 0.114, SLG: 0.031 67 Matt Bowman, R (5,1) 35 Greg Garcia, L (5,5) 19 Michael McKenry, R (6,PH)										1	0	0	0	0	1	0						
Inning Stats	R: 0 E: 0 K: 1 S: 6	H: 0 LOB: 0 BB: 0 P: 8	R: 1 E: 0 K: 2 S: 10	H: 1 LOB: 0 BB: 0 P: 17	R: 0 E: 0 K: 2 S: 13	H: 0 LOB: 0 BB: 0 P: 19	R: 0 E: 0 K: 1 S: 8	H: 0 LOB: 1 BB: 1 P: 16	R: 1 E: 0 K: 3 S: 12	H: 1 LOB: 1 BB: 1 P: 21	R: 1 E: 0 K: 2 S: 13	H: 1 LOB: 1 BB: 1 P: 21	R: 0 E: 0 K: 1 S: 8	H: 0 LOB: 0 BB: 0 P: 10	R: 0 E: 0 K: 2 S: 10	H: 0 LOB: 0 BB: 0 P: 15	R: 0 E: 0 K: 1 S: 9	H: 1 LOB: 1 BB: 0 P: 15	1B: 1 2B: 2 3B: 0 HR: 1	SF: 0 SAC: 0 DP: 0 HBP: 0	WP: 1 PB: 0 SB: 1 CS: 0	PA: 34
PITCHER	IP WLS BF H R ER SO BB IBB HBP BLK WP HR S P ERA WHIP																					
61 Adam Conley, L (1,1) ERA: 3.61	5.1	22	3	3	2	9	3	0	0	0	1	1	56	92	3.38	1.125						
46 Kyle Barraclough, R (6,1) ERA: 3.11	1.2	W 5	0	0	0	3	0	0	0	0	0	0	14	20	0.00	0.000						
56 Fernando Rodney, R (8,1) ERA: 0.98	1.0	H 3	0	0	0	2	0	0	0	0	0	0	10	15	0.00	0.000						
44 AJ Ramos, R (9,1) ERA: 2.13	1.0	S 4	1	0	0	1	0	0	0	0	0	0	9	15	0.00	1.000						

Miami Marlins @ St. Louis Cardinals
 Busch Stadium, St. Louis, MO
 Sun Jul 17 2016, 1:15 PM - 4:17 PM CDT
 Att: 43,046 - Partly Cloudy - 93 F

AB 31
 R 3
 H 4
 RBI 1
 BB 3
 SO 15
 LOB 10

Batter	1	2	3	4	5	6	7	8	9	10	AB	R	H	RBI	BB	SO	LOB	TOP								
11 J.T. Realmuto, R OBP: 0.350, SLG: 0.419	(1, 2) C FF 03 3-2 B FF 05 B CH 09 B SI 01 F FF 06 F FF 06 X SI 06		B CU 01 4-2 C FF 06 B CH 09 B SI 01		B FF 05 2-3 C SI 00 F SI 09 D SI 08 S SL 08			C FF 06 2-2 B FF 05 B CH 09 B SI 01 X SI 06		F FF 04 2-3 C FF 05 B CH 09 B SI 01 S CU 02	4	0	2	0	1	2	2									
14 Martín Prado, R OBP: 0.367, SLG: 0.414	(1, 5) B SI 04 2-1 1 SAFE C SI 03 X FF 04	L8	G6-4-3			C SL 05 0-1 X SL 05	F8	F9		B SI 02 4-1 B FF 05 B FF 05	4	0	0	0	1	0	3									
21 Christian Yelich, L OBP: 0.386, SLG: 0.481	(1, 7) C SI 04 0-1 X SL 06	FC6-4			B FF 02 0-2 C SI 00 X SL 06		L8			B SI 02 3-2 B FF 05 B FF 05	5	1	2	2	0	1	2									
27 Giancarlo Stanton, R OBP: 0.332, SLG: 0.490	(1, 9) B CU 02 3-3 1 SAFE F FF 05 B SI 01 S SI 00 F FF 07 S SI 07	K			B FF 04 2-1 C SI 00 X FF 06	G4-3	G6-3			B SI 02 1-3 C SI 02 S SI 01	5	0	0	0	0	2	3									
13 Marcell Ozuna, R OBP: 0.337, SLG: 0.522	(1, 8) C FF 01 2-3 B FF 06 B CH 09 B SI 01 S SI 06	K			B FF 04 4-1 B SI 01 B SI 01 B SI 01	G4-3				F CH 05 3-1 B SI 03 B SI 03 B CH 04 X SI 01	3	0	1	0	1	1	0									
32 Derek Dietrich, L OBP: 0.375, SLG: 0.414	(1, 4) S SL 08 0-3 C SI 01 S SI 02 C FF 06	K			B FF 04 2-1 B FF 06 X SI 04	G6-3				X SI 09 0-0	4	0	0	0	0	1	2									
19 Miguel Rojas, R OBP: 0.292, SLG: 0.313	(10, 4) S SI 01 10-4	K			B FF 04 1-2 B SI 01 X FF 06	G6-3				X SI 09 0-0	0	0	0	0	0	0	0									
12 Chris Johnson, R OBP: 0.286, SLG: 0.325	(1, 3) B CU 02 4-0 B FF 07 B SI 06				C FF 04 0-2 C SI 00 X FF 07	G6-3				1 SAFE B CH 08 B SI 02 1 SAFE F SI 02 B SI 02 X SI 02	3	0	1	0	1	0	1									
40 Mike Dunn, L OBP: 0.292, SLG: 0.313	(9, 1) B SI 06 0-0				B FF 04 1-2 B SI 01 X FF 06					1 SAFE B CH 08 B SI 02 1 SAFE F SI 02 B SI 02 X SI 02	0	0	0	0	0	0	0									
44 AJ Ramos, R OBP: 0.292, SLG: 0.313	(10, 1) B SI 06 0-0				B FF 04 1-2 B SI 01 X FF 06					1 SAFE B CH 08 B SI 02 1 SAFE F SI 02 B SI 02 X SI 02	0	0	0	0	0	0	0									
3 Adeiny Hechavarría, R OBP: 0.282, SLG: 0.343	(1, 6) B FF 05 1-0 X FF 04	F9			B FF 04 4-1 B SI 01 B SI 01					B FF 04 2-2 B FF 05 F SI 01 F FF 06 X CU 02	3	1	1	0	1	0	2									
62 José Ureña, R OBP: 0.295, SLG: 0.053	(1, 1) B FF 03 1-3 C FF 04 C FF 05	K			X FF 04 0-0	SH3-4				B FF 04 2-2 B FF 05 F SI 01 X FS 08	1	0	0	0	0	1	0									
35 David Phelps, R OBP: 0.500, SLG: 0.500	(6, 1) C FF 04 1-3 C FF 05	K								B CU 02 1-1 B FF 04 X FF 04	1	0	0	0	0	0	0									
51 Ichiro Suzuki, L OBP: 0.421, SLG: 0.401	(8, PH) C FF 04 1-3 C FF 05	K								B CU 02 1-1 B FF 04 X FF 04	1	0	0	0	0	0	0									
64 Nick Wittgren, R OBP: 0.295, SLG: 0.053	(8, 3) C FF 04 1-3 C FF 05	K								B CU 02 1-1 B FF 04 X FF 04	1	0	0	0	0	0	0									
31 Don Kelly, L OBP: 0.295, SLG: 0.053	(9, 3) C FF 04 1-3 C FF 05	K								B CU 02 1-1 B FF 04 X FF 04	1	0	0	0	0	0	0									
Inning Stats	R: 0 E: 0 K: 1 S: 12	H: 1 LOB: 1 BB: 0 P: 20	R: 0 E: 0 K: 2 S: 7	H: 0 LOB: 1 BB: 1 P: 14	R: 0 E: 0 K: 1 S: 8	H: 0 LOB: 0 BB: 1 P: 13	R: 1 E: 0 K: 0 S: 8	H: 1 LOB: 0 BB: 1 P: 16	R: 0 E: 0 K: 1 S: 8	H: 0 LOB: 1 BB: 1 P: 14	R: 0 E: 0 K: 0 S: 6	H: 0 LOB: 0 BB: 0 P: 11	R: 0 E: 0 K: 0 S: 11	H: 1 LOB: 1 BB: 0 P: 17	R: 0 E: 0 K: 1 S: 12	H: 1 LOB: 1 BB: 0 P: 19	R: 0 E: 0 K: 1 S: 9	H: 1 LOB: 1 BB: 0 P: 16	R: 1 E: 0 K: 1 S: 13	H: 2 LOB: 2 BB: 1 P: 24	1B: 5 2B: 1 3B: 0 HR: 1	SF: 0 SAC: 1 DP: 2 HBP: 0	WP: 0 PB: 0 SB: 1 CS: 0	PA: 40		
PITCHER	IP 7.0	WLS 26	H 3	R 1	ER 1	SO 5	BB 4	IBB 0	HBP 0	BLK 0	WP 0	HR 1	S 60	P 105	ERA 1.29	WHIP 1.000										
28 Vince Velasquez, R ERA: 3.15	(1, 1) IP 7.0	WLS 26	H 3	R 1	ER 1	SO 5	BB 4	IBB 0	HBP 0	BLK 0	WP 0	HR 1	S 60	P 105	ERA 1.29	WHIP 1.000										
50 Héctor Neris, R ERA: 2.7	(8, 1) IP 1.0	WLS 4	H 1	R 0	ER 0	SO 1	BB 0	IBB 0	HBP 0	BLK 0	WP 0	HR 0	S 12	P 19	ERA 0.00	WHIP 1.000										
46 Jeanmar Gómez, R ERA: 2.82	(9, 1) IP 1.0	WLS 4	H 1	R 0	ER 0	SO 1	BB 0	IBB 0	HBP 0	BLK 0	WP 0	HR 0	S 9	P 16	ERA 0.00	WHIP 1.000										
30 David Hernandez, R ERA: 4.43	(10, 1) IP 0.2	WLS L	H 4	R 1	ER 1	SO 1	BB 1	IBB 0	HBP 0	BLK 0	WP 0	HR 0	S 8	P 16	ERA 13.50	WHIP 3.000										
53 Daniel Stumpf, L ERA: 9.0	(10, 1) IP 0.1	WLS 2	H 1	R 0	ER 0	SO 0	BB 0	IBB 0	HBP 0	BLK 0	WP 0	HR 0	S 5	P 8	ERA 0.00	WHIP 3.000										

Miami Marlins @ Philadelphia Phillies
Citizens Bank Park, Philadelphia, PA
Tue Jul 19 2016, 7:10 PM - 10:33 PM EDT
Att. 18,347 - Partly Cloudy - 84 F

livebaseballscores.com

AB 34
R 2
H 7
RBI 2
BB 5
SO 8
LOB 16

MIAMI

WP: 0 PA: 40
PB: 0
SB: 1
CS: 0

Batter	1	2	3	4	5	6	7	8	9	10	AB	R	H	RBI	BB	SO	LOB	BOTTOM								
37 Odúbel Herrera, L OBP: 0.369, SLG: 0.416	(1, 8) C FF 06 1-2 B CH 09 X SI 06	G4-3								C FF 04 1-3 B SI 02 F CH 08 B SI 01 S SL 01	4	0	1	0	1	1	0									
17 Peter Bourjos, R OBP: 0.299, SLG: 0.407	(1, 9) B FF 08 1-0 X FF 06	L9								C SL 01 2-2 B SI 07 B SI 02 F SI 02 X FF 02	5	0	1	0	0	1	4									
7 Maikel Franco, R OBP: 0.307, SLG: 0.463	(1, 5) B FF 07 1-3 C SI 01 X FF 07	K								C FF 07 0-3 C SI 07 S SL 02	5	0	0	0	0	3	2									
29 Cameron Rupp, R OBP: 0.321, SLG: 0.484	(1, 2) B SI 06 3-3 C SI 01 B FF 06 B FF 06 S SI 06	K								B FF 04 0-2 C SI 00 X FF 04	4	0	0	0	0	2	1									
19 Tommy Joseph, R OBP: 0.269, SLG: 0.346	(1, 3) B SI 07 4-2 B CH 09 B SI 01 B SI 01 B SI 01									B FF 05 2-2 B FF 05 F SI 03 X FF 04	3	1	2	1	1	1	1									
25 Cody Asche, L OBP: 0.317, SLG: 0.433	(1, 7) X SI 06 0-0	FC4-6								B FF 03 3-2 C SI 00 X FF 04	3	0	0	0	1	0	2									
13 Freddy Galvis, S OBP: 0.258, SLG: 0.355	(1, 6) B SI 07 1-1 1 SAFE X SI 06									C FF 04 1-3 C FF 05 F FF 06	4	0	1	0	0	2	1									
16 César Hernández, S OBP: 0.319, SLG: 0.360	(1, 4) B FF 07 3-2 B FF 06 B CH 09 F SI 01 X SI 06	G4-3								X FF 04 0-0	3	0	0	0	1	0	2									
28 Vince Velasquez, R OBP: 0.500, SLG: 0.500	(1, 1) C FF 04 1-3 C FF 05	K								B FF 04 2-2 B FF 05 F SI 01 X FS 08	1	0	0	0	0	1	0									
6 Ryan Howard, L OBP: 0.348, SLG: 0.477	(7, PH) C FF 04 1-3 C FF 05	K								B CU 02 1-1 B FF 04 X FF 04	1	0	0	0	0	0	0									
50 Héctor Neris, R ERA: 2.7	(8, 1) IP 1.1	WLS 7	H 0	R 0	ER 0	SO 3	BB 2	IBB 1	HBP 0	BLK 0	WP 0	HR 0	S 17	P 37	ERA 0.00	WHIP 1.500										
46 Jeanmar Gómez, R ERA: 2.45	(8, 1) IP 1.0	WLS 4	H 1	R 0	ER 0	SO 0	BB 0	IBB 0	HBP 0	BLK 0	WP 0	HR 0	S 13	P 18	ERA 0.00	WHIP 1.000										
40 Mike Dunn, L ERA: 3.45	(9, 1) IP 1.0	WLS W	H 3	R 0	ER 0	SO 1	BB 0	IBB 0	HBP 0	BLK 0	WP 0	HR 0	S 6	P 8	ERA 0.00	WHIP 0.000										
44 AJ Ramos, R ERA: 2.03	(10, 1) IP 1.0	WLS S	H 3	R 0	ER 0	SO 2	BB 0	IBB 0	HBP 0	BLK 0	WP 0	HR 0	S 11	P 14	ERA 0.00	WHIP 0.000										
Inning Stats	R: 0 E: 0 K: 1 S: 7	H: 0 LOB: 0 BB: 0 P: 10	R: 0 E: 0 K: 1 S: 13	H: 1 LOB: 2 BB: 1 P: 24	R: 0 E: 0 K: 1 S: 11	H: 1 LOB: 1 BB: 1 P: 17	R: 1 E: 0 K: 0 S: 8	H: 1 LOB: 0 BB: 0 P: 16	R: 0 E: 0 K: 0 S: 7	H: 0 LOB: 0 BB: 0 P: 11	R: 0 E: 1 K: 3 S: 15	H: 1 LOB: 1 BB: 0 P: 23	R: 0 E: 0 K: 2 S: 13	H: 0 LOB: 3 BB: 3 P: 30	R: 0 E: 0 K: 0 S: 13	H: 1 LOB: 1 BB: 0 P: 18	R: 0 E: 0 K: 1 S: 6	H: 0 LOB: 0 BB: 0 P: 8	R: 0 E: 0 K: 2 S: 11	H: 0 LOB: 0 BB: 0 P: 14	1B: 4 2B: 0 3B: 0 HR: 1	SF: 0 SAC: 0 DP: 0 HBP: 0	WP: 0 PB: 0 SB: 1 CS: 0	PA: 39		
PITCHER	IP 5.2	WLS 22	H 4	R 1	ER 1	SO 5	BB 4	IBB 0	HBP 0	BLK 0	WP 0	HR 1	S 57	P 94	ERA 1.59	WHIP 0.882										
62 José Ureña, R ERA: 6.23	(1, 1) IP 5.2	WLS 22	H 4	R 1	ER 1	SO 5	BB 4	IBB 0	HBP 0	BLK 0	WP 0	HR 1	S 57	P 94	ERA 1.59	WHIP 0.882										
35 David Phelps, R ERA: 2.76	(6, 1) IP 1.1	WLS 7	H 0	R 0	ER 0	SO 3	BB 2	IBB 1	HBP 0	BLK 0	WP 0	HR 0	S 17	P 37	ERA 0.00	WHIP 1.500										
64 Nick Wittgren, R ERA: 2.45	(8, 1) IP 1.0	WLS 4	H 1	R 0	ER 0	SO 0	BB 0	IBB 0	HBP 0	BLK 0	WP 0	HR 0	S 13	P 18	ERA 0.00	WHIP 1.000										
40 Mike Dunn, L ERA: 3.45	(9, 1) IP 1.0	WLS W	H 3	R 0	ER 0	SO 1	BB 0	IBB 0	HBP 0	BLK 0	WP 0	HR 0	S 6	P 8	ERA 0.00	WHIP 0.000										
44 AJ Ramos, R ERA: 2.03	(10, 1) IP 1.0	WLS S	H 3	R 0	ER 0	SO 2	BB 0	IBB 0	HBP 0	BLK 0	WP 0	HR 0	S 11	P 14	ERA 0.00	WHIP 0.000										

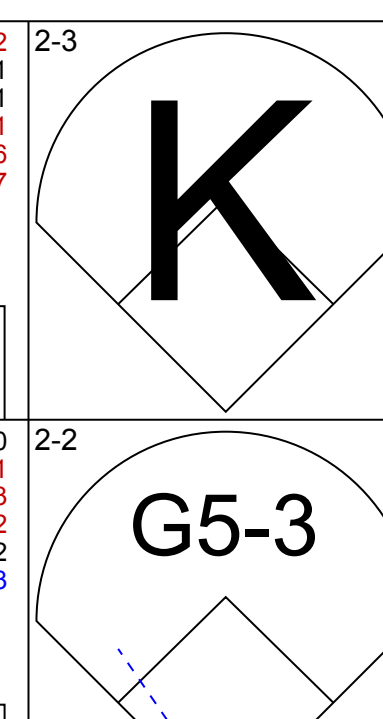
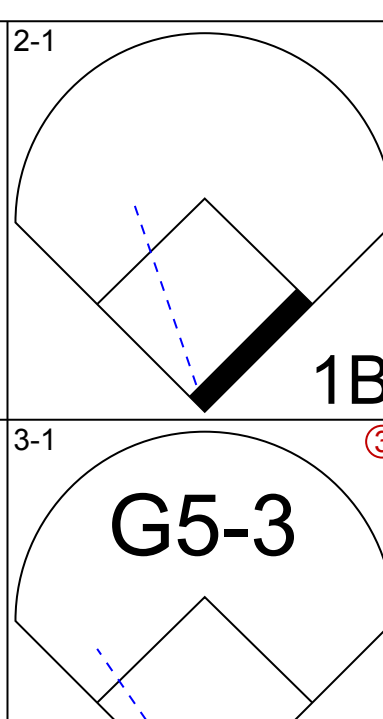
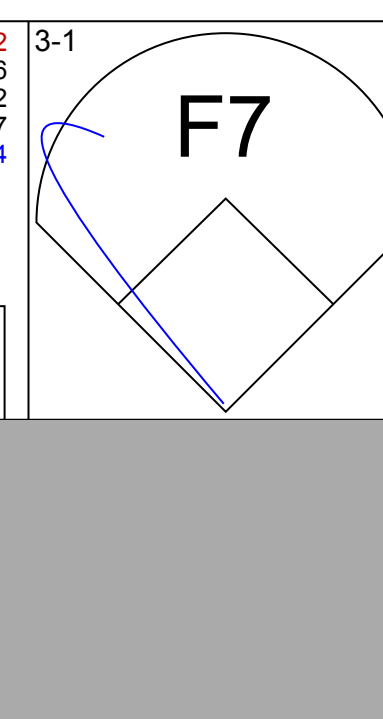
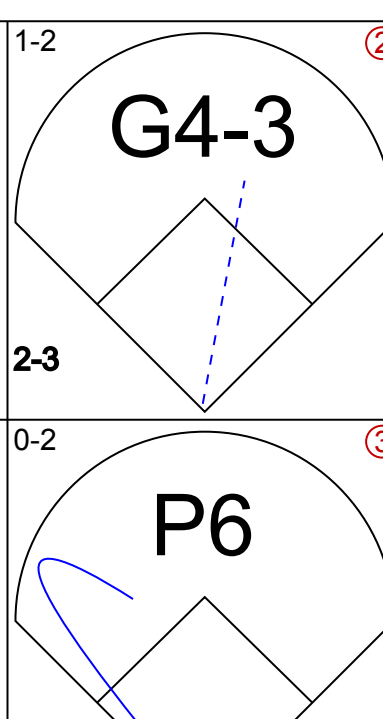
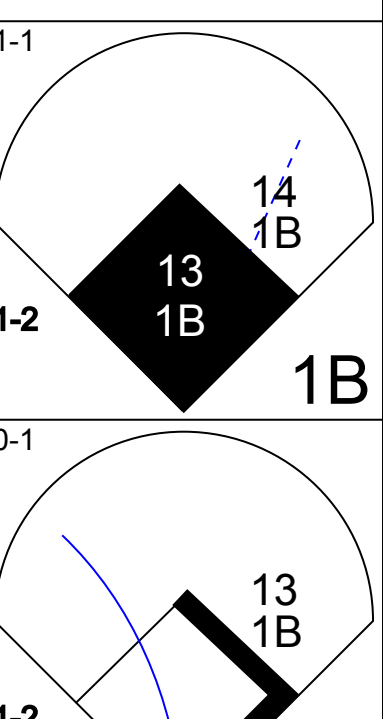
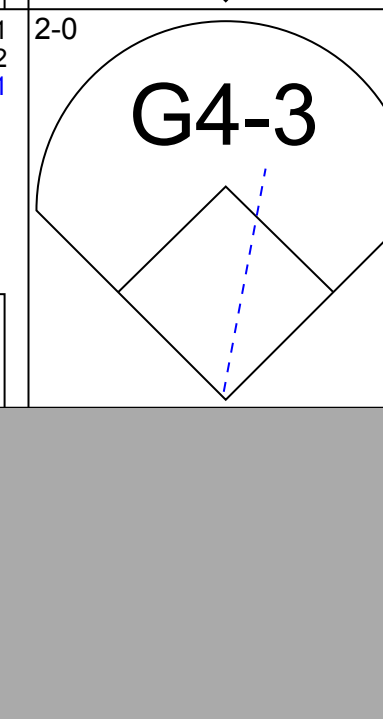


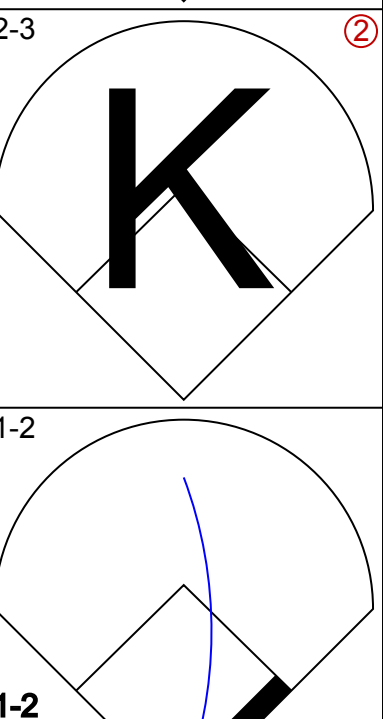

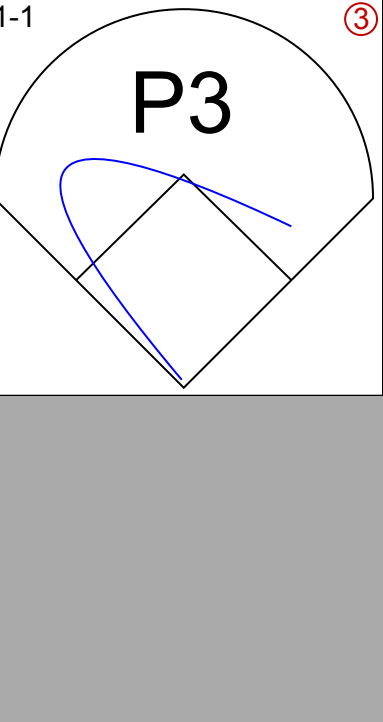

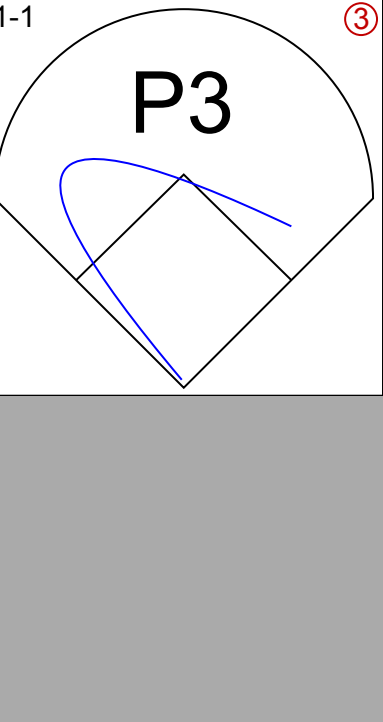

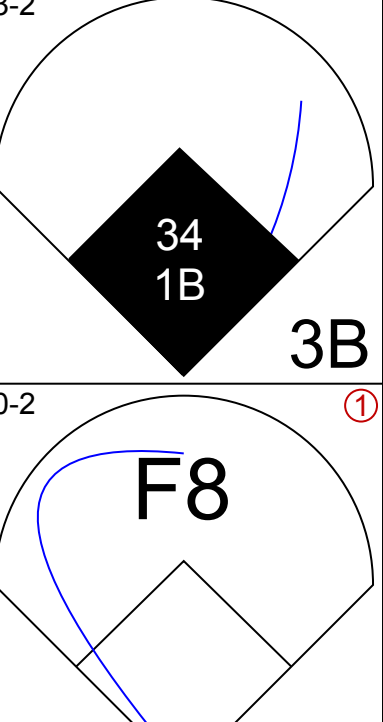
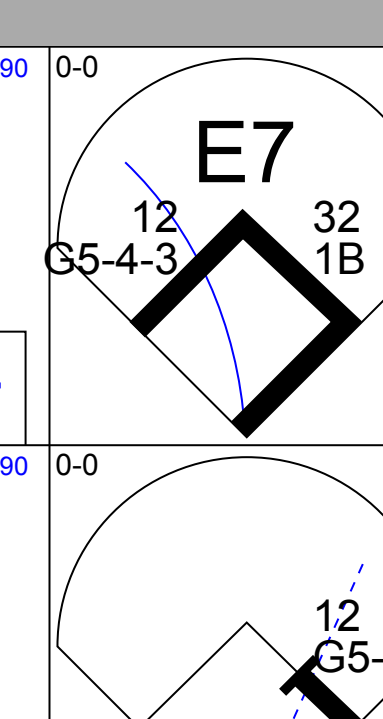
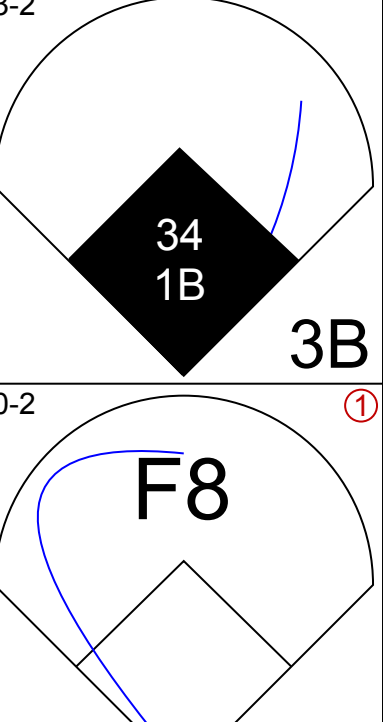
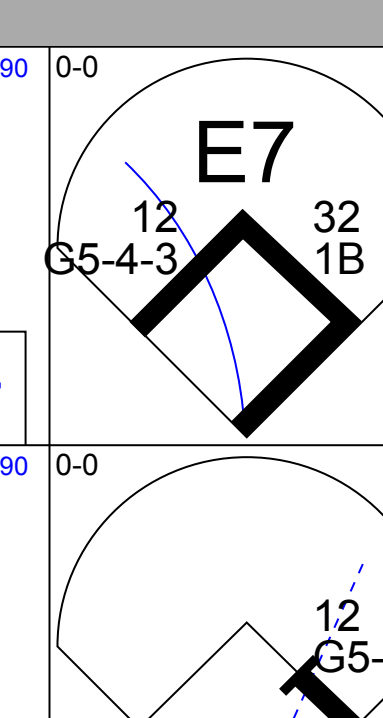
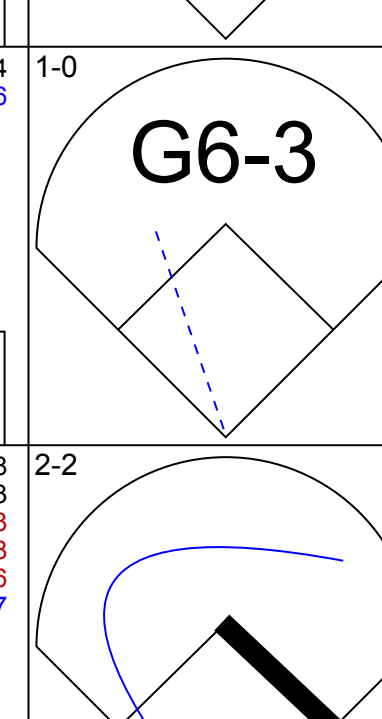
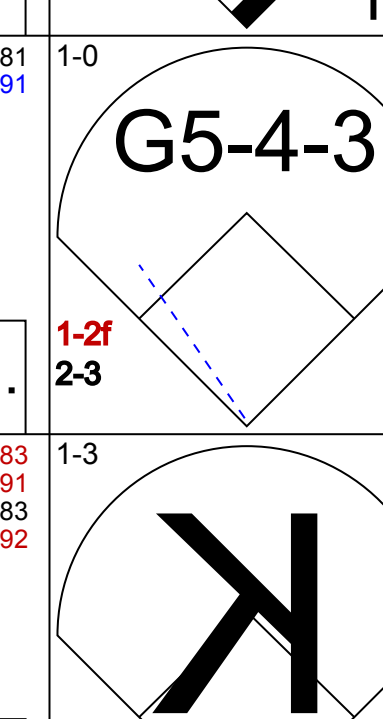
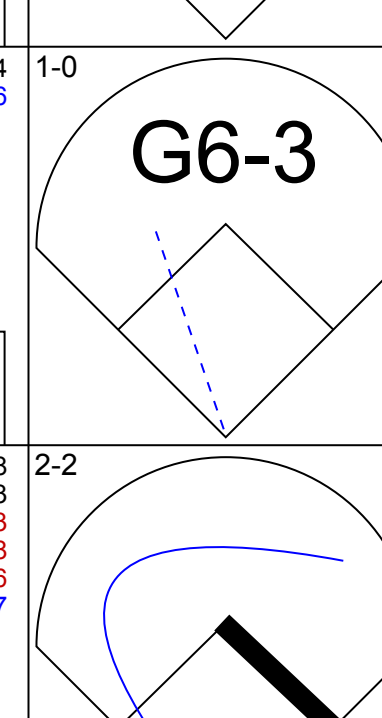
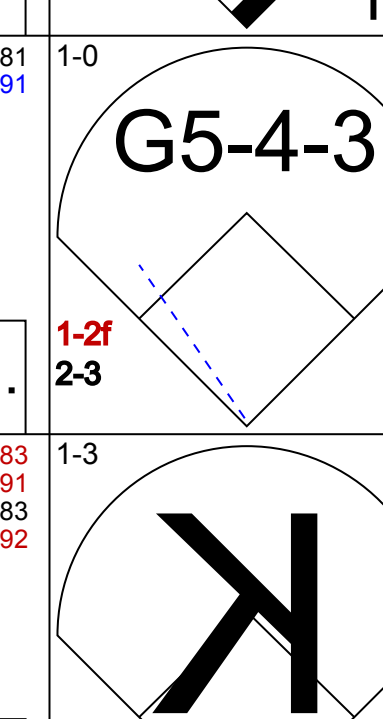
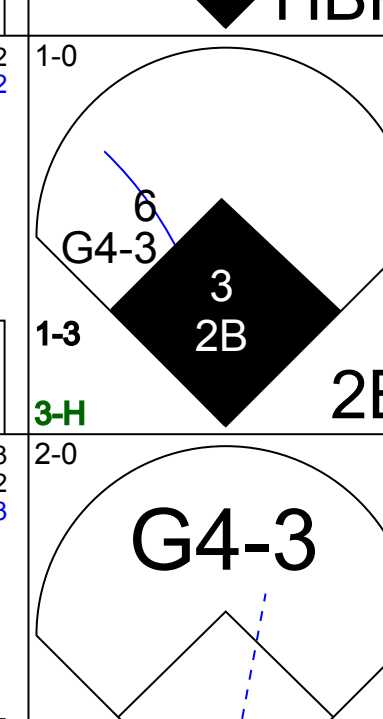
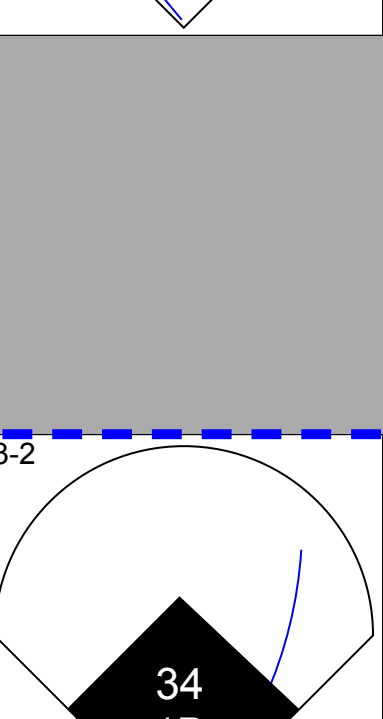


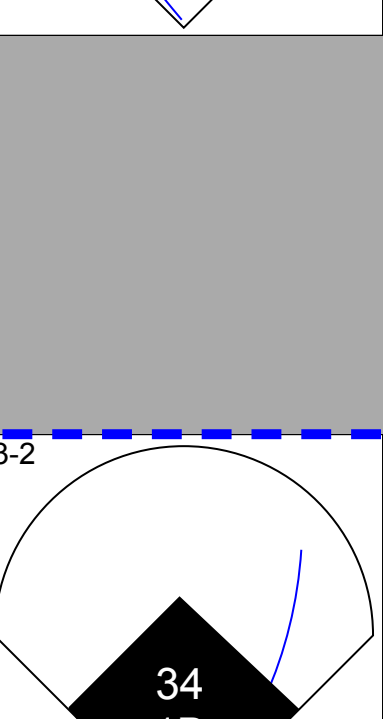
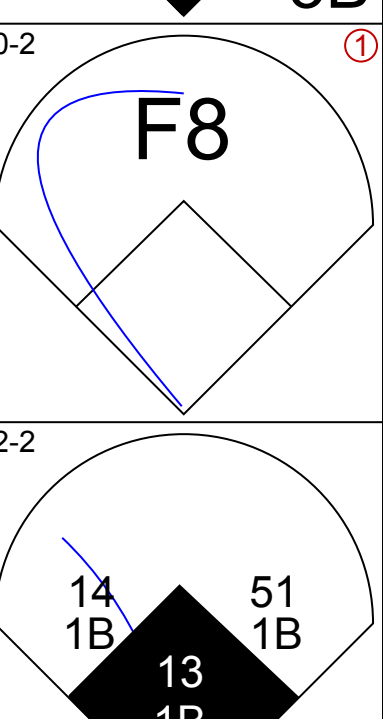
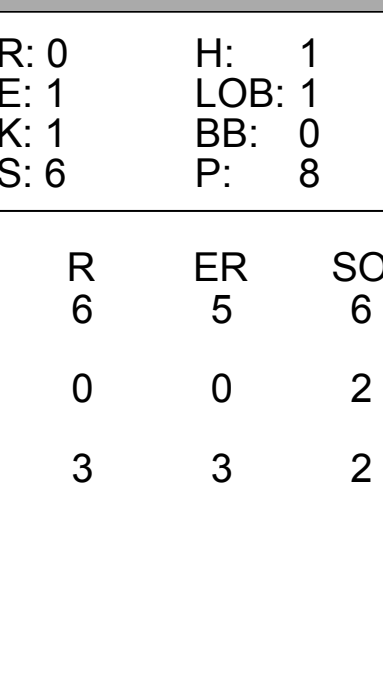
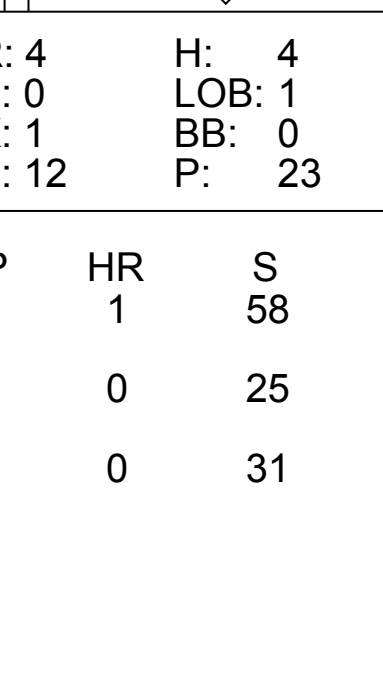
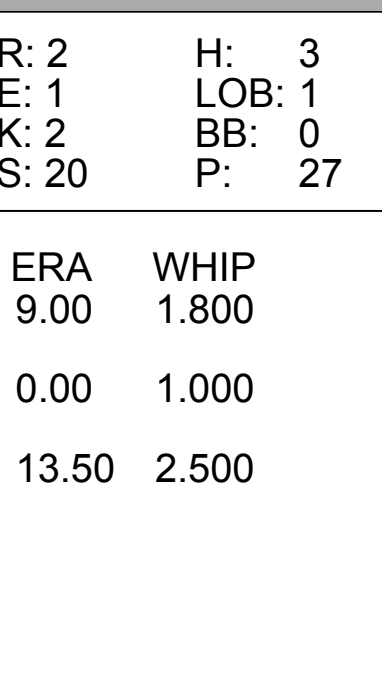

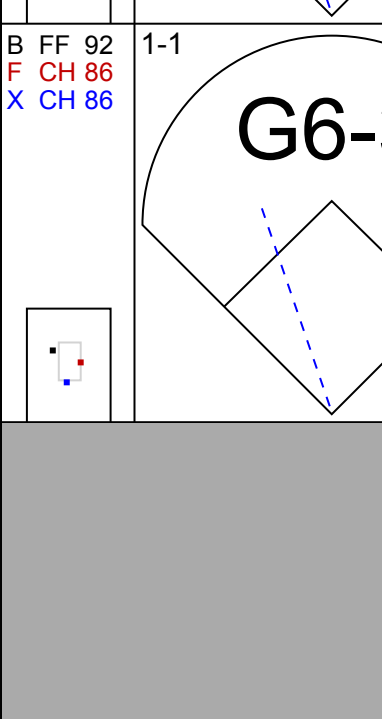
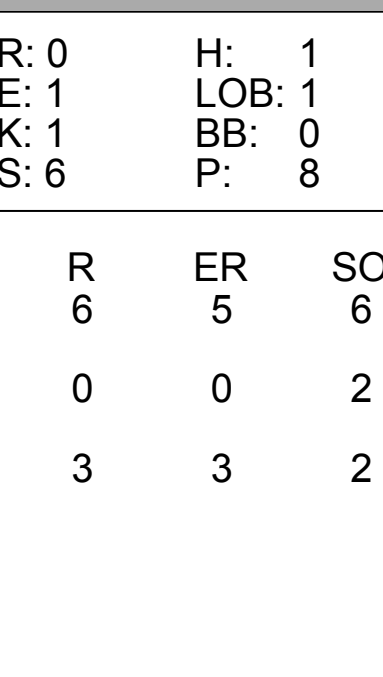
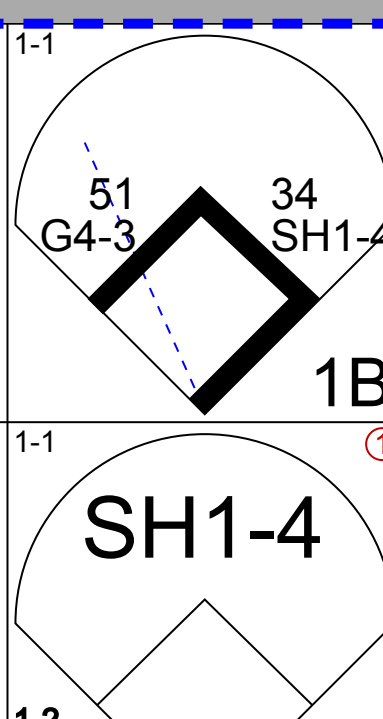
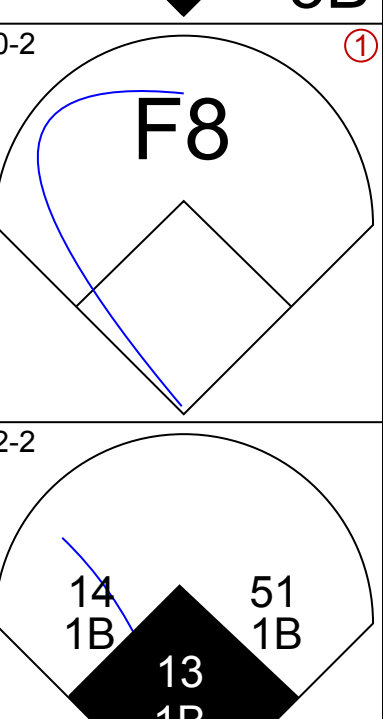
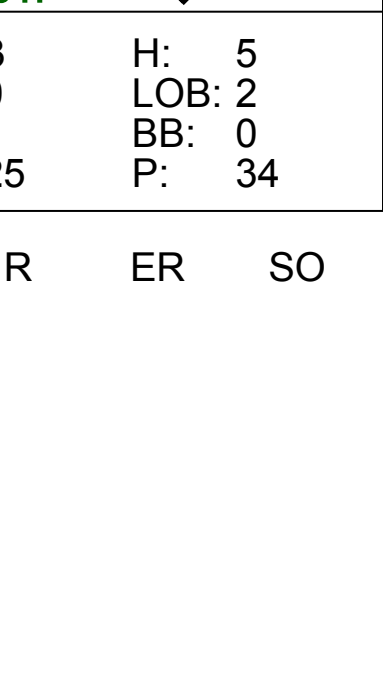
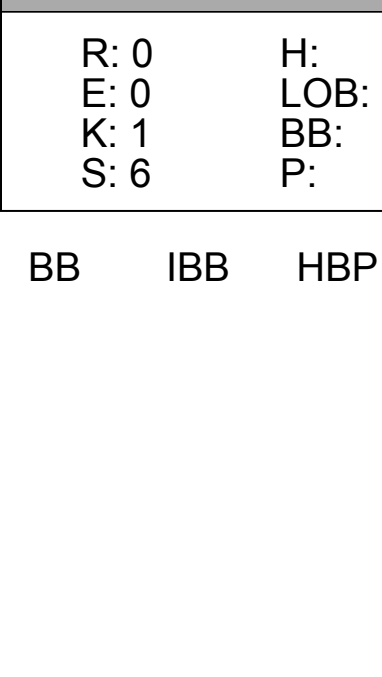
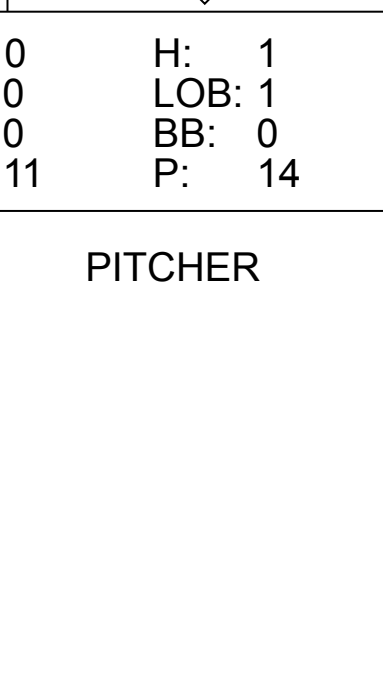
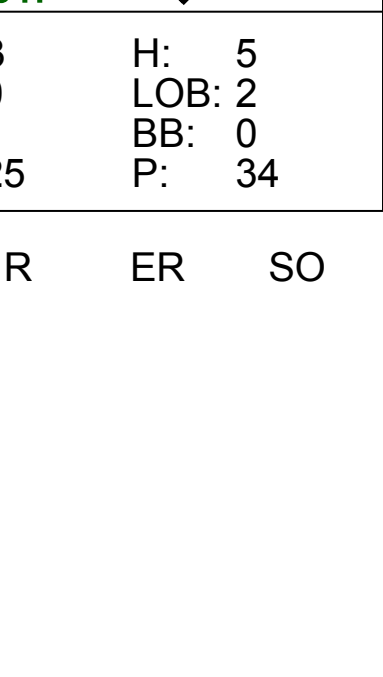
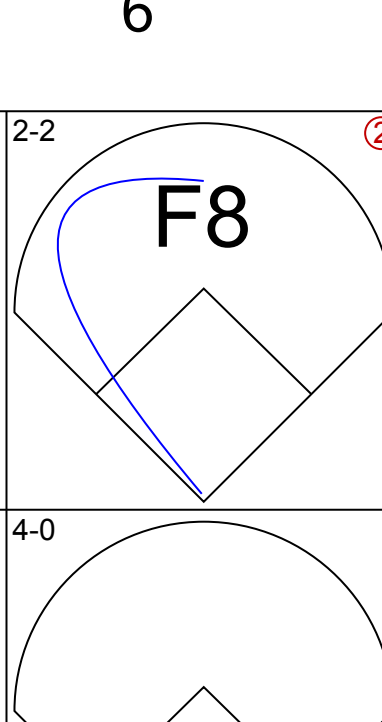
Miami Marlins @ Philadelphia Phillies
Citizens Bank Park, Philadelphia, PA
Tue Jul 19 2016, 7:10 PM - 10:33 PM EDT
Att. 18,347 - Partly Cloudy - 84 F

livebaseballscores.com

AB 35
R 1
H 5
RBI 1
BB 4
SO 11
LOB 15

Phillies

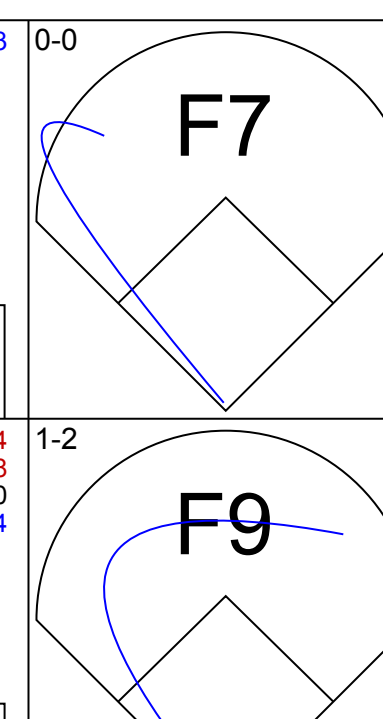
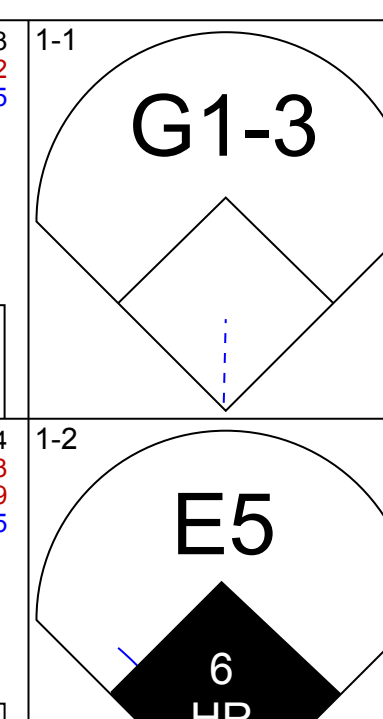
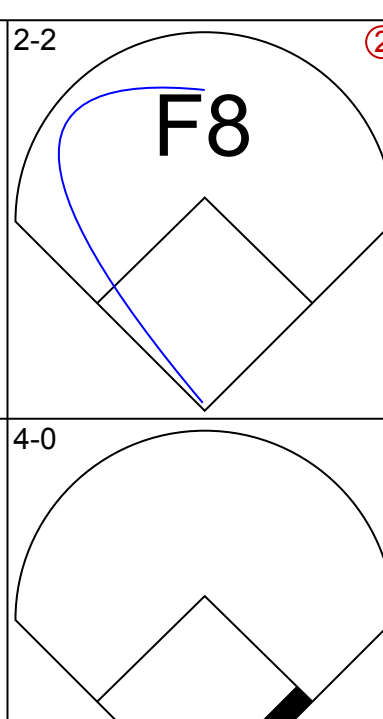
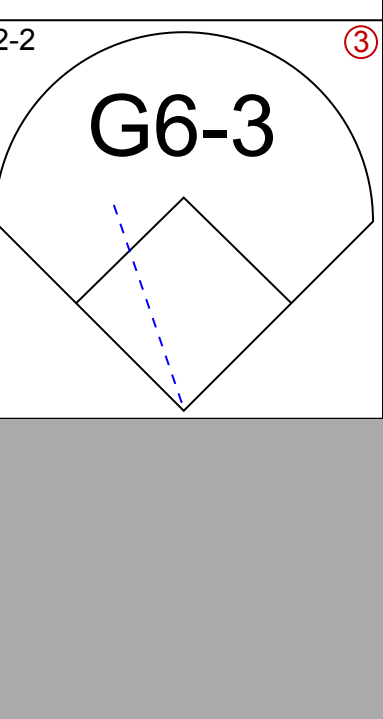
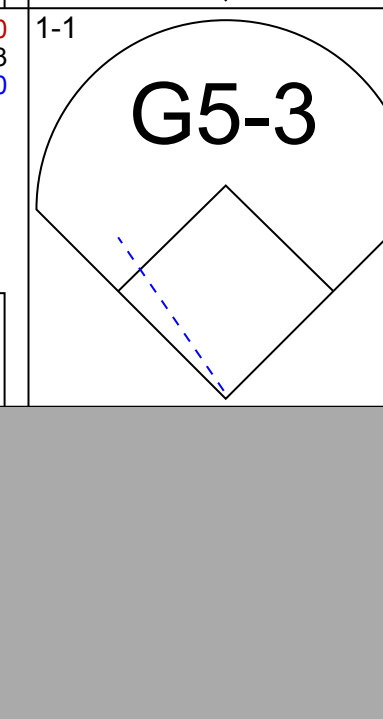
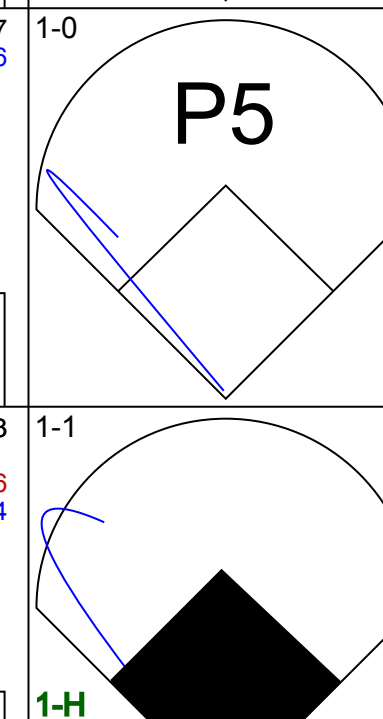


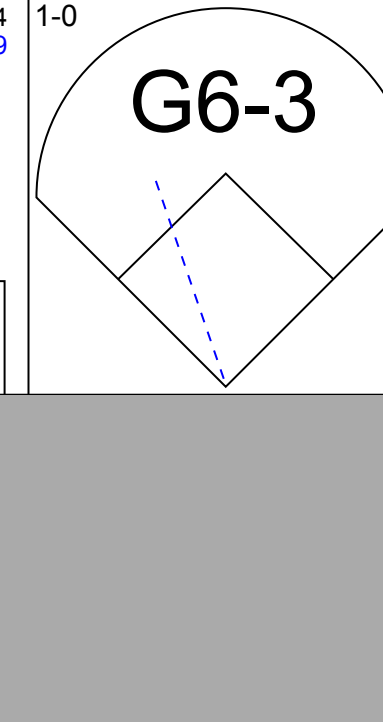


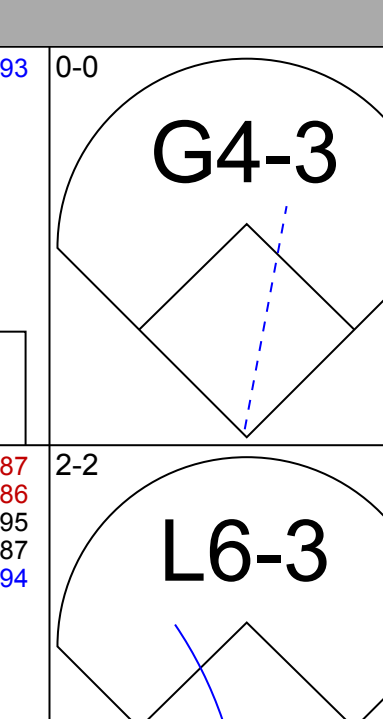
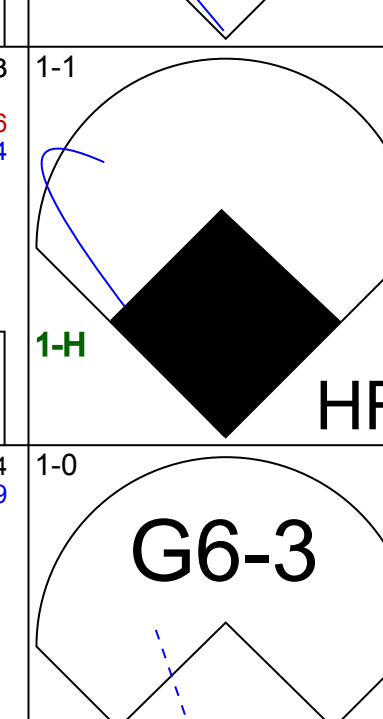

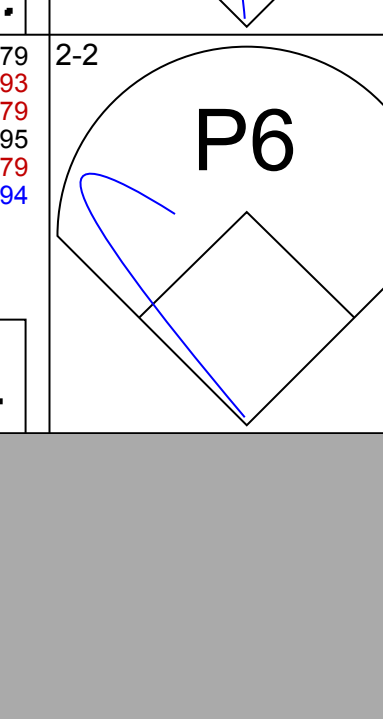

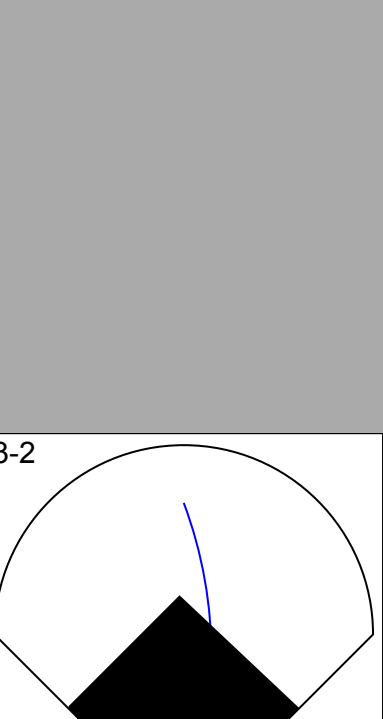
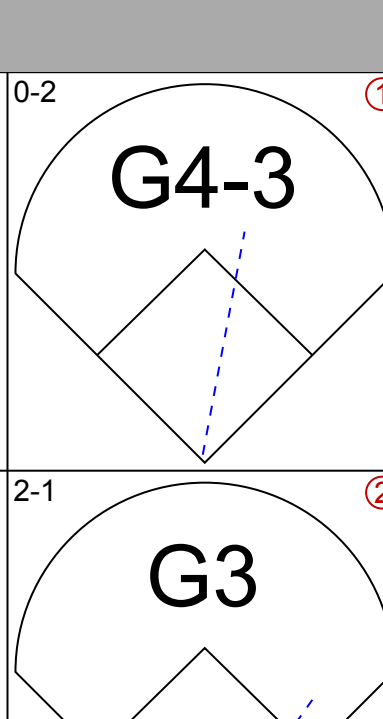
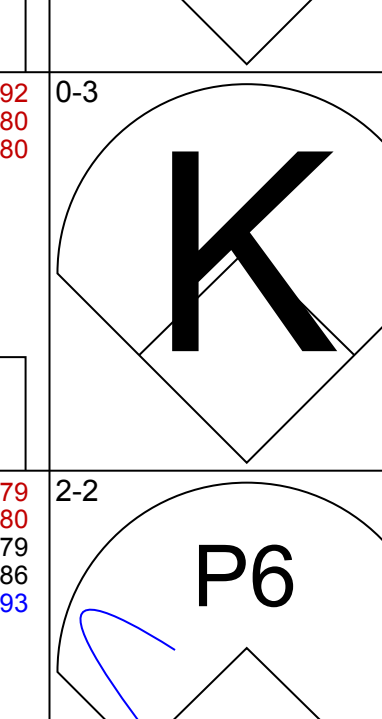
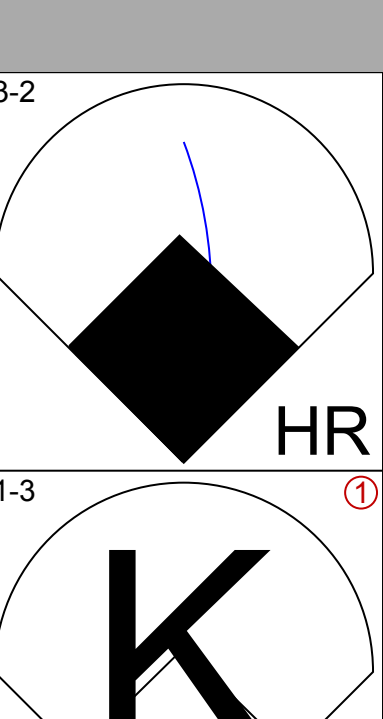
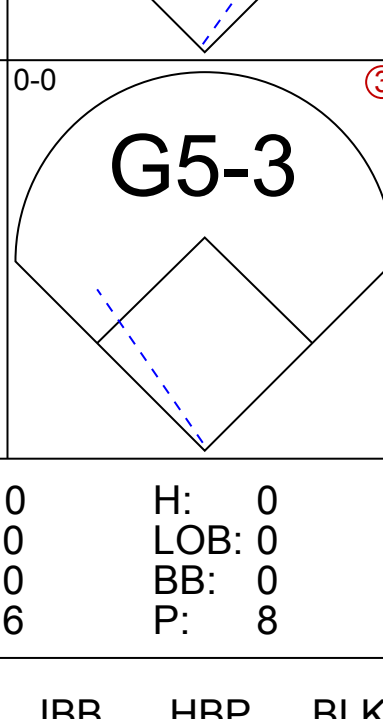
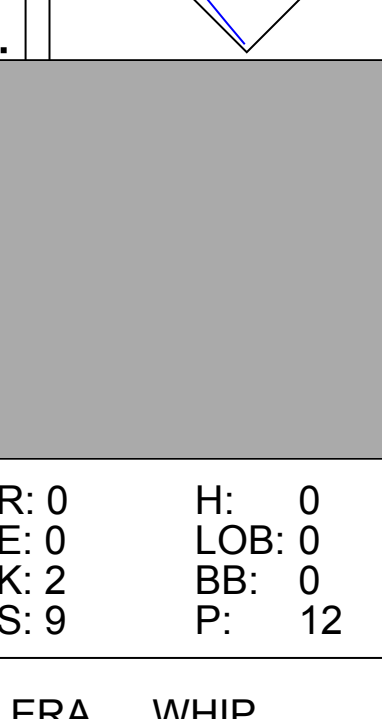
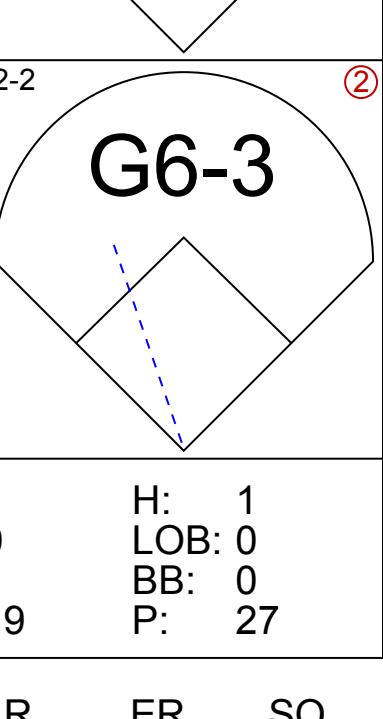
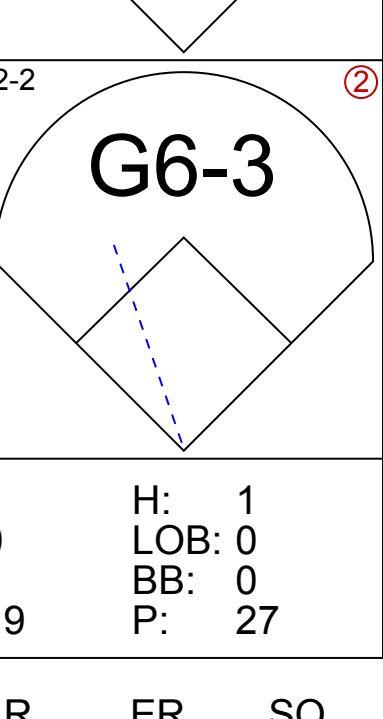
WP: 0 PA: 39
PB: 0
SB: 1
CS: 0

Batter	1	2	3	4	5	6	7	8	9	AB	R	H	RBI	BB	SO	LOB	TOP						
51 Ichiro Suzuki, L (1.9) OBP: 0.419, SLG: 0.399										5	1	2	0	0	1	2							
14 Martín Prado, R (1.5) OBP: 0.384, SLG: 0.409										5	1	2	0	0	0	2							
19 Miguel Rojas, R (9.5) OBP: 0.295, SLG: 0.316										0	0	0	0	0	0	0							
21 Christian Yelich, L (1.7) OBP: 0.393, SLG: 0.486										5	2	2	1	0	2	3							
13 Marcell Ozuna, R (1.8) OBP: 0.354, SLG: 0.519										5	1	2	2	0	1	1							
32 Derek Dietrich, L (1.4) OBP: 0.378, SLG: 0.418										4	1	3	0	0	2								
12 Chris Johnson, R (1.3) OBP: 0.290, SLG: 0.352										5	1	1	1	0	3	4							
6 Jeff Mathis, R (1.2) OBP: 0.232, SLG: 0.291										5	1	1	1	0	1	3							
3 Adeiny Hechavarria, R (1.6) OBP: 0.283, SLG: 0.346										5	0	2	1	0	0	1							
34 Tom Koehler, R (1.1) OBP: 0.094, SLG: 0.094										3	1	1	1	0	2	1							
40 Mike Dunn, L (9.1)										0	0	0	0	0	0	0							
Inning Stats	R: 0 E: 0 K: 1 S: 9	H: 0 LOB: 0 BB: 0 P: 15	R: 0 E: 1 K: 1 S: 6	H: 1 LOB: 1 BB: 0 P: 8	R: 0 E: 0 K: 1 S: 11	H: 1 LOB: 1 BB: 0 P: 17	R: 4 E: 0 K: 1 S: 12	H: 4 LOB: 1 BB: 0 P: 23	R: 2 E: 1 K: 2 S: 20	H: 3 LOB: 1 BB: 0 P: 27	R: 0 E: 0 K: 0 S: 11	H: 1 LOB: 1 BB: 0 P: 14	R: 0 E: 0 K: 2 S: 14	H: 1 LOB: 1 BB: 0 P: 20	R: 3 E: 0 K: 1 S: 25	H: 5 LOB: 2 BB: 0 P: 34	R: 0 E: 0 K: 1 S: 6	H: 0 LOB: 0 BB: 0 P: 10	1B: 10 2B: 4 HR: 1	SF: 0 SAC: 1 HBP: 1	WP: 2 PB: 0 SB: 0 CS: 0	PA: 44	
PITCHER	IP WLS BF H R ER SO BB IBB HBP BLK WP HR S P ERA WHIP	IP WLS BF H R ER SO BB IBB HBP BLK WP HR S P ERA WHIP	IP WLS BF H R ER SO BB IBB HBP BLK WP HR S P ERA WHIP	IP WLS BF H R ER SO BB IBB HBP BLK WP HR S P ERA WHIP	IP WLS BF H R ER SO BB IBB HBP BLK WP HR S P ERA WHIP	IP WLS BF H R ER SO BB IBB HBP BLK WP HR S P ERA WHIP	IP WLS BF H R ER SO BB IBB HBP BLK WP HR S P ERA WHIP	IP WLS BF H R ER SO BB IBB HBP BLK WP HR S P ERA WHIP	IP WLS BF H R ER SO BB IBB HBP BLK WP HR S P ERA WHIP	IP WLS BF H R ER SO BB IBB HBP BLK WP HR S P ERA WHIP	IP WLS BF H R ER SO BB IBB HBP BLK WP HR S P ERA WHIP	IP WLS BF H R ER SO BB IBB HBP BLK WP HR S P ERA WHIP	IP WLS BF H R ER SO BB IBB HBP BLK WP HR S P ERA WHIP	IP WLS BF H R ER SO BB IBB HBP BLK WP HR S P ERA WHIP	IP WLS BF H R ER SO BB IBB HBP BLK WP HR S P ERA WHIP	IP WLS BF H R ER SO BB IBB HBP BLK WP HR S P ERA WHIP	IP WLS BF H R ER SO BB IBB HBP BLK WP HR S P ERA WHIP	IP WLS BF H R ER SO BB IBB HBP BLK WP HR S P ERA WHIP	IP WLS BF H R ER SO BB IBB HBP BLK WP HR S P ERA WHIP	IP WLS BF H R ER SO BB IBB HBP BLK WP HR S P ERA WHIP	IP WLS BF H R ER SO BB IBB HBP BLK WP HR S P ERA WHIP	IP WLS BF H R ER SO BB IBB HBP BLK WP HR S P ERA WHIP	IP WLS BF H R ER SO BB IBB HBP BLK WP HR S P ERA WHIP

Miami Marlins @ Philadelphia Phillies
Citizens Bank Park, Philadelphia, PA
Thu Jul 21 2016, 7:10 PM - 10:05 PM EDT
Att: 27,839 - Partly Cloudy - 85 F

AB 42
R 9
H 16
RBI 7
BB 0
SO 10
LOB 19



Batter	1	2	3	4	5	6	7	8	9	AB	R	H	RBI	BB	SO	LOB	BOTTOM						
37 Odúbel Herrera, L (1.8) OBP: 0.365, SLG: 0.410										4	0	0	0	0	0	0							
17 Peter Bourjos, R (1.9) OBP: 0.301, SLG: 0.405										3	1	1	0	1	0	0							
7 Maikel Franco, R (1.5) OBP: 0.306, SLG: 0.458										4	0	0	0	0	1	3							
6 Ryan Howard, L (1.3) OBP: 0.219, SLG: 0.376										4	1	1	2	0	1	1							
29 Cameron Rupp, R (1.2) OBP: 0.315, SLG: 0.476										4	0	0	0	0	0	1							
25 Cody Asche, L (1.7) OBP: 0.310, SLG: 0.423										3	0	0	0	0	1	0							
53 Daniel Stumpf, L (8.1)										0	0	0	0	0	0	0							
13 Freddy Galvis, S (1.6) OBP: 0.261, SLG: 0.365										3	1	1	1	0	1	0							
16 César Hernández, S (1.4) OBP: 0.322, SLG: 0.366										2	0	0	0	0	0	0							
38 Andrew Bailey, R (6.1)										0	0	0	0	0	0	0							
41 Jimmy Paredes, S (8.7) OBP: 0.259, SLG: 0.377										1	0	0	0	0	1	0							
4B Jerad Eickhoff, R (1.1) OBP: 0.189, SLG: 0.243										1	0	0	0	0	0	0							
4 Andrés Blanco, S (6.4) OBP: 0.304, SLG: 0.418										2	0	0	0	0	0	0							
Inning Stats	R: 0 E: 0 K: 0 S: 6	H: 0 LOB: 0 BB: 0 P: 8	R: 0 E: 0 K: 0 S: 8	H: 0 LOB: 0 BB: 0 P: 12	R: 0 E: 0 K: 0 S: 6	H: 0 LOB: 0 BB: 0 P: 8	R: 2 E: 1 K: 0 S: 9	H: 1 LOB: 0 BB: 0 P: 14	R: 0 E: 0 K: 1 S: 8	H: 0 LOB: 1 BB: 1 P: 17	R: 0 E: 0 K: 1 S: 10	H: 0 LOB: 0 BB: 0 P: 12	R: 1 E: 0 K: 1 S: 19	H: 1 LOB: 0 BB: 0 P: 27	R: 0 E: 0 K: 0 S: 10	H: 1 LOB: 1 BB: 0 P: 16	1B: 1 2B: 0 3B: 0 HR: 2	SF: 0 SAC: 0 DP: 0 HBP: 0	WP: 0 PB: 0 SB: 0 CS: 0	PA: 32			
PITCHER	IP WLS BF H R ER SO BB IBB HBP BLK WP HR S P ERA WHIP	IP WLS BF H R ER SO BB IBB HBP BLK WP HR S P ERA WHIP	IP WLS BF H R ER SO BB IBB HBP BLK WP HR S P ERA WHIP	IP WLS BF H R ER SO BB IBB HBP BLK WP HR S P ERA WHIP	IP WLS BF H R ER SO BB IBB HBP BLK WP HR S P ERA WHIP	IP WLS BF H R ER SO BB IBB HBP BLK WP HR S P ERA WHIP	IP WLS BF H R ER SO BB IBB HBP BLK WP HR S P ERA WHIP	IP WLS BF H R ER SO BB IBB HBP BLK WP HR S P ERA WHIP	IP WLS BF H R ER SO BB IBB HBP BLK WP HR S P ERA WHIP	IP WLS BF H R ER SO BB IBB HBP BLK WP HR S P ERA WHIP	IP WLS BF H R ER SO BB IBB HBP BLK WP HR S P ERA WHIP	IP WLS BF H R ER SO BB IBB HBP BLK WP HR S P ERA WHIP	IP WLS BF H R ER SO BB IBB HBP BLK WP HR S P ERA WHIP	IP WLS BF H R ER SO BB IBB HBP BLK WP HR S P ERA WHIP	IP WLS BF H R ER SO BB IBB HBP BLK WP HR S P ERA WHIP	IP WLS BF H R ER SO BB IBB HBP BLK WP HR S P ERA WHIP	IP WLS BF H R ER SO BB IBB HBP BLK WP HR S P ERA WHIP	IP WLS BF H R ER SO BB IBB HBP BLK WP HR S P ERA WHIP	IP WLS BF H R ER SO BB IBB HBP BLK WP HR S P ERA WHIP	IP WLS BF H R ER SO BB IBB HBP BLK WP HR S P ERA WHIP	IP WLS BF H R ER SO BB IBB HBP BLK WP HR S P ERA WHIP	IP WLS BF H R ER SO BB IBB HBP BLK WP HR S P ERA WHIP	IP WLS BF H R ER SO BB IBB HBP BLK WP HR S P ERA WHIP

Miami Marlins @ Philadelphia Phillies
Citizens Bank Park, Philadelphia, PA
Thu Jul 21 2016, 7:10 PM - 10:05 PM EDT
Att: 27,839 - Partly Cloudy - 85 F

AB 31
R 3
H 3
RBI 3
BB 1
SO 5
LOB 5



Batter	1	2	3	4	5	6	7	8	9	AB	R	H	RBI	BB	SO	LOB	TOP																
7 José Reyes, S OBP: 0.298, SLG: 0.538										5	2	3	1	0	2	0	New York Mets @ Miami Marlins Marlins Park, Miami, FL Fri Jul 22 20:16, 7:11 PM - 10:19 PM EDT Att: 23,661 - Roof Closed - 78 F																
3 Curtis Granderson, L OBP: 0.329, SLG: 0.445										5	0	1	0	0	0	4																	
52 Yoenis Cespedes, R OBP: 0.368, SLG: 0.570										2	1	1	2	0	0	0																	
4 Wilmer Flores, R OBP: 0.317, SLG: 0.467										3	0	0	0	1	0	2																	
28 James Loney, L OBP: 0.341, SLG: 0.452										1	1	1	2	0	0	0																	
20 Neil Walker, S OBP: 0.311, SLG: 0.414										5	0	0	0	0	2	4																	
13 Adrián Cabrera, S OBP: 0.329, SLG: 0.433										4	0	1	0	0	2	2																	
18 Travis d'Arnaud, R OBP: 0.304, SLG: 0.342										4	1	1	0	0	0	1																	
12 Juan Lagares, R OBP: 0.312, SLG: 0.414										2	0	1	0	1	0	0																	
35 Logan Verrett, R OBP: 0.063, SLG: 0.125										3	0	0	0	0	1	5																	
47 Hansel Robles, L OBP: 0.258, SLG: 0.285										0	0	0	0	0	0	0																	
43 Addison Reed, L OBP: 0.299, SLG: 0.345										0	0	0	0	0	0	0																	
27 Jeury Familia, R OBP: 0.283, SLG: 0.343										0	0	0	0	0	0	0																	
Inning Stats	R: 1 E: 0 K: 0 S: 6	H: 1 LOB: 0 BB: 0 P: 9	R: 0 E: 0 K: 1 S: 13	H: 1 LOB: 2 BB: 1 P: 23	R: 0 E: 0 K: 1 S: 15	H: 1 LOB: 2 BB: 0 P: 22	R: 1 E: 0 K: 1 S: 15	H: 3 LOB: 2 BB: 0 P: 21	R: 0 E: 0 K: 0 S: 5	H: 0 LOB: 0 BB: 0 P: 6	R: 0 E: 0 K: 0 S: 7	H: 0 LOB: 1 BB: 0 P: 13	R: 1 E: 0 K: 2 S: 10	H: 2 LOB: 2 BB: 1 P: 18	R: 0 E: 0 K: 0 S: 7	H: 0 LOB: 0 BB: 1 P: 16	R: 2 E: 0 K: 2 S: 16	H: 1 LOB: 0 BB: 0 P: 29	1B: 5 2B: 3 3B: 0 HR: 1	SF: 2 SAC: 0 DP: 0 HBP: 2	WP: 0 PB: 1 SB: 1 CS: 1	PA: 42											
PITCHER	IP WLS BF H R ER SO BB IBB HBP BLK WP HR S P ERA WHIP																																
61 Adam Conley, L ERA: 3.58	6.0	27	6	2	2	3	0	1	1	0	0	0	0	61	94	3.00	1.000																
35 David Phelps, R ERA: 2.92	0.1	L	4	2	1	1	0	1	0	0	0	0	0	4	10	27.00	9.000																
46 Kyle Barraclough, R ERA: 2.9	1.2		5	0	0	2	1	0	0	0	0	0	0	13	24	0.00	0.600																
56 Fernando Rodney, R ERA: 1.4	1.0		5	1	2	2	0	0	1	0	0	0	1	16	29	18.00	1.000																

Batter	1	2	3	4	5	6	7	8	9	AB	R	H	RBI	BB	SO	LOB	BOTTOM																
11 J.T. Realmuto, R OBP: 0.348, SLG: 0.417										4	1	1	0	0	0	0	New York Mets @ Miami Marlins Marlins Park, Miami, FL Fri Jul 22 20:16, 7:11 PM - 10:19 PM EDT Att: 23,661 - Roof Closed - 78 F																
19 Miguel Rojas, R OBP: 0.302, SLG: 0.331										4	0	2	0	0	0	1																	
21 Christian Yelich, L OBP: 0.389, SLG: 0.499										4	2	2	2	0	0	2																	
27 Giancarlo Stanton, R OBP: 0.328, SLG: 0.480										4	0	1	0	0	2	3																	
13 Marcell Ozuna, R OBP: 0.353, SLG: 0.514										3	0	0	0	1	0	2																	
32 Derek Dietrich, L OBP: 0.373, SLG: 0.412										4	0	0	0	0	2	2																	
12 Chris Johnson, R OBP: 0.285, SLG: 0.345										3	0	0	0	0	1	0																	
14 Martin Prado, R OBP: 0.366, SLG: 0.411										1	0	1	1	0	0	0																	
31 Don Kelly, L OBP: 0.095, SLG: 0.053										0	0	0	0	0	0	0																	
3 Adeiny Hechavarria, R OBP: 0.283, SLG: 0.343										3	0	0	0	1	0	2																	
61 Adam Conley, L OBP: 0.056, SLG: 0.056										2	0	0	0	0	1	1																	
35 David Phelps, R ERA: 2.92										0	0	0	0	0	0	0																	
46 Kyle Barraclough, R ERA: 2.9										0	0	0	0	0	0	0																	
51 Ichiro Suzuki, L OBP: 0.417, SLG: 0.397										1	0	0	0	0	1	0																	
56 Fernando Rodney, R ERA: 1.4										0	0	0	0	0	0	0																	
Inning Stats	R: 0 E: 0 K: 1 S: 10	H: 1 LOB: 1 BB: 0 P: 12	R: 0 E: 0 K: 0 S: 8	H: 0 LOB: 0 BB: 0 P: 10	R: 0 E: 0 K: 1 S: 10	H: 0 LOB: 0 BB: 0 P: 12	R: 0 E: 0 K: 0 S: 9	H: 1 LOB: 1 BB: 0 P: 19	R: 0 E: 0 K: 1 S: 8	H: 0 LOB: 1 BB: 1 P: 13	R: 2 E: 0 K: 0 S: 19	H: 3 LOB: 0 BB: 0 P: 27	R: 0 E: 0 K: 1 S: 10	H: 0 LOB: 0 BB: 0 P: 15	R: 0 E: 0 K: 1 S: 11	H: 0 LOB: 0 BB: 0 P: 11	R: 1 E: 0 K: 2 S: 14	H: 2 LOB: 2 BB: 1 P: 23	1B: 3 2B: 3 3B: 0 HR: 1	SF: 0 SAC: 0 DP: 1 HBP: 0	WP: 0 PB: 0 SB: 0 CS: 0	PA: 35											
PITCHER	IP WLS BF H R ER SO BB IBB HBP BLK WP HR S P ERA WHIP																																
35 Logan Verrett, R ERA: 4.14	5.1	21	4	2	2	3	1	0	0	0	0	0	0	22	76	3.38	0.938																
47 Hansel Robles, L ERA: 2.66	1.2	W	5	1	0	0	1	0	0	0	0	0	0	11	11	0.00	0.000																
43 Addison Reed, R ERA: 2.0	1.0	H	3	0	0	0	1	0	0	0	0	0	0	11	11	0.00	0.000																
27 Jeury Familia, R ERA: 2.58	1.0	S	6	2	1	1	2	1	0	0	0	0	0	14	23	9.00	3.000																

livebaseballscores.com

AB 34
R 5
H 9
RBI 5
BB 3
SO 7
LOB 18

livebaseballscores.com


AB 33
R 3
H 7
RBI 3
BB 2
SO 7
LOB 13

Batter	1	2	3	4	5	6	7	8	9	AB	R	H	RBI	BB	SO	LOB	TOP		
7 José Reyes, S OBP: 0.290, SLG: 0.509	G2-3		P6		P5		G3		FC4-6 1B	5	0	1	0	0	0	2	New York Mets @ Miami Marlins Marlins Park, Miami, FL Sat Jul 23 2016, 7:11 PM - 10:20 PM EDT Att: 26,841 - Roof Closed - 77 F		
3 Curtis Granderson, L OBP: 0.339, SLG: 0.447	G5-3		52 1B 28 SF8 1B		52 1B 1B		P5		FC4-6 28 DI 1B	5	1	2	0	0	0	1			
52 Yoenis Cespedes, R OBP: 0.371, SLG: 0.569	28 BB		1B		1B		K		F7	4	0	2	1	1	1	1			
28 James Loney, L OBP: 0.343, SLG: 0.450	BB		SF8		F7				G5-3	3	0	1	1	1	0	4			
13 Asdrúbal Cabrera, S OBP: 0.316, SLG: 0.428	G1-3		G4-3		K				K	4	0	0	0	0	2	7			
20 Neil Walker, S OBP: 0.308, SLG: 0.409		K2-3		L6		G3-4-1			K	4	0	0	0	0	2	1			
18 Travis d'Arnaud, R OBP: 0.302, SLG: 0.339		F8		K		K			30 HBP 1B	4	0	1	0	0	2	0			
12 Juan Lagares, R OBP: 0.307, SLG: 0.408										2	0	0	0	0	2	0			
67 Seth Lugo, R OBP: 0.303, SLG: 0.431										1	0	1	0	0	0	0			
48 Jacob deGrom, L OBP: 0.188, SLG: 0.136										1	1	1	0	0	0	0			
16 AJ Ramos, L OBP: 0.286, SLG: 0.376										2	0	1	0	0	0	1			
59 Antonio Bastardo, R OBP: 0.443, SLG: 0.336										0	0	0	0	0	0	0			
55 Kelly Johnson, L OBP: 0.205, SLG: 0.205										1	0	0	0	0	0	3			
39 Jerry Blevins, L OBP: 0.205, SLG: 0.205										0	0	0	0	0	0	0			
62 Erik Goeddel, R OBP: 0.285, SLG: 0.348										0	0	0	0	0	0	0			
Inning Stats	R: 0 H: 0 E: 0 K: 0 S: 10	WLS: 2 BF: 18	H: 0 R: 0 ER: 0 SO: 11	LOB: 2 BB: 14	R: 2 H: 3 E: 0 K: 0 S: 11	LOB: 1 BB: 14	R: 0 H: 0 E: 0 K: 2 S: 9	LOB: 0 BB: 11	R: 0 H: 3 E: 0 K: 1 S: 13	H: 1 LOB: 1 BB: 13	R: 0 H: 0 E: 0 K: 1 S: 13	LOB: 0 BB: 18	R: 0 H: 2 E: 0 K: 2 S: 14	H: 1 LOB: 1 BB: 15	1B: 9 2B: 1 3B: 0 HR: 0	SF: 1 DP: 0 HBP: 1	WP: 0 PB: 0 SB: 0 CS: 0	PA: 40	
PITCHER	IP	WLS	BF	H	R	ER	SO	BB	IBB	HBP	BLK	WP	HR	S	P	ERA	WHIP		
José Fernández, R ERA: 2.54	7.0	W	30	7	2	2	7	2	0	0	0	0	0	78	110	2.57	1.286		
56 Fernando Rodney, R ERA: 1.35	1.0		6	2	0	0	2	0	0	1	0	0	0	14	20	0.00	2.000		
64 Nick Wittgren, R ERA: 2.32	1.0		4	1	0	0	0	0	0	0	0	0	0	13	15	0.00	1.000		

Batter	1	2	3	4	5	6	7	8	9	AB	R	H	RBI	BB	SO	LOB	BOTTOM		
11 J.T. Realmuto, R OBP: 0.345, SLG: 0.414	L8		L9		G4-3		FC5-4 14 1B			5	0	1	0	0	0	4	New York Mets @ Miami Marlins Marlins Park, Miami, FL Sat Jul 23 2016, 7:11 PM - 10:20 PM EDT Att: 26,841 - Roof Closed - 77 F		
14 Martín Prado, R OBP: 0.366, SLG: 0.410	K		K		K					5	0	2	2	0	3	3			
21 Christian Yelich, L OBP: 0.491, SLG: 0.591	27 E 27 1B BB		27 HR 1B		13 BB 27 1B 32 BB 1B				27 G4-3 1B	4	2	3	0	1	1	1			
27 Giancarlo Stanton, R OBP: 0.334, SLG: 0.495	E7 1B		HR		32 BB 13 BB 1B				G4-3	5	1	4	3	0	0	1			
13 Marcell Ozuna, R OBP: 0.354, SLG: 0.514	G2-3		2B		32 BB BB				F8	4	0	1	0	1	0	4			
32 Derek Dietrich, L OBP: 0.371, SLG: 0.407			2B		BB				G4-3	3	0	0	1	1	1	2			
56 Fernando Rodney, R ERA: 1.23										0	0	0	0	0	0	0			
51 Ichiro Suzuki, L OBP: 0.415, SLG: 0.394										1	0	0	0	0	0	1			
64 Nick Wittgren, R ERA: 2.32										0	0	0	0	0	0	0			
12 Chris Johnson, R OBP: 0.284, SLG: 0.339										3	1	0	0	1	1	4			
3 Adeiny Hechavarria, R OBP: 0.285, SLG: 0.348										4	2	2	0	0	0	2			
José Fernández, R OBP: 0.286, SLG: 0.324										2	1	2	1	0	0	0			
19 Miguel Rojas, R OBP: 0.299, SLG: 0.328										1	0	0	0	0	0	1			
Inning Stats	R: 0 H: 1 E: 1 K: 1 S: 12	WLS: 2 BF: 22	H: 3 R: 0 ER: 0 SO: 21	LOB: 0 BB: 28	R: 2 H: 3 E: 0 K: 0 S: 12	LOB: 1 BB: 20	R: 2 H: 3 E: 0 K: 1 S: 19	LOB: 3 BB: 37	R: 1 H: 2 E: 0 K: 1 S: 16	H: 2 LOB: 1 BB: 20	R: 0 H: 1 E: 0 K: 0 S: 7	LOB: 0 BB: 8	R: 1 H: 1 E: 1 K: 0 S: 12	H: 1 LOB: 2 BB: 20	R: 0 H: 1 E: 0 K: 0 S: 7	1B: 12 2B: 2 3B: 0 HR: 1	SF: 0 DP: 1 HBP: 0	WP: 0 PB: 0 SB: 0 CS: 0	PA: 42
PITCHER	IP	WLS	BF	H	R	ER	SO	BB	IBB	HBP	BLK	WP	HR	S	P	ERA	WHIP		
48 Jacob deGrom, R ERA: 2.73	3.2	L	22	10	5	5	5	1	0	0	0	0	0	61	94	12.27	3.000		
67 Seth Lugo, R ERA: 1.23	1.1		8	2	1	1	1	2	0	0	0	0	0	19	33	6.75	3.000		
59 Antonio Bastardo, L ERA: 1.23	2.0		8	2	1	0	0	1	0	0	0	0	0	19	28	0.00	1.500		
39 Jerry Blevins, L ERA: 2.05	0.0		1	1	0	0	0	0	0	0	0	0	0	2	2	=	=		
62 Erik Goeddel, R ERA: 3.94	1.0		3	0	0	0	0	0	0	0	0	0	0	5	7	0.00	0.000		


livebaseballscorecards.com

AB 36
R 2
H 10
RBI 2
BB 2
SO 9
LOB 20



livebaseballscorecards.com

AB 37
R 7
H 15
RBI 7
BB 4
SO 6
LOB 23



Batter	1	2	3	4	5	6	7	8	9	AB	R	H	RBI	BB	SO	LOB	TOP		
7 José Reyes, S OBP: 0.284, SLG: 0.516	F8		F9			F9		K	P2	5	0	1	1	0	1	1			
3 Curtis Granderson, L OBP: 0.331, SLG: 0.445	G1-3		K			K		BB		3	1	1	0	1	1	1			
52 Yoenis Cespedes, R OBP: 0.370, SLG: 0.565	K			K		FC5-4		BB		4	0	1	1	0	2	1			
28 James Loney, L OBP: 0.341, SLG: 0.445	F8			F8		L7		BB		4	0	1	1	0	0	1			
55 Kelly Johnson, L OBP: 0.315, SLG: 0.370	G6-3			L7			P6	BB		3	0	0	0	1	0	0			
13 Asdrúbal Cabrera, S OBP: 0.313, SLG: 0.423	F7						G5-3	BB		4	0	0	0	0	0	3			
30 Michael Conforto, L OBP: 0.309, SLG: 0.436										2	1	2	0	0	0	0			
12 Juan Lagares, R OBP: 0.310, SLG: 0.405										1	0	0	0	1	0	3			
44 René Rivera, R OBP: 0.278, SLG: 0.322										4	0	0	0	0	2	3			
32 Steven Matz, R OBP: 0.178, SLG: 0.292										2	0	0	0	0	0	2			
47 Hansel Robles, R ERA: 3.34										0	0	0	0	0	0	0			
16 Alejandro De Aza, L OBP: 0.248, SLG: 0.328										1	1	0	0	0	1	0			
43 Addison Reed, L ERA: 2.9										0	0	0	0	0	0	0			
4 Wilmer Flores, R OBP: 0.305, SLG: 0.484										1	0	0	0	0	1	0			
27 Jeury Familia, R ERA: 2.96										0	0	0	0	0	0	0			
Inning Stats	R: 0 H: 0 E: 0 K: 1 S: 7	H: 0 LOB: 0 BB: 0 P: 13	R: 0 H: 0 E: 0 K: 0 S: 6	H: 0 LOB: 0 BB: 0 P: 10	R: 1 H: 2 E: 0 K: 1 S: 8	H: 2 LOB: 1 BB: 0 P: 14	R: 0 H: 0 E: 0 K: 1 S: 8	H: 0 LOB: 0 BB: 0 P: 12	R: 0 H: 1 E: 0 K: 0 S: 10	H: 1 LOB: 1 BB: 0 P: 17	R: 0 H: 0 E: 0 K: 0 S: 9	H: 0 LOB: 1 BB: 1 P: 16	R: 2 H: 2 E: 0 K: 2 S: 19	H: 2 LOB: 3 BB: 2 P: 33	R: 0 H: 0 E: 0 K: 2 S: 9	H: 0 LOB: 0 BB: 0 P: 11	1B: 5 2B: 0 3B: 1 HR: 0	SF: 0 SAC: 0 DP: 0 HBP: 0	WP: 1 PA: 37 CS: 0
PITCHER	IP WLS BF H R ER SO BB IBB HBP BLK WP HR S P ERA WHIP																		
62 José Ureña, R ERA: 5.34	6.0 L 22 4 1 1 4 0 0 0 0 0 0 0 51 86 1.50 0.667																		
40 Mike Dunn, L ERA: 3.12	0.2 3 0 0 0 0 0 1 0 0 0 0 0 0 7 14 0.00 1.500																		
35 David Phelps, R ERA: 2.9	0.1 1 0 0 0 0 0 0 0 0 0 0 0 2 2 0.00 0.000																		
46 Kyle Barraclough, R ERA: 3.29	0.2 7 2 2 2 2 2 0 0 0 0 1 0 16 28 27.00 6.000																		
33 Dustin McGowan, R ERA: 2.96	1.1 4 0 0 0 2 0 0 0 0 0 0 0 0 12 16 0.00 0.000																		

New York Mets @ Miami Marlins
Marlins Park, Miami, FL
Sun Jul 24 2016, 1:13 PM - 4:02 PM EDT
Att: 25,004 - Roof Closed - 76 F

AB	34
R	3
H	6
RBI	3
BB	3
SO	8
LOB	15



Batter	1	2	3	4	5	6	7	8	9	AB	R	H	RBI	BB	SO	LOB	BOTTOM		
19 Miguel Rojas, R OBP: 0.290, SLG: 0.317	L8		K					K		4	0	0	0	0	2	0			
14 Martín Prado, R OBP: 0.373, SLG: 0.415	BB		BB					BB		3	0	3	0	1	0	0			
21 Christian Yelich, L OBP: 0.389, SLG: 0.499	BB		BB					BB		4	0	1	0	0	0	3			
27 Giancarlo Stanton, R OBP: 0.333, SLG: 0.490	BB		BB					BB		3	0	0	0	1	1	4			
13 Marcell Ozuna, R OBP: 0.350, SLG: 0.508	FC5-4							L8		4	0	0	0	0	0	3			
11 J.T. Realmuto, R OBP: 0.341, SLG: 0.409	K							L8		4	0	0	0	0	2	0			
32 Derek Dietrich, L OBP: 0.370, SLG: 0.402	G2-3							G4-3		3	0	0	0	0	0	0			
3 Adeiny Hechavarria, R OBP: 0.285, SLG: 0.347	BB							G2		4	0	1	0	0	1	1			
62 José Ureña, R ERA: 3.36										2	0	0	0	0	2	1			
47 Hansel Robles, R ERA: 2.61										0	0	0	0	0	0	0			
43 Addison Reed, R ERA: 1.96										1	0	0	0	0	1	0			
27 Jeury Familia, R ERA: 2.53										0	0	0	0	0	0	0			
Inning Stats	R: 0 H: 1 E: 0 K: 0 S: 11	H: 1 LOB: 2 BB: 1 P: 18	R: 0 H: 1 E: 0 K: 2 S: 12	H: 1 LOB: 1 BB: 0 P: 18	R: 0 H: 0 E: 0 K: 1 S: 8	H: 0 LOB: 1 BB: 1 P: 14	R: 0 H: 0 E: 0 K: 1 S: 8	H: 0 LOB: 0 BB: 0 P: 11	R: 0 H: 2 E: 0 K: 1 S: 17	H: 2 LOB: 2 BB: 0 P: 26	R: 0 H: 0 E: 0 K: 1 S: 8	H: 0 LOB: 0 BB: 0 P: 12	R: 0 H: 1 E: 0 K: 1 S: 8	H: 1 LOB: 1 BB: 0 P: 10	R: 0 H: 0 E: 0 K: 0 S: 6	H: 0 LOB: 0 BB: 0 P: 10	1B: 5 2B: 0 3B: 0 HR: 0	SF: 0 SAC: 0 DP: 0 HBP: 1	WP: 0 PA: 35 CS: 0
PITCHER	IP WLS BF H R ER SO BB IBB HBP BLK WP HR S P ERA WHIP																		
32 Steven Matz, L ERA: 3.36	6.0 W 25 4 0 0 0 2 0 0 0 0 0 0 9 12 0.00 0.000																		
47 Hansel Robles, R ERA: 2.61	1.0 H 3 0 0 0 2 0 0 0 0 0 0 0 9 12 0.00 0.000																		
43 Addison Reed, R ERA: 1.96	1.0 H 4 1 0 0 1 0 0 0 0 0 0 0 8 10 0.00 1.000																		
27 Jeury Familia, R ERA: 2.53	1.0 S 3 0 0 0 0 0 0 0 0 0 0 0 6 10 0.00 0.000																		

New York Mets @ Miami Marlins
Marlins Park, Miami, FL
Sun Jul 24 2016, 1:13 PM - 4:02 PM EDT
Att: 25,004 - Roof Closed - 76 F

AB	32
R	0
H	5
RBI	0
BB	2
SO	9
LOB	12



Batter	1	2	3	4	5	6	7	8	9	AB R H RBI BB SO LOB	TOP															
16 César Hernández, S (1.4) OBP: 0.328, SLG: 0.371										4 1 1 1 1 2 0	Philadelphia Phillies @ Miami Marlins Marlins Park, Miami, FL Mon Jul 25 2016, 7:12 PM - 10:13 PM EDT Att: 19,465 - Roof Closed - 78 F															
37 Odbel Herrera, L (1.8) OBP: 0.367, SLG: 0.425										5 0 0 1 0 2 1																
7 Maikel Franco, R (1.5) OBP: 0.317, SLG: 0.463										2 1 1 0 3 0 0																
19 Tommy Joseph, R (1.3) OBP: 0.301, SLG: 0.528										5 0 2 1 0 2 4																
29 Cameron Rupp, R (1.2) OBP: 0.328, SLG: 0.483										2 0 0 0 3 0 1																
13 Freddy Galvis, S (1.6) OBP: 0.260, SLG: 0.364										5 0 1 0 0 2 5																
25 Cody Asche, L (1.7) OBP: 0.294, SLG: 0.389										3 0 1 0 0 1 2																
2 Tyler Goeddel, R (0. PR) OBP: 0.250, SLG: 0.337										0 1 0 0 0 0 0																
17 Peter Bourjos, R (1.9) OBP: 0.290, SLG: 0.384										4 1 1 0 0 2 3																
56 Jeremy Hellickson, R (1.1) ERA: 3.98										2 0 0 0 0 1 1																
6 Ryan Howard, L (7. PH) OBP: 0.373, SLG: 0.579										1 0 0 0 0 1 2																
30 David Hernandez, R (7.1) ERA: 3.21										0 0 0 0 0 0 0																
50 Hector Neris, R (8.1) ERA: 1.55										0 0 0 0 0 0 0																
41 Jimmy Paredes, S (9. PH) ERA: 3.00										0 0 0 0 0 0 0																
46 Jeanmar Gómez, R (9.1) ERA: 2.98										0 0 0 0 0 0 0																
Inning Stats	R: 0 H: 1 E: 0 K: 0 S: 10	H: 1 LOB: 1 BB: 1 P: 17	R: 0 H: 0 E: 0 K: 0 S: 10	H: 0 LOB: 0 BB: 0 P: 17	R: 0 H: 0 E: 0 K: 1 S: 10	H: 0 LOB: 0 BB: 0 P: 18	R: 0 H: 1 E: 0 K: 0 S: 12	H: 1 LOB: 1 BB: 0 P: 19	R: 0 H: 1 E: 0 K: 2 S: 11	H: 1 LOB: 2 BB: 1 P: 21	R: 0 H: 0 E: 0 K: 3 S: 13	H: 0 LOB: 2 BB: 1 P: 20	R: 0 H: 1 E: 1 K: 3 S: 10	H: 1 LOB: 2 BB: 1 P: 20	R: 1 H: 1 E: 0 K: 2 S: 11	H: 1 LOB: 2 BB: 2 P: 23	R: 3 H: 2 E: 1 K: 2 S: 17	H: 2 LOB: 3 BB: 2 P: 31	1B: 5 2B: 3 HR: 0	SF: 0 SAC: 1 DP: 1 HBP: 1	WP: 0 PB: 0 SB: 2 CS: 0	PA: 42				
PITCHER	IP WLS BF H R ER SO BB IBB HBP BLK WP HR S P ERA WHIP	5.0 18 3 0 0 3 1 0 0 0 0 0 0 53 92 0.00 0.800	1.0 4 0 0 0 3 1 0 0 0 0 0 0 13 20 0.00 1.000	1.0 5 1 0 0 3 1 0 0 0 0 0 0 10 20 0.00 2.000	1.0 L 6 1 1 1 2 2 0 0 0 0 0 0 11 23 9.00 3.000	0.2 7 2 3 3 1 0 1 1 0 0 0 0 12 22 40.50 3.000	PITCHER (9.1) ERA: 2.89						0.1 2 0 0 1 1 0 0 0 0 0 0 0 0 0 0.00 3.000													
59 Jarrod Cosart, R (1.1) ERA: 3.98																										
35 David Phelps, R (6.1) ERA: 2.84																										
46 Kyle Barraclough, R (7.1) ERA: 3.21																										
56 Fernando Rodney, R (8.1) ERA: 1.55																										
44 AJ Ramos, R (9.1) ERA: 2.98																										

AB	33
R	4
H	7
RBI	3
BB	7
SO	13
LOB	19



Batter	1	2	3	4	5	6	7	8	9	AB R H RBI BB SO LOB	BOTTOM														
11 J T Realmuto, R (1.2) OBP: 0.340, SLG: 0.407										4 0 1 0 0 0 0	Philadelphia Phillies @ Miami Marlins Marlins Park, Miami, FL Mon Jul 25 2016, 7:12 PM - 10:13 PM EDT Att: 19,465 - Roof Closed - 78 F														
14 Martín Prado, R (1.5) OBP: 0.369, SLG: 0.411										4 0 0 0 0 0 1															
21 Christian Yelich, L (1.7) OBP: 0.380, SLG: 0.494										3 0 0 0 1 0 0															
27 Giancarlo Stanton, R (1.9) OBP: 0.333, SLG: 0.489										3 0 1 0 0 0 2															
13 Marcell Ozuna, R (1.8) OBP: 0.348, SLG: 0.504										3 0 0 0 0 0 3															
32 Derek Dietrich, L (1.4) OBP: 0.386, SLG: 0.398										3 0 0 0 0 1 1															
3 Adeiny Hechavarría, R (1.6) OBP: 0.282, SLG: 0.343										3 0 0 0 0 0 1															
31 Don Kelly, L (1.3) OBP: 0.083, SLG: 0.045										3 0 0 0 0 1 1															
59 Jarrod Cosart, R (1.1) ERA: 3.98										1 0 0 0 0 1 0															
35 David Phelps, R (6.1) ERA: 2.84										0 0 0 0 0 0 0															
28 Cole Gillespie, L (6. PH) OBP: 0.296, SLG: 0.379										1 0 0 0 0 0 0															
46 Kyle Barraclough, R (7.1) ERA: 3.21										0 0 0 0 0 0 0															
56 Fernando Rodney, R (8.1) ERA: 1.55										0 0 0 0 0 0 0															
51 Ichiro Suzuki, L (8. PH) ERA: 3.00										1 0 0 0 0 0 0															
44 AJ Ramos, R (9.1) ERA: 2.98										0 0 0 0 0 0 0															
33 Dustin McGowan, R (9.1) ERA: 2.89										0 0 0 0 0 0 0															
Inning Stats	R: 0 H: 0 E: 0 K: 0 S: 10	H: 0 LOB: 0 BB: 0 P: 14	R: 0 H: 0 E: 0 K: 0 S: 7	H: 0 LOB: 0 BB: 0 P: 12	R: 0 H: 0 E: 0 K: 1 S: 6	H: 0 LOB: 0 BB: 0 P: 10	R: 0 H: 1 E: 0 K: 0 S: 10	H: 1 LOB: 2 BB: 1 P: 18	R: 0 H: 0 E: 1 K: 0 S: 6	H: 0 LOB: 0 BB: 0 P: 7	R: 0 H: 1 E: 0 K: 1 S: 10	H: 1 LOB: 0 BB: 0 P: 13	R: 0 H: 0 E: 0 K: 1 S: 7	H: 0 LOB: 0 BB: 0 P: 8	R: 0 H: 0 E: 0 K: 0 S: 10	H: 0 LOB: 0 BB: 0 P: 15	1B: 2 2B: 1 HR: 0	SF: 0 SAC: 0 DP: 1 HBP: 0	WP: 0 PB: 0 SB: 0 CS: 0	PA: 30					
PITCHER	IP WLS BF H R ER SO BB IBB HBP BLK WP HR S P ERA WHIP	6.0 20 1 0 0 1 1 0 0 0 0 0 0 45 70 0.00 0.333	1.0 W 4 1 0 0 1 0 0 0 0 0 0 0 10 13 0.00 1.000	1.0 H 3 0 0 0 1 0 0 0 0 0 0 0 7 8 0.00 0.000	1.0 3 0 0 0 0 0 0 0 0 0 0 0 10 15 0.00 0.000	PITCHER						0.1 2 0 0 1 1 0 0 0 0 0 0 0 0 0 0.00 3.000													
58 Jeremy Hellickson, R (1.1) ERA: 3.98																									
30 David Hernandez, R (7.1) ERA: 4.24																									
50 Hector Neris, R (8.1) ERA: 2.61																									
46 Jeanmar Gómez, R (9.1) ERA: 2.7																									

AB	29
R	0
H	2
RBI	0
BB	1
SO	3
LOB	9



Batter	1	2	3	4	5	6	7	8	9	AB	R	H	RBI	BB	SO	LOB	TOP										
16 César Hernández, S (1,4) OBP: 0.327, SLG: 0.370	G4-3		CS	K		1B		G1		4	0	1	0	0	1	0											
37 Odibel Herrera, L (1,8) OBP: 0.366, SLG: 0.423	K2-3			1B		F3		G5-3		4	0	1	0	0	1	2											
7 Maikel Franco, R (1,5) OBP: 0.314, SLG: 0.458	G6-3			G5-3		P4		G6-3		4	0	0	0	0	0	3											
6 Ryan Howard, L (1,3) OBP: 0.221, SLG: 0.373 19 Tommy Joseph, R (7,PH) OBP: 0.297, SLG: 0.522 (7,3)	K			K		F8		K		2	0	0	0	0	2	1											
29 Cameron Rupp, R (1,2) OBP: 0.328, SLG: 0.481	K			F9		1B				3	0	1	0	0	1	0											
25 Cody Asche, L (1,7) OBP: 0.288, SLG: 0.381	G4-3			F7		K				3	0	0	0	0	1	1											
13 Freddy Galvis, S (1,6) OBP: 0.260, SLG: 0.364				F7		K				3	0	1	0	0	1	1											
17 Peter Bourjos, R (1,9) OBP: 0.290, SLG: 0.384 41 Jimmy Paredes, S (2,9) OBP: 0.244, SLG: 0.354	L7			G3		K		K		0	0	0	0	0	0	0											
48 Jerad Eickhoff, R (1,1) OBP: 0.205, SLG: 0.237 21 Taylor Featherston, R (8,PH) 38 Andrew Bailey, R (8,1) 52 Severino González, R (8,1)	B3			BB		K		K		1	0	0	0	1	0	1											
Inning Stats	R: 0 E: 0 K: 1 S: 9	H: 0 LOB: 0 BB: 0 P: 12	R: 0 E: 0 K: 2 S: 9	H: 0 LOB: 0 BB: 0 P: 13	R: 0 E: 0 K: 0 S: 7	H: 1 LOB: 0 BB: 0 P: 9	R: 0 E: 0 K: 2 S: 12	H: 1 LOB: 1 BB: 0 P: 16	R: 0 E: 0 K: 0 S: 5	H: 0 LOB: 0 BB: 0 P: 8	R: 0 E: 0 K: 2 S: 16	H: 1 LOB: 1 BB: 0 P: 23	R: 0 E: 0 K: 2 S: 8	H: 0 LOB: 0 BB: 0 P: 13	R: 0 E: 0 K: 1 S: 10	H: 0 LOB: 0 BB: 0 P: 14	1B: 4 2B: 0 3B: 0 HR: 0	SF: 0 SAC: 0 DP: 0 HBP: 0	WP: 0 PB: 0 SB: 1 CS: 1	PA: 32							
PITCHER	IP	WLS	BF	H	R	ER	SO	BB	IBB	HBP	BLK	WP	HR	S	P	ERA	WHIP										
34 Tom Koehler, R (1,1) ERA: 4.18	6.0	W	21	3	0	0	5	1	0	0	0	0	0	51	73	0.00	0.667										
40 Mike Dunn, L (7,1) ERA: 2.95	1.0	H	4	1	0	0	2	0	0	0	0	0	0	16	23	0.00	1.000										
35 David Phelps, R (8,1) ERA: 2.79	1.0	H	3	0	0	0	2	0	0	0	0	0	0	8	13	0.00	0.000										
64 Nick Wittgren, R (9,1) ERA: 2.25	1.0		3	0	0	0	1	0	0	0	0	0	0	10	14	0.00	0.000										

Philadelphia Phillies @ Miami Marlins
Marlins Park, Miami, FL
Tue Jul 26 2016, 7:13 PM - 9:53 PM EDT
Att: 20,365 - Roof Closed - 78 F

AB 30
R 0
H 4
RBI 0
BB 1
SO 10
LOB 10



Batter	1	2	3	4	5	6	7	8	9	AB	R	H	RBI	BB	SO	LOB	BOTTOM										
51 Ichiro Suzuki, L (1,8) OBP: 0.406, SLG: 0.385	F9		G4-3			G4-3				5	1	1	0	0	3												
14 Martín Prado, R (1,5) OBP: 0.370, SLG: 0.413	G6-3		P3			2B		BB		3	2	1	0	1	0	0											
21 Christian Yelich, L (1,7) OBP: 0.399, SLG: 0.493	1B			BB		F7		K		3	0	1	0	1	1	3											
27 Giancarlo Stanton, R (1,9) OBP: 0.335, SLG: 0.492	F9			K		1B		2B		4	1	2	2	0	1	2											
32 Derek Dietrich, L (1,4) OBP: 0.363, SLG: 0.393 35 David Phelps, R (8,1) OBP: 0.500, SLG: 0.500 12 Chris Johnson, R (8,PH) OBP: 0.288, SLG: 0.339 62 José Ureña, R (8,FR) 64 Nick Wittgren, R (9,1)	K2-3			K		K		3B		3	0	0	0	0	3	2											
3 Adecmy Hechavaria, R (1,6) OBP: 0.282, SLG: 0.342	P6			G3		K		IBB		4	0	1	2	0	0	1											
6 Jeff Mathis, R (1,2) OBP: 0.233, SLG: 0.301	2B			G6-3		K		K		4	0	1	0	0	2	2											
19 Miguel Rojas, R (1,3) OBP: 0.296, SLG: 0.331 (8,4)	F8			K		K		1B		4	0	2	1	0	1	1											
34 Tom Koehler, R (1,1) OBP: 0.088, SLG: 0.088 40 Mike Dunn, L (7,1) 13 Marcell Ozuna, R (7,PH) OBP: 0.347, SLG: 0.503 31 Don Kelly, L (8,3) OBP: 0.120, SLG: 0.045	K			K		K		BB		2	0	0	0	0	2	0											
Inning Stats	R: 0 E: 0 K: 0 S: 8	H: 1 LOB: 1 BB: 0 P: 14	R: 0 E: 0 K: 1 S: 9	H: 1 LOB: 1 BB: 0 P: 11	R: 0 E: 0 K: 1 S: 6	H: 0 LOB: 0 BB: 0 P: 8	R: 0 E: 0 K: 2 S: 12	H: 0 LOB: 1 BB: 1 P: 17	R: 0 E: 0 K: 2 S: 9	H: 0 LOB: 0 BB: 0 P: 12	R: 1 E: 0 K: 1 S: 13	H: 2 LOB: 1 BB: 0 P: 18	R: 0 E: 0 K: 1 S: 8	H: 1 LOB: 1 BB: 0 P: 10	R: 4 E: 0 K: 2 S: 19	H: 4 LOB: 3 BB: 3 P: 42	1B: 5 2B: 4 3B: 0 HR: 0	SF: 0 SAC: 0 DP: 0 HBP: 0	WP: 1 PB: 0 SB: 1 CS: 0	PA: 37							
PITCHER	IP	WLS	BF	H	R	ER	SO	BB	IBB	HBP	BLK	WP	HR	S	P	ERA	WHIP										
48 Jerad Eickhoff, R (1,1) ERA: 3.83	7.0	L	27	5	1	1	8	1	0	0	0	0	0	65	90	1.29	0.857										
38 Andrew Bailey, R (8,1) ERA: 5.74	0.1		4	2	3	3	1	1	0	0	0	0	0	8	17	81.00	9.000										
52 Severino González, R (8,1) ERA: 9.94	0.2		6	2	1	1	1	1	1	0	0	0	0	11	25	13.50	4.500										

Philadelphia Phillies @ Miami Marlins
Marlins Park, Miami, FL
Tue Jul 26 2016, 7:13 PM - 9:53 PM EDT
Att: 20,365 - Roof Closed - 78 F

AB 33
R 5
H 9
RBI 5
BB 4
SO 10
LOB 15



Batter	1	2	3	4	5	6	7	8	9	AB	R	H	RBI	BB	SO	LOB	TOP							
41 Jeremy Hazelbaker, L OBP: 0.266, SLG: 0.469										3	2	1	0	2	1	1								
36 Aledmys Díaz, R OBP: 0.378, SLG: 0.523										5	2	2	3	0	0	1								
55 Stephen Piscotty, R OBP: 0.397, SLG: 0.474										5	0	0	0	0	3	2								
7 Matt Holliday, R OBP: 0.306, SLG: 0.455										4	1	1	1	0	1	1								
28 Tommy Pham, R OBP: 0.303, SLG: 0.489										4	0	1	1	0	0	0								
32 Matt Adams, L OBP: 0.307, SLG: 0.474										4	0	1	0	0	2	1								
3 Jedd Gyorko, R OBP: 0.312, SLG: 0.488										4	0	2	0	0	2	1								
4 Yadier Molina, R OBP: 0.333, SLG: 0.364										2	0	0	0	2	0	1								
16 Kolten Wong, L OBP: 0.324, SLG: 0.300										2	0	0	0	0	2	3								
52 Michael Wacha, R OBP: 0.103, SLG: 0.028										0	0	0	0	0	0	0								
30 Jonathan Broxton, R ERA: 2.79										0	0	0	0	0	0	0								
35 Grego Garcia, L OBP: 0.439, SLG: 0.631										0	0	0	0	0	0	0								
46 Kevin Siegrist, L ERA: 3.14										0	0	0	0	0	0	0								
26 Seungwhan Oh, R ERA: 1.51										0	0	0	0	0	0	0								
Inning Stats	R: 0 E: 0 K: 1 S: 11	H: 0 LOB: 0 BB: 0 P: 17	R: 0 E: 0 K: 3 S: 14	H: 1 LOB: 3 BB: 1 P: 19	R: 3 E: 0 K: 1 S: 14	H: 2 LOB: 0 BB: 1 P: 23	R: 0 E: 0 K: 2 S: 7	H: 0 LOB: 0 BB: 0 P: 12	R: 2 E: 0 K: 2 S: 18	H: 3 LOB: 1 BB: 0 P: 23	R: 0 E: 0 K: 0 S: 9	H: 1 LOB: 0 BB: 0 P: 13	R: 0 E: 0 K: 1 S: 8	H: 0 LOB: 0 BB: 0 P: 10	R: 0 E: 0 K: 1 S: 11	H: 1 LOB: 2 BB: 1 P: 18	R: 0 E: 0 K: 1 S: 11	H: 0 LOB: 1 BB: 1 P: 16	1B: 3 2B: 2 HR: 2	SF: 0 SAC: 1 DP: 0 HBP: 0	WP: 1 PB: 0 SB: 0 CS: 0	PA: 40		
PITCHER	IP	WLS	BF	H	R	ER	SO	BB	IBB	HBP	BLK	WP	HR	S	P	ERA	WHIP							
José Fernández, R	5.0	L	24	6	5	5	9	1	1	0	0	1	2	64	94	9.00	1.400							
40 Mike Dunn, L	2.0		7	1	0	0	1	0	0	0	0	0	0	17	23	0.00	0.500							
46 Kyle Barraclough, R	1.0		5	1	0	0	1	1	0	0	0	0	0	11	18	0.00	2.000							
56 Fernando Rodney, R	1.0		4	0	0	0	1	1	0	0	0	0	0	11	16	0.00	1.000							

St. Louis Cardinals @ Miami Marlins
Marlins Park, Miami, FL
Thu Jul 28 2016, 7:12 PM - 9:38 PM EDT
Att: 25,060 - Roof Closed - 78 F

AB	35
R	5
H	8
RBI	5
BB	4
SO	12
LOB	14



Batter	1	2	3	4	5	6	7	8	9	AB	R	H	RBI	BB	SO	LOB	BOTTOM							
9 Dee Strange-Gordon, L OBP: 0.277, SLG: 0.327										4	0	0	0	0	1	1								
14 Martín Prado, R OBP: 0.376, SLG: 0.428										4	1	2	2	0	0	0								
21 Christian Yelich, L OBP: 0.394, SLG: 0.483										4	0	0	0	0	1	1								
27 Giancarlo Stanton, R OBP: 0.335, SLG: 0.500										4	0	1	0	0	0	0								
13 Marcell Ozuna, R OBP: 0.349, SLG: 0.504										4	0	1	0	0	0	1								
11 J.T. Realmuto, R OBP: 0.346, SLG: 0.415										4	1	1	0	0	0	2								
32 Derek Dietrich, L OBP: 0.351, SLG: 0.391										2	0	0	0	0	0	1								
40 Mike Dunn, L										0	0	0	0	0	0	0								
51 Ichiro Suzuki, L OBP: 0.408, SLG: 0.394										1	0	1	0	0	0	0								
46 Kyle Barraclough, R										0	0	0	0	0	0	0								
56 Fernando Rodney, R										0	0	0	0	0	0	0								
3 Adeiny Hechavarria, R OBP: 0.287, SLG: 0.342										3	1	1	1	0	0	1								
José Fernández, R										1	0	0	0	0	0	0								
12 Chris Johnson, R OBP: 0.290, SLG: 0.347										2	1	1	1	0	1	1								
Inning Stats	R: 0 E: 0 K: 0 S: 7	H: 0 LOB: 0 BB: 0 P: 10	R: 0 E: 0 K: 0 S: 12	H: 1 LOB: 1 BB: 0 P: 19	R: 0 E: 0 K: 1 S: 11	H: 0 LOB: 0 BB: 0 P: 14	R: 0 E: 0 K: 0 S: 6	H: 0 LOB: 0 BB: 0 P: 7	R: 0 E: 0 K: 0 S: 8	H: 0 LOB: 0 BB: 0 P: 15	R: 3 E: 0 K: 1 S: 12	H: 3 LOB: 0 BB: 0 P: 15	R: 1 E: 0 K: 1 S: 8	H: 2 LOB: 1 BB: 0 P: 12	R: 0 E: 0 K: 0 S: 8	H: 1 LOB: 0 BB: 0 P: 10	R: 0 E: 0 K: 0 S: 7	H: 1 LOB: 0 BB: 0 P: 10	1B: 4 2B: 3 HR: 1	SF: 0 SAC: 0 DP: 2 HBP: 0	WP: 0 PB: 0 SB: 0 CS: 0	PA: 33		
PITCHER	IP	WLS	BF	H	R	ER	SO	BB	IBB	HBP	BLK	WP	HR	S	P	ERA	WHIP							
52 Michael Wacha, R	6.0	W	22	4	3	3	2	0	0	0	0	0	0	56	80	4.50	0.667							
30 Jonathan Broxton, R	1.0	H	5	2	1	1	1	0	0	0	0	0	0	8	12	9.00	2.000							
46 Kevin Siegrist, L	1.0	H	3	1	0	0	0	0	0	0	0	0	0	8	10	0.00	1.000							
26 Seungwhan Oh, R	1.0	S	3	1	0	0	0	0	0	0	0	0	0	7	10	0.00	1.000							

St. Louis Cardinals @ Miami Marlins
Marlins Park, Miami, FL
Thu Jul 28 2016, 7:12 PM - 9:38 PM EDT
Att: 25,060 - Roof Closed - 78 F

AB	33
R	4
H	8
RBI	4
BB	0
SO	3
LOB	8



Batter	1	2	3	4	5	6	7	8	9	AB	R	H	RBI	BB	SO	LOB	TOP						
35 Greg Garcia, L OBP: 0.440, SLG: 0.430										5	0	2	1	0	0	1							
36 Aledmys Diaz, R OBP: 0.374, SLG: 0.518										5	0	1	1	0	3	3							
7 Matt Holliday, R OBP: 0.310, SLG: 0.454										3	1	1	0	2	0	3							
32 Matt Adams, L OBP: 0.309, SLG: 0.471										4	1	1	0	1	0	6							
4 Yadier Molina, R OBP: 0.370, SLG: 0.370										5	2	3	1	0	0	1							
41 Jeremy Hazelbaker, L OBP: 0.297, SLG: 0.460										2	3	1	2	2	0	1							
67 Matt Bowman, R										0	0	0	0	0	0	0							
3 Jedd Gyorko, R OBP: 0.311, SLG: 0.485										1	0	0	0	0	1	1							
60 Dean Kiekhefer, L										0	0	0	0	0	0	0							
43 Seth Maness, R										0	0	0	0	0	0	0							
28 Tommy Pham, R OBP: 0.317, SLG: 0.521										4	3	2	3	0	1	2							
16 Kolten Wong, L OBP: 0.329, SLG: 0.321										5	1	3	2	0	0	1							
8 Mike Leake, R OBP: 0.237, SLG: 0.200										2	0	0	1	1	2	2							
15 Randal Grichuk, R OBP: 0.281, SLG: 0.420										2	0	0	0	0	1	0							
Inning Stats	R: 0 E: 0 K: 0 S: 5	H: 1 LOB: 0 BB: 0 P: 11	R: 3 E: 0 K: 2 S: 21	H: 3 LOB: 3 BB: 1 P: 38	R: 0 E: 0 K: 0 S: 6	H: 0 LOB: 0 BB: 1 P: 13	R: 0 E: 0 K: 1 S: 8	H: 1 LOB: 0 BB: 0 P: 12	R: 6 E: 0 K: 1 S: 21	H: 5 LOB: 2 BB: 3 P: 42	R: 2 E: 1 K: 0 S: 11	H: 2 LOB: 0 BB: 0 P: 15	R: 0 E: 0 K: 1 S: 10	H: 1 LOB: 2 BB: 1 P: 18	R: 0 E: 0 K: 2 S: 11	H: 1 LOB: 1 BB: 0 P: 17	R: 0 E: 0 K: 1 S: 8	H: 0 LOB: 0 BB: 0 P: 13	1B: 9 2B: 3 3B: 1 HR: 2	SF: 1 SAC: 0 DP: 2 HBP: 2	WP: 0 PB: 0 SB: 0 CS: 0	PA: 47	
PITCHER	IP WLS BF H R ER SO BB IBB HBP BLK WP HR S P ERA WHIP	IP WLS BF H R ER SO BB IBB HBP BLK WP HR S P ERA WHIP	IP WLS BF H R ER SO BB IBB HBP BLK WP HR S P ERA WHIP	IP WLS BF H R ER SO BB IBB HBP BLK WP HR S P ERA WHIP	IP WLS BF H R ER SO BB IBB HBP BLK WP HR S P ERA WHIP	IP WLS BF H R ER SO BB IBB HBP BLK WP HR S P ERA WHIP	IP WLS BF H R ER SO BB IBB HBP BLK WP HR S P ERA WHIP	IP WLS BF H R ER SO BB IBB HBP BLK WP HR S P ERA WHIP	IP WLS BF H R ER SO BB IBB HBP BLK WP HR S P ERA WHIP	IP WLS BF H R ER SO BB IBB HBP BLK WP HR S P ERA WHIP	IP WLS BF H R ER SO BB IBB HBP BLK WP HR S P ERA WHIP	IP WLS BF H R ER SO BB IBB HBP BLK WP HR S P ERA WHIP	IP WLS BF H R ER SO BB IBB HBP BLK WP HR S P ERA WHIP	IP WLS BF H R ER SO BB IBB HBP BLK WP HR S P ERA WHIP	IP WLS BF H R ER SO BB IBB HBP BLK WP HR S P ERA WHIP	IP WLS BF H R ER SO BB IBB HBP BLK WP HR S P ERA WHIP	IP WLS BF H R ER SO BB IBB HBP BLK WP HR S P ERA WHIP	IP WLS BF H R ER SO BB IBB HBP BLK WP HR S P ERA WHIP	IP WLS BF H R ER SO BB IBB HBP BLK WP HR S P ERA WHIP	IP WLS BF H R ER SO BB IBB HBP BLK WP HR S P ERA WHIP	IP WLS BF H R ER SO BB IBB HBP BLK WP HR S P ERA WHIP	IP WLS BF H R ER SO BB IBB HBP BLK WP HR S P ERA WHIP	IP WLS BF H R ER SO BB IBB HBP BLK WP HR S P ERA WHIP

St. Louis Cardinals @ Miami Marlins
Marlins Park, Miami, FL
Fri Jul 29 2016, 7:12 PM - 10:15 PM EDT
Att: 27,414 - Roof Closed - 78 F

AB 38
R 11
H 14
RBI 11
BB 6
SO 8
LOB 21



Batter	1	2	3	4	5	6	7	8	9	AB	R	H	RBI	BB	SO	LOB	BOTTOM							
9 Dee Strange-Gordon, L OBP: 0.286, SLG: 0.333										4	1	2	0	0	0	0								
14 Martin Prado, R OBP: 0.378, SLG: 0.436										4	1	2	3	0	0	1								
51 Ichiro Suzuki, L OBP: 0.401, SLG: 0.385										4	0	0	0	0	1	2								
27 Giancarlo Stanton, R OBP: 0.332, SLG: 0.494										4	0	0	0	0	1	1								
13 Marcell Ozuna, R OBP: 0.350, SLG: 0.515										4	2	2	1	0	1	0								
32 Derek Dietrich, L OBP: 0.356, SLG: 0.385										4	0	0	0	0	2	1								
11 J.T. Realmuto, R OBP: 0.345, SLG: 0.413										4	0	1	0	0	1	1								
19 Miguel Rojas, R OBP: 0.292, SLG: 0.326										4	1	1	1	0	0	1								
62 José Ureña, R										1	0	0	0	0	1	0								
40 Mike Dunn, L										0	0	0	0	0	0	0								
12 Chris Johnson, R										1	1	1	0	0	0	0								
64 Nick Wittgren, R										0	0	0	0	0	0	0								
3 Adenys Hachegarria, R										1	0	0	0	0	0	0								
33 Dustin McGowan, R										0	0	0	0	0	0	0								
Inning Stats	R: 0 E: 0 K: 0 S: 10	H: 1 LOB: 0 BB: 0 P: 15	R: 1 E: 0 K: 0 S: 10	H: 1 LOB: 0 BB: 0 P: 15	R: 0 E: 0 K: 1 S: 7	H: 0 LOB: 0 BB: 0 P: 10	R: 0 E: 0 K: 1 S: 12	H: 0 LOB: 0 BB: 0 P: 14	R: 5 E: 0 K: 1 S: 22	H: 5 LOB: 0 BB: 0 P: 33	R: 0 E: 0 K: 2 S: 10	H: 0 LOB: 0 BB: 0 P: 15	R: 0 E: 0 K: 1 S: 6	H: 0 LOB: 0 BB: 0 P: 10	R: 0 E: 0 K: 1 S: 14	H: 1 LOB: 1 BB: 0 P: 20	R: 0 E: 0 K: 0 S: 10	H: 1 LOB: 1 BB: 0 P: 15	1B: 4 2B: 4 3B: 0 HR: 2	SF: 0 SAC: 0 DP: 1 HBP: 0	WP: 0 PB: 0 SB: 0 CS: 0	PA: 35		
PITCHER	IP WLS BF H R ER SO BB IBB HBP BLK WP HR S P ERA WHIP	IP WLS BF H R ER SO BB IBB HBP BLK WP HR S P ERA WHIP	IP WLS BF H R ER SO BB IBB HBP BLK WP HR S P ERA WHIP	IP WLS BF H R ER SO BB IBB HBP BLK WP HR S P ERA WHIP	IP WLS BF H R ER SO BB IBB HBP BLK WP HR S P ERA WHIP	IP WLS BF H R ER SO BB IBB HBP BLK WP HR S P ERA WHIP	IP WLS BF H R ER SO BB IBB HBP BLK WP HR S P ERA WHIP	IP WLS BF H R ER SO BB IBB HBP BLK WP HR S P ERA WHIP	IP WLS BF H R ER SO BB IBB HBP BLK WP HR S P ERA WHIP	IP WLS BF H R ER SO BB IBB HBP BLK WP HR S P ERA WHIP	IP WLS BF H R ER SO BB IBB HBP BLK WP HR S P ERA WHIP	IP WLS BF H R ER SO BB IBB HBP BLK WP HR S P ERA WHIP	IP WLS BF H R ER SO BB IBB HBP BLK WP HR S P ERA WHIP	IP WLS BF H R ER SO BB IBB HBP BLK WP HR S P ERA WHIP	IP WLS BF H R ER SO BB IBB HBP BLK WP HR S P ERA WHIP	IP WLS BF H R ER SO BB IBB HBP BLK WP HR S P ERA WHIP	IP WLS BF H R ER SO BB IBB HBP BLK WP HR S P ERA WHIP	IP WLS BF H R ER SO BB IBB HBP BLK WP HR S P ERA WHIP	IP WLS BF H R ER SO BB IBB HBP BLK WP HR S P ERA WHIP	IP WLS BF H R ER SO BB IBB HBP BLK WP HR S P ERA WHIP	IP WLS BF H R ER SO BB IBB HBP BLK WP HR S P ERA WHIP	IP WLS BF H R ER SO BB IBB HBP BLK WP HR S P ERA WHIP	IP WLS BF H R ER SO BB IBB HBP BLK WP HR S P ERA WHIP	IP WLS BF H R ER SO BB IBB HBP BLK WP HR S P ERA WHIP

St. Louis Cardinals @ Miami Marlins
Marlins Park, Miami, FL
Fri Jul 29 2016, 7:12 PM - 10:15 PM EDT
Att: 27,414 - Roof Closed - 78 F

AB 35
R 6
H 9
RBI 6
BB 0
SO 7
LOB 7



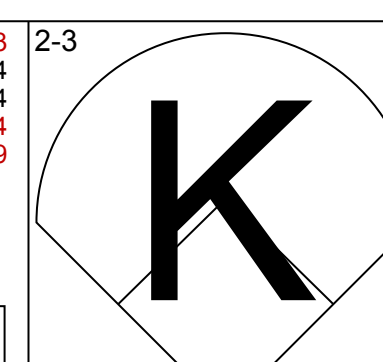
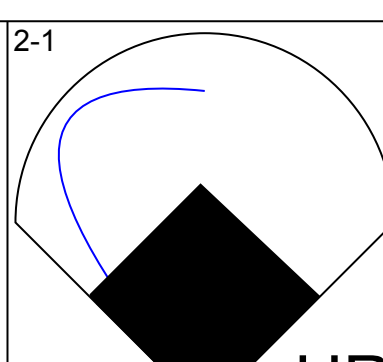
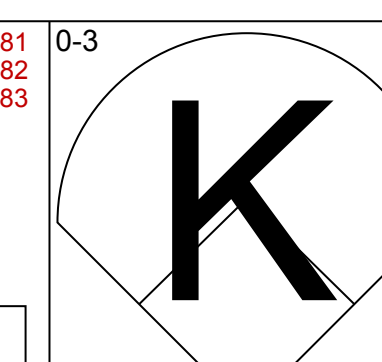
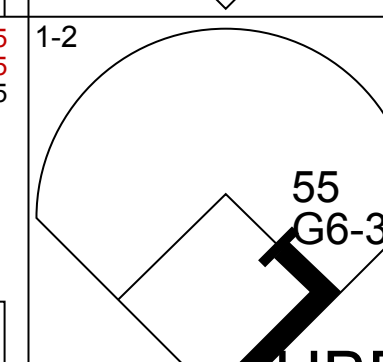
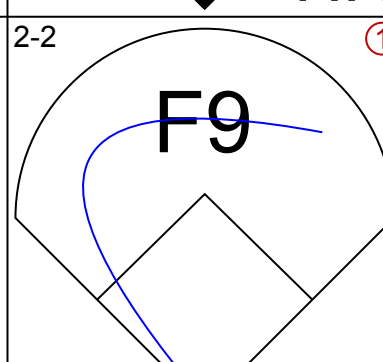
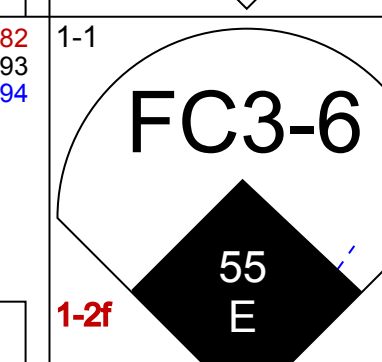
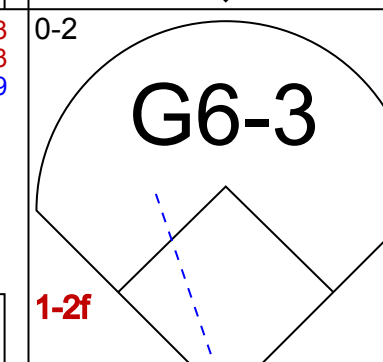
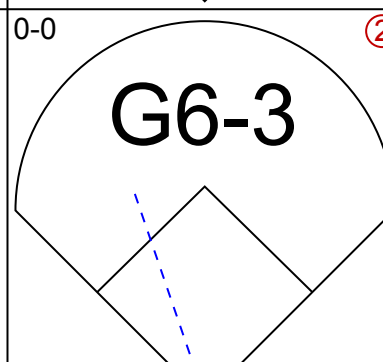
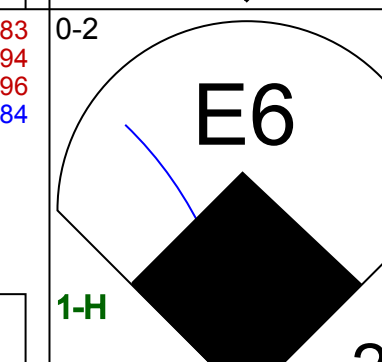

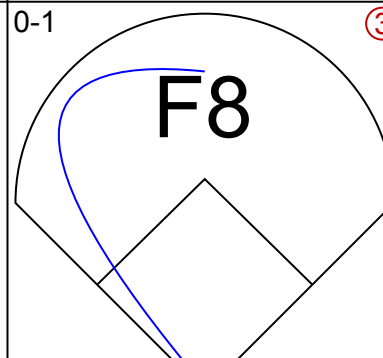
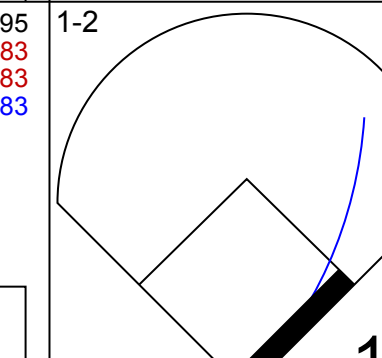
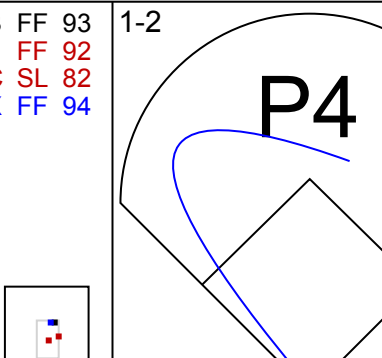
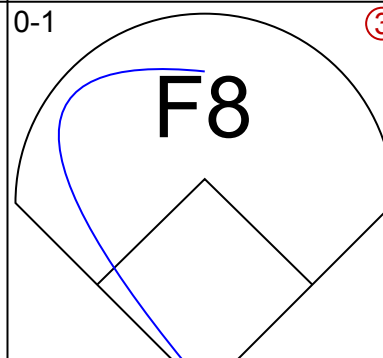
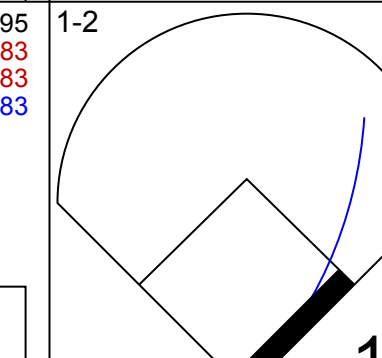
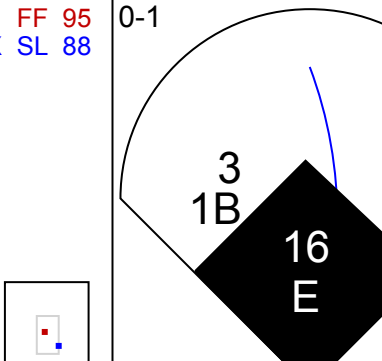
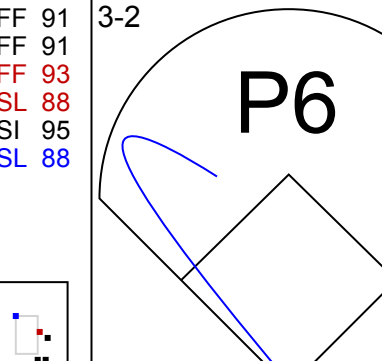
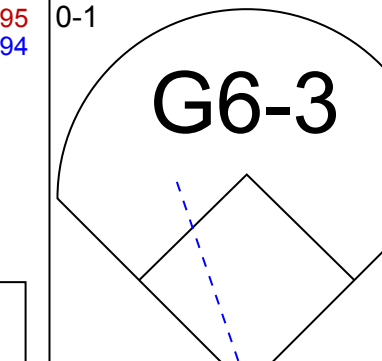

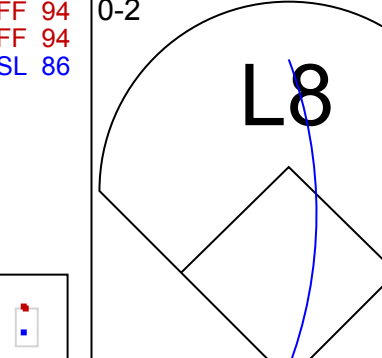
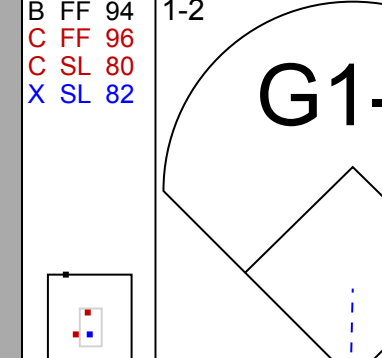

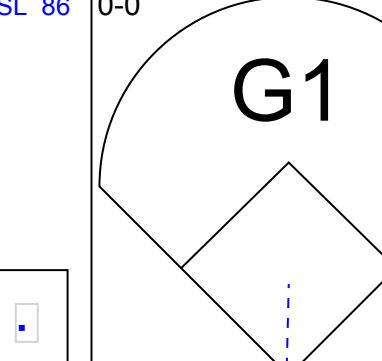
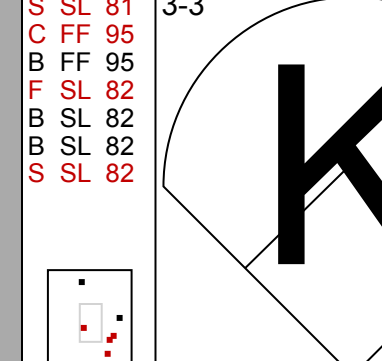


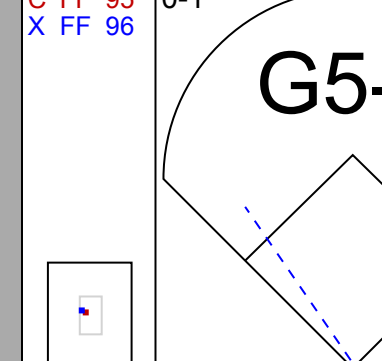


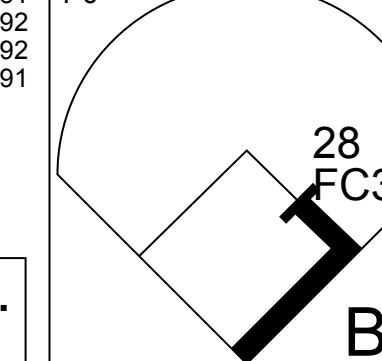
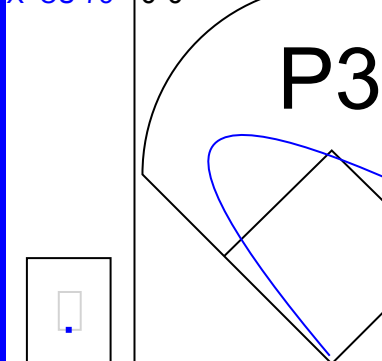
Batter	1	2	3	4	5	6	7	8	9	AB	R	H	RBI	BB	SO	LOB	TOP					
35 Greg Garcia, L (1,6) OBP: 0.428, SLG: 0.414	L7		G3		G4-3			G4-6-3		4	0	0	0	0	0	3	St. Louis Cardinals @ Miami Marlins Marlins Park, Miami, FL Sat Jul 30 2016, 7:13 PM - 10:14 PM EDT Att: 25,011 - Roof Closed - 78 F					
3 Jedd Gyorko, R (1,5) OBP: 0.395, SLG: 0.481	K			K		F8		1B		4	0	1	0	0	2	0						
7 Matt Holliday, R (1,7) OBP: 0.310, SLG: 0.452	G5-3			F9		K		1B		4	0	1	0	0	1	0						
32 Matt Adams, L (1,3) OBP: 0.310, SLG: 0.469		P6		4 2B		G4-3		L6		1	0	0	0	1	0	0						
70 Tyler Lyons, L (4,1)				BB						0	0	0	0	0	0	0						
68 Alberto Rosario, R (5,2) OBP: 0.286, SLG: 0.263										2	0	0	0	0	0	2						
4 Yadier Molina, R (1,2) OBP: 0.338, SLG: 0.374		F8								2	0	1	0	0	0	0						
38 Jerome Williams, R (5,1)										1	0	0	0	0	1	0						
55 Stephen Piscotty, R (9,PH) OBP: 0.397, SLG: 0.474										0	0	0	0	0	0	0						
28 Tommy Pham, R (1,8) OBP: 0.315, SLG: 0.505										3	0	0	0	1	3	2						
16 Kolten Wong, L (1,4) OBP: 0.332, SLG: 0.324										4	0	2	0	0	1	2						
15 Randal Grichuk, R (1,9) OBP: 0.277, SLG: 0.414										4	0	0	0	0	4	4						
54 Jaime Garcia, L (1,1) OBP: 0.161, SLG: 0.167										0	0	0	0	0	0	0						
41 Jeremy Hazelbaker, L (4,7) OBP: 0.354, SLG: 0.450										2	0	1	0	1	0	2						
Inning Stats	R: 0 E: 0 K: 1 S: 9	H: 0 LOB: 0 BB: 0 P: 13	R: 0 E: 0 K: 1 S: 5	H: 0 LOB: 0 BB: 0 P: 8	R: 0 E: 0 K: 1 S: 11	H: 1 LOB: 1 BB: 0 P: 17	R: 0 E: 0 K: 2 S: 12	H: 1 LOB: 2 BB: 1 P: 23	R: 0 E: 0 K: 2 S: 12	H: 0 LOB: 1 BB: 1 P: 21	R: 0 E: 0 K: 1 S: 10	H: 0 LOB: 0 BB: 0 P: 17	R: 0 E: 0 K: 3 S: 11	H: 1 LOB: 1 BB: 0 P: 12	R: 0 E: 0 K: 0 S: 17	H: 3 LOB: 2 BB: 0 P: 23	R: 0 E: 1 K: 1 S: 12	H: 0 LOB: 2 BB: 1 P: 22	1B: 5 2B: 1 3B: 0 HR: 0	SF: 0 SAC: 1 DP: 1 HBP: 0	WP: 0 PB: 0 SB: 0 CS: 0	PA: 36
PITCHER	IP WLS BF H R ER SO BB IBB HBP BLK WP HR S P ERA WHIP																					
30 Colin Rea, R (1,1) ERA: 4.82	3.1 11 1 0 0 4 0 0 0 0 0 0 28 44 0.00 0.300																					
35 David Phelps, R (4,1) ERA: 2.65	2.2 W 11 1 0 0 4 2 0 0 0 0 0 31 55 0.00 1.125																					
46 Kyle Barraclough, R (7,1) ERA: 3.07	1.0 4 1 0 0 3 0 0 0 0 0 0 11 12 0.00 1.000																					
44 AJ Ramos, R (8,1) ERA: 2.59	1.0 5 3 0 0 0 0 0 0 0 0 0 17 23 0.00 3.000																					
49 Brian Ellington, R (9,1) ERA: 0.73	1.0 5 0 0 0 1 1 0 0 0 0 0 12 22 0.00 1.000																					

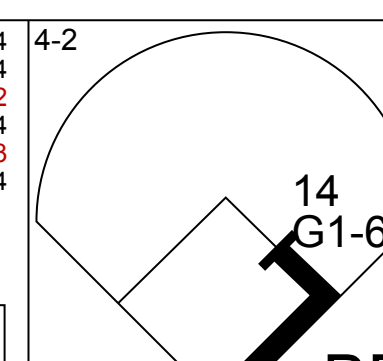
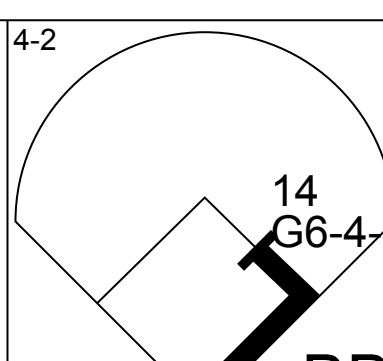
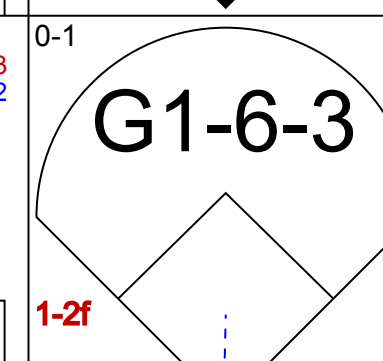
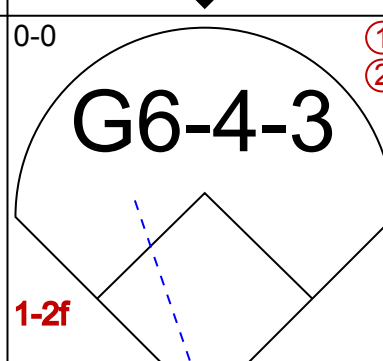
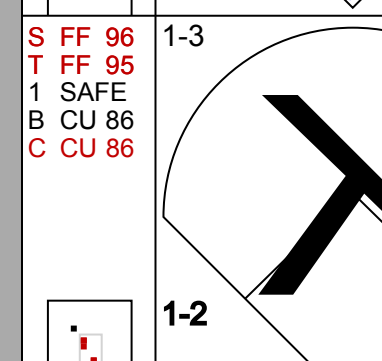
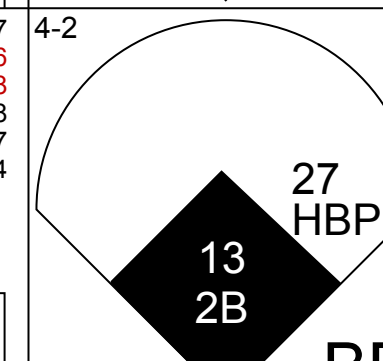
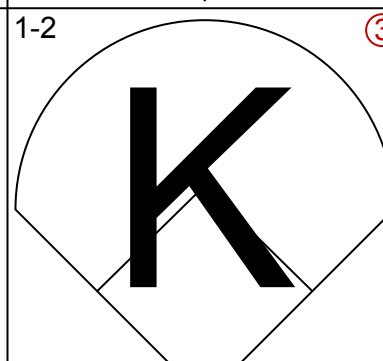
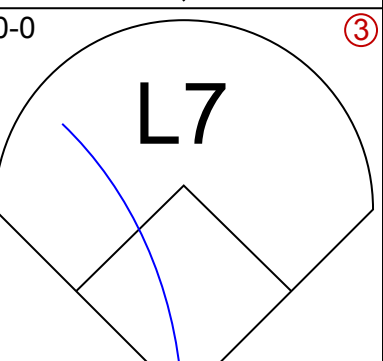
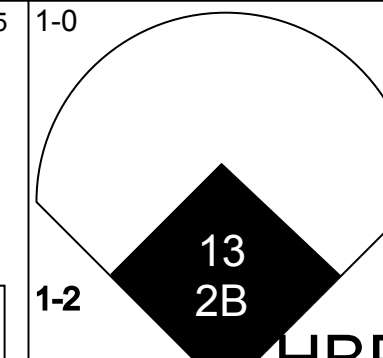
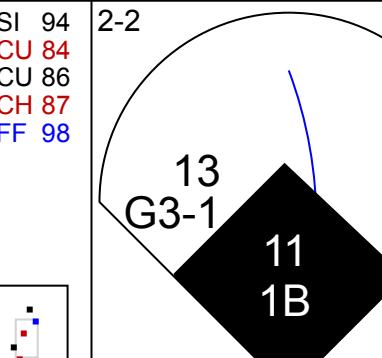
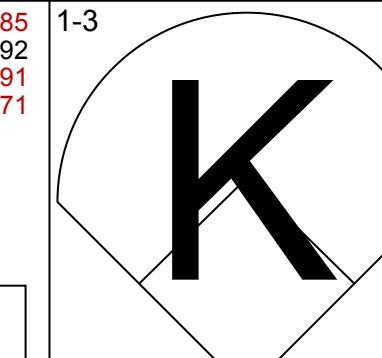
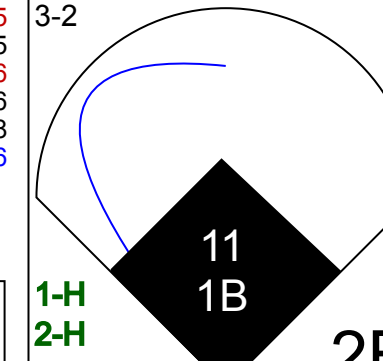
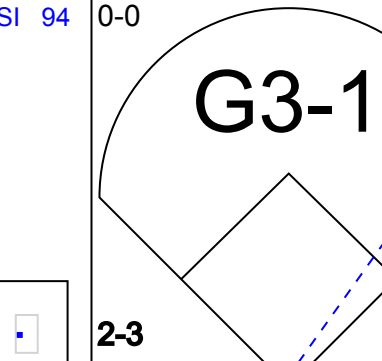
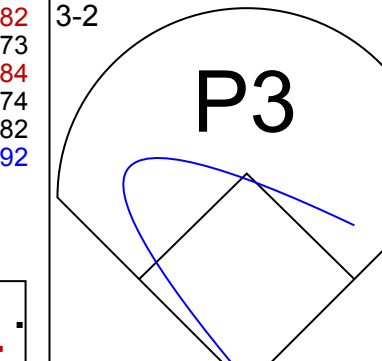
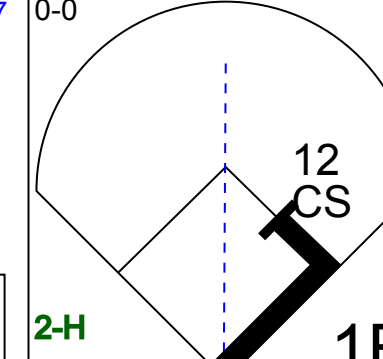
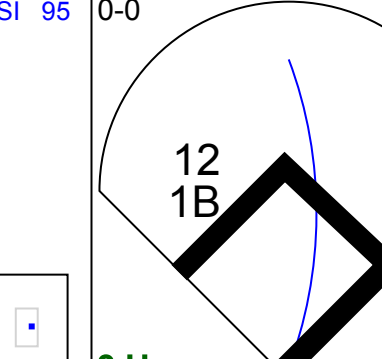
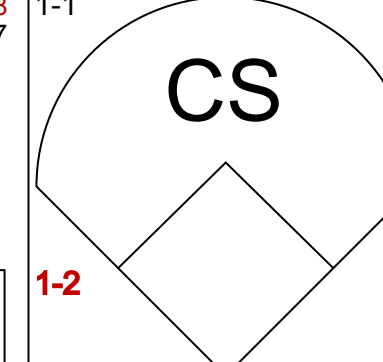


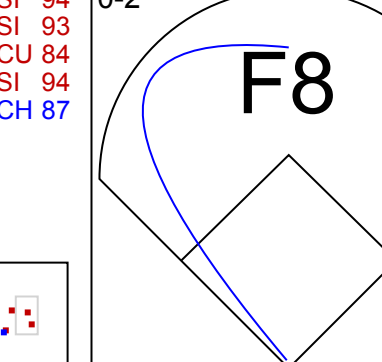
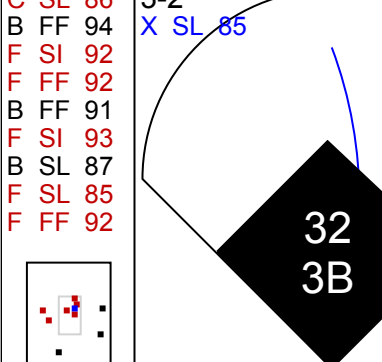


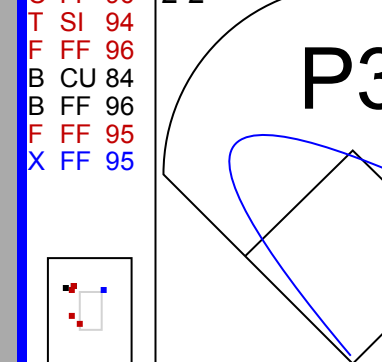
AB	31
R	0
H	6
RBI	0
BB	3
SO	12
LOB	15



Batter	1	2	3	4	5	6	7	8	9	AB	R	H	RBI	BB	SO	LOB	BOTTOM			
9 Dee Strange-Gordon, L (1,4) OBP: 0.291, SLG: 0.340	G6-3			14 S		E6		F8		4	3	1	0	1	0	1	St. Louis Cardinals @ Miami Marlins Marlins Park, Miami, FL Sat Jul 30 2016, 7:13 PM - 10:14 PM EDT Att: 25,011 - Roof Closed - 78 F			
14 Martin Prado, R (1,5) OBP: 0.379, SLG: 0.438	G5-3			2B		F7		K		3	1	1	2	1	0	2				
46 Kyle Barraclough, R (7,1)				2B						1	0	0	0	0	1	0				
44 AJ Ramos, R (8,1)				2B						0	0	0	0	0	0	0				
49 Brian Ellington, R (9,1)				2B						0	0	0	0	0	0	0				
21 Christian Yelich, L (1,7) OBP: 0.389, SLG: 0.490	K			1B		L8				5	2	3	2	0	1	2				
27 Giancarlo Stanton, R (1,9) OBP: 0.332, SLG: 0.493				2B		F7				3	1	1	1	0	1	1				
51 Ichiro Suzuki, L (6,9) OBP: 0.397, SLG: 0.381				1B		G4-3				2	0	0	0	0	0	2				
13 Marcell Ozuna, R (1,8) OBP: 0.351, SLG: 0.520	HR									4	2	1	2	1	1	1				
12 Chris Johnson, R (1,3) OBP: 0.293, SLG: 0.350	G4-3									3	0	0	1	0	0	0				
6 Jeff Mathis, R (1,2) OBP: 0.256, SLG: 0.333	G5-3									4	1	3	2	0	0	0				
3 Adeiny Hechavarria, R (1,6) OBP: 0.288, SLG: 0.346										4	1	2	1	0	0	3				
30 Colin Rea, R (1,1) OBP: 0.171, SLG: 0.121										0	0	0	0	0	0	0				
35 David Phelps, R (4,1) ERA: 3.39										1	0	0	0	0	0	1				
19 Miguel Rojas, R (7,5) OBP: 0.290, SLG: 0.324										1	0	0	0	0	1	0				
Inning Stats	R: 4 E: 0 K: 0 S: 12	H: 4 LOB: 0 BB: 0 P: 20	R: 0 E: 0 K: 1 S: 10	H: 1 LOB: 1 BB: 1 P: 17	R: 0 E: 0 K: 1 S: 8	H: 0 LOB: 0 BB: 0 P: 12	R: 4 E: 0 K: 1 S: 19	H: 4 LOB: 1 BB: 1 P: 35	R: 0 E: 0 K: 0 S: 14	H: 1 LOB: 0 BB: 0 P: 18	R: 3 E: 1 K: 0 S: 14	H: 2 LOB: 2 BB: 1 P: 28	R: 0 E: 0 K: 2 S: 7	H: 0 LOB: 0 BB: 0 P: 9	R: 0 E: 0 K: 0 S: 9	H: 0 LOB: 0 BB: 0 P: 14	1B: 5 2B: 6 3B: 0 HR: 1	SF: 0 SAC: 2 DP: 0 HBP: 1	WP: 0 PB: 0 SB: 1 CS: 0	PA: 41
PITCHER	IP WLS BF H R ER SO BB IBB HBP BLK WP HR S P ERA WHIP																			
54 Jaime Garcia, L (1,1) ERA: 4.3	3.1 L 18 7 6 6 2 1 1 0 0 0 0 0 36 59 16.20 2.400																			
70 Tyler Lyons, L (4,1)	0.2 5 2 2 2 1 1 0 0 0 0 0 13 25 27.00 4.500																			
3B Jerome Williams, R (5,1)	4.0 18 3 3 3 0 2 0 0 1 1 0 0 44 69 0.00 0.750																			



Batter	1	2	3	4	5	6	7	8	9	AB	R	H	RBI	BB	SO	LOB	TOP								
35 Greg Garcia, L (1.4) OBP: 0.423, SLG: 0.435										4	1	1	1	0	2	2	St. Louis Cardinals @ Miami Marlins Marlins Park, Miami, FL Sun Jul 31 2016, 1:12 PM - 3:53 PM EDT Att: 23,666 - Roof Closed - 78 F								
36 Aledmys Diaz, R (1.6) OBP: 0.376, SLG: 0.518										0	0	0	0	0	0	0									
28 Tommy Pham, R (1.8) OBP: 0.306, SLG: 0.490										4	1	1	1	0	0	1									
55 Stephen Piscotty, R (1.9) OBP: 0.350, SLG: 0.475										4	0	1	0	0	0	0									
32 Matt Adams, L (1.3) OBP: 0.309, SLG: 0.465										4	0	1	0	0	0	0									
4 Yadier Molina, R (1.2) OBP: 0.337, SLG: 0.375										4	1	1	0	0	0	1									
41 Jeremy Hazelbaker, L (1.8) OBP: 0.297, SLG: 0.477										4	0	0	0	0	1	1									
3 Jedd Gyorko, R (1.5) OBP: 0.313, SLG: 0.478										3	0	1	0	1	1	0									
16 Kolten Wong, L (1.7) OBP: 0.331, SLG: 0.323										4	0	1	0	0	1	2									
18 Carlos Martinez, R (1.1) OBP: 0.244, SLG: 0.250										2	0	0	0	0	0	3									
15 Randal Grichuk, R (8,PH) OBP: 0.280, SLG: 0.414										0	0	0	0	1	0	0									
46 Kevin Siegrist, L (8,PH)										0	0	0	0	0	0	0									
7 Matt Holliday, R (9,PH)										1	0	0	0	0	0	1									
67 Matt Bowman, R (9,PH)										0	0	0	0	0	0	0									
Inning Stats	R: 0 E: 0 K: 1 S: 8	H: 0 LOB: 0 BB: 0 P: 11	R: 1 E: 1 K: 1 S: 14	H: 2 LOB: 2 BB: 0 P: 19	R: 1 E: 0 K: 0 S: 10	H: 1 LOB: 0 BB: 0 P: 14	R: 0 E: 0 K: 0 S: 7	H: 0 LOB: 0 BB: 0 P: 10	R: 0 E: 0 K: 0 S: 8	H: 1 LOB: 1 BB: 0 P: 13	R: 0 E: 0 K: 0 S: 9	H: 0 LOB: 0 BB: 0 P: 16	R: 0 E: 0 K: 1 S: 9	H: 0 LOB: 0 BB: 0 P: 13	R: 2 E: 1 K: 1 S: 14	H: 2 LOB: 1 BB: 1 P: 20	R: 0 E: 0 K: 1 S: 10	H: 0 LOB: 1 BB: 1 P: 15	1B: 3 2B: 2 3B: 0 HR: 1	SF: 0 SAC: 0 DP: 1 HBP: 1	WP: 0 PB: 0 SB: 1 CS: 0	PA: 36			
PITCHER	IP	WLS	BF	H	R	ER	SO	BB	IBB	HBP	BLK	WP	HR	S	P	ERA	WHIP								
48 Andrew Cashner, R (1.1) ERA: 4.54	6.0		23	4	2	1	2	0	0	1	0	0	1	56	83	1.50	0.667								
46 Kyle Barraclough, R (7.1) ERA: 3.0	1.0	H	3	0	0	0	1	0	0	0	0	0	0	9	13	0.00	0.000								
56 Fernando Rodney, R (8.1) ERA: 1.69	1.0	B	6	2	2	1	1	1	0	0	0	0	0	14	20	9.00	3.000								
44 AJ Ramos, R (9.1) ERA: 2.53	1.0	W	4	0	0	0	1	1	0	0	0	0	0	10	15	0.00	1.000								

Batter	1	2	3	4	5	6	7	8	9	AB	R	H	RBI	BB	SO	LOB	BOTTOM								
9 Dee Strange-Gordon, L (1.4) OBP: 0.307, SLG: 0.343										2	0	1	0	2	0	1	St. Louis Cardinals @ Miami Marlins Marlins Park, Miami, FL Sun Jul 31 2016, 1:12 PM - 3:53 PM EDT Att: 23,666 - Roof Closed - 78 F								
14 Martin Prado, R (1.5) OBP: 0.375, SLG: 0.434										4	0	0	0	0	1	4									
21 Christian Yelich, L (1.7) OBP: 0.395, SLG: 0.466										3	1	0	0	1	1	0									
27 Giancarlo Stanton, R (1.9) OBP: 0.333, SLG: 0.494										3	2	1	0	0	1	0									
13 Marcell Ozuna, R (1.8) OBP: 0.350, SLG: 0.520										4	1	1	2	0	0	1									
11 J.T. Realmuto, R (1.2) OBP: 0.348, SLG: 0.415										3	0	2	2	1	0	0									
12 Chris Johnson, R (1.3) OBP: 0.294, SLG: 0.350										3	0	1	0	0	2	1									
19 Miguel Rojas, R (8,PH) OBP: 0.288, SLG: 0.321										1	0	0	0	0	0	0									
3 Adeiny Hechavarria, R (1.6) OBP: 0.291, SLG: 0.348										4	1	2	0	0	0	2									
48 Andrew Cashner, R (1.1) ERA: 2.99	7.0		29	7	4	4	4	4	0	1	0	0	0	0	0	2									
46 Kevin Siegrist, L (8,PH) ERA: 2.45	1.0		3	0	0	0	1	0	0	0	0	0	0	0	0	1									
67 Matt Bowman, R (9,PH) ERA: 3.0	0.2	L	4	2	1	1	0	0	0	0	0	0	0	0	0	0									
Inning Stats	R: 3 E: 0 K: 0 S: 11	H: 2 LOB: 0 BB: 2 P: 24	R: 0 E: 0 K: 1 S: 8	H: 0 LOB: 0 BB: 0 P: 11	R: 0 E: 0 K: 1 S: 6	H: 0 LOB: 0 BB: 1 P: 11	R: 1 E: 0 K: 0 S: 13	H: 3 LOB: 2 BB: 0 P: 16	R: 0 E: 0 K: 0 S: 7	H: 1 LOB: 1 BB: 0 P: 8	R: 0 E: 0 K: 1 S: 8	H: 0 LOB: 0 BB: 1 P: 13	R: 0 E: 0 K: 1 S: 13	H: 1 LOB: 1 BB: 0 P: 19	R: 0 E: 0 K: 1 S: 9	H: 0 LOB: 0 BB: 0 P: 13	R: 1 E: 0 K: 0 S: 14	H: 2 LOB: 1 BB: 0 P: 18	1B: 6 2B: 2 3B: 1 HR: 0	SF: 0 SAC: 0 DP: 3 HBP: 1	WP: 0 PB: 0 SB: 0 CS: 1	PA: 37			
PITCHER	IP	WLS	BF	H	R	ER	SO	BB	IBB	HBP	BLK	WP	HR	S	P	ERA	WHIP								
18 Carlos Martinez, R (1.1) ERA: 2.99	7.0		29	7	4	4	4	4	0	1	0	0	0	0	0	2	1.571								
46 Kevin Siegrist, L (8,PH) ERA: 2.45	1.0		3	0	0	0	1	0	0	0	0	0	0	9	13	0.00	0.000								
67 Matt Bowman, R (9,PH) ERA: 3.0	0.2	L	4	2	1	1	0	0	0	0	0	0	0	14	18	13.50	3.000								

Batter	1	2	3	4	5	6	7	8	9	AB	R	H	RBI	BB	SO	LOB	TOP	
9 Dee Strange-Gordon, L (1.4) OBP: 0.305, SLG: 0.339	F8		K					F7		4	0	1	0	0	1	0	Miami Marlins @ Chicago Cubs Wrigley Field, Chicago, IL Mon Aug 01 2016, 7:06 PM - 9:53 PM CDT Att: 40,937 - Partly Cloudy - 77 F	
14 Martín Prado, R (1.5) OBP: 0.374, SLG: 0.432	L9				G4-3			F8		4	0	1	0	0	0	1		
19 Miguel Rojas, R (8.5)										0	0	0	0	0	0	0		
21 Christian Yelich, L (1.7) OBP: 0.393, SLG: 0.494	G4-3							G4-3		4	0	1	0	0	1	1		
27 Giancarlo Stanton, R (1.9) OBP: 0.332, SLG: 0.490		K								3	0	0	0	1	2	1		
13 Marcell Ozuna, R (1.8) OBP: 0.352, SLG: 0.518										3	0	1	0	1	0	3		
11 J.T. Realmuto, R (1.2) OBP: 0.348, SLG: 0.413										4	0	1	0	0	0	2		
32 Derek Dietrich, L (1.3) OBP: 0.358, SLG: 0.397										3	0	1	0	0	1	2		
3 Adeiny Hechavarria, R (1.6) OBP: 0.294, SLG: 0.348										2	0	1	0	1	0	0		
61 Adam Conley, L (1.1) OBP: 0.077, SLG: 0.079										1	0	0	0	0	0	3		
12 Chris Johnson, R (5, PH) OBP: 0.292, SLG: 0.348										1	0	0	0	0	0	0		
33 Dustin McGowan, R (5, 1)										0	0	0	0	0	0	0		
51 Ichiro Suzuki, L (7, PH) OBP: 0.394, SLG: 0.378										1	0	0	0	0	0	1		
55 Neft Ogando, R (7, 1)										0	0	0	0	0	0	0		
Inning Stats	R: 0 E: 0 K: 0 S: 8	H: 0 LOB: 0 BB: 0 P: 14	R: 0 E: 0 K: 1 S: 11	H: 2 LOB: 3 BB: 1 P: 19	R: 0 E: 1 K: 2 S: 13	H: 1 LOB: 2 BB: 1 P: 21	R: 0 E: 0 K: 0 S: 6	H: 1 LOB: 0 BB: 0 P: 10	R: 0 E: 0 K: 1 S: 9	H: 1 LOB: 1 BB: 0 P: 12	R: 0 E: 0 K: 1 S: 6	H: 0 LOB: 0 BB: 0 P: 7	R: 0 E: 0 K: 0 S: 8	H: 0 LOB: 0 BB: 1 P: 15	1B: 6 2B: 2 3B: 0 HR: 0	SF: 0 SAC: 0 DP: 2 HBP: 0	WP: 0 PB: 0 SB: 0 CS: 1	PA: 33
PITCHER 28 Kyle Hendricks, R (1.1) ERA: 2.22	IP: 9.0 WLS: W BF: 33 H: 7 R: 0 ER: 0 SO: 5 BB: 2 IBB: 1 HBP: 0 BLK: 0 WP: 0 HR: 0 S: 78 P: 123 ERA: 0.00 WHIP: 1.000											PITCHER	IP: 9.0 WLS: W BF: 33 H: 7 R: 0 ER: 0 SO: 5 BB: 2 IBB: 1 HBP: 0 BLK: 0 WP: 0 HR: 0 S: 78 P: 123 ERA: 0.00 WHIP: 1.000					

Batter	1	2	3	4	5	6	7	8	9	AB	R	H	RBI	BB	SO	LOB	BOTTOM			
24 Dexter Fowler, S (1.8) OBP: 0.399, SLG: 0.468										2	1	1	1	2	0	0	Miami Marlins @ Chicago Cubs Wrigley Field, Chicago, IL Mon Aug 01 2016, 7:06 PM - 9:53 PM CDT Att: 40,937 - Partly Cloudy - 77 F			
17 Kris Bryant, R (1.5) OBP: 0.378, SLG: 0.542										5	0	0	0	0	5					
44 Anthony Rizzo, L (1.3) OBP: 0.396, SLG: 0.578										3	2	3	0	1	0	0				
9 Javier Báez, R (1.4) OBP: 0.322, SLG: 0.457										4	0	0	1	0	2	7				
27 Addison Russell, R (1.6) OBP: 0.328, SLG: 0.401										5	0	1	2	0	1	3				
22 Jason Heyward, L (1.9) OBP: 0.318, SLG: 0.329										4	0	2	0	0	1	0				
40 Wilson Contreras, R (1.2) OBP: 0.355, SLG: 0.444										2	1	1	0	2	0	1				
20 Matt Szczur, R (1.7) OBP: 0.341, SLG: 0.435										3	1	1	0	1	2	3				
28 Kyle Hendricks, R (1.1) OBP: 0.150, SLG: 0.105										3	0	1	1	1	1	2				
Inning Stats	R: 2 E: 0 K: 1 S: 22	H: 3 LOB: 3 BB: 2 P: 36	R: 0 E: 0 K: 1 S: 12	H: 0 LOB: 2 BB: 3 P: 29	R: 0 E: 0 K: 1 S: 8	H: 1 LOB: 1 BB: 1 P: 18	R: 0 E: 0 K: 1 S: 8	H: 1 LOB: 2 BB: 0 P: 14	R: 2 E: 0 K: 1 S: 11	H: 2 LOB: 1 BB: 1 P: 24	R: 1 E: 0 K: 1 S: 8	H: 2 LOB: 1 BB: 0 P: 11	R: 0 E: 0 K: 1 S: 11	H: 0 LOB: 0 BB: 0 P: 18	R: 0 E: 0 K: 0 S: 8	H: 1 LOB: 1 BB: 0 P: 13		1B: 6 2B: 3 3B: 1 HR: 0	SF: 2 SAC: 0 DP: 1 HBP: 1	WP: 0 PB: 0 SB: 1 CS: 0
PITCHER 61 Adam Conley, L (1.1) ERA: 3.41	IP: 4.0 WLS: L BF: 23 H: 5 R: 2 ER: 2 SO: 2 BB: 5 IBB: 1 HBP: 0 BLK: 0 WP: 0 HR: 0 S: 50 P: 97 ERA: 4.50 WHIP: 2.500											PITCHER	IP: 4.0 WLS: L BF: 23 H: 5 R: 2 ER: 2 SO: 2 BB: 5 IBB: 1 HBP: 0 BLK: 0 WP: 0 HR: 0 S: 50 P: 97 ERA: 4.50 WHIP: 2.500							
PITCHER 33 Dustin McGowan, R (5, 1) ERA: 3.32	IP: 2.0 WLS: 1 BF: 11 H: 4 R: 3 ER: 3 SO: 2 BB: 1 IBB: 0 HBP: 0 BLK: 0 WP: 0 HR: 0 S: 19 P: 35 ERA: 13.50 WHIP: 2.500											PITCHER	IP: 2.0 WLS: 1 BF: 11 H: 4 R: 3 ER: 3 SO: 2 BB: 1 IBB: 0 HBP: 0 BLK: 0 WP: 0 HR: 0 S: 19 P: 35 ERA: 13.50 WHIP: 2.500							
PITCHER 55 Neft Ogando, R (7, 1) ERA: 1.8	IP: 2.0 WLS: 1 BF: 7 H: 1 R: 0 ER: 0 SO: 1 BB: 0 IBB: 0 HBP: 0 BLK: 0 WP: 0 HR: 0 S: 19 P: 31 ERA: 0.00 WHIP: 0.500											PITCHER	IP: 2.0 WLS: 1 BF: 7 H: 1 R: 0 ER: 0 SO: 1 BB: 0 IBB: 0 HBP: 0 BLK: 0 WP: 0 HR: 0 S: 19 P: 31 ERA: 0.00 WHIP: 0.500							

AB	30
R	0
H	7
RBI	0
BB	3
SO	5
LOB	14



AB	31
R	5
H	10
RBI	5
BB	7
SO	7
LOB	21



Batter	1	2	3	4	5	6	7	8	9	AB	R	H	RBI	BB	SO	LOB	TOP										
11 J T Realmuto, R OBP: 0.346, SLG: 0.410										5	0	1	1	0	2	0	Miami Marlins @ Chicago Cubs Wrigley Field, Chicago, IL Tue Aug 02 2016, 7:08 PM - 9:54 PM CDT Att. 40,419 - Clear - 81 F										
14 Martín Prado, R OBP: 0.373, SLG: 0.430										4	0	1	0	0	2	2											
21 Christian Yelich, L OBP: 0.392, SLG: 0.461										4	0	1	0	0	0	3											
27 Giancarlo Stanton, R OBP: 0.334, SLG: 0.490										4	0	2	0	0	1	1											
13 Marcell Ozuna, R OBP: 0.353, SLG: 0.517										3	0	1	0	1	0	1											
9 Dee Strange-Gordon, L OBP: 0.305, SLG: 0.339										0	0	0	0	0	0	0											
32 Derek Dietrich, L OBP: 0.363, SLG: 0.400										3	1	2	0	1	0	3											
12 Chris Johnson, R OBP: 0.286, SLG: 0.341										4	1	0	0	0	0	3											
3 Aneiny Hechavarria, R OBP: 0.293, SLG: 0.347										4	0	1	1	0	0	0											
José Fernández, R OBP: 0.283, SLG: 0.297										2	0	0	0	0	0	0											
51 Ichiro Suzuki, L OBP: 0.392, SLG: 0.376										1	0	0	0	0	1	2											
46 Kyle Barraclough, R ERA: 2.79										0	0	0	0	0	0	0											
40 Mike Dunn, L ERA: 2.68										0	0	0	0	0	0	0											
64 Nick Wittgren, R ERA: 1.7										0	0	0	0	0	0	0											
6 Jeff Mathis, R OBP: 0.253, SLG: 0.330										1	0	0	0	0	1	0											
Inning Stats	R: 0 H: 2 E: 0 K: 1 S: 13	WLS: 3 BF: 22	H: 0 R: 0 ER: 0 SO: 7	BB: 0 IBB: 0 HBP: 0 BLK: 0	R: 0 H: 1 E: 0 K: 1 S: 10	LOB: 0 BB: 0 P: 13	R: 0 H: 0 E: 0 K: 0 S: 5	R: 0 H: 0 E: 0 K: 0 S: 10	R: 0 H: 1 E: 0 K: 0 S: 8	R: 0 H: 0 E: 0 K: 0 S: 10	R: 0 H: 0 E: 0 K: 0 S: 10	R: 0 H: 1 E: 0 K: 0 S: 8	R: 2 H: 3 E: 0 K: 2 S: 22	R: 0 H: 2 E: 0 K: 1 S: 10	R: 0 H: 0 E: 0 K: 1 S: 11	R: 0 H: 0 E: 0 K: 1 S: 11	1B: 9 2B: 0 3B: 0 HR: 0	SF: 0 SAC: 0 DP: 1 HBP: 0	WP: 0 PB: 0 SB: 0 CS: 0	PA: 37							
PITCHER	IP	WLS	BF	H	R	ER	SO	BB	IBB	HBP	BLK	WP	HR	S	P	ERA	WHIP										
39 Jason Hammel, R ERA: 3.07	6.0	W	23	4	0	0	3	2	0	0	0	0	0	52	80	0.00	1.000										
46 Pedro Strop, R ERA: 2.79	0.2	H	6	3	2	1	2	0	0	0	0	0	0	17	24	13.50	4.500										
37 Travis Wood, L ERA: 2.68	0.1	H	1	0	0	0	0	0	0	0	0	0	0	5	7	0.00	0.000										
56 Héctor Rondón, R ERA: 1.7	1.0	H	4	2	0	0	1	0	0	0	0	0	0	10	15	0.00	2.000										
54 Aroldis Chapman, L ERA: 2.0	1.0	S	3	0	0	0	1	0	0	0	0	0	0	11	15	0.00	0.000										

Batter	1	2	3	4	5	6	7	8	9	AB	R	H	RBI	BB	SO	LOB	BOTTOM										
24 Dexter Fowler, S OBP: 0.403, SLG: 0.480										4	2	3	1	0	0	0	Miami Marlins @ Chicago Cubs Wrigley Field, Chicago, IL Tue Aug 02 2016, 7:08 PM - 9:54 PM CDT Att. 40,419 - Clear - 81 F										
40 Wilson Contreras, R OBP: 0.365, SLG: 0.449										3	0	2	1	1	0	0											
44 Anthony Rizzo, L OBP: 0.396, SLG: 0.574										2	0	0	0	2	1	2											
18 Ben Zobrist, S OBP: 0.384, SLG: 0.447										4	0	0	0	0	1	5											
22 Jason Heyward, L OBP: 0.317, SLG: 0.328										4	0	1	0	0	0	0											
27 Addison Russell, R OBP: 0.329, SLG: 0.401										3	0	1	0	0	2	0											
8 Chris Coghlan, L OBP: 0.254, SLG: 0.277										3	1	1	0	0	1	3											
20 Matt Szczur, R OBP: 0.347, SLG: 0.440										1	0	1	0	0	0	0											
9 Javier Báez, R OBP: 0.317, SLG: 0.451										4	0	0	0	0	3	5											
39 Jason Hammel, R ERA: 3.07										2	0	0	0	0	1	1											
47 Miguel Montero, L OBP: 0.287, SLG: 0.319										1	0	0	0	0	0	0											
46 Pedro Strop, R ERA: 2.79										0	0	0	0	0	0	0											
37 Travis Wood, R ERA: 2.68										0	0	0	0	0	0	0											
56 Héctor Rondón, R ERA: 1.7										0	0	0	0	0	0	0											
54 Aroldis Chapman, L ERA: 2.0										0	0	0	0	0	0	0											
Inning Stats	R: 1 H: 2 E: 0 K: 1 S: 8	WLS: 2 BF: 13	H: 1 R: 0 ER: 0 SO: 11	BB: 0 IBB: 0 HBP: 0 BLK: 0	R: 1 H: 2 E: 0 K: 1 S: 10	LOB: 2 BB: 0 P: 12	R: 0 H: 0 E: 0 K: 1 S: 8	R: 1 H: 2 E: 0 K: 2 S: 18	R: 0 H: 1 E: 0 K: 3 S: 14	R: 0 H: 0 E: 0 K: 0 S: 7	R: 0 H: 0 E: 0 K: 0 S: 7	R: 0 H: 1 E: 0 K: 2 S: 11	R: 0 H: 1 E: 0 K: 2 S: 11	R: 0 H: 0 E: 0 K: 2 S: 11	R: 0 H: 0 E: 0 K: 2 S: 11	R: 0 H: 0 E: 0 K: 2 S: 11	1B: 8 2B: 0 3B: 1 HR: 0	SF: 0 SAC: 0 DP: 1 HBP: 1	WP: 0 PB: 0 SB: 1 CS: 0	PA: 35							
PITCHER	IP	WLS	BF	H	R	ER	SO	BB	IBB	HBP	BLK	WP	HR	S	P	ERA	WHIP										
José Fernández, R ERA: 2.87	6.0	L	27	8	3	3	8	2	0	1	1	1	0	65	103	4.50	1.667										
46 Kyle Barraclough, R ERA: 2.93	1.0		4	0	0	0	0	1	0	0	0	0	0	7	15	0.00	1.000										
40 Mike Dunn, L ERA: 2.91	0.2		3	1	0	0	1	0	0	0	0	0	0	8	12	0.00	1.500										
64 Nick Wittgren, R ERA: 2.6	0.1		1	0	0	0	1	0	0	0	0	0	0	3	4	0.00	0.000										

livebaseballscores.com

AB 35
R 2
H 9
RBI 2
BB 2
SO 7
LOB 15

livebaseballscores.com

AB 31
R 3
H 9
RBI 2
BB 3
SO 10
LOB 18

Batter	1	2	3	4	5	6	7	8	9	AB	R	H	RBI	BB	SO	LOB	TOP			
9 Dee Strange-Gordon, L OBP: 0.317, SLG: 0.350										5	1	3	0	0	2	1				
14 Martín Prado, R OBP: 0.371, SLG: 0.426										4	0	0	0	1	1	2				
21 Christian Yelich, L OBP: 0.394, SLG: 0.493										5	1	3	2	0	1	2				
27 Giancarlo Stanton, R OBP: 0.331, SLG: 0.484										4	0	0	0	0	1	2				
13 Marcell Ozuna, R OBP: 0.352, SLG: 0.514										4	0	1	0	0	2	2				
32 Derek Dietrich, L OBP: 0.385, SLG: 0.401										2	1	1	0	0	0	0				
19 Miguel Rojas, R OBP: 0.293, SLG: 0.326										2	1	0	0	0	0	0				
6 Jeff Mathis, R OBP: 0.253, SLG: 0.359										2	0	0	0	0	0	0				
3 Adeiny Hechavarria, R OBP: 0.293, SLG: 0.346										2	0	0	0	0	0	0				
34 Tom Koehler, R OBP: 0.285, SLG: 0.383										2	0	0	0	0	0	0				
51 Ichiro Suzuki, L OBP: 0.390, SLG: 0.374										2	0	0	0	0	0	0				
46 Kyle Barracough, R OBP: 0.293, SLG: 0.339										2	0	0	0	0	0	0				
56 Fernando Rodney, R OBP: 0.293, SLG: 0.339										2	0	0	0	0	0	0				
12 Chris Johnson, R OBP: 0.293, SLG: 0.339										2	0	0	0	0	0	0				
44 AJ Ramos, R OBP: 0.293, SLG: 0.339										2	0	0	0	0	0	0				
Inning Stats	R: 1 H: 2 E: 0 K: 2 S: 13	H: 2 LOB: 1 BB: 0 P: 15	R: 0 H: 0 E: 0 K: 0 S: 7	H: 0 LOB: 0 BB: 0 P: 9	R: 0 H: 1 E: 0 K: 1 S: 7	H: 0 LOB: 0 BB: 0 P: 8	R: 0 H: 2 E: 0 K: 0 S: 10	H: 0 LOB: 2 BB: 0 P: 18	R: 0 H: 0 E: 0 K: 1 S: 8	H: 0 LOB: 0 BB: 0 P: 12	R: 2 H: 2 E: 0 K: 2 S: 13	H: 3 LOB: 2 BB: 0 P: 25	R: 1 H: 3 E: 0 K: 1 S: 16	H: 3 LOB: 2 BB: 1 P: 20	R: 0 H: 1 E: 0 K: 2 S: 15	H: 2 LOB: 2 BB: 1 P: 28	1B: 8 2B: 1 3B: 0 HR: 2	SF: 0 SAC: 0 DP: 1 HBP: 1	WP: 1 PA: 39 PB: 0 SB: 3 CS: 0	
PITCHER	IP WLS BF H R ER SO BB IBB HBP BLK WP HR S P ERA WHIP	7.0 28 7 3 3 8 0 0 1 0 0 1 68 95 3.86 1.000	0.2 5 3 1 1 0 0 0 0 0 0 1 13 21 13.50 4.500	0.1 1 0 0 0 1 0 0 0 0 0 0 3 4 0.00 0.000	1.0 W 5 1 0 0 2 1 0 0 0 0 1 0 15 28 0.00 2.000															

Miami Marlins @ Chicago Cubs
Wrigley Field, Chicago, IL
Wed Aug 03 2016, 1:21 PM - 4:40 PM CDT
Att: 41,147 - Sunny - 88 F

AB	37
R	4
H	11
RBI	4
BB	1
SO	11
LOB	14



Batter	1	2	3	4	5	6	7	8	9	AB	R	H	RBI	BB	SO	LOB	BOTTOM				
24 Dexter Fowler, S OBP: 0.400, SLG: 0.477										4	1	1	1	0	1	2					
17 Kris Bryant, R OBP: 0.378, SLG: 0.539										4	0	1	0	1	3	3					
44 Anthony Rizzo, L OBP: 0.399, SLG: 0.573										3	1	1	0	2	1	2					
18 Ben Zobrist, S OBP: 0.385, SLG: 0.446										3	0	1	1	1	0	1					
40 Wilson Contreras, R OBP: 0.363, SLG: 0.443										5	0	1	1	0	1	6					
22 Jason Heyward, L OBP: 0.314, SLG: 0.324										4	0	0	0	0	1	3					
47 Miguel Montero, L OBP: 0.322, SLG: 0.324										4	1	1	0	0	1	0					
9 Javier Báez, R OBP: 0.316, SLG: 0.448										4	1	1	0	0	2	0					
41 John Lackey, R OBP: 0.151, SLG: 0.157										2	0	2	0	0	0	0					
8 Chris Coghlan, L OBP: 0.255, SLG: 0.276										1	0	0	0	0	0	0					
30 Jose Smith, R OBP: 0.255, SLG: 0.276										0	0	0	0	0	0	0					
6 Carl Edwards Jr., R OBP: 0.185, SLG: 0.240										0	0	0	0	0	0	0					
52 Justin Grimm, R OBP: 0.252, SLG: 0.440										0	1	0	0	1	0	0					
Inning Stats	R: 0 H: 1 E: 0 K: 0 S: 13	H: 0 LOB: 1 BB: 0 P: 24	R: 0 H: 0 E: 0 K: 0 S: 6	H: 0 LOB: 0 BB: 0 P: 12	R: 0 H: 1 E: 0 K: 2 S: 8	H: 1 LOB: 1 BB: 0 P: 13	R: 0 H: 0 E: 0 K: 1 S: 7	H: 0 LOB: 0 BB: 0 P: 12	R: 0 H: 1 E: 0 K: 3 S: 15	H: 1 LOB: 1 BB: 0 P: 20	R: 1 H: 2 E: 0 K: 1 S: 14	H: 2 LOB: 1 BB: 0 P: 22	R: 0 H: 0 E: 0 K: 2 S: 9	H: 0 LOB: 0 BB: 0 P: 13	R: 1 H: 2 E: 0 K: 1 S: 13	H: 2 LOB: 2 BB: 1 P: 27	R: 3 H: 2 E: 0 K: 1 S: 13	H: 2 LOB: 3 BB: 3 P: 35	1B: 6 2B: 3 3B: 0 HR: 0	SF: 1 SAC: 1 DP: 0 HBP: 0	WP: 4 PA: 41 PB: 0 SB: 1 CS: 0
PITCHER	IP WLS BF H R ER SO BB IBB HBP BLK WP HR S P ERA WHIP	6.0 24 5 3 0 7 1 0 0 0 0 0 0 9 13 1.50 1.000	1.0 H 3 0 0 0 2 0 0 0 0 0 0 0 9 13 0.00 0.000	1.0 H 6 2 1 1 1 1 0 0 0 0 1 0 13 27 9.00 3.000	0.2 L 8 2 3 3 1 2 1 0 0 0 1 0 13 35 40.50 6.000																

Miami Marlins @ Chicago Cubs
Wrigley Field, Chicago, IL
Wed Aug 03 2016, 1:21 PM - 4:40 PM CDT
Att: 41,147 - Sunny - 88 F

AB	34
R	5
H	9
RBI	3
BB	5
SO	11
LOB	17



Batter	1	2	3	4	5	6	7	8	9	AB	R	H	RBI	BB	SO	LOB	TOP
9 Dee Strange-Gordon, L (1.4) OBP: 0.329, SLG: 0.347										4	2	1	0	1	0	1	
14 Martin Prado, R (1.5) OBP: 0.374, SLG: 0.425										3	0	1	2	2	0	1	
21 Christian Yelich, L (1.7) OBP: 0.392, SLG: 0.491										4	0	1	1	0	0	4	
27 Giancarlo Stanton, R (1.9) OBP: 0.329, SLG: 0.483										5	0	1	1	0	0	4	
13 Marcell Ozuna, R (1.8) OBP: 0.349, SLG: 0.509										4	0	0	0	0	1	2	
11 J.T. Realmuto, R (1.2) OBP: 0.394, SLG: 0.414										2	1	1	0	2	0	0	
12 Chris Johnson, R (1.3) OBP: 0.294, SLG: 0.337										4	0	1	0	0	2	2	
19 Miguel Rojas, R (9. PR) OBP: 0.293, SLG: 0.326										0	1	0	0	0	0	0	
3 Aneiny Hechavarria, R (1.6) OBP: 0.295, SLG: 0.348										4	1	2	1	0	1	0	
35 David Phelps, R 40 Mike Dunn, L 64 Nick Wittgren, R 46 Kyle Barraclough, R 56 Fernando Rodney, R 6 Ryan Raburn, R 32 Devon Dransch, L 44 AJ Ramos, R										1	0	0	0	0	0	1	
Inning Stats	R: 1 H: 2 E: 0 K: 0 S: 15	L: 2 R: 0 ER: 1 LOB: 1 BB: 0 P: 20	R: 0 H: 0 E: 1 K: 1 S: 10	H: 0 R: 0 ER: 0 LOB: 0 BB: 1 P: 17	R: 0 H: 0 E: 0 K: 0 S: 7	H: 0 R: 0 ER: 0 LOB: 0 BB: 1 P: 14	R: 0 H: 1 E: 0 K: 0 S: 7	H: 1 R: 0 ER: 0 LOB: 2 BB: 1 P: 15	R: 0 H: 0 E: 0 K: 1 S: 13	H: 0 R: 0 ER: 0 LOB: 0 BB: 0 P: 12	R: 0 H: 1 E: 0 K: 1 S: 11	H: 1 R: 0 ER: 0 LOB: 1 BB: 2 P: 18	R: 4 H: 3 E: 1 K: 1 S: 17	H: 3 R: 0 ER: 2 LOB: 2 BB: 2 P: 32	1B: 6 2B: 2 3B: 0 HR: 0	SF: 1 DP: 1 HBP: 0	WP: 1 PA: 40 ERA: 0.00 WHIP: 0.000
PITCHER	IP WLS BF H R ER SO BB IBB HBP BLK WP HR S P ERA WHIP	IP WLS BF H R ER SO BB IBB HBP BLK WP HR S P ERA WHIP	IP WLS BF H R ER SO BB IBB HBP BLK WP HR S P ERA WHIP	IP WLS BF H R ER SO BB IBB HBP BLK WP HR S P ERA WHIP	IP WLS BF H R ER SO BB IBB HBP BLK WP HR S P ERA WHIP	IP WLS BF H R ER SO BB IBB HBP BLK WP HR S P ERA WHIP	IP WLS BF H R ER SO BB IBB HBP BLK WP HR S P ERA WHIP	IP WLS BF H R ER SO BB IBB HBP BLK WP HR S P ERA WHIP	IP WLS BF H R ER SO BB IBB HBP BLK WP HR S P ERA WHIP	IP WLS BF H R ER SO BB IBB HBP BLK WP HR S P ERA WHIP	IP WLS BF H R ER SO BB IBB HBP BLK WP HR S P ERA WHIP	IP WLS BF H R ER SO BB IBB HBP BLK WP HR S P ERA WHIP	IP WLS BF H R ER SO BB IBB HBP BLK WP HR S P ERA WHIP	IP WLS BF H R ER SO BB IBB HBP BLK WP HR S P ERA WHIP	IP WLS BF H R ER SO BB IBB HBP BLK WP HR S P ERA WHIP	IP WLS BF H R ER SO BB IBB HBP BLK WP HR S P ERA WHIP	IP WLS BF H R ER SO BB IBB HBP BLK WP HR S P ERA WHIP

Miami Marlins @ Colorado Rockies
Coors Field, Denver, CO
Fri Aug 05 2016, 6:42 PM - 10:04 PM MDT
Att: 27,888 - Cloudy - 70 F

AB	33
R	5
H	8
RBI	5
BB	5
SO	6
LOB	17



Batter	1	2	3	4	5	6	7	8	9	AB	R	H	RBI	BB	SO	LOB	BOTTOM
19 Charlie Blackmon, L (1.8) OBP: 0.363, SLG: 0.461										5	0	0	0	0	1	7	
9 DJ LeMahieu, R (1.4) OBP: 0.396, SLG: 0.474										4	1	4	0	1	0	0	
5 Carlos González, L (1.9) OBP: 0.370, SLG: 0.565										5	0	1	0	0	1	5	
28 Nolan Arenado, R (1.5) OBP: 0.350, SLG: 0.552										4	1	0	0	1	1	3	
26 David Dahl, L (1.7) OBP: 0.383, SLG: 0.578										5	1	1	1	0	1	2	
12 Mark Reynolds, R (1.3) OBP: 0.351, SLG: 0.449										4	0	3	1	0	1	0	
3 Daniel Descalso, L (1.6) OBP: 0.419, SLG: 0.421										3	0	1	0	1	0	1	
4 Nick Hundley, R (1.2) OBP: 0.325, SLG: 0.411										3	0	0	0	1	1	2	
29 Jorge De La Rosa, L 45 Scott Oberg, R 48 Boone Logan, R 18 Christian Adames, S 0 Adam Ottavino, S 6 Ryan Raburn, R 54 Carlos Estévez, R 24 Jordan Lyles, R										1	0	1	0	0	0	0	
Inning Stats	R: 0 H: 1 E: 0 K: 0 S: 13	H: 3 R: 0 ER: 0 LOB: 3 BB: 0 P: 21	R: 0 H: 0 E: 0 K: 1 S: 7	H: 0 R: 0 ER: 0 LOB: 0 BB: 1 P: 13	R: 0 H: 0 E: 0 K: 2 S: 11	H: 0 R: 0 ER: 0 LOB: 0 BB: 0 P: 16	R: 0 H: 1 E: 0 K: 0 S: 8	H: 1 R: 0 ER: 0 LOB: 1 BB: 1 P: 15	R: 0 H: 0 E: 0 K: 0 S: 8	H: 0 R: 0 ER: 0 LOB: 0 BB: 0 P: 10	R: 3 H: 4 E: 1 K: 1 S: 18	H: 4 R: 0 ER: 1 LOB: 3 BB: 2 P: 38	R: 0 H: 1 E: 0 K: 1 S: 11	H: 1 R: 0 ER: 0 LOB: 1 BB: 0 P: 15	1B: 10 2B: 2 3B: 0 HR: 0	SF: 0 DP: 2 HBP: 1	WP: 0 PA: 41 ERA: 0.00 WHIP: 1.500
PITCHER	IP WLS BF H R ER SO BB IBB HBP BLK WP HR S P ERA WHIP	IP WLS BF H R ER SO BB IBB HBP BLK WP HR S P ERA WHIP	IP WLS BF H R ER SO BB IBB HBP BLK WP HR S P ERA WHIP	IP WLS BF H R ER SO BB IBB HBP BLK WP HR S P ERA WHIP	IP WLS BF H R ER SO BB IBB HBP BLK WP HR S P ERA WHIP	IP WLS BF H R ER SO BB IBB HBP BLK WP HR S P ERA WHIP	IP WLS BF H R ER SO BB IBB HBP BLK WP HR S P ERA WHIP	IP WLS BF H R ER SO BB IBB HBP BLK WP HR S P ERA WHIP	IP WLS BF H R ER SO BB IBB HBP BLK WP HR S P ERA WHIP	IP WLS BF H R ER SO BB IBB HBP BLK WP HR S P ERA WHIP	IP WLS BF H R ER SO BB IBB HBP BLK WP HR S P ERA WHIP	IP WLS BF H R ER SO BB IBB HBP BLK WP HR S P ERA WHIP	IP WLS BF H R ER SO BB IBB HBP BLK WP HR S P ERA WHIP	IP WLS BF H R ER SO BB IBB HBP BLK WP HR S P ERA WHIP	IP WLS BF H R ER SO BB IBB HBP BLK WP HR S P ERA WHIP	IP WLS BF H R ER SO BB IBB HBP BLK WP HR S P ERA WHIP	IP WLS BF H R ER SO BB IBB HBP BLK WP HR S P ERA WHIP

Miami Marlins @ Colorado Rockies
Coors Field, Denver, CO
Fri Aug 05 2016, 6:42 PM - 10:04 PM MDT
Att: 27,888 - Cloudy - 70 F

AB	36
R	3
H	11
RBI	2
BB	4
SO	7
LOB	23




Batter	1	2	3	4	5	6	7	8	9	AB	R	H	RBI	BB	SO	LOB	TOP				
9 Dee Strange-Gordon, L OBP: 0.324, SLG: 0.359										6	2	2	0	0	2	3					
14 Martin Prado, R OBP: 0.376, SLG: 0.429										3	2	3	2	0	0	0					
19 Miguel Rojas, R OBP: 0.293, SLG: 0.321										2	1	0	0	0	0	0					
21 Christian Velich, L OBP: 0.397, SLG: 0.497										5	1	3	3	0	0	3					
27 Giancarlo Stanton, R OBP: 0.330, SLG: 0.496										4	1	1	2	1	1	5					
32 Derek Dietrich, L OBP: 0.368, SLG: 0.401										4	1	2	0	0	0	0					
12 Chris Johnson, R OBP: 0.281, SLG: 0.337										1	0	0	0	0	0	2					
51 Ichiro Suzuki, L OBP: 0.390, SLG: 0.380										4	1	1	0	1	1	3					
6 Jeff Mathis, R OBP: 0.270, SLG: 0.371										5	0	3	3	0	2	1					
3 Adeiny Hechavarria, R OBP: 0.294, SLG: 0.346										5	1	1	0	0	1	4					
61 Adam Conley, L OBP: 0.268, SLG: 0.307										1	0	0	0	1	1	0					
30 Hunter Cervenka, L ERA: 4.15										0	0	0	0	0	1	1					
13 Marcell Ozuna, R OBP: 0.346, SLG: 0.502										0	0	0	0	0	0	0					
64 Nick Wittgren, R ERA: 2.7										0	0	0	0	0	0	0					
46 Kyle Barraclough, R ERA: 2.76										0	0	0	0	0	0	0					
11 J.T. Realmuto, R OBP: 0.330, SLG: 0.423										1	0	1	0	0	0	0					
56 Fernando Rodney, R ERA: 2.4										0	0	0	0	0	0	0					
Inning Stats	R: 4 E: 0 K: 2 S: 23	H: 5 LOB: 1 BB: 0 P: 35	R: 0 E: 0 K: 0 S: 10	H: 1 LOB: 2 BB: 1 P: 18	R: 0 E: 0 K: 1 S: 14	LOB: 0 BB: 0 P: 19	R: 4 E: 0 K: 0 S: 14	H: 5 LOB: 1 BB: 0 P: 21	R: 0 E: 0 K: 1 S: 13	H: 1 LOB: 1 BB: 0 P: 7	R: 1 E: 0 K: 1 S: 11	H: 2 LOB: 1 BB: 0 P: 16	R: 1 E: 1 K: 0 S: 8	H: 1 LOB: 1 BB: 1 P: 15	R: 0 E: 0 K: 3 S: 17	H: 1 LOB: 2 BB: 1 P: 25	1B: 12 2B: 3 3B: 1 HR: 1	SF: 0 SAC: 1 DP: 2 HBP: 0	WP: 0 PB: 0 SB: 1 CS: 0	PA: 46	
PITCHER	IP WLS BF H R ER SO BB IBB HBP BLK WP HR S P ERA WHIP	3.2 L 22 10 8 8 3 1 0 0 0 0 1 54 82 19.64 3.000	4.1 13 5 1 1 2 0 0 0 0 0 0 32 49 3.00 1.667	0.1 1 0 0 0 1 0 0 0 0 0 0 6 6 0.00 0.000	1.0 5 1 1 0 0 0 1 0 0 0 0 8 15 0.00 1.000	1.0 5 1 0 0 3 1 0 0 0 0 0 17 25 0.00 2.000															
55 Jon Gray, R ERA: 4.26																					
52 Chris Rusin, L ERA: 4.15																					
62 Gonzalez Germen, R ERA: 5.45																					
48 Boone Logan, L ERA: 2.94																					
51 Jake McGee, L ERA: 5.23																					
Batter	1	2	3	4	5	6	7	8	9	AB	R	H	RBI	BB	SO	LOB	BOTTOM				
19 Charlie Blackmon, L OBP: 0.366, SLG: 0.475										5	0	1	1	0	0	0					
9 DJ LeMahieu, R OBP: 0.400, SLG: 0.471										3	2	1	0	2	0	2					
26 David Dahl, L OBP: 0.393, SLG: 0.593										4	1	1	0	0	1	4					
28 Nolan Arenado, R OBP: 0.354, SLG: 0.566										3	2	3	5	1	0	0					
12 Mark Reynolds, R OBP: 0.350, SLG: 0.446										4	1	1	0	0	3	2					
8 Gerardo Parra, L OBP: 0.274, SLG: 0.421										4	0	1	0	0	0	1					
18 Cristhian Adames, S OBP: 0.299, SLG: 0.266										4	1	1	1	0	1	1					
14 Tony Wolters, L OBP: 0.323, SLG: 0.338										3	0	0	0	1	1	1					
55 Jon Gray, R ERA: 3.7																					
30 Hunter Cervenka, L ERA: 3.09																					
64 Nick Wittgren, R ERA: 2.7																					
46 Kyle Barraclough, R ERA: 2.76																					
51 Jake McGee, L ERA: 5.23																					
3 Daniel Descalso, L OBP: 0.216, SLG: 0.425																					
Inning Stats	R: 0 E: 0 K: 0 S: 6	H: 0 LOB: 0 BB: 1 P: 10	R: 0 E: 0 K: 1 S: 10	H: 0 LOB: 0 BB: 1 P: 17	R: 1 E: 0 K: 0 S: 12	H: 2 LOB: 2 BB: 1 P: 20	R: 2 E: 0 K: 0 S: 11	H: 3 LOB: 1 BB: 0 P: 15	R: 3 E: 0 K: 1 S: 13	H: 2 LOB: 0 BB: 1 P: 22	R: 0 E: 0 K: 1 S: 6	H: 0 LOB: 0 BB: 0 P: 11	R: 1 E: 0 K: 2 S: 11	H: 2 LOB: 1 BB: 0 P: 14	R: 0 E: 0 K: 1 S: 7	H: 0 LOB: 0 BB: 0 P: 10	R: 0 E: 0 K: 0 S: 8	H: 0 LOB: 0 BB: 0 P: 14	1B: 6 2B: 1 3B: 0 HR: 2	SF: 0 SAC: 1 DP: 2 HBP: 0	WP: 1 PB: 0 SB: 0

Batter	1	2	3	4	5	6	7	8	9	AB	R	H	RBI	BB	SO	LOB	TOP								
1 Adam Eaton, L (1.9)										5	1	4	0	0	1	0	Chicago White Sox @ Miami Marlins Marlins Park, Miami, FL Fri Aug 12 2016, 7:13 PM - 10:33 PM EDT Att: 21,090 - Roof Closed - 78 F								
18 Tyler Saladino, R (1.4)										5	1	2	1	0	0	2									
53 Melky Cabrera, S (1.7)										4	0	1	1	1	1	2									
79 José Abreu, R (1.3)										5	0	2	1	0	3	4									
21 Todd Frazier, R (1.5)										4	1	1	0	1	2	5									
20 JB Shuck, L (1.8)										4	0	0	0	1	0	3									
12 Tim Anderson, R (1.6)										3	0	1	1	0	0	3									
38 Omar Narváez, L (1.2)										1	1	1	0	3	0	0									
55 Carlos Rodón, L (1.1)										3	0	0	0	0	2	4									
44 Justin Morneau, L (7.9th)										1	0	0	0	0	1	2									
29 Jacob Turner, R (7.1)										0	0	0	0	0	0	0									
43 Dan Jennings, L (7.1)										0	0	0	0	0	0	0									
65 Nate Jones, R (7.1)										0	0	0	0	0	0	0									
30 David Robertson, R (9.1)										0	0	0	0	0	0	0									
Inning Stats	R: 2 H: 4 E: 0 K: 1 S: 17	L: 1 LOB: 2 BB: 1 P: 29	R: 1 H: 2 E: 0 K: 2 S: 15	H: 2 LOB: 3 BB: 2 P: 30	R: 0 H: 0 E: 0 K: 1 S: 11	H: 0 LOB: 1 BB: 1 P: 21	R: 0 H: 1 E: 0 K: 0 S: 5	H: 1 LOB: 0 BB: 0 P: 8	R: 1 H: 2 E: 0 K: 1 S: 10	H: 2 LOB: 2 BB: 1 P: 17	R: 0 H: 0 E: 0 K: 1 S: 12	H: 0 LOB: 0 BB: 0 P: 19	R: 0 H: 2 E: 0 K: 1 S: 14	H: 2 LOB: 1 BB: 1 P: 22	R: 0 H: 0 E: 0 K: 2 S: 9	H: 0 LOB: 0 BB: 0 P: 11	R: 0 H: 0 E: 0 K: 1 S: 5	H: 0 LOB: 0 BB: 0 P: 6	1B: 10 2B: 2 3B: 0 HR: 0	SF: 1 SAC: 0 DP: 2 HBP: 0	WP: 0 PB: 0 SB: 1 CS: 0	PA: 42			
PITCHER	IP: 5.0 WLS: L BF: 27 ERA: 5.08	H: 4 R: 4 ER: 4 SO: 5	H: 2 R: 0 ER: 0 SO: 0	H: 2 R: 0 ER: 0 SO: 0	H: 2 R: 0 ER: 0 SO: 0	H: 2 R: 0 ER: 0 SO: 0	H: 2 R: 0 ER: 0 SO: 0	H: 2 R: 0 ER: 0 SO: 0	H: 2 R: 0 ER: 0 SO: 1	H: 2 R: 0 ER: 0 SO: 6	H: 2 R: 0 ER: 0 SO: 5	H: 2 R: 0 ER: 0 SO: 6	H: 2 R: 0 ER: 0 SO: 1	H: 2 R: 0 ER: 0 SO: 6	H: 2 R: 0 ER: 0 SO: 6	H: 2 R: 0 ER: 0 SO: 6	H: 2 R: 0 ER: 0 SO: 6	H: 2 R: 0 ER: 0 SO: 6	WP: 0 HR: 0 S: 5 P: 6	ERA: 0.00 WHIP: 0.000					
48 Andrew Cashner, R (1.1)	5.0	L	27	9	4	4	5	4	1	0	0	0	0	0	0	0	0	0	0	0	12	19	0.00	1.000	
33 Dustin McGowan, R (6.1)	1.0		4	1	0	0	1	0	0	0	0	0	0	0	0	0	0	0	0	0	11	18	0.00	4.500	
64 Nick Wittgren, R (7.1)	0.2		4	2	0	0	0	1	0	0	0	0	0	0	0	0	0	0	0	0	3	4	0.00	0.000	
40 Mike Dunn, L (7.1)	0.1		1	0	0	0	1	0	0	0	0	0	0	0	0	0	0	0	0	0	9	11	0.00	0.000	
65 Austin Brice, R (8.1)	1.0		3	0	0	0	2	0	0	0	0	0	0	0	0	0	0	0	0	0	9	11	0.00	0.000	
Batter	1	2	3	4	5	6	7	8	9	AB	R	H	RBI	BB	SO	LOB	BOTTOM								
9 Dee Strange-Gordon, L (1.4)										3	0	1	1	0	0	1	Chicago White Sox @ Miami Marlins Marlins Park, Miami, FL Fri Aug 12 2016, 7:13 PM - 10:33 PM EDT Att: 21,090 - Roof Closed - 78 F								
14 Martín Prado, R (1.5)										3	1	1	0	1	0	2									
21 Christian Yelich, L (1.7)										4	0	0	0	0	4	4									
27 Giancarlo Stanton, R (1.9)										4	0	0	0	0	2	2									
13 Marcell Ozuna, R (1.8)										3	0	0	0	1	0	0									
11 J.T. Realmuto, R (1.2)										4	0	1	1	0	1	0									
19 Miguel Rojas, R (1.3)										4	0	0	0	0	2	2									
3 Adeiny Hechavarria, R (1.6)											2	1	0	0	2	1		0							
48 Andrew Cashner, R (1.1)										1	0	0	0	0	0	0									
12 Chris Johnson, R (5.9th)										1	0	0	0	0	0	1									
33 Dustin McGowan, R (6.1)										0	0	0	0	0	0	0									
64 Nick Wittgren, R (7.1)										0	0	0	0	0	0	0									
40 Mike Dunn, L (7.1)										0	0	0	0	0	0	0									
51 Ichiro Suzuki, L (7.9th)										1	0	1	0	0	0	0									
65 Nate Jones, R (7.1)										0	0	0	0	0	0	0									
30 David Robertson, R (9.1)										0	0	0	0	0	0	0									
Inning Stats	R: 0 H: 1 E: 0 K: 2 S: 11	L: 0 LOB: 0 BB: 0 P: 15	R: 0 H: 0 E: 0 K: 0 S: 6	H: 0 LOB: 0 BB: 0 P: 8	R: 1 H: 2 E: 0 K: 1 S: 23	H: 2 LOB: 2 BB: 1 P: 36	R: 0 H: 0 E: 0 K: 0 S: 12	H: 0 LOB: 0 BB: 0 P: 25	R: 0 H: 0 E: 0 K: 0 S: 13	H: 0 LOB: 0 BB: 0 P: 19	R: 1 H: 1 E: 0 K: 0 S: 9	H: 1 LOB: 1 BB: 1 P: 18	R: 0 H: 0 E: 0 K: 2 S: 8	H: 0 LOB: 0 BB: 0 P: 11	R: 0 H: 0 E: 0 K: 2 S: 10	H: 0 LOB: 0 BB: 0 P: 16	R: 0 H: 0 E: 0 K: 2 S: 10	H: 0 LOB: 0 BB: 0 P: 16	1B: 3 2B: 1 3B: 0 HR: 0	SF: 1 SAC: 0 DP: 0 HBP: 0	WP: 2 PB: 0 SB: 1 CS: 0	PA: 35			
PITCHER	IP: 6.0 WLS: W BF: 24 ERA: 4.32	H: 1 R: 1 ER: 1 SO: 4	H: 0 R: 0 ER: 0 SO: 0	H: 0 R: 0 ER: 0 SO: 0	H: 2 R: 0 ER: 0 SO: 0	H: 2 R: 0 ER: 0 SO: 0	H: 2 R: 0 ER: 0 SO: 0	H: 2 R: 0 ER: 0 SO: 0	H: 2 R: 0 ER: 0 SO: 1	H: 2 R: 0 ER: 0 SO: 6	H: 2 R: 0 ER: 0 SO: 5	H: 2 R: 0 ER: 0 SO: 6	H: 2 R: 0 ER: 0 SO: 6	H: 2 R: 0 ER: 0 SO: 6	H: 2 R: 0 ER: 0 SO: 6	H: 2 R: 0 ER: 0 SO: 6	H: 2 R: 0 ER: 0 SO: 6	H: 2 R: 0 ER: 0 SO: 6	WP: 0 HR: 0 S: 5 P: 6	ERA: 1.50 WHIP: 1.000					
55 Carlos Rodón, L (1.1)	6.0	W	24	3	1	1	4	3	0	0	0	0	0	0	0	0	0	0	0	6	13	27.00	6.000		
29 Jacob Turner, R (7.1)	0.1	H	3	1	1	1	0	1	0	0	0	0	0	0	0	0	0	0	0	1	2	0.00	0.000		
43 Dan Jennings, L (7.1)	0.1	H	1	0	0	0	0	0	0	0	0	0	0	0	0	0	0	0	0	1	0	10	14	0.00	0.000
65 Nate Jones, R (7.1)	1.1	H	4	0	0	0	2	0	0	0	0	0	0	0	0	0	0	0	0	1	0	10	14	0.00	0.000
30 David Robertson, R (9.1)	1.0	S	3	0	0	0	2	0	0	0	0	0	0	0	0	0	0	0	0	0	10	16	0.00	0.000	


Batter	1	2	3	4	5	6	7	8	9	AB	R	H	RBI	BB	SO	LOB	TOP							
9 Dee Strange-Gordon, L OBP: 0.339, SLG: 0.361										5	1	2	2	0	0	0	Miami Marlins @ Cincinnati Reds Great American Ball Park, Cincinnati, OH Mon Aug 15 2016, 7:11 PM - 10:52 PM EDT Att: 16,918 - Overcast - 74 F							
14 Martin Prado, R OBP: 0.377, SLG: 0.444										5	0	3	1	0	0	2								
21 Christian Yelich, L OBP: 0.383, SLG: 0.487										4	0	0	0	1	1	2								
13 Marcell Ozuna, R OBP: 0.338, SLG: 0.488										4	1	0	0	1	1	1								
11 J T Realmuto, R OBP: 0.348, SLG: 0.411										4	1	0	0	1	1	1								
51 Ichiro Suzuki, L OBP: 0.382, SLG: 0.379										4	0	0	0	0	2	1								
12 Chris Johnson, R OBP: 0.294, SLG: 0.352										3	1	2	2	1	1	0								
19 Miguel Rojas, R OBP: 0.278, SLG: 0.303										3	1	1	0	1	0	1								
3 Adeiny Hechavarria, R OBP: 0.294, SLG: 0.338										3	0	0	0	0	2	2								
35 David Phelps, R 49 Brian Ellington, R 30 Hunter Cervenka, L 33 Dustin McGowan, R 40 Mike Dunn, L 32 Derek Dietrich, L 46 Kyle Barraclough, R 56 Fernando Rodney, R										3	0	0	0	0	2	2								
Inning Stats	R: 1 E: 0 K: 0 S: 16	H: 2 LOB: 1 BB: 0 P: 25	R: 0 E: 0 K: 1 S: 9	H: 0 LOB: 1 BB: 1 P: 15	R: 0 E: 0 K: 1 S: 12	H: 1 LOB: 1 BB: 0 P: 20	R: 1 E: 0 K: 1 S: 8	H: 1 LOB: 0 BB: 0 P: 12	R: 0 E: 0 K: 1 S: 10	H: 1 LOB: 1 BB: 0 P: 12	R: 2 E: 0 K: 1 S: 11	H: 2 LOB: 1 BB: 1 P: 21	R: 0 E: 1 K: 0 S: 7	H: 0 LOB: 0 BB: 0 P: 14	R: 2 E: 0 K: 1 S: 20	H: 2 LOB: 2 BB: 2 P: 34	R: 0 E: 0 K: 2 S: 7	H: 0 LOB: 0 BB: 0 P: 13	1B: 4 2B: 2 3B: 1 HR: 2	SF: 0 SAC: 0 DP: 1 HBP: 0	WP: 1 PB: 0 SB: 1 CS: 0	PA: 41		
PITCHER	IP WLS BF H R ER SO BB IBB HBP BLK WP HR S P ERA WHIP	IP WLS BF H R ER SO BB IBB HBP BLK WP HR S P ERA WHIP	IP WLS BF H R ER SO BB IBB HBP BLK WP HR S P ERA WHIP	IP WLS BF H R ER SO BB IBB HBP BLK WP HR S P ERA WHIP	IP WLS BF H R ER SO BB IBB HBP BLK WP HR S P ERA WHIP	IP WLS BF H R ER SO BB IBB HBP BLK WP HR S P ERA WHIP	IP WLS BF H R ER SO BB IBB HBP BLK WP HR S P ERA WHIP	IP WLS BF H R ER SO BB IBB HBP BLK WP HR S P ERA WHIP	IP WLS BF H R ER SO BB IBB HBP BLK WP HR S P ERA WHIP	IP WLS BF H R ER SO BB IBB HBP BLK WP HR S P ERA WHIP	IP WLS BF H R ER SO BB IBB HBP BLK WP HR S P ERA WHIP	IP WLS BF H R ER SO BB IBB HBP BLK WP HR S P ERA WHIP	IP WLS BF H R ER SO BB IBB HBP BLK WP HR S P ERA WHIP	IP WLS BF H R ER SO BB IBB HBP BLK WP HR S P ERA WHIP	IP WLS BF H R ER SO BB IBB HBP BLK WP HR S P ERA WHIP	IP WLS BF H R ER SO BB IBB HBP BLK WP HR S P ERA WHIP	IP WLS BF H R ER SO BB IBB HBP BLK WP HR S P ERA WHIP	IP WLS BF H R ER SO BB IBB HBP BLK WP HR S P ERA WHIP	IP WLS BF H R ER SO BB IBB HBP BLK WP HR S P ERA WHIP	IP WLS BF H R ER SO BB IBB HBP BLK WP HR S P ERA WHIP	IP WLS BF H R ER SO BB IBB HBP BLK WP HR S P ERA WHIP	IP WLS BF H R ER SO BB IBB HBP BLK WP HR S P ERA WHIP	IP WLS BF H R ER SO BB IBB HBP BLK WP HR S P ERA WHIP	IP WLS BF H R ER SO BB IBB HBP BLK WP HR S P ERA WHIP

Batter	1	2	3	4	5	6	7	8	9	AB	R	H	RBI	BB	SO	LOB	BOTTOM							
6 Billy Hamilton, S OBP: 0.319, SLG: 0.361										1	0	0	0	1	1	0	Miami Marlins @ Cincinnati Reds Great American Ball Park, Cincinnati, OH Mon Aug 15 2016, 7:11 PM - 10:52 PM EDT Att: 16,918 - Overcast - 74 F							
40 Tyler Holt, R OBP: 0.288, SLG: 0.252										5	1	1	0	0	3	3								
3 Ivan De Jesus Jr, R OBP: 0.279, SLG: 0.289										4	0	1	0	1	2	2								
19 Joey Volto, L OBP: 0.428, SLG: 0.511										4	0	0	0	0	1	3								
23 Adam Duvall, R OBP: 0.295, SLG: 0.518										3	0	1	0	1	0	1								
7 Eugenio Suárez, R OBP: 0.302, SLG: 0.418										3	1	1	2	1	2	2								
43 Scott Schebler, L OBP: 0.256, SLG: 0.333										4	0	0	0	0	1	5								
49 Tony Renda, R OBP: 0.143, SLG: 0.143										4	1	2	0	0	0	2								
16 Tucker Barnhart, L OBP: 0.329, SLG: 0.400										2	0	0	0	0	2	1								
29 Brandon Finnegan, L ERA: 4.54 70 Jumbo Diaz, R 21 Michael Lorenzen, R 30 Kyle Waldrop, L 36 Blake Wood, R 27 Ross Ohlendorf, R 2 Zack Cozart, R										2	0	0	0	0	2	1								
Inning Stats	R: 0 E: 0 K: 3 S: 11	H: 0 LOB: 0 BB: 0 P: 15	R: 1 E: 0 K: 0 S: 10	H: 1 LOB: 0 BB: 0 P: 13	R: 0 E: 0 K: 2 S: 9	H: 1 LOB: 1 BB: 1 P: 20	R: 0 E: 0 K: 1 S: 8	H: 1 LOB: 0 BB: 0 P: 12	R: 0 E: 0 K: 2 S: 13	H: 1 LOB: 1 BB: 0 P: 23	R: 1 E: 0 K: 1 S: 15	H: 1 LOB: 3 BB: 3 P: 30	R: 1 E: 1 K: 1 S: 15	H: 2 LOB: 1 BB: 0 P: 22	R: 0 E: 0 K: 1 S: 13	H: 1 LOB: 2 BB: 0 P: 22	R: 0 E: 0 K: 2 S: 9	H: 0 LOB: 1 BB: 1 P: 16	1B: 5 2B: 1 3B: 0 HR: 1	SF: 0 SAC: 0 DP: 1 HBP: 0	WP: 0 PB: 0 SB: 0 CS: 0	PA: 39		
PITCHER	IP WLS BF H R ER SO BB IBB HBP BLK WP HR S P ERA WHIP	IP WLS BF H R ER SO BB IBB HBP BLK WP HR S P ERA WHIP	IP WLS BF H R ER SO BB IBB HBP BLK WP HR S P ERA WHIP	IP WLS BF H R ER SO BB IBB HBP BLK WP HR S P ERA WHIP	IP WLS BF H R ER SO BB IBB HBP BLK WP HR S P ERA WHIP	IP WLS BF H R ER SO BB IBB HBP BLK WP HR S P ERA WHIP	IP WLS BF H R ER SO BB IBB HBP BLK WP HR S P ERA WHIP	IP WLS BF H R ER SO BB IBB HBP BLK WP HR S P ERA WHIP	IP WLS BF H R ER SO BB IBB HBP BLK WP HR S P ERA WHIP	IP WLS BF H R ER SO BB IBB HBP BLK WP HR S P ERA WHIP	IP WLS BF H R ER SO BB IBB HBP BLK WP HR S P ERA WHIP	IP WLS BF H R ER SO BB IBB HBP BLK WP HR S P ERA WHIP	IP WLS BF H R ER SO BB IBB HBP BLK WP HR S P ERA WHIP	IP WLS BF H R ER SO BB IBB HBP BLK WP HR S P ERA WHIP	IP WLS BF H R ER SO BB IBB HBP BLK WP HR S P ERA WHIP	IP WLS BF H R ER SO BB IBB HBP BLK WP HR S P ERA WHIP	IP WLS BF H R ER SO BB IBB HBP BLK WP HR S P ERA WHIP	IP WLS BF H R ER SO BB IBB HBP BLK WP HR S P ERA WHIP	IP WLS BF H R ER SO BB IBB HBP BLK WP HR S P ERA WHIP	IP WLS BF H R ER SO BB IBB HBP BLK WP HR S P ERA WHIP	IP WLS BF H R ER SO BB IBB HBP BLK WP HR S P ERA WHIP	IP WLS BF H R ER SO BB IBB HBP BLK WP HR S P ERA WHIP	IP WLS BF H R ER SO BB IBB HBP BLK WP HR S P ERA WHIP	IP WLS BF H R ER SO BB IBB HBP BLK WP HR S P ERA WHIP

AB 36
R 6
H 9
RBI 6
BB 5
SO 7
LOB 13



AB 34
R 3
H 7
RBI 2
BB 5
SO 13
LOB 21



Batter	1	2	3	4	5	6	7	8	9	AB	R	H	RBI	BB	SO	LOB	TOP							
9 Dee Strange-Gordon, L (1, 4) OBP: 0.343, SLG: 0.385										4	1	2	0	0	2	1	Miami Marlins @ Cincinnati Reds Great American Ball Park, Cincinnati, OH Tue Aug 16 2016, 7:12 PM - 9:45 PM EDT Att: 14,440 - Overcast - 76 F							
14 Martín Prado, R (1, 5) OBP: 0.378, SLG: 0.446										4	1	2	0	0	0	1								
21 Christian Yelich, L (1, 7) OBP: 0.386, SLG: 0.494										4	1	2	2	0	1	1								
13 Marcell Ozuna, R (1, 8) OBP: 0.338, SLG: 0.488										4	0	1	0	0	0	1								
32 Derek Dietrich, L (1, 3) OBP: 0.375, SLG: 0.409										4	0	1	0	0	3	1								
51 Ichiro Suzuki, L (1, 9) OBP: 0.380, SLG: 0.386										4	0	1	0	0	1	2								
11 J.T. Realmuto, R (1, 2) OBP: 0.347, SLG: 0.407										3	0	0	0	1	1	1								
3 Adeiny Hechavarria, R (1, 6) OBP: 0.293, SLG: 0.335										3	0	0	0	1	1	1								
62 José Ureña, R (1, 1)										2	0	0	0	0	0	0								
1 Robert Andino, R (7, PH) OBP: 0.250, SLG: 0.250										1	0	0	0	0	1	1								
49 Brian Ellington, R (7, 1)										0	0	0	0	0	0	0								
30 Hunter Cervenka, L (7, 1)										0	0	0	0	0	0	0								
12 Chris Johnson, R (9, PH) OBP: 0.293, SLG: 0.351										1	0	0	0	0	0	2								
Inning Stats	R: 1 E: 0 K: 2 S: 18	H: 3 LOB: 2 BB: 0 P: 25	R: 0 E: 0 K: 1 S: 8	H: 0 LOB: 1 BB: 0 P: 13	R: 1 E: 0 K: 1 S: 13	H: 2 LOB: 1 BB: 0 P: 19	R: 0 E: 0 K: 0 S: 5	H: 0 LOB: 0 BB: 0 P: 9	R: 0 E: 0 K: 1 S: 11	H: 2 LOB: 1 BB: 0 P: 14	R: 0 E: 0 K: 1 S: 5	H: 0 LOB: 0 BB: 0 P: 9	R: 0 E: 0 K: 3 S: 10	H: 0 LOB: 1 BB: 1 P: 15	R: 1 E: 0 K: 1 S: 12	H: 1 LOB: 0 BB: 0 P: 17	R: 0 E: 0 K: 0 S: 10	H: 1 LOB: 1 BB: 1 P: 16	1B: 5 2B: 2 3B: 1 HR: 1	SF: 0 SAC: 0 DP: 1 HBP: 0	WP: 0 PB: 0 SB: 1 CS: 1	PA: 36		
PITCHER	IP WLS BF H R ER SO BB IBB HBP BLK WP HR S P ERA WHIP	IP WLS BF H R ER SO BB IBB HBP BLK WP HR S P ERA WHIP	IP WLS BF H R ER SO BB IBB HBP BLK WP HR S P ERA WHIP	IP WLS BF H R ER SO BB IBB HBP BLK WP HR S P ERA WHIP	IP WLS BF H R ER SO BB IBB HBP BLK WP HR S P ERA WHIP	IP WLS BF H R ER SO BB IBB HBP BLK WP HR S P ERA WHIP	IP WLS BF H R ER SO BB IBB HBP BLK WP HR S P ERA WHIP	IP WLS BF H R ER SO BB IBB HBP BLK WP HR S P ERA WHIP	IP WLS BF H R ER SO BB IBB HBP BLK WP HR S P ERA WHIP	IP WLS BF H R ER SO BB IBB HBP BLK WP HR S P ERA WHIP	IP WLS BF H R ER SO BB IBB HBP BLK WP HR S P ERA WHIP	IP WLS BF H R ER SO BB IBB HBP BLK WP HR S P ERA WHIP	IP WLS BF H R ER SO BB IBB HBP BLK WP HR S P ERA WHIP	IP WLS BF H R ER SO BB IBB HBP BLK WP HR S P ERA WHIP	IP WLS BF H R ER SO BB IBB HBP BLK WP HR S P ERA WHIP	IP WLS BF H R ER SO BB IBB HBP BLK WP HR S P ERA WHIP	IP WLS BF H R ER SO BB IBB HBP BLK WP HR S P ERA WHIP	IP WLS BF H R ER SO BB IBB HBP BLK WP HR S P ERA WHIP	IP WLS BF H R ER SO BB IBB HBP BLK WP HR S P ERA WHIP	IP WLS BF H R ER SO BB IBB HBP BLK WP HR S P ERA WHIP	IP WLS BF H R ER SO BB IBB HBP BLK WP HR S P ERA WHIP	IP WLS BF H R ER SO BB IBB HBP BLK WP HR S P ERA WHIP	IP WLS BF H R ER SO BB IBB HBP BLK WP HR S P ERA WHIP	IP WLS BF H R ER SO BB IBB HBP BLK WP HR S P ERA WHIP

AB	34
R	3
H	9
RBI	2
BB	2
SO	10
LOB	12



Batter	1	2	3	4	5	6	7	8	9	AB	R	H	RBI	BB	SO	LOB	BOTTOM						
49 Tony Renda, R (1, 7) OBP: 0.167, SLG: 0.167										4	1	1	0	0	0	1	Miami Marlins @ Cincinnati Reds Great American Ball Park, Cincinnati, OH Tue Aug 16 2016, 7:12 PM - 9:45 PM EDT Att: 14,440 - Overcast - 76 F						
2 Zack Cozart, R (1, 6) OBP: 0.314, SLG: 0.445										3	0	1	0	1	0	1							
19 Joey Volto, L (1, 3) OBP: 0.427, SLG: 0.510										3	1	1	1	0	1	1							
7 Eugenio Suárez, R (1, 5) OBP: 0.301, SLG: 0.417										4	1	1	0	0	3	1							
43 Scott Schebler, L (1, 8) OBP: 0.273, SLG: 0.349										4	1	3	0	0	0	1							
3 Iván De Jesús Jr., R (1, 4) OBP: 0.284, SLG: 0.285										2	1	0	1	1	1	1							
16 Tucker Barnhart, L (1, 2) OBP: 0.331, SLG: 0.410										3	1	1	4	1	1	2							
40 Tyler Holt, R (1, 9) OBP: 0.280, SLG: 0.244										4	0	0	0	0	1	3							
28 Anthony DeSclafani, R (1, 1) OBP: 0.280, SLG: 0.167										1	0	0	0	1	0	0							
30 Kyle Waldrop, L (6, PH) OBP: 0.251, SLG: 0.273										1	0	0	0	0	0	0							
26 Raisel Iglesias, R (7, 1) OBP: 0.091, SLG: 0.091										0	0	0	0	0	0	0							
52 Tony Cingrani, L (9, 1) ERA: 3.72										0	0	0	0	0	0	0							
Inning Stats	R: 5 E: 0 K: 0 S: 22	H: 4 LOB: 0 BB: 1 P: 35	R: 0 E: 0 K: 1 S: 9	H: 1 LOB: 1 BB: 0 P: 14	R: 0 E: 0 K: 2 S: 11	H: 1 LOB: 2 BB: 0 P: 14	R: 0 E: 0 K: 0 S: 4	H: 0 LOB: 0 BB: 1 P: 10	R: 0 E: 0 K: 2 S: 12	H: 1 LOB: 1 BB: 0 P: 15	R: 0 E: 0 K: 0 S: 5	H: 0 LOB: 0 BB: 1 P: 9	R: 1 E: 0 K: 1 S: 9	H: 1 LOB: 1 BB: 1 P: 17	R: 0 E: 0 K: 1 S: 10	H: 0 LOB: 0 BB: 0 P: 13	1B: 7 2B: 1 3B: 0 HR: 1	SF: 1 SAC: 0 DP: 2 HBP: 1	WP: 1 PB: 0 SB: 0 CS: 0	PA: 35			
PITCHER	IP WLS BF H R ER SO BB IBB HBP BLK WP HR S P ERA WHIP	IP WLS BF H R ER SO BB IBB HBP BLK WP HR S P ERA WHIP	IP WLS BF H R ER SO BB IBB HBP BLK WP HR S P ERA WHIP	IP WLS BF H R ER SO BB IBB HBP BLK WP HR S P ERA WHIP	IP WLS BF H R ER SO BB IBB HBP BLK WP HR S P ERA WHIP	IP WLS BF H R ER SO BB IBB HBP BLK WP HR S P ERA WHIP	IP WLS BF H R ER SO BB IBB HBP BLK WP HR S P ERA WHIP	IP WLS BF H R ER SO BB IBB HBP BLK WP HR S P ERA WHIP	IP WLS BF H R ER SO BB IBB HBP BLK WP HR S P ERA WHIP	IP WLS BF H R ER SO BB IBB HBP BLK WP HR S P ERA WHIP	IP WLS BF H R ER SO BB IBB HBP BLK WP HR S P ERA WHIP	IP WLS BF H R ER SO BB IBB HBP BLK WP HR S P ERA WHIP	IP WLS BF H R ER SO BB IBB HBP BLK WP HR S P ERA WHIP	IP WLS BF H R ER SO BB IBB HBP BLK WP HR S P ERA WHIP	IP WLS BF H R ER SO BB IBB HBP BLK WP HR S P ERA WHIP	IP WLS BF H R ER SO BB IBB HBP BLK WP HR S P ERA WHIP	IP WLS BF H R ER SO BB IBB HBP BLK WP HR S P ERA WHIP	IP WLS BF H R ER SO BB IBB HBP BLK WP HR S P ERA WHIP	IP WLS BF H R ER SO BB IBB HBP BLK WP HR S P ERA WHIP	IP WLS BF H R ER SO BB IBB HBP BLK WP HR S P ERA WHIP	IP WLS BF H R ER SO BB IBB HBP BLK WP HR S P ERA WHIP	IP WLS BF H R ER SO BB IBB HBP BLK WP HR S P ERA WHIP	IP WLS BF H R ER SO BB IBB HBP BLK WP HR S P ERA WHIP



Batter	1	2	3	4	5	6	7	8	9	AB	R	H	RBI	BB	SO	LOB	TOP										
9 Dee Strange-Gordon, L (1.4) OBP: 0.332, SLG: 0.343	G3		E8 14 FC6-4		L7			B1-3		4	0	0	0	0	0	1	Miami Marlins @ Pittsburgh Pirates PNC Park, Pittsburgh, PA Sat Aug 20 2016, 7:08 PM - 9:38 PM EDT Att: 37,828 - Partly Cloudy - 84 F										
14 Martin Prado, R (1.5) OBP: 0.376, SLG: 0.440	P4		FC6-4 21 G1-6-3		G4-3			G4-3		4	0	0	0	0	0	2											
21 Christian Yelich, L (1.7) OBP: 0.383, SLG: 0.492	G4-3		G1-6-3		G4-3			G4-3		4	0	0	0	0	0	2											
13 Marcell Ozuna, R (1.8) OBP: 0.332, SLG: 0.490	G1		L8		G6-3			K		4	0	0	0	0	1	0											
11 J.T. Realmuto, R (1.2) OBP: 0.354, SLG: 0.416	F9		F9		G5-3			K		4	0	1	0	0	1	0											
51 Ichiro Suzuki, L (1.9) OBP: 0.382, SLG: 0.389	L8		53 HR		B3			G4-3		4	1	1	0	0	0	1											
53 Xavier Scruggs, R (1.3) 40 Mike Dunn, L (7.1) 46 Kyle Barraclough, R (8.1) 56 Fernando Rodney, R (9.1)	F9		HR		G6-3					3	1	1	2	0	0	1											
19 Miguel Rojas, R (1.6) (7.3)			35 1B		F7					3	1	2	0	0	0	0											
35 David Phelps, R (1.1) 1 Robert Andino, R (7. PH) 3 Adelyny Hechavarria, R (7.6) OBP: 0.294, SLG: 0.331			14 FC6-4 9 E		G6-3			FC5-4		2	0	1	0	0	0	0											
										1	0	0	0	0	0	0											
Inning Stats	R: 0 E: 0 K: 0 S: 6	H: 0 LOB: 0 BB: 0 P: 9	R: 0 E: 0 K: 0 S: 6	H: 1 LOB: 1 BB: 0 P: 11	R: 1 E: 1 K: 0 S: 13	H: 2 LOB: 1 BB: 0 P: 19	R: 2 E: 0 K: 0 S: 13	H: 2 LOB: 0 BB: 0 P: 19	R: 0 E: 0 K: 0 S: 5	H: 0 LOB: 0 BB: 0 P: 8	R: 0 E: 0 K: 0 S: 10	H: 1 LOB: 1 BB: 0 P: 14	R: 0 E: 0 K: 0 S: 4	H: 0 LOB: 0 BB: 0 P: 6	R: 0 E: 0 K: 2 S: 9	H: 0 LOB: 0 BB: 0 P: 14	1B: 4 2B: 1 3B: 0 HR: 1	SF: 0 SAC: 0 DP: 1 HBP: 0	WP: 0 PB: 0 SB: 0 CS: 0	PA: 33							
PITCHER	IP	WLS	BF	H	R	ER	SO	BB	IBB	HBP	BLK	WP	HR	S	P	ERA	WHIP										
39 Chad Kuhl, R (1.1) ERA: 3.62	6.0	L	23	5	3	2	0	0	0	0	0	0	1	49	75	3.00	0.833										
49 Jeff Locke, L (7.1) ERA: 5.39	2.0		7	1	0	0	0	0	0	0	0	0	0	14	20	0.00	0.500										
48 Jared Hughes, R (9.1) ERA: 3.54	1.0		3	0	0	0	2	0	0	0	0	0	0	9	14	0.00	0.000										

Batter	1	2	3	4	5	6	7	8	9	AB	R	H	RBI	BB	SO	LOB	BOTTOM										
5 Josh Harrison, R (1.4) OBP: 0.306, SLG: 0.388	G1-6-3		G6-3		G6-3			G6-3		4	0	3	1	0	0	0	Miami Marlins @ Pittsburgh Pirates PNC Park, Pittsburgh, PA Sat Aug 20 2016, 7:08 PM - 9:38 PM EDT Att: 37,828 - Partly Cloudy - 84 F										
6 Starling Marte, R (1.7) 48 Jared Hughes, R (9.1)	G1-6-3		G1-3		G6-3			FC5-4		4	0	0	0	0	0	3											
22 Andrew McCutchen, R (1.8) OBP: 0.325, SLG: 0.410	L4		L9		K			K		4	0	0	0	0	2	1											
25 Gregory Polanco, L (1.9) (9.7)	K		K		K			L7		4	0	0	0	0	3	0											
23 David Freese, R (1.5) OBP: 0.359, SLG: 0.442	K		K		K			K		4	0	0	0	0	4	0											
28 John Jaso, L (1.3) 55 Josh Bell, S (7. PH) OBP: 0.800, SLG: 1.667	G4-3		29 BB		F8					1	0	0	0	1	0	0											
29 Francisco Cervelli, R (1.2) OBP: 0.389, SLG: 0.321	K		K		BB			F9		2	0	0	0	1	1	0											
10 Jordy Mercer, R (1.6) OBP: 0.340, SLG: 0.374	K		K		F9			5 1B		3	1	1	0	0	1	2											
39 Chad Kuhl, R (1.1) 26 Adam Frazier, L (6. PH) 49 Jeff Locke, L (7.1) 17 Matt Joyce, L (8. PH) OBP: 0.398, SLG: 0.532	K		K		K			K		1	0	0	0	0	1	0											
										1	0	0	0	0	1	0											
Inning Stats	R: 0 E: 0 K: 0 S: 7	H: 1 LOB: 0 BB: 0 P: 11	R: 0 E: 0 K: 2 S: 9	H: 0 LOB: 0 BB: 0 P: 13	R: 0 E: 0 K: 3 S: 11	H: 0 LOB: 0 BB: 0 P: 17	R: 0 E: 0 K: 0 S: 7	H: 0 LOB: 0 BB: 0 P: 12	R: 0 E: 0 K: 2 S: 14	H: 0 LOB: 2 BB: 2 P: 29	R: 0 E: 0 K: 2 S: 11	H: 1 LOB: 1 BB: 0 P: 14	R: 0 E: 0 K: 2 S: 7	H: 0 LOB: 0 BB: 0 P: 11	R: 1 E: 0 K: 1 S: 14	H: 2 LOB: 1 BB: 0 P: 21	R: 0 E: 0 K: 2 S: 7	H: 0 LOB: 0 BB: 0 P: 13	1B: 2 2B: 2 3B: 0 HR: 0	SF: 0 SAC: 0 DP: 1 HBP: 0	WP: 0 PB: 0 SB: 0 CS: 0	PA: 32					
PITCHER	IP	WLS	BF	H	R	ER	SO	BB	IBB	HBP	BLK	WP	HR	S	P	ERA	WHIP										
35 David Phelps, R (1.1) ERA: 2.25	6.0	W	21	2	0	0	0	2	0	0	0	0	0	59	96	0.00	0.667										
40 Mike Dunn, L (7.1) ERA: 2.83	1.0	H	3	0	0	0	2	0	0	0	0	0	0	7	11	0.00	0.000										
46 Kyle Barraclough, R (8.1) ERA: 3.02	1.0	H	5	2	1	1	1	0	0	0	0	0	0	14	21	9.00	2.000										
56 Fernando Rodney, R (9.1) ERA: 2.25	1.0	S	3	0	0	0	2	0	0	0	0	0	0	7	13	0.00	0.000										

AB	33
R	3
H	6
RBI	2
BB	0
SO	2
LOB	8

AB	30
R	1
H	4
RBI	1
BB	2
SO	14
LOB	7



Batter	1	2	3	4	5	6	7	8	9	AB	R	H	RBI	BB	SO	LOB	TOP	
16 Paulo Orlando, R (1,8) OBP: 0.341, SLG: 0.420										5	0	1	0	0	4	4	Kansas City Royals @ Miami Marlins Marlins Park, Miami, FL Wed Aug 24, 2016, 7:11 PM - 9:46 PM EDT Att: 17,894 - Roof Closed - 77 F	
24 Christian Colón, R (1,5) OBP: 0.305, SLG: 0.283										5	0	1	0	0	2	7		
6 Lorenzo Cain, R (1,9) OBP: 0.334, SLG: 0.408										3	0	0	0	1	1	0		
35 Eric Hosmer, L (1,3) OBP: 0.333, SLG: 0.433										4	0	1	0	0	0	2		
13 Salvador Perez, R (1,2) OBP: 0.287, SLG: 0.446										4	0	1	0	0	1	2		
4 Alex Gordon, L (1,7) OBP: 0.324, SLG: 0.389										4	0	1	0	0	1	2		
2 Alcides Escobar, R (1,6) OBP: 0.291, SLG: 0.322										4	0	2	0	0	0	3		
27 Adalberto Mondesi, S (1,4) OBP: 0.238, SLG: 0.300										3	0	1	0	0	1	1		
19 Cheol Soo Park, R (9, PH) OBP: 0.330, SLG: 0.441										0	0	0	0	1	0	0		
53 Dillon Gee, R (1,1) OBP: 0.321, SLG: 0.350										1	0	0	0	0	0	1		
47 Peter Moylan, R (6,1) OBP: 0.250, SLG: 0.300										0	0	0	0	0	0	0		
1 Jarrod Dyson, L (7, PH) OBP: 0.315, SLG: 0.428										0	0	0	0	0	0	0		
25 Kendrys Morales, S (9, PH) OBP: 0.315, SLG: 0.428										1	0	0	0	0	0	2		
Inning Stats	R: 0 E: 0 K: 1 S: 10	H: 1 LOB: 2 BB: 1 P: 17	R: 0 E: 1 K: 1 S: 16	H: 2 LOB: 3 BB: 0 P: 22	R: 0 E: 0 K: 1 S: 6	H: 0 LOB: 0 BB: 0 P: 9	R: 0 E: 0 K: 0 S: 11	H: 1 LOB: 1 BB: 0 P: 18	R: 0 E: 0 K: 2 S: 9	H: 2 LOB: 1 BB: 1 P: 13	R: 0 E: 0 K: 3 S: 14	H: 0 LOB: 1 BB: 1 P: 22	R: 0 E: 0 K: 1 S: 6	H: 0 LOB: 3 BB: 1 P: 29	1B: 7 2B: 1 3B: 0 HR: 0	SF: 0 SAC: 1 DP: 1 HBP: 0	WP: 1 PB: 0 SB: 0 CS: 0	PA: 38
PITCHER	IP WLS BF H R ER SO BB IBB HBP BLK WP HR S P ERA WHIP																	
José Fernández, R (1,1) ERA: 2.91	7.0 W 29 6 0 0 9 2 0 0 0 1 0 74 111 0.00 1.143																	
44 AJ Ramos, R (8,1) ERA: 2.95	1.0 H 3 0 0 0 1 0 0 0 0 0 0 6 10 0.00 0.000																	
56 Fernando Rodney, R (9,1) ERA: 2.17	1.0 S 6 2 0 0 0 1 0 0 0 0 0 0 18 29 0.00 3.000																	

Kansas City Royals @ Miami Marlins
 Marlins Park, Miami, FL
 Wed Aug 24, 2016, 7:11 PM - 9:46 PM EDT
 Att: 17,894 - Roof Closed - 77 F

AB 34
 R 0
 H 8
 RBI 0
 BB 3
 SO 10
 LOB 24



Batter	1	2	3	4	5	6	7	8	9	AB	R	H	RBI	BB	SO	LOB	BOTTOM			
9 Dee Strange-Gordon, L (1,4) OBP: 0.328, SLG: 0.346										4	1	1	0	0	1	3	Kansas City Royals @ Miami Marlins Marlins Park, Miami, FL Wed Aug 24, 2016, 7:11 PM - 9:46 PM EDT Att: 17,894 - Roof Closed - 77 F			
14 Martín Prado, R (1,5) OBP: 0.372, SLG: 0.433										4	1	1	0	0	0	0				
21 Christian Yelich, L (1,7) OBP: 0.384, SLG: 0.493										3	0	1	2	1	1	0				
13 Marcell Ozuna, R (1,8) OBP: 0.329, SLG: 0.486										3	0	0	1	0	1	1				
11 J.T. Realmuto, R (1,2) OBP: 0.349, SLG: 0.411										4	0	0	0	0	0	2				
51 Ichiro Suzuki, L (1,9) OBP: 0.374, SLG: 0.377										3	0	1	0	0	0	0				
53 Xavier Scruggs, R (1,3) OBP: 0.250, SLG: 0.400										3	0	0	0	0	1	1				
44 AJ Ramos, R (8,1) OBP: 0.315, SLG: 0.428										0	0	0	0	0	0	0				
56 Fernando Rodney, R (9,1) ERA: 2.17										0	0	0	0	0	0	0				
19 Miguel Rojas, R (1,6) OBP: 0.301, SLG: 0.335										3	0	1	0	0	0	0				
José Fernández, R (1,1) ERA: 4.55										2	1	2	0	0	0	0				
15 Oswaldo Arcia, L (7, PH) OBP: 0.250, SLG: 0.300										1	0	0	0	0	1	2				
3 Adeiny Hechavarría, R (8,6) OBP: 0.291, SLG: 0.327										0	0	0	0	0	0	0				
Inning Stats	R: 0 E: 0 K: 2 S: 9	H: 0 LOB: 0 BB: 0 P: 15	R: 0 E: 0 K: 0 S: 8	H: 0 LOB: 0 BB: 0 P: 10	R: 0 E: 0 K: 0 S: 10	H: 1 LOB: 1 BB: 0 P: 15	R: 0 E: 0 K: 0 S: 6	H: 0 LOB: 0 BB: 0 P: 9	R: 0 E: 0 K: 1 S: 6	H: 0 LOB: 0 BB: 0 P: 11	R: 3 E: 0 K: 0 S: 15	H: 4 LOB: 1 BB: 0 P: 23	R: 0 E: 0 K: 1 S: 11	H: 2 LOB: 2 BB: 0 P: 19	R: 0 E: 0 K: 1 S: 8	H: 0 LOB: 1 BB: 1 P: 12	1B: 7 2B: 0 3B: 0 HR: 0	SF: 1 SAC: 0 DP: 0 HBP: 0	WP: 0 PB: 0 SB: 0 CS: 0	PA: 32
PITCHER	IP WLS BF H R ER SO BB IBB HBP BLK WP HR S P ERA WHIP																			
53 Dillon Gee, R (1,1) ERA: 4.55	5.1 L 21 5 3 3 3 0 0 0 0 0 0 4 50 76 5.06 0.938																			
47 Peter Moylan, R (6,1) ERA: 3.45	0.2 2 0 0 0 0 0 0 0 0 0 0 4 7 0.00 0.000																			
67 Chien-Ming Wang, R (7,1) ERA: 4.47	2.0 9 2 0 0 2 1 0 0 0 0 0 0 19 31 0.00 1.500																			

Kansas City Royals @ Miami Marlins
 Marlins Park, Miami, FL
 Wed Aug 24, 2016, 7:11 PM - 9:46 PM EDT
 Att: 17,894 - Roof Closed - 77 F

AB 30
 R 3
 H 7
 RBI 3
 BB 1
 SO 5
 LOB 9



Batter	1	2	3	4	5	6	7	8	9	AB	R	H	RBI	BB	SO	LOB	TOP					
1 Jarrod Dyson, L (1.8) OBP: 0.319, SLG: 0.346	L7		B5-3	G1-3		K			19 CS 2H 1B	5	0	1	0	0	1	0	Kansas City Royals @ Miami Marlins Marlins Park, Miami, FL Thu Aug 25 2016, 7:13 PM - 10:26 PM EDT Att: 19,045 - Roof Closed - 78 F					
19 Cheslor Cuthbert, R (1.5) OBP: 0.331, SLG: 0.446	G5-3		13 2B 2B			2B	F7		L5	5	1	2	0	0	0	1						
6 Lorenzo Cain, R (1.9) OBP: 0.333, SLG: 0.406	1B		G1-3			G6-3	F9			4	0	1	0	0	0	2						
35 Eric Hosmer, L (1.3) OBP: 0.332, SLG: 0.431	G4-3		13 2B IBB			G2-3	K			3	0	0	0	1	1	2						
13 Salvador Perez, R (1.2) OBP: 0.287, SLG: 0.446			K			G6-3			K	4	0	1	1	0	2	1						
9 Drew Butera, R (9.2) OBP: 0.312, SLG: 0.471			1-3 2H 2B							0	0	0	0	0	0	0						
4 Alex Gordon, L (1.7) OBP: 0.326, SLG: 0.388	27 FC4-6 2 E BB		G3			E4 2 2B 1B			L4	3	1	1	0	1	0	2						
2 Alcides Escobar, R (1.6) OBP: 0.292, SLG: 0.331	E5 27 FC4-6					27 PB 25 SF8 2B			G6-3	4	2	2	2	0	0	1						
27 Adalberto Mondesi, S (1.4) OBP: 0.293, SLG: 0.289	FC4-6		K			K			1 S 16 S BB	3	1	0	0	1	2	3						
36 Edinson Volquez, R (1.1) OBP: 0.304, SLG: 0.428	K					SF8			K	2	0	0	0	0	2	2						
25 Kendrys Morales, S (6.9) OBP: 0.322, SLG: 0.433										0	0	0	0	1	0	0						
32 Chris Young, R (6.1) OBP: 0.322, SLG: 0.384										0	0	0	0	0	0	0						
64 Matt Strahm, R (6.1) OBP: 0.322, SLG: 0.384										0	0	0	0	0	0	0						
48 Joakim Soria, R (6.1) OBP: 0.322, SLG: 0.384										0	0	0	0	0	0	0						
16 Paulo Orlando, R (6.9) OBP: 0.322, SLG: 0.384										1	0	0	0	0	1	1						
40 Kelvin Herrera, R (9.1) OBP: 0.322, SLG: 0.384										0	0	0	0	0	0	0						
Inning Stats	R: 0 E: 0 K: 0 S: 10	H: 1 LOB: 1 BB: 0 P: 16	R: 0 E: 1 K: 2 S: 10	H: 0 LOB: 2 BB: 1 P: 18	R: 1 E: 0 K: 0 S: 11	H: 2 LOB: 2 BB: 1 P: 20	R: 1 E: 0 K: 2 S: 9	H: 1 LOB: 0 BB: 0 P: 12	R: 0 E: 0 K: 0 S: 10	H: 1 LOB: 0 BB: 0 P: 14	R: 2 E: 1 K: 2 S: 18	H: 2 LOB: 0 BB: 0 P: 27	R: 0 E: 0 K: 1 S: 8	H: 0 LOB: 0 BB: 0 P: 13	R: 0 E: 0 K: 1 S: 8	H: 0 LOB: 0 BB: 0 P: 12	R: 1 E: 0 K: 1 S: 10	H: 1 LOB: 0 BB: 1 P: 17	1B: 3 2B: 4 3B: 0 HR: 1	SF: 1 SAC: 0 DP: 0 HBP: 0	WP: 0 PB: 1 SB: 2 CS: 1	PA: 38
PITCHER	IP WLS BF H R ER SO BB IBB HBP BLK WP HR S P ERA WHIP	IP WLS BF H R ER SO BB IBB HBP BLK WP HR S P ERA WHIP	IP WLS BF H R ER SO BB IBB HBP BLK WP HR S P ERA WHIP	IP WLS BF H R ER SO BB IBB HBP BLK WP HR S P ERA WHIP	IP WLS BF H R ER SO BB IBB HBP BLK WP HR S P ERA WHIP	IP WLS BF H R ER SO BB IBB HBP BLK WP HR S P ERA WHIP	IP WLS BF H R ER SO BB IBB HBP BLK WP HR S P ERA WHIP	IP WLS BF H R ER SO BB IBB HBP BLK WP HR S P ERA WHIP	IP WLS BF H R ER SO BB IBB HBP BLK WP HR S P ERA WHIP	IP WLS BF H R ER SO BB IBB HBP BLK WP HR S P ERA WHIP	IP WLS BF H R ER SO BB IBB HBP BLK WP HR S P ERA WHIP	IP WLS BF H R ER SO BB IBB HBP BLK WP HR S P ERA WHIP	IP WLS BF H R ER SO BB IBB HBP BLK WP HR S P ERA WHIP	IP WLS BF H R ER SO BB IBB HBP BLK WP HR S P ERA WHIP	IP WLS BF H R ER SO BB IBB HBP BLK WP HR S P ERA WHIP	IP WLS BF H R ER SO BB IBB HBP BLK WP HR S P ERA WHIP	IP WLS BF H R ER SO BB IBB HBP BLK WP HR S P ERA WHIP					

AB	34
R	5
H	8
RBI	4
BB	3
SO	9
LOB	15



Batter	1	2	3	4	5	6	7	8	9	AB	R	H	RBI	BB	SO	LOB	BOTTOM					
9 Dee Strange-Gordon, L (1.4) OBP: 0.321, SLG: 0.337	G4-3		G1-3			G1-3	G6-3		G1-3	5	0	0	0	0	0	7	Kansas City Royals @ Miami Marlins Marlins Park, Miami, FL Thu Aug 25 2016, 7:13 PM - 10:26 PM EDT Att: 19,045 - Roof Closed - 78 F					
14 Martin Prado, R (1.5) OBP: 0.369, SLG: 0.428	L8		G5-3			P3	F7		L4	5	0	0	0	0	0	2						
21 Christian Yelich, L (1.7) OBP: 0.394, SLG: 0.491	F8									4	0	1	0	1	2	0						
13 Marcell Ozuna, R (1.8) OBP: 0.327, SLG: 0.483			G5-3			51 G4-3 53 E 1B	K		K	5	1	1	0	0	3	2						
11 J.T. Realmuto, R (1.2) OBP: 0.348, SLG: 0.408	L4		L4			51 G4-3 53 E HBP	P4		K	3	1	0	0	0	1	1						
51 Ichiro Suzuki, L (1.9) OBP: 0.368, SLG: 0.371	L6		G4-3				K		G3	4	0	0	0	0	1	2						
53 Xavier Scruggs, R (1.3) OBP: 0.350, SLG: 0.444			3 E 3 FC5 1B			E5 3 1B	5 1B 3 1B 1B		3 1B BB	3	0	2	0	1	0	0						
3 Adeiny Hechavarria, R (1.6) OBP: 0.295, SLG: 0.331			FC5 34 SH1-4 1B				5 1B 1B		1B	4	0	3	0	0	0	1						
34 Tom Koehler, R (1.1) OBP: 0.136, SLG: 0.116			SH1-4			G1-3			F7	1	0	0	0	0	0	2						
5 Jeff Francis, R (6.9) OBP: 0.292, SLG: 0.384										1	0	0	0	0	0	0						
64 Nick Wittgren, R (7.1) OBP: 0.292, SLG: 0.384										0	0	0	0	0	0	0						
40 Mike Dunn, L (6.1) OBP: 0.292, SLG: 0.384										0	0	0	0	0	0	0						
12 Chris Johnson, R (6.9) OBP: 0.292, SLG: 0.384										1	0	0	0	0	0	2						
30 Hunter Cervenko, L (9.1) OBP: 0.292, SLG: 0.384										0	0	0	0	0	0	0						
Inning Stats	R: 0 E: 0 K: 0 S: 12	H: 0 LOB: 0 BB: 0 P: 15	R: 0 E: 0 K: 0 S: 9	H: 0 LOB: 0 BB: 0 P: 12	R: 0 E: 1 K: 1 S: 9	H: 1 LOB: 2 BB: 0 P: 11	R: 2 E: 1 K: 1 S: 16	H: 2 LOB: 2 BB: 0 P: 27	R: 0 E: 0 K: 1 S: 9	H: 0 LOB: 1 BB: 1 P: 17	R: 0 E: 0 K: 1 S: 10	H: 3 LOB: 3 BB: 0 P: 15	R: 0 E: 1 K: 2 S: 11	H: 1 LOB: 1 BB: 0 P: 21	R: 0 E: 0 K: 0 S: 17	H: 1 LOB: 2 BB: 1 P: 25	R: 0 E: 0 K: 2 S: 12	H: 0 LOB: 0 BB: 0 P: 19	1B: 8 2B: 0 3B: 0 HR: 0	SF: 0 SAC: 1 DP: 0 HBP: 1	WP: 0 PB: 0 SB: 0 CS: 0	PA: 40
PITCHER	IP WLS BF H R ER SO BB IBB HBP BLK WP HR S P ERA WHIP	IP WLS BF H R ER SO BB IBB HBP BLK WP HR S P ERA WHIP	IP WLS BF H R ER SO BB IBB HBP BLK WP HR S P ERA WHIP	IP WLS BF H R ER SO BB IBB HBP BLK WP HR S P ERA WHIP	IP WLS BF H R ER SO BB IBB HBP BLK WP HR S P ERA WHIP	IP WLS BF H R ER SO BB IBB HBP BLK WP HR S P ERA WHIP	IP WLS BF H R ER SO BB IBB HBP BLK WP HR S P ERA WHIP	IP WLS BF H R ER SO BB IBB HBP BLK WP HR S P ERA WHIP	IP WLS BF H R ER SO BB IBB HBP BLK WP HR S P ERA WHIP	IP WLS BF H R ER SO BB IBB HBP BLK WP HR S P ERA WHIP	IP WLS BF H R ER SO BB IBB HBP BLK WP HR S P ERA WHIP	IP WLS BF H R ER SO BB IBB HBP BLK WP HR S P ERA WHIP	IP WLS BF H R ER SO BB IBB HBP BLK WP HR S P ERA WHIP	IP WLS BF H R ER SO BB IBB HBP BLK WP HR S P ERA WHIP	IP WLS BF H R ER SO BB IBB HBP BLK WP HR S P ERA WHIP	IP WLS BF H R ER SO BB IBB HBP BLK WP HR S P ERA WHIP	IP WLS BF H R ER SO BB IBB HBP BLK WP HR S P ERA WHIP					

AB	36
R	2
H	8
RBI	0
BB	2
SO	7
LOB	19




Batter	1	2	3	4	5	6	7	8	9	AB	R	H	RBI	BB	SO	LOB	TOP										
16 Travis Jankowski, L OBP: 0.333, SLG: 0.333										4	0	0	0	0	2	3	San Diego Padres @ Miami Marlins Marlins Park, Miami, FL Sat Aug 27 2016, 7:13 PM - 10:23 PM EDT Att: 20,007 - Roof Closed - 76 F										
4 Wil Myers, R OBP: 0.339, SLG: 0.468										3	0	0	0	1	0	2											
26 Yangelvis Solarte, S OBP: 0.339, SLG: 0.465										4	0	0	0	0	0	2											
24 Alex Dickerson, L OBP: 0.309, SLG: 0.472										4	0	1	0	0	1	0											
11 Ryan Schimpf, L OBP: 0.360, SLG: 0.601										3	1	2	1	1	1	0											
34 Oswaldo Arcia, L OBP: 0.298, SLG: 0.387										4	0	1	0	0	2	2											
3 Derek Norris, R OBP: 0.255, SLG: 0.332										4	0	1	0	0	3	4											
2 Luis Sardinas, S OBP: 0.250, SLG: 0.314										3	0	1	0	1	0	2											
27 Clayton Richard, L 10 Alexei Ramirez, R 62 Jose Rodriguez, R 52 Brad Hand, L 39 Brett Wallace, L 59 Kevin Quackenbush, R										2	0	0	0	0	2	2											
Inning Stats	R: 0 E: 0 K: 1 S: 8	H: 0 LOB: 0 BB: 1 P: 16	R: 0 E: 0 K: 1 S: 14	H: 2 LOB: 2 BB: 0 P: 21	R: 0 E: 0 K: 1 S: 10	H: 0 LOB: 0 BB: 0 P: 17	R: 1 E: 0 K: 1 S: 13	H: 1 LOB: 0 BB: 0 P: 21	R: 0 E: 0 K: 2 S: 13	H: 0 LOB: 0 BB: 0 P: 20	R: 0 E: 0 K: 1 S: 8	H: 0 LOB: 0 BB: 0 P: 14	R: 0 E: 1 K: 1 S: 16	H: 1 LOB: 1 BB: 0 P: 23	R: 0 E: 0 K: 3 S: 21	H: 2 LOB: 3 BB: 1 P: 28		1B: 6 2B: 0 3B: 0 HR: 1	SF: 0 SAC: 0 DP: 1 HBP: 0	WP: 0 PB: 0 SB: 1 CS: 1	PA: 36						
PITCHER	IP	WLS	BF	H	R	ER	SO	BB	IBB	HBP	BLK	WP	HR	S	P	ERA	WHIP										
62 José Ureña, R ERA: 5.83	5.2	L	22	4	1	1	6	2	0	0	0	0	1	60	104	1.59	1.059										
40 Mike Dunn, L ERA: 2.9	0.1		1	0	0	0	1	0	0	0	0	0	0	9	12	0.00	0.000										
46 Kyle Barraclough, R ERA: 2.88	1.0		3	0	0	0	1	0	0	0	0	0	0	8	14	0.00	0.000										
44 AJ Ramos, R ERA: 2.79	1.0		4	1	0	0	1	0	0	0	0	0	0	16	23	0.00	1.000										
56 Fernando Rodney, R ERA: 2.09	1.0		6	2	0	0	3	1	0	0	0	0	0	21	28	0.00	3.000										
1 Robert Andino, R OBP: 0.333, SLG: 0.333										4	0	1	0	0	0	3	San Diego Padres @ Miami Marlins Marlins Park, Miami, FL Sat Aug 27 2016, 7:13 PM - 10:23 PM EDT Att: 20,007 - Roof Closed - 76 F										
14 Martin Prado, R OBP: 0.376, SLG: 0.436										4	0	4	0	0	0	0											
9 Dee Strange-Gordon, L OBP: 0.316, SLG: 0.332										4	0	0	0	0	2	5											
21 Christian Yelich, L OBP: 0.383, SLG: 0.486										4	0	0	0	0	2	5											
13 Marcell Ozuna, R OBP: 0.326, SLG: 0.480										4	0	0	0	0	0	5											
5 Jeff Francoeur, R OBP: 0.301, SLG: 0.385										3	0	0	0	1	1	2											
12 Chris Johnson, R OBP: 0.284, SLG: 0.342										3	0	0	0	0	0	2											
46 Kyle Barraclough, R 44 AJ Ramos, R 56 Fernando Rodney, R 51 Ichiro Suzuki, L										3	0	2	0	0	0	0											
6 Jeff Mathis, R OBP: 0.265, SLG: 0.355										4	0	1	0	0	1	1											
11 J.T. Realmuto, R OBP: 0.348, SLG: 0.408										2	0	1	0	0	1	0											
3 Adeiny Hechavarria, R OBP: 0.295, SLG: 0.330										1	0	0	0	0	0	0											
Inning Stats	R: 0 E: 0 K: 0 S: 7	H: 2 LOB: 1 BB: 0 P: 11	R: 0 E: 0 K: 1 S: 14	H: 3 LOB: 3 BB: 0 P: 19	R: 0 E: 0 K: 0 S: 14	H: 1 LOB: 2 BB: 1 P: 24	R: 0 E: 0 K: 1 S: 8	H: 1 LOB: 0 BB: 0 P: 12	R: 0 E: 0 K: 0 S: 10	H: 0 LOB: 0 BB: 0 P: 13	R: 0 E: 0 K: 0 S: 5	H: 0 LOB: 0 BB: 0 P: 8	R: 0 E: 0 K: 0 S: 5	H: 0 LOB: 0 BB: 0 P: 7	R: 0 E: 0 K: 1 S: 7	H: 1 LOB: 2 BB: 0 P: 9	R: 0 E: 0 K: 2 S: 13	H: 0 LOB: 0 BB: 0 P: 18	1B: 8 2B: 1 3B: 0 HR: 0	SF: 0 SAC: 0 DP: 2 HBP: 0	WP: 0 PB: 0 SB: 0 CS: 0	PA: 35					
PITCHER	IP	WLS	BF	H	R	ER	SO	BB	IBB	HBP	BLK	WP	HR	S	P	ERA	WHIP										
27 Clayton Richard, L ERA: 3.51	7.0	W	28	8	1	0	3	1	0	0	0	0	0	63	94	0.00	1.286										
62 José Domínguez, R ERA: 4.7	0.0		1	1	0	0	0	0	0	0	0	0	0	1	2	-	-										
52 Brad Hand, L ERA: 3.15	1.0	H	3	0	0	0	1	0	0	0	0	0	0	6	7	0.00	0.000										
59 Kevin Quackenbush, R ERA: 3.4	1.0	S	3	0	0	0	2	0	0	0	0	0	0	13	18	0.00	0.000										

AB 33
R 1
H 7
RBI 1
BB 3
SO 12
LOB 20



AB 34
R 0
H 9
RBI 0
BB 1
SO 6
LOB 18



Batter	1	2	3	4	5	6	7	8	9	AB	R	H	RBI	BB	SO	LOB	TOP			
16 Travis Jankowski, L (1,8) OBP: 0.356, SLG: 0.336	G5-3		1B			1B	L6			4	0	2	0	0	0	0	San Diego Padres @ Miami Marlins Marlins Park, Miami, FL Sun Aug 28 2016, 1:11 PM - 3:47 PM EDT Att: 19,883 - Roof Closed - 76 F			
10 Alexei Ramirez, R (1,9) OBP: 0.276, SLG: 0.335	G6-3		L8			F8	F8			4	0	0	0	0	0	3				
26 Yanger Solarte, S (1,3) OBP: 0.335, SLG: 0.459	G6-3		F9			G5-4-3	L9			4	0	0	0	0	0	3				
24 Alex Dickerson, L (1,7) OBP: 0.308, SLG: 0.473		G1-3			2B	F7		K		4	1	1	0	0	1	0				
11 Ryan Schimpf, L (1,4) OBP: 0.367, SLG: 0.613		1B			3B	HBP		K		3	1	2	1	0	1	0				
3 Derek Norris, R (1,2) OBP: 0.282, SLG: 0.329		1B			P4			K		4	0	0	0	0	1	3				
9 Adam Rosales, R (1,5) OBP: 0.305, SLG: 0.435		L9			FC6-2-5					4	1	1	1	0	0	2				
2 Luis Sardinas, S (1,6) OBP: 0.271, SLG: 0.337					2B			G6-3		3	0	2	1	1	0	0				
61 Luis Perdomo, R (1,1) OBP: 0.172, SLG: 0.207		SH1-4			2B			G3		3	0	0	0	0	0	3				
		SH1-4			F9			G6-3		3	0	0	0	0	0	3				
Inning Stats	R: 0 E: 0 K: 0 S: 8	H: 0 LOB: 0 BB: 0 P: 9	R: 0 E: 0 K: 0 S: 12	H: 1 LOB: 1 BB: 0 P: 18	R: 0 E: 0 K: 0 S: 10	H: 2 LOB: 2 BB: 0 P: 15	R: 2 E: 0 K: 0 S: 12	H: 3 LOB: 1 BB: 0 P: 17	R: 0 E: 0 K: 0 S: 6	H: 1 LOB: 0 BB: 0 P: 9	R: 1 E: 0 K: 0 S: 17	H: 1 LOB: 2 BB: 1 P: 33	R: 0 E: 0 K: 3 S: 9	H: 0 LOB: 0 BB: 0 P: 14	R: 0 E: 0 K: 0 S: 6	H: 0 LOB: 0 BB: 0 P: 7		1B: 5 2B: 2 3B: 1 HR: 0	SF: 0 SAC: 1 DP: 1 HBP: 1	WP: 1 PB: 0 SB: 1 CS: 0
PITCHER	IP WLS BF H R ER SO BB IBB HBP BLK WP HR S P ERA WHIP																			
20 Justin Nicolino, L (1,1) ERA: 5.48	6.0	L	27	8	3	3	0	0	1	1	0	0	1	0	65	101	4.50	1.333		
64 Nick Wittgren, R (7,1) ERA: 3.06	1.0		3	0	0	0	0	0	0	0	0	0	0	0	7	9	0.00	0.000		
46 Kyle Barraclough, R (8,1) ERA: 2.83	1.0		3	0	0	0	3	0	0	0	0	0	0	9	14	0.00	0.000			
33 Dustin McGowan, R (9,1) ERA: 2.91	1.0		3	0	0	0	0	0	0	0	0	0	0	6	7	0.00	0.000			

Batter	1	2	3	4	5	6	7	8	9	AB	R	H	RBI	BB	SO	LOB	BOTTOM					
9 Dee Strange-Gordon, L (1,4) OBP: 0.319, SLG: 0.332	G4-6-3		G4-6-3						K	3	0	1	0	1	1	1	San Diego Padres @ Miami Marlins Marlins Park, Miami, FL Sun Aug 28 2016, 1:11 PM - 3:47 PM EDT Att: 19,883 - Roof Closed - 76 F					
14 Martin Prado, R (1,5) OBP: 0.373, SLG: 0.432	G6-4-3		G5-3			F7		G6-3		4	0	0	0	0	0	2						
21 Christian Yelich, L (1,7) OBP: 0.380, SLG: 0.482	G4-3				F7		G6-3		G6-3	4	0	0	0	0	0	1						
13 Marcell Ozuna, R (1,8) OBP: 0.324, SLG: 0.477		G6-3			L7			G		3	0	0	0	0	0	0						
11 J.T. Realmuto, R (1,2) OBP: 0.350, SLG: 0.413					G5-3					3	1	2	0	0	0	0						
51 Ichiro Suzuki, L (1,9) OBP: 0.369, SLG: 0.367		G4-3						L1		2	0	0	0	1	0	2						
53 Xavier Scruggs, R (1,3) OBP: 0.385, SLG: 0.478										2	0	2	1	1	0	0						
19 Miguel Rojas, R (1,6) OBP: 0.293, SLG: 0.325									K	3	0	0	0	0	2	4						
20 Justin Nicolino, L (1,1) ERA: 5.48										2	0	1	0	0	0	1						
64 Nick Wittgren, R (7,1) ERA: 3.06										0	0	0	0	0	0	0						
46 Kyle Barraclough, R (8,1) ERA: 2.83										0	0	0	0	0	0	0						
5 Jeff Francoeur, R (8,PH) OBP: 0.300, SLG: 0.383										1	0	0	0	0	0	1						
33 Dustin McGowan, R (9,1) ERA: 2.91										0	0	0	0	0	0	0						
Inning Stats	R: 0 E: 0 K: 0 S: 6	H: 1 LOB: 0 BB: 0 P: 11	R: 1 E: 0 K: 1 S: 12	H: 2 LOB: 1 BB: 0 P: 18	R: 0 E: 0 K: 0 S: 7	H: 1 LOB: 0 BB: 0 P: 12	R: 0 E: 0 K: 0 S: 6	H: 0 LOB: 0 BB: 0 P: 8	R: 0 E: 0 K: 0 S: 7	H: 1 LOB: 0 BB: 1 P: 14	R: 0 E: 0 K: 0 S: 7	H: 0 LOB: 0 BB: 1 P: 11	R: 0 E: 0 K: 0 S: 4	H: 1 LOB: 0 BB: 0 P: 4	R: 0 E: 0 K: 1 S: 8	H: 0 LOB: 0 BB: 1 P: 12	R: 0 E: 0 K: 1 S: 8	H: 0 LOB: 0 BB: 0 P: 9	1B: 4 2B: 3 3B: 0 HR: 0	SF: 0 SAC: 0 DP: 6 HBP: 0	WP: 1 PB: 0 SB: 0 CS: 0	PA: 30
PITCHER	IP WLS BF H R ER SO BB IBB HBP BLK WP HR S P ERA WHIP																					
61 Luis Perdomo, R (1,1) ERA: 5.84	9.0	W	30	6	1	1	3	3	0	0	0	0	1	0	65	99	1.00	1.000				



Batter	1	2	3	4	5	6	7	8	9	10	AB	R	H	RBI	BB	SO	LOB	TOP			
9 Dee Strange-Gordon, L OBP: 0.312, SLG: 0.324	G1-3		B2-3		F7		K		G4-3		5	0	0	0	0	1	0				
14 Martin Prado, R OBP: 0.373, SLG: 0.433	L9		P2		G5-3		BB		F9		4	0	1	0	1	0	0				
21 Christian Yelich, L OBP: 0.380, SLG: 0.479	BB		G1-3		BB		K		K		3	0	0	0	2	2	1				
13 Marcell Ozuna, R OBP: 0.323, SLG: 0.473	BB				F8		G5-3		L9		4	0	0	0	1	0	2				
11 J.T. Realmuto, R OBP: 0.346, SLG: 0.408	K				K		K		F7		5	0	0	0	0	4	2				
51 Ichiro Suzuki, L OBP: 0.371, SLG: 0.373	K				L7		2B		2B		4	1	2	0	0	1	0				
53 Xavier Scruggs, R OBP: 0.433, SLG: 0.538	F9				1B		2B		2B		3	0	2	1	1	0	0				
19 Miguel Rojas, R OBP: 0.293, SLG: 0.325					BB		1B		2B		0	0	0	0	0	0	0				
3 Adeiny Hechavarría, R OBP: 0.296, SLG: 0.329					BB		G1-3		K		2	0	0	0	2	1	2				
José Fernández, R OBP: 0.299, SLG: 0.338	F7				G5-3		G6-3		G5-3		2	0	0	0	0	0	4				
12 Chris Johnson, R OBP: 0.355, SLG: 0.441											1	0	0	0	0	0	0				
46 Kyle Barraclough, R OBP: 0.299, SLG: 0.325											0	0	0	0	0	0	0				
44 AJ Ramos, R OBP: 0.299, SLG: 0.325											0	0	0	0	0	0	0				
5 Jeff Francoeur, R OBP: 0.299, SLG: 0.325											1	0	0	0	0	0	0				
40 Mike Dunn, L OBP: 0.299, SLG: 0.325											0	0	0	0	0	0	0				
64 Nick Wittgren, R OBP: 0.299, SLG: 0.325											0	0	0	0	0	0	0				
Inning Stats	R: 0 E: 0 K: 1 S: 11	H: 0 LOB: 2 BB: 2 P: 24	R: 0 E: 0 K: 1 S: 11	H: 0 LOB: 0 BB: 1 P: 17	R: 0 E: 0 K: 0 S: 7	H: 0 LOB: 0 BB: 0 P: 12	R: 0 E: 0 K: 0 S: 16	H: 1 LOB: 3 BB: 2 P: 30	R: 0 E: 0 K: 0 S: 11	H: 1 LOB: 1 BB: 0 P: 18	R: 0 E: 0 K: 2 S: 13	H: 0 LOB: 1 BB: 1 P: 23	R: 1 E: 0 K: 1 S: 10	H: 2 LOB: 1 BB: 0 P: 13	R: 0 E: 0 K: 0 S: 9	H: 0 LOB: 0 BB: 0 P: 14	R: 0 E: 0 K: 2 S: 14	H: 0 LOB: 0 BB: 0 P: 14	1B: 2 2B: 3 3B: 0 HR: 0	SF: 0 SAC: 0 DP: 1 HBP: 0	WP: 0 PA: 41 PB: 0 SB: 1 CS: 0
PITCHER	IP 5.0	WLS 22	BF 2	H 0	R 0	ER 0	SO 3	BB 6	IBB 0	HBP 0	BLK 0	WP 0	HR 0	S 54	P 100	ERA 0.00	WHIP 1.600				
50 Rafael Montero, R ERA: 3.68																					
36 Sean Gilmartin, L ERA: 7.36																					
39 Jerry Blevins, L ERA: 2.23																					
43 Addison Reed, R ERA: 2.04																					
27 Jeury Familia, R ERA: 2.69																					

Miami Marlins @ New York Mets
Citi Field, Flushing, NY
Mon Aug 29 2016, 7:13 PM - 10:42 PM EDT
Att. 32,188 - Partly Cloudy - 87 F

AB	34
R	1
H	5
RBI	1
BB	7
SO	9
LOB	11



Batter	1	2	3	4	5	6	7	8	9	10	AB	R	H	RBI	BB	SO	LOB	BOTTOM			
7 José Reyes, S OBP: 0.329, SLG: 0.474	F8		K		G6-3			16 F7 52 WP 2B		L8	5	1	1	0	0	1	0				
16 Alejandro De Aza, L OBP: 0.288, SLG: 0.320	L4		F7				52 WP 1B	F7		K	5	0	1	0	0	1	1				
52 Yoenis Cespedes, R OBP: 0.370, SLG: 0.579	BB				K		P2			HR	5	1	3	1	0	1	1				
55 Kelly Johnson, L OBP: 0.314, SLG: 0.402	BB				K		K				3	0	0	0	1	3	2				
3 Curtis Granderson, L OBP: 0.311, SLG: 0.417	K				BB		4 BB			FC6-4	2	0	1	0	2	1	2				
4 Wilmer Flores, R OBP: 0.319, SLG: 0.457	FC3-6				BB		F9		FC6-4		3	0	1	0	1	0	4				
28 James Loney, L OBP: 0.303, SLG: 0.377	FC3-6				G3-1				L7		4	0	0	0	0	0	3				
18 Travis d'Arnaud, R OBP: 0.295, SLG: 0.337	G6-4-3				F9				F8		4	0	0	0	0	1	1				
50 Rafael Montero, R ERA: 3.68											1	0	0	0	0	0	0				
48 Jacob deGrom, L ERA: 2.79											0	0	0	0	0	0	0				
36 Sean Gilmartin, L ERA: 7.36											0	0	0	0	0	0	0				
39 Jerry Blevins, L ERA: 2.23											0	0	0	0	0	0	0				
43 Addison Reed, R ERA: 2.04											0	0	0	0	0	0	0				
27 Jeury Familia, R ERA: 2.69											0	0	0	0	0	0	0				
44 AJ Ramos, R ERA: 2.92											0	0	0	0	0	0	0				
40 Mike Dunn, L ERA: 2.84											0	0	0	0	0	0	0				
64 Nick Wittgren, R ERA: 3.19											0	0	0	0	0	0	0				
Inning Stats	R: 0 E: 0 K: 1 S: 13	H: 1 LOB: 2 BB: 1 P: 26	R: 0 E: 0 K: 0 S: 6	H: 1 LOB: 0 BB: 0 P: 11	R: 0 E: 0 K: 2 S: 9	H: 0 LOB: 0 BB: 0 P: 15	R: 0 E: 0 K: 2 S: 12	H: 0 LOB: 2 BB: 2 P: 28	R: 0 E: 0 K: 0 S: 9	H: 0 LOB: 0 BB: 0 P: 16	R: 0 E: 0 K: 1 S: 9	H: 0 LOB: 0 BB: 0 P: 16	R: 1 E: 0 K: 1 S: 15	H: 3 LOB: 2 BB: 0 P: 21	R: 0 E: 0 K: 1 S: 5	H: 0 LOB: 0 BB: 0 P: 8	R: 1 E: 0 K: 1 S: 9	H: 1 LOB: 0 BB: 0 P: 15	1B: 5 2B: 1 3B: 0 HR: 1	SF: 0 SAC: 0 DP: 1 HBP: 0	WP: 2 PA: 39 PB: 0 SB: 0 CS: 0
PITCHER	IP 6.0	WLS 24	BF 3	H 0	R 0	ER 0	SO 6	BB 3	IBB 1	HBP 0	BLK 0	WP 0	HR 0	S 58	P 113	ERA 0.00	WHIP 1.000				
José Fernández, R ERA: 2.79																					
46 Kyle Barraclough, R ERA: 2.79																					
44 AJ Ramos, R ERA: 2.92																					
40 Mike Dunn, L ERA: 2.84																					
64 Nick Wittgren, R ERA: 3.19																					

Miami Marlins @ New York Mets
Citi Field, Flushing, NY
Mon Aug 29 2016, 7:13 PM - 10:42 PM EDT
Att. 32,188 - Partly Cloudy - 87 F


AB	35
R	2
H	7
RBI	1
BB	4
SO	10
LOB	14



Batter	1	2	3	4	5	6	7	8	9	AB	R	H	RBI	BB	SO	LOB	TOP				
9 Dee Strange-Gordon, L OBP: 0.314, SLG: 0.330	G6-3		F7	F7			G4-3		G4-3	5	0	2	1	0	0	2					
13 Marcell Ozuna, R OBP: 0.323, SLG: 0.471	K		HBP				G1-3		G1-3	4	0	1	0	0	0	2					
14 Martín Prado, R OBP: 0.372, SLG: 0.433 65 Austin Brice, R	21 HR		L7				G5-3		G5-4-3	4	1	1	0	0	0	3					
21 Christian Yelich, L OBP: 0.381, SLG: 0.484	2H		L8				G5-3		G5-3	3	1	1	2	1	0	2					
53 Xavier Scruggs, R OBP: 0.412, SLG: 0.500	1B		K				K		FC5-4	4	0	1	0	0	0	3					
51 Ichiro Suzuki, L OBP: 0.367, SLG: 0.368 19 Miguel Rojas, R OBP: 0.291, SLG: 0.324	G1-3		F7				K		G4-3	3	0	0	0	0	1	1					
11 J.T. Realmuto, R OBP: 0.347, SLG: 0.416		L8		F7			F9			4	1	2	1	0	0	0					
3 Adeiny Hechavarria, R OBP: 0.296, SLG: 0.326		F9		SH2-4			G4-3			3	0	0	0	1	1	0					
34 Tom Koehler, R OBP: 0.133, SLG: 0.114 33 Dustin McGowan, R	G4-3		SH2-4				K			1	0	0	0	0	0	0					
5 Jeff Francoeur, R OBP: 0.300, SLG: 0.390		G4-3		SH2-4			K			2	1	1	0	0	1	0					
Inning Stats	R: 2 H: 3 E: 0 K: 1 S: 19	H: 3 LOB: 1 BB: 0 P: 27	R: 0 H: 0 E: 0 K: 0 S: 8	H: 0 LOB: 2 BB: 0 P: 10	R: 0 H: 1 E: 0 K: 1 S: 8	H: 1 LOB: 2 BB: 1 P: 13	R: 0 H: 1 E: 0 K: 0 S: 11	H: 1 LOB: 0 BB: 0 P: 18	R: 0 H: 0 E: 0 K: 2 S: 7	H: 0 LOB: 0 BB: 0 P: 12	R: 0 H: 0 E: 0 K: 1 S: 7	H: 0 LOB: 0 BB: 0 P: 9	R: 0 H: 0 E: 0 K: 0 S: 11	H: 1 LOB: 1 BB: 0 P: 15	R: 2 H: 3 E: 0 K: 2 S: 25	H: 3 LOB: 0 BB: 0 P: 32	1B: 4 2B: 2 3B: 1 HR: 2	SF: 0 SAC: 1 DP: 1 HBP: 1	WP: 0 PB: 0 CS: 0	PA: 38	
PITCHER	IP WLS BF H R ER SO BB IBB HBP BLK WP HR S P ERA WHIP	IP WLS BF H R ER SO BB IBB HBP BLK WP HR S P ERA WHIP	IP WLS BF H R ER SO BB IBB HBP BLK WP HR S P ERA WHIP	IP WLS BF H R ER SO BB IBB HBP BLK WP HR S P ERA WHIP	IP WLS BF H R ER SO BB IBB HBP BLK WP HR S P ERA WHIP	IP WLS BF H R ER SO BB IBB HBP BLK WP HR S P ERA WHIP	IP WLS BF H R ER SO BB IBB HBP BLK WP HR S P ERA WHIP	IP WLS BF H R ER SO BB IBB HBP BLK WP HR S P ERA WHIP	IP WLS BF H R ER SO BB IBB HBP BLK WP HR S P ERA WHIP	IP WLS BF H R ER SO BB IBB HBP BLK WP HR S P ERA WHIP	IP WLS BF H R ER SO BB IBB HBP BLK WP HR S P ERA WHIP	IP WLS BF H R ER SO BB IBB HBP BLK WP HR S P ERA WHIP	IP WLS BF H R ER SO BB IBB HBP BLK WP HR S P ERA WHIP	IP WLS BF H R ER SO BB IBB HBP BLK WP HR S P ERA WHIP	IP WLS BF H R ER SO BB IBB HBP BLK WP HR S P ERA WHIP	IP WLS BF H R ER SO BB IBB HBP BLK WP HR S P ERA WHIP	IP WLS BF H R ER SO BB IBB HBP BLK WP HR S P ERA WHIP	IP WLS BF H R ER SO BB IBB HBP BLK WP HR S P ERA WHIP	IP WLS BF H R ER SO BB IBB HBP BLK WP HR S P ERA WHIP	IP WLS BF H R ER SO BB IBB HBP BLK WP HR S P ERA WHIP	IP WLS BF H R ER SO BB IBB HBP BLK WP HR S P ERA WHIP

Miami Marlins @ New York Mets
Citi Field, Flushing, NY
Tue Aug 30 2016, 7:13 PM - 10:15 PM EDT
Att: 32,634 - Partly Cloudy - 77 F


AB 34
R 4
H 9
RBI 4
BB 2
SO 7
LOB 12



Batter	1	2	3	4	5	6	7	8	9	AB	R	H	RBI	BB	SO	LOB	BOTTOM				
7 José Reyes, S OBP: 0.344, SLG: 0.493	13 HR		1B				K			5	2	4	0	0	1	0					
13 Adrián Cabrera, S OBP: 0.334, SLG: 0.453 51 Jim Henderson, L 27 Jeury Familia, R	HR		1B				G4-3			4	1	2	2	1	1	2					
52 Yoenis Céspedes, R OBP: 0.366, SLG: 0.571	F8		K				F9		F8	5	0	0	0	0	1	4					
19 Jay Bruce, L OBP: 0.303, SLG: 0.505 47 Hansel Robles, R	16 HR		F7				K		G6-3	3	1	1	0	1	1	0					
55 Kelly Johnson, L OBP: 0.313, SLG: 0.401	4 1B		G4-3				16 1B		G4-3	0	0	0	0	0	0	0					
16 Alejandro De Aza, L OBP: 0.286, SLG: 0.317	G4-3		G4-3				K		G4-3	5	0	1	1	0	1	1					
4 Wilmer Flores, R OBP: 0.321, SLG: 0.462	1B		K				2B		F9	4	0	2	1	0	1	2					
28 James Loney, L OBP: 0.303, SLG: 0.373	G3		G1-3				G3-1			3	0	0	0	1	0	1					
44 René Rivera, R OBP: 0.296, SLG: 0.368	P4		G5-3				3 HR		1B	3	1	1	0	1	0	3					
67 Seth Lugo, R OBP: 0.143, SLG: 0.143 3 Curtis Granderson, L	P4		K				HR		HR	2	0	0	0	0	1	1					
Inning Stats	R: 3 H: 4 E: 0 K: 0 S: 15	H: 2 LOB: 2 BB: 0 P: 15	R: 0 H: 0 E: 0 K: 1 S: 8	H: 0 LOB: 0 BB: 0 P: 11	R: 0 H: 1 E: 0 K: 2 S: 11	H: 1 LOB: 2 BB: 1 P: 19	R: 0 H: 1 E: 0 K: 2 S: 14	H: 1 LOB: 3 BB: 1 P: 24	R: 2 H: 3 E: 0 K: 0 S: 14	H: 3 LOB: 2 BB: 2 P: 26	R: 2 H: 2 E: 0 K: 1 S: 12	H: 2 LOB: 0 BB: 0 P: 21	R: 0 H: 0 E: 0 K: 0 S: 5	R: 0 H: 0 E: 0 K: 0 S: 5	R: 0 H: 0 E: 0 K: 0 S: 5	R: 0 H: 0 E: 0 K: 0 S: 5	1B: 7 2B: 3 3B: 0 HR: 3	SF: 0 SAC: 0 DP: 0 HBP: 0	WP: 2 PB: 0 CS: 0	PA: 41	
PITCHER	IP WLS BF H R ER SO BB IBB HBP BLK WP HR S P ERA WHIP	IP WLS BF H R ER SO BB IBB HBP BLK WP HR S P ERA WHIP	IP WLS BF H R ER SO BB IBB HBP BLK WP HR S P ERA WHIP	IP WLS BF H R ER SO BB IBB HBP BLK WP HR S P ERA WHIP	IP WLS BF H R ER SO BB IBB HBP BLK WP HR S P ERA WHIP	IP WLS BF H R ER SO BB IBB HBP BLK WP HR S P ERA WHIP	IP WLS BF H R ER SO BB IBB HBP BLK WP HR S P ERA WHIP	IP WLS BF H R ER SO BB IBB HBP BLK WP HR S P ERA WHIP	IP WLS BF H R ER SO BB IBB HBP BLK WP HR S P ERA WHIP	IP WLS BF H R ER SO BB IBB HBP BLK WP HR S P ERA WHIP	IP WLS BF H R ER SO BB IBB HBP BLK WP HR S P ERA WHIP	IP WLS BF H R ER SO BB IBB HBP BLK WP HR S P ERA WHIP	IP WLS BF H R ER SO BB IBB HBP BLK WP HR S P ERA WHIP	IP WLS BF H R ER SO BB IBB HBP BLK WP HR S P ERA WHIP	IP WLS BF H R ER SO BB IBB HBP BLK WP HR S P ERA WHIP	IP WLS BF H R ER SO BB IBB HBP BLK WP HR S P ERA WHIP	IP WLS BF H R ER SO BB IBB HBP BLK WP HR S P ERA WHIP	IP WLS BF H R ER SO BB IBB HBP BLK WP HR S P ERA WHIP	IP WLS BF H R ER SO BB IBB HBP BLK WP HR S P ERA WHIP	IP WLS BF H R ER SO BB IBB HBP BLK WP HR S P ERA WHIP	IP WLS BF H R ER SO BB IBB HBP BLK WP HR S P ERA WHIP

Miami Marlins @ New York Mets
Citi Field, Flushing, NY
Tue Aug 30 2016, 7:13 PM - 10:15 PM EDT
Att: 32,634 - Partly Cloudy - 77 F

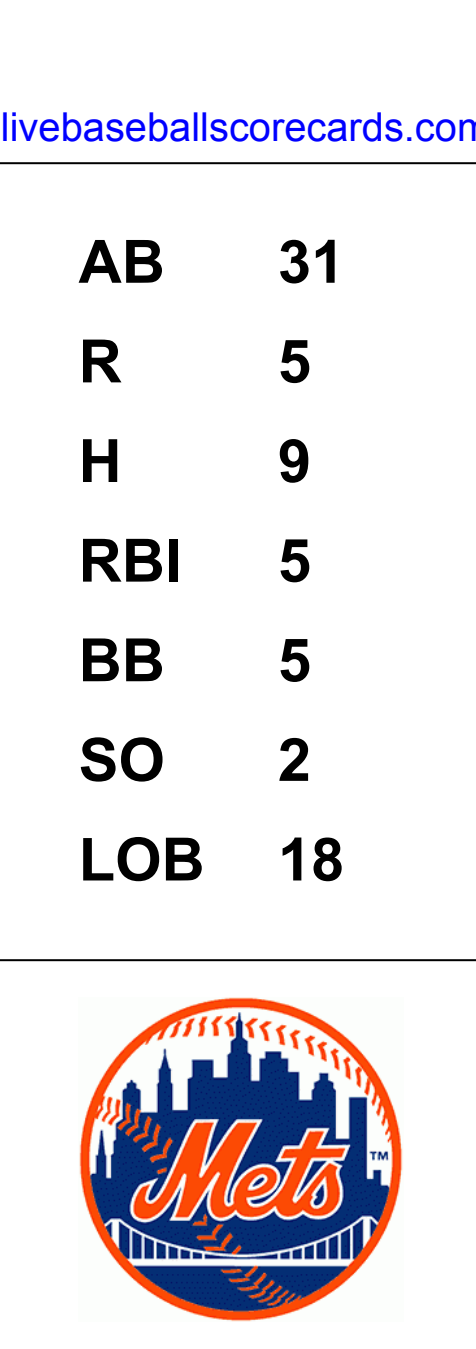
AB 37
R 7
H 13
RBI 7
BB 4
SO 7
LOB 14



Batter	1	2	3	4	5	6	7	8	9	AB	R	H	RBI	BB	SO	LOB	TOP		
9 Dee Strange-Gordon, L OBP: 0.309, SLG: 0.324	F7	G6-3			G6-3		B2-3			4	0	0	0	0	0	1	Miami Marlins @ New York Mets Citi Field, Flushing, NY Wed Aug 31 2016, 7:12 PM - 9:56 PM EDT Att: 33,471 - Cloudy - 81 F		
13 Marcell Ozuna, R OBP: 0.322, SLG: 0.469	G5-3		G5-3		F9		P1			2	0	0	0	0	0				
5 Jeff Francoeur, R OBP: 0.298, SLG: 0.387										2	0	0	0	0	0				
14 Martin Prado, R OBP: 0.371, SLG: 0.432	1B		K		L4			L7		4	0	1	0	0	1				
21 Christian Yelich, L OBP: 0.382, SLG: 0.491	FC5							G3-1		4	1	2	1	0	0	1			
53 Xavier Scruggs, R OBP: 0.368, SLG: 0.441	K				F8			K		4	0	0	0	0	2	3			
51 Ichiro Suzuki, L OBP: 0.365, SLG: 0.366		1B			P5					4	1	1	0	0	0	0			
11 J.T. Realmuto, R OBP: 0.351, SLG: 0.421	E5		G6-3					K		4	0	3	0	0	1	0			
19 Miguel Rojas, R OBP: 0.285, SLG: 0.316	G4-3				G6-3			G5-3		4	0	0	0	0	0	3			
67 Jake Esch, R	K				G1-3					2	0	0	0	0	1	2			
40 Mike Dunn, L										0	0	0	0	0	0	0			
1 Robert Andino, R										1	0	0	0	0	0	0			
46 Kyle Barraclough, R										0	0	0	0	0	0	0			
44 AJ Ramos, R										0	0	0	0	0	0	0			
Inning Stats	R: 0 H: 1 E: 1 K: 1 S: 13	H: 2 LOB: 2 BB: 0 P: 19	R: 1 H: 2 E: 0 K: 1 S: 14	H: 2 LOB: 1 BB: 0 P: 19	R: 0 H: 1 E: 0 K: 1 S: 12	H: 1 LOB: 1 BB: 0 P: 17	R: 0 H: 1 E: 0 K: 0 S: 10	H: 0 LOB: 0 BB: 0 P: 10	R: 1 H: 2 E: 0 K: 0 S: 10	H: 2 LOB: 1 BB: 0 P: 14	R: 0 H: 0 E: 0 K: 1 S: 7	H: 0 LOB: 0 BB: 0 P: 10	R: 0 H: 0 E: 0 K: 1 S: 12	H: 0 LOB: 0 BB: 0 P: 15	1B: 5 2B: 1 3B: 0 HR: 1	SF: 0 SAC: 0 DP: 0 HBP: 0	WP: 0 PB: 0 SB: 0 CS: 0	PA: 35	
PITCHER	IP WLS BF H R ER SO BB IBB HBP BLK WP HR S P ERA WHIP																		
40 Bartolo Colon, R ERA: 3.35	7.0		29	7	2	1	3	0	0	0	0	0	0	0	0	0	1.29	1.000	
43 Addison Reed, R ERA: 2.01	1.0	W	3	0	0	0	1	0	0	0	0	0	0	0	0	7	10	0.00	0.000
27 Jeury Familia, R ERA: 2.6	1.0	S	3	0	0	0	1	0	0	0	0	0	0	0	0	12	15	0.00	0.000

Batter	1	2	3	4	5	6	7	8	9	AB	R	H	RBI	BB	SO	LOB	BOTTOM		
7 José Reyes, S OBP: 0.335, SLG: 0.479	G6-3		G1-3	G4-3			P4			4	0	0	0	0	0	2	Miami Marlins @ New York Mets Citi Field, Flushing, NY Wed Aug 31 2016, 7:12 PM - 9:56 PM EDT Att: 33,471 - Cloudy - 81 F		
13 Adriánal Cabrera, S OBP: 0.321, SLG: 0.448	K		F8		G4-3		F8			4	0	0	0	0	1	0			
52 Yoenis Cespedes, R OBP: 0.369, SLG: 0.572	K		BB							3	1	2	0	1	1	0			
3 Curtis Granderson, L OBP: 0.317, SLG: 0.432	HR	BB			F8			BB		1	2	0	0	3	0	1			
4 Wilmer Flores, R OBP: 0.320, SLG: 0.469	HR									4	1	1	2	0	0	5			
27 Jeury Familia, R										0	0	0	0	0	0	0			
19 Jay Bruce, L OBP: 0.305, SLG: 0.505	1B									4	0	2	0	0	0	2			
18 Travis d'Araud, R OBP: 0.303, SLG: 0.341	1B									3	1	2	0	1	0	0			
55 Kelly Johnson, L OBP: 0.316, SLG: 0.406	F6									4	0	2	3	0	0	2			
40 Bartolo Colon, R OBP: 0.120, SLG: 0.204	G3-6-3									2	0	0	0	0	0	5			
16 Alejandro De Aza, L OBP: 0.294, SLG: 0.315										1	0	0	0	0	0	0			
43 Addison Reed, L										0	0	0	0	0	0	0			
28 James Loney, L										1	0	0	0	0	0	1			
Inning Stats	R: 0 H: 0 E: 0 K: 2 S: 11	H: 3 LOB: 1 BB: 1 P: 22	R: 2 H: 3 E: 0 K: 0 S: 13	H: 0 LOB: 2 BB: 2 P: 17	R: 0 H: 3 E: 0 K: 0 S: 8	H: 3 LOB: 2 BB: 0 P: 13	R: 0 H: 1 E: 0 K: 0 S: 13	H: 0 LOB: 0 BB: 0 P: 12	R: 0 H: 0 E: 0 K: 0 S: 9	H: 0 LOB: 0 BB: 0 P: 10	R: 3 H: 2 E: 0 K: 0 S: 14	H: 2 LOB: 1 BB: 2 P: 30	1B: 7 2B: 1 3B: 0 HR: 1	SF: 0 SAC: 0 DP: 2 HBP: 0	WP: 0 PB: 0 SB: 0 CS: 0	PA: 36			
PITCHER	IP WLS BF H R ER SO BB IBB HBP BLK WP HR S P ERA WHIP																		
67 Jake Esch, R ERA: 4.15	4.1		21	7	2	2	2	3	0	0	0	0	0	0	0	0	4.15	2.308	
40 Mike Dunn, L ERA: 2.7	1.2		5	0	0	0	0	0	0	0	0	0	0	0	0	18	29	0.00	0.000
46 Kyle Barraclough, R ERA: 2.74	1.0		3	0	0	0	0	0	0	0	0	0	0	0	9	10	0.00	0.000	
44 AJ Ramos, R ERA: 3.4	1.0	L	7	2	3	3	0	2	0	0	0	0	0	0	14	30	27.00	4.000	

AB	35
R	2
H	7
RBI	1
BB	0
SO	5
LOB	10



Batter	1	2	3	4	5	6	7	8	9	AB	R	H	RBI	BB	SO	LOB	TOP							
9 Dee Strange-Gordon, L (1.4) OBP: 0.302, SLG: 0.317										5	0	0	0	0	0	3								
51 Ichiro Suzuki, L (1.9) OBP: 0.362, SLG: 0.363										5	2	1	0	0	1	1								
14 Martin Prado, R (1.5) OBP: 0.372, SLG: 0.429										3	1	0	0	2	1	0								
21 Christian Yelich, L (1.8) OBP: 0.386, SLG: 0.499										4	2	3	4	1	0	0								
5 Jeff Francoeur, R (1.7) OBP: 0.300, SLG: 0.391										5	1	2	1	0	1	3								
53 Xavier Scruggs, R (1.3) OBP: 0.257, SLG: 0.444										4	0	1	1	0	2	1								
49 Brian Ellington, R (7.1) ERA: 0.87										3	0	2	0	1	1	1								
64 Nick Wittgren, R (8.1) ERA: 3.98										2	0	1	0	1	1	0								
46 Kyle Barraclough, R (8.1) ERA: 2.7										1	0	0	0	0	0	0								
1 Robert Andino, R (8.1) OBP: 0.306, SLG: 0.300										3	0	2	0	1	1	1								
56 Fernando Rodney, R (8.1) ERA: 2.37										4	0	0	0	0	2	4								
6 Jeff Mathis, R (1.2) OBP: 0.282, SLG: 0.363										3	0	2	0	1	1	1								
3 Adeiny Hechavarria, R (1.6) OBP: 0.293, SLG: 0.323										2	0	1	0	1	1	0								
62 José Ureña, R (1.1) OBP: 0.231, SLG: 0.167										1	0	0	0	0	0	0								
19 Miguel Rojas, R (7.3) OBP: 0.283, SLG: 0.314										1	0	0	0	0	0	0								
Inning Stats	R: 0 E: 0 K: 1 S: 7	H: 0 LOB: 0 BB: 0 P: 12	R: 0 E: 0 K: 3 S: 16	H: 0 LOB: 2 BB: 2 P: 29	R: 1 E: 0 K: 0 S: 10	H: 1 LOB: 2 BB: 2 P: 22	R: 0 E: 0 K: 0 S: 10	H: 2 LOB: 2 BB: 0 P: 16	R: 2 E: 0 K: 2 S: 16	H: 3 LOB: 1 BB: 0 P: 23	R: 0 E: 0 K: 2 S: 9	H: 0 LOB: 0 BB: 0 P: 12	R: 3 E: 0 K: 1 S: 17	H: 3 LOB: 1 BB: 1 P: 25	R: 0 E: 0 K: 0 S: 11	H: 0 LOB: 0 BB: 0 P: 15	R: 0 E: 0 K: 0 S: 7	H: 1 LOB: 1 BB: 0 P: 12	1B: 7 2B: 2 3B: 0 HR: 1	SF: 0 SAC: 0 DP: 0 HBP: 0	WP: 0 PB: 0 SB: 2 CS: 0	PA: 42		
PITCHER	IP WLS BF H R ER SO BB IBB HBP BLK WP HR S P ERA WHIP	5.0 L 25 6 3 3 6 4 0 0 0 0 0 1 15 23 5.40 2.000	1.0 6 2 3 3 2 1 0 0 0 0 0 1 15 23 27.00 3.000	1.0 4 1 0 0 1 0 0 0 0 0 0 0 11 14 0.00 1.000	1.0 3 0 0 0 0 0 0 0 0 0 0 0 11 15 0.00 0.000	1.0 4 1 0 0 0 0 0 0 0 0 0 0 7 12 0.00 1.000																		

Miami Marlins @ New York Mets
Citi Field, Flushing, NY
Thu Sep 01 2016, 7:11 PM - 10:35 PM EDT
Att: 29,330 - Cloudy - 76 F

AB 37
R 6
H 10
RBI 6
BB 5
SO 9
LOB 14



Miami Marlins @ New York Mets
Citi Field, Flushing, NY
Thu Sep 01 2016, 7:11 PM - 10:35 PM EDT
Att: 29,330 - Cloudy - 76 F

AB 35
R 4
H 9
RBI 4
BB 3
SO 4
LOB 16



Batter	1	2	3	4	5	6	7	8	9	AB	R	H	RBI	BB	SO	LOB	TOP						
9 Dee Strange-Gordon, L OBP: 0.301, SLG: 0.313	G6-3		G3				FC6			3	0	0	0	1	0	1	Miami Marlins @ Cleveland Indians Progressive Field, Cleveland, OH Fri Sep 02 2016, 7:14 PM - 10:00 PM EDT Att: 24,415 - Clear - 71 F						
51 Ichiro Suzuki, L OBP: 0.358, SLG: 0.358	L8			K		FC4-6		G4-3		4	0	0	0	0	1	2							
14 Martin Prado, R OBP: 0.373, SLG: 0.432	G4-3									4	1	2	0	0	1	0							
21 Christian Yelich, L OBP: 0.383, SLG: 0.495			K		K					4	0	0	0	0	3	2							
11 J.T. Realmuto, R OBP: 0.354, SLG: 0.431			K							4	1	3	2	0	1	0							
5 Jeff Francoeur, R OBP: 0.299, SLG: 0.389					FC6					4	0	1	0	0	2	3							
53 Xavier Scruggs, R OBP: 0.326, SLG: 0.405										4	0	0	0	0	3	1							
68 Destin Hood, R OBP: 0.500, SLG: 0.750				K						4	0	2	0	0	2	0							
3 Adeiny Hechavarria, R OBP: 0.291, SLG: 0.320			G1-3							4	0	0	0	0	0	2	MIAMI						
Inning Stats	R: 0 E: 0 K: 0 S: 10	H: 0 LOB: 0 BB: 0 P: 13	R: 0 E: 0 K: 3 S: 15	H: 1 LOB: 1 BB: 0 P: 20	R: 0 E: 0 K: 1 S: 6	H: 0 LOB: 0 BB: 0 P: 9	R: 0 E: 0 K: 2 S: 13	H: 2 LOB: 2 BB: 0 P: 18	R: 0 E: 0 K: 1 S: 8	H: 1 LOB: 2 BB: 1 P: 14	R: 0 E: 0 K: 3 S: 11	H: 1 LOB: 1 BB: 0 P: 15	R: 0 E: 0 K: 1 S: 8	H: 1 LOB: 1 BB: 0 P: 10	R: 2 E: 0 K: 1 S: 15	H: 2 LOB: 0 BB: 0 P: 20		R: 0 E: 0 K: 1 S: 10	H: 0 LOB: 0 BB: 0 P: 16	1B: 5 2B: 2 3B: 0 HR: 1	SF: 0 SAC: 0 DP: 0 HBP: 0	WP: 0 PB: 0 SB: 0 CS: 0	PA: 36
PITCHER	IP	WLS	BF	H	R	ER	SO	BB	IBB	HBP	BLK	WP	HR	S	P	ERA		WHIP					
59 Carlos Carrasco, R ERA: 3.06	(1, 1)	7.1	W	29	6	0	11	1	0	0	0	0	0	76	108	0.00		0.955					
53 Jeff Manship, R ERA: 3.25	(8, 1)	0.2		4	2	2	1	0	0	0	0	0	1	10	13	27.00		3.000					
37 Cody Allen, R ERA: 2.89	(9, 1)	1.0		3	0	0	1	0	0	0	0	0	0	10	16	0.00		0.000					

Batter	1	2	3	4	5	6	7	8	9	AB	R	H	RBI	BB	SO	LOB	BOTTOM					
41 Carlos Santana, S OBP: 0.348, SLG: 0.470		SF9								1	1	0	1	3	0	0	Miami Marlins @ Cleveland Indians Progressive Field, Cleveland, OH Fri Sep 02 2016, 7:14 PM - 10:00 PM EDT Att: 24,415 - Clear - 71 F					
22 Jason Kipnis, L OBP: 0.345, SLG: 0.479										2	1	0	0	3	0	1						
12 Francisco Lindor, S OBP: 0.397, SLG: 0.453										5	1	2	0	0	1	4						
26 Mike Napoli, R OBP: 0.344, SLG: 0.490										3	0	0	1	1	1	2						
11 José Ramírez, S OBP: 0.361, SLG: 0.458			L7							4	1	1	1	0	0	2						
8 Lonnie Chisenhall, L OBP: 0.332, SLG: 0.457										3	1	0	1	1	2	1						
35 Abraham Almonte, S OBP: 0.307, SLG: 0.438										4	0	2	2	0	0	1						
72 Tyler Naquin, L OBP: 0.365, SLG: 0.570										4	1	2	0	0	2	2						
55 Roberto Pérez, R OBP: 0.281, SLG: 0.245										3	0	0	0	0	1	2	C					
Inning Stats	R: 3 E: 0 K: 0 S: 18	H: 1 LOB: 1 BB: 3 P: 35	R: 1 E: 0 K: 0 S: 10	H: 2 LOB: 2 BB: 1 P: 21	R: 0 E: 0 K: 2 S: 12	H: 1 LOB: 1 BB: 0 P: 13	R: 0 E: 0 K: 1 S: 6	H: 0 LOB: 1 BB: 1 P: 15	R: 2 E: 0 K: 3 S: 13	H: 2 LOB: 1 BB: 1 P: 24	R: 0 E: 0 K: 0 S: 4	H: 0 LOB: 0 BB: 0 P: 7	R: 0 E: 0 K: 1 S: 10	H: 0 LOB: 0 BB: 0 P: 14	R: 0 E: 0 K: 0 S: 10	H: 1 LOB: 3 BB: 2 P: 21		1B: 3 2B: 4 3B: 0 HR: 0	SF: 1 SAC: 1 DP: 0 HBP: 0	WP: 1 PB: 0 SB: 0 CS: 0	PA: 39	
PITCHER	IP	WLS	BF	H	R	ER	SO	BB	IBB	HBP	BLK	WP	HR	S	P	ERA		WHIP				
48 Andrew Cashner, R ERA: 5.0	(1, 1)	5.0	L	27	6	6	6	6	0	0	0	0	0	59	108	10.80		2.400				
65 Austin Brice, R ERA	(6, 1)	2.0		6	0	0	1	0	0	0	0	0	0	14	21	0.00		0.000				
55 Nef Ogando, R ERA: 4.91	(8, 1)	1.0		6	1	0	0	2	0	0	0	0	0	10	21	0.00		3.000				

Batter	1	2	3	4	5	6	7	8	9	AB	R	H	RBI	BB	SO	LOB	TOP	
9 Dee Strange-Gordon, L OBP: 0.296, SLG: 0.307										4	0	0	0	0	2	0		
51 Ichiro Suzuki, L OBP: 0.363, SLG: 0.361										3	1	2	0	1	0	0		
14 Martin Prado, R OBP: 0.372, SLG: 0.429										3	1	0	0	1	0	2		
21 Christian Yelich, L OBP: 0.384, SLG: 0.496										3	1	1	2	1	0	1		
11 J.T. Realmuto, R OBP: 0.353, SLG: 0.430										4	0	1	0	0	0	1		
32 Derek Dietrich, L OBP: 0.366, SLG: 0.400										2	0	0	1	0	0	0		
68 Destin Hood, R OBP: 0.286, SLG: 0.429										3	0	0	0	0	1	1		
6 Jeff Mathis, R OBP: 0.275, SLG: 0.353										3	0	0	0	0	0	0		
3 Adeiny Hechavarria, R OBP: 0.289, SLG: 0.318										3	0	0	0	0	1	0		
Inning Stats	R: 3 H: 3 E: 0 K: 1 S: 15	WLS: 3 BF: 30 LOB: 1 BB: 1 P: 22	R: 0 H: 0 E: 0 K: 0 S: 6	R: 0 H: 0 E: 0 K: 0 S: 6	R: 0 H: 0 E: 0 K: 1 S: 5	R: 0 H: 0 E: 0 K: 1 S: 7	R: 0 H: 0 E: 0 K: 1 S: 8	R: 0 H: 0 E: 0 K: 1 S: 9	R: 0 H: 0 E: 0 K: 1 S: 8	R: 0 H: 1 E: 0 K: 0 S: 7	1B: 3 2B: 1 3B: 0 HR: 0	SF: 1 SAC: 0 DP: 1 HBP: 0	WP: 0 PB: 0 SB: 0 CS: 1	PA: 33				
PITCHER	IP: 8.1 WLS: 3 BF: 30 LOB: 1 ERA: 3.7	WLS: 3 BF: 30 LOB: 1 ERA: 3.7	IP: 0 WLS: 0 BF: 0 LOB: 0 ERA: 0.00	IP: 0 WLS: 0 BF: 0 LOB: 0 ERA: 0.00	IP: 0 WLS: 0 BF: 0 LOB: 0 ERA: 0.00	IP: 0 WLS: 0 BF: 0 LOB: 0 ERA: 0.00	IP: 0 WLS: 0 BF: 0 LOB: 0 ERA: 0.00	IP: 0 WLS: 0 BF: 0 LOB: 0 ERA: 0.00	IP: 0 WLS: 0 BF: 0 LOB: 0 ERA: 0.00	IP: 0 WLS: 0 BF: 0 LOB: 0 ERA: 0.00	IP: 0 WLS: 0 BF: 0 LOB: 0 ERA: 0.00	IP: 0 WLS: 0 BF: 0 LOB: 0 ERA: 0.00	IP: 0 WLS: 0 BF: 0 LOB: 0 ERA: 0.00	IP: 0 WLS: 0 BF: 0 LOB: 0 ERA: 0.00	IP: 0 WLS: 0 BF: 0 LOB: 0 ERA: 0.00	IP: 0 WLS: 0 BF: 0 LOB: 0 ERA: 0.00	IP: 0 WLS: 0 BF: 0 LOB: 0 ERA: 0.00	IP: 0 WLS: 0 BF: 0 LOB: 0 ERA: 0.00

Miami Marlins @ Cleveland Indians
Progressive Field, Cleveland, OH
Sat Sep 03 2016, 7:12 PM - 9:48 PM EDT
Att: 27,483 - Clear - 72 F

AB	28
R	3
H	4
RBI	3
BB	3
SO	4
LOB	5

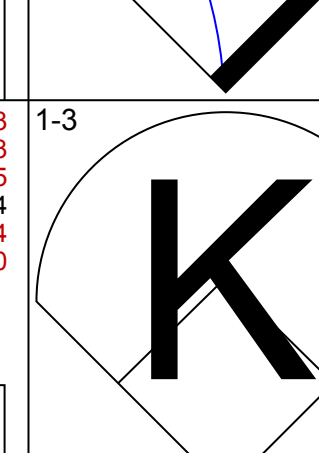
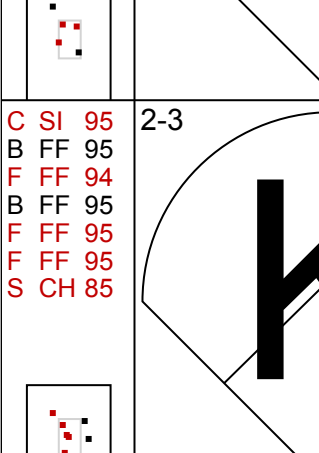
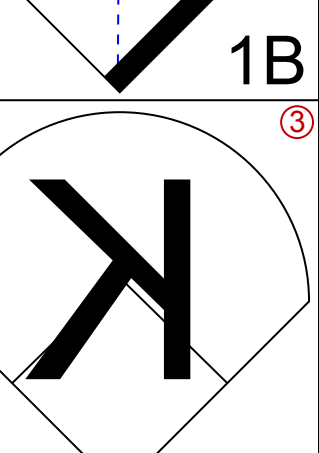
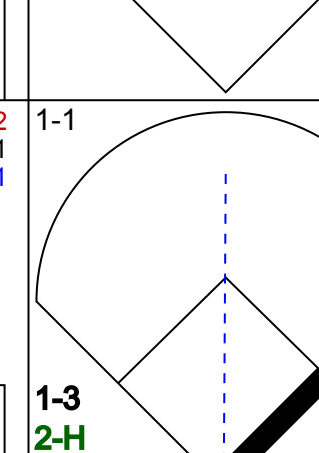
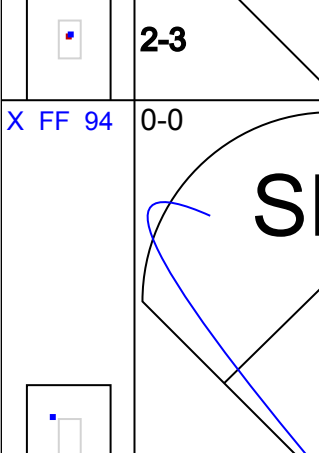
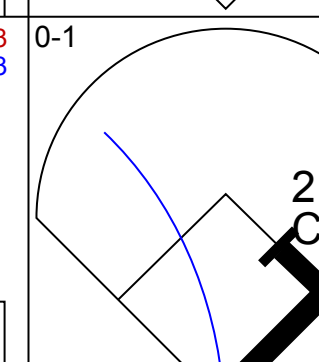
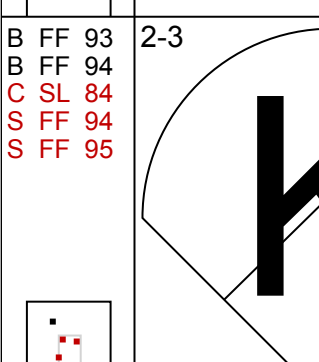
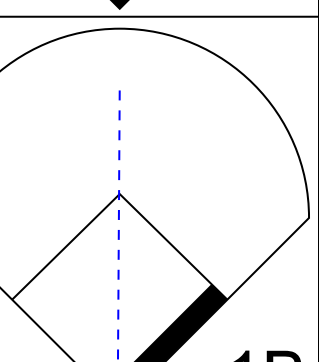
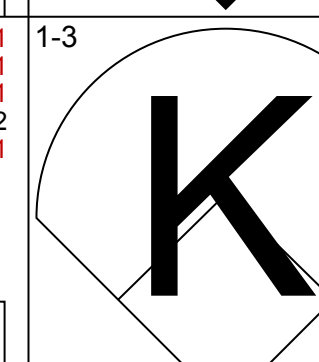
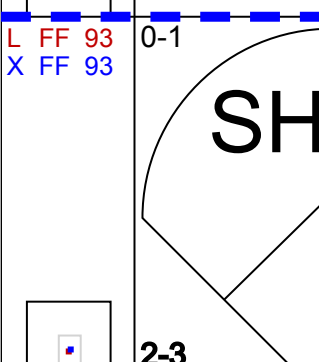
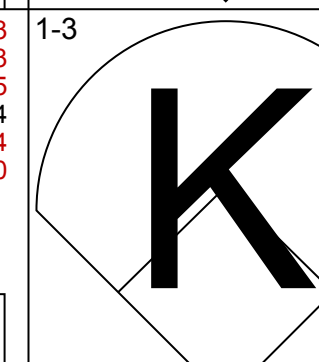
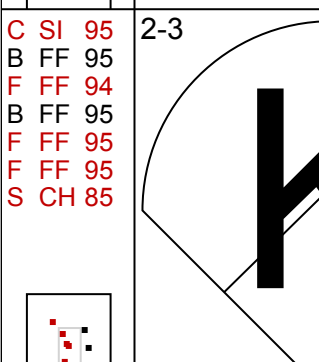
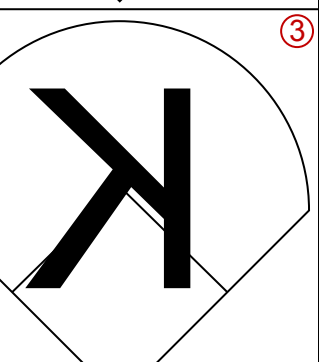
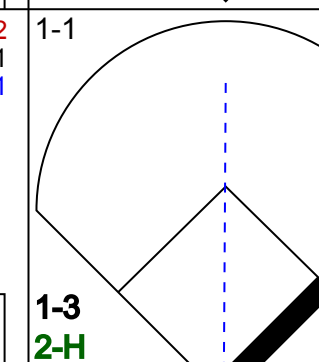
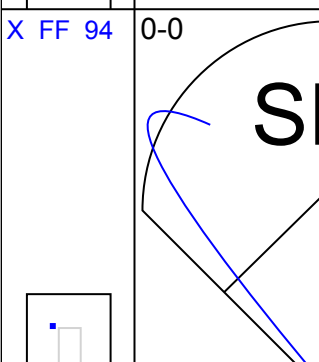
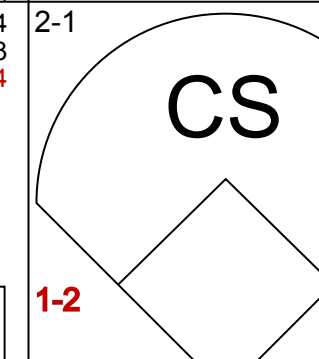
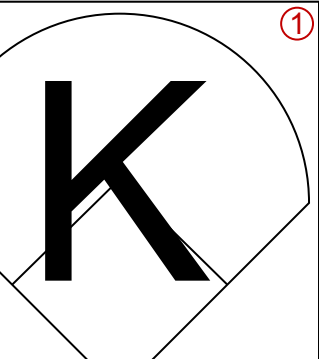

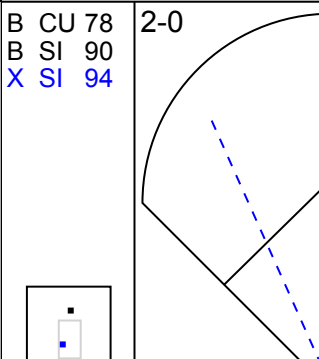
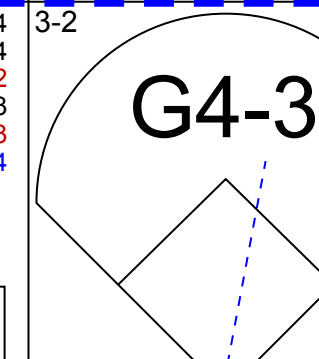
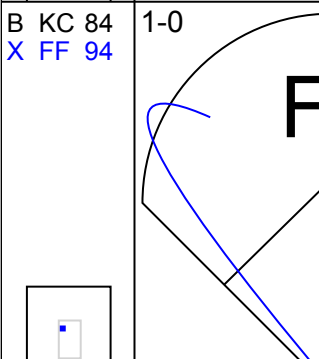

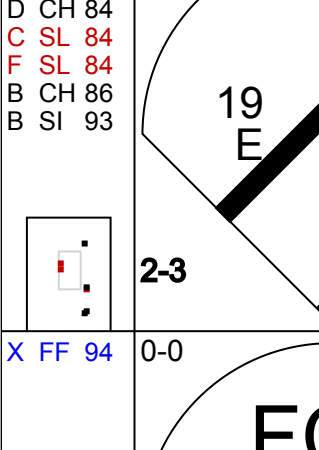
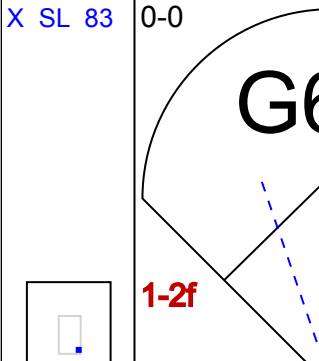
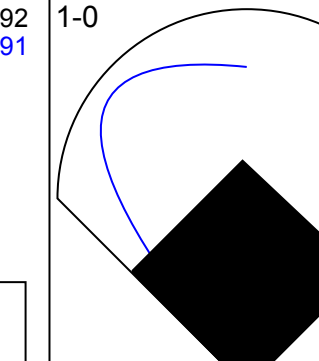
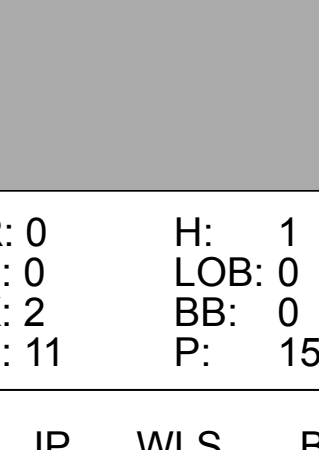
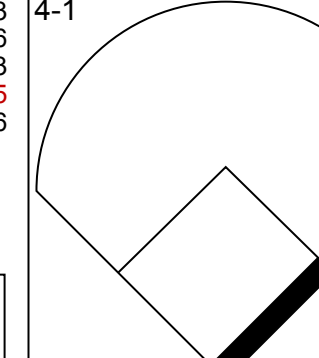
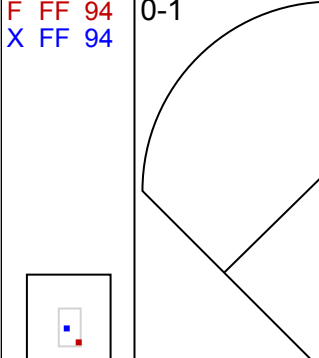
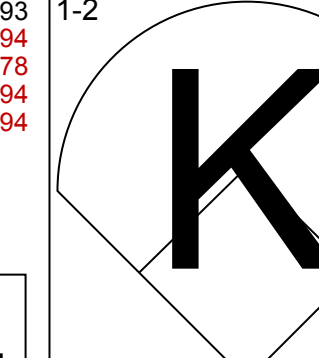


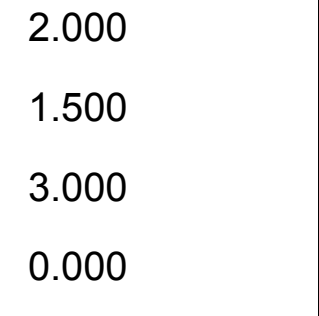
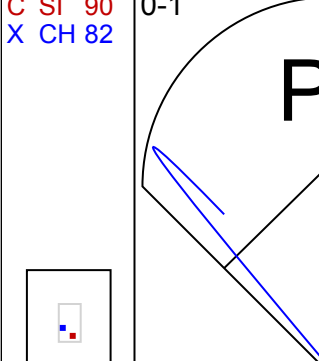
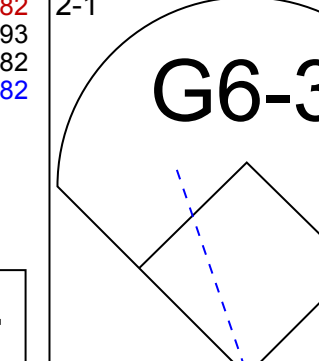
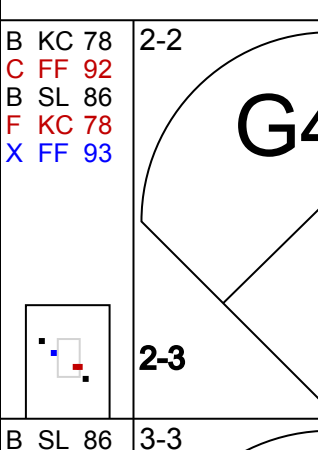


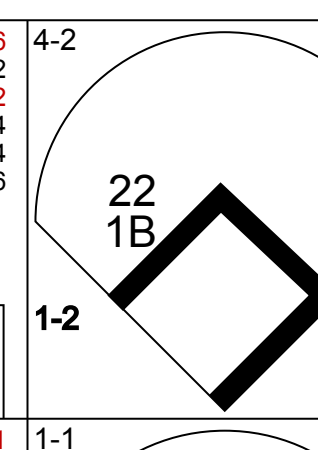
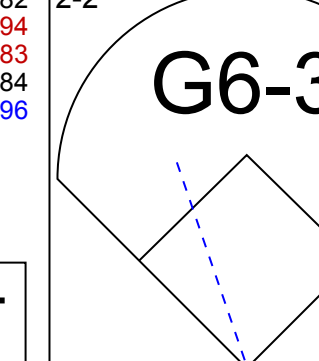
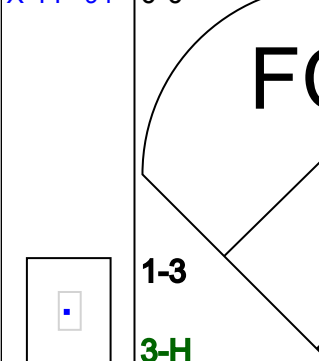
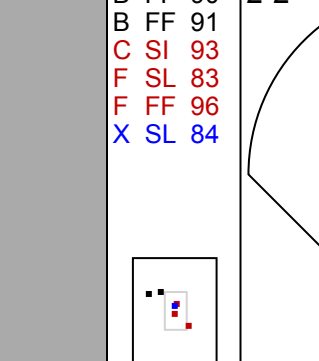
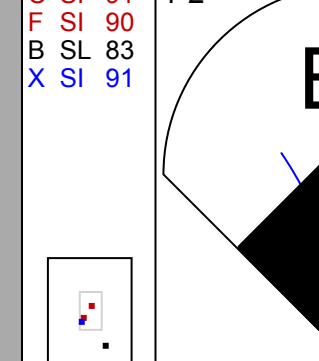
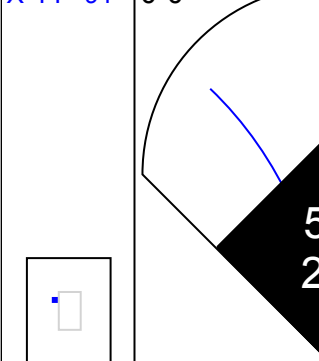
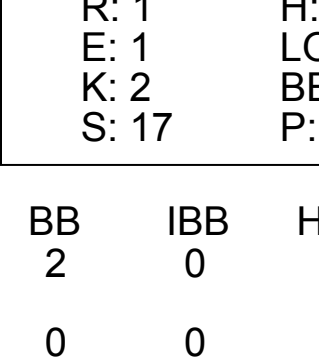


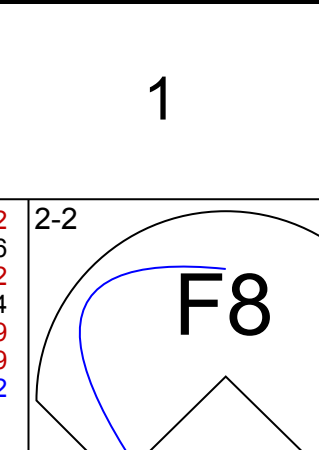
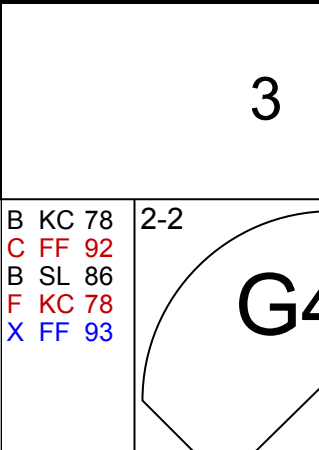
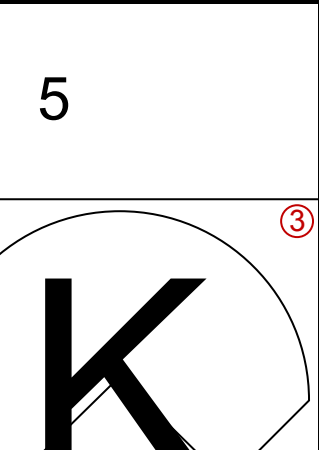
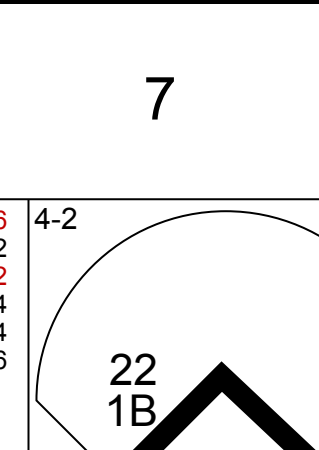
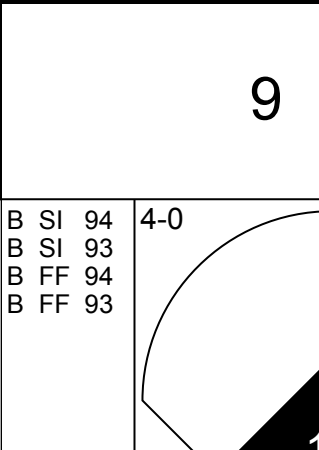
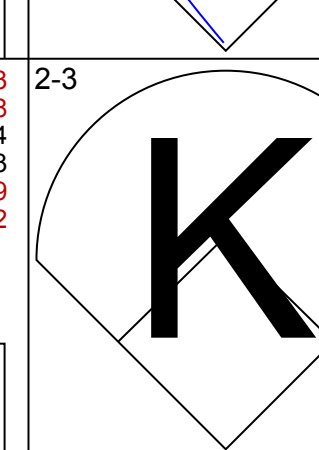
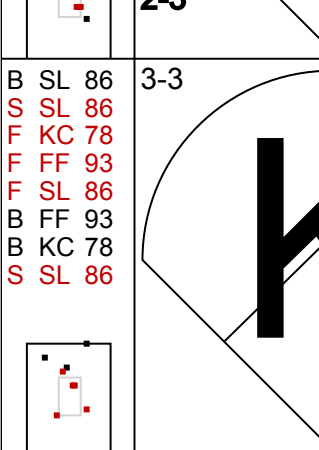
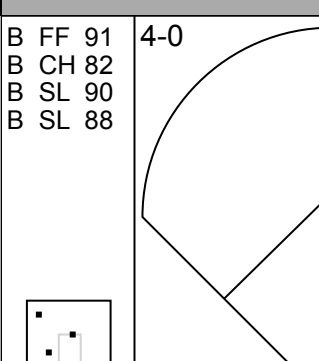
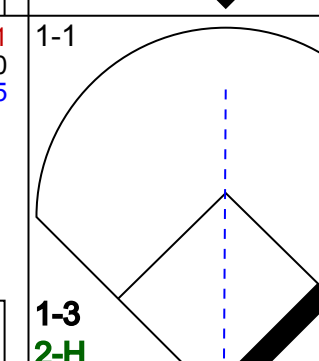
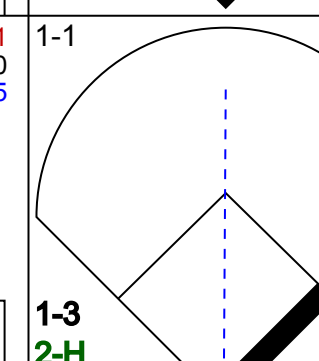
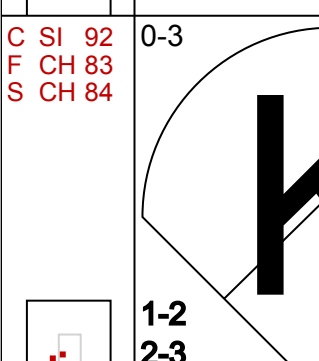
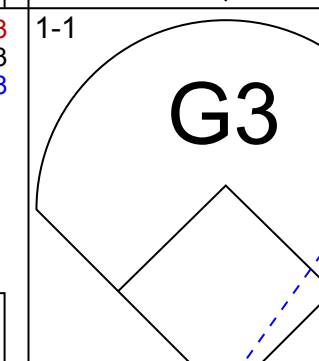
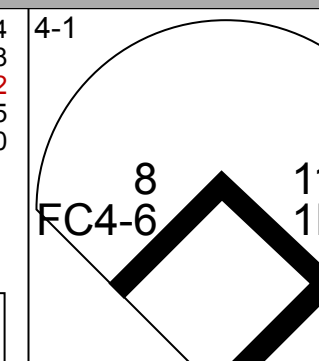
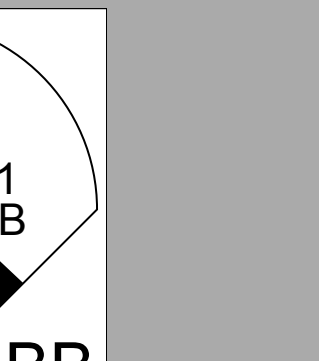
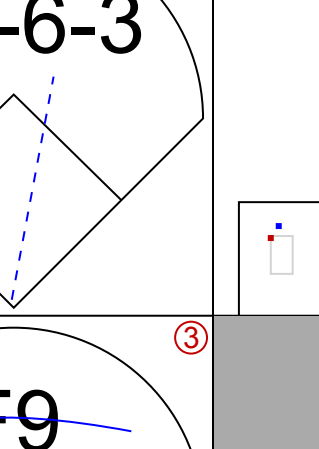
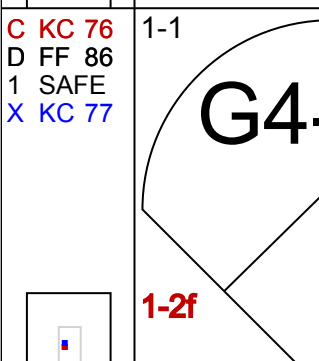
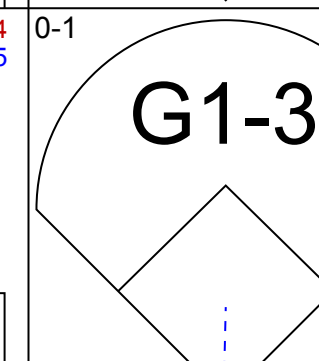
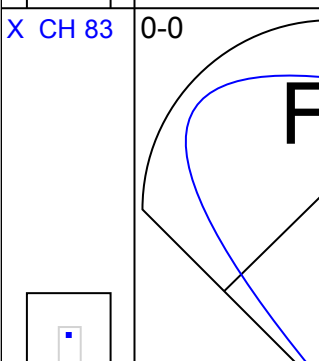


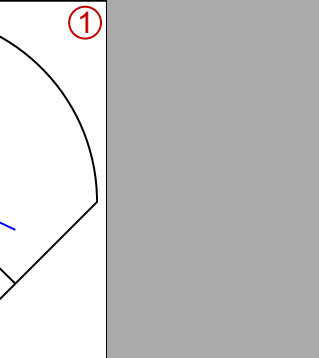
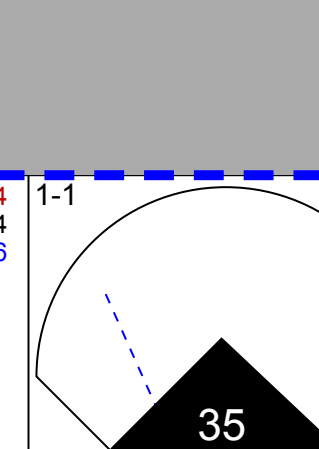
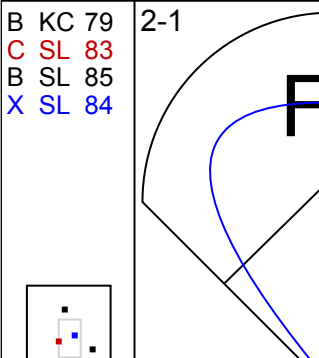
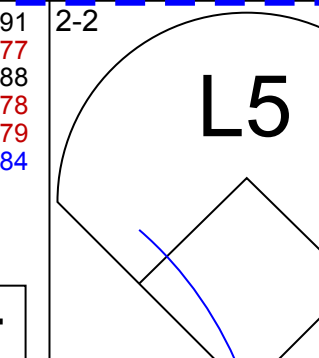
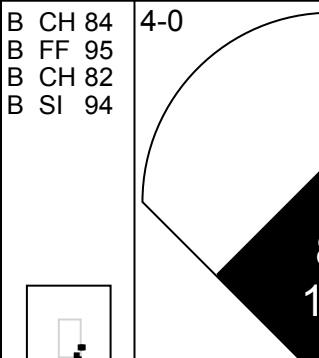

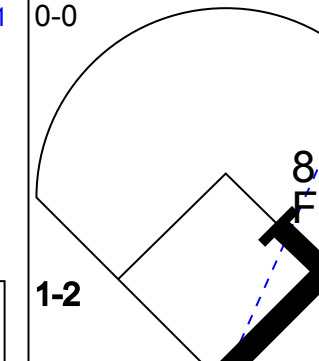
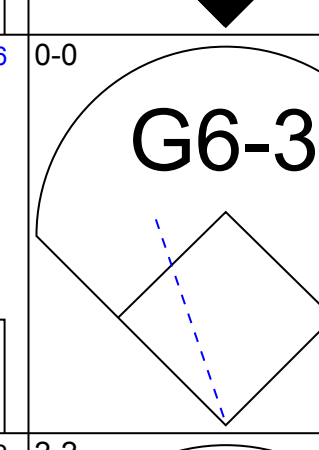
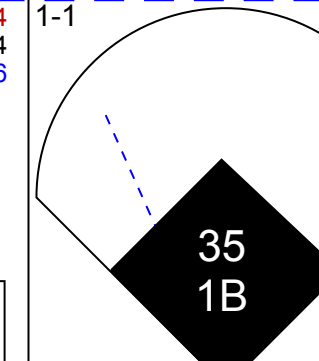
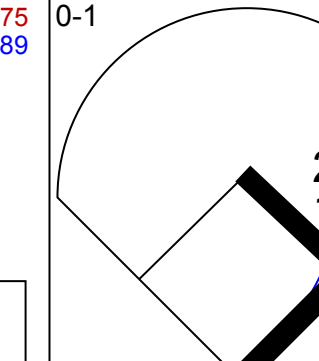
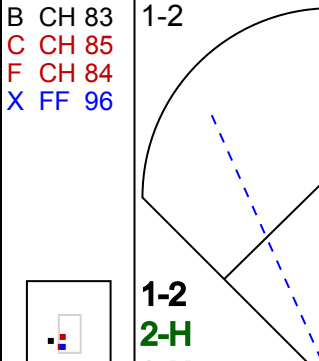

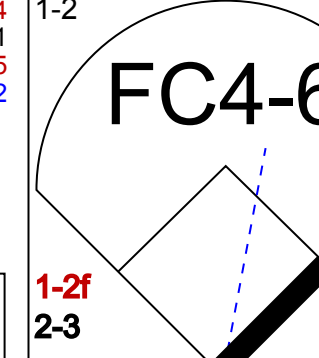
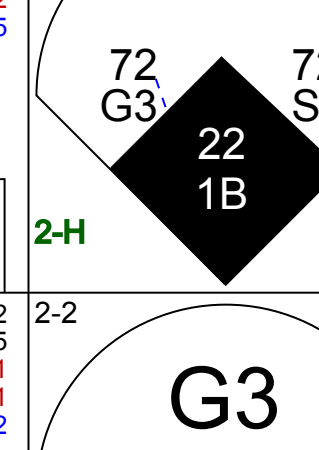
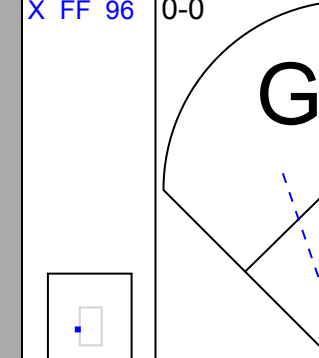
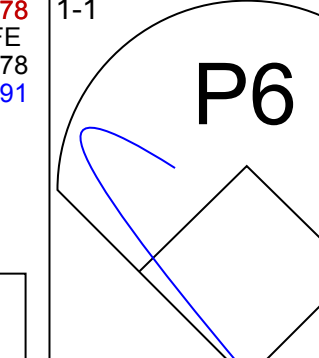
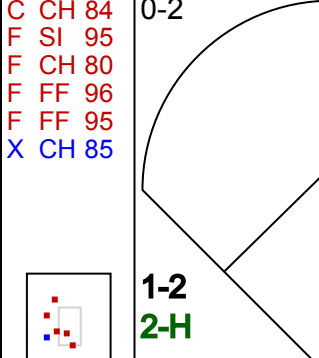

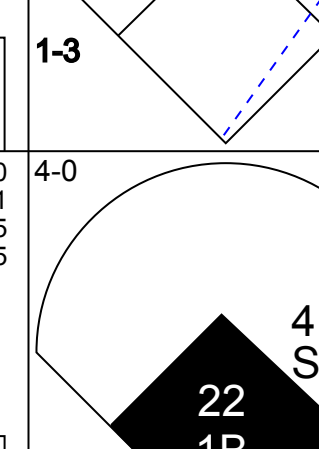
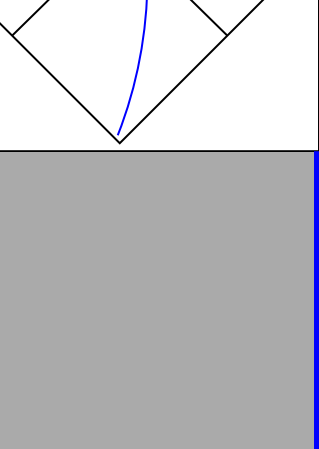
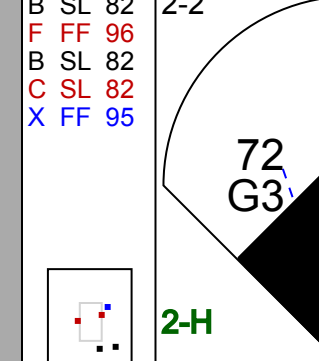
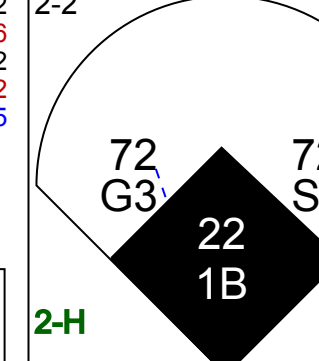
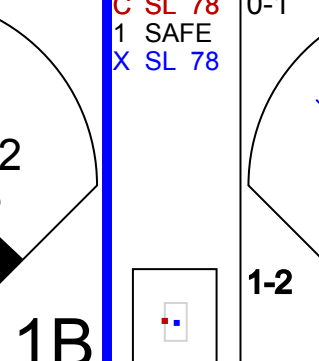

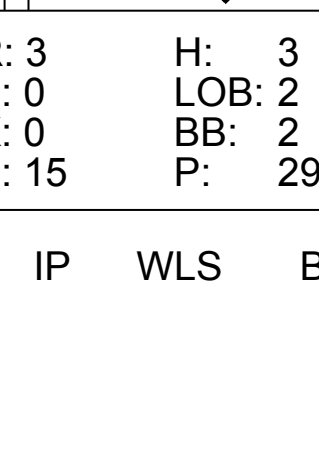
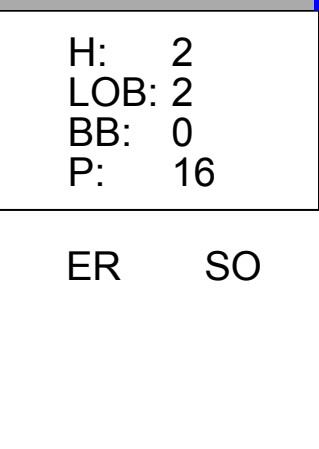

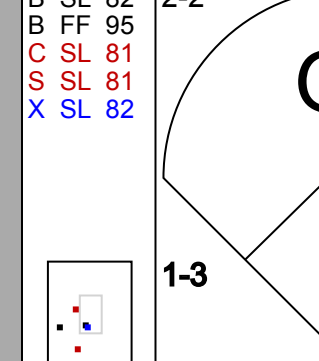


Batter	1	2	3	4	5	6	7	8	9	AB	R	H	RBI	BB	SO	LOB	BOTTOM	
4 Coco Crisp, S OBP: 0.302, SLG: 0.405										5	3	3	0	0	1	1		
22 Jason Kipnis, L OBP: 0.347, SLG: 0.485										4	2	2	2	1	1	2		
12 Francisco Lindor, S OBP: 0.363, SLG: 0.491										4	1	4	1	1	0	0		
41 Carlos Santana, S OBP: 0.349, SLG: 0.468										4	1	1	1	1	0	5		
11 José Ramírez, S OBP: 0.360, SLG: 0.454										4	0	0	0	1	0	6		
8 Lonnie Chisenhall, L OBP: 0.329, SLG: 0.451										4	0	0	0	0	0	4		
35 Abraham Almonte, S OBP: 0.298, SLG: 0.429										3	0	0	1	0	1	0		
72 Tyler Naquin, L OBP: 0.367, SLG: 0.571										3	1	1	0	1	1	0		
55 Roberto Pérez, R OBP: 0.280, SLG: 0.255										4	0	1	1	0	2	2		
Inning Stats	R: 2 H: 3 E: 0 K: 0 S: 17	WLS: 3 BF: 30 LOB: 0 BB: 0 P: 22	R: 1 H: 2 E: 0 K: 2 S: 16	R: 2 H: 2 E: 0 K: 1 S: 13	R: 0 H: 2 E: 0 K: 0 S: 6	R: 0 H: 2 E: 0 K: 1 S: 10	R: 2 H: 3 E: 0 K: 1 S: 19	R: 0 H: 0 E: 0 K: 0 S: 8	R: 1 H: 0 E: 2 K: 1 S: 10	1B: 6 2B: 5 3B: 0 HR: 1	SF: 1 SAC: 1 DP: 1 HBP: 0	WP: 1 PB: 0 SB: 0 CS: 0	PA: 42					
PITCHER	IP: 5.2 WLS: 3 BF: 30 LOB: 1 ERA: 3.03	WLS: 3 BF: 30 LOB: 1 ERA: 3.03	IP: 1 WLS: 0 BF: 0 LOB: 0 ERA: 0.00	IP: 1 WLS: 0 BF: 0 LOB: 0 ERA: 0.00	IP: 0 WLS: 0 BF: 0 LOB: 0 ERA: 0.00	IP: 0 WLS: 0 BF: 0 LOB: 0 ERA: 0.00	IP: 0 WLS: 0 BF: 0 LOB: 0 ERA: 0.00	IP: 0 WLS: 0 BF: 0 LOB: 0 ERA: 0.00	IP: 0 WLS: 0 BF: 0 LOB: 0 ERA: 0.00	IP: 0 WLS: 0 BF: 0 LOB: 0 ERA: 0.00	IP: 0 WLS: 0 BF: 0 LOB: 0 ERA: 0.00	IP: 0 WLS: 0 BF: 0 LOB: 0 ERA: 0.00	IP: 0 WLS: 0 BF: 0 LOB: 0 ERA: 0.00	IP: 0 WLS: 0 BF: 0 LOB: 0 ERA: 0.00	IP: 0 WLS: 0 BF: 0 LOB: 0 ERA: 0.00	IP: 0 WLS: 0 BF: 0 LOB: 0 ERA: 0.00	IP: 0 WLS: 0 BF: 0 LOB: 0 ERA: 0.00	IP: 0 WLS: 0 BF: 0 LOB: 0 ERA: 0.00

Miami Marlins @ Cleveland Indians
Progressive Field, Cleveland, OH
Sat Sep 03 2016, 7:12 PM - 9:48 PM EDT
Att: 27,483 - Clear - 72 F

AB	35
R	8
H	12
RBI	6
BB	5
SO	6
LOB	20



Batter	1	2	3	4	5	6	7	8	9	AB	R	H	RBI	BB	SO	LOB	TOP				
51 Ichiro Suzuki, L (1, 9) OBP: 0.363, SLG: 0.366										5	1	2	1	0	1	3	Miami Marlins @ Cleveland Indians Progressive Field, Cleveland, OH Sun Sep 04 2016, 4:12 PM - 7:54 PM EDT Att: 25,910 - Sunny - 78 F				
5 Jeff Francoeur, R (1, 7) OBP: 0.370, SLG: 0.391										4	0	2	0	0	2	4					
14 Martin Prado, R (1, 10) OBP: 0.370, SLG: 0.428										4	0	1	2	0	3	5					
21 Christian Yelich, L (1, 8) OBP: 0.382, SLG: 0.493										5	0	1	0	0	2	3					
11 J T Realmuto, R (1, 2) OBP: 0.353, SLG: 0.435										4	1	1	1	0	1	1					
53 Xavier Scruggs, R (1, 3) OBP: 0.340, SLG: 0.400										3	0	1	0	1	1	0					
32 Derek Dietrich, L (1, 4) 3 Adeiny Hechavarria, R (8, PH) OBP: 0.288, SLG: 0.317										3	1	1	0	0	1	2					
12 Chris Johnson, R (1, 5) OBP: 0.282, SLG: 0.336										3	0	0	0	1	2	0					
19 Miguel Rojas, R (1, 6) OBP: 0.288, SLG: 0.324										4	1	2	1	0	0	1					
9 Dee Strange-Gordon, L (9, PR) OBP: 0.296, SLG: 0.307										0	1	0	0	0	0	0					
Inning Stats	R: 0 E: 0 K: 2 S: 11	H: 1 LOB: 0 BB: 0 P: 15	R: 0 E: 0 K: 1 S: 8	H: 0 LOB: 0 BB: 0 P: 11	R: 1 E: 0 K: 2 S: 17	H: 1 LOB: 2 BB: 1 P: 30	R: 0 E: 0 K: 3 S: 11	H: 0 LOB: 1 BB: 0 P: 16	R: 0 E: 0 K: 0 S: 16	H: 2 LOB: 2 BB: 0 P: 24	R: 1 E: 0 K: 2 S: 16	H: 2 LOB: 2 BB: 0 P: 23	R: 1 E: 0 K: 1 S: 10	H: 1 LOB: 0 BB: 0 P: 16	R: 2 E: 0 K: 0 S: 12	H: 2 LOB: 1 BB: 0 P: 13	1B: 7 2B: 3 3B: 0 HR: 1	SF: 1 SAC: 1 DP: 1 HBP: 0	WP: 1 PB: 1 SB: 0 CS: 2	PA: 41	
PITCHER	IP WLS BF H R ER SO BB IBB HBP BLK WP HR S P ERA WHIP	IP WLS BF H R ER SO BB IBB HBP BLK WP HR S P ERA WHIP	IP WLS BF H R ER SO BB IBB HBP BLK WP HR S P ERA WHIP	IP WLS BF H R ER SO BB IBB HBP BLK WP HR S P ERA WHIP	IP WLS BF H R ER SO BB IBB HBP BLK WP HR S P ERA WHIP	IP WLS BF H R ER SO BB IBB HBP BLK WP HR S P ERA WHIP	IP WLS BF H R ER SO BB IBB HBP BLK WP HR S P ERA WHIP	IP WLS BF H R ER SO BB IBB HBP BLK WP HR S P ERA WHIP	IP WLS BF H R ER SO BB IBB HBP BLK WP HR S P ERA WHIP	IP WLS BF H R ER SO BB IBB HBP BLK WP HR S P ERA WHIP	IP WLS BF H R ER SO BB IBB HBP BLK WP HR S P ERA WHIP	IP WLS BF H R ER SO BB IBB HBP BLK WP HR S P ERA WHIP	IP WLS BF H R ER SO BB IBB HBP BLK WP HR S P ERA WHIP	IP WLS BF H R ER SO BB IBB HBP BLK WP HR S P ERA WHIP	IP WLS BF H R ER SO BB IBB HBP BLK WP HR S P ERA WHIP	IP WLS BF H R ER SO BB IBB HBP BLK WP HR S P ERA WHIP	IP WLS BF H R ER SO BB IBB HBP BLK WP HR S P ERA WHIP	IP WLS BF H R ER SO BB IBB HBP BLK WP HR S P ERA WHIP	IP WLS BF H R ER SO BB IBB HBP BLK WP HR S P ERA WHIP	IP WLS BF H R ER SO BB IBB HBP BLK WP HR S P ERA WHIP	IP WLS BF H R ER SO BB IBB HBP BLK WP HR S P ERA WHIP
31 Danny Salazar, R (1, 1) ERA: 3.78	5.2	24	6	1	1	11	2	0	0	0	0	0	0	0	0	0	1.59	1.412			
61 Dan Otero, R (6, 1) ERA: 1.23	1.0	6	2	1	0	2	0	0	0	0	0	0	0	0	0	0	0.00	2.000			
27 Bryan Shaw, R (7, 1) ERA: 3.34	0.2	3	1	1	1	1	0	0	0	0	0	0	0	0	0	0	13.50	1.500			
24 Andrew Miller, L (8, 1) ERA: 1.61	0.2	4	2	2	2	0	0	0	0	0	0	0	0	0	0	0	27.00	3.000			
37 Cody Allen, R (9, 1) ERA: 2.84	1.0	W	3	0	0	0	0	0	0	0	0	0	0	0	0	0	0.00	0.000			

Batter	1	2	3	4	5	6	7	8	9	AB	R	H	RBI	BB	SO	LOB	BOTTOM				
41 Carlos Santana, S (1, 3) OBP: 0.349, SLG: 0.465										3	1	0	0	2	1	1	Miami Marlins @ Cleveland Indians Progressive Field, Cleveland, OH Sun Sep 04 2016, 4:12 PM - 7:54 PM EDT Att: 25,910 - Sunny - 78 F				
22 Jason Kipnis, L (1, 4) OBP: 0.347, SLG: 0.484										4	0	1	2	1	3	3					
12 Francisco Lindor, S (1, 6) OBP: 0.361, SLG: 0.457											4	0	0	0	1	0		5			
26 Mike Napoli, R (1, 10) OBP: 0.343, SLG: 0.486											4	0	0	0	1	0		1			
1 Michael Martinez, S (9, PR) OBP: 0.281, SLG: 0.329										0	1	0	0	0	0	0					
11 José Ramírez, S (1, 5) OBP: 0.364, SLG: 0.459										5	1	4	2	0	0	0					
8 Lonnie Chisenhall, L (1, 9) OBP: 0.330, SLG: 0.450										5	0	2	1	0	0	4					
35 Abraham Almonte, S (1, 7) OBP: 0.289, SLG: 0.426										3	0	1	1	0	1	3					
20 Rajai Davis, R (7, PR) OBP: 0.322, SLG: 0.416										1	1	1	0	0	0	0					
72 Tyler Naquin, L (1, 8) OBP: 0.362, SLG: 0.562										4	0	0	0	0	1	3					
38 Chris Gimenez, R (1, 2) OBP: 0.289, SLG: 0.363										2	0	1	0	0	1	0					
4 Coco Crisp, S (7, PH) OBP: 0.304, SLG: 0.405										0	1	0	0	1	0	0					
55 Roberto Pérez, R (8, 2) OBP: 0.280, SLG: 0.255										0	0	0	0	0	0	0					
6 Brandon Guyer, R (9, PH) OBP: 0.365, SLG: 0.408										0	1	0	1	0	0	0					
Inning Stats	R: 0 E: 0 K: 1 S: 11	H: 0 LOB: 0 BB: 0 P: 16	R: 0 E: 0 K: 0 S: 14	H: 1 LOB: 1 BB: 0 P: 22	R: 0 E: 0 K: 2 S: 14	H: 1 LOB: 0 BB: 0 P: 24	R: 0 E: 0 K: 1 S: 10	H: 0 LOB: 2 BB: 1 P: 18	R: 0 E: 0 K: 0 S: 12	H: 0 LOB: 0 BB: 0 P: 16	R: 3 E: 0 K: 0 S: 15	H: 3 LOB: 2 BB: 2 P: 29	R: 0 E: 0 K: 0 S: 12	H: 2 LOB: 2 BB: 0 P: 16	R: 3 E: 0 K: 1 S: 13	H: 2 LOB: 2 BB: 3 P: 26	1B: 8 2B: 2 3B: 0 HR: 0	SF: 0 SAC: 0 DP: 1 HBP: 0	WP: 2 PB: 0 SB: 2 CS: 0	PA: 42	
PITCHER	IP WLS BF H R ER SO BB IBB HBP BLK WP HR S P ERA WHIP	IP WLS BF H R ER SO BB IBB HBP BLK WP HR S P ERA WHIP	IP WLS BF H R ER SO BB IBB HBP BLK WP HR S P ERA WHIP	IP WLS BF H R ER SO BB IBB HBP BLK WP HR S P ERA WHIP	IP WLS BF H R ER SO BB IBB HBP BLK WP HR S P ERA WHIP	IP WLS BF H R ER SO BB IBB HBP BLK WP HR S P ERA WHIP	IP WLS BF H R ER SO BB IBB HBP BLK WP HR S P ERA WHIP	IP WLS BF H R ER SO BB IBB HBP BLK WP HR S P ERA WHIP	IP WLS BF H R ER SO BB IBB HBP BLK WP HR S P ERA WHIP	IP WLS BF H R ER SO BB IBB HBP BLK WP HR S P ERA WHIP	IP WLS BF H R ER SO BB IBB HBP BLK WP HR S P ERA WHIP	IP WLS BF H R ER SO BB IBB HBP BLK WP HR S P ERA WHIP	IP WLS BF H R ER SO BB IBB HBP BLK WP HR S P ERA WHIP	IP WLS BF H R ER SO BB IBB HBP BLK WP HR S P ERA WHIP	IP WLS BF H R ER SO BB IBB HBP BLK WP HR S P ERA WHIP	IP WLS BF H R ER SO BB IBB HBP BLK WP HR S P ERA WHIP	IP WLS BF H R ER SO BB IBB HBP BLK WP HR S P ERA WHIP	IP WLS BF H R ER SO BB IBB HBP BLK WP HR S P ERA WHIP	IP WLS BF H R ER SO BB IBB HBP BLK WP HR S P ERA WHIP	IP WLS BF H R ER SO BB IBB HBP BLK WP HR S P ERA WHIP	IP WLS BF H R ER SO BB IBB HBP BLK WP HR S P ERA WHIP
34 Tom Koehler, R (1, 1) ERA: 3.87	6.0	22	3	3	3	0	2	0	0	0	0	0	0	0	0	0	0.00	0.833			
46 Kyle Barraclough, R (7, 1) ERA: 3.08	1.0	B	8	3	3	0	2	0	0	0	0	0	0	0	0	0	27.00	5.000			
44 AJ Ramos, R (8, 1) ERA: 3.33	1.0	5	2	0	0	0	0	0	0	0	0	0	0	0	0	0	0.00	2.000			
56 Fernando Rodney, R (9, 1) ERA: 2.81	0.2	L	7	2	3	1	3	0	0	0	0	0	0	0	0	0	40.50	7.500			

AB	36
R	5
H	11
RBI	5
BB	2
SO	13
LOB	19

AB	35
R	6
H	10
RBI	6
SO	7
LOB	20



Batter	1	2	3	4	5	6	7	8	9	AB	R	H	RBI	BB	SO	LOB	TOP										
16 César Hernández, S (1,4) OBP: 0.352, SLG: 0.394										4	0	1	1	1	0	0											
37 Odibel Herrera, L (1,8) OBP: 0.354, SLG: 0.402										3	0	1	0	1	1	2											
7 Maikel Franco, R (1,5) OBP: 0.299, SLG: 0.426										4	0	0	0	0	0	3											
6 Ryan Howard, L (1,3) OBP: 0.248, SLG: 0.433										4	0	0	0	0	0	3											
61 Eudibray Ramos, R (7,1)										0	0	0	0	0	0	0											
50 Héctor Neris, R (8,1)										0	0	0	0	0	0	0											
46 Jeanmar Gómez, R (9,1)										0	0	0	0	0	0	0											
29 Cameron Rupp, R (1,2) OBP: 0.314, SLG: 0.457										4	0	0	0	0	2	1											
23 Aaron Altherr, R (1,7) OBP: 0.301, SLG: 0.344										2	2	1	0	1	0	0											
13 Freddy Galvis, S (1,6) OBP: 0.270, SLG: 0.393										4	2	1	2	0	1	2											
17 Peter Bourjos, R (1,9) OBP: 0.298, SLG: 0.391										4	2	3	1	0	0	0											
48 Jerad Eickhoff, R (1,1) OBP: 0.176, SLG: 0.220										2	0	0	0	0	1	1											
41 Jimmy Paredes, S (7,PH) OBP: 0.259, SLG: 0.390										1	0	1	2	0	0	0											
19 Tommy Joseph, R (7,3) OBP: 0.286, SLG: 0.481										1	0	0	0	0	0	1											
Inning Stats	R: 0 E: 0 K: 0 S: 9	H: 0 LOB: 0 BB: 1 P: 15	R: 0 E: 0 K: 2 S: 9	H: 1 LOB: 1 BB: 0 P: 13	R: 0 E: 0 K: 1 S: 7	H: 0 LOB: 0 BB: 0 P: 12	R: 0 E: 0 K: 2 S: 11	H: 0 LOB: 1 BB: 1 P: 18	R: 3 E: 1 K: 1 S: 12	H: 2 LOB: 0 BB: 0 P: 18	R: 0 E: 0 K: 1 S: 9	H: 0 LOB: 0 BB: 0 P: 13	R: 3 E: 2 K: 1 S: 22	H: 4 LOB: 2 BB: 1 P: 36	R: 0 E: 0 K: 0 S: 6	H: 0 LOB: 0 BB: 0 P: 10	R: 0 E: 0 K: 0 S: 6	H: 1 LOB: 0 BB: 0 P: 10	1B: 6 2B: 0 3B: 1 HR: 1	SF: 0 SAC: 0 DP: 2 HBP: 1	WP: 0 PB: 0 SB: 2 CS: 2	PA: 37					
PITCHER	IP	WLS	BF	H	R	ER	SO	BB	IBB	HBP	BLK	WP	HR	S	P	ERA	WHIP										
67 Jake Esch, R (1,1) ERA: 4.82	5.0	L	20	3	3	3	6	2	0	1	0	0	1	48	76	5.40	1.000										
65 Austin Brice, R (6,1) ERA: 3.5	1.0		6	1	3	2	1	1	0	0	0	0	0	15	26	18.00	2.000										
49 Brian Ellington, R (7,1) ERA: 0.79	1.0		5	3	0	0	1	0	0	0	0	0	0	16	23	0.00	3.000										
55 Nefi Ogando, R (8,1) ERA: 3.86	1.0		3	0	0	0	0	0	0	0	0	0	0	6	10	0.00	0.000										
33 Dustin McGowan, R (9,1) ERA: 3.07	1.0		3	1	0	0	0	0	0	0	0	0	0	6	10	0.00	1.000										

Philadelphia Phillies @ Miami Marlins
Marlins Park, Miami, FL
Mon Sep 05 2016, 1:12 PM - 4:06 PM EDT
Att: 20,849 - Roof Closed - 79 F

AB 33
R 6
H 8
RBI 6
BB 3
SO 8
LOB 13



Batter	1	2	3	4	5	6	7	8	9	AB	R	H	RBI	BB	SO	LOB	BOTTOM										
9 Dee Strange-Gordon, L (1,4) OBP: 0.296, SLG: 0.315										4	1	1	0	0	1	3											
51 Ichiro Suzuki, L (1,9) OBP: 0.362, SLG: 0.364										4	1	1	1	0	0	1											
14 Martín Prado, R (1,5) OBP: 0.369, SLG: 0.426										4	0	1	0	0	2	2											
21 Christian Yelich, L (1,8) OBP: 0.379, SLG: 0.489										4	0	0	0	0	2	2											
11 J.T. Realmuto, R (1,2) OBP: 0.352, SLG: 0.433										4	0	1	1	0	0	1											
32 Derek Dietrich, L (1,7) OBP: 0.383, SLG: 0.399										3	0	0	0	0	0	0											
55 Nefi Ogando, R (8,1)										0	0	0	0	0	0	0											
33 Dustin McGowan, R (9,1)										0	0	0	0	0	0	0											
12 Chris Johnson, R (9,PH) OBP: 0.281, SLG: 0.335										1	0	0	0	0	1	0											
53 Xavier Scruggs, R (1,3) OBP: 0.340, SLG: 0.583										2	0	0	0	0	1	0											
19 Miguel Rojas, R (1,6) OBP: 0.290, SLG: 0.331										2	0	1	0	0	0	0											
3 Adeiny Hechavarria, R (7,PH) OBP: 0.288, SLG: 0.317										1	0	0	0	0	0	0											
67 Jake Esch, R (1,1) ERA: 3.86										1	0	0	0	0	1	2											
18 Tomás Telis, S (5,PH) OBP: 0.333, SLG: 0.333										1	0	1	0	0	0	0											
65 Austin Brice, R (6,1)										0	0	0	0	0	0	0											
49 Brian Ellington, R (7,1)										0	0	0	0	0	0	0											
5 Jeff Francoeur, R (7,7) OBP: 0.301, SLG: 0.389										1	0	0	0	0	1	0											
Inning Stats	R: 2 E: 0 K: 1 S: 10	H: 3 LOB: 0 BB: 0 P: 19	R: 0 E: 0 K: 2 S: 16	H: 1 LOB: 2 BB: 0 P: 22	R: 0 E: 0 K: 0 S: 9	H: 1 LOB: 1 BB: 0 P: 12	R: 0 E: 0 K: 1 S: 6	H: 0 LOB: 0 BB: 0 P: 8	R: 0 E: 0 K: 0 S: 8	H: 1 LOB: 1 BB: 0 P: 14	R: 0 E: 0 K: 0 S: 9	H: 0 LOB: 0 BB: 0 P: 14	R: 0 E: 0 K: 1 S: 7	H: 0 LOB: 0 BB: 0 P: 14	R: 0 E: 0 K: 1 S: 9	H: 0 LOB: 0 BB: 0 P: 10	R: 0 E: 0 K: 1 S: 13	H: 0 LOB: 0 BB: 0 P: 18	1B: 4 2B: 1 3B: 1 HR: 0	SF: 0 SAC: 0 DP: 0 HBP: 1	WP: 2 PB: 1 SB: 0 CS: 1	PA: 34					
PITCHER	IP	WLS	BF	H	R	ER	SO	BB	IBB	HBP	BLK	WP	HR	S	P	ERA	WHIP										
48 Jerad Eickhoff, R (1,1) ERA: 3.86	6.0	W	24	4	2	2	4	2	0	1	0	2	0	58	89	3.00	1.000										
61 Eudibray Ramos, R (7,1) ERA: 3.52	1.0		3	0	0	0	1	0	0	0	0	0	0	7	14	0.00	0.000										
50 Héctor Neris, R (8,1) ERA: 2.05	1.0		3	0	0	0	1	0	0	0	0	0	0	9	10	0.00	0.000										
46 Jeanmar Gómez, R (9,1) ERA: 3.45	1.0		3	0	0	0	1	0	0	0	0	0	0	13	18	0.00	0.000										

Philadelphia Phillies @ Miami Marlins
Marlins Park, Miami, FL
Mon Sep 05 2016, 1:12 PM - 4:06 PM EDT
Att: 20,849 - Roof Closed - 79 F

AB 32
R 2
H 6
RBI 2
BB 0
SO 7
LOB 11



Batter	1	2	3	4	5	6	7	8	9	AB	R	H	RBI	BB	SO	LOB	TOP
16 César Hernández, S (1.4) OBP: 0.357, SLG: 0.398										3	0	2	0	1	1	1	Philadelphia Phillies @ Miami Marlins Marlins Park, Miami, FL Wed Sep 07 2016, 7:10 PM - 10:02 PM EDT Att: 16,592 - Roof Closed - 76 F
23 Aaron Altherr, R (1.7) OBP: 0.311, SLG: 0.338										2	0	0	0	2	1	2	
37 Odbel Herrera, L (1.8) OBP: 0.357, SLG: 0.406										3	0	0	0	1	1	4	
19 Tommy Joseph, R (1.3) OBP: 0.291, SLG: 0.483										4	0	1	0	0	2	6	
13 Freddy Galvis, S (1.6) OBP: 0.269, SLG: 0.390										3	0	0	0	1	1	4	
34 A.J. Ellis, R (1.2) OBP: 0.281, SLG: 0.274										4	0	0	0	0	2	3	
4 Andrés Blanco, S (1.5) OBP: 0.314, SLG: 0.434										3	0	0	0	1	3	0	
17 Peter Bourjos, R (1.9) OBP: 0.295, SLG: 0.389										4	0	0	0	0	1	1	
62 Patrick Schuster, R (7.1)										3	0	0	0	0	1	0	
52 Severino González, R (7.1)										4	0	0	0	0	1	1	
53 Frank Hermann, L (8.1)										3	0	0	0	0	1	0	
58 Jeremy Hellickson, R (1.1) OBP: 0.208, SLG: 0.178										3	0	1	0	0	1	0	
41 Jimmy Paredes, S (7.7) OBP: 0.255, SLG: 0.385										1	0	0	0	0	1	0	
Inning Stats	R: 0 H: 1 E: 0 K: 1 S: 15	WLS: 22 BF: 23 P: 23	H: 0 R: 0 ER: 0 LOB: 0 BB: 0 P: 16	H: 1 R: 0 ER: 0 LOB: 2 BB: 1 P: 24	H: 0 R: 0 ER: 0 LOB: 0 BB: 0 P: 17	H: 1 R: 0 ER: 0 LOB: 1 BB: 1 P: 16	H: 0 R: 0 ER: 0 LOB: 0 BB: 2 P: 18	H: 0 R: 0 ER: 0 LOB: 2 BB: 2 P: 30	H: 0 R: 0 ER: 0 LOB: 0 BB: 0 P: 15	1B: 3 2B: 2 3B: 0 HR: 0	SF: 0 SAC: 1 DP: 2 HBP: 0	WP: 0 PB: 0 SB: 1 CS: 1	PA: 35				
PITCHER	IP: 5.1 WLS: 22 BF: 23 H: 4 R: 0 ER: 0 LOB: 2 BB: 0 SO: 9	IP: 0.2 WLS: 1 BF: 1 H: 0 R: 0 ER: 0 LOB: 0 BB: 0 SO: 0	IP: 1.0 WLS: 3 BF: 3 H: 0 R: 0 ER: 0 LOB: 0 BB: 0 SO: 0	IP: 1.0 WLS: 5 BF: 5 H: 0 R: 0 ER: 0 LOB: 2 BB: 2 SO: 2	IP: 1.0 WLS: 3 BF: 3 H: 0 R: 0 ER: 0 LOB: 0 BB: 0 SO: 2	IP: 1.0 WLS: 3 BF: 3 H: 0 R: 0 ER: 0 LOB: 0 BB: 0 SO: 2	IP: 1.0 WLS: 3 BF: 3 H: 0 R: 0 ER: 0 LOB: 0 BB: 0 SO: 2	IP: 1.0 WLS: 3 BF: 3 H: 0 R: 0 ER: 0 LOB: 0 BB: 0 SO: 2	IP: 1.0 WLS: 3 BF: 3 H: 0 R: 0 ER: 0 LOB: 0 BB: 0 SO: 2	IP: 1.0 WLS: 3 BF: 3 H: 0 R: 0 ER: 0 LOB: 0 BB: 0 SO: 2	ERA: 4.77 WHIP: 1.225	ERA: 2.62 WHIP: 0.000	ERA: 3.03 WHIP: 1.000	ERA: 3.21 WHIP: 2.000	ERA: 3.0 WHIP: 0.000		

Batter	1	2	3	4	5	6	7	8	9	AB	R	H	RBI	BB	SO	LOB	BOTTOM
9 Dee Strange-Gordon, L (1.4) OBP: 0.293, SLG: 0.311										4	0	2	0	0	0	1	Philadelphia Phillies @ Miami Marlins Marlins Park, Miami, FL Wed Sep 07 2016, 7:10 PM - 10:02 PM EDT Att: 16,592 - Roof Closed - 76 F
51 Ichiro Suzuki, L (1.7) OBP: 0.394, SLG: 0.384										4	1	2	0	0	0	2	
14 Martín Prado, R (1.5) OBP: 0.366, SLG: 0.425										3	1	1	3	0	0	1	
21 Christian Yelich, L (1.8) OBP: 0.378, SLG: 0.486										4	0	1	1	0	1	3	
13 Marcell Ozuna, R (1.9) OBP: 0.323, SLG: 0.472										4	2	2	0	0	0	0	
41 Justin Bour, L (1.3) OBP: 0.300, SLG: 0.520										3	0	1	0	0	0	1	
77 Yair Paredes, S (6.9) OBP: 0.285, SLG: 0.350										0	0	0	0	0	0	0	
46 Kyle Barracough, R (7.9) OBP: 0.230, SLG: 0.456										1	0	0	0	0	0	1	
44 A.J. Ramos, R (8.1) OBP: 0.285, SLG: 0.456										0	0	0	0	0	0	0	
65 Austin Brice, R (8.1) OBP: 0.285, SLG: 0.456										0	0	0	0	0	0	0	
11 J.T. Realmuto, R (1.2) OBP: 0.352, SLG: 0.435										3	0	2	1	0	0	1	
3 Adeiny Hechavarria, R (1.6) OBP: 0.289, SLG: 0.320										4	0	1	0	0	1	3	
48 Andrew Cashner, R (1.1) OBP: 0.219, SLG: 0.138										2	1	1	0	0	0	1	
40 Mike Dunn, L (6.1) OBP: 0.285, SLG: 0.350										0	0	0	0	0	0	0	
12 Chris Johnson, R (7.3) OBP: 0.283, SLG: 0.333										1	1	0	0	1	0	1	
Inning Stats	R: 1 H: 1 E: 0 K: 0 S: 8	WLS: 26 BF: 14 P: 14	H: 2 R: 4 ER: 3 LOB: 1 BB: 0 P: 14	H: 1 R: 0 ER: 0 LOB: 1 BB: 0 P: 12	H: 1 R: 0 ER: 0 LOB: 1 BB: 0 P: 13	H: 3 R: 1 ER: 0 LOB: 1 BB: 0 P: 13	H: 1 R: 1 ER: 1 LOB: 1 BB: 0 P: 9	H: 3 R: 2 ER: 0 LOB: 2 BB: 1 P: 22	H: 1 R: 0 ER: 0 LOB: 0 BB: 0 P: 12	1B: 9 2B: 3 3B: 1 HR: 0	SF: 2 SAC: 0 DP: 3 HBP: 0	WP: 0 PB: 0 SB: 1 CS: 0	PA: 36				
PITCHER	IP: 6.0 WLS: 26 BF: 14 H: 4 R: 4 ER: 3 LOB: 1 BB: 0 SO: 9	IP: 0.2 WLS: 1 BF: 1 H: 0 R: 0 ER: 0 LOB: 0 BB: 0 SO: 0	IP: 1.0 WLS: 3 BF: 3 H: 0 R: 1 ER: 1 LOB: 1 BB: 0 SO: 1	IP: 0.1 WLS: 4 BF: 3 H: 1 R: 0 ER: 0 LOB: 1 BB: 0 SO: 0	IP: 0.1 WLS: 5 BF: 5 H: 0 R: 0 ER: 0 LOB: 1 BB: 0 SO: 0	IP: 0.1 WLS: 3 BF: 3 H: 0 R: 0 ER: 0 LOB: 1 BB: 0 SO: 2	IP: 0.1 WLS: 3 BF: 3 H: 0 R: 0 ER: 0 LOB: 1 BB: 0 SO: 2	IP: 0.1 WLS: 3 BF: 3 H: 0 R: 0 ER: 0 LOB: 1 BB: 0 SO: 2	IP: 0.1 WLS: 3 BF: 3 H: 0 R: 0 ER: 0 LOB: 2 BB: 1 SO: 14	IP: 0.1 WLS: 3 BF: 3 H: 0 R: 0 ER: 0 LOB: 0 BB: 0 SO: 2	ERA: 3.9 WHIP: 1.500	ERA: 11.05 WHIP: 9.000	ERA: 4.5 WHIP: 1.000	ERA: 10.29 WHIP: 2.000			

Philadelphia Phillies @ Miami Marlins
 Marlins Park, Miami, FL
 Wed Sep 07 2016, 7:10 PM - 10:02 PM EDT
 Att: 16,592 - Roof Closed - 76 F

AB	28
R	0
H	4
RBI	0
BB	5
SO	13
LOB	17



Philadelphia Phillies @ Miami Marlins
 Marlins Park, Miami, FL
 Wed Sep 07 2016, 7:10 PM - 10:02 PM EDT
 Att: 16,592 - Roof Closed - 76 F

AB	33
R	6
H	13
RBI	5
BB	1
SO	3
LOB	16



Batter	1	2	3	4	5	6	7	8	9	AB	R	H	RBI	BB	SO	LOB	TOP										
26 Chase Utley, L OBP: 0.318, SLG: 0.387	G3	G6-3			K			G1-3	K	5	0	0	0	0	2	5	Los Angeles Dodgers @ Miami Marlins Marlins Park, Miami, FL Fri Sep 09 2016, 7:12 PM - 10:20 PM EDT Att: 22,940 - Roof Closed - 77 F										
5 Corey Seager, L OBP: 0.378, SLG: 0.534	G4-3		K		L7			1B		4	0	1	0	0	1	1											
10 Justin Turner, R OBP: 0.335, SLG: 0.492	BB		K		K			K		3	0	0	0	1	3	2											
23 Adrián González, L OBP: 0.355, SLG: 0.450	1B		K					G5-3		4	0	1	0	0	1	1											
9 Yasmani Grandal, S OBP: 0.343, SLG: 0.494	K				K			HR		4	1	1	1	0	3	2											
11 Josh Reddick, L OBP: 0.342, SLG: 0.402		SH1-4			2B			1B		4	0	3	0	0	0	0											
31 Joc Pederson, L OBP: 0.342, SLG: 0.478		BB						1B		3	0	1	0	1	2	1											
60 Andrew Toles, L OBP: 0.418, SLG: 0.614					K			F7		4	0	0	0	0	3	5											
23 Clayton Kershaw, L 67 Louis Coleman, R 47 Howie Kendrick, R 26 Bud Norris, R 56 J.P. Howell, L 46 Josh Fields, R 43 Luis Avilán, L 69 Yasiel Puig, R 71 Jason Heyward, R 36 Adam Liberatore, L 81 Carlos Ruiz, R		SH1-4			BB			K		0	0	0	0	0	0	0											
Inning Stats	R: 0 H: 1 E: 0 K: 1 S: 11	H: 1 LOB: 2 BB: 1 P: 19	R: 0 H: 1 E: 0 K: 1 S: 9	H: 3 LOB: 2 BB: 1 P: 14	R: 0 H: 0 E: 0 K: 3 S: 9	H: 0 LOB: 0 BB: 0 P: 16	R: 0 H: 1 E: 0 K: 3 S: 11	H: 1 LOB: 1 BB: 0 P: 14	R: 0 H: 0 E: 0 K: 2 S: 8	H: 0 LOB: 0 BB: 1 P: 15	R: 0 H: 0 E: 0 K: 1 S: 8	H: 0 LOB: 0 BB: 0 P: 11	R: 0 H: 1 E: 0 K: 1 S: 11	H: 1 LOB: 1 BB: 0 P: 14	R: 1 H: 3 E: 0 K: 2 S: 19	H: 3 LOB: 2 BB: 0 P: 27		1B: 5 2B: 1 3B: 0 HR: 1	SF: 0 SAC: 1 DP: 0 HBP: 0	WP: 0 PB: 0 SB: 0 CS: 0	PA: 37						
PITCHER	IP	WLS	BF	H	R	ER	SO	BB	IBB	HBP	BLK	WP	HR	S	P	ERA	WHIP										
José Fernández, R ERA: 2.9	7.0	W	27	3	0	0	14	3	0	0	0	0	0	66	102	0.00	0.857										
46 Kyle Barraclough, R ERA: 2.98	1.0		4	1	0	0	1	0	0	0	0	0	0	11	14	0.00	1.000										
56 Fernando Rodney, R ERA: 2.91	0.0		3	3	1	1	0	0	0	0	0	0	1	11	16	∞	∞										
44 A.J. Ramos, R ERA: 3.15	1.0	S	3	0	0	0	2	0	0	0	0	0	0	8	11	0.00	0.000										

AB 33
R 1
H 7
RBI 1
BB 3
SO 17
LOB 19



Batter	1	2	3	4	5	6	7	8	9	AB	R	H	RBI	BB	SO	LOB	BOTTOM										
9 Dee Strange-Gordon, L OBP: 0.292, SLG: 0.310	G4-3	K			1B			G6-3		4	1	1	0	0	1	3	Los Angeles Dodgers @ Miami Marlins Marlins Park, Miami, FL Fri Sep 09 2016, 7:12 PM - 10:20 PM EDT Att: 22,940 - Roof Closed - 77 F										
11 J.T. Realmuto, R OBP: 0.353, SLG: 0.441	HR		F8		1B			G1-3		3	2	1	1	1	0	1											
14 Martín Prado, R OBP: 0.363, SLG: 0.421	G2-3		K		BB			F8		4	0	0	0	0	1	2											
21 Christian Yelich, L OBP: 0.378, SLG: 0.486	G4-3		1B		1B			P6		4	0	2	1	0	0	0											
13 Marcell Ozuna, R OBP: 0.323, SLG: 0.469	K		K		BB			K		3	0	0	0	1	3	1											
5 Jeff Francoeur, R OBP: 0.301, SLG: 0.392		2B						L4		2	1	1	0	0	0	0											
51 Ichiro Suzuki, L OBP: 0.365, SLG: 0.383					HBP					1	0	0	1	0	0	0											
12 Chris Johnson, R OBP: 0.293, SLG: 0.355								F7		2	0	1	1	0	1	0											
32 Derek Dietrich, L OBP: 0.364, SLG: 0.397		1B			K					0	0	0	0	0	0	0											
27 Giancarlo Stanton, R OBP: 0.329, SLG: 0.495		1B			K					1	0	0	0	0	1	3											
19 Miguel Rojas, R OBP: 0.289, SLG: 0.330		1B								1	0	0	0	0	0	0											
3 Adeiny Hechavarria, R OBP: 0.289, SLG: 0.319		K			F8			F9		4	0	1	0	0	1	1											
José Fernández, R OBP: 0.298, SLG: 0.326										2	0	1	0	0	0	0											
46 Kyle Barraclough, R ERA: 3.5										0	0	0	0	0	0	0											
56 Fernando Rodney, R ERA: 2.91										0	0	0	0	0	0	0											
44 A.J. Ramos, R ERA: 3.15		1B								0	0	0	0	0	0	0											
Inning Stats	R: 1 H: 1 E: 0 K: 0 S: 9	H: 3 LOB: 2 BB: 0 P: 14	R: 0 H: 1 E: 0 K: 3 S: 23	H: 3 LOB: 0 BB: 0 P: 29	R: 0 H: 1 E: 0 K: 2 S: 14	H: 1 LOB: 0 BB: 0 P: 23	R: 0 H: 0 E: 0 K: 1 S: 6	H: 0 LOB: 0 BB: 0 P: 10	R: 2 H: 2 E: 0 K: 1 S: 15	H: 2 LOB: 3 BB: 2 P: 31	R: 0 H: 1 E: 0 K: 0 S: 8	H: 1 LOB: 0 BB: 0 P: 14	R: 0 H: 0 E: 0 K: 1 S: 11	H: 0 LOB: 0 BB: 0 P: 17	R: 0 H: 0 E: 0 K: 0 S: 5	H: 0 LOB: 0 BB: 0 P: 7	1B: 6 2B: 1 3B: 0 HR: 1	SF: 0 SAC: 1 DP: 0 HBP: 1	WP: 0 PB: 0 SB: 1 CS: 0	PA: 35							
PITCHER	IP	WLS	BF	H	R	ER	SO	BB	IBB	HBP	BLK	WP	HR	S	P	ERA	WHIP										
22 Clayton Kershaw, L ERA: 1.89	3.0	L	14	5	2	2	5	2	0	0	0	0	0	6	10	0.00	0.000										
67 Louis Coleman, R ERA: 3.5	1.0		3	0	0	0	1	0	0	0	0	0	0	6	10	0.00	0.000										
28 Bud Norris, R ERA: 5.05	0.2		4	1	2	2	0	1	0	0	0	0	0	7	15	27.00	3.000										
56 J.P. Howell, L ERA: 4.34	0.0		1	1	0	0	0	0	0	0	0	0	0	1	1	∞	∞										
46 Josh Fields, R ERA: 5.6	0.0		2	0	0	0	0	1	0	1	0	0	0	3	9	∞	∞										
PITCHER	IP	WLS	BF	H	R	ER	SO	BB	IBB	HBP	BLK	WP	HR	S	P	ERA	WHIP										
43 Luis Avilán, L ERA: 4.85	1.1		5	1	0	0	1	0	0	0	0	0	0	11	17	0.00	0.000										
71 Josh Ravin, R ERA: 3.2	1.0		3	0	0	0	1	0	0	0	0	0	0	5	7	0.00	0.000										
36 Adam Liberatore, L ERA: 3.2	1.0		3	0	0	0	0	0	0	0	0	0	0	5	7	0.00	0.000										

AB 31
R 4
H 8
RBI 4
BB 2
SO 8
LOB 11



Batter	1	2	3	4	5	6	7	8	9	AB	R	H	RBI	BB	SO	LOB	TOP					
47 Howie Kendrick, R OBP: 0.338, SLG: 0.386	L9		G3			5 HR BB	F9			3	1	0	0	1	0	1	Los Angeles Dodgers @ Miami Marlins Marlins Park, Miami, FL Sat Sep 10 2016, 7:12 PM - 10:03 PM EDT Att: 20,933 - Roof Closed - 76 F					
5 Corey Seager, L OBP: 0.378, SLG: 0.539	G3			G3		HR		L8		4	1	2	2	0	0	0						
10 Justin Turner, R OBP: 0.336, SLG: 0.498	G4-3				1B	HR		G6-3		4	1	2	1	0	0	1						
23 Adrián González, L OBP: 0.355, SLG: 0.448					1B	HR		G6-3		4	0	1	0	0	2	1						
9 Yasmani Grandal, S OBP: 0.339, SLG: 0.488				G4-3					F8	4	0	0	0	0	2	2						
11 Josh Reddick, L OBP: 0.338, SLG: 0.397							F7		G6-3	4	0	0	0	0	1	1						
66 Yasiel Puig, R OBP: 0.327, SLG: 0.403										3	0	0	0	1	1	0						
31 Joc Pederson, L OBP: 0.348, SLG: 0.499										3	2	3	2	1	0	0						
44 Rich Hill, L																						
55 Joe Blanton, R																						
16 Andre Ethier, L																						
75 Grant Dayton, L																						
74 Kenley Jansen, S																						
Inning Stats	R: 0 E: 0 K: 0 S: 9	H: 1 LOB: 0 BB: 0 P: 14	R: 0 E: 0 K: 2 S: 13	H: 1 LOB: 1 BB: 0 P: 18	R: 0 E: 0 K: 0 S: 5	H: 0 LOB: 1 BB: 1 P: 10	R: 0 E: 0 K: 1 S: 10	H: 1 LOB: 0 BB: 0 P: 16	R: 1 E: 0 K: 1 S: 13	H: 1 LOB: 0 BB: 0 P: 20	R: 3 E: 0 K: 1 S: 12	H: 2 LOB: 0 BB: 1 P: 19	R: 1 E: 0 K: 2 S: 13	H: 1 LOB: 0 BB: 0 P: 14	R: 0 E: 0 K: 1 S: 8	H: 0 LOB: 0 BB: 0 P: 15	R: 0 E: 0 K: 0 S: 7	H: 1 LOB: 2 BB: 1 P: 19	1B: 4 2B: 1 3B: 0 HR: 4	SF: 0 SAC: 0 DP: 2 HBP: 0	WP: 0 PB: 0 SB: 0 CS: 1	PA: 36
PITCHER	IP WLS BF H R ER SO BB IBB HBP BLK WP HR S P ERA WHIP																					
34 Tom Koehler, R ERA: 3.97	5.0 L 21 6 4 4 4 2 0 0 0 0 0 3 53 87 7.20 1.600																					
40 Mike Dunn, L ERA: 2.55	1.0 3 0 0 0 1 0 0 0 0 0 0 9 10 0.00 0.000																					
49 Brian Ellington, R ERA: 1.14	1.0 4 1 1 1 2 0 0 0 0 0 0 1 13 14 9.00 1.000																					
30 Hunter Cervenko, L ERA: 3.66	1.0 3 0 0 0 1 0 0 0 0 0 0 8 15 0.00 0.000																					
33 Dustin McGowan, R ERA: 2.95	1.0 5 1 0 0 0 1 0 0 0 0 0 0 7 19 0.00 2.000																					

AB	33
R	5
H	8
RBI	5
BB	3
SO	8
LOB	9



Batter	1	2	3	4	5	6	7	8	9	AB	R	H	RBI	BB	SO	LOB	BOTTOM					
9 Dee Strange-Gordon, L OBP: 0.292, SLG: 0.309	P4			F8			F7			4	0	1	0	0	0	0	Los Angeles Dodgers @ Miami Marlins Marlins Park, Miami, FL Sat Sep 10 2016, 7:12 PM - 10:03 PM EDT Att: 20,933 - Roof Closed - 76 F					
53 Xavier Scruggs, R OBP: 0.322, SLG: 0.358					L8		G5-3			4	0	0	0	0	2	2						
14 Martín Prado, R OBP: 0.361, SLG: 0.418							L7			4	0	0	0	0	0	2						
21 Christian Yelich, L OBP: 0.377, SLG: 0.483										3	0	0	0	0	2	0						
13 Marcell Ozuna, R OBP: 0.321, SLG: 0.466										3	0	0	0	0	1	0						
5 Jeff Francoeur, R OBP: 0.302, SLG: 0.391										3	0	1	0	0	1	0						
6 Jeff Mathis, R OBP: 0.270, SLG: 0.347										2	0	0	0	0	2	0						
41 Justin Bour, L OBP: 0.348, SLG: 0.521										1	0	0	0	0	0	1						
18 Tomás Telis, S OBP: 0.333, SLG: 0.333										0	0	0	0	0	0	0						
3 Adeiny Hechavarria, R OBP: 0.287, SLG: 0.317										3	0	0	0	0	2	0						
34 Tom Koehler, R OBP: 0.336, SLG: 0.511										1	0	0	0	0	0	0						
40 Mike Dunn, L										0	0	0	0	0	0	0						
1 Robert Andino, R										1	0	0	0	0	0	1						
49 Brian Ellington, R										0	0	0	0	0	0	0						
30 Hunter Cervenko, L										0	0	0	0	0	0	0						
33 Dustin McGowan, R										0	0	0	0	0	0	0						
68 Destin Hood, R OBP: 0.160, SLG: 0.225										1	0	0	0	0	1	1						
Inning Stats	R: 0 E: 0 K: 1 S: 9	H: 0 LOB: 0 BB: 0 P: 11	R: 0 E: 0 K: 1 S: 7	H: 0 LOB: 0 BB: 0 P: 11	R: 0 E: 0 K: 2 S: 8	H: 0 LOB: 0 BB: 0 P: 12	R: 0 E: 0 K: 0 S: 7	H: 0 LOB: 0 BB: 0 P: 11	R: 0 E: 0 K: 2 S: 10	H: 0 LOB: 0 BB: 0 P: 13	R: 0 E: 0 K: 3 S: 12	H: 0 LOB: 0 BB: 0 P: 17	R: 0 E: 0 K: 0 S: 9	H: 0 LOB: 0 BB: 0 P: 14	R: 0 E: 0 K: 1 S: 12	H: 1 LOB: 1 BB: 0 P: 15	R: 0 E: 1 K: 2 S: 21	H: 1 LOB: 2 BB: 0 P: 27	1B: 2 2B: 0 3B: 0 HR: 0	SF: 0 SAC: 0 DP: 0 HBP: 0	WP: 0 PB: 0 SB: 0 CS: 0	PA: 30
PITCHER	IP WLS BF H R ER SO BB IBB HBP BLK WP HR S P ERA WHIP																					
44 Rich Hill, L ERA: 1.8	7.0 W 21 6 0 0 0 9 0 0 0 0 0 0 62 89 0.00 0.000																					
55 Joe Blanton, R ERA: 2.44	1.0 4 1 0 0 1 0 0 0 0 0 0 0 12 15 0.00 1.000																					
75 Grant Dayton, L ERA: 1.77	0.2 4 1 0 0 2 0 0 0 0 0 0 0 20 25 0.00 1.500																					
74 Kenley Jansen, R ERA: 1.75	0.1 1 0 0 0 0 0 0 0 0 0 0 0 1 2 0.00 0.000																					

AB	30
R	0
H	2
RBI	0
BB	0
SO	12
LOB	6



Batter	1	2	3	4	5	6	7	8	9	AB	R	H	RBI	BB	SO	LOB	TOP							
26 Chase Utley, L (1.4) OBP: 0.315, SLG: 0.384	G6-3			F7		G4-3			G3	4	0	0	0	0	0	0	Los Angeles Dodgers @ Miami Marlins Marlins Park, Miami, FL Sun Sep 11 2016, 1:13 PM - 3:38 PM EDT Att: 20,188 - Roof Closed - 75 F							
11 Josh Reddick, L (1.9) OBP: 0.338, SLG: 0.395	P6			F8			G6-3		G3	4	0	1	0	0	0	0								
5 Corey Seager, L (1.6) OBP: 0.377, SLG: 0.537	K			G4-3					G4-3	4	0	1	0	0	1	1								
23 Adrián González, L (1.3) OBP: 0.355, SLG: 0.448		K			K					3	0	1	0	0	2	0								
9 Yasmani Grandal, S (1.2) OBP: 0.337, SLG: 0.484		F7			F7					3	0	0	0	0	0	2								
31 Joc Pederson, L (1.8) OBP: 0.348, SLG: 0.497			G4-3							3	0	1	0	0	0	0								
16 Andre Ethier, L (1.7)				P6						3	0	0	0	0	0	1								
47 Howie Kendrick, R (1.5) OBP: 0.336, SLG: 0.383				G5-3						3	0	0	0	0	0	0								
18 Kenta Maeda, R (1.1) OBP: 0.135, SLG: 0.196				G4-3						2	0	0	0	0	1	0								
43 Luis Avilán, L (7.1)				G4-3						0	0	0	0	0	0	0								
58 Jesse Chavez, R (8.1)										0	0	0	0	0	0	0								
60 Andrew Toles, L (9, PH) OBP: 0.413, SLG: 0.606									F7	1	0	0	0	0	0	0								
Inning Stats	R: 0 E: 0 K: 1 S: 7	H: 0 LOB: 0 BB: 0 P: 11	R: 0 E: 0 K: 1 S: 5	H: 0 LOB: 0 BB: 0 P: 7	R: 0 E: 0 K: 0 S: 7	H: 0 LOB: 0 BB: 0 P: 8	R: 0 E: 0 K: 0 S: 9	H: 0 LOB: 0 BB: 0 P: 15	R: 0 E: 0 K: 1 S: 8	H: 1 LOB: 1 BB: 0 P: 15	R: 0 E: 0 K: 1 S: 7	H: 0 LOB: 0 BB: 0 P: 9	R: 0 E: 0 K: 0 S: 9	H: 2 LOB: 1 BB: 0 P: 14	R: 0 E: 0 K: 0 S: 9	H: 0 LOB: 0 BB: 0 P: 16	R: 0 E: 0 K: 0 S: 12	H: 1 LOB: 1 BB: 0 P: 15	1B: 4 2B: 0 3B: 0 HR: 0	SF: 0 SAC: 0 DP: 1 HBP: 0	WP: 0 PB: 0 SB: 0 CS: 0	PA: 30		
PITCHER	IP WLS BF H R ER SO BB IBB HBP BLK WP HR S P ERA WHIP	8.2 W 29 4 0 0 4 0 0 0 0 0 0 0 71 108 0.00 0.462	0.1 S 1 0 0 0 0 0 0 0 0 0 0 0 2 2 0.00 0.000																					

Batter	1	2	3	4	5	6	7	8	9	AB	R	H	RBI	BB	SO	LOB	BOTTOM						
9 Dee Strange-Gordon, L (1.4) OBP: 0.291, SLG: 0.308	G1-6-3			K2-3		L8			B2-6-4	4	0	1	0	0	1	1	Los Angeles Dodgers @ Miami Marlins Marlins Park, Miami, FL Sun Sep 11 2016, 1:13 PM - 3:38 PM EDT Att: 20,188 - Roof Closed - 75 F						
51 Ichiro Suzuki, L (1.9) OBP: 0.364, SLG: 0.381	G1-6-3					F9			L7	4	1	1	0	0	0	1							
14 Martín Prado, R (1.5) OBP: 0.362, SLG: 0.419	L8									4	2	2	0	0	0	0							
21 Christian Yelich, L (1.8) OBP: 0.377, SLG: 0.483		G3								4	0	2	1	0	1	0							
41 Justin Bour, L (1.3) OBP: 0.344, SLG: 0.516		G4-3								2	0	0	1	0	0	1							
5 Jeff Francoeur, R (7.7) OBP: 0.304, SLG: 0.393										1	0	1	0	0	0	0							
11 J.T. Realmuto, R (1.2) OBP: 0.352, SLG: 0.440										4	0	1	0	0	2	2							
32 Derek Dietrich, L (1.7) OBP: 0.366, SLG: 0.398										2	0	1	0	1	0	0							
19 Miguel Rojas, R (7.3) OBP: 0.289, SLG: 0.330										0	0	0	0	0	0	0							
3 Adeiny Hechavarria, R (1.6) OBP: 0.285, SLG: 0.315										3	0	0	0	0	0	5							
62 José Ureña, R (1.1) OBP: 0.235, SLG: 0.188										3	0	1	0	0	1	0							
44 AJ Ramos, R (9.1)										0	0	0	0	0	0	0							
Inning Stats	R: 0 E: 0 K: 0 S: 4	H: 1 LOB: 0 BB: 0 P: 4	R: 0 E: 0 K: 0 S: 10	H: 0 LOB: 0 BB: 0 P: 15	R: 0 E: 0 K: 1 S: 8	H: 0 LOB: 0 BB: 0 P: 11	R: 2 E: 0 K: 1 S: 20	H: 5 LOB: 3 BB: 0 P: 32	R: 0 E: 0 K: 0 S: 9	H: 0 LOB: 0 BB: 0 P: 11	R: 1 E: 1 K: 1 S: 12	H: 2 LOB: 2 BB: 1 P: 20	R: 0 E: 0 K: 0 S: 7	H: 1 LOB: 0 BB: 0 P: 8	R: 0 E: 0 K: 2 S: 18	H: 1 LOB: 1 BB: 0 P: 26	1B: 10 2B: 0 3B: 0 HR: 0	SF: 1 SAC: 0 DP: 2 HBP: 0	WP: 0 PB: 0 SB: 0 CS: 0	PA: 33			
PITCHER	IP WLS BF H R ER SO BB IBB HBP BLK WP HR S P ERA WHIP	6.0 L 26 8 3 2 3 0 0 0 0 0 0 7 8 3.00 1.333	1.0 3 1 0 0 0 0 0 0 0 0 0 0 18 26 0.00 1.000	1.0 4 1 0 0 2 0 0 0 0 0 0 0 18 26 0.00 1.000																			



Batter	1	2	3	4	5	6	7	8	9	AB	R	H	RBI	BB	SO	LOB	TOP								
9 Dee Strange-Gordon, L OBP: 0.292, SLG: 0.316										5	2	2	0	0	0	0									
32 Derek Dietrich, L OBP: 0.387, SLG: 0.399										3	1	1	1	0	1	1									
5 Jeff Francoeur, R OBP: 0.302, SLG: 0.391										1	0	0	0	0	0	1									
14 Martin Prado, R OBP: 0.363, SLG: 0.416										2	2	1	1	1	0	0									
21 Christian Yelich, L OBP: 0.380, SLG: 0.483										3	0	0	0	1	1	4									
13 Marcell Ozuna, R OBP: 0.324, SLG: 0.470										4	1	2	4	0	2	1									
41 Justin Bour, L OBP: 0.346, SLG: 0.504										4	0	0	0	0	0	0									
3 Adeiny Hechavarria, R OBP: 0.283, SLG: 0.312										4	1	2	0	0	0	0									
11 J.T. Realmuto, R OBP: 0.353, SLG: 0.439										4	0	0	0	0	0	0									
19 Miguel Rojas, R OBP: 0.284, SLG: 0.324										3	0	0	0	0	1	1									
José Fernández, R OBP: 0.280, SLG: 0.306										3	0	0	0	0	2	1									
40 Mike Dunn, L										0	0	0	0	0	0	0									
35 David Phelps, R OBP: 0.182, SLG: 0.182										0	0	0	0	0	0	0									
51 Ichiro Suzuki, L OBP: 0.370, SLG: 0.396										0	0	0	1	0	0	0									
44 AJ Ramos, R										0	0	0	0	0	0	0									
Inning Stats	R: 1 E: 0 K: 0 S: 10	H: 2 LOB: 0 BB: 0 P: 15	R: 0 E: 0 K: 1 S: 11	H: 0 LOB: 0 BB: 0 P: 15	R: 0 E: 0 K: 0 S: 11	H: 0 LOB: 0 BB: 0 P: 16	R: 0 E: 0 K: 2 S: 12	H: 0 LOB: 1 BB: 1 P: 22	R: 0 E: 0 K: 2 S: 9	H: 1 LOB: 0 BB: 0 P: 13	R: 4 E: 0 K: 0 S: 12	H: 3 LOB: 0 BB: 0 P: 18	R: 0 E: 1 K: 1 S: 10	H: 0 LOB: 1 BB: 0 P: 14	R: 1 E: 0 K: 1 S: 9	H: 1 LOB: 0 BB: 0 P: 17	R: 1 E: 0 K: 0 S: 6	H: 1 LOB: 0 BB: 0 P: 10	1B: 5 2B: 1 3B: 1 HR: 1	SF: 1 SAC: 1 DP: 2 HBP: 1	WP: 0 PB: 0 SB: 4 CS: 0	PA: 37			
PITCHER	IP WLS BF H R ER SO BB IBB HBP BLK WP HR S P ERA WHIP	IP WLS BF H R ER SO BB IBB HBP BLK WP HR S P ERA WHIP	IP WLS BF H R ER SO BB IBB HBP BLK WP HR S P ERA WHIP	IP WLS BF H R ER SO BB IBB HBP BLK WP HR S P ERA WHIP	IP WLS BF H R ER SO BB IBB HBP BLK WP HR S P ERA WHIP	IP WLS BF H R ER SO BB IBB HBP BLK WP HR S P ERA WHIP	IP WLS BF H R ER SO BB IBB HBP BLK WP HR S P ERA WHIP	IP WLS BF H R ER SO BB IBB HBP BLK WP HR S P ERA WHIP	IP WLS BF H R ER SO BB IBB HBP BLK WP HR S P ERA WHIP	IP WLS BF H R ER SO BB IBB HBP BLK WP HR S P ERA WHIP	IP WLS BF H R ER SO BB IBB HBP BLK WP HR S P ERA WHIP	IP WLS BF H R ER SO BB IBB HBP BLK WP HR S P ERA WHIP	IP WLS BF H R ER SO BB IBB HBP BLK WP HR S P ERA WHIP	IP WLS BF H R ER SO BB IBB HBP BLK WP HR S P ERA WHIP	IP WLS BF H R ER SO BB IBB HBP BLK WP HR S P ERA WHIP	IP WLS BF H R ER SO BB IBB HBP BLK WP HR S P ERA WHIP	IP WLS BF H R ER SO BB IBB HBP BLK WP HR S P ERA WHIP	IP WLS BF H R ER SO BB IBB HBP BLK WP HR S P ERA WHIP	IP WLS BF H R ER SO BB IBB HBP BLK WP HR S P ERA WHIP	IP WLS BF H R ER SO BB IBB HBP BLK WP HR S P ERA WHIP	IP WLS BF H R ER SO BB IBB HBP BLK WP HR S P ERA WHIP	IP WLS BF H R ER SO BB IBB HBP BLK WP HR S P ERA WHIP	IP WLS BF H R ER SO BB IBB HBP BLK WP HR S P ERA WHIP	IP WLS BF H R ER SO BB IBB HBP BLK WP HR S P ERA WHIP	IP WLS BF H R ER SO BB IBB HBP BLK WP HR S P ERA WHIP

Miami Marlins @ Atlanta Braves
Turner Field, Atlanta, GA
Wed Sep 14 2016, 7:14 PM - 10:15 PM EDT
Att: 21,498 - Clear - 88 F

AB 32
R 7
H 8
RBI 7
BB 2
SO 7
LOB 10

Batter	1	2	3	4	5	6	7	8	9	AB	R	H	RBI	BB	SO	LOB	BOTTOM								
11 Ender Inciarte, L OBP: 0.346, SLG: 0.381										4	0	0	0	0	0	2									
13 Adonis Garcia, R OBP: 0.312, SLG: 0.410										4	1	1	0	0	0	1									
5 Freddie Freeman, L OBP: 0.393, SLG: 0.556										3	0	1	0	0	1	0									
74 Blake Lalli, L OBP: 0.333, SLG: 0.333										4	1	1	1	0	0	2									
27 Matt Kemp, R OBP: 0.299, SLG: 0.490										4	1	1	1	0	0	2									
22 Nick Markakis, L OBP: 0.346, SLG: 0.403										3	1	1	2	0	0	1									
25 Tyler Flowers, R OBP: 0.370, SLG: 0.420										4	1	1	0	0	0	1									
8 Jace Peterson, L OBP: 0.358, SLG: 0.385										2	1	1	0	2	0	0									
2 Dansby Swanson, R OBP: 0.348, SLG: 0.413										4	0	1	1	0	1	2									
49 Julio Teheran, R OBP: 0.226, SLG: 0.226										2	0	1	0	0	0	0									
40 José Ramírez, R ERA: 2.7										0	0	0	0	0	0	0									
39 Brandon Cunniff, R ERA: 2.7										0	0	0	0	0	0	0									
46 Ian Krol, L ERA: 2.48										0	0	0	0	0	0	0									
19 Brandon Snyder, R ERA: 2.48										0	0	0	0	0	0	0									
62 Mauricio Cabrera, R ERA: 3.02										0	0	0	0	0	0	0									
60 Joel De La Cruz, R ERA: 3.02										0	0	0	0	0	0	0									
7 Gordon Beckham, R ERA: 3.02										0	0	0	0	0	0	0									
Inning Stats	R: 0 E: 0 K: 0 S: 6	H: 0 LOB: 0 BB: 0 P: 9	R: 4 E: 0 K: 0 S: 21	H: 5 LOB: 1 BB: 1 P: 30	R: 0 E: 0 K: 0 S: 10	H: 1 LOB: 0 BB: 0 P: 14	R: 0 E: 0 K: 0 S: 8	H: 0 LOB: 0 BB: 1 P: 15	R: 0 E: 0 K: 1 S: 7	H: 0 LOB: 0 BB: 0 P: 14	R: 0 E: 0 K: 2 S: 8	H: 0 LOB: 0 BB: 0 P: 12	R: 1 E: 0 K: 0 S: 9	H: 2 LOB: 1 BB: 0 P: 11	R: 0 E: 0 K: 0 S: 15	H: 1 LOB: 0 BB: 0 P: 22	1B: 7 2B: 2 3B: 0 HR: 1	SF: 0 SAC: 0 DP: 3 HBP: 1	WP: 0 PB: 0 SB: 0 CS: 0	PA: 36					
PITCHER	IP WLS BF H R ER SO BB IBB HBP BLK WP HR S P ERA WHIP	IP WLS BF H R ER SO BB IBB HBP BLK WP HR S P ERA WHIP	IP WLS BF H R ER SO BB IBB HBP BLK WP HR S P ERA WHIP	IP WLS BF H R ER SO BB IBB HBP BLK WP HR S P ERA WHIP	IP WLS BF H R ER SO BB IBB HBP BLK WP HR S P ERA WHIP	IP WLS BF H R ER SO BB IBB HBP BLK WP HR S P ERA WHIP	IP WLS BF H R ER SO BB IBB HBP BLK WP HR S P ERA WHIP	IP WLS BF H R ER SO BB IBB HBP BLK WP HR S P ERA WHIP	IP WLS BF H R ER SO BB IBB HBP BLK WP HR S P ERA WHIP	IP WLS BF H R ER SO BB IBB HBP BLK WP HR S P ERA WHIP	IP WLS BF H R ER SO BB IBB HBP BLK WP HR S P ERA WHIP	IP WLS BF H R ER SO BB IBB HBP BLK WP HR S P ERA WHIP	IP WLS BF H R ER SO BB IBB HBP BLK WP HR S P ERA WHIP	IP WLS BF H R ER SO BB IBB HBP BLK WP HR S P ERA WHIP	IP WLS BF H R ER SO BB IBB HBP BLK WP HR S P ERA WHIP	IP WLS BF H R ER SO BB IBB HBP BLK WP HR S P ERA WHIP	IP WLS BF H R ER SO BB IBB HBP BLK WP HR S P ERA WHIP	IP WLS BF H R ER SO BB IBB HBP BLK WP HR S P ERA WHIP	IP WLS BF H R ER SO BB IBB HBP BLK WP HR S P ERA WHIP	IP WLS BF H R ER SO BB IBB HBP BLK WP HR S P ERA WHIP	IP WLS BF H R ER SO BB IBB HBP BLK WP HR S P ERA WHIP	IP WLS BF H R ER SO BB IBB HBP BLK WP HR S P ERA WHIP	IP WLS BF H R ER SO BB IBB HBP BLK WP HR S P ERA WHIP	IP WLS BF H R ER SO BB IBB HBP BLK WP HR S P ERA WHIP	IP WLS BF H R ER SO BB IBB HBP BLK WP HR S P ERA WHIP

Miami Marlins @ Atlanta Braves
Turner Field, Atlanta, GA
Wed Sep 14 2016, 7:14 PM - 10:15 PM EDT
Att: 21,498 - Clear - 88 F

AB 33
R 5
H 9
RBI 4
BB 2
SO 3
LOB 10

Batter	1	2	3	4	5	6	7	8	9	10	11	12	13	AB	R	H	RBI	BB	SO	LOB	TOP										
9 Dee Strange-Gordon, L OBP: 0.278, SLG: 0.324	G4-3		G6-4-3 1B		E1 14 2B						F8		L8	7	1	3	0	0	0	0											
27 Giancarlo Stanton, R OBP: 0.330, SLG: 0.491			G6-4-3								G1-3		F8	2	1	0	0	2	1	3											
51 Ichiro Suzuki, L OBP: 0.367, SLG: 0.392														3	0	0	0	0	0	1											
14 Martin Prado, R OBP: 0.364, SLG: 0.420	F9												G4-3	7	0	3	1	0	0	3											
21 Christian Yelich, L OBP: 0.378, SLG: 0.478														5	0	0	0	1	3	4											
13 Marcell Ozuna, R OBP: 0.326, SLG: 0.470														5	0	2	0	1	0	2											
11 J.T. Realmuto, R OBP: 0.353, SLG: 0.440														6	0	2	1	0	3	4											
41 Justin Bour, L OBP: 0.283, SLG: 0.370														4	0	1	0	0	1	5											
5 Jeff Francoeur, R OBP: 0.283, SLG: 0.370														1	0	0	0	0	0	0											
30 Hunter Carpenka, L OBP: 0.283, SLG: 0.370														0	0	0	0	0	0	0											
56 Fernando Rodney, R OBP: 0.277, SLG: 0.362														1	0	0	0	0	0	0											
44 AJ Ramos, R OBP: 0.281, SLG: 0.321														0	0	0	0	0	0	0											
3 Adelys Hechavaria, R OBP: 0.282, SLG: 0.332														2	0	1	0	0	1	2											
18 Tomoyuki Sugano, R OBP: 0.282, SLG: 0.332														1	0	0	0	0	0	0											
46 Kyle Barraclough, R OBP: 0.282, SLG: 0.332														2	0	0	0	0	0	1	0										
33 Dustin McGowan, R OBP: 0.282, SLG: 0.332														0	0	0	0	0	0	0											
12 Chris Johnson, R OBP: 0.282, SLG: 0.332														2	0	0	0	0	1	0											
34 Tom Koehler, R OBP: 0.282, SLG: 0.332														3	0	0	0	0	1	5											
40 Mike Dunn, L OBP: 0.282, SLG: 0.332														0	0	0	0	0	0	0											
65 Austin Brice, R OBP: 0.282, SLG: 0.332														0	0	0	0	0	0	0											
35 David Phelps, R OBP: 0.282, SLG: 0.332														0	0	0	0	0	0	0											
32 Justin Turner, L OBP: 0.282, SLG: 0.332														1	1	1	1	1	0	0											
19 Miguel Rojas, R OBP: 0.282, SLG: 0.332														2	0	0	0	0	0	0											
Inning Stats	R: 0 E: 0 K: 1 S: 9	H: 0 LOB: 1 BB: 1 P: 16	R: 0 E: 0 K: 2 S: 18	H: 2 LOB: 0 BB: 0 P: 25	R: 0 E: 0 K: 0 S: 13	H: 2 LOB: 2 BB: 0 P: 20	R: 0 E: 1 K: 0 S: 16	H: 1 LOB: 2 BB: 0 P: 27	R: 0 E: 0 K: 1 S: 8	H: 0 LOB: 0 BB: 0 P: 11	R: 1 E: 0 K: 1 S: 12	H: 2 LOB: 1 BB: 0 P: 16	R: 0 E: 0 K: 1 S: 9	H: 1 LOB: 3 BB: 2 P: 29	R: 0 E: 0 K: 0 S: 5	H: 0 LOB: 0 BB: 0 P: 7	R: 0 E: 0 K: 0 S: 8	H: 0 LOB: 0 BB: 0 P: 11	1B: 8 2B: 4 3B: 0 HR: 1	SF: 0 SAC: 0 DP: 2 HBP: 1	WIP: 1 PB: 0 SB: 2 CS: 0	PA: 57									
PITCHER	IP ERA WLS BF H ER SO BB IBB HBP BLK WP HR S P ERA WHIP	39 Adam Morgan, L ERA: 5.57	30 David Hernandez, R ERA: 3.92	31 Michael Mariot, R ERA: 5.51	61 Edubray Ramos, R ERA: 3.35	63 Joely Rodriguez, L ERA:	57 Luis Garcia, R ERA: 5.84	53 Frank Herrmann, R ERA: 7.71	IP ERA WLS BF H ER SO BB IBB HBP BLK WP HR S P ERA WHIP	33 Dustin McGowan, R ERA: 2.9	30 Hunter Carvenka, L ERA: 3.6	56 Fernando Rodney, R ERA: 3.28	44 AJ Ramos, R ERA: 3.1	IP ERA WLS BF H ER SO BB IBB HBP BLK WP HR S P ERA WHIP	34 Tom Koehler, R ERA: 3.98	40 Mike Dunn, L ERA: 2.85	65 Austin Brice, R ERA: 4.15	35 David Phelps, R ERA: 2.44	46 Kyle Barraclough, R ERA: 2.88	IP ERA WLS BF H ER SO BB IBB HBP BLK WP HR S P ERA WHIP	33 Dustin McGowan, R ERA: 2.9	30 Hunter Carvenka, L ERA: 3.6	56 Fernando Rodney, R ERA: 3.28	44 AJ Ramos, R ERA: 3.1	IP ERA WLS BF H ER SO BB IBB HBP BLK WP HR S P ERA WHIP	34 Tom Koehler, R ERA: 3.98	40 Mike Dunn, L ERA: 2.85	65 Austin Brice, R ERA: 4.15	35 David Phelps, R ERA: 2.44	46 Kyle Barraclough, R ERA: 2.88	IP ERA WLS BF H ER SO BB IBB HBP BLK WP HR S P ERA WHIP

Miami Marlins @ Philadelphia Phillies
Citizens Bank Park, Philadelphia, PA
Fri Sep 16 2016, 7:09 PM - 11:51 PM EDT
Att. 18,179 - Clear - 70 F

AB 52
R 3
H 13
RBI 3
BB 4
SO 12
LOB 29



Batter	1	2	3	4	5	6	7	8	9	10	11	12	13	AB	R	H	RBI	BB	SO	LOB	BOTTOM										
16 César Hernández, S OBP: 0.358, SLG: 0.389	L9													6	0	2	0	0	2	1											
24 Roman Quinn, S OBP: 0.333, SLG: 0.375														6	0	0	0	0	3	3											
4 Andrés Blanco, S OBP: 0.323, SLG: 0.415														6	0	1	0	0	2	2											
6 Ryan Howard, L OBP: 0.358, SLG: 0.589														2	1	1	1	2	0	0											
61 Edubray Ramos, R OBP: 0.358, SLG: 0.589														0	0	0	0	0	0	0											
93 Joely Rodriguez, L OBP: 0.358, SLG: 0.589														0	0	0	0	0	0	0											
7 Maikel Franco, R OBP: 0.358, SLG: 0.589														0	0	0	0	0	0	0											
15 Emmanuel Burriss, S OBP: 0.358, SLG: 0.589														0	0	0	0	0	0	0											
57 Luis Garcia, R OBP: 0.358, SLG: 0.589														1	1	1	1	0	0	0											
17 Peter Bourjos, R OBP: 0.358, SLG: 0.589														6	1	1	0	0	3	5											
29 Cameron Rupp, R OBP: 0.308, SLG: 0.453														6	1	1	3	1	0	0											
37 Odúbel Herrera, L OBP: 0.360, SLG: 0.411														6	1	3	1	0	0	0											
13 Freddy Galvis, S OBP: 0.270, SLG: 0.399														5	0	1	0	1	2	2											
23 Aaron Altherr, R OBP: 0.311, SLG: 0.323														4	0	1	1	1	2	1											
53 Frank Herrmann, L OBP: 0.256, SLG: 0.386														0	0	0	0	0	0	0											
41 Jimmy Paredes, S OBP: 0.256, SLG: 0.386														1	0	1	1	0	0	0											
39 Adam Morgan, L OBP: 0.097, SLG: 0.129														2	0	0	0	0	2	4											
30 David Hernandez, R OBP: 0.097, SLG: 0.129														0	0	0	0	0	0	0											
25 Cody Asche, L OBP: 0.284, SLG: 0.365														1	0	0	0	0	1	1											
31 Michael Mariot, R OBP: 0.284, SLG: 0.365														0	0	0	0	0	0	0											
19 Tommy Joseph, R OBP: 0.294, SLG: 0.493														2	0	1	1	0	0	0											
Inning Stats	R: 0 E: 0 K: 0 S: 11	H: 1 LOB: 2 BB: 1 P: 21	R: 0 E: 0 K: 1 S: 11	H: 1 LOB: 1 BB: 0 P: 15	R: 0 E: 0 K: 2 S: 19	H: 1 LOB: 0 BB: 2 P: 34	R: 0 E: 0 K: 1 S: 7	H: 0 LOB: 0 BB: 0 P: 12	R: 3 E: 0 K: 2 S: 18	H: 4 LOB: 1 BB: 0 P: 24	R: 0 E: 0 K: 1 S: 11	H: 0 LOB: 0 BB: 0 P: 17	R: 0 E: 0 K: 3 S: 11	H: 1 LOB: 1 BB: 0 P: 17	R: 0 E: 0 K: 0 S: 3	H: 0 LOB: 1 BB: 1 P: 9	R: 0 E: 0 K: 1 S: 8	H: 2 LOB: 3 BB: 0 P: 11	R: 1 E: 0 K: 1 S: 10	H: 3 LOB: 3 BB: 1 P: 19	1B: 10 2B: 2 3B: 0 HR: 1	SF: 0 SAC: 0 DP: 2 HBP: 0	WIP: 0 PB: 0 SB: 0 CS: 0	PA: 53							
PITCHER	IP ERA WLS BF H ER SO BB IBB HBP BLK WP HR S P ERA WHIP	34 Tom Koehler, R ERA: 3.98	40 Mike Dunn, L ERA: 2.85	65 Austin Brice, R ERA: 4.15	35 David Phelps, R ERA: 2.44	46 Kyle Barraclough, R ERA: 2.88	33 Dustin McGowan, R ERA: 2.9	30 Hunter Carvenka, L ERA: 3.6	56 Fernando Rodney, R ERA: 3.28	44 AJ Ramos, R ERA: 3.1	IP ERA WLS BF H ER SO BB IBB HBP BLK WP HR S P ERA WHIP	34 Tom Koehler, R ERA: 3.98	40 Mike Dunn, L ERA: 2.85	65 Austin Brice, R ERA: 4.15	35 David Phelps, R ERA: 2.44	46 Kyle Barraclough, R ERA: 2.88	33 Dustin McGowan, R ERA: 2.9	30 Hunter Carvenka, L ERA: 3.6	56 Fernando Rodney, R ERA: 3.28	44 AJ Ramos, R ERA: 3.1	IP ERA WLS BF H ER SO BB IBB HBP BLK WP HR S P ERA WHIP	34 Tom Koehler, R ERA: 3.98	40 Mike Dunn, L ERA: 2.85	65 Austin Brice, R ERA: 4.15	35 David Phelps, R ERA: 2.44	46 Kyle Barraclough, R ERA: 2.88	33 Dustin McGowan, R ERA: 2.9	30 Hunter Carvenka, L ERA: 3.6	56 Fernando Rodney, R ERA: 3.28	44 AJ Ramos, R ERA: 3.1	IP ERA WLS BF H ER SO BB IBB HBP BLK WP HR S P ERA WHIP

Miami Marlins @ Philadelphia Phillies
Citizens Bank Park, Philadelphia, PA
Fri Sep 16 2016, 7:09 PM - 11:51 PM EDT
Att. 18,179 - Clear - 70 F

AB 48
R 4
H 13
RBI 4
BB 5
SO 18
LOB 19



Batter	1	2	3	4	5	6	7	8	9	AB	R	H	RBI	BB	SO	LOB	TOP								
9 Dee Strange-Gordon, L (1.4) OBP: 0.296, SLG: 0.323	X FF 89 B SI 90 S CH 91 X SL 84	0-0 1B	C SL 83 C CU 76 B FF 90 B CH 82 X CH 81	2-2 G3	X CU 74	0-0 G1-3	C SL 81 B SL 86 X SL 84	2-1 G6-3	4	0	1	0	0	0	0	0									
51 Ichiro Suzuki, L (1.9) OBP: 0.362, SLG: 0.387	B FF 90 I SAFE B SI 94 L SI 89 F FF 89 X FF 91	2-2 P5	C FF 89 C CU 74 F FF 89 F SI 90 B CH 82 X SL 86	3-2 G3	C SL 87 S CU 76	0-3 K2-3	C FF 91 F FF 89 B CU 74 B CU 77 B CH 78 X SL 81	3-2 G3	4	0	0	0	0	1	1										
14 Martín Prado, R (1.5) OBP: 0.366, SLG: 0.421	C SI 90 B FF 91 H SI 90	2-1 G4-6-3	C SI 88 S CH 80 B CH 79 B CH 79 X SI 90	2-2 G4-6-3 1B	F FF 90 C FF 90 S SL 84 X CH 81	1-2 2B	F CH 79 B CH 78 F CH 80 X SL 81	1-2 P5	1	0	1	0	0	0	0	0									
32 Derek Dietrich, L (6.5) OBP: 0.370, SLG: 0.413	B SI 90 C SI 90 X SL 87	1-0 G4-6-3	C FF 89 X CH 80	0-1 G4-6-3	C SI 88 B SI 90 H SI 90	2-1 HBP	C SI 89 B SI 90 H SI 90	2-1 HBP	2	0	0	0	0	0	0	3									
21 Christian Yelich, L (1.8) OBP: 0.377, SLG: 0.477	B SI 90 C SI 90 X SL 87	1-0 G4-6-3	C FF 89 X CH 80	0-1 G4-6-3	C SI 88 B SI 90 H SI 90	2-1 HBP	C SI 89 B SI 90 H SI 90	2-1 HBP	2	0	0	0	0	0	0	0									
53 Xavier Scruggs, R (6.7) OBP: 0.328, SLG: 0.352	B SI 90 C SI 90 X SL 87	1-0 G4-6-3	C FF 89 X CH 80	0-1 G4-6-3	C SI 88 B SI 90 H SI 90	2-1 HBP	C SI 89 B SI 90 H SI 90	2-1 HBP	2	0	0	0	0	0	0	0									
13 Marcell Ozuna, R (1.7) (6.8) OBP: 0.324, SLG: 0.467	B SI 90 C SI 90 X SL 87	1-1 G5-3	C SI 90 C SI 90 X SL 87	0-1 G6-3	C SI 87 S CU 76	0-3 F8	C SI 81 B SL 86 X SL 84	2-1 L8	3	0	0	0	0	0	0	2									
41 Justin Bour, L (1.3) OBP: 0.341, SLG: 0.494	B FF 90 C FF 90 X SL 86	1-1 L8	C SI 90 S CH 80 S CH 81	0-3 K	C SI 90 S CH 80 S CH 81	2-0 G4-3	B CH 81 B SL 87 X SL 87	2-0 G4-3	3	0	0	0	0	1	2										
11 J.T. Realmuto, R (1.2) OBP: 0.352, SLG: 0.438	B FF 90 S CH 80 T CH 80 S CH 79	1-3 K	F SI 90 B SI 89 B SI 89 X CH 81	2-1 G6-3	F SI 90 B SI 89 B SI 89 X CH 81	0-1 L8	C SL 85 X SL 86	0-1 L8	1	0	0	0	0	1	0		AB 28								
18 Tomás Telis, S (6.2) OBP: 0.333, SLG: 0.333	B FF 90 S CH 80 T CH 80 S CH 79	1-3 K	F SI 90 B SI 89 B SI 89 X CH 81	2-1 G6-3	F SI 90 B SI 89 B SI 89 X CH 81	0-1 L8	C SL 85 X SL 86	0-1 L8	1	0	0	0	0	0	0		R 0								
19 Miguel Rojas, R (1.6) OBP: 0.277, SLG: 0.316	B FF 90 S CH 80 T CH 80 S CH 79	1-3 K	F SI 90 B SI 89 B SI 89 X CH 81	2-1 G6-3	F SI 90 B SI 89 B SI 89 X CH 81	0-1 L8	C SL 85 X SL 86	0-1 L8	1	0	0	0	0	0	0		H 3								
62 José Ureña, R (1.1) OBP: 0.236, SLG: 0.188	B FF 90 S CH 80 T CH 80 S CH 79	1-3 K	F SI 90 B SI 89 B SI 89 X CH 81	2-1 G6-3	F SI 90 B SI 89 B SI 89 X CH 81	0-1 L8	C SL 85 X SL 86	0-1 L8	1	0	0	0	0	0	0		RBI 0								
68 Dáviní Hood, R (3.1) OBP: 0.197, SLG: 0.290	B FF 90 S CH 80 T CH 80 S CH 79	1-3 K	F SI 90 B SI 89 B SI 89 X CH 81	2-1 G6-3	F SI 90 B SI 89 B SI 89 X CH 81	0-1 L8	C SL 85 X SL 86	0-1 L8	1	0	0	0	0	0	0		BB 0								
20 Justin Nicolino, L (3.1) OBP: 0.197, SLG: 0.290	B FF 90 S CH 80 T CH 80 S CH 79	1-3 K	F SI 90 B SI 89 B SI 89 X CH 81	2-1 G6-3	F SI 90 B SI 89 B SI 89 X CH 81	0-1 L8	C SL 85 X SL 86	0-1 L8	1	0	0	0	0	0	0		SO 5								
64 Nick Wittgren, R (5.1) OBP: 0.197, SLG: 0.290	B FF 90 S CH 80 T CH 80 S CH 79	1-3 K	F SI 90 B SI 89 B SI 89 X CH 81	2-1 G6-3	F SI 90 B SI 89 B SI 89 X CH 81	0-1 L8	C SL 85 X SL 86	0-1 L8	1	0	0	0	0	0	0		LOB 8								
12 Chris Johnson, R (6.1) OBP: 0.283, SLG: 0.393	B FF 90 S CH 80 T CH 80 S CH 79	1-3 K	F SI 90 B SI 89 B SI 89 X CH 81	2-1 G6-3	F SI 90 B SI 89 B SI 89 X CH 81	0-1 L8	C SL 85 X SL 86	0-1 L8	1	0	0	0	0	0	0										
49 Brian Ellington, R (6.1) OBP: 0.283, SLG: 0.393	B FF 90 S CH 80 T CH 80 S CH 79	1-3 K	F SI 90 B SI 89 B SI 89 X CH 81	2-1 G6-3	F SI 90 B SI 89 B SI 89 X CH 81	0-1 L8	C SL 85 X SL 86	0-1 L8	1	0	0	0	0	0	0										
77 Yefri Pérez, S (6.1) OBP: 0.283, SLG: 0.393	B FF 90 S CH 80 T CH 80 S CH 79	1-3 K	F SI 90 B SI 89 B SI 89 X CH 81	2-1 G6-3	F SI 90 B SI 89 B SI 89 X CH 81	0-1 L8	C SL 85 X SL 86	0-1 L8	1	0	0	0	0	0	0										
55 Neftalí Ogando, R (6.1) OBP: 0.283, SLG: 0.393	B FF 90 S CH 80 T CH 80 S CH 79	1-3 K	F SI 90 B SI 89 B SI 89 X CH 81	2-1 G6-3	F SI 90 B SI 89 B SI 89 X CH 81	0-1 L8	C SL 85 X SL 86	0-1 L8	1	0	0	0	0	0	0										
Inning Stats	R: 0 E: 0 K: 0 S: 6	H: 1 LOB: 1 BB: 0 P: 11	R: 0 E: 0 K: 1 S: 7	H: 0 LOB: 0 BB: 0 P: 10	R: 0 E: 0 K: 0 S: 10	H: 0 LOB: 0 BB: 0 P: 14	R: 0 E: 0 K: 0 S: 8	H: 1 LOB: 0 BB: 0 P: 13	R: 0 E: 0 K: 1 S: 8	H: 0 LOB: 0 BB: 0 P: 10	R: 0 E: 0 K: 1 S: 9	H: 0 LOB: 0 BB: 0 P: 10	R: 0 E: 0 K: 1 S: 9	H: 1 LOB: 2 BB: 0 P: 14	R: 0 E: 0 K: 1 S: 8	H: 0 LOB: 0 BB: 0 P: 10	R: 0 E: 0 K: 0 S: 8	H: 0 LOB: 0 BB: 0 P: 14	1B: 2 2B: 1 3B: 0 HR: 0	SF: 0 SAC: 0 DP: 2 HBP: 2	WP: 0 PB: 0 SB: 1 CS: 0	PA: 30			
PITCHER 58 Jeremy Hellickson, R (1.1) ERA: 3.57	IP: 9.0 WLS: W BF: 30 H: 3 R: 0 ER: 0 SO: 5 BB: 0 IBB: 0 HBP: 2 BLK: 0 WP: 0 HR: 0 S: 73 P: 106 ERA: 0.00 WHIP: 0.333																								

Miami Marlins @ Philadelphia Phillies
Citizens Bank Park, Philadelphia, PA
Sat Sep 17 2016, 7:07 PM - 9:49 PM EDT
Att: 24,597 - Cloudy - 79 F



Batter	1	2	3	4	5	6	7	8	9	AB	R	H	RBI	BB	SO	LOB	BOTTOM			
16 César Hernández, S (1.4) OBP: 0.358, SLG: 0.389	C SI 94 X SL 95	0-1 G5-3	S CH 88 X SL 83	0-1 F8	C FF 90 X CU 80	0-1 F8	S CU 80 X CU 79	0-1 K	B CH 88 F FF 89 B CH 88 C FF 90 B FF 88 T FF 98	3-2 K	5	1	2	0	0	1				
24 Roman Quinn, S (1.7) OBP: 0.344, SLG: 0.357	B SI 93 I SAFE F FF 94 B FF 96 X SI 93	3-1 L6	F SI 96 B FF 95 B CH 87 B SI 94	4-1 FC6-4 BB	B FF 94 X FF 91	1-0 37 7 FC6-4 1B	B FF 94 F FF 93 B FF 94 S FF 93	3-3 K	B SI 97 F FF 97 F FF 97 X SL 91	1-2 G4-3	4	1	1	0	1	4				
37 Odúbel Herrera, L (1.8) OBP: 0.360, SLG: 0.413	X SI 94	0-0 19 7 2B	C SI 83 I SAFE X SI 94	0-1 FC6-4 HR	B CH 87 C FC 89 X FF 92	1-1 7 FC6-4 1B	C SI 90 F FF 94 B FF 93 S FF 93	1-3 K	S SI 92 B SI 98 S SL 80	1-3 K	5	2	2	1	0	2				
19 Tommy Joseph, R (1.3) OBP: 0.299, SLG: 0.503	C SL 86 X FF 96	0-1 7 2B	C SI 84 B SI 83 B CH 88 F SI 95 X SL 83	2-2 HR	B SI 88 F FC 88 B FC 88 B FC 88	4-2 7 FC6-4 BB	B FF 92 X FC 88	1-0 FC6-4 13 FC6-4 1B	1-2 K	C SI 96 F FF 96 B SI 98 X SL 89	1-2 P6	4	2	2	2	1				
7 Maikel Franco, R (1.5) OBP: 0.299, SLG: 0.420	B SI 94 S SI 95 B FF 94 F SI 94 X SI 95	3-2 34 2B	B SI 86 X FF 95	1-0 FC6-4	B FF 92 X FC 88	1-0 FC6-4 13 FC6-4 1B	1-2 K	C SI 90 B FF 100 B CH 90 X FF 100	2-1 F8	4	1	2	2	0	0	2				
13 Freddy Galvis, S (1.6) OBP: 0.270, SLG: 0.397	I IN 74 I IN 76 I IN 76 I IN 75	4-0 34 2B IBB	C CH 86 B CH 91 S SI 88	1-3 K	C FF 89 B FF 92 X CU 79	1-1 FC6-4	1-1 K	X FF 97	0-0 F7	3	1	0	0	1	1	3				
23 Aaron Altherr, R (1.9) OBP: 0.310, SLG: 0.317	F SI 96 C SL 83 S SL 84	0-3 K	C CU 77 X FC 88	0-1 G6-3	B CH 83 B FF 91 B CH 82 F FF 90 B FF 91 D FF 91	4-2 16 1B 58 1B BB	B FF 99 F FF 99 C CU 90	1-3 K	3	0	0	0	1	2	3		AB 35			
34 A.J. Ellis, R (1.2) OBP: 0.285, SLG: 0.280	B SI 96 X SI 95	1-0 2B	C SI 90 B CU 79 B FF 85 X FF 89	2-2 P5	C FF 92 B FC 88 X FC 88	1-1 P6	B FF 100 F FF 99 B FF 99 B CU 89 B FF 100	4-2 BB	3	0	1	3	1	0	1		R 8			
58 Jeremy Hellickson, R (1.1) OBP: 0.218, SLG: 0.176	C FF 96 D CH 90 C CU 82	1-3 K	F FF 92 C FF 92	0-3 K	B FF 91 X FF 90	1-0 16 1B	B FF 97 C FF 97 C FF 98	1-3 K	4	0	1	0	0	3	2		H 11			
Inning Stats	R: 5 E: 0 K: 2 S: 17	H: 5 LOB: 1 BB: 1 P: 29	R: 2 E: 0 K: 1 S: 12	H: 2 LOB: 1 BB: 1 P: 20	R: 0 E: 0 K: 1 S: 8	H: 0 LOB: 0 BB: 0 P: 10	R: 1 E: 0 K: 0 S: 10	H: 2 LOB: 2 BB: 1 P: 18	R: 0 E: 0 K: 2 S: 15	H: 2 LOB: 3 BB: 1 P: 25	R: 0 E: 0 K: 1 S: 8	H: 0 LOB: 0 BB: 0 P: 10	R: 0 E: 0 K: 3 S: 11	H: 0 LOB: 1 BB: 1 P: 20	R: 0 E: 0 K: 1 S: 9	H: 0 LOB: 0 BB: 0 P: 12	1B: 7 2B: 3 3B: 0 HR: 1	SF: 0 SAC: 0 DP: 0 HBP: 0	WP: 0 PB: 0 SB: 1 CS: 0	PA: 40
PITCHER 62 José Ureña, R (1.1) ERA: 5.99	IP: 2.0 WLS: L BF: 15 H: 7 R: 7 ER: 7 SO: 3 BB: 1 IBB: 0 HBP: 0 BLK: 0 WP: 0 HR: 0 S: 26 P: 42 ERA: 31.50 WHIP: 4.000																			
20 Justin Nicolino, L (3.1) ERA: 5.29	IP: 2.1 WLS: L BF: 13 H: 4 R: 1 ER: 1 SO: 1 BB: 2 IBB: 0 HBP: 0 BLK: 0 WP: 0 HR: 0 S: 26 P: 42 ERA: 3.86 WHIP: 2.571																			
64 Nick Wittgren, R (5.1) ERA: 3.22	IP: 0.2 WLS: L BF: 2 H: 0 R: 0 ER: 0 SO: 2 BB: 0 IBB: 0 HBP: 0 BLK: 0 WP: 0 HR: 0 S: 7 P: 11 ERA: 0.00 WHIP: 0.000																			
49 Brian Ellington, R (6.1) ERA: 1.67	IP: 2.0 WLS: L BF: 7 H: 0 R: 0 ER: 0 SO: 4 BB: 1 IBB: 0 HBP: 0 BLK: 0 WP: 0 HR: 0 S: 19 P: 30 ERA: 0.00 WHIP: 0.500																			
55 Neftalí Ogando, R (6.1) ERA: 3.19	IP: 1.0 WLS: L BF: 3 H: 0 R: 0 ER: 0 SO: 1 BB: 0 IBB: 0 HBP: 0 BLK: 0 WP: 0 HR: 0 S: 9 P: 12 ERA: 0.00 WHIP: 0.000																			

Miami Marlins @ Philadelphia Phillies
Citizens Bank Park, Philadelphia, PA
Sat Sep 17 2016, 7:07 PM - 9:49 PM EDT
Att: 24,597 - Cloudy - 79 F



Batter	1	2	3	4	5	6	7	8	9	AB	R	H	RBI	BB	SO	LOB	TOP										
9 Dee Strange-Gordon, L (1.4) OBP: 0.294, SLG: 0.320										5	0	1	1	0	1	2											
32 Derek Dietrich, L (1.7) OBP: 0.374, SLG: 0.416										3	1	2	1	1	1	0											
19 Miguel Rojas, R (8.5) OBP: 0.276, SLG: 0.314										1	0	0	0	0	0	0											
14 Martín Prado, R (1.5) OBP: 0.365, SLG: 0.419										2	0	0	0	0	1	1											
51 Ichiro Suzuki, L (3.7) OBP: 0.360, SLG: 0.385										2	0	0	0	0	0	3											
21 Christian Yelich, L (1.8) OBP: 0.376, SLG: 0.480										4	1	1	2	0	1	0											
13 Marcell Ozuna, R (1.9) OBP: 0.322, SLG: 0.463										4	1	0	0	0	2	1											
41 Justin Bour, L (1.3) OBP: 0.339, SLG: 0.490										4	0	1	0	0	0	1											
12 Chris Johnson, R (8.3) OBP: 0.281, SLG: 0.331										0	0	0	0	0	0	0											
6 Jeff Mathis, R (1.2) OBP: 0.345, SLG: 0.438										1	1	0	0	0	0	2											
11 J.T. Realmuto, R (7.7) OBP: 0.352, SLG: 0.438										2	0	1	1	0	1	0											
3 Adeiny Hechavarria, R (1.6) OBP: 0.287, SLG: 0.313										3	1	1	0	1	0	3											
48 Andrew Cashner, R (1.1) ERA: 2.16										1	0	1	0	0	0	2											
5 Jeff Flaherty, R (1.1) ERA: 2.16										1	0	1	0	0	0	2											
85 Austin Brice, R (5.1) ERA: 3.72										1	0	1	0	0	0	2											
33 Dustin McGowan, R (6.1) ERA: 3.0										1	0	1	0	0	0	2											
40 Mike Dunn, L (7.1) ERA: 2.84										1	0	1	0	0	0	2											
35 David Phelps, R (8.1) ERA: 2.42										1	0	1	0	0	0	2											
Inning Stats	R: 0 H: 0 E: 0 K: 1 S: 8	H: 0 LOB: 0 BB: 0 P: 12	R: 0 H: 1 E: 1 K: 1 S: 16	H: 2 LOB: 2 BB: 0 P: 23	R: 0 H: 2 E: 0 K: 1 S: 7	H: 1 LOB: 1 BB: 0 P: 8	R: 0 H: 0 E: 0 K: 1 S: 9	H: 0 LOB: 0 BB: 0 P: 12	R: 2 H: 3 E: 0 K: 0 S: 18	H: 3 LOB: 1 BB: 0 P: 25	R: 0 H: 0 E: 0 K: 1 S: 5	H: 0 LOB: 0 BB: 0 P: 8	R: 0 H: 0 E: 0 K: 3 S: 13	H: 0 LOB: 1 BB: 1 P: 21	R: 3 H: 2 E: 1 K: 0 S: 15	H: 2 LOB: 1 BB: 1 P: 25	R: 0 H: 0 E: 0 K: 0 S: 6	H: 0 LOB: 0 BB: 0 P: 10	1B: 7 2B: 0 3B: 0 HR: 1	SF: 0 SAC: 0 DP: 1 HBP: 1	WP: 1 PB: 1 SB: 0 CS: 1	PA: 38					
PITCHER	IP	WLS	BF	H	R	ER	SO	BB	IBB	HBP	BLK	WP	HR	S	P	ERA	WHIP										
49 Alec Asher, R (1.1) ERA: 2.16	4.1		20	6	2	2	4	0	0	1	0	0	0	55	74	4.15	1.385										
63 Joely Rodríguez, L (5.1) ERA: 5.29	1.2		4	0	0	0	1	0	0	0	0	0	0	8	14	0.00	0.000										
31 Michael Mariot, R (7.1) ERA: 5.29	0.2	H	3	0	0	0	2	1	0	0	0	1	0	10	18	0.00	1.500										
50 Héctor Neris, R (7.1) ERA: 2.5	1.1	L	8	2	3	2	1	1	0	0	0	0	1	18	28	13.50	2.250										
61 Edubray Ramos, R (9.1) ERA: 3.28	1.0		3	0	0	0	0	0	0	0	0	0	0	6	10	0.00	0.000										

Miami Marlins @ Philadelphia Phillies
Citizens Bank Park, Philadelphia, PA
Sun Sep 18 2016, 1:37 PM - 5:24 PM EDT
Att: 20,059 - Cloudy - 84 F

livebaseballscorecards.com

AB 35
R 5
H 8
RBI 5
BB 2
SO 8
LOB 16

Batter	1	2	3	4	5	6	7	8	9	AB	R	H	RBI	BB	SO	LOB	BOTTOM										
16 César Hernández, S (1.4) OBP: 0.361, SLG: 0.389										3	0	1	0	2	0	1											
24 Roman Quinn, S (1.7) OBP: 0.324, SLG: 0.313										4	1	0	0	1	1	3											
37 Odúbel Herrera, L (1.8) OBP: 0.361, SLG: 0.419										4	2	2	1	0	0	0											
19 Tommy Joseph, R (1.3) OBP: 0.304, SLG: 0.505										3	0	2	1	1	1	0											
7 Maikel Franco, R (1.5) OBP: 0.297, SLG: 0.417										4	0	0	0	0	1	4											
13 Freddy Galvis, S (1.6) OBP: 0.274, SLG: 0.405										4	1	3	2	0	0	1											
38 Jorge Alfaro, R (1.2) OBP: 0.100, SLG: 0.100										4	0	0	0	0	2	5											
23 Aaron Altherr, R (1.9) OBP: 0.305, SLG: 0.311										3	0	0	0	0	2	0											
50 Héctor Neris, R (7.1) ERA: 2.5										0	0	0	0	0	0	0											
61 Edubray Ramos, R (9.1) ERA: 3.28										0	0	0	0	0	0	0											
4 Andrés Blanco, S (9.7) OBP: 0.321, SLG: 0.412										1	0	0	0	0	0	0											
49 Alec Asher, R (1.1) ERA: 2.16										2	0	0	0	0	1	0											
63 Joely Rodríguez, L (5.1) ERA: 5.29										0	0	0	0	0	0	0											
31 Michael Mariot, R (7.1) ERA: 5.29										0	0	0	0	0	0	0											
17 Peter Bourjos, R (7.9) OBP: 0.293, SLG: 0.391										1	0	0	0	0	0	0											
41 Jimmy Paredes, S (9.7) OBP: 0.283, SLG: 0.386										0	0	0	0	1	0	0											
Inning Stats	R: 2 H: 3 E: 0 K: 0 S: 21	H: 3 LOB: 2 BB: 2 P: 38	R: 0 H: 0 E: 0 K: 3 S: 14	H: 0 LOB: 1 BB: 1 P: 22	R: 1 H: 2 E: 0 K: 0 S: 9	H: 2 LOB: 1 BB: 0 P: 15	R: 0 H: 0 E: 0 K: 1 S: 9	H: 0 LOB: 0 BB: 0 P: 15	R: 0 H: 0 E: 0 K: 1 S: 6	H: 0 LOB: 0 BB: 0 P: 10	R: 1 H: 1 E: 0 K: 1 S: 7	H: 1 LOB: 0 BB: 0 P: 11	R: 0 H: 1 E: 0 K: 0 S: 10	H: 1 LOB: 0 BB: 0 P: 14	R: 0 H: 1 E: 0 K: 2 S: 9	H: 1 LOB: 2 BB: 1 P: 17	R: 0 H: 0 E: 0 K: 0 S: 12	H: 0 LOB: 1 BB: 1 P: 20	1B: 6 2B: 0 3B: 0 HR: 2	SF: 0 SAC: 0 DP: 0 HBP: 0	WP: 0 PB: 0 SB: 1 CS: 2	PA: 39					
PITCHER	IP	WLS	BF	H	R	ER	SO	BB	IBB	HBP	BLK	WP	HR	S	P	ERA	WHIP										
48 Andrew Cashner, R (1.1) ERA: 5.27	4.0		19	5	3	3	4	3	0	0	0	0	0	6	10	6.75	2.000										
65 Austin Brice, R (5.1) ERA: 3.72	1.0		3	0	0	0	1	0	0	0	0	0	0	6	10	0.00	0.000										
33 Dustin McGowan, R (6.1) ERA: 3.0	1.0		4	1	1	1	1	0	0	0	0	0	1	7	11	9.00	1.000										
40 Mike Dunn, L (7.1) ERA: 2.84	1.1	W	4	1	0	0	0	0	0	0	0	0	0	11	17	0.00	0.750										
35 David Phelps, R (8.1) ERA: 2.42	0.2	H	4	1	0	0	2	1	0	0	0	0	0	8	14	0.00	3.000										

Miami Marlins @ Philadelphia Phillies
Citizens Bank Park, Philadelphia, PA
Sun Sep 18 2016, 1:37 PM - 5:24 PM EDT
Att: 20,059 - Cloudy - 84 F

livebaseballscorecards.com

AB 33
R 4
H 8
RBI 4
BB 5
SO 8
LOB 14

Batter	1	2	3	4	5	6	7	8	9	AB	R	H	RBI	BB	SO	LOB	TOP																		
7 Trea Turner, R OBP: 0.371, SLG: 0.581										4	0	0	0	0	1	1	Washington Nationals @ Miami Marlins Marlins Park, Miami, FL Mon Sep 19 2016, 7:13 PM - 10:01 PM EDT Att: 17,214 - Roof Closed - 80 F																		
28 Jayson Werth, R OBP: 0.335, SLG: 0.423										4	0	1	0	0	2	0																			
6 Anthony Rendon, R OBP: 0.352, SLG: 0.454										4	0	0	0	0	0	1																			
40 Wilson Ramos, R OBP: 0.353, SLG: 0.492 3 Michael Taylor, R OBP: 0.259, SLG: 0.355										4	0	2	0	0	0	0																			
11 Ryan Zimmerman, R OBP: 0.270, SLG: 0.366										4	1	2	0	0	0	2																			
14 Chris Heisey, R OBP: 0.293, SLG: 0.462 34 Bryce Harper, L OBP: 0.377, SLG: 0.444										3	1	2	0	0	0	0																			
8 Danny Espinosa, S OBP: 0.312, SLG: 0.384 20 Daniel Murphy, L OBP: 0.391, SLG: 0.597										2	1	1	3	0	1	0																			
1 Wilmer Difo, S OBP: 0.333, SLG: 0.333 10 Stephen Drew, L OBP: 0.326, SLG: 0.540										2	0	1	0	0	0	0																			
22 A.J. Cole, R 9 Ben Revere, L 38 Matt Latos, R 45 Blake Treinen, R 25 Clint Robinson, L 32 Koda Glover, R										1	0	0	0	0	0	0																			
Inning Stats	R: 0 E: 0 K: 2 S: 8	H: 0 LOB: 0 BB: 0 P: 11	R: 0 E: 0 K: 0 S: 5	H: 1 LOB: 0 BB: 0 P: 5	R: 0 E: 0 K: 1 S: 11	H: 0 LOB: 0 BB: 0 P: 18	R: 0 E: 0 K: 0 S: 9	H: 0 LOB: 0 BB: 0 P: 12	R: 3 E: 1 K: 0 S: 17	H: 4 LOB: 1 BB: 0 P: 30	R: 0 E: 0 K: 0 S: 5	H: 1 LOB: 0 BB: 0 P: 6	R: 0 E: 0 K: 2 S: 12	H: 2 LOB: 0 BB: 0 P: 19	R: 0 E: 0 K: 1 S: 8	H: 0 LOB: 0 BB: 0 P: 10		R: 0 E: 0 K: 0 S: 6	H: 1 LOB: 2 BB: 0 P: 13	1B: 7 2B: 1 3B: 0 HR: 1	SF: 0 SAC: 1 DP: 2 HBP: 0	WP: 0 PB: 0 SB: 0 CS: 0	PA: 34												
PITCHER	IP	WLS	BF	H	R	ER	SO	BB	IBB	HBP	BLK	WP	HR	S	P	ERA	WHIP	PITCHER	IP	WLS	BF	H	R	ER	SO	BB	IBB	HBP	BLK	WP	HR	S	P	ERA	WHIP
54 Wei-Yin Chen, L ERA: 5.04	(1.1)	4.1	16	4	3	3	3	0	0	0	0	0	1	44	66	6.23	0.923	44 AJ Ramos, R ERA: 3.0	(9.1)	1.0	4	1	0	0	0	0	0	0	0	0	0	6	13	0.00	1.000
64 Nick Wittgren, R ERA: 3.18	(5.1)	0.2	3	1	0	0	0	0	0	0	0	0	0	6	10	0.00	1.500																		
49 Brian Ellington, R ERA: 1.61	(6.1)	1.0	W	3	1	0	0	0	0	0	0	0	0	5	6	0.00	1.000																		
56 Fernando Rodney, R ERA: 3.23	(7.1)	1.0	H	5	2	0	2	0	0	0	0	0	0	12	19	0.00	2.000																		
46 Kyle Barraclough, R ERA: 2.94	(8.1)	1.0	H	3	0	0	1	0	0	0	0	0	0	8	10	0.00	0.000																		

AB	33
R	3
H	9
RBI	3
BB	0
SO	6
LOB	13



Batter	1	2	3	4	5	6	7	8	9	AB	R	H	RBI	BB	SO	LOB	BOTTOM																		
9 Dee Strange-Gordon, L OBP: 0.290, SLG: 0.316										4	0	0	0	0	1	1	Washington Nationals @ Miami Marlins Marlins Park, Miami, FL Mon Sep 19 2016, 7:13 PM - 10:01 PM EDT Att: 17,214 - Roof Closed - 80 F																		
13 Marcell Ozuna, R OBP: 0.321, SLG: 0.466										4	1	1	0	0	1	0																			
14 Martin Prado, R OBP: 0.366, SLG: 0.420										3	0	1	0	1	0	0																			
21 Christian Yelich, L OBP: 0.375, SLG: 0.481										4	0	1	1	0	2	1																			
27 Giancarlo Stanton, R OBP: 0.331, SLG: 0.497 77 Yoenis Cespedes, S 56 Fernando Rodney, R 46 Kyle Barraclough, R 12 Chris Johnson, R										2	1	1	1	0	0	2																			
41 Justin Bour, L OBP: 0.342, SLG: 0.488 68 Destin Hood, R 44 AJ Ramos, R										3	1	1	0	1	0	0																			
11 J.T. Realmuto, R OBP: 0.351, SLG: 0.437										4	0	1	0	0	1	4																			
3 Adeiny Hechavarria, R OBP: 0.286, SLG: 0.312 32 Derek Dietrich, L 19 Miguel Rojas, R										2	0	0	0	0	1	2																			
54 Wei-Yin Chen, R 64 Nick Wittgren, R 49 Brian Ellington, R 51 Ichiro Suzuki, L										2	0	0	0	0	0	0																			
Inning Stats	R: 0 E: 0 K: 0 S: 10	H: 0 LOB: 0 BB: 0 P: 13	R: 1 E: 0 K: 1 S: 14	H: 1 LOB: 1 BB: 1 P: 24	R: 1 E: 0 K: 1 S: 18	H: 2 LOB: 2 BB: 1 P: 28	R: 0 E: 1 K: 1 S: 10	H: 1 LOB: 1 BB: 0 P: 14	R: 0 E: 0 K: 1 S: 12	H: 1 LOB: 1 BB: 0 P: 20	R: 2 E: 0 K: 1 S: 14	H: 2 LOB: 1 BB: 1 P: 23	R: 0 E: 0 K: 1 S: 15	H: 0 LOB: 0 BB: 0 P: 17	R: 0 E: 1 K: 1 S: 10	H: 0 LOB: 1 BB: 0 P: 14		1B: 2 2B: 4 3B: 1 HR: 1	SF: 0 SAC: 0 DP: 1 HBP: 0	WP: 0 PB: 0 SB: 0 CS: 1	PA: 34														
PITCHER	IP	WLS	BF	H	R	ER	SO	BB	IBB	HBP	BLK	WP	HR	S	P	ERA	WHIP	PITCHER	IP	WLS	BF	H	R	ER	SO	BB	IBB	HBP	BLK	WP	HR	S	P	ERA	WHIP
22 A.J. Cole, R ERA: 4.68	(1.1)	4.0	18	4	2	2	3	2	0	0	0	0	0	16	29	4.50	1.500																		
36 Mat Latos, R ERA: 4.74	(5.1)	1.1	L	7	2	2	1	1	0	0	0	0	0	10	14	0.00	1.500																		
45 Blake Treinen, R ERA: 2.27	(6.1)	0.2	B	3	1	0	1	0	0	0	0	0	0	10	14	0.00	1.500																		
32 Koda Glover, R ERA: 4.26	(7.1)	2.0	6	0	0	0	2	0	0	0	0	0	0	25	31	0.00	0.000																		

AB	31
R	4
H	7
RBI	4
BB	3
SO	7
LOB	13



Batter	1	2	3	4	5	6	7	8	9	AB	R	H	RBI	BB	SO	LOB	TOP		
7 Trea Turner, R OBP: 0.366, SLG: 0.572	G6-3		G4-3			K			G1-3	4	0	0	0	0	1	0	Washington Nationals @ Miami Marlins Marlins Park, Miami, FL Tue Sep 20 2016, 7:12 PM - 9:21 PM EDT Att: 17,961 - Roof Closed - 77 F		
10 Stephen Drew, L OBP: 0.333, SLG: 0.547	2B			K		K			1B	4	0	2	0	0	2	0			
9 Ben Revere, L OBP: 0.261, SLG: 0.302	F7			L8		L8			1B	4	0	0	0	0	1	2			
34 Bryce Harper, L OBP: 0.374, SLG: 0.441	F7			L8		L8			1B	4	0	0	0	0	1	2			
6 Anthony Rendon, R OBP: 0.350, SLG: 0.450	P5			K		G5-3			FC4	4	0	0	0	0	1	2			
25 Clint Robinson, L OBP: 0.296, SLG: 0.331	F7				L9				K	3	0	0	0	0	1	0			
40 Wilson Ramos, R OBP: 0.352, SLG: 0.491	K									3	0	1	0	0	2	0			
3 Michael Taylor, R OBP: 0.269, SLG: 0.365	K									0	0	0	0	0	0	0			
29 Pedro Severino, R OBP: 0.476, SLG: 0.579	K									0	0	0	0	0	0	0			
48 Brian Goodwin, L OBP: 0.310, SLG: 0.393	K									3	0	1	0	0	2	0			
8 Danny Espinosa, S OBP: 0.310, SLG: 0.382			K			B2-3			K	3	0	0	0	0	2	2			
57 Tanner Roark, R OBP: 0.182, SLG: 0.145	G6-3								G4-3	2	0	0	0	0	1	0			
20 Daniel Murphy, L OBP: 0.391, SLG: 0.596										1	0	0	0	0	0	2			
27 Shawn Kelley, R OBP: 0.182, SLG: 0.145										0	0	0	0	0	0	0			
Inning Stats	R: 0 H: 1 E: 0 K: 0 S: 11	H: 1 LOB: 1 BB: 0 P: 19	R: 0 H: 0 E: 0 K: 2 S: 8	H: 0 LOB: 0 BB: 0 P: 13	R: 0 H: 0 E: 0 K: 1 S: 10	H: 0 LOB: 0 BB: 0 P: 12	R: 0 H: 0 E: 0 K: 2 S: 10	H: 0 LOB: 0 BB: 0 P: 15	R: 0 H: 0 E: 0 K: 2 S: 8	H: 0 LOB: 0 BB: 0 P: 13	R: 0 H: 2 E: 0 K: 1 S: 12	H: 2 LOB: 2 BB: 0 P: 16	R: 0 H: 1 E: 0 K: 1 S: 12	H: 1 LOB: 1 BB: 0 P: 16	1B: 3 2B: 1 3B: 0 HR: 0	SF: 0 SAC: 0 DP: 0 HBP: 0	WP: 0 PB: 0 SB: 0 CS: 0	PA: 31	
PITCHER	IP WLS BF H R ER SO BB IBB HBP BLK WP HR S P ERA WHIP	8.0 W 27 3 0 0 12 0 0 0 0 0 0 74 111 0.00 0.375	1.0 S 4 1 0 0 1 0 0 0 0 0 0 12 16 0.00 1.000	PITCHER															

Batter	1	2	3	4	5	6	7	8	9	AB	R	H	RBI	BB	SO	LOB	BOTTOM	
9 Dee Strange-Gordon, L OBP: 0.290, SLG: 0.315	G3		14 BB 13 BB			K			K	4	0	1	0	0	2	0	Washington Nationals @ Miami Marlins Marlins Park, Miami, FL Tue Sep 20 2016, 7:12 PM - 9:21 PM EDT Att: 17,961 - Roof Closed - 77 F	
13 Marcell Ozuna, R OBP: 0.321, SLG: 0.463	K		14 BB			G4-3			K	3	0	0	0	1	2	0		
14 Martin Prado, R OBP: 0.365, SLG: 0.418	L4		BB						K	3	0	0	0	1	0	0		
21 Christian Yelich, L OBP: 0.375, SLG: 0.480	L6		BB			L7				3	0	1	0	0	3			
27 Giancarlo Stanton, R OBP: 0.333, SLG: 0.505	F9		41 FC4-6 BB							2	1	1	1	1	0	1		
51 Ichiro Suzuki, L OBP: 0.359, SLG: 0.383						HR				0	0	0	0	0	0	0		
41 Justin Bour, L OBP: 0.338, SLG: 0.482	L9		11 FC6-4			G4-3				3	0	0	0	0	0	2		
19 Miguel Rojas, R OBP: 0.276, SLG: 0.314	P3									0	0	0	0	0	0	0		
11 J.T. Realmuto, R OBP: 0.349, SLG: 0.434	G6-3					G6-3				3	0	0	0	0	2			
3 Adeiny Hechavarria, R OBP: 0.284, SLG: 0.310	G6-3		G4-3			L8				3	0	0	0	0	1			
José Fernández, R OBP: 0.264, SLG: 0.288	K									3	0	0	0	0	3	0		
35 David Phelps, R OBP: 0.182, SLG: 0.182	K					K				0	0	0	0	0	0	0		
Inning Stats	R: 0 H: 0 E: 0 K: 1 S: 10	H: 1 LOB: 1 BB: 0 P: 13	R: 0 H: 1 E: 0 K: 1 S: 10	H: 1 LOB: 3 BB: 2 P: 20	R: 0 H: 0 E: 0 K: 0 S: 7	H: 0 LOB: 1 BB: 1 P: 12	R: 0 H: 0 E: 0 K: 2 S: 7	H: 0 LOB: 0 BB: 1 P: 8	R: 1 H: 1 E: 0 K: 0 S: 9	H: 1 LOB: 0 BB: 0 P: 11	R: 0 H: 0 E: 0 K: 1 S: 5	H: 0 LOB: 0 BB: 0 P: 9	R: 0 H: 0 E: 0 K: 2 S: 9	H: 0 LOB: 0 BB: 0 P: 12	1B: 2 2B: 0 3B: 0 HR: 1	SF: 0 SAC: 0 DP: 0 HBP: 0		WP: 0 PB: 0 SB: 0 CS: 0
PITCHER	IP WLS BF H R ER SO BB IBB HBP BLK WP HR S P ERA WHIP	7.0 L 27 3 1 1 5 3 0 0 0 0 0 9 12 0.00 0.000	PITCHER															

AB	31
R	0
H	4
RBI	0
BB	0
SO	13
LOB	8



AB	27
R	1
H	3
RBI	1
BB	3
SO	7
LOB	9



Batter	1	2	3	4	5	6	7	8	9	AB	R	H	RBI	BB	SO	LOB	TOP							
7 Trea Turner, R OBP: 0.363, SLG: 0.576	F7		G5-3		FC6		HR		G3	5	1	1	1	0	0	1								
28 Jayson Werth, R OBP: 0.335, SLG: 0.421	G6-3		K				L9		G3	4	0	1	1	1	1	0								
34 Bryce Harper, L OBP: 0.374, SLG: 0.439									G4-6-3	4	0	1	0	1	1	3								
6 Anthony Rendon, R OBP: 0.349, SLG: 0.449	K				FC6-4				G4-6-3	4	2	1	0	0	2	4								
40 Wilson Ramos, R OBP: 0.352, SLG: 0.491	F8		G6-3		FC6-4				1B	4	1	1	1	0	0	3								
10 Stephen Drew, L OBP: 0.270, SLG: 0.542	F8						F7		2B	3	1	1	0	1	0	0								
11 Ryan Zimmerman, R OBP: 0.372, SLG: 0.372	F8						K		1B	4	1	1	3	0	2	2								
8 Danny Espinosa, S OBP: 0.310, SLG: 0.380							K		SF7	2	1	0	1	1	2	0								
31 Max Scherzer, R 45 Blake Treinen, R 25 Clint Robinson, L 23 Marc Rzepczynski, L 27 Shawn Kelley, R 43 Mark Melancon, R	SH3-4								P6	2	1	1	0	0	1	0								
Inning Stats	R: 0 H: 0 E: 0 K: 1 S: 13	H: 0 LOB: 1 BB: 1 P: 24	R: 0 H: 0 E: 0 K: 0 S: 10	H: 0 LOB: 0 BB: 0 P: 15	R: 1 H: 0 E: 1 K: 1 S: 11	H: 0 LOB: 0 BB: 1 P: 20	R: 3 H: 2 E: 0 K: 1 S: 15	H: 2 LOB: 0 BB: 1 P: 26	R: 1 H: 2 E: 1 K: 2 S: 17	H: 2 LOB: 2 BB: 0 P: 26	R: 0 H: 0 E: 0 K: 2 S: 12	H: 0 LOB: 0 BB: 0 P: 18	R: 1 H: 1 E: 0 K: 1 S: 10	H: 1 LOB: 0 BB: 0 P: 13	R: 2 H: 3 E: 0 K: 1 S: 14	H: 3 LOB: 1 BB: 0 P: 20	R: 0 H: 0 E: 0 K: 0 S: 8	H: 0 LOB: 0 BB: 1 P: 17	1B: 5 2B: 1 3B: 0 HR: 2	SF: 1 SAC: 1 DP: 1 HBP: 0	WP: 0 PB: 0 SB: 0 CS: 0	PA: 39		
PITCHER	IP WLS BF H R ER SO BB IBB HBP BLK WP HR S P ERA WHIP	IP WLS BF H R ER SO BB IBB HBP BLK WP HR S P ERA WHIP	IP WLS BF H R ER SO BB IBB HBP BLK WP HR S P ERA WHIP	IP WLS BF H R ER SO BB IBB HBP BLK WP HR S P ERA WHIP	IP WLS BF H R ER SO BB IBB HBP BLK WP HR S P ERA WHIP	IP WLS BF H R ER SO BB IBB HBP BLK WP HR S P ERA WHIP	IP WLS BF H R ER SO BB IBB HBP BLK WP HR S P ERA WHIP	IP WLS BF H R ER SO BB IBB HBP BLK WP HR S P ERA WHIP	IP WLS BF H R ER SO BB IBB HBP BLK WP HR S P ERA WHIP	IP WLS BF H R ER SO BB IBB HBP BLK WP HR S P ERA WHIP	IP WLS BF H R ER SO BB IBB HBP BLK WP HR S P ERA WHIP	IP WLS BF H R ER SO BB IBB HBP BLK WP HR S P ERA WHIP	IP WLS BF H R ER SO BB IBB HBP BLK WP HR S P ERA WHIP	IP WLS BF H R ER SO BB IBB HBP BLK WP HR S P ERA WHIP	IP WLS BF H R ER SO BB IBB HBP BLK WP HR S P ERA WHIP	IP WLS BF H R ER SO BB IBB HBP BLK WP HR S P ERA WHIP	IP WLS BF H R ER SO BB IBB HBP BLK WP HR S P ERA WHIP	IP WLS BF H R ER SO BB IBB HBP BLK WP HR S P ERA WHIP	IP WLS BF H R ER SO BB IBB HBP BLK WP HR S P ERA WHIP	IP WLS BF H R ER SO BB IBB HBP BLK WP HR S P ERA WHIP	IP WLS BF H R ER SO BB IBB HBP BLK WP HR S P ERA WHIP	IP WLS BF H R ER SO BB IBB HBP BLK WP HR S P ERA WHIP	IP WLS BF H R ER SO BB IBB HBP BLK WP HR S P ERA WHIP	IP WLS BF H R ER SO BB IBB HBP BLK WP HR S P ERA WHIP

Washington Nationals @ Miami Marlins
Marlins Park, Miami, FL
Wed Sep 21 2016, 7:14 PM - 10:22 PM EDT
Att: 17,836 - Roof Closed - 77 F

AB 33
R 8
H 8
RBI 7
BB 4
SO 9
LOB 14



Batter	1	2	3	4	5	6	7	8	9	AB	R	H	RBI	BB	SO	LOB	BOTTOM								
9 Dee Strange-Gordon, L OBP: 0.289, SLG: 0.312	F7								P6	3	0	0	0	1	1	0									
51 Ichiro Suzuki, L OBP: 0.335, SLG: 0.379	K		F7				K		G6-3	4	0	0	0	0	2	1									
14 Martin Prado, R OBP: 0.365, SLG: 0.417							L9		K	4	0	1	0	0	1	0									
21 Christian Yelich, L OBP: 0.374, SLG: 0.484	P3						HR		K	4	1	1	1	0	1	1									
13 Marcell Ozuna, R OBP: 0.322, SLG: 0.462	G1-3						1B		G4-3	3	1	1	0	1	0	0									
41 Justin Bour, L OBP: 0.333, SLG: 0.474	K						F7		K	4	0	0	0	0	2	2									
11 J.T. Realmuto, R OBP: 0.347, SLG: 0.431	K						G5-3		G4-3	3	0	0	0	0	1	1									
3 Adeiny Hechavarria, R 32 Derek Dietrich, L 56 Fernando Rodney, R 43 Odrisamer Despaigne, R	K						K		K	2	0	0	0	0	2	0									
34 Tom Koehler, R 33 Dustin McGowan, R 53 Xavier Scruggs, R 49 Brian Ellington, R 65 Austin Brice, R 5 Jeff Francoeur, R 19 Miguel Rojas, R	K						G5-3		G5-3	1	0	0	0	0	1	0									
Inning Stats	R: 0 H: 1 E: 0 K: 1 S: 10	H: 0 LOB: 0 BB: 0 P: 14	R: 0 H: 0 E: 0 K: 2 S: 9	H: 0 LOB: 0 BB: 0 P: 13	R: 0 H: 0 E: 0 K: 2 S: 8	H: 0 LOB: 1 BB: 1 P: 15	R: 0 H: 1 E: 0 K: 0 S: 14	H: 1 LOB: 1 BB: 0 P: 23	R: 0 H: 0 E: 0 K: 1 S: 7	H: 0 LOB: 0 BB: 0 P: 7	R: 0 H: 0 E: 0 K: 2 S: 11	H: 0 LOB: 0 BB: 0 P: 14	R: 3 H: 2 E: 0 K: 0 S: 15	H: 2 LOB: 0 BB: 1 P: 21	R: 0 H: 0 E: 0 K: 1 S: 10	H: 0 LOB: 0 BB: 0 P: 11	R: 0 H: 0 E: 0 K: 2 S: 10	H: 0 LOB: 0 BB: 0 P: 17	1B: 2 2B: 0 3B: 0 HR: 2	SF: 0 SAC: 0 DP: 0 HBP: 0	WP: 0 PB: 0 SB: 0 CS: 0	PA: 33			
PITCHER	IP WLS BF H R ER SO BB IBB HBP BLK WP HR S P ERA WHIP	IP WLS BF H R ER SO BB IBB HBP BLK WP HR S P ERA WHIP	IP WLS BF H R ER SO BB IBB HBP BLK WP HR S P ERA WHIP	IP WLS BF H R ER SO BB IBB HBP BLK WP HR S P ERA WHIP	IP WLS BF H R ER SO BB IBB HBP BLK WP HR S P ERA WHIP	IP WLS BF H R ER SO BB IBB HBP BLK WP HR S P ERA WHIP	IP WLS BF H R ER SO BB IBB HBP BLK WP HR S P ERA WHIP	IP WLS BF H R ER SO BB IBB HBP BLK WP HR S P ERA WHIP	IP WLS BF H R ER SO BB IBB HBP BLK WP HR S P ERA WHIP	IP WLS BF H R ER SO BB IBB HBP BLK WP HR S P ERA WHIP	IP WLS BF H R ER SO BB IBB HBP BLK WP HR S P ERA WHIP	IP WLS BF H R ER SO BB IBB HBP BLK WP HR S P ERA WHIP	IP WLS BF H R ER SO BB IBB HBP BLK WP HR S P ERA WHIP	IP WLS BF H R ER SO BB IBB HBP BLK WP HR S P ERA WHIP	IP WLS BF H R ER SO BB IBB HBP BLK WP HR S P ERA WHIP	IP WLS BF H R ER SO BB IBB HBP BLK WP HR S P ERA WHIP	IP WLS BF H R ER SO BB IBB HBP BLK WP HR S P ERA WHIP	IP WLS BF H R ER SO BB IBB HBP BLK WP HR S P ERA WHIP	IP WLS BF H R ER SO BB IBB HBP BLK WP HR S P ERA WHIP	IP WLS BF H R ER SO BB IBB HBP BLK WP HR S P ERA WHIP	IP WLS BF H R ER SO BB IBB HBP BLK WP HR S P ERA WHIP	IP WLS BF H R ER SO BB IBB HBP BLK WP HR S P ERA WHIP	IP WLS BF H R ER SO BB IBB HBP BLK WP HR S P ERA WHIP	IP WLS BF H R ER SO BB IBB HBP BLK WP HR S P ERA WHIP	IP WLS BF H R ER SO BB IBB HBP BLK WP HR S P ERA WHIP

Washington Nationals @ Miami Marlins
Marlins Park, Miami, FL
Wed Sep 21 2016, 7:14 PM - 10:22 PM EDT
Att: 17,836 - Roof Closed - 77 F

AB 31
R 3
H 4
RBI 3
BB 2
SO 11
LOB 5



Batter	1	2	3	4	5	6	7	8	9	AB	R	H	RBI	BB	SO	LOB	TOP								
11 Ender Inciarte, L (1.8) OBP: 0.353, SLG: 0.386										4	0	0	0	1	1	2									
13 Adonis García, R (1.5) OBP: 0.314, SLG: 0.413										5	0	3	1	0	1	0									
5 Freddie Freeman, L (1.3) OBP: 0.400, SLG: 0.564										3	1	1	0	2	1	1									
27 Matt Kemp, R (1.7) OBP: 0.306, SLG: 0.498										1	1	0	0	1	1	3									
17 Maltex Smith, L (3.7) OBP: 0.316, SLG: 0.379										4	0	1	0	0	1	4									
22 Nick Markakis, L (1.9) OBP: 0.345, SLG: 0.398										4	0	2	2	0	2	0									
25 Tyler Flowers, R (1.2) OBP: 0.359, SLG: 0.410										4	0	2	2	0	2	0									
8 Jace Peterson, L (1.4) OBP: 0.350, SLG: 0.369										4	0	1	0	0	1	3									
2 Dansby Swanson, R (1.6) OBP: 0.350, SLG: 0.406										4	0	0	0	0	1	1									
37 Matt Wisler, R (7.1) ERA: 5.13										1	0	0	0	1	0	0									
74 Blake Loh, L (7.1) ERA: 2.37										1	0	0	0	0	1	0									
46 Ian Krol, L (8.1) ERA: 2.8										0	0	0	0	0	0	0									
39 Brandon Cunniff, R (9.1) ERA: 2.8										0	0	0	0	0	0	0									
64 Emilio Bonifacio, S (9.1) ERA: 2.8										1	1	1	0	0	0	0									
62 Mauricio Cabrera, R (9.1) ERA: 2.8										0	0	0	0	0	0	0									
Inning Stats	R: 0 E: 0 K: 3 S: 10	H: 0 LOB: 0 BB: 0 P: 12	R: 1 E: 0 K: 0 S: 11	H: 2 LOB: 1 BB: 1 P: 22	R: 0 E: 0 K: 1 S: 20	H: 1 LOB: 3 BB: 2 P: 36	R: 0 E: 0 K: 2 S: 7	H: 0 LOB: 0 BB: 0 P: 10	R: 0 E: 0 K: 0 S: 5	H: 0 LOB: 0 BB: 0 P: 6	R: 1 E: 1 K: 0 S: 15	H: 3 LOB: 2 BB: 0 P: 21	R: 0 E: 0 K: 1 S: 13	H: 1 LOB: 3 BB: 2 P: 29	R: 0 E: 0 K: 3 S: 11	H: 0 LOB: 0 BB: 0 P: 14	R: 1 E: 0 K: 0 S: 12	H: 2 LOB: 1 BB: 0 P: 19	1B: 6 2B: 3 3B: 0 HR: 0	SF: 0 SAC: 0 DP: 2 HBP: 0	WP: 0 PB: 1 CS: 1 CS: 0	PA: 39			
PITCHER	IP	WLS	BF	H	R	ER	SO	BB	IBB	HBP	BLK	WP	HR	S	P	ERA	WHIP								
48 Andrew Cashner, R (1.1) ERA: 5.13	5.0		20	3	1	1	6	2	1	0	0	0	0	53	86	1.80	1.000								
40 Mike Dunn, L (6.1) ERA: 3.15	1.0	B	5	3	1	1	0	0	0	0	0	0	0	15	21	9.00	3.000								
35 David Phelps, R (7.1) ERA: 2.37	1.0		6	1	0	0	1	1	1	0	0	0	0	13	29	0.00	2.000								
46 Kyle Barraclough, R (8.1) ERA: 2.8	1.0		3	0	0	0	3	0	0	0	0	0	0	11	14	0.00	0.000								
44 AJ Ramos, R (9.1) ERA: 2.8	1.0	L	5	2	1	0	0	0	0	0	0	0	0	12	19	0.00	2.000								

Atlanta Braves @ Miami Marlins
Marlins Park, Miami, FL
Fri Sep 23 2016, 7:12 PM - 10:19 PM EDT
Att: 23,924 - Roof Closed - 77 F

AB 34
R 3
H 9
RBI 3
BB 5
SO 10
LOB 18




Batter	1	2	3	4	5	6	7	8	9	AB	R	H	RBI	BB	SO	LOB	BOTTOM								
32 Derek Dietrich, L (1.4) OBP: 0.381, SLG: 0.430										1	1	0	0	2	0	0									
19 Miguel Rojas, R (8.4) OBP: 0.276, SLG: 0.314										4	1	1	0	0	2	2									
13 Marcell Ozuna, R (1.7) OBP: 0.323, SLG: 0.461										4	0	1	2	0	2	2									
14 Martín Prado, R (1.5) OBP: 0.363, SLG: 0.418										4	0	1	2	0	2	2									
21 Christian Yelich, L (1.8) OBP: 0.373, SLG: 0.478										3	0	0	0	1	0	1									
27 Giancarlo Stanton, R (1.9) OBP: 0.326, SLG: 0.497										3	0	0	0	0	0	3									
35 David Phelps, R (7.1) ERA: 2.37										0	0	0	0	0	0	0									
46 Kyle Barraclough, R (8.1) ERA: 2.8										0	0	0	0	0	0	0									
44 AJ Ramos, R (9.1) ERA: 2.8										0	0	0	0	0	0	0									
5 Jeff Francoeur, R (9.1) ERA: 2.8										0	0	0	0	0	0	0									
77 Yefri Pérez, S (9.1) ERA: 2.8										0	0	0	0	0	0	0									
41 Justin Bour, L (1.3) OBP: 0.328, SLG: 0.461										4	0	0	0	0	2	2									
11 J.T. Realmuto, R (1.2) OBP: 0.347, SLG: 0.434										3	0	0	0	0	1	0									
3 Adeiny Hechavarria, R (1.6) OBP: 0.281, SLG: 0.306										3	0	0	0	0	0	0									
48 Andrew Cashner, R (1.1) ERA: 5.13										1	0	0	0	0	1	0									
9 Dee Strange-Gordon, L (6.1) OBP: 0.250, SLG: 0.317										1	0	0	0	0	0	0									
40 Mike Dunn, L (6.1) ERA: 3.15										0	0	0	0	0	0	0									
51 Ichiro Suzuki, L (7.9) OBP: 0.355, SLG: 0.378										1	0	1	0	0	0	0									
Inning Stats	R: 2 E: 0 K: 0 S: 11	H: 2 LOB: 1 BB: 0 P: 23	R: 0 E: 0 K: 1 S: 8	H: 0 LOB: 0 BB: 0 P: 9	R: 0 E: 0 K: 1 S: 12	H: 0 LOB: 2 BB: 2 P: 25	R: 0 E: 0 K: 2 S: 9	H: 0 LOB: 0 BB: 0 P: 13	R: 0 E: 0 K: 1 S: 7	H: 0 LOB: 0 BB: 0 P: 9	R: 0 E: 0 K: 0 S: 11	H: 0 LOB: 0 BB: 0 P: 20	R: 0 E: 0 K: 1 S: 10	H: 0 LOB: 0 BB: 0 P: 14	R: 0 E: 0 K: 2 S: 12	H: 1 LOB: 1 BB: 0 P: 21	R: 0 E: 0 K: 0 S: 5	H: 0 LOB: 1 BB: 1 P: 13	1B: 2 2B: 1 3B: 0 HR: 0	SF: 0 SAC: 1 DP: 0 HBP: 0	WP: 0 PB: 0 CS: 1 CS: 1	PA: 33			
PITCHER	IP	WLS	BF	H	R	ER	SO	BB	IBB	HBP	BLK	WP	HR	S	P	ERA	WHIP								
37 Matt Wisler, R (1.1) ERA: 5.13	6.0		23	2	2	2	5	3	0	0	0	0	0	58	99	3.00	0.833								
46 Ian Krol, L (7.1) ERA: 3.24	1.0		4	1	0	0	1	0	0	0	0	0	0	13	20	0.00	1.000								
39 Brandon Cunniff, R (8.1) ERA: 4.2	1.0	W	3	0	0	0	2	0	0	0	0	0	0	9	15	0.00	0.000								
62 Mauricio Cabrera, R (9.1) ERA: 2.87	1.0	S	3	0	0	0	0	1	0	0	0	0	0	5	13	0.00	1.000								


Atlanta Braves @ Miami Marlins
Marlins Park, Miami, FL
Fri Sep 23 2016, 7:12 PM - 10:19 PM EDT
Att: 23,924 - Roof Closed - 77 F

AB 28
R 2
H 3
RBI 2
BB 4
SO 8
LOB 10



Batter	1	2	3	4	5	6	7	8	9	AB	R	H	RBI	BB	SO	LOB	TOP					
11 Ender Inciarte, L (1,8)										5	1	3	0	0	2	1	Atlanta Braves @ Miami Marlins Marlins Park, Miami, FL Sat Sep 24 2016, 7:12 PM - 10:32 PM EDT Att: 26,178 - Roof Closed - 76 F					
13 Adonis Garcia, R (1,5)										4	0	0	0	0	1	4						
5 Freddie Freeman, L (1,3)										3	1	2	2	1	1	0						
27 Matt Kemp, R (1,7)										4	0	0	0	0	3	2						
22 Nick Markakis, L (1,9)										3	0	1	0	0	0	1						
20 Anthony Recker, R (1,2)										4	1	1	0	0	1	2						
2 Dansby Swanson, R (1,6)										4	0	1	0	0	0	2						
7 Gordon Beckham, R (1,4)										2	0	0	1	0	1	2						
8 Jace Peterson, L (9,PH)										1	0	0	0	0	1	0						
36 Aaron Blair, R (1,1)										1	0	0	0	0	0	0						
72 Jed Bradley, L (4,1)										0	0	0	0	0	0	0						
32 Rio Ruiz, L (5,PH)										0	0	0	0	0	0	0						
60 Joel De La Cruz, R (5,1)										0	0	0	0	0	0	0						
17 Mallex Smith, L (7,PH)										0	1	0	0	0	1	0						
52 John Gant, R (7,1)										0	0	0	0	0	0	0						
64 Emilio Bonifacio, S (9,PH)										1	0	0	0	0	0	0						
Inning Stats	R: 1 E: 0 K: 1 S: 15	H: 2 LOB: 1 BB: 0 P: 22	R: 1 E: 0 K: 1 S: 12	H: 1 LOB: 0 BB: 0 P: 18	R: 0 E: 0 K: 1 S: 9	H: 1 LOB: 0 BB: 0 P: 11	R: 0 E: 0 K: 0 S: 6	H: 0 LOB: 0 BB: 0 P: 11	R: 0 E: 0 K: 1 S: 11	H: 1 LOB: 1 BB: 0 P: 13	R: 1 E: 0 K: 3 S: 15	H: 3 LOB: 2 BB: 0 P: 18	R: 1 E: 0 K: 2 S: 8	H: 0 LOB: 1 BB: 2 P: 19	R: 0 E: 0 K: 0 S: 10	H: 0 LOB: 0 BB: 0 P: 18	R: 0 E: 0 K: 2 S: 9	H: 0 LOB: 0 BB: 0 P: 11	1B: 6 2B: 1 3B: 0 HR: 1	SF: 1 SAC: 0 DP: 1 HBP: 1	WP: 1 PB: 0 SB: 1 CS: 0	PA: 37
PITCHER	IP WLS BF H R ER SO BB IBB HBP BLK WP HR S P ERA WHIP																					
54 Wei-Yin Chen, L (1,1)	4.0	16	4	2	2	3	0	0	0	1	0	0	0	0	0	42	62	4.50	1.000			
65 Austin Brice, R (5,1)	1.0	4	1	0	0	1	0	0	0	0	0	0	0	0	11	13	0.00	1.000				
30 Hunter Cervenka, L (6,1)	0.1	H	3	2	1	1	0	0	0	0	0	0	1	5	5	27.00	6.000					
49 Brian Ellington, R (6,1)	0.2	W	3	1	0	0	2	0	0	0	0	0	0	10	13	0.00	1.500					
56 Fernando Rodney, R (7,1)	1.0	H	5	0	1	1	2	2	0	0	0	1	0	8	19	9.00	2.000					
46 Kyle Barraclough, R (8,1)	1.0	H	3	0	0	0	2	0	0	0	0	0	0	9	11	0.00	0.000					
Batter	1	2	3	4	5	6	7	8	9	AB	R	H	RBI	BB	SO	LOB	BOTTOM					
9 Dee Strange-Gordon, L (1,4)										3	2	2	0	2	0	0	Atlanta Braves @ Miami Marlins Marlins Park, Miami, FL Sat Sep 24 2016, 7:12 PM - 10:32 PM EDT Att: 26,178 - Roof Closed - 76 F					
13 Marcell Ozuna, R (1,7)										2	0	0	1	1	0	2						
56 Fernando Rodney, R (7,1)										0	0	0	0	0	0	0						
5 Jeff Francoeur, R (8,7)										4	1	1	2	0	1	4						
32 Derek Dietrich, L (1,5)										4	1	1	2	0	1	4						
44 AJ Ramos, R (9,1)										0	0	0	0	0	0	0						
21 Christian Yelich, L (1,8)										3	0	0	0	1	0	3						
27 Giancarlo Stanton, R (1,9)										4	0	1	1	0	0	2						
77 Yefri Pérez, S (7,PH)										0	1	0	0	0	0	0						
46 Kyle Barraclough, R (8,1)										0	0	0	0	0	0	0						
12 Chris Johnson, R (9,3)										0	0	0	0	0	0	0						
41 Justin Bour, L (1,3)										3	0	0	0	1	0	1						
19 Miguel Rojas, R (8,5)										0	0	0	0	0	0	0						
11 J.T. Realmuto, R (1,2)										4	0	2	1	0	0	3						
3 Ainey Hechavarria, R (1,6)										4	1	2	0	0	1	2						
54 Wei-Yin Chen, R (1,1)										1	0	0	0	0	0	1						
68 Destin Hood, R (4,PH)										1	1	1	0	0	0	0						
65 Austin Brice, R (5,1)										0	0	0	0	0	0	0						
30 Hunter Cervenka, L (6,1)										0	0	0	0	0	0	0						
49 Brian Ellington, R (6,1)										0	0	0	0	0	0	0						
51 Ichiro Suzuki, L (7,7)										0	0	0	0	0	0	0						
51 Ichiro Suzuki, L (8,9)										2	0	0	0	0	0	1						
Inning Stats	R: 2 E: 0 K: 0 S: 13	H: 1 LOB: 0 BB: 1 P: 23	R: 0 E: 0 K: 0 S: 12	H: 1 LOB: 0 BB: 0 P: 17	R: 1 E: 0 K: 0 S: 10	H: 1 LOB: 3 BB: 0 P: 22	R: 0 E: 0 K: 1 S: 9	H: 0 LOB: 1 BB: 0 P: 12	R: 0 E: 0 K: 0 S: 10	H: 0 LOB: 2 BB: 2 P: 20	R: 1 E: 0 K: 0 S: 13	H: 2 LOB: 2 BB: 0 P: 22	R: 0 E: 0 K: 1 S: 8	H: 0 LOB: 1 BB: 1 P: 16	1B: 6 2B: 2 3B: 1 HR: 1	SF: 1 SAC: 0 DP: 1 HBP: 1	WP: 1 PB: 0 SB: 5 CS: 1	PA: 39				
PITCHER	IP WLS BF H R ER SO BB IBB HBP BLK WP HR S P ERA WHIP																					
36 Aaron Blair, R (1,1)	3.1	L	20	6	5	5	0	0	0	0	0	0	0	0	0	42	80	13.50	2.400			
72 Jed Bradley, L (4,1)	0.2		2	0	0	0	0	0	0	0	0	0	0	0	6	10	0.00	0.000				
60 Joel De La Cruz, R (5,1)	2.0		9	1	0	0	1	2	0	0	0	0	0	19	32	0.00	1.500					
52 John Gant, R (7,1)	2.0		8	2	1	1	1	1	0	0	0	0	0	21	38	4.50	1.500					

Batter	1	2	3	4	5	6	7	8	9	AB R H RBI BB SO LOB	TOP																								
											<p style="text-align: center;">Atlanta Braves @ Miami Marlins Marlins Park, Miami, FL Sun Sep 25 2016, 1:10 PM EDT</p> <p style="text-align: right;">livebaseballscorecards.com</p> <p>AB 0 R 0 H 0 RBI 0 BB 0 SO 0 LOB 0</p> 																								
Inning Stats										1B: 0 SF: 0 2B: 0 SAC: 0 3B: 0 DP: 0 HR: 0 HBP: 0	WP: 0 PA: 0 PB: 0 SB: 0 CS: 0																								
PITCHER	IP	WLS	BF	H	R	ER	SO	BB	IBB	HBP	BLK	WP	HR	S	P	ERA	WHIP	PITCHER	IP	WLS	BF	H	R	ER	SO	BB	IBB	HBP	BLK	WP	HR	S	P	ERA	WHIP

Batter	1	2	3	4	5	6	7	8	9	AB R H RBI BB SO LOB	BOTTOM																								
											<p style="text-align: center;">Atlanta Braves @ Miami Marlins Marlins Park, Miami, FL Sun Sep 25 2016, 1:10 PM EDT</p> <p style="text-align: right;">livebaseballscorecards.com</p> <p>AB 0 R 0 H 0 RBI 0 BB 0 SO 0 LOB 0</p> 																								
Inning Stats										1B: 0 SF: 0 2B: 0 SAC: 0 3B: 0 DP: 0 HR: 0 HBP: 0	WP: 0 PA: 0 PB: 0 SB: 0 CS: 0																								
PITCHER	IP	WLS	BF	H	R	ER	SO	BB	IBB	HBP	BLK	WP	HR	S	P	ERA	WHIP	PITCHER	IP	WLS	BF	H	R	ER	SO	BB	IBB	HBP	BLK	WP	HR	S	P	ERA	WHIP

Batter	1	2	3	4	5	6	7	8	9	AB	R	H	RBI	BB	SO	LOB	TOP			
32 Derek Dietrich, L (1,4) OBP: 0.373, SLG: 0.424										4	0	0	0	0	1	0				
19 Miguel Rojas, R (1,6) OBP: 0.288, SLG: 0.325										2	0	1	0	2	0	0				
77 Yefri Pérez, S (8, FR) OBP: 0.500, SLG: 0.500										2	1	1	0	2	0	1				
21 Christian Velich, L (1,8) OBP: 0.373, SLG: 0.478										3	0	0	0	1	1	4				
41 Justin Bour, L (1,3) OBP: 0.345, SLG: 0.477										4	0	0	0	0	2	4				
5 Jeff Francoeur, R (1,9) OBP: 0.298, SLG: 0.379											4	0	1	1	0	1				
12 Chris Johnson, R (1,5) OBP: 0.282, SLG: 0.331											4	0	1	0	0	1				
68 Destin Hood, R (1,7) OBP: 0.190, SLG: 0.238										4	0	0	0	0	1	2				
6 Jeff Mathis, R (1,2) OBP: 0.267, SLG: 0.333										2	0	0	0	0	0	2				
54 Wei-Yin Chen, R (1,1)										0	0	0	0	0	0	0				
33 Dustin McGowan, R (6, 1)										1	0	0	0	0	0	0				
51 Ichiro Suzuki, L (7, PH) OBP: 0.352, SLG: 0.374										0	0	0	0	0	0	0				
56 Fernando Rodney, R (7, 1)										0	0	0	0	0	0	0				
35 David Phelps, R (8, 1) OBP: 0.182, SLG: 0.182										0	0	0	0	0	0	0				
Inning Stats	R: 0 E: 0 K: 0 S: 14	H: 1 LOB: 1 BB: 1 P: 22	R: 0 E: 1 K: 0 S: 13	H: 1 LOB: 2 BB: 0 P: 18	R: 0 E: 0 K: 1 S: 11	H: 0 LOB: 2 BB: 2 P: 24	R: 0 E: 0 K: 1 S: 8	H: 0 LOB: 0 BB: 0 P: 11	R: 1 E: 0 K: 2 S: 18	H: 1 LOB: 1 BB: 0 P: 31	R: 0 E: 0 K: 0 S: 8	H: 0 LOB: 0 BB: 0 P: 13	R: 0 E: 0 K: 1 S: 12	H: 1 LOB: 1 BB: 0 P: 23	R: 0 E: 0 K: 1 S: 8	H: 0 LOB: 0 BB: 0 P: 11	1B: 4 2B: 0 3B: 0 HR: 0	SF: 0 SAC: 0 DP: 1 HBP: 0	WP: 0 PB: 0 SB: 1 CS: 1	PA: 35
PITCHER	IP WLS BF H R ER SO BB IBB HBP BLK WP HR S P ERA WHIP																			
57 Tanner Roark, R (1, 1) ERA: 2.83	5.2 W 24 3 1 1 4 3 1 0 0 0 0 0 67 109 1.59 1.059																			
45 Blake Treinen, R (6, 1) ERA: 2.28	0.1 H 1 0 0 0 1 0 0 0 0 0 0 0 5 8 0.00 0.000																			
27 Shawn Kelley, R (7, 1) ERA: 2.64	1.0 H 4 0 0 0 0 1 0 0 0 0 0 0 11 20 0.00 1.000																			
23 Marc Rzepczynski, L (8, 1) ERA: 2.64	0.2 H 2 1 0 0 1 0 0 0 0 0 0 0 8 13 0.00 1.500																			
43 Mark Melancon, R (8, 1) ERA: 1.68	1.1 S 4 0 0 0 1 0 0 0 0 0 0 0 9 14 0.00 0.000																			

Miami Marlins @ Washington Nationals
Nationals Park, Washington, DC
Sat Oct 01 2016, 4:07 PM - 7:09 PM EDT
Att: 31,635 - Overcast - 66 F

AB 30
R 1
H 4
RBI 1
BB 5
SO 7
LOB 15



Batter	1	2	3	4	5	6	7	8	9	AB	R	H	RBI	BB	SO	LOB	BOTTOM			
7 Trea Turner, R (1,8) OBP: 0.367, SLG: 0.569										3	2	2	1	1	0	2				
3 Michael Taylor, R (1,7) OBP: 0.278, SLG: 0.376										3	0	2	0	0	0	1				
27 Shawn Kelley, R (7, 1) ERA: 2.64										0	0	0	0	0	0	0				
23 Marc Rzepczynski, L (8, 1) ERA: 2.64										1	0	0	0	0	1	1				
48 Brian Gooden, L (8, 7) OBP: 0.318, SLG: 0.429										3	0	1	1	1	2	2				
34 Bryce Harper, L (1,9) OBP: 0.373, SLG: 0.440										4	0	0	0	0	1	4				
6 Anthony Rendon, R (1,5) OBP: 0.348, SLG: 0.450										4	0	0	0	0	1	4				
11 Ryan Zimmerman, R (1,3) OBP: 0.271, SLG: 0.369										4	0	0	0	0	0	3				
1 Wilmer Difo, S (1,4) OBP: 0.355, SLG: 0.382										3	0	0	0	0	2	0				
29 Pedro Severino, R (1,2) OBP: 0.424, SLG: 0.556										3	0	0	0	0	1	0				
8 Danny Espinosa, S (1,6) OBP: 0.303, SLG: 0.371										3	0	2	0	0	0	0				
57 Tanner Roark, R (1,1) OBP: 0.188, SLG: 0.141										1	0	0	0	1	1	0				
45 Blake Treinen, R (6, 1) ERA: 2.64										0	0	0	0	0	0	0				
14 Chris Heisey, R (7, 7) OBP: 0.294, SLG: 0.453										1	0	0	0	0	0	1				
43 Mark Melancon, R (8, 1) ERA: 1.68										0	0	0	0	0	0	0				
Inning Stats	R: 1 E: 0 K: 0 S: 11	H: 2 LOB: 1 BB: 0 P: 15	R: 0 E: 0 K: 0 S: 16	H: 1 LOB: 2 BB: 1 P: 23	R: 0 E: 0 K: 1 S: 8	H: 1 LOB: 0 BB: 0 P: 14	R: 0 E: 0 K: 2 S: 7	H: 0 LOB: 0 BB: 0 P: 8	R: 1 E: 0 K: 2 S: 12	H: 2 LOB: 1 BB: 0 P: 20	R: 0 E: 0 K: 1 S: 6	H: 0 LOB: 0 BB: 0 P: 8	R: 0 E: 0 K: 0 S: 8	H: 1 LOB: 0 BB: 0 P: 11	R: 0 E: 0 K: 2 S: 9	H: 0 LOB: 2 BB: 2 P: 20	1B: 6 2B: 1 3B: 0 HR: 1	SF: 0 SAC: 0 DP: 1 HBP: 0	WP: 0 PB: 0 SB: 2 CS: 1	PA: 32
PITCHER	IP WLS BF H R ER SO BB IBB HBP BLK WP HR S P ERA WHIP																			
54 Wei-Yin Chen, L (1,1) ERA: 4.96	5.0 L 21 6 2 2 2 5 1 0 0 0 0 0 6 8 3.60 1.400																			
33 Dustin McGowan, R (6, 1) ERA: 2.64	1.0 3 0 0 0 1 0 0 0 0 0 0 0 6 8 0.00 0.000																			
56 Fernando Rodney, R (7, 1) ERA: 3.44	1.0 3 1 0 0 0 0 0 0 0 0 0 0 8 11 0.00 1.000																			
35 David Phelps, R (8, 1) ERA: 2.28	1.0 5 0 0 0 2 1 1 0 0 0 0 0 9 20 0.00 1.000																			

Miami Marlins @ Washington Nationals
Nationals Park, Washington, DC
Sat Oct 01 2016, 4:07 PM - 7:09 PM EDT
Att: 31,635 - Overcast - 66 F

AB 29
R 2
H 7
RBI 2
BB 3
SO 8
LOB 14



