Miami Marlins - 2017

Batter	1	2	3	4	5	6	7	8	9	AB	R	H	RBI	BB	SO	LOB
25 Dexter Fowler, S (1, 8)	BBBB 4-0 35 F8 35 S 13 SF8 BB		BBBB 4-0 13 HR BB		BBBB 4-0 55 E 35 SH5-3 71 SF8 1-2 BB	X 0-0 ③ G4-3		SSS 0-3 ② K 1-2		0	2	0	0	2	0	0
19 Jordan Schafer, L (4, 8)										1	1	0	0	1	0	0
79 Magneuris Sierra, L (7, 8)										1	0	0	0	0	1	1
35 Greg Garcia, L (1, 4)	BX 1-0 ① F8 1-3		X 0-0 ② F8		X 0-0 ① SH5-3 1-2 2-3		X 0-0 ① G4-3	X 0-0 ③ P6		2	0	0	0	0	0	2
73 Breyvic Valera, S (5, 4)										2	0	0	0	0	0	1
13 Matt Carpenter, L (1, 3) OBP: 0.500, SLG: 4.000	X 0-0 ② SF8 3-H		BSX 1-1 1-H HR		BBBB 4-0 71 SF8 55 E BB		X 0-0 71 1B 48 HBP 81 FC5 1B		SSC 0-3 ① K	1	1	1	3	0	0	0
65 Chad Huffman, R (4, 3) OBP: 0.667, SLG: 0.500										2	1	1	0	1	1	0
55 Stephen Piscotty, R (1, 9)	SSS 0-3 ③ K		X 0-0 ③ F9		X 0-0 E5 1-2 2-3 3-H		H 1-0 81 FC5 71 1B 1-2 HBP		X 0-0 ② G1-6-3	3	0	0	1	0	1	2
48 Todd Cunningham, S (5, 9)										1	0	0	0	0	0	0
4 Yadier Molina, R (1, 2)		X 0-0 ① G6-3		X 0-0 ① L8	X 0-0 ② SF8 2-3 3-H		X 0-0 81 FC5 1-2 2-3 1B		BBBB 4-0 BB	2	0	0	0	0	0	0
71 Carson Kelly, R (4, 2) OBP: 0.667, SLG: 1.000										1	0	1	1	1	0	0
74 Eliezer Álvarez, L (9, PR)										0	0	0	0	0	0	0
32 Matt Adams, L (1, 10)		CCC 0-3 ② K		X 0-0 ② P5	SSC 0-3 ③ K		X 0-0 ② FC5 1-2 2-3f 3-H		SSS 0-3 ③ K	3	0	0	0	0	2	2
81 Anthony García, R (7, PH)										1	0	0	1	0	0	2
(7, 10)																
28 Tommy Pham, R (9, PH)										1	0	0	0	0	1	1
3 Jedd Gyorko, R (1, 5) OBP: 1.000, SLG: 1.000		X 0-0 1B		X 0-0 1B		X 0-0 ① F8	SSS 0-3 ③ K2-3			2	0	2	0	0	0	0
86 Patrick Wisdom, R (5, 5)										2	0	0	0	0	1	2
58 José Martínez, R (1, 7)		X 0-0 ③ F8		X 0-0 ③ F9		X 0-0 HR		X 0-0 ① G5-3		2	0	0	0	0	0	2
88 Harrison Bader, R (5, 7) OBP: 0.500, SLG: 2.000										2	1	1	1	0	0	0
87 Paul DeJong, R (1, 6) OBP: 0.500, SLG: 0.500			SSS 0-3 ① K		X 0-0 35 SH5-3 19 BB 55 E 1B	X 0-0 ② F8		X 0-0 79 S 1B		2	1	1	0	0	1	0
66 Wilfredo Tovar, R (5, 6) OBP: 0.500, SLG: 0.500										2	0	1	0	0	0	0
Inning Stats	R: 1 E: 0 K: 1 S: 5 H: 0 LOB: 0 BB: 1 P: 10	R: 0 E: 0 K: 1 S: 6 H: 1 LOB: 1 BB: 0 P: 6	R: 2 E: 0 K: 1 S: 7 H: 1 LOB: 0 BB: 1 P: 12	R: 0 E: 0 K: 0 S: 4 H: 1 LOB: 1 BB: 0 P: 4	R: 2 E: 1 K: 1 S: 7 H: 1 LOB: 2 BB: 2 P: 15	R: 1 E: 0 K: 0 S: 4 H: 1 LOB: 0 BB: 0 P: 4	R: 1 E: 0 K: 1 S: 7 H: 2 LOB: 2 BB: 0 P: 8	R: 0 E: 0 K: 1 S: 6 H: 1 LOB: 1 BB: 0 P: 6	R: 0 E: 0 K: 2 S: 7 H: 0 LOB: 1 BB: 1 P: 11	1B: 6 2B: 0 3B: 0 HR: 2	SF: 2 SAC: 1 DP: 0 HBP: 1						

PITCHER		IP	WLS	BF	H	R	ER	SO	BB	IBB	HBP	BLK	WP	HR	S	P	ERA	WHIP
36 Edinson Volquez, R (1, 1) ERA: 9.0		1.0		4	0	1	1	1	1	0	0	0	0	0	5	10	9.00	1.000
34 Tom Koehler, R (2, 1) ERA:		1.0		4	1	0	0	1	0	0	0	0	0	0	6	6	0.00	1.000
22 Dustin McGowan, R (3, 1) ERA: 18.0		1.0		5	1	2	2	1	1	0	0	0	0	1	7	12	18.00	2.000
30 Hunter Cervenka, L (4, 1) ERA:		1.0		4	1	0	0	0	0	0	0	0	0	0	4	4	0.00	1.000
64 Nick Wittgren, R (5, 1) ERA: 9.0		1.0		7	1	2	1	1	2	0	0	0	0	0	7	15	9.00	3.000

PITCHER		IP	WLS	BF	H	R	ER	SO	BB	IBB	HBP	BLK	WP	HR	S	P	ERA	WHIP
67 Jake Esch, R (6, 1) ERA: 9.0		1.0		4	1	1	1	0	0	0	0	0	0	1	4	4	9.00	1.000
60 Scott Copeland, R (7, 1) ERA: 9.0		1.0	W	6	2	1	1	1	0	0	1	0	0	0	7	8	9.00	2.000
48 Severino González, R (8, 1) ERA:		1.0	H	4	1	0	0	1	0	0	0	0	0	0	6	6	0.00	1.000
87 Brandon Cunniff, R (9, 1) ERA:		1.0	S	4	0	0	0	2	1	0	0	0	0	0	7	11	0.00	1.000

TOP

St. Louis Cardinals @ Miami Marlins

Roger Dean Stadium, Jupiter, FL

Sat Feb 25 2017, 1:07 PM - 4:19 PM EST

Att. 3,783 - Partly Cloudy - 81 F

livebaseballscorecards.com

AB	33
R	7
H	8
RBI	7
BB	5
SO	8
LOB	15

1B: 6	SF: 2	WP: 0	PA: 42
2B: 0	SAC: 1	PB: 0	
3B: 0	DP: 0	SB: 2	
HR: 2	HBP: 1	CS: 0	

BOTTOM

Batter	1	2	3	4	5	6	7	8	9	AB	R	H	RBI	BB	SO	LOB
11 J.T. Realmuto, R (1, 2) OBP: 0.333, SLG: 0.333 18 Tomás Telis, S (5, 2)	0-0: 21 BB, 14 BB, 27 G6-4-3, 1B		0-0: G4-3 ①	0-0: P6 ③		0-3: K ②				3 1	1 0	1 0	0 0	0 0	0 1	1 0
14 Martín Prado, R (1, 5) OBP: 1.000, SLG: 1.000 87 Brian Anderson, R (4, 5) OBP: 0.500, SLG: 1.000	SAFE 4-0: 27 G6-4-3, 21 BB, 1-2, BB		0-0: 21 HR, 1B		0-0: 52 1B, 17 1B, 2B	0-0: G6-3 ③				1 2	1 1	1 1	0 0	1 0	0 0	0 0
21 Christian Yelich, L (1, 8) OBP: 1.000, SLG: 4.000 2 Brandon Barnes, R (4, 8)	4-0: 27 G6-4-3, 1-2, 2-3, BB		1-2: 1-H, HR		0-3: K ①		0-0: F8 ①			1 2	1 0	1 0	2 0	1 0	0 1	0 1
27 Giancarlo Stanton, R (1, 9) 52 Moisés Sierra, R (4, 9) OBP: 0.500, SLG: 0.500	0-0: G6-4-3 ①② 1-2f, 2-3, 3-H		0-0: G5-3 ②		0-0: 50 WP, 17 1B, 50 1B, 2-3, 1B		0-0: F9 ②			2 2	0 1	0 1	0 0	0 0	0 0	2 0
41 Justin Bour, L (1, 3) OBP: 0.500, SLG: 2.000 28 Tyler Moore, R (4, 3) OBP: 0.500, SLG: 2.000	0-0: G4-3 ③		1-2: HR		0-0: P5 ②		0-0: HR			2 2	1 1	1 1	1 1	0 0	0 0	1 2
17 A.J. Ellis, R (1, 10) OBP: 0.333, SLG: 0.333 73 Austin Nola, R (5, PR) (6, 10)		0-0: G5-3 ①	0-3: K ③		0-0: 50 WP, 50 1B, 1-2, 3-H, 1B		0-0: G4-3 ③			3 1	0 1	1 1	1 0	0 0	1 0	0 0
68 Destin Hood, R (1, 7) OBP: 0.500, SLG: 1.000 50 Matthew den Dekker, L (5, PH) OBP: 0.500, SLG: 0.500 (6, 7)		0-3: K ②	0-0: 2B	1-0: 1-H, 2-H, 1B				0-3: K ①		2 2	0 0	1 1	0 2	0 0	1 1	0 0
3 Adeiny Hechavarría, R (1, 6) OBP: 0.500, SLG: 0.500 78 JT Riddle, L (5, 6)		0-0: 1B	0-0: G1-3 ①	0-0: F8 ③				0-0: G4-3 ②		2 2	0 0	1 0	0 0	0 0	0 0	1 1
77 Yefri Pérez, S (1, 4) 55 Ryan Jackson, R (6, 4)		0-0: L7 ③	0-3: K ②			0-0: G5-3 ①		0-0: G5-3 ③		2 2	0 0	0 0	0 0	0 0	1 0	2 0
Inning Stats	R: 1 E: 0 K: 0 S: 3 H: 1 LOB: 1 BB: 2 P: 11	R: 0 E: 0 K: 1 S: 6 H: 1 LOB: 1 BB: 0 P: 6	R: 3 E: 0 K: 1 S: 12 H: 3 LOB: 0 BB: 0 P: 14	R: 0 E: 0 K: 1 S: 6 H: 1 LOB: 1 BB: 0 P: 6	R: 3 E: 0 K: 1 S: 9 H: 4 LOB: 1 BB: 0 P: 10	R: 0 E: 0 K: 1 S: 5 H: 0 LOB: 0 BB: 0 P: 5	R: 1 E: 0 K: 0 S: 4 H: 1 LOB: 0 BB: 0 P: 4	R: 0 E: 0 K: 1 S: 5 H: 0 LOB: 0 BB: 0 P: 5		1B: 6 2B: 2 3B: 0 HR: 3	SF: 0 SAC: 0 DP: 1 HBP: 0						

PITCHER		IP	WLS	BF	H	R	ER	SO	BB	IBB	HBP	BLK	WP	HR	S	P	ERA	WHIP
62 Luke Weaver, R ERA: 4.5	(1, 1)	2.0		9	2	1	1	1	2	0	0	0	0	0	9	17	4.50	2.000
26 Seunghwan Oh, R ERA: 27.0	(3, 1)	1.0	B	6	3	3	3	1	0	0	0	0	0	2	12	14	27.00	3.000
94 Austin Gomber, L ERA: 13.5	(4, 1)	2.0		11	5	3	3	2	0	0	0	0	1	0	15	16	13.50	2.500
53 John Gant, R ERA: 4.5	(6, 1)	2.0	L	7	1	1	1	1	0	0	0	0	0	1	9	9	4.50	0.500
54 Zach Phillips, L ERA:	(8, 1)	1.0		3	0	0	0	1	0	0	0	0	0	0	5	5	0.00	0.000

PITCHER	IP	WLS	BF	H	R	ER	SO	BB	IBB	HBP	BLK	WP	HR	S	P	ERA	WHIP

St. Louis Cardinals @ Miami Marlins

Roger Dean Stadium, Jupiter, FL

Sat Feb 25 2017, 1:07 PM - 4:19 PM EST

Att. 3,783 - Partly Cloudy - 81 F

livebaseballscorecards.com

AB	34
R	8
H	11
RBI	7
BB	2
SO	6
LOB	11

WP: 1 PB: 0 SB: 0 CS: 0 PA: 36

Batter	1	2	3	4	5	6	7	8	9	AB	R	H	RBI	BB	SO	LOB
32 Derek Dietrich, L (1, 4) 55 Ryan Jackson, R (5, 4)	F8		K		K	G6-4-3 1-2f			G5-3	3 2	0 0	0 0	0 0	0 0	2 0	3 3
14 Martín Prado, R (1, 5) OBP: 0.800, SLG: 1.000 88 Matt Juengel, R (5, PR) OBP: 0.500, SLG: 0.500 (5, 5)	G5-3			21 1B 1B	21 2B 1-3 2-H 2B		77 G1-3 1B		K	3 2	0 1	2 1	1 0	0 0	0 1	0 0
21 Christian Yelich, L (1, 8) OBP: 0.800, SLG: 1.750 77 Yefri Pérez, S (5, PR) (5, 8)	K			G1-3 1-2 1B	27 2B 2-H 3-H 2B		G1-3 1-2		K	3 2	0 1	2 0	2 0	0 0	1 1	0 1
27 Giancarlo Stanton, R (1, 9) OBP: 0.200, SLG: 0.400 79 Isaac Galloway, R (5, PR) (5, 9)		F7		K 2-H 2B		G6-3				3 1	0 0	1 0	1 0	0 0	1 0	2 1
41 Justin Bour, L (1, 3) OBP: 0.200, SLG: 0.800 2 Brandon Barnes, R (5, 3)		F9		F8	K	G6-3				3 1	0 0	0 0	0 0	0 0	1 0	4 1
13 Marcell Ozuna, R (1, 7) 50 Matthew den Dekker, L (5, 7) OBP: 0.250, SLG: 0.250		F8		K		F7		K		2 2	0 0	0 0	0 0	0 0	1 1	2 0
11 J.T. Realmuto, R (1, 10) OBP: 0.400, SLG: 0.400 37 Ramón Cabrera, S (5, PR) (5, 10)			G5-3		17 BB 14 2B 1B	78 1B BB		G4-3		2 1	0 1	1 0	0 0	0 1	0 0	0 0
19 Miguel Rojas, R (1, 6) 78 JT Riddle, L (5, 6) OBP: 0.500, SLG: 0.750			G5-3		F8	73 HBP 1-3 1B		2B		2 2	0 0	0 2	0 0	0 0	0 0	1 0
17 A.J. Ellis, R (1, 2) OBP: 0.600, SLG: 0.333 73 Austin Nola, R (5, 2)			BB	14 2B 21 2B 1-2 BB		55 G6-4-3 1-2 HBP		F9		0 1	1 0	0 0	0 0	0 0	2 0	0 1
Inning Stats	R: 0 E: 0 K: 1 S: 5 H: 0 LOB: 0 BB: 0 P: 5	R: 0 E: 0 K: 0 S: 3 H: 0 LOB: 0 BB: 0 P: 3	R: 0 E: 0 K: 1 S: 5 H: 0 LOB: 1 BB: 1 P: 9	R: 0 E: 0 K: 2 S: 9 H: 2 LOB: 2 BB: 0 P: 9	R: 4 E: 0 K: 2 S: 11 H: 4 LOB: 2 BB: 1 P: 15	R: 0 E: 0 K: 0 S: 3 H: 1 LOB: 2 BB: 1 P: 8	R: 0 E: 0 K: 0 S: 4 H: 1 LOB: 1 BB: 0 P: 4	R: 0 E: 0 K: 1 S: 6 H: 1 LOB: 1 BB: 0 P: 6	R: 0 E: 0 K: 2 S: 7 H: 0 LOB: 0 BB: 0 P: 7	1B: 5 2B: 4 3B: 0 HR: 0 SF: 0 SAC: 0 DP: 1 HBP: 1						

PITCHER		IP	WLS	BF	H	R	ER	SO	BB	IBB	HBP	BLK	WP	HR	S	P	ERA	WHIP
59 Mike Mayers, R ERA:	(1, 1)	2.0	W	6	0	0	0	1	0	0	0	0	0	0	8	8	0.00	0.000
30 Jonathon Broxton, R ERA:	(3, 1)	1.0		4	0	0	0	1	1	0	0	0	0	0	5	9	0.00	1.000
21 Brett Cecil, L ERA:	(4, 1)	1.0		5	2	0	0	2	0	0	0	0	0	0	9	9	0.00	2.000
93 Sandy Alcantara, R ERA: 27.0	(5, 1)	1.1		11	5	4	4	2	2	0	0	0	0	0	13	21	27.00	5.250
75 Corey Baker, R ERA:	(6, 1)	2.2	H	10	2	0	0	1	0	0	1	0	0	0	11	12	0.00	0.750

PITCHER		IP	WLS	BF	H	R	ER	SO	BB	IBB	HBP	BLK	WP	HR	S	P	ERA	WHIP
67 Matt Bowman, R ERA:	(9, 1)	1.0	S	3	0	0	0	2	0	0	0	0	0	0	7	7	0.00	0.000

TOP

Miami Marlins @ St. Louis Cardinals

Roger Dean Stadium, Jupiter, FL

Sun Feb 26 2017, 1:07 PM - 5:16 PM EST

Att. 4,679 - Partly Cloudy - 80 F

livebaseballscorecards.com

AB	35
R	4
H	9
RBI	4
BB	3
SO	9
LOB	19

MIAMI

Batter	1	2	3	4	5	6	7	8	9	AB	R	H	RBI	BB	SO	LOB
73 Breyvic Valera, S (1, 4)	G4-3	G1-3 (1-2)		G1-3		K (SSS)	L5			3	0	0	0	0	0	2
74 Eliezer Álvarez, L (5, 4)										2	0	0	0	0	1	2
36 Aledmys Díaz, R (1, 6) OBP: 0.667, SLG: 1.000	4 1B 1B	4 2B 1B (2-3)		SF9 (3-H)		58 1B 66 1B 1B (2-H)		G6-3		2	1	2	1	0	0	0
80 Edmundo Sosa, R (5, 6) OBP: 0.500, SLG: 0.500										2	1	1	1	0	0	0
4 Yadier Molina, R (1, 10) OBP: 0.600, SLG: 0.750	27 FC6-4 1B (1-2)	(1-H) (3-H) 2B		BB (BBB)		66 1B 58 1B HBP (H)		K (SSS)		2	0	2	2	1	0	0
96 Andrew Knizner, R (4, PR) (5, 10)										1	0	0	0	0	1	0
32 Matt Adams, L (1, 3)	2 SAFE 2 SAFE (SSS) K	F7		K (SSC)		66 1B 1B (1-2 2-3)		BB (BBB)		3	0	0	0	0	2	4
97 Jeremy Martinez, R (5, 3)										0	0	0	0	0	0	0
27 Jhonny Peralta, R (1, 5)	FC6-4 (1-2f)	G5-3	G6-3			1B (1-2 2-3 3-H)		F9		2	0	0	0	0	0	2
66 Wilfredo Tovar, R (5, 5) OBP: 0.400, SLG: 0.400										3	0	1	1	0	0	1
15 Randal Grichuk, R (1, 7) OBP: 0.500, SLG: 1.000	28 1B 41 1B 2B	K (SFC)	F8			P3				2	1	1	0	0	1	0
81 Anthony García, R (5, 7)										2	0	0	0	0	0	3
28 Tommy Pham, R (1, 8) OBP: 0.500, SLG: 0.333	48 S 41 1B 1B (2-3)	BB (BBB)	G3				88 G6-3 1B			2	1	1	0	1	0	0
79 Magneuris Sierra, L (6, 8) OBP: 0.500, SLG: 0.500										1	0	1	0	0	0	0
48 Todd Cunningham, S (1, 9)	K (SSS) (1-2)	K (SSS)				F9	G6-3 (1-2)			3	0	0	0	0	2	3
88 Harrison Bader, R (7, 9) OBP: 0.333, SLG: 1.333										1	0	0	0	0	0	1
41 Eric Fryer, R (1, 2) OBP: 1.000, SLG: 2.000	36 1B 73 G1-3 4 2B 1B (2-H 3-H)			36 SF9 3B		80 1B 2B (SSFT)	K			2	2	2	2	0	0	0
68 Alberto Rosario, R (6, 2) OBP: 0.500, SLG: 1.000										2	1	1	0	0	1	1
Inning Stats	R: 0 E: 0 K: 1 S: 7 / H: 2 LOB: 2 BB: 0 P: 7	R: 4 E: 0 K: 1 S: 11 / H: 5 LOB: 1 BB: 0 P: 11	R: 0 E: 0 K: 2 S: 7 / H: 0 LOB: 1 BB: 1 P: 11	R: 1 E: 0 K: 1 S: 6 / H: 1 LOB: 1 BB: 1 P: 10	R: 0 E: 0 K: 0 S: 3 / H: 0 LOB: 0 BB: 0 P: 3	R: 2 E: 0 K: 1 S: 9 / H: 4 LOB: 3 BB: 0 P: 10	R: 0 E: 0 K: 1 S: 7 / H: 1 LOB: 1 BB: 0 P: 7	R: 0 E: 0 K: 1 S: 5 / H: 0 LOB: 1 BB: 1 P: 9		1B: 9 2B: 3 3B: 1 HR: 0	SF: 1 SAC: 0 DP: 0 HBP: 1					

BOTTOM

Miami Marlins @ St. Louis Cardinals

Roger Dean Stadium, Jupiter, FL

Sun Feb 26 2017, 1:07 PM - 5:16 PM EST

Att. 4,679 - Partly Cloudy - 80 F

livebaseballscorecards.com

AB	35
R	7
H	12
RBI	7
BB	2
SO	8
LOB	19

WP: 0 PB: 0 SB: 1 CS: 0 PA: 41

PITCHER	IP	WLS	BF	H	R	ER	SO	BB	IBB	HBP	BLK	WP	HR	S	P	ERA	WHIP
58 Dan Straily, R (1, 1) ERA:	1.0		5	2	0	0	1	0	0	0	0	0	0	7	7	0.00	2.000
61 Adam Conley, L (2, 1) ERA: 36.0	1.0	L	8	5	4	4	1	0	0	0	0	0	0	11	11	36.00	5.000
25 Junichi Tazawa, R (3, 1) ERA:	1.0		4	0	0	0	2	1	0	0	0	0	0	7	11	0.00	1.000
40 Javy Guerra, R (4, 1) ERA: 9.0	1.0		5	1	1	1	1	1	0	0	0	0	0	6	10	9.00	2.000
49 Brian Ellington, R (5, 1) ERA:	1.0		3	0	0	0	0	0	0	0	0	0	0	3	3	0.00	0.000

PITCHER	IP	WLS	BF	H	R	ER	SO	BB	IBB	HBP	BLK	WP	HR	S	P	ERA	WHIP
53 Kyle Lobstein, L (6, 1) ERA: 18.0	1.0		8	4	2	2	1	0	0	1	0	0	0	9	10	18.00	4.000
43 Odrisamer Despaigne, R (7, 1) ERA:	1.0		4	1	0	0	1	0	0	0	0	0	0	7	7	0.00	1.000
82 Matt Tomshaw, L (8, 1) ERA:	1.0		4	0	0	0	1	1	0	0	0	0	0	5	9	0.00	1.000

Miami Marlins @ Minnesota Twins

CenturyLink Sports Complex, Fort Myers, FL

Mon Feb 27 2017, 1:05 PM - 4:23 PM EST

Att. 4,294 - Sunny - 82 F

TOP

livebaseballscorecards.com

Batter	1	2	3	4	5	6	7	8	9	AB	R	H	RBI	BB	SO	LOB
77 Yefri Pérez, S (1, 4) 55 Ryan Jackson, R (5, 4) OBP: 0.167, SLG: 0.333	G6-3		E6 3 G5-4-3 3-H		K		FC6-4 78 WP 1-2f 2-3		2B	3 0 0 1 0 1 1 2 0 1 0 0 0 2						
3 Adeiny Hechavarría, R (1, 6) OBP: 0.200, SLG: 0.200 78 JT Riddle, L (5, 6) OBP: 0.333, SLG: 0.500	K		G5-4-3 1-2f		G6-4-3 1-2f		F8 1-2		P5	3 0 0 0 0 1 2 2 0 0 0 0 0 3						
32 Derek Dietrich, L (1, 3) OBP: 0.400, SLG: 0.250 88 Matt Juengel, R (5, 3) OBP: 0.400, SLG: 0.250	1B			28 HR BB		K		K	BB	1 1 1 0 1 0 0 2 0 0 0 1 2 0						
18 Tomás Telis, S (1, 2) 80 Carlos Paulino, R (5, 2)	F7			F9		G6-3		G6-3	L6	2 0 0 0 0 0 2 3 0 0 0 0 0 2						
28 Tyler Moore, R (1, 7) OBP: 0.750, SLG: 2.250 52 Moisés Sierra, R (5, 7) OBP: 0.500, SLG: 0.500		2 G5-4-3 1B		1-H HR	F9			50 1B 79 1B 1B		2 1 2 2 0 0 0 2 1 1 0 0 0 0						
68 Destin Hood, R (1, 9) OBP: 0.500, SLG: 0.750 50 Matthew den Dekker, L (5, 9) OBP: 0.500, SLG: 0.400		K		2 PB 1B			87 1B 84 1B BB	79 1B 1-3 79 1B 1B		2 0 1 0 0 1 1 1 2 1 0 1 0 0						
2 Brandon Barnes, R (1, 8) 79 Isaac Galloway, R (5, 8) OBP: 0.333, SLG: 0.333		G5-4-3 1-2f		K 1-2			F9	1-H 3-H 1B		2 0 0 0 0 1 2 2 0 1 2 0 0 1						
19 Miguel Rojas, R (1, 5) OBP: 0.250, SLG: 0.500 87 Brian Anderson, R (5, 5) OBP: 0.500, SLG: 0.750			84 G4-3 77 E 2B	G4-3			55 FC6-4 1-3	84 1B 1B	F8	2 1 1 0 0 0 1 2 0 1 0 0 0 1						
84 Cam Maron, L (1, 10) OBP: 0.667, SLG: 0.500 83 Chris Hoo, R (9, PH)			G4-3 2-3		3 G6-4-3 BB		55 FC6-4 1-2 3-H 1B		K	2 0 1 1 1 0 1 1 0 0 0 0 1 0						
Inning Stats	R: 0 H: 1 E: 0 LOB: 1 K: 1 BB: 0 S: 7 P: 7	R: 0 H: 1 E: 0 LOB: 0 K: 1 BB: 0 S: 5 P: 5	R: 1 H: 1 E: 1 LOB: 0 K: 0 BB: 0 S: 4 P: 4	R: 2 H: 2 E: 0 LOB: 1 K: 1 BB: 1 S: 8 P: 14	R: 0 H: 0 E: 0 LOB: 0 K: 1 BB: 1 S: 4 P: 8	R: 0 H: 0 E: 0 LOB: 0 K: 1 BB: 0 S: 5 P: 5	R: 1 H: 2 E: 0 LOB: 2 K: 0 BB: 1 S: 5 P: 10	R: 2 H: 3 E: 0 LOB: 1 K: 1 BB: 0 S: 8 P: 8	R: 0 H: 1 E: 0 LOB: 2 K: 1 BB: 1 S: 6 P: 10	1B: 8 SF: 0 2B: 2 SAC: 0 3B: 0 DP: 3 HR: 1 HBP: 0						

	AB	36
	R	6
	H	11
	RBI	6
	BB	4
	SO	7
	LOB	19

WP: 1 PA: 40
PB: 1
SB: 0
CS: 0

PITCHER		IP	WLS	BF	H	R	ER	SO	BB	IBB	HBP	BLK	WP	HR	S	P	ERA	WHIP
54 Ervin Santana, R ERA:	(1, 1)	2.0	W	7	2	0	0	2	0	0	0	0	0	0	12	12	0.00	1.000
27 Brandon Kintzler, R ERA: 9.0	(3, 1)	1.0		4	1	1	1	0	0	0	0	0	0	0	4	4	9.00	1.000
55 Taylor Rogers, L ERA: 9.0	(4, 1)	1.0		6	2	2	2	1	1	0	0	0	0	1	8	14	18.00	3.000
59 Michael Tonkin, R ERA: 4.5	(5, 1)	1.0		3	0	0	0	1	1	0	0	0	0	0	4	8	0.00	1.000
58 Justin Haley, R ERA: 4.5	(6, 1)	1.0		3	0	0	0	1	0	0	0	0	0	0	5	5	0.00	0.000

PITCHER		IP	WLS	BF	H	R	ER	SO	BB	IBB	HBP	BLK	WP	HR	S	P	ERA	WHIP
23 Nick Tepesch, R ERA: 4.5	(7, 1)	1.0		6	2	1	1	0	1	0	0	0	1	0	5	10	9.00	3.000
81 Raul Fernandez, R ERA: 18.0	(8, 1)	1.0		6	3	2	2	1	0	0	0	0	0	0	8	8	18.00	3.000
62 Buddy Boshers, L ERA:	(9, 1)	1.0	S	5	1	0	0	1	1	0	0	0	0	0	6	10	0.00	2.000

BOTTOM

Miami Marlins @ Minnesota Twins

CenturyLink Sports Complex, Fort Myers, FL

Mon Feb 27 2017, 1:05 PM - 4:23 PM EST

Att. 4,294 - Sunny - 82 F

livebaseballscorecards.com

Batter	1	2	3	4	5	6	7	8	9	AB	R	H	RBI	BB	SO	LOB
8 Drew Stubbs, R (1, 7) OBP: 0.667, SLG: 1.250 50 Ben Paulsen, L (6, 7) OBP: 0.286, SLG: 0.286	BBBB 4-0 39 G3 52 HR BB	BBBB 4-0 39 1B 36 2B 1-2 2-3 3-H BB	X 0-0 1-3 1B			B X 1-0 ① ② F7 1-2		X 0-0 66 E 66 WP 12 G6-4-3 1B		1 2	2 1	1 1	1 0	2 0	0 0	0 1
39 Danny Santana, S (1, 8) OBP: 0.429, SLG: 0.333 66 Zack Granite, L (6, 8) OBP: 0.286, SLG: 0.429	X 0-0 ① G3 1-2	X 0-0 36 2B 1-3 2-H 3-H 1B	X 0-0 ③ G6-3			X 0-0 ③ L9		B X 1-0 E4 12 G6-4-3 1-3		3 2	1 0	1 0	2 0	0 0	0 0	3 1
36 Robbie Grossman, S (1, 10) OBP: 0.286, SLG: 0.333 12 John Ryan Murphy, R (7, PH) OBP: 0.400, SLG: 0.250 (8, 10)	X 0-0 ② F7	X 0-0 2-H 3-H 2B		C C C 0-3 ① K			BBBB 4-0 73 BB 78 BB BB	X 0-0 ② G6-4-3 1-2 3-H		3 1	0 0	1 0	2 1	0 1	1 0	1 1
52 ByungHo Park, R (1, 3) OBP: 0.500, SLG: 1.571 78 Dan Rohlfing, R (6, 3)	F S X 0-2 2-H HR	S S S 0-3 ② K		X 0-0 ② P3			BBBB 4-0 73 BB 1-2 BB	BBBB 4-0 BB		3 0	1 0	1 0	2 0	0 2	1 0	1 0
21 Jason Castro, L (1, 2) OBP: 0.286, SLG: 0.714 43 Mitch Garver, R (6, 2) OBP: 0.400, SLG: 0.250	X 0-0 ③ F7	C C C 0-3 ③ K		X 0-0 ③ P5			X 0-0 ① L8	X 0-0 ③ G6-3		3 2	0 0	0 0	0 0	0 0	1 0	1 4
5 Eduardo Escobar, S (1, 5) 71 Niko Goodrum, S (6, 5)		X 0-0 30 1B 24 1B 16 FC5-2 E5	X 0-0 24 FC4-6 E4		X 0-0 ① G5-3		S S S 0-3 ② K			3 1	0 0	0 0	0 0	0 0	0 1	0 2
24 JB Shuck, L (1, 9) OBP: 0.143, SLG: 0.143 73 Daniel Palka, L (6, 9)		X 0-0 16 FC5-2 30 1B 8 BB 1-2 1B	X 0-0 ① FC4-6 30 G6-3 16 1B 1-2f		X 0-0 ② G3-1		B B B B 4-0 1-2 2-3 BB			3 0	2 0	1 0	0 0	0 1	0 0	1 0
30 Tommy Field, R (1, 4) OBP: 0.333, SLG: 0.333 83 Nick Gordon, L (6, 4) OBP: 0.500, SLG: 0.500		X 0-0 8 BB 16 FC5-2 39 1B 1-2 2-3 1B	X 0-0 ② G6-3 1-2		X 0-0 ③ F9		X 0-0 ③ L8			3 1	1 0	1 0	0 0	0 0	0 0	1 3
16 Ehire Adrianza, S (1, 6) OBP: 0.200, SLG: 0.200 68 Bengie González, S (6, 6) OBP: 0.400, SLG: 0.400		X 0-0 ① FC5-2 8 BB 39 1B 1-2 2-3 3-Hf	X 0-0 8 1B 2-H 1B			X 0-0 50 CS 1B		X 0-0 ① G4-3		2 2	1 0	1 1	1 0	0 0	0 0	3 0
Inning Stats	R: 2 E: 0 K: 0 S: 6 H: 1 LOB: 0 BB: 1 P: 10	R: 5 E: 1 K: 2 S: 12 H: 4 LOB: 1 BB: 1 P: 16	R: 1 E: 1 K: 0 S: 6 H: 2 LOB: 2 BB: 0 P: 6	R: 0 E: 0 K: 1 S: 5 H: 0 LOB: 0 BB: 0 P: 5	R: 0 E: 0 K: 0 S: 3 H: 0 LOB: 0 BB: 0 P: 3	R: 0 E: 0 K: 0 S: 3 H: 1 LOB: 0 BB: 0 P: 4	R: 0 E: 0 K: 1 S: 5 H: 0 LOB: 3 BB: 3 P: 17	R: 1 E: 1 K: 0 S: 5 H: 1 LOB: 2 BB: 1 P: 10		1B: 7 2B: 1 3B: 0 HR: 1	SF: 0 SAC: 0 DP: 0 HBP: 0			WP: 1 PB: 0 SB: 0 CS: 1	PA: 41		

	AB	35
	R	9
	H	9
	RBI	9
	BB	6
	SO	4
	LOB	23

PITCHER		IP	WLS	BF	H	R	ER	SO	BB	IBB	HBP	BLK	WP	HR	S	P	ERA	WHIP
62 José Ureña, R ERA: 18.0	(1, 1)	1.0	L	5	1	2	2	0	1	0	0	0	0	1	6	10	18.00	2.000
20 Justin Nicolino, L ERA: 108.0	(2, 1)	0.1		7	4	5	4	0	1	0	0	0	0	0	6	10	108.00	15.000
56 Caleb Thielbar, L ERA:	(2, 1)	0.2		2	0	0	0	2	0	0	0	0	0	0	6	6	0.00	0.000
57 Stephen Fife, R ERA:	(3, 1)	1.0		6	2	1	0	0	0	0	0	0	0	0	6	6	0.00	2.000
66 Jarlín García, L ERA:	(4, 1)	1.0		3	0	0	0	1	0	0	0	0	0	0	5	5	0.00	0.000
76 Dillon Peters, L ERA:	(5, 1)	1.0		3	0	0	0	0	0	0	0	0	0	0	3	3	0.00	0.000
71 Drew Steckenrider, R ERA:	(6, 1)	1.0		3	1	0	0	0	0	0	0	0	0	0	3	4	0.00	1.000
72 Tayron Guerrero, R ERA:	(7, 1)	0.2		5	0	0	0	1	3	0	0	0	0	0	4	16	0.00	4.500

PITCHER		IP	WLS	BF	H	R	ER	SO	BB	IBB	HBP	BLK	WP	HR	S	P	ERA	WHIP
74 Tyler Kinley, R ERA:	(7, 1)	0.1		1	0	0	0	0	0	0	0	0	0	0	1	1	0.00	0.000
63 Nick Maronde, L ERA:	(6, 1)	0.2		5	1	1	0	0	1	0	0	0	1	0	4	9	0.00	3.000
95 Andy Beltre, R ERA:	(6, 1)	0.1		1	0	0	0	0	0	0	0	0	0	0	1	1	0.00	0.000

Batter	1	2	3	4	5	6	7	8	9	AB	R	H	RBI	BB	SO	LOB
7 José Reyes, S (1, 6) OBP: 0.250, SLG: 0.250	B X 1-0 12 L5-3 1B		X 0-0 G5-3 1-2		X 0-0 L5			X 0-0 F8		3	0	1	0	0	0	1
61 Amed Rosario, R (5, 6) OBP: 0.250, SLG: 0.250										1	0	0	0	0	0	1
12 Juan Lagares, R (1, 8)	X 0-0 L5-3 1-1		X 0-0 L7			S S S 0-3 K		D X 1-0 77 FC6-4 73 BB 1-2 1B		3	0	0	0	0	1	2
75 Champ Stuart, R (7, 8) OBP: 0.400, SLG: 0.250										1	0	1	0	0	0	0
30 Michael Conforto, L (1, 9) OBP: 0.500, SLG: 1.100	S S C 0-3 K		S S S 0-3 K			S C S 0-3 K		B B B B 4-0 77 FC6-4 1-2 2-3 BB		3	0	0	0	0	3	1
73 Travis Taijeron, R (7, 9)										0	0	0	0	1	0	0
20 Neil Walker, S (1, 4)		S S S 0-3 K		X 0-0 G4-3		X 0-0 G3		X 0-0 FC6-4 1-2f 2-3 3-H		3	0	0	0	0	1	0
77 Luis Guillorme, L (6, 5) OBP: 0.429, SLG: 0.667										1	0	0	1	0	0	2
18 Travis d'Arnaud, R (1, 2) OBP: 0.500, SLG: 0.875		S B B C X 3-2 HR		X 0-0 F9			X 0-0 G4-3	X 0-0 G5-3		3	1	1	1	0	0	0
70 Tomás Nido, R (7, 2) OBP: 0.500, SLG: 0.333										1	0	0	0	0	0	2
9 Brandon Nimmo, L (1, 7) OBP: 0.300, SLG: 0.300		X 0-0 G4-3		X 0-0 54 FC5-4 1B			X 0-0 54 FC6-4 1B		X 0-0 G5-3	3	0	2	0	0	0	0
83 Patrick Biondi, L (7, 7)										1	0	0	0	0	0	0
54 T.J. Rivera, R (1, 10) OBP: 0.167, SLG: 0.417	B X 1-0 HR		X 0-0 FC5-4 1-2f			X 0-0 FC6-4 1-2f		X 0-0 G5-3		3	1	1	1	0	0	2
60 Wuilmer Becerra, R (9, PH) (9, 10)										1	0	0	0	0	0	0
74 Dominic Smith, L (1, 3) OBP: 0.250, SLG: 0.200	X 0-0 F9				S C S 0-3 K	X 0-0 G4-3			S S S 0-3 K	4	0	0	0	0	2	1
2 Gavin Cecchini, R (1, 5) OBP: 0.750, SLG: 1.333			X 0-0 7 G5-3 1B		S S C 0-3			X 0-0 73 BB 75 S 77 FC6-4 1B		3	1	2	0	0	1	0
(6, 4)																
Inning Stats	R: 0 E: 0 K: 1 S: 5 H: 1 LOB: 0 BB: 0 P: 6	R: 2 E: 0 K: 1 S: 9 H: 2 LOB: 0 BB: 0 P: 13	R: 0 E: 0 K: 1 S: 6 H: 1 LOB: 1 BB: 0 P: 6	R: 0 E: 0 K: 0 S: 4 H: 1 LOB: 1 BB: 0 P: 4	R: 0 E: 0 K: 2 S: 7 H: 0 LOB: 0 BB: 0 P: 7	R: 0 E: 0 K: 2 S: 7 H: 0 LOB: 0 BB: 0 P: 7	R: 0 E: 1 K: 0 S: 4 H: 1 LOB: 1 BB: 0 P: 4	R: 1 E: 0 K: 0 S: 5 H: 2 LOB: 2 BB: 1 P: 10	R: 0 E: 0 K: 1 S: 5 H: 0 LOB: 0 BB: 0 P: 5	1B: 6 2B: 1 3B: 0 HR: 2 SF: 0 SAC: 0 DP: 1 HBP: 0						

PITCHER		IP	WLS	BF	H	R	ER	SO	BB	IBB	HBP	BLK	WP	HR	S	P	ERA	WHIP
54 Wei-Yin Chen, L ERA:	(1, 1)	1.0		3	1	0	0	1	0	0	0	0	0	0	5	6	0.00	1.000
44 AJ Ramos, R ERA: 18.0	(2, 1)	1.0	L	5	2	2	2	1	0	0	0	0	0	2	9	13	18.00	2.000
46 Kyle Barraclough, R ERA:	(3, 1)	1.0		4	1	0	0	1	0	0	0	0	0	0	6	6	0.00	1.000
35 David Phelps, R ERA:	(4, 1)	1.0		4	1	0	0	0	0	0	0	0	0	0	4	4	0.00	1.000
30 Hunter Cervenka, L ERA:	(5, 1)	1.0		3	0	0	0	2	0	0	0	0	0	0	7	7	0.00	0.000

PITCHER		IP	WLS	BF	H	R	ER	SO	BB	IBB	HBP	BLK	WP	HR	S	P	ERA	WHIP
48 Severino González, R ERA:	(6, 1)	1.0		3	0	0	0	2	0	0	0	0	0	0	7	7	0.00	0.000
65 Kelvin Marte, L ERA:	(7, 1)	1.0		4	1	0	0	0	0	0	0	0	0	0	4	4	0.00	1.000
67 Jake Esch, R ERA: 9.0	(8, 1)	1.0		6	2	1	1	0	1	0	0	0	0	0	5	10	9.00	3.000
81 Tyler Higgins, R ERA:	(9, 1)	1.0		3	0	0	0	1	0	0	0	0	0	0	5	5	0.00	0.000

TOP

New York Mets @ Miami Marlins

Roger Dean Stadium, Jupiter, FL

Tue Feb 28 2017, 1:09 PM - 3:36 PM EST

Att. 2,743 - Partly Cloudy - 81 F

livebaseballscorecards.com

AB	34
R	3
H	8
RBI	3
BB	1
SO	8
LOB	12

WP: 0 PA: 35
PB: 0
SB: 1
CS: 0

BOTTOM

Batter	1	2	3	4	5	6	7	8	9	AB	R	H	RBI	BB	SO	LOB
9 Dee Strange-Gordon, L (1, 4) 77 Yefri Pérez, S (5, 4)	x 0-0 ① G4-3		C S C 0-3 ③ K			x 0-0 ① L6		x 0-0 ② P6		2 0 0 0 0 1 0 2 0 0 0 0 0 1						
14 Martín Prado, R (1, 5) OBP: 0.625, SLG: 0.857 88 Matt Juengel, R (6, PR) OBP: 0.333, SLG: 0.200 (7, 5)	x 0-0 ② G6-3			x 0-0 ① G6-3		x 0-0 21 G4-3 1-3 2B		x 0-0 ③ F7		3 0 1 0 0 0 0 1 0 0 0 0 0 0						
21 Christian Yelich, L (1, 8) OBP: 0.500, SLG: 1.000 50 Matthew den Dekker, L (7, 8) OBP: 0.429, SLG: 0.333	x 0-0 ③ F7			x 0-0 ② G4-3		x 0-0 ② G4-3 2-3 3-H			S S S 0-3 ① K	3 0 0 1 0 0 2 1 0 0 0 0 1 0						
27 Giancarlo Stanton, R (1, 9) OBP: 0.250, SLG: 0.286 52 Moisés Sierra, R (7, 9) OBP: 0.400, SLG: 0.400		x 0-0 ① G5-3		B B B B 4-0 BB		S C S 0-3 ③ K			x 0-0 ② G6-3	2 0 0 0 1 1 3 1 0 0 0 0 0 0						
41 Justin Bour, L (1, 3) OBP: 0.286, SLG: 0.714 28 Tyler Moore, R (5, 3) OBP: 0.667, SLG: 1.667		x 0-0 13 1B 11 F9-2 1B		x 0-0 ③ G4-3			x 0-0 1B		x 0-0 ③ P3	2 0 1 0 0 0 1 2 0 1 0 0 0 0						
13 Marcell Ozuna, R (1, 7) OBP: 0.250, SLG: 0.250 68 Destin Hood, R (6, 7) OBP: 0.400, SLG: 0.600		x 0-0 1-3 1B			x 0-0 ① F9		C B S S 1-3 ① K			2 0 1 0 0 0 0 1 0 0 0 0 1 1						
11 J.T. Realmuto, R (1, 2) OBP: 0.286, SLG: 0.286 37 Ramón Cabrera, S (6, 2)		x 0-0 ②③ F9-2 3-3			x 0-0 ② F7		S S S 0-3 ② K			2 0 0 0 0 0 2 1 0 0 0 0 1 1						
18 Tomás Telis, S (1, 10)			x 0-0 ① G5-3		x 0-0 ③ G1-3		x 0-0 ③ G6-3			3 0 0 0 0 0 1						
3 Adeiny Hechavarría, R (1, 6) OBP: 0.143, SLG: 0.143 55 Ryan Jackson, R (6, PR) OBP: 0.143, SLG: 0.286 (7, 6)			S S C 0-3 ② K			x 0-0 14 2B 21 G4-3 E6		S S S 0-3 ① K		2 0 0 0 0 1 0 1 1 0 0 0 1 0						
Inning Stats	R: 0 E: 0 K: 0 S: 3 H: 0 LOB: 0 BB: 0 P: 3	R: 0 E: 0 K: 0 S: 4 H: 2 LOB: 1 BB: 0 P: 4	R: 0 E: 0 K: 2 S: 7 H: 0 LOB: 0 BB: 0 P: 7	R: 0 E: 0 K: 0 S: 3 H: 0 LOB: 1 BB: 1 P: 7	R: 0 E: 0 K: 0 S: 3 H: 0 LOB: 0 BB: 0 P: 3	R: 1 E: 1 K: 1 S: 7 H: 1 LOB: 3 BB: 0 P: 7	R: 0 E: 0 K: 2 S: 8 H: 1 LOB: 1 BB: 0 P: 9	R: 0 E: 0 K: 1 S: 5 H: 0 LOB: 0 BB: 0 P: 5	R: 0 E: 0 K: 1 S: 5 H: 0 LOB: 0 BB: 0 P: 5	1B: 3 2B: 2 3B: 0 HR: 0 SF: 0 SAC: 0 DP: 1 HBP: 0							

PITCHER		IP	WLS	BF	H	R	ER	SO	BB	IBB	HBP	BLK	WP	HR	S	P	ERA	WHIP
67 Seth Lugo, R ERA:	(1, 1)	3.0	W	10	2	0	0	2	0	0	0	0	0	0	14	14	0.00	0.667
82 Logan Taylor, R ERA:	(4, 1)	1.0	H	4	0	0	0	0	1	0	0	0	0	0	3	7	0.00	1.000
94 Ricky Knapp, R ERA:	(5, 1)	1.0	H	3	0	0	0	0	0	0	0	0	0	0	3	3	0.00	0.000
83 Kevin McGowan, R ERA: 27.0	(6, 1)	1.0	H	5	1	1	0	1	0	0	0	0	0	0	7	7	0.00	1.000
85 Adam Wilk, L ERA:	(7, 1)	2.0	H	7	1	0	0	3	0	0	0	0	0	0	13	14	0.00	0.500

PITCHER		IP	WLS	BF	H	R	ER	SO	BB	IBB	HBP	BLK	WP	HR	S	P	ERA	WHIP
49 Josh Smoker, L ERA:	(9, 1)	1.0	S	3	0	0	0	1	0	0	0	0	0	0	5	5	0.00	0.000

New York Mets @ Miami Marlins

Roger Dean Stadium, Jupiter, FL

Tue Feb 28 2017, 1:09 PM - 3:36 PM EST

Att. 2,743 - Partly Cloudy - 81 F

livebaseballscorecards.com

AB	31
R	1
H	4
RBI	1
BB	1
SO	7
LOB	12

MIAMI

WP: 0 PB: 0 SB: 0 CS: 0 PA: 32

Miami Marlins @ Houston Astros

The Ballpark of the Palm Beaches, West Palm Beach, FL

Wed Mar 01 2017, 1:07 PM - 4:24 PM EST

Att. 1,987 - Cloudy - 80 F

livebaseballscorecards.com

TOP

Batter	1	2	3	4	5	6	7	8	9	AB	R	H	RBI	BB	SO	LOB
9 Dee Strange-Gordon, L (1, 4) OBP: 0.200, SLG: 0.400 77 Yefri Pérez, S (5, 4)	0-0 14 G6-3 21 SF7 2B	0-3 K		0-1 CS 1-2	0-0 G6-3	4-0 1-2 BB		0-3 K		3 1 1 0 0 1 0 1 0 0 0 1 1 1						
14 Martín Prado, R (1, 5) OBP: 0.455, SLG: 0.600 87 Brian Anderson, R (5, 5) OBP: 0.500, SLG: 0.833	0-0 G6-3 2-3	0-0 F9			0-0 L5	0-3 K		0-0 1-H 2B		3 0 0 0 0 0 1 2 0 1 1 0 1 3						
21 Christian Yelich, L (1, 8) OBP: 0.455, SLG: 1.222 79 Isaac Galloway, R (5, 8) OBP: 0.400, SLG: 1.000	0-0 SF7 3-H		0-0 G4-3		0-2 HR		0-0 HR	0-3 K		2 1 1 2 0 0 0 2 1 1 1 0 1 1						
27 Giancarlo Stanton, R (1, 10) OBP: 0.273, SLG: 0.222 52 Moisés Sierra, R (7, PH) OBP: 0.286, SLG: 0.286 (7, 10)	4-0 BB		0-0 G5-3		0-0 F8		0-3 K		0-3 K	2 0 0 0 1 0 0 2 0 0 0 0 2 0						
41 Justin Bour, L (1, 3) OBP: 0.300, SLG: 0.600 2 Brandon Barnes, R (6, PR) (6, 3)	0-3 K		0-0 G4-3			0-0 73 WP 13 S 73 FC5-2 1B	0-3 K		0-3 K	3 0 1 0 0 1 1 2 0 0 0 0 2 0						
13 Marcell Ozuna, R (1, 9) OBP: 0.286, SLG: 0.286 68 Destin Hood, R (6, 9) OBP: 0.429, SLG: 0.571		0-0 F7		0-0 32 CS 1B		0-3 K 1-2	0-0 1B		0-2 K	3 0 1 0 0 1 1 2 0 1 0 0 1 0						
32 Derek Dietrich, L (1, 7) OBP: 0.571, SLG: 0.250 28 Tyler Moore, R (5, 7) OBP: 0.625, SLG: 1.429	4-0 73 HBP 19 HR BB			4-0 73 1B 19 SF8 1-2 BB		4-0 73 FC5-2 73 WP 78 E BB	0-3 K			0 2 0 0 2 0 0 1 1 0 0 1 1 1						
73 Austin Nola, R (1, 2) OBP: 0.500, SLG: 0.250 18 Tomás Telis, S (6, 2) OBP: 0.143, SLG: 0.143	1-0 19 HR 1-2 HBP			0-0 9 CS 1-3 1B		1-0 FC5-2 78 S 1-3 2-H		0-0 87 2B 1B		2 1 1 0 0 0 2 1 1 1 0 0 0 0						
19 Miguel Rojas, R (1, 6) OBP: 0.333, SLG: 1.200 78 JT Riddle, L (5, 6) OBP: 0.375, SLG: 0.429	1-0 1-H 2-H HR			0-0 SF8 3-H		4-0 77 BB 1-3 3-H BB		0-0 L9		1 1 1 4 0 0 0 1 0 0 0 1 0 1						
Inning Stats	R: 1 H: 1 E: 0 LOB: 1 K: 1 BB: 1 S: 6 P: 10	R: 3 H: 1 E: 0 LOB: 0 K: 1 BB: 1 S: 6 P: 12	R: 0 H: 0 E: 0 LOB: 0 K: 0 BB: 0 S: 3 P: 3	R: 1 H: 2 E: 0 LOB: 0 K: 0 BB: 1 S: 4 P: 8	R: 1 H: 1 E: 0 LOB: 0 K: 0 BB: 0 S: 6 P: 6	R: 1 H: 1 E: 0 LOB: 3 K: 2 BB: 3 S: 8 P: 21	R: 1 H: 2 E: 0 LOB: 1 K: 3 BB: 0 S: 11 P: 11	R: 1 H: 2 E: 0 LOB: 1 K: 2 BB: 0 S: 9 P: 9	R: 0 H: 0 E: 0 LOB: 0 K: 3 BB: 0 S: 9 P: 9	1B: 5 SF: 2 2B: 2 SAC: 0 3B: 0 DP: 0 HR: 3 HBP: 1		WP: 1 PA: 43 PB: 0 SB: 3 CS: 2				

	AB	33
	R	9
	H	10
	RBI	8
	BB	6
	SO	12
	LOB	12

MIAMI

PITCHER		IP	WLS	BF	H	R	ER	SO	BB	IBB	HBP	BLK	WP	HR	S	P	ERA	WHIP
47 Chris Devenski, R ERA: 27.0	(1, 1)	1.1	L	9	2	4	4	1	2	0	1	0	0	1	8	18	27.00	3.000
99 Trent Thornton, R ERA:	(2, 1)	0.2		2	0	0	0	1	0	0	0	0	0	0	4	4	0.00	0.000
79 Francis Martes, R ERA: 5.4	(3, 1)	1.2		7	2	1	1	0	1	0	0	0	0	0	6	10	5.40	1.800
69 Kevin Chapman, L ERA: 13.5	(4, 1)	1.1		4	1	1	1	0	0	0	0	0	0	1	7	7	6.75	0.750
64 Reymin Guduan, L ERA: 4.5	(6, 1)	0.2		5	1	1	1	1	2	0	0	0	1	0	5	14	13.50	4.500

PITCHER		IP	WLS	BF	H	R	ER	SO	BB	IBB	HBP	BLK	WP	HR	S	P	ERA	WHIP
68 Aaron West, R ERA: 4.5	(6, 1)	1.1		7	2	1	1	4	1	0	0	0	0	1	14	18	6.75	2.250
65 Jordan Jankowski, R ERA: 4.5	(8, 1)	1.0		5	2	1	1	2	0	0	0	0	0	0	9	9	9.00	2.000
66 Tyson Perez, R ERA:	(9, 1)	1.0		3	0	0	0	3	0	0	0	0	0	0	9	9	0.00	0.000

BOTTOM

Miami Marlins @ Houston Astros

The Ballpark of the Palm Beaches, West Palm Beach, FL

Wed Mar 01 2017, 1:07 PM - 4:24 PM EST

Att. 1,987 - Cloudy - 80 F

livebaseballscorecards.com

Batter	1	2	3	4	5	6	7	8	9	AB	R	H	RBI	BB	SO	LOB
4 George Springer, R (1, 8)	G4-3		F9		F8		77 G4-3 28 1B 1B 1-3 2-H		K	3	0	0	0	0	0	0
83 Jack Mayfield, R (6, 4) OBP: 0.500, SLG: 0.500										2	1	1	1	0	1	0
15 Carlos Beltrán, S (1, 7) OBP: 0.750, SLG: 1.667	BBBB		1 S 1B			P5	G4-3 2-3 3-H		F8	1	0	1	0	1	0	0
77 Derek Fisher, L (3, PR)										2	0	0	1	0	0	2
(4, 7)																
(6, 8)																
18 Tony Kemp, L (8, 8) OBP: 0.444, SLG: 0.375	1 G5-4-3 BB									1	0	0	0	0	0	0
1 Carlos Correa, R (1, 6) OBP: 0.500, SLG: 0.429	G5-4-3 1-2f		BBBB 1-2 BB			22 F8 2B	3-H 1B			2	0	1	0	1	0	1
28 Reid Brignac, L (6, PR) OBP: 0.375, SLG: 0.500										1	0	1	1	0	0	0
(7, 6)																
22 Josh Reddick, L (1, 9) OBP: 0.333, SLG: 0.200		BBBB 12 S 10 1B BB	F7			F8 2-3	P4			2	1	0	0	1	0	3
35 Teoscar Hernández, R (7, 9)										1	0	0	0	0	0	1
11 Evan Gattis, R (1, 10) OBP: 0.250, SLG: 0.250		P3		L4		BBBB BB		HR		2	0	0	0	0	0	1
23 AJ Reed, L (6, PH) OBP: 0.500, SLG: 0.750										1	1	1	1	1	0	0
(7, 10)																
12 Max Stassi, R (1, 2) OBP: 0.125, SLG: 0.500	CCC K 1-2			F8		F8		G4-3		2	0	0	0	0	1	1
71 Tyler Heineman, S (6, 2)										2	0	0	0	0	0	3
10 Yuli Gurriel, R (1, 3) OBP: 0.200, SLG: 0.200	2-H 1B			G5-3			G4-3	G3		2	0	1	1	0	0	0
21 Jon Singleton, L (6, 3) OBP: 0.400, SLG: 0.250										2	0	0	0	0	0	0
9 Marwin Gonzalez, S (1, 4) OBP: 0.200, SLG: 0.200	G3				SSS K		73 BB 83 1B 1B	G3-1		2	0	0	0	0	1	1
76 Alejandro Garcia, R (6, 7) OBP: 0.400, SLG: 0.400										1	0	1	0	0	0	0
80 Andrew Aplin, L (7, PR)										1	1	0	0	0	0	0
(8, 7)																
19 Colin Moran, L (1, 5) OBP: 0.444, SLG: 0.286			F7		G3		BBBB 83 1B 77 G4-3 1-2 BB		G4-3	2	0	0	0	0	0	0
73 J.D. Davis, R (7, 5) OBP: 0.571, SLG: 0.600										1	1	0	0	1	0	0

Inning Stats	1	2	3	4	5	6	7	8	9
	R: 0 H: 0 E: 0 LOB: 0 K: 0 BB: 1 S: 2 P: 6	R: 1 H: 1 E: 0 LOB: 1 K: 1 BB: 1 S: 6 P: 10	R: 0 H: 1 E: 0 LOB: 2 K: 0 BB: 1 S: 4 P: 8	R: 0 H: 0 E: 0 LOB: 0 K: 0 BB: 0 S: 3 P: 3	R: 0 H: 0 E: 0 LOB: 0 K: 1 BB: 0 S: 5 P: 5	R: 0 H: 1 E: 0 LOB: 3 K: 0 BB: 1 S: 4 P: 8	R: 3 H: 3 E: 0 LOB: 1 K: 0 BB: 1 S: 6 P: 10	R: 1 H: 1 E: 0 LOB: 0 K: 0 BB: 0 S: 4 P: 4	R: 0 H: 0 E: 0 LOB: 0 K: 1 BB: 0 S: 5 P: 5

AB	33
R	5
H	7
RBI	5
BB	5
SO	3
LOB	13

1B: 5	SF: 0
2B: 1	SAC: 0
3B: 0	DP: 1
HR: 1	HBP: 0

WP: 0	PA: 38
PB: 0	
SB: 2	
CS: 0	

PITCHER		IP	WLS	BF	H	R	ER	SO	BB	IBB	HBP	BLK	WP	HR	S	P	ERA	WHIP
34 Tom Koehler, R ERA: 3.0	(1, 1)	2.0	W	8	1	1	1	1	2	0	0	0	0	0	8	16	4.50	1.500
36 Edinson Volquez, R ERA: 3.0	(3, 1)	2.0	H	8	1	0	0	0	1	0	0	0	0	0	7	11	0.00	1.000
22 Dustin McGowan, R ERA: 9.0	(5, 1)	1.0		3	0	0	0	1	0	0	0	0	0	0	5	5	0.00	0.000
49 Brian Ellington, R ERA:	(6, 1)	1.0		5	1	0	0	0	1	0	0	0	0	0	4	8	0.00	2.000
60 Scott Copeland, R ERA: 15.0	(7, 1)	2.0		11	4	4	4	0	1	0	0	0	0	1	10	14	18.00	2.500

PITCHER		IP	WLS	BF	H	R	ER	SO	BB	IBB	HBP	BLK	WP	HR	S	P	ERA	WHIP
64 Nick Wittgren, R ERA: 4.5	(9, 1)	1.0		3	0	0	0	1	0	0	0	0	0	0	5	5	0.00	0.000

Miami Marlins @ New York Mets

First Data Field, Port St. Lucie, FL

Thu Mar 02 2017, 1:12 PM - 4:20 PM EST

Att. 3,953 - Partly Cloudy - 87 F

TOP

livebaseballscorecards.com

Batter	1	2	3	4	5	6	7	8	9	AB	R	H	RBI	BB	SO	LOB
32 Derek Dietrich, L (1, 4) OBP: 0.500, SLG: 0.286	B C C C 1-3 K ①		X 0-0 P6 ②		X 0-0 2-H 1B ③		X 0-0 2-H 2B	X 0-0 F8 ③		3	0	1	1	0	1	0
77 Yefri Pérez, S (5, 4) OBP: 0.154, SLG: 0.167										2	0	1	1	0	0	2
14 Martín Prado, R (1, 10) OBP: 0.357, SLG: 0.462	S S S 0-3 K ②		X 0-0 G4-3 ③			S S S 0-3 K ①	X 0-0 G5-3 ③		H 1-0 37 1B HBP	3	0	0	0	0	2	0
83 Chris Hoo, R (7, PH) (7, 10)										1	0	0	0	0	0	1
21 Christian Yelich, L (1, 8) OBP: 0.571, SLG: 1.273	B B B B 4-0 11 FC6-4 BB			X 0-0 11 FC6-4 1B		X 0-0 11 F8 2B		X 0-0 52 1B 37 1B 78 FC6-4 1B	S S S 0-3 K ①	2	0	2	0	1	0	0
50 Matthew den Dekker, L (6, PR) OBP: 0.444, SLG: 0.375										2	1	1	0	0	1	1
11 J.T. Realmuto, R (1, 2) OBP: 0.200, SLG: 0.200	X 0-0 FC6-4 ③ 1-2f			X 0-0 FC6-4 ① 1-2f		X 0-0 F8 ② 2-3		X 0-0 78 FC6-4 52 1B 79 1B 1-2 1B	X 0-0 1-2 1B	3	0	0	0	0	0	3
37 Ramón Cabrera, S (6, 2) OBP: 0.600, SLG: 0.500										2	1	2	0	0	0	0
2 Brandon Barnes, R (1, 9)		X 0-0 L6 ①		S S S 0-3 K ②		C C C 0-3 K ③		X 0-0 78 FC6-4 1-2 2-3 1B	C C C 0-3 K ②	3	0	0	0	0	2	3
52 Moisés Sierra, R (6, 9) OBP: 0.333, SLG: 0.333										2	0	1	0	0	1	2
3 Adeiny Hechavarría, R (1, 6) OBP: 0.222, SLG: 0.222		X 0-0 68 G1-3 1B		S S S 0-3 K ③			X 0-0 79 F9 18 1B 2B	X 0-0 FC6-4 ① 1-2f 2-3 3-H 79 1B 18 1B	X 0-0 P5 ③	2	0	1	0	0	1	1
78 JT Riddle, L (6, 6) OBP: 0.364, SLG: 0.500										3	2	1	1	0	0	4
68 Destin Hood, R (1, 7) OBP: 0.333, SLG: 0.444		X 0-0 G1-3 ② 1-2			X 0-0 G6-3 ①		X 0-0 F9 ① 2-3	X 0-0 18 1B 1-2 3-H 1B		2	0	0	0	0	0	1
79 Isaac Galloway, R (6, 7) OBP: 0.429, SLG: 0.857										2	0	1	1	0	0	1
19 Miguel Rojas, R (1, 3) OBP: 0.375, SLG: 1.143		X 0-0 L8 ③			X 0-0 32 1B 2B		X 0-0 87 G6-3 77 2B 1B 3-H	X 0-0 1-2 2-H 1B		2	1	1	0	0	0	1
18 Tomás Telis, S (6, 3) OBP: 0.333, SLG: 0.333										2	1	2	2	0	0	0
88 Matt Juengel, R (1, 5) OBP: 0.250, SLG: 0.143			X 0-0 G4-3 ①		X 0-0 G6-3 ②		X 0-0 G6-3 ② 1-2	C C C 0-3 K ②		2	0	0	0	0	0	1
87 Brian Anderson, R (6, 5) OBP: 0.375, SLG: 0.625										2	0	0	0	0	1	3
Inning Stats	R: 0 E: 0 K: 2 S: 7 H: 0 LOB: 1 BB: 1 P: 12	R: 0 E: 0 K: 0 S: 4 H: 1 LOB: 1 BB: 0 P: 4	R: 0 E: 0 K: 0 S: 3 H: 0 LOB: 0 BB: 0 P: 3	R: 0 E: 0 K: 2 S: 8 H: 1 LOB: 1 BB: 0 P: 8	R: 1 E: 0 K: 0 S: 4 H: 2 LOB: 1 BB: 0 P: 4	R: 0 E: 0 K: 2 S: 8 H: 1 LOB: 2 BB: 0 P: 8	R: 2 E: 0 K: 0 S: 6 H: 3 LOB: 1 BB: 0 P: 6	R: 3 E: 0 K: 1 S: 10 H: 5 LOB: 2 BB: 0 P: 10	R: 0 E: 0 K: 2 S: 8 H: 1 LOB: 2 BB: 0 P: 9	1B: 10 2B: 4 3B: 0 HR: 0	SF: 0 SAC: 0 DP: 0 HBP: 1						

	AB	40
	R	6
	H	14
	RBI	6
	BB	1
	SO	9
	LOB	24

PITCHER		IP	WLS	BF	H	R	ER	SO	BB	IBB	HBP	BLK	WP	HR	S	P	ERA	WHIP
65 Robert Gsellman, R	(1, 1)	2.0		8	1	0	0	2	1	0	0	0	0	0	11	16	0.00	1.000
ERA:																		
43 Addison Reed, R	(3, 1)	1.0		3	0	0	0	0	0	0	0	0	0	0	3	3	0.00	0.000
ERA:																		
27 Jeurys Familia, R	(4, 1)	1.0	W	4	1	0	0	2	0	0	0	0	0	0	8	8	0.00	1.000
ERA: 4.5																		
40 Tom Gorzelanny, L	(5, 1)	1.0		4	2	1	1	0	0	0	0	0	0	0	4	4	9.00	2.000
ERA: 22.5																		
62 Erik Goeddel, R	(6, 1)	1.0		4	1	0	0	2	0	0	0	0	0	0	8	8	0.00	1.000
ERA:																		

PITCHER		IP	WLS	BF	H	R	ER	SO	BB	IBB	HBP	BLK	WP	HR	S	P	ERA	WHIP
84 David Roseboom, L	(7, 1)	1.1		10	6	5	5	0	0	0	0	0	0	0	10	10	33.75	4.500
ERA: 13.5																		
47 Hansel Robles, R	(8, 1)	1.2		9	3	0	0	3	0	0	1	0	0	0	14	15	0.00	1.800
ERA:																		

Batter	1	2	3	4	5	6	7	8	9	AB	R	H	RBI	BB	SO	LOB
7 José Reyes, S (1, 5) OBP: 0.273, SLG: 0.200 72 Phillip Evans, R (5, PH) OBP: 0.375, SLG: 0.125 (6, 5)	G5-3		K	13 WP 1-2 2-3 HBP	1-H 2-H 3-H HR		77 L5-3 2-3 3-H 1B			2 2	0 1	0 2	0 5	0 0	1 0	1 0
13 Asdrúbal Cabrera, S (1, 6) OBP: 0.250, SLG: 0.571 77 Luis Guillorme, L (5, PH) OBP: 0.300, SLG: 0.444 (6, 6)	G5-3		F9	1-2 2-3 3-H BB	G4-3		L5-3 1-1			2 2	0 0	0 0	0 0	1 0	0 0	1 3
52 Yoenis Cespedes, R (1, 7) OBP: 0.375, SLG: 0.875 75 Champ Stuart, R (6, 7) OBP: 0.250, SLG: 0.143	G5-3			HR G6-3		K		K		3 2	1 0	1 0	1 0	0 0	0 2	3 0
3 Curtis Granderson, L (1, 8) OBP: 0.100, SLG: 0.100 9 Brandon Nimmo, L (4, PR) OBP: 0.438, SLG: 0.400 (5, 8)		F9		20 HR 1B	20 FC5-4 1B	1B		74 BB 2 1B 1B		2 3	0 1	1 3	0 0	0 0	0 0	0 0
20 Neil Walker, S (1, 4) OBP: 0.250, SLG: 0.625 2 Gavin Cecchini, R (5, PR) OBP: 0.615, SLG: 0.909 (6, 4)	1B			1-H HR	FC5-4 19 BB 4 1B 1-2f	G5-3		74 BB 1-2 1B		3 2	1 1	2 1	2 0	0 0	0 0	1 0
19 Jay Bruce, L (1, 9) OBP: 0.429, SLG: 0.200 73 Travis Taijeron, R (5, PR) OBP: 0.333, SLG: 0.143 (6, 9)	L9		K	15 BB 4 1B 72 HR 1-2 BB		70 1B 15 2B 1B	K			2 2	0 2	0 1	0 0	1 0	1 1	2 2
4 Wilmer Flores, R (1, 3) OBP: 0.357, SLG: 0.500 74 Dominic Smith, L (5, PR) OBP: 0.333, SLG: 0.182 (6, 3)	G5-3			7 HBP 18 1B 13 WP BB	15 BB 72 HR 1-2 2-H 1B		K	1-2 2-3 BB		2 1	1 1	1 0	1 0	1 1	0 1	1 1
18 Travis d'Arnaud, R (1, 2) OBP: 0.545, SLG: 0.818 70 Tomás Nido, R (7, 2) OBP: 0.500, SLG: 0.400			1B	13 WP 7 HBP 1-2 1B	F8		15 2B 72 1B 1-2 1B	G6-3		3 2	0 1	2 1	0 0	0 0	0 0	2 3
15 Matt Reynolds, R (1, 10) OBP: 0.545, SLG: 0.500			F8	K	72 HR 1-2 2-3 BB		72 1B 1-3 2-H 2B			3	1	1	1	1	1	3
Inning Stats	R: 0 E: 0 K: 0 S: 3 H: 0 LOB: 0 BB: 0 P: 3	R: 0 E: 0 K: 0 S: 4 H: 1 LOB: 1 BB: 0 P: 4	R: 0 E: 0 K: 1 S: 6 H: 1 LOB: 1 BB: 0 P: 6	R: 4 E: 0 K: 2 S: 14 H: 4 LOB: 3 BB: 2 P: 26	R: 5 E: 0 K: 0 S: 7 H: 3 LOB: 1 BB: 2 P: 15	R: 0 E: 0 K: 1 S: 5 H: 1 LOB: 0 BB: 0 P: 5	R: 2 E: 0 K: 1 S: 8 H: 4 LOB: 1 BB: 0 P: 9	R: 0 E: 0 K: 2 S: 9 H: 2 LOB: 3 BB: 1 P: 13		1B: 12 2B: 2 3B: 0 HR: 3 SF: 0 SAC: 0 DP: 1 HBP: 1				WP: 1 PB: 0 SB: 0 CS: 0 PA: 44	

PITCHER		IP	WLS	BF	H	R	ER	SO	BB	IBB	HBP	BLK	WP	HR	S	P	ERA	WHIP
61 Adam Conley, L ERA: 12.0	(1, 1)	2.0		7	1	0	0	0	0	0	0	0	0	0	7	7	0.00	0.500
58 Dan Straily, R ERA: 13.5	(3, 1)	1.2	L	11	5	4	4	3	1	0	0	0	0	2	19	26	21.60	3.600
63 Nick Maronde, L ERA:	(4, 1)	0.1		3	0	0	0	0	1	0	1	0	1	0	1	6	0.00	3.000
82 Matt Tomshaw, L ERA: 22.5	(5, 1)	1.0		8	3	5	5	0	2	0	0	0	0	1	7	15	45.00	5.000
43 Odrisamer Despaigne, R ERA: 3.86	(6, 1)	1.1		5	2	1	1	2	0	0	0	0	0	0	9	9	6.75	1.500

PITCHER		IP	WLS	BF	H	R	ER	SO	BB	IBB	HBP	BLK	WP	HR	S	P	ERA	WHIP
56 Caleb Thielbar, L ERA: 6.75	(7, 1)	0.2		4	3	1	1	0	0	0	0	0	0	0	4	5	13.50	4.500
90 Ben Holmes, L ERA:	(8, 1)	1.0		6	2	0	0	2	1	0	0	0	0	0	9	13	0.00	3.000

BOTTOM

Miami Marlins @ New York Mets

First Data Field, Port St. Lucie, FL

Thu Mar 02 2017, 1:12 PM - 4:20 PM EST

Att. 3,953 - Partly Cloudy - 87 F

livebaseballscorecards.com

AB	38
R	11
H	16
RBI	10
BB	5
SO	7
LOB	23

Batter	1	2	3	4	5	6	7	8	9	AB	R	H	RBI	BB	SO	LOB
2 Adam Eaton, L (1, 8) OBP: 0.231, SLG: 0.417	B X 1-0 10 2B 26 1B 1B		X 0-0 ① G3-1		X 0-0 ① L4		B B B 4-0 43 S 93 1B BB	X 0-0 2-3 93 2B 1B		3	1	1	0	0	0	0
1 Wilmer Difo, S (5, 8) OBP: 0.467, SLG: 0.538										1	2	1	0	1	0	0
10 Stephen Drew, L (1, 4) OBP: 0.333, SLG: 0.286	X 0-0 26 1B 1-3 2B		S S C 0-3 ② K		X 0-0 ② P6		B B B B 4-0 93 1B 94 1B 1-2 BB	X 0-0 ② SF8 3-H		3	0	1	0	0	1	0
43 Corban Joseph, L (5, 4) OBP: 0.375, SLG: 0.400										0	1	0	1	1	0	0
26 Adam Lind, L (1, 3) OBP: 0.385, SLG: 0.273	X 0-0 19 G6-4-3 2-3 3-H 1B		B B B B 4-0 25 1B BB		X 0-0 ③ F8		X 0-0 94 1B 91 HBP 4 1B 1-3 2-H 1B	X 0-0 1-H 2B		2	0	1	1	1	0	0
93 Ian Sagdal, L (5, 3) OBP: 1.000, SLG: 1.500										2	1	2	2	0	0	0
25 Clint Robinson, L (1, 7) OBP: 0.308, SLG: 0.182	X 0-0 ① L4		X 0-0 1-2 1B			S S S 0-3 ① K H	1-0 94 1B 4 1B 1-2 HBP	X 0-0 ③ F9		3	0	1	0	0	1	2
91 Victor Robles, R (6, 7)										1	1	0	0	0	0	1
19 Brandon Snyder, R (1, 5) OBP: 0.500, SLG: 0.600	X 0-0 ② ③ G6-4-3 1-2f		C S C 0-3 ③ K			X 0-0 90 1B 2B	X 0-0 4 1B 1-2 2-3 3-H 1B		X 0-0 90 G3-1 4 1B 1B	3	1	1	0	0	1	4
94 Kelvin Gutiérrez, R (6, 5) OBP: 1.000, SLG: 1.000										2	0	2	1	0	0	0
59 Jose Lobaton, S (1, 2) OBP: 0.182, SLG: 0.182		X 0-0 ① G6-3		X 0-0 90 FC5-4 1B		X 0-0 ② F9	X 0-0 ② 1-2 2-H 3-H 1B		X 0-0 90 G3-1 1-2 1B	3	0	1	0	0	0	1
4 Jhonatan Solano, R (6, 2) OBP: 0.846, SLG: 1.250										2	0	2	2	0	0	0
90 Osvaldo Abreu, R (1, 6) OBP: 0.286, SLG: 0.286		X 0-0 ② G5-3		X 0-0 ① FC5-4 1-2f		X 0-0 9 1B 9 1B 2-H 1B	X 0-0 ③ F7		X 0-0 ① G3-1 1-2 2-3	5	0	1	1	0	0	4
68 Andrew Stevenson, L (1, 9) OBP: 0.400, SLG: 0.714		X 0-0 2B		S S S 0-3 ② K		X 0-0 ③ 1-H 1B		X 0-0 ① G6-3	C S C 0-3 ② K	2	0	1	0	0	1	1
9 Rafael Bautista, R (6, PH) OBP: 0.250, SLG: 0.250										3	0	1	0	0	1	2
(6, 9)																
18 Neftali Soto, R (1, 10) OBP: 0.308, SLG: 0.636		X 0-0 ③ G6-3		S S S 0-3 ③ K			S S S 0-3 ① K	X 0-0 1 1B 43 SF8 2B	X 0-0 ③ G6-3	3	0	0	0	0	2	2
92 Jeyner Baez, R (8, PH) OBP: 0.500, SLG: 1.000										2	1	1	0	0	0	2
(8, 10)																
Inning Stats	R: 1 E: 0 K: 0 S: 5 H: 3 LOB: 1 BB: 0 P: 6	R: 0 E: 0 K: 0 S: 4 H: 1 LOB: 1 BB: 0 P: 4	R: 0 E: 0 K: 2 S: 8 H: 1 LOB: 2 BB: 1 P: 12	R: 0 E: 0 K: 2 S: 8 H: 1 LOB: 1 BB: 0 P: 8	R: 0 E: 0 K: 0 S: 3 H: 0 LOB: 0 BB: 0 P: 3	R: 1 E: 0 K: 1 S: 7 H: 3 LOB: 2 BB: 0 P: 7	R: 4 E: 0 K: 1 S: 7 H: 3 LOB: 1 BB: 2 P: 16	R: 2 E: 0 K: 0 S: 6 H: 3 LOB: 1 BB: 0 P: 6	R: 0 E: 0 K: 1 S: 7 H: 2 LOB: 2 BB: 0 P: 7	1B: 12 2B: 5 3B: 0 HR: 0 SF: 1 SAC: 0 DP: 1 HBP: 1						

PITCHER		IP	WLS	BF	H	R	ER	SO	BB	IBB	HBP	BLK	WP	HR	S	P	ERA	WHIP
20 Justin Nicolino, L ERA: 19.29	(1, 1)	2.0		9	4	1	1	0	0	0	0	0	0	0	9	10	4.50	2.000
62 José Ureña, R ERA: 6.0	(3, 1)	2.0	H	9	2	0	0	4	1	0	0	0	0	0	16	20	0.00	1.500
53 Kyle Lobstein, L ERA: 9.0	(5, 1)	2.0	H	8	3	1	1	1	0	0	0	0	0	0	10	10	4.50	1.500
71 Drew Steckenrider, R ERA: 27.0	(7, 1)	0.1	L	6	2	4	4	1	2	0	1	0	0	0	5	14	108.00	12.000
99 Hunter Adkins, R ERA:	(7, 1)	0.2		2	1	0	0	0	0	0	0	0	0	0	2	2	0.00	1.500

PITCHER		IP	WLS	BF	H	R	ER	SO	BB	IBB	HBP	BLK	WP	HR	S	P	ERA	WHIP
65 Kelvin Marte, L ERA: 9.0	(8, 1)	1.0		6	3	2	2	0	0	0	0	0	0	0	6	6	18.00	3.000
87 Brandon Cunniff, R ERA:	(9, 1)	1.0		5	2	0	0	1	0	0	0	0	0	0	7	7	0.00	2.000

TOP

Washington Nationals @ Miami Marlins

Roger Dean Stadium, Jupiter, FL

Fri Mar 03 2017, 1:08 PM - 4:03 PM EST

Att. 2,092 - Cloudy - 75 F

livebaseballscorecards.com

AB	40
R	8
H	17
RBI	8
BB	3
SO	7
LOB	19

WP: 0 PA: 45
PB: 0
SB: 1
CS: 0

BOTTOM

Washington Nationals @ Miami Marlins

Roger Dean Stadium, Jupiter, FL

Fri Mar 03 2017, 1:08 PM - 4:03 PM EST

Att. 2,092 - Cloudy - 75 F

livebaseballscorecards.com

Batter	1	2	3	4	5	6	7	8	9	AB	R	H	RBI	BB	SO	LOB
9 Dee Strange-Gordon, L (1, 4) OBP: 0.375, SLG: 0.571	B1-3	87 E 2B 3-H		87 FC6-4 BB B B B			K		E5 88 1B 73 1B	2	1	1	1	1	0	0
55 Ryan Jackson, R (6, 4) OBP: 0.111, SLG: 0.222										2	1	0	0	0	1	0
87 Brian Anderson, R (1, 5) OBP: 0.455, SLG: 0.727	27 E 2B	E7 1B 2-H		FC6-4 1-2f			1B		73 1B 1B 1-2	3	1	2	1	0	0	1
88 Matt Juengel, R (6, 5) OBP: 0.400, SLG: 0.333										2	0	2	0	0	0	0
21 Christian Yelich, L (1, 10) OBP: 0.471, SLG: 1.000	G5-3	G3-1			K S S S		K S S S		E5 88 1B 73 1B 1-3 2-H	3	0	0	0	0	1	2
73 Austin Nola, R (7, PH) OBP: 0.500, SLG: 0.333										2	0	1	1	0	1	1
(8, 10)																
27 Giancarlo Stanton, R (1, 9) OBP: 0.286, SLG: 0.182	E5 41 1B 2-H		41 G4-5-3 BB B B B		F7		K S C C		P6	2	0	0	0	1	0	0
68 Destin Hood, R (6, 9) OBP: 0.273, SLG: 0.364										2	0	0	0	0	1	3
41 Justin Bour, L (1, 3) OBP: 0.308, SLG: 0.538	1B 1-3		G4-5-3 1-2f		K S S C			G4-3		3	0	1	0	0	1	1
28 Tyler Moore, R (6, 3) OBP: 0.556, SLG: 1.250										1	0	0	0	0	0	0
13 Marcell Ozuna, R (1, 7) OBP: 0.300, SLG: 0.600	F8		HR B B X			P4		F9		3	1	1	1	0	0	2
52 Moisés Sierra, R (7, 7) OBP: 0.300, SLG: 0.300										1	0	0	0	0	0	0
50 Matthew den Dekker, L (1, 8) OBP: 0.500, SLG: 0.545		3 G4-3 9 2B 2B	F8			84 S 1B		G4-3		3	1	2	0	0	0	0
2 Brandon Barnes, R (7, 8)										1	0	0	0	0	0	0
3 Adeiny Hechavarría, R (1, 6) OBP: 0.167, SLG: 0.167		G4-3 2-3		G6-3		F8			K S F C	3	0	0	0	0	0	2
77 Yefri Pérez, S (7, 6) OBP: 0.143, SLG: 0.154										1	0	0	0	0	1	0
37 Ramón Cabrera, S (1, 2) OBP: 0.429, SLG: 0.333		G6-3		F9		G6-3 B X 1-2			G4-3	2	0	0	0	0	0	1
84 Cam Maron, L (6, PH) OBP: 0.400, SLG: 0.250										2	0	0	0	0	0	1
(7, 2)																

	AB	38
	R	5
	H	10
	RBI	4
	BB	2
	SO	6
	LOB	14

Inning Stats	1	2	3	4	5	6	7	8	9	1B: 6	SF: 0	WP: 0	PA: 40
	R: 1 H: 2	R: 2 H: 3	R: 1 H: 1	R: 0 H: 0	R: 0 H: 0	R: 0 H: 1	R: 0 H: 1	R: 0 H: 0	R: 1 H: 2	2B: 3	SAC: 0	PB: 0	
	E: 1 LOB: 2	E: 1 LOB: 1	E: 0 LOB: 0	E: 0 LOB: 1	K: 2 LOB: 0	E: 0 LOB: 1	E: 0 LOB: 1	E: 0 LOB: 0	E: 1 LOB: 2	3B: 0	DP: 1	SB: 1	
	K: 0 BB: 0	K: 0 BB: 1	K: 0 BB: 1	K: 0 BB: 1	S: 7 BB: 0	K: 0 BB: 0	K: 3 BB: 0	K: 0 BB: 0	K: 1 BB: 0	HR: 1	HBP: 0	CS: 0	
	S: 6 P: 6	S: 6 P: 6	S: 3 P: 9	S: 3 P: 7	P: 7	S: 4 P: 5	S: 10 P: 10	S: 3 P: 3	S: 8 P: 8				

PITCHER		IP	WLS	BF	H	R	ER	SO	BB	IBB	HBP	BLK	WP	HR	S	P	ERA	WHIP
22 A.J. Cole, R ERA: 13.5	(1, 1)	3.0		16	6	4	3	0	1	0	0	0	0	1	15	21	9.00	2.333
80 Jeremy Guthrie, R ERA: 2.25	(4, 1)	1.0		4	0	0	0	0	1	0	0	0	0	0	3	7	0.00	1.000
44 Austin Voth, R ERA:	(5, 1)	2.0	W	7	1	0	0	2	0	0	0	0	0	0	11	12	0.00	0.500
30 Koda Glover, R ERA:	(7, 1)	1.0	H	4	1	0	0	3	0	0	0	0	0	0	10	10	0.00	1.000
62 Erick Fedde, R ERA:	(8, 1)	2.0		9	2	1	0	1	0	0	0	0	0	0	11	11	0.00	1.000

PITCHER	IP	WLS	BF	H	R	ER	SO	BB	IBB	HBP	BLK	WP	HR	S	P	ERA	WHIP

Batter	1	2	3	4	5	6	7	8	9	AB	R	H	RBI	BB	SO	LOB
9 Dee Strange-Gordon, L (1, 10) OBP: 0.364, SLG: 0.800 85 Rodrigo Vigil, R (6, PH) (6, 10)	B L X 1-1 HR	1 SAFE B 1 SAFE X 1-0 ① F7		S S S 0-3 ③ K		C C C 0-3 ③ K		X 0-0 ③ G3		3 2	1 0	1 0	1 0	0 0	1 1	1 2
14 Martín Prado, R (1, 5) OBP: 0.412, SLG: 0.467 87 Brian Anderson, R (5, PR) OBP: 0.385, SLG: 0.615 (5, 5)	X 0-0 28 WP 2 E 1B	X 0-0 ②③ G4-6-3 1-2f			B B B B 4-0 2 1B 28 G5-3 68 HR BB		X 0-0 ① G5-3		S S S 0-3 ① K	2 1	1 1	1 0	0 0	1 0	0 1	1 0
32 Derek Dietrich, L (1, 4) OBP: 0.385, SLG: 0.200 55 Ryan Jackson, R (5, 4) OBP: 0.182, SLG: 0.273	X 0-0 ① F8		X 0-0 ① G3		S S T 0-2 ① K		C C C 0-3 ② K		X 0-0 1B	3 2	0 0	0 1	0 0	0 0	1 1	2 0
28 Tyler Moore, R (1, 7) OBP: 0.500, SLG: 1.000 52 Moisés Sierra, R (5, 7) OBP: 0.333, SLG: 0.333	B X 1-0 ② G5-3 1-2		X 0-0 2 2B 1B		X 0-0 ② G5-3 1-2		X 0-0 1B		1 SAFE S S S 0-3 ② K	3 2	1 0	1 1	0 0	0 0	0 1	2 1
2 Brandon Barnes, R (1, 8) OBP: 0.143, SLG: 0.214 50 Matthew den Dekker, L (5, 8) OBP: 0.429, SLG: 0.462	X 0-0 E6 19 WP 19 2B 2-H		X 0-0 1-H 2B		X 0-0 68 HR 2-3 1B		F X 0-1 ③ F7		X 0-0 ③ L7	3 2	2 0	2 0	1 0	0 0	0 0	0 2
68 Destin Hood, R (1, 9) OBP: 0.357, SLG: 0.615 79 Isaac Galloway, R (5, 9) OBP: 0.500, SLG: 0.857	B B B B 4-0 19 WP 19 2B BB	X 0-0 ② P2		C X 0-1 1-H 3-H HR			B B B B 4-0 88 FC4 BB		2 0	2 0	1 0	3 0	1 1	0 0	1 0
19 Miguel Rojas, R (1, 3) OBP: 0.364, SLG: 1.000 88 Matt Juengel, R (5, 3) OBP: 0.364, SLG: 0.300	B X 1-0 1-H 2-H 2B	X 0-0 ③ G5-3		C C C 0-3 ③			1 SAFE X 0-0 ① FC4 77 BB 1-2f		3 1	0 0	1 0	2 0	0 0	1 0	2 1
78 JT Riddle, L (1, 6) OBP: 0.286, SLG: 0.385 77 Yefri Pérez, S (6, 6) OBP: 0.200, SLG: 0.154	X 0-0 ③ L7			X 0-0 ① P6		S S S 0-3 ① K	1 SAFE B B B B 4-0 1-2 BB		3 0	0 0	0 0	0 0	0 1	1 0	1 0
18 Tomás Telis, S (1, 2) OBP: 0.333, SLG: 0.273 80 Carlos Paulino, R (6, 2)		B B B B 4-0 14 G4-6-3 BB		C C C 0-3 ② K		X 0-0 ② G1-3		C C C 0-3 ② K		2 1	0 0	0 0	0 0	1 0	1 1	0 2
Inning Stats	R: 4 E: 1 K: 0 S: 8 H: 3 LOB: 1 BB: 1 P: 15	R: 0 E: 0 K: 0 S: 2 H: 0 LOB: 0 BB: 1 P: 7	R: 1 E: 0 K: 0 S: 5 H: 2 LOB: 1 BB: 0 P: 5	R: 0 E: 0 K: 2 S: 7 H: 0 LOB: 0 BB: 0 P: 7	R: 3 E: 0 K: 2 S: 10 H: 2 LOB: 1 BB: 1 P: 14	R: 0 E: 0 K: 2 S: 7 H: 0 LOB: 0 BB: 0 P: 7	R: 0 E: 0 K: 1 S: 7 H: 1 LOB: 1 BB: 0 P: 7	R: 0 E: 0 K: 1 S: 5 H: 0 LOB: 2 BB: 2 P: 13	R: 0 E: 0 K: 2 S: 8 H: 1 LOB: 1 BB: 0 P: 8	1B: 5 2B: 2 3B: 0 HR: 2	SF: 0 SAC: 0 DP: 1 HBP: 0					

PITCHER		IP	WLS	BF	H	R	ER	SO	BB	IBB	HBP	BLK	WP	HR	S	P	ERA	WHIP
19 R.A. Dickey, R ERA: 5.4	(1, 1)	3.0	L	16	5	5	2	0	2	0	0	0	2	1	15	27	6.00	2.333
53 Jim Johnson, R ERA:	(4, 1)	1.0		3	0	0	0	2	0	0	0	0	0	0	7	7	0.00	0.000
46 Ian Krol, L ERA: 13.5	(5, 1)	1.0		6	2	3	3	2	1	0	0	0	0	1	10	14	27.00	3.000
34 Eric O'Flaherty, L ERA:	(6, 1)	1.0		3	0	0	0	2	0	0	0	0	0	0	7	7	0.00	0.000
66 Max Fried, L ERA:	(7, 1)	2.0		9	1	0	0	2	2	0	0	0	0	0	12	20	0.00	1.500

PITCHER		IP	WLS	BF	H	R	ER	SO	BB	IBB	HBP	BLK	WP	HR	S	P	ERA	WHIP
62 Mauricio Cabrera, R ERA:	(9, 1)	1.0		4	1	0	0	2	0	0	0	0	0	0	8	8	0.00	1.000

TOP

Miami Marlins @ Atlanta Braves

Champion Stadium, Lake Buena Vista, FL

Sat Mar 04 2017, 1:08 PM - 4:48 PM EST

Att. 5,549 - Sunny - 71 F

livebaseballscorecards.com

AB	36
R	8
H	9
RBI	7
BB	5
SO	10
LOB	18

WP: 2 PB: 0 SB: 0 CS: 0 PA: 41

1B: 5 2B: 2 3B: 0 HR: 2 SF: 0 SAC: 0 DP: 1 HBP: 0

BOTTOM

Miami Marlins @ Atlanta Braves

Champion Stadium, Lake Buena Vista, FL

Sat Mar 04 2017, 1:08 PM - 4:48 PM EST

Att. 5,549 - Sunny - 71 F

livebaseballscorecards.com

Batter	1	2	3	4	5	6	7	8	9	AB	R	H	RBI	BB	SO	LOB
8 Jace Peterson, L (1, 8) OBP: 0.211, SLG: 0.118	x 0-0 ① F8		x 0-0 ① F7		x 0-0 4 1B 1-3 1B		B B B B 4-0 5 FC4-6 1-2 2-3 BB	x 0-0 ② P6	C C C 0-3 ③ K	5	0	1	0	1	1	4
4 Brandon Phillips, R (1, 4) OBP: 0.357, SLG: 0.273	H 1-0 5 G3-6-3 HBP		1 SAFE x 0-0 ② ③ G4-6-3 1-2f		x 0-0 1-2 3-H 1B		x 0-0 ① L6	B B B B 4-0 58 1B BB		2	0	1	1	0	0	1
85 Sean Kazmar Jr., R (6, 4)										1	0	0	0	1	0	3
5 Freddie Freeman, L (1, 10) OBP: 0.529, SLG: 0.563	x 0-0 ② ③ G3-6-3 1-2f			x 0-0 27 G6-3 2B	x 0-0 ③ G4-3		x 0-0 ② FC4-6 98 1B 89 E 1-2f 2-3 3-H	x 0-0 1-3 1B		4	0	1	1	0	0	5
58 Jonathan Morales, R (7, PR) OBP: 1.000, SLG: 1.000 (8, 10)										1	1	1	0	0	0	0
27 Matt Kemp, R (1, 7)		B B B B 4-0 22 1B BB		x 0-0 ① G6-3 2-3		S S S 0-3 ① K	x 0-0 99 1B 89 E 7 1B 1-3 3-H 1B	S S T 0-2 ③ K		2	0	0	0	1	1	1
98 Braxton Davidson, L (7, 7) OBP: 0.500, SLG: 0.500										2	1	1	1	0	1	2
22 Nick Markakis, L (1, 9) OBP: 0.308, SLG: 0.273		x 0-0 7 CS 1-3 1B		x 0-0 ② F7		x 0-0 ② F7	x 0-0 E5 99 1B 7 1B 1-2 3-H		x 0-0 ① F8	3	0	1	0	0	0	1
89 Ronald Acuña Jr., R (7, 9) OBP: 0.556, SLG: 0.778										2	1	0	0	0	0	1
13 Adonis García, R (1, 5) OBP: 0.400, SLG: 0.467		x 0-0 ① L3		S S S 0-3 ③ K		x 0-0 1B	x 0-0 7 1B 1-2 2-3 1B		x 0-0 20 1B 2B	3	0	1	0	0	1	3
99 Austin Riley, R (7, 5) OBP: 1.000, SLG: 1.500										2	0	2	0	0	0	0
7 Dansby Swanson, R (1, 6) OBP: 0.526, SLG: 0.688		B B B B 4-0 ② 25 S 1-2 BB			x 0-0 ① G5-3	x 0-0 ③ G5-3	x 0-0 1-2 2-H 3-H 1B		B B B B 4-0 20 1B BB	3	0	1	2	1	0	1
73 Braeden Schlehuber, R (9, PH)										0	0	0	0	1	0	0
25 Tyler Flowers, R (1, 2) OBP: 0.364, SLG: 0.125	B x 1-0 ③ F9 1-2				B B B B 4-0 8 1B 4 1B BB		S S S 0-3 K 8 BB 16 BB 5 FC4-6		x 0-0 1-2 2-3 1B	1	1	0	0	1	0	2
20 Anthony Recker, R (7, 2) OBP: 0.455, SLG: 0.250										3	1	1	0	0	2	2
16 Matt Tuiasosopo, R (1, 3) OBP: 0.250, SLG: 0.100			B B B B 4-0 4 G4-6-3 BB		C C C 0-3 ② K		B B B B 4-0 5 FC4-6 8 BB 98 1B 1-2 BB	S S S 0-3 ① K	x 0-0 ② F9	3	1	0	0	2	2	4

	AB	37
	R	6
	H	11
	RBI	5
	BB	8
	SO	8
	LOB	30

Inning Stats	1	2	3	4	5	6	7	8	9
	R: 0 E: 0 K: 0 S: 2 H: 0 LOB: 0 BB: 0 P: 3	R: 0 E: 0 K: 0 S: 3 H: 1 LOB: 2 BB: 2 P: 12	R: 0 E: 0 K: 0 S: 2 H: 0 LOB: 0 BB: 1 P: 6	R: 0 E: 0 K: 1 S: 6 H: 1 LOB: 1 BB: 0 P: 6	R: 1 E: 0 K: 1 S: 7 H: 2 LOB: 2 BB: 1 P: 11	R: 0 E: 0 K: 1 S: 6 H: 1 LOB: 1 BB: 0 P: 6	R: 5 E: 1 K: 2 S: 12 H: 3 LOB: 2 BB: 2 P: 20	R: 0 E: 0 K: 2 S: 8 H: 1 LOB: 2 BB: 1 P: 12	R: 0 E: 0 K: 1 S: 7 H: 2 LOB: 3 BB: 1 P: 11

	1B: 9	SF: 0	WP: 1	PA: 46
	2B: 2	SAC: 0	PB: 0	
	3B: 0	DP: 2	SB: 1	
	HR: 0	HBP: 1	CS: 1	

PITCHER		IP	WLS	BF	H	R	ER	SO	BB	IBB	HBP	BLK	WP	HR	S	P	ERA	WHIP
48 Severino González, R ERA:	(1, 1)	2.0	W	8	1	0	0	0	2	0	1	0	0	0	5	15	0.00	1.500
76 Dillon Peters, L ERA:	(3, 1)	2.0		7	1	0	0	1	1	0	0	0	0	0	8	12	0.00	1.000
57 Stephen Fife, R ERA: 3.0	(5, 1)	2.0		10	3	1	1	2	1	0	0	0	0	0	13	17	4.50	2.000
67 Jake Esch, R ERA: 13.5	(7, 1)	0.2		8	2	5	2	1	2	0	0	0	1	0	8	16	27.00	6.000
66 Jarlín García, L ERA:	(7, 1)	1.0	H	6	2	0	0	2	1	0	0	0	0	0	9	13	0.00	3.000

PITCHER		IP	WLS	BF	H	R	ER	SO	BB	IBB	HBP	BLK	WP	HR	S	P	ERA	WHIP
30 Hunter Cervenka, L ERA:	(8, 1)	1.1	S	7	2	0	0	2	1	0	0	0	0	0	10	14	0.00	2.250

Batter	1	2	3	4	5	6	7	8	9	AB	R	H	RBI	BB	SO	LOB
6 Jake Marisnick, R (1, 8) OBP: 0.316, SLG: 0.444	G6-3		FC6-4 2 E 1-2f 3-H		2 2B 1-H 1B		K2-3		K	4	0	1	2	0	1	2
13 Tyler White, R (7, 4) OBP: 0.200, SLG: 0.400 (8, 5) (9, 4) (9, 4)										1	0	0	0	0	1	2
2 Alex Bregman, R (1, 5) OBP: 0.333, SLG: 0.429	G5-3		G6-3 1-3		1-3 2B			19 WP 71 BB 1B	71 1B 1-3 3-H 1B	4	0	2	0	0	0	1
83 Jack Mayfield, R (8, PR) (8, 4) OBP: 0.500, SLG: 0.500										0	0	0	0	0	0	0
73 J.D. Davis, R (9, PH) (9, 5) (9, 5) OBP: 0.462, SLG: 0.455										1	0	1	1	0	0	0
27 Jose Altuve, R (1, 4) OBP: 0.267, SLG: 0.083	F8			10 WP 1 S 10 1B BB	K			18 L4-6 19 WP 1-2 BB	19 G6-4-3 1-2 3-H 1B	2	1	0	0	1	1	2
71 Tyler Heineman, S (6, 2) OBP: 0.375, SLG: 0.167										1	0	1	1	1	0	0
1 Carlos Correa, R (1, 6) OBP: 0.400, SLG: 0.231		G6-3		G5-3 1-2		G4-3		K 1-2 2-3	G6-4-3 1-2f	3	0	0	0	0	0	1
19 Colin Moran, L (6, 6) OBP: 0.333, SLG: 0.200										2	0	0	0	0	1	4
10 Yuli Gurriel, R (1, 3) OBP: 0.308, SLG: 0.308		F8		16 G4-6-3 2-H 1B		16 CS 1B		L4-6 2-2		3	0	2	1	0	0	0
18 Tony Kemp, L (6, PR) (6, 4) (7, 7) OBP: 0.462, SLG: 0.500										1	0	0	0	0	0	3
16 Brian McCann, L (1, 10) OBP: 0.571, SLG: 0.250		L7		G4-6-3 1-2f		G4-3 1-2			77 1B 23 2B BB	3	0	0	0	0	0	2
21 Jon Singleton, L (9, PH) (9, 10) (9, 10)										0	1	0	0	1	0	0
35 Teoscar Hernández, R (1, 9) OBP: 0.067, SLG: 0.071			76 1B 12 S 6 FC6-4 1B		P6		K		23 2B 75 1B 1-2 1B	3	1	1	0	0	1	0
77 Derek Fisher, L (7, 8) OBP: 0.385, SLG: 0.455										1	1	1	0	0	0	0
12 Max Stassi, R (1, 2) OBP: 0.154, SLG: 0.385			K 1-2		K		G6-3		75 1B 73 1B 1-3 2-H 2B	2	0	0	0	0	2	1
23 AJ Reed, L (6, 3) OBP: 0.438, SLG: 0.615										2	1	1	1	0	0	0
76 Alejandro Garcia, R (1, 7) OBP: 0.545, SLG: 0.500			2 SAFE 6 FC6-4 2-3 1B		6 S 6 1B 1B				73 1B 71 1B 2-3 3-H 1B	3	1	3	0	0	0	0
75 Jon Kemmer, L (7, 9) OBP: 0.600, SLG: 0.571										1	1	1	1	0	0	0
78 Ramón Laureano, R (9, 9) OBP: 0.455, SLG: 0.250										0	0	0	0	0	0	0
Inning Stats	R: 0 E: 0 K: 0 S: 3 H: 0 LOB: 0 BB: 0 P: 3	R: 0 E: 0 K: 0 S: 3 H: 0 LOB: 0 BB: 0 P: 3	R: 1 E: 0 K: 1 S: 7 H: 2 LOB: 1 BB: 0 P: 10	R: 1 E: 0 K: 0 S: 4 H: 1 LOB: 0 BB: 1 P: 9	R: 1 E: 0 K: 2 S: 10 H: 3 LOB: 2 BB: 0 P: 11	R: 0 E: 0 K: 0 S: 4 H: 1 LOB: 1 BB: 0 P: 4	R: 0 E: 0 K: 2 S: 8 H: 1 LOB: 1 BB: 0 P: 8	R: 0 E: 0 K: 1 S: 5 H: 1 LOB: 2 BB: 1 P: 10	R: 4 E: 0 K: 1 S: 9 H: 5 LOB: 1 BB: 1 P: 13	1B: 12 2B: 3 3B: 0 HR: 0 SF: 0 SAC: 0 DP: 3 HBP: 0	WP: 2 PB: 0 SB: 3 CS: 1 PA: 40					

PITCHER		IP	WLS	BF	H	R	ER	SO	BB	IBB	HBP	BLK	WP	HR	S	P	ERA	WHIP
54 Wei-Yin Chen, L ERA:	(1, 1)	2.0		6	0	0	0	0	0	0	0	0	0	0	6	6	0.00	0.000
22 Dustin McGowan, R ERA: 9.0	(3, 1)	1.0		5	2	1	1	1	0	0	0	0	0	0	7	10	9.00	2.000
44 AJ Ramos, R ERA: 13.5	(4, 1)	1.0	B	4	1	1	1	0	1	0	0	0	1	0	4	9	9.00	2.000
35 David Phelps, R ERA: 4.5	(5, 1)	1.0		6	3	1	1	2	0	0	0	0	0	0	10	11	9.00	3.000
46 Kyle Barraclough, R ERA:	(6, 1)	1.0		3	1	0	0	0	0	0	0	0	0	0	4	4	0.00	1.000
49 Brian Ellington, R ERA:	(7, 1)	1.0	H	4	1	0	0	2	0	0	0	0	0	0	8	8	0.00	1.000
64 Nick Wittgren, R ERA: 3.0	(8, 1)	1.0	H	4	1	0	0	1	1	0	0	0	1	0	5	10	0.00	2.000
56 Caleb Thielbar, L ERA: 27.0	(9, 1)	0.1		7	5	4	4	1	1	0	0	0	0	0	8	12	108.00	18.000
90 Chris Mazza, R ERA:	(9, 1)	0.2		1	0	0	0	0	0	0	0	0	0	0	1	1	0.00	0.000

TOP

Houston Astros @ Miami Marlins

Roger Dean Stadium, Jupiter, FL

Sun Mar 05 2017, 1:08 PM - 4:28 PM EST

Att. 3,483 - Partly Cloudy - 74 F

livebaseballscorecards.com

AB	37
R	7
H	14
RBI	7
BB	3
SO	7
LOB	18

Houston Astros @ Miami Marlins

Roger Dean Stadium, Jupiter, FL

Sun Mar 05 2017, 1:08 PM - 4:28 PM EST

Att. 3,483 - Partly Cloudy - 74 F

BOTTOM

Batter	1	2	3	4	5	6	7	8	9	AB	R	H	RBI	BB	SO	LOB
9 Dee Strange-Gordon, L (1, 4) OBP: 0.308, SLG: 0.667	G6-3		SH 14 2B 2-3		B5	50 2-6 1B		FC4-6 1-2f 3-H		2	1	0	0	0	0	0
19 Miguel Rojas, R (6, 4) OBP: 0.385, SLG: 0.917										2	0	1	1	0	0	1
14 Martín Prado, R (1, 5) OBP: 0.500, SLG: 0.588	21 1B BB		1-H 3-H 2B		27 G5-6-3 21 1B 1B	P4		G5-3		2	0	2	2	1	0	0
88 Matt Juengel, R (5, PR) OBP: 0.308, SLG: 0.250 (6, 5)										2	0	0	0	0	0	2
21 Christian Yelich, L (1, 8) OBP: 0.500, SLG: 0.941	1-3 1B		F7		27 G5-6-3 1-2 1B	2-6 1-2	B1-3		28 S BB	3	0	2	0	0	0	1
50 Matthew den Dekker, L (5, PR) OBP: 0.438, SLG: 0.429 (6, 8)										1	0	0	0	1	0	0
27 Giancarlo Stanton, R (1, 9) OBP: 0.235, SLG: 0.143	K		K		G5-6-3 1-2 2-3		K		L9	3	0	0	0	0	2	5
52 Moisés Sierra, R (6, 9) OBP: 0.286, SLG: 0.286										2	0	0	0	0	1	1
41 Justin Bour, L (1, 3) OBP: 0.250, SLG: 0.438	G4-3		G1-3		K		HR		K 1-2	3	0	0	0	0	1	6
28 Tyler Moore, R (6, 3) OBP: 0.500, SLG: 1.154										2	1	1	1	0	1	1
13 Marcell Ozuna, R (1, 7) OBP: 0.231, SLG: 0.462		G5-3		G5-3		K2-3	F9		F9	3	0	0	0	0	1	0
68 Destin Hood, R (7, 7) OBP: 0.313, SLG: 0.533										2	0	0	0	0	0	1
11 J.T. Realmuto, R (1, 2) OBP: 0.333, SLG: 0.273	51 CS BB			51 G6-3 51 WP 1B		51 BB 3 HR 1B		G6-3		1	0	1	0	1	0	0
73 Austin Nola, R (6, 2) OBP: 0.500, SLG: 0.375										2	1	1	0	0	0	0
51 Ichiro Suzuki, L (1, 10)	K 1-2			G6-3 1-3		3 HR 1-2 BB		55 1B 19 FC4-6 HBP		2	1	0	0	1	1	2
18 Tomás Telis, S (8, PH) OBP: 0.385, SLG: 0.273 (9, 10)										0	1	0	0	0	0	0
3 Adeiny Hechavarría, R (1, 6) OBP: 0.267, SLG: 0.467			E4 9 SH 14 2B 1B		K	1-H 2-H HR		19 FC4-6 1-3 1B		3	2	2	3	0	1	1
55 Ryan Jackson, R (7, 6) OBP: 0.250, SLG: 0.333										1	0	1	0	0	0	0

Inning Stats	1	2	3	4	5	6	7	8	9
	R: 0 E: 0 K: 1 S: 6 H: 1 LOB: 2 BB: 1 P: 10	R: 0 E: 0 K: 1 S: 4 H: 0 LOB: 1 BB: 1 P: 8	R: 2 E: 2 K: 1 S: 8 H: 2 LOB: 1 BB: 0 P: 8	R: 0 E: 0 K: 1 S: 6 H: 1 LOB: 1 BB: 0 P: 7	R: 0 E: 0 K: 1 S: 7 H: 2 LOB: 3 BB: 0 P: 7	R: 3 E: 0 K: 1 S: 9 H: 3 LOB: 1 BB: 1 P: 15	R: 1 E: 0 K: 1 S: 7 H: 1 LOB: 0 BB: 0 P: 10	R: 1 E: 0 K: 0 S: 4 H: 1 LOB: 1 BB: 0 P: 5	R: 0 E: 0 K: 1 S: 5 H: 0 LOB: 1 BB: 1 P: 10

1B: 8 SF: 0
2B: 2 SAC: 1
3B: 0 DP: 1
HR: 2 HBP: 1

WP: 1 PA: 42
PB: 0
SB: 1
CS: 1

livebaseballscorecards.com

AB	36
R	7
H	11
RBI	7
BB	4
SO	8
LOB	21

MIAMI

PITCHER		IP	WLS	BF	H	R	ER	SO	BB	IBB	HBP	BLK	WP	HR	S	P	ERA	WHIP
54 Mike Fiers, R ERA: 4.15	(1, 1)	2.1		12	3	2	1	2	2	0	0	0	0	0	14	22	3.86	2.143
65 Jordan Jankowski, R ERA: 3.38	(3, 1)	0.2		2	0	0	0	1	0	0	0	0	0	0	4	4	0.00	0.000
61 Jandel Gustave, R ERA:	(4, 1)	1.0		4	1	0	0	1	0	0	0	0	1	0	6	7	0.00	1.000
64 Reymin Guduan, L ERA: 3.0	(5, 1)	1.0	H	5	2	0	0	1	0	0	0	0	0	0	7	7	0.00	2.000
66 Tyson Perez, R ERA: 10.13	(6, 1)	0.2	B	6	3	3	3	1	1	0	0	0	0	1	9	14	40.50	6.000

PITCHER		IP	WLS	BF	H	R	ER	SO	BB	IBB	HBP	BLK	WP	HR	S	P	ERA	WHIP
68 Aaron West, R ERA: 5.4	(6, 1)	1.1		5	1	1	1	1	0	0	0	0	0	1	7	11	6.75	0.750
81 Dean Deetz, R ERA: 9.0	(8, 1)	1.0		5	1	1	1	0	0	0	1	0	0	0	4	5	9.00	1.000
99 Keegan Yuhl, R ERA: 4.5	(9, 1)	1.0		4	0	0	0	1	1	0	0	0	0	0	5	10	0.00	1.000

Batter	1	2	3	4	5	6	7	8	9	AB	R	H	RBI	BB	SO	LOB
12 Juan Lagares, R (1, 8) OBP: 0.190, SLG: 0.105 75 Champ Stuart, R (7, PH) OBP: 0.294, SLG: 0.267 (7, 8)	H 1-0 18 G5-3 HBP		X 0-0 ② P3		X 0-0 30 S 30 1B 1B		S C B X 1-2 ③ P3 1-2	X 0-0 73 PB 1-2 2-3 3-H 1B	B C X 1-1 FC5-4 ③ 1-2f	2 3	0 0	1 1	0 1	0 0	0 0	1 4
30 Michael Conforto, L (1, 9) OBP: 0.435, SLG: 0.727 73 Travis Taijeron, R (7, 9) OBP: 0.500, SLG: 0.571	S T S 0-3 ① K		B X 1-0 ③ P6 2-3		P X 1-0 ② 18 S 1-H 1B			70 F9 72 2B 2B 1-0 ② F8 1-2 2-3 3-H		3 2	0 1	1 1	0 0	0 0	1 0	2 2
18 Travis d'Arnaud, R (1, 2) OBP: 0.450, SLG: 0.800 70 Tomás Nido, R (7, 2) OBP: 0.364, SLG: 0.300	1 SAFE X 0-0 ② G5-3 1-2			B X 1-0 HR	C X 0-1 ③ G4-3 1-2			0-0 F9 2-3 0-0 G3		3 2	1 0	1 0	1 0	0 0	0 0	2 3
4 Wilmer Flores, R (1, 5) OBP: 0.250, SLG: 0.333 72 Phillip Evans, R (7, 5) OBP: 0.375, SLG: 0.813	X 0-0 ③ F7			X 0-0 ① L5		X 0-0 ① F9		X 0-0 74 1B 3-H 2B	X 0-0 77 BB 85 E 83 FC3-2 1B	3 2	0 1	0 2	0 1	0 0	0 0	1 0
74 Dominic Smith, L (1, 3) OBP: 0.333, SLG: 0.211		S S S 0-3 ① K2-3		B B B B 4-0 77 1B 61 1B BB		X 0-0 ② G4-3		X 0-0 85 HR 2-H 1B	S S S 0-3 ① K	4	1	1	1	1	2	1
61 Amed Rosario, R (1, 6) OBP: 0.316, SLG: 0.368 85 L.J. Mazzilli, R (7, 4) OBP: 0.500, SLG: 2.000		X 0-0 ② G5-3		X 0-0 77 1B 1-2 1B		X 0-0 ③ G5-3		B X 1-0 1-H HR	X 0-0 E6 83 FC3-2 77 BB 86 BB 1-2	3 2	0 2	1 1	0 2	0 0	0 0	0 1
77 Luis Guillorme, L (1, 4) OBP: 0.389, SLG: 0.625 (7, 6)		X 0-0 ③ G4-3		X 0-0 15 G5-4-3 1-2 2-3 1B			X 0-0 ① G1	X 0-0 86 BB 83 BB 75 1B 1B	B B S B S B 4-2 86 BB 83 FC3-2 1-2 2-3 BB	4	1	2	0	1	0	0
15 Matt Reynolds, R (1, 7) OBP: 0.474, SLG: 0.308 83 Patrick Biondi, L (7, 7) OBP: 0.400, SLG: 0.375		X 0-0 ① G5-3	X 0-0 ② ③ G5-4-3 1-2f				S S S 0-3 ② K	B B B 4-0 75 1B 86 BB 73 PB 1-2 BB	X 0-0 ② FC3-2 86 BB 1-2 2-3 3-Hf	3 1	0 1	0 0	0 0	1 1	0 0	3 3
60 Wuilmer Becerra, R (1, 10) OBP: 0.364, SLG: 0.333 86 Gene Cone, L (8, PH) (8, 10)		X 0-0 30 WP 2B	S S S 0-3 ① K				B B B B 4-0 75 S BB	B B B 4-0 73 PB 75 1B 1-2 2-3 BB	F B F B B B 4-2 75 FC5-4 1-2 2-3 3-H BB	2 0	0 0	1 0	0 0	1 1	1 2	0 0
Inning Stats	R: 0 H: 0 E: 0 LOB: 1 K: 1 BB: 0 S: 5 P: 6	R: 0 H: 0 E: 0 LOB: 0 K: 1 BB: 0 S: 5 P: 5	R: 0 H: 1 E: 0 LOB: 1 K: 0 BB: 0 S: 4 P: 5	R: 1 H: 3 E: 0 LOB: 2 K: 0 BB: 1 S: 5 P: 10	R: 0 H: 2 E: 0 LOB: 1 K: 1 BB: 0 S: 8 P: 8	R: 0 H: 0 E: 0 LOB: 0 K: 0 BB: 0 S: 3 P: 3	R: 0 H: 0 E: 0 LOB: 1 K: 1 BB: 1 S: 7 P: 12	R: 6 H: 6 E: 0 LOB: 2 K: 0 BB: 2 S: 9 P: 19	R: 1 H: 1 E: 1 LOB: 3 K: 1 BB: 2 S: 12 P: 21	1B: 8 SF: 0 2B: 3 SAC: 0 3B: 0 DP: 1 HR: 2 HBP: 1						WP: 1 PA: 46 PB: 1 SB: 3 CS: 0

PITCHER		IP	WLS	BF	H	R	ER	SO	BB	IBB	HBP	BLK	WP	HR	S	P	ERA	WHIP
36 Edinson Volquez, R ERA: 2.84	(1, 1)	3.1		14	2	1	1	2	1	0	1	0	1	1	16	23	2.70	0.900
91 Tyler Bremer, R ERA:	(4, 1)	0.2		3	2	0	0	0	0	0	0	0	0	0	3	3	0.00	3.000
72 Tayron Guerrero, R ERA:	(5, 1)	1.0		4	2	0	0	1	0	0	0	0	0	0	8	8	0.00	2.000
65 Kelvin Marte, L ERA: 4.5	(6, 1)	2.0		7	0	0	0	1	1	0	0	0	0	0	10	15	0.00	0.500
63 Nick Maronde, L ERA: 33.75	(8, 1)	0.1	L	7	5	6	5	0	1	0	0	0	0	1	6	11	135.00	18.000

PITCHER		IP	WLS	BF	H	R	ER	SO	BB	IBB	HBP	BLK	WP	HR	S	P	ERA	WHIP
92 Ryan Beckman, R ERA:	(8, 1)	0.2		4	1	0	0	0	1	0	0	0	0	0	3	8	0.00	3.000
71 Drew Steckenrider, R ERA: 18.0	(9, 1)	0.2		6	1	1	0	1	2	0	0	0	0	0	10	18	0.00	4.500
96 Victor Payano, L ERA:	(9, 1)	0.1		1	0	0	0	0	0	0	0	0	0	0	2	3	0.00	0.000

TOP

New York Mets @ Miami Marlins

Roger Dean Stadium, Jupiter, FL

Mon Mar 06 2017, 1:07 PM - 4:21 PM EST

Att. 3,399 - Partly Cloudy - 74 F

livebaseballscorecards.com

AB	39
R	8
H	13
RBI	7
BB	6
SO	5
LOB	23

New York Mets @ Miami Marlins

Roger Dean Stadium, Jupiter, FL

Mon Mar 06 2017, 1:07 PM - 4:21 PM EST

Att. 3,399 - Partly Cloudy - 74 F

BOTTOM

Batter	1	2	3	4	5	6	7	8	9	AB	R	H	RBI	BB	SO	LOB
11 J.T. Realmuto, R (1, 2) OBP: 0.267, SLG: 0.214	S S C 0-3 ① K		X 0-0 ① G6-3		X 0-0 ③ FC5-4 1-2f			X 0-0 79 E, 79 1B, 52 1B 1B	S S S 0-3 ② K	3	0	0	0	0	1	1
37 Ramón Cabrera, S (6, 2) OBP: 0.444, SLG: 0.375										2	1	1	0	0	1	1
28 Tyler Moore, R (1, 7) OBP: 0.412, SLG: 0.938	X 0-0 ② F8		X 0-0 ② G6-3			S S C 0-3 ① K		X 0-0 E3 77 BB, 52 1B, 50 FC1-2 1-3 1B	B B C B F X 3-2 ③ F9	3	0	0	0	0	1	0
79 Isaac Galloway, R (7, 7) OBP: 0.500, SLG: 0.778										2	0	1	0	0	0	1
27 Giancarlo Stanton, R (1, 10) OBP: 0.300, SLG: 0.412	X 0-0 1B		X 0-0 ③ G5-3			S B B B X 3-1 HR		X 0-0 50 FC1-2, 77 BB 1-2 3-H 1B		3	1	2	1	0	0	0
52 Moisés Sierra, R (8, PH) (9, 10) OBP: 0.333, SLG: 0.333										1	0	1	1	0	0	0
13 Marcell Ozuna, R (1, 8) OBP: 0.200, SLG: 0.400	X 0-0 ③ F8			S B B F B X 3-2 ① F9		C S S 0-3 ② K		B B B B 4-0 50 FC1-2 1-2 2-3 BB		2	0	0	0	0	0	1
77 Yefri Pérez, S (6, 8) OBP: 0.235, SLG: 0.143										1	0	0	0	1	1	0
41 Justin Bour, L (1, 3) OBP: 0.222, SLG: 0.389		X 0-0 ① G6-3		S S S 0-3 ② K		X 0-0 ③ G6-3		S C C 0-3 ① K		2	0	0	0	0	1	0
2 Brandon Barnes, R (6, 3) OBP: 0.125, SLG: 0.188										2	0	0	0	0	1	3
68 Destin Hood, R (1, 9) OBP: 0.333, SLG: 0.529		X 0-0 32 FC1-6 1B		S S S 0-3 ③ K			X 0-0 ① G4-3	X 0-0 ② FC1-2 1-2 2-3 3-Hf		2	0	1	0	0	1	0
50 Matthew den Dekker, L (7, 9) OBP: 0.389, SLG: 0.375										2	0	0	0	0	0	3
32 Derek Dietrich, L (1, 4) OBP: 0.333, SLG: 0.167		X 0-0 ② FC1-6 87 E, 87 1B 1-2f			S S S 0-3 ① K		X 0-0 ② G5-3	X 0-0 ③ F9		2	0	0	0	0	1	1
55 Ryan Jackson, R (6, 4) OBP: 0.214, SLG: 0.286										2	0	0	0	0	0	3
87 Brian Anderson, R (1, 5) OBP: 0.400, SLG: 0.600		1 SAFE X 0-0 E4 1-3 1B			X 0-0 ② F8		B B B B 4-0 78 WP BB		X 0-0 2B	2	0	1	0	0	0	0
88 Matt Juengel, R (6, 5) OBP: 0.400, SLG: 0.385										1	0	1	0	1	0	0
3 Adeiny Hechavarría, R (1, 6) OBP: 0.294, SLG: 0.471		X 0-0 ③ G4-3			X 0-0 11 FC5-4 1B		B X 1-0 ③ L4 1-2		S F X 0-2 ① L6	2	0	1	0	0	0	2
78 JT Riddle, L (5, PR) (6, 6) OBP: 0.250, SLG: 0.333										2	0	0	0	0	0	2
Inning Stats	R: 0 E: 0 K: 1 S: 6 H: 1 LOB: 1 BB: 0 P: 6	R: 0 E: 1 K: 0 S: 5 H: 2 LOB: 2 BB: 0 P: 5	R: 0 E: 0 K: 0 S: 3 H: 0 LOB: 0 BB: 0 P: 3	R: 0 E: 0 K: 2 S: 9 H: 0 LOB: 0 BB: 0 P: 12	R: 0 E: 0 K: 1 S: 6 H: 1 LOB: 1 BB: 0 P: 6	R: 1 E: 0 K: 2 S: 9 H: 1 LOB: 0 BB: 0 P: 12	R: 0 E: 0 K: 0 S: 3 H: 0 LOB: 1 BB: 1 P: 8	R: 1 E: 1 K: 1 S: 8 H: 3 LOB: 3 BB: 1 P: 12	R: 0 E: 0 K: 1 S: 10 H: 1 LOB: 1 BB: 0 P: 13	1B: 7 2B: 1 3B: 0 HR: 1	SF: 0 SAC: 0 DP: 0 HBP: 0						

livebaseballscorecards.com

AB	36
R	2
H	9
RBI	2
BB	2
SO	8
LOB	18

WP: 1 PB: 0 SB: 0 CS: 0 PA: 38

MIAMI

PITCHER		IP	WLS	BF	H	R	ER	SO	BB	IBB	HBP	BLK	WP	HR	S	P	ERA	WHIP
32 Steven Matz, L ERA:	(1, 1)	2.0		9	3	0	0	1	0	0	0	0	0	0	11	11	0.00	1.500
68 Marcos Molina, R ERA: 1.69	(3, 1)	1.0		3	0	0	0	0	0	0	0	0	0	0	3	3	0.00	0.000
84 David Roseboom, L ERA: 10.38	(4, 1)	1.0	H	3	0	0	0	2	0	0	0	0	0	0	9	12	0.00	0.000
62 Erik Goeddel, R ERA:	(5, 1)	1.0	H	4	1	0	0	1	0	0	0	0	0	0	6	6	0.00	1.000
50 Rafael Montero, R ERA: 1.29	(6, 1)	1.0	B	4	1	1	1	2	0	0	0	0	0	1	9	12	9.00	1.000

PITCHER		IP	WLS	BF	H	R	ER	SO	BB	IBB	HBP	BLK	WP	HR	S	P	ERA	WHIP
76 Chasen Bradford, R ERA: 3.6	(7, 1)	1.0	W	4	0	0	0	0	1	0	0	0	1	0	3	8	0.00	1.000
49 Josh Smoker, L ERA: 2.08	(8, 1)	1.0		7	3	1	1	1	1	0	0	0	0	0	8	12	9.00	4.000
46 Ben Rowen, R ERA:	(9, 1)	1.0		4	1	0	0	1	0	0	0	0	0	0	10	13	0.00	1.000

Batter	1	2	3	4	5	6	7	8	9	AB	R	H	RBI	BB	SO	LOB
9 Dee Strange-Gordon, L (1, 4) OBP: 0.211, SLG: 0.444 77 Yefri Pérez, S (6, 4) OBP: 0.211, SLG: 0.125	G4-3		FC6 1-2f		L3 1-2			K		3 1	0 0	0 0	0 0	0 0	0 1	3 0
51 Ichiro Suzuki, L (1, 9) 52 Moisés Sierra, R (6, 9) OBP: 0.389, SLG: 0.444	G4-3			G1-3		L4		55 1B 1B		3 1	0 0	0 1	0 0	0 0	0 0	0 0
13 Marcell Ozuna, R (1, 10) OBP: 0.200, SLG: 0.350 55 Ryan Jackson, R (6, PR) OBP: 0.267, SLG: 0.333 (6, 10)	K			K		41 G6-5-3 1B		1-3 1B		3 1	0 0	1 1	0 0	0 0	2 0	0 0
41 Justin Bour, L (1, 3) OBP: 0.217, SLG: 0.348 28 Tyler Moore, R (6, 3) OBP: 0.389, SLG: 0.882		L8		F8		G6-5-3 1-2f			K	3 1	0 0	0 0	0 0	0 0	0 1	1 0
68 Destin Hood, R (1, 7) OBP: 0.364, SLG: 0.550 50 Matthew den Dekker, L (6, 7) OBP: 0.318, SLG: 0.300		F8			37 1B 2B		P6		K	2 2	1 0	1 0	0 0	0 0	0 1	0 0
2 Brandon Barnes, R (1, 8) OBP: 0.158, SLG: 0.167 79 Isaac Galloway, R (6, 8) OBP: 0.417, SLG: 0.636		F8			37 1B 3 1B BB		F8		F8	1 2	1 0	0 0	0 0	1 0	0 0	0 0
88 Matt Juengel, R (1, 5) OBP: 0.421, SLG: 0.375 87 Brian Anderson, R (6, 5) OBP: 0.389, SLG: 0.611			9 FC6 BB		F4		2B			1 1	0 0	0 1	0 0	1 0	0 0	2 0
37 Ramón Cabrera, S (1, 2) OBP: 0.500, SLG: 0.455 73 Austin Nola, R (6, 2) OBP: 0.455, SLG: 0.333			F8		3 1B 1-2 2-H 1B		G6-3			2 1	0 0	1 0	1 0	0 0	0 0	1 1
3 Adeiny Hechavarría, R (1, 6) OBP: 0.316, SLG: 0.474 78 JT Riddle, L (6, 6) OBP: 0.263, SLG: 0.444			F9		9 L3 1-2 2-H 1B			K		2 1	0 0	1 0	1 0	0 0	0 1	1 0
Inning Stats	R: 0 E: 0 K: 1 S: 5 H: 0 LOB: 0 BB: 0 P: 5	R: 0 E: 0 K: 0 S: 3 H: 0 LOB: 0 BB: 0 P: 3	R: 0 E: 0 K: 0 S: 3 H: 0 LOB: 1 BB: 1 P: 7	R: 0 E: 0 K: 1 S: 5 H: 0 LOB: 0 BB: 0 P: 5	R: 2 E: 0 K: 0 S: 5 H: 3 LOB: 1 BB: 1 P: 9	R: 0 E: 0 K: 0 S: 3 H: 1 LOB: 1 BB: 0 P: 3	R: 0 E: 0 K: 0 S: 4 H: 1 LOB: 1 BB: 0 P: 4	R: 0 E: 0 K: 2 S: 8 H: 2 LOB: 2 BB: 0 P: 8	R: 0 E: 0 K: 2 S: 7 H: 0 LOB: 0 BB: 0 P: 7	1B: 5 2B: 3 3B: 0 HR: 0 SF: 0 SAC: 0 DP: 2 HBP: 0						

PITCHER		IP	WLS	BF	H	R	ER	SO	BB	IBB	HBP	BLK	WP	HR	S	P	ERA	WHIP
22 A.J. Cole, R ERA: 7.27	(1, 1)	4.0		13	0	0	0	2	1	0	0	0	0	0	16	20	0.00	0.250
74 Joe Nathan, R ERA: 5.4	(5, 1)	1.0		6	3	2	2	0	1	0	0	0	0	0	5	9	18.00	4.000
48 Neal Cotts, L ERA:	(6, 1)	1.0		3	1	0	0	0	0	0	0	0	0	0	3	3	0.00	1.000
27 Shawn Kelley, R ERA: 3.0	(7, 1)	1.0		4	1	0	0	0	0	0	0	0	0	0	4	4	0.00	1.000
36 Sammy Solís, L ERA: 9.0	(8, 1)	1.0		4	2	0	0	2	0	0	0	0	0	0	8	8	0.00	2.000

PITCHER		IP	WLS	BF	H	R	ER	SO	BB	IBB	HBP	BLK	WP	HR	S	P	ERA	WHIP
45 Blake Treinen, R ERA:	(9, 1)	1.0		3	0	0	0	2	0	0	0	0	0	0	7	7	0.00	0.000

TOP

Miami Marlins @ Washington Nationals

The Ballpark of the Palm Beaches, West Palm Beach, FL

Thu Mar 09 2017, 1:06 PM - 3:38 PM EST

Att. 4,004 - Cloudy - 79 F

livebaseballscorecards.com

AB	31
R	2
H	7
RBI	2
BB	2
SO	6
LOB	9

1B: 5	SF: 0	WP: 0	PA: 33		
2B: 3	SAC: 0	PB: 0			
3B: 0	DP: 2	SB: 0			
HR: 0	HBP: 0	CS: 0			

Miami Marlins @ Washington Nationals

The Ballpark of the Palm Beaches, West Palm Beach, FL

Thu Mar 09 2017, 1:06 PM - 3:38 PM EST

Att. 4,004 - Cloudy - 79 F

livebaseballscorecards.com

BOTTOM

Batter	1	2	3	4	5	6	7	8	9	AB	R	H	RBI	BB	SO	LOB
7 Trea Turner, R (1, 6) OBP: 0.348, SLG: 0.450	B B B B 4-0 BB		x 0-0 ③ G6-3		B B B 4-0 BB		x 0-0 ③ G6-3			1	0	0	0	2	0	0
1 Wilmer Difo, S (7, 6) OBP: 0.458, SLG: 0.591										1	0	0	0	0	0	0
2 Adam Eaton, L (1, 8) OBP: 0.250, SLG: 0.368	x 0-0 ① P6			x 0-0 11 BB 34 S 1B	x 0-0 ③ P5			S S S 0-3 ① K		3	0	1	0	0	0	2
3 Michael Taylor, R (7, 8) OBP: 0.391, SLG: 0.696										1	0	0	0	0	1	0
34 Bryce Harper, L (1, 9) OBP: 0.409, SLG: 0.842	x 0-0 ② F7			B x 1-0 ① L8 1-2		B S S x 1-2 HR		x 0-0 ② G1-3		3	1	1	1	0	0	2
25 Clint Robinson, L (7, 9) OBP: 0.273, SLG: 0.158										1	0	0	0	0	0	0
6 Anthony Rendon, R (1, 5) OBP: 0.444, SLG: 0.765	x 0-0 ③ G1-3			B B B 4-0 11 BB BB		x 0-0 ① G3-1		x 0-0 ③ G1-3		1	0	0	0	1	0	1
63 Drew Ward, L (6, 5) OBP: 0.286, SLG: 0.417										2	0	0	0	0	0	0
28 Jayson Werth, R (1, 7) OBP: 0.286, SLG: 0.500		S S S 0-3 ① K		C C C 0-3 ② K		C C C 0-3 ② K			x 0-0 ① P6	2	0	0	0	0	2	2
14 Chris Heisey, R (5, 7) OBP: 0.333, SLG: 0.273										2	0	0	0	0	1	0
11 Ryan Zimmerman, R (1, 3)		x 0-0 ② G5-3		B B B 4-0 1-2 2-3 BB		S S S 0-3 ③ K			S S S 0-3 ② K	1	0	0	0	1	0	0
26 Adam Lind, L (6, 3) OBP: 0.300, SLG: 0.222										2	0	0	0	0	2	0
59 Jose Lobaton, S (1, 2) OBP: 0.188, SLG: 0.133		x 0-0 ③ G1-3		x 0-0 ③ G4-3			S B B B x 3-1 HR		x 0-0 ③ F8	2	0	0	0	0	0	3
23 Derek Norris, R (6, 2) OBP: 0.455, SLG: 1.000										2	1	1	1	0	0	0
5 Grant Green, R (1, 4) OBP: 0.304, SLG: 0.300			x 0-0 ① F9		x 0-0 ① L6		x 0-0 ① F9			2	0	0	0	0	0	0
19 Brandon Snyder, R (6, 4) OBP: 0.450, SLG: 0.467										1	0	0	0	0	0	0
10 Stephen Drew, L (1, 10) OBP: 0.278, SLG: 0.200			x 0-0 ② G4-3		x 0-0 ② L5		x 0-0 ② G6-3			3	0	0	0	0	0	0

	AB	30
	R	2
	H	3
	RBI	2
	BB	4
	SO	6
	LOB	10

Inning Stats																		
	R: 0	H: 0	R: 0	H: 0	R: 0	H: 0	R: 0	H: 1	R: 0	H: 0	R: 1	H: 1	R: 1	H: 1	R: 0	H: 0	R: 0	H: 0
	E: 0	LOB: 1	E: 0	LOB: 0	E: 0	LOB: 0	E: 0	LOB: 3	E: 0	LOB: 1	E: 0	LOB: 0	E: 0	LOB: 0	E: 0	LOB: 0	E: 0	LOB: 0
	K: 0	BB: 1	K: 1	BB: 0	K: 0	BB: 0	K: 1	BB: 2	K: 0	BB: 1	K: 2	BB: 0	K: 0	BB: 0	K: 1	BB: 0	K: 1	BB: 0
	S: 3	P: 7	S: 5	P: 5	S: 3	P: 3	S: 6	P: 15	S: 3	P: 7	S: 10	P: 11	S: 5	P: 8	S: 5	P: 5	S: 5	P: 5

	1B: 1	SF: 0	WP: 0	PA: 34
	2B: 0	SAC: 0	PB: 0	
	3B: 0	DP: 0	SB: 1	
	HR: 2	HBP: 0	CS: 0	

PITCHER		IP	WLS	BF	H	R	ER	SO	BB	IBB	HBP	BLK	WP	HR	S	P	ERA	WHIP
76 Dillon Peters, L ERA:	(1, 1)	3.0		10	0	0	0	1	1	0	0	0	0	0	11	15	0.00	0.333
49 Brian Ellington, R ERA:	(4, 1)	1.0		6	1	0	0	1	2	0	0	0	0	0	6	15	0.00	3.000
57 Stephen Fife, R ERA: 3.6	(5, 1)	2.0	H	8	1	1	1	2	1	0	0	0	0	1	13	18	4.50	1.000
20 Justin Nicolino, L ERA: 12.46	(7, 1)	2.0	B	7	1	1	1	1	0	0	0	0	0	1	10	13	4.50	0.500
48 Severino González, R ERA:	(9, 1)	1.0		3	0	0	0	1	0	0	0	0	0	0	5	5	0.00	0.000

PITCHER		IP	WLS	BF	H	R	ER	SO	BB	IBB	HBP	BLK	WP	HR	S	P	ERA	WHIP

Minnesota Twins @ Miami Marlins

Roger Dean Stadium, Jupiter, FL

Fri Mar 10 2017, 1:08 PM - 3:45 PM EST

Att. 2,551 - Partly Cloudy - 81 F

livebaseballscorecards.com

Batter	1	2	3	4	5	6	7	8	9	AB	R	H	RBI	BB	SO	LOB
25 Byron Buxton, R (1, 8) OBP: 0.300, SLG: 0.389 73 Daniel Palka, L (7, PH) (7, 9)	F F S 0-3 ① K	X 0-0 ③ P4			S F S 0-3 ② K		S B B B B 4-1 8 BB 1-2 2-3 3-H BB		1 SAFE B B B B B 4-0 78 HR 1-2 BB	3 0 0 0 0 2 1 0 1 0 1 2 0 0						
8 Drew Stubbs, R (1, 10) OBP: 0.333, SLG: 0.471 83 Nick Gordon, L (9, PH) OBP: 0.333, SLG: 0.333 (9, 10)	X 0-0 36 1B 1B	X 0-0 ① L8			S C C 0-3 ③ K		B C B C B B 4-2 78 G6-4-3 1-2 2-3 3-H BB		X 0-0 ① F7	3 0 1 1 1 1 0 1 0 0 0 0 0 2						
36 Robbie Grossman, S (1, 7) OBP: 0.286, SLG: 0.368 78 Dan Rohlfing, R (6, 7) OBP: 0.333, SLG: 0.571	X 0-0 1-2 1B	X 0-0 ② G5-3				S C S 0-3 ① K	C B S B B X 3-2 ② ③ G6-4-3 1-2f		C C B X 1-2 1-H 2-H HR	3 0 1 0 0 1 0 2 1 1 3 0 0 3						
52 ByungHo Park, R (1, 3) OBP: 0.429, SLG: 0.944 43 Mitch Garver, R (6, 3) OBP: 0.400, SLG: 0.375	S S S 0-3 ② K		B B S B X 3-1 HR			X 0-0 ② G6-3		S S S 0-3 ① K	B S S S 1-3 ② K	3 1 1 1 0 1 2 2 0 0 0 0 2 0						
26 Max Kepler, L (1, 9) OBP: 0.143, SLG: 0.200 (7, 8)	S F S 0-3 ③ K		X 0-0 ③ F9			X 0-0 ③ F9		B B B B 4-0 5 WP 11 G4-3 5 1B BB	X 0-0 ③ F9	4 1 0 0 1 1 2						
11 Jorge Polanco, S (1, 6) OBP: 0.150, SLG: 0.350		X 0-0 ① G1-3		S S X 0-2 ① L8			X 0-0 ① G4-3	X 0-0 ② G4-3 1-2		4 0 0 0 0 0 1						
5 Eduardo Escobar, S (1, 5) OBP: 0.261, SLG: 0.190 (7, 4)		X 0-0 ② F9		X 0-0 30 CS 1B			H 1-0 71 BB 12 WP 73 BB HBP	B X 1-0 2-H 1B		3 1 2 1 0 0 0						
12 John Ryan Murphy, R (1, 2) OBP: 0.400, SLG: 0.500 70 Eddy Rodriguez, R (7, 2)	S F X 0-2 HR			X 0-0 ② L9			B B B B 4-0 73 BB 71 BB 8 BB 1-2 BB	S B F S 1-3 ③ K2-3		2 2 1 1 1 0 1 1 0 0 0 0 1 1						
30 Tommy Field, R (1, 4) OBP: 0.333, SLG: 0.389 71 Niko Goodrum, S (7, PH) OBP: 0.444, SLG: 0.375 (7, 5)		B B B B 4-0 BB		C 0-1 ③ CS 1-2	X 0-0 ① P6		B B B F C B 4-2 8 BB 73 BB 1-2 2-3 BB		C S X 0-2 73 BB 78 HR 1B	1 0 0 0 1 0 0 1 1 1 0 1 0 0						
Inning Stats	R: 0 H: 2 E: 0 LOB: 2 K: 3 BB: 0 S: 11 P: 11	R: 1 H: 1 E: 0 LOB: 1 K: 0 BB: 1 S: 6 P: 10	R: 1 H: 1 E: 0 LOB: 0 K: 0 BB: 0 S: 5 P: 8	R: 0 H: 1 E: 0 LOB: 0 K: 0 BB: 0 S: 6 P: 6	R: 0 H: 0 E: 0 LOB: 0 K: 2 BB: 0 S: 7 P: 7	R: 0 H: 0 E: 0 LOB: 0 K: 1 BB: 0 S: 5 P: 5	R: 2 H: 0 E: 0 LOB: 2 K: 0 BB: 4 S: 9 P: 29	R: 1 H: 1 E: 0 LOB: 1 K: 2 BB: 1 S: 8 P: 14	R: 3 H: 2 E: 0 LOB: 0 K: 1 BB: 1 S: 11 P: 17	1B: 5 SF: 0 2B: 0 SAC: 0 3B: 0 DP: 1 HR: 3 HBP: 1						

	AB	33
	R	8
	H	8
	RBI	8
	BB	7
	SO	9
	LOB	13

WP: 2 PA: 42
PB: 0
SB: 0
CS: 1

TOP

PITCHER

PITCHER		IP	WLS	BF	H	R	ER	SO	BB	IBB	HBP	BLK	WP	HR	S	P	ERA	WHIP
54 Wei-Yin Chen, L ERA: 3.0	(1, 1)	3.0	L	14	4	2	2	3	1	0	0	0	0	2	22	29	6.00	1.667
35 David Phelps, R ERA: 2.25	(4, 1)	2.0		6	1	0	0	2	0	0	0	0	0	0	13	13	0.00	0.500
22 Dustin McGowan, R ERA: 6.75	(6, 1)	1.0		3	0	0	0	1	0	0	0	0	0	0	5	5	0.00	0.000
46 Kyle Barraclough, R ERA: 6.0	(7, 1)	1.0		7	0	2	2	0	4	0	1	0	1	0	9	29	18.00	4.000
44 AJ Ramos, R ERA: 12.0	(8, 1)	1.0		5	1	1	1	2	1	0	0	0	1	0	8	14	9.00	2.000

PITCHER

PITCHER		IP	WLS	BF	H	R	ER	SO	BB	IBB	HBP	BLK	WP	HR	S	P	ERA	WHIP
64 Nick Wittgren, R ERA: 9.0	(9, 1)	1.0		6	2	3	3	1	1	0	0	0	0	1	11	17	27.00	3.000

Minnesota Twins @ Miami Marlins

Roger Dean Stadium, Jupiter, FL

Fri Mar 10 2017, 1:08 PM - 3:45 PM EST

Att. 2,551 - Partly Cloudy - 81 F

BOTTOM

Batter	1	2	3	4	5	6	7	8	9	AB	R	H	RBI	BB	SO	LOB
9 Dee Strange-Gordon, L (1, 4) OBP: 0.182, SLG: 0.381 77 Yefri Pérez, S (7, 4) OBP: 0.250, SLG: 0.176	L7		K 1-2			F8		18 HBP 1-2 1B		3 0 0 0 0 1 1 1 0 1 0 0 0 0						
51 Ichiro Suzuki, L (1, 10) OBP: 0.182, SLG: 0.100 28 Tyler Moore, R (8, PH) OBP: 0.368, SLG: 0.833 (9, 10)	11 2B 41 G6-3 1B		2 SAFE G1-3 2-3			G4-3		F7		3 1 1 0 0 0 1 1 0 0 0 0 0 2						
11 J.T. Realmuto, R (1, 2) OBP: 0.381, SLG: 0.333 55 Ryan Jackson, R (6, PR) OBP: 0.267, SLG: 0.333 18 Tomás Telis, S (7, 2) OBP: 0.375, SLG: 0.231	41 G6-3 1-3 2B			41 G4-6-3 BB		BB		HBP 1-2 2-3		1 0 1 0 2 0 0 0 0 0 0 0 0 0 0 0 0 0 0 0 0						
41 Justin Bour, L (1, 3) OBP: 0.192, SLG: 0.308 2 Brandon Barnes, R (7, 3) OBP: 0.150, SLG: 0.158	G6-3 2-3 3-H			G4-6-3 1-2f		K		K		3 0 0 1 0 1 3 1 0 0 0 0 1 3						
13 Marcell Ozuna, R (1, 9) OBP: 0.217, SLG: 0.348 52 Moisés Sierra, R (8, 9) OBP: 0.368, SLG: 0.421	G6-3			1B			F9		F9	3 0 1 0 0 0 1 1 0 0 0 0 0 0						
32 Derek Dietrich, L (1, 7) OBP: 0.300, SLG: 0.235 68 Destin Hood, R (8, 7) OBP: 0.348, SLG: 0.524		K		P4			G5-3		K	3 0 0 0 0 1 1 1 0 0 0 0 1 0						
19 Miguel Rojas, R (1, 5) OBP: 0.353, SLG: 0.813 87 Brian Anderson, R (8, 5) OBP: 0.421, SLG: 0.789		G6-3		2B			F9		HR	3 0 1 0 0 0 0 1 1 1 1 0 0 0						
50 Matthew den Dekker, L (1, 8) OBP: 0.292, SLG: 0.273 79 Isaac Galloway, R (8, 8) OBP: 0.357, SLG: 0.538		F9		B3-4				K	L8	2 0 0 0 0 0 0 2 0 0 0 0 1 0						
3 Adeiny Hechavarría, R (1, 6) OBP: 0.333, SLG: 0.476 78 JT Riddle, L (8, 6) OBP: 0.300, SLG: 0.444			51 G1-3 9 WP 1B	F8				18 HBP 77 1B BB		2 0 1 0 0 0 0 0 0 0 0 1 0 0						
Inning Stats	R: 1 H: 2 E: 0 LOB: 1 K: 0 BB: 0 S: 5 P: 5	R: 0 H: 0 E: 0 LOB: 0 K: 1 BB: 0 S: 5 P: 5	R: 0 H: 1 E: 0 LOB: 0 K: 1 BB: 0 S: 6 P: 7	R: 0 H: 1 E: 0 LOB: 1 K: 0 BB: 1 S: 3 P: 7	R: 0 H: 1 E: 0 LOB: 0 K: 0 BB: 0 S: 3 P: 3	R: 0 H: 0 E: 0 LOB: 1 K: 1 BB: 1 S: 5 P: 9	R: 0 H: 0 E: 0 LOB: 0 K: 0 BB: 0 S: 3 P: 3	R: 0 H: 1 E: 0 LOB: 3 K: 2 BB: 1 S: 8 P: 13	R: 1 H: 1 E: 0 LOB: 0 K: 1 BB: 0 S: 7 P: 7	1B: 4 SF: 0 2B: 2 SAC: 0 3B: 0 DP: 1 HR: 1 HBP: 1						

livebaseballscorecards.com

AB	31
R	2
H	7
RBI	2
BB	3
SO	6
LOB	12

WP: 1 PA: 35
PB: 0
SB: 0
CS: 0

MIAMI

PITCHER		IP	WLS	BF	H	R	ER	SO	BB	IBB	HBP	BLK	WP	HR	S	P	ERA	WHIP
21 Tyler Duffey, R ERA: 6.75	(1, 1)	3.0	W	11	3	1	1	2	0	0	0	0	1	0	16	17	3.00	1.000
49 Adalberto Mejía, L ERA: 1.35	(4, 1)	3.0	H	11	2	0	0	1	2	0	0	0	0	0	11	19	0.00	1.333
58 Justin Haley, R ERA: 4.05	(7, 1)	2.0	H	9	1	0	0	2	1	0	1	0	0	0	11	16	0.00	1.000
60 JT Chargois, R ERA: 9.0	(9, 1)	1.0		4	1	1	1	1	0	0	0	0	0	1	7	7	9.00	1.000

PITCHER	IP	WLS	BF	H	R	ER	SO	BB	IBB	HBP	BLK	WP	HR	S	P	ERA	WHIP

Batter	1	2	3	4	5	6	7	8	9	AB	R	H	RBI	BB	SO	LOB
19 Miguel Rojas, R (1, 6) OBP: 0.350, SLG: 0.737	0-0 11 WP 68 G6-3 11 E 1B	0-0 P4		D 1 SAFE SSSS 1-3 K 1-2			SSS 0-3 K		0-0 E6	3	1	1	0	0	1	2
78 JT Riddle, L (5, 6) OBP: 0.273, SLG: 0.400										2	0	0	0	0	1	0
11 J.T. Realmuto, R (1, 3) OBP: 0.417, SLG: 0.316	1 SAFE BBBBD 4-0 68 G6-3 28 BB 1-3 BB		BBBB 4-0 32 HR BB		SSS 0-3 K		0-0 55 G6-3 2B		BBBB 4-0 BB	1	1	0	0	2	1	0
88 Matt Juengel, R (6, 3) OBP: 0.476, SLG: 0.471										1	0	1	0	1	0	0
32 Derek Dietrich, L (1, 4) OBP: 0.348, SLG: 0.421	CCC 0-3 K		SX 0-1 1-H HR		BBBB 4-0 28 1B BB		0-0 G6-3 2-3		SSS 0-3 K	2	1	1	2	1	1	2
55 Ryan Jackson, R (6, 4) OBP: 0.235, SLG: 0.294										2	0	0	0	0	1	3
28 Tyler Moore, R (1, 7) OBP: 0.409, SLG: 0.800	BBBB 4-0 68 G6-3 1-2 BB		X 0-0 G6-3		X 0-0 87 FC6-4 1-3 1B		X 0-0 F9		X 0-0 P5	2	0	1	0	1	0	0
50 Matthew den Dekker, L (6, 7) OBP: 0.269, SLG: 0.250										2	0	0	0	0	0	3
68 Destin Hood, R (1, 9) OBP: 0.346, SLG: 0.478	X 0-0 G6-3 1-2 2-3 3-H		BBBB 4-0 87 G5-4-3 BB		SSS 0-3 K			X 0-0 77 FC3-6 1B	X 0-0 P4	2	0	0	1	1	1	4
79 Isaac Galloway, R (6, 9) OBP: 0.375, SLG: 0.533										2	0	1	0	0	0	2
87 Brian Anderson, R (1, 5) OBP: 0.364, SLG: 0.682	X 0-0 P4		X 0-0 G5-4-3 1-2f		X 0-0 FC6-4 1-2f			X 0-0 F9		3	0	0	0	0	0	5
95 David Vidal, R (6, 5)										1	0	0	0	0	0	1
2 Brandon Barnes, R (1, 8) OBP: 0.174, SLG: 0.227		SSS 0-3 K		X 0-0 73 G4-3 80 1B 2B		X 0-0 G6-3		X 0-0 FC3-6 52 1B 1-2f		3	1	1	0	0	1	0
77 Yefri Pérez, S (6, 8) OBP: 0.238, SLG: 0.167										1	0	0	0	0	0	1
73 Austin Nola, R (1, 10) OBP: 0.357, SLG: 0.250		SSS 0-3 K		X 0-0 G4-3 2-3		X 0-0 F9		X 0-0 1-3 1B		3	0	0	0	0	1	1
52 Moisés Sierra, R (8, PH) OBP: 0.400, SLG: 0.450 (8, 10)										1	0	1	0	0	0	0
80 Carlos Paulino, R (1, 2) OBP: 0.286, SLG: 0.286		X 0-0 1B		X 0-0 19 K 3-H 1B		X 0-0 L9		X 0-0 G4-3		3	0	2	1	0	0	0
18 Tomás Telis, S (7, 2) OBP: 0.353, SLG: 0.214										1	0	0	0	0	0	2
Inning Stats	R: 1 E: 1 K: 1 S: 6 H: 1 LOB: 2 BB: 2 P: 14	R: 0 E: 0 K: 2 S: 8 H: 1 LOB: 1 BB: 0 P: 8	R: 2 E: 0 K: 0 S: 4 H: 1 LOB: 0 BB: 2 P: 12	R: 1 E: 0 K: 1 S: 6 H: 2 LOB: 0 BB: 0 P: 7	R: 0 E: 0 K: 2 S: 8 H: 1 LOB: 2 BB: 1 P: 12	R: 0 E: 0 K: 0 S: 3 H: 0 LOB: 0 BB: 0 P: 3	R: 0 E: 0 K: 1 S: 6 H: 1 LOB: 1 BB: 0 P: 6	R: 0 E: 0 K: 1 S: 5 H: 2 LOB: 2 BB: 0 P: 5	R: 0 E: 1 K: 1 S: 6 H: 0 LOB: 2 BB: 1 P: 10	1B: 6 2B: 2 3B: 0 HR: 1	SF: 0 SAC: 0 DP: 1 HBP: 0						

PITCHER		IP	WLS	BF	H	R	ER	SO	BB	IBB	HBP	BLK	WP	HR	S	P	ERA	WHIP
79 Francis Martes, R ERA: 6.75	(1, 1)	0.1	L	4	1	1	1	1	2	0	0	0	1	0	4	12	27.00	9.000
68 Aaron West, R ERA: 3.6	(1, 1)	1.2		6	1	0	0	2	0	0	0	0	0	0	10	10	0.00	0.600
36 Will Harris, R ERA: 6.75	(3, 1)	1.0		5	1	2	2	0	2	0	0	0	0	1	4	12	18.00	3.000
65 Jordan Jankowski, R ERA: 3.86	(4, 1)	1.0		4	2	1	1	1	0	0	0	0	0	0	6	7	9.00	2.000
47 Chris Devenski, R ERA: 8.59	(5, 1)	3.0		12	2	0	0	3	1	0	0	0	0	0	17	21	0.00	1.000

PITCHER		IP	WLS	BF	H	R	ER	SO	BB	IBB	HBP	BLK	WP	HR	S	P	ERA	WHIP
66 Tyson Perez, R ERA: 7.36	(8, 1)	1.0		5	2	0	0	0	0	0	0	0	0	0	5	5	0.00	2.000
58 C.J. Riefenhauser, L ERA: 4.5	(9, 1)	1.0		5	0	0	0	1	1	0	0	0	0	0	6	10	0.00	1.000

TOP

Miami Marlins @ Houston Astros

The Ballpark of the Palm Beaches, West Palm Beach, FL

Sat Mar 11 2017, 1:07 PM - 4:06 PM EST

Att. 3,436 - Partly Cloudy - 81 F

livebaseballscorecards.com

AB	35
R	4
H	9
RBI	4
BB	6
SO	8
LOB	26

MIAMI

WP: 1 PB: 0 SB: 0 CS: 0 PA: 41

BOTTOM

Batter	1	2	3	4	5	6	7	8	9	AB	R	H	RBI	BB	SO	LOB
4 George Springer, R (1, 8) OBP: 0.208, SLG: 0.261	G5-3			L9		G5-3			BB 82 BB	3	0	0	0	0	0	1
80 Andrew Aplin, L (7, 8)										0	0	0	0	1	0	0
9 Marwin Gonzalez, S (1, 4) OBP: 0.217, SLG: 0.227	G3			G3		G6-3			BB 1-2	3	0	0	0	0	0	1
82 Mott Hyde, R (7, 6)										0	0	0	0	1	0	0
78 Ramón Laureano, R (9, PR) OBP: 0.462, SLG: 0.300										0	0	0	0	0	0	0
22 Josh Reddick, L (1, 9) OBP: 0.227, SLG: 0.150	F7			G1-3			K		K	2	0	0	0	0	0	0
75 Jon Kemmer, L (5, 9) OBP: 0.412, SLG: 0.308										2	0	0	0	0	2	2
10 Yuli Gurriel, R (1, 5) OBP: 0.286, SLG: 0.333		G5-3			G6-3		G5-3		F7	2	0	0	0	0	0	0
73 J.D. Davis, R (6, 5) OBP: 0.474, SLG: 0.400										2	0	0	0	0	0	2
16 Brian McCann, L (1, 2) OBP: 0.176, SLG: 0.125		F9			G5-3		K			2	0	0	0	0	0	0
12 Max Stassi, R (6, 2) OBP: 0.125, SLG: 0.313										1	0	0	0	0	1	0
35 Teoscar Hernández, R (1, 7) OBP: 0.136, SLG: 0.333		P2			F7			F8		3	0	0	0	0	0	0
23 AJ Reed, L (1, 10) OBP: 0.407, SLG: 0.739			K			28 3B BB		K		1	0	0	0	1	1	0
77 Derek Fisher, L (6, PR) OBP: 0.500, SLG: 0.462										1	1	0	0	0	1	0
(7, 10)																
28 Reid Brignac, L (1, 6) OBP: 0.348, SLG: 0.591			K			19 G4-3 1-H 3B		21 CS 1B		2	1	1	1	0	1	0
18 Tony Kemp, L (7, 4) OBP: 0.391, SLG: 0.409										1	0	1	0	0	0	0
19 Colin Moran, L (1, 3) OBP: 0.476, SLG: 0.778			G4-3			G4-3 3-H		CS 1-2	K	2	0	0	1	0	0	1
21 Jon Singleton, L (7, 3) OBP: 0.313, SLG: 0.154										1	0	0	0	0	1	0
Inning Stats	R: 0 E: 0 K: 0 S: 3 H: 0 LOB: 0 BB: 0 P: 3	R: 0 E: 0 K: 0 S: 3 H: 0 LOB: 0 BB: 0 P: 3	R: 0 E: 0 K: 2 S: 7 H: 0 LOB: 0 BB: 0 P: 7	R: 0 E: 0 K: 0 S: 3 H: 0 LOB: 0 BB: 0 P: 3	R: 0 E: 0 K: 0 S: 3 H: 0 LOB: 0 BB: 0 P: 3	R: 2 E: 0 K: 0 S: 4 H: 1 LOB: 1 BB: 1 P: 8	R: 0 E: 0 K: 2 S: 7 H: 0 LOB: 0 BB: 0 P: 7	R: 0 E: 0 K: 1 S: 5 H: 1 LOB: 0 BB: 0 P: 6	R: 0 E: 0 K: 2 S: 7 H: 0 LOB: 2 BB: 2 P: 15	1B: 1 2B: 0 3B: 1 HR: 0 SF: 0 SAC: 0 DP: 0 HBP: 0							

PITCHER	IP	WLS	BF	H	R	ER	SO	BB	IBB	HBP	BLK	WP	HR	S	P	ERA	WHIP
60 Scott Copeland, R (1, 1) ERA: 7.5	3.0	W	9	0	0	0	2	0	0	0	0	0	0	13	13	0.00	0.000
25 Junichi Tazawa, R (4, 1) ERA:	1.0		3	0	0	0	0	0	0	0	0	0	0	3	3	0.00	0.000
65 Kelvin Marte, L (5, 1) ERA: 6.0	2.0		8	1	2	2	0	1	0	0	0	0	0	7	11	9.00	1.000
66 Jarlín García, L (7, 1) ERA:	2.0	H	6	1	0	0	3	0	0	0	0	0	0	12	13	0.00	0.500
30 Hunter Cervenka, L (9, 1) ERA:	1.0	S	5	0	0	0	2	2	0	0	0	0	0	7	15	0.00	2.000

PITCHER	IP	WLS	BF	H	R	ER	SO	BB	IBB	HBP	BLK	WP	HR	S	P	ERA	WHIP

Miami Marlins @ Houston Astros

The Ballpark of the Palm Beaches, West Palm Beach, FL

Sat Mar 11 2017, 1:07 PM - 4:06 PM EST

Att. 3,436 - Partly Cloudy - 81 F

livebaseballscorecards.com

AB	28
R	2
H	2
RBI	2
BB	3
SO	7
LOB	7

WP: 0 PA: 32
PB: 0
SB: 0
CS: 1

Miami Marlins @ New York Mets

First Data Field, Port St. Lucie, FL

Mon Mar 13 2017, 1:14 PM - 4:03 PM EDT

Att. 6,031 - Sunny - 84 F

TOP

livebaseballscorecards.com

Batter	1	2	3	4	5	6	7	8	9	AB	R	H	RBI	BB	SO	LOB
9 Dee Strange-Gordon, L (1, 4) OBP: 0.214, SLG: 0.346 77 Yefri Pérez, S (6, 4) OBP: 0.200, SLG: 0.136	C S C 0-3 ① K		H 1-0 HBP		S S S 0-3 ② K			X 0-0 ① G4-3		2 0 0 0 0 2 0 1 0 0 0 0 0 0						
3 Adeiny Hechavarría, R (1, 6) OBP: 0.296, SLG: 0.444 78 JT Riddle, L (6, 6) OBP: 0.320, SLG: 0.435	X 0-0 ② F9		X 0-0 ③ G4-3		X 0-0 ③ G5-3			X 0-0 ② F7		3 0 0 0 0 0 1 1 0 0 0 0 0 0						
32 Derek Dietrich, L (1, 5) OBP: 0.385, SLG: 0.476 87 Brian Anderson, R (6, 5) OBP: 0.360, SLG: 0.680	X 0-0 2B			B B B B 4-0 13 2B BB		X 0-0 ① F7		X 0-0 ③ G5-3		2 1 1 0 1 0 0 1 0 0 0 0 0 0						
13 Marcell Ozuna, R (1, 7) OBP: 0.276, SLG: 0.571 68 Destin Hood, R (6, PR) OBP: 0.345, SLG: 0.520 (6, 7)	X 0-0 ③ F8			X 0-0 41 HR 1-H 2B		X 0-0 41 G3 2B			X 0-0 73 F9 37 G3 2B	3 1 2 1 0 0 1 1 1 1 0 0 0 0						
41 Justin Bour, L (1, 10) OBP: 0.281, SLG: 0.414 73 Austin Nola, R (9, PH) OBP: 0.353, SLG: 0.214		X 0-0 ① L7		C X 0-1 2-H HR		X 0-0 ② G3 2-3			X 0-0 ① F9 2-3	3 1 1 2 0 0 1 1 0 0 0 0 0 1						
11 J.T. Realmuto, R (1, 2) OBP: 0.370, SLG: 0.273 37 Ramón Cabrera, S (6, 2) OBP: 0.375, SLG: 0.333		X 0-0 ② G6-3		S S S 0-3 ① K		X 0-0 ③ G5-3			X 0-0 ② G3 3-H	3 0 0 0 0 1 2 1 0 0 1 0 0 0						
51 Ichiro Suzuki, L (1, 9) OBP: 0.176, SLG: 0.125 52 Moisés Sierra, R (7, 9) OBP: 0.417, SLG: 0.435		X 0-0 ③ G4-3		S S S 0-3 ② K			X 0-0 ① G3-1		X 0-0 1B	3 0 0 0 0 1 0 1 0 1 0 0 0 0						
28 Tyler Moore, R (1, 3) OBP: 0.370, SLG: 0.720 88 Matt Juengel, R (7, 3) OBP: 0.440, SLG: 0.429			S S S 0-3 ① K	S S S 0-3 ③ K			X 0-0 ② F9		S S S 0-3 ③ K	3 0 0 0 0 2 0 1 0 0 0 0 1 1						
50 Matthew den Dekker, L (1, 8) OBP: 0.290, SLG: 0.357 79 Isaac Galloway, R (7, 8) OBP: 0.389, SLG: 0.500			C C C 0-3 ② K		X 0-0 ① G1-3		X 0-0 ③ F7			3 0 0 0 0 1 0 0 0 0 0 0 0 0						
Inning Stats	R: 0 H: 1 E: 0 LOB: 1 K: 1 BB: 0 S: 6 P: 6	R: 0 H: 0 E: 0 LOB: 0 K: 0 BB: 0 S: 3 P: 3	R: 0 H: 0 E: 0 LOB: 1 K: 2 BB: 0 S: 7 P: 8	R: 3 H: 2 E: 0 LOB: 0 K: 3 BB: 1 S: 12 P: 16	R: 0 H: 0 E: 0 LOB: 0 K: 1 BB: 0 S: 5 P: 5	R: 0 H: 1 E: 0 LOB: 2 K: 0 BB: 0 S: 4 P: 4	R: 0 H: 0 E: 0 LOB: 0 K: 0 BB: 0 S: 3 P: 3	R: 0 H: 0 E: 0 LOB: 0 K: 0 BB: 0 S: 3 P: 3	R: 1 H: 2 E: 0 LOB: 1 K: 1 BB: 0 S: 7 P: 7	1B: 1 SF: 0 2B: 4 SAC: 0 3B: 0 DP: 0 HR: 1 HBP: 1						

	AB	33
	R	4
	H	6
	RBI	4
	BB	1
	SO	8
	LOB	7

PITCHER		IP	WLS	BF	H	R	ER	SO	BB	IBB	HBP	BLK	WP	HR	S	P	ERA	WHIP
34 Noah Syndergaard, R ERA: 3.52	(1, 1)	3.1		15	3	3	3	4	1	0	1	0	0	1	22	27	8.10	1.200
66 Josh Edgin, L ERA: 4.26	(4, 1)	0.2		2	0	0	0	2	0	0	0	0	0	0	6	6	0.00	0.000
65 Robert Gsellman, R ERA: 2.57	(5, 1)	3.0	W	10	1	0	0	1	0	0	0	0	0	0	12	12	0.00	0.333
46 Ben Rowen, R ERA:	(8, 1)	1.0	H	3	0	0	0	0	0	0	0	0	0	0	3	3	0.00	0.000
76 Chasen Bradford, R ERA: 4.7	(9, 1)	1.0	S	5	2	1	1	1	0	0	0	0	0	0	7	7	9.00	2.000

PITCHER	IP	WLS	BF	H	R	ER	SO	BB	IBB	HBP	BLK	WP	HR	S	P	ERA	WHIP

Miami Marlins @ New York Mets

First Data Field, Port St. Lucie, FL

Mon Mar 13 2017, 1:14 PM - 4:03 PM EDT

Att. 6,031 - Sunny - 84 F

BOTTOM

Batter	1	2	3	4	5	6	7	8	9	AB	R	H	RBI	BB	SO	LOB
3 Curtis Granderson, L (1, 8) OBP: 0.280, SLG: 0.440	L7		HR		G1-3		77 FC4-6 1B 1-2 2-3			3	1	1	1	0	0	0
83 John Mora, L (7, 8) OBP: 0.500, SLG: 0.800										1	0	1	0	0	0	0
13 Asdrúbal Cabrera, S (1, 6) OBP: 0.360, SLG: 0.739	HR		L4			19 G4-3 20 HR 2B	FC4-6 1-2f 2-3 3-H			3	1	2	1	0	0	0
77 Luis Guillorme, L (6, PR) OBP: 0.310, SLG: 0.444										1	1	0	1	0	0	2
(7, 6)																
19 Jay Bruce, L (1, 9) OBP: 0.375, SLG: 0.450	G3		G4-3			G4-3 2-3	L8			3	0	0	0	0	0	1
73 Travis Taijeron, R (7, 9) OBP: 0.379, SLG: 0.385										1	0	0	0	0	0	2
20 Neil Walker, S (1, 4) OBP: 0.385, SLG: 0.792	G3			21 G4-3 2B		HR 3-H		G6-3		3	1	2	2	0	0	0
15 Matt Reynolds, R (7, 4) OBP: 0.357, SLG: 0.190										1	0	0	0	0	0	0
21 Lucas Duda, L (1, 3) OBP: 0.412, SLG: 1.000		HR		G4-3 2-3		F8		K		3	1	1	1	0	0	2
74 Dominic Smith, L (7, 3) OBP: 0.294, SLG: 0.207										1	0	0	0	0	1	0
18 Travis d'Arnaud, R (1, 2) OBP: 0.367, SLG: 0.621		F9		P4		F8		K		3	0	0	0	0	0	2
70 Tomás Nido, R (7, 2) OBP: 0.273, SLG: 0.238										1	0	0	0	0	1	0
26 Kevin Plawecki, R (1, 10) OBP: 0.300, SLG: 0.300		K		K			83 1B 72 1B 77 FC4-6 1B			3	1	1	0	0	2	1
97 Tim Tebow, L (1, 7) OBP: 0.182, SLG: 0.100		G4-3			72 G4-3 1B		K			3	0	1	0	0	1	1
95 Kevin Kaczmarski, L (8, 7) OBP: 0.571, SLG: 0.714										0	0	0	0	0	0	0
72 Phillip Evans, R (1, 5) OBP: 0.407, SLG: 0.667			G6-3		G4-3 1-2f		77 FC4-6 83 1B 1B 1-2			3	0	1	0	0	0	1
85 L.J. Mazzilli, R (8, 5) OBP: 0.308, SLG: 0.750										0	0	0	0	0	0	0
Inning Stats	R: 1 H: 1 E: 0 LOB: 0 K: 0 BB: 0 S: 6 P: 7	R: 1 H: 1 E: 0 LOB: 0 K: 1 BB: 0 S: 8 P: 11	R: 1 H: 1 E: 0 LOB: 0 K: 0 BB: 0 S: 4 P: 5	R: 0 H: 1 E: 0 LOB: 1 K: 1 BB: 0 S: 6 P: 6	R: 0 H: 1 E: 0 LOB: 0 K: 0 BB: 0 S: 3 P: 3	R: 2 H: 2 E: 0 LOB: 1 K: 0 BB: 0 S: 7 P: 10	R: 1 H: 3 E: 0 LOB: 2 K: 1 BB: 0 S: 8 P: 8	R: 0 H: 0 E: 0 LOB: 0 K: 2 BB: 0 S: 7 P: 7		1B: 4 SF: 0 2B: 2 SAC: 0 3B: 0 DP: 1 HR: 4 HBP: 0						

PITCHER	IP	WLS	BF	H	R	ER	SO	BB	IBB	HBP	BLK	WP	HR	S	P	ERA	WHIP
48 Severino González, R (1, 1) ERA: 3.0	4.0		16	4	3	3	2	0	0	0	0	0	3	24	29	6.75	1.000
53 Kyle Lobstein, L (5, 1) ERA: 9.95	2.1	L	12	6	3	3	1	0	0	0	0	0	1	16	19	11.57	2.571
30 Hunter Cervenka, L (7, 1) ERA:	0.2		2	0	0	0	0	0	0	0	0	0	0	2	2	0.00	0.000
64 Nick Wittgren, R (8, 1) ERA: 7.2	1.0		3	0	0	0	2	0	0	0	0	0	0	7	7	0.00	0.000

PITCHER	IP	WLS	BF	H	R	ER	SO	BB	IBB	HBP	BLK	WP	HR	S	P	ERA	WHIP

AB	33
R	6
H	10
RBI	6
BB	0
SO	5
LOB	12

WP: 0 PA: 33
PB: 0
SB: 0
CS: 0

livebaseballscorecards.com

Detroit Tigers @ Miami Marlins

Roger Dean Stadium, Jupiter, FL

Tue Mar 14 2017, 2:55 PM - 4:06 PM EDT

Att. 2,884 - Partly Cloudy - 71 F

TOP

livebaseballscorecards.com

Batter	1	2	3	4	5	6	7	8	9	AB	R	H	RBI	BB	SO	LOB
12 Anthony Gose, L (1, 8) OBP: 0.240, SLG: 0.320	SSS 0-3 ① K		SSS 0-3 ① K		X 0-0 28 2B 8 HR 1-3 1B	X 0-0 ② 1-H 2-H 2B		X 0-0 ③ F9		4	1	2	2	0	2	1
73 Jason Krizan, L (6, 7) OBP: 0.364, SLG: 0.818										1	0	0	0	0	0	0
1 Jose Iglesias, R (1, 6) OBP: 0.296, SLG: 0.304	X 0-0 28 F9 1B		X 0-0 28 1B 2-H 1B		X 0-0 ① F7	X 0-0 ③ F7			X 0-0 ① G5-3	3	0	2	1	0	0	2
17 Andrew Romine, S (6, PH) (6, 6) OBP: 0.333, SLG: 0.486										2	0	0	0	0	0	0
28 J.D. Martinez, R (1, 10) OBP: 0.294, SLG: 0.531	X 0-0 ② F9 1-2		X 0-0 1-3 1B		X 0-0 8 HR 1-3 3-H 2B		X 0-0 ① F7		X 0-0 ② L3	3	1	2	1	0	0	1
96 Zack Cox, L (7, PH) (7, 10) OBP: 0.600, SLG: 0.500										1	0	0	0	0	0	0
97 Logan Watkins, L (9, PH) (9, 10)										1	0	0	0	0	0	0
8 Justin Upton, R (1, 7) OBP: 0.270, SLG: 0.639	X 0-0 ③ F8		CCC 0-3 ② K		BCBCBX 3-2 2-H 3-H HR		X 0-0 14 1B 1B		X 0-0 ③ G3-1	3	1	1	3	0	1	3
18 Tyler Collins, L (6, 8) OBP: 0.250, SLG: 0.391										2	0	1	0	0	0	0
33 Steven Moya, L (1, 9) OBP: 0.241, SLG: 0.250	X 0-0 31 G4-3 1B	X 0-0 ③ G4-3		SSS 0-3 ② K			X 0-0 1-2 1B			3	0	1	0	0	1	2
14 Alex Presley, L (6, 9) OBP: 0.471, SLG: 0.667										1	0	1	0	0	0	0
84 Dominic Ficociello, S (1, 3) OBP: 0.355, SLG: 0.630	SSS 0-3 ① K		SSS 0-3 ① K		X 0-0 ③ G6-3		SSS 0-3 ② K			3	0	0	0	0	2	1
84 Brett Pill, R (6, 3) OBP: 0.160, SLG: 0.320										1	0	0	0	0	1	2
31 Alex Avila, L (1, 2) OBP: 0.357, SLG: 0.217	X 0-0 ② G4-3 1-2		X 0-0 ② G5-3			X 0-0 4 1B 12 2B 1B	X 0-0 ③ G1-3-1			3	1	1	0	0	0	1
70 Miguel Gonzalez, R (6, 2) OBP: 0.571, SLG: 0.714										1	0	0	0	0	0	2
4 Omar Infante, R (1, 4) OBP: 0.417, SLG: 0.565	X 0-0 ③ P3		X 0-0 ③ G5-3			X 0-0 12 2B 1-2 1B		X 0-0 ① G6-3		3	1	1	0	0	0	1
76 Juan Carlos Perez, R (6, 4) OBP: 0.389, SLG: 0.333										1	0	0	0	0	0	0
49 Dixon Machado, R (1, 5) OBP: 0.361, SLG: 0.375		X 0-0 1 1B 2B			X 0-0 12 1B 28 2B 1B	X 0-0 ① F8		SSS 0-3 ② K		3	2	2	0	0	0	2
98 Gabriel Quintana, R (6, 5)										1	0	0	0	0	1	0
Inning Stats	R: 0 E: 0 K: 1 S: 6 H: 1 LOB: 1 BB: 0 P: 6	R: 0 E: 0 K: 1 S: 6 H: 1 LOB: 1 BB: 0 P: 6	R: 1 E: 0 K: 2 S: 10 H: 3 LOB: 2 BB: 0 P: 10	R: 0 E: 0 K: 1 S: 5 H: 0 LOB: 0 BB: 0 P: 5	R: 4 E: 0 K: 1 S: 11 H: 4 LOB: 0 BB: 0 P: 14	R: 2 E: 0 K: 0 S: 5 H: 3 LOB: 0 BB: 0 P: 5	R: 0 E: 0 K: 1 S: 7 H: 2 LOB: 2 BB: 0 P: 7	R: 0 E: 0 K: 1 S: 5 H: 0 LOB: 0 BB: 0 P: 5	R: 0 E: 0 K: 0 S: 3 H: 0 LOB: 0 BB: 0 P: 3	1B: 10 2B: 3 3B: 0 HR: 1	SF: 0 SAC: 0 DP: 0 HBP: 0						

	AB	40
	R	7
	H	14
	RBI	7
	BB	0
	SO	8
	LOB	18

WP: 0 PB: 0 SB: 0 CS: 0 PA: 40

PITCHER		IP	WLS	BF	H	R	ER	SO	BB	IBB	HBP	BLK	WP	HR	S	P	ERA	WHIP
61 Adam Conley, L	(1, 1)	3.0	L	14	5	1	1	4	0	0	0	0	0	0	22	22	3.00	1.667
ERA: 7.5																		
62 José Ureña, R	(4, 1)	2.2		14	7	6	6	2	0	0	0	0	0	1	20	23	20.25	2.625
ERA: 12.71																		
74 Tyler Kinley, R	(6, 1)	0.1		1	0	0	0	0	0	0	0	0	0	0	1	1	0.00	0.000
ERA:																		
25 Junichi Tazawa, R	(7, 1)	1.0		5	2	0	0	1	0	0	0	0	0	0	7	7	0.00	2.000
ERA:																		
29 Brad Ziegler, R	(8, 1)	1.0		3	0	0	0	1	0	0	0	0	0	0	5	5	0.00	0.000
ERA:																		

PITCHER		IP	WLS	BF	H	R	ER	SO	BB	IBB	HBP	BLK	WP	HR	S	P	ERA	WHIP
65 Kelvin Marte, L	(9, 1)	1.0		3	0	0	0	0	0	0	0	0	0	0	3	3	0.00	0.000
ERA: 5.14																		

Detroit Tigers @ Miami Marlins

Roger Dean Stadium, Jupiter, FL

Tue Mar 14 2017, 2:55 PM - 4:06 PM EDT

Att. 2,884 - Partly Cloudy - 71 F

BOTTOM

Batter	1	2	3	4	5	6	7	8	9	AB	R	H	RBI	BB	SO	LOB
19 Miguel Rojas, R (1, 5) OBP: 0.348, SLG: 0.682 87 Brian Anderson, R (7, 5) OBP: 0.346, SLG: 0.654	G6-3		1B			G5-3		K		3 1	0 0	1 0	0 0	0 0	0 1	0 0
78 JT Riddle, L (1, 6) OBP: 0.357, SLG: 0.480 55 Ryan Jackson, R (7, 6) OBP: 0.222, SLG: 0.278	2B		K			11 1B BB		G4-3		2 1	0 0	1 0	0 0	1 0	1 0	1 0
11 J.T. Realmuto, R (1, 2) OBP: 0.367, SLG: 0.280 91 Peter Mooney, L (6, PR) 73 Austin Nola, R (7, 2) OBP: 0.389, SLG: 0.267	G5-3			F8		1-2 1B		80 DI 1B		3 0 1	0 0 0	1 0 1	0 0 0	0 0 0	0 0 0	1 0 0
41 Justin Bour, L (1, 10) OBP: 0.257, SLG: 0.375 80 Carlos Paulino, R (8, PH) OBP: 0.250, SLG: 0.250 (9, 10)	K			G1-4-3		K		1-2		3 1	0 0	0 0	0 0	0 0	2 0	3 1
28 Tyler Moore, R (1, 3) OBP: 0.367, SLG: 0.667 88 Matt Juengel, R (7, PR) OBP: 0.423, SLG: 0.409 (8, 3)		K		K			90 S HBP		G1-3	2 1	0 0	0 0	0 0	0 0	2 0	0 0
32 Derek Dietrich, L (1, 4) OBP: 0.379, SLG: 0.458 77 Yefri Pérez, S (8, 4) OBP: 0.192, SLG: 0.130		G3-1			68 G6-4-3 1B		F9		G4-3	3 1	0 0	1 0	0 0	0 0	0 0	1 0
68 Destin Hood, R (1, 7) OBP: 0.333, SLG: 0.517		L3			G6-4-3 1-2f		F9		2B	4	0	1	0	0	0	2
2 Brandon Barnes, R (1, 8) OBP: 0.185, SLG: 0.200 90 Austin Dean, R (7, 9)			F7		F7		G6-3 1-2		F8	2 2	0 0	0 0	0 0	0 0	0 0	0 2
79 Isaac Galloway, R (1, 9) OBP: 0.350, SLG: 0.444 (7, 8) 50 Matthew den Dekker, L (8, 8) OBP: 0.313, SLG: 0.483			K			G1-3		HR		2 1	0 1	0 1	0 1	0 0	1 0	0 0
Inning Stats	R: 0 E: 0 K: 1 S: 6 H: 1 LOB: 1 BB: 0 P: 6	R: 0 E: 0 K: 1 S: 5 H: 0 LOB: 0 BB: 0 P: 5	R: 0 E: 0 K: 2 S: 8 H: 1 LOB: 1 BB: 0 P: 8	R: 0 E: 0 K: 1 S: 5 H: 0 LOB: 0 BB: 0 P: 5	R: 0 E: 0 K: 0 S: 3 H: 1 LOB: 0 BB: 0 P: 3	R: 0 E: 0 K: 1 S: 6 H: 1 LOB: 2 BB: 1 P: 10	R: 0 E: 0 K: 0 S: 3 H: 0 LOB: 2 BB: 0 P: 5	R: 1 E: 0 K: 1 S: 7 H: 2 LOB: 1 BB: 0 P: 8	R: 0 E: 0 K: 0 S: 4 H: 1 LOB: 1 BB: 0 P: 4	1B: 4 2B: 2 3B: 0 HR: 1 SF: 0 SAC: 0 DP: 1 HBP: 1						WP: 0 PB: 0 SB: 1 CS: 0 PA: 35	

livebaseballscorecards.com

	AB	33
	R	1
	H	7
	RBI	1
	BB	1
	SO	7
	LOB	11

MIAMI

PITCHER	IP	WLS	BF	H	R	ER	SO	BB	IBB	HBP	BLK	WP	HR	S	P	ERA	WHIP
48 Matthew Boyd, L (1, 1) ERA: 3.86	5.0	W	17	3	0	0	5	0	0	0	0	0	0	27	27	0.00	0.600
56 Kyle Ryan, L (6, 1) ERA: 1.42	2.0		9	1	0	0	1	1	0	1	0	0	0	9	15	0.00	1.000
64 Chad Bell, L (8, 1) ERA: 15.43	1.0		5	2	1	1	1	0	0	0	0	0	1	7	8	9.00	2.000
53 Warwick Saupold, R (9, 1) ERA:	1.0		4	1	0	0	0	0	0	0	0	0	0	4	4	0.00	1.000

PITCHER	IP	WLS	BF	H	R	ER	SO	BB	IBB	HBP	BLK	WP	HR	S	P	ERA	WHIP

New York Mets @ Miami Marlins

Roger Dean Stadium, Jupiter, FL

Wed Mar 15 2017, 1:11 PM - 4:19 PM EDT

Att. 4,413 - Sunny - 62 F

TOP

livebaseballscorecards.com

Batter	1	2	3	4	5	6	7	8	9	AB	R	H	RBI	BB	SO	LOB
15 Matt Reynolds, R (1, 6) OBP: 0.313, SLG: 0.160	F9		L3		L3 1-1		K			3	0	0	0	0	0	2
98 Colby Woodmansee, R (6, 6)										1	0	0	0	0	1	2
30 Michael Conforto, L (1, 8) OBP: 0.351, SLG: 0.583	F7		2B			P6		73 G4-3 72 G5-3 2B		3	0	1	0	0	0	0
83 John Mora, L (6, 8) OBP: 0.571, SLG: 1.000										1	1	1	0	0	0	0
52 Yoenis Cespedes, R (1, 7) OBP: 0.400, SLG: 0.933	F7		K			F7		G4-3 2-3		3	0	0	0	0	1	1
73 Travis Taijeron, R (6, 9) OBP: 0.367, SLG: 0.370										1	0	0	0	0	0	1
19 Jay Bruce, L (1, 10) OBP: 0.300, SLG: 0.346		G5-3		G4-3		K		G5-3 3-H		3	0	0	0	0	1	0
72 Phillip Evans, R (8, PH) OBP: 0.379, SLG: 0.621 (8, 10)										1	0	0	1	0	0	0
4 Wilmer Flores, R (1, 3) OBP: 0.265, SLG: 0.290		97 1B 18 G3 1B		F9			BB BB BB BB 97 G3-1 18 BB 77 1B BB	G3		2	0	1	0	0	0	0
74 Dominic Smith, L (6, 3) OBP: 0.324, SLG: 0.226										1	1	0	0	1	0	0
18 Travis d'Arnaud, R (1, 2) OBP: 0.364, SLG: 0.581		G3 1-2		G6-3			BB BB BB BB 77 1B 97 G3-1 1-2 BB		2B	2	0	0	0	1	0	1
91 Colton Plaia, R (7, 2) OBP: 0.333, SLG: 0.667										1	0	1	0	0	0	0
97 Tim Tebow, L (1, 9) OBP: 0.267, SLG: 0.214 (6, 7)		85 FC4 2-3 1B			85 FC5-4 1B		G3-1 1-2 2-3		SFC K	3	0	2	0	0	0	2
95 Kevin Kaczmarski, L (7, 7) OBP: 0.500, SLG: 0.625										1	0	0	0	0	1	1
85 L.J. Mazzilli, R (1, 5) OBP: 0.222, SLG: 0.529		FC4 1-2f			FC5-4 77 1B 1-2f		G1-3		G6-3	4	0	0	0	0	0	6
77 Luis Guillorme, L (1, 4) OBP: 0.333, SLG: 0.452			F7		15 L3 1-2 1B		2-3 3-H 1B		F7	3	0	2	1	0	0	0
92 David Thompson, R (9, PH) OBP: 0.750, SLG: 1.000										1	0	0	0	0	0	1

	AB	34
	R	2
	H	8
	RBI	2
	BB	2
	SO	4
	LOB	17

Inning Stats	1	2	3	4	5	6	7	8	9
	R: 0 E: 0 K: 0 S: 3	H: 0 LOB: 0 BB: 0 P: 3	R: 0 E: 0 K: 0 S: 5	H: 2 LOB: 2 BB: 0 P: 5	R: 0 E: 0 K: 1 S: 6	H: 1 LOB: 1 BB: 0 P: 6	R: 0 E: 0 K: 0 S: 3	H: 0 LOB: 0 BB: 0 P: 3	R: 0 E: 0 K: 0 S: 4	H: 2 LOB: 1 BB: 0 P: 4	R: 0 E: 0 K: 1 S: 5	H: 0 LOB: 0 BB: 0 P: 5	R: 1 E: 0 K: 1 S: 6	H: 1 LOB: 2 BB: 2 P: 14	R: 1 E: 0 K: 0 S: 4	H: 1 LOB: 0 BB: 0 P: 4	R: 0 E: 0 K: 1 S: 6	H: 1 LOB: 1 BB: 0 P: 6

	1B: 5	SF: 0	WP: 0	PA: 36
	2B: 4	SAC: 0	PB: 0	
	3B: 0	DP: 1	SB: 0	
	HR: 0	HBP: 0	CS: 0	

PITCHER		IP	WLS	BF	H	R	ER	SO	BB	IBB	HBP	BLK	WP	HR	S	P	ERA	WHIP
20 Justin Nicolino, L ERA: 7.36	(1, 1)	3.0	W	12	3	0	0	1	0	0	0	0	0	0	14	14	0.00	1.000
57 Stephen Fife, R ERA: 2.25	(4, 1)	3.0	H	10	2	0	0	1	0	0	0	0	0	0	12	12	0.00	0.667
76 Dillon Peters, L ERA: 2.0	(7, 1)	3.0	S	14	3	2	2	2	2	0	0	0	0	0	16	24	6.00	1.667

PITCHER		IP	WLS	BF	H	R	ER	SO	BB	IBB	HBP	BLK	WP	HR	S	P	ERA	WHIP

BOTTOM

New York Mets @ Miami Marlins

Roger Dean Stadium, Jupiter, FL

Wed Mar 15 2017, 1:11 PM - 4:19 PM EDT

Att. 4,413 - Sunny - 62 F

Batter	1	2	3	4	5	6	7	8	9	AB	R	H	RBI	BB	SO	LOB
9 Dee Strange-Gordon, L (1, 4) OBP: 0.226, SLG: 0.379 55 Ryan Jackson, R (6, 4) OBP: 0.300, SLG: 0.368	51 G4-3 11 SF8 2B	F8		G3-1		68 BB 19 1B BB		2B		3 1	1 1	1 1	0 0	0 1	0 0	1 0
51 Ichiro Suzuki, L (1, 9) OBP: 0.200, SLG: 0.158 68 Destin Hood, R (6, 9) OBP: 0.343, SLG: 0.500	G4-3 2-3		K		32 BB 41 BB 1B	19 1B 1-2 BB		L8		3 1	0 0	1 0	0 0	0 1	1 0	1 1
11 J.T. Realmuto, R (1, 10) OBP: 0.364, SLG: 0.296 2 Brandon Barnes, R (6, PH) OBP: 0.172, SLG: 0.185 (7, 10)	SF8 3-H		1B		L9	K		L5		2 2	0 0	1 0	1 0	0 0	0 1	1 4
41 Justin Bour, L (1, 3) OBP: 0.289, SLG: 0.382 19 Miguel Rojas, R (5, PR) OBP: 0.375, SLG: 0.696 (6, 3)	1B	P5			32 BB 1-2 BB	1-3 2-H 3-H 1B				2 1	0 0	1 1	0 2	1 0	0 0	1 0
13 Marcell Ozuna, R (1, 7) OBP: 0.250, SLG: 0.516 52 Moisés Sierra, R (6, 7) OBP: 0.440, SLG: 0.458	K	K			F8		78 FC4-6 1B			3 1	0 0	0 1	0 0	0 0	2 0	4 0
32 Derek Dietrich, L (1, 5) OBP: 0.438, SLG: 0.520 87 Brian Anderson, R (5, PR) OBP: 0.333, SLG: 0.630 (6, 5)		3 E 50 SF9 BB		3 E 50 2B 2B	1-2 2-3 BB		K			1 1	2 0	1 0	0 0	2 0	0 1	0 1
3 Adeiny Hechavarría, R (1, 6) OBP: 0.267, SLG: 0.400 78 JT Riddle, L (6, 6) OBP: 0.345, SLG: 0.462		E1 1-3		E6 50 2B 2-3	K		FC4-6 1-2f			3 1	1 0	0 0	0 0	0 0	1 0	5 1
50 Matthew den Dekker, L (1, 8) OBP: 0.314, SLG: 0.516 77 Yefri Pérez, S (7, 8) OBP: 0.185, SLG: 0.125		SF9 3-H		1-H 3-H 2B		K	F9			2 1	0 0	1 0	3 0	0 0	1 0	0 1
18 Tomás Telis, S (1, 2) OBP: 0.348, SLG: 0.400 80 Carlos Paulino, R (7, 2) OBP: 0.222, SLG: 0.222		F7		K		19 1B 3B		G4-3		3 1	1 0	1 0	0 0	0 0	1 0	1 0
Inning Stats	R: 1 E: 0 K: 1 S: 7 H: 2 LOB: 1 BB: 0 P: 7	R: 1 E: 1 K: 0 S: 4 H: 0 LOB: 1 BB: 1 P: 8	R: 0 E: 0 K: 2 S: 8 H: 1 LOB: 1 BB: 0 P: 8	R: 2 E: 1 K: 1 S: 7 H: 2 LOB: 0 BB: 0 P: 7	R: 0 E: 0 K: 1 S: 6 H: 1 LOB: 3 BB: 2 P: 14	R: 2 E: 0 K: 2 S: 8 H: 2 LOB: 2 BB: 2 P: 16	R: 0 E: 0 K: 1 S: 6 H: 1 LOB: 1 BB: 0 P: 6	R: 0 E: 0 K: 0 S: 4 H: 1 LOB: 1 BB: 0 P: 4		1B: 5 2B: 4 3B: 1 HR: 0 SF: 2 SAC: 0 DP: 0 HBP: 0				WP: 0 PB: 0 SB: 0 CS: 0 PA: 39	

livebaseballscorecards.com

AB	32
R	6
H	10
RBI	6
BB	5
SO	8
LOB	22

PITCHER		IP	WLS	BF	H	R	ER	SO	BB	IBB	HBP	BLK	WP	HR	S	P	ERA	WHIP
33 Matt Harvey, R ERA: 7.88	(1, 1)	3.1	L	17	5	4	2	3	1	0	0	0	0	0	22	26	5.40	1.800
62 Erik Goeddel, R ERA: 9.64	(4, 1)	0.2		2	0	0	0	1	0	0	0	0	0	0	4	4	0.00	0.000
50 Rafael Montero, R ERA: 3.18	(5, 1)	1.2		11	2	2	2	3	4	0	0	0	0	0	13	29	10.80	3.600
93 Tim Peterson, R ERA:	(6, 1)	1.1		5	2	0	0	1	0	0	0	0	0	0	7	7	0.00	1.500
79 Paul Sewald, R ERA: 1.13	(8, 1)	1.0		4	1	0	0	0	0	0	0	0	0	0	4	4	0.00	1.000

PITCHER	IP	WLS	BF	H	R	ER	SO	BB	IBB	HBP	BLK	WP	HR	S	P	ERA	WHIP

Washington Nationals @ Miami Marlins

Roger Dean Stadium, Jupiter, FL

Fri Mar 17 2017, 1:06 PM - 4:44 PM EDT

Att. 3,606 - Cloudy - 73 F

TOP

livebaseballscorecards.com

Batter	1	2	3	4	5	6	7	8	9	AB	R	H	RBI	BB	SO	LOB
1 Wilmer Difo, S (1, 6) OBP: 0.429, SLG: 0.563	G6-3		F8		1-H 3B		1-H 95 1B 2B	K		3	0	1	1	0	0	0
90 Adrián Sanchez, R (6, 6) OBP: 0.250, SLG: 0.500										2	1	1	1	0	1	2
8 Brian Goodwin, L (1, 9) OBP: 0.281, SLG: 0.160	3 1B BB		G4-3		F9		5 BB 94 2B BB 1B 2-H	1-2 2-3 FC4-6 BB		2	0	0	0	1	0	1
95 Caleb Ramsey, L (6, 9) OBP: 1.000, SLG: 1.000										1	1	1	1	1	0	0
3 Michael Taylor, R (1, 8) OBP: 0.444, SLG: 0.722	1-2 1B			26 S 14 S 1B	F9		5 BB 94 2B 1-2 BB	FC4-6 1-2f		3	0	2	0	0	0	1
Rafael Bautista, R (6, 8) OBP: 0.345, SLG: 0.393										1	1	0	0	1	0	3
6 Anthony Rendon, R (1, 5) OBP: 0.344, SLG: 0.517	L7			F9		G6-3	94 2B 1-2 2-3 BB		G6-3	2	0	0	0	0	0	3
5 Grant Green, R (4, 5) OBP: 0.258, SLG: 0.222										2	0	0	0	1	0	0
14 Chris Heisey, R (1, 7) OBP: 0.381, SLG: 0.333	G5-3			26 S 1-2 BB		K	1-3 2-H 3-H 2B		F8	2	0	0	0	1	1	2
94 Isaac Ballou, L (6, 7) OBP: 0.500, SLG: 1.000										2	0	1	2	0	0	0
25 Clint Robinson, L (1, 3) OBP: 0.235, SLG: 0.161		F8		K		G4-3	L6		G4-3	3	0	0	0	0	1	2
18 Neftali Soto, R (6, 3) OBP: 0.214, SLG: 0.400										2	0	0	0	0	0	2
26 Adam Lind, L (1, 10) OBP: 0.233, SLG: 0.214		K		1-0 F7 1-2 2-3			F7	95 BB 93 BB BB		2	0	0	0	0	1	2
4 Jhonatan Solano, R (7, PH) OBP: 0.800, SLG: 1.154										1	0	0	0	1	0	0
(7, 10)																
64 Spencer Kieboom, R (1, 2) OBP: 0.364, SLG: 0.250		G6-3			1 3B BB		90 2B BB	K		1	1	0	0	1	0	0
29 Pedro Severino, R (5, 2) OBP: 0.412, SLG: 0.375										1	1	0	0	1	1	1
16 Emmanuel Burriss, S (1, 4) OBP: 0.227, SLG: 0.250			G4-3		F8		F9	1-2 95 BB BB		2	0	0	0	0	0	1
90 Irving Falu, S (6, 4)										1	0	0	0	0	0	1
93 Stephen Perez, S (8, PH) (8, 4)										0	0	0	0	1	0	0
Inning Stats	R: 0 E: 0 K: 0 S: 4 H: 1 LOB: 2 BB: 1 P: 9	R: 0 E: 0 K: 1 S: 5 H: 0 LOB: 0 BB: 0 P: 5	R: 0 E: 0 K: 0 S: 3 H: 0 LOB: 0 BB: 0 P: 3	R: 0 E: 0 K: 1 S: 6 H: 1 LOB: 2 BB: 1 P: 11	R: 1 E: 0 K: 0 S: 4 H: 1 LOB: 1 BB: 1 P: 8	R: 0 E: 0 K: 1 S: 5 H: 0 LOB: 0 BB: 0 P: 5	R: 4 E: 0 K: 0 S: 8 H: 3 LOB: 2 BB: 3 P: 20	R: 0 E: 0 K: 2 S: 9 H: 0 LOB: 3 BB: 3 P: 21	R: 0 E: 0 K: 0 S: 3 H: 0 LOB: 0 BB: 0 P: 3	1B: 3 2B: 2 3B: 1 HR: 0	SF: 0 SAC: 0 DP: 0 HBP: 0						

AB	33
R	5
H	6
RBI	5
BB	9
SO	5
LOB	21

WP: 0 PB: 0 SB: 3 CS: 0 PA: 42

PITCHER		IP	WLS	BF	H	R	ER	SO	BB	IBB	HBP	BLK	WP	HR	S	P	ERA	WHIP
60 Scott Copeland, R ERA: 5.0	(1, 1)	3.0		11	1	0	0	1	1	0	0	0	0	0	12	17	0.00	0.667
49 Brian Ellington, R ERA: 4.91	(4, 1)	1.1		8	2	1	1	1	2	0	0	0	0	0	8	17	6.75	3.000
95 Greg Nappo, L ERA:	(5, 1)	0.2		2	0	0	0	0	0	0	0	0	0	0	2	2	0.00	0.000
30 Hunter Cervenka, L ERA: 5.14	(6, 1)	1.2		9	2	4	4	1	2	0	0	0	0	0	9	17	21.60	2.400
91 Tyler Bremer, R ERA:	(7, 1)	0.1	B	3	1	0	0	0	1	0	0	0	0	0	4	8	0.00	6.000

PITCHER		IP	WLS	BF	H	R	ER	SO	BB	IBB	HBP	BLK	WP	HR	S	P	ERA	WHIP
Tayron Guerrero, R ERA:	(8, 1)	1.0		6	0	0	0	2	3	0	0	0	0	0	9	21	0.00	3.000
Drew Steckenrider, R ERA: 9.0	(9, 1)	1.0		3	0	0	0	0	0	0	0	0	0	0	3	3	0.00	0.000

BOTTOM

Washington Nationals @ Miami Marlins

Roger Dean Stadium, Jupiter, FL

Fri Mar 17 2017, 1:06 PM - 4:44 PM EDT

Att. 3,606 - Cloudy - 73 F

livebaseballscorecards.com

Batter	1	2	3	4	5	6	7	8	9	AB	R	H	RBI	BB	SO	LOB
9 Dee Strange-Gordon, L (1, 4) OBP: 0.286, SLG: 0.406 89 Alex Yarbrough, S (8, 4)	0-0: 11 1B, 11 S, 32 SF9 — 1B	4-0: 11 G6-3, 13 HR — BB		S S S 0-3: K ①		1 SAFE X; 0-0: 11 BB — 1B; 1-3		X; 0-0: SH2-4 ①; 1-2, 2-3		3 2 2 0 1 1 0 0 0 0 0 0 0 0						
11 J.T. Realmuto, R (1, 2) OBP: 0.378, SLG: 0.300 80 Carlos Paulino, R (8, 2) OBP: 0.200, SLG: 0.200	B X; 1-0: 41 1B, 32 SF9, 51 SF7 — 1B; 1-3	X; 0-0: G6-3 ②; 1-2		X 0-0: F8 ②		B B B B 4-0: — BB; 1-2		X; 0-0: FC3-2 ②; 3-H		3 1 1 0 1 0 1 1 0 0 0 0 0 2						
32 Derek Dietrich, L (1, 7) OBP: 0.441, SLG: 0.520 68 Destin Hood, R (2, PR) OBP: 0.316, SLG: 0.455 (3, 7)	X; 0-0: SF9 ①; 1-2, 3-H	H; 1-0: 13 HR — HBP		S S S 0-3: K ③		S F S 0-3: K ②		S S S 0-3: K ③		0 0 0 1 0 0 0 3 1 0 0 0 3 5						
13 Marcell Ozuna, R (1, 8) OBP: 0.306, SLG: 0.618 79 Isaac Galloway, R (8, 8) OBP: 0.333, SLG: 0.421	B B B B 4-0: 19 BB, 41 1B — BB	S B X; 1-1: — HR; 1-H, 2-H			X; 0-0: 87 CS, 41 BB — 1B	X; 0-0: P4 ③			X; 0-0: G5-3 ①	3 1 2 3 1 0 3 1 0 0 0 0 0 0						
41 Justin Bour, L (1, 3) OBP: 0.333, SLG: 0.432 88 Matt Juengel, R (8, 3) OBP: 0.444, SLG: 0.435	X; 0-0: 19 BB — 1B; 1-2, 2-3	X; 0-0: — 2B			B B B B 4-0: — BB; 1-2		X; 0-0: G3 ①; 1-2		X; 0-0: 90 S — 1B	3 0 2 0 1 0 0 1 0 1 0 0 0 0						
51 Ichiro Suzuki, L (1, 9) OBP: 0.167, SLG: 0.136 90 Aaron Knapp, L (8, 9)	X; 0-0: SF7 ②; 3-H	X; 0-0: G3 ③			X; 0-0: L7 ①		X; 0-0: G4-3 ②; 1-2		B X; 1-0: F8 ②; 1-2	3 0 0 1 0 0 4 1 0 0 0 0 0 1						
19 Miguel Rojas, R (1, 5) OBP: 0.385, SLG: 0.667 87 Brian Anderson, R (4, 5) OBP: 0.333, SLG: 0.586	B B B B 4-0: — BB; 1-2, 2-3		X; 0-0: G5-3 ①; 1-2		S S C 0-3: K ② ③; 2-3		X; 0-0: F9 ③; 1-2		2 SAFE B B B B B 4-0: — BB	1 0 0 0 1 0 0 2 0 0 0 1 1 2						
3 Adeiny Hechavarría, R (1, 6) OBP: 0.273, SLG: 0.394 55 Ryan Jackson, R (8, 6) OBP: 0.318, SLG: 0.350	X; 0-0: F8 ③; 1-2, 3-H		X; 0-0: 18 G6-3 — 1B; 1-2			X; 0-0: F8 ①; 1-2		B B B B 4-0: 89 SH2-4, 52 BB, 80 FC3-2 — BB; 1-2	C C C 0-3: K ③	3 0 1 0 0 0 3 1 0 0 0 1 1 2						
18 Tomás Telis, S (1, 10) OBP: 0.346, SLG: 0.391 52 Moisés Sierra, R (8, PH) OBP: 0.462, SLG: 0.458 (9, 10)		X; 0-0: G4-3 ①; 1-2	1 SAFE X; 0-0: G6-3 ② ③; 1-2			X; 0-0: 9 1B — 1B; 1-2		B B B B 4-0: 89 SH2-4 — BB; 1-2		3 0 1 0 0 0 1 0 0 0 0 1 0 0						
Inning Stats	R: 2 E: 0 K: 0 S: 6 / H: 3 LOB: 3 BB: 2 P: 15	R: 3 E: 0 K: 0 S: 6 / H: 2 LOB: 2 BB: 1 P: 12	R: 0 E: 1 K: 0 S: 3 / H: 1 LOB: 1 BB: 0 P: 3	R: 0 E: 0 K: 2 S: 7 / H: 0 LOB: 0 BB: 0 P: 7	R: 0 E: 0 K: 1 S: 5 / H: 1 LOB: 2 BB: 1 P: 9	R: 0 E: 0 K: 1 S: 7 / H: 2 LOB: 3 BB: 1 P: 11	R: 0 E: 0 K: 0 S: 3 / H: 0 LOB: 0 BB: 0 P: 3	R: 0 E: 0 K: 1 S: 5 / H: 0 LOB: 2 BB: 2 P: 13	R: 0 E: 0 K: 1 S: 6 / H: 1 LOB: 2 BB: 1 P: 11	1B: 8 2B: 2 3B: 0 HR: 1 / SF: 2 SAC: 1 DP: 1 HBP: 1							

AB	32
R	5
H	10
RBI	5
BB	8
SO	6
LOB	24

WP: 0 PB: 0 SB: 2 CS: 1 — PA: 44

PITCHER		IP	WLS	BF	H	R	ER	SO	BB	IBB	HBP	BLK	WP	HR	S	P	ERA	WHIP
62 Erick Fedde, R ERA: 5.19	(1, 1)	1.2		13	4	5	5	0	3	0	1	0	0	1	10	25	27.00	4.200
33 Matt Grace, L ERA: 1.8	(2, 1)	1.1		5	2	0	0	0	0	0	0	0	0	0	5	5	0.00	1.500
56 Joe Blanton, R ERA: 3.0	(4, 1)	1.0		3	0	0	0	2	0	0	0	0	0	0	7	7	0.00	0.000
48 Neal Cotts, L ERA:	(5, 1)	1.0		4	1	0	0	1	1	0	0	0	0	0	5	9	0.00	2.000
71 Matt Albers, R ERA:	(6, 1)	1.0		6	2	0	0	1	1	0	0	0	0	0	7	11	0.00	3.000

PITCHER		IP	WLS	BF	H	R	ER	SO	BB	IBB	HBP	BLK	WP	HR	S	P	ERA	WHIP
60 Braulio Lara, L ERA: 7.71	(7, 1)	0.2		2	0	0	0	0	0	0	0	0	0	0	2	2	0.00	0.000
Austin Adams, R ERA: 5.4	(7, 1)	0.1		3	0	0	0	0	2	0	0	0	0	0	1	9	0.00	6.000
80 Jeremy Guthrie, R ERA: 2.16	(8, 1)	2.0		8	1	0	0	2	1	0	0	0	0	0	11	16	0.00	1.000

Miami Marlins @ Detroit Tigers

Publix Field at Joker Marchant Stadium, Lakeland, FL

Sat Mar 18 2017, 1:09 PM - 4:00 PM EDT

Att. 6,503 - Sunny - 76 F

livebaseballscorecards.com

Batter	1	2	3	4	5	6	7	8	9	AB	R	H	RBI	BB	SO	LOB
50 Matthew den Dekker, L (1, 9) OBP: 0.289, SLG: 0.471 52 Moisés Sierra, R (6, 9) OBP: 0.464, SLG: 0.577	G3		P4		F9		HR		F8	3 2	0 1	0 1	0 1	0 0	0 0	1 0
19 Miguel Rojas, R (1, 6) OBP: 0.448, SLG: 0.704 95 KC Serna, R (6, PR) (6, 6) 64 Nick Wittgren, R (7, 1) 91 Avery Romero, R (9, PH) 65 Kelvin Marte, R (9, 1)	32 G3 1B		32 S 1B			28 1B 68 1B 32 HBP 1B	BB		K	3 0 0 1 0 0	0 1 0 0 0 0	3 0 0 0 0 0	0 0 0 0 0 0	0 1 0 0 0 0	0 0 0 0 0 0	0 0 0 1 0 0
32 Derek Dietrich, L (1, 5) OBP: 0.432, SLG: 0.481 87 Brian Anderson, R (6, PR) OBP: 0.344, SLG: 0.613 (6, 5)	G3 1-2		K 1-2			68 1B 28 1B 2 G6-4-3 1-2 HBP	G2-3		2B	2 2	0 1	0 1	0 1	0 0	1 0	2 1
28 Tyler Moore, R (1, 3) OBP: 0.364, SLG: 0.633 88 Matt Juengel, R (6, PR) OBP: 0.414, SLG: 0.400 (6, 3)	F9			K		2 G6-4-3 68 1B 1-2 2-3 1B		G6-3	K	3 2	0 0	1 0	0 0	0 0	1 0	1 1
68 Destin Hood, R (1, 7) OBP: 0.317, SLG: 0.444 90 Austin Dean, R (6, PR) (6, 7)		F9		F9		2 G6-4-3 1-2 2-3 3-H 1B		91 1B 18 1B BB		3 0	0 1	1 0	1 0	0 1	0 0	0 0
2 Brandon Barnes, R (1, 8) OBP: 0.188, SLG: 0.200 48 Severino González, R (6, 1) 91 Peter Mooney, L (7, 6) OBP: 1.000, SLG: 1.000		37 G3-1 1B		L8		G6-4-3 1-2f 2-3 3-H		18 1B 1-2 1B		3 0 1	0 0 0	1 0 1	0 0 0	0 0 0	0 0 0	2 0 0
37 Ramón Cabrera, S (1, 2) OBP: 0.316, SLG: 0.278 18 Tomás Telis, S (7, 2) OBP: 0.370, SLG: 0.417	G3-1 1-2				P5	G4-3		1-3 2-H 1B		3 1	0 0	0 1	0 1	0 0	0 0	3 0
55 Ryan Jackson, R (1, 4) OBP: 0.320, SLG: 0.348 91 Justin Twine, R (7, 4)	K				58 FC2-6 1B		G4-3	K		3 1	0 0	1 0	0 0	0 0	1 1	1 2
58 Dan Straily, R (1, 1) 79 Isaac Galloway, R (6, 8) OBP: 0.304, SLG: 0.381			K		FC2-6 1-2f		K2-3	G5-3		2 2	0 0	0 0	0 0	0 0	1 1	1 2
Inning Stats	R: 0 E: 0 K: 0 S: 5 H: 1 LOB: 1 BB: 0 P: 5	R: 0 E: 0 K: 1 S: 6 H: 1 LOB: 1 BB: 0 P: 6	R: 0 E: 0 K: 2 S: 8 H: 1 LOB: 0 BB: 0 P: 9	R: 0 E: 0 K: 1 S: 5 H: 0 LOB: 0 BB: 0 P: 5	R: 0 E: 0 K: 0 S: 4 H: 1 LOB: 1 BB: 0 P: 4	R: 2 E: 0 K: 0 S: 5 H: 3 LOB: 2 BB: 0 P: 6	R: 1 E: 0 K: 1 S: 6 H: 1 LOB: 1 BB: 1 P: 10	R: 1 E: 0 K: 1 S: 7 H: 2 LOB: 2 BB: 1 P: 11	R: 0 E: 0 K: 2 S: 8 H: 1 LOB: 1 BB: 0 P: 8	1B: 9 2B: 1 3B: 0 HR: 1 SF: 0 SAC: 0 DP: 1 HBP: 1						

TOP	
AB	37
R	4
H	11
RBI	3
BB	2
SO	8
LOB	17

WP: 0 PB: 0 SB: 1 CS: 0 PA: 40

PITCHER		IP	WLS	BF	H	R	ER	SO	BB	IBB	HBP	BLK	WP	HR	S	P	ERA	WHIP
35 Justin Verlander, R ERA: 2.16	(1, 1)	5.0		19	4	0	0	4	0	0	0	0	0	0	28	29	0.00	0.800
30 Alex Wilson, R ERA: 9.45	(6, 1)	1.0	B	6	3	2	2	0	0	0	1	0	0	0	5	6	18.00	3.000
38 Justin Wilson, L ERA: 8.31	(7, 1)	1.0		5	1	1	1	1	1	0	0	0	0	1	6	10	9.00	2.000
21 Mark Lowe, R ERA: 5.4	(8, 1)	1.0		6	2	1	1	1	1	0	0	0	0	0	7	11	9.00	3.000
81 William Cuevas, R ERA:	(9, 1)	1.0	W	4	1	0	0	2	0	0	0	0	0	0	8	8	0.00	1.000

PITCHER		IP	WLS	BF	H	R	ER	SO	BB	IBB	HBP	BLK	WP	HR	S	P	ERA	WHIP

Batter	1	2	3	4	5	6	7	8	9	AB	R	H	RBI	BB	SO	LOB
4 Omar Infante, R (1, 4) OBP: 0.353, SLG: 0.485 95 Kody Eaves, L (7, 4) OBP: 0.500, SLG: 0.333	F X 0-1 2B	X 0-0 ③ G6-3			X 0-0 ① G1-3	B B B B 4-0 BB				3 0 1 0 0 0 0 0 0 0 0 1 0 0						
17 Andrew Romine, S (1, 5) OBP: 0.304, SLG: 0.545 72 Michael Almanzar, R (7, 5)	F F S 0-3 ① K			X 0-0 ① G4-3		X 0-0 8 1B 3B	S S S 0-3 ③ K			3 1 1 0 0 1 1 1 0 0 0 0 1 2						
28 J.D. Martinez, R (1, 9) OBP: 0.275, SLG: 0.459 14 Alex Presley, L (1, PH) OBP: 0.476, SLG: 0.778 (2, 9) 90 David Lough, L (8, 9)	S F C 0-3 ② K			B F X 1-1 HR		X 0-0 ② P6		X 0-0 ① P6		0 0 0 0 0 0 0 3 1 1 1 0 1 2 1 0 0 0 0 0 0						
8 Justin Upton, R (1, 7) OBP: 0.304, SLG: 0.614 88 Jeff McVaney, R (7, 7)	X 0-0 ③ G6-3			X 0-0 1B		X 0-0 3-H 1B		B B B B 4-0 BB		3 0 2 1 0 0 1 0 0 0 0 1 0 0						
84 Brett Pill, R (1, 3) OBP: 0.156, SLG: 0.281 88 James Adduci, L (7, 3)		X 0-0 ① F9		X 0-0 ② F7		X 0-0 ③ P4		S S S 0-3 ② K		3 0 0 0 0 0 2 1 0 0 0 0 1 1						
15 Mikie Mahtook, R (1, 8) OBP: 0.225, SLG: 0.270		C F C 0-3 ② K		C F S 0-3 ③ K			X 0-0 49 G5-3 3B	X 0-0 ③ L4		4 1 1 0 0 2 2						
34 James McCann, R (1, 2) OBP: 0.324, SLG: 0.300 71 Arvicent Perez, R (9, 2)		X 0-0 ③ G3			X 0-0 ① G4-3		B B B B 4-0 49 G5-3 55 E BB	X 0-0 55 2B E6 55 BLK		2 0 0 0 1 0 0 1 1 0 0 0 0 0						
55 John Hicks, R (1, 10) OBP: 0.105, SLG: 0.158			F F S 0-3 ① K		X 0-0 ② G6-3		X 0-0 1-2 FC5 49 G5-3	X 0-0 1-H 93 E 2B		4 1 1 1 0 1 2						
49 Dixon Machado, R (1, 6) OBP: 0.326, SLG: 0.333 93 David Gonzalez, S (8, 6) OBP: 1.000, SLG: 1.000			F S C 0-3 ② K		X 0-0 ③ F8		X 0-0 ① ② G5-3 1-2 2-3f 3-H	X 0-0 2-H E4 1B		3 0 0 0 0 1 2 1 0 1 0 0 0 0						
Inning Stats	R: 0 E: 0 K: 2 S: 9 H: 1 LOB: 1 BB: 0 P: 9	R: 0 E: 0 K: 1 S: 5 H: 0 LOB: 0 BB: 0 P: 5	R: 0 E: 0 K: 2 S: 7 H: 0 LOB: 0 BB: 0 P: 7	R: 1 E: 0 K: 1 S: 8 H: 2 LOB: 1 BB: 0 P: 9	R: 0 E: 0 K: 0 S: 3 H: 0 LOB: 0 BB: 0 P: 3	R: 1 E: 0 K: 0 S: 5 H: 2 LOB: 1 BB: 0 P: 5	R: 1 E: 1 K: 1 S: 6 H: 1 LOB: 2 BB: 2 P: 14	R: 0 E: 0 K: 1 S: 5 H: 0 LOB: 1 BB: 1 P: 9	R: 2 E: 2 K: 0 S: 3 H: 2 LOB: 1 BB: 0 P: 3	1B: 3 2B: 2 3B: 2 HR: 1 SF: 0 SAC: 0 DP: 1 HBP: 0							

BOTTOM

Miami Marlins @ Detroit Tigers

Publix Field at Joker Marchant Stadium, Lakeland, FL

Sat Mar 18 2017, 1:09 PM - 4:00 PM EDT

Att. 6,503 - Sunny - 76 F

livebaseballscorecards.com

AB	33
R	5
H	8
RBI	3
BB	3
SO	8
LOB	15

WP: 0 PB: 0 SB: 0 CS: 0 PA: 36

PITCHER		IP	WLS	BF	H	R	ER	SO	BB	IBB	HBP	BLK	WP	HR	S	P	ERA	WHIP
58 Dan Straily, R ERA: 5.87	(1, 1)	5.0		18	3	1	1	6	0	0	0	0	0	1	32	33	1.80	0.600
48 Severino González, R ERA: 3.38	(6, 1)	1.2	B	10	3	2	1	0	2	0	0	0	0	0	8	16	5.40	3.000
64 Nick Wittgren, R ERA: 5.68	(7, 1)	1.1	H	5	0	0	0	2	1	0	0	0	0	0	8	12	0.00	0.750
65 Kelvin Marte, L ERA: 5.14	(9, 1)	0.0	L	3	2	2	0	0	0	0	0	1	0	0	3	3	∞	∞

PITCHER	IP	WLS	BF	H	R	ER	SO	BB	IBB	HBP	BLK	WP	HR	S	P	ERA	WHIP

Miami Marlins @ New York Mets

First Data Field, Port St. Lucie, FL

Sun Mar 19 2017, 1:10 PM - 4:33 PM EDT

Att. 6,530 - Partly Cloudy - 77 F

livebaseballscorecards.com

TOP

Batter	1	2	3	4	5	6	7	8	9	AB	R	H	RBI	BB	SO	LOB
51 Ichiro Suzuki, L (1, 7) OBP: 0.214, SLG: 0.192	G6-3		3 G6-3 1B			3 3B 1B	G3		K	4	1	2	0	0	0	0
90 Austin Dean, R (7, 7)										1	0	0	0	0	1	0
3 Adeiny Hechavarría, R (1, 6) OBP: 0.297, SLG: 0.459	F9		G6-3 1-2			9 1B 1-H 3B	28 WP 9 E 1B		F9	4	1	2	1	0	0	1
91 Peter Mooney, L (7, 6) OBP: 0.500, SLG: 0.500										1	0	0	0	0	0	0
9 Dee Strange-Gordon, L (1, 4) OBP: 0.308, SLG: 0.400	28 S BB		G4-3			50 PB 50 E 1B 3-H	1 SAFE K 1-2		96 FC6-4 1B	3	1	1	1	1	1	2
67 Ty Washington, R (7, 4) OBP: 1.000, SLG: 1.000										1	0	1	0	0	0	0
28 Tyler Moore, R (1, 3) OBP: 0.324, SLG: 0.559	F9 1-2			G5-3		P4	K 2-3		FC6-4 1-2f	4	0	0	0	0	1	3
95 Greg Nappo, L (7, 1)										0	0	0	0	0	0	0
96 Giovanny Alfonzo, R (9, PH)										1	0	0	0	0	0	1
74 Tyler Kinley, R (9, 1)										0	0	0	0	0	0	0
87 Brandon Cunniff, R (9, 1)										0	0	0	0	0	0	0
50 Matthew den Dekker, L (1, 8) OBP: 0.317, SLG: 0.649		HR		K		3-1 1-H HR		G4-1		3	2	2	2	0	1	0
89 Dexter Kjerstad, R (7, 8)										1	0	0	0	0	0	0
87 Brian Anderson, R (1, 5) OBP: 0.400, SLG: 0.636		2 G6-4-3 1B		1B		4-0 2 HR BB		85 E 1B		2	1	2	0	1	0	0
88 Matt Juengel, R (7, 5) OBP: 0.433, SLG: 0.423										1	0	1	0	0	0	0
2 Brandon Barnes, R (1, 9) OBP: 0.200, SLG: 0.303	G6-4-3 1-2f				G6-3	1-1 1-H HR		K		3	1	1	2	0	0	1
71 Alex Glenn, L (7, 9)										1	0	0	0	0	1	1
80 Carlos Paulino, R (1, 2) OBP: 0.154, SLG: 0.154	K				F9	G4-3		E4 1-2		3	0	0	0	0	1	0
85 Rodrigo Vigil, R (7, 2)										1	0	0	0	0	0	1
62 José Ureña, R (1, 1)			K		K	G6-3		F9		2	0	0	0	0	2	0
99 Hunter Adkins, R (5, 1)										1	0	0	0	0	0	0
98 Taylor Ard, R (7, 3)										1	0	0	0	0	0	2
Inning Stats	R: 0 E: 0 K: 0 S: 3 H: 0 LOB: 1 BB: 1 P: 8	R: 1 E: 0 K: 1 S: 6 H: 2 LOB: 0 BB: 0 P: 6	R: 0 E: 0 K: 1 S: 6 H: 1 LOB: 1 BB: 0 P: 6	R: 0 E: 0 K: 1 S: 5 H: 1 LOB: 1 BB: 0 P: 5	R: 0 E: 0 K: 1 S: 5 H: 0 LOB: 0 BB: 0 P: 5	R: 6 E: 0 K: 0 S: 10 H: 5 LOB: 0 BB: 1 P: 18	R: 0 E: 1 K: 2 S: 8 H: 1 LOB: 1 BB: 0 P: 9	R: 0 E: 1 K: 1 S: 7 H: 1 LOB: 2 BB: 0 P: 7	R: 0 E: 0 K: 1 S: 6 H: 1 LOB: 1 BB: 0 P: 6	1B: 8 2B: 0 3B: 1 HR: 3	SF: 0 SAC: 0 DP: 1 HBP: 0						

	AB	38
	R	7
	H	12
	RBI	6
	BB	2
	SO	8
	LOB	12

WP: 1 PB: 1 SB: 1 CS: 0 PA: 40

PITCHER		IP	WLS	BF	H	R	ER	SO	BB	IBB	HBP	BLK	WP	HR	S	P	ERA	WHIP
48 Jacob deGrom, R ERA: 2.93	(1, 1)	5.1	L	22	7	4	4	4	1	0	0	0	0	1	29	34	6.75	1.500
84 David Roseboom, L ERA: 15.19	(6, 1)	0.0		2	1	1	1	0	1	0	0	0	0	1	2	9	∞	∞
62 Erik Goeddel, R ERA: 9.95	(6, 1)	0.2		3	1	2	2	0	0	0	0	0	0	1	4	5	27.00	1.500
50 Rafael Montero, R ERA: 2.7	(7, 1)	2.0		9	2	0	0	3	0	0	0	0	1	0	15	16	0.00	1.000
91 Cory Burns, R ERA:	(9, 1)	1.0		4	1	0	0	1	0	0	0	0	0	0	6	6	0.00	1.000

PITCHER	IP	WLS	BF	H	R	ER	SO	BB	IBB	HBP	BLK	WP	HR	S	P	ERA	WHIP

Miami Marlins @ New York Mets

First Data Field, Port St. Lucie, FL

Sun Mar 19 2017, 1:10 PM - 4:33 PM EDT

Att. 6,530 - Partly Cloudy - 77 F

BOTTOM

Batter	1	2	3	4	5	6	7	8	9	AB	R	H	RBI	BB	SO	LOB
3 Curtis Granderson, L (1, 8) OBP: 0.351, SLG: 0.471	L7		F7	F8			P5	FC5-4 1-2f	1-2 3-H 1B	3	0	0	0	0	0	3
75 Champ Stuart, R (7, 8) OBP: 0.280, SLG: 0.391										3	0	1	1	0	0	3
13 Asdrúbal Cabrera, S (1, 6) OBP: 0.432, SLG: 0.735	F8		52 1B 1B		20 PB 2B		K		95 2B 93 1B HBP K	3	0	2	0	0	0	0
98 Colby Woodmansee, R (7, 6)										2	1	0	0	0	2	2
52 Yoenis Cespedes, R (1, 7) OBP: 0.444, SLG: 0.909	BB		1-3 1B		K		HBP		93 1B 1-3 71 FC4 2B	2	0	1	0	1	1	1
95 Kevin Kaczmarski, L (7, 7) OBP: 0.600, SLG: 0.778										1	1	1	0	0	0	0
20 Neil Walker, S (1, 4) OBP: 0.368, SLG: 0.618	F8		G3		21 G4-6-3 2-3 BB		F9		71 FC4 93 1B 71 E BB	2	0	0	0	1	0	3
88 J.C. Rodriguez, S (7, 4)										1	1	0	0	1	0	1
21 Lucas Duda, L (1, 3) OBP: 0.345, SLG: 0.704		73 WP 18 G5-3 1B		G4-3	G4-6-3 1-2f			G4-3	71 E 56 1B 1-2 2-3 3-H 1B	3	0	1	0	0	0	2
93 Matt Oberste, R (7, 3) OBP: 0.200, SLG: 0.200										2	1	1	1	0	0	0
18 Travis d'Arnaud, R (1, 2) OBP: 0.410, SLG: 0.559		G5-3 1-2		56 E 73 BB BB		2 FC6-4 BB		F8	FC4 86 FC5-4 56 1B 75 1B 1-3 2-H 3-H	1	0	0	0	2	0	1
71 Xorge Carrillo, R (7, 2) OBP: 0.182, SLG: 0.364										2	1	0	1	0	0	1
73 Travis Taijeron, R (1, 9) OBP: 0.366, SLG: 0.405		K 2-3		56 E 1-2 BB			F9	3B	K	4	0	1	0	1	2	4
56 Ty Kelly, S (1, 5) OBP: 0.400, SLG: 0.200		F7		FC1 1-2 2-3			P6	85 BB BB	86 FC5-4 1-2 3-H 1B	4	0	1	1	1	0	4
48 Jacob deGrom, L (1, 1)			K				FC6-4 1-2f	75 FC5-4 1-2 BB	FC5-4 75 1B 1-2f 2-3	2	0	0	0	0	2	3
84 David Roseboom, L (6, 1)										0	0	0	0	0	0	0
62 Erik Goeddel, R (6, 1)										0	0	0	0	0	0	0
2 Gavin Cecchini, R (6, PH) OBP: 0.440, SLG: 0.609										1	0	0	0	0	0	1
50 Rafael Montero, R (7, 1)										0	0	0	0	0	0	0
85 Enmanuel Zabala, R (8, PH)										0	0	0	0	1	0	0
91 Cory Burns, R (9, 1)										0	0	0	0	0	0	0
86 Blake Tiberi, L (9, PH) OBP: 0.333, SLG: 0.667										1	0	0	0	0	0	2
Inning Stats	R: 0 E: 0 K: 0 S: 3 H: 0 LOB: 1 BB: 1 P: 7	R: 0 E: 0 K: 1 S: 6 H: 1 LOB: 1 BB: 0 P: 7	R: 0 E: 0 K: 1 S: 7 H: 2 LOB: 2 BB: 0 P: 7	R: 0 E: 1 K: 1 S: 6 H: 0 LOB: 3 BB: 2 P: 14	R: 0 E: 0 K: 1 S: 5 H: 1 LOB: 1 BB: 1 P: 9	R: 0 E: 0 K: 0 S: 3 H: 0 LOB: 1 BB: 1 P: 7	R: 0 E: 0 K: 1 S: 5 H: 0 LOB: 1 BB: 0 P: 6	R: 0 E: 0 K: 0 S: 4 H: 1 LOB: 3 BB: 2 P: 12	R: 5 E: 1 K: 2 S: 12 H: 4 LOB: 2 BB: 1 P: 17	1B: 6 2B: 2 3B: 1 HR: 0 SF: 0 SAC: 0 DP: 1 HBP: 2							

livebaseballscorecards.com

AB	37
R	5
H	9
RBI	4
BB	8
SO	7
LOB	31

WP: 1 PA: 47
PB: 1
SB: 0
CS: 0

PITCHER		IP	WLS	BF	H	R	ER	SO	BB	IBB	HBP	BLK	WP	HR	S	P	ERA	WHIP
62 José Ureña, R ERA: 7.2	(1, 1)	4.1	W	22	4	0	0	4	4	0	0	0	1	0	26	43	0.00	1.846
99 Hunter Adkins, R ERA:	(5, 1)	1.2	H	5	0	0	0	0	1	0	0	0	0	0	4	8	0.00	0.600
95 Greg Nappo, L ERA:	(7, 1)	2.0		10	1	0	0	1	2	0	1	0	0	0	9	18	0.00	1.500
74 Tyler Kinley, R ERA: 27.0	(9, 1)	0.1		6	2	5	3	1	1	0	1	0	0	0	6	11	81.00	9.000
87 Brandon Cunniff, R ERA:	(9, 1)	0.2	S	4	2	0	0	1	0	0	0	0	0	0	6	6	0.00	3.000

PITCHER	IP	WLS	BF	H	R	ER	SO	BB	IBB	HBP	BLK	WP	HR	S	P	ERA	WHIP

Washington Nationals @ Miami Marlins

Roger Dean Stadium, Jupiter, FL

Sun Mar 19 2017, 1:10 PM - 4:18 PM EDT

Att. 3,438 - Partly Cloudy - 77 F

livebaseballscorecards.com

TOP

Batter	1	2	3	4	5	6	7	8	9	AB	R	H	RBI	BB	SO	LOB
1 Wilmer Difo, S (1, 6) OBP: 0.400, SLG: 0.514	F7	F8	F8			G6-3		L7		4	0	0	0	0	0	3
90 Adrián Sanchez, R (8, PH) OBP: 0.200, SLG: 0.400 (8, 6)										1	0	0	0	0	0	0
11 Ryan Zimmerman, R (1, 10) OBP: 0.375, SLG: 0.444	8 E 25 2B BB	8 1B 6 1B 2B	6 G5-4-3 1B			HR			G6-3	3	3	3	2	1	0	0
4 Jhonatan Solano, R (9, PH) OBP: 0.765, SLG: 1.067 (9, 10)										1	0	0	0	0	0	0
8 Brian Goodwin, L (1, 9) OBP: 0.256, SLG: 0.156	E3 14 BB 25 2B	25 BB 6 1B 1B	K			G1-3			G5-3	4	2	1	0	0	1	2
95 Caleb Ramsey, L (8, 9) OBP: 0.667, SLG: 0.500										1	0	0	0	0	0	0
6 Anthony Rendon, R (1, 5) OBP: 0.333, SLG: 0.485	K	25 BB 1B	G5-4-3		K		K		93 1B 93 E BB	4	1	1	1	0	2	3
18 Neftali Soto, R (8, 5) OBP: 0.267, SLG: 0.400										0	1	0	0	1	0	0
14 Chris Heisey, R (1, 7) OBP: 0.407, SLG: 0.318	25 2B BB	F7			K		1B		E8 1B	3	1	1	0	1	1	2
93 Joey Butler, R (8, 7) OBP: 1.000, SLG: 1.000										1	0	1	0	0	0	0
25 Clint Robinson, L (1, 3) OBP: 0.263, SLG: 0.206	2B	16 1B BB			K		K		BB	3	1	1	3	1	2	1
19 Brandon Snyder, R (8, 3) OBP: 0.448, SLG: 0.565										0	0	0	0	1	0	0
32 Matt Wieters, S (1, 2) OBP: 0.167, SLG: 0.250	K	K			F7		K		K	3	0	0	0	0	2	4
29 Pedro Severino, R (7, PH) OBP: 0.333, SLG: 0.300 (7, 2)										2	0	0	0	0	2	3
Rafael Bautista, R (1, 8) OBP: 0.333, SLG: 0.375	G5-3	16 1B 1B				11 HR 2B		K		2	0	1	2	0	0	0
93 Zach Collier, L (5, 8) OBP: 0.500, SLG: 1.000										2	1	1	0	0	1	0
16 Emmanuel Burriss, S (1, 4) OBP: 0.222, SLG: 0.240	G4-3	1B				F7		K		3	0	1	1	0	0	1
5 Grant Green, R (7, 4) OBP: 0.265, SLG: 0.333										1	0	0	0	0	1	0
Inning Stats	R: 3 E: 1 K: 2 S: 9 H: 1 LOB: 1 BB: 2 P: 18	R: 0 E: 0 K: 0 S: 3 H: 0 LOB: 0 BB: 0 P: 3	R: 4 E: 0 K: 1 S: 10 H: 5 LOB: 2 BB: 1 P: 14	R: 0 E: 0 K: 1 S: 5 H: 1 LOB: 0 BB: 0 P: 5	R: 0 E: 0 K: 2 S: 7 H: 0 LOB: 0 BB: 0 P: 7	R: 2 E: 0 K: 0 S: 6 H: 2 LOB: 0 BB: 0 P: 8	R: 0 E: 0 K: 3 S: 10 H: 1 LOB: 1 BB: 0 P: 10	R: 0 E: 0 K: 2 S: 7 H: 0 LOB: 0 BB: 0 P: 7	R: 1 E: 1 K: 1 S: 6 H: 1 LOB: 2 BB: 2 P: 14	1B: 7 2B: 3 3B: 0 HR: 1 SF: 0 SAC: 0 DP: 1 HBP: 0							

	AB	38
	R	10
	H	11
	RBI	9
	BB	5
	SO	12
	LOB	19

WP: 0 PB: 0 SB: 0 CS: 0 PA: 43

PITCHER	IP	WLS	BF	H	R	ER	SO	BB	IBB	HBP	BLK	WP	HR	S	P	ERA	WHIP
61 Adam Conley, L (1, 1) ERA: 9.35	2.2	L	17	5	7	4	3	3	0	0	0	0	0	20	33	13.50	3.000
81 Tyler Higgins, R (3, 1) ERA: 2.7	1.1		5	2	0	0	1	0	0	0	0	0	0	7	7	0.00	1.500
40 Javy Guerra, R (5, 1) ERA: 9.0	2.0		8	2	2	2	2	0	0	0	0	0	1	13	15	9.00	1.000
82 Mike Kickham, L (7, 1) ERA:	2.0		7	1	0	0	5	0	0	0	0	0	0	17	17	0.00	0.500
95 Andy Beltre, R (9, 1) ERA:	1.0		6	1	1	0	1	2	0	0	0	0	0	6	14	0.00	3.000

PITCHER	IP	WLS	BF	H	R	ER	SO	BB	IBB	HBP	BLK	WP	HR	S	P	ERA	WHIP

BOTTOM

Batter	1	2	3	4	5	6	7	8	9	AB	R	H	RBI	BB	SO	LOB
19 Miguel Rojas, R (1, 6) OBP: 0.406, SLG: 0.633	G6-3	P2			K		K		F8	3	0	0	0	0	1	0
85 Justin Bohn, R (6, 6)										2	0	0	0	0	1	1
11 J.T. Realmuto, R (1, 2) OBP: 0.375, SLG: 0.333	G4-3		G5-3		2B		1B		F7	3	0	1	0	0	0	0
18 Tomás Telis, S (6, 2) OBP: 0.379, SLG: 0.423										2	0	1	0	0	0	1
41 Justin Bour, L (1, 3) OBP: 0.333, SLG: 0.425	32 BB, 13 1B, 68 1B, 1B		G4-3		L3		F7		G3 1-2	3	1	1	0	0	0	1
94 Dustin Geiger, R (6, 3)										2	0	0	0	0	0	2
13 Marcell Ozuna, R (1, 7) OBP: 0.333, SLG: 0.611	32 BB, 68 1B, 1-2, 1B		G5-3			68 2B, 55 G5-3, BB		91 2B, BB		2	1	1	0	1	0	0
(5, 8)																
75 Kyle Barrett, L (6, PR)										0	2	0	0	1	0	0
(7, 8)																
32 Derek Dietrich, L (1, 5) OBP: 0.425, SLG: 0.448	68 1B, 1-2, 2-3, BB			F8		P5		F9		2	0	0	0	1	0	1
95 David Vidal, R (7, 5)										1	0	0	0	0	0	1
68 Destin Hood, R (1, 9) OBP: 0.364, SLG: 0.538	55 FC6-4, 1-2, 2-H, 3-H, 1B			2B		1-3, 2B		1-H, 2B		3	0	3	2	0	0	0
91 John Norwood, R (7, 9) OBP: 1.000, SLG: 2.000										1	0	1	1	0	0	0
55 Ryan Jackson, R (1, 4) OBP: 0.286, SLG: 0.308	FC6-4, 1-2f			K		G5-3, 3-H		K		3	0	0	1	0	1	5
89 Alex Yarbrough, S (7, 4)										1	0	0	0	0	1	1
79 Isaac Galloway, R (1, 8) OBP: 0.280, SLG: 0.348		K		K		G1-3		F7		2	0	0	0	0	2	1
40 Javy Guerra, R (5, 1)										0	0	0	0	0	0	0
74 Rony Cabrera, R (6, PH)										0	0	0	0	0	0	0
82 Mike Kickham, L (7, 1)										0	0	0	0	0	0	0
95 Zach Sullivan, R (8, PH)										1	0	0	0	0	0	1
95 Andy Beltre, R (9, 1)										0	0	0	0	0	0	0
61 Adam Conley, L (1, 1)		G5-3			L4		G5-3		94 DI, 1B	1	0	0	0	0	0	0
81 Tyler Higgins, R (3, 1)										0	0	0	0	0	0	0
52 Moisés Sierra, R (5, 7) OBP: 0.452, SLG: 0.552										3	0	1	0	0	0	0
Inning Stats	R: 2 E: 0 K: 0 S: 6 / H: 3 LOB: 2 BB: 1 P: 10	R: 0 E: 0 K: 1 S: 5 / H: 0 LOB: 0 BB: 0 P: 8	R: 0 E: 0 K: 0 S: 3 / H: 0 LOB: 0 BB: 0 P: 3	R: 0 E: 0 K: 2 S: 8 / H: 1 LOB: 1 BB: 0 P: 8	R: 0 E: 0 K: 1 S: 6 / H: 1 LOB: 1 BB: 0 P: 6	R: 1 E: 0 K: 0 S: 4 / H: 1 LOB: 2 BB: 1 P: 8	R: 0 E: 0 K: 1 S: 6 / H: 1 LOB: 1 BB: 0 P: 6	R: 1 E: 0 K: 1 S: 6 / H: 1 LOB: 1 BB: 1 P: 10	R: 0 E: 0 K: 0 S: 6 / H: 1 LOB: 1 BB: 0 P: 6	1B: 5 2B: 4 3B: 0 HR: 0	SF: 0 SAC: 0 DP: 0 HBP: 0						

PITCHER		IP	WLS	BF	H	R	ER	SO	BB	IBB	HBP	BLK	WP	HR	S	P	ERA	WHIP
37 Stephen Strasburg, R ERA: 7.3	(1, 1)	4.1	W	18	4	2	2	3	1	0	0	0	0	0	23	30	4.15	1.154
33 Matt Grace, L ERA: 3.0	(5, 1)	1.0		5	1	1	1	1	1	0	0	0	0	0	6	10	9.00	2.000
27 Shawn Kelley, R ERA: 1.93	(6, 1)	1.2		7	2	0	0	1	0	0	0	0	0	0	9	9	0.00	1.200
60 Braulio Lara, L ERA: 7.94	(8, 1)	1.0		5	1	1	1	1	1	0	0	0	0	0	6	10	9.00	2.000
71 Matt Albers, R ERA:	(9, 1)	1.0		4	1	0	0	0	0	0	0	0	0	0	6	6	0.00	1.000

PITCHER	IP	WLS	BF	H	R	ER	SO	BB	IBB	HBP	BLK	WP	HR	S	P	ERA	WHIP

Washington Nationals @ Miami Marlins

Roger Dean Stadium, Jupiter, FL

Sun Mar 19 2017, 1:10 PM - 4:18 PM EDT

Att. 3,438 - Partly Cloudy - 77 F

livebaseballscorecards.com

AB	35
R	4
H	9
RBI	4
BB	3
SO	6
LOB	15

MIAMI

WP: 0 PB: 0 SB: 0 CS: 0 PA: 39

Miami Marlins @ Atlanta Braves

Champion Stadium, Lake Buena Vista, FL

Mon Mar 20 2017, 1:08 PM - 4:06 PM EDT

Att. 5,171 - Sunny - 72 F

TOP

livebaseballscorecards.com

Batter	1	2	3	4	5	6	7	8	9	AB	R	H	RBI	BB	SO	LOB
9 Dee Strange-Gordon, L (1, 4) OBP: 0.310, SLG: 0.421	C X 0-1 ① P5		X 0-0 ③ G6-3		X 0-0 41 PB 2B		B B B B 4-0 BB		X 0-0 ① P6	3	0	1	0	0	0	0
95 David Vidal, R (6, 4)										1	0	0	0	1	0	0
3 Adeiny Hechavarría, R (1, 6) OBP: 0.275, SLG: 0.425	X 0-0 ② G5-3			X 0-0 E6 11 BB 13 BB 87 3B	X 0-0 ① G6-3		X 0-0 ① F9		B B B B 4-0 96 BB 95 3B BB	3	1	0	0	0	0	1
55 Ryan Jackson, R (6, 6) OBP: 0.300, SLG: 0.296										1	1	0	0	1	0	1
41 Justin Bour, L (1, 3) OBP: 0.313, SLG: 0.395	X 0-0 ③ G6-3			X 0-0 ① L8	B X 1-0 ② G3 2-3		X 0-0 ② F7		B B B B 4-0 1-2 95 3B BB	3	0	0	0	0	0	2
96 Branden Berry, R (6, 3)										1	1	0	0	1	0	1
13 Marcell Ozuna, R (1, 8) OBP: 0.357, SLG: 0.684		C B B X 2-1 HR		1 SAFE 1 SAFE B 1 SAFE 1 SAFE B B B 4-0 11 BB 87 3B 1-2 BB	X 0-0 ③ G5-3		S S S 0-3 ③ K		S S S 0-3 ② K	2	2	1	1	1	0	1
79 Isaac Galloway, R (6, 8) OBP: 0.259, SLG: 0.320										2	0	0	0	0	2	3
49 Brian Ellington, R (9, 1)										0	0	0	0	0	0	0
30 Hunter Cervenka, L (9, 1)										0	0	0	0	0	0	0
11 J.T. Realmuto, R (1, 2) OBP: 0.395, SLG: 0.343		S S S 0-3 ① K		B B B B 4-0 87 3B 1-2 2-3 BB		X 0-0 87 G4-6-3 1B		X 0-0 88 S 80 2B 1B	X 0-0 1-H 2-H 3B	2	1	1	0	1	1	0
95 Zach Sullivan, R (6, PR) OBP: 0.667, SLG: 1.333										2	1	2	2	0	0	0
(6, 7)																
87 Brian Anderson, R (1, 5) OBP: 0.421, SLG: 0.694		X 0-0 68 G5-4-3 1B		X 0-0 52 E 1-H 2-H 3-H 3B	X 0-0 ① ② G4-6-3 1-2f			S S S 0-3 ① K 1-2	H 1-0 HBP	3	1	2	3	0	0	1
88 Matt Juengel, R (6, 5) OBP: 0.438, SLG: 0.407										1	0	0	0	0	1	1
68 Destin Hood, R (1, 7) OBP: 0.362, SLG: 0.512		X 0-0 ② ③ G5-4-3 1-2f		X 0-0 ② G4-3		B B B B 4-0 52 2B BB		X 0-0 91 G6-3 2-H 2B	X 0-0 ③ P3	2	1	0	0	1	0	2
80 Carlos Paulino, R (6, 2) OBP: 0.200, SLG: 0.267										2	0	1	1	0	0	2
52 Moisés Sierra, R (1, 9) OBP: 0.441, SLG: 0.563			C C C 0-3 ① K	X 0-0 E1 3-H		X 0-0 1-H 2B		X 0-0 ② G6-3 2-3		3	0	1	1	0	1	0
91 John Norwood, R (6, 9) OBP: 0.500, SLG: 1.000										1	0	0	0	0	0	1
57 Stephen Fife, R (1, 1)			X 0-0 ② G5-3	C C C 0-3 ③ K		S S S 0-3 ③ K		X 0-0 ③ G4-3		2	0	0	0	0	1	1
20 Justin Nicolino, L (5, 1)										2	0	0	0	0	1	3
94 Corey Bird, L (9, 8)										0	0	0	0	0	0	0
Inning Stats	R: 0 H: 0 E: 0 LOB: 0 K: 0 BB: 0 S: 4 P: 4	R: 1 H: 2 E: 0 LOB: 0 K: 1 BB: 0 S: 7 P: 9	R: 0 H: 0 E: 0 LOB: 0 K: 1 BB: 0 S: 5 P: 5	R: 4 H: 1 E: 2 LOB: 1 K: 1 BB: 2 S: 8 P: 16	R: 0 H: 1 E: 0 LOB: 1 K: 0 BB: 0 S: 4 P: 5	R: 1 H: 2 E: 0 LOB: 2 K: 1 BB: 1 S: 6 P: 10	R: 0 H: 0 E: 0 LOB: 1 K: 1 BB: 1 S: 5 P: 9	R: 1 H: 2 E: 0 LOB: 1 K: 1 BB: 0 S: 7 P: 7	R: 2 H: 1 E: 0 LOB: 2 K: 1 BB: 2 S: 6 P: 15	1B: 3 SF: 0 2B: 3 SAC: 0 3B: 2 DP: 2 HR: 1 HBP: 1						

AB	36
R	9
H	9
RBI	8
BB	6
SO	7
LOB	20

WP: 0	PA: 43
PB: 1	
SB: 1	
CS: 0	

PITCHER		IP	WLS	BF	H	R	ER	SO	BB	IBB	HBP	BLK	WP	HR	S	P	ERA	WHIP
19 R.A. Dickey, R ERA: 7.2	(1, 1)	5.2	L	26	6	6	4	3	3	0	0	0	0	1	31	46	6.35	1.588
52 José Ramirez, R ERA: 6.0	(6, 1)	1.1		5	0	0	0	2	1	0	0	0	0	0	8	12	0.00	0.750
46 Ian Krol, L ERA: 6.0	(8, 1)	1.0		5	2	1	1	1	0	0	0	0	0	0	7	7	9.00	2.000
62 Mauricio Cabrera, R ERA: 4.7	(9, 1)	0.2		6	1	2	2	1	2	0	1	0	0	0	5	14	27.00	4.500
71 Manny Barreda, R ERA:	(9, 1)	0.1		1	0	0	0	0	0	0	0	0	0	0	1	1	0.00	0.000

PITCHER		IP	WLS	BF	H	R	ER	SO	BB	IBB	HBP	BLK	WP	HR	S	P	ERA	WHIP

Miami Marlins @ Atlanta Braves

Champion Stadium, Lake Buena Vista, FL

Mon Mar 20 2017, 1:08 PM - 4:06 PM EDT

Att. 5,171 - Sunny - 72 F

BOTTOM

Batter	1	2	3	4	5	6	7	8	9	AB	R	H	RBI	BB	SO	LOB
64 Emilio Bonifácio, S (1, 8) OBP: 0.318, SLG: 0.366 90 Lane Adams, R (7, 8) OBP: 0.318, SLG: 0.350	4 FC6-4 1B	L7			K		F8		K	3 2	0 0	1 0	0 0	0 0	1 1	2 1
4 Brandon Phillips, R (1, 4) OBP: 0.386, SLG: 0.405 74 Ozzie Albies, S (7, 4) OBP: 0.500, SLG: 0.438	FC6-4 22 BB 5 1B 1-2f	G6-3			2-H 1B		G5-3			3 1	0 0	1 0	1 0	0 0	0 0	1 0
5 Freddie Freeman, L (1, 3) OBP: 0.531, SLG: 0.500 18 Blake Lalli, L (7, 3) OBP: 0.095, SLG: 0.050	22 BB 1-2 1B	G3-1			F7			L9		3 1	0 0	1 0	0 0	0 0	0 0	1 0
27 Matt Kemp, R (1, 7) OBP: 0.348, SLG: 0.308 16 Matt Tuiasosopo, R (7, 9) OBP: 0.308, SLG: 0.471	K	F9		F8		G6-3			3 1	0 0	0 0	0 0	0 0	1 0	2 0
22 Nick Markakis, L (1, 9) OBP: 0.349, SLG: 0.378 91 Xavier Avery, L (6, PR) (7, 7)	SAFE 1-2 2-3 BB	G4-3		24 HBP 8 1B BB		G6-3			1 1	0 1	0 0	0 0	0 0	2 0	0 0	0 0
24 Kurt Suzuki, R (1, 2) OBP: 0.440, SLG: 0.696 20 Anthony Recker, R (7, 2) OBP: 0.458, SLG: 0.421	FC6-4 1-2f	F9		8 1B 1-2 HBP			85 L9 83 2B 2B		2 1	0 1	0 1	0 0	0 0	0 0	3 0
8 Jace Peterson, L (1, 6) OBP: 0.241, SLG: 0.216 85 Sean Kazmar Jr., R (7, 6) OBP: 0.222, SLG: 0.167		G4-3		F8		1-3 2-H 1B		L9 2-3		3 1	0 0	1 0	1 0	0 0	0 1	0 1
23 Chase d'Arnaud, R (1, 5) OBP: 0.130, SLG: 0.130		L9			E6 19 SH3-4 4 1B	F7			K	4	1	0	0	0	1	3
19 R.A. Dickey, R (1, 1) OBP: 1.000, SLG: 1.000 52 José Ramírez, R (6, 1) 63 Keith Curcio, L (7, PH) 46 Ian Krol, L (8, 1) 62 Mauricio Cabrera, R (9, 1) 71 Manny Barreda, R (9, 1) 83 Carlos Franco, L (9, PH) OBP: 1.000, SLG: 2.000		1B			1-2 SH3-4		G4-3		3-H 2B	1 0 1 0 0 0 1	0 0 0 0 0 0 0	1 0 0 0 0 0 1	0 0 0 0 0 0 1	0 0 0 0 0 0 0	0 0 0 0 0 0 0	0 0 0 0 0 0 0
Inning Stats	R: 0 E: 0 K: 1 S: 7 H: 2 LOB: 3 BB: 1 P: 11	R: 0 E: 0 K: 0 S: 4 H: 1 LOB: 1 BB: 0 P: 4	R: 0 E: 0 K: 0 S: 3 H: 0 LOB: 0 BB: 0 P: 3	R: 0 E: 0 K: 0 S: 3 H: 0 LOB: 0 BB: 0 P: 3	R: 1 E: 1 K: 1 S: 7 H: 1 LOB: 1 BB: 0 P: 7	R: 1 E: 0 K: 0 S: 3 H: 1 LOB: 2 BB: 1 P: 8	R: 0 E: 0 K: 0 S: 3 H: 0 LOB: 0 BB: 0 P: 3	R: 0 E: 0 K: 0 S: 3 H: 0 LOB: 0 BB: 0 P: 3	R: 1 E: 0 K: 2 S: 9 H: 2 LOB: 1 BB: 0 P: 10	1B: 5 2B: 2 3B: 0 HR: 0	SF: 0 SAC: 1 DP: 0 HBP: 1			WP: 0 PB: 0 SB: 0 CS: 0		PA: 37	

PITCHER	IP	WLS	BF	H	R	ER	SO	BB	IBB	HBP	BLK	WP	HR	S	P	ERA	WHIP
57 Stephen Fife, R (1, 1) ERA: 1.5	4.0	W	16	3	0	0	1	1	0	0	0	0	0	17	21	0.00	1.000
20 Justin Nicolino, L (5, 1) ERA: 5.56	4.0	H	16	2	2	1	1	1	0	1	0	0	0	16	21	2.25	0.750
49 Brian Ellington, R (9, 1) ERA: 5.63	0.2		3	1	1	1	1	0	0	0	0	0	0	5	5	13.50	1.500
30 Hunter Cervenka, L (9, 1) ERA: 4.91	0.1		2	1	0	0	1	0	0	0	0	0	0	4	5	0.00	3.000

PITCHER	IP	WLS	BF	H	R	ER	SO	BB	IBB	HBP	BLK	WP	HR	S	P	ERA	WHIP

livebaseballscorecards.com

Houston Astros @ Miami Marlins

Roger Dean Stadium, Jupiter, FL

Tue Mar 21 2017, 1:09 PM - 3:48 PM EDT

Att. 2,775 - Partly Cloudy - 74 F

TOP

livebaseballscorecards.com

Batter	1	2	3	4	5	6	7	8	9	AB	R	H	RBI	BB	SO	LOB
4 George Springer, R (1, 8) OBP: 0.245, SLG: 0.277	G5-3		9 S 1B			F9		F8		4	0	1	0	0	0	0
75 Jon Kemmer, L (8, 9) OBP: 0.469, SLG: 0.458										0	0	0	0	0	0	0
9 Marwin Gonzalez, S (1, 6) OBP: 0.261, SLG: 0.238	G4-3		1 SAFE D D 2 SAFE S S S 2-3 K 1-2			F7			G6-3	4	0	0	0	0	1	1
82 Mott Hyde, R (9, 4)										0	0	0	0	0	0	0
27 Jose Altuve, R (1, 10) OBP: 0.217, SLG: 0.150	G5-3			G6-3		B2-3			86 1B 2B	4	0	1	0	0	0	0
72 Garrett Stubbs, L (9, PR) (9, 10)										0	0	0	0	0	0	0
16 Brian McCann, L (1, 2) OBP: 0.343, SLG: 0.515		G6-3		F7			F7		F7	2	0	0	0	0	0	0
30 Juan Centeno, L (6, 2) OBP: 0.174, SLG: 0.174										2	0	0	0	0	0	1
10 Yuli Gurriel, R (1, 3) OBP: 0.302, SLG: 0.429		S S S K		B X 1-0 HR			2B		2-3 1B	3	1	2	1	0	1	0
86 Conrad Gregor, L (7, PR) OBP: 0.500, SLG: 0.500										1	0	1	0	0	0	0
(7, 3)																
73 J.D. Davis, R (1, 5) OBP: 0.375, SLG: 0.353		G5-3		S F S K			P4		1 SAFE S S S K	4	0	0	0	0	2	4
77 Derek Fisher, L (1, 7) OBP: 0.389, SLG: 0.483			B X 1-0 HR		S C C K		C S C K			3	1	1	1	0	2	1
6 Jake Marisnick, R (1, 9)			S S S K		X F9			S S S K		3	0	0	0	0	2	0
(8, 8)																
28 Reid Brignac, L (1, 4) OBP: 0.375, SLG: 0.514			S S S K		X F8			X F9		3	0	0	0	0	1	0
83 Jack Mayfield, R (8, 4) OBP: 0.357, SLG: 0.250										0	0	0	0	0	0	0
(9, 6)																
Inning Stats	R: 0 E: 0 K: 0 S: 3 H: 0 LOB: 0 BB: 0 P: 3	R: 0 E: 0 K: 1 S: 5 H: 0 LOB: 0 BB: 0 P: 5	R: 1 E: 0 K: 3 S: 11 H: 2 LOB: 0 BB: 0 P: 14	R: 1 E: 0 K: 1 S: 6 H: 1 LOB: 0 BB: 0 P: 7	R: 0 E: 0 K: 1 S: 5 H: 0 LOB: 0 BB: 0 P: 5	R: 0 E: 0 K: 0 S: 3 H: 0 LOB: 0 BB: 0 P: 3	R: 0 E: 0 K: 1 S: 6 H: 1 LOB: 1 BB: 0 P: 6	R: 0 E: 0 K: 1 S: 5 H: 0 LOB: 0 BB: 0 P: 5	R: 0 E: 0 K: 1 S: 7 H: 2 LOB: 3 BB: 0 P: 7	1B: 2 2B: 2 3B: 0 HR: 2 SF: 0 SAC: 0 DP: 0 HBP: 0	WP: 0 PB: 0 SB: 1 CS: 0 PA: 33					

	AB	33
	R	2
	H	6
	RBI	2
	BB	0
	SO	9
	LOB	7

PITCHER		IP	WLS	BF	H	R	ER	SO	BB	IBB	HBP	BLK	WP	HR	S	P	ERA	WHIP
54 Wei-Yin Chen, L ERA: 3.27	(1, 1)	5.0	L	18	3	2	2	6	0	0	0	0	0	2	30	34	3.60	0.600
29 Brad Ziegler, R ERA:	(6, 1)	1.0		3	0	0	0	0	0	0	0	0	0	0	3	3	0.00	0.000
44 AJ Ramos, R ERA: 9.0	(7, 1)	1.0		4	1	0	0	1	0	0	0	0	0	0	6	6	0.00	1.000
46 Kyle Barraclough, R ERA: 4.5	(8, 1)	1.0		3	0	0	0	1	0	0	0	0	0	0	5	5	0.00	0.000
65 Kelvin Marte, L ERA: 4.5	(9, 1)	1.0		5	2	0	0	1	0	0	0	0	0	0	7	7	0.00	2.000

PITCHER		IP	WLS	BF	H	R	ER	SO	BB	IBB	HBP	BLK	WP	HR	S	P	ERA	WHIP

BOTTOM

Batter	1	2	3	4	5	6	7	8	9	AB	R	H	RBI	BB	SO	LOB
9 Dee Strange-Gordon, L (1, 4) OBP: 0.289, SLG: 0.390	F8		B2-3		L8		K		G6-3	3	0	0	0	0	0	1
67 Ty Washington, R (6, 4) OBP: 0.333, SLG: 0.333										2	0	0	0	0	1	2
51 Ichiro Suzuki, L (1, 7) OBP: 0.226, SLG: 0.241	G4-3		F7		1-3 2B		1-2 BB			3	0	1	0	0	0	0
29 Brad Ziegler, R (6, 1)										0	0	0	0	0	0	0
44 AJ Ramos, R (7, 1)										0	0	0	0	0	0	0
91 Peter Mooney, L (7, PH) OBP: 0.667, SLG: 0.500 (8, 6)										0	0	0	0	1	0	0
28 Tyler Moore, R (1, 3) OBP: 0.300, SLG: 0.514	E9		K		K		K			3	0	0	0	0	2	2
88 Matt Juengel, R (7, 3) OBP: 0.424, SLG: 0.393										1	0	0	0	0	1	2
32 Derek Dietrich, L (1, 5) OBP: 0.419, SLG: 0.438	F8			50 CS 1B		F9		K		3	0	1	0	0	0	1
87 Brian Anderson, R (7, 5) OBP: 0.410, SLG: 0.676										1	0	0	0	0	1	0
2 Brandon Barnes, R (1, 8) OBP: 0.211, SLG: 0.286		G6-3		K		50 FC3-6 BB		F8		2	0	0	0	1	1	1
79 Isaac Galloway, R (7, 8) OBP: 0.250, SLG: 0.308										1	0	0	0	0	0	0
50 Matthew den Dekker, L (1, 9) OBP: 0.295, SLG: 0.600		K 37 CS		K 1-2		FC3-6 1-2f		F9		3	0	0	0	0	2	2
68 Destin Hood, R (7, 9) OBP: 0.354, SLG: 0.500										1	0	0	0	0	0	0
37 Ramón Cabrera, S (1, 2) OBP: 0.304, SLG: 0.273	55 1B 1B 1-2		F9		F8				52 WP BB	3	0	1	0	0	0	1
80 Carlos Paulino, R (7, 2) OBP: 0.250, SLG: 0.267										0	0	0	0	1	0	0
55 Ryan Jackson, R (1, 6) OBP: 0.333, SLG: 0.400	1-3 1B		96 1B 3B			G4-3		K		3	1	2	0	0	0	0
46 Kyle Barraclough, R (8, 1)										0	0	0	0	0	0	0
65 Kelvin Marte, R (9, 1)										0	0	0	0	0	0	0
94 Rehiner Cordova, R (9, PH)										1	0	0	0	0	1	1
54 Wei-Yin Chen, R (1, 1)		K			51 2B 3-H 1B		91 BB 1B		G6-3 1-2	1	0	0	0	0	1	2
96 Giovanny Alfonzo, R (5, PH) OBP: 0.500, SLG: 0.500										1	0	1	1	0	0	0
52 Moisés Sierra, R (6, 7) OBP: 0.444, SLG: 0.559										2	0	1	0	0	0	1

Inning Stats	1	2	3	4	5	6	7	8	9
	R: 0 H: 0 E: 1 LOB: 1 K: 0 BB: 0 S: 4 P: 4	R: 0 H: 2 E: 0 LOB: 2 K: 2 BB: 0 S: 9 P: 9	R: 0 H: 0 E: 0 LOB: 0 K: 1 BB: 0 S: 5 P: 5	R: 0 H: 1 E: 0 LOB: 1 K: 2 BB: 0 S: 7 P: 7	R: 1 H: 3 E: 0 LOB: 2 K: 1 BB: 0 S: 8 P: 8	R: 0 H: 0 E: 0 LOB: 1 K: 0 BB: 1 S: 3 P: 7	R: 0 H: 1 E: 0 LOB: 2 K: 2 BB: 1 S: 8 P: 12	R: 0 H: 0 E: 0 LOB: 0 K: 1 BB: 0 S: 5 P: 5	R: 0 H: 0 E: 0 LOB: 1 K: 1 BB: 1 S: 7 P: 14

	1B	SF	WP	PA
	2	0	2	37
	2	SAC 0	PB 0	
	3	DP 1	SB 0	
	HR 0	HBP 0	CS 2	

PITCHER		IP	WLS	BF	H	R	ER	SO	BB	IBB	HBP	BLK	WP	HR	S	P	ERA	WHIP
54 Mike Fiers, R ERA: 2.16	(1, 1)	4.0	W	15	3	0	0	5	0	0	0	0	1	0	25	25	0.00	0.750
51 James Hoyt, R ERA: 3.0	(5, 1)	1.0	H	6	3	1	1	1	0	0	0	0	0	0	8	8	9.00	3.000
58 C.J. Riefenhauser, L ERA: 2.7	(6, 1)	1.0	H	4	0	0	0	0	1	0	0	0	0	0	3	7	0.00	1.000
45 Michael Feliz, R ERA: 2.89	(7, 1)	0.2	H	4	1	0	0	1	1	0	0	0	0	0	5	9	0.00	3.000
41 Brad Peacock, R ERA: 4.91	(7, 1)	2.1	S	8	0	0	0	3	1	0	0	0	1	0	15	22	0.00	0.429

PITCHER	IP	WLS	BF	H	R	ER	SO	BB	IBB	HBP	BLK	WP	HR	S	P	ERA	WHIP

Houston Astros @ Miami Marlins

Roger Dean Stadium, Jupiter, FL

Tue Mar 21 2017, 1:09 PM - 3:48 PM EDT

Att. 2,775 - Partly Cloudy - 74 F

livebaseballscorecards.com

AB	34
R	1
H	7
RBI	1
BB	3
SO	10
LOB	16

MIAMI

Miami Marlins @ New York Mets

First Data Field, Port St. Lucie, FL

Wed Mar 22 2017, 1:10 PM - 4:37 PM EDT

Att. 5,597 - Sunny - 78 F

TOP

livebaseballscorecards.com

Batter	1	2	3	4	5	6	7	8	9	AB	R	H	RBI	BB	SO	LOB
3 Adeiny Hechavarría, R (1, 6) OBP: 0.295, SLG: 0.455	0-0 11 1B 41 G6-3 2B	0-0 ② G4-3 2-3		0-0 1-2 1B		0-0 ① B2-3	0-0 ③ FC6-4 1-2f		0-0 ② G4-3	4	1	2	0	0	0	1
80 Carlos Paulino, R (6, 2) OBP: 0.222, SLG: 0.235										2	0	0	0	0	0	1
11 J.T. Realmuto, R (1, 2) OBP: 0.426, SLG: 0.410	0-0 41 G6-3 2-3 1B	0-0 3-H 2B		B X 1-0 ③ G3 2-3		0-0 13 WP 41 BB 13 SF8 1B		0-0 ① F8	0-0 2 1B 28 HR 1B	4	1	3	1	0	0	2
85 Justin Bohn, R (6, 6) OBP: 0.250, SLG: 0.250										2	1	1	0	0	0	0
41 Justin Bour, L (1, 3) OBP: 0.308, SLG: 0.370	0-0 ①② G6-3 1-2f 3-H	0-0 ③ G3			0-0 ① L3	B B B B 4-0 13 WP 1-2 BB		0-0 ② F9	0-0 28 HR 1-2 1B	3	0	0	0	1	0	2
2 Brandon Barnes, R (6, 3) OBP: 0.225, SLG: 0.297										2	1	1	0	0	0	0
13 Marcell Ozuna, R (1, 7) OBP: 0.348, SLG: 0.650	C C C 0-3 ③ K		0-0 ① G5-3		B B D 4-0 32 2B 68 E BB	B X 1-0 SF8 1-2 2-H		C B B X 2-1 HR	B B X 2-0 1-H 2-H HR	2	1	0	1	1	1	0
28 Tyler Moore, R (6, 7) OBP: 0.333, SLG: 0.692										2	2	2	4	0	0	0
32 Derek Dietrich, L (1, 5) OBP: 0.447, SLG: 0.471		B B B B 4-0 68 1B 50 2B BB	0-0 ② G3-1		0-0 68 E 50 SF 1-3 2B	H 1-0 68 FC5-4 HBP		B B B B 4-0 37 HR BB	0-0 ③ G4-3	2	2	1	0	1	0	0
87 Brian Anderson, R (6, 5) OBP: 0.415, SLG: 0.658										1	1	0	0	1	0	0
68 Destin Hood, R (1, 9) OBP: 0.346, SLG: 0.478	0-0 50 2B 1-2 1B	0-0 ③ G5-3			0-0 E6 50 SF 55 G6-3 2-3 3-H	0-0 ③ FC5-4 1-2f		B X 1-0 1-H HR		4	2	1	1	0	0	3
40 Javy Guerra, R (6, 1)										0	0	0	0	0	0	0
74 Rony Cabrera, R (8, PH)										0	0	0	0	0	0	0
64 Nick Wittgren, R (8, 1)										0	0	0	0	0	0	0
50 Matthew den Dekker, L (1, 8) OBP: 0.313, SLG: 0.628	0-0 55 1B 60 SH1-4 1-H 2-H 2B	0-0 11 S 3 1B 1B		0-0 SF 55 G6-3 1-3 3-H	S S S 0-3 ① K	0-0 95 PB 1B		0-0 G3	3	1	2	3	0	1	0
79 Isaac Galloway, R (7, 8) OBP: 0.276, SLG: 0.333										1	0	1	0	0	0	0
55 Ryan Jackson, R (1, 4) OBP: 0.333, SLG: 0.394	0-0 3 G4-3 60 SH1-4 11 2B 2-3 1B	0-0 ① F8		0-0 ② G6-3 2-3 3-H	0-0 ② P4	S X 0-1 ③ G1-3 1-2			3	1	1	1	0	0	2
95 David Vidal, R (6, 4)										2	0	0	0	0	0	1
60 Scott Copeland, R (1, 1)	0-0 ① SH1-4 1-2 3-H	0-0 ② F9	S S S 0-3 ③ K		B B B B 4-0 80 FC6-4 BB		0-0 ① G3		0	0	0	1	0	0	0
95 Andy Beltre, R (3, 1)										0	0	0	0	0	0	0
88 Matt Juengel, R (4, PH) OBP: 0.412, SLG: 0.379										1	0	0	0	0	0	1
48 Severino González, R (4, 1)										1	0	0	0	0	1	1
52 Moisés Sierra, R (6, 9) OBP: 0.447, SLG: 0.543										1	0	0	0	1	0	0
Inning Stats	R: 1 E: 0 K: 1 S: 6 H: 2 LOB: 0 BB: 0 P: 6	R: 4 E: 0 K: 0 S: 7 H: 4 LOB: 1 BB: 1 P: 11	R: 0 E: 0 K: 0 S: 3 H: 0 LOB: 0 BB: 0 P: 3	R: 0 E: 0 K: 0 S: 5 H: 2 LOB: 2 BB: 0 P: 6	R: 3 E: 2 K: 1 S: 8 H: 1 LOB: 1 BB: 1 P: 12	R: 1 E: 0 K: 0 S: 4 H: 1 LOB: 2 BB: 1 P: 10	R: 0 E: 0 K: 1 S: 5 H: 0 LOB: 1 BB: 1 P: 9	R: 3 E: 0 K: 0 S: 8 H: 3 LOB: 1 BB: 1 P: 15	R: 3 E: 0 K: 0 S: 6 H: 3 LOB: 0 BB: 0 P: 8	1B: 9 2B: 4 3B: 0 HR: 3 SF: 2 SAC: 1 DP: 1 HBP: 1						

	AB	40
	R	14
	H	15
	RBI	12
	BB	5
	SO	3
	LOB	14

WP: 1 PB: 1 SB: 1 CS: 0 PA: 50

PITCHER		IP	WLS	BF	H	R	ER	SO	BB	IBB	HBP	BLK	WP	HR	S	P	ERA	WHIP
32 Steven Matz, L ERA: 4.26	(1, 1)	4.0		20	8	5	5	1	1	0	0	0	0	0	21	26	11.25	2.250
39 Jerry Blevins, L ERA: 5.4	(5, 1)	0.1	H	1	0	0	0	0	0	0	0	0	0	0	1	1	0.00	0.000
27 Jeurys Familia, R ERA: 6.75	(5, 1)	0.2	B	6	1	3	1	1	1	0	0	0	0	0	7	11	13.50	3.000
45 Zack Wheeler, R ERA: 8.59	(6, 1)	3.0	L	17	4	4	4	1	3	0	1	0	1	2	17	34	12.00	2.333
59 Fernando Salas, R ERA: 16.2	(9, 1)	1.0		6	3	3	3	0	0	0	0	0	0	1	6	8	27.00	3.000

PITCHER	IP	WLS	BF	H	R	ER	SO	BB	IBB	HBP	BLK	WP	HR	S	P	ERA	WHIP

Miami Marlins @ New York Mets

First Data Field, Port St. Lucie, FL

Wed Mar 22 2017, 1:10 PM - 4:37 PM EDT

Att. 5,597 - Sunny - 78 F

BOTTOM

Batter	1	2	3	4	5	6	7	8	9	AB	R	H	RBI	BB	SO	LOB
7 José Reyes, S (1, 5) OBP: 0.278, SLG: 0.188 72 Phillip Evans, R (8, 5) OBP: 0.324, SLG: 0.529	0-0 13 2B 52 G4-3 1B	4-0 52 1B 13 1B 3 G3 BB	0-0 ③ G6-3			0-0 ① G4-3		0-3 ① K		3 2 1 0 1 0 1 1 0 0 0 0 1 0						
13 Asdrúbal Cabrera, S (1, 6) OBP: 0.439, SLG: 0.737 77 Luis Guillorme, L (8, 6) OBP: 0.324, SLG: 0.438	0-0 52 G4-3 3 HR 1-3 2B	0-0 3 G3 52 1B 20 2B 1-2 1B		0-0 ① F7		0-0 ② G3		0-0 ② G3-1		4 2 2 0 0 0 0 1 0 0 0 0 0 0						
52 Yoenis Cespedes, R (1, 7) OBP: 0.475, SLG: 0.886 56 Ty Kelly, S (8, 7) OBP: 0.381, SLG: 0.188	0-0 ① G4-3 2-3 3-H	0-0 3 G3 20 2B 1-2 2-3 1B		4-0 3 F7-4-6-2 BB		4-0 3 HR BB		0-3 ③ K		2 2 1 1 2 0 1 1 0 0 0 0 1 0						
3 Curtis Granderson, L (1, 8) OBP: 0.366, SLG: 0.632 81 Desmond Lindsay, R (8, 8) OBP: 1.000, SLG: 1.000	3-2 3-H HR	0-0 ② G3 1-2 2-3 3-H		0-0 ② ③ F7-4-6-2 1-1		0-2 1-H HR			0-0 86 FC6-4 1B	4 2 2 5 0 0 3 1 0 1 0 0 0 0						
20 Neil Walker, S (1, 4) OBP: 0.381, SLG: 0.632 82 Luis Carpio, R (8, 4) OBP: 0.500, SLG: 0.833	0-0 ② G3	0-0 2-H 3-H 2B			0-0 ① F8	0-0 1B			0-0 ① F8	4 0 2 2 0 0 0 1 0 0 0 0 0 1						
19 Jay Bruce, L (1, 9) OBP: 0.324, SLG: 0.452 86 Gene Cone, L (8, 9)	4-0 21 S BB	0-0 ③ F9			2-2 HR	0-0 ③ F8			0-0 ② FC6-4 94 DI 1-2f	3 1 1 1 1 0 2 1 0 0 0 0 0 1						
21 Lucas Duda, L (1, 3) OBP: 0.333, SLG: 0.633 94 Kevin Taylor, L (8, 3)	2-0 1-2 HBP		0-0 ① G1-3		0-0 ② F8		0-0 ① F7	1-3 ③ K 1-2		3 0 0 0 0 0 0 1 0 0 0 0 1 1						
18 Travis d'Arnaud, R (1, 2) OBP: 0.419, SLG: 0.579 71 Xorge Carrillo, R (8, 2) OBP: 0.167, SLG: 0.333	0-0 ③ G1-6-3		0-0 32 FC6-4 1B		0-0 2B		0-0 ② F8			4 0 2 0 0 0 2 0 0 0 0 0 0 0						
32 Steven Matz, R (1, 1) 39 Jerry Blevins, L (5, 1) 27 Jeurys Familia, R (5, 1) 30 Michael Conforto, L (5, PH) OBP: 0.362, SLG: 0.609 45 Zack Wheeler, L (6, 1) 59 Fernando Salas, R (9, 1)		0-0 ① G4-3	0-0 ② FC6-4 1-2f		0-0 ③ G3-1		0-3 ③ K			2 0 0 0 0 0 1 0 0 0 0 0 0 0 0 0 0 0 0 0 0 1 0 0 0 0 0 1 1 0 0 0 0 1 0 0 0 0 0 0 0 0						
Inning Stats	R: 3 E: 0 K: 0 S: 8 H: 3 LOB: 2 BB: 1 P: 17	R: 3 E: 0 K: 0 S: 6 H: 3 LOB: 1 BB: 1 P: 10	R: 0 E: 0 K: 0 S: 4 H: 1 LOB: 1 BB: 0 P: 4	R: 0 E: 0 K: 0 S: 2 H: 0 LOB: 0 BB: 1 P: 6	R: 1 E: 0 K: 0 S: 7 H: 2 LOB: 1 BB: 0 P: 9	R: 2 E: 0 K: 0 S: 7 H: 2 LOB: 1 BB: 1 P: 11	R: 0 E: 0 K: 1 S: 5 H: 0 LOB: 0 BB: 0 P: 5	R: 0 E: 0 K: 2 S: 7 H: 0 LOB: 0 BB: 0 P: 7	R: 0 E: 0 K: 1 S: 6 H: 1 LOB: 1 BB: 0 P: 7	1B: 6 2B: 4 3B: 0 HR: 3	SF: 0 SAC: 0 DP: 1 HBP: 1						

	AB	38
	R	9
	H	12
	RBI	9
	BB	4
	SO	4
	LOB	14

WP: 0 PB: 0 SB: 1 CS: 0 PA: 43

livebaseballscorecards.com

PITCHER		IP	WLS	BF	H	R	ER	SO	BB	IBB	HBP	BLK	WP	HR	S	P	ERA	WHIP
60 Scott Copeland, R ERA: 9.0	(1, 1)	2.0		15	6	6	6	0	2	0	1	0	0	1	14	27	27.00	4.000
95 Andy Beltre, R ERA:	(3, 1)	1.0		4	1	0	0	0	0	0	0	0	0	0	4	4	0.00	1.000
48 Severino González, R ERA: 3.55	(4, 1)	2.0		8	2	1	1	0	1	0	0	0	0	1	9	15	4.50	1.500
40 Javy Guerra, R ERA: 9.0	(6, 1)	2.0	W	9	2	2	2	1	1	0	0	0	0	1	12	16	9.00	1.500
64 Nick Wittgren, R ERA: 4.32	(8, 1)	2.0	S	7	1	0	0	3	0	0	0	0	0	0	13	14	0.00	0.500

PITCHER		IP	WLS	BF	H	R	ER	SO	BB	IBB	HBP	BLK	WP	HR	S	P	ERA	WHIP

Batter	1	2	3	4	5	6	7	8	9	AB	R	H	RBI	BB	SO	LOB
9 Dee Strange-Gordon, L (1, 4) OBP: 0.306, SLG: 0.400 94 Rehiner Cordova, R (7, PR) (7, 4)	B X 1-0 G5-3 ①	1 SAFE X 0-0 1-2 2-H 1B			X 0-0 G1-3 ①		X 0-0 1B		B F B S X 2-2 G6-3 ③	4 1	0 0	2 0	1 0	0 0	0 0	0 1
11 J.T. Realmuto, R (1, 2) OBP: 0.400, SLG: 0.381 36 Edinson Volquez, R (5, 1) 25 Junichi Tazawa, R (8, 1)	X 0-0 G5-3 ②	X 0-0 F9 ③			S S S 0-3 K ②		M C C 0-3 K ②			3 1 0	0 0 0	0 0 0	0 0 0	0 0 0	1 1 0	2 1 0
41 Justin Bour, L (1, 3) OBP: 0.327, SLG: 0.396 28 Tyler Moore, R (6, 3) OBP: 0.326, SLG: 0.675 (7, 7)	B B B B 4-0 13 FC6-4 BB		X 0-0 G4-3 ①		X 0-0 2B		S C S 0-3 K ③			2 1	0 0	1 0	0 0	1 0	0 1	0 1
13 Marcell Ozuna, R (1, 7) OBP: 0.327, SLG: 0.605 88 Matt Juengel, R (7, 3) OBP: 0.400, SLG: 0.367	X 0-0 FC6-4 ③ 1-2f		X 0-0 F9 ②		X 0-0 G5-3 ③			X 0-0 G6-3 ①		3 1	0 0	0 0	0 0	0 0	0 0	2 0
32 Derek Dietrich, L (1, 5) OBP: 0.460, SLG: 0.514 87 Brian Anderson, R (6, 5) OBP: 0.429, SLG: 0.667		X 0-0 51 E 2 1B 2B	X 0-0 G6-3 ③			X 0-0 3 G5-4-3 1B		X 0-0 55 G6-4-3 1B		3 1	1 0	2 1	0 0	0 0	0 0	0 0
3 Adeiny Hechavarría, R (1, 6) OBP: 0.298, SLG: 0.447 55 Ryan Jackson, R (6, 6) OBP: 0.324, SLG: 0.382		X 0-0 P3 ①		X 0-0 51 E 51 1B 2 G6-4-3 1B		X 0-0 G5-4-3 ①② 1-2f		X 0-0 G6-4-3 ②③ 1-2f		3 1	1 0	1 0	0 0	0 0	0 0	2 1
51 Ichiro Suzuki, L (1, 9) OBP: 0.265, SLG: 0.281 52 Moisés Sierra, R (6, 9) OBP: 0.462, SLG: 0.583		X 0-0 E1 2 1B 9 1B 2-3		X 0-0 E9 2 G6-4-3 1-3 1B		X 0-0 1B			X 0-0 2B	3 1	1 0	2 1	0 0	0 0	0 0	1 0
2 Brandon Barnes, R (1, 8) OBP: 0.233, SLG: 0.300 50 Matthew den Dekker, L (6, 8) OBP: 0.306, SLG: 0.614		X 0-0 9 1B 1-2 3-H 1B		X 0-0 G6-4-3 ①② 1-2f 3-H		S S S 0-3 K ③			S S S 0-3 K ①	3 1	0 0	1 0	1 0	0 0	1 1	2 1
58 Dan Straily, R (1, 1) 74 Rony Cabrera, R (5, 2)	T C C 0-3 K ②		X 0-0 G6-3 ③				X 0-0 G6-3 ①		X 0-0 P6 ②	2 0	0 0	0 0	0 0	0 0	1 0	2 0
Inning Stats	R: 0 E: 0 K: 0 S: 3 H: 0 LOB: 1 BB: 1 P: 8	R: 2 E: 1 K: 1 S: 9 H: 3 LOB: 2 BB: 0 P: 9	R: 0 E: 0 K: 0 S: 3 H: 0 LOB: 0 BB: 0 P: 3	R: 1 E: 1 K: 0 S: 4 H: 2 LOB: 0 BB: 0 P: 4	R: 0 E: 0 K: 1 S: 6 H: 1 LOB: 1 BB: 0 P: 6	R: 0 E: 0 K: 1 S: 6 H: 2 LOB: 1 BB: 0 P: 6	R: 0 E: 0 K: 2 S: 8 H: 1 LOB: 1 BB: 0 P: 8	R: 0 E: 0 K: 0 S: 3 H: 1 LOB: 0 BB: 0 P: 3	R: 0 E: 0 K: 1 S: 8 H: 1 LOB: 1 BB: 0 P: 10	1B: 8 2B: 3 3B: 0 HR: 0 SF: 0 SAC: 0 DP: 3 HBP: 0						

PITCHER	IP	WLS	BF	H	R	ER	SO	BB	IBB	HBP	BLK	WP	HR	S	P	ERA	WHIP
50 Adam Wainwright, R (1, 1) ERA: 8.59	4.0		18	5	3	1	1	1	0	0	0	0	0	19	24	2.25	1.500
67 Matt Bowman, R (5, 1) ERA:	2.0	W	8	3	0	0	2	0	0	0	0	0	0	12	12	0.00	1.500
26 Seunghwan Oh, R (7, 1) ERA: 6.75	1.0	H	4	1	0	0	2	0	0	0	0	0	0	8	8	0.00	1.000
89 Arturo Reyes, R (8, 1) ERA: 4.35	1.0	H	3	1	0	0	0	0	0	0	0	0	0	3	3	0.00	1.000
46 Kevin Siegrist, L (9, 1) ERA: 1.8	1.0	S	4	1	0	0	1	0	0	0	0	0	0	8	10	0.00	1.000

PITCHER	IP	WLS	BF	H	R	ER	SO	BB	IBB	HBP	BLK	WP	HR	S	P	ERA	WHIP

TOP

Miami Marlins @ St. Louis Cardinals

Roger Dean Stadium, Jupiter, FL

Thu Mar 23 2017, 1:08 PM - 3:58 PM EDT

Att. 5,948 - Overcast - 75 F

livebaseballscorecards.com

AB	34
R	3
H	11
RBI	2
BB	1
SO	6
LOB	16

MIAMI

WP: 0 PB: 0 SB: 0 CS: 0 PA: 37

Batter	1	2	3	4	5	6	7	8	9	AB	R	H	RBI	BB	SO	LOB
16 Kolten Wong, L (1, 4) OBP: 0.277, SLG: 0.262	STC 0-3 ① K	x 0-0 1-H 2-H 3B			x 0-0 ① F7	SSS 0-3 ③ K		x 0-0 ② L9		3	0	1	2	0	1	0
65 Chad Huffman, R (6, 3) OBP: 0.324, SLG: 0.194										2	0	0	0	0	1	5
36 Aledmys Díaz, R (1, 6) OBP: 0.378, SLG: 0.441	x 0-0 2B	x 0-0 ③ G5-3			BBB 4-0 BB		x 0-0 90 S 90 E 1B	x 0-0 ③ G5-3		2	0	1	0	1	0	1
75 Adolis García, R (5, PR) (6, 8) OBP: 0.273, SLG: 0.444										2	1	1	0	0	0	3
13 Matt Carpenter, L (1, 3) OBP: 0.318, SLG: 0.556	SSC 0-3 ② K		x 0-0 ① G3		x 0-0 ② F7		BBX 2-0 ① P6 1-H			3	0	0	0	0	1	2
90 Nick Martini, L (6, 7) OBP: 0.500, SLG: 1.000										1	0	0	0	0	0	0
55 Stephen Piscotty, R (1, 9) OBP: 0.271, SLG: 0.195	x 0-0 ③ L7		SSS 0-3 ② K		x 0-0 ③ F8		x 0-0 ② G6-3			3	0	0	0	0	1	2
66 Wilfredo Tovar, R (6, 6) OBP: 0.182, SLG: 0.188										1	0	0	0	0	0	0
3 Jedd Gyorko, R (1, 5) OBP: 0.308, SLG: 0.528		x 0-0 ① F9	x 0-0 ③ G6-3			x 0-0 86 S 86 1B 1B	x 0-0 ③ G5-3			2	0	0	0	0	0	0
88 Harrison Bader, R (6, 9) OBP: 0.375, SLG: 0.523										2	1	1	0	0	0	0
15 Randal Grichuk, R (1, 8) OBP: 0.298, SLG: 0.500		x 0-0 58 FC6-2 3B		x 0-0 ① G6-3		x 0-0 ① L7		x 0-0 ① F9		2	0	1	0	0	0	0
87 Paul DeJong, R (6, 4) OBP: 0.286, SLG: 0.432										2	0	0	0	0	0	1
58 José Martínez, R (1, 7) OBP: 0.490, SLG: 0.786		x 0-0 ② FC6-2 68 1B 50 1B 3-H		x 0-0 ② G5-3		BX 1-0 35 S 1-H 1B		x 0-0 71 S 2B		2	1	0	0	0	0	1
86 Patrick Wisdom, R (6, 5) OBP: 0.382, SLG: 0.679										2	0	2	1	0	0	0
68 Alberto Rosario, R (1, 2) OBP: 0.636, SLG: 0.700		x 0-0 50 1B 16 3B 1-3 1B		x 0-0 1B		BBBB 4-0 35 S BB		BBBB 4-0 97 BB 2-3 BB		2	1	2	0	1	0	0
71 Carson Kelly, R (8, 2) OBP: 0.314, SLG: 0.179										0	0	0	0	1	0	0
50 Adam Wainwright, R (1, 1) OBP: 0.500, SLG: 0.500		x 0-0 16 3B 1-2 3-H 1B		x 0-0 ③ F8		BBDSCS 3-3 ② K 1-2 2-3		BBBB 4-0 1-2 BB		1	1	1	1	0	0	0
32 Matt Adams, L (4, PH) OBP: 0.333, SLG: 0.622										1	0	0	0	0	0	1
67 Matt Bowman, R (5, 1)										0	0	0	0	0	0	0
35 Greg Garcia, L (6, PH) OBP: 0.395, SLG: 0.590										1	0	0	0	0	1	2
26 Seunghwan Oh, R (7, 1)										0	0	0	0	0	0	0
89 Arturo Reyes, R (8, 1)										0	0	0	0	0	0	0
97 Luke Voit, R (8, PH) OBP: 0.667, SLG: 2.000										0	0	0	0	1	0	0
46 Kevin Siegrist, L (9, 1)										0	0	0	0	0	0	0
Inning Stats	R: 0 H: 1 E: 0 LOB: 1 K: 2 BB: 0 S: 8 P: 8	R: 3 H: 4 E: 0 LOB: 1 K: 0 BB: 0 S: 7 P: 7	R: 0 H: 0 E: 0 LOB: 0 K: 1 BB: 0 S: 5 P: 5	R: 0 H: 1 E: 0 LOB: 1 K: 0 BB: 0 S: 4 P: 4	R: 0 H: 0 E: 0 LOB: 1 K: 0 BB: 1 S: 3 P: 7	R: 1 H: 2 E: 0 LOB: 2 K: 2 BB: 1 S: 9 P: 17	R: 1 H: 1 E: 0 LOB: 0 K: 0 BB: 0 S: 4 P: 6	R: 0 H: 1 E: 0 LOB: 3 K: 0 BB: 2 S: 4 P: 12		1B: 6 SF: 0 2B: 2 SAC: 0 3B: 2 DP: 0 HR: 0 HBP: 0						

BOTTOM

Miami Marlins @ St. Louis Cardinals

Roger Dean Stadium, Jupiter, FL

Thu Mar 23 2017, 1:08 PM - 3:58 PM EDT

Att. 5,948 - Overcast - 75 F

livebaseballscorecards.com

AB	34
R	5
H	10
RBI	4
BB	4
SO	5
LOB	18

WP: 0 PA: 38
PB: 0
SB: 5
CS: 0

PITCHER		IP	WLS	BF	H	R	ER	SO	BB	IBB	HBP	BLK	WP	HR	S	P	ERA	WHIP
58 Dan Straily, R ERA: 6.17	(1, 1)	4.0		18	6	3	3	3	0	0	0	0	0	0	24	24	6.75	1.500
36 Edinson Volquez, R ERA: 2.89	(5, 1)	3.0	L	14	3	2	1	2	2	0	0	0	0	0	16	30	3.00	1.667
25 Junichi Tazawa, R ERA:	(8, 1)	1.0		6	1	0	0	0	2	0	0	0	0	0	4	12	0.00	3.000

PITCHER	IP	WLS	BF	H	R	ER	SO	BB	IBB	HBP	BLK	WP	HR	S	P	ERA	WHIP

Batter	1	2	3	4	5	6	7	8	9	AB	R	H	RBI	BB	SO	LOB
1 Wilmer Difo, S (1, 6) OBP: 0.354, SLG: 0.455	B X 1-0 ① P6		X 0-0 ① 1B		X 0-0 ③ G6-3			X 0-0 ① FC4-6 8 WP 8 S 1-2f		4	0	1	0	0	0	1
8 Brian Goodwin, L (1, 9) OBP: 0.220, SLG: 0.119	S C C 0-3 ② K		S T S 0-3 ① K			X 0-0 ① G6-3		B B B B 4-0 26 G4-6-3 1-3 BB		3	0	0	0	1	2	1
26 Adam Lind, L (1, 3) OBP: 0.214, SLG: 0.225	X 0-0 ③ G6-3		1 SAFE 1 SAFE X 0-0 ② F7			X 0-0 ② F9		X 0-0 ②③ G4-6-3 1-2f		4	0	0	0	0	0	3
25 Clint Robinson, L (1, 10) OBP: 0.304, SLG: 0.268 4 Jhonatan Solano, R (9, PH) OBP: 0.650, SLG: 0.889		X 0-0 10 1B 2B	X 0-0 ③ F9			X 0-0 1B			X 0-0 ① G6-3	3 1	0 0	2 0	0 0	0 0	0 0	1 0
10 Stephen Drew, L (1, 4) OBP: 0.273, SLG: 0.282		X 0-0 16 CI 2-3 1B		X 0-0 ① G3-1		X 0-0 ③ F9			X 0-0 ② F7	4	0	1	0	0	0	1
14 Chris Heisey, R (1, 7) OBP: 0.324, SLG: 0.250		1 SAFE F F C 0-3 ① K		X 0-0 ② G4-3			X 0-0 5 FC5-4 1B		B B F B S S 3-3 ③ K	4	0	1	0	0	2	2
16 Emmanuel Burriss, S (1, 5) OBP: 0.281, SLG: 0.310 5 Grant Green, R (6, 5) OBP: 0.257, SLG: 0.323		F 0-1 CI 1-2		X 0-0 ③ G4-3			X 0-0 ① FC5-4 29 G5-4-3 1-2f			1 1	0 0	0 0	0 0	0 0	0 0	0 1
59 Jose Lobaton, S (1, 2) OBP: 0.259, SLG: 0.250 29 Pedro Severino, R (7, PH) OBP: 0.333, SLG: 0.348 (7, 2)		S S S 0-3 ② K			X 0-0 93 G3-6 1B		X 0-0 ②③ G5-4-3 1-2f			2 1	0 0	1 0	0 0	0 0	1 0	3 1
93 Zach Collier, L (1, 8) OBP: 0.400, SLG: 0.600 68 Andrew Stevenson, L (6, 8) OBP: 0.385, SLG: 0.583		S S S 0-3 ③ K			X 0-0 ①② G3-6 1-2f			B B B B 4-0 1 FC4-6 BB		2 0	0 0	0 0	0 0	0 1	1 0	4 0
Inning Stats	R: 0 E: 0 K: 1 S: 5 H: 0 LOB: 0 BB: 0 P: 6	R: 0 E: 1 K: 3 S: 12 H: 2 LOB: 3 BB: 0 P: 12	R: 0 E: 0 K: 1 S: 6 H: 1 LOB: 1 BB: 0 P: 6	R: 0 E: 0 K: 0 S: 3 H: 0 LOB: 0 BB: 0 P: 3	R: 0 E: 0 K: 0 S: 3 H: 1 LOB: 0 BB: 0 P: 3	R: 0 E: 0 K: 0 S: 4 H: 1 LOB: 1 BB: 0 P: 4	R: 0 E: 0 K: 0 S: 3 H: 1 LOB: 0 BB: 0 P: 3	R: 0 E: 0 K: 0 S: 2 H: 0 LOB: 1 BB: 2 P: 10	R: 0 E: 0 K: 1 S: 5 H: 0 LOB: 0 BB: 0 P: 8	1B: 5 2B: 1 3B: 0 HR: 0 SF: 0 SAC: 0 DP: 3 HBP: 0						

PITCHER		IP	WLS	BF	H	R	ER	SO	BB	IBB	HBP	BLK	WP	HR	S	P	ERA	WHIP
62 José Ureña, R ERA: 5.14	(1, 1)	4.0	W	16	3	0	0	5	0	0	0	0	0	0	26	27	0.00	0.750
61 Adam Conley, L ERA: 6.94	(5, 1)	3.0	H	10	3	0	0	0	0	0	0	0	0	0	10	10	0.00	1.000
49 Brian Ellington, R ERA: 5.0	(8, 1)	1.0	H	4	0	0	0	0	2	0	0	0	1	0	2	10	0.00	2.000
30 Hunter Cervenka, L ERA: 4.32	(9, 1)	1.0	S	3	0	0	0	1	0	0	0	0	0	0	5	8	0.00	0.000

PITCHER	IP	WLS	BF	H	R	ER	SO	BB	IBB	HBP	BLK	WP	HR	S	P	ERA	WHIP

TOP

Washington Nationals @ Miami Marlins

Roger Dean Stadium, Jupiter, FL

Fri Mar 24 2017, 7:12 PM - 9:55 PM EDT

Att. 3,689 - Partly Cloudy - 75 F

livebaseballscorecards.com

AB	30
R	0
H	6
RBI	0
BB	2
SO	6
LOB	18

WP: 1 PA: 33
PB: 0
SB: 1
CS: 0

Batter	1	2	3	4	5	6	7	8	9	AB	R	H	RBI	BB	SO	LOB
9 Dee Strange-Gordon, L (1, 4) OBP: 0.308, SLG: 0.383 89 Alex Yarbrough, S (6, 4) OBP: 0.500, SLG: 0.500	BBBB 4-0 3 G6-3 BB		STS 0-3 K		X 0-0 L1			X 0-0 55 FC6-2-5 94 1B 1-3 1B		2 0 0 0 1 1 0 1 1 1 0 0 0 0						
3 Adeiny Hechavarría, R (1, 6) OBP: 0.300, SLG: 0.440 55 Ryan Jackson, R (7, 6) OBP: 0.316, SLG: 0.371	X 0-0 ①② G6-3 1-2f			X 0-0 51 S 51 1B 1B		X 0-0 ① F9		X 0-0 ① FC6-2-5 94 1B 1-2 3-H		3 1 1 0 0 0 1 1 0 0 0 0 0 2						
41 Justin Bour, L (1, 3) OBP: 0.328, SLG: 0.380 94 Dustin Geiger, R (6, PR) OBP: 0.333, SLG: 0.333 (7, 3)	X 0-0 ③ G5-3			1 SAFE SST 0-2 ① K		BBBB 4-0 13 G1-6-3 BB		X 0-0 1-2 2-H 1B		2 0 0 0 1 1 1 1 0 1 1 0 0 0						
13 Marcell Ozuna, R (1, 7) OBP: 0.308, SLG: 0.565 71 Alex Glenn, L (7, 7)		X 0-0 ① G3-1		X 0-0 ② F7		X 0-0 ②③ G1-6-3 1-2f		SSC 0-3 ② K		3 0 0 0 0 0 2 1 0 0 0 0 1 2						
51 Ichiro Suzuki, L (1, 9) OBP: 0.297, SLG: 0.314 74 Rony Cabrera, R (8, 2)		X 0-0 19 G4-3 1B		BX 1-0 ① 19 2B 1-H 1B			SSC 0-3 ① K	X 0-0 ③ L3		3 1 2 1 0 1 0 0 0 0 0 0 0 0						
19 Miguel Rojas, R (1, 5) OBP: 0.429, SLG: 0.667 88 J.J. Gould, R (7, PR) (8, 5)		X 0-0 ② G4-3 1-2		X 0-0 1-H 2B			X 0-0 2 FC6-4 1B			3 0 2 1 0 0 1 0 0 0 0 0 0 0						
50 Matthew den Dekker, L (1, 8) OBP: 0.284, SLG: 0.587 2 Brandon Barnes, R (7, 8) OBP: 0.227, SLG: 0.293		X 0-0 ③ G4-3		X 0-0 ③ G3			X 0-0 ② FC6-4 80 FC6-4 1-2f			2 0 0 0 0 0 2 1 0 0 0 0 0 1						
80 Carlos Paulino, R (1, 2) OBP: 0.190, SLG: 0.200 95 Zach Sullivan, R (8, 9) OBP: 0.667, SLG: 1.333			X 0-0 ① G5-3		SCS 0-3 ① K		X 0-0 ③ FC6-4 1-2f			3 0 0 0 0 1 1 0 0 0 0 0 0 0						
62 José Ureña, R (1, 1) 61 Adam Conley, L (5, 1) 49 Brian Ellington, R (8, 1) 28 Tyler Moore, R (8, PH) OBP: 0.341, SLG: 0.683 30 Hunter Cervenka, L (9, 1)			X 0-0 ② B1-3		X 0-0 ② G1-3			BBSX 2-1 89 1B 55 FC6-2-5 1B		1 0 0 0 0 0 0 1 0 0 0 0 0 0 0 0 0 0 0 0 0 1 0 1 0 0 0 0 0 0 0 0 0 0 0						
Inning Stats	R: 0 H: 0 E: 0 LOB: 0 K: 0 BB: 1 S: 2 P: 6	R: 0 H: 1 E: 0 LOB: 1 K: 0 BB: 0 S: 4 P: 4	R: 0 H: 0 E: 0 LOB: 0 K: 1 BB: 0 S: 5 P: 5	R: 2 H: 3 E: 0 LOB: 1 K: 1 BB: 0 S: 8 P: 9	R: 0 H: 0 E: 0 LOB: 0 K: 1 BB: 0 S: 5 P: 5	R: 0 H: 0 E: 0 LOB: 1 K: 0 BB: 1 S: 2 P: 6	R: 0 H: 1 E: 0 LOB: 1 K: 1 BB: 0 S: 6 P: 6	R: 1 H: 3 E: 0 LOB: 2 K: 1 BB: 0 S: 9 P: 11		1B: 7 SF: 0 2B: 1 SAC: 0 3B: 0 DP: 2 HR: 0 HBP: 0				WP: 0 PA: 32 PB: 0 SB: 1 CS: 0		

PITCHER	IP	WLS	BF	H	R	ER	SO	BB	IBB	HBP	BLK	WP	HR	S	P	ERA	WHIP
38 Jacob Turner, R (1, 1) ERA: 5.14	4.1	L	17	4	2	2	3	1	0	0	0	0	0	22	27	4.15	1.154
33 Matt Grace, L (5, 1) ERA: 2.45	0.2		2	0	0	0	0	0	0	0	0	0	0	2	2	0.00	0.000
50 Vance Worley, R (6, 1) ERA: 5.02	2.0		7	1	0	0	1	1	0	0	0	0	0	8	12	0.00	1.000
49 Dustin Antolin, R (8, 1) ERA: 6.0	0.2		5	3	1	1	1	0	0	0	0	0	0	8	10	13.50	4.500
60 Braulio Lara, L (8, 1) ERA: 7.5	0.1		1	0	0	0	0	0	0	0	0	0	0	1	1	0.00	0.000

PITCHER	IP	WLS	BF	H	R	ER	SO	BB	IBB	HBP	BLK	WP	HR	S	P	ERA	WHIP

BOTTOM

Washington Nationals @ Miami Marlins

Roger Dean Stadium, Jupiter, FL

Fri Mar 24 2017, 7:12 PM - 9:55 PM EDT

Att. 3,689 - Partly Cloudy - 75 F

livebaseballscorecards.com

AB	29
R	3
H	8
RBI	3
BB	2
SO	5
LOB	13

MIAMI

Batter	1	2	3	4	5	6	7	8	9	AB	R	H	RBI	BB	SO	LOB
25 Dexter Fowler, S (1, 8) OBP: 0.455, SLG: 0.500	B X 1-0 ① F8		X 0-0 ② G4-3 2-3		X 0-0 ③ F9			S S S 0-3 ① K		3	0	0	0	0	0	3
75 Adolis García, R (5, 8) OBP: 0.231, SLG: 0.364										1	0	0	0	0	1	1
3 Jedd Gyorko, R (1, 5) OBP: 0.289, SLG: 0.463	X 0-0 ② G6-3		X 0-0 ③ G1-3			X 0-0 ① F8		X 0-0 ②③ G4-6-3 1-2f		3	0	0	0	0	0	1
68 Alberto Rosario, R (6, 2) OBP: 0.583, SLG: 0.636										1	0	0	0	0	0	1
13 Matt Carpenter, L (1, 3) OBP: 0.280, SLG: 0.476	S S S 0-3 ③ K			S S C 0-3 ① K		S S S 0-3 ② K			X 0-0 16 G4-3 16 WP 1B	3	0	0	0	0	3	0
21 Brett Cecil, R (6, 1)										0	0	0	0	0	0	0
88 Harrison Bader, R (7, 7) OBP: 0.400, SLG: 0.543										1	0	1	0	0	0	0
27 Jhonny Peralta, R (1, 6) OBP: 0.234, SLG: 0.405		X 0-0 ① F9		X 0-0 ② F9		X 0-0 ③ G3			B X 1-0 ① G4-3 1-3	2	0	0	0	0	0	0
16 Kolten Wong, L (4, 4) OBP: 0.265, SLG: 0.250										2	0	0	0	0	0	1
55 Stephen Piscotty, R (1, 9) OBP: 0.250, SLG: 0.178		X 0-0 ② G3-1		X 0-0 ③ G4-3			S S S 0-3 ① K		S S S 0-3 ② K	4	0	0	0	0	2	1
15 Randal Grichuk, R (1, 7) OBP: 0.300, SLG: 0.489		X 0-0 1B			X 0-0 ① G5-3		X 0-0 ② F8		S S S 0-3 ③ K	3	0	1	0	0	0	0
30 Jonathan Broxton, R (7, 1)										0	0	0	0	0	0	0
46 Kevin Siegrist, L (8, 1)										0	0	0	0	0	0	0
87 Paul DeJong, R (9, PH) OBP: 0.280, SLG: 0.422										1	0	0	0	0	1	1
41 Eric Fryer, R (1, 2) OBP: 0.273, SLG: 0.313		X 0-0 ③ G5-3			X 0-0 ② F8		X 0-0 1B			2	0	0	0	0	0	1
86 Patrick Wisdom, R (6, 5) OBP: 0.389, SLG: 0.667										1	0	1	0	0	0	0
66 Wilfredo Tovar, R (1, 4) OBP: 0.222, SLG: 0.257			X 0-0 25 G4-3 2B		X 0-0 65 BB 1B		S S S 0-3 ③ K			3	0	2	0	0	1	1
(4, 6)																
31 Lance Lynn, S (1, 1)			2 SAFE 2 SAFE M T L 0-3 ① K		B B B B 4-0 1-2 BB			B B B B 4-0 68 G4-6-3 BB		0	0	0	0	0	0	0
53 John Gant, R (2, 1)										1	0	0	0	0	1	1
59 Mike Mayers, R (3, 1)										0	0	0	0	0	0	0
65 Chad Huffman, R (5, PH) OBP: 0.333, SLG: 0.188										0	0	0	0	1	0	0
83 Ryan Sherriff, L (5, 1)										0	0	0	0	0	0	0
97 Jeremy Martinez, R (6, 3)										0	0	0	0	0	0	0
Inning Stats	R: 0 E: 0 K: 1 S: 5 H: 0 LOB: 0 BB: 0 P: 6	R: 0 E: 0 K: 0 S: 4 H: 1 LOB: 1 BB: 0 P: 4	R: 0 E: 0 K: 1 S: 6 H: 1 LOB: 1 BB: 0 P: 6	R: 0 E: 0 K: 1 S: 5 H: 0 LOB: 0 BB: 0 P: 5	R: 0 E: 0 K: 0 S: 4 H: 1 LOB: 2 BB: 1 P: 8	R: 0 E: 0 K: 1 S: 5 H: 0 LOB: 0 BB: 0 P: 5	R: 0 E: 0 K: 2 S: 8 H: 1 LOB: 1 BB: 0 P: 8	R: 0 E: 0 K: 1 S: 4 H: 0 LOB: 0 BB: 1 P: 8	R: 0 E: 0 K: 2 S: 8 H: 1 LOB: 1 BB: 0 P: 9	1B: 4 2B: 1 3B: 0 HR: 0	SF: 0 SAC: 0 DP: 1 HBP: 0						

TOP

St. Louis Cardinals @ Miami Marlins

Roger Dean Stadium, Jupiter, FL

Sat Mar 25 2017, 1:12 PM - 4:26 PM EDT

Att. 5,081 - Sunny - 78 F

livebaseballscorecards.com

AB	31
R	0
H	5
RBI	0
BB	1
SO	9
LOB	12

WP: 1 PB: 0 SB: 0 CS: 0 PA: 33

PITCHER		IP	WLS	BF	H	R	ER	SO	BB	IBB	HBP	BLK	WP	HR	S	P	ERA	WHIP
20 Justin Nicolino, L ERA: 3.86	(1, 1)	5.0	W	19	3	0	0	3	1	0	0	0	0	0	24	29	0.00	0.800
29 Brad Ziegler, R ERA:	(6, 1)	1.0	H	3	0	0	0	1	0	0	0	0	0	0	5	5	0.00	0.000
44 AJ Ramos, R ERA: 7.71	(7, 1)	0.2	H	2	0	0	0	1	0	0	0	0	0	0	4	4	0.00	0.000
65 Kelvin Marte, L ERA: 4.32	(7, 1)	0.1	H	2	1	0	0	1	0	0	0	0	0	0	4	4	0.00	3.000
40 Javy Guerra, R ERA: 6.43	(8, 1)	2.0	S	7	1	0	0	3	1	0	0	0	1	0	12	17	0.00	1.000

PITCHER	IP	WLS	BF	H	R	ER	SO	BB	IBB	HBP	BLK	WP	HR	S	P	ERA	WHIP

Batter	1	2	3	4	5	6	7	8	9	AB	R	H	RBI	BB	SO	LOB
9 Dee Strange-Gordon, L (1, 4) OBP: 0.291, SLG: 0.360	G4-3		G3-1		G6-3		L8			3	0	0	0	0	0	0
55 Ryan Jackson, R (6, 4) OBP: 0.308, SLG: 0.361										1	0	0	0	0	0	1
11 J.T. Realmuto, R (1, 2) OBP: 0.377, SLG: 0.356	G6-3		G5-3		F7			F8		3	0	0	0	0	0	0
80 Carlos Paulino, R (8, 2) OBP: 0.182, SLG: 0.190										1	0	0	0	0	0	0
21 Christian Yelich, L (1, 8) OBP: 0.478, SLG: 0.900	K			27 F9 32 2B 2B		G6-3		G4-3		3	1	1	0	0	1	0
44 AJ Ramos, R (7, 1)										0	0	0	0	0	0	0
65 Kelvin Marte, R (7, 1)										0	0	0	0	0	0	0
90 Austin Dean, R (8, 9)										1	0	0	0	0	0	0
27 Giancarlo Stanton, R (1, 9) OBP: 0.348, SLG: 0.421		32 BB 13 1B 1B		F9 2-3		BB		K		2	0	1	0	1	0	1
2 Brandon Barnes, R (6, PR) OBP: 0.222, SLG: 0.286										1	0	0	0	0	1	0
(7, 9)																
(8, 3)																
13 Marcell Ozuna, R (1, 7) OBP: 0.309, SLG: 0.551		32 BB 1-2 1B		K		K				3	0	1	0	0	2	2
89 Boo Vazquez, L (7, 7)										0	0	0	0	0	0	0
32 Derek Dietrich, L (1, 5) OBP: 0.472, SLG: 0.538		19 G5-4-3 1-2 2-3 BB		2B 3-H		K				2	0	1	1	1	1	1
91 Avery Romero, R (7, 5)										0	0	0	0	0	0	0
28 Tyler Moore, R (1, 3) OBP: 0.340, SLG: 0.651	L5			19 FC6-4 BB			G5-3			2	0	0	0	1	0	3
40 Javy Guerra, R (8, 1)										0	0	0	0	0	0	0
19 Miguel Rojas, R (1, 6) OBP: 0.405, SLG: 0.629	G5-4-3 1-2f			FC6-4 1-2f			G3			2	0	0	0	0	0	5
94 Rehiner Cordova, R (6, 6)										1	0	0	0	0	0	0
20 Justin Nicolino, L (1, 1)			G6-3		G6-3		1B			1	0	0	0	0	0	0
74 Rony Cabrera, R (5, PH)										0	0	0	0	0	0	0
29 Brad Ziegler, R (6, 1)										0	0	0	0	0	0	0
50 Matthew den Dekker, L (7, 8) OBP: 0.308, SLG: 0.596										1	0	1	0	0	0	0
Inning Stats	R: 0 E: 0 K: 1 S: 5 H: 0 LOB: 0 BB: 0 P: 5	R: 0 E: 0 K: 0 S: 4 H: 2 LOB: 2 BB: 1 P: 8	R: 0 E: 0 K: 0 S: 3 H: 0 LOB: 0 BB: 0 P: 3	R: 1 E: 0 K: 1 S: 7 H: 2 LOB: 2 BB: 1 P: 11	R: 0 E: 0 K: 0 S: 3 H: 0 LOB: 0 BB: 0 P: 3	R: 0 E: 0 K: 2 S: 7 H: 0 LOB: 1 BB: 1 P: 11	R: 0 E: 0 K: 0 S: 4 H: 1 LOB: 1 BB: 0 P: 4	R: 0 E: 0 K: 1 S: 5 H: 0 LOB: 0 BB: 0 P: 5		1B: 3 2B: 2 3B: 0 HR: 0 SF: 0 SAC: 0 DP: 1 HBP: 0						

PITCHER		IP	WLS	BF	H	R	ER	SO	BB	IBB	HBP	BLK	WP	HR	S	P	ERA	WHIP
31 Lance Lynn, R ERA: 1.2	(1, 1)	1.0		3	0	0	0	1	0	0	0	0	0	0	5	5	0.00	0.000
53 John Gant, R ERA: 1.5	(2, 1)	1.0		5	2	0	0	0	1	0	0	0	0	0	4	8	0.00	3.000
59 Mike Mayers, R ERA: 1.64	(3, 1)	2.0	L	9	2	1	1	1	1	0	0	0	0	0	10	14	4.50	1.500
83 Ryan Sherriff, L ERA: 1.17	(5, 1)	1.0		3	0	0	0	0	0	0	0	0	0	0	3	3	0.00	0.000
21 Brett Cecil, L ERA: 10.5	(6, 1)	1.0		4	0	0	0	2	1	0	0	0	0	0	7	11	0.00	1.000

PITCHER		IP	WLS	BF	H	R	ER	SO	BB	IBB	HBP	BLK	WP	HR	S	P	ERA	WHIP
30 Jonathan Broxton, R ERA: 1.8	(7, 1)	1.0		4	1	0	0	0	0	0	0	0	0	0	4	4	0.00	1.000
46 Kevin Siegrist, L ERA: 1.5	(8, 1)	1.0		3	0	0	0	1	0	0	0	0	0	0	5	5	0.00	0.000

BOTTOM

St. Louis Cardinals @ Miami Marlins

Roger Dean Stadium, Jupiter, FL

Sat Mar 25 2017, 1:12 PM - 4:26 PM EDT

Att. 5,081 - Sunny - 78 F

livebaseballscorecards.com

AB	27
R	1
H	5
RBI	1
BB	3
SO	5
LOB	13

WP: 0 PA: 31
PB: 0
SB: 0
CS: 0

Miami Marlins @ St. Louis Cardinals

Roger Dean Stadium, Jupiter, FL

Sun Mar 26 2017, 1:09 PM - 3:28 PM EDT

Att. 6,170 - Sunny - 79 F

TOP

livebaseballscorecards.com

Batter	1	2	3	4	5	6	7	8	9	AB	R	H	RBI	BB	SO	LOB
9 Dee Strange-Gordon, L (1, 4) OBP: 0.293, SLG: 0.358	G4-3			51 G1-3 1B	G6-3			FC6-4 1-2f		3	0	1	0	0	0	2
50 Matthew den Dekker, L (6, 7) OBP: 0.302, SLG: 0.583										1	0	0	0	0	0	1
51 Ichiro Suzuki, L (1, 7) OBP: 0.325, SLG: 0.342	41 G4-6-3 1B			G1-3 1-2		27 G6-4-3 1B		G4-3		3	0	2	0	0	0	1
91 Peter Mooney, L (6, 4) OBP: 0.500, SLG: 0.333										1	0	0	0	0	0	1
41 Justin Bour, L (1, 3) OBP: 0.328, SLG: 0.365	G4-6-3 1-2f			27 2B BB		L6			G1-3	2	0	0	0	1	0	2
25 Junichi Tazawa, R (6, 1)										0	0	0	0	0	0	0
80 Carlos Paulino, R (7, 2) OBP: 0.174, SLG: 0.182										1	0	0	0	0	0	0
27 Giancarlo Stanton, R (1, 9) OBP: 0.346, SLG: 0.455		K		1-3 2B		G6-4-3 1-2f			F7	3	0	1	0	0	1	1
89 Dexter Kjerstad, R (7, 9)										1	0	0	0	0	0	0
32 Derek Dietrich, L (1, 5) OBP: 0.446, SLG: 0.500	G1-6-3			K			K		K	3	0	0	0	0	2	2
72 Brian Schales, R (7, 5)										1	0	0	0	0	1	0
2 Brandon Barnes, R (1, 8) OBP: 0.208, SLG: 0.267	F7				G5-3		F9			3	0	0	0	0	0	0
37 Ramón Cabrera, S (1, 2) OBP: 0.290, SLG: 0.367		1B			L9		G1-3			3	0	1	0	0	0	0
35 David Phelps, R (7, 1)										0	0	0	0	0	0	0
46 Kyle Barraclough, R (8, 1)										0	0	0	0	0	0	0
55 Ryan Jackson, R (1, 6) OBP: 0.310, SLG: 0.359		G4-6-3 1-			54 1B 1B			G5-3		3	0	1	0	0	0	1
95 KC Serna, R (8, 6)										0	0	0	0	0	0	0
54 Wei-Yin Chen, R (1, 1) OBP: 0.333, SLG: 0.333		G3-1			1-2 1B			50 FC6-4 1B		2	0	1	0	0	0	0
28 Tyler Moore, R (6, 3) OBP: 0.354, SLG: 0.659										1	0	1	0	0	0	0
Inning Stats	R: 0 E: 0 K: 0 S: 4 H: 1 LOB: 0 BB: 0 P: 4	R: 0 E: 0 K: 1 S: 5 H: 0 LOB: 0 BB: 0 P: 5	R: 0 E: 0 K: 0 S: 3 H: 1 LOB: 0 BB: 0 P: 3	R: 0 E: 0 K: 1 S: 6 H: 2 LOB: 2 BB: 1 P: 11	R: 0 E: 0 K: 0 S: 5 H: 2 LOB: 2 BB: 0 P: 5	R: 0 E: 0 K: 0 S: 3 H: 1 LOB: 0 BB: 0 P: 3	R: 0 E: 0 K: 1 S: 5 H: 0 LOB: 0 BB: 0 P: 5	R: 0 E: 1 K: 0 S: 4 H: 1 LOB: 1 BB: 0 P: 4	R: 0 E: 0 K: 1 S: 5 H: 0 LOB: 0 BB: 0 P: 8	1B: 7 2B: 1 3B: 0 HR: 0	SF: 0 SAC: 0 DP: 3 HBP: 0						

	AB	31
	R	0
	H	8
	RBI	0
	BB	1
	SO	4
	LOB	11

PITCHER		IP	WLS	BF	H	R	ER	SO	BB	IBB	HBP	BLK	WP	HR	S	P	ERA	WHIP
8 Mike Leake, R ERA: 3.81	(1, 1)	6.0	W	22	7	0	0	2	1	0	0	0	0	0	26	31	0.00	1.333
21 Brett Cecil, L ERA: 9.0	(7, 1)	1.0	H	3	0	0	0	1	0	0	0	0	0	0	5	5	0.00	0.000
67 Matt Bowman, R ERA:	(8, 1)	2.0	S	7	1	0	0	1	0	0	0	0	0	0	9	12	0.00	0.500

PITCHER	IP	WLS	BF	H	R	ER	SO	BB	IBB	HBP	BLK	WP	HR	S	P	ERA	WHIP

Miami Marlins @ St. Louis Cardinals

Roger Dean Stadium, Jupiter, FL

Sun Mar 26 2017, 1:09 PM - 3:28 PM EDT

Att. 6,170 - Sunny - 79 F

livebaseballscorecards.com

BOTTOM

Batter	1	2	3	4	5	6	7	8	9	AB	R	H	RBI	BB	SO	LOB
25 Dexter Fowler, S (1, 8) OBP: 0.468, SLG: 0.595	P3		HR		E5 / 36 F7 / 13 SF9 / 1B		F7			3	2	2	1	0	0	0
35 Greg Garcia, L (6, 6) OBP: 0.375, SLG: 0.545										1	0	0	0	0	0	0
36 Aledmys Díaz, R (1, 6) OBP: 0.364, SLG: 0.439	F7		1B		F7 / 2-3			E3 / 67 SH2-4 / 86 S		3	0	1	0	0	0	1
75 Adolis García, R (6, 8) OBP: 0.214, SLG: 0.333										1	0	0	0	0	0	0
13 Matt Carpenter, L (1, 3) OBP: 0.241, SLG: 0.417	G4-3		F8		SF9 / 3-H			F7		3	0	0	1	0	0	2
3 Jedd Gyorko, R (1, 5) OBP: 0.271, SLG: 0.432		K	F9		G5-3			67 SH2-4 / 1-2 / BB		3	0	0	0	0	1	1
86 Patrick Wisdom, R (8, 5) OBP: 0.405, SLG: 0.667										0	0	0	0	1	0	0
4 Yadier Molina, R (1, 2) OBP: 0.348, SLG: 0.450		HR		15 1B / 1B		G6-3		SH2-4 / 1-2 / 2-3		3	1	2	1	0	0	0
21 Brett Cecil, R (7, 1)										0	0	0	0	0	0	0
67 Matt Bowman, R (8, 1)										0	0	0	0	0	0	0
55 Stephen Piscotty, R (1, 9) OBP: 0.250, SLG: 0.184		1B		P6		K		L9		4	0	1	0	0	1	3
15 Randal Grichuk, R (1, 7) OBP: 0.302, SLG: 0.480		K		1-2 / 1B		G1-3				3	0	1	0	0	1	1
16 Kolten Wong, L (1, 4) OBP: 0.250, SLG: 0.234		P5		F7			F7			3	0	0	0	0	0	3
87 Paul DeJong, R (8, 4) OBP: 0.280, SLG: 0.422										0	0	0	0	0	0	0
8 Mike Leake, R (1, 1)			P3	SSS K			G5-3			2	0	0	0	0	1	2
71 Carson Kelly, R (7, 2) OBP: 0.300, SLG: 0.182										1	0	0	0	0	0	0

Inning Stats	1	2	3	4	5	6	7	8	9
	R: 0 H: 0 E: 0 LOB: 0 K: 0 BB: 0 S: 3 P: 3	R: 1 H: 2 E: 0 LOB: 1 K: 2 BB: 0 S: 10 P: 11	R: 1 H: 2 E: 0 LOB: 1 K: 0 BB: 0 S: 5 P: 5	R: 0 H: 2 E: 0 LOB: 2 K: 1 BB: 0 S: 7 P: 7	R: 1 H: 1 E: 1 LOB: 0 K: 0 BB: 0 S: 4 P: 4	R: 0 H: 0 E: 0 LOB: 0 K: 1 BB: 0 S: 5 P: 5	R: 0 H: 0 E: 0 LOB: 0 K: 0 BB: 0 S: 3 P: 3	R: 0 H: 0 E: 1 LOB: 2 K: 0 BB: 1 S: 4 P: 8	

AB	30
R	3
H	7
RBI	3
BB	1
SO	4
LOB	13

1B: 5 SF: 1
2B: 0 SAC: 1
3B: 0 DP: 0
HR: 2 HBP: 0

WP: 0 PA: 33
PB: 0
SB: 1
CS: 0

PITCHER		IP	WLS	BF	H	R	ER	SO	BB	IBB	HBP	BLK	WP	HR	S	P	ERA	WHIP
54 Wei-Yin Chen, L ERA: 3.38	(1, 1)	5.0	L	22	7	3	2	3	0	0	0	0	0	2	29	30	3.60	1.400
25 Junichi Tazawa, R ERA:	(6, 1)	1.0		3	0	0	0	1	0	0	0	0	0	0	5	5	0.00	0.000
35 David Phelps, R ERA: 1.8	(7, 1)	1.0		3	0	0	0	0	0	0	0	0	0	0	3	3	0.00	0.000
46 Kyle Barraclough, R ERA: 3.6	(8, 1)	1.0		5	0	0	0	0	1	0	0	0	0	0	4	8	0.00	1.000

PITCHER		IP	WLS	BF	H	R	ER	SO	BB	IBB	HBP	BLK	WP	HR	S	P	ERA	WHIP

Batter	1	2	3	4	5	6	7	8	9	AB	R	H	RBI	BB	SO	LOB
3 Curtis Granderson, L (1, 8) OBP: 0.358, SLG: 0.542 77 Luis Guillorme, L (6, PR) OBP: 0.341, SLG: 0.432 (6, 6)	B X 1-0 G4-3		S S S 0-3 K			B B B B 4-0 13 E 19 1B BB	X 0-0 G5-3		S S B B B X 3-2 95 BB 2B	2 2	0 1	0 1	0 0	1 0	1 0	0 0
13 Asdrúbal Cabrera, S (1, 6) OBP: 0.396, SLG: 0.620 83 Patrick Biondi, L (6, PR) OBP: 0.375, SLG: 0.350 (6, 7)	X 0-0 F7			S S C 0-3 K		X 0-0 E5 19 1B 4 2B 1-3	X 0-0 1B		B B B B 4-0 95 BB BB	3 1	0 1	0 1	0 0	0 1	1 0	1 0
52 Yoenis Cespedes, R (1, 7) OBP: 0.442, SLG: 0.733 95 Kevin Kaczmarski, L (6, 9) OBP: 0.571, SLG: 0.833	S S T 0-2 K			B B B B 4-0 BB		X 0-0 L6	X 0-0 F8		B B B B 4-0 85 FC6-4 1-2 2-3 BB	2 1	0 0	0 0	0 0	1 1	1 0	2 1
19 Jay Bruce, L (1, 9) OBP: 0.298, SLG: 0.390 93 Matt Oberste, R (6, PR) OBP: 0.250, SLG: 0.143 (6, 3)		S S S 0-3 K		X 0-0 F7		X 0-0 4 2B 54 HR 1-3 3-H 1B		S S S 0-3 K	S S S 0-3 K	3 2	0 1	1 0	1 0	0 0	1 2	1 3
4 Wilmer Flores, R (1, 3) OBP: 0.346, SLG: 0.457 85 L.J. Mazzilli, R (6, PR) OBP: 0.192, SLG: 0.391 (6, 5)		X 0-0 G6-3		S F C 0-3 K		X 0-0 54 HR 1-3 3-H 2B		B B B B 4-0 44 1B BB	X 0-0 FC6-4 1-2f	3 1	0 1	1 1	1 0	0 0	1 1	1 3
54 T.J. Rivera, R (1, 5) OBP: 0.286, SLG: 0.606 89 Vinny Siena, R (6, 4)		X 0-0 44 FC5-4 1B			X 0-0 G6-3	S X 0-1 2-H 3-H HR		S S C 0-3		3 1	1 0	2 0	3 0	0 0	0 1	0 1
44 René Rivera, R (1, 2) OBP: 0.500, SLG: 0.438 91 Colton Plaia, R (8, 2) OBP: 0.333, SLG: 0.667		X 0-0 FC5-4 1-2f			X 0-0 G6-3	X 0-0 2B		X 0-0 1-3 1B		4 0	0 0	2 0	0 0	0 0	0 0	1 0
56 Ty Kelly, S (1, 4) OBP: 0.375, SLG: 0.296 76 Chasen Bradford, R (6, 1) 83 Kevin McGowan, R (7, 1) 94 Kevin Taylor, L (8, PH) 82 Logan Taylor, R (8, 1) 91 Cory Burns, R (9, 1)			X 0-0 P4		S S S 0-3 K	S S S 0-3 K		X 0-0 P5		3 0 0 1 0 0	0 0 0 0 0 0	0 0 0 0 0 0	0 0 0 0 0 0	0 0 0 0 0 0	2 0 0 0 0 0	2 0 0 2 0 0
45 Zack Wheeler, L (1, 1) 96 Ricardo Cespedes, L (6, PH) (6, 8)			S S S 0-3 K			X 0-0 G4-3	X 0-0 F8		S S S 0-3 K	1 3	0 0	0 0	0 0	0 0	1 1	0 0
Inning Stats	R: 0 E: 0 K: 1 S: 5 H: 0 LOB: 0 BB: 0 P: 6	R: 0 E: 0 K: 1 S: 6 H: 1 LOB: 1 BB: 0 P: 6	R: 0 E: 0 K: 2 S: 7 H: 0 LOB: 0 BB: 0 P: 7	R: 0 E: 0 K: 2 S: 7 H: 0 LOB: 1 BB: 1 P: 11	R: 0 E: 0 K: 1 S: 5 H: 0 LOB: 0 BB: 0 P: 5	R: 5 E: 1 K: 1 S: 11 H: 4 LOB: 2 BB: 1 P: 15	R: 0 E: 0 K: 0 S: 4 H: 1 LOB: 1 BB: 0 P: 4	R: 0 E: 0 K: 2 S: 8 H: 1 LOB: 2 BB: 1 P: 12	R: 0 E: 0 K: 2 S: 10 H: 1 LOB: 3 BB: 2 P: 21	1B: 4 2B: 3 3B: 0 HR: 1	SF: 0 SAC: 0 DP: 0 HBP: 0					

TOP

New York Mets @ Miami Marlins

Roger Dean Stadium, Jupiter, FL

Mon Mar 27 2017, 1:13 PM - 4:01 PM EDT

Att. 3,207 - Partly Cloudy - 80 F

livebaseballscorecards.com

AB	36
R	5
H	8
RBI	5
BB	5
SO	12
LOB	18

WP: 0 PB: 0 SB: 0 CS: 0 PA: 41

PITCHER		IP	WLS	BF	H	R	ER	SO	BB	IBB	HBP	BLK	WP	HR	S	P	ERA	WHIP
34 Tom Koehler, R ERA: 5.02	(1, 1)	5.2	L	23	3	5	1	7	2	0	0	0	0	0	35	44	1.59	0.882
30 Hunter Cervenka, L ERA: 4.66	(6, 1)	1.1		7	3	0	0	1	0	0	0	0	0	1	10	10	0.00	2.250
49 Brian Ellington, R ERA: 4.35	(8, 1)	1.1		9	2	0	0	3	3	0	0	0	0	0	14	29	0.00	3.750
74 Tyler Kinley, R ERA: 16.2	(9, 1)	0.2		2	0	0	0	1	0	0	0	0	0	0	4	4	0.00	0.000

PITCHER	IP	WLS	BF	H	R	ER	SO	BB	IBB	HBP	BLK	WP	HR	S	P	ERA	WHIP

New York Mets @ Miami Marlins

Roger Dean Stadium, Jupiter, FL

Mon Mar 27 2017, 1:13 PM - 4:01 PM EDT

Att. 3,207 - Partly Cloudy - 80 F

BOTTOM

Batter	1	2	3	4	5	6	7	8	9	AB	R	H	RBI	BB	SO	LOB
3 Adeiny Hechavarría, R (1, 6) OBP: 0.283, SLG: 0.415	G6-3		G6-3 1-2		G4-3			1B		3	0	0	0	0	0	3
50 Matthew den Dekker, L (7, 8) OBP: 0.315, SLG: 0.592										1	0	1	0	0	0	0
11 J.T. Realmuto, R (1, 2) OBP: 0.375, SLG: 0.375	K		K			2B		K		3	0	1	0	0	2	1
2 Brandon Barnes, R (7, 3) OBP: 0.204, SLG: 0.261										1	0	0	0	0	1	1
21 Christian Yelich, L (1, 8) OBP: 0.423, SLG: 0.783	G4-3			F7		K		G5-3		3	0	0	0	0	1	1
28 Tyler Moore, R (7, 9) OBP: 0.347, SLG: 0.644										1	0	0	0	0	0	1
27 Giancarlo Stanton, R (1, 9) OBP: 0.345, SLG: 0.417		BB		P6		G1-3			P6	2	0	0	0	1	0	1
80 Carlos Paulino, R (7, 2) OBP: 0.167, SLG: 0.174										1	0	0	0	0	0	0
41 Justin Bour, L (1, 3) OBP: 0.313, SLG: 0.345		F8		G3		K			G5-3	3	0	0	0	0	1	2
55 Ryan Jackson, R (7, 6) OBP: 0.302, SLG: 0.350										1	0	0	0	0	0	0
13 Marcell Ozuna, R (1, 7) OBP: 0.310, SLG: 0.558		F9			34 SH1-4		F8		G6-3	3	0	1	0	0	0	1
95 David Vidal, R (8, 4)					2B					1	0	0	0	0	0	0
32 Derek Dietrich, L (1, 5) OBP: 0.441, SLG: 0.477		F7					F7			2	0	0	0	1	0	1
49 Brian Ellington, R (8, 1)										0	0	0	0	0	0	0
74 Tyler Kinley, R (9, 1)					34 SH1-4					0	0	0	0	0	0	0
					BB											
19 Miguel Rojas, R (1, 4) OBP: 0.375, SLG: 0.579			L7		K		F7			3	0	0	0	0	1	2
67 Ty Washington, R (8, 5) OBP: 0.333, SLG: 0.333										0	0	0	0	0	0	0
34 Tom Koehler, R (1, 1) OBP: 1.000, SLG: 1.000			3 G6-3		SH1-4			G6-3		1	0	1	0	0	0	0
30 Hunter Cervenka, L (6, 1)										0	0	0	0	0	0	0
75 Kyle Barrett, L (8, 7)			1B		1-2 2-3					1	0	0	0	0	0	0
Inning Stats	R: 0 E: 0 K: 1 S: 5 H: 0 LOB: 0 BB: 0 P: 5	R: 0 E: 0 K: 0 S: 3 H: 0 LOB: 1 BB: 1 P: 7	R: 0 E: 0 K: 1 S: 6 H: 1 LOB: 1 BB: 0 P: 6	R: 0 E: 0 K: 0 S: 3 H: 0 LOB: 0 BB: 0 P: 3	R: 0 E: 0 K: 1 S: 6 H: 1 LOB: 2 BB: 1 P: 10	R: 0 E: 0 K: 2 S: 8 H: 1 LOB: 1 BB: 0 P: 8	R: 0 E: 0 K: 0 S: 3 H: 0 LOB: 0 BB: 0 P: 3	R: 0 E: 0 K: 1 S: 6 H: 1 LOB: 1 BB: 0 P: 6	R: 0 E: 0 K: 0 S: 3 H: 0 LOB: 0 BB: 0 P: 3	1B: 2 2B: 2 3B: 0 HR: 0	SF: 0 SAC: 1 DP: 0 HBP: 0					

livebaseballscorecards.com

AB	30
R	0
H	4
RBI	0
BB	2
SO	6
LOB	14

MIAMI

WP: 0 PB: 0 SB: 0 CS: 0 PA: 33

PITCHER		IP	WLS	BF	H	R	ER	SO	BB	IBB	HBP	BLK	WP	HR	S	P	ERA	WHIP
45 Zack Wheeler, R ERA: 5.11	(1, 1)	5.0	W	19	2	0	0	3	2	0	0	0	0	0	23	31	0.00	0.800
76 Chasen Bradford, R ERA: 4.15	(6, 1)	1.0		4	1	0	0	2	0	0	0	0	0	0	8	8	0.00	1.000
83 Kevin McGowan, R ERA: 9.0	(7, 1)	1.0		3	0	0	0	0	0	0	0	0	0	0	3	3	0.00	0.000
82 Logan Taylor, R ERA: 4.5	(8, 1)	1.0		4	1	0	0	1	0	0	0	0	0	0	6	6	0.00	1.000
91 Cory Burns, R ERA:	(9, 1)	1.0		3	0	0	0	0	0	0	0	0	0	0	3	3	0.00	0.000

PITCHER	IP	WLS	BF	H	R	ER	SO	BB	IBB	HBP	BLK	WP	HR	S	P	ERA	WHIP

Batter	1	2	3	4	5	6	7	8	9	AB	R	H	RBI	BB	SO	LOB
4 George Springer, R (1, 9) OBP: 0.254, SLG: 0.338	G6-3	F8			F8	81 FC3-6 1B 1-2 3-H	P4		SF9 2-3 3-H	3	0	0	0	0	0	1
76 Alejandro Garcia, R (6, PH) OBP: 0.400, SLG: 0.367 (6, 8)										2	0	1	2	0	0	3
22 Josh Reddick, L (1, 10) OBP: 0.283, SLG: 0.224	16 HR BB BBBB	CS 1-2	F7		27 2B 1B SFX	FC3-6 1-2f 2-3		91 G4-3 1B SBBFBC	K	2	2	1	0	1	0	0
81 Kyle Tucker, L (6, PH) OBP: 0.333, SLG: 0.200 (6, 10)										3	0	1	0	0	1	4
27 Jose Altuve, R (1, 4) OBP: 0.308, SLG: 0.294	F8		G6-3		16 G6-3 2B 1-H	G6-3		G4-3 1-2		3	0	1	1	0	0	1
91 Alex De Goti, R (6, PH) (6, 4)										2	0	0	0	0	0	3
16 Brian McCann, L (1, 2) OBP: 0.319, SLG: 0.512	HR 1-H		BBBB 10 2B BB		G6-3 2-3		G4-3 SST	K		2	1	1	2	1	0	1
30 Juan Centeno, L (6, 2) OBP: 0.129, SLG: 0.129										2	0	0	0	0	1	1
10 Yuli Gurriel, R (1, 3) OBP: 0.375, SLG: 0.574	9 1B 1B		1-3 2B		F7		BBBB 73 1B 82 1B 77 BB BB SSS	K		3	0	2	0	0	0	1
93 Taylor Jones, R (6, 3)										1	1	0	0	1	1	1
9 Marwin Gonzalez, S (1, 6) OBP: 0.279, SLG: 0.333	1-3 1B		F9			77 1B 6 E 2B	77 BB 73 1B 1-2 1B		73 1B 76 SF9 2B	3	1	2	0	0	0	2
82 Mott Hyde, R (6, 6) OBP: 0.667, SLG: 0.800										2	1	2	0	0	0	0
73 J.D. Davis, R (1, 5) OBP: 0.434, SLG: 0.489	G5-3			6 G5-4-3 1B	G6-3	77 BB 1-2 2-3 1B			76 SF9 97 BB 2-3 1B	5	0	3	0	0	0	3
77 Derek Fisher, L (1, 8) OBP: 0.417, SLG: 0.447 (6, 9) (7, 7)		G4-3		SCC K		BBBB 6 E 6 S 76 1B 1B 2-3	1-2 2-3 3-H BB		P6	4	1	1	1	1	1	3
6 Jake Marisnick, R (1, 7) OBP: 0.306, SLG: 0.370				G5-4-3 1-2f		BBBB 3 SAFE 81 FC3-6 76 1B BB 1-3 3-H	F7		BBBB	3	0	1	0	1	0	4
97 Myles Straw, R (7, 9)		22 CS 1B							1-2 BB	0	0	0	0	1	0	0
Inning Stats	R: 2 E: 0 K: 0 S: 7 H: 3 LOB: 2 BB: 1 P: 11	R: 0 E: 0 K: 0 S: 3 H: 1 LOB: 0 BB: 0 P: 4	R: 0 E: 0 K: 0 S: 4 H: 1 LOB: 2 BB: 1 P: 8	R: 0 E: 0 K: 1 S: 5 H: 1 LOB: 0 BB: 0 P: 5	R: 1 E: 0 K: 0 S: 5 H: 2 LOB: 1 BB: 0 P: 5	R: 2 E: 1 K: 0 S: 8 H: 3 LOB: 2 BB: 1 P: 12	R: 1 E: 0 K: 0 S: 5 H: 2 LOB: 3 BB: 2 P: 13	R: 0 E: 0 K: 2 S: 8 H: 1 LOB: 1 BB: 0 P: 8	R: 1 E: 0 K: 1 S: 7 H: 2 LOB: 2 BB: 1 P: 14	1B: 11 2B: 4 3B: 0 HR: 1 SF: 1 SAC: 0 DP: 1 HBP: 0							

TOP

Houston Astros @ Miami Marlins

Roger Dean Stadium, Jupiter, FL

Tue Mar 28 2017, 1:11 PM - 4:16 PM EDT

Att. 1,996 - Sunny - 80 F

livebaseballscorecards.com

AB	40
R	7
H	16
RBI	6
BB	6
SO	4
LOB	28

WP: 0 PB: 0 SB: 1 CS: 1 PA: 48

PITCHER		IP	WLS	BF	H	R	ER	SO	BB	IBB	HBP	BLK	WP	HR	S	P	ERA	WHIP
36 Edinson Volquez, R ERA: 3.77	(1, 1)	5.0		23	8	3	3	1	2	0	0	0	0	1	24	33	5.40	2.000
29 Brad Ziegler, R ERA: 3.6	(6, 1)	1.0	L	7	3	2	2	0	1	0	0	0	0	0	8	12	18.00	4.000
46 Kyle Barraclough, R ERA: 4.5	(7, 1)	1.0		7	2	1	1	0	2	0	0	0	0	0	5	13	9.00	4.000
64 Nick Wittgren, R ERA: 3.86	(8, 1)	1.0		4	1	0	0	2	0	0	0	0	0	0	8	8	0.00	1.000
95 Andy Beltre, R ERA: 2.7	(9, 1)	1.0		6	2	1	1	1	1	0	0	0	0	0	7	14	9.00	3.000

Houston Astros @ Miami Marlins

Roger Dean Stadium, Jupiter, FL

Tue Mar 28 2017, 1:11 PM - 4:16 PM EDT

Att. 1,996 - Sunny - 80 F

BOTTOM

Batter	1	2	3	4	5	6	7	8	9	AB	R	H	RBI	BB	SO	LOB
51 Ichiro Suzuki, L (1, 8) OBP: 0.302, SLG: 0.317	G6-3	FC5-4 1-2f		E3 11 G6-3 2-3			F9		K	3	0	0	0	0	0	3
95 Zach Sullivan, R (7, 8) OBP: 0.400, SLG: 0.800										2	0	0	0	0	1	1
11 J.T. Realmuto, R (1, 2) OBP: 0.373, SLG: 0.360	L6		BBBB 41 FC1-6 BB	G6-3 1-2f			FC3-6 1-		CBBBFC K	2	0	0	0	1	0	2
71 Alex Glenn, L (6, 7)										2	0	0	0	0	1	1
41 Justin Bour, L (1, 3) OBP: 0.299, SLG: 0.328	K		FC1-6 27 BB 13 2B 1-2f		K		G6-3			3	1	0	0	0	2	1
98 Taylor Ard, R (6, 3)										1	0	0	0	0	0	1
27 Giancarlo Stanton, R (1, 9) OBP: 0.375, SLG: 0.538		SBFBX HR	BBBB 13 2B 1-2 BB		F8			96 1B 91 S 1B		2	1	1	1	1	0	0
88 Jeremias Pineda, L (8, 9) OBP: 1.000, SLG: 1.000										1	0	1	0	0	0	0
13 Marcell Ozuna, R (1, 7) OBP: 0.311, SLG: 0.564		L7	1-3 2-H 2B		K			BSSSS 1-2 K		3	0	1	1	0	1	0
29 Brad Ziegler, R (6, 1)										0	0	0	0	0	0	0
91 Justin Twine, R (7, 4)										1	0	0	0	0	1	1
32 Derek Dietrich, L (1, 5) OBP: 0.419, SLG: 0.447		K	SFC K			F7		2-3 1B		3	0	0	0	0	2	2
96 Giovanny Alfonzo, R (7, 5) OBP: 0.667, SLG: 0.667										1	0	1	0	0	0	0
19 Miguel Rojas, R (1, 6) OBP: 0.372, SLG: 0.561		55 1B 36 1B 1B	G6-3			G6-3		STS K		3	1	1	0	0	0	2
85 Justin Bohn, R (7, 6) OBP: 0.200, SLG: 0.200										1	0	0	0	0	1	2
55 Ryan Jackson, R (1, 4) OBP: 0.326, SLG: 0.372		36 1B 1-2 1B		51 E 36 SH5-4 1B		SSS K		G3		3	0	2	0	0	1	0
46 Kyle Barraclough, R (7, 1)										0	0	0	0	0	0	0
64 Nick Wittgren, R (8, 1)										0	0	0	0	0	0	0
94 Rehiner Cordova, R (8, PH)										1	0	0	0	0	0	2
95 Andy Beltre, R (9, 1)										0	0	0	0	0	0	0
36 Edinson Volquez, R (1, 1) OBP: 0.500, SLG: 0.500		51 FC5-4 1-3 2-H 1B		SH5-4 1-2			1B		K	1	0	1	1	0	0	0
74 Rony Cabrera, R (6, 2)										0	0	0	0	0	0	0
Inning Stats	R: 0 E: 0 K: 1 S: 5 H: 0 LOB: 0 BB: 0 P: 5	R: 2 E: 0 K: 1 S: 11 H: 4 LOB: 2 BB: 0 P: 13	R: 1 E: 0 K: 1 S: 6 H: 1 LOB: 2 BB: 2 P: 14	R: 0 E: 1 K: 0 S: 4 H: 1 LOB: 1 BB: 0 P: 4	R: 0 E: 0 K: 2 S: 7 H: 0 LOB: 0 BB: 0 P: 7	R: 0 E: 0 K: 1 S: 5 H: 0 LOB: 0 BB: 0 P: 5	R: 0 E: 0 K: 0 S: 4 H: 1 LOB: 1 BB: 0 P: 4	R: 0 E: 0 K: 2 S: 9 H: 2 LOB: 2 BB: 0 P: 10	R: 0 E: 0 K: 3 S: 9 H: 0 LOB: 0 BB: 0 P: 12	1B: 7 2B: 1 3B: 0 HR: 1 SF: 0 SAC: 1 DP: 1 HBP: 0						

livebaseballscorecards.com

AB	33
R	3
H	8
RBI	3
BB	2
SO	10
LOB	18

WP: 0 PB: 0 SB: 1 CS: 0 PA: 38

MIAMI

PITCHER	IP	WLS	BF	H	R	ER	SO	BB	IBB	HBP	BLK	WP	HR	S	P	ERA	WHIP
60 Dallas Keuchel, L (1, 1) ERA: 2.7	4.2		22	6	3	3	4	2	0	0	0	0	1	30	40	5.79	1.714
61 Jandel Gustave, R (5, 1) ERA: 2.0	0.1	W	1	0	0	0	1	0	0	0	0	0	0	3	3	0.00	0.000
47 Chris Devenski, R (6, 1) ERA: 4.2	1.0	H	3	0	0	0	1	0	0	0	0	0	0	5	5	0.00	0.000
68 Aaron West, R (7, 1) ERA: 2.57	1.0	H	4	1	0	0	0	0	0	0	0	0	0	4	4	0.00	1.000
99 Ryan Thompson, R (8, 1) ERA:	1.0	H	5	2	0	0	2	0	0	0	0	0	0	9	10	0.00	2.000

PITCHER	IP	WLS	BF	H	R	ER	SO	BB	IBB	HBP	BLK	WP	HR	S	P	ERA	WHIP
38 Dayan Díaz, R (9, 1) ERA:	1.0		3	0	0	0	3	0	0	0	0	0	0	9	12	0.00	0.000

Miami Marlins @ Washington Nationals

The Ballpark of the Palm Beaches, West Palm Beach, FL

Tue Mar 28 2017, 6:39 PM - 9:00 PM EDT

Att. 4,499 - Partly Cloudy - 78 F

livebaseballscorecards.com

TOP

Batter	1	2	3	4	5	6	7	8	9	AB	R	H	RBI	BB	SO	LOB
3 Adeiny Hechavarría, R (1, 6) OBP: 0.263, SLG: 0.386 40 Javy Guerra, R (8, 1)	G1-4-3		K		F7			G5-3		4 0	0 0	0 0	0 0	0 0	1 0	1 0
17 A.J. Ellis, R (1, 2) OBP: 0.500, SLG: 0.333 80 Carlos Paulino, R (6, 2) OBP: 0.160, SLG: 0.167	50 2B 21 BB 1B		F9			K		P4		3 1	1 0	1 0	0 0	0 0	1 0	0 0
21 Christian Yelich, L (1, 8) OBP: 0.414, SLG: 0.720 88 Jeremias Pineda, L (6, 8)	1-2 50 2B BB		G6-3			G4-3		K		2 1	1 0	0 0	0 0	1 0	0 1	0 0
50 Matthew den Dekker, L (1, 9) OBP: 0.310, SLG: 0.585 71 Alex Glenn, L (9, 9)	1-H 2-H 28 E 2B			F7		F8			K	4 0	1 0	1 0	1 0	2 0	0 0	1 0
28 Tyler Moore, R (1, 3) OBP: 0.340, SLG: 0.633 98 Taylor Ard, R (9, 3)	2-H G4-3			G5-3			91 2B 2B		K	4 0	1 0	1 0	0 0	0 0	1 0	0 0
2 Brandon Barnes, R (1, 7) OBP: 0.208, SLG: 0.260 95 Zach Sullivan, R (9, PR) OBP: 0.667, SLG: 1.333 (9, 7)	F7			K2-3			G6-3		87 FC6-4 1B	4 0	0 0	1 0	0 0	0 0	1 0	1 0
87 Brian Anderson, R (1, 5) OBP: 0.391, SLG: 0.605		G6-3			P4		K		1-2f FC6-4	4	0	0	0	0	1	2
91 Peter Mooney, L (1, 4) OBP: 0.429, SLG: 0.500		G1-3			P5		2-H 2B			3	0	1	1	0	0	0
60 Scott Copeland, R (1, 1) 65 Kelvin Marte, R (4, 1) OBP: 0.500, SLG: 1.000 85 Justin Bohn, R (8, 6) OBP: 0.250, SLG: 0.250		K			2B		G4-3			1 2 0	0 0 0	0 1 0	0 0 0	0 0 0	1 0 0	0 1 0
Inning Stats	R: 3 E: 0 K: 0 S: 5 H: 2 LOB: 0 BB: 1 P: 10	R: 0 E: 0 K: 1 S: 5 H: 0 LOB: 0 BB: 0 P: 5	R: 0 E: 0 K: 1 S: 5 H: 0 LOB: 0 BB: 0 P: 5	R: 0 E: 0 K: 1 S: 5 H: 0 LOB: 0 BB: 0 P: 5	R: 0 E: 0 K: 0 S: 4 H: 1 LOB: 1 BB: 0 P: 4	R: 0 E: 0 K: 1 S: 5 H: 0 LOB: 0 BB: 0 P: 5	R: 1 E: 0 K: 1 S: 7 H: 2 LOB: 1 BB: 0 P: 7	R: 0 E: 0 K: 1 S: 5 H: 0 LOB: 0 BB: 0 P: 5	R: 0 E: 0 K: 2 S: 8 H: 1 LOB: 1 BB: 0 P: 8	1B: 2 2B: 4 3B: 0 HR: 0 SF: 0 SAC: 0 DP: 0 HBP: 0						

	AB	33
	R	4
	H	6
	RBI	3
	BB	1
	SO	8
	LOB	5

WP: 0 PB: 0 SB: 0 CS: 0 PA: 34

PITCHER		IP	WLS	BF	H	R	ER	SO	BB	IBB	HBP	BLK	WP	HR	S	P	ERA	WHIP
38 Jacob Turner, R ERA: 5.5	(1, 1)	4.0	L	15	2	3	3	3	1	0	0	0	0	0	20	25	6.75	0.750
80 Jeremy Guthrie, R ERA: 2.41	(5, 1)	4.0		15	3	1	1	3	0	0	0	0	0	0	21	21	2.25	0.750
36 Sammy Solís, L ERA: 2.61	(9, 1)	1.0		4	1	0	0	2	0	0	0	0	0	0	8	8	0.00	1.000

PITCHER		IP	WLS	BF	H	R	ER	SO	BB	IBB	HBP	BLK	WP	HR	S	P	ERA	WHIP

BOTTOM

Batter	1	2	3	4	5	6	7	8	9	AB	R	H	RBI	BB	SO	LOB
7 Trea Turner, R (1, 6) OBP: 0.324, SLG: 0.453	G5-3	FC6-4 1-2f		2 PO 1B			G6-3 2-3			3	0	1	0	0	0	2
90 Adrián Sanchez, R (5, 6) OBP: 0.167, SLG: 0.333										1	0	0	0	0	0	1
2 Adam Eaton, L (1, 8) OBP: 0.220, SLG: 0.328	G3-1		F9	1 SAFE PO 1-2	G4-3		F9			3	0	0	0	0	0	0
3 Michael Taylor, R (6, 8) OBP: 0.372, SLG: 0.605										1	0	0	0	0	0	1
34 Bryce Harper, L (1, 9) OBP: 0.415, SLG: 0.811	G4-3		BBBB 10 BB 11 1B BB		H 11 G4-6-3 HBP			SSS K		1	0	0	0	1	0	0
Rafael Bautista, R (5, PR) OBP: 0.314, SLG: 0.353 (6, 9)										1	0	0	0	0	1	0
11 Ryan Zimmerman, R (1, 3) OBP: 0.404, SLG: 0.449		28 HR 1B	1-2 10 BB 1B		G4-6-3 1-2f			G3		3	1	2	0	0	0	1
26 Adam Lind, L (6, 3) OBP: 0.217, SLG: 0.250										1	0	0	0	0	0	0
28 Jayson Werth, R (1, 7) OBP: 0.273, SLG: 0.333	SSBBX 1-H HR	SSS K				F7		F7		2	1	1	2	0	1	2
94 Isaac Ballou, L (4, 7) OBP: 0.167, SLG: 0.333										2	0	0	0	0	0	0
10 Stephen Drew, L (1, 4) OBP: 0.283, SLG: 0.298	G3	BBBB 1-2 2-3 BB				G5-3			CCC K	2	0	0	0	1	0	0
92 Khayyan Norfork, R (7, 4)										1	0	0	0	0	1	0
59 Jose Lobaton, S (1, 2) OBP: 0.219, SLG: 0.207	G1-3	G4-3				G4-3		G4-3		3	0	0	0	0	0	3
4 Jhonatan Solano, R (7, 2) OBP: 0.591, SLG: 0.800										1	0	0	0	0	0	0
1 Wilmer Difo, S (1, 5) OBP: 0.327, SLG: 0.412	14 S 1B		SSS K2-3				F9		G4-3	2	0	1	0	0	1	0
5 Grant Green, R (6, 5) OBP: 0.243, SLG: 0.303										2	0	0	0	0	0	0
14 Chris Heisey, R (1, 10) OBP: 0.326, SLG: 0.270	BBBB 7 FC6-4 1-2 BB			G1-3			90 G6-3 2B			2	0	1	0	1	0	0

Inning Stats	1	2	3	4	5	6	7	8	9	1B	SF	WP	PA
R	0	2	0	0	0	0	0	0	0	4	0	0	36
E	0	0	0	0	0	0	0	0	0	1	0	0	
K	0	0	1	1	0	0	0	1	0	0	0	0	
S	3	8	6	5	2	3	4	5	5	0	1	1	
H	0	3	1	1	0	0	1	0	0	1B	SAC	PB	
LOB	0	2	3	0	1	0	1	0	0	1	0	0	
BB	0	1	2	0	0	0	0	0	0	2B	DP	SB	
P	3	14	14	5	3	3	4	5	5	1	1	1	
										3B	HBP	CS	
										0	1	0	
										HR			
										1			

PITCHER	IP	WLS	BF	H	R	ER	SO	BB	IBB	HBP	BLK	WP	HR	S	P	ERA	WHIP
60 Scott Copeland, R (1, 1) ERA: 7.98	3.2	W	19	5	2	2	2	3	0	0	0	0	1	22	36	4.91	2.182
65 Kelvin Marte, L (4, 1) ERA: 3.09	3.1	H	10	1	0	0	0	0	0	1	0	0	0	9	10	0.00	0.300
40 Javy Guerra, R (8, 1) ERA: 5.0	2.0	S	6	0	0	0	2	0	0	0	0	0	0	10	10	0.00	0.000

PITCHER	IP	WLS	BF	H	R	ER	SO	BB	IBB	HBP	BLK	WP	HR	S	P	ERA	WHIP

Miami Marlins @ Washington Nationals

The Ballpark of the Palm Beaches, West Palm Beach, FL

Tue Mar 28 2017, 6:39 PM - 9:00 PM EDT

Att. 4,499 - Partly Cloudy - 78 F

livebaseballscorecards.com

AB	31
R	2
H	6
RBI	2
BB	3
SO	4
LOB	10

Batter	1	2	3	4	5	6	7	8	9	AB	R	H	RBI	BB	SO	LOB
3 Ian Kinsler, R (1, 4) OBP: 0.273, SLG: 0.355	C X 0-1 ① F8		X 0-0 ① F9		S S S 0-3 ③ K		S S C 0-3 ③ K			3	0	0	0	0	1	1
4 Omar Infante, R (6, 4) OBP: 0.364, SLG: 0.535										1	0	0	0	0	1	1
9 Nick Castellanos, R (1, 5) OBP: 0.406, SLG: 0.695	X 0-0 ② G6-3		X 0-0 ② G5-3			X 0-0 ① F9		S S S 0-3 ① K		3	0	0	0	0	0	0
26 Brendan Ryan, R (6, 5) OBP: 0.250, SLG: 0.261										1	0	0	0	0	1	0
24 Miguel Cabrera, R (1, 3) OBP: 0.484, SLG: 0.643	B B B B 4-0 BB		X 0-0 ③ L8			S F B B X 2-2 HR		S S S 0-3 ② K		2	1	1	1	1	0	0
84 Dominic Ficociello, S (6, 3) OBP: 0.283, SLG: 0.490										1	0	0	0	0	1	0
41 Victor Martinez, S (1, 10) OBP: 0.128, SLG: 0.231	X 0-0 ③ F9			X 0-0 ① L6		X 0-0 ② G3		X 0-0 ③ L6		3	0	0	0	0	0	1
95 Kody Eaves, L (8, PH) OBP: 0.286, SLG: 0.167										1	0	0	0	0	0	0
(8, 10)																
8 Justin Upton, R (1, 7) OBP: 0.348, SLG: 0.594		X 0-0 15 F9 15 WP 1B		X 0-0 ② L7		X 0-0 1B			X 0-0 ① F9	3	0	2	0	0	0	0
74 Quincy Latimore, R (6, PR) OBP: 0.500, SLG: 0.500										1	0	0	0	0	0	0
(6, 7)																
15 Mikie Mahtook, R (1, 9) OBP: 0.254, SLG: 0.262		X 0-0 ① F9 1-3		X 0-0 ③ G4-3		S S S 0-3 ③ K			S F X 0-2 ② G4-3	3	0	0	0	0	1	2
18 Tyler Collins, L (6, 9) OBP: 0.268, SLG: 0.453										1	0	0	0	0	0	0
40 JaCoby Jones, R (1, 8) OBP: 0.382, SLG: 0.500		B B B B 4-0 BB			S S S 0-3 ① K		C S S 0-3 ① K		B X 1-0 ③ F7	1	0	0	0	1	1	0
17 Andrew Romine, S (6, 8) OBP: 0.319, SLG: 0.500										2	0	0	0	0	1	0
31 Alex Avila, L (1, 2) OBP: 0.294, SLG: 0.122	S B B F S 2-3 ② K				X 0-0 ② G5-3		B B B B 4-0 BB			2	0	0	0	1	1	2
71 Arvicent Perez, R (7, PR)										0	0	0	0	0	0	0
(7, 2)																
1 Jose Iglesias, R (1, 6) OBP: 0.333, SLG: 0.380	S T S 0-3 ③ K				X 0-0 2B		X 0-0 ② L4			2	0	1	0	0	1	2
49 Dixon Machado, R (6, 6) OBP: 0.278, SLG: 0.294										1	0	0	0	0	0	1
Inning Stats	R: 0 H: 0 E: 0 LOB: 1 K: 0 BB: 1 S: 4 P: 8	R: 0 H: 1 E: 0 LOB: 2 K: 2 BB: 1 S: 8 P: 14	R: 0 H: 0 E: 0 LOB: 0 K: 0 BB: 0 S: 3 P: 3	R: 0 H: 0 E: 0 LOB: 0 K: 0 BB: 0 S: 3 P: 3	R: 0 H: 1 E: 0 LOB: 1 K: 2 BB: 0 S: 8 P: 8	R: 1 H: 2 E: 0 LOB: 1 K: 1 BB: 0 S: 9 P: 11	R: 0 H: 0 E: 0 LOB: 1 K: 2 BB: 1 S: 7 P: 11	R: 0 H: 0 E: 0 LOB: 0 K: 2 BB: 0 S: 7 P: 7	R: 0 H: 0 E: 0 LOB: 0 K: 0 BB: 0 S: 5 P: 6	1B: 2 SF: 0 2B: 1 SAC: 0 3B: 0 DP: 0 HR: 1 HBP: 0						

PITCHER		IP	WLS	BF	H	R	ER	SO	BB	IBB	HBP	BLK	WP	HR	S	P	ERA	WHIP
61 Adam Conley, L ERA: 5.17	(1, 1)	4.0	W	15	1	0	0	2	2	0	0	0	1	0	18	28	0.00	0.750
64 Nick Wittgren, R ERA: 3.48	(5, 1)	1.0		4	1	0	0	2	0	0	0	0	0	0	8	8	0.00	1.000
22 Dustin McGowan, R ERA: 7.2	(6, 1)	1.0		5	2	1	1	1	0	0	0	0	0	1	9	11	9.00	2.000
25 Junichi Tazawa, R ERA:	(7, 1)	1.0	H	4	0	0	0	2	1	0	0	0	0	0	7	11	0.00	1.000
46 Kyle Barraclough, R ERA: 3.86	(8, 1)	1.0		3	0	0	0	2	0	0	0	0	0	0	7	7	0.00	0.000

PITCHER		IP	WLS	BF	H	R	ER	SO	BB	IBB	HBP	BLK	WP	HR	S	P	ERA	WHIP
35 David Phelps, R ERA: 1.5	(9, 1)	1.0		3	0	0	0	0	0	0	0	0	0	0	5	6	0.00	0.000

TOP

Detroit Tigers @ Miami Marlins

Roger Dean Stadium, Jupiter, FL

Fri Mar 31 2017, 7:09 PM - 9:54 PM EDT

Att. 4,178 - Overcast - 83 F

livebaseballscorecards.com

AB	31
R	1
H	4
RBI	1
BB	3
SO	9
LOB	10

BOTTOM

Detroit Tigers @ Miami Marlins
Roger Dean Stadium, Jupiter, FL
Fri Mar 31 2017, 7:09 PM - 9:54 PM EDT
Att. 4,178 - Overcast - 83 F

livebaseballscorecards.com

Batter	1	2	3	4	5	6	7	8	9	AB	R	H	RBI	BB	SO	LOB
9 Dee Strange-Gordon, L (1, 4) OBP: 0.274, SLG: 0.333	L6	G3			K		G1-3	F8		4	0	0	0	0	1	3
80 Carlos Paulino, R (8, 2) OBP: 0.185, SLG: 0.231										1	0	0	0	0	0	3
11 J.T. Realmuto, R (1, 2) OBP: 0.364, SLG: 0.421	G6-3		G6-3		F7		HR			4	1	1	3	0	0	0
55 Ryan Jackson, R (8, 4) OBP: 0.333, SLG: 0.364										0	0	0	0	0	0	0
21 Christian Yelich, L (1, 8) OBP: 0.394, SLG: 0.690	27 HR 2B		K		G4-3		G6-3			4	1	1	0	0	1	1
74 Rony Cabrera, R (8, 5)										0	0	0	0	0	0	0
27 Giancarlo Stanton, R (1, 9) OBP: 0.389, SLG: 0.633	2-H HR		K			1B	F7			4	1	2	2	0	1	1
46 Kyle Barraclough, R (8, 1)										0	0	0	0	0	0	0
35 David Phelps, R (9, 1)										0	0	0	0	0	0	0
41 Justin Bour, L (1, 3) OBP: 0.284, SLG: 0.297	K			3 BB BB	K	K		F7		2	0	0	0	1	2	1
50 Matthew den Dekker, L (8, 8) OBP: 0.295, SLG: 0.554										1	0	0	0	0	0	0
13 Marcell Ozuna, R (1, 7) OBP: 0.313, SLG: 0.550		32 2B 3 1B 2B		L3	K	K		85 1B 2 E 1B		3	1	1	0	0	1	2
19 Miguel Rojas, R (8, 3) OBP: 0.386, SLG: 0.571										1	0	1	0	0	0	0
32 Derek Dietrich, L (1, 5) OBP: 0.397, SLG: 0.434		3 1B 61 SF7 2B		K	K	K		E9 85 1B		3	1	1	0	0	2	2
2 Brandon Barnes, R (8, 9) OBP: 0.196, SLG: 0.245										1	0	0	0	0	0	1
3 Adeiny Hechavarría, R (1, 6) OBP: 0.290, SLG: 0.393				BB		28 2B 11 HR 1B				2	0	2	1	1	0	0
85 Justin Bohn, R (7, PR) OBP: 0.333, SLG: 0.333		1B						1B		1	1	1	0	0	0	0
(8, 6)																
61 Adam Conley, L (1, 1)										0	0	0	1	0	0	0
51 Ichiro Suzuki, L (4, PH) OBP: 0.319, SLG: 0.341										1	0	0	0	0	1	2
64 Nick Wittgren, R (5, 1)										0	0	0	0	0	0	0
22 Dustin McGowan, R (6, 1)										0	0	0	0	0	0	0
25 Junichi Tazawa, R (7, 1)										0	0	0	0	0	0	0
28 Tyler Moore, R (7, PH) OBP: 0.364, SLG: 0.686										1	1	1	0	0	0	0
52 Moisés Sierra, R (8, 7) OBP: 0.450, SLG: 0.568		SF7		K		11 HR 2B		K		1	0	0	0	0	1	3
Inning Stats	R: 2 E: 0 K: 1 S: 8 H: 2 LOB: 0 BB: 0 P: 10	R: 2 E: 0 K: 0 S: 7 H: 3 LOB: 0 BB: 0 P: 7	R: 0 E: 0 K: 2 S: 7 H: 0 LOB: 0 BB: 0 P: 7	R: 0 E: 0 K: 2 S: 7 H: 0 LOB: 2 BB: 2 P: 16	R: 0 E: 0 K: 1 S: 5 H: 0 LOB: 0 BB: 0 P: 5	R: 0 E: 0 K: 3 S: 10 H: 1 LOB: 1 BB: 0 P: 10	R: 3 E: 0 K: 0 S: 7 H: 3 LOB: 1 BB: 0 P: 13	R: 0 E: 1 K: 1 S: 8 H: 2 LOB: 3 BB: 0 P: 8		1B: 5 2B: 4 3B: 0 HR: 2	SF: 1 SAC: 0 DP: 0 HBP: 0					

AB	34
R	7
H	11
RBI	7
BB	2
SO	10
LOB	19

WP: 0 PB: 0 SB: 0 CS: 0 PA: 37

PITCHER	IP	WLS	BF	H	R	ER	SO	BB	IBB	HBP	BLK	WP	HR	S	P	ERA	WHIP
27 Jordan Zimmermann, R (1, 1) ERA: 9.42	3.0	L	13	5	4	4	3	0	0	0	0	0	1	22	24	12.00	1.667
38 Justin Wilson, L (4, 1) ERA: 5.19	1.0		5	0	0	0	2	2	0	0	0	0	0	7	16	0.00	2.000
61 Shane Greene, R (5, 1) ERA: 4.91	1.0		3	0	0	0	1	0	0	0	0	0	0	5	5	0.00	0.000
43 Bruce Rondón, R (6, 1) ERA: 7.36	1.0		4	1	0	0	3	0	0	0	0	0	0	10	10	0.00	1.000
97 Paul Voelker, R (7, 1) ERA: 27.0	1.0		6	3	3	3	0	0	0	0	0	0	1	7	13	27.00	3.000

PITCHER	IP	WLS	BF	H	R	ER	SO	BB	IBB	HBP	BLK	WP	HR	S	P	ERA	WHIP
57 Francisco Rodríguez, R (8, 1) ERA: 12.27	1.0		6	2	0	0	1	0	0	0	0	0	0	8	8	0.00	2.000

Detroit Tigers @ Miami Marlins

Roger Dean Stadium, Jupiter, FL

Sat Apr 01 2017, 12:10 PM - 2:50 PM EDT

Att. 3,547 - Sunny - 80 F

livebaseballscorecards.com

Batter	1	2	3	4	5	6	7	8	9	AB	R	H	RBI	BB	SO	LOB
3 Ian Kinsler, R (1, 4) OBP: 0.257, SLG: 0.333	K	G4-3			F9		F9		G5-3	2	0	0	0	0	1	2
49 Dixon Machado, R (3, 4) OBP: 0.267, SLG: 0.282										3	0	0	0	0	0	2
(4, 6)																
9 Nick Castellanos, R (1, 5) OBP: 0.424, SLG: 0.721	41 1B 8 SF7 2B		74 G5-4-3 1B		74 1B 88 1B		G3 1-3			2	1	2	0	0	0	0
26 Brendan Ryan, R (4, 5) OBP: 0.260, SLG: 0.271										2	1	1	0	0	0	1
41 Victor Martinez, S (1, 10) OBP: 0.150, SLG: 0.250	2-3 1B		P4		74 1B 1-2 1B		P3			1	0	1	0	0	0	0
88 Elvis Rubio, R (1, PR) OBP: 0.500, SLG: 0.500										2	0	1	0	0	0	1
(1, 10)																
73 Anthony Pereira, R (7, PH)										1	0	0	0	0	0	1
(7, 10)																
8 Justin Upton, R (1, 7) OBP: 0.343, SLG: 0.594	SF7 3-H		G5-4-3 1-2f		1-3 2-H 1B			P3		0	0	0	1	0	0	0
74 Ross Kivett, R (3, PH) OBP: 0.333, SLG: 0.333										3	0	1	1	0	0	1
(3, 7)																
34 James McCann, R (1, 2) OBP: 0.339, SLG: 0.404	P3			1 FC1-6 1 PB HBP	P3			G6-3		1	0	0	0	0	0	1
96 Tim Remes, R (4, PR)										2	0	0	0	0	0	2
(4, 2)																
15 Mikie Mahtook, R (1, 9) OBP: 0.257, SLG: 0.281		31 BB 2B		K		P4		K		3	0	1	0	0	1	1
40 JaCoby Jones, R (7, 8) OBP: 0.375, SLG: 0.490										1	0	0	0	0	1	0
1 Jose Iglesias, R (1, 6) OBP: 0.339, SLG: 0.373		BB		FC1-6 31 S 1-2		31 G5-6-3 1B			G6-3	1	0	0	0	1	0	1
4 Omar Infante, R (4, 4) OBP: 0.370, SLG: 0.533										2	0	1	0	0	0	0
31 Alex Avila, L (1, 3) OBP: 0.296, SLG: 0.116		17 L3 1-2 2-3 BB		K		G5-6-3 1-2f			17 G3 17 S 1B	2	0	0	0	1	1	2
18 Tyler Collins, L (7, 9) OBP: 0.281, SLG: 0.463										1	0	1	0	0	0	0
17 Andrew Romine, S (1, 8) OBP: 0.315, SLG: 0.486		L3 1-1			K		26 G3 26 S 1B		G3 1-3	4	0	1	0	0	1	4
(7, 3)																

Inning Stats	1	2	3	4	5	6	7	8	9
R:	1	0	0	0	1	0	0	0	0
E:	0	0	0	0	0	0	0	0	0
K:	1	0	0	2	1	0	0	0	0
S:	7	3	3	7	10	3	5	5	5
H:	2	1	1	0	3	1	1	0	1
LOB:	1	2	0	2	2	0	1	0	1
BB:	0	2	0	0	0	0	0	0	0
P:	7	11	3	9	10	3	5	5	5

1B:	8
2B:	3
3B:	0
HR:	0
SF:	1
SAC:	0
DP:	3
HBP:	1
WP:	0
PB:	1
SB:	3
CS:	0
PA:	37

TOP	
AB	33
R	2
H	10
RBI	2
BB	2
SO	5
LOB	19

PITCHER		IP	WLS	BF	H	R	ER	SO	BB	IBB	HBP	BLK	WP	HR	S	P	ERA	WHIP
54 Wei-Yin Chen, L	(1, 1)	3.0		13	4	1	1	1	2	0	0	0	0	0	13	21	3.00	2.000
ERA: 3.32																		
34 Tom Koehler, R	(4, 1)	3.0	W	13	4	1	1	3	0	0	1	0	0	0	20	22	3.00	1.333
ERA: 4.67																		
44 AJ Ramos, R	(7, 1)	0.1	H	2	1	0	0	0	0	0	0	0	0	0	2	2	0.00	3.000
ERA: 7.5																		
65 Kelvin Marte, L	(7, 1)	1.2	H	5	0	0	0	1	0	0	0	0	0	0	8	8	0.00	0.000
ERA: 2.7																		
40 Javy Guerra, R	(9, 1)	1.0	S	4	1	0	0	0	0	0	0	0	0	0	5	5	0.00	1.000
ERA: 4.5																		

PITCHER	IP	WLS	BF	H	R	ER	SO	BB	IBB	HBP	BLK	WP	HR	S	P	ERA	WHIP

BOTTOM

Batter	1	2	3	4	5	6	7	8	9	AB	R	H	RBI	BB	SO	LOB
9 Dee Strange-Gordon, L (1, 4) OBP: 0.297, SLG: 0.356	0-0 17 CS 1B		0-0 17 1B 1-2 1B		0-0 17 E 1B		0-0 G5-3 ①			2	0	2	0	0	0	0
19 Miguel Rojas, R (5, 5) OBP: 0.400, SLG: 0.581										1	0	1	0	0	0	0
72 Brian Schales, R (7, 5)										1	0	0	0	0	0	0
17 A.J. Ellis, R (1, 2) OBP: 0.417, SLG: 0.300	1 SAFE 0-0 P4 ①② 1-2		0-0 1-3 2-H 1B		0-1 G5-3 ② 1-3		0-0 F8 ②			4	0	1	1	0	0	2
74 Rony Cabrera, R (8, 2)										0	0	0	0	0	0	0
2 Brandon Barnes, R (1, 8) OBP: 0.190, SLG: 0.236	0-0 F8 ③		0-3 K ③		0-3 K ③		0-0 L6 ③			2	0	0	0	0	1	2
28 Tyler Moore, R (5, 3) OBP: 0.357, SLG: 0.673										1	0	0	0	0	1	1
44 AJ Ramos, R (7, 1)										0	0	0	0	0	0	0
65 Kelvin Marte, R (7, 1) OBP: 0.333, SLG: 0.667										1	0	0	0	0	0	0
40 Javy Guerra, R (9, 1)										0	0	0	0	0	0	0
27 Giancarlo Stanton, R (1, 9) OBP: 0.368, SLG: 0.594		0-0 L8 ①		0-3 K ①		0-0 89 1B 3B		0-2 F9 ①		2	0	0	0	0	1	0
50 Matthew den Dekker, L (5, 8) OBP: 0.306, SLG: 0.596										1	1	1	0	0	0	0
88 Jhonny Santos, R (7, 8)										1	0	0	0	0	0	0
41 Justin Bour, L (1, 3) OBP: 0.289, SLG: 0.303		0-0 13 G4-6-3 1B		0-0 G4-3 ②		0-3 K ①		0-0 1B		2	0	1	0	0	0	0
55 Ryan Jackson, R (5, 6) OBP: 0.340, SLG: 0.370										2	0	1	0	0	1	1
13 Marcell Ozuna, R (1, 7) OBP: 0.319, SLG: 0.548		0-0 G4-6-3 ②③ 1-2f		0-0 E6 32 1B 1B		0-0 67 BB 3-H 1B		0-3 K ②		2	0	1	0	0	0	1
89 Boo Vazquez, L (4, PR) OBP: 0.500, SLG: 0.500										2	1	1	1	0	1	1
(5, 9)																
32 Derek Dietrich, L (1, 5) OBP: 0.400, SLG: 0.436			0-0 L6 ①	0-0 2-H 1B		4-0 94 FC5-4 1-2 BB		0-3 K ③		2	0	1	1	0	0	0
67 Ty Washington, R (4, PR) OBP: 0.400, SLG: 0.250										1	0	0	0	1	1	1
(5, 4)																
3 Adeiny Hechavarría, R (1, 6) OBP: 0.281, SLG: 0.381			0-0 G4-3 ②	0-0 F9 ③		0-3 K ②				2	0	0	0	0	0	2
95 Zach Sullivan, R (5, 7) OBP: 0.333, SLG: 0.667										1	0	0	0	0	1	2
54 Wei-Yin Chen, R (1, 1) OBP: 0.333, SLG: 0.333			0-0 9 1B 17 1B 1B		0-3 K ①	0-0 FC5-4 ③ 1-2f				0	0	0	0	0	0	0
51 Ichiro Suzuki, L (3, PH) OBP: 0.333, SLG: 0.356										1	1	1	0	0	0	0
34 Tom Koehler, R (4, 1) OBP: 0.500, SLG: 0.500										1	0	0	0	0	1	0
94 Dustin Geiger, R (6, PH) OBP: 0.250, SLG: 0.250										1	0	0	0	0	0	2
(7, 3)																
Inning Stats	R: 0 E: 0 K: 0 S: 3 H: 1 LOB: 0 BB: 0 P: 3	R: 0 E: 0 K: 0 S: 3 H: 1 LOB: 0 BB: 0 P: 3	R: 1 E: 0 K: 1 S: 8 H: 3 LOB: 2 BB: 0 P: 8	R: 1 E: 1 K: 1 S: 7 H: 2 LOB: 2 BB: 0 P: 7	R: 0 E: 0 K: 2 S: 9 H: 1 LOB: 1 BB: 0 P: 9	R: 1 E: 0 K: 2 S: 9 H: 2 LOB: 2 BB: 1 P: 13	R: 0 E: 0 K: 0 S: 3 H: 0 LOB: 0 BB: 0 P: 3	R: 0 E: 0 K: 2 S: 10 H: 1 LOB: 1 BB: 0 P: 10		1B: 10 2B: 0 3B: 1 HR: 0		SF: 0 SAC: 0 DP: 1 HBP: 0				

PITCHER	IP	WLS	BF	H	R	ER	SO	BB	IBB	HBP	BLK	WP	HR	S	P	ERA	WHIP
44 Daniel Norris, L (1, 1) ERA: 6.08	2.2		11	5	1	1	0	0	0	0	0	0	0	11	11	3.38	1.875
56 Kyle Ryan, L (3, 1) ERA: 2.84	1.1		6	2	1	0	2	0	0	0	0	0	0	10	10	0.00	1.500
30 Alex Wilson, R (5, 1) ERA: 5.56	1.0		4	1	0	0	2	0	0	0	0	0	0	9	9	0.00	1.000
89 Mark Ecker, R (6, 1) ERA: 9.0	1.0	L	6	2	1	1	2	1	0	0	0	0	0	9	13	9.00	3.000
97 Zac Reininger, R (7, 1) ERA:	1.0		3	0	0	0	0	0	0	0	0	0	0	3	3	0.00	0.000

PITCHER	IP	WLS	BF	H	R	ER	SO	BB	IBB	HBP	BLK	WP	HR	S	P	ERA	WHIP
99 Gerson Moreno, R (8, 1) ERA:	1.0		4	1	0	0	2	0	0	0	0	0	0	10	10	0.00	1.000

Detroit Tigers @ Miami Marlins

Roger Dean Stadium, Jupiter, FL

Sat Apr 01 2017, 12:10 PM - 2:50 PM EDT

Att. 3,547 - Sunny - 80 F

livebaseballscorecards.com

AB	33
R	3
H	11
RBI	3
BB	1
SO	8
LOB	15

MIAMI

WP: 0	PB: 0	SB: 0	CS: 1
PA: 34			

Batter	1	2	3	4	5	6	7	8	9	AB	R	H	RBI	BB	SO	LOB
9 Dee Strange-Gordon, L (1, 4)	B FF 96 T FF 97 S FF 97 F FF 96 B CH 90 F CH 90 X FF 97 2-2 ① L7		S FF 96 F FF 96 B CU 79 X CH 89 1-2 ③ G1		L CH 89 X FF 95 0-1 ② FC6-4 11 1B 1-2f			C SI 94 B KC 80 F SI 95 X KC 81 1-2 ① G1-3		4	0	0	0	0	0	2
11 J.T. Realmuto, R (1, 2) OBP: 0.500, SLG: 0.750	C CU 81 F FF 97 F FF 96 B FF 97 B CH 91 X FF 97 2-2 ② G6-3			B CU 83 B CH 90 F CH 90 X FF 96 2-1 21 F8 27 2B 2B	1 SAFE F FF 94 X SL 89 0-1 1-2 1B			C SI 95 X CH 87 0-1 ② L9		4	1	2	0	0	0	0
21 Christian Yelich, L (1, 8)	C FF 98 F FF 97 S FF 98 0-3 ③ K			X FF 94 0-0 ① F8 2-3	C CH 88 B CH 88 F FF 94 D CH 89 X CH 88 2-2 ③ F9			C SI 94 X SI 94 0-1 ③ G6-3		4	0	0	0	0	1	3
27 Giancarlo Stanton, R (1, 9) OBP: 0.250, SLG: 0.500		B FF 96 C CU 82 F FF 96 X FF 95 1-2 ① G6-3		X FF 96 0-0 41 G6-3 13 1B 3-H 2B		F FF 96 X FF 96 0-1 ① L7			C SI 98 F SI 97 B SL 90 X SI 97 1-2 ① P3	4	1	1	1	0	0	0
41 Justin Bour, L (1, 3)		C CU 83 S CH 90 B CH 89 X FF 97 1-2 ② G4-3		C CH 88 S FF 95 X FF 94 0-2 ② G6-3 2-3		B CH 88 X FF 94 1-0 ② G3			B FF 98 B SI 97 B SI 97 C SI 97 S SI 96 S SL 90 3-3 ② K	4	0	0	0	0	1	1
13 Marcell Ozuna, R (1, 7) OBP: 0.250, SLG: 0.250		C SL 91 X CU 83 0-1 ③ G4-3		B FF 94 X CU 82 1-0 3-H 1B		X SL 91 0-0 ③ F8			C SI 98 C FF 98 F FF 99 B SL 90 B SL 89 F SI 97 C SI 97 2-3 ③ K	4	0	1	1	0	1	0
32 Derek Dietrich, L (1, 5)			B CU 82 B FF 96 F FF 97 F FF 97 F FF 96 X FF 95 2-2 ① G6-3	B FF 94 B FF 96 X FF 94 2-0 ③ F7			B CU 82 C CU 82 C CU 81 X FF 94 1-2 ① G3-1			3	0	0	0	0	0	1
3 Adeiny Hechavarría, R (1, 6)			C CU 82 S FF 96 T FF 96 0-2 ② K		C FF 94 X CH 88 0-1 ① G6-3		C FF 96 F CU 83 B CH 90 X FF 95 1-2 ② G6-3			3	0	0	0	0	1	0
36 Edinson Volquez, R (1, 1) OBP: 1.000, SLG: 1.000 35 David Phelps, R (6, 1) 25 Junichi Tazawa, R (8, 1) 29 Brad Ziegler, R (8, 1)			X FF 96 0-0 1B		B FF 97 X FF 96 1-0 9 FC6-4 1B		B CU 82 C FF 95 B FF 96 C FF 96 C CU 82 2-3 ③ K			2 1 0 0	0 0 0 0	2 0 0 0	0 0 0 0	0 1 0 0	0 0 0 0	0 0 0 0
Inning Stats	R: 0 E: 0 K: 1 S: 12 H: 0 LOB: 0 BB: 0 P: 16	R: 0 E: 0 K: 0 S: 8 H: 0 LOB: 0 BB: 0 P: 10	R: 0 E: 0 K: 1 S: 11 H: 1 LOB: 1 BB: 0 P: 14	R: 2 E: 0 K: 0 S: 9 H: 3 LOB: 1 BB: 0 P: 14	R: 0 E: 0 K: 0 S: 10 H: 2 LOB: 2 BB: 0 P: 13	R: 0 E: 0 K: 0 S: 4 H: 0 LOB: 0 BB: 0 P: 5	R: 0 E: 0 K: 1 S: 9 H: 0 LOB: 0 BB: 0 P: 13	R: 0 E: 0 K: 0 S: 7 H: 0 LOB: 0 BB: 0 P: 8	R: 0 E: 0 K: 2 S: 11 H: 0 LOB: 0 BB: 0 P: 17	1B: 4 2B: 2 3B: 0 HR: 0 SF: 0 SAC: 0 DP: 0 HBP: 0						

PITCHER		IP	WLS	BF	H	R	ER	SO	BB	IBB	HBP	BLK	WP	HR	S	P	ERA	WHIP
37 Stephen Strasburg, R ERA: 2.57	(1, 1)	7.0	W	27	6	2	2	3	0	0	0	0	0	0	63	85	2.57	0.857
36 Sammy Solís, L ERA:	(8, 1)	1.0	H	3	0	0	0	0	0	0	0	0	0	0	7	8	0.00	0.000
45 Blake Treinen, R ERA:	(9, 1)	1.0	S	3	0	0	0	2	0	0	0	0	0	0	11	17	0.00	0.000

PITCHER	IP	WLS	BF	H	R	ER	SO	BB	IBB	HBP	BLK	WP	HR	S	P	ERA	WHIP

TOP

Miami Marlins @ Washington Nationals

Nationals Park, Washington, DC

Mon Apr 03 2017, 1:07 PM - 3:52 PM EDT

Att. 42,744 - Cloudy - 66 F

livebaseballscorecards.com

AB	33
R	2
H	6
RBI	2
BB	0
SO	5
LOB	7

MIAMI

BOTTOM

Batter	1	2	3	4	5	6	7	8	9	AB	R	H	RBI	BB	SO	LOB
7 Trea Turner, R (1, 6) OBP: 0.250, SLG: 0.500	B FF 94 B SI 94 B FF 95 C FF 94 F SI 94 X SI 94 3-2 20 S 2B		C KC 83 B CH 84 C SI 95 B CH 86 X KC 83 2-2 ② F9		X KC 80 0-0 ③ L8		C FF 94 B KC 83 B FF 93 X FF 93 2-1 ③ F9			4	0	1	0	0	0	0
2 Adam Eaton, L (1, 8) OBP: 0.750, SLG: 1.000	B FF 95 B KC 80 B CH 80 B FF 93 4-0 20 S BB		S KC 80 B FF 94 B CH 84 F FF 94 B FF 95 F SI 94 F SI 94 X KC 80 3-2 2B			B FF 94 B SI 92 F FF 93 X FF 94 2-1 ① L7		B CU 75 F FF 92 B FF 93 B FF 92 B FF 93 4-1 34 BB 20 1B BB		2	1	1	0	2	0	0
34 Bryce Harper, L (1, 9) OBP: 0.500, SLG: 1.333	F SI 94 F KC 82 S CH 85 0-3 ① K		C SI 94 X CH 82 0-1 ③ F7			F KC 83 B FC 90 C FC 90 B FF 96 F FC 91 X FF 95 2-2 HR		B FF 93 B FF 92 B FO 86 1 SAFE B FF 94 4-0 11 1B 20 1B 1-2 BB		3	1	1	1	1	1	3
20 Daniel Murphy, L (1, 4) OBP: 0.500, SLG: 0.500	C KC 80 B CH 83 S FF 94 S KC 83 1-3 ② K 1-2 2-3			B FF 93 F CH 82 B CH 84 X FF 93 2-1 11 1B 1B		B SI 94 B FC 90 C FC 90 F FF 95 B SI 94 X FC 89 3-2 ② G1-3		B FF 93 F FF 94 B FF 93 X FF 94 2-1 11 1B 1-2 2-H 1B		4	0	2	1	0	1	2
11 Ryan Zimmerman, R (1, 3) OBP: 0.500, SLG: 0.500	C FF 96 D SI 96 F CH 83 T FF 97 1-2 ③ K			B FF 93 C FF 93 B FF 93 X SI 93 2-1 10 G4-6-3 1-2 1B		C FF 94 B FF 94 C FF 94 F FF 94 C FC 90 1-3 ③ K		F SI 84 X SI 84 0-1 10 G4-6-3 1-2 2-3 1B		4	0	2	0	0	2	2
28 Jayson Werth, R (1, 7)		C SI 93 C CH 83 S CH 86 0-3 ① K		S CH 82 B FF 94 B SI 92 S SI 94 D KC 84 S CH 83 3-3 ① K			B FF 93 C FF 94 B KC 83 B FF 94 T FF 94 X FF 95 3-2 ① L9	C SI 85 S CU 73 S CU 73 0-3 ① K		4	0	0	0	0	3	5
10 Stephen Drew, L (1, 5)		B KC 79 C FF 94 X CH 84 1-1 ② G3		B CH 84 S FF 93 D CH 83 F CH 84 2 SAFE F FF 94 F CH 85 F KC 83 X SI 94 2-2 ②③ G4-6-3 1-2f			C SI 94 F FC 91 B FF 96 S KC 83 1-3 ② K	C SI 85 B CH 76 3 SAFE X CH 76 1-1 ②③ G4-6-3 1-2f		4	0	0	0	0	1	5
32 Matt Wieters, S (1, 2) OBP: 0.333, SLG: 0.333		B KC 81 B FF 94 C SI 95 X CH 84 2-1 ③ G5-3			B KC 77 L CH 80 F KC 79 B FF 95 C SI 94 2-3 ① K		B FC 91 B FF 95 C FC 90 X FC 90 2-1 26 HR 1B			3	1	1	0	0	1	0
37 Stephen Strasburg, R (1, 1) 26 Adam Lind, L (7, PH) OBP: 1.000, SLG: 4.000 36 Sammy Solís, R (8, 1) 45 Blake Treinen, R (9, 1)			C FF 92 C SI 94 B KC 82 B CH 83 B SI 94 F SI 93 X SI 94 3-2 ① G5-3		X FF 92 0-0 ② F9		B FC 91 B SI 94 X FF 94 2-0 1-H HR			2 1 0 0	0 1 0 0	0 1 0 0	0 2 0 0	0 0 0 0	0 0 0 0	0 0 0 0
Inning Stats	R: 0 E: 0 K: 3 S: 12 H: 1 LOB: 2 BB: 1 P: 21	R: 0 E: 0 K: 1 S: 7 H: 0 LOB: 0 BB: 0 P: 10	R: 0 E: 0 K: 0 S: 14 H: 1 LOB: 1 BB: 0 P: 22	R: 0 E: 0 K: 1 S: 13 H: 2 LOB: 1 BB: 0 P: 22	R: 0 E: 0 K: 1 S: 5 H: 0 LOB: 0 BB: 0 P: 7	R: 1 E: 0 K: 1 S: 13 H: 1 LOB: 0 BB: 0 P: 21	R: 2 E: 0 K: 1 S: 11 H: 2 LOB: 0 BB: 0 P: 21	R: 1 E: 0 K: 1 S: 10 H: 2 LOB: 2 BB: 2 P: 21		1B: 5 2B: 2 3B: 0 HR: 2	SF: 0 SAC: 0 DP: 2 HBP: 0		WP: 0 PB: 0 SB: 2 CS: 0	PA: 34		

PITCHER		IP	WLS	BF	H	R	ER	SO	BB	IBB	HBP	BLK	WP	HR	S	P	ERA	WHIP
36 Edinson Volquez, R ERA:	(1, 1)	5.0		19	4	0	0	6	1	0	0	0	0	0	51	82	0.00	1.000
35 David Phelps, R ERA: 13.5	(6, 1)	2.0	L	9	3	3	3	2	0	0	0	0	0	2	24	42	13.50	1.500
25 Junichi Tazawa, R ERA:	(8, 1)	0.0		3	1	1	1	0	2	0	0	0	0	0	3	13	∞	∞
29 Brad Ziegler, R ERA:	(8, 1)	1.0		3	1	0	0	1	0	0	0	0	0	0	7	8	0.00	1.000

PITCHER	IP	WLS	BF	H	R	ER	SO	BB	IBB	HBP	BLK	WP	HR	S	P	ERA	WHIP

Miami Marlins @ Washington Nationals

Nationals Park, Washington, DC

Mon Apr 03 2017, 1:07 PM - 3:52 PM EDT

Att. 42,744 - Cloudy - 66 F

livebaseballscorecards.com

AB	31
R	4
H	9
RBI	4
BB	3
SO	9
LOB	17

Batter	1	2	3	4	5	6	7	8	9	AB	R	H	RBI	BB	SO	LOB
9 Dee Strange-Gordon, L (1, 4) OBP: 0.222, SLG: 0.125	L FF 92 B FF 93 F SI 92 B FF 91 S SI 93 2-3 ① K	B FF 90 H FF 92 2-0 11 WP HBP			B SI 89 C SI 91 C FF 91 S SI 89 1-3 ① K		F SL 92 T FF 98 F FF 99 S SL 89 0-3 ③ K		B SL 89 C SI 96 B SI 97 F SI 97 X SL 88 2-2 11 DI 11 1B 1B	4	1	1	0	0	3	2
11 J.T. Realmuto, R (1, 2) OBP: 0.556, SLG: 1.000	C FF 94 B SI 93 B SL 86 F FF 92 B SI 94 F SI 93 F SI 94 D CH 83 4-2 21 1B 13 1B BB	S CU 75 B CU 76 F CH 83 B FF 91 B SI 92 X SL 85 3-2 ③ G6-3 1-2 2-3			X SL 85 0-0 ② G1-3			B SL 87 C SL 84 B SL 91 X SL 90 2-1 HR	B SI 95 X FF 96 1-0 1-H 1B	4	2	2	2	1	0	3
21 Christian Yelich, L (1, 8) OBP: 0.222, SLG: 0.222	F SI 91 F SI 92 B SI 91 X SL 85 1-2 41 BB 13 1B 1-3 1B		C CH 83 F FF 91 B CU 78 B CU 78 X SI 93 2-2 ① G4-3		D CU 77 B CH 82 C CH 82 X FF 92 2-1 ③ G4-3			B SL 87 F FF 98 S SL 91 B SL 91 X FF 98 2-2 13 1B 1B	F SI 96 F FF 96 F SL 88 S CH 88 0-3 ③ K	5	1	2	0	0	1	2
27 Giancarlo Stanton, R (1, 9) OBP: 0.125, SLG: 0.250	C FF 91 B SL 86 S SL 85 S SI 91 1-3 ② K		C SL 85 X SL 86 0-1 ② G6-3			B SI 90 C SI 88 B CU 75 X SL 82 2-1 ① L7		S SL 86 B SL 86 F SL 86 B SL 88 X SL 87 2-2 ① F7		4	0	0	0	0	1	3
41 Justin Bour, L (1, 3)	C CU 77 D CH 84 B CH 83 B FF 93 B SI 94 4-1 13 1B 1-2 BB		B CH 84 F SI 93 B SI 93 S CU 76 S FF 92 2-3 ③ K			C CH 81 F CH 82 B SI 89 B SL 84 F SL 85 X SI 92 2-2 ② G1-3		B CH 86 B FF 90 B CH 87 C FF 91 F CH 86 S SL 87 3-3 ② K		3	0	0	0	1	2	1
13 Marcell Ozuna, R (1, 7) OBP: 0.375, SLG: 0.375	B FF 93 F FF 93 X SI 93 1-1 ③ 1-3 2-H 3-H 1B			B FF 92 B SI 92 F SI 92 C SI 92 X CU 77 2-2 ① L6		F SL 84 B SL 86 S SL 86 B SL 86 S SL 86 2-3 ③ K		C FF 91 B FF 91 X FF 91 1-1 1-2 1B		4	0	2	2	0	1	0
32 Derek Dietrich, L (1, 5)		C CU 74 B FF 93 F SI 91 H SL 86 2-2 11 WP 58 SH2-4 HBP		F CU 75 B FF 92 F FF 92 B FF 91 B SI 92 X SI 92 3-2 ② F7			H FF 98 1-0 19 G6-3 3 1B HBP	S FF 92 B FF 92 X SI 91 1-1 ③ G4-3		2	0	0	0	0	0	2
3 Adeiny Hechavarría, R (1, 6) OBP: 0.143, SLG: 0.143		1 SAFE F FF 93 F FF 92 S FF 91 0-3 ① K		B SL 86 F FF 92 X SI 92 1-1 ③ F8			C SL 92 F FF 97 B FF 94 X FF 98 1-2 19 G6-3 1-2 1B		B SI 95 X SI 95 1-0 ① L9	4	0	1	0	0	1	1
58 Dan Straily, R (1, 1) 22 Dustin McGowan, R (4, 1) 28 Tyler Moore, R (5, PH) OBP: 1.000, SLG: 2.000 64 Nick Wittgren, R (5, 1) 19 Miguel Rojas, R (7, PH) 46 Kyle Barraclough, R (7, 1) 44 AJ Ramos, R (8, 1) 51 Ichiro Suzuki, L (9, PH)		B CU 74 X SI 91 1-0 ② SH2-4 1-2			X SI 91 0-0 2B		F FF 98 X 0-1 ①② G6-3 1-2f 2-3		B SI 95 B SI 95 S FF 96 F FF 95 F SI 97 F CH 88 S FF 98 2-3 ② K	0 0 1 0 1 0 0 1	0 0 0 0 0 0 0 0	0 0 1 0 0 0 0 0	0 0 0 0 0 0 0 1	0 0 0 0 0 0 0 0	0 0 0 0 2 0 0 0	0 0 0 0 0 0 0 0
Inning Stats	R: 2 E: 0 K: 2 S: 16 H: 2 LOB: 2 BB: 2 P: 29	R: 0 E: 0 K: 1 S: 9 H: 0 LOB: 2 BB: 0 P: 17	R: 0 E: 0 K: 1 S: 8 H: 0 LOB: 0 BB: 0 P: 12	R: 0 E: 0 K: 0 S: 8 H: 0 LOB: 0 BB: 0 P: 14	R: 0 E: 0 K: 1 S: 7 H: 1 LOB: 1 BB: 0 P: 10	R: 0 E: 0 K: 1 S: 9 H: 0 LOB: 0 BB: 0 P: 15	R: 0 E: 0 K: 1 S: 9 H: 1 LOB: 1 BB: 0 P: 11	R: 1 E: 0 K: 1 S: 15 H: 3 LOB: 2 BB: 0 P: 26	R: 1 E: 0 K: 2 S: 14 H: 2 LOB: 1 BB: 0 P: 20	1B: 7 2B: 1 3B: 0 HR: 1 SF: 0 SAC: 1 DP: 1 HBP: 3						

PITCHER		IP	WLS	BF	H	R	ER	SO	BB	IBB	HBP	BLK	WP	HR	S	P	ERA	WHIP
57 Tanner Roark, R ERA: 3.0	(1, 1)	6.0	W	24	3	2	2	6	2	0	2	0	1	0	57	97	3.00	0.833
72 Enny Romero, L ERA: 9.0	(7, 1)	1.0		6	3	1	1	1	0	0	1	0	0	1	14	20	9.00	3.000
56 Joe Blanton, R ERA:	(8, 1)	0.2	H	3	1	0	0	1	0	0	0	0	0	0	8	14	0.00	1.500
46 Oliver Pérez, L ERA:	(8, 1)	0.1	H	1	0	0	0	0	0	0	0	0	0	0	2	3	0.00	0.000
45 Blake Treinen, R ERA: 4.5	(9, 1)	1.0	S	5	2	1	1	2	0	0	0	0	0	0	14	20	9.00	2.000

PITCHER	IP	WLS	BF	H	R	ER	SO	BB	IBB	HBP	BLK	WP	HR	S	P	ERA	WHIP

TOP

Miami Marlins @ Washington Nationals

Nationals Park, Washington, DC

Wed Apr 05 2017, 7:06 PM - 10:11 PM EDT

Att. 22,715 - Cloudy - 69 F

livebaseballscorecards.com

AB	33
R	4
H	9
RBI	4
BB	2
SO	10
LOB	16

MIAMI

WP: 1 PA: 39
PB: 0
SB: 0
CS: 0

Batter	1	2	3	4	5	6	7	8	9	AB	R	H	RBI	BB	SO	LOB
7 Trea Turner, R (1, 6) OBP: 0.125, SLG: 0.250	C FF 90 B CU 75 C FF 92 B SL 84 B FF 91 X FF 91 3-2 ① F8		B FF 92 S SL 84 X FF 90 1-1 ②③ G6-4-3 1-2f	D SL 85 F FF 92 B FF 93 S SL 84 F SL 83 F FF 92 D SL 84 S SL 83 3-3 ③ K		B SL 82 S FF 92 B FF 92 F FF 92 F FF 93 S FF 93 2-3 ③ K				4	0	0	0	0	2	5
2 Adam Eaton, L (1, 8) OBP: 0.625, SLG: 0.800	B FF 91 B FF 91 C SL 84 B FF 91 X FF 90 3-1 ② P6			B FF 90 B FF 91 B FF 90 B FF 90 4-0 34 2B BB	F FF 93 B FF 92 B SL 81 F FF 92 X CH 86 2-2 34 1B 2B		C FF 96 S SL 82 B SL 84 X FF 96 1-2 ① G5-3			3	2	1	0	1	0	0
34 Bryce Harper, L (1, 9) OBP: 0.500, SLG: 1.000	C FF 90 B FF 92 B CH 85 X FF 92 2-1 ③ F7			F CH 84 D CH 82 B CU 76 C FF 91 1 SAFE F SL 84 F SL 85 F CH 84 X FF 92 2-2 20 1B 1-H 2B	B FF 92 2 SAFE C FF 93 X CH 86 1-1 11 CS 2-H 1B		C FF 96 B FF 96 X FF 97 1-1 ② G3			4	1	2	2	0	0	0
20 Daniel Murphy, L (1, 4) OBP: 0.500, SLG: 0.500		F FF 90 B FF 91 S SL 85 F SL 85 X CU 75 1-2 ① G4-3		F FF 91 X SL 84 0-1 28 1B 32 1B 2-H 1B	B FF 92 X FF 92 1-0 ① L7		X FF 95 0-0 11 PB 1B			4	1	2	1	0	0	1
11 Ryan Zimmerman, R (1, 3) OBP: 0.500, SLG: 0.857		T FF 92 B FF 93 S FF 91 X FF 93 1-2 HR		C SL 85 B SL 84 F FF 90 B SL 84 B SL 83 D CH 83 4-2 28 1B 32 1B BB	B FF 93 B FF 94 S FF 93 F FF 93 X FF 92 2-2 ②③ P5 1-2		B FF 95 S SL 82 S FF 96 S SL 83 1-3 ③ K2-3 1-2			3	2	1	1	1	1	2
6 Anthony Rendon, R (1, 5)		F FF 92 B SL 83 X SL 85 1-1 ② F8		F FF 89 B SL 85 X SL 82 1-1 ① P4		C SL 80 F FF 93 B FF 91 F FF 94 C FF 93 1-3 ① K		F FF 93 B SL 81 B SL 80 B FF 92 C FF 91 C FF 92 3-3 ① K		4	0	0	0	0	2	2
28 Jayson Werth, R (1, 7) OBP: 0.250, SLG: 0.250		C FF 90 S SL 84 X SL 84 0-2 ③ G6-3		X FF 90 0-0 57 SH2-4 32 1B 1-2 2-3 1B		S FF 94 B CH 87 X FF 93 1-1 10 BB 32 BB 1B		B FF 93 X FF 92 1-0 ② P4		4	0	2	0	0	0	0
32 Matt Wieters, S (1, 2) OBP: 0.714, SLG: 0.833			B FF 91 X CH 84 1-0 57 FC3-6 1B	D CH 84 F FF 90 B SL 85 F CH 84 B FF 92 F SL 84 X FF 92 3-2 57 SH2-4 1-2 2-H 3-H 1B		C FF 92 B FF 91 F FF 92 B FF 93 F FF 93 B CH 86 B FF 91 4-2 10 BB 1-2 BB		B CU 75 B SI 90 F FF 92 C CH 84 X SL 80 2-2 2B		3	0	3	2	1	0	0
57 Tanner Roark, R (1, 1) 10 Stephen Drew, L (6, PH) 72 Enny Romero, R (7, 1) 56 Joe Blanton, R (8, 1) 46 Oliver Pérez, L (8, 1) 26 Adam Lind, L (8, PH) OBP: 0.500, SLG: 2.000 45 Blake Treinen, R (9, 1)			X FF 90 0-0 ① FC3-6 7 G6-4-3 1-2f	X FF 91 0-0 ② SH2-4 1-2 2-3		B FF 92 B FF 92 C FF 91 2 SAFE B CH 84 D FF 91 4-1 ② BB 1-2 2-3		B SL 80 T CH 84 B SI 90 F CH 85 B SI 93 F SL 80 X SL 81 3-2 ③ G4-3		1 0 0 0 0 0 1 0	0 0 0 0 0 0 0 0	0 0 0 0 0 0 0 0	0 0 1 0 0 0 0 1	0 0 0 0 0 0 0 0	0 0 0 0 0 0 1 0	1 0 0 0 0 0 1 0
Inning Stats	R: 0 E: 0 K: 0 S: 7 H: 0 LOB: 0 BB: 0 P: 15	R: 1 E: 0 K: 0 S: 12 H: 1 LOB: 0 BB: 0 P: 15	R: 0 E: 0 K: 0 S: 4 H: 1 LOB: 0 BB: 0 P: 6	R: 4 E: 0 K: 1 S: 23 H: 4 LOB: 2 BB: 2 P: 40	R: 1 E: 0 K: 0 S: 9 H: 2 LOB: 0 BB: 0 P: 15	R: 0 E: 0 K: 2 S: 14 H: 1 LOB: 2 BB: 2 P: 26	R: 0 E: 0 K: 1 S: 9 H: 1 LOB: 1 BB: 0 P: 12	R: 0 E: 0 K: 1 S: 11 H: 1 LOB: 1 BB: 0 P: 20		1B: 7 2B: 3 3B: 0 HR: 1 SF: 0 SAC: 1 DP: 1 HBP: 0		WP: 0 PB: 1 SB: 0 CS: 1 PA: 36		

PITCHER		IP	WLS	BF	H	R	ER	SO	BB	IBB	HBP	BLK	WP	HR	S	P	ERA	WHIP
58 Dan Straily, R ERA: 13.5	(1, 1)	3.1	L	17	6	5	5	0	2	0	0	0	0	1	40	67	13.50	2.400
22 Dustin McGowan, R ERA:	(4, 1)	0.2		2	0	0	0	1	0	0	0	0	0	0	6	9	0.00	0.000
64 Nick Wittgren, R ERA: 4.5	(5, 1)	2.0		9	3	1	1	2	2	0	0	0	0	0	23	41	4.50	2.500
46 Kyle Barraclough, R ERA:	(7, 1)	1.0		4	1	0	0	1	0	0	0	0	0	0	9	12	0.00	1.000
44 AJ Ramos, R ERA:	(8, 1)	1.0		4	1	0	0	1	0	0	0	0	0	0	11	20	0.00	1.000

PITCHER	IP	WLS	BF	H	R	ER	SO	BB	IBB	HBP	BLK	WP	HR	S	P	ERA	WHIP

BOTTOM

Miami Marlins @ Washington Nationals

Nationals Park, Washington, DC

Wed Apr 05 2017, 7:06 PM - 10:11 PM EDT

Att. 22,715 - Cloudy - 69 F

livebaseballscorecards.com

AB	31
R	6
H	11
RBI	6
BB	4
SO	5
LOB	12

Batter	1	2	3	4	5	6	7	8	9	10	AB	R	H	RBI	BB	SO	LOB
9 Dee Strange-Gordon, L (1, 4) OBP: 0.214, SLG: 0.154	C FF 90 X CU 75 0-1 B1-3 ①		C CU 75 C FF 88 X SI 89 0-2 G5-3 ②		S FF 91 X FF 90 0-1 19 S 1B		B CU 81 S FF 95 S SI 96 X FF 97 1-2 L7 ②		C KC 80 C SI 92 X KC 79 0-2 G4-6-3 ①② 1-2f 2-3		5	0	1	0	0	0	3
19 Miguel Rojas, R (1, 5) OBP: 0.250, SLG: 0.250 51 Ichiro Suzuki, L (7, PH) 46 Kyle Barraclough, R (7, 1) 25 Junichi Tazawa, R (8, 1) 28 Tyler Moore, R (9, PH) OBP: 1.000, SLG: 1.500 35 David Phelps, R (9, 1) 44 AJ Ramos, R (10, 1)	C SI 90 C FF 92 S CU 77 0-3 K ②		X CH 84 0-0 1B		B FF 90 C FF 90 F FF 91 D CU 77 C SI 91 2-3 K ③ 1-2		B FF 97 C CH 86 B FF 97 X FF 95 2-1 G4-3 ③		B SI 96 B SL 89 F SI 96 F SI 97 X SI 96 2-2 1B 3-H		3 1 0 0 1 0 0	0 0 0 0 0 0 0	1 0 0 0 1 0 0	0 0 0 0 0 0 0	0 0 0 0 0 0 0	2 0 0 0 0 0 0	1 1 0 0 0 0 0
21 Christian Yelich, L (1, 8) OBP: 0.357, SLG: 0.308	F FF 92 F FF 92 X FF 92 0-2 1B		B SI 89 B SI 89 F FF 91 C CU 75 B CH 83 1 SAFE X CU 74 3-2 G3 ③			B CU 74 S CH 84 F FF 90 B SI 90 X FF 91 2-2 13 G6-4-3 27 1B		B SL 80 B FF 91 B FF 91 C FF 92 B FF 91 4-1 11 WP 11 HR BB	B SI 96 B SI 96 C CH 89 B FF 97 S SL 88 C SI 97 3-3 K ③		4	1	2	0	1	1	2
27 Giancarlo Stanton, R (1, 9) OBP: 0.231, SLG: 0.308	F FF 91 B CU 76 F CU 76 1 SAFE B FF 90 C CH 84 2-3 K ③			B CU 76 B CH 83 S CH 84 B FF 90 X FF 91 3-1 G6-3 ①		F CH 83 B CH 78 F CH 82 B FF 90 X CH 81 2-2 13 G6-4-3 1-2 1B		T FF 91 D SL 84 S SL 82 F SL 82 B SL 84 T SL 83 2-2 K ①		X CU 81 0-0 13 G6-4-3 1B	5	0	2	0	0	2	2
13 Marcell Ozuna, R (1, 7) OBP: 0.308, SLG: 0.308		S SI 90 B SI 91 F FF 90 C FF 91 1-3 K ①		B FF 91 X FF 90 1-0 11 1B 1B		X FF 91 0-0 G6-4-3 ①② 1-2f 2-3		F FF 92 X FF 93 0-1 F9 ②		C SL 86 X SL 86 0-1 G6-4-3 ①② 1-2f	5	0	1	0	0	1	4
11 J.T. Realmuto, R (1, 2) OBP: 0.643, SLG: 1.167		X SI 92 0-0 L9 ②		X CH 82 0-0 41 G5-6-3 1-2 1B		C FF 91 D CU 78 B CH 84 2-1 IBB		C FF 93 B SL 83 X SL 83 1-1 1-H HR		B CU 80 C SL 86 S FF 91 B SL 86 F SL 85 B CU 81 X SL 85 3-2 41 2B 1B	4	2	3	2	1	0	0
41 Justin Bour, L (1, 3) OBP: 0.231, SLG: 0.182		C FF 92 B CU 77 F FF 89 B FF 92 B CU 78 B CH 84 4-2 BB		B CU 76 B CU 76 B SI 90 C FF 91 F FF 91 X SI 91 3-2 G5-6-3 ②③ 1-2f		D SI 89 B SI 90 S CH 83 C CH 84 B SI 91 S CU 76 3-3 K ③		X SL 83 0-0 G6-3 ③		S CH 85 1 SAFE B CH 85 X FF 90 1-1 1-H 2B	4	0	1	1	1	1	4
3 Adeiny Hechavarría, R (1, 6) OBP: 0.250, SLG: 0.182		S CH 83 B CH 84 X SI 89 1-1 L3 ③			B CU 75 X CH 83 1-0 P6 ①		C SL 94 F FF 97 X SL 94 0-2 32 PB 1B		B SI 96 C SI 96 B SI 96 F CH 87 B SI 96 B SI 96 4-2 9 G4-6-3 32 1B 28 1B BB	C SL 86 C FF 89 F SL 86 X SL 87 0-2 L9 ③	4	1	1	0	1	0	2
34 Tom Koehler, R (1, 1) 29 Brad Ziegler, R (6, 1) 32 Derek Dietrich, L (7, PH) OBP: 0.333, SLG: 0.143 (7, 5)			C SI 88 B CU 74 S FF 90 F FF 91 C CU 76 1-3 K ①		B CU 74 B SI 89 C SI 88 F SI 89 C FF 90 2-3 K ②		B FF 97 S FF 97 C FF 97 F FF 98 F FF 97 X FF 98 1-2 L7 ①		C SI 95 1 SAFE X SI 94 0-1 9 G4-6-3 1-2 1B		2 0 2	0 0 0	0 0 1	0 0 0	0 0 0	2 0 0	0 0 1
Inning Stats	R: 0 H: 1 E: 0 LOB: 1 K: 2 BB: 0 S: 11 P: 13	R: 0 H: 0 E: 0 LOB: 1 K: 1 BB: 1 S: 8 P: 14	R: 0 H: 1 E: 0 LOB: 1 K: 1 BB: 0 S: 11 P: 15	R: 0 H: 2 E: 0 LOB: 1 K: 0 BB: 0 S: 7 P: 14	R: 0 H: 1 E: 0 LOB: 1 K: 2 BB: 0 S: 9 P: 14	R: 0 H: 2 E: 0 LOB: 2 K: 1 BB: 1 S: 11 P: 20	R: 0 H: 1 E: 0 LOB: 1 K: 0 BB: 0 S: 13 P: 17	R: 2 H: 1 E: 0 LOB: 0 K: 1 BB: 1 S: 10 P: 17	R: 1 H: 2 E: 0 LOB: 1 K: 1 BB: 1 S: 13 P: 22	R: 1 H: 3 E: 0 LOB: 1 K: 0 BB: 0 S: 13 P: 17	1B: 12 2B: 1 3B: 0 HR: 1	SF: 0 SAC: 0 DP: 4 HBP: 0						

PITCHER	IP	WLS	BF	H	R	ER	SO	BB	IBB	HBP	BLK	WP	HR	S	P	ERA	WHIP
47 Gio González, L (1, 1) ERA:	6.0		25	7	0	0	7	1	1	0	0	0	0	57	90	0.00	1.333
30 Koda Glover, R (7, 1) ERA:	1.0	H	4	1	0	0	0	0	0	0	0	0	0	13	17	0.00	1.000
27 Shawn Kelley, R (8, 1) ERA: 18.0	1.0	B	5	1	2	2	1	1	0	0	0	1	1	10	17	18.00	2.000
36 Sammy Solís, L (9, 1) ERA: 5.4	0.2	H	3	1	1	1	0	1	0	0	0	0	0	7	11	13.50	3.000
45 Blake Treinen, R (9, 1) ERA: 3.86	0.1	B	2	1	0	0	1	0	0	0	0	0	0	6	11	0.00	3.000

PITCHER	IP	WLS	BF	H	R	ER	SO	BB	IBB	HBP	BLK	WP	HR	S	P	ERA	WHIP
56 Joe Blanton, R (10, 1) ERA: 5.4	1.0	L	5	3	1	1	0	0	0	0	0	0	0	13	17	9.00	3.000

TOP

Miami Marlins @ Washington Nationals

Nationals Park, Washington, DC

Thu Apr 06 2017, 5:26 PM - 9:54 PM EDT

Att. 19,418 - Cloudy - 56 F

livebaseballscorecards.com

AB	40
R	4
H	14
RBI	4
BB	4
SO	9
LOB	20

1B: 12	SF: 0		WP: 1	PA: 44
2B: 1	SAC: 0		PB: 1	
3B: 0	DP: 4		SB: 1	
HR: 1	HBP: 0		CS: 0	

Batter	1	2	3	4	5	6	7	8	9	10	AB	R	H	RBI	BB	SO	LOB
7 Trea Turner, R (1, 6) OBP: 0.154, SLG: 0.231	B FF 92 F FF 92 F SL 86 X FF 95 1-2 G6-3 ①		B FF 92 C KC 78 F SL 86 X KC 80 1-2 20 1B 2 S 1B		S SL 84 L SL 86 B FF 94 S SL 86 1-3 K ①		B FF 94 F FF 95 F FF 94 D SL 82 B FF 95 S SL 82 3-3 K ②		B FF 94 B FF 94 T FF 95 B FF 95 F FF 94 X FF 95 3-2 L3 ②③ 1-1		5	0	1	0	0	2	3
2 Adam Eaton, L (1, 8) OBP: 0.462, SLG: 0.800	X FF 94 0-0 HR		B FF 93 B KC 77 S CH 85 C FF 94 2 SAFE S SL 86 2-3 K ① 1-2		X CH 85 0-0 G4-3 ②		C SL 82 B FF 95 X FF 95 1-1 G3 ③			B CU 75 S CH 84 C SI 91 F SL 80 C CH 84 1-3 K ①	5	1	1	1	0	2	2
34 Bryce Harper, L (1, 9) OBP: 0.462, SLG: 0.700	X FF 94 0-0 L7 ②		B SL 86 1-0 20 1B IBB		B FF 92 B FF 93 B SI 93 C FF 93 F SL 86 X CH 88 3-2 L8 ③			C CU 76 F FF 92 B FO 90 X FO 89 1-2 G3 ①		C CH 85 S CH 85 F SL 80 B CH 86 B FF 92 F SL 78 B CH 84 B CH 84 4-2 20 1B BB	3	0	0	0	2	0	0
20 Daniel Murphy, L (1, 4) OBP: 0.462, SLG: 0.462	B FF 94 C FF 94 B SL 88 F FF 94 S SL 87 2-3 K ③		B FF 93 B CH 86 B CH 85 F FF 93 2 SAFE X FF 93 3-1 11 G6-4-3 1-2 2-3 1B			B CH 76 F SI 82 B CH 75 B SI 83 X SI 84 3-1 L8 ①		B FF 92 F FF 93 B FO 88 X FF 93 2-1 F9 ②		C CH 82 X CH 88 0-1 1-2 1B	5	0	2	0	0	1	0
11 Ryan Zimmerman, R (1, 3) OBP: 0.462, SLG: 1.000		B SL 85 B FF 92 F FF 93 X CH 84 2-1 2B	X SL 88 0-0 G6-4-3 ②③ 1-2f			C SI 83 F CH 76 S CU 72 0-3 K ②		B FF 94 X CU 78 1-0 HR		B SL 79 C FF 91 B FF 91 X FF 90 2-1 F6 ②	5	1	2	1	0	1	5
6 Anthony Rendon, R (1, 5)		X FF 94 0-0 F9 ①		C KC 77 B SL 86 B FF 94 F SL 84 B FF 94 B SI 93 4-2 BB		X SI 83 0-0 G5-3 ③		C FF 94 B FF 93 B FO 87 B CU 78 X FF 92 3-1 P3 ③		S SL 80 X FF 90 0-1 P4 ③	4	0	0	0	1	0	3
28 Jayson Werth, R (1, 7) OBP: 0.333, SLG: 0.583		C FF 94 B SI 92 B KC 80 B FF 94 C FF 94 X SI 94 3-2 G6-3 ②		B FF 92 C SL 86 F FF 92 X FF 94 1-2 F8 ①			B SL 82 B FF 95 F FF 95 B FF 95 X FF 94 3-1 HR		C FF 93 C FF 94 X FF 95 0-2 32 G4-3 1B		4	1	2	1	0	0	2
32 Matt Wieters, S (1, 2) OBP: 0.636, SLG: 0.625		0-0 IBB		1 SAFE B FF 93 X KC 78 1-0 P6 ②			C FF 95 B FF 95 F CH 89 B SL 82 B SL 83 B FF 95 4-2 BB		M FC 91 X FC 92 0-1 G4-3 ① 1-2		2	0	0	0	2	0	2
47 Gio González, R (1, 1) 30 Koda Glover, R (7, 1) 10 Stephen Drew, L (7, PH) 27 Shawn Kelley, R (8, 1) 36 Sammy Solís, R (9, 1) 45 Blake Treinen, R (9, 1) 26 Adam Lind, L (9, PH) OBP: 0.667, SLG: 2.000 56 Joe Blanton, R (10, 1)		S SL 87 C KC 79 D SL 87 B SI 95 X SL 86 2-2 G4-3 ③		B FF 93 F SL 85 F SL 85 B FF 95 S KC 79 2-3 K ③			S SL 82 B FF 95 X FF 95 1-1 F8 ①		0-0 7 L3 IBB		2 0 0 1 0 0 0

Batter	1	2	3	4	5	6	7	8	9	AB	R	H	RBI	BB	SO	LOB
9 Dee Strange-Gordon, L (1, 4) OBP: 0.211, SLG: 0.167	S B SI 95 B SI 95 F SI 96 X SI 96 2-2 ① G1-6-3		F SI 93 F CU 81 F FF 94 X FF 94 0-2 17 G6-3 17 S 21 HR 1B	D CH 88 B FF 93 F SI 92 S FC 87 F CU 78 B SI 94 F CU 77 X FC 85 3-2 ③ G4-3		B CH 90 S SL 84 X FF 92 1-1 ② G6-3		B FF 90 C FF 91 S CH 87 F CU 76 X CU 78 1-2 ② P5		5	1	1	0	0	0	1
17 A.J. Ellis, R (1, 2)	C SI 95 B FC 89 C FF 97 T FC 91 1-2 ② K		1 SAFE B SI 94 B FF 95 1 SAFE 1 SAFE B SI 94 C FF 95 T FF 93 X SI 95 3-2 ① G6-3 1-3		C FF 94 B FF 94 T FF 93 S FF 94 1-3 ① K	S SL 83 B SL 82 B SL 83 B FF 92 C FF 92 B FF 93 4-2 BB		B FF 91 F FF 89 B FF 90 X FF 90 2-1 ③ G5-3		4	0	0	0	1	2	1
21 Christian Yelich, L (1, 8) OBP: 0.368, SLG: 0.500	B SI 96 C CH 90 C FF 97 B FC 91 C FF 96 2-3 ③ K		B FC 89 X FC 88 1-0 3-H HR		B SL 79 X FF 94 1-0 41 BB 27 BB 13 1B 1B	X FF 92 0-0 ③ P6			C FF 88 B CU 78 B FF 91 X FF 90 2-1 ① G6-3	5	2	2	2	0	1	1
27 Giancarlo Stanton, R (1, 9) OBP: 0.278, SLG: 0.294		F FF 94 B FF 96 X FC 89 1-1 ① F7	X SI 94 0-0 13 FC5-4 1B		C SL 81 B FF 94 B FF 94 B SL 80 C SL 80 B FF 96 4-2 13 1B 41 BB 32 1B 1-2 BB		S SI 91 B SI 91 F SI 92 C FF 92 1-3 ① K		C CU 77 B FF 90 S FF 89 B FF 89 X FF 90 2-2 ② P5	4	1	1	0	1	1	0
41 Justin Bour, L (1, 3) OBP: 0.333, SLG: 0.214		B FF 94 B SI 95 B SI 95 C SI 95 C SI 95 F SI 97 F FF 97 D CH 91 4-2 13 1B 32 3B BB	S CH 88 1 SAFE S CH 86 F FF 93 S FC 89 0-3 ② K		B FF 95 B FF 95 B SL 80 B FF 94 4-0 32 1B 13 1B 3 G1-2-3 1-2 2-3 BB		C SI 92 F SI 92 X SL 82 0-2 ② F7		C CU 78 B SL 85 B CU 76 X FF 90 2-1 13 BB 1B	3	1	1	0	2	1	1
13 Marcell Ozuna, R (1, 7) OBP: 0.444, SLG: 0.412		B FF 95 B FC 89 C SI 93 X FF 94 2-1 32 3B 1-3 1B	C FC 88 X SI 94 0-1 ③ FC5-4 1-2f		B FF 94 C FS 83 S FS 83 B FS 85 B FF 94 X FS 84 3-2 32 1B 1-2 2-3 3-H 1B		X SL 83 0-0 32 BB 1B		S CU 78 B CU 77 D CU 78 B CH 84 C FF 89 B FF 90 4-2 1-2 BB	4	1	3	1	1	0	1
32 Derek Dietrich, L (1, 5) OBP: 0.462, SLG: 0.500 64 Nick Wittgren, R (7, 1) 22 Dustin McGowan, R (8, 1)		D FC 91 1 SAFE C FC 90 X SI 94 1-1 3 G6-3 1-H 3-H 3B		B CH 86 B FF 93 B FC 88 C FF 93 F SI 93 F SI 93 X FF 94 3-2 ① F9	S FS 84 B FF 94 B FS 83 B FF 93 X FF 94 3-1 1-2 2-3 3-H 1B		B SI 92 D CH 87 B FF 92 C FF 92 B FF 93 4-1 1-2 BB		C FF 90 C FF 89 C FF 89 0-3 ③ K	3 0 1	1 0 0	2 0 0	3 0 0	1 0 1	0 0 2	0 0 1
3 Adeiny Hechavarría, R (1, 6) OBP: 0.188, SLG: 0.133		X FC 90 0-0 ② G6-3 3-H		C FF 93 B SI 93 F CU 80 X FF 94 1-2 ② G3	C FF 92 X SI 91 0-1 ②③ G1-2-3 3-Hf		F SL 82 B FF 92 C SL 82 B FF 92 F FF 91 S SL 82 2-3 ③ K			4	0	0	1	0	1	5
54 Wei-Yin Chen, R (1, 1) OBP: 0.333, SLG: 0.333 19 Miguel Rojas, R (7, 5) OBP: 0.200, SLG: 0.200		C FF 94 F FF 95 C CU 80 0-3 ③ K		C CH 91 F FC 86 B FC 87 B FF 93 F FF 93 X SI 93 2-2 1B		C FF 91 F FF 92 F SL 81 X FF 92 0-2 ① L9		B FF 90 X FF 90 1-0 ① P4		3 1	0 0	1 0	0 0	0 0	1 0	0 0
Inning Stats	R: 0 E: 0 K: 2 S: 9 H: 0 LOB: 0 BB: 0 P: 14	R: 3 E: 0 K: 1 S: 14 H: 2 LOB: 0 BB: 1 P: 22	R: 2 E: 0 K: 1 S: 15 H: 3 LOB: 1 BB: 0 P: 19	R: 0 E: 0 K: 0 S: 16 H: 1 LOB: 1 BB: 0 P: 25	R: 2 E: 0 K: 1 S: 13 H: 3 LOB: 2 BB: 2 P: 29	R: 0 E: 0 K: 0 S: 9 H: 0 LOB: 1 BB: 1 P: 14	R: 0 E: 0 K: 2 S: 12 H: 1 LOB: 2 BB: 1 P: 19	R: 0 E: 0 K: 0 S: 7 H: 0 LOB: 0 BB: 0 P: 11	R: 0 E: 0 K: 1 S: 12 H: 1 LOB: 2 BB: 1 P: 22	1B: 9 2B: 0 3B: 1 HR: 1 SF: 0 SAC: 0 DP: 1 HBP: 0						

TOP

Miami Marlins @ New York Mets

Citi Field, Flushing, NY

Fri Apr 07 2017, 7:12 PM - 10:17 PM EDT

Att. 27,891 - Cloudy - 47 F

livebaseballscorecards.com

AB	37
R	7
H	11
RBI	7
BB	6
SO	8
LOB	12

WP: 0 PA: 43
PB: 0
SB: 1
CS: 0

PITCHER		IP	WLS	BF	H	R	ER	SO	BB	IBB	HBP	BLK	WP	HR	S	P	ERA	WHIP
45 Zack Wheeler, R ERA: 11.25	(1, 1)	4.0	L	19	6	5	5	4	1	0	0	0	0	1	54	80	11.25	1.750
49 Josh Smoker, L ERA: 27.0	(5, 1)	0.1		6	3	2	2	1	2	0	0	0	0	0	11	27	54.00	15.000
50 Rafael Montero, R ERA: 4.15	(5, 1)	2.2		10	1	0	0	2	2	0	0	0	0	0	23	35	0.00	1.125
66 Josh Edgin, L ERA:	(8, 1)	2.0		8	1	0	0	1	1	0	0	0	0	0	19	33	0.00	1.000

PITCHER	IP	WLS	BF	H	R	ER	SO	BB	IBB	HBP	BLK	WP	HR	S	P	ERA	WHIP

Miami Marlins @ New York Mets

Citi Field, Flushing, NY

Fri Apr 07 2017, 7:12 PM - 10:17 PM EDT

Att. 27,891 - Cloudy - 47 F

livebaseballscorecards.com

BOTTOM

Batter	1	2	3	4	5	6	7	8	9	AB	R	H	RBI	BB	SO	LOB
7 José Reyes, S (1, 5) OBP: 0.105, SLG: 0.056	C FF 91 X FF 91 0-1 ① B1-3	S FF 90 B FF 90 S FF 89 S CU 71 1-3 ③ K			C FF 90 X CH 82 0-1 ① G1-3		C SI 92 B SI 92 S FF 92 F SI 92 X SI 90 1-2 ② L9		X FF 92 0-0 ③ G4-3	5	0	0	0	0	1	3
13 Asdrúbal Cabrera, S (1, 6) OBP: 0.333, SLG: 0.294	C FF 92 B CU 76 S CH 84 X FF 93 1-2 4 BB 3 1B 1B		B FF 91 X FF 90 1-0 ① L1-3		B CH 82 B FF 90 C FF 90 F SL 83 F CU 74 S CH 82 2-3 ② K		F SI 92 X CH 85 0-1 ③ G4-3			4	1	1	0	0	1	1
52 Yoenis Cespedes, R (1, 7) OBP: 0.333, SLG: 0.467	S FF 91 S FF 91 X FF 92 0-2 ② F8		B CU 73 F FF 90 F CU 75 F FF 90 F SL 83 F FF 91 T FF 91 1-2 ② K		B FF 90 X CH 84 1-0 ③ P4			B FF 91 B FF 92 F SI 92 B FF 91 X SI 91 3-1 HR		4	1	1	1	0	1	1
4 Wilmer Flores, R (1, 3) OBP: 0.300, SLG: 0.556	B FF 91 1 SAFE B CH 85 B FF 92 B FF 91 4-0 3 1B 1-2 BB		C CH 83 B SL 84 C FF 91 F FF 92 F FF 93 X CU 75 1-2 1B			B FF 90 C FF 89 X FF 90 1-1 ① F9		T FF 91 C SL 82 X SI 91 0-2 ① P4		3	0	1	0	1	0	0
3 Curtis Granderson, L (1, 8) OBP: 0.235, SLG: 0.313	D CU 73 F FF 91 B FF 91 C FF 91 X FF 92 2-2 1-2 2-H 1B		B FF 90 1 SAFE F FF 90 F SL 84 S FF 90 1-3 ③ K			C FF 90 B CH 83 X FF 90 1-1 20 1B 2B		C SI 92 F CH 87 F CH 86 B CH 89 F FF 92 S SI 91 1-3 ② K		4	0	2	1	0	2	1
20 Neil Walker, S (1, 4) OBP: 0.235, SLG: 0.250	C FF 90 X CH 83 0-1 ③ F8			C CU 70 F FF 91 X SL 82 0-2 ① L7		X CU 73 0-0 19 G6-3 2-3 1B		B SI 92 X SI 92 1-0 ③ G4-3		4	0	1	0	0	0	2
19 Jay Bruce, L (1, 9) OBP: 0.471, SLG: 0.583		X FF 89 0-0 ① F7		C FF 90 B FF 90 F FF 90 B SL 85 B SL 84 X FF 91 3-2 ② G4-3		X FF 90 0-0 ②③ G6-3 1-2f			C SI 92 B SL 82 S SL 81 F SL 81 B FF 92 B CH 90 F SI 91 F FF 91 B SI 91 4-2 18 FC6-4 BB	3	0	0	0	1	0	2
44 René Rivera, R (1, 2) OBP: 0.500, SLG: 0.667 21 Lucas Duda, L (9, PH) OBP: 0.300, SLG: 0.250		C FF 89 F SL 82 B CU 75 B SL 84 F FF 90 F CH 81 X FF 91 2-2 45 FC3-6 1B		B CH 82 F CH 82 X FF 91 1-1 2B			F FF 92 B SL 82 C SI 92 S SI 92 1-3 ① K		C SI 92 F SI 91 F SL 83 S SL 82 0-3 ① K	3 1	0 0	2 0	0 0	0 0	1 1	0 1
45 Zack Wheeler, L (1, 1) 54 T.J. Rivera, R (4, PH) 49 Josh Smoker, L (5, 1) 50 Rafael Montero, R (5, 1) 30 Michael Conforto, L (7, PH) OBP: 0.667, SLG: 0.500 66 Josh Edgin, R (8, 1) 18 Travis d'Arnaud, R (9, PH) OBP: 0.333, SLG: 0.375		X FF 88 0-0 ② FC3-6 1-2f		F FF 89 F CU 72 F FF 92 S FF 91 0-3 ③ K			B SI 92 S SI 92 S SI 92 B SI 92 X CH 85 2-2 1B		X SI 93 0-0 ② FC6-4 1-2f	1 1 0 0 1 0 1	0 0 0 0 0 0 0	0 0 0 0 1 0 0	0 0 0 0 0 0 0	0 1 0 0 0 0 0	0 0 0 0 0 0 0	1 1 0 0 0 0 1
Inning Stats	R: 1 H: 2 E: 0 LOB: 2 K: 0 BB: 1 S: 13 P: 20	R: 0 H: 1 E: 0 LOB: 1 K: 1 BB: 0 S: 10 P: 13	R: 0 H: 1 E: 0 LOB: 1 K: 2 BB: 0 S: 15 P: 19	R: 0 H: 1 E: 0 LOB: 1 K: 1 BB: 0 S: 12 P: 16	R: 0 H: 0 E: 0 LOB: 0 K: 1 BB: 0 S: 7 P: 10	R: 0 H: 2 E: 0 LOB: 1 K: 0 BB: 0 S: 6 P: 8	R: 0 H: 1 E: 0 LOB: 1 K: 1 BB: 0 S: 12 P: 16	R: 1 H: 1 E: 0 LOB: 0 K: 1 BB: 0 S: 11 P: 16	R: 0 H: 0 E: 0 LOB: 1 K: 1 BB: 1 S: 11 P: 15	1B: 6 2B: 2 3B: 0 HR: 1	SF: 0 SAC: 0 DP: 1 HBP: 0			WP: 0 PB: 0 SB: 0 CS: 0	PA: 37		

	AB	35
	R	2
	H	9
	RBI	2
	BB	2
	SO	8
	LOB	14

PITCHER		IP	WLS	BF	H	R	ER	SO	BB	IBB	HBP	BLK	WP	HR	S	P	ERA	WHIP
54 Wei-Yin Chen, L ERA: 1.5	(1, 1)	6.0	W	25	7	1	1	5	1	0	0	0	0	0	63	86	1.50	1.333
64 Nick Wittgren, R ERA: 4.91	(7, 1)	1.2		7	2	1	1	2	0	0	0	0	0	1	22	30	5.40	1.200
22 Dustin McGowan, R ERA:	(8, 1)	1.1		5	0	0	0	1	1	0	0	0	0	0	12	17	0.00	0.750

PITCHER		IP	WLS	BF	H	R	ER	SO	BB	IBB	HBP	BLK	WP	HR	S	P	ERA	WHIP

Miami Marlins @ New York Mets

Citi Field, Flushing, NY

Sat Apr 08 2017, 7:10 PM - 10:35 PM EDT

Att. 33,936 - Clear - 55 F

TOP

livebaseballscorecards.com

Batter	1	2	3	4	5	6	7	8	9	AB	R	H	RBI	BB	SO	LOB
11 J.T. Realmuto, R (1, 2) OBP: 0.600, SLG: 1.056	F9		19 SF8 3B	G4-3		F8		19 SH1-3 1B	1B	6	1	3	2	0	0	2
19 Miguel Rojas, R (1, 4) OBP: 0.400, SLG: 0.429 (7, 5)	21 G4-3 27 1B 2B		SF8 3-H		27 1B BB		21 FC6-4 BB	SH1-3 1-2 3-H	K	2	1	1	2	2	1	2
21 Christian Yelich, L (1, 8) OBP: 0.280, SLG: 0.375	G4-3 2-3		K	K	K		FC6-4 41 S 13 1B 1-2f	F9	F7	6	1	0	0	0	2	6
27 Giancarlo Stanton, R (1, 9) OBP: 0.391, SLG: 0.381 62 José Ureña, R (9, 1)	1B 3-H		41 WP 1B	41 G5-3 1-3 1B			K	IBB		4	0	3	1	1	1	1
										0	0	0	0	0	0	0
41 Justin Bour, L (1, 3) OBP: 0.348, SLG: 0.176	L8		BB 1-2	G5-3 1-2			13 1B BB 1-2			3	0	0	0	2	1	5
13 Marcell Ozuna, R (1, 7) OBP: 0.478, SLG: 0.571		HR	F8		K		1B 1-3 2-H		3 1B 51 1B 9 FC3-6 BB	4	2	2	2	1	1	4
32 Derek Dietrich, L (1, 5) OBP: 0.412, SLG: 0.385 46 Kyle Barraclough, R (7, 1) 35 David Phelps, R (8, 1) 51 Ichiro Suzuki, L (9, PH) OBP: 0.333, SLG: 0.333 (9, 9)	K			K		BB	P6		9 FC3-6 3 1B 11 1B 1-2 1B	3	0	0	0	1	2	2
										0	0	0	0	0	0	0
										0	0	0	0	0	0	0
										1	1	1	0	0	0	0
3 Adeiny Hechavarría, R (1, 6) OBP: 0.238, SLG: 0.200		G5-3		E5		L9		9 1B 11 1B 1B	9 FC3-6 1B 1-2 2-3	5	1	2	0	0	0	1
61 Adam Conley, L (1, 1) 28 Tyler Moore, R (6, PH) OBP: 0.667, SLG: 1.000 29 Brad Ziegler, R (6, 1) 9 Dee Strange-Gordon, L (7, 4) OBP: 0.238, SLG: 0.200		K		K		K		11 1B 19 SH1-3 1B 1-2	FC3-6 11 1B 1-2f 2-3 3-H	2	0	0	0	0	2	1
										1	0	0	0	0	1	1
										0	0	0	0	0	0	0
										2	1	1	1	0	0	2

Inning Stats	1	2	3	4	5	6	7	8	9
	R: 1 H: 2 E: 0 LOB: 1 K: 0 BB: 0 S: 10 P: 16	R: 1 H: 1 E: 0 LOB: 0 K: 2 BB: 0 S: 12 P: 18	R: 1 H: 2 E: 0 LOB: 2 K: 1 BB: 1 S: 13 P: 23	R: 0 H: 0 E: 1 LOB: 1 K: 2 BB: 0 S: 14 P: 16	R: 0 H: 1 E: 0 LOB: 2 K: 2 BB: 1 S: 10 P: 18	R: 0 H: 0 E: 0 LOB: 1 K: 1 BB: 1 S: 11 P: 19	R: 1 H: 1 E: 0 LOB: 2 K: 1 BB: 2 S: 14 P: 28	R: 2 H: 3 E: 0 LOB: 2 K: 1 BB: 1 S: 19 P: 27	R: 2 H: 3 E: 0 LOB: 2 K: 1 BB: 1 S: 16 P: 29

1B: 10 SF: 1
2B: 1 SAC: 1
3B: 1 DP: 0
HR: 1 HBP: 0

WP: 1 PA: 48
PB: 0
SB: 1
CS: 0

	AB	39
	R	8
	H	13
	RBI	8
	BB	7
	SO	11
	LOB	27

PITCHER		IP	WLS	BF	H	R	ER	SO	BB	IBB	HBP	BLK	WP	HR	S	P	ERA	WHIP
65 Robert Gsellman, R ERA: 4.5	(1, 1)	5.0	L	24	6	3	3	7	2	0	0	0	1	1	59	91	5.40	1.600
49 Josh Smoker, L ERA: 10.8	(6, 1)	1.0		4	0	0	0	1	1	0	0	0	0	0	11	19	0.00	1.000
47 Hansel Robles, R ERA: 7.71	(7, 1)	1.0		6	1	1	1	1	2	0	0	0	0	0	14	28	9.00	3.000
51 Paul Sewald, R ERA: 54.0	(8, 1)	0.1		4	3	2	2	0	0	0	0	0	0	0	14	22	54.00	9.000
39 Jerry Blevins, L ERA:	(8, 1)	0.2		3	0	0	0	1	0	1	0	0	0	0	5	5	0.00	0.000

PITCHER		IP	WLS	BF	H	R	ER	SO	BB	IBB	HBP	BLK	WP	HR	S	P	ERA	WHIP
50 Rafael Montero, R ERA: 7.71	(9, 1)	0.1		5	3	2	2	0	1	0	0	0	0	0	8	19	54.00	12.000
59 Fernando Salas, R ERA:	(9, 1)	0.2		2	0	0	0	1	0	0	0	0	0	0	8	10	0.00	0.000

Miami Marlins @ New York Mets

Citi Field, Flushing, NY

Sat Apr 08 2017, 7:10 PM - 10:35 PM EDT

Att. 33,936 - Clear - 55 F

BOTTOM

livebaseballscorecards.com

Batter	1	2	3	4	5	6	7	8	9	AB	R	H	RBI	BB	SO	LOB
3 Curtis Granderson, L (1, 8) OBP: 0.190, SLG: 0.250	B FF 90 F FF 89 B FF 90 X FF 90 2-1 G4-3 ①			C FF 88 B CH 81 F FF 88 B SL 84 B CH 82 X FF 88 3-2 G4-3 ①	X FF 88 0-0 F8 ③			B SI 92 B FC 87 S SI 91 F SI 91 S FF 94 2-3 K ②		4	0	0	0	0	1	2
13 Asdrúbal Cabrera, S (1, 6) OBP: 0.318, SLG: 0.286	B FF 89 F CH 81 B FF 90 B FF 89 X FF 89 3-1 L8 ②			B CH 81 F FF 90 X SL 83 1-1 F8 ②		C SI 81 X CH 75 0-1 G6-3 ①		S SI 92 B FC 89 S SI 93 B FF 93 X SI 93 2-2 1B		4	0	1	0	0	0	0
52 Yoenis Cespedes, R (1, 7) OBP: 0.318, SLG: 0.389	C FF 90 B FF 90 S SL 85 F FF 91 S FF 91 1-3 K ③			B FF 90 B FF 90 B FF 89 S FF 90 S FF 90 B SL 85 4-2 4 FC6-4 BB		C SI 81 B CH 75 S CH 75 F CU 70 B CU 71 B SI 83 S SI 83 3-3 K ②		B FF 93 B FF 93 X SI 93 2-0 F8 ③		3	0	0	0	1	2	1
4 Wilmer Flores, R (1, 5) OBP: 0.231, SLG: 0.417 47 Hansel Robles, R (7, 1) 51 Paul Sewald, R (8, 1) 39 Jerry Blevins, L (8, 1) 50 Rafael Montero, R (9, 1) 59 Fernando Salas, R (9, 1) 30 Michael Conforto, L (9, PH) OBP: 0.500, SLG: 0.333		C FF 88 S FF 89 B SL 83 B FF 91 S FF 90 2-3 K ①		F FF 91 B SL 84 X SL 83 1-1 FC6-4 ③ 1-2f		B SI 83 S SI 84 F SI 81 F CU 72 F CU 72 F CH 76 B CU 71 S CH 76 2-3 K ③			C SI 97 B SI 97 X SI 97 1-1 G6-3 ①	3 0 0 0 0 0 1	0 0 0 0 0 0 0	0 0 0 0 0 0 0	0 0 0 0 0 0 0	2 0 0 0 0 0 0	0 0 0 0 0 0 0	1 0 0 0 0 0 0
20 Neil Walker, S (1, 4) OBP: 0.190, SLG: 0.200		S FF 90 F FF 90 B FF 91 B SL 85 B FF 92 F FF 91 F FF 92 T FF 90 3-2 K ②			C FF 87 S FF 86 S FF 89 0-3 K ①		B FF 94 B FF 95 C FF 95 B FF 95 C FF 96 S FF 96 3-3 K ①		B SI 96 F SI 96 T FF 96 B FF 97 B SL 88 S SI 96 3-3 K 21 DI	4	0	0	0	0	4	0
19 Jay Bruce, L (1, 9) OBP: 0.429, SLG: 0.500		B FF 90 C FF 90 F CH 85 X FF 92 1-2 F7 ③			B FF 87 C FF 88 B SL 82 B SL 83 C FF 88 F FF 90 S FF 91 3-3 K ②		F FF 95 S SL 82 B FF 95 F FF 95 X SL 80 1-2 1B		X FF 96 0-0 F9 ②	4	0	1	0	0	1	1
21 Lucas Duda, L (1, 3) OBP: 0.286, SLG: 0.500			C FF 86 B SL 82 C FF 88 B FF 88 S SL 83 2-3 K ①		F FF 89 B CH 82 X FF 91 1-1 HR		C FF 95 F FF 94 S SL 82 0-3 K ②		B SI 96 F SI 94 F CH 88 D CH 90 X SI 96 2-2 F7 ③ 1-2	4	1	1	1	0	2	2
18 Travis d'Arnaud, R (1, 2) OBP: 0.333, SLG: 0.300			X FF 89 0-0 G4-3 ②		B FF 90 B SL 85 B FF 90 B FF 90 4-0 54 BB BB		F FF 94 F FF 94 D SL 82 F FF 94 D SL 80 X SL 81 2-2 G4-3 ③			2	0	0	0	1	0	1
65 Robert Gsellman, R (1, 1) 54 T.J. Rivera, R (5, PH) 49 Josh Smoker, L (6, 1) 7 José Reyes, S (7, 5) OBP: 0.100, SLG: 0.053			B FF 88 F FF 88 F FF 90 F FF 89 B SL 83 X FF 90 2-2 L8 ③		B FF 89 C FF 89 F FF 90 B SL 84 B FF 91 B FF 91 4-2 1-2 BB			C SI 92 B FF 93 B FC 90 S SI 91 B SI 93 S SI 92 3-3 K ①		1 0 0 1	0 0 0 0	0 0 0 0	0 1 0 0	0 0 0 1	0 0 0 0	0 0 0 0
Inning Stats	R: 0 E: 0 K: 1 S: 8 H: 0 LOB: 0 BB: 0 P: 14	R: 0 E: 0 K: 2 S: 11 H: 0 LOB: 0 BB: 0 P: 17	R: 0 E: 0 K: 1 S: 8 H: 0 LOB: 0 BB: 0 P: 12	R: 0 E: 0 K: 0 S: 9 H: 0 LOB: 1 BB: 1 P: 18	R: 1 E: 0 K: 2 S: 12 H: 1 LOB: 2 BB: 2 P: 24	R: 0 E: 0 K: 2 S: 12 H: 0 LOB: 0 BB: 0 P: 17	R: 0 E: 0 K: 2 S: 14 H: 1 LOB: 1 BB: 0 P: 20	R: 0 E: 0 K: 2 S: 10 H: 1 LOB: 1 BB: 0 P: 19	R: 0 E: 0 K: 1 S: 9 H: 0 LOB: 1 BB: 0 P: 15	1B: 2 2B: 0 3B: 0 HR: 1	SF: 0 SAC: 0 DP: 0 HBP: 0		WP: 1 PB: 0 SB: 0 CS: 0	PA: 34			

	AB	31
	R	1
	H	3
	RBI	1
	BB	3
	SO	13
	LOB	8

PITCHER		IP	WLS	BF	H	R	ER	SO	BB	IBB	HBP	BLK	WP	HR	S	P	ERA	WHIP
61 Adam Conley, L ERA: 1.8	(1, 1)	5.0	W	19	1	1	1	6	3	0	0	0	0	1	48	85	1.80	0.800
29 Brad Ziegler, R ERA:	(6, 1)	1.0	H	3	0	0	0	2	0	0	0	0	0	0	12	17	0.00	0.000
46 Kyle Barraclough, R ERA: 3.0	(7, 1)	1.0	H	4	1	0	0	2	0	0	0	0	0	0	14	20	0.00	1.000
35 David Phelps, R ERA: 6.75	(8, 1)	1.0		4	1	0	0	2	0	0	0	0	0	0	10	19	0.00	1.000
62 José Ureña, R ERA:	(9, 1)	1.0		4	0	0	0	1	0	0	0	0	1	0	9	15	0.00	0.000

PITCHER	IP	WLS	BF	H	R	ER	SO	BB	IBB	HBP	BLK	WP	HR	S	P	ERA	WHIP

Miami Marlins @ New York Mets

Citi Field, Flushing, NY

Sun Apr 09 2017, 8:11 PM - 10:54 PM EDT

Att. 27,420 - Partly Cloudy - 52 F

livebaseballscorecards.com

Batter	1	2	3	4	5	6	7	8	9	AB	R	H	RBI	BB	SO	LOB
9 Dee Strange-Gordon, L (1, 4) OBP: 0.240, SLG: 0.250	C SI 98 F SI 98 F SL 94 F SI 99 S SL 93 0-3 ① K		L SL 92 X SI 98 0-1 ① 11 CS 2-H 3-H 2B		D CH 90 B SL 90 T SL 92 D CU 85 F SI 98 F SI 98 S SL 92 3-3 ③ K			F FF 90 S KC 84 F FF 92 B KC 83 F KC 84 B CH 84 B FF 89 X FF 91 3-2 ③ L8		4	0	1	2	0	2	2
11 J.T. Realmuto, R (1, 2) OBP: 0.542, SLG: 0.909	B SI 101 X SI 99 1-0 ② G6-3		C SI 99 B SL 95 C SI 100 X CH 91 1-2 ② 21 CS 2-3 1B			X SI 96 0-0 ① G6-3			C FF 92 F SL 87 B SL 85 B FF 94 T FF 93 2-2 ① K	4	0	1	0	0	1	0
21 Christian Yelich, L (1, 8) OBP: 0.241, SLG: 0.321	B SI 100 C CU 85 F SI 100 B SI 100 B FF 100 C SL 92 3-3 ③ K		S CU 82 B FF 97 S CU 83 1-2 ③ CS 1-2	B SI 96 C SI 97 B SI 97 B SL 93 F SI 97 F SI 98 F FF 99 X CU 86 3-2 ① G3		C SI 97 C CU 84 B CU 84 S CH 88 1-3 ② K			X FF 92 0-0 ② G4-3	4	0	0	0	0	2	0
27 Giancarlo Stanton, R (1, 9) OBP: 0.333, SLG: 0.320		F SL 92 S SL 93 C SI 98 0-3 ① K		X SI 99 0-0 ② G6-3		B CU 84 B SI 97 S SL 91 F SL 92 X SI 98 2-2 ③ G4-3			F FF 93 S FF 91 B FF 90 S FF 93 1-3 ③ K	4	0	0	0	0	2	0
41 Justin Bour, L (1, 3) OBP: 0.308, SLG: 0.150		B SI 98 S CH 90 S CH 90 B CH 88 S SL 94 2-3 ② K		C SI 98 B SI 97 B CH 92 S CH 90 B SL 91 S SL 93 3-3 ③ K			B SI 95 B FF 96 S CH 89 X CH 89 2-1 ① G4-3			3	0	0	0	0	2	0
13 Marcell Ozuna, R (1, 7) OBP: 0.423, SLG: 0.500		C SL 94 B SI 98 B CH 90 C SI 99 S CH 91 2-3 ③ K			F SL 92 X SI 97 0-1 ① G4-3		B CU 83 X SL 92 1-0 ② G5-3			3	0	0	0	0	1	0
32 Derek Dietrich, L (1, 5) OBP: 0.450, SLG: 0.500			B SI 98 C SI 98 B SI 98 C CH 91 F FF 99 X CH 91 2-2 ② 19 E 9 2B 2B		C CU 83 C SI 97 B SI 97 B SL 92 X SI 98 2-2 ② 36 SH2-4 19 1B 1B		B CU 86 B SI 98 C SL 92 S SL 91 B SL 92 X CH 89 3-2 ③ G3-1			3	1	2	0	0	0	0
19 Miguel Rojas, R (1, 6) OBP: 0.385, SLG: 0.400			B SL 93 X SL 93 1-0 ② E7 9 2B 2-3		X SI 97 0-0 ① 36 SH2-4 1-2 1B			C FF 90 F FF 90 F FF 90 B CH 85 F FF 91 F FF 91 B KC 84 X FF 88 2-2 ① F7		3	1	1	0	0	0	1
36 Edinson Volquez, R (1, 1) OBP: 0.667, SLG: 0.667 25 Junichi Tazawa, R (7, 1) 51 Ichiro Suzuki, L (8, PH) OBP: 0.250, SLG: 0.250 22 Dustin McGowan, R (8, 1)			S SI 99 B SL 93 F SI 99 C CU 84 1-3 ① K		L SI 96 B SL 92 2 SAFE C SL 90 X CU 82 1-2 ② SH2-4 1-2 2-3			B FF 91 X FF 92 1-0 ② F7		1 0 1 0	0 0 0 0	0 0 0 0	0 0 0 0	1 0 0 0	2 0 0 0	2 0 0 0
Inning Stats	R: 0 E: 0 K: 2 S: 9 H: 0 LOB: 0 BB: 0 P: 13	R: 0 E: 0 K: 3 S: 9 H: 0 LOB: 0 BB: 0 P: 13	R: 2 E: 1 K: 1 S: 15 H: 3 LOB: 0 BB: 0 P: 21	R: 0 E: 0 K: 1 S: 9 H: 0 LOB: 0 BB: 0 P: 15	R: 0 E: 0 K: 1 S: 13 H: 2 LOB: 2 BB: 0 P: 19	R: 0 E: 0 K: 1 S: 7 H: 0 LOB: 0 BB: 0 P: 10	R: 0 E: 0 K: 0 S: 6 H: 0 LOB: 0 BB: 0 P: 12	R: 0 E: 0 K: 0 S: 12 H: 0 LOB: 0 BB: 0 P: 18	R: 0 E: 0 K: 2 S: 7 H: 0 LOB: 0 BB: 0 P: 10	1B: 3 2B: 2 3B: 0 HR: 0 SF: 0 SAC: 1 DP: 0 HBP: 0						

TOP	
AB	30
R	2
H	5
RBI	2
BB	0
SO	11
LOB	5

WP: 0 PB: 0 SB: 0 CS: 2 PA: 32

PITCHER		IP	WLS	BF	H	R	ER	SO	BB	IBB	HBP	BLK	WP	HR	S	P	ERA	WHIP
34 Noah Syndergaard, R ERA: 0.69	(1, 1)	7.0	W	25	5	2	1	9	0	0	0	0	0	0	68	103	1.29	0.714
59 Fernando Salas, R ERA:	(8, 1)	1.0	H	3	0	0	0	0	0	0	0	0	0	0	12	18	0.00	0.000
43 Addison Reed, R ERA:	(9, 1)	1.0	S	3	0	0	0	2	0	0	0	0	0	0	7	10	0.00	0.000

PITCHER	IP	WLS	BF	H	R	ER	SO	BB	IBB	HBP	BLK	WP	HR	S	P	ERA	WHIP

Miami Marlins @ New York Mets

Citi Field, Flushing, NY

Sun Apr 09 2017, 8:11 PM - 10:54 PM EDT

Att. 27,420 - Partly Cloudy - 52 F

BOTTOM

livebaseballscorecards.com

Batter	1	2	3	4	5	6	7	8	9	AB	R	H	RBI	BB	SO	LOB
7 José Reyes, S (1, 5) OBP: 0.083, SLG: 0.043	C SI 93 B SI 93 X SI 93 1-1 ① F8	X SI 91 0-0 ① F9		C SI 94 S KC 82 S FF 92 0-3 ③ K			F FF 93 S FO 87 X FF 93 0-2 ① G5-3			4	0	0	0	0	1	1
13 Asdrúbal Cabrera, S (1, 6) OBP: 0.308, SLG: 0.280	C SI 94 X KC 80 0-1 ② 52 1B; 19 E 1B	F SI 92 F KC 81 X KC 83 0-2 ② L6			F CH 82 F CH 83 B SI 93 B FF 93 F SI 93 S KC 83 2-3 ① K2-3		C FF 93 X FF 92 0-1 ② F8			4	1	1	0	0	1	0
52 Yoenis Cespedes, R (1, 7) OBP: 0.308, SLG: 0.364	B SI 94 S SI 93 F CH 82 B FF 91 F SI 94 1 SAFE X SI 95 2-2 19 E; 20 1B; 1-3 1B	C SI 92 B CH 85 F CH 83 S CH 84 1-3 ③ K			B SI 93 X SI 94 1-0 ② G3		B FO 88 S FO 88 F FF 92 B FF 92 F FO 88 B FO 88 F FF 93 X FO 87 3-2 ③ F9			4	1	1	0	0	1	0
19 Jay Bruce, L (1, 9) OBP: 0.400, SLG: 0.600	X SI 92 0-0 FC3 21 1B; 20 1B; 30 BB; 1-3; 3-H		C SI 92 C SI 92 B FF 92 F SI 92 B CH 85 T CH 83 2-2 ① K		B KC 81 X SI 94 1-0 HR			X SI 93 0-0 ① F8		4	2	1	1	0	1	1
20 Neil Walker, S (1, 4) OBP: 0.200, SLG: 0.208	F SI 94 F SI 94 F FF 96 X KC 81 0-2 30 BB; 21 1B; 44 FC2; 1-2; 3-H 1B		B CH 82 X SI 93 1-0 ② G1-3		X SI 93 0-0 ③ L9			C SI 93 F FF 92 B SL 84 S SL 84 1-3 ② K		4	0	1	1	0	1	0
21 Lucas Duda, L (1, 3) OBP: 0.333, SLG: 0.500	B SI 94 X CH 83 1-0 44 FC2; 30 BB; 1-2; 2-3 1B		C CH 84 C KC 82 S FF 93 0-3 ③ K			B CH 82 C SI 91 B CH 82 X SI 93 2-1 ① F7		B SL 84 B FF 94 B SI 93 C SI 92 X SI 92 3-1 30 FC6-5; 1B		4	0	2	0	0	1	0
30 Michael Conforto, L (1, 8) OBP: 0.500, SLG: 0.833	B SI 95 B SI 94 B SI 93 B SI 94 4-0 44 FC2; 1-2; 2-3; 3-H BB			C KC 80 B KC 80 B CH 82 B SI 93 C SI 92 F SI 92 X SI 93 3-2 ① F7		X SI 93 0-0 HR		B SI 93 X SI 92 1-0 ③ FC6-5; 1-2f		3	1	1	2	1	0	1
44 René Rivera, R (1, 2) OBP: 0.333, SLG: 0.444	C SI 94 B SI 94 X KC 81 1-1 ② FC2; 1-2; 2-3; 3-Hf			B SI 94 F CH 82 X SI 92 1-1 ② G6-3		B KC 80 F SI 92 F CH 83 B CH 85 F KC 82 B SI 93 S SI 93 3-3 ② K				3	0	0	0	0	1	3
34 Noah Syndergaard, L (1, 1) OBP: 0.400, SLG: 0.400 59 Fernando Salas, R (8, 1) 43 Addison Reed, L (9, 1)	B SI 94 B SI 94 F SI 93 C SI 94 S CH 83 2-3 ③ K			C SI 93 B KC 79 B SI 92 X SI 92 2-1 1B		B SI 93 B CH 82 X SI 92 2-0 ③ G4-3				3 0 0	0 0 0	1 0 0	0 0 0	0 0 0	1 0 0	3 0 0
Inning Stats	R: 3 E: 1 K: 1 S: 19 H: 4 LOB: 3 BB: 1 P: 30	R: 0 E: 0 K: 1 S: 7 H: 0 LOB: 0 BB: 0 P: 8	R: 0 E: 0 K: 2 S: 8 H: 0 LOB: 0 BB: 0 P: 11	R: 0 E: 0 K: 1 S: 11 H: 1 LOB: 1 BB: 0 P: 17	R: 1 E: 0 K: 1 S: 7 H: 1 LOB: 0 BB: 0 P: 11	R: 1 E: 0 K: 0 S: 8 H: 1 LOB: 0 BB: 0 P: 15	R: 0 E: 0 K: 0 S: 10 H: 0 LOB: 0 BB: 0 P: 13	R: 0 E: 0 K: 1 S: 7 H: 1 LOB: 1 BB: 0 P: 12		1B: 6 2B: 0 3B: 0 HR: 2	SF: 0 SAC: 0 DP: 0 HBP: 0			WP: 0 PB: 0 SB: 0 CS: 0	PA: 34	

	AB	33
	R	5
	H	8
	RBI	4
	BB	1
	SO	8
	LOB	9

PITCHER		IP	WLS	BF	H	R	ER	SO	BB	IBB	HBP	BLK	WP	HR	S	P	ERA	WHIP
36 Edinson Volquez, R ERA: 3.27	(1, 1)	6.0	L	27	7	5	4	7	1	0	0	0	0	2	60	92	6.00	1.333
25 Junichi Tazawa, R ERA: 9.0	(7, 1)	1.0		3	0	0	0	0	0	0	0	0	0	0	10	13	0.00	0.000
22 Dustin McGowan, R ERA:	(8, 1)	1.0		4	1	0	0	1	0	0	0	0	0	0	7	12	0.00	1.000

PITCHER	IP	WLS	BF	H	R	ER	SO	BB	IBB	HBP	BLK	WP	HR	S	P	ERA	WHIP

Batter	1	2	3	4	5	6	7	8	9	AB	R	H	RBI	BB	SO	LOB
11 Ender Inciarte, L (1, 8) OBP: 0.176, SLG: 0.182	C FF 89 B FF 91 F FF 90 S FF 92 1-3 **K** ①		X FF 90 0-0 **G6-4-3** ② ③ 1-2f		C FF 90 X FF 90 0-1 **F7** ②		X FF 96 0-0 7 S 1-3 1B		S CU 75 X CH 86 0-1 **G4-3** ②	5	0	1	0	0	1	2
7 Dansby Swanson, R (1, 6) OBP: 0.206, SLG: 0.281	S FF 92 B SL 85 F FF 91 X SL 87 1-2 **P6** ②			C SL 82 S SL 83 B FF 91 T SL 83 1-2 **K** ①	S SL 84 1 SAFE S SL 82 F FF 92 B SL 85 1 SAFE B SL 85 X FF 90 2-2 **L9** ③		1 SAFE B SL 83 B FF 95 B FF 96 C FF 96 B FF 95 4-1 1-2 BB		F FF 94 B FF 94 F FF 93 B SL 82 C SL 81 2-3 **K** ③	4	0	0	0	1	2	1
5 Freddie Freeman, L (1, 3) OBP: 0.375, SLG: 0.633	C FF 90 B FF 92 F FF 90 S CH 85 1-3 **K** ③			C FF 90 S SL 82 X FF 91 0-2 **F8** ②		X SI 82 0-0 22 G3-1 13 1B 1B	B FF 96 F FF 97 F FF 97 D SL 84 S SL 82 2-3 **K** ②			4	1	1	0	0	2	3
22 Nick Markakis, L (1, 9) OBP: 0.406, SLG: 0.556		B FF 90 C FF 89 S CH 84 B FF 92 B FF 90 F FF 90 F FF 90 F FF 92 X CH 83 3-2 **G1-3** ①		C FF 91 B CH 84 F FF 90 X CH 84 1-2 **HR**		B SI 83 B SI 82 X SI 82 2-0 **G3-1** ① 1-2	B FF 96 B FF 95 B FF 96 C FF 96 X FF 96 3-1 **F7** ③			4	1	1	1	0	0	4
13 Adonis García, R (1, 5) OBP: 0.241, SLG: 0.222		B SL 84 C FF 92 F FF 92 B CH 85 S SL 86 2-3 **K** ②		F FF 92 F CH 83 X SL 84 0-2 **G6-3** ③		B SI 83 T SI 83 S CH 76 X CU 71 1-2 4 FC6-4 2-H 1B		C FF 93 B FF 94 S FF 93 F FC 90 C FF 95 1-3 **K** ①		4	0	1	1	0	2	0
4 Brandon Phillips, R (1, 4) OBP: 0.400, SLG: 0.444		B FF 91 F FF 91 X CH 84 1-1 25 S 2B			F FF 88 H FF 88 1-1 64 BB 25 S 8 FC3-6 HBP	S SI 83 B SI 83 X SI 83 1-1 **FC6-4** ② 1-2f		B FF 96 F FF 94 X FF 95 1-1 2B		3	1	2	0	0	0	1
25 Tyler Flowers, R (1, 2) OBP: 0.333, SLG: 0.294		C SI 91 S FF 93 B FF 92 T FF 93 1-2 **K** ③ 2-3			B FF 89 S SL 82 C FF 90 B SL 82 1 SAFE B CH 84 F FF 91 D CH 82 4-2 64 BB 8 E 1-2 BB	1 SAFE C SI 83 B SI 83 S CH 76 B CU 73 F CH 76 X CU 72 2-2 **F7** ③		B FF 94 C FF 94 B FC 92 F FF 95 B FC 91 X FC 90 3-2 **F9** ②		3	1	0	0	1	1	3
64 Emilio Bonifácio, S (1, 7) OBP: 0.250, SLG: 0.143			B FF 89 C FF 88 S FF 90 B CH 84 F FF 91 F FF 93 X SL 85 2-2 11 G6-4-3 1B		B FF 91 B FF 91 B CH 83 B FF 90 4-0 8 FC3-6 1-2 2-3 BB		C FF 95 B SL 83 B SL 82 B FF 97 C FF 96 S FF 97 3-3 **K** ①	B FF 94 F SI 94 B FC 90 F SI 94 B SI 94 F FF 95 F FF 94 C KC 82 3-3 **K** ③		3	0	1	0	1	2	1
40 Bartolo Colon, R (1, 1) 8 Jace Peterson, L (5, PH) OBP: 0.364, SLG: 0.600 26 Mike Foltynewicz, R (5, 1) 17 Johan Camargo, S (7, PH) 34 Eric O'Flaherty, L (7, 1) 46 Ian Krol, L (8, 1) 23 Chase d'Arnaud, R (9, PH) OBP: 0.250, SLG: 0.250			X SL 89 0-0 **B3** ①		B CH 82 X FF 90 1-0 **FC3-6** ① 1-2f 2-H 3-H		B FF 96 S CH 90 C FF 96 F FF 96 S SL 82 1-3 **K** 11 1B		B FF 94 C FF 91 B C FF 91 S FF 94 2-3 **K** ①	1 1 0 1 0 0 1	0 0 0 0 0 0 0	0 0 0 0 0 0 0	0 1 0 0 0 0 0	0 0 0 0 0 0 0	0 1 0 1 1 0 0	1 1 0 0 0 0 0
Inning Stats	R: 0 E: 0 K: 2 S: 9 H: 0 LOB: 0 BB: 0 P: 12	R: 0 E: 0 K: 2 S: 14 H: 1 LOB: 1 BB: 0 P: 21	R: 0 E: 0 K: 0 S: 7 H: 1 LOB: 0 BB: 0 P: 9	R: 1 E: 0 K: 1 S: 12 H: 1 LOB: 0 BB: 0 P: 14	R: 2 E: 1 K: 0 S: 11 H: 0 LOB: 1 BB: 2 P: 23	R: 1 E: 0 K: 0 S: 11 H: 2 LOB: 1 BB: 0 P: 17	R: 0 E: 0 K: 3 S: 14 H: 1 LOB: 3 BB: 1 P: 27	R: 0 E: 0 K: 2 S: 14 H: 1 LOB: 1 BB: 0 P: 22	R: 0 E: 0 K: 2 S: 8 H: 0 LOB: 0 BB: 0 P: 12	1B: 4 2B: 2 3B: 0 HR: 1 SF: 0 SAC: 0 DP: 1 HBP: 1						WP: 1 PB: 0 SB: 3 CS: 0 PA: 38

PITCHER		IP	WLS	BF	H	R	ER	SO	BB	IBB	HBP	BLK	WP	HR	S	P	ERA	WHIP
58 Dan Straily, R ERA: 7.56	(1, 1)	5.0	W	20	3	3	2	5	2	0	1	0	0	1	53	79	3.60	1.000
29 Brad Ziegler, R ERA: 2.25	(6, 1)	1.0		5	2	1	1	0	0	0	0	0	0	0	11	17	9.00	2.000
46 Kyle Barraclough, R ERA: 2.25	(7, 1)	1.0		6	1	0	0	3	1	0	0	0	1	0	14	27	0.00	2.000
35 David Phelps, R ERA: 5.4	(8, 1)	1.0		4	1	0	0	2	0	0	0	0	0	0	14	22	0.00	1.000
44 AJ Ramos, R ERA:	(9, 1)	1.0		3	0	0	0	2	0	0	0	0	0	0	8	12	0.00	0.000

PITCHER	IP	WLS	BF	H	R	ER	SO	BB	IBB	HBP	BLK	WP	HR	S	P	ERA	WHIP

TOP

Atlanta Braves @ Miami Marlins

Marlins Park, Miami, FL

Tue Apr 11 2017, 7:38 PM - 10:31 PM EDT

Att. 36,519 - Roof Closed - 72 F

livebaseballscorecards.com

AB	34
R	4
H	7
RBI	3
BB	3
SO	12
LOB	17

Atlanta Braves @ Miami Marlins

Marlins Park, Miami, FL

Tue Apr 11 2017, 7:38 PM - 10:31 PM EDT

Att. 36,519 - Roof Closed - 72 F

livebaseballscorecards.com

BOTTOM

Batter	1	2	3	4	5	6	7	8	9	AB	R	H	RBI	BB	SO	LOB
9 Dee Strange-Gordon, L (1, 4) OBP: 0.310, SLG: 0.321	C FF 88 X SI 86 0-1 11 1B 21 1B 1B	B FF 88 C SI 88 X FF 91 1-1 ② B5-3		C SI 85 B FF 90 B SI 88 X SI 85 2-1 11 G6-4-3 1B		C SL 85 B CH 87 S CH 86 B SL 87 F CH 86 X SI 95 2-2 11 FC6-4 1B				4	1	3	0	0	0	0
11 J.T. Realmuto, R (1, 2) OBP: 0.500, SLG: 0.808	1 SAFE 1 SAFE X SI 85 0-0 21 1B 41 SF7 1-3 1B	C SI 88 B FF 92 X CH 80 1-1 ③ P6		1 SAFE 1 SAFE X SI 86 0-0 ② ③ G6-4-3 1-2f		1 SAFE 1 SAFE C FF 94 B SL 84 X SL 86 1-1 ③ FC6-4 1-2f				4	1	1	0	0	0	2
21 Christian Yelich, L (1, 8) OBP: 0.303, SLG: 0.375	C SI 89 F SI 88 X FF 92 0-2 41 SF7 27 BB 13 SF9 2-3 3-H 1B		B X CH 81 1-0 41 1B 13 HR 1B		B SI 96 X SI 95 1-0 27 S 13 HR 1B		S FF 89 S SL 84 B SL 84 X SI 90 1-2 ① G3			4	3	3	1	0	0	0
27 Giancarlo Stanton, R (1, 9) OBP: 0.323, SLG: 0.286	B SI 86 B SI 86 F CH 82 B SI 89 F SI 88 F FF 89 F SI 89 F B FF 93 4-2 13 SF9 41 SF7 1-2 BB		F SI 85 B CH 82 F SI 87 B SL 83 T SL 83 2-2 ① K		C SL 82 S SL 84 B SL 84 F FF 96 D SL 84 S FF 96 2-3 ① K 1-2		C SI 90 B SI 91 B SI 91 S SL 84 B SL 85 C SI 92 3-3 ② K			3	0	0	0	1	3	2
41 Justin Bour, L (1, 3) OBP: 0.300, SLG: 0.174	C FF 92 F X FF 93 0-2 ① SF7 1-2 2-3 3-H		C CH 82 B CH 81 1 SAFE 1 SAFE B CH 82 X CH 81 2-1 13 HR 1-3 1B		C FF 95 B CH 86 B FF 96 X CH 86 2-1 ② P5		C SI 91 X SI 92 0-1 ③ G4-3			3	1	1	1	0	0	1
13 Marcell Ozuna, R (1, 7) OBP: 0.467, SLG: 0.769	C SI 91 B FF 92 C SL 85 X SI 90 1-2 ② SF9 2-3 3-H		C SI 90 F SI 88 F FC 85 X SI 91 0-2 1-H 3-H HR		B FF 97 X FF 96 1-0 2-H HR			B SI 94 B SI 95 B SI 95 C FF 94 B SL 87 4-1 32 G3-6 BB		2	2	2	6	1	0	0
32 Derek Dietrich, L (1, 5) OBP: 0.417, SLG: 0.421 44 AJ Ramos, R (9, 1)	B FF 91 B SI 89 B SI 88 B SI 87 4-0 BB		C FF 90 C FF 91 F FF 92 X SI 88 0-2 ② F8		C FF 94 S CH 86 T SL 84 0-2 ③ K			C FF 95 B SL 88 X SL 87 1-1 ① ② G3-6 1-2f		3 0	0 0	0 0	0 0	1 0	1 0	1 0
39 JT Riddle, L (1, 6)	C SI 88 B SI 87 B SI 88 S SI 89 F SI 89 F FF 93 B SI 89 F SI 90 X CH 83 3-2 ③ L7		F CH 81 C SI 88 F FF 92 X FF 91 0-2 ③ L7			F SI 95 S CH 86 B FF 97 B SL 87 S CH 86 2-3 ① K		X SL 87 0-0 ③ G3-1		4	0	0	0	0	1	2
58 Dan Straily, R (1, 1) 29 Brad Ziegler, R (6, 1) 28 Tyler Moore, R (6, PH) OBP: 0.500, SLG: 0.750 46 Kyle Barraclough, R (7, 1) 35 David Phelps, R (8, 1) 19 Miguel Rojas, R (9, 5) OBP: 0.385, SLG: 0.400		C SI 84 X FF 88 0-1 ① L9		C SI 84 B FF 87 C SI 85 C SI 86 1-3 ① K		C SL 86 C SL 87 S SL 87 0-3 ② K				2 0 1 0 0 0	0 0 0 0 0 0	0 0 0 0 0 0	0 0 0 0 0 0	1 0 1 0 0 0	0 0 0 0 0 0	0 0 0 0 0 0
Inning Stats	R: 3 E: 0 K: 0 S: 23 H: 3 LOB: 2 BB: 2 P: 35	R: 0 E: 0 K: 0 S: 6 H: 0 LOB: 0 BB: 0 P: 8	R: 3 E: 0 K: 1 S: 18 H: 3 LOB: 0 BB: 0 P: 23	R: 0 E: 0 K: 1 S: 6 H: 1 LOB: 0 BB: 0 P: 9	R: 2 E: 0 K: 2 S: 11 H: 2 LOB: 0 BB: 0 P: 17	R: 0 E: 0 K: 2 S: 12 H: 1 LOB: 1 BB: 0 P: 17	R: 0 E: 0 K: 1 S: 8 H: 0 LOB: 0 BB: 0 P: 12	R: 0 E: 0 K: 0 S: 4 H: 0 LOB: 0 BB: 1 P: 9		1B: 8 2B: 0 3B: 0 HR: 2	SF: 2 SAC: 0 DP: 2 HBP: 0			WP: 0 PB: 0 SB: 1 CS: 0	PA: 35	

	AB	30
	R	8
	H	10
	RBI	8
	BB	3
	SO	7
	LOB	8

PITCHER		IP	WLS	BF	H	R	ER	SO	BB	IBB	HBP	BLK	WP	HR	S	P	ERA	WHIP
40 Bartolo Colon, R ERA: 6.3	(1, 1)	4.0	L	20	7	6	6	2	2	0	0	0	0	1	53	75	13.50	2.250
26 Mike Foltynewicz, R ERA: 6.35	(5, 1)	2.0		9	3	2	2	4	0	0	0	0	0	1	23	34	9.00	1.500
34 Eric O'Flaherty, L ERA: 6.75	(7, 1)	1.0		3	0	0	0	1	0	0	0	0	0	0	8	12	0.00	0.000
46 Ian Krol, L ERA: 7.36	(8, 1)	1.0		3	0	0	0	0	1	0	0	0	0	0	4	9	0.00	1.000

PITCHER	IP	WLS	BF	H	R	ER	SO	BB	IBB	HBP	BLK	WP	HR	S	P	ERA	WHIP

Atlanta Braves @ Miami Marlins

Marlins Park, Miami, FL

Wed Apr 12 2017, 7:12 PM - 10:29 PM EDT

Att. 16,808 - Roof Closed - 73 F

TOP

livebaseballscorecards.com

Batter	1	2	3	4	5	6	7	8	9	AB	R	H	RBI	BB	SO	LOB
11 Ender Inciarte, L (1, 8) OBP: 0.211, SLG: 0.378	C FF 92 B C FF 92 B FF 93 F FF 93 X SL 87 2-2 ① G3		F FF 93 B FF 93 X CH 86 1-1 2-H HR		X FF 94 0-0 ③ L9			C FF 94 B FO 86 B FO 87 B FF 93 C FF 94 F FF 94 X FF 94 3-2 HR		4	2	2	3	0	0	1
7 Dansby Swanson, R (1, 6) OBP: 0.211, SLG: 0.278	X FF 94 0-0 ② F8		B FF 93 X SL 85 1-0 ③ F9			B F FF 90 S FF 91 B SL 85 X SI 92 2-2 ① G6-3		X FO 87 0-0 5 K 1B		4	0	1	0	0	0	0
5 Freddie Freeman, L (1, 3) OBP: 0.389, SLG: 0.697	B FF 93 C SL 85 F FF 94 S FF 94 1-3 ③ K			B FF 92 B SL 86 F FF 92 B X FF 91 3-1 HR		B SL 84 B KC 78 B SL 85 D KC 77 4-0 BB		C FF 92 F FF 92 F FF 93 F FO 89 B FF 91 S FO 88 1-3 ②③ 1-2 K		3	1	1	1	1	2	1
22 Nick Markakis, L (1, 9) OBP: 0.417, SLG: 0.533		B FF 90 X FF 90 1-0 4 G6-4-3 1B		B KC 78 C FF 92 B SL 86 B B FF 92 4-1 4 CS BB		1 SAFE F FF 92 1 SAFE B FF 91 B SL 83 X KC 77 2-1 ② F9			C FF 91 X CH 84 0-1 ① G1-3	3	0	1	0	1	0	1
4 Brandon Phillips, R (1, 4) OBP: 0.382, SLG: 0.400		X FF 91 0-0 ①② G6-4-3 1-2f		C FF 92 B SL 86 C SL 85 B SI 94 X KC 80 2-2 ①② G5-3 1-2		C SL 85 X SI 93 0-1 ③ F9			B FF 91 B SL 78 B FF 90 B FF 91 4-0 25 WP 25 1B BB	3	1	0	0	1	0	3
13 Adonis García, R (1, 5) OBP: 0.212, SLG: 0.194		B SL 86 S SL 86 B FF 94 F SL 86 X SL 86 2-2 ③ L6		C SL 85 X FF 92 0-1 ③ G6-3			B SI 82 S SI 83 F SI 83 S CU 72 1-3 ① K		C SL 78 F SL 79 F FF 93 S SL 81 0-3 ② K	4	0	0	0	0	2	1
25 Tyler Flowers, R (1, 2) OBP: 0.364, SLG: 0.333 23 Chase d'Arnaud, R (9, PR) OBP: 0.250, SLG: 0.250 53 Jim Johnson, R (9, 1)			X FF 92 0-0 ① G5-3		B KC 77 B FF 92 X FF 92 2-0 8 FC4-6 1B		C SI 83 B CU 71 X CH 76 1-1 ② P4		B FF 92 X FF 92 1-0 1-H 1B	4 0 0	0 0 0	2 0 0	1 0 0	0 0 0	0 0 0	0 0 0
8 Jace Peterson, L (1, 7) OBP: 0.333, SLG: 0.500			C FF 91 S KC 78 X FF 92 0-2 54 SH5-4 11 HR 1B		C FF 93 B FF 94 X KC 76 1-1 ① FC4-6 54 SH5-4 1-2f		C SI 83 F CH 75 F CH 77 B CU 72 B CH 76 F CH 77 B CU 74 X CH 76 3-2 ③ G4-3		1 SAFE X FF 91 0-0 ③ G4-3	4	1	1	0	0	0	2
54 Jaime García, L (1, 1) 34 Eric O'Flaherty, L (6, 1) 52 José Ramirez, R (7, 1) 64 Emilio Bonifácio, S (8, PH) OBP: 0.222, SLG: 0.125 38 Arodys Vizcaíno, R (8, 1) 20 Anthony Recker, R (9, 2)			L FF 91 1 SAFE X FF 92 0-1 ② SH5-4 1-2		1 SAFE 1 SAFE B FF 90 X FF 90 1-0 ② SH5-4 1-2			B FF 92 C FF 92 B FO 87 B FF 93 C FF 92 X FF 94 3-2 ① L9		0 0 0 1 0 0	0 0 0 0 0 0	0 0 0 0 0 0	0 0 0 0 0 0	0 0 0 0 0 0	0 0 0 0 0 0	0 0 0 0 0 0
Inning Stats	R: 0 E: 0 K: 1 S: 8 H: 0 LOB: 0 BB: 0 P: 11	R: 0 E: 0 K: 0 S: 5 H: 1 LOB: 0 BB: 0 P: 8	R: 2 E: 0 K: 0 S: 9 H: 2 LOB: 0 BB: 0 P: 11	R: 1 E: 0 K: 0 S: 8 H: 1 LOB: 0 BB: 1 P: 17	R: 0 E: 0 K: 0 S: 5 H: 1 LOB: 1 BB: 0 P: 9	R: 0 E: 0 K: 0 S: 7 H: 0 LOB: 1 BB: 1 P: 15	R: 0 E: 0 K: 1 S: 10 H: 0 LOB: 0 BB: 0 P: 15	R: 1 E: 0 K: 1 S: 13 H: 2 LOB: 1 BB: 0 P: 20	R: 1 E: 0 K: 1 S: 8 H: 1 LOB: 1 BB: 1 P: 13	1B: 5 2B: 0 3B: 0 HR: 3 SF: 0 SAC: 2 DP: 1 HBP: 0						

	AB	30
	R	5
	H	8
	RBI	5
	BB	3
	SO	4
	LOB	9

WP: 1 PA: 35
PB: 0
SB: 0
CS: 1

PITCHER		IP	WLS	BF	H	R	ER	SO	BB	IBB	HBP	BLK	WP	HR	S	P	ERA	WHIP
34 Tom Koehler, R ERA: 3.27	(1, 1)	6.0		23	5	3	3	1	2	0	0	0	0	2	42	71	4.50	1.167
29 Brad Ziegler, R ERA: 1.8	(7, 1)	1.0	H	3	0	0	0	1	0	0	0	0	0	0	10	15	0.00	0.000
25 Junichi Tazawa, R ERA: 9.0	(8, 1)	1.0	B	4	2	1	1	1	0	0	0	0	0	1	13	20	9.00	2.000
44 AJ Ramos, R ERA: 2.25	(9, 1)	1.0	L	5	1	1	1	1	1	0	0	0	1	0	8	13	9.00	2.000

PITCHER	IP	WLS	BF	H	R	ER	SO	BB	IBB	HBP	BLK	WP	HR	S	P	ERA	WHIP

Atlanta Braves @ Miami Marlins

Marlins Park, Miami, FL

Wed Apr 12 2017, 7:12 PM - 10:29 PM EDT

Att. 16,808 - Roof Closed - 73 F

BOTTOM

Batter	1	2	3	4	5	6	7	8	9	AB	R	H	RBI	BB	SO	LOB
9 Dee Strange-Gordon, L (1, 4) OBP: 0.294, SLG: 0.333	C FF 90 B SI 90 B SI 89 X SI 90 2-1 ① G1-3		C SI 90 X SL 82 0-1 ③ 21 K2-3 27 HR 2B	S SI 90 X SI 91 0-1 ③ G4-3		B SI 91 S SI 91 X SL 84 1-1 ③ G6-3			F FF 94 X CH 89 0-1 ③ L9	5	1	1	0	0	0	1
11 J.T. Realmuto, R (1, 2) OBP: 0.469, SLG: 0.724	B FF 90 B FF 90 F FF 91 B FF 91 F FF 91 D FF 92 4-2 ② 27 BB BB		B SI 90 X CH 82 1-0 ① L8		B CH 82 X CH 83 1-0 ① F7		B B SL 87 F FF 97 B FF 98 X FF 97 3-1 ① L9			3	0	0	0	1	0	1
21 Christian Yelich, L (1, 8) OBP: 0.270, SLG: 0.333	X SI 90 0-0 ② L7		B SI 91 B SI 90 B SI 91 C SI 90 C CH 84 S SL 84 3-3 ② K2-3 2-3		F SI 91 X SI 92 0-1 E6 27 HR		B CH 88 C FF 98 B SL 89 X CH 89 2-1 ② G3			4	1	0	0	0	1	2
27 Giancarlo Stanton, R (1, 9) OBP: 0.371, SLG: 0.516	B B FF 89 B CH 83 S FF 90 F FF 91 B FF 91 4-2 1-2 BB		F FC 90 X SL 84 0-1 3-H HR		D CH 83 C CH 84 C CH 84 1 SAFE F FF 90 B FF 90 X FF 92 2-2 1-H HR		C FF 97 X SL 89 0-1 ③ P2			3	2	2	4	1	0	0
13 Marcell Ozuna, R (1, 7) OBP: 0.441, SLG: 0.700	B FF 90 S CH 83 B SI 91 B F SI 91 X SI 92 3-2 ③ G4-3		X SI 90 0-0 1B		B FF 90 B FF 91 C CH 83 S CH 84 B SL 80 S CH 84 3-3 ② K			S SL 84 S SL 84 S SL 86 0-3 K 28 G5-4-3		4	0	1	0	0	2	2
28 Tyler Moore, R (1, 3) OBP: 0.375, SLG: 0.500		F FF 90 F SL 82 B SL 83 S CH 84 1-3 ① K	D CH 82 C CH 82 1 SAFE B FC 90 X FF 90 2-1 ③ L8		X FF 91 0-0 1B			C SI 97 B SL 85 S SI 97 1 SAFE B SL 87 X SL 86 2-2 ①② G5-4-3 1-2f		4	0	1	0	0	1	2
19 Miguel Rojas, R (1, 5) OBP: 0.294, SLG: 0.286		C FF 91 F CU 74 B SI 91 X SL 84 1-2 ② G5-3		C FF 90 B SI 90 B SI 90 X FF 90 2-1 ① L9	S CH 82 B FF 90 C SI 90 X SL 83 1-2 ③ G4-3			F SI 98 S SL 88 F SL 87 F FF 97 B SL 84 F SL 85 F FF 98 B FF 98 C SL 85 2-3 ③ K		4	0	0	0	0	1	1
39 JT Riddle, L (1, 6) OBP: 0.143, SLG: 0.143 32 Derek Dietrich, L (9, PH) OBP: 0.400, SLG: 0.400		C FF 90 C SI 91 X SL 83 0-2 1B	F S SI 90 C SI 92 0-3 ② K			B SI 89 B SI 90 S SI 90 F SI 91 S SL 85 2-3 ① K			C SI 94 B CU 79 B CH 88 B SI 95 C SI 94 X SI 95 3-2 ① F8	3	0	1	0	0	2	0
										1	0	0	0	0	0	0
34 Tom Koehler, R (1, 1) OBP: 0.250, SLG: 0.250 51 Ichiro Suzuki, L (6, PH) OBP: 0.200, SLG: 0.200 29 Brad Ziegler, R (7, 1) 25 Junichi Tazawa, R (8, 1) 44 AJ Ramos, R (9, 1) 41 Justin Bour, L (9, PH) OBP: 0.286, SLG: 0.167		S FF 90 X SI 91 0-1 ③ L8		C FF 92 B CH 84 X CH 84 1-1 1B		C SI 90 C SI 91 S SL 85 0-3 ② K			C SI 95 C CU 80 S FF 94 0-3 ② K	2	0	1	0	0	0	1
										1	0	0	0	0	1	0
										0	0	0	0	0	0	0
										0	0	0	0	0	0	0
										0	0	0	0	0	0	0
										1	0	0	0	0	1	0

livebaseballscorecards.com

AB	35
R	4
H	7
RBI	4
BB	2
SO	9
LOB	10

MIAMI

Inning Stats	1	2	3	4	5	6	7	8	9
	R: 0 E: 0 K: 0 S: 10	H: 0 LOB: 2 BB: 2 P: 23	R: 0 E: 0 K: 1 S: 11	H: 1 LOB: 1 BB: 0 P: 13	R: 2 E: 0 K: 1 S: 11	H: 3 LOB: 1 BB: 0 P: 17	R: 0 E: 0 K: 1 S: 9	H: 1 LOB: 1 BB: 0 P: 12	R: 2 E: 1 K: 1 S: 14	H: 2 LOB: 1 BB: 0 P: 21	R: 0 E: 0 K: 2 S: 8	H: 0 LOB: 0 BB: 0 P: 11	R: 0 E: 0 K: 0 S: 6	H: 0 LOB: 0 BB: 0 P: 11	R: 0 E: 0 K: 2 S: 13	H: 0 LOB: 0 BB: 0 P: 17	R: 0 E: 0 K: 1 S: 8	H: 0 LOB: 0 BB: 0 P: 11

	1B: 4	SF: 0	WP: 1	PA: 37
	2B: 1	SAC: 0	PB: 0	
	3B: 0	DP: 1	SB: 0	
	HR: 2	HBP: 0	CS: 0	

PITCHER		IP	WLS	BF	H	R	ER	SO	BB	IBB	HBP	BLK	WP	HR	S	P	ERA	WHIP
54 Jaime García, L ERA: 5.73	(1, 1)	5.0		25	7	4	3	4	2	0	0	0	0	2	55	86	5.40	1.800
34 Eric O'Flaherty, L ERA: 4.91	(6, 1)	1.0		3	0	0	0	2	0	0	0	0	0	0	8	11	0.00	0.000
52 José Ramirez, R ERA: 3.38	(7, 1)	1.0		3	0	0	0	0	0	0	0	0	0	0	6	11	0.00	0.000
38 Arodys Vizcaíno, R ERA:	(8, 1)	1.0	W	3	0	0	0	2	0	0	0	0	1	0	13	17	0.00	0.000
53 Jim Johnson, R ERA: 2.25	(9, 1)	1.0	S	3	0	0	0	1	0	0	0	0	0	0	8	11	0.00	0.000

PITCHER	IP	WLS	BF	H	R	ER	SO	BB	IBB	HBP	BLK	WP	HR	S	P	ERA	WHIP

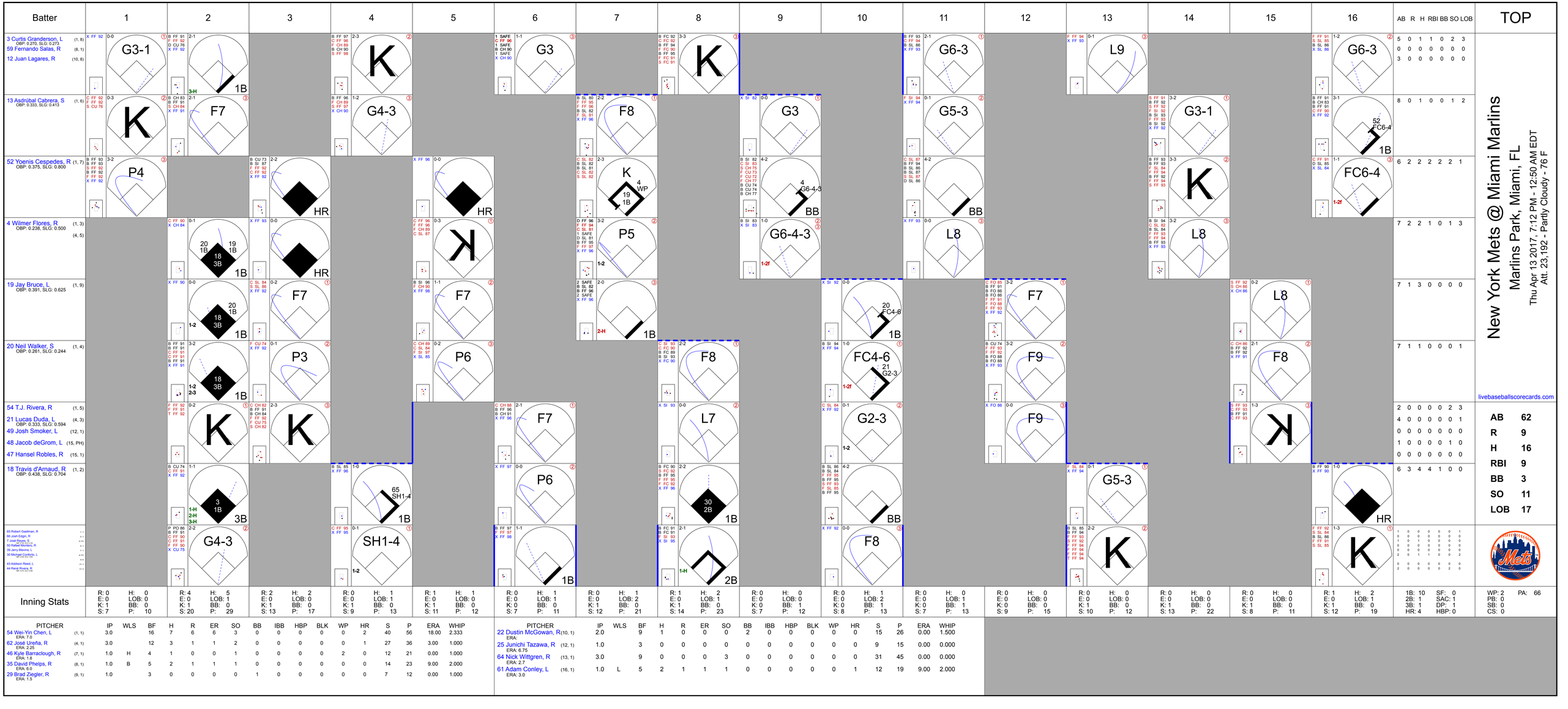
Batter
1
2
3
4
5
6
7
8
9
10
11
12
13
14
15
16
AB R H RBI BB SO LOB
TOP
3 Curtis Granderson, L (1, 8)
OBP: 0.270, SLG: 0.273
59 Fernando Salas, R (8, 1)
12 Juan Lagares, R (10, 8)
13 Asdrúbal Cabrera, S (1, 6)
OBP: 0.333, SLG: 0.413
52 Yoenis Cespedes, R (1, 7)
OBP: 0.375, SLG: 0.800
4 Wilmer Flores, R (1, 3)
OBP: 0.238, SLG: 0.500
(4, 5)
19 Jay Bruce, L (1, 9)
OBP: 0.391, SLG: 0.625
20 Neil Walker, S (1, 4)
OBP: 0.261, SLG: 0.244
54 T.J. Rivera, R (1, 5)
21 Lucas Duda, L (4, 3)
OBP: 0.333, SLG: 0.594
49 Josh Smoker, L (12, 1)
48 Jacob deGrom, L (15, PH)
47 Hansel Robles, R (15, 1)
18 Travis d'Arnaud, R (1, 2)
OBP: 0.438, SLG: 0.704
65 Robert Gsellman, R
66 Josh Edgin, R
7 José Reyes, S
50 Rafael Montero, R
39 Jerry Blevins, L
30 Michael Conforto, L
43 Addison Reed, L
44 René Rivera, R
New York Mets @ Miami Marlins
Marlins Park, Miami, FL
Thu Apr 13 2017, 7:12 PM - 12:50 AM EDT
Att. 23,192 - Partly Cloudy - 76 F
livebaseballscorecards.com
AB 62
R 9
H 16
RBI 9
BB 3
SO 11
LOB 17
Inning Stats
PITCHER IP WLS BF H R ER SO BB IBB HBP BLK WP HR S P ERA WHIP
54 Wei-Yin Chen, L (1, 1) ERA: 7.0 3.0 16 7 6 6 3 0 0 0 0 0 2 40 56 18.00 2.333
62 José Ureña, R (4, 1) ERA: 2.25 3.0 12 3 1 1 2 0 0 0 0 0 1 27 36 3.00 1.000
46 Kyle Barraclough, R (7, 1) ERA: 1.8 1.0 H 4 1 0 0 1 0 0 0 0 2 0 12 21 0.00 1.000
35 David Phelps, R (8, 1) ERA: 6.0 1.0 B 5 2 1 1 1 0 0 0 0 0 0 14 23 9.00 2.000
29 Brad Ziegler, R (9, 1) ERA: 1.5 1.0 3 0 0 0 0 1 0 0 0 0 0 7 12 0.00 1.000
PITCHER IP WLS BF H R ER SO BB IBB HBP BLK WP HR S P ERA WHIP
22 Dustin McGowan, R (10, 1) ERA: 2.0 9 1 0 0 0 0 2 0 0 0 0 0 0 9 15 0.00 1.500
25 Junichi Tazawa, R (12, 1) ERA: 6.75 1.0 3 0 0 0 0 0 0 0 0 0 0 0 9 15 0.00 0.000
64 Nick Wittgren, R (13, 1) ERA: 2.7 3.0 9 0 0 0 3 0 0 0 0 0 0 0 31 45 0.00 0.000
61 Adam Conley, L (16, 1) ERA: 3.0 1.0 L 5 2 1 1 1 0 0 0 0 0 0 1 12 19 9.00 2.000
1B: 10 SF: 0
2B: 1 SAC: 1
3B: 1 DP: 1
HR: 4 HBP: 0
WP: 2 PA: 66
PB: 0
SB: 0
CS: 0

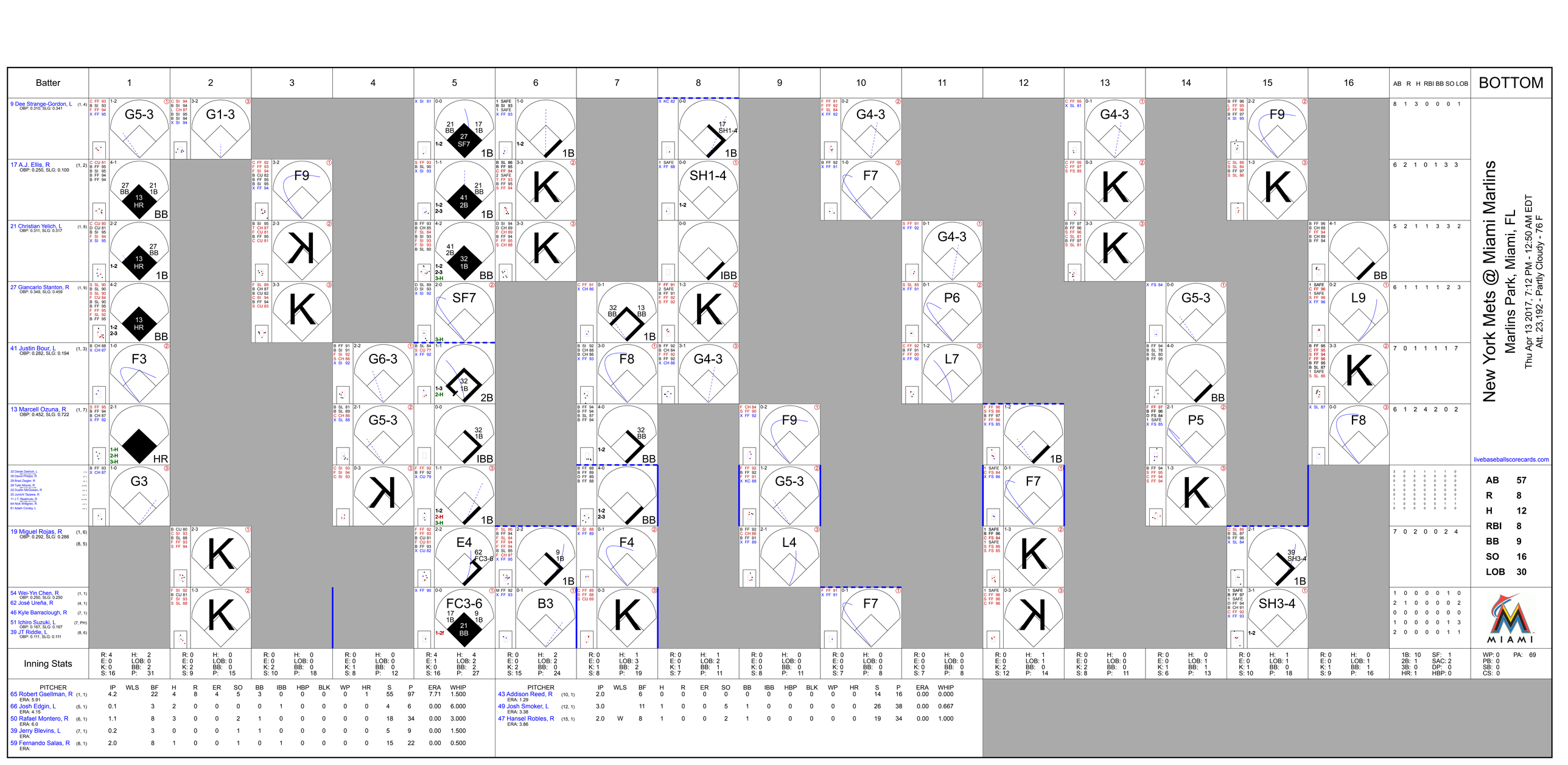
Batter
1
2
3
4
5
6
7
8
9
10
11
12
13
14
15
16
AB R H RBI BB SO LOB
BOTTOM
9 Dee Strange-Gordon, L (1, 4) OBP: 0.310 SLG: 0.341
G5-3
G1-3
8 1 3 0 0 0 1
17 A.J. Ellis, R (1, 2) OBP: 0.250, SLG: 0.100
F9
6 2 1 0 1 3 3
21 Christian Yelich, L (1, 8) OBP: 0.311, SLG: 0.317
6 1 1 1 1 2 3
27 Giancarlo Stanton, R (1, 9) OBP: 0.349, SLG: 0.459
SF7
6 1 1 1 1 2 3
41 Justin Bour, L (1, 3) OBP: 0.282, SLG: 0.194
F3
G6-3
7 0 1 1 1 1 7
13 Marcell Ozuna, R (1, 7) OBP: 0.452, SLG: 0.722
G3
G5-3
6 1 2 4 2 0 2
32 Derek Dietrich, L
38 David Phelps, R
29 Brad Ziegler, R
28 Tyler Moore, R
22 Dustin McGowan, R
25 Junichi Tazawa, R
11 J.T. Realmuto, R
64 Nick Wittgren, R
61 Adam Conley, L
19 Miguel Rojas, R (1, 6) OBP: 0.292, SLG: 0.286
(8, 5)
E4
7 0 2 0 0 2 4
54 Wei-Yin Chen, R (1, 1) OBP: 0.250, SLG: 0.250
62 José Ureña, R (4, 1)
46 Kyle Barraclough, R (7, 1)
51 Ichiro Suzuki, L (7, PH) OBP: 0.167, SLG: 0.167
39 JT Riddle, L (8, 6) OBP: 0.111, SLG: 0.111
FC3-6
B3
SH3-4
1 0 0 0 0 1 0
2 1 0 0 0 0 2
0 0 0 0 0 0 0
1 0 0 0 0 1 3
2 0 0 0 0 1 1
New York Mets @ Miami Marlins
Marlins Park, Miami, FL
Thu Apr 13 2017, 7:12 PM - 12:50 AM EDT
Att. 23,192 - Partly Cloudy - 76 F
livebaseballscorecards.com
AB 57
R 8
H 12
RBI 8
BB 9
SO 16
LOB 30
MIAMI
Inning Stats
R: 4 E: 0 K: 0 S: 16 H: 2 LOB: 0 BB: 2 P: 31
R: 0 E: 0 K: 2 S: 9 H: 0 LOB: 0 BB: 0 P: 15
R: 0 E: 0 K: 2 S: 10 H: 0 LOB: 0 BB: 0 P: 18
R: 0 E: 0 K: 1 S: 8 H: 0 LOB: 0 BB: 0 P: 12
R: 4 E: 1 K: 0 S: 16 H: 4 LOB: 2 BB: 2 P: 27
R: 0 E: 0 K: 2 S: 15 H: 2 LOB: 2 BB: 0 P: 24
R: 0 E: 0 K: 1 S: 8 H: 1 LOB: 3 BB: 2 P: 19
R: 0 E: 0 K: 1 S: 7 H: 1 LOB: 2 BB: 1 P: 11
R: 0 E: 0 K: 0 S: 8 H: 0 LOB: 0 BB: 0 P: 11
R: 0 E: 0 K: 0 S: 7 H: 0 LOB: 0 BB: 0 P: 8
R: 0 E: 0 K: 0 S: 7 H: 0 LOB: 0 BB: 0 P: 8
R: 0 E: 0 K: 2 S: 12 H: 1 LOB: 1 BB: 0 P: 14
R: 0 E: 0 K: 2 S: 8 H: 0 LOB: 0 BB: 0 P: 11
R: 0 E: 0 K: 1 S: 6 H: 0 LOB: 1 BB: 1 P: 13
R: 0 E: 0 K: 1 S: 10 H: 1 LOB: 1 BB: 0 P: 18
R: 0 E: 0 K: 1 S: 9 H: 0 LOB: 1 BB: 1 P: 16
1B: 10 2B: 1 3B: 0 HR: 1
SF: 1 SAC: 2 DP: 0 HBP: 0
WP: 0 PB: 0 SB: 0 CS: 0
PA: 69
PITCHER IP WLS BF H R ER SO BB IBB HBP BLK WP BK HR S P ERA WHIP
65 Robert Gsellman, R (1, 1) ERA: 5.91 4.2 22 4 8 4 5 3 0 0 0 0 1 55 97 7.71 1.500
66 Josh Edgin, L (5, 1) ERA: 4.15 0.1 3 2 0 0 0 0 1 0 0 0 0 4 6 0.00 6.000
50 Rafael Montero, R (6, 1) ERA: 6.0 1.1 8 3 0 0 2 1 0 0 0 0 0 18 34 0.00 3.000
39 Jerry Blevins, L (7, 1) ERA: 0.2 3 0 0 0 1 1 0 0 0 0 0 0 5 9 0.00 1.500
59 Fernando Salas, R (8, 1) ERA: 2.0 8 1 0 0 1 0 1 0 0 0 0 0 15 22 0.00 0.500
PITCHER IP WLS BF H R ER SO BB IBB HBP BLK WP BK HR S P ERA WHIP
43 Addison Reed, R (10, 1) ERA: 1.29 2.0 6 0 0 0 0 0 0 0 0 0 0 0 14 16 0.00 0.000
49 Josh Smoker, L (12, 1) ERA: 3.38 3.0 11 1 0 0 5 1 0 0 0 0 0 0 26 38 0.00 0.667
47 Hansel Robles, R (15, 1) ERA: 3.86 2.0 W 8 1 0 0 2 1 0 0 0 0 0 0 19 34 0.00 1.000

New York Mets @ Miami Marlins

Marlins Park, Miami, FL

Fri Apr 14 2017, 7:11 PM - 10:35 PM EDT

Att. 24,194 - Roof Closed - 74 F

TOP

livebaseballscorecards.com

Batter	1	2	3	4	5	6	7	8	9	AB	R	H	RBI	BB	SO	LOB
3 Curtis Granderson, L (1, 8) OBP: 0.262, SLG: 0.243	C SI 92 X KC 80 0-1 ① B2-3		C KC 80 S CH 85 B FF 93 B KC 84 B FF 94 B FF 94 4-2 19 1B 30 SF8 BB	C D C C 1-3 ③ K		B SL 82 C FF 94 T SL 82 X SL 83 1-2 ③ P5		B FC 90 2 SAFE X 1-0 ③ L9		4	1	0	0	1	1	4
13 Asdrúbal Cabrera, S (1, 6) OBP: 0.302, SLG: 0.373	B SI 95 X SI 93 1-0 ② F7		C SI 94 F FF 95 F CH 84 F FF 96 D CH 85 F KC 83 B FF 95 C SI 94 2-3 ① K		F CH 82 B CH 83 X FF 94 1-1 ① G3		C SL 81 X FF 95 0-1 ① G4-3		F CU 72 S SI 92 B CH 85 X CH 84 1-2 ① F7	5	0	0	0	0	1	1
19 Jay Bruce, L (1, 9) OBP: 0.392, SLG: 0.591	C SI 94 X KC 82 0-1 ③ F7		D CH 85 B CH 84 X FF 95 2-0 21 BB 1-3 1B		S CH 84 C KC 82 S KC 83 0-3 ② K		C FF 94 B CH 88 X FF 95 1-1 ② G4-3		B SI 91 B CH 86 S SL 81 B CH 86 B SL 79 4-1 21 G4-6-3 BB	4	0	1	0	1	1	0
21 Lucas Duda, L (1, 3) OBP: 0.390, SLG: 0.686		F SI 93 C SI 92 X KC 81 0-2 4 FC4-6 1B	F SI 95 B KC 82 B KC 81 S CH 83 B KC 83 B SI 94 4-2 1-2 BB		C CH 84 B KC 83 C CH 83 X KC 82 1-2 HR		B SL 82 S SL 82 B FF 95 B SL 81 B FF 95 4-1 BB		B CH 89 C FF 92 C SL 79 B SL 79 F CH 82 X FF 90 2-2 ②③ G4-6-3 1-2f	3	1	2	1	2	0	1
30 Michael Conforto, L (1, 7) OBP: 0.474, SLG: 0.867		B KC 80 C SI 94 F KC 81 S CH 85 1-3 ① K	B KC 84 D FF 94 B X 3-0 ② SF8 3-H		B SI 93 S KC 80 B FF 94 S X 2-2 1B		C SL 81 F FF 95 F SL 82 F SL 82 1 SAFE S SL 81 0-3 ③ K2-3			3	0	1	1	0	2	2
4 Wilmer Flores, R (1, 4) OBP: 0.200, SLG: 0.417		X SI 95 0-0 ② FC4-6 34 BB 7 BB 1-2f	B FF 94 B SI 94 F SI 94 B FF 95 F SI 92 F SI 96 F X 3-2 ③ G1-3		X FF 93 0-0 ③ F8			F FF 93 B KC 81 X FF 94 1-1 ① F8		4	0	0	0	0	0	4
7 José Reyes, S (1, 5) OBP: 0.163, SLG: 0.125		B SI 95 B CH 84 D SI 95 B SI 92 4-0 34 BB 1-2 BB	B FF 93 C SI 92 X SI 93 2-1 ① P5			C FF 94 B FF 93 B FF 94 B FF 95 B FF 95 C SI 93 F FF 94 B FF 94 4-2 34 SH1-3 BB		C KC 82 X FF 94 0-1 44 1B		2	0	1	0	2	0	0
34 Noah Syndergaard, L (1, 1) OBP: 0.429, SLG: 0.333 50 Rafael Montero, R (7, 1) 39 Jerry Blevins, L (7, 1) 52 Yoenis Cespedes, R (8, PH) OBP: 0.367, SLG: 0.780 66 Josh Edgin, R (8, 1)		B SI 95 B SI 94 F FF 94 B F SI 95 B SI 93 4-2 1-2 2-3 BB	F SI 93 B KC 81 F SI 92 S CH 85 1-3 ② K		1 SAFE C FF 92 1 SAFE B FF 93 1 SAFE X FF 94 1-1 ① SH1-3 1-3		C C FC 91 C FF 94 0-3 ② K		1 0 0 0 1 1 0 0 0 0 0 0 0 0 0 0 0 0 0 0 0 1 0 0 0 0 1 1 0 0 0 0 0 0 0						
44 René Rivera, R (1, 2) OBP: 0.333, SLG: 0.400		B KC 83 B SI 94 X SI 93 2-0 ③ L7	C KC 81 X CH 84 0-1 1B			F FF 93 B CH 86 S CH 86 S SL 82 1-3 ② K		B KC 82 1 SAFE C KC 81 F FC 91 1 SAFE X FC 91 1-2 1B		4	0	2	0	0	1	4
Inning Stats	R: 0 E: 0 K: 0 S: 5 H: 0 LOB: 0 BB: 0 P: 6	R: 0 E: 0 K: 1 S: 10 H: 1 LOB: 3 BB: 2 P: 21	R: 1 E: 0 K: 1 S: 17 H: 1 LOB: 2 BB: 2 P: 35	R: 0 E: 0 K: 2 S: 10 H: 1 LOB: 1 BB: 0 P: 14	R: 1 E: 0 K: 1 S: 12 H: 2 LOB: 1 BB: 0 P: 16	R: 0 E: 0 K: 1 S: 11 H: 0 LOB: 1 BB: 1 P: 18	R: 0 E: 0 K: 1 S: 10 H: 0 LOB: 1 BB: 1 P: 15	R: 0 E: 0 K: 1 S: 11 H: 2 LOB: 2 BB: 0 P: 14	R: 0 E: 0 K: 0 S: 8 H: 0 LOB: 0 BB: 1 P: 15	1B: 6 2B: 0 3B: 0 HR: 1 SF: 1 SAC: 1 DP: 1 HBP: 0						

	AB	31
	R	2
	H	7
	RBI	2
	BB	7
	SO	8
	LOB	17

WP: 0 PB: 0 SB: 0 CS: 0 PA: 40

PITCHER		IP	WLS	BF	H	R	ER	SO	BB	IBB	HBP	BLK	WP	HR	S	P	ERA	WHIP
36 Edinson Volquez, R ERA: 3.45	(1, 1)	4.2		23	5	2	2	5	4	0	0	0	0	0	53	91	3.86	1.929
22 Dustin McGowan, R ERA:	(5, 1)	0.1		1	0	0	0	0	0	0	0	0	0	0	1	1	0.00	0.000
66 Jarlín García, L ERA:	(6, 1)	1.0		4	0	0	0	1	1	0	0	0	0	0	11	18	0.00	1.000
46 Kyle Barraclough, R ERA: 1.5	(7, 1)	1.0		4	0	0	0	1	1	0	0	0	0	0	10	15	0.00	1.000
35 David Phelps, R ERA: 5.14	(8, 1)	1.0		5	2	0	0	1	0	0	0	0	0	0	11	14	0.00	2.000

PITCHER		IP	WLS	BF	H	R	ER	SO	BB	IBB	HBP	BLK	WP	HR	S	P	ERA	WHIP
44 AJ Ramos, R ERA: 1.8	(9, 1)	1.0	W	3	0	0	0	0	1	0	0	0	0	0	8	15	0.00	1.000

BOTTOM

Batter	1	2	3	4	5	6	7	8	9	AB	R	H	RBI	BB	SO	LOB
9 Dee Strange-Gordon, L (1, 4) OBP: 0.340, SLG: 0.370	B SI 96 F FF 97 B CH 88 F FF 97 F FF 98 B SI 98 X FF 99 3-2 11 E 11 FC6 21 SF8 1B		C CU 82 C SI 97 S SI 97 0-3 ① K	B SL 92 X CH 90 1-0 11 G1-3 1-2 2-H 1B	1 SAFE 1 SAFE B FF 94 X SI 94 1-0 11 S 1-3 1B		1 SAFE F FF 90 X FF 92 0-1 ② F7	5	1	3	1	0	1	1
11 J.T. Realmuto, R (1, 2) OBP: 0.447, SLG: 0.676	X FF 98 0-0 FC6 21 SF8 1-3		C FF 98 B CH 89 S SL 92 F FF 98 F FF 99 B CU 85 B FF 98 X SL 92 3-2 ② G5-3		C SL 93 B SL 92 D CH 90 F FF 98 D X SL 94 3-2 ② G1-3 1-2 2-3		1 SAFE 1 SAFE B FF 93 C FF 94 S FF 94 B FF 94 B FF 93 3-2 1-2 IBB		1 SAFE B CH 85 C FF 89 B FF 91 C SL 83 F SL 84 B CU 77 F X CU 78 3-2 1-H 2B	4	0	1	1	1	0	3
21 Christian Yelich, L (1, 8) OBP: 0.286, SLG: 0.295	B CU 83 X FF 98 1-0 ① SF8 2-3 3-H		B CH 90 S SL 93 X FF 98 1-1 ③ F8		C SL 93 D SL 92 D CU 86 F CU 84 S FF 99 2-3 ③ K		C CH 83 B CU 71 F CH 82 B FF 90 X 2-2 ②③ L7-2 3-H			3	0	0	1	0	1	5
13 Marcell Ozuna, R (1, 7) OBP: 0.435, SLG: 0.675	B SI 98 X CU 84 1-0 ② G5-3			B CU 83 F FF 98 B FF 97 F CU 84 X CH 89 2-2 ① G5-3		B FF 96 C FF 97 F FF 96 F CH 89 S CH 90 1-3 ① K		C SL 85 B FF 92 X SL 85 1-1 41 G6-3 1B		4	0	1	0	0	1	1
41 Justin Bour, L (1, 3) OBP: 0.279, SLG: 0.200	S CH 90 S CH 90 S SL 92 0-3 ③ K			F FF 98 B SL 92 C FF 99 X 1-2 ② F7		B CH 90 S CH 89 X SL 91 1-1 32 G4-3 1B		X FF 93 0-0 ①② G6-3 1-2f		4	0	1	0	0	1	2
32 Derek Dietrich, L (1, 5) OBP: 0.394, SLG: 0.346 44 AJ Ramos, R (9, 1)		C CH 88 S SI 97 X CU 83 0-2 ① P4		B CH 91 S CU 83 X CU 83 1-1 ③ F8		C SI 97 B FF 99 B FF 99 C CU 84 X FF 100 2-2 ② G4-3 1-2		B CU 79 F FF 92 F FF 91 H CU 76 2-2 HBP		3 0	0 0	0 0	0 0	0 0	0 0	1 0
51 Ichiro Suzuki, L (1, 9) OBP: 0.100, SLG: 0.100		X FF 98 0-0 ② F8			C FF 96 B CH 89 S CH 89 X FF 98 1-2 ① G1-3	B FF 99 B CH 90 B CH 91 X SI 98 3-0 ③ F8		B FF 93 B SI 90 B FF 91 C FF 90 C FF 89 F FF 90 F FF 92 S CU 79 3-3 ③ K		4	0	0	0	0	1	2
19 Miguel Rojas, R (1, 6) OBP: 0.393, SLG: 0.375 (9, 5)		B CU 84 S FF 98 B FF 98 X SL 92 2-1 1B			X SL 92 0-0 28 1B 9 1B 1B		C FF 92 C CH 87 F SI 91 X SI 91 0-2 9 1B 21 L7-2 1B		B CH 84 F FF 91 B FF 91 F FF 91 B CH 84 B 4-2 11 2B BB	3	2	3	0	1	0	0
36 Edinson Volquez, R (1, 1) OBP: 0.500, SLG: 0.500 22 Dustin McGowan, R (5, 1) 28 Tyler Moore, R (5, PH) OBP: 0.400, SLG: 0.500 66 Jarlin Garcia, L (6, 1) 46 Kyle Barraclough, R (7, 1) 27 Giancarlo Stanton, R (7, PH) OBP: 0.341, SLG: 0.447 35 David Phelps, R (8, 1) 39 JT Riddle, L (9, 6) OBP: 0.100, SLG: 0.100		X SI 98 0-0 ③ G4-3			C FF 99 1 SAFE X SI 97 0-1 11 G1-3 9 1B 1-2 1B		F FF 92 F FF 93 B SI 93 B SL 86 S SL 85 2-3 ① K		L FF 92 L FF 92 1 SAFE B FF 92 X CU 78 1-2 ① P2	1 0 1 0 0 0 1	0 0 0 0 0 0 0	0 0 1 0 0 0 0	0 0 0 0 0 0 0	0 0 0 0 0 0 1	0 0 0 0 0 0 0	1 0 0 0 0 1 0
Inning Stats	R: 1 E: 1 K: 1 S: 10 H: 1 LOB: 1 BB: 0 P: 15	R: 0 E: 0 K: 0 S: 7 H: 1 LOB: 1 BB: 0 P: 9	R: 0 E: 0 K: 1 S: 10 H: 0 LOB: 0 BB: 0 P: 14	R: 0 E: 0 K: 0 S: 8 H: 0 LOB: 0 BB: 0 P: 12	R: 1 E: 0 K: 1 S: 13 H: 3 LOB: 2 BB: 0 P: 20	R: 0 E: 0 K: 1 S: 10 H: 1 LOB: 1 BB: 0 P: 17	R: 0 E: 0 K: 1 S: 13 H: 2 LOB: 2 BB: 1 P: 21	R: 0 E: 0 K: 1 S: 10 H: 1 LOB: 1 BB: 0 P: 16	R: 1 E: 0 K: 0 S: 12 H: 1 LOB: 1 BB: 1 P: 20	1B: 9 2B: 2 3B: 0 HR: 0 SF: 1 SAC: 0 DP: 2 HBP: 1						

PITCHER		IP	WLS	BF	H	R	ER	SO	BB	IBB	HBP	BLK	WP	HR	S	P	ERA	WHIP
34 Noah Syndergaard, R ERA: 0.95	(1, 1)	6.0		25	6	2	1	4	0	0	0	0	0	0	58	87	1.50	1.000
50 Rafael Montero, R ERA: 5.68	(7, 1)	0.1		4	2	0	0	1	0	1	0	0	0	0	10	16	0.00	6.000
39 Jerry Blevins, L ERA:	(7, 1)	0.2		1	0	0	0	0	0	0	0	0	0	0	3	5	0.00	0.000
66 Josh Edgin, L ERA: 4.5	(8, 1)	1.2	L	8	2	1	1	1	1	0	1	0	0	0	22	36	5.40	1.800

PITCHER	IP	WLS	BF	H	R	ER	SO	BB	IBB	HBP	BLK	WP	HR	S	P	ERA	WHIP

New York Mets @ Miami Marlins

Marlins Park, Miami, FL

Fri Apr 14 2017, 7:11 PM - 10:35 PM EDT

Att. 24,194 - Roof Closed - 74 F

livebaseballscorecards.com

AB	34
R	3
H	10
RBI	3
BB	2
SO	6
LOB	18

WP: 0	PA: 38					
PB: 0						
SB: 1						
CS: 0						

New York Mets @ Miami Marlins

Marlins Park, Miami, FL

Sat Apr 15 2017, 7:12 PM - 9:42 PM EDT

Att. 25,137 - Roof Closed - 74 F

TOP

livebaseballscorecards.com

Batter	1	2	3	4	5	6	7	8	9	AB	R	H	RBI	BB	SO	LOB
7 José Reyes, S (1, 5) OBP: 0.170, SLG: 0.116	B FF 90 C FF 91 B FF 90 B FF 90 B FF 91 4-1 13 FC1-4 BB	B CH 81 C SL 84 C SL 84 X FF 91 1-2 ③ F9			L FF 89 C FF 90 F FF 91 S FF 90 0-3 ③ K			C CU 74 B FO 88 B C FF 94 X FF 93 2-2 ① P6		3	0	0	0	1	1	1
13 Asdrúbal Cabrera, S (1, 6) OBP: 0.298, SLG: 0.418	1 SAFE B FF 89 B CH 80 C FF 90 X CH 85 2-1 ① FC1-4 4 1B 20 2B 1-2f		F FF 89 B CH 85 S SL 85 F SL 85 B CH 84 X CH 83 2-2 ① G4-3			X SL 82 0-0 ① P5		C FF 93 B CU 75 B FF 93 C FF 94 X FF 94 2-2 HR		4	2	1	1	0	0	1
52 Yoenis Cespedes, R (1, 7) OBP: 0.340, SLG: 0.711	C FF 88 B FF 90 X SL 86 1-1 ② F9		T FF 90 B FF 92 F FF 91 B CH 84 S FF 91 2-3 ② K			B FF 88 X FF 89 1-0 ② L7		F FO 89 B FF 94 B FF 94 F FO 88 B FO 88 F FF 94 S FF 94 3-3 ② K		4	0	0	0	0	2	1
4 Wilmer Flores, R (1, 3) OBP: 0.207, SLG: 0.393	X 0-0 20 2B 1-2 1B		B FF 91 X FF 91 1-0 ③ L8			B FF 90 B SL 83 F FF 90 F FF 91 X SL 86 2-2 ③ P4		F FF 93 B FO 86 B CU 80 X FO 87 2-1 ③ F7		4	0	1	0	0	0	0
20 Neil Walker, S (1, 4) OBP: 0.280, SLG: 0.289	B FF 91 B FF 89 X FF 90 2-0 1-3 2-H 2B			B CH 82 F FF 89 C FF 91 X FF 90 1-2 ① G6-3			X FF 88 0-0 3 3B 1B		B SL 79 B CH 89 C SL 77 B SL 77 C FF 89 C FF 91 3-3 ① K	4	1	2	1	0	1	0
3 Curtis Granderson, L (1, 9) OBP: 0.261, SLG: 0.293	X FF 90 0-0 ③ L9			C SL 86 F SL 85 F CH 84 B FF 92 B FF 90 F SL 85 B FF 91 X FF 91 3-2 ② P2			B FF 88 C FF 88 B FF 88 S CH 82 F FF 89 X FF 92 2-2 1-H 30 SF8 3B		B SL 79 C FF 92 F CH 84 B FF 93 F CH 84 F CH 83 B FF 92 S SL 78 3-3 ② K	4	1	1	1	0	1	2
12 Juan Lagares, R (1, 8) 30 Michael Conforto, L (7, PH) OBP: 0.429, SLG: 0.813 (7, 8)		B FF 90 B FF 89 B FF 89 C FF 89 B FF 90 4-1 48 SH1-3 BB		B CH 85 F FF 91 S CH 84 X FF 92 1-2 ③ L9			B FF 90 X FF 92 1-0 ① SF8 3-H		S CH 85 B CH 85 C FF 92 X FF 92 1-2 ③ G4-3	1 1	0 0	0 0	0 1	1 0	0 0	0 0
44 René Rivera, R (1, 2) OBP: 0.278, SLG: 0.333		B FF 89 X CH 83 1-0 ① F8			B FF 88 X FF 90 1-0 ① F8		F SL 86 T SL 84 B SL 85 S SL 83 1-3 ② K2-3			3	0	0	0	0	1	1
48 Jacob deGrom, L (1, 1) 59 Fernando Salas, R (8, 1) 39 Jerry Blevins, L (8, 1)		1 SAFE X FF 86 0-0 ② SH1-3 1-2			X FF 88 0-0 ② G4-3		F FF 92 F FF 92 S SL 82 0-3 ③ K			2 0 0	0 0 0	0 0 0	0 0 0	0 0 0	1 0 0	0 0 0
Inning Stats	R: 1 E: 0 K: 0 S: 8 H: 2 LOB: 2 BB: 1 P: 17	R: 0 E: 0 K: 0 S: 6 H: 0 LOB: 1 BB: 1 P: 12	R: 0 E: 0 K: 1 S: 8 H: 0 LOB: 0 BB: 0 P: 13	R: 0 E: 0 K: 0 S: 11 H: 0 LOB: 0 BB: 0 P: 16	R: 0 E: 0 K: 1 S: 6 H: 0 LOB: 0 BB: 0 P: 7	R: 0 E: 0 K: 0 S: 5 H: 0 LOB: 0 BB: 0 P: 8	R: 2 E: 0 K: 2 S: 13 H: 2 LOB: 0 BB: 0 P: 17	R: 1 E: 0 K: 1 S: 12 H: 1 LOB: 0 BB: 0 P: 21	R: 0 E: 0 K: 2 S: 11 H: 0 LOB: 0 BB: 0 P: 18	1B: 2 2B: 1 3B: 1 HR: 1 SF: 1 SAC: 1 DP: 0 HBP: 0						

	AB	30
	R	4
	H	5
	RBI	4
	BB	2
	SO	7
	LOB	6

WP: 0 PA: 34
PB: 0
SB: 0
CS: 0

PITCHER		IP	WLS	BF	H	R	ER	SO	BB	IBB	HBP	BLK	WP	HR	S	P	ERA	WHIP
61 Adam Conley, L ERA: 3.75	(1, 1)	6.0		24	4	3	3	2	2	0	0	0	0	0	50	81	4.50	1.000
22 Dustin McGowan, R ERA:	(7, 1)	1.0		3	0	0	0	2	0	0	0	0	0	0	7	9	0.00	0.000
25 Junichi Tazawa, R ERA: 7.2	(8, 1)	1.0	W	4	1	1	1	1	0	0	0	0	0	1	12	21	9.00	1.000
44 AJ Ramos, R ERA: 1.5	(9, 1)	1.0	S	3	0	0	0	2	0	0	0	0	0	0	11	18	0.00	0.000

PITCHER		IP	WLS	BF	H	R	ER	SO	BB	IBB	HBP	BLK	WP	HR	S	P	ERA	WHIP

Batter	1	2	3	4	5	6	7	8	9	AB	R	H	RBI	BB	SO	LOB
9 Dee Strange-Gordon, L (1, 4) OBP: 0.314, SLG: 0.340	B SL 88 F FF 94 B FF 94 C SL 90 B FF 94 S FF 93 3-3 ① K		X FF 94 0-0 ① G6-3		C SL 89 F FF 94 S SL 88 0-3 ③ K			B FF 93 F FF 92 F FF 89 F FF 93 X CH 87 1-2 ② G4-3		4	0	0	0	0	2	1
19 Miguel Rojas, R (1, 6) (9, 5) OBP: 0.438, SLG: 0.385	C FF 94 F FF 94 X CU 82 0-2 1B		C FF 94 X FF 94 0-1 ② F8			B SL 86 B CH 86 B FF 95 B FF 94 4-0 27 G3-1 21 G1-3 BB		B FF 92 B CH 84 B FF 91 B FF 89 4-0 21 HR BB		2	1	1	0	2	0	0
21 Christian Yelich, L (1, 8) OBP: 0.283, SLG: 0.354	B CU 79 B SI 94 C FF 95 C SL 89 T SL 90 2-2 ② K		B FF 94 X FF 94 1-0 ③ G3			B CU 79 X FF 94 1-0 ① G1-3 1-2		C FF 91 B FF 88 B CH 87 B FF 92 X FF 91 3-1 1-H HR		4	1	1	2	0	1	2
27 Giancarlo Stanton, R (1, 9) OBP: 0.333, SLG: 0.500	C FF 93 S FF 95 B SL 89 S SL 88 1-3 ③ K			S SL 89 X SL 89 0-1 ① L8		F FF 94 X FF 94 0-1 ② G3-1 2-3		B FF 90 B FF 92 F FF 92 B FF 92 F FF 92 X FF 92 3-2 HR		4	1	1	1	0	1	2
41 Justin Bour, L (1, 3) OBP: 0.277, SLG: 0.282		B FF 94 S CH 88 B CH 87 B FF 94 C FF 94 X CH 88 3-2 HR		B FF 95 F FF 96 S SI 96 B SI 95 S FF 96 2-3 ② K		B FF 95 C FF 94 C FF 95 B FF 95 B SL 89 C FF 96 3-3 ③ K		F FF 88 B CU 70 B CU 71 C FF 88 C CU 70 2-3 ③ K		4	1	1	1	0	3	1
13 Marcell Ozuna, R (1, 7) OBP: 0.429, SLG: 0.721		B FF 94 C FF 94 X CU 81 1-1 HR		S FF 94 T FF 94 S SL 88 0-3 ③ K			B FF 93 B FF 94 C SL 88 B SL 88 S FF 94 S 3-3 ① K			3	1	1	1	0	2	0
32 Derek Dietrich, L (1, 5) OBP: 0.361, SLG: 0.310 44 AJ Ramos, R (9, 1)		S FF 95 F FF 94 C FF 95 0-3 ① K			B FF 95 F CU 81 B SI 95 B FF 94 C CU 81 C SL 88 3-3 ① K		F FF 95 S CU 83 S CU 82 0-3 ② K2-3			3 0	0 0	0 0	0 0	0 0	3 0	0 0
17 A.J. Ellis, R (1, 2) OBP: 0.200, SLG: 0.077		S FF 95 B FF 96 S SL 87 X SL 88 1-2 ② G6-3			B FF 95 C FF 94 B FF 95 S SL 89 S FF 96 2-3 ② K		B SL 89 F FF 95 S SL 89 S SL 88 1-3 ③ K			3	0	0	0	0	2	0
61 Adam Conley, L (1, 1) OBP: 0.250, SLG: 0.250 22 Dustin McGowan, R (7, 1) 25 Junichi Tazawa, R (8, 1) 51 Ichiro Suzuki, L (8, PH) OBP: 0.091, SLG: 0.091 39 JT Riddle, L (9, 6) OBP: 0.100, SLG: 0.100		C SI 94 X SI 94 0-1 ③ G1-4-3			S FF 96 B FF 95 F FF 95 B CU 81 X FF 95 2-2 1B			C FF 91 S FF 92 S FF 92 0-3 ① K		2 0 0 1 0	0 0 0 0 0	1 0 0 0 0	0 0 0 0 0	0 0 0 1 0	0 0 0 0 0	0 0 0 0 0
Inning Stats	R: 0 E: 0 K: 3 S: 12 H: 1 LOB: 1 BB: 0 P: 18	R: 2 E: 0 K: 1 S: 13 H: 2 LOB: 0 BB: 0 P: 18	R: 0 E: 0 K: 0 S: 4 H: 0 LOB: 0 BB: 0 P: 5	R: 0 E: 0 K: 2 S: 8 H: 0 LOB: 0 BB: 0 P: 10	R: 0 E: 0 K: 3 S: 12 H: 1 LOB: 1 BB: 0 P: 19	R: 0 E: 0 K: 1 S: 6 H: 0 LOB: 1 BB: 1 P: 14	R: 0 E: 0 K: 3 S: 9 H: 0 LOB: 0 BB: 0 P: 13	R: 3 E: 0 K: 2 S: 15 H: 2 LOB: 0 BB: 1 P: 28		1B: 2 2B: 0 3B: 0 HR: 4 SF: 0 SAC: 0 DP: 0 HBP: 0				WP: 0 PB: 0 SB: 0 CS: 0 PA: 32	

PITCHER	IP	WLS	BF	H	R	ER	SO	BB	IBB	HBP	BLK	WP	HR	S	P	ERA	WHIP
48 Jacob deGrom, R (1, 1) ERA: 1.89	7.0		26	4	2	2	13	1	0	0	0	0	2	64	97	2.57	0.714
59 Fernando Salas, R (8, 1) ERA: 3.24	0.2	L	5	2	3	3	1	1	0	0	0	0	2	12	23	40.50	4.500
39 Jerry Blevins, L (8, 1) ERA:	0.1		1	0	0	0	1	0	0	0	0	0	0	3	5	0.00	0.000

PITCHER	IP	WLS	BF	H	R	ER	SO	BB	IBB	HBP	BLK	WP	HR	S	P	ERA	WHIP

BOTTOM

New York Mets @ Miami Marlins

Marlins Park, Miami, FL

Sat Apr 15 2017, 7:12 PM - 9:42 PM EDT

Att. 25,137 - Roof Closed - 74 F

livebaseballscorecards.com

AB	30
R	5
H	6
RBI	5
BB	2
SO	15
LOB	6

MIAMI

New York Mets @ Miami Marlins

Marlins Park, Miami, FL

Sun Apr 16 2017, 1:10 PM - 4:08 PM EDT

Att. 20,028 - Roof Closed - 74 F

TOP

livebaseballscorecards.com

Batter	1	2	3	4	5	6	7	8	9	AB	R	H	RBI	BB	SO	LOB
3 Curtis Granderson, L (1, 8) OBP: 0.235, SLG: 0.261 43 Addison Reed, L (9, 1)	C FF 89 X CU 76 0-1 ① G6-3		B FF 91 C CH 84 F FF 91 B FF 92 X CH 84 2-2 ② F8			B SL 83 B FF 89 C B CH 84 F X 3-2 ① P2		S SI 82 C CH 76 B CH 75 B CU 74 F CH 77 B CH 77 F CH 76 F SI 84 F CH 76 3-3 ② K S CU 74	C KC 83 1 SAFE B SI 94 F SI 93 B FF 94 F SI 93 B FC 92 F SI 94 F SI 93 3-2 ③ G4-3 X KC 83	5 0	0 0	0 0	0 0	0 0	1 0	2 0
20 Neil Walker, S (1, 4) OBP: 0.333, SLG: 0.304	B FF 91 B FF 90 F FF 91 B FF 91 B FF 91 4-1 BB		B CU 76 B FF 91 S CH 84 B SL 85 B SI 90 4-1 BB			B CU 74 B FF 91 S FF 90 B SL 83 B FF 91 4-1 52 BB BB		B SI 84 B SI 84 X SI 84 2-0 52 1B 1B		1	0	1	0	3	0	0
52 Yoenis Cespedes, R (1, 7) OBP: 0.351, SLG: 0.688	B FF 90 C SL 83 B FF 90 X SL 84 2-1 ② P4		B FF 91 C FF 91 C CH 84 X SL 86 1-2 ③ G5-3			C SL 86 1 SAFE B FF 91 B FF 92 B CH 82 F SL 84 1 SAFE B SL 84 4-2 1-2 BB		X SI 83 0-0 1-2 1B		3	0	1	0	1	0	2
19 Jay Bruce, L (1, 9) OBP: 0.364, SLG: 0.542	F FF 89 B FF 91 B CH 83 F CH 84 S SL 86 2-3 ③ K			B F B FF 90 S FF 90 S SL 84 2-3 ① K		D SL 83 F FF 93 S SL 82 B B FF 95 F FF 95 S SL 83 3-3 ② K		X CH 76 0-0 ③ G4-3		4	0	0	0	0	3	5
21 Lucas Duda, L (1, 3) OBP: 0.356, SLG: 0.615		B FF 89 B CH 83 C FF 91 B SL 84 X FF 91 3-1 ① G5-3		B FF 90 C FF 91 C SL 86 S FF 92 1-3 ② K		B FF 93 C FF 94 X FF 94 2-0 ③ F7			C KC 81 C SI 95 F FF 94 B SI 95 C FC 92 1-3 ① K	4	0	0	0	0	2	2
18 Travis d'Arnaud, R (1, 2) OBP: 0.417, SLG: 0.645		C FF 90 X SL 84 0-1 ② L8		X FF 91 0-0 ③ P6			C SL 81 B SL 81 F FF 95 X SL 82 1-2 ① F9		C KC 82 S FF 96 B SI 95 F FF 96 B KC 81 B FC 92 F FF 95 X KC 83 3-2 4 E 13 1B 1B	4	1	1	0	0	0	0
7 José Reyes, S (1, 6) OBP: 0.176, SLG: 0.109 (9, 5)		B FF 92 F FF 91 C FF 90 B SL 87 F FF 92 B CH 83 B FF 90 4-2 BB			C FF 90 B SL 84 X FF 89 1-1 ① F7		X FF 93 0-0 ② G4-3		C FC 91 B SI 95 1 SAFE F FC 91 B FF 94 C FC 91 2-3 ② K	3	0	0	0	1	1	1
4 Wilmer Flores, R (1, 5) OBP: 0.212, SLG: 0.375 12 Juan Lagares, R (9, PR) (9, 8)	S FF 90 1 SAFE 1 SAFE C SL 84 S SL 84 0-3 ③ K				B CU 73 B SL 84 F FF 90 F SL 84 B SL 86 X SL 84 3-2 ② F7		B FF 94 B SL 82 X FF 94 2-0 ③ F9		X FC 90 0-0 E9 13 1B 1-3 1B	4 0	0 1	1 0	0 0	1 0	1 0	1 0
33 Matt Harvey, R (1, 1) 49 Josh Smoker, L (7, 1) 30 Michael Conforto, L (8, PH) OBP: 0.409, SLG: 0.765 47 Hansel Robles, R (8, 1) 13 Asdrúbal Cabrera, S (9, PH) OBP: 0.310, SLG: 0.429 (9, 6)			B FF 88 C FF 89 B SL 82 F FF 90 X SL 83 2-2 ① G6-3		F FF 91 B FF 90 F FF 91 F FF 92 S SL 84 1-3 ③ K		C SI 82 B CH 76 B CH 76 X SI 83 2-1 ① G6-3		B FC 92 B FC 91 B FC 90 C SI 95 X FC 91 3-1 2-H 3-H 1B	2 0 1 0 1	0 0 0 0 0	0 0 0 0 1	0 0 0 0 2	0 0 0 0 0	1 0 0 0 0	0 0 0 0 0
Inning Stats	R: 0 E: 0 K: 1 S: 8 H: 0 LOB: 1 BB: 1 P: 16	R: 0 E: 0 K: 1 S: 10 H: 0 LOB: 1 BB: 1 P: 17	R: 0 E: 0 K: 0 S: 10 H: 0 LOB: 1 BB: 1 P: 19	R: 0 E: 0 K: 2 S: 7 H: 0 LOB: 0 BB: 0 P: 10	R: 0 E: 0 K: 1 S: 9 H: 0 LOB: 0 BB: 0 P: 14	R: 0 E: 0 K: 1 S: 11 H: 0 LOB: 2 BB: 2 P: 27	R: 0 E: 0 K: 0 S: 5 H: 0 LOB: 0 BB: 0 P: 8	R: 0 E: 0 K: 1 S: 12 H: 2 LOB: 2 BB: 0 P: 19	R: 2 E: 1 K: 2 S: 21 H: 3 LOB: 2 BB: 0 P: 33	1B: 5 2B: 0 3B: 0 HR: 0 SF: 0 SAC: 0 DP: 0 HBP: 0						WP: 0 PB: 0 SB: 0 CS: 0 PA: 37	

	AB	32
	R	2
	H	5
	RBI	2
	BB	5
	SO	9
	LOB	13

PITCHER		IP	WLS	BF	H	R	ER	SO	BB	IBB	HBP	BLK	WP	HR	S	P	ERA	WHIP
58 Dan Straily, R ERA: 4.61	(1, 1)	5.1		21	0	0	0	5	5	0	0	0	0	0	50	93	0.00	0.938
66 Jarlín García, L ERA:	(6, 1)	0.2	H	2	0	0	0	1	0	0	0	0	0	0	5	10	0.00	0.000
46 Kyle Barraclough, R ERA: 1.29	(7, 1)	1.0	H	3	0	0	0	0	0	0	0	0	0	0	5	8	0.00	0.000
29 Brad Ziegler, R ERA: 1.29	(8, 1)	1.0	H	5	2	0	0	1	0	0	0	0	0	0	12	19	0.00	2.000
35 David Phelps, R ERA: 5.63	(9, 1)	1.0	W	6	3	2	1	2	0	0	0	0	0	0	21	33	9.00	3.000

PITCHER	IP	WLS	BF	H	R	ER	SO	BB	IBB	HBP	BLK	WP	HR	S	P	ERA	WHIP

Batter	1	2	3	4	5	6	7	8	9	AB	R	H	RBI	BB	SO	LOB
9 Dee Strange-Gordon, L (1, 4) OBP: 0.345, SLG: 0.370	X FF 94 0-0 11 E 21 G6-3 1B		C SL 91 B CU 80 F SL 90 X FF 93 1-2 11 1B 1B		B FF 96 X FF 95 1-0 11 FC5-4 1B		X FF 95 0-0 ③ G1-3			4	1	3	0	0	0	0
11 J.T. Realmuto, R (1, 2) OBP: 0.452, SLG: 0.658	1 SAFE B SL 88 F FF 94 X FF 96 1-1 ① P4 1-3		C FF 94 C 1 SAFE X SI 94 0-2 1-3 1B		P PO 88 1 SAFE B SL 89 X SL 88 2-0 ③ FC5-4 1-2f			B SL 84 C SL 85 B SL 85 X FF 96 2-1 27 G4-3 21 G6-3 1B		4	0	2	0	0	0	2
21 Christian Yelich, L (1, 8) OBP: 0.281, SLG: 0.346	B FF 96 X FF 95 1-0 ② G6-3 3-H		S CU 84 X FF 95 0-1 ③ G1			B SL 86 B CH 84 C FF 93 C FF 94 X SL 79 2-2 41 BB 13 2B 1B		1 SAFE B FF 96 X SI 95 1-0 ① G6-3 1-2		4	1	1	1	0	0	3
27 Giancarlo Stanton, R (1, 9) OBP: 0.327, SLG: 0.467	C FF 96 B SL 89 F CU 89 X FF 96 1-2 ③ G6-3			C SL 90 B CU 84 B SL 90 B SL 89 B FF 95 4-1 13 1B BB		F C FF 93 C SI 93 0-3 ① K		B FF 96 B SL 82 B FF 96 S FF 96 X FF 97 3-1 ② G4-3 2-3		3	0	0	0	1	1	2
41 Justin Bour, L (1, 3) OBP: 0.275, SLG: 0.262		S FF 94 S FF 95 S FF 95 0-3 ① K		B FF 95 C SL 90 C FF 96 F FF 96 X SI 95 1-2 ① F7		1 SAFE B B FF 93 B B FF 95 4-0 1-2 13 2B BB		B FF 97 F CH 90 B FF 96 X SI 93 2-1 ③ G4-3		3	0	0	0	1	1	2
13 Marcell Ozuna, R (1, 7) OBP: 0.453, SLG: 0.745		C FF 94 B SL 89 C FF 95 B FF 96 S SL 91 2-3 ② K		F SL 89 C FF 95 B SL 83 F FF 95 1 SAFE X FF 94 1-2 ② 1-2 1B		X FF 93 0-0 ② 1-H 2-H 2B			X SL 86 0-0 19 2B 1B	4	0	3	1	0	1	0
32 Derek Dietrich, L (1, 5) OBP: 0.333, SLG: 0.281 35 David Phelps, R (9, 1) 51 Ichiro Suzuki, L (9, PH) OBP: 0.083, SLG: 0.083		C FF 96 B FF 95 X CH 87 1-1 ③ F8		S FF 95 T FF 95 B SL 90 F SL 90 F SI 96 1 SAFE X CU 84 1-2 ③ P5		F FF 93 B SI 93 B SL 89 F FF 94 C FF 92 2-3 ③ K			1 SAFE L FF 91 L FF 90 F SL 85 F FF 91 D SL 87 T FF 92 1-2 ① K	3 0 1	0 0 0	0 0 0	0 0 0	0 0 0	1 0 1	2 0 1
19 Miguel Rojas, R (1, 6) OBP: 0.417, SLG: 0.400 (9, 5)			B FF 94 C FF 94 B FF 94 C FF 95 X FF 93 2-2 ① P3		C FF 94 B FF 96 X FF 95 1-1 ① G6-3		C FS 83 X FF 95 0-1 ① G5-3		X FF 92 0-0 ② 1-H 39 HR 2B	4	1	1	0	0	0	0
58 Dan Straily, R (1, 1) 66 Jarlín García, L (6, 1) 46 Kyle Barraclough, R (7, 1) 28 Tyler Moore, R (7, PH) OBP: 0.364, SLG: 0.455 29 Brad Ziegler, R (8, 1) 39 JT Riddle, L (9, 6) OBP: 0.182, SLG: 0.455			C FF 94 S SL 90 B SL 90 X FF 95 1-2 ② G4-3		B SI 94 B FF 94 C FF 94 F FF 94 F SI 95 T SL 88 2-2 ② K		C FS 84 S FS 84 B FS 83 B FF 95 S FS 83 2-3 ② K		C FF 92 X FF 92 0-1 2-H HR	2 0 0 1 0 1	0 0 0 0 0 1	0 0 0 0 0 0	0 0 0 0 0 1	1 0 0 0 0 0	0 0 0 1 0 0	0 0 0 0 0 0
Inning Stats	R: 1 E: 1 K: 0 S: 7 H: 1 LOB: 0 BB: 0 P: 10	R: 0 E: 0 K: 2 S: 8 H: 0 LOB: 0 BB: 0 P: 11	R: 0 E: 0 K: 0 S: 14 H: 2 LOB: 2 BB: 0 P: 18	R: 0 E: 0 K: 0 S: 14 H: 1 LOB: 1 BB: 1 P: 21	R: 0 E: 0 K: 1 S: 9 H: 1 LOB: 1 BB: 0 P: 14	R: 1 E: 0 K: 2 S: 10 H: 2 LOB: 1 BB: 1 P: 18	R: 0 E: 0 K: 1 S: 6 H: 0 LOB: 0 BB: 0 P: 8	R: 0 E: 0 K: 0 S: 7 H: 1 LOB: 1 BB: 0 P: 15	R: 2 E: 0 K: 1 S: 9 H: 3 LOB: 0 BB: 0 P: 10	1B: 8 2B: 2 3B: 0 HR: 1 SF: 0 SAC: 0 DP: 0 HBP: 0						WP: 0 PB: 0 SB: 0 CS: 0 PA: 36

PITCHER		IP	WLS	BF	H	R	ER	SO	BB	IBB	HBP	BLK	WP	HR	S	P	ERA	WHIP
33 Matt Harvey, R ERA: 2.45	(1, 1)	6.0		25	7	2	1	5	2	0	0	0	0	0	62	92	1.50	1.500
49 Josh Smoker, L ERA: 2.84	(7, 1)	1.0		3	0	0	0	1	0	0	0	0	0	0	6	8	0.00	0.000
47 Hansel Robles, R ERA: 3.38	(8, 1)	1.0		4	1	0	0	0	0	0	0	0	0	0	7	15	0.00	1.000
43 Addison Reed, R ERA: 3.52	(9, 1)	0.2	L	4	3	2	2	1	0	0	0	0	0	1	9	10	27.00	4.500

PITCHER	IP	WLS	BF	H	R	ER	SO	BB	IBB	HBP	BLK	WP	HR	S	P	ERA	WHIP

BOTTOM

New York Mets @ Miami Marlins

Marlins Park, Miami, FL

Sun Apr 16 2017, 1:10 PM - 4:08 PM EDT

Att. 20,028 - Roof Closed - 74 F

livebaseballscorecards.com

AB	34
R	4
H	11
RBI	4
BB	2
SO	7
LOB	12

MIAMI

Miami Marlins @ Seattle Mariners

Safeco Field, Seattle, WA

Mon Apr 17 2017, 7:12 PM - 9:42 PM PDT

Att. 16,990 - Roof Closed - 55 F

TOP

livebaseballscorecards.com

Batter	1	2	3	4	5	6	7	8	9	AB	R	H	RBI	BB	SO	LOB
9 Dee Strange-Gordon, L (1, 4) OBP: 0.339, SLG: 0.362	C FF 91 B FF 93 B FS 85 F FF 93 X FF 95 2-2 ① G4-3			X FF 92 0-0 ① L8		B SL 78 S FS 82 X FF 92 1-1 14 1B 1B		S FF 90 F CH 82 S FC 87 0-3 ③ K		4	0	1	0	0	1	0
14 Martín Prado, R (1, 5) OBP: 0.333, SLG: 0.333 39 JT Riddle, L (7, 6) OBP: 0.167, SLG: 0.417	C FF 93 B FF 88 B FF 93 X FF 94 2-1 ② P3			C FF 93 B FS 83 C FS 83 F FF 94 B SL 81 X SL 80 2-2 ② P5		C FF 92 C FS 82 X FF 93 0-2 1-2 1B			F FF 90 C CU 89 S FF 90 0-3 ① K	3 1	0 0	1 0	0 0	0 0	0 1	0 0
21 Christian Yelich, L (1, 8) OBP: 0.295, SLG: 0.411	C FF 94 B FF 95 F SL 80 X FF 94 1-2 ③ G6-3			C FF 93 C SL 81 F SL 80 F FF 94 B SL 81 X SL 81 1-2 1B		C FF 92 B FS 83 D FS 83 B FF 92 F FF 92 F FF 93 X FF 92 3-2 ③ F9			X FF 90 0-0 HR	4	1	2	1	0	0	2
27 Giancarlo Stanton, R (1, 9) OBP: 0.321, SLG: 0.449		B FF 92 B FF 92 X FF 92 2-0 ① F9		X FS 83 0-0 ③ P4			C FF 92 X SL 80 0-1 1B		C FF 90 F FC 84 S CU 72 0-3 ② K	4	0	1	0	0	1	1
13 Marcell Ozuna, R (1, 10) OBP: 0.421, SLG: 0.686		X FF 94 0-0 ② L9			F SL 78 C FF 93 B FF 93 S SL 80 1-3 ① K2-3		S FS 83 C FF 93 B FF 92 S SL 81 1-3 ① K		F CU 71 S FC 85 B FF 90 F FC 84 F FF 90 X CU 71 1-2 ③ G5-3	4	0	0	0	0	2	1
11 J.T. Realmuto, R (1, 2) OBP: 0.422, SLG: 0.610		B FF 94 B FS 84 C FF 94 B FF 93 F FF 92 F FF 95 S FF 95 3-3 ③ K			C FF 92 C FS 83 B FF 93 F SL 80 F FF 94 F SL 81 B FF 93 B FS 84 T FF 93 3-2 ② K		C FF 93 C FS 84 F FF 94 X SL 80 0-2 ② L5			3	0	0	0	0	2	1
41 Justin Bour, L (1, 3) OBP: 0.259, SLG: 0.244		B FF 93 C FF 92 S FS 84 T SL 80 1-2 ① K			B FF 93 C FF 92 B SL 80 B FF 93 X FF 93 3-1 ③ G4-3		B FF 93 X FF 92 1-0 ③ G6-3			3	0	0	0	0	1	1
19 Miguel Rojas, R (1, 6) OBP: 0.385, SLG: 0.364 (7, 5)		X FF 92 0-0 ② F9				C FF 91 F FF 93 F SL 81 X FF 94 0-2 ① G5-3		C FF 88 F FC 86 B FF 89 B FF 89 B FF 90 X FC 87 3-2 ① P6		3	0	0	0	0	0	0
51 Ichiro Suzuki, L (1, 7) OBP: 0.067, SLG: 0.067		B FF 93 C FF 93 B FS 84 B FF 93 X FF 92 3-1 ③ G4-3				C FF 92 X SL 80 0-1 ② G3-1		C FF 89 F CH 83 F FC 88 F FF 89 X CH 83 0-2 ② G4-3		3	0	0	0	0	0	0
Inning Stats	R: 0 E: 0 K: 0 S: 8 H: 0 LOB: 0 BB: 0 P: 13	R: 0 E: 0 K: 1 S: 6 H: 0 LOB: 0 BB: 0 P: 11	R: 0 E: 0 K: 1 S: 6 H: 0 LOB: 0 BB: 0 P: 10	R: 0 E: 0 K: 0 S: 11 H: 1 LOB: 1 BB: 0 P: 14	R: 0 E: 0 K: 2 S: 11 H: 0 LOB: 0 BB: 0 P: 18	R: 0 E: 0 K: 0 S: 15 H: 2 LOB: 2 BB: 0 P: 19	R: 0 E: 0 K: 1 S: 10 H: 1 LOB: 1 BB: 0 P: 12	R: 0 E: 0 K: 1 S: 11 H: 0 LOB: 0 BB: 0 P: 14	R: 1 E: 0 K: 2 S: 12 H: 1 LOB: 0 BB: 0 P: 13	1B: 4 2B: 0 3B: 0 HR: 1 SF: 0 SAC: 0 DP: 0 HBP: 0						

	AB	32
	R	1
	H	5
	RBI	1
	BB	0
	SO	8
	LOB	6

WP: 0 PB: 0 SB: 0 CS: 0 PA: 32

PITCHER		IP	WLS	BF	H	R	ER	SO	BB	IBB	HBP	BLK	WP	HR	S	P	ERA	WHIP
37 Aríel Miranda, L ERA: 3.06	(1, 1)	7.0	W	25	4	0	0	5	0	0	0	0	0	0	67	97	0.00	0.571
50 Nick Vincent, R ERA: 3.86	(8, 1)	1.0		3	0	0	0	1	0	0	0	0	0	0	11	14	0.00	0.000
58 Evan Scribner, R ERA: 12.27	(9, 1)	1.0		4	1	1	1	2	0	0	0	0	0	1	12	13	9.00	1.000

PITCHER	IP	WLS	BF	H	R	ER	SO	BB	IBB	HBP	BLK	WP	HR	S	P	ERA	WHIP

Miami Marlins @ Seattle Mariners

Safeco Field, Seattle, WA

Mon Apr 17 2017, 7:12 PM - 9:42 PM PDT

Att. 16,990 - Roof Closed - 55 F

livebaseballscorecards.com

BOTTOM

Batter	1	2	3	4	5	6	7	8	9	AB	R	H	RBI	BB	SO	LOB
1 Jarrod Dyson, L (1, 7) OBP: 0.300, SLG: 0.279	B B FF 91 B FF 92 B FF 90 4-0 22 HR BB	1 SAFE B FF 91 X CH 84 1-0 ③ L3		S KC 77 2 SAFE B SL 86 B FF 92 C KC 78 X KC 79 2-2 17 G6-3 22 2B 2-H 2B		C FF 96 B CH 89 X FF 96 1-1 ② G6-3				3	2	1	1	1	0	1
17 Mitch Haniger, R (1, 9) OBP: 0.400, SLG: 0.564	C FF 92 B SL 86 F FF 92 C KC 80 1-3 ① K		C FF 90 B KC 80 X SL 84 1-1 21 1B 23 G3 1B	B SL 84 X SL 84 1-0 ② G6-3 2-3		C FF 97 B SL 87 S SL 87 B CH 91 F FF 97 X SL 84 2-2 ③ G5-3				4	0	1	0	0	1	2
22 Robinson Canó, L (1, 4) OBP: 0.295, SLG: 0.411	1 SAFE 1 SAFE C FF 93 F SL 86 B FF 93 1 SAFE F KC 80 X CH 88 1-2 1-H HR		B SL 85 B FF 92 X SL 86 2-0 ① P4	X KC 80 0-0 3-H 2B			X SI 95 0-0 ① G4-3			4	1	2	3	0	0	1
23 Nelson Cruz, R (1, 10) OBP: 0.317, SLG: 0.385	B FF 92 F SL 85 X FF 93 1-1 HR		D SL 87 X SL 86 1-0 ② G3 1-2	B FF 92 C SL 84 C KC 78 B SI 94 B SL 85 S FF 93 3-3 ③ K			B FF 97 B FF 96 F FF 97 S SL 88 S SL 87 2-3 ② K			4	1	1	1	0	2	2
15 Kyle Seager, L (1, 5) OBP: 0.345, SLG: 0.298	C FF 92 B SL 84 B KC 78 C KC 78 B SL 84 F FF 93 S KC 78 3-3 ② K		0-0 21 1B IBB		B SI 97 C SI 96 B CH 91 F SI 97 B SL 85 F SI 96 X FF 97 3-2 ① F8		S SI 97 B CH 92 S FF 96 F FF 96 B CH 90 B SI 96 X FF 96 3-2 ③ P5			3	0	0	0	1	1	0
21 Taylor Motter, R (1, 6) OBP: 0.387, SLG: 0.786	B FF 93 B KC 79 S FF 92 S SL 85 B FF 93 S SL 85 3-3 ③ K		C KC 78 2 SAFE B FF 92 X KC 77 1-1 1-2 2-3 1B	C FF 98 X FF 97 0-1 HR				C FF 97 B SL 87 X SL 85 1-1 ① F7		4	1	2	1	0	1	0
26 Danny Valencia, R (1, 3) OBP: 0.222, SLG: 0.245		B FF 92 B SL 85 B FF 91 C FF 91 B SL 84 4-1 BB	C FF 93 B FF 93 F SL 86 B SI 94 S FF 93 2-3 ③ K		B SL 83 S FF 97 B SL 84 X FF 97 2-1 ② G6-3			B FF 96 B FF 96 X FF 96 2-0 ② F9		3	0	0	0	1	1	3
12 Leonys Martin, L (1, 8) OBP: 0.167, SLG: 0.152		F FF 92 B KC 78 F FF 92 B KC 79 X SL 86 2-2 ① L8		C FF 91 B KC 77 X FF 91 1-1 1 E 3 S 1 2B 1B	F FF 98 T SL 85 B FF 97 F SL 83 B CH 89 X CH 90 2-2 ③ G3			F SI 98 B FF 98 S CH 90 S SL 87 1-3 ③ K		4	1	1	0	0	1	1
3 Mike Zunino, R (1, 2) OBP: 0.211, SLG: 0.243		B SL 84 C SL 85 B FF 93 S SL 84 B SI 92 F KC 77 X SL 85 3-2 ② P6		F FF 91 1 SAFE C FF 90 B KC 79 1 SAFE B FF 92 B SI 92 F FF 93 X SL 85 3-2 ① P6 1-2		B FF 96 X FF 95 1-0 ① F8				3	0	0	0	0	0	2
Inning Stats	R: 3 E: 0 K: 3 S: 16 H: 2 LOB: 0 BB: 1 P: 29	R: 0 E: 0 K: 0 S: 9 H: 0 LOB: 1 BB: 1 P: 19	R: 0 E: 0 K: 1 S: 9 H: 2 LOB: 3 BB: 1 P: 16	R: 2 E: 1 K: 1 S: 14 H: 3 LOB: 1 BB: 0 P: 24	R: 1 E: 0 K: 0 S: 12 H: 1 LOB: 0 BB: 0 P: 19	R: 0 E: 0 K: 0 S: 7 H: 0 LOB: 0 BB: 0 P: 11	R: 0 E: 0 K: 1 S: 8 H: 0 LOB: 0 BB: 0 P: 13	R: 0 E: 0 K: 1 S: 6 H: 0 LOB: 0 BB: 0 P: 10		1B: 3 2B: 2 3B: 0 HR: 3 SF: 0 SAC: 0 DP: 0 HBP: 0		WP: 0 PB: 0 SB: 1 CS: 0 PA: 35		

	AB	32
	R	6
	H	8
	RBI	6
	BB	3
	SO	7
	LOB	12

PITCHER		IP	WLS	BF	H	R	ER	SO	BB	IBB	HBP	BLK	WP	HR	S	P	ERA	WHIP
34 Tom Koehler, R ERA: 5.4	(1, 1)	4.0	L	22	7	5	5	5	2	1	0	0	0	2	48	88	11.25	2.250
62 José Ureña, R ERA: 2.25	(5, 1)	4.0		13	1	1	1	2	0	0	0	0	0	1	33	53	2.25	0.250

PITCHER	IP	WLS	BF	H	R	ER	SO	BB	IBB	HBP	BLK	WP	HR	S	P	ERA	WHIP

Batter	1	2	3	4	5	6	7	8	9	AB	R	H	RBI	BB	SO	LOB
9 Dee Strange-Gordon, L (1, 4) OBP: 0.328, SLG: 0.365	X FF 90 0-0 11 1B 21 1B 2B	X SL 90 0-0 ② B1-3		C SI 93 B SL 90 B SL 90 F FF 93 X FF 93 2-2 ③ L7			X SI 95 0-0 ① L8		C FF 98 B SL 89 F FF 97 S SL 90 1-3 ③ K	5	1	1	0	0	1	2
11 J.T. Realmuto, R (1, 10) OBP: 0.408, SLG: 0.578	F FF 92 B SI 92 B CU 79 X SL 88 2-1 21 1B 2-3 1B	B FF 92 C SI 93 D CH 86 F CU 81 X SI 93 2-2 ③ G6-3 2-3 3-H			C SL 87 B CH 85 X SL 89 1-1 ① G3		C SI 95 B SI 96 C SL 81 B SL 82 S SI 96 2-3 ② K			4	0	1	0	0	1	1
21 Christian Yelich, L (1, 8) OBP: 0.308, SLG: 0.417	C SL 89 B FF 91 1 SAFE X SL 89 1-1 1-2 3-H 1B		C SI 91 B FF 92 B SL 90 X CU 80 2-1 41 HR 1B		S CH 84 B CH 87 F FF 91 B SL 89 B FF 92 F FF 93 F CH 87 X SL 89 3-2 ② G4-3		X SI 96 0-0 ③ G1-3			4	1	2	1	0	0	0
27 Giancarlo Stanton, R (1, 9) OBP: 0.300, SLG: 0.415	B SI 93 C CU 80 B SI 93 F SI 94 F FF 93 T CU 81 2-2 ① K		X SL 89 0-0 ① F8		B SI 92 F SI 93 F SI 92 B CU 81 S CU 82 2-3 ③ K			C SI 95 B SI 94 C SL 79 S SL 82 1-3 ① K		4	0	0	0	0	3	3
41 Justin Bour, L (1, 3) OBP: 0.276, SLG: 0.327	B FF 93 C SL 89 F FF 93 D CU 81 X SL 89 2-2 ② F8		1 SAFE 1 SAFE C SL 89 B SL 89 B CH 86 B SL 90 X SL 90 3-1 1-H HR			S CH 85 B FF 91 B FF 92 X FF 92 2-1 13 FC4-6 1B		C FF 95 C SL 81 X FF 96 0-2 ② L8		4	1	2	2	0	0	2
13 Marcell Ozuna, R (1, 7) OBP: 0.393, SLG: 0.636	X CU 80 0-0 ③ F7		C SI 93 B FF 93 C SI 93 X SL 90 1-2 ② G4-3			X SL 90 0-0 ① FC4-6 32 1B 1-2f		C SL 80 S SL 82 B SL 82 X SL 81 1-2 ③ P2		4	0	0	0	0	0	3
32 Derek Dietrich, L (1, 5) OBP: 0.357, SLG: 0.314 19 Miguel Rojas, R (8, 5) OBP: 0.400, SLG: 0.382		F SI 91 X SL 89 0-1 39 SH1-4 17 1B 11 WP 1B	B CU 80 X SL 88 1-0 ③ G4-3			D CH 86 S FF 91 X FF 92 1-1 1-2 1B			X FF 96 0-0 17 E 17 S 39 SF9 1B	3 1	1 1	2 1	0 0	0 0	0 0	0 0
17 A.J. Ellis, R (1, 2) OBP: 0.211, SLG: 0.118		B SI 91 F SI 92 C SI 92 1 SAFE F SI 93 X CU 79 1-2 11 WP 39 SH1-4 1-2 1B		B FF 90 B SL 87 X SI 91 2-0 ① P3		C SL 90 B SL 90 X SI 93 1-1 ② F9			B FF 96 B SL 87 C FF 96 X FF 96 2-1 ① G1-3 1-3	4	0	1	0	0	0	3
39 JT Riddle, L (1, 6) OBP: 0.133, SLG: 0.357		B SL 89 L SI 92 X SL 89 1-1 ① SH1-4 1-2 2-3		S SI 91 X SL 90 0-1 ② L5		B CH 85 S FF 93 S CH 87 B CH 87 S CH 87 2-3 ③ K			B FF 98 D FF 96 F FF 98 S FF 99 X FF 98 2-2 ② SF9 3-H	2	0	0	1	0	1	2
Inning Stats	R: 1 E: 0 K: 1 S: 13 H: 3 LOB: 2 BB: 0 P: 20	R: 1 E: 0 K: 0 S: 12 H: 2 LOB: 1 BB: 0 P: 16	R: 2 E: 0 K: 0 S: 9 H: 2 LOB: 0 BB: 0 P: 16	R: 0 E: 0 K: 0 S: 6 H: 0 LOB: 0 BB: 0 P: 10	R: 0 E: 0 K: 1 S: 10 H: 0 LOB: 0 BB: 0 P: 16	R: 0 E: 0 K: 1 S: 10 H: 2 LOB: 2 BB: 0 P: 16	R: 0 E: 0 K: 1 S: 5 H: 0 LOB: 0 BB: 0 P: 7	R: 0 E: 0 K: 1 S: 9 H: 0 LOB: 0 BB: 0 P: 11	R: 1 E: 0 K: 1 S: 9 H: 1 LOB: 0 BB: 0 P: 14	1B: 8 2B: 1 3B: 0 HR: 1 SF: 1 SAC: 1 DP: 0 HBP: 0						

TOP

Miami Marlins @ Seattle Mariners

Safeco Field, Seattle, WA

Tue Apr 18 2017, 7:11 PM - 9:44 PM PDT

Att. 16,126 - Roof Closed - 54 F

livebaseballscorecards.com

AB	35
R	5
H	10
RBI	4
BB	0
SO	6
LOB	16

WP: 1 PA: 37
PB: 0
SB: 1
CS: 0

PITCHER		IP	WLS	BF	H	R	ER	SO	BB	IBB	HBP	BLK	WP	HR	S	P	ERA	WHIP
49 Yovani Gallardo, R ERA: 6.19	(1, 1)	6.0	L	27	9	4	4	3	0	0	0	0	1	1	60	94	6.00	1.500
47 James Pazos, L ERA: 2.84	(7, 1)	1.0		3	0	0	0	1	0	0	0	0	0	0	5	7	0.00	0.000
55 Tony Zych, R ERA:	(8, 1)	1.0		3	0	0	0	1	0	0	0	0	0	0	9	11	0.00	0.000
53 Dan Altavilla, R ERA: 4.26	(9, 1)	1.0		4	1	1	0	1	0	0	0	0	0	0	9	14	0.00	1.000

PITCHER	IP	WLS	BF	H	R	ER	SO	BB	IBB	HBP	BLK	WP	HR	S	P	ERA	WHIP

BOTTOM

Batter	1	2	3	4	5	6	7	8	9	AB	R	H	RBI	BB	SO	LOB
5 Guillermo Heredia, R (1, 7) OBP: 0.286, SLG: 0.500 6 Mike Freeman, L (9, PH) OBP: 0.571, SLG: 1.000	B FF 91 F FF 91 X CU 73 1-1 G6-3 ①			C FF 90 X FF 90 0-1 P4 ①		B CH 81 X CH 81 1-0 P4 ③			S FF 95 C FF 95 F FF 97 B SL 83 S SL 83 1-3 K2-3 ①	3 1	0 0	0 0	0 0	0 0	0 1	0 0
17 Mitch Haniger, R (1, 9) OBP: 0.406, SLG: 0.569	C FF 91 B FF 91 F FF 92 B FF 92 X CH 84 2-2 F8 ②			B SI 90 C SI 90 B CU 72 X CH 82 2-1 G3 ②			C CU 72 C FF 90 F FF 91 B FF 91 B CH 82 B CH 81 F SI 91 B SI 91 4-2 22 FC4-6 BB		S FF 95 B SL 83 B FF 96 X FF 96 2-1 2B	3	0	1	0	1	0	0
22 Robinson Canó, L (1, 4) OBP: 0.292, SLG: 0.390	B FF 94 X SI 91 1-0 L9 ③			B SL 86 F SL 85 F FF 93 F SI 92 F SL 86 F FF 92 B CU 77 B SL 87 F FF 93 4-2 D SL 87 23 FC6-4 BB			B SI 90 X SI 88 1-0 FC4-6 ① 23 HBP 1-2f		C SL 82 F FF 96 S SL 83 0-3 K ②	3	0	0	0	1	1	2
23 Nelson Cruz, R (1, 10) OBP: 0.313, SLG: 0.364		B FF 90 B FF 90 C FF 91 S CH 81 S CH 82 2-3 K ①		B CU 72 X SI 90 1-0 FC6-4 ③ 1-2f			S SI 91 H FF 91 1-1 1-2 HBP		X FF 95 0-0 L9 ③	3	0	0	0	0	1	2
15 Kyle Seager, L (1, 5) OBP: 0.328, SLG: 0.280		C CU 72 B SL 86 B FF 91 X SL 86 2-1 P5 ②			C FF 91 B SI 89 C FF 91 F SI 90 X SL 84 1-2 G6-3 ①		C SI 90 F FF 88 F SI 89 D CU 76 S FF 91 1-3 K ②			3	0	0	0	0	1	2
21 Taylor Motter, R (1, 6) OBP: 0.353, SLG: 0.710		C FF 92 C FF 92 B CU 78 F CH 81 X FF 92 1-2 F7 ③			C CH 82 B FF 90 X SI 90 1-1 F8 ②		S CH 82 B SI 91 B SI 90 F SI 90 D CH 81 F CH 80 X FF 90 3-2 P5 ③			3	0	0	0	0	0	2
26 Danny Valencia, R (1, 3) OBP: 0.211, SLG: 0.231			B FF 90 F FF 90 X CU 74 1-1 L7 ①		C SI 90 B FF 91 F SI 90 B FF 91 X CU 76 2-2 F9 ③			B SI 82 F SI 82 B CH 75 F CH 75 B CU 73 X SI 83 3-2 G6-3 ①		3	0	0	0	0	0	0
52 Carlos Ruiz, R (1, 2) OBP: 0.313, SLG: 0.231 12 Leonys Martin, L (8, PH) OBP: 0.163, SLG: 0.149 3 Mike Zunino, R (9, 2) OBP: 0.211, SLG: 0.243			C FF 91 C FF 90 B FF 91 F FF 92 B FF 92 F FF 91 X CH 82 2-2 F9 ②			B CU 70 F FF 88 X SI 90 1-1 F9 ①		X SI 82 0-0 G1-3 ②	2 1 0	0 0 0	0 0 0	0 0 0	0 0 0	0 0 0	0 0 0
1 Jarrod Dyson, L (1, 8) OBP: 0.283, SLG: 0.261			C FF 91 B SL 86 F SI 89 X SL 83 1-2 G4-3 ③			C FF 89 X SL 84 0-1 G4-3 ②		B SI 82 C CH 76 F CH 76 X CU 74 1-2 G5-3 ③		3	0	0	0	0	0	0
Inning Stats	R: 0 E: 0 K: 0 S: 6 H: 0 LOB: 0 BB: 0 P: 10	R: 0 E: 0 K: 1 S: 9 H: 0 LOB: 0 BB: 0 P: 14	R: 0 E: 0 K: 0 S: 10 H: 0 LOB: 0 BB: 0 P: 14	R: 0 E: 0 K: 0 S: 11 H: 0 LOB: 1 BB: 1 P: 18	R: 0 E: 0 K: 0 S: 9 H: 0 LOB: 0 BB: 0 P: 13	R: 0 E: 0 K: 0 S: 5 H: 0 LOB: 0 BB: 0 P: 7	R: 0 E: 0 K: 1 S: 14 H: 0 LOB: 2 BB: 1 P: 24	R: 0 E: 0 K: 0 S: 7 H: 0 LOB: 0 BB: 0 P: 11	R: 0 E: 0 K: 2 S: 10 H: 1 LOB: 1 BB: 0 P: 13	1B: 0 2B: 1 3B: 0 HR: 0 SF: 0 SAC: 0 DP: 0 HBP: 1						

PITCHER		IP	WLS	BF	H	R	ER	SO	BB	IBB	HBP	BLK	WP	HR	S	P	ERA	WHIP
54 Wei-Yin Chen, L ERA: 3.94	(1, 1)	7.0	W	24	0	0	0	2	2	0	1	0	0	0	64	100	0.00	0.286
29 Brad Ziegler, R ERA: 1.13	(8, 1)	1.0		3	0	0	0	0	0	0	0	0	0	0	7	11	0.00	0.000
46 Kyle Barraclough, R ERA: 1.13	(9, 1)	1.0		4	1	0	0	2	0	0	0	0	0	0	10	13	0.00	1.000

PITCHER	IP	WLS	BF	H	R	ER	SO	BB	IBB	HBP	BLK	WP	HR	S	P	ERA	WHIP

Miami Marlins @ Seattle Mariners

Safeco Field, Seattle, WA

Tue Apr 18 2017, 7:11 PM - 9:44 PM PDT

Att. 16,126 - Roof Closed - 54 F

livebaseballscorecards.com

AB	28
R	0
H	1
RBI	0
BB	2
SO	4
LOB	8

WP: 0 PA: 31
PB: 0
SB: 0
CS: 0

Miami Marlins @ Seattle Mariners

Safeco Field, Seattle, WA

Wed Apr 19 2017, 12:41 PM - 4:13 PM PDT

Att. 27,147 - Roof Closed - 52 F

TOP

livebaseballscorecards.com

Batter	1	2	3	4	5	6	7	8	9	AB	R	H	RBI	BB	SO	LOB
9 Dee Strange-Gordon, L (1, 4) OBP: 0.333, SLG: 0.358	B SI 89 X FF 90 1-0 14 1B 21 1B 1B	C CU 78 F SI 91 S FF 88 0-3 ② K2-3		X SI 89 0-0 ② FC4-6 14 FC5-4 1-2f		F CU 81 B CH 86 C CH 86 B CU 82 S CH 87 2-3 ③ K			B SI 94 F FF 94 B CH 86 F FF 95 B CU 86 B FF 94 4-2 27 1B BB	4	1	1	0	1	2	1
14 Martín Prado, R (1, 5) OBP: 0.375, SLG: 0.375	1 SAFE C SI 90 1 SAFE X CU 80 0-1 27 1B 21 1B 41 F7-2 1-3 1B	C FF 90 B CH 87 X CU 80 1-1 21 FC6 1B		C FF 90 1 SAFE X SI 90 0-1 ③ FC5-4 1-2f			B CH 87 C SI 89 X SI 90 1-1 ① G6-3		C SI 94 B SI 94 B CH 88 X SI 94 2-1 ① F9	5	0	2	0	0	0	2
21 Christian Yelich, L (1, 8) OBP: 0.329, SLG: 0.477	X SI 90 0-0 41 F7-2 27 1B 13 1B 1-2 3-H 1B	C FF 91 B CH 87 B CH 87 S CU 81 X CH 87 2-2 ③ FC6 1-2f			B CH 88 B FF 89 B FF 89 C FF 89 X SI 89 3-1 HR		C CU 79 B FF 90 B CH 86 F CU 80 X FF 90 2-2 27 BB 1B		B FF 94 B CH 87 X FF 94 2-0 ② F9	5	2	3	2	0	0	2
27 Giancarlo Stanton, R (1, 10) OBP: 0.354, SLG: 0.500	X SL 87 0-0 13 1B 41 F7-2 1-2 2-3 1B		B CH 84 F FF 89 B SI 90 B CH 85 X CH 86 3-1 HR		B CU 80 B SI 90 B FF 91 B FF 90 4-0 11 WP 11 1B BB		B SL 80 F FF 94 B SL 78 B SI 93 B SL 78 4-1 41 G3-6-3 1-2 BB		B SI 94 X SI 94 1-0 1-2 1B	3	1	3	1	2	0	0
41 Justin Bour, L (1, 3) OBP: 0.270, SLG: 0.315	C CU 80 X CH 86 0-1 ①② F7-2 1-2 2-3 3-H		B SI 91 C SI 90 X CU 80 1-1 11 G5-4-3 1B		B CU 80 F SI 91 X CH 86 1-1 ① F8		B SL 77 X SI 94 1-0 ②③ G3-6-3 1-2f		X SI 91 0-0 ③ G4-3	5	0	1	0	0	0	8
13 Marcell Ozuna, R (1, 7) OBP: 0.385, SLG: 0.610	F CH 87 D CU 82 B CH 88 B CH 87 X CU 80 3-1 11 HBP 2-3 3-H 1B		F SI 92 F SI 91 S FF 91 0-3 ① K		F CH 87 1 SAFE C SI 91 S CH 87 0-3 ② K			F FF 88 B FC 87 B FC 87 S FC 87 B FF 90 S FC 87 3-3 ① K		4	0	1	1	0	3	2
11 J.T. Realmuto, R (1, 2) OBP: 0.415, SLG: 0.563	S FF 92 B CU 81 1 SAFE S CH 87 1 SAFE F CH 86 B FF 91 H CH 86 3-2 1-2 HBP		1 SAFE X SI 90 0-0 ②③ G5-4-3 1-2f		C CU 80 B CH 86 X CU 80 1-1 ③ 1-H 1B			C FF 90 F FC 88 X FF 90 0-2 ② F8		3	0	1	0	0	0	1
19 Miguel Rojas, R (1, 6) OBP: 0.364, SLG: 0.342	C CU 78 X CH 87 0-1 ③ G5-3			C SI 89 X FF 89 0-1 ① L8		C SI 89 S CU 80 B CH 88 F FF 91 X CH 87 1-2 ① G4-3		C FF 89 B CH 82 F FC 87 F FF 90 B FC 87 X FF 90 2-2 ③ G6-3		4	0	0	0	0	0	3
51 Ichiro Suzuki, L (1, 9) OBP: 0.158, SLG: 0.316		C CH 88 C CU 78 B FF 90 S CH 87 1-3 ① K		B FF 90 C CU 79 F FF 91 B CU 80 B SI 90 X CU 79 3-2 9 FC4-6 1B		F FF 91 F FF 90 B CU 81 X FF 92 1-2 ② G4-3			X SI 94 0-0 HR	4	1	2	1	0	1	0

| Inning Stats | | |

Batter	1	2	3	4	5	6	7	8	9	AB	R	H	RBI	BB	SO	LOB
1 Jarrod Dyson, L (1, 7) OBP: 0.293, SLG: 0.260	C SI 92 X FF 92 0-1 ① F8	B KC 79 D CH 82 F FF 92 B FF 91 B FF 92 4-1 17 1B 1-2 2-3 BB		X SI 94 0-0 17 2B 1-2 1B	X CH 85 0-0 ③ B2-3		B FF 91 C FO 85 F FO 88 S FF 93 1-3 ③ K			4	1	1	0	1	1	0
17 Mitch Haniger, R (1, 9) OBP: 0.432, SLG: 0.597	C SI 93 F SI 93 B CH 84 F FF 94 F CH 85 B KC 80 B CH 84 B FF 93 4-2 15 BB 22 1B 21 WP BB	D FF 94 F FF 94 X FF 94 1-1 22 CS 1-3 2-H 3-H 1B		C SL 85 B FF 94 C SL 85 D SL 85 X FF 92 3-2 23 1B 15 1B 1-H 2-H 2B		B FF 92 X SL 84 1-0 E5 21 BB 22 1B		B FF 92 B FF 91 B FF 92 C FF 90 F FF 89 X FF 90 3-2 23 BB 22 BB 15 BB 1B		4	3	3	4	1	0	0
22 Robinson Canó, L (1, 4) OBP: 0.329, SLG: 0.403	B SI 92 B FF 92 1 SAFE B SI 92 X SI 92 3-0 21 WP 15 BB 1-2 1B	S CH 83 F SI 93 F KC 80 F FF 91 B CH 82 C FF 92 1-3 ② ③ K 1-2		0-0 23 1B 15 1B IBB		S FF 92 B CH 87 X SI 91 1-1 21 BB 1-2 1B		D CU 74 B FF 90 B SL 77 C FF 88 B CH 84 4-1 15 BB 23 BB 26 BB 1-2 BB		3	2	2	0	2	1	2
23 Nelson Cruz, R (1, 10) OBP: 0.333, SLG: 0.390	S SI 93 S SI 93 S KC 82 0-3 ② K	C KC 78 F CH 82 B FF 91 X KC 80 1-2 15 2B 2B	X SL 86 0-0 15 1B 1-2 2-3 1B			C FF 93 F SL 85 F SL 85 X FF 92 0-2 ① F7		C SL 78 B FF 92 B SL 77 S SL 78 B CH 83 B SL 77 4-2 26 BB 15 BB 1-2 2-3 BB		4	1	2	0	1	1	4
15 Kyle Seager, L (1, 5) OBP: 0.364, SLG: 0.321	B SI 91 S SI 92 B KC 79 B SI 92 2 SAFE S FF 93 B CH 83 4-2 21 WP 1-2 2-3 BB	C SI 92 X SI 91 0-1 21 [A3] DBK 2-H 2B	C SI 91 D SL 86 X FF 94 1-1 1-3 2-H 3-H 1B			B CU 71 F FF 92 B FO 84 D FO 86 C FF 92 X FF 93 3-2 ② F6		B SL 79 B FF 89 F FF 91 F FF 90 B SL 79 B SL 79 4-2 26 BB 1-2 2-3 3-H BB		3	0	2	4	2	0	2
21 Taylor Motter, R (1, 6) OBP: 0.333, SLG: 0.629	B FF 93 B SI 93 B SI 93 C FF 93 X FF 93 3-1 ③ F7 1-2 2-3 3-H	B KC 80 C SI 92 2 SAFE C KC 80 B KC 82 C SI 92 2-3 ① ② K 2-3	D SL 87 S FF 93 F SI 92 D SL 87 B FF 92 S FF 92 3-3 ② K			C FF 94 B FF 94 C FO 86 B FF 94 D FO 87 F FF 93 F FF 94 D FF 93 4-2 1-2 2-3 BB		C CH 87 X FF 93 0-1 ① P6		4	0	0	0	1	2	8
6 Mike Freeman, L (1, 3) OBP: 0.364, SLG: 0.556 26 Danny Valencia, R (8, PH) OBP: 0.224, SLG: 0.231 (9, 3)		B SI 90 S SI 91 C SI 94 X KC 80 1-2 ① G4-3	C KC 80 B CH 83 X FF 93 1-1 ③ F7	F FF 94 B FF 92 B CH 85 F FF 92 F SL 87 S CH 89 2-3 ③ K		C CU 75 B FF 93 C FO 87 B FF 94 F FF 95 X FO 88 2-2 ③ G5-3		B CH 85 S CH 85 B FF 95 B FF 94 B FF 94 4-1 1-2 2-3 3-H BB		4 0	0 0	0 0	0 1	0 1	1 0	5 0
3 Mike Zunino, R (1, 2) OBP: 0.233, SLG: 0.268		B SI 94 C SI 93 B CH 83 F FF 94 X KC 79 2-2 1 BB 17 1B 2B		H FF 94 1-0 1 1B 17 2B HBP	S FF 92 S SL 85 F SL 84 B FF 92 S SL 85 1-3 ① K		B FF 91 C CU 74 F FF 93 B FF 92 S FO 89 2-3 ① K	C FF 94 S CH 86 D SL 84 F CH 86 C FF 94 1-3 ② K		4	2	1	0	0	3	3
12 Leonys Martin, L (1, 8) OBP: 0.167, SLG: 0.137		C SI 93 B FF 92 B KC 79 B SI 91 B FF 92 4-1 1 BB 17 1B BB		B FF 93 X SI 93 1-0 ① F7	B SI 92 S CH 86 S FF 93 S SL 83 1-3 ② K		B CU 74 B FF 94 F FF 92 X FO 88 2-1 ② G3	C FF 95 X SL 84 0-1 ③ F7		4	1	0	0	1	1	4
Inning Stats	R: 1 E: 0 K: 1 S: 14 H: 1 LOB: 2 BB: 2 P: 28	R: 2 E: 0 K: 1 S: 15 H: 2 LOB: 2 BB: 2 P: 28	R: 1 E: 0 K: 1 S: 10 H: 2 LOB: 0 BB: 0 P: 14	R: 4 E: 0 K: 2 S: 15 H: 4 LOB: 2 BB: 1 P: 26	R: 0 E: 0 K: 2 S: 8 H: 0 LOB: 0 BB: 0 P: 10	R: 0 E: 1 K: 0 S: 18 H: 1 LOB: 3 BB: 1 P: 29	R: 0 E: 0 K: 2 S: 8 H: 0 LOB: 0 BB: 0 P: 13	R: 2 E: 0 K: 1 S: 17 H: 1 LOB: 3 BB: 4 P: 37		1B: 7 2B: 5 3B: 0 HR: 0 SF: 0 SAC: 0 DP: 1 HBP: 1					

PITCHER	IP	WLS	BF	H	R	ER	SO	BB	IBB	HBP	BLK	WP	HR	S	P	ERA	WHIP
36 Edinson Volquez, R (1, 1) ERA: 4.82	3.0	L	16	5	4	4	3	4	0	0	0	1	0	39	70	12.00	3.000
22 Dustin McGowan, R (4, 1) ERA: 4.15	2.1		15	5	4	4	4	0	1	1	0	0	0	30	45	15.43	2.143
25 Junichi Tazawa, R (6, 1) ERA: 5.4	1.2		6	0	0	0	2	1	0	0	0	0	0	19	33	0.00	0.600
44 AJ Ramos, R (8, 1) ERA: 4.5	0.0		4	1	2	2	0	3	0	0	0	0	0	8	23	∞	∞
66 Jarlín García, L (8, 1) ERA:	1.0		4	0	0	0	1	1	0	0	0	0	0	9	14	0.00	1.000

PITCHER	IP	WLS	BF	H	R	ER	SO	BB	IBB	HBP	BLK	WP	HR	S	P	ERA	WHIP

BOTTOM

Miami Marlins @ Seattle Mariners

Safeco Field, Seattle, WA

Wed Apr 19 2017, 12:41 PM - 4:13 PM PDT

Att. 27,147 - Roof Closed - 52 F

livebaseballscorecards.com

AB	34
R	10
H	11
RBI	9
BB	10
SO	10
LOB	28

1B: 7 SF: 0 WP: 1 PA: 45
2B: 5 SAC: 0 PB: 0
3B: 0 DP: 1 SB: 0
HR: 0 HBP: 1 CS: 1

Batter	1	2	3	4	5	6	7	8	9	AB	R	H	RBI	BB	SO	LOB
9 Dee Strange-Gordon, L (1, 4) OBP: 0.315, SLG: 0.338	C SI 92 X SI 93 0-1 ① G4-3		C SI 89 T FC 87 F FC 86 B SI 91 F KC 81 X SI 92 1-2 ① F8			C KC 78 B FC 87 X SI 91 1-1 ① G6-3		C FF 90 X FF 92 0-1 ③ G1-3		4	0	0	0	0	0	0
14 Martín Prado, R (1, 5) OBP: 0.417, SLG: 0.300	C SI 92 F SI 94 B SI 88 B KC 82 B CH 85 F SI 91 B FC 86 4-2 21 G1-3 BB		C CH 87 S FC 86 F SI 92 B CH 84 B FC 85 X KC 80 2-2 ② G5-3			C KC 78 X FC 86 0-1 ② G5-3			B FF 95 B FF 93 B FF 94 B FF 93 4-0 21 BLK 27 HR BB	2	1	0	0	2	0	0
21 Christian Yelich, L (1, 8) OBP: 0.311, SLG: 0.449	X SI 92 0-0 ② G1-3 1-2		C SI 88 S SI 92 B KC 81 S SI 91 1-3 ③ K			B SI 88 F CH 84 B SI 92 S CH 83 F SI 92 S FC 86 2-3 ③ K			1 SAFE C FF 92 B ST 80 X ST 80 1-1 ① L8 1-2	4	0	0	0	0	2	2
27 Giancarlo Stanton, R (1, 9) OBP: 0.348, SLG: 0.533	D KC 80 C SI 93 X CH 84 1-1 ③ G6-3			X FC 84 0-0 ① G6-3			F SI 89 B CH 81 B FC 85 F CH 83 X SI 90 2-2 ① F9		D CU 77 X SI 94 1-0 2-H HR	4	1	1	2	0	0	1
41 Justin Bour, L (1, 3) OBP: 0.273, SLG: 0.316 35 David Phelps, R (7, 1) 51 Ichiro Suzuki, L (9, PH) OBP: 0.200, SLG: 0.400		F SI 89 X SI 91 0-1 ① G5-3		C SI 89 S FC 86 B FC 86 S CH 83 1-3 ② K			C KC 79 B SI 91 S FC 86 X SI 91 1-2 1B		B FF 94 X FF 91 1-0 2B	3 0 1	0 0 0	1 0 1	0 0 0	0 0 0	1 0 0	0 0 0
13 Marcell Ozuna, R (1, 7) OBP: 0.377, SLG: 0.635		C SI 89 B SI 92 X KC 80 1-1 HR		C SI 89 B SI 92 F CH 84 B CH 86 F CH 84 X SI 92 2-2 ③ G4-3			C FC 85 C SI 91 S KC 81 0-3 ② K		S ST 82 C ST 83 S ST 82 0-3 ② K	4	1	1	1	0	2	2
11 J.T. Realmuto, R (1, 2) OBP: 0.404, SLG: 0.538		C SI 91 C SI 92 X CH 85 0-2 1B			C KC 77 B SI 92 X KC 78 1-1 ① G5-3		B KC 80 1 SAFE B SI 92 C KC 78 F SI 92 C KC 80 2-3 ③ K		F SI 95 B ST 82 D ST 82 C ST 82 D ST 82 X ST 83 3-2 ③ G6-3	4	0	1	0	0	1	2
3 Adeiny Hechavarría, R (1, 6) OBP: 0.208, SLG: 0.174		C SI 91 D KC 80 1 SAFE X SI 91 1-1 ② F9			B SI 90 X SI 89 1-0 ② G5-3			C FF 90 B FF 93 X FF 91 1-1 ① F9		3	0	0	0	0	0	1
61 Adam Conley, L (1, 1) OBP: 0.167, SLG: 0.167 19 Miguel Rojas, R (7, 3) OBP: 0.356, SLG: 0.333		B SI 89 C SI 89 S KC 77 F KC 79 D KC 80 S SI 92 2-3 ③ K			C SI 88 B KC 77 B SI 88 B SI 90 C SI 89 X SI 92 3-2 ③ G4-3			B FF 92 B FF 91 F FF 91 X FF 92 2-1 ② F8		2 1	0 0	0 0	0 0	1 0	1 0	1 0
Inning Stats	R: 0 E: 0 K: 0 S: 8 H: 0 LOB: 1 BB: 1 P: 13	R: 1 E: 0 K: 1 S: 13 H: 2 LOB: 1 BB: 0 P: 17	R: 0 E: 0 K: 1 S: 12 H: 0 LOB: 0 BB: 0 P: 16	R: 0 E: 0 K: 1 S: 8 H: 0 LOB: 0 BB: 0 P: 11	R: 0 E: 0 K: 0 S: 6 H: 0 LOB: 0 BB: 0 P: 11	R: 0 E: 0 K: 1 S: 8 H: 0 LOB: 0 BB: 0 P: 11	R: 0 E: 0 K: 2 S: 12 H: 1 LOB: 1 BB: 0 P: 17	R: 0 E: 0 K: 0 S: 6 H: 0 LOB: 0 BB: 0 P: 9	R: 2 E: 0 K: 1 S: 10 H: 2 LOB: 1 BB: 1 P: 20	1B: 2 2B: 1 3B: 0 HR: 2 SF: 0 SAC: 0 DP: 0 HBP: 0						

PITCHER		IP	WLS	BF	H	R	ER	SO	BB	IBB	HBP	BLK	WP	HR	S	P	ERA	WHIP
38 Trevor Cahill, R ERA: 3.44	(1, 1)	7.0	W	25	3	1	1	6	1	0	0	0	0	1	67	96	1.29	0.571
40 Ryan Buchter, L ERA: 4.05	(8, 1)	1.0		3	0	0	0	0	0	0	0	0	0	0	6	9	0.00	0.000
76 José Torres, L ERA: 4.5	(9, 1)	0.0		1	0	1	1	0	1	0	0	0	0	0	0	4	∞	∞
52 Brad Hand, L ERA: 1.13	(9, 1)	1.0		5	2	1	1	1	0	0	0	1	0	1	10	16	9.00	2.000

PITCHER	IP	WLS	BF	H	R	ER	SO	BB	IBB	HBP	BLK	WP	HR	S	P	ERA	WHIP

TOP

Miami Marlins @ San Diego Padres

Petco Park, San Diego, CA

Fri Apr 21 2017, 7:11 PM - 9:39 PM PDT

Att. 30,413 - Clear - 71 F

livebaseballscorecards.com

AB	32
R	3
H	5
RBI	3
BB	2
SO	7
LOB	9

WP: 0	PA: 34		
PB: 0			
SB: 0			
CS: 0			

Miami Marlins @ San Diego Padres

Petco Park, San Diego, CA

Fri Apr 21 2017, 7:11 PM - 9:39 PM PDT

Att. 30,413 - Clear - 71 F

livebaseballscorecards.com

Batter	1	2	3	4	5	6	7	8	9	AB	R	H	RBI	BB	SO	LOB
7 Manuel Margot, R (1, 8) OBP: 0.301, SLG: 0.478	C FF 89 B FF 88 X FF 89 1-1 8 SF9 3B	F FF 89 F CH 82 X SL 85 0-2 ② G4-3		C CH 81 X SL 83 0-1 ③ FC4-6 1-2f			L SI 94 S SI 94 B FF 92 1 SAFE F SI 95 X KC 80 1-2 4 G4-6-3 8 1B 18 HR 1B			4	2	2	0	0	0	4
8 Erick Aybar, S (1, 6) OBP: 0.291, SLG: 0.304	X FF 88 0-0 ① SF9 3-H	F SL 84 B FF 90 B CH 83 F SL 84 B FF 92 X SL 85 3-2 ③ G5-3			X FF 88 0-0 ① F9		2 SAFE X SI 91 0-0 4 G4-6-3 1-2 2-3 1B			3	0	1	1	0	0	2
4 Wil Myers, R (1, 3) OBP: 0.378, SLG: 0.657	C FF 89 B FF 90 F SL 83 B FF 91 B FF 92 B FF 92 4-2 26 1B BB		B FF 91 S FF 91 X CH 83 1-1 ① L8		C FF 88 B FF 88 S SL 84 B FF 92 B SL 86 S 3-3 ② K		X SI 94 0-0 ① ② G4-6-3 1-2f 2-3 3-H			3	0	0	0	1	1	2
26 Yangervis Solarte, S (1, 4) OBP: 0.282, SLG: 0.344	C FF 90 X CH 82 0-1 1-3 1B		C FF 90 S SL 86 X FF 93 0-2 ② G3-1		B FF 92 B CH 83 X FF 91 2-0 ③ F8		0-0 18 S 18 HR IBB			3	1	1	0	1	0	0
18 Austin Hedges, R (1, 2) OBP: 0.236, SLG: 0.451	X SL 83 0-0 ② L6		B FF 91 X FF 91 1-0 ③ P3			B FF 88 B FF 89 S FF 90 F CH 82 C FF 90 2-3 ① K	C SI 94 F FF 94 B FC 91 B SI 94 F SI 95 X FC 92 2-2 1-H 3-H HR			4	1	1	3	0	1	2
11 Ryan Schimpf, L (1, 5) OBP: 0.313, SLG: 0.300 40 Ryan Buchter, L (8, 1) 76 José Torres, L (9, 1) 52 Brad Hand, L (9, 1)	B FF 88 X SL 83 1-0 ③ P5			C FF 90 B FF 88 B CH 84 B FF 90 X FF 91 3-1 10 1B 1B		B FF 90 C CH 82 S CH 82 F FF 91 X SL 87 1-2 ② G4-3	C KC 82 S SI 94 C SI 94 0-3 ③ K			4 0 0 0	0 0 0 0	1 0 0 0	0 0 0 0	0 0 0 0	1 0 0 0	2 0 0 0
10 Hunter Renfroe, R (1, 9) OBP: 0.261, SLG: 0.412		C FF 89 S CH 81 B FF 90 F SL 84 X CH 83 1-2 38 SH2-4 16 1B 1B		B FF 89 C CH 81 X CH 81 1-1 7 FC4-6 1-2 1B		B CH 83 S FF 90 F SL 84 B FF 91 B FF 91 B SL 85 4-2 BB	C SI 93 B KC 81 F SI 93 B SI 94 X SI 94 3-2 ① L1			3	0	2	0	1	0	0
16 Travis Jankowski, L (1, 7) OBP: 0.278, SLG: 0.191		F FF 89 B FF 90 X SL 83 1-1 38 SH2-4 1-2 1B		B FF 89 B FF 90 S FF 89 F CH 82 F FF 90 B SL 84 C FF 90 3-3 ① K		B FF 88 C FF 90 D CH 82 F FF 89 1 SAFE C SL 84 2-3 ③ K	F SI 94 C CH 86 B SI 93 C FC 91 1-3 ② K			4	0	1	0	0	3	3
38 Trevor Cahill, R (1, 1) 2 Luis Sardinas, S (7, PH) OBP: 0.250, SLG: 0.167 (8, 5)		L FF 88 X FF 88 0-1 ① SH2-4 1-2 2-3		F FF 88 S FF 89 S SL 84 0-3 ② K			C KC 80 S SI 93 B FC 91 B SI 95 X FC 90 2-2 8 1B 7 1B 4 G4-6-3 1B	X KC 82 0-0 ③ G3		1 2	0 1	0 1	0 0	0 0	1 0	2 0
Inning Stats	R: 1 H: 2 E: 0 LOB: 2 K: 0 BB: 1 S: 9 P: 15	R: 0 H: 2 E: 0 LOB: 2 K: 0 BB: 0 S: 14 P: 19	R: 0 H: 0 E: 0 LOB: 0 K: 0 BB: 0 S: 6 P: 8	R: 0 H: 2 E: 0 LOB: 2 K: 2 BB: 0 S: 13 P: 20	R: 0 H: 0 E: 0 LOB: 0 K: 1 BB: 0 S: 5 P: 10	R: 0 H: 0 E: 0 LOB: 1 BB: 1 P: 21	R: 4 H: 4 E: 0 LOB: 0 K: 1 BB: 1 S: 16 P: 21	R: 0 H: 0 E: 0 LOB: 0 K: 1 BB: 0 S: 7 P: 11		1B: 8 SF: 1 2B: 0 SAC: 1 3B: 1 DP: 1 HR: 1 HBP: 0				WP: 0 PA: 36 PB: 0 SB: 1 CS: 0		

PITCHER		IP	WLS	BF	H	R	ER	SO	BB	IBB	HBP	BLK	WP	HR	S	P	ERA	WHIP
61 Adam Conley, L ERA: 3.0	(1, 1)	6.0		26	6	1	1	5	2	0	0	0	0	0	59	93	1.50	1.333
35 David Phelps, R ERA: 8.1	(7, 1)	2.0	L	10	4	4	4	2	0	1	0	0	0	1	23	32	18.00	2.000

PITCHER	IP	WLS	BF	H	R	ER	SO	BB	IBB	HBP	BLK	WP	HR	S	P	ERA	WHIP

BOTTOM	
AB	31
R	5
H	10
RBI	4
BB	3
SO	7
LOB	17

Batter	1	2	3	4	5	6	7	8	9	10	11	AB	R	H	RBI	BB	SO	LOB
9 Dee Strange-Gordon, L (1, 4) OBP: 0.321, SLG: 0.333	B SI 84 X FF 84 1-0 ① F9		B SI 85 C CH 77 B CU 71 B CH 79 B SI 84 4-1 14 S BB			B SI 84 C CU 71 C CU 71 S CH 76 1-3 ① K		B FF 91 B FF 92 C FF 91 B FF 91 C FF 91 F FF 92 X FF 93 3-2 ② G4-3			X FF 94 0-0 E1 1-H 1B	4	1	1	0	1	1	0
14 Martín Prado, R (1, 5) OBP: 0.412, SLG: 0.533	C FF 85 C FF 86 B FF 87 B FF 82 F FF 87 B CH 78 X FF 86 3-2 ② G5-3		B FF 83 1 SAFE 1 SAFE 1 SAFE B FF 84 C CU 72 C CH 76 X CU 72 2-2 ③ G5-3 1-2			B FF 84 B FF 85 F FF 84 X CU 72 2-1 HR		B FF 92 B FF 91 F FF 92 F FF 93 F CU 80 X FF 92 2-2 ③ G5-3			C SI 94 X CH 90 0-1 21 FC4 1B	5	1	2	1	0	0	1
21 Christian Yelich, L (1, 8) OBP: 0.291, SLG: 0.419	C SI 85 C SI 85 S FF 85 0-3 ③ K			C CH 78 X 0-1 ① P6		B CH 77 S CH 78 X 1-1 ② P6			C SL 80 F FF 96 X CH 82 0-2 ① L7		S SI 95 B SI 95 B FF 95 C FF 94 X FF 95 2-2 ① FC4 1-2f 27 HR	5	1	0	0	0	1	1
27 Giancarlo Stanton, R (1, 9) OBP: 0.351, SLG: 0.615		X FF 85 0-0 HR		C FF 84 S B CU 71 B SL 79 X CU 71 2-2 ② P6		C SL 76 B FF 85 F CH 77 B SL 79 X FF 85 2-2 ③ G6-3			B FF 97 B CH 86 C FF 96 C FF 96 X FF 97 2-2 ② L9		B SI 94 X SI 95 1-0 1-H HR	5	2	2	3	0	0	0
13 Marcell Ozuna, R (1, 7) OBP: 0.351, SLG: 0.588		C FF 84 F CH 76 B SL 80 X CU 72 1-2 ① F8		C FF 84 F CH 78 B FF 86 X CU 70 1-2 ③ P4			F CU 76 C SI 93 F ST 80 S ST 81 0-3 ① K		C FF 97 B SL 85 B SL 83 C FF 97 B SL 84 T FF 96 3-2 ③ K		B SL 85 B SI 96 X SI 96 2-0 ② G6-3	5	0	0	0	0	2	0
11 J.T. Realmuto, R (1, 2) OBP: 0.403, SLG: 0.526	S FF 85 C FF 85 X FF 86 0-2 32 L4-3 1B				C CU 73 F FF 85 X CU 71 0-2 ① F9		X SI 94 0-0 32 FC 1B			F FF 90 B CU 78 X CU 78 1-1 ① G6-3	F SI 96 F CH 90 B SL 83 X SL 82 1-2 ③ P4	5	0	2	0	0	0	0
32 Derek Dietrich, L (1, 3) OBP: 0.348, SLG: 0.308	B CH 78 1 SAFE X SI 84 1-0 ②③ L4-3 1-1		B SI 84 B CH 78 B SI 81 C SI 83 C SI 82 X CU 71 3-2 1B				S ST 82 D ST 82 C FF 94 1 SAFE B ST 81 X ST 82 2-2 ② FC 1-2f			B CU 76 C FF 91 C FF 92 F CU 79 F FF 92 S FF 93 1-3 ② K		4	0	1	0	0	1	2
19 Miguel Rojas, R (1, 6) OBP: 0.340, SLG: 0.317 3 Adeiny Hechavarría, R (6, 6) OBP: 0.192, SLG: 0.160			C FF 85 C CU 73 B SL 79 B FF 84 X SL 80 2-2 ① G5-3				X SI 92 0-0 ③ G6-3			F FF 92 B FF 92 T FF 91 F FF 92 S CU 79 1-3 ③ K		2	0	0	0	0	0	1
			C SI 84 C FF 85 B SL 79 X SL 80 1-2 ② G3		C CH 78 B SL 76 F FF 85 1 SAFE F CU 72 X FF 82 1-2 ② F8						2	0	0	0	0	1	1
58 Dan Straily, R (1, 1) 51 Ichiro Suzuki, L (8, PH) OBP: 0.190, SLG: 0.381 46 Kyle Barraclough, R (8, 1) 29 Brad Ziegler, R (10, 1) 41 Justin Bour, L (11, PH) OBP: 0.284, SLG: 0.328 25 Junichi Tazawa, R (11, 1) 44 AJ Ramos, R (11, 1)					C SI 84 C CU 73 S FF 85 0-3 ③ K			X FF 90 0-0 ① F7			C SI 94 X SL 82 0-1 9 E 9 E 1B	2 1 0 0 1 0 0	0 0 0 0 1 0 0	0 0 0 0 1 0 0	0 0 0 0 0 0 0	1 0 0 0 0 0 0	1 0 0 0 0 0 0	0 0 0 0 0 0 0
Inning Stats	R: 0 H: 0 E: 0 LOB: 0 K: 1 BB: 0 S: 8 P: 12	R: 1 H: 2 E: 0 LOB: 0 K: 0 BB: 0 S: 8 P: 10	R: 0 H: 0 E: 0 LOB: 1 K: 0 BB: 1 S: 10 P: 19	R: 0 H: 0 E: 0 LOB: 0 K: 0 BB: 0 S: 8 P: 11	R: 0 H: 1 E: 0 LOB: 1 K: 1 BB: 0 S: 13 P: 17	R: 1 H: 1 E: 0 LOB: 0 K: 1 BB: 0 S: 10 P: 16	R: 0 H: 1 E: 0 LOB: 1 K: 1 BB: 0 S: 9 P: 11	R: 0 H: 0 E: 0 LOB: 0 K: 0 BB: 0 S: 9 P: 14	R: 0 H: 0 E: 0 LOB: 0 K: 1 BB: 0 S: 9 P: 14	R: 0 H: 0 E: 0 LOB: 0 K: 2 BB: 0 S: 11 P: 14	R: 4 H: 4 E: 1 LOB: 0 K: 0 BB: 0 S: 13 P: 19	1B: 6 2B: 1 3B: 0 HR: 3	SF: 0 SAC: 0 DP: 1 HBP: 0		WP: 0 PB: 0 SB: 1 CS: 0	PA: 42		

PITCHER		IP	WLS	BF	H	R	ER	SO	BB	IBB	HBP	BLK	WP	HR	S	P	ERA	WHIP
27 Jered Weaver, R ERA: 3.91	(1, 1)	6.0		22	4	2	2	3	1	0	0	0	0	2	57	85	3.00	0.833
52 Brad Hand, L ERA: 1.0	(7, 1)	1.0		4	1	0	0	1	0	0	0	0	0	0	9	11	0.00	1.000
40 Ryan Buchter, L ERA: 3.52	(8, 1)	1.0		3	0	0	0	0	0	0	0	0	0	0	9	14	0.00	0.000
37 Brandon Maurer, R ERA: 3.52	(9, 1)	1.0		3	0	0	0	1	0	0	0	0	0	0	9	14	0.00	0.000
59 Kevin Quackenbush, R ERA:	(10, 1)	1.0		3	0	0	0	2	0	0	0	0	0	0	11	14	0.00	0.000

PITCHER		IP	WLS	BF	H	R	ER	SO	BB	IBB	HBP	BLK	WP	HR	S	P	ERA	WHIP
76 José Torres, L ERA: 7.56	(11, 1)	0.1	L	4	3	3	3	0	0	0	0	0	0	0	8	10	81.00	9.000
43 Miguel Díaz, R ERA: 5.68	(11, 1)	0.2		3	1	1	1	0	0	0	0	0	0	1	5	9	13.50	1.500

TOP

Miami Marlins @ San Diego Padres

Petco Park, San Diego, CA

Sat Apr 22 2017, 5:43 PM - 8:56 PM PDT

Att. 39,319 - Clear - 76 F

livebaseballscorecards.com

AB	41
R	6
H	9
RBI	4
BB	1
SO	7
LOB	7

MIAMI

Batter	1	2	3	4	5	6	7	8	9	10	11	AB	R	H	RBI	BB	SO	LOB
7 Manuel Margot, R (1, 8) OBP: 0.308, SLG: 0.486	C SI 90 B CH 85 X SI 91 1-1 2B		C SI 92 B CH 84 X SL 85 1-1 1B		B CU 74 T SI 91 C SI 90 X SI 92 1-2 ③ L9			B FF 95 F FF 94 X SL 81 1-1 ③ P6		S CU 72 X SI 84 0-1 ② FC5-4 1-2f 2-3		5	0	2	0	0	0	2
8 Erick Aybar, S (1, 6) OBP: 0.267, SLG: 0.275	B SI 90 B SI 89 X SI 90 2-0 ① P2		1 SAFE 1 SAFE C FF 90 F CH 82 X CH 84 0-2 ③ G6-3			C SI 89 B SI 91 S CH 82 C SI 91 1-3 ① K			B FF 94 S FF 95 C SL 81 X SL 82 1-2 ① F9	X SI 85 0-0 ③ L5		5	0	0	0	0	1	4
4 Wil Myers, R (1, 3) OBP: 0.380, SLG: 0.640	C SI 92 X SL 86 0-1 ② G5-3			C SL 82 B CH 86 F CH 84 T SI 92 1-2 ① K		C CU 72 B SI 90 F SI 91 B SL 85 S SL 85 2-3 ② K			B FF 94 X SL 81 1-0 26 S 1B		B FF 91 C FF 92 X FO 86 1-1 26 WP 26 DI 18 FC5-4 1B	5	1	2	0	0	2	1
26 Yangervis Solarte, S (1, 4) OBP: 0.303, SLG: 0.358	B SI 90 C SI 91 B CH 85 F SI 91 F SL 86 S CH 84 2-3 ③ K			X CU 75 0-0 18 HR 2B		F CH 84 F SI 91 B CH 82 S SL 84 1-3 ③ K			B FF 94 1 SAFE B FF 94 2-0 1-2 IBB		B FF 92 F FF 92 F FF 92 D FO 87 F FO 89 B FF 94 B FF 93 4-2 1-3 18 FC5-4 BB	3	1	1	0	2	2	1
18 Austin Hedges, R (1, 2) OBP: 0.233, SLG: 0.482		S SI 89 C CH 84 F SI 91 S SI 92 0-3 ① K		C SI 91 B SI 92 X 1-1 2-H HR			C SL 82 F SI 90 S SL 84 0-3 ① K		B SL 82 F FF 94 F FF 96 X SL 81 1-2 ② P3		C FF 92 C SL 80 D SL 80 F SI 93 X CH 84 1-2 ① FC5-4 10 1B 11 DI 1-2f 3-H	5	1	1	3	0	2	3
11 Ryan Schimpf, L (1, 5) OBP: 0.292, SLG: 0.273	X FF 89 0-0 ② P4			F FF 91 B SI 90 B SL 85 F FF 91 F SL 85 B SI 90 C SL 84 3-3 ② K			B SL 84 S SI 90 F SI 91 B SL 84 F SL 85 F SI 92 X SI 92 2-2 ② P2		C SL 80 F FF 94 S SL 81 0-3 ③ K		B CU 76 B SL 79 C FF 91 B CH 84 C FF 91 S FF 91 3-3 ② 1-2 K	5	0	0	0	0	3	3
10 Hunter Renfroe, R (1, 9) OBP: 0.270, SLG: 0.403	C CU 72 B CH 86 S SI 92 F SL 86 X SI 92 1-2 ③ G4-3			F SL 85 B CU 73 F SL 86 B SL 85 B SI 92 F CH 84 S SI 88 3-3 ③ K			C SI 91 F CH 84 B SL 85 S SL 86 1-3 ③ K			C SI 83 B SI 81 B CH 75 B SI 83 B SI 83 4-1 7 FC5-4 16 SH2-3 BB	B FF 93 X FF 90 1-0 2-3 1B	4	0	1	0	1	2	0
16 Travis Jankowski, L (1, 7) OBP: 0.263, SLG: 0.180 12 Christian Bethancourt, C (R, PH) OBP: 0.143, SLG: 0.143			B CH 87 F SI 88 F CH 83 S SI 92 1-3 ① K		F CH 82 S SI 91 S SL 85 0-3 ① K			B FF 94 X FF 94 1-0 ① G4-3		C SI 84 L SI 84 X SI 84 0-2 ① 1-2 SH2-3	B SL 79 S SL 78 S SL 79 S SL 80 1-3 ③ K	3 1	0 0	0 0	0 0	0 1	2 2	0 2
27 Jered Weaver, R (1, 1) 52 Brad Hand, L (1, 1) 40 Ryan Buchter, L (8, 1) 2 Luis Sardinas, S (8, PH) 37 Brandon Maurer, R (8, 1) 59 Kevin Quackenbush, R (10, 1) 44 Héctor Sánchez, S (12, PH) 76 José Torres, L (11, 1) 43 Miguel Díaz, R (11, 1)			C SI 89 C SI 90 S SI 92 0-3 ② K		C SI 90 S SI 91 F SI 91 C SL 83 0-3 ② K			B FF 95 X FF 94 1-0 ② G6-3		0-0 7 FC5-4 IBB		2 0 0 1 0 0 0 0 0	0 0 0 0 0 0 0 0 0	0 0 0 0 0 0 1 0 0	0 0 0 0 0 0 0 0 0	2 0 0 0 0 0 0 0 0	0 0 0 0 0 0 0 0 0	0 0 0 0 0 0 0 0 0
Inning Stats	R: 0 E: 0 K: 1 S: 9 H: 1 LOB: 1 BB: 0 P: 14	R: 0 E: 0 K: 1 S: 9 H: 0 LOB: 0 BB: 0 P: 10	R: 0 E: 0 K: 2 S: 11 H: 1 LOB: 1 BB: 0 P: 13	R: 2 E: 0 K: 3 S: 14 H: 2 LOB: 0 BB: 0 P: 22	R: 0 E: 0 K: 2 S: 10 H: 0 LOB: 0 BB: 0 P: 11	R: 0 E: 0 K: 3 S: 9 H: 0 LOB: 0 BB: 0 P: 13	R: 0 E: 0 K: 2 S: 11 H: 0 LOB: 0 BB: 0 P: 14	R: 0 E: 0 K: 0 S: 4 H: 0 LOB: 0 BB: 0 P: 7	R: 0 E: 0 K: 1 S: 10 H: 1 LOB: 2 BB: 1 P: 15	R: 0 E: 0 K: 0 S: 7 H: 0 LOB: 2 BB: 2 P: 11	R: 1 E: 0 K: 2 S: 16 H: 2 LOB: 2 BB: 1 P: 27	1B: 4 2B: 2 3B: 0 HR: 1 SF: 0 SAC: 1 DP: 0 HBP: 0	WP: 1 PB: 0 SB: 1 CS: 0 PA: 44					

PITCHER		IP	WLS	BF	H	R	ER	SO	BB	IBB	HBP	BLK	WP	HR	S	P	ERA	WHIP
58 Dan Straily, R ERA: 3.92	(1, 1)	7.0		25	4	2	2	14	0	0	0	0	0	1	73	97	2.57	0.571
46 Kyle Barraclough, R ERA: 0.9	(8, 1)	2.0		8	1	0	0	1	0	1	0	0	0	0	14	22	0.00	0.500
29 Brad Ziegler, R ERA: 1.0	(10, 1)	1.0	W	5	0	0	0	0	1	1	0	0	0	0	7	11	0.00	1.000
25 Junichi Tazawa, R ERA: 6.75	(11, 1)	0.0		2	1	1	1	0	1	0	0	0	1	0	5	10	∞	∞
44 AJ Ramos, R ERA: 3.86	(11, 1)	1.0	S	4	1	0	0	2	0	0	0	0	0	0	11	17	0.00	1.000

PITCHER	IP	WLS	BF	H	R	ER	SO	BB	IBB	HBP	BLK	WP	HR	S	P	ERA	WHIP

BOTTOM

Miami Marlins @ San Diego Padres

Petco Park, San Diego, CA

Sat Apr 22 2017, 5:43 PM - 8:56 PM PDT

Att. 39,319 - Clear - 76 F

livebaseballscorecards.com

AB	39
R	3
H	7
RBI	3
BB	4
SO	17
LOB	16

Batter	1	2	3	4	5	6	7	8	9	AB	R	H	RBI	BB	SO	LOB
9 Dee Strange-Gordon, L (1, 4) OBP: 0.313, SLG: 0.350	X SI 94 0-0 ① F8		F SL 84 B SL 84 F SL 85 X FF 96 1-2 ① G4-3		B SI 96 B SL 87 B SI 95 C SI 94 X SI 94 3-1 ③ F7	B CU 77 X FF 90 1-0 ③ G4-3			X CH 87 0-0 21 SF7 3B	5	1	1	0	0	0	0
14 Martín Prado, R (1, 5) OBP: 0.364, SLG: 0.450	C SI 94 F SI 94 S SL 86 0-3 ② K		C SI 95 B SL 86 B SI 95 C SL 85 X SI 96 2-2 ② G5-3			C SI 92 B SL 85 X SI 95 1-1 21 BB 27 1B 1B	B FF 90 C FF 90 C SL 82 B CU 78 C SL 84 2-3 ① K		B SL 82 S SL 81 C X SI 96 1-2 G6-3	5	1	1	0	0	2	1
21 Christian Yelich, L (1, 8) OBP: 0.321, SLG: 0.434	B SI 94 B SL 84 X SI 94 2-0 1B		B FS 88 S SL 85 B SL 86 B SI 97 B SI 96 4-1 BB			S SL 84 B SI 94 B SI 94 D SL 85 B FF 94 4-1 27 1B 13 2B 1-2 BB	C FF 91 C FF 91 B SL 83 B FF 90 X FF 92 2-2 27 1B 1B		B SI 96 B SL 84 C CH 88 X CH 89 2-1 ② SF7 3-H	2	1	2	1	2	0	0
27 Giancarlo Stanton, R (1, 9) OBP: 0.367, SLG: 0.614	X SI 95 0-0 ③ G4-3		B SI 96 F SI 96 1 SAFE 1 SAFE S SL 87 B SL 86 S SL 86 2-3 ③ K			B SI 94 S SL 86 B SI 95 D SL 85 X SI 95 3-1 13 2B 11 1B 1-3 2-H 1B	1 SAFE C FF 91 1 SAFE X SL 84 0-1 1-2 1B		B SL 82 S SL 82 C SI 97 B SL 81 B SI 97 X SL 82 3-2 1B	5	1	3	1	0	1	2
13 Marcell Ozuna, R (1, 7) OBP: 0.354, SLG: 0.583		B SL 83 F SI 92 B SI 93 B SI 93 C SI 95 B SI 94 4-2 41 FC5-6 BB	S SI 93 B SL 84 B SI 93 S SL 85 T SL 85 2-2 ① K		B FC 85 F SI 92 B FC 86 D SI 92 X FC 84 3-1 11 1B 41 HR 1-3 3-H 2B	S FF 90 C FF 92 F FF 90 S SL 82 0-3 ② K		X SI 95 0-0 ③ G1-3	4	1	1	1	1	2	3
11 J.T. Realmuto, R (1, 2) OBP: 0.394, SLG: 0.508		B SI 94 X FF 94 1-0 ① P6	X FF 95 0-0 ② F9		B FF 91 X SI 92 1-0 41 HR 2-3 3-H 1B	X SL 84 0-0 ③ G5-3				4	1	1	1	0	0	3
41 Justin Bour, L (1, 3) OBP: 0.282, SLG: 0.371		B SL 84 C SI 94 1 SAFE F SI 93 X SI 95 1-2 ② FC5-6 3 1B 1-2f	B FF 93 C SL 84 S SL 85 B SL 84 F SL 85 S SL 86 2-3 ③ K		B SI 92 B FF 92 1 SAFE S SI 91 X FC 86 2-1 1-H 3-H HR		C SI 95 F SI 96 B SI 98 B SI 96 C SL 82 2-3 ① K		4	1	1	3	0	2	1
3 Adeiny Hechavarría, R (1, 6) OBP: 0.200, SLG: 0.172		F SI 94 B SI 94 T SL 84 F SI 93 X SI 93 1-2 1-2 1B			C SL 82 X SI 95 0-1 ① G5-3	C CU 76 C FF 90 B CU 77 B SL 84 X FF 89 2-2 ① L8		B SI 97 X CH 89 1-0 ② P3		4	0	1	0	0	0	0
34 Tom Koehler, R (1, 1) OBP: 0.143, SLG: 0.143 35 David Phelps, R (7, 1) 51 Ichiro Suzuki, L (8, PH) OBP: 0.182, SLG: 0.364 29 Brad Ziegler, R (8, 1) 44 AJ Ramos, R (9, 1)		C SI 95 F SI 95 C SL 85 0-3 ③ K			C SI 94 M SL 82 B SL 83 X SI 95 1-2 ② G6-3	S FF 91 B FF 90 C CU 77 B FF 91 C CU 79 2-3 ② K		B CH 90 S CH 88 X CH 87 1-1 ③ G4-3		3 0 1 0 0	0 0 0 0 0	0 0 0 0 0	0 0 0 0 0	2 0 0 0 0	2 0 0 0 0	2 0 0 0 0
Inning Stats	R: 0 E: 0 K: 1 S: 6 H: 1 LOB: 1 BB: 0 P: 8	R: 0 E: 0 K: 1 S: 13 H: 1 LOB: 2 BB: 1 P: 20	R: 0 E: 0 K: 1 S: 10 H: 0 LOB: 1 BB: 1 P: 19	R: 0 E: 0 K: 2 S: 8 H: 0 LOB: 0 BB: 0 P: 12	R: 0 E: 0 K: 0 S: 7 H: 0 LOB: 0 BB: 0 P: 11	R: 6 E: 0 K: 1 S: 17 H: 5 LOB: 0 BB: 1 P: 36	R: 0 E: 0 K: 2 S: 13 H: 2 LOB: 2 BB: 0 P: 17	R: 0 E: 0 K: 1 S: 6 H: 0 LOB: 0 BB: 0 P: 10	R: 1 E: 0 K: 0 S: 10 H: 2 LOB: 1 BB: 0 P: 16	1B: 8 2B: 1 3B: 1 HR: 1 SF: 1 SAC: 0 DP: 0 HBP: 0						

PITCHER		IP	WLS	BF	H	R	ER	SO	BB	IBB	HBP	BLK	WP	HR	S	P	ERA	WHIP
61 Luis Perdomo, R ERA: 6.97	(1, 1)	5.0		22	4	3	3	5	3	0	0	0	0	0	49	83	5.40	1.400
34 Craig Stammen, R ERA: 9.0	(6, 1)	0.0	L	3	3	3	3	0	0	0	0	0	0	1	5	11	∞	∞
59 Kevin Quackenbush, R ERA:	(6, 1)	2.0		8	2	0	0	3	0	0	0	0	0	0	20	29	0.00	1.000
43 Miguel Díaz, R ERA: 5.4	(8, 1)	2.0		8	2	1	1	1	0	0	0	0	0	0	16	26	4.50	1.000

PITCHER	IP	WLS	BF	H	R	ER	SO	BB	IBB	HBP	BLK	WP	HR	S	P	ERA	WHIP

TOP

Miami Marlins @ San Diego Padres

Petco Park, San Diego, CA

Sun Apr 23 2017, 1:43 PM - 4:25 PM PDT

Att. 26,070 - Sunny - 69 F

livebaseballscorecards.com

AB	37
R	7
H	11
RBI	7
BB	3
SO	9
LOB	12

MIAMI

WP: 0 PA: 41
PB: 0
SB: 0
CS: 0

Miami Marlins @ San Diego Padres

Petco Park, San Diego, CA

Sun Apr 23 2017, 1:43 PM - 4:25 PM PDT

Att. 26,070 - Sunny - 69 F

livebaseballscorecards.com

BOTTOM

Batter	1	2	3	4	5	6	7	8	9	AB	R	H	RBI	BB	SO	LOB
7 Manuel Margot, R (1, 8) OBP: 0.329, SLG: 0.494	C FF 92 X KC 79 0-1 8 G3 26 1B 1B		C SI 92 X CH 84 0-1 8 CS 1B		B SI 94 B SI 94 F SI 93 B SI 93 S SL 87 B SI 95 4-2 8 1B BB			C SI 80 X CH 75 0-1 ① G5-3		3	1	2	0	1	0	0
8 Erick Aybar, S (1, 6) OBP: 0.266, SLG: 0.273	X FF 92 0-0 ① G3 1-2		B SI 92 X SI 92 1-0 ①② P6 1-2		C KC 79 1 SAFE X SI 94 0-1 4 G5-4-3 1-2 1B			B SI 82 C SI 82 B CH 74 F SI 83 X CH 76 2-2 ② G1-3		4	0	1	0	0	0	2
4 Wil Myers, R (1, 3) OBP: 0.373, SLG: 0.620	B SL 87 C SL 87 C FF 94 D SL 84 S KC 80 2-3 ② K		X SL 87 0-0 ③ L7		B SI 93 C SI 93 2 SAFE C KC 80 B SI 95 F SI 94 X KC 80 2-2 ②③ G5-4-3 1-2f			B SI 84 X SI 82 1-0 1B		4	0	1	0	0	1	3
26 Yangervis Solarte, S (1, 4) OBP: 0.313, SLG: 0.357	S KC 79 B CH 86 X SL 86 1-1 10 FC5-4 2-H 1B			B SI 92 B CH 85 B CH 84 D FF 92 4-0 10 HR BB		C CH 89 X KC 76 0-1 ① L8		F CH 76 X CU 72 0-1 ③ P4		3	1	1	1	1	0	1
10 Hunter Renfroe, R (1, 9) OBP: 0.269, SLG: 0.434	B SI 94 X SL 86 1-0 ③ FC5-4 1-2f			B KC 78 X SL 86 1-0 1-H HR		C SI 91 C SI 90 F KC 80 C SI 94 0-3 ② K			X FF 93 0-0 ① F8	4	1	1	2	0	1	1
2 Luis Sardinas, S (1, 5) OBP: 0.200, SLG: 0.130		C SI 91 B SI 92 S SI 93 S KC 79 1-3 ① K2-3		B SI 93 X CH 85 1-0 ① L9		B KC 77 C SI 92 B SI 91 S SI 92 F KC 79 S KC 78 2-3 ③ K2-3			C SI 95 F SI 95 F SI 96 B CH 86 X CH 86 1-2 ② G4-3	4	0	0	0	0	2	0
17 Allen Córdoba, R (1, 7) OBP: 0.346, SLG: 0.417		B SI 94 S SL 86 B KC 82 C SI 94 B SL 86 X SL 86 3-2 1B		C SI 94 B SI 92 B SI 93 C SL 85 F KC 80 B SI 94 X SI 94 3-2 ② G6-3			B SI 92 X SI 93 1-0 ① F9		B SI 94 B FF 94 X FF 90 2-0 ③ G5-3	4	0	1	0	0	0	0
21 Luis Torrens, R (1, 2) OBP: 0.222, SLG: 0.125		B SI 93 C FF 93 S SL 85 1 SAFE C SI 93 1-3 ② K		C KC 78 B SI 92 F SL 84 B KC 78 B SL 85 F SI 93 C SI 94 3-3 ③ K			C SI 93 X FC 90 0-1 ② F9			3	0	0	0	0	2	1
61 Luis Perdomo, R (1, 1) 34 Craig Stammen, R (6, 1) 59 Kevin Quackenbush, R (6, 1) 18 Austin Hedges, R (7, PH) OBP: 0.230, SLG: 0.474 43 Miguel Díaz, R (8, 1)		S SL 86 B SI 93 1 SAFE X SL 84 1-1 ③ G5-3			B SI 92 C SI 92 S KC 77 C SI 94 1-3 ① K		B SI 94 F SI 94 B SI 95 B KC 81 C FF 93 F FF 95 S FF 94 3-3 ③ K			2 0 0 1 0	0 0 0 0 0	0 0 0 0 0	0 0 0 0 0	0 0 0 0 0	1 0 0 1 0	1 0 0 0 0
Inning Stats	R: 1 H: 2 E: 0 LOB: 1 K: 1 BB: 0 S: 9 P: 13	R: 0 H: 1 E: 0 LOB: 1 K: 2 BB: 0 S: 11 P: 17	R: 0 H: 1 E: 0 LOB: 0 K: 0 BB: 0 S: 4 P: 5	R: 2 H: 1 E: 0 LOB: 0 K: 1 BB: 1 S: 10 P: 22	R: 0 H: 1 E: 0 LOB: 1 K: 1 BB: 1 S: 11 P: 18	R: 0 H: 0 E: 0 LOB: 0 K: 2 BB: 0 S: 10 P: 12	R: 0 H: 0 E: 0 LOB: 0 K: 1 BB: 0 S: 7 P: 11	R: 0 H: 1 E: 0 LOB: 1 K: 0 BB: 0 S: 8 P: 11	R: 0 H: 0 E: 0 LOB: 0 K: 0 BB: 0 S: 6 P: 9	1B: 6 2B: 0 3B: 0 HR: 1	SF: 0 SAC: 0 DP: 1 HBP: 0			WP: 0 PB: 0 SB: 0 CS: 1	PA: 34		

	AB	32
	R	3
	H	7
	RBI	3
	BB	2
	SO	8
	LOB	9

PITCHER		IP	WLS	BF	H	R	ER	SO	BB	IBB	HBP	BLK	WP	HR	S	P	ERA	WHIP
34 Tom Koehler, R ERA: 5.14	(1, 1)	6.0	W	24	6	3	3	7	2	0	0	0	0	1	55	87	4.50	1.333
35 David Phelps, R ERA: 7.36	(7, 1)	1.0	H	3	0	0	0	1	0	0	0	0	0	0	7	11	0.00	0.000
29 Brad Ziegler, R ERA: 0.9	(8, 1)	1.0	H	4	1	0	0	0	0	0	0	0	0	0	8	11	0.00	1.000
44 AJ Ramos, R ERA: 3.38	(9, 1)	1.0		3	0	0	0	0	0	0	0	0	0	0	6	9	0.00	0.000

PITCHER	IP	WLS	BF	H	R	ER	SO	BB	IBB	HBP	BLK	WP	HR	S	P	ERA	WHIP

Miami Marlins @ Philadelphia Phillies

Citizens Bank Park, Philadelphia, PA

Wed Apr 26 2017, 7:07 PM - 9:47 PM EDT

Att. 26,191 - Cloudy - 64 F

TOP

livebaseballscorecards.com

Batter	1	2	3	4	5	6	7	8	9	AB	R	H	RBI	BB	SO	LOB
9 Dee Strange-Gordon, L (1, 4) OBP: 0.310, SLG: 0.369	X FF 90 0-0 21 G6-3 3B		L FF 90 C FF 92 C FF 92 F SL 83 B FF 95 T FF 94 2-2 ① K		C KC 78 B FF 92 B SL 84 L FF 94 F FF 96 X FF 96 2-2 ② L7		S FF 91 B SI 91 X SL 84 1-1 ③ G4-3			4	1	1	0	0	1	1
14 Martín Prado, R (1, 5) OBP: 0.346, SLG: 0.542	B FF 93 C FF 93 C CH 87 F FF 96 F FF 96 S KC 84 1-3 ① K		C FF 92 X CH 88 0-1 HR		B FF 96 F FF 95 S SL 85 X FF 95 1-2 ③ G6-3			F FF 94 B SL 88 X SL 88 1-1 ① F9		4	1	1	1	0	1	1
21 Christian Yelich, L (1, 8) OBP: 0.307, SLG: 0.413	B KC 82 S CH 86 C FF 94 B KC 82 X FF 95 2-2 ② G6-3 3-H		X FF 92 0-0 ② P5			B KC 82 B SI 91 X FF 93 2-0 ① F8		X CH 85 0-0 ② F7		4	0	0	1	0	0	0
27 Giancarlo Stanton, R (1, 9) OBP: 0.361, SLG: 0.589	B FF 94 C FF 94 B CH 88 X CH 88 2-1 ③ L8		X SL 85 0-0 ③ G4-3			B FF 95 B FF 95 C FF 94 F SL 85 B FF 96 B FF 96 4-2 13 G4-6-3 1 BB		B FF 95 F FF 94 B FF 95 X SL 86 2-1 ③ G6-3		3	0	0	0	1	0	0
13 Marcell Ozuna, R (1, 7) OBP: 0.337, SLG: 0.553		S FF 92 X SL 83 0-1 ① P3	F FF 94 F FF 94 B SL 86 B SL 86 B SL 83 F FF 95 X FF 96 3-2 ① G6-3			1 SAFE C SL 83 B FF 95 X FF 94 1-1 ②③ G4-6-3 1-2f			C FF 95 F FF 95 B FS 86 B FF 94 F FF 94 S FS 87 2-3 ① K2-3	4	0	0	0	0	1	1
11 J.T. Realmuto, R (1, 2) OBP: 0.400, SLG: 0.508		C FF 94 B FF 92 F FF 94 F FF 93 F FF 94 X CH 90 1-2 41 FC5-4 1B	B FF 96 X FF 96 1-0 ② F8				C FF 90 X KC 77 0-1 3 2B 1B		C FF 94 F FF 94 F FF 93 B FF 94 X FF 94 1-2 ② F8	4	1	2	0	0	0	0
41 Justin Bour, L (1, 3) OBP: 0.293, SLG: 0.369		C FF 93 B SI 91 1 SAFE X CH 85 1-1 ② FC5-4 3 1B 1-2f	C FF 96 S FF 97 F FF 96 B SL 87 F FF 96 B FF 97 B CH 89 B FF 96 4-2 BB				C KC 81 B CH 88 S CH 85 1 SAFE X FF 94 1-2 ① F9		S FS 86 F FS 86 B FF 94 F FS 86 X FS 87 1-2 3 DI 3 1B 1B	3	1	1	0	1	0	2
3 Adeiny Hechavarría, R (1, 6) OBP: 0.265, SLG: 0.273		X SL 83 0-0 1-2 1B	F FF 94 B FF 95 X FF 95 1-1 ③ G1-3				L FF 94 S FF 95 F FF 96 X SL 83 0-2 1-H 2B		C FF 94 F FF 95 F FF 95 X FF 93 0-2 1-H 32 DI 1B	4	0	3	2	0	0	1
54 Wei-Yin Chen, R (1, 1) OBP: 0.167, SLG: 0.167 66 Jarlín García, L (6, 1) 51 Ichiro Suzuki, L (7, PH) OBP: 0.174, SLG: 0.348 22 Dustin McGowan, R (7, 1) 32 Derek Dietrich, L (9, PH) OBP: 0.340, SLG: 0.300		C FF 92 S FF 94 F FF 93 X SL 84 0-2 ③ P3			S FF 92 C FF 93 S FF 94 0-3 ① K		M SL 83 X FF 91 0-1 ② L5		B FS 87 S FS 86 F FF 94 S FS 87 1-3 ③ K 1-2	2 0 1 0 1	0 0 0 0 0	0 0 0 0 0	0 0 0 0 0	1 0 0 0 1	2 0 1 0 1	2 0 1 0 1
Inning Stats	R: 1 E: 0 K: 1 S: 11 H: 1 LOB: 0 BB: 0 P: 16	R: 0 E: 0 K: 0 S: 14 H: 2 LOB: 2 BB: 0 P: 16	R: 1 E: 0 K: 1 S: 8 H: 1 LOB: 0 BB: 0 P: 10	R: 0 E: 0 K: 0 S: 11 H: 0 LOB: 1 BB: 1 P: 20	R: 0 E: 0 K: 1 S: 10 H: 0 LOB: 0 BB: 0 P: 13	R: 0 E: 0 K: 0 S: 5 H: 0 LOB: 0 BB: 1 P: 12	R: 1 E: 0 K: 0 S: 13 H: 2 LOB: 1 BB: 0 P: 15	R: 0 E: 0 K: 0 S: 5 H: 0 LOB: 0 BB: 0 P: 8	R: 1 E: 0 K: 2 S: 19 H: 2 LOB: 1 BB: 0 P: 24	1B: 5 2B: 1 3B: 1 HR: 1 SF: 0 SAC: 0 DP: 1 HBP: 0						

	AB	34
	R	4
	H	8
	RBI	4
	BB	2
	SO	5
	LOB	10

WP: 0 PB: 0 SB: 0 CS: 0 PA: 36

PITCHER		IP	WLS	BF	H	R	ER	SO	BB	IBB	HBP	BLK	WP	HR	S	P	ERA	WHIP
28 Vince Velasquez, R ERA: 6.33	(1, 1)	6.1	W	26	6	3	3	3	2	0	0	0	0	1	68	97	4.26	1.263
63 Joely Rodríguez, L ERA: 5.4	(7, 1)	0.2	H	2	0	0	0	0	0	0	0	0	0	0	4	5	0.00	0.000
53 Joaquín Benoit, R ERA: 2.79	(8, 1)	1.0	H	3	0	0	0	0	0	0	0	0	0	0	5	8	0.00	0.000
50 Héctor Neris, R ERA: 2.38	(9, 1)	1.0		5	2	1	1	2	0	0	0	0	0	0	19	24	9.00	2.000

PITCHER		IP	WLS	BF	H	R	ER	SO	BB	IBB	HBP	BLK	WP	HR	S	P	ERA	WHIP

Batter	1	2	3	4	5	6	7	8	9	AB	R	H	RBI	BB	SO	LOB
16 César Hernández, S (1, 4) OBP: 0.360, SLG: 0.536	X FF 92 0-0 ① B1-3		C CU 71 F FF 91 S FF 92 0-3 ① K		B CU 75 X CH 81 1-0 ① G1-3		X FF 93 0-0 ① G4-3			4	0	0	0	0	1	1
23 Aaron Altherr, R (1, 7) OBP: 0.425, SLG: 0.639	B FF 92 C FF 91 B CU 74 X SI 92 2-1 ② G1-3		X FF 91 0-0 37 1B 7 HR 1-2 1B		S CH 82 S FF 90 B FF 91 B CH 82 B CH 82 B FF 92 4-2 7 1B BB		B FF 94 F FF 94 C SL 86 B SL 86 S SL 85 2-3 ② K			3	1	1	0	1	1	0
37 Odúbel Herrera, L (1, 8) OBP: 0.354, SLG: 0.400	C FF 92 B SI 91 C SI 91 B CU 80 X CH 84 2-2 ③ G3		X SI 88 0-0 7 HR 1-2 2-3 1B		X SL 83 0-0 ② L6		B FF 94 C CH 86 S FF 96 X SL 84 1-2 ③ F8			4	1	1	0	0	0	1
7 Maikel Franco, R (1, 5) OBP: 0.268, SLG: 0.392		S CU 72 B SI 92 B FF 92 B CU 72 X SI 91 3-1 29 WP 5 BB 1B	C CH 83 F FF 90 D CU 78 F CU 77 B SL 85 X FF 92 2-2 1-H 2-H 3-H HR		C SI 90 X CU 74 0-1 1-3 1B			C FF 94 B SL 87 B SL 88 F FF 95 X SL 86 2-2 ① L7		4	1	3	4	0	0	0
19 Tommy Joseph, R (1, 3) OBP: 0.250, SLG: 0.288		C SI 90 C FF 91 F FF 91 D CU 76 B SL 84 X FF 92 2-2 ① L7	B CH 85 X FF 92 1-0 ② L8		F CH 83 S FF 90 B FF 90 B CU 76 X FF 91 2-2 ③ F7			B SL 85 X FF 93 1-0 5 HR 1B		4	1	1	0	0	0	3
5 Michael Saunders, L (1, 9) OBP: 0.308, SLG: 0.410		B SI 90 B FF 91 B FF 91 C FF 91 F FF 91 D SL 84 4-2 1-2 BB	B CU 74 B SL 85 S FF 91 X SL 85 2-1 ③ G3-1			B FF 94 C FF 95 S SL 82 B FF 94 F SL 83 F SL 82 F CH 86 S FF 95 2-3 ① K		B FF 95 B CH 86 F SI 93 B FF 93 X SI 94 3-1 1-H HR		3	1	1	2	1	1	0
29 Cameron Rupp, R (1, 2) OBP: 0.286, SLG: 0.319		C SI 89 F SI 88 B FF 90 B CH 81 T FF 91 2-2 ② K 2-3		B CU 72 F FF 89 B CH 82 C SI 90 X FF 91 2-2 ① F8		F FF 95 B CH 88 T FF 95 B FF 95 B CH 87 F FF 95 F FF 95 F CH 87 S FF 95 3-3 ② K		C FF 94 F FF 95 B SL 86 S SL 87 1-3 ② K		4	0	0	0	0	3	2
13 Freddy Galvis, S (1, 6) OBP: 0.260, SLG: 0.443		S SI 90 F CU 71 S FF 91 0-3 ③ K		C CH 83 B SI 91 F CU 73 F SI 92 X SL 83 1-2 28 L9-3 1B		C CH 86 B FF 95 X CH 87 1-1 HR		B FF 95 S CH 87 S CH 87 B SL 86 X FF 94 2-2 ③ G3		4	1	2	1	0	1	2
28 Vince Velasquez, R (1, 1) OBP: 0.286, SLG: 0.286 63 Joely Rodríguez, L (7, 1) 53 Joaquín Benoit, R (8, 1) 50 Héctor Neris, R (9, 1)			B FF 89 X SI 88 1-0 37 1B 23 1B 7 HR 1B	C FF 90 1 SAFE F CU 73 X FF 90 0-2 ② ③ L9-3 1-1		X FF 94 0-0 ③ G6-3				3 0 0 0	1 0 0 0	1 0 0 0	1 0 0 0	0 0 0 0	0 0 0 0	1 0 0 0
Inning Stats	R: 0 E: 0 K: 0 S: 6 H: 0 LOB: 0 BB: 0 P: 10	R: 0 E: 0 K: 2 S: 14 H: 1 LOB: 2 BB: 1 P: 25	R: 4 E: 0 K: 1 S: 13 H: 4 LOB: 0 BB: 0 P: 19	R: 0 E: 0 K: 0 S: 10 H: 1 LOB: 0 BB: 0 P: 13	R: 0 E: 0 K: 0 S: 9 H: 1 LOB: 2 BB: 1 P: 16	R: 1 E: 0 K: 2 S: 15 H: 1 LOB: 0 BB: 0 P: 21	R: 0 E: 0 K: 1 S: 7 H: 0 LOB: 0 BB: 0 P: 10	R: 2 E: 0 K: 1 S: 12 H: 2 LOB: 0 BB: 0 P: 21		1B: 7 2B: 1 3B: 0 HR: 3 SF: 0 SAC: 0 DP: 1 HBP: 0				WP: 1 PB: 0 SB: 0 CS: 0 PA: 35		

PITCHER	IP	WLS	BF	H	R	ER	SO	BB	IBB	HBP	BLK	WP	HR	S	P	ERA	WHIP
54 Wei-Yin Chen, L (1, 1) ERA: 4.71	5.0	L	23	7	4	4	3	2	0	0	0	1	1	52	83	7.20	1.800
66 Jarlín García, L (6, 1) ERA: 2.45	1.0		4	1	1	1	2	0	0	0	0	0	1	15	21	9.00	1.000
22 Dustin McGowan, R (7, 1) ERA: 5.06	2.0		8	2	2	2	2	0	0	0	0	0	1	19	31	9.00	1.000

PITCHER	IP	WLS	BF	H	R	ER	SO	BB	IBB	HBP	BLK	WP	HR	S	P	ERA	WHIP

BOTTOM

Miami Marlins @ Philadelphia Phillies

Citizens Bank Park, Philadelphia, PA

Wed Apr 26 2017, 7:07 PM - 9:47 PM EDT

Att. 26,191 - Cloudy - 64 F

livebaseballscorecards.com

AB	33
R	7
H	10
RBI	7
BB	2
SO	7
LOB	10

Batter	1	2	3	4	5	6	7	8	9	AB	R	H	RBI	BB	SO	LOB
9 Dee Strange-Gordon, L (1, 4) OBP: 0.304, SLG: 0.360	B FC 88 X FC 84 1-0 ① B1-3		C KC 74 B CH 80 C FC 87 X KC 77 1-2 ③ G3		F FC 86 B CH 79 X FC 87 1-1 1-2 1B		L SL 84 B SL 88 T SL 87 F SI 94 F SL 89 X SL 87 1-2 ① FC6-4 21 1B 1-2f 2-3		X SI 93 0-0 ③ F8	5	0	1	0	0	0	2
14 Martín Prado, R (1, 5) OBP: 0.333, SLG: 0.500	C FC 88 B FF 90 F CH 81 B CH 79 X FF 90 2-2 ② L7			B KC 73 S CH 81 X SI 90 1-1 27 WP 21 1B 1B	B FF 91 C FC 86 B CH 82 C CH 82 X CH 82 2-2 ③ P2		C SI 88 C SL 82 F SL 83 F SL 83 1 SAFE B SI 88 1 SAFE F SL 83 F SL 84 1-2 ② F7 X SL 84			4	0	1	0	0	0	4
21 Christian Yelich, L (1, 8) OBP: 0.315, SLG: 0.417	B FF 89 X FC 85 1-0 ③ G3			C FF 90 X CH 81 0-1 1-2 1B		C FC 85 B FC 86 B KC 77 B FC 86 F CH 83 X FC 87 3-2 ① G3	C SI 91 X SL 84 0-1 1-2 3-H 1B			4	0	2	1	0	0	0
27 Giancarlo Stanton, R (1, 9) OBP: 0.356, SLG: 0.584		S FF 90 B CH 81 S FC 86 F CH 82 B CH 80 X FF 89 2-2 ① L7		B FC 85 F FC 86 F SI 90 B CH 83 1 SAFE F CH 82 1 SAFE S CH 82 2-3 ① K		F FF 90 B FF 89 X CH 83 1-1 11 1B 2B	C SL 82 S SI 90 F SL 84 S SL 83 0-3 ③ K			4	1	1	0	0	2	4
13 Marcell Ozuna, R (1, 7) OBP: 0.322, SLG: 0.525		B FC 85 B SI 90 F FF 90 F CH 82 B CH 81 F FF 89 X CH 80 3-2 ② L7		F SI 91 B SI 90 F CH 83 B CH 82 D CH 82 1 SAFE X CH 81 3-2 ② P6		S FC 84 B FF 90 X CH 82 1-1 ② G5-3		C SL 86 F SL 85 S FF 96 0-3 ① K		4	0	0	0	0	1	3
11 J.T. Realmuto, R (1, 2) OBP: 0.405, SLG: 0.507		C FF 89 C CH 82 X SI 90 0-2 1B		X CH 81 0-0 ③ L6		B SI 90 C FF 90 X CH 82 1-1 2-H 1B		F FF 96 B FF 95 B FF 95 S SL 88 F FF 95 F FF 96 S CH 85 2-3 ② K		4	0	2	1	0	1	2
41 Justin Bour, L (1, 3) OBP: 0.278, SLG: 0.348		C FF 89 F CH 81 F CH 82 F FC 88 B CH 80 1 SAFE X FC 88 1-2 ③ G4-3			F FC 84 B CH 81 X KC 76 1-1 ① G4-3	B FC 88 F FC 86 X CH 81 1-1 ③ G4-3		B FF 96 T FF 96 B FF 96 F FF 96 X CH 85 2-2 ③ L8		4	0	0	0	0	0	2
3 Adeiny Hechavarría, R (1, 6) OBP: 0.263, SLG: 0.270			C FF 89 F CH 81 X CH 81 0-2 ① G6-3		B SI 90 F SI 88 X KC 78 1-1 ② G6-3		F FF 96 X FF 96 0-1 9 FC6-4 21 1B 32 HBP 1B		F FF 94 B FF 95 X FS 87 1-1 ① G6-3	4	1	1	0	0	0	0
36 Edinson Volquez, R (1, 1) OBP: 0.500, SLG: 0.500 66 Jarlín García, L (6, 1) 32 Derek Dietrich, L (7, PH) OBP: 0.354, SLG: 0.300 35 David Phelps, R (7, 1) 29 Brad Ziegler, R (8, 1) 51 Ichiro Suzuki, L (9, PH) OBP: 0.167, SLG: 0.333			X FF 90 0-0 ② P3		B FF 89 S FF 89 F SI 89 B KC 77 X FF 90 2-2 9 1B 1B		H FF 93 1-0 9 FC6-4 1-2 HBP		F FF 94 F FF 94 X 0-2 ② F7	2 0 0 0 0 1	0 0 0 0 0 0	1 0 0 0 0 0	0 0 0 0 0 0	0 0 0 0 0 0	0 0 0 0 0 0	0 0 0 0 0 0
Inning Stats	R: 0 E: 0 K: 0 S: 5 H: 0 LOB: 0 BB: 0 P: 9	R: 0 E: 0 K: 0 S: 16 H: 1 LOB: 1 BB: 0 P: 22	R: 0 E: 0 K: 0 S: 7 H: 0 LOB: 0 BB: 0 P: 8	R: 0 E: 0 K: 1 S: 12 H: 2 LOB: 2 BB: 0 P: 18	R: 0 E: 0 K: 0 S: 12 H: 2 LOB: 2 BB: 0 P: 19	R: 1 E: 0 K: 0 S: 11 H: 2 LOB: 1 BB: 0 P: 18	R: 1 E: 0 K: 1 S: 20 H: 2 LOB: 2 BB: 0 P: 23	R: 0 E: 0 K: 2 S: 11 H: 0 LOB: 0 BB: 0 P: 15	R: 0 E: 0 K: 0 S: 6 H: 0 LOB: 0 BB: 0 P: 7	1B: 8 2B: 1 3B: 0 HR: 0 SF: 0 SAC: 0 DP: 0 HBP: 1						

TOP

Miami Marlins @ Philadelphia Phillies

Citizens Bank Park, Philadelphia, PA

Thu Apr 27 2017, 1:06 PM - 4:20 PM EDT
Att. 22,180 - Partly Cloudy - 78 F

livebaseballscorecards.com

AB	36
R	2
H	9
RBI	2
BB	0
SO	4
LOB	17

MIAMI

PITCHER		IP	WLS	BF	H	R	ER	SO	BB	IBB	HBP	BLK	WP	HR	S	P	ERA	WHIP
58 Jeremy Hellickson, R ERA: 1.8	(1, 1)	6.0	W	25	7	1	1	1	0	0	0	0	1	0	63	94	1.50	1.167
61 Edubray Ramos, R ERA: 6.48	(7, 1)	0.0		1	1	1	1	0	0	0	0	0	0	0	2	2	∞	∞
63 Joely Rodríguez, L ERA: 5.25	(7, 1)	0.1	H	2	0	0	0	0	0	0	1	0	0	0	5	7	0.00	0.000
17 Pat Neshek, R ERA:	(7, 1)	0.2	H	3	1	0	0	1	0	0	0	0	0	0	13	14	0.00	1.500
53 Joaquín Benoit, R ERA: 2.53	(8, 1)	1.0	H	3	0	0	0	2	0	0	0	0	0	0	11	15	0.00	0.000

PITCHER		IP	WLS	BF	H	R	ER	SO	BB	IBB	HBP	BLK	WP	HR	S	P	ERA	WHIP
50 Héctor Neris, R ERA: 2.19	(9, 1)	1.0	S	3	0	0	0	0	0	0	0	0	0	0	6	7	0.00	0.000

Miami Marlins @ Philadelphia Phillies

Citizens Bank Park, Philadelphia, PA

Thu Apr 27 2017, 1:06 PM - 4:20 PM EDT

Att. 22,180 - Partly Cloudy - 78 F

livebaseballscorecards.com

BOTTOM

Batter	1	2	3	4	5	6	7	8	9	AB	R	H	RBI	BB	SO	LOB
25 Daniel Nava, S (1, 7) OBP: 0.486, SLG: 0.654	B SI 93 C SI 92 B CH 86 B FF 94 B FF 92 4-1 13 1B 37 E BB		C SI 94 B FF 94 C SI 94 S CH 85 1-3 ① K		X FF 93 0-0 ① F7		1 SAFE C FC 92 1 SAFE B FF 94 B FC 91 B FF 93 F FC 93 1 SAFE X FC 92 3-2 ① G4-3 1-2			3	1	0	0	1	1	1
53 Joaquín Benoit, R (8, 1)										0	0	0	0	0	0	0
50 Héctor Neris, R (9, 1)										0	0	0	0	0	0	0
13 Freddy Galvis, S (1, 6) OBP: 0.273, SLG: 0.473	F FF 94 F KC 81 1 SAFE B FF 93 F FF 94 X KC 80 1-2 37 FC5-4 1-2 1B		B CH 84 B FF 95 C FF 94 B SI 95 X FF 95 3-1 37 G4-3 3B		B SI 93 B SI 93 B FF 93 C FF 92 X FF 93 3-1 ② F7		B FC 92 D FC 92 2 SAFE X SI 94 2-0 ② G4-3 2-3			4	1	2	0	0	0	1
37 Odúbel Herrera, L (1, 8) OBP: 0.337, SLG: 0.378	B FF 94 C CH 84 X FF 96 1-1 ① FC5-4 7 CS 7 S 1-2f 2-H		B CH 85 X SI 94 1-0 ② G4-3 3-H		F FF 94 B CH 86 S CH 84 F CH 84 F CH 85 X CH 85 1-2 ③ G1-3		X FC 91 0-0 ③ F8			4	0	0	1	0	0	2
7 Maikel Franco, R (1, 5) OBP: 0.291, SLG: 0.403	B SI 94 B KC 82 2 SAFE B SI 94 B FF 93 4-0 ② 1-3 BB		B CH 85 X FF 95 1-0 1B			C SI 93 F CH 82 B CH 84 X CH 83 1-2 ① P4		F SI 82 B CH 76 F CH 77 B CU 72 X CU 72 2-2 5 FC4-6 1B		3	0	2	0	1	0	0
5 Michael Saunders, L (1, 9) OBP: 0.304, SLG: 0.400	B SI 94 B SI 93 X SI 94 2-0 ③ G4-3		B FF 95 B FF 94 S CH 84 S CH 84 F CH 87 X SI 96 2-2 ③ F8			C SI 94 X SI 95 0-1 41 3B 1B		B SI 84 D SI 83 S SI 84 F SI 83 B CH 76 X SI 84 3-2 ① FC4-6 23 G6-4-3 1-2f		4	1	1	0	0	0	3
4 Andrés Blanco, S (1, 4) OBP: 0.364, SLG: 0.700		B SI 93 B FF 93 C FF 93 B FF 94 B FF 93 4-1 41 G6-3 BB		B SI 94 S CH 83 X SI 94 1-1 ① G1-3		B SI 95 F CH 81 B SI 94 1 SAFE B CH 83 X FF 95 3-2 ② L9		T SI 84 B SI 83 B SI 84 X SI 84 2-1 ②③ G6-4-3 1-2f		2	0	0	0	1	0	1
61 Edubray Ramos, R (7, 1)										0	0	0	0	0	0	0
63 Joely Rodríguez, L (7, 1)										0	0	0	0	0	0	0
17 Pat Neshek, S (7, 1)										0	0	0	0	0	0	0
23 Aaron Altherr, R (8, 7) OBP: 0.415, SLG: 0.622										1	0	0	0	0	0	1
41 Brock Stassi, L (1, 3) OBP: 0.276, SLG: 0.385		B KC 81 X FF 94 1-0 ①② G6-3 1-2f		C CH 84 B SI 94 B SI 93 B SI 94 F SI 94 F FF 95 S CH 85 3-3 ② K		B SI 94 C CH 81 X CH 84 1-1 1-H 3B				3	0	1	1	0	1	1
34 Andrew Knapp, S (1, 2) OBP: 0.348, SLG: 0.316		C FF 95 C SI 94 X FF 93 0-2 1B		B KC 81 B CH 84 F FF 94 C SI 95 F CH 85 B CH 85 B SI 95 4-2 BB		C SL 80 X FF 94 0-1 ③ F8				2	0	1	0	1	0	1
58 Jeremy Hellickson, R (1, 1) OBP: 0.091, SLG: 0.273		C SI 93 B KC 82 B SI 93 C SI 92 D SI 94 X FF 93 3-2 ③ G6-3		B FF 92 D FF 94 C FF 94 B FF 93 C FF 93 X FF 93 3-2 ③ P3			B SI 94 B KC 81 B SI 94 C FF 93 B FF 94 4-1 13 G4-3 25 G4-3 BB			2	0	0	0	0	0	2
16 César Hernández, S (7, 4) OBP: 0.367, SLG: 0.536										0	0	0	0	1	0	0
Inning Stats	R: 1 H: 1 E: 1 LOB: 1 K: 0 BB: 2 S: 8 P: 20	R: 0 H: 1 E: 0 LOB: 1 K: 0 BB: 1 S: 8 P: 16	R: 1 H: 2 E: 0 LOB: 1 K: 1 BB: 0 S: 11 P: 19	R: 0 H: 0 E: 0 LOB: 1 K: 1 BB: 1 S: 12 P: 23	R: 0 H: 0 E: 0 LOB: 0 K: 0 BB: 0 S: 8 P: 12	R: 1 H: 2 E: 0 LOB: 1 K: 0 BB: 0 S: 12 P: 17	R: 0 H: 0 E: 0 LOB: 1 K: 0 BB: 1 S: 6 P: 15	R: 0 H: 1 E: 0 LOB: 0 K: 0 BB: 0 S: 8 P: 15		1B: 5 SF: 0 2B: 0 SAC: 0 3B: 2 DP: 2 HR: 0 HBP: 0					WP: 0 PA: 33 PB: 0 SB: 1 CS: 1	

	AB	28
	R	3
	H	7
	RBI	2
	BB	5
	SO	2
	LOB	13

PITCHER		IP	WLS	BF	H	R	ER	SO	BB	IBB	HBP	BLK	WP	HR	S	P	ERA	WHIP
36 Edinson Volquez, R ERA: 4.44	(1, 1)	5.2	L	25	6	3	2	2	4	0	0	0	0	0	57	105	3.18	1.765
66 Jarlín García, L ERA: 2.25	(6, 1)	0.1		1	0	0	0	0	0	0	0	0	0	0	2	2	0.00	0.000
35 David Phelps, R ERA: 6.75	(7, 1)	1.0		4	0	0	0	0	1	0	0	0	0	0	6	15	0.00	1.000
29 Brad Ziegler, R ERA: 0.82	(8, 1)	1.0		3	1	0	0	0	0	0	0	0	0	0	8	15	0.00	1.000

PITCHER	IP	WLS	BF	H	R	ER	SO	BB	IBB	HBP	BLK	WP	HR	S	P	ERA	WHIP

Pittsburgh Pirates @ Miami Marlins

Marlins Park, Miami, FL

Fri Apr 28 2017, 7:11 PM - 10:41 PM EDT

Att. 19,690 - Roof Closed - 77 F

TOP

livebaseballscorecards.com

Batter	1	2	3	4	5	6	7	8	9	AB	R	H	RBI	BB	SO	LOB
5 Josh Harrison, R (1, 5) OBP: 0.407, SLG: 0.457	B FF 88 B FF 89 B FF 89 C FF 89 X FF 90 3-1 ① F8	S CH 81 B FF 92 F FF 90 X CH 83 1-2 10 BB 22 1B 1B 1-2 2-3 3-H	B FF 96 C FF 96 F FF 96 B SL 87 F SL 85 F SL 84 X FF 97 2-2 25 FC4-6 22 1B 1B	F SL 87 F FF 96 F SL 85 B FF 96 F FF 96 B SL 85 F CH 89 F SL 87 F SL 88 3-2 B FF 97 X SL 86 1-2 2-3 10 G5-4-3 1B		B SL 84 B FF 95 X FF 95 2-0 ③ F9		B FF 96 S FF 95 B FF 95 B FF 96 S FF 96 X FF 97 3-2 ② SF8 3-H		5 1 3 2 0 0 1						
10 Jordy Mercer, R (1, 6) OBP: 0.310, SLG: 0.311	C FF 92 C FF 92 F FF 92 F SL 87 B FF 93 F CH 85 X FF 92 1-2 HR	B FF 91 C FF 90 B FF 90 B FF 90 B FF 92 4-1 25 HBP 22 1B 29 3B BB 1-2 2-3 3-H	B FF 96 F FF 96 1 SAFE X SL 84 1-1 ① F9	F FF 96 F FF 97 B FF 96 B FF 97 F FF 97 B SL 88 X FF 97 3-2 ② ③ G5-4-3 1-2f			F FF 92 C FF 92 F FF 93 B CU 76 X FF 92 1-2 ① L8	B FF 93 S SL 88 D SL 89 F FF 94 F SL 86 S SL 87 2-3 ③ K		3 2 1 2 1 0 4						
53 Johnny Barbato, R (6, 1)										1 0 0 0 0 0 0						
17 Phil Gosselin, R (8, PH) OBP: 0.150, SLG: 0.200										1 0 0 0 0 1 2						
(8, 4)																
22 Andrew McCutchen, R (1, 8) OBP: 0.333, SLG: 0.438	C FF 91 B CH 83 F FF 91 F SL 85 X CH 83 1-2 ② F9	S FF 90 D CH 82 X CH 86 1-1 25 HBP 29 3B 1B 1-2 2-H 3-H	B SL 85 X FF 96 1-0 25 FC4-6 1B 1-2		B FF 95 C SI 95 X CH 90 1-1 ① G5-3		B FF 92 B FF 93 B FF 93 C FF 92 F FF 93 B FF 92 4-2 25 G4-3 BB		S SI 93 F CH 87 B FF 92 B SL 85 S SL 85 2-3 ① K	4 1 2 2 0 0 0						
28 John Jaso, L (7, PH) OBP: 0.220, SLG: 0.139										1 0 0 0 1 1 0						
(7, 9)																
25 Gregory Polanco, L (1, 7) OBP: 0.304, SLG: 0.282	B FF 90 X FF 91 1-0 ③ F7	H FF 90 1-0 29 3B HBP 1-2 2-3	C FF 97 S CH 88 F SL 86 X CH 88 0-2 ② FC4-6 1-2f 2-3		X FF 94 0-0 29 G4-3 1B		B CU 76 F FF 93 S FO 86 X FO 88 1-2 ② G4-3 1-2		X SL 86 0-0 ② G1-3	5 1 1 0 0 0 3						
(7, 8)																
29 Francisco Cervelli, R (1, 2) OBP: 0.291, SLG: 0.408		B FF 88 3-1 61 BB 64 BB 5 1B 1B C CH 81 1-1 64 1B 3B 1-H 2-H 3-H	C SL 88 S FF 98 B SL 85 C SL 88 1-3 ③ K		X FF 95 0-0 ② ③ G4-3 1-2f		B CU 76 C FF 93 C CU 78 F FO 89 B FF 93 F CU 81 F FF 93 S FO 88 2-3 ③ K		C SL 86 B FF 95 B SL 87 F FF 94 B SL 87 B FF 94 4-2 BB	5 2 2 3 1 2 4						
64 José Osuna, R (1, 9) OBP: 0.407, SLG: 0.542		B SL 84 4-2 5 1B 61 BB 10 BB BB B SL 84 C FF 97 X FF 97 1-1 61 1B 55 BB 3-H 1B		C SI 95 X FF 95 0-1 55 61 1B 1B		C FF 95 F CH 88 B SL 85 B SL 84 X FF 96 2-2 55 G4-6-3 1B		F FF 95 X SL 81 0-1 61 BB 55 BB 37 FC1-2 1B	S SI 94 F SI 94 X SL 88 0-2 ③ F9	5 2 4 1 1 0 1						
(7, 7)																
55 Josh Bell, S (1, 3) OBP: 0.347, SLG: 0.419		B FF 90 2-3 ① K B FF 97 C FF 96 O CH 88 C FF 97 B FF 96 F FF 96 4-2 61 1B BB 1-2		B FF 95 B CH 89 X FF 96 2-0 50 FC2-5 61 1B 1B 1-2		F SI 92 B CH 87 B CH 87 F FF 93 X CH 88 2-2 ① ② G4-6-3 1-2f		S FF 95 B FF 96 F CH 89 D SL 82 B CH 90 D SL 83 4-2 37 FC1-2 61 BB 5 SF8 BB		3 1 1 0 2 1 3						
61 Gift Ngoepe, R (1, 4) OBP: 0.875, SLG: 1.200		C FF 96 4-2 10 BB 5 1B 22 1B 1-2 2-3 BB B SL 84 X FF 96 1-0 1-2 2-3 1B		F SL 86 B SL 84 C FF 96 X CH 90 1-2 5 1B 50 FC2-5 1-2 2-H 1B		C CH 88 B FF 96 B SL 85 S SL 85 B SL 87 X FF 97 3-2 37 3B 3B		B FF 96 T FF 96 B SL 81 S SL 81 B SL 82 B FF 96 4-2 37 FC1-2 1-2 2-3 BB		3 2 3 1 2 0 0						
(6, 6)																
50 Jameson Taillon, R (1, 1) OBP: 0.111, SLG: 0.111		C FF 91 0-2 ② K X FF 96 0-0 ③ G1-3		X FF 95 0-0 ① FC2-5 5 1B 1-2 2-3f		X FF 97 0-0 3-H 3B		X SL 82 0-0 ① FC1-2 1-2 2-3 3-Hf		3 0 0 0 0 1 8						
37 Alen Hanson, S (6, PH) OBP: 0.176, SLG: 0.294										2 0 1 1 0 0 3						
(6, 4)																
(8, 5)																

	AB	41
	R	12
	H	18
	RBI	12
	BB	8
	SO	6
	LOB	29

Inning Stats	1	2	3	4	5	6	7	8	9
	R: 1 H: 1 E: 0 LOB: 0 K: 0 BB: 0 S: 13 P: 19	R: 8 H: 6 E: 0 LOB: 3 K: 2 BB: 4 S: 28 P: 55	R: 0 H: 2 E: 0 LOB: 2 K: 1 BB: 0 S: 15 P: 20	R: 1 H: 4 E: 0 LOB: 2 K: 0 BB: 0 S: 19 P: 28	R: 0 H: 1 E: 0 LOB: 0 K: 0 BB: 0 S: 4 P: 5	R: 1 H: 3 E: 0 LOB: 1 K: 0 BB: 0 S: 11 P: 20	R: 0 H: 0 E: 0 LOB: 1 K: 1 BB: 1 S: 15 P: 23	R: 1 H: 1 E: 0 LOB: 2 K: 1 BB: 2 S: 14 P: 27	R: 0 H: 0 E: 0 LOB: 1 K: 1 BB: 1 S: 9 P: 15

1B: 14	SF: 1	WP: 0	PA: 51
2B: 0	SAC: 0	PB: 0	
3B: 3	DP: 3	SB: 0	
HR: 1	HBP: 1	CS: 0	

PITCHER		IP	WLS	BF	H	R	ER	SO	BB	IBB	HBP	BLK	WP	HR	S	P	ERA	WHIP
61 Adam Conley, L ERA: 6.86	(1, 1)	1.2	L	14	5	9	9	2	3	0	1	0	0	1	33	60	48.60	4.800
62 José Ureña, R ERA: 2.92	(2, 1)	4.1		23	12	2	2	1	1	0	0	0	0	0	57	87	4.15	3.000
25 Junichi Tazawa, R ERA: 5.87	(7, 1)	1.0		4	0	0	0	1	1	0	0	0	0	0	15	23	0.00	1.000
46 Kyle Barraclough, R ERA: 1.69	(8, 1)	0.2		5	1	1	1	0	2	0	0	0	0	0	10	21	13.50	4.500
22 Dustin McGowan, R ERA: 4.5	(8, 1)	1.1		5	0	0	0	2	1	0	0	0	0	0	13	21	0.00	0.750

PITCHER		IP	WLS	BF	H	R	ER	SO	BB	IBB	HBP	BLK	WP	HR	S	P	ERA	WHIP

Pittsburgh Pirates @ Miami Marlins

Marlins Park, Miami, FL

Fri Apr 28 2017, 7:11 PM - 10:41 PM EDT

Att. 19,690 - Roof Closed - 77 F

livebaseballscorecards.com

BOTTOM

Batter	1	2	3	4	5	6	7	8	9	AB	R	H	RBI	BB	SO	LOB
11 J.T. Realmuto, R (1, 2) OBP: 0.397, SLG: 0.493	B FF 93 C SI 94 B SI 94 B SI 94 F FF 95 X FF 96 3-2 ① F9		B CU 82 S CU 82 B SI 96 S SI 97 F SI 97 F CH 87 F CH 89 B SI 98 S SI 97 3-3 ② K		B SI 95 B SI 95 C SI 96 B CU 81 X SI 95 3-1 21 1B 1B		B FF 96 S SL 89 F FF 95 B SL 85 F FF 95 X FF 95 2-2 ② L9		F FF 86 F CU 72 F SI 86 B FC 83 C FC 84 1-3 ① K	4	0	1	0	0	1	1
22 Dustin McGowan, R (8, 1)										0	0	0	0	0	0	0
9 Dee Strange-Gordon, L (9, PH) OBP: 0.301, SLG: 0.356										1	0	0	0	0	1	0
14 Martín Prado, R (1, 5) OBP: 0.333, SLG: 0.484	C FF 94 C CU 80 F FF 96 B FF 96 S SI 96 1-3 ② K		C CU 82 B FF 96 B SI 96 X SI 96 2-1 21 1B 3-H 1B		C SI 95 B CU 81 X FF 95 1-1 ② F9		F FF 95 B CU 78 S SL 88 X SL 88 1-2 ③ G6-3		C SI 87 B SI 86 X CH 78 1-1 ② L9	3	0	1	1	0	1	1
19 Miguel Rojas, R (6, 5) OBP: 0.327, SLG: 0.302										2	0	0	0	0	0	0
21 Christian Yelich, L (1, 8) OBP: 0.340, SLG: 0.449	C FF 95 C CH 88 B FF 95 X SI 95 1-2 ③ L6		B SI 97 C CU 82 B SI 97 B FF 96 X SI 97 3-1 27 BB 1-3 1B		B SI 95 C CH 89 C CH 89 F FF 97 F CU 82 F FF 96 B CU 82 F FF 97 X CU 82 2-2 1-3 1B			B FF 87 C FF 88 F CU 72 X CH 78 1-2 27 1B 2B	B SI 86 X SI 88 1-0 1B	5	1	4	0	0	0	0
27 Giancarlo Stanton, R (1, 9) OBP: 0.359, SLG: 0.568		C FF 94 B CH 85 B SI 94 T SI 94 B CU 81 X SI 95 3-2 ① G1-3	B SI 97 C CU 83 C CU 83 B CU 83 D CU 83 F SI 96 B SI 97 4-2 1-2 BB		B SI 96 S SI 96 S SI 96 X FF 96 1-2 ③ L9			X FC 85 0-0 3 1B 32 1B 2-H 1B	F CH 79 C CH 78 B FC 86 F FC 85 S SI 86 1-3 ③ K	4	0	1	1	1	1	3
41 Justin Bour, L (1, 3) OBP: 0.265, SLG: 0.329		B CU 80 B CU 81 X SI 94 2-0 ② G4-3	X CH 88 0-0 ③ L3			X FF 95 0-0 ① L4		C CU 72 B SI 87 F CU 72 S SI 86 1-3 ① K		4	0	0	0	0	1	4
13 Marcell Ozuna, R (1, 7) OBP: 0.333, SLG: 0.519	B FF 95 B SI 94 B SI 96 C FF 96 B SI 95 4-1 BB			X SI 93 0-0 ① L6		B FF 94 B FF 96 B FF 95 C SI 94 S FF 95 B FF 95 4-2 BB		B SI 88 X FF 88 1-0 ② F8		1	0	0	0	2	0	0
25 Junichi Tazawa, R (7, 1)										0	0	0	0	0	0	0
46 Kyle Barraclough, R (8, 1)										0	0	0	0	0	0	0
17 A.J. Ellis, R (8, 2) OBP: 0.200, SLG: 0.111										1	0	0	0	0	0	1
32 Derek Dietrich, L (1, 4) OBP: 0.346, SLG: 0.295	X FF 96 0-0 ③ G4-3			C FF 95 C CU 80 B FF 96 S CU 81 1-3 ② K		X FF 94 0-0 ② F8		X CU 73 0-0 3 1B 1-2 1B		4	0	1	0	0	1	2
3 Adeiny Hechavarría, R (1, 6) OBP: 0.286, SLG: 0.341			X FF 95 0-0 14 1B 3B	C SI 94 X SI 95 0-1 ③ G5-3		C FF 96 X CU 78 0-1 ③ L9		X CH 76 0-0 1-2 2-3 1B		4	1	2	0	0	0	1
61 Adam Conley, L (1, 1) OBP: 0.167, SLG: 0.167			C SI 95 S SI 95 D CU 82 F FF 97 S SI 97 1-3 ① K		B FF 93 B SI 94 F FF 94 C SI 94 X SI 95 2-2 ① G4-3		B FF 96 F FF 95 X SL 85 1-1 ① G4-3	C FF 87 B FF 88 D CU 73 S SI 86 D CH 77 C FF 88 3-3 ③ K		0	0	0	0	0	0	0
62 José Ureña, R (2, 1)										2	0	0	0	0	1	1
51 Ichiro Suzuki, L (7, 7) OBP: 0.154, SLG: 0.308										2	0	0	0	0	1	3
Inning Stats	R: 0 E: 0 K: 1 S: 10 H: 0 LOB: 0 BB: 0 P: 15	R: 0 E: 0 K: 0 S: 6 H: 0 LOB: 1 BB: 1 P: 15	R: 1 E: 0 K: 2 S: 19 H: 3 LOB: 3 BB: 1 P: 32	R: 0 E: 0 K: 1 S: 6 H: 0 LOB: 0 BB: 0 P: 7	R: 0 E: 0 K: 0 S: 17 H: 2 LOB: 2 BB: 0 P: 26	R: 0 E: 0 K: 0 S: 6 H: 0 LOB: 1 BB: 1 P: 10	R: 0 E: 0 K: 0 S: 9 H: 0 LOB: 0 BB: 0 P: 13	R: 1 E: 0 K: 2 S: 13 H: 4 LOB: 3 BB: 0 P: 19	R: 0 E: 0 K: 2 S: 11 H: 1 LOB: 1 BB: 0 P: 15	1B: 8 2B: 1 3B: 1 HR: 0 SF: 0 SAC: 0 DP: 0 HBP: 0						

	AB	37
	R	2
	H	10
	RBI	2
	BB	3
	SO	8
	LOB	17

PITCHER		IP	WLS	BF	H	R	ER	SO	BB	IBB	HBP	BLK	WP	HR	S	P	ERA	WHIP
50 Jameson Taillon, R ERA: 2.08	(1, 1)	5.0	W	22	5	1	1	4	2	0	0	0	0	0	58	95	1.80	1.400
53 Johnny Barbato, R ERA:	(6, 1)	2.0		7	0	0	0	0	1	0	0	0	0	0	15	23	0.00	0.500
38 Wade LeBlanc, L ERA: 3.38	(8, 1)	2.0		11	5	1	1	4	0	0	0	0	0	0	24	34	4.50	2.500

PITCHER	IP	WLS	BF	H	R	ER	SO	BB	IBB	HBP	BLK	WP	HR	S	P	ERA	WHIP

Pittsburgh Pirates @ Miami Marlins

Marlins Park, Miami, FL

Sat Apr 29 2017, 7:10 PM - 9:41 PM EDT

Att. 33,152 - Roof Closed - 73 F

livebaseballscorecards.com

Batter	1	2	3	4	5	6	7	8	9	AB	R	H	RBI	BB	SO	LOB
5 Josh Harrison, R (1, 5) OBP: 0.384, SLG: 0.427	B FF 90 X FF 90 1-0 F7		B CU 73 F SL 85 X FF 92 1-1 P3			C FF 90 B SL 83 S CH 82 F SL 84 F FF 91 C SL 83 1-3 K	C FF 95 B FF 95 X SI 95 1-1 G5-3		F FF 94 C SL 81 B SL 82 B FF 93 X FF 94 2-2 F9	5	0	0	0	0	1	2
55 Josh Bell, S (1, 3) OBP: 0.342, SLG: 0.409 69 Danny Ortiz, L (7, 9)	C FF 90 F FF 92 C CH 85 0-3 K		C CU 74 C CH 85 F FF 92 B FF 92 S CH 85 1-3 K			C CU 75 X FF 90 0-1 25 BB 22 BB 29 BB 1B	B FC 91 C SI 94 C FC 91 X SI 93 1-2 G6-3			4 0	1 0	1 0	0 0	0 0	2 0	1 0
22 Andrew McCutchen, R (1, 8) OBP: 0.330, SLG: 0.422	B FF 91 S FF 91 X SL 85 1-1 F8			C SL 83 F CU 74 B CH 83 F FF 92 B SL 85 X FF 91 2-2 F8		1 SAFE B FF 90 D CH 82 S SL 82 B FF 89 C SL 81 D CH 83 4-2 29 BB 25 BB 28 BB 1-2 BB		X FF 92 0-0 P3		3	1	0	0	1	0	0
25 Gregory Polanco, L (1, 7) OBP: 0.325, SLG: 0.324		C FF 90 F CU 74 B SL 85 B CH 83 X FF 92 2-2 10 1B 2B		B CH 84 F FF 90 B CH 84 F CH 83 X SL 85 2-2 29 G4-3 2B		S FF 91 F FF 91 2 SAFE D SL 82 D CH 83 B CH 83 B CH 83 4-2 28 BB 29 BB 1-2 2-3 BB		B FF 92 F FF 92 X FO 87 1-1 G4-3		3	1	2	0	1	0	0
29 Francisco Cervelli, R (1, 2) OBP: 0.289, SLG: 0.392		L SL 85 C FF 91 X CH 84 0-2 F9		C FF 91 B FF 92 F SL 85 2 SAFE F SL 83 X SL 85 1-2 G4-3 2-3		C SL 82 F SL 84 B FF 92 D CH 84 B FF 90 B SL 83 4-2 28 BB 1-2 2-3 3-H BB		B FF 93 X FF 93 1-0 G6-3		3	0	0	1	1	0	2
28 John Jaso, L (1, 9) OBP: 0.244, SLG: 0.231 (7, 3)		C FF 92 B CH 83 B FF 92 B FF 91 X FF 91 3-1 F7		T CH 84 C FF 92 B SL 86 X SL 84 1-2 F7		T CH 76 B CH 77 S SI 83 B CH 75 D CH 75 B SI 84 4-2 10 G4-6-3 1-2 2-3 3-H BB			X FF 91 0-0 HR	3	1	1	2	1	0	2
10 Jordy Mercer, R (1, 6) OBP: 0.318, SLG: 0.321		C FF 91 F FF 92 X SL 85 0-2 2-H 1B	B CU 72 B FF 91 X FF 90 2-0 P3			X SI 84 0-0 G4-6-3 1-2f			B FF 96 B SL 82 X FF 93 2-0 46 FC2-6 1B	4	0	2	1	0	0	3
61 Gift Ngoepe, R (1, 4) OBP: 0.667, SLG: 0.750		C FF 91 C SL 84 X SL 84 0-2 G1-3	F FF 90 X SL 83 0-1 F9				L FF 94 S FF 95 B FF 95 F FC 91 F FF 97 B KC 81 B FF 95 B FF 95 4-2 46 SH3-4 BB		C SL 80 C SL 80 B SL 80 B FF 94 F SL 79 B CH 83 C SL 79 3-3 K	3	0	0	0	1	1	2
46 Iván Nova, R (1, 1)			B FF 88 C FF 89 F FF 89 S FF 91 1-3 K			C FF 90 F FF 90 F FF 91 S SL 85 0-3 K	B FF 94 T FF 94 X FF 94 1-1 SH3-4 1-2		B FF 92 X FF 90 1-0 FC2-6 1-2f	3	0	0	0	0	2	1

Inning Stats																												
	R: 0	H: 0	R: 1	H: 2	R: 0	H: 0	R: 0	H: 1	R: 0	H: 0	R: 2	H: 1	R: 0	H: 0	R: 0	H: 0	R: 1	H: 2	1B: 3	SF: 0	WP: 0	PA: 37
	E: 0	LOB: 0	E: 0	LOB: 1	E: 0	LOB: 0	E: 0	LOB: 1	E: 0	LOB: 0	E: 0	LOB: 2	E: 0	LOB: 1	E: 0	LOB: 0	E: 0	LOB: 1	2B: 2	SAC: 1	PB: 0	
	K: 1	BB: 0	K: 0	BB: 0	K: 2	BB: 0	K: 0	BB: 0	K: 1	BB: 0	K: 1	BB: 4	K: 0	BB: 1	S: 4	BB: 0	K: 1	BB: 0	3B: 0	DP: 1	SB: 0	
	S: 6	P: 8	S: 14	P: 19	S: 9	P: 12	S: 14	P: 20	S: 7	P: 9	S: 16	P: 33	S: 11	P: 18		P: 6	S: 10	P: 18	HR: 1	HBP: 0	CS: 0	

PITCHER		IP	WLS	BF	H	R	ER	SO	BB	IBB	HBP	BLK	WP	HR	S	P	ERA	WHIP
58 Dan Straily, R ERA: 4.15	(1, 1)	5.1	L	23	4	3	3	5	3	0	0	0	0	0	63	94	5.06	1.312
29 Brad Ziegler, R ERA: 0.77	(6, 1)	0.2		2	0	0	0	0	1	0	0	0	0	0	3	7	0.00	1.500
35 David Phelps, R ERA: 6.23	(7, 1)	1.0		4	0	0	0	0	1	0	0	0	0	0	11	18	0.00	1.000
25 Junichi Tazawa, R ERA: 5.19	(8, 1)	1.0		3	0	0	0	0	0	0	0	0	0	0	4	6	0.00	0.000
44 AJ Ramos, R ERA: 4.0	(9, 1)	1.0		5	2	1	1	1	0	0	0	0	0	1	10	18	9.00	2.000

PITCHER	IP	WLS	BF	H	R	ER	SO	BB	IBB	HBP	BLK	WP	HR	S	P	ERA	WHIP

TOP	
AB	31
R	4
H	6
RBI	4
BB	5
SO	6
LOB	13

Pittsburgh Pirates @ Miami Marlins

Marlins Park, Miami, FL

Sat Apr 29 2017, 7:10 PM - 9:41 PM EDT

Att. 33,152 - Roof Closed - 73 F

livebaseballscorecards.com

BOTTOM

Batter	1	2	3	4	5	6	7	8	9	AB	R	H	RBI	BB	SO	LOB
9 Dee Strange-Gordon, L (1, 4) OBP: 0.289, SLG: 0.340	G6-3		K2-3			B5			G1-3	4	0	0	0	0	1	0
14 Martín Prado, R (1, 5) OBP: 0.324, SLG: 0.486	21 G4-3 2B			G3-1		G1-3			G1-3	4	0	1	0	0	0	0
21 Christian Yelich, L (1, 8) OBP: 0.330, SLG: 0.435	G4-3 2-3			G6-3			G3			3	0	0	0	0	0	1
27 Giancarlo Stanton, R (1, 9) OBP: 0.347, SLG: 0.548	K			P4			K			3	0	0	0	0	2	1
41 Justin Bour, L (1, 3) OBP: 0.267, SLG: 0.329		K			11 FC6-4 1B		G6-3			3	0	1	0	0	1	0
13 Marcell Ozuna, R (1, 7) OBP: 0.333, SLG: 0.512		K			K			11 G5-4-3 1B		3	0	1	0	0	2	1
11 J.T. Realmuto, R (1, 2) OBP: 0.383, SLG: 0.474		F7		FC6-4 1-2f				G5-4-3 1-2f		3	0	0	0	0	0	2
3 Adeiny Hechavarría, R (1, 6) OBP: 0.267, SLG: 0.318			G6-3		G1-3			F9		3	0	0	0	0	0	1
58 Dan Straily, R (1, 1)			K			F7			L8	1	0	0	0	0	1	0
29 Brad Ziegler, R (6, 1)										0	0	0	0	0	0	0
51 Ichiro Suzuki, L (6, PH) OBP: 0.148, SLG: 0.296										1	0	0	0	0	0	0
35 David Phelps, R (7, 1)										0	0	0	0	0	0	0
25 Junichi Tazawa, R (8, 1)										0	0	0	0	0	0	0
44 AJ Ramos, R (9, 1)										0	0	0	0	0	0	0
32 Derek Dietrich, L (9, PH) OBP: 0.340, SLG: 0.289										1	0	0	0	0	0	0
Inning Stats	R: 0 E: 0 K: 1 S: 8 H: 1 LOB: 1 BB: 0 P: 14	R: 0 E: 0 K: 2 S: 9 H: 0 LOB: 0 BB: 0 P: 11	R: 0 E: 0 K: 2 S: 7 H: 0 LOB: 0 BB: 0 P: 8	R: 0 E: 0 K: 0 S: 8 H: 0 LOB: 0 BB: 0 P: 12	R: 0 E: 0 K: 1 S: 9 H: 1 LOB: 1 BB: 0 P: 16	R: 0 E: 0 K: 0 S: 6 H: 0 LOB: 0 BB: 0 P: 9	R: 0 E: 0 K: 1 S: 6 H: 0 LOB: 0 BB: 0 P: 11	R: 0 E: 0 K: 0 S: 5 H: 1 LOB: 0 BB: 0 P: 6	R: 0 E: 0 K: 0 S: 7 H: 0 LOB: 0 BB: 0 P: 8	1B: 2 2B: 1 3B: 0 HR: 0 SF: 0 SAC: 0 DP: 1 HBP: 0						

	AB	29
	R	0
	H	3
	RBI	0
	BB	0
	SO	7
	LOB	6

WP: 0 PA: 29
PB: 0
SB: 0
CS: 0

PITCHER	IP	WLS	BF	H	R	ER	SO	BB	IBB	HBP	BLK	WP	HR	S	P	ERA	WHIP
46 Iván Nova, R (1, 1) ERA: 1.5	9.0	W	29	3	0	0	7	0	0	0	0	0	0	65	95	0.00	0.333

PITCHER	IP	WLS	BF	H	R	ER	SO	BB	IBB	HBP	BLK	WP	HR	S	P	ERA	WHIP

Batter	1	2	3	4	5	6	7	8	9	AB	R	H	RBI	BB	SO	LOB
5 Josh Harrison, R (1, 5) OBP: 0.378, SLG: 0.430 64 John Bormann, R (9, PH)	C FF 92 B SL 86 X FF 92 1-1 55 HR 2B	C FF 93 B FF 93 B FF 92 F SL 85 S SL 86 2-3 ② K			B SI 92 S SL 84 F SI 92 X FF 94 1-2 ① F9		B SL 82 B FF 95 C FF 96 B SL 82 X FF 96 3-1 ① F8		F FF 94 B CH 86 B CH 87 F FF 96 S CH 87 2-3 ② K	4 1	1 0	1 0	0 0	0 0	1 0	1 1
55 Josh Bell, S (1, 3) OBP: 0.358, SLG: 0.457	C FF 92 D KC 80 B SL 86 B FF 94 X SL 85 3-1 2-H HR	B CH 84 C FF 92 F KC 79 B CH 86 B FF 93 B KC 80 4-2 22 FC5-4 1-2 BB			C SI 95 S CH 87 X SL 84 0-2 28 BB 22 S 1B		C SL 82 F FF 96 X SL 83 0-2 ② G3		F FF 95 S SL 83 D SL 84 B CH 87 F CH 88 X FF 95 2-2 ③ G5-3	4	1	2	2	1	0	1
22 Andrew McCutchen, R (1, 8) OBP: 0.327, SLG: 0.407	B SL 85 C FF 93 B SL 85 F FF 92 B SL 86 X FF 92 3-2 ① F8	B FF 94 C FF 93 B FF 93 X SL 86 2-1 ③ FC5-4 1-2f			B SI 94 B FF 93 C FF 92 S SI 94 F FF 95 D SL 87 F FF 92 S SL 84 3-3 ② K 1-2		B SL 82 B FF 95 B FF 96 C FF 96 B FF 96 4-1 25 S BB			3	0	0	0	1	1	3
25 Gregory Polanco, L (1, 7) OBP: 0.333, SLG: 0.338 53 Johnny Barbato, R (7, 1)	F FF 93 B CH 87 B SL 87 F FF 92 F KC 79 B KC 80 F FF 93 X FF 93 3-2 28 1B 2B		X KC 76 0-0 ① F8		0-0 28 BB IBB		F FF 95 B SL 82 S SL 82 F SL 83 B FF 95 D SL 83 X SL 82 3-2 ③ F8 1-2			3 0	1 0	1 0	0 0	1 0	0 0	1 0
28 John Jaso, L (1, 9) OBP: 0.265, SLG: 0.238	D KC 77 C FF 92 B KC 77 F CH 85 X FF 93 2-2 2-H 1B		B FF 91 C CH 84 B KC 79 C FF 92 B SL 85 C FF 92 3-3 ② K		B FF 94 B FF 94 D CH 87 F FF 95 D SI 95 4-1 1-2 2-3 BB			C SI 81 B CH 74 B CH 76 C SI 83 S CU 72 2-3 ① K		3	0	1	1	1	2	0
10 Jordy Mercer, R (1, 6) OBP: 0.304, SLG: 0.305	C SL 85 F FF 92 F FF 94 D KC 78 S SL 87 1-3 ② K		B FF 93 B SL 85 X FF 91 2-0 ③ G4-3		B SI 94 C FF 92 F FF 94 B SI 94 F SL 86 X FF 96 2-2 ③ P5			B SI 84 C SI 83 X SI 83 1-1 ② G5-3		4	0	0	0	0	1	4
37 Alen Hanson, S (1, 4) OBP: 0.190, SLG: 0.286	B FF 93 S FF 93 X SI 93 1-1 ③ F7			M CH 83 C KC 77 X KC 80 0-2 19 G4-6-3 1B		B KC 81 C KC 82 B SI 94 B FC 91 C FF 94 X FF 95 3-2 ① F7		B SI 83 C SI 83 F CH 75 F CU 73 B CH 76 X CH 76 2-2 ③ G4-3		4	0	1	0	0	0	1
19 Chris Stewart, R (1, 2) OBP: 0.375, SLG: 0.533		B FF 89 C FF 90 B FF 90 F FF 91 B SL 84 X SL 85 3-2 39 FC3-6 1B		C FF 90 1 SAFE C FF 92 X SI 92 0-2 ①② G4-6-3 1-2f		B FF 94 B FF 94 C FF 94 F FF 95 B SI 95 F FF 95 F FC 92 F FF 95 B FF 96 4-2 17 G6-4-3 BB			C FF 94 S CH 87 C FF 95 0-3 ① K	3	0	1	0	1	1	1
39 Chad Kuhl, R (1, 1) 57 Trevor Williams, R (5, 1) 12 Juan Nicasio, R (5, 1) 17 Phil Gosselin, R (6, PH) OBP: 0.143, SLG: 0.190 73 Felipe Vázquez, L (6, 1) 41 Daniel Hudson, R (7, 1) 64 José Osuna, R (7, 7) OBP: 0.429, SLG: 0.600		X FF 90 0-0 ① FC3-6 55 BB 1-2f		X FF 92 0-0 ③ F7		B FF 95 C KC 83 B KC 82 X FC 92 2-1 ②③ G6-4-3 1-2f			S SL 83 B FF 95 X FF 95 1-1 2B	2 0 0 1 0 0 1 0	0 0 0 0 0 0 0 1	0 0 0 0 0 0 1 0	0 0 0 0 0 0 0 1	0 0 0 0 0 0 0 0	0 0 0 1 0 0 0 0	1 0 0 1 0 0 0 0
Inning Stats	R: 3 H: 4 E: 0 LOB: 1 K: 1 BB: 0 S: 21 P: 35	R: 0 H: 1 E: 0 LOB: 2 K: 1 BB: 1 S: 11 P: 22	R: 0 H: 0 E: 0 LOB: 0 K: 1 BB: 0 S: 5 P: 10	R: 0 H: 1 E: 0 LOB: 0 K: 0 BB: 0 S: 7 P: 7	R: 0 H: 1 E: 0 LOB: 3 K: 1 BB: 2 S: 16 P: 26	R: 0 H: 0 E: 0 LOB: 0 K: 0 BB: 1 S: 10 P: 19	R: 0 H: 0 E: 0 LOB: 1 K: 0 BB: 1 S: 10 P: 20	R: 0 H: 0 E: 0 LOB: 0 K: 1 BB: 0 S: 9 P: 14	R: 0 H: 1 E: 0 LOB: 1 K: 2 BB: 0 S: 12 P: 17	1B: 4 SF: 0 2B: 3 SAC: 0 3B: 0 DP: 2 HR: 1 HBP: 0						

TOP

Pittsburgh Pirates @ Miami Marlins

Marlins Park, Miami, FL

Sun Apr 30 2017, 1:18 PM - 4:54 PM EDT

Att. 26,245 - Roof Closed - 75 F

livebaseballscorecards.com

AB	33
R	3
H	8
RBI	3
BB	5
SO	7
LOB	15

PITCHER		IP	WLS	BF	H	R	ER	SO	BB	IBB	HBP	BLK	WP	HR	S	P	ERA	WHIP
34 Tom Koehler, R ERA: 5.4	(1, 1)	4.0		18	6	3	3	3	1	0	0	0	0	1	44	74	6.75	1.750
22 Dustin McGowan, R ERA: 4.15	(5, 1)	1.0	W	6	1	0	0	1	1	1	0	0	0	0	16	26	0.00	2.000
35 David Phelps, R ERA: 5.79	(6, 1)	1.0	H	3	0	0	0	0	1	0	0	0	0	0	10	19	0.00	1.000
46 Kyle Barraclough, R ERA: 1.54	(7, 1)	1.0	H	4	0	0	0	0	1	0	0	0	0	0	10	20	0.00	1.000
29 Brad Ziegler, R ERA: 0.71	(8, 1)	1.0		3	0	0	0	1	0	0	0	0	0	0	9	14	0.00	0.000

PITCHER		IP	WLS	BF	H	R	ER	SO	BB	IBB	HBP	BLK	WP	HR	S	P	ERA	WHIP
66 Jarlín García, L ERA: 1.8	(9, 1)	1.0		4	1	0	0	2	0	0	0	0	0	0	12	17	0.00	1.000

BOTTOM

Pittsburgh Pirates @ Miami Marlins

Marlins Park, Miami, FL

Sun Apr 30 2017, 1:18 PM - 4:54 PM EDT

Att. 26,245 - Roof Closed - 75 F

Batter	1	2	3	4	5	6	7	8	9	AB	R	H	RBI	BB	SO	LOB
9 Dee Strange-Gordon, L (1, 4) OBP: 0.314, SLG: 0.357	C FF 91 C FF 93 F FF 93 X FF 94 0-2 14 G6-3 1B	C SL 89 C CH 89 S SL 89 0-3 ① K2-3	C FF 92 B SL 86 C CH 88 B SI 94 X SI 92 2-2 13 BB 27 BB 41 1B 1B	B FF 96 C FF 98 1 SAFE B CU 83 X FF 97 2-1 21 FC4-6 1-2 1B	1 SAFE B FF 93 C FF 94 B SL 88 B FF 94 B SI 92 4-1 14 1B 21 G1-3 1-2 BB	4	2	3	0	1	1	0
14 Martín Prado, R (1, 5) OBP: 0.310, SLG: 0.450	B FF 94 C FF 95 S SL 90 B SL 91 1 SAFE F FF 96 F FF 96 X SI 95 2-2 ①② G6-3 1-2f	C FF 93 B CH 89 F SL 87 B FF 96 X SL 89 2-2 ② G4-3	1 SAFE 1 SAFE C SL 83 C FF 94 X FF 94 0-2 ① F8	B FF 97 C CH 89 B FF 98 S CH 88 S CH 89 2-3 ② K	C FF 95 F SL 90 X FF 94 0-2 21 G1-3 1-3 2-H 1B	5	0	1	1	0	1	4
21 Christian Yelich, L (1, 8) OBP: 0.324, SLG: 0.423	B SI 95 B FF 94 F FF 94 B FF 95 X FF 94 3-1 27 S 1B	F SL 88 B FF 95 F FF 94 S SL 88 1-3 ③ K	1 SAFE B FF 95 X FF 88 1-0 ② L7	C FF 95 S SL 84 X FF 98 0-2 ③ FC4-6 1-2f	B CU 78 S FF 94 X FF 94 1-1 ② G1-3 1-2 3-H	5	0	1	1	0	1	4
27 Giancarlo Stanton, R (1, 9) OBP: 0.350, SLG: 0.529	B SI 95 F SL 90 B FF 95 B SL 90 C FF 97 C FF 97 3-3 ③ K 1-2	B SI 94 B FF 95 S SL 89 B FF 96 B FF 95 4-1 13 E 13 FC5 41 1B BB	B FF 96 1 SAFE C SL 84 B FF 96 B FF 96 B FF 97 4-1 13 BB 41 1B 1-2 BB	C FF 95 X CH 85 L5	C FF 96 B CU 78 S SL 86 F SL 86 B SI 95 S FF 96 3-3 ③ K	3	2	0	0	2	2	2
13 Marcell Ozuna, R (1, 7) OBP: 0.357, SLG: 0.534		B FF 93 S SL 87 C FF 94 B FF 96 X SL 89 2-2 41 2B 2B	X CH 90 0-0 FC5 41 1B 17 FC2-5 1-3	B FF 96 B SL 85 B FF 95 B FF 95 4-0 41 1B 1-2 2-3 BB	C FF 96 X CH 85 0-1 41 HR 1B	B CU 79 F FF 95 S FF 94 X SL 87 1-2 17 G5-4-3 1B	4	2	3	0	1	0	1
41 Justin Bour, L (1, 3) OBP: 0.297, SLG: 0.407		C FF 94 B FF 94 X CH 89 1-1 19 G6-4-3 2-H 2B	B FF 96 C FF 96 S SL 90 B SI 96 B SL 91 X SL 88 3-2 17 FC2-5 1-3 3-H 1B	C FF 93 B FF 94 C FF 94 X SL 83 1-2 1-3 2-H 3-H 1B	X SI 95 0-0 1-H HR	C FF 95 X FF 94 0-1 ① F9	5	1	4	6	0	0	1
17 A.J. Ellis, R (1, 2) OBP: 0.240, SLG: 0.136		C FF 96 X FF 96 0-1 19 G6-4-3 1B	X SL 90 0-0 ① FC2-5 1-2 3-H	F FF 95 B FF 95 C SL 89 S SL 89 1-3 ③ K	S FF 96 H FF 94 1-1 19 2B 19 E HBP	B FF 94 S SL 89 F FF 94 B CU 78 B FF 95 F FF 94 X FF 94 3-2 ②③ G5-4-3 1-2f	4	1	1	0	0	1	5
19 Miguel Rojas, R (1, 6) OBP: 0.321, SLG: 0.319		C SL 90 X FF 94 0-1 ①② G6-4-3 1-2f 2-3	B FF 94 C FF 96 S SL 88 X SL 89 1-2 ② F9	X FF 98 0-0 ① G1-3	C FF 95 X FF 95 0-1 E3 3 1B 1-H 2B		4	1	1	0	0	0	4
34 Tom Koehler, R (1, 1) 32 Derek Dietrich, L (4, PH) 22 Dustin McGowan, R (6, 1) 35 David Phelps, R (6, 1) 51 Ichiro Suzuki, L (8, PH) 46 Kyle Barraclough, R (7, 1) 3 Adeiny Hechavarria, R (7, PH) 29 Brad Ziegler, R (8, 1) 66 Jarlin Garcia, L (9, 1)	F SI 95 C FF 96 T SL 91 0-2 K	B FF 96 X SI 95 1-0 ③ P5	B CU 82 B FF 98 B FF 97 B FF 97 4-0 9 1B BB	B FF 95 T FF 95 X CH 84 1-1 9 BB 14 1B 3-H 1B											
Inning Stats	R: 0 E: 0 K: 1 S: 14 H: 2 LOB: 1 BB: 0 P: 22	R: 1 E: 0 K: 1 S: 12 H: 3 LOB: 1 BB: 0 P: 15	R: 0 E: 0 K: 2 S: 9 H: 0 LOB: 0 BB: 0 P: 12	R: 1 E: 1 K: 0 S: 10 H: 1 LOB: 2 BB: 1 P: 19	R: 2 E: 0 K: 1 S: 14 H: 2 LOB: 2 BB: 2 P: 27	R: 0 E: 0 K: 1 S: 9 H: 1 LOB: 2 BB: 1 P: 17	R: 6 E: 1 K: 1 S: 23 H: 5 LOB: 1 BB: 1 P: 36	R: 0 E: 0 K: 0 S: 9 H: 1 LOB: 0 BB: 0 P: 13		1B: 11 2B: 3 3B: 0 HR: 1 SF: 0 SAC: 0 DP: 3 HBP: 1				WP: 0 PB: 0 SB: 1 CS: 0 PA: 43	

PITCHER		IP	WLS	BF	H	R	ER	SO	BB	IBB	HBP	BLK	WP	HR	S	P	ERA	WHIP
39 Chad Kuhl, R ERA: 6.26	(1, 1)	4.0		19	7	3	2	4	1	0	0	0	0	0	48	73	4.50	2.000
57 Trevor Williams, R ERA: 5.59	(5, 1)	0.2	L	5	1	1	1	0	2	0	0	0	0	0	8	18	13.50	4.500
12 Juan Nicasio, R ERA: 2.7	(5, 1)	0.1		1	0	0	0	1	0	0	0	0	0	0	3	4	0.00	0.000
73 Felipe Vázquez, L ERA: 0.61	(6, 1)	1.0		5	1	0	0	1	1	0	0	0	0	0	9	17	0.00	2.000
41 Daniel Hudson, R ERA: 9.9	(7, 1)	0.1		6	4	5	5	0	0	0	1	0	0	1	13	18	135.00	12.000

PITCHER		IP	WLS	BF	H	R	ER	SO	BB	IBB	HBP	BLK	WP	HR	S	P	ERA	WHIP
53 Johnny Barbato, R ERA: 2.45	(7, 1)	1.2		7	2	1	1	1	1	0	0	0	0	0	19	31	5.40	1.800

livebaseballscorecards.com

AB	37
R	10
H	15
RBI	9
BB	5
SO	7
LOB	24

Tampa Bay Rays @ Miami Marlins

Marlins Park, Miami, FL

Mon May 01 2017, 7:14 PM - 10:27 PM EDT

Att. 16,096 - Roof Closed - 76 F

TOP

livebaseballscorecards.com

Batter	1	2	3	4	5	6	7	8	9	AB	R	H	RBI	BB	SO	LOB
18 Peter Bourjos, R (1, 8) OBP: 0.237, SLG: 0.235	B FF 92 F FF 92 C FF 92 B FF 91 F FF 92 B CH 82 F FF 91 F FF 91 F FF 92 3-3 S CH 84 ① K		F FF 91 C CU 73 B FF 92 F FF 92 B SL 84 X FF 90 2-2 ③ G4-3		C FF 90 C FF 91 S FF 90 0-3 ② K		B CH 76 C CH 76 B CH 76 F SI 84 B CU 75 B CH 75 4-2 20 FC5-4 1-2 2-3 BB	B FF 94 S FF 94 B FF 95 C SL 84 B FF 96 X FF 94 3-2 ③ G4-3		3	0	0	0	0	2	0
39 Kevin Kiermaier, L (7, PH) OBP: 0.307, SLG: 0.297										1	0	0	0	1	0	2
(7, 8)																
20 Steven Souza Jr., R (1, 9) OBP: 0.393, SLG: 0.515	C FF 92 B CU 77 B CU 75 B FF 92 C FF 92 F FF 93 S FF 91 3-3 ② K			C CU 72 F FF 91 F FF 91 S CU 74 0-3 ① K	C FF 90 C SL 84 B FF 91 C FF 91 1-3 ③ K		B SI 83 X SI 83 1-0 ② FC5-4 10 BB 1-2f 2-3 3-H		B CH 85 X FF 94 1-0 ① G5-3	5	0	0	1	0	3	2
10 Corey Dickerson, L (1, 7) OBP: 0.380, SLG: 0.620	F FF 92 B FF 90 X SL 84 1-1 ③ G2-3			F SI 90 C FF 91 X SL 84 0-2 13 G3 8 BB 1 2B 1B		B SI 88 F CH 80 X SI 89 1-1 ① G3-1	F CH 74 B SI 82 B CH 75 B CH 75 B CH 76 4-1 1-2 BB		S FF 95 B FF 94 S SL 82 F CH 88 F FF 94 F SL 83 S SL 81 1-3 ② K	4	1	1	0	1	1	0
8 Rickie Weeks Jr., R (1, 3) OBP: 0.333, SLG: 0.293		F FF 90 S SL 82 B FF 90 F FF 90 S SL 83 1-3 ① K		C CU 72 B FF 89 B FF 90 B SL 83 B FF 91 4-1 13 G3 1 2B 1-2 BB		B FF 91 B CU 70 S FF 91 B FF 92 D CH 82 4-1 BB	C CU 77 B FF 93 S FF 93 F FF 94 D CU 81 D FO 89 S FF 94 3-3 ③ K		C FF 95 C FF 94 F FF 95 B SL 83 F SL 81 B FF 94 S CH 86 2-3 ③ K	2	1	0	0	2	2	3
17 Jumbo Díaz, R (7, 1)										0	0	0	0	0	0	0
47 Chase Whitley, R (8, 1)										0	0	0	0	0	0	0
2 Shane Peterson, L (9, PH) OBP: 0.317, SLG: 0.395										1	0	0	0	0	1	0
37 Alex Colomé, R (9, 1)										0	0	0	0	0	0	0
13 Brad Miller, L (1, 4) OBP: 0.355, SLG: 0.352		X FF 91 0-0 ② G6-3		X SL 82 0-0 ② G3 1-2 2-3		B SI 88 D SL 81 X SL 84 2-0 ② P3		B CU 74 B FO 87 B FF 93 B FF 92 4-0 29 S 33 S 29 1B BB		3	1	0	0	1	0	3
1 Tim Beckham, R (1, 6) OBP: 0.315, SLG: 0.500		B FF 90 B CH 83 B FF 91 C FF 92 B FF 91 4-1 BB		F CH 82 B FF 90 X SI 89 1-1 2-H 3-H 2B		F FF 90 B FF 90 X CH 82 1-1 ③ F8		C CU 78 B CU 79 B FF 92 F FF 93 X CU 79 2-2 ① L6		3	0	1	2	1	0	2
33 Derek Norris, R (1, 2) OBP: 0.228, SLG: 0.274		F FF 91 D CH 82 F FF 90 S CU 74 1-3 ③ K		D CU 71 D CH 82 B FF 89 2 SAFE F FF 90 2 SAFE B FF 91 4-1 BB			X SI 82 0-0 39 BB 20 FC5-4 2B	F FF 92 F FF 92 B CU 80 B FO 89 B FF 93 S FF 93 3-3 ② K 1-2		3	1	1	0	1	2	2
29 Daniel Robertson, R (1, 5) OBP: 0.297, SLG: 0.281			B FF 90 B CH 81 F FF 89 C FF 89 B CU 73 F FF 91 X SI 90 3-2 ① F9	D CH 82 S CH 82 X FF 88 1-1 ③ F7			L SI 84 2 SAFE B SI 83 B SI 84 C SI 84 F CU 74 B CU 73 B SI 84 4-2 20 FC5-4 39 BB BB	C CU 79 B FF 94 B FF 93 F FF 93 B FF 94 F FF 93 F FF 93 X CU 81 3-2 7 1B 2-H 1B	3	0	1	1	1	0	2
23 Jake Odorizzi, R (1, 1)			F FF 90 X FF 89 0-1 ② G6-3		X SI 88 0-0 ① L8		B CH 76 T SI 83 X CH 75 1-1 ① F8	S FF 92 B FO 85 X FO 87 1-1 1-3 1B		2	0	0	0	0	0	0
43 Danny Farquhar, R (6, 1)										0	0	0	0	0	0	0
7 Logan Morrison, L (7, PH) OBP: 0.355, SLG: 0.463										2	0	1	0	0	0	2
(7, 3)																

Inning Stats																								
	R: 0	H: 0		R: 0	H: 0		R: 0	H: 0		R: 2	H: 2		R: 0	H: 0		R: 0	H: 0		R: 1	H: 1		R: 1	H: 2		R: 0	H: 0		1B: 3	SF: 0		WP: 0	PA: 40
	E: 0	LOB: 0		E: 0	LOB: 1		E: 0	LOB: 0		E: 0	LOB: 2		E: 0	LOB: 0		E: 0	LOB: 1		E: 0	LOB: 3		E: 0	LOB: 2		E: 0	LOB: 0		2B: 2	SAC: 0		PB: 0	
	K: 2	BB: 0		K: 2	BB: 1		K: 0	BB: 0		K: 1	BB: 2		K: 2	BB: 0		K: 0	BB: 1		K: 1	BB: 3		K: 1	BB: 1		K: 2	BB: 0		3B: 0	DP: 0		SB: 2	
	S: 13	P: 20		S: 9	P: 15		S: 10	P: 15		S: 14	P: 24		S: 7	P: 8		S: 6	P: 14		S: 14	P: 31		S: 16	P: 32		S: 12	P: 16		HR: 0	HBP: 0		CS: 0	

PITCHER		IP	WLS	BF	H	R	ER	SO	BB	IBB	HBP	BLK	WP	HR	S	P	ERA	WHIP
54 Wei-Yin Chen, L ERA: 4.33	(1, 1)	6.0		24	2	2	2	7	4	0	0	0	0	0	59	96	3.00	1.000
29 Brad Ziegler, R ERA: 1.35	(7, 1)	0.2	L	6	1	1	1	0	3	0	0	0	0	0	10	24	13.50	6.000
25 Junichi Tazawa, R ERA: 5.59	(7, 1)	1.0		6	2	1	1	2	1	0	0	0	0	0	17	33	9.00	3.000
66 Jarlín García, L ERA: 1.42	(8, 1)	1.1		4	0	0	0	2	0	0	0	0	0	0	15	22	0.00	0.000

PITCHER	IP	WLS	BF	H	R	ER	SO	BB	IBB	HBP	BLK	WP	HR	S	P	ERA	WHIP

AB	32
R	4
H	5
RBI	4
BB	8
SO	11
LOB	18

BOTTOM

Tampa Bay Rays @ Miami Marlins

Marlins Park, Miami, FL

Mon May 01 2017, 7:14 PM - 10:27 PM EDT

Att. 16,096 - Roof Closed - 76 F

livebaseballscorecards.com

Batter	1	2	3	4	5	6	7	8	9	AB	R	H	RBI	BB	SO	LOB
9 Dee Strange-Gordon, L (1, 4) OBP: 0.330, SLG: 0.376	C FF 90 B FS 84 B FS 84 B FF 92 B FF 91 4-1 14 E 14 S 21 SF7 BB		B CU 72 B FF 92 X FF 92 2-0 2B			B FF 92 C CH 87 C CH 87 X FF 94 1-2 ① G5-3		C FF 97 B SL 86 B SL 88 X FF 98 2-1 14 S 1B		3	1	2	0	1	0	0
14 Martín Prado, R (1, 5) OBP: 0.304, SLG: 0.419 19 Miguel Rojas, R (8, PR) OBP: 0.321, SLG: 0.319 (9, 5)	1 SAFE B FF 91 C FC 86 B FS 85 X FF 92 2-1 ① P4 1-3		B FC 88 S FS 86 F FS 86 X FS 84 1-2 ③ G5-3			C CU 76 B FF 94 S FF 94 F FF 94 S FF 94 1-3 ② K		B SL 88 B SL 89 B FF 97 C FF 97 B FF 97 4-1 1-3 BB		3 0	0 0	0 0	0 0	1 0	1 0	2 0
21 Christian Yelich, L (1, 8) OBP: 0.312, SLG: 0.410	B CU 72 S FS 85 D FS 84 F FS 85 F FF 92 F FF 93 B FF 94 F FS 86 X FF 93 3-2 ② SF7 3-H			B FF 89 B FF 90 F FF 91 X FS 83 2-1 ① F7		B CU 77 C FF 94 B CH 87 C FF 93 F FF 94 X FF 94 2-2 ③ G6-3		B CH 81 X FF 90 1-0 ③ G1-3		3	0	0	1	0	0	2
27 Giancarlo Stanton, R (1, 9) OBP: 0.337, SLG: 0.505	S FF 93 S FF 93 S FF 94 0-3 ③ K			B FS 84 S FF 92 S FS 85 B FS 86 B FS 85 S FF 93 3-3 ② K			C SL 84 C SL 84 X 0-2 ① G4-3		C FF 95 X FC 89 0-1 ① F7	4	0	0	0	0	2	0
13 Marcell Ozuna, R (1, 7) OBP: 0.353, SLG: 0.554		S FS 83 B FS 84 F FS 84 S FS 85 1-3 ① K		X CU 73 0-0 HR			B FF 98 X SL 86 1-0 ② L7		B FF 95 S FC 90 X FF 96 1-1 ② F9	4	1	1	1	0	1	0
41 Justin Bour, L (1, 3) OBP: 0.298, SLG: 0.405 66 Jarlín García, L (8, 1) 51 Ichiro Suzuki, L (9, PH) OBP: 0.172, SLG: 0.286		C FF 92 F FF 92 X FS 85 0-2 ② G4-3		B FF 91 B FS 85 F FS 84 B FF 91 C FS 85 S FS 83 3-3 ③ K			X SI 98 0-0 1B		C FF 95 C FC 89 X FF 96 0-2 ③ G5-3	3 0 1	0 0 0	1 0 0	0 0 0	0 0 0	1 0 0	0 0 0
11 J.T. Realmuto, R (1, 2) OBP: 0.369, SLG: 0.456	C FF 92 B FC 88 B SL 79 F FF 92 S FS 84 2-3 ③ K				B FF 90 F FS 84 B FF 91 F SL 86 X FF 93 2-2 ① G5-3		C SL 88 D SL 86 X FF 97 1-1 ③ P5			3	0	0	0	0	1	1
3 Adeiny Hechavarría, R (1, 6) OBP: 0.265, SLG: 0.313			C SL 80 B FC 87 F FS 85 S FF 92 1-3 ① K		B FF 92 B FS 84 C FC 89 X FS 84 2-1 ② L7			C SL 84 S SL 87 X SL 85 0-2 ① P2		3	0	0	0	0	1	0
54 Wei-Yin Chen, R (1, 1) OBP: 0.125, SLG: 0.125 29 Brad Ziegler, R (7, 1) 25 Junichi Tazawa, R (7, 1) 32 Derek Dietrich, L (8, 3) OBP: 0.327, SLG: 0.277			S FF 92 F FF 92 F FF 91 F FC 87 X FS 84 0-2 ② G5-3		S FF 91 B FF 92 X FF 92 1-1 ③ L3			F SI 96 F SL 85 B FF 99 X SL 88 1-2 ② G3		2 0 0 1	0 0 0 0	0 0 0 0	0 0 0 0	0 0 0 0	0 0 0 0	0 0 0 0

	AB	30
	R	2
	H	4
	RBI	2
	BB	2
	SO	7
	LOB	5

Inning Stats	1	2	3	4	5	6	7	8	9
	R: 1 E: 0 K: 1 S: 12 H: 0 LOB: 0 BB: 1 P: 21	R: 0 E: 0 K: 2 S: 9 H: 0 LOB: 0 BB: 0 P: 12	R: 0 E: 0 K: 1 S: 12 H: 1 LOB: 1 BB: 0 P: 16	R: 1 E: 0 K: 2 S: 9 H: 1 LOB: 0 BB: 0 P: 17	R: 0 E: 0 K: 0 S: 7 H: 0 LOB: 0 BB: 0 P: 12	R: 0 E: 0 K: 1 S: 11 H: 0 LOB: 0 BB: 0 P: 15	R: 0 E: 0 K: 0 S: 7 H: 1 LOB: 1 BB: 0 P: 9	R: 0 E: 0 K: 0 S: 10 H: 1 LOB: 2 BB: 1 P: 18	R: 0 E: 0 K: 0 S: 7 H: 0 LOB: 0 BB: 0 P: 8

	1B: 2	SF: 1	WP: 0	PA: 33
	2B: 1	SAC: 0	PB: 0	
	3B: 0	DP: 0	SB: 3	
	HR: 1	HBP: 0	CS: 0	

PITCHER		IP	WLS	BF	H	R	ER	SO	BB	IBB	HBP	BLK	WP	HR	S	P	ERA	WHIP
23 Jake Odorizzi, R ERA: 3.5	(1, 1)	5.0		18	2	2	1	6	1	0	0	0	0	1	49	78	1.80	0.600
43 Danny Farquhar, R ERA: 4.63	(6, 1)	1.0	W	3	0	0	0	1	0	0	0	0	0	0	11	15	0.00	0.000
17 Jumbo Díaz, R ERA: 3.55	(7, 1)	1.2	H	8	2	0	0	0	1	0	0	0	0	0	16	25	0.00	1.800
47 Chase Whitley, R ERA:	(8, 1)	0.1	H	1	0	0	0	0	0	0	0	0	0	0	1	2	0.00	0.000
37 Alex Colomé, R ERA: 2.77	(9, 1)	1.0	S	3	0	0	0	0	0	0	0	0	0	0	7	8	0.00	0.000

PITCHER	IP	WLS	BF	H	R	ER	SO	BB	IBB	HBP	BLK	WP	HR	S	P	ERA	WHIP

Tampa Bay Rays @ Miami Marlins

Marlins Park, Miami, FL

Tue May 02 2017, 7:14 PM - 10:34 PM EDT

Att. 16,011 - Roof Closed - 76 F

TOP

livebaseballscorecards.com

Batter	1	2	3	4	5	6	7	8	9	AB	R	H	RBI	BB	SO	LOB
10 Corey Dickerson, L (1, 7) OBP: 0.381, SLG: 0.608	B SI 94 B SI 93 C SI 94 B SI 95 X SI 94 3-1 39 CS 1B		B SI 94 C CH 84 B SI 94 B SI 93 S FF 94 S FF 95 3-3 ① K	T SI 95 S CH 86 B SI 96 S FF 94 1-3 ③ K		C SI 94 B FF 94 F FF 95 B CH 88 X FF 93 2-2 13 BB 7 1B 1B	X CH 89 0-0 ③ F8			5	0	2	0	0	2	3
39 Kevin Kiermaier, L (1, 8) OBP: 0.303, SLG: 0.286	D SI 94 S SI 94 F SI 95 B FF 95 F KC 82 B FF 94 S FF 95 3-3 ①② K 1-2		C KC 82 B CH 86 S SI 95 C SI 95 1-3 ② K		B FF 94 B SI 92 B SI 93 B SI 93 4-0 13 E 13 S 1 SF8 BB	F FF 94 D SL 86 X FF 94 1-1 ② P5		B FF 96 B FF 96 X FF 95 2-0 ① G4-3		4	1	0	0	1	2	2
7 Logan Morrison, L (1, 3) OBP: 0.367, SLG: 0.500	B SI 95 B SI 96 B SI 95 B FF 95 4-0 13 FC4-6 BB		B KC 81 X SI 94 1-0 HR		1 SAFE S SI 94 S SI 95 S FF 93 0-3 ① K	X CH 87 0-0 13 BB 1-2 1B		B CH 89 C CH 89 B FF 97 S FF 98 B CH 91 T FF 98 3-2 ② K		4	1	2	1	1	2	1
13 Brad Miller, L (1, 4) OBP: 0.374, SLG: 0.348	B SI 95 C CH 85 B SI 95 C SI 94 X CH 85 2-2 ③ FC4-6 1-2f		B CH 85 B CH 86 C SI 95 B SI 95 B SI 94 4-1 1 PB 20 1B BB		B SI 93 1 SAFE B FF 94 C SI 93 B SI 94 2 SAFE S CH 84 B SI 96 4-2 1 SF8 20 BB 33 1B 1-3 BB	B FF 94 T CH 87 S FF 95 D SL 84 B CH 87 B FF 94 4-2 1-2 2-3 BB		S FF 99 B CH 91 B FF 97 B FF 97 B FF 97 4-1 20 FC6-4 BB		1	1	0	0	4	0	1
20 Steven Souza Jr., R (1, 9) OBP: 0.393, SLG: 0.505		F SI 94 C SI 95 C KC 81 0-3 ① K	F SI 95 1 SAFE X SI 95 0-1 1 PB 1-2 1B		B SI 93 D SI 94 B SL 86 B FF 93 4-0 33 1B 1-2 BB	F SL 86 B SI 94 B FF 93 S FF 95 B SL 85 S FF 93 3-3 ③ K		X FF 97 0-0 ③ FC6-4 1-2f		4	0	1	0	1	2	4
1 Tim Beckham, R (1, 6) OBP: 0.298, SLG: 0.477		F SI 95 T KC 82 C SI 94 0-3 ② K	B KC 82 X KC 82 1-0 ③ G6-3 1-2 2-3		F SL 85 B SL 85 X SL 86 1-1 ② SF8 2-3 3-H		F FF 98 B SL 85 B SL 85 F FF 98 F SI 98 F SL 87 C SL 86 2-3 ① K		C SL 80 C FF 94 B FF 94 S SL 81 1-3 ① K	4	0	0	1	0	3	2
33 Derek Norris, R (1, 2) OBP: 0.250, SLG: 0.286		B CH 84 B SI 95 B SI 95 B SI 94 4-0 29 BB BB		B SI 93 X SI 93 1-0 ① P6	B SL 85 S FF 93 F FF 94 X SL 84 1-2 29 FC6-4 1-2 3-H 1B		X FF 98 0-0 ② F7		B FF 94 C SL 80 X SL 80 1-1 1B	4	0	2	1	1	0	0
29 Daniel Robertson, R (1, 5) OBP: 0.333, SLG: 0.286		S SI 94 D SI 94 B KC 83 B SI 94 B SI 94 4-1 1-2 BB		B SI 94 B CH 85 B SI 93 B SI 94 4-0 BB	X FF 94 0-0 ③ FC6-4 1-2f		C FF 98 B CH 91 S FF 98 B SL 86 X SL 88 2-2 28 BB 1B		B FF 93 C FF 93 T FF 94 F SL 81 S FF 95 1-3 ② K	3	0	1	0	2	1	3
53 Alex Cobb, R (1, 1) 28 Colby Rasmus, L (7, PH) 47 Chase Whitley, R (7, 1) 30 Erasmo Ramírez, R (8, 1) 8 Rickie Weeks Jr., R (9, PH) OBP: 0.327, SLG: 0.286 37 Alex Colomé, R (9, 1)		C SI 94 F SI 94 C KC 83 0-3 ③ K	F SI 91 B SI 93 B SI 92 D FF 91 C SI 92 L FF 92 3-3 ② K		B FF 94 B FF 90 X FF 91 2-0 ① F8	S SI 96 D CH 90 S SI 95 F FF 97 B CH 88 B FF 97 F FF 97 B SI 98 4-2 1-2 BB		B SL 80 T FF 94 B FF 95 T FF 93 C FF 95 2-3 ③ K	3 0 0 0 1 0	0 0 0 0 0 0	0 0 0 0 0 0	0 0 0 0 0 0	2 1 0 0 0 1	3 0 0 0 0 1	

| Inning Stats | | |

Batter	1	2	3	4	5	6	7	8	9	AB	R	H	RBI	BB	SO	LOB
9 Dee Strange-Gordon, L (1, 4) OBP: 0.324, SLG: 0.362	C SI 89 C KC 80 B SI 91 B FS 85 X FS 86 2-2 L9 ①		B KC 78 B SI 90 C SI 90 C FS 84 F SI 90 X FS 86 2-2 G4-3 ①		C KC 78 2 SAFE C FS 84 H SI 90 1-2 HBP		B FF 89 C CH 82 X CH 83 1-1 F7 ③		C FF 95 C FC 88 S FC 88 0-3 K ③	4	0	0	0	0	1	1
14 Martín Prado, R (1, 5) OBP: 0.320, SLG: 0.447	C SI 92 F SI 92 B SI 93 B KC 82 F SI 92 X FS 86 2-2 21 G4-3 2B		B KC 80 C SI 93 X SI 91 1-1 F9 ②		C SI 91 D KC 80 D KC 81 B KC 79 F SI 92 X SI 92 3-2 F9 ②			C FF 93 F FC 90 X SI 92 0-2 21 G3 27 2B 1B		4	1	2	0	0	0	2
21 Christian Yelich, L (1, 8) OBP: 0.301, SLG: 0.394	B KC 78 B KC 78 F SI 93 S FS 83 X FS 85 2-2 G4-3 ② 2-3		B KC 80 C FS 85 B FS 86 B SI 91 F SI 92 X FS 86 3-2 G3 ③		X KC 80 0-0 G1-3 ③			C SI 92 B CH 84 B FC 89 X FC 88 2-1 G3 ① 1-2		4	0	0	0	0	0	4
27 Giancarlo Stanton, R (1, 9) OBP: 0.333, SLG: 0.505	C KC 80 B SI 92 C KC 81 F KC 80 C SI 92 2-3 K ③			X SI 91 0-0 P2 ①		C KC 80 B KC 80 X SI 91 1-1 G6-3 ①		B SI 92 B FC 91 X SI 92 2-0 2-H 2B		4	0	1	1	0	1	1
13 Marcell Ozuna, R (1, 7) OBP: 0.349, SLG: 0.542		S FS 85 B KC 80 C SI 92 F KC 80 F FS 85 B SI 92 B FS 85 X FS 85 3-2 G1-3 ①		B KC 79 C SI 91 F KC 81 X FS 85 1-2 G5-3 ②		S FS 83 F SI 92 X FS 84 0-2 1B		C CH 85 X FF 94 0-1 P3 ②		4	0	1	0	0	0	1
41 Justin Bour, L (1, 3) OBP: 0.309, SLG: 0.407 62 José Ureña, R (7, 1) 51 Ichiro Suzuki, L (8, PH) OBP: 0.167, SLG: 0.276 44 AJ Ramos, R (9, 1)		B KC 77 B FS 83 C SI 91 F SI 91 B SI 92 B SI 91 4-2 11 G2-3 BB		C KC 78 X FS 85 0-1 1B		B FS 84 1 SAFE B FS 85 S SI 91 X FS 84 2-1 F8 ②		B CH 82 B SI 92 D FC 90 C SI 92 F FC 89 X FC 88 3-2 G5-3 ③		2 0 1 0	0 0 0 0	1 0 0 0	0 0 0 0	1 0 0 0	0 0 1 0	1 0 1 0
11 J.T. Realmuto, R (1, 2) OBP: 0.352, SLG: 0.434		C SI 91 X SI 91 0-1 G2-3 ② 1-2		C KC 79 S FF 92 X KC 80 0-2 F9 ③		X SI 91 0-0 F9 ③			B FF 96 C FF 96 T FF 95 S FC 90 1-3 K ①	4	0	0	0	0	1	3
19 Miguel Rojas, R (1, 6) OBP: 0.333, SLG: 0.320		0-0 IBB			C SI 90 B KC 80 X SI 91 1-1 22 SH2-4 1B		B SL 82 C FF 90 S SL 83 B FF 90 X SL 82 2-2 F9 ①		C FC 91 B FC 90 C FC 91 B FF 96 S FC 91 2-3 K ②	3	0	1	0	1	1	0
36 Edinson Volquez, R (1, 1) OBP: 0.429, SLG: 0.429 22 Dustin McGowan, R (5, 1) 32 Derek Dietrich, L (7, 3) OBP: 0.333, SLG: 0.271		C SI 91 S KC 78 B KC 79 C SI 91 1-3 K ③			X SI 90 0-0 SH2-4 ① 1-2		C CH 83 B CH 82 S CH 81 X FF 91 1-2 P5 ②		B FF 96 B FC 90 B FF 96 B FF 96 4-0 BB	1 0 1	0 0 0	0 0 0	0 0 0	0 0 1	1 0 0	2 0 0
Inning Stats	R: 0 E: 0 K: 1 S: 14 H: 1 LOB: 1 BB: 0 P: 22	R: 0 E: 0 K: 1 S: 12 H: 0 LOB: 2 BB: 2 P: 20	R: 0 E: 0 K: 0 S: 9 H: 0 LOB: 0 BB: 0 P: 15	R: 0 E: 0 K: 0 S: 9 H: 1 LOB: 1 BB: 0 P: 10	R: 0 E: 0 K: 0 S: 9 H: 1 LOB: 2 BB: 0 P: 14	R: 0 E: 0 K: 0 S: 8 H: 1 LOB: 1 BB: 0 P: 11	R: 0 E: 0 K: 0 S: 8 H: 0 LOB: 0 BB: 0 P: 12	R: 1 E: 0 K: 0 S: 11 H: 2 LOB: 1 BB: 0 P: 18	R: 0 E: 0 K: 3 S: 9 H: 0 LOB: 1 BB: 1 P: 16	1B: 4 2B: 2 3B: 0 HR: 0 SF: 0 SAC: 1 DP: 0 HBP: 1						WP: 0 PB: 0 SB: 0 CS: 0 PA: 37	

BOTTOM

Tampa Bay Rays @ Miami Marlins

Marlins Park, Miami, FL

Tue May 02 2017, 7:14 PM - 10:34 PM EDT

Att. 16,011 - Roof Closed - 76 F

livebaseballscorecards.com

AB	32
R	1
H	6
RBI	1
BB	3
SO	5
LOB	16

MIAMI

PITCHER		IP	WLS	BF	H	R	ER	SO	BB	IBB	HBP	BLK	WP	HR	S	P	ERA	WHIP
53 Alex Cobb, R ERA: 3.86	(1, 1)	6.0	W	25	4	0	0	2	1	1	1	0	0	0	61	92	0.00	0.833
47 Chase Whitley, R ERA:	(7, 1)	1.0	H	3	0	0	0	0	0	0	0	0	0	0	8	12	0.00	0.000
30 Erasmo Ramírez, R ERA: 2.75	(8, 1)	1.0	H	5	2	1	1	0	0	0	0	0	0	0	11	18	9.00	2.000
37 Alex Colomé, R ERA: 2.57	(9, 1)	1.0	S	4	0	0	0	3	1	0	0	0	0	0	9	16	0.00	1.000

PITCHER	IP	WLS	BF	H	R	ER	SO	BB	IBB	HBP	BLK	WP	HR	S	P	ERA	WHIP

Miami Marlins @ Tampa Bay Rays

Tropicana Field, St. Petersburg, FL

Wed May 03 2017, 7:13 PM - 10:44 PM EDT

Att. 12,285 - Dome - 72 F

TOP

livebaseballscorecards.com

Batter	1	2	3	4	5	6	7	8	9	AB	R	H	RBI	BB	SO	LOB
11 J.T. Realmuto, R (1, 2) OBP: 0.362, SLG: 0.455	C FF 94 F FF 95 B SL 87 F FF 95 B CU 80 S SL 87 2-3 ① K		C CU 77 F FF 94 C FF 93 0-3 ① K		B CU 77 B FF 93 B FF 94 C FF 93 B FF 92 4-1 21 FC4-6 14 1B BB	B SL 86 B SL 86 C SL 87 X SI 91 2-1 ① 14 1B 21 1B 1B 1-3 2-H 3-H	S SI 99 X SI 100 0-1 14 SF9 3B 2-H 3-H		X FF 92 0-0 ② F8	5	2	2	4	1	2	2
14 Martín Prado, R (1, 5) OBP: 0.321, SLG: 0.442	C FF 95 C CH 85 B SL 88 F FF 94 B CU 78 C CH 87 2-3 ② K		B FF 94 C CH 84 F FF 95 F CH 84 S SL 87 1-3 ② K		C FF 93 B FF 92 B FF 92 C CH 85 X FF 94 2-2 21 FC4-6 1-2 1B	P PO 89 C SL 88 B FF 91 X SL 88 2-1 21 1B 27 2B 1-3 1B	B SI 98 X FF 100 1-0 SF9 ② 3-H		B CU 74 B FF 92 C FF 92 X FF 93 2-1 ③ F7	5	1	2	1	0	2	2
21 Christian Yelich, L (1, 8) OBP: 0.305, SLG: 0.394	C FF 95 B SL 87 F FF 95 X CU 81 1-2 1B		B SL 87 B SL 88 F FF 95 B FF 95 X FF 95 3-1 ③ G6-3 1-2 2-3		X FF 94 0-0 ① FC4-6 13 BB 1-2f 2-3	D CU 79 D CH 85 X SI 91 2-0 27 2B 1B 1-3 3-H	C CU 82 C CU 85 B CU 83 B SI 99 X CU 84 2-2 ③ G4-3			5	1	2	1	0	0	4
27 Giancarlo Stanton, R (1, 10) OBP: 0.327, SLG: 0.500	B FF 93 S FF 93 B FF 94 T FF 94 D SL 88 F FF 94 X CH 84 3-2 ③ P6			B FF 94 S FF 93 C CH 85 X FF 94 1-2 ① F9	F FF 92 C FF 91 1 SAFE B FF 94 F FF 93 S CH 85 1-3 ② K	B CU 81 F FF 92 B FF 91 C SL 87 X SL 86 2-2 1-H 3-H 2B		C SL 87 B FF 98 F FF 98 F FF 98 X FF 98 1-2 ① F8		5	0	1	2	0	1	3
13 Marcell Ozuna, R (1, 7) OBP: 0.360, SLG: 0.570		C FF 92 F CH 84 B SL 85 B CH 85 S SL 88 2-3 ① K2-3		B FF 95 X CH 85 1-0 HR	C CU 78 B FF 94 S CU 81 B FF 94 1 SAFE F CU 80 D SL 87 F CU 79 B CH 84 4-2 1-2 BB	C FF 92 D SL 86 C CH 84 T FF 91 1-2 ② K		F SL 91 B FF 98 B SL 87 B FF 98 S FF 99 X SL 85 3-2 19 1B 1B		4	1	2	1	1	2	1
41 Justin Bour, L (1, 3) OBP: 0.294, SLG: 0.385		B CU 78 S FF 95 S FF 95 S FF 95 1-3 ② K		C FF 94 B SL 87 B FF 94 C FF 93 S SL 86 2-3 ② K	B FF 95 B FF 94 C FF 94 S FF 95 F FF 94 B FF 94 S FF 94 3-3 ③ K	B SI 92 X SI 92 1-0 ③ G4-3		S SI 98 X FF 99 0-1 ② P6		5	0	0	0	0	3	5
19 Miguel Rojas, R (1, 4) OBP: 0.371, SLG: 0.364		F FF 94 B FF 94 X CH 85 1-1 ③ P3		B FF 94 S FF 94 X FF 94 1-1 3 2B 1B		B SL 90 C SL 85 B FF 91 X SL 85 2-1 51 1B 3 1B 11 1B 1B	C FF 96 X FF 99 0-1 51 WP 3 SH 11 3B 1B	F FF 97 F FF 99 F FF 98 B SL 85 X FF 98 1-2 1-3 1B		5	3	4	0	0	0	0
3 Adeiny Hechavarría, R (1, 6) OBP: 0.302, SLG: 0.365			B FF 93 C FF 93 X CH 84 1-1 21 WP 51 BB 1B	X FF 94 0-0 1-H 2B		B CU 78 C SL 86 1 SAFE F SL 86 X CU 80 1-2 1-2 51 1B 11 1B 1B	X SI 97 0-0 SH 51 WP 11 3B 1-2	F FF 98 B FF 97 F FF 98 S SL 89 1-3 ③ K		4	2	3	1	0	1	2
51 Ichiro Suzuki, L (1, 9) OBP: 0.200, SLG: 0.273			B CU 77 B FF 93 B FF 93 C FF 93 F FF 94 F FF 94 F FF 94 B FF 95 4-2 21 WP 1-2 BB	B CU 78 F FF 94 F FF 94 X FF 94 1-2 ③ G4-3		D CU 78 C SI 91 B SI 91 X SI 91 2-1 11 1B 1-2 2-3 1B	L FF 98 B SI 98 C SI 98 F SI 99 X CU 84 1-2 ① G3 1-2 2-3		B CU 74 C FF 92 B CH 86 X FF 93 2-1 ① F7	4	0	1	0	1	0	3

	AB	42
	R	10
	H	17
	RBI	10
	BB	3
	SO	11
	LOB	22

Inning Stats	1	2	3	4	5	6	7	8	9	1B: 13	SF: 1	WP: 2	PA: 47
R:	0	0	0	2	0	5	3	0	0	2B: 2	SAC: 1	PB: 0	
E:	0	0	0	0	0	0	0	0	0	3B: 1	DP: 0	SB: 0	
K:	2	2	2	1	2	1	0	1	0	HR: 1	HBP: 0	CS: 0	
S:	15	8	15	13	17	20	13	16	5				
H:	1	0	1	3	1	7	2	2	0				
LOB:	1	0	2	1	3	1	0	2	0				
BB:	0	0	1	0	2	0	0	0	0				
P:	23	12	24	19	31	34	17	22	9				

PITCHER		IP	WLS	BF	H	R	ER	SO	BB	IBB	HBP	BLK	WP	HR	S	P	ERA	WHIP
4 Blake Snell, L ERA: 3.45	(1, 1)	5.0		24	6	2	2	9	3	0	0	0	1	1	68	109	3.60	1.800
50 Austin Pruitt, R ERA: 7.85	(6, 1)	1.0	L	9	7	5	5	1	0	0	0	0	0	0	20	34	45.00	7.000
46 José Alvarado, L ERA: 27.0	(7, 1)	1.0		6	2	3	3	0	0	0	0	0	1	0	13	17	27.00	2.000
17 Jumbo Díaz, R ERA: 3.29	(8, 1)	1.0		5	2	0	0	1	0	0	0	0	0	0	16	22	0.00	2.000
43 Danny Farquhar, R ERA: 4.26	(9, 1)	1.0		3	0	0	0	0	0	0	0	0	0	0	5	9	0.00	0.000

PITCHER	IP	WLS	BF	H	R	ER	SO	BB	IBB	HBP	BLK	WP	HR	S	P	ERA	WHIP

Batter	1	2	3	4	5	6	7	8	9	AB	R	H	RBI	BB	SO	LOB
1 Tim Beckham, R (1, 6) OBP: 0.303, SLG: 0.473	B FF 88 B FF 88 X FF 88 2-0 39 FC6-5 1B	T CH 82 S CH 82 F CH 81 B FF 91 T FF 91 1-2 ② K		B SL 85 B SL 85 F FF 91 C FF 90 B FF 91 X FF 90 3-2 ③ G5-3		X CH 85 0-0 ③ FC6-4 1-2f			F FF 93 B FF 93 D SL 84 S FF 92 B FF 94 F FF 93 X FF 92 3-2 2-3 1B	5	0	2	0	0	1	5
39 Kevin Kiermaier, L (1, 8) OBP: 0.298, SLG: 0.282	F FF 89 F CH 82 X FF 91 0-2 ① FC6-5 3 WP 1-2f	C FF 90 B SL 86 X FF 90 1-1 1-3 2-H 3-H 1B			B FF 88 X FF 88 1-0 ① F7		X FF 95 0-0 ① F7		S FF 93 B CH 86 B FF 92 X SI 92 2-1 ① F7	5	0	1	2	0	0	3
3 Evan Longoria, R (1, 10) OBP: 0.283, SLG: 0.362	B FF 90 F FF 89 B SL 84 S FF 90 B FF 91 X FF 90 3-2 ② P4 1-2	X FF 89 0-0 ③ G5-3			B CH 81 F FF 89 B FF 88 X CH 82 2-1 ② G1-3		C FF 95 X FF 95 0-1 ② L9		T FF 94 B FF 94 X FF 93 1-1 ② SF9 3-H	4	0	0	1	0	0	3
20 Steven Souza Jr., R (1, 9) OBP: 0.377, SLG: 0.481	2 SAFE B FF 90 B FF 90 S FF 91 X CH 82 2-1 ③ F8		B FF 88 X FF 89 1-0 ① G1-3		B SL 85 F CH 82 B FF 90 F FF 90 F FF 92 S SL 85 2-3 ③ K		F FF 95 B SL 82 C SL 81 B FF 96 B FF 95 F FF 95 C FF 96 3-3 ③ K		C FF 94 B SL 85 B FF 93 X SI 93 2-1 ③ F9	5	0	0	0	0	2	2
13 Brad Miller, L (1, 4) OBP: 0.370, SLG: 0.337		B FF 88 B FF 89 C FF 90 B FF 89 C FF 89 F FF 90 F FF 91 X FF 91 3-2 E7 8 2B	C FF 90 S FF 89 B FF 91 B FF 91 B FF 90 S FF 90 3-3 ② K	S FF 88 S SL 84 S FF 91 0-3 ① K			S FC 91 F FC 91 B FF 94 B FC 91 B FF 94 B FF 94 4-2 BB		3	1	0	0	1	2	0
8 Rickie Weeks Jr., R (1, 3) OBP: 0.339, SLG: 0.311		X FF 89 0-0 18 1B 39 1B 2-H 2B	B FF 90 F FF 91 C CH 84 S FF 92 1-3 ③ K	F FF 90 B SL 84 B FF 92 C CH 83 F FF 92 B FF 92 B FF 91 4-2 45 F9 29 BB 18 1B BB				B FF 94 B FC 91 X SI 94 2-0 ① F8		3	2	1	1	1	1	1
29 Daniel Robertson, R (1, 5) OBP: 0.348, SLG: 0.368		C FF 90 F FF 89 F FF 91 B FF 90 B SL 84 X FF 90 2-2 ① P4		B FF 88 C FF 89 X FF 89 1-1 HR		D SL 84 B CH 80 S FF 90 B CH 80 B FF 90 4-1 18 1B 1-2 BB		C SI 94 B SI 94 C FF 94 B FC 92 F FF 94 B SI 94 S FF 94 3-3 ② K		3	1	1	1	1	1	2
45 Jesús Sucre, R (1, 2) OBP: 0.310, SLG: 0.370		S SL 84 B FF 89 2 SAFE B FF 90 F FF 90 B FF 90 B FF 90 4-2 18 1B 39 1B BB		X FF 89 0-0 ① G5-3		B CH 84 X FF 93 1-0 ② F9 2-3		C FF 94 B KC 83 S FF 94 C FC 91 1-3 ③ K		3	1	0	0	1	1	3
18 Peter Bourjos, R (1, 7) OBP: 0.286, SLG: 0.316		C CH 82 B FF 89 S CH 81 B SL 84 X CH 81 2-2 39 1B 1-2 2-3 1B		B FF 89 S CH 81 B FF 91 C FF 89 X FF 91 2-2 ② G5-3		D FF 93 F FF 90 S CH 84 F CH 85 F FF 93 B CH 85 B SL 81 X FF 94 3-2 1 FC6-4 1-3 3-H 1B			M FF 93 C SL 83 B FF 94 B FF 94 X SI 94 2-2 1 1B 3 SF9 2B	4	1	3	1	0	0	0

Inning Stats	1	2	3	4	5	6	7	8	9
	R: 0 E: 0 K: 0 S: 9	R: 3 E: 1 K: 1 S: 22	R: 0 E: 0 K: 2 S: 7	R: 1 E: 0 K: 0 S: 9	R: 0 E: 0 K: 1 S: 7	R: 1 E: 0 K: 1 S: 14	R: 0 E: 0 K: 1 S: 7	R: 0 E: 0 K: 2 S: 10	R: 1 E: 0 K: 0 S: 13
	H: 1 LOB: 1 BB: 0 P: 16	H: 3 LOB: 2 BB: 1 P: 35	H: 0 LOB: 0 BB: 0 P: 12	H: 1 LOB: 0 BB: 0 P: 15	H: 0 LOB: 0 BB: 0 P: 12	H: 1 LOB: 2 BB: 2 P: 26	H: 0 LOB: 0 BB: 0 P: 10	H: 0 LOB: 1 BB: 1 P: 20	H: 2 LOB: 1 BB: 0 P: 23

1B: 5 SF: 1
2B: 2 SAC: 0
3B: 0 DP: 0
HR: 1 HBP: 0

WP: 1 PA: 40
PB: 0
SB: 0
CS: 0

PITCHER		IP	WLS	BF	H	R	ER	SO	BB	IBB	HBP	BLK	WP	HR	S	P	ERA	WHIP
61 Adam Conley, L ERA: 6.12	(1, 1)	5.1	W	25	5	5	2	5	3	0	0	0	1	1	61	105	3.38	1.500
66 Jarlín García, L ERA: 1.29	(6, 1)	0.2	H	3	1	0	0	0	0	0	0	0	0	0	7	11	0.00	1.500
46 Kyle Barraclough, R ERA: 1.42	(7, 1)	1.0		3	0	0	0	1	0	0	0	0	0	0	7	10	0.00	0.000
35 David Phelps, R ERA: 5.4	(8, 1)	1.0		4	0	0	0	2	1	0	0	0	0	0	10	20	0.00	1.000
64 Nick Wittgren, R ERA: 3.52	(9, 1)	1.0		5	2	1	1	0	0	0	0	0	0	0	13	23	9.00	2.000

PITCHER	IP	WLS	BF	H	R	ER	SO	BB	IBB	HBP	BLK	WP	HR	S	P	ERA	WHIP

BOTTOM

Miami Marlins @ Tampa Bay Rays

Tropicana Field, St. Petersburg, FL

Wed May 03 2017, 7:13 PM - 10:44 PM EDT

Att. 12,285 - Dome - 72 F

livebaseballscorecards.com

AB	35
R	6
H	8
RBI	6
BB	4
SO	8
LOB	19

Batter	1	2	3	4	5	6	7	8	9	AB	R	H	RBI	BB	SO	LOB
9 Dee Strange-Gordon, L (1, 4) OBP: 0.336, SLG: 0.367	C FF 90 C CU 82 B FF 92 F CH 87 X CH 87 1-2 G4-3		S CH 86 X FF 93 0-1 14 FC5-4 1-2 1B		C FF 92 L FF 92 B FF 93 B CH 88 B FF 92 B FF 93 4-2 14 CS BB			C FF 92 B CH 85 F FF 92 F FF 94 X CH 87 1-2 G6-3	B SI 94 C CH 89 D CH 89 X SI 94 2-1 14 DI 2-3 3-H 1B	4	0	2	1	1	0	0
14 Martín Prado, R (1, 10) OBP: 0.311, SLG: 0.421	C FF 92 B CH 89 B CU 82 B CH 86 X FF 92 3-1 F7		C CU 81 X CH 86 0-1 FC5-4 27 FC5 21 BB 1-2 2-3		B FF 93 C FF 94 C FF 93 B CH 88 B FF 94 S FF 94 3-3 K 1-2			B CU 74 C FF 92 F FF 94 B FF 92 F CH 86 B FF 94 X FF 93 3-2 21 BB 1B	1 SAFE C FF 95 B FC 90 B FC 89 F FF 96 S FF 96 2-3 K 1-2	5	0	1	0	0	2	5
21 Christian Yelich, L (1, 8) OBP: 0.311, SLG: 0.387	B FF 92 F FF 92 B CU 81 B CH 86 F FF 92 T FF 94 3-2 K		B CU 82 B FF 92 B FF 93 B FF 92 4-0 27 FC5 1-2 BB			C CU 81 F FF 92 B FF 91 B CH 87 B FF 93 S FF 93 3-3 K		B FF 92 B CH 83 D FF 92 C FF 93 B FF 93 4-1 1-2 BB		2	0	0	0	2	2	0
27 Giancarlo Stanton, R (1, 9) OBP: 0.316, SLG: 0.481		C CU 80 X FF 93 0-1 P3	B CU 83 B CH 86 X CH 86 2-0 FC5 1-2 2-3f			X CH 87 0-0 G6-3		C FF 93 B CH 87 X FF 94 1-1 F9		4	0	0	0	0	0	4
13 Marcell Ozuna, R (1, 7) OBP: 0.365, SLG: 0.563		B CH 86 C FF 93 B CH 87 X CH 86 2-1 11 1B 1B		B CH 85 B CH 86 B FF 91 C FF 92 C FF 92 S CH 87 3-3 K		B FF 93 B CH 87 S FF 93 F FF 93 B FF 94 F FF 94 F CH 87 B FF 93 4-2 BB		S CH 87 S FF 93 F FF 94 F FF 94 S CH 87 0-3 K		3	0	1	0	1	2	2
41 Justin Bour, L (1, 3) OBP: 0.302, SLG: 0.383		C FF 92 1 SAFE S FF 92 1 SAFE B FF 93 F CH 87 F FF 94 1 SAFE B CU 82 2-3 S CH 87 K		X FF 92 0-0 1B		B CU 81 F CH 86 F CU 83 B FF 93 S CH 88 2-3 K			B SI 96 B CH 89 B FF 94 B FF 93 4-0 32 G1-3 11 E 9 1B BB	3	1	1	0	1	2	2
11 J.T. Realmuto, R (1, 2) OBP: 0.357, SLG: 0.446		C FF 92 B CH 87 X CH 86 1-1 1-2 1B		C CU 81 X CU 82 0-1 L7			F FF 91 F FF 92 B FF 92 S CH 87 1-3 K		C FF 93 B FF 94 B CH 88 X FF 94 2-1 FC5 9 1B 32 G1-3 1-2	4	0	1	0	0	1	2
32 Derek Dietrich, L (1, 5) OBP: 0.311, SLG: 0.250		X CU 83 0-0 G3-1		B CH 86 F CH 86 C FF 93 B CH 88 S FF 94 2-3 K			C CU 80 B CH 88 S CH 87 F FF 92 F CH 87 F FF 94 X CH 88 1-2 G4-3		B CH 88 C SI 94 C CH 88 F FF 94 X CH 88 1-2 G1-3 1-2 2-3	4	0	0	0	0	1	5
3 Adeiny Hechavarría, R (1, 6) OBP: 0.298, SLG: 0.357			C FF 91 B CH 86 S FF 93 X CU 82 1-2 14 FC5-4 9 1B 1B		F FF 90 B CH 88 B FF 92 X FF 92 2-1 F9		F CU 82 B FF 93 S FF 92 X CH 87 1-2 P3		B SI 93 C FF 93 S CH 88 B FF 95 B CH 89 F CH 87 T FF 94 3-2 K	4	0	1	0	0	1	2
Inning Stats	R: 0 E: 0 K: 1 S: 9 H: 0 LOB: 0 BB: 0 P: 16	R: 0 E: 0 K: 1 S: 12 H: 2 LOB: 2 BB: 0 P: 17	R: 0 E: 0 K: 0 S: 8 H: 2 LOB: 2 BB: 1 P: 15	R: 0 E: 0 K: 2 S: 9 H: 1 LOB: 1 BB: 0 P: 14	R: 0 E: 0 K: 1 S: 7 H: 0 LOB: 0 BB: 1 P: 16	R: 0 E: 0 K: 2 S: 11 H: 0 LOB: 1 BB: 1 P: 20	R: 0 E: 0 K: 1 S: 12 H: 0 LOB: 0 BB: 0 P: 15	R: 0 E: 0 K: 1 S: 16 H: 1 LOB: 2 BB: 1 P: 25	R: 1 E: 1 K: 2 S: 15 H: 1 LOB: 2 BB: 1 P: 29	1B: 7 2B: 0 3B: 0 HR: 0 SF: 0 SAC: 0 DP: 1 HBP: 0						

TOP

Miami Marlins @ Tampa Bay Rays

Tropicana Field, St. Petersburg, FL

Thu May 04 2017, 7:12 PM - 10:32 PM EDT

Att. 10,118 - Dome - 72 F

livebaseballscorecards.com

AB	33
R	1
H	7
RBI	1
BB	5
SO	11
LOB	22

MIAMI

PITCHER		IP	WLS	BF	H	R	ER	SO	BB	IBB	HBP	BLK	WP	HR	S	P	ERA	WHIP
35 Matt Andriese, R ERA: 3.09	(1, 1)	7.0	W	27	5	0	0	8	3	0	0	0	0	0	68	113	0.00	1.143
43 Danny Farquhar, R ERA: 3.95	(8, 1)	1.0		5	1	0	0	1	1	0	0	0	0	0	16	25	0.00	2.000
58 Chih-Wei Hu, R ERA:	(9, 1)	0.2		5	1	1	0	1	1	0	0	0	0	0	12	24	0.00	3.000
37 Alex Colomé, R ERA: 2.51	(9, 1)	0.1	S	1	0	0	0	1	0	0	0	0	0	0	3	5	0.00	0.000

PITCHER	IP	WLS	BF	H	R	ER	SO	BB	IBB	HBP	BLK	WP	HR	S	P	ERA	WHIP

Miami Marlins @ Tampa Bay Rays

Tropicana Field, St. Petersburg, FL

Thu May 04 2017, 7:12 PM - 10:32 PM EDT

Att. 10,118 - Dome - 72 F

livebaseballscorecards.com

BOTTOM

Batter	1	2	3	4	5	6	7	8	9	AB	R	H	RBI	BB	SO	LOB
10 Corey Dickerson, L (1, 7) OBP: 0.373, SLG: 0.588 18 Peter Bourjos, R (9, 7) OBP: 0.286, SLG: 0.316	B FF 90 S FF 90 S SI 90 X FF 92 1-2 ① P6		B CH 85 C FF 91 C FF 92 S CH 84 1-3 ② K	F FF 91 F SL 85 D CH 84 F FF 91 X SL 82 2-2 E1 1-2 2-3		B FF 92 B CH 85 B FF 93 F FF 92 X SI 91 3-1 39 1B 1-2 1B		C CU 76 S FO 87 F FF 93 F FF 91 F FO 89 B FF 92 X FF 92 1-2 ③ F9		5 0	0 0	1 0	0 0	0 0	1 0	2 0
39 Kevin Kiermaier, L (1, 8) OBP: 0.305, SLG: 0.283	L FF 91 S FF 91 F FF 92 X SL 84 0-2 ② L5		B FF 91 B FF 91 B FF 92 B SI 92 4-0 BB	B SL 83 B FF 91 F FF 91 F SI 92 X CH 84 2-2 ③ G4-3		B FF 91 X SI 92 1-0 1-3 2-H 1B				3	0	1	1	1	0	3
3 Evan Longoria, R (1, 10) OBP: 0.282, SLG: 0.367	C FF 91 X SL 86 0-1 ③ P6		1 SAFE S SL 85 D SL 82 F SL 83 F FF 92 X SL 84 1-2 ③ F9		X FF 88 0-0 2B	S FF 91 F SL 81 B CH 89 F FF 90 F SI 93 D SL 82 X FF 93 2-2 ③ L8				4	0	1	0	0	0	3
13 Brad Miller, L (1, 4) OBP: 0.366, SLG: 0.327		C SI 90 F FF 91 F FF 92 B SL 85 B SL 84 B FF 90 F FF 91 B FF 91 4-2 7 G4-3 1 HR BB		B FF 89 F CH 83 B FF 91 F FF 91 B FF 91 X SI 91 3-2 ① L8	B SL 83 C FF 88 B SL 79 B CH 82 F FF 91 X FF 90 3-2 ① G5-3		X FF 97 0-0 ① F7		3	1	0	0	1	0	1
7 Logan Morrison, L (1, 3) OBP: 0.363, SLG: 0.489		1 SAFE C FF 91 B FF 91 F FF 91 X CH 84 1-2 ① G4-3 1-2		X CH 84 0-0 ② G3-1	B FF 88 C FF 89 S FF 90 T CH 83 1-2 ② K		C SI 98 B CH 90 X CH 89 1-1 1B		4	0	1	0	0	1	2
28 Colby Rasmus, L (1, 9)		C FF 92 B SL 84 B FF 92 C FF 90 F FF 92 B CH 84 X FF 92 3-2 ② P3		B FF 91 B CH 84 B FF 91 C FF 91 B FF 91 4-1 1 HR BB	X CH 83 0-0 ③ P6		X FF 97 0-0 ② F8		3	1	0	0	1	0	3
1 Tim Beckham, R (1, 6) OBP: 0.311, SLG: 0.536		S SL 84 2 SAFE C FF 91 X FF 92 0-2 2-H HR		F FF 91 1 SAFE X FF 89 0-1 1-H HR		C SL 83 B SL 84 C FF 92 B SL 85 F FF 93 S FF 94 2-3 ① K	X FF 98 0-0 ③ L7			4	2	2	4	0	1	1
33 Derek Norris, R (1, 2) OBP: 0.261, SLG: 0.288		F FF 91 B FF 91 F FF 92 F SL 85 S SL 85 1-3 ③ K		F SL 85 B CU 73 F FF 92 B SL 86 F SL 85 B FF 92 F FF 91 B SL 84 4-2 10 E 29 BB BB		B SI 92 X SI 93 1-0 10 1B 39 1B 1B		C CU 74 C FF 92 B CU 80 F FF 91 B FF 92 B FO 88 X FF 93 3-2 ① F9		3	1	1	0	1	1	0
29 Daniel Robertson, R (1, 5) OBP: 0.340, SLG: 0.341			C FF 90 S SL 84 F SL 85 B SL 84 X FF 92 1-2 ① P4	C FF 90 B SL 84 B SL 83 C SL 84 F CH 83 F FF 90 F FF 90 B SL 85 B FF 90 4-2 10 E 1-2 BB		C SL 81 C FF 92 B FF 90 F FF 92 C FF 92 1-3 ② K		B FF 92 X FF 92 1-0 ② G6-3		3	0	0	0	1	1	1
Inning Stats	R: 0 E: 0 K: 0 S: 9 H: 0 LOB: 0 BB: 0 P: 10	R: 2 E: 0 K: 1 S: 18 H: 1 LOB: 0 BB: 1 P: 27	R: 0 E: 0 K: 1 S: 11 H: 0 LOB: 1 BB: 1 P: 18	R: 2 E: 1 K: 0 S: 23 H: 1 LOB: 3 BB: 3 P: 42	R: 0 E: 0 K: 1 S: 8 H: 1 LOB: 1 BB: 0 P: 12	R: 1 E: 0 K: 2 S: 17 H: 3 LOB: 2 BB: 0 P: 27	R: 0 E: 0 K: 0 S: 5 H: 1 LOB: 1 BB: 0 P: 6	R: 0 E: 0 K: 0 S: 11 H: 0 LOB: 0 BB: 0 P: 16		1B: 4 2B: 1 3B: 0 HR: 2 SF: 0 SAC: 0 DP: 0 HBP: 0						

	AB	32
	R	5
	H	7
	RBI	5
	BB	5
	SO	5
	LOB	16

PITCHER		IP	WLS	BF	H	R	ER	SO	BB	IBB	HBP	BLK	WP	HR	S	P	ERA	WHIP
58 Dan Straily, R ERA: 4.65	(1, 1)	5.0	L	24	3	4	4	3	5	0	0	0	0	2	69	109	7.20	1.600
64 Nick Wittgren, R ERA: 4.15	(6, 1)	1.0		6	3	1	1	2	0	0	0	0	0	0	17	27	9.00	3.000
62 José Ureña, R ERA: 2.35	(7, 1)	1.0		4	1	0	0	0	0	0	0	0	0	0	5	6	0.00	1.000
25 Junichi Tazawa, R ERA: 5.06	(8, 1)	1.0		3	0	0	0	0	0	0	0	0	0	0	11	16	0.00	0.000

PITCHER	IP	WLS	BF	H	R	ER	SO	BB	IBB	HBP	BLK	WP	HR	S	P	ERA	WHIP

Miami Marlins @ New York Mets

Citi Field, Flushing, NY

Fri May 05 2017, 7:11 PM - 10:24 PM EDT

Att. 25,618 - Cloudy - 59 F

TOP

livebaseballscorecards.com

Batter	1	2	3	4	5	6	7	8	9	AB	R	H	RBI	BB	SO	LOB
9 Dee Strange-Gordon, L (1, 4) OBP: 0.328, SLG: 0.351	P6		K	F7	HBP		G4-3		G6-3	5	0	0	0	0	1	1
14 Martín Prado, R (1, 5) OBP: 0.333, SLG: 0.435	F8		1B	1B	K		G4-6-3			5	2	3	1	0	1	1
21 Christian Yelich, L (1, 8) OBP: 0.323, SLG: 0.386	BB		HBP	1B	G5-3		G4-6-3			3	1	1	0	1	0	2
27 Giancarlo Stanton, R (1, 9) OBP: 0.320, SLG: 0.481	BB		F3	2B	P5			K		4	1	1	1	1	1	3
13 Marcell Ozuna, R (1, 7) OBP: 0.375, SLG: 0.570	F8		1B	IBB		2B		G6-3		4	1	2	1	1	0	2
41 Justin Bour, L (1, 3) OBP: 0.315, SLG: 0.398		F7	BB	2B		K		1B		4	1	2	2	1	1	1
11 J.T. Realmuto, R (1, 2) OBP: 0.359, SLG: 0.438		K	FC6-4	HBP		1B		K		4	0	1	0	0	2	4
19 Miguel Rojas, R (1, 6) OBP: 0.388, SLG: 0.400		1B	1B 2B			P3			G6-3	5	1	3	2	0	0	2
34 Tom Koehler, R (1, 1) OBP: 0.091, SLG: 0.091										3	0	0	0	0	3	4
51 Ichiro Suzuki, L (6, PH) OBP: 0.194, SLG: 0.265										1	0	0	0	0	0	2
66 Jarlin García, L (6, 1)										0	0	0	0	0	0	0
29 Brad Ziegler, R (7, 1)										0	0	0	0	0	0	0
46 Kyle Barraclough, R (7, 1)										0	0	0	0	0	0	0
32 Derek Dietrich, L (9, PH) OBP: 0.306, SLG: 0.245										1	0	0	0	0	0	0
Inning Stats	R: 0 E: 0 K: 0 S: 11 H: 0 LOB: 2 BB: 2 P: 24	R: 0 E: 0 K: 2 S: 17 H: 1 LOB: 1 BB: 0 P: 22	R: 1 E: 0 K: 1 S: 13 H: 2 LOB: 3 BB: 1 P: 21	R: 6 E: 0 K: 2 S: 31 H: 6 LOB: 2 BB: 1 P: 40	R: 0 E: 0 K: 1 S: 9 H: 0 LOB: 1 BB: 0 P: 16	R: 0 E: 0 K: 1 S: 10 H: 2 LOB: 2 BB: 0 P: 18	R: 0 E: 0 K: 0 S: 6 H: 1 LOB: 0 BB: 0 P: 10	R: 0 E: 0 K: 2 S: 11 H: 1 LOB: 1 BB: 0 P: 15	R: 0 E: 0 K: 0 S: 5 H: 0 LOB: 0 BB: 0 P: 7	1B: 9 2B: 4 3B: 0 HR: 0 SF: 0 SAC: 0 DP: 1 HBP: 3						

	AB	39
	R	7
	H	13
	RBI	7
	BB	4
	SO	9
	LOB	22

PITCHER		IP	WLS	BF	H	R	ER	SO	BB	IBB	HBP	BLK	WP	HR	S	P	ERA	WHIP
50 Rafael Montero, R ERA: 10.45	(1, 1)	3.2		22	7	5	5	4	3	0	1	0	0	0	59	90	12.27	2.727
49 Josh Smoker, L ERA: 8.04	(4, 1)	1.0		8	2	2	2	2	0	1	2	0	0	0	21	32	18.00	2.000
59 Fernando Salas, R ERA: 6.75	(5, 1)	0.1		1	0	0	0	0	0	0	0	0	0	0	1	1	0.00	0.000
47 Hansel Robles, R ERA: 1.65	(6, 1)	1.0		5	2	0	0	1	0	0	0	0	0	0	10	18	0.00	2.000
39 Jerry Blevins, L ERA: 0.82	(7, 1)	1.0	W	3	1	0	0	0	0	0	0	0	0	0	6	10	0.00	1.000
43 Addison Reed, R ERA: 3.38	(8, 1)	1.0	H	4	1	0	0	2	0	0	0	0	0	0	11	15	0.00	1.000
27 Jeurys Familia, R ERA: 1.29	(9, 1)	1.0	S	3	0	0	0	0	0	0	0	0	0	0	5	7	0.00	0.000

WP: 0 PB: 0 SB: 2 CS: 0 PA: 46

BOTTOM

Miami Marlins @ New York Mets

Citi Field, Flushing, NY

Fri May 05 2017, 7:11 PM - 10:24 PM EDT

Att. 25,618 - Cloudy - 59 F

livebaseballscorecards.com

Batter	1	2	3	4	5	6	7	8	9	AB	R	H	RBI	BB	SO	LOB
30 Michael Conforto, L (1, 7) OBP: 0.425, SLG: 0.676	F SI 94 B FF 94 F SL 88 B KC 80 S SI 95 2-3 K ①		C CH 88 C KC 79 D KC 82 B SI 94 X SL 86 2-2 F7 ②		B KC 79 B CH 87 B SI 94 B FF 91 4-0 54 G4-6-3 BB		B CH 74 F SI 82 B CH 74 D CH 74 T SI 84 X SI 83 3-2 54 2B 4 BB 1B 1-2 2-3	C SL 81 C FF 94 B SL 82 S SL 81 1-3 K ③		4	1	1	0	1	2	1
54 T.J. Rivera, R (1, 3) OBP: 0.378, SLG: 0.500	X SI 95 0-0 HR		C SL 86 B SI 93 B KC 81 B SL 86 S FF 93 S SL 87 3-3 K ③		B FF 93 B FF 93 C FF 93 F SL 87 X KC 81 2-2 G4-6-3 ②③ 1-2f		X SI 83 0-0 4 BB 2B 1-3 2-H 3-H			4	1	2	3	0	1	2
19 Jay Bruce, L (1, 9) OBP: 0.375, SLG: 0.600	C SI 94 B SI 94 B SL 89 B SI 94 B SI 94 4-1 20 CS BB			T SI 91 H SL 84 1-1 3 HR HBP		B FF 95 F FF 94 X SL 82 1-1 F8 ①	C SL 82 F FF 97 S SL 83 0-3 K ①			2	1	0	0	1	1	2
20 Neil Walker, S (1, 4) OBP: 0.288, SLG: 0.327	B SI 94 B SI 93 C SI 94 F SI 93 F KC 81 B SI 95 S SL 87 3-3 K ②③ 1-2			C SI 92 B SI 93 C KC 78 F SI 93 1 SAFE X SL 84 1-2 F8 ①		B FF 95 X FF 94 1-0 P4 ②	F FF 96 F FF 98 S SL 82 0-3 K ②			4	0	0	0	0	2	4
3 Curtis Granderson, L (1, 8) OBP: 0.198, SLG: 0.276 43 Addison Reed, L (8, 1) 27 Jeurys Familia, R (9, 1)		F FF 93 C KC 79 X SL 86 0-2 G6-3 ①		F SI 94 B FF 94 F CH 86 X SI 93 1-2 1-H HR		B FF 95 F FF 94 B SL 83 C FF 94 F SL 84 X SL 82 2-2 G5-3 ③	D SL 83 D SL 83 B SL 82 3-0 4 BB IBB			3 0 0	1 0 0	1 0 0	2 0 0	1 0 0	0 0 0	0 0 0
4 Wilmer Flores, R (1, 5) OBP: 0.244, SLG: 0.359		C SL 88 X SI 93 0-1 F9 ②		B KC 81 B SL 86 B FF 92 C SI 92 F SI 92 X SI 94 3-2 1B			F CU 74 X CU 73 3-2 7 2B 44 1B 1B D SL 82 B FF 97 B FF 96 4-0 1-2 2-3 3-H BB			3	1	2	1	1	0	0
7 José Reyes, S (1, 6) OBP: 0.272, SLG: 0.347		B SI 94 C SI 94 S KC 80 B SL 87 B SI 94 X SI 94 3-2 G4-3 ③		B KC 79 C KC 79 X SI 92 1-1 F9 ②			X SI 81 B SI 81 B SI 82 C SI 82 S SI 83 X SI 82 3-2 44 1B 13 1B 2B 1-3 K FF 96 0-0 G3 ①			4	1	1	0	0	0	4
44 René Rivera, R (1, 2) OBP: 0.313, SLG: 0.391			B SI 92 B SL 86 X SL 85 2-0 1B	B SL 86 X SI 92 1-0 F8 ③			X SI 83 0-0 30 1B 13 1B 54 2B 1B 2-3 3-H	C SL 81 B FF 95 F FF 96 X SL 83 1-2 G5-3 ①		4	1	2	1	0	0	1
50 Rafael Montero, R (1, 1) 49 Josh Smoker, L (4, 1) 59 Fernando Salas, R (5, 1) 15 Matt Reynolds, R (5, PH) OBP: 0.143, SLG: 0.143 47 Hansel Robles, R (6, 1) 39 Jerry Blevins, L (7, 1) 13 Asdrúbal Cabrera, S (7, PH) OBP: 0.333, SLG: 0.373 12 Juan Lagares, R (8, 8) OBP: 0.273, SLG: 0.233			X FF 91 0-0 B2 ①		C KC 79 B SL 84 X FF 92 1-1 G6-3 ①		F SI 83 X CH 75 0-1 30 1B 54 2B 1B 1-2 3-H	B FF 94 C FF 94 X SL 81 1-1 G5-3 ②		1 0 0 1 0 0 0 1 1	0 0 0 0 0 0 0 1 0	0 0 0 0 0 0 0 1 0	0 0 0 0 0 0 0 1 0	0 0 0 0 0 0 0 0 0	0 0 0 0 0 0 0 0 0	1 0 0 0 0 0 0 0 0
Inning Stats	R: 1 E: 0 K: 2 S: 9 H: 1 LOB: 1 BB: 1 P: 18	R: 0 E: 0 K: 0 S: 8 H: 0 LOB: 0 BB: 0 P: 11	R: 0 E: 0 K: 1 S: 8 H: 1 LOB: 1 BB: 0 P: 15	R: 2 E: 0 K: 0 S: 14 H: 2 LOB: 1 BB: 0 P: 22	R: 0 E: 0 K: 0 S: 5 H: 0 LOB: 0 BB: 1 P: 12	R: 0 E: 0 K: 0 S: 7 H: 0 LOB: 0 BB: 0 P: 11	R: 5 E: 0 K: 2 S: 20 H: 6 LOB: 3 BB: 2 P: 33	R: 0 E: 0 K: 1 S: 8 H: 0 LOB: 0 BB: 0 P: 11		1B: 6 2B: 3 3B: 0 HR: 2	SF: 0 SAC: 0 DP: 2 HBP: 1			WP: 0 PB: 0 SB: 0 CS: 1	PA: 37	

	AB	32
	R	8
	H	10
	RBI	8
	BB	4
	SO	6
	LOB	15

PITCHER		IP	WLS	BF	H	R	ER	SO	BB	IBB	HBP	BLK	WP	HR	S	P	ERA	WHIP
34 Tom Koehler, R ERA: 5.4	(1, 1)	5.0		20	4	3	3	3	2	0	1	0	0	2	44	78	5.40	1.200
66 Jarlín García, L ERA: 1.13	(6, 1)	1.0		3	0	0	0	0	0	0	0	0	0	0	7	11	0.00	0.000
29 Brad Ziegler, R ERA: 4.73	(7, 1)	0.0	L	6	6	5	5	0	0	0	0	0	0	0	13	19	∞	∞
46 Kyle Barraclough, R ERA: 1.23	(7, 1)	2.0		8	0	0	0	3	1	1	0	0	0	0	15	25	0.00	0.500

PITCHER		IP	WLS	BF	H	R	ER	SO	BB	IBB	HBP	BLK	WP	HR	S	P	ERA	WHIP

Miami Marlins @ New York Mets

Citi Field, Flushing, NY

Sat May 06 2017, 7:11 PM - 10:37 PM EDT

Att. 33,339 - Cloudy - 62 F

TOP

livebaseballscorecards.com

Batter	1	2	3	4	5	6	7	8	9	AB	R	H	RBI	BB	SO	LOB
9 Dee Strange-Gordon, L (1, 4) OBP: 0.331, SLG: 0.347	C SI 93 F SI 96 B SI 95 X SI 95 1-2 ① F7		B CU 78 C CU 78 F SI 93 F CU 82 F FF 93 H SI 94 2-2 14 G6-3 HBP		X SI 92 0-0 14 L8 14 S 13 HR 1B	X FF 92 0-0 ③ F8			B FF 92 X FF 92 1-0 ③ L9	4	1	1	0	0	0	2
14 Martín Prado, R (1, 5) OBP: 0.314, SLG: 0.409	C FF 95 C FF 96 B SL 92 B SL 90 X CH 89 2-2 ② F9		B FF 94 1 SAFE C SI 93 X SI 92 1-1 ①② G6-3 1-2f		C SI 92 1 SAFE B SI 92 B SL 90 X SL 90 2-1 ① L8 1-3		B CH 86 S CH 88 C SL 87 X SI 96 1-2 ① G6-3			4	0	0	0	0	0	2
13 Marcell Ozuna, R (1, 7) OBP: 0.379, SLG: 0.595 (7, 9)	T FF 96 B SL 91 T CH 88 B SL 91 X CH 89 2-2 ③ P4		F CU 81 B SL 89 B FF 96 B CH 88 F CH 86 F SL 90 F CH 86 X CH 87 3-2 27 1B 1B		F SI 94 D CH 88 X CH 85 1-1 3-H HR		C SI 97 X SI 97 0-1 ② G6-3			4	1	2	2	0	0	0
27 Giancarlo Stanton, R (1, 9) OBP: 0.325, SLG: 0.509 25 Junichi Tazawa, R (7, 1)		B SI 92 B FF 94 B FF 93 C FF 93 X SI 95 3-1 HR	F SI 94 B SI 95 B SL 89 X SL 89 2-1 1-3 1B		F SI 94 S SI 94 B SL 90 B SL 88 B CH 88 F SI 94 F SL 90 S CU 82 3-3 ② K		X SI 96 0-0 ③ G3-1			4 0	1 0	2 0	1 0	0 0	1 0	0 0
41 Justin Bour, L (1, 3) OBP: 0.307, SLG: 0.386 22 Dustin McGowan, R (5, 1) 3 Adeiny Hechavarría, R (7, 6) OBP: 0.293, SLG: 0.351		B SI 93 F CH 86 B SI 94 B SI 94 F SI 95 S CH 86 3-3 ① K	F SI 95 X SI 95 0-1 ③ G6-3		C SI 94 X SI 94 0-1 ③ G5-3			C FF 91 X SL 85 0-1 ① L8		3 0 1	0 0 0	0 0 0	0 0 0	0 0 0	1 0 0	2 0 0
11 J.T. Realmuto, R (1, 2) OBP: 0.374, SLG: 0.460		X FF 94 0-0 51 FC6 2B		C SI 94 X SI 93 0-1 51 FC6-4 1B		C FF 91 X FF 89 0-1 51 G6-4-3 1B		B FF 92 S SL 84 B FF 91 F FF 92 F CH 86 F FF 92 X FF 91 2-2 ② F8		4	0	3	0	0	0	0
51 Ichiro Suzuki, L (1, 8) OBP: 0.175, SLG: 0.237		F SI 94 X SI 94 0-1 ② FC6 19 1B 2-3	X SI 94 0-0 ① FC6-4 19 G2-3 1-2f		B FF 90 F FF 92 X SI 90 1-1 ①② G6-4-3 1-2f		C FF 92 B SL 83 B FF 92 B FF 93 X FF 92 3-1 ③ F8			4	0	0	0	0	0	3
19 Miguel Rojas, R (1, 6) OBP: 0.394, SLG: 0.406 (7, 3)		S SI 93 B SL 90 X SI 95 1-1 1-2 1B	C SI 94 C SI 94 X CU 83 0-2 ② G2-3 1-2		B FF 92 X CH 86 1-0 32 HBP 1B				C FF 92 X FF 91 0-1 ① F9	4	0	2	0	0	0	1
43 Odrisamer Despaigne, R (1, 1) 32 Derek Dietrich, L (5, 3) OBP: 0.313, SLG: 0.241 (7, 7)		S FF 93 X FF 94 0-1 ③ G4-3	F SI 93 B SI 94 X SI 94 1-1 ③ G4-3		B SL 85 F FF 91 H SL 82 2-1 1-2 HBP				B FF 92 C FF 91 B SL 83 F FF 92 F SL 85 B FF 92 X FF 92 3-2 ② F7	2 1	0 0	0 0	0 0	0 0	0 0	3 0
Inning Stats	R: 0 E: 0 K: 0 S: 9 H: 0 LOB: 0 BB: 0 P: 14	R: 1 E: 0 K: 1 S: 12 H: 3 LOB: 2 BB: 0 P: 19	R: 0 E: 0 K: 0 S: 15 H: 2 LOB: 2 BB: 0 P: 23	R: 0 E: 0 K: 0 S: 8 H: 1 LOB: 1 BB: 0 P: 9	R: 2 E: 0 K: 1 S: 12 H: 2 LOB: 0 BB: 0 P: 18	R: 0 E: 0 K: 0 S: 7 H: 2 LOB: 2 BB: 0 P: 11	R: 0 E: 0 K: 0 S: 6 H: 0 LOB: 0 BB: 0 P: 7	R: 0 E: 0 K: 0 S: 9 H: 0 LOB: 0 BB: 0 P: 14	R: 0 E: 0 K: 0 S: 7 H: 0 LOB: 0 BB: 0 P: 11	1B: 7 2B: 1 3B: 0 HR: 2 SF: 0 SAC: 0 DP: 2 HBP: 2						

	AB	35
	R	3
	H	10
	RBI	3
	BB	0
	SO	2
	LOB	13

WP: 0 PB: 0 SB: 1 CS: 0 PA: 37

PITCHER		IP	WLS	BF	H	R	ER	SO	BB	IBB	HBP	BLK	WP	HR	S	P	ERA	WHIP
65 Robert Gsellman, R ERA: 6.54	(1, 1)	5.0	W	23	8	3	3	2	0	0	1	0	0	0	56	83	5.40	1.600
59 Fernando Salas, R ERA: 6.43	(6, 1)	0.2		3	2	0	0	0	0	0	0	0	0	0	5	7	0.00	3.000
66 Josh Edgin, L ERA: 2.19	(6, 1)	0.1		2	0	0	0	0	0	0	1	0	0	0	2	4	0.00	0.000
47 Hansel Robles, R ERA: 1.56	(7, 1)	1.0		3	0	0	0	0	0	0	0	0	0	0	6	7	0.00	0.000
51 Paul Sewald, R ERA: 4.15	(8, 1)	2.0		6	0	0	0	0	0	0	0	0	0	0	16	25	0.00	0.000

PITCHER	IP	WLS	BF	H	R	ER	SO	BB	IBB	HBP	BLK	WP	HR	S	P	ERA	WHIP

Miami Marlins @ New York Mets

Citi Field, Flushing, NY

Sat May 06 2017, 7:11 PM - 10:37 PM EDT

Att. 33,339 - Cloudy - 62 F

BOTTOM

livebaseballscorecards.com

Batter	1	2	3	4	5	6	7	8	9	AB	R	H	RBI	BB	SO	LOB
30 Michael Conforto, L (1, 7) OBP: 0.435, SLG: 0.658	E3 13 2B	BB		G1-3	BB		IBB			2	1	0	2	3	0	0
13 Asdrúbal Cabrera, S (1, 6) OBP: 0.336, SLG: 0.385	19 2B	L6		K	L8		FC5-4 19 2B			2	1	1	1	0	0	3
4 Wilmer Flores, R (3, 5) OBP: 0.227, SLG: 0.333	2B									3	1	0	1	0	1	5
19 Jay Bruce, L (1, 9) OBP: 0.376, SLG: 0.609	20 G3-1 7 1B 2B	K			G1-3	E7 20 F8	1-H 3-H 2B			5	1	2	3	0	1	0
20 Neil Walker, S (1, 4) OBP: 0.285, SLG: 0.330	G3-1 2-3	F7			3 WP 54 1B 2B	F8 2-3	L9			5	1	1	0	0	0	3
15 Matt Reynolds, R (8, 4) OBP: 0.143, SLG: 0.143										0	0	0	0	0	0	0
3 Curtis Granderson, L (1, 8) OBP: 0.207, SLG: 0.267	7 1B 54 HBP 26 SF8 BB	L8			26 E 54 1B 12 PB 2-3 BB	K	F9			3	2	0	0	2	1	1
54 T.J. Rivera, R (1, 3) OBP: 0.380, SLG: 0.477	65 BB 7 1B 30 BB 1-2 HBP		F8		12 PB 26 E 30 BB 1-2 3-H 1B	F8	G5-3			4	2	1	1	0	0	1
7 José Reyes, S (1, 5) OBP: 0.277, SLG: 0.349 (3, 6)	30 BB 65 BB 1-2 2-3 3-H 1B		F9		F7	47 SH2-4 26 HBP 4 FC5-4 1B	G6-3			5	1	2	1	0	0	2
26 Kevin Plawecki, R (1, 2) OBP: 0.200, SLG: 0.125	SF8 3-H	K			E5 30 BB 12 PB 1-2 2-3	4 FC5-4 47 SH2-4 19 2B 1-2 HBP				2	1	0	1	0	1	2
65 Robert Gsellman, R (1, 1) OBP: 0.182, SLG: 0.100										1	0	0	0	1	1	0
12 Juan Lagares, R (5, PH) OBP: 0.294, SLG: 0.233										0	0	0	0	1	0	0
59 Fernando Salas, R (6, 1)										0	0	0	0	0	0	0
66 Josh Edgin, R (6, 1)										0	0	0	0	0	0	0
47 Hansel Robles, R (7, 1)										0	0	0	0	0	0	0
51 Paul Sewald, R (8, 1)	30 BB 1-2 2-3 BB			K	30 BB 1-2 2-3 3-H BB		SH2-4 1-2 2-3			0	0	0	0	0	0	0
Inning Stats	R: 5 E: 1 K: 0 S: 21 H: 3 LOB: 3 BB: 3 P: 38	R: 0 E: 0 K: 1 S: 11 H: 0 LOB: 0 BB: 0 P: 14	R: 0 E: 0 K: 1 S: 7 H: 0 LOB: 0 BB: 0 P: 8	R: 0 E: 0 K: 2 S: 11 H: 0 LOB: 0 BB: 0 P: 17	R: 3 E: 1 K: 0 S: 20 H: 2 LOB: 3 BB: 3 P: 38	R: 0 E: 1 K: 1 S: 8 H: 0 LOB: 1 BB: 0 P: 12	R: 3 E: 0 K: 0 S: 8 H: 2 LOB: 1 BB: 1 P: 16	R: 0 E: 0 K: 0 S: 6 H: 0 LOB: 0 BB: 0 P: 6		1B: 3 2B: 4 3B: 0 HR: 0 SF: 1 SAC: 1 DP: 0 HBP: 2					

	AB	32
	R	11
	H	7
	RBI	10
	BB	7
	SO	5
	LOB	17

WP: 1 PA: 43
PB: 1
SB: 0
CS: 0

PITCHER		IP	WLS	BF	H	R	ER	SO	BB	IBB	HBP	BLK	WP	HR	S	P	ERA	WHIP
43 Odrisamer Despaigne, R ERA: 5.79	(1, 1)	4.2	L	26	5	8	3	4	4	0	1	0	1	0	63	100	5.79	1.929
22 Dustin McGowan, R ERA: 4.86	(5, 1)	2.0		13	2	3	3	1	2	1	1	0	0	0	22	42	13.50	2.000
25 Junichi Tazawa, R ERA: 4.5	(7, 1)	1.1		4	0	0	0	0	0	0	0	0	0	0	7	7	0.00	0.000

PITCHER	IP	WLS	BF	H	R	ER	SO	BB	IBB	HBP	BLK	WP	HR	S	P	ERA	WHIP

Miami Marlins @ New York Mets

Citi Field, Flushing, NY

Sun May 07 2017, 1:12 PM - 3:50 PM EDT

Att. 39,197 - Cloudy - 54 F

TOP

livebaseballscorecards.com

Batter	1	2	3	4	5	6	7	8	9	AB	R	H	RBI	BB	SO	LOB
9 Dee Strange-Gordon, L (1, 4) OBP: 0.318, SLG: 0.333	C FF 87 B FF 86 B FF 88 F SL 84 X CU 78 2-2 ① L8	S FF 88 X FF 87 0-1 ② G3		B FF 87 C CU 78 S SI 86 F FF 87 B FF 87 F FF 87 X CU 77 2-2 ② G3-1		F FF 92 B FF 93 F FF 92 F FF 92 S SL 85 1-3 ③ K		X FF 91 0-0 ② G6-3 2-3		5	0	0	0	0	1	3
21 Christian Yelich, L (1, 8) OBP: 0.326, SLG: 0.390	B FF 88 C FF 89 B CH 82 B CH 84 F FF 88 F CU 78 B SL 84 4-2 13 2B 27 HR BB	B CH 84 F FF 89 B FF 89 X FF 88 2-1 ③ G3-1		B CH 82 F CH 83 B FF 87 X CU 79 2-1 E8 13 WP 2B			C FF 89 C SL 83 F FF 91 B FF 91 F FF 91 S SL 83 1-3 ① K	C FF 92 B FF 91 X FF 92 1-1 ③ G6-3		4	2	1	0	1	1	3
13 Marcell Ozuna, R (1, 7) OBP: 0.380, SLG: 0.595	B SL 85 1 SAFE X SL 84 1-0 27 HR 1-3 2B		B FF 87 C FF 87 X FF 87 1-1 ① L6	C FF 90 B FF 91 F FF 91 B SL 85 X SL 85 2-2 ③ G5-3 3-H			X FF 92 0-0 14 1B 32 2B 1B		B FF 91 S FF 92 S FF 89 F FF 92 F FF 92 X CH 87 1-2 ① G5-3	5	2	2	0	0	0	0
27 Giancarlo Stanton, R (1, 9) OBP: 0.328, SLG: 0.556	C FF 89 X SL 85 0-1 2-H 3-H HR	B FF 87 B FF 86 S CU 78 F CU 79 B FF 87 X CU 79 3-2 HR	C FF 91 B FF 90 X FF 90 1-1 ① L4				C SL 82 B FF 91 S FF 91 1 SAFE S SL 85 1-3 ② K		X FF 89 0-0 ② G5-3	5	2	2	4	0	1	1
19 Miguel Rojas, R (1, 5) OBP: 0.389, SLG: 0.400 14 Martín Prado, R (2, 5) OBP: 0.315, SLG: 0.406 41 Justin Bour, L (7, PR) OBP: 0.313, SLG: 0.386 (7, 3)	L FF 89 F FF 88 B CU 78 S CU 79 1-3 ② K	C FF 87 C FF 87 B FF 88 B FF 88 F CH 82 X FF 86 2-2 ② P4	C FF 90 B CH 85 S SL 84 X FF 91 1-2 ② G1-3				C FF 91 S FF 91 F FF 91 F FF 92 B SL 83 X FF 90 1-2 32 2B 1-2 1B		F FF 95 F FF 96 B FS 85 B FF 96 B SL 79 B FF 95 4-2 32 BB BB	1 3 0	0 0 0	0 1 0	0 0 0	0 0 1	1 0 0	0 0 0
32 Derek Dietrich, L (1, 3) OBP: 0.348, SLG: 0.293 (7, 5)	C FF 88 B CU 78 C FF 88 B FF 88 X SL 84 2-2 ③ L9	C CU 80 X FF 87 0-1 1B	B FF 92 F FF 91 X SL 85 1-1 1B				S FF 90 X FF 91 0-1 1-3 2-H 2B		C SL 78 F SL 81 B FF 95 B FF 96 B FF 96 F FF 95 D FS 84 4-2 17 FC6-4 1-2 BB	4	0	3	1	1	0	0
17 A.J. Ellis, R (1, 2) OBP: 0.233, SLG: 0.148		C FF 87 C FF 87 B CU 79 X SL 84 1-2 62 SH2-4 3 1B 1B	C FF 88 D CU 79 C FF 88 F CU 78 F FF 87 X FF 88 1-2 ③ L5		C FF 90 B FF 91 S FF 91 F FF 91 F FF 92 X SL 85 1-2 ③ P4		C F FF 90 B FF 90 S SL 83 1-3 ③ K2-3		X FF 97 0-0 ③ FC6-4 1-2f	5	0	1	0	0	1	6
3 Adeiny Hechavarría, R (1, 6) OBP: 0.306, SLG: 0.410		F FF 88 1 SAFE X CH 83 0-1 62 SH2-4 1-2 1B	B FF 86 X FF 86 1-0 HR		S SL 85 C FF 92 B FF 92 B SL 84 F FF 92 S FF 92 2-3 ① K			X FF 91 0-0 ① G6-3		4	1	2	1	0	1	0
62 José Ureña, R (1, 1) 35 David Phelps, R (7, 1) 51 Ichiro Suzuki, L (8, PH) OBP: 0.195, SLG: 0.282 64 Nick Wittgren, R (8, 1) 44 AJ Ramos, R (9, 1)		X FF 87 0-0 ① SH2-4 1-2 2-3		S FF 86 B CH 82 S CH 81 B FF 86 F FF 87 S CU 76 2-3 ① K		C FF 91 S SL 85 B SL 85 C FF 92 1-3 ② K		C FF 91 C FF 92 X FF 92 0-2 9 G6-3 2B		2 0 1 0 0	0 0 0 0 0	0 0 1 0 0	0 0 0 0 0	0 0 0 0 0	2 0 0 0 0	0 0 0 0 0
Inning Stats	R: 3 E: 0 K: 1 S: 15 H: 2 LOB: 0 BB: 1 P: 25	R: 0 E: 0 K: 0 S: 10 H: 2 LOB: 2 BB: 0 P: 13	R: 1 E: 0 K: 0 S: 16 H: 2 LOB: 1 BB: 0 P: 23	R: 2 E: 1 K: 1 S: 15 H: 2 LOB: 0 BB: 0 P: 24	R: 0 E: 0 K: 0 S: 12 H: 1 LOB: 1 BB: 0 P: 16	R: 0 E: 0 K: 3 S: 11 H: 0 LOB: 0 BB: 0 P: 15	R: 1 E: 0 K: 3 S: 19 H: 3 LOB: 2 BB: 0 P: 23	R: 0 E: 0 K: 0 S: 7 H: 1 LOB: 1 BB: 0 P: 8	R: 0 E: 0 K: 0 S: 12 H: 0 LOB: 2 BB: 2 P: 21	1B: 6 2B: 4 3B: 0 HR: 3	SF: 0 SAC: 1 DP: 0 HBP: 0					

	AB	39
	R	7
	H	13
	RBI	6
	BB	3
	SO	8
	LOB	13

WP: 1 PB: 0 SB: 0 CS: 0 PA: 43

PITCHER		IP	WLS	BF	H	R	ER	SO	BB	IBB	HBP	BLK	WP	HR	S	P	ERA	WHIP
35 Adam Wilk, L ERA: 12.27	(1, 1)	3.2	L	20	8	6	5	2	1	0	0	0	0	3	53	80	12.27	2.455
51 Paul Sewald, R ERA: 3.52	(4, 1)	3.1		14	4	1	1	6	0	0	0	0	1	0	45	59	2.70	1.200
66 Josh Edgin, L ERA: 2.03	(8, 1)	1.0		4	1	0	0	0	0	0	0	0	0	0	7	8	0.00	1.000
59 Fernando Salas, R ERA: 6.14	(9, 1)	0.2		2	0	0	0	0	0	0	0	0	0	0	6	7	0.00	0.000
49 Josh Smoker, L ERA: 7.88	(9, 1)	0.1		3	0	0	0	0	2	0	0	0	0	0	6	14	0.00	6.000

PITCHER	IP	WLS	BF	H	R	ER	SO	BB	IBB	HBP	BLK	WP	HR	S	P	ERA	WHIP

Batter	1	2	3	4	5	6	7	8	9	AB	R	H	RBI	BB	SO	LOB
30 Michael Conforto, L (1, 7) OBP: 0.417, SLG: 0.625	F SI 95 X CH 88 0-1 F7 ①		C SL 86 B SI 96 S CH 90 B CH 89 S SI 95 2-3 K ③			B CH 88 X CH 89 1-0 FC4 ② 1-2f			C SL 80 B CH 86 B SI 92 S CH 87 F CH 87 S FF 94 2-3 K ①	4	0	0	0	0	2	1
54 T.J. Rivera, R (1, 3) OBP: 0.389, SLG: 0.457	B SI 96 B SL 85 X SI 95 2-0 F7 ②			C SL 86 B SL 85 X SI 96 1-1 G5-3 ①		B SL 86 B FF 97 F SL 86 B SI 96 F FF 96 D CH 90 4-2 BB			B FF 93 C SI 81 B SL 82 B FF 92 H FF 92 4-1 20 DI HBP	2	0	0	0	1	0	0
19 Jay Bruce, L (1, 9) OBP: 0.364, SLG: 0.588	C SL 85 S CH 88 B CH 88 B SI 96 B CH 89 F CH 91 S CH 91 3-3 K ③			X CH 88 0-0 G3 ②		C SI 93 B CH 89 B CH 90 F CH 90 X SI 94 2-2 L7 ③			C CH 86 B FF 91 C FF 92 X SL 80 1-2 F8 ②	4	0	0	0	0	1	3
20 Neil Walker, S (1, 4) OBP: 0.291, SLG: 0.324		C SI 93 H SL 86 1-1 4 FC5-4 HBP		C SI 95 B FF 96 B CH 88 X CH 89 2-1 F9 ③			B KC 80 S FC 89 B FC 89 B SI 92 F FF 93 S FC 90 3-3 K ①		B FF 93 B CH 86 B FF 91 B FF 92 4-0 1-2 BB	2	0	0	0	1	1	0
3 Curtis Granderson, L (1, 8) OBP: 0.200, SLG: 0.257		F SI 92 F SI 92 D CH 89 X CH 86 1-2 F9 ①			B SL 85 B SI 94 X SI 95 2-0 F8 ①		C KC 80 X KC 80 0-1 G6-3 ②		C SL 82 X CH 88 0-1 G3 ③	4	0	0	0	0	0	3
7 José Reyes, S (1, 6) OBP: 0.270, SLG: 0.339		X CH 86 0-0 P6 ②			C SI 93 X CH 88 0-1 P5 ②		X SI 93 0-0 G6-3 ③			3	0	0	0	0	0	1
4 Wilmer Flores, R (1, 5) OBP: 0.213, SLG: 0.311		B SI 97 B SI 97 X SL 87 2-0 FC5-4 ③ 1-2f			C CH 88 B SI 97 X SI 96 1-1 L6 ③			B SL 81 S SI 91 C SI 93 F SI 90 B SI 92 C SI 92 2-3 K ①		3	0	0	0	0	1	1
44 René Rivera, R (1, 2) OBP: 0.314, SLG: 0.388			F SI 96 F SI 96 X SI 97 0-2 G5-3 ①			X SI 95 0-0 30 FC4 1B		C SL 82 X SI 92 0-1 L4 ②		3	0	1	0	0	0	0
35 Adam Wilk, L (1, 1) 51 Paul Sewald, R (4, 1) 66 Josh Edgin, R (8, 1) 12 Juan Lagares, R (8, PH) OBP: 0.268, SLG: 0.226 59 Fernando Salas, R (9, 1) 49 Josh Smoker, L (9, 1)			X SI 95 0-0 G5-3 ②			L CH 91 X SI 93 0-1 B3 ①		S SL 83 C SL 83 F SI 94 B SI 92 F FF 92 F SL 85 F CH 86 B SI 91 F FF 93 2-3 S SI 93 K ③		1 1 0 1 0 0	0 0 0 0 0 0	0 0 0 0 0 0	0 0 0 0 0 0	0 0 0 1 0 0	0 1 0 0 0 0	0 1 0 0 0 0
Inning Stats	R: 0 E: 0 K: 1 S: 7 H: 0 LOB: 0 BB: 0 P: 12	R: 0 E: 0 K: 0 S: 6 H: 0 LOB: 1 BB: 0 P: 10	R: 0 E: 0 K: 1 S: 7 H: 0 LOB: 0 BB: 0 P: 9	R: 0 E: 0 K: 0 S: 5 H: 0 LOB: 0 BB: 0 P: 8	R: 0 E: 0 K: 0 S: 5 H: 0 LOB: 0 BB: 0 P: 8	R: 0 E: 1 K: 0 S: 9 H: 1 LOB: 2 BB: 1 P: 16	R: 0 E: 0 K: 1 S: 6 H: 0 LOB: 0 BB: 0 P: 9	R: 0 E: 0 K: 2 S: 14 H: 0 LOB: 0 BB: 0 P: 18	R: 0 E: 0 K: 1 S: 10 H: 0 LOB: 2 BB: 1 P: 21	1B: 1 2B: 0 3B: 0 HR: 0 SF: 0 SAC: 0 DP: 0 HBP: 2						

PITCHER		IP	WLS	BF	H	R	ER	SO	BB	IBB	HBP	BLK	WP	HR	S	P	ERA	WHIP
62 José Ureña, R ERA: 1.69	(1, 1)	6.0	W	21	1	0	0	2	1	0	1	0	0	0	39	63	0.00	0.333
35 David Phelps, R ERA: 5.06	(7, 1)	1.0		3	0	0	0	1	0	0	0	0	0	0	6	9	0.00	0.000
64 Nick Wittgren, R ERA: 3.72	(8, 1)	1.0		3	0	0	0	2	0	0	0	0	0	0	14	18	0.00	0.000
44 AJ Ramos, R ERA: 3.27	(9, 1)	1.0		5	0	0	0	1	1	0	1	0	0	0	10	21	0.00	1.000

PITCHER	IP	WLS	BF	H	R	ER	SO	BB	IBB	HBP	BLK	WP	HR	S	P	ERA	WHIP

BOTTOM

Miami Marlins @ New York Mets

Citi Field, Flushing, NY

Sun May 07 2017, 1:12 PM - 3:50 PM EDT

Att. 39,197 - Cloudy - 54 F

livebaseballscorecards.com

AB	28
R	0
H	1
RBI	0
BB	2
SO	6
LOB	10

1B: 1	SF: 0	WP: 0	PA: 32
2B: 0	SAC: 0	PB: 0	
3B: 0	DP: 0	SB: 0	
HR: 0	HBP: 2	CS: 0	

Batter	1	2	3	4	5	6	7	8	9	AB	R	H	RBI	BB	SO	LOB
16 Kolten Wong, L (1, 4) OBP: 0.369, SLG: 0.443	C FF 90 F FF 90 F SL 85 B SL 86 X FF 92 1-2 **G6-3** ①	C SL 86 F FF 91 F SL 86 X CH 84 0-2 **G3** ③		D SL 86 F FF 91 B CH 84 B SL 85 B FF 90 4-1 13 3B 1-2 **BB**	C FF 97 F CU 86 B FF 97 C FF 97 F FF 97 B FF 97 X FF 96 3-2 13 BB 1-2 **1B**		B FF 92 S CH 84 B FF 93 X FF 92 2-1 **F8** ②			4	1	1	0	1	0	2
15 Randal Grichuk, R (1, 9) OBP: 0.296, SLG: 0.397	F FF 90 C CH 84 F FF 93 B FF 92 B SL 86 F FF 91 F CH 85 X FF 91 2-2 **P4** ②		X FF 89 0-0 **F8** ①	X CH 82 0-0 **F8** ② 2-3	B FF 97 B FF 97 S FF 98 X FF 97 2-1 **F9** ②		T SL 84 B FF 92 C FF 93 B FF 94 F SL 82 X FF 92 2-2 **F8** ③			5	0	0	0	0	0	5
13 Matt Carpenter, L (1, 3) OBP: 0.423, SLG: 0.553 35 Greg Garcia, L (8, 5) OBP: 0.364, SLG: 0.333	B FF 91 F FF 91 C CH 84 B FF 94 B FF 93 F FF 91 S CH 85 3-3 **K** ③		C FF 89 B SL 85 C FF 90 B FF 90 B CH 83 B FF 91 4-2 4 HBP **BB**	1 SAFE C FF 89 D SL 84 D SL 84 B FF 90 X FF 90 3-1 3 2B 1-H 3-H **3B**	S FF 98 B CU 86 B FF 97 C FF 98 B FF 98 4-2 1-2 2-3 **BB**			B CU 74 S FO 87 F FF 94 B FO 89 S FO 89 2-3 **K** ①		3 0	1 0	1 0	2 0	2 0	2 0	0 0
3 Jedd Gyorko, R (1, 5) OBP: 0.392, SLG: 0.652 (8, 3)		X FF 88 0-0 **F7** ①	S CH 83 X FF 90 0-1 **L7** ②	B FF 97 X FF 97 1-0 2B 3-H	B FF 97 X FF 96 1-0 **P6** ③			C CU 79 B FF 93 F FF 92 S FO 89 1-3 **K** ②		5	0	1	1	0	1	4
4 Yadier Molina, R (1, 2) OBP: 0.321, SLG: 0.340		C FF 89 X FF 90 0-1 43 1B 18 2B **2B**	C CH 83 S CH 83 F FF 91 H FF 90 1-2 **HBP**	B CU 87 X FF 96 1-0 **G6-3** ③		B FF 95 X FF 94 1-0 **F9** ①		C CU 80 B FF 93 S FO 89 B FF 94 X SL 82 2-2 **F9** ③		4	1	1	0	0	0	1
36 Aledmys Díaz, R (1, 6) OBP: 0.279, SLG: 0.427		B FF 89 B CH 82 B FF 89 C FF 89 F FF 90 F CH 82 B FF 90 4-2 43 1B 18 2B **BB**	B SL 85 X FF 90 1-0 **L7** ③		B CU 88 S FF 96 F FF 96 X CU 86 1-2 43 WP 28 1B 18 E **E5**	B CU 86 C FF 95 B FF 96 B FF 95 X FF 96 3-1 **P4** ②			B FF 94 S CH 87 X FF 94 1-1 **F9** ①	4	2	0	0	1	0	2
28 Tommy Pham, R (1, 7) OBP: 0.550, SLG: 1.063		F SL 85 B FF 91 X CH 83 1-1 **F5** ②		C CH 81 B FF 90 B FF 91 F FF 90 C SL 88 2-3 **K** ①	C FF 96 X FF 96 0-1 43 WP 18 E 1-2 **1B**	F FF 96 B CU 84 B CU 86 B FF 94 F FF 94 X FF 95 3-2 **G6-3** ③			S CH 87 F FF 93 B SL 84 F CH 88 B FF 95 B CH 87 B FF 95 4-2 43 WP **BB**	4	1	1	0	1	1	2
43 Magneuris Sierra, L (1, 8) OBP: 0.273, SLG: 0.273		S FF 90 S CH 83 B FF 92 D SL 85 X CH 82 2-2 18 2B 1-2 2-3 **1B**		B FF 90 F FF 90 B SL 85 S SL 84 X FF 92 2-2 18 WP 18 1B **1B**	F FF 97 B FF 98 B FF 97 S FF 97 B CH 89 S FF 96 3-3 1-2 2-3 **K** ①		X FF 93 0-0 **G3** ①		C FF 93 S SL 84 D SL 84 S SL 83 1-3 1-2 **K** ②	5	2	2	0	0	2	3
18 Carlos Martinez, R (1, 1) OBP: 0.143, SLG: 0.214 32 Matt Adams, L (7, PH) OBP: 0.354, SLG: 0.419 63 Miguel Socolovich, R (7, 1)		X FF 90 0-0 1-H 2-H 3-H **2B**		1 SAFE 1 SAFE B FF 89 C FF 89 S CH 81 1 SAFE B CH 82 X FF 92 2-2 15 F8 16 BB 13 3B 1-H **1B**	C FF 96 X FF 97 0-1 FC4 13 BB 16 1B 2-H 3-H		C FF 91 B FF 93 C CH 86 X CH 87 1-2 **1B**		B FF 94 F FF 94 B FF 95 X FF 94 2-1 **G4-3** ③	3 1 1	1 0 0	2 1 0	4 0 0	0 0 0	0 0 1	0 0 0
Inning Stats	R: 0 E: 0 K: 1 S: 14 H: 0 LOB: 0 BB: 0 P: 20	R: 3 E: 0 K: 0 S: 16 H: 3 LOB: 1 BB: 1 P: 23	R: 0 E: 0 K: 0 S: 9 H: 0 LOB: 2 BB: 1 P: 15	R: 4 E: 0 K: 1 S: 15 H: 4 LOB: 1 BB: 1 P: 30	R: 2 E: 2 K: 1 S: 19 H: 2 LOB: 3 BB: 1 P: 33	R: 0 E: 0 K: 0 S: 6 H: 0 LOB: 0 BB: 0 P: 13	R: 0 E: 0 K: 0 S: 10 H: 1 LOB: 1 BB: 0 P: 15	R: 0 E: 0 K: 2 S: 9 H: 0 LOB: 0 BB: 0 P: 14	R: 0 E: 0 K: 1 S: 10 H: 0 LOB: 1 BB: 1 P: 18	1B: 6 2B: 3 3B: 1 HR: 0 SF: 0 SAC: 0 DP: 0 HBP: 1	WP: 3 PB: 0 SB: 0 CS: 0 PA: 45					

PITCHER	IP	WLS	BF	H	R	ER	SO	BB	IBB	HBP	BLK	WP	HR	S	P	ERA	WHIP
61 Adam Conley, L (1, 1) ERA: 7.53	3.2	L	21	6	7	7	2	3	0	1	0	1	0	52	84	17.18	2.455
49 Brian Ellington, R (4, 1) ERA:	2.1		13	3	2	0	1	1	0	0	0	1	0	27	50	0.00	1.714
64 Nick Wittgren, R (7, 1) ERA: 3.38	1.0		4	1	0	0	0	0	0	0	0	0	0	10	15	0.00	1.000
25 Junichi Tazawa, R (8, 1) ERA: 4.15	1.0		3	0	0	0	2	0	0	0	0	0	0	9	14	0.00	0.000
66 Jarlín García, L (9, 1) ERA: 1.0	1.0		4	0	0	0	1	1	0	0	0	1	0	10	18	0.00	1.000

PITCHER	IP	WLS	BF	H	R	ER	SO	BB	IBB	HBP	BLK	WP	HR	S	P	ERA	WHIP

TOP

St. Louis Cardinals @ Miami Marlins

Marlins Park, Miami, FL

Mon May 08 2017, 7:13 PM - 9:59 PM EDT

Att. 16,750 - Clear - 80 F

livebaseballscorecards.com

AB	39
R	9
H	10
RBI	7
BB	5
SO	6
LOB	20

Batter	1	2	3	4	5	6	7	8	9	AB	R	H	RBI	BB	SO	LOB
9 Dee Strange-Gordon, L (1, 4) OBP: 0.316, SLG: 0.325	B FF 92 C SI 92 B SI 96 F FF 96 B FF 97 B SI 95 4-2 21 1B BB		B CU 78 F SI 94 X CH 87 1-1 ③ G4-3		C SI 93 C SI 94 F FF 98 B FF 96 T FF 96 1-2 ③ K			X FF 90 0-0 ① ② G4-6-3 1-2f		3	0	0	0	1	1	1
21 Christian Yelich, L (1, 8) OBP: 0.331, SLG: 0.393 66 Jarlín García, L (9, 1)	1 SAFE C SI 94 F CH 88 X SL 86 0-2 27 G6-4-3 1-2 1B			C CH 90 C CH 85 B FF 95 F FF 96 X CH 85 1-2 13 HR 1B		B CH 90 C SI 92 B FF 95 S CH 84 S CH 86 2-3 ① K		C FF 93 B FF 92 B FF 91 X CH 83 2-1 ③ F9		4 0	1 0	2 0	0 0	0 0	1 0	0 0
13 Marcell Ozuna, R (1, 7) OBP: 0.383, SLG: 0.642	C SI 96 C SI 98 F CH 89 S SL 87 0-3 ① K			X SL 87 0-0 1-H HR		C SL 83 X CH 86 0-1 HR			B FF 92 B FF 91 C FF 92 B FF 92 X FF 91 3-1 ① L9	4	2	2	3	0	1	2
27 Giancarlo Stanton, R (1, 9) OBP: 0.333, SLG: 0.575	S SI 98 X SI 98 0-1 ② ③ G6-4-3 1-2f			B SI 97 B SI 95 B SI 96 C SI 94 B FF 98 4-1 41 FC4 BB		F SI 94 C SL 85 B SL 85 F FF 99 B SL 86 B FF 99 X SL 86 3-2 ② P4			X FF 92 0-0 HR	3	1	1	1	1	0	2
41 Justin Bour, L (1, 3) OBP: 0.303, SLG: 0.371		C CU 81 S CH 88 C FF 98 0-3 ① K		X FF 96 0-0 ① FC4 32 1B 1-2f		C FF 94 X SI 95 0-1 ③ G4-3			C CH 84 X FF 92 0-1 ② G4-3	4	0	0	0	0	1	1
11 J.T. Realmuto, R (1, 2) OBP: 0.360, SLG: 0.442		C SI 94 C SI 97 B FF 100 B SL 86 S SL 89 2-3 ② K		F SI 96 D SL 86 S SL 86 B CH 88 F FF 98 C FF 100 2-3 ② K			C SL 82 X SL 84 0-1 ① L7		C SL 82 S CH 84 B FF 92 F CH 85 F SL 83 X FF 92 1-2 ③ F9	4	0	0	0	0	2	1
32 Derek Dietrich, L (1, 5) OBP: 0.347, SLG: 0.295		C SI 95 B CH 89 F FF 98 C FF 99 1-3 ③ K		D CH 90 F FF 98 F FF 97 X SL 87 1-2 ③ 1-3 1B			X FF 93 0-0 ② G3			3	0	1	0	0	1	0
3 Adeiny Hechavarría, R (1, 6) OBP: 0.292, SLG: 0.391			B CH 90 F SI 92 B CH 87 B SI 94 F SI 95 F FF 99 X SL 86 3-2 ① P3		B CU 80 X CH 91 1-0 ① G6-3		C SI 91 F SL 85 B CH 83 B CH 84 F CH 82 B FF 92 S FF 91 3-3 ③ K			3	0	0	0	0	1	0
61 Adam Conley, L (1, 1) OBP: 0.143, SLG: 0.143 49 Brian Ellington, R (4, 1) 64 Nick Wittgren, R (7, 1) 25 Junichi Tazawa, R (8, 1) 51 Ichiro Suzuki, L (8, PH) OBP: 0.214, SLG: 0.300 (9, 8)			B SI 93 C FF 95 C FF 96 F SL 85 B SL 85 X FF 97 2-2 ② G6-3		B FF 92 B FF 93 B FF 94 C FF 94 C FF 93 F FF 95 X FF 94 3-2 ② G5-3			C FF 91 F CH 84 F CH 86 B FF 93 B FF 91 X CH 83 2-2 9 G4-6-3 1B		1 1 0 0 1	0 0 0 0 0	0 0 0 0 1	0 0 0 0 0	0 0 0 0 0	0 0 0 0 0	0 0 0 0 0
Inning Stats	R: 0 E: 0 K: 1 S: 11 H: 1 LOB: 1 BB: 1 P: 15	R: 0 E: 0 K: 3 S: 9 H: 0 LOB: 0 BB: 0 P: 12	R: 0 E: 0 K: 0 S: 10 H: 0 LOB: 0 BB: 0 P: 16	R: 2 E: 0 K: 1 S: 14 H: 3 LOB: 2 BB: 1 P: 22	R: 0 E: 0 K: 1 S: 9 H: 0 LOB: 0 BB: 0 P: 14	R: 1 E: 0 K: 1 S: 11 H: 1 LOB: 0 BB: 0 P: 16	R: 0 E: 0 K: 1 S: 7 H: 0 LOB: 0 BB: 0 P: 10	R: 0 E: 0 K: 0 S: 7 H: 1 LOB: 0 BB: 0 P: 11	R: 1 E: 0 K: 0 S: 10 H: 1 LOB: 0 BB: 0 P: 14	1B: 4 2B: 0 3B: 0 HR: 3	SF: 0 SAC: 0 DP: 2 HBP: 0					

PITCHER		IP	WLS	BF	H	R	ER	SO	BB	IBB	HBP	BLK	WP	HR	S	P	ERA	WHIP
18 Carlos Martinez, R ERA: 3.86	(1, 1)	6.0	W	23	5	3	3	7	2	0	0	0	0	2	64	95	4.50	1.167
63 Miguel Socolovich, R ERA: 6.75	(7, 1)	3.0	S	10	2	1	1	1	0	0	0	0	0	1	24	35	3.00	0.667

PITCHER	IP	WLS	BF	H	R	ER	SO	BB	IBB	HBP	BLK	WP	HR	S	P	ERA	WHIP

BOTTOM

St. Louis Cardinals @ Miami Marlins

Marlins Park, Miami, FL

Mon May 08 2017, 7:13 PM - 9:59 PM EDT

Att. 16,750 - Clear - 80 F

livebaseballscorecards.com

AB	31
R	4
H	7
RBI	4
BB	2
SO	8
LOB	7

St. Louis Cardinals @ Miami Marlins

Marlins Park, Miami, FL

Tue May 09 2017, 7:12 PM - 10:07 PM EDT

Att. 17,166 - Clear - 81 F

TOP

livebaseballscorecards.com

Batter	1	2	3	4	5	6	7	8	9	AB	R	H	RBI	BB	SO	LOB
16 Kolten Wong, L (1, 4) OBP: 0.362, SLG: 0.426	C FF 91 S FF 91 B FF 92 F CH 84 F FF 92 S SL 86 1-3 **K2-3** ①		1 SAFE B FF 92 F CH 84 S FF 91 1-2 **CS** ③ **1-2**	S CH 82 F FF 89 F FF 91 X CH 84 0-2 **F8** ①		F FF 89 F FF 89 B SL 83 B FF 92 B SL 84 X FF 90 3-2 **G5-3** ①		B SL 83 B FF 97 D FF 97 B FF 94 4-0 13 BB 3 1B **BB**	1 SAFE S SL 83 X FF 95 0-1 **G4-6-3** ② ③ **1-2f**	4	1	0	0	1	1	1
15 Randal Grichuk, R (1, 9) OBP: 0.295, SLG: 0.390	T FF 92 X FF 92 0-1 **P5** ②			S SL 86 H CH 84 1-1 13 1B **HBP**		B CH 84 F SL 85 C FF 92 B FF 90 S SL 86 2-3 **K** ②		C SL 82 B SL 82 C SL 83 F SL 84 X SL 82 1-2 **SF7** ① **3-H**		2	0	0	1	0	1	0
13 Matt Carpenter, L (1, 3) OBP: 0.425, SLG: 0.546	C FF 91 F CH 85 B FF 92 B CH 84 X FF 92 2-2 **L9** ③			X CH 83 0-0 3 G5-4-3 **1-3** 1B		C FF 91 X SL 84 0-1 **F9** ③		C FF 97 F FF 96 D SL 83 D SL 83 B FF 96 D SL 83 4-2 3 1B **1-2** **2-3** **BB**		3	0	1	0	1	0	0
3 Jedd Gyorko, R (1, 5) OBP: 0.386, SLG: 0.634		C FF 91 S SL 86 B SL 86 X FF 92 1-2 **F8** ①		X SL 84 0-0 **G5-4-3** ② ③ **1-2f**			B FF 87 C FF 90 S CH 83 X SL 86 1-2 **G6-3** ①	X SL 84 0-0 **1-2** **2-H** **3-H** **1B**		4	0	1	2	0	0	2
4 Yadier Molina, R (1, 2) OBP: 0.319, SLG: 0.347		B FF 92 B SL 86 F FF 90 B FF 90 F FF 90 X SL 85 3-2 **G5-3** ②			B FF 89 S SL 84 S FF 90 B SL 84 B SL 84 X FF 91 3-2 28 2B **2B**		C FF 91 X CH 83 0-1 **F9** ②	C CU 72 B CU 73 F SI 84 X CU 73 1-2 **P4** ②		4	1	1	0	0	0	2
36 Aledmys Díaz, R (1, 6) OBP: 0.271, SLG: 0.414		B CU 75 X FF 90 1-0 **F7** ③			C SL 83 B FF 92 C FF 91 B FF 92 F SL 84 X SL 86 2-2 **P4** ①		B SL 86 B CH 84 C SL 85 X SL 86 2-1 **G2-3** ③	F CU 73 X CU 72 0-1 **P2** ③		4	0	0	0	0	0	3
28 Tommy Pham, R (1, 7) OBP: 0.542, SLG: 1.050			C SL 84 C SL 83 B FF 93 C FF 92 1-3 **K** ①		B FF 92 C FF 90 F SL 85 B FF 92 X SL 85 2-2 **2-H** 2B			C FF 97 B FF 97 X FF 97 1-1 43 1B 32 1B **2B**	C SL 83 C FF 95 B SL 82 X SL 81 1-2 **G6-3** ①	4	1	2	1	0	1	0
43 Magneuris Sierra, L (1, 8) OBP: 0.400, SLG: 0.357			B FF 90 B FF 90 B FF 91 B FF 90 4-0 16 CS **BB**		C CH 83 C FF 91 S SL 83 0-3 **K** ②			F FF 97 B SL 82 X FF 96 1-1 32 1B 15 SF7 **1B** **2-3**	S SI 94 B SI 93 S CH 87 X CH 86 1-2 **E1** 25 1B **1B**	3	2	2	0	1	1	1
50 Adam Wainwright, R (1, 1) OBP: 0.308, SLG: 0.538 21 Brett Cecil, R (6, 1) 67 Matt Bowman, R (7, 1) 32 Matt Adams, L (8, PH) OBP: 0.367, SLG: 0.432 44 Trevor Rosenthal, R (8, 1) 25 Dexter Fowler, S (9, PH) OBP: 0.305, SLG: 0.410 26 Seunghwan Oh, R (9, 1)			B CH 86 1 SAFE 1 SAFE S FF 91 1 SAFE 1 SAFE F FF 92 S SL 88 1-3 **K** ②		X SL 85 0-0 **G6-3** ③			C SL 83 X FF 97 0-1 13 BB 3 1B **1B** **2-3** **3-H**	B CH 85 S CH 86 C SL 81 F CH 88 X SL 82 1-2 16 **G4-6-3** **2-H** **1B**	2 0 0 1 0 0 1	0 0 0 1 0 0 0	0 0 0 1 0 0 1	0 0 0 1 0 0 1	1 0 0 0 0 0 0	2 0 0 0 0 0 0	2 0 0 0 0 0 0
Inning Stats	R: 0 E: 0 K: 1 S: 10 H: 0 LOB: 0 BB: 0 P: 13	R: 0 E: 0 K: 0 S: 7 H: 0 LOB: 0 BB: 0 P: 12	R: 0 E: 0 K: 2 S: 8 H: 0 LOB: 0 BB: 1 P: 15	R: 0 E: 0 K: 0 S: 7 H: 1 LOB: 1 BB: 0 P: 8	R: 1 E: 0 K: 1 S: 14 H: 2 LOB: 1 BB: 0 P: 21	R: 0 E: 0 K: 1 S: 8 H: 0 LOB: 0 BB: 0 P: 13	R: 0 E: 0 K: 0 S: 7 H: 0 LOB: 0 BB: 0 P: 10	R: 4 E: 0 K: 0 S: 18 H: 4 LOB: 2 BB: 2 P: 30	R: 1 E: 1 K: 0 S: 12 H: 2 LOB: 0 BB: 0 P: 15	1B: 6 2B: 3 3B: 0 HR: 0 SF: 1 SAC: 0 DP: 2 HBP: 1						

AB	32
R	6
H	9
RBI	6
BB	3
SO	5
LOB	11

WP: 0 PA: 38
PB: 0
SB: 0
CS: 1

PITCHER		IP	WLS	BF	H	R	ER	SO	BB	IBB	HBP	BLK	WP	HR	S	P	ERA	WHIP
58 Dan Straily, R ERA: 4.03	(1, 1)	7.0		24	3	1	1	5	1	0	1	0	0	0	61	92	1.29	0.571
46 Kyle Barraclough, R ERA: 3.6	(8, 1)	0.1		6	3	4	4	0	2	0	0	0	0	0	12	23	108.00	15.000
29 Brad Ziegler, R ERA: 4.5	(8, 1)	0.2	B	3	1	0	0	0	0	0	0	0	0	0	6	7	0.00	1.500
44 AJ Ramos, R ERA: 3.0	(9, 1)	1.0	L	4	2	1	0	0	0	0	0	0	0	0	12	15	0.00	2.000

PITCHER		IP	WLS	BF	H	R	ER	SO	BB	IBB	HBP	BLK	WP	HR	S	P	ERA	WHIP

BOTTOM

St. Louis Cardinals @ Miami Marlins
Marlins Park, Miami, FL
Tue May 09 2017, 7:12 PM - 10:07 PM EDT
Att. 17,166 - Clear - 81 F

Batter	1	2	3	4	5	6	7	8	9	AB	R	H	RBI	BB	SO	LOB
11 J.T. Realmuto, R (1, 2) OBP: 0.357, SLG: 0.435	F FF 87 C CU 68 F FF 89 B SI 92 F CU 69 X CU 73 1-2 ① G5-3		F FF 91 1 SAFE C CU 70 B FF 91 D FC 88 F FF 92 S CU 74 2-3 ③ K			B FF 88 B SI 88 F FC 86 F FF 90 X SI 91 2-2 51 1B 32 2B 1B	B SI 91 C SI 91 B FS 80 T SI 91 F FS 80 X SI 91 2-2 ② G1-3			4	1	1	0	0	1	1
21 Christian Yelich, L (1, 8) OBP: 0.328, SLG: 0.390 51 Ichiro Suzuki, L (2, 8) OBP: 0.222, SLG: 0.302	F FF 88 C FF 90 B CH 82 B CU 71 C CU 72 2-3 ② K			B FC 86 C FC 84 C CU 67 S FF 90 1-3 ① K		C CU 69 X FF 90 0-1 13 G1-3 32 2B 1-3 1B	B SI 91 X SI 91 1-0 ③ G3			1 3	0 1	0 1	0 0	0 0	1 1	0 0
13 Marcell Ozuna, R (1, 7) OBP: 0.387, SLG: 0.634	S CU 64 B FF 89 B CU 72 B FF 93 X SI 90 3-1 ③ F9			B FC 84 X CU 68 1-0 27 G5-4-3 1B		F FC 85 B SI 91 B FF 90 F CU 74 B FF 93 X FC 86 3-2 ① G1-3 1-2		F FF 100 T FF 100 B FF 100 B FF 100 B FF 99 D FF 97 4-2 BB		3	0	1	0	1	0	2
27 Giancarlo Stanton, R (1, 9) OBP: 0.338, SLG: 0.566		B CU 66 B CU 70 B FF 92 B SI 91 4-0 41 G4-6-3 BB		B SI 90 T FF 90 D CU 74 B FF 92 S FC 86 X CU 77 3-2 ②③ G5-4-3 1-2f		0-0 32 2B 41 1B IBB		S FF 98 S FF 100 X FF 99 0-2 ① P4		2	1	0	0	2	0	2
32 Derek Dietrich, L (1, 5) OBP: 0.355, SLG: 0.313		B FF 91 F CH 84 X FF 91 1-1 ① F9			B FF 88 B CH 81 C CU 68 F FF 90 F CU 74 F FF 92 H SI 92 3-2 39 G1 41 BB 58 SH3-4 HBP	B SI 90 X SI 91 1-0 41 1B 39 SF8 1-3 2-H 3-H 2B		F FF 100 B FF 100 X FF 98 1-1 ② F7		3	2	1	2	0	0	2
41 Justin Bour, L (1, 3) OBP: 0.309, SLG: 0.370		C CU 69 B FF 90 B SI 90 F CU 71 D CU 74 X FF 91 3-2 ②③ G4-6-3 1-2f			B FF 90 B FF 91 B CU 71 C FF 90 F CU 74 F FF 92 B FF 91 4-2 58 SH3-4 39 G1 1-2 BB	X FC 88 0-0 2-3 3-H 1B		B FF 99 X CH 89 1-0 ③ G1-3		3	0	1	1	1	0	2
3 Adeiny Hechavarría, R (1, 6) OBP: 0.288, SLG: 0.385 39 JT Riddle, L (4, 6) OBP: 0.111, SLG: 0.313			C CU 70 B FF 88 F FF 89 X SI 92 1-2 ① G4-3		C CU 72 X CU 73 0-1 ① G1 1-2 2-3	F FF 90 F KC 83 F FF 90 X FF 92 0-2 ② SF8 3-H		C FF 94 B CH 85 X FF 94 1-1 ① G6-3		1 2	0 0	0 0	0 1	0 0	0 0	0 2
58 Dan Straily, R (1, 1) 46 Kyle Barraclough, R (8, 1) 29 Brad Ziegler, R (8, 1) 44 AJ Ramos, R (9, 1) 18 Tomás Telis, S (9, PH)			C FF 88 B CU 68 B FF 88 X SI 88 2-1 ② G1-3		B FF 91 B CU 72 S FF 91 B FF 91 C FF 90 X FF 90 3-2 ② SH3-4 2-3 3-H	F FF 90 F FF 90 D KC 83 F CH 82 C FC 87 1-3 ③ K		B FF 94 X FF 94 1-0 ② F7		2 0 0 0 1	0 0 0 0 0	0 0 0 0 0	1 0 0 0 0	0 0 0 0 0	1 0 0 0 0	1 0 0 0 0
9 Dee Strange-Gordon, L (1, 4) OBP: 0.314, SLG: 0.323			B SI 88 X FF 89 1-0 1B		B CU 72 C SI 91 B FF 92 B FF 91 X SI 92 3-1 ③ G5-3	X SI 90 0-0 ① B2-3		F FC 83 B FF 94 C FF 94 F CH 83 F FF 94 F FF 95 F FF 95 B CH 85 X FF 94 2-2 ③ F7		4	0	1	0	0	0	1
Inning Stats	R: 0 E: 0 K: 1 S: 10 H: 0 LOB: 0 BB: 0 P: 16	R: 0 E: 0 K: 0 S: 5 H: 0 LOB: 0 BB: 1 P: 13	R: 0 E: 0 K: 1 S: 10 H: 1 LOB: 1 BB: 0 P: 16	R: 0 E: 0 K: 1 S: 7 H: 1 LOB: 0 BB: 0 P: 12	R: 1 E: 0 K: 0 S: 14 H: 0 LOB: 1 BB: 1 P: 27	R: 4 E: 0 K: 1 S: 18 H: 4 LOB: 1 BB: 1 P: 25	R: 0 E: 0 K: 0 S: 6 H: 0 LOB: 0 BB: 0 P: 9	R: 0 E: 0 K: 0 S: 8 H: 0 LOB: 1 BB: 1 P: 14	R: 0 E: 0 K: 0 S: 10 H: 0 LOB: 0 BB: 0 P: 14	1B: 5 2B: 1 3B: 0 HR: 0 SF: 1 SAC: 1 DP: 2 HBP: 1						

livebaseballscorecards.com

AB	29
R	5
H	6
RBI	5
BB	4
SO	4
LOB	13

PITCHER		IP	WLS	BF	H	R	ER	SO	BB	IBB	HBP	BLK	WP	HR	S	P	ERA	WHIP
50 Adam Wainwright, R ERA: 6.37	(1, 1)	5.1		22	4	4	4	3	2	1	1	0	0	0	54	97	6.75	1.125
21 Brett Cecil, L ERA: 4.85	(6, 1)	0.2		4	2	1	1	1	0	0	0	0	0	0	10	12	13.50	3.000
67 Matt Bowman, R ERA: 3.45	(7, 1)	1.0		3	0	0	0	0	0	0	0	0	0	0	6	9	0.00	0.000
44 Trevor Rosenthal, R ERA: 2.38	(8, 1)	1.0	W	4	0	0	0	0	1	0	0	0	0	0	8	14	0.00	1.000
26 Seunghwan Oh, R ERA: 3.24	(9, 1)	1.0	S	3	0	0	0	0	0	0	0	0	0	0	10	14	0.00	0.000

PITCHER	IP	WLS	BF	H	R	ER	SO	BB	IBB	HBP	BLK	WP	HR	S	P	ERA	WHIP

Batter	1	2	3	4	5	6	7	8	9	AB	R	H	RBI	BB	SO	LOB
16 Kolten Wong, L (1, 4) OBP: 0.364, SLG: 0.423	B FF 94 C FF 92 C KC 78 B KC 80 S SI 96 2-3 K		F FF 94 1 SAFE F KC 78 B SI 95 H SL 86 2-2 15 F8 3 1B 1-2 HBP	B KC 78 D KC 78 F FF 95 B FF 94 T FF 94 X FF 94 3-2 F9		C SL 83 C SL 84 F FF 94 X SL 82 0-2 SF8 3-H		B FC 92 B FF 96 X SI 93 2-0 15 K2 1B		3	1	1	1	0	1	1
15 Randal Grichuk, R (1, 9) OBP: 0.284, SLG: 0.374	C FF 94 B SL 87 F FF 94 B KC 81 S SL 87 2-3 K		X SL 85 0-0 F8 1-2 2-3		C KC 76 B SL 85 B FF 92 S SL 85 B FF 94 X KC 77 3-2 F7	X SL 81 0-0 P4		C KC 82 C SI 95 B FC 92 S FF 97 1-3 K2 1-2f		5	0	0	0	0	2	3
13 Matt Carpenter, L (1, 3) OBP: 0.424, SLG: 0.535	C FF 95 C KC 79 B KC 80 F FF 96 C SI 94 1-3 K		B FF 94 D FF 90 B FF 95 C FF 94 C KC 81 B KC 81 4-2 3 1B 4 1B BB		X SI 93 0-0 F7		C CU 72 X FO 86 0-1 F7		B CH 88 C SI 95 B FF 94 C SI 94 F SL 86 B FF 95 X FF 92 3-2 4 FC5-4 3 1B 1B	4	1	1	0	1	1	0
3 Jedd Gyorko, R (1, 5) OBP: 0.406, SLG: 0.639		B FF 92 B SL 85 F FF 92 C KC 78 F SL 86 B SI 94 C FF 94 3-3 K	B SL 87 B FF 93 X FF 93 2-0 4 1B 1-3 2-H 3-H 1B		B KC 77 F FF 93 B SI 93 F SL 86 X FF 94 2-2 4 S 1B		F CU 76 B FF 92 S FF 92 B FO 88 B FO 86 F FF 94 B FF 93 4-2 4 1B 36 1B BB		F FF 95 X FF 95 0-1 4 FC5-4 1-2 1B	4	1	3	2	1	1	0
4 Yadier Molina, R (1, 2) OBP: 0.322, SLG: 0.350		B FF 94 X FF 93 1-0 G5-3	B KC 80 X SL 86 1-0 36 FC6-4 1-2 3-H 1B		B FF 93 C SI 93 C KC 79 F SL 86 1 SAFE B FF 94 X FF 94 2-2 G4-3 1-2		S CU 78 B FF 94 1 SAFE F FF 92 X FO 86 1-2 43 S 36 1B 1-2 1B		L FF 93 F FF 94 X SL 86 0-2 FC5-4 1-2f 2-3	5	0	2	1	0	0	3
36 Aledmys Díaz, R (1, 6) OBP: 0.275, SLG: 0.414		B FF 94 X SL 86 1-0 28 FC6-4 1B	X FF 93 0-0 FC6-4 1-2f			C KC 78 F CH 86 B FF 94 F SI 92 B KC 80 F FF 93 F CH 86 X FF 93 2-2 G6-3	S FF 92 F FF 92 X FF 92 0-2 43 S 1-2 2-H 1B		D SL 89 X FF 95 1-0 L5	5	0	2	1	0	0	4
28 Tommy Pham, R (1, 7) OBP: 0.517, SLG: 0.917		S SL 87 B KC 79 X FF 93 1-1 FC6-4 1-2f		C FF 92 B FF 92 B KC 78 F FF 92 H SI 93 3-2 31 G6-3 43 E HBP		C SL 86 X CH 86 0-1 43 1B 25 3B 1B	C CU 77 B FF 93 B FF 92 F FF 92 S FO 86 2-3 K		X SL 87 0-0 G2-3	4	1	1	0	0	1	5
43 Magneuris Sierra, L (1, 8) OBP: 0.421, SLG: 0.353			B FF 92 B FF 92 C FF 90 B FF 92 C FF 92 B FF 93 4-2 15 F8 16 HBP 3 1B BB	C KC 78 X FF 94 0-1 L5 1-2		X FF 93 0-0 25 3B 1-3 1B	B CU 73 B FF 92 B FF 92 C FF 93 X FF 93 3-1 L7 1-2 2-3			3	2	1	0	1	0	3
31 Lance Lynn, S 0IP: 0 ER, 0LO 0 HR 64 Sam Tuivailala, R 25 Dexter Fowler, S 0IP: 0 ER, 0LO 0 HR 21 Brett Cecil, R 30 Jonathan Broxton, R 46 Kevin Siegrist, L 32 Matt Adams, L 0AB: 0 BB, 0LO 0 HR 44 Trevor Rosenthal, R 26 Seunghwan Oh, R			L FF 89 1 SAFE 1 SAFE F FF 92 B SL 84 B FF 94 M SL 86 2-3 K	X SL 86 0-0 G6-3 2-3		C CH 86 X FF 92 0-1 16 SF8 1-H 3-H 3B		F SI 93 S FC 91 B FC 92 B SI 96 X FC 92 2-2 G4-3		2 0 0 0 0 1 2 0 0 0 0 0 0 0 1 1 1 2 0 0 0 0 0 0 0 0 0 0 0 0 0 0 0 0 0 0 0 0 0 0 0 0 1 0 0 0 0 0 0 0 0 0 0 0 0 0 0 0 0 0 0 0 0						
Inning Stats	R: 0 E: 0 K: 3 S: 10 H: 0 LOB: 0 BB: 0 P: 15	R: 0 E: 0 K: 1 S: 8 H: 1 LOB: 1 BB: 0 P: 14	R: 3 E: 0 K: 1 S: 13 H: 2 LOB: 2 BB: 2 P: 28	R: 0 E: 1 K: 0 S: 8 H: 0 LOB: 1 BB: 0 P: 14	R: 0 E: 0 K: 0 S: 11 H: 1 LOB: 1 BB: 0 P: 18	R: 3 E: 0 K: 0 S: 16 H: 3 LOB: 0 BB: 0 P: 18	R: 1 E: 0 K: 1 S: 16 H: 2 LOB: 2 BB: 1 P: 26	R: 0 E: 0 K: 1 S: 7 H: 1 LOB: 1 BB: 0 P: 12	R: 0 E: 0 K: 0 S: 11 H: 2 LOB: 2 BB: 0 P: 15	1B: 11 2B: 1 3B: 1 HR: 0 SF: 1 SAC: 0 DP: 1 HBP: 2						

PITCHER		IP	WLS	BF	H	R	ER	SO	BB	IBB	HBP	BLK	WP	HR	S	P	ERA	WHIP
34 Tom Koehler, R ERA: 5.6	(1, 1)	5.1		25	5	4	4	5	2	0	2	0	0	0	58	99	6.75	1.312
66 Jarlín García, L ERA: 2.79	(6, 1)	0.2	L	4	2	2	2	0	0	0	0	0	0	0	8	8	27.00	3.000
25 Junichi Tazawa, R ERA: 4.5	(7, 1)	1.0		6	2	1	1	1	1	0	0	0	0	0	16	26	9.00	3.000
35 David Phelps, R ERA: 4.76	(8, 1)	1.0		3	1	0	0	1	0	0	0	0	0	0	7	12	0.00	1.000
22 Dustin McGowan, R ERA: 4.58	(9, 1)	1.0		5	2	0	0	0	0	0	0	0	0	0	11	15	0.00	2.000

PITCHER	IP	WLS	BF	H	R	ER	SO	BB	IBB	HBP	BLK	WP	HR	S	P	ERA	WHIP

TOP

St. Louis Cardinals @ Miami Marlins

Marlins Park, Miami, FL

Wed May 10 2017, 7:12 PM - 10:57 PM EDT

Att. 18,614 - Clear - 81 F

livebaseballscorecards.com

AB	37
R	7
H	12
RBI	7
BB	3
SO	7
LOB	21

WP: 0 PA: 43
PB: 0
SB: 3
CS: 0

BOTTOM

Batter	1	2	3	4	5	6	7	8	9	AB	R	H	RBI	BB	SO	LOB
32 Derek Dietrich, L (1, 5) OBP: 0.370, SLG: 0.313	C FF 90 C FF 90 F FF 92 X FF 92 0-2 F8	① 1 SAFE B SI 91 F FF 90 B SI 93 1 SAFE S SI 90 B SI 92 B SI 90 4-2 11 FC5-4 1-2 BB		B SI 91 1 SAFE B SI 91 B FF 92 B FF 91 4-0 1-2 BB		D KC 82 B FC 89 B KC 84 C FF 92 S KC 84 F KC 84 X FF 92 3-2 13 BB 11 1B 2-H 1B		C FF 99 B FF 100 C FF 100 F FF 100 F FF 100 X CH 89 1-2 ② L9		3	0	1	1	2	0	0
11 J.T. Realmuto, R (1, 2) OBP: 0.350, SLG: 0.425	C FF 90 B FF 92 C FF 92 B FF 93 F SI 91 F SI 92 S FC 88 2-3 ② K	F FF 94 F FF 93 B SI 93 F SI 93 F FC 88 X SI 93 1-2 ② FC5-4 1-2f 2-3		C FF 93 B SI 92 B SI 93 C FF 93 F SI 94 F FF 94 F FC 88 S FF 95 2-3 ② K		1 SAFE 1 SAFE 1 SAFE D CH 84 F KC 83 F CH 82 1 SAFE F KC 83 X SI 91 1-2 13 BB 1-2 1B		F FF 100 B FF 100 B SL 90 T FF 100 F FF 100 C SL 87 2-3 ③ K		5	0	1	0	0	3	4
21 Christian Yelich, L (1, 8) OBP: 0.331, SLG: 0.422	B FF 91 B FF 92 C FF 91 B FF 91 X FF 92 3-1 HR	B FF 92 F SI 93 X FF 94 1-1 ③ F7		C SI 92 F FF 94 S FC 89 0-3 ③ K		B FC 89 S KC 83 F FC 90 S KC 84 1-3 ② K			B FF 93 C FF 93 F FF 94 X CH 87 1-2 27 G6-4-3 2B	5	1	2	1	0	2	6
13 Marcell Ozuna, R (1, 7) OBP: 0.394, SLG: 0.624 39 JT Riddle, L (9, PR) OBP: 0.111, SLG: 0.313	B FF 93 B FF 92 B SI 91 C FF 93 B SI 92 4-1 27 1B 41 HR BB		B FF 90 B FF 91 B FF 91 C FF 92 C FF 94 X FF 94 3-2 ① F9		T FF 96 F CU 81 B CU 80 F CU 80 X FF 97 1-2 ① G4-3	B FF 95 B FF 96 S SL 87 D SI 96 S FF 97 F FF 97 B FF 96 4-2 1-2 2-3 BB			F FF 94 B FF 95 F FF 94 B SL 79 B FF 93 F FF 93 F FF 93 B FC 86 4-2 27 G6-4-3 BB	2 0	1 0	0 0	0 0	3 0	0 0	0 0
27 Giancarlo Stanton, R (1, 9) OBP: 0.340, SLG: 0.559	B FC 86 B FC 86 X FF 92 2-0 1-2 41 HR 1B		S FF 93 T FC 88 F FF 93 F FF 95 F FC 89 B FF 94 B FC 87 B SI 93 X FF 95 3-2 1 FC6-4 1B		C CU 81 B CU 81 X CU 79 1-1 ② G6-3	S SL 88 B SI 95 F SL 88 X FF 97 1-2 ③ G1-3			C FC 85 X FC 87 0-1 ① ② G6-4-3 1-2f 2-3	5	1	2	0	0	0	5
41 Justin Bour, L (1, 3) OBP: 0.320, SLG: 0.396	C FF 93 F FF 94 B SI 92 B CH 85 X CH 85 2-2 1-H 2-H HR		B SI 93 B SI 92 B SI 92 C SI 91 X SI 92 3-1 ② F7		B FF 97 B FF 96 C FF 97 C FF 97 B CU 82 B CU 81 4-2 BB		B FF 93 F FF 92 F FF 93 B CU 73 F FF 94 S CU 73 2-3 ① K		0-0 IBB	3	1	1	3	2	1	1
1 Steve Lombardozzi, S (1, 4)	C FF 92 F FF 93 B FF 93 S FC 90 1-3 ③ K		X SI 92 0-0 ③ FC6-4 1-2f		C FF 97 S FF 96 F FF 97 F FF 97 F CU 79 B CU 80 X CU 80 1-2 ③ G4-3		C FF 94 B FF 93 X CU 73 1-2 ② G6-3		B FF 93 C FF 93 F FF 93 X FF 92 1-2 ③ G1-3	5	0	0	0	0	1	4
34 Tom Koehler, R (1, 1) OBP: 0.077, SLG: 0.077 66 Jarlín García, L (6, 1) 18 Tomás Telis, S (6, PH) 25 Junichi Tazawa, R (7, 1) 28 Tyler Moore, R (7, PH) OBP: 0.333, SLG: 0.417 35 David Phelps, R (8, 1) 22 Dustin McGowan, R (9, 1)		B FF 92 C SI 90 T SI 92 B SI 92 B FF 94 X SI 92 3-2 ① G4-3		C FF 89 B FF 92 S FF 92 F FF 92 C FF 93 1-3 ① K		C KC 84 S CH 84 X KC 84 0-2 ① G4-3	F FF 93 F FF 92 B CU 73 S CH 85 1-3 ③ K			2 0 1 0 1 0 0 0	0 0 0 0 0 0 0 0	0 0 0 0 0 0 0 0	0 0 0 0 0 0 0 0	1 0 0 0 0 1 0 0	0 0 0 0 0 0 0 0	0 0 0 0 0 0 0 0
9 Dee Strange-Gordon, L (1, 6) OBP: 0.326, SLG: 0.338		B CU 76 B FF 93 C FF 91 B FF 92 C SI 90 B FF 93 4-2 11 FC5-4 32 BB BB		C SI 92 F FF 93 X FF 93 0-2 32 S 1B		B FC 88 C KC 84 M SI 92 B KC 85 X KC 85 2-2 32 S 32 1B 2B		C FF 97 F FF 99 F FF 100 X CH 88 0-2 ① G4-3		3	1	2	0	1	0	0
Inning Stats	R: 4 E: 0 K: 2 S: 19 H: 3 LOB: 0 BB: 1 P: 33	R: 0 E: 0 K: 0 S: 14 H: 0 LOB: 2 BB: 2 P: 27	R: 0 E: 0 K: 0 S: 12 H: 1 LOB: 1 BB: 0 P: 21	R: 0 E: 0 K: 3 S: 16 H: 1 LOB: 2 BB: 1 P: 23	R: 0 E: 0 K: 0 S: 14 H: 0 LOB: 1 BB: 1 P: 21	R: 1 E: 0 K: 1 S: 23 H: 3 LOB: 3 BB: 1 P: 35	R: 0 E: 0 K: 2 S: 10 H: 0 LOB: 0 BB: 0 P: 14	R: 0 E: 0 K: 1 S: 13 H: 0 LOB: 0 BB: 0 P: 16	R: 0 E: 0 K: 0 S: 12 H: 1 LOB: 2 BB: 2 P: 18	1B: 5 2B: 2 3B: 0 HR: 2 SF: 0 SAC: 0 DP: 1 HBP: 0						

PITCHER		IP	WLS	BF	H	R	ER	SO	BB	IBB	HBP	BLK	WP	HR	S	P	ERA	WHIP
31 Lance Lynn, R ERA: 2.75	(1, 1)	4.0		21	5	4	4	5	4	0	0	0	0	2	61	104	9.00	2.250
64 Sam Tuivailala, R ERA: 1.29	(5, 1)	1.0	W	4	0	0	0	0	1	0	0	0	0	0	14	21	0.00	1.000
21 Brett Cecil, L ERA: 5.27	(6, 1)	0.2	H	5	3	1	1	1	0	0	0	0	0	0	17	24	13.50	4.500
30 Jonathan Broxton, R ERA: 6.3	(6, 1)	0.1	H	2	0	0	0	0	1	0	0	0	0	0	6	11	0.00	3.000
46 Kevin Siegrist, L ERA: 4.73	(7, 1)	1.0	H	3	0	0	0	2	0	0	0	0	0	0	10	14	0.00	0.000
44 Trevor Rosenthal, R ERA: 2.19	(8, 1)	1.0	H	3	0	0	0	1	0	0	0	0	0	0	13	16	0.00	0.000
26 Seunghwan Oh, R ERA: 3.06	(9, 1)	1.0	S	5	1	0	0	0	1	1	0	0	0	0	12	18	0.00	2.000

St. Louis Cardinals @ Miami Marlins

Marlins Park, Miami, FL

Wed May 10 2017, 7:12 PM - 10:57 PM EDT

Att. 18,614 - Clear - 81 F

livebaseballscorecards.com

AB	35
R	5
H	9
RBI	5
BB	8
SO	9
LOB	20

WP: 0 PA: 43
PB: 0
SB: 2
CS: 0

Atlanta Braves @ Miami Marlins

Marlins Park, Miami, FL

Fri May 12 2017, 7:16 PM - 10:25 PM EDT

Att. 20,052 - Clear - 82 F

TOP

livebaseballscorecards.com

Batter	1	2	3	4	5	6	7	8	9	AB	R	H	RBI	BB	SO	LOB
11 Ender Inciarte, L (1, 8) OBP: 0.311, SLG: 0.423	C FF 96 B CH 89 B CH 88 B FF 95 C SI 95 F FF 96 F FF 96 X FF 96 3-2 F7 ①		B SL 85 B FF 94 X FF 95 2-0 4 CS 1B		F CH 88 C FF 96 X SL 88 0-2 F9 ①		0-0 4 1B 22 BLK IBB	C FF 97 C FF 96 S FF 96 0-3 K ①		4	1	1	0	1	1	1
4 Brandon Phillips, R (1, 4) OBP: 0.324, SLG: 0.396	C B SL 88 B SI 95 B FF 94 X FF 96 3-1 G4-3 ②		B SL 86 F FF 96 1 SAFE F CH 90 B CH 89 B FF 97 F CH 90 B SI 96 4-2 5 BB 1-2 BB		C SL 87 B SI 92 B FF 96 F CH 89 F FF 97 F FF 97 B SL 89 X CH 91 3-2 G5-3 ②		B CU 74 X SI 85 1-0 22 BLK 5 BB 13 E 1B 1-3 2-H 3-H	F FF 96 C CU 86 1 SAFE F FF 98 S FF 96 0-3 K ②		4	1	1	2	1	1	1
5 Freddie Freeman, L (1, 3) OBP: 0.462, SLG: 0.741	B FF 93 B F FF 95 F CH 89 C FF 96 2-3 K ③		B FF 93 F FF 94 F CH 88 B CH 88 F FF 95 B FF 96 B CH 90 4-2 1-2 BB		X CH 89 0-0 F8 ③		B SL 82 B FF 96 B FF 96 C FF 96 B CH 87 4-1 13 E 22 BLK 25 1B 1-2 BB	X CH 89 0-0 1-3 2B		3	1	1	0	2	1	0
27 Matt Kemp, R (1, 7) OBP: 0.364, SLG: 0.621 52 José Ramirez, R (8, 1) 53 Jim Johnson, R (9, 1)		F FF 97 S SL 85 B SL 85 B SL 84 X FF 97 2-2 13 G5-4-3 22 1B 25 HR 1B	B SL 88 D CH 90 X SL 86 2-0 P5			B SL 86 F SL 86 B FF 97 B CH 90 F FF 96 X SI 97 3-2 22 CS 1B	B SL 83 B SL 83 B FF 97 C FF 95 C FF 97 S FF 95 3-3 K ②	F FF 98 B CU 86 S CU 84 B FF 98 B CU 86 S FF 98 3-3 K ③		5 0 0	1 0 0	2 0 0	0 0 0	0 0 0	2 0 0	7 0 0
22 Nick Markakis, L (1, 9) OBP: 0.371, SLG: 0.393		B FF 94 X CH 89 1-0 13 G5-4-3 1-2 1B	B SL 86 C CH 93 F SI 93 F FF 95 X CH 88 1-2 13 G5-3 1B			B SI 94 B FF 95 B CH 90 C FF 95 F FF 96 T FF 96 3-2 K ①② 1-2	B SL 82 C FF 97 B FF 97 B FF 96 B FF 96 4-1 13 E 25 1B 1-2 2-3 3-H BB		F FF 93 T SL 84 B FF 92 S SI 92 1-3 K ①	4	1	2	0	1	2	1
13 Adonis García, R (1, 5) OBP: 0.246, SLG: 0.341		F SL 84 C SI 96 B SL 85 D CH 89 X SL 84 2-2 G5-4-3 ①② 1-2f 2-3	B SI 94 X CH 89 1-0 G5-3 ① 1-2			B FF 97 B SI 95 F FF 95 B CH 90 X FF 95 3-1 G6-3 ③	B FF 96 S SL 83 F FF 96 X SL 82 1-2 E5 25 1B 1-2 2-3 3-H		F FF 93 X FF 93 0-1 F9 ②	5	0	0	0	0	0	5
25 Tyler Flowers, R (1, 2) OBP: 0.481, SLG: 0.446		X FF 96 0-0 3-H HR	B CH 90 X CH 90 1-0 F7 ②				64 SH1-4 7 1B 4 1B HBP 3-2 1-2 2-H 3-H 1B 1-1 64 SH1-4 4 1B 1-2 1B 1-0 F7 ③		S SL 84 F FF 94 F FF 93 B FF 94 B SL 84 F SL 82 S FF 93 2-3 K ③	4	2	2	4	0	1	1
7 Dansby Swanson, R (1, 6) OBP: 0.250, SLG: 0.228		B FF 97 B FF 95 C SL 85 F SL 87 S CH 88 2-3 K ③		0-0 IBB						3	1	1	0	1	1	2
26 Mike Foltynewicz, R (1, 1) 64 Emilio Bonifácio, S (7, PH) OBP: 0.222, SLG: 0.308 46 Ian Krol, L (7, 1) 23 Danny Santana, S (8, PH) OBP: 0.226, SLG: 0.310 (8, 7)			C SI 96 B FF 96 S SL 85 S SL 87 1-3 K ①	B SL 87 F FF 96 X SL 87 1-1 G6-3 ③			2 SAFE S SI 84 B CH 76 X SI 85 1-1 SH1-4 ① 1-2 2-3	B FF 97 B FF 98 B FF 96 B FF 97 4-0 5 2B BB		2 0 0 0	0 0 0 0	0 0 0 0	0 0 0 1	0 0 0 0	1 0 0 0	2 0 0 0

Inning Stats	1	2	3	4	5	6	7	8	9
	R: 0 E: 0 K: 1 S: 10	H: 0 LOB: 0 BB: 0 P: 18	R: 2 E: 0 K: 1 S: 11	H: 3 LOB: 0 BB: 0 P: 18	R: 0 E: 0 K: 1 S: 11	H: 1 LOB: 2 BB: 2 P: 24	R: 0 E: 0 K: 0 S: 8	H: 1 LOB: 2 BB: 1 P: 12	R: 0 E: 0 K: 0 S: 9	H: 0 LOB: 0 BB: 0 P: 12
	R: 0 E: 0 K: 1 S: 8	H: 1 LOB: 0 BB: 0 P: 17	R: 6 E: 1 K: 1 S: 18	H: 3 LOB: 2 BB: 3 P: 39	R: 0 E: 0 K: 3 S: 11	H: 1 LOB: 2 BB: 1 P: 18	R: 0 E: 0 K: 2 S: 10	H: 0 LOB: 0 BB: 0 P: 13		

	AB	34
	R	8
	H	10
	RBI	6
	BB	7
	SO	10
	LOB	20

	1B: 8	SF: 0	WP: 0	PA: 43
	2B: 2	SAC: 1	PB: 0	
	3B: 0	DP: 2	SB: 0	
	HR: 1	HBP: 1	CS: 2	

PITCHER		IP	WLS	BF	H	R	ER	SO	BB	IBB	HBP	BLK	WP	HR	S	P	ERA	WHIP
62 José Ureña, R ERA: 1.98	(1, 1)	6.0	L	24	6	2	2	4	2	1	0	0	0	1	57	101	3.00	1.333
29 Brad Ziegler, R ERA: 6.28	(7, 1)	0.1		5	2	4	3	0	0	1	1	0	0	0	6	11	81.00	6.000
46 Kyle Barraclough, R ERA: 3.52	(7, 1)	0.1		4	0	0	0	1	2	0	0	1	0	0	8	20	0.00	6.000
49 Brian Ellington, R ERA:	(7, 1)	1.1		7	2	2	0	3	1	0	0	0	0	0	15	26	0.00	2.250
64 Nick Wittgren, R ERA: 3.09	(9, 1)	1.0		3	0	0	0	2	0	0	0	0	0	0	10	13	0.00	0.000

PITCHER		IP	WLS	BF	H	R	ER	SO	BB	IBB	HBP	BLK	WP	HR	S	P	ERA	WHIP

Atlanta Braves @ Miami Marlins

Marlins Park, Miami, FL

Fri May 12 2017, 7:16 PM - 10:25 PM EDT

Att. 20,052 - Clear - 82 F

BOTTOM

livebaseballscorecards.com

Batter	1	2	3	4	5	6	7	8	9	AB	R	H	RBI	BB	SO	LOB
32 Derek Dietrich, L (1, 5) OBP: 0.384, SLG: 0.366	C FF 95 X SI 96 0-1 ① F7		B CH 86 B CH 85 C FF 95 H FF 96 3-1 21 1B HBP		B FF 94 B FF 94 C FF 94 F FF 96 C FF 96 2-3 ① K		B SI 95 B FF 94 C SL 89 B SL 89 F FF 94 X SI 95 3-2 11 HR 1B		C SI 93 X CU 78 0-1 HR	4	2	2	1	0	1	0
11 J.T. Realmuto, R (1, 2) OBP: 0.344, SLG: 0.441	C FF 97 B FF 97 C SL 86 B FF 98 X SL 87 2-2 ② L5		B SL 84 C FF 95 X FF 95 1-1 ① L8		C SL 85 B SL 86 S CH 85 X FF 96 1-2 ② G4-3		X SI 93 0-0 1-H HR		B SI 93 X SI 94 1-0 ② G6-3	5	1	1	2	0	0	1
21 Christian Yelich, L (1, 8) OBP: 0.333, SLG: 0.421	X FF 96 0-0 1B		C FF 95 1 SAFE 1 SAFE S CH 84 B SL 88 X CH 87 1-2 1-2 1B		B CH 87 C CU 78 X FF 96 1-1 ③ F8		B SL 89 F SL 89 X SI 94 1-1 ③ L4		C CU 77 B SI 94 B CH 88 F FF 94 X CU 79 2-2 ③ F7	5	0	2	0	0	0	0
13 Marcell Ozuna, R (1, 7) OBP: 0.384, SLG: 0.605	C FF 96 F FF 97 B FF 98 F SL 87 X SL 87 1-2 ③ P3		C SL 86 C SI 97 B SL 87 D SL 86 S SL 84 2-3 ② K			B FF 95 C SI 95 F FF 95 B SL 86 X CU 79 2-2 ① G1-6-3		F FF 96 B FF 97 S CH 87 S SL 90 1-3 ① K		4	0	0	0	0	2	3
27 Giancarlo Stanton, R (1, 9) OBP: 0.345, SLG: 0.557		C SL 85 B SL 86 C SL 86 F FF 96 X FF 97 1-2 62 FC2-5 41 1B 1B	B SL 86 F SL 87 F CH 86 S CU 81 1-3 ③ K			C FF 95 S CH 86 B SL 86 B SL 86 F FF 94 X FF 95 2-2 ② G4-3		B SL 91 F CH 87 F SL 91 B FF 98 F SL 90 X FF 98 2-2 41 1B 1B		4	0	2	0	0	1	2
41 Justin Bour, L (1, 3) OBP: 0.333, SLG: 0.435		C SI 96 F SI 96 X CH 86 0-2 62 FC2-5 1-2 1B		B FF 95 B SL 86 F FF 95 X SL 87 2-1 HR		B CU 79 B CH 85 C CH 83 S CH 86 B FF 96 F FF 95 F FF 95 X SI 95 3-2 E4		B FF 99 C CH 90 F FF 100 X CH 91 1-2 1-2 1B		4	1	3	1	0	0	0
1 Steve Lombardozzi, S (1, 4) 46 Kyle Barraclough, R (7, 1) 49 Brian Ellington, R (7, 1) 51 Ichiro Suzuki, L (8, PH) OBP: 0.217, SLG: 0.295 64 Nick Wittgren, R (9, 1)		C FF 96 F FF 97 S FF 98 0-3 ① K		B CU 78 B FF 95 X FF 94 2-0 ① L8		B CU 76 S FF 93 B FF 94 X CH 85 2-1 ③ G4-3		B FF 98 F FF 98 B FF 99 S FF 97 S FF 98 2-3 ② K		3 0 0 1 0	0 0 0 0 0	0 0 0 0 0	0 0 0 0 0	0 0 0 0 0	1 0 0 1 0	3 0 0 2 0
62 José Ureña, R (1, 1) OBP: 0.125, SLG: 0.125 29 Brad Ziegler, R (7, 1) 39 JT Riddle, L (7, 6) OBP: 0.111, SLG: 0.313 12 Mike Aviles, R (7, PH) (8, 6)		B FF 93 L FF 91 X FF 93 1-1 ② FC2-5 9 FC4-6 1-2 2-3f		C FF 94 B SL 84 X SL 83 1-1 9 G3-6-3 1B			H SL 89 1-0 9 L5-3 HBP	B FF 98 C FF 98 B FF 99 F CH 87 F FF 99 F FF 97 B FF 100 X FF 100 3-2 ③ F9		2 0 0 1	0 0 0 0	1 0 0 0	0 0 0 0	0 0 0 0	0 0 0 0	2 0 0 2
9 Dee Strange-Gordon, L (1, 6) OBP: 0.318, SLG: 0.328 (7, 4)		C SL 86 S CH 85 B SL 88 X CH 88 1-2 ③ FC4-6 1-2f		X FF 94 0-0 ② ③ G3-6-3 1-2f			B FF 95 X FF 95 1-0 ① ② L5-3 1-1		C SI 93 S CH 87 C SI 93 0-3 ① K	4	0	0	0	0	1	4
Inning Stats	R: 0 E: 0 K: 0 S: 10 H: 1 LOB: 1 BB: 0 P: 13	R: 0 E: 0 K: 1 S: 15 H: 2 LOB: 2 BB: 0 P: 18	R: 0 E: 0 K: 2 S: 12 H: 1 LOB: 2 BB: 0 P: 20	R: 1 E: 0 K: 0 S: 6 H: 2 LOB: 0 BB: 0 P: 11	R: 0 E: 0 K: 1 S: 8 H: 0 LOB: 0 BB: 0 P: 12	R: 0 E: 1 K: 0 S: 14 H: 0 LOB: 1 BB: 0 P: 23	R: 2 E: 0 K: 0 S: 7 H: 2 LOB: 0 BB: 0 P: 13	R: 0 E: 0 K: 2 S: 18 H: 2 LOB: 2 BB: 0 P: 27	R: 1 E: 0 K: 1 S: 9 H: 1 LOB: 0 BB: 0 P: 12	1B: 8 2B: 1 3B: 0 HR: 3 SF: 0 SAC: 0 DP: 2 HBP: 2						

AB	37
R	4
H	11
RBI	4
BB	0
SO	7
LOB	19

WP: 0	PA: 39
PB: 0	
SB: 0	
CS: 0	

PITCHER		IP	WLS	BF	H	R	ER	SO	BB	IBB	HBP	BLK	WP	HR	S	P	ERA	WHIP
26 Mike Foltynewicz, R ERA: 4.04	(1, 1)	6.0	W	25	6	1	1	4	0	0	1	0	0	1	65	97	1.50	1.000
46 Ian Krol, L ERA: 7.9	(7, 1)	1.0		5	2	2	2	0	0	0	1	0	0	1	7	13	18.00	2.000
52 José Ramirez, R ERA: 1.13	(8, 1)	1.0		5	2	0	0	2	0	0	0	0	0	0	18	27	0.00	2.000
53 Jim Johnson, R ERA: 4.15	(9, 1)	1.0		4	1	1	1	1	0	0	0	0	0	1	9	12	9.00	1.000

PITCHER	IP	WLS	BF	H	R	ER	SO	BB	IBB	HBP	BLK	WP	HR	S	P	ERA	WHIP

Batter	1	2	3	4	5	6	7	8	9	AB	R	H	RBI	BB	SO	LOB
11 Ender Inciarte, L (1, 8) OBP: 0.301, SLG: 0.408	B SI 93 C SI 93 X FF 95 1-1 ① F7		B SI 93 B CH 83 C SI 93 C SI 94 B SI 95 T SI 95 3-2 ② K		B CH 83 B SI 93 X FF 93 2-0 ① F8			B SL 79 F FF 91 F CH 84 X FF 92 1-2 ① F8	F FC 90 X FC 91 0-1 ③ G4-3	5	0	0	0	0	1	1
4 Brandon Phillips, R (1, 4) OBP: 0.313, SLG: 0.382	C SI 94 F FF 94 S CH 86 0-3 ② K		C CH 83 B CH 85 F FF 93 B KC 83 B CH 84 X SI 94 3-2 ③ G5-3		C SI 92 B SI 93 X CH 82 1-1 ② G5-3			F SL 82 B FF 92 F FF 92 X FF 94 1-2 ② G1-3		4	0	0	0	0	1	0
5 Freddie Freeman, L (1, 3) OBP: 0.463, SLG: 0.750	B FF 96 F FF 96 B SI 95 F SI 94 B CH 87 F CH 86 X SI 96 3-2 ③ G3-1			F CH 84 B FF 95 X SI 94 1-1 22 1B 2B	F FF 93 X SI 94 0-1 ③ F7			X CH 86 0-0 27 E 2B		4	2	2	0	0	0	0
27 Matt Kemp, R (1, 7) OBP: 0.359, SLG: 0.606		F SI 94 C FF 95 S FF 94 0-3 ① K		X CH 84 0-0 ① G6-3		C CH 82 X SI 94 0-1 ① G6-3		X SL 83 0-0 E5 22 1B 1B 2-H		4	0	1	0	0	1	1
22 Nick Markakis, L (1, 9) OBP: 0.382, SLG: 0.405		C FF 95 C KC 81 X FF 95 0-2 ② F8		B SI 95 X SI 93 1-0 25 G5-3 25 WP 7 1B 1B 2-H		B CH 83 B SI 93 C CH 81 X SI 94 2-1 25 G6-4-3 1B		B FF 91 C FF 93 B FF 91 X FF 93 2-1 1-2 1B		4	1	3	1	0	0	0
25 Tyler Flowers, R (1, 2) OBP: 0.470, SLG: 0.426		C SI 95 S CH 88 F CH 86 B SI 95 H CH 85 2-2 8 BB HBP		B FF 92 S FF 92 F CH 82 B CH 82 X CH 84 2-2 ② G5-3 1-3		D SI 93 B SI 93 C SI 94 F CH 82 F SI 93 X CH 82 2-2 ② ③ G6-4-3 1-2f		X SL 82 0-0 ③ L9		3	0	0	0	0	0	4
8 Jace Peterson, L (1, 5) OBP: 0.329, SLG: 0.318		B SI 95 B KC 79 B FF 95 B SI 94 4-0 1-2 BB		B CH 84 B KC 79 C SI 93 D CH 82 B SI 94 4-1 7 1B BB			B SL 84 C FF 94 S SL 84 B SL 84 X FF 94 2-2 ① F8		B KC 81 C KC 80 C FC 91 B FF 96 B KC 82 D KC 81 4-2 23 F9 7 S BB	1	0	0	0	3	0	0
7 Dansby Swanson, R (1, 6) OBP: 0.250, SLG: 0.229		B FF 94 S CH 84 S CH 84 S CH 86 1-3 ③ K		D CH 83 C SI 93 B SI 94 F SI 94 X CH 85 2-2 1-3 3-H 1B			B SL 82 B CH 88 X FF 94 2-0 ② F9		C FF 95 B FF 95 T FC 92 F FF 96 C FC 92 1-3 ① 1-2 K	4	0	1	1	0	2	3
49 Julio Teheran, R (1, 1) OBP: 0.125, SLG: 0.125 64 Emilio Bonifácio, S (7, PH) OBP: 0.214, SLG: 0.296 34 Eric O'Flaherty, L (7, 1) 38 Arodys Vizcaíno, R (8, 1) 23 Danny Santana, S (9, PH) OBP: 0.219, SLG: 0.300 53 Jim Johnson, R (9, 1)			C SI 91 X FF 94 0-1 ① G4-3	C CH 83 C SI 94 S CH 82 0-3 ③ K			B CH 88 C FF 93 F CH 87 B SL 84 X CH 88 2-2 ③ G6-3		X FF 95 0-0 ② F9 2-3	2 1 0 0 1 0	0 0 0 0 0 0	0 0 0 0 0 0	0 0 0 0 0 0	0 0 0 0 0 0	1 0 0 0 0 0	2 0 0 0 1 0
Inning Stats	R: 0 E: 0 K: 1 S: 9 H: 0 LOB: 0 BB: 0 P: 13	R: 0 E: 0 K: 2 S: 12 H: 0 LOB: 2 BB: 1 P: 19	R: 0 E: 0 K: 1 S: 8 H: 0 LOB: 0 BB: 0 P: 14	R: 2 E: 0 K: 1 S: 14 H: 3 LOB: 2 BB: 1 P: 24	R: 0 E: 0 K: 0 S: 5 H: 0 LOB: 0 BB: 0 P: 8	R: 0 E: 0 K: 0 S: 8 H: 1 LOB: 0 BB: 0 P: 12	R: 0 E: 0 K: 0 S: 7 H: 0 LOB: 0 BB: 0 P: 13	R: 1 E: 1 K: 0 S: 11 H: 3 LOB: 2 BB: 0 P: 15	R: 0 E: 0 K: 1 S: 9 H: 0 LOB: 1 BB: 1 P: 14	1B: 5 2B: 2 3B: 0 HR: 0	SF: 0 SAC: 0 DP: 1 HBP: 1					

PITCHER	IP	WLS	BF	H	R	ER	SO	BB	IBB	HBP	BLK	WP	HR	S	P	ERA	WHIP
36 Edinson Volquez, R (1, 1) ERA: 4.41	6.0	L	24	4	2	2	5	2	0	1	0	1	0	56	90	3.00	1.000
66 Jarlín García, L (7, 1) ERA: 2.53	1.0		3	0	0	0	0	0	0	0	0	0	0	7	13	0.00	0.000
64 Nick Wittgren, R (8, 1) ERA: 3.55	1.0		6	3	1	1	0	0	0	0	0	0	0	11	15	9.00	3.000
35 David Phelps, R (9, 1) ERA: 4.5	1.0		4	0	0	0	1	1	0	0	0	0	0	9	14	0.00	1.000

PITCHER	IP	WLS	BF	H	R	ER	SO	BB	IBB	HBP	BLK	WP	HR	S	P	ERA	WHIP

TOP

Atlanta Braves @ Miami Marlins

Marlins Park, Miami, FL

Sat May 13 2017, 7:13 PM - 10:01 PM EDT

Att. 26,692 - Clear - 86 F

livebaseballscorecards.com

AB	33
R	3
H	7
RBI	2
BB	3
SO	6
LOB	12

WP: 1	PA: 37
PB: 0	
SB: 1	
CS: 0	

Atlanta Braves @ Miami Marlins

Marlins Park, Miami, FL

Sat May 13 2017, 7:13 PM - 10:01 PM EDT

Att. 26,692 - Clear - 86 F

BOTTOM

Batter	1	2	3	4	5	6	7	8	9	AB	R	H	RBI	BB	SO	LOB
32 Derek Dietrich, L (1, 5) OBP: 0.378, SLG: 0.373	B FF 91 B FF 91 C FF 91 C FF 92 F FF 92 F FF 93 F FF 92 S SL 84 2-3 ① K		X FF 91 0-0 ② F7		C FF 91 B FF 92 F FF 92 F SL 84 X CH 78 1-2 2B			C FF 97 B FF 98 X SI 98 1-1 ① F8		4	0	1	0	0	1	0
11 J.T. Realmuto, R (1, 2) OBP: 0.341, SLG: 0.443	C SL 83 S FF 92 F FF 92 B SL 83 X CH 84 1-2 2B		F FF 91 X SI 91 0-1 ③ P3		C SL 84 X SL 84 0-1 ③ G5-3			C SL 85 B SL 86 X FF 98 1-1 ② F7		4	0	1	0	0	0	1
21 Christian Yelich, L (1, 8) OBP: 0.331, SLG: 0.416	C FF 92 B CH 85 F CU 76 B FF 92 F SL 83 X FF 92 2-2 ② F9			B FF 90 B SI 88 C CH 80 X SI 90 2-1 ① G2		C CU 70 B CH 80 S SL 82 B CU 67 B SL 82 X SL 82 3-2 ① G4-3		B SL 86 X SI 98 1-0 1B		4	0	1	0	0	0	1
13 Marcell Ozuna, R (1, 7) OBP: 0.380, SLG: 0.602	C FF 93 C FF 93 F FF 93 X FF 93 0-2 ③ F7			C FF 90 F FF 93 B SL 82 X FF 93 1-2 2B		C SI 91 B SL 81 B SL 82 F CH 81 B FF 92 F SI 90 S CH 83 3-3 ② K		S SL 85 D SL 87 F FF 98 F SL 86 B SL 84 F FF 97 D SL 85 C SL 87 3-3 ③ K		4	0	1	0	0	2	2
27 Giancarlo Stanton, R (1, 9) OBP: 0.336, SLG: 0.541		C SL 81 B FF 90 F FF 93 S SL 82 1-3 ① K		X SL 83 0-0 ② G5-3		B CH 81 B SL 82 C SL 81 B FF 92 X FF 92 3-1 ③ P3			B SI 93 C SI 93 X SI 94 1-1 ① G1-3	4	0	0	0	0	1	1
41 Justin Bour, L (1, 3) OBP: 0.346, SLG: 0.462		B FF 92 B FF 92 C FF 92 B FF 93 B SI 92 4-1 BB		B CH 81 D CH 81 B CH 82 B FF 90 4-0 BB			X SI 90 0-0 HR		C CU 78 B SI 94 B CH 87 F SI 94 X CU 80 2-2 ② G4-3	2	1	1	1	2	0	0
39 JT Riddle, L (1, 6) OBP: 0.100, SLG: 0.278 12 Mike Aviles, R (7, PH) (8, 6) 51 Ichiro Suzuki, L (9, PH) OBP: 0.213, SLG: 0.289		C FF 92 B SI 91 B SI 90 X CH 83 2-1 ② F8		F CH 83 B FF 92 T CH 84 F SL 82 F SL 81 B FF 91 X SL 83 2-2 ③ L9			C SI 92 X SI 90 0-1 ① P4		C SI 93 B SI 94 S SI 95 F CU 79 F SI 94 F CH 88 F SI 95 C SI 94 1-3 ③ K	2 1 1	0 0 0	0 0 0	0 0 0	0 0 0	0 0 1	3 0 0
36 Edinson Volquez, R (1, 1) OBP: 0.333, SLG: 0.333 66 Jarlín García, L (7, 1) 28 Tyler Moore, R (7, PH) OBP: 0.308, SLG: 0.385 64 Nick Wittgren, R (8, 1) 35 David Phelps, R (9, 1)		S FF 92 X FF 91 0-1 ③ P3			F FF 91 C SL 79 S SL 81 0-3 ① K		F SL 86 B FF 88 F SL 86 X SI 91 1-2 ② G1-3			2 0 1 0 0	0 0 0 0 0	0 0 0 0 0	0 0 0 0 0	1 0 0 0 0	1 0 0 0 0	1 0 0 0 0
9 Dee Strange-Gordon, L (1, 4) OBP: 0.311, SLG: 0.321			F CH 84 B FF 92 T FF 92 X 1-2 ① G3		X FF 92 0-0 ② G1-3		L SL 84 X SL 86 0-1 ③ G5-3			3	0	0	0	0	0	0

Inning Stats																					
	R: 0	H: 1	R: 0	H: 0	R: 0	H: 0	R: 0	H: 1	R: 0	H: 1	R: 0	H: 0	R: 1	H: 1	R: 0	H: 1	R: 0	H: 0	1B: 1	SF: 0	WP: 0	PA: 34
	E: 0	LOB: 1	E: 0	LOB: 1	E: 0	LOB: 0	E: 0	LOB: 2	E: 0	LOB: 1	E: 0	LOB: 0	E: 0	LOB: 0	E: 0	LOB: 1	E: 0	LOB: 0	2B: 3	SAC: 0	PB: 0	
	K: 1	BB: 0	K: 1	BB: 1	K: 0	BB: 0	K: 0	BB: 1	K: 1	BB: 0	K: 0	BB: 0	K: 0	BB: 0	K: 1	BB: 0	K: 1	BB: 0	3B: 0	DP: 0	SB: 0	
	S: 18	P: 23	S: 8	P: 15	S: 6	P: 7	S: 11	P: 20	S: 10	P: 11	S: 9	P: 18	S: 8	P: 9	S: 10	P: 16	S: 12	P: 16	HR: 1	HBP: 0	CS: 0	

PITCHER		IP	WLS	BF	H	R	ER	SO	BB	IBB	HBP	BLK	WP	HR	S	P	ERA	WHIP
49 Julio Teheran, R ERA: 4.08	(1, 1)	6.0	W	23	3	0	0	4	2	0	0	0	0	0	62	94	0.00	0.833
34 Eric O'Flaherty, L ERA: 6.39	(7, 1)	1.0	H	4	1	1	1	0	0	0	0	0	0	1	8	9	9.00	1.000
38 Arodys Vizcaíno, R ERA: 3.14	(8, 1)	1.0	H	4	1	0	0	1	0	0	0	0	0	0	10	16	0.00	1.000
53 Jim Johnson, R ERA: 3.86	(9, 1)	1.0	S	3	0	0	0	1	0	0	0	0	0	0	12	16	0.00	0.000

PITCHER	IP	WLS	BF	H	R	ER	SO	BB	IBB	HBP	BLK	WP	HR	S	P	ERA	WHIP

AB	32
R	1
H	5
RBI	1
BB	2
SO	6
LOB	9

livebaseballscorecards.com

Atlanta Braves @ Miami Marlins

Marlins Park, Miami, FL

Sun May 14 2017, 1:12 PM - 3:39 PM EDT

Att. 17,277 - Roof Closed - 75 F

livebaseballscorecards.com

TOP

Batter	1	2	3	4	5	6	7	8	9	AB	R	H	RBI	BB	SO	LOB
11 Ender Inciarte, L (1, 8) OBP: 0.310, SLG: 0.411	C FF 89 B FF 90 X FF 90 1-1 ① G6-3		X CU 75 0-0 13 BB 1B		C FF 89 X FF 90 0-1 13 HBP 22 1B 1B	X FF 89 0-0 ③ G5-3			B FF 94 B CH 86 C FF 94 F SL 81 B FF 95 B SL 81 4-2 27 DI BB	4	1	2	0	1	0	1
13 Adonis García, R (1, 5) OBP: 0.266, SLG: 0.344	B FF 91 B FF 91 S CH 82 B FF 91 D CH 86 4-1 27 BB 5 1B 22 G1-2-3 BB		B FF 91 1 SAFE B CH 82 B FF 90 1 SAFE B FF 90 4-0 1-2 BB		C FF 91 H FF 91 1-1 22 1B 1-2 HBP		B FF 94 F FF 95 B SL 80 F SL 81 F FF 96 F FF 96 X SL 83 2-2 5 1B 1B		X FF 91 0-0 ① F8	2	0	1	0	2	0	1
5 Freddie Freeman, L (1, 3) OBP: 0.461, SLG: 0.736	X FF 91 0-0 27 BB 1-2 1B		C FF 91 S FF 92 F CH 84 T FF 92 0-2 ② K		B FF 90 B FF 89 F FF 90 F CU 77 F FF 89 X FC 87 2-2 ① F7		F FF 95 X FF 96 0-1 ① 27 G1-3 1-3 1B		S CH 86 F FF 93 B FF 93 S CH 85 1-3 ② K	5	0	2	0	0	2	5
27 Matt Kemp, R (1, 7) OBP: 0.352, SLG: 0.583	S FF 91 B FF 91 S FF 92 B FF 91 B FF 92 B FC 89 4-2 1-2 2-3 BB		C CH 83 B FF 92 X CH 82 1-1 ③ L8		C FF 91 F FF 91 B FF 91 B FC 88 S FC 87 2-3 ② K		C SL 81 D SL 81 S FF 97 X SL 82 1-2 ② G1-3 2-3		C SL 83 X SL 82 0-1 ③ F9 1-2	4	0	0	0	1	1	6
22 Nick Markakis, L (1, 9) OBP: 0.385, SLG: 0.403	X CU 76 0-0 ② ③ G1-2-3 3-Hf			C C FF 90 B FF 92 X CU 78 1-2 ① G6-3	B FF 88 X FF 90 1-0 24 FC6-4 1-3 2-H 1B		0-0 IBB			3	0	1	1	1	0	3
24 Kurt Suzuki, R (1, 2) OBP: 0.339, SLG: 0.286		C FF 89 B CU 74 X CH 82 1-1 ① F9		B CH 84 X FF 91 1-0 2B	C FF 90 X CH 82 0-1 ③ FC6-4 1-2f		B FF 95 S FF 95 F FF 96 X FF 96 1-2 ③ F9			4	0	1	0	0	0	4
23 Danny Santana, S (1, 4) OBP: 0.194, SLG: 0.265		C FF 91 F FF 90 B CH 83 C FC 88 1-3 ② K		D CH 82 F FF 91 2 SAFE F CH 82 T FF 90 1-2 ② K		B CH 80 X CH 81 1-0 ① F8		C SI 93 X FC 90 0-1 ① G2-3		4	0	0	0	0	2	1
7 Dansby Swanson, R (1, 6) OBP: 0.257, SLG: 0.231		C CU 76 X FF 90 0-1 ③ L7		0-0 IBB		B FF 90 X CH 82 1-0 19 SH1-4 1B		B KC 80 S FF 94 S FF 95 F FF 96 T FF 97 1-2 ② K		3	0	1	0	1	1	0
19 R.A. Dickey, R (1, 1) OBP: 0.133, SLG: 0.133 64 Emilio Bonifácio, S (8, PH) OBP: 0.207, SLG: 0.286 39 Sam Freeman, R (8, 1) 30 Jason Motte, R (8, 1)			C FF 88 S CH 82 S CH 83 0-3 ① K	F CH 82 F FF 89 X CH 81 0-2 ③ G4-3		1 SAFE L FF 88 1 SAFE X CH 81 0-1 ② SH1-4 1-2		C SI 96 S FC 92 S FF 96 0-3 ③ K		2 1 0 0	0 0 0 0	0 0 0 0	0 0 0 0	1 1 0 0	2 0 0 0	2 0 0 0

Inning Stats	1	2	3	4	5	6	7	8	9	1B	SF	WP	PA
	R: 0 E: 0 K: 0 S: 7 H: 1 LOB: 2 BB: 2 P: 16	R: 0 E: 0 K: 1 S: 7 H: 0 LOB: 0 BB: 0 P: 9	R: 0 E: 0 K: 2 S: 10 H: 1 LOB: 2 BB: 1 P: 15	R: 0 E: 0 K: 1 S: 10 H: 1 LOB: 2 BB: 1 P: 13	R: 1 E: 0 K: 1 S: 13 H: 2 LOB: 2 BB: 0 P: 19	R: 0 E: 0 K: 0 S: 5 H: 1 LOB: 1 BB: 0 P: 7	R: 0 E: 0 K: 0 S: 13 H: 2 LOB: 2 BB: 1 P: 17	R: 0 E: 0 K: 2 S: 9 H: 0 LOB: 0 BB: 0 P: 10	R: 0 E: 0 K: 1 S: 8 H: 0 LOB: 1 BB: 1 P: 13	1B: 7 2B: 1 3B: 0 HR: 0	SF: 0 SAC: 1 DP: 1 HBP: 1	WP: 0 PB: 0 SB: 0 CS: 0	PA: 40

PITCHER		IP	WLS	BF	H	R	ER	SO	BB	IBB	HBP	BLK	WP	HR	S	P	ERA	WHIP
20 Justin Nicolino, L ERA: 1.5	(1, 1)	6.0		28	6	1	1	5	3	1	1	0	0	0	52	79	1.50	1.500
46 Kyle Barraclough, R ERA: 3.31	(7, 1)	1.0	W	5	2	0	0	0	0	1	0	0	0	0	13	17	0.00	2.000
35 David Phelps, R ERA: 4.26	(8, 1)	1.0	H	3	0	0	0	2	0	0	0	0	0	0	9	10	0.00	0.000
44 AJ Ramos, R ERA: 2.77	(9, 1)	1.0	S	4	0	0	0	1	1	0	0	0	0	0	8	13	0.00	1.000

PITCHER	IP	WLS	BF	H	R	ER	SO	BB	IBB	HBP	BLK	WP	HR	S	P	ERA	WHIP

AB	32
R	1
H	8
RBI	1
BB	6
SO	8
LOB	23

Atlanta Braves @ Miami Marlins

Marlins Park, Miami, FL

Sun May 14 2017, 1:12 PM - 3:39 PM EDT

Att. 17,277 - Roof Closed - 75 F

livebaseballscorecards.com

BOTTOM

Batter	1	2	3	4	5	6	7	8	9	AB	R	H	RBI	BB	SO	LOB
9 Dee Strange-Gordon, L (1, 4) OBP: 0.303, SLG: 0.313	C FF 82 B KN 76 X KN 69 1-1 G3 ①		C KN 71 B KN 78 X KN 76 1-1 G5-3 ②		B KN 74 C FF 84 B KN 75 C EP 67 X KN 72 2-2 F7 ③		F FF 82 X KN 76 0-1 L8 ③			4	0	0	0	0	0	0
21 Christian Yelich, L (1, 8) OBP: 0.342, SLG: 0.417	B KN 74 B KN 72 B FF 83 C KN 79 B FF 83 4-1 41 FC4-6 13 1B BB		C KN 75 S KN 78 X KN 78 0-2 13 1B 1B			B KN 69 B KN 70 B FF 82 B KN 79 4-0 13 G6-4-3 BB		B FF 94 C CU 83 F CU 84 B FF 96 X CU 83 2-2 G6-3 ①		2	0	1	0	2	0	0
13 Marcell Ozuna, R (1, 7) OBP: 0.390, SLG: 0.603	X FF 83 0-0 41 FC4-6 1-2 1B		X KN 76 0-0 1-3 1B			X KN 76 0-0 G6-4-3 ① ② 1-2f		B SI 95 B FS 87 F FS 87 B FS 86 B FS 86 4-1 BB		3	0	2	0	1	0	1
41 Justin Bour, L (1, 3) OBP: 0.336, SLG: 0.446	C KN 76 B KN 78 X KN 77 1-1 FC4-6 ② 1-2f 2-3		F KN 77 X KN 78 0-1 G3 ③			C KN 77 S KN 78 X KN 80 0-2 L4 ③		B CU 82 B FF 95 F CU 80 F FF 96 T FF 96 2-2 K ②		4	0	0	0	0	1	5
27 Giancarlo Stanton, R (1, 9) OBP: 0.333, SLG: 0.540	B KN 78 F KN 77 B KN 78 B KN 76 S KN 77 C KN 75 3-3 K ③			X KN 76 0-0 P3 ①			S KN 77 B KN 77 X KN 76 1-1 28 HR 2B	B FC 87 C FC 86 X FF 93 1-1 P3 ③		4	1	1	0	0	1	3
32 Derek Dietrich, L (1, 5) OBP: 0.376, SLG: 0.364		C FF 80 X KN 76 0-1 G1-6-3 ①		B FF 81 F KN 69 B KN 79 B KN 74 F FF 80 H KN 75 4-2 17 G6-4-3 HBP			B KN 76 F KN 75 B KN 78 B KN 76 X KN 73 3-1 F9 ①			2	0	0	0	0	0	1
17 A.J. Ellis, R (1, 2) OBP: 0.242, SLG: 0.138		C FF 82 C FF 83 X KN 79 0-2 G1-3 ②		C KN 74 1 SAFE B KN 76 1 SAFE B KN 74 B KN 74 F FF 83 1 SAFE 1 SAFE 3-2 X FF 84 G6-4-3 ② ③ 1-2f			B KN 76 S KN 76 B KN 76 B KN 76 C KN 74 F KN 73 B KN 74 4-2 28 HR BB			2	1	0	0	1	0	1
39 JT Riddle, L (1, 6) OBP: 0.087, SLG: 0.238		B KN 74 X KN 74 1-0 G3 ③			F KN 73 B KN 78 F KN 76 X KN 79 1-2 G2-3 ①		C KN 76 B KN 78 C KN 76 F KN 78 F KN 79 X KN 79 1-2 F7 ②			3	0	0	0	0	0	2
20 Justin Nicolino, L (1, 1) 46 Kyle Barraclough, R (7, 1) 28 Tyler Moore, R (7, PH) OBP: 0.357, SLG: 0.643 35 David Phelps, R (8, 1) 44 AJ Ramos, R (9, 1)			C FF 82 X KN 77 0-1 G1-3 ①		B KN 72 B KN 81 B KN 78 C KN 78 S KN 78 X KN 80 3-2 F7 ②		X KN 79 0-0 1-H 2-H HR			2 0 1 0 0	0 0 1 0 0	0 0 1 0 0	0 0 3 0 0	0 0 0 0 0	0 0 0 0 0	0 0 0 0 0
Inning Stats	R: 0 E: 0 K: 1 S: 9 H: 1 LOB: 2 BB: 1 P: 18	R: 0 E: 0 K: 0 S: 6 H: 0 LOB: 0 BB: 0 P: 7	R: 0 E: 0 K: 0 S: 10 H: 2 LOB: 2 BB: 0 P: 11	R: 0 E: 0 K: 0 S: 6 H: 0 LOB: 0 BB: 0 P: 13	R: 0 E: 0 K: 0 S: 9 H: 0 LOB: 0 BB: 0 P: 15	R: 0 E: 0 K: 0 S: 4 H: 0 LOB: 0 BB: 1 P: 8	R: 3 E: 0 K: 0 S: 15 H: 2 LOB: 0 BB: 1 P: 24	R: 0 E: 0 K: 1 S: 9 H: 0 LOB: 1 BB: 1 P: 18		1B: 3 2B: 1 3B: 0 HR: 1 SF: 0 SAC: 0 DP: 2 HBP: 1						

PITCHER	IP	WLS	BF	H	R	ER	SO	BB	IBB	HBP	BLK	WP	HR	S	P	ERA	WHIP
19 R.A. Dickey, R (1, 1) ERA: 4.22	7.0	L	28	5	3	3	1	3	0	1	0	0	1	59	96	3.86	1.143
39 Sam Freeman, L (8, 1) ERA:	0.2		3	0	0	0	1	1	0	0	0	0	0	7	15	0.00	1.500
30 Jason Motte, R (8, 1) ERA: 2.84	0.1		1	0	0	0	0	0	0	0	0	0	0	2	3	0.00	0.000

PITCHER	IP	WLS	BF	H	R	ER	SO	BB	IBB	HBP	BLK	WP	HR	S	P	ERA	WHIP

AB	27
R	3
H	5
RBI	3
BB	4
SO	2
LOB	13

WP: 0 PA: 32
PB: 0
SB: 0
CS: 0

Batter	1	2	3	4	5	6	7	8	9	AB	R	H	RBI	BB	SO	LOB
4 George Springer, R (1, 8) (8, 9) OBP: 0.329, SLG: 0.489	C FF 91 B FF 91 C SL 83 B SL 86 S SL 85 2-3 ① K		F CU 74 X FF 93 0-1 ③ G6-3			B CU 74 B FF 92 C CU 77 S FO 87 S FF 94 2-3 ① K	B CU 73 X CU 75 1-0 ① FC6-4 (27 1B, 22 BB) 1-2f		B SL 86 C FF 92 X FF 93 1-1 ① G5-3	5	1	0	0	0	2	2
22 Josh Reddick, L (1, 9) (8, 7) OBP: 0.346, SLG: 0.484	C FF 90 F CU 76 B FF 92 X SL 84 1-2 ② L7			B FF 90 X FF 90 1-0 ① F7		C CU 79 S FO 89 B FF 94 X FO 89 1-2 (27 F9, 10 HR) 2B	B CH 76 B SI 84 B SI 84 F SI 84 B SI 85 4-1 (27 E, 27 1B) 1-2 BB		B SI 93 F SI 93 F SL 88 T SL 87 1-2 ② K	4	1	1	0	1	1	0
27 Jose Altuve, R (1, 4) OBP: 0.364, SLG: 0.458	L SL 84 B FF 91 H FF 92 2-1 HBP			B FF 92 F CH 83 X SL 85 1-1 ② P4		C FO 88 X FF 94 0-1 ② F9 2-3	C CU 73 B CU 75 B CU 75 X SI 84 2-1 E7 1-3 2-H 3-H		B FF 93 C SL 87 X FF 93 1-1 HR	4	1	2	3	0	0	1
1 Carlos Correa, R (1, 6) OBP: 0.369, SLG: 0.468	1 SAFE C FF 91 C FF 92 B SL 86 1 SAFE S SL 86 1-3 ③ K			S CU 74 F FF 92 B FF 92 X SL 84 1-2 ③ F9		C CU 78 B FF 94 B FF 95 D CU 81 B CU 78 4-1 (11 HBP, 10 HR) BB	0-0 (11 G4-6-3) IBB		B FF 94 B SL 87 F FF 93 S SL 87 S SL 87 2-3 ③ K	3	1	0	0	2	2	1
11 Evan Gattis, R (1, 2) OBP: 0.358, SLG: 0.446		F FF 92 B CH 83 S SL 85 X SL 84 1-2 ① F9			X SL 82 0-0 ① G1-3	F FO 87 B FF 93 B FO 87 H CU 78 3-1 (10 HR) 1-2 HBP	C CU 74 B SI 84 B SI 83 B SI 84 X SI 84 3-1 ②③ G4-6-3 1-2f			3	1	0	0	0	0	3
10 Yuli Gurriel, R (1, 3) OBP: 0.328, SLG: 0.431		T FF 92 S FF 92 F FF 93 X SL 85 0-2 ② F7			F SL 83 B CH 83 X FF 91 1-1 ② L8	B FF 94 B FF 94 C FF 94 X FF 94 2-1 1-H 2-H 3-H HR		C SI 93 C SL 88 B SL 86 B SI 93 X FF 92 2-2 2B		4	1	2	4	0	0	0
2 Alex Bregman, R (1, 5) OBP: 0.342, SLG: 0.359 51 James Hoyt, R (6, 1) Jake Marisnick, R (8, PH) OBP: 0.313, SLG: 0.372 (8, 8)		B CU 73 B FF 91 F FF 91 C SL 84 X SL 86 2-2 ③ G2-3			B FF 91 F SL 86 F SL 85 B SL 84 B CH 84 X SL 84 3-2 2B	B CU 78 X FF 93 1-0 ③ F7		C SI 95 B FF 93 D SL 89 T SI 94 D SL 90 X FF 93 3-2 ① P4		3 0 1	0 0 0	1 0 0	0 0 0	0 0 0	0 0 1	0 0 1
3 Norichika Aoki, L (1, 7) OBP: 0.333, SLG: 0.345 44 Luke Gregerson, L (8, 1) 41 Brad Peacock, R (9, 1)			C FF 88 B CH 83 B CH 83 B FF 89 X FF 91 3-1 ① G4-3		0-0 IBB		F SI 82 X CH 75 0-1 (9 1B, 27 1B) 1B	C SI 94 B CH 87 F FF 94 D SL 89 X CH 88 2-2 ② F7		3 0 0	1 0 0	1 0 0	0 0 0	1 0 0	0 0 0	1 0 0
59 Joe Musgrove, R (1, 1) 9 Marwin Gonzalez, S (6, 5) OBP: 0.378, SLG: 0.627			F FF 89 C SL 84 B FF 92 X SL 84 1-2 ② G3		B SL 83 C FF 90 S SL 83 S SL 84 1-3 ③ K		C SI 83 B SI 83 B CH 76 X SI 84 2-1 (4 FC6-4) 1-3 1B	B SL 86 B FF 95 S CH 87 B FF 95 F FF 95 X CH 89 3-2 ③ G1-3		2 2	0 0	0 1	0 0	0 0	1 0	2 1

TOP

Houston Astros @ Miami Marlins

Marlins Park, Miami, FL

Mon May 15 2017, 7:12 PM - 10:08 PM EDT

Att. 16,448 - Roof Closed - 77 F

livebaseballscorecards.com

AB	34
R	7
H	8
RBI	7
BB	4
SO	6
LOB	12

Inning Stats	1	2	3	4	5	6	7	8	9	1B: 3	SF: 0	WP: 0	PA: 40
	R: 0 E: 0 K: 2 S: 10 H: 0 LOB: 1 BB: 0 P: 16	R: 0 E: 0 K: 0 S: 10 H: 0 LOB: 0 BB: 0 P: 13	R: 0 E: 0 K: 0 S: 7 H: 0 LOB: 0 BB: 0 P: 11	R: 0 E: 0 K: 0 S: 6 H: 0 LOB: 0 BB: 0 P: 9	R: 0 E: 0 K: 1 S: 9 H: 1 LOB: 2 BB: 1 P: 14	R: 4 E: 0 K: 1 S: 13 H: 2 LOB: 0 BB: 1 P: 26	R: 2 E: 1 K: 0 S: 10 H: 3 LOB: 2 BB: 2 P: 22	R: 0 E: 0 K: 0 S: 12 H: 1 LOB: 1 BB: 0 P: 22	R: 1 E: 0 K: 2 S: 10 H: 1 LOB: 0 BB: 0 P: 15	2B: 3 3B: 0 HR: 2	SAC: 0 DP: 1 HBP: 2	PB: 0 SB: 0 CS: 0	

PITCHER		IP	WLS	BF	H	R	ER	SO	BB	IBB	HBP	BLK	WP	HR	S	P	ERA	WHIP
58 Dan Straily, R ERA: 3.56	(1, 1)	5.0		18	1	0	0	3	0	1	1	0	0	0	42	63	0.00	0.200
25 Junichi Tazawa, R ERA: 6.6	(6, 1)	1.0	L	7	2	4	4	1	1	0	1	0	0	1	13	26	36.00	3.000
29 Brad Ziegler, R ERA: 7.04	(7, 1)	1.0		7	3	2	2	0	1	1	0	0	0	0	10	22	18.00	4.000
22 Dustin McGowan, R ERA: 4.58	(8, 1)	2.0		8	2	1	1	2	0	0	0	0	0	1	22	37	4.50	1.000

PITCHER	IP	WLS	BF	H	R	ER	SO	BB	IBB	HBP	BLK	WP	HR	S	P	ERA	WHIP

Houston Astros @ Miami Marlins

Marlins Park, Miami, FL

Mon May 15 2017, 7:12 PM - 10:08 PM EDT

Att. 16,448 - Roof Closed - 77 F

BOTTOM

livebaseballscorecards.com

Batter	1	2	3	4	5	6	7	8	9	AB	R	H	RBI	BB	SO	LOB
9 Dee Strange-Gordon, L (1, 4) OBP: 0.306, SLG: 0.315	B FF 94 F FF 94 B FF 95 B CH 86 X FF 94 3-1 ① L6		C FF 94 B CU 82 X FF 94 1-1 21 PO 1B		S FF 92 X FF 91 0-1 ② L5		C SL 83 X SL 83 0-1 ①② 1-2f 2-3 G4-6-3		X FF 93 0-0 21 DI 1B	5	0	2	0	0	0	3
21 Christian Yelich, L (1, 8) OBP: 0.338, SLG: 0.410	B SL 84 C FF 94 S CH 86 F FF 94 B CH 88 S FF 95 2-3 ② K		C FF 92 F FF 91 B FF 93 1 SAFE 1-2 ③ PO 1-2	B CH 84 B CH 85 X FF 94 2-0 ① G1-3	F FF 91 F FF 92 X FF 92 0-2 2-H 1B		B CH 89 C FF 93 S SL 84 S SL 84 1-3 ③ K		B CH 83 S ST 82 C FF 92 B FF 94 B ST 81 X FF 92 3-2 ③ G4-3 1-2	5	0	1	1	0	2	2
13 Marcell Ozuna, R (1, 7) OBP: 0.386, SLG: 0.593	C FF 94 X FF 92 0-1 ③ P4			B FC 92 X FF 94 1-0 11 BB 41 1B 1B	F FF 92 F SL 81 X FF 93 0-2 ③ F9			C SI 90 B SI 90 B SI 90 S SL 81 S SL 82 2-3 ① K		4	0	1	0	0	1	1
41 Justin Bour, L (1, 3) OBP: 0.347, SLG: 0.488		C FC 94 B CU 81 B CU 82 S CH 85 F SI 88 B CU 81 X CH 86 3-2 2B		B CH 83 C FF 92 X SL 80 1-1 11 BB 1-2 1B		X FF 92 0-0 ① G4-3		B FF 91 F SI 90 X SL 81 1-1 HR		4	1	3	1	0	0	0
27 Giancarlo Stanton, R (1, 9) OBP: 0.331, SLG: 0.531		C SL 82 F SL 82 F FC 94 S SL 83 0-3 ① K		B SL 84 S FF 93 S FF 93 S SL 84 1-3 ② K		C SL 83 S SL 83 B SL 84 F FF 94 X SL 83 1-2 1B		B SL 81 F SL 82 B SL 81 B SI 89 F FF 90 S SL 82 3-3 ② K		4	0	1	0	0	3	3
11 J.T. Realmuto, R (1, 2) OBP: 0.346, SLG: 0.440		X FF 92 0-0 ② F7		B SL 81 F CH 84 S SL 82 D SL 83 D SL 83 B FF 94 4-2 1-2 2-3 BB		B FF 91 B CH 84 B FF 91 C FC 91 X FF 90 3-1 ② F7		C SI 89 B SL 81 B SL 79 C SL 80 X SI 88 2-2 1B		3	0	1	0	1	0	2
32 Derek Dietrich, L (1, 5) OBP: 0.361, SLG: 0.346		C FF 92 B FF 93 F CH 84 F FF 94 B CU 81 B CU 80 T CH 85 3-2 ③ K		C FF 91 F CH 85 F FF 93 F FF 92 X CH 85 0-2 ③ G3-1		S SL 84 F SL 83 F SL 84 S FF 94 0-3 ③ K		C SL 81 F SL 81 D SL 80 X SL 80 1-2 ③ F8		4	0	0	0	0	2	6
39 JT Riddle, L (1, 6) OBP: 0.185, SLG: 0.360			C FF 93 X CU 81 0-1 ① 1B		X FF 93 0-0 58 SH1-4 21 1B 1B		C FF 92 B CH 86 X SL 83 1-1 9 G4-6-3 2B		C FF 93 B KC 80 B CH 84 X FF 93 2-1 ① F7	4	1	3	0	0	0	0
58 Dan Straily, R (1, 1) 25 Junichi Tazawa, R (6, 1) 29 Brad Ziegler, R (7, 1) 51 Ichiro Suzuki, L (7, PH) OBP: 0.229, SLG: 0.289 22 Dustin McGowan, R (8, 1) 28 Tyler Moore, R (9, PH) OBP: 0.333, SLG: 0.600			C FF 94 B FF 94 S FF 94 B SL 84 B FF 95 C FF 92 3-3 ② K		L FF 91 X FF 91 0-1 ① SH1-4 1-2		B FF 93 B CH 87 B FF 92 B FF 92 4-0 9 G4-6-3 BB		S ST 81 C FF 94 B ST 77 S ST 80 1-3 ② K	1 0 0 0 0 0 1	0 0 0 0 0 0 0	0 0 0 0 0 0 0	0 0 0 0 1 0 0	0 0 0 0 0 0 0	1 0 0 0 0 0 0	0 0 0 0 0 0 0
Inning Stats	R: 0 E: 0 K: 1 S: 8 H: 0 LOB: 0 BB: 0 P: 13	R: 0 E: 0 K: 2 S: 13 H: 1 LOB: 1 BB: 0 P: 19	R: 0 E: 0 K: 1 S: 9 H: 2 LOB: 0 BB: 0 P: 14	R: 0 E: 0 K: 1 S: 14 H: 2 LOB: 3 BB: 1 P: 23	R: 1 E: 0 K: 0 S: 11 H: 2 LOB: 1 BB: 0 P: 11	R: 0 E: 0 K: 1 S: 11 H: 1 LOB: 1 BB: 0 P: 15	R: 0 E: 0 K: 1 S: 7 H: 1 LOB: 1 BB: 1 P: 13	R: 1 E: 0 K: 2 S: 14 H: 2 LOB: 1 BB: 0 P: 23	R: 0 E: 0 K: 1 S: 9 H: 1 LOB: 1 BB: 0 P: 15	1B: 9 2B: 2 3B: 0 HR: 1 SF: 0 SAC: 1 DP: 1 HBP: 0						

	AB	35
	R	2
	H	12
	RBI	2
	BB	2
	SO	10
	LOB	17

PITCHER		IP	WLS	BF	H	R	ER	SO	BB	IBB	HBP	BLK	WP	HR	S	P	ERA	WHIP
59 Joe Musgrove, R ERA: 4.57	(1, 1)	5.2	W	24	8	1	1	5	1	0	0	0	0	0	62	91	1.59	1.588
51 James Hoyt, R ERA: 1.13	(6, 1)	1.1	H	5	1	0	0	2	1	0	0	0	0	0	11	17	0.00	1.500
44 Luke Gregerson, R ERA: 6.89	(8, 1)	1.0		5	2	1	1	2	0	0	0	0	0	1	14	23	9.00	2.000
41 Brad Peacock, R ERA: 1.17	(9, 1)	1.0		4	1	0	0	1	0	0	0	0	0	0	9	15	0.00	1.000

PITCHER	IP	WLS	BF	H	R	ER	SO	BB	IBB	HBP	BLK	WP	HR	S	P	ERA	WHIP

Batter	1	2	3	4	5	6	7	8	9	AB	R	H	RBI	BB	SO	LOB
22 Josh Reddick, L (1, 9) OBP: 0.345, SLG: 0.477	X FF 92 0-0 27 1B 1 1B 1B	B SI 93 B KC 78 B CH 83 C SI 92 X KC 78 3-1 ② G3	C KC 76 B CH 84 F CH 84 F SL 85 B SI 94 X SL 84 2-2 ② F7		C SL 84 C FF 93 B SL 83 X FF 93 1-2 ③ L7		B FF 96 X FF 94 1-0 2-H 1B		B KC 81 X FC 89 1-0 E6 1-2 3-H	6	1	2	1	0	0	1
15 Carlos Beltrán, S (1, 7) OBP: 0.288, SLG: 0.380 45 Michael Feliz, R (6, 1) 29 Tony Sipp, L (7, 1)	X FF 94 0-0 ① F8	B FF 94 B SL 86 B FF 93 B FF 92 4-0 ① 1 BB 27 BB 16 2B BB	B KC 76 C KC 76 X SL 84 1-1 ③ L9			C SL 82 C FF 92 B FF 89 F FF 93 X FF 92 1-2 ① F7	C FF 95 C FF 93 B FF 94 C FF 94 1-3 ③ K		B FF 93 X FF 93 1-0 ③ F8	3 1 1	1 0 0	0 0 0	0 0 0	1 1 0	0 1 0	1 1 2
27 Jose Altuve, R (1, 4) OBP: 0.373, SLG: 0.459 2 Alex Bregman, R (8, PH) OBP: 0.340, SLG: 0.356 (8, 4)	F FF 93 B FF 94 F SL 87 B KC 80 X SL 87 2-2 1 1B 16 1B 1-3 1B	C SL 87 F FF 93 B FF 95 B FF 94 D KC 80 B SL 87 4-2 1 BB 16 2B 1-2 BB		C FF 93 C CH 87 B SL 85 B FF 94 X FF 94 2-2 ① G5-3		C CH 85 B SL 83 B FF 93 B FF 93 4-1 1 1B BB		S SL 86 S SL 88 B FF 94 B SL 87 B SL 86 F SI 92 X SI 94 3-2 ① G1-3		2 1	2 0	1 0	0 0	2 0	0 0	0 0
1 Carlos Correa, R (1, 6) OBP: 0.376, SLG: 0.469	S SL 86 1 SAFE D SL 87 X KC 79 1-1 16 1B 9 1B 1-3 3-H 1B	B SL 87 F SL 86 C FF 94 F FF 94 B SL 86 B SI 94 B FF 93 4-2 16 2B 1-2 2-3 BB		C FF 94 C FF 94 B SL 84 F FF 94 B SI 92 C FF 94 2-3 ② K		B FF 93 B SL 82 S FF 93 C FF 93 X FF 93 2-2 10 FC6-4 1-2 1B		B SI 95 S SL 87 B SI 95 S SI 94 T FF 94 2-2 ② K		4	2	2	1	1	2	0
16 Brian McCann, L (1, 2) OBP: 0.369, SLG: 0.467	F SI 94 B KC 79 B KC 79 C SL 86 F KC 80 B SI 94 1 SAFE X KC 80 3-2 9 1B 1-3 3-H 1B	X SI 93 0-0 1-H 2-H 3-H 2B		C FF 92 B SI 91 B FF 93 B SL 83 X FF 92 3-1 ③ G4-3		C SL 82 C FF 92 B FF 91 X FF 93 1-2 ② F7		X SI 95 0-0 ③ G1-3		5	0	2	4	0	0	2
10 Yuli Gurriel, R (1, 3) OBP: 0.324, SLG: 0.422	B FF 94 B SL 86 S SL 86 B FF 94 X SL 85 3-1 ② F7	C KC 79 S FF 92 2 SAFE D KC 81 D SL 86 X FF 94 2-2 ③ F9			X SL 84 0-0 ① P2	B CH 85 S CH 86 X FF 93 1-1 ③ FC6-4 1-2f			F KC 80 F SI 94 F FF 96 B FC 91 X FC 91 1-2 3 1B 22 E 1B	5	1	1	0	0	0	5
9 Marwin Gonzalez, S (1, 5) OBP: 0.388, SLG: 0.621	B KC 80 C KC 79 X SI 95 1-1 1-2 3-H 1B	B KC 76 S CH 84 B FF 92 B SL 84 F FF 92 F SL 87 D FF 93 4-2 HR BB	C FF 92 X CH 86 0-1 HR 1B		C FF 92 X CH 86 0-1 HR 1B		C FF 96 X FF 96 0-1 ① G5-3		C KC 80 B CH 86 C FC 90 F FC 91 B SI 94 F SI 96 S KC 81 2-3 ① K	4	2	2	1	1	1	1
Jake Marisnick, R (1, 8) OBP: 0.340, SLG: 0.542	B SL 86 B FF 93 C SL 86 S SL 87 T SL 86 2-2 ③ K	X FF 91 0-0 1-H HR	C FF 92 X SL 82 0-1 1-H HR				X FF 96 0-0 22 1B 2B		B FF 94 S KC 82 B SI 95 C SI 94 F KC 81 C FC 91 2-3 ② K	5	3	3	4	0	2	3
60 Dallas Keuchel, L (1, 1) 3 Norichika Aoki, L (6, 7) OBP: 0.337, SLG: 0.349		C FF 91 F FF 93 C KC 78 0-3 ① K	C FF 93 C KC 78 B FF 93 B KC 78 S SL 85 2-3 ① K		F FF 93 C FF 92 B FF 93 X SL 84 1-2 ② G1-5-3		B SL 84 C FF 94 D SL 85 F CH 88 S FF 95 2-3 ② K		C SI 94 B FC 91 X CH 87 1-1 22 E 1-3 1B	3 2	0 0	0 1	0 0	0 0	2 1	0 1

Inning Stats	1	2	3	4	5	6	7	8	9
	R: 3 E: 0 K: 1 S: 18 H: 5 LOB: 2 BB: 0 P: 30	R: 3 E: 0 K: 1 S: 14 H: 1 LOB: 1 BB: 3 P: 31	R: 2 E: 0 K: 1 S: 13 H: 1 LOB: 0 BB: 1 P: 22	R: 0 E: 0 K: 1 S: 9 H: 0 LOB: 0 BB: 0 P: 16	R: 2 E: 0 K: 0 S: 11 H: 2 LOB: 0 BB: 0 P: 13	R: 0 E: 0 K: 0 S: 13 H: 1 LOB: 2 BB: 1 P: 22	R: 1 E: 0 K: 2 S: 10 H: 2 LOB: 1 BB: 0 P: 14	R: 0 E: 0 K: 1 S: 8 H: 0 LOB: 0 BB: 0 P: 13	R: 1 E: 1 K: 2 S: 17 H: 2 LOB: 2 BB: 0 P: 25

| | | | |

Houston Astros @ Miami Marlins

Marlins Park, Miami, FL

Tue May 16 2017, 7:11 PM - 10:11 PM EDT

Att. 18,056 - Roof Closed - 76 F

BOTTOM

livebaseballscorecards.com

Batter	1	2	3	4	5	6	7	8	9	AB	R	H	RBI	BB	SO	LOB
9 Dee Strange-Gordon, L (1, 4) OBP: 0.305, SLG: 0.314	B FF 86 B SI 86 C SI 89 B SI 88 C SI 87 F SI 88 X SI 89 3-2 E1 11 1B 1B		C SI 88 B SI 88 X SI 87 1-1 ① B1-3		B SI 88 C SI 88 B SI 88 T SI 88 X SI 89 2-2 ③ G4-1			F FF 91 S SI 88 B SL 82 F SI 90 B SL 83 X SL 82 2-2 ① F9		4	1	1	0	0	0	0
11 J.T. Realmuto, R (1, 2) OBP: 0.350, SLG: 0.442 (8, 3)	C SI 88 B SI 88 X SL 76 1-1 13 1B 13 WP 27 E 3-H 1B		X SI 87 0-0 1B			C FF 96 X SL 85 0-1 ① G5-3		B SL 82 X SL 82 1-0 ② G1-3		4	1	2	1	0	0	0
21 Christian Yelich, L (1, 8) OBP: 0.331, SLG: 0.401 17 A.J. Ellis, R (8, 2) OBP: 0.235, SLG: 0.133	C SI 89 F SI 88 B SI 89 T SL 79 1-2 ① K		F SI 88 B SI 89 F SI 88 F SI 88 B SL 81 F SL 80 S SI 90 2-3 ② K			C FF 97 B SL 86 B SL 85 C FF 95 S FF 96 2-3 ② K		B FF 90 F FF 91 X FF 92 1-1 ③ L9		3 1	0 0	0 0	0 0	0 0	3 0	2 0
13 Marcell Ozuna, R (1, 7) OBP: 0.391, SLG: 0.592 32 Derek Dietrich, L (8, 5) OBP: 0.357, SLG: 0.341	F SL 79 F SI 88 D SL 81 F SL 79 X CH 78 1-2 27 E 1-3 1B		C SI 89 X SI 88 0-1 ③ G1-3			B SL 87 B FF 96 B FF 96 B FF 95 4-0 BB			C FF 92 F SL 82 B SL 83 F FS 78 F FF 92 B FS 78 X FF 91 2-2 ① F7	2 1	0 0	1 0	0 0	1 0	0 0	1 0
27 Giancarlo Stanton, R (1, 9) OBP: 0.325, SLG: 0.521 22 Dustin McGowan, R (8, 1) 35 David Phelps, R (9, 1) 41 Justin Bour, L (9, PH) OBP: 0.345, SLG: 0.484	X FF 91 0-0 E3 28 G4-6-3 1-2 3-H			C SI 88 B FF 89 X CH 79 1-1 ① G1-3		C FF 98 C FF 96 D SL 87 C FF 97 1-3 ③ K			X SI 90 0-0 E3	3 0 0 1	0 0 0 0	0 0 0 0	1 0 0 0	0 0 0 0	1 0 0 0	2 0 0 0
28 Tyler Moore, R (1, 3) OBP: 0.263, SLG: 0.474 (8, 7)	B SI 90 B SI 89 F SL 78 X SI 89 2-1 ②③ G4-6-3 1-2f			X SI 86 0-0 ② G6-3			S FF 96 X SL 84 0-1 ① G5-3		F SI 90 F SI 90 B FS 77 S SL 80 1-3 ② K	4	0	0	0	0	1	3
12 Mike Aviles, R (1, 5) (8, 9)		C SI 86 B SI 86 B SI 86 X SI 88 2-1 ① G1-3		B SI 87 C SI 87 X SI 88 1-1 ③ G4-3			C FF 96 B FF 97 B FF 96 B FF 96 B FF 97 4-1 BB		C SL 80 B FS 78 F SI 90 S SL 81 1-3 ③ K	3	0	0	0	1	1	1
39 JT Riddle, L (1, 6) OBP: 0.167, SLG: 0.321		C SI 87 F SI 88 F SL 80 B SI 88 F SL 80 B SL 81 C SI 89 2-3 ② K			F SI 87 B SI 89 S SI 88 S SL 81 1-3 ① K		D FF 92 C SL 82 F FF 92 B FS 78 S SL 82 2-3 ② K			3	0	0	0	0	3	1
34 Tom Koehler, R (1, 1) OBP: 0.071, SLG: 0.071 64 Nick Wittgren, R (4, 1) 66 Jarlín García, L (6, 1) 51 Ichiro Suzuki, L (7, PH) OBP: 0.224, SLG: 0.283 (8, 8)		B SI 88 F SI 88 X SI 89 1-1 ③ G1-3			C SI 88 B SI 89 X SI 89 1-1 ② G1-3		C FF 92 X SL 84 0-1 ③ G4-3			1 1 0 1	0 0 0 0	0 0 0 0	0 0 0 0	0 0 0 0	0 0 0 0	0 0 0 1

Inning Stats	1	2	3	4	5	6	7	8	9
	R: 2 E: 2 K: 1 S: 16	H: 3 LOB: 1 BB: 0 P: 24	R: 0 E: 0 K: 1 S: 9	H: 0 LOB: 0 BB: 0 P: 14	R: 0 E: 0 K: 1 S: 10	H: 1 LOB: 1 BB: 0 P: 13	R: 0 E: 0 K: 0 S: 5	H: 0 LOB: 0 BB: 0 P: 7	R: 0 E: 0 K: 1 S: 8	H: 0 LOB: 0 BB: 0 P: 12	R: 0 E: 0 K: 2 S: 8	H: 0 LOB: 1 BB: 1 P: 15	R: 0 E: 0 K: 1 S: 8	H: 0 LOB: 1 BB: 1 P: 14	R: 0 E: 0 K: 0 S: 7	H: 0 LOB: 0 BB: 0 P: 11	R: 0 E: 1 K: 2 S: 12	H: 0 LOB: 1 BB: 0 P: 16

1B: 4	SF: 0
2B: 0	SAC: 0
3B: 0	DP: 1
HR: 0	HBP: 0

WP: 1	PA: 34
PB: 0	
SB: 0	
CS: 0	

AB	32
R	2
H	4
RBI	2
BB	2
SO	9
LOB	11

PITCHER		IP	WLS	BF	H	R	ER	SO	BB	IBB	HBP	BLK	WP	HR	S	P	ERA	WHIP
60 Dallas Keuchel, L ERA: 1.84	(1, 1)	5.0	W	19	4	2	2	4	0	0	0	0	1	0	48	70	3.60	0.800
45 Michael Feliz, R ERA: 1.69	(6, 1)	1.1		6	0	0	0	2	2	0	0	0	0	0	11	22	0.00	1.500
29 Tony Sipp, L ERA: 3.38	(7, 1)	2.2		9	0	0	0	3	0	0	0	0	0	0	24	34	0.00	0.000

PITCHER		IP	WLS	BF	H	R	ER	SO	BB	IBB	HBP	BLK	WP	HR	S	P	ERA	WHIP

Houston Astros @ Miami Marlins

Marlins Park, Miami, FL

Wed May 17 2017, 12:13 PM - 3:04 PM EDT

Att. 24,699 - Roof Closed - 75 F

TOP

livebaseballscorecards.com

Batter	1	2	3	4	5	6	7	8	9	AB	R	H	RBI	BB	SO	LOB
4 George Springer, R (1, 9) OBP: 0.331, SLG: 0.493	F FF 97 B SI 96 B FF 96 B SL 85 X FF 96 3-1 27 2B 2B		C SL 85 S SL 86 B FF 97 B FF 97 B SL 87 S SL 88 3-3 ① K		B FF 96 C SL 86 B CH 90 X SL 87 2-1 ① G6-3	C SL 83 F SL 85 B FF 96 X SL 86 1-2 1-3 2-H 3-H 1B			B FF 97 B FF 96 X FF 96 2-0 ① L9	5	1	2	2	0	1	0
22 Josh Reddick, L (1, 7) OBP: 0.333, SLG: 0.459	X FF 93 0-0 ① P6		C SL 86 F SL 86 B CH 88 B SL 86 X CH 90 2-2 ② F8		C SL 86 M FF 95 B SL 87 B CH 91 X CH 88 2-2 ② F9	1 SAFE B FF 94 X FF 92 1-0 ③ F8			X FF 99 0-0 ② G5-3	5	0	0	0	0	0	3
27 Jose Altuve, R (1, 4) OBP: 0.386, SLG: 0.510	B FF 96 B CH 88 C FF 96 B SI 96 F FF 96 X SL 86 3-2 2-H 2B		X CH 91 0-0 3B		F FF 96 B SL 88 B SL 87 C SL 87 B SI 97 X FF 97 3-2 3B		C SL 80 C SL 81 C SL 82 0-3 ① K		C CU 87 B FF 99 X CU 88 1-1 2B	5	0	4	1	0	1	0
11 Evan Gattis, R (1, 2) OBP: 0.360, SLG: 0.437	C FF 97 F FF 96 X FF 97 0-2 ② P2		F FF 97 H FF 96 1-1 HBP		B SL 85 F SL 87 X SL 87 1-1 ③ P5		C SL 82 F FF 96 X SL 82 0-2 1B		B FF 98 F FF 96 F FF 96 B CU 86 F FF 97 S FF 98 2-3 ③ K	4	0	1	0	0	1	3
10 Yuli Gurriel, R (1, 3) OBP: 0.314, SLG: 0.409	F SL 85 S SL 85 S SL 85 0-3 ③ K		B SL 87 S CH 90 X SL 86 1-1 ③ F7			X SI 96 0-0 ① G5-3	F FF 95 B FF 96 C SL 81 S SL 82 1-3 ② K			4	0	0	0	0	2	4
9 Marwin Gonzalez, S (1, 6) OBP: 0.383, SLG: 0.600		B SL 83 B SL 83 F FF 93 B FF 93 B CH 89 4-1 BB	B FF 96 F CH 88 B CH 90 S CH 91 F SL 88 F CH 91 F FF 96 B SI 96 F CH 91 3-3 ① K		C FF 96 B FF 96 B SL 88 X CH 90 2-1 ② G4-3	B FF 95 B CH 88 C FF 95 C SL 82 D SL 83 S SL 82 3-3 ③ K			3	0	0	0	1	2	1
2 Alex Bregman, R (1, 5) OBP: 0.338, SLG: 0.353		X FF 95 0-0 ① F8	B SL 86 F SL 87 B SI 97 X SL 88 2-1 ② L9		F SL 85 F SL 85 X SL 88 0-2 43 E HBP 4 1B 1B			S SI 84 B SI 84 S CH 76 X CU 74 1-2 ① L8		4	1	1	0	0	0	1
Jake Marisnick, R (1, 8) OBP: 0.351, SLG: 0.520		F SL 86 B SL 86 F FF 94 X SL 87 1-2 ② L5	B FF 97 C FF 96 B SI 97 B SL 86 B FF 96 4-1 BB		C SL 84 1 SAFE H FF 96 1-1 43 E 4 1B 1-2 HBP			B CU 73 B CU 75 C SI 84 B SI 83 F SI 85 X CU 75 3-2 ② G5-3		2	1	0	0	1	0	1
43 Lance McCullers Jr., L (1, 1) 47 Chris Devenski, R (7, 1) 3 Norichika Aoki, L (8, PH) OBP: 0.333, SLG: 0.345 36 Will Harris, R (8, 1) 53 Ken Giles, R (9, 1)		F FF 95 F FF 96 B FF 97 B FF 96 B FF 97 X FF 96 3-2 ③ F8	X FF 96 0-0 ③ F7		F FF 95 X CH 87 0-1 FC4 4 1B 1-2 2-3			B SI 84 C SI 84 X CH 76 1-1 ③ G1-3		3 0 0 1 0 0	0 0 0 0 0 0	0 0 0 0 0 0	0 0 0 0 0 0	0 0 0 0 0 0	0 0 0 0 0 0	4 0 0 0 0 0

	AB	36
	R	3
	H	8
	RBI	3
	BB	2
	SO	7
	LOB	17

Inning Stats	1	2	3	4	5	6	7	8	9					
	R: 1 E: 0 K: 1 S: 12	R: 0 E: 0 K: 0 S: 8	R: 0 E: 0 K: 1 S: 10	R: 0 E: 0 K: 1 S: 12	R: 0 E: 0 K: 0 S: 10	R: 2 E: 1 K: 0 S: 13	R: 0 E: 0 K: 3 S: 12	R: 0 E: 0 K: 0 S: 8	R: 0 E: 0 K: 1 S: 8	1B: 3 2B: 3 3B: 2 HR: 0	SF: 0 SAC: 0 DP: 0 HBP: 2	WP: 0 PB: 0 SB: 0 CS: 0	PA: 40	
	H: 2 LOB: 1 BB: 0 P: 18	H: 0 LOB: 1 BB: 1 P: 16	H: 1 LOB: 2 BB: 0 P: 17	H: 0 LOB: 1 BB: 1 P: 21	H: 1 LOB: 1 BB: 0 P: 18	H: 2 LOB: 2 BB: 0 P: 18	H: 1 LOB: 1 BB: 0 P: 16	H: 0 LOB: 0 BB: 0 P: 13	H: 1 LOB: 1 BB: 0 P: 13					

PITCHER		IP	WLS	BF	H	R	ER	SO	BB	IBB	HBP	BLK	WP	HR	S	P	ERA	WHIP
62 José Ureña, R ERA: 1.91	(1, 1)	5.2	L	28	6	3	1	3	2	0	2	0	0	0	64	106	1.59	1.412
66 Jarlín García, L ERA: 2.92	(6, 1)	0.1		1	0	0	0	0	0	0	0	0	0	0	1	2	0.00	0.000
46 Kyle Barraclough, R ERA: 3.12	(7, 1)	1.0		4	1	0	0	3	0	0	0	0	0	0	12	16	0.00	1.000
29 Brad Ziegler, R ERA: 6.61	(8, 1)	1.0		3	0	0	0	0	0	0	0	0	0	0	8	13	0.00	0.000
49 Brian Ellington, R ERA:	(9, 1)	1.0		4	1	0	0	1	0	0	0	0	0	0	8	13	0.00	1.000

PITCHER	IP	WLS	BF	H	R	ER	SO	BB	IBB	HBP	BLK	WP	HR	S	P	ERA	WHIP

Houston Astros @ Miami Marlins

Marlins Park, Miami, FL

Wed May 17 2017, 12:13 PM - 3:04 PM EDT

Att. 24,699 - Roof Closed - 75 F

livebaseballscorecards.com

BOTTOM

Batter	1	2	3	4	5	6	7	8	9	AB	R	H	RBI	BB	SO	LOB
9 Dee Strange-Gordon, L (1, 4) OBP: 0.304, SLG: 0.308	C SI 92 B FF 95 B KC 84 F FF 95 H KC 85 3-2 21 FC3-6 HBP		F FF 91 B FF 91 B KC 81 C KC 82 X CH 90 2-2 ① G1-3		X CH 88 0-0 ② FC1-6 21 S 21 BLK 1-2f		1 SAFE 1 SAFE F FF 94 X FF 95 0-1 ② L8			3	0	0	0	0	0	2
21 Christian Yelich, L (1, 8) OBP: 0.323, SLG: 0.391	B FF 94 B FF 95 F CH 88 C KC 84 X KC 84 2-2 ① FC3-6 13 FC4-6 1-2f		B KC 82 F CH 88 C KC 84 X CH 89 1-2 ② L8		B KC 84 F CH 89 F KC 85 B KC 86 B CH 90 S KC 86 3-3 ③ K 1-3		C CH 83 S SL 86 F FF 95 B CH 84 F SL 87 S CH 84 1-3 ③ K			4	0	0	0	0	2	3
13 Marcell Ozuna, R (1, 7) OBP: 0.382, SLG: 0.575	B SI 94 F FF 96 S CH 90 B FF 91 X KC 86 2-2 ② FC4-6 27 BB 41 HBP 1-2f		B FF 96 B CH 90 S CH 90 B FF 97 X KC 85 3-1 ③ L5			C FF 92 X SI 92 0-1 ① G5-3		F FC 90 X FC 92 0-1 ① L9		4	0	0	0	0	0	1
41 Justin Bour, L (1, 3) OBP: 0.349, SLG: 0.481	C FF 96 S FF 91 H KC 86 1-2 27 BB 1-2 HBP			X FF 92 0-0 ① G4-3		L FF 92 X CH 86 0-1 27 2B 1B		B FC 93 B CU 80 C FC 92 B FC 93 C FC 92 F FC 92 X FC 93 3-2 ② G4-3		3	0	1	0	0	0	0
27 Giancarlo Stanton, R (1, 9) OBP: 0.335, SLG: 0.527	C KC 86 S KC 86 B KC 86 B KC 88 D KC 88 F KC 88 D KC 90 4-2 1-2 2-3 BB			C FF 92 C FF 95 B CH 90 B CH 90 B KC 84 F KC 85 F KC 84 B FF 96 4-2 BB		B FF 94 X KC 84 1-0 1-3 2B		C FC 92 B CU 82 B FC 93 C FC 90 X CU 81 2-2 ③ P1		2	0	1	0	2	0	0
32 Derek Dietrich, L (1, 5) OBP: 0.343, SLG: 0.326	C KC 85 X FF 91 0-1 ③ G4-3			S CH 89 S CH 89 F FF 97 X CH 90 0-2 ② L8		F CH 88 F KC 86 C KC 85 0-3 ② K			F FF 98 B SL 86 X FF 98 1-1 ① G4-3	4	0	0	0	0	1	6
17 A.J. Ellis, R (1, 2) OBP: 0.216, SLG: 0.121 11 J.T. Realmuto, R (9, PH) OBP: 0.348, SLG: 0.438		B SI 92 F FF 94 X FF 96 1-1 ① L8		C KC 84 C FF 95 B FF 96 S FF 95 1-3 ③ K		B KC 85 C SI 95 X KC 86 1-1 ③ G4-3			C SL 88 S SL 87 S SL 88 0-3 ② K	3 1	0 0	0 0	0 0	1 1	3 0	
39 JT Riddle, L (1, 6) OBP: 0.235, SLG: 0.333		B FF 94 F CH 88 X CH 90 1-1 ② G1			B FF 91 B CH 86 F FF 93 B FF 94 F FF 92 X KC 86 3-2 62 FC1-6 1B		T FF 93 S FF 95 B FF 94 F CH 84 B SL 84 B CH 83 F FF 94 B CH 82 4-2 BB		B SL 87 C FF 98 B SL 87 B FF 97 C FF 97 F FF 98 B SL 89 4-2 BB	2	0	1	0	2	0	0
62 José Ureña, R (1, 1) OBP: 0.100, SLG: 0.100 66 Jarlín García, L (6, 1) 46 Kyle Barraclough, R (7, 1) 51 Ichiro Suzuki, L (7, PH) OBP: 0.220, SLG: 0.277 29 Brad Ziegler, R (8, 1) 49 Brian Ellington, R (9, 1) 28 Tyler Moore, R (9, PH) OBP: 0.250, SLG: 0.450		B FF 94 C SI 92 S FF 94 X FF 96 1-2 ③ B2-3			X FF 92 0-0 ① FC1-6 9 FC1-6 1-2f		X FF 94 0-0 ① F9		C FF 98 S FF 97 B SL 88 F FF 99 X SL 90 1-2 ③ L8	2 0 0 1 0 0 1	0 0 0 0 0 0 0	0 0 0 0 0 0 0	0 0 0 0 0 0 0	0 0 0 0 0 0 0	0 0 0 1 0 0 0	1 0 0 1 0 0 1
Inning Stats	R: 0 H: 0 E: 0 LOB: 3 K: 0 BB: 1 S: 15 P: 27	R: 0 H: 0 E: 0 LOB: 0 K: 0 BB: 0 S: 7 P: 10	R: 0 H: 0 E: 0 LOB: 0 K: 0 BB: 0 S: 8 P: 14	R: 0 H: 0 E: 0 LOB: 1 K: 1 BB: 1 S: 12 P: 17	R: 0 H: 1 E: 0 LOB: 1 K: 1 BB: 0 S: 9 P: 15	R: 0 H: 2 E: 0 LOB: 2 K: 1 BB: 0 S: 10 P: 12	R: 0 H: 0 E: 0 LOB: 1 K: 1 BB: 1 S: 12 P: 17	R: 0 H: 0 E: 0 LOB: 0 K: 0 BB: 0 S: 9 P: 14	R: 0 H: 0 E: 0 LOB: 1 K: 1 BB: 1 S: 12 P: 18	1B: 2 2B: 1 3B: 0 HR: 0	SF: 0 SAC: 0 DP: 0 HBP: 2			WP: 0 PB: 0 SB: 1 CS: 0	PA: 36		

	AB	30
	R	0
	H	3
	RBI	0
	BB	4
	SO	5
	LOB	18

PITCHER		IP	WLS	BF	H	R	ER	SO	BB	IBB	HBP	BLK	WP	HR	S	P	ERA	WHIP
43 Lance McCullers Jr., R ERA: 2.65	(1, 1)	6.0	W	25	3	0	0	3	2	0	2	1	0	0	61	95	0.00	0.833
47 Chris Devenski, R ERA: 2.96	(7, 1)	1.0	H	4	0	0	0	1	1	0	0	0	0	0	12	17	0.00	1.000
36 Will Harris, R ERA: 2.55	(8, 1)	1.0	H	3	0	0	0	0	0	0	0	0	0	0	9	14	0.00	0.000
53 Ken Giles, R ERA: 3.86	(9, 1)	1.0	S	4	0	0	0	1	1	0	0	0	0	0	12	18	0.00	1.000

PITCHER	IP	WLS	BF	H	R	ER	SO	BB	IBB	HBP	BLK	WP	HR	S	P	ERA	WHIP

Miami Marlins @ Los Angeles Dodgers

Dodger Stadium, Los Angeles, CA

Thu May 18 2017, 7:11 PM - 10:26 PM PDT

Att. 41,717 - Clear - 69 F

TOP

livebaseballscorecards.com

Batter	1	2	3	4	5	6	7	8	9	AB	R	H	RBI	BB	SO	LOB
9 Dee Strange-Gordon, L (1, 4) OBP: 0.302, SLG: 0.302	C FF 90 C CU 72 X SL 78 0-2 ① G6-3		C CU 70 C FC 88 X SL 77 0-2 ② G1-3		H FF 90 1-0 21 G6-3 1-2 HBP		B CU 79 C CU 75 B CU 76 B SI 93 C SI 92 S CH 83 3-3 ③ K			3	0	0	0	0	1	0
21 Christian Yelich, L (1, 8) OBP: 0.327, SLG: 0.409	B FF 91 X CU 73 1-0 ② G3		F FF 92 B CH 81 F FF 92 X FF 92 1-2 HR		B FF 90 X FC 87 1-0 ②③ G6-3 1-2f			C CU 76 B CH 83 B CH 83 B SI 93 B CH 83 4-1 13 BB BB		3	1	1	1	1	0	2
13 Marcell Ozuna, R (1, 7) OBP: 0.379, SLG: 0.564	B CH 83 F CH 81 C FF 91 S FC 82 1-3 ③ K		S CU 71 B FC 86 B FF 92 X SL 76 2-1 ③ F9			B CH 79 S CU 73 X SL 78 1-1 ① L6		B FF 94 1 SAFE B FF 96 B FF 95 4-0 1-2 BB		3	0	0	0	1	1	0
27 Giancarlo Stanton, R (1, 9) OBP: 0.339, SLG: 0.533		C FF 89 B CH 81 C FF 90 B CH 82 X CH 82 2-2 41 HR 2B		B FC 87 X FC 85 1-0 ① G5-3		B FF 91 S FC 88 B CH 80 F FC 89 B FF 93 X FF 92 3-2 41 1B 1B		B FF 95 D KC 78 X FF 96 2-0 ① F8		4	0	2	0	0	0	2
41 Justin Bour, L (1, 3) OBP: 0.359, SLG: 0.508		D CU 72 X FF 90 1-0 ① 2-3 HR		B FC 86 C FC 89 B SL 76 B CH 82 B FC 88 4-1 10 FC4-6 BB		B FC 88 C FC 89 B FC 88 S CU 71 B FC 88 1 SAFE X FC 87 3-2 1-2 1B		C KC 76 S FF 96 F FF 96 S FF 96 0-3 ② K		3	1	2	1	1	1	2
11 J.T. Realmuto, R (1, 2) OBP: 0.345, SLG: 0.440		B CU 73 X CH 83 1-0 10 L9 2B		C CU 70 C FF 91 S FF 90 0-3 ② K		B SL 87 B SL 87 F SL 87 F FF 95 S FF 94 2-3 ② K		C FC 93 C FC 94 B FC 95 F FF 95 C FC 96 1-3 ③ K		4	0	1	0	0	3	5
10 Christian Colón, R (1, 5) OBP: 0.200, SLG: 0.158 32 Derek Dietrich, L (6, PH) OBP: 0.337, SLG: 0.318 (6, 5)		B FF 90 C CU 71 X CH 82 1-1 ② 2-3 L9		X FF 90 0-0 ③ FC4-6 1-2f		B FF 95 C FF 95 F FF 96 S FF 96 1-3 ③ K			C FC 93 C FC 93 C FC 96 0-3 ① K	2	0	0	0	0	0	2
										2	0	0	0	0	2	2
39 JT Riddle, L (1, 6) OBP: 0.237, SLG: 0.324		C CU 74 B FC 88 X FC 88 1-1 ③ L8			B CU 71 B CU 68 X FF 91 2-0 9 HBP 1B		S SI 93 B CH 82 S CH 83 F CH 84 B CH 85 B CH 83 S SI 93 3-3 ① K		C FC 95 S SL 82 C SI 95 0-3 ② K	4	0	1	0	0	2	1
36 Edinson Volquez, R (1, 1) OBP: 0.273, SLG: 0.273 28 Tyler Moore, R (7, PH) OBP: 0.238, SLG: 0.429 49 Brian Ellington, R (7, 1) 43 Odrisamer Despaigne, R (8, 1) 51 Ichiro Suzuki, L (9, PH) OBP: 0.216, SLG: 0.271			B FF 89 S FF 90 S FF 91 F FF 91 B CU 71 F FF 92 X CH 79 2-2 ① G6-3		B CH 73 1 SAFE L CH 82 L CH 83 B FF 88 L FF 86 2-3 ① K		B SI 93 B SI 93 B SI 93 C SI 93 S CH 83 S CH 84 3-3 ② K		C FC 95 F FC 95 S FC 94 0-3 ③ K	2	0	0	0	0	1	1
										1	0	0	0	0	1	0
										0	0	0	0	0	0	0
										0	0	0	0	0	0	0
										1	0	0	0	0	1	0

	AB	R	H	RBI	BB	SO	LOB
	32	2	7	2	3	13	17

Inning Stats	1	2	3	4	5	6	7	8	9
R:	0	1	1	0	0	0	0	0	0
E:	0	0	0	0	0	0	0	0	0
K:	1	0	0	1	1	2	3	2	3
S:	7	9	13	6	5	14	10	10	9
H:	0	3	1	0	1	2	0	0	0
LOB:	0	1	0	1	1	2	0	2	0
BB:	0	0	0	1	0	0	0	2	0
P:	9	15	18	11	11	24	19	21	9

1B:	3
2B:	2
3B:	0
HR:	2
SF:	0
SAC:	0
DP:	1
HBP:	1

WP:	0
PB:	0
SB:	0
CS:	0
PA:	36

PITCHER		IP	WLS	BF	H	R	ER	SO	BB	IBB	HBP	BLK	WP	HR	S	P	ERA	WHIP
99 Hyun Jin Ryu, L ERA: 4.75	(1, 1)	5.1	W	23	7	2	2	3	1	0	1	0	0	2	48	79	3.38	1.500
41 Chris Hatcher, R ERA: 3.43	(6, 1)	0.2	H	2	0	0	0	2	0	0	0	0	0	0	6	9	0.00	0.000
43 Luis Avilán, L ERA: 2.25	(7, 1)	1.0	H	4	0	0	0	3	1	0	0	0	0	0	11	24	0.00	1.000
46 Josh Fields, R ERA: 0.53	(8, 1)	0.2	H	3	0	0	0	1	1	0	0	0	0	0	5	11	0.00	1.500
74 Kenley Jansen, R ERA: 1.13	(8, 1)	1.1	S	4	0	0	0	4	0	0	0	0	0	0	13	14	0.00	0.000

Miami Marlins @ Los Angeles Dodgers

Dodger Stadium, Los Angeles, CA

Thu May 18 2017, 7:11 PM - 10:26 PM PDT

Att. 41,717 - Clear - 69 F

livebaseballscorecards.com

BOTTOM

Batter	1	2	3	4	5	6	7	8	9	AB	R	H	RBI	BB	SO	LOB
26 Chase Utley, L (1, 4) OBP: 0.314, SLG: 0.311	B SI 93 B SI 94 C FF 94 F FF 94 B FF 95 X FF 94 3-2 10 1B 5 1B 35 FC3-6 1B	B CH 84 C CH 83 F CH 83 X FF 96 1-2 5 L4-6 5 S 2-H 1B		X CH 83 0-0 ① SH1-3 1-2 2-3			C FF 98 F FF 99 B CU 87 F FF 98 F FF 98 B CH 89 B FF 98 F FF 98 F FF 97 4-2 D CH 89 5 CS BB	C FF 93 B FC 87 F FC 88 D CH 82 F FC 89 X FF 92 2-2 ② SF7 3-H		2	1	2	2	1	0	0
5 Corey Seager, L (1, 6) OBP: 0.383, SLG: 0.473	X SI 93 0-0 35 FC3-6 10 1B 1-2 1B	S KC 81 X CH 85 0-1 ②③ L4-6 1-2		D CH 84 B FF 94 B FF 93 3-0 10 G6-4-3 IBB			B FF 96 C FF 98 C CU 86 B CU 85 1 SAFE B FF 97 S FF 98 3-3 ①② K 1-2	F FF 93 B CH 80 C CH 80 B FC 89 B FF 93 F FC 88 D CH 81 4-2 3 BB 1-2 2-3 BB		3	0	1	0	2	1	2
10 Justin Turner, R (1, 5) OBP: 0.453, SLG: 0.493 3 Chris Taylor, R (8, 5) OBP: 0.438, SLG: 0.541	X FF 93 0-0 35 FC3-6 1-2 2-3 1B		B SI 93 F CH 85 C KC 82 B KC 82 B FF 95 F FF 94 D KC 83 4-2 35 S 23 1B BB	X KC 82 0-0 ②③ G6-4-3 1-2f			B CU 88 F FF 95 S FF 97 X FF 98 1-2 35 BB 9 1B 1B	B FF 92 C FF 93 F CH 79 B FF 95 B FF 92 B FF 93 4-2 1-2 2-3 3-H BB		3 0	1 0	2 0	0 1	1 1	0 0	3 0
35 Cody Bellinger, L (1, 7) OBP: 0.370, SLG: 0.634	B CH 85 X SI 94 1-0 ① FC3-6 9 G4-6-3 1-2f 2-3 3-H	S SI 94 1 SAFE S FF 95 D KC 82 F FF 94 D CH 86 B CH 85 1 SAFE S SI 95 3-3 ① K 1-2	C KC 78 X FF 94 0-1 ① F7				C FF 96 B FF 97 D CH 88 B FF 98 S FF 97 B FF 99 4-2 9 1B 1-2 BB	C FC 88 B CH 80 X FC 88 1-1 ③ F9		4	0	0	1	1	1	6
9 Yasmani Grandal, S (1, 2) OBP: 0.353, SLG: 0.471	B KC 82 X CH 84 1-0 ②③ G4-6-3 1-2f	C KC 81 2 SAFE F KC 82 F CH 86 S CH 86 0-3 ② K	X FF 94 0-0 ② F7				T FF 98 B CU 86 D CU 86 S FF 99 F FF 97 X FF 97 2-2 ③ 1-2 2-H 1B			4	0	1	0	0	1	3
23 Adrián González, L (1, 3) OBP: 0.324, SLG: 0.306		C SI 92 B FF 94 X FF 95 1-1 ① G4-3 X CH 84 0-0 2-H 1B			C FF 94 B SI 95 F FF 95 F CH 86 F FF 94 F KC 82 S CH 88 1-3 ③ K			C FF 93 B FC 88 F FF 91 F SI 92 X FC 87 1-2 ① G6-3		4	0	1	1	0	1	0
31 Joc Pederson, L (1, 8) OBP: 0.315, SLG: 0.305		B KC 80 B SI 95 C CH 84 C CH 84 B KC 83 X CH 84 3-2 66 HR 1B	S CH 85 B FF 95 D KC 82 S FF 93 S CH 85 2-3 ③ K2-3				C KC 77 B FF 92 X CH 83 1-1 ① G4-3	B CH 82 B CH 80 F FC 88 B FC 87 B FC 86 4-1 74 1B 66 BB 26 SF7 BB		3	2	1	0	1	1	1
66 Yasiel Puig, R (1, 9) OBP: 0.319, SLG: 0.435		S KC 81 X FF 94 0-1 1-H HR	B FF 95 B FF 94 B KC 81 B SI 94 4-0 26 SH1-3 99 HBP BB				X KC 81 0-0 ② G5-3	B FF 93 B FF 92 B FF 92 B FF 92 4-0 5 BB 74 1B 3 BB 1-2 BB		2	2	1	2	2	0	0
99 Hyun Jin Ryu, R (1, 1) OBP: 0.500, SLG: 0.444 41 Chris Hatcher, R (6, 1) 14 Enrique Hernández, R (6, PH) OBP: 0.305, SLG: 0.493 43 Luis Avilán, L (7, 1) 46 Josh Fields, R (8, 1) 74 Kenley Jansen, S (8, 1) OBP: 0.500, SLG: 0.500	X FF 94 0-0 26 1B 2B	L SI 91 1 SAFE H FF 91 1-1 26 SH1-3 1-2 HBP			B KC 82 X KC 82 1-0 ③ F7		M FF 91 X FC 87 0-1 3 BB 5 BB 1-2 2-3 1B			1 0 1 0 0 1	1 0 0 0 0 0	1 0 0 0 0 1	0 0 0 0 0 0	0 0 0 0 0 0	0 0 0 0 0 0	0 0 0 0 0 0
Inning Stats	R: 1 E: 0 K: 0 S: 7 H: 3 LOB: 1 BB: 0 P: 12	R: 3 E: 0 K: 0 S: 13 H: 4 LOB: 0 BB: 0 P: 18	R: 1 E: 0 K: 3 S: 15 H: 1 LOB: 1 BB: 1 P: 24	R: 0 E: 0 K: 0 S: 3 H: 0 LOB: 2 BB: 2 P: 11	R: 0 E: 0 K: 1 S: 9 H: 0 LOB: 0 BB: 0 P: 10	R: 0 E: 0 K: 0 S: 4 H: 0 LOB: 0 BB: 0 P: 6	R: 0 E: 0 K: 1 S: 18 H: 2 LOB: 2 BB: 2 P: 32	R: 2 E: 0 K: 0 S: 18 H: 1 LOB: 3 BB: 4 P: 38		1B: 9 2B: 3 3B: 0 HR: 1 SF: 1 SAC: 1 DP: 4 HBP: 1		WP: 0 PB: 0 SB: 2 CS: 1 PA: 40		

AB	28
R	7
H	11
RBI	7
BB	9
SO	5
LOB	15

PITCHER		IP	WLS	BF	H	R	ER	SO	BB	IBB	HBP	BLK	WP	HR	S	P	ERA	WHIP
36 Edinson Volquez, R ERA: 4.87	(1, 1)	6.0	L	27	8	5	5	4	2	1	1	0	0	1	51	81	7.50	1.667
49 Brian Ellington, R ERA:	(7, 1)	1.0		5	2	0	0	1	2	0	0	0	0	0	18	32	0.00	4.000
43 Odrisamer Despaigne, R ERA: 7.94	(8, 1)	1.0		8	1	2	2	0	4	0	0	0	0	0	18	38	18.00	5.000

PITCHER	IP	WLS	BF	H	R	ER	SO	BB	IBB	HBP	BLK	WP	HR	S	P	ERA	WHIP

Miami Marlins @ Los Angeles Dodgers

Dodger Stadium, Los Angeles, CA

Fri May 19 2017, 7:10 PM - 10:08 PM PDT

Att. 45,034 - Clear - 76 F

TOP

livebaseballscorecards.com

Batter	1	2	3	4	5	6	7	8	9	AB	R	H	RBI	BB	SO	LOB
9 Dee Strange-Gordon, L (1, 4) OBP: 0.313, SLG: 0.309	C SI 92 X SI 92 0-1 ① G4-3		B KC 83 X SI 92 1-0 13 G4-6-3 1B		B KC 85 H KC 83 2-0 HBP			B SI 92 B CH 86 F SI 92 X SI 92 2-1 13 G4-6-3 1-2 1B		3	0	2	0	0	0	0
21 Christian Yelich, L (1, 8) OBP: 0.320, SLG: 0.399	B SI 93 B KC 86 F SI 93 F SI 93 F SI 94 X CH 87 2-2 ② G4-3		1 SAFE S KC 84 F SI 93 1 SAFE B CH 86 1 SAFE S CH 88 1-3 ① K		S KC 84 B SI 92 X KC 83 1-1 ③ G4-3			C KC 83 C SI 93 B CH 86 B SI 92 X KC 85 2-2 ① L6		4	0	0	0	0	1	4
13 Marcell Ozuna, R (1, 7) OBP: 0.382, SLG: 0.562	X SI 92 0-0 27 E 1B		X SI 94 0-0 ②③ G4-6-3 1-2f			B CH 86 F SI 93 S SI 93 F KC 84 B CH 86 F SI 93 X KC 85 2-2 27 G4-3 1B		B FF 94 C SL 90 X FF 94 1-1 ②③ G4-6-3 1-2f		4	0	2	0	0	0	3
27 Giancarlo Stanton, R (1, 9) OBP: 0.331, SLG: 0.519	X SI 92 0-0 E4 1-2			C SI 92 B KC 84 B SI 93 X KC 84 2-1 ① G4-3		D KC 84 B SI 93 B SI 92 X SI 93 3-0 ①② G4-3 1-2f			B FF 94 C FS 88 S FS 87 S FF 95 1-3 ① K	4	0	0	0	0	1	2
41 Justin Bour, L (1, 3) OBP: 0.357, SLG: 0.522	C KC 84 X SI 94 0-1 ③ L8			C SI 93 S KC 85 T SI 94 0-2 ② K		S KC 83 B SI 93 X KC 83 1-1 ③ G4-3			B FF 95 F FF 95 B FS 88 X FS 86 2-1 HR	4	1	1	1	0	1	2
11 J.T. Realmuto, R (1, 2) OBP: 0.356, SLG: 0.441		C SI 92 B SI 92 S KC 83 B KC 84 F KC 84 B SI 94 B KC 85 4-2 10 G4-6-3 BB		B SI 94 B KC 84 S CH 86 F SI 94 B CH 86 D SI 94 4-2 BB			X CH 86 0-0 ① G6-3		X SL 86 0-0 10 2B 39 SF8 1B	2	1	1	0	2	0	0
10 Christian Colón, R (1, 5) OBP: 0.208, SLG: 0.217		F SI 92 X SI 94 0-1 ①② G4-6-3 1-2f		1 SAFE C SI 92 F KC 84 S KC 84 0-3 ③ K			C SI 92 X SI 92 0-1 ② G6-3		F SL 88 T FF 95 B FF 94 F FF 95 F FF 94 B FF 95 D FS 87 X SL 84 3-2 1-3 2B	4	0	1	0	0	1	2
39 JT Riddle, L (1, 6) OBP: 0.238, SLG: 0.351		C SI 94 B SI 94 X KC 84 1-1 2B			C SI 92 F SI 92 S CH 86 0-3 ① K		B SI 93 F SI 92 X SI 93 1-1 ③ G4-3		X FF 94 0-0 ② SF8 3-H	3	0	1	1	0	1	0
20 Justin Nicolino, L (1, 1) 51 Ichiro Suzuki, L (5, PH) OBP: 0.212, SLG: 0.265 22 Dustin McGowan, R (5, 1) 64 Nick Wittgren, R (7, 1) 28 Tyler Moore, R (8, PH) OBP: 0.273, SLG: 0.455 44 AJ Ramos, R (8, 1) 32 Derek Dietrich, L (9, PH) OBP: 0.333, SLG: 0.315		C KC 84 S KC 84 F KC 84 F SI 95 B SI 94 B KC 84 X SI 94 2-2 ③ G5-3			X SI 93 0-0 ② G3			C SI 91 B CH 85 S SI 92 X CH 86 1-2 9 1B 1B	F FF 94 B FF 94 D FS 88 F FF 96 S FS 87 2-3 ③ K	1 1 0 0 1 1	0 0 0 0 0 0	0 0 0 0 1 0	0 0 0 0 0 0	0 0 0 0 0 1	0 0 0 0 0 1	1 0 0 0 0 1
Inning Stats	R: 0 E: 1 K: 0 S: 10 H: 1 LOB: 2 BB: 0 P: 12	R: 0 E: 0 K: 0 S: 12 H: 1 LOB: 1 BB: 1 P: 19	R: 0 E: 0 K: 1 S: 5 H: 1 LOB: 0 BB: 0 P: 7	R: 0 E: 0 K: 2 S: 10 H: 0 LOB: 1 BB: 1 P: 16	R: 0 E: 0 K: 1 S: 6 H: 0 LOB: 1 BB: 0 P: 9	R: 0 E: 0 K: 0 S: 8 H: 1 LOB: 0 BB: 0 P: 14	R: 0 E: 0 K: 0 S: 5 H: 0 LOB: 0 BB: 0 P: 6	R: 0 E: 0 K: 0 S: 10 H: 2 LOB: 1 BB: 0 P: 16	R: 2 E: 0 K: 2 S: 15 H: 3 LOB: 1 BB: 0 P: 23	1B: 6 2B: 2 3B: 0 HR: 1 SF: 1 SAC: 0 DP: 4 HBP: 1						

	AB	32
	R	2
	H	9
	RBI	2
	BB	2
	SO	6
	LOB	15

	WP	0	PA:	36
	PB	0		
	SB	0		
	CS	0		

PITCHER		IP	WLS	BF	H	R	ER	SO	BB	IBB	HBP	BLK	WP	HR	S	P	ERA	WHIP
57 Alex Wood, L ERA: 1.88	(1, 1)	7.1	W	29	6	0	0	4	2	0	1	0	0	0	64	96	0.00	1.091
68 Ross Stripling, R ERA: 3.38	(8, 1)	0.2		1	0	0	0	0	0	0	0	0	0	0	2	3	0.00	0.000
41 Chris Hatcher, R ERA: 4.09	(9, 1)	1.0		6	3	2	2	2	0	0	0	0	0	1	15	23	18.00	3.000

PITCHER		IP	WLS	BF	H	R	ER	SO	BB	IBB	HBP	BLK	WP	HR	S	P	ERA	WHIP

Miami Marlins @ Los Angeles Dodgers

Dodger Stadium, Los Angeles, CA

Fri May 19 2017, 7:10 PM - 10:08 PM PDT

Att. 45,034 - Clear - 76 F

livebaseballscorecards.com

BOTTOM

Batter	1	2	3	4	5	6	7	8	9	AB	R	H	RBI	BB	SO	LOB
3 Chris Taylor, R (1, 4) OBP: 0.452, SLG: 0.603	B FF 91 B FF 92 C FF 91 L CH 84 X CH 83 2-2 5 1B 28 FC5-2 2B		B CU 73 B CH 83 X FF 90 2-0 HR	F FF 91 B FF 91 F CH 83 B FF 90 F CU 76 X CH 84 2-2 5 FC6 1B			C FF 94 B FF 92 X CH 85 1-1 ② L9			4	1	3	1	0	0	0
5 Corey Seager, L (1, 6) OBP: 0.391, SLG: 0.484	C FF 89 B FF 91 F CH 83 B FF 93 X FF 93 2-2 14 BB 28 FC5-2 15 G3 2-3 1B		F FF 90 B FF 92 B FF 90 S CU 75 F FF 91 X FC 87 2-2 28 G6-3 14 1B 2B	X FF 91 0-0 ③ FC6 1-2f			B CH 86 B FF 94 B FF 92 F FF 92 C FF 92 B FF 93 4-2 BB			3	2	2	0	1	0	1
28 Franklin Gutierrez, R (1, 7) OBP: 0.333, SLG: 0.455	B CU 76 B FF 92 S FC 88 B CU 76 F FF 92 1 SAFE X FC 88 3-2 ① FC5-2 15 G3 14 BB 1-2 3-H		C FF 91 F FF 90 B FC 88 F CH 83 X CU 76 1-2 ① G6-3 2-3		C FF 94 B FF 94 B SL 87 X FF 95 2-1 ① G1-3		B SL 82 C FF 92 S FF 93 S FF 94 1-3 ③ K			4	0	0	0	0	1	4
14 Enrique Hernández, R (1, 5) OBP: 0.314, SLG: 0.487	C CU 77 B FF 92 2 SAFE B FF 92 B CU 75 F FF 93 B FF 87 4-2 15 G3 1-2 2-3 BB		F FF 90 B FF 91 X CU 75 1-1 15 G5-4-3 3-H 1B		C FF 94 X SL 87 0-1 ② G6-3			B FF 93 X FF 91 1-0 ① F8		3	0	1	1	1	0	0
15 Austin Barnes, R (1, 2) OBP: 0.357, SLG: 0.479	B FF 92 B FC 87 B FF 92 X CU 76 2-1 ② G3 1-2 2-3 3-H		B CH 84 F FF 90 B FF 90 F FF 91 F CU 75 X CH 82 2-2 ②③ G5-4-3 1-2f		B SL 86 F FF 93 C FF 94 B SL 87 C FF 94 2-3 ③ K			B CU 76 B SL 81 B FF 94 B FF 93 4-0 35 HR BB		3	1	0	1	1	1	3
66 Yasiel Puig, R (1, 9) OBP: 0.321, SLG: 0.432 31 Joc Pederson, L (5, 8) OBP: 0.310, SLG: 0.299	C CH 83 F FF 93 D CH 85 F FF 93 B CU 77 X CH 84 2-2 ③ G6-3			B CU 74 F FF 89 B FF 90 B CH 83 B CH 81 4-1 50 HR BB		B FF 93 B FF 94 X FF 94 2-0 ① G6-3		C CU 75 F FF 94 D CH 87 S CH 85 1-3 ② K		1 2	1 0	0 0	0 0	1 0	0 1	2 1
35 Cody Bellinger, L (1, 3) OBP: 0.365, SLG: 0.651		C FF 91 B CU 75 B FF 91 C FF 91 X FC 86 2-2 ① L8		1 SAFE D FF 88 X FF 90 1-0 ① L6		B FF 94 X FF 95 1-0 ② G6-3		B FF 92 S CH 86 X FF 93 1-1 1-H HR		4	1	1	2	0	0	1
50 Brett Eibner, R (1, 8) OBP: 0.400, SLG: 0.769 (5, 9)		B CU 75 C FF 91 F CH 83 S CH 84 1-3 ② K		X FF 90 0-0 1-H HR		C SL 88 B SL 87 S FF 94 B FF 94 C SL 88 2-3 ③ K		H FF 96 1-0 HBP		3	1	1	2	0	2	0
57 Alex Wood, R (1, 1) OBP: 0.063, SLG: 0.063 68 Ross Stripling, R (8, 1) 41 Chris Hatcher, R (9, 1)		C FF 92 S FF 92 C FF 92 0-3 ③ K		C FF 89 C CU 74 S FF 92 0-3 ② K			B FF 92 B FF 92 C FF 91 X FF 91 2-1 ① G3	C FF 94 S FF 94 D SL 82 C SL 82 1-3 ③ K		3 1 0	0 0 0	0 0 0	0 0 0	0 0 0	2 1 0	0 1 0
Inning Stats	R: 1 H: 2 E: 0 LOB: 2 K: 0 BB: 1 S: 17 P: 32	R: 0 H: 0 E: 0 LOB: 0 K: 2 BB: 0 S: 9 P: 12	R: 2 H: 3 E: 0 LOB: 0 K: 0 BB: 0 S: 15 P: 23	R: 2 H: 2 E: 0 LOB: 1 K: 1 BB: 1 S: 11 P: 18	R: 0 H: 0 E: 0 LOB: 0 K: 1 BB: 0 S: 7 P: 11	R: 0 H: 0 E: 0 LOB: 0 K: 1 BB: 0 S: 5 P: 10	R: 0 H: 0 E: 0 LOB: 1 K: 1 BB: 1 S: 9 P: 17	R: 2 H: 1 E: 0 LOB: 1 K: 2 BB: 1 S: 9 P: 18		1B: 3 SF: 0 2B: 2 SAC: 0 3B: 0 DP: 1 HR: 3 HBP: 1						WP: 0 PA: 36 PB: 0 SB: 0 CS: 0	

	AB	31
	R	7
	H	8
	RBI	7
	BB	4
	SO	8
	LOB	13

PITCHER		IP	WLS	BF	H	R	ER	SO	BB	IBB	HBP	BLK	WP	HR	S	P	ERA	WHIP
20 Justin Nicolino, L ERA: 5.4	(1, 1)	4.0	L	20	7	5	5	3	2	0	0	0	0	2	52	85	11.25	2.250
22 Dustin McGowan, R ERA: 3.97	(5, 1)	2.0		6	0	0	0	2	0	0	0	0	0	0	12	21	0.00	0.000
64 Nick Wittgren, R ERA: 3.86	(7, 1)	1.0		4	0	0	0	1	1	0	0	0	0	0	9	17	0.00	1.000
44 AJ Ramos, R ERA: 3.86	(8, 1)	1.0		6	1	2	2	2	1	0	1	0	0	1	9	18	18.00	2.000

PITCHER	IP	WLS	BF	H	R	ER	SO	BB	IBB	HBP	BLK	WP	HR	S	P	ERA	WHIP

Miami Marlins @ Los Angeles Dodgers

Dodger Stadium, Los Angeles, CA

Sat May 20 2017, 7:11 PM - 10:38 PM PDT

Att. 52,850 - Clear - 84 F

TOP

livebaseballscorecards.com

Batter	1	2	3	4	5	6	7	8	9	AB	R	H	RBI	BB	SO	LOB
9 Dee Strange-Gordon, L (1, 4) OBP: 0.315, SLG: 0.311	X FF 92 0-0 13 WP 21 BB 27 FC6-4 1B	B SL 82 F SL 84 F FF 93 F SL 86 F SL 86 B CU 78 B FF 92 X SL 86 3-2 21 S 2-H 1B		C CU 76 B CH 83 C CU 77 S SI 93 1-3 ① K	X FF 96 0-0 ② G1-3			B KC 79 B SL 86 F SL 87 C SL 89 X KC 82 2-2 ① F7		5	1	2	1	0	1	0
21 Christian Yelich, L (1, 8) OBP: 0.322, SLG: 0.391	1 SAFE C FF 93 1 SAFE B SL 84 1 SAFE B CU 77 B FF 93 B FF 94 4-1 27 FC6-4 13 WP 1-2 BB	C FF 94 C CU 80 F CU 80 X FF 94 0-2 ③ L5 1-2		B CU 76 B CH 83 B SI 94 C CH 82 C SI 93 B SI 93 4-2 13 1B 27 2B BB	B FF 96 C FF 95 X FF 96 1-1 ③ G6-3			B SL 88 C FF 93 C KC 80 F FF 94 B SL 91 F SL 89 F SL 90 S CH 86 2-3 ② K		3	1	0	0	2	1	1
13 Marcell Ozuna, R (1, 7) OBP: 0.388, SLG: 0.561	B FF 91 D CU 79 C FF 94 C CH 81 B CH 81 B FF 93 4-2 27 FC6-4 1-2 2-3 BB		B CH 80 S FF 90 B SL 86 B CH 80 X CH 81 3-1 E5 27 BLK 27 2B	F SI 93 B SI 92 F CH 84 X CH 84 1-2 27 2B 11 1B 1-2 1B		S SL 86 S FF 96 F FF 96 S SL 88 0-3 ① K		F SL 90 B FF 93 X SL 90 1-1 1B		4	2	2	0	1	1	0
27 Giancarlo Stanton, R (1, 9) OBP: 0.339, SLG: 0.540	X FF 94 0-0 ① FC6-4 41 G4-6-3 1-2f 2-3 3-H		B FF 94 B FF 94 S SL 88 C SL 86 F FF 93 B SL 87 F FF 93 X SL 86 3-2 41 E 1-H 2B	X CH 83 0-0 11 1B 1-3 2-H 2B		B FF 96 S SL 88 S SL 87 B SL 88 B FF 97 X SL 88 3-2 2B		B FF 94 B KC 82 S FF 93 C FF 94 F FF 94 S FF 95 2-3 ③ K		5	1	3	3	0	1	3
41 Justin Bour, L (1, 3) OBP: 0.352, SLG: 0.511	B SL 86 S CU 80 X SL 87 1-1 ② ③ G4-6-3 1-2f		C FF 94 S CU 80 B CU 80 X SL 86 1-2 E8 39 2B 2-H 1B	D CU 79 F CH 85 B CH 84 S CH 84 S CH 84 2-3 ② K		B CH 88 S SI 98 S FF 97 B CH 89 B SI 98 X FF 98 3-2 ② L8			C FF 88 B CH 81 B CH 82 B SL 78 F SI 87 S SL 76 3-3 ① K	5	1	1	1	0	2	5
11 J.T. Realmuto, R (1, 2) OBP: 0.358, SLG: 0.436		B SL 82 B CH 80 C FF 92 X CH 80 2-1 ① G5-3	B FF 92 C SL 86 F FF 92 B FF 94 B FF 93 B FF 94 4-2 39 2B BB	B KC 76 D KC 75 B FF 94 C FF 94 X FF 94 3-1 2-3 3-H 1B		C FF 99 C FF 98 S CH 90 0-3 ③ K			X FF 87 0-0 ② F8	4	1	1	1	1	1	1
32 Derek Dietrich, L (1, 5) OBP: 0.336, SLG: 0.340		B CU 78 S CH 80 X CU 79 1-1 39 1B 3B	T FF 93 F CH 82 B FF 93 X CH 82 1-2 ① F8	X FF 96 0-0 ③ P2			C SL 88 B KC 80 X CH 85 1-1 ① L7		B SL 81 F CH 82 F SL 76 B SI 87 B SL 77 X FF 86 3-2 1B	5	1	2	0	0	0	4
39 JT Riddle, L (1, 6) OBP: 0.277, SLG: 0.476		C FF 93 F FF 91 F FF 93 X CH 80 0-2 58 SH2-4 9 1B 3-H 1B	B FF 93 T CH 82 X CH 82 1-1 58 CS 1-H 2-H 2B	X KC 75 0-0 HR			B CH 85 X SL 89 1-0 ② G4-3		1 SAFE B SL 79 X SL 77 1-0 ③ F8	5	2	3	4	0	0	1
58 Dan Straily, R (1, 1) 29 Brad Ziegler, R (6, 1) 51 Ichiro Suzuki, L (7, PH) OBP: 0.208, SLG: 0.260 66 Jarlín García, L (7, 1) 35 David Phelps, R (8, 1) 46 Kyle Barraclough, R (9, 1)		L FF 92 X FF 92 0-1 ② SH2-4 1-2	B SI 92 B CH 83 M CH 88 F SI 92 S CH 84 2-3 ② ③ K 3-H	C FF 94 S FF 95 S FF 95 0-3 ① K			B KC 79 B SL 89 S SL 88 X SL 90 2-1 ③ L6			2 0 1 0 0 0	0 0 0 0 0 0	0 0 0 0 0 0	0 0 0 0 0 0	0 0 0 0 0 0	2 0 0 0 0 0	1 0 0 0 0 0
Inning Stats	R: 1 E: 0 K: 0 S: 7 H: 1 LOB: 1 BB: 2 P: 16	R: 2 E: 0 K: 0 S: 19 H: 3 LOB: 1 BB: 0 P: 25	R: 4 E: 2 K: 1 S: 20 H: 3 LOB: 0 BB: 1 P: 35	R: 2 E: 0 K: 2 S: 15 H: 3 LOB: 2 BB: 1 P: 26	R: 1 E: 0 K: 1 S: 7 H: 1 LOB: 0 BB: 0 P: 8	R: 0 E: 0 K: 2 S: 13 H: 1 LOB: 1 BB: 0 P: 19	R: 0 E: 0 K: 0 S: 5 H: 0 LOB: 0 BB: 0 P: 9	R: 0 E: 0 K: 2 S: 15 H: 1 LOB: 1 BB: 0 P: 22	R: 0 E: 0 K: 1 S: 8 H: 1 LOB: 1 BB: 0 P: 15	1B: 8 2B: 4 3B: 1 HR: 1 SF: 0 SAC: 1 DP: 1 HBP: 0						

AB	39
R	10
H	14
RBI	10
BB	4
SO	9
LOB	16

WP: 1 PB: 0 SB: 1 CS: 1 PA: 44

PITCHER		IP	WLS	BF	H	R	ER	SO	BB	IBB	HBP	BLK	WP	HR	S	P	ERA	WHIP
7 Julio Urías, L ERA: 5.4	(1, 1)	2.1	L	17	7	7	6	0	3	0	0	1	1	0	43	71	23.14	4.286
43 Luis Avilán, L ERA: 3.38	(3, 1)	1.1		6	2	2	2	3	1	0	0	0	0	0	15	25	13.50	2.250
46 Josh Fields, R ERA: 0.98	(4, 1)	1.1		6	2	1	1	1	0	0	0	0	0	1	10	14	6.75	1.500
52 Pedro Báez, R ERA: 1.04	(6, 1)	1.0		4	1	0	0	2	0	0	0	0	0	0	13	19	0.00	1.000
68 Ross Stripling, R ERA: 3.09	(7, 1)	2.0		7	1	0	0	2	0	0	0	0	0	0	20	31	0.00	0.500

PITCHER		IP	WLS	BF	H	R	ER	SO	BB	IBB	HBP	BLK	WP	HR	S	P	ERA	WHIP
54 Sergio Romo, R ERA: 7.53	(9, 1)	1.0		4	1	0	0	1	0	0	0	0	0	0	8	15	0.00	1.000

Miami Marlins @ Los Angeles Dodgers

Dodger Stadium, Los Angeles, CA

Sat May 20 2017, 7:11 PM - 10:38 PM PDT

Att. 52,850 - Clear - 84 F

BOTTOM

livebaseballscorecards.com

Batter	1	2	3	4	5	6	7	8	9	AB	R	H	RBI	BB	SO	LOB
26 Chase Utley, L (1, 4) OBP: 0.297, SLG: 0.291	X FF 89 0-0 ① G3-1		B FF 91 S CH 84 C SL 85 B CH 84 C FF 91 2-3 ③ K			B SL 87 F FF 88 F SL 82 X CH 82 1-2 ① F9	1 SAFE B FF 95 B FF 95 X FF 94 2-0 ② L9		C B B B X FF 96 3-1 ② G6-3	5	0	0	0	0	1	1
5 Corey Seager, L (1, 6) OBP: 0.397, SLG: 0.510	C FF 90 B SL 86 F FF 90 B CH 84 F CH 84 T FF 92 2-2 ② K			B CU 71 F FF 90 B SL 82 B CH 82 B FF 91 4-1 BB		B CH 83 F FF 90 F FF 91 X SL 84 1-2 35 1B 9 2B 2B	B SL 84 C FF 95 S SL 82 D SL 86 B SL 82 X FF 96 3-2 1-H HR		B SL 83 C SL 81 X SL 82 1-1 ③ G3-1	4	2	2	2	1	1	0
35 Cody Bellinger, L (1, 7) OBP: 0.370, SLG: 0.678	C FF 92 S FF 92 S SL 83 0-3 ③ K			C FF 91 B CH 83 S FF 91 B SL 84 X SL 82 2-2 ① F7		C SL 84 D CH 83 T FF 91 X SL 82 1-2 9 2B 31 WP 2-3 1B	B FF 94 B FF 94 X FF 94 2-0 HR			4	2	2	1	0	1	1
9 Yasmani Grandal, S (1, 2) OBP: 0.350, SLG: 0.472		B FF 89 X CH 82 1-0 ① G4-3		D CU 74 C CH 83 S FF 91 X SL 82 1-2 ② P5		B SL 85 B CH 83 X CH 84 2-0 31 WP 1-3 3-H 2B	C CH 86 X FF 94 0-1 ③ P6			4	0	1	1	0	0	1
23 Adrián González, L (1, 3) OBP: 0.313, SLG: 0.294		X FF 90 0-0 ② G3		C FF 91 F FF 92 S CH 84 0-3 ③ K		F FF 92 C SL 84 S FF 92 S SL 83 0-3 ② K		B KC 82 F FF 94 S FC 91 F FF 96 B FC 92 S FF 97 2-3 ① K		4	0	0	0	0	3	3
3 Chris Taylor, R (1, 5) OBP: 0.454, SLG: 0.588		B FF 91 C FF 90 B FF 91 B FF 91 C FF 91 F FF 91 B SL 84 4-2 BB			B SL 82 C SL 84 X FF 90 1-1 ① G5-3	F FF 92 B CH 84 S SL 86 B FF 93 F SL 85 D SL 86 F FF 93 F FF 92 F FF 92 4-2 B CH 84 31 WP BB		X FF 96 0-0 ② G6-3		2	0	0	0	2	0	0
31 Joc Pederson, L (1, 8) OBP: 0.302, SLG: 0.290 68 Ross Stripling, R (7, 1) 15 Austin Barnes, R (8, PH) OBP: 0.368, SLG: 0.479 54 Sergio Romo, R (9, 1)	B FF 90 C CH 83 1 SAFE S SL 83 F FF 92 B SL 84 F CH 84 1 SAFE S FF 93 2-3 ③ K		S FF 90 B FF 90 B SL 85 X FF 91 2-1 ② F7			B CH 76 C SI 84 B CH 76 B CU 74 C SI 84 X SI 84 3-2 ③ P4 1-2 2-3 3-H		B FF 96 C FF 96 C FF 97 F FF 97 B FF 97 B FC 92 F FF 96 B FF 96 4-2 BB	3 0 0 0	0 0 0 0	0 0 0 0	0 0 0 0	1 0 1 0	0 0 0 0	3 0 0 0
14 Enrique Hernández, R (1, 9) OBP: 0.322, SLG: 0.525		C FF 88 F FF 90 S SL 83 0-3 ① K			C SL 85 X SL 85 0-1 HR		B CH 87 B FF 94 B FF 95 C FF 94 X FF 95 3-1 5 HR 1B	B FF 95 B FF 96 X FF 95 2-0 ③ L9		4	2	2	1	0	1	1
7 Julio Urías, L (1, 1) OBP: 0.167, SLG: 0.167 43 Luis Avilán, L (3, 1) 46 Josh Fields, R (4, 1) 28 Franklin Gutierrez, R (5, PH) OBP: 0.324, SLG: 0.441 52 Pedro Báez, R (6, 1) 50 Brett Eibner, R (7, 8) OBP: 0.353, SLG: 0.667			B FF 88 C FF 90 X FF 90 1-1 ② F8		S FF 89 B SL 86 S FF 91 B FF 91 S SL 86 2-3 ③ K		C FF 95 S CH 86 B SL 84 B CH 88 S FF 95 2-3 ① K		C FF 95 S SL 81 B SL 83 F FF 96 X 1-2 ① G5-3	0 1 0 1 0 2	0 0 0 0 0 0	0 0 0 0 0 0	0 0 0 0 0 0	0 0 0 1 0 1	0 0 0 0 0 1	0 0 0 0 0 1
Inning Stats	R: 0 E: 0 K: 2 S: 8 H: 0 LOB: 0 BB: 0 P: 10	R: 0 E: 0 K: 1 S: 10 H: 0 LOB: 1 BB: 1 P: 17	R: 0 E: 0 K: 2 S: 8 H: 0 LOB: 0 BB: 0 P: 11	R: 0 E: 0 K: 1 S: 10 H: 0 LOB: 1 BB: 1 P: 17	R: 1 E: 0 K: 1 S: 9 H: 1 LOB: 0 BB: 0 P: 14	R: 2 E: 0 K: 1 S: 23 H: 3 LOB: 2 BB: 1 P: 35	R: 3 E: 0 K: 1 S: 12 H: 3 LOB: 0 BB: 0 P: 24	R: 0 E: 0 K: 1 S: 10 H: 0 LOB: 1 BB: 1 P: 18	R: 0 E: 0 K: 0 S: 8 H: 0 LOB: 0 BB: 0 P: 13	1B: 2 2B: 2 3B: 0 HR: 3 SF: 0 SAC: 0 DP: 0 HBP: 0						WP: 1 PB: 0 SB: 0 CS: 0 PA: 38	

	AB	34
	R	6
	H	7
	RBI	5
	BB	4
	SO	10
	LOB	11

PITCHER		IP	WLS	BF	H	R	ER	SO	BB	IBB	HBP	BLK	WP	HR	S	P	ERA	WHIP
58 Dan Straily, R ERA: 3.7	(1, 1)	5.2	W	24	4	3	3	8	3	0	0	0	0	1	65	98	4.76	1.235
29 Brad Ziegler, R ERA: 6.48	(6, 1)	0.1		1	0	0	0	0	0	0	0	0	1	0	3	6	0.00	0.000
66 Jarlín García, L ERA: 4.73	(7, 1)	1.0		6	3	3	3	1	0	0	0	0	0	2	12	24	27.00	3.000
35 David Phelps, R ERA: 3.86	(8, 1)	1.0		4	0	0	0	1	1	0	0	0	0	0	10	18	0.00	1.000
46 Kyle Barraclough, R ERA: 2.95	(9, 1)	1.0		3	0	0	0	0	0	0	0	0	0	0	8	13	0.00	0.000

PITCHER		IP	WLS	BF	H	R	ER	SO	BB	IBB	HBP	BLK	WP	HR	S	P	ERA	WHIP

Miami Marlins @ Los Angeles Dodgers

Dodger Stadium, Los Angeles, CA

Sun May 21 2017, 1:10 PM - 3:56 PM PDT

Att. 44,646 - Sunny - 87 F

livebaseballscorecards.com

Batter	1	2	3	4	5	6	7	8	9	AB	R	H	RBI	BB	SO	LOB
9 Dee Strange-Gordon, L (1, 4) OBP: 0.319, SLG: 0.322	C SI 92 F CH 87 S FF 93 0-3 K			F FF 90 B FC 89 S SI 92 T FF 93 1-2 K		C CU 80 B CH 88 F FC 92 X CH 89 1-2 13 G6-3 2B		B FF 96 X CH 88 1-0 21 BB 13 1B		4	1	2	0	0	2	0
21 Christian Yelich, L (1, 8) OBP: 0.326, SLG: 0.387	X FF 94 0-0 G4-3			B CU 79 C CU 79 F FC 91 X FC 90 1-2 G4-3		B FF 91 B FC 91 C CU 79 B FC 90 F SI 92 B FC 93 4-2 13 G6-3 BB		B FF 97 1 SAFE B SI 96 C SL 89 B FF 97 B FF 97 4-1 13 1B 1-2 BB		2	0	0	0	2	0	0
13 Marcell Ozuna, R (1, 7) OBP: 0.385, SLG: 0.553	C SI 92 B FF 92 F FC 92 X FF 94 1-2 G1-3			B SI 93 S SI 92 X SI 92 1-1 G5-3		X FF 93 0-0 G6-3 1-2 2-3		C FF 97 B FF 97 X FF 98 1-1 1-2 2-H 1B		4	0	1	1	0	0	2
27 Giancarlo Stanton, R (1, 9) OBP: 0.332, SLG: 0.527		B SI 91 F FF 91 X SI 92 1-1 G6-3			F SI 91 X FC 91 0-1 P3	C FF 92 B SI 93 S FC 92 D CU 81 B CU 80 X CU 82 3-2 G6-3		S FF 98 S FF 98 2 SAFE X FF 98 0-2 P5		4	0	0	0	0	0	4
41 Justin Bour, L (1, 3) OBP: 0.349, SLG: 0.524		B SI 93 C FF 93 B FF 92 X FC 91 2-1 P6			C FF 92 S SI 93 S FF 94 0-3 K		C CU 77 B CH 83 C CH 84 B CH 85 C SI 94 2-3 K		C FC 92 B FC 92 X FC 93 1-1 HR	4	1	1	1	0	2	0
32 Derek Dietrich, L (1, 5) OBP: 0.342, SLG: 0.357		C FF 93 F FC 92 X CH 89 0-2 G1-3			C FC 90 X FF 94 0-1 17 1B 2B		F CH 85 X SI 94 0-1 F8		C FC 91 X FC 93 0-1 39 G4-6-3 1B	4	1	2	0	0	0	0
17 A.J. Ellis, R (1, 2) OBP: 0.220, SLG: 0.135			C SI 90 B FC 89 F FF 92 X CU 82 1-2 F9		F FF 94 F FF 94 B FF 93 X FF 95 1-2 2-H 1B		B FF 94 F FF 95 F FF 95 B KC 82 B FF 95 X FF 96 3-2 F9		F FC 93 B SI 93 B SI 92 X FC 92 2-1 P3	4	0	1	1	0	0	1
39 JT Riddle, L (1, 6) OBP: 0.255, SLG: 0.435			B FF 91 X SI 92 1-0 G4-3		B FC 89 F FC 91 X CH 88 1-1 G1-3		X FF 95 0-0 F7	X FC 93 0-0 G4-6-3 1-2f		4	0	0	0	0	0	2
45 Vance Worley, R (1, 1) 66 Jarlín García, L (5, 1) 51 Ichiro Suzuki, L (6, PH) OBP: 0.204, SLG: 0.255 29 Brad Ziegler, R (6, 1) 35 David Phelps, R (7, 1) 28 Tyler Moore, R (8, PH) OBP: 0.281, SLG: 0.435 49 Brian Ellington, R (8, 1)			B FF 92 B SI 92 C SI 91 F SI 92 F FF 93 C CU 79 2-3 K			C SI 91 F CU 79 S FF 92 0-3 K		C FF 96 B FF 96 F SL 88 F CH 89 B FF 97 S FF 97 2-3 K		1 0 0 0 0 1 0 0 0 0 0 0 0 0 1 0 0 0 0 1 0 0 0 0 0 0 0 0 0 0 0 0 0 0 0 1 0 0 0 0 1 0 0 0 0 0 0 0 0						
Inning Stats	R: 0 E: 0 K: 1 S: 7 H: 0 LOB: 0 BB: 0 P: 8	R: 0 E: 0 K: 0 S: 7 H: 0 LOB: 0 BB: 0 P: 10	R: 0 E: 0 K: 1 S: 8 H: 0 LOB: 0 BB: 0 P: 12	R: 0 E: 0 K: 1 S: 8 H: 0 LOB: 0 BB: 0 P: 11	R: 1 E: 0 K: 1 S: 12 H: 2 LOB: 1 BB: 0 P: 14	R: 0 E: 0 K: 1 S: 12 H: 1 LOB: 2 BB: 1 P: 20	R: 0 E: 0 K: 1 S: 8 H: 0 LOB: 0 BB: 0 P: 13	R: 1 E: 0 K: 1 S: 12 H: 2 LOB: 2 BB: 1 P: 20	R: 1 E: 0 K: 0 S: 7 H: 2 LOB: 0 BB: 0 P: 10	1B: 4 2B: 2 3B: 0 HR: 1 SF: 0 SAC: 0 DP: 1 HBP: 0						

TOP

AB	33
R	3
H	7
RBI	3
BB	2
SO	7
LOB	9

WP: 0 PA: 35
PB: 0
SB: 0
CS: 0

PITCHER		IP	WLS	BF	H	R	ER	SO	BB	IBB	HBP	BLK	WP	HR	S	P	ERA	WHIP
38 Brandon McCarthy, R ERA: 3.76	(1, 1)	6.0	W	22	3	1	1	5	1	0	0	0	0	0	54	75	1.50	0.667
43 Luis Avilán, L ERA: 3.21	(7, 1)	0.2		2	0	0	0	1	0	0	0	0	0	0	5	7	0.00	0.000
46 Josh Fields, R ERA: 0.96	(7, 1)	0.1		1	0	0	0	0	0	0	0	0	0	0	3	6	0.00	0.000
52 Pedro Báez, R ERA: 1.47	(8, 1)	1.0		6	2	1	1	1	1	0	0	0	0	0	12	20	9.00	3.000
74 Kenley Jansen, R ERA: 1.59	(9, 1)	1.0		4	2	1	1	0	0	0	0	0	0	1	7	10	9.00	2.000

PITCHER		IP	WLS	BF	H	R	ER	SO	BB	IBB	HBP	BLK	WP	HR	S	P	ERA	WHIP

Miami Marlins @ Los Angeles Dodgers

Dodger Stadium, Los Angeles, CA

Sun May 21 2017, 1:10 PM - 3:56 PM PDT

Att. 44,646 - Sunny - 87 F

livebaseballscorecards.com

BOTTOM

Batter	1	2	3	4	5	6	7	8	9	AB	R	H	RBI	BB	SO	LOB
26 Chase Utley, L (1, 4) OBP: 0.302, SLG: 0.289	B SI 86 C FC 86 B FC 87 C SI 89 B FC 87 X SI 90 3-2 **G3-1** ①	C KC 76 B KC 77 F FC 86 B FC 87 X FC 87 2-2 **G5-3** ③		B SI 89 B SI 89 C SI 88 B FC 87 X SI 88 3-1 **G4-3** ③		H CH 76 1-0 5 G4-6-3 HBP		F FF 97 S CH 89 X CH 90 0-2 5 BB 1B		4	0	1	0	0	0	1
5 Corey Seager, L (1, 6) OBP: 0.392, SLG: 0.497	F FF 90 F FC 87 B SI 91 B FC 86 S FC 88 2-3 **K** ②		F CH 80 B FF 89 F FF 88 X FC 84 1-2 **F8** ①		S SL 83 X FF 94 0-1 **P6** ①	C SI 84 B CH 76 F CH 76 B CH 77 B SI 84 X SI 84 3-2 **G4-6-3** ①② 1-2f 2-3		B FF 97 B CH 89 B FF 97 B FF 96 4-0 1-2 BB		4	0	0	0	1	1	2
35 Cody Bellinger, L (1, 7) OBP: 0.362, SLG: 0.653	B FF 91 B FC 88 F SI 90 F FC 88 B FC 87 X SI 89 3-2 9 2B 23 2B 1B		F SI 90 B KC 76 F CH 82 C SI 90 1-3 **K** ②		B FF 93 S FF 93 B CH 86 C SL 83 S SL 85 2-3 **K** ②	B SI 84 S CH 77 F SI 84 C CU 74 1-3 **K** ③		S FF 96 B FF 96 B FF 96 S FF 98 S FF 98 2-3 **K** ③		5	1	1	0	0	4	3
9 Yasmani Grandal, S (1, 2) OBP: 0.362, SLG: 0.496	C FC 88 F KC 76 X FC 88 0-2 23 2B 1-3 2B		B KC 74 F FC 87 B FC 87 B KC 76 X FC 87 3-1 23 2B 1B		X FF 94 0-0 23 1B 2B		S KC 81 S KC 82 F FF 94 S KC 82 0-3 **K2-3** ①			4	2	3	0	0	1	0
23 Adrián González, L (1, 3) OBP: 0.328, SLG: 0.330	C SI 90 F FC 88 B FC 88 B FC 88 F SI 91 X SI 90 2-2 2-H 3-H 2B		X SI 88 0-0 1-3 2B		C SL 82 B SL 84 B FF 94 X FF 93 2-1 2-H 1B		C KC 82 S FC 90 X FF 96 0-2 **F9** ②			4	0	3	3	0	0	0
3 Chris Taylor, R (1, 5) OBP: 0.446, SLG: 0.583	C FF 91 X KC 78 0-1 **F8** ③		F FF 90 B SI 89 S FF 91 B SI 90 B SI 90 X FC 87 3-2 **G6-3** ③		S CH 87 B FF 94 C FF 93 D CH 88 B CH 88 X CH 88 3-2 **G1-3** ③		B FF 95 C KC 82 X FF 96 1-1 2B			4	0	1	0	0	0	4
31 Joc Pederson, L (1, 8) OBP: 0.317, SLG: 0.324		B KC 75 S KC 76 B FC 86 B FC 88 D SI 91 4-1 38 SH1-4 BB		C FC 86 B CH 81 X FC 87 1-1 HR		H SI 83 1-0 14 2B 50 1B HBP	B FC 91 C FC 92 B SI 96 S FC 92 F FF 97 X KC 83 2-2 **G6-3** ③			2	2	1	1	1	0	1
14 Enrique Hernández, R (1, 9) OBP: 0.319, SLG: 0.524		C FF 89 S FF 90 F FF 91 1 SAFE F FC 88 X KC 77 0-2 **L5** ①		C FC 87 B FC 88 B SI 89 X FF 90 2-1 **G6-3** ①		C SI 83 X CU 73 0-1 50 1B 1-3 2B		B CU 86 F FF 96 X SI 96 1-1 **F9** ①		4	1	1	0	0	0	1
38 Brandon McCarthy, R (1, 1) OBP: 0.250, SLG: 0.100 50 Brett Eibner, R (6, PH) OBP: 0.389, SLG: 0.688 43 Luis Avilán, L (7, 1) 46 Josh Fields, R (7, 1) 52 Pedro Báez, R (8, 1) 66 Yasiel Puig, R (8, PH) OBP: 0.320, SLG: 0.430 74 Kenley Jansen, S (9, 1) OBP: 0.500, SLG: 0.500		B FF 87 L FF 89 X FF 87 1-1 **SH1-4** ② 1-2		B FF 87 C FF 90 B FC 87 X FF 89 2-1 **G4-3** ②		X SI 84 0-0 5 G4-6-3 2-H 3-H 1B		B FF 98 F FF 97 B FF 96 S FF 98 2-3 **K** ②		1 1 0 0 0 1 0	0 0 0 0 0 0 0	0 1 0 0 0 1 0	0 2 0 0 0 0 0	0 0 0 0 0 1 0	0 0 0 0 0 0 0	0 0 0 0 0 0 0
Inning Stats	R: 2 E: 0 K: 1 S: 18 H: 3 LOB: 1 BB: 0 P: 28	R: 0 E: 0 K: 0 S: 11 H: 0 LOB: 1 BB: 1 P: 18	R: 0 E: 0 K: 1 S: 12 H: 2 LOB: 2 BB: 0 P: 20	R: 1 E: 0 K: 0 S: 8 H: 1 LOB: 0 BB: 0 P: 16	R: 1 E: 0 K: 1 S: 11 H: 2 LOB: 1 BB: 0 P: 18	R: 2 E: 0 K: 1 S: 9 H: 2 LOB: 1 BB: 0 P: 15	R: 0 E: 0 K: 1 S: 13 H: 1 LOB: 1 BB: 0 P: 16	R: 0 E: 0 K: 2 S: 11 H: 1 LOB: 2 BB: 1 P: 20		1B: 5 2B: 6 3B: 0 HR: 1 SF: 0 SAC: 1 DP: 1 HBP: 2					

	AB	34
	R	6
	H	12
	RBI	6
	BB	2
	SO	7
	LOB	12

WP: 0 PB: 0 SB: 0 CS: 0 PA: 39

PITCHER		IP	WLS	BF	H	R	ER	SO	BB	IBB	HBP	BLK	WP	HR	S	P	ERA	WHIP
45 Vance Worley, R ERA: 6.75	(1, 1)	4.0	L	19	6	3	3	2	1	0	0	0	0	1	49	82	6.75	1.750
66 Jarlín García, L ERA: 5.02	(5, 1)	1.0		5	2	1	1	1	0	0	0	0	0	0	11	18	9.00	2.000
29 Brad Ziegler, R ERA: 7.13	(6, 1)	1.0		6	2	2	2	1	0	0	2	0	0	0	9	15	18.00	2.000
35 David Phelps, R ERA: 3.68	(7, 1)	1.0		4	1	0	0	1	0	0	0	0	0	0	13	16	0.00	1.000
49 Brian Ellington, R ERA:	(8, 1)	1.0		5	1	0	0	2	1	0	0	0	0	0	11	20	0.00	2.000

PITCHER	IP	WLS	BF	H	R	ER	SO	BB	IBB	HBP	BLK	WP	HR	S	P	ERA	WHIP

Miami Marlins @ Oakland Athletics

Oakland Coliseum, Oakland, CA

Tue May 23 2017, 7:07 PM - 10:53 PM PDT

Att. 12,835 - Clear - 61 F

livebaseballscorecards.com

TOP

Batter	1	2	3	4	5	6	7	8	9	AB	R	H	RBI	BB	SO	LOB
9 Dee Strange-Gordon, L (1, 4) OBP: 0.325, SLG: 0.339	F SI 92 X SI 93 0-1 27 E 27 S 27 1B 1B	F SI 92 B CU 75 1 SAFE F SI 92 X CU 75 1-2 1-H 3B		C SL 84 C FF 94 F FF 95 X SL 85 0-2 ① F7		B SI 94 C SI 95 B SL 93 F SI 94 F SI 92 F SI 94 X SI 95 2-2 ① G4-3		B FF 93 F FF 95 F FF 94 F FF 94 F SI 95 S SL 88 1-3 ① K2-3	F FF 92 F FF 91 F FF 92 1 SAFE X CU 81 0-2 1-3 3-H 1B	6	1	3	2	0	1	0
27 Giancarlo Stanton, R (1, 9) OBP: 0.337, SLG: 0.526	C SI 93 F SL 85 1 SAFE F SL 84 B FF 94 X CU 76 1-2 21 G4-6-3 1-H 1B	F SL 81 F SL 82 B SI 94 B SI 92 S SL 83 2-3 ③ K		B SL 87 S SL 86 B FF 94 C FF 95 B FF 95 F FF 95 F FF 96 F FF 96 C FF 96 3-3 ② K		X FF 94 0-0 1B		C FF 95 C FF 95 B FF 96 B FF 96 X FF 95 2-2 21 F7 1B	F FC 89 B FF 90 X CU 79 1-1 ③ G1-3	6	0	3	1	0	2	3
21 Christian Yelich, L (1, 8) OBP: 0.323, SLG: 0.381 28 Tyler Moore, R (8, 7) OBP: 0.261, SLG: 0.435	D SI 93 B SI 93 B SI 94 C SI 92 C SI 93 1 SAFE F SI 93 X SI 93 3-2 ①② G4-6-3 1-2f		B SI 91 B SI 90 X SI 91 2-0 13 2B 1B	B CH 90 X FF 95 1-0 ③ L9		C SL 86 B KC 81 F SL 88 S KC 82 1-3 ② K		C FF 94 B FF 94 1 SAFE B SI 94 X FF 94 2-1 ② F7 1-2		5	1	1	0	0	1	3
13 Marcell Ozuna, R (1, 10) OBP: 0.380, SLG: 0.548	B CU 77 B SL 86 X SI 94 2-0 ③ G5-3		B SL 85 B SI 90 1 SAFE 1 SAFE C SI 90 X FF 93 2-1 41 WP 41 2B 1-H 2B		B SL 91 C SI 94 F SL 91 F FF 95 B CU 77 F SL 92 B SI 96 F SI 96 X SL 94 3-2 ① L8	C KC 80 1 SAFE X SL 86 0-1 ③ F9		F FF 95 B FF 96 S SL 88 S SL 88 1-3 ③ K		5	1	1	1	0	1	2
41 Justin Bour, L (1, 3) OBP: 0.363, SLG: 0.560		B C CH 83 F CH 84 B CU 74 B SI 94 F SI 94 S SI 94 3-3 ① K	B FF 94 X FF 93 1-0 11 G4-3 32 1B 2-H 2B		B CU 78 B FF 95 C SI 95 C SI 95 F SI 96 X FF 96 2-2 11 1B 32 1B 1B		B SL 85 C FF 90 X KC 80 1-1 HR		C CU 77 X CH 80 0-1 32 FC3-6 11 BB 39 1B 1B	5	4	4	2	0	1	0
11 J.T. Realmuto, R (1, 2) OBP: 0.372, SLG: 0.441		C SI 94 C SI 94 X CU 75 0-2 39 2B 51 1B 1B	B SL 85 B FF 93 B FF 94 C FF 92 X FF 92 3-1 ① G4-3 2-3		C SI 94 C SL 92 F CU 79 X SI 94 0-2 32 1B 1-2 1B		B KC 81 B SI 91 B SL 87 B FF 90 4-0 51 S BB		F FF 89 D SL 87 F FC 89 F CU 76 B FC 90 F FC 87 D CU 78 D SL 86 4-2 32 FC3-6 1-2 BB	3	1	2	0	2	0	1
32 Derek Dietrich, L (1, 5) OBP: 0.345, SLG: 0.359		C SI 93 B SI 92 F CH 86 X SI 92 1-2 ② P5	B FF 92 X CH 87 1-0 39 F8 39 WP 3-H 1B		F SI 94 C CU 78 X SI 94 0-2 1-3 2-H 1B		M FF 90 B SL 87 S FF 92 D KC 82 1 SAFE X FF 91 2-2 ① L7		X FF 90 0-0 ① FC3-6 51 FC3-6 39 1B 9 1B 1-2f 2-3	5	1	2	2	0	0	4
39 JT Riddle, L (1, 6) OBP: 0.268, SLG: 0.451		1 SAFE C SI 93 F SI 93 X SI 92 0-2 51 1B 1-3 2B	B FF 92 B CH 88 X FF 93 2-0 ② F8 1-3		B FF 94 C SI 93 S SI 94 B SI 94 S SL 92 2-3 ② K		B FF 90 C SL 85 B FF 92 1 SAFE B FF 90 X SL 85 3-1 ② P5		L FC 90 S SL 86 F FF 90 D CH 82 1 SAFE X FF 91 1-2 51 FC3-6 1-2 3-H 1B	5	1	2	1	0	1	4
51 Ichiro Suzuki, L (1, 7) OBP: 0.203, SLG: 0.250 (8, 8)		B SI 93 X CH 85 1-0 9 3B 2-H 3-H 1B	C FF 93 C FF 94 F FF 95 F FF 94 X FF 94 0-2 ③ P5		B FF 94 X SI 94 1-0 ③ G1-3		C FF 91 1 SAFE B FF 90 B FF 90 F FF 90 S KC 82 2-3 ③ K 1-2		C FC 90 B SI 90 B FC 88 F FC 88 F CU 78 X FC 90 2-2 ② FC3-6 9 1B 1-2f 2-3	5	1	1	2	0	1	6
Inning Stats	R: 1 H: 2 E: 0 LOB: 0 K: 0 BB: 0 S: 11 P: 17	R: 3 H: 4 E: 0 LOB: 1 K: 2 BB: 0 S: 20 P: 28	R: 3 H: 4 E: 0 LOB: 1 K: 0 BB: 0 S: 13 P: 24	R: 0 H: 0 E: 0 LOB: 0 K: 1 BB: 0 S: 11 P: 15	R: 1 H: 3 E: 0 LOB: 2 K: 1 BB: 0 S: 21 P: 29	R: 0 H: 1 E: 0 LOB: 1 K: 1 BB: 0 S: 11 P: 14	R: 1 H: 1 E: 0 LOB: 1 K: 1 BB: 1 S: 10 P: 22	R: 0 H: 1 E: 0 LOB: 1 K: 2 BB: 0 S: 13 P: 19	R: 2 H: 3 E: 0 LOB: 2 K: 0 BB: 1 S: 21 P: 29	1B: 14 SF: 0 2B: 3 SAC: 0 3B: 1 DP: 1 HR: 1 HBP: 0						WP: 2 PA: 47 PB: 0 SB: 2 CS: 0

PITCHER		IP	WLS	BF	H	R	ER	SO	BB	IBB	HBP	BLK	WP	HR	S	P	ERA	WHIP
32 Jesse Hahn, R ERA: 3.81	(1, 1)	2.0	L	12	7	5	5	2	0	0	0	0	0	0	32	48	22.50	3.500
63 Bobby Wahl, R ERA: 4.7	(3, 1)	2.0		9	3	2	2	1	0	0	0	0	2	0	23	36	9.00	1.500
61 John Axford, R ERA: 7.71	(5, 1)	1.1		8	4	1	1	1	0	0	0	0	0	0	27	37	6.75	3.000
37 Danny Coulombe, L ERA: 2.87	(6, 1)	1.2		7	1	1	1	2	1	0	0	0	0	1	15	28	5.40	1.200
31 Liam Hendriks, R ERA: 3.54	(8, 1)	1.0		4	1	0	0	2	0	0	0	0	0	0	13	19	0.00	1.000

PITCHER		IP	WLS	BF	H	R	ER	SO	BB	IBB	HBP	BLK	WP	HR	S	P	ERA	WHIP
57 Josh Smith, R ERA: 7.2	(9, 1)	1.0		7	3	2	2	0	1	0	0	0	0	0	21	29	18.00	4.000

AB	45
R	11
H	19
RBI	11
BB	2
SO	8
LOB	23

Batter	1	2	3	4	5	6	7	8	9	AB	R	H	RBI	BB	SO	LOB
23 Matt Joyce, L (1, 9) OBP: 0.277, SLG: 0.363	X SI 96 0-0 ① G3		B CH 87 B SI 95 F SI 94 X CH 88 2-1 ② L3		C SL 86 B CH 89 T FF 96 X SL 86 1-2 ② F9		C SL 82 B FF 96 C FF 96 B SL 84 B SL 83 B FF 97 4-2 2 E 20 BB BB		B SL 78 F SI 91 B SL 79 F CH 84 B CH 86 B SI 92 4-2 20 DI 8 2B BB	3	1	0	0	2	0	0
20 Mark Canha, R (1, 8) OBP: 0.321, SLG: 0.549 (7, 3)	B FF 96 B FF 95 C FF 96 F SI 96 B SL 85 F FF 95 F CH 89 D SL 86 4-2 BB		C SL 84 X SI 96 0-1 ③ P3		C SI 97 X CH 90 0-1 ③ G5-3		C FF 96 S SL 83 B SL 82 1 SAFE 1 SAFE B FF 96 B FF 96 B FF 96 4-2 2 E 1-2 BB		F FF 93 B SL 81 C SL 78 F FF 94 B FF 92 B SL 79 C SL 78 3-3 ① K 1-2	3	0	0	0	2	1	1
8 Jed Lowrie, S (1, 4) OBP: 0.355, SLG: 0.464	B CH 93 X CH 87 1-0 ② P6			C SL 83 H SI 95 1-1 2 BB 25 HR HBP		F FF 95 S CH 88 B SI 96 B SI 95 F SL 87 X CH 89 2-2 2 2B 2B	B FF 96 B FF 96 X FF 95 2-0 ① L7		C CU 73 B SI 92 D CU 75 F CH 84 X SL 80 2-2 2 F8 11 HR 2-H 2B	4	3	2	1	0	0	3
2 Khris Davis, R (1, 7) OBP: 0.306, SLG: 0.494	B FF 96 S SL 83 C SL 85 B FF 96 X SL 86 2-2 ③ G5-3			C SL 84 B FF 95 S FF 96 B FF 95 D CH 88 F SL 87 1 SAFE F SL 85 F FF 96 4-2 D CH 89 25 HR 1-2 BB		D SL 87 X FF 96 1-0 21 1B 2-H 2B	C SL 82 D SL 83 2 SAFE X SL 82 1-1 E4 1-2 2-3		B SL 77 X FF 90 1-0 ② F8 2-3	4	2	1	1	1	0	4
17 Yonder Alonso, L (1, 3) OBP: 0.379, SLG: 0.642 11 Rajai Davis, R (7, 8) OBP: 0.276, SLG: 0.347		F FF 95 B SI 96 B CH 88 B CH 89 F FF 95 X FF 95 3-2 HR		B CH 88 S FF 94 B CH 87 B SI 93 X FF 95 3-1 ① P6		B SL 81 F FF 92 C SL 82 F SL 82 B FF 93 F FF 93 H CH 85 3-2 21 1B HBP	F FF 95 B SL 81 X FF 95 1-1 ② P4		C SL 78 S SL 81 B FF 92 B SL 79 X SL 80 2-2 3-H HR	2 2	1 1	1 1	1 2	0 0	0 0	2 3
25 Ryon Healy, R (1, 10) OBP: 0.294, SLG: 0.450		B FF 97 B SL 86 C FF 95 F FF 96 F CH 88 X SL 83 2-2 ① P4		B SI 96 B SL 87 B SL 84 C FF 96 X FF 96 3-1 1-H 2-H HR		C FF 91 C FF 92 C SI 93 0-3 ① K	C SL 82 X SL 82 0-1 ③ L8		S FF 92 X SL 81 0-1 1B	5	1	2	3	0	1	5
21 Stephen Vogt, L (1, 2) OBP: 0.278, SLG: 0.352		F FF 96 B CH 88 B CH 88 F SI 94 T SL 86 2-2 ② K		C FF 95 X SL 86 0-1 ② F7		X FF 93 0-0 1-2 2-H 1B	B FF 93 B FF 93 B FF 94 B FF 95 4-0 3 G5-4-3 BB		B CH 86 S CH 85 D SI 90 C SL 79 F SL 82 F SL 80 S CH 85 2-3 ③ K	4	0	1	1	1	2	1
3 Trevor Plouffe, R (1, 5) OBP: 0.303, SLG: 0.400		B SL 83 C FF 95 F FF 96 B FF 96 C SL 86 2-3 ③ K		C SL 85 B FF 96 X CH 89 1-1 ③ L7		C SL 82 S FF 92 B FF 93 B FF 93 S SL 84 2-3 ② K	C SL 81 F FF 94 X SL 82 0-2 ①② G5-4-3 1-2f			4	0	0	0	0	2	3
16 Adam Rosales, R (1, 6) OBP: 0.277, SLG: 0.350 18 Chad Pinder, R (6, PH) OBP: 0.339, SLG: 0.647 (7, 6)			C CH 93 C SL 82 B FF 95 X SL 82 1-2 ① P4		F FF 94 B SL 83 B SL 85 C FF 95 S SL 86 2-3 ① K	X SL 81 0-0 ③ F9		C FF 94 S B FF 94 S 1-3 ③ K		2 2	0 0	0 0	0 0	0 0	1 1	0 2
Inning Stats	R: 0 E: 0 K: 0 S: 9 H: 0 LOB: 1 BB: 1 P: 16	R: 1 E: 0 K: 2 S: 13 H: 1 LOB: 0 BB: 0 P: 22	R: 0 E: 0 K: 0 S: 7 H: 0 LOB: 0 BB: 0 P: 10	R: 3 E: 0 K: 0 S: 14 H: 1 LOB: 0 BB: 1 P: 26	R: 0 E: 0 K: 1 S: 8 H: 0 LOB: 0 BB: 0 P: 11	R: 2 E: 0 K: 2 S: 17 H: 3 LOB: 2 BB: 0 P: 25	R: 0 E: 1 K: 0 S: 11 H: 0 LOB: 3 BB: 2 P: 23	R: 0 E: 0 K: 1 S: 6 H: 0 LOB: 0 BB: 1 P: 11	R: 3 E: 0 K: 2 S: 20 H: 3 LOB: 1 BB: 1 P: 34	1B: 2 2B: 3 3B: 0 HR: 3 SF: 0 SAC: 0 DP: 1 HBP: 2	WP: 0 PB: 0 SB: 0 CS: 0 PA: 43					

BOTTOM

Miami Marlins @ Oakland Athletics

Oakland Coliseum, Oakland, CA

Tue May 23 2017, 7:07 PM - 10:53 PM PDT

Att. 12,835 - Clear - 61 F

livebaseballscorecards.com

AB	35
R	9
H	8
RBI	9
BB	6
SO	8
LOB	24

PITCHER		IP	WLS	BF	H	R	ER	SO	BB	IBB	HBP	BLK	WP	HR	S	P	ERA	WHIP
62 José Ureña, R ERA: 3.08	(1, 1)	5.0	W	22	4	6	6	3	2	0	1	0	0	2	56	93	10.80	1.200
66 Jarlín García, L ERA: 5.02	(6, 1)	0.0		1	0	0	0	0	0	0	1	0	0	0	4	7	∞	∞
64 Nick Wittgren, R ERA: 3.63	(6, 1)	1.0	H	4	1	0	0	2	0	0	0	0	0	0	8	10	0.00	1.000
46 Kyle Barraclough, R ERA: 2.66	(7, 1)	2.0	H	9	0	0	0	1	3	0	0	0	0	0	17	34	0.00	1.500
44 AJ Ramos, R ERA: 5.4	(9, 1)	1.0		7	3	3	3	2	1	0	0	0	0	1	20	34	27.00	4.000

PITCHER	IP	WLS	BF	H	R	ER	SO	BB	IBB	HBP	BLK	WP	HR	S	P	ERA	WHIP

Batter	1	2	3	4	5	6	7	8	9	AB	R	H	RBI	BB	SO	LOB
9 Dee Strange-Gordon, L (1, 4) OBP: 0.323, SLG: 0.337	C SI 92 S FF 95 B SL 85 S SL 85 1-3 ① K			X CH 88 0-0 ① 27 1B 13 WP 1B		B FF 94 X FF 93 1-0 ② B1-3		B FF 93 X CH 86 1-0 ② G3 2-3		4	1	1	0	0	1	1
27 Giancarlo Stanton, R (1, 10) OBP: 0.335, SLG: 0.520	C SI 95 X SI 94 0-1 ② G5-3			B SI 94 X SI 93 1-0 ① 13 E 1-3 1B		C SI 94 F FF 94 S SL 85 0-3 ③ K		C SI 95 F SI 94 F FF 95 B CU 83 S FF 96 1-3 ③ K		4	0	1	0	0	2	1
13 Marcell Ozuna, R (1, 8) OBP: 0.377, SLG: 0.547	B FF 95 B SI 94 C SI 94 C SI 95 B SL 85 S SI 94 3-3 ③ K			F SI 94 B SL 84 F CH 91 D SL 85 S SL 85 2-3 ① K 1-3 3-H			B FF 93 X FF 93 1-0 32 FC3-6 2B		B FF 94 C SI 94 S FF 95 C FF 95 1-3 ① K	4	0	1	0	0	3	1
41 Justin Bour, L (1, 3) OBP: 0.360, SLG: 0.552		B SI 93 S CH 90 B CU 81 C SI 94 F SL 85 S SL 85 2-3 ① K		F SI 91 D SI 92 S SL 85 S SL 85 1-3 ② K			F CH 88 C FF 93 X SL 84 0-2 ① P2		B CH 88 X CH 88 1-0 E5 1B	4	0	1	0	0	2	2
11 J.T. Realmuto, R (1, 2) OBP: 0.369, SLG: 0.432		C SI 91 F SI 95 B SL 86 B SL 86 X SL 86 2-2 ② G4-3		B SI 94 C SI 94 F SL 85 D SL 86 D SL 85 C SI 94 3-3 ③ K			B SI 94 B FF 94 F SI 93 B SI 94 D CH 90 4-1 32 FC3-6 BB		F SI 93 F SI 95 F SI 95 X KC 80 0-2 ② L5	3	0	0	0	1	1	2
32 Derek Dietrich, L (1, 5) OBP: 0.341, SLG: 0.349 10 Christian Colón, R (9, PR) OBP: 0.208, SLG: 0.217		B FF 94 C CH 90 S CU 82 X SL 85 1-2 ③ G4-3			B CU 80 X FF 94 1-0 ① G3-1		X FF 94 0-0 ② FC3-6 28 FC6-4 1-2f 2-3		D CH 89 B FF 95 B CH 88 B FF 94 4-0 BB	3 0	0 0	0 0	0 0	1 0	0 0	2 0
28 Tyler Moore, R (1, 7) OBP: 0.222, SLG: 0.370			F SI 93 C SI 94 F SL 83 B SL 85 F FF 95 S SL 86 1-3 ① K2-3		C SI 92 F FF 94 C SL 85 0-3 ② K		C CH 90 B SL 84 B SI 94 B FF 94 X SI 94 3-1 ③ FC6-4 1-2f		B SI 94 F SI 94 C KC 80 F FF 95 D FF 92 F SI 95 B SI 96 X SI 95 3-2 ③ P5	4	0	0	0	0	2	4
39 JT Riddle, L (1, 6) OBP: 0.254, SLG: 0.426			T SI 91 F SI 91 B SL 85 S SL 85 1-3 ② K		B FF 94 B FF 95 X FF 95 2-0 ③ G1-3			B SI 92 X CH 84 1-0 E9 9 G3		3	0	0	0	0	1	0
51 Ichiro Suzuki, L (1, 9) OBP: 0.194, SLG: 0.237			S CH 89 S SI 92 S SL 85 0-3 ③ K2-3			X CH 89 0-0 ① B1-3		B FF 93 B SI 93 S CH 85 F FF 95 X CH 84 2-2 ① G5-3		3	0	0	0	0	1	1
Inning Stats	R: 0 E: 0 K: 2 S: 8 H: 0 LOB: 0 BB: 0 P: 12	R: 0 E: 0 K: 1 S: 10 H: 0 LOB: 0 BB: 0 P: 15	R: 0 E: 0 K: 3 S: 11 H: 0 LOB: 0 BB: 0 P: 13	R: 1 E: 1 K: 3 S: 11 H: 2 LOB: 1 BB: 0 P: 18	R: 0 E: 0 K: 1 S: 5 H: 0 LOB: 0 BB: 0 P: 8	R: 0 E: 0 K: 1 S: 5 H: 0 LOB: 0 BB: 0 P: 6	R: 0 E: 0 K: 0 S: 8 H: 1 LOB: 2 BB: 1 P: 16	R: 0 E: 1 K: 1 S: 9 H: 0 LOB: 1 BB: 0 P: 14	R: 0 E: 1 K: 1 S: 13 H: 1 LOB: 2 BB: 1 P: 22	1B: 3 2B: 1 3B: 0 HR: 0 SF: 0 SAC: 0 DP: 0 HBP: 0						

Miami Marlins @ Oakland Athletics

Oakland Coliseum, Oakland, CA

Wed May 24 2017, 12:38 PM - 3:14 PM PDT

Att. 19,738 - Cloudy - 64 F

TOP

livebaseballscorecards.com

AB	32
R	1
H	4
RBI	0
BB	2
SO	13
LOB	14

WP: 1 PA: 34
PB: 0
SB: 0
CS: 0

PITCHER		IP	WLS	BF	H	R	ER	SO	BB	IBB	HBP	BLK	WP	HR	S	P	ERA	WHIP
54 Sonny Gray, R ERA: 3.34	(1, 1)	7.0	W	25	3	1	1	11	1	0	0	0	1	0	58	88	1.29	0.571
44 Ryan Madson, R ERA: 1.96	(8, 1)	1.0	H	4	0	0	0	1	0	0	0	0	0	0	9	14	0.00	0.000
46 Santiago Casilla, R ERA: 4.67	(9, 1)	1.0	S	5	1	0	0	1	1	0	0	0	0	0	13	22	0.00	2.000

PITCHER	IP	WLS	BF	H	R	ER	SO	BB	IBB	HBP	BLK	WP	HR	S	P	ERA	WHIP

Miami Marlins @ Oakland Athletics

Oakland Coliseum, Oakland, CA

Wed May 24 2017, 12:38 PM - 3:14 PM PDT

Att. 19,738 - Cloudy - 64 F

livebaseballscorecards.com

BOTTOM

Batter	1	2	3	4	5	6	7	8	9	AB	R	H	RBI	BB	SO	LOB
11 Rajai Davis, R (1, 8) OBP: 0.268, SLG: 0.336	B SI 92 B SI 92 C SI 92 X SI 93 2-1 ① G6-3		C SI 93 F KC 81 F SI 92 B CH 85 F CH 84 B FF 93 F CH 84 F KC 83 X SI 94 2-2 ② P3		X KC 80 0-0 ② L9		C SI 82 F CH 74 1 SAFE C CU 72 0-3 ② K			4	0	0	0	0	1	1
23 Matt Joyce, L (1, 9) OBP: 0.290, SLG: 0.365	F SI 93 B CH 85 X SI 94 1-1 ② F8		B SI 92 B SI 92 B SI 92 C SI 93 B SI 92 4-1 8 1B BB		B KC 81 B SI 93 B FF 92 B FF 93 4-0 8 2B BB		S CH 75 B SI 82 B CH 74 X SI 82 2-1 8 1B 1-2 1B			2	1	1	0	2	0	0
8 Jed Lowrie, S (1, 4) OBP: 0.368, SLG: 0.488	B SI 94 B FF 93 B SI 93 C SI 92 F SI 93 X SI 94 3-2 2 HR 2B		X KC 79 0-0 1-2 1B		1 SAFE C SI 92 X CH 83 0-1 1-H 2B		C CH 74 X CH 75 0-1 1-3 2-H 1B			4	1	4	2	0	0	0
2 Khris Davis, R (1, 10) OBP: 0.305, SLG: 0.506	X SI 94 0-0 2-H HR		X CH 83 0-0 ③ P6		X SI 93 0-0 ③ G3		C CU 72 B CU 70 B CH 76 F SI 83 S CU 73 2-3 ③ K			4	1	1	2	0	1	5
25 Ryon Healy, R (1, 3) OBP: 0.293, SLG: 0.451	C SI 95 X KC 81 0-1 ③ G4-3			B CH 81 C SI 91 F SI 92 X CH 84 1-2 2B	X SI 90 0-0 ① G5-3			C FF 95 F FF 96 B CU 85 F FF 97 F FF 96 X CU 86 1-2 ① G5-3		4	0	1	0	0	0	0
3 Trevor Plouffe, R (1, 5) OBP: 0.308, SLG: 0.403		F SI 93 C SI 93 B KC 82 B SI 94 C KC 81 2-3 ① K		X SI 92 0-0 ① G5-3	C SI 92 F KC 82 X FF 92 0-2 19 PO 18 WP 1B			C FF 96 B CU 86 C FF 96 B FF 96 F FF 95 F CU 84 F FF 96 F FF 97 X FF 97 2-2 1B		4	0	2	0	0	1	1
18 Chad Pinder, R (1, 7) OBP: 0.339, SLG: 0.648 20 Mark Canha, R (7, 7) OBP: 0.316, SLG: 0.538		B KC 82 B KC 79 X FF 94 2-0 19 FC6-5 2B		B KC 80 B CH 82 F SI 92 B SI 93 X SI 92 3-1 ② G6-3		B SI 92 B KC 80 X SI 93 2-0 ② G5-3 1-2		F FF 95 F FF 96 D CU 86 C FF 97 1-3 ② K		3 1	0 0	1 0	0 0	0 1	0 1	2 1
19 Josh Phegley, R (1, 2) OBP: 0.245, SLG: 0.365		D KC 82 B SI 94 F SI 93 F SI 92 F CH 86 F CH 85 X SI 93 2-2 ② FC6-5 16 CS 2-3		F CH 82 X SI 92 0-1 ③ L5-3		B FF 92 C KC 80 B SI 93 2 SAFE 2-1 ③ PO 2-3	B SI 81 X SI 81 1-0 16 FC1-6 1B	C FF 96 S FF 96 F FF 96 1 SAFE B CU 84 X FF 96 1-2 ③ F8		4	0	1	0	0	0	3
16 Adam Rosales, R (1, 6) OBP: 0.271, SLG: 0.341		B SI 93 F SI 92 B SI 93 2-1 ③ CS 1-2	B KC 80 S SI 93 S SI 92 B CH 84 C SI 93 2-3 ① K		F SI 91 C KC 80 X KC 82 0-2 ① G5-3		X SI 82 0-0 ① FC1-6 23 1B 8 1B 1-2f			3	1	0	0	0	1	1
Inning Stats	R: 2 E: 0 K: 0 S: 10 H: 2 LOB: 0 BB: 0 P: 16	R: 0 E: 0 K: 1 S: 10 H: 1 LOB: 0 BB: 0 P: 18	R: 0 E: 0 K: 1 S: 13 H: 1 LOB: 2 BB: 1 P: 21	R: 0 E: 0 K: 0 S: 8 H: 1 LOB: 1 BB: 0 P: 12	R: 1 E: 0 K: 0 S: 7 H: 1 LOB: 1 BB: 1 P: 11	R: 0 E: 0 K: 0 S: 6 H: 1 LOB: 0 BB: 0 P: 10	R: 1 E: 0 K: 2 S: 12 H: 3 LOB: 2 BB: 0 P: 17	R: 0 E: 0 K: 1 S: 19 H: 1 LOB: 1 BB: 0 P: 24		1B: 6 2B: 4 3B: 0 HR: 1	SF: 0 SAC: 0 DP: 0 HBP: 0			WP: 1 PB: 0 SB: 0 CS: 1	PA: 37	

	AB	R	H	RBI	BB	SO	LOB
	33	4	11	4	2	5	14

PITCHER		IP	WLS	BF	H	R	ER	SO	BB	IBB	HBP	BLK	WP	HR	S	P	ERA	WHIP
36 Edinson Volquez, R ERA: 4.82	(1, 1)	6.0	L	25	7	3	3	2	2	0	0	0	1	1	54	88	4.50	1.500
29 Brad Ziegler, R ERA: 7.23	(7, 1)	1.0		6	3	1	1	2	0	0	0	0	0	0	12	17	9.00	3.000
71 Drew Steckenrider, R ERA:	(8, 1)	1.0		4	1	0	0	1	0	0	0	0	0	0	19	24	0.00	1.000

PITCHER	IP	WLS	BF	H	R	ER	SO	BB	IBB	HBP	BLK	WP	HR	S	P	ERA	WHIP

Batter	1	2	3	4	5	6	7	8	9	AB	R	H	RBI	BB	SO	LOB
56 Kole Calhoun, L (1, 9) OBP: 0.290, SLG: 0.333	C FF 90 T FF 90 X FF 92 0-2 ① P5		B CH 82 F FF 89 C SL 85 B FF 92 S CH 83 2-3 ① K		S CU 72 S CH 83 T FF 92 0-2 ② K		C SI 95 C FC 92 X FC 92 0-2 1B		X FF 95 0-0 ② G3-1 2-3	5	0	1	0	0	2	1
2 Andrelton Simmons, R (1, 6) OBP: 0.335, SLG: 0.390	F FF 91 F SL 87 B SL 86 X FF 92 1-2 ② L9		B FF 91 C SL 85 X CH 84 1-1 ② F9		B SL 85 B SL 86 C SL 82 B FF 89 C FF 88 X FF 89 3-2 1B		S SI 94 1 SAFE S FF 94 X FC 92 0-2 ② F9		C FF 95 L SL 81 B FF 96 B FF 95 D FF 96 X FF 96 3-2 3-H 1B	5	0	2	1	0	0	1
27 Mike Trout, R (1, 8) OBP: 0.460, SLG: 0.739	C SI 92 B FF 92 B SL 87 S SL 86 B FF 91 B SL 86 4-2 5 1B 18 2B BB		B CU 74 F FF 91 S CH 83 B SL 85 B SL 87 F FF 92 B FF 93 4-2 BB		1 SAFE S SL 83 F CH 82 1 SAFE 1 SAFE B CH 88 1 SAFE B SL 84 D CU 72 3-2 ③ X SL 82 F8		C KC 82 X FF 95 0-1 ③ F9		X FF 93 0-0 ③ F8	3	1	0	0	2	0	3
5 Albert Pujols, R (1, 3) OBP: 0.300, SLG: 0.386 20 Bud Norris, R (8, 1) 53 Blake Parker, R (8, 1)	B FF 92 1 SAFE C FF 89 X FF 91 1-1 18 2B 1-2 1B		B SL 83 X SL 83 1-0 ③ G5-3			C CH 86 B CH 82 S SL 84 X SL 83 1-2 12 HR 2B		B FF 94 X FF 93 1-0 ① F9		4 0 0	1 0 0	2 0 0	0 0 0	0 0 0	0 0 0	1 0 0
18 Luis Valbuena, L (1, 5) OBP: 0.284, SLG: 0.271 (8, 3)	F FF 92 D CH 84 X CH 83 1-1 1-3 2-H 2B	C FF 87 B SL 83 B FF 90 X CH 82 2-1 ① G3-1				B FF 90 B FF 88 F FF 90 S CH 83 S SL 86 2-3 ① K		S FF 93 S FF 93 B CH 86 X FF 94 1-2 ② G3-1		4	0	1	1	0	1	1
12 Martín Maldonado, R (1, 2) OBP: 0.333, SLG: 0.388	C SL 86 F SL 85 B SI 91 F FF 91 C SL 83 1-3 ③ K	C SL 83 S FF 89 F SL 83 B CH 82 F FF 90 X SL 83 1-2 25 G4-3 2B				S FF 89 B FF 90 S CH 83 X FF 90 1-2 2-H HR		F SL 82 B FF 93 F FF 93 X FF 93 1-2 ③ F9		4	1	2	2	0	1	2
25 Ben Revere, L (1, 7) OBP: 0.240, SLG: 0.347		B FF 88 B FF 89 C FF 88 B FF 89 F FF 89 F FF 90 X FF 90 3-2 ① F7		B SL 80 F FF 90 X CH 82 1-1 ② G4-3 2-3		B KC 80 B KC 80 X SI 93 2-0 ② G4-3			C FF 95 X FF 95 0-1 ① G2-3	4	0	0	0	0	0	1
3 Danny Espinosa, S (1, 4) OBP: 0.231, SLG: 0.261 36 Yusmeiro Petit, R (4, 1) 19 Jefry Marte, R (6, PH) OBP: 0.270, SLG: 0.322 48 Jose Alvarez, L (6, 1) 39 Keynan Middleton, R (7, 1) 49 Nolan Fontana, L (8, 4) OBP: 0.143, SLG: 0.571		S FF 91 B CH 84 S FF 90 B SI 91 S SL 84 2-3 ② K		B FF 90 B SL 83 C FF 90 X FF 90 2-1 ③ F9		C KC 82 T FF 94 X FF 95 0-2 ③ F9			C FF 95 C FF 96 B FF 95 B SL 81 F FF 96 X FF 96 2-2 HR	2 0 1 0 0 1	0 0 0 0 0 0	0 0 0 0 0 0	0 0 0 0 0 0	1 0 0 0 0 0	1 0 0 0 0 0	1 0 0 0 0 0
40 Jesse Chavez, R (1, 1) 7 Cliff Pennington, S (4, 4) OBP: 0.328, SLG: 0.236 (8, 5)		B FF 89 C FF 89 C FF 89 S SL 85 1-3 ③ K			C FF 88 C SL 81 B CH 82 B FF 89 X CH 83 2-2 ① P5		S KC 82 C FC 90 B SI 94 C SI 94 1-3 ① K		B FF 96 B FF 96 B FF 96 C FF 96 X FF 96 3-1 56 G3-1 2 1B E6	1 3	0 1	0 0	0 0	0 0	1 1	0 0
Inning Stats	R: 1 H: 2 E: 0 LOB: 2 K: 1 BB: 1 S: 16 P: 24	R: 0 H: 0 E: 0 LOB: 0 K: 2 BB: 0 S: 10 P: 16	R: 0 H: 0 E: 0 LOB: 1 K: 1 BB: 1 S: 9 P: 17	R: 0 H: 1 E: 0 LOB: 1 K: 0 BB: 0 S: 11 P: 17	R: 0 H: 1 E: 0 LOB: 1 K: 1 BB: 0 S: 12 P: 20	R: 2 H: 2 E: 0 LOB: 0 K: 1 BB: 0 S: 13 P: 19	R: 0 H: 1 E: 0 LOB: 1 K: 1 BB: 0 S: 11 P: 12	R: 0 H: 0 E: 0 LOB: 0 K: 0 BB: 0 S: 7 P: 10	R: 2 H: 2 E: 1 LOB: 1 K: 0 BB: 0 S: 13 P: 21	1B: 4 SF: 0 2B: 3 SAC: 0 3B: 0 DP: 0 HR: 2 HBP: 0						

PITCHER		IP	WLS	BF	H	R	ER	SO	BB	IBB	HBP	BLK	WP	HR	S	P	ERA	WHIP
58 Dan Straily, R ERA: 3.83	(1, 1)	5.1	W	24	6	3	3	6	2	0	0	0	0	1	67	107	5.06	1.500
35 David Phelps, R ERA: 3.42	(6, 1)	1.2	H	6	1	0	0	1	0	0	0	0	0	0	15	18	0.00	0.600
64 Nick Wittgren, R ERA: 3.44	(8, 1)	1.0		3	0	0	0	0	0	0	0	0	0	0	7	10	0.00	0.000
46 Kyle Barraclough, R ERA: 3.0	(9, 1)	0.2		5	2	2	1	0	0	0	0	0	0	1	12	20	13.50	3.000
44 AJ Ramos, R ERA: 5.28	(9, 1)	0.1	S	1	0	0	0	0	0	0	0	0	0	0	1	1	0.00	0.000

PITCHER	IP	WLS	BF	H	R	ER	SO	BB	IBB	HBP	BLK	WP	HR	S	P	ERA	WHIP

TOP

Los Angeles Angels @ Miami Marlins

Marlins Park, Miami, FL

Fri May 26 2017, 7:12 PM - 10:24 PM EDT

Att. 18,346 - Roof Closed - 78 F

livebaseballscorecards.com

AB	37
R	5
H	9
RBI	5
BB	2
SO	7
LOB	11

Los Angeles Angels @ Miami Marlins

Marlins Park, Miami, FL

Fri May 26 2017, 7:12 PM - 10:24 PM EDT

Att. 18,346 - Roof Closed - 78 F

livebaseballscorecards.com

BOTTOM

Batter	1	2	3	4	5	6	7	8	9	AB	R	H	RBI	BB	SO	LOB
9 Dee Strange-Gordon, L (1, 4) OBP: 0.330, SLG: 0.349	X SI 92 0-0 27 E 27 HR 1B	B CU 74 D CH 84 F FF 92 X CH 84 2-1 13 BB 1-3 2B		X FF 91 0-0 21 HBP 27 1B 1B		X CU 79 0-0 ① G4-3		B SI 92 B FF 93 C FF 92 X FF 95 2-1 ① G5-3		5	1	3	0	0	0	0
27 Giancarlo Stanton, R (1, 9) OBP: 0.342, SLG: 0.539	1 SAFE C FF 89 F FF 90 1 SAFE B SL 82 1 SAFE 1 SAFE D SL 84 F FF 89 3-2 B FC 89 X CH 85 1-H HR	X SL 81 0-0 ② G5-3		1 SAFE X FF 89 0-0 21 HBP 1-2 1B		C CU 78 B FF 92 X FF 91 1-1 ② G6-3		C FF 96 C FF 95 B FS 85 B FS 83 B FS 83 F FS 82 X FF 95 3-2 21 2B 1B		5	1	3	2	0	0	2
21 Christian Yelich, L (1, 8) OBP: 0.340, SLG: 0.409	B SI 93 B SI 92 B FF 93 C FF 91 X SI 92 3-1 E9 13 FC6 2B	0-0 13 BB IBB		C SL 80 2 SAFE D CH 85 H FC 90 2-1 ② 1-2 2-3 HBP		B CU 78 S CU 76 B FF 92 X FF 92 2-1 41 HR 2B		B CU 78 X FF 94 1-0 ② 1-H 2B		3	2	3	0	1	0	0
13 Marcell Ozuna, R (1, 7) OBP: 0.378, SLG: 0.538	B SL 83 B SL 82 X FF 90 2-0 FC6 11 CS 3-H	B SL 84 B FF 91 B CH 86 B FF 93 4-0 1-2 2-3 3-H BB		C FF 90 S CU 77 F FF 89 S CU 76 0-3 ③ K		0-0 41 HR IBB		S FS 85 X FS 84 0-1 ③ G5-3		3	1	0	2	2	1	3
41 Justin Bour, L (1, 3) OBP: 0.363, SLG: 0.570	C CU 74 X FF 90 0-1 ① P6	B CH 86 F SI 91 B FF 91 X CH 86 2-1 ③ L8			X FF 88 0-0 39 1B 1B	B CU 76 B CU 78 B CU 78 C FF 91 F CU 77 X CU 77 3-2 1-H 2-H HR				4	1	2	3	0	0	4
11 J.T. Realmuto, R (1, 2) OBP: 0.366, SLG: 0.447	B FF 91 B FF 93 B FF 93 C FF 92 C FF 92 X FF 91 3-2 ② 1-2 HR		B SL 82 T FF 90 F FF 91 B CU 76 X CH 86 2-2 ① G6-3		D FC 86 X FC 84 1-0 ① P5	F CH 83 F FF 91 F SL 84 B CH 83 X FF 90 1-2 ③ L9				4	1	1	1	0	0	1
32 Derek Dietrich, L (1, 5) OBP: 0.331, SLG: 0.336	B CU 75 F CH 85 B CH 85 B FF 91 X CH 86 3-1 ③ P5		B CU 75 F CU 76 B CH 86 F FF 90 F SL 82 F FF 90 F FF 90 B CH 85 F FF 90 3-2 X FF 80 L9		F CH 81 C FF 88 D CH 83 B CU 77 F FF 90 X CH 83 2-2 ② L8		C FF 95 S SL 88 B FF 97 S SL 88 1-3 ① K		4	0	0	0	0	1	1
39 JT Riddle, L (1, 6) OBP: 0.254, SLG: 0.414		C SI 92 B CH 86 F FF 92 S SL 84 1-3 ① K	C SI 93 B CH 86 B FF 92 X FF 92 2-1 ③ G1-3		B FF 88 F FF 88 X CH 82 1-1 1-2 1B		S SL 87 S FF 97 B SL 88 B FF 98 B FF 97 X FF 95 3-2 ② L7		4	0	1	0	0	1	0
58 Dan Straily, R (1, 1) OBP: 0.067, SLG: 0.067 35 David Phelps, R (6, 1) 51 Ichiro Suzuki, L (7, PH) OBP: 0.190, SLG: 0.233 64 Nick Wittgren, R (8, 1) 46 Kyle Barraclough, R (9, 1) 44 AJ Ramos, R (9, 1)	S FF 92 X FF 91 0-1 9 2B 13 BB 1B		C FF 91 C FF 92 B SL 84 F FF 92 B SL 80 S FC 90 2-3 ① K		C FF 90 B CU 75 S FC 85 C CU 77 1-3 ③ K		S SL 86 B FF 97 F FF 96 F FF 98 X SL 89 1-2 ③ G4-3		3 0 1 0 0 0	1 0 0 0 0 0	1 0 0 0 0 0	0 0 0 0 0 0	0 0 0 0 0 0	2 0 0 0 0 0	2 0 0 0 0 0
Inning Stats	R: 4 E: 2 K: 0 S: 15 H: 4 LOB: 0 BB: 0 P: 29	R: 1 E: 0 K: 1 S: 10 H: 2 LOB: 3 BB: 2 P: 19	R: 0 E: 0 K: 0 S: 12 H: 0 LOB: 0 BB: 0 P: 19	R: 0 E: 0 K: 2 S: 11 H: 2 LOB: 2 BB: 0 P: 15	R: 0 E: 0 K: 1 S: 11 H: 2 LOB: 2 BB: 0 P: 16	R: 3 E: 0 K: 0 S: 12 H: 2 LOB: 0 BB: 1 P: 19	R: 0 E: 0 K: 1 S: 10 H: 0 LOB: 0 BB: 0 P: 15	R: 0 E: 0 K: 0 S: 9 H: 2 LOB: 1 BB: 0 P: 15		1B: 7 2B: 4 3B: 0 HR: 3 SF: 0 SAC: 0 DP: 0 HBP: 1						

	AB	36
	R	8
	H	14
	RBI	8
	BB	3
	SO	5
	LOB	13

PITCHER		IP	WLS	BF	H	R	ER	SO	BB	IBB	HBP	BLK	WP	HR	S	P	ERA	WHIP
40 Jesse Chavez, R ERA: 5.09	(1, 1)	3.2	L	21	8	5	5	2	1	1	1	0	0	2	44	78	12.27	2.455
36 Yusmeiro Petit, R ERA: 2.35	(4, 1)	1.1		6	2	0	0	2	0	0	0	0	0	0	15	20	0.00	1.500
48 Jose Alvarez, L ERA: 5.0	(6, 1)	1.0		6	2	3	3	0	0	1	0	0	0	1	12	19	27.00	2.000
39 Keynan Middleton, R ERA: 3.12	(7, 1)	1.0		3	0	0	0	1	0	0	0	0	0	0	10	15	0.00	0.000
20 Bud Norris, R ERA: 2.66	(8, 1)	0.0		0	0	0	0	0	0	0	0	0	0	0	0	0	∞	∞

PITCHER		IP	WLS	BF	H	R	ER	SO	BB	IBB	HBP	BLK	WP	HR	S	P	ERA	WHIP
53 Blake Parker, R ERA: 2.82	(8, 1)	1.0		4	2	0	0	0	0	0	0	0	0	0	9	15	0.00	2.000

Batter	1	2	3	4	5	6	7	8	9	AB	R	H	RBI	BB	SO	LOB
9 Cameron Maybin, R (1, 7) OBP: 0.369, SLG: 0.380	C FF 89 B SI 86 X SI 88 1-1 ① L8		C FF 91 X KC 75 0-1 2 G6-3 3B			B FF 99 C FF 98 C FF 99 B CU 87 F FF 98 X FF 99 2-2 ① F9		B FF 93 B FF 94 C FF 95 B FF 95 B FF 95 4-1 27 1B 2 S 18 1B BB	C SI 84 B CH 77 X CH 77 1-1 2 E 2 S 2 2B 1B	4	3	2	0	1	0	0
2 Andrelton Simmons, R (1, 6) OBP: 0.341, SLG: 0.398	C FF 89 X FC 86 0-1 ② F7		B SI 88 B FC 88 X SI 89 2-0 ② G6-3 3-H			X FF 101 0-0 5 1B 1B		**B SL 81** **F FF 95** **1 SAFE** **1 SAFE** **B SL 80** **1 SAFE** F FF 95 1 SAFE B SL 82 4-2 F SL 82 B FF 95 **1-2** 27 1B 18 1B BB	B CU 74 B CU 74 B CU 74 C SI 84 X SI 84 3-1 1-H 2B	4	1	2	2	1	0	0
27 Mike Trout, R (1, 8) OBP: 0.463, SLG: 0.752	C FF 90 B KC 77 F SI 88 B FC 88 F SI 90 X SI 88 2-2 HR		C KC 77 B FC 89 B SI 90 C KC 78 B KC 79 F FC 90 S SI 90 3-3 ③ K			**C FF 99** **F FF 99** **B CH 88** **1 SAFE** **F FF 97** **B CU 85** **F SI 99** **1 SAFE** **F CH 88** 2-3 F FF 95 S FF 99 ② K		C SL 81 F FF 95 X SL 81 0-2 56 FC5-4 18 1B **1-2** **2-3** 1B	0-0 IBB	4	1	2	1	1	2	1
5 Albert Pujols, R (1, 3) OBP: 0.297, SLG: 0.381	B FF 90 X FC 88 1-0 ③ G5-3			C FC 88 B SI 87 B SI 90 B FC 88 X FC 88 3-1 ① L7		X FF 98 0-0 **1-2** 1B		B SL 80 C SL 80 D SL 81 B FF 95 X FF 96 3-1 ① L6	B X 1-0 ③ G2	5	0	1	0	0	0	5
18 Luis Valbuena, L (1, 5) OBP: 0.282, SLG: 0.270		C FF 90 X FC 86 0-1 ① G3		C KC 77 B FF 84 B FF 91 S FC 88 X SI 92 2-2 ② P5		B SL 82 C FF 92 C SL 84 S FF 95 1-3 ③ K		C SL 81 X FF 95 0-1 56 FC5-4 **1-2** **2-H** **3-H** 1B		4	0	1	2	0	1	2
56 Kole Calhoun, L (1, 9) OBP: 0.289, SLG: 0.328		C SI 88 B KC 75 S FC 88 X FC 87 1-2 ② G4-3		X FC 89 0-0 ③ L3			F FF 95 B FF 94 B SL 82 B FF 93 B FF 95 4-1 BB	F CH 75 B SI 82 X CH 76 1-1 ② FC5-4 **1-2f** **2-3**		3	0	0	0	1	0	2
12 Martín Maldonado, R (1, 2) OBP: 0.331, SLG: 0.379		B SI 89 C FC 88 B FF 91 H SI 87 3-1 HBP			X FC 86 0-0 ① F9		**B FC 90** **F FF 93** **1 SAFE** **1 SAFE** **X FF 93** 1-1 ① F7	B CU 73 S CU 74 C CU 74 S CU 74 1-3 ③ K		3	0	0	0	0	1	3
49 Nolan Fontana, L (1, 4) OBP: 0.091, SLG: 0.364		C SI 89 B FC 88 B FC 88 C SI 90 F FC 88 X SI 92 2-2 ③ L8			C SI 90 B CH 83 B SI 92 S FC 88 B FC 87 X SI 92 3-2 ② G4-3		C FC 90 S FF 95 S FF 95 0-3 ② K		C SI 84 B CH 76 C CH 76 S CU 75 1-3 ① K	4	0	0	0	0	2	2
66 JC Ramírez, R (1, 1) 48 Jose Alvarez, L (8, 1) 25 Ben Revere, L (9, PH) OBP: 0.238, SLG: 0.343 20 Bud Norris, R (9, 1)			C FF 87 C FF 88 C FC 85 0-3 ① K		X FF 88 0-0 ③ G6-3		C FF 95 X FF 95 0-1 ③ G3		C CH 77 B SI 84 X SI 84 1-1 ② G1	3 0 1 0	0 0 0 0	0 0 0 0	0 0 0 0	0 0 0 0	1 0 0 0	1 0 0 0

TOP

Los Angeles Angels @ Miami Marlins

Marlins Park, Miami, FL

Sat May 27 2017, 4:11 PM - 7:13 PM EDT

Att. 19,366 - Roof Closed - 79 F

livebaseballscorecards.com

AB	35
R	5
H	8
RBI	5
BB	4
SO	7
LOB	16

Inning Stats	1	2	3	4	5	6	7	8	9	1B: 5	SF: 0	WP: 0	PA: 40
	R: 1 E: 0 K: 0 S: 9	R: 0 E: 0 K: 0 S: 10	R: 1 E: 0 K: 2 S: 10	R: 0 E: 0 K: 0 S: 6	R: 0 E: 0 K: 0 S: 5	R: 0 E: 0 K: 2 S: 16	R: 0 E: 0 K: 1 S: 8	R: 2 E: 0 K: 1 S: 16	R: 1 E: 0 K: 1 S: 10	2B: 1	SAC: 0	PB: 0	
	H: 1 LOB: 0 BB: 0 P: 13	H: 0 LOB: 1 BB: 0 P: 16	H: 1 LOB: 0 BB: 0 P: 15	H: 0 LOB: 0 BB: 0 P: 11	H: 0 LOB: 0 BB: 0 P: 8	H: 2 LOB: 2 BB: 0 P: 21	H: 0 LOB: 1 BB: 1 P: 13	H: 2 LOB: 2 BB: 2 P: 29	H: 2 LOB: 2 BB: 1 P: 17	3B: 1 HR: 1	DP: 0 HBP: 1	SB: 2 CS: 0	

PITCHER		IP	WLS	BF	H	R	ER	SO	BB	IBB	HBP	BLK	WP	HR	S	P	ERA	WHIP
45 Vance Worley, R ERA: 5.0	(1, 1)	5.0	L	18	2	2	2	2	0	0	1	0	0	1	40	63	3.60	0.400
49 Brian Ellington, R ERA:	(6, 1)	0.2		4	2	0	0	1	0	0	0	0	0	0	13	17	0.00	3.000
66 Jarlín García, L ERA: 4.91	(6, 1)	0.1		2	0	0	0	1	1	0	0	0	0	0	4	9	0.00	3.000
35 David Phelps, R ERA: 3.28	(7, 1)	1.0		3	0	0	0	1	0	0	0	0	0	0	7	8	0.00	0.000
46 Kyle Barraclough, R ERA: 3.8	(8, 1)	0.1		5	2	2	2	0	2	0	0	0	0	0	11	22	54.00	12.000

PITCHER		IP	WLS	BF	H	R	ER	SO	BB	IBB	HBP	BLK	WP	HR	S	P	ERA	WHIP
29 Brad Ziegler, R ERA: 7.08	(8, 1)	1.2		8	2	1	1	2	0	1	0	0	0	0	15	24	5.40	1.200

Batter	1	2	3	4	5	6	7	8	9	AB	R	H	RBI	BB	SO	LOB
9 Dee Strange-Gordon, L (1, 4) OBP: 0.328, SLG: 0.347	B SI 96 F SI 97 L SI 97 B CU 82 F CU 82 F SL 87 S SL 90 2-3 K ①		B CU 80 B CU 80 X SI 96 2-0 FC4-6 27 G6-4-3 1-2f ①		B CU 80 C SI 95 B CU 80 X CU 80 2-1 27 PO 1-2 2-3 1B			B FF 93 C FF 93 C FF 94 B FF 94 B FF 94 F FF 93 F FF 94 S FF 94 3-3 K ②		4	0	1	0	0	2	1
27 Giancarlo Stanton, R (1, 9) OBP: 0.335, SLG: 0.527	B SL 90 B FF 97 X SI 97 2-0 G6-3 ②		1 SAFE D SL 89 X SL 89 1-0 G6-4-3 ② ③ 1-2f		S SL 90 B SI 97 1 SAFE 1-1 PO ③ 1-2	C SL 87 X SL 86 0-1 F7 ①		F FC 86 B CH 82 X CH 82 1-1 G4-3 ③		4	0	0	0	0	0	1
21 Christian Yelich, L (1, 8) OBP: 0.338, SLG: 0.406	C SI 97 F CU 81 X SL 88 0-2 13 1B 13 E 1B			B SI 94 C CU 78 S CU 80 C SI 95 1-3 K ①		B CU 80 X SI 93 1-0 G4-3 ②			C SI 94 F FC 90 B FF 94 S SL 86 1-3 K ①	4	1	1	0	0	2	0
13 Marcell Ozuna, R (1, 7) OBP: 0.385, SLG: 0.559	C SL 89 F SL 88 X SI 97 0-2 E6 1-H 1B			B SI 96 B SL 89 X SI 97 2-0 41 G4-6-3 1B		X FF 94 0-0 P6 ③			B FC 89 C FC 90 F FC 89 F SL 86 X FF 95 1-2 HR	4	1	3	1	0	0	0
41 Justin Bour, L (1, 3) OBP: 0.355, SLG: 0.556	B CU 78 C CU 79 C SI 95 S SL 88 1-3 K ③			C FF 96 B SI 95 1 SAFE X CU 80 1-1 G4-6-3 ② ③ 1-2f			B SL 87 B CU 75 C CU 78 F SI 94 F FF 96 X SL 88 2-2 F8 ①		C FC 90 T FF 94 F SL 86 X FF 95 0-2 G6-3 ②	4	0	0	0	0	1	2
11 J.T. Realmuto, R (1, 2) OBP: 0.369, SLG: 0.441		C SL 88 C SI 96 B SL 90 F SL 88 B SI 97 B FF 98 F SI 96 X SI 96 3-2 F7 ①			S SL 87 B SL 89 B SL 88 F SI 96 B SL 89 B SL 88 4-2 9 1B 10 1B BB		X SL 87 0-0 F7 ②		B FC 89 B FF 94 B FF 94 B FF 94 4-0 39 DI BB	2	0	0	0	2	0	0
39 JT Riddle, L (1, 6) OBP: 0.254, SLG: 0.419		C SI 97 X SI 97 0-1 F7 ②			B SI 94 C SI 78 X SI 95 1-1 F8 ①		B SI 94 C SI 94 B CU 81 F CU 79 F SL 86 X SL 87 2-2 2B		B SI 94 C FF 94 X FF 94 1-1 L7 ③ 1-2	4	0	1	0	0	0	2
10 Christian Colón, R (1, 5) OBP: 0.231, SLG: 0.240 49 Brian Ellington, R (6, 1) 66 Jarlín García, L (6, 1) 35 David Phelps, R (7, 1) 51 Ichiro Suzuki, L (7, PH) OBP: 0.188, SLG: 0.230 46 Kyle Barraclough, R (8, 1) 29 Brad Ziegler, R (8, 1)		B SI 96 C SI 96 X SL 90 1-1 G2-3 ③			C SL 86 X SL 87 0-1 9 1B 1-2 1B		C CU 78 X SI 95 1-1 G4-3 ③			2 0 0 0 1 0 0 0	0 0 0 0 0 0 0 0	1 0 0 0 0 0 0 0	0 0 0 0 0 0 0 0	0 0 0 0 0 0 0 0	0 0 0 0 0 0 0 0	0 0 0 0 1 0 0 0
45 Vance Worley, R (1, 1) OBP: 0.500, SLG: 0.500 32 Derek Dietrich, L (5, PH) OBP: 0.326, SLG: 0.330 (6, 5)			C SI 96 F SI 96 X FF 98 0-2 9 FC4-6 1B		B CU 79 B CU 80 C SI 96 S SL 89 D SL 89 X CU 81 3-2 F8 ②			C FF 92 C FF 92 S FF 94 0-3 K ①		1 2	0 0	1 0	0 0	0 0	0 1	0 2
Inning Stats	R: 1 E: 1 K: 2 S: 15 H: 2 LOB: 1 BB: 0 P: 20	R: 0 E: 0 K: 0 S: 9 H: 0 LOB: 0 BB: 0 P: 13	R: 0 E: 0 K: 0 S: 5 H: 1 LOB: 0 BB: 0 P: 8	R: 0 E: 0 K: 1 S: 6 H: 1 LOB: 0 BB: 0 P: 10	R: 0 E: 0 K: 0 S: 12 H: 2 LOB: 2 BB: 1 P: 23	R: 0 E: 0 K: 0 S: 4 H: 0 LOB: 0 BB: 0 P: 5	R: 0 E: 0 K: 0 S: 11 H: 1 LOB: 0 BB: 0 P: 16	R: 0 E: 0 K: 2 S: 10 H: 0 LOB: 0 BB: 0 P: 14	R: 1 E: 0 K: 1 S: 13 H: 1 LOB: 1 BB: 1 P: 20	1B: 6 2B: 1 3B: 0 HR: 1	SF: 0 SAC: 0 DP: 2 HBP: 0						

PITCHER	IP	WLS	BF	H	R	ER	SO	BB	IBB	HBP	BLK	WP	HR	S	P	ERA	WHIP
66 JC Ramírez, R (1, 1) ERA: 3.38	7.0	W	26	7	1	0	3	1	0	0	0	0	0	62	95	0.00	1.143
48 Jose Alvarez, L (8, 1) ERA: 4.74	1.0	H	3	0	0	0	2	0	0	0	0	0	0	10	14	0.00	0.000
20 Bud Norris, R (9, 1) ERA: 2.92	1.0		5	1	1	1	1	1	0	0	0	0	1	13	20	9.00	2.000

PITCHER	IP	WLS	BF	H	R	ER	SO	BB	IBB	HBP	BLK	WP	HR	S	P	ERA	WHIP

BOTTOM

Los Angeles Angels @ Miami Marlins

Marlins Park, Miami, FL

Sat May 27 2017, 4:11 PM - 7:13 PM EDT

Att. 19,366 - Roof Closed - 79 F

livebaseballscorecards.com

AB	32
R	2
H	8
RBI	1
BB	2
SO	6
LOB	9

MIAMI

Batter	1	2	3	4	5	6	7	8	9	AB	R	H	RBI	BB	SO	LOB
9 Cameron Maybin, R (1, 7) (6, 8) OBP: 0.370, SLG: 0.377	F SI 95 F SL 82 B FF 97 S SI 97 1-3 K ①		X SL 86 0-0 1-2 2-3 1B	B FF 95 B CH 88 C FF 95 B FF 95 F SI 96 B FF 96 4-2 BB			C FF 93 B KC 82 F FF 95 C FC 91 1-3 K ①		X FF 92 0-0 P4 ②	4	0	1	0	1	2	1
2 Andrelton Simmons, R (1, 6) OBP: 0.338, SLG: 0.393	F SI 96 F FF 97 S SL 84 0-3 K ②		F FF 96 X FF 96 0-1 L6 ②	C SL 84 F SL 85 X FF 96 0-2 L7 ③			C KC 82 F FF 96 B KC 81 X FF 96 1-2 E9 25 G6-3 1B		B FF 94 B FC 91 X FF 91 2-0 FC5-4 ③ 1-2f	5	0	1	0	0	1	7
27 Mike Trout, R (1, 8) OBP: 0.461, SLG: 0.742 25 Ben Revere, L (6, 7) OBP: 0.235, SLG: 0.340	B FF 96 F FF 96 B FF 97 B CH 89 S CH 90 F SI 97 S SL 87 3-3 K ③		S CH 90 B FF 97 X FF 97 1-1 G6-3 ③		B SL 85 B FF 95 C SL 85 B CH 88 C FF 95 B CH 91 4-2 56 S BB		C KC 81 X FF 96 0-1 G6-3 ② 2-3			2	0	0	0	1	1	3
										1	0	0	0	0	0	1
18 Luis Valbuena, L (1, 5) OBP: 0.270, SLG: 0.256		B FF 96 X CH 92 1-0 P5 ①		B SL 81 S CH 84 B FF 94 C SI 94 S SL 86 2-3 K ①	B FF 94 C FF 94 X SL 85 1-1 F8 ①		B FC 91 C FC 91 B SI 96 F KC 81 X SI 95 2-2 F7 ③			4	0	0	0	0	1	2
56 Kole Calhoun, L (1, 9) OBP: 0.293, SLG: 0.325		C FF 94 C SL 84 B SI 96 B CH 88 X CH 90 2-2 G1 ②		B CH 92 B FF 97 F FF 93 S SL 86 B CH 89 B SL 85 4-2 12 HR BB	1 SAFE B SL 85 B FF 95 D CH 88 B FF 94 4-0 12 G5-4-3 1-2 BB			C SL 81 B CH 87 C FF 93 B FF 93 B FF 94 T FF 93 3-2 K ①		2	1	0	0	2	1	0
12 Martín Maldonado, R (1, 2) OBP: 0.329, SLG: 0.397		B SI 97 F SL 85 B CH 89 B FF 96 F FF 96 C SI 96 3-3 K ③		C SL 84 B SI 95 F FF 95 B CH 88 1 SAFE B CH 89 X SL 86 3-2 1-H HR	B FF 94 C FF 94 F FF 95 F CH 89 X FF 95 1-2 G5-4-3 ②③ 1-2f			B SL 84 B SL 84 X FF 92 2-0 F7 ②		4	1	1	2	0	1	2
19 Jefry Marte, R (1, 3) OBP: 0.288, SLG: 0.326			C FF 96 S SL 83 B SL 83 B FF 97 F CH 89 X FF 96 2-2 9 1B 52 E 1B	C CH 87 B SI 95 B FF 95 C FF 96 B CH 89 F FF 95 B CH 90 4-2 52 S 49 BB BB		B SI 83 C SI 83 B SI 83 C SI 84 H SI 85 3-2 49 G4-6-3 HBP		B SL 85 C FF 93 C SL 84 F FF 94 F FF 93 B SL 84 B FF 92 T FF 94 3-2 K ③		2	0	1	0	1	1	0
49 Nolan Fontana, L (1, 4) OBP: 0.133, SLG: 0.286			C SI 93 F SL 85 S CH 86 0-3 K ① 1-2	D CH 88 B SI 94 B SI 93 C FF 93 B FF 94 4-1 52 S 1-2 BB		B SI 83 C SI 83 X SI 82 1-1 G4-6-3 ①② 1-2f			X SI 91 0-0 G2-3 ①	3	0	0	0	1	1	2
52 Matt Shoemaker, R (1, 1) 64 Mike Morin, R (5, 1) 7 Cliff Pennington, S (6, PH) OBP: 0.323, SLG: 0.232 54 Deolis Guerra, R (6, 1) 33 David Hernandez, R (8, 1) 39 Keynan Middleton, R (8, 1) 3 Danny Espinosa, S (9, PH) OBP: 0.238, SLG: 0.261			X FF 94 0-0 FC1 9 1B 1-2	S CH 92 L FF 94 B FF 93 S SI 94 1-3 K ② 1-2 2-3		C SI 84 B CH 75 F CH 76 B CU 75 X CH 77 2-2 F8 ③			B SI 93 C SI 92 B CH 87 B FF 95 B FF 92 4-1 2 FC5-4 BB	2 0 1 0 0 0 0	0 0 0 0 0 0 0	0 0 0 0 0 0 0	0 0 0 0 0 0 0	0 0 0 0 1 0 0	1 0 0 0 0 0 0	3 0 0 0 0 0 0
Inning Stats	R: 0 E: 0 K: 3 S: 10 H: 0 LOB: 0 BB: 0 P: 14	R: 0 E: 0 K: 1 S: 7 H: 0 LOB: 0 BB: 0 P: 13	R: 0 E: 1 K: 1 S: 13 H: 2 LOB: 3 BB: 0 P: 16	R: 2 E: 0 K: 2 S: 20 H: 1 LOB: 3 BB: 4 P: 42	R: 0 E: 0 K: 0 S: 8 H: 0 LOB: 1 BB: 2 P: 18	R: 0 E: 0 K: 0 S: 7 H: 0 LOB: 0 BB: 0 P: 13	R: 0 E: 1 K: 1 S: 11 H: 1 LOB: 1 BB: 0 P: 15	R: 0 E: 0 K: 2 S: 9 H: 0 LOB: 0 BB: 0 P: 17	R: 0 E: 0 K: 0 S: 4 H: 0 LOB: 1 BB: 1 P: 10	1B: 3 2B: 0 3B: 0 HR: 1 SF: 0 SAC: 0 DP: 2 HBP: 1						

PITCHER		IP	WLS	BF	H	R	ER	SO	BB	IBB	HBP	BLK	WP	HR	S	P	ERA	WHIP
62 José Ureña, R ERA: 3.14	(1, 1)	5.0	W	24	3	2	2	7	6	0	0	0	0	1	58	103	3.60	1.800
29 Brad Ziegler, R ERA: 6.75	(6, 1)	1.0	H	3	0	0	0	0	0	0	1	0	0	0	7	13	0.00	0.000
35 David Phelps, R ERA: 3.16	(7, 1)	1.0		4	1	0	0	1	0	0	0	0	0	0	11	15	0.00	1.000
64 Nick Wittgren, R ERA: 3.26	(8, 1)	1.0		3	0	0	0	2	0	0	0	0	0	0	9	17	0.00	0.000
44 AJ Ramos, R ERA: 4.96	(9, 1)	1.0		4	0	0	0	0	1	0	0	0	0	0	4	10	0.00	1.000

PITCHER	IP	WLS	BF	H	R	ER	SO	BB	IBB	HBP	BLK	WP	HR	S	P	ERA	WHIP

TOP

Los Angeles Angels @ Miami Marlins

Marlins Park, Miami, FL

Sun May 28 2017, 1:14 PM - 4:41 PM EDT

Att. 20,444 - Roof Closed - 79 F

livebaseballscorecards.com

AB	30
R	2
H	4
RBI	2
BB	7
SO	10
LOB	21

WP: 0 PA: 38
PB: 0
SB: 3
CS: 0

Batter	1	2	3	4	5	6	7	8	9	AB	R	H	RBI	BB	SO	LOB
39 JT Riddle, L (1, 6) OBP: 0.278, SLG: 0.485	B FF 92 C FF 92 X FS 86 1-1 ① G4-3		C SI 92 S FS 87 F FS 86 B SI 93 T FS 86 1-2 ③ K		X SI 90 0-0 1-H HR	S CH 81 C CH 81 F CH 82 X FF 93 0-2 1-H 2B		1 SAFE 1 SAFE B FF 94 D CU 84 B FF 94 B FF 94 4-0 21 BB 27 1B 13 1B 1-2 BB		4	2	2	3	1	1	0
27 Giancarlo Stanton, R (1, 9) OBP: 0.341, SLG: 0.545	F FF 94 B SI 93 B FS 86 X FS 86 2-1 HR			B SL 82 B SL 83 F FF 90 X SI 92 2-1 21 FC4-6 1B	B FF 90 B SI 91 B FF 92 C FF 90 S FF 91 X FF 93 3-2 ② G1-3	D SL 88 F SL 87 B SL 86 F FF 91 B FF 92 S CU 79 3-3 ③ K		D FC 90 X FF 95 1-0 13 1B 21 BB 13 E 1-2 2-3 1B		5	2	3	1	0	1	1
21 Christian Yelich, L (1, 8) OBP: 0.340, SLG: 0.402	C FF 92 B KC 77 B FS 85 X FF 92 2-1 ② F7			C SI 90 B FS 85 S FS 84 X SI 92 1-2 ① FC4-6 41 1B 1-2f	B KC 76 S FS 83 X SI 92 1-1 13 1B 1B		B FF 91 C S CH 81 B CH 81 F FF 93 C CU 79 2-3 ① K	C CU 81 F FC 88 F FC 86 D CU 83 F FF 95 B CU 80 F FC 89 F FF 94 B CU 81 4-2 F FC 89 B FF 95 13 E 1-2 2-3 3-H BB		4	0	1	1	1	1	1
13 Marcell Ozuna, R (1, 7) OBP: 0.385, SLG: 0.555	F FF 93 B SL 82 F SL 84 B FS 86 B FS 85 X FF 93 3-2 ③ F9			D SL 84 1 SAFE S SL 84 1 SAFE 1 SAFE C SI 91 X FF 94 1-2 ② F9	F SL 79 S SL 82 X CH 76 0-2 1-2 1B		B SL 85 S SL 85 F FF 91 F CH 82 X CU 80 1-2 ② G5-3	B FC 90 B FC 90 B FF 95 X FF 95 3-0 E9 1-3 2-H 3-H 1B		5	0	2	1	0	0	1
41 Justin Bour, L (1, 3) OBP: 0.356, SLG: 0.548		B FF 92 T SI 92 X FS 85 1-1 ① F9		S FS 83 D FS 84 B FS 85 S FS 85 1 SAFE X SI 94 2-2 1-3 1B	C CH 76 F CH 76 B FF 91 X CH 76 1-2 ③ G4-3		B CU 79 B CH 82 B CH 82 B FF 92 4-0 BB	F SL 87 B FF 97 B FF 98 S F SL 88 B FF 99 F SL 87 S FF 97 3-3 ③ K		4	0	1	0	1	1	4
11 J.T. Realmuto, R (1, 2) OBP: 0.366, SLG: 0.442		B FF 91 B SL 83 B FF 93 C FF 92 F FF 92 S FF 93 3-3 ② K		X FS 84 0-0 ③ P4		C FF 91 X SL 83 0-1 32 F8 28 SF7 2B	S SL 85 S CH 81 B FF 92 X CU 78 1-2 ③ G1-3			4	1	1	0	0	1	3
32 Derek Dietrich, L (1, 5) OBP: 0.323, SLG: 0.336		B FF 93 F SI 92 C SI 93 F FS 87 X FS 86 1-2 ③ G5-3			F KC 75 X SI 91 0-1 10 SH1-3 51 1B 2B	X FF 92 0-0 ① F8 2-3		C CU 81 X FF 94 0-1 ① P5		4	1	1	0	0	0	1
10 Christian Colón, R (1, 4) OBP: 0.241, SLG: 0.222			X FF 92 0-0 ① F7		2 SAFE X SI 90 0-0 ① SH1-3 2-3	B SL 86 B SL 87 C FF 92 B FF 93 F SL 86 D CH 82 4-2 39 2B BB		X FF 94 0-0 ② G3		2	1	0	0	1	0	0
62 José Ureña, R (1, 1) OBP: 0.091, SLG: 0.091 51 Ichiro Suzuki, L (5, PH) OBP: 0.200, SLG: 0.242 29 Brad Ziegler, R (6, 1) 28 Tyler Moore, R (6, PH) OBP: 0.214, SLG: 0.370 35 David Phelps, R (7, 1) 64 Nick Wittgren, R (8, 1) 9 Dee Strange-Gordon, L (8, PH) OBP: 0.332, SLG: 0.347 44 AJ Ramos, R (9, 1)			C FF 92 C SL 83 F SL 84 B FS 86 B FS 86 S FF 94 2-3 ② K		C SI 91 B FS 86 D FS 85 F SI 92 X FS 86 2-2 39 HR 3-H 1B	X SL 86 0-0 ② SF7 3-H		C FF 94 B CU 81 B FF 93 B FF 93 B FF 93 4-1 27 1B 39 S 21 BB BB		1 1 0 0 0 0 0 0	0 1 0 0 0 0 1 0	0 1 0 0 0 0 0 0	0 1 0 1 0 0 0 1	0 0 0 0 0 0 1 0	1 0 0 0 0 0 0 0	0 0 0 0 0 0 0 0
Inning Stats	R: 1 H: 1 E: 0 LOB: 0 K: 0 BB: 0 S: 9 P: 17	R: 0 H: 0 E: 0 LOB: 0 K: 1 BB: 0 S: 9 P: 14	R: 0 H: 0 E: 0 LOB: 0 K: 2 BB: 0 S: 9 P: 12	R: 0 H: 2 E: 0 LOB: 2 K: 0 BB: 0 S: 12 P: 18	R: 3 H: 5 E: 0 LOB: 2 K: 0 BB: 1 S: 18 P: 25	R: 2 H: 2 E: 0 LOB: 1 K: 1 BB: 1 S: 13 P: 20	R: 0 H: 0 E: 0 LOB: 1 K: 1 BB: 1 S: 11 P: 19	R: 3 H: 2 E: 1 LOB: 2 K: 1 BB: 3 S: 18 P: 37		1B: 7 SF: 1 2B: 3 SAC: 1 3B: 0 DP: 0 HR: 2 HBP: 0				WP: 0 PA: 41 PB: 0 SB: 1 CS: 0		

PITCHER		IP	WLS	BF	H	R	ER	SO	BB	IBB	HBP	BLK	WP	HR	S	P	ERA	WHIP
52 Matt Shoemaker, R ERA: 4.26	(1, 1)	4.2	L	21	7	4	4	3	0	0	0	0	0	2	51	79	7.71	1.500
64 Mike Morin, R ERA: 7.71	(5, 1)	0.1		2	1	0	0	0	0	0	0	0	0	0	6	7	0.00	3.000
54 Deolis Guerra, R ERA: 4.5	(6, 1)	2.0		10	2	2	2	2	2	0	0	0	0	0	24	39	9.00	2.000
33 David Hernandez, R ERA: 4.26	(8, 1)	0.2		7	2	3	2	0	3	0	0	0	0	0	13	29	27.00	7.500
39 Keynan Middleton, R ERA: 3.0	(8, 1)	0.1		1	0	0	0	1	0	0	0	0	0	0	5	8	0.00	0.000

PITCHER	IP	WLS	BF	H	R	ER	SO	BB	IBB	HBP	BLK	WP	HR	S	P	ERA	WHIP

BOTTOM

Los Angeles Angels @ Miami Marlins

Marlins Park, Miami, FL

Sun May 28 2017, 1:14 PM - 4:41 PM EDT

Att. 20,444 - Roof Closed - 79 F

livebaseballscorecards.com

AB	34
R	9
H	12
RBI	8
BB	5
SO	6
LOB	11

MIAMI

Philadelphia Phillies @ Miami Marlins

Marlins Park, Miami, FL

Mon May 29 2017, 7:13 PM - 9:50 PM EDT

Att. 17,032 - Roof Closed - 77 F

livebaseballscorecards.com

TOP

Batter	1	2	3	4	5	6	7	8	9	AB	R	H	RBI	BB	SO	LOB
16 César Hernández, S (1, 4) OBP: 0.346, SLG: 0.422	C SI 91 C FF 94 C SI 93 0-3 ① K		B SI 94 B SI 92 F SI 92 B SI 93 C FF 93 F SI 93 C SI 92 3-3 ② K			L SI 92 B KC 81 D CH 81 B SI 93 X FF 93 3-1 23 1B 1-3 2B		B FF 94 B SL 82 C FF 96 F FF 96 S SL 82 2-3 ② K		4	0	1	0	0	3	1
47 Howie Kendrick, R (1, 7) OBP: 0.383, SLG: 0.465	C SI 93 B SI 93 B KC 82 B FF 93 X FF 94 3-1 19 S 1B		C SI 93 S KC 82 B CH 86 X CH 84 1-2 ③ G5-3			X CH 83 0-0 ① G5-3		B SL 81 C SL 81 C SL 81 B FF 95 S SL 82 2-3 ③ K		4	0	1	0	0	1	3
23 Aaron Altherr, R (1, 8) OBP: 0.397, SLG: 0.570	1 SAFE 1 SAFE C SI 93 1 SAFE F FF 93 F KC 82 1 SAFE X FF 95 0-2 ② F9			C KC 80 S CH 82 X CH 83 0-2 ① G6-3		X KC 83 0-0 19 CS 2-3 3-H 1B			C FF 92 S SL 79 B SL 81 B CH 87 B FF 92 B FF 92 4-2 29 DI BB	3	0	1	1	1	0	1
19 Tommy Joseph, R (1, 3) OBP: 0.315, SLG: 0.464	B SI 93 B SI 94 F FF 94 B SI 94 F SI 94 B SI 93 4-2 1-2 BB			C SI 91 S CH 83 F CH 83 F FF 93 B CH 84 B SI 92 F KC 81 S CH 85 2-3 ② K		F SI 93 1 SAFE B CH 82 F CH 83 B SI 93 S CH 84 2-3 ② ③ K 1-2			C SL 80 S FF 93 B SL 82 S SL 81 1-3 ① K	3	0	0	0	1	3	3
5 Michael Saunders, L (1, 9) OBP: 0.270, SLG: 0.402	B KC 79 B SI 94 F SI 94 X CH 84 2-1 ③ F7			X SI 92 0-0 ③ G4-3			C SL 84 B SL 83 B FF 95 C FF 95 X FF 94 2-2 ① G1-3		B SL 80 C SI 93 S CH 86 S CH 88 1-3 ② K	4	0	0	0	0	1	3
29 Cameron Rupp, R (1, 2) OBP: 0.326, SLG: 0.405		B SI 91 F SI 91 X FF 93 1-1 ① G6-3			B SI 90 C SI 92 B CH 82 X CH 82 2-1 ① P4		F SL 82 C SI 93 B FF 93 B FF 93 S FF 93 3-3 ② K		B FF 93 D FF 92 C FF 92 C SL 81 S SL 82 2-3 ③ K2-3 1-2	4	0	0	0	0	2	1
7 Maikel Franco, R (1, 5) OBP: 0.268, SLG: 0.349		B FF 94 C SI 94 F CH 84 B FF 94 F CH 85 B SI 93 X FF 92 3-2 ② L4			X SI 91 0-0 ② F7		B FF 93 B SL 84 C FF 94 X FF 93 2-1 ③ G6-3			3	0	0	0	0	0	0
13 Freddy Galvis, S (1, 6) OBP: 0.281, SLG: 0.389		C SI 94 X CH 86 0-1 ③ G3			C SI 93 C KC 81 B CH 84 X CH 83 1-2 ③ P4			B FF 94 C FF 95 F SL 81 X SL 81 1-2 ① P5		3	0	0	0	0	0	0
58 Jeremy Hellickson, R (1, 1) OBP: 0.238, SLG: 0.278 63 Joely Rodríguez, L (7, 1) 41 Brock Stassi, L (8, PH) OBP: 0.288, SLG: 0.373 59 Mark Leiter Jr., R (8, 1)			B FF 91 C SI 91 F SI 91 X SI 92 1-2 ① G1-3			C SI 90 B KC 80 B SI 90 B SI 92 B SI 91 4-1 16 2B 23 1B BB		C SL 81 B CH 90 C SL 81 X FF 95 1-2 1B		1 1 0 0 1 0 0 0 0 0 0 0 0 0 1 0 1 0 0 0 0 0 0 0 0 0 0 0						
Inning Stats	R: 0 H: 1 E: 0 LOB: 2 K: 1 BB: 1 S: 13 P: 22	R: 0 H: 0 E: 0 LOB: 0 K: 0 BB: 0 S: 8 P: 12	R: 0 H: 0 E: 0 LOB: 0 K: 1 BB: 0 S: 10 P: 15	R: 0 H: 0 E: 0 LOB: 0 K: 1 BB: 0 S: 10 P: 12	R: 0 H: 0 E: 0 LOB: 0 K: 0 BB: 0 S: 6 P: 9	R: 1 H: 2 E: 0 LOB: 1 K: 1 BB: 1 S: 8 P: 17	R: 0 H: 0 E: 0 LOB: 0 K: 1 BB: 0 S: 8 P: 15	R: 0 H: 1 E: 0 LOB: 1 K: 2 BB: 0 S: 12 P: 18	R: 0 H: 0 E: 0 LOB: 1 K: 3 BB: 1 S: 11 P: 19	1B: 3 SF: 0 2B: 1 SAC: 0 3B: 0 DP: 0 HR: 0 HBP: 0						

	AB	30
	R	1
	H	4
	RBI	1
	BB	3
	SO	10
	LOB	12

PITCHER		IP	WLS	BF	H	R	ER	SO	BB	IBB	HBP	BLK	WP	HR	S	P	ERA	WHIP
36 Edinson Volquez, R ERA: 4.44	(1, 1)	6.0	W	22	3	1	1	4	2	0	0	0	0	0	55	87	1.50	0.833
66 Jarlín García, L ERA: 4.8	(7, 1)	0.1	H	1	0	0	0	0	0	0	0	0	0	0	3	5	0.00	0.000
64 Nick Wittgren, R ERA: 3.15	(7, 1)	0.2	H	2	0	0	0	1	0	0	0	0	0	0	5	10	0.00	0.000
46 Kyle Barraclough, R ERA: 3.63	(8, 1)	1.0	H	4	1	0	0	2	0	0	0	0	0	0	12	18	0.00	1.000
44 AJ Ramos, R ERA: 4.67	(9, 1)	1.0	S	4	0	0	0	3	1	0	0	0	0	0	11	19	0.00	1.000

PITCHER	IP	WLS	BF	H	R	ER	SO	BB	IBB	HBP	BLK	WP	HR	S	P	ERA	WHIP

WP: 0 PA: 33
PB: 0
SB: 1
CS: 1

Batter	1	2	3	4	5	6	7	8	9	AB	R	H	RBI	BB	SO	LOB
9 Dee Strange-Gordon, L (1, 4) OBP: 0.330, SLG: 0.351	B FF 89 B FF 90 X FF 90 2-0 ① L7		X KC 75 0-0 27 1B 2-H 2B		C FC 86 X CH 82 0-1 ② B1-3		M C SI 94 B SL 90 1 SAFE X 1-2 ① P6 1-2			4	1	1	1	0	0	1
27 Giancarlo Stanton, R (1, 9) OBP: 0.349, SLG: 0.545	C FF 91 X FF 92 0-1 ② P3		X CH 83 0-0 2-H 1B		C SI 89 S CH 83 B FC 84 B CH 82 F SI 89 F SI 89 F FF 90 B CH 84 F CH 83 4-2 B CH 83 BB		0-0 21 G4-6-3 IBB			2	0	1	1	2	0	0
21 Christian Yelich, L (1, 8) OBP: 0.343, SLG: 0.398	C FF 90 F FC 88 B FF 90 B FC 86 F F B B 4-2 BB		B FC 86 B CH 81 H FC 85 3-0 13 G4-6-3 HBP		B CH 83 X CH 83 1-0 ③ G4-3		B SI 92 B SI 93 S SI 92 F SI 93 B SI 94 F SI 96 X SL 88 3-2 ② ③ G4-6-3 1-2f			2	0	0	0	1	0	3
13 Marcell Ozuna, R (1, 7) OBP: 0.378, SLG: 0.543	X 0-0 ③ F9		B FF 89 X SI 89 1-0 ② ③ G4-6-3 1-2f			B KC 77 C KC 77 X SI 89 1-1 ① L8		C SL 83 X SL 82 0-1 ① F8		4	0	0	0	0	0	3
41 Justin Bour, L (1, 3) OBP: 0.354, SLG: 0.541		C FF 90 S FC 87 S SI 90 0-3 ① K		B FC 87 F SI 89 F SI 89 B CH 81 F CH 82 X FC 88 2-2 1B		B FF 89 F FF 90 X FC 88 1-1 ② P6		B SI 91 C SI 90 B FF 88 B FS 82 F SI 91 X FF 91 3-2 ② G6-3		4	0	1	0	0	1	0
11 J.T. Realmuto, R (1, 2) OBP: 0.364, SLG: 0.438		B CH 85 B SI 90 X SI 90 2-0 ② G6-3		C SI 89 B SI 88 D KC 76 X FF 91 2-1 ① F7		C FF 90 B CH 81 S CH 82 F CH 81 X SI 90 1-2 32 HR 1B		C FF 92 X FF 91 0-1 ③ G5-3		4	1	1	0	0	0	1
32 Derek Dietrich, L (1, 5) OBP: 0.324, SLG: 0.361		B FC 85 B FF 90 C FC 86 B SI 90 X CH 84 3-1 ③ F8		B FF 89 B FF 90 C CH 84 C SI 89 S FF 88 2-3 ② K		1 SAFE B CH 82 X CH 80 1-0 1-H HR				3	1	1	2	0	1	1
39 JT Riddle, L (1, 6) OBP: 0.280, SLG: 0.478			C KC 73 F CH 81 B FF 90 B CH 81 X CH 81 2-2 36 SH5-4 9 2B 1B	B FC 86 B CH 85 F FC 85 C FC 86 X SI 90 2-2 ③ G4-3		B KC 76 C SI 90 X FC 87 1-1 ③ P6				3	1	1	0	0	0	1
36 Edinson Volquez, R (1, 1) OBP: 0.250, SLG: 0.250 66 Jarlin García, L (7, 1) 64 Nick Wittgren, R (7, 1) 51 Ichiro Suzuki, L (7, PH) OBP: 0.212, SLG: 0.254 46 Kyle Barraclough, R (8, 1) 44 AJ Ramos, R (9, 1)			X SI 89 0-0 ① SH5-4 1-2		C FF 88 B SI 90 S FF 90 F SI 89 B CH 79 X FF 90 2-2 ① F9		C SI 93 B SI 94 B SI 94 C SI 92 X SL 86 2-2 9 E 1B			1 0 0 1 0 0	0 0 0 0 1 0	0 0 0 1 0 0	0 0 0 0 0 0	0 0 0 0 0 0	0 0 0 0 0 0	0 0 0 0 0 0
Inning Stats	R: 0 E: 0 K: 0 S: 8 H: 0 LOB: 1 BB: 1 P: 14	R: 0 E: 0 K: 1 S: 6 H: 0 LOB: 0 BB: 0 P: 11	R: 2 E: 0 K: 0 S: 7 H: 3 LOB: 1 BB: 0 P: 13	R: 0 E: 0 K: 1 S: 12 H: 1 LOB: 1 BB: 0 P: 20	R: 0 E: 0 K: 0 S: 13 H: 0 LOB: 1 BB: 1 P: 20	R: 2 E: 0 K: 0 S: 11 H: 2 LOB: 0 BB: 0 P: 16	R: 0 E: 1 K: 0 S: 11 H: 1 LOB: 1 BB: 1 P: 17	R: 0 E: 0 K: 0 S: 7 H: 0 LOB: 0 BB: 0 P: 10		1B: 5 2B: 1 3B: 0 HR: 1 SF: 0 SAC: 1 DP: 2 HBP: 1				WP: 0 PB: 0 SB: 0 CS: 0 PA: 33		

PITCHER		IP	WLS	BF	H	R	ER	SO	BB	IBB	HBP	BLK	WP	HR	S	P	ERA	WHIP
58 Jeremy Hellickson, R ERA: 4.45	(1, 1)	6.0	L	26	6	4	4	2	2	0	1	0	0	1	57	94	6.00	1.333
63 Joely Rodríguez, L ERA: 6.38	(7, 1)	1.0		4	1	0	0	0	0	1	0	0	0	0	11	17	0.00	1.000
59 Mark Leiter Jr., R ERA: 3.38	(8, 1)	1.0		3	0	0	0	0	0	0	0	0	0	0	7	10	0.00	0.000

PITCHER	IP	WLS	BF	H	R	ER	SO	BB	IBB	HBP	BLK	WP	HR	S	P	ERA	WHIP

BOTTOM

Philadelphia Phillies @ Miami Marlins

Marlins Park, Miami, FL

Mon May 29 2017, 7:13 PM - 9:50 PM EDT

Att. 17,032 - Roof Closed - 77 F

livebaseballscorecards.com

AB	28
R	4
H	7
RBI	4
BB	3
SO	2
LOB	10

MIAMI

Batter	1	2	3	4	5	6	7	8	9	AB	R	H	RBI	BB	SO	LOB
16 César Hernández, S (1, 4) OBP: 0.341, SLG: 0.416 61 Edubray Ramos, R (6, 1) 37 Odúbel Herrera, L (8, PH) OBP: 0.262, SLG: 0.328 (8, 8)	C FF 90 X FF 90 0-1 ① F9		S CH 83 X FF 90 0-1 ③ L7			C SI 95 S CH 90 S CH 88 0-3 ② K		B FF 92 B FF 91 S FF 91 X FF 91 2-1 ① SF7 3-H		3 0 0	0 0 0	0 0 0	0 0 1	0 0 0	1 0 0	1 0 0
47 Howie Kendrick, R (1, 7) OBP: 0.392, SLG: 0.532	B FF 89 C FF 90 F CH 84 B FF 89 F CH 83 F FC 89 X FC 88 2-2 ② G6-3			C FF 93 F SI 92 X SL 82 0-2 HR		X SI 95 0-0 1B		C FF 92 B SL 81 F FF 92 F FF 93 F SL 82 B FF 93 F FF 93 X FF 90 2-2 ② F9 2-3		4	1	2	1	0	0	2
23 Aaron Altherr, R (1, 8) OBP: 0.394, SLG: 0.561 50 Héctor Neris, R (8, 1)	C FF 91 F FC 87 X CH 84 0-2 ③ G3-1			C SI 94 B SL 86 X SI 94 1-1 19 G4-3 1B		S SL 88 B SI 94 B SI 95 C SL 87 D SL 87 X SI 93 3-2 ③ F8		C FF 93 B FF 92 B SL 83 C FF 92 B FF 93 S FF 92 3-3 ③ K		4 0	0 0	1 0	0 0	0 0	1 0	3 0
19 Tommy Joseph, R (1, 3) OBP: 0.312, SLG: 0.458 57 Luis García, R (4, 1) 4 Andrés Blanco, S (6, 4) OBP: 0.283, SLG: 0.277		B FF 89 C FF 90 F CU 76 X CH 84 1-2 ① G4-3		F SI 93 X SL 87 0-1 ①② G4-3 1-2f			F FF 98 B CH 88 B FF 98 F FF 99 S FF 99 2-3 ① K		C FF 89 F FF 90 F FC 87 F FC 88 X SI 91 0-2 ① G5-3	2 0 2	0 0 0	0 0 0	0 0 0	0 0 0	0 0 1	1 0 0
29 Cameron Rupp, R (1, 2) OBP: 0.316, SLG: 0.391		F FF 91 X FC 88 0-1 ② G4-3		C SI 94 S FF 94 S SL 87 0-3 ③ K			S FF 98 S FF 98 C FF 98 0-3 ② K		X SI 88 0-0 ② L8	4	0	0	0	0	2	0
5 Michael Saunders, L (1, 9) OBP: 0.264, SLG: 0.393		C FF 92 C FF 91 B CU 79 X FF 91 1-2 ③ G1-3			B SI 94 B SI 94 X SI 93 2-0 ① G3		C FF 98 B CH 90 F FF 99 S CH 90 1-3 ③ K		B SI 90 X FF 91 1-0 ③ F7	4	0	0	0	0	1	0
15 Ty Kelly, S (1, 5) OBP: 0.240, SLG: 0.391			B FF 89 C FF 89 B CU 76 F FF 89 B CH 83 X FF 89 3-2 ① G3-1		X FF 94 0-0 ② F8			B FF 98 B FF 98 C FF 97 C FF 97 B FF 98 B FF 98 4-2 41 BB 13 BB 37 SF7 BB		2	1	0	0	1	0	0
13 Freddy Galvis, S (1, 6) OBP: 0.282, SLG: 0.384			C FF 90 C CU 78 B FF 90 F CU 76 X CH 84 1-2 E6		B SI 95 F CH 87 F SI 95 B SL 86 F SL 85 S SI 95 2-3 ③ K			S FF 98 F CH 90 F FF 98 B FF 99 B FF 98 B FF 98 F FF 98 B FF 99 4-2 47 F9 41 BB 1-2 BB		2	0	0	0	1	1	0
28 Vince Velasquez, R (1, 1) OBP: 0.333, SLG: 0.333 59 Mark Leiter Jr., R (2, 1) 63 Joely Rodríguez, L (3, 1) 41 Brock Stassi, L (4, 3) OBP: 0.294, SLG: 0.367			B FF 89 C FF 88 L FF 90 1 SAFE 1 SAFE F FF 90 C CU 77 1-3 ② K			B FF 96 C CH 87 B SI 95 F SI 95 B SL 87 X SI 93 3-2 ① F8		B FF 99 C FF 98 B FF 98 B FF 98 B FF 98 4-1 1-2 2-3 BB		0 1 0 1	0 0 0 0	0 0 0 1	0 0 0 0	0 0 0 1	0 1 0 0	0 1 0 0
Inning Stats	R: 0 H: 0 E: 0 LOB: 0 K: 0 BB: 0 S: 10 P: 12	R: 0 H: 0 E: 0 LOB: 0 K: 0 BB: 0 S: 8 P: 10	R: 0 H: 0 E: 1 LOB: 0 K: 1 BB: 0 S: 13 P: 18	R: 1 H: 2 E: 0 LOB: 0 K: 1 BB: 0 S: 10 P: 11	R: 0 H: 0 E: 0 LOB: 0 K: 1 BB: 0 S: 6 P: 10	R: 0 H: 1 E: 0 LOB: 1 K: 1 BB: 0 S: 10 P: 16	R: 0 H: 0 E: 0 LOB: 0 K: 3 BB: 0 S: 9 P: 12	R: 1 H: 0 E: 0 LOB: 2 K: 1 BB: 3 S: 18 P: 37	R: 0 H: 0 E: 0 LOB: 0 K: 0 BB: 0 S: 7 P: 8	1B: 2 SF: 1 2B: 0 SAC: 0 3B: 0 DP: 1 HR: 1 HBP: 0						WP: 0 PA: 33 PB: 0 SB: 0 CS: 0	

PITCHER	IP	WLS	BF	H	R	ER	SO	BB	IBB	HBP	BLK	WP	HR	S	P	ERA	WHIP
20 Justin Nicolino, L (1, 1) ERA: 4.15	3.0		10	0	0	0	1	0	0	0	0	0	0	31	40	0.00	0.000
22 Dustin McGowan, R (4, 1) ERA: 3.86	3.0	W	11	3	1	1	3	0	0	0	0	0	1	26	37	3.00	1.000
49 Brian Ellington, R (7, 1) ERA: 1.08	1.0		6	0	1	1	3	3	0	0	0	0	0	16	31	9.00	3.000
64 Nick Wittgren, R (8, 1) ERA: 3.0	1.0		3	0	0	0	1	0	0	0	0	0	0	11	18	0.00	0.000
45 Vance Worley, R (9, 1) ERA: 4.5	1.0		3	0	0	0	0	0	0	0	0	0	0	7	8	0.00	0.000

PITCHER	IP	WLS	BF	H	R	ER	SO	BB	IBB	HBP	BLK	WP	HR	S	P	ERA	WHIP

TOP

Philadelphia Phillies @ Miami Marlins

Marlins Park, Miami, FL

Tue May 30 2017, 7:12 PM - 10:19 PM EDT

Att. 16,241 - Roof Closed - 77 F

livebaseballscorecards.com

AB	29
R	2
H	3
RBI	2
BB	3
SO	8
LOB	8

BOTTOM

Philadelphia Phillies @ Miami Marlins

Marlins Park, Miami, FL

Tue May 30 2017, 7:12 PM - 10:19 PM EDT

Att. 16,241 - Roof Closed - 77 F

livebaseballscorecards.com

Batter	1	2	3	4	5	6	7	8	9	AB	R	H	RBI	BB	SO	LOB
9 Dee Strange-Gordon, L (1, 4) OBP: 0.336, SLG: 0.354	B FF 92 C FF 92 F FF 93 X FF 93 1-2 ① F7		B FF 86 S SI 91 X FS 85 0-2 27 HR 1B B SI 91 B FF 90 B SL 86 B FS 84 S SI 92 F SI 94 X SI 92 3-2 ③ G4-3			C FF 92 C SL 82 F FF 94 X SL 81 0-2 21 G4-6-3 1B		B FF 93 B FF 93 B FF 95 C FF 93 C FF 94 F FS 86 B FS 86 4-2 21 BB BB		4	1	2	0	1	0	2
27 Giancarlo Stanton, R (1, 9) OBP: 0.349, SLG: 0.557 51 Ichiro Suzuki, L (6, 9) OBP: 0.206, SLG: 0.246	C FF 94 S FF 94 F FF 94 C FF 95 0-3 ② K		B FF 91 B SL 83 X FF 90 2-0 1-H HR	B SL 90 F SL 89 B SI 91 F SL 84 S SL 85 2-3 ① K		B FF 93 C FF 95 C FF 92 S SL 84 1-3 ① K		C FF 95 S FF 94 S FS 86 0-3 ② K		3 2	1 0	1 0	2 0	0 0	2 2	0 2
21 Christian Yelich, L (1, 8) OBP: 0.344, SLG: 0.400	C FF 92 X FF 91 0-1 ③ F8		C SI 91 B FS 83 F FS 82 B FS 85 F FS 85 B FF 90 X FF 91 3-2 13 1B 11 BB 2B	B SI 91 B FF 90 C SI 90 B SL 84 C SI 94 F SI 92 X SL 85 3-2 ② G3-1		B SL 83 B FF 94 X FF 94 2-0 ②③ G4-6-3 1-2f		B FF 95 F FF 95 B FS 86 B FS 86 C FS 86 F SI 94 F FS 86 F FF 95 F FF 95 4-2 B FS 87 1-2 BB		4	1	1	0	1	0	1
13 Marcell Ozuna, R (1, 7) OBP: 0.383, SLG: 0.560		B FF 91 F CH 84 B FF 90 X FF 91 2-1 HR	B SL 91 B SL 82 X FS 84 2-0 11 BB 41 BB 39 1B 2-3 1B	B SI 92 C FF 90 F SL 82 F SL 85 X SI 95 1-2 41 1B 1B			X FF 94 0-0 ① P2	S FF 95 S FS 88 B FF 94 F FF 94 S FF 95 1-3 ③ K		5	2	3	1	0	1	2
41 Justin Bour, L (1, 3) OBP: 0.367, SLG: 0.552		B FF 91 C FF 90 X CH 86 1-1 11 F8 32 E 2B	C FF 91 B FF 89 D FS 84 F FF 87 B B FF 91 4-2 39 1B 11 BB 20 FC2 1-2 BB	C SI 91 B SL 86 B SL 84 S SI 91 X SL 86 2-2 1-2 1B			C FF 94 S FF 95 B FF 94 B FF 94 F SL 83 B SL 83 B FF 95 4-2 32 WP 11 G6-3 BB			2	1	2	0	2	0	0
11 J.T. Realmuto, R (1, 2) OBP: 0.361, SLG: 0.429		C FF 92 X FF 91 0-1 ① F8 2-3	B SI 91 F FF 92 F SL 80 B FS 86 B FS 84 B FF 91 4-2 39 1B 20 E 1-2 2-3 3-H BB	F FF 97 B SL 83 S SL 85 B SL 86 X SL 85 2-2 ③ F7			X FF 93 0-0 ② G6-3 1-2			3	1	0	1	1	0	4
32 Derek Dietrich, L (1, 5) OBP: 0.314, SLG: 0.350		B FF 92 C SI 90 B FF 89 X FS 80 2-1 E4 3-H	F SI 91 F SI 93 B SL 86 S SL 87 1-3 ① K		B FF 97 X FF 98 1-0 ① F7		C FF 94 B FF 93 F FF 95 D SL 84 S SL 85 2-3 K 2-3			4	0	0	0	0	2	4
39 JT Riddle, L (1, 6) OBP: 0.278, SLG: 0.466		B SI 90 F SI 90 S FF 88 S FS 86 1-3 ② K	X SL 85 0-0 20 E 1-2 2-3 3-H 1B		S SI 98 C SI 98 B FS 86 B FF 98 X SL 83 2-2 ② G3		C SL 82 C SL 83 D SL 83 C FF 94 1-3 ③ K			4	0	1	1	0	2	3
20 Justin Nicolino, L (1, 1) 22 Dustin McGowan, R (4, 1) 49 Brian Ellington, R (7, 1) 64 Nick Wittgren, R (8, 1) 28 Tyler Moore, R (8, PH) OBP: 0.207, SLG: 0.357 45 Vance Worley, R (9, 1) OBP: 0.500, SLG: 0.500		B SI 90 B SI 89 C FF 90 S SI 90 X FS 84 2-2 ③ G1-3	X SI 92 0-0 ② FC2 1-3 2-H 3-Hf		C FF 96 S FF 97 S SL 87 0-3 ③ K2-3			F FF 94 B FS 86 B FS 85 S FF 94 F FS 86 S FS 88 2-3 ① K		2 1 0 0 1 0	0 0 0 0 0 0	0 0 0 0 0 0	0 0 0 0 1 0	0 0 0 0 0 0	0 0 0 0 0 0	3 0 0 0 0 0
Inning Stats	R: 0 E: 0 K: 1 S: 9 H: 0 LOB: 0 BB: 0 P: 10	R: 2 E: 1 K: 1 S: 14 H: 2 LOB: 1 BB: 0 P: 22	R: 5 E: 1 K: 1 S: 22 H: 5 LOB: 2 BB: 2 P: 41	R: 0 E: 0 K: 1 S: 17 H: 2 LOB: 2 BB: 0 P: 27	R: 0 E: 0 K: 1 S: 7 H: 0 LOB: 0 BB: 0 P: 10	R: 0 E: 0 K: 1 S: 8 H: 1 LOB: 0 BB: 0 P: 11	R: 0 E: 0 K: 2 S: 11 H: 0 LOB: 2 BB: 1 P: 18	R: 0 E: 0 K: 3 S: 20 H: 0 LOB: 2 BB: 2 P: 31		1B: 6 2B: 2 3B: 0 HR: 2	SF: 0 SAC: 0 DP: 1 HBP: 0		WP: 1 PB: 0 SB: 0 CS: 0	PA: 40	

	AB	35
	R	7
	H	10
	RBI	5
	BB	5
	SO	11
	LOB	21

PITCHER	IP	WLS	BF	H	R	ER	SO	BB	IBB	HBP	BLK	WP	HR	S	P	ERA	WHIP
28 Vince Velasquez, R (1, 1) ERA: 5.58	1.1	L	6	2	2	1	1	0	0	0	0	0	1	15	19	6.75	1.500
59 Mark Leiter Jr., R (2, 1) ERA: 5.4	0.2		9	4	5	4	1	2	0	0	0	0	1	21	41	54.00	9.000
63 Joely Rodríguez, L (3, 1) ERA: 5.96	1.2		8	3	0	0	2	0	0	0	0	0	0	23	35	0.00	1.800
57 Luis García, R (4, 1) ERA: 2.3	1.1		4	0	0	0	1	0	0	0	0	0	0	10	15	0.00	0.000
61 Edubray Ramos, R (6, 1) ERA: 3.22	2.0		8	1	0	0	3	1	0	0	0	1	0	19	29	0.00	1.000

PITCHER	IP	WLS	BF	H	R	ER	SO	BB	IBB	HBP	BLK	WP	HR	S	P	ERA	WHIP
50 Héctor Neris, R (8, 1) ERA: 2.96	1.0		5	0	0	0	3	2	0	0	0	0	0	20	31	0.00	2.000

Batter	1	2	3	4	5	6	7	8	9	AB	R	H	RBI	BB	SO	LOB
16 César Hernández, S (1, 4) OBP: 0.342, SLG: 0.413	B FF 88 C SI 89 B CH 84 B CH 83 F FF 90 B FF 90 4-2 47 G6-4-3 BB		B CH 83 C FF 89 T CU 75 S FF 92 1-3 ③ K		C CH 84 F FF 91 F FF 92 B SL 86 D SL 85 X SL 83 2-2 1-2 2-3 1B		C FF 89 X FF 90 0-1 ② F7		F FF 97 B FF 97 F FF 96 F FF 96 F FF 94 F FF 97 B FF 96 B CH 88 X FF 96 3-2 ② F7	4	0	1	0	1	1	2
23 Aaron Altherr, R (1, 9) OBP: 0.388, SLG: 0.549	1 SAFE C FF 89 1 SAFE S FF 91 1 SAFE X FF 92 0-2 ① F8			B FF 88 C FF 89 F SL 84 S SL 84 1-3 ① K	C FF 91 F FF 92 C SL 83 0-3 ③ K		S SL 83 X SL 83 0-1 2-H 1B		C FF 97 D CU 88 T FF 96 F FF 98 F FF 97 B CU 86 F FF 97 F FF 97 C CU 84 2-3 ③ K	5	0	1	1	0	3	5
47 Howie Kendrick, R (1, 7) OBP: 0.382, SLG: 0.510	1 SAFE 1 SAFE B FF 89 S SL 85 X FF 90 1-1 ②③ G6-4-3 1-2f			C FF 91 F CH 84 S SL 85 0-3 ② K		F FF 89 X SL 84 0-1 34 G4-3 7 E 1B	B SI 83 B SI 82 F SI 82 F SI 84 S CU 74 2-3 ③ K			4	1	1	0	0	2	2
19 Tommy Joseph, R (1, 3) OBP: 0.310, SLG: 0.452		B FF 88 C SL 83 B SL 82 C SL 83 S SL 85 2-3 ① K		F FF 90 F SL 85 B SL 85 B CH 83 F SL 84 X SL 84 2-2 1B		S SL 82 B FF 91 1 SAFE B FF 90 X SL 84 2-1 ① F8		B CU 86 F FF 97 B CU 88 S FF 97 T FF 99 2-2 ① K		4	0	1	0	0	2	1
34 Andrew Knapp, S (1, 2) OBP: 0.379, SLG: 0.500		C CU 76 B FF 91 F FF 89 X CH 84 1-2 1B		F FF 90 S FF 90 B FF 92 C SL 85 1-3 ③ K		X CH 83 0-0 ② G4-3 1-2		B FF 99 B FF 98 S FF 98 B FF 98 B FF 98 4-1 7 WP BB		3	0	1	0	1	1	2
7 Maikel Franco, R (1, 5) OBP: 0.273, SLG: 0.352		F FF 91 C SL 83 S SL 82 0-3 ② K			F FF 91 B FF 91 X CH 82 1-1 16 1B 37 1B 1B	C SL 83 D SL 83 X SL 84 1-1 E6 2-H 1B		S FF 97 B FF 99 B FF 99 F FF 97 F FF 96 B CU 83 X FF 97 3-2 ② F9 1-2		4	0	2	0	0	1	2
37 Odúbel Herrera, L (1, 8) OBP: 0.262, SLG: 0.326		C FF 92 F FF 91 F FF 91 D SL 83 X CH 84 1-2 ③ G4-3			B FF 90 B CH 82 X FF 90 2-0 16 1B 1-2 1B	B CH 83 F FF 90 F FF 91 F FF 91 B FF 91 B SL 83 X FF 90 3-2 ③ F7		C FF 98 B CH 89 S FF 98 T FF 97 1-2 ③ K		4	0	1	0	0	1	3
13 Freddy Galvis, S (1, 6) OBP: 0.281, SLG: 0.387			B FF 89 C FF 88 B SL 83 B FF 89 X FF 90 3-1 ① P4		C SL 83 B CH 82 F FF 91 S SL 84 1-3 ① K		B FF 87 S FF 87 F CU 74 F SL 82 F CH 82 F SL 82 F FF 91 S SL 83 1-3 ① K		F FF 96 X FF 96 0-1 2B	4	0	1	0	0	2	2
27 Aaron Nola, R (1, 1) OBP: 0.273, SLG: 0.111 51 Ricardo Pinto, R (4, 1) 46 Jeanmar Gómez, R (6, 1) 5 Michael Saunders, L (7, PH) OBP: 0.268, SLG: 0.402 17 Pat Neshek, S (7, 1) 53 Joaquín Benoit, R (8, 1) 41 Brock Stassi, L (9, PH) OBP: 0.290, SLG: 0.361			C FF 88 B SL 83 X FF 90 1-1 ② F9		C FF 91 L CH 82 M SL 85 0-3 ② K		B CU 74 F FF 90 F FF 91 X SL 83 1-2 23 1B 2B		C FF 96 B FF 97 B CH 88 B FF 96 C FF 96 S FF 96 3-3 ① K	1 1 0 1 0 0 1	0 0 0 1 0 0 0	0 0 0 1 0 0 0	0 0 0 1 0 0 0	0 1 0 0 0 0 0	0 0 0 0 0 0 0	0 2 0 0 0 0 0
Inning Stats	R: 0 E: 0 K: 0 S: 7 H: 0 LOB: 0 BB: 1 P: 12	R: 0 E: 0 K: 2 S: 13 H: 1 LOB: 1 BB: 0 P: 17	R: 0 E: 0 K: 1 S: 7 H: 0 LOB: 0 BB: 0 P: 12	R: 0 E: 0 K: 3 S: 13 H: 1 LOB: 1 BB: 0 P: 17	R: 0 E: 0 K: 3 S: 16 H: 3 LOB: 3 BB: 0 P: 22	R: 1 E: 1 K: 0 S: 11 H: 2 LOB: 1 BB: 0 P: 17	R: 1 E: 0 K: 2 S: 17 H: 2 LOB: 1 BB: 0 P: 21	R: 0 E: 0 K: 2 S: 11 H: 0 LOB: 1 BB: 1 P: 21	R: 0 E: 0 K: 2 S: 18 H: 1 LOB: 1 BB: 0 P: 26	1B: 8 2B: 2 3B: 0 HR: 0	SF: 0 SAC: 0 DP: 1 HBP: 0			WP: 1 PB: 0 SB: 0 CS: 0	PA: 38		

PITCHER		IP	WLS	BF	H	R	ER	SO	BB	IBB	HBP	BLK	WP	HR	S	P	ERA	WHIP
58 Dan Straily, R ERA: 3.56	(1, 1)	6.2	W	29	9	2	1	10	1	0	0	0	0	0	81	113	1.35	1.500
29 Brad Ziegler, R ERA: 6.65	(7, 1)	0.1		1	0	0	0	1	0	0	0	0	0	0	3	5	0.00	0.000
49 Brian Ellington, R ERA: 0.87	(8, 1)	2.0		8	1	0	0	4	1	0	0	0	1	0	29	47	0.00	1.000

PITCHER	IP	WLS	BF	H	R	ER	SO	BB	IBB	HBP	BLK	WP	HR	S	P	ERA	WHIP

TOP

Philadelphia Phillies @ Miami Marlins

Marlins Park, Miami, FL

Wed May 31 2017, 1:12 PM - 4:26 PM EDT

Att. 15,197 - Roof Closed - 76 F

livebaseballscorecards.com

AB	36
R	2
H	10
RBI	1
BB	2
SO	15
LOB	22

BOTTOM

Philadelphia Phillies @ Miami Marlins

Marlins Park, Miami, FL

Wed May 31 2017, 1:12 PM - 4:26 PM EDT

Att. 15,197 - Roof Closed - 76 F

livebaseballscorecards.com

Batter	1	2	3	4	5	6	7	8	9	AB	R	H	RBI	BB	SO	LOB
9 Dee Strange-Gordon, L (1, 4) OBP: 0.344, SLG: 0.358	C SI 91 B SI 90 F SI 91 F FF 94 B KC 76 F FF 93 B FF 92 F SI 92 B SI 91 4-2 39 S 21 1B BB		F CH 82 F SI 89 B SI 92 X CH 83 1-2 21 FC6-4 13 1B 1B	B FF 98 F SI 95 B FF 96 X 2-1 ② FC3-2 39 1B 2-3 3-H	F FF 94 B FF 95 F CH 83 B FF 94 F CH 85 X SI 94 2-2 1-2 2-3 3-H 1B		C SI 86 X SL 82 0-1 ① G3			3	2	2	1	1	0	2
10 Christian Colón, R (7, 4) OBP: 0.233, SLG: 0.214										1	0	0	0	0	0	0
39 JT Riddle, L (1, 6) OBP: 0.286, SLG: 0.468	B FF 91 1 SAFE F CH 82 B CH 84 1 SAFE 1 SAFE B FF 92 F SI 87 1 SAFE 3-2 ① F SI 93 T FF 92 K 1-2		X CH 82 0-0 21 FC6-4 1-2 1B	B CH 84 C CH 86 X FF 96 1-1 21 BB 1-3 3-H 1B	B CH 86 F CH 85 X CH 85 1-1 ② SF8 3-H		S SI 88 F SL 84 B SL 86 S SI 91 1-3 ② K			4	0	2	2	0	2	1
21 Christian Yelich, L (1, 8) OBP: 0.346, SLG: 0.397	B FF 93 B KC 77 X FF 92 2-0 13 HR 2-H 1B		B SI 90 B CH 84 C CH 83 C SI 92 B SI 90 F CH 84 X CH 84 3-2 ① FC6-4 41 S 13 1B 1-2f 2-3	B FF 96 1 SAFE C CH 85 B SI 96 B FF 96 B CH 85 4-1 1-2 BB	B SI 92 C FF 95 X CH 84 1-1 ③ F7		B SL 82 C SL 83 F SI 90 C SL 85 1-3 ③ K			4	1	1	1	1	1	4
13 Marcell Ozuna, R (1, 7) OBP: 0.388, SLG: 0.577	B KC 78 S CH 81 B FF 93 B CH 82 X FF 94 3-1 1-H HR		S CH 84 B FF 91 S CH 84 X CH 84 1-2 3-H 1B	S SL 86 B SL 87 F FF 97 F SL 86 D SL 84 B FF 97 F CH 84 T CH 86 3-2 ③ K		C SI 90 B SI 88 B SL 85 X SL 85 2-1 41 HR 1B		X CH 82 0-0 ① G5-3		5	2	3	3	0	1	3
41 Justin Bour, L (1, 3) OBP: 0.368, SLG: 0.582	C SI 93 S KC 79 F SI 93 B FF 93 X KC 78 1-2 ② G6-3		C FF 92 B CH 84 B CH 86 F SI 92 F KC 77 F KC 77 F SI 92 C SI 92 2-3 ② K 2-3		X FF 92 0-0 HR	B SI 88 S CH 81 B SI 90 F SI 90 X SI 89 2-2 1-H HR		C FF 94 B FF 95 C FF 95 B FF 95 F FF 95 B FF 95 F FF 95 S FF 95 3-3 ② K		5	2	2	3	0	2	2
32 Derek Dietrich, L (1, 5) OBP: 0.310, SLG: 0.344	B FF 94 C CH 84 B SI 94 C SI 92 C SI 92 2-3 ③ K		S CH 84 X CH 83 0-1 ③ G5-3		F FF 94 X SL 84 0-1 51 BB 17 BB 9 1B 1B	X SI 90 0-0 ① G5-3		X CH 84 0-0 ③ G5-3		5	1	1	0	0	1	2
17 A.J. Ellis, R (1, 2) OBP: 0.267, SLG: 0.175		B FF 89 C SI 89 C KC 74 F KC 76 B KC 78 X SI 92 2-2 ① G6-3		C FF 94 B FF 97 X FF 97 1-1 58 SH1-4 51 1B 9 FC3-2 1B	B SL 85 B FF 95 B CH 91 C FF 93 S CH 90 B FF 94 4-2 9 1B 51 BB 39 SF8 1-2 BB	B SL 85 X SL 85 1-0 1B				3	1	2	0	1	0	0
51 Ichiro Suzuki, L (1, 9) OBP: 0.222, SLG: 0.250		C SI 91 X CH 83 0-1 ② G1-3		B FF 94 X CH 83 1-0 9 FC3-2 58 SH1-4 39 1B 1-2 1B	B CH 91 B CH 91 C FF 94 B FF 91 B CH 90 4-1 9 1B 1-2 2-3 BB	C SI 89 C SI 90 S CH 81 0-3 ② K				3	1	1	0	1	1	1
58 Dan Straily, R (1, 1) OBP: 0.056, SLG: 0.056 29 Brad Ziegler, R (7, 1) 49 Brian Ellington, R (8, 1)		C SI 91 B SI 91 B SI 91 C SI 91 C FF 92 2-3 ③ K		C FF 93 X FF 95 0-1 ① SH1-4 1-2 2-3	F FF 93 D SL 86 B FF 93 C CH 91 C FF 92 2-3 ① K	C SI 91 X SL 86 0-1 ③ G2-3				3 0 0	0 0 0	0 0 0	0 0 0	0 0 0	2 0 0	4 0 0
Inning Stats	R: 3 E: 0 K: 2 S: 19 H: 2 LOB: 0 BB: 1 P: 34	R: 0 E: 0 K: 1 S: 9 H: 0 LOB: 0 BB: 0 P: 13	R: 1 E: 0 K: 1 S: 19 H: 3 LOB: 2 BB: 0 P: 26	R: 1 E: 0 K: 1 S: 15 H: 3 LOB: 3 BB: 1 P: 27	R: 3 E: 0 K: 1 S: 17 H: 3 LOB: 2 BB: 2 P: 31	R: 2 E: 0 K: 1 S: 12 H: 3 LOB: 1 BB: 0 P: 17	R: 0 E: 0 K: 2 S: 8 H: 0 LOB: 0 BB: 0 P: 10	R: 0 E: 0 K: 1 S: 7 H: 0 LOB: 0 BB: 0 P: 10		1B: 11 2B: 0 3B: 0 HR: 3 SF: 1 SAC: 1 DP: 0 HBP: 0				WP: 0 PB: 0 SB: 2 CS: 0 PA: 42	

PITCHER		IP	WLS	BF	H	R	ER	SO	BB	IBB	HBP	BLK	WP	HR	S	P	ERA	WHIP
27 Aaron Nola, R ERA: 5.06	(1, 1)	3.0	L	15	5	4	4	4	1	0	0	0	0	1	47	73	12.00	2.000
51 Ricardo Pinto, R ERA: 18.0	(4, 1)	2.0		15	6	4	4	2	3	0	0	0	0	1	32	58	18.00	4.500
46 Jeanmar Gómez, R ERA: 7.63	(6, 1)	1.0		6	3	2	2	1	0	0	0	0	0	1	12	17	18.00	3.000
17 Pat Neshek, R ERA: 0.93	(7, 1)	1.0		3	0	0	0	2	0	0	0	0	0	0	8	10	0.00	0.000
53 Joaquín Benoit, R ERA: 3.68	(8, 1)	1.0		3	0	0	0	1	0	0	0	0	0	0	7	10	0.00	0.000

PITCHER	IP	WLS	BF	H	R	ER	SO	BB	IBB	HBP	BLK	WP	HR	S	P	ERA	WHIP

Batter	1	2	3	4	5	6	7	8	9	AB	R	H	RBI	BB	SO	LOB
5 Grégor Blanco, L (1, 8) OBP: 0.333, SLG: 0.339 14 Rey Fuentes, L (4, 8) OBP: 0.158, SLG: 0.189	C FF 92 B SI 92 X SI 91 1-1 ① G4-3			B FF 90 S CH 80 T KC 77 F SI 91 B CH 82 B FF 91 X FF 91 3-2 ① G6-3		C SI 90 B KC 77 1 SAFE X CH 80 1-1 ② L8		2 SAFE B SI 84 X SI 83 1-0 ① SH2-4 1-2 2-3		2 1	0 0	0 0	0 0	0 0	0 0	0 1
13 Nick Ahmed, R (1, 6) OBP: 0.317, SLG: 0.475	C FF 92 B KC 80 B SI 93 C SI 92 S CH 85 2-3 ② K			S CH 82 F SI 92 B KC 80 F CH 81 X FF 92 1-2 3B		C KC 76 S CH 80 F KC 74 X SI 90 0-2 44 1B 1-2 1B		C CU 74 B CU 72 B CU 74 X SI 84 2-1 E9 2-H 3-H 1B		4	0	3	2	0	1	0
44 Paul Goldschmidt, R (1, 3) OBP: 0.430, SLG: 0.561	C FF 93 S CH 82 B SI 92 B KC 82 B SI 92 F CH 82 F SI 92 S FF 92 3-3 ③ K			X CH 79 0-0 ② F9		F FF 94 B FF 95 B FC 92 F FF 96 B FF 96 X FF 96 3-2 1-3 2-H 1B		0-0 IBB		3	0	1	1	1	1	1
16 Chris Owings, R (1, 9) OBP: 0.348, SLG: 0.474		F FF 91 B SI 91 X KC 81 1-1 ① G6-3		X SI 90 0-0 ③ F8		C KC 82 F FF 96 B FF 96 X FC 92 1-2 ③ L9		L SI 85 F CH 77 X CU 73 0-2 ② F2		4	0	0	0	0	0	5
24 Yasmany Tomás, R (1, 7) OBP: 0.295, SLG: 0.463 40 Andrew Chafin, R (8, 1) 25 Archie Bradley, R (8, 1) 56 Fernando Rodney, R (9, 1)		C SI 92 F SI 92 B KC 80 S CH 81 1-3 ② K			X KC 77 0-0 ① G5-3		C FF 93 F KC 81 B FF 95 S KC 81 1-3 ① K	X CU 74 0-0 ③ P6		4 0 0 0	0 0 0 0	0 0 0 0	0 0 0 0	0 0 0 0	2 0 0 0	2 0 0 0
27 Brandon Drury, R (1, 4) OBP: 0.330, SLG: 0.452		C FF 92 S CH 83 B SI 92 B CH 82 C SI 91 2-3 ③ K			C FF 92 B CH 80 B SI 91 X CH 81 2-1 ② G5-3		B FF 95 B FF 95 F KC 82 S FF 95 S FF 96 2-3 ② K		B FF 94 C CH 88 X SL 83 1-1 1B	4	0	1	0	0	2	0
22 Jake Lamb, L (1, 5) OBP: 0.370, SLG: 0.572			C FF 90 F KC 80 X KC 80 0-2 ① G3		B SI 92 F SI 91 S CH 80 F FF 92 B KC 82 S CH 81 2-3 ③ K		C KC 82 F FC 92 B FF 96 F FF 96 S KC 82 1-3 ③ K		1 SAFE B FF 94 C SI 93 1 SAFE B FF 94 1 SAFE D SL 85 S FF 94 X FF 94 3-2 ① F7	4	0	0	0	0	2	1
2 Jeff Mathis, R (1, 2) OBP: 0.202, SLG: 0.311 10 Chris Herrmann, L (8, PH) OBP: 0.287, SLG: 0.400 (8, 2)			F FF 92 B CH 80 S CH 80 B SI 91 C SI 90 2-3 ② K			C CH 80 C SI 90 S CH 79 0-3 ① K		C SL 80 F FF 94 B SL 81 B SL 81 B FF 95 B FF 95 4-2 14 SH2-4 3 S 13 E BB	C FF 94 S SL 84 1 SAFE B SL 84 F SL 84 B FF 94 D SL 85 S FF 94 3-3 ② K	2 1	0 1	0 1	0 0	0 1	2 1	0 1
21 Zack Greinke, R (1, 1) OBP: 0.111, SLG: 0.077 3 Daniel Descalso, L (8, PH) OBP: 0.340, SLG: 0.402 6 David Peralta, L (8, 7) OBP: 0.358, SLG: 0.453			B SI 91 C FF 91 X CH 82 1-1 ③ G5-3			C FF 91 F KC 77 F FF 92 B SI 91 B SI 92 X CH 81 2-2 13 1B 44 1B 1B		B FF 95 D FF 95 B FF 94 C FF 95 F FF 94 F FF 95 B SL 81 4-2 14 SH2-4 13 E 1-2 BB	C FF 94 F SI 94 B FF 94 S SL 84 1-3 ③ K	2 0 1	1 1 0	1 0 0	0 0 0	0 1 0	0 0 1	0 0 1
Inning Stats	R: 0 E: 0 K: 2 S: 10 H: 0 LOB: 0 BB: 0 P: 16	R: 0 E: 0 K: 2 S: 8 H: 0 LOB: 0 BB: 0 P: 12	R: 0 E: 0 K: 1 S: 8 H: 0 LOB: 0 BB: 0 P: 11	R: 0 E: 0 K: 0 S: 10 H: 1 LOB: 1 BB: 0 P: 14	R: 0 E: 0 K: 1 S: 7 H: 0 LOB: 0 BB: 0 P: 11	R: 1 E: 0 K: 1 S: 19 H: 3 LOB: 2 BB: 0 P: 26	R: 0 E: 0 K: 3 S: 10 H: 0 LOB: 0 BB: 0 P: 14	R: 2 E: 1 K: 0 S: 12 H: 1 LOB: 2 BB: 3 P: 23	R: 0 E: 0 K: 2 S: 12 H: 1 LOB: 1 BB: 0 P: 20	1B: 5 2B: 0 3B: 1 HR: 0 SF: 0 SAC: 1 DP: 0 HBP: 0						WP: 0 PB: 0 SB: 1 CS: 0 PA: 36	

PITCHER		IP	WLS	BF	H	R	ER	SO	BB	IBB	HBP	BLK	WP	HR	S	P	ERA	WHIP
31 Jeff Locke, L ERA: 1.59	(1, 1)	5.2		20	3	1	1	7	0	0	0	0	0	0	56	80	1.59	0.529
35 David Phelps, R ERA: 3.0	(6, 1)	1.1	H	5	1	0	0	3	0	0	0	0	0	0	16	24	0.00	0.750
46 Kyle Barraclough, R ERA: 4.43	(8, 1)	0.0	L	2	0	2	2	0	2	0	0	0	0	0	5	13	∞	∞
29 Brad Ziegler, R ERA: 6.35	(8, 1)	1.0	B	5	1	0	0	0	0	1	0	0	0	0	7	10	0.00	1.000
66 Jarlín García, L ERA: 4.5	(9, 1)	1.0		4	1	0	0	2	0	0	0	0	0	0	12	20	0.00	1.000

PITCHER	IP	WLS	BF	H	R	ER	SO	BB	IBB	HBP	BLK	WP	HR	S	P	ERA	WHIP

TOP

Arizona Diamondbacks @ Miami Marlins

Marlins Park, Miami, FL

Thu Jun 01 2017, 7:12 PM - 10:11 PM EDT

Att. 16,433 - Roof Closed - 77 F

livebaseballscorecards.com

AB	32
R	3
H	6
RBI	3
BB	3
SO	12
LOB	12

BOTTOM

Arizona Diamondbacks @ Miami Marlins

Marlins Park, Miami, FL

Thu Jun 01 2017, 7:12 PM - 10:11 PM EDT

Att. 16,433 - Roof Closed - 77 F

livebaseballscorecards.com

Batter	1	2	3	4	5	6	7	8	9	AB	R	H	RBI	BB	SO	LOB
9 Dee Strange-Gordon, L (1, 4) OBP: 0.347, SLG: 0.358	F CH 86 X FF 91 0-1 ① L8		B CU 74 D CH 87 S CH 88 B FF 92 B CH 88 4-1 ① 27 1B 27 E BB		B FF 90 C FF 90 B SL 84 S CH 87 X SL 84 2-2 ③ G4-3			C SL 82 X SL 82 0-1 27 S 1B		3	1	1	0	1	0	0
27 Giancarlo Stanton, R (1, 9) OBP: 0.347, SLG: 0.551	F FF 92 S FF 92 B SL 85 C SL 86 1-3 ② K		X SI 92 0-0 ① E9 1B 1-H 2-H			S FF 92 S SL 84 B SL 83 S FF 94 1-3 ① K		C FF 96 C FF 97 1 SAFE F FF 96 B FF 98 F FF 97 D KC 83 B FF 98 S KC 84 3-3 ② K 1-2		4	0	1	1	0	3	1
21 Christian Yelich, L (1, 8) OBP: 0.344, SLG: 0.391	C FF 91 S EP 68 X FF 92 0-2 ③ G4-3		C CU 75 B SI 92 B FF 92 F SI 89 S SL 86 2-3 ③ K			B FF 91 S CH 88 B CH 87 C FF 92 X CH 88 2-2 ② G1-3		D FF 97 C FF 96 C KC 84 B FF 98 B FF 98 F FF 98 F KC 82 B KC 84 4-2 BB		3	0	0	0	1	1	1
13 Marcell Ozuna, R (1, 7) OBP: 0.381, SLG: 0.565		F FF 91 X FF 91 0-1 ① G4-3		S SL 83 S SL 82 B CU 76 B SL 83 B FF 92 S SL 85 3-3 ① K		X FF 91 0-0 ③ G6-3		B FF 96 B FF 97 S FF 96 S FF 97 S FF 98 2-3 ③ K		4	0	0	0	0	2	2
41 Justin Bour, L (1, 3) OBP: 0.366, SLG: 0.575		C FF 90 X FF 91 0-1 ② G4-3		S CU 72 X SI 91 0-1 ① 11 S 1B			C CU 73 C SL 82 B SL 83 S SL 83 1-3 ① K		F SI 95 S CH 84 B CH 84 B FF 97 S FF 95 2-3 ① K	4	0	1	0	0	2	0
11 J.T. Realmuto, R (1, 2) OBP: 0.359, SLG: 0.425		B FF 91 C FF 91 S CU 69 F FF 92 X SL 85 1-2 ③ G6-3		C SL 83 C SI 91 X SL 83 0-2 32 G3-6-1 1B 1-2			B FF 92 C FF 91 C FF 91 B EP 65 S SL 83 2-3 ② K		B CH 83 C SI 95 S CH 84 F FF 96 B FF 96 S CH 83 2-3 ② K	4	0	1	0	0	2	0
32 Derek Dietrich, L (1, 5) OBP: 0.309, SLG: 0.336			B FF 90 B CH 86 C FF 91 X FF 92 2-1 ① G4-3	X FF 92 0-0 ② G3-6-1 ③ 1-2f			B CU 74 B CH 87 C CH 86 B FF 91 B FF 90 4-1 BB		B SI 95 C SI 93 X CH 86 1-1 ③ F8	3	0	0	0	1	0	2
39 JT Riddle, L (1, 6) OBP: 0.287, SLG: 0.475			B FF 91 X FF 91 1-0 27 1B 2B		B FF 90 X CH 86 1-0 ① G4-3		C CH 87 X CH 87 0-1 ③ G5-3			3	1	1	0	0	0	1
31 Jeff Locke, L (1, 1) 35 David Phelps, R (6, 1) 46 Kyle Barraclough, R (8, 1) 29 Brad Ziegler, R (8, 1) 28 Tyler Moore, R (8, PH) OBP: 0.200, SLG: 0.345 66 Jarlin Garcia, L (9, 1)			C FF 91 F CU 73 S EP 63 0-3 ② K		C FF 90 C FF 91 C FF 90 0-3 ② K			B SI 93 B SI 93 X SI 93 2-0 ① G1		2 0 0 0 1 0	0 0 0 0 0 0	0 0 0 0 0 0	0 0 0 0 0 0	0 0 0 0 0 0	2 0 0 0 0 0	1 0 0 0 0 0
Inning Stats	R: 0 E: 0 K: 1 S: 8 H: 0 LOB: 0 BB: 0 P: 9	R: 0 E: 0 K: 0 S: 8 H: 0 LOB: 0 BB: 0 P: 9	R: 2 E: 1 K: 2 S: 11 H: 2 LOB: 1 BB: 1 P: 20	R: 0 E: 0 K: 1 S: 9 H: 2 LOB: 1 BB: 0 P: 12	R: 0 E: 0 K: 1 S: 7 H: 0 LOB: 0 BB: 0 P: 10	R: 0 E: 0 K: 1 S: 7 H: 0 LOB: 0 BB: 0 P: 10	R: 0 E: 0 K: 2 S: 9 H: 0 LOB: 1 BB: 1 P: 16	R: 0 E: 0 K: 2 S: 15 H: 1 LOB: 2 BB: 1 P: 26	R: 0 E: 0 K: 2 S: 9 H: 0 LOB: 0 BB: 0 P: 14	1B: 4 2B: 1 3B: 0 HR: 0 SF: 0 SAC: 0 DP: 1 HBP: 0						

	AB	31
	R	2
	H	5
	RBI	1
	BB	3
	SO	12
	LOB	8

WP: 0 PA: 34
PB: 0
SB: 2
CS: 0

PITCHER		IP	WLS	BF	H	R	ER	SO	BB	IBB	HBP	BLK	WP	HR	S	P	ERA	WHIP
21 Zack Greinke, R ERA: 3.06	(1, 1)	7.0	W	26	4	2	1	8	2	0	0	0	0	0	59	86	1.29	0.857
40 Andrew Chafin, L ERA: 2.5	(8, 1)	0.1	H	2	1	0	0	0	0	0	0	0	0	0	3	5	0.00	3.000
25 Archie Bradley, R ERA: 1.46	(8, 1)	0.2	H	3	0	0	0	2	1	0	0	0	0	0	12	21	0.00	1.500
56 Fernando Rodney, R ERA: 6.1	(9, 1)	1.0	S	3	0	0	0	2	0	0	0	0	0	0	9	14	0.00	0.000

PITCHER	IP	WLS	BF	H	R	ER	SO	BB	IBB	HBP	BLK	WP	HR	S	P	ERA	WHIP

Arizona Diamondbacks @ Miami Marlins

Marlins Park, Miami, FL

Fri Jun 02 2017, 7:13 PM - 10:13 PM EDT

Att. 17,413 - Roof Closed - 74 F

TOP

livebaseballscorecards.com

Batter	1	2	3	4	5	6	7	8	9	AB	R	H	RBI	BB	SO	LOB
14 Rey Fuentes, L (1, 8) OBP: 0.167, SLG: 0.195	F8	G6-3	G6-3		6 FC4-6 1B 1-2		G6-3			4	0	1	0	0	0	0
6 David Peralta, L (1, 9) OBP: 0.361, SLG: 0.455	44 G5-4-3 1B	44 HR 1B			FC4-6 44 1B 22 1B 1-2f 2-3		P6			4	2	2	0	0	0	2
44 Paul Goldschmidt, R (1, 3) OBP: 0.431, SLG: 0.574	G5-4-3 1-2f	1-H HR			22 1B 1-2 3-H 1B		F8			4	1	2	3	0	0	1
22 Jake Lamb, L (1, 5) OBP: 0.368, SLG: 0.566		G4-3	L7		1-3 2-H 1B			G6-3		4	0	1	1	0	0	0
24 Yasmany Tomás, R (1, 7) OBP: 0.294, SLG: 0.464		16 G4-3 2B		K	K			G5-3		4	0	1	0	0	2	2
27 Brandon Drury, R (1, 4) OBP: 0.328, SLG: 0.444		16 G4-3 BB		G4-3	G5-3			L9		3	0	0	0	1	0	2
16 Chris Owings, R (1, 6) OBP: 0.341, SLG: 0.465		G4-3 1-2 2-3		G1-3	G5-3				K	4	0	0	0	0	1	2
8 Chris Iannetta, R (1, 2) OBP: 0.286, SLG: 0.512		G1			HR		F9		K	4	1	1	1	0	1	2
46 Patrick Corbin, L (1, 1) OBP: 0.160, SLG: 0.087 29 Jorge De La Rosa, L (6, 1) 54 Tom Wilhelmsen, R (7, 1) 40 Andrew Chafin, R (7, 1) 3 Daniel Descalso, L (9, PH) OBP: 0.337, SLG: 0.398			G3-1		6 14 FC4-6 1B 44 1B		G1-3		L9	3 0 0 0 1	1 0 0 0 0	1 0 0 0 0	0 0 0 0 0	0 0 0 0 0	0 0 0 0 0	0 0 0 0 0

	AB	35
	R	5
	H	9
	RBI	5
	BB	1
	SO	4
	LOB	11

Inning Stats																				
	R: 0	H: 1	R: 0	H: 1	R: 2	H: 2	R: 0	H: 0	R: 3	H: 5	R: 0	H: 0	R: 0	H: 0	R: 0	H: 0	R: 0	H: 0	1B: 6	SF: 0	WP: 0	PA: 36
	E: 0	LOB: 0	E: 0	LOB: 2	E: 0	LOB: 0	E: 0	LOB: 0	E: 0	LOB: 2	E: 0	LOB: 0	E: 0	LOB: 0	E: 0	LOB: 0	E: 0	LOB: 0	2B: 1	SAC: 0	PB: 0	
	K: 0	BB: 0	K: 0	BB: 1	K: 0	BB: 0	K: 1	BB: 0	K: 1	BB: 0	K: 0	BB: 0	K: 0	BB: 0	K: 0	BB: 0	K: 2	BB: 0	3B: 0	DP: 1	SB: 0	
	S: 6	P: 9	S: 12	P: 24	S: 14	P: 20	S: 7	P: 10	S: 23	P: 34	S: 9	P: 14	S: 12	P: 16	S: 9	P: 14	S: 10	P: 17	HR: 2	HBP: 0	CS: 0	

PITCHER		IP	WLS	BF	H	R	ER	SO	BB	IBB	HBP	BLK	WP	HR	S	P	ERA	WHIP
62 José Ureña, R ERA: 3.8	(1, 1)	4.1		22	9	5	5	1	1	0	0	0	0	2	57	90	10.38	2.308
22 Dustin McGowan, R ERA: 3.62	(5, 1)	1.2	W	5	0	0	0	1	0	0	0	0	0	0	14	21	0.00	0.000
66 Jarlín García, L ERA: 4.32	(7, 1)	0.2	H	2	0	0	0	0	0	0	0	0	0	0	10	13	0.00	0.000
64 Nick Wittgren, R ERA: 2.95	(7, 1)	0.1	H	1	0	0	0	0	0	0	0	0	0	0	2	3	0.00	0.000
35 David Phelps, R ERA: 2.89	(8, 1)	1.0	H	3	0	0	0	0	0	0	0	0	0	0	9	14	0.00	0.000

PITCHER		IP	WLS	BF	H	R	ER	SO	BB	IBB	HBP	BLK	WP	HR	S	P	ERA	WHIP
44 AJ Ramos, R ERA: 4.42	(9, 1)	1.0	S	3	0	0	0	2	0	0	0	0	0	0	10	17	0.00	0.000

Batter	1	2	3	4	5	6	7	8	9	AB	R	H	RBI	BB	SO	LOB
9 Dee Strange-Gordon, L (1, 4) OBP: 0.339, SLG: 0.349	C FF 93 C FF 93 F SL 82 X FF 95 0-2 ① G2-3	B SL 84 C FF 94 M SL 84 S FF 95 1-3 ③ K			C SL 79 C FF 92 B SL 82 F SL 82 F SL 82 X FF 93 1-2 ① G6-3	B FC 87 X FF 94 1-0 ③ F7		C SI 94 B SI 95 B SL 83 C SL 81 S SL 84 2-3 ③ K		5	0	0	0	0	2	2
27 Giancarlo Stanton, R (1, 9) OBP: 0.354, SLG: 0.572	X SI 94 0-0 21 PB 21 HR 2B		T SL 82 B FF 93 B SL 83 F SL 81 B FF 94 C FF 93 3-3 ① K		B FF 92 F FF 93 X SL 83 1-1 HR		F FS 84 B FF 92 S FF 92 F FS 84 B FS 85 F FS 85 B FF 94 F FF 93 B FC 88 4-2 13 1B 11 1B BB			3	3	2	1	1	1	0
21 Christian Yelich, L (1, 8) OBP: 0.347, SLG: 0.408	F FF 94 B SI 95 B FF 95 B SL 83 F FF 94 X SL 82 3-2 2-H HR		B FF 94 X FF 93 1-0 13 G4-3 1B		C SL 82 B SI 90 X SI 92 1-1 ② G4-3		B FF 94 C FF 93 X FC 87 1-1 ① L5			4	1	2	2	0	0	1
13 Marcell Ozuna, R (1, 7) OBP: 0.383, SLG: 0.564	X FF 94 0-0 ② F9		B SI 94 B SI 93 X SI 93 2-0 ② ③ G4-3 1-2f		X SI 93 0-0 1B		C SL 88 D SL 84 B SI 96 B SL 87 X FF 95 3-1 41 G4-3 11 1B 1-2 1B			4	0	2	0	0	0	1
11 J.T. Realmuto, R (1, 2) OBP: 0.367, SLG: 0.435	B SI 95 B SI 94 F SI 94 F SI 95 B FF 94 B FF 94 4-2 41 HR BB			C SI 92 S SL 83 X SI 94 0-2 10 E 39 G3-4 2B	B SI 91 X SI 93 1-0 ③ F7		B FF 96 X FF 96 1-0 41 G4-3 1-2 2-H 1B			3	2	2	1	1	0	1
41 Justin Bour, L (1, 3) OBP: 0.368, SLG: 0.589	1 SAFE X FF 94 0-0 1-H HR			C SL 83 B SL 82 B FF 94 F SL 82 S SL 84 2-3 ① K	C SL 81 B FF 91 B FF 92 F SL 81 B SL 81 X SL 81 3-2 39 FC2-5 10 1B 1B	D SL 84 D SL 82 B FF 93 C SI 93 F SI 95 X FF 95 3-2 ② G4-3 1-2 2-3				4	1	2	2	0	1	3
10 Christian Colón, R (1, 5) OBP: 0.235, SLG: 0.219	B SL 82 C SL 80 B SI 92 B SL 81 C SI 93 F FF 94 X FF 94 3-2 ③ G3			X SL 81 0-0 E6 39 G3-4 2-3	C SL 81 B SI 93 S SL 82 D SL 83 F SI 93 B FF 93 X SL 81 3-2 39 FC2-5 1-2 1B	F FF 94 B FF 95 B SL 84 F SI 95 X SL 84 2-2 ③ G4-3				4	0	1	0	0	0	3
39 JT Riddle, L (1, 6) OBP: 0.275, SLG: 0.452		S SL 81 B SL 82 B FF 94 C SL 81 X SL 82 2-2 ① G4-3		C SL 82 D SL 82 S SL 83 X SL 83 1-2 ② G3-4 1-2 3-H	X FC 86 0-0 ① FC2-5 1-2 2-3f			C FF 92 S SL 82 X SL 82 0-2 ① G2-3		4	0	0	1	0	0	3
62 José Ureña, R (1, 1) OBP: 0.077, SLG: 0.077 22 Dustin McGowan, R (5, 1) 28 Tyler Moore, R (6, PH) OBP: 0.194, SLG: 0.333 66 Jarlín García, L (7, 1) 64 Nick Wittgren, R (7, 1) 35 David Phelps, R (8, 1) 51 Ichiro Suzuki, L (8, PH) OBP: 0.219, SLG: 0.246 44 AJ Ramos, R (9, 1)		B SI 94 C SI 93 B SI 94 X SI 93 2-1 ② L9		B FF 93 F FF 92 C SL 81 M SL 82 1-3 ③ K		D FS 84 B FF 94 S FS 83 S FS 84 S FS 86 2-3 ② K		B SI 94 S SL 81 B SL 82 C FF 94 B SL 82 C SI 95 3-3 ② K		2 0 1 0 0 0 1 0 0	0 0 0 0 0 0 0 0 0	0 0 0 0 0 0 0 0 0	0 0 0 0 0 0 0 0 0	1 0 1 0 0 0 0 0 1	1 0 2 0 0 0 0 0 0
Inning Stats	R: 4 E: 0 K: 0 S: 16 H: 3 LOB: 0 BB: 1 P: 26	R: 0 E: 0 K: 1 S: 8 H: 0 LOB: 0 BB: 0 P: 13	R: 0 E: 0 K: 1 S: 5 H: 1 LOB: 0 BB: 0 P: 11	R: 1 E: 1 K: 2 S: 13 H: 1 LOB: 1 BB: 0 P: 17	R: 1 E: 0 K: 0 S: 11 H: 2 LOB: 1 BB: 0 P: 15	R: 0 E: 0 K: 1 S: 12 H: 2 LOB: 2 BB: 0 P: 21	R: 1 E: 0 K: 0 S: 16 H: 2 LOB: 2 BB: 1 P: 30	R: 0 E: 0 K: 2 S: 9 H: 0 LOB: 0 BB: 0 P: 14		1B: 6 2B: 2 3B: 0 HR: 3 SF: 0 SAC: 0 DP: 1 HBP: 0					

PITCHER		IP	WLS	BF	H	R	ER	SO	BB	IBB	HBP	BLK	WP	HR	S	P	ERA	WHIP
46 Patrick Corbin, L ERA: 5.43	(1, 1)	5.0	L	25	9	6	5	4	1	0	0	0	0	3	60	95	9.00	2.000
29 Jorge De La Rosa, L ERA: 4.05	(6, 1)	1.1		5	0	1	1	1	1	0	0	0	0	0	12	20	6.75	0.750
54 Tom Wilhelmsen, R ERA: 4.7	(7, 1)	0.0		2	2	0	0	0	0	0	0	0	0	0	3	7	∞	∞
40 Andrew Chafin, L ERA: 2.29	(7, 1)	1.2		5	0	0	0	2	0	0	0	0	0	0	15	25	0.00	0.000

PITCHER	IP	WLS	BF	H	R	ER	SO	BB	IBB	HBP	BLK	WP	HR	S	P	ERA	WHIP

BOTTOM

Arizona Diamondbacks @ Miami Marlins

Marlins Park, Miami, FL

Fri Jun 02 2017, 7:13 PM - 10:13 PM EDT

Att. 17,413 - Roof Closed - 74 F

livebaseballscorecards.com

AB	35
R	7
H	11
RBI	7
BB	2
SO	7
LOB	17

WP: 0	PA: 37
PB: 1	
SB: 0	
CS: 0	

Batter	1	2	3	4	5	6	7	8	9	AB	R	H	RBI	BB	SO	LOB
14 Rey Fuentes, L (1, 8) OBP: 0.156, SLG: 0.182	C SI 92 B KC 78 X SI 92 1-1 ① G3-1			B CH 82 S CH 82 X SI 92 1-1 ① G4-3			C KC 76 C CH 81 S KC 79 0-3 ① K			3	0	0	0	0	1	0
6 David Peralta, L (1, 9) OBP: 0.356, SLG: 0.447	B SI 92 B SI 92 C SI 92 X SI 92 2-1 ② G6-3			C FF 93 B KC 81 X FF 93 1-1 ② G1-3			C SI 92 B SI 93 F KC 79 B CH 84 B CH 82 X CH 83 3-2 ② G4-3			3	0	0	0	0	0	0
44 Paul Goldschmidt, R (1, 3) OBP: 0.426, SLG: 0.566	C SI 92 B CH 85 F FF 94 F CH 86 B KC 82 C CH 85 2-3 ③ K			C KC 81 S CH 84 B FF 94 B CH 85 X CH 86 2-2 ③ G6-3			C KC 82 S CH 85 B CH 86 S FF 91 1-3 ③ K			3	0	0	0	0	2	0
22 Jake Lamb, L (1, 5) OBP: 0.367, SLG: 0.560		C SI 92 B KC 79 B CH 83 X SI 91 2-1 ① F7			B SI 92 C KC 77 B CH 84 B CH 82 B SI 91 4-1 27 G6-3 BB			C KC 80 B SI 92 T KC 80 S CH 84 1-3 ① K			2	0	0	0	1	1	0
10 Chris Herrmann, L (1, 7) OBP: 0.289, SLG: 0.390		B SI 92 X SI 92 1-0 ② G3			C FF 92 B CH 82 1 SAFE B SI 91 F SI 92 F CH 84 S CH 84 2-3 ① K			B CH 84 B SI 92 B KC 80 C SI 92 D CH 83 4-1 27 G5-4-3 BB		2	0	0	0	1	1	1
27 Brandon Drury, R (1, 4) OBP: 0.323, SLG: 0.437		C SI 93 B SI 92 X CH 82 1-1 ③ L9			1 SAFE D SI 92 B SI 91 F SI 92 C KC 80 X CH 84 2-2 ②③ G6-3 1-2f			F SI 92 X CH 82 0-1 ②③ G5-4-3 1-2f		3	0	0	0	0	0	2
13 Nick Ahmed, R (1, 6) OBP: 0.310, SLG: 0.463			B SI 92 C SI 91 C SI 92 C SI 93 1-3 ① K			X SI 91 0-0 ① G6-3			F SI 92 S CH 83 F SI 92 S CH 86 0-3 ① K	3	0	0	0	0	2	0
2 Jeff Mathis, R (1, 2) OBP: 0.198, SLG: 0.304 3 Daniel Descalso, L (9, PH) OBP: 0.333, SLG: 0.393			X KC 79 0-0 ② G6-3			C FF 92 X CH 84 0-1 ② P3			B KC 80 B KC 79 C SI 94 F CH 84 S CH 86 2-3 ② K	2 1	0 0	0 0	0 0	0 0	0 1	0 0
48 Randall Delgado, R (1, 1) 30 T.J. McFarland, L (6, 1) 60 J.J. Hoover, R (8, 1) 16 Chris Owings, R (9, PH) OBP: 0.340, SLG: 0.462			C SI 90 S SI 92 S KC 80 0-3 ③ K			C SI 92 X KC 81 0-1 ③ F8			C KC 81 F CH 84 S CH 86 0-3 ③ K2-3	2 0 0 1	0 0 0 0	0 0 0 0	0 0 0 0	1 0 0 1	0 0 0 0	0 0 0 0
Inning Stats	R: 0 E: 0 K: 1 S: 8 H: 0 LOB: 0 BB: 0 P: 13	R: 0 E: 0 K: 0 S: 5 H: 0 LOB: 0 BB: 0 P: 9	R: 0 E: 0 K: 2 S: 7 H: 0 LOB: 0 BB: 0 P: 8	R: 0 E: 0 K: 0 S: 7 H: 0 LOB: 0 BB: 0 P: 11	R: 0 E: 0 K: 1 S: 8 H: 0 LOB: 0 BB: 1 P: 16	R: 0 E: 0 K: 0 S: 5 H: 0 LOB: 0 BB: 0 P: 5	R: 0 E: 0 K: 2 S: 9 H: 0 LOB: 0 BB: 0 P: 13	R: 0 E: 0 K: 1 S: 6 H: 0 LOB: 0 BB: 1 P: 11	R: 0 E: 0 K: 3 S: 10 H: 0 LOB: 0 BB: 0 P: 12	1B: 0 2B: 0 3B: 0 HR: 0	SF: 0 SAC: 0 DP: 2 HBP: 0		WP: 0 PB: 0 SB: 0 CS: 0	PA: 27			

PITCHER	IP	WLS	BF	H	R	ER	SO	BB	IBB	HBP	BLK	WP	HR	S	P	ERA	WHIP
36 Edinson Volquez, R (1, 1) ERA: 3.79	9.0	W	27	0	0	0	10	2	0	0	0	0	0	65	98	0.00	0.222

PITCHER	IP	WLS	BF	H	R	ER	SO	BB	IBB	HBP	BLK	WP	HR	S	P	ERA	WHIP

TOP

Arizona Diamondbacks @ Miami Marlins

Marlins Park, Miami, FL

Sat Jun 03 2017, 4:13 PM - 6:44 PM EDT

Att. 21,548 - Roof Closed - 72 F

livebaseballscorecards.com

AB	25
R	0
H	0
RBI	0
BB	2
SO	10
LOB	3

BOTTOM

Arizona Diamondbacks @ Miami Marlins

Marlins Park, Miami, FL

Sat Jun 03 2017, 4:13 PM - 6:44 PM EDT

Att. 21,548 - Roof Closed - 72 F

livebaseballscorecards.com

Batter	1	2	3	4	5	6	7	8	9	AB	R	H	RBI	BB	SO	LOB
9 Dee Strange-Gordon, L (1, 4) OBP: 0.338, SLG: 0.347	B FF 93 F FF 94 X FF 94 1-1 ① F8		F CU 80 B SL 86 B FF 94 X CH 84 2-1 ③ L9		X SI 91 0-0 27 G6-4-3 1-2 1B		B SI 92 C SI 92 B SL 82 F SI 93 S SI 93 2-3 ③ K			4	0	1	0	0	1	1
27 Giancarlo Stanton, R (1, 9) OBP: 0.361, SLG: 0.571	B SL 85 S SL 86 B FF 91 X FF 94 2-1 21 G4-6-3 1B			B SL 85 B FF 92 C FF 94 B FF 95 S SL 83 B SL 86 4-2 13 1B 41 1B BB	D SL 85 C SI 94 X FF 94 1-1 ②③ G6-4-3 1-2f			B SL 85 B FF 93 B FF 92 B FF 93 4-0 21 1B 13 1B BB		2	2	1	0	2	0	2
21 Christian Yelich, L (1, 8) OBP: 0.349, SLG: 0.410	S CH 85 T FF 96 1 SAFE X CH 87 0-2 ②③ G4-6-3 1-2f			C FF 94 F FF 94 B CH 86 B FF 92 F CH 86 X FF 94 2-2 ① P5		B CU 79 C CH 85 B CU 80 B FF 90 B FF 93 X FF 92 3-2 41 G4-3 13 S 1B		C FF 93 B FF 92 C SL 89 B SL 85 F FF 92 X SL 83 2-2 13 1B 41 2B 1-2 1B		4	1	2	0	0	0	2
13 Marcell Ozuna, R (1, 7) OBP: 0.385, SLG: 0.563		B SL 86 B FF 95 F SL 86 X FF 96 2-1 ① F9		F FF 95 1 SAFE B SL 86 X SL 84 1-1 41 1B 1-2 1B		1 SAFE F FF 95 1 SAFE S CH 85 B FF 93 F CH 86 X SL 84 1-2 ① G6-3 1-2		B FF 94 X SL 84 1-0 41 2B 39 FC3-2 1-2 2-H 1B		4	0	2	1	0	0	1
41 Justin Bour, L (1, 3) OBP: 0.371, SLG: 0.593		C CU 80 S SL 89 F FF 94 B SL 86 B SL 85 B CH 87 F SL 84 X FF 95 3-2 ② P5		X CH 86 0-0 1-3 2-H 1B		F SI 91 X SI 92 0-1 ② G4-3 2-3		B CU 76 B FF 93 X SL 83 2-0 39 FC3-2 1-3 2-H 2B		4	0	2	2	0	0	1
11 J.T. Realmuto, R (1, 2) OBP: 0.365, SLG: 0.428		X FF 95 0-0 ③ P3		S SL 86 B FF 93 C FF 94 B FF 93 S SL 86 2-3 ② K		B SI 92 B CH 84 2-0 32 S IBB		C FF 94 S FF 94 F SL 84 S FF 92 0-3 ① K		3	0	0	0	1	2	4
32 Derek Dietrich, L (1, 5) OBP: 0.307, SLG: 0.328			C FF 93 B CH 86 B FF 94 C FF 92 S FF 95 2-3 ① K	S CH 86 B FF 94 F CH 85 F FF 94 F SL 85 B FF 93 X CH 85 2-2 ③ F8		C SI 91 F SI 92 B SI 92 F SI 92 F SI 93 F SI 93 F SL 82 X SI 93 1-2 ③ G4-3 1-2			0-0 39 FC3-2 IBB	3	0	0	0	1	1	4
39 JT Riddle, L (1, 6) OBP: 0.263, SLG: 0.432			C FF 91 B CH 86 B CH 86 S CH 84 T FF 95 2-2 ② K		B FF 91 C FF 94 B FF 94 F FF 94 F CH 86 F CH 87 C FF 94 2-3 ① K		F SI 92 X SL 80 0-1 ① G3-1	S CU 78 X CU 78 0-1 ② FC3-2 1-2 2-3 3-Hf		4	0	0	0	0	2	3
36 Edinson Volquez, R (1, 1) OBP: 0.250, SLG: 0.250			B FF 94 S FF 94 B FF 94 X FF 95 2-1 1B		X FF 93 0-0 E5 9 1B		C SI 91 S SI 92 B SL 81 S SI 92 1-3 ② K	C SL 86 S SL 85 S SL 85 0-3 ③ K		4	0	1	0	0	2	3

Inning Stats	1	2	3	4	5	6	7	8	9
	R: 0 E: 0 K: 0 S: 7 H: 1 LOB: 0 BB: 0 P: 10	R: 0 E: 0 K: 0 S: 8 H: 0 LOB: 0 BB: 0 P: 13	R: 0 E: 0 K: 2 S: 10 H: 1 LOB: 1 BB: 0 P: 18	R: 1 E: 0 K: 1 S: 17 H: 2 LOB: 2 BB: 1 P: 28	R: 0 E: 1 K: 1 S: 10 H: 1 LOB: 1 BB: 0 P: 13	R: 0 E: 0 K: 0 S: 16 H: 1 LOB: 2 BB: 1 P: 23	R: 0 E: 0 K: 2 S: 8 H: 0 LOB: 0 BB: 0 P: 11	R: 2 E: 0 K: 2 S: 15 H: 3 LOB: 3 BB: 2 P: 24	

	AB	32
	R	3
	H	9
	RBI	3
	BB	4
	SO	8
	LOB	21

1B: 8 SF: 0
2B: 1 SAC: 0
3B: 0 DP: 2
HR: 0 HBP: 0

WP: 0 PA: 36
PB: 0
SB: 2
CS: 0

PITCHER	IP	WLS	BF	H	R	ER	SO	BB	IBB	HBP	BLK	WP	HR	S	P	ERA	WHIP
48 Randall Delgado, R (1, 1) ERA: 3.24	5.1	L	22	6	1	1	4	1	0	0	0	0	0	59	93	1.69	1.312
30 T.J. McFarland, L (6, 1) ERA: 0.55	1.2		6	0	0	0	2	0	1	0	0	0	0	17	23	0.00	0.000
60 J.J. Hoover, R (8, 1) ERA: 4.43	1.0		8	3	2	2	2	1	1	0	0	0	0	15	24	18.00	4.000

PITCHER	IP	WLS	BF	H	R	ER	SO	BB	IBB	HBP	BLK	WP	HR	S	P	ERA	WHIP

Arizona Diamondbacks @ Miami Marlins

Marlins Park, Miami, FL

Sun Jun 04 2017, 1:11 PM - 4:43 PM EDT

Att. 20,387 - Roof Closed - 74 F

livebaseballscorecards.com

Batter	1	2	3	4	5	6	7	8	9	AB	R	H	RBI	BB	SO	LOB
3 Daniel Descalso, L (1, 4) OBP: 0.337, SLG: 0.416	C B FC 85 X CH 82 1-1 10 F7 44 1B 2B	C SI 89 F SI 89 S FC 89 0-3 ③ K		B SI 91 F FF 90 B FC 88 B KC 76 X SI 89 3-1 44 2B 2-H 3-H 2B		C FF 94 F CH 88 B FF 95 F SL 79 B SL 79 B FF 95 C FF 96 3-3 ① K		B SI 94 S FC 90 B FC 91 S KC 81 F FF 95 S FC 92 2-3 ③ K		5	2	2	2	0	3	2
10 Chris Herrmann, L (1, 7) OBP: 0.274, SLG: 0.366	C FF 89 B FF 90 C FC 87 F FC 88 X SI 90 1-2 ① F7 2-3		C FF 89 F KC 76 C FC 86 0-3 ① K	B SI 90 F FC 87 F FF 89 X SI 90 1-2 ② F7		B SL 78 S CH 86 B SL 78 S FF 95 C FF 96 2-3 ② K			B SL 80 X SL 80 1-0 ① F7	5	0	0	0	0	2	2
44 Paul Goldschmidt, R (1, 3) OBP: 0.429, SLG: 0.569	F SI 88 X SI 88 0-1 3-H 1B		B KC 75 B FF 90 B FF 90 C FF 91 B SI 90 4-1 22 2B 16 G4-3 BB	S SL 84 F SI 93 B SL 86 F SI 91 D SL 85 D SL 87 F FF 92 X FF 92 3-2 2-H 2B		B FF 94 S FF 94 C FF 95 X FF 94 1-2 E4 22 CS			B FF 93 B SL 81 B FF 94 C SL 80 S FF 93 C SL 80 3-3 ② K	4	1	2	2	1	1	0
22 Jake Lamb, L (1, 5) OBP: 0.368, SLG: 0.559	F FC 88 1 SAFE F KC 76 1 SAFE C SI 90 0-3 ② K		F FC 88 X SI 90 0-1 16 G4-3 1-3 2B	0-0 IBB		C SL 79 1 SAFE B SL 78 1 SAFE 1 SAFE D FF 95 2-1 ③ CS 1-2	B SL 84 F FF 94 C FF 94 B SL 86 S SL 85 2-3 ① K		B FF 94 B CH 86 F SL 81 B CH 85 F CH 85 C CH 87 3-3 ③ K	4	0	1	0	1	3	1
16 Chris Owings, R (1, 9) OBP: 0.333, SLG: 0.453 25 Archie Bradley, R (7, 1) 40 Andrew Chafin, R (8, 1)	C FF 90 1 SAFE B SI 88 F FC 88 C SI 91 1-3 ③ K		B SI 90 F SI 90 X SI 87 1-1 ② G4-3 2-3 3-H	X FF 93 0-0 ③ L8			B SL 83 X SL 84 1-0 ② F9			4 0 0	0 0 0	0 0 0	1 0 0	0 0 0	1 0 0	4 0 0
8 Chris Iannetta, R (1, 2) OBP: 0.295, SLG: 0.500		C FF 89 B SI 86 C FC 86 B FC 88 B SI 88 D FC 88 4-2 14 2B BB	B FF 91 B SI 88 F KC 89 C KC 78 C SI 90 2-3 ③ K		B SL 84 X SL 83 1-0 ① G6-3		B FF 92 C SL 83 F FF 93 B FF 92 B SL 83 B SL 83 4-2 13 FC6-4 BB		2	0	0	0	2	1	1
13 Nick Ahmed, R (1, 6) OBP: 0.308, SLG: 0.452		B SI 89 1 SAFE F FF 88 1 SAFE X SI 89 1-1 ① L5	B FF 88 C KC 76 B SI 88 C FF 90 B SI 90 B FF 91 4-2 14 1B 3 2B BB	C SI 93 F FF 94 F SL 85 S SL 86 0-3 ② K		C FF 91 B FF 91 C FF 92 X FF 92 1-2 ③ FC6-4 1-2f			3	1	0	0	1	1	2
14 Rey Fuentes, L (1, 8) OBP: 0.204, SLG: 0.250		F FF 90 S FC 87 X FC 87 0-2 1-3 2B	C KC 76 F SI 90 X FC 88 0-2 3 2B 1-3 1B	X FF 94 0-0 34 WP 1B				B KC 82 X SI 93 1-0 ① F7	4	1	3	0	0	0	0
34 Braden Shipley, R (1, 1) 29 Jorge De La Rosa, L (6, 1) 6 David Peralta, L (7, 9) OBP: 0.354, SLG: 0.444		B FC 88 X FC 89 1-0 ② G5-3	F FC 86 X SI 87 0-1 ① G5-3	1 SAFE T SI 92 1 SAFE F SL 87 D SL 85 B SL 88 X SL 86 2-2 ③ G6-3 1-2				T FC 90 X FC 92 0-1 ② G4-3	3 0 1	0 0 0	0 0 0	0 0 0	0 0 0	0 0 0	5 0 0
Inning Stats	R: 1 E: 0 K: 2 S: 14 H: 2 LOB: 1 BB: 0 P: 17	R: 0 E: 0 K: 1 S: 11 H: 1 LOB: 2 BB: 1 P: 17	R: 1 E: 0 K: 2 S: 11 H: 1 LOB: 1 BB: 1 P: 18	R: 3 E: 0 K: 0 S: 18 H: 3 LOB: 2 BB: 2 P: 29	R: 0 E: 0 K: 1 S: 9 H: 1 LOB: 1 BB: 0 P: 12	R: 0 E: 1 K: 2 S: 11 H: 0 LOB: 0 BB: 0 P: 19	R: 0 E: 0 K: 1 S: 9 H: 0 LOB: 1 BB: 1 P: 17	R: 0 E: 0 K: 1 S: 7 H: 0 LOB: 0 BB: 0 P: 10	R: 0 E: 0 K: 2 S: 7 H: 0 LOB: 0 BB: 0 P: 14	1B: 3 2B: 5 3B: 0 HR: 0 SF: 0 SAC: 0 DP: 0 HBP: 0						

PITCHER		IP	WLS	BF	H	R	ER	SO	BB	IBB	HBP	BLK	WP	HR	S	P	ERA	WHIP
45 Vance Worley, R ERA: 6.59	(1, 1)	3.2		20	6	5	5	5	3	0	0	0	0	0	48	72	12.27	2.455
22 Dustin McGowan, R ERA: 3.45	(4, 1)	1.1		7	2	0	0	1	0	1	0	0	1	0	15	21	0.00	1.500
46 Kyle Barraclough, R ERA: 4.24	(6, 1)	1.0		3	0	0	0	2	0	0	0	0	0	0	11	19	0.00	0.000
66 Jarlín García, L ERA: 4.24	(7, 1)	0.1		1	0	0	0	1	0	0	0	0	0	0	3	5	0.00	0.000
64 Nick Wittgren, R ERA: 2.86	(7, 1)	0.2	W	3	0	0	0	0	1	0	0	0	0	0	6	12	0.00	1.500

PITCHER		IP	WLS	BF	H	R	ER	SO	BB	IBB	HBP	BLK	WP	HR	S	P	ERA	WHIP
35 David Phelps, R ERA: 2.79	(8, 1)	1.0	H	3	0	0	0	1	0	0	0	0	0	0	7	10	0.00	0.000
44 AJ Ramos, R ERA: 4.19	(9, 1)	1.0	S	3	0	0	0	2	0	0	0	0	0	0	7	14	0.00	0.000

TOP

AB	35
R	5
H	8
RBI	5
BB	5
SO	12
LOB	17

WP: 1 PA: 41
PB: 0
SB: 0
CS: 1

BOTTOM

Arizona Diamondbacks @ Miami Marlins

Marlins Park, Miami, FL

Sun Jun 04 2017, 1:11 PM - 4:43 PM EDT

Att. 20,387 - Roof Closed - 74 F

livebaseballscorecards.com

Batter	1	2	3	4	5	6	7	8	9	AB	R	H	RBI	BB	SO	LOB
9 Dee Strange-Gordon, L (1, 4) OBP: 0.339, SLG: 0.349	G4-3	27 S 1B		G4-6-3		G4-3		27 FC5-4 1B		5	0	2	0	0	0	1
27 Giancarlo Stanton, R (1, 9) OBP: 0.362, SLG: 0.570	G6-3	G6-3			13 F9 32 SF7 2B	21 BB		FC5-4 13 1B		4	1	1	0	1	0	3
21 Christian Yelich, L (1, 8) OBP: 0.348, SLG: 0.407	G4-3		13 2B 32 SF8 1B		CI 17 BB 32 SF7	FC1-6-4		L7		4	1	1	0	0	0	2
13 Marcell Ozuna, R (1, 7) OBP: 0.390, SLG: 0.566		32 E 32 FC3 28 HR BB	28 F9 2B		F9		G1-3			4	1	2	0	1	0	2
32 Derek Dietrich, L (1, 5) OBP: 0.304, SLG: 0.336		FC3 28 HR	SF8		SF7			17 1B 2B		3	2	1	2	0	1	3
28 Tyler Moore, R (1, 3) OBP: 0.229, SLG: 0.424		HR	F9		17 BB					3	1	1	3	1	1	2
17 A.J. Ellis, R (1, 2) OBP: 0.306, SLG: 0.209		9 1B 1B	F9		BB			39 1B 1B		3	0	2	1	1	0	1
39 JT Riddle, L (1, 6) OBP: 0.273, SLG: 0.435		F7		9 G4-6-3 1B	K					4	0	2	0	0	1	4
45 Vance Worley, R (7, 1) OBP: 0.429, SLG: 0.429 22 Dustin McGowan, R (4, 1) 46 Kyle Barraclough, R (8, 1) 51 Ichiro Suzuki, L (9, PH) OBP: 0.316, SLG: 0.342 66 Jarlin Garcia, L (7, 1) 64 Nick Wittgren, R (7, 1) 41 Justin Bour, L (7, PH) OBP: 0.364, SLG: 0.688 35 David Phelps, R (8, 1) 44 AJ Ramos, R (9, 1)		K	K			G4-3		G3-1		1 1 0 1 0 0 0 1 0 0	0 0 0 0 0 0 0 0 0 0	0 0 0 0 0 0 0 0 0 0	0 0 0 0 0 0 0 0 0 0	0 0 0 0 0 0 0 0 0 0	1 1 0 0 0 0 0 0 0 0	1 1 0 0 0 0 0 2 0 0
Inning Stats	R: 0 E: 0 K: 0 S: 11 H: 0 LOB: 0 BB: 0 P: 18	R: 3 E: 1 K: 1 S: 15 H: 3 LOB: 2 BB: 1 P: 24	R: 1 E: 0 K: 0 S: 9 H: 2 LOB: 1 BB: 0 P: 17	R: 0 E: 0 K: 1 S: 10 H: 1 LOB: 0 BB: 0 P: 12	R: 1 E: 1 K: 1 S: 16 H: 1 LOB: 3 BB: 2 P: 31	R: 0 E: 0 K: 0 S: 7 H: 0 LOB: 1 BB: 1 P: 13	R: 1 E: 0 K: 1 S: 24 H: 3 LOB: 2 BB: 0 P: 32	R: 0 E: 0 K: 1 S: 11 H: 2 LOB: 2 BB: 0 P: 17		1B: 8 2B: 3 3B: 0 HR: 1	SF: 2 SAC: 0 DP: 1 HBP: 0			WP: 0 PB: 0 SB: 1 CS: 0	PA: 41		

	AB	34
	R	6
	H	12
	RBI	6
	BB	4
	SO	5
	LOB	22

PITCHER		IP	WLS	BF	H	R	ER	SO	BB	IBB	HBP	BLK	WP	HR	S	P	ERA	WHIP
34 Braden Shipley, R ERA: 7.0	(1, 1)	5.0		26	7	5	4	3	3	0	0	0	0	1	61	102	7.20	2.000
29 Jorge De La Rosa, L ERA: 4.22	(6, 1)	1.1	L	6	1	1	1	0	1	0	0	0	0	0	12	20	6.75	1.500
25 Archie Bradley, R ERA: 1.4	(7, 1)	1.0		6	3	0	0	1	0	0	0	0	0	0	22	29	0.00	3.000
40 Andrew Chafin, L ERA: 2.21	(8, 1)	0.2		3	1	0	0	1	0	0	0	0	0	0	8	13	0.00	1.500

PITCHER		IP	WLS	BF	H	R	ER	SO	BB	IBB	HBP	BLK	WP	HR	S	P	ERA	WHIP

Batter	1	2	3	4	5	6	7	8	9	AB	R	H	RBI	BB	SO	LOB
9 Dee Strange-Gordon, L (1, 4) OBP: 0.333, SLG: 0.344	B FF 91 F SI 92 F SI 91 F SI 91 F CH 86 S FF 91 1-3 **K** ①		C B SI 92 X SI 92 1-1 G4-3 ③			D CH 86 X CH 87 1-0 SF8 ② 3-H		X FF 93 0-0 G1-3 ② 1-2		3	0	0	1	0	1	1
27 Giancarlo Stanton, R (1, 9) OBP: 0.360, SLG: 0.569 29 Brad Ziegler, R (8, 1)	B SI 92 S FF 93 B FF 93 X SI 93 2-1 G6-3 ②			B CH 86 X CH 86 1-0 F7 ①		C CU 82 X CU 80 0-1 2B		C CU 78 D CH 84 D CH 86 B CH 84 S CU 79 S CU 80 3-3 **K** ③		4 0	0 0	1 0	0 0	0 0	1 0	1 0
21 Christian Yelich, L (1, 8) OBP: 0.342, SLG: 0.399	C SI 92 B CH 88 X SI 93 1-1 L7 ③			C FF 92 X CH 87 0-1 G3-1 ②		B CU 75 D CU 77 C FF 95 B FF 91 X FF 95 3-1 G4-3 ③			C FF 92 B FC 89 F CU 78 B FF 90 X CH 85 2-2 G1-3 ①	4	0	0	0	0	0	1
13 Marcell Ozuna, R (1, 7) OBP: 0.392, SLG: 0.569		B SI 91 X SI 92 1-0 32 G4-6-3 2B		C FF 92 C CH 86 F CU 81 S CU 81 0-3 K2-3 ③			X FF 93 0-0 32 WP 11 G6-3 1B		B CU 77 C CU 77 B FC 89 C CU 77 F CU 78 F FC 88 S CU 79 2-3 K2-3 ②	4	0	2	0	0	2	0
11 J.T. Realmuto, R (1, 2) OBP: 0.362, SLG: 0.420		D CU 81 D CU 80 D SI 92 B FF 93 4-0 32 G4-6-3 BB			X FF 91 0-0 G4-3 ①		C CU 78 1 SAFE X FF 90 0-1 G6-3 ① 1-2		B CU 76 B FF 93 B FF 93 C FF 91 X FF 93 3-1 F9 ③	3	0	0	0	1	0	1
32 Derek Dietrich, L (1, 5) OBP: 0.298, SLG: 0.329		C FF 92 B FF 92 F SI 92 B B CH 88 F SI 92 F FF 94 X CH 88 3-2 G4-6-3 ①② 1-2f 2-3			B FF 91 F CH 85 C FF 93 X CU 78 1-2 P6 ②		B FF 95 C CU 77 B FF 95 B FC 90 F FF 91 S FF 94 3-3 **K** ② 2-3			3	0	0	0	0	1	3
28 Tyler Moore, R (1, 3) OBP: 0.211, SLG: 0.389		S CU 84 B SI 94 X SI 93 1-1 F7 ③			C CU 79 B F CH 86 B CU 79 C FF 94 2-3 **K** ③		S CH 84 B FF 95 B FC 89 F CH 85 D CH 84 X CU 77 3-2 G4-3 ③			3	0	0	0	0	1	2
39 JT Riddle, L (1, 6) OBP: 0.284, SLG: 0.453			C X CU 82 0-1 F7 ①			X SI 91 0-0 58 G4-3 9 SF8 2B		S CU 76 B FF 93 B FC 88 X FC 88 2-1 51 1B 1B		3	1	2	0	0	0	0
58 Dan Straily, R (1, 1) OBP: 0.050, SLG: 0.050 51 Ichiro Suzuki, L (8, PH) OBP: 0.227, SLG: 0.254 (8, 9)			B FF 92 F FF 91 F SI 92 B CU 80 F FF 92 F FF 93 C FF 92 2-3 **K** ②			X FF 92 0-0 G4-3 ① 2-3		C FF 92 1 SAFE B FF 94 X FF 93 1-1 9 G1-3 1B 1-2 1B		2 1	0 0	0 1	0 0	0 0	1 0	1 0
Inning Stats	R: 0 E: 0 K: 1 S: 9 H: 0 LOB: 0 BB: 0 P: 13	R: 0 E: 0 K: 0 S: 8 H: 1 LOB: 1 BB: 1 P: 17	R: 0 E: 0 K: 1 S: 9 H: 0 LOB: 0 BB: 0 P: 12	R: 0 E: 0 K: 1 S: 7 H: 0 LOB: 0 BB: 0 P: 8	R: 0 E: 0 K: 1 S: 7 H: 0 LOB: 0 BB: 0 P: 10	R: 1 E: 0 K: 0 S: 7 H: 2 LOB: 1 BB: 0 P: 11	R: 0 E: 0 K: 1 S: 9 H: 1 LOB: 1 BB: 0 P: 15	R: 0 E: 0 K: 1 S: 8 H: 2 LOB: 1 BB: 0 P: 14	R: 0 E: 0 K: 1 S: 10 H: 0 LOB: 0 BB: 0 P: 17	1B: 3 2B: 3 3B: 0 HR: 0 SF: 1 SAC: 0 DP: 1 HBP: 0						

PITCHER	IP	WLS	BF	H	R	ER	SO	BB	IBB	HBP	BLK	WP	HR	S	P	ERA	WHIP
33 Eddie Butler, R (1, 1) ERA: 3.75	5.2	W	20	3	1	1	4	1	0	0	0	0	0	45	66	1.59	0.706
38 Mike Montgomery, L (6, 1) ERA: 2.21	3.1	S	12	3	0	0	3	0	0	0	0	1	0	29	51	0.00	0.900

PITCHER	IP	WLS	BF	H	R	ER	SO	BB	IBB	HBP	BLK	WP	HR	S	P	ERA	WHIP

TOP

Miami Marlins @ Chicago Cubs

Wrigley Field, Chicago, IL

Mon Jun 05 2017, 7:07 PM - 9:21 PM CDT

Att. 34,037 - Clear - 60 F

livebaseballscorecards.com

AB	30
R	1
H	6
RBI	1
BB	1
SO	7
LOB	10

MIAMI

WP: 1 PA: 32
PB: 0
SB: 0
CS: 0

Miami Marlins @ Chicago Cubs

Wrigley Field, Chicago, IL

Mon Jun 05 2017, 7:07 PM - 9:21 PM CDT

Att. 34,037 - Clear - 60 F

BOTTOM

livebaseballscorecards.com

Batter	1	2	3	4	5	6	7	8	9	AB	R	H	RBI	BB	SO	LOB
18 Ben Zobrist, S (1, 4) (8, 7) OBP: 0.339, SLG: 0.411	B FF 89 C SI 88 B SI 90 X FF 90 2-1 17 HR 2B		B C CH 84 C FF 90 B SL 84 F FF 91 X CH 84 2-2 ① G3-1		C CU 76 B FF 90 C SL 85 B SL 85 S CH 84 2-3 ③ K			B SI 84 X SI 84 1-0 ① G4-3		4	1	1	0	0	1	0
17 Kris Bryant, R (1, 5) OBP: 0.384, SLG: 0.535	2 SAFE B SL 86 X FF 90 1-0 2-H HR		S CH 84 X CH 87 0-1 ② G5-3			F FF 90 B CH 83 B CH 82 F SL 84 F SL 85 S CH 83 2-3 ① K		F CU 76 B SI 85 B CH 77 X SI 85 2-1 ② G6-3		4	1	1	2	0	1	0
44 Anthony Rizzo, L (1, 3) OBP: 0.367, SLG: 0.449	C FF 91 C SL 84 X CH 84 0-2 ① L3		B FF 90 S CH 84 B X FF 91 2-1 ③ G4-3			F CH 84 X CH 84 0-1 ② G4-3		C CH 78 B SI 86 C CH 76 X CU 75 1-2 ③ G3-1		4	0	0	0	0	0	0
40 Willson Contreras, R (1, 2) OBP: 0.325, SLG: 0.420	F FF 90 B FF 92 B FF 91 B SI 91 X SI 91 3-1 22 G3 1B			B SL 83 X SL 83 1-0 ① F7		B CH 84 C FF 91 X FF 90 1-1 1B				3	0	2	0	0	0	0
22 Jason Heyward, L (1, 9) OBP: 0.314, SLG: 0.396	X FF 91 0-0 ② G3 1-2			B FF 90 B CH 83 F CH 83 X SI 91 2-1 ② F9		B SL 82 B CH 82 X FF 90 2-0 ③ F8				3	0	0	0	0	0	2
5 Albert Almora Jr., R (1, 8) OBP: 0.327, SLG: 0.410	C SL 83 X SL 83 0-1 ③ G4-3			B FF 90 B CH 86 B FF 90 C FF 89 X FF 88 3-1 HR			C FF 90 B CH 84 S CH 84 X SL 84 1-2 38 SH3-4 1B			3	1	2	1	0	0	1
9 Javier Báez, R (1, 6) (8, 4) OBP: 0.288, SLG: 0.490		B FF 90 F SL 85 B CH 83 S SL 85 B SL 84 S SL 84 3-3 ① K		B CH 84 B SL 86 B CH 86 C FF 92 X SL 86 3-1 ③ L6			F SL 82 1 SAFE X FF 90 0-1 ① F9			3	0	0	0	0	1	1
33 Eddie Butler, R (1, 1) 38 Mike Montgomery, L (6, 1)		C FF 87 B FF 90 X SI 89 1-1 ② L9			C CH 87 F SL 83 X SL 85 0-2 ① G6-3		L SI 91 X FF 89 0-1 ② SH3-4 1-2			2	0	0	0	0	0	0
										0	0	0	0	0	0	0
12 Kyle Schwarber, L (1, 7) OBP: 0.289, SLG: 0.346 27 Addison Russell, R (8, 6) OBP: 0.296, SLG: 0.343		B SI 90 X SI 89 1-0 ③ P5			C FF 91 F SL 84 B CH 84 S CH 83 1-3 ② K		B SL 84 C FF 91 B FF 91 F SL 85 S CH 84 2-3 ③ K2-3			3	0	0	0	0	2	1
										0	0	0	0	0	0	0
Inning Stats	R: 2 E: 0 K: 0 S: 11 H: 3 LOB: 1 BB: 0 P: 17	R: 0 E: 0 K: 1 S: 6 H: 0 LOB: 0 BB: 0 P: 11	R: 0 E: 0 K: 0 S: 8 H: 0 LOB: 0 BB: 0 P: 12	R: 1 E: 0 K: 0 S: 7 H: 1 LOB: 0 BB: 0 P: 16	R: 0 E: 0 K: 2 S: 9 H: 0 LOB: 0 BB: 0 P: 12	R: 0 E: 0 K: 1 S: 9 H: 1 LOB: 1 BB: 0 P: 14	R: 0 E: 0 K: 1 S: 10 H: 1 LOB: 1 BB: 0 P: 13	R: 0 E: 0 K: 0 S: 6 H: 0 LOB: 0 BB: 0 P: 10		1B: 3 2B: 1 3B: 0 HR: 2	SF: 0 SAC: 1 DP: 0 HBP: 0			WP: 0 PB: 0 SB: 0 CS: 0	PA: 30		

	AB	29
	R	3
	H	6
	RBI	3
	BB	0
	SO	5
	LOB	5

PITCHER		IP	WLS	BF	H	R	ER	SO	BB	IBB	HBP	BLK	WP	HR	S	P	ERA	WHIP
58 Dan Straily, R ERA: 3.59	(1, 1)	7.0	L	27	6	3	3	5	0	0	0	0	0	2	60	95	3.86	0.857
29 Brad Ziegler, R ERA: 6.08	(8, 1)	1.0		3	0	0	0	0	0	0	0	0	0	0	6	10	0.00	0.000

PITCHER	IP	WLS	BF	H	R	ER	SO	BB	IBB	HBP	BLK	WP	HR	S	P	ERA	WHIP

Miami Marlins @ Chicago Cubs

Wrigley Field, Chicago, IL

Tue Jun 06 2017, 7:08 PM - 10:06 PM CDT

Att. 34,082 - Clear - 67 F

TOP

livebaseballscorecards.com

Batter	1	2	3	4	5	6	7	8	9	AB	R	H	RBI	BB	SO	LOB
9 Dee Strange-Gordon, L (1, 4) OBP: 0.328, SLG: 0.338	B SI 92 B C SI 92 F SI 92 F SI 93 F SI 95 S CU 81 2-3 ① K		S SL 86 F SI 90 F SI 92 X CU 80 0-2 ① G4-3			C SI 90 B CU 78 B SI 91 F SI 90 B SI 92 F SI 90 F SI 90 X SI 91 3-2 ① G6-3		C FF 94 B FF 94 B CU 79 B FF 95 C FF 93 X FF 93 3-2 ① G4-3		4	0	0	0	0	1	0
27 Giancarlo Stanton, R (1, 9) OBP: 0.363, SLG: 0.565	C SI 93 B SI 94 B S CH 88 X SI 93 2-2 13 BB 21 BB 11 FC6-4 1B		X CU 79 0-0 ② G5-3			C SI 79 X SI 93 1-0 ② G6-3		B CU 83 B FF 94 B FF 95 B SI 95 4-0 BB		3	1	1	0	1	0	0
21 Christian Yelich, L (1, 8) OBP: 0.344, SLG: 0.395	C SI 94 1 SAFE B SI 94 S SL 89 D CU 82 B SL 88 F SI 94 F SI 94 1 SAFE 4-2 F CH 87 B CU 80 11 FC6-4 13 BB 1-2 BB		B SI 91 B SI 92 F SI 91 X SI 92 2-1 ③ G6-3			B SI 93 B SI 91 C SI 93 B SI 91 B SI 91 4-1 BB		B FF 95 C FF 95 C FF 95 S CU 83 1-3 ② K		2	0	0	0	2	1	1
13 Marcell Ozuna, R (1, 7) OBP: 0.389, SLG: 0.562	B CU 80 C SI 94 B CH 87 B CU 80 C SI 93 B SI 94 4-2 11 FC6-4 1-2 2-3 BB			F SI 91 F SI 92 X CH 88 0-2 ① L8		C SI 92 F SI 94 X CU 80 0-2 ③ G5-3		C CU 82 C CU 83 F CU 82 B FF 94 B FF 96 S CU 84 2-3 ③ K		3	0	0	0	1	1	2
11 J.T. Realmuto, R (1, 2) OBP: 0.360, SLG: 0.428	C SI 92 S SI 92 X CH 89 0-2 ② FC6-4 1-2f 2-3 3-H			C SI 93 B SI 94 B CH 86 X SI 94 2-1 ② G6-3			C SI 90 B SI 92 X SI 90 1-1 39 E 3B		C FF 96 C FF 97 B FF 95 F SI 94 B FF 97 B FF 97 F SL 86 S SL 84 3-3 ① K	4	1	1	1	0	1	2
39 JT Riddle, L (1, 6) OBP: 0.274, SLG: 0.434	C CH 86 B CU 80 S SI 94 S CU 80 1-3 ③ K			C CU 80 B SI 93 B CH 89 B SI 93 X SI 91 3-1 ③ G4-1			B SL 81 X SL 79 1-0 E6 28 G1-4-3 3-H		B SL 84 B SL 85 X FF 96 2-0 ② G3-1	4	0	0	1	0	1	2
28 Tyler Moore, R (1, 3) OBP: 0.190, SLG: 0.350		C SI 90 B SI 91 F CU 79 B SI 92 X SL 84 2-2 ① F9			F SI 92 X SI 92 0-1 ① L4		B SL 83 X SI 96 1-0 ① ② G1-4-3 1-2f		F FF 94 S SL 86 B SL 86 X FF 96 1-2 ③ G1-3	4	0	0	0	0	0	1
10 Christian Colón, R (1, 5) OBP: 0.222, SLG: 0.206 32 Derek Dietrich, L (7, PH) OBP: 0.302, SLG: 0.340 (7, 5)		B SI 92 X SI 92 1-0 ② G6-3			C SI 92 C SI 92 F CU 81 B SI 94 B SI 93 C CU 80 2-3 ② K		B SI 96 B SI 96 F SI 96 F SL 84 X SL 84 2-2 2B			2 1	0 0	0 1	0 0	0 0	1 0	0 0
31 Jeff Locke, L (1, 1) 29 Brad Ziegler, R (5, 1) 46 Kyle Barraclough, R (6, 1) 51 Ichiro Suzuki, L (7, PH) OBP: 0.224, SLG: 0.259 49 Brian Ellington, R (7, 1) 22 Dustin McGowan, R (7, 1)		C SI 92 F SI 92 S CU 79 0-3 ③ K			B SI 92 C SI 90 F SI 92 B CU 79 F SI 92 C SI 93 2-3 ③ K		C FF 96 C SI 96 B FS 91 S SI 97 1-3 ③ K			2 0 0 1 0 0	0 0 0 0 0 0	0 0 0 0 0 0	0 0 0 0 0 0	2 0 0 1 0 0	0 0 0 1 0 0	0 0 0 1 0 0
Inning Stats	R: 1 H: 1 E: 0 LOB: 2 K: 2 BB: 2 S: 21 P: 34	R: 0 H: 0 E: 0 LOB: 0 K: 1 BB: 0 S: 7 P: 10	R: 0 H: 0 E: 0 LOB: 0 K: 0 BB: 0 S: 7 P: 9	R: 0 H: 0 E: 0 LOB: 0 K: 0 BB: 0 S: 7 P: 12	R: 0 H: 0 E: 0 LOB: 0 K: 2 BB: 0 S: 10 P: 14	R: 0 H: 0 E: 0 LOB: 1 K: 0 BB: 1 S: 10 P: 18	R: 1 H: 2 E: 1 LOB: 1 K: 1 BB: 0 S: 10 P: 16	R: 0 H: 0 E: 0 LOB: 1 K: 2 BB: 1 S: 10 P: 20	R: 0 H: 0 E: 0 LOB: 0 K: 1 BB: 0 S: 9 P: 15	1B: 1 SF: 0 2B: 1 SAC: 0 3B: 1 DP: 1 HR: 0 HBP: 0						

	AB	30
	R	2
	H	3
	RBI	2
	BB	4
	SO	9
	LOB	9

PITCHER		IP	WLS	BF	H	R	ER	SO	BB	IBB	HBP	BLK	WP	HR	S	P	ERA	WHIP
49 Jake Arrieta, R ERA: 4.46	(1, 1)	6.0	W	23	2	2	2	5	3	0	0	0	0	0	64	100	3.00	0.833
32 Brian Duensing, L ERA: 3.04	(7, 1)	0.0		1	0	0	0	0	0	0	0	0	0	0	1	2	∞	∞
46 Pedro Strop, R ERA: 2.66	(7, 1)	1.0	H	3	1	0	0	1	0	0	0	0	0	0	7	11	0.00	1.000
52 Justin Grimm, R ERA: 5.89	(8, 1)	1.0		4	0	0	0	2	1	0	0	0	0	0	10	20	0.00	1.000
56 Héctor Rondón, R ERA: 4.57	(9, 1)	1.0		3	0	0	0	1	0	0	0	0	0	0	9	15	0.00	0.000

PITCHER		IP	WLS	BF	H	R	ER	SO	BB	IBB	HBP	BLK	WP	HR	S	P	ERA	WHIP

BOTTOM

Batter	1	2	3	4	5	6	7	8	9	AB	R	H	RBI	BB	SO	LOB
30 Jon Jay, L (1, 7) OBP: 0.387, SLG: 0.379	C FF 90 B FF 91 F SI 91 B KC 80 X SI 91 2-2 **G6-3** ①		C SI 90 X CH 81 0-1 **L9** ①		B KC 76 F SI 90 F SI 90 B SI 90 B SI 91 B SI 91 4-2 17 WP 44 HR **BB**	C FF 96 C FF 96 D SL 82 T CH 90 1-2 **K** ③	X FF 93 0-0 1-H 2-H **2B**			4	1	1	2	1	1	1
52 Justin Grimm, R (8, 1)										0	0	0	0	0	0	0
56 Héctor Rondón, R (9, 1)										0	0	0	0	0	0	0
17 Kris Bryant, R (1, 5) OBP: 0.393, SLG: 0.541	F FF 92 B SI 92 X CH 81 1-1 **1B**		B KC 78 F SI 90 B SI 90 F SI 91 B KC 80 B FF 91 4-2 40 WP 44 G3 **BB**		C FF 91 B SI 90 F SI 90 B CH 80 B SI 90 B KC 78 4-2 44 HR 1-3 **BB**		44 1B 2B F7			3	2	2	0	2	0	1
44 Anthony Rizzo, L (1, 3) OBP: 0.367, SLG: 0.462	B SI 90 C SI 90 C SI 91 B SI 91 F FF 91 F SI 90 F CH 82 F SI 90 F SI 90 2-2 X CH 81 **F9** ②		D KC 77 X FF 91 1-0 **G3** 1-2 ②		B X CH 80 1-0 1-H 3-H **HR**		B SI 98 F SI 98 B FF 98 S FF 98 X FF 98 2-2 22 2B 2-H **1B**	X SI 94 0-0 **G4-3** ①		5	2	2	4	0	0	2
40 Willson Contreras, R (1, 2) OBP: 0.322, SLG: 0.413	C SI 90 S CH 80 1 SAFE X SI 91 0-2 **G1-3** ③		B KC 82 C CH 81 X SI 90 1-1 **G5-3** ③ 2-3		B CH 81 X FF 91 1-0 **E6** 22 2B		F FF 98 S CU 87 B FF 98 S FF 98 1-3 **K** ①	B FF 94 B SI 94 X SI 93 2-0 **1B**		5	1	1	0	0	1	3
22 Jason Heyward, L (1, 9) OBP: 0.322, SLG: 0.415		C SI 91 B FF 92 X SI 90 1-1 5 BB **1B**	B KC 77 X SI 90 1-0 **P5** ①	C FF 90 B SI 89 X SI 90 1-1 1-H **2B**		X FF 97 0-0 5 1B 9 2B 2-H **2B**	X FF 95 0-0 **F7** ②		5	1	3	2	0	0	1
5 Albert Almora Jr., R (1, 8) OBP: 0.331, SLG: 0.404		B SI 90 B CH 80 B FF 91 C FF 90 B SI 90 4-1 1-2 **BB**	B KC 78 C CH 80 B SI 90 C FF 90 S CH 81 2-3 **K** ②	B CU 74 S CU 73 B CU 73 C CU 72 S CU 73 2-3 **K** ③		B CU 87 F FF 97 X CU 87 1-1 9 2B 2-3 **1B**	F FF 93 F SL 87 D SL 88 X SL 88 1-2 **G6-3** ③		4	1	1	0	1	2	2
9 Javier Báez, R (1, 4) OBP: 0.293, SLG: 0.494		C FF 92 D KC 78 X CH 81 1-1 **F3** ①	B CH 80 F SI 91 F SI 91 S KC 80 1-3 **K** ③		B SL 81 B FF 95 S FF 96 S SL 82 B SL 83 B SL 82 4-2 49 SH1-3 **BB**	F FF 97 B FF 97 X CU 85 1-1 30 2B 1-H 3-H **2B**			3	1	1	2	1	1	2
49 Jake Arrieta, R (1, 1) OBP: 0.115, SLG: 0.192		C FF 91 F KC 79 C SI 91 0-3 **K** ②		F SI 90 B SI 90 X SI 90 1-1 **F8** ①	X FF 95 0-0 **SH1-3** 1-2 ①	B FF 97 C FF 98 B FF 98 B FF 98 B FF 97 4-1 30 2B **BB**			2	0	0	0	0	1	2
32 Brian Duensing, L (7, 1)										0	0	0	0	0	0	0
46 Pedro Strop, R (7, 1)										0	0	0	0	0	0	0
8 Ian Happ, S (7, PH) OBP: 0.333, SLG: 0.515 (8, 7)										0	1	0	0	1	0	0
27 Addison Russell, R (1, 6) OBP: 0.291, SLG: 0.335		C KC 77 B SI 91 B SI 90 F CH 81 B KC 78 X FF 90 3-2 **G2-3** ③		C KC 76 X CH 80 0-1 **F8** ②	C FF 96 S SL 82 B FF 96 S SL 82 1-3 **K2-3** ②	C SI 92 F SI 92 D SL 87 B SL 86 F SI 94 X SL 86 2-2 **F9** ②			4	0	0	0	0	1	5

Inning Stats																				
	R: 0	H: 1		R: 0	H: 1		R: 0	H: 0		R: 0	H: 0		R: 4	H: 2		R: 0	H: 0		R: 6	H: 6		R: 0	H: 1	
	E: 0	LOB: 1		E: 0	LOB: 2		E: 0	LOB: 1		E: 0	LOB: 0		E: 1	LOB: 1		E: 0	LOB: 1		E: 0	LOB: 1		E: 0	LOB: 1	
	K: 0	BB: 0		K: 1	BB: 1		K: 0	BB: 1		K: 2	BB: 0		K: 1	BB: 2		K: 2	BB: 1		K: 1	BB: 1		K: 0	BB: 0	
	S: 16	P: 21		S: 11	P: 20		S: 7	P: 13		S: 7	P: 11		S: 15	P: 29		S: 9	P: 15		S: 20	P: 33		S: 6	P: 9	

1B: 5	SF: 0	WP: 3	PA: 42
2B: 5	SAC: 1	PB: 0
3B: 0	DP: 0	SB: 0
HR: 1	HBP: 0	CS: 0

PITCHER		IP	WLS	BF	H	R	ER	SO	BB	IBB	HBP	BLK	WP	HR	S	P	ERA	WHIP
31 Jeff Locke, L ERA: 3.48	(1, 1)	4.2	L	23	4	4	3	3	4	0	0	0	2	1	53	89	5.79	1.714
29 Brad Ziegler, R ERA: 6.0	(5, 1)	0.1		1	0	0	0	1	0	0	0	0	0	0	3	5	0.00	0.000
46 Kyle Barraclough, R ERA: 4.07	(6, 1)	1.0		4	0	0	0	2	1	0	0	0	0	0	9	15	0.00	1.000
49 Brian Ellington, R ERA: 5.91	(7, 1)	0.1		7	5	6	6	1	1	0	0	0	0	0	14	24	162.00	18.000
22 Dustin McGowan, R ERA: 3.26	(7, 1)	1.2		7	2	0	0	0	0	0	0	0	0	0	12	18	0.00	1.200

PITCHER		IP	WLS	BF	H	R	ER	SO	BB	IBB	HBP	BLK	WP	HR	S	P	ERA	WHIP

Miami Marlins @ Chicago Cubs

Wrigley Field, Chicago, IL

Tue Jun 06 2017, 7:08 PM - 10:06 PM CDT

Att. 34,082 - Clear - 67 F

livebaseballscorecards.com

AB	35
R	10
H	11
RBI	10
BB	6
SO	7
LOB	19

Batter	1	2	3	4	5	6	7	8	9	AB	R	H	RBI	BB	SO	LOB
9 Dee Strange-Gordon, L (1, 4) OBP: 0.329, SLG: 0.348	B FF 89 B FF 90 X FF 89 2-0 21 SF7 3B		C FC 82 B CH 83 B FC 80 F CU 78 S FC 84 2-3 ② K	F FF 90 B FF 90 X FC 82 1-1 ③ F8			B FF 93 L FF 92 F FF 94 F FF 92 B SL 82 F SL 81 F SI 92 F FF 93 X SL 81 2-2 27 S 27 K2-3 1B		B FF 96 C FF 96 B FF 97 C FF 96 F FF 96 S CU 82 2-3 ② K	5	2	2	0	0	2	2
27 Giancarlo Stanton, R (1, 9) OBP: 0.359, SLG: 0.555	C FF 92 B FF 92 F FC 83 S FC 83 1-3 ① K		B FC 84 H SI 89 2-0 HBP		B FF 90 S FC 82 B FC 83 S FF 91 B FF 92 S FC 82 3-3 ① K		1 SAFE 1 SAFE B SL 82 F CU 73 1 SAFE F SL 83 1 SAFE 1 SAFE 1 SAFE 3-3 B CU 71 B FF 93 S SL 80 K2-3 1-H		C CU 82 B CU 83 B CU 81 C CU 82 B CU 83 X FF 96 3-2 ③ F9	4	0	0	0	0	3	1
21 Christian Yelich, L (1, 8) OBP: 0.343, SLG: 0.392	B FF 90 B FC 82 B CU 78 C CU 76 X FF 91 3-1 ② SF7 3-H		B FF 90 X SI 90 1-0 ③ G3		C CU 76 X SI 90 0-1 ② G3-1		F FF 91 B CU 73 B CU 72 B SL 79 B FF 93 4-1 13 S BB			2	0	0	1	1	0	2
13 Marcell Ozuna, R (1, 7) OBP: 0.387, SLG: 0.570	B FF 91 X FF 90 1-0 ③ P3			F FF 91 B CH 85 F CH 84 B FF 92 B FC 83 S FF 92 3-3 ① K	B FF 92 B FC 82 S FC 82 X FF 91 2-1 HR		B CH 87 C CH 87 B CU 72 X CH 85 2-1 ③ L8 1-2			4	1	1	1	0	1	1
11 J.T. Realmuto, R (1, 2) OBP: 0.358, SLG: 0.440		B FF 90 SI 89 B SI 90 C FF 90 F FF 91 F SI 90 X FF 91 3-2 ① L7		B CU 78 B CH 81 C FC 82 F FF 90 X CH 84 2-2 HR	C SI 91 X FF 92 0-1 ③ F9			B CU 72 X FF 91 1-0 ① G1-6-3		4	1	1	1	0	0	0
32 Derek Dietrich, L (1, 5) (8, 3) OBP: 0.301, SLG: 0.338		C FF 90 B FC 83 C FC 82 X FC 83 1-2 ② L8		F FF 91 C FC 79 F SI 90 B FC 83 B FC 82 F FF 91 X CU 78 2-2 28 2B 39 1B 1B	X FF 89 0-0 ① G6-3			B SI 91 F FF 91 X SL 80 1-1 ② L7		4	1	1	0	0	0	0
28 Tyler Moore, R (1, 3) OBP: 0.217, SLG: 0.386 44 AJ Ramos, R (8, 1)		B FC 82 F FC 83 S FF 91 B FF 93 B FC 83 C FC 81 3-3 ③ K		X SI 91 0-0 39 1B 1-3 2B	B CU 75 B FC 82 X FC 80 2-0 ② P4			B CH 86 S CH 84 B FF 90 X SI 91 2-1 1B		4 0	1 0	2 0	0 0	0 0	1 0	0 0
39 JT Riddle, L (1, 6) OBP: 0.282, SLG: 0.437			C FC 81 X CH 83 0-1 62 SH4-3 1B	X FC 83 0-0 2-H 3-H 1B	B FF 89 C SI 90 X CH 83 1-1 ③ G4-3			C FF 92 B FF 91 F SL 81 T SI 92 1-2 ③ K		4	0	2	2	0	1	1
62 José Ureña, R (1, 1) OBP: 0.071, SLG: 0.071 66 Jarlín García, L (6, 1) 29 Brad Ziegler, R (6, 1) 51 Ichiro Suzuki, L (7, PH) OBP: 0.221, SLG: 0.247 35 David Phelps, R (7, 1) 64 Nick Wittgren, R (8, 1) 10 Christian Colón, R (8, 5) OBP: 0.216, SLG: 0.200			1 SAFE C FF 88 B FF 90 S FF 90 X FF 92 1-2 ① SH4-3 1-2	1 SAFE B SI 87 F FF 88 S FC 82 S FC 82 1-3 ② K			C FF 92 C FF 93 F SL 81 S SL 81 0-3 ① K		B FF 97 F FF 96 B CU 82 F FF 97 S FF 97 2-3 ① K	1 0 0 1 0 0 0 1	0 0 0 0 0 0 0 0	0 0 0 0 0 0 0 0	0 0 0 0 0 0 0 0	0 0 0 0 0 0 0 0	1 0 0 0 1 0 0 1	1 0 0 0 0 0 0 0
Inning Stats	R: 1 E: 0 K: 1 S: 7 H: 1 LOB: 0 BB: 0 P: 14	R: 0 E: 0 K: 1 S: 10 H: 0 LOB: 0 BB: 0 P: 17	R: 0 E: 0 K: 1 S: 9 H: 1 LOB: 2 BB: 0 P: 15	R: 3 E: 0 K: 2 S: 18 H: 4 LOB: 1 BB: 0 P: 27	R: 1 E: 0 K: 1 S: 9 H: 1 LOB: 0 BB: 0 P: 14	R: 0 E: 0 K: 0 S: 4 H: 0 LOB: 0 BB: 0 P: 7	R: 1 E: 0 K: 2 S: 17 H: 1 LOB: 1 BB: 1 P: 28	R: 0 E: 0 K: 1 S: 8 H: 1 LOB: 1 BB: 0 P: 13	R: 0 E: 0 K: 2 S: 10 H: 0 LOB: 0 BB: 0 P: 17	1B: 5 2B: 1 3B: 1 HR: 2	SF: 1 SAC: 1 DP: 0 HBP: 1	WP: 0 PB: 0 SB: 2 CS: 0	PA: 38			

PITCHER		IP	WLS	BF	H	R	ER	SO	BB	IBB	HBP	BLK	WP	HR	S	P	ERA	WHIP
41 John Lackey, R ERA: 5.12	(1, 1)	6.0	L	26	7	5	5	6	0	0	1	0	0	2	57	94	7.50	1.167
32 Brian Duensing, L ERA: 3.16	(7, 1)	2.0		9	2	1	1	3	1	0	0	0	0	0	25	41	4.50	1.500
6 Carl Edwards Jr., R ERA: 0.79	(9, 1)	1.0		3	0	0	0	2	0	0	0	0	0	0	10	17	0.00	0.000

PITCHER	IP	WLS	BF	H	R	ER	SO	BB	IBB	HBP	BLK	WP	HR	S	P	ERA	WHIP

Miami Marlins @ Chicago Cubs

Wrigley Field, Chicago, IL

Wed Jun 07 2017, 7:07 PM - 10:12 PM CDT

Att. 37,294 - Partly Cloudy - 73 F

TOP

livebaseballscorecards.com

AB	34
R	6
H	9
RBI	5
BB	1
SO	11
LOB	8

MIAMI

Miami Marlins @ Chicago Cubs

Wrigley Field, Chicago, IL

Wed Jun 07 2017, 7:07 PM - 10:12 PM CDT

Att. 37,294 - Partly Cloudy - 73 F

BOTTOM

livebaseballscorecards.com

Batter	1	2	3	4	5	6	7	8	9	AB	R	H	RBI	BB	SO	LOB
8 Ian Happ, S (1, 8) (7, 4) OBP: 0.337, SLG: 0.542	B SI 96 C SI 97 F SI 97 B FF 97 B SI 98 X SI 97 3-2 G4-3 ①		B SL 86 B SI 98 B CH 90 B FF 96 4-0 44 2B BB		C SL 88 X FF 96 0-1 HR		C KC 81 C FC 91 S KC 81 0-3 K2-3 ①	C SL 81 S CH 85 F SL 83 S SL 83 0-3 K ③		4	2	1	1	1	2	1
17 Kris Bryant, R (1, 5) OBP: 0.389, SLG: 0.531	T SI 99 X FF 99 0-1 G5-3 ②		B FF 98 X FF 97 1-0 F4 ②		C CH 89 B SL 86 F FF 97 F FF 96 B SI 96 B SL 87 F SI 97 B CH 90 4-2 BB		F FF 94 B SI 95 F KC 83 F FF 96 B FF 96 F FC 93 X SI 96 2-2 G5-3 ②		B SL 81 X SL 81 1-0 F9 ①	4	0	0	0	1	0	2
44 Anthony Rizzo, L (1, 3) (3, 4) (3, 3) (4, 4) (4, 3) OBP: 0.375, SLG: 0.470	B SI 98 B SI 92 B FF 96 F FF 97 B FF 97 4-1 BB		C FF 98 D SI 92 B SI 98 X CH 90 2-1 1-H 2-H 2B		S SL 85 B SI 96 B SL 86 X SI 95 2-1 G6-3 ③		C FC 91 F FF 94 B FC 92 B KC 82 X FC 92 2-2 18 BB 1B		C SL 84 B CH 89 B FF 96 C SL 82 B CH 86 B SL 83 4-2 18 FC1-6 BB	3	0	2	2	2	0	1
18 Ben Zobrist, S (1, 4) (3, 3) (3, 4) (4, 3) (4, 4) (7, 6) OBP: 0.335, SLG: 0.401	C SI 97 X SL 87 0-1 G4-3 ③		B SI 98 B CH 90 C SI 96 S CH 88 B SI 98 F SL 88 S CH 89 3-3 K ③			S SL 84 B FF 94 L FF 94 F CH 87 B SL 86 X CH 86 2-2 P4 ①	B KC 82 B KC 82 B FC 91 C SI 94 B SI 94 4-1 1-2 BB		B SI 92 B SL 81 X FF 93 2-0 FC1-6 ② 1-2f	4	0	0	0	1	1	3
22 Jason Heyward, L (1, 9) OBP: 0.318, SLG: 0.409		B SI 97 B FF 97 X FF 97 2-0 F8 ①		B FF 95 B CH 89 F FF 96 B FF 97 X FF 96 3-1 G1 ①		C FF 94 S FF 94 B FF 95 X FF 94 1-2 47 HBP 1B	B FC 90 X FF 95 1-0 G4-3 ③		C SL 82 X SL 81 0-1 F8 ③	5	0	1	0	0	0	3
40 Willson Contreras, R (1, 2) OBP: 0.318, SLG: 0.408 47 Miguel Montero, L (6, PH) (7, 2) OBP: 0.358, SLG: 0.452		C FF 98 B CH 91 F FF 97 F CH 91 B SI 98 T FF 97 2-2 K ②		F CH 90 F SI 97 B CH 90 X SI 96 1-2 F9 ②		S SI 83 H CH 77 1-1 1-2 HBP		F FF 93 C CH 86 B SI 93 S FF 94 1-3 K ①		2 1	0 0	0 0	0 0	0 0	1 1	0 0
9 Javier Báez, R (1, 6) OBP: 0.287, SLG: 0.484 32 Brian Duensing, L (7, 1) 5 Albert Almora Jr., R (8, PH) OBP: 0.328, SLG: 0.400 6 Carl Edwards Jr., R (9, 1)		X FF 98 0-0 F8 ③		C SL 84 B CH 89 C SL 84 B SL 85 B CH 88 S SL 86 3-3 K ③		F CU 73 S CU 74 S CU 73 0-3 K ②		X SL 84 0-0 G6-3 ②		3 0 1 0	0 0 0 0	0 0 0 0	0 0 0 0	0 0 0 0	2 0 0 0	2 0 0 0
41 John Lackey, R (1, 1) OBP: 0.174, SLG: 0.217 30 Jon Jay, L (6, PH) (7, 8) OBP: 0.389, SLG: 0.381			C SI 98 C FF 98 C SI 98 0-3 K ①		B SI 95 F FF 94 S SL 86 C SL 87 1-3 K ①	X CH 76 0-0 G3 ③		C SL 83 B CH 87 C FF 94 F FF 95 B CH 87 X FF 93 2-2 12 2B 1B		2 2	0 1	0 1	0 0	0 0	2 0	0 2
12 Kyle Schwarber, L (1, 7) OBP: 0.297, SLG: 0.381			B FF 98 B SI 91 X SI 97 2-0 44 2B 2B		C SL 85 B CH 88 B SI 96 B SI 94 C FF 95 X FF 96 3-2 F7 ②		C KC 81 B FC 91 C KC 81 X FF 95 1-2 HR	B FF 93 F CH 86 F FF 93 F FF 92 X CH 86 1-2 1-H 2B		4	2	3	2	0	0	0
Inning Stats	R: 0 E: 0 K: 0 S: 8 H: 0 LOB: 1 BB: 1 P: 15	R: 0 E: 0 K: 1 S: 6 H: 0 LOB: 0 BB: 0 P: 10	R: 2 E: 0 K: 2 S: 11 H: 2 LOB: 1 BB: 1 P: 23	R: 0 E: 0 K: 1 S: 8 H: 0 LOB: 0 BB: 0 P: 15	R: 1 E: 0 K: 1 S: 14 H: 1 LOB: 1 BB: 1 P: 24	R: 0 E: 0 K: 1 S: 12 H: 1 LOB: 2 BB: 0 P: 16	R: 1 E: 0 K: 1 S: 16 H: 2 LOB: 2 BB: 1 P: 26	R: 1 E: 0 K: 2 S: 16 H: 2 LOB: 1 BB: 0 P: 20	R: 0 E: 0 K: 0 S: 6 H: 0 LOB: 1 BB: 1 P: 13	1B: 3 2B: 3 3B: 0 HR: 2 SF: 0 SAC: 0 DP: 0 HBP: 1						

	AB	35
	R	5
	H	8
	RBI	5
	BB	5
	SO	9
	LOB	14

	WP: 0	PA: 41
	PB: 0	
	SB: 0	
	CS: 0	

PITCHER		IP	WLS	BF	H	R	ER	SO	BB	IBB	HBP	BLK	WP	HR	S	P	ERA	WHIP
62 José Ureña, R ERA: 3.96	(1, 1)	5.0	W	21	3	3	3	5	3	0	0	0	0	1	47	87	5.40	1.200
66 Jarlín García, L ERA: 4.15	(6, 1)	0.1	H	2	1	0	0	0	0	0	0	0	0	0	7	10	0.00	3.000
29 Brad Ziegler, R ERA: 5.84	(6, 1)	0.2	H	3	0	0	0	1	0	0	1	0	0	0	5	6	0.00	0.000
35 David Phelps, R ERA: 3.0	(7, 1)	1.0	H	6	2	1	1	1	1	0	0	0	0	1	16	26	9.00	3.000
64 Nick Wittgren, R ERA: 3.18	(8, 1)	0.2	H	4	2	1	1	1	0	0	0	0	0	0	12	16	13.50	3.000

PITCHER		IP	WLS	BF	H	R	ER	SO	BB	IBB	HBP	BLK	WP	HR	S	P	ERA	WHIP
44 AJ Ramos, R ERA: 3.92	(8, 1)	1.1	S	5	0	0	0	1	1	0	0	0	0	0	10	17	0.00	0.750

Miami Marlins @ Pittsburgh Pirates

PNC Park, Pittsburgh, PA

Thu Jun 08 2017, 7:06 PM - 10:12 PM EDT

Att. 21,744 - Cloudy - 67 F

TOP

livebaseballscorecards.com

Batter	1	2	3	4	5	6	7	8	9	AB	R	H	RBI	BB	SO	LOB
9 Dee Strange-Gordon, L (1, 4) OBP: 0.327, SLG: 0.345	F FF 96 X FF 96 0-1 27 E 27 S 21 2B 1B	C KC 80 B FF 95 F FF 96 F FF 96 X SL 87 1-2 ③ G1-3		S SL 89 X CH 90 0-1 ③ G4-3		X FF 94 0-0 ① G4-3		C FF 95 B FF 95 B SL 87 X FF 94 2-1 ③ G3-1		5	1	1	0	0	0	1
22 Dustin McGowan, R (8, 1)										0	0	0	0	0	0	0
49 Brian Ellington, R (9, 1)										0	0	0	0	0	0	0
27 Giancarlo Stanton, R (1, 9) OBP: 0.360, SLG: 0.550	F SI 95 T SI 96 B SL 89 F FF 96 D SL 88 1 SAFE 1 SAFE B FF 97 B KC 83 4-2 21 2B 32 2B 1-3 BB	B SL 87 C SI 93 F FF 94 F FF 94 B KC 80 C SL 89 2-3 ① K	F FF 95 X SI 96 0-1 ① G6-3	C SL 88 B SI 95 S SL 88 F FF 97 B SL 87 S SI 96 2-3 ② K		C FF 98 F FF 96 B FC 92 B FC 92 X FF 97 2-2 21 1B 1B			4	1	1	0	1	2	0
21 Christian Yelich, L (1, 8) OBP: 0.348, SLG: 0.406	F SI 95 B FF 96 X KC 82 1-1 32 2B 1-3 3-H 2B	B FF 94 X FF 95 1-0 13 G3 2B	C FF 95 C FF 96 X CH 89 0-2 ② G6-3	C SI 95 B CH 92 B CH 93 B SI 95 C SI 95 X SI 96 3-2 ③ G5-3				F FF 96 D FF 97 D FF 93 B FF 98 C FF 97 F FF 98 F FF 98 X FF 98 3-2 11 G6-4-3 1-2 1B	5	1	3	1	0	0	0
13 Marcell Ozuna, R (1, 7) OBP: 0.385, SLG: 0.564	C SI 97 B SI 96 F SI 89 F FF 97 C CH 90 1-3 ① K	F SI 89 X SI 97 0-1 ② G3 2-3	B SL 88 C CH 89 C FF 96 B FF 95 X FF 96 2-2 11 1B 32 1B 1B	B SI 95 X SI 95 1-0 ① G6-3				B FC 92 C FF 97 B FF 98 F FF 97 F FC 92 B CU 85 X FF 98 3-2 ① F3	4	1	1	0	0	1	3
10 Christian Colón, R (8, 4) OBP: 0.211, SLG: 0.194									1	0	0	0	0	0	2
11 J.T. Realmuto, R (1, 2) OBP: 0.359, SLG: 0.439	B SL 91 C FF 97 C FF 98 F FF 98 D SL 88 S FF 97 2-3 ② K	S SL 89 B FF 97 C SL 87 X FF 97 1-2 ③ F9	D SL 89 S SL 88 B CH 90 X FF 96 2-1 32 1B 28 1B 1-2 1B	C FF 97 B SI 94 B CH 91 X SI 95 2-1 1B				F FF 97 B FC 90 X FF 97 1-1 ② ③ G6-4-3 1-2f	5	1	2	0	0	1	5
32 Derek Dietrich, L (1, 5) OBP: 0.312, SLG: 0.362	B FF 98 C SL 89 D CH 90 X CH 91 2-1 2-H 3-H 2B	B FF 92 X FF 92 1-0 28 2B 2B	C FF 97 F FF 94 B SL 89 B FF 97 X KC 82 2-2 28 1B 39 1B 1-2 2-H 1B	B CH 93 T FF 97 B FF 96 F SI 95 F SI 96 F SL 88 B SI 94 X FF 97 3-2 ② F9					4	2	3	3	0	0	1
28 Tyler Moore, R (1, 3) OBP: 0.240, SLG: 0.417 (8, 7)	T FF 95 B FF 98 X FF 97 1-1 ③ G1-3	F FF 94 B SL 88 X FF 94 1-1 36 G3 2B 2-H 2B	F FF 96 X SL 88 0-1 39 1B 1-2 2-H 1B	B SL 88 F SI 95 B SI 96 F SI 95 B SL 88 S SL 87 3-3 ③ K					4	0	2	2	0	1	2
39 JT Riddle, L (1, 6) OBP: 0.281, SLG: 0.430	C FF 93 B FF 93 S FF 95 S FF 95 1-3 ① K	C CH 81 B SL 88 F CH 88 D KC 81 T FF 97 2-2 ① K	C FF 94 F FF 95 X FF 97 0-2 36 FC5-4 1-2 2-H 1B					S FF 95 B CH 85 B FF 94 B FF 94 X FF 94 3-1 ① G3-1	4	0	1	1	0	2	1
36 Edinson Volquez, R (1, 1) OBP: 0.211, SLG: 0.211	X FF 95 0-0 ② G5-3	B FF 95 C SI 95 C FF 95 X FF 96 1-2 ② G3 2-3	B SI 94 S SI 94 C SI 95 D SL 87 X SI 95 2-2 ③ FC5-4 1-2f					C FF 94 F FF 94 X SL 82 0-2 ② G6-3	3	0	0	0	0	0	3
18 Tomás Telis, S (8, PH) (8, 3)									1	0	0	0	0	0	0
Inning Stats	R: 3 E: 0 K: 2 S: 19 H: 3 LOB: 1 BB: 1 P: 30	R: 0 E: 0 K: 1 S: 8 H: 0 LOB: 0 BB: 0 P: 10	R: 0 E: 0 K: 1 S: 10 H: 1 LOB: 1 BB: 0 P: 14	R: 1 E: 0 K: 1 S: 11 H: 2 LOB: 1 BB: 0 P: 16	R: 3 E: 0 K: 0 S: 21 H: 5 LOB: 2 BB: 0 P: 29	R: 0 E: 0 K: 1 S: 8 H: 0 LOB: 0 BB: 0 P: 13	R: 0 E: 0 K: 1 S: 11 H: 1 LOB: 1 BB: 0 P: 20	R: 0 E: 0 K: 0 S: 7 H: 0 LOB: 0 BB: 0 P: 12	R: 0 E: 0 K: 0 S: 14 H: 2 LOB: 1 BB: 0 P: 23	1B: 9 2B: 5 3B: 0 HR: 0 SF: 0 SAC: 0 DP: 1 HBP: 0						

	AB	40
	R	7
	H	14
	RBI	7
	BB	1
	SO	7
	LOB	18

WP: 0 PB: 0 SB: 1 CS: 0 PA: 41

PITCHER	IP	WLS	BF	H	R	ER	SO	BB	IBB	HBP	BLK	WP	HR	S	P	ERA	WHIP
45 Gerrit Cole, R (1, 1) ERA: 4.83	4.2	L	26	11	7	7	5	1	0	0	0	0	0	66	94	13.50	2.571
52 Jhan Mariñez, R (5, 1) ERA: 4.03	2.1		8	1	0	0	2	0	0	0	0	0	0	22	38	0.00	0.429
41 Daniel Hudson, R (8, 1) ERA: 5.33	1.0		3	0	0	0	0	0	0	0	0	0	0	7	12	0.00	0.000
66 Dovydas Neverauskas, R (9, 1) ERA: 3.0	1.0		4	2	0	0	0	0	0	0	0	0	0	14	23	0.00	2.000

PITCHER	IP	WLS	BF	H	R	ER	SO	BB	IBB	HBP	BLK	WP	HR	S	P	ERA	WHIP

Miami Marlins @ Pittsburgh Pirates

PNC Park, Pittsburgh, PA

Thu Jun 08 2017, 7:06 PM - 10:12 PM EDT

Att. 21,744 - Cloudy - 67 F

livebaseballscorecards.com

BOTTOM

Batter	1	2	3	4	5	6	7	8	9	AB	R	H	RBI	BB	SO	LOB
26 Adam Frazier, L (1, 7) (8, 8) OBP: 0.369, SLG: 0.404	B SI 93 C SI 93 C KC 79 F CH 85 X KC 82 1-2 ① G6-3	C KC 83 X CH 82 0-1 ③ G3-1			C SI 94 B KC 82 F SI 94 X CH 85 1-2 ③ G1-3			B SI 93 F SI 92 C CH 86 X SL 88 1-2 ① G4-3		4	0	0	0	0	0	1
5 Josh Harrison, R (1, 4) OBP: 0.368, SLG: 0.468	C SI 94 X CH 82 0-1 28 HBP 25 F9 1B		C KC 81 F SI 93 B CH 84 F KC 82 F CH 86 S CH 85 1-3 ① K			B SI 92 C KC 81 X SI 94 1-1 25 L9 2B		X SI 94 0-0 ② G4-3		4	0	2	0	0	1	0
25 Gregory Polanco, L (1, 9) OBP: 0.331, SLG: 0.386 66 Dovydas Neverauskas, R (9, 1)	B SI 93 B SI 94 S SI 94 D KC 82 X SI 93 3-1 ② F9 1-2		B KC 81 B CH 84 X CH 84 2-0 ② F9			B SI 93 C KC 82 X CH 85 1-1 ① L9 2-3		B SI 94 B SI 94 X SI 94 2-0 ③ P6		4 0	0 0	0 0	0 0	0 0	0 0	2 0
23 David Freese, R (1, 5) OBP: 0.369, SLG: 0.430 17 Phil Gosselin, R (6, 5) OBP: 0.176, SLG: 0.182	B SI 94 B SI 94 B SI 94 C SI 94 B SI 94 4-1 28 HBP BB		C SI 94 F KC 84 F CH 87 S SI 94 0-3 ③ K			C KC 83 F CH 84 F CH 85 C CH 85 0-3 ② K			B FF 99 X FF 99 1-0 64 F8 28 BB 55 G3-4-1 1B	1 2	0 1	0 1	0 0	1 0	1 1	0 1
28 John Jaso, L (1, 3) OBP: 0.329, SLG: 0.390 (8, 7)	C KC 82 C CH 83 H KC 84 1-2 1-2 2-3 HBP			S SI 92 F CH 84 X KC 83 0-2 ① F7		C KC 82 B CH 86 F SI 93 X KC 83 1-2 ③ G1-3			S FF 99 B CH 90 B FF 98 F FF 100 B FF 99 F SI 99 B FF 99 4-2 55 G3-4-1 1-2 BB	2	0	0	0	1	0	1
22 Andrew McCutchen, R (1, 8) OBP: 0.309, SLG: 0.407 41 Daniel Hudson, R (8, 1) 64 José Osuna, R (9, 9) OBP: 0.297, SLG: 0.462	C KC 82 F SI 94 B CH 86 C CH 86 1-3 ③ K			S C F B B SI 94 F S 2-3 ② K			X SI 92 0-0 ① G6-3		S CU 90 B CU 90 X FF 98 1-1 ① F8 2-3	3 0 1	0 0 0	0 0 0	0 0 0	0 0 0	2 0 0	3 0 2
32 Elias Díaz, R (1, 2) OBP: 0.400, SLG: 0.538 52 Jhan Mariñez, R (5, 1) 55 Josh Bell, S (7, PH) OBP: 0.304, SLG: 0.442 (8, 3)		B SI 93 C SI 92 B KC 82 B SI 94 B SI 93 4-1 45 SH2-4 BB		C X 0-1 ③ G5-3			B SI 92 C CH 83 B KC 81 X KC 82 2-1 2B		B FF 99 C FF 98 D CH 90 X FF 98 2-1 ② G3-4-1 1-2 3-H	1 0 2	0 0 0	0 0 1	0 0 1	1 0 0	0 0 0	0 0 1
10 Jordy Mercer, R (1, 6) OBP: 0.346, SLG: 0.390 62 Max Moroff, S (6, 6) OBP: 0.222, SLG: 0.188		B SI 94 C KC 82 F SI 94 D CH 83 F CH 84 F KC 83 F CH 84 F SI 94 C SI 95 2-3 ① K	C SI 93 B SI 94 C CH 84 F CH 85 F KC 82 S CH 86 1-3 ① K			C KC 81 B SI 94 B CH 83 C CH 82 B CH 84 S SI 92 3-3 ② K		B FF 98 B SI 98 B SI 98 C FF 99 S FF 98 F FF 98 C SI 99 3-3 ③ K	2 2	0 0	0 0	0 0	0 0	2 2	1 2
45 Gerrit Cole, R (1, 1) OBP: 0.095, SLG: 0.095 58 Jacob Stallings, R (5, 2)		L SI 89 1 SAFE D KC 81 X SI 90 1-1 ② SH2-4 1-2			C SI 93 S KC 83 X CH 85 0-2 ② G5-3		C KC 81 B CH 83 B CH 83 S SI 92 X CH 84 2-2 ③ G6-3			0 2	0 0	0 0	0 0	0 0	0 0	0 1
Inning Stats	R: 0 H: 1 E: 0 LOB: 3 K: 1 BB: 1 S: 14 P: 24	R: 0 H: 0 E: 0 LOB: 1 K: 1 BB: 1 S: 12 P: 19	R: 0 H: 0 E: 0 LOB: 0 K: 2 BB: 0 S: 10 P: 13	R: 0 H: 0 E: 0 LOB: 0 K: 1 BB: 0 S: 10 P: 12	R: 0 H: 0 E: 0 LOB: 0 K: 1 BB: 0 S: 11 P: 13	R: 0 H: 1 E: 0 LOB: 1 K: 1 BB: 0 S: 11 P: 14	R: 0 H: 1 E: 0 LOB: 1 K: 1 BB: 0 S: 9 P: 16	R: 0 H: 0 E: 0 LOB: 0 K: 0 BB: 0 S: 5 P: 8	R: 1 H: 1 E: 0 LOB: 1 K: 1 BB: 1 S: 12 P: 23	1B: 2 SF: 0 2B: 2 SAC: 1 3B: 0 DP: 0 HR: 0 HBP: 1					WP: 0 PA: 35 PB: 0 SB: 0 CS: 0		

	AB	30
	R	1
	H	4
	RBI	1
	BB	3
	SO	9
	LOB	15

PITCHER		IP	WLS	BF	H	R	ER	SO	BB	IBB	HBP	BLK	WP	HR	S	P	ERA	WHIP
36 Edinson Volquez, R ERA: 3.41	(1, 1)	7.0	W	27	3	0	0	8	2	0	1	0	0	0	77	111	0.00	0.714
22 Dustin McGowan, R ERA: 3.16	(8, 1)	1.0		3	0	0	0	0	0	0	0	0	0	0	5	8	0.00	0.000
49 Brian Ellington, R ERA: 6.17	(9, 1)	1.0		5	1	1	1	1	1	0	0	0	0	0	12	23	9.00	2.000

PITCHER	IP	WLS	BF	H	R	ER	SO	BB	IBB	HBP	BLK	WP	HR	S	P	ERA	WHIP

Batter	1	2	3	4	5	6	7	8	9	AB	R	H	RBI	BB	SO	LOB
9 Dee Strange-Gordon, L (1, 4) OBP: 0.331, SLG: 0.357	C SI 95 C SI 96 F CU 82 X FF 96 0-2 27 CS 1B	C CU 80 S SI 96 F CU 82 X CU 81 0-2 ③ L9		B FF 94 X FF 93 1-0 21 S 21 E 2-3 2B		X FF 87 0-0 27 2B 2-H 2B		C FF 95 S CU 84 X FF 93 0-2 ① G6-3	C SI 93 X SL 84 0-1 ③ G4-3	6	2	3	1	0	0	2
27 Giancarlo Stanton, R (1, 9) OBP: 0.365, SLG: 0.566 10 Christian Colón, R (8, 5) OBP: 0.211, SLG: 0.194	B SI 94 C SI 96 B CU 81 X SI 95 2-1 ①② F7 1-2		B CH 89 F CH 88 F SI 97 X CU 82 1-2 HR	F SI 94 B FF 95 D CH 89 X FF 93 2-1 ② G4-3 3-H		B FF 86 X CH 78 1-0 21 G1-3 2-H 2B		B CU 84 B FF 96 B FF 96 B FF 95 4-0 13 1B 21 1B 32 FC5 BB		4 0	2 0	2 0	3 0	1 0	0 0	2 0
21 Christian Yelich, L (1, 8) OBP: 0.345, SLG: 0.401 66 Jarlín García, L (8, 1) 49 Brian Ellington, R (9, 1) 64 Nick Wittgren, R (9, 1)	B SI 96 C SI 96 X SI 98 1-1 ③ G6-3		S SI 92 X SI 97 0-1 ① F7	B FF 93 B FF 96 C SI 96 F CH 90 S CU 83 2-3 ③ K 2-H		B FF 86 C FF 86 B SL 78 B SL 80 F FF 87 X FF 86 3-2 ② G1-3 2-3		X FF 96 0-0 32 FC5 13 1B 1-2 1B		5 0 0 0	0 0 0 0	1 0 0 0	0 0 0 0	0 0 0 0	1 0 0 0	1 0 0 0
13 Marcell Ozuna, R (1, 7) OBP: 0.389, SLG: 0.565 (8, 8)		C SI 96 B CU 82 X SI 97 1-1 32 1B 28 SF9 1B	X SI 96 0-0 28 HR 1B		F FC 85 B FF 87 B CH 80 S CH 79 C FF 88 2-3 ① K	F CH 78 F CH 78 C FC 84 0-3 ③ K		B FC 90 X FF 96 1-0 28 1B 32 FC5 1-2 2-3 1B		5	2	3	0	0	2	1
32 Derek Dietrich, L (1, 5) OBP: 0.309, SLG: 0.357 (8, 7)		C SI 94 B SI 96 X SI 96 1-1 17 G3-1 39 1B 45 1B 1-3 1B	B SI 97 X CH 88 1-0 ② F9		B FF 87 C SL 81 X FF 88 1-1 ② G3		C FF 96 B FF 96 B FC 90 X FF 96 2-1 ① G3-1	B FF 96 F FF 96 B FF 96 F FF 96 X FF 96 2-2 ② FC5 28 1B 1-2 2-3f 3-H		5	1	1	1	0	0	3
28 Tyler Moore, R (1, 3) OBP: 0.273, SLG: 0.558 (8, 9)		C CU 80 B SI 96 1 SAFE X FF 96 1-1 ① SF9 3-H	1 SAFE D SI 96 B CH 87 X SI 96 2-0 1-H HR		C CH 79 B CH 79 X FF 87 1-1 ③ G6-3		C FF 96 X FF 96 0-1 HR	X FC 89 0-0 1-2 2-3 1B		4	2	3	4	0	0	0
39 JT Riddle, L (1, 6) OBP: 0.286, SLG: 0.438		1 SAFE B SI 96 X SI 96 1-0 45 1B 17 G3-1 1-2 1B	B FF 96 B FF 96 C SI 97 F SI 92 B CU 82 X SI 95 3-2 ③ F8			B SL 82 X FC 87 1-0 51 1B 2B	B FF 98 F FF 96 F FF 92 B FF 96 B FC 91 X FF 97 3-2 ② L7	B FF 96 B CH 89 X FF 95 2-0 ③ G1-3		5	1	2	0	0	0	3
17 A.J. Ellis, R (1, 2) OBP: 0.315, SLG: 0.213		D CU 82 F FF 94 X SI 95 1-1 ② G3-1 1-2 2-3		B SI 91 F SI 94 X SI 94 1-1 9 2B 45 SH3 27 G4-3 1B		X FC 86 0-0 ① B5	B FF 97 B FC 90 C FF 96 H FF 96 3-1 HBP		B SI 93 C SI 93 F CH 86 F SI 94 X CH 86 1-2 ① F8	4	1	1	0	0	0	3
45 Vance Worley, R (1, 1) OBP: 0.500, SLG: 0.500 22 Dustin McGowan, R (4, 1) 51 Ichiro Suzuki, L (6, PH) OBP: 0.231, SLG: 0.257 46 Kyle Barraclough, R (6, 1) 18 Tomás Telis, S (8, 3)		X SI 92 0-0 2-3 3-H 1B		C SI 92 B SI 95 X SI 92 1-1 ① SH3 1-2		C SL 81 S FF 86 X FC 83 0-2 9 2B 2-H 1B	C FF 96 C FF 97 C FF 98 0-3 ③ K		C SI 94 B SI 94 F SI 94 X CH 87 1-2 ② G5-3	1 0 1 1 1	0 0 1 0 0	1 0 1 0 0	1 0 1 0 0	0 0 0 0 0	0 0 0 1 0	0 0 0 1 0
Inning Stats	R: 0 E: 0 K: 0 S: 8 H: 1 LOB: 0 BB: 0 P: 11	R: 2 E: 0 K: 0 S: 14 H: 4 LOB: 2 BB: 0 P: 19	R: 3 E: 0 K: 0 S: 11 H: 3 LOB: 0 BB: 0 P: 18	R: 2 E: 0 K: 1 S: 10 H: 2 LOB: 0 BB: 0 P: 17	R: 0 E: 0 K: 1 S: 7 H: 0 LOB: 0 BB: 0 P: 11	R: 3 E: 0 K: 1 S: 13 H: 4 LOB: 1 BB: 0 P: 18	R: 1 E: 0 K: 1 S: 11 H: 1 LOB: 1 BB: 0 P: 19	R: 1 E: 0 K: 0 S: 10 H: 3 LOB: 3 BB: 1 P: 19	R: 0 E: 0 K: 0 S: 9 H: 0 LOB: 0 BB: 0 P: 11	1B: 11 2B: 4 3B: 0 HR: 3	SF: 1 SAC: 1 DP: 0 HBP: 1	WP: 0 PB: 0 SB: 1 CS: 1	PA: 46			

Miami Marlins @ Pittsburgh Pirates

PNC Park, Pittsburgh, PA

Fri Jun 09 2017, 7:08 PM - 10:32 PM EDT

Att. 23,590 - Cloudy - 75 F

TOP

livebaseballscorecards.com

AB	42
R	12
H	18
RBI	11
BB	1
SO	4
LOB	16

MIAMI

PITCHER		IP	WLS	BF	H	R	ER	SO	BB	IBB	HBP	BLK	WP	HR	S	P	ERA	WHIP
24 Tyler Glasnow, R ERA: 7.45	(1, 1)	4.0	L	21	10	7	6	1	0	0	0	0	0	2	43	65	13.50	2.500
38 Wade LeBlanc, L ERA: 3.89	(5, 1)	2.0		10	4	3	3	2	0	0	0	0	0	0	20	29	13.50	2.000
66 Dovydas Neverauskas, R ERA: 5.4	(7, 1)	2.0		12	4	2	2	1	1	0	1	0	0	1	21	38	9.00	2.500
44 Tony Watson, L ERA: 4.28	(9, 1)	1.0		3	0	0	0	0	0	0	0	0	0	0	9	11	0.00	0.000

PITCHER	IP	WLS	BF	H	R	ER	SO	BB	IBB	HBP	BLK	WP	HR	S	P	ERA	WHIP

Batter	1	2	3	4	5	6	7	8	9	AB	R	H	RBI	BB	SO	LOB
26 Adam Frazier, L (1, 7) OBP: 0.367, SLG: 0.415	B SI 89 X SI 88 1-0 5 2B 2B		B FC 87 X KC 75 1-0 ① F8	F FC 88 X FC 88 0-1 ② G3-1 2-3 3-H		B SL 81 C FF 96 X FF 96 1-1 ② G6-3		B SL 83 X FF 93 1-0 25 WP 1-H 2B	C FF 92 C SI 92 X SI 91 0-2 ③ FC5 1-2 2-3f	6	1	2	2	0	0	4
5 Josh Harrison, R (1, 4) OBP: 0.375, SLG: 0.473 66 Dovydas Neverauskas, R (7, 1) 32 Elias Díaz, R (8, PH) OBP: 0.387, SLG: 0.519 44 Tony Watson, L (9, 1)	X FC 87 0-0 23 G4-3 2-H 2B		C KC 77 B SI 88 H SI 88 2-1 25 BB 23 1B HBP	B SI 92 F SL 88 D FF 92 B FF 93 F SI 93 B SL 88 4-2 3-H BB		B SL 80 C SL 81 F FF 96 B FF 96 D SL 83 F FF 96 C SL 81 3-3 ③ K		B FF 94 F CH 87 B FF 94 F FF 93 S CH 87 2-3 ② K		2 0 1 0	1 0 0 0	1 0 0 0	1 0 0 0	1 0 1 0	1 0 1 0	1 0 1 0
25 Gregory Polanco, L (1, 9) OBP: 0.328, SLG: 0.377	X SI 90 0-0 ① F7		C FC 87 F FC 87 F SI 90 B SI 90 B FC 87 F SI 91 B SI 92 B KC 77 4-2 55 1B 23 1B 1-2 BB	B FF 91 X SI 92 1-0 ③ G4-3			T FF 93 S CH 89 B CH 89 X FF 94 1-2 ① F9	F FF 94 D SL 85 C SL 84 B FF 94 B CH 88 S SL 85 3-3 ③ K 2-3		4	0	0	0	1	1	3
23 David Freese, R (1, 5) OBP: 0.376, SLG: 0.432	X SI 89 0-0 ② G4-3 2-3		B SI 88 F FC 88 C SI 89 B SI 91 X SI 90 2-2 55 1B 1-2 2-H 1B		B SL 84 X SI 93 1-0 ① G6-3		C SL 80 S FF 95 X FF 94 0-2 22 1B 1B		B FF 98 B FF 98 B SI 98 B SI 98 4-0 22 1B 55 BB 10 1B BB	4	1	2	1	1	0	1
55 Josh Bell, S (1, 3) OBP: 0.306, SLG: 0.438	B SI 90 C SI 90 F FC 88 X SI 90 1-2 ③ F8		F FC 88 D FF 90 D FC 89 X CH 83 2-1 22 G6-4-3 1-2 2-3 1B		X SI 95 0-0 E6 10 L6-4 22 WP		X FF 94 0-0 L9 2		B FF 97 B CH 89 B FF 98 C FF 98 F SI 98 B SI 98 4-2 22 1B 10 1B 1-2 BB	4	1	1	0	1	0	2
22 Andrew McCutchen, R (1, 8) OBP: 0.319, SLG: 0.411		C SI 88 B SI 87 B FC 89 B SI 88 B FC 89 4-1 BB	X SI 87 0-0 ② ③ G6-4-3 1-2f		C SI 95 B FF 94 B SI 93 B SL 87 B SI 93 4-1 1-2 BB		X FF 93 0-0 1-2 1B		C CU 89 C CU 89 B CU 90 X FF 99 1-2 26 FC5 10 1B 1-2 2-3 1B	3	0	2	0	2	0	3
10 Jordy Mercer, R (1, 6) OBP: 0.347, SLG: 0.390		B SI 91 B KC 76 B SI 91 C SI 91 X SI 89 3-1 ① F9	C SI 89 B KC 77 B SI 90 B SI 90 F SI 90 X SI 92 3-2 58 FC4-6 1B		S SL 88 F SI 94 X SL 87 0-2 ② ③ L6-4 2-2		B FF 94 B SL 81 B FF 96 C FF 94 S FF 96 X SL 82 3-2 ③ L3		F SI 92 C FF 92 X SL 84 0-2 26 FC5 1-2 2-H 3-H 1B	5	0	2	2	0	0	5
58 Jacob Stallings, R (1, 2) OBP: 0.286, SLG: 0.429		C FC 89 1 SAFE C SI 88 B SI 89 C SI 91 1-3 ② K	X SI 90 0-0 ① FC4-6 64 2B 26 G3-1 1-2f		B FF 95 X FF 95 1-0 2B			B FF 94 C CH 89 F FF 94 F SL 85 X CH 87 1-2 26 2B 1B	C SI 92 B SI 92 F FF 94 B FF 93 D SI 94 X FF 93 3-2 ① F8	5	2	2	0	0	1	4
24 Tyler Glasnow, L (1, 1) OBP: 0.450, SLG: 0.313 64 José Osuna, R (4, PH) OBP: 0.304, SLG: 0.479 38 Wade LeBlanc, L (5, 1) OBP: 0.200, SLG: 0.200 17 Phil Gosselin, R (6, PH) OBP: 0.162, SLG: 0.167 (7, 4)		T SI 90 1 SAFE F KC 79 B SI 90 C SI 90 1-3 ③ K	C FC 88 B SI 87 F SI 90 B SI 90 X FC 87 2-2 26 G3-1 5 WP 1-3 2B		B FF 96 B SL 81 F FF 96 F FF 96 X SL 82 2-2 ① F9		C CH 87 S FF 92 F FF 93 X FF 94 0-2 ① L4	B SL 82 C FF 93 S SL 81 F SI 93 B SI 92 D SL 84 X FF 92 3-2 ② F8	1 1 0 3	0 1 0 0	0 1 0 0	0 0 0 0	1 0 0 0	1 0 0 4	1 0 0 4
Inning Stats	R: 1 E: 0 K: 0 S: 7 H: 2 LOB: 1 BB: 0 P: 9	R: 0 E: 0 K: 2 S: 9 H: 0 LOB: 1 BB: 1 P: 18	R: 1 E: 0 K: 0 S: 12 H: 2 LOB: 2 BB: 1 P: 23	R: 2 E: 0 K: 0 S: 12 H: 2 LOB: 1 BB: 1 P: 22	R: 0 E: 1 K: 0 S: 6 H: 0 LOB: 1 BB: 1 P: 11	R: 0 E: 0 K: 1 S: 10 H: 1 LOB: 1 BB: 0 P: 17	R: 0 E: 0 K: 0 S: 11 H: 2 LOB: 2 BB: 0 P: 15	R: 1 E: 0 K: 2 S: 15 H: 2 LOB: 1 BB: 0 P: 22	R: 2 E: 0 K: 0 S: 18 H: 2 LOB: 2 BB: 2 P: 33	1B: 8 2B: 6 3B: 0 HR: 0 SF: 0 SAC: 0 DP: 2 HBP: 1						

BOTTOM

Miami Marlins @ Pittsburgh Pirates

PNC Park, Pittsburgh, PA

Fri Jun 09 2017, 7:08 PM - 10:32 PM EDT

Att. 23,590 - Cloudy - 75 F

livebaseballscorecards.com

AB	39
R	7
H	13
RBI	6
BB	6
SO	5
LOB	29

PITCHER	IP	WLS	BF	H	R	ER	SO	BB	IBB	HBP	BLK	WP	HR	S	P	ERA	WHIP
45 Vance Worley, R (1, 1) ERA: 7.27	3.2		19	6	4	4	2	2	0	1	0	0	0	37	64	9.82	2.182
22 Dustin McGowan, R (4, 1) ERA: 3.03	1.1	W	6	0	0	0	0	2	0	0	0	2	0	9	19	0.00	1.500
46 Kyle Barraclough, R (6, 1) ERA: 3.76	2.0		9	3	0	0	1	0	0	0	0	0	0	21	32	0.00	1.500
66 Jarlín García, L (8, 1) ERA: 4.42	1.0		5	2	1	1	2	0	0	0	0	1	0	15	22	9.00	2.000
49 Brian Ellington, R (9, 1) ERA: 7.71	0.0		3	1	2	2	0	2	0	0	0	0	0	5	14	∞	∞

PITCHER	IP	WLS	BF	H	R	ER	SO	BB	IBB	HBP	BLK	WP	HR	S	P	ERA	WHIP
64 Nick Wittgren, R (9, 1) ERA: 3.04	1.0		4	1	0	0	0	0	0	0	0	0	0	13	19	0.00	1.000

WP: 3 PA: 46
PB: 0
SB: 0
CS: 0

Miami Marlins @ Pittsburgh Pirates

PNC Park, Pittsburgh, PA

Sat Jun 10 2017, 4:06 PM - 7:18 PM EDT

Att. 27,275 - Partly Cloudy - 82 F

TOP

livebaseballscorecards.com

Batter	1	2	3	4	5	6	7	8	9	AB	R	H	RBI	BB	SO	LOB
9 Dee Strange-Gordon, L (1, 4) OBP: 0.325, SLG: 0.350	C FF 92 X FF 93 0-1 ① G3	C FF 93 B FF 93 F CH 86 S FF 95 1-3 ③ K		F FF 92 B FF 92 X SL 85 1-1 ③ G4-3		C SI 94 B SI 95 F FF 96 X SI 96 1-2 ② G1-3 2-3		S FF 99 C FF 99 F FF 99 C CU 84 0-3 ③ K		5	0	0	0	0	2	4
27 Giancarlo Stanton, R (1, 9) OBP: 0.367, SLG: 0.566 51 Ichiro Suzuki, L (1, PR) OBP: 0.232, SLG: 0.256 (1, 9)	B SI 91 F FF 93 B FF 93 T FF 94 H FF 95 3-2 21 1B 13 2B HBP		F FF 92 S FF 92 F FF 93 X SL 86 0-2 21 CS 1B		C SI 95 X SI 96 0-1 ① G3-1	F FF 97 F SI 97 B FF 96 B SL 87 F FF 97 S FF 97 2-3 ③ K			B FF 98 F FF 98 F FF 98 S CU 82 1-3 ① K	0 4	0 1	0 1	0 0	0 0	0 2	0 1
21 Christian Yelich, L (1, 8) OBP: 0.342, SLG: 0.396	B SI 90 X FF 92 1-0 13 2B 1-2 1B		B CH 86 B CH 86 1 SAFE B SI 90 C SI 91 F SI 90 F FF 95 S SL 87 3-3 ① ② K 1-2		C SI 95 B SL 86 S SI 96 S SL 88 1-3 ② K		C FF 95 F FF 94 B FF 94 B SL 86 B SL 85 X FF 95 3-2 ① G1-3		C FF 99 S SL 86 S SL 85 0-3 ② K	5	1	1	0	0	3	1
13 Marcell Ozuna, R (1, 7) OBP: 0.389, SLG: 0.570	X SL 84 0-0 11 2B 1-H 2-H 2B		C FF 96 C FF 94 B SL 86 X FF 94 1-2 ③ G4-3		F SI 96 X SL 87 0-1 11 2B		C FF 95 B FF 95 B FF 95 S CH 86 F FF 95 F SI 96 S SL 82 2-3 ② K		B FF 98 C CH 89 X FF 98 1-1 ③ G4-3	5	2	2	2	0	1	0
11 J.T. Realmuto, R (1, 2) OBP: 0.366, SLG: 0.472	B SI 91 B FF 92 F SL 83 F FF 94 B SL 84 X FF 94 3-2 32 G4-3 2-H 2B			B CU 77 X FF 92 1-0 HR	B SL 85 C SL 84 B SI 94 B SL 87 C SL 85 X 3-2 32 1B 2-H 2B		B SL 83 C SL 84 C CH 86 X SL 84 1-2 ③ G5-3			4	1	3	3	0	0	0
32 Derek Dietrich, L (1, 5) OBP: 0.313, SLG: 0.380	B FF 93 X CH 87 1-0 ② G4-3 2-3			B FF 92 B FF 92 F FF 92 C FF 93 F FF 94 F SL 85 F FF 95 X CH 85 2-2 HR	B SI 95 X SI 95 1-0 2-3 1B			F SI 93 B FF 94 C FF 94 S FF 95 1-3 ① K		4	1	2	1	0	1	2
28 Tyler Moore, R (1, 3) OBP: 0.271, SLG: 0.536	C FF 93 X SL 86 0-1 ③ G5-3			X FF 94 0-0 E5 58 SH2-4	S SI 94 F SI 96 C SL 87 0-3 ③ K			X SL 89 0-0 18 1B		4	0	1	0	0	1	4
39 JT Riddle, L (1, 6) OBP: 0.285, SLG: 0.426		C FF 92 F FF 92 F FF 93 S FF 94 0-3 ① K		1 SAFE X SI 90 0-0 ① F7		B SI 94 B SI 94 B CH 92 B FF 95 4-0 9 G1-3 45 SH2-4 BB		C SI 95 F FF 95 B SI 94 F FF 97 B FF 95 F FF 96 B SI 96 S SL 84 3-3 ② K		3	0	0	0	1	2	2
58 Dan Straily, R (1, 1) OBP: 0.048, SLG: 0.048 64 Nick Wittgren, R (5, 1) 45 Vance Worley, R (6, PH) OBP: 0.500, SLG: 0.500 29 Brad Ziegler, R (6, 1) 35 David Phelps, R (7, 1) 18 Tomás Telis, S (8, PH) OBP: 0.200, SLG: 0.200 66 Jarlín García, L (8, 1)		X FF 94 0-0 ② G4-3		M CH 87 C FF 92 D SL 82 X FF 92 1-2 ② SH2-4 1-2		X FF 94 0-0 ① SH2-4 1-2		B SI 95 B FF 95 X FF 95 2-0 1-2 1B		1 0 0 0 0 1 0	0 0 0 0 0 0 0	0 0 0 0 0 1 0	0 0 0 0 0 0 0	0 0 0 0 0 0 0	0 0 0 0 0 0 0	0 0 0 0 0 0 0
Inning Stats	R: 3 H: 3 E: 0 LOB: 2 K: 0 BB: 0 S: 12 P: 20	R: 0 H: 0 E: 0 LOB: 0 K: 2 BB: 0 S: 8 P: 9	R: 0 H: 1 E: 0 LOB: 0 K: 1 BB: 0 S: 11 P: 15	R: 2 H: 2 E: 1 LOB: 1 K: 0 BB: 0 S: 14 P: 19	R: 1 H: 3 E: 0 LOB: 2 K: 2 BB: 0 S: 14 P: 19	R: 0 H: 0 E: 0 LOB: 1 K: 1 BB: 1 S: 8 P: 15	R: 0 H: 0 E: 0 LOB: 0 K: 1 BB: 0 S: 11 P: 17	R: 0 H: 2 E: 0 LOB: 2 K: 3 BB: 0 S: 14 P: 20	R: 0 H: 0 E: 0 LOB: 0 K: 2 BB: 0 S: 8 P: 10	1B: 5 2B: 5 3B: 0 HR: 2		SF: 0 SAC: 2 DP: 1 HBP: 1				

	AB	36
	R	6
	H	11
	RBI	6
	BB	1
	SO	12
	LOB	14

WP: 0 PA: 40
PB: 0
SB: 0
CS: 1

PITCHER		IP	WLS	BF	H	R	ER	SO	BB	IBB	HBP	BLK	WP	HR	S	P	ERA	WHIP
57 Trevor Williams, R ERA: 5.13	(1, 1)	4.0		19	6	5	5	3	0	0	1	0	0	2	45	63	11.25	1.500
37 Edgar Santana, R ERA: 9.0	(5, 1)	1.0		6	3	1	1	2	0	0	0	0	0	0	14	19	9.00	3.000
52 Jhan Mariñez, R ERA: 3.9	(6, 1)	1.0		4	0	0	0	1	1	0	0	0	0	0	8	15	0.00	1.000
41 Daniel Hudson, R ERA: 5.13	(7, 1)	1.0	W	3	0	0	0	1	0	0	0	0	0	0	11	17	0.00	0.000
12 Juan Nicasio, R ERA: 1.32	(8, 1)	0.2	H	4	2	0	0	2	0	0	0	0	0	0	10	16	0.00	3.000

PITCHER		IP	WLS	BF	H	R	ER	SO	BB	IBB	HBP	BLK	WP	HR	S	P	ERA	WHIP
73 Felipe Vázquez, L ERA: 0.56	(8, 1)	1.1	S	4	0	0	0	3	0	0	0	0	0	0	12	14	0.00	0.000

Miami Marlins @ Pittsburgh Pirates

PNC Park, Pittsburgh, PA

Sat Jun 10 2017, 4:06 PM - 7:18 PM EDT

Att. 27,275 - Partly Cloudy - 82 F

livebaseballscorecards.com

BOTTOM

Batter	1	2	3	4	5	6	7	8	9	AB	R	H	RBI	BB	SO	LOB
26 Adam Frazier, L (1, 7) OBP: 0.368, SLG: 0.414	C FF 90 F CU 76 F SL 84 F SI 91 F CH 84 B SL 85 C SL 85 1-3 ① K		X FF 89 0-0 5 G2-3 55 1B 1B	C FF 92 B SI 92 F CH 84 B FF 92 B SL 86 X FF 90 3-2 25 WP 5 BB 1B		S SI 82 X CH 75 0-1 ② G1-3	B KC 81 C FF 94 X KC 82 1-1 ② G3 2-3			5	1	2	0	0	1	1
5 Josh Harrison, R (1, 4) OBP: 0.375, SLG: 0.469	S SI 92 F FF 93 X SL 88 0-2 ② G6-3		B SL 84 B FF 90 X SL 85 2-0 ① G2-3 1-2	B CU 71 B SL 84 S CH 82 F FF 89 D CH 82 B FF 90 4-2 1-2 BB		F SI 82 F CH 76 B CU 74 X CU 74 1-2 25 1B 1B	C KC 82 B SI 94 F SI 94 F FF 95 B FC 91 F KC 83 X SI 94 2-2 ③ G5-3			4	0	1	0	1	0	2
25 Gregory Polanco, L (1, 9) OBP: 0.324, SLG: 0.371	C SI 92 F CH 85 F SI 92 B CH 86 B SI 93 X SI 93 2-2 ③ F9		B FF 90 2 SAFE B CH 83 C CH 83 C SI 90 S FF 92 2-3 ② K	C FF 89 D FF 90 T CH 84 B FF 90 B CH 84 F CH 84 X FF 90 3-2 ③ L4 2-3		D CH 75 B CU 74 C SI 84 X SI 83 2-1 1-2 1B		C FF 94 X FF 94 0-1 ① F7		5	0	1	0	0	1	3
23 David Freese, R (1, 5) OBP: 0.371, SLG: 0.420		F FF 92 B FF 91 S SL 84 F SL 87 F FF 92 F SL 87 S CH 84 1-3 ① K B FF 92 F X 1-1 22 2B 3B	H FF 91 1-0 55 1B 22 2B HBP S SL 83 C FF 91 X FF 92 0-2 22 2B 1-2 2-H 1B		C SI 92 B SL 82 B FF 92 X SI 92 2-1 ① G4-3 F SL 82 B FF 91 B FF 91 X FF 92 2-1 32 1B 1B	B CU 73 B CU 74 C SI 84 B CU 74 C SI 84 S SI 83 3-3 ③ K		B SL 85 F FF 93 S CH 87 B SL 85 X CH 88 2-2 ② G6-3 X SL 83 0-0 ③ L6	4	1	0	0	0	2	2
22 Andrew McCutchen, R (1, 8) OBP: 0.325, SLG: 0.426		C SL 87 X FF 93 0-1 32 1B 3-H 2B	F SL 86 B CH 83 D SL 87 D SL 84 X FF 90 3-1 ③ 1-H 2-H 2B		C SL 81 S CH 82 S FF 92 0-3 ② K		C SI 95 B FF 95 B FF 95 X SI 95 2-1 32 BB 10 3B 1B			5	1	3	1	0	1	0
32 Elias Díaz, R (1, 2) OBP: 0.457, SLG: 0.567		B FF 91 B CH 86 F SL 84 X CH 83 2-1 2-3 1B	B SL 79 X CH 81 1-0 10 1B 64 G4-6-3 1B	B FF 92 F FF 92 X SL 82 1-1 1-2 1B			1 SAFE B KC 82 C SI 95 B FC 92 F SI 96 F FC 92 B SI 96 1 SAFE B FF 96 4-2 1-2 10 3B BB			4	1	3	2	0	1	1
10 Jordy Mercer, R (1, 6) OBP: 0.350, SLG: 0.402		B FF 90 F FF 91 B FF 92 B SL 86 X SL 85 3-1 ② F9	X CH 86 0-0 64 G4-6-3 1-3 1B	X SI 91 0-0 ③ F8			B KC 82 B FF 95 C FF 95 B FF 95 X SI 95 3-1 28 2B 1-H 2-H 3B			3	2	3	0	1	0	0
57 Trevor Williams, R (1, 1) 64 José Osuna, R (4, PH) 37 Edgar Santana, R (6, 1) 52 Jhan Mariñez, R (6, 1) 17 Phil Gosselin, R (6, PH) 41 Daniel Hudson, R (7, 1) 28 John Jaso, L (7, PH) 12 Juan Nicasio, R (8, 1) 73 Felipe Vázquez, L (8, 1)		B SL 85 D SL 84 X SI 90 2-0 ③ F9	C SL 86 F SL 85 1 SAFE D SL 85 D CH 84 B FF 92 X FF 92 3-2 ① ② G4-6-3 1-2f 3-H			C SI 83 C SI 83 X CU 74 0-2 ① G2-3	C KC 84 X FC 92 0-1 26 G3 3-H 2B			4	1	4	1	0	1	1
Inning Stats	R: 0 E: 0 K: 1 S: 13 H: 0 LOB: 0 BB: 0 P: 16	R: 1 E: 0 K: 1 S: 15 H: 3 LOB: 2 BB: 0 P: 24	R: 2 E: 0 K: 1 S: 10 H: 3 LOB: 2 BB: 0 P: 18	R: 1 E: 0 K: 0 S: 14 H: 3 LOB: 2 BB: 1 P: 28	R: 0 E: 0 K: 1 S: 10 H: 2 LOB: 2 BB: 0 P: 15	R: 0 E: 0 K: 1 S: 13 H: 2 LOB: 2 BB: 0 P: 19	R: 3 E: 0 K: 1 S: 19 H: 3 LOB: 1 BB: 1 P: 32	R: 0 E: 0 K: 0 S: 6 H: 0 LOB: 0 BB: 0 P: 8		1B: 11 2B: 3 3B: 2 HR: 0 SF: 0 SAC: 0 DP: 1 HBP: 1						

	AB	38
	R	7
	H	16
	RBI	6
	BB	2
	SO	6
	LOB	16

WP: 1 PB: 0 SB: 0 CS: 0 PA: 41

PITCHER		IP	WLS	BF	H	R	ER	SO	BB	IBB	HBP	BLK	WP	HR	S	P	ERA	WHIP
58 Dan Straily, R ERA: 3.89	(1, 1)	4.0		21	9	4	4	3	1	0	1	0	1	0	52	86	9.00	2.500
64 Nick Wittgren, R ERA: 2.92	(5, 1)	1.0		5	2	0	0	1	0	0	0	0	0	0	10	15	0.00	2.000
29 Brad Ziegler, R ERA: 5.61	(6, 1)	1.0	H	5	2	0	0	1	0	0	0	0	0	0	13	19	0.00	2.000
35 David Phelps, R ERA: 3.77	(7, 1)	1.0	L	7	3	3	3	1	1	0	0	0	0	0	19	32	27.00	4.000
66 Jarlín García, L ERA: 4.19	(8, 1)	1.0		3	0	0	0	0	0	0	0	0	0	0	6	8	0.00	0.000

PITCHER	IP	WLS	BF	H	R	ER	SO	BB	IBB	HBP	BLK	WP	HR	S	P	ERA	WHIP

Miami Marlins @ Pittsburgh Pirates

PNC Park, Pittsburgh, PA

Sun Jun 11 2017, 1:37 PM - 4:08 PM EDT

Att. 22,925 - Sunny - 82 F

TOP

livebaseballscorecards.com

Batter	1	2	3	4	5	6	7	8	9	AB	R	H	RBI	BB	SO	LOB
39 JT Riddle, L (1, 6) OBP: 0.283, SLG: 0.420	C FF 90 B FF 92 B SI 91 X SI 90 2-1 ① G3			B SI 90 X SI 92 1-0 21 E 1B		X SI 91 0-0 ② L9		D CH 86 C FF 96 C FF 96 F FF 95 B FF 95 X CH 87 2-2 ② G3		4	0	1	0	0	0	1
11 J.T. Realmuto, R (1, 2) OBP: 0.359, SLG: 0.462	C SI 90 B SI 90 B SI 92 F SI 92 B SI 92 X SI 91 3-2 ② L8			B SI 92 B FF 91 X SI 91 2-0 ① F8		B CU 77 C CU 78 X SI 91 1-1 ③ F7		C FF 98 C CU 85 X FF 100 0-2 ③ G4-3		4	0	0	0	0	0	2
21 Christian Yelich, L (1, 8) OBP: 0.341, SLG: 0.394	B SI 91 C SI 91 F CH 85 B CU 80 B SI 92 F SI 91 X SI 92 3-2 ③ G1-3			C SI 91 B CH 87 F FF 93 B SI 95 X FF 94 2-2 FC5 1-2			X FF 94 0-0 13 E 1B		B FF 100 S FF 99 X FF 101 1-1 ① F7	4	0	1	0	0	0	1
13 Marcell Ozuna, R (1, 7) OBP: 0.383, SLG: 0.560		C SI 91 B SI 91 F SI 91 S CU 80 1-3 ① K		F SI 93 B SI 93 B SI 94 X SI 93 2-1 ② F9			C SI 93 B SL 89 X FF 95 1-1 ① L7 1-2		B FF 100 X FF 99 1-0 ② L1	4	0	0	0	0	1	3
32 Derek Dietrich, L (1, 5) OBP: 0.308, SLG: 0.373 18 Tomás Telis, S (9, PH) OBP: 0.167, SLG: 0.167		B SI 92 C SI 91 F FF 93 S CU 81 1-3 ② K		B SI 93 F CH 86 B CU 81 B SI 93 F SI 93 X SI 94 3-2 ③ L5			F SI 97 B FF 96 F FF 96 S FF 96 1-3 ② K		C FF 100 B SL 86 B FF 100 X FF 96 2-1 ③ G1-3	3 1	0 0	0 0	0 0	0 0	2 0	3 0
28 Tyler Moore, R (1, 3) OBP: 0.258, SLG: 0.508		F SI 91 C FF 94 F CU 81 S CU 81 0-3 ③ K			F SI 91 S CU 78 B CU 80 X CU 79 1-2 ① P5		T FF 95 X FF 97 0-1 ③ F9			3	0	0	0	0	1	1
51 Ichiro Suzuki, L (1, 9) OBP: 0.235, SLG: 0.296			B SI 90 B SI 90 X SI 91 2-0 ① G3-1		C SI 92 F FF 92 X CU 81 0-2 ② G4-3			B FF 95 C FF 95 B FF 93 X FF 94 2-1 HR		3	1	1	1	0	0	0
10 Christian Colón, R (1, 4) OBP: 0.200, SLG: 0.184 9 Dee Strange-Gordon, L (8, PH) OBP: 0.327, SLG: 0.352 (8, 4)			C SI 91 B FF 93 F SI 91 X CU 80 1-2 ② G3-1		X FF 91 0-0 ③ P2			X FF 95 0-0 1B		2 1	0 0	0 1	0 0	0 0	0 0	0 0
31 Jeff Locke, L (1, 1) 29 Brad Ziegler, R (6, 1) 71 Drew Steckenrider, R (7, 1) 27 Giancarlo Stanton, R (8, PH) OBP: 0.366, SLG: 0.564 46 Kyle Barraclough, R (8, 1)			C SI 91 T SI 92 S CU 80 0-3 ③ K			B SI 90 C SI 89 B SI 90 S SI 91 F FF 92 X SI 92 2-2 ① G6-3		1 SAFE C SL 82 C SL 82 S SL 85 0-3 ① K		2 0 0 1 0	0 0 0 0 0	0 0 0 0 0	0 0 0 0 0	1 0 0 1 0	0 0 0 1 0	0 0 0 1 0
Inning Stats	R: 0 H: 0 E: 0 LOB: 0 K: 0 BB: 0 S: 9 P: 17	R: 0 H: 0 E: 0 LOB: 0 K: 3 BB: 0 S: 10 P: 12	R: 0 H: 0 E: 0 LOB: 0 K: 1 BB: 0 S: 7 P: 10	R: 0 H: 1 E: 1 LOB: 2 K: 0 BB: 0 S: 10 P: 20	R: 0 H: 0 E: 0 LOB: 0 K: 0 BB: 0 S: 7 P: 8	R: 0 H: 0 E: 0 LOB: 0 K: 0 BB: 0 S: 7 P: 10	R: 0 H: 1 E: 1 LOB: 1 K: 1 BB: 0 S: 8 P: 10	R: 1 H: 2 E: 0 LOB: 1 K: 1 BB: 0 S: 13 P: 17	R: 0 H: 0 E: 0 LOB: 0 K: 0 BB: 0 S: 5 P: 9	1B: 3 SF: 0 2B: 0 SAC: 0 3B: 0 DP: 0 HR: 1 HBP: 0						WP: 0 PA: 32 PB: 0 SB: 0 CS: 0

	AB	32
	R	1
	H	4
	RBI	1
	BB	0
	SO	6
	LOB	12

PITCHER		IP	WLS	BF	H	R	ER	SO	BB	IBB	HBP	BLK	WP	HR	S	P	ERA	WHIP
46 Iván Nova, R ERA: 2.83	(1, 1)	6.0	W	20	1	0	0	4	0	0	0	0	0	0	50	77	0.00	0.167
12 Juan Nicasio, R ERA: 1.27	(7, 1)	1.0	H	4	1	0	0	1	0	0	0	0	0	0	8	10	0.00	1.000
41 Daniel Hudson, R ERA: 5.33	(8, 1)	0.2	H	4	2	1	1	1	0	0	0	0	0	1	10	14	13.50	3.000
73 Felipe Vázquez, L ERA: 0.53	(8, 1)	1.1	S	4	0	0	0	0	0	0	0	0	0	0	8	12	0.00	0.000

PITCHER	IP	WLS	BF	H	R	ER	SO	BB	IBB	HBP	BLK	WP	HR	S	P	ERA	WHIP

Miami Marlins @ Pittsburgh Pirates

PNC Park, Pittsburgh, PA

Sun Jun 11 2017, 1:37 PM - 4:08 PM EDT

Att. 22,925 - Sunny - 82 F

livebaseballscorecards.com

Batter	1	2	3	4	5	6	7	8	9	AB	R	H	RBI	BB	SO	LOB
26 Adam Frazier, L (1, 7) OBP: 0.366, SLG: 0.410	C FF 91 X FF 92 0-1 ① G4-3		C KC 74 F SI 91 X FF 91 0-2 ① G4-3		F FF 90 S CH 80 B KC 82 X CH 80 1-2 64 S 5 S 1B		S FF 95 X FF 96 0-1 ① G4-3			4	0	1	0	0	0	0
5 Josh Harrison, R (1, 4) (8, 9) OBP: 0.377, SLG: 0.468	C FF 92 X KC 82 0-1 ② L3		C CH 80 B SI 91 F SI 91 F CH 78 X CH 80 1-2 ② G5-3		F SI 89 B FF 90 B CH 79 B CH 80 B SI 89 4-1 64 S 1-2 BB		B CU 83 S FF 96 B CU 86 S FF 97 B FF 97 X FF 97 3-2 64 E 64 1B 1B			3	0	1	0	1	0	0
64 José Osuna, R (1, 9) OBP: 0.308, SLG: 0.475 73 Felipe Vázquez, L (8, 1)	C FF 92 B SI 92 X CH 80 1-1 23 1B 32 2B 1B		C CH 78 B FF 91 X SI 91 1-1 ③ F8		B SI 90 F KC 76 S CH 81 B SI 90 F FF 90 F CH 80 S CH 79 2-3 ③ K 1-2 2-3		X FF 96 0-0 E5 1-3 1B			4 0	1 0	2 0	0 0	0 0	1 0	2 0
23 David Freese, R (1, 5) OBP: 0.374, SLG: 0.418	B SI 91 D FF 91 X FF 91 2-0 32 2B 1-3 1B			C SI 90 F FF 92 B KC 78 S CH 79 1-3 ① K		X CH 78 0-0 ① G4-3	0-0 IBB			3	1	1	0	1	1	0
32 Elias Díaz, R (1, 2) OBP: 0.462, SLG: 0.588	D KC 76 C SI 90 F KC 80 B FF 91 F FF 91 B FF 91 F FF 91 X SI 91 3-2 1-H 3-H 2B			C KC 76 X CH 79 0-1 ② G5-3		C FF 90 B KC 78 X CH 78 1-1 55 1B 22 1B 10 1B 1B	B FF 96 B FF 97 F FF 97 S FF 96 S FF 97 2-3 ② K			4	1	2	2	0	1	3
22 Andrew McCutchen, R (1, 8) OBP: 0.328, SLG: 0.436	B CH 81 F FF 91 F CH 80 B FF 91 F CH 80 D KC 78 X FF 90 3-2 ③ L8			C KC 77 X FF 91 0-1 3B		X CH 80 0-0 10 1B 55 1B 28 G3-2 1-2 1B	X SI 96 0-0 ③ G6-3			4	0	2	0	0	0	4
55 Josh Bell, S (1, 3) OBP: 0.311, SLG: 0.448		C SI 90 S KC 77 B SI 91 S CH 80 1-3 ① K		X KC 77 0-0 ③ G5-3		C FF 90 C SI 90 B CH 79 B CH 80 X CH 80 2-2 10 1B 1-2 2-3 1B		S SL 80 B CH 87 F FF 95 X CH 89 1-2 ① G4-3		4	0	1	0	0	1	1
10 Jordy Mercer, R (1, 6) OBP: 0.348, SLG: 0.399		C SI 91 X SI 91 0-1 ② F7			B KC 76 C CH 80 B CH 78 X FF 91 2-1 ① G6-3	S CU 74 X SI 82 0-1 1-2 2-3 3-H 1B		B SL 80 C FF 94 F FF 94 S FF 95 1-3 ② K		4	0	1	1	0	1	0
46 Iván Nova, R (1, 1) OBP: 0.038, SLG: 0.038 28 John Jaso, L (6, PH) OBP: 0.331, SLG: 0.400 12 Juan Nicasio, R (7, 1) 41 Daniel Hudson, R (8, 1) 62 Max Moroff, S (8, 4) OBP: 0.211, SLG: 0.176		S FF 91 S KC 79 F SI 91 B KC 77 X FF 91 1-2 ③ L9			F FF 89 B SI 90 X FF 91 1-1 ② G4-3	B CH 75 X SI 82 1-0 ② ③ G3-2 3-Hf		C SL 80 C CH 89 X SL 81 0-2 ③ P5		2 1 0 0 1	0 0 0 0 0	0 0 0 0 0	0 0 0 0 0	0 0 0 0 0	0 3 0 0 0	0 0 0 0 0
Inning Stats	R: 2 E: 0 K: 0 S: 16 H: 3 LOB: 1 BB: 0 P: 25	R: 0 E: 0 K: 1 S: 9 H: 0 LOB: 0 BB: 0 P: 11	R: 0 E: 0 K: 0 S: 9 H: 0 LOB: 0 BB: 0 P: 11	R: 0 E: 0 K: 1 S: 8 H: 1 LOB: 1 BB: 0 P: 9	R: 0 E: 0 K: 1 S: 13 H: 1 LOB: 2 BB: 1 P: 23	R: 1 E: 0 K: 0 S: 10 H: 4 LOB: 2 BB: 0 P: 14	R: 0 E: 1 K: 1 S: 10 H: 2 LOB: 3 BB: 1 P: 15	R: 0 E: 0 K: 1 S: 9 H: 0 LOB: 0 BB: 0 P: 11		1B: 9 2B: 1 3B: 1 HR: 0	SF: 0 SAC: 0 DP: 1 HBP: 0					

	AB	R	H	RBI	BB	SO	LOB
BOTTOM	34	3	11	3	2	5	13

PITCHER		IP	WLS	BF	H	R	ER	SO	BB	IBB	HBP	BLK	WP	HR	S	P	ERA	WHIP
31 Jeff Locke, L ERA: 4.02	(1, 1)	5.1	L	25	8	3	3	3	1	0	0	0	0	0	62	89	5.06	1.688
29 Brad Ziegler, R ERA: 5.47	(6, 1)	0.2		2	1	0	0	0	0	0	0	0	0	0	3	4	0.00	1.500
71 Drew Steckenrider, R ERA:	(7, 1)	1.0		6	2	0	0	1	0	1	0	0	0	0	10	15	0.00	2.000
46 Kyle Barraclough, R ERA: 3.62	(8, 1)	1.0		3	0	0	0	1	0	0	0	0	0	0	9	11	0.00	0.000

PITCHER	IP	WLS	BF	H	R	ER	SO	BB	IBB	HBP	BLK	WP	HR	S	P	ERA	WHIP

WP: 0 PB: 0 SB: 3 CS: 0 PA: 36

Oakland Athletics @ Miami Marlins

Marlins Park, Miami, FL

Tue Jun 13 2017, 7:13 PM - 10:09 PM EDT

Att. 19,953 - Roof Closed - 78 F

TOP

livebaseballscorecards.com

Batter	1	2	3	4	5	6	7	8	9	AB	R	H	RBI	BB	SO	LOB
38 Jaycob Brugman, L (1, 8) OBP: 0.348, SLG: 0.300	B FF 96 C FF 95 B FF 94 X 2-1 G4-3		C SI 93 C SL 83 F CH 86 B FF 96 F SL 87 S CH 88 1-3 K			C SI 94 S CH 86 B SL 83 B CH 86 X FF 96 2-2 G6-3		C FF 95 B SL 85 S SL 86 B FF 95 T SL 83 2-2 K		4	0	0	0	0	2	0
8 Jed Lowrie, S (1, 4) OBP: 0.350, SLG: 0.475	F FF 96 F FF 97 B FF 98 X SI 98 1-2 P3		B SI 96 F FF 95 F SI 95 X FF 96 1-2 F9			T FF 96 B CH 89 B FF 96 X FF 95 2-1 P5		F FF 95 B SL 84 B CH 88 C CH 88 X FF 95 2-2 F9		4	0	0	0	0	0	0
25 Ryon Healy, R (1, 5) OBP: 0.304, SLG: 0.514	C FF 97 B FF 96 X CH 90 1-1 G5-3		B FF 96 X SL 86 1-0 L9			B CH 88 C SI 96 S FF 96 B SL 87 S CH 90 2-3 K			B FF 92 B SL 79 B FF 92 C FF 92 S SL 80 X FF 92 3-2 F9	4	0	0	0	0	1	0
2 Khris Davis, R (1, 7) OBP: 0.323, SLG: 0.507		B FF 95 F FF 95 B SL 85 F FF 96 X SL 85 2-2 G6-3		B CH 88 T SL 86 X SI 95 1-1 L8			B FF 94 X CH 87 1-0 2B		B SL 81 F SL 80 C FF 94 B CH 87 S SL 81 2-3 K	4	0	1	0	0	1	0
17 Yonder Alonso, L (1, 3) OBP: 0.403, SLG: 0.649		X SI 97 0-0 23 1B 18 HBP 45 BLK 1B		C SL 86 B SI 95 S SL 86 X SL 87 1-2 F7			B SL 83 C SL 83 B SI 92 B SL 85 B FF 95 4-1 BB		B SL 82 F FF 88 F SL 81 F FF 94 B SL 81 S CH 87 2-3 K	3	1	1	0	1	1	0
18 Chad Pinder, R (1, 6) OBP: 0.292, SLG: 0.514		B FF 96 F FF 95 F SL 85 H CH 88 2-2 45 BLK 23 1B 1-2 HBP		X SL 86 0-0 G6-3			F FF 92 C FF 92 C FC 90 0-3 K			2	0	0	0	0	1	2
23 Matt Joyce, L (1, 9) OBP: 0.300, SLG: 0.358		B SI 94 F FF 93 F SL 85 F CH 87 F CH 88 F FF 96 F SL 86 B CH 88 F FF 97 3-2 B SI 97 F SI 96 X SI 97 45 BLK 1-2 2-3 1B			C FF 94 F CH 87 B CH 89 B SL 87 B CH 89 F FF 96 X SI 95 3-2 F7		C KC 81 C FC 90 B FF 94 C FC 90 1-3 K		3	0	1	0	0	1	2
19 Josh Phegley, R (1, 2) OBP: 0.236, SLG: 0.360		B FF 96 F FF 96 F CH 89 S SL 86 1-3 K			C SL 87 X SL 84 0-1 G6-3		B KC 82 S FF 94 S FF 94 F FC 91 F FF 95 X FF 95 1-2 F9			3	0	0	0	0	1	5
45 Jharel Cotton, R (1, 1) 57 Josh Smith, R (6, 1) 28 Matt Olson, L (8, PH) 3 Trevor Plouffe, R (8, PH) OBP: 0.278, SLG: 0.359 36 Zach Neal, R (8, 1)		S SI 95 B FF 95 T FF 95 F FF 98 S SL 85 1-3 K 1-2 2-3 3-H			C FF 97 X SI 96 0-1 G6-3			B FF 94 X CH 88 1-0 F8	2 0 0 1 0	0 0 0 0 0	0 0 0 0 0	0 0 0 0 0	0 0 0 0 0	1 0 0 0 0	2 0 0 0 0

	AB	30
	R	1
	H	3
	RBI	0
	BB	1
	SO	9
	LOB	11

Inning Stats																						
	R: 0 E: 0 K: 0 S: 7	H: 0 LOB: 0 BB: 0 P: 11	R: 1 E: 0 K: 2 S: 22	H: 2 LOB: 2 BB: 0 P: 31	R: 0 E: 0 K: 1 S: 9	H: 0 LOB: 0 BB: 0 P: 12	R: 0 E: 0 K: 0 S: 6	H: 0 LOB: 0 BB: 0 P: 8	R: 0 E: 0 K: 0 S: 8	H: 0 LOB: 0 BB: 0 P: 11	R: 0 E: 0 K: 1 S: 8	H: 0 LOB: 0 BB: 0 P: 14	R: 0 E: 0 K: 2 S: 13	H: 1 LOB: 2 BB: 1 P: 20	R: 0 E: 0 K: 1 S: 7	H: 0 LOB: 0 BB: 0 P: 12	R: 0 E: 0 K: 2 S: 10	H: 0 LOB: 0 BB: 0 P: 17	1B: 2 2B: 1 3B: 0 HR: 0	SF: 0 SAC: 0 DP: 0 HBP: 1	WP: 0 PB: 0 SB: 0 CS: 0	PA: 32

PITCHER		IP	WLS	BF	H	R	ER	SO	BB	IBB	HBP	BLK	WP	HR	S	P	ERA	WHIP
62 José Ureña, R ERA: 3.7	(1, 1)	6.0	W	23	3	1	1	4	1	0	1	1	0	0	62	94	1.50	0.667
35 David Phelps, R ERA: 3.66	(7, 1)	1.0	H	3	0	0	0	2	0	0	0	0	0	0	11	13	0.00	0.000
66 Jarlín García, L ERA: 3.98	(8, 1)	1.0		3	0	0	0	1	0	0	0	0	0	0	7	12	0.00	0.000
44 AJ Ramos, R ERA: 3.74	(9, 1)	1.0		3	0	0	0	2	0	0	0	0	0	0	10	17	0.00	0.000

PITCHER		IP	WLS	BF	H	R	ER	SO	BB	IBB	HBP	BLK	WP	HR	S	P	ERA	WHIP

Batter	1	2	3	4	5	6	7	8	9	AB	R	H	RBI	BB	SO	LOB
9 Dee Strange-Gordon, L (1, 4) OBP: 0.325, SLG: 0.349	S FF 93 X SL 89 0-1 ① B5-3		F FF 92 F CH 77 F SL 88 B SL 89 F FF 93 X CH 76 1-2 ② P6		F SL 89 B FF 93 B SL 88 X SI 92 2-1 27 HR 3-H 1B	B FF 94 F FC 90 1 SAFE F FF 93 F FC 90 X FC 90 1-2 ③ L7		B SI 91 X CH 84 1-0 ① L8		5	1	1	1	0	0	3
27 Giancarlo Stanton, R (1, 9) OBP: 0.366, SLG: 0.571	B SL 90 B FF 95 X SL 89 2-0 ② P3		C SL 90 C CU 78 F FF 95 S CH 80 0-3 ③ K		1 SAFE D SL 90 X SL 90 1-0 1-H HR		B FC 90 B FF 92 S SL 86 B FF 93 B FC 91 4-1 11 BB 13 BB 32 FC3-6 BB	B SI 91 S FC 86 B FC 88 B SI 91 C FC 87 X FF 92 3-2 ② P4		4	2	1	2	1	1	2
21 Christian Yelich, L (1, 8) OBP: 0.338, SLG: 0.390	B FF 93 F FF 94 F CH 79 B CH 78 F SI 94 S SL 88 2-3 ③ K			B SL 90 F SI 94 B CH 78 C SL 87 S CH 79 2-3 ① K	B CU 76 F FF 93 C SL 88 F CH 79 B FF 95 X SL 88 2-2 13 1B 11 2B 1B		X FF 92 0-0 ① L9	C CU 74 F CH 86 D CU 76 X SI 92 1-2 ③ G4-3		5	1	1	0	0	2	2
13 Marcell Ozuna, R (1, 7) OBP: 0.393, SLG: 0.578		C SL 88 S SL 88 B FF 94 F CU 78 B CH 81 X SL 90 2-2 32 FC3-6 1B		X FF 94 0-0 HR	C CU 75 X FF 93 0-1 11 2B 1-2 1B		B FC 87 B FC 87 B CU 82 C FF 92 B FF 92 4-1 32 FC3-6 11 BB 28 2B 1-2 BB			3	2	3	1	1	0	0
11 J.T. Realmuto, R (1, 2) OBP: 0.362, SLG: 0.465		C FF 94 B SL 89 B SI 92 1 SAFE F SL 89 F FF 92 F SL 89 S FF 94 2-3 ① K		X SL 91 0-0 ② G5-3	X SL 90 0-0 1-3 2-H 2B		D SI 90 B FF 92 F SI 90 B SL 85 B SI 90 4-1 32 FC3-6 1-2 2-3 BB			3	0	1	1	1	1	1
32 Derek Dietrich, L (1, 5) OBP: 0.301, SLG: 0.364		X SL 89 0-0 ② FC3-6 1-2f		B CU 77 B SL 89 X FF 92 2-0 ③ G3-1	C CH 77 F FF 94 X CH 80 0-2 ③ P4		C CU 79 F FC 90 F FF 92 F FC 90 F CU 81 B FC 89 F CU 81 B FF 93 X FC 89 2-2 ② FC3-6 28 2B 1-2f 2-3 3-H			4	1	0	1	0	0	5
28 Tyler Moore, R (1, 3) OBP: 0.288, SLG: 0.556		F SI 94 1 SAFE D CH 80 B CH 77 F SL 87 B CU 77 C SL 87 3-3 ③ K			F FF 92 B CU 74 X SL 87 1-1 39 F9 9 1B 2B	B SL 86 F FF 93 X CU 80 1-1 39 FC3-6 1B	F FF 92 B SL 85 S SL 86 1 SAFE X FF 91 1-2 1-H 3-H 2B			4	1	3	2	0	1	1
39 JT Riddle, L (1, 6) OBP: 0.282, SLG: 0.410			B SI 94 B SI 93 S SI 93 B SL 88 B SI 91 4-1 62 SH3-4 BB		X SL 88 0-0 ① F9 2-3	B SI 92 X FC 91 1-0 ① FC3-6 1-2f	C FF 92 B FC 89 X CU 81 1-1 ③ G4-3			3	0	0	0	1	0	3
62 José Ureña, R (1, 1) OBP: 0.063, SLG: 0.063 35 David Phelps, R (7, 1) 66 Jarlín García, L (8, 1) 51 Ichiro Suzuki, L (8, PH) OBP: 0.244, SLG: 0.305 44 AJ Ramos, R (9, 1)			L FF 90 1 SAFE X FF 90 0-1 ① SH3-4 1-2		B FF 93 X SL 87 1-0 ② G6-3	C FF 92 1 SAFE L FF 92 L CU 80 0-3 ② K		B SI 92 C CH 83 B CH 83 C SI 91 F SI 91 X CH 85 2-2 1B		2 0 0 1 0	0 0 0 0 0	0 0 0 1 0	0 0 0 0 0	1 0 0 0 0	0 0 0 0 0	2 0 0 0 0
Inning Stats	R: 0 E: 0 K: 1 S: 7 H: 0 LOB: 0 BB: 0 P: 11	R: 0 E: 0 K: 2 S: 13 H: 1 LOB: 1 BB: 0 P: 20	R: 0 E: 0 K: 1 S: 12 H: 0 LOB: 1 BB: 1 P: 17	R: 1 E: 0 K: 1 S: 6 H: 1 LOB: 1 BB: 0 P: 10	R: 4 E: 0 K: 0 S: 17 H: 6 LOB: 2 BB: 0 P: 24	R: 0 E: 0 K: 1 S: 10 H: 1 LOB: 1 BB: 0 P: 13	R: 3 E: 0 K: 0 S: 16 H: 1 LOB: 1 BB: 3 P: 32	R: 0 E: 0 K: 0 S: 11 H: 1 LOB: 1 BB: 0 P: 18		1B: 6 2B: 3 3B: 0 HR: 2	SF: 0 SAC: 1 DP: 0 HBP: 0	WP: 0 PB: 0 SB: 0 CS: 0	PA: 39			

PITCHER		IP	WLS	BF	H	R	ER	SO	BB	IBB	HBP	BLK	WP	HR	S	P	ERA	WHIP
45 Jharel Cotton, R ERA: 5.52	(1, 1)	5.0	L	24	8	5	5	5	1	0	0	0	0	2	55	82	9.00	1.800
57 Josh Smith, R ERA: 6.61	(6, 1)	2.0		11	2	3	3	1	3	0	0	0	0	0	26	45	13.50	2.500
36 Zach Neal, R ERA: 9.26	(8, 1)	1.0		4	1	0	0	0	0	0	0	0	0	0	11	18	0.00	1.000

PITCHER	IP	WLS	BF	H	R	ER	SO	BB	IBB	HBP	BLK	WP	HR	S	P	ERA	WHIP

BOTTOM

Oakland Athletics @ Miami Marlins

Marlins Park, Miami, FL

Tue Jun 13 2017, 7:13 PM - 10:09 PM EDT

Att. 19,953 - Roof Closed - 78 F

livebaseballscorecards.com

AB	34
R	8
H	11
RBI	8
BB	4
SO	6
LOB	19

MIAMI

Oakland Athletics @ Miami Marlins

Marlins Park, Miami, FL

Wed Jun 14 2017, 12:13 PM - 3:43 PM EDT

Att. 19,436 - Roof Closed - 76 F

TOP

livebaseballscorecards.com

Batter	1	2	3	4	5	6	7	8	9	AB	R	H	RBI	BB	SO	LOB
38 Jaycob Brugman, L (1, 8) (3, 9) OBP: 0.286, SLG: 0.240	B SI 92 F SI 94 F SI 93 X CH 84 1-2 G3 ①	B KC 81 B SI 93 F SI 92 X SI 94 2-1 FC1-5-2-6 ② 25 HR 3-3		B KC 81 F SI 91 S CH 83 F SI 93 X CH 84 1-2 F8 ②		B CH 76 X SI 84 1-0 G1-6-3 ③		X SI 95 0-0 G1-3 ③		5	1	0	0	0	0	4
8 Jed Lowrie, S (1, 4) OBP: 0.358, SLG: 0.479	B SI 94 B SI 94 B SI 94 C SI 94 F SI 94 F SI 95 B SI 95 4-2 17 BB 2 E 21 BB BB	B SI 95 B KC 80 B KC 82 F SI 94 B SI 93 4-1 25 HR BB		S CH 83 B SI 95 D KC 81 X SI 93 2-1 1-H 2B			B SL 80 F SI 91 F FF 92 B FF 93 X FF 92 2-2 P6 ①		F FF 95 F FF 95 F FF 97 F FF 95 B CH 89 F FF 97 B CU 86 B FF 96 B FF 97 4-2 25 1B 25 DI 16 1B BB	2	3	1	1	3	0	0
25 Ryon Healy, R (1, 5) OBP: 0.310, SLG: 0.532	C SI 94 B KC 83 X CH 83 1-1 P4 ②	B CH 84 X SI 92 1-0 1-H 2-H HR		C SI 93 X CH 85 0-1 G6-3 ③			C SL 84 B FF 94 S CH 83 B FF 94 B FF 92 X FF 93 3-2 2B		C FF 96 F FF 95 B CU 85 F FF 96 F FF 96 F FF 96 F CU 84 X FF 96 1-2 16 1B 1-3 1B	5	1	3	3	0	0	2
2 Khris Davis, R (1, 7) OBP: 0.325, SLG: 0.502	B KC 83 1 SAFE X SI 93 1-0 E5 21 BB 17 BB 1-2	B KC 83 B CH 83 X SI 92 2-0 G6-3 ③			S FF 94 B SL 80 X SL 80 1-1 21 G4-6-3 1B		B SL 82 B FF 92 F FF 92 B CH 84 B FF 93 4-1 BB		S FF 96 F FF 96 S FF 95 0-3 K ①	4	0	1	0	1	1	3
17 Yonder Alonso, L (1, 3) OBP: 0.398, SLG: 0.635	C KC 81 B SI 94 B SI 94 B KC 80 F CH 82 B CH 82 4-2 21 BB 1-2 2-3 BB		B KC 80 X SI 92 1-0 F8 ①		B SL 79 F FF 95 C SL 79 1 SAFE S SL 81 1-3 K ①		F SL 83 C SL 83 B FF 94 X FF 94 1-2 F7 ②		S FF 96 X FF 96 0-1 P6 ②	4	0	0	0	1	1	5
21 Stephen Vogt, L (1, 2) OBP: 0.273, SLG: 0.362 36 Zach Neal, R (7, 1) 16 Adam Rosales, R (9, PH) OBP: 0.273, SLG: 0.338	D KC 82 B CH 81 B SI 94 B SI 93 4-0 1-2 2-3 3-H BB		C SI 92 F CH 84 B KC 82 F SI 93 B CH 86 X CH 85 2-2 F7 ②		B FF 94 1 SAFE 1 SAFE C FF 94 S SL 81 X FF 95 1-2 ②③ G4-6-3 1-2f		X FF 94 0-0 G4-3 ③		S FF 96 B FF 97 C FF 96 F FF 96 X CU 84 1-2 3-H 1B	3 0 1	0 0 0	0 0 1	1 0 1	1 0 0	0 0 0	3 0 0
18 Chad Pinder, R (1, 6) OBP: 0.280, SLG: 0.491	B SI 93 F SI 94 B CH 85 S KC 83 S KC 84 2-3 K ③	B SI 94 C CH 84 S CH 85 B KC 82 C SI 94 2-3 K ③				B SI 83 F SI 84 F SI 84 X CU 74 1-2 L7 ①		B FF 93 F FF 92 C SL 86 B SL 86 X FF 93 2-2 G5-3 ①	B FF 96 F FF 95 F FF 95 F FF 95 F FF 97 C FF 95 1-3 K ③	5	0	0	0	0	3	5
23 Matt Joyce, L (1, 9) OBP: 0.304, SLG: 0.368 11 Rajai Davis, R (3, 8) OBP: 0.267, SLG: 0.326		C SI 93 C KC 79 B CH 86 B CH 84 F SI 94 F KC 81 B KC 82 X SI 94 3-2 48 SH5-4 38 EC1-5-2-6 2B		B SI 92 B SI 92 B SI 92 C SI 93 F SI 91 C SI 93 3-3 K ①		F SI 84 B CH 76 S SI 83 B CU 74 X CU 74 2-2 3 G4-3 1B		F SI 93 F SI 93 F SL 86 C SL 86 0-3 K ②		1 3	0 0	1 1	0 0	0 2	0 0	0 0
48 Daniel Gossett, R (1, 1) OBP: 1.000, SLG: 1.000 37 Danny Coulombe, L (4, 1) 61 John Axford, R (4, 1) 3 Trevor Plouffe, R (6, PH) OBP: 0.276, SLG: 0.357 31 Liam Hendriks, R (6, 1) 19 Josh Phegley, R (7, 2) OBP: 0.244, SLG: 0.379		2 SAFE L SI 92 X SI 90 0-1 SH5-4 ① 2-3		C SI 92 C SI 92 F SI 92 B KC 80 F SI 93 B SI 93 X SI 93 2-2 8 2B 1B		X SI 84 0-0 G4-3 ② 1-2		F FF 94 X SL 87 0-1 2B		1 0 0 1 0 1	1 0 0 0 0 0	1 0 0 0 0 1	0 0 0 0 0 0	0 0 0 0 0 0	0 0 0 0 0 0	0 0 0 1 0 0

	AB	36
	R	6
	H	10
	RBI	6
	BB	6
	SO	7
	LOB	23

Inning Stats																		
	R: 1	H: 0	R: 3	H: 2	R: 0	H: 0	R: 1	H: 2	R: 0	H: 1	R: 0	H: 1	R: 0	H: 1	R: 0	H: 1	R: 1	H: 2
	E: 1	LOB: 3	E: 0	LOB: 0	E: 0	LOB: 0	E: 0	LOB: 1	E: 0	LOB: 0	E: 0	LOB: 1	E: 0	LOB: 2	E: 0	LOB: 1	E: 0	LOB: 2
	K: 1	BB: 3	K: 0	BB: 1	K: 1	BB: 0	K: 1	BB: 0	K: 1	BB: 0	K: 0	BB: 1	K: 0	BB: 0	K: 1	BB: 0	K: 2	BB: 1
	S: 14	P: 31	S: 12	P: 24	S: 8	P: 13	S: 16	P: 24	S: 8	P: 11	S: 8	P: 12	S: 11	P: 21	S: 10	P: 12	S: 26	P: 33

	1B: 5	SF: 0	WP: 0	PA: 43
	2B: 4	SAC: 1	PB: 0	
	3B: 0	DP: 1	SB: 0	
	HR: 1	HBP: 0	CS: 0	

PITCHER		IP	WLS	BF	H	R	ER	SO	BB	IBB	HBP	BLK	WP	HR	S	P	ERA	WHIP
36 Edinson Volquez, R ERA: 3.72	(1, 1)	4.0		21	4	5	4	3	4	0	0	0	0	1	50	92	9.00	2.000
46 Kyle Barraclough, R ERA: 3.49	(5, 1)	1.0	W	3	1	0	0	1	0	0	0	0	0	0	8	11	0.00	1.000
29 Brad Ziegler, R ERA: 5.27	(6, 1)	1.0		4	1	0	0	0	0	0	0	0	0	0	8	12	0.00	1.000
64 Nick Wittgren, R ERA: 2.88	(7, 1)	0.1		3	1	0	0	0	1	0	0	0	0	0	7	16	0.00	6.000
66 Jarlín García, L ERA: 3.86	(7, 1)	0.2		2	0	0	0	0	0	0	0	0	0	0	4	5	0.00	0.000

PITCHER		IP	WLS	BF	H	R	ER	SO	BB	IBB	HBP	BLK	WP	HR	S	P	ERA	WHIP
22 Dustin McGowan, R ERA: 2.94	(8, 1)	1.0		4	1	0	0	1	0	0	0	0	0	0	10	12	0.00	1.000
71 Drew Steckenrider, R ERA: 3.0	(9, 1)	1.0		6	2	1	1	2	1	0	0	0	0	0	26	33	9.00	3.000

Oakland Athletics @ Miami Marlins

Marlins Park, Miami, FL

Wed Jun 14 2017, 12:13 PM - 3:43 PM EDT

Att. 19,436 - Roof Closed - 76 F

BOTTOM

livebaseballscorecards.com

Batter	1	2	3	4	5	6	7	8	9	AB	R	H	RBI	BB	SO	LOB
9 Dee Strange-Gordon, L (1, 4) OBP: 0.326, SLG: 0.355	C FF 91 X FF 91 0-1 ① G4-3		F FF 91 X FF 92 0-1 ① FC4-6 27 1B; 21 1B; 1-2f	F SL 86 X FF 92 0-1 21 HBP 27 BB; 2-3 3-H 1B	S CU 78 X CU 78 0-1 ② SF7; 3-H		C FC 86 X SI 91 0-1 27 1B 2B			4	2	2	2	0	0	1
27 Giancarlo Stanton, R (1, 9) OBP: 0.371, SLG: 0.570	F FF 92 C SI 90 S SL 82 0-3 ② K		S SL 84 B FF 92 1 SAFE X SL 83 1-1 21 1B; 13 G4-3; 1-2 1B	B KC 79 S KC 80 B SL 88 1 SAFE B KC 82 B SI 92 4-1 21 HBP; 1-2 BB	D SL 91 X SI 93 1-0 ③ G1-3		X FC 88 0-0 2-H 1B			4	1	2	1	1	1	2
21 Christian Yelich, L (1, 8) OBP: 0.343, SLG: 0.392	B SI 91 C FF 92 B CH 82 C CH 82 X FF 93 2-2 ③ G4-3		D CH 82 C FF 91 2 SAFE X CH 81 1-1 13 G4-3; 1-3 2-H 1B	B SL 88 F SL 87 H FF 93 2-1 13 G6-4-3; 1-2 2-3 3-H HBP		B SI 93 B FF 94 F FF 93 F CU 78 B SL 88 F FF 94 F FF 94 F SL 86 X SI 93 3-2 13 S; 13 2B 1B	B CH 83 B SI 91 B SI 90 C SI 91 F FC 86 S FC 85 3-3 ③ K			4	1	2	2	0	1	1
13 Marcell Ozuna, R (1, 7) OBP: 0.393, SLG: 0.590		B SL 85 C SL 85 B FF 90 B FF 91 X SI 92 3-1 HR	F SL 83 D SL 84 B FF 92 F SL 82 B SL 84 F SL 84 X FF 92 3-2 ② G4-3; 1-2 3-H	C SL 89 X CU 76 0-1 ② ③ G6-4-3; 1-2f		F CU 76 B FF 94 F SL 88 D SL 87 B FF 95 X SL 87 3-2 1-H 2B		B CU 72 B SI 90 F FC 86 B SI 91 T SI 90 S SI 90 3-3 ① K		5	1	2	3	0	1	4
11 J.T. Realmuto, R (1, 2) OBP: 0.354, SLG: 0.454		B FF 91 X FF 92 1-0 ① P3	C SL 84 X FF 91 0-1 ③ L8		C SI 94 B CU 78 B SL 91 B SI 95 C SI 96 C FF 96 3-3 ① K	C FF 94 D CU 78 S SL 87 S SL 87 1-3 ① K		X FF 92 0-0 ② G6-3		5	0	0	0	0	2	2
32 Derek Dietrich, L (1, 5) OBP: 0.304, SLG: 0.361		B CU 77 C SI 90 F CH 82 F SI 92 X SL 82 1-2 ② G3-1		B CU 78 B CH 82 C FF 90 X SI 91 2-1 39 FC1-5; 28 E 1B	B CU 80 C SI 96 S CU 79 B FF 96 F SI 96 F FF 96 F CU 79 F FF 96 F FF 96 3-2 H SL 83; 28 BB; 39 1B HBP	B FF 94 B FF 94 B FF 94 C FF 93 C FF 95 C FF 94 3-3 ② K		C CU 71 B SI 91 B CH 83 S CH 82 F SI 90 F CU 76 X CH 83 2-2 ③ F9		4	1	1	0	0	1	1
28 Tyler Moore, R (1, 3) OBP: 0.300, SLG: 0.591		C SL 83 B FF 92 S SL 83 X SL 82 1-2 HR		S SL 84 C SI 90 B FF 91 X SL 83 1-2 FC5 39 FC1-5; 18 2B; 1-2	S SL 92 B CU 77 C SI 94 D SL 92 B FF 96 B FF 95 4-2 51 1B 39 1B; 9 SF7; 1-2 BB	S SL 87 X FF 95 0-1 ③ F9				3	3	1	1	1	0	2
39 JT Riddle, L (1, 6) OBP: 0.281, SLG: 0.405		C CH 84 X FF 92 0-1 ③ F8		L CH 81 X CH 81 0-1 ① FC1-5; 18 2B; 9 1B; 1-2 2-3f	C FF 95 X FF 94 0-1 51 1B; 1-2 2-H 1B		B SI 91 F CH 83 F SI 91 S FC 87 1-3 ① K			4	1	1	1	0	1	2
36 Edinson Volquez, R (1, 1) 18 Tomas Telis, S (4, PH) 46 Kyle Barraclough, R (5, 1) 51 Ichiro Suzuki, L (5, PH) 29 Brad Ziegler, R (6, 1) 64 Nick Wittgren, R (7, 1) 66 Jarlin Garcia, L (7, 1) 10 Christian Colón, R (7, PH) 22 Dustin McGowan, R (8, 1) 71 Drew Steckenrider, R (9, 1)			B FF 87 B FF 88 S FF 88 B FF 88 B CH 86 4-1 9 FC4-6; BB	C CH 81 X SI 91 0-1 9 1B; 21 HBP; 1-3 2-H 2B	S FF 94 C FF 94 B FF 94 X CU 79 1-2 1-2 2-3 1B		C FC 86 X SI 89 0-1 ② G6-3			0 0 0 0 1 0 0 1 1 1 1 0 0 0 0 0 0 0 0 0 0 1 0 1 0 0 0 0 0 0 0 0 0 0 0 0 0 0 0 0 0 0 0 0 0 0 0 0 0 1 0 0 0 0 0 0 0 0 0 0 0 0 0 0 0 0 0 0 0 0						
Inning Stats	R: 0 E: 0 K: 1 S: 8 H: 0 LOB: 0 BB: 0 P: 10	R: 2 E: 0 K: 0 S: 12 H: 2 LOB: 0 BB: 0 P: 18	R: 2 E: 0 K: 0 S: 13 H: 2 LOB: 1 BB: 1 P: 22	R: 3 E: 1 K: 0 S: 15 H: 3 LOB: 2 BB: 1 P: 24	R: 2 E: 0 K: 1 S: 20 H: 2 LOB: 2 BB: 1 P: 32	R: 1 E: 0 K: 2 S: 17 H: 2 LOB: 1 BB: 0 P: 27	R: 1 E: 0 K: 2 S: 11 H: 2 LOB: 1 BB: 0 P: 15	R: 0 E: 0 K: 1 S: 9 H: 0 LOB: 0 BB: 0 P: 14		1B: 8 2B: 3 3B: 0 HR: 2 SF: 1 SAC: 0 DP: 1 HBP: 2				WP: 0 PB: 0 SB: 1 CS: 0 PA: 42		

	AB	36
	R	11
	H	13
	RBI	11
	BB	3
	SO	7
	LOB	15

PITCHER		IP	WLS	BF	H	R	ER	SO	BB	IBB	HBP	BLK	WP	HR	S	P	ERA	WHIP
48 Daniel Gossett, R ERA: 16.2	(1, 1)	3.1	L	18	6	7	6	1	1	0	0	0	0	2	42	62	16.20	2.100
37 Danny Coulombe, L ERA: 2.18	(4, 1)	0.0		3	1	0	0	0	1	0	1	0	0	0	4	10	∞	∞
61 John Axford, R ERA: 6.17	(4, 1)	1.2		8	2	2	2	1	1	0	1	0	0	0	22	34	10.80	1.800
31 Liam Hendriks, R ERA: 3.81	(6, 1)	1.0		5	2	1	1	2	0	0	0	0	0	0	17	27	9.00	2.000
36 Zach Neal, R ERA: 8.56	(7, 1)	2.0		8	2	1	1	3	0	0	0	0	0	0	20	29	4.50	1.000

PITCHER	IP	WLS	BF	H	R	ER	SO	BB	IBB	HBP	BLK	WP	HR	S	P	ERA	WHIP

Miami Marlins @ Atlanta Braves

SunTrust Park, Atlanta, GA

Fri Jun 16 2017, 7:37 PM - 10:20 PM EDT

Att. 38,123 - Partly Cloudy - 79 F

TOP

livebaseballscorecards.com

Batter	1	2	3	4	5	6	7	8	9	AB	R	H	RBI	BB	SO	LOB
9 Dee Strange-Gordon, L (1, 4) OBP: 0.331, SLG: 0.360	C FF 94 X FF 93 0-1 27 S 21 2B 1B		B FF 91 X SL 82 1-0 ① G6-3		B CU 78 B SL 82 X FF 93 2-0 ③ G3		B SI 93 B CH 92 B SI 91 C SI 93 F CH 88 X CH 92 3-2 1B		X CU 84 0-0 27 S 21 1B 1-3 1B	5	2	3	0	0	0	0
27 Giancarlo Stanton, R (1, 9) OBP: 0.368, SLG: 0.563	C FF 92 S FF 93 B FF 93 S FF 94 1-3 ① K 1-2		S CU 78 B FF 92 S SL 79 B CU 78 X CU 78 2-2 ② G5-3			X FF 92 0-0 13 BB 21 1B 11 G5-4-3 1B	1 SAFE C CH 88 F CH 85 1 SAFE 1 SAFE 1 SAFE B CH 85 X SI 92 1-2 ② F9		B CH 86 D CH 86 F CH 86 X CH 82 2-1 ② P3 1-2	5	1	1	0	0	1	4
21 Christian Yelich, L (1, 8) OBP: 0.348, SLG: 0.400	X FF 93 0-0 11 F8 2-H 2B		B FF 93 C FF 94 F SL 83 X SL 79 1-2 ③ G4-3			S FF 91 D CU 76 S FF 91 B SL 82 1 SAFE X SL 81 2-2 11 G5-4-3 13 BB 1-2 1B	1 SAFE X SI 92 0-0 ③ G1-3		C SI 96 B CH 83 S CH 87 X SI 96 1-2 2-H 3-H 1B	5	0	3	3	0	0	1
13 Marcell Ozuna, R (1, 7) OBP: 0.393, SLG: 0.583	D SL 79 B FF 93 B FF 95 B FF 94 4-0 BB			S CU 76 B FF 94 F FF 94 B CU 78 B FF 92 X FF 94 3-2 ① G3-1		B FF 93 B CU 76 F FF 95 F FF 94 B CU 77 F SL 79 F FF 94 B CH 85 4-2 11 G5-4-3 1-2 2-3 BB		F SI 97 C CH 86 F CH 85 B SI 99 S CH 85 1-3 ① K	1 SAFE S CH 87 F SI 96 S CH 86 0-3 ③ K	3	0	0	0	2	2	1
11 J.T. Realmuto, R (1, 2) OBP: 0.352, SLG: 0.450	B FF 95 F FF 94 S FF 95 2 SAFE F CU 78 X FF 95 1-2 ② F8 2-3			X FF 94 0-0 ② L8		C FF 93 C FF 93 X FF 95 0-2 ①② G5-4-3 1-2f 2-3 3-H		B CH 88 X SI 98 1-0 E5 41 G3 1B		4	0	1	0	0	0	4
41 Justin Bour, L (1, 3) OBP: 0.372, SLG: 0.601 35 David Phelps, R (8, 1) 46 Kyle Barraclough, R (9, 1)	B CU 80 B FF 95 S CU 79 F FF 94 F CU 78 X SL 78 2-2 ③ G1-3			B CU 77 X FF 94 1-0 HR		B FF 94 B FF 92 S SL 82 D CU 77 C FF 93 B FF 93 4-2 10 WP BB		F SI 98 B SI 98 X CH 90 1-1 ② G3 2-3		3 0 0	1 0 0	1 0 0	1 0 0	1 0 0	0 0 0	3 0 0
10 Christian Colón, R (1, 5) OBP: 0.200, SLG: 0.167		B FF 91 X FF 92 1-0 ① G1-3		C FF 94 X FF 95 0-1 ③ F8		D CU 77 B CU 76 F FF 94 F FF 94 F FF 92 B CU 78 D CU 77 4-2 1-2 BB		B CH 87 X SI 97 1-0 ③ L8		3	0	0	0	1	0	1
39 JT Riddle, L (1, 6) OBP: 0.281, SLG: 0.400		C FF 94 S SL 78 F SL 79 F FF 93 F CU 78 B FF 94 C FF 94 1-3 ② K			B CU 75 C SL 81 B FF 93 F FF 94 F FF 93 F SL 78 F FF 94 F SL 84 X FF 94 2-2 ① G4-3	B FF 93 F FF 93 B SL 80 F FF 92 X FF 94 2-2 ③ G6-3			X FF 95 0-0 9 1B 21 1B 1B	4	1	1	0	0	1	3
58 Dan Straily, R (1, 1) OBP: 0.042, SLG: 0.042 66 Jarlín García, L (7, 1) 28 Tyler Moore, R (8, 3) OBP: 0.296, SLG: 0.582		B FF 93 X FF 91 1-0 ③ F9			C FF 92 C FF 92 F FF 93 C CU 76 0-3 ② K		X CH 90 0-0 ① G6-3		B FF 94 F FF 96 S FF 96 X FF 96 1-2 ① F9	3 0 1	0 0 0	0 0 0	0 0 0	0 0 0	1 0 0	0 0 1
Inning Stats	R: 1 E: 0 K: 1 S: 14 H: 2 LOB: 2 BB: 1 P: 22	R: 0 E: 0 K: 1 S: 8 H: 0 LOB: 0 BB: 0 P: 11	R: 0 E: 0 K: 0 S: 7 H: 0 LOB: 0 BB: 0 P: 11	R: 1 E: 0 K: 0 S: 7 H: 1 LOB: 0 BB: 0 P: 11	R: 0 E: 0 K: 1 S: 12 H: 0 LOB: 0 BB: 0 P: 16	R: 1 E: 0 K: 0 S: 19 H: 2 LOB: 3 BB: 3 P: 35	R: 0 E: 0 K: 0 S: 8 H: 1 LOB: 1 BB: 0 P: 12	R: 0 E: 1 K: 1 S: 8 H: 1 LOB: 1 BB: 0 P: 12	R: 2 E: 0 K: 1 S: 13 H: 3 LOB: 1 BB: 0 P: 17	1B: 8 2B: 1 3B: 0 HR: 1 SF: 0 SAC: 0 DP: 1 HBP: 0						

	AB	36
	R	5
	H	10
	RBI	4
	BB	4
	SO	5
	LOB	18

WP: 1 PB: 0 SB: 2 CS: 0 PA: 40

MIAMI

PITCHER		IP	WLS	BF	H	R	ER	SO	BB	IBB	HBP	BLK	WP	HR	S	P	ERA	WHIP
51 Sean Newcomb, L ERA: 2.19	(1, 1)	6.0	L	26	5	3	3	3	4	0	0	0	1	1	67	106	4.50	1.500
30 Jason Motte, R ERA: 1.96	(7, 1)	1.0		4	1	0	0	0	0	0	0	0	0	0	8	12	0.00	1.000
38 Arodys Vizcaíno, R ERA: 2.0	(8, 1)	1.0		4	1	0	0	1	0	0	0	0	0	0	8	12	0.00	1.000
39 Sam Freeman, L ERA: 2.79	(9, 1)	0.1		3	2	2	2	0	0	0	0	0	0	0	5	6	54.00	6.000
58 Luke Jackson, R ERA: 4.32	(9, 1)	0.2		3	1	0	0	1	0	0	0	0	0	0	8	11	0.00	1.500

PITCHER	IP	WLS	BF	H	R	ER	SO	BB	IBB	HBP	BLK	WP	HR	S	P	ERA	WHIP

Batter	1	2	3	4	5	6	7	8	9	AB	R	H	RBI	BB	SO	LOB
11 Ender Inciarte, L (1, 8) OBP: 0.354, SLG: 0.414	B SI 89 F SI 90 X SI 91 1-1 4 G4-3 2B		C SI 90 C CH 84 S CH 83 0-3 ③ K			F SI 89 F CH 83 B CH 84 B CH 83 X CH 84 2-2 ② G3-1			C FF 94 S SL 80 B SL 80 X FF 95 1-2 ① G4-3	4	0	1	0	0	1	0
4 Brandon Phillips, R (1, 4) OBP: 0.342, SLG: 0.426	B SI 92 F SI 91 S SI 86 F CH 86 D CH 84 X SI 86 2-2 ① G4-3 2-3			B CH 71 S CH 84 X SI 89 1-1 ① F9		B SI 90 B SI 91 B CH 83 C SI 87 X SI 88 3-1 ③ F8			X FF 94 0-0 ② L9	4	0	0	0	0	0	1
22 Nick Markakis, L (1, 9) OBP: 0.365, SLG: 0.377	D SI 90 C SI 91 F SI 91 S CH 86 1-3 ② K			B CH 72 S CH 84 C SI 91 F SI 91 B CH 83 F CH 85 F SI 92 X CH 84 2-2 ② G3			C SI 88 B SI 88 B CH 81 S CH 82 S CH 84 2-3 ① K		C FF 93 X CH 90 0-1 ③ G3-1	4	0	0	0	0	2	1
25 Tyler Flowers, R (1, 2) OBP: 0.436, SLG: 0.455	B SI 87 F SI 91 F CH 84 B S SI 92 2-3 ③ K			F SI 90 B CH 84 S CH 83 F CH 86 B SI 90 B SI 86 S CH 84 3-3 ③ K			X CH 84 0-0 1B			3	0	1	0	0	2	1
18 Matt Adams, L (1, 3)		B SI 88 B CH 83 S SI 90 F SI 91 X CH 85 2-2 ① L3			C CH 80 B SI 89 S SI 88 X CH 83 1-2 1B		B SL 83 C SL 83 C SL 83 S SL 84 1-3 ② K			3	0	1	0	0	1	1
23 Danny Santana, S (1, 7) OBP: 0.258, SLG: 0.393		C SI 91 S CH 84 S SI 91 0-3 ② K			C SI 89 X CH 83 0-1 ① F7		S SL 84 S CH 87 S SL 83 0-3 ③ K			3	0	0	0	0	2	2
7 Dansby Swanson, R (1, 6) OBP: 0.299, SLG: 0.339		F SI 91 X CH 84 0-1 ③ G1-3			B CH 84 F CH 82 F CH 83 B CH 83 F CH 85 1 SAFE X 2-2 ② F9			B KC 80 C SI 94 X SI 94 1-1 ① G4-3		3	0	0	0	0	0	1
17 Johan Camargo, S (1, 5) OBP: 0.257, SLG: 0.353			C SI 89 F SI 89 F SI 91 X CH 84 0-2 51 B2-6-4 1B		S CH 84 B SI 89 F CH 83 B SI 89 C CH 83 2-3 ③ K			X KC 81 0-0 ② G4-3		3	0	1	0	0	1	1
51 Sean Newcomb, L (1, 1) 16 Lane Adams, R (6, PH) OBP: 0.250, SLG: 0.250 30 Jason Motte, R (7, 1) 38 Arodys Vizcaíno, R (8, 1) 14 Rio Ruiz, L (8, PH) OBP: 0.289, SLG: 0.315 39 Sam Freeman, R (9, 1) 58 Luke Jackson, R (9, 1)			X SI 91 0-0 ①② B2-6-4 1-2f			C SI 88 S SI 89 B SI 91 S CH 83 1-3 ① K		B KC 79 C KC 81 C SI 90 F SI 95 B FC 90 B SI 94 S KC 81 3-3 ③ K		1 1 0 0 1 0 0	0 0 0 0 0 0 0	0 0 0 0 0 0 0	0 0 0 0 1 0 0	0 0 0 0 0 0 0	0 1 0 0 0 0 0	1 0 0 0 0 0 0
Inning Stats	R: 0 E: 0 K: 2 S: 12 H: 1 LOB: 1 BB: 0 P: 18	R: 0 E: 0 K: 1 S: 8 H: 0 LOB: 0 BB: 0 P: 10	R: 0 E: 0 K: 1 S: 8 H: 1 LOB: 0 BB: 0 P: 8	R: 0 E: 0 K: 1 S: 12 H: 0 LOB: 0 BB: 0 P: 18	R: 0 E: 0 K: 1 S: 12 H: 1 LOB: 1 BB: 0 P: 17	R: 0 E: 0 K: 1 S: 8 H: 0 LOB: 0 BB: 0 P: 14	R: 0 E: 0 K: 3 S: 10 H: 1 LOB: 1 BB: 0 P: 13	R: 0 E: 0 K: 1 S: 7 H: 0 LOB: 0 BB: 0 P: 11	R: 0 E: 0 K: 0 S: 6 H: 0 LOB: 0 BB: 0 P: 7	1B: 3 2B: 1 3B: 0 HR: 0	SF: 0 SAC: 0 DP: 1 HBP: 0	WP: 0 PB: 0 SB: 0 CS: 0	PA: 30			

PITCHER		IP	WLS	BF	H	R	ER	SO	BB	IBB	HBP	BLK	WP	HR	S	P	ERA	WHIP
58 Dan Straily, R ERA: 3.58	(1, 1)	6.1	W	22	4	0	0	8	0	0	0	0	0	0	64	91	0.00	0.632
66 Jarlín García, L ERA: 3.74	(7, 1)	0.2	H	2	0	0	0	2	0	0	0	0	0	0	6	7	0.00	0.000
35 David Phelps, R ERA: 3.55	(8, 1)	1.0	H	3	0	0	0	1	0	0	0	0	0	0	7	11	0.00	0.000
46 Kyle Barraclough, R ERA: 3.38	(9, 1)	1.0		3	0	0	0	0	0	0	0	0	0	0	6	7	0.00	0.000

PITCHER	IP	WLS	BF	H	R	ER	SO	BB	IBB	HBP	BLK	WP	HR	S	P	ERA	WHIP

BOTTOM

Miami Marlins @ Atlanta Braves

SunTrust Park, Atlanta, GA

Fri Jun 16 2017, 7:37 PM - 10:20 PM EDT

Att. 38,123 - Partly Cloudy - 79 F

livebaseballscorecards.com

AB	30
R	0
H	4
RBI	0
BB	0
SO	11
LOB	9

Batter	1	2	3	4	5	6	7	8	9	10	AB	R	H	RBI	BB	SO	LOB
9 Dee Strange-Gordon, L (1, 4) OBP: 0.332, SLG: 0.361	S SI 93 X SI 92 0-1 ① G6-3			B SI 91 C SI 91 X SI 92 1-1 21 S 1B	B SI 90 B SI 89 C SI 89 B SI 89 S SI 89 X FF 89 3-2 ② G4-3 1-2	C SL 89 B SL 90 X SL 90 1-1 1-2 3-H 1B		X FC 88 0-0 ③ G4-3			5	0	2	1	0	0	2
27 Giancarlo Stanton, R (1, 9) OBP: 0.365, SLG: 0.553	B FF 92 C FC 93 B FF 93 X FF 92 2-1 ② P4			B FF 93 C CH 84 1 SAFE B CH 84 S FF 90 1 SAFE S CU 77 2-3 ① K	0-0 21 2B IBB	B FF 93 X SL 89 1-0 ③ F8			B SI 92 B SI 93 B FF 93 C SI 94 F SI 95 F CU 80 X SI 94 3-2 ① G5-3		4	1	0	0	1	1	3
21 Christian Yelich, L (1, 8) OBP: 0.345, SLG: 0.400	C SI 94 X SI 93 0-1 ③ G6-3			S SI 91 F SI 92 1 SAFE 1 SAFE B CH 85 S CU 78 1-3 ② K 1-2	X 0-0 1-H 2-H 2B		C SL 87 S CH 87 B CH 86 B CH 87 T FF 97 2-2 ① K		C CU 80 B CH 89 C SI 95 F SI 95 B CU 80 S SI 94 2-3 ② K		5	0	1	2	0	3	1
13 Marcell Ozuna, R (1, 7) OBP: 0.389, SLG: 0.574		S FF 92 X FF 91 0-1 ① G4-3		B SI 90 F SI 92 S CH 84 X CU 76 1-2 ③ G6-3	S CU 75 S CH 82 B CU 75 D CH 82 S CH 83 2-3 ③ K		F SL 89 C SL 88 B SL 86 B FF 96 B FF 97 B CH 87 4-2 BB		B SI 93 F SI 94 S SI 94 B CU 80 B SI 95 C CU 80 3-3 ③ K		4	0	0	0	1	2	2
11 J.T. Realmuto, R (1, 2) OBP: 0.349, SLG: 0.444		C FF 92 F FF 91 X SI 93 0-2 ② G5-3			B SI 90 X SI 91 1-0 28 HR 1B	B CU 69 B CU 70 F FF 87 F FC 86 B CH 80 S CH 81 3-3 ① K	C SL 88 B FF 97 F SL 87 F FF 98 F FF 96 1 SAFE T SL 88 1-2 ② K			C SL 84 B SL 85 F SI 98 S SL 86 1-3 ① K2-3	5	1	1	0	0	3	1
28 Tyler Moore, R (1, 3) OBP: 0.303, SLG: 0.606		B SI 92 S FC 92 F FC 92 B CH 85 F FF 92 S CH 85 2-3 ③ K			S CH 83 F CH 83 F SI 91 F FC 91 X CU 78 0-2 1-H HR	B CH 81 S CH 80 B FF 88 B CH 79 B CH 81 4-1 39 G4-3 41 1B BB	X SI 97 0-0 ③ P3			B SI 98 C SI 98 X SI 99 1-1 ② F9	4	2	1	2	1	1	1
39 JT Riddle, L (1, 6) OBP: 0.285, SLG: 0.400			C SI 91 F SI 92 X CU 78 0-2 10 G1-4-3 1B		B SI 91 F SI 91 F SI 90 F SL 82 S SL 81 1-3 ① K2-3	C FC 89 X SL 80 0-1 ② G4-3 1-2		C FC 87 X FC 90 0-1 ① L3		F SI 99 B SI 99 S SI 98 X SI 99 1-2 10 WP 1B	5	0	2	0	0	1	1
10 Christian Colón, R (1, 5) OBP: 0.220, SLG: 0.174			F FF 91 F SI 92 B FC 90 X SI 92 1-2 ①② G1-4-3 1-2f		F FC 91 B FF 90 F SI 91 X SL 81 1-2 51 PB 51 1B 51 BLK 1B	B SI 95 B SI 94 F SI 94 B FF 95 B FF 94 4-1 41 1B 9 1B BB		X FC 88 0-0 ② F9		C SI 98 C SL 84 B SL 86 S SL 86 1-3 ③ K 1-2	4	2	1	0	1	1	2
31 Jeff Locke, L (1, 1) 51 Ichiro Suzuki, L (5, PH) ran for Kyle Skipp 22 Dustin McGowan, R (6, 1) 41 Justin Bour, L (4, PH) struck out looking 29 Brad Ziegler, R (6, 1) 66 Jarlin García, L (6, 1) 46 Kyle Barraclough, R (7, 1) 32 Derek Dietrich, L (8, PH) struck out looking 35 David Phelps, R (8, 1) 44 AJ Ramos, R (9, 1)			C FF 92 S SI 92 B SL 82 C SI 91 1-3 ③ K		B FC 90 C SI 90 C FF 89 X SI 90 1-2 9 G4-3 21 2B 1-H 1B	B SL 90 F FF 93 C FF 95 B SL 90 B FF 94 X SL 89 3-2 9 1B 1-3 2-H 1B		C SI 94 B SI 93 B FC 91 S FC 90 F FC 92 B FC 90 F FC 90 H FC 92 4-2 HBP			1 0 0 0 0 1 0 1 1 1 1 0 0 0 0 0 0 0 0 0 0 1 0 1 1 0 0 0 0 0 0 0 0 0 0 0 0 0 0 0 0 0 0 0 0 0 0 0 0 0 0 0 0 0 0 0 0 0 0 0 0 0 0							
Inning Stats	R: 0 E: 0 K: 0 S: 6 H: 0 LOB: 0 BB: 0 P: 8	R: 0 E: 0 K: 1 S: 9 H: 0 LOB: 0 BB: 0 P: 11	R: 0 E: 0 K: 1 S: 9 H: 1 LOB: 0 BB: 0 P: 11	R: 0 E: 0 K: 2 S: 11 H: 1 LOB: 1 BB: 0 P: 16	R: 5 E: 0 K: 2 S: 23 H: 5 LOB: 1 BB: 1 P: 32	R: 2 E: 0 K: 1 S: 13 H: 2 LOB: 2 BB: 2 P: 29	R: 0 E: 0 K: 2 S: 11 H: 0 LOB: 1 BB: 1 P: 18	R: 0 E: 0 K: 0 S: 8 H: 0 LOB: 1 BB: 0 P: 12	R: 0 E: 0 K: 2 S: 11 H: 0 LOB: 0 BB: 0 P: 19	R: 0 E: 0 K: 2 S: 11 H: 1 LOB: 1 BB: 0 P: 15	1B: 8 2B: 1 3B: 0 HR: 1 SF: 0 SAC: 0 DP: 1 HBP: 1						

PITCHER		IP	WLS	BF	H	R	ER	SO	BB	IBB	HBP	BLK	WP	HR	S	P	ERA	WHIP
54 Jaime García, L ERA: 3.59	(1, 1)	5.2		25	7	6	6	7	1	1	0	1	0	1	64	91	9.53	1.412
56 Jason Hursh, R ERA: 2.25	(6, 1)	0.0		1	0	0	0	0	1	0	0	0	0	0	1	5	∞	∞
46 Ian Krol, L ERA: 5.26	(6, 1)	0.1		3	2	1	1	0	0	0	0	0	0	0	6	11	27.00	6.000
52 José Ramirez, R ERA: 2.28	(7, 1)	1.0		4	0	0	0	2	1	0	0	0	0	0	11	18	0.00	1.000
30 Jason Motte, R ERA: 1.86	(8, 1)	1.0		4	0	0	0	0	0	0	1	0	0	0	8	12	0.00	0.000

PITCHER		IP	WLS	BF	H	R	ER	SO	BB	IBB	HBP	BLK	WP	HR	S	P	ERA	WHIP
53 Jim Johnson, R ERA: 3.45	(9, 1)	1.0		3	0	0	0	2	0	0	0	0	0	0	11	19	0.00	0.000
38 Arodys Vizcaíno, R ERA: 1.93	(10, 1)	1.0	W	4	1	0	0	2	0	0	0	0	1	0	11	15	0.00	1.000

TOP

Miami Marlins @ Atlanta Braves

SunTrust Park, Atlanta, GA

Sat Jun 17 2017, 4:11 PM - 7:59 PM EDT

Att. 38,661 - Partly Cloudy - 83 F

livebaseballscorecards.com

AB	39
R	7
H	10
RBI	7
BB	4
SO	13
LOB	13

MIAMI

WP: 1 PB: 1 SB: 1 CS: 0 PA: 44

Batter	1	2	3	4	5	6	7	8	9	10	AB	R	H	RBI	BB	SO	LOB
11 Ender Inciarte, L (1, 8) OBP: 0.347, SLG: 0.406	X FF 91 0-0 G6-3 ①	C FF 91 S CH 80 F SI 91 S CH 79 0-3 K ③			C SI 95 B SL 85 B SI 95 X SI 94 2-1 G6-3 ①	C SL 82 F SL 83 F FF 94 X SL 85 0-2 G4-3 ③		S SI 95 S FC 91 B FF 95 B SI 95 B SI 95 X SI 96 3-2 G4-3 ③		B SL 79 F SL 79 X CH 85 1-1 FC1 4 1B	6	0	0	0	0	1	4
4 Brandon Phillips, R (1, 4) OBP: 0.346, SLG: 0.432	C SI 92 B FF 92 B SI 91 S CH 80 X CH 80 2-2 22 1B 18 2B 1B		C SI 90 B KC 80 B SI 90 S CH 80 X SI 91 2-2 ① L8		F SI 94 F SI 94 B SL 85 F SL 86 S SL 86 1-3 K ②		C SL 79 S SL 81 X SL 80 0-2 F7 ①		B FF 92 B SL 79 S FF 90 F SL 80 X SL 80 2-2 22 2B 2B	C SI 92 C CH 85 B SL 81 B CH 85 X 2-2 1-2 2-H 1B	6	2	3	1	0	1	0
22 Nick Markakis, L (1, 9) OBP: 0.369, SLG: 0.385 16 Lane Adams, R (9, PR) OBP: 0.250, SLG: 0.250 (10, 9)	B SI 90 F FF 91 F KC 78 X SI 91 1-2 18 2B 1-3 1B	B KC 78 C SI 90 B FF 90 B CH 80 F FF 91 F FF 91 F FF 92 X FF 92 3-2 25 FC4-6 1B			B CH 89 B CH 89 B SI 94 C SI 94 X SI 93 3-1 G4-3 ③		B SL 78 C FF 95 C CH 89 S FF 94 1-3 K ②		C SL 81 X CH 86 0-1 2-H 2B		5	0	3	1	0	1	0
											0	0	0	0	0	0	0
25 Tyler Flowers, R (1, 2) OBP: 0.435, SLG: 0.473	C SI 91 B SI 90 B KC 78 S CH 80 B FF 91 C FF 91 3-3 K ②		C KC 77 F CH 79 D KC 80 1 SAFE X FF 91 1-2 FC4-6 18 HR 1-2f			B SI 83 C SI 82 X CH 75 1-1 HR	C FF 94 S FF 95 X FF 95 0-2 18 2B 1B		B FF 93 X SL 80 1-0 P5 ①		5	3	2	1	0	1	4
18 Matt Adams, L (1, 3) OBP: 0.353, SLG: 0.572	X KC 76 0-0 1-3 3-H 2B		C FF 91 X FF 92 0-1 1-H HR			B SI 83 B SI 83 X SI 83 2-0 G3 ①	S SL 80 F SL 95 X SL 80 0-2 1-H 2B			0-0 IBB	4	1	3	4	1	0	0
7 Dansby Swanson, R (1, 6) OBP: 0.301, SLG: 0.338	B FF 91 D KC 76 2-0 IBB		C KC 76 C FF 91 B KC 81 X SI 91 1-2 G6-3 ③			B SI 83 X SI 82 1-0 23 1B 17 1B 1B	B SL 81 X SL 80 1-0 F9 ③		D SL 81 S SL 81 F CH 86 D FF 94 F SL 81 F SL 80 F SL 80 D CH 87 F SL 80 3-3 K ②		4	1	1	0	1	1	3
23 Danny Santana, S (1, 7) OBP: 0.266, SLG: 0.393	S CH 79 B FF 91 B FF 90 S CH 79 S CH 78 2-3 K ③		B KC 72 S CH 76 B SI 90 F FF 90 S CH 78 2-3 K ①			C SI 82 B CH 75 B SI 83 F SI 82 X CU 74 2-2 17 1B 1-2 1B		L KC 80 C FC 89 B SI 93 B FC 90 F SI 94 X KC 81 2-2 14 G6-3 17 SH1-4 1B	S SL 82 S CH 86 D CH 87 S SL 81 1-3 K ③		5	0	2	0	0	3	5
17 Johan Camargo, S (1, 5) OBP: 0.282, SLG: 0.368		X FF 90 0-0 G6-3 ①				C CH 78 C KC 76 B FF 92 C SI 91 1-3 K ②		L FC 91 1 SAFE 1 SAFE B FC 92 1 SAFE B FC 91 X FC 90 2-1 SH1-4 ① 1-2		X SI 91 0-0 49 SH1-4 4 1B 1B	4	1	2	1	0	1	0
54 Jaime García, L (1, 1) OBP: 0.000, SLG: 0.000 56 Jason Hursh, R (8, 1) 46 Ian Krol, L (8, 1) 27 Matt Kemp, R (8, PH) OBP: 0.364, SLG: 0.636 52 José Ramírez, R (7, 1) 30 Jason Motte, R (8, 1) 14 Rio Ruiz, L (8, PH) OBP: 0.000, SLG: 0.000 53 Jim Johnson, R (8, 1) 38 Arodys Vizcaíno, R (10, 1) 49 Julio Teherán, R (10, PH) OBP: 0.115, SLG: 0.269		B FF 90 C FF 90 S SI 90 F CH 81 X FF 92 1-2 G5-3 ②		F FF 91 C KC 78 F KC 79 X SI 91 0-2 G1-3 ③		B CU 75 X SI 83 1-0 L9 ②		C FC 92 X KC 81 0-1 G6-3 ② 2-3	M FF 89 X CH 88 0-1 1-2 SH1-4 ①	2 0 0 0 0 0 0 0 0 0 0 0 0 0 0 0 0 0 0 0 0 1 0 0 0 0 0 2 0 0 0 0 0 0 0 0 0 0 0 0 0 0 1 0 0 0 0 0 1 0 0 0 0 0 0 0 0 0 0 0 0 0 0 0 0 0 0 0 0 0						
Inning Stats	R: 1 H: 3 E: 0 LOB: 3 K: 2 BB: 1 S: 14 P: 24	R: 0 H: 0 E: 0 LOB: 0 K: 1 BB: 0 S: 9 P: 10	R: 2 H: 2 E: 0 LOB: 0 K: 0 BB: 0 S: 16 P: 23	R: 0 H: 0 E: 0 LOB: 0 K: 2 BB: 0 S: 10 P: 13	R: 0 H: 0 E: 0 LOB: 0 K: 1 BB: 0 S: 8 P: 14	R: 2 H: 4 E: 0 LOB: 2 K: 0 BB: 0 S: 14 P: 21	R: 1 H: 2 E: 0 LOB: 1 K: 1 BB: 0 S: 13 P: 15	R: 0 H: 1 E: 0 LOB: 1 K: 0 BB: 0 S: 11 P: 18	R: 1 H: 2 E: 0 LOB: 2 K: 2 BB: 1 S: 16 P: 23	R: 1 H: 2 E: 0 LOB: 2 K: 0 BB: 0 S: 8 P: 11	1B: 10 SF: 0 2B: 4 SAC: 2 3B: 0 DP: 0 HR: 2 HBP: 0						

PITCHER		IP	WLS	BF	H	R	ER	SO	BB	IBB	HBP	BLK	WP	HR	S	P	ERA	WHIP
31 Jeff Locke, L ERA: 4.58	(1, 1)	4.0		18	5	3	3	5	0	1	0	0	0	1	49	70	6.75	1.250
22 Dustin McGowan, R ERA: 2.86	(5, 1)	1.0		3	0	0	0	1	0	0	0	0	0	0	8	14	0.00	0.000
29 Brad Ziegler, R ERA: 5.79	(6, 1)	0.2		6	4	2	2	0	0	0	0	0	0	1	10	17	27.00	6.000
66 Jarlín García, L ERA: 3.68	(6, 1)	0.1	H	1	0	0	0	0	0	0	0	0	0	0	4	4	0.00	0.000
46 Kyle Barraclough, R ERA: 3.56	(7, 1)	1.0	H	5	2	1	1	1	0	0	0	0	0	0	13	15	9.00	2.000

PITCHER		IP	WLS	BF	H	R	ER	SO	BB	IBB	HBP	BLK	WP	HR	S	P	ERA	WHIP
35 David Phelps, R ERA: 3.44	(8, 1)	1.0	H	4	1	0	0	0	0	0	0	0	0	0	11	18	0.00	1.000
44 AJ Ramos, R ERA: 4.3	(9, 1)	1.1	L	10	4	2	2	2	0	1	0	0	0	0	24	34	13.50	3.000

BOTTOM

Miami Marlins @ Atlanta Braves

SunTrust Park, Atlanta, GA

Sat Jun 17 2017, 4:11 PM - 7:59 PM EDT
Att. 38,661 - Partly Cloudy - 83 F

livebaseballscorecards.com

AB	43
R	8
H	16
RBI	8
BB	2
SO	9
LOB	19

WP: 0 PA: 47
PB: 0
SB: 0
CS: 0

Miami Marlins @ Atlanta Braves

SunTrust Park, Atlanta, GA

Sun Jun 18 2017, 1:36 PM - 4:30 PM EDT

Att. 36,912 - Partly Cloudy - 82 F

TOP

livebaseballscorecards.com

Batter	1	2	3	4	5	6	7	8	9	AB	R	H	RBI	BB	SO	LOB
9 Dee Strange-Gordon, L (1, 4) OBP: 0.337, SLG: 0.363	X FF 92 0-0 ① F8		B CU 75 X CU 76 1-0 2-3 1B			B CU 76 X CU 76 1-0 13 BB 21 1B 41 1B 1B	C SI 96 B SI 95 F SI 95 F SI 96 F CU 85 F FF 97 X CU 83 1-2 ② G6-3		C SI 96 B CU 81 B CU 80 B SI 95 B SI 96 4-1 27 S BB	4	1	2	0	1	0	0
27 Giancarlo Stanton, R (1, 9) OBP: 0.358, SLG: 0.542	C FF 95 X FF 95 0-1 ② P3		C SL 83 1 SAFE 1 SAFE D SL 83 S SL 87 B SL 87 1 SAFE F FF 96 B SL 87 3-3 ② ③ 1 SAFE S SI 96 K 3-H			C SI 93 F SI 93 1 SAFE B SL 84 B FF 96 B SI 96 S SL 85 3-3 ① K	C SI 96 B FF 96 X FF 97 1-1 ③ G5-3		C SI 94 B FF 94 B SI 94 X CU 79 2-1 ③ P4 1-2	5	0	0	0	0	2	4
21 Christian Yelich, L (1, 8) OBP: 0.351, SLG: 0.403	B FF 95 C FF 95 X FF 96 1-1 ③ F7			C CU 76 B SI 92 B CH 85 X FF 94 2-1 1B		X SI 94 0-0 13 BB 41 1B 1-2 1B		B FF 96 B FF 97 B FF 96 B FF 96 4-0 13 HR BB		3	2	2	0	1	0	0
13 Marcell Ozuna, R (1, 7) OBP: 0.391, SLG: 0.583		F FF 95 C FF 96 B SL 88 S SL 87 1-3 ① K		C SI 96 X SL 86 0-1 ① F9		S SL 83 S SL 84 D CU 80 D SL 84 B FF 97 F SI 96 B SI 96 4-2 32 1B 41 1B 1-2 2-3 BB		B FF 98 X FF 97 1-0 1-H HR		3	1	1	2	1	1	1
41 Justin Bour, L (1, 3) OBP: 0.377, SLG: 0.601		B FF 94 C FF 95 X FF 96 1-1 1B		C CU 76 X SI 95 0-1 ② L6		T FF 95 F CU 78 X SI 97 0-2 32 1B 1-2 2-H 3-H 1B		X FF 96 0-0 ① F9		4	0	2	2	0	0	1
32 Derek Dietrich, L (1, 5) OBP: 0.311, SLG: 0.364		C CU 75 X FF 94 0-1 ② P6		B FF 94 1 SAFE C FF 93 X CU 77 1-1 ③ F8		B SI 94 B CH 84 B SI 93 C FF 90 F FF 90 X SI 92 3-2 1-2 2-3 1B		B SL 90 S FF 96 F FF 97 X CH 88 1-2 17 G1-4-3 1B		4	0	2	0	0	0	2
17 A.J. Ellis, R (1, 2) OBP: 0.293, SLG: 0.196		C SI 95 X SL 85 0-1 ③ F9			C FF 95 C SI 95 B SL 87 B SL 86 F SI 95 F SI 96 F SI 96 F FF 96 B SL 87 3-2 ① F SI 95 X SI 95 L6	C CU 82 B SI 96 F SI 95 C SI 93 1-3 ② K		F FF 97 C SL 88 X FF 97 0-2 ② ③ G1-4-3 1-2f		4	0	0	0	0	1	5
39 JT Riddle, L (1, 6) OBP: 0.284, SLG: 0.391			B FF 92 B SI 92 B FF 92 B SL 91 4-0 9 1B 62 SH2-3 27 CS BB		S CU 78 B SI 94 S FF 96 B SL 86 B FF 93 X CU 79 3-2 ② G3	C CU 80 B FF 96 X CU 80 1-1 ③ F9			X SI 92 0-0 ① G3	3	0	0	0	1	0	3
62 José Ureña, R (1, 1) OBP: 0.056, SLG: 0.056 35 David Phelps, R (7, 1) 64 Nick Wittgren, R (7, 1) 51 Ichiro Suzuki, L (9, PH) OBP: 0.258, SLG: 0.318 71 Drew Steckenrider, R (9, 1)			B FF 92 B SL 92 X SL 89 2-0 ① SH2-3 1-2		B FF 92 B FF 92 C CH 89 X SL 90 2-1 ③ F9		C FF 94 X SI 94 0-1 ① G6-3		C SI 93 C CU 80 F CH 88 F CU 79 B FF 94 B SI 95 T SI 95 2-2 ② K	2 0 0 1 0	0 0 0 0 0	0 0 0 0 0	0 0 0 0 0	0 0 0 0 0	0 0 0 1 0	0 0 0 0 0

	AB	33
	R	4
	H	9
	RBI	4
	BB	4
	SO	5
	LOB	16

Inning Stats																				
	R: 0	H: 0	R: 0	H: 1	R: 0	H: 1	R: 0	H: 1	R: 0	H: 0	R: 2	H: 4	R: 0	H: 0	R: 2	H: 2	R: 0	H: 0	1B: 8	SF: 0	WP: 0	PA: 38
	E: 0	LOB: 0	E: 0	LOB: 1	E: 0	LOB: 2	K: 0	LOB: 1	E: 0	LOB: 0	E: 0	LOB: 3	E: 0	LOB: 0	E: 0	LOB: 0	E: 0	LOB: 1	2B: 1	SAC: 1	PB: 0	
	K: 0	BB: 0	K: 1	BB: 0	K: 1	BB: 1	S: 13	BB: 0	K: 0	BB: 0	K: 2	BB: 1	K: 0	BB: 0	K: 0	BB: 1	K: 1	BB: 1	3B: 0	DP: 2	SB: 1	
	S: 5	P: 6	S: 9	P: 11	S: 6	P: 16	S: 8	P: 11	S: 13	P: 21	S: 19	P: 32	S: 10	P: 12	S: 8	P: 14	S: 9	P: 17	HR: 1	HBP: 0	CS: 1	

PITCHER		IP	WLS	BF	H	R	ER	SO	BB	IBB	HBP	BLK	WP	HR	S	P	ERA	WHIP
26 Mike Foltynewicz, R ERA: 4.26	(1, 1)	6.0		26	7	2	2	4	2	0	0	0	0	0	60	97	3.00	1.500
39 Sam Freeman, L ERA: 2.66	(7, 1)	1.0		3	0	0	0	0	0	0	0	0	0	0	10	12	0.00	0.000
52 José Ramirez, R ERA: 2.83	(8, 1)	1.0	B	5	2	2	2	0	1	0	0	0	0	1	8	14	18.00	3.000
53 Jim Johnson, R ERA: 3.34	(9, 1)	1.0	W	4	0	0	0	1	1	0	0	0	0	0	9	17	0.00	1.000

PITCHER		IP	WLS	BF	H	R	ER	SO	BB	IBB	HBP	BLK	WP	HR	S	P	ERA	WHIP

Miami Marlins @ Atlanta Braves

SunTrust Park, Atlanta, GA

Sun Jun 18 2017, 1:36 PM - 4:30 PM EDT

Att. 36,912 - Partly Cloudy - 82 F

livebaseballscorecards.com

BOTTOM

Batter	1	2	3	4	5	6	7	8	9	AB	R	H	RBI	BB	SO	LOB
11 Ender Inciarte, L (1, 8) OBP: 0.348, SLG: 0.405	C SI 96 B SI 97 B FF 96 X CH 89 2-1 ① G4-3		B SL 83 X CH 85 1-0 ① F7		C SI 95 X SI 96 0-1 ③ L9		B SI 94 1 SAFE F FC 90 X FC 90 1-1 4 BB, 22 1B, 1-3, 1B		1 SAFE F FF 96 S SI 96 X FF 97 0-2 4 1B, 1-3, 1B	5	1	2	0	0	0	0
4 Brandon Phillips, R (1, 4) OBP: 0.351, SLG: 0.431	C SI 96 S CH 88 X SL 84 0-2 ② G4-3		B SL 81 X CH 87 1-0 ② L8			B SL 82 B FF 96 C SL 84 B FF 96 B SI 96 4-1 22 G1-6-3, BB	B SI 94 B FF 95 B FC 93 1 SAFE C FF 95 B FC 92 4-1 18 CS, 22 1B, 1-2, BB		B FF 96 B SI 96 B FF 96 C FF 95 X CU 86 3-1 1-2, 3-H, 1B	3	0	1	1	2	0	0
22 Nick Markakis, L (1, 9) OBP: 0.371, SLG: 0.385	C SI 96 X FF 97 0-1 ③ G6-3		C SL 83 F CH 87 B SI 96 F CH 87 B SL 81 F CH 88 H SL 83 3-2 HBP			C CH 86 B SI 93 1 SAFE B SI 92 D CH 87 X SI 93 3-1 ① ② G1-6-3, 1-2f	X SI 92 0-0 1-2, 2-H, 3-H, 1B			3	0	1	2	0	0	1
27 Matt Kemp, R (1, 7) OBP: 0.365, SLG: 0.552		B SL 83 X SI 96 1-0 24 HBP, 18 HBP, 7 FC1-2, 1B	X SI 96 0-0 ③ G6-3			B SL 83 S SL 84 B SL 84 S SL 84 F SI 97 F CH 88 F SL 84 B SI 97 F SL 88 4-2 B SL 85, BB	T SI 93 F FF 92 S SI 91 0-3 ② K			3	0	1	0	1	1	3
18 Matt Adams, L (1, 3) OBP: 0.351, SLG: 0.561		B FF 97 B SI 93 C CH 88 S CH 88 H FF 98 3-2 7 FC1-2, 24 HBP, 1-2, HBP		S CH 86 X CH 86 0-1 ① F8		B SL 86 S CH 87 F CH 88 C CH 87 1-3 ③ K	2 SAFE 0-0 ③ CS, 2-3	B SI 92 F SI 92 X SL 84 1-1 ① G3-1		3	0	0	0	0	1	1
24 Kurt Suzuki, R (1, 2) OBP: 0.342, SLG: 0.402		B SI 95 S SL 85 F SI 95 H FF 96 2-2 7 FC1-2, 1-2, 2-3, HBP	C SI 96 B SL 83 F SI 96 X SL 84 1-2 ② G5-3				C SI 93 X SI 94 0-1 7, 1B, 14 SF7, 1B	C SL 84 F SI 94 S FF 93 0-3 ② K		3	1	1	0	0	1	0
7 Dansby Swanson, R (1, 6) OBP: 0.300, SLG: 0.336	B SL 82 X SL 84 1-0 ① FC1-2, 1-2, 2-3, 3-Hf		C SI 96 B CH 88 S SL 86 B SL 83 B SL 84 X SL 83 3-2 ③ L7				1 SAFE C SI 94 F SL 84 F SI 95 X SL 83 0-2 14 SF7, 17 1B, 1-3, 1B	C SI 94 F SL 83 F SI 92 B SI 92 F SI 93 C FF 92 1-3 ③ K		4	1	1	0	0	1	3
14 Rio Ruiz, L (1, 5) OBP: 0.276, SLG: 0.303 52 José Ramirez, R (8, 1) 53 Jim Johnson, R (9, 1) 16 Lane Adams, R (9, PH) OBP: 0.235, SLG: 0.235	X SI 92 0-0 ② L6				B SL 84 B SL 81 C SI 96 F CH 87 S CH 87 2-3 ① K		X FC 90 0-0 ① SF7, 1-2, 3-H		C FF 96 B FF 98 B FF 96 X FF 96 2-1 ① F7	2 0 0 1	0 0 0 0	0 0 0 0	1 0 0 0	0 0 0 0	1 0 0 0	3 0 0 0
26 Mike Foltynewicz, R (1, 1) 39 Sam Freeman, R (7, 1) 17 Johan Camargo, S (7, PH) OBP: 0.317, SLG: 0.400 (8, 5)	F SI 96 S SL 83 F SL 82 S SL 85 0-3 ③ K				C FF 97 S SI 97 F SI 98 F SL 86 S SL 85 0-3 ② K		S KC 81 D FC 92 X KC 81 1-1 11, 1B, 22 1B, 2-H, 1B		B FF 97 F SI 96 F FF 97 B FF 97 X FF 97 2-2 11, 1B, 4 1B, 1B	2 0 2	0 0 2	0 0 2	0 0 1	0 0 0	2 0 0	3 0 0

	AB	R	H	RBI	BB	SO	LOB
	31	5	9	5	3	7	14

Inning Stats	1	2	3	4	5	6	7	8	9	1B: 9	SF: 1	WP: 0	PA: 39
	R: 0 E: 0 K: 0 S: 7	H: 0 LOB: 0 BB: 0 P: 9	R: 0 E: 0 K: 1 S: 11	H: 1 LOB: 3 BB: 0 P: 18	R: 0 E: 0 K: 0 S: 7	H: 0 LOB: 1 BB: 0 P: 12	R: 0 E: 0 K: 0 S: 8	H: 0 LOB: 0 BB: 0 P: 12	R: 0 E: 0 K: 2 S: 10	H: 0 LOB: 0 BB: 0 P: 12	R: 0 E: 0 K: 1 S: 12	H: 0 LOB: 1 BB: 2 P: 24	R: 4 E: 0 K: 1 S: 16	H: 5 LOB: 1 BB: 1 P: 22	R: 0 E: 0 K: 2 S: 10	H: 0 LOB: 0 BB: 0 P: 12	R: 1 E: 0 K: 0 S: 10	H: 3 LOB: 2 BB: 0 P: 17	2B: 0 3B: 0 HR: 0	SAC: 0 DP: 1 HBP: 3	PB: 0 SB: 0 CS: 1	

PITCHER		IP	WLS	BF	H	R	ER	SO	BB	IBB	HBP	BLK	WP	HR	S	P	ERA	WHIP
62 José Ureña, R ERA: 3.64	(1, 1)	6.0		25	3	2	2	4	2	0	3	0	0	0	61	93	3.00	0.833
35 David Phelps, R ERA: 3.93	(7, 1)	0.1	B	4	2	0	0	0	1	0	0	0	0	0	6	12	0.00	9.000
64 Nick Wittgren, R ERA: 2.7	(7, 1)	1.2		5	1	2	2	3	0	0	0	0	0	0	14	16	10.80	0.600
71 Drew Steckenrider, R ERA: 5.4	(9, 1)	0.1	L	4	3	1	1	0	0	0	0	0	0	0	10	17	27.00	9.000

PITCHER		IP	WLS	BF	H	R	ER	SO	BB	IBB	HBP	BLK	WP	HR	S	P	ERA	WHIP

Washington Nationals @ Miami Marlins

Marlins Park, Miami, FL

Mon Jun 19 2017, 7:12 PM - 10:42 PM EDT

Att. 20,224 - Roof Closed - 75 F

livebaseballscorecards.com

Batter	1	2	3	4	5	6	7	8	9	AB	R	H	RBI	BB	SO	LOB
7 Trea Turner, R (1, 6) OBP: 0.299, SLG: 0.426	C FF 91 B FF 91 B FC 88 X FF 90 2-1 L9	C CH 84 C FF 89 B FF 90 X CH 84 1-2 P4		C FF 90 X FC 89 0-1 18 G6-4-3 1B		X FF 95 0-0 F8		B SL 80 C SL 80 B FF 95 F FF 95 X SL 80 2-2 1B		5	0	2	0	0	0	2
18 Ryan Raburn, R (1, 7) OBP: 0.286, SLG: 0.357	B FF 91 C FF 90 B CU 78 X FF 90 2-1 34 HR 1B		X CU 76 0-0 34 E 20 2B 1B	C SI 89 X FC 88 0-1 G6-4-3 1-2f		C CH 86 F FF 94 B CH 88 B CH 87 2 SAFE F SL 87 B FF 96 X FF 95 3-2 P4		C FF 95 1 SAFE 1 SAFE C FF 94 1 SAFE B FF 94 S SL 80 1-3 K		5	2	2	0	0	1	3
34 Bryce Harper, L (1, 9) OBP: 0.422, SLG: 0.612	B FF 91 F FF 92 1 SAFE B CU 79 C FF 92 B CH 84 X FF 91 3-2 1-H HR		B FF 91 F CU 78 F CH 83 X FF 91 1-2 FC1 20 2B 32 1-2 FC5-2	B SI 92 B SI 92 C SI 92 X FC 90 2-1 L7		B FF 96 B FF 96 F FF 96 X SL 86 2-1 G4-3			B CU 75 B SL 80 C SL 79 B CH 84 C SL 79 F CH 86 B FF 93 4-2 BB	4	1	1	2	1	0	2
11 Ryan Zimmerman, R (1, 3) OBP: 0.387, SLG: 0.663	C FF 91 C FF 91 B FF 91 F FC 89 B FC 89 B FF 92 X CH 84 3-2 G6-3		B FC 89 B FC 90 X FC 88 2-0 F8	B SI 90 C FF 92 X SI 90 1-1 10 2B 1B			X SI 94 0-0 G6-3		C FF 93 S FF 95 S SL 80 0-3 K	5	1	1	0	0	1	3
20 Daniel Murphy, L (1, 4) OBP: 0.392, SLG: 0.563	F FF 90 C FF 91 S CH 84 0-3 K		B FC 89 C FC 88 B CH 83 X FF 91 2-1 32 FC5-2 3 1B 1-3 2-H 2B	C FF 92 C SI 90 F FC 88 B FC 88 D FC 89 F SI 91 S FF 92 2-3 K			B CH 88 B SI 94 B SI 95 S SI 94 X SI 95 3-1 F9		B FF 92 B SL 79 B FF 92 C FF 92 C SL 80 X FF 92 3-2 P5	5	1	1	1	0	2	2
6 Anthony Rendon, R (1, 5) OBP: 0.388, SLG: 0.530 10 Stephen Drew, L (5, PH) OBP: 0.348, SLG: 0.463 (5, 5)		C FF 90 B FF 90 B CU 78 X FF 90 2-1 HR		F FF 91 C FC 88 B SI 91 X FC 89 1-2 1-H 2B			X SI 95 0-0 1B		S CH 88 B SL 81 D CH 86 B SL 79 C SL 79 S SL 82 3-3 K	1 3	2 0	1 2	1 1	1 0	0 1	0 1
32 Matt Wieters, S (1, 2) OBP: 0.309, SLG: 0.397		C FF 91 S CU 79 X CH 83 0-2 G4-3	X FC 88 0-0 FC5-2 3 1B 1-2 2-3 3-Hf	2 SAFE C FC 91 F SI 90 B FC 88 F FC 90 F SI 91 B FC 88 T SI 91 2-2 K			B SL 88 X FF 95 1-0 G4-3			4	0	0	0	0	1	5
3 Michael Taylor, R (1, 8) OBP: 0.293, SLG: 0.467		C CU 77 B FF 91 X FF 91 1-1 2B	X FC 89 0-0 1-2 2-H 3-H 1B	X SI 90 0-0 F9				S SL 80 B SL 80 B SL 80 B FF 96 S FF 96 F FF 97 C SL 81 3-3 K		4	0	2	2	0	1	1
57 Tanner Roark, R (1, 1) OBP: 0.160, SLG: 0.167 33 Matt Grace, L (3, 1) 41 Joe Ross, R (6, PH) OBP: 0.208, SLG: 0.217 46 Oliver Pérez, L (6, 1) 38 Jacob Turner, R (7, 1) 26 Adam Lind, L (8, PH) OBP: 0.410, SLG: 0.615 72 Enny Romero, R (8, 1)		B FF 92 X FF 91 1-0 F8	F CU 76 F FF 91 F CU 78 F FC 87 B FF 91 B FF 90 X FC 89 2-2 G5-3			C FF 90 X FC 86 0-1 2B		C SL 80 F FF 96 B FF 96 S SL 82 1-3 K		2 0 1 0 0 1 0	0 0 0 0 0 0 0	0 0 1 0 0 0 0	0 0 0 0 0 0 0	0 0 0 0 0 1 0	0 0 0 0 0 0 0	3 0 0 0 0 0 0

TOP

AB	40
R	7
H	13
RBI	7
BB	2
SO	8
LOB	22

Inning Stats	1	2	3	4	5	6	7	8	9			
	R: 2 E: 0 K: 1 S: 14	H: 2 LOB: 0 BB: 0 P: 24	R: 1 E: 0 K: 0 S: 11	H: 2 LOB: 1 BB: 0 P: 16	R: 3 E: 1 K: 0 S: 14	H: 3 LOB: 2 BB: 1 P: 21	R: 0 E: 0 K: 0 S: 6	H: 1 LOB: 0 BB: 0 P: 8	R: 1 E: 0 K: 2 S: 16	H: 2 LOB: 1 BB: 0 P: 22	R: 0 E: 0 K: 0 S: 9	H: 1 LOB: 1 BB: 0 P: 14
	R: 0 E: 0 K: 0 S: 5	H: 1 LOB: 1 BB: 0 P: 9	R: 0 E: 0 K: 3 S: 13	H: 1 LOB: 1 BB: 0 P: 20	R: 0 E: 0 K: 2 S: 12	H: 0 LOB: 1 BB: 1 P: 22	1B: 7 2B: 4 3B: 0 HR: 2	SF: 0 SAC: 0 DP: 1 HBP: 0	WP: 0 PB: 0 SB: 0 CS: 0	PA: 42		

PITCHER		IP	WLS	BF	H	R	ER	SO	BB	IBB	HBP	BLK	WP	HR	S	P	ERA	WHIP
20 Justin Nicolino, L ERA: 5.06	(1, 1)	3.0		18	7	6	3	1	0	1	0	0	0	2	39	61	9.00	2.333
45 Vance Worley, R ERA: 6.98	(4, 1)	2.0		9	4	1	1	2	0	0	0	0	0	0	24	32	4.50	2.000
66 Jarlín García, L ERA: 3.52	(6, 1)	1.0		3	0	0	0	0	0	0	0	0	0	0	7	12	0.00	0.000
22 Dustin McGowan, R ERA: 2.78	(7, 1)	1.0		4	1	0	0	0	0	0	0	0	0	0	5	9	0.00	1.000
46 Kyle Barraclough, R ERA: 3.45	(8, 1)	1.0		4	1	0	0	3	0	0	0	0	0	0	13	20	0.00	1.000

PITCHER		IP	WLS	BF	H	R	ER	SO	BB	IBB	HBP	BLK	WP	HR	S	P	ERA	WHIP
44 AJ Ramos, R ERA: 4.13	(9, 1)	1.0	W	4	0	0	0	2	1	0	0	0	0	0	12	22	0.00	1.000

BOTTOM

Washington Nationals @ Miami Marlins

Marlins Park, Miami, FL

Mon Jun 19 2017, 7:12 PM - 10:42 PM EDT

Att. 20,224 - Roof Closed - 75 F

livebaseballscorecards.com

Batter	1	2	3	4	5	6	7	8	9	AB	R	H	RBI	BB	SO	LOB
9 Dee Strange-Gordon, L (1, 4) OBP: 0.341, SLG: 0.365	C SI 92 X SI 93 0-1 27 G6-4-3 1B		B SL 86 B SL 86 F SI 94 B SI 94 C SI 94 F SI 94 X SI 94 3-2 ② G6-3 3-H	C SI 90 B SL 83 X SL 82 1-1 27 E 27 S 1B			F FF 90 C SI 92 B SL 80 X SL 79 1-2 ① L8		B FF 97 B SL 90 B FF 97 B FF 97 4-0 27 E 27 S 13 1B BB	4	1	2	1	1	0	0
27 Giancarlo Stanton, R (1, 9) OBP: 0.359, SLG: 0.551	B SI 92 1 SAFE C FF 93 X SL 85 1-1 ①② G6-4-3 1-2f		B SI 93 X SI 94 1-0 13 BB 21 BB 41 HR 1B	1 SAFE 1 SAFE 1 SAFE C SI 90 B CH 86 1 SAFE S SI 90 D SL 82 X SI 91 2-2 ③ G1-3 1-3			B SI 96 F SI 97 C SI 98 B SL 90 X SI 98 2-2 HR		S FF 98 S FF 98 X FF 99 0-2 E4 13 1B 21 S 1-3	5	2	2	1	0	0	3
21 Christian Yelich, L (1, 8) OBP: 0.358, SLG: 0.402	B SI 94 B CU 78 C SI 93 S CH 85 F SI 94 F SL 87 X FF 95 2-2 ③ G1-6-3		B CH 84 B CH 84 C SL 87 S SI 94 B SI 94 F SI 93 B CH 85 4-2 13 BB 41 HR 1-2 BB		B SI 88 F SI 90 H SI 89 2-1 13 1B HBP		C CU 80 F SI 98 B FF 98 B SI 98 B CU 81 F SL 88 B CU 79 4-2 13 G6-4-3 BB		B FF 97 B FF 98 F FF 98 B FF 98 C FF 98 B FF 98 4-2 13 1B 1-2 BB	1	1	0	0	3	0	0
13 Marcell Ozuna, R (1, 7) OBP: 0.395, SLG: 0.582		F SL 86 X FF 94 0-1 ① L6	B SI 93 D SL 87 S CH 84 B SI 94 S SL 86 F SI 94 B SI 94 4-2 41 HR 1-2 2-3 BB		C CH 88 F SI 90 B SI 89 X SI 91 1-2 ① 41 FC4-6 1-3 1B		X SI 95 0-0 ②③ G6-4-3 1-2f		F SL 87 S FF 99 X FF 97 0-2 1-2 2-3 3-H 1B	4	1	2	1	1	0	1
41 Justin Bour, L (1, 3) OBP: 0.379, SLG: 0.614		B SI 93 C SI 93 F SL 89 B SI 95 B SI 95 X CU 78 3-2 ② G3	S CH 85 S SL 88 B SL 88 B FF 95 X CH 85 2-2 1-H 2-H 3-H HR		C SI 90 X SI 89 0-1 ② FC4-6 11 WP 1-2f			B B SL 89 X SL 90 2-0 11 G5-4-3 1B		4	1	2	4	0	0	1
11 J.T. Realmuto, R (1, 2) OBP: 0.347, SLG: 0.440	B FF 95 C SL 87 B SL 88 C SI 95 X SI 96 2-2 ③ G4-3	F CU 77 X SL 86 0-1 32 WP 1B		F SI 88 S SI 89 B CH 88 X SI 89 1-2 ③ F9 1-2			S FF 98 S FF 98 F FF 99 F FF 99 X FF 98 0-2 ①② G5-4-3 1-2f			4	0	1	0	0	0	2
32 Derek Dietrich, L (1, 5) OBP: 0.315, SLG: 0.367		4 CU 77 3-1 B SI 93 B SI 94 C SI 94 X SI 94 39 3B 1B 1 SAFE 0-1 1 SAFE S SI 81 X SL 81 F8 1-2			B SL 78 C SL 79 B SI 93 X SL 79 2-1 ① 1B			C SL 87 B FF 98 F FF 99 B FF 100 B FF 100 S FF 100 3-3 ③ K		4	1	2	0	0	1	1
39 JT Riddle, L (1, 6) OBP: 0.283, SLG: 0.401			B SI 93 F CH 84 B SI 93 F SI 92 1 SAFE F SI 93 X SI 94 2-2 1-H 9 G6-3 3B	F CH 88 S SL 82 X SI 90 0-2 ① P5	C SI 93 S SL 81 F SL 81 F FF 94 C SL 79 0-3 ② K				C FF 96 X SL 85 0-1 ① P3	4	1	1	1	0	1	0
20 Justin Nicolino, L (1, 1) 51 Ichiro Suzuki, L (3, PH) OBP: 0.286, SLG: 0.274 45 Vance Worley, R (4, 1) OBP: 0.400, SLG: 0.400 66 Jarlin Garcia, L (6, 1) 10 Christian Colón, R (5, PH) OBP: 0.316, SLG: 0.316 22 Dustin McGowan, R (7, 1) 46 Kyle Barraclough, R (8, 1) 44 AJ Ramos, R (9, 1) 28 Tyler Moore, R (5, PH) OBP: 0.286, SLG: 0.357			C SI 93 B SI 93 X SL 89 1-1 ① F9	X SI 89 0-0 ② G4-3		F FF 94 B FF 94 C SL 80 B FF 94 F SL 81 C SI 92 2-3 ③ K		B FF 97 F FF 98 S SL 90 B FF 98 S FF 99 2-3 ② K	0 0 0 0 0 0 0 1 0 0 0 0 0 1 1 0 0 0 0 0 0 0 0 0 0 0 0 0 1 0 0 0 0 1 0 0 0 0 0 0 0 0 0 0 0 0 0 0 0 0 0 0 0 0 0 0 1 0 0 0 0 1 0							
Inning Stats	R: 0 E: 0 K: 0 S: 9 H: 1 LOB: 0 BB: 0 P: 12	R: 0 E: 0 K: 0 S: 8 H: 0 LOB: 0 BB: 0 P: 13	R: 6 E: 0 K: 0 S: 26 H: 5 LOB: 1 BB: 2 P: 46	R: 0 E: 0 K: 0 S: 9 H: 1 LOB: 1 BB: 0 P: 12	R: 0 E: 0 K: 0 S: 9 H: 1 LOB: 1 BB: 0 P: 13	R: 0 E: 0 K: 2 S: 11 H: 1 LOB: 0 BB: 1 P: 15	R: 1 E: 0 K: 0 S: 10 H: 1 LOB: 0 BB: 1 P: 17	R: 0 E: 0 K: 1 S: 9 H: 1 LOB: 0 BB: 0 P: 14	R: 1 E: 1 K: 1 S: 13 H: 1 LOB: 3 BB: 2 P: 23	1B: 9 2B: 0 3B: 1 HR: 2 SF: 0 SAC: 0 DP: 3 HBP: 1	WP: 2 PB: 0 SB: 3 CS: 0 PA: 40					

	AB	34
	R	8
	H	12
	RBI	8
	BB	5
	SO	4
	LOB	9

PITCHER		IP	WLS	BF	H	R	ER	SO	BB	IBB	HBP	BLK	WP	HR	S	P	ERA	WHIP
57 Tanner Roark, R ERA: 4.88	(1, 1)	2.2		15	6	6	6	0	2	0	0	0	0	1	41	69	20.25	3.000
33 Matt Grace, L ERA: 3.48	(3, 1)	2.1		9	2	0	0	0	0	0	1	0	2	0	20	27	0.00	0.857
46 Oliver Pérez, L ERA: 4.2	(6, 1)	1.1	H	4	1	0	0	2	0	0	0	0	0	0	14	19	0.00	0.750
38 Jacob Turner, R ERA: 4.46	(7, 1)	0.2	B	3	1	1	1	0	1	0	0	0	0	1	7	13	13.50	3.000
72 Enny Romero, L ERA: 3.44	(8, 1)	1.2	L	9	2	1	0	2	2	0	0	0	0	0	22	37	0.00	2.400

PITCHER	IP	WLS	BF	H	R	ER	SO	BB	IBB	HBP	BLK	WP	HR	S	P	ERA	WHIP

Batter	1	2	3	4	5	6	7	8	9	AB	R	H	RBI	BB	SO	LOB
7 Trea Turner, R (1, 6) OBP: 0.297, SLG: 0.420	C SI 94 X SI 94 0-1 L5		B SI 92 B CH 83 B FF 92 C SI 92 B SI 93 4-1 8 S 34 1B 1-2 BB		2 SAFE X SI 93 0-0 F8	B SL 87 C FF 94 B FF 94 B SL 86 F FF 94 X FF 92 3-2 G4-3			X SI 83 0-0 FC6-4 34 E 8 BB 11 1B 1-2f	4	2	0	0	1	0	2
8 Brian Goodwin, L (1, 7) OBP: 0.305, SLG: 0.520	C SI 94 B CH 83 S CH 84 X SI 94 1-2 G1-3		C CH 85 D CH 84 B CH 84 S CH 80 S CH 86 2-3 K 1-2 2-3		B KC 78 C SI 93 B CH 83 S CH 83 B SI 95 2 SAFE X SI 95 3-2 11 2B 2-H 1B		C FF 93 B CH 87 B FF 92 F FF 92 T SL 82 2-2 K		D SI 84 F SI 83 B SI 84 F SI 83 F SI 84 B CH 77 B SI 85 4-2 11 1B 34 E 20 1B 1-2 BB	4	2	1	1	1	2	2
34 Bryce Harper, L (1, 9) OBP: 0.422, SLG: 0.606	S SI 95 B CH 86 B KC 82 S CH 84 F CH 85 S SI 96 2-3 K		L KC 80 X CH 85 0-1 2-H 3-H 1B		0-0 11 2B IBB		B FF 93 S FF 93 X SL 82 1-1 F7		B SI 84 X SI 84 1-0 FC6 20 1B 11 1B 10 2B 1-2 2-3	4	2	1	2	1	1	2
11 Ryan Zimmerman, R (1, 3) OBP: 0.387, SLG: 0.661		B SI 93 F SI 93 B KC 84 C CH 83 X SI 93 2-2 G2-3	C SI 94 X KC 82 0-1 G2-3		D SI 94 B CH 83 X SI 92 2-0 10 1B 1-H 2-H 2B		C SL 84 B FF 94 C FF 93 B SI 91 F FF 94 X FF 94 2-2 L3		X SI 84 0-0 20 1B 10 2B 1-2 2-3 3-H 1B	5	2	2	3	0	0	1
20 Daniel Murphy, L (1, 4) OBP: 0.399, SLG: 0.575		B SI 95 S SI 95 B SI 94 C SI 93 B SI 94 4-1 BB	B KC 78 B CH 84 C SI 91 X SI 92 2-1 L8		0-0 10 1B IBB			B SL 83 B FF 93 X FF 92 2-0 HR	B CH 76 D SI 83 X SI 85 2-0 10 2B 32 G4-3 1-2 2-3 3-H 1B	3	2	2	2	2	0	0
10 Stephen Drew, L (1, 5) OBP: 0.373, SLG: 0.500		F SI 94 1 SAFE S CH 83 S CH 85 0-3 K	C KC 80 B SI 92 X CH 83 1-1 G3		C KC 80 B CH 83 C CH 82 D CH 84 B SI 93 F CH 82 X CH 84 3-2 1-3 2-H 1B			B FF 92 B CH 87 X FF 93 2-0 32 G4-6-3 1B	B SI 84 B SI 82 X SI 82 2-0 32 G4-3 1-3 2-H 3-H 2B	5	0	3	3	0	1	1
32 Matt Wieters, S (1, 2) OBP: 0.302, SLG: 0.388		B SI 93 B SI 93 F CH 82 X SI 92 2-1 L8	C KC 79 F SI 93 F KC 83 X CH 85 0-2 G2-3		X SI 94 0-0 F7		C FF 91 B FF 91 X CH 85 1-1 G4-6-3 1-2f		X CH 76 0-0 G4-3 2-3 3-H	5	0	0	1	0	0	6
3 Michael Taylor, R (1, 8) OBP: 0.295, SLG: 0.467			B SI 93 C CH 81 B SI 92 B SI 92 F SI 92 B CH 85 4-2 8 S 7 S 34 1B BB		F CH 83 C KC 81 F CH 86 B SI 95 B SI 94 X CH 86 2-2 8 1B 2B	C SL 87 B SL 88 S SI 92 S SL 87 1-3 K		C FF 93 B SL 84 B SL 85 S FF 92 B FF 93 S FF 92 3-3 K	F SI 83 C CU 73 F CU 74 B CU 74 F CU 75 F CH 77 F CU 74 S SI 84 1-3 K	4	2	1	0	1	3	2
47 Gio González, R (1, 1) OBP: 0.212, SLG: 0.161 45 Blake Treinen, R (8, 1) 26 Adam Lind, L (9, PH) OBP: 0.415, SLG: 0.620 41 Joe Ross, R (9, PR) OBP: 0.208, SLG: 0.217 43 Matt Albers, L (9, 1)			1 SAFE L SI 88 B FF 90 L SI 89 M KC 80 1-3 K		B SI 91 B SI 91 L SI 90 X SI 89 2-1 B1-4	C SI 94 S SL 88 X SI 94 0-2 G5-3			B SI 82 X SI 81 1-0 7 FC6-4 1B	3 0 1 0 0	0 0 0 0 0	0 0 1 0 0	0 0 0 0 0	1 0 0 0 0	0 0 0 0 0	2 0 0 0 0
Inning Stats	R: 0 E: 0 K: 1 S: 9 H: 0 LOB: 0 BB: 0 P: 12	R: 0 E: 0 K: 1 S: 9 H: 0 LOB: 1 BB: 1 P: 17	R: 2 E: 0 K: 2 S: 13 H: 1 LOB: 1 BB: 2 P: 24	R: 0 E: 0 K: 0 S: 8 H: 0 LOB: 0 BB: 0 P: 11	R: 4 E: 0 K: 0 S: 16 H: 4 LOB: 2 BB: 2 P: 28	R: 0 E: 0 K: 1 S: 9 H: 0 LOB: 0 BB: 0 P: 13	R: 0 E: 0 K: 1 S: 9 H: 0 LOB: 0 BB: 0 P: 14	R: 1 E: 0 K: 1 S: 7 H: 2 LOB: 0 BB: 0 P: 15	R: 5 E: 1 K: 1 S: 17 H: 4 LOB: 2 BB: 1 P: 28	1B: 7 2B: 3 3B: 0 HR: 1 SF: 0 SAC: 0 DP: 1 HBP: 0						

PITCHER	IP	WLS	BF	H	R	ER	SO	BB	IBB	HBP	BLK	WP	HR	S	P	ERA	WHIP
36 Edinson Volquez, R (1, 1) ERA: 4.19	4.2	L	24	5	6	6	4	3	2	0	0	0	0	54	91	11.57	1.714
22 Dustin McGowan, R (5, 1) ERA: 2.68	1.1		4	0	0	0	1	0	0	0	0	0	0	10	14	0.00	0.000
64 Nick Wittgren, R (7, 1) ERA: 2.83	2.0		7	2	1	1	2	0	0	0	0	0	1	16	29	4.50	1.000
29 Brad Ziegler, R (9, 1) ERA: 6.52	1.0		9	4	5	3	1	1	0	0	0	0	0	17	28	27.00	5.000

PITCHER	IP	WLS	BF	H	R	ER	SO	BB	IBB	HBP	BLK	WP	HR	S	P	ERA	WHIP

TOP

Washington Nationals @ Miami Marlins

Marlins Park, Miami, FL

Tue Jun 20 2017, 7:12 PM - 10:14 PM EDT

Att. 20,868 - Roof Closed - 77 F

livebaseballscorecards.com

AB	38
R	12
H	11
RBI	12
BB	6
SO	8
LOB	18

WP	0
PB	0
SB	3
CS	0
PA	44

Batter	1	2	3	4	5	6	7	8	9	AB	R	H	RBI	BB	SO	LOB
9 Dee Strange-Gordon, L (1, 4) OBP: 0.340, SLG: 0.361	F FF 89 H CU 73 1-1 13 F8 27 BB HBP		B FF 89 F FF 90 F FF 90 F FF 92 S CU 76 1-3 ① K2-3		B FF 90 B FF 89 B FF 90 C FF 89 C FF 89 F FF 90 X SI 89 3-2 ① G4-3		B CU 74 F FF 89 F FF 90 X CU 76 1-2 ① G1-3			3	0	0	0	0	1	0
27 Giancarlo Stanton, R (1, 9) OBP: 0.357, SLG: 0.545	B FF 91 F FF 91 1 SAFE B FF 91 B CH 84 T CH 84 B SI 92 4-2 1-2 BB		B FF 91 S FF 91 B SI 92 B FF 92 F FF 93 C CH 85 3-3 ② K		X CH 85 0-0 ② L8		T FF 90 X CU 77 0-1 ② G6-3			3	0	0	0	1	1	0
21 Christian Yelich, L (1, 8) OBP: 0.357, SLG: 0.399	B SI 90 F FF 90 F FF 91 F SI 90 S CU 75 1-3 ① K		C CU 75 S SI 90 F SI 92 X CU 78 0-2 ③ G3-1		B FF 93 X FF 91 1-0 13 HR 1B		L CU 75 X SI 90 0-1 ③ L5			4	1	1	0	0	1	2
13 Marcell Ozuna, R (1, 7) OBP: 0.396, SLG: 0.592	C CH 84 X FF 91 0-1 ② F8 2-3			B CU 77 S CU 78 X CH 84 1-1 11 2B 1B	B FF 90 F CH 85 B FF 91 F CU 76 B CU 75 X SI 90 3-2 1-H HR			B SI 100 C SI 99 X SI 100 1-1 ① G1-3		4	2	2	2	0	0	2
41 Justin Bour, L (1, 3) OBP: 0.372, SLG: 0.602	C SI 90 S SI 90 X SI 90 0-2 ③ G3			B FF 91 X SI 88 1-0 ① L9	B FF 92 B SI 90 S CU 76 F SI 90 B CH 83 X CH 84 3-2 ③ P4			B SL 90 S FF 99 B SI 98 X FF 98 2-1 ② P6		4	0	0	0	0	0	3
11 J.T. Realmuto, R (1, 2) OBP: 0.350, SLG: 0.450		B SI 89 C CU 74 F FF 91 F SI 90 C SI 91 1-3 ① K		X CH 85 0-0 39 L8 2B 1-H		X SI 89 0-0 28 S 2B		S SL 91 B FF 99 X SL 90 1-1 ③ G5-3		4	0	2	1	0	1	0
39 JT Riddle, L (1, 6) OBP: 0.276, SLG: 0.390		C CU 76 F CU 77 B FF 91 B FF 92 F SI 91 X CU 76 2-2 ② G3		S SI 90 X CU 75 0-1 ② L8 2-3		B FF 90 F SI 88 T SI 89 B FF 90 C SI 90 2-3 ① K			C SI 92 F SI 92 S SL 87 0-3 ① K	4	0	0	0	0	2	2
10 Christian Colón, R (1, 5) OBP: 0.236, SLG: 0.180		X SI 91 0-0 1B		0-0 IBB	F FF 90 F FF 92 S CU 76 0-3 ② K				C SL 87 B FF 93 F SI 93 S SI 95 1-3 ② K	3	0	1	0	1	2	1
36 Edinson Volquez, R (1, 1) OBP: 0.227, SLG: 0.190 22 Dustin McGowan, R (5, 1) 28 Tyler Moore, R (6, PH) OBP: 0.295, SLG: 0.589 64 Nick Wittgren, R (7, 1) 29 Brad Ziegler, R (9, 1) 51 Ichiro Suzuki, L (9, PH) OBP: 0.253, SLG: 0.310		C SI 90 1 SAFE F CU 75 B FF 90 C FF 90 1-3 ③ K		S CU 75 S FF 90 S SI 90 0-3 ③ K		B CU 75 X FF 90 1-0 ③ P6 2-3			C SI 94 T SI 93 F FF 94 S CH 82 0-3 ③ K	2 0 1 0 0 1	0 0 0 0 0 0	0 0 0 0 0 0	0 0 0 0 0 0	0 0 0 0 0 0	2 0 0 0 0 1	3 0 1 0 0 0
Inning Stats	R: 0 E: 0 K: 1 S: 12 H: 0 LOB: 2 BB: 1 P: 18	R: 0 E: 0 K: 2 S: 12 H: 1 LOB: 1 BB: 0 P: 16	R: 0 E: 0 K: 2 S: 11 H: 0 LOB: 0 BB: 0 P: 15	R: 1 E: 0 K: 1 S: 9 H: 2 LOB: 2 BB: 1 P: 11	R: 2 E: 0 K: 0 S: 12 H: 2 LOB: 0 BB: 0 P: 22	R: 0 E: 0 K: 2 S: 8 H: 1 LOB: 1 BB: 0 P: 11	R: 0 E: 0 K: 0 S: 7 H: 0 LOB: 0 BB: 0 P: 8	R: 0 E: 0 K: 0 S: 6 H: 0 LOB: 0 BB: 0 P: 10	R: 0 E: 0 K: 3 S: 10 H: 0 LOB: 0 BB: 0 P: 11	1B: 3 2B: 2 3B: 0 HR: 1	SF: 0 SAC: 0 DP: 0 HBP: 1	WP: 0 PB: 0 SB: 1 CS: 0	PA: 36			

PITCHER		IP	WLS	BF	H	R	ER	SO	BB	IBB	HBP	BLK	WP	HR	S	P	ERA	WHIP
47 Gio González, L ERA: 2.96	(1, 1)	7.0	W	30	6	3	3	8	1	1	1	0	0	1	71	101	3.86	1.000
45 Blake Treinen, R ERA: 6.0	(8, 1)	1.0		3	0	0	0	0	0	0	0	0	0	0	6	10	0.00	0.000
43 Matt Albers, R ERA: 2.03	(9, 1)	1.0		3	0	0	0	3	0	0	0	0	0	0	10	11	0.00	0.000

PITCHER	IP	WLS	BF	H	R	ER	SO	BB	IBB	HBP	BLK	WP	HR	S	P	ERA	WHIP

BOTTOM

Washington Nationals @ Miami Marlins

Marlins Park, Miami, FL

Tue Jun 20 2017, 7:12 PM - 10:14 PM EDT

Att. 20,868 - Roof Closed - 77 F

livebaseballscorecards.com

AB	33
R	3
H	6
RBI	3
BB	2
SO	11
LOB	14

MIAMI

Batter	1	2	3	4	5	6	7	8	9	AB	R	H	RBI	BB	SO	LOB
7 Trea Turner, R (1, 6) OBP: 0.293, SLG: 0.414	F FF 90 B FF 91 B CH 84 B FF 91 S SL 84 F SL 84 F SL 82 F FF 91 F FF 91 3-2 X SL 86 L4		X SL 85 0-0 FC4 1-2f			B CU 74 B CH 84 X SL 85 2-0 G2-3		C FF 95 C FF 95 B FF 95 F FF 95 D SL 82 X SL 81 2-2 L8		4	0	0	0	0	0	3
8 Brian Goodwin, L (1, 8) OBP: 0.291, SLG: 0.494	B FF 92 C CH 83 S FF 91 S CH 84 1-3 K			C CU 75 B FF 91 C FF 91 B CH 84 B FF 91 X CH 84 3-2 G4-3		C FF 91 S FF 91 B SL 84 B CH 84 F CH 84 S CH 85 2-3 K			B SL 78 B FF 91 C FF 90 F SL 79 S CH 84 2-3 K	4	0	0	0	0	3	0
34 Bryce Harper, L (1, 9) OBP: 0.416, SLG: 0.596	S FF 92 S FF 91 B SL 87 S FF 91 1-3 K			B SI 92 F CH 84 S FF 90 B SL 86 S FF 92 2-3 K			F FF 95 X SL 85 0-1 L7		B FF 93 F SL 81 F FC 92 F CH 85 B CH 84 F SL 80 X CH 85 2-2 G3-1	4	0	0	0	0	2	0
6 Anthony Rendon, R (1, 5) OBP: 0.390, SLG: 0.528		C FF 90 B CU 75 B FF 91 B FF 91 B FF 90 4-1 26 G3-6-3 BB		B FF 91 C FF 89 B SL 85 S SL 84 B SL 85 X FF 91 3-2 P4			C SL 83 B FF 95 B FF 95 S CH 88 B FF 95 F CH 88 F FF 95 F FF 95 X FF 95 3-2 P5		C SL 80 B SL 81 X FF 90 1-1 1B	3	0	1	0	1	0	0
26 Adam Lind, L (1, 3) OBP: 0.400, SLG: 0.594		C FF 90 B CH 84 X CH 82 1-1 G3-6-3 1-2f			B CU 73 F FF 89 F FF 90 X 1-2 F8		B SL 85 B SL 85 C SL 84 X FF 95 2-1 L7		C SL 79 F CH 85 B CH 85 C SI 91 1-3 K	4	0	0	0	0	1	2
10 Stephen Drew, L (1, 4) OBP: 0.370, SLG: 0.490		C FF 92 C FF 91 F CH 84 X SI 91 0-2 F9			C CU 75 B CH 84 B CH 84 C CH 82 F FF 90 B FF 92 F FF 90 X CH 82 3-2 G2-3			B FF 94 X FF 94 1-0 31 SH1-4 59 WP 1B		3	0	1	0	0	0	0
18 Ryan Raburn, R (1, 7) OBP: 0.323, SLG: 0.484			B SL 84 F FF 90 B SL 85 B SL 84 X FF 90 3-1 59 CS 1B		B FF 90 X CH 83 1-0 HR			C FF 94 1 SAFE F SL 79 B FF 94 S SL 80 1-3 K		3	1	2	1	0	1	1
59 Jose Lobaton, S (1, 2) OBP: 0.205, SLG: 0.265			1 SAFE B FF 89 F SI 89 S FF 90 B CH 84 B CH 84 F SI 91 S CH 84 3-3 K 1-2		S CH 84 C SI 90 B CH 84 S CH 84 1-3 K			C SL 78 1 SAFE B FF 94 F FF 93 B SL 79 D SL 80 B SL 80 4-2 31 SH1-4 1-2 BB		2	0	0	0	1	2	1
31 Max Scherzer, R (1, 1) OBP: 0.171, SLG: 0.147			B FF 91 F FF 90 S SL 83 B SL 83 F SL 85 X FF 90 2-2 7 FC4 1B			S SL 80 F FF 91 B SL 84 B SL 85 X SL 82 2-2 G5-3		B FF 93 X FF 94 1-0 SH1-4 1-2 2-3		2	0	1	0	0	0	0
Inning Stats	R: 0 E: 0 K: 2 S: 13 H: 0 LOB: 0 BB: 0 P: 18	R: 0 E: 0 K: 0 S: 7 H: 0 LOB: 0 BB: 1 P: 12	R: 0 E: 0 K: 1 S: 11 H: 2 LOB: 1 BB: 0 P: 19	R: 0 E: 0 K: 1 S: 9 H: 0 LOB: 0 BB: 0 P: 17	R: 1 E: 0 K: 1 S: 12 H: 1 LOB: 0 BB: 0 P: 18	R: 0 E: 0 K: 1 S: 8 H: 0 LOB: 0 BB: 0 P: 14	R: 0 E: 0 K: 0 S: 10 H: 0 LOB: 0 BB: 0 P: 15	R: 0 E: 0 K: 1 S: 11 H: 1 LOB: 2 BB: 1 P: 20	R: 0 E: 0 K: 2 S: 13 H: 1 LOB: 1 BB: 0 P: 19	1B: 4 2B: 0 3B: 0 HR: 1 SF: 0 SAC: 1 DP: 1 HBP: 0	WP: 1 PB: 0 SB: 0 CS: 1 PA: 32					

PITCHER		IP	WLS	BF	H	R	ER	SO	BB	IBB	HBP	BLK	WP	HR	S	P	ERA	WHIP
58 Dan Straily, R ERA: 3.43	(1, 1)	6.0		20	3	1	1	6	1	0	0	0	0	1	60	98	1.50	0.667
66 Jarlín García, L ERA: 3.38	(7, 1)	1.0		4	1	0	0	0	0	0	0	0	0	0	11	17	0.00	1.000
46 Kyle Barraclough, R ERA: 3.34	(8, 1)	1.0	W	4	0	0	0	1	1	0	0	0	1	0	10	18	0.00	1.000
44 AJ Ramos, R ERA: 3.96	(9, 1)	1.0	S	4	1	0	0	2	0	0	0	0	0	0	13	19	0.00	1.000

PITCHER	IP	WLS	BF	H	R	ER	SO	BB	IBB	HBP	BLK	WP	HR	S	P	ERA	WHIP

TOP

Washington Nationals @ Miami Marlins

Marlins Park, Miami, FL

Wed Jun 21 2017, 12:14 PM - 2:50 PM EDT

Att. 22,659 - Roof Closed - 76 F

livebaseballscorecards.com

AB	29
R	1
H	5
RBI	1
BB	2
SO	9
LOB	7

BOTTOM

Washington Nationals @ Miami Marlins

Marlins Park, Miami, FL

Wed Jun 21 2017, 12:14 PM - 2:50 PM EDT

Att. 22,659 - Roof Closed - 76 F

livebaseballscorecards.com

Batter	1	2	3	4	5	6	7	8	9	AB	R	H	RBI	BB	SO	LOB
9 Dee Strange-Gordon, L (1, 4) OBP: 0.339, SLG: 0.357	S FF 93 B FF 94 F FC 89 S SI 95 1-3 K ①		C CU 77 F FC 88 S FC 90 0-3 K ②			B CU 78 X FF 95 1-0 G4-3 ②		H FC 88 1-0 27 WP HBP 1-2		3	0	0	0	0	2	0
27 Giancarlo Stanton, R (1, 9) OBP: 0.356, SLG: 0.540	B FF 95 S SL 87 B FF 97 S FF 96 S CH 88 2-3 K ②		C SL 86 B FF 95 B SL 86 F SL 87 F FF 95 X FF 96 2-2 F9 ③			B FF 94 B FF 97 S SL 88 S SL 88 S SL 90 2-3 K ③		S SL 87 B FF 96 F SL 87 B FF 95 F CH 86 X SL 86 2-2 1B ③ 1-3 2-H 3-H		4	0	1	1	0	2	0
21 Christian Yelich, L (1, 8) OBP: 0.357, SLG: 0.396	B FF 95 B FF 95 F FF 95 B CH 88 B CH 88 4-1 BB			C FF 93 S FF 94 B CH 83 F FC 88 F CU 79 X FF 96 1-2 F8 ①			B FF 94 C CH 84 S FC 88 B FF 96 T FF 96 2-2 K ①			2	0	0	0	1	1	0
13 Marcell Ozuna, R (1, 7) OBP: 0.392, SLG: 0.585	C SL 84 B FF 95 1 SAFE 1 SAFE S F SL 86 S CH 85 1-3 K ③			S SL 87 B FF 95 X SL 87 1-1 G5-3 ②			S SL 88 B SL 87 C SL 87 F FF 95 F FF 97 X CH 84 1-2 G6-3 ②			3	0	0	0	0	1	1
41 Justin Bour, L (1, 3) OBP: 0.368, SLG: 0.593		B CU 79 S FC 88 S FF 94 F FC 90 B CH 87 S FF 96 2-3 K ①		B FC 89 C FF 95 B FF 96 S FF 96 S FC 89 2-3 K ③			S FF 96 X CH 84 0-1 P6 ③			3	0	0	0	0	2	0
32 Derek Dietrich, L (1, 5) OBP: 0.315, SLG: 0.363		C CU 80 S FF 96 H FC 91 1-2 HBP			C SI 92 X FF 94 0-1 G3-1 ①			F FF 95 F FC 88 S CH 84 0-3 K ①		2	0	0	0	0	1	0
17 A.J. Ellis, R (1, 2) OBP: 0.295, SLG: 0.204 62 José Ureña, R (8, PR) OBP: 0.056, SLG: 0.056 44 AJ Ramos, R (9, 1)		1 SAFE B FF 94 F FF 94 F FF 94 F FF 96 S SL 86 1-3 K ②			C SL 86 B FF 94 C SL 85 X CH 86 1-2 G5-3 ②			B SL 85 F SL 84 F FF 95 F FF 96 X SL 86 1-2 11 E 39 G4-3 27 WP 1B		3 0 0	0 1 0	1 0 0	0 0 0	0 0 0	1 0 0	1 0 0
39 JT Riddle, L (1, 6) OBP: 0.270, SLG: 0.383		F FF 94 D CH 87 F FC 89 F FF 94 S FF 95 1-3 K ③			B CU 79 X CU 79 1-0 G4-3 ③			F FF 93 B FC 87 S FF 94 X CH 85 1-2 G4-3 ② 1-2		3	0	0	0	0	1	2
58 Dan Straily, R (1, 1) OBP: 0.040, SLG: 0.040 51 Ichiro Suzuki, L (6, PH) OBP: 0.250, SLG: 0.307 66 Jarlin García, L (7, 1) 46 Kyle Barraclough, R (8, 1) 11 J.T. Realmuto, R (8, PH) OBP: 0.348, SLG: 0.448 (9, 2)			C FF 92 C SL 86 X SI 94 0-2 G1-3 ①			B FF 94 C FF 95 B FF 96 S FC 89 F FF 97 X FC 91 2-2 G4-3 ①		B SL 87 B SL 86 T FF 95 X FF 95 2-1 E3 27 WP 9 HBP 27 1B 2-3		1 1 0 0 1	0 0 0 0 1	0 0 0 0 0	0 0 0 0 0	0 0 0 0 0	0 0 0 0 0	0 0 0 0 2
Inning Stats	R: 0 E: 0 K: 3 S: 11 H: 0 LOB: 1 BB: 1 P: 19	R: 0 E: 0 K: 3 S: 14 H: 0 LOB: 1 BB: 0 P: 19	R: 0 E: 0 K: 1 S: 10 H: 0 LOB: 0 BB: 0 P: 12	R: 0 E: 0 K: 1 S: 10 H: 0 LOB: 0 BB: 0 P: 14	R: 0 E: 0 K: 0 S: 6 H: 0 LOB: 0 BB: 0 P: 8	R: 0 E: 0 K: 1 S: 8 H: 0 LOB: 0 BB: 0 P: 13	R: 0 E: 0 K: 1 S: 10 H: 0 LOB: 0 BB: 0 P: 13	R: 2 E: 1 K: 1 S: 16 H: 2 LOB: 2 BB: 0 P: 23		1B: 2 2B: 0 3B: 0 HR: 0 SF: 0 SAC: 0 DP: 0 HBP: 2						

	AB	26
	R	2
	H	2
	RBI	1
	BB	1
	SO	11
	LOB	6

WP: 1 PA: 29
PB: 0
SB: 0
CS: 0

PITCHER	IP	WLS	BF	H	R	ER	SO	BB	IBB	HBP	BLK	WP	HR	S	P	ERA	WHIP
31 Max Scherzer, R (1, 1) ERA: 2.09	8.0	L	29	2	2	0	11	1	0	2	0	1	0	85	121	0.00	0.375

PITCHER	IP	WLS	BF	H	R	ER	SO	BB	IBB	HBP	BLK	WP	HR	S	P	ERA	WHIP

TOP

Chicago Cubs @ Miami Marlins

Marlins Park, Miami, FL

Thu Jun 22 2017, 7:12 PM - 10:06 PM EDT

Att. 23,472 - Roof Closed - 78 F

livebaseballscorecards.com

Batter	1	2	3	4	5	6	7	8	9	AB	R	H	RBI	BB	SO	LOB
44 Anthony Rizzo, L (1, 3) OBP: 0.396, SLG: 0.519	X SI 92 0-0 G4-3	F SI 91 C KC 79 B SI 91 F FF 92 F FF 92 D KC 79 B SI 92 F SI 92 F CH 80 4-2 D CH 80 17 FC6-4 1-2 BB		B FF 91 D SI 90 B FF 90 B FF 91 4-0 17 HR 1-2 BB		S CU 76 B FO 88 C CU 76 B FF 93 B FO 90 X FF 94 3-2 F8		B SI 92 X FC 89 1-0 17 1B 27 2B 1B	F FC 88 F FC 88 F FC 87 X SI 90 0-2 G3	3	2	1	0	2	0	0
32 Brian Duensing, L (8, 1)										0	0	0	0	0	0	0
2 Tommy La Stella, L (9, PH) OBP: 0.378, SLG: 0.405										1	0	0	0	0	0	1
60 Félix Peña, R (9, 1)										0	0	0	0	0	0	0
17 Kris Bryant, R (1, 5) OBP: 0.393, SLG: 0.524	C FF 92 B SI 92 B SI 92 F CH 81 C FF 93 2-3 K	C SI 89 F SI 90 X KC 79 0-2 FC6-4 1-2f	D KC 77 S CH 79 B FF 90 B SI 90 X CH 81 3-1 1-H 2-H HR	B FF 94 B FF 94 F FF 93 B CU 80 C FF 94 F FF 95 D FO 89 4-2 40 HR BB		C FC 90 C SI 90 B SI 92 X FC 88 1-2 27 2B 8 2B 1-2 1B		4	3	2	3	1	1	3
(8, 3)																
40 Willson Contreras, R (1, 2) OBP: 0.311, SLG: 0.423	X SI 93 0-0 F8	B KC 75 B SI 90 C CH 79 S CH 82 X SI 91 2-2 G5-3	S CH 80 F SI 90 F KC 79 C FF 91 0-3	F FF 92 B FF 93 S FO 86 B FF 93 X FO 87 2-2 1-H HR		F FC 90 D FC 89 X SI 91 1-1 F4		5	1	1	2	0	1	2
27 Addison Russell, R (1, 6) OBP: 0.304, SLG: 0.413		B SI 91 X SI 91 1-0 5 G2-3 8 1B 49 1B 1B	X FF 91 0-0 8 1B 5 FC5-3 2B		F SL 86 B SI 93 X SI 93 1-1 HR	B CU 77 X FF 94 1-0 F9		C FC 89 X FF 91 0-1 1-3 2-H 8 2B 2B		5	3	4	2	0	0	0
8 Ian Happ, S (1, 7) OBP: 0.331, SLG: 0.585		B FF 91 D SI 90 X SI 90 2-0 49 1B 5 G2-3 21 FC6-4 1-2 1B	B CH 80 B CH 82 B SI 89 X FF 90 3-0 2-3 1B	B SI 93 B SI 95 B CH 88 C FF 95 X FF 94 3-1 9 L8 5 S 1B			C FF 93 S SL 85 B FF 91 S FF 94 1-3 K	B FC 89 X FC 88 1-0 2-H 3-H 2B		5	1	4	2	0	1	0
(8, 4)																
5 Albert Almora Jr., R (1, 8) OBP: 0.333, SLG: 0.393		B KC 77 X CH 81 1-0 G2-3 1-2 2-3	X KC 76 0-0 FC5-3 3-H	F SL 86 S SL 87 B SL 86 1 SAFE D SL 87 D SL 87 C SI 94 3-3 1-2			B SL 85 C SL 85 S FF 93 F FF 92 B FF 94 C FF 93 2-3 K	X FF 92 0-0 P3		5	0	0	0	0	2	6
9 Javier Báez, R (1, 4) OBP: 0.286, SLG: 0.466		B KC 75 B SI 91 D CH 80 3-0 21 FC6-4 49 1B IBB	S CH 78 F FF 91 F KC 76 X CH 77 0-2 P3	X SL 88 0-0 2-3 L8			F FF 94 B FF 94 B SL 85 X SL 84 2-1 2B		B FC 91 B FF 89 B FF 90 C FF 90 S FC 87 F SI 91 F FC 89 S FC 90 3-3 K	4	0	1	0	1	1	1
(8, 5)																
49 Jake Arrieta, R (1, 1) OBP: 0.171, SLG: 0.314		B SI 90 B FF 90 C FF 91 X SI 90 2-1 21 FC6-4 1-2 2-3 3-H 1B	C FF 92 C KC 78 X KC 76 0-2 44 BB 17 HR 1B	S SL 86 C SI 95 D SL 87 S SL 89 1-3 K			C FF 92 B FF 94 B FF 93 F FF 92 S FF 93 2-3 K		B KC 76 F FC 88 F FC 89 B FC 88 F SI 91 F FC 88 X SI 92 2-2 2B	4	1	2	1	0	2	2
30 Jon Jay, L (8, 7) OBP: 0.406, SLG: 0.403										1	0	1	0	0	0	0
21 Mark Zagunis, R (1, 9)		B KC 75 C CH 80 S SI 91 B SI 91 F SI 91 F KC 78 X CH 81 2-2 FC6-4 44 S 1-2f 2-3 3-H	B SI 91 X CH 79 1-0 F7	B CU 78 F FF 92 B FF 94 S FF 93 B FO 89 X FF 94 3-2 G6-3			C FF 92 B SI 88 B FF 90 B FF 92 F FF 91 S SI 91 3-3 K	C FC 87 B FC 89 C FC 89 F SI 90 C SI 91 1-3	5	0	0	1	0	2	4
Inning Stats	R: 0 E: 0 K: 1 S: 5 H: 0 LOB: 0 BB: 0 P: 7	R: 2 E: 0 K: 0 S: 19 H: 3 LOB: 3 BB: 2 P: 34	R: 0 E: 0 K: 0 S: 6 H: 2 LOB: 1 BB: 0 P: 11	R: 3 E: 0 K: 1 S: 14 H: 2 LOB: 0 BB: 1 P: 22	R: 1 E: 0 K: 2 S: 11 H: 2 LOB: 1 BB: 0 P: 19	R: 2 E: 0 K: 0 S: 13 H: 1 LOB: 0 BB: 1 P: 26	R: 0 E: 0 K: 3 S: 12 H: 1 LOB: 1 BB: 0 P: 19	R: 3 E: 0 K: 1 S: 13 H: 4 LOB: 1 BB: 0 P: 20	R: 0 E: 0 K: 2 S: 18 H: 1 LOB: 1 BB: 0 P: 24	1B: 8 2B: 6 3B: 0 HR: 3 SF: 0 SAC: 0 DP: 1 HBP: 0	WP: 0 PB: 0 SB: 2 CS: 0 PA: 46					

	AB	42
	R	11
	H	16
	RBI	11
	BB	4
	SO	10
	LOB	19

PITCHER		IP	WLS	BF	H	R	ER	SO	BB	IBB	HBP	BLK	WP	HR	S	P	ERA	WHIP
31 Jeff Locke, L ERA: 5.7	(1, 1)	4.0	L	21	7	5	5	2	2	1	0	0	0	1	44	74	11.25	2.250
22 Dustin McGowan, R ERA: 2.84	(5, 1)	1.0		5	2	1	1	2	0	0	0	0	0	1	11	19	9.00	2.000
25 Junichi Tazawa, R ERA: 7.31	(6, 1)	1.0		5	1	2	2	0	1	0	0	0	0	1	13	26	18.00	2.000
64 Nick Wittgren, R ERA: 2.73	(7, 1)	1.0		4	1	0	0	3	0	0	0	0	0	0	12	19	0.00	1.000
45 Vance Worley, R ERA: 7.59	(8, 1)	2.0		11	5	3	3	3	0	0	0	0	0	0	31	44	13.50	2.500

PITCHER	IP	WLS	BF	H	R	ER	SO	BB	IBB	HBP	BLK	WP	HR	S	P	ERA	WHIP

Chicago Cubs @ Miami Marlins

Marlins Park, Miami, FL

Thu Jun 22 2017, 7:12 PM - 10:06 PM EDT

Att. 23,472 - Roof Closed - 78 F

BOTTOM

Batter	1	2	3	4	5	6	7	8	9	AB	R	H	RBI	BB	SO	LOB
9 Dee Strange-Gordon, L (1, 4) OBP: 0.341, SLG: 0.359	C SI 91 X CU 78 0-1 ① G3		B CU 77 C SI 91 B SL 86 X SI 91 2-1 1B			S SI 90 F SI 91 X CH 86 0-2 21 G4-6-3 1B		B SL 81 S SL 79 B FF 92 F SL 80 X CU 71 2-2 ③ G2-3		4	0	2	0	0	0	0
27 Giancarlo Stanton, R (1, 9) OBP: 0.351, SLG: 0.532	B SI 91 B SI 92 X SI 93 2-0 ② G6-3		B SI 91 1 SAFE X SI 92 1-0 ③ G5-3			D SI 91 D SL 87 X SI 92 2-0 ① F8			C FF 95 S FF 95 S SL 83 0-3 ① K	4	0	0	0	0	1	2
21 Christian Yelich, L (1, 8) OBP: 0.352, SLG: 0.390	B SI 93 X SI 92 1-0 ③ G4-3			C SI 90 C SI 91 B CU 79 B CH 86 F SI 92 B SL 87 X CH 84 3-2 ① L5		B SI 92 D CH 86 B SI 92 C SI 91 X SI 91 3-1 ② ③ G4-6-3 1-2f			B FF 96 C FF 95 F FF 94 F SL 83 F FF 97 F FF 96 X SL 82 1-2 ② G6-3	4	0	0	0	0	0	1
13 Marcell Ozuna, R (1, 7) OBP: 0.393, SLG: 0.595		B CH 89 B SI 91 B SI 91 X SI 90 3-0 HR		C SI 92 B CU 78 B CU 79 C SI 92 X CH 85 2-2 ② L9			X SI 90 0-0 ① L5		S SL 82 B FF 96 B SL 82 B FF 95 F FF 95 X FF 95 3-2 1B	4	1	2	1	0	0	0
41 Justin Bour, L (1, 3) OBP: 0.366, SLG: 0.587		B SI 91 F CU 77 C SI 92 X CU 78 1-2 ① G4-3		B SI 93 B CH 86 S SI 93 S SL 88 C SI 93 2-3 ③ K			B CU 79 C SI 93 B SL 87 X SI 93 2-1 11 FC5-4 1B		X FF 95 0-0 ③ P2	4	0	1	0	0	1	1
11 J.T. Realmuto, R (1, 2) OBP: 0.352, SLG: 0.456 45 Vance Worley, R (8, 1) OBP: 0.400, SLG: 0.400		C SI 90 X SI 92 0-1 32 CS 2B			B SI 90 B SI 90 F SI 92 B CH 89 X CH 89 3-1 51 FC5-4 1B		X SI 91 0-0 ② FC5-4 1-2f			3 0	0 0	2 0	0 0	0 0	0 0	1 0
32 Derek Dietrich, L (1, 5) OBP: 0.311, SLG: 0.357		C CU 78 B SI 92 F SI 92 X SI 92 1-2 ② ③ F7 2-3			X SI 92 0-0 ① F8		B SI 93 X SI 92 1-0 ③ G3			3	0	0	0	0	0	3
39 JT Riddle, L (1, 6) OBP: 0.265, SLG: 0.375			B CU 78 B SI 90 X SI 91 2-0 ① F7		C SI 92 B CH 85 S SI 92 B CH 87 S SI 92 2-3 ② K			S FF 93 S SL 82 B FF 92 F FF 92 B SL 81 F SL 80 X SI 93 2-2 ① G3-1		3	0	0	0	1	1
31 Jeff Locke, L (1, 1) 22 Dustin McGowan, R (5, 1) 51 Ichiro Suzuki, L (5, PH) OBP: 0.247, SLG: 0.303 25 Junichi Tazawa, R (6, 1) 64 Nick Wittgren, R (7, 1) 17 A.J. Ellis, R (8, 2) OBP: 0.290, SLG: 0.200			C SI 91 S SI 91 C CU 78 0-3 ② K		F SI 92 X SI 93 0-1 ③ FC5-4 1-2f			C SI 90 B SL 80 B SL 82 X FF 92 2-1 ② L9		1 0 1 0 0 1	0 0 0 0 0 0	0 0 0 0 0 0	0 0 0 0 0 0	1 0 0 0 0 0	0 0 1 0 0 0	0 0 1 0 0 0

livebaseballscorecards.com

AB	32
R	1
H	7
RBI	1
BB	0
SO	4
LOB	10

Inning Stats	1	2	3	4	5	6	7	8	9
	R: 0 E: 0 K: 0 S: 4	H: 0 LOB: 0 BB: 0 P: 7	R: 1 E: 0 K: 0 S: 9	H: 2 LOB: 0 BB: 0 P: 14	R: 0 E: 0 K: 1 S: 7	H: 1 LOB: 1 BB: 0 P: 12	R: 0 E: 0 K: 1 S: 10	H: 0 LOB: 0 BB: 0 P: 17	R: 0 E: 0 K: 1 S: 8	H: 1 LOB: 1 BB: 0 P: 13	R: 0 E: 0 K: 0 S: 6	H: 1 LOB: 0 BB: 0 P: 11	R: 0 E: 0 K: 0 S: 5	H: 1 LOB: 1 BB: 0 P: 8	R: 0 E: 0 K: 0 S: 10	H: 0 LOB: 0 BB: 0 P: 16	R: 0 E: 0 K: 1 S: 13	H: 1 LOB: 1 BB: 0 P: 17

1B: 5	SF: 0
2B: 1	SAC: 0
3B: 0	DP: 1
HR: 1	HBP: 0

WP: 0	PA: 32
PB: 0	
SB: 0	
CS: 1	

PITCHER		IP	WLS	BF	H	R	ER	SO	BB	IBB	HBP	BLK	WP	HR	S	P	ERA	WHIP
49 Jake Arrieta, R ERA: 4.36	(1, 1)	7.0	W	25	6	1	1	3	0	0	0	0	0	1	49	82	1.29	0.857
32 Brian Duensing, L ERA: 3.38	(8, 1)	1.0		3	0	0	0	0	0	0	0	0	0	0	10	16	0.00	0.000
60 Félix Peña, R ERA: 6.0	(9, 1)	1.0		4	1	0	0	1	0	0	0	0	0	0	13	17	0.00	1.000

PITCHER	IP	WLS	BF	H	R	ER	SO	BB	IBB	HBP	BLK	WP	HR	S	P	ERA	WHIP

Batter	1	2	3	4	5	6	7	8	9	AB	R	H	RBI	BB	SO	LOB
44 Anthony Rizzo, L (1, 3) OBP: 0.394, SLG: 0.513	F FF 97 B SI 96 X SI 96 1-1 ① G5-3		S SL 84 B SI 97 B SI 97 B CH 90 S SI 97 B SI 98 4-2 17 BB BB		C CH 90 C SI 95 X SL 86 0-2 ② F7		B SL 80 C SL 80 B FF 96 F FF 96 S SL 81 2-3 ③ K			3	0	0	0	1	1	0
17 Kris Bryant, R (1, 5) OBP: 0.398, SLG: 0.522	B FF 97 B FF 96 F FF 97 X SL 86 2-1 ② P4		B SL 87 D SL 86 S SI 95 1 SAFE B FF 95 B SL 86 4-1 8 1B 1-2 BB		S CH 87 B CH 86 B CH 92 B FF 96 B FF 96 4-1 8 1B BB			F FF 94 B KC 82 B KC 82 B FF 95 B FF 94 4-1 8 G4-6-3 BB		1	0	0	0	3	0	0
8 Ian Happ, S (1, 9) OBP: 0.336, SLG: 0.590	C SI 97 C SL 83 B SI 96 B SL 86 X SI 96 2-2 2B		F SL 84 F SI 92 D SL 85 F SL 84 C CH 88 1-3 ③ K		X SL 83 0-0 1-3 1B			C KC 82 B FC 91 1 SAFE B SI 95 X FC 91 2-1 ①② G4-6-3 1-2f		4	0	2	0	0	1	3
27 Addison Russell, R (1, 6) OBP: 0.299, SLG: 0.405	C SL 83 B FF 97 X FF 95 1-1 ③ G5-3			B CH 93 F CH 87 C SL 82 F FF 96 X CH 88 1-2 ① G5-3	C SL 83 B SI 95 F CH 88 C SL 84 1-3 ③ K			F KC 83 S FF 96 B FF 98 B FC 92 F FF 96 F KC 83 C FC 92 2-3 ③ K		4	0	0	0	0	2	3
47 Miguel Montero, L (1, 2) OBP: 0.358, SLG: 0.441		C FF 93 S SL 81 B CH 86 S CH 86 1-3 ① K		S SL 82 B SI 92 B SI 92 F CH 87 B SL 83 F FF 97 F SL 86 F CH 90 X CH 90 3-2 ② G3		F CH 87 B SI 95 X CH 92 1-1 5 G4-3 1B			C SL 79 S CH 86 S CH 86 0-3 ① K	4	0	1	0	0	2	0
9 Javier Báez, R (1, 4) OBP: 0.290, SLG: 0.467		C SL 81 X SI 96 0-1 ② F7		B CH 88 C SL 84 B FF 95 X CH 87 2-1 5 1B 1B		X FF 95 0-0 ① L9			S FF 93 S SL 82 B SL 81 F SL 82 X FF 94 1-2 5 G5-4-3 1B	4	0	2	0	0	0	1
5 Albert Almora Jr., R (1, 8) OBP: 0.331, SLG: 0.389		B SI 97 C FF 96 B CH 89 S SL 86 X SL 85 2-2 ③ F9		X FF 95 0-0 41 FC5-4 1-2 1B		C SL 83 X SL 85 0-1 ②③ G4-3 1-2f			D SL 80 C SL 79 C SL 80 D FC 89 X SL 79 2-2 ②③ G5-4-3 1-2f	4	0	1	0	0	0	2
41 John Lackey, R (1, 1) OBP: 0.172, SLG: 0.207 21 Mark Zagunis, R (7, PH) 52 Justin Grimm, R (7, 1) 32 Brian Duensing, L (8, 1)			B FF 97 C FF 94 X FF 96 1-1 ① G1	F SL 84 B FF 96 S SI 96 X SL 84 1-2 ③ FC5-4 1-2f			C SL 80 B SL 82 C FF 96 S SL 80 1-3 ① K			2 1 0 0	0 0 0 0	0 0 0 0	0 0 0 0	0 1 0 0	0 0 0 0	2 0 0 0
30 Jon Jay, L (1, 7) OBP: 0.397, SLG: 0.394			C FF 96 B CH 89 B SL 83 X SI 96 2-1 ② L7		B CH 92 X FF 94 1-0 ① F8		C SL 81 B CH 90 B SL 81 X FF 95 2-1 ② B5-3			3	0	0	0	0	0	0
Inning Stats	R: 0 H: 1 E: 0 LOB: 1 K: 0 BB: 0 S: 9 P: 15	R: 0 H: 0 E: 0 LOB: 0 K: 1 BB: 0 S: 8 P: 11	R: 0 H: 0 E: 0 LOB: 2 K: 1 BB: 2 S: 11 P: 23	R: 0 H: 2 E: 0 LOB: 2 K: 0 BB: 0 S: 16 P: 23	R: 0 H: 1 E: 0 LOB: 2 K: 1 BB: 1 S: 9 P: 15	R: 0 H: 1 E: 0 LOB: 0 K: 0 BB: 0 S: 5 P: 6	R: 0 H: 0 E: 0 LOB: 0 K: 2 BB: 0 S: 8 P: 13	R: 0 H: 0 E: 0 LOB: 0 K: 1 BB: 1 S: 8 P: 16	R: 0 H: 1 E: 0 LOB: 0 K: 1 BB: 0 S: 10 P: 13	1B: 5 SF: 0 2B: 1 SAC: 0 3B: 0 DP: 3 HR: 0 HBP: 0						

TOP

Chicago Cubs @ Miami Marlins

Marlins Park, Miami, FL

Fri Jun 23 2017, 7:13 PM - 9:43 PM EDT

Att. 24,684 - Roof Closed - 78 F

livebaseballscorecards.com

AB	30
R	0
H	6
RBI	0
BB	4
SO	7
LOB	11

PITCHER		IP	WLS	BF	H	R	ER	SO	BB	IBB	HBP	BLK	WP	HR	S	P	ERA	WHIP
62 José Ureña, R ERA: 3.33	(1, 1)	6.0	W	25	5	0	0	3	3	0	0	0	0	0	58	93	0.00	1.333
46 Kyle Barraclough, R ERA: 3.24	(7, 1)	1.0	H	3	0	0	0	2	0	0	0	0	0	0	8	13	0.00	0.000
35 David Phelps, R ERA: 3.82	(8, 1)	1.0	H	3	0	0	0	1	1	0	0	0	0	0	8	16	0.00	1.000
44 AJ Ramos, R ERA: 3.81	(9, 1)	1.0	S	3	1	0	0	1	0	0	0	0	0	0	10	13	0.00	1.000

PITCHER	IP	WLS	BF	H	R	ER	SO	BB	IBB	HBP	BLK	WP	HR	S	P	ERA	WHIP

Batter	1	2	3	4	5	6	7	8	9	AB	R	H	RBI	BB	SO	LOB
9 Dee Strange-Gordon, L (1, 4) OBP: 0.340, SLG: 0.358	X FF 88 0-0 ① F7		C FF 90 L FC 80 F FC 82 F FF 91 F FC 81 F FC 80 F FF 91 F FF 91 B FC 81 1-2 ② G3 X FC 81			C FC 80 X FC 80 0-1 1B 27 E 27 S 21 SF8		X CU 81 0-0 ① G4-3		4	1	1	0	0	0	0
27 Giancarlo Stanton, R (1, 9) OBP: 0.356, SLG: 0.549	C FF 89 S FC 81 B FF 92 B FF 92 B FC 84 X FC 83 3-2 2B		B FC 83 F FF 92 B SI 89 X FC 81 2-1 HR			B FF 92 H SI 91 2-0 1-3 14 FC5 41 BB HBP		F FF 96 F FF 95 B FF 94 B CU 82 S CU 84 2-3 ② K		3	1	2	1	0	1	0
21 Christian Yelich, L (1, 8) OBP: 0.351, SLG: 0.387	C FF 90 B CU 77 B FC 82 B FF 91 C FC 80 D FC 82 4-2 BB		C FF 91 B FF 90 F FF 91 F FF 93 X FC 82 1-2 ③ G4-3			X CU 76 0-0 ① SF8 3-H		F FF 92 B FF 91 B CH 85 F FF 92 X CH 86 2-2 ③ L5		2	0	0	1	1	0	0
13 Marcell Ozuna, R (1, 7) OBP: 0.390, SLG: 0.588	B SI 91 X FC 81 1-0 ② F6			F FF 91 F FF 92 B FC 84 B FC 83 B FC 83 X FC 81 3-2 ① G2-3		X FF 91 0-0 ② F9				3	0	0	0	0	0	3
41 Justin Bour, L (1, 3) OBP: 0.365, SLG: 0.581	C CU 76 B FC 83 S FF 91 F FF 91 F FC 84 S FC 83 1-3 ③ K			B CU 76 C FF 92 S FF 92 F FF 93 S FC 84 1-3 ② K		D CU 78 F FC 83 S FC 82 D FC 83 F FC 83 B FF 91 D FC 83 4-2 1-2 14 FC5 BB				2	0	0	0	1	2	2
14 Martín Prado, R (1, 5) OBP: 0.303, SLG: 0.389		B FF 87 X FF 88 1-0 ① G6-3		C FF 89 C FF 91 F FF 92 X FC 82 0-2 ③ L4		C FC 80 X FC 82 0-1 ③ FC5 1-2 2-3f				3	0	0	0	0	0	2
11 J.T. Realmuto, R (1, 2) OBP: 0.348, SLG: 0.450		C FF 90 S FF 90 B FF 90 B FF 92 F FC 83 F FC 82 X FC 83 2-2 ② L3			X CU 76 0-0 ① L8		B FF 95 S CU 81 B CU 83 C FF 95 X CU 83 2-2 ① L4			3	0	0	0	0	0	0
39 JT Riddle, L (1, 6) OBP: 0.261, SLG: 0.368		C FF 90 X CU 77 0-1 ③ L7			C FF 89 X CU 77 0-1 ② G3-1		F FF 95 B CU 82 X CU 83 1-1 ② G5-3			3	0	0	0	0	0	0
62 José Ureña, R (1, 1) OBP: 0.050, SLG: 0.050 46 Kyle Barraclough, R (7, 1) 51 Ichiro Suzuki, L (7, PH) OBP: 0.245, SLG: 0.300 35 David Phelps, R (8, 1) 44 AJ Ramos, R (9, 1)			B FF 90 S FF 90 S FF 90 C FF 91 1-3 ① K		C FF 91 C FF 91 S FC 81 0-3 ③ K		B FF 94 F FF 95 B FF 95 X FF 95 2-1 ③ G3-1			2 0 1 0 0	0 0 0 0 0	0 0 0 0 0	0 0 0 0 0	0 0 0 0 0	2 0 0 0 0	0 0 0 0 0
Inning Stats	R: 0 E: 0 K: 1 S: 12 H: 1 LOB: 2 BB: 1 P: 21	R: 0 E: 0 K: 0 S: 8 H: 0 LOB: 0 BB: 0 P: 11	R: 1 E: 0 K: 1 S: 18 H: 1 LOB: 0 BB: 0 P: 23	R: 0 E: 0 K: 1 S: 11 H: 0 LOB: 0 BB: 0 P: 15	R: 0 E: 0 K: 1 S: 6 H: 0 LOB: 0 BB: 0 P: 6	R: 1 E: 0 K: 0 S: 9 H: 1 LOB: 2 BB: 1 P: 15	R: 0 E: 0 K: 0 S: 7 H: 0 LOB: 0 BB: 0 P: 12	R: 0 E: 0 K: 1 S: 7 H: 0 LOB: 0 BB: 0 P: 11		1B: 1 2B: 1 3B: 0 HR: 1 SF: 1 SAC: 0 DP: 0 HBP: 1				WP: 0 PB: 0 SB: 1 CS: 0 PA: 30		

PITCHER		IP	WLS	BF	H	R	ER	SO	BB	IBB	HBP	BLK	WP	HR	S	P	ERA	WHIP
41 John Lackey, R ERA: 4.74	(1, 1)	6.0	L	24	3	2	1	4	2	0	1	0	0	1	64	91	1.50	0.833
52 Justin Grimm, R ERA: 4.33	(7, 1)	1.2		5	0	0	0	1	0	0	0	0	0	0	11	18	0.00	0.000
32 Brian Duensing, L ERA: 3.34	(8, 1)	0.1		1	0	0	0	0	0	0	0	0	0	0	3	5	0.00	0.000

PITCHER	IP	WLS	BF	H	R	ER	SO	BB	IBB	HBP	BLK	WP	HR	S	P	ERA	WHIP

BOTTOM

Chicago Cubs @ Miami Marlins

Marlins Park, Miami, FL

Fri Jun 23 2017, 7:13 PM - 9:43 PM EDT

Att. 24,684 - Roof Closed - 78 F

livebaseballscorecards.com

AB	26
R	2
H	3
RBI	2
BB	2
SO	5
LOB	7

Batter	1	2	3	4	5	6	7	8	9	AB	R	H	RBI	BB	SO	LOB
30 Jon Jay, L (1, 7) OBP: 0.397, SLG: 0.394	C FF 90 B FF 90 B FC 88 X FF 92 2-1 E8 40 1B 8 1B 1B		C FF 90 B FC 88 S CU 78 X CU 80 1-2 17 G5-4-3 1B		C FF 91 X SL 82 0-1 ① G6-3		F SL 85 F FF 95 X SL 85 0-2 ① G4-3		F FF 94 B CU 76 F CU 76 S FO 88 1-3 ③ K	5	1	2	0	0	1	0
17 Kris Bryant, R (1, 3) (9, 5) OBP: 0.396, SLG: 0.522	B FF 92 F FC 89 S CU 78 S CU 79 1-3 ① K		B CH 83 C FF 88 C FF 92 F FF 88 1 SAFE B FF 94 X FF 91 2-2 ① ② G5-4-3 1-2f		B SL 85 C FF 92 C FF 93 F FF 92 X FF 93 1-2 ② G1-6-3		B SL 87 F SI 93 X SI 94 1-1 2B			4	0	1	0	0	1	2
40 Willson Contreras, R (1, 2) OBP: 0.310, SLG: 0.420	C CU 80 B CH 84 B FC 88 C FF 91 F CU 79 B CH 83 X FF 89 3-2 8 1B 2-3 1B		C FF 91 B FC 89 F FF 89 X FC 89 1-2 ③ G3-1		F FF 94 X SL 83 0-1 ③ G1-3		C SL 87 S SL 86 D SL 88 B SI 94 X SL 86 2-2 ② G5-3			4	0	1	0	0	0	1
27 Addison Russell, R (1, 6) OBP: 0.302, SLG: 0.412	B FF 89 F FF 91 S CH 84 S CH 84 1-3 ② K			B CH 82 S CH 82 B FF 90 X FC 87 2-1 8 SH5-3 9 1B 1B		B SL 82 B SL 82 F SI 92 S FF 92 X FF 93 2-2 8 1B 9 2B 2B	D SL 88 C FF 93 F SL 90 S SL 86 1-3 ③ K			4	2	2	0	0	2	3
8 Ian Happ, S (1, 4) (9, 9) OBP: 0.343, SLG: 0.592	B CU 80 F FF 92 B FF 89 B CH 83 X CH 83 3-1 1-2 3-H 1B			X FF 91 0-0 ① SH5-3 1-2		S SL 84 X FF 92 0-1 9 2B 2-3 1B		C SL 84 S SL 86 S SL 84 0-3 ① K		3	1	2	1	0	1	0
9 Javier Báez, R (1, 5) (9, 4) OBP: 0.294, SLG: 0.473	B FF 91 X FF 92 1-0 ③ F9			X CU 77 0-0 5 2B 2-H 1B		B FF 94 S FF 94 D SL 85 S FF 94 X FF 93 2-2 2-H 3-H 2B		B SI 95 S SL 87 F FF 94 F SL 87 B SL 86 F SL 87 S SL 86 2-3 ② K		4	1	2	3	0	1	2
5 Albert Almora Jr., R (1, 8) OBP: 0.329, SLG: 0.392		X FF 90 0-0 ① B2-3		2 SAFE B FF 89 C CH 82 X FF 90 1-1 2-H 2B		C SL 79 S SL 79 S SL 81 0-3 ① K2-3		C SI 95 B SL 88 S SL 88 S SL 88 1-3 ③ K		4	0	1	1	0	2	1
21 Mark Zagunis, R (1, 9) 71 Wade Davis, R (9, 1)		C FF 91 X CU 80 0-1 ② L5		D CH 82 C CH 81 F FC 87 T FF 90 1-2 ② K		B FF 95 C SL 79 B SL 79 D SL 80 B FF 93 4-1 34 L3 BB			T FF 93 C CU 78 F FF 94 X CU 79 0-2 ① G4-3	3 0	0 0	0 0	0 0	1 0	1 0	1 0
34 Jon Lester, L (1, 1) OBP: 0.147, SLG: 0.129 6 Carl Edwards Jr., R (8, 1) 44 Anthony Rizzo, L (9, PH) OBP: 0.393, SLG: 0.511 (9, 3)		C FF 90 C FF 91 B FC 90 B FF 92 B FF 91 S FF 91 3-3 ③ K		B CU 77 X FF 89 1-0 ③ G4-3		X FF 94 0-0 ② ③ L3 1-1			C CU 76 F FO 88 B FO 89 F FF 93 B FF 94 X CU 77 2-2 ② L6	3 0 1	0 0 0	0 0 0	0 0 0	0 0 0	1 0 0	3 0 0
Inning Stats	R: 1 E: 1 K: 2 S: 15 H: 3 LOB: 2 BB: 0 P: 26	R: 0 E: 0 K: 1 S: 6 H: 0 LOB: 0 BB: 0 P: 9	R: 0 E: 0 K: 0 S: 10 H: 1 LOB: 0 BB: 0 P: 14	R: 2 E: 0 K: 1 S: 10 H: 3 LOB: 1 BB: 0 P: 15	R: 0 E: 0 K: 0 S: 8 H: 0 LOB: 0 BB: 0 P: 9	R: 2 E: 0 K: 1 S: 13 H: 3 LOB: 1 BB: 1 P: 21	R: 0 E: 0 K: 1 S: 11 H: 1 LOB: 1 BB: 0 P: 15	R: 0 E: 0 K: 3 S: 11 H: 0 LOB: 0 BB: 0 P: 14	R: 0 E: 0 K: 1 S: 11 H: 0 LOB: 0 BB: 0 P: 14	1B: 7 2B: 5 3B: 0 HR: 0 SF: 0 SAC: 1 DP: 2 HBP: 0						

PITCHER	IP	WLS	BF	H	R	ER	SO	BB	IBB	HBP	BLK	WP	HR	S	P	ERA	WHIP
20 Justin Nicolino, L (1, 1) ERA: 4.95	4.0		18	7	3	2	4	0	0	0	0	0	0	41	64	4.50	1.750
64 Nick Wittgren, R (5, 1) ERA: 3.23	1.0	L	6	3	2	2	0	0	0	0	0	0	0	16	21	18.00	3.000
46 Kyle Barraclough, R (6, 1) ERA: 3.15	1.0		3	0	0	0	1	1	0	0	0	0	0	5	9	0.00	1.000
22 Dustin McGowan, R (7, 1) ERA: 2.7	2.0		7	1	0	0	4	0	0	0	0	0	0	22	29	0.00	0.500
25 Junichi Tazawa, R (9, 1) ERA: 6.88	1.0		3	0	0	0	1	0	0	0	0	0	0	11	14	0.00	0.000

PITCHER	IP	WLS	BF	H	R	ER	SO	BB	IBB	HBP	BLK	WP	HR	S	P	ERA	WHIP

Chicago Cubs @ Miami Marlins

Marlins Park, Miami, FL

Sat Jun 24 2017, 4:13 PM - 7:07 PM EDT

Att. 25,448 - Roof Closed - 77 F

TOP

livebaseballscorecards.com

AB	35
R	5
H	11
RBI	5
BB	1
SO	10
LOB	13

WP: 0 PA: 37
PB: 0
SB: 0
CS: 0

Chicago Cubs @ Miami Marlins

Marlins Park, Miami, FL

Sat Jun 24 2017, 4:13 PM - 7:07 PM EDT

Att. 25,448 - Roof Closed - 77 F

livebaseballscorecards.com

BOTTOM

Batter	1	2	3	4	5	6	7	8	9	AB	R	H	RBI	BB	SO	LOB
9 Dee Strange-Gordon, L (1, 4) OBP: 0.339, SLG: 0.356	B FF 89 X FF 90 1-0 ① L7		L FC 85 L CU 75 X CU 76 0-2 ① G3-1			C FF 91 B CU 76 B CU 74 X FC 87 2-1 21 CS 27 S 1B		C CU 81 B FF 93 C FF 95 X CU 82 1-2 ③ G4-3		4	0	1	0	0	0	0
27 Giancarlo Stanton, R (1, 9) OBP: 0.355, SLG: 0.542	B FF 91 B FF 91 C FF 92 S CU 74 B SI 92 D CU 76 4-2 21 1B 11 HR BB		B FF 92 C FF 92 C FF 92 B CU 77 X FF 92 2-2 ② G5-3			B FF 90 C FF 91 C FF 91 B FF 92 D CU 78 F CU 77 X FF 93 3-2 ① G6-3 1-2			B SI 92 C KC 82 S FC 90 C FF 95 1-3 ① K	3	1	0	0	1	1	1
21 Christian Yelich, L (1, 8) OBP: 0.349, SLG: 0.385	B FF 93 X FF 92 1-0 11 HR 1-2 1B		C SI 90 C SI 91 B SI 90 F SI 91 S CU 78 1-3 ③ K			F FF 94 S SI 90 B FF 92 B SI 91 S SI 90 2-3 ② ③ K 2-3			C KC 80 S FC 90 S FC 91 0-3 ② K	4	1	1	0	0	3	1
13 Marcell Ozuna, R (1, 7) OBP: 0.385, SLG: 0.580	C CU 76 D CU 77 F FC 89 D FF 93 B FF 93 F SI 92 S FC 88 3-3 ② K			F FC 89 X FC 88 0-1 ① P3			F FC 87 F FC 87 X FC 88 0-2 ① P5		S KC 83 B SI 95 S FF 95 B FC 92 X FC 91 2-2 ③ G1-3	4	0	0	0	0	1	2
11 J.T. Realmuto, R (1, 2) OBP: 0.348, SLG: 0.461	B FF 92 F FC 88 X CU 75 1-1 1-H 2-H HR			C CU 74 X FC 88 0-1 ② F7			B FF 92 F FC 89 F FC 87 X FF 91 1-2 ② F7			3	1	1	3	0	0	0
14 Martín Prado, R (1, 5) OBP: 0.304, SLG: 0.387	C FF 91 B SI 92 S CU 75 B FF 92 F CU 77 X SI 92 2-2 ③ G1			B FF 91 B SI 91 C SI 90 F CU 73 F SI 91 B CU 76 X SI 88 3-2 ③ G5-3			B SI 91 B SI 90 B FF 90 C FF 89 X SI 89 3-1 1B			3	0	1	0	0	0	0
28 Tyler Moore, R (1, 3) OBP: 0.284, SLG: 0.566			C FF 91 F FC 88 B CH 84 X CH 85 1-2 ① G5-3		F CH 83 F FC 87 B FC 87 X CU 75 1-2 ① G5-3		B FC 88 S FC 87 B CH 84 D CH 85 X FC 87 3-1 ③ L5			3	0	0	0	0	0	1
39 JT Riddle, L (1, 6) OBP: 0.256, SLG: 0.361			X SI 90 0-0 ② G4-3		C FC 87 S SI 89 B CU 76 X FC 86 1-2 ② G6-3			C FF 96 B FF 97 S FF 96 S CU 83 1-3 ① K		3	0	0	0	0	1	0
20 Justin Nicolino, L (1, 1) 64 Nick Wittgren, R (5, 1) 46 Kyle Barraclough, R (6, 1) 22 Dustin McGowan, R (7, 1) 51 Ichiro Suzuki, L (8, PH) OBP: 0.242 SLG: 0.297 25 Junichi Tazawa, R (9, 1)			C FF 91 B FF 91 F FF 92 F FC 88 B FF 93 F FF 93 B FC 87 F FF 92 S FF 91 3-3 ③ K		C FF 92 C FF 91 X FF 93 0-2 ③ G3-1			B FF 95 B FF 95 X FF 95 2-0 ② G4-3		1 1 0 0 1 0	0 0 0 0 0 0	0 0 0 0 0 0	0 0 0 0 0 0	1 0 0 0 0 0	0 0 0 0 0 0
Inning Stats	R: 3 E: 0 K: 1 S: 14 H: 2 LOB: 0 BB: 1 P: 26		R: 0 E: 0 K: 1 S: 10 H: 0 LOB: 0 BB: 0 P: 14	R: 0 E: 0 K: 1 S: 10 H: 0 LOB: 0 BB: 0 P: 13	R: 0 E: 0 K: 0 S: 8 H: 0 LOB: 0 BB: 0 P: 11	R: 0 E: 0 K: 0 S: 9 H: 0 LOB: 0 BB: 0 P: 11	R: 0 E: 0 K: 1 S: 9 H: 1 LOB: 0 BB: 0 P: 16	R: 0 E: 0 K: 0 S: 10 H: 1 LOB: 1 BB: 0 P: 17	R: 0 E: 0 K: 1 S: 7 H: 0 LOB: 0 BB: 0 P: 11	R: 0 E: 0 K: 2 S: 9 H: 0 LOB: 0 BB: 0 P: 12	1B: 3 2B: 0 3B: 0 HR: 1 SF: 0 SAC: 0 DP: 0 HBP: 0						

	AB	30
	R	3
	H	4
	RBI	3
	BB	1
	SO	7
	LOB	5

WP: 0 PA: 31
PB: 0
SB: 1
CS: 1

PITCHER		IP	WLS	BF	H	R	ER	SO	BB	IBB	HBP	BLK	WP	HR	S	P	ERA	WHIP
34 Jon Lester, L ERA: 3.83	(1, 1)	7.0	W	25	4	3	3	4	1	0	0	0	0	1	70	108	3.86	0.714
6 Carl Edwards Jr., R ERA: 1.78	(8, 1)	1.0	H	3	0	0	0	1	0	0	0	0	0	0	7	11	0.00	0.000
71 Wade Davis, R ERA: 1.37	(9, 1)	1.0	S	3	0	0	0	2	0	0	0	0	0	0	9	12	0.00	0.000

PITCHER	IP	WLS	BF	H	R	ER	SO	BB	IBB	HBP	BLK	WP	HR	S	P	ERA	WHIP

Batter	1	2	3	4	5	6	7	8	9	AB	R	H	RBI	BB	SO	LOB
44 Anthony Rizzo, L (1, 3) OBP: 0.390, SLG: 0.507	X SI 92 0-0 ① P5	B KC 83 C SI 95 X SI 96 1-1 ③ F8		F SI 94 X CH 86 0-1 ② SF7 3-H		B SL 86 B SL 87 F FF 94 S FF 96 F SL 86 X SL 84 2-2 17 FC6-4 1B		D SL 81 X FF 92 1-0 ③ F8		4	0	1	1	0	0	4
17 Kris Bryant, R (1, 9) (4, 8) OBP: 0.396, SLG: 0.517	B SI 93 C SI 93 S CH 84 F CH 85 F SI 95 F CH 86 X KC 85 1-2 27 FC5-4 1B		B SI 93 B SI 93 B SI 94 B SI 93 4-0 BB	C KC 84 B CH 85 B CH 84 F CH 85 F SI 95 B KC 85 S CH 86 3-3 ③ K		C SL 84 X FF 94 0-1 ③ FC6-4 1-2f			C FF 94 S CH 86 S SL 82 0-3 ① K	4	0	1	0	1	2	3
8 Ian Happ, S (1, 8) (4, 4) OBP: 0.338, SLG: 0.577	C SI 94 S KC 82 D CH 86 B SI 94 1 SAFE X CH 84 2-2 ② F9		B KC 79 C SI 92 B SI 94 S SI 93 F KC 81 F SI 94 F KC 80 S CH 84 2-3 ① K		C KC 79 S CH 83 S KC 82 0-3 ① K		B KC 80 C FC 90 S KC 81 X KC 81 1-2 40 CS 1B		S CU 76 B CH 88 X SL 80 1-1 ② G4-3	5	0	1	0	0	2	2
27 Addison Russell, R (1, 6) 40 Willson Contreras, R (4, 9) OBP: 0.300, SLG: 0.408 OBP: 0.314, SLG: 0.417	X SI 94 0-0 ③ FC5-4 1-2f		C KC 81 F CH 84 X CH 84 0-2 ② P5		B SI 94 S KC 83 B CH 86 B SI 94 B SI 94 4-1 47 1B 47 S 2 SF8 BB		B FF 94 B FF 94 C FF 95 B SI 95 B FF 96 4-1 ① 47 1B 1-2 BB		B FF 94 C FF 92 B CH 88 C SL 81 F SL 83 X CH 87 2-2 ③ P4	2 1	0 1	0 1	0 0	0 2	0 0	2 0
47 Miguel Montero, L (1, 2) OBP: 0.373, SLG: 0.448		C SI 92 B CH 84 F CH 83 F SI 94 B KC 81 B SI 92 F SI 93 F SI 94 D CH 85 4-2 38 SH1-4 9 BB BB	1 SAFE X SI 93 0-0 ③ F8		D KC 81 D SI 94 C SI 92 S CH 82 X CH 84 2-2 1-3 1B		D FC 91 C FC 91 1 SAFE X FC 92 1-1 2 G6-3 1-2 1B			3	0	2	0	1	0	1
2 Tommy La Stella, L (1, 5) OBP: 0.367, SLG: 0.400		X SI 94 0-0 ① P3		B SI 91 X SI 92 1-0 30 1B 9 1B 44 SF7 1B	X SI 92 0-0 ② SF8 3-H		C KC 82 X FC 91 0-1 ②③ G6-3 1-2f			3	1	1	1	0	0	3
9 Javier Báez, R (1, 4) (4, 6) OBP: 0.298, SLG: 0.471		B KC 82 B CH 84 B SI 94 B FF 94 4-0 38 SH1-4 1-2 BB		S CH 81 F SI 92 F CH 84 X CH 84 0-2 30 1B 1-2 1B	X SI 93 0-0 ③ P3			C KC 83 X KC 81 0-1 ① G1-4-3		3	0	1	0	1	0	1
38 Mike Montgomery, L (1, 1) 46 Pedro Strop, R (7, 1) 21 Mark Zagunis, R (8, PH) 56 Héctor Rondón, R (8, 1)		X SI 92 0-0 ② SH1-4 1-2 2-3		D SI 93 L SI 91 L SI 92 C KC 81 1-3 ① K		B FF 94 C FF 95 F FF 94 F FF 96 S SL 87 1-3 ① K		B FF 94 B FF 94 B FF 95 B FF 94 4-0 BB		2 0 0 0	0 0 0 0	0 0 0 0	0 0 1 0	0 0 0 0	2 0 0 0	2 0 0 0
30 Jon Jay, L (1, 7) OBP: 0.400, SLG: 0.393		B KC 82 B SI 94 S SI 94 B SI 94 B SI 94 4-1 BB		S CH 83 B KC 80 X SI 93 1-1 1-2 2-3 1B		F FF 95 X FF 94 0-1 ② L7		B KC 82 B FC 92 C KC 81 1 SAFE F FC 92 C SI 94 2-3 ② K		3	0	1	0	1	1	1
Inning Stats	R: 0 E: 0 K: 0 S: 11 H: 1 LOB: 1 BB: 0 P: 14	R: 0 E: 0 K: 0 S: 10 H: 0 LOB: 3 BB: 3 P: 23	R: 0 E: 0 K: 1 S: 10 H: 0 LOB: 1 BB: 1 P: 16	R: 1 E: 0 K: 2 S: 16 H: 3 LOB: 2 BB: 0 P: 22	R: 1 E: 0 K: 1 S: 9 H: 1 LOB: 1 BB: 1 P: 15	R: 0 E: 0 K: 1 S: 12 H: 1 LOB: 1 BB: 0 P: 15	R: 0 E: 0 K: 0 S: 8 H: 2 LOB: 1 BB: 1 P: 14	R: 0 E: 0 K: 1 S: 6 H: 0 LOB: 1 BB: 1 P: 13	R: 0 E: 0 K: 1 S: 9 H: 0 LOB: 0 BB: 0 P: 12	1B: 8 2B: 0 3B: 0 HR: 0	SF: 2 SAC: 1 DP: 1 HBP: 0					

PITCHER		IP	WLS	BF	H	R	ER	SO	BB	IBB	HBP	BLK	WP	HR	S	P	ERA	WHIP
36 Edinson Volquez, R ERA: 4.15	(1, 1)	5.0	W	25	5	2	2	4	5	0	0	0	0	0	56	90	3.60	2.000
66 Jarlín García, L ERA: 3.24	(6, 1)	1.0	H	4	1	0	0	1	0	0	0	0	0	0	12	15	0.00	1.000
35 David Phelps, R ERA: 3.65	(7, 1)	1.2	H	7	2	0	0	1	2	0	0	0	0	0	13	25	0.00	2.400
44 AJ Ramos, R ERA: 3.62	(8, 1)	1.1	S	4	0	0	0	1	0	0	0	0	0	0	10	14	0.00	0.000

PITCHER	IP	WLS	BF	H	R	ER	SO	BB	IBB	HBP	BLK	WP	HR	S	P	ERA	WHIP

TOP

Chicago Cubs @ Miami Marlins

Marlins Park, Miami, FL

Sun Jun 25 2017, 1:12 PM - 4:03 PM EDT

Att. 25,110 - Roof Closed - 76 F

livebaseballscorecards.com

AB	30
R	2
H	8
RBI	2
BB	7
SO	7
LOB	19

WP: 0	PB: 0	SB: 1	CS: 1	PA:	40

Chicago Cubs @ Miami Marlins

Marlins Park, Miami, FL

Sun Jun 25 2017, 1:12 PM - 4:03 PM EDT

Att. 25,110 - Roof Closed - 76 F

livebaseballscorecards.com

Batter	1	2	3	4	5	6	7	8	9	AB	R	H	RBI	BB	SO	LOB
51 Ichiro Suzuki, L (1, 8) OBP: 0.242, SLG: 0.295	C FF 91 B FF 92 X FF 92 1-1 41 BB 13 1B 1B	B FF 92 C FC 88 F CU 76 X CH 84 1-2 ② G1-3		C FC 88 F CU 77 F CH 83 X FC 87 0-2 ② G6-3			B SL 86 B FF 97 X SI 97 2-0 ② G3			4	1	1	0	0	0	0
27 Giancarlo Stanton, R (1, 9) OBP: 0.357, SLG: 0.551	C FF 93 B CU 77 F CU 77 X CH 83 1-2 ① L5	F FF 92 B FF 92 B FF 94 S FF 92 B FF 92 B FF 93 4-2 BB		C CU 76 C FF 92 B FF 92 B FC 88 X CU 79 2-2 ③ L4			S SL 86 X FF 97 0-1 HR			3	1	1	1	1	0	1
41 Justin Bour, L (1, 3) OBP: 0.363, SLG: 0.573 44 AJ Ramos, R (8, 1)	B FF 92 B FF 92 D FF 93 1 SAFE F FF 92 C FF 93 B FF 94 4-2 13 1B 14 2B 1-2 BB	X FC 88 0-0 ③ G4-3			C CU 75 B FF 91 F FC 87 S FC 90 1-3 ① K		B SL 87 B SL 85 B SI 97 C SL 86 C SL 85 S SL 85 3-3 ③ K			3 0	1 0	0 0	0 0	1 0	2 0	1 0
13 Marcell Ozuna, R (1, 7) OBP: 0.383, SLG: 0.575	C CU 76 C CU 77 F CU 77 X CU 78 0-2 14 2B 1-2 2-H 1B		F FC 88 S FC 88 C CU 78 0-3 ① K		X FC 88 0-0 ② G5-3			F FF 96 B FF 96 B FF 96 B SL 85 X SL 85 3-1 ① F7		4	1	1	1	0	1	0
11 J.T. Realmuto, R (1, 2) OBP: 0.346, SLG: 0.458	B FF 94 F FC 88 C CU 76 F FF 92 S FC 89 1-3 ② K		B FF 91 B CU 78 C FC 88 B FF 92 X FC 87 3-1 14 WP 1B		C FC 92 C FC 87 B FF 91 F FF 92 S CU 76 1-3 ③ K			B FF 96 F FF 96 F FF 96 B CH 90 F CH 90 B SL 87 X FF 96 3-2 ② L7		4	0	1	0	0	2	2
14 Martín Prado, R (1, 5) OBP: 0.301, SLG: 0.392	X FF 93 0-0 32 1B 1-H 2-H 2B		C FC 89 D CU 78 C CU 77 F FC 90 F FC 87 B CH 84 X CH 85 2-2 ② G6-3 1-2			B FF 90 B FC 86 F FF 91 S CU 75 X CH 82 2-2 ① L8		C FF 96 B FF 97 C SL 84 S SL 87 1-3 ③ K		4	0	1	2	0	1	1
32 Derek Dietrich, L (1, 4) OBP: 0.316, SLG: 0.359 35 David Phelps, R (7, 1) 28 Tyler Moore, R (8, 3) OBP: 0.284, SLG: 0.566	X FF 92 0-0 2-3 1B		H FF 91 1-0 HBP			C FC 86 X CU 75 0-1 ② L4				2 0 0	0 0 0	1 0 0	0 0 0	0 0 0	0 0 0	0 0 0
39 JT Riddle, L (1, 6) OBP: 0.251, SLG: 0.354	C FF 92 X FF 93 0-1 ③ G4-3		C CU 73 X FF 92 0-1 ③ F7			C FF 91 X FF 91 0-1 ③ G3-1				3	0	0	0	0	0	4
36 Edinson Volquez, R (1, 1) OBP: 0.208, SLG: 0.174 66 Jarlín García, L (6, 1) 9 Dee Strange-Gordon, L (7, 4) OBP: 0.338, SLG: 0.355		B FF 90 C FF 92 C FF 92 C CU 78 1-3 ① K		B FF 90 F FF 91 C FF 92 S FF 92 1-3 ① K			B FF 96 F FF 97 F SI 97 B FF 96 F SL 86 F SL 85 X SI 97 2-2 ① G4-3			2 0 1	0 0 0	0 0 0	0 0 0	0 0 0	2 0 0	0 0 0
Inning Stats	R: 3 E: 0 K: 1 S: 19 H: 4 LOB: 2 BB: 1 P: 26	R: 0 E: 0 K: 1 S: 9 H: 0 LOB: 1 BB: 1 P: 15	R: 0 E: 0 K: 1 S: 12 H: 1 LOB: 2 BB: 0 P: 18	R: 0 E: 0 K: 1 S: 10 H: 0 LOB: 0 BB: 0 P: 13	R: 0 E: 0 K: 2 S: 8 H: 0 LOB: 0 BB: 0 P: 10	R: 0 E: 0 K: 0 S: 7 H: 0 LOB: 0 BB: 0 P: 9	R: 1 E: 0 K: 1 S: 11 H: 1 LOB: 0 BB: 0 P: 18	R: 0 E: 0 K: 1 S: 9 H: 0 LOB: 0 BB: 0 P: 16		1B: 4 2B: 1 3B: 0 HR: 1	SF: 0 SAC: 0 DP: 0 HBP: 1			WP: 1 PB: 0 SB: 0 CS: 0	PA: 33	

BOTTOM	
AB	30
R	4
H	6
RBI	4
BB	2
SO	8
LOB	9

PITCHER		IP	WLS	BF	H	R	ER	SO	BB	IBB	HBP	BLK	WP	HR	S	P	ERA	WHIP
38 Mike Montgomery, L ERA: 2.5	(1, 1)	6.0	L	26	5	3	3	6	2	0	1	0	1	0	65	91	4.50	1.167
46 Pedro Strop, R ERA: 3.67	(7, 1)	1.0		4	1	1	1	1	0	0	0	0	0	1	11	18	9.00	1.000
56 Héctor Rondón, R ERA: 4.13	(8, 1)	1.0		3	0	0	0	1	0	0	0	0	0	0	9	16	0.00	0.000

PITCHER	IP	WLS	BF	H	R	ER	SO	BB	IBB	HBP	BLK	WP	HR	S	P	ERA	WHIP

Batter	1	2	3	4	5	6	7	8	9	AB	R	H	RBI	BB	SO	LOB
3 Curtis Granderson, L (1, 8) OBP: 0.326, SLG: 0.464	C FF 88 X FF 90 0-1 HR		C CU 73 F CH 84 F SL 83 F FF 93 S CH 84 0-3 ② K		C CU 70 F FF 89 B FF 90 X SL 82 1-2 ① F7		B FF 95 X FF 95 1-0 ①② G6-3 1-2f		C SL 80 B CH 86 C SL 80 D SL 81 X SL 79 2-2 ③ F7 2-3	5	1	1	1	0	1	3
13 Asdrúbal Cabrera, S (1, 4) OBP: 0.341, SLG: 0.407	C FF 91 S SL 83 X FF 90 0-2 ① L3		B SL 81 F SL 80 X FF 90 1-1 1-3 2B		C FF 90 C CH 83 B SL 82 F SL 83 B CH 83 B FF 90 F SL 81 X CH 83 3-2 ② G3		S SL 81 C SL 79 F SL 80 X FF 95 0-2 ③ G3			4	0	1	0	0	0	0
52 Yoenis Cespedes, R (1, 7) OBP: 0.372, SLG: 0.609	B FF 92 B SI 91 B FF 92 C FF 91 S SL 84 S SL 86 3-3 ② K		C SL 83 S SL 84 C FF 91 0-3 ③ K		X SL 81 0-0 ③ G1-3			C FF 94 C FF 94 F FC 92 B FF 96 B FF 96 X KC 83 2-2 ① G6-3		4	0	0	0	0	2	2
19 Jay Bruce, L (1, 9) OBP: 0.338, SLG: 0.537	B FF 92 C CH 80 S SL 84 F SL 83 B CH 84 X SL 86 2-2 ③ G4-3			F CU 69 B SI 89 T SL 80 B CH 84 B CH 83 S SL 82 3-3 ① K		C SL 84 B FF 95 B SL 86 B SL 86 X FF 95 3-1 ① G4-3		F FC 90 B SI 95 B FC 90 B KC 82 F FC 91 B SI 95 4-2 BB		3	0	0	0	1	1	0
21 Lucas Duda, L (1, 3) OBP: 0.364, SLG: 0.555		C FF 89 C SL 81 B SL 80 B FF 90 X CH 84 2-2 ① F7		F FF 91 B FF 90 S SL 84 F SL 84 B CH 84 X FF 91 2-2 4 G1-3 18 1B 2B		B FF 96 B SL 85 S FF 94 B FF 96 F FF 94 B FF 94 4-2 BB		C FC 91 S KC 82 C FC 92 0-3 ② K		3	1	1	0	1	1	1
4 Wilmer Flores, R (1, 5) OBP: 0.319, SLG: 0.476		C FF 90 B FF 90 F SL 83 F FF 92 B SL 82 F SL 84 F FF 90 B CH 82 X FF 91 3-2 ② F9		X SL 83 0-0 ② G1-3 2-3		F FF 92 F FF 93 B SL 84 X FF 91 1-2 ② F8		B FF 95 F FF 95 X FC 90 1-1 ③ F9		4	0	0	0	0	0	3
7 José Reyes, S (1, 6) OBP: 0.270, SLG: 0.323		F FF 90 X CU 73 0-1 ③ L9		B SL 84 B CH 83 C FF 91 B SL 82 B FF 89 4-1 18 1B BB		S SL 84 S FF 93 B FF 94 D SL 85 C FF 93 2-3 ③ K			B SI 92 F FF 92 F SL 78 F CH 86 X CH 85 1-2 3 DI 54 WP 1B	3	0	1	0	1	1	1
18 Travis d'Arnaud, R (1, 2) OBP: 0.288, SLG: 0.466			B FF 88 C SL 81 F FF 90 B SL 82 B SL 83 F FF 91 X FF 91 3-2 ① G6-3	X SL 83 0-0 1-2 3-H 1B			B SL 80 B FF 95 X FF 95 2-0 HR		X SL 80 0-0 ① F8	4	1	2	2	0	0	1
65 Robert Gsellman, R (1, 1) OBP: 0.222, SLG: 0.130 51 Paul Sewald, R (4, 1) 9 Brandon Nimmo, L (7, PH) OBP: 0.556, SLG: 0.200 55 Neil Ramirez, R (7, 1) 39 Jerry Blevins, L (7, 1) 62 Erik Goeddel, R (7, 1) 54 T.J. Rivera, R (9, PH) OBP: 0.320, SLG: 0.390			C FF 89 C FF 90 B SL 83 B SL 82 B FF 89 F FF 90 F FF 90 F FF 89 X FF 89 3-2 13 2B 1B	F FF 90 X SL 81 0-1 ③ G1-4-3			C FF 96 B SL 80 B SL 81 B FF 96 B FF 96 4-1 3 G6-3 BB		B FF 92 C SL 79 B SL 80 C SL 78 F FF 94 X SL 79 2-2 ② P4 1-2	2 0 0 0 0 0 0 1	0 0 0 0 0 0 0 0	1 0 0 0 0 0 0 0	0 0 0 0 0 0 0 0	0 0 1 0 0 0 0 0	0 0 0 0 0 0 0 0	2 0 0 0 0 0 0 1

TOP

New York Mets @ Miami Marlins

Marlins Park, Miami, FL

Tue Jun 27 2017, 7:11 PM - 10:13 PM EDT

Att. 20,804 - Roof Closed - 78 F

livebaseballscorecards.com

AB	33
R	3
H	7
RBI	3
BB	4
SO	6
LOB	14

Inning Stats	1	2	3	4	5	6	7	8	9	1B: 3	SF: 0	WP: 1	PA: 37
	R: 1 E: 0 K: 1 S: 12 H: 1 LOB: 0 BB: 0 P: 17	R: 0 E: 0 K: 0 S: 11 H: 0 LOB: 0 BB: 0 P: 16	R: 0 E: 0 K: 2 S: 20 H: 2 LOB: 2 BB: 0 P: 27	R: 1 E: 0 K: 1 S: 12 H: 2 LOB: 2 BB: 1 P: 21	R: 0 E: 0 K: 0 S: 9 H: 0 LOB: 0 BB: 0 P: 13	R: 0 E: 0 K: 1 S: 10 H: 0 LOB: 1 BB: 1 P: 20	R: 1 E: 0 K: 0 S: 7 H: 1 LOB: 0 BB: 1 P: 14	R: 0 E: 0 K: 1 S: 11 H: 0 LOB: 1 BB: 1 P: 18	R: 0 E: 0 K: 0 S: 12 H: 1 LOB: 1 BB: 0 P: 17	2B: 2 3B: 0 HR: 2 SAC: 0 DP: 1 HBP: 0		WP: 1 PB: 0 SB: 0 CS: 0	

PITCHER		IP	WLS	BF	H	R	ER	SO	BB	IBB	HBP	BLK	WP	HR	S	P	ERA	WHIP
58 Dan Straily, R ERA: 3.44	(1, 1)	5.0		21	5	2	2	4	1	0	0	0	0	1	64	94	3.60	1.200
66 Jarlín García, L ERA: 3.2	(6, 1)	0.1	H	2	0	0	0	0	1	0	0	0	0	0	4	11	0.00	3.000
64 Nick Wittgren, R ERA: 3.16	(6, 1)	0.2	H	2	0	0	0	1	0	0	0	0	0	0	6	9	0.00	0.000
46 Kyle Barraclough, R ERA: 3.31	(7, 1)	1.0	W	4	1	1	1	0	1	0	0	0	0	1	7	14	9.00	2.000
35 David Phelps, R ERA: 3.55	(8, 1)	1.0	H	4	0	0	0	1	1	0	0	0	0	0	11	18	0.00	1.000

PITCHER		IP	WLS	BF	H	R	ER	SO	BB	IBB	HBP	BLK	WP	HR	S	P	ERA	WHIP
44 AJ Ramos, R ERA: 3.49	(9, 1)	1.0	S	4	1	0	0	0	0	0	0	0	1	0	12	17	0.00	1.000

BOTTOM

New York Mets @ Miami Marlins

Marlins Park, Miami, FL

Tue Jun 27 2017, 7:11 PM - 10:13 PM EDT

Att. 20,804 - Roof Closed - 78 F

Batter	1	2	3	4	5	6	7	8	9	AB	R	H	RBI	BB	SO	LOB
9 Dee Strange-Gordon, L (1, 4) OBP: 0.336, SLG: 0.354	C SI 94 C SI 92 X FF 94 0-2 27 FC5-4 1B	B SL 87 B SL 88 L SI 94 X SI 93 2-1 ③ G4-3			X FF 92 0-0 ① L8		L FF 89 L CU 71 X CU 72 0-2 ① G4-3 1-2 2-3			4	0	1	0	0	0	2
27 Giancarlo Stanton, R (1, 9) OBP: 0.356, SLG: 0.545	1 SAFE C FF 94 1 SAFE X SI 92 0-1 ① FC5-4 13 G2-3 21 1B 41 1B 1-2f		S SL 88 B CU 81 C FF 93 B SL 88 F SI 93 S SL 87 3-3 ① K		B FF 91 S SL 83 F SL 84 B FF 90 B FF 91 S SL 84 3-3 ② K		0-0 21 1B IBB			3	1	0	0	1	2	1
21 Christian Yelich, L (1, 8) OBP: 0.354, SLG: 0.394	B CU 80 X SI 94 1-0 13 G2-3 41 1B 1B 1-2		C CU 80 B CH 87 F SL 88 X SI 93 1-2 2B		C FF 92 S CH 83 B CH 83 B CH 83 F FF 92 T FF 92 2-2 ③ K		D CU 71 C CU 70 S CU 71 D CU 71 X FF 88 2-2 1-2 2-H 3-H 1B			4	1	3	2	0	1	0
13 Marcell Ozuna, R (1, 7) OBP: 0.378, SLG: 0.567	X SL 89 0-0 ② G2-3 1-2 2-3		B SL 88 B CU 81 C CU 80 B SL 86 T CU 86 S SL 88 3-3 ② K			B SL 81 B SL 84 S CH 83 X SL 84 2-1 ① G6-3	X CU 76 0-0 ② F9			4	0	0	0	0	1	5
41 Justin Bour, L (1, 3) OBP: 0.365, SLG: 0.572 44 AJ Ramos, R (9, 1)	B SI 94 C SI 93 B SL 91 F SL 89 B SI 94 X SL 89 3-2 14 2B 1B 2-H 3-H		B FF 94 B SI 93 X FF 93 2-0 ③ F7			C FF 92 X FF 92 0-1 14 G6-4-3 1B	B CH 85 C CU 77 X CH 86 1-1 ③ L9			4 0	1 0	2 0	2 0	0 0	0 0	3 0
14 Martín Prado, R (1, 5) OBP: 0.299, SLG: 0.398	C SI 94 B SI 94 B CU 82 B SL 89 X FF 94 3-1 1-H 2B			B FF 88 B SL 80 B FF 90 C FF 90 X FF 90 3-1 ① G6-3		C FF 91 B SL 83 X FF 92 1-1 ②③ G6-4-3 1-2f		C FF 91 F CH 85 B FF 92 F FF 93 X CH 86 1-2 ① F8		4	0	1	1	0	0	1
11 J.T. Realmuto, R (1, 2) OBP: 0.345, SLG: 0.452	C SI 94 C SI 92 D CU 83 S FF 94 1-3 ③ K			C SL 81 S FF 91 F FF 92 B SL 82 X FF 90 1-2 ② P4			B SL 85 C SL 86 B CU 80 B SL 82 B SL 83 4-1 39 1B 51 1B BB	C CU 77 F CU 76 F FF 93 B CU 77 B CU 78 X FF 92 2-2 ② F8		3	1	0	0	1	1	1
39 JT Riddle, L (1, 6) OBP: 0.263, SLG: 0.366		L SI 92 S SI 93 B FF 94 X SI 92 1-2 ① G3-1		B FF 91 F FF 91 S FF 92 F FF 92 X SL 82 1-2 2B			1 SAFE 1 SAFE L FF 93 B SI 92 B FF 92 L FF 93 F CU 78 1 SAFE F FF 93 2-2 X SL 86 9 G4-3 51 1B 21 1B 1-3 1B	B CU 77 F FF 92 B FF 93 B CH 86 S FF 92 B FF 93 4-2 BB		3	1	2	0	1	0	0
58 Dan Straily, R (1, 1) OBP: 0.037, SLG: 0.037 66 Jarlín García, L (6, 1) 64 Nick Wittgren, R (6, 1) 46 Kyle Barraclough, R (7, 1) 51 Ichiro Suzuki, L (7, PH) OBP: 0.250, SLG: 0.302 35 David Phelps, R (8, 1) 28 Tyler Moore, R (8, PH) OBP: 0.260, SLG: 0.558 (9, 3)		C FF 93 C CU 80 C SI 94 0-3 ② K		F FF 91 B FF 90 S FF 91 S SL 83 1-3 ③ K			C FF 88 X FF 89 0-1 9 G4-3 21 1B 1B 1-2 3-H	1 SAFE C FF 93 C CU 78 S CU 78 0-3 ③ K		2 0 0 0 1 0 1	0 0 0 0 1 0 0	0 0 0 0 1 0 1	0 0 0 0 0 0 1	2 0 0 0 0 0 1	1 0 0 0 0 0 1
Inning Stats	R: 3 H: 4 E: 0 LOB: 1 K: 1 BB: 0 S: 15 P: 23	R: 0 H: 0 E: 0 LOB: 0 K: 1 BB: 0 S: 8 P: 11	R: 0 H: 1 E: 0 LOB: 1 K: 2 BB: 0 S: 11 P: 20	R: 0 H: 1 E: 0 LOB: 1 K: 1 BB: 0 S: 13 P: 19	R: 0 H: 0 E: 0 LOB: 0 K: 2 BB: 0 S: 8 P: 13	R: 0 H: 1 E: 0 LOB: 0 K: 0 BB: 0 S: 6 P: 9	R: 3 H: 3 E: 0 LOB: 2 K: 0 BB: 2 S: 17 P: 26	R: 0 H: 0 E: 0 LOB: 1 K: 1 BB: 1 S: 13 P: 20		1B: 7 SF: 0 2B: 3 SAC: 0 3B: 0 DP: 1 HR: 0 HBP: 0						

	AB	33
	R	6
	H	10
	RBI	6
	BB	3
	SO	8
	LOB	15

livebaseballscorecards.com

PITCHER	IP	WLS	BF	H	R	ER	SO	BB	IBB	HBP	BLK	WP	HR	S	P	ERA	WHIP
65 Robert Gsellman, R (1, 1) ERA: 6.16	3.0		14	5	3	3	4	0	0	0	0	0	0	34	54	9.00	1.667
51 Paul Sewald, R (4, 1) ERA: 4.45	3.0		10	2	0	0	3	0	0	0	0	0	0	27	41	0.00	0.667
55 Neil Ramírez, R (7, 1) ERA: 7.36	0.0	L	2	1	2	2	0	1	0	0	0	0	0	6	12	∞	∞
39 Jerry Blevins, L (7, 1) ERA: 2.77	0.1		4	2	1	1	0	0	1	0	0	0	0	8	10	27.00	6.000
62 Erik Goeddel, R (7, 1) ERA:	1.2		6	0	0	0	1	1	0	0	0	0	0	16	24	0.00	0.600

PITCHER	IP	WLS	BF	H	R	ER	SO	BB	IBB	HBP	BLK	WP	HR	S	P	ERA	WHIP

WP: 0 PA: 36
PB: 0
SB: 0
CS: 0

New York Mets @ Miami Marlins

Marlins Park, Miami, FL

Wed Jun 28 2017, 7:14 PM - 10:09 PM EDT

Att. 18,743 - Roof Closed - 76 F

TOP

livebaseballscorecards.com

Batter	1	2	3	4	5	6	7	8	9	AB	R	H	RBI	BB	SO	LOB
3 Curtis Granderson, L (1, 8) OBP: 0.327, SLG: 0.473 66 Josh Edgin, R (8, 1) 46 Chasen Bradford, R (9, 1)	B SI 92 F SI 91 C KC 79 B CH 83 B SI 93 F SI 92 F SI 93 B FF 93 4-2 13 HR BB	C FF 91 F SI 92 T SI 92 0-2 K ③	C FF 93 B KC 83 F SI 91 B SI 91 F CH 82 F SI 92 T SI 92 2-2 K ③	C CU 78 F FF 92 F FF 92 B FF 92 X CU 80 1-2 2-H HR	F FF 93 B FF 92 X FO 86 1-1 F9 ③		4 2 1 2 1 2 1 0 0 0 0 0 0 0 0 0 0 0 0 0 0
13 Asdrúbal Cabrera, S (1, 4) OBP: 0.348, SLG: 0.426 15 Matt Reynolds, R (8, 4) OBP: 0.258, SLG: 0.286	C SI 91 1 SAFE B CH 83 B SI 92 1 SAFE X SI 90 2-1 1-H HR	B KC 77 X CH 81 1-0 F8 ①	X CH 81 0-0 19 FC6-5 1B	B CU 77 B FF 92 B CH 84 B FF 89 4-0 52 1B BB	B FF 93 C FC 88 F FC 88 B SI 92 S SI 92 2-3 K ①	3 1 2 2 1 0 0 1 0 0 0 0 1 0
52 Yoenis Cespedes, R (1, 7) OBP: 0.366, SLG: 0.592	B SI 92 X CH 83 1-0 F8 ①	C SI 91 B SI 92 X FF 92 1-1 F9 ②	C FF 91 B FF 91 X SI 91 1-1 F8 ① B FF 92 F FC 88 F FC 89 X FC 90 1-2 1-2 1B	B SI 93 C SI 93 F KC 81 F FC 88 S FC 89 1-3 K ②	5 0 1 0 0 1 1
19 Jay Bruce, L (1, 9) OBP: 0.335, SLG: 0.531	C FF 93 B KC 82 X KC 83 1-1 18 BB 7 1B 1B	B SI 92 F SI 91 B CH 82 S CH 83 F SI 92 X SI 92 2-2 F8 ③	1-2 FC6-5 ② 1-2f X FC 88 0-0 L9 ③	B FC 89 F FF 92 F FC 89 C SI 92 1-3 K ③	5 1 1 0 0 1 3
4 Wilmer Flores, R (1, 3) OBP: 0.317, SLG: 0.469	C FF 92 B SI 92 1 SAFE F CH 83 X SI 92 1-2 P4 ②	B KC 76 F CH 80 X SI 91 1-1 F8 ①	S SL 86 1 SAFE B FF 92 F FF 92 D SL 86 X FF 93 2-2 L8 ③	C FF 92 F FF 93 F FF 94 B FO 89 F FO 87 B FF 95 F FF 94 F CU 80 4-2 7 2B 9 1B BB	3 1 0 0 1 0 2
18 Travis d'Arnaud, R (1, 2) OBP: 0.293, SLG: 0.470	B FF 92 C FF 92 S KC 80 D CH 83 B CH 83 B CH 82 4-2 7 1B 1-2 BB	S CH 82 B FF 93 B SI 91 S CH 81 C FF 92 2-3 K ②	B FF 94 X SL 86 1-0 7 1B 54 FC6-4 2B	F FF 93 F FF 93 B FF 94 C FF 93 1-3 K ①	3 1 1 0 1 2 1
7 José Reyes, S (1, 6) OBP: 0.276, SLG: 0.333	B CH 80 C FF 90 F SI 89 X KC 76 1-2 1-3 2-H 1B ③	B KC 79 B CH 83 F CH 81 B SI 91 F FF 92 X CH 80 3-2 L7 ③	B FF 94 F FF 94 X FF 94 1-1 54 FC6-4 2-3 1B	B CU 74 D FO 86 X FF 93 2-0 9 1B 1-3 2B	4 1 3 1 0 0 0
54 T.J. Rivera, R (1, 5) OBP: 0.312, SLG: 0.379	C SI 91 B KC 82 F SI 92 C SI 92 1-3 K ①	X KC 77 0-0 L7 ①	X SL 87 0-0 FC6-4 32 SH1-4 3 HR 1-2f 3-H	S FF 94 F FF 95 F FO 90 B FF 94 B FF 94 B FF 94 S FO 90 3-3 K2-3 ②	4 1 0 1 0 2 3
32 Steven Matz, R (1, 1) OBP: 0.222, SLG: 0.222 9 Brandon Nimmo, L (8, PH) OBP: 0.600, SLG: 0.333 (8, 8)	C FF 93 B FF 83 X SI 92 1-1 G6-3 ②	B FF 92 B CH 80 C FF 91 S FF 92 X CH 82 2-2 G5-3 ②	X FF 95 0-0 SH1-4 1-2 ②	F FF 94 B FF 94 F FF 93 X FO 89 1-2 2-H 3-H 1B	2 0 0 0 0 0 0 1 0 1 2 0 0 0

| Inning Stats | | |

New York Mets @ Miami Marlins

Marlins Park, Miami, FL

Wed Jun 28 2017, 7:14 PM - 10:09 PM EDT

Att. 18,743 - Roof Closed - 76 F

livebaseballscorecards.com

BOTTOM

Batter	1	2	3	4	5	6	7	8	9	AB	R	H	RBI	BB	SO	LOB
9 Dee Strange-Gordon, L (1, 4) OBP: 0.335, SLG: 0.352	B SI 93 C SI 92 B CU 75 C SI 94 S SI 94 2-3 K		B SI 93 B SI 94 X SI 93 2-0 1-2 27 G6-4-3 1B		B SI 93 X CU 77 1-0 1-2f FC4-6			C SL 87 S CU 80 S CU 79 0-3 K		4	0	1	0	0	2	2
27 Giancarlo Stanton, R (1, 9) OBP: 0.354, SLG: 0.541 45 Vance Worley, R (9, 1) OBP: 0.400, SLG: 0.400	B CU 77 B SI 94 C SI 93 T SI 94 F SI 94 B CU 78 X SI 94 3-2 F7		B CU 79 D CU 79 X CH 83 2-0 1-2f G6-4-3			B SI 92 X CU 75 1-0 21 G4-6-3 1B		C SL 86 S CU 80 D CU 80 B FF 92 D SL 85 F CU 81 X SL 86 3-2 F7		4 0	0 0	1 0	0 0	0 0	0 0	3 0
21 Christian Yelich, L (1, 8) OBP: 0.350, SLG: 0.388	B SI 94 B SI 94 X SI 94 2-0 G4-3			C CU 76 C CU 77 B CH 83 B SI 92 X SI 93 2-2 G3		C CU 76 B CU 74 B SI 92 F CH 82 X CU 75 2-2 1-2f G4-6-3		C SL 88 B SL 86 S CU 81 S 1-3 K		4	0	0	0	0	1	2
13 Marcell Ozuna, R (1, 7) OBP: 0.378, SLG: 0.565 32 Derek Dietrich, L (9, 7) OBP: 0.314, SLG: 0.357		X CU 79 0-0 41 G1 1B		B SI 93 B SI 93 F CU 78 F SI 94 B SI 94 X CU 79 3-2 P3		F SI 93 B SI 93 X CU 77 1-1 G5-3			X SI 89 0-0 G4-3	3 1	0 0	1 0	0 0	0 0	0 0	0 0
14 Martín Prado, R (1, 5) OBP: 0.297, SLG: 0.391		C SI 95 B SI 94 C CU 78 F SI 94 D CU 78 1 SAFE F CU 80 1 SAFE X SI 95 2-2 F9		C CU 78 F SI 94 X SI 93 0-2 1B			B SI 93 C SI 94 B CU 76 X SI 93 2-1 L9		B FF 91 C FF 90 B SL 84 F SL 84 X FF 90 2-2 G1-3	4	0	1	0	0	0	1
41 Justin Bour, L (1, 3) OBP: 0.364, SLG: 0.564		C SI 94 F CH 84 B SI 93 X SI 94 1-2 G1		F CH 84 D CH 83 F SI 93 F SI 93 X CU 77 1-2 P5			C SI 93 B CH 85 F SI 94 F SI 92 B CH 84 F CH 83 S CU 77 2-3 K		B SI 90 B SI 89 F SI 89 B SI 89 B SI 89 4-1 BB	3	0	0	0	1	1	2
17 A.J. Ellis, R (1, 2) OBP: 0.288, SLG: 0.203		B SI 94 C CU 78 F SI 94 D CU 80 D CU 78 C SI 94 3-3 K			B CU 76 C SI 94 X CU 77 1-1 G1-3		B CU 77 C CU 77 X SI 93 1-1 1B		B FF 90 X FF 90 1-0 L7	4	0	1	0	0	1	2
39 JT Riddle, L (1, 6) OBP: 0.264, SLG: 0.365			B SI 93 X SI 93 1-0 9 1B		B SL 85 X SI 94 1-0 G6-3		C SI 93 F SL 85 B SI 93 F SL 86 B SI 92 B SI 93 X SL 84 3-2 G4-3			3	0	1	0	0	0	1
31 Jeff Locke, L (1, 1) 22 Dustin McGowan, R (6, 1) 20 Justin Nicolino, L (7, 1) 25 Junichi Tazawa, R (8, 1) 28 Tyler Moore, R (8, PH) (9, 9) OBP: 0.289, SLG: 0.564			B SI 91 L SI 91 B CU 77 B SI 91 C SI 91 M SI 92 3-3 K		B SI 92 C SI 93 C CU 75 B SI 93 B SI 92 B SI 93 4-2 9 FC4-6 BB			S FF 91 B SL 85 X FF 91 1-1 1B		1 0 0 0 1	0 0 0 0 0	0 0 0 0 1	0 0 0 0 0	1 0 0 0 0	1 0 0 0 0	1 0 0 0 0
Inning Stats	R: 0 E: 0 K: 1 S: 8 H: 0 LOB: 0 BB: 0 P: 15	R: 0 E: 0 K: 1 S: 12 H: 1 LOB: 1 BB: 0 P: 18	R: 0 E: 0 K: 1 S: 6 H: 2 LOB: 1 BB: 0 P: 14	R: 0 E: 0 K: 0 S: 13 H: 1 LOB: 1 BB: 0 P: 19	R: 0 E: 0 K: 0 S: 6 H: 0 LOB: 1 BB: 1 P: 13	R: 0 E: 0 K: 0 S: 6 H: 1 LOB: 0 BB: 0 P: 10	R: 0 E: 0 K: 1 S: 13 H: 1 LOB: 1 BB: 0 P: 21	R: 0 E: 0 K: 2 S: 12 H: 1 LOB: 1 BB: 0 P: 17	R: 0 E: 0 K: 0 S: 6 H: 0 LOB: 1 BB: 1 P: 13	1B: 7 2B: 0 3B: 0 HR: 0	SF: 0 SAC: 0 DP: 2 HBP: 0	WP: 0 PB: 0 SB: 0 CS: 0	PA: 34				

	AB	32
	R	0
	H	7
	RBI	0
	BB	2
	SO	6
	LOB	14

PITCHER		IP	WLS	BF	H	R	ER	SO	BB	IBB	HBP	BLK	WP	HR	S	P	ERA	WHIP
32 Steven Matz, L ERA: 2.67	(1, 1)	7.0	W	26	6	0	0	4	1	0	0	0	0	0	64	110	0.00	1.000
66 Josh Edgin, L ERA: 3.86	(8, 1)	1.0		4	1	0	0	2	0	0	0	0	0	0	12	17	0.00	1.000
46 Chasen Bradford, R ERA:	(9, 1)	1.0		4	0	0	0	0	1	0	0	0	0	0	6	13	0.00	1.000

PITCHER		IP	WLS	BF	H	R	ER	SO	BB	IBB	HBP	BLK	WP	HR	S	P	ERA	WHIP

Batter	1	2	3	4	5	6	7	8	9	AB	R	H	RBI	BB	SO	LOB
3 Curtis Granderson, L (1, 8) OBP: 0.326, SLG: 0.474	C SI 96 B SL 84 B FF 96 B FF 94 F SI 95 X SI 96 3-2 13 L9 19 1B 2B		C CH 92 B FF 94 B SL 83 X CH 88 2-1 E6 52 1B 19 2B	C FF 94 B CH 88 S CH 87 F SL 83 X CH 88 1-2 ③ F7			B SL 84 C SL 84 F FF 95 F SL 86 F SL 85 F FF 96 B FF 95 B SL 85 F SL 85 3-2 X FF 95 ② G6-3 3-H		4	2	1	1	0	0	0
13 Asdrúbal Cabrera, S (1, 4) OBP: 0.342, SLG: 0.418	S SL 81 B SI 96 F SL 84 F SI 96 X SL 84 1-2 ① L9 2-3		S CH 84 1 SAFE B SI 92 F SL 84 B CH 88 X CH 87 2-2 ① F7		C CH 91 F SL 83 B SL 85 B CH 88 X CH 88 2-2 ① G4-3		C CH 87 X CH 88 0-1 ③ G4-3			4	0	0	0	0	0	2
52 Yoenis Cespedes, R (1, 7) OBP: 0.362, SLG: 0.581	F FF 96 B SL 82 X SL 81 1-1 ② F7		D CH 88 C CH 87 F FF 95 X FF 96 1-2 19 2B 54 1B 1-2 1B		C SL 84 S CH 87 B SL 83 B SI 95 F CH 90 F SI 95 F SL 84 X CH 89 2-2 ② L7			B SL 86 X FF 94 1-0 ① G6-3		4	1	1	0	0	0	1
19 Jay Bruce, L (1, 9) OBP: 0.341, SLG: 0.536	C SL 79 S CH 85 X SI 96 0-2 54 2B 3-H 1B		B CH 87 D CH 88 S CH 92 X SL 83 2-1 54 1B 7 SF9 1-3 2-H 2B		B SL 83 C CH 91 F CH 87 B SL 84 F CH 88 B CH 89 S CH 89 3-3 ③ K			S SL 86 C SL 86 B SL 86 B SI 95 B SL 85 D CH 88 4-2 7 L6 54 1B BB		3	2	2	2	1	1	0
54 T.J. Rivera, R (1, 3) OBP: 0.323, SLG: 0.396	B SI 96 F FF 96 B CH 87 F FF 96 X SL 82 2-2 1-H 2B		B FF 94 X FF 94 1-0 2-3 3-H 1B			C SI 94 F CH 86 B SL 82 S CH 88 1-3 ① K		X FF 93 0-0 1-2 1B		4	0	3	2	0	1	0
7 José Reyes, S (1, 6) OBP: 0.272, SLG: 0.330	C SL 80 S CH 87 X SL 84 0-2 ③ L8		S SL 84 B SI 92 X CH 84 1-1 ② SF9 3-H			B CH 92 C CH 93 X SL 84 1-1 ② F7		X FF 95 0-0 ②③ L6 2-2		3	0	0	1	0	0	3
44 René Rivera, R (1, 2) OBP: 0.296, SLG: 0.409		F FF 95 B FF 96 S SI 94 B FF 96 X CH 90 2-2 ① F8	C SL 82 B SI 94 X CH 88 1-1 ③ G4-3			B FF 96 F CH 88 C SI 95 F CH 89 X CH 88 1-2 ③ G5-3			B SI 90 S FF 90 S SI 89 B SI 92 B FC 88 X SI 90 3-2 ① P4	4	0	0	0	0	0	1
15 Matt Reynolds, R (1, 5) OBP: 0.257, SLG: 0.344		C SL 82 B SI 96 B SL 83 S SL 83 S SI 95 2-3 ② K		C SL 80 X SL 82 0-1 ① P2			B FF 93 B SL 83 X SI 93 2-0 3 G6-3 3B		C SI 92 B FC 89 S FC 88 X SI 92 1-2 ② G4-3	4	1	1	0	0	1	0
67 Seth Lugo, R (1, 1) OBP: 0.250, SLG: 0.500 9 Brandon Nimmo, L (7, PH) OBP: 0.600, SLG: 0.333 4 Wilmer Flores, R (7, PH) OBP: 0.316, SLG: 0.467 39 Jerry Blevins, L (7, 1) 66 Josh Edgin, R (8, 1) 21 Lucas Duda, L (9, PH) OBP: 0.383, SLG: 0.552 43 Addison Reed, L (9, 1)		C FF 97 X FF 97 0-1 ③ L8		F SI 95 C SL 81 B SL 83 S SL 84 1-3 ② K			X FF 93 0-0 ① F9		B FC 89 C FC 87 C SI 92 S FC 89 1-3 ③ K	2 0 1 0 0 1 0	0 0 0 0 0 0 0	0 0 0 0 0 0 0	0 0 0 0 0 0 0	0 0 0 0 0 1 0	1 0 0 0 0 1 0	0 0 1 0 0 0 0
Inning Stats	R: 2 E: 0 K: 0 S: 18 H: 3 LOB: 1 BB: 0 P: 25	R: 0 E: 0 K: 1 S: 8 H: 0 LOB: 0 BB: 0 P: 12	R: 3 E: 1 K: 0 S: 15 H: 3 LOB: 1 BB: 0 P: 25	R: 0 E: 0 K: 1 S: 9 H: 0 LOB: 0 BB: 0 P: 11	R: 0 E: 0 K: 1 S: 13 H: 0 LOB: 0 BB: 0 P: 20	R: 0 E: 0 K: 1 S: 9 H: 0 LOB: 0 BB: 0 P: 12	R: 1 E: 0 K: 0 S: 11 H: 1 LOB: 0 BB: 0 P: 16	R: 0 E: 0 K: 0 S: 5 H: 1 LOB: 1 BB: 1 P: 10	R: 0 E: 0 K: 1 S: 9 H: 0 LOB: 0 BB: 0 P: 14	1B: 4 2B: 4 3B: 1 HR: 0	SF: 1 SAC: 0 DP: 1 HBP: 0	WP: 0 PB: 0 SB: 0 CS: 0	PA: 36			

PITCHER		IP	WLS	BF	H	R	ER	SO	BB	IBB	HBP	BLK	WP	HR	S	P	ERA	WHIP
62 José Ureña, R ERA: 3.42	(1, 1)	6.0	L	25	6	5	3	4	0	0	0	0	0	0	72	105	4.50	1.000
64 Nick Wittgren, R ERA: 3.45	(7, 1)	0.0		1	1	1	1	0	0	0	0	0	0	0	1	3	∞	∞
66 Jarlín García, L ERA: 3.08	(7, 1)	1.0		3	0	0	0	0	0	0	0	0	0	0	10	13	0.00	0.000
22 Dustin McGowan, R ERA: 3.0	(8, 1)	1.0		4	1	0	0	0	1	0	0	0	0	0	5	10	0.00	2.000
45 Vance Worley, R ERA: 6.94	(9, 1)	1.0		3	0	0	0	1	0	0	0	0	0	0	9	14	0.00	0.000

PITCHER	IP	WLS	BF	H	R	ER	SO	BB	IBB	HBP	BLK	WP	HR	S	P	ERA	WHIP

TOP

New York Mets @ Miami Marlins

Marlins Park, Miami, FL

Thu Jun 29 2017, 7:14 PM - 9:56 PM EDT

Att. 21,350 - Roof Closed - 78 F

livebaseballscorecards.com

AB	34
R	6
H	8
RBI	6
BB	1
SO	5
LOB	8

BOTTOM

New York Mets @ Miami Marlins

Marlins Park, Miami, FL

Thu Jun 29 2017, 7:14 PM - 9:56 PM EDT

Att. 21,350 - Roof Closed - 78 F

livebaseballscorecards.com

Batter	1	2	3	4	5	6	7	8	9	AB	R	H	RBI	BB	SO	LOB
9 Dee Strange-Gordon, L (1, 4) OBP: 0.337, SLG: 0.352	B SI 89 F SI 90 L FF 92 X CH 84 1-2 ① L8		C CU 76 X FF 90 0-1 ③ G3-1			B CU 75 B CH 85 F SI 91 B FF 90 B SI 88 4-1 27 CS BB		B SL 81 B SI 91 F FF 91 L SL 86 F SL 88 X SL 86 2-2 21 G4-6-3 1B		3	0	1	0	1	0	0
27 Giancarlo Stanton, R (1, 9) OBP: 0.356, SLG: 0.551	B SI 92 B SI 91 B SI 92 C SI 89 S FF 94 F FF 91 S FF 92 3-3 ② K			B FF 91 X FC 88 1-0 HR		C FC 87 X CU 75 0-1 ② 21 1B 1-2 14 1B 1B		C FF 92 D FF 93 F SI 91 S SL 87 1-3 ① K		4	2	2	1	0	2	1
21 Christian Yelich, L (1, 8) OBP: 0.352, SLG: 0.390	B SI 92 C SI 92 B FF 94 F CH 86 B FF 93 X SI 92 3-2 14 FC6-4 1B			B SI 90 C SI 92 C CU 75 B SI 93 F CU 78 X FC 90 2-2 ① F9		B SI 90 X CH 83 1-0 14 E 14 1B 41 WP 1-2 1B		C FF 93 B FF 94 D SL 85 1 SAFE B SL 86 X SI 92 3-1 ② ③ G4-6-3 1-2f		4	1	2	0	0	0	1
14 Martín Prado, R (1, 5) OBP: 0.305, SLG: 0.396	C FF 92 X SI 90 0-1 ③ FC6-4 1-2f			B FF 91 C FF 91 B CH 83 X CH 84 2-1 ② F9		C CU 75 X CU 76 0-1 E2 41 WP 1-3 1B 2-H			C FF 90 X FF 92 0-1 1B	4	0	2	1	0	0	1
41 Justin Bour, L (1, 3) OBP: 0.358, SLG: 0.555		B SI 90 F SI 91 B FF 92 F FF 93 C CU 79 2-3 ① K		C CU 75 S CH 86 C FF 94 0-3 ③ K		F SI 90 B FF 90 B CU 78 X SI 92 2-1 ③ F8 2-3 3-H			C FF 92 F FF 93 T FF 92 0-2 ① K	4	0	0	0	0	3	2
11 J.T. Realmuto, R (1, 2) OBP: 0.347, SLG: 0.453		X FF 91 0-0 ② F9	C SI 88 C FF 91 B CU 77 X FF 93 1-2 51 FC4 1B				B FF 89 B CU 71 C FF 88 F FF 90 X CU 71 2-2 1B		F SL 86 S FF 93 S SL 85 0-3 ② K	4	0	2	0	0	1	1
51 Ichiro Suzuki, L (1, 7) OBP: 0.240, SLG: 0.290		B FF 91 B CU 76 F FF 92 B FF 94 X SI 90 3-1 ③ L3	C SI 88 F SI 88 X CU 77 0-2 ① FC4 39 G5-4-3 1-2f				C FF 89 X CU 71 0-1 ① F7		X FF 92 0-0 ③ G5-3	4	0	0	0	0	0	3
39 JT Riddle, L (1, 6) OBP: 0.260, SLG: 0.359			B FF 90 B CH 83 C SI 90 F SI 91 F FF 94 X FC 89 2-2 ① G4-3		1 SAFE B FC 89 C FC 88 F SI 89 B FF 91 X CU 78 2-2 ② ③ G5-4-3 1-2f		C CU 71 X CU 71 0-1 ② F9			3	0	0	0	0	0	2
62 José Ureña, R (1, 1) OBP: 0.048, SLG: 0.048 28 Tyler Moore, R (6, PH) OBP: 0.286, SLG: 0.557 64 Nick Wittgren, R (7, 1) 66 Jarlin García, L (7, 1) 13 Marcell Ozuna, R (7, PH) OBP: 0.377, SLG: 0.563 22 Dustin McGowan, R (8, 1) 45 Vance Worley, R (9, 1) OBP: 0.400, SLG: 0.400			C FF 91 B SI 90 S FF 90 B FC 90 B FC 88 S FC 89 3-3 ② K			B SI 90 S CU 74 S CH 84 X FF 92 1-2 ① F9	C CU 71 F FF 89 S CU 71 0-3 ③ K2-3			1 1 0 0 1 0 0 0	0 0 0 0 0 0 0 0	0 0 0 0 0 0 0 0	0 0 0 0 0 0 0 0	0 0 0 0 0 1 0 0	1 0 0 0 0 1 0 0	0 0 0 0 0 1 0 0
Inning Stats	R: 0 E: 0 K: 1 S: 12 H: 1 LOB: 1 BB: 0 P: 19	R: 0 E: 0 K: 1 S: 6 H: 0 LOB: 0 BB: 0 P: 11	R: 0 E: 0 K: 1 S: 9 H: 0 LOB: 0 BB: 0 P: 14	R: 1 E: 0 K: 1 S: 10 H: 1 LOB: 0 BB: 0 P: 15	R: 0 E: 0 K: 0 S: 9 H: 1 LOB: 0 BB: 0 P: 12	R: 2 E: 1 K: 0 S: 11 H: 3 LOB: 1 BB: 1 P: 19	R: 0 E: 0 K: 1 S: 10 H: 1 LOB: 1 BB: 0 P: 12	R: 0 E: 0 K: 1 S: 9 H: 1 LOB: 0 BB: 0 P: 15	R: 0 E: 0 K: 2 S: 9 H: 1 LOB: 1 BB: 0 P: 9	1B: 8 2B: 0 3B: 0 HR: 1	SF: 0 SAC: 0 DP: 2 HBP: 0		WP: 1 PB: 0 SB: 0 CS: 1	PA: 34		

	AB	33
	R	3
	H	9
	RBI	2
	BB	1
	SO	8
	LOB	12

PITCHER		IP	WLS	BF	H	R	ER	SO	BB	IBB	HBP	BLK	WP	HR	S	P	ERA	WHIP
67 Seth Lugo, R ERA: 3.55	(1, 1)	6.0	W	23	6	3	2	4	1	0	0	0	1	1	57	90	3.00	1.167
39 Jerry Blevins, L ERA: 2.67	(7, 1)	1.0	H	4	1	0	0	1	0	0	0	0	0	0	10	12	0.00	1.000
66 Josh Edgin, L ERA: 3.73	(8, 1)	1.0	H	3	1	0	0	1	0	0	0	0	0	0	9	15	0.00	1.000
43 Addison Reed, R ERA: 2.75	(9, 1)	1.0	S	4	1	0	0	2	0	0	0	0	0	0	9	9	0.00	1.000

PITCHER	IP	WLS	BF	H	R	ER	SO	BB	IBB	HBP	BLK	WP	HR	S	P	ERA	WHIP

Batter	1	2	3	4	5	6	7	8	9	AB	R	H	RBI	BB	SO	LOB
9 Dee Strange-Gordon, L (1, 4) OBP: 0.333, SLG: 0.347	X SI 91 0-0 ① G4-3		B FF 90 C SI 92 X CU 74 1-1 ② G1-3		X CU 73 0-0 SH 1-3 3-H		B FC 92 L FC 91 X CU 81 1-1 ② G5-3		B FF 97 C FF 98 B KC 79 S FF 97 C FF 97 2-3 ③ K	4	0	0	1	0	1	2
27 Giancarlo Stanton, R (1, 9) OBP: 0.352, SLG: 0.543	C FF 93 B SI 91 C FF 92 B SL 84 S SL 84 2-3 ② K		B CU 77 F SL 83 X FF 93 1-1 ③ G6-3		C FF 93 B SL 84 B SL 83 X SI 93 2-1 ② G5-3		B SL 86 F FC 94 C FF 94 F SL 83 B FF 96 B FC 93 S FC 94 3-3 ③ K			4	0	0	0	0	2	2
21 Christian Yelich, L (1, 8) OBP: 0.354, SLG: 0.389	B SI 92 X SI 92 1-0 1B			B SL 81 C FF 91 B FF 93 B CH 85 X FF 93 3-1 ① F7	B CU 74 B FF 93 D CH 84 B FF 92 4-0 BB			C FC 93 F FF 98 B FF 97 B FC 93 B FC 93 F FF 98 X FF 98 3-2 ① G4-3		3	0	1	0	1	0	0
13 Marcell Ozuna, R (1, 7) OBP: 0.375, SLG: 0.559	S SL 82 X FF 92 0-1 ③ F9			B SL 84 B SL 83 F FF 94 B SL 82 S SL 82 X SL 82 3-2 41 G5-6-3 1B	F FF 93 B CU 75 F SL 82 B SI 94 S SL 83 2-3 ③ K			C FC 92 S FC 92 B FC 92 B FC 87 S FC 93 2-3 ② K		4	0	1	0	0	2	4
41 Justin Bour, L (1, 3) OBP: 0.356, SLG: 0.549		B FF 92 F FF 92 X CH 85 1-1 1B		B FF 92 X FF 92 1-0 ②③ G5-6-3 1-2f		X CU 81 0-0 ① F8		S FC 92 F FF 97 B FC 90 S FC 92 1-3 ③ K		4	0	1	0	0	1	1
11 J.T. Realmuto, R (1, 2) OBP: 0.349, SLG: 0.451		B FF 91 X SL 80 1-0 ① F7			C FF 90 B FF 93 C CU 72 B SL 83 X SL 83 2-2 32 G4-3 32 S 39 2B 1B	B FF 93 S FF 94 X FF 94 1-1 ② G6-3			B FF 96 B FF 98 B FF 98 B FF 98 4-0 32 2B BB	3	1	1	0	1	0	1
32 Derek Dietrich, L (1, 5) OBP: 0.318, SLG: 0.365		B FF 92 F CH 82 F FF 92 F SL 83 F SL 83 B FF 93 C FF 93 2-3 ② K			C SI 91 F SL 81 F SI 92 B FF 92 D SL 81 B FF 92 X FF 93 3-2 ① G4-3 1-3	C CU 80 X FC 94 0-1 1B			1 SAFE X FF 97 0-0 ① 1-H 2B	4	0	2	0	0	1	2
39 JT Riddle, L (1, 6) OBP: 0.259, SLG: 0.362		B CU 75 B SI 92 C FF 93 F SL 82 B FF 93 X SL 83 3-2 ③ F7			S FF 92 F FF 93 B FF 93 X FF 93 1-2 36 1B 9 SH 3-H 2B	C FC 94 1 SAFE X FC 94 0-1 ③ G3			B KC 80 S KC 81 F FF 98 D KC 83 B FF 97 S KC 82 3-3 ② K	4	1	1	1	0	1	3
36 Edinson Volquez, R (1, 1) OBP: 0.231, SLG: 0.200 51 Ichiro Suzuki, L (7, PH) OBP: 0.238, SLG: 0.287 35 David Phelps, R (7, 1) 46 Kyle Barraclough, R (8, 1) 14 Martin Prado, R (9, PH) OBP: 0.313, SLG: 0.396 62 José Ureña, R (9, PR) OBP: 0.048, SLG: 0.048			X FF 91 0-0 ① G5-3		C SL 81 X FF 93 0-1 9 E 9 SH 2-3 1B		B CU 79 F FF 94 S FC 93 B FF 94 X FC 93 2-2 ① G3		C KC 80 B KC 80 B FF 97 B KC 79 B FF 96 4-1 BB	2 1 0 0 0 0	0 0 0 0 0 0	1 0 0 0 0 0	0 0 0 0 1 0	0 0 0 0 0 0	0 0 0 0 0 0	0 0 0 0 0 0
Inning Stats	R: 0 E: 0 K: 1 S: 7 H: 1 LOB: 1 BB: 0 P: 10	R: 0 E: 0 K: 1 S: 11 H: 1 LOB: 1 BB: 0 P: 18	R: 0 E: 0 K: 0 S: 5 H: 0 LOB: 0 BB: 0 P: 7	R: 0 E: 0 K: 0 S: 6 H: 1 LOB: 0 BB: 0 P: 13	R: 2 E: 1 K: 1 S: 18 H: 3 LOB: 3 BB: 1 P: 32	R: 0 E: 0 K: 0 S: 7 H: 1 LOB: 1 BB: 0 P: 8	R: 0 E: 0 K: 1 S: 9 H: 0 LOB: 0 BB: 0 P: 15	R: 0 E: 0 K: 2 S: 10 H: 0 LOB: 0 BB: 0 P: 16	R: 0 E: 0 K: 2 S: 8 H: 1 LOB: 2 BB: 2 P: 21	1B: 6 2B: 2 3B: 0 HR: 0 SF: 0 SAC: 1 DP: 1 HBP: 0						

TOP

Miami Marlins @ Milwaukee Brewers

Miller Park, Milwaukee, WI

Fri Jun 30 2017, 7:11 PM - 10:26 PM CDT

Att. 35,549 - Partly Cloudy - 83 F

livebaseballscorecards.com

AB	33
R	2
H	8
RBI	2
BB	3
SO	8
LOB	15

WP: 0 PB: 0 SB: 1 CS: 0 PA: 37

PITCHER		IP	WLS	BF	H	R	ER	SO	BB	IBB	HBP	BLK	WP	HR	S	P	ERA	WHIP
22 Matt Garza, R ERA: 4.36	(1, 1)	5.0		22	6	2	2	3	1	0	0	0	0	0	47	80	3.60	1.400
59 Carlos Torres, R ERA: 4.25	(6, 1)	2.0	W	7	1	0	0	1	0	0	0	0	0	0	16	23	0.00	0.500
50 Jacob Barnes, R ERA: 3.93	(8, 1)	1.0	H	3	0	0	0	2	0	0	0	0	0	0	10	16	0.00	0.000
46 Corey Knebel, R ERA: 1.13	(9, 1)	1.0	S	5	1	0	0	2	2	0	0	0	0	0	8	21	0.00	3.000

PITCHER		IP	WLS	BF	H	R	ER	SO	BB	IBB	HBP	BLK	WP	HR	S	P	ERA	WHIP

Batter	1	2	3	4	5	6	7	8	9	AB	R	H	RBI	BB	SO	LOB
18 Eric Sogard, L (1, 6) OBP: 0.449, SLG: 0.500 50 Jacob Barnes, R (8, 1) 46 Corey Knebel, R (9, 1)	B SI 92 B SI 92 C SI 92 F SI 92 B SI 93 B SI 93 4-2 24 FC3-6 BB		B SI 92 C SI 92 C KC 78 C SI 94 1-3 ②			B KC 78 B SI 92 X SI 92 2-0 5 FC2-6 1B	B SI 94 B FC 90 C FC 89 X SI 94 2-1 ③ G6-3			3 0 0	0 0 0	1 0 0	0 0 0	1 0 0	1 0 0	1 0 0
5 Jonathan Villar, S (1, 4) OBP: 0.283, SLG: 0.364	X SI 90 0-0 ① L8		B KC 81 S CH 84 C SI 94 B KC 83 S CH 85 2-3 ③			D KC 82 C CH 81 X CH 82 1-1 ① FC2-6 21 S 1-2f		X SL 80 0-0 ① G4-3		4	0	0	0	0	1	2
24 Jesús Aguilar, R (1, 3) OBP: 0.352, SLG: 0.540	C SI 93 B SI 92 1 SAFE B SI 93 X SI 94 2-1 ② FC3-6 1-2f			C KC 82 S CH 84 F CH 84 C SI 93 0-3 ①		1 SAFE X SI 93 0-0 ② L8		B FF 93 B SL 78 B FF 94 S FF 94 S FF 95 F FF 95 S SL 80 3-3 ②		4	0	0	0	0	2	2
21 Travis Shaw, L (1, 5) OBP: 0.355, SLG: 0.556	B SI 93 B SI 92 C SI 94 S CH 80 X CH 83 2-2 ③ F9			B SI 92 B KC 81 C CH 83 F SI 93 B KC 83 F SI 94 B KC 82 4-2 14 2-4 BB		F SI 94 B KC 81 B CH 83 S KC 81 B CH 85 X KC 82 3-2 ③ G3 1-2		B FF 94 B CH 89 C FF 94 B SL 80 S SL 81 S FF 95 3-3 ③		3	0	0	0	1	1	2
16 Domingo Santana, R (1, 9) OBP: 0.363, SLG: 0.466		F SI 93 S CH 84 B CH 84 X CH 83 1-2 ① L6		S KC 81 S CH 83 B SI 92 1 SAFE B CH 84 D CH 84 C SI 95 3-3 ②			C FF 94 B FF 94 F FC 90 F FC 92 B SI 95 F FC 91 F SI 96 B FF 96 B FC 92 4-2 12 HR BB			2	1	0	0	1	1	1
14 Hernán Pérez, R (1, 7) OBP: 0.298, SLG: 0.455		X SI 93 0-0 12 WP 1B		D KC 81 F CH 82 D CH 84 2-1 ③ 2-4 1-2	C SI 91 B SI 91 B KC 80 S CH 82 X SI 94 2-2 ① G4-3		S KC 82 1 SAFE C FF 95 S FF 94 0-3 ① K			3	0	1	0	0	1	1
12 Stephen Vogt, L (1, 2) OBP: 0.291, SLG: 0.396		F SI 93 1 SAFE C KC 80 F CH 85 B KC 80 D CH 84 X SI 94 2-2 ② L8 1-2			B KC 80 C SI 92 B KC 80 X SI 92 2-1 HR		C KC 82 1 SAFE C FC 91 F FF 95 B FC 91 X FF 96 1-2 1-H HR			3	2	2	3	0	0	1
23 Keon Broxton, R (1, 8) OBP: 0.316, SLG: 0.484		D KC 83 C CH 84 X SI 94 1-1 ③ G6-3			B KC 83 S CH 83 C SI 95 X CH 86 1-2 ② G6-3		C FF 95 S FC 91 B KC 81 B KC 80 B FF 95 F FF 95 S KC 82 3-3 ② K			3	0	0	0	0	1	1
22 Matt Garza, R (1, 1) OBP: 0.136, SLG: 0.095 59 Carlos Torres, R (6, 1) 3 Orlando Arcia, R (7, PH) OBP: 0.320, SLG: 0.407 (8, 6)			B SI 92 C SI 91 S KC 82 X KC 81 1-2 ① G6-3		C SI 92 B SI 93 X CH 83 1-1 ③ G5-3		F FF 94 S KC 81 X KC 79 0-2 1B			2 0 1	0 0 0	0 0 1	0 0 0	0 0 0	0 0 0	0 0 0
Inning Stats	R: 0 E: 0 K: 0 S: 8 H: 0 LOB: 1 BB: 1 P: 16	R: 0 E: 0 K: 0 S: 10 H: 1 LOB: 1 BB: 0 P: 14	R: 0 E: 0 K: 2 S: 9 H: 0 LOB: 0 BB: 0 P: 13	R: 0 E: 0 K: 2 S: 11 H: 0 LOB: 1 BB: 1 P: 20	R: 1 E: 0 K: 0 S: 10 H: 1 LOB: 0 BB: 0 P: 16	R: 0 E: 0 K: 0 S: 7 H: 1 LOB: 1 BB: 0 P: 13	R: 2 E: 0 K: 2 S: 21 H: 2 LOB: 1 BB: 1 P: 31	R: 0 E: 0 K: 2 S: 8 H: 0 LOB: 0 BB: 0 P: 14		1B: 3 2B: 0 3B: 0 HR: 2 SF: 0 SAC: 0 DP: 0 HBP: 0		WP: 1 PB: 0 SB: 1 CS: 0 PA: 31			

PITCHER		IP	WLS	BF	H	R	ER	SO	BB	IBB	HBP	BLK	WP	HR	S	P	ERA	WHIP
36 Edinson Volquez, R ERA: 3.97	(1, 1)	6.0		23	3	1	1	4	2	0	0	0	1	1	55	92	1.50	0.833
35 David Phelps, R ERA: 3.92	(7, 1)	1.0	L	6	2	2	2	2	1	0	0	0	0	1	21	31	18.00	3.000
46 Kyle Barraclough, R ERA: 3.22	(8, 1)	1.0		3	0	0	0	2	0	0	0	0	0	0	8	14	0.00	0.000

PITCHER	IP	WLS	BF	H	R	ER	SO	BB	IBB	HBP	BLK	WP	HR	S	P	ERA	WHIP

BOTTOM

Miami Marlins @ Milwaukee Brewers

Miller Park, Milwaukee, WI

Fri Jun 30 2017, 7:11 PM - 10:26 PM CDT

Att. 35,549 - Partly Cloudy - 83 F

livebaseballscorecards.com

AB	28
R	3
H	5
RBI	3
BB	3
SO	8
LOB	11

Miami Marlins @ Milwaukee Brewers

Miller Park, Milwaukee, WI

Sat Jul 01 2017, 3:11 PM - 6:12 PM CDT

Att. 30,712 - Roof Closed - 78 F

TOP

livebaseballscorecards.com

Batter	1	2	3	4	5	6	7	8	9	AB	R	H	RBI	BB	SO	LOB
9 Dee Strange-Gordon, L (1, 4) OBP: 0.332, SLG: 0.349	B SI 90 B SI 90 C SI 89 X FC 86 2-1 G6-3		C SI 86 S SI 86 B SI 88 X CU 74 1-2 13 1B 2B	C SI 88 L CU 72 F SI 88 B FC 83 F SI 90 F FC 86 F SI 90 F FC 86 X SI 90 1-2 G3-1			B SI 95 F SI 94 S SI 94 F SI 95 X SL 79 1-2 P5		C FF 92 S FS 84 B FS 84 F FF 93 X FS 84 1-2 G6-3	4	1	1	0	0	0	2
25 Junichi Tazawa, R (7, 1)										0	0	0	0	0	0	0
51 Ichiro Suzuki, L (9, PH) OBP: 0.236, SLG: 0.284										1	0	0	0	0	0	0
27 Giancarlo Stanton, R (1, 9) OBP: 0.350, SLG: 0.538	B FC 87 B SI 90 C SI 91 C SI 90 B CH 82 B CH 81 4-2 21 BB 41 2B BB		C SI 88 F CH 80 B SI 89 X FC 84 1-2 G1-3		F CU 73 B SI 89 B SI 89 C SI 90 X SI 90 2-2 G5-3		F SI 95 X SI 96 0-1 G1-3			3	1	0	0	1	0	3
21 Christian Yelich, L (1, 8) OBP: 0.352, SLG: 0.385	C FC 87 B SI 90 B FC 88 C SI 90 B FC 88 B SI 90 4-2 41 2B 1-2 BB		C SI 88 C SI 90 B SI 90 C FC 87 1-3 K		B SI 90 C SI 90 S CU 74 F SI 90 S FC 85 1-3 K		S SI 94 S SI 94 S SI 96 0-3 K			3	1	0	0	1	3	3
13 Marcell Ozuna, R (1, 7) OBP: 0.373, SLG: 0.555	B FC 87 C SI 90 S CH 80 B CH 81 C SI 91 2-3 K		F CU 75 C SI 90 D CH 81 X FC 84 1-2 41 1B 14 2B 2-H 1B		B SI 90 X SI 90 1-0 G1-3			X SI 92 0-0 G6-3		4	1	1	1	0	1	2
41 Justin Bour, L (1, 3) OBP: 0.358, SLG: 0.553	C FC 87 B SI 91 B SI 91 B SI 91 X SI 90 3-1 1-H 2-H 2B		C SI 88 D SI 89 C SI 90 X CH 80 1-2 14 2B 1-2 1B			C SI 89 F FC 86 F SI 90 B SI 90 B CU 74 X SI 90 2-2 G4-3		C SI 93 B SI 92 B SI 94 F SI 94 F FF 95 X SL 88 2-2 P2		4	0	2	2	0	0	0
14 Martín Prado, R (1, 5) OBP: 0.320, SLG: 0.421	C SI 90 X SI 89 0-1 G4-3		C SI 88 D CH 81 X SI 88 1-1 1-3 2-H 2B			C SI 90 C SI 90 X CU 73 0-2 G5-3		B SI 95 X SI 94 1-0 2B		4	0	2	1	0	0	1
11 J.T. Realmuto, R (1, 2) OBP: 0.344, SLG: 0.444		C SI 88 B SI 88 F CH 80 S SI 88 1-3 K	B FC 84 B SI 90 C SI 90 B SI 90 X SI 89 3-1 L6			X FC 83 0-0 G5-3		B SL 87 C SI 95 X SI 94 1-1 G6-3		4	0	0	0	0	1	3
39 JT Riddle, L (1, 6) OBP: 0.259, SLG: 0.356		B SI 88 X SI 88 1-0 F7		B SI 87 C SI 86 F CH 79 C SI 88 1-3 K			B SI 94 B SI 95 B SI 95 B SI 94 4-0 28 2B BB		C FF 92 F FS 84 B FF 93 S FS 84 1-3 K	3	0	0	0	1	2	0
34 Tom Koehler, R (1, 1) OBP: 0.067, SLG: 0.067		C SI 87 S SI 88 B SI 89 X SI 88 1-2 G4-3		F SI 87 C SI 87 F SI 89 X CU 74 0-2 G5-3			C CH 84 X SI 94 0-1 1-3 2B		C FS 83 B FS 84 F FF 93 F FF 93 X FS 84 1-2 G4-3	1	0	0	0	0	0	0
45 Vance Worley, R (2, 1) OBP: 0.333, SLG: 0.333										1	0	0	0	0	0	0
64 Nick Wittgren, R (5, 1)										0	0	0	0	0	0	0
28 Tyler Moore, R (7, PH) OBP: 0.294, SLG: 0.575										1	0	1	0	0	0	0
32 Derek Dietrich, L (7, 4) OBP: 0.316, SLG: 0.363										1	0	0	0	0	0	0
Inning Stats	R: 2 E: 0 K: 1 S: 13 H: 1 LOB: 1 BB: 2 P: 28	R: 0 E: 0 K: 1 S: 7 H: 0 LOB: 0 BB: 0 P: 10	R: 2 E: 0 K: 1 S: 19 H: 4 LOB: 2 BB: 0 P: 28	R: 0 E: 0 K: 1 S: 15 H: 0 LOB: 0 BB: 0 P: 17	R: 0 E: 0 K: 1 S: 8 H: 0 LOB: 0 BB: 0 P: 12	R: 0 E: 0 K: 0 S: 8 H: 0 LOB: 0 BB: 0 P: 10	R: 0 E: 0 K: 1 S: 11 H: 1 LOB: 2 BB: 1 P: 16	R: 0 E: 0 K: 0 S: 8 H: 1 LOB: 1 BB: 0 P: 12	R: 0 E: 0 K: 1 S: 11 H: 0 LOB: 0 BB: 0 P: 14	1B: 2 2B: 5 3B: 0 HR: 0 SF: 0 SAC: 0 DP: 0 HBP: 0						

AB	34
R	4
H	7
RBI	4
BB	3
SO	7
LOB	14

WP: 0 PB: 0 SB: 0 CS: 0 PA: 37

PITCHER		IP	WLS	BF	H	R	ER	SO	BB	IBB	HBP	BLK	WP	HR	S	P	ERA	WHIP
27 Zach Davies, R ERA: 5.03	(1, 1)	6.0	W	25	5	4	4	5	2	0	0	0	0	0	70	105	6.00	1.167
71 Josh Hader, L ERA:	(7, 1)	1.0		5	1	0	0	1	1	0	0	0	0	0	11	16	0.00	2.000
48 Jared Hughes, R ERA: 3.38	(8, 1)	1.0		4	1	0	0	0	0	0	0	0	0	0	8	12	0.00	1.000
51 Oliver Drake, R ERA: 4.76	(9, 1)	1.0		3	0	0	0	1	0	0	0	0	0	0	11	14	0.00	0.000

PITCHER	IP	WLS	BF	H	R	ER	SO	BB	IBB	HBP	BLK	WP	HR	S	P	ERA	WHIP

Batter	1	2	3	4	5	6	7	8	9	AB	R	H	RBI	BB	SO	LOB
5 Jonathan Villar, S (1, 4) OBP: 0.281, SLG: 0.361	C FF 93 C FF 93 B KC 79 F FF 93 X KC 80 1-2 **G4-3** ①	B KC 80 C KC 80 S FF 94 X SL 86 1-2 7 1B; 21 1B; **1-2** **3-H** 1B	C FC 85 L SI 89 F FC 88 B SI 90 B SI 91 B FC 88 F SI 89 F SI 90 F FC 89 3-2 X SI 91 **G4-3** ② **2-3**		C FF 92 B CH 87 B FF 93 F SI 92 F SI 94 S FF 93 2-3 **K** ②		C FF 93 S CU 77 S FO 88 0-3 **K** ③			5	1	1	1	0	2	2
7 Eric Thames, L (1, 3) OBP: 0.369, SLG: 0.537	B FF 94 X FF 93 1-0 **F8** ②	C CH 86 F FF 94 B FF 94 X FF 94 1-2 16 WP; 12 BB; 21 1B; **1-2** **2-3** 1B	C FC 90 B FC 89 B SI 91 B FC 88 B FF 91 4-1 BB		B FF 93 B SL 84 B FF 93 C SI 92 F SI 92 X FF 93 3-2 **L9** ③			B CU 74 S FO 86 F FF 91 X FF 91 1-2 **F7** ①		4	1	1	0	1	0	0
8 Ryan Braun, R (1, 7) OBP: 0.338, SLG: 0.549	B FF 94 X FF 93 1-0 **L9** ③	S FF 94 F SL 86 C FF 94 0-3 **K** ②	B SI 91 F FF 92 F FC 88 F SI 91 F FC 90 S SI 91 1-3 **K** ③			F SI 93 X FF 93 0-1 21 G4-3; 16 FC6-2; 2B		B CU 77 F FO 87 B FF 93 C FF 92 S FO 88 2-3 **K** ②		5	0	1	0	0	3	5
21 Travis Shaw, L (1, 5) OBP: 0.357, SLG: 0.554 48 Jared Hughes, R (8, 1) 24 Jesús Aguilar, R (8, PH) OBP: 0.349, SLG: 0.536 51 Oliver Drake, R (9, 1)	4-1 16 HR BB 2-1 12 BB; 16 BB; **1-2** **2-H** **3-H** 1B 0-2 **1-H** HR 4-2 12 BB; **1-2** **2-3** BB 2-2 27 E; 3 1B; 27 FC3; 1B 2-1 **1-2** **2-3** **3-H** BB	C FF 90 F FC 86 B SI 91 B SI 90 F FC 88 B KC 77 X SI 92 3-2 **L9** ① B FC 87 X FC 89 1-0 1B F SI 89 X FC 87 0-1 **L8** ② C FF 92 S FF 90 B SI 90 S FC 88 1-3 **K** ③			T FF 92 C SL 83 F FF 92 F CH 85 F FF 93 X SI 92 0-2 **G4-3** ① X SL 83 0-0 **FC6-2** 12 WP ② C FF 92 F SL 84 B FF 92 B FF 92 C SL 84 2-3 **K** ③		C FF 93 B FO 88 B FO 88 F FF 92 B FF 93 S FO 88 3-3 **K** ③		3 0 1 0	1 0 0 0	1 0 0 0	2 0 0 0	1 0 1 0	0 0 0 0	1 0 0 0
16 Domingo Santana, R (1, 9) OBP: 0.368, SLG: 0.479										3	1	2	2	1	0	1
12 Stephen Vogt, L (1, 2) OBP: 0.296, SLG: 0.395										3	1	1	1	1	1	2
23 Keon Broxton, R (1, 8) OBP: 0.312, SLG: 0.476	0-3 **K** ① 1-3 **K** ③						B CU 75 X FF 92 1-0 **F8** ①			4	0	0	0	0	3	5
3 Orlando Arcia, R (1, 6) OBP: 0.326, SLG: 0.423	B FF 94 C KC 78 F SL 86 D KC 79 B FF 94 X KC 78 3-2 27 FC3; 27 E; 5 1B; **1-2** 1B	B FF 88 S FC 86 X KC 77 1-1 **F9** ①			X SL 83 0-0 HR		C FF 93 F FO 86 F FF 94 B FF 92 B CU 79 F FO 86 F FO 88 X FF 93 2-2 1B			4	2	3	1	0	0	0
27 Zach Davies, R (1, 1) OBP: 0.208, SLG: 0.227 71 Josh Hader, L (7, 1) 14 Hernán Pérez, R (7, PH) OBP: 0.297, SLG: 0.453 (8, 5)	2 SAFE S SL 85 C FF 94 F SL 86 F KC 80 X SL 86 0-2 **FC3** 7 1B; 5 1B; 21 1B; **1-3** **2-H**	C FF 89 X KC 76 0-1 5 G4-3 2B			C FF 92 C FF 92 F FF 94 B SI 93 X SI 92 1-2 **G4-3** ①		T FF 92 X FF 92 0-1 **L6** ②			3 0 1	1 0 0	1 0 1	1 0 0	0 0 0	0 0 0	1 0 1
Inning Stats	R: 0 E: 0 K: 0 S: 6 H: 0 LOB: 0 BB: 0 P: 9	R: 7 E: 1 K: 3 S: 37 H: 6 LOB: 3 BB: 3 P: 59	R: 0 E: 0 K: 1 S: 17 H: 1 LOB: 2 BB: 1 P: 26	R: 0 E: 0 K: 1 S: 11 H: 1 LOB: 1 BB: 0 P: 16	R: 1 E: 0 K: 1 S: 12 H: 1 LOB: 0 BB: 0 P: 18	R: 0 E: 0 K: 1 S: 12 H: 1 LOB: 1 BB: 0 P: 14	R: 0 E: 0 K: 1 S: 12 H: 1 LOB: 1 BB: 0 P: 15	R: 0 E: 0 K: 2 S: 9 H: 0 LOB: 0 BB: 0 P: 15		1B: 7 2B: 2 3B: 0 HR: 2 SF: 0 SAC: 0 DP: 0 HBP: 0				WP: 2 PB: 0 SB: 0 CS: 0 PA: 40	

PITCHER		IP	WLS	BF	H	R	ER	SO	BB	IBB	HBP	BLK	WP	HR	S	P	ERA	WHIP
34 Tom Koehler, R ERA: 8.33	(1, 1)	1.2	L	14	6	7	7	2	2	0	0	0	1	1	39	59	37.80	4.800
45 Vance Worley, R ERA: 6.31	(2, 1)	2.1		11	2	0	0	3	2	0	0	0	0	0	32	51	0.00	1.714
64 Nick Wittgren, R ERA: 3.51	(5, 1)	2.0		8	2	1	1	2	0	0	0	0	1	1	24	32	4.50	1.000
25 Junichi Tazawa, R ERA: 6.75	(7, 1)	2.0		7	1	0	0	3	0	0	0	0	0	0	21	30	0.00	0.500

PITCHER	IP	WLS	BF	H	R	ER	SO	BB	IBB	HBP	BLK	WP	HR	S	P	ERA	WHIP

BOTTOM

Miami Marlins @ Milwaukee Brewers

Miller Park, Milwaukee, WI

Sat Jul 01 2017, 3:11 PM - 6:12 PM CDT

Att. 30,712 - Roof Closed - 78 F

livebaseballscorecards.com

AB	36
R	8
H	11
RBI	8
BB	4
SO	10
LOB	18

Batter	1	2	3	4	5	6	7	8	9	AB	R	H	RBI	BB	SO	LOB
11 J.T. Realmuto, R (1, 2) OBP: 0.348, SLG: 0.449	C FF 91 F FS 82 S FS 84 0-3 ① K		X SL 79 0-0 13 HR 2B	B SI 90 F SI 89 F FF 91 D FS 84 F SI 89 S FS 83 2-3 ① K		F FF 94 B FC 91 B CU 80 X FC 91 2-1 27 1B 21 1B 1B	X SI 94 0-0 FC6 1-3	C SL 83 B SI 88 B SI 88 F FF 87 F CH 82 X SI 89 2-2 1-2 2-H 3-H 1B		6	2	3	2	0	2	3
27 Giancarlo Stanton, R (1, 9) OBP: 0.350, SLG: 0.532	C FF 90 B FS 83 B FF 89 B FS 83 F SI 91 B FS 83 4-2 21 1B BB		F FF 89 D FS 84 C FS 81 B FF 90 S FS 83 2-3 ① K	X SI 89 0-0 ② ③ G6-4-3 1-2f		B FF 93 B SI 91 1 SAFE C FC 94 F FF 93 1 SAFE B FF 94 1 SAFE X FF 93 3-2 21 1B 1-2 1B	C CU 82 X SI 94 0-1 ② FC6-2 21 FC6-4 3-H	S CU 74 C CU 72 B FF 88 B CU 74 B SI 88 S CU 73 3-3 ③ K		5	0	1	0	1	2	7
21 Christian Yelich, L (1, 8) OBP: 0.361, SLG: 0.396	B FF 90 B FF 90 B FF 91 C FF 91 X FF 91 3-1 1-2 1B		2 SAFE F FF 90 C FS 82 B FF 90 D FS 84 D FS 84 B FF 91 4-2 13 HR BB		B SL 78 C FS 86 X FS 87 1-1 13 1B 41 2B 1B	C FF 93 B FF 94 F FC 93 B FC 93 F FF 93 B CU 79 X FC 91 3-2 13 S 1-3 2-H 1B	B SI 94 F SI 95 X SI 95 1-1 ③ FC6-4 1-2f		B FF 86 X FF 88 1-0 41 G1-3 14 2B 2B	5	3	4	1	1	0	2
13 Marcell Ozuna, R (1, 7) OBP: 0.376, SLG: 0.573	C FF 91 D FS 85 B FF 91 S FS 82 S FS 83 2-3 ② K		B FF 91 S FF 91 B FS 82 X FF 91 2-1 1-H 2-H HR		S SL 80 1 SAFE F SL 80 B FS 82 X FF 89 1-2 41 2B 1-2 1B	S CU 82 B FF 95 C SL 90 S CU 83 1-3 ② K 1-2		F CU 73 F SL 83 B CU 73 X CU 73 1-2 HR	C FF 88 F SL 82 B SL 83 B FF 89 C FF 89 2-3 ① K	6	2	3	4	0	3	5
41 Justin Bour, L (1, 3) OBP: 0.358, SLG: 0.550	C FF 91 B FF 91 B FF 90 2 SAFE S FS 84 X FF 91 2-2 ③ P4		C SL 81 B FF 91 F FF 90 S FS 84 1-3 ② K		B FF 88 X FF 88 1-0 1-3 2-H 2B	B SI 94 F SI 94 B CU 82 B SI 94 F SI 94 X SI 94 3-2 G6-3		B SI 89 B SI 88 X SI 88 2-0 ① G3	B CH 84 C SI 88 X SI 87 1-1 ② G1-3 2-3	5	0	1	1	1	1	3
14 Martín Prado, R (1, 5) OBP: 0.330, SLG: 0.430		B FF 88 C SI 89 C SI 88 F FS 84 C FS 82 1-3 ① K	C FF 91 B FS 82 F FF 90 X FF 91 1-2 1B		B FF 91 B FF 92 F FF 92 C FF 92 X FF 93 2-2 ① F9			C SL 82 B FF 89 C SL 82 B FF 90 B SL 84 B FF 90 4-2 39 BB 11 1B 32 HBP BB	C FF 88 X FF 88 0-1 3-H 2B	5	1	2	1	1	1	5
32 Derek Dietrich, L (1, 4) OBP: 0.326, SLG: 0.378		C FF 90 B FS 82 H FF 90 2-1 HBP	S FS 82 X FF 89 0-1 ③ F8		0-0 39 G4-6-3 IBB		F SI 95 S FF 94 B FF 95 X SL 90 1-2 HR	B SI 88 S FF 89 S SI 88 H FF 89 2-2 39 BB 11 1B 1-2 HBP	B SI 87 B CU 71 F FF 88 F FF 88 X CU 72 2-2 ③ L1	3	2	1	1	1	0	2
39 JT Riddle, L (1, 6) OBP: 0.268, SLG: 0.359		B SL 80 B SI 88 X FF 89 2-0 ② F9		C FS 86 X SL 81 0-1 58 BB 1B	B FC 92 B FF 92 F FC 92 F FC 91 B FF 94 F FF 93 F FF 94 X FF 92 3-2 ② ③ G4-6-3 1-2f		B SI 95 B SI 94 X SI 94 2-0 51 FC4-6 1B	B SI 87 B CH 82 F SI 88 B SI 88 B FF 87 4-1 11 1B 1-2 2-3 BB		4	0	2	0	1	0	4
58 Dan Straily, R (1, 1) OBP: 0.067, SLG: 0.034 51 Ichiro Suzuki, L (7, PH) OBP: 0.234, SLG: 0.282 46 Kyle Barraclough, R (7, 1) 28 Tyler Moore, R (8, PH) OBP: 0.291, SLG: 0.568 35 David Phelps, R (8, 1) 44 AJ Ramos, R (9, 1)		T FF 89 1 SAFE M SL 80 S SL 80 0-3 ③ K		B FF 89 B FF 88 D FF 89 C SI 88 B FS 87 4-1 27 G6-4-3 1-2 BB		C FF 92 B FF 94 B CU 77 S FF 92 C FF 94 2-3 ① K	F SI 94 1 SAFE C CU 82 1 SAFE F CU 82 F FF 93 D CU 81 F FF 94 F FF 94 2-2 ① 1-2f FC4-6 11 E 11 FC6 27 FC6-2	T FF 89 F FF 89 B CU 73 F FF 89 F SL 84 F FF 89 S CH 82 1-3 ② K		2 1 0 1 0 0	0 0 0 0 0 0	0 0 0 0 0 0	1 0 0 0 0 0	2 0 0 1 0 0	1 1 0 3 0 0

Inning Stats	1	2	3	4	5	6	7	8	9
	R: 0 E: 0 K: 2 S: 13	R: 0 E: 0 K: 2 S: 9	R: 3 E: 0 K: 2 S: 16	R: 0 E: 0 K: 1 S: 8	R: 1 E: 0 K: 0 S: 14	R: 1 E: 0 K: 2 S: 18	R: 1 E: 1 K: 0 S: 18	R: 3 E: 0 K: 2 S: 22	R: 1 E: 0 K: 1 S: 11
	H: 1 LOB: 2 BB: 1 P: 24	H: 0 LOB: 1 BB: 0 P: 14	H: 3 LOB: 1 BB: 1 P: 26	H: 1 LOB: 1 BB: 1 P: 14	H: 3 LOB: 2 BB: 1 P: 22	H: 3 LOB: 3 BB: 1 P: 32	H: 2 LOB: 2 BB: 0 P: 24	H: 2 LOB: 2 BB: 2 P: 41	H: 2 LOB: 1 BB: 0 P: 17

1B: 10	SF: 0	WP: 0
2B: 4	SAC: 0	PB: 0
3B: 0	DP: 2	SB: 1
HR: 3	HBP: 2	CS: 0

PA: 52

PITCHER		IP	WLS	BF	H	R	ER	SO	BB	IBB	HBP	BLK	WP	HR	S	P	ERA	WHIP
41 Junior Guerra, R ERA: 4.93	(1, 1)	4.0	L	23	8	4	4	7	3	0	1	0	0	1	52	87	9.00	2.750
59 Carlos Torres, R ERA: 4.33	(5, 1)	1.1		7	3	1	1	1	0	1	0	0	0	0	20	35	6.75	2.250
58 Rob Scahill, R ERA: 3.72	(6, 1)	1.2		9	2	1	1	1	0	1	0	0	0	1	24	34	5.40	1.200
56 Paolo Espino, R ERA: 6.11	(8, 1)	2.0		13	4	4	4	3	2	0	1	0	0	1	33	58	18.00	3.000

PITCHER	IP	WLS	BF	H	R	ER	SO	BB	IBB	HBP	BLK	WP	HR	S	P	ERA	WHIP

TOP

Miami Marlins @ Milwaukee Brewers

Miller Park, Milwaukee, WI

Sun Jul 02 2017, 1:12 PM - 4:54 PM CDT

Att. 33,834 - Roof Closed - 79 F

livebaseballscorecards.com

AB	43
R	10
H	17
RBI	10
BB	7
SO	12
LOB	36

MIAMI

BOTTOM

Batter	1	2	3	4	5	6	7	8	9	AB	R	H	RBI	BB	SO	LOB
18 Eric Sogard, L (1, 4) (5, 5) OBP: 0.435, SLG: 0.481	X FF 89 0-0 ① P5		B FF 90 B FF 88 C FF 88 B SI 90 X SI 90 3-1 ② G6-3		C SL 85 S CH 84 B FF 92 B FF 92 X CH 85 2-2 ② G3-1		C SL 81 X SL 82 0-1 ② L9 2-3		B SL 80 D SL 80 X FF 91 2-0 ③ G6-3	5	0	0	0	0	0	3
7 Eric Thames, L (1, 3) OBP: 0.372, SLG: 0.548	B FF 90 B FF 90 F FF 90 S CH 83 F FF 91 4-2 8 2B 16 SF9 BB		B CU 73 S CH 84 C SL 84 F SL 83 X FF 91 1-2 HR		B SL 85 C SL 84 F CH 85 X CH 85 1-2 ③ G3-1		B SL 79 C SL 80 B FF 95 F FF 95 F SL 80 S SL 80 2-3 ③ K			2	2	1	1	1	0	0
58 Rob Scahill, L (6, 1)										0	0	0	0	0	0	0
12 Stephen Vogt, L (7, PH) OBP: 0.294, SLG: 0.393										1	0	0	0	0	1	2
56 Paolo Espino, R (8, 1) OBP: 0.250, SLG: 0.250										0	0	0	0	0	0	0
8 Ryan Braun, R (1, 7) OBP: 0.336, SLG: 0.548	B FF 91 X SL 83 1-0 16 SF9 1-3 2B		B FF 90 X FF 91 1-0 ③ F9			F FF 91 C FF 90 X SL 82 0-2 ① P3		X KC 81 0-0 ① G4-3		4	0	1	0	0	0	0
16 Domingo Santana, R (1, 9) OBP: 0.369, SLG: 0.481	S SL 84 S FF 92 D SL 82 X SL 83 1-2 ② SF9 2-3 3-H			X FF 89 0-0 23 S 1B		C CH 84 X SL 83 0-1 14 G1-3 1B		C FF 94 S KC 81 B SI 94 B KC 81 F FF 95 S FC 91 2-3 ② K		3	0	2	1	0	1	0
14 Hernán Pérez, R (1, 5) (5, 8) OBP: 0.296, SLG: 0.450	B SL 83 B FF 91 C SL 84 F FF 91 X CH 83 2-2 ③ P5			1 SAFE D SL 83 1 SAFE F SL 82 1 SAFE L FF 88 D SL 85 X SL 83 2-2 ① F9		X SL 83 0-0 ② G1-3 1-2		C FF 94 B FC 92 B KC 82 F FF 95 X FC 91 2-2 1B		4	0	1	0	0	0	3
9 Manny Piña, R (1, 2) OBP: 0.330, SLG: 0.467		C FF 88 B FF 89 B FF 90 B FF 91 F FF 92 X FF 91 3-2 ① P3		1 SAFE B FF 90 C SL 83 1 SAFE F FF 90 D CH 83 F FF 90 S SL 85 2-3 ② K		S SL 83 B FF 91 T SL 84 S SL 82 1-3 ③ K		B FF 95 B FC 91 C FF 95 B FF 95 F FF 95 S FF 97 3-3 ③ K		4	0	0	0	0	3	3
23 Keon Broxton, R (1, 8) OBP: 0.310, SLG: 0.472		F CU 72 C SL 84 B FF 90 F SL 84 B CH 85 S FF 91 2-3 ② K		B FF 90 S SL 85 S SL 84 B SL 85 B CH 84 F SL 85 X FF 90 3-2 ③ F8 1-2			B SL 80 B FF 94 S FF 95 T FF 96 S SL 81 2-3 ① K		C SL 79 F FF 93 X SL 80 0-2 ① L8	2	0	0	0	0	1	1
24 Jesús Aguilar, R (6, 3) OBP: 0.345, SLG: 0.529										2	0	0	0	0	1	0
3 Orlando Arcia, R (1, 6) OBP: 0.329, SLG: 0.435		F FF 91 B FF 91 B CH 84 F FF 92 X SL 86 2-2 ③ G5-3			B CU 71 C FF 89 F FF 90 X SL 84 1-2 HR		B FF 95 X FF 96 1-0 18 L9 5 BB 1B		C FF 94 X CH 86 0-1 ② G5-3	4	1	2	1	0	0	0
41 Junior Guerra, R (1, 1)			C FF 89 B SL 84 F FF 90 X SL 84 1-2 ① F7		B CU 72 B CH 84 C CH 83 S FF 91 S CH 84 2-3 ① K		B SL 80 B SL 80 B FF 96 B FF 96 4-0 1-2 BB		B SL 81 C FF 91 B CH 85 B CH 87 F FF 93 B FF 94 4-2 BB	1	0	0	0	0	0	0
5 Jonathan Villar, S (5, 4) OBP: 0.286, SLG: 0.360										1	0	0	0	2	1	0
59 Carlos Torres, R (5, 1)										0	0	0	0	0	0	0
Inning Stats	R: 1 E: 0 K: 0 S: 11 H: 1 LOB: 1 BB: 1 P: 19	R: 0 E: 0 K: 1 S: 10 H: 0 LOB: 0 BB: 0 P: 17	R: 1 E: 0 K: 0 S: 10 H: 1 LOB: 0 BB: 0 P: 16	R: 0 E: 0 K: 1 S: 12 H: 1 LOB: 1 BB: 0 P: 19	R: 1 E: 0 K: 1 S: 12 H: 1 LOB: 0 BB: 0 P: 18	R: 0 E: 0 K: 1 S: 9 H: 1 LOB: 1 BB: 0 P: 10	R: 0 E: 0 K: 2 S: 10 H: 1 LOB: 2 BB: 1 P: 19	R: 0 E: 0 K: 2 S: 11 H: 1 LOB: 1 BB: 0 P: 18	R: 0 E: 0 K: 0 S: 8 H: 0 LOB: 1 BB: 1 P: 14	1B: 4 2B: 1 3B: 0 HR: 2		SF: 1 SAC: 0 DP: 0 HBP: 0		WP: 0 PB: 0 SB: 1 CS: 0	PA: 37	

PITCHER		IP	WLS	BF	H	R	ER	SO	BB	IBB	HBP	BLK	WP	HR	S	P	ERA	WHIP
58 Dan Straily, R ERA: 3.51	(1, 1)	6.0	W	24	5	3	3	4	1	0	0	0	0	0	64	99	4.50	1.000
46 Kyle Barraclough, R ERA: 3.13	(7, 1)	1.0	H	5	1	0	0	2	1	0	0	0	0	0	10	19	0.00	2.000
35 David Phelps, R ERA: 3.83	(8, 1)	1.0		4	1	0	0	2	0	0	0	0	0	0	11	18	0.00	1.000
44 AJ Ramos, R ERA: 3.38	(9, 1)	1.0		4	0	0	0	0	1	0	0	0	0	0	8	14	0.00	1.000

PITCHER	IP	WLS	BF	H	R	ER	SO	BB	IBB	HBP	BLK	WP	HR	S	P	ERA	WHIP

Miami Marlins @ Milwaukee Brewers

Miller Park, Milwaukee, WI

Sun Jul 02 2017, 1:12 PM - 4:54 PM CDT

Att. 33,834 - Roof Closed - 79 F

livebaseballscorecards.com

AB	33
R	3
H	7
RBI	3
BB	3
SO	8
LOB	12

Batter	1	2	3	4	5	6	7	8	9	AB	R	H	RBI	BB	SO	LOB
9 Dee Strange-Gordon, L (1, 4) OBP: 0.330, SLG: 0.347	C SI 88 B FC 84 B FC 83 B SI 90 C SI 89 X SI 91 3-2 E5 21 G5-3 1B		F SI 90 B CH 83 X CH 83 1-1 L7 ②		X SI 90 0-0 F8 ①	T FF 93 X CH 83 0-1 FC3-6 ② 1-2f 2-3		D SI 90 C SI 90 X FS 79 1-1 G6-3 ②		5	0	1	0	0	0	5
27 Giancarlo Stanton, R (1, 9) OBP: 0.345, SLG: 0.523	S SI 92 B CU 74 B FC 85 F CU 74 S SI 93 2-3 K ①		C FC 82 S CU 74 B CU 73 S FC 84 1-3 K ③		C FC 86 C FF 92 T SI 92 0-2 K ②	D CH 85 B CH 84 X CH 83 2-0 L8 ③		X SI 90 0-0 G1-3 ③		5	0	0	0	0	3	6
21 Christian Yelich, L (1, 8) OBP: 0.359, SLG: 0.391	B CU 74 B FC 85 X FC 86 2-0 G5-3 ② 2-3			C SI 88 B CH 81 C CU 70 B FF 91 X FF 91 2-2 G6-3 ①	F FC 85 B CU 73 B CU 74 F FF 90 B CU 75 B SI 92 4-2 13 2B BB 1-2 2-3		C FF 90 C SL 79 B SL 80 S SL 81 1-3 K ①		C FF 96 X SI 95 0-1 G4-3 ①	4	1	0	0	1	1	1
13 Marcell Ozuna, R (1, 7) OBP: 0.373, SLG: 0.571	D FC 85 F SI 92 B FC 82 S CU 75 C FF 94 2-3 K ③			C FC 83 F SI 90 B CU 74 B FC 85 F FC 86 F FF 92 S CU 76 2-3 K ②	X SI 93 0-0 41 2B 2B 1-H 2-H 3-H		B SL 81 B SI 90 S SI 90 C SL 80 B SL 80 C SL 82 3-3 K ②		C SL 89 C FF 98 B CU 82 X SL 89 1-2 G5-3 ②	5	1	1	3	0	3	1
41 Justin Bour, L (1, 3) OBP: 0.362, SLG: 0.553		C SI 88 C FF 88 B CU 72 C FF 91 1-3 K ①		T SI 90 B SI 90 B CU 74 X CU 74 2-1 L9 ③	B FF 92 S FC 86 F CU 75 D CU 75 X FC 81 2-2 2B 2-H		C FF 91 C FF 91 B SL 82 B SL 80 F FF 90 B FF 89 B SL 78 4-2 51 BB BB		C FF 98 B SI 98 C FF 98 B CU 82 F CU 81 X FF 96 2-2 17 1B 1B	4	0	2	1	1	1	0
14 Martín Prado, R (1, 5) OBP: 0.330, SLG: 0.427 22 Dustin McGowan, R (5, 1) 51 Ichiro Suzuki, L (7, PH) OBP: 0.241, SLG: 0.282 64 Nick Wittgren, R (7, 1) 66 Jarlín García, L (8, 1) 17 A.J. Ellis, R (9, PH) OBP: 0.299, SLG: 0.217		B FF 91 C FC 84 B CU 73 B FC 84 C SI 90 F SI 91 X FF 91 3-2 G4-3 ②			C SI 90 B CU 74 B FC 86 B FC 82 X FF 90 3-2 39 1B 11 1B 28 1B 1B B FF 90 B FF 90 X SI 91 2-0 G6-3		B FF 88 B FF 89 B CH 87 B FF 88 4-0 BB 1-2		C FF 96 B CU 81 S FF 97 B FF 97 X FF 96 2-2 11 FC5-4 1B 1-2	3 0 0 0 0 0 1	1 0 0 0 0 0 0	1 0 0 0 0 0 0	0 0 0 1 0 0 0	0 0 0 0 0 0 0	0 0 0 0 0 0 0	1 0 0 0 0 0 0
11 J.T. Realmuto, R (1, 2) OBP: 0.352, SLG: 0.452	C SI 90 B FF 91 C CU 72 F FC 87 X FC 85 1-2 1B				S FF 89 B FF 90 X CU 73 1-1 39 1B 28 1B 1B 1-2	F FF 94 F FF 94 B CH 85 F CH 86 B FF 94 B FF 95 X FF 95 3-2 9 FC3-6 39 1B 1B	B SL 80 C SL 80 F SI 90 X SL 79 1-2 G6-3 ③		F FF 96 B SL 88 C SL 86 D CU 82 X SL 88 2-2 FC5-4 ③ 1-2f	5	1	3	0	0	0	4
39 JT Riddle, L (1, 6) OBP: 0.273, SLG: 0.362	B SI 89 C FC 85 F SI 90 S CU 75 1-3 K ③				X SI 91 0-0 21 BB 28 1B 13 2B 1B 1-2 2-3	B FF 94 1 SAFE B CH 84 F CH 83 F FF 92 F FF 94 X CH 84 2-2 9 FC3-6 1B 1-2		X SI 90 0-0 G3 ①		4	1	2	0	0	1	1
31 Jeff Locke, L (1, 1) 25 Junichi Tazawa, R (3, 1) 28 Tyler Moore, R (5, PH) OBP: 0.299, SLG: 0.573 32 Derek Dietrich, L (5, 5) OBP: 0.327, SLG: 0.385			C SI 89 C CU 70 B FF 90 C SI 91 1-3 K ①		B CU 72 X FC 84 1-0 21 BB 13 2B 1B 1-2 2-H 3-H	B FF 92 X CH 83 1-0 F7 ①		C FF 90 B SI 90 B SI 91 X SI 89 2-1 2B		1 0 1 2	0 0 1 0	0 0 1 1	0 0 2 2	1 0 0 0	0 0 0 0	0 0 0 2

TOP

Miami Marlins @ St. Louis Cardinals

Busch Stadium, St. Louis, MO

Mon Jul 03 2017, 6:17 PM - 9:33 PM CDT

Att. 42,694 - Partly Cloudy - 89 F

livebaseballscorecards.com

AB	40
R	6
H	13
RBI	6
BB	3
SO	10
LOB	21

MIAMI

Inning Stats	1	2	3	4	5	6	7	8	9						
	R: 0 E: 1 K: 2 S: 10	H: 1 LOB: 1 BB: 0 P: 19	R: 0 E: 0 K: 2 S: 14	H: 1 LOB: 1 BB: 0 P: 20	R: 0 E: 0 K: 2 S: 8	H: 0 LOB: 0 BB: 0 P: 11	R: 0 E: 0 K: 1 S: 10	H: 0 LOB: 0 BB: 0 P: 16	R: 6 E: 0 K: 1 S: 18	H: 6 LOB: 1 BB: 1 P: 31	R: 0 E: 0 K: 0 S: 12	H: 2 LOB: 2 BB: 0 P: 20	R: 0 E: 0 K: 2 S: 12	H: 0 LOB: 2 BB: 2 P: 25	R: 0 E: 0 K: 0 S: 6	H: 1 LOB: 1 BB: 0 P: 9	R: 0 E: 0 K: 0 S: 16	H: 2 LOB: 2 BB: 0 P: 23

| | | | | | |

Batter	1	2	3	4	5	6	7	8	9	AB	R	H	RBI	BB	SO	LOB
13 Matt Carpenter, L (1, 4) OBP: 0.367, SLG: 0.451	C FF 90 B KC 79 B FF 91 X SI 91 2-1 28 3B 1B	C SI 90 X CH 81 0-1 ② G4-3	B KC 76 F SI 90 F KC 76 X SI 90 1-2 ② SF8 3-H		C SI 94 B SL 87 F CH 88 B SL 86 X CH 87 2-2 ① F8		B SI 94 B SI 93 C FF 92 C FF 94 F SL 86 X CH 87 2-2 ② F7			4	1	1	1	0	0	1
64 Sam Tuivailala, R (9, 1)										0	0	0	0	0	0	0
28 Tommy Pham, R (1, 8) OBP: 0.388, SLG: 0.503	C SI 89 X SI 91 0-1 55 1B 1-H 3B	B KC 79 B SI 90 B FF 89 B FF 89 4-0 55 FC5-4 BB	B FF 89 C CH 82 C KC 76 D KC 76 B FF 90 B CH 81 4-2 3 BB 4 2B 55 1B 1-2 BB		B SI 95 F SL 88 X SI 94 1-1 54 CS 1B		S FF 94 C FF 93 D CH 87 B FF 94 X SI 94 2-2 1-H 1B			3	2	3	2	2	0	0
55 Stephen Piscotty, R (1, 9) OBP: 0.366, SLG: 0.402	F FF 90 C KC 77 X CH 81 0-2 3 1B 4 SF8 3-H 1B	D CH 82 X CH 81 1-0 ③ FC5-4 1-2f	B KC 76 F FF 89 X SI 88 1-1 3 BB 4 2B 1-2 2-3 1B		F FF 95 X SL 87 0-1 ② F8		S FF 94 B SI 91 S SL 86 F SL 84 B SI 93 C FF 95 2-3 ③			5	2	2	1	0	1	3
3 Jedd Gyorko, R (1, 5) OBP: 0.368, SLG: 0.516	B FF 90 C SI 90 1 SAFE F CH 81 B SI 91 B SI 90 F FF 90 X SI 90 3-2 15 1B 15 S 40 G5-3 1-3 1B	B KC 76 C SI 90 F FF 89 X KC 77 1-2 4 1B 40 2B 1B F CH 82 B SI 91 B CH 82 B SI 90 F FF 90 B SI 89 4-2 4 2B 1-2 2-3 3-H BB		F SL 88 B SI 95 1-1 ③ CS 1-2	B SI 94 C SI 94 S SL 86 S SL 86 1-3 ① K		B FF 94 X FF 95 1-0 ① G6-3			2	2	2	1	1	0	0
54 Alex Mejía, R (5, PH) OBP: 0.167, SLG: 0.417										2	0	0	0	0	1	0
4 Yadier Molina, R (1, 2) OBP: 0.310, SLG: 0.427	B SI 90 B FF 90 C FF 89 B FF 90 X FF 90 3-1 ① SF8	D SI 88 D CH 80 F SI 94 X CH 88 3-1 40 2B 50 1B 1-2 1B B SI 90 B FF 90 X FF 90 2-0 1-3 2-H 3-H 2B			X SI 94 0-0 2B			B FF 95 B CH 88 B FF 94 C FF 94 C FF 95 B FF 94 4-2 15 WP 40 HR BB		3	1	3	3	0	0	0
41 Eric Fryer, R (8, PH) OBP: 0.276, SLG: 0.200										0	1	0	0	1	0	0
(9, 2)																
15 Randal Grichuk, R (1, 7) OBP: 0.274, SLG: 0.401	C KC 78 X SI 90 0-1 40 G5-3 1-3 1B	R CH 81 X SI 89 1-0 ① F9				C SL 88 B FF 94 F FF 94 D SL 87 F SL 86 S SL 87 2-3 ② K		C CH 87 B CH 89 B CH 88 X FF 94 2-1 ② G5-3 1-2		5	0	1	0	0	1	6
		F FF 91 F CU 78 B FO 88 X FF 92 1-2 ③ L8														
40 Luke Voit, R (1, 3) OBP: 0.438, SLG: 0.800	B SI 90 1 SAFE 1 SAFE F CH 82 F SI 90 B CH 82 X CH 82 2-2 ② G5-3 1-2 3-H	B KC 76 C CH 81 B FF 89 X SI 89 2-1 50 1B 1-3 2-H 2B F FF 91 F CU 78 B FO 88 B FO 88 X FF 93 2-2 ① G5-3			B SI 95 B SL 87 X SL 89 2-0 ③ F9		B SL 84 B SL 88 B FF 95 C FF 95 C FF 96 X FF 94 3-2 2-H HR			5	2	2	4	0	0	2
11 Paul DeJong, R (1, 6) OBP: 0.277, SLG: 0.472	B KC 77 C CH 81 B FF 90 C CH 82 D CH 81 C SI 89 3-3 ③ K				0-0 50 1B 13 SF8 IBB	X CU 78 0-0 ② G5-3	B FF 94 S FF 94 X SL 84 1-1 ① F9	B CH 88 F FF 94 S SL 86 X CH 88 1-2 ③ G6-3		4	1	0	0	1	1	1
50 Adam Wainwright, R (1, 1) OBP: 0.226, SLG: 0.352		C FF 89 F KC 78 C SI 90 0-3 ① K	C SI 90 X SI 90 0-1 55 1B 28 BB 3 BB 1-3 2-H 3-H 1B	X FF 92 0-0 ③ G6-3			B FF 94 B SL 84 B SI 94 B SI 94 4-0 28 WP 28 1B BB			3	1	1	2	0	1	0
62 Luke Weaver, R (6, 1)										0	0	0	0	0	0	0
70 Tyler Lyons, L (7, 1)										0	0	0	0	0	0	0
58 José Martínez, R (7, PH) OBP: 0.312, SLG: 0.466										0	1	0	0	1	0	0
67 Matt Bowman, R (8, 1)										0	0	0	0	0	0	0
35 Greg Garcia, L (9, 4) OBP: 0.343, SLG: 0.275										0	0	0	0	0	0	0
Inning Stats	R: 4 E: 0 K: 1 S: 21 H: 5 LOB: 1 BB: 0 P: 34	R: 0 E: 0 K: 1 S: 6 H: 0 LOB: 1 BB: 1 P: 11	R: 7 E: 0 K: 0 S: 23 H: 6 LOB: 2 BB: 3 P: 43	R: 0 E: 0 K: 0 S: 5 H: 0 LOB: 0 BB: 0 P: 7	R: 0 E: 0 K: 0 S: 8 H: 1 LOB: 0 BB: 0 P: 12	R: 0 E: 0 K: 2 S: 9 H: 1 LOB: 1 BB: 0 P: 14	R: 1 E: 0 K: 1 S: 13 H: 1 LOB: 1 BB: 1 P: 24	R: 2 E: 0 K: 0 S: 11 H: 1 LOB: 0 BB: 1 P: 22		1B: 10 2B: 3 3B: 1 HR: 1 SF: 2 SAC: 0 DP: 0 HBP: 0						

PITCHER		IP	WLS	BF	H	R	ER	SO	BB	IBB	HBP	BLK	WP	HR	S	P	ERA	WHIP
31 Jeff Locke, L ERA: 8.16	(1, 1)	2.2	L	23	11	11	11	2	3	1	0	0	0	0	47	84	37.12	5.250
25 Junichi Tazawa, R ERA: 6.33	(3, 1)	1.1		4	0	0	0	0	0	0	0	0	0	0	8	11	0.00	0.000
22 Dustin McGowan, R ERA: 2.86	(5, 1)	2.0		7	2	0	0	2	0	0	0	0	0	0	17	26	0.00	1.000
64 Nick Wittgren, R ERA: 3.67	(7, 1)	1.0		5	1	1	1	1	1	0	0	0	1	0	13	24	9.00	2.000
66 Jarlín García, L ERA: 3.62	(8, 1)	1.0		5	1	2	2	0	1	0	0	0	1	1	11	22	18.00	2.000

PITCHER	IP	WLS	BF	H	R	ER	SO	BB	IBB	HBP	BLK	WP	HR	S	P	ERA	WHIP

BOTTOM

Miami Marlins @ St. Louis Cardinals

Busch Stadium, St. Louis, MO

Mon Jul 03 2017, 6:17 PM - 9:33 PM CDT

Att. 42,694 - Partly Cloudy - 89 F

livebaseballscorecards.com

AB	36
R	14
H	15
RBI	14
BB	6
SO	5
LOB	13

WP: 2	PA: 45		
PB: 0			
SB: 1			
CS: 1			

Batter	1	2	3	4	5	6	7	8	9	AB	R	H	RBI	BB	SO	LOB
9 Dee Strange-Gordon, L (1, 4) OBP: 0.334, SLG: 0.354	B CH 89 S FF 89 C FC 86 X SI 91 1-2 27 CS 1B		C SI 91 B SI 92 F SI 91 B SI 94 F FF 94 S SI 94 2-3 ③ K			C CH 88 B FF 90 L SI 90 B SI 92 F SI 92 F FC 88 F FF 92 F FC 88 X SI 91 2-2 21 HR 2B	C FF 94 B CH 88 C SL 83 X SL 84 1-2 27 1B 21 FC6-2-5 1B		C FF 94 F FF 94 F FF 94 C CU 75 0-3 ③ K	5	1	3	0	0	2	1
27 Giancarlo Stanton, R (1, 9) OBP: 0.347, SLG: 0.523	1 SAFE 1 SAFE B SI 90 B SI 91 S SI 92 S FF 94 1 SAFE S FF 93 2-3 ① ② K 1-2			B SI 90 B SI 92 B SI 92 C SI 93 F SI 93 F SI 95 F FF 94 X SI 94 3-2 13 G6-4-3 1B		B FC 86 B SI 91 B FF 92 C SI 89 S FF 93 F SI 95 X FF 94 3-2 E4 21 HR	C FF 90 S SL 85 F FF 96 B SL 82 X SL 82 1-2 21 FC6-2-5 1-3 1B			4	1	2	0	0	1	2
21 Christian Yelich, L (1, 8) OBP: 0.357, SLG: 0.399	B SI 90 B FF 92 B SI 91 C FF 92 X SI 90 3-1 ③ G6-3			B FF 92 B FF 92 X SI 91 2-0 ① F7		B SI 91 B SI 90 B SI 92 C SI 91 F SI 92 X FF 94 3-2 1-H 2-H HR	C FF 93 B FF 96 X CH 89 1-1 ② FC6-2-5 1-2 3-H			4	1	1	3	0	0	3
13 Marcell Ozuna, R (1, 7) OBP: 0.372, SLG: 0.566		B SI 90 F SI 90 B SI 92 X SI 92 2-1 ① F8		B FF 92 F FF 93 B FF 92 X SI 92 2-1 ② ③ G6-4-3 1-2f		B FF 93 F FF 92 X SI 92 1-1 14 2B 39 1B 1B	F FF 95 B SL 83 C FF 95 S FF 96 1-3 ③ K			4	1	1	0	0	1	3
41 Justin Bour, L (1, 3) OBP: 0.361, SLG: 0.546		C SI 92 B SI 90 X SI 92 1-1 ② G5-3			C FF 90 B SI 88 F SI 90 B FC 88 F FF 93 B FF 94 B SI 92 4-2 BB	1 SAFE B FF 89 B SL 80 C FF 89 X SL 80 2-1 ② P5		B FF 97 S FF 96 B FF 97 S FF 96 X CH 86 2-2 ① F9		3	0	0	0	1	0	1
14 Martín Prado, R (1, 5) OBP: 0.327, SLG: 0.430		C FF 94 S F FF 94 C SI 93 0-3 ③ K			C SI 91 B FF 92 B FC 87 X SI 92 2-1 ① F9	C SI 91 1 SAFE B SI 90 C SL 80 X SL 81 1-2 39 1B 1-3 2B		C FF 97 F SL 88 B FF 97 X FF 97 1-2 ② L9		4	1	1	0	0	1	1
39 JT Riddle, L (1, 6) OBP: 0.277, SLG: 0.365			C CH 88 X SI 90 0-1 62 SH1-4 1B		C SI 91 F SI 91 B SI 93 F SI 92 C SI 92 1-3 ② K	C SL 81 S SL 81 X SL 81 0-2 2-H 3-H 1B		C FF 98 X SL 87 0-1 ③ G4-3		4	0	2	2	0	1	1
17 A.J. Ellis, R (1, 2) OBP: 0.282, SLG: 0.203			B SI 91 X SI 92 1-0 ① P5		C FF 91 B FC 88 S FC 88 S FC 89 1-3 ③ K	F SI 90 S FF 90 1 SAFE D SL 82 B SL 81 S CH 87 2-3 ③ K			C FF 92 B FF 93 S FF 92 B FC 87 X FF 92 2-2 ① F9	4	0	0	0	0	2	3
62 José Ureña, R (1, 1) OBP: 0.046, SLG: 0.048 51 Ichiro Suzuki, L (6, PH) OBP: 0.239, SLG: 0.279 71 Drew Steckenrider, R (6, 1) 28 Tyler Moore, R (7, PH) OBP: 0.295, SLG: 0.566 46 Kyle Barraclough, R (7, 1) 35 David Phelps, R (8, 1) 32 Derek Dietrich, L (9, PH) OBP: 0.326, SLG: 0.383 44 AJ Ramos, R (9, 1)			M SI 91 L SI 92 X SI 93 0-2 ② SH1-4 1-2			B CH 85 X CH 85 1-0 ① P5	F FF 95 X SL 85 0-1 ① F9		C FF 93 F FF 93 X CU 75 0-2 ② G4-3	0 1 0 1 0 0 0 1 0	0 0 0 0 0 0 0 0 0	0 0 0 0 0 0 0 0 0	0 0 0 0 0 0 0 0 0	0 0 0 0 0 0 0 0 0	0 0 0 0 0 0 0 0 0	0 0 0 0 0 0 0 0 0
Inning Stats	R: 0 E: 0 K: 1 S: 8 H: 1 LOB: 0 BB: 0 P: 14	R: 0 E: 0 K: 1 S: 8 H: 0 LOB: 0 BB: 0 P: 11	R: 0 E: 0 K: 1 S: 10 H: 1 LOB: 1 BB: 0 P: 13	R: 0 E: 0 K: 0 S: 8 H: 1 LOB: 0 BB: 0 P: 15	R: 0 E: 0 K: 2 S: 12 H: 0 LOB: 1 BB: 1 P: 20	R: 5 E: 1 K: 1 S: 28 H: 5 LOB: 1 BB: 0 P: 43	R: 0 E: 0 K: 1 S: 14 H: 2 LOB: 2 BB: 0 P: 18	R: 0 E: 0 K: 0 S: 8 H: 0 LOB: 0 BB: 0 P: 11	R: 0 E: 0 K: 1 S: 10 H: 0 LOB: 0 BB: 0 P: 12	1B: 7 2B: 3 3B: 0 HR: 1 SF: 0 SAC: 1 DP: 2 HBP: 0						

PITCHER		IP	WLS	BF	H	R	ER	SO	BB	IBB	HBP	BLK	WP	HR	S	P	ERA	WHIP
31 Lance Lynn, R ERA: 3.87	(1, 1)	5.1	L	22	6	4	3	5	1	0	0	0	0	1	63	100	5.06	1.312
70 Tyler Lyons, L ERA: 3.96	(6, 1)	0.2		4	2	1	0	1	0	0	0	0	0	0	11	16	0.00	3.000
60 John Brebbia, R ERA: 2.2	(7, 1)	1.0		5	2	0	0	1	0	0	0	0	0	0	14	18	0.00	2.000
44 Trevor Rosenthal, R ERA: 4.31	(8, 1)	1.0		3	0	0	0	0	0	0	0	0	0	0	8	11	0.00	0.000
26 Seunghwan Oh, R ERA: 3.58	(9, 1)	1.0		3	0	0	0	1	0	0	0	0	0	0	10	12	0.00	0.000

PITCHER	IP	WLS	BF	H	R	ER	SO	BB	IBB	HBP	BLK	WP	HR	S	P	ERA	WHIP

TOP

Miami Marlins @ St. Louis Cardinals

Busch Stadium, St. Louis, MO

Tue Jul 04 2017, 1:16 PM - 4:20 PM CDT

Att. 38,497 - Partly Cloudy - 88 F

livebaseballscorecards.com

AB	35
R	5
H	10
RBI	5
BB	1
SO	8
LOB	15

MIAMI

WP: 0 PA: 37
PB: 0
SB: 0
CS: 1

Miami Marlins @ St. Louis Cardinals

Busch Stadium, St. Louis, MO

Tue Jul 04 2017, 1:16 PM - 4:20 PM CDT

Att. 38,497 - Partly Cloudy - 88 F

livebaseballscorecards.com

BOTTOM

Batter	1	2	3	4	5	6	7	8	9	AB	R	H	RBI	BB	SO	LOB
13 Matt Carpenter, L (1, 4) OBP: 0.371, SLG: 0.452	C SI 95 B SI 96 B SL 85 F CH 88 B CH 88 F CH 89 X CH 89 3-2 ① L4		B SI 95 B SI 94 B SL 88 C SI 95 C CH 89 B SI 91 4-2 1-2 BB		B SL 84 C SL 81 B CH 89 F SI 93 X SI 97 2-2 1B		X FF 94 0-0 1-3 1B		C SL 80 X CH 87 0-1 ③ F7	4	0	2	0	1	0	0
28 Tommy Pham, R (1, 8) OBP: 0.381, SLG: 0.492	C SI 97 C SL 82 C SI 97 0-3 ② K		C SI 94 F CH 88 B SL 84 B FF 96 F CH 89 T SL 85 2-2 ② K		B SL 83 C SL 83 F CH 87 B SI 94 S SL 85 2-3 ② K		D SL 80 D SL 80 F FF 95 F FF 95 S SL 82 2-3 ② K			4	0	0	0	0	4	5
55 Stephen Piscotty, R (1, 9) OBP: 0.360, SLG: 0.394	X SL 85 0-0 ③ L7		B FF 95 B FF 94 C FF 96 2 SAFE F FF 95 C SI 96 2-3 ③ K		C SL 83 S FF 95 B SI 97 S SL 85 1-3 ③ K		S FF 95 F FF 95 B FF 96 D SL 81 B FF 94 C SL 81 3-3 ③ K			4	0	0	0	0	3	5
40 Luke Voit, R (1, 3) OBP: 0.400, SLG: 0.684		B SI 96 B SI 97 F SL 84 F SI 96 B FF 96 X SL 87 3-2 ① L7		B FF 95 C CH 88 X SI 95 1-1 ① G5-3		C FF 96 X FF 95 0-1 1B		B KC 81 B KC 81 B FF 94 C SI 94 C FF 94 C FC 92 3-3 ① K		4	0	1	0	0	1	0
4 Yadier Molina, R (1, 2) OBP: 0.309, SLG: 0.424		C SL 83 B FF 97 B SL 84 S SL 85 X FF 97 2-2 ② G4-3		X SI 96 0-0 ② F8		C CU 84 S FF 97 X FF 98 0-2 ① F9		C FF 94 B KC 82 X SI 95 1-1 1B		4	0	1	0	0	0	1
15 Randal Grichuk, R (1, 7) OBP: 0.273, SLG: 0.395		B FF 97 B FF 95 B FF 95 C FF 96 B SL 86 4-1 BB		C FF 97 C SL 83 B SI 96 B FF 95 B SL 86 S SL 85 3-3 ③ K		F FF 96 S FF 96 S FF 96 0-3 ② K		X KC 83 0-0 ② F8		3	0	0	0	1	2	2
11 Paul DeJong, R (1, 6) OBP: 0.276, SLG: 0.464		1 SAFE B FF 97 S SL 86 B FF 95 F SI 95 B SI 96 F SL 85 1 SAFE F SI 94 3-3 ③ K F SI 95 S SL 86		C SL 82 X SI 96 0-1 35 HR 1B		X CU 85 0-0 ③ F8		B FF 95 C FF 95 B FF 95 X FC 92 2-1 ③ P3		4	1	1	0	0	1	3
35 Greg Garcia, L (1, 5) OBP: 0.347, SLG: 0.301			B SL 81 C SL 82 H FF 97 2-1 31 FC2-6 HBP		1 SAFE C SI 96 D CH 86 B CH 85 X CH 86 2-1 1-H HR		B FF 94 B FF 94 X FF 95 2-0 ① G4-3		C SL 79 C SL 81 B CH 87 B SI 95 B CH 86 S SL 80 3-3 ① K	3	1	1	2	0	1	0
31 Lance Lynn, S (1, 1) OBP: 0.133, SLG: 0.107 70 Tyler Lyons, L (6, 1) 60 John Brebbia, L (7, 1) 58 José Martínez, R (7, PH) OBP: 0.317, SLG: 0.470 44 Trevor Rosenthal, R (8, 1) 26 Seunghwan Oh, R (9, 1) 54 Alex Mejia, R (9, PH) OBP: 0.154, SLG: 0.385			L FF 94 L FF 94 1 SAFE B FF 95 X FF 94 1-2 ① FC2-6 13 BB 1-2f		B SI 94 F SI 94 S FF 96 F FF 97 X SI 95 1-2 ① G6-3		B SL 79 F FF 94 B FF 95 S SL 80 F FF 96 F SL 80 F SL 80 X SL 80 2-2 13 1B 1B		B FF 93 B SL 80 C FF 92 X FF 92 2-1 ② G6-3	2 0 0 0 1 0 0 0	0 0 0 0 0 0 0 0	0 0 0 0 1 0 0 0	0 0 0 0 0 0 0 0	0 0 0 0 0 0 0 0	0 0 0 0 0 0 0 0	1 0 0 0 0 0 0 0
Inning Stats	R: 0 E: 0 K: 1 S: 8 H: 0 LOB: 0 BB: 0 P: 11	R: 0 E: 0 K: 1 S: 13 H: 0 LOB: 1 BB: 1 P: 25	R: 0 E: 0 K: 2 S: 13 H: 0 LOB: 2 BB: 1 P: 24	R: 0 E: 0 K: 1 S: 6 H: 0 LOB: 0 BB: 0 P: 10	R: 2 E: 0 K: 2 S: 18 H: 3 LOB: 1 BB: 0 P: 26	R: 0 E: 0 K: 1 S: 9 H: 1 LOB: 1 BB: 0 P: 9	R: 0 E: 0 K: 2 S: 14 H: 2 LOB: 2 BB: 0 P: 23	R: 0 E: 0 K: 1 S: 8 H: 1 LOB: 1 BB: 0 P: 14	R: 0 E: 0 K: 1 S: 7 H: 0 LOB: 0 BB: 0 P: 12	1B: 6 2B: 0 3B: 0 HR: 1	SF: 0 SAC: 0 DP: 0 HBP: 1					

AB	34
R	2
H	7
RBI	2
BB	2
SO	12
LOB	17

WP: 0 PA: 37
PB: 0
SB: 0
CS: 0

PITCHER		IP	WLS	BF	H	R	ER	SO	BB	IBB	HBP	BLK	WP	HR	S	P	ERA	WHIP
62 José Ureña, R ERA: 3.43	(1, 1)	5.0	W	21	3	2	2	7	2	0	1	0	0	1	58	96	3.60	1.000
71 Drew Steckenrider, R ERA: 4.15	(6, 1)	1.0	H	4	1	0	0	1	0	0	0	0	0	0	9	9	0.00	1.000
46 Kyle Barraclough, R ERA: 3.05	(7, 1)	1.0	H	5	2	0	0	2	0	0	0	0	0	0	14	23	0.00	2.000
35 David Phelps, R ERA: 3.73	(8, 1)	1.0	H	4	1	0	0	1	0	0	0	0	0	0	8	14	0.00	1.000
44 AJ Ramos, R ERA: 3.26	(9, 1)	1.0	S	3	0	0	0	1	0	0	0	0	0	0	7	12	0.00	0.000

PITCHER		IP	WLS	BF	H	R	ER	SO	BB	IBB	HBP	BLK	WP	HR	S	P	ERA	WHIP

Batter	1	2	3	4	5	6	7	8	9	AB	R	H	RBI	BB	SO	LOB
9 Dee Strange-Gordon, L (1, 4) OBP: 0.335, SLG: 0.353	B SI 88 B FC 88 X SI 88 2-0 ① G3	B KC 79 B SI 91 C SI 91 B SI 91 C SI 92 F FF 91 F FC 90 F SI 91 B SL 83 4-2 27 HR BB		L CH 86 X CH 82 0-1 27 1B 13 2B 1B	B FF 90 B CU 75 C FF 91 1 SAFE 2-1 ③ PO 1-2	C CU 75 C SI 90 B CH 83 F FF 91 F FF 92 S CH 84 1-3 ① K		L FF 92 B KC 82 S KC 83 B FF 93 X FF 91 2-2 ① F7		4	2	1	0	1	1	0
27 Giancarlo Stanton, R (1, 9) OBP: 0.353, SLG: 0.545	B SI 91 S SL 81 X SI 91 1-1 HR	B SI 93 B FC 89 B FC 89 X FC 89 3-0 1-H 2-H HR		1 SAFE B SL 79 C SI 89 1 SAFE 1 SAFE X SI 90 1-1 13 2B 1-2 1B		B CU 78 F CH 84 B FF 91 B FF 92 D CH 84 4-1 21 FC4-6 BB		B CH 83 B FF 92 X FF 91 2-0 ② F9		4	2	3	4	1	0	0
21 Christian Yelich, L (1, 8) OBP: 0.352, SLG: 0.392	C FC 89 B SI 89 F FC 87 X SL 81 1-2 ② F8	B SI 90 F SI 89 X CH 85 1-1 ③ G4-3		C SI 90 X FC 89 0-1 ② L3		B FF 91 1 SAFE X FF 92 1-0 ② FC4-6 1-2f		B FF 92 C KC 84 S FC 89 B KC 84 B FF 92 C FF 94 3-3 ③ K		5	0	0	0	0	1	3
13 Marcell Ozuna, R (1, 7) OBP: 0.372, SLG: 0.576	F SI 90 C SI 91 B SL 82 B SL 82 S FC 90 2-3 ③ K		X KC 77 0-0 HR	B FC 90 X SI 92 1-0 1-3 2-H 2B		C FF 91 B CH 83 C FF 92 B CH 84 B CU 78 S FF 93 3-3 ③ K			S FF 92 S FF 93 S FF 93 0-3 ① K	5	1	2	2	0	3	1
41 Justin Bour, L (1, 3) OBP: 0.365, SLG: 0.557		F SI 89 B SI 87 X CH 82 1-1 E4 11 FC5-4	C SI 89 C SI 87 F FC 88 B SL 80 X SI 91 1-2 11 FC5-4 1B	0-0 IBB			C SI 91 B SI 91 B SI 92 B SI 92 X SI 91 3-1 ① G6-3		C FF 94 F FF 94 B FF 93 X CU 73 1-2 HR	4	1	2	1	1	0	0
11 J.T. Realmuto, R (1, 2) OBP: 0.353, SLG: 0.449		C SI 90 F SI 90 X FC 89 0-2 ① FC5-4 32 1B 39 2B 1-2f	B SI 90 B SI 90 X SI 90 2-0 ① FC5-4 32 1B 1-2f	C SL 83 X SL 84 0-1 ③ L6			B SI 91 S FS 82 F SI 92 F SI 90 F FS 80 H SI 91 2-2 39 1B HBP		F FF 93 F FF 94 F FF 93 B FC 88 X FC 88 1-2 32 F8-3 1B	4	1	1	0	0	0	5
32 Derek Dietrich, L (1, 5) OBP: 0.328, SLG: 0.383		F FF 90 B SI 91 D CH 84 X CH 84 2-1 39 2B 36 SF7 1-3 1B	F SI 89 X FC 89 0-1 39 G4-6-3 1-3 1B		B FF 90 B CH 82 B FF 91 C FF 91 F FF 92 X CH 82 3-2 ① F9		C SI 92 F FS 80 1 SAFE F SI 91 S FS 80 0-3 ② K		X FF 92 0-0 ② ③ F8-3 1-1	5	1	2	0	0	1	2
39 JT Riddle, L (1, 6) OBP: 0.282, SLG: 0.373		X FC 91 0-0 27 HR 1-3 3-H 2B	C SI 89 X CH 83 0-1 ② ③ G4-6-3 1-2f		B CU 76 X CU 76 1-0 ② F8		C SI 91 B FS 79 B FS 80 F SI 90 B SI 92 X SI 91 3-2 1-3 1B			4	1	2	1	0	0	2
36 Edinson Volquez, R HBP: 0 P/A: 0-0 1-for 51 Ichiro Suzuki, L (5, PH) HBP: 0 P/A: 0-0 1-for 22 Dustin McGowan, R (6, 1) 66 Jarlin Garcia, L (8, 1) 71 Drew Steckenrider, R (8, 1) 14 Martin Prado, R (7, PH) HBP: 0 P/A: 0-0 1-for 35 David Phelps, R (7, 1) 46 Kyle Barraclough, R (8, 1) 44 AJ Ramos, R (8, 1)		B SI 90 S SI 90 X SI 91 1-1 ② SF7 3-H		C CH 82 B CH 84 S SL 77 C CH 87 1-3 ① K		F FF 89 C FF 91 F CH 83 X FF 93 0-2 9 PO 1B		C SI 90 B SI 91 X SI 91 1-1 ③ G5-3		1 0 0 1 0 1 0 1 0 1 0 0 0 0 0 0 0 0 0 0 0 0 0 0 0 0 0 0 0 0 0 0 0 0 0 1 0 0 0 0 0 2 0 0 0 0 0 0 0 0 0 0 0 0 0 0 0 0 0 0 0 0 0						
Inning Stats	R: 1 E: 0 K: 1 S: 9 H: 1 LOB: 0 BB: 0 P: 15	R: 5 E: 1 K: 0 S: 18 H: 3 LOB: 0 BB: 1 P: 30	R: 1 E: 0 K: 0 S: 10 H: 3 LOB: 1 BB: 0 P: 13	R: 1 E: 0 K: 1 S: 12 H: 3 LOB: 3 BB: 1 P: 15	R: 0 E: 0 K: 0 S: 9 H: 1 LOB: 0 BB: 0 P: 15	R: 0 E: 0 K: 2 S: 10 H: 0 LOB: 1 BB: 1 P: 19	R: 0 E: 0 K: 1 S: 15 H: 1 LOB: 2 BB: 0 P: 24	R: 0 E: 0 K: 1 S: 7 H: 0 LOB: 0 BB: 0 P: 14	R: 1 E: 0 K: 1 S: 11 H: 2 LOB: 0 BB: 0 P: 13	1B: 8 2B: 3 3B: 0 HR: 4 SF: 1 SAC: 0 DP: 2 HBP: 1						

TOP

Miami Marlins @ St. Louis Cardinals

Busch Stadium, St. Louis, MO

Wed Jul 05 2017, 7:15 PM - 10:33 PM CDT

Att. 40,204 - Cloudy - 79 F

livebaseballscorecards.com

AB	38
R	9
H	14
RBI	9
BB	3
SO	7
LOB	15

WP: 0 PA: 44
PB: 0
SB: 0
CS: 0

MIAMI

PITCHER		IP	WLS	BF	H	R	ER	SO	BB	IBB	HBP	BLK	WP	HR	S	P	ERA	WHIP
8 Mike Leake, R ERA: 3.12	(1, 1)	3.2	L	22	10	8	3	2	1	0	0	0	0	3	47	71	7.36	3.000
60 John Brebbia, R ERA: 2.16	(4, 1)	0.1		2	0	0	0	0	0	1	0	0	0	0	2	2	0.00	0.000
62 Luke Weaver, R ERA:	(5, 1)	2.0		7	1	0	0	2	1	0	0	0	0	0	19	34	0.00	1.000
67 Matt Bowman, R ERA: 3.93	(7, 1)	1.0		5	1	0	0	1	0	0	1	0	0	0	15	24	0.00	1.000
27 Brett Cecil, L ERA: 3.58	(8, 1)	1.0		3	0	0	0	1	0	0	0	0	0	0	7	14	0.00	0.000

PITCHER		IP	WLS	BF	H	R	ER	SO	BB	IBB	HBP	BLK	WP	HR	S	P	ERA	WHIP
26 Seunghwan Oh, R ERA: 3.72	(9, 1)	1.0		4	2	1	1	1	0	0	0	0	0	1	11	13	9.00	2.000

Batter	1	2	3	4	5	6	7	8	9	AB	R	H	RBI	BB	SO	LOB
13 Matt Carpenter, L (1, 4) OBP: 0.368, SLG: 0.447	B SI 91 F SI 92 X SI 92 1-1 F7 ①		C KC 79 B CH 84 X CH 82 1-1 SF8 ② 3-H	1 SAFE F KC 74 B CH 78 S CH 78 F KC 78 F CH 79 X SI 90 1-2 F7 ②		B SL 86 B FF 95 B FF 96 C FF 94 B FF 96 4-1 28 2B 1-2 2-3 BB		B SL 79 C SL 80 X SL 80 1-1 F9 ③		3	0	0	1	1	0	3
28 Tommy Pham, R (1, 8) OBP: 0.381, SLG: 0.500	X SI 92 0-0 G6-3 ②		B SI 93 X CH 82 1-0 55 1B 2-H 2B	C KC 77 F CH 77 B SI 89 X CH 76 1-2 G5-3 ③		C FF 95 X FF 96 0-1 1-3 2-H 3-H 2B			B SL 81 S SL 80 B FF 94 F SL 80 X SL 82 2-2 G6-3 ①	5	1	2	3	0	0	2
55 Stephen Piscotty, R (1, 9) OBP: 0.357, SLG: 0.390	C SI 92 B SI 93 X CH 83 1-1 G5-3 ③		F SI 92 F CH 83 X KC 83 0-2 40 BB 2-H 1B		B SL 87 X SI 94 1-0 G6-3 ①	C CU 82 B FF 96 F FF 95 F FF 96 B CU 83 B FF 95 X FF 96 3-2 G5-3 ③			B FF 94 C SL 80 B CH 86 F SL 80 S CH 85 2-3 K ②	5	0	1	1	0	1	2
40 Luke Voit, R (1, 3) OBP: 0.360, SLG: 0.565		C SI 91 B KC 78 B SI 92 F SI 93 C CH 83 2-3 K ①	S SI 93 S CH 83 D CH 84 F SI 93 B SI 93 B CH 85 F CH 83 B SI 94 4-2 1-2 BB		X SI 93 0-0 F9 ②		X KC 83 0-0 G6-3 ①		B FF 94 C SL 81 B CH 85 C FF 94 B SL 82 F FF 94 F SL 80 F SL 82 F FF 94 3-2 X CH 86 F7 ③	4	0	0	0	1	1	0
4 Yadier Molina, R (1, 2) OBP: 0.304, SLG: 0.418		X SI 94 0-0 G6-3 ②	C SI 93 F SI 94 X CH 84 0-2 G6-3 ③		C SI 94 B SL 87 F SL 89 B SL 83 B FF 93 X SI 93 3-2 G6-3 ③		C FF 94 C SI 94 T FF 96 0-2 K ②			4	0	0	0	0	1	2
58 José Martínez, R (1, 7) OBP: 0.323, SLG: 0.471		B SI 93 C SI 94 B CH 84 X SI 94 2-1 G6-3 ③		C KC 77 X CH 82 0-1 35 1B 11 BB 3 SF9 1B		B SL 87 C SI 93 C SI 94 B SL 86 X SI 95 2-2 13 BB 15 BB 28 2B 1B	X KC 83 0-0 L1 ③			4	2	2	0	0	0	0
11 Paul DeJong, R (1, 6) OBP: 0.283, SLG: 0.461			C SI 91 B KC 80 B SI 92 X SI 93 2-1 8 SH1-4 35 1B 13 SF8 1B	B SI 91 B SI 92 B SI 92 B SI 91 4-0 3 SF9 35 1B 1-2 BB		B FF 93 B SL 86 B FF 94 C FF 92 F SI 93 T SI 93 3-2 K ①		B FF 94 F FF 94 F SL 80 B SL 80 S SL 80 2-3 K ①		3	1	1	0	1	2	1
35 Greg Garcia, L (1, 5) OBP: 0.351, SLG: 0.307			C SI 93 C KC 77 B SI 94 X CH 83 1-2 8 SH1-4 28 2B 1-2 1B	T SI 91 X SI 89 0-1 1-2 2-3 1B		B SL 86 C SL 85 B FF 94 C FF 96 B SL 89 F FF 95 F FF 94 F FF 94 F SL 86 3-3 C SL 85 K ②		B FF 94 B SL 80 C FF 94 X FF 95 2-1 G6-3 ②		4	1	2	0	0	1	1
8 Mike Leake, R RF LF RF SLG 0.286 60 John Brebbia, L 3 Jedd Gyorko, R RF LF RF SLG 0.118 62 Luke Weaver, R 15 Randal Grichuk, R RF LF RF SLG 0.500 67 Matt Bowman, R 27 Brett Cecil, R 54 Alex Mejia, R RF LF RF SLG 0.000 26 Seunghwan Oh, R			B SI 92 X SI 90 1-0 SH1-4 ① 1-2 2-3	X SI 90 0-0 SF9 ① 2-3 3-H		B CH 88 D CH 88 F FF 95 F FF 94 B FF 96 B FF 96 4-2 13 BB 28 2B 1-2 BB		B SL 80 X FF 95 1-0 1B		0 0 0 0 0 0 0 0 0 0	0 0 0 0 0 1 0 0 0 0	0 0 0 0 1 0 0 0 0 1	0 0 0 0 0 0 0 0 0 0	0 0 0 0 0 0 0 0 0 0	0 0 0 0 0 0 0 0 0 0	0 0 0 0 0 0 0 0 0 0
Inning Stats	R: 0 E: 0 K: 0 S: 5 H: 0 LOB: 0 BB: 0 P: 7	R: 0 E: 0 K: 1 S: 6 H: 0 LOB: 0 BB: 0 P: 10	R: 3 E: 0 K: 0 S: 19 H: 4 LOB: 2 BB: 1 P: 29	R: 1 E: 0 K: 0 S: 13 H: 2 LOB: 2 BB: 1 P: 19	R: 0 E: 0 K: 0 S: 5 H: 0 LOB: 0 BB: 0 P: 9	R: 2 E: 0 K: 2 S: 22 H: 2 LOB: 2 BB: 2 P: 41	R: 0 E: 0 K: 1 S: 5 H: 0 LOB: 0 BB: 0 P: 5	R: 0 E: 0 K: 1 S: 8 H: 1 LOB: 1 BB: 0 P: 14	R: 0 E: 0 K: 1 S: 13 H: 0 LOB: 0 BB: 0 P: 20	1B: 7 2B: 2 3B: 0 HR: 0 SF: 2 SAC: 1 DP: 0 HBP: 0						

PITCHER		IP	WLS	BF	H	R	ER	SO	BB	IBB	HBP	BLK	WP	HR	S	P	ERA	WHIP
36 Edinson Volquez, R ERA: 4.19	(1, 1)	4.0		20	6	4	4	1	2	0	0	0	0	0	43	65	9.00	2.000
22 Dustin McGowan, R ERA: 2.98	(5, 1)	1.1	W	5	1	1	1	1	0	0	0	0	0	0	11	20	6.75	0.750
66 Jarlín García, L ERA: 3.9	(6, 1)	0.1		3	0	0	0	1	2	0	0	0	0	0	10	21	0.00	6.000
71 Drew Steckenrider, R ERA: 3.86	(6, 1)	0.1	H	2	1	1	1	0	0	0	0	0	0	0	6	9	27.00	3.000
35 David Phelps, R ERA: 3.64	(7, 1)	1.0	H	3	0	0	0	1	0	0	0	0	0	0	5	5	0.00	0.000

PITCHER		IP	WLS	BF	H	R	ER	SO	BB	IBB	HBP	BLK	WP	HR	S	P	ERA	WHIP
46 Kyle Barraclough, R ERA: 2.97	(8, 1)	1.0	H	4	1	0	0	1	0	0	0	0	0	0	8	14	0.00	1.000
44 AJ Ramos, R ERA: 3.16	(9, 1)	1.0	S	3	0	0	0	1	0	0	0	0	0	0	13	20	0.00	0.000

BOTTOM

Miami Marlins @ St. Louis Cardinals

Busch Stadium, St. Louis, MO

Wed Jul 05 2017, 7:15 PM - 10:33 PM CDT

Att. 40,204 - Cloudy - 79 F

livebaseballscorecards.com

AB	33
R	6
H	9
RBI	6
BB	4
SO	6
LOB	11

WP: 0 PB: 0 SB: 0 CS: 0 PA: 40

Batter	1	2	3	4	5	6	7	8	9	AB	R	H	RBI	BB	SO	LOB
9 Dee Strange-Gordon, L (1, 4) OBP: 0.339, SLG: 0.355	B FF 92 F FF 93 B FF 94 S FF 94 X FF 94 2-2 11 F9 11 S 13 1B 1B		H FC 86 1-0 21 1B 13 1B HBP		B CU 73 F FF 93 F CH 83 F FC 88 X FC 87 1-2 ① G3-1		C FF 89 B FF 91 X FF 90 1-1 11 1B 11 S 13 1B 1B	C FF 91 S KC 85 F KC 85 F FC 90 X KC 85 0-2 ③ G1-3		4	3	2	0	0	0	1
11 J.T. Realmuto, R (1, 2) OBP: 0.354, SLG: 0.448	1 SAFE B FF 93 C CU 75 1 SAFE C FC 90 X CH 88 1-2 ① F9 1-3		1 SAFE F FF 93 B FF 94 F FF 93 C FC 90 1-3 ① K		X FF 94 0-0 ② G6-3		1 SAFE 1 SAFE L SI 90 C SL 80 F SL 82 B SL 82 F FF 90 F SL 82 D CH 86 2-2 X FF 90 13 1B 1-3 1B		C SL 82 B SL 83 B FF 92 S FF 93 F FF 92 X FF 92 2-2 21 G3 1B	5	0	2	0	0	1	2
21 Christian Yelich, L (1, 8) OBP: 0.353, SLG: 0.395	S CU 76 S CH 87 D CH 86 S SI 95 1-3 ② K		B FF 93 1 SAFE 1 SAFE X CH 87 1-0 41 G4-3 13 1B 1-3 1B		B CH 86 C FC 90 B CU 76 B FF 95 X SI 95 3-1 2B		B SI 91 D SL 82 C SL 80 F FF 91 S SL 81 2-3 ① K		X FF 93 0-0 ① G3 1-2	5	0	2	0	0	2	4
13 Marcell Ozuna, R (1, 7) OBP: 0.375, SLG: 0.577	X 0-0 3-H 1B		X FC 90 0-0 41 G4-3 1-2 3-H 1B		F FC 90 B FC 92 F FF 96 D CH 89 B FC 92 C CU 77 3-3 ③ K		X FC 88 0-0 1-2 3-H 1B		S FF 93 F FF 92 F FF 94 B FC 86 F FF 93 F FF 93 S FC 86 2 SAFE 1-3 ② K	5	0	3	3	0	2	2
41 Justin Bour, L (1, 3) OBP: 0.362, SLG: 0.549 28 Tyler Moore, R (9, PR) OBP: 0.295, SLG: 0.566	C FF 96 F B FF 95 S FC 89 1-3 ③ K		B CU 76 F FF 94 B FF 95 X FC 90 2-1 ② G4-3 1-2 2-3			C CU 76 X FC 90 0-1 ① G3	F FF 90 F KC 84 X KC 83 0-2 ② P3		0-0 IBB	4 0	0 0	0 0	1 0	1 0	1 0	5 0
14 Martín Prado, R (1, 5) OBP: 0.311, SLG: 0.407		B FF 93 C FF 94 B CU 75 C FC 89 S CH 86 2-3 ① K	B FC 91 C FF 94 C FF 95 B FC 89 D CH 87 S FC 91 3-3 ③ K			C FF 94 X CU 77 0-1 ② F9	C FF 92 X CH 85 0-1 ③ G5-3		C FF 93 F FF 94 B FC 86 B FC 87 S FF 94 2-3 ③ K	5	0	0	0	0	3	6
51 Ichiro Suzuki, L (1, 9) OBP: 0.263, SLG: 0.296		F FF 93 S FC 90 B FC 89 X CH 86 1-2 1B		C FF 93 X CH 84 0-1 ① G4-3		B FF 94 B FF 95 C FF 94 F FF 94 B FF 96 F FF 95 B FF 95 4-2 27 FC5 39 BB BB		C FF 91 X KC 83 0-1 17 B5-6-4 39 1B 1B		3	0	2	0	1	0	0
39 JT Riddle, L (1, 6) OBP: 0.286, SLG: 0.372		C FF 93 B FC 90 S FF 94 B FF 96 X CU 77 2-2 ② F9		B FF 92 C CH 84 F FC 90 B FF 96 S FC 88 2-3 ② K		B CU 75 B FC 88 B FF 94 B FF 93 4-0 27 FC5 1-2 BB		X FF 92 0-0 17 B5-6-4 1-2 1B		3	0	1	0	1	1	1
34 Tom Koehler, R (1, 1) OBP: 0.059, SLG: 0.059 27 Giancarlo Stanton, R (6, PH) OBP: 0.352, SLG: 0.543 64 Nick Wittgren, R (6, 1) 25 Junichi Tazawa, R (7, 1) 17 A.J. Ellis, R (8, PH) OBP: 0.278, SLG: 0.200 66 Jarlin García, L (8, 1)		C FF 93 C FF 94 F FF 96 F FF 97 B FC 89 B FF 94 F FF 93 B CU 75 C FF 94 3-3 ③ K		S FF 92 S FF 94 C FF 96 0-3 ③ K		B SI 90 S FS 81 B FS 81 X SI 90 2-1 ③ FC5 1-2 2-3f		X CH 83 0-0 ①② B5-6-4 1-2 2-3f		2 1 0 0 0 1 0	0 0 0 0 0 0 0	0 0 0 0 0 0 0	0 0 0 0 0 0 0	2 0 0 0 0 0 0	1 2 0 0 0 2 0
Inning Stats	R: 1 E: 0 K: 2 S: 13 H: 2 LOB: 1 BB: 0 P: 18	R: 0 E: 0 K: 2 S: 15 H: 1 LOB: 1 BB: 0 P: 23	R: 1 E: 0 K: 2 S: 10 H: 2 LOB: 2 BB: 0 P: 18	R: 0 E: 0 K: 2 S: 8 H: 0 LOB: 0 BB: 0 P: 10	R: 0 E: 0 K: 1 S: 10 H: 1 LOB: 1 BB: 0 P: 17	R: 0 E: 0 K: 0 S: 9 H: 0 LOB: 2 BB: 2 P: 19	R: 1 E: 0 K: 1 S: 17 H: 3 LOB: 2 BB: 0 P: 22	R: 0 E: 0 K: 0 S: 9 H: 2 LOB: 1 BB: 0 P: 9	R: 0 E: 0 K: 2 S: 14 H: 1 LOB: 2 BB: 1 P: 19	1B: 11 2B: 1 3B: 0 HR: 0 SF: 0 SAC: 0 DP: 1 HBP: 1						

PITCHER		IP	WLS	BF	H	R	ER	SO	BB	IBB	HBP	BLK	WP	HR	S	P	ERA	WHIP
52 Michael Wacha, R ERA: 4.1	(1, 1)	5.2	W	26	6	2	2	9	2	0	1	0	0	0	63	101	3.18	1.412
67 Matt Bowman, R ERA: 3.89	(6, 1)	0.1	H	1	0	0	0	0	0	0	0	0	0	0	2	4	0.00	0.000
70 Tyler Lyons, L ERA: 4.26	(7, 1)	0.1	H	3	2	1	1	1	0	0	0	0	0	0	11	16	27.00	6.000
27 Brett Cecil, L ERA: 3.41	(7, 1)	1.2	H	7	3	0	0	0	0	0	0	0	0	0	15	15	0.00	1.800
26 Seunghwan Oh, R ERA: 3.63	(9, 1)	1.0	S	5	1	0	0	2	0	1	0	0	0	0	14	19	0.00	1.000

PITCHER	IP	WLS	BF	H	R	ER	SO	BB	IBB	HBP	BLK	WP	HR	S	P	ERA	WHIP

TOP

Miami Marlins @ St. Louis Cardinals

Busch Stadium, St. Louis, MO

Thu Jul 06 2017, 12:46 PM - 3:56 PM CDT

Att. 37,780 - Partly Cloudy - 85 F

livebaseballscorecards.com

AB	38
R	3
H	12
RBI	3
BB	3
SO	12
LOB	26

MIAMI

WP: 0 PA: 42
PB: 0
SB: 2
CS: 0

Batter	1	2	3	4	5	6	7	8	9	AB	R	H	RBI	BB	SO	LOB
13 Matt Carpenter, L (1, 4) (8, 3) OBP: 0.372, SLG: 0.444	B FF 93 C FF 92 B KC 78 S CH 85 B KC 80 F FF 93 F FF 93 F FF 93 B KC 78 4-2 28 G4-3 BB		B KC 77 B SL 83 B CH 83 C FF 91 B FF 92 4-1 3 1B 58 1B 40 2B BB	H SL 85 1-0 HBP		C SL 82 X SL 84 0-1 ③ L3		C FF 94 1 SAFE 1 SAFE X SL 85 0-1 ② F7		2	1	0	0	2	0	2
28 Tommy Pham, R (1, 8) OBP: 0.377, SLG: 0.492	F FF 94 F FF 92 X FF 93 0-2 ① G4-3 1-2		B FF 92 C KC 76 B SL 84 S SL 83 C FF 93 2-3 ① K	B FF 92 S SL 83 B FF 92 C KC 76 F FF 92 S FF 93 2-3 ③ K			B CU 77 C FO 85 F FF 91 B FF 92 B FO 85 X FF 92 3-2 3 2B 1B	C CH 87 C CH 86 C FF 94 0-3 ③ K		5	0	1	0	0	3	4
58 José Martínez, R (1, 9) OBP: 0.321, SLG: 0.464 26 Seunghwan Oh, R (9, 1)	D SL 85 B SL 86 S SL 85 C FF 95 F KC 80 C FF 95 2-3 ② K		S FF 93 C FF 92 X KC 78 0-2 3 1B 40 2B 1-2 1B		B SL 82 B FF 90 C FF 92 X SL 83 2-1 ① G6-3		1 SAFE S FF 92 X FO 85 0-1 ① L6			4 0	1 0	1 0	0 0	0 0	1 0	2 0
3 Jedd Gyorko, R (1, 5) OBP: 0.369, SLG: 0.519	C KC 79 B FF 93 D SL 85 S SL 85 C FF 94 2-3 ③ K		F SL 84 X FF 92 0-1 40 2B 1-2 2-3 1B		B FF 92 S SL 84 F KC 77 B FF 92 S FF 92 2-3 ② K		X CU 77 0-0 1-3 2B			4	0	2	0	0	2	1
4 Yadier Molina, R (1, 2) OBP: 0.304, SLG: 0.413		X FF 91 0-0 ① F8	B SL 85 X KC 78 1-0 ② L5		S SL 83 F FF 92 F FF 92 X FF 93 0-2 ③ G4-3		0-0 IBB			3	0	0	0	1	0	3
40 Luke Voit, R (1, 3) OBP: 0.379, SLG: 0.704 54 Alex Mejia, R (8, 6) OBP: 0.214, SLG: 0.429		C FF 93 S SL 83 F FF 91 X KC 77 0-2 HR	D SL 86 X SL 85 1-0 1-3 2-H 3-H 2B			B SI 92 F FF 92 B FF 92 X SI 92 2-1 ① G5-3	F FF 93 D FO 87 F FO 87 B FF 94 F FF 93 S FO 87 2-3 ② K			4 0	1 0	2 0	3 0	0 0	1 0	3 0
15 Randal Grichuk, R (1, 7) OBP: 0.276, SLG: 0.407		C KC 78 B SL 85 B FF 92 X KC 77 2-1 ② P4	S FF 93 S FF 93 S FF 92 0-3 ③ K			B SL 85 F FF 92 S SL 84 B FF 91 X SI 92 2-2 HR	F FO 86 C CU 79 B FF 93 X FF 93 1-2 ③ F8			4	1	1	1	0	1	5
35 Greg Garcia, L (1, 6) OBP: 0.348, SLG: 0.300 (8, 4)	B FF 93 B CH 85 C FF 93 B KC 78 B FF 92 4-1 BB			F FF 90 F SI 91 X SI 92 0-2 ① G6-3		B FF 92 B SL 83 F SI 92 F FF 92 F SL 83 S FF 92 2-3 ② K		C SL 84 B SL 84 X SL 85 1-1 ① P5		3	0	0	0	1	1	0
52 Michael Wacha, R (1, 1) OBP: 0.040, SLG: 0.040 67 Matt Bowman, R (6, 1) 11 Paul DeJong, R (6, PH) OBP: 0.289, SLG: 0.474 70 Tyler Lyons, L (7, 1) 27 Brett Cecil, R (7, 1) 55 Stephen Piscotty, R (8, PH) OBP: 0.359, SLG: 0.350 (9, 9)		S FF 92 S SL 83 X SL 84 0-2 ③ G5-3		C FF 93 F KC 78 B FF 92 F SL 83 S SL 84 1-3 ② K		B SL 84 B SI 91 B SI 93 C FF 92 X SI 92 3-1 2B		S SL 85 B CH 88 F FF 94 B SL 85 H SL 85 3-2 HBP		2 0 1 0 0 0	0 0 0 0 0 0	0 0 1 0 0 0	0 0 0 0 0 0	1 0 0 0 0 0	1 0 0 0 0 0	1 0 0 0 0 0
Inning Stats	R: 0 E: 0 K: 2 S: 15 H: 0 LOB: 1 BB: 1 P: 23	R: 1 E: 0 K: 0 S: 11 H: 1 LOB: 1 BB: 1 P: 17	R: 2 E: 0 K: 2 S: 14 H: 3 LOB: 2 BB: 1 P: 22	R: 0 E: 0 K: 2 S: 11 H: 0 LOB: 1 BB: 0 P: 15	R: 0 E: 0 K: 1 S: 9 H: 0 LOB: 0 BB: 0 P: 13	R: 1 E: 0 K: 1 S: 13 H: 2 LOB: 1 BB: 0 P: 22	R: 0 E: 0 K: 1 S: 13 H: 2 LOB: 3 BB: 1 P: 19	R: 0 E: 0 K: 1 S: 9 H: 0 LOB: 1 BB: 0 P: 13		1B: 3 2B: 3 3B: 0 HR: 2 SF: 0 SAC: 0 DP: 0 HBP: 2						

PITCHER		IP	WLS	BF	H	R	ER	SO	BB	IBB	HBP	BLK	WP	HR	S	P	ERA	WHIP
34 Tom Koehler, R ERA: 8.0	(1, 1)	5.0	L	23	4	3	3	7	3	0	1	0	0	1	60	90	5.40	1.400
64 Nick Wittgren, R ERA: 3.82	(6, 1)	1.0		5	2	1	1	1	0	0	0	0	0	1	13	22	9.00	2.000
25 Junichi Tazawa, R ERA: 6.04	(7, 1)	1.0		6	2	0	0	1	0	1	0	0	0	0	13	19	0.00	2.000
66 Jarlín García, L ERA: 3.77	(8, 1)	1.0		4	0	0	0	1	0	0	1	0	0	0	9	13	0.00	0.000

PITCHER	IP	WLS	BF	H	R	ER	SO	BB	IBB	HBP	BLK	WP	HR	S	P	ERA	WHIP

BOTTOM

Miami Marlins @ St. Louis Cardinals

Busch Stadium, St. Louis, MO

Thu Jul 06 2017, 12:46 PM - 3:56 PM CDT

Att. 37,780 - Partly Cloudy - 85 F

livebaseballscorecards.com

AB	32
R	4
H	8
RBI	4
BB	4
SO	10
LOB	21

Miami Marlins @ San Francisco Giants

AT&T Park, San Francisco, CA

Fri Jul 07 2017, 7:16 PM - 9:55 PM PDT

Att. 41,510 - Clear - 72 F

TOP

livebaseballscorecards.com

Batter	1	2	3	4	5	6	7	8	9	AB	R	H	RBI	BB	SO	LOB
9 Dee Strange-Gordon, L (1, 4) OBP: 0.345, SLG: 0.364	B FF 90 C FF 91 F FF 91 X KC 81 1-2 27 HR 1B	X FF 90 0-0 21 1B 41 1B 1B		B KC 80 X FC 89 1-0 ① L7		F CH 85 X CH 85 0-1 2B		C SL 80 X SL 79 0-1 1B		5	2	4	0	0	0	0
27 Giancarlo Stanton, R (1, 9) OBP: 0.353, SLG: 0.554	D FF 90 1 SAFE C FF 92 X CH 80 1-1 1-H HR	C FF 91 F FF 92 X KC 78 0-2 ① L8		B FF 93 X FF 92 1-0 21 1B 2B		C SL 84 S SL 86 S SL 86 0-3 ② K		X FF 96 0-0 ③ F9		5	1	2	2	0	1	3
21 Christian Yelich, L (1, 8) OBP: 0.356, SLG: 0.397	F FF 92 X FF 92 0-1 ① F8	X FF 88 0-0 41 1B 1-2 1B		B FF 92 B KC 79 X FC 90 2-0 13 G6-4-3 2-3 1B		0-0 IBB			C FF 95 X CH 89 0-1 ① G3-1	4	0	2	0	1	0	0
13 Marcell Ozuna, R (1, 7) OBP: 0.370, SLG: 0.568	B FF 93 B CH 80 C FF 93 S KC 81 F KC 82 B FF 94 F FF 92 F KC 81 F FF 93 3-2 ② F FF 92 F FF 93 X CH 83 F8	F FF 91 X FF 92 0-1 ② F8		S SL 83 X SI 92 0-1 ②③ G6-4-3 1-2f		C SI 94 B FF 94 F FF 93 S SL 87 1-3 ③ K			F SL 82 B FC 96 S FC 94 F FC 96 T FC 96 1-2 ② K	5	0	0	0	0	2	6
41 Justin Bour, L (1, 3) OBP: 0.363, SLG: 0.546	F FF 92 F FF 92 X FF 92 0-2 11 1B 14 1B 39 1B 1B	B FF 90 F FF 93 B KC 81 F FC 88 D KC 81 X KC 80 3-2 14 FC6-4 1-3 2-H 1B			B SI 90 C CH 85 X SI 92 1-1 ① L7		S SL 78 C FF 96 B CH 83 S SL 76 1-3 ① K		B CH 88 C FF 95 C CH 90 X SL 84 1-2 ③ P4	5	1	2	1	0	1	0
14 Martín Prado, R (1, 5) OBP: 0.309, SLG: 0.402	C FF 91 C FF 92 B FF 90 X KC 80 1-2 11 1B 39 1B 1-2 1B	B FF 92 B FF 93 C FF 93 X CH 81 2-1 ③ FC6-4 1-2f			C SI 92 S SL 85 F SL 85 B SI 92 X SL 86 1-2 ② G3-1		C FF 95 B CH 84 C SL 76 F CH 82 X FF 96 1-2 ② G5-3			4	1	1	0	0	0	2
11 J.T. Realmuto, R (1, 2) OBP: 0.359, SLG: 0.464	D CH 81 C KC 81 X FF 92 1-1 39 1B 1-2 2-3 1B		F FF 93 B CH 83 X CH 84 1-1 39 G4-6-3 1B		C SI 93 S SL 84 B SL 85 X SL 86 1-2 HR		C FF 96 F FF 96 B FC 91 S CH 83 1-3 ③ K			4	1	3	1	0	1	0
39 JT Riddle, L (1, 6) OBP: 0.290, SLG: 0.375	C FC 89 X KC 81 0-1 1-3 2-H 3-H 1B		F FF 93 S FF 92 F CH 84 B FF 93 X FF 89 1-2 ①② G4-6-3 1-2f		B CH 87 S SI 93 F SI 93 X SL 86 1-2 ③ F7			C FF 93 B FC 90 F FF 95 F SL 78 B FF 96 F FF 96 X FC 91 2-2 58 B2-6-4 1B		4	0	2	2	0	0	1
58 Dan Straily, R (1, 1) OBP: 0.059, SLG: 0.030 22 Dustin McGowan, R (9, 1)	F FF 91 C FF 91 C KC 81 0-3 ③ K		B FF 92 X FF 90 1-0 ③ G1-6-3			B SI 91 S SI 90 F SI 92 C SL 84 1-3 ① K		C FF 94 L FF 94 B FF 95 1 SAFE X FF 95 1-2 ①② B2-6-4 1-2f		4 0	0 0	0 0	0 0	0 0	2 0	3 0
Inning Stats	R: 4 E: 0 K: 1 S: 29 H: 6 LOB: 2 BB: 0 P: 36	R: 1 E: 0 K: 0 S: 12 H: 3 LOB: 2 BB: 0 P: 17	R: 0 E: 0 K: 0 S: 7 H: 1 LOB: 0 BB: 0 P: 10	R: 0 E: 0 K: 0 S: 5 H: 2 LOB: 1 BB: 0 P: 9	R: 1 E: 0 K: 0 S: 12 H: 1 LOB: 0 BB: 0 P: 16	R: 0 E: 0 K: 3 S: 11 H: 1 LOB: 2 BB: 1 P: 13	R: 0 E: 0 K: 2 S: 10 H: 0 LOB: 0 BB: 0 P: 13	R: 0 E: 0 K: 0 S: 11 H: 2 LOB: 1 BB: 0 P: 14	R: 0 E: 0 K: 1 S: 9 H: 0 LOB: 0 BB: 0 P: 11	1B: 12 2B: 2 3B: 0 HR: 2 SF: 0 SAC: 0 DP: 3 HBP: 0						

	AB	40
	R	6
	H	16
	RBI	6
	BB	1
	SO	7
	LOB	15

	WP: 0	PA: 41
	PB: 0	
	SB: 0	
	CS: 0	

MIAMI

PITCHER		IP	WLS	BF	H	R	ER	SO	BB	IBB	HBP	BLK	WP	HR	S	P	ERA	WHIP
45 Matt Moore, L ERA: 6.04	(1, 1)	3.1	L	21	12	5	5	1	0	0	0	0	0	1	51	70	13.50	3.600
62 Cory Gearrin, R ERA: 2.13	(4, 1)	2.2		10	2	1	1	3	0	1	0	0	0	1	25	31	3.38	0.750
61 Josh Osich, L ERA: 4.33	(7, 1)	2.0		7	2	0	0	2	0	0	0	0	0	0	21	27	0.00	1.000
59 Kyle Crick, R ERA: 3.52	(9, 1)	1.0		3	0	0	0	1	0	0	0	0	0	0	9	11	0.00	0.000

PITCHER		IP	WLS	BF	H	R	ER	SO	BB	IBB	HBP	BLK	WP	HR	S	P	ERA	WHIP

Miami Marlins @ San Francisco Giants

AT&T Park, San Francisco, CA

Fri Jul 07 2017, 7:16 PM - 9:55 PM PDT

Att. 41,510 - Clear - 72 F

livebaseballscorecards.com

BOTTOM

Batter	1	2	3	4	5	6	7	8	9	AB	R	H	RBI	BB	SO	LOB
2 Denard Span, L (1, 8) OBP: 0.338, SLG: 0.449	C SL 83 C FF 92 F FF 91 F SL 84 F CH 83 F FF 88 F FF 91 F SL 86 B FF 92 1-2 F CH 84 X CH 84 G4-3 ①		X FF 90 0-0 P6 ③			B FF 89 B CH 83 C FF 90 X FF 89 2-1 P4 ③			B FF 89 B FF 89 F FF 88 B SL 83 C FF 91 F FF 91 X FF 90 3-2 HR	4	1	1	1	0	0	0
12 Joe Panik, L (1, 4) OBP: 0.340, SLG: 0.413	C FF 91 F FF 91 B CH 84 F FF 91 B SL 84 X CH 83 2-2 2B			C FF 87 X CU 75 0-1 F9 ①			C FF 89 X CH 82 0-1 G6-3 ①		B FF 94 X FF 94 1-0 9 WP 2B	4	0	2	0	0	0	0
8 Hunter Pence, R (1, 9) OBP: 0.301, SLG: 0.367	C FF 91 X SL 83 0-1 F8 ②			B FF 91 C FF 91 B SL 85 F SL 84 X SL 84 2-2 L9 ②			X FF 90 0-0 F8 ②		B SL 87 B SL 88 F FF 94 X SL 86 2-1 G6-3 ②	4	0	0	0	0	0	2
28 Buster Posey, R (1, 2) OBP: 0.409, SLG: 0.500	D FF 90 F CH 83 C SL 84 X SL 84 1-2 G4-3 ③			F FF 90 B FF 91 F SL 83 B FF 92 B CH 83 X FF 91 3-2 G4-3 ③			C FF 88 S CH 83 B CH 82 B SL 85 X FF 90 2-2 1B		B FF 96 B FF 95 B FF 95 B FF 95 4-0 9 WP BB	3	0	1	0	1	0	1
9 Brandon Belt, L (1, 3) OBP: 0.344, SLG: 0.460		X FF 88 0-0 1B ①			C FF 88 F FF 88 B FF 89 B SL 83 F FF 91 B CH 83 X FF 91 3-2 F9 ①		S CH 83 B SL 83 B CH 83 M CH 82 S SL 83 2-3 K ③		B CH 87 F FF 94 B CH 89 F FF 96 B SL 88 C 3-3 1-2 2-3 K ③	4	0	1	0	0	2	3
1 Jae-Gyun Hwang, R (1, 5) OBP: 0.259, SLG: 0.360		C FF 90 B SL 84 C FF 91 X FF 91 1-2 P3 ②			F FF 90 B CH 82 B CH 83 C SL 82 X FF 91 2-2 F9 ②			S SL 82 F FF 89 C SL 82 0-3 K ①		3	0	0	0	0	1	0
35 Brandon Crawford, L (1, 6) OBP: 0.260, SLG: 0.357		F FF 91 F SL 84 F SL 82 B SL 83 B FF 91 X CH 84 2-2 G3 ③			S CH 84 F FF 90 T SL 84 0-2 K ③			B CU 73 B CH 82 C FF 90 X CH 82 2-1 G6-3 ②		3	0	0	0	0	1	0
53 Austin Slater, R (1, 7) OBP: 0.343, SLG: 0.430 66 Gorkys Hernández, R (9, 7) OBP: 0.322, SLG: 0.298			C FF 89 B CU 73 X SL 82 1-1 F8 ①			F SL 82 B SL 83 S FF 89 F SL 84 X FF 90 1-2 F9 ①			S SL 81 X SL 83 0-1 G6-3 ③	3 0	0 0	0 0	0 0	0 0	0 0	0 0
45 Matt Moore, L (1, 1) OBP: 0.111, SLG: 0.077 62 Cory Gearrin, R (4, 1) 21 Conor Gillaspie, L (6, PH) OBP: 0.220, SLG: 0.173 61 Josh Osich, L (7, 1) 59 Kyle Crick, L (9, 1) 52 Miguel Gómez, S (9, PH)			C FF 88 F FF 90 B SL 85 X FF 90 1-2 G6-3 ②			B CU 72 B CH 83 C FF 89 X FF 90 2-1 P4 ②			X FF 88 0-0 L9 ①	1 0 1 0 0 0 1	0 0 0 0 0 0 0	0 0 0 0 0 0 0	0 0 0 0 0 0 0	0 0 0 0 0 0 0	0 0 0 0 0 0 0	0 0 0 0 0 0 0
Inning Stats	R: 0 E: 0 K: 0 S: 19 H: 1 LOB: 1 BB: 0 P: 23	R: 0 E: 0 K: 0 S: 8 H: 1 LOB: 0 BB: 0 P: 11	R: 0 E: 0 K: 0 S: 6 H: 0 LOB: 0 BB: 0 P: 8	R: 0 E: 0 K: 0 S: 8 H: 0 LOB: 0 BB: 0 P: 13	R: 0 E: 0 K: 1 S: 10 H: 0 LOB: 0 BB: 0 P: 15	R: 0 E: 0 K: 0 S: 8 H: 0 LOB: 0 BB: 0 P: 13	R: 0 E: 0 K: 1 S: 9 H: 1 LOB: 1 BB: 0 P: 13	R: 0 E: 0 K: 1 S: 7 H: 0 LOB: 0 BB: 0 P: 9	R: 1 E: 0 K: 1 S: 11 H: 2 LOB: 2 BB: 1 P: 24	1B: 2 2B: 2 3B: 0 HR: 1 SF: 0 SAC: 0 DP: 0 HBP: 0						

	AB	31
	R	1
	H	5
	RBI	1
	BB	1
	SO	4
	LOB	6

WP: 1 PA: 32
PB: 0
SB: 0
CS: 0

PITCHER		IP	WLS	BF	H	R	ER	SO	BB	IBB	HBP	BLK	WP	HR	S	P	ERA	WHIP
58 Dan Straily, R ERA: 3.31	(1, 1)	8.1	W	28	4	1	1	3	0	0	0	0	0	1	80	113	1.08	0.480
22 Dustin McGowan, R ERA: 2.93	(9, 1)	0.2		4	1	0	0	1	1	0	0	0	1	0	6	16	0.00	3.000

PITCHER	IP	WLS	BF	H	R	ER	SO	BB	IBB	HBP	BLK	WP	HR	S	P	ERA	WHIP

Miami Marlins @ San Francisco Giants

AT&T Park, San Francisco, CA

Sat Jul 08 2017, 7:09 PM - 10:09 PM PDT

Att. 41,480 - Partly Cloudy - 64 F

TOP

livebaseballscorecards.com

Batter	1	2	3	4	5	6	7	8	9	AB	R	H	RBI	BB	SO	LOB
9 Dee Strange-Gordon, L (1, 4) OBP: 0.346, SLG: 0.363	C C KC 78 B FF 95 F FS 85 X SL 90 1-2 27 G6-3 21 2B 1B		B FC 91 B KC 78 B FF 93 C SI 93 F SI 92 S SL 88 3-3 ① K		F FF 93 B KC 79 F FF 94 X FC 90 1-2 ① G4-3		B FC 92 B SL 84 B FF 92 B SI 92 4-0 21 L8 27 G6-3 BB		S FC 88 X FC 87 0-1 ② G4-3	4	1	1	0	1	1	1
27 Giancarlo Stanton, R (1, 9) OBP: 0.351, SLG: 0.551	C SI 94 S SI 95 X SL 88 0-2 ① G6-3 1-2		C FF 94 F FS 86 B FC 90 F SL 87 S SI 95 1-3 ② K		X SL 86 0-0 13 1B 2B		B SI 94 F SI 93 F SL 88 1 SAFE X SL 88 1-2 ① G6-3 1-2		D FC 87 B FC 88 C FF 91 B SL 84 C FC 86 S FC 87 3-3 ③ K 3-H	5	1	1	0	0	2	2
21 Christian Yelich, L (1, 8) OBP: 0.358, SLG: 0.401	C FF 94 B FF 94 B KC 82 F SL 88 D FC 90 X FF 96 2-2 13 1B 2-H 2B		B SI 94 F SI 93 B KC 79 F FC 92 F SL 89 B SL 87 X SL 89 3-2 1B		C KC 79 C KC 80 F SL 88 S FF 94 0-3 ② K		S KC 78 D KC 79 F SI 94 B KC 80 B SL 87 X FF 95 3-2 ② L8 2-3			4	1	2	1	0	1	2
13 Marcell Ozuna, R (1, 7) OBP: 0.372, SLG: 0.567	C SL 87 B SI 94 F SI 94 X SL 90 1-2 41 G3-1 2-H 1B		B SL 89 C FF 95 1 SAFE B SI 94 S SL 88 1 SAFE X SI 94 2-2 ③ P4		F FF 95 X FF 95 0-1 2-H 1B		B FF 95 X SL 87 1-0 ③ P3			4	0	2	2	0	0	2
41 Justin Bour, L (1, 3) OBP: 0.361, SLG: 0.553	S KC 82 X KC 80 0-1 ② G3-1 1-2			B SL 85 X SI 93 1-0 HR	C SL 88 F KC 80 B FF 95 X SL 87 1-2 ③ P3			C FC 86 B SI 91 B SL 80 X SI 92 2-1 ① G5-3		4	1	1	1	0	0	2
14 Martín Prado, R (1, 5) OBP: 0.299, SLG: 0.388	C FF 94 F FF 96 X SI 96 0-2 ③ G3			C FF 93 B KC 79 X SI 94 1-1 ① L9		B FC 92 X FF 94 1-0 ① G1-3		C FF 92 B CU 80 C FC 86 B FC 88 S FC 87 2-3 ② K		4	0	0	0	0	1	1
11 J.T. Realmuto, R (1, 2) OBP: 0.361, SLG: 0.468		B FF 93 X SL 88 1-0 ① G6-3		X FF 94 0-0 39 G4-3 1B		B SI 94 X KC 78 1-0 39 G3-1 2B		B FC 88 F FC 88 C FF 92 X FF 92 1-2 ③ G6-3		4	0	2	0	0	0	0
39 JT Riddle, L (1, 6) OBP: 0.289, SLG: 0.377		C FF 94 F SL 85 B FF 94 C SI 94 1-3 ② K		C FF 94 F KC 79 1 SAFE X SL 88 0-2 ② G4-3 1-2		B SI 93 X SL 88 1-0 ② G3-1 2-3			X FF 90 0-0 51 SH2-3 27 WP 2B	4	1	1	0	0	1	2
50 Chris O'Grady, R (1, 1) 71 Drew Steckenrider, R (6, 1) 66 Jarlín García, L (6, 1) 46 Kyle Barraclough, R (7, 1) 35 David Phelps, R (8, 1) 51 Ichiro Suzuki, L (9, PH) OBP: 0.263, SLG: 0.296 44 AJ Ramos, R (9, 1)		C FF 93 F FF 95 X SL 89 0-2 ③ G4-3		C SL 89 X FF 94 0-1 ③ G3		S SL 86 C SL 86 S SL 88 0-3 ③ K			X FF 91 0-0 ① SH2-3 2-3	3 0 0 0 0 0 0 0	0 0 0 0 0 0 0 0	0 0 0 0 0 0 0 0	0 0 0 0 0 0 0 0	1 0 0 0 0 0 0 0	2 0 0 0 0 0 0 0	
Inning Stats	R: 2 E: 0 K: 0 S: 19 H: 3 LOB: 1 BB: 0 P: 23	R: 0 E: 0 K: 1 S: 7 H: 0 LOB: 0 BB: 0 P: 9	R: 0 E: 0 K: 2 S: 14 H: 1 LOB: 1 BB: 0 P: 23	R: 1 E: 0 K: 0 S: 9 H: 2 LOB: 0 BB: 1 P: 11	R: 1 E: 0 K: 1 S: 13 H: 2 LOB: 1 BB: 0 P: 15	R: 0 E: 0 K: 1 S: 6 H: 1 LOB: 1 BB: 0 P: 9	R: 0 E: 0 K: 0 S: 7 H: 0 LOB: 1 BB: 1 P: 16	R: 0 E: 0 K: 1 S: 8 H: 0 LOB: 0 BB: 0 P: 13	R: 1 E: 0 K: 1 S: 7 H: 1 LOB: 0 BB: 0 P: 10	1B: 5 2B: 4 3B: 0 HR: 1 SF: 0 SAC: 1 DP: 0 HBP: 0						

	AB	36
	R	5
	H	10
	RBI	4
	BB	1
	SO	7
	LOB	14

WP: 1 PB: 0 SB: 0 CS: 0 PA: 38

PITCHER		IP	WLS	BF	H	R	ER	SO	BB	IBB	HBP	BLK	WP	HR	S	P	ERA	WHIP
29 Jeff Samardzija, R ERA: 4.58	(1, 1)	7.0	L	31	9	4	4	5	1	0	0	0	0	1	75	106	5.14	1.429
48 Steven Okert, L ERA: 6.38	(8, 1)	0.1		1	0	0	0	0	0	0	0	0	0	0	2	4	0.00	0.000
70 George Kontos, R ERA: 3.0	(8, 1)	1.2		6	1	1	1	2	0	0	0	0	1	0	13	19	5.40	0.600

PITCHER	IP	WLS	BF	H	R	ER	SO	BB	IBB	HBP	BLK	WP	HR	S	P	ERA	WHIP

BOTTOM

Batter	1	2	3	4	5	6	7	8	9	AB	R	H	RBI	BB	SO	LOB
2 Denard Span, L (1, 8) OBP: 0.336, SLG: 0.442	C FF 88 B FF 89 B FC 84 B FF 90 B FF 89 4-1 8 BB BB		C FF 86 B CH 78 X FF 87 1-1 ① F7		F FF 88 B FF 87 B CH 77 F FF 87 B FC 84 C FC 83 3-3 ② K		B FF 94 L FF 94 B SL 79 X FF 94 2-1 ① G3 1-2		C SL 80 C F CH 86 F B FF 93 S SL 81 1-3 ② K	4	0	0	0	1	2	3
12 Joe Panik, L (1, 4) OBP: 0.338, SLG: 0.409	C FF 88 X FC 85 0-1 ① L7		C FF 88 B CU 77 B CH 79 F FC 83 B FF 89 C FC 82 3-3 ② K		X CU 76 0-0 ③ F9		D SL 80 B SL 80 F FF 96 F FF 95 D SL 80 X CH 90 3-2 ② G6-3 2-3		B FF 92 X CH 86 1-0 1-3 3-H 1B	5	0	1	1	0	1	2
8 Hunter Pence, R (1, 9) OBP: 0.299, SLG: 0.361	B SI 89 D FC 84 B FC 84 B FF 89 4-0 1-2 BB		B CH 80 B FC 83 B FC 84 C FF 87 X CH 80 3-1 ③ G6-3			X FC 81 0-0 ① F8 C FF 95 X FF 94 0-1 ③ G2-3			C SL 82 F SL 82 F SL 82 S FF 94 0-3 ③ K	4	0	0	0	1	1	3
28 Buster Posey, R (1, 2) OBP: 0.407, SLG: 0.500	C FC 84 F CH 80 C FC 84 0-3 ② K			F CH 79 B FF 87 X FC 82 1-1 ① G6-3		C FF 86 B X FF 88 1-1 9 2B 2B		B KC 81 X FF 92 1-0 ① G6-3		4	1	1	0	0	1	2
9 Brandon Belt, L (1, 3) OBP: 0.346, SLG: 0.467	C B FF 89 S FF 85 D CU 78 F FC 84 X FC 84 2-2 ③ P3			X CU 75 0-0 35 1B 2B		B FF 87 F FC 82 X FF 87 1-1 35 WP 35 G4-3 2-H 2B		C FC 90 B FF 92 F FC 89 S FF 93 1-3 ② K		4	2	2	1	0	1	2
1 Jae-Gyun Hwang, R (1, 5) OBP: 0.290, SLG: 0.357		B FF 88 F FF 88 C FC 84 B FC 84 X FF 88 2-2 1B		X FC 82 0-0 ② P6		D CU 84 B FF 96 B FF 95 C FF 96 F FF 95 B FF 97 4-2 35 G4-3 35 WP BB		F KC 81 B FF 94 B FC 90 X FF 94 2-1 ③ G6-3		3	0	1	0	1	0	1
35 Brandon Crawford, L (1, 6) OBP: 0.264, SLG: 0.357		X FC 84 0-0 ① P3		B FC 83 F FC 84 X FF 89 1-1 2-H 1B		B SL 84 B SL 86 F FF 93 C FF 94 B SL 87 X SL 84 3-2 ② G4-3 1-3 2-H			C SL 81 B FF 94 S CH 85 B SL 82 B CH 85 B SL 80 4-2 21 1B 12 1B BB	3	1	1	2	1	0	2
66 Gorkys Hernández, R (1, 7) OBP: 0.316, SLG: 0.292 52 Miguel Gómez, S (9, PH)		B FF 88 C FC 83 1 SAFE B FF 88 F FC 84 B FC 84 X FC 82 3-2 ② L8		1 SAFE F FF 87 B FF 88 1 SAFE C CU 75 T FC 83 1-2 ③ K		B SL 83 X FF 94 1-0 ③ P5			C SL 78 S SL 81 S SL 81 0-3 ① K	3 1	0 0	0 0	0 0	0 0	1 1	3 1
29 Jeff Samardzija, R (1, 1) OBP: 0.079, SLG: 0.184 37 Kelby Tomlinson, R (7, PH) OBP: 0.317, SLG: 0.270 48 Steven Okert, L (8, 1) 70 George Kontos, R (8, 1) 21 Conor Gillaspie, L (9, PH) OBP: 0.233, SLG: 0.189 51 Mac Williamson, R (9, PR) OBP: 0.235, SLG: 0.258		C FF 88 X CH 78 0-1 ③ F7			B FC 83 F FC 82 B FF 87 B FF 86 F FF 86 F FC 82 X FC 82 3-2 ① G6-3		C FF 94 B SL 81 B SL 80 B FF 94 B FF 95 4-1 12 G6-3 2 G3 BB		B SL 81 S CH 85 B FF 94 S SL 80 X SL 81 2-2 12 1B 1-3 1B	2 0 0 0 1 0	0 0 0 0 0 0	0 0 0 0 1 0	0 0 0 0 0 0	0 1 0 0 0 0	0 0 0 0 0 0	1 0 0 0 0 0
Inning Stats	R: 0 E: 0 K: 1 S: 10 H: 0 LOB: 2 BB: 2 P: 20	R: 0 E: 0 K: 0 S: 9 H: 1 LOB: 1 BB: 0 P: 14	R: 0 E: 0 K: 1 S: 7 H: 0 LOB: 0 BB: 0 P: 14	R: 1 E: 0 K: 1 S: 9 H: 2 LOB: 1 BB: 0 P: 12	R: 0 E: 0 K: 1 S: 8 H: 0 LOB: 0 BB: 0 P: 14	R: 2 E: 0 K: 0 S: 11 H: 2 LOB: 1 BB: 1 P: 21	R: 0 E: 0 K: 0 S: 8 H: 0 LOB: 1 BB: 1 P: 17	R: 0 E: 0 K: 1 S: 6 H: 0 LOB: 0 BB: 0 P: 10	R: 1 E: 0 K: 3 S: 18 H: 2 LOB: 2 BB: 1 P: 26	1B: 4 2B: 3 3B: 0 HR: 0 SF: 0 SAC: 0 DP: 0 HBP: 0						

PITCHER		IP	WLS	BF	H	R	ER	SO	BB	IBB	HBP	BLK	WP	HR	S	P	ERA	WHIP
50 Chris O'Grady, L ERA: 5.06	(1, 1)	5.1	W	23	5	3	3	4	2	0	0	0	0	0	48	81	5.06	1.312
71 Drew Steckenrider, R ERA: 3.86	(6, 1)	0.0		1	0	0	0	0	1	0	0	0	0	0	2	6	∞	∞
66 Jarlín García, L ERA: 3.68	(6, 1)	0.2	H	2	0	0	0	0	0	0	0	0	1	0	4	8	0.00	0.000
46 Kyle Barraclough, R ERA: 2.9	(7, 1)	1.0	H	4	0	0	0	0	1	0	0	0	0	0	8	17	0.00	1.000
35 David Phelps, R ERA: 3.56	(8, 1)	1.0	H	3	0	0	0	1	0	0	0	0	0	0	6	10	0.00	0.000

PITCHER		IP	WLS	BF	H	R	ER	SO	BB	IBB	HBP	BLK	WP	HR	S	P	ERA	WHIP
44 AJ Ramos, R ERA: 3.34	(9, 1)	1.0	S	6	2	1	1	3	1	0	0	0	0	0	18	26	9.00	3.000

Miami Marlins @ San Francisco Giants

AT&T Park, San Francisco, CA

Sat Jul 08 2017, 7:09 PM - 10:09 PM PDT

Att. 41,480 - Partly Cloudy - 64 F

livebaseballscorecards.com

AB	34
R	4
H	7
RBI	4
BB	5
SO	8
LOB	20

PA: 39

WP: 1
PB: 0
SB: 0
CS: 0

Batter	1	2	3	4	5	6	7	8	9	10	11	AB	R	H	RBI	BB	SO	LOB
9 Dee Strange-Gordon, L (1, 4) OBP: 0.342, SLG: 0.358	C FF 89 B CH 80 B FF 89 X SL 84 2-1 L6 ①		B FF 88 F FF 88 B CH 78 X CH 76 2-1 L9 ①	B SI 90 F SI 88 L CH 79 X SL 83 1-2 P6 ③		F FF 89 X FF 89 0-1 G6-3 ③		C FF 95 F SL 76 X SL 82 0-2 21 G6-3 27 S 1B	X FF 96 0-0 FC4-6 ③ 1-2f		B SL 82 X FF 90 1-0 G4-3 ②	7	0	1	0	0	0	2
27 Giancarlo Stanton, R (1, 9) OBP: 0.360, SLG: 0.572	B FF 90 B FF 90 B CH 80 C SI 89 B SI 90 4-1 BB		F CH 81 H SI 90 1-1 21 E HBP		C SL 81 X SL 82 0-1 HR		B FF 88 B CH 77 B SI 87 B FF 88 4-0 21 2B 41 1B BB	1 SAFE F FF 96 1 SAFE B SL 76 X SL 77 1-1 P3 ① 1-2		B FF 95 F SI 95 C FF 96 X FC 90 1-2 13 G1-3 1B	B SI 92 B SL 84 B FC 87 C FF 90 X FC 86 3-1 HR	4	4	3	2	2	0	1
21 Christian Yelich, L (1, 8) OBP: 0.359, SLG: 0.406	B FF 90 B CH 81 C SL 83 F SL 85 S SL 84 2-3 K ②		F CH 80 D CH 81 1 SAFE X SL 81 1-1 E3 13 2B 1-H 2B		C SL 82 F FF 89 B SL 82 F FC 90 B CH 82 B SL 85 B SL 85 4-2 BB		C FF 87 B FF 90 F FF 90 X FF 90 1-2 41 1B 1-3 2B	C SL 77 C SL 77 F SL 76 B SL 76 F FF 94 F SL 78 X FF 96 1-2 G6-3 ② 2-3		C SI 95 B FC 88 X FC 88 1-1 F9 ① 1-2	C CH 85 B SL 83 S FC 87 S SL 83 1-3 K ③	6	2	2	1	1	2	3
13 Marcell Ozuna, R (1, 7) OBP: 0.374, SLG: 0.566	B CH 82 X SI 91 1-0 L8 ③		B SL 84 S SL 81 B FF 91 X FF 90 2-1 41 L8 3-H 2B		X FF 91 0-0 P2 ①		B FC 89 D CH 81 F SL 82 S CH 80 B SL 80 F CH 81 B CH 80 4-2 14 G5-3 41 1B 11 1B BB	S CU 74 B FF 89 B FF 89 D CU 73 F FF 90 F CU 74 F CU 74 F CU 75 F CU 75 4-2 D CU 76 41 WP BB		1 SAFE B FF 95 B FC 90 C FC 88 X SI 96 2-1 G1-3 ② 1-2		4	1	1	1	2	0	3
41 Justin Bour, L (1, 3) OBP: 0.367, SLG: 0.556		C SL 84 B FF 90 S FF 89 F FF 90 X SL 84 1-2 2B	F FF 90 X CH 80 0-1 L8 ② 2-3		C SL 82 X FF 88 0-1 P5 ②		F FF 91 X SI 92 0-1 11 1B 14 G5-3 39 SF9 1-2 2-H 3-H 1B	B FF 90 B CH 83 2-0 1-2 IBB		0-0 IBB		4	1	2	2	2	0	2
14 Martín Prado, R (1, 5) OBP: 0.293, SLG: 0.373		B FF 90 F FF 90 B CH 81 F FF 91 B CH 81 C SL 84 3-3 K ①	B CH 81 C FF 90 B FF 90 B SL 82 B SL 84 4-1 BB		1 SAFE 1 SAFE B FF 87 B FF 89 B SL 82 C FF 88 X FF 90 3-1 P6 ③		C FF 95 X FF 96 0-1 G5-3 ① 1-2 2-3	C FF 88 B CU 74 C FF 89 F FF 90 F FF 89 F CU 76 B CU 75 X FF 90 2-2 F8 ③		B SI 97 F FC 90 X SI 97 1-1 G6-3 ③		5	0	0	0	1	1	9
11 J.T. Realmuto, R (1, 2) OBP: 0.357, SLG: 0.461		X FF 91 0-0 L6 ② B SL 83 B SL 84 X SL 84 2-0 G5-3 ③				X CH 77 0-0 G5-3 ① C FF 95 X SL 85 0-1 39 SF9 39 S 2-3 3-H 1B		B SI 95 X SI 94 1-0 G3 ①		B FC 88 C FC 87 C SL 84 F FC 88 X SI 91 1-2 E6 39 F9 17 HR	6	1	1	1	0	0	3
39 JT Riddle, L (1, 6) OBP: 0.290, SLG: 0.375		0-0 IBB		B SL 81 F FF 88 B FF 90 F SL 84 B FF 90 X SL 83 3-2 G6-3 ①		C CH 76 S CH 79 X CH 78 0-2 1B	S FF 95 B FF 96 F FF 95 B FF 96 X FF 95 2-2 SF9 ② 1-3 3-H		B FC 90 F FF 95 B FC 89 B SI 95 X FF 97 3-1 G4-3 ②		B FC 87 B FC 87 X FC 86 2-0 F9 ① 2-3	4	0	1	1	1	0	1
62 José Ureña, R 51 Ichiro Suzuki, L 66 Jarlín García, L 22 Dustin McGowan, R 28 Tyler Moore, R 35 David Phelps, R 46 Kyle Barraclough, R 25 Junichi Tazawa, R 32 Derek Dietrich, L 64 Nick Wittgren, R 17 A.J. Ellis, R 44 AJ Ramos, R		C SL 83 X SL 83 0-1 B2-3 ③		X FF 88 0-0 F8 ②		C SI 87 F CH 81 B SL 83 X SL 82 1-2 L7 ②	C SL 84 F FF 95 B FF 95 B FF 95 S SL 84 2-3 K ③		B FC 90 B CH 89 X FF 95 2-0 9 FC4-6 1B		C FC 87 S FC 87 X FC 87 0-2 HR 3-H	2 0 0 0 0 0 2 1 0 0 0 0 0 1 0 0 0 0 0 0 0 0 0 0 0 0 0 0 1 0 0 0 0 1 1 0 0 0 0 0 0 0 0 0 0 0 0 0 0 0 0 0 0 0 0 0 1 0 1 0 0 0 0 0 0 0 0 0 0 0 1 1 1 2 0 0 0 0 0 0 0 0 0 0						
Inning Stats	R: 0 E: 0 K: 1 S: 7 H: 0 LOB: 1 BB: 1 P: 16	R: 0 E: 0 K: 1 S: 10 H: 1 LOB: 2 BB: 1 P: 14	R: 2 E: 1 K: 0 S: 11 H: 2 LOB: 2 BB: 1 P: 23	R: 0 E: 0 K: 0 S: 7 H: 0 LOB: 0 BB: 0 P: 11	R: 1 E: 0 K: 0 S: 10 H: 1 LOB: 1 BB: 1 P: 17	R: 0 E: 0 K: 0 S: 9 H: 1 LOB: 1 BB: 0 P: 10	R: 4 E: 0 K: 1 S: 18 H: 3 LOB: 1 BB: 2 P: 31	R: 0 E: 0 K: 0 S: 23 H: 1 LOB: 3 BB: 2 P: 33	R: 0 E: 0 K: 0 S: 5 H: 1 LOB: 1 BB: 0 P: 11	R: 0 E: 0 K: 0 S: 9 H: 1 LOB: 2 BB: 1 P: 14	R: 3 E: 1 K: 1 S: 14 H: 2 LOB: 0 BB: 0 P: 22	1B: 6 2B: 4 3B: 0 HR: 3 SF: 1 SAC: 0 DP: 0 HBP: 1						

PITCHER		IP	WLS	BF	H	R	ER	SO	BB	IBB	HBP	BLK	WP	HR	P	ERA	WHIP
47 Johnny Cueto, R ERA: 4.51	(1, 1)	6.0		31	6	6	6	2	5	1	1	0	0	1	106	9.00	1.833
48 Steven Okert, L ERA: 6.87	(7, 1)	0.0		1	1	0	0	0	0	0	0	0	0	0	2	∞	∞
60 Hunter Strickland, R ERA: 2.01	(7, 1)	1.0		4	1	1	1	1	0	0	0	0	0	0	14	9.00	1.000
61 Josh Osich, L ERA: 4.23	(8, 1)	0.2		3	1	0	0	0	0	0	0	0	0	0	13	0.00	1.500
18 Matt Cain, R ERA: 5.56	(8, 1)	0.1		3	0	0	0	0	1	1	0	0	1	0	20	0.00	3.000

PITCHER		IP	WLS	BF	H	R	ER	SO	BB	IBB	HBP	BLK	WP	HR	S	P	ERA	WHIP
49 Sam Dyson, R ERA: 7.45	(9, 1)	2.0		9	2	0	0	0	0	1	0	0	0	0	14	25	0.00	1.000
70 George Kontos, R ERA: 3.14	(11, 1)	1.0	L	6	2	3	1	1	0	0	0	0	0	2	14	22	9.00	2.000

TOP

Miami Marlins @ San Francisco Giants

AT&T Park, San Francisco, CA

Sun Jul 09 2017, 1:08 PM - 5:17 PM PDT

Att. 41,516 - Sunny - 64 F

livebaseballscorecards.com

AB	46
R	10
H	13
RBI	10
BB	9
SO	4
LOB	28

MIAMI

WP: 1 PA: 57
PB: 0
SB: 2
CS: 0

Miami Marlins @ San Francisco Giants

AT&T Park, San Francisco, CA

Sun Jul 09 2017, 1:08 PM - 5:17 PM PDT

Att. 41,516 - Sunny - 64 F

livebaseballscorecards.com

Batter	1	2	3	4	5	6	7	8	9	10	11	AB	R	H	RBI	BB	SO	LOB
2 Denard Span, L (1, 8) OBP: 0.336, SLG: 0.444	B FF 97 C FF 96 B SL 86 X FF 96 2-1 F7 ①		C FF 96 X SL 84 0-1 F8 ①		B FF 95 X FF 94 1-0 1B		C KC 81 B FC 90 X SI 93 1-1 1-H 2B	F FF 92 B FF 91 X FO 85 1-1 F9 ③			B FF 91 B CH 86 X FF 90 2-0 F7 ②	6	0	2	1	0	0	2
12 Joe Panik, L (1, 4) OBP: 0.335, SLG: 0.403	B FF 97 B FF 96 F FF 96 B FF 97 X FF 96 3-1 F7 ②		C SI 94 X FF 97 0-1 P6 ②		B CH 87 B FF 95 X FF 93 2-0 P6 ③		C KC 80 B FF 94 F KC 80 B FC 90 F SI 94 B FC 92 F KC 82 C SI 93 3-3 K ③		C FF 93 B CH 88 F FF 93 F FF 93 B CH 87 S FF 94 2-3 K ①		B FF 93 B FF 92 C FF 91 B SL 81 B FF 91 4-1 BB	5	0	0	0	1	2	2
8 Hunter Pence, R (1, 9) OBP: 0.300, SLG: 0.360	X FF 97 0-0 G4-3 ③		C SL 84 B SL 82 S SL 84 B SL 86 S CH 90 2-3 K ③			S CH 87 X FF 93 0-1 35 FC4-6 1B		C FF 92 B SL 78 B SL 79 S SL 80 B SL 80 X SL 80 3-2 9 35 1B 1B	F SL 85 B FF 95 C FF 93 B SL 83 B FF 95 X FF 94 3-2 F9 ②		C CH 85 X SL 81 0-1 L9 ③	6	1	2	0	0	1	1
9 Brandon Belt, L (1, 3) OBP: 0.349, SLG: 0.470		B FF 97 B FF 96 F CH 93 B CH 86 F FF 94 X SL 88 3-2 35 HR 2B		C SL 84 B FF 96 B FF 97 F SL 86 B FF 97 B SL 88 4-2 1 G5-4-3 BB		B SL 85 1 SAFE B FF 93 X SL 85 2-0 P6 ①		X FF 94 0-0 28 WP 35 1B 5 1B 1-2 1B	B CH 87 B FF 93 C FF 94 S CH 88 S FF 93 2-3 K ③			4	2	2	0	1	1	1
35 Brandon Crawford, L (1, 6) OBP: 0.266, SLG: 0.369		S SL 81 B FF 95 B FF 94 D SL 86 X FF 95 3-1 2-H HR		C CH 88 B CH 90 B FF 94 B CH 89 F SL 88 1 SAFE F SL 88 X SL 89 3-2 F8 ①		S SL 85 D SL 85 X SL 84 1-1 1-2f FC4-6 ②		B SL 79 S CH 89 B SL 80 X FF 95 2-1 5 1B 28 WP 52 1B 1-2 2-H 1B		B SL 82 B CH 86 C FF 92 C FF 93 F CH 86 S FF 93 2-3 K ①		5	2	2	3	0	1	2
1 Jae-Gyun Hwang, R (1, 5) OBP: 0.265, SLG: 0.323 61 Josh Osich, L (8, 1) 18 Matt Cain, R (8, 1) OBP: 0.167, SLG: 0.250 28 Buster Posey, R (8, PH) OBP: 0.406, SLG: 0.498 51 Mac Williamson, R (9, 7) OBP: 0.229, SLG: 0.250		B FF 97 F FF 96 X SL 85 1-1 P2 ①		F FF 97 X SL 83 0-1 G5-4-3 ② ③ 1-2f		B SI 91 D SL 86 X FF 91 2-0 F8 ③		B FF 94 B SL 78 B SL 79 X FF 94 3-0 G5-3 ① 1-2 2-3		C FF 93 B FF 92 C FF 92 S SL 84 1-3 K ②		3	0	0	0	0	0	2
5 Nick Hundley, R (1, 2) OBP: 0.286, SLG: 0.443		X FF 97 0-0 1B		C FF 96 B CH 88 B FF 97 F SL 86 F SL 85 X CH 88 2-2 HR			C KC 81 S FF 94 S FF 94 0-3 K ①	D FF 94 X SL 78 1-0 52 1B 2-3 3-H 1B		B FF 93 F FF 93 S CH 86 F FF 94 X FF 93 1-2 F8 ③		0	0	0	0	0	0	0
66 Gorkys Hernández, R (1, 7) OBP: 0.311, SLG: 0.287 52 Miguel Gómez, S (8, PH) OBP: 0.333, SLG: 0.333 49 Sam Dyson, R (9, 1) 70 George Kontos, R (11, 1) 37 Kelby Tomlinson, R (11, PH) OBP: 0.325, SLG: 0.307		C SL 84 F FF 96 B SL 85 S SL 84 1-3 K ②		S SL 85 C FF 95 B SL 84 F SL 84 B SL 85 S FF 96 2-3 K ①			C FF 94 B KC 80 X FF 94 1-1 G6-3 ②	B SL 79 S SL 80 S SL 79 D SL 80 X SL 79 2-2 1-3 3-H 1B			C FF 91 B SL 80 X FF 91 1-1 21 G4-3 3B	3	0	0	0	0	2	1
47 Johnny Cueto, R (1, 1) OBP: 0.086, SLG: 0.061 48 Steven Okert, L (7, 1) 21 Conor Gillaspie, L (7, 5) OBP: 0.238, SLG: 0.196 60 Hunter Strickland, R (7, 1)		F FF 96 D FF 96 X FF 96 1-1 G4-3 ③		X FF 97 0-0 L9 ②			B KC 82 C FC 89 B FC 90 C KC 81 B FF 94 F FF 94 X FC 90 3-2 2 2B 1B	D FO 84 B FF 90 S FO 84 S FO 85 X FF 92 2-2 P5 ②			B FF 92 S SL 80 X CH 86 1-1 G4-3 ① 3-H	2	0	0	0	0	0	1
Inning Stats	R: 0 E: 0 K: 0 S: 5 H: 0 LOB: 0 BB: 0 P: 10	R: 2 E: 0 K: 1 S: 13 H: 3 LOB: 1 BB: 0 P: 22	R: 0 E: 0 K: 1 S: 7 H: 0 LOB: 0 BB: 0 P: 9	R: 0 E: 0 K: 0 S: 8 H: 0 LOB: 0 BB: 1 P: 15	R: 1 E: 0 K: 1 S: 11 H: 2 LOB: 1 BB: 0 P: 18	R: 0 E: 0 K: 0 S: 6 H: 1 LOB: 1 BB: 0 P: 11	R: 1 E: 0 K: 2 S: 16 H: 2 LOB: 1 BB: 0 P: 24	R: 3 E: 0 K: 0 S: 16 H: 5 LOB: 2 BB: 0 P: 30	R: 0 E: 0 K: 2 S: 10 H: 0 LOB: 0 BB: 0 P: 17	R: 0 E: 0 K: 2 S: 11 H: 0 LOB: 0 BB: 0 P: 15	R: 1 E: 0 K: 0 S: 8 H: 1 LOB: 1 BB: 1 P: 16	1B: 9 2B: 2 3B: 1 HR: 2	SF: 0 SAC: 0 DP: 1 HBP: 0		WP: 1 PB: 0 SB: 0 CS: 0	PA: 48		

BOTTOM

AB	46
R	8
H	14
RBI	8
BB	2
SO	9
LOB	16

PITCHER		IP	WLS	BF	H	R	ER	SO	BB	IBB	HBP	BLK	WP	HR	S	P	ERA	WHIP
62 José Ureña, R ERA: 3.54	(1, 1)	5.0		20	5	3	3	3	1	0	0	0	0	2	44	74	5.40	1.200
66 Jarlín García, L ERA: 3.6	(6, 1)	0.2		3	1	0	0	0	0	0	0	0	0	0	5	8	0.00	1.500
22 Dustin McGowan, R ERA: 2.91	(6, 1)	0.1		1	0	0	0	0	0	0	0	0	0	0	1	3	0.00	0.000
35 David Phelps, R ERA: 3.68	(7, 1)	1.0		5	2	1	1	2	0	0	0	0	0	0	16	24	9.00	2.000
46 Kyle Barraclough, R ERA: 3.54	(8, 1)	0.1	B	6	5	3	3	0	0	0	0	0	1	0	11	22	81.00	15.000

PITCHER		IP	WLS	BF	H	R	ER	SO	BB	IBB	HBP	BLK	WP	HR	S	P	ERA	WHIP
25 Junichi Tazawa, R ERA: 5.87	(8, 1)	0.2		2	0	0	0	0	0	0	0	0	0	0	5	8	0.00	0.000
64 Nick Wittgren, R ERA: 3.62	(9, 1)	2.0	W	6	0	0	0	4	0	0	0	0	0	0	21	32	0.00	0.000
44 AJ Ramos, R ERA: 3.51	(11, 1)	1.0	S	5	1	1	1	0	1	0	0	0	0	0	8	16	9.00	2.000

Los Angeles Dodgers @ Miami Marlins

Marlins Park, Miami, FL

Fri Jul 14 2017, 7:12 PM - 10:11 PM EDT

Att. 21,858 - Roof Closed - 76 F

TOP

livebaseballscorecards.com

Batter	1	2	3	4	5	6	7	8	9	AB	R	H	RBI	BB	SO	LOB
3 Chris Taylor, R (1, 7) OBP: 0.370, SLG: 0.482	B FF 89 C FF 90 X FF 90 1-1 10 1B 1B	S SL 84 S SL 85 B FF 93 X SL 86 1-2 ③ 1-H 3-H 1B			C FF 90 F FF 89 B CH 82 B SL 85 B FF 90 X SL 83 3-2 ② L5			B FF 92 B FF 93 F FF 94 B FF 95 B FF 94 4-1 5 G6-3 BB		3	0	2	0	1	0	0
5 Corey Seager, L (1, 6) OBP: 0.394, SLG: 0.508	B FF 90 1 SAFE F SL 83 1 SAFE X FF 90 1-1 ① L8	C FF 90 X CH 84 0-1 ① G1-3	B SL 82 B FF 89 S CH 83 C FF 90 F FF 90 F SL 85 F FF 90 F FF 90 X SL 83 2-2 HR			B FC 90 1 SAFE B FC 91 S SI 94 B FC 92 F SI 94 1 SAFE F SI 95 X FC 93 3-2 ①② G6-3 1-2f		4	1	1	1	0	0	2
10 Justin Turner, R (1, 5) OBP: 0.469, SLG: 0.578	C FF 90 C FF 89 F SL 84 D SL 85 F SL 84 1 SAFE B FF 91 X SL 84 2-2 1-3 1B	C FF 90 X FF 91 0-1 ② F8	C SL 82 X FF 90 0-1 ③ F8			X FF 96 0-0 ③ G5-3		4	0	1	0	0	0	0
35 Cody Bellinger, L (1, 3) OBP: 0.341, SLG: 0.613	C SL 83 B FF 89 B SL 84 F CH 83 X SL 84 2-2 ② P6	C FF 91 B SL 85 B FF 90 B FF 90 X CH 82 3-1 11 CS 1B				B CU 77 B FF 92 F FF 93 F FF 93 S FO 88 2-3 ① K		B SL 80 B FF 94 X SL 79 2-0 ① G3-1		4	0	1	0	0	1	2
11 Logan Forsythe, R (1, 4) OBP: 0.362, SLG: 0.337	C SL 83 X FF 91 0-1 ③ L8	C FF 89 B CH 81 D SL 84 1 SAFE 1 SAFE S SL 83 1 SAFE F FF 90 1 SAFE 2-2 ③ CS 1-2	B FF 88 F FF 88 B FF 89 X SL 81 2-1 ① F8			X FF 93 0-0 ② G1-3		C SL 82 B CH 86 C SL 80 B SL 82 C SL 81 2-3 ② K		4	0	0	0	0	1	2
31 Joc Pederson, L (1, 8) OBP: 0.363, SLG: 0.472		C FF 88 X CH 83 0-1 9 1B 3 CS 2B	B FF 90 X FF 89 1-0 ② F9			X FF 94 0-0 ③ L6		B SI 93 F SL 81 S CH 88 B CH 86 X SL 82 2-2 66 WP 9 WP 66 HR 1B		4	2	2	0	0	0	0
9 Yasmani Grandal, S (1, 2) OBP: 0.322, SLG: 0.467 21 Trayce Thompson, R (9, PR) OBP: 0.229, SLG: 0.323 15 Austin Barnes, R (9, 2) OBP: 0.397, SLG: 0.538		B SL 83 F FF 91 F SL 85 X SL 83 1-2 3 CS 3 1B 2-3 1B	B FF 89 F CH 83 X FF 89 1-1 ③ P5				B SL 79 F FF 95 C SL 79 T CH 91 1-2 ① K	B FF 93 B CH 86 C CH 85 F FF 93 B FF 93 F SL 82 B FF 88 4-2 66 WP 66 HR 1-2 BB		3 0 0	0 1 0	1 0 0	0 0 0	1 0 0	1 0 0	0 0 0
66 Yasiel Puig, R (1, 9) OBP: 0.326, SLG: 0.474		B FF 91 C FF 90 B SL 84 1 SAFE X SL 85 2-1 ① L5			X CU 71 0-0 HR		C SL 78 B FF 94 X FF 95 1-1 ② G4-3		F FF 93 S SL 81 B SL 82 X FF 94 1-2 1-H 2-H HR	4	2	2	4	0	0	2
38 Brandon McCarthy, R (1, 1) OBP: 0.160, SLG: 0.045 68 Ross Stripling, R (5, 1) 14 Enrique Hernández, R (7, PH) OBP: 0.307, SLG: 0.449 17 Brandon Morrow, R (7, 1) 46 Josh Fields, R (8, 1) 26 Chase Utley, L (9, PH) OBP: 0.325, SLG: 0.388 74 Kenley Jansen, S (9, 1) OBP: 0.500, SLG: 0.750		C SL 84 M SL 84 L SL 84 0-3 ② K			C FF 86 B FF 89 F FF 88 B SL 80 B SL 81 X FF 88 3-2 ① L5		S SL 79 C FF 94 B SL 79 B SL 80 S SL 79 2-3 ③ K		B FF 91 B SL 80 B SI 92 C FF 91 X SL 80 3-1 ③ F9	2 0 1 0 0 0 1	0 0 0 0 0 0 0	0 0 0 0 0 0 0	0 0 0 0 0 0 0	0 0 0 0 0 0 0	1 0 0 0 0 0 1	2 0 0 0 0 0 0

Inning Stats	1	2	3	4	5	6	7	8	9
	R: 0 E: 0 K: 0 S: 14	R: 1 E: 0 K: 1 S: 13	R: 0 E: 0 K: 0 S: 9	R: 0 E: 0 K: 0 S: 5	R: 2 E: 0 K: 0 S: 16	R: 0 E: 0 K: 1 S: 5	R: 0 E: 0 K: 2 S: 8	R: 0 E: 0 K: 0 S: 6	R: 3 E: 0 K: 1 S: 15
	H: 2 LOB: 2 BB: 0 P: 20	H: 3 LOB: 2 BB: 0 P: 17	H: 1 LOB: 0 BB: 0 P: 14	H: 0 LOB: 0 BB: 0 P: 9	H: 2 LOB: 0 BB: 0 P: 24	H: 0 LOB: 0 BB: 0 P: 7	H: 0 LOB: 0 BB: 0 P: 12	H: 0 LOB: 0 BB: 1 P: 13	H: 2 LOB: 1 BB: 1 P: 29

1B: 6	SF: 0
2B: 1	SAC: 0
3B: 0	DP: 1
HR: 3	HBP: 0

WP: 2	PA: 37
PB: 0	
SB: 0	
CS: 3	

	AB	34
	R	6
	H	10
	RBI	5
	BB	2
	SO	5
	LOB	11

PITCHER		IP	WLS	BF	H	R	ER	SO	BB	IBB	HBP	BLK	WP	HR	S	P	ERA	WHIP
58 Dan Straily, R ERA: 3.32	(1, 1)	5.0		21	8	3	2	1	0	0	0	0	0	2	57	84	3.60	1.600
25 Junichi Tazawa, R ERA: 5.63	(6, 1)	1.0	H	3	0	0	0	1	0	0	0	0	0	0	5	7	0.00	0.000
46 Kyle Barraclough, R ERA: 3.46	(7, 1)	1.0	H	3	0	0	0	2	0	0	0	0	0	0	8	12	0.00	0.000
35 David Phelps, R ERA: 3.6	(8, 1)	1.0	H	3	0	0	0	0	1	0	0	0	0	0	6	13	0.00	1.000
44 AJ Ramos, R ERA: 4.19	(9, 1)	1.0	L	6	2	3	3	1	1	0	0	0	2	1	15	29	27.00	3.000

PITCHER		IP	WLS	BF	H	R	ER	SO	BB	IBB	HBP	BLK	WP	HR	S	P	ERA	WHIP

Batter	1	2	3	4	5	6	7	8	9	AB	R	H	RBI	BB	SO	LOB
9 Dee Strange-Gordon, L (1, 4) OBP: 0.338, SLG: 0.353	B CH 89 B FF 93 C CU 80 B FC 92 X SI 92 3-1 ① F7		B FC 89 C SI 92 B FC 92 B FF 92 F SI 94 X FF 93 3-2 ① G3		X SI 93 0-0 ① FC2-6 27 2B 1-2f	B SL 90 F FF 94 X FF 94 1-1 ③ G5-3			B FC 93 B FC 92 F FC 91 F FC 91 X FC 93 2-2 ③ G4-3	5	1	0	0	0	0	2
27 Giancarlo Stanton, R (1, 9) OBP: 0.362, SLG: 0.573	B SI 94 F SI 93 F FC 92 B FF 94 X CU 82 2-2 ② L7		B SI 94 B SI 93 B SI 93 C CU 81 B FC 92 4-1 21 G3-6-3 BB		X SI 93 0-0 21 PB 41 2B 1-H 2B		B SL 89 B FF 97 X FF 96 2-0 ① P3			3	1	1	1	1	0	0
21 Christian Yelich, L (1, 8) OBP: 0.358, SLG: 0.404	C CU 81 B CU 80 X FC 92 1-1 13 1B 1B		B FC 94 C CU 81 C FF 94 X SI 96 1-2 ②③ G3-6-3 1-2f		C FF 93 B FF 93 S CU 80 S FF 95 1-3 ② K 2-3		F FC 92 B FF 96 B FF 97 S FF 98 B FC 90 F FF 98 S FC 93 3-3 ② K			4	0	1	0	0	2	2
13 Marcell Ozuna, R (1, 7) OBP: 0.375, SLG: 0.564	B SI 94 X FC 92 1-0 1-2 1B			F SI 94 F FF 93 X CU 80 0-2 ① G5-3	F CU 80 D CU 80 B SI 94 B SI 95 B SI 94 4-1 41 2B BB		S FF 97 S FC 91 S FC 91 0-3 ③ K			3	1	1	0	1	1	0
41 Justin Bour, L (1, 3) OBP: 0.366, SLG: 0.555	C CU 80 C FF 95 F FF 93 S FF 95 0-3 ③ K			F FC 91 X FC 92 0-1 ② F7	C FF 93 B FC 91 F SI 95 B FF 95 X FF 95 2-2 1-H 3-H 2B			B FF 94 F FF 94 X FF 94 1-1 ① F9		4	0	1	2	0	1	2
14 Martín Prado, R (1, 5) OBP: 0.299, SLG: 0.385		B FF 93 C SI 92 S CU 81 X SI 93 1-2 11 G5-3 1B		C SI 93 B FC 91 X CU 81 1-1 11 1B 2B	C FF 93 B SL 90 X SL 90 1-1 ③ G1-3			C FF 95 B KC 80 B FF 96 B FF 96 F FF 96 X FF 96 3-2 ② F9		4	1	2	0	0	0	1
11 J.T. Realmuto, R (1, 2) OBP: 0.356, SLG: 0.458		B SI 92 X SI 94 1-0 ① G5-3 1-2		C CU 80 B SI 93 X SI 92 1-1 2-H 1B		C SL 90 F KC 81 B FF 93 F FF 93 F KC 79 S FF 94 1-3 ① K		B KC 79 S KC 80 F FF 96 B KC 81 B FF 96 S FF 96 3-3 ③ K		4	0	1	1	0	2	1
39 JT Riddle, L (1, 6) OBP: 0.285, SLG: 0.368		C SI 93 F SI 94 F FF 96 B FC 92 S CU 82 1-3 ② K		1 SAFE B CU 81 B FF 94 C CU 80 1 SAFE F FC 91 F FF 96 B FF 94 X CU 80 3-2 ③ G4-3		F SL 90 S FF 93 S KC 81 0-3 ② K			S FC 90 X FC 92 0-1 ① G4-3	4	0	0	0	0	2	2
58 Dan Straily, R (1, 1) OBP: 0.057, SLG: 0.029 51 Ichiro Suzuki, L (5, PH) OBP: 0.267, SLG: 0.294 25 Junichi Tazawa, R (6, 1) 28 Tyler Moore, R (6, PH) OBP: 0.300, SLG: 0.576 46 Kyle Barraclough, R (7, 1) 35 David Phelps, R (8, 1) 44 AJ Ramos, R (9, 1) 32 Derek Dietrich, L (9, PH) OBP: 0.329, SLG: 0.384	X SI 93 0-0 ③ G4-3				H FC 88 1-0 9 FC2-6 HBP	B KC 80 X SL 89 1-0 2B			B FC 92 F FC 92 F FC 92 F FC 92 F FC 92 S SI 93 1-3 ② K	1 0 0 1 0 0 0 1	0 0 0 0 0 0 0 0	0 0 0 1 0 0 0 0	0 0 0 0 0 0 0 0	0 0 0 0 0 0 0 0	0 0 0 0 0 0 0 1	1 0 0 0 0 0 0 0
Inning Stats	R: 0 E: 0 K: 1 S: 12 H: 2 LOB: 2 BB: 0 P: 19	R: 0 E: 0 K: 1 S: 9 H: 1 LOB: 1 BB: 0 P: 12	R: 0 E: 0 K: 0 S: 7 H: 0 LOB: 0 BB: 0 P: 15	R: 1 E: 0 K: 0 S: 13 H: 2 LOB: 1 BB: 0 P: 18	R: 3 E: 0 K: 1 S: 11 H: 2 LOB: 1 BB: 1 P: 20	R: 0 E: 0 K: 2 S: 11 H: 1 LOB: 1 BB: 0 P: 14	R: 0 E: 0 K: 2 S: 8 H: 0 LOB: 0 BB: 0 P: 13	R: 0 E: 0 K: 1 S: 8 H: 0 LOB: 0 BB: 0 P: 15	R: 0 E: 0 K: 1 S: 10 H: 0 LOB: 0 BB: 0 P: 13	1B: 4 2B: 4 3B: 0 HR: 0	SF: 0 SAC: 0 DP: 1 HBP: 1				WP: 0 PB: 1 SB: 0 CS: 0	PA: 37	

PITCHER		IP	WLS	BF	H	R	ER	SO	BB	IBB	HBP	BLK	WP	HR	S	P	ERA	WHIP
38 Brandon McCarthy, R ERA: 3.38	(1, 1)	4.2		23	7	4	4	3	2	0	1	0	0	0	50	81	7.71	1.929
68 Ross Stripling, R ERA: 3.79	(5, 1)	1.1		5	1	0	0	2	0	0	0	0	0	0	13	17	0.00	0.750
17 Brandon Morrow, R ERA: 1.8	(7, 1)	1.0		3	0	0	0	2	0	0	0	0	0	0	8	13	0.00	0.000
46 Josh Fields, R ERA: 2.84	(8, 1)	1.0	W	3	0	0	0	1	0	0	0	0	0	0	8	15	0.00	0.000
74 Kenley Jansen, R ERA: 0.93	(9, 1)	1.0	S	3	0	0	0	1	0	0	0	0	0	0	10	13	0.00	0.000

PITCHER	IP	WLS	BF	H	R	ER	SO	BB	IBB	HBP	BLK	WP	HR	S	P	ERA	WHIP

BOTTOM

Los Angeles Dodgers @ Miami Marlins

Marlins Park, Miami, FL

Fri Jul 14 2017, 7:12 PM - 10:11 PM EDT

Att. 21,858 - Roof Closed - 76 F

livebaseballscorecards.com

AB	34
R	4
H	8
RBI	4
BB	2
SO	9
LOB	11

MIAMI

Los Angeles Dodgers @ Miami Marlins

Marlins Park, Miami, FL

Sat Jul 15 2017, 7:14 PM - 10:32 PM EDT

Att. 22,609 - Roof Closed - 77 F

TOP

livebaseballscorecards.com

Batter	1	2	3	4	5	6	7	8	9	AB	R	H	RBI	BB	SO	LOB
3 Chris Taylor, R (1, 7) OBP: 0.371, SLG: 0.488	C SI 97 B SI 97 S SL 85 C FF 97 1-3 K ①		B SL 83 B FF 95 X FF 96 2-0 10 5 G5-4-3 35 HR 1B	B FF 94 C FF 96 S CU 84 B FF 95 C FF 97 2-3 K ①		B CU 77 F FF 92 B FO 86 B FF 92 X FF 92 3-1 3B		S SL 89 B FF 95 F SL 88 C FF 96 1-3 K ①		5	1	2	0	0	3	2
5 Corey Seager, L (1, 6) OBP: 0.394, SLG: 0.505	B FF 95 B FF 96 F FF 96 B FF 96 B FF 95 4-1 35 1B BB		1 SAFE B FF 93 B FF 94 1 SAFE S SL 86 C SI 94 B SL 87 X CH 90 3-2 10 G5-4-3 1-2 1B	F FF 96 F CH 89 S FF 97 0-3 K ②		S FO 88 F FF 94 D FO 89 S FO 88 1-3 K ②		S SL 88 F SL 88 B SI 95 D SL 86 D SL 89 F FF 96 X SI 95 3-2 G4-6-3 1-2f ②③		4	0	1	0	1	2	3
10 Justin Turner, R (1, 5) OBP: 0.466, SLG: 0.570 14 Enrique Hernández, R (6, 5) OBP: 0.306, SLG: 0.447	X FF 96 0-0 L8 ②		X SL 84 0-0 G5-4-3 1-2f 2-3 ①②	B FF 95 F FF 94 B FF 96 B CU 82 B FF 95 4-1 35 2B BB		C FF 92 X FF 93 0-1 G4-3 ③			B FF 94 T FF 93 B SL 85 C CH 87 X FF 94 2-2 P2 ①	3 1	1 0	0 0	0 0	1 0	0 0	4 0
35 Cody Bellinger, L (1, 3) OBP: 0.349, SLG: 0.639	X FF 96 0-0 1-3 1B		C SL 85 B SI 94 X SL 86 1-1 3-H HR	C FF 96 B FF 95 1 SAFE C FF 95 B FF 96 X CU 83 2-2 1-H 2B			X SL 86 0-0 11 SF9 3B		C FF 95 X SL 88 0-1 G4-3 ②	5	2	4	3	0	0	0
11 Logan Forsythe, R (1, 4) OBP: 0.363, SLG: 0.342	B FF 96 C SL 86 X FF 95 1-1 F8 ③		B FF 97 B FF 96 C SI 96 C SL 86 B SL 85 B SL 86 4-2 31 1B 9 HR BB	C FF 95 C FF 94 C FF 94 0-3 K ③			C FF 94 C FF 93 X SL 85 0-2 SF9 ① 3-H		C FF 94 C CH 87 B FF 94 X SL 86 1-2 2B	3	1	1	1	1	1	3
31 Joc Pederson, L (1, 8) OBP: 0.369, SLG: 0.478		B FF 96 F FF 94 B SL 85 X SL 85 2-1 2B	F FF 93 B SI 94 S CH 89 B FF 95 F SL 87 B CH 89 X CH 89 3-2 9 HR 1-3 1B		C FF 93 F FF 94 B FF 96 F FF 95 F CH 89 F FF 95 F FF 96 F FF 95 X CH 89 1-2 G5-3 ①		B FF 94 B FF 94 X CH 87 2-0 G4-3 ②		D SL 86 B SL 85 B FF 93 C FF 93 B FF 94 4-1 BB	4	1	2	0	1	0	0
9 Yasmani Grandal, S (1, 2) OBP: 0.319, SLG: 0.474		B SI 97 B CH 87 B FF 94 F FF 94 C SI 95 F SI 95 X SL 86 3-2 P6 ①	B SL 86 X SL 86 1-0 1-H 3-H HR	S FF 94 B FF 93 B CH 89 X FF 94 2-1 F8 ②			C FF 94 S FF 94 B SI 92 F FF 94 X CH 88 1-2 G5-3 ③		B FF 95 B CH 86 S CH 87 X CH 87 2-1 P3 ③	5	1	1	3	0	0	3
66 Yasiel Puig, R (1, 9) OBP: 0.328, SLG: 0.471 21 Trayce Thompson, R (9, 9) OBP: 0.229, SLG: 0.323		B FF 97 B FF 97 F SL 89 X FF 96 2-1 F9 ②	S SL 86 B CH 89 C FF 94 B SL 87 F SL 85 B FF 96 F SI 96 F SL 89 F CH 89 4-2 F SI 86 F SL 87 B SI 96 57 WP BB		C FF 95 B FF 94 C FF 93 B FF 95 F FF 94 B FF 93 C FF 94 3-3 K ③			B FF 94 F SL 87 B SI 94 B SI 96 B SI 93 4-1 26 1B BB		2 0	0 0	0 0	0 0	2 0	1 0	1 0
57 Alex Wood, R (1, 1) OBP: 0.091, SLG: 0.063 52 Pedro Báez, R (7, 1) 43 Luis Avilán, L (7, 1) 26 Chase Utley, L (8, PH) OBP: 0.328, SLG: 0.391 48 Brock Stewart, L (8, 1)		C FF 97 B FF 97 B SL 88 C FF 97 C FF 97 2-3 K ③	D SI 94 C FF 94 B SI 95 B FF 94 C FF 94 F FF 94 F FF 94 C FF 94 3-3 K ③ 1-2			S FF 89 S FF 90 B FF 91 B CU 76 C FF 92 2-3 K ①		B SI 94 S SI 92 X FF 96 1-1 5 G4-6-3 1-2 1B	3 0 0 1 0	0 0 0 0 0	0 0 0 1 0	0 0 0 0 0	3 0 0 0 0	0 0 0 0 0	2 0 0 0 0
Inning Stats	R: 0 E: 0 K: 1 S: 8 H: 1 LOB: 2 BB: 1 P: 14	R: 0 E: 0 K: 1 S: 11 H: 1 LOB: 1 BB: 0 P: 20	R: 5 E: 0 K: 1 S: 27 H: 5 LOB: 1 BB: 2 P: 48	R: 1 E: 0 K: 3 S: 13 H: 1 LOB: 1 BB: 1 P: 21	R: 0 E: 0 K: 1 S: 14 H: 0 LOB: 0 BB: 0 P: 20	R: 0 E: 0 K: 2 S: 10 H: 1 LOB: 1 BB: 0 P: 16	R: 1 E: 0 K: 0 S: 9 H: 1 LOB: 0 BB: 0 P: 12	R: 0 E: 0 K: 1 S: 10 H: 1 LOB: 1 BB: 1 P: 19	R: 0 E: 0 K: 0 S: 11 H: 1 LOB: 2 BB: 1 P: 20	1B: 5 2B: 3 3B: 2 HR: 2	SF: 1 SAC: 0 DP: 2 HBP: 0			WP: 1 PB: 0 SB: 0 CS: 0	PA: 43		

PITCHER		IP	WLS	BF	H	R	ER	SO	BB	IBB	HBP	BLK	WP	HR	S	P	ERA	WHIP
62 José Ureña, R ERA: 3.93	(1, 1)	3.0	L	18	7	5	5	3	3	0	0	0	1	2	46	82	15.00	3.333
71 Drew Steckenrider, R ERA: 4.05	(4, 1)	2.0		8	1	1	1	4	1	0	0	0	0	0	27	41	4.50	1.000
25 Junichi Tazawa, R ERA: 5.4	(6, 1)	1.0		4	1	0	0	2	0	0	0	0	0	0	10	16	0.00	1.000
64 Nick Wittgren, R ERA: 3.76	(7, 1)	1.0		4	1	1	1	0	0	0	0	0	0	0	9	12	9.00	1.000
22 Dustin McGowan, R ERA: 2.85	(8, 1)	1.0		4	1	0	0	1	1	0	0	0	0	0	10	19	0.00	2.000

PITCHER		IP	WLS	BF	H	R	ER	SO	BB	IBB	HBP	BLK	WP	HR	S	P	ERA	WHIP
66 Jarlín García, L ERA: 3.48	(9, 1)	1.0		5	1	0	0	0	1	0	0	0	0	0	11	20	0.00	2.000

AB	36
R	7
H	12
RBI	7
BB	6
SO	10
LOB	18

BOTTOM

Los Angeles Dodgers @ Miami Marlins

Marlins Park, Miami, FL

Sat Jul 15 2017, 7:14 PM - 10:32 PM EDT

Att. 22,609 - Roof Closed - 77 F

livebaseballscorecards.com

Batter	1	2	3	4	5	6	7	8	9	AB	R	H	RBI	BB	SO	LOB
9 Dee Strange-Gordon, L (1, 4) OBP: 0.335, SLG: 0.350	B SI 91 F SI 92 X KC 84 1-1 G3 ①		X SI 92 0-0 G1-3 ②			B KC 83 L SI 91 X SI 91 1-1 B1-3 ②		C SI 94 X CH 83 0-1 F7 ①		3	0	0	0	0	0	0
64 Nick Wittgren, R (7, 1)										0	0	0	0	0	0	0
22 Dustin McGowan, R (8, 1)										0	0	0	0	0	0	0
51 Ichiro Suzuki, L (8, PH) OBP: 0.265, SLG: 0.291										1	0	0	0	0	0	0
66 Jarlín García, L (9, 1)										0	0	0	0	0	0	0
27 Giancarlo Stanton, R (1, 9) OBP: 0.361, SLG: 0.568	C SI 92 B SI 92 F KC 84 S SI 92 1-3 K ②		C SI 92 S CH 86 B SI 92 B CH 85 X SI 92 2-2 P3 ③			B CH 85 B KC 83 B CH 85 C CH 84 S KC 82 B SI 92 4-2 BB		B SL 88 B SI 94 F FF 95 B CH 82 S FF 94 F FF 96 S CH 83 3-3 K ②		3	0	0	0	1	2	0
21 Christian Yelich, L (1, 8) OBP: 0.362, SLG: 0.408	X SI 92 0-0 1B			B KC 82 X SI 91 1-0 13 G3-6-3 1B		B CH 84 C SI 91 C SI 92 S KC 83 1-3 K ③		F FF 94 B FF 94 B FF 94 B FF 94 X SI 94 3-1 13 1B 1B		4	0	3	0	0	1	1
13 Marcell Ozuna, R (1, 7) OBP: 0.374, SLG: 0.561	F SI 91 B CH 85 C SI 91 X SI 92 1-2 G6-3 ③			S CH 84 1 SAFE B SI 92 B CH 85 S CH 85 X SI 91 2-2 G3-6-3 ①② 1-2f			C SI 94 C SL 86 X FF 96 0-2 G6-3 ①	S FF 93 1 SAFE F FF 93 B CH 81 X CH 81 1-2 1-2 1B		4	0	1	0	0	0	2
14 Martín Prado, R (1, 5) OBP: 0.291, SLG: 0.373		C SI 92 C SI 91 B SI 92 B KC 84 F SI 93 X SI 93 2-2 G4-3 ①		C SI 92 C CH 85 S KC 85 0-3 K ③			C SI 96 X SL 87 0-1 P4 ②	X FF 93 0-0 P4 ③		4	0	0	0	0	1	2
41 Justin Bour, L (1, 3) OBP: 0.364, SLG: 0.554		F SI 92 B SI 93 S CH 86 X SI 92 1-2 G3 ②			C KC 83 B KC 84 X SI 92 1-1 G4-3 ①		B FF 95 S CH 87 S FF 96 F FF 95 F SL 88 B CH 89 B CH 90 F SI 97 X FF 98 3-2 11 1B 39 1B 2B		B SI 91 B FF 93 S CH 83 X FF 93 2-1 P4 ①	4	1	1	0	0	0	0
11 J.T. Realmuto, R (1, 2) OBP: 0.361, SLG: 0.460		C SI 92 B KC 84 F SI 92 F SI 92 F CH 86 X SI 92 1-2 39 FC3-6 1B			B CH 85 F SI 91 X CH 85 1-1 G6-3 ②		B SI 97 F SI 97 B FF 98 X FF 98 2-1 39 1B 2-3 1B		C FF 93 B SL 87 B FF 94 B CH 81 B FF 93 4-1 39 G3-6-3 BB	3	0	2	0	1	0	0
39 JT Riddle, L (1, 6) OBP: 0.284, SLG: 0.366	1 SAFE C SI 92 F SI 91 B KC 83 F SI 92 1 SAFE B CH 86 F KC 83 X SI 91 2-2 FC3-6 ③ 1-2f				S KC 83 X SI 91 0-1 G3-1 ③		B FF 98 F FF 97 B FF 98 B CH 88 T SI 98 F SI 99 X SI 98 3-2 1-3 3-H 1B		B FF 92 F FF 93 B SI 93 F FF 93 F FF 94 X CH 83 2-2 G3-6-3 ②③ 1-2f	4	0	1	1	0	0	2
62 José Ureña, R (1, 1) OBP: 0.043, SLG: 0.043 28 Tyler Moore, R (3, PH) OBP: 0.297, SLG: 0.570 71 Drew Steckenrider, R (4, 1) 25 Junichi Tazawa, R (6, 1) 32 Derek Dietrich, L (6, PH) OBP: 0.326, SLG: 0.380 (7, 4)			F SI 91 B SI 92 F KC 82 F KC 83 S KC 85 1-3 K ①			S KC 83 B KC 83 X SI 90 1-1 F8 ①	S CH 85 1 SAFE D CH 84 S SI 92 D CH 85 B CH 83 S SI 93 3-3 K ③			0 1 0 0 2	0 0 0 0 0	0 0 0 0 1	0 0 0 0 0	0 1 0 0 1	0 0 0 0 1	0 0 0 0 2
Inning Stats	R: 0 E: 0 K: 1 S: 9 H: 1 LOB: 1 BB: 0 P: 12	R: 0 E: 0 K: 0 S: 17 H: 1 LOB: 1 BB: 0 P: 23	R: 0 E: 0 K: 1 S: 8 H: 0 LOB: 0 BB: 0 P: 11	R: 0 E: 0 K: 1 S: 7 H: 1 LOB: 0 BB: 0 P: 10	R: 0 E: 0 K: 0 S: 6 H: 0 LOB: 0 BB: 0 P: 8	R: 0 E: 0 K: 1 S: 9 H: 0 LOB: 1 BB: 1 P: 16	R: 1 E: 0 K: 1 S: 20 H: 3 LOB: 2 BB: 0 P: 31	R: 0 E: 0 K: 1 S: 12 H: 2 LOB: 2 BB: 0 P: 19	R: 0 E: 0 K: 0 S: 7 H: 0 LOB: 0 BB: 1 P: 15	1B: 7 2B: 1 3B: 0 HR: 0	SF: 0 SAC: 0 DP: 2 HBP: 0	WP: 0 PB: 0 SB: 0 CS: 0	PA: 35			

	AB	33
	R	1
	H	8
	RBI	1
	BB	2
	SO	6
	LOB	9

PITCHER		IP	WLS	BF	H	R	ER	SO	BB	IBB	HBP	BLK	WP	HR	S	P	ERA	WHIP
57 Alex Wood, L ERA: 1.56	(1, 1)	6.0	W	21	3	0	0	4	1	0	0	0	0	0	56	80	0.00	0.667
52 Pedro Báez, R ERA: 1.64	(7, 1)	0.2		5	3	1	1	0	0	0	0	0	0	0	17	25	13.50	4.500
43 Luis Avilán, L ERA: 4.24	(7, 1)	0.1		1	0	0	0	1	0	0	0	0	0	0	3	6	0.00	0.000
48 Brock Stewart, R ERA:	(8, 1)	2.0		8	2	0	0	1	1	0	0	0	0	0	19	34	0.00	1.500

PITCHER	IP	WLS	BF	H	R	ER	SO	BB	IBB	HBP	BLK	WP	HR	S	P	ERA	WHIP

Batter	1	2	3	4	5	6	7	8	9	AB	R	H	RBI	BB	SO	LOB
11 Logan Forsythe, R (1, 4) OBP: 0.364, SLG: 0.340	B FF 86 B FC 81 F FC 81 B FF 87 X FC 83 3-1 F8 ①		B CU 76 C CU 74 F FC 82 B FF 89 B FC 82 B FC 83 4-2 5 1B 10 SF9 BB		C FC 79 B CH 77 B FF 86 X FC 80 2-1 F8 ①		B SL 79 B SL 78 X FF 93 2-0 10 BB 5 BB 1B		C SI 94 B SL 87 B SL 88 B SI 94 C SI 93 S CH 91 3-3 K ①	4	1	1	0	1	1	0
5 Corey Seager, L (1, 6) OBP: 0.394, SLG: 0.502	X FC 84 0-0 F8 ②		B FF 88 S FC 83 B CU 75 C FC 82 X FF 90 2-2 10 SF9 1-3 1B		T FC 82 S FC 83 S FF 89 0-3 K ②		C FF 94 B CH 88 B CH 88 S CH 88 1 SAFE B FF 95 D SL 82 4-2 35 PO 10 BB 1-2 BB		C SI 94 B SI 94 B SI 95 F SI 94 X SL 87 2-2 F7 ②	4	0	1	0	1	1	0
10 Justin Turner, R (1, 5) OBP: 0.469, SLG: 0.584	B FF 88 C CU 75 B CH 78 X FC 82 2-1 HR		C FC 82 1 SAFE B FF 88 X FF 88 1-1 SF9 ② 1-2 3-H		C CH 78 B CU 74 B CH 78 B CH 77 X FC 82 3-1 1B		S FF 93 C SL 78 B FF 95 B FF 94 D SL 80 B FF 95 4-2 1-2 2-3 BB		X SL 89 0-0 P3 ③	3	1	2	2	1	0	0
35 Cody Bellinger, L (1, 3) OBP: 0.348, SLG: 0.632	C FF 89 F FF 89 B FF 89 S FC 84 1-3 K ③		F FF 89 B FF 88 S FF 88 X SI 89 1-2 F7 ③		F FC 82 B FC 83 B FC 82 F FF 88 B FC 82 S FC 84 3-3 K ③		B FF 96 F FF 95 B FF 95 2 SAFE 2-1 PO ③ 2-3	B FC 90 C KC 81 S SI 94 B SI 93 B FC 92 F SI 94 B FF 96 4-2 14 BB 15 1B BB		3	0	0	0	1	2	2
3 Chris Taylor, R (1, 7) OBP: 0.369, SLG: 0.492		B FC 81 X FF 86 1-0 F8 ①	B CU 73 S FC 81 B FC 80 X FF 87 2-1 15 1B 3B			X FF 92 0-0 P3 ①		B FF 94 B FF 95 X FF 95 2-0 L8 ①		4	1	1	0	0	0	1
15 Austin Barnes, R (1, 2) OBP: 0.400, SLG: 0.536		C FF 87 B FC 84 S CU 74 B FC 82 X FC 84 2-2 G4-3 ②	F FC 80 X FC 81 0-1 3-H 1B			B FF 93 X SL 84 1-0 G6-3 ②		1 SAFE C KC 82 1 SAFE C SI 94 X FC 90 0-2 14 BB 1-2 1B		4	0	2	1	0	0	0
14 Enrique Hernández, R (1, 9) OBP: 0.309, SLG: 0.442		C FF 89 B FF 89 F FF 89 B FC 84 F FC 83 B FF 89 B FC 83 4-2 BB	1 SAFE F FF 87 C FC 81 F FC 82 B FF 87 1 SAFE S CH 78 1-3 K ①			B FF 92 F FF 92 B FF 93 X SL 83 2-1 F7 ③		B FF 94 B FC 91 C FF 94 B FF 95 B FF 94 4-1 1-2 2-3 BB		2	0	0	0	2	1	1
21 Trayce Thompson, R (1, 8) OBP: 0.216, SLG: 0.303 31 Joc Pederson, L (7, PH) OBP: 0.365, SLG: 0.473 (7, 8)		1 SAFE F FF 88 B FF 89 S FF 89 1 SAFE X FF 88 1-2 F9 ③	C FF 86 1 SAFE B CH 78 F FC 81 C FF 87 1-3 K ②				B SL 84 S SL 84 C SL 84 X SL 84 1-2 F7 ①	C FF 95 C FC 91 F FF 95 C FC 92 0-3 K ②		2	0	0	0	0	1	2
										2	0	0	0	0	1	3
44 Rich Hill, L (1, 1) OBP: 0.130, SLG: 0.095 46 Josh Fields, R (6, 1) 66 Yasiel Puig, R (7, PH) OBP: 0.327, SLG: 0.469 43 Luis Avilán, L (7, 1) 26 Chase Utley, L (8, PH) OBP: 0.326, SLG: 0.389 17 Brandon Morrow, R (8, 1) 74 Kenley Jansen, S (8, 1) OBP: 0.500, SLG: 0.750			B FF 86 B FF 87 C FF 88 S FC 81 F FC 82 S FF 87 2-3 K ① C FC 80 X FC 82 0-1 G4-3 ③				B FF 94 B FF 94 F FF 94 X SL 79 2-1 G5-3 ② C FC 91 B KC 82 C FC 92 X FC 92 1-2 F9 ③		2 0 1 0 1 0 0 0	0 0 0 0 0 0 0 0	0 0 0 0 0 0 0 0	0 0 0 0 0 0 0 0	1 0 0 0 0 0 0 0	1 0 0 0 3 0 0 0	1 0 0 0 0 0 0 0

Inning Stats	1	2	3	4	5	6	7	8	9
	R: 1 E: 0 K: 1 S: 8	R: 0 E: 0 K: 0 S: 10	R: 1 E: 0 K: 1 S: 14	R: 1 E: 0 K: 2 S: 13	R: 0 E: 0 K: 2 S: 10	R: 0 E: 0 K: 0 S: 4	R: 0 E: 0 K: 0 S: 11	R: 0 E: 0 K: 1 S: 15	R: 0 E: 0 K: 1 S: 7
	H: 1 LOB: 0 BB: 0 P: 14	H: 0 LOB: 1 BB: 1 P: 18	H: 1 LOB: 1 BB: 1 P: 24	H: 2 LOB: 1 BB: 0 P: 17	H: 1 LOB: 1 BB: 0 P: 18	H: 0 LOB: 0 BB: 0 P: 7	H: 1 LOB: 2 BB: 2 P: 26	H: 1 LOB: 3 BB: 2 P: 26	H: 0 LOB: 0 BB: 0 P: 12

1B: 5 SF: 1
2B: 0 SAC: 0
3B: 1 DP: 0
HR: 1 HBP: 0

WP: 0 PA: 40
PB: 0
SB: 0
CS: 0

PITCHER		IP	WLS	BF	H	R	ER	SO	BB	IBB	HBP	BLK	WP	HR	S	P	ERA	WHIP
50 Chris O'Grady, L ERA: 5.23	(1, 1)	5.0	L	22	5	3	3	6	2	0	0	0	0	1	55	91	5.40	1.400
64 Nick Wittgren, R ERA: 3.66	(6, 1)	1.0		3	0	0	0	0	0	0	0	0	0	0	4	7	0.00	0.000
66 Jarlín García, L ERA: 3.45	(7, 1)	0.1		1	0	0	0	0	0	0	0	0	0	0	3	4	0.00	0.000
46 Kyle Barraclough, R ERA: 3.4	(7, 1)	0.2		4	1	0	0	0	2	0	0	0	0	0	8	22	0.00	4.500
35 David Phelps, R ERA: 3.52	(8, 1)	1.0		6	1	0	0	1	2	0	0	0	0	0	15	26	0.00	3.000

PITCHER		IP	WLS	BF	H	R	ER	SO	BB	IBB	HBP	BLK	WP	HR	S	P	ERA	WHIP
22 Dustin McGowan, R ERA: 2.79	(9, 1)	1.0		3	0	0	0	1	0	0	0	0	0	0	7	12	0.00	0.000

TOP

Los Angeles Dodgers @ Miami Marlins

Marlins Park, Miami, FL

Sun Jul 16 2017, 1:12 PM - 4:30 PM EDT

Att. 22,119 - Roof Closed - 74 F

livebaseballscorecards.com

AB	32
R	3
H	7
RBI	3
BB	6
SO	8
LOB	13

Batter	1	2	3	4	5	6	7	8	9	AB	R	H	RBI	BB	SO	LOB
14 Martín Prado, R (1, 5) OBP: 0.283, SLG: 0.362	B FF 89 C FF 88 C FF 89 F CU 74 B CU 74 X FF 90 2-2 G6-3 ①	B FF 88 C FF 89 B CU 75 C FF 89 B FC 84 X CU 75 3-2 G6-3 ③	C FF 88 S FF 86 S FF 88 0-3 K ②			1 SAFE X FC 91 0-0 G3 ① 1-2		4	0	0	0	0	1	3
27 Giancarlo Stanton, R (1, 9) OBP: 0.357, SLG: 0.561	B FF 90 S FF 90 C FF 90 C FF 90 1-3 K ②		F FF 89 B FF 87 F CU 75 F FF 90 X CU 76 1-2 G5-3 ③	F FF 87 B FF 88 S CU 73 F FF 88 B FF 89 X CU 74 2-2 G5-3 ①				F FC 90 S FF 99 S FF 97 0-3 K ②		4	0	0	0	0	2	3
21 Christian Yelich, L (1, 8) OBP: 0.364, SLG: 0.412	B FF 90 C FF 89 C FF 89 B CU 76 B FF 89 X CU 74 3-2 G4-3 ③			B CU 74 C FF 88 B CU 73 S CU 74 B CU 74 X CU 74 3-2 13 F9 2B		C KC 77 X FF 96 0-1 G6-3 ①		B FC 94 F FC 93 F FC 93 F FC 95 F FC 95 X FC 94 1-2 13 1B 1B 2-H		4	0	2	1	0	0	0
13 Marcell Ozuna, R (1, 7) OBP: 0.375, SLG: 0.563		S FF 88 F FF 89 B FF 89 F CU 74 X CU 74 1-2 2B		B FF 88 T FF 89 B FC 85 X CU 74 2-1 F9 ② 2-3		B KC 79 F FF 96 F FF 95 S KC 81 1-3 K ②		C FC 95 1 SAFE 1 SAFE S FC 95 F FC 96 F FC 96 1 SAFE X SL 87 0-2 1B 1-2		4	0	2	0	0	1	1
28 Tyler Moore, R (1, 3) OBP: 0.287, SLG: 0.551 41 Justin Bour, L (8, PH) OBP: 0.363, SLG: 0.552 (9, 3)		S CU 74 B CU 73 S CU 73 B FF 86 B CU 73 F CU 74 S FF 89 3-3 K ①		S FF 89 C CU 74 B FF 88 C FF 89 1-3 K ③		S FF 95 B FF 97 S KC 82 C FF 97 1-3 K ③		C FC 96 C FC 95 S SI 97 0-3 K ③		3 1	0 0	0 0	0 0	0 0	3 1	2 2
32 Derek Dietrich, L (1, 4) OBP: 0.321, SLG: 0.373		C CU 74 C FF 89 S CU 74 0-3 K ②			B FF 88 C FF 88 B CU 74 C CU 74 B CU 75 S CU 74 3-3 K ①		C CU 76 S SI 92 B CH 84 S CH 85 1-3 K ①		B FC 93 F FC 93 F FC 94 B SI 96 C FC 95 2-3 K ①	4	0	0	0	0	4	1
17 A.J. Ellis, R (1, 2) OBP: 0.299, SLG: 0.300		B FF 89 C FF 88 S CU 74 C FF 90 1-3 K ③			C FF 90 B FF 90 B CU 74 X FF 88 2-1 39 1B 51 1B 2B		B SI 93 B SI 92 C SI 92 B SI 91 C SI 91 F SI 93 X SI 92 3-2 39 L3-6 2B		B FC 95 S FC 94 F FC 96 S SI 96 1-3 K ②	4	1	2	0	0	2	1
39 JT Riddle, L (1, 6) OBP: 0.284, SLG: 0.364			C FF 87 B FF 87 S CU 73 S CU 74 1-3 K ①		C FF 88 X CU 74 0-1 51 1B 2-3 1B		S CH 86 S CH 85 D CH 84 B SI 94 B CH 85 F CH 83 X SI 93 3-2 L3-6 ②③ 2-2		C FC 94 C FC 95 X FC 96 0-2 G5-3 ③	4	0	1	0	0	1	1
50 Chris O'Grady, R (1, 1) 51 Ichiro Suzuki, L (5, PH) OBP: 0.271, SLG: 0.297 64 Nick Wittgren, R (6, 1) 66 Jarlín García, L (7, 1) 46 Kyle Barraclough, R (7, 1) 35 David Phelps, R (8, 1) 9 Dee Strange-Gordon, L (8, PH) OBP: 0.337, SLG: 0.352 22 Dustin McGowan, R (9, 1)			B FF 88 C FF 88 C FF 88 S FF 89 1-3 K ②		B FF 89 C FF 87 B CU 74 C FF 88 X CU 75 2-2 1-2 3-H 1B			X FF 96 0-0 21 BLK 14 G3 21 1B 1B		1 1 0 0 0 0 0 1	0 0 0 0 0 0 0 1	0 1 0 0 0 0 0 1	0 1 0 0 0 0 0 0	1 0 0 0 0 0 0 0	0 0 0 0 0 0 0 0	0 0 0 0 0 0 0 0
Inning Stats	R: 0 E: 0 K: 1 S: 10 H: 0 LOB: 0 BB: 0 P: 16	R: 0 E: 0 K: 3 S: 14 H: 1 LOB: 1 BB: 0 P: 19	R: 0 E: 0 K: 2 S: 9 H: 0 LOB: 0 BB: 0 P: 14	R: 0 E: 0 K: 1 S: 12 H: 1 LOB: 1 BB: 0 P: 20	R: 1 E: 0 K: 2 S: 17 H: 3 LOB: 2 BB: 0 P: 25	R: 0 E: 0 K: 2 S: 8 H: 0 LOB: 0 BB: 0 P: 10	R: 0 E: 0 K: 1 S: 11 H: 1 LOB: 0 BB: 0 P: 18	R: 1 E: 0 K: 2 S: 18 H: 3 LOB: 2 BB: 0 P: 19	R: 0 E: 0 K: 2 S: 9 H: 0 LOB: 0 BB: 0 P: 12	1B: 5 2B: 5 3B: 0 HR: 0	SF: 0 SAC: 0 DP: 1 HBP: 0			WP: 0 PB: 0 SB: 0 CS: 0	PA: 35		

PITCHER		IP	WLS	BF	H	R	ER	SO	BB	IBB	HBP	BLK	WP	HR	S	P	ERA	WHIP
44 Rich Hill, L ERA: 3.55	(1, 1)	5.0	W	20	5	1	1	9	0	0	0	0	0	0	62	94	1.80	1.000
46 Josh Fields, R ERA: 2.76	(6, 1)	1.0	H	3	0	0	0	2	0	0	0	0	0	0	8	10	0.00	0.000
43 Luis Avilán, L ERA: 4.07	(7, 1)	1.0	H	3	1	0	0	1	0	0	0	0	0	0	11	18	0.00	1.000
17 Brandon Morrow, R ERA: 2.3	(8, 1)	0.2	H	3	1	1	1	1	0	0	0	0	0	0	5	5	13.50	1.500
74 Kenley Jansen, R ERA: 0.9	(8, 1)	1.1	S	6	2	0	0	3	0	0	0	1	0	0	22	26	0.00	1.500

PITCHER	IP	WLS	BF	H	R	ER	SO	BB	IBB	HBP	BLK	WP	HR	S	P	ERA	WHIP

BOTTOM

Los Angeles Dodgers @ Miami Marlins

Marlins Park, Miami, FL

Sun Jul 16 2017, 1:12 PM - 4:30 PM EDT

Att. 22,119 - Roof Closed - 74 F

livebaseballscorecards.com

AB	35
R	2
H	9
RBI	2
BB	0
SO	16
LOB	14

MIAMI

Batter	1	2	3	4	5	6	7	8	9	10	AB	R	H	RBI	BB	SO	LOB
16 César Hernández, S (1, 4) OBP: 0.337, SLG: 0.398	B FF 93 C FF 92 B KC 78 X FF 92 2-1 37 G4-6-3 1B		B FF 93 C CH 84 B KC 79 B FF 92 B FF 92 4-1 13 2B BB		B FF 91 C KC 75 S KC 76 X FF 92 1-2 ① F7		C SL 79 B CH 88 B SL 80 X SL 80 2-1 ② SF8 3-H		1 SAFE L FF 89 M SL 78 B FF 92 F FF 91 S CH 84 1-3 ① K		3	1	1	1	1	1	1
13 Freddy Galvis, S (1, 6) OBP: 0.296, SLG: 0.411	B FF 93 X FF 92 1-0 ① L7		C FF 92 1 SAFE D CH 86 F CH 86 F SL 85 X FF 93 1-2 7 1B 1-H 2B		C KC 77 B CH 86 B KC 77 B FF 91 F FF 92 S KC 78 3-3 ② K		1 SAFE B FF 94 B CH 87 B FF 94 C FF 95 F FF 95 X FF 95 3-2 ③ F7		B SL 78 X SL 78 1-0 ② P6		5	1	1	1	0	1	3
37 Odúbel Herrera, L (1, 8) OBP: 0.297, SLG: 0.416 50 Héctor Neris, R (9, 1) 59 Mark Leiter Jr., R (10, 1) OBP: 0.143, SLG: 0.143	B KC 78 C FF 94 1 SAFE C FF 94 X CH 88 1-2 ②③ G4-6-3 1-2f		F FF 93 B FF 93 S CH 84 B FF 94 D SL 86 F KC 80 B KC 79 4-2 7 1B 5 2B BB		F CH 85 B FF 92 X SL 85 1-1 ③ G4-1			B KC 83 X KC 82 1-0 ① G4-3	B SL 80 F FF 92 B CH 84 F CH 84 S FF 91 2-3 ③ K		4 0 0	1 0 0	0 0 0	0 0 0	1 0 0	1 0 0	2 0 0
7 Maikel Franco, R (1, 5) OBP: 0.281, SLG: 0.388		C FF 93 B FF 92 S SL 85 B SL 85 X FF 92 2-2 ① G6-3	F SL 84 B SL 86 C FF 92 D SL 85 F SL 86 X FF 93 2-2 5 2B 1-3 2-H 1B			C FF 92 B FO 86 B FO 86 B FF 93 C FF 93 X FF 95 3-2 ① P5		B FF 93 C FF 96 C SI 96 C FF 96 B FC 93 B SI 97 B FC 94 4-2 5 2B BB	B FF 95 X FF 94 1-0 ① F8		4	1	1	1	1	0	0
5 Nick Williams, L (1, 9) OBP: 0.327, SLG: 0.500 (9, 8)		C KC 79 B FF 93 B CH 88 S CH 87 X FF 94 2-2 ② G1-3	F CH 86 F FF 93 D KC 80 B FF 93 B KC 80 X CH 86 3-2 1-H 3-H 2B			B CU 75 S FO 87 X FF 93 1-1 ② G4-3		C FC 92 X SI 96 0-1 1-3 2B	S FF 95 B FF 95 S FF 95 F FF 96 B FF 95 F FF 96 X CH 88 2-2 ② G4-3		5	0	2	2	0	0	0
34 Andrew Knapp, S (1, 2) OBP: 0.361, SLG: 0.374		B FF 92 B FF 92 C FF 92 B KC 80 C FF 92 B FF 94 4-2 BB	X FF 92 0-0 ③ F7			F FF 93 B FF 92 F FF 92 X FO 88 1-2 ③ G4-3		0-0 IBB	B FF 95 F FF 95 B CU 83 X FF 94 2-1 ③ F9		3	0	0	0	2	0	1
41 Brock Stassi, L (1, 3) OBP: 0.281, SLG: 0.299 51 Ricardo Pinto, R (8, 1) 15 Ty Kelly, S (9, 8) OBP: 0.227, SLG: 0.313 (9, 9)		B FF 92 F FF 93 B SL 85 S CH 84 B KC 80 X FF 94 3-2 ③ L8	X FF 92 0-0 ① F9				B FF 94 B SL 80 C FF 95 F FF 94 B SL 80 F FF 95 B CH 89 4-2 4 FC5-6 16 SF8 30 HBP BB	C FC 93 C FC 92 B FF 96 C FC 92 1-3 ② K			3 0 0	1 0 0	0 0 0	1 0 0	1 0 0	4 0 0
30 Cameron Perkins, R (1, 7) OBP: 0.222, SLG: 0.220 25 Daniel Nava, S (8, PH) OBP: 0.380, SLG: 0.386 (8, 7)			C SL 84 C FF 92 S FF 92 0-3 ① K	B FF 91 X FF 92 1-0 ② G2-3			F FF 95 H FF 94 1-1 4 FC5-6 1-2 HBP	D KC 83 C FC 92 F FC 92 B FC 92 B SI 95 F FC 92 C KC 83 3-3 ③ K			2 1	0 0	0 0	0 0	0 0	1 1	0 3
48 Jerad Eickhoff, R (1, 1) OBP: 0.053, SLG: 0.053 4 Andrés Blanco, S (7, PH) OBP: 0.224, SLG: 0.196 55 Hoby Milner, L (7, 1) 57 Luis García, R (7, 1) 19 Tommy Joseph, R (8, 3) OBP: 0.312, SLG: 0.454 39 Adam Morgan, L (8, 1) OBP: 0.667, SLG: 0.500			C FF 93 B FF 93 B SL 85 F FF 91 X KC 78 2-2 ② G5-3	B FF 92 C FF 92 X FF 92 1-1 ③ F9			L FF 93 B FF 94 X FF 94 1-1 ① FC5-6 1-2f 2-3		B FF 92 C SL 79 B FF 91 F CH 84 F SL 79 F FF 93 X CH 83 2-2 1B		2 1 0 0 1 0	0 0 0 0 0 0	0 0 0 0 1 0	0 0 0 0 0 0	0 0 0 0 0 0	0 0 0 0 0 0	0 2 0 0 0 0
Inning Stats	R: 0 E: 0 K: 0 S: 6 H: 1 LOB: 0 BB: 0 P: 10	R: 0 E: 0 K: 0 S: 11 H: 0 LOB: 1 BB: 1 P: 22	R: 4 E: 0 K: 1 S: 22 H: 3 LOB: 1 BB: 2 P: 38	R: 0 E: 0 K: 0 S: 4 H: 0 LOB: 0 BB: 0 P: 6	R: 0 E: 0 K: 1 S: 8 H: 0 LOB: 0 BB: 0 P: 13	R: 0 E: 0 K: 0 S: 8 H: 0 LOB: 0 BB: 0 P: 13	R: 1 E: 0 K: 0 S: 11 H: 0 LOB: 1 BB: 1 P: 22	R: 0 E: 0 K: 2 S: 13 H: 1 LOB: 3 BB: 2 P: 22	R: 0 E: 0 K: 2 S: 14 H: 1 LOB: 1 BB: 0 P: 20	R: 0 E: 0 K: 0 S: 8 H: 0 LOB: 0 BB: 0 P: 13	1B: 3 2B: 3 3B: 0 HR: 0	SF: 1 SAC: 0 DP: 1 HBP: 1	WP: 0 PB: 0 SB: 0 CS: 0	PA: 42			

PITCHER	IP	WLS	BF	H	R	ER	SO	BB	IBB	HBP	BLK	WP	HR	S	P	ERA	WHIP
34 Tom Koehler, R (1, 1) ERA: 7.92	5.0		21	4	4	4	2	3	0	0	0	0	0	51	89	7.20	1.400
25 Junichi Tazawa, R (6, 1) ERA: 5.19	1.0	H	3	0	0	0	0	0	0	0	0	0	0	8	13	0.00	0.000
46 Kyle Barraclough, R (7, 1) ERA: 3.53	1.0	B	5	0	1	1	0	1	0	1	0	0	0	11	22	9.00	1.000
35 David Phelps, R (8, 1) ERA: 3.45	1.0		6	1	0	0	2	1	1	0	0	0	0	13	22	0.00	2.000
44 AJ Ramos, R (9, 1) ERA: 4.08	1.0		4	1	0	0	2	0	0	0	0	0	0	14	20	0.00	1.000

PITCHER	IP	WLS	BF	H	R	ER	SO	BB	IBB	HBP	BLK	WP	HR	S	P	ERA	WHIP
71 Drew Steckenrider, R (10, 1) ERA: 3.52	1.0	W	3	0	0	0	0	0	0	0	0	0	0	8	13	0.00	0.000

TOP

Philadelphia Phillies @ Miami Marlins

Marlins Park, Miami, FL

Mon Jul 17 2017, 7:13 PM - 10:54 PM EDT

Att. 17,146 - Roof Closed - 77 F

livebaseballscorecards.com

AB	34
R	5
H	6
RBI	5
BB	6
SO	6
LOB	16

Batter	1	2	3	4	5	6	7	8	9	10	AB	R	H	RBI	BB	SO	LOB
9 Dee Strange-Gordon, L (1, 4) OBP: 0.339, SLG: 0.355	X FF 90 0-0 27 HR 1B		C FF 90 B SL 87 X FF 91 1-1 ① G3		X SI 91 0-0 ① G3		C FF 89 F ST 76 F SI 91 X ST 77 0-2 ① G5-3		D FF 95 X SI 95 1-0 27 DI 1-3 1B	F SI 92 X FC 89 0-1 1-2 2-3 3-H 1B	6	1	3	1	0	0	0
27 Giancarlo Stanton, R (1, 9) OBP: 0.363, SLG: 0.580	B FF 90 B FF 90 X SI 90 2-0 1-H HR		B SL 87 B SL 86 B FF 91 C FF 91 C CU 76 B CU 78 4-2 13 WP BB		X FF 90 0-0 HR		B SL 85 C SL 83 S FF 97 B SL 85 X SL 85 2-2 ② F7		S FF 96 0-1 1-2 IBB		3	2	2	3	2	0	0
21 Christian Yelich, L (1, 8) OBP: 0.362, SLG: 0.408	B FF 91 F SI 92 C CU 76 B CU 78 B FF 92 4-2 14 CS 13 1B BB		X FF 90 0-0 ② P2		B SI 91 B SL 86 F FF 90 F SI 90 B CU 78 C CU 76 3-3 ② K		B FS 86 X SI 96 1-0 ③ G1-3		B FF 96 C FF 95 S FF 95 S FS 88 1-3 ② K		4	0	0	0	1	2	4
13 Marcell Ozuna, R (1, 7) OBP: 0.378, SLG: 0.565	X CU 76 0-0 14 CS 1-2 1B		S CU 77 1 SAFE C 1 SAFE 1 SAFE B CU 78 S CU 78 1-3 ③ K 1-2		C SL 84 X CU 77 0-1 41 HR 2B			B SL 86 B SI 98 F SI 94 B FF 96 F FF 96 D SI 97 4-2 32 G4-3 BB	F FF 96 S FS 88 F FS 88 X FS 87 0-2 ③ L1-3		4	1	2	0	1	1	4
41 Justin Bour, L (1, 3) OBP: 0.364, SLG: 0.558	C FF 91 B FF 91 S CU 78 B CU 78 S CU 78 2-3 ① K			B CU 74 B SL 86 B SI 91 B FF 92 4-0 11 BB BB	X FF 90 0-0 2-H HR			C SL 83 S SL 81 F SL 81 F SL 81 B FF 96 D SL 81 B SL 82 S SL 83 3-3 ① K		T SI 91 B CU 73 C SI 92 B FS 86 X FS 84 2-2 ① G3	4	1	1	2	1	2	3
14 Martín Prado, R (1, 5) OBP: 0.279, SLG: 0.357 32 Derek Dietrich, L (5, 5) OBP: 0.321, SLG: 0.382	C FF 91 B FF 92 B SI 92 X FF 91 2-1 ②③ F8 1-2 2-3			B FF 91 F FF 93 F CU 76 F SL 86 S SL 86 1-3 ① K	C SL 85 B FF 92 S CU 76 B CU 76 B CU 77 S SI 91 3-3 ③ K			1 SAFE C SL 82 X FF 96 0-1 ② G4-3 1-2		F FF 90 B FS 84 C FS 82 B FS 87 X FS 85 2-2 17 FC6-2 3B	2 3	0 0	0 1	0 0	0 0	1 1	3 1
11 J.T. Realmuto, R (1, 2) OBP: 0.361, SLG: 0.456		C FF 90 C CU 78 X CU 77 0-2 ① L7		B CU 76 B SL 86 B FF 92 B FF 92 4-0 1-2 BB	C FF 90 F FF 91 B FF 88 S SL 87 1-3 ① K			T FF 96 X SL 85 0-1 ③ G6-3		0-0 17 FC6-2 39 IBB 9 1B IBB	3	1	0	0	2	1	1
39 JT Riddle, L (1, 6) OBP: 0.282, SLG: 0.357		C FF 92 B SL 84 B SL 88 X FF 92 2-1 ② G3		X FF 92 0-0 ② F8	C CU 74 F CU 77 X CU 77 0-2 ② G4-3			F FF 95 B CH 87 X CH 87 1-1 ① F7		0-0 9 1B 17 FC6-2 1-2 IBB	4	0	0	0	1	0	2
34 Tom Koehler, R (1, 1) OBP: 000, SLG: 0.000 25 Junichi Tazawa, R (8, 1) 51 Ichiro Suzuki, L (8, PH) OBP: 0.286, SLG: 0.357 46 Kyle Barraclough, R (7, 1) 35 David Phelps, R (8, 1) 44 AJ Ramos, R (9, 1) 28 Tyler Moore, R (9, PH) OBP: 0.000, SLG: 0.000 71 Drew Steckenrider, R (10, 1) 17 A.J. Ellis, R (10, PH) OBP: 0.200, SLG: 0.286		F FF 90 B SL 87 S FF 92 C CU 78 1-3 ③ K		C FF 92 C CU 76 D CU 78 B CU 76 S FF 93 2-3 ③ K	C FF 72 B CU 77 X FF 90 1-1 ③ F7			B SL 86 B SL 85 B SI 93 B FF 95 4-0 9 1B BB	C SI 91 X SI 92 0-1 ② FC6-2 9 1B 1-2 2-3 3-Hf	2 0 1 0 0 0 0 1	0 0 0 0 0 0 0 0	0 0 0 0 0 0 0 0	0 0 0 0 0 0 1 0	0 0 0 0 0 0 0 0	2 0 0 0 0 0 0 0	2 0 0 0 0 0 0 3
Inning Stats	R: 2 E: 0 K: 1 S: 10 H: 3 LOB: 1 BB: 1 P: 20	R: 0 E: 0 K: 1 S: 8 H: 0 LOB: 0 BB: 0 P: 11	R: 0 E: 0 K: 1 S: 8 H: 0 LOB: 1 BB: 1 P: 14	R: 0 E: 0 K: 2 S: 8 H: 0 LOB: 2 BB: 2 P: 19	R: 3 E: 0 K: 2 S: 11 H: 3 LOB: 0 BB: 0 P: 17	R: 0 E: 0 K: 1 S: 8 H: 0 LOB: 0 BB: 0 P: 10	R: 0 E: 0 K: 0 S: 8 H: 0 LOB: 0 BB: 0 P: 11	R: 0 E: 0 K: 1 S: 11 H: 0 LOB: 1 BB: 1 P: 18	R: 0 E: 0 K: 1 S: 11 H: 1 LOB: 3 BB: 2 P: 18	R: 1 E: 0 K: 0 S: 10 H: 2 LOB: 3 BB: 2 P: 14	1B: 4 2B: 1 3B: 1 HR: 3	SF: 0 SAC: 0 DP: 0 HBP: 0					

PITCHER		IP	WLS	BF	H	R	ER	SO	BB	IBB	HBP	BLK	WP	HR	S	P	ERA	WHIP
48 Jerad Eickhoff, R ERA: 4.83	(1, 1)	6.0		27	6	5	5	8	4	0	0	0	1	3	53	91	7.50	1.667
55 Hoby Milner, L ERA: 2.45	(7, 1)	0.1		1	0	0	0	0	0	0	0	0	0	0	4	4	0.00	0.000
57 Luis García, R ERA: 2.37	(7, 1)	0.2		3	0	0	0	0	1	0	0	0	0	0	6	13	0.00	1.500
39 Adam Morgan, L ERA: 6.04	(8, 1)	0.2		2	0	0	0	1	0	0	0	0	0	0	7	10	0.00	0.000
51 Ricardo Pinto, R ERA: 3.86	(8, 1)	0.2		4	1	0	0	0	1	0	0	0	0	0	5	11	0.00	3.000

PITCHER		IP	WLS	BF	H	R	ER	SO	BB	IBB	HBP	BLK	WP	HR	S	P	ERA	WHIP
50 Héctor Neris, R ERA: 3.38	(9, 1)	0.2		3	0	0	0	1	0	1	0	0	0	0	8	9	0.00	0.000
59 Mark Leiter Jr., R ERA: 4.25	(10, 1)	0.2	L	6	2	1	1	0	0	2	0	0	0	0	10	14	13.50	3.000

BOTTOM

Philadelphia Phillies @ Miami Marlins

Marlins Park, Miami, FL

Mon Jul 17 2017, 7:13 PM - 10:54 PM EDT

Att. 17,146 - Roof Closed - 77 F

livebaseballscorecards.com

AB	37
R	6
H	9
RBI	6
BB	9
SO	10
LOB	23

WP: 1 PA: 46
PB: 0
SB: 0
CS: 2

Batter	1	2	3	4	5	6	7	8	9	AB	R	H	RBI	BB	SO	LOB
16 César Hernández, S (1, 4) OBP: 0.335, SLG: 0.392	B FF 91 C FF 92 X FF 92 1-1 L9 ①	C CH 85 X FF 91 0-1 G2-3 ③		D CH 83 X FF 90 1-0 FC6-4 ③ 1-2f			B CU 73 B FF 92 B FF 92 B FF 91 4-0 13 1B BB		B CH 86 C CH 87 X CH 87 1-1 F9 ①	4	0	0	0	1	0	5
13 Freddy Galvis, S (1, 6) OBP: 0.297, SLG: 0.411	B FF 92 F FF 91 X FF 91 1-1 5 FC4-6 1B		B FF 91 B FF 90 F FF 91 F FF 92 F CH 85 X CH 85 2-2 F9 ①		B FF 90 B FF 90 B FF 90 C FF 89 X FF 90 3-1 P4 ①		C FO 84 X FF 92 0-1 5 G4-6-3 1B 1-2		B FF 94 C CH 88 F FF 94 X FF 96 1-2 L8 ②	5	0	2	0	0	0	1
5 Nick Williams, L (1, 9) OBP: 0.333, SLG: 0.547	B FF 91 X FF 91 1-0 FC4-6 ② 1-2f		C FF 92 S SL 86 C FF 93 0-3 K ②		X FF 90 0-0 19 G5-4-3 1B		X FO 85 0-0 G4-6-3 ②③ 1-2f		B SL 88 B SL 85 F FF 94 B FF 96 2 SAFE X FF 95 3-1 HR 2-H	5	1	2	2	0	1	3
19 Tommy Joseph, R (1, 3) OBP: 0.307, SLG: 0.447	B FF 92 C FF 91 F FF 89 B SL 87 F SL 85 F FF 92 D SL 81 F FF 93 F FF 94 3-2 F CH 85 X FF 92 F9 ③		C FF 92 S CH 85 S SL 88 0-3 K ③		X SL 84 0-0 G5-4-3 ②③ 1-2f			B FF 95 X FF 95 1-0 L8 ①	C SL 85 B FF 94 F SL 86 X FF 96 1-2 G6-3 ③	5	0	0	0	0	1	2
7 Maikel Franco, R (1, 5) OBP: 0.286, SLG: 0.404		F FF 92 B FF 91 X CH 85 1-1 37 1B 29 FC1-5-2-4 2B		C FF 91 S CH 83 X FF 92 0-2 G4-3 ①		C FF 90 S SL 84 X SL 85 0-2 37 FC4-6 1B		B SL 89 B SL 89 C SI 95 C SI 95 X SL 88 2-2 HR		4	1	3	1	0	0	0
37 Odúbel Herrera, L (1, 8) OBP: 0.302, SLG: 0.418		L FF 91 B FF 91 F FF 92 X SL 86 1-2 29 FC1-5-2-4 30 1B 2-3 1B		B FF 91 C FF 91 B CH 84 F CH 84 B FF 92 F FF 91 F CH 85 B FF 92 4-2 29 1B 29 WP 30 1B BB		C FF 90 B SL 84 B FF 91 F CH 85 X FF 90 2-2 FC4-6 30 FC6-4 ① 1-2f		B CH 87 C SI 94 B CH 88 X SI 95 2-1 29 G5-3 1B		3	2	2	0	1	0	1
29 Cameron Rupp, R (1, 2) OBP: 0.312, SLG: 0.372		C FF 92 X SL 86 0-1 FC1-5-2-4 ①② 1-3 3-H		1 SAFE C FF 89 B FF 90 B SL 84 S CH 85 X CH 86 2-2 30 1B 1-3 1B		B FF 89 S FF 89 B SL 85 1 SAFE T FF 91 X FF 91 2-2 F8 ②		B FF 94 X SI 95 1-0 G5-3 ② 1-2		4	0	1	0	0	0	4
30 Cameron Perkins, R (1, 7) OBP: 0.245, SLG: 0.244		X FF 93 0-0 28 BB 1B 3-H		X SL 86 0-0 16 FC6-4 1-2 1B 3-H		B SL 84 X FF 90 1-0 FC6-4 ③ 1-2f		C SL 89 S SL 88 B SL 89 D SI 95 S SL 88 2-3 K ③		4	0	2	2	0	1	2
28 Vince Velasquez, R (1, 1) OBP: 0.350, SLG: 0.316 41 Brock Stassi, L (7, PH) OBP: 0.278, SLG: 0.295 17 Pat Neshek, S (7, 1) 53 Joaquín Benoit, R (8, 1) 4 Andrés Blanco, S (9, PH) OBP: 0.231, SLG: 0.214 50 Héctor Neris, R (9, 1)		B FF 92 B FF 91 B FF 91 B FF 92 4-0 1-2 BB		2 SAFE L FF 88 D FF 88 F FF 88 S SL 85 1-3 K ②			B FF 91 F FF 90 X FO 86 1-1 G4-3 ①		X FF 94 0-0 5 HR 2B	1 1 0 0 1 0	0 0 0 0 1 0	0 0 0 0 1 0	0 0 0 0 1 0	1 0 0 0 0 0	1 0 0 0 0 0	2 0 0 0 0 0
Inning Stats	R: 0 H: 1 E: 0 LOB: 1 K: 0 BB: 0 S: 13 P: 19	R: 1 H: 3 E: 0 LOB: 2 K: 0 BB: 1 S: 10 P: 16	R: 0 H: 0 E: 0 LOB: 0 K: 2 BB: 0 S: 10 P: 12	R: 1 H: 2 E: 0 LOB: 2 K: 1 BB: 1 S: 15 P: 23	R: 0 H: 1 E: 0 LOB: 0 K: 0 BB: 0 S: 4 P: 7	R: 0 H: 1 E: 0 LOB: 1 K: 0 BB: 0 S: 10 P: 15	R: 0 H: 1 E: 0 LOB: 1 K: 0 BB: 1 S: 5 P: 10	R: 1 H: 2 E: 0 LOB: 1 K: 1 BB: 0 S: 10 P: 18	R: 2 H: 2 E: 0 LOB: 0 K: 0 BB: 0 S: 11 P: 17	1B: 9 SF: 0 2B: 3 SAC: 0 3B: 0 DP: 3 HR: 2 HBP: 0						

PITCHER		IP	WLS	BF	H	R	ER	SO	BB	IBB	HBP	BLK	WP	HR	S	P	ERA	WHIP
61 Adam Conley, L ERA: 6.75	(1, 1)	6.0		26	8	2	2	3	2	0	0	0	1	0	62	92	3.00	1.667
25 Junichi Tazawa, R ERA: 5.0	(7, 1)	1.0		4	1	0	0	0	1	0	0	0	0	0	5	10	0.00	2.000
22 Dustin McGowan, R ERA: 2.92	(8, 1)	1.0	L	5	2	1	1	1	0	0	0	0	0	1	10	18	9.00	2.000
66 Jarlín García, L ERA: 3.9	(9, 1)	1.0		5	2	2	2	0	0	0	0	0	0	1	11	17	18.00	2.000

PITCHER	IP	WLS	BF	H	R	ER	SO	BB	IBB	HBP	BLK	WP	HR	S	P	ERA	WHIP

TOP

Philadelphia Phillies @ Miami Marlins

Marlins Park, Miami, FL

Tue Jul 18 2017, 7:11 PM - 9:51 PM EDT

Att. 18,176 - Roof Closed - 76 F

livebaseballscorecards.com

AB	37
R	5
H	13
RBI	5
BB	3
SO	4
LOB	20

WP: 1	PA: 40
PB: 0	
SB: 0	
CS: 0	

BOTTOM

Philadelphia Phillies @ Miami Marlins

Marlins Park, Miami, FL

Tue Jul 18 2017, 7:11 PM - 9:51 PM EDT

Att. 18,176 - Roof Closed - 76 F

livebaseballscorecards.com

Batter	1	2	3	4	5	6	7	8	9	AB	R	H	RBI	BB	SO	LOB
9 Dee Strange-Gordon, L (1, 4) OBP: 0.338, SLG: 0.353	C FF 92 F FF 94 F FF 95 F KC 80 X KC 83 0-2 G4-3 ①		X KC 82 0-0 27 CS 1B			B KC 79 X FF 91 1-0 F7 ①		F FF 94 B FF 93 X FF 94 1-1 G6-3 ③		4	0	1	0	0	0	1
27 Giancarlo Stanton, R (1, 9) OBP: 0.362, SLG: 0.585	C FF 94 B FF 94 B KC 80 X FF 95 2-1 HR		B FF 94 B KC 82 1 SAFE C FF 95 1 SAFE B FF 94 F FF 96 T FF 95 3-2 ② ③ K 1-2			F FF 93 B FF 96 X KC 81 1-1 G5-3 ②			B FF 95 T FF 96 B FF 96 S FS 88 F FS 88 B FS 90 F FF 96 X FS 88 3-2 G6-3 ①	4	1	1	1	0	1	1
21 Christian Yelich, L (1, 8) OBP: 0.358, SLG: 0.403	F FF 95 F FF 96 B CH 89 C FF 96 1-3 K ②			B KC 79 F FF 93 F FF 93 B FF 94 B KC 80 X FF 94 3-2 G6-3 ①		C FF 94 C CH 86 B FF 94 X CH 89 1-2 G6-3 ③			X SI 96 0-0 F8 ②	4	0	0	0	0	1	0
13 Marcell Ozuna, R (1, 7) OBP: 0.374, SLG: 0.559	B FF 95 X KC 82 1-0 P6 ③			F FF 96 F SL 87 F SL 84 X SL 84 0-2 G6-3 ②			B SL 82 C SI 89 F SI 91 B SL 84 B SL 84 F SI 91 F SI 91 X SI 92 3-2 F7 ①		F FS 89 X SI 95 0-1 G1-3 ③	4	0	0	0	0	0	0
41 Justin Bour, L (1, 3) OBP: 0.363, SLG: 0.554		X FF 95 0-0 G3 ①		B KC 80 B FF 95 B FF 95 B FF 95 4-0 BB			F SI 91 T SL 85 F SI 92 F SL 86 B SI 92 B CH 66 F SL 85 F SL 86 F SI 92 2-3 S SI 91 K ②			2	0	0	0	1	1	0
11 J.T. Realmuto, R (1, 2) OBP: 0.358, SLG: 0.451		B FF 95 C FF 95 F FF 95 B FF 94 X FF 96 2-2 L8 ②		B KC 83 C KC 80 X FF 94 1-1 G3 ③			X SI 90 0-0 F8 ③			3	0	0	0	0	0	1
32 Derek Dietrich, L (1, 5) OBP: 0.321, SLG: 0.381		X FF 96 0-0 L6 ③			C FF 92 X FF 93 0-1 39 CS 1B			C FF 94 B FF 95 F FF 95 F CH 86 F FF 95 S CH 86 1-3 K2-3 ①		3	0	1	0	0	1	0
39 JT Riddle, L (1, 6) OBP: 0.283, SLG: 0.357			C FF 95 F FF 95 F FF 96 X KC 81 0-2 E1 61 PB 1B		B KC 83 B FF 93 1 SAFE F FF 93 1 SAFE B CH 86 F FF 92 T FF 94 3-2 ① ② K 1-2			B CH 84 F FF 94 X FF 94 1-1 L9 ②		3	1	1	0	0	1	1
61 Adam Conley, L (1, 1) OBP: 0.111, SLG: 0.111 25 Junichi Tazawa, R (7, 1) 22 Dustin McGowan, R (8, 1) 51 Ichiro Suzuki, L (8, PH) OBP: 0.275, SLG: 0.301 66 Jarlín García, L (9, 1)			B FF 96 F FF 95 B KC 81 S FF 94 S FF 95 2-3 K ① 3-H		B FF 95 B FF 95 C FF 94 C FF 94 F FF 96 B FF 93 X 3-2 G6-3 ③			S FF 95 B FF 95 F FF 94 B CH 85 X FF 94 2-2 1B		2 0 0 1 0	0 0 0 0 0	0 0 0 1 0	0 0 0 0 0	0 0 0 0 0	1 0 0 1 0	0 0 0 0 0
Inning Stats	R: 1 E: 0 K: 1 S: 11 H: 1 LOB: 0 BB: 0 P: 15	R: 0 E: 0 K: 0 S: 5 H: 0 LOB: 0 BB: 0 P: 7	R: 1 E: 1 K: 2 S: 11 H: 2 LOB: 0 BB: 0 P: 16	R: 0 E: 0 K: 0 S: 9 H: 0 LOB: 1 BB: 1 P: 17	R: 0 E: 0 K: 1 S: 9 H: 1 LOB: 0 BB: 0 P: 15	R: 0 E: 0 K: 0 S: 6 H: 0 LOB: 0 BB: 0 P: 9	R: 0 E: 0 K: 1 S: 14 H: 0 LOB: 0 BB: 0 P: 19	R: 0 E: 0 K: 1 S: 12 H: 1 LOB: 1 BB: 0 P: 17	R: 0 E: 0 K: 0 S: 8 H: 0 LOB: 0 BB: 0 P: 11	1B: 4 2B: 1 3B: 0 HR: 1 SF: 0 SAC: 0 DP: 1 HBP: 0						

	AB	30
	R	2
	H	5
	RBI	1
	BB	1
	SO	6
	LOB	4

WP: 0 PA: 31
PB: 1
SB: 0
CS: 2

PITCHER	IP	WLS	BF	H	R	ER	SO	BB	IBB	HBP	BLK	WP	HR	S	P	ERA	WHIP
28 Vince Velasquez, R (1, 1) ERA: 5.14	6.0		21	4	2	1	4	1	0	0	0	0	1	51	79	1.50	0.833
17 Pat Neshek, R (7, 1) ERA: 1.17	1.0	W	3	0	0	0	1	0	0	0	0	0	0	14	19	0.00	0.000
53 Joaquín Benoit, R (8, 1) ERA: 4.3	1.0	H	4	1	0	0	1	0	0	0	0	0	0	12	17	0.00	1.000
50 Héctor Neris, R (9, 1) ERA: 3.29	1.0	S	3	0	0	0	0	0	0	0	0	0	0	8	11	0.00	0.000

PITCHER	IP	WLS	BF	H	R	ER	SO	BB	IBB	HBP	BLK	WP	HR	S	P	ERA	WHIP

Batter	1	2	3	4	5	6	7	8	9	AB	R	H	RBI	BB	SO	LOB
16 César Hernández, S (1, 4) OBP: 0.338, SLG: 0.394	C FF 89 B FF 89 B CH 83 X CH 82 2-1 G3 ①	C SL 84 B CH 84 B CH 82 F FF 90 B SL 84 F SL 84 F FF 90 F FF 90 X FF 90 3-2 G6-3 ③		C FF 91 X FF 91 0-1 13 2B 2-H 1B		C FF 92 B CH 86 B CH 85 F FF 92 B FF 93 X FF 94 3-2 13 2B 25 1B 1B	B FF 92 C FF 92 B FC 90 S FC 89 F FC 88 F SI 93 B KC 81 C SI 93 3-3 K ①		X SI 90 0-0 13 1B 7 2B 1-3 1B	6	2	3	1	0	1	0
13 Freddy Galvis, S (1, 6) OBP: 0.303, SLG: 0.419	B FF 90 B FF 90 S FF 90 B FF 90 B CH 83 4-1 5 3B BB		B FF 88 B FF 89 C FF 89 F FF 90 T SL 84 2-2 K ①	1 SAFE 1 SAFE C FF 90 X SL 84 0-1 1-3 2B		L FF 93 B FF 91 1 SAFE X FF 92 1-1 25 1B 1-3 2B	C SI 93 S FC 90 B FC 90 C SI 92 1-3 K ②		S FC 89 F FF 92 B FC 90 1 SAFE X FC 91 1-2 7 2B 1B	5	3	3	0	1	2	0
5 Nick Williams, L (1, 9) OBP: 0.349, SLG: 0.614	1 SAFE C FF 91 1 SAFE X CH 82 0-1 7 SF8 1-H 3B		B FF 90 S FF 90 F FF 90 S FF 92 1-3 K ②	F FF 91 B FF 91 S FF 91 F FF 91 B FF 91 S FF 90 2-3 K ③		B FF 92 F FF 93 S FF 92 B SI 91 B FF 93 B FF 93 4-2 25 1B 37 2B BB	B KC 80 X FC 90 1-0 3B		F FF 92 B FC 92 C FC 90 B SI 93 F SI 93 X SI 93 2-2 SF7 ② 3-H	4	2	2	2	1	2	2
7 Maikel Franco, R (1, 5) OBP: 0.290, SLG: 0.408	X FF 92 0-0 SF8 ② 3-H		B SL 84 B FF 90 C FF 90 B FF 91 D SL 86 4-1 25 1B BB		X FF 89 0-0 19 G3 25 1B 34 SF8 1B	B FF 92 X FF 93 1-0 F3 ①	X SI 90 0-0 L5 ③		B SI 93 X FC 90 1-0 19 1B 1-H 2-H 2B	4	1	2	3	1	0	4
25 Daniel Nava, S (1, 7) OBP: 0.395, SLG: 0.400	B FF 91 B FF 90 X FF 90 2-0 19 1B 1B		C FF 90 C FF 90 B FF 92 B FF 90 X CH 83 2-2 1-2 1B		C FF 90 B CH 81 X CH 82 1-1 34 SF8 19 G3 1-2 1B	C FF 92 X SI 92 0-1 37 2B 1-2 2-H 3-H 1B		C KC 78 C SI 91 B FC 89 B SI 90 X SI 93 2-2 F7 ①	B FC 89 B FF 91 B FC 88 B FF 92 4-0 19 1B BB	5	0	4	2	1	0	0
19 Tommy Joseph, R (1, 3) OBP: 0.310, SLG: 0.448	C SL 82 F SL 84 X SL 84 0-2 1-2 1B		F FF 90 C FF 90 B FF 89 S SL 84 1-3 K ③		B FF 90 F SL 85 B FF 90 F FF 88 X SL 84 2-2 G3 ① 1-2 2-3	X SL 82 0-0 F9 ②		B SI 91 B SI 90 X FC 89 2-0 37 G4-6-3 1B	B FF 92 C FF 92 X KC 77 1-1 1-2 2-3 1B	6	0	3	0	0	1	6
37 Odúbel Herrera, L (1, 8) OBP: 0.302, SLG: 0.418	B FF 90 X FF 90 1-0 P5 ③			C CH 80 F FF 90 S FF 91 0-3 K ①		S CH 86 X CH 86 0-1 1-3 2-H 2B		B FC 90 C FC 89 B SI 91 B FC 91 X FC 91 3-1 G4-6-3 ②③ 1-2f	F SI 90 X FF 93 0-1 L8 ③	5	0	1	1	1	1	6
34 Andrew Knapp, S (1, 2) OBP: 0.369, SLG: 0.381		F FF 88 B FF 89 C SL 82 S FF 90 1-3 K ①		B SL 84 B SL 84 B FF 91 C FF 90 X FF 90 3-1 43 SH3-4 16 1B 1B	F CH 83 S FF 90 X FF 91 0-2 SF8 ② 1-2 2-3 3-H	0-0 IBB			B KC 78 F SI 91 X FC 89 1-1 16 1B 5 SF7 1B	3	2	2	1	1	1	0
43 Nick Pivetta, R (1, 1) OBP: 0.083, SLG: 0.083 55 Hoby Milner, L (6, 1) 51 Ricardo Pinto, R (6, 1) 57 Luis García, R (8, 1) 4 Andrés Blanco, S (9, PH) OBP: 0.229, SLG: 0.212 53 Joaquín Benoit, R (9, 1)		C FF 89 C SL 84 S SL 81 0-3 K ②		L FF 89 X CH 83 0-1 SH3-4 ② 1-2	S SL 82 X SL 84 0-1 G3 ③	S SI 92 S FF 92 S FF 92 0-3 K ③			F SI 92 F FF 93 C SI 92 0-3 K ①	3 0 0 0 1 0	0 0 0 0 0 0	0 0 0 0 0 0	0 0 0 0 0 0	0 0 0 0 1 0	2 0 0 0 0 0	5 0 0 0 1 0
Inning Stats	R: 2 E: 0 K: 0 S: 11 H: 3 LOB: 2 BB: 1 P: 20	R: 0 E: 0 K: 2 S: 12 H: 0 LOB: 0 BB: 0 P: 16	R: 0 E: 0 K: 3 S: 13 H: 1 LOB: 2 BB: 1 P: 23	R: 1 E: 0 K: 2 S: 15 H: 3 LOB: 2 BB: 0 P: 20	R: 1 E: 0 K: 0 S: 11 H: 2 LOB: 2 BB: 1 P: 14	R: 3 E: 0 K: 1 S: 16 H: 4 LOB: 3 BB: 2 P: 25	R: 0 E: 0 K: 2 S: 10 H: 1 LOB: 1 BB: 0 P: 15	R: 0 E: 0 K: 0 S: 6 H: 1 LOB: 0 BB: 0 P: 13	R: 3 E: 0 K: 1 S: 18 H: 5 LOB: 3 BB: 1 P: 28	1B: 14 2B: 4 3B: 2 HR: 0 SF: 3 SAC: 1 DP: 1 HBP: 0						

PITCHER		IP	WLS	BF	H	R	ER	SO	BB	IBB	HBP	BLK	WP	HR	S	P	ERA	WHIP
58 Dan Straily, R ERA: 3.49	(1, 1)	5.0	L	27	9	4	4	7	2	1	0	0	0	0	62	93	7.20	2.200
64 Nick Wittgren, R ERA: 4.24	(6, 1)	1.0		9	4	3	3	1	1	1	0	0	0	0	16	25	27.00	5.000
45 Vance Worley, R ERA: 6.59	(7, 1)	3.0		16	7	3	3	3	1	0	0	0	0	0	34	56	9.00	2.667

PITCHER	IP	WLS	BF	H	R	ER	SO	BB	IBB	HBP	BLK	WP	HR	S	P	ERA	WHIP

TOP

Philadelphia Phillies @ Miami Marlins

Marlins Park, Miami, FL

Wed Jul 19 2017, 12:11 PM - 3:14 PM EDT

Att. 31,854 - Roof Closed - 74 F

livebaseballscorecards.com

AB	42
R	10
H	20
RBI	10
BB	6
SO	11
LOB	24

WP: 0 PA: 52
PB: 0
SB: 0
CS: 0

Philadelphia Phillies @ Miami Marlins

Marlins Park, Miami, FL

Wed Jul 19 2017, 12:11 PM - 3:14 PM EDT

Att. 31,854 - Roof Closed - 74 F

livebaseballscorecards.com

BOTTOM

Batter	1	2	3	4	5	6	7	8	9	AB	R	H	RBI	BB	SO	LOB
9 Dee Strange-Gordon, L (1, 4) OBP: 0.335, SLG: 0.350	C FF 92 B FF 93 F FF 94 X FF 94 1-2 ① G6-3		C FF 93 B FF 94 B CH 87 F FF 94 F FF 94 X KC 80 2-2 ① G5-3		C KC 80 F FF 94 F KC 80 F KC 79 S KC 79 0-3 ② K2-3		X FF 98 0-0 ③ G6-3			4	0	0	0	0	1	0
27 Giancarlo Stanton, R (1, 9) OBP: 0.360, SLG: 0.590	C FF 94 B SL 83 B KC 81 B FF 95 X KC 80 3-1 HR		C FF 96 B FF 95 F FF 95 X FF 96 2-2 ② L9		B FF 95 B KC 83 S FF 96 B FF 97 T FF 96 X FF 96 3-2 ③ L5			B SI 97 B SI 97 S SI 97 S SI 97 B SL 85 X FF 98 3-2 ① G5-3		4	1	1	1	0	0	0
21 Christian Yelich, L (1, 8) OBP: 0.359, SLG: 0.411	C FF 94 S FF 94 B FF 94 C FF 96 1-3 ② K		C FF 95 C KC 81 F FF 96 F KC 82 F FF 97 B KC 82 F SL 81 B KC 80 B FF 96 4-2 13 1B 41 WP BB			B KC 78 X FF 93 1-0 HR		C FF 97 B FF 98 C FF 98 B FS 88 X FF 97 2-2 ② G1-3		3	2	1	1	1	1	0
13 Marcell Ozuna, R (1, 7) OBP: 0.373, SLG: 0.555	X FF 95 0-0 ③ G4-3		X KC 80 0-0 41 WP 1-2 1B			C FF 93 S FF 95 X FF 95 0-2 ① L4		X FF 97 0-0 ③ L8		4	0	1	0	0	0	0
41 Justin Bour, L (1, 3) OBP: 0.365, SLG: 0.552		C FF 94 C FF 93 F KC 81 F FF 96 X CH 89 0-2 ① F7	F KC 81 B FF 95 F KC 82 B KC 82 C FF 95 2-3 ③ K 1-3 2-H			B FF 89 B ST 75 X FF 88 2-0 32 1B 1B			B FF 94 B FF 94 B FF 94 B FF 93 4-0 BB	3	0	1	0	1	1	1
32 Derek Dietrich, L (1, 5) OBP: 0.321, SLG: 0.381 45 Vance Worley, R (7, 1) OBP: 0.333, SLG: 0.333 28 Tyler Moore, R (9, PH) OBP: 0.292, SLG: 0.544		B FF 95 X FF 94 1-0 ② L4	C FF 93 C FF 94 B FF 95 F FF 95 B FF 96 X FF 95 3-2 ① F8			B FF 89 1 SAFE S FF 90 B ST 76 X FF 89 2-1 ② 1-2 1B			B FF 93 B FF 93 B FF 93 C FF 93 F FF 93 C FF 94 3-3 ① K	3 0 1	0 0 0	1 0 0	0 0 0	0 0 1	0 0 1	0 0 1
17 A.J. Ellis, R (1, 2) OBP: 0.293, SLG: 0.293		C FF 94 B KC 82 B FF 94 X FF 96 2-1 19 1B 1B	B FF 94 C KC 80 B FF 95 B FF 95 X FF 95 3-1 ② G5-3			B FF 96 F FF 96 B FF 95 X FF 95 2-1 ③ L6			X FF 93 0-0 ② F9	4	0	1	0	0	0	2
19 Miguel Rojas, R (1, 6) OBP: 0.382, SLG: 0.391 (7, 5)		C FF 95 F FF 95 X FF 95 0-2 1-2 1B	F FF 94 B FF 94 X FF 94 1-1 ③ G4-3				C FF 95 C SL 83 X FF 97 0-2 ① P3		B FF 93 F FF 94 B SL 87 X FF 95 2-1 ③ P2	4	0	1	0	0	0	1
58 Dan Straily, R (1, 1) OBP: 0.056, SLG: 0.029 51 Ichiro Suzuki, L (5, PH) OBP: 0.273, SLG: 0.298 64 Nick Wittgren, R (6, 1) 39 JT Riddle, L (7, 6) OBP: 0.282, SLG: 0.355		C FF 94 C FF 95 B FF 96 C FF 94 1-3 ③ K			F FF 94 B SI 92 C SI 93 X KC 81 1-2 ① G6-3		C SL 85 F SL 84 B SL 85 B FF 97 B FF 96 F CH 90 S FF 95 3-3 ② K			1 1 0 1	0 0 0 0	0 0 0 0	0 0 0 0	0 0 0 0	1 0 0 1	2 0 0 0
Inning Stats	R: 1 H: 1 E: 0 LOB: 0 K: 1 BB: 0 S: 9 P: 14	R: 0 H: 2 E: 0 LOB: 2 K: 1 BB: 0 S: 14 P: 18	R: 1 H: 1 E: 0 LOB: 1 K: 1 BB: 1 S: 18 P: 28	R: 0 H: 0 E: 0 LOB: 0 K: 0 BB: 0 S: 8 P: 15	R: 0 H: 0 E: 0 LOB: 0 K: 1 BB: 0 S: 11 P: 15	R: 1 H: 3 E: 0 LOB: 1 K: 0 BB: 0 S: 9 P: 16	R: 0 H: 0 E: 0 LOB: 0 K: 1 BB: 0 S: 8 P: 11	R: 0 H: 0 E: 0 LOB: 0 K: 0 BB: 0 S: 7 P: 12	R: 0 H: 0 E: 0 LOB: 1 K: 1 BB: 1 S: 6 P: 15	1B: 5 2B: 0 3B: 0 HR: 2	SF: 0 SAC: 0 DP: 0 HBP: 0					

	AB	R	H	RBI	BB	SO	LOB
AB	**33**						
R	**3**						
H	**7**						
RBI	**2**						
BB	**2**						
SO	**6**						
LOB	**7**						

WP: 2 PA: 35
PB: 0
SB: 0
CS: 0

MIAMI

PITCHER		IP	WLS	BF	H	R	ER	SO	BB	IBB	HBP	BLK	WP	HR	S	P	ERA	WHIP
43 Nick Pivetta, R ERA: 5.58	(1, 1)	5.1	W	22	5	3	3	4	1	0	0	0	1	2	64	95	5.06	1.125
55 Hoby Milner, L ERA: 2.25	(6, 1)	0.1		2	2	0	0	0	0	0	0	0	0	0	3	7	0.00	6.000
51 Ricardo Pinto, R ERA: 3.46	(6, 1)	1.1		4	0	0	0	1	0	0	0	0	0	0	10	15	0.00	0.000
57 Luis García, R ERA: 2.31	(8, 1)	1.0		3	0	0	0	0	0	0	0	0	0	0	7	12	0.00	0.000
53 Joaquín Benoit, R ERA: 4.19	(9, 1)	1.0		4	0	0	0	1	1	0	0	0	0	0	6	15	0.00	1.000

PITCHER	IP	WLS	BF	H	R	ER	SO	BB	IBB	HBP	BLK	WP	HR	S	P	ERA	WHIP

Miami Marlins @ Cincinnati Reds

Great American Ball Park, Cincinnati, OH

Fri Jul 21 2017, 8:58 PM - 11:54 PM EDT

Att. 21,851 - Partly Cloudy - 82 F

TOP

livebaseballscorecards.com

Batter	1	2	3	4	5	6	7	8	9	AB	R	H	RBI	BB	SO	LOB
9 Dee Strange-Gordon, L (1, 4) OBP: 0.333, SLG: 0.348	C FF 96 C SI 94 X FF 95 0-2 27 2B 21 G4-3 1B	X FF 94 0-0 L5			B FF 94 X FF 95 1-0 G4-3 2-3		B FF 98 1 SAFE F FF 96 X SL 89 1-1 FC4 21 1B 1-3		F SI 97 B SI 96 B SI 96 X SI 95 2-1 G6-3	5	1	1	0	0	0	3
27 Giancarlo Stanton, R (1, 9) OBP: 0.362, SLG: 0.590	B FF 95 C FF 94 X SL 89 1-1 21 G4-3 13 WP 1-3 2B		C SL 86 B FF 93 B FF 94 B FS 86 F SL 89 S FF 96 3-3 K		B SI 96 S SL 86 D SL 89 S FF 97 F FF 96 B SL 89 B FF 97 4-2 BB		C SL 87 B FF 97 B FF 97 S SL 87 X SL 89 2-2 F7			3	1	1	0	1	1	2
21 Christian Yelich, L (1, 8) OBP: 0.361, SLG: 0.410	B SI 95 B FF 94 F FS 87 X FS 89 2-1 G4-3 2-3 3-H		B SI 96 B FF 96 B SL 88 B SI 95 4-0 13 G4-6-3 BB		C FF 94 B SL 90 B FF 94 F FF 95 X FS 88 2-2 G6-3		X FF 98 0-0 1-2 3-H 1B			3	0	1	2	1	0	3
13 Marcell Ozuna, R (1, 7) OBP: 0.372, SLG: 0.555	C SL 89 F FS 89 F FF 95 S FS 84 0-3 K 41 2B 11 L5 3-H		X FF 96 0-0 G4-6-3 1-2f			S FF 95 B FS 89 S SL 86 X FF 95 1-2 11 1B 2B	F FF 98 F FF 97 C CH 87 0-3 K			4	0	1	0	0	2	3
41 Justin Bour, L (1, 3) OBP: 0.367, SLG: 0.555	B SI 94 B FS 85 X SI 95 2-0 1-3 2B			C FF 93 B SL 87 S FS 87 X FF 95 1-2 32 G6-3 1B		F FF 95 F FF 92 F FF 95 B FS 86 F FS 86 B FF 95 2 SAFE X FF 94 2-2 L4		C FF 90 X CH 84 0-1 G4-3		4	0	2	0	0	0	1
11 J.T. Realmuto, R (1, 2) OBP: 0.357, SLG: 0.449	F SI 95 F FF 95 X FS 88 0-2 L5 3-3			F SL 88 B SI 95 D FS 87 X SL 87 2-1 F8		C FF 95 X SI 95 0-1 2-H 1B		F SI 89 X CH 84 0-1 G6-3		4	0	1	0	0	0	3
32 Derek Dietrich, L (1, 5) OBP: 0.316, SLG: 0.374		C FF 94 B FS 88 X FS 89 1-1 G4-3		X FF 94 0-0 G6-3 1-2f		X FF 95 0-0 P6		C SI 91 S CH 83 S SI 91 0-3 K		4	0	0	0	0	1	2
19 Miguel Rojas, R (1, 6) OBP: 0.388, SLG: 0.397		C FF 95 C SL 88 X SL 87 0-2 62 SH1-4 1B			C FF 94 F FF 96 F FF 95 F FS 87 F FS 86 F FF 95 B KC 81 S SL 86 1-3 K		X FF 97 0-0 9 E 9 FC4 21 1B 1B		C SL 90 B SL 91 X SI 96 1-1 G3-1	4	1	2	0	0	1	0
62 José Ureña, R (1, 1) OBP: 0.080, SLG: 0.120 25 Junichi Tazawa, R (7, 1) 46 Kyle Barraclough, R (8, 1) 51 Ichiro Suzuki, L (9, PH) OBP: 0.270, SLG: 0.296 44 AJ Ramos, R (9, 1)		X FF 95 0-0 SH1-4 1-2			F FF 95 F FF 94 X FS 88 0-2 9 G4-3 2B		C FF 97 B FF 97 B FF 96 M FF 97 L FF 98 2-3 K		B SI 97 B SI 94 B SI 96 C SI 96 X SI 96 3-1 F8	2 0 0 1 0	0 0 0 0 0	1 0 0 0 0	0 0 0 0 0	0 0 0 0 0	1 0 0 0 0	1 0 0 0 0

	AB	34
	R	3
	H	10
	RBI	2
	BB	2
	SO	6
	LOB	18

MIAMI

Inning Stats	1	2	3	4	5	6	7	8	9
	R: 2 E: 0 K: 1 S: 15	R: 0 E: 0 K: 0 S: 7	R: 0 E: 0 K: 1 S: 4	R: 0 E: 0 K: 0 S: 6	R: 0 E: 0 K: 1 S: 17	R: 0 E: 0 K: 0 S: 11	R: 1 E: 1 K: 2 S: 13	R: 0 E: 0 K: 1 S: 7	R: 0 E: 0 K: 0 S: 6
	H: 3 LOB: 1 BB: 0 P: 20	H: 1 LOB: 1 BB: 0 P: 8	H: 0 LOB: 0 BB: 1 P: 11	H: 1 LOB: 0 BB: 0 P: 9	H: 1 LOB: 2 BB: 1 P: 25	H: 2 LOB: 1 BB: 0 P: 14	H: 2 LOB: 2 BB: 0 P: 18	H: 0 LOB: 0 BB: 0 P: 7	H: 0 LOB: 0 BB: 0 P: 12

1B: 6	SF: 0	WP: 1	PA: 37
2B: 5	SAC: 1	PB: 0	
3B: 0	DP: 3	SB: 0	
HR: 0	HBP: 0	CS: 0	

PITCHER		IP	WLS	BF	H	R	ER	SO	BB	IBB	HBP	BLK	WP	HR	S	P	ERA	WHIP
34 Homer Bailey, R ERA: 8.56	(1, 1)	6.0	L	25	8	2	2	3	2	0	0	0	1	0	60	87	3.00	1.667
53 Wandy Peralta, L ERA: 2.8	(7, 1)	1.0		6	2	1	0	2	0	0	0	0	0	0	13	18	0.00	2.000
31 Drew Storen, R ERA: 3.2	(8, 1)	1.0		3	0	0	0	1	0	0	0	0	0	0	7	7	0.00	0.000
36 Blake Wood, R ERA: 4.17	(9, 1)	1.0		3	0	0	0	0	0	0	0	0	0	0	6	12	0.00	0.000

PITCHER		IP	WLS	BF	H	R	ER	SO	BB	IBB	HBP	BLK	WP	HR	S	P	ERA	WHIP

BOTTOM

Batter	1	2	3	4	5	6	7	8	9	AB	R	H	RBI	BB	SO	LOB
6 Billy Hamilton, S (1, 8) OBP: 0.300, SLG: 0.334	C FF 97 B FF 97 B CH 89 F SI 96 S CH 89 2-3 ① **K**		C SL 86 X CH 90 0-1 ② **SF9** 2-3 3-H		F FF 96 B SL 86 X FF 95 1-1 ② **G1-3**		B CU 76 F FF 93 X FO 89 1-1 ② **FC4-2** 1-2 2-3 3-Hf			3	0	0	1	0	1	3
2 Zack Cozart, R (1, 6) OBP: 0.395, SLG: 0.558	C FF 98 T FF 97 X SL 86 0-2 ② **G6-3**		B FF 96 S SL 86 S SL 88 B FF 97 B SL 88 X SL 90 3-2 ③ **F7**		C CH 89 T SL 84 B CH 89 B FF 96 B CH 90 X FF 96 3-2 ③ **G6-3**		B FF 94 B FO 87 X FF 94 2-0 ③ **F8**			4	0	0	0	0	0	4
19 Joey Votto, L (1, 3) OBP: 0.420, SLG: 0.594	X SI 96 0-0 ③ **G4-3**			C FF 95 B CH 90 B FF 95 C FF 96 C FF 96 2-3 ① **K**		B SL 84 C CH 85 X CH 86 1-1 ① **G1-3**		B FF 94 F FF 95 F FF 93 F CH 90 C FF 95 1-3 ① **K**		4	0	0	0	0	2	0
23 Adam Duvall, R (1, 7) OBP: 0.315, SLG: 0.525		B FF 95 X FF 95 1-0 ① **P5**		C SL 87 S CH 89 F SL 87 F FF 97 X CH 89 0-2 ② **G5-3**		F CH 88 B SI 95 B CH 89 C SL 87 2-3 ② **K**		B SL 79 C SL 79 S SL 80 S SL 79 1-3 ② **K**		4	0	0	0	0	2	0
4 Scooter Gennett, L (1, 4) OBP: 0.360, SLG: 0.585		B SI 96 X SI 95 1-0 ② **F8**		B SL 88 B CH 88 B FF 96 B FF 96 4-0 7 1B **BB**		X CH 87 0-0 ③ **F8**		B SL 79 B FF 95 F FF 96 B FF 95 F FF 95 X FF 95 3-2 2B		3	0	1	0	1	0	0
7 Eugenio Suárez, R (1, 5) OBP: 0.361, SLG: 0.460		C FF 97 F SL 86 S FF 96 0-3 ③ **K**		B SL 88 S SL 89 B FF 96 S FF 96 F CH 89 1 SAFE B SL 87 X FF 96 3-2 43 HBP 1-3 **1B**			X FF 95 0-0 16 SH5-4 43 WP 6 FC4-2 **1B**	C SL 79 X SL 78 0-1 ③ **P4**		4	0	2	0	0	1	1
43 Scott Schebler, L (1, 9) OBP: 0.320, SLG: 0.495			C SI 95 H SL 86 1-1 16 1B 6 SF9 **HBP**	B CH 87 D CH 90 B FF 93 C FF 93 H SI 95 4-1 **1-2 HBP**			1 SAFE F CH 87 B CH 92 B CH 88 C FF 95 F SL 86 B FF 94 B FF 95 4-2 6 FC4-2 16 SH5-4 **1-2 BB**		F SL 78 C CH 86 F FF 91 B CH 85 F FF 93 B FF 94 X CH 86 2-2 ① **G4-3**	1	1	0	0	1	0	0
16 Tucker Barnhart, L (1, 2) OBP: 0.322, SLG: 0.378			B FF 94 1 SAFE F FF 94 X CH 88 1-1 6 SF9 34 SH1-4 **1-3 1B**	B CH 88 F SI 96 B CH 89 B SI 95 F FF 95 X FF 96 3-2 ③ **L9**			B CU 77 X FF 93 1-0 ① **SH5-4** 1-2 2-3		B FF 92 C SL 80 S SL 80 B CH 86 F SL 80 X CH 86 2-2 ② **G4-3**	3	0	1	0	0	0	3
34 Homer Bailey, R (1, 1) OBP: 0.250, SLG: 0.375 53 Wandy Peralta, L (7, 1) 39 Devin Mesoraco, R (7, PH) OBP: 0.333, SLG: 0.448 31 Drew Storen, S (8, 1) 36 Blake Wood, R (9, 1) 30 Arismendy Alcántara, S (9, PH) OBP: 0.207, SLG: 0.286			X FF 94 0-0 ① **SH1-4** 1-2		B FF 95 X FF 96 1-0 ① **G4-3**		C CU 78 B FF 94 B FF 95 S FO 88 B FF 90 D FO 89 4-2 6 FC4-2 **BB**		B SL 80 C SL 80 B FF 93 C SL 80 B CH 86 F SL 80 X SL 80 3-2 ③ **G4-3**	1 0 0 0 0 0 1	0 0 0 0 0 0 0	0 0 0 0 0 0 0	0 0 0 0 1 0 0	0 0 0 0 0 0 0	0 0 0 0 0 0 0	0 0 0 0 0 0 0
Inning Stats	R: 0 E: 0 K: 1 S: 7 H: 0 LOB: 0 BB: 0 P: 9	R: 0 E: 0 K: 1 S: 5 H: 0 LOB: 0 BB: 0 P: 7	R: 1 E: 0 K: 0 S: 9 H: 1 LOB: 1 BB: 0 P: 14	R: 0 E: 0 K: 1 S: 16 H: 1 LOB: 3 BB: 1 P: 32	R: 0 E: 0 K: 0 S: 6 H: 0 LOB: 0 BB: 0 P: 11	R: 0 E: 0 K: 1 S: 6 H: 0 LOB: 0 BB: 0 P: 9	R: 0 E: 0 K: 0 S: 10 H: 1 LOB: 3 BB: 2 P: 22	R: 0 E: 0 K: 2 S: 12 H: 1 LOB: 1 BB: 0 P: 17	R: 0 E: 0 K: 0 S: 13 H: 0 LOB: 0 BB: 0 P: 20	1B: 3 2B: 1 3B: 0 HR: 0	SF: 1 SAC: 2 DP: 0 HBP: 2	WP: 1 PB: 0 SB: 0 CS: 0	PA: 36				

PITCHER		IP	WLS	BF	H	R	ER	SO	BB	IBB	HBP	BLK	WP	HR	S	P	ERA	WHIP
62 José Ureña, R ERA: 3.78	(1, 1)	6.0	W	25	3	1	1	4	2	0	2	0	1	0	53	90	1.50	0.833
25 Junichi Tazawa, R ERA: 4.82	(7, 1)	1.0	H	4	0	0	0	0	1	0	0	0	0	0	6	14	0.00	1.000
46 Kyle Barraclough, R ERA: 3.45	(8, 1)	1.0	H	4	1	0	0	2	0	0	0	0	0	0	12	17	0.00	1.000
44 AJ Ramos, R ERA: 3.96	(9, 1)	1.0	S	3	0	0	0	0	0	0	0	0	0	0	13	20	0.00	0.000

PITCHER	IP	WLS	BF	H	R	ER	SO	BB	IBB	HBP	BLK	WP	HR	S	P	ERA	WHIP

Miami Marlins @ Cincinnati Reds

Great American Ball Park, Cincinnati, OH

Fri Jul 21 2017, 8:58 PM - 11:54 PM EDT

Att. 21,851 - Partly Cloudy - 82 F

livebaseballscorecards.com

AB	28
R	1
H	4
RBI	1
BB	3
SO	6
LOB	11

Miami Marlins @ Cincinnati Reds

Great American Ball Park, Cincinnati, OH

Sat Jul 22 2017, 8:12 PM - 11:22 PM EDT

Att. 24,099 - Cloudy - 87 F

TOP

livebaseballscorecards.com

Batter	1	2	3	4	5	6	7	8	9	AB	R	H	RBI	BB	SO	LOB
9 Dee Strange-Gordon, L (1, 4) OBP: 0.334, SLG: 0.348	C FF 95 B CU 80 S FF 94 F FF 95 X FS 85 1-2 27 S 27 G4-3 1B		B CU 78 B FF 94 X FF 92 2-0 ① G4-3		X FF 93 0-0 ① B5-3		F FF 94 L FF 94 S FF 94 0-3 ① K		1 SAFE S FF 96 1 SAFE B FF 96 F SI 97 1 SAFE X FF 97 1-2 1-2 1B	5	1	2	0	0	1	0
27 Giancarlo Stanton, R (1, 9) OBP: 0.360, SLG: 0.585	B FF 94 S FF 94 B FF 95 X FF 94 2-1 ① G4-3 1-H		C SL 87 S FS 85 B FS 85 B FF 95 S FS 84 2-3 ② K		C FF 93 B SL 87 S FS 87 B FF 95 F SL 85 B FS 84 X SL 86 3-2 21 CS 1B		C FF 94 C SL 82 B SL 83 S SL 83 1-3 ② K		X SL 86 0-0 ③ L4	5	0	1	1	0	2	2
21 Christian Yelich, L (1, 8) OBP: 0.362, SLG: 0.410	B FF 95 B FF 94 X FF 94 2-0 ② F7		F FF 94 C CU 80 B FF 95 F SL 87 B CU 80 X CU 78 2-2 1B		1 SAFE 1 SAFE S FS 84 S FS 84 B FS 84 B FS 83 B FF 96 B FF 92 4-2 ② 1-2 BB		C FF 93 F FF 95 X FF 94 0-2 ③ G4-3			3	0	1	0	1	0	0
13 Marcell Ozuna, R (1, 7) OBP: 0.368, SLG: 0.549	S SL 89 B FS 85 S SL 86 B FF 95 S SL 87 2-3 ③ K		1 SAFE C SL 86 1 SAFE X FF 94 0-1 ③ G4-3		X FF 93 0-0 ③ G5-3			B SL 81 F FF 93 X FF 93 1-1 ① P4		4	0	0	0	0	1	2
41 Justin Bour, L (1, 3) OBP: 0.368, SLG: 0.554		B FF 93 C FF 93 X FF 92 1-1 ① 11 HR 1B		B FF 93 C FS 83 F FF 94 S SL 86 1-3 ① K		B FS 81 C FS 75 B FF 92 C FF 90 F FF 92 F FF 91 X FF 93 3-2 11 HR 1B		C FF 93 F CH 85 B FF 93 B CH 85 F FF 94 S SL 81 2-3 ② K		4	2	2	0	0	2	0
11 J.T. Realmuto, R (1, 2) OBP: 0.361, SLG: 0.475		B FF 94 F FF 92 B FS 85 F FF 92 F FF 94 B FF 91 X FF 92 3-2 1-H HR		C FF 94 B SL 86 B FS 84 B CU 80 X FF 94 3-1 2B		X FF 92 0-0 1-H HR		C FF 95 F SL 81 X FF 94 0-2 ③ G6-3		4	2	3	4	0	0	0
32 Derek Dietrich, L (1, 5) OBP: 0.311, SLG: 0.367		B FF 93 C CU 79 F FF 92 B CU 81 X FF 92 2-2 ① G3-1		B FF 93 C FF 93 F FF 93 F CU 79 T SL 86 1-2 ② K		B FF 92 F FS 83 B FF 91 B FS 82 S FF 90 X FF 90 3-2 ① F8			C SI 96 X CH 86 0-1 ① G3-1	4	0	0	0	0	1	1
19 Miguel Rojas, R (1, 6) OBP: 0.381, SLG: 0.382		C FF 92 X SL 84 0-1 ② G5-3		0-0 IBB		B FF 95 C CU 85 X FF 96 1-1 ② G5-3			C SL 84 X SI 95 0-1 ② L9	3	0	0	0	1	0	0
50 Chris O'Grady, R (1, 1) 64 Nick Wittgren, R (5, 1) 66 Jarlín García, L (6, 1) 46 Kyle Barraclough, R (7, 1) 25 Junichi Tazawa, R (8, 1) 51 Ichiro Suzuki, L (9, PH) OBP: 0.276, SLG: 0.302 44 AJ Ramos, R (9, 1)		C FF 93 X FF 93 0-1 ③ G6-3		C FF 91 C CU 76 F FF 94 B CU 77 S CU 79 1-3 ③ K		B FF 96 B FF 94 C SI 95 X FF 95 2-1 ③ G6-3			F FF 98 F FF 98 F FF 99 X FF 97 0-2 9 1B 1B	2 1 0 0 0 1 0	0 0 0 0 0 0 0	0 0 0 0 0 1 0	0 0 0 0 0 0 0	0 0 0 0 0 0 0	1 0 0 0 0 0 0	2 0 0 0 0 0 0
Inning Stats	R: 1 E: 0 K: 1 S: 10 H: 1 LOB: 0 BB: 0 P: 17	R: 2 E: 0 K: 0 S: 13 H: 2 LOB: 0 BB: 0 P: 19	R: 0 E: 0 K: 1 S: 10 H: 1 LOB: 1 BB: 0 P: 16	R: 0 E: 0 K: 3 S: 13 H: 1 LOB: 2 BB: 1 P: 19	R: 0 E: 0 K: 0 S: 8 H: 1 LOB: 1 BB: 1 P: 15	R: 2 E: 0 K: 0 S: 12 H: 2 LOB: 0 BB: 0 P: 21	R: 0 E: 0 K: 2 S: 9 H: 0 LOB: 0 BB: 0 P: 10	R: 0 E: 0 K: 1 S: 9 H: 0 LOB: 0 BB: 0 P: 12	R: 0 E: 0 K: 0 S: 12 H: 2 LOB: 2 BB: 0 P: 13	1B: 7 2B: 1 3B: 0 HR: 2 SF: 0 SAC: 0 DP: 0 HBP: 0						

	AB	36
	R	5
	H	10
	RBI	5
	BB	2
	SO	8
	LOB	7

	WP: 0	PA: 38
	PB: 0	
	SB: 2	
	CS: 1	

PITCHER		IP	WLS	BF	H	R	ER	SO	BB	IBB	HBP	BLK	WP	HR	S	P	ERA	WHIP
55 Robert Stephenson, R ERA: 8.1	(1, 1)	5.1	L	25	8	5	5	5	1	1	0	0	0	2	62	100	8.44	1.688
21 Michael Lorenzen, R ERA: 3.78	(6, 1)	0.2		2	0	0	0	0	0	0	0	0	0	0	4	7	0.00	0.000
65 Asher Wojciechowski, R ERA: 4.88	(7, 1)	2.0		6	0	0	0	3	0	0	0	0	0	0	18	22	0.00	0.000
26 Raisel Iglesias, R ERA: 1.52	(9, 1)	1.0		5	2	0	0	0	0	0	0	0	0	0	12	13	0.00	2.000

PITCHER		IP	WLS	BF	H	R	ER	SO	BB	IBB	HBP	BLK	WP	HR	S	P	ERA	WHIP

Batter	1	2	3	4	5	6	7	8	9	AB	R	H	RBI	BB	SO	LOB
6 Billy Hamilton, S (1, 8) OBP: 0.301, SLG: 0.335	X FF 87 0-0 E6 19 S 23 BB 1B	B FF 88 D CH 78 C FF 88 F FC 82 X FC 81 2-2 ③ L9 1-2			X FC 83 0-0 ② G3		X FF 93 0-0 19 G4-6-3 1B		B SL 79 C SL 79 C CH 87 F FF 93 F CH 85 X SL 80 1-2 ② G4-3	5	1	2	0	0	0	1
2 Zack Cozart, R (1, 6) OBP: 0.401, SLG: 0.565 9 José Peraza, R (9, PR) OBP: 0.277, SLG: 0.328	B FC 84 B FF 86 B FC 80 C FF 88 B FC 81 4-1 23 BB 19 BB 7 G5-4-3 BB		C FF 86 B CU 74 B CH 77 B FC 82 B FF 86 4-1 19 G3-6-1 BB		C CU 75 B FF 87 X FF 88 1-1 3B		B FF 93 B FF 94 X FF 94 2-0 ① P3		C SL 81 B SL 82 S FF 91 B SL 81 F SL 81 F SL 80 B CH 86 B SL 80 4-2 BB	2 0	1 0	1 0	0 0	3 0	0 0	1 0
19 Joey Votto, L (1, 3) OBP: 0.419, SLG: 0.589	B FF 87 B FC 81 C FC 81 B FF 88 C FF 87 B FC 82 4-2 7 G5-4-3 23 BB 1-2 2-3 BB		B FF 88 C FF 88 B FF 87 B CH 77 X FF 87 3-1 ①② G3-6-1 1-2f		0-0 IBB		1 SAFE 1 SAFE C SL 80 C SL 79 1 SAFE B CH 88 X FF 94 1-2 ②③ G4-6-3 1-2f		C SL 80 C FF 91 C FC 88 0-3 ③ K	3	0	0	0	2	1	3
23 Adam Duvall, R (1, 7) OBP: 0.316, SLG: 0.522	C FF 88 B CH 78 D FC 83 C CH 79 B FF 88 B FF 90 4-2 7 G5-4-3 1-2 2-3 3-H BB		C CU 76 S CH 78 B FF 88 S FF 89 1-3 ③ K		C SL 83 B FF 93 S FF 92 B FF 94 F FF 94 C FF 92 2-3 ③ K			H CU 77 1-0 7 1B 4 1B HBP		2	1	0	1	1	2	2
7 Eugenio Suárez, R (1, 5) OBP: 0.363, SLG: 0.460	B FC 83 C FF 88 D CH 79 F CH 79 B FF 89 X FC 82 3-2 ①② G5-4-3 1-2f 2-3 3-H			B CU 71 X FF 86 1-0 4 CS 1B		C SL 84 S FF 93 X FF 91 0-2 ① G5-3		B FF 92 X FF 92 1-0 4 1B 1-2 1B		4	0	2	0	0	0	2
4 Scooter Gennett, L (1, 4) OBP: 0.362, SLG: 0.584	C FC 82 F FF 87 B FC 83 B FC 83 B CH 79 C FF 89 3-3 ③ K			C FF 86 F FC 81 F CH 78 D FF 88 F FF 87 1 SAFE S FC 83 1-3 ①② K 1-2 C CU 74 F CH 78 C FC 84 0-3 ③ K		S SL 85 B SI 93 S FF 93 B CH 86 B CH 88 X FF 93 3-2 3 BB 1B		F FO 87 F FO 88 B FF 90 X FO 89 1-2 3 L3 1-3 2-H 1B		4	0	2	1	0	2	2
39 Devin Mesoraco, R (1, 2) OBP: 0.331, SLG: 0.437 26 Raisel Iglesias, R (9, 1) OBP: 1.000, SLG: 2.000		B FF 86 B FC 81 C FC 82 B FF 87 B CH 78 4-1 6 BLK BB				X FF 93 0-0 ② F8		F FF 94 F FF 93 B FO 88 S FF 92 1-3 ① K		3 0	0 0	0 0	0 0	1 0	2 0	3 0
3 Patrick Kivlehan, R (1, 9) OBP: 0.301, SLG: 0.416		B FC 80 C FF 86 B CH 78 F FF 87 F FC 82 B FC 83 X FF 88 3-2 ① F8			C CH 76 B FC 82 B FF 87 X CH 77 2-1 HR	F FF 93 C FF 91 B FF 91 D SL 86 B FF 92 B FF 92 4-2 1-2 BB		C FF 94 X FF 94 0-1 ②③ L3 1-1		3	1	1	1	1	0	3
55 Robert Stephenson, R (1, 1) OBP: 0.200, SLG: 0.200 21 Michael Lorenzen, R (6, 1) OBP: 0.125, SLG: 0.500 43 Scott Schebler, L (6, PH) OBP: 0.319, SLG: 0.494 65 Asher Wojciechowski, R (7, 1) 16 Tucker Barnhart, L (9, 2) OBP: 0.320, SLG: 0.376		B FF 86 L FF 87 M FC 81 M FC 80 1-3 ② K			B FF 86 F FC 81 S FF 86 B FC 81 S FF 85 2-3 ① K	X SL 85 0-0 ③ G6-3			B FF 91 F SL 79 B CH 85 C SL 78 X CH 84 2-2 ① G6-3	2 0 1 0 1	0 0 0 0 0	0 0 0 0 0	0 0 0 0 0	0 0 0 0 0	2 0 0 0 0	1 0 2 0 0
Inning Stats	R: 2 H: 1 E: 1 LOB: 1 K: 1 BB: 3 S: 12 P: 30	R: 0 H: 0 E: 0 LOB: 1 K: 1 BB: 1 S: 11 P: 21	R: 0 H: 0 E: 0 LOB: 0 K: 1 BB: 1 S: 6 P: 14	R: 0 H: 1 E: 0 LOB: 0 K: 2 BB: 0 S: 9 P: 11	R: 1 H: 2 E: 0 LOB: 2 K: 2 BB: 1 S: 12 P: 19	R: 0 H: 1 E: 0 LOB: 2 K: 0 BB: 1 S: 10 P: 17	R: 0 H: 1 E: 0 LOB: 0 K: 0 BB: 0 S: 5 P: 8	R: 1 H: 2 E: 0 LOB: 1 K: 1 BB: 0 S: 9 P: 13	R: 0 H: 0 E: 0 LOB: 1 K: 1 BB: 1 S: 15 P: 22	1B: 6 2B: 1 3B: 1 HR: 1	SF: 0 SAC: 0 DP: 4 HBP: 1			WP: 0 PB: 0 SB: 1 CS: 1	PA: 39		

PITCHER		IP	WLS	BF	H	R	ER	SO	BB	IBB	HBP	BLK	WP	HR	S	P	ERA	WHIP
50 Chris O'Grady, L ERA: 5.4	(1, 1)	4.2		21	4	3	3	6	5	1	0	1	0	1	46	89	5.79	1.929
64 Nick Wittgren, R ERA: 4.14	(5, 1)	1.0	W	5	1	0	0	1	1	0	0	0	0	0	13	22	0.00	2.000
66 Jarlín García, L ERA: 3.86	(6, 1)	0.1	H	1	0	0	0	0	0	0	0	0	0	0	1	1	0.00	0.000
46 Kyle Barraclough, R ERA: 3.38	(7, 1)	1.0	H	3	1	0	0	0	0	0	0	0	0	0	5	8	0.00	1.000
25 Junichi Tazawa, R ERA: 4.97	(8, 1)	1.0	H	5	2	1	1	1	0	0	1	0	0	0	9	13	9.00	2.000

PITCHER		IP	WLS	BF	H	R	ER	SO	BB	IBB	HBP	BLK	WP	HR	S	P	ERA	WHIP
44 AJ Ramos, R ERA: 3.86	(9, 1)	1.0	S	4	0	0	0	1	1	0	0	0	0	0	15	22	0.00	1.000

BOTTOM

Miami Marlins @ Cincinnati Reds

Great American Ball Park, Cincinnati, OH

Sat Jul 22 2017, 8:12 PM - 11:22 PM EDT

Att. 24,099 - Cloudy - 87 F

livebaseballscorecards.com

AB	30
R	4
H	8
RBI	3
BB	8
SO	9
LOB	20

Batter	1	2	3	4	5	6	7	8	9	AB	R	H	RBI	BB	SO	LOB
9 Dee Strange-Gordon, L (1, 4) OBP: 0.333, SLG: 0.347	B SI 96 C SI 95 F SI 95 F SL 85 X SL 87 1-2 27 G4-3 27 S 1B		C KC 82 B CH 89 F SI 96 F SI 96 X SL 88 1-2 ① F7		C SI 96 C SL 87 F SL 87 S SL 86 0-3 ③ K		F FF 98 B FC 93 B SI 96 X FF 95 2-1 ③ G6-3			4	0	1	0	0	1	1
27 Giancarlo Stanton, R (1, 9) OBP: 0.356, SLG: 0.578	1 SAFE 1 SAFE B SI 95 F SI 96 B SI 96 S SL 86 X SI 96 2-2 ① G4-3 1-3		F SI 96 B SI 96 B SI 97 X SI 96 2-1 ② P5			C SL 85 B SL 86 C CH 89 S SL 88 1-3 ① K		C FF 97 C SI 96 B SL 88 B SI 99 X SL 88 2-2 ① G4-3		4	0	0	0	0	1	1
21 Christian Yelich, L (1, 8) OBP: 0.359, SLG: 0.405	F SL 86 S SL 87 B SI 96 T SI 96 1-2 ② K		C SI 97 B CH 90 X CH 91 1-1 ③ F7			X SI 95 0-0 ② G4-3		T FF 95 B CH 87 S CH 88 X FF 96 1-2 ② G4-3		4	0	0	0	0	1	1
41 Justin Bour, L (1, 3) OBP: 0.367, SLG: 0.550	S SI 97 S SL 88 B SL 88 D SL 88 F SL 88 F FF 97 F SI 98 B SL 88 S SL 86 3-3 ③ K			C SI 94 C CH 89 B SI 95 F SL 87 B SI 97 F SI 96 B CH 89 X SI 96 3-2 ① P5		B SI 95 F SI 96 F SI 94 F SI 95 B SI 87 S SI 95 2-3 ③ K		B FF 97 B FF 97 F CH 88 B CH 87 C FF 95 F SI 96 X FF 97 3-2 1B		4	0	1	0	0	2	1
32 Derek Dietrich, L (1, 5) OBP: 0.310, SLG: 0.365		B SI 95 B SI 95 C SI 94 S SI 95 X SL 87 2-2 19 FC3-6 17 G6-3 1B		B CH 90 F SI 96 B SI 97 X SI 96 2-1 ② L4			C SI 97 C SI 96 T FC 93 0-2 ① K	X FF 96 0-0 ③ P5		4	0	1	0	0	1	1
17 A.J. Ellis, R (1, 2) OBP: 0.302, SLG: 0.354		C SI 96 X SL 86 0-1 ① G6-3 1-2		C SL 85 B SI 97 B SI 97 B SL 85 X SI 95 3-1 HR			B SL 89 C FF 97 C FC 92 B FC 91 F FF 97 B SL 89 X FF 97 3-2 51 G6-3 19 E 2B		C FF 95 B SI 96 X SL 87 1-1 ① G6-3	4	2	2	1	0	0	1
51 Ichiro Suzuki, L (1, 7) OBP: 0.276, SLG: 0.294		B SI 96 B SI 96 S CH 90 B SI 96 F SI 96 B SI 96 4-2 19 FC3-6 BB		B SI 96 X SI 96 1-0 ③ G4-3			C FF 96 F SI 96 F SI 98 F CH 89 X FF 98 0-2 ② G6-3 2-3		C CH 88 B CU 68 X FF 97 1-1 ② L7	3	0	0	0	1	0	1
19 Miguel Rojas, R (1, 6) OBP: 0.375, SLG: 0.375		C SL 87 F SI 96 X SL 88 0-2 ② FC3-6 1-2f 2-3			C SI 93 C SI 94 B SL 88 B SL 87 X SI 96 2-2 ① G5-3		B FF 97 X FF 96 1-0 E9 13 1B 1B 3-H		S SL 86 S SL 88 B SI 99 S SL 88 1-3 ③ K	4	1	1	1	0	1	2
34 Tom Koehler, R (1, 1) OBP: 0.048, SLG: 0.048		S SL 87 C SL 88 F SL 88 C SI 97 0-3 ③ K			C SI 96 C SI 96 B SL 87 S SI 95 1-3 ② K		C FF 98 C SL 89 X FC 90 0-2 2-H 1B			2	0	0	0	0	2	2
64 Nick Wittgren, R (6, 1)										0	0	0	0	0	0	0
13 Marcell Ozuna, R (7, PH) OBP: 0.369, SLG: 0.550										1	0	1	1	0	0	0
49 Brian Ellington, R (7, 1)										0	0	0	0	0	0	0
22 Dustin McGowan, R (8, 1)										0	0	0	0	0	0	0
Inning Stats	R: 0 E: 0 K: 2 S: 16 H: 1 LOB: 1 BB: 0 P: 23	R: 0 E: 0 K: 1 S: 14 H: 1 LOB: 2 BB: 1 P: 20	R: 0 E: 0 K: 0 S: 8 H: 0 LOB: 0 BB: 0 P: 12	R: 1 E: 0 K: 0 S: 10 H: 1 LOB: 0 BB: 0 P: 19	R: 0 E: 0 K: 2 S: 10 H: 0 LOB: 0 BB: 0 P: 13	R: 0 E: 0 K: 2 S: 8 H: 0 LOB: 0 BB: 0 P: 11	R: 2 E: 1 K: 1 S: 18 H: 3 LOB: 1 BB: 0 P: 24	R: 0 E: 0 K: 0 S: 11 H: 1 LOB: 1 BB: 0 P: 17	R: 0 E: 0 K: 1 S: 7 H: 0 LOB: 0 BB: 0 P: 10	1B: 5 2B: 1 3B: 0 HR: 1 SF: 0 SAC: 0 DP: 0 HBP: 0						

PITCHER		IP	WLS	BF	H	R	ER	SO	BB	IBB	HBP	BLK	WP	HR	S	P	ERA	WHIP
47 Sal Romano, R ERA: 5.5	(1, 1)	6.0	W	22	3	1	1	7	1	0	0	0	0	1	66	98	1.50	0.667
21 Michael Lorenzen, R ERA: 3.88	(7, 1)	1.0		6	3	2	1	1	0	0	0	0	0	0	18	24	9.00	3.000
26 Raisel Iglesias, R ERA: 1.46	(8, 1)	2.0	S	7	1	0	0	1	0	0	0	0	0	0	18	27	0.00	0.500

PITCHER	IP	WLS	BF	H	R	ER	SO	BB	IBB	HBP	BLK	WP	HR	S	P	ERA	WHIP

Miami Marlins @ Cincinnati Reds

Great American Ball Park, Cincinnati, OH

Sun Jul 23 2017, 1:12 PM - 4:10 PM EDT

Att. 20,526 - Overcast - 76 F

TOP

livebaseballscorecards.com

AB	34
R	3
H	7
RBI	3
BB	1
SO	9
LOB	11

MIAMI

Miami Marlins @ Cincinnati Reds

Great American Ball Park, Cincinnati, OH

Sun Jul 23 2017, 1:12 PM - 4:10 PM EDT

Att. 20,526 - Overcast - 76 F

BOTTOM

Batter	1	2	3	4	5	6	7	8	9	AB	R	H	RBI	BB	SO	LOB
6 Billy Hamilton, S (1, 8) OBP: 0.306, SLG: 0.339	B FF 93 X FF 92 1-0 ① L9	B FF 93 C FF 94 X KC 80 1-1 ③ 2-H 3-H 1B			B KC 79 B SL 83 B FF 93 C FF 91 C FF 91 X FF 92 3-2 2 S 19 FC1 1B	F CH 86 S FF 93 X KC 79 0-2 2 BB 1B				4	1	3	1	0	0	0
2 Zack Cozart, R (1, 6) OBP: 0.406, SLG: 0.564	C FF 94 B KC 80 S SL 86 X SL 86 1-2 23 1B 1B		C KC 77 B FF 93 C FF 93 F FF 93 X SL 86 1-2 ① G6-3		B FF 93 B SL 84 D SL 84 C FF 91 2 SAFE B SL 84 4-1 19 E 19 FC1 4 1B 1-3 BB	1 SAFE B FF 91 B CH 89 F FF 90 B FF 91 B FF 91 4-1 1-2 BB				2	1	1	0	2	0	0
19 Joey Votto, L (1, 3) OBP: 0.415, SLG: 0.582	B FF 93 C FF 93 B KC 80 C FF 93 F FF 94 S FF 94 2-3 ② K		B CH 86 F CH 86 B FF 93 X KC 80 2-1 ② G3-1		C SI 94 B FF 93 F FF 92 X CH 88 1-2 FC1 4 1B 1-3 3-H	S CH 85 C FF 91 B FF 91 B FF 93 B FF 92 F CH 85 C FF 91 3-3 ③ K				4	0	0	1	0	2	4
23 Adam Duvall, R (1, 7) OBP: 0.318, SLG: 0.521	B SL 86 C SL 86 B FF 93 X SL 86 2-1 1-3 1B		B SL 87 X SL 85 1-0 ③ P3		F SL 86 C KC 80 B FF 94 D SL 87 F SL 86 X FF 93 2-2 ② P3		C FF 99 B CU 84 H CU 84 2-1 4 G4-6-3 HBP			3	0	1	0	0	0	2
4 Scooter Gennett, L (1, 4) OBP: 0.364, SLG: 0.595 26 Raisel Iglesias, R (8, 1) OBP: 1.000, SLG: 2.000	B KC 80 X KC 79 1-0 ③ L6			F FF 93 F FF 92 F FF 93 X 0-2 HR	B KC 79 B CH 85 X CH 85 2-0 ③ 1-3 3-H 1B		S FF 98 F FF 98 P PO 96 B FF 98 B FF 99 F FF 98 F FF 100 X FF 98 3-2 ①② G4-6-3 1-2f			4 0	1 0	2 0	2 0	0 0	0 0	3 0
7 Eugenio Suárez, R (1, 5) OBP: 0.362, SLG: 0.467		F FF 92 B FF 93 S SL 86 B KC 80 B SL 86 X SL 86 3-2 ① G6-3		C SL 87 B FF 93 B FF 91 F SL 86 X KC 80 2-2 ① G5-3		B FF 91 F SL 85 B FF 92 X SL 84 2-1 HR	X FF 99 0-0 ③ P4			4	1	1	1	0	0	0
43 Scott Schebler, L (1, 9) OBP: 0.319, SLG: 0.489		S FF 94 B FF 94 H SL 86 2-1 47 SH2-4 16 BB 6 1B HBP		X CH 85 0-0 ② F9		C KC 79 X CH 85 0-1 ① F8		C SL 86 B SI 94 X FF 87 1-1 ① P4		3	1	0	0	0	0	0
16 Tucker Barnhart, L (1, 2) OBP: 0.323, SLG: 0.390		B FF 93 1 SAFE D KC 79 B SI 93 F FF 92 B FF 93 4-1 47 SH2-4 6 1B 1-2 BB		B FF 93 S CH 85 S CH 86 B FF 93 S FF 92 2-3 ③ K		C KC 79 B FF 92 B CH 86 F SL 86 X KC 80 2-2 HR		C FF 94 B FF 89 B FF 95 B FF 94 F SI 95 X SI 94 3-2 ② L8		3	1	1	1	1	1	0
47 Sal Romano, L (1, 1) 30 Arismendy Alcántara, S (6, PH) OBP: 0.204, SLG: 0.283 21 Michael Lorenzen, R (7, 1) OBP: 0.125, SLG: 0.500 9 José Peraza, R (8, 4) OBP: 0.277, SLG: 0.328		2 SAFE B FF 92 B FF 91 X FF 91 2-0 ② SH2-4 1-2 2-3			C FF 93 F FF 92 X KC 80 0-2 ① G4-3	C FF 93 F KC 79 X FF 94 0-2 ② F7		B SL 88 X SL 88 1-0 ③ P4		1 1 0 1	0 0 0 0	0 0 0 0	0 0 0 0	0 0 0 0	0 0 0 0	0 0 0 0
Inning Stats	R: 0 E: 0 K: 1 S: 11 H: 2 LOB: 2 BB: 0 P: 18	R: 1 E: 0 K: 0 S: 8 H: 1 LOB: 2 BB: 1 P: 20	R: 0 E: 0 K: 0 S: 7 H: 0 LOB: 0 BB: 0 P: 11	R: 1 E: 0 K: 1 S: 11 H: 1 LOB: 0 BB: 0 P: 15	R: 2 E: 1 K: 0 S: 15 H: 2 LOB: 2 BB: 1 P: 27	R: 2 E: 0 K: 1 S: 18 H: 3 LOB: 2 BB: 1 P: 29	R: 0 E: 0 K: 0 S: 8 H: 0 LOB: 0 BB: 0 P: 12	R: 0 E: 0 K: 0 S: 6 H: 0 LOB: 0 BB: 0 P: 11		1B: 6 2B: 0 3B: 0 HR: 3 SF: 0 SAC: 1 DP: 1 HBP: 2						

PITCHER	IP	WLS	BF	H	R	ER	SO	BB	IBB	HBP	BLK	WP	HR	S	P	ERA	WHIP
34 Tom Koehler, R (1, 1) ERA: 7.92	5.2	L	28	9	6	5	2	2	0	1	0	0	3	65	108	7.94	1.941
64 Nick Wittgren, R (6, 1) ERA: 4.1	0.1		2	0	0	0	1	1	0	0	0	0	0	5	12	0.00	3.000
49 Brian Ellington, R (7, 1) ERA: 7.11	1.0		3	0	0	0	0	0	0	1	0	0	0	8	12	0.00	0.000
22 Dustin McGowan, R (8, 1) ERA: 2.86	1.0		3	0	0	0	0	0	0	0	0	0	0	6	11	0.00	0.000

PITCHER	IP	WLS	BF	H	R	ER	SO	BB	IBB	HBP	BLK	WP	HR	S	P	ERA	WHIP

AB	30
R	6
H	9
RBI	6
BB	3
SO	3
LOB	9

WP: 0 PB: 0 SB: 2 CS: 0 PA: 36

livebaseballscorecards.com

Batter	1	2	3	4	5	6	7	8	9	AB	R	H	RBI	BB	SO	LOB
9 Dee Strange-Gordon, L (1, 4) OBP: 0.332, SLG: 0.348	B SI 91 F SI 92 X SI 92 1-1 27 HR 2B		X SI 90 0-0 ① G5-3		C CU 80 C SI 92 F SL 82 S SI 92 0-3 ③ K		X SI 93 0-0 ③ FC6-4 1-2f		F KC 78 B SI 94 C FF 94 S FS 89 1-3 ③ K	5	1	1	0	0	2	2
27 Giancarlo Stanton, R (1, 9) OBP: 0.360, SLG: 0.596	B FF 94 2 SAFE X FF 92 1-0 2-H HR		B CU 80 S CH 84 S CH 84 B CH 84 B CH 86 B SI 94 4-2 BB			C CH 84 B FF 92 X CH 84 1-1 ① G6-3		B SI 95 B SI 94 F SI 95 X SI 96 2-1 HR		3	2	2	3	1	0	0
21 Christian Yelich, L (1, 8) OBP: 0.357, SLG: 0.403	B SI 92 X SI 92 1-0 ① G4-3		X SI 90 0-0 ② L8			B SL 83 C SL 83 S CH 84 B CH 86 X SI 93 2-2 13 2B 1B		C KC 81 X FS 91 0-1 ① G6-3		4	1	1	0	0	0	1
13 Marcell Ozuna, R (1, 7) OBP: 0.371, SLG: 0.552	S SI 92 B CU 81 F CU 79 F CH 84 F FF 93 X SL 82 1-2 11 1B 1B		X CU 80 0-0 ③ F9			X FF 93 0-0 11 F8 1-H 2B		S KC 80 B KC 82 F SI 95 C KC 81 1-3 ② K		4	0	2	1	0	1	1
11 J.T. Realmuto, R (1, 2) OBP: 0.363, SLG: 0.474	B SI 92 B CH 84 B SI 92 C SI 92 F CH 84 X CH 85 3-2 41 G6-4-3 1-2 1B			C SI 91 F CU 79 F FF 93 X CH 86 0-2 ① F7		X CH 85 0-0 ② F8 2-3		B FF 96 B KC 79 B SI 94 B SI 94 4-0 BB		3	0	1	0	1	0	1
41 Justin Bour, L (1, 10) OBP: 0.366, SLG: 0.548 51 Ichiro Suzuki, L (4, PH) OBP: 0.277, SLG: 0.289 (4, 10)	C SI 93 F SI 93 X SI 93 0-2 ②③ G6-4-3 1-2f			B SI 92 B SI 90 C SI 91 B SL 83 F SI 92 F CH 84 B SI 93 4-2 28 G6-4-3 BB		B SI 92 T SI 92 F SI 93 B SL 84 S CH 85 2-3 ③ K		X SI 95 0-0 ③ L8		1 2	0 0	0 0	0 0	0 1	0 1	2 2
28 Tyler Moore, R (1, 3) OBP: 0.280, SLG: 0.521		C FF 91 B CH 84 X SI 92 1-1 ① L9		S CH 83 B CH 82 B FF 93 X SI 92 2-1 ②③ G6-4-3 1-2f			X CU 78 0-0 ① F8		F SI 94 B SI 94 X SI 95 1-1 ① F8	4	0	0	0	0	0	1
32 Derek Dietrich, L (1, 5) OBP: 0.309, SLG: 0.361		B SI 91 S SI 92 F SI 92 B SL 83 F SI 93 S SL 84 2-3 ② K			B SI 91 C SI 91 B CU 81 S SI 92 X SI 91 2-2 ① G3		B SI 92 F SI 92 C CU 82 X CH 84 1-2 ② G4-3		B KC 80 B FS 90 B FF 95 C FF 94 B SI 95 4-1 19 FC6-4 BB	3	0	0	0	1	1	0
19 Miguel Rojas, R (1, 6) OBP: 0.370, SLG: 0.369		X FF 93 0-0 ③ L8			B CH 84 X CH 84 1-0 ② P4		B CH 84 C SI 92 F CH 84 B FF 92 B CU 81 X CH 84 3-2 9 FC6-4 1B		C SI 95 X SI 94 0-1 ② FC6-4 1-2f	4	0	1	0	0	0	1
Inning Stats	R: 2 H: 4 E: 0 LOB: 1 K: 0 BB: 0 S: 15 P: 22	R: 0 H: 0 E: 0 LOB: 0 K: 1 BB: 0 S: 7 P: 10	R: 0 H: 0 E: 0 LOB: 1 K: 0 BB: 1 S: 5 P: 9	R: 0 H: 0 E: 0 LOB: 0 K: 0 BB: 1 S: 9 P: 15	R: 0 H: 0 E: 0 LOB: 0 K: 1 BB: 0 S: 8 P: 11	R: 1 H: 2 E: 0 LOB: 1 K: 1 BB: 0 S: 10 P: 15	R: 0 H: 1 E: 0 LOB: 1 K: 0 BB: 0 S: 8 P: 12	R: 1 H: 1 E: 0 LOB: 1 K: 1 BB: 1 S: 8 P: 15	R: 0 H: 0 E: 1 LOB: 1 K: 1 BB: 1 S: 8 P: 14	1B: 4 SF: 0 2B: 2 SAC: 0 3B: 0 DP: 2 HR: 2 HBP: 0						

TOP

Miami Marlins @ Texas Rangers

Globe Life Park in Arlington, Arlington, TX

Mon Jul 24 2017, 8:09 PM - 10:42 PM EDT

Att. 24,654 - Partly Cloudy - 91 F

livebaseballscorecards.com

AB	33
R	4
H	8
RBI	4
BB	4
SO	5
LOB	11

MIAMI

PITCHER		IP	WLS	BF	H	R	ER	SO	BB	IBB	HBP	BLK	WP	HR	S	P	ERA	WHIP
33 Martín Pérez, L ERA: 4.67	(1, 1)	7.0	L	28	7	3	3	3	2	0	0	0	0	1	62	94	3.86	1.286
23 Jeremy Jeffress, R ERA: 5.3	(8, 1)	2.0		9	1	1	1	2	2	0	0	0	0	1	16	29	4.50	1.500

PITCHER		IP	WLS	BF	H	R	ER	SO	BB	IBB	HBP	BLK	WP	HR	S	P	ERA	WHIP

Batter	1	2	3	4	5	6	7	8	9	AB	R	H	RBI	BB	SO	LOB
14 Carlos Gómez, R (1, 10) OBP: 0.329, SLG: 0.466	B FF 89 X FF 89 1-0 ① P3		B CH 82 X CH 83 1-0 17 1B 1B		F FF 88 B CH 82 B CH 83 B FF 89 S FF 90 S SL 86 3-3 ③ K			C FF 94 B FF 94 F FF 94 B FF 94 B SL 78 S SL 80 3-3 ① K		4	0	1	0	0	2	2
17 Shin-Soo Choo, L (1, 9) OBP: 0.361, SLG: 0.406	C FF 89 B FF 89 X FF 89 1-1 ② L6		C FF 89 1 SAFE B SL 83 X SL 84 1-1 ② 1-3 1B			B FF 88 C FF 88 F CH 83 B SL 86 B FF 86 X FF 90 3-2 ① F7		C SL 79 1 SAFE X FF 93 0-1 ② L6 1-2		4	0	1	0	0	0	1
1 Elvis Andrus, R (1, 6) OBP: 0.328, SLG: 0.457	C FF 90 B FF 90 C FF 90 X SL 86 1-2 29 1B 1B		X FF 88 0-0 ③ F7			B FF 89 C FF 88 C CH 83 F CH 81 S SL 86 1-3 ② K		C FF 93 B SL 78 X SL 78 1-1 ③ F8		4	0	1	0	0	1	2
29 Adrian Beltré, R (1, 5) OBP: 0.379, SLG: 0.518	X FF 90 0-0 1-3 1B			B FF 89 B FF 88 F FF 89 B FF 89 X FF 89 3-1 12 G3 1B		B CH 83 F CH 82 F FF 90 X SL 84 1-2 ① 1B			C SL 80 B FF 94 F FF 94 X FF 94 1-2 12 G3 5 DI 1B	4	0	4	0	0	0	0
5 Mike Napoli, R (1, 3) OBP: 0.277, SLG: 0.451	F FF 89 B FF 89 F CH 84 B SL 85 C FF 90 2-3 ③ K			B FF 87 S FF 89 B FF 90 S CH 82 X FF 91 2-2 ① P6		B FF 88 B FF 88 F FF 88 X FF 88 2-1 ③ P4			B SL 79 B SL 79 B FF 92 C FF 90 X FF 90 3-1 ① G5-3 1-2	4	0	0	0	0	1	5
12 Rougned Odor, L (1, 4) OBP: 0.249, SLG: 0.399		C FF 90 F FF 88 X SL 86 0-2 ① F9		X SL 85 0-0 ② ③ G3 1-2f			B FF 89 F FF 88 S CH 81 F SL 85 F SL 86 X CH 81 1-2 ① L3		F FF 92 X CH 85 0-1 ② G3 2-3	4	0	0	0	0	0	2
25 Jonathan Lucroy, R (1, 2) OBP: 0.293, SLG: 0.339		C FF 90 B FF 89 C FF 90 B FF 91 B FF 91 X FF 90 3-2 ② G6-3			C FF 89 F CH 83 F FF 91 X SL 86 0-2 ① P3		B FF 90 F FF 89 X FF 88 1-1 ② G5-3		D SL 80 B FF 92 B SI 91 C FF 90 F FF 91 F SL 79 B SL 82 4-2 30 S BB	3	0	0	0	1	0	0
30 Nomar Mazara, L (1, 7) OBP: 0.317, SLG: 0.408		C FF 90 B SL 86 S SL 86 X FF 92 1-2 ③ G4-3			X SL 84 0-0 ② F8		B CH 82 B FF 89 B FF 89 C FF 89 F FF 90 C FF 91 3-3 ③ K		B FF 90 D CH 86 B FF 91 C FF 91 X FF 91 3-1 ③ F9 1-2	4	0	0	0	0	1	2
3 Delino DeShields, R (1, 8) OBP: 0.342, SLG: 0.368			C FF 88 B FF 89 F FF 88 S SL 86 1-3 ① K		C CH 84 F SL 85 X FF 90 0-2 3B			B FF 92 C FF 92 B SL 78 B FF 93 B FF 93 4-1 17 E BB		2	0	1	0	1	1	0
Inning Stats	R: 0 E: 0 K: 1 S: 10 H: 2 LOB: 2 BB: 0 P: 15	R: 0 E: 0 K: 0 S: 9 H: 0 LOB: 0 BB: 0 P: 13	R: 0 E: 0 K: 1 S: 7 H: 2 LOB: 1 BB: 0 P: 10	R: 0 E: 0 K: 0 S: 6 H: 1 LOB: 0 BB: 0 P: 11	R: 0 E: 0 K: 1 S: 11 H: 1 LOB: 1 BB: 0 P: 14	R: 0 E: 0 K: 1 S: 12 H: 1 LOB: 1 BB: 0 P: 19	R: 0 E: 0 K: 1 S: 10 H: 0 LOB: 0 BB: 0 P: 15	R: 0 E: 1 K: 1 S: 8 H: 0 LOB: 1 BB: 1 P: 16	R: 0 E: 0 K: 0 S: 12 H: 1 LOB: 2 BB: 1 P: 23	1B: 7 2B: 0 3B: 1 HR: 0 SF: 0 SAC: 0 DP: 1 HBP: 0						

PITCHER		IP	WLS	BF	H	R	ER	SO	BB	IBB	HBP	BLK	WP	HR	S	P	ERA	WHIP
61 Adam Conley, L ERA: 5.62	(1, 1)	7.0	W	26	7	0	0	5	0	0	0	0	0	0	65	97	0.00	1.000
46 Kyle Barraclough, R ERA: 3.3	(8, 1)	1.0		4	0	0	0	1	1	0	0	0	0	0	8	16	0.00	1.000
44 AJ Ramos, R ERA: 3.76	(9, 1)	1.0		5	1	0	0	0	1	0	0	0	0	0	12	23	0.00	2.000

PITCHER	IP	WLS	BF	H	R	ER	SO	BB	IBB	HBP	BLK	WP	HR	S	P	ERA	WHIP

BOTTOM

Miami Marlins @ Texas Rangers

Globe Life Park in Arlington, Arlington, TX

Mon Jul 24 2017, 8:09 PM - 10:42 PM EDT

Att. 24,654 - Partly Cloudy - 91 F

livebaseballscorecards.com

AB	33
R	0
H	8
RBI	0
BB	2
SO	6
LOB	14

WP: 0 PB: 0 SB: 1 CS: 0

PA: 35

Batter	1	2	3	4	5	6	7	8	9	AB	R	H	RBI	BB	SO	LOB
9 Dee Strange-Gordon, L (1, 4) OBP: 0.335, SLG: 0.349	F FF 91 X SI 91 0-1 27 G4-3 27 S 21 2B 1B	1 SAFE X SI 91 0-0 ③ G4-3			B SI 91 S CU 78 B SI 92 B SI 91 D SI 91 4-1 27 2B 21 HR BB		B CU 82 S SI 98 F FF 99 F CU 81 S SI 100 1-3 ② K		C SL 80 X FF 92 0-1 1-2 1B	4	2	2	0	1	1	1
27 Giancarlo Stanton, R (1, 9) OBP: 0.358, SLG: 0.593	B FF 92 B FC 89 B CH 82 C FF 92 X CH 83 3-1 ① G4-3 1-3		F FC 87 F FF 92 B FF 92 B CU 79 B SI 92 S CH 83 3-3 ① K		C FC 89 F CH 81 1 SAFE F SI 92 X CH 82 0-2 21 HR 1-3 2B		B SL 86 S FF 99 B FF 99 B SL 86 X FF 99 3-1 ③ F7		B SL 81 B FF 93 C SL 82 S FF 93 F FF 93 S SL 82 2-3 ③ K	5	1	1	0	0	2	3
21 Christian Yelich, L (1, 8) OBP: 0.361, SLG: 0.421	X SI 91 0-0 11 PB 3-H 2B		F SI 91 B SI 92 B FC 87 X SI 92 2-1 13 G4-3 2B		B CU 78 X SI 91 1-0 2-H 3-H HR			C CU 80 B FF 96 B CU 80 S FF 96 S CU 84 2-3 ① K		4	1	3	4	0	1	0
13 Marcell Ozuna, R (1, 7) OBP: 0.367, SLG: 0.546	B CH 83 S FF 90 B CH 83 S CH 84 S CH 82 2-3 ② K		F FC 89 D CH 83 F CH 81 X SI 92 1-2 ② G4-3 2-3		F CH 83 X CH 83 0-1 ② G6-3			B CU 80 F CU 80 C FF 96 X CU 83 1-2 ② P4		4	0	0	0	0	1	2
11 J.T. Realmuto, R (1, 10) OBP: 0.365, SLG: 0.471	B FC 89 D CH 84 B FC 88 B SI 91 4-0 28 FC5-4 2-3 BB		F FC 88 F CU 78 X SI 90 0-2 ③ F9		F CU 78 X CH 82 0-1 ③ F9			B FF 96 B CU 78 B FF 95 B FF 95 4-0 BB		2	0	0	0	2	0	1
28 Tyler Moore, R (1, 3) OBP: 0.269, SLG: 0.500	B CH 83 S CH 82 C FF 92 B SI 92 X FC 88 2-2 ③ FC5-4 1-2f			F FF 91 C CH 82 B SI 91 F FC 89 C SI 91 1-3 ① K		B CU 74 F SI 89 B FC 86 S FF 91 S FF 91 2-3 ① K		C FF 96 D CU 82 B CU 96 X CU 81 2-1 ③ F7		4	0	0	0	0	2	3
17 A.J. Ellis, R (1, 2) OBP: 0.300, SLG: 0.341		C FF 91 C FF 91 B SI 92 F CH 82 B FC 89 B SI 93 X SI 94 3-2 ① G4-3		B CU 78 B FF 92 X SI 92 2-0 ② G6-3		C FF 91 F FC 88 H FC 88 1-2 12 G6-4-3 HBP			X FF 91 0-0 ① F9	3	0	0	0	0	0	0
12 Mike Aviles, R (1, 6) OBP: 0.364, SLG: 0.222		C FF 93 S CH 83 X CH 83 0-2 32 FC4-6 1B		B SI 92 C CH 82 F CH 82 S FC 88 1-3 ③ K		B CH 82 F FF 92 F FC 88 F FF 92 X FC 88 1-2 ②③ G6-4-3 1-2f			C FF 91 B SL 79 S FF 92 X FF 92 1-2 9 1B 1B	4	0	2	0	0	1	1
32 Derek Dietrich, L (1, 5) OBP: 0.305, SLG: 0.354		B SI 92 X SI 92 1-0 ② FC4-6 1-2f			B SI 90 B SI 91 B SI 91 C SI 91 X SI 91 3-1 ① G3-1		F FF 98 F CU 80 S FF 98 0-3 ① K		C SL 80 S FF 92 C FF 92 0-3 ② K	4	0	0	0	0	2	2
Inning Stats	R: 1 E: 0 K: 1 S: 11 H: 2 LOB: 2 BB: 1 P: 22	R: 0 E: 0 K: 0 S: 9 H: 1 LOB: 1 BB: 0 P: 13	R: 0 E: 0 K: 1 S: 11 H: 1 LOB: 1 BB: 0 P: 17	R: 0 E: 0 K: 2 S: 8 H: 0 LOB: 0 BB: 0 P: 12	R: 3 E: 0 K: 0 S: 12 H: 2 LOB: 0 BB: 1 P: 20	R: 0 E: 0 K: 1 S: 9 H: 0 LOB: 0 BB: 0 P: 13	R: 0 E: 0 K: 2 S: 9 H: 0 LOB: 0 BB: 0 P: 13	R: 0 E: 0 K: 1 S: 8 H: 0 LOB: 1 BB: 1 P: 17	R: 0 E: 0 K: 2 S: 13 H: 2 LOB: 2 BB: 0 P: 16	1B: 4 2B: 3 3B: 0 HR: 1 SF: 0 SAC: 0 DP: 1 HBP: 1						

PITCHER		IP	WLS	BF	H	R	ER	SO	BB	IBB	HBP	BLK	WP	HR	S	P	ERA	WHIP
35 Cole Hamels, L ERA: 3.97	(1, 1)	6.0	W	26	6	4	4	5	2	0	1	0	0	1	60	97	6.00	1.333
51 Matt Bush, R ERA: 3.41	(7, 1)	1.0		3	0	0	0	2	0	0	0	0	0	0	9	13	0.00	0.000
50 Keone Kela, R ERA: 2.51	(8, 1)	1.0		4	0	0	0	1	1	0	0	0	0	0	8	17	0.00	1.000
37 Jason Grilli, R ERA: 5.47	(9, 1)	1.0		5	2	0	0	2	0	0	0	0	0	0	13	16	0.00	2.000

PITCHER	IP	WLS	BF	H	R	ER	SO	BB	IBB	HBP	BLK	WP	HR	S	P	ERA	WHIP

TOP

Miami Marlins @ Texas Rangers

Globe Life Park in Arlington, Arlington, TX

Tue Jul 25 2017, 8:09 PM - 11:02 PM EDT

Att. 25,074 - Partly Cloudy - 95 F

livebaseballscorecards.com

AB	34
R	4
H	8
RBI	4
BB	3
SO	10
LOB	13

MIAMI

WP: 0 PB: 1 SB: 1 CS: 0 PA: 38

Miami Marlins @ Texas Rangers

Globe Life Park in Arlington, Arlington, TX

Tue Jul 25 2017, 8:09 PM - 11:02 PM EDT

Att. 25,074 - Partly Cloudy - 95 F

livebaseballscorecards.com

BOTTOM

Batter	1	2	3	4	5	6	7	8	9	AB	R	H	RBI	BB	SO	LOB
17 Shin-Soo Choo, L (1, 10) OBP: 0.362, SLG: 0.409	B FF 88 C SI 88 B FF 90 F SI 89 F CH 83 S CH 81 2-3 K ①		B FF 90 B FF 89 X FF 90 2-0 30 1B 1 G6-3 29 SF8 1B	C SL 83 X CH 83 0-1 F8 ①	S FF 99 X CH 92 0-1 1 1B 1-H 2-H 2B		X SI 95 0-0 L8 ②			5	2	2	2	0	1	0
1 Elvis Andrus, R (1, 6) OBP: 0.329, SLG: 0.462	X FF 90 0-0 F8 ②		X SL 83 0-0 G6-3 ① 1-2	C SL 82 X SL 83 0-1 30 1B 3B	F FF 100 B CU 90 B FF 98 X FF 98 2-1 29 BB 2-H 1B		B FF 96 B SL 87 X SI 96 2-0 F7 ③			5	1	2	1	0	0	1
30 Nomar Mazara, L (1, 9) OBP: 0.321, SLG: 0.411	C SI 90 B FF 91 X FF 90 1-1 G3-1 ③		F SI 90 X CH 82 0-1 5 2B 25 1B 2-3 1B	B SL 82 S FF 91 S FF 91 X SI 90 1-2 3-H 1B	B SL 90 X SL 90 1-0 P5 ②			C FC 88 B FC 89 F SI 92 B SI 92 X SI 92 2-2 29 G4-6-3 1B		5	1	3	1	0	0	1
29 Adrián Beltré, R (1, 5) OBP: 0.375, SLG: 0.509		B SL 82 C SL 83 B FF 90 F SL 83 X SI 91 2-2 L8 ①	B SL 83 B CH 83 X SL 84 2-0 SF8 ② 3-H	1 SAFE X FF 91 0-0 P6 ②	B CU 81 B SI 94 B SL 90 B SL 90 4-0 1-2 BB			X FC 90 0-0 G4-6-3 ① ② 1-2f		3	0	0	1	1	0	2
5 Mike Napoli, R (1, 3) OBP: 0.282, SLG: 0.467		B SL 84 B FF 90 C SL 85 F SL 84 F SL 83 X SL 85 2-2 HR	F SL 84 X FF 88 0-1 25 1B 1-3 2B	S FF 90 B FF 90 S CH 84 D SL 83 B SL 83 S SL 83 3-3 K ③	C SL 90 S CU 82 D CU 81 S CU 81 1-3 K ③			C FC 90 F KC 79 X FC 90 0-2 1B		5	1	3	1	0	2	3
12 Rougned Odor, L (1, 4) OBP: 0.256, SLG: 0.409		B SI 90 S FF 90 F FF 91 B FF 89 F FF 90 X CH 83 2-2 1B	0-0 25 1B IBB		F SI 98 B CH 89 B FF 98 B FF 100 S FF 100 X FF 99 3-2 HR	C CU 80 B SI 93 B CU 81 H CU 80 3-1 25 G5-4-3 HBP		X FC 90 0-0 F9 ③		3	1	2	1	1	0	1
25 Jonathan Lucroy, R (1, 2) OBP: 0.295, SLG: 0.339		1 SAFE B FF 89 1 SAFE B FF 89 B SL 84 1 SAFE C FF 88 F FF 90 X SL 83 3-2 F8 ②	C FF 91 B SL 86 X SL 84 1-1 1-2 2-3 3-H 1B		C FF 100 F SI 100 B CU 89 B CU 90 F SI 99 H CU 88 3-2 13 BB 17 2B HBP	B SL 90 B SI 93 C SL 90 X SL 89 2-1 G5-4-3 ① ② 1-2f			3	1	1	1	0	0	2
14 Carlos Gómez, R (1, 8) OBP: 0.324, SLG: 0.459		F SI 91 1 SAFE X FF 90 0-1 F9 ③	S SL 86 B FF 91 X SL 84 1-1 P4 ③		B FF 100 B SI 98 F SI 99 X FF 98 2-1 P6 ①	F SI 93 C CU 80 F CU 81 X CU 80 0-2 F9 ③				4	0	0	0	0	0	5
13 Joey Gallo, L (1, 7) OBP: 0.315, SLG: 0.535			X FF 89 0-0 HR	C CH 82 X CH 82 0-1 HR	B FF 97 B SI 99 B FF 98 C FF 100 S FF 99 F FF 98 F FF 98 B SI 98 4-2 1-2 17 2B BB		C SL 88 S SL 88 X SL 88 0-2 F9 ①			3	3	2	2	1	0	0
Inning Stats	R: 0 E: 0 K: 1 S: 7 H: 0 LOB: 0 BB: 0 P: 10	R: 1 E: 0 K: 0 S: 16 H: 2 LOB: 1 BB: 0 P: 25	R: 3 E: 0 K: 0 S: 12 H: 5 LOB: 3 BB: 1 P: 18	R: 2 E: 0 K: 1 S: 13 H: 3 LOB: 1 BB: 0 P: 17	R: 4 E: 0 K: 1 S: 20 H: 3 LOB: 2 BB: 2 P: 40	R: 0 E: 0 K: 0 S: 7 H: 0 LOB: 0 BB: 0 P: 12	R: 0 E: 0 K: 0 S: 5 H: 0 LOB: 0 BB: 0 P: 7	R: 0 E: 0 K: 0 S: 8 H: 2 LOB: 1 BB: 0 P: 10		1B: 8 2B: 2 3B: 1 HR: 4 SF: 1 SAC: 0 DP: 2 HBP: 2					

	AB	36
	R	10
	H	15
	RBI	10
	BB	3
	SO	3
	LOB	15

WP: 0 PA: 42
PB: 0
SB: 0
CS: 0

PITCHER		IP	WLS	BF	H	R	ER	SO	BB	IBB	HBP	BLK	WP	HR	S	P	ERA	WHIP
58 Dan Straily, R ERA: 3.84	(1, 1)	4.0	L	23	10	6	6	2	0	1	0	0	0	3	48	70	13.50	2.500
49 Brian Ellington, R ERA: 9.69	(5, 1)	0.1		6	3	4	4	0	1	0	1	0	0	1	16	30	108.00	12.000
30 Hunter Cervenka, L ERA:	(5, 1)	1.2		6	0	0	0	1	1	0	1	0	0	0	11	22	0.00	0.600
22 Dustin McGowan, R ERA: 2.81	(7, 1)	1.0		3	0	0	0	0	0	0	0	0	0	0	5	7	0.00	0.000
45 Vance Worley, R ERA: 6.37	(8, 1)	1.0		4	2	0	0	0	0	0	0	0	0	0	8	10	0.00	2.000

PITCHER	IP	WLS	BF	H	R	ER	SO	BB	IBB	HBP	BLK	WP	HR	S	P	ERA	WHIP

Miami Marlins @ Texas Rangers

Globe Life Park in Arlington, Arlington, TX

Wed Jul 26 2017, 8:09 PM - 12:11 AM EDT

Att. 26,471 - Partly Cloudy - 97 F

TOP

livebaseballscorecards.com

Batter	1	2	3	4	5	6	7	8	9	AB	R	H	RBI	BB	SO	LOB
9 Dee Strange-Gordon, L (1, 4) OBP: 0.335, SLG: 0.357	X FF 93 0-0 HR		C FC 85 C FC 87 F ST 84 X FF 96 0-2 ② G4-3	S FC 87 X FF 94 0-1 27 1B 13 3B 1-2 1B	B KC 79 S SI 94 C SI 95 F KC 79 X FF 94 1-2 ③ G5-3		B SL 85 F CH 84 B CH 85 B SL 86 X FF 90 3-1 ②③ G3-6-3-6 1-2f	B FF 96 F SI 96 B CH 88 F CH 89 S SL 83 2-3 ③ K		6	2	2	1	0	1	2
27 Giancarlo Stanton, R (1, 10) OBP: 0.363, SLG: 0.601	B FF 94 C ST 84 F FF 95 S FF 96 1-3 ① K		B SI 95 B FC 87 B SI 95 C FF 94 B FF 95 4-1 BB	S FF 93 S SI 93 X SI 94 0-2 21 BB 13 3B 1-3 2-H 1B		C FF 94 B KC 81 F KC 80 S FS 90 1-3 ① K		B SL 80 B SL 81 X FF 92 2-0 HR	X FF 65 0-0 21 2B 13 2B 1B	5	3	3	2	1	2	0
21 Christian Yelich, L (1, 8) OBP: 0.368, SLG: 0.442	B FF 95 B ST 82 X FF 94 2-0 HR		D FC 90 S FC 88 X ST 84 1-1 ③ G4-3	D FC 89 B ST 81 B SI 94 B SI 93 4-0 13 3B 1-2 BB		B SI 95 X FS 90 1-0 2B		B FF 91 C SL 81 X SL 81 1-1 51 BB 32 2B 2B	B FF 61 X FF 61 1-0 13 2B 1-3 2B	5	4	4	1	1	0	1
13 Marcell Ozuna, R (1, 7) OBP: 0.371, SLG: 0.557	F ST 84 F FF 96 B ST 84 S FC 88 1-3 ② K			C ST 81 X ST 83 0-1 11 1B 51 2B 2B C ST 81 O CH 89 O FF 94 X SI 94 1-2 11 HR 1-H 2-H 3-H 3B		C FF 94 B FS 89 S FS 90 S FS 89 1-3 ② K		B SL 81 B FF 92 B SL 80 B FF 92 4-0 51 BB 32 2B BB	X FF 68 0-0 11 2B 2-H 3-H 2B	5	4	3	5	1	2	1
11 J.T. Realmuto, R (1, 2) OBP: 0.367, SLG: 0.484	C FF 95 F FF 95 X FC 89 0-2 ③ G5-3			F FC 88 X FC 90 51 2B 32 1B 2-3 1B B KC 78 C FF 94 B KC 80 B SI 96 X SI 94 3-1 HR 3-H		C FF 93 S KC 80 D FS 90 B SI 94 S FS 89 2-3 ③ K		C FF 92 B SL 81 C FF 93 S SL 82 1-3 ① K	B CU 47 X FF 73 1-0 51 1B 32 SF8 2-H 2B	6	3	3	3	0	2	3
51 Ichiro Suzuki, L (1, 9) OBP: 0.301, SLG: 0.306		F FF 92 F FC 86 X FF 95 0-2 ① G6-3		C FC 88 B FC 88 B FF 88 T SAFE X FC 90 X ST 84 0-2 32 1B 1-3 3-H 2B C FF 94 B KC 79 B FF 95 B FS 88 B SI 95 B FF 94 4-2 BB			B FF 91 C SL 86 B CH 85 B FF 91 B FF 90 4-1 18 3B BB	B SI 92 C FF 92 B SL 80 B FF 91 F FF 91 B SL 80 4-2 32 2B 28 WP 1-2 2-3 BB	C FF 68 F CU 56 F FF 74 X CU 45 0-2 2-3 1B	3	3	2	1	3	0	0
32 Derek Dietrich, L (1, 5) OBP: 0.305, SLG: 0.360		F FF 94 B FC 85 C FC 86 B ST 84 C ST 84 2-3 ② K		C FF 94 B FC 88 B FC 87 B FF 88 1-2 9 1B 27 1B 2-H 3-H 1B F FF 93 F FS 89 B KC 78 B KC 80 X FS 88 1-2 ③ L8			F SL 86 X SI 89 0-1 ① F7	F FF 94 X CH 86 0-1 28 WP 12 1B 1-3 2-H 3-H 2B	F FF 67 X 0-1 SF8 3-H	5	2	2	5	0	1	2
18 Tomás Telis, S (1, 3) OBP: 0.273, SLG: 0.545 28 Tyler Moore, R (7, 3) OBP: 0.264, SLG: 0.490	C FF 95 S FC 87 S ST 84 0-3 ③ K2-3			L FF 93 1 SAFE B ST 82 F SI 92 S CH 90 1-3 ① K	C SI 94 B KC 79 C KC 79 X FS 88 1-2 ① G2-3		B SL 88 B CH 85 C SL 86 F SL 86 B FF 92 F CH 84 1 SAFE 1 SAFE F FF 90 3-2 X CH 82 12 1B 1-H 3B	B SL 82 F FF 95 B FF 96 F SL 83 B SL 82 C SL 83 3-3 ② K 2-3 3-H	C FF 67 X CU 47 0-1 ② F9	4	1	1	1	0	2	1
										2	0	0	0	0	1	2
12 Mike Aviles, R (1, 6) OBP: 0.353, SLG: 0.267			C FF 92 X ST 83 0-1 ① F7	B SI 93 X FF 93 1-0 ② F8	B KC 80 X SI 95 1-0 ② G6-3		B SI 91 C SI 91 X CU 80 1-1 9 S3-6-3-6 3-H 1B	F FF 96 B SL 83 F SL 81 X FF 96 1-2 3-H 1B	B FF 68 X FF 64 1-0 ③ P1	6	0	2	2	0	0	2

Inning Stats	R: 2 E: 0 K: 2 S: 11	H: 2 LOB: 0 BB: 0 P: 15	R: 0 E: 0 K: 2 S: 9	H: 0 LOB: 0 BB: 0 P: 11	R: 0 E: 0 K: 0 S: 9	H: 0 LOB: 1 BB: 1 P: 14	R: 9 E: 0 K: 1 S: 30	H: 8 LOB: 1 BB: 2 P: 48	R: 0 E: 0 K: 0 S: 8	H: 0 LOB: 0 BB: 0 P: 11	R: 0 E: 0 K: 3 S: 10	H: 1 LOB: 1 BB: 0 P: 15	R: 2 E: 0 K: 0 S: 12	H: 2 LOB: 0 BB: 1 P: 23	R: 5 E: 0 K: 3 S: 19	H: 4 LOB: 1 BB: 2 P: 37	R: 4 E: 0 K: 0 S: 13	H: 5 LOB: 1 BB: 0 P: 16	1B: 8 2B: 8 3B: 2 HR: 4	SF: 1 SAC: 0 DP: 1 HBP: 0	WP: 1 PB: 0 SB: 0 CS: 0	PA: 54

	AB	47
	R	22
	H	22
	RBI	21
	BB	6
	SO	11
	LOB	14

MIAMI

PITCHER		IP	WLS	BF	H	R	ER	SO	BB	IBB	HBP	BLK	WP	HR	S	P	ERA	WHIP
11 Yu Darvish, R ERA: 4.01	(1, 1)	3.2	L	22	9	10	10	5	2	0	0	0	0	2	50	71	24.55	3.000
23 Jeremy Jeffress, R ERA: 5.21	(4, 1)	2.1		10	2	1	1	3	1	0	0	0	0	1	27	43	3.86	1.286
56 Austin Bibens-Dirkx, R ERA: 4.53	(7, 1)	1.0		5	2	2	2	0	1	0	0	0	0	0	12	23	18.00	3.000
37 Jason Grilli, R ERA: 6.75	(8, 1)	0.1		5	2	4	4	1	2	0	0	0	0	1	8	20	108.00	12.000
62 José Leclerc, R ERA: 3.26	(8, 1)	0.2		4	2	1	1	2	0	0	0	0	1	0	11	17	13.50	3.000

PITCHER		IP	WLS	BF	H	R	ER	SO	BB	IBB	HBP	BLK	WP	HR	S	P	ERA	WHIP
6 Brett Nicholas, R ERA: 36.0	(9, 1)	1.0		8	5	4	4	0	0	0	0	0	0	0	13	16	36.00	5.000

Miami Marlins @ Texas Rangers

Globe Life Park in Arlington, Arlington, TX

Wed Jul 26 2017, 8:09 PM - 12:11 AM EDT

Att. 26,471 - Partly Cloudy - 97 F

BOTTOM

Batter	1	2	3	4	5	6	7	8	9	AB	R	H	RBI	BB	SO	LOB
17 Shin-Soo Choo, L (1, 10) OBP: 0.361, SLG: 0.404	B SI 97 B SI 96 B SI 95 B FF 94 4-0 1 2B 30 SF9 BB		L SI 95 B SI 96 B SL 85 X CH 88 2-1 ① G3-1		S SI 94 B SL 87 F CH 88 T CH 88 1-2 ② K	C FF 95 B FF 96 B SL 86 X SL 87 2-1 ③ G4-3		B FF 92 F CH 86 B CH 86 B FF 91 D SI 91 4-1 30 2B 1-2 2-3 BB	F FF 99 F FF 98 X CH 92 0-2 ② G3 1-2 2-3 3-H	4	1	0	1	2	1	4
1 Elvis Andrus, R (1, 6) OBP: 0.326, SLG: 0.460	1 SAFE C SI 96 B FF 95 F FF 94 B SL 84 1 SAFE X SL 84 2-2 30 SF9 1-3 2B		B SI 95 C SL 85 B SI 97 X CH 89 2-1 ② G1-3		C SI 96 B SL 86 F SL 86 C SI 96 1-3 ③ K	C FF 94 B CH 86 F CH 88 B FF 94 X SL 86 2-2 ① P3		C FF 95 F FF 96 B FF 96 T FF 97 1-2 ② K	F SI 98 F CU 90 F CU 91 X SI 99 0-2 ③ P2	6	0	1	0	0	2	5
30 Nomar Mazara, L (1, 9) OBP: 0.322, SLG: 0.413	F SI 96 B CH 87 F SI 95 F CH 88 D CH 88 X SL 86 2-2 ① SF9 2-3 3-H		B CH 87 X SI 94 1-0 ③ G4-3			F SI 95 B SI 96 F CH 89 B SI 94 B CH 88 D CH 90 4-2 29 2B BB	B SL 84 X SL 83 1-0 ② F9	C FF 96 B FF 97 F FF 97 X FF 97 1-2 1-3 2-H 3-H 2B		3	1	1	3	1	0	0
29 Adrián Beltré, R (1, 5) OBP: 0.387, SLG: 0.545 3 Delino DeShields, R (8, PH) OBP: 0.341, SLG: 0.366 (9, 7)	B FF 96 F SI 96 3 SAFE B SI 96 D CH 87 F FF 95 B CH 90 4-2 BB			B SI 95 C SI 94 B CH 87 X CH 88 2-1 HR		B FF 96 B SI 96 X SI 95 2-0 25 1B 1-H 13 1B 2B	B FF 93 B SI 93 F SI 92 S SI 92 F FF 94 X SI 92 3-2 2B	C FF 97 B FF 97 C CU 83 F FF 97 F CU 85 B FF 96 F FF 94 X FF 97 2-2 ③ F9	3 1	2 0	3 0	2 0	1 0	0 0	0 2
5 Mike Napoli, R (1, 3) OBP: 0.287, SLG: 0.466	C SI 97 X SI 96 0-1 ② F9			C SL 85 S SI 96 X SI 96 0-2 12 FC6 1B		B FF 95 B SI 96 B SL 85 C SI 95 B SI 94 4-1 13 1B 25 1B 14 SF9 BB	B FF 93 X SI 93 1-0 ③ L7		S SI 98 S FF 99 B CU 92 B FF 99 B SI 98 F FF 98 H FF 98 4-2 12 FC3-6 HBP	3	1	1	0	1	0	3
12 Rougned Odor, L (1, 4) OBP: 0.255, SLG: 0.409	B SI 97 X CH 87 1-0 ③ G4-3			B CH 87 B CH 93 X SI 93 2-0 ① FC6 25 FC5-4 1-2f	F SL 86 B FF 95 F FF 96 F SL 88 F SL 86 F CH 90 D FF 95 X FF 95 2-2 ① F6			C FF 90 F CH 85 X SI 91 0-2 25 1B 13 G4-3 2B	B FF 99 X SI 98 1-0 ① FC3-6 13 BB 25 BB 14 HBP 1-2f	5	2	1	0	0	0	6
25 Jonathan Lucroy, R (1, 2) OBP: 0.300, SLG: 0.342		C FF 97 C SL 84 F SI 97 X SI 97 0-2 ① G6-3		C FF 97 1 SAFE X SI 96 0-1 ② FC5-4 1-2f		B CH 88 B FF 96 C FF 95 C CH 88 X FF 96 2-2 13 1B 1-2 2-3 1B		F FF 91 B SL 84 X SL 82 1-1 17 BB 13 G4-3 30 2B 2-3 1B	B FF 98 B FF 99 B FF 98 B FF 97 4-0 14 HBP 13 BB 17 G3 1-2 BB	4	2	2	0	1	0	1
13 Joey Gallo, L (1, 7) OBP: 0.317, SLG: 0.531 (9, 5)		C SI 96 B SI 96 B SL 89 S CH 89 F SI 96 B CH 89 S CH 89 3-3 ② K		B FF 94 B FF 95 F SI 95 S CH 89 D CH 89 F FF 97 S CH 91 3-3 ③ K		X SL 86 0-0 1-2 2-3 3-H 1B		F SI 92 D CH 86 X CH 86 1-1 ① G4-3 1-2 3-H	F FF 99 S CH 90 B FF 99 B CH 90 F SI 98 B FF 98 4-2 17 G3 14 HBP 1-2 2-3 BB	4	0	1	2	1	2	2
18 Drew Robinson, L (1, 8) OBP: 0.357, SLG: 0.652 14 Carlos Gómez, R (6, PH) OBP: 0.328, SLG: 0.459 (7, 8)		F SL 85 B SI 96 B FF 96 S CH 87 F SI 96 B SI 97 F SI 97 S CH 90 3-3 ③ K			B SI 92 B CH 87 X SI 94 2-0 ① G4-3	B FF 95 B FF 94 C FF 94 X CH 88 2-1 ② SF9 3-H		F FF 92 B FF 92 F SL 84 D SL 84 D FF 92 F FF 92 B FF 91 4-2 17 BB 30 2B BB	F CU 93 H FF 98 1-1 17 G3 1-2 2-3 3-H HBP	2 0	0 1	0 0	0 2	0 1	1 0	0 0
Inning Stats	R: 1 E: 0 K: 0 S: 12 H: 1 LOB: 2 BB: 2 P: 25	R: 0 E: 0 K: 2 S: 13 H: 0 LOB: 0 BB: 0 P: 19	R: 0 E: 0 K: 0 S: 5 H: 0 LOB: 0 BB: 0 P: 10	R: 1 E: 0 K: 1 S: 12 H: 2 LOB: 1 BB: 0 P: 19	R: 0 E: 0 K: 2 S: 7 H: 0 LOB: 0 BB: 0 P: 11	R: 3 E: 0 K: 0 S: 18 H: 3 LOB: 2 BB: 2 P: 36	R: 0 E: 0 K: 0 S: 9 H: 1 LOB: 1 BB: 0 P: 16	R: 3 E: 0 K: 1 S: 23 H: 3 LOB: 2 BB: 2 P: 37	R: 2 E: 0 K: 0 S: 15 H: 0 LOB: 2 BB: 2 P: 29	1B: 4 2B: 5 3B: 0 HR: 1 SF: 2 SAC: 0 DP: 0 HBP: 2						

PITCHER		IP	WLS	BF	H	R	ER	SO	BB	IBB	HBP	BLK	WP	HR	S	P	ERA	WHIP
62 José Ureña, R ERA: 4.04	(1, 1)	5.0	W	23	4	5	5	5	4	0	0	0	0	1	53	98	9.00	1.600
66 Jarlín García, L ERA: 3.67	(6, 1)	1.2		7	2	0	0	0	0	0	0	0	0	0	18	29	0.00	1.200
64 Nick Wittgren, R ERA: 4.68	(7, 1)	0.2		7	3	3	3	0	2	0	0	0	0	0	16	30	40.50	7.500
71 Drew Steckenrider, R ERA: 3.24	(8, 1)	0.2		3	1	0	0	1	0	0	0	0	0	0	12	16	0.00	1.500
49 Brian Ellington, R ERA: 10.29	(9, 1)	1.0		7	0	2	2	0	2	0	2	0	0	0	15	29	18.00	2.000

PITCHER		IP	WLS	BF	H	R	ER	SO	BB	IBB	HBP	BLK	WP	HR	S	P	ERA	WHIP

livebaseballscorecards.com

AB	35
R	10
H	10
RBI	10
BB	8
SO	6
LOB	23

WP: 0 PA: 47
PB: 0
SB: 0
CS: 0

Batter	1	2	3	4	5	6	7	8	9	AB	R	H	RBI	BB	SO	LOB
6 Billy Hamilton, S (1, 8) OBP: 0.298, SLG: 0.333	B FC 81 F FF 86 B FF 86 C FC 82 X FC 82 2-2 ① L9		B FF 85 C CH 77 B CH 77 F FF 86 F FC 82 B CH 78 S FF 86 3-3 ① K		X FC 81 0-0 ① F8		F FF 88 B FF 89 X CH 78 1-1 ③ P3		B FF 93 B FF 91 C FF 91 X SL 79 2-1 ② G4-3	5	0	0	0	0	1	0
7 Eugenio Suárez, R (1, 5) OBP: 0.359, SLG: 0.460	C FF 87 X FC 82 0-1 23 BB 1B		B CU 74 C FF 86 B CH 78 X FF 87 2-1 ② G6-3		B FF 86 C FF 87 F FC 82 C FC 84 1-3 ② K			X FF 94 0-0 19 1B 4 1B 1B	B FF 93 F FF 93 B SL 82 C SL 82 F CH 86 X SL 82 2-2 19 DI 1B	5	1	3	0	0	1	0
19 Joey Votto, L (1, 3) OBP: 0.424, SLG: 0.577	X FC 82 0-0 ② F7		S FC 83 F FF 88 B CU 76 B FC 83 B FC 83 B FC 83 4-2 BB		B FC 84 S CH 78 B FF 88 F CH 79 H FC 83 3-2 23 2B HBP			C FF 93 C FF 94 D FO 90 X FO 89 1-2 39 1B 4 1B 1-3 1B	B FF 90 C SL 79 B CH 85 D SL 80 B FF 93 4-1 1-2 BB	2	0	1	0	2	0	1
23 Adam Duvall, R (1, 7) OBP: 0.320, SLG: 0.524	B FF 87 B FF 87 B FF 87 C FF 87 B CH 78 4-1 1-2 BB		B CH 78 F CH 79 F FF 88 D CU 76 F FF 88 B FC 82 X CH 78 3-2 ③ P4		B CU 75 X FF 86 1-0 ③ 1-H 2B			D CU 80 C FF 94 S FF 94 D FO 88 F FF 94 X FF 94 2-2 ① P6	C SL 80 X FF 94 0-1 ③ P4	4	0	1	0	1	0	5
4 Scooter Gennett, L (1, 4) OBP: 0.353, SLG: 0.582	B FC 82 X FF 87 1-0 ③ F9			B FF 86 X FC 80 1-0 ① G4-3		C FF 85 F CH 77 B FC 82 F FC 83 T CH 78 1-2 ① K		B FO 88 X FO 88 1-0 39 1B 1-2 3-H 1B		4	0	1	1	0	1	2
43 Scott Schebler, L (1, 9) OBP: 0.310, SLG: 0.475		C FF 86 F CU 74 S CU 75 0-3 ① K2-3		B FF 85 B CU 74 X FC 81 2-0 ② P5		F CU 74 X FC 83 0-1 ② G4-3		B FF 94 D FO 87 X FF 94 2-0 ② P5		4	0	0	0	0	1	2
9 José Peraza, R (1, 6) OBP: 0.275, SLG: 0.322 36 Blake Wood, R (6, 1) 39 Devin Mesoraco, R (8, PH) OBP: 0.327, SLG: 0.419 53 Wandy Peralta, L (8, 1)		B FF 86 X CU 74 1-0 16 G6-3 1B		B FF 86 C CH 79 F CH 78 B FF 87 B FC 82 X CH 79 3-2 16 1B 1B		F FF 86 B FF 88 X FC 83 1-1 ③ G5-3		D SL 81 B SL 79 B FC 92 C FF 92 C SL 80 F SL 80 X FF 93 3-2 1-2 2-3 1B		3 0 1 0	0 0 0 0	2 0 1 0	0 0 0 0	0 0 0 0	0 0 0 0	0 0 0 0
16 Tucker Barnhart, L (1, 2) OBP: 0.317, SLG: 0.380		1 SAFE C FF 86 C FF 86 X CH 77 0-2 ② G6-3 1-2		C FF 87 B FC 82 1 SAFE X CH 78 1-1 55 FC6-4 1-2 1B			F FF 86 X FF 86 0-1 ① L9	C SL 79 B SL 80 C FF 93 X CH 86 1-2 ③ G3		4	0	1	0	0	0	4
55 Robert Stephenson, R (1, 1) OBP: 0.143, SLG: 0.143 31 Drew Storen, S (5, 1) 30 Arismendy Alcántara, S (6, 6) OBP: 0.196, SLG: 0.271		X FC 80 0-0 ③ G1-3		C CH 81 C FF 86 X FC 82 0-2 ③ FC6-4 1-2f			C CU 74 F CH 78 B FC 83 S CH 78 1-3 ② K		C FF 93 C SL 80 B FF 95 F CH 86 S SL 82 1-3 ① K	2 0 2	0 0 0	0 0 0	0 0 0	0 0 0	0 0 2	3 0 0
Inning Stats	R: 0 E: 0 K: 0 S: 8 H: 1 LOB: 2 BB: 1 P: 15	R: 0 E: 0 K: 1 S: 8 H: 1 LOB: 1 BB: 0 P: 9	R: 0 E: 0 K: 1 S: 12 H: 0 LOB: 1 BB: 1 P: 24	R: 0 E: 0 K: 0 S: 10 H: 2 LOB: 2 BB: 0 P: 17	R: 0 E: 0 K: 1 S: 7 H: 1 LOB: 2 BB: 0 P: 12	R: 0 E: 0 K: 1 S: 8 H: 0 LOB: 0 BB: 0 P: 10	R: 0 E: 0 K: 1 S: 7 H: 0 LOB: 0 BB: 0 P: 9	R: 1 E: 0 K: 0 S: 17 H: 4 LOB: 3 BB: 0 P: 27	R: 0 E: 0 K: 1 S: 13 H: 1 LOB: 2 BB: 1 P: 22	1B: 9 2B: 1 3B: 0 HR: 0	SF: 0 SAC: 0 DP: 0 HBP: 1					

PITCHER		IP	WLS	BF	H	R	ER	SO	BB	IBB	HBP	BLK	WP	HR	S	P	ERA	WHIP
50 Chris O'Grady, L ERA: 3.68	(1, 1)	7.0	W	28	5	0	0	5	2	0	1	0	0	0	60	96	0.00	1.000
25 Junichi Tazawa, R ERA: 5.16	(8, 1)	0.2		5	3	1	1	0	0	0	0	0	0	0	10	16	13.50	4.500
44 AJ Ramos, R ERA: 3.63	(8, 1)	1.1	S	7	2	0	0	1	1	0	0	0	0	0	20	33	0.00	2.250

PITCHER	IP	WLS	BF	H	R	ER	SO	BB	IBB	HBP	BLK	WP	HR	S	P	ERA	WHIP

TOP

Cincinnati Reds @ Miami Marlins

Marlins Park, Miami, FL

Thu Jul 27 2017, 7:14 PM - 10:31 PM EDT

Att. 19,986 - Roof Closed - 80 F

livebaseballscorecards.com

AB	36
R	1
H	10
RBI	1
BB	3
SO	6
LOB	17

REDS

Cincinnati Reds @ Miami Marlins

Marlins Park, Miami, FL

Thu Jul 27 2017, 7:14 PM - 10:31 PM EDT

Att. 19,986 - Roof Closed - 80 F

BOTTOM

livebaseballscorecards.com

Batter	1	2	3	4	5	6	7	8	9	AB	R	H	RBI	BB	SO	LOB
9 Dee Strange-Gordon, L (1, 4) OBP: 0.338, SLG: 0.358	B FF 94 B FF 94 B FF 94 C FF 92 B FF 93 4-1 27 CS BB		F FF 92 B FS 85 F FS 85 F FF 92 B SL 85 F FF 91 F FF 92 X FF 93 2-2 13 S 1B	X FF 92 0-0 ③ F7		B FF 97 X FF 95 1-0 27 CS 1B		B SL 86 X FF 96 1-0 ② G6-3 2-3		4	0	2	0	1	0	2
27 Giancarlo Stanton, R (1, 9) OBP: 0.365, SLG: 0.598	1 SAFE B SL 86 B FF 94 B SL 86 B FF 94 4-0 ① 1-2 BB		C FF 94 C FF 93 1 SAFE X SL 87 0-2 ① F8		S SL 86 F FS 85 B FF 95 B FF 94 F SL 87 B CU 78 B FF 95 4-2 11 1B 21 BB 32 BB BB	1 SAFE 1 SAFE C FF 96 C SL 91 P PO 93 B SL 90 S FF 97 2-3 ②③ 1-2 K			0-0 IBB	2	1	0	0	3	1	2
21 Christian Yelich, L (1, 8) OBP: 0.368, SLG: 0.440	S FS 85 C FS 86 D SL 88 X FF 93 1-2 ② F8		1 SAFE 1 SAFE B FF 93 X FF 92 1-0 ② L7		B FF 94 C FS 86 B FS 86 1 SAFE F FS 83 B FF 93 B FF 91 4-2 32 BB 11 1B 28 SF9 1-2 BB		B FF 97 C FF 95 B FF 96 B SI 95 S FF 94 F FF 96 F SI 95 X FF 97 3-2 11 S 32 1B 1B	C SL 87 S SL 85 S SL 87 0-3 ③ K		4	2	1	0	1	1	4
13 Marcell Ozuna, R (1, 7) OBP: 0.370, SLG: 0.553	S SL 86 X FS 84 0-1 ③ L7		C SL 84 1 SAFE P PO 92 B SL 86 D FF 92 B SL 87 4-1 1-2 BB		B FF 92 B FF 92 X FF 92 2-0 ① L8		D FF 97 S SL 90 F SL 90 1 SAFE B FS 84 S SL 91 2-3 ① K			3	0	0	0	1	1	4
11 J.T. Realmuto, R (1, 2) OBP: 0.369, SLG: 0.483		B SL 86 B FF 95 B FF 95 B FF 94 4-0 32 FC4-6 BB	B FF 92 C SL 86 B FS 85 F SL 85 F FS 86 X SL 86 2-2 ③ L8		F FF 93 S SL 86 B SL 85 F SL 86 X FS 84 1-2 2-3 28 SF9 32 BB 1B		B FF 97 1 SAFE D SL 90 C FF 96 B SL 91 C SL 91 F SL 90 S FF 96 3-3 ② 1-2 K			3	0	1	0	1	1	3
32 Derek Dietrich, L (1, 5) OBP: 0.312, SLG: 0.376 44 AJ Ramos, R (8, 1)		C FF 93 1 SAFE C FF 93 D FS 86 X FS 86 1-2 ① FC4-6 19 BB 1-2f		B FS 84 X FF 93 1-0 HR	B CH 83 B SI 91 C FF 91 D CH 84 F SI 90 B SI 90 4-2 1-2 2-3 3-H BB		F FF 96 X FF 96 0-1 2-H 1B			3	1	2	3	1	0	1
28 Tyler Moore, R (1, 3) OBP: 0.255, SLG: 0.476		C FF 94 B FF 92 S SL 87 B SL 86 1 SAFE 1 SAFE X SL 87 2-2 ② F8		B CU 75 S SL 85 F SL 84 S SL 83 1-3 ① K	B SL 80 F SI 91 F SF 90 D SL 81 F SL 81 F FF 91 F SI 89 B SI 89 F FF 91 3-2 ② X FF 91 SF9 2-3 3-H		C FF 96 1 SAFE F SL 90 S SL 90 0-3 ③ K			3	0	0	1	0	2	2
19 Miguel Rojas, R (1, 6) OBP: 0.375, SLG: 0.368		B FF 94 B FF 93 D SL 87 B FF 92 4-0 1-2 BB		F FF 93 X SL 84 0-1 50 SH3-4 1B	D SL 81 C FF 90 C SI 90 D SL 80 X SI 90 2-2 ③ G1-3			L FF 97 B CH 87 B CH 87 F SI 96 F FF 98 F CH 87 X CH 89 2-2 E4 9 G6-3 12 SH1-3		3	0	1	0	1	0	2
50 Chris O'Grady, R (1, 1) 25 Junichi Tazawa, R (8, 1) 12 Mike Aviles, R (8, 5) OBP: 0.353, SLG: 0.267		B FF 92 C FF 92 B FF 91 C FF 92 C FF 92 2-3 ③ K		X FF 92 0-0 ② SH3-4 1-2		C C FF 96 S FF 97 0-3 ① K		1 SAFE X FF 97 0-0 ① SH1-3 1-2		2	0	0	0	0	2	2
										0	0	0	0	0	0	0
										0	0	0	0	0	0	0

Inning Stats	1	2	3	4	5	6	7	8	9
	R: 0 E: 0 K: 0 S: 6	H: 0 LOB: 1 BB: 2 P: 15	R: 0 E: 0 K: 1 S: 9	H: 0 LOB: 2 BB: 2 P: 22	R: 0 E: 0 K: 0 S: 16	H: 1 LOB: 2 BB: 1 P: 24	R: 1 E: 0 K: 1 S: 8	H: 2 LOB: 1 BB: 0 P: 10	R: 2 E: 0 K: 0 S: 22	H: 1 LOB: 2 BB: 3 P: 42	R: 0 E: 0 K: 2 S: 8	H: 1 LOB: 0 BB: 0 P: 10	R: 1 E: 0 K: 3 S: 17	H: 2 LOB: 1 BB: 0 P: 25	R: 0 E: 1 K: 1 S: 10	H: 0 LOB: 2 BB: 1 P: 13

| | | | | | | | | | |

Batter	1	2	3	4	5	6	7	8	9	AB	R	H	RBI	BB	SO	LOB
6 Billy Hamilton, S (1, 8) OBP: 0.298, SLG: 0.330	B SI 89 B SI 89 C FF 90 F FC 89 B FC 89 D SI 92 4-2 4 G3-1 4 S 19 1B BB	B FC 89 F SI 91 F SI 92 S FC 89 1-3 ③ K			F SL 90 B FF 95 B SL 89 X FF 94 2-1 ① G6-3		X SI 95 0-0 ③ G4-3			3	1	0	0	1	1	0
4 Scooter Gennett, L (1, 4) OBP: 0.355, SLG: 0.581	B SI 90 C FC 88 F FC 88 F SI 91 D SI 92 X FC 89 2-2 ① G3-1 1-3		S KC 77 S FC 88 B FC 87 F FC 89 B SI 92 X SI 93 2-2 19 G4-6-3 1B		C SL 90 S CU 82 B SL 91 S CU 81 1-3 ② K			C FF 96 B FF 96 B CH 90 X FF 95 2-1 1B		4	0	2	0	0	1	1
19 Joey Votto, L (1, 3) OBP: 0.425, SLG: 0.575	B FF 91 X FF 91 1-0 23 HR 3-H 1B		C FC 90 X SI 91 0-1 ① ② G4-6-3 1-2f		B CU 80 B SL 90 B SL 90 B SL 89 4-0 BB			S FF 96 S FF 96 B FF 96 B FF 96 S FF 96 2-3 ① K		3	1	1	1	1	1	2
23 Adam Duvall, R (1, 7) OBP: 0.322, SLG: 0.530	B SI 91 X FC 89 1-0 1-H HR		H KC 78 1-0 HBP		C FF 94 C CU 81 C CU 79 0-3 ③ K			S CU 84 C CU 84 S FF 96 0-3 ② K		3	1	1	2	0	2	2
7 Eugenio Suárez, R (1, 5) OBP: 0.358, SLG: 0.456	B SI 92 F FF 93 B FF 93 C FF 93 F SI 92 B SI 91 4-2 BB		C FC 89 F SI 90 X SI 92 0-2 ③ G1-3			C CU 79 F FF 93 B CU 79 S CU 82 1-3 ① K		B FF 97 B CU 84 F FF 95 S FF 95 F FF 96 C CU 83 2-3 ③ K		3	0	0	0	1	2	2
43 Scott Schebler, L (1, 9) OBP: 0.309, SLG: 0.481	X FC 90 0-0 ② L6			C FF 92 B FC 88 B FC 89 B FC 92 X SI 90 3-1 ① L6		B CU 79 B FF 93 B FF 92 C FF 93 F FF 93 S CU 83 3-3 ② K			F FF 93 X FF 93 0-1 HR	4	1	1	1	0	1	1
9 José Peraza, R (1, 6) OBP: 0.275, SLG: 0.321	B FF 91 B FC 90 F FF 91 B SI 92 F FF 92 X SI 92 3-2 ③ G1-3			B FC 89 F SI 91 F FF 93 B SI 91 X FC 90 2-2 1B		C CU 81 F CU 81 F CU 80 T FF 93 0-2 ③ K			C CU 77 B FF 94 X FF 93 1-1 ① L9	4	0	1	0	0	1	1
16 Tucker Barnhart, L (1, 2) OBP: 0.316, SLG: 0.378		F SI 89 B FC 88 F FF 91 B SI 92 B FC 89 X SI 92 3-2 ① G1-5-3		X SI 91 0-0 ② L7			B SI 93 B SI 94 X SI 93 2-0 39 G6-4-3 1B		F FF 93 B FO 88 X FO 87 1-1 ② G3-1	4	0	1	0	0	0	1
47 Sal Romano, L (1, 1) 21 Michael Lorenzen, R (4, 1) OBP: 0.125, SLG: 0.500 39 Devin Mesoraco, R (7, PH) OBP: 0.325, SLG: 0.415 53 Wandy Peralta, L (7, 1) 31 Drew Storen, S (7, 1) 52 Tony Cingrani, L (8, 1) 3 Patrick Kivlehan, R (9, PH) OBP: 0.286, SLG: 0.393		F SI 92 B KC 75 F SI 90 B FC 90 C FF 93 2-3 ② K		F SI 90 F FC 89 S SI 91 0-3 ③ K			C FF 94 X SL 90 0-1 ① ② G6-4-3 1-2f		C CU 78 B FF 94 X CU 78 1-1 ③ F8	2 0 1 0 0 0 1	0 0 0 0 0 0 0	0 0 0 0 0 0 0	0 0 0 0 0 0 0	0 0 0 0 0 0 0	2 0 0 0 0 0 0	1 0 1 0 0 0 0
Inning Stats	R: 3 H: 2 E: 0 LOB: 1 K: 0 BB: 2 S: 14 P: 29	R: 0 H: 0 E: 0 LOB: 0 K: 2 BB: 0 S: 9 P: 15	R: 0 H: 1 E: 0 LOB: 1 K: 0 BB: 0 S: 9 P: 12	R: 0 H: 1 E: 0 LOB: 1 K: 1 BB: 0 S: 9 P: 14	R: 0 H: 0 E: 0 LOB: 1 K: 2 BB: 1 S: 8 P: 15	R: 0 H: 0 E: 0 LOB: 0 K: 3 BB: 0 S: 10 P: 14	R: 0 H: 1 E: 0 LOB: 0 K: 0 BB: 0 S: 4 P: 6	R: 0 H: 1 E: 0 LOB: 1 K: 3 BB: 0 S: 12 P: 18	R: 1 H: 1 E: 0 LOB: 0 K: 0 BB: 0 S: 8 P: 11	1B: 5 SF: 0 2B: 0 SAC: 0 3B: 0 DP: 2 HR: 2 HBP: 1						

PITCHER		IP	WLS	BF	H	R	ER	SO	BB	IBB	HBP	BLK	WP	HR	S	P	ERA	WHIP
45 Vance Worley, R ERA: 6.42	(1, 1)	4.0		18	4	3	3	3	2	0	1	0	0	1	41	70	6.75	1.500
30 Hunter Cervenka, L ERA:	(5, 1)	2.0		7	0	0	0	5	1	0	0	0	0	0	18	29	0.00	0.500
22 Dustin McGowan, R ERA: 2.75	(7, 1)	1.0	W	3	1	0	0	0	0	0	0	0	0	0	4	6	0.00	1.000
71 Drew Steckenrider, R ERA: 2.89	(8, 1)	1.0		4	1	0	0	3	0	0	0	0	0	0	12	18	0.00	1.000
25 Junichi Tazawa, R ERA: 5.28	(9, 1)	1.0		4	1	1	1	0	0	0	0	0	0	1	8	11	9.00	1.000

PITCHER	IP	WLS	BF	H	R	ER	SO	BB	IBB	HBP	BLK	WP	HR	S	P	ERA	WHIP

TOP

Cincinnati Reds @ Miami Marlins

Marlins Park, Miami, FL

Fri Jul 28 2017, 7:13 PM - 10:06 PM EDT

Att. 17,440 - Roof Closed - 80 F

livebaseballscorecards.com

AB	32
R	4
H	7
RBI	4
BB	3
SO	11
LOB	12

WP: 0	PA: 36					
PB: 0						
SB: 1						
CS: 0						

BOTTOM

Cincinnati Reds @ Miami Marlins

Marlins Park, Miami, FL

Fri Jul 28 2017, 7:13 PM - 10:06 PM EDT

Att. 17,440 - Roof Closed - 80 F

livebaseballscorecards.com

Batter	1	2	3	4	5	6	7	8	9	AB	R	H	RBI	BB	SO	LOB
9 Dee Strange-Gordon, L (1, 4) OBP: 0.336, SLG: 0.357	C SI 95 B SI 95 C SI 96 S SL 87 1-3 **K** ①	B FF 96 S SI 97 B SI 97 X SI 96 2-1 **G4-3** ③		B SI 96 X SI 96 1-0 **SF7** ② 3-H		F FC 92 C FF 96 S FC 91 0-3 **K** ①	F SI 90 X CH 84 0-1 **1B**			4	0	1	1	0	2	3
27 Giancarlo Stanton, R (1, 9) OBP: 0.366, SLG: 0.593	C SI 98 B SI 96 B SI 97 C SI 97 B SI 98 B SI 98 4-2 13 WP 21 BB **BB**		C SL 86 C SL 85 X SI 96 0-2 **F9** ①	C SL 88 B SI 96 B SI 97 C SI 97 D SL 90 B SI 96 4-2 **BB** 1-2 2-3		B FC 91 X FC 92 1-0 **G5-3** ② 2-3	S FF 90 D SL 81 C SI 89 X SL 80 1-2 **L8** ③ 3-H			3	0	0	1	2	0	2
21 Christian Yelich, L (1, 8) OBP: 0.366, SLG: 0.435	B FF 96 C SI 97 B CH 91 F SI 98 B SI 97 B SI 97 4-2 13 WP **BB** 1-2		X SI 96 0-0 **B2-3** ②	B SI 94 X SL 90 1-0 **P6** ③		B FF 95 S FC 91 C SI 96 S SL 88 1-3 **K** ③		C FF 95 S SL 86 T SL 84 0-2 **K** ①		4	0	0	0	1	2	4
13 Marcell Ozuna, R (1, 7) OBP: 0.368, SLG: 0.547	S SL 87 D SI 97 B SI 98 B SL 88 B SI 98 4-1 **BB** 1-2 2-3		C SL 87 S SL 88 B SL 89 C SI 96 1-3 **K** ③		X CU 85 0-0 **G6-3** ①		X FF 98 0-0 **G4-3** ①	B CH 90 C FF 95 S FF 91 C FF 95 1-3 **K** ②		4	0	0	0	1	2	0
11 J.T. Realmuto, R (1, 2) OBP: 0.375, SLG: 0.498	C SI 97 B SL 89 C SI 97 S SL 90 1-3 **K** ②			B SI 96 B SL 86 C SI 95 X SL 86 2-1 19 BB 18 E **2B**	B FF 95 B SI 96 C FF 95 B FF 96 F FF 96 X SL 87 3-2 32 G4-3 **1B**		B FF 96 S CH 87 C SL 87 B FF 96 X CH 88 2-2 **HR**	B FF 96 B FF 91 B FF 96 C FF 94 S FF 94 B FF 95 4-2 32 2B **BB**		4	2	3	1	1	1	3
32 Derek Dietrich, L (1, 5) OBP: 0.317, SLG: 0.386	C SI 97 C SI 97 S SL 90 0-3 **K** ③			F SI 96 B FF 96 S SI 97 D SL 89 F SI 97 D SL 89 D SI 97 4-2 18 E 19 BB 9 SF7 **BB**	B SL 89 1 SAFE 1 SAFE X SI 96 1-0 **G4-3** ② 1-2		S SL 87 X SL 86 0-1 28 2B **2B**	C FF 95 1 SAFE F SL 85 X SL 84 0-2 **2B** 1-3		4	2	2	0	1	1	4
28 Tyler Moore, R (1, 3) OBP: 0.261, SLG: 0.481		F SI 96 B SL 86 B SL 87 X SI 97 2-1 19 FC2-4 **1B**		S SI 96 B SL 89 S SL 89 S SI 96 1-3 **K** ① B SL 89 F SL 86 C SL 86 C FF 96 1-3 **K** ③			B FF 98 D CH 88 X SI 96 2-0 12 HR **2B** 2-H	X FF 94 0-0 **G6-3** ③		5	1	2	1	0	2	5
19 Miguel Rojas, R (1, 6) OBP: 0.380, SLG: 0.360		B SI 96 X SI 96 1-0 **FC2-4** ① 45 SH1-4 1-2f		B SI 96 B FF 97 B SI 97 B SI 97 4-0 27 BB 18 E **BB** 1-2 2-3		B FF 95 B FF 96 B SL 90 B FC 94 4-0 51 2B 27 G5-3 **BB**	B SL 79 B SL 79 S FF 89 X SI 89 2-1 **L4** ②			2	1	0	0	2	0	2
45 Vance Worley, R (1, 1) OBP: 0.333, SLG: 0.333 18 Tomas Telis, S (4, PH) OBP: 0.250, SLG: 0.500 30 Hunter Cervenka, L (5, 1) 51 Ichiro Suzuki, L (6, PH) OBP: 0.307, SLG: 0.320 22 Dustin McGowan, R (7, 1) 12 Mike Aviles, R (7, PH) OBP: 0.389, SLG: 0.500 71 Drew Steckenrider, R (8, 1) 25 Junichi Tazawa, R (9, 1)		X FF 95 0-0 **SH1-4** ② 1-2		C SI 97 B SI 97 F SL 88 X SL 89 1-2 27 BB **E1** 1-2 2-3 3-H		C FC 91 B FF 96 1 SAFE C SI 95 F FF 96 B SI 95 F FF 95 X CU 82 2-2 27 G5-3 **2B** 1-3	B SL 79 F FF 89 X SL 80 1-1 **HR** 2-H			0 1 0 1 0 1 1 0 0	0 0 0 0 0 1 1 0 0	0 0 0 0 0 1 1 0 0	0 0 0 0 0 2 2 0 0	0 0 0 0 0 0 0 0 0	0 0 0 0 0 0 0 0 0	0 2 0 0 0 0 0 0 0
Inning Stats	R: 0 E: 0 K: 3 S: 14 H: 0 LOB: 3 BB: 3 P: 28	R: 0 E: 0 K: 0 S: 6 H: 1 LOB: 1 BB: 0 P: 11	R: 0 E: 0 K: 1 S: 7 H: 0 LOB: 0 BB: 0 P: 8	R: 2 E: 1 K: 1 S: 15 H: 1 LOB: 3 BB: 3 P: 33	R: 0 E: 0 K: 1 S: 8 H: 1 LOB: 1 BB: 0 P: 13	R: 1 E: 0 K: 2 S: 12 H: 1 LOB: 1 BB: 1 P: 20	R: 4 E: 0 K: 0 S: 16 H: 5 LOB: 1 BB: 0 P: 24	R: 0 E: 0 K: 2 S: 12 H: 1 LOB: 2 BB: 1 P: 17		1B: 3 2B: 5 3B: 0 HR: 2 SF: 1 SAC: 1 DP: 0 HBP: 0					

	AB	33
	R	7
	H	10
	RBI	6
	BB	8
	SO	10
	LOB	25

WP: 1 PA: 43
PB: 0
SB: 0
CS: 0

PITCHER		IP	WLS	BF	H	R	ER	SO	BB	IBB	HBP	BLK	WP	HR	S	P	ERA	WHIP
47 Sal Romano, R ERA: 4.57	(1, 1)	3.2		20	2	2	0	5	6	0	0	0	1	0	41	78	0.00	2.182
21 Michael Lorenzen, R ERA: 3.98	(4, 1)	2.1		10	2	1	1	3	1	0	0	0	0	0	21	35	3.86	1.286
53 Wandy Peralta, L ERA: 3.23	(7, 1)	0.1	L	4	3	3	3	0	0	0	0	0	0	1	7	11	81.00	9.000
31 Drew Storen, R ERA: 3.24	(7, 1)	0.2		4	2	1	1	0	0	0	0	0	0	1	9	13	13.50	3.000
52 Tony Cingrani, L ERA: 5.4	(8, 1)	1.0		5	1	0	0	2	1	0	0	0	0	0	12	17	0.00	2.000

PITCHER	IP	WLS	BF	H	R	ER	SO	BB	IBB	HBP	BLK	WP	HR	S	P	ERA	WHIP

Cincinnati Reds @ Miami Marlins

Marlins Park, Miami, FL

Sat Jul 29 2017, 7:12 PM - 9:42 PM EDT

Att. 20,297 - Roof Closed - 79 F

TOP

livebaseballscorecards.com

Batter	1	2	3	4	5	6	7	8	9	AB	R	H	RBI	BB	SO	LOB
6 Billy Hamilton, S (1, 8) OBP: 0.300, SLG: 0.330	B FF 88 B FF 90 B FF 89 C FF 90 L FF 89 F FF 90 T FF 89 3-2 ① K		B CH 81 B FF 90 B FF 90 C FF 90 B FF 90 4-1 BB		B CH 82 B CH 82 F FF 89 D SL 84 F FF 90 X FF 92 3-2 ③ G6-3			C FF 87 C FF 88 X SL 84 0-2 7 G6-4-3 1B		3	0	1	0	1	1	1
7 Eugenio Suárez, R (1, 5) OBP: 0.354, SLG: 0.451	B FF 90 X FF 90 1-0 ② G6-3		X FF 88 0-0 ③ F9			C FF 87 C CH 82 X FF 90 0-2 ① L8		B CH 82 B FF 89 X FF 88 2-0 ① ② G6-4-3 1-2f		4	0	0	0	0	0	2
19 Joey Votto, L (1, 3) OBP: 0.428, SLG: 0.584	X FF 90 0-0 HR			X FF 87 0-0 ① L8		C FF 88 S FF 88 F FF 89 H FF 91 1-2 3 BB HBP		B SL 83 C FF 89 C FF 89 X CH 83 1-2 1B		3	1	2	1	0	0	0
23 Adam Duvall, R (1, 7) OBP: 0.321, SLG: 0.535	C FF 90 C FF 90 F SL 87 B SL 85 S FF 91 1-3 ③ K			B SL 85 B CH 82 X FF 89 2-0 HR		F FF 89 C CH 82 B FF 89 S CH 82 1-3 ② K		C SL 87 B FF 94 D SL 88 F SI 93 D SL 87 F FF 94 F SL 87 S FF 95 3-3 ③ K		4	1	1	1	0	3	2
3 Patrick Kivlehan, R (1, 9) OBP: 0.293, SLG: 0.400		C FF 88 C FF 89 F CH 85 B FF 91 F FF 90 F SL 86 S SL 84 1-3 ① K		B FF 89 X CH 82 1-0 ② G1-3		B CH 83 S FF 89 B SL 84 C FF 90 B SL 84 D SL 85 4-2 1-2 BB			B FF 94 B FF 94 X FF 94 2-0 4 G4-3 16 G4-3 2B	3	1	1	0	1	1	0
4 Scooter Gennett, L (1, 4) OBP: 0.350, SLG: 0.572		C FF 91 C FF 91 F SL 86 C SL 81 0-3 ② K		C FF 89 X SL 84 0-1 ③ G1		B SL 84 B FF 90 X FF 90 2-0 ③ F7			X SI 96 0-0 ① G4-3 2-3	4	0	0	0	0	1	3
39 Devin Mesoraco, R (1, 2) OBP: 0.320, SLG: 0.409 32 Stuart Turner, R (6, 2) OBP: 0.227, SLG: 0.250 16 Tucker Barnhart, L (9, PH) OBP: 0.315, SLG: 0.376		C FF 90 X CH 83 0-1 ③ G6-3			X FF 89 0-0 ① F7		B FF 88 S FF 89 S CH 82 C FF 90 1-3 ① K		B FF 94 C CH 88 X CH 89 1-1 ② G4-3 3-H	2 1 1	0 0 0	0 0 0	0 0 1	0 0 0	0 1 0	0 0 0
9 José Peraza, R (1, 6) OBP: 0.277, SLG: 0.321			C FF 89 C FF 89 B SL 86 B CH 83 X FF 91 2-2 ① G4-3		C FF 89 B FF 90 F CH 82 X SL 79 1-2 46 SH1-4 1B		B FF 90 X CH 83 1-0 ② P5		B FF 96 B SL 89 B FF 94 B FF 92 4-0 43 DI BB	3	0	1	0	1	0	0
46 Tim Adleman, R (1, 1) OBP: 0.074, SLG: 0.111 65 Asher Wojciechowski, R (5, 1) 30 Arismendy Alcántara, S (7, PH) OBP: 0.194, SLG: 0.268 41 Kevin Shackelford, R (7, 1) 43 Scott Schebler, L (9, PH) OBP: 0.308, SLG: 0.480			C FF 89 B FF 90 X FF 89 1-1 ② F8		C FF 89 X FF 89 0-1 ② SH1-4 1-2		S FF 91 C FF 90 F FF 92 S SL 85 0-3 ③ K		B SL 87 C FF 95 X SL 87 1-1 ③ F8 1-2	1 0 1 0 1	0 0 0 0 0	0 0 0 0 0	0 0 0 0 0	0 0 1 0 0	0 0 0 0 1	0 0 0 0 1

Inning Stats	1	2	3	4	5	6	7	8	9
R	1	0	0	1	0	0	0	0	1
H	1	0	0	1	1	0	0	2	1
E	0	0	0	0	0	0	0	0	0
LOB	0	0	0	0	1	2	0	1	1
K	2	2	0	0	0	1	2	1	0
BB	0	0	1	0	0	1	0	0	1
S	10	12	7	5	9	12	8	12	6
P	15	13	14	8	13	20	10	18	14

1B	3
2B	1
3B	0
HR	2
SF	0
SAC	1
DP	1
HBP	1

WP	0
PB	0
SB	0
CS	0
PA	36

AB	31
R	3
H	6
RBI	3
BB	3
SO	8
LOB	9

PITCHER	IP	WLS	BF	H	R	ER	SO	BB	IBB	HBP	BLK	WP	HR	S	P	ERA	WHIP
61 Adam Conley, L (1, 1) ERA: 5.11	7.2	W	30	5	2	2	7	2	0	1	0	0	2	70	103	2.35	0.913
22 Dustin McGowan, R (8, 1) ERA: 2.87	1.0		5	1	1	1	1	1	0	0	0	0	0	9	19	9.00	2.000
66 Jarlín García, L (9, 1) ERA: 3.63	0.1		1	0	0	0	0	0	0	0	0	0	0	2	3	0.00	0.000

PITCHER	IP	WLS	BF	H	R	ER	SO	BB	IBB	HBP	BLK	WP	HR	S	P	ERA	WHIP

Cincinnati Reds @ Miami Marlins

Marlins Park, Miami, FL

Sat Jul 29 2017, 7:12 PM - 9:42 PM EDT

Att. 20,297 - Roof Closed - 79 F

livebaseballscorecards.com

BOTTOM

Batter	1	2	3	4	5	6	7	8	9	AB	R	H	RBI	BB	SO	LOB
9 Dee Strange-Gordon, L (1, 4) OBP: 0.339, SLG: 0.360	B FF 90 B FF 90 X FF 90 2-0 ① 1B		B SI 87 C CH 86 B FF 91 X CH 86 2-1 27 S 21 HR 1B		X SI 92 0-0 1-2 27 2B 1B	B FF 93 B FF 92 S FF 92 S FF 92 X SL 82 2-2 ③ P4		F SI 95 S SI 96 B FF 94 F FF 96 F FF 93 S SL 88 1-3 ③ K		5	2	3	0	0	1	2
27 Giancarlo Stanton, R (1, 9) OBP: 0.367, SLG: 0.594	C FF 90 X FF 89 0-1 ② P2		1 SAFE C FF 91 F CH 85 B FF 91 1 SAFE P PO 84 B CH 86 F FF 91 D SI 92 4-2 1-2 21 HR BB		X FF 90 0-0 1-H 2-H 13 2B 2B		B SI 96 C SL 88 S SL 88 B SL 87 B SI 96 X SL 88 3-2 ① G6-3			3	2	1	2	1	0	0
21 Christian Yelich, L (1, 8) OBP: 0.365, SLG: 0.441	B FF 90 C FF 90 B FF 91 S FF 90 X FF 90 2-2 ③ L9		S FF 92 T FF 91 X FF 92 0-2 1-H 2-H HR		B CU 74 S CH 84 B FF 90 C CH 85 S CH 84 2-3 ① K		C SI 96 B FF 94 F FF 94 F SL 87 B SI 96 S SL 88 2-3 ② K			4	1	1	3	0	2	1
13 Marcell Ozuna, R (1, 7) OBP: 0.372, SLG: 0.553		C CH 83 F FF 91 X CU 74 0-2 ① G1-3	B CH 86 S CU 74 S CH 87 B FF 91 B CU 74 F CH 85 B FF 92 4-2 BB		B SI 88 B CH 84 F CH 85 X CH 84 2-1 2-H 2B		C SL 86 S SL 87 X FF 96 0-2 11 1B 2B			3	1	2	1	1	0	0
11 J.T. Realmuto, R (1, 2) OBP: 0.373, SLG: 0.495		B FF 92 X FF 91 1-0 ② G4-3	S CH 86 B FF 90 F CH 85 F FF 92 X FF 89 1-2 ③ L7		B FF 92 F FF 94 C FF 94 B SL 83 S SL 82 2-3 ② K		C SI 96 D SL 87 S FF 96 F SL 87 X SL 85 1-2 2-H 1B			4	0	1	1	0	1	2
32 Derek Dietrich, L (1, 5) OBP: 0.316, SLG: 0.381		C FF 91 F FF 90 B FF 89 F CU 74 B CH 85 B FF 90 B FF 89 4-2 BB		B CU 72 X FF 88 1-0 ① P6	B FF 95 F FF 93 B FF 94 F FF 93 B FF 93 C SL 82 3-3 ③ K		X FF 94 0-0 ③ P5			3	0	0	0	1	1	2
18 Tomás Telis, S (1, 3) OBP: 0.200, SLG: 0.400 28 Tyler Moore, R (8, 3) OBP: 0.267, SLG: 0.481		X FF 91 0-0 ③ G4-3		C CU 73 B FF 88 B CH 83 X FF 90 2-1 ② L7		C FF 93 F CH 86 F FF 92 F SL 82 X SL 82 0-2 ① F7		F FF 94 H SI 95 1-1 HBP		3 0	0 0	0 0	0 0	0 0	0 0	1 0
19 Miguel Rojas, R (1, 6) OBP: 0.375, SLG: 0.355			B FF 89 B FF 89 F FF 90 X FF 90 2-1 ① F9 C FF 91 C CU 74 X CU 73 0-2 ③ L8			C SL 82 B FF 94 S FF 93 F FF 93 X SL 82 1-2 61 SH3-4 1B		X FF 95 0-0 ① P3		4	0	1	0	0	0	1
61 Adam Conley, L (1, 1) OBP: 0.182, SLG: 0.100 22 Dustin McGowan, R (8, 1) 66 Jarlín García, L (9, 1)			B FF 89 B FF 90 C FF 91 S FF 91 S FF 90 2-3 ② K		B FF 88 B FF 90 B FF 90 C FF 90 C FF 91 B FF 91 4-2 9 1B 27 2B BB	X FF 92 0-0 ② SH3-4 1-2		B FF 93 L SI 95 T SI 94 L SL 87 1-3 ② K		1 1 0	1 0 0	0 0 0	0 0 0	1 0 0	1 1 0	0 1 0
Inning Stats	R: 0 E: 0 K: 0 S: 6 H: 1 LOB: 0 BB: 0 P: 10	R: 0 E: 0 K: 0 S: 8 H: 0 LOB: 1 BB: 1 P: 13	R: 3 E: 0 K: 1 S: 21 H: 2 LOB: 1 BB: 2 P: 35	R: 0 E: 0 K: 0 S: 6 H: 0 LOB: 0 BB: 0 P: 9	R: 3 E: 0 K: 3 S: 15 H: 3 LOB: 1 BB: 1 P: 28	R: 0 E: 0 K: 1 S: 13 H: 1 LOB: 1 BB: 0 P: 16	R: 1 E: 0 K: 1 S: 15 H: 2 LOB: 1 BB: 0 P: 21	R: 0 E: 0 K: 2 S: 10 H: 0 LOB: 1 BB: 0 P: 13		1B: 5 2B: 3 3B: 0 HR: 1	SF: 0 SAC: 1 DP: 0 HBP: 1					

	AB	31
	R	7
	H	9
	RBI	7
	BB	4
	SO	7
	LOB	10

WP: 0 PA: 37
PB: 0
SB: 1
CS: 0

PITCHER		IP	WLS	BF	H	R	ER	SO	BB	IBB	HBP	BLK	WP	HR	S	P	ERA	WHIP
46 Tim Adleman, R ERA: 5.42	(1, 1)	4.1	L	22	6	6	6	2	4	0	0	0	0	1	50	84	12.46	2.308
65 Asher Wojciechowski, R ERA: 4.5	(5, 1)	1.2		6	1	0	0	2	0	0	0	0	0	0	19	27	0.00	0.600
41 Kevin Shackelford, R ERA: 9.64	(7, 1)	2.0		9	2	1	1	3	0	0	1	0	0	0	25	34	4.50	1.000

PITCHER	IP	WLS	BF	H	R	ER	SO	BB	IBB	HBP	BLK	WP	HR	S	P	ERA	WHIP

Batter	1	2	3	4	5	6	7	8	9	AB	R	H	RBI	BB	SO	LOB
6 Billy Hamilton, S (1, 8) OBP: 0.303, SLG: 0.330	F FF 90 B CH 84 B CH 84 F FF 91 B SL 85 X FF 91 3-2 **P5**	S CH 84 B SL 86 B FF 92 X CH 82 2-1 **1-2** **2-3** **1B**		B FF 90 2 SAFE C FF 91 C FF 90 B FF 90 X SL 85 2-2 **P6**			S CU 81 B CU 80 B CU 81 B FF 95 B SL 91 4-1 19 BB 4 1B 23 FC6-4 **BB**	B FF 99 B FF 99 C FF 98 B FF 99 B FF 99 4-1 19 F8 4 BB 23 FC5-2-5 **BB**		3	1	1	0	2	0	1
4 Scooter Gennett, L (1, 4) OBP: 0.351, SLG: 0.567	B FF 92 F CH 84 F FF 92 S CH 86 1-3 **K**	C SL 86 B FF 91 F FF 92 B SL 88 F CH 83 S SL 84 2-3 **K**			X CU 71 0-0 **F8**		1 SAFE 1 SAFE X SL 90 0-0 23 FC6-4 19 BB 9 BB **1-2** **1B**	B FF 100 B FF 100 B FF 98 B FF 99 4-0 19 F8 **1-2** **BB**		4	1	1	0	1	2	3
19 Joey Votto, L (1, 3) OBP: 0.428, SLG: 0.580	B SL 85 B FF 91 B CH 84 F FF 92 F FF 92 F FF 92 X SL 86 3-2 **1B**	F FF 91 S FF 92 D CH 85 X FF 91 1-2 **G4-3**			B FF 89 X CH 83 1-0 **F7**		B SL 92 C SL 90 B CU 82 B SL 91 C SL 91 F SL 92 B SL 91 4-2 23 FC6-4 **1-2** **2-3** **BB**	X FF 100 0-0 **F8** **1-2** **2-3**		4	0	1	0	1	0	5
23 Adam Duvall, R (1, 7) OBP: 0.318, SLG: 0.528	B SL 86 F SL 85 1 SAFE F SL 84 1 SAFE C FF 91 1-3 **K**		B FF 91 F CH 83 X FF 90 1-1 **L6**		F SL 84 F CH 82 F SL 83 S SL 83 0-3 **K**		B CU 83 C FF 94 S CU 83 X CU 84 1-2 9 BB 7 BB 16 1B **1-2f** **2-3** **3-H**	S FF 99 F FF 99 X CU 90 0-2 **FC5-2-5** **3-H**		5	1	0	1	0	2	5
7 Eugenio Suárez, R (1, 5) OBP: 0.357, SLG: 0.450		B FF 91 B SL 84 T SL 83 B FF 91 B FF 91 4-1 9 1B 16 1B **BB**	C CU 73 X FF 90 0-1 **F9**			F SL 79 B CH 81 F CH 80 B SL 81 X SL 80 2-2 16 WP **1B**	C FF 95 1 SAFE B FF 95 B FF 95 D CU 83 B FF 95 4-1 9 BB 16 1B **1-2** **BB**	B FF 99 B FF 100 F FF 100 F FF 99 C CU 89 2-3 **K**		3	2	1	0	2	1	2
43 Scott Schebler, L (1, 9) OBP: 0.304, SLG: 0.473		X CH 83 0-0 **F9** **1-2**	F FF 92 F FF 92 X SL 83 0-2 **F9**			F FF 90 B CH 82 X CH 82 1-1 **F9**	C FF 95 F FF 96 S FF 96 0-3 **K**		X CU 77 0-0 **G4-3**	5	0	0	0	0	1	5
9 José Peraza, R (1, 6) OBP: 0.284, SLG: 0.324		C FF 91 1 SAFE F FF 91 X SL 84 0-2 16 1B 58 SH **1-2** **1B**		C FF 90 C FF 90 F FF 93 B FF 91 X SL 80 1-2 58 SH1-4 **1B**		F FF 89 D FF 89 X CH 81 1-1 **L8**	B FF 96 F FF 95 F FF 96 F FF 96 B FF 96 B FF 96 4-2 16 1B **1-2** **2-3** **3-H** **BB**		C FF 91 B SI 92 F SI 92 B FC 86 F FC 85 F SI 93 F CH 81 B FF 94 B SI 93 4-2 **BB**	3	1	2	1	2	0	1
16 Tucker Barnhart, L (1, 2) OBP: 0.320, SLG: 0.378		F FF 91 F FF 91 B CH 85 X CH 83 1-2 6 1B 58 SH **1-3** **2-H** **1B**		1 SAFE B FF 89 F SL 83 B CH 82 1 SAFE 1 SAFE F FF 89 1 SAFE 1 SAFE 2-2 F SL 81 X FF 91 **P3**		F CU 74 1 SAFE B CU 74 B CH 83 2-1 **1-2** **IBB**	C FF 96 X CH 88 0-1 **1-3** **2-H** **3-H** **1B**		S FF 93 F FF 93 B FF 93 X CH 79 1-2 **F9**	4	0	2	3	1	0	2
58 Luis Castillo, R (1, 1) OBP: 0.063, SLG: 0.063 3 Patrick Kivlehan, R (9, PH) OBP: 0.290, SLG: 0.396 26 Raisel Iglesias, R (9, 1) OBP: 1.000, SLG: 2.000		L FF 91 X CH 82 0-1 **SH** 6 1B **1-2** **3-H**		X FF 88 0-0 **SH1-4** **1-2**		S SL 80 F FF 89 X SL 80 0-2 **G1-3**	S FF 94 X FF 95 0-1 **G3**		S FF 94 B SI 93 B FC 86 F SI 92 F FC 85 S SI 93 2-3 **K**	2 1 0	0 0 0	0 0 0	1 0 0	0 0 0	0 1 0	4 1 0
Inning Stats	R: 0 E: 0 K: 2 S: 13 H: 1 LOB: 1 BB: 0 P: 21	R: 2 E: 0 K: 1 S: 19 H: 3 LOB: 3 BB: 1 P: 29	R: 0 E: 0 K: 0 S: 7 H: 0 LOB: 0 BB: 0 P: 8	R: 0 E: 0 K: 0 S: 12 H: 1 LOB: 1 BB: 0 P: 17	R: 0 E: 0 K: 1 S: 6 H: 0 LOB: 0 BB: 0 P: 7	R: 0 E: 0 K: 0 S: 11 H: 1 LOB: 2 BB: 1 P: 17	R: 4 E: 0 K: 1 S: 19 H: 2 LOB: 2 BB: 4 P: 36	R: 0 E: 0 K: 1 S: 8 H: 0 LOB: 2 BB: 2 P: 18	R: 0 E: 0 K: 1 S: 13 H: 0 LOB: 1 BB: 1 P: 20	1B: 8 2B: 0 3B: 0 HR: 0 SF: 0 SAC: 2 DP: 0 HBP: 0						

PITCHER		IP	WLS	BF	H	R	ER	SO	BB	IBB	HBP	BLK	WP	HR	S	P	ERA	WHIP
58 Dan Straily, R ERA: 3.79	(1, 1)	6.0	L	27	6	2	2	4	1	1	0	0	1	0	68	99	3.00	1.167
30 Hunter Cervenka, L ERA: 7.36	(7, 1)	0.0		3	1	3	3	0	2	0	0	0	0	0	5	13	∞	∞
71 Drew Steckenrider, R ERA: 3.48	(7, 1)	1.0		6	1	1	1	1	2	0	0	0	0	0	14	23	9.00	3.000
49 Brian Ellington, R ERA: 9.6	(8, 1)	1.0		5	0	0	0	1	2	0	0	0	0	0	8	18	0.00	2.000
43 Odrisamer Despaigne, R ERA: 6.75	(9, 1)	1.0		4	0	0	0	1	1	0	0	0	0	0	13	20	0.00	1.000

PITCHER	IP	WLS	BF	H	R	ER	SO	BB	IBB	HBP	BLK	WP	HR	S	P	ERA	WHIP

TOP

Cincinnati Reds @ Miami Marlins

Marlins Park, Miami, FL

Sun Jul 30 2017, 1:12 PM - 4:14 PM EDT

Att. 19,747 - Roof Closed - 77 F

livebaseballscorecards.com

AB	34
R	6
H	8
RBI	6
BB	9
SO	7
LOB	29

WP: 1 PA: 45
PB: 0
SB: 0
CS: 0

Cincinnati Reds @ Miami Marlins

Marlins Park, Miami, FL

Sun Jul 30 2017, 1:12 PM - 4:14 PM EDT

Att. 19,747 - Roof Closed - 77 F

livebaseballscorecards.com

Batter	1	2	3	4	5	6	7	8	9	AB	R	H	RBI	BB	SO	LOB
9 Dee Strange-Gordon, L (1, 4) OBP: 0.341, SLG: 0.360	B FF 96 F FF 97 B FF 98 F FF 98 X FF 98 2-2 ① L3		B FF 98 X FF 97 1-0 ③ L7			B CH 88 B FF 98 B SI 98 C FF 98 B FF 98 4-1 17 2B BB			X FF 97 0-0 17 BB 13 HR 1B	3	2	1	0	1	0	1
17 A.J. Ellis, R (1, 2) OBP: 0.309, SLG: 0.353	C FF 99 C SL 87 X FF 99 0-2 ② G3-1			C FF 97 C CH 87 B SL 84 F CH 86 S FF 99 1-3 ① K		C SL 86 B FF 98 X FF 98 1-1 21 G2-5 1-H 2B			C FF 96 B SL 86 C SL 87 F SI 98 B SL 87 F SL 86 B FF 98 B SI 97 4-2 1-2 13 HR BB	3	1	1	1	1	1	0
21 Christian Yelich, L (1, 8) OBP: 0.362, SLG: 0.437	C FF 98 S CH 88 X FF 98 0-2 ③ G3			C SL 86 B FF 97 F FF 98 X CH 87 1-2 ② G4-3		S CH 88 D CH 87 X CH 88 1-1 ②③ G2-5 2-3f			C SI 95 B CH 87 B FF 98 C SI 97 F SL 86 S CH 89 2-3 ① K	4	0	0	0	0	1	3
13 Marcell Ozuna, R (1, 7) OBP: 0.371, SLG: 0.558		B SI 97 X SL 87 1-0 ① G5-3		C FF 99 C FF 97 B FF 99 B SL 86 S CH 87 2-3 ③ K			B FF 98 B FF 98 B FF 98 C FF 98 F FF 99 X FF 99 3-2 ① L9		B SI 96 S SL 86 X SL 86 1-1 1-H 2-H HR	4	1	1	3	0	1	0
32 Derek Dietrich, L (1, 5) OBP: 0.311, SLG: 0.375		B SI 97 C CH 89 B CH 88 F FF 98 F CH 88 X CH 88 2-2 ② L3			C SI 95 B FF 97 S FF 98 B CH 86 X CH 85 2-2 ① P6		C SI 98 X CH 89 0-1 ② F8		B CU 65 C FF 98 B FF 98 F SI 98 F CH 91 X CH 89 2-2 ② F9	4	0	0	0	0	0	0
28 Tyler Moore, R (1, 3) OBP: 0.269, SLG: 0.477 49 Brian Ellington, R (8, 1) 43 Odrisamer Despaigne, R (9, 1) 11 J.T. Realmuto, R (9, PH) OBP: 0.372, SLG: 0.494		B FF 99 B SL 86 F FF 98 S SL 86 X FF 99 2-2 ③ F9			X SI 97 0-0 51 FC1-6 1B		B SL 87 F FF 98 S CH 87 S SL 87 1-3 ③ K		C SL 85 X SI 98 0-1 ③ G4-3	3 0 0 1	0 0 0 0	1 0 0 0	0 0 0 0	0 0 0 0	1 0 0 0	0 0 0 0
51 Ichiro Suzuki, L (1, 9) OBP: 0.300, SLG: 0.313			B FF 97 S CH 88 F CH 87 B FF 96 X FF 98 2-2 ① G6-3		C FF 97 F FF 96 X CH 86 0-2 ② FC1-6 1-2f			C CH 87 B CH 85 B SI 96 C SI 96 S FF 98 2-3 ① K		3	0	0	0	0	1	1
19 Miguel Rojas, R (1, 6) OBP: 0.374, SLG: 0.354			B SL 89 B SL 87 C SI 97 B SL 86 X FF 98 3-1 58 SH3-4 1B		S FF 99 C FF 98 1 SAFE X FF 98 0-2 ③ G1-3			C FF 96 C CH 88 B SL 85 C FF 97 1-3 ② K		3	0	1	0	0	1	1
58 Dan Straily, R (1, 1) OBP: 0.056, SLG: 0.029 12 Mike Aviles, R (6, PH) OBP: 0.368, SLG: 0.471 30 Hunter Cervenka, L (7, 1) 71 Drew Steckenrider, R (7, 1) 18 Tomás Telis, S (8, 3) OBP: 0.188, SLG: 0.375			B FF 96 X FF 96 1-0 ② SH3-4 1-2			B FF 98 C FF 98 B SL 85 F SL 85 F CH 87 B CH 87 F FF 99 F FF 98 C SI 98 3-3 ① K		X FF 97 0-0 ③ F7	0 1 0 0 1	0 0 0 0 0	0 0 0 0 0	0 0 0 0 0	0 0 0 0 0	0 1 0 0 0	0 0 0 0 0
Inning Stats	R: 0 E: 0 K: 0 S: 9 H: 0 LOB: 0 BB: 0 P: 11	R: 0 E: 0 K: 0 S: 8 H: 0 LOB: 0 BB: 0 P: 13	R: 0 E: 0 K: 0 S: 7 H: 1 LOB: 1 BB: 0 P: 14	R: 0 E: 0 K: 2 S: 10 H: 0 LOB: 0 BB: 0 P: 14	R: 0 E: 0 K: 0 S: 10 H: 1 LOB: 1 BB: 0 P: 12	R: 1 E: 0 K: 1 S: 11 H: 1 LOB: 0 BB: 1 P: 20	R: 0 E: 0 K: 1 S: 8 H: 0 LOB: 0 BB: 0 P: 12	R: 0 E: 0 K: 2 S: 7 H: 0 LOB: 0 BB: 0 P: 10	R: 3 E: 0 K: 1 S: 17 H: 2 LOB: 0 BB: 1 P: 26	1B: 3 2B: 2 3B: 0 HR: 1	SF: 0 SAC: 1 DP: 1 HBP: 0			WP: 0 PB: 0 SB: 0 CS: 0	PA: 33		

BOTTOM	
AB	30
R	4
H	5
RBI	4
BB	2
SO	7
LOB	6

PITCHER		IP	WLS	BF	H	R	ER	SO	BB	IBB	HBP	BLK	WP	HR	S	P	ERA	WHIP
58 Luis Castillo, R ERA: 3.56	(1, 1)	8.0	W	27	3	1	1	6	1	0	0	0	0	0	70	106	1.12	0.500
26 Raisel Iglesias, R ERA: 1.95	(9, 1)	1.0		6	2	3	3	1	1	0	0	0	0	1	17	26	27.00	3.000

PITCHER	IP	WLS	BF	H	R	ER	SO	BB	IBB	HBP	BLK	WP	HR	S	P	ERA	WHIP

Batter	1	2	3	4	5	6	7	8	9	AB	R	H	RBI	BB	SO	LOB
8 Brian Goodwin, L (1, 8) OBP: 0.310, SLG: 0.502	C SI 96 B CH 92 C CH 92 T CH 86 1-2 ① **K**		B FF 96 X CH 89 1-0 **E4**			B SL 82 C CH 87 B SI 93 F FF 94 B SI 97 X FF 96 3-2 1 SH1-4 34 1B 2B		C SI 97 B SL 85 B CH 90 T CH 89 F FF 97 B CH 88 X CH 89 3-2 ③ **G4-3**		4	1	1	0	0	1	0
1 Wilmer Difo, S (1, 6) OBP: 0.330, SLG: 0.385	X FF 93 0-0 ② **P6**		X FF 95 0-0 ③ **F7**			X SI 95 0-0 ① **SH1-4** 2-3			S FF 95 L CH 89 T CH 88 0-2 ① **K**	3	0	0	0	0	1	1
34 Bryce Harper, L (1, 9) OBP: 0.429, SLG: 0.627	B CH 92 B SI 95 S FF 95 S CH 88 F FF 97 F CH 88 B CH 89 S CH 89 3-3 ③ **K**			B FF 94 B SI 96 B SI 95 C SI 94 B FF 96 4-1 11 FC4-6 BB		F SI 97 D SL 85 X FF 95 1-1 11 G6-4-3 3-H 1B			S SL 89 F CH 90 B SL 88 B SL 88 X FF 96 2-2 ② **P2**	3	0	1	1	1	1	0
11 Ryan Zimmerman, R (1, 3) OBP: 0.359, SLG: 0.590		B FF 96 S FF 97 X FF 97 1-1 ① **G5-3**		C FF 94 1 SAFE X FF 94 0-1 ① **FC4-6** 1-2f		B SL 84 B SI 94 X FF 94 2-0 ② ③ **G6-4-3** 1-2f			C CH 89 C FF 95 B FF 96 F CH 89 S FF 96 1-3 ③ **K**	4	0	0	0	0	1	2
20 Daniel Murphy, L (1, 4) OBP: 0.383, SLG: 0.564		C FF 96 B SL 86 F FF 95 B CH 88 X CH 88 2-2 ② **F7**		F SL 84 B CH 90 B CH 87 X SI 92 2-1 ② **L4**			B CH 88 F CH 92 F SL 84 F CH 88 B SL 85 X CH 90 2-2 ① **L8**			3	0	0	0	0	0	1
26 Adam Lind, L (1, 7) OBP: 0.370, SLG: 0.551 45 Andrew Stevenson, L (9, 7) OBP: 0.100, SLG: 0.100		B FF 97 B FF 96 B FF 94 C FF 97 C FF 97 X SI 97 3-2 **1B**		D CH 89 C CH 88 B SI 96 C CH 89 F CH 89 X CH 90 2-2 ③ **F8**			C SL 84 B CH 88 S SI 94 B CH 89 T CH 90 2-2 ② **K**			3 0	0 0	1 0	0 0	0 0	1 0	1 0
32 Matt Wieters, S (1, 2) OBP: 0.292, SLG: 0.373		X SI 96 0-0 ③ **L8**			X SI 94 0-0 ① **G4-3**		B SL 86 B CH 88 B CH 90 X FF 94 3-0 ③ **F7**			3	0	0	0	0	0	1
5 Adrián Sanchez, R (1, 5) OBP: 0.130, SLG: 0.130			C SI 97 F SL 85 F SL 86 B SL 82 C FF 98 1-3 ① **K**		C SI 96 B CH 87 F SL 83 B SL 83 C SI 97 2-3 ② **K**			B SL 83 X SI 93 1-0 ① **F8**		3	0	0	0	0	2	0
47 Gio González, R (1, 1) OBP: 0.146, SLG: 0.109 62 Sean Doolittle, L (9, 1)			S FF 97 X FF 96 0-1 ② **L6**		C SI 97 S SL 87 S SL 86 0-3 ③ **K**			X FF 97 0-0 ② **G6-3**		3 0	0 0	0 0	0 0	0 0	1 0	0 0
Inning Stats	R: 0 E: 0 K: 2 S: 9 H: 0 LOB: 0 BB: 0 P: 13	R: 0 E: 0 K: 0 S: 9 H: 1 LOB: 1 BB: 0 P: 15	R: 0 E: 1 K: 1 S: 8 H: 0 LOB: 1 BB: 0 P: 10	R: 0 E: 0 K: 0 S: 9 H: 0 LOB: 1 BB: 1 P: 17	R: 0 E: 0 K: 2 S: 7 H: 0 LOB: 0 BB: 0 P: 9	R: 1 E: 0 K: 0 S: 7 H: 2 LOB: 0 BB: 0 P: 13	R: 0 E: 0 K: 1 S: 8 H: 0 LOB: 0 BB: 0 P: 15	R: 0 E: 0 K: 0 S: 6 H: 0 LOB: 0 BB: 0 P: 10	R: 0 E: 0 K: 2 S: 10 H: 0 LOB: 0 BB: 0 P: 13	1B: 2 2B: 1 3B: 0 HR: 0 SF: 0 SAC: 1 DP: 1 HBP: 0						

PITCHER		IP	WLS	BF	H	R	ER	SO	BB	IBB	HBP	BLK	WP	HR	S	P	ERA	WHIP
62 José Ureña, R ERA: 3.82	(1, 1)	8.0	L	28	3	1	1	6	1	0	0	0	0	0	63	102	1.12	0.500
66 Jarlín García, L ERA: 3.53	(9, 1)	1.0		3	0	0	0	2	0	0	0	0	0	0	10	13	0.00	0.000

PITCHER	IP	WLS	BF	H	R	ER	SO	BB	IBB	HBP	BLK	WP	HR	S	P	ERA	WHIP

Washington Nationals @ Miami Marlins

Marlins Park, Miami, FL

Mon Jul 31 2017, 7:13 PM - 9:24 PM EDT

Att. 18,962 - Roof Closed - 74 F

TOP

livebaseballscorecards.com

AB	29
R	1
H	3
RBI	1
BB	1
SO	8
LOB	6

WP: 0 PA: 31
PB: 0
SB: 0
CS: 0

Batter	1	2	3	4	5	6	7	8	9	AB	R	H	RBI	BB	SO	LOB
9 Dee Strange-Gordon, L (1, 4) OBP: 0.340, SLG: 0.359	X FF 88 0-0 ① F7		C FF 90 F CU 74 X CU 75 0-2 ③ G4-3			C CU 74 S CU 75 S CU 76 0-3 ③ K			B CU 72 F CU 74 X CU 74 1-1 27 G5-4-3 1B	4	0	1	0	0	1	0
27 Giancarlo Stanton, R (1, 9) OBP: 0.366, SLG: 0.589	B SI 90 B FF 90 C FF 90 B FF 90 B CH 85 4-1 21 CS BB			B CU 76 X FF 90 1-0 ① P6			C SI 90 C CH 82 S CU 76 0-3 ① K		**B FF 94** **1 SAFE** F FF 95 1 SAFE X FS 85 1-1 ①② G5-4-3 **1-2f**	3	0	0	0	1	1	1
21 Christian Yelich, L (1, 8) OBP: 0.363, SLG: 0.436	C CU 73 S CU 75 B SI 89 F SI 90 B CH 83 F CH 83 B CU 75 X CU 74 3-2 ②③ P6 **1-2**			S FF 91 F SI 89 B FF 89 X CU 76 1-2 ② G4-3			C SI 89 B SI 87 B CH 82 B CU 74 D SI 89 4-1 13 FC1-4 BB		F FF 95 S FF 96 F FF 95 X FF 96 0-2 1B	3	0	1	0	1	0	1
13 Marcell Ozuna, R (1, 7) OBP: 0.367, SLG: 0.552		C CU 75 S CU 76 B CH 82 F CH 82 B FF 90 C CU 76 2-3 ① K		X CH 83 0-0 ③ G4-3			1 SAFE X SI 89 0-0 ② FC1-4 11 FC5-4 **1-2f**		S FF 96 X FF 96 0-1 ③ P3	4	0	0	0	0	1	2
11 J.T. Realmuto, R (1, 2) OBP: 0.369, SLG: 0.489		F SI 90 B CU 76 C CU 74 F CH 84 B FF 90 B CU 76 X CH 83 3-2 ② L6			C CU 73 F FF 89 B FF 89 F CU 76 F SI 91 F CH 83 X CH 84 1-2 ① F9		B CU 75 D CH 82 X CH 82 2-0 ③ FC5-4 **1-2f**			3	0	0	0	0	0	1
28 Tyler Moore, R (1, 3) OBP: 0.270, SLG: 0.469		B CU 75 S CH 83 B SI 90 F CH 84 B SI 90 F SI 90 B CH 84 4-2 BB			X CH 82 0-0 ② P4			C CH 83 B CU 74 B CH 82 X CH 83 2-1 ① G1-3		2	0	0	0	1	0	0
12 Mike Aviles, R (1, 5) OBP: 0.318, SLG: 0.400		B SI 89 C SI 89 C SI 89 D CU 76 X FF 89 2-2 ③ F8			B CU 75 B SI 90 C CH 85 C SI 90 X SI 90 2-2 ③ G4-3			B SI 89 X SI 89 1-0 ② L9		3	0	0	0	0	0	1
19 Miguel Rojas, R (1, 6) OBP: 0.373, SLG: 0.347			B CU 74 X FF 89 1-0 ① P3			C CU 75 X CU 76 0-1 ① L6		C FF 90 B CH 84 F FF 91 F SI 91 H CU 78 2-2 HBP		2	0	0	0	0	0	0
62 José Ureña, R (1, 1) OBP: 0.074, SLG: 0.111 51 Ichiro Suzuki, L (8, PH) OBP: 0.298, SLG: 0.310 66 Jarlín García, L (9, 1)			C SI 89 C FF 89 S CU 75 0-3 ② K			F SI 90 M CU 75 S FF 89 0-3 ② K		B CU 74 B CU 74 C FF 90 B FF 90 X FF 91 3-1 ③ F8		2 1 0	0 0 0	0 0 0	0 0 0	0 0 0	2 0 0	0 1 0
Inning Stats	R: 0 E: 0 K: 0 S: 7 H: 0 LOB: 0 BB: 1 P: 14	R: 0 E: 0 K: 1 S: 14 H: 0 LOB: 1 BB: 1 P: 25	R: 0 E: 0 K: 1 S: 7 H: 0 LOB: 0 BB: 0 P: 8	R: 0 E: 0 K: 0 S: 5 H: 0 LOB: 0 BB: 0 P: 7	R: 0 E: 0 K: 0 S: 10 H: 0 LOB: 0 BB: 0 P: 13	R: 0 E: 0 K: 2 S: 8 H: 0 LOB: 0 BB: 0 P: 8	R: 0 E: 0 K: 1 S: 6 H: 0 LOB: 1 BB: 1 P: 12	R: 0 E: 0 K: 0 S: 8 H: 0 LOB: 1 BB: 0 P: 16	R: 0 E: 0 K: 0 S: 10 H: 2 LOB: 1 BB: 0 P: 12	1B: 2 2B: 0 3B: 0 HR: 0 SF: 0 SAC: 0 DP: 1 HBP: 1						

PITCHER		IP	WLS	BF	H	R	ER	SO	BB	IBB	HBP	BLK	WP	HR	S	P	ERA	WHIP
47 Gio González, L ERA: 2.66	(1, 1)	8.0	W	28	1	0	0	5	3	0	1	0	0	0	67	106	0.00	0.500
62 Sean Doolittle, L ERA: 3.95	(9, 1)	1.0	S	3	1	0	0	0	0	0	0	0	0	0	8	9	0.00	1.000

PITCHER	IP	WLS	BF	H	R	ER	SO	BB	IBB	HBP	BLK	WP	HR	S	P	ERA	WHIP

BOTTOM

Washington Nationals @ Miami Marlins

Marlins Park, Miami, FL

Mon Jul 31 2017, 7:13 PM - 9:24 PM EDT

Att. 18,962 - Roof Closed - 74 F

livebaseballscorecards.com

AB	27
R	0
H	2
RBI	0
BB	3
SO	5
LOB	7

MIAMI

Washington Nationals @ Miami Marlins

Marlins Park, Miami, FL

Tue Aug 01 2017, 7:13 PM - 10:16 PM EDT

Att. 17,742 - Roof Closed - 74 F

livebaseballscorecards.com

Batter	1	2	3	4	5	6	7	8	9	AB	R	H	RBI	BB	SO	LOB
1 Wilmer Difo, S (1, 6) OBP: 0.326, SLG: 0.380	C FF 87 F FC 82 B FF 87 F CH 78 B FF 89 F FC 83 F CH 80 S FC 83 2-3 **K** ①	C CU 76 S CH 79 X FF 88 0-2 4 HR 1B		B FF 99 B FF 98 F FF 98 F FF 99 X CH 88 2-2 F7 ①		F SI 95 B SL 89 S CH 88 B SL 88 F SI 94 X CH 86 2-2 G6-3 ③			C SI 82 S SI 83 X CH 76 0-2 G4-3 ②	5	1	1	0	0	1	0
4 Howie Kendrick, R (1, 7) OBP: 0.404, SLG: 0.487	C FF 88 C FF 89 B FF 89 X FC 84 1-2 1B	1 SAFE B FF 86 F FC 82 C CH 78 D CU 75 X CH 80 2-2 1-H HR		X FF 100 0-0 11 CS 1B			B CU 82 C FF 94 B CU 82 F FF 95 B FF 96 X FF 95 3-2 1B		C CU 74 B CU 74 B CU 74 S SI 84 X CU 75 2-2 34 1B 1B	5	1	5	2	0	0	0
34 Bryce Harper, L (1, 9) OBP: 0.427, SLG: 0.622	C FF 89 D FF 85 S FF 90 D CH 80 F FC 82 B FF 90 1 SAFE X FF 90 3-2 F8 ②	X CH 79 0-0 G4-3 ②		S CH 90 B FF 99 F FF 100 B FF 100 S CH 90 2-3 **K** ②			T FF 95 B FF 95 B CH 90 C FF 96 F FF 96 S FF 96 2-3 **K** ①		D SI 84 B SI 84 B SI 84 T SI 84 X SI 84 3-1 1-3 1B	5	0	1	0	0	2	3
11 Ryan Zimmerman, R (1, 3) OBP: 0.354, SLG: 0.581	B FF 88 B FF 88 B FF 88 C FF 88 F FC 84 X FF 88 3-2 **L8** ③	B CH 80 T CH 80 B FC 84 B FF 88 C FF 87 S FC 84 3-3 **K** ③		B FF 98 F FF 99 B SI 99 C CU 88 2-2 CS ③ 1-2	X FF 94 0-0 F7 ①		C FF 96 B FF 96 F FF 96 C CU 83 1-3 **K** ②		X CU 74 0-0 G5-3 ③	5	0	0	0	0	2	4
20 Daniel Murphy, L (1, 4) OBP: 0.382, SLG: 0.563		B FF 87 X FF 86 1-0 6 2B 2B	B FC 81 X CU 74 1-0 F8 ①		C FF 95 X CH 89 0-1 G4-3 ②		1 SAFE B FF 95 B FF 96 B FF 96 C FF 95 X FF 95 3-1 **P2** ③			4	1	1	0	0	0	1
6 Anthony Rendon, R (1, 5) OBP: 0.422, SLG: 0.583		B FF 88 F FC 82 X FF 89 1-1 8 1B 31 HR 2B 2-H	B CU 75 B CH 80 C FC 82 X CH 80 2-1 P6 ②		B SI 96 B SL 89 B SI 96 C FF 93 F SI 94 B SL 86 4-2 BB			X FF 93 0-0 G5-3 ①		3	1	1	1	1	0	0
32 Matt Wieters, S (1, 2) OBP: 0.291, SLG: 0.369		X CU 75 0-0 G5-3 ① C CU 74 B FF 87 B CH 80 F FC 82 B FC 83 D CH 80 4-2 8 BB BB			X CH 89 0-0 G4-3 ③			B FF 93 S FO 86 F FO 88 B FF 94 F FF 94 B FO 90 X FO 88 3-2 **L8** ②		3	0	0	0	1	0	2
8 Brian Goodwin, L (1, 8) OBP: 0.313, SLG: 0.500		C FF 87 B CU 76 C FC 82 X FC 83 1-2 31 HR 1B 2-3	B FF 88 B FC 82 B FF 87 C FF 87 B FF 87 4-1 1-2 BB			L FF 93 B CH 88 F CH 87 B SL 88 F CH 86 X SI 96 2-2 G4-3 ①		C CU 78 B FO 88 B FO 89 X FF 93 2-1 **F7** ③		3	1	1	0	1	0	0
31 Max Scherzer, R (1, 1) OBP: 0.271, SLG: 0.273 33 Matt Grace, L (2, 1) 36 Sammy Solís, R (4, 1) 43 Matt Albers, L (5, 1) 45 Andrew Stevenson, L (6, PH) OBP: 0.091, SLG: 0.091 46 Oliver Pérez, L (6, 1) 56 Joe Blanton, R (7, 1) 26 Adam Lind, L (9, PH) OBP: 0.368, SLG: 0.548		1 SAFE M FF 87 F FC 82 X FC 81 0-2 1-H 3-H HR	B FF 86 C FF 86 S FC 82 F FC 82 C CU 75 1-3 **K** ③			B SI 94 X SI 93 1-0 G6-3 ②			C SI 82 X CH 76 0-1 F8 ①	1 1 0 0 1 0 0 0 1	1 0 0 0 0 0 0 0 0	1 0 0 0 0 0 0 0 0	3 0 0 0 0 0 0 0 0	0 1 0 0 0 0 0 0 0	0 2 0 0 0 0 0 0 0	0 2 0 0 0 0 0 0 0
Inning Stats	R: 0 E: 0 K: 1 S: 16 H: 1 LOB: 1 BB: 0 P: 25	R: 6 E: 0 K: 1 S: 20 H: 6 LOB: 0 BB: 0 P: 28	R: 0 E: 0 K: 1 S: 10 H: 0 LOB: 2 BB: 2 P: 22	R: 0 E: 0 K: 1 S: 9 H: 1 LOB: 0 BB: 0 P: 15	R: 0 E: 0 K: 0 S: 6 H: 0 LOB: 1 BB: 1 P: 10	R: 0 E: 0 K: 0 S: 9 H: 0 LOB: 0 BB: 0 P: 14	R: 0 E: 0 K: 2 S: 12 H: 1 LOB: 1 BB: 0 P: 21	R: 0 E: 0 K: 0 S: 7 H: 0 LOB: 0 BB: 0 P: 12	R: 0 E: 0 K: 0 S: 11 H: 2 LOB: 2 BB: 0 P: 16	1B: 7 2B: 2 3B: 0 HR: 2 SF: 0 SAC: 0 DP: 0 HBP: 0						

PITCHER		IP	WLS	BF	H	R	ER	SO	BB	IBB	HBP	BLK	WP	HR	S	P	ERA	WHIP
50 Chris O'Grady, L ERA: 5.4	(1, 1)	3.0		18	7	6	6	3	2	0	0	0	0	2	46	75	18.00	3.000
49 Brian Ellington, R ERA: 9.0	(4, 1)	1.0		3	1	0	0	1	0	0	0	0	0	0	9	15	0.00	1.000
22 Dustin McGowan, R ERA: 2.77	(5, 1)	2.0	W	7	0	0	0	0	1	0	0	0	0	0	15	24	0.00	0.500
71 Drew Steckenrider, R ERA: 3.18	(7, 1)	1.0	H	4	1	0	0	2	0	0	0	0	0	0	12	21	0.00	1.000
25 Junichi Tazawa, R ERA: 5.12	(8, 1)	1.0	H	3	0	0	0	0	0	0	0	0	0	0	7	12	0.00	0.000

PITCHER		IP	WLS	BF	H	R	ER	SO	BB	IBB	HBP	BLK	WP	HR	S	P	ERA	WHIP
29 Brad Ziegler, R ERA: 6.3	(9, 1)	1.0	S	5	2	0	0	0	0	0	0	0	0	0	11	16	0.00	2.000

TOP

AB	37
R	6
H	11
RBI	6
BB	3
SO	6
LOB	12

WP: 0 PA: 41
PB: 0
SB: 0
CS: 1

Batter	1	2	3	4	5	6	7	8	9	AB	R	H	RBI	BB	SO	LOB
9 Dee Strange-Gordon, L (1, 4) OBP: 0.339, SLG: 0.358	C FF 91 B FF 92 C CU 78 B CH 82 X CH 85 2-2 G3 ①		D SL 82 L SL 82 X SI 90 1-1 G4-3 ② 3-H		X KC 79 0-0 27 BB 13 HR 1B	X SI 92 0-0 G4-3 ②				4	1	1	1	0	0	0
27 Giancarlo Stanton, R (1, 9) OBP: 0.369, SLG: 0.589	B SL 85 X FF 93 1-0 P6 ②		B CH 85 B SI 92 B SI 92 C SI 92 B SI 92 4-1 BB		B SI 94 F CH 86 B SI 95 1 SAFE B KC 81 B CH 85 4-1 13 HR 1-2 BB	C FF 94 X SI 94 0-1 1B				2	1	1	0	2	0	0
21 Christian Yelich, L (1, 8) OBP: 0.360, SLG: 0.431	C FF 92 C FF 93 X FC 88 0-2 G3 ③		C SL 83 B SI 92 D SL 81 X SL 81 2-1 G3 ③		X SI 93 0-0 F8 ①	B SL 79 C SL 78 S SL 79 S SL 81 1-3 K ③				4	0	0	0	0	1	4
13 Marcell Ozuna, R (1, 7) OBP: 0.371, SLG: 0.562		B SL 79 B SI 88 C CH 87 X SI 89 2-1 G1-3 ①		B SL 83 X SI 89 1-0 32 G4-3 11 BB 18 SF8 1B	B SL 86 B SL 87 C SL 86 F FF 94 X FF 93 2-2 1-H 2-H HR		B SL 87 C SI 90 S SL 86 X SL 87 1-2 32 CS 1B			4	2	3	3	0	0	0
11 J.T. Realmuto, R (1, 2) OBP: 0.371, SLG: 0.488		X SI 89 0-0 F9 ②		B SI 89 B SI 89 B SI 90 B SI 89 4-0 32 G4-3 19 1B 1-2 BB	F SI 94 X SL 87 0-1 32 3B 1B		1 SAFE B FF 90 F FF 91 F FF 90 S CH 86 1-3 K ①			3	2	1	0	1	1	1
32 Derek Dietrich, L (1, 5) OBP: 0.314, SLG: 0.382		B SI 89 B SL 80 B SI 89 C SI 89 D SI 90 4-1 BB		C SL 83 B SI 91 F SI 90 D SI 92 X SI 91 2-2 G4-3 ① 1-2 2-3	1 SAFE F FF 93 B FF 93 1 SAFE X SI 92 1-1 1-H 3B		B CU 79 B FF 90 F FF 91 F FF 91 D SL 87 C SL 86 3-3 K ②③ 1-2			3	0	1	1	1	1	3
18 Tomás Telis, S (1, 3) OBP: 0.150, SLG: 0.316		B SI 89 C SI 89 B SI 90 B SI 89 X SI 90 3-1 L8 ③		B CH 85 X SI 91 1-0 SF8 ② 3-H	X SL 90 0-0 G4 ②			C SI 89 B SL 85 S SL 85 B SL 85 X FF 90 2-2 L8 ①		3	0	0	1	0	0	2
19 Miguel Rojas, R (1, 6) OBP: 0.377, SLG: 0.373			C SI 90 X CH 84 0-1 9 G4-3 3B	F SL 82 F SI 91 F SI 92 D SL 83 B CH 84 X SI 91 2-2 2-H 1B	B SL 90 C SI 94 X FF 94 1-1 G6-3 ③			B SL 84 B SL 85 C SL 85 F FF 90 B CH 86 X SL 85 3-2 G6-3 ②		4	1	2	1	0	0	1
50 Chris O'Grady, R (1, 1) 17 A.J. Ellis, R (3, PH) OBP: 0.269, SLG: 0.349 49 Brian Ellington, R (4, 1) 28 Tyler Moore, R (4, PH) OBP: 0.250, SLG: 0.400 22 Dustin McGowan, R (5, 1) 45 Vance Worley, R (5, PH) OBP: 0.000, SLG: 0.000 71 Drew Steckenrider, R (7, 1) 25 Junichi Tazawa, R (8, 1) 51 Ichiro Suzuki, L (8, PH) OBP: 0.269, SLG: 0.338 29 Brad Ziegler, R (9, 1)			S SI 90 C SI 91 B SI 92 F SL 83 S SL 83 1-3 K ①	F CH 83 B SI 94 B CH 86 F CH 84 F SI 95 C KC 80 2-3 K ③		C FF 92 X SL 78 0-1 G6-3 ①		B CH 85 B CH 85 B CH 85 C SI 89 C SI 89 F SL 86 X FF 89 3-2 L8 ③	0 0 0 0 0 0 0 1 0 0 0 0 1 1 0 0 0 0 0 0 0 1 0 0 0 0 1 1 0 0 0 0 0 0 0 1 0 0 0 0 0 0 0 0 0 0 0 0 0 0 0 0 0 0 0 0 1 0 0 0 0 0 0 0 0 0 0 0 0 0						
Inning Stats	R: 0 E: 0 K: 0 S: 7 H: 0 LOB: 0 BB: 0 P: 10	R: 0 E: 0 K: 0 S: 6 H: 0 LOB: 1 BB: 1 P: 15	R: 1 E: 0 K: 1 S: 11 H: 1 LOB: 1 BB: 1 P: 19	R: 2 E: 0 K: 1 S: 13 H: 2 LOB: 1 BB: 1 P: 25	R: 4 E: 0 K: 0 S: 13 H: 4 LOB: 1 BB: 1 P: 21	R: 0 E: 0 K: 1 S: 8 H: 1 LOB: 1 BB: 0 P: 9	R: 0 E: 0 K: 2 S: 9 H: 1 LOB: 1 BB: 0 P: 14	R: 0 E: 0 K: 0 S: 10 H: 0 LOB: 0 BB: 0 P: 18		1B: 6 2B: 1 3B: 2 HR: 1 SF: 1 SAC: 0 DP: 1 HBP: 0				WP: 0 PB: 0 SB: 0 CS: 1 PA: 36		

BOTTOM

Washington Nationals @ Miami Marlins

Marlins Park, Miami, FL

Tue Aug 01 2017, 7:13 PM - 10:16 PM EDT

Att. 17,742 - Roof Closed - 74 F

livebaseballscorecards.com

AB	31
R	7
H	9
RBI	7
BB	4
SO	5
LOB	13

MIAMI

PITCHER		IP	WLS	BF	H	R	ER	SO	BB	IBB	HBP	BLK	WP	HR	S	P	ERA	WHIP
31 Max Scherzer, R ERA: 2.21	(1, 1)	1.0		3	0	0	0	0	0	0	0	0	0	0	7	10	0.00	0.000
33 Matt Grace, L ERA: 4.15	(2, 1)	2.2		14	3	3	3	1	3	0	0	0	0	0	26	53	10.12	2.250
36 Sammy Solís, L ERA: 14.0	(4, 1)	0.2	H	4	1	2	2	1	1	0	0	0	0	0	7	13	27.00	3.000
43 Matt Albers, R ERA: 2.08	(5, 1)	0.2	L	5	3	2	2	0	0	0	0	0	0	1	10	14	27.00	4.500
46 Oliver Pérez, L ERA: 3.75	(6, 1)	1.0		4	1	0	0	1	0	0	0	0	0	0	8	9	0.00	1.000

PITCHER		IP	WLS	BF	H	R	ER	SO	BB	IBB	HBP	BLK	WP	HR	S	P	ERA	WHIP
56 Joe Blanton, R ERA: 6.82	(7, 1)	2.0		6	1	0	0	2	0	0	0	0	0	0	19	32	0.00	0.500

Batter	1	2	3	4	5	6	7	8	9	AB	R	H	RBI	BB	SO	LOB
8 Brian Goodwin, L (1, 8) OBP: 0.312, SLG: 0.495	B SI 88 C SI 90 C FC 87 B KC 76 X SI 91 2-2 G6-3			B FC 86 B FC 86 C SI 89 B SI 89 X SI 91 3-1 4 FC1-4 1B			C FF 89 B KC 76 B SI 89 F FC 87 X FC 87 2-2 G1-3		B SI 93 C FF 94 S CH 82 X CH 82 1-2 F9	4	0	1	0	0	0	1
4 Howie Kendrick, R (1, 4) OBP: 0.402, SLG: 0.484 21 Brandon Kintzler, R (7, 1)	B SI 89 B SI 88 B FF 92 C FF 91 S SI 90 X SI 91 3-2 34 G6-3 1B			B FC 88 F SI 91 B SI 88 X FC 90 2-1 FC1-4 34 G3-6 1-2f			B FC 86 C FC 86 C SI 87 B SI 91 X SI 90 2-2 G1-3			3 0	0 0	1 0	0 0	0 0	0 0	1 0
34 Bryce Harper, L (1, 9) OBP: 0.424, SLG: 0.617	X SI 91 0-0 G6-3 1-2f			B KC 78 F FC 89 F SI 92 X FC 90 1-2 G3-6 1-2f			B SI 92 F FC 86 B FC 88 F SI 91 B FC 88 X FC 89 3-2 F8			3	0	0	0	0	0	2
11 Ryan Zimmerman, R (1, 3) OBP: 0.351, SLG: 0.577		F FF 91 B SI 89 F SI 91 C SI 91 1-3 K			F FC 88 F SI 90 B SI 90 B KC 79 C SI 93 2-3 K			B FF 93 C FC 86 S FF 95 X SI 95 1-2 G3-1		3	0	0	0	0	2	0
26 Adam Lind, L (1, 7) OBP: 0.362, SLG: 0.538		C SI 90 B FC 89 X FC 88 1-1 G3			B KC 78 C FC 87 B SI 91 T SI 90 B SI 91 X SI 91 3-2 G4-3			C SI 94 X CH 82 0-1 F8		3	0	0	0	0	0	0
6 Anthony Rendon, R (1, 5) OBP: 0.419, SLG: 0.578		B FF 90 B SI 88 C SI 91 B FC 90 C SI 91 C FC 90 3-3 K			C SI 92 X FC 87 0-1 F8			S SI 94 F FF 95 B FC 89 B FF 94 B FC 86 X SI 93 3-2 F9		3	0	0	0	0	1	0
1 Wilmer Difo, S (1, 6) OBP: 0.326, SLG: 0.379			B SI 91 C FC 88 B FC 88 B SI 91 X SI 92 3-1 G6-3			F FF 89 X KC 76 0-1 G1-3			F FF 92 X FC 87 0-1 59 G4-6-3 1B	3	0	1	0	0	0	0
59 Jose Lobaton, S (1, 2) OBP: 0.218, SLG: 0.307			S FC 89 B KC 78 X SI 91 1-1 G4-3			B KC 75 C FC 87 B SI 88 B SI 89 X SI 90 3-1 G4-3			X SI 93 0-0 G4-6-3 1-2f	3	0	0	0	0	0	1
22 A.J. Cole, R (1, 1) 45 Andrew Stevenson, L (6, PH) OBP: 0.083, SLG: 0.083 72 Enny Romero, R (6, 1) 43 Matt Albers, L (6, 1) 5 Adrián Sanchez, R (7, 4) OBP: 0.167, SLG: 0.167			F FF 90 X FC 89 0-1 G6-3			B SI 91 B SI 92 F FC 87 F FC 87 F SI 93 B FC 88 F SI 92 X FC 87 3-2 G4-3			T FF 94 B FF 94 F FC 87 X SI 94 1-2	1 1 0 0 1	0 0 0 0 0	0 0 0 0 1	0 0 0 0 0	0 0 0 0 0	0 0 0 0 0	0 0 0 0 0
Inning Stats	R: 0 E: 0 K: 0 S: 7 H: 1 LOB: 0 BB: 0 P: 12	R: 0 E: 0 K: 2 S: 8 H: 0 LOB: 0 BB: 0 P: 13	R: 0 E: 0 K: 0 S: 6 H: 0 LOB: 0 BB: 0 P: 10	R: 0 E: 0 K: 0 S: 7 H: 1 LOB: 0 BB: 0 P: 13	R: 0 E: 0 K: 1 S: 8 H: 0 LOB: 0 BB: 0 P: 13	R: 0 E: 0 K: 0 S: 9 H: 0 LOB: 0 BB: 0 P: 15	R: 0 E: 0 K: 0 S: 9 H: 0 LOB: 0 BB: 0 P: 16	R: 0 E: 0 K: 0 S: 8 H: 0 LOB: 0 BB: 0 P: 12	R: 0 E: 0 K: 0 S: 9 H: 2 LOB: 1 BB: 0 P: 11	1B: 4 2B: 0 3B: 0 HR: 0	SF: 0 SAC: 0 DP: 3 HBP: 0					

PITCHER	IP	WLS	BF	H	R	ER	SO	BB	IBB	HBP	BLK	WP	HR	S	P	ERA	WHIP
45 Vance Worley, R (1, 1) ERA: 5.31	7.0	W	21	2	0	0	3	0	0	0	0	0	0	54	92	0.00	0.286
43 Odrisamer Despaigne, R (8, 1) ERA: 5.19	2.0		7	2	0	0	0	0	0	0	0	0	0	17	23	0.00	1.000

PITCHER	IP	WLS	BF	H	R	ER	SO	BB	IBB	HBP	BLK	WP	HR	S	P	ERA	WHIP

TOP

Washington Nationals @ Miami Marlins

Marlins Park, Miami, FL

Wed Aug 02 2017, 7:12 PM - 10:04 PM EDT

Att. 17,890 - Roof Closed - 78 F

livebaseballscorecards.com

AB	28
R	0
H	4
RBI	0
BB	0
SO	3
LOB	5

WP: 0 PA: 28
PB: 0
SB: 0
CS: 0

BOTTOM

Washington Nationals @ Miami Marlins

Marlins Park, Miami, FL

Wed Aug 02 2017, 7:12 PM - 10:04 PM EDT

Att. 17,890 - Roof Closed - 78 F

livebaseballscorecards.com

Batter	1	2	3	4	5	6	7	8	9	AB	R	H	RBI	BB	SO	LOB
9 Dee Strange-Gordon, L (1, 4) OBP: 0.344, SLG: 0.366	F SI 93 B CU 77 B FF 91 B FF 92 B SI 93 4-1 27 2B BB		B CU 79 X FF 92 1-0 21 S 1B		X CU 77 0-0 21 HR 3B	S SL 84 X SL 84 0-1 1-H 27 S 21 2B 1B		F CH 87 C SI 94 F SL 87 F SI 93 X SI 94 0-2 ① G1-3		4	3	3	1	1	0	0
27 Giancarlo Stanton, R (1, 9) OBP: 0.367, SLG: 0.586	1 SAFE C FF 94 C SL 85 B SL 86 1 SAFE 1 SAFE B FF 95 D SL 85 X FF 95 3-2 11 G6-3 1-H 2B		B FF 94 B FF 94 F SI 94 1 SAFE B SL 85 X SL 87 3-1 ① P4		F FF 93 B FF 93 B FF 92 C CU 83 B FF 95 F FF 94 S SL 84 3-3 ① K	B FF 96 C SL 88 F FF 97 B FF 97 B FF 98 T FF 98 3-2 ② 1-2 K		C SI 94 F SI 94 S SI 95 0-3 ② K		5	0	1	1	0	3	3
21 Christian Yelich, L (1, 8) OBP: 0.365, SLG: 0.443	B CU 79 D CH 87 B SI 93 B SI 93 4-0 11 G6-3 BB		1 SAFE C FF 93 B SI 94 B FF 93 S CH 86 B SL 84 B FF 93 4-2 1-2 BB		D SI 93 F FF 92 B SL 84 X FF 92 2-1 3-H HR	B SI 92 C SI 93 X SI 91 1-1 2-H 2B		C CH 90 S SL 88 B SL 88 B FF 94 B SL 88 F SI 94 F SL 88 F SI 94 F SI 94 3-2 X SI 84 G4-3		3	1	2	3	2	0	0
13 Marcell Ozuna, R (1, 7) OBP: 0.370, SLG: 0.557	B SL 85 C SL 85 B SL 84 C FF 94 C FF 93 2-3 ① K		S SL 85 B SL 85 X SL 84 1-1 ② F7		B SL 84 B FF 93 B SL 84 B SL 84 4-0 11 FC6-4 BB	F SL 88 B CH 87 B SI 94 X SL 87 2-1 ③ G3				3	0	0	0	1	1	5
11 J.T. Realmuto, R (1, 2) OBP: 0.367, SLG: 0.482	C SL 85 X FF 94 0-1 ② G6-3 1-2 2-3		B FF 93 X FF 93 1-0 ③ P2		1 SAFE F FF 91 X SL 84 0-1 ② FC6-4 32 HR 1-2f		C SI 94 F FF 93 F FF 93 F SI 94 F SL 86 S SI 92 0-3 ① K			4	1	0	0	0	1	5
32 Derek Dietrich, L (1, 5) OBP: 0.313, SLG: 0.392	C FF 94 X FF 93 0-1 ③ F7			B FF 90 X FF 90 1-0 ① P6	C FF 90 D FF 92 F SL 82 F FF 91 F SL 83 X FF 90 1-2 1-H HR		B CH 84 C FF 94 B SL 88 B FF 96 X SI 95 3-1 ② G4-3			4	1	1	2	0	0	2
28 Tyler Moore, R (1, 3) OBP: 0.268, SLG: 0.458		C SL 84 B SL 84 F FF 93 B FF 95 F SL 84 S SL 84 2-3 ① K		S SL 84 T FF 92 X FF 93 0-2 ② P1	S SL 84 S SL 82 B SL 83 B FF 93 F SL 83 X CU 82 2-2 ③ G6-3		C SL 89 B SL 87 F SL 88 B FF 96 B SI 94 F SI 95 F SI 96 F SI 95 F SI 95 3-2 X FF 96 19 1B 1B			4	0	1	0	0	1	0
19 Miguel Rojas, R (1, 6) OBP: 0.390, SLG: 0.381		C FF 94 F FF 91 S FF 95 0-3 ② K		S SL 86 F SL 84 X FF 93 0-2 E8 1B	C SL 88 B FF 96 B SL 86 B FF 97 B FF 95 4-1 9 BLK 9 1B BB	S FF 94 X FF 95 0-1 1-2 1B				3	1	2	0	1	1	0
45 Vance Worley, R (1, 1) OBP: 0.200, SLG: 0.200 51 Ichiro Suzuki, L (7, PH) OBP: 0.294, SLG: 0.305 43 Odrisamer Despaigne, R (8, 1)		F FF 93 S FF 94 F FF 96 S SL 84 0-3 ③ K		C CU 82 S CU 83 D CU 82 X SL 85 1-2 ③ G1-3	L FF 95 B FF 96 L FF 95 L FF 97 1-3 ① K	B SI 92 C SI 93 C SI 94 F SL 86 S SI 94 1-3 ③ K				3 1 0	0 0 0	0 0 0	0 0 0	0 0 0	2 1 0	2 2 0
Inning Stats	R: 1 E: 0 K: 1 S: 11 H: 1 LOB: 2 BB: 2 P: 24	R: 0 E: 0 K: 3 S: 11 H: 0 LOB: 0 BB: 0 P: 13	R: 0 E: 0 K: 0 S: 8 H: 1 LOB: 2 BB: 1 P: 18	R: 0 E: 1 K: 0 S: 10 H: 1 LOB: 1 BB: 0 P: 12	R: 4 E: 0 K: 1 S: 18 H: 3 LOB: 0 BB: 1 P: 30	R: 2 E: 0 K: 2 S: 13 H: 2 LOB: 1 BB: 1 P: 24	R: 0 E: 0 K: 2 S: 21 H: 2 LOB: 2 BB: 0 P: 28	R: 0 E: 0 K: 1 S: 15 H: 0 LOB: 0 BB: 0 P: 18		1B: 5 2B: 2 3B: 1 HR: 2 SF: 0 SAC: 0 DP: 0 HBP: 0						

AB	34
R	7
H	10
RBI	7
BB	5
SO	10
LOB	19

WP: 0 PB: 0 SB: 2 CS: 0 PA: 39

PITCHER		IP	WLS	BF	H	R	ER	SO	BB	IBB	HBP	BLK	WP	HR	S	P	ERA	WHIP
22 A.J. Cole, R ERA: 4.91	(1, 1)	5.0	L	25	6	5	5	5	4	0	0	0	0	2	58	97	9.00	2.000
72 Enny Romero, L ERA: 3.99	(6, 1)	0.2		4	1	2	2	2	1	0	0	1	0	0	9	17	27.00	3.000
43 Matt Albers, R ERA: 2.03	(6, 1)	1.0		6	3	0	0	1	0	0	0	0	0	0	21	30	0.00	3.000
21 Brandon Kintzler, R ERA: 2.7	(7, 1)	1.1		4	0	0	0	2	0	0	0	0	0	0	19	23	0.00	0.000

PITCHER	IP	WLS	BF	H	R	ER	SO	BB	IBB	HBP	BLK	WP	HR	S	P	ERA	WHIP

Miami Marlins @ Atlanta Braves

SunTrust Park, Atlanta, GA

Fri Aug 04 2017, 7:38 PM - 10:18 PM EDT

Att. 35,914 - Partly Cloudy - 84 F

TOP

livebaseballscorecards.com

Batter	1	2	3	4	5	6	7	8	9	AB	R	H	RBI	BB	SO	LOB
9 Dee Strange-Gordon, L (1, 4) OBP: 0.341, SLG: 0.363	B KN 74 C FF 82 F KN 77 X KN 80 1-2 ① G4-3		C KN 77 X KN 80 0-1 ③ G3			T KN 78 F KN 79 X KN 80 0-2 ① P4		F SI 92 X CU 79 0-1 ① F9		4	0	0	0	0	0	2
27 Giancarlo Stanton, R (1, 9) OBP: 0.369, SLG: 0.601	C KN 79 X KN 80 0-1 ② F7			X KN 78 0-0 HR		C KN 80 X KN 80 0-1 1-H HR		C SI 94 B CU 79 B CU 79 S SI 94 C SI 94 2-3 ② K		4	2	2	3	0	1	1
21 Christian Yelich, L (1, 8) OBP: 0.362, SLG: 0.439	C FF 84 C EP 64 B KN 81 S KN 81 1-3 ③ K			C KN 76 S KN 80 F KN 80 F KN 79 F KN 81 F KN 81 F KN 81 B KN 75 F KN 80 1-2 ① P6		F KN 79 F KN 80 F KN 81 X EP 64 0-2 ② G1-3		F CU 80 X FF 92 0-1 ③ F7		4	0	0	0	0	1	1
13 Marcell Ozuna, R (1, 7) OBP: 0.369, SLG: 0.554		B KN 75 C KN 74 X KN 78 1-1 ① L9		F KN 81 B KN 82 S KN 79 F KN 82 B FF 86 F KN 80 F KN 74 F KN 80 F KN 78 2-2 ② L9		B KN 81 F KN 80 B KN 82 X KN 80 2-1 ③ G1-3			X SI 98 0-0 32 BB 1B	4	0	1	0	0	0	0
11 J.T. Realmuto, R (1, 2) OBP: 0.363, SLG: 0.477		C KN 75 C KN 78 F KN 80 X KN 80 0-2 ② G6-3		X KN 75 0-0 ③ G6-3			B SL 87 X FF 96 1-0 ① F9		F FF 96 F SI 97 X SL 86 0-2 ① F8	4	0	0	0	0	0	1
28 Tyler Moore, R (1, 3) OBP: 0.267, SLG: 0.446		B FF 84 B KN 76 B FF 84 B FF 84 4-0 BB			X KN 75 0-0 ① P4		C FF 96 T FF 95 X SL 88 0-2 ② L7		X SI 97 0-0 ② F8	3	0	0	0	1	0	1
32 Derek Dietrich, L (1, 5) OBP: 0.316, SLG: 0.391		B FF 83 B KN 74 1 SAFE D KN 74 C FF 82 C FF 83 X KN 72 3-2 ③ F9			B FF 81 C KN 70 F KN 78 B KN 80 F KN 77 S KN 78 2-3 ② K		B FF 96 X FF 96 1-0 1B		B SI 97 B SI 97 C SI 97 C SL 84 F SI 98 B SI 98 B SL 85 4-2 19 FC5-4 1-2 BB	3	0	1	0	1	1	1
19 Miguel Rojas, R (1, 6) OBP: 0.377, SLG: 0.367			B KN 76 F FF 84 F KN 77 F KN 80 X FF 85 1-2 ① G4-3		B FF 84 B KN 73 B FF 84 C KN 81 F FF 83 F FF 84 F FF 85 F FF 83 X FF 86 3-2 ③ L9		F FF 96 C FF 96 B FF 96 B FF 96 F CH 86 X FF 95 2-2 ③ G6-3		F SI 98 B SL 83 X SI 96 1-1 ③ FC5-4 1-2f	4	0	0	0	0	0	3
61 Adam Conley, L (1, 1) OBP: 0.231, SLG: 0.167 22 Dustin McGowan, R (6, 1) 66 Jarlín García, L (7, 1) 51 Ichiro Suzuki, L (8, PH) OBP: 0.299, SLG: 0.311 71 Drew Steckenrider, R (8, 1)			C FF 84 C KN 80 F KN 81 S KN 81 0-3 ② K			C FF 82 B KN 79 F KN 76 F KN 81 X KN 81 1-2 27 HR 1B		X SI 92 0-0 1B		2 0 0 1 0	1 0 0 0 0	1 0 0 1 0	0 0 0 0 0	0 0 0 0 0	1 0 0 0 0	0 0 0 0 0

Inning Stats										
	R: 0 E: 0 K: 1 S: 8	H: 0 LOB: 0 BB: 0 P: 10	R: 0 E: 0 K: 0 S: 9	H: 0 LOB: 1 BB: 1 P: 17	R: 0 E: 0 K: 1 S: 10	H: 0 LOB: 0 BB: 0 P: 11	R: 1 E: 0 K: 0 S: 19	H: 1 LOB: 0 BB: 0 P: 22	R: 0 E: 0 K: 1 S: 11	H: 0 LOB: 0 BB: 0 P: 16
	R: 2 E: 0 K: 0 S: 15	H: 2 LOB: 0 BB: 0 P: 18	R: 0 E: 0 K: 0 S: 9	H: 1 LOB: 1 BB: 0 P: 13	R: 0 E: 0 K: 1 S: 8	H: 1 LOB: 1 BB: 0 P: 10	R: 0 E: 0 K: 0 S: 10	H: 1 LOB: 2 BB: 1 P: 15	1B: 4 2B: 0 3B: 0 HR: 2	SF: 0 SAC: 0 DP: 0 HBP: 0	WP: 0 PB: 0 SB: 0 CS: 0	PA: 35

	AB	33
	R	3
	H	6
	RBI	3
	BB	2
	SO	4
	LOB	10

MIAMI

PITCHER		IP	WLS	BF	H	R	ER	SO	BB	IBB	HBP	BLK	WP	HR	S	P	ERA	WHIP
19 R.A. Dickey, R ERA: 4.03	(1, 1)	6.0	W	22	3	3	3	3	1	0	0	0	0	2	72	94	4.50	0.667
52 José Ramirez, R ERA: 2.42	(7, 1)	1.0	H	4	1	0	0	0	0	0	0	0	0	0	9	13	0.00	1.000
53 Jim Johnson, R ERA: 3.94	(8, 1)	1.0	H	4	1	0	0	1	0	0	0	0	0	0	8	10	0.00	1.000
38 Arodys Vizcaíno, R ERA: 2.5	(9, 1)	1.0	S	5	1	0	0	0	1	0	0	0	0	0	10	15	0.00	2.000

PITCHER		IP	WLS	BF	H	R	ER	SO	BB	IBB	HBP	BLK	WP	HR	S	P	ERA	WHIP

Miami Marlins @ Atlanta Braves

SunTrust Park, Atlanta, GA

Fri Aug 04 2017, 7:38 PM - 10:18 PM EDT

Att. 35,914 - Partly Cloudy - 84 F

BOTTOM

Batter	1	2	3	4	5	6	7	8	9	AB	R	H	RBI	BB	SO	LOB
11 Ender Inciarte, L (1, 8) OBP: 0.341, SLG: 0.393	E6 4 FC5-4		4 G5-4-3 1B		G4-3		G1-3			4	0	1	0	0	0	1
4 Brandon Phillips, R (1, 5) OBP: 0.331, SLG: 0.428	FC5-4 25 HBP 22 E 1-2f		G5-4-3 1-2f			25 1B 22 HR 1B	5 CS 2-H 1B			4	2	2	1	0	0	2
5 Freddie Freeman, L (1, 3) OBP: 0.416, SLG: 0.632	F8		L6			F7	K 1-2			4	0	0	0	0	1	3
25 Tyler Flowers, R (1, 2) OBP: 0.393, SLG: 0.469	22 E HBP 1-2			HBP		22 HR 1B 1-2		K		2	1	1	0	0	1	0
22 Nick Markakis, L (1, 9) OBP: 0.368, SLG: 0.396	E4 1-2 2-H			L8		HR 1-H 2-H		F7		4	1	1	3	0	0	2
17 Johan Camargo, S (1, 6) OBP: 0.328, SLG: 0.467	P4			K		BB 1B		K		4	0	1	0	0	2	3
Sean Rodríguez, R (1, 7) OBP: 0.326, SLG: 0.351 23 Danny Santana, S (9, 7) OBP: 0.253, SLG: 0.390		P3		K		1 G4-6-3 1-2 BB				2 0	0 0	0 0	0 0	1 0	1 0	1 0
1 Ozzie Albies, S (1, 4) OBP: 0.286, SLG: 0.364		L9			G5-3	G4-6-3 1-2f				3	0	0	0	0	0	2
19 R.A. Dickey, R (1, 1) OBP: 0.116, SLG: 0.116 52 José Ramirez, R (7, 1) 16 Lane Adams, R (7, PH) OBP: 0.306, SLG: 0.412 53 Jim Johnson, R (8, 1) 38 Arodys Vizcaíno, R (9, 1)		G5-3			P6		4 WP 4 1B 2B			2 0 1 0 0	0 0 1 0 0	0 0 1 0 0	0 0 0 0 0	0 0 0 0 0	0 0 0 0 0	0 0 0 0 0
Inning Stats	R: 1 E: 2 K: 0 S: 15 H: 0 LOB: 2 BB: 0 P: 23	R: 0 E: 0 K: 0 S: 7 H: 0 LOB: 0 BB: 0 P: 8	R: 0 E: 0 K: 0 S: 5 H: 1 LOB: 0 BB: 0 P: 6	R: 0 E: 0 K: 2 S: 7 H: 0 LOB: 1 BB: 0 P: 10	R: 0 E: 0 K: 0 S: 9 H: 0 LOB: 0 BB: 0 P: 11	R: 3 E: 0 K: 0 S: 15 H: 4 LOB: 1 BB: 1 P: 29	R: 1 E: 0 K: 1 S: 13 H: 2 LOB: 0 BB: 0 P: 20	R: 0 E: 0 K: 2 S: 10 H: 0 LOB: 0 BB: 0 P: 16		1B: 5 2B: 1 3B: 0 HR: 1	SF: 0 SAC: 0 DP: 2 HBP: 2		WP: 1 PB: 0 SB: 0 CS: 1	PA: 33			

livebaseballscorecards.com

AB	30
R	5
H	7
RBI	4
BB	1
SO	5
LOB	14

PITCHER		IP	WLS	BF	H	R	ER	SO	BB	IBB	HBP	BLK	WP	HR	S	P	ERA	WHIP
61 Adam Conley, L ERA: 5.1	(1, 1)	5.1	L	25	5	4	3	2	1	0	2	0	0	1	56	84	5.06	1.125
22 Dustin McGowan, R ERA: 2.89	(6, 1)	0.2		2	1	1	1	0	0	0	0	0	0	0	6	10	13.50	1.500
66 Jarlín García, L ERA: 3.44	(7, 1)	1.0		3	1	0	0	1	0	0	0	0	1	0	9	13	0.00	1.000
71 Drew Steckenrider, R ERA: 2.92	(8, 1)	1.0		3	0	0	0	2	0	0	0	0	0	0	10	16	0.00	0.000

PITCHER		IP	WLS	BF	H	R	ER	SO	BB	IBB	HBP	BLK	WP	HR	S	P	ERA	WHIP

Batter	1	2	3	4	5	6	7	8	9	AB	R	H	RBI	BB	SO	LOB
9 Dee Strange-Gordon, L (1, 4) OBP: 0.340, SLG: 0.362	B FF 96 C FF 97 S CU 82 F SL 83 X CU 81 1-2 ① F8		C CU 81 B FF 95 C SI 96 B FF 97 X SL 86 2-2 ③ G4-3			B FF 96 F CU 82 F CU 81 S FF 96 1-3 ② K		S FC 86 C FC 85 F SI 93 X FC 85 0-2 27 E 1B		4	1	1	0	0	1	0
27 Giancarlo Stanton, R (1, 9) OBP: 0.370, SLG: 0.610	C SI 98 X FF 98 0-1 ② G4-3			B SI 97 F FF 96 B SL 89 C SI 97 T FF 98 2-2 ① K		B SL 90 S SL 88 X FF 96 1-1 HR		X FC 85 0-0 1-H E8 2B		4	1	2	2	0	1	0
21 Christian Yelich, L (1, 8) OBP: 0.361, SLG: 0.437	B FF 98 B SI 97 X SI 96 2-0 1B			C CU 82 B SI 94 F FF 96 B SL 83 C SI 97 2-3 ② K		C CU 82 F CU 82 B FF 96 F FF 97 B SI 98 B CH 88 C SL 88 3-3 ③ K		C SI 93 C SI 93 B FC 91 S FC 90 1-3 ③ K		4	0	1	0	0	3	1
13 Marcell Ozuna, R (1, 7) OBP: 0.365, SLG: 0.549	B SL 87 C SI 98 B FF 97 C SL 85 B SL 87 F CU 81 F SI 97 S FF 98 3-3 ③ K			C FF 97 S SL 87 B SL 88 F SL 85 C SI 98 1-3 ③ K			X SL 88 0-0 ① G4-3		C FF 94 B FF 93 X SL 84 1-1 ① L8	4	0	0	0	0	2	1
11 J.T. Realmuto, R (1, 2) OBP: 0.364, SLG: 0.480		F FF 96 F SL 85 S SL 88 0-3 ① K			C SL 86 B SL 88 X SI 96 1-1 ① G4-3		B SI 93 B SL 85 X FF 93 2-0 2B		B FF 96 F SL 84 S SL 86 X FF 96 1-2 18 1B 32 1B 19 FC1-2 1B	4	0	2	0	0	1	0
32 Derek Dietrich, L (1, 5) OBP: 0.318, SLG: 0.393		B SI 96 B SI 96 C FF 94 F FF 96 F CU 80 X FF 97 2-2 ② F8			C CU 80 F SI 95 B FF 96 F SL 87 B SL 83 X FF 96 2-2 1B		C CU 84 S CU 86 B CU 85 S CU 84 1-3 ② K		C FF 95 X CU 82 0-1 19 FC1-2 18 1B 1-2 1B	4	0	2	0	0	1	1
18 Tomás Telis, S (1, 3) OBP: 0.167, SLG: 0.304		C FF 97 C CU 81 B SI 97 B CU 82 B SI 98 F SL 88 F SL 89 S FF 98 3-3 ③ K			B CU 81 X CU 78 1-0 ② F9		B SI 95 X FS 88 1-0 ③ G6-3		B CU 83 B FF 95 B CU 81 C FF 94 X FF 95 3-1 19 FC1-2 1-2 2-3 1B	4	0	1	0	0	1	2
19 Miguel Rojas, R (1, 6) OBP: 0.365, SLG: 0.354			C FF 95 S FF 97 B FF 97 S FF 97 1-3 ① K		S SL 86 F FF 95 D SL 88 X FF 97 1-2 ③ F9			B FF 93 X SI 91 1-0 ① F8	C SI 97 S SI 97 X SI 97 0-2 ② FC1-2 1-2 2-3 3-Hf	4	0	0	0	0	1	4
58 Dan Straily, R (1, 1) OBP: 0.053, SLG: 0.027 30 Hunter Cervenka, L (6, 1) 22 Dustin McGowan, R (7, 1) 51 Ichiro Suzuki, L (8, PH) OBP: 0.297, SLG: 0.308 49 Brian Ellington, R (8, 1) 28 Tyler Moore, R (9, PH) OBP: 0.265, SLG: 0.443			S FF 94 C FF 94 C SL 84 0-3 ② K			F FF 91 L CU 82 B SI 94 S FF 95 1-3 ① K		C SI 92 B FC 86 B FC 85 B FC 87 F SI 92 F SI 93 F SI 92 X FF 92 3-2 ② G6-3	C SL 84 B SI 97 X SI 97 1-1 ③ P4	2 0 0 1 0 1	0 0 0 0 0 0	0 0 0 0 0 0	0 0 0 0 0 0	0 0 0 0 0 0	2 0 0 0 0 0	0 0 0 0 0 0
Inning Stats	R: 0 H: 1 E: 0 LOB: 1 K: 1 BB: 0 S: 12 P: 18	R: 0 H: 0 E: 0 LOB: 0 K: 2 BB: 0 S: 12 P: 17	R: 0 H: 0 E: 0 LOB: 0 K: 2 BB: 0 S: 9 P: 12	R: 0 H: 0 E: 0 LOB: 0 K: 3 BB: 0 S: 10 P: 15	R: 0 H: 1 E: 0 LOB: 1 K: 0 BB: 0 S: 10 P: 15	R: 1 H: 1 E: 0 LOB: 0 K: 3 BB: 0 S: 12 P: 18	R: 0 H: 1 E: 0 LOB: 1 K: 1 BB: 0 S: 6 P: 10	R: 1 H: 2 E: 1 LOB: 1 K: 1 BB: 0 S: 14 P: 19	R: 0 H: 3 E: 0 LOB: 3 K: 0 BB: 0 S: 14 P: 20	1B: 6 2B: 2 3B: 0 HR: 1	SF: 0 SAC: 0 DP: 0 HBP: 0	WP: 0 PB: 0 SB: 0 CS: 0	PA: 36			

TOP

Miami Marlins @ Atlanta Braves

SunTrust Park, Atlanta, GA

Sat Aug 05 2017, 7:11 PM - 10:08 PM EDT

Att. 40,731 - Partly Cloudy - 84 F

livebaseballscorecards.com

AB	36
R	2
H	9
RBI	2
BB	0
SO	13
LOB	12

PITCHER		IP	WLS	BF	H	R	ER	SO	BB	IBB	HBP	BLK	WP	HR	S	P	ERA	WHIP
26 Mike Foltynewicz, R ERA: 3.94	(1, 1)	6.1	W	23	4	1	1	11	0	0	0	0	0	1	67	99	1.42	0.632
39 Sam Freeman, L ERA: 3.66	(7, 1)	0.2	H	2	0	0	0	1	0	0	0	0	0	0	4	6	0.00	0.000
30 Jason Motte, R ERA: 3.95	(8, 1)	1.0		5	2	1	1	1	0	0	0	0	0	0	14	19	9.00	2.000
58 Luke Jackson, R ERA: 3.82	(9, 1)	0.1		4	3	0	0	0	0	0	0	0	0	0	9	14	0.00	9.000
38 Arodys Vizcaíno, R ERA: 2.45	(9, 1)	0.2	S	2	0	0	0	0	0	0	0	0	0	0	5	6	0.00	0.000

PITCHER	IP	WLS	BF	H	R	ER	SO	BB	IBB	HBP	BLK	WP	HR	S	P	ERA	WHIP

Miami Marlins @ Atlanta Braves

SunTrust Park, Atlanta, GA

Sat Aug 05 2017, 7:11 PM - 10:08 PM EDT

Att. 40,731 - Partly Cloudy - 84 F

livebaseballscorecards.com

BOTTOM

Batter	1	2	3	4	5	6	7	8	9	AB	R	H	RBI	BB	SO	LOB
11 Ender Inciarte, L (1, 8) OBP: 0.341, SLG: 0.392	X FF 89 0-0 ① F8		B FF 90 X SL 83 1-0 ② F8 2-3			B FF 87 B FF 89 C FF 89 F SL 82 X CH 83 2-2 4 S 5 1B 1B	B SL 90 F SL 90 F SL 90 B FF 94 B SL 91 B CU 83 4-2 4 1B 5 HR BB	F FF 97 B FF 98 F CH 89 F CH 90 F FF 98 B CH 91 X FF 98 2-2 ③ F8		4	2	1	0	1	0	3
4 Brandon Phillips, R (1, 5) OBP: 0.330, SLG: 0.426	B SI 88 F FF 90 X FF 90 1-1 ② F9		B SI 91 D SL 83 F FF 90 B CH 83 X SL 86 3-1 ③ G6-3			1 SAFE S SL 82 B SL 82 1 SAFE S FF 89 F FF 90 S CH 82 1-3 ① K 1-2	X SL 87 0-0 5 HR 1-2 2-H 3-H 1B			4	1	1	2	0	1	2
5 Freddie Freeman, L (1, 3) OBP: 0.418, SLG: 0.642	C FF 90 S SL 82 F SI 91 S SL 83 0-3 ③ K			S CU 71 X SI 89 0-1 ① F9		S CH 83 B FF 90 C SL 84 X CH 83 1-2 22 2B 2-H 1B	B SI 94 C CH 85 B SI 95 D SI 94 X SI 95 3-1 1-H 2-H HR			4	2	2	4	0	1	0
22 Nick Markakis, L (1, 9) OBP: 0.367, SLG: 0.397		C FF 89 B CH 83 C FF 90 X CH 83 1-2 ① G3-1		B FF 89 B SL 82 C SI 90 S FF 89 B SL 84 S FF 91 3-3 ② K		C SL 83 1 SAFE B FF 89 B SL 83 B CH 83 F FF 90 F FF 90 F SI 90 F SL 84 3-2 1 SAFE 1 SAFE X FF 90 1-H 2B	B SI 94 S CH 86 F SL 88 X CH 89 1-2 ② G4-3			4	0	1	1	0	1	0
24 Kurt Suzuki, R (1, 2) OBP: 0.337, SLG: 0.521		B FF 90 S SL 85 F SI 90 X SL 83 1-2 18 G1 2B		S SL 84 B CH 84 F CH 83 F FF 91 S FF 91 1-3 ③ K		B SL 82 D SL 81 B FF 90 C SI 88 F SL 82 X SL 82 3-2 ② F8	B SL 89 X SI 92 1-0 ③ G6-3			4	0	1	0	0	1	1
18 Matt Adams, L (1, 7) OBP: 0.322, SLG: 0.524 30 Jason Motte, R (8, 1) 8 Jace Peterson, L (8, PH) OBP: 0.281, SLG: 0.274 58 Luke Jackson, R (9, 1) 38 Arodys Vizcaíno, R (9, 1)		C FF 90 B FF 90 F SL 83 B SI 91 F FF 90 X CH 84 2-2 ② G1 2-3			F FF 89 S CH 83 B FF 91 S FF 91 1-3 ① K	S SL 90 B CU 80 S SL 89 S SL 88 F SL 89 B FF 95 X SL 89 3-2 ③ G3		B SI 99 F SI 99 B CH 88 B SI 99 X SI 98 3-1 17 FC4-6 1B		3 0 1 0 0	0 0 0 0 0	0 0 1 0 0	0 0 0 0 0	1 0 0 0 0	1 0 0 0 0	2 0 0 0 0
17 Johan Camargo, S (1, 6) OBP: 0.332, SLG: 0.462		B SL 84 B CH 83 C FF 92 D CH 84 F FF 92 S FF 92 3-3 ③ K		S CH 84 B FF 91 B SL 85 B CH 84 F SI 90 B SL 84 4-2 BB			B SL 88 B SL 92 B SL 92 C FF 93 B FF 94 4-1 16 SH1-4 1 BB 4 1B BB	B SI 98 F SI 98 F SI 99 B SI 98 F SI 98 X SI 98 2-2 ① FC4-6 16 2B 1-2f		2	1	0	0	2	1	2
1 Ozzie Albies, S (1, 4) OBP: 0.333, SLG: 0.357			C FF 90 X CH 83 0-1 11 F8 26 SH1-4 1B		1 SAFE X SL 83 0-0 ② F7		B FF 94 B SL 92 1 SAFE B FF 94 B FF 92 4-0 16 SH1-4 4 1B 1-2 BB	T SI 99 B SI 98 B SI 98 S SI 98 F SI 99 X SI 97 2-2 ② F7		3	1	1	0	1	0	2
26 Mike Foltynewicz, R (1, 1) OBP: 0.031, SLG: 0.031 39 Sam Freeman, R (7, 1) 16 Lane Adams, R (7, PH) OBP: 0.324, SLG: 0.457 (8, 7)			1 SAFE X FF 88 0-0 ① SH1-4 1-2		C SL 82 S FF 90 1 SAFE S FF 89 0-3 ③ K		X SL 90 0-0 ① SH1-4 1-2 2-3	F SI 99 X CU 90 0-1 1-3 2B		1 0 1	0 0 0	0 0 1	0 0 0	0 0 0	1 0 0	1 0 0
Inning Stats	R: 0 E: 0 K: 1 S: 7 H: 0 LOB: 0 BB: 0 P: 8	R: 0 E: 0 K: 1 S: 13 H: 1 LOB: 1 BB: 0 P: 20	R: 0 E: 0 K: 0 S: 6 H: 1 LOB: 1 BB: 0 P: 10	R: 0 E: 0 K: 2 S: 9 H: 0 LOB: 0 BB: 0 P: 13	R: 0 E: 0 K: 2 S: 9 H: 0 LOB: 1 BB: 1 P: 14	R: 2 E: 0 K: 1 S: 23 H: 3 LOB: 1 BB: 0 P: 36	R: 5 E: 0 K: 0 S: 11 H: 2 LOB: 0 BB: 3 P: 28	R: 0 E: 0 K: 0 S: 17 H: 2 LOB: 2 BB: 0 P: 26		1B: 5 2B: 3 3B: 0 HR: 1 SF: 0 SAC: 2 DP: 0 HBP: 0		WP: 0 PB: 0 SB: 1 CS: 0 PA: 37			

	AB	31
	R	7
	H	9
	RBI	7
	BB	4
	SO	7
	LOB	13

PITCHER		IP	WLS	BF	H	R	ER	SO	BB	IBB	HBP	BLK	WP	HR	S	P	ERA	WHIP
58 Dan Straily, R ERA: 3.77	(1, 1)	5.2	L	23	5	2	2	7	1	0	0	0	0	0	63	94	3.18	1.059
30 Hunter Cervenka, L ERA: 12.46	(6, 1)	0.2		5	0	3	3	0	3	0	0	0	0	0	8	23	40.50	4.500
22 Dustin McGowan, R ERA: 3.18	(7, 1)	0.2		4	2	2	2	0	0	0	0	0	0	1	7	12	27.00	3.000
49 Brian Ellington, R ERA: 8.47	(8, 1)	1.0		5	2	0	0	0	0	0	0	0	0	0	17	26	0.00	2.000

PITCHER	IP	WLS	BF	H	R	ER	SO	BB	IBB	HBP	BLK	WP	HR	S	P	ERA	WHIP

Batter	1	2	3	4	5	6	7	8	9	AB	R	H	RBI	BB	SO	LOB
19 Miguel Rojas, R (1, 6) OBP: 0.354, SLG: 0.342	C FF 89 B FF 92 F SI 91 X CU 76 1-2 ① F9	C CU 74 C SL 83 B CU 75 F FF 91 F FF 90 B FF 90 B CH 83 X FF 91 3-2 ③ F8		X FF 91 0-0 ③ G4-3			X FC 87 0-0 ① B1-3			4	0	0	0	0	0	1
27 Giancarlo Stanton, R (1, 9) OBP: 0.371, SLG: 0.608	H SI 91 1-0 21 BB, 13 HR HBP	B SL 85 S CU 76 B CH 82 B CH 82 S CU 77 F FF 90 X CH 83 3-2 ① G5-3	F CU 74 B SI 88 X SI 89 1-1 1B			B FC 88 C SI 91 X SI 94 1-1 ② G6-3			3	1	1	0	0	0	0
21 Christian Yelich, L (1, 8) OBP: 0.362, SLG: 0.435	B CU 75 B SI 92 F SI 91 B SI 91 B FF 91 4-1 1-2 13 HR BB	B CH 84 B CH 83 B SL 86 C SI 90 F SI 90 B SI 91 4-2 13 FC5-4 BB	F SL 86 B CH 82 X CH 82 1-1 ① F7			F FC 89 X FC 87 0-1 ③ G1-3			2	1	0	0	2	0	1
13 Marcell Ozuna, R (1, 7) OBP: 0.364, SLG: 0.553	S SL 86 F FF 91 F CU 77 B CH 84 X CU 78 1-2 1-H 2-H HR	F CH 84 B FF 91 1 SAFE 1 SAFE X SI 91 1-1 ② FC5-4, 11 1B 1-2f	1 SAFE C FF 90 B CU 76 B SL 86 C SI 91 X SI 92 2-2 ② P3				B FF 95 C CH 88 F CH 87 S FF 96 1-3 ① K			4	1	1	3	0	1	2
11 J.T. Realmuto, R (1, 3) OBP: 0.366, SLG: 0.489	C SL 85 X SL 86 0-1 HR	B SI 91 S CH 84 X FF 90 1-1 1-2 1B	B FF 91 B CU 76 X SL 86 2-0 ③ G4-3				B CH 87 F CH 86 C SL 89 X CH 88 1-2 ② G5-3			4	1	2	1	0	0	1
32 Derek Dietrich, L (1, 5) OBP: 0.317, SLG: 0.394	B FF 92 C FF 90 F CH 83 X SL 86 1-2 ② L3	F SI 91 F SL 84 F FF 91 D CU 76 X CH 82 1-2 ③ F8			C SL 85 X CU 73 0-1 2B			F FF 97 X CH 90 0-1 ③ F8		4	0	1	0	0	0	2
17 A.J. Ellis, R (1, 2) OBP: 0.293, SLG: 0.333	C FF 90 F SI 92 B SI 92 F CU 76 X SL 86 1-2 ③ F8			B SL 83 C SL 88 F CH 82 F FF 89 X CU 74 1-2 ① P6	B SL 85 C SL 85 C CH 81 B SI 90 X CH 84 2-2 ① G5-3				B FF 93 X FF 94 1-0 ① F9	4	0	0	0	0	0	1
12 Mike Aviles, R (1, 4) OBP: 0.308, SLG: 0.375		C SL 88 B SI 90 C FF 89 X SL 85 1-2 ① G1-3		C SL 83 X SI 90 0-1 1B	C SI 91 X CH 83 0-1 ② G5-3				F FF 94 F FF 94 B SL 88 X SL 87 1-2 ② G6-3	4	0	1	0	0	0	1
62 José Ureña, R (1, 1) OBP: 0.067, SLG: 0.100		B FF 90 C SL 84 B SI 90 S SL 88 S SL 84 2-3 ② K		M SL 85 L SL 85 1 SAFE B CU 77 L SL 86 1-3 ② K	S FF 92 F FF 89 D CU 76 S SI 92 1-3 ③ K				F FF 94 B FF 94 X FF 94 1-1 ③ F9	3	0	0	0	0	3	2
66 Jarlín García, L (7, 1)										0	0	0	0	0	0	0
25 Junichi Tazawa, R (8, 1)										0	0	0	0	0	0	0
28 Tyler Moore, R (9, PH) OBP: 0.263, SLG: 0.439										1	0	0	0	0	0	0
29 Brad Ziegler, R (9, 1)										0	0	0	0	0	0	0
Inning Stats	R: 4 E: 0 K: 0 S: 17 H: 2 LOB: 0 BB: 1 P: 26	R: 0 E: 0 K: 1 S: 11 H: 0 LOB: 0 BB: 0 P: 17	R: 0 E: 0 K: 0 S: 14 H: 1 LOB: 2 BB: 1 P: 24	R: 0 E: 0 K: 1 S: 10 H: 1 LOB: 1 BB: 0 P: 12	R: 0 E: 0 K: 0 S: 8 H: 1 LOB: 1 BB: 0 P: 14	R: 0 E: 0 K: 1 S: 10 H: 1 LOB: 1 BB: 0 P: 13	R: 0 E: 0 K: 0 S: 5 H: 0 LOB: 0 BB: 0 P: 6	R: 0 E: 0 K: 1 S: 8 H: 0 LOB: 0 BB: 0 P: 10	R: 0 E: 0 K: 0 S: 6 H: 0 LOB: 0 BB: 0 P: 9	1B: 3 2B: 1 3B: 0 HR: 2 SF: 0 SAC: 0 DP: 0 HBP: 1						

PITCHER		IP	WLS	BF	H	R	ER	SO	BB	IBB	HBP	BLK	WP	HR	S	P	ERA	WHIP
50 Lucas Sims, R ERA: 5.25	(1, 1)	6.0	L	27	6	4	4	3	2	0	1	0	0	2	70	106	6.00	1.333
30 Jason Motte, R ERA: 3.81	(7, 1)	1.0		3	0	0	0	0	0	0	0	0	0	0	5	6	0.00	0.000
52 José Ramirez, R ERA: 2.36	(8, 1)	1.0		3	0	0	0	1	0	0	0	0	0	0	8	10	0.00	0.000
57 Rex Brothers, L ERA: 5.11	(9, 1)	1.0		3	0	0	0	0	0	0	0	0	0	0	6	9	0.00	0.000

PITCHER	IP	WLS	BF	H	R	ER	SO	BB	IBB	HBP	BLK	WP	HR	S	P	ERA	WHIP

TOP

Miami Marlins @ Atlanta Braves

SunTrust Park, Atlanta, GA

Sun Aug 06 2017, 1:37 PM - 4:05 PM EDT
Att. 29,651 - Partly Cloudy - 84 F

livebaseballscorecards.com

AB	33
R	4
H	6
RBI	4
BB	2
SO	4
LOB	11

MIAMI

BOTTOM

Miami Marlins @ Atlanta Braves

SunTrust Park, Atlanta, GA

Sun Aug 06 2017, 1:37 PM - 4:05 PM EDT

Att. 29,651 - Partly Cloudy - 84 F

Batter	1	2	3	4	5	6	7	8	9	AB	R	H	RBI	BB	SO	LOB
11 Ender Inciarte, L (1, 8) OBP: 0.343, SLG: 0.395	B FF 95 B SI 92 C SI 94 C CH 87 X CH 86 2-2 ① F7			B CH 85 X SI 92 1-0 2B		C SI 95 B FF 96 X CH 88 1-1 2-H 1B			X SI 83 0-0 ① G1-3	4	0	2	1	0	0	0
4 Brandon Phillips, R (1, 5) OBP: 0.327, SLG: 0.421	C SI 96 C SI 96 F SI 96 X SL 85 0-2 ② G5-3			B SI 95 F SI 95 X SL 82 1-1 ① L4		1 SAFE 1 SAFE X SI 96 0-0 ② P6			C SI 82 X SI 83 0-1 ② G5-3	4	0	0	0	0	0	2
5 Freddie Freeman, L (1, 3) OBP: 0.419, SLG: 0.638	X SI 95 0-0 ③ L8			B SI 95 F FF 95 B SI 95 B CH 87 B CH 87 4-1 22 G4-6-3 BB		1 SAFE F CH 88 B SI 96 S SI 95 S CH 86 2-3 ③ K			B SI 82 F SI 82 S CH 76 F CU 75 X CH 75 1-2 22 DI 1B	3	0	1	0	1	1	1
22 Nick Markakis, L (1, 9) OBP: 0.364, SLG: 0.393		B CH 92 C CH 90 X SL 81 1-1 ① F8		C SL 83 B SI 95 B SI 93 X SI 93 2-1 ②③ G4-6-3 1-2f			B SL 84 B FF 93 X FF 94 2-0 ① F7		C SI 83 C SI 84 S CU 74 0-3 ③ K 1-2	4	0	0	0	0	1	3
25 Tyler Flowers, R (1, 2) OBP: 0.389, SLG: 0.463		B SI 95 S SL 85 S SI 95 B SI 96 B SI 96 F SL 86 X SI 95 3-2 ② P3			X SL 81 0-0 ① P3		C CH 87 C FF 94 B SL 85 X CH 87 1-2 ② G5-3			3	0	0	0	0	0	0
18 Matt Adams, L (1, 7) OBP: 0.319, SLG: 0.518		B SI 95 X CH 87 1-0 ③ G4-3			C CH 93 B SI 94 S CH 86 F SI 96 X CH 90 1-2 ② F7		C SL 86 B SL 86 B SL 87 F SL 84 X SL 85 2-2 ③ G3			3	0	0	0	0	0	0
17 Johan Camargo, S (1, 6) OBP: 0.327, SLG: 0.454			B SI 94 B CH 86 B SI 94 C SI 94 X SI 94 3-1 ① G3		C SL 86 F CH 87 S CH 86 0-3 ③ K			B CU 70 B FF 91 C FF 90 F FF 91 F FF 92 X FO 85 2-2 ① G4-3		3	0	0	0	0	1	0
1 Ozzie Albies, S (1, 4) OBP: 0.286, SLG: 0.294			X SI 97 0-0 ② F7			B SL 85 B CH 90 F CH 90 X CH 90 2-1 ① F8		B FF 91 X FF 91 1-0 ② F9		3	0	0	0	0	0	0
50 Lucas Sims, R (1, 1) 8 Jace Peterson, L (6, PH) OBP: 0.286, SLG: 0.288 30 Jason Motte, R (7, 1) 52 José Ramirez, R (8, 1) 23 Danny Santana, S (8, PH) OBP: 0.252, SLG: 0.388 57 Rex Brothers, L (9, 1)			C SI 96 F SL 87 B SL 86 B SL 88 C SL 86 2-3 ③ K			C SL 82 F CH 86 F CH 88 X CH 90 0-2 11 1B 2B		F CU 70 F FF 91 F FO 84 S FF 92 0-3 ③ K		1	0	0	0	0	1	0
										1	0	0	0	0	0	0
										0	0	0	0	0	0	0
										0	0	0	0	0	0	0
										1	0	0	0	0	1	0
										0	0	0	0	0	0	0
Inning Stats	R: 0 E: 0 K: 0 S: 8 H: 0 LOB: 0 BB: 0 P: 10	R: 0 E: 0 K: 0 S: 7 H: 0 LOB: 0 BB: 0 P: 12	R: 0 E: 0 K: 1 S: 6 H: 0 LOB: 0 BB: 0 P: 11	R: 0 E: 0 K: 0 S: 6 H: 1 LOB: 1 BB: 1 P: 14	R: 0 E: 0 K: 1 S: 8 H: 0 LOB: 0 BB: 0 P: 9	R: 1 E: 0 K: 1 S: 12 H: 2 LOB: 1 BB: 0 P: 17	R: 0 E: 0 K: 0 S: 7 H: 0 LOB: 0 BB: 0 P: 12	R: 0 E: 0 K: 1 S: 9 H: 0 LOB: 0 BB: 0 P: 12	R: 0 E: 0 K: 1 S: 10 H: 1 LOB: 1 BB: 0 P: 11	1B: 2 2B: 2 3B: 0 HR: 0 SF: 0 SAC: 0 DP: 1 HBP: 0						

livebaseballscorecards.com

AB	30
R	1
H	4
RBI	1
BB	1
SO	5
LOB	6

WP: 0 PA: 31
PB: 0
SB: 0
CS: 0

PITCHER		IP	WLS	BF	H	R	ER	SO	BB	IBB	HBP	BLK	WP	HR	S	P	ERA	WHIP
62 José Ureña, R ERA: 3.7	(1, 1)	6.0	W	21	3	1	1	3	1	0	0	0	0	0	47	73	1.50	0.667
66 Jarlín García, L ERA: 3.35	(7, 1)	1.0	H	3	0	0	0	0	0	0	0	0	0	0	7	12	0.00	0.000
25 Junichi Tazawa, R ERA: 4.96	(8, 1)	1.0	H	3	0	0	0	1	0	0	0	0	0	0	9	12	0.00	0.000
29 Brad Ziegler, R ERA: 6.1	(9, 1)	1.0	S	4	1	0	0	1	0	0	0	0	0	0	10	11	0.00	1.000

PITCHER		IP	WLS	BF	H	R	ER	SO	BB	IBB	HBP	BLK	WP	HR	S	P	ERA	WHIP

Miami Marlins @ Washington Nationals

Nationals Park, Washington, DC

Mon Aug 07 2017, 7:05 PM - 10:03 PM EDT

Att. 21,799 - Cloudy - 71 F

TOP

livebaseballscorecards.com

Batter	1	2	3	4	5	6	7	8	9	AB	R	H	RBI	BB	SO	LOB
9 Dee Strange-Gordon, L (1, 4) OBP: 0.338, SLG: 0.358	X FF 92 0-0 ① F7		B FF 94 C CH 86 C FF 94 F CU 78 T FC 90 1-2 ③ K		B CU 76 F SL 86 F FC 88 B FF 94 F FF 95 B FF 95 X CU 79 3-2 ③ L9		F CH 85 1 SAFE 1 SAFE F FF 92 1 SAFE S FC 87 0-3 ③ K			4	0	0	0	0	2	2
27 Giancarlo Stanton, R (1, 9) OBP: 0.370, SLG: 0.611	B SL 86 S SL 86 S FF 94 S FC 88 1-3 ② K			S SL 86 C FF 95 B FC 88 B FF 94 B FC 89 S FF 96 3-3 ① K		B SL 87 B SL 87 S FF 95 B CH 85 X FF 96 3-1 HR		B SI 92 C SI 92 X SI 93 1-1 ① G6-3		4	1	1	1	0	2	0
21 Christian Yelich, L (1, 8) OBP: 0.365, SLG: 0.435	B FF 95 F FC 89 C FF 94 F FF 95 F FF 95 B CH 86 F FC 89 S CU 80 2-3 ③ K			X FF 94 0-0 1B		B CU 79 S FC 89 B FF 93 B CU 78 B CH 85 4-1 32 F 32 S BB		B CH 87 B SI 91 B FF 92 B SI 91 4-0 11 FC5-4 BB		2	0	1	0	2	1	0
13 Marcell Ozuna, R (1, 7) OBP: 0.361, SLG: 0.548		F SL 85 S SL 86 S FF 95 0-3 ① K		B FF 94 X SL 84 1-0 ② F9		B SL 86 F SL 85 X SL 85 1-1 ① F8		B SI 92 1 SAFE C SL 87 X SI 92 1-1 ② F9		4	0	0	0	0	1	3
11 J.T. Realmuto, R (1, 2) OBP: 0.362, SLG: 0.483		C FF 93 B FF 95 X FF 95 1-1 ② F7		C SL 86 S FF 94 1 SAFE D CH 84 X SL 86 1-2 ③ G6-3		C SL 85 1 SAFE C SL 85 S FF 94 0-3 ② K		F SI 94 X SI 93 0-1 ③ FC5-4 1-2f		4	0	0	0	0	1	3
32 Derek Dietrich, L (1, 5) OBP: 0.317, SLG: 0.397 19 Miguel Rojas, R (9, PH) OBP: 0.359, SLG: 0.347		C CU 79 B FF 95 X FF 94 1-1 2B			C FF 94 S CU 77 B FC 88 S CH 85 1-3 ① K	C CU 78 B FF 94 S FF 95 S FF 96 1-3 ③ K 1-3			C FF 93 F FF 94 B FF 95 F FF 95 X FF 96 1-2 1B	3 1	0 0	1 1	0 0	0 0	2 0	1 0
18 Tomás Telis, S (1, 3) OBP: 0.179, SLG: 0.333		B FC 88 B FC 89 B FF 95 C FF 94 C FF 95 X FF 96 3-2 ③ G4-3			C CU 77 X FF 94 0-1 43 1B 2B		F FC 87 F FF 94 B CH 83 B FF 95 F FC 89 F FF 96 X CU 79 2-2 ① G3		C FF 95 X FF 95 0-1 ① F8	4	1	1	0	0	0	2
12 Mike Aviles, R (1, 6) OBP: 0.267, SLG: 0.321			C FF 93 F FF 93 F CH 85 B CH 87 F FF 95 X SL 86 1-2 ① G6-3		F SL 86 F FF 94 F FF 96 X CH 86 0-2 ② G5-3		C FF 96 F FF 95 B SL 86 B SL 86 F FF 95 X FF 96 2-2 ② G5-3		C FF 95 X FS 86 0-1 ② F9	4	0	0	0	0	0	2
50 Chris O'Grady, R (1, 1) 43 Odrisamer Despaigne, R (2, 1) OBP: 0.250, SLG: 0.250 71 Drew Steckenrider, R (6, 1) 51 Ichiro Suzuki, L (7, PH) OBP: 0.301, SLG: 0.308 25 Junichi Tazawa, R (7, 1) 66 Jarlín García, L (8, 1) 28 Tyler Moore, R (9, PH) OBP: 0.261, SLG: 0.435			X FF 93 0-0 ② G6-3		B SL 86 S SL 86 F SL 87 X FF 94 1-2 2-H 1B		B FF 93 B CH 85 B FF 94 B FF 93 4-0 BB		C FS 86 B FF 95 B FF 94 S FS 86 F FF 95 F FF 95 F FS 86 F FF 96 S FS 85 2-3 ③ K	0 2 0 0 0 0 0 1	0 0 0 0 0 0 0 0	0 1 0 0 0 0 0 1	0 1 0 0 1 0 0 1	0 0 0 0 0 0 0 0	0 0 0 0 0 0 0 1	0 0 0 0 0 0 0 1
Inning Stats	R: 0 E: 0 K: 2 S: 10 H: 0 LOB: 0 BB: 0 P: 13	R: 0 E: 0 K: 1 S: 10 H: 1 LOB: 1 BB: 0 P: 15	R: 0 E: 0 K: 1 S: 10 H: 0 LOB: 0 BB: 0 P: 12	R: 0 E: 0 K: 1 S: 8 H: 1 LOB: 1 BB: 0 P: 13	R: 1 E: 0 K: 1 S: 16 H: 2 LOB: 1 BB: 0 P: 21	R: 1 E: 0 K: 2 S: 11 H: 1 LOB: 1 BB: 1 P: 20	R: 0 E: 0 K: 1 S: 12 H: 0 LOB: 1 BB: 1 P: 20	R: 0 E: 0 K: 0 S: 6 H: 0 LOB: 1 BB: 1 P: 12	R: 0 E: 0 K: 1 S: 15 H: 1 LOB: 1 BB: 0 P: 18	1B: 3 2B: 2 3B: 0 HR: 1	SF: 0 SAC: 0 DP: 0 HBP: 0	WP: 0 PB: 0 SB: 1 CS: 0	PA: 36			

	AB	33
	R	2
	H	6
	RBI	2
	BB	3
	SO	10
	LOB	14

PITCHER		IP	WLS	BF	H	R	ER	SO	BB	IBB	HBP	BLK	WP	HR	S	P	ERA	WHIP
31 Max Scherzer, R ERA: 2.23	(1, 1)	7.0		28	5	2	2	9	2	0	0	0	0	1	77	114	2.57	1.000
21 Brandon Kintzler, R ERA: 2.55	(8, 1)	1.0	W	4	0	0	0	0	1	0	0	0	0	0	6	12	0.00	1.000
62 Sean Doolittle, L ERA: 3.56	(9, 1)	1.0	S	4	1	0	0	1	0	0	0	0	0	0	15	18	0.00	1.000

PITCHER		IP	WLS	BF	H	R	ER	SO	BB	IBB	HBP	BLK	WP	HR	S	P	ERA	WHIP

Batter	1	2	3	4	5	6	7	8	9	AB	R	H	RBI	BB	SO	LOB
8 Brian Goodwin, L (1, 8) OBP: 0.302, SLG: 0.480	C FF 86 S CU 77 B CU 76 S FC 82 1-3 K ①		X SI 92 0-0 L4-3 ①② 1-1		B SI 93 B SI 92 1 SAFE B FF 92 C FF 91 S FC 86 C FF 92 3-3 K ③			B SL 86 X FF 94 1-0 G4-3 ② 2-3		4	0	0	0	0	2	3
4 Howie Kendrick, R (1, 7) OBP: 0.390, SLG: 0.462 21 Brandon Kintzler, R (8, 1) 26 Adam Lind, L (8, PH) OBP: 0.348, SLG: 0.512 40 Edwin Jackson, R (8, PR) 62 Sean Doolittle, L (9, 1)	B FF 87 F FF 88 F FC 83 X CU 74 1-2 G5-3 ②		C SI 91 F FF 90 B FC 85 B FF 93 F SI 92 S FC 86 2-3 K ③			B FF 94 F FF 94 C FF 95 F FF 96 B FF 96 X FF 96 2-2 G6-3 ①		C SL 88 F SL 86 X SL 88 0-2 34 1B 3-H 1B		3 0 1 0 0	0 0 0 0 0	0 0 1 0 0	0 0 1 0 0	0 0 1 0 0	1 0 0 0 0	0 0 0 0 0
34 Bryce Harper, L (1, 9) OBP: 0.422, SLG: 0.621	B FC 84 C FF 88 S FF 89 S FC 84 1-3 K ③			X CU 76 0-0 HR		S FF 96 B CH 91 S FF 96 F FF 96 B FF 97 F FF 97 F FF 96 X CH 90 2-2 G4-3 ②		B SL 88 S FF 94 F SL 87 B FF 96 X SL 87 2-2 1-3 1B		4	1	2	1	0	1	0
11 Ryan Zimmerman, R (1, 3) OBP: 0.351, SLG: 0.568		B FC 83 B CH 80 B FC 79 B FF 85 4-0 6 HBP 32 1B BB		F SI 92 B SI 92 S FF 93 B FC 86 B FF 93 F SI 94 C FF 94 3-3 K ①		C FF 95 F FF 96 F FF 96 S CU 83 0-3 K ③		B FF 95 X FF 95 1-0 F9 ③		3	1	0	0	1	2	2
20 Daniel Murphy, L (1, 4) OBP: 0.385, SLG: 0.576		C FC 82 X CU 74 0-1 P4 ①		B SI 92 C FC 85 X CH 82 1-1 F8 ②			X FF 93 0-0 G5-6-3 ①			3	0	0	0	0	0	1
6 Anthony Rendon, R (1, 5) OBP: 0.413, SLG: 0.567		B FF 91 C SI 91 B FC 85 F SI 90 H CH 80 3-2 32 1B 1-2 HBP		C SI 94 B FC 85 B FC 83 C FC 84 B SI 94 F SI 94 X FC 85 3-2 L7 ③			C FF 93 B CU 78 C FF 94 F FO 89 F CU 81 B FO 88 X CU 79 2-2 P2 ②			2	0	0	0	0	0	0
32 Matt Wieters, S (1, 2) OBP: 0.295, SLG: 0.382		B SI 92 X CH 80 1-0 1 G6-3 1-3 2-H 1B			F FF 91 S FF 93 F FF 93 B FF 94 B FC 86 F FF 93 X CH 82 2-2 G4-3 ①		B FO 86 B FO 87 B FF 93 C FF 93 T FF 93 F FO 88 F FF 95 F FF 95 X FF 95 3-2 G6-3 ③			3	0	1	1	0	0	0
1 Wilmer Difo, S (1, 6) OBP: 0.330, SLG: 0.386		B FF 93 S FF 93 X FF 92 1-1 G6-3 ②③ 1-2f			X CH 80 0-0 1B			B CH 88 S CH 89 X FF 95 1-1 8 G4-3 45 SH1-4 26 1B		3	1	2	0	0	0	2
31 Max Scherzer, R (1, 1) OBP: 0.280, SLG: 0.283 45 Andrew Stevenson, L (8, 7) OBP: 0.077, SLG: 0.077			C FF 91 B SI 92 X SI 92 1-1 8 L4-3 1B		1 SAFE M FF 90 B FC 83 1 SAFE C FF 92 B FC 86 B FF 93 X FF 93 3-2 F9 ②			1 SAFE B FF 94 X FF 91 1-0 SH1-4 ① 1-2		2 0	0 0	1 0	0 0	0 0	0 0	1 0
Inning Stats	R: 0 E: 0 K: 2 S: 9 H: 0 LOB: 0 BB: 0 P: 12	R: 1 E: 0 K: 0 S: 7 H: 1 LOB: 1 BB: 1 P: 16	R: 0 E: 0 K: 1 S: 7 H: 1 LOB: 0 BB: 0 P: 10	R: 1 E: 0 K: 1 S: 11 H: 1 LOB: 0 BB: 0 P: 18	R: 0 E: 0 K: 1 S: 12 H: 1 LOB: 1 BB: 0 P: 20	R: 0 E: 0 K: 1 S: 14 H: 0 LOB: 0 BB: 0 P: 18	R: 0 E: 0 K: 0 S: 12 H: 0 LOB: 0 BB: 0 P: 17	R: 1 E: 0 K: 0 S: 11 H: 3 LOB: 2 BB: 0 P: 17		1B: 6 2B: 1 3B: 0 HR: 1 SF: 0 SAC: 1 DP: 2 HBP: 1						

PITCHER		IP	WLS	BF	H	R	ER	SO	BB	IBB	HBP	BLK	WP	HR	S	P	ERA	WHIP
50 Chris O'Grady, L ERA: 5.47	(1, 1)	1.1		5	0	1	1	2	1	0	0	0	0	0	11	18	6.75	0.750
43 Odrisamer Despaigne, R ERA: 4.38	(2, 1)	3.2		14	4	1	1	3	0	0	1	0	0	1	35	58	2.46	1.091
71 Drew Steckenrider, R ERA: 2.7	(6, 1)	1.0		3	0	0	0	1	0	0	0	0	0	0	14	18	0.00	0.000
25 Junichi Tazawa, R ERA: 4.81	(7, 1)	1.0		3	0	0	0	0	0	0	0	0	0	0	12	17	0.00	0.000
66 Jarlín García, L ERA: 3.49	(8, 1)	1.0	L	6	3	1	1	0	0	0	0	0	0	0	11	17	9.00	3.000

PITCHER	IP	WLS	BF	H	R	ER	SO	BB	IBB	HBP	BLK	WP	HR	S	P	ERA	WHIP

BOTTOM

Miami Marlins @ Washington Nationals

Nationals Park, Washington, DC

Mon Aug 07 2017, 7:05 PM - 10:03 PM EDT

Att. 21,799 - Cloudy - 71 F

livebaseballscorecards.com

AB	28
R	3
H	7
RBI	3
BB	1
SO	6
LOB	9

PA: 31

WP: 0
PB: 0
SB: 0
CS: 0

Miami Marlins @ Washington Nationals

Nationals Park, Washington, DC

Tue Aug 08 2017, 7:06 PM - 10:12 PM EDT

Att. 25,406 - Clear - 80 F

TOP

livebaseballscorecards.com

Batter	1	2	3	4	5	6	7	8	9	AB	R	H	RBI	BB	SO	LOB
9 Dee Strange-Gordon, L (1, 4) OBP: 0.340, SLG: 0.363	C FF 93 C SL 86 F FF 94 S SL 84 0-3 ① K		C FF 95 B FF 93 B SL 86 T FF 94 F SL 84 F FF 93 X SI 94 2-2 1B		L FF 93 F FF 92 X SI 93 0-2 27 HR 2-3 1B		X CU 81 0-0 11 HBP 1-H 32 1B 2B		C FF 93 B SL 87 B CH 82 F FF 94 X SL 88 2-2 ① G4-3	5	2	3	1	0	1	0
27 Giancarlo Stanton, R (1, 9) OBP: 0.370, SLG: 0.615	B FF 95 B FF 95 C SL 86 B SL 86 F SI 95 S SL 86 3-3 ② K		B SI 96 1 SAFE 1 SAFE X FF 96 1-0 ③ P4		X FF 94 0-0 1-H 3-H HR		0-0 11 HBP 32 1B IBB		B SL 88 F FF 95 F FF 93 C FF 95 1-3 ② K	4	2	1	3	1	2	1
21 Christian Yelich, L (1, 8) OBP: 0.363, SLG: 0.431	B FF 95 S CU 82 B CH 88 X FF 89 2-1 ③ G6-3			B CH 87 B CH 87 C FF 94 X CU 80 2-1 ① G4-3	B FF 94 C CU 81 F SL 84 B SI 93 T FF 93 2-2 ② K		B SI 92 B SI 93 C SL 78 C SI 93 X SL 79 2-2 ② P5		F CH 84 B FF 95 B FF 95 B CH 87 T FF 96 B FF 96 4-2 BB	4	0	0	0	1	1	2
11 J.T. Realmuto, R (1, 2) OBP: 0.360, SLG: 0.478		C FF 94 S FF 95 F FF 96 B SL 86 X FF 96 1-2 ① G5-3		B SL 84 C SL 83 B FF 95 S SL 86 B FF 94 F SL 86 F FF 96 S SL 86 3-3 ② K	S SL 84 F FF 94 X FF 93 0-2 ③ P4		C SL 79 H SL 80 1-1 32 1B 1-2 2-3 HBP		1 SAFE 1 SAFE S SL 90 C FF 94 1 SAFE S FF 93 0-3 ③ K	4	0	0	0	0	2	1
32 Derek Dietrich, L (1, 5) OBP: 0.320, SLG: 0.409		B FF 94 B SI 80 B FF 90 C FF 95 F FF 94 S FF 95 3-3 ② K		S CU 81 B SI 94 F SI 94 X SL 87 1-2 HR	B SI 94 X SI 95 1-0 ① L6		C FF 94 S FF 94 F FF 94 F FF 92 F SI 93 D SI 95 X FF 94 1-2 1-3 2-H 3-H 1B			4	1	2	3	0	1	0
18 Tomás Telis, S (1, 3) OBP: 0.219, SLG: 0.310 22 Dustin McGowan, R (7, 1) 71 Drew Steckenrider, R (8, 1) 29 Brad Ziegler, R (9, 1)		C CU 82 B SI 94 H SL 87 2-1 HBP		C CU 82 B FF 95 B FF 94 C FF 94 B FF 95 F FF 95 F FF 94 F CU 82 F FF 94 4-2 BB	C KC 77 C SI 94 X SI 93 0-2 ② P3		X FF 94 0-0 ③ F9			2	0	0	0	1	0	2
										0	0	0	0	0	0	0
										0	0	0	0	0	0	0
										0	0	0	0	0	0	0
51 Ichiro Suzuki, L (1, 7) OBP: 0.293, SLG: 0.299		X FF 94 0-0 ③ F8		C FF 94 B FF 92 B FF 92 C FF 92 X CU 82 2-2 ③ G4-3	B SI 94 B KC 78 C SI 94 C SI 94 X SI 94 2-2 ③ G6-3			C FF 92 F FF 92 X FF 92 0-2 ① L4		4	0	0	0	0	0	2
19 Miguel Rojas, R (1, 6) OBP: 0.363, SLG: 0.347			B SL 85 C SL 85 B FF 95 X SL 85 2-1 ① G5-3		C FF 94 F FF 94 X FF 94 0-2 9 1B 45 SH1-4 27 HR 1B		B KC 79 B SI 94 C SI 94 C KC 79 B SI 94 B KC 79 4-2 9 2B BB	B SL 87 F SI 93 B FF 94 C SL 88 T FF 94 2-2 ② K		3	2	1	0	1	1	0
45 Vance Worley, R (1, 1) OBP: 0.182, SLG: 0.182 28 Tyler Moore, R (7, PH) OBP: 0.257, SLG: 0.429 (7, 3)			B FF 95 B FF 94 F FF 94 B FF 93 X FF 95 3-1 ② G6-3		B SI 93 X FF 93 1-0 ① SH1-4 1-2		1 SAFE 1 SAFE B SL 87 X SL 87 1-0 ① P4	B SL 89 X SL 88 1-0 ③ F7		1	0	0	0	0	0	0
										2	0	0	0	0	0	1
Inning Stats	R: 0 E: 0 K: 2 S: 9 H: 0 LOB: 0 BB: 0 P: 14	R: 0 E: 0 K: 1 S: 9 H: 0 LOB: 1 BB: 0 P: 15	R: 0 E: 0 K: 0 S: 10 H: 1 LOB: 1 BB: 0 P: 18	R: 1 E: 0 K: 1 S: 20 H: 1 LOB: 1 BB: 1 P: 32	R: 3 E: 0 K: 1 S: 14 H: 3 LOB: 0 BB: 0 P: 17	R: 0 E: 0 K: 0 S: 7 H: 0 LOB: 0 BB: 0 P: 10	R: 3 E: 0 K: 0 S: 16 H: 2 LOB: 2 BB: 2 P: 25	R: 0 E: 0 K: 1 S: 7 H: 0 LOB: 0 BB: 0 P: 10	R: 0 E: 0 K: 2 S: 11 H: 0 LOB: 1 BB: 1 P: 18	1B: 4 2B: 1 3B: 0 HR: 2 SF: 0 SAC: 1 DP: 0 HBP: 2						

	AB	33
	R	7
	H	7
	RBI	7
	BB	4
	SO	8
	LOB	9

PITCHER		IP	WLS	BF	H	R	ER	SO	BB	IBB	HBP	BLK	WP	HR	S	P	ERA	WHIP
22 A.J. Cole, R ERA: 5.63	(1, 1)	5.0	L	22	5	4	4	5	1	0	1	0	0	2	62	96	7.20	1.200
36 Sammy Solís, L ERA: 11.57	(6, 1)	1.0		4	0	1	1	0	1	0	0	0	0	0	9	16	9.00	1.000
56 Joe Blanton, R ERA: 7.34	(7, 1)	0.1		3	1	0	0	0	0	1	0	0	0	0	2	3	0.00	3.000
46 Oliver Pérez, L ERA: 3.55	(7, 1)	0.2		4	1	2	2	0	0	0	1	0	0	0	12	16	27.00	1.500
43 Matt Albers, R ERA: 2.13	(8, 1)	2.0		7	0	0	0	3	1	0	0	0	0	0	18	28	0.00	0.500

PITCHER		IP	WLS	BF	H	R	ER	SO	BB	IBB	HBP	BLK	WP	HR	S	P	ERA	WHIP

Miami Marlins @ Washington Nationals

Nationals Park, Washington, DC

Tue Aug 08 2017, 7:06 PM - 10:12 PM EDT

Att. 25,406 - Clear - 80 F

livebaseballscorecards.com

BOTTOM

Batter	1	2	3	4	5	6	7	8	9	AB	R	H	RBI	BB	SO	LOB
8 Brian Goodwin, L (1, 8) OBP: 0.308, SLG: 0.491	G4-3		SH5-3; 34 G4-3 2B		P6		5 1B; 34 SF8 2B		34 FC5-6 1B	5	2	3	0	0	0	0
5 Adrián Sanchez, R (1, 4) OBP: 0.276, SLG: 0.310	11 CS; 34 BB 1B		SH5-3		2B		11 L7-6-3 1B		L9	4	0	3	1	0	0	1
34 Bryce Harper, L (1, 9) OBP: 0.422, SLG: 0.618	BB		G4-3		11 G6-4-3 BB		SF8		FC5-6	2	0	0	2	2	0	1
11 Ryan Zimmerman, R (1, 3) OBP: 0.348, SLG: 0.561	K		L3		G6-4-3		L7-6-3			4	0	0	0	0	1	5
26 Adam Lind, L (1, 7) OBP: 0.351, SLG: 0.511		L8		L7		1B		1B		4	0	2	0	0	0	0
6 Anthony Rendon, R (1, 5) OBP: 0.409, SLG: 0.561		F9		K		F8		K		4	0	0	0	0	2	2
1 Wilmer Difo, S (1, 6) OBP: 0.333, SLG: 0.385		59 E; 59 S BB		59 1B 1B		F8		F7		3	0	1	0	1	0	2
59 Jose Lobaton, S (1, 2) OBP: 0.224, SLG: 0.302		E6				G4-3		K		4	0	1	0	0	1	3
22 A.J. Cole, R (1, 1)		G2-3		F9			8 2B; 5 1B 1B		L6	2	0	0	0	0	0	4
36 Sammy Solís, R (6, 1)										0	0	0	0	0	0	0
56 Joe Blanton, R (7, 1)										0	0	0	0	0	0	0
46 Oliver Pérez, L (7, 1)										0	0	0	0	0	0	0
45 Andrew Stevenson, L (7, PH) OBP: 0.143, SLG: 0.143										1	1	1	0	0	0	0
43 Matt Albers, L (8, 1)										0	0	0	0	0	0	0
20 Daniel Murphy, L (9, PH) OBP: 0.384, SLG: 0.575										1	0	0	0	0	0	0
Inning Stats	R: 0 E: 0 K: 1 S: 11 H: 1 LOB: 2 BB: 1 P: 22	R: 0 E: 1 K: 0 S: 11 H: 0 LOB: 2 BB: 1 P: 18	R: 1 E: 0 K: 0 S: 7 H: 1 LOB: 0 BB: 0 P: 9	R: 0 E: 0 K: 1 S: 12 H: 2 LOB: 2 BB: 0 P: 15	R: 0 E: 0 K: 0 S: 5 H: 1 LOB: 1 BB: 1 P: 10	R: 0 E: 0 K: 0 S: 10 H: 1 LOB: 1 BB: 0 P: 14	R: 2 E: 0 K: 0 S: 7 H: 3 LOB: 0 BB: 0 P: 9	R: 0 E: 0 K: 2 S: 11 H: 1 LOB: 1 BB: 0 P: 15	R: 0 E: 0 K: 0 S: 8 H: 1 LOB: 1 BB: 0 P: 12	1B: 8 2B: 5 3B: 0 HR: 0	SF: 1 SAC: 1 DP: 3 HBP: 0						

	AB	34
	R	3
	H	11
	RBI	3
	BB	3
	SO	4
	LOB	18

WP: 0 PB: 0 SB: 1 CS: 1 PA: 39

PITCHER		IP	WLS	BF	H	R	ER	SO	BB	IBB	HBP	BLK	WP	HR	S	P	ERA	WHIP
45 Vance Worley, R ERA: 4.82	(1, 1)	6.0	W	26	6	1	1	2	3	0	0	0	0	0	56	88	1.50	1.500
22 Dustin McGowan, R ERA: 3.43	(7, 1)	1.0		5	3	2	2	0	0	0	0	0	0	0	7	9	18.00	3.000
71 Drew Steckenrider, R ERA: 2.51	(8, 1)	1.0		4	1	0	0	2	0	0	0	0	0	0	11	15	0.00	1.000
29 Brad Ziegler, R ERA: 5.91	(9, 1)	1.0		4	1	0	0	0	0	0	0	0	0	0	8	12	0.00	1.000

PITCHER	IP	WLS	BF	H	R	ER	SO	BB	IBB	HBP	BLK	WP	HR	S	P	ERA	WHIP

Batter	1	2	3	4	5	6	7	8	9	AB	R	H	RBI	BB	SO	LOB
9 Dee Strange-Gordon, L (1, 4) OBP: 0.338, SLG: 0.360	C FF 88 C FF 87 B CU 74 F CH 82 F FF 90 S FF 88 1-3 ① K		L CU 72 X SI 87 0-1 ② G5-3		X CU 72 0-0 ① G3		B FF 90 F SI 88 B SI 87 F FF 89 T CH 82 2-2 ③ K			4	0	0	0	0	2	2
27 Giancarlo Stanton, R (1, 9) OBP: 0.369, SLG: 0.611	B FF 89 B FF 90 X FF 90 2-0 ② P6		H FF 90 1-0 HBP		S CH 83 S FF 90 B FF 90 B SI 89 X CH 85 2-2 ② G4-3			C CU 89 S FF 90 F FF 90 S SL 85 0-3 ① K		3	0	0	0	0	1	0
13 Marcell Ozuna, R (1, 7) OBP: 0.360, SLG: 0.545	S CU 75 B FF 89 B SI 89 F CU 74 F SI 90 B SI 90 F CH 84 X CU 75 3-2 1B		B CH 82 C CH 82 B CH 83 X CH 82 2-1 ③ G5-3		F SI 89 B CU 76 X CH 82 1-1 ③ F9			X SL 86 0-0 ② P3		4	0	1	0	0	0	2
11 J.T. Realmuto, R (1, 2) OBP: 0.359, SLG: 0.476 12 Mike Aviles, R (7, 3) OBP: 0.258, SLG: 0.310	B CH 83 F CH 83 C FF 89 F CU 75 1 SAFE S CH 82 1-3 ③ K			B SI 87 C SI 86 C FF 88 X SI 88 1-2 32 FC4-6 1B	X CH 82 0-0 ① G5-3			C FF 89 T FF 89 F FF 89 F FF 90 B SL 87 S SL 86 1-3 ③ K		3 1	0 0	1 0	0 0	0 0	1 1	1 0
32 Derek Dietrich, L (1, 5) OBP: 0.316, SLG: 0.404		C FF 89 B SI 88 C SI 86 F FF 88 X CH 82 1-2 ① F9		F CU 72 B SI 88 F FF 89 X SI 89 1-2 ① FC4-6 28 1B 51 1B 1-2f	C FF 90 X FF 87 0-1 ② P6				C SL 82 B SI 91 B SI 90 B SL 82 C SI 92 X SI 92 3-2 ① F7	4	1	0	0	0	0	1
28 Tyler Moore, R (1, 3) OBP: 0.266, SLG: 0.434 40 Javy Guerra, R (6, 1) 49 Brian Ellington, R (8, 1) 17 A.J. Ellis, R (9, PH) OBP: 0.300, SLG: 0.333		C CU 73 X CU 73 0-1 51 G4-6-3 1B		B CH 82 B SI 88 X CH 82 2-0 19 L8 51 1B 1-2 1B	C SI 89 S CH 82 C FF 90 0-3 ③ K				C SI 92 F SI 92 H SL 85 1-2 19 G5-3 51 1B HBP	3 0 0 0	0 0 0 0	2 0 0 0	0 0 0 0	0 0 0 0	1 0 0 0	0 0 0 0
51 Ichiro Suzuki, L (1, 8) OBP: 0.305, SLG: 0.312		C FF 89 X SI 87 0-1 ② ③ G4-6-3 1-2f		C FF 90 B FF 91 X FF 90 1-1 1-2 2-H 1B			B CU 73 C FF 89 B FF 88 B FF 90 C FF 90 X FF 90 3-2 1B		B SI 92 C SI 91 C SL 84 F SI 91 F SI 92 X SI 93 1-2 19 G5-3 1B	4	0	3	1	0	0	1
19 Miguel Rojas, R (1, 6) OBP: 0.360, SLG: 0.344			B CU 74 B CH 82 X CH 82 2-0 61 SH1-4 1B	B FF 90 F FF 90 B SI 89 X CH 82 2-1 ② L8 2-3			C CH 83 F FF 90 C SI 90 0-3 ① K		B SL 82 X SI 91 1-0 ② G5-3 1-2 2-3	4	0	1	0	0	1	5
61 Adam Conley, L (1, 1) OBP: 0.214, SLG: 0.154 30 Hunter Cervenka, L (6, 1) 18 Tomás Telis, S (6, 3) OBP: 0.206, SLG: 0.290 (7, 2)			L FF 88 B CU 72 X SI 86 1-1 ① SH1-4 1-2	D CU 74 B SI 88 B FF 90 C FF 89 C FF 90 F FF 90 C FF 90 3-3 ③ K			B CH 83 C SI 89 F FF 90 D CU 76 X CH 84 2-2 ② P4		C SI 90 B SI 92 X SI 92 1-1 ③ G6-3	1 0 2	0 0 0	0 0 0	0 0 0	0 0 0	1 0 0	2 0 3
Inning Stats	R: 0 E: 0 K: 2 S: 15 H: 1 LOB: 1 BB: 0 P: 22	R: 0 E: 0 K: 0 S: 8 H: 1 LOB: 0 BB: 0 P: 9	R: 0 E: 0 K: 0 S: 7 H: 1 LOB: 2 BB: 0 P: 13	R: 1 E: 0 K: 1 S: 15 H: 3 LOB: 2 BB: 0 P: 25	R: 0 E: 0 K: 0 S: 6 H: 0 LOB: 0 BB: 0 P: 9	R: 0 E: 0 K: 1 S: 6 H: 0 LOB: 0 BB: 0 P: 6	R: 0 E: 0 K: 2 S: 12 H: 1 LOB: 1 BB: 0 P: 19	R: 0 E: 0 K: 2 S: 10 H: 0 LOB: 0 BB: 0 P: 11	R: 0 E: 0 K: 0 S: 13 H: 1 LOB: 2 BB: 0 P: 20	1B: 8 2B: 0 3B: 0 HR: 0 SF: 0 SAC: 1 DP: 1 HBP: 2						WP: 0 PB: 0 SB: 0 CS: 0 PA: 36	

PITCHER		IP	WLS	BF	H	R	ER	SO	BB	IBB	HBP	BLK	WP	HR	S	P	ERA	WHIP
47 Gio González, L ERA: 2.59	(1, 1)	7.0	W	28	7	1	1	6	0	0	1	0	0	0	69	103	1.29	1.000
56 Joe Blanton, R ERA: 7.11	(8, 1)	1.0		3	0	0	0	2	0	0	0	0	0	0	10	11	0.00	0.000
33 Matt Grace, L ERA: 4.45	(9, 1)	1.0		5	1	0	0	0	0	0	1	0	0	0	13	20	0.00	1.000

PITCHER	IP	WLS	BF	H	R	ER	SO	BB	IBB	HBP	BLK	WP	HR	S	P	ERA	WHIP

TOP

Miami Marlins @ Washington Nationals

Nationals Park, Washington, DC

Wed Aug 09 2017, 7:07 PM - 10:07 PM EDT

Att. 25,951 - Partly Cloudy - 82 F

livebaseballscorecards.com

AB	33
R	1
H	8
RBI	1
BB	0
SO	8
LOB	17

MIAMI

Miami Marlins @ Washington Nationals

Nationals Park, Washington, DC

Wed Aug 09 2017, 7:07 PM - 10:07 PM EDT

Att. 25,951 - Partly Cloudy - 82 F

livebaseballscorecards.com

BOTTOM

Batter	1	2	3	4	5	6	7	8	9	AB	R	H	RBI	BB	SO	LOB
8 Brian Goodwin, L (1, 8) OBP: 0.309, SLG: 0.492	C FF 89 C FF 89 B SL 85 X SL 86 1-2 ① G4-3		C FF 89 F CH 82 X FF 92 0-2 5 SH5-4 34 1B 2B	C SL 84 F SL 85 S SL 86 0-3 ③ K		B FF 93 B FF 94 F FF 93 B FF 92 B FF 94 4-1 34 WP 5 HBP 34 SF7 BB	C FF 90 B CU 77 F FF 90 B FF 93 B SL 86 X FF 92 3-2 ① P6			4	2	1	0	1	1	1
5 Adrián Sanchez, R (1, 4) OBP: 0.333, SLG: 0.375	F FF 91 X FF 91 0-1 34 G6-3 1B		L FF 87 B FF 89 X FF 89 1-1 ① SH5-4 2-3		X CH 83 0-0 ① G3	F SL 91 1 SAFE H SL 91 1-1 32 BB 34 WP 1-2 4 1B HBP	B FF 92 B SL 86 F FF 92 X FF 91 2-1 11 HR 2B			3	2	2	0	0	0	0
34 Bryce Harper, L (1, 9) OBP: 0.422, SLG: 0.617	X FF 90 0-0 ② ③ G6-3 1-2f		S CH 83 D SL 86 S CH 84 B FF 92 X FF 92 2-2 11 2B 1B 3-H		C FF 91 X SL 86 0-1 11 WP 11 1B 1B	B SL 89 D SL 90 B FF 94 X FF 94 3-0 ① SF7 1-2 2-H	B CH 83 S SL 89 X FF 94 1-1 ② P6			4	2	2	2	0	0	2
11 Ryan Zimmerman, R (1, 3) OBP: 0.356, SLG: 0.585		C FF 91 C FF 92 F FF 93 X SL 85 0-2 HR	B CH 83 C FF 92 F CH 85 D FF 87 X FF 91 2-2 32 G5-3 1-H 2B		C CH 82 B CH 82 X FF 90 1-1 32 BB 4 2B 1-H 1B	B SL 88 B FF 91 B FF 92 B FF 91 4-0 32 BB 4 1B BB	B FF 94 C SL 84 F FF 94 F FF 95 D CU 80 B FF 93 F SL 86 F FF 94 F FF 94 3-2 F SL 87 X FF 93 2-H HR			4	4	4	5	1	0	0
6 Anthony Rendon, R (1, 5) OBP: 0.407, SLG: 0.554		C FF 92 F FF 92 B FF 86 C CH 84 1-3 ① K		0-0 IBB	B FF 90 F CH 84 F FF 91 F FF 92 F SL 87 X CH 84 1-2 ② F7	B SL 88 C SL 87 F FF 93 F FF 94 X SL 89 1-2 ② P3	F SL 84 C CU 77 X FF 95 0-2 ③ G6-3			4	0	0	0	1	1	3
32 Matt Wieters, S (1, 2) OBP: 0.296, SLG: 0.378		C FF 92 B SL 87 B SL 87 C CH 84 F FF 92 X FF 93 2-2 ② G5-3	F SL 84 D SL 85 X CH 84 1-1 ② ③ G5-3 2-3f		D CH 83 B CH 81 F FF 90 F FF 91 F SL 86 F SL 86 B SL 87 B FF 93 4-2 4 2B 1-2 BB	B FF 89 B CH 83 B SL 88 B FF 93 4-0 4 1B 1-2 2-3 BB		B FF 98 S FF 98 F FF 99 X FF 98 1-2 ① F7		3	0	0	0	2	0	2
4 Howie Kendrick, R (1, 7) OBP: 0.398, SLG: 0.474 45 Andrew Stevenson, L (8, 7) OBP: 0.133, SLG: 0.133		C FF 92 F FF 92 X SL 87 0-2 1 1B 1B		X FF 89 0-0 ① F7	B FF 92 B FF 91 B FF 91 X FF 90 3-0 1-3 2-H 2B	C SL 89 F FC 94 X FC 94 0-2 1-3 2-H 3-H 1B		B FF 98 S CH 90 F FF 99 S CH 90 1-3 ② K		4 1	0 0	3 0	3 0	0 0	0 1	0 0
1 Wilmer Difo, S (1, 6) OBP: 0.340, SLG: 0.384		1 SAFE 1 SAFE B FF 91 B FF 90 B FF 90 C FF 91 C FF 91 X FF 91 3-2 1-3 1B		B FF 90 C FF 90 F FF 90 B FF 93 T CH 84 2-2 ② K	0-0 IBB	B SL 89 1-0 IBB		F CH 89 C FF 100 B CH 91 F FF 100 B CU 84 F CH 89 B FF 99 F FF 100 X FF 98 3-2 ③ P5		3	0	1	0	2	1	0
47 Gio González, R (1, 1) OBP: 0.154, SLG: 0.120 56 Joe Blanton, R (8, 1) 33 Matt Grace, L (9, 1)		S FF 92 B CH 83 S FF 91 F FF 92 S SL 86 1-3 ③ K		F FF 90 F FF 90 B FF 91 X FF 90 1-2 1B	S FF 91 S CH 83 X CH 82 0-2 ③ L7	F SL 86 F FF 94 F SL 88 F SL 88 S FF 94 0-3 ③ K				4 0 0	0 0 0	1 0 0	0 0 0	0 0 0	2 0 0	8 0 0
Inning Stats	R: 0 E: 0 K: 0 S: 6 H: 1 LOB: 0 BB: 0 P: 7	R: 1 E: 0 K: 2 S: 21 H: 3 LOB: 2 BB: 0 P: 28	R: 2 E: 0 K: 0 S: 13 H: 3 LOB: 1 BB: 1 P: 19	R: 0 E: 0 K: 2 S: 10 H: 1 LOB: 1 BB: 0 P: 13	R: 2 E: 0 K: 0 S: 18 H: 3 LOB: 3 BB: 2 P: 27	R: 3 E: 0 K: 1 S: 15 H: 1 LOB: 3 BB: 4 P: 33	R: 2 E: 0 K: 0 S: 18 H: 2 LOB: 0 BB: 0 P: 27	R: 0 E: 0 K: 1 S: 12 H: 0 LOB: 0 BB: 0 P: 17								

1B: 8 2B: 4 3B: 0 HR: 2	SF: 1 SAC: 1 DP: 2 HBP: 1	WP: 2 PB: 0 SB: 0 CS: 0	PA: 44
---	---	---	---

PITCHER		IP	WLS	BF	H	R	ER	SO	BB	IBB	HBP	BLK	WP	HR	S	P	ERA	WHIP
61 Adam Conley, L ERA: 5.43	(1, 1)	5.0	L	27	11	5	5	4	1	2	0	0	1	1	68	94	9.00	2.400
30 Hunter Cervenka, L ERA: 15.43	(6, 1)	0.1		3	0	2	2	0	1	0	1	0	1	0	3	11	54.00	3.000
40 Javy Guerra, R ERA: 16.2	(6, 1)	1.2		11	3	3	3	1	2	1	0	0	0	1	30	49	16.20	3.000
49 Brian Ellington, R ERA: 8.0	(8, 1)	1.0		3	0	0	0	1	0	0	0	0	0	0	12	17	0.00	0.000

PITCHER		IP	WLS	BF	H	R	ER	SO	BB	IBB	HBP	BLK	WP	HR	S	P	ERA	WHIP

AB	34
R	10
H	14
RBI	10
BB	7
SO	6
LOB	16

Batter	1	2	3	4	5	6	7	8	9	AB	R	H	RBI	BB	SO	LOB
9 Dee Strange-Gordon, L (1, 4) OBP: 0.338, SLG: 0.361	C FF 91 B SI 92 X FF 92 1-1 ① F7		B SI 91 B FF 90 X FF 91 2-0 27 HR 1B		F SI 90 B SI 89 F FF 90 B CU 74 C FF 92 2-3 ① K		C SI 92 B FF 91 B SI 93 C SI 92 X SI 93 2-2 27 CS 1B		S FF 96 B FF 95 S FF 95 F FF 96 B FF 96 F FF 96 F FF 95 X FF 96 2-2 ③ L7	5	1	2	0	0	1	1
27 Giancarlo Stanton, R (1, 9) OBP: 0.368, SLG: 0.614	C FF 94 B SL 86 B SL 87 X SL 87 2-1 ② P3		1 SAFE C SL 85 1 SAFE 1 SAFE B SL 84 X SI 91 1-1 1-H HR		B FF 93 X SL 87 1-0 ② G4-3		1 SAFE 1 SAFE B SI 92 C SI 93 B SI 93 X SI 94 2-1 ①② G4-3 1-2			4	1	1	2	0	0	1
21 Christian Yelich, L (1, 8) OBP: 0.367, SLG: 0.430	B SI 93 C CU 75 F SL 87 B FF 93 B SI 93 F CH 83 B FF 93 4-2 BB		C CH 83 B SI 92 F SI 91 B FF 93 F SI 93 B SI 92 F FF 93 B CU 77 4-2 13 FC6-4 BB		B FF 92 B SL 83 C FF 93 B CU 76 S CH 83 B FF 92 4-2 13 2B BB		C SI 93 B FF 93 C SI 93 B FF 94 F SI 94 S FF 92 2-3 ③ K			1	0	0	0	3	1	0
13 Marcell Ozuna, R (1, 7) OBP: 0.359, SLG: 0.545	F SI 92 B SL 86 B SL 85 S SL 86 F CH 84 C FF 94 2-3 ③ K		B SL 84 S FF 92 F FF 93 F FF 93 F CH 82 B FF 93 X CU 74 2-2 ① FC6-4 1-2f		C SL 85 B FF 91 S SL 84 F FF 91 F SL 85 F FF 93 F CH 82 X CH 83 1-2 1-3 2B			B FF 97 S SI 95 X FF 97 1-1 ① P3		4	0	1	0	0	1	2
32 Derek Dietrich, L (1, 5) OBP: 0.315, SLG: 0.399		C CU 75 S SI 91 F SI 90 B FF 92 F FF 93 B FF 94 C SI 94 2-3 ① K	F CH 83 B FF 91 X FF 91 1-1 ② F9		0-0 28 FC6-4 IBB			F SI 98 S CU 86 F FF 99 B SI 97 B CU 86 B FF 98 F FF 97 S FF 98 3-3 ② K		3	0	0	0	1	2	1
28 Tyler Moore, R (1, 3) OBP: 0.266, SLG: 0.436		B CU 75 F SL 86 F SI 94 B FF 94 X SI 94 2-2 2B	X SL 84 0-0 ③ P6		C SL 85 S FF 92 F CH 83 B SL 86 F SL 87 X SI 92 1-2 ③ FC6-4 1-2f			B CU 82 C CU 83 F FF 97 S FF 98 1-3 ③ K		4	0	1	0	0	1	4
17 A.J. Ellis, R (1, 2) OBP: 0.288, SLG: 0.319		C SL 85 B SL 85 B SL 85 C SI 90 X FF 94 2-2 ② G5-3		B CU 72 X SL 84 1-0 ① G6-3		B SI 90 C SI 90 B FF 91 F SL 85 X SI 91 2-2 ① G6-3			C FF 94 F FF 94 X FF 95 0-2 ① P3	4	0	0	0	0	0	1
19 Miguel Rojas, R (1, 6) OBP: 0.364, SLG: 0.352		0-0 IBB		C SI 89 B FF 92 X SL 86 1-1 ② L4		B CU 74 X SL 87 1-0 ② F9			X FF 95 0-0 11 G4-3 2B	3	0	1	0	1	0	0
58 Dan Straily, R (1, 1) OBP: 0.049, SLG: 0.025 66 Jarlín García, L (6, 1) 71 Drew Steckenrider, R (7, 1) 25 Junichi Tazawa, R (8, 1) 11 J.T. Realmuto, R (9, PH) OBP: 0.359, SLG: 0.475		X SL 84 0-0 ③ G5-3		C FF 89 X SI 91 0-1 ③ G4-3		C SL 84 F SL 85 C CU 74 0-3 ③ K			X FF 94 0-0 ② G4-3 2-3	3 0 0 0 1	0 0 0 0 0	0 0 0 0 0	0 0 0 0 0	0 0 0 0 0	1 0 0 0 0	2 0 0 0 1
Inning Stats	R: 0 E: 0 K: 1 S: 11 H: 0 LOB: 1 BB: 1 P: 20	R: 0 E: 0 K: 1 S: 12 H: 1 LOB: 2 BB: 1 P: 18	R: 2 E: 0 K: 0 S: 15 H: 2 LOB: 1 BB: 1 P: 25	R: 0 E: 0 K: 0 S: 5 H: 0 LOB: 0 BB: 0 P: 7	R: 0 E: 0 K: 1 S: 18 H: 1 LOB: 3 BB: 2 P: 27	R: 0 E: 0 K: 1 S: 7 H: 0 LOB: 0 BB: 0 P: 10	R: 0 E: 0 K: 1 S: 9 H: 1 LOB: 0 BB: 0 P: 15	R: 0 E: 0 K: 2 S: 10 H: 0 LOB: 0 BB: 0 P: 15	R: 0 E: 0 K: 0 S: 11 H: 1 LOB: 1 BB: 0 P: 13	1B: 2 2B: 3 3B: 0 HR: 1 SF: 0 SAC: 0 DP: 0 HBP: 0						

PITCHER		IP	WLS	BF	H	R	ER	SO	BB	IBB	HBP	BLK	WP	HR	S	P	ERA	WHIP
57 Tanner Roark, R ERA: 4.74	(1, 1)	6.0		27	4	2	2	4	3	2	0	0	0	1	68	107	3.00	1.167
21 Brandon Kintzler, R ERA: 2.5	(7, 1)	1.0		3	1	0	0	1	0	0	0	0	0	0	9	15	0.00	1.000
44 Ryan Madson, R ERA: 1.71	(8, 1)	1.0	W	3	0	0	0	2	0	0	0	0	0	0	10	15	0.00	0.000
62 Sean Doolittle, L ERA: 3.45	(9, 1)	1.0	S	4	1	0	0	0	0	0	0	0	0	0	11	13	0.00	1.000

PITCHER	IP	WLS	BF	H	R	ER	SO	BB	IBB	HBP	BLK	WP	HR	S	P	ERA	WHIP

TOP

Miami Marlins @ Washington Nationals

Nationals Park, Washington, DC

Thu Aug 10 2017, 7:05 PM - 9:56 PM EDT

Att. 23,904 - Cloudy - 81 F

livebaseballscorecards.com

AB	32
R	2
H	6
RBI	2
BB	5
SO	7
LOB	13

WP: 0	PA: 37		
PB: 0			
SB: 0			
CS: 1			

Batter	1	2	3	4	5	6	7	8	9	AB	R	H	RBI	BB	SO	LOB
8 Brian Goodwin, L (1, 8) OBP: 0.312, SLG: 0.504	F8		L9			1 S 34 2B 1B 3-H		HR		4	2	2	2	0	0	1
1 Wilmer Difo, S (1, 6) OBP: 0.338, SLG: 0.381	G4-3			G4-3		F8 1-2		34 G6-3 1B		4	0	1	0	0	0	1
34 Bryce Harper, L (1, 9) OBP: 0.420, SLG: 0.616	P6			G3		2B 2-H		G6-3 1-2f		4	0	1	1	0	0	1
11 Ryan Zimmerman, R (1, 3) OBP: 0.355, SLG: 0.580		K		G6-3		BB		F8		3	0	0	0	1	1	0
20 Daniel Murphy, L (1, 4) OBP: 0.382, SLG: 0.570		F8			P6	G6-3				3	0	0	0	0	0	2
26 Adam Lind, L (1, 7) OBP: 0.351, SLG: 0.508 45 Andrew Stevenson, L (7, PR) OBP: 0.133, SLG: 0.133 (8, 7)		G1-3			G3		5 G4-3 1B			3 0	0 0	1 0	0 0	0 0	0 0	0 0
32 Matt Wieters, S (1, 2) OBP: 0.297, SLG: 0.378			57 SH3-4 1B		F8		F8			3	0	1	0	0	0	1
5 Adrián Sanchez, R (1, 5) OBP: 0.333, SLG: 0.400			K			57 SH1-4 8 1B 2B	G4-3 1-2			3	1	1	0	0	1	2
57 Tanner Roark, R (1, 1) OBP: 0.125, SLG: 0.128 21 Brandon Kintzler, R (7, 1) 6 Anthony Rendon, R (7, PH) OBP: 0.406, SLG: 0.553 44 Ryan Madson, L (8, 1) 62 Sean Doolittle, L (9, 1)			SH3-4 1-2			SH1-4 2-3	F7			0 0 1 0 0	0 0 0 0 0	0 0 0 0 0	0 0 0 0 0	0 0 0 0 0	0 0 2 0 0	0 0 2 0 0
Inning Stats	R: 0 H: 0 E: 0 LOB: 0 K: 0 BB: 0 S: 6 P: 14	R: 0 H: 0 E: 0 LOB: 0 K: 1 BB: 0 S: 14 P: 19	R: 0 H: 1 E: 0 LOB: 1 K: 1 BB: 0 S: 12 P: 21	R: 0 H: 0 E: 0 LOB: 0 K: 0 BB: 0 S: 5 P: 9	R: 0 H: 0 E: 0 LOB: 0 K: 0 BB: 0 S: 7 P: 10	R: 2 H: 3 E: 0 LOB: 2 K: 0 BB: 1 S: 14 P: 22	R: 0 H: 1 E: 0 LOB: 2 K: 0 BB: 0 S: 8 P: 11	R: 1 H: 2 E: 0 LOB: 0 K: 0 BB: 0 S: 6 P: 11		1B: 4 SF: 0 2B: 2 SAC: 2 3B: 0 DP: 1 HR: 1 HBP: 0						

PITCHER		IP	WLS	BF	H	R	ER	SO	BB	IBB	HBP	BLK	WP	HR	S	P	ERA	WHIP
58 Dan Straily, R ERA: 3.74	(1, 1)	5.2		22	4	2	2	2	1	0	0	0	0	0	54	89	3.18	0.882
66 Jarlín García, L ERA: 3.46	(6, 1)	0.1		2	1	0	0	0	0	0	0	0	0	0	7	9	0.00	3.000
71 Drew Steckenrider, R ERA: 2.35	(7, 1)	1.0		3	0	0	0	0	0	0	0	0	0	0	5	8	0.00	0.000
25 Junichi Tazawa, R ERA: 4.93	(8, 1)	1.0	L	4	2	1	1	0	0	0	0	0	0	1	6	11	9.00	2.000

PITCHER	IP	WLS	BF	H	R	ER	SO	BB	IBB	HBP	BLK	WP	HR	S	P	ERA	WHIP

BOTTOM

Miami Marlins @ Washington Nationals

Nationals Park, Washington, DC

Thu Aug 10 2017, 7:05 PM - 9:56 PM EDT

Att. 23,904 - Cloudy - 81 F

livebaseballscorecards.com

AB	28
R	3
H	7
RBI	3
BB	1
SO	2
LOB	10

Colorado Rockies @ Miami Marlins

Marlins Park, Miami, FL

Fri Aug 11 2017, 7:15 PM - 10:37 PM EDT

Att. 20,096 - Roof Closed - 79 F

livebaseballscorecards.com

Batter	1	2	3	4	5	6	7	8	9	AB	R	H	RBI	BB	SO	LOB
19 Charlie Blackmon, L (1, 8) OBP: 0.390, SLG: 0.616	C FF 97 B SI 97 F SL 85 B SL 85 F CH 88 B FF 97 B FF 96 4-2 BB		B SL 85 B SI 92 S CH 89 X CH 88 2-1 9 G4-3 28 HR 2B		B FF 96 B SL 86 B FF 93 C FF 92 F SI 95 F SI 97 C SL 87 3-3 ①		B SI 94 F FF 92 C SI 95 B SL 84 F SL 85 B SI 95 B SI 94 4-2 9 G6-3 BB		C SI 84 B CH 75 X CH 75 1-1 ③ G6-3 1-2	3	1	1	0	2	1	1
9 DJ LeMahieu, R (1, 4) OBP: 0.376, SLG: 0.398	1 SAFE B FF 95 1 SAFE C FF 97 X FF 94 1-1 ① F9		T FF 96 X SL 84 0-1 ① G4-3 2-3		C SL 83 X SL 84 0-1 ② L9		C FF 93 X SI 93 0-1 ① ② G6-3 1-2f			4	0	0	0	0	0	3
28 Nolan Arenado, R (1, 5) OBP: 0.364, SLG: 0.593	C SI 96 S SL 82 D SL 86 X CH 87 1-2 ② P2		B SL 84 B FF 97 F FF 97 X CH 88 2-1 3-H HR		B SL 84 X FF 97 1-0 ③ F7		B FF 95 B SI 95 B SL 89 C SI 95 S SL 88 D SL 88 4-2 8 CS BB			3	1	1	2	1	0	1
8 Gerardo Parra, L (1, 7) OBP: 0.374, SLG: 0.531	B FF 96 B SI 95 1 SAFE F FF 95 F FF 94 B CH 88 X CH 90 3-2 ③ L8		B SL 86 L CH 85 B FF 95 X CH 88 2-1 ② F9			B FF 96 C CH 90 B SL 81 F FF 95 F FF 97 X SL 84 2-2 HR	C SL 85 B SL 86 1 SAFE F FF 94 F SL 87 F SL 86 F SL 87 1 SAFE B FF 95 3-2 ③ CS 1-2	C FF 93 S FO 88 X FF 93 0-2 ① G5-3		4	1	1	1	0	0	1
12 Mark Reynolds, R (1, 3) OBP: 0.363, SLG: 0.504		F SI 96 B SL 86 X FF 96 1-1 21 1B 1B	X FF 97 0-0 ③ P6			C CH 87 C SL 84 B FF 96 X SL 84 1-2 ① G5-3		C CU 77 F FF 93 B FO 88 X CU 80 1-2 ② G6-3		4	0	1	0	0	0	0
5 Carlos González, L (1, 9) OBP: 0.299, SLG: 0.346		B FF 96 B FF 93 F SI 92 X SL 84 2-1 ① L8		C SL 82 B FF 95 B CH 86 B FF 94 X CH 87 3-1 ① L9		C CH 86 B FF 94 B CH 87 F FF 94 X CH 90 2-2 21 HBP 1B		C FF 94 B FF 94 F FO 87 F FF 93 S FF 93 1-3 ③ K		4	0	1	0	0	1	1
21 Jonathan Lucroy, R (1, 2) OBP: 0.308, SLG: 0.341		B FF 97 B SL 84 C FF 96 1 SAFE C SI 96 B FF 96 1 SAFE X FF 96 3-2 1-3 1B		C FF 96 F SI 97 H SI 97 1-2 27 G5-3 HBP		B FF 92 1 SAFE B SL 85 H FF 94 3-0 1-2 HBP			C SI 82 B CH 75 B CH 75 B SI 83 X SI 82 3-1 ① G1-3	2	0	1	0	0	0	0
27 Trevor Story, R (1, 6) OBP: 0.298, SLG: 0.404		B FF 97 F SI 95 B FF 96 S CH 88 B SL 85 S CH 90 3-3 ② K		X SI 98 0-0 ② G5-3 1-2		S FF 95 D SL 88 B FF 94 S FF 95 S FF 95 2-3 ② K			C SI 83 B CH 75 X SI 83 1-1 19 DI 1B	4	0	1	0	0	2	5
55 Jon Gray, R (1, 1) OBP: 0.174, SLG: 0.273 38 Mike Dunn, L (6, 1) 37 Pat Neshek, S (7, 1) 51 Jake McGee, L (8, 1) 0 Adam Ottavino, S (8, 1) 2 Alexi Amarista, L (9, PH) OBP: 0.273, SLG: 0.377		S FF 97 B SL 85 X FF 96 1-1 ③ G5-3		C SL 82 S SL 82 C FF 98 0-3 ③ K		C FF 95 D SL 87 F FF 94 C SL 86 1-3 ③ K			B SI 84 F SI 84 F SI 83 C SI 84 1-3 ② K	3 0 0 0 0 1	0 0 0 0 0 0	0 0 0 0 0 0	0 0 0 0 0 0	0 0 0 0 0 0	2 0 0 0 0 1	5 0 0 0 0 1
Inning Stats	R: 0 E: 0 K: 0 S: 11 H: 0 LOB: 1 BB: 1 P: 20	R: 0 E: 0 K: 1 S: 12 H: 2 LOB: 2 BB: 0 P: 22	R: 2 E: 0 K: 0 S: 9 H: 2 LOB: 0 BB: 0 P: 15	R: 0 E: 0 K: 1 S: 8 H: 0 LOB: 1 BB: 0 P: 12	R: 0 E: 0 K: 1 S: 7 H: 0 LOB: 0 BB: 0 P: 11	R: 1 E: 0 K: 2 S: 16 H: 2 LOB: 2 BB: 0 P: 27	R: 0 E: 0 K: 0 S: 11 H: 0 LOB: 0 BB: 2 P: 22	R: 0 E: 0 K: 1 S: 10 H: 0 LOB: 0 BB: 0 P: 12	R: 0 E: 0 K: 1 S: 9 H: 1 LOB: 1 BB: 0 P: 15	1B: 4 2B: 1 3B: 0 HR: 2 SF: 0 SAC: 0 DP: 1 HBP: 2						

PITCHER		IP	WLS	BF	H	R	ER	SO	BB	IBB	HBP	BLK	WP	HR	S	P	ERA	WHIP
62 José Ureña, R ERA: 3.76	(1, 1)	5.1		25	6	3	3	3	1	0	2	0	0	2	57	98	5.06	1.312
22 Dustin McGowan, R ERA: 3.36	(6, 1)	1.1		5	0	0	0	2	2	0	0	0	0	0	13	24	0.00	1.500
66 Jarlín García, L ERA: 3.43	(7, 1)	0.1		0	0	0	0	0	0	0	0	0	0	0	4	7	0.00	0.000
25 Junichi Tazawa, R ERA: 4.79	(8, 1)	1.0	W	3	0	0	0	1	0	0	0	0	0	0	10	12	0.00	0.000
29 Brad Ziegler, R ERA: 5.73	(9, 1)	1.0	S	4	1	0	0	1	0	0	0	0	0	0	9	15	0.00	1.000

PITCHER	IP	WLS	BF	H	R	ER	SO	BB	IBB	HBP	BLK	WP	HR	S	P	ERA	WHIP

TOP	
AB	32
R	3
H	7
RBI	3
BB	3
SO	7
LOB	18

WP: 0	PA: 38
PB: 0	
SB: 0	
CS: 1	

Colorado Rockies @ Miami Marlins

Marlins Park, Miami, FL

Fri Aug 11 2017, 7:15 PM - 10:37 PM EDT

Att. 20,096 - Roof Closed - 79 F

livebaseballscorecards.com

BOTTOM

Batter	1	2	3	4	5	6	7	8	9	AB	R	H	RBI	BB	SO	LOB
9 Dee Strange-Gordon, L (1, 4) OBP: 0.337, SLG: 0.360	C FF 95 B FF 96 B CU 81 X FF 96 2-1 P6 ①		B CU 80 B FF 95 F FF 95 B FF 96 C FF 95 X FF 95 3-2 27 1B 1B			B CU 79 C FF 94 X SL 89 1-1 G1-3 ①	C FF 92 F SL 84 F SL 85 X CU 76 0-2 F9 ②			4	0	1	0	0	0	1
27 Giancarlo Stanton, R (1, 9) OBP: 0.369, SLG: 0.621	B FF 97 F SL 92 F FF 97 X SL 91 1-2 G3 ②		F SL 90 X FF 97 0-1 1-3 1B ③			C CU 79 B SL 91 X SL 90 1-1 HR	D SL 83 S SL 82 S SL 82 F SL 83 F SL 83 C SI 92 1-3 K ③			4	1	2	1	0	1	1
21 Christian Yelich, L (1, 8) OBP: 0.368, SLG: 0.433	B FF 96 C FF 96 C CU 82 S FF 97 1-3 K ③			C CU 81 B SL 89 X FF 96 1-1 G4-3 ①		T FF 96 B SL 90 C CU 80 X FF 97 1-2 13 WP 11 SF8 2B		B FF 93 X FF 94 1-0 13 BB 32 1B 1B		4	2	2	0	0	1	0
13 Marcell Ozuna, R (1, 7) OBP: 0.365, SLG: 0.547		C SL 89 S FF 96 F SL 90 X FF 97 0-2 11 BLK 1B		T FF 97 B CU 80 F SL 89 F SL 90 B FF 97 X CU 80 2-2 1B ②		B SL 90 D CU 79 S SL 90 B FF 97 S SL 90 D SL 92 4-2 32 BB 2-3 BB		C FF 95 D FF 95 F FF 95 D SL 78 1 SAFE B FF 96 B FF 95 4-2 32 1B 18 3B 1-2 BB		2	1	2	0	2	0	0
11 J.T. Realmuto, R (1, 2) OBP: 0.355, SLG: 0.471		C FF 97 F FF 96 S CU 80 0-3 K 1-2 ①		S SL 90 C SL 90 C FF 96 0-3 K ③		D SL 90 F FF 96 B FF 96 X SL 89 2-1 SF8 3-H ②		X FF 94 0-0 L7 ①		3	0	0	1	0	2	3
32 Derek Dietrich, L (1, 5) OBP: 0.320, SLG: 0.402		F FF 97 F CU 81 B FF 96 S CU 81 1-3 K2-3 ②			C CU 80 B SL 90 F FF 96 X CU 79 1-2 18 1B 19 G6-4-3 1B	1 SAFE 1 SAFE F FF 96 B FF 96 B FF 96 F SL 90 D CU 81 B FF 96 4-2 1-2 BB		S FF 94 C FF 95 B FF 96 B FF 97 X FF 96 2-2 18 3B 1-2 2-H 1B		3	2	2	1	1	1	1
18 Tomás Telis, S (1, 3) OBP: 0.237, SLG: 0.371		F FF 97 B FF 96 X FF 97 1-1 G5-3 ③			B CU 80 C FF 96 B FF 96 1 SAFE C SL 89 B SL 91 F FF 96 X FF 98 3-2 19 G6-4-3 1-3 1B	D SL 84 F FF 91 D CU 73 X FF 92 2-1 F8 ③		B FF 94 C FF 96 B FF 94 C FF 95 X FF 96 2-2 1-H 2-H 3B		4	0	2	2	0	0	3
19 Miguel Rojas, R (1, 6) OBP: 0.354, SLG: 0.341			C FF 95 B FF 95 F SL 89 F FF 96 F CU 79 B FF 96 B FF 97 X FF 95 3-2 L9 ①		F SL 90 B FF 96 X FF 96 1-1 G6-4-3 1-2f 3-H ①②		C FF 91 B FF 92 X FF 92 1-1 L7 ①	B ST 82 L ST 81 C ST 80 F ST 81 D ST 81 F ST 82 S FF 96 2-3 K ②		4	0	0	0	0	1	2
62 José Ureña, R (1, 1) OBP: 0.083, SLG: 0.094 22 Dustin McGowan, R (6, 1) 66 Jarlín García, L (7, 1) 28 Tyler Moore, R (7, PH) OBP: 0.271, SLG: 0.436 25 Junichi Tazawa, R (8, 1) 51 Ichiro Suzuki, L (8, PH) OBP: 0.303, SLG: 0.310 29 Brad Ziegler, R (9, 1)			X FF 95 0-0 G6-3 ②		B FF 95 X FF 95 1-0 G5-3 ③		C SL 82 B SL 86 B FF 91 B SL 86 B FF 91 4-1 BB	D SI 94 B ST 80 C FF 94 F FF 94 B ST 80 X ST 82 3-2 G1-3 ③		2 0 0 0 0 1 0	0 0 0 0 0 0 0	0 0 0 0 0 0 0	0 0 0 0 1 0 0	0 0 0 0 0 0 0	0 0 0 0 0 0 1	0 0 0 0 0 0 0
Inning Stats	R: 0 E: 0 K: 1 S: 8 H: 0 LOB: 0 BB: 0 P: 12	R: 0 E: 0 K: 2 S: 12 H: 1 LOB: 1 BB: 0 P: 14	R: 0 E: 0 K: 0 S: 11 H: 2 LOB: 2 BB: 0 P: 17	R: 0 E: 0 K: 1 S: 9 H: 1 LOB: 0 BB: 0 P: 12	R: 1 E: 0 K: 0 S: 10 H: 2 LOB: 0 BB: 0 P: 16	R: 2 E: 0 K: 0 S: 15 H: 2 LOB: 2 BB: 2 P: 30	R: 0 E: 0 K: 1 S: 12 H: 0 LOB: 1 BB: 1 P: 18	R: 3 E: 0 K: 1 S: 18 H: 3 LOB: 1 BB: 1 P: 32		1B: 8 2B: 1 3B: 1 HR: 1 SF: 1 SAC: 0 DP: 1 HBP: 0			WP: 1 PB: 0 SB: 0 CS: 0 PA: 36	

	AB	31
	R	6
	H	11
	RBI	5
	BB	4
	SO	6
	LOB	12

PITCHER		IP	WLS	BF	H	R	ER	SO	BB	IBB	HBP	BLK	WP	HR	S	P	ERA	WHIP
55 Jon Gray, R ERA: 4.92	(1, 1)	5.2		24	8	3	3	4	2	0	0	1	1	1	63	97	4.76	1.765
38 Mike Dunn, L ERA: 4.05	(6, 1)	1.0		4	0	0	0	0	1	0	0	0	0	0	9	16	0.00	1.000
37 Pat Neshek, R ERA: 1.57	(7, 1)	0.1		1	0	0	0	1	0	0	0	0	0	0	5	6	0.00	0.000
51 Jake McGee, L ERA: 3.77	(8, 1)	0.1	L	5	3	3	3	0	1	0	0	0	0	0	10	19	81.00	12.000
0 Adam Ottavino, R ERA: 5.03	(8, 1)	0.2		2	0	0	0	1	0	0	0	0	0	0	8	13	0.00	0.000

PITCHER		IP	WLS	BF	H	R	ER	SO	BB	IBB	HBP	BLK	WP	HR	S	P	ERA	WHIP

Batter	1	2	3	4	5	6	7	8	9	AB	R	H	RBI	BB	SO	LOB
19 Charlie Blackmon, L (1, 8) OBP: 0.394, SLG: 0.618	C FF 91 B FF 92 X FF 92 1-1 28 L9 9 S 12 1B 1B		C CU 77 X CH 83 0-1 9 G6-4-3 1B		C FF 90 B CH 82 B FF 91 X FC 87 2-1 9 E 9 S 9 SF7 1B		B CU 81 S FF 94 X CU 82 1-1 9 CS 1B		C SI 82 B CH 76 X CH 76 1-1 ① G3-1	5	2	4	0	0	0	0
9 DJ LeMahieu, R (1, 4) OBP: 0.372, SLG: 0.394	B FF 92 B FF 92 X FF 91 2-0 ① L9 1-2		B FF 92 1 SAFE B CU 77 C FF 92 B CH 84 F FF 91 X FC 88 3-2 ①② G6-4-3 1-2f		1 SAFE 1 SAFE B FF 91 X CU 78 1-0 ① SF7 1-H		C FF 94 C FF 94 B FF 95 F FF 96 F CU 82 F FF 94 B FF 96 B FF 94 T FF 96 3-2 ①② K 1-2		C SI 83 X SI 83 0-1 ② G6-3	4	0	0	1	0	1	3
28 Nolan Arenado, R (1, 5) OBP: 0.361, SLG: 0.588 4 Pat Valaika, R (7, 5) OBP: 0.297, SLG: 0.573	C FF 91 X CU 80 0-1 ② L9 2-3		B CH 84 C CU 78 B FF 91 F FC 88 X CU 77 2-2 ③ F9		X CU 78 0-0 ② G5-3		B CU 84 B FF 95 F FF 95 F FF 94 S FF 95 2-3 ③ K		X SI 84 0-0 12 BB 1B	4 1	0 0	0 1	0 0	0 0	1 0	1 0
12 Mark Reynolds, R (1, 3) OBP: 0.366, SLG: 0.503	B CU 78 B CU 78 C FF 92 F FF 92 X FF 92 2-2 3-H 1B			C CU 77 B CH 82 B CH 83 C FF 90 C FC 88 2-3 ① K	C FF 92 X CH 83 0-1 ③ F8			C FF 98 B CU 88 B FF 98 B FF 98 D FF 98 4-1 21 1B 8 WP 5 FC4-6 BB	B SI 83 B SI 84 C SI 83 B SI 84 F SI 85 B SI 85 4-2 1-2 BB	3	1	1	1	2	1	0
8 Gerardo Parra, L (1, 7) OBP: 0.367, SLG: 0.520	C FF 92 F CU 80 X FF 93 0-2 ③ L7			C FF 92 B CH 84 B CU 79 S CH 83 B FC 86 X FF 92 3-2 ② G3-1		X CU 76 0-0 ① G6-3		B FF 98 B CH 88 C FF 99 S FF 98 B CH 88 S FF 98 3-3 ① K 1-2	B CH 76 F SI 84 B SI 85 F SI 83 S CU 74 2-3 ③ K	5	0	0	0	0	2	4
21 Jonathan Lucroy, R (1, 2) OBP: 0.316, SLG: 0.343		B FF 90 B FF 88 C FF 91 B FF 90 B FF 90 4-1 5 G6-3 BB		C FF 92 B CU 80 C CU 77 B FC 89 B FF 91 B FF 92 4-2 5 2B BB		B FF 90 C FF 91 F CH 83 F FC 88 F FF 92 B FF 92 B CH 83 F FF 92 F FF 90 4-2 F FF 82 B FF 92 5 1B BB		C FF 98 B FF 99 S FF 99 X FF 99 1-2 5 FC4-6 2-3 1B		1	0	1	0	3	0	0
5 Carlos González, L (1, 9) OBP: 0.301, SLG: 0.351		X FF 91 0-0 ①② G6-3 1-2f		X CU 76 0-0 1-3 2B		B FF 92 C FF 92 F CH 83 B FC 88 X FF 92 2-2 1-2 1B		F FF 98 B CH 87 X CH 90 1-1 ② FC4-6 27 PB 1-2f 3-H		4	0	2	1	0	0	2
27 Trevor Story, R (1, 6) OBP: 0.300, SLG: 0.401		C CU 77 X FF 92 0-1 E4		0-0 34 FC6-4 IBB		C SL 88 B FF 92 B FF 95 F FF 95 C SL 84 2-3 ② K		B FF 97 H FF 99 2-0 1-2 HBP		2	0	0	0	1	1	2
34 Jeff Hoffman, R (1, 1) OBP: 0.094, SLG: 0.125 2 Alexi Amarista, L (6, PH) OBP: 0.271, SLG: 0.374 52 Chris Rusin, L (6, 1) OBP: 0.429, SLG: 0.429 1 Ryan McMahon, L (8, PH) 54 Carlos Estévez, R (8, 1)		C FF 92 1 SAFE F CU 80 B FF 93 C FF 92 1-3 ③ K		S FF 91 F CH 83 X CU 78 0-2 ③ FC6-4 1-2f		2 SAFE F SI 94 B SI 90 F SI 94 F SL 86 D CH 89 X FF 94 2-2 ③ G1-3		F CH 89 B FF 98 X CH 88 1-1 ③ F8		2 1 0 1 0	0 0 0 0 0	0 0 0 0 0	0 0 0 0 0	1 0 0 0 0	4 2 0 2 0	
Inning Stats	R: 1 H: 2 E: 0 LOB: 1 K: 0 BB: 0 S: 11 P: 16	R: 0 H: 0 E: 1 LOB: 1 K: 1 BB: 1 S: 7 P: 12	R: 0 H: 1 E: 0 LOB: 0 K: 0 BB: 0 S: 8 P: 13	R: 0 H: 1 E: 0 LOB: 3 K: 1 BB: 2 S: 12 P: 21	R: 1 H: 1 E: 0 LOB: 0 K: 0 BB: 0 S: 6 P: 9	R: 0 H: 1 E: 0 LOB: 2 K: 1 BB: 1 S: 18 P: 28	R: 0 H: 1 E: 0 LOB: 0 K: 2 BB: 0 S: 11 P: 17	R: 1 H: 1 E: 0 LOB: 2 K: 1 BB: 1 S: 11 P: 23	R: 0 H: 1 E: 0 LOB: 2 K: 1 BB: 1 S: 10 P: 17	1B: 8 SF: 1 2B: 1 SAC: 0 3B: 0 DP: 2 HR: 0 HBP: 1						WP: 1 PA: 41 PB: 1 SB: 2 CS: 1

PITCHER		IP	WLS	BF	H	R	ER	SO	BB	IBB	HBP	BLK	WP	HR	S	P	ERA	WHIP
20 Justin Nicolino, L ERA: 4.56	(1, 1)	5.1	W	25	6	2	1	2	3	1	0	0	0	0	55	88	1.69	1.688
22 Dustin McGowan, R ERA: 3.32	(6, 1)	0.2	H	2	0	0	0	1	0	0	0	0	0	0	7	11	0.00	0.000
71 Drew Steckenrider, R ERA: 2.2	(7, 1)	1.0	H	3	1	0	0	2	0	0	0	0	0	0	11	17	0.00	1.000
49 Brian Ellington, R ERA: 8.05	(8, 1)	1.0	H	6	1	1	1	1	1	0	1	0	1	0	11	23	9.00	2.000
29 Brad Ziegler, R ERA: 5.56	(9, 1)	1.0	S	5	1	0	0	1	1	0	0	0	0	0	10	17	0.00	2.000

PITCHER	IP	WLS	BF	H	R	ER	SO	BB	IBB	HBP	BLK	WP	HR	S	P	ERA	WHIP

TOP

Colorado Rockies @ Miami Marlins

Marlins Park, Miami, FL

Sat Aug 12 2017, 7:12 PM - 10:18 PM EDT

Att. 20,399 - Roof Closed - 80 F

livebaseballscorecards.com

AB	33
R	3
H	9
RBI	3
BB	6
SO	7
LOB	20

BOTTOM

Colorado Rockies @ Miami Marlins

Marlins Park, Miami, FL

Sat Aug 12 2017, 7:12 PM - 10:18 PM EDT

Att. 20,399 - Roof Closed - 80 F

livebaseballscorecards.com

Batter	1	2	3	4	5	6	7	8	9	AB	R	H	RBI	BB	SO	LOB
9 Dee Strange-Gordon, L (1, 4) OBP: 0.337, SLG: 0.359	C FF 93 F FF 94 B FF 93 B SL 84 B FF 94 F FF 94 X FF 94 3-2 ① G4-3		B CU 76 B FF 92 B FF 93 C FF 92 C FF 93 X FF 94 3-2 ① G4-3	X SL 82 0-0 ② FC6-2 27 HR 3-H		B SI 92 B FF 92 X SI 91 2-0 1B				4	1	1	0	0	0	2
27 Giancarlo Stanton, R (1, 9) OBP: 0.372, SLG: 0.631	C FF 95 B FF 96 F CU 78 F SL 83 F FF 95 X CU 78 1-2 13 WP 13 G6-3 2B		B FF 94 T CH 88 F FF 95 B CH 87 B FF 95 X FF 96 3-2 11 BB 21 1B 1B	C FF 94 B SL 84 X CH 86 1-1 1-H 2-H HR		F FF 90 B CH 86 S CH 85 S CH 84 1-3 ③ K				4	2	3	3	0	1	1
21 Christian Yelich, L (1, 8) OBP: 0.371, SLG: 0.435	B CU 76 F CH 87 B FF 92 D CH 87 B CU 77 4-1 13 G6-3 13 WP BB		X FF 92 0-0 11 BB 1-2 1B	C CU 76 C SL 82 F FF 94 X CH 86 0-2 ③ G4-3			C SL 82 X SI 90 0-1 13 FC5-4-3 1B			3	0	2	0	1	0	0
13 Marcell Ozuna, R (1, 7) OBP: 0.362, SLG: 0.542	C FF 94 S CU 76 B CU 80 B FF 95 B CU 78 F CU 78 X FF 94 3-2 ② G6-3 1-3 2-H		X FF 93 0-0 ② F9	X CU 76 0-0 ① G5-3			B CH 85 B SI 92 S CH 84 F CH 85 X CH 85 2-2 ①② FC5-4-3 1-2			4	0	0	1	0	0	4
11 J.T. Realmuto, R (1, 2) OBP: 0.354, SLG: 0.467	B FF 95 X FF 93 1-0 ③ F9		B CU 78 B FF 94 D CU 78 B FF 93 4-0 1-2 2-3 BB	C CU 77 C FF 94 X FF 93 0-2 ② G6-3			X SI 91 0-0 ③ L8			3	0	0	0	1	0	1
32 Derek Dietrich, L (1, 5) OBP: 0.322, SLG: 0.401		C FF 93 C CH 87 B FF 95 B FF 94 X CU 79 2-2 ① G3	B FF 92 B FF 92 C FF 92 F FF 92 X CH 87 2-2 ③ F8		B CU 78 F FF 93 T FF 93 B CU 78 B FF 93 B FF 94 4-2 BB			B FF 97 C FF 97 S FF 97 F FF 97 X CH 92 1-2 19 G4-3 28 SH3 1B		3	0	1	0	1	0	3
28 Tyler Moore, R (1, 3) OBP: 0.272, SLG: 0.441		C FF 93 F FF 93 C SL 84 0-3 ② K	X FF 92 0-0 19 1B 9 FC6-2 2B	B CU 76 B CU 76 X FF 92 2-0 ③ G5-3			L FF 96 1 SAFE X FF 97 0-1 ① SH3 1-2			3	0	1	0	0	1	1
19 Miguel Rojas, R (1, 6) OBP: 0.358, SLG: 0.346		X FF 94 0-0 20 FC6-4 1B	D CU 76 X FF 92 1-0 27 WP 20 SH2-4 27 HR 2-3 1B			C FC 89 X CH 85 0-1 ① G6-3		B FF 97 C FF 98 B FF 98 X FF 99 2-1 ② G4-3 2-3		4	1	2	0	0	0	1
20 Justin Nicolino, L (1, 1) 22 Dustin McGowan, R (6, 1) 51 Ichiro Suzuki, L (6, PH) OBP: 0.301, SLG: 0.308 71 Drew Steckenrider, R (7, 1) 49 Brian Ellington, R (8, 1) 18 Tomás Telis, S (8, PH) OBP: 0.231, SLG: 0.361 29 Brad Ziegler, R (9, 1)		C FF 92 X FF 93 0-1 ③ FC6-4 1-2f	1 SAFE B CH 85 X CH 84 1-0 ① SH2-4 1-2			C SI 91 C SI 90 X SI 91 0-2 ② G4-3		B FF 98 X FF 98 1-0 ③ F7		1 0 0 0 0 0 1 0 0 0 0 0 0 0 1 0 0 0 0 0 0 0 0 0 0 0 0 0 0 0 0 0 0 0 0 1 0 0 0 0 0 1 0 0 0 0 0 0 0						
Inning Stats	R: 1 H: 1 E: 0 LOB: 1 K: 0 BB: 1 S: 15 P: 27	R: 0 H: 1 E: 0 LOB: 1 K: 1 BB: 0 S: 9 P: 11	R: 0 H: 2 E: 0 LOB: 3 K: 0 BB: 1 S: 11 P: 23	R: 3 H: 3 E: 0 LOB: 0 K: 0 BB: 0 S: 10 P: 13	R: 0 H: 0 E: 0 LOB: 1 K: 0 BB: 1 S: 7 P: 13	R: 0 H: 1 E: 0 LOB: 1 K: 1 BB: 0 S: 9 P: 12	R: 0 H: 1 E: 0 LOB: 0 K: 0 BB: 0 S: 6 P: 8	R: 0 H: 1 E: 0 LOB: 1 K: 0 BB: 0 S: 9 P: 13		1B: 7 SF: 0 2B: 3 SAC: 2 3B: 0 DP: 1 HR: 1 HBP: 0						

	AB	31
	R	4
	H	10
	RBI	4
	BB	3
	SO	2
	LOB	15

WP: 2 PA: 36
PB: 0
SB: 0
CS: 0

PITCHER		IP	WLS	BF	H	R	ER	SO	BB	IBB	HBP	BLK	WP	HR	S	P	ERA	WHIP
34 Jeff Hoffman, R ERA: 5.15	(1, 1)	5.0	L	25	7	4	4	1	3	0	0	0	2	1	52	87	7.20	2.000
52 Chris Rusin, L ERA: 2.54	(6, 1)	2.0		7	2	0	0	1	0	0	0	0	0	0	15	20	0.00	1.000
54 Carlos Estévez, R ERA: 6.86	(8, 1)	1.0		4	1	0	0	0	0	0	0	0	0	0	9	13	0.00	1.000

PITCHER	IP	WLS	BF	H	R	ER	SO	BB	IBB	HBP	BLK	WP	HR	S	P	ERA	WHIP

Colorado Rockies @ Miami Marlins

Marlins Park, Miami, FL

Sun Aug 13 2017, 1:12 PM - 4:16 PM EDT

Att. 20,769 - Roof Closed - 80 F

livebaseballscorecards.com

Batter	1	2	3	4	5	6	7	8	9	AB	R	H	RBI	BB	SO	LOB
19 Charlie Blackmon, L (1, 8) OBP: 0.394, SLG: 0.614	B SI 87 B FF 89 F SI 88 T FC 87 B SI 91 X FC 86 3-2 ① L4		C FF 90 B KC 75 F FC 87 B FC 86 H FC 88 3-2 28 F8 9 1B 8 1B HBP	B FC 86 S SI 90 F FF 90 B FC 86 F SI 90 B FC 88 F FC 88 F SI 90 B FC 87 4-2 9 G6-4-3 1-2 BB		B FF 92 F SL 87 S FF 92 F FF 93 B FF 94 S SL 88 2-3 ② K		C FF 93 S CH 82 B FF 94 X FC 88 1-2 ① G1-3	3	1	0	0	1	1	0
9 DJ LeMahieu, R (1, 4) OBP: 0.372, SLG: 0.394	B FF 91 C FF 91 B SI 89 X FC 86 2-1 28 G4-3 1B		C SI 89 B SI 87 C SI 90 F SI 91 B SI 88 X SI 90 2-2 8 1B 28 F8 5 1B 1-2 1B	B FC 84 C SI 88 F SI 88 F SI 91 B KC 76 F SI 89 X SI 90 2-2 ② ③ G6-4-3 1-2f		B FF 91 B FF 92 X FF 91 2-0 ③ F8		C FF 95 B SI 95 C FF 93 B SI 96 F SI 94 X CH 81 2-2 ② P4	5	1	2	0	0	0	2
28 Nolan Arenado, R (1, 5) OBP: 0.361, SLG: 0.585 27 Trevor Story, R (5, PR) OBP: 0.298, SLG: 0.399 (5, 6)	B SI 88 F SI 89 S KC 76 F SI 93 B SI 89 X KC 78 2-2 ② G4-3 1-2		X FC 88 0-0 ① F8 1-2 2-3		F KC 76 B SI 89 H SI 88 2-1 8 2B HBP		B FF 97 F FF 98 F CU 90 F CU 88 B CU 89 S SI 98 2-3 ① K		B FF 96 B SI 94 X SI 94 2-0 ③ F8	2 2	0 0	0 0	0 0	0 0	0 1	3 0
8 Gerardo Parra, L (1, 7) OBP: 0.369, SLG: 0.524	C SI 90 X FC 88 0-1 ③ G3		F FF 91 X FC 89 0-1 5 1B 2-3 3-H 1B		X FF 90 0-0 1-3 2B		B CH 88 B FF 99 T FF 98 F FF 98 B CH 88 X SI 98 3-2 ② G6-3			4	1	2	1	0	0	1
5 Carlos González, L (1, 9) OBP: 0.301, SLG: 0.350		C FC 86 S FC 85 F FC 87 C SI 92 0-3 ① K	X FC 89 0-0 4 1B 2-H 3-H 1B		B FF 90 F SL 88 B CH 82 F FF 92 T FF 93 2-2 ① K		F SI 100 X CU 86 0-1 ③ G4-3			4	0	1	2	0	2	3
4 Pat Valaika, R (1, 6) OBP: 0.310, SLG: 0.578 (5, 5)		C FF 91 X FC 86 0-1 1 G5-3 1B	B SI 90 F SI 89 1 SAFE X FC 89 1-1 1 G3-6-1 1-3 1B		B CU 77 B FF 92 C SL 87 F FF 92 X FF 94 2-2 ② P4			C FF 92 C CU 78 B FF 92 B CU 80 B FO 88 X FF 93 3-2 30 1 G4-6-3 1B		4	0	3	0	0	0	3
1 Ryan McMahon, L (1, 3) OBP: 0.400, SLG: 0.250		B SI 89 F FC 88 X FC 88 1-1 ② G5-3 1-2	B KC 76 F FC 86 X FC 87 1-1 ② ③ G3-6-1 1-2f		F FF 90 B FF 93 B SL 88 B SL 89 F FF 93 B FF 94 4-2 BB			F FF 93 S FO 86 X FO 88 0-2 30 G4-6-3 1-2 1B		3	0	1	0	1	0	3
30 Ryan Hanigan, R (1, 2) OBP: 0.317, SLG: 0.340		0-0 48 FC6-4 IBB	B KC 76 B FF 89 C SI 89 X SI 88 2-1 ① F9	C SL 87 F FF 92 X FF 94 0-2 ③ G4-3				C FF 94 S FO 87 X FF 94 0-2 ① ② G4-6-3 1-2f 2-3		3	0	0	0	1	0	5
48 Germán Márquez, R (1, 1) OBP: 0.200, SLG: 0.229 0 Adam Ottavino, S (5, 1) 2 Alexi Amarista, L (6, PH) OBP: 0.269, SLG: 0.371 49 Antonio Senzatela, R (6, 1) OBP: 0.133, SLG: 0.167 12 Mark Reynolds, R (8, PH) OBP: 0.365, SLG: 0.501 54 Carlos Estévez, R (8, 1)		S SI 87 X FC 88 0-1 ③ FC6-4 1-2f		C FF 88 F KC 75 X SI 89 0-2 19 BB 1B		C FF 90 B CH 83 F FF 90 C FF 93 1-3 ① K		B CU 79 F FF 93 X FO 86 1-1 ③ G6-3		2 0 1 0 1 0	0 0 0 0 0 0	1 0 0 0 0 0	0 0 0 0 0 0	0 0 0 0 0 0	0 0 1 0 0 0	2 0 0 0 1 0
Inning Stats	R: 0 E: 0 K: 0 S: 11 H: 1 LOB: 1 BB: 0 P: 18	R: 0 E: 0 K: 1 S: 10 H: 1 LOB: 2 BB: 1 P: 11	R: 3 E: 0 K: 0 S: 14 H: 4 LOB: 1 BB: 0 P: 21	R: 0 E: 0 K: 0 S: 15 H: 1 LOB: 1 BB: 1 P: 23	R: 0 E: 0 K: 1 S: 13 H: 1 LOB: 3 BB: 1 P: 23	R: 0 E: 0 K: 2 S: 8 H: 0 LOB: 0 BB: 0 P: 13	R: 0 E: 0 K: 1 S: 9 H: 0 LOB: 0 BB: 0 P: 14	R: 0 E: 0 K: 0 S: 11 H: 2 LOB: 1 BB: 0 P: 15	R: 0 E: 0 K: 0 S: 8 H: 0 LOB: 0 BB: 0 P: 13	1B: 9 2B: 1 3B: 0 HR: 0 SF: 0 SAC: 0 DP: 3 HBP: 2						

PITCHER		IP	WLS	BF	H	R	ER	SO	BB	IBB	HBP	BLK	WP	HR	S	P	ERA	WHIP
45 Vance Worley, R ERA: 4.97	(1, 1)	4.0		22	8	3	3	1	1	1	2	0	0	0	52	77	6.75	2.250
40 Javy Guerra, R ERA: 7.36	(5, 1)	2.0	W	7	0	0	0	3	1	0	0	0	0	0	19	32	0.00	0.500
49 Brian Ellington, R ERA: 7.65	(7, 1)	1.0	H	3	0	0	0	1	0	0	0	0	0	0	9	14	0.00	0.000
25 Junichi Tazawa, R ERA: 4.66	(8, 1)	1.0	H	4	2	0	0	0	0	0	0	0	0	0	11	15	0.00	2.000
43 Odrisamer Despaigne, R ERA: 4.05	(9, 1)	1.0	S	3	0	0	0	0	0	0	0	0	0	0	8	13	0.00	0.000

PITCHER	IP	WLS	BF	H	R	ER	SO	BB	IBB	HBP	BLK	WP	HR	S	P	ERA	WHIP

TOP

AB	34
R	3
H	10
RBI	3
BB	3
SO	5
LOB	23

WP: 0	PA: 39		
PB: 0			
SB: 0			
CS: 0			

Colorado Rockies @ Miami Marlins

Marlins Park, Miami, FL

Sun Aug 13 2017, 1:12 PM - 4:16 PM EDT

Att. 20,769 - Roof Closed - 80 F

livebaseballscorecards.com

BOTTOM

Batter	1	2	3	4	5	6	7	8	9	AB	R	H	RBI	BB	SO	LOB
32 Derek Dietrich, L (1, 5) OBP: 0.321, SLG: 0.397	B FF 92 B FF 91 C FF 93 B FF 94 B FF 94 4-1 BB	C FF 95 C FF 94 D KC 83 F SL 85 B FF 97 D FF 96 X FF 94 3-2 ③ F7		B FF 94 F FF 96 C KC 79 C FF 97 1-3 ② K			B FF 92 B FF 92 B FF 94 C FF 94 C FF 94 X FF 94 3-2 ① L7			3	0	0	0	1	1	2
27 Giancarlo Stanton, R (1, 9) OBP: 0.371, SLG: 0.635	C FF 95 S FF 96 S FF 97 0-3 ① K		B FF 95 B FF 97 S SL 86 F FF 97 B KC 83 X FF 98 3-2 HR	C FF 97 B SI 94 X SI 94 1-1 ③ G6-3			B FF 95 B FF 96 C FF 96 C FF 94 C FF 97 2-3 ② K			4	1	1	1	0	2	2
21 Christian Yelich, L (1, 8) OBP: 0.368, SLG: 0.431	X SI 94 0-0 ② L8		C SI 94 F SL 87 F KC 81 X FF 95 0-2 ① G3		C CH 84 B KC 78 X FF 93 1-1 ① G6-3		C CU 77 B CU 77 F FF 94 B FF 94 B CU 79 S SL 82 3-3 ③ K			4	0	0	0	0	1	1
13 Marcell Ozuna, R (1, 7) OBP: 0.363, SLG: 0.541	B KC 78 S FF 95 B CH 86 X FF 95 2-1 ③ F9		C KC 80 B FF 89 B FF 98 S FF 98 F KC 81 F FF 96 X KC 84 2-2 ② G6-3		S KC 76 B FF 95 B KC 74 B KC 74 S FF 94 X FF 94 3-2 1B			B FF 97 B SL 87 B FF 98 B FF 95 4-0 18 L5-4 11 1B BB		3	0	1	0	1	0	1
11 J.T. Realmuto, R (1, 2) OBP: 0.355, SLG: 0.466		C FF 93 B KC 78 H SI 92 2-1 19 G5-3 18 1B 45 1B HBP	C KC 80 B FF 89 F FF 96 B KC 81 F FF 96 F FF 91 F KC 78 S FF 96 2-3 ③ K		C ST 80 B ST 80 C ST 80 X FF 95 1-2 ② P6			C SL 86 X SL 88 0-1 1-2 1B		3	1	1	0	0	1	1
18 Tomás Telis, S (1, 3) OBP: 0.256, SLG: 0.375 43 Odrisamer Despaigne, R (9, 1) OBP: 0.250, SLG: 0.250		C SI 92 F FF 95 B FF 96 X KC 79 1-2 19 G5-3 45 1B 1-2 1B		C FF 93 B SI 92 B CH 84 X FF 93 2-1 19 1B 12 2B 1B	B SI 93 X FF 95 1-0 ③ G3			C FF 97 C FF 98 X FF 98 0-2 ①② L5-4 2-2		4 0	2 0	2 0	0 0	0 0	0 0	3 0
19 Miguel Rojas, R (1, 6) OBP: 0.355, SLG: 0.343		B FF 94 F FF 93 X FF 92 1-1 ① G5-3 1-2 2-3		C SI 92 B SI 92 X FF 93 1-1 12 2B 1-3 1B		C FF 94 B CU 77 S FF 93 F CU 77 B SL 83 X FF 94 2-2 ① G6-3		B FF 97 X FF 96 1-0 ③ P5		4	1	1	0	0	0	3
12 Mike Aviles, R (1, 4) OBP: 0.265, SLG: 0.344 (9, 3)		C SI 93 F FF 96 B FF 97 S FF 96 1-3 ② K		1 SAFE B FF 96 X SI 93 1-0 45 SH5-3 1-H 3-H 2B		B CU 76 F FF 94 X FF 93 1-1 ② G4-3				3	0	1	2	0	1	2
45 Vance Worley, R (1, 1) OBP: 0.250, SLG: 0.250 40 Javy Guerra, R (5, 1) 28 Tyler Moore, R (6, PH) OBP: 0.270, SLG: 0.438 49 Brian Ellington, R (7, 1) 25 Junichi Tazawa, R (8, 1) 9 Dee Strange-Gordon, L (9, 4) OBP: 0.337, SLG: 0.359		B FF 96 S FF 94 B FF 93 F FF 94 X FF 96 2-2 2-H 3-H 1B		X FF 92 0-0 ① SH5-3 2-3		C CU 76 S SL 86 B FF 92 B FF 95 B SL 84 S SL 82 3-3 ③ K				1 0 1 0 0 0	0 0 0 0 0 0	1 0 0 0 0 0	2 0 0 0 0 0	0 0 1 0 0 0	0 0 0 0 0 0	0 0 0 0 0 0
Inning Stats	R: 0 E: 0 K: 1 S: 7 H: 0 LOB: 1 BB: 1 P: 13	R: 2 E: 0 K: 1 S: 16 H: 2 LOB: 1 BB: 0 P: 26	R: 1 E: 0 K: 1 S: 18 H: 1 LOB: 0 BB: 0 P: 25	R: 2 E: 0 K: 1 S: 11 H: 3 LOB: 1 BB: 0 P: 17	R: 0 E: 0 K: 0 S: 9 H: 1 LOB: 1 BB: 0 P: 15	R: 0 E: 0 K: 1 S: 9 H: 0 LOB: 0 BB: 0 P: 15	R: 0 E: 0 K: 2 S: 9 H: 0 LOB: 0 BB: 0 P: 17	R: 0 E: 0 K: 0 S: 6 H: 1 LOB: 1 BB: 1 P: 11		1B: 6 2B: 2 3B: 0 HR: 1 SF: 0 SAC: 1 DP: 1 HBP: 1				WP: 0 PB: 0 SB: 0 CS: 0 PA: 34		

PITCHER		IP	WLS	BF	H	R	ER	SO	BB	IBB	HBP	BLK	WP	HR	S	P	ERA	WHIP
48 Germán Márquez, R ERA: 4.13	(1, 1)	4.1	L	22	7	5	5	4	1	0	1	0	0	1	57	90	10.38	1.846
0 Adam Ottavino, R ERA: 4.95	(5, 1)	0.2		2	0	0	0	0	0	0	0	0	0	0	4	6	0.00	0.000
49 Antonio Senzatela, R ERA: 4.64	(6, 1)	2.0		6	0	0	0	3	0	0	0	0	0	0	18	32	0.00	0.000
54 Carlos Estévez, R ERA: 6.53	(8, 1)	1.0		4	1	0	0	0	1	0	0	0	0	0	6	11	0.00	2.000

PITCHER	IP	WLS	BF	H	R	ER	SO	BB	IBB	HBP	BLK	WP	HR	S	P	ERA	WHIP

Batter	1	2	3	4	5	6	7	8	9	AB	R	H	RBI	BB	SO	LOB
2 Denard Span, L (1, 8) OBP: 0.318, SLG: 0.416	B FF 89 C FF 89 S FF 90 B FF 91 B FF 90 F FF 90 X FF 91 3-2 ① G4-3		X FF 88 0-0 8 1B 2-H 3-H 2B		C FF 88 B SL 83 F CH 82 B SL 85 X FF 88 2-2 ① G4-3		C FF 95 F FF 95 X FF 95 0-2 ② L8		C FF 93 B CH 83 S CH 82 C FF 95 1-3 ③ K	5	1	1	2	0	1	1
66 Gorkys Hernández, R (1, 7) OBP: 0.327, SLG: 0.328 6 Jarrett Parker, L (7, PH) OBP: 0.274, SLG: 0.407 (7, 7)	X FF 89 0-0 ② G1-3		B SL 84 C CH 82 F FF 87 B FF 90 B SL 85 F CH 83 F CH 85 X FF 90 3-2 ② F9		B CH 81 S FF 88 B FF 89 S FF 89 B FF 89 X FF 88 3-2 ② G5-3		C FF 95 B FF 95 B FF 96 F FF 95 S CU 84 2-3 ③ K			3 1	0 0	0 0	0 0	0 0	0 1	1 1
8 Hunter Pence, R (1, 9) OBP: 0.299, SLG: 0.375	C FF 90 F FF 90 B CH 84 X CH 84 1-2 ③ G3		F FF 88 B SL 84 X CH 82 2-1 5 BB 2-H 1B		C CH 82 B CH 80 X CH 83 1-1 1B			B FF 94 S FF 94 C SL 86 B FF 94 B SL 87 X FF 92 3-2 ① G5-3		4	0	2	1	0	0	0
28 Buster Posey, R (1, 3) OBP: 0.406, SLG: 0.474		B FF 88 B FF 90 F FF 88 B CH 83 C FF 89 X CH 84 3-2 ① F8	0-0 5 BB IBB		D FF 88 B FF 87 X CH 82 2-0 ③ F7			S FF 95 F FF 94 B SL 87 B SL 88 S FF 94 2-3 ② K		3	0	0	0	1	1	1
5 Nick Hundley, R (1, 2) OBP: 0.302, SLG: 0.455		B FF 89 F FF 90 B FF 90 B FF 91 X FF 90 3-1 35 G4-6-3 1B	B FF 89 D CH 81 B FF 89 B FF 88 4-0 1-2 2-3 BB			C FF 87 X FF 89 0-2 ① P4		B FF 95 B FF 94 F FF 94 X FF 93 2-1 35 BB 1B		3	0	2	0	1	0	0
35 Brandon Crawford, L (1, 6) OBP: 0.277, SLG: 0.360		B FF 88 C CH 82 1 SAFE X SL 84 1-1 ②③ G4-6-3 1-2f	C SL 84 X SL 84 0-1 ③ G4-3			F FF 88 X FF 88 0-1 ② P2		F SI 93 D CH 89 B SI 93 B CH 91 B FF 94 4-1 1-2 BB		3	0	0	0	1	0	4
48 Pablo Sandoval, S (1, 5) OBP: 0.263, SLG: 0.367			C FF 89 B CH 82 X CH 83 1-1 50 SH5-4 37 BB 2 2B 1B	X FF 88 0-0 ① F8		B FF 87 C FF 87 F FF 89 B FF 89 X FF 89 2-2 ③ G5-3		C CH 86 B SI 94 S CH 87 F CH 88 D SL 89 X SI 95 2-2 ③ G6-3		4	1	1	0	0	0	2
37 Kelby Tomlinson, R (1, 4) OBP: 0.318, SLG: 0.283			B FF 89 B FF 88 C FF 88 S SL 84 B FF 91 B FF 90 4-2 50 SH5-4 2 2B 1-2 BB	C FF 88 B FF 88 B FF 89 X FF 87 2-1 ② B2-3		B FF 88 F FF 89 X FF 89 1-1 39 FC3-6 1B		C FF 93 B FC 87 X FC 85 1-1 ① G5-3		3	1	1	0	1	0	0
50 Ty Blach, R (1, 1) OBP: 0.244, SLG: 0.297 39 Carlos Moncrief, L (7, PH) OBP: 0.353, SLG: 0.333 59 Kyle Crick, L (7, 1) 63 Ryder Jones, L (9, PH) OBP: 0.211, SLG: 0.241			2 SAFE D FF 86 X FF 88 1-0 ① SH5-4 1-2 2-3	C FF 88 B FF 88 B FF 88 X FF 88 2-1 ③ F9		F FF 87 1 SAFE B FF 86 S FF 87 F CH 82 D CH 80 F FF 87 F SL 85 1 SAFE 2-2 X FF 89 FC3-6 1-2f		C FF 93 B FF 94 S FC 89 X FC 88 1-2 ② F8		1 1 0 1	0 0 0 0	0 0 0 0	0 0 0 0	0 0 0 0	0 0 0 0	0 1 0 0
Inning Stats	R: 0 E: 0 K: 0 S: 8 H: 0 LOB: 0 BB: 0 P: 12	R: 0 E: 0 K: 0 S: 7 H: 1 LOB: 0 BB: 0 P: 14	R: 3 E: 0 K: 0 S: 15 H: 3 LOB: 3 BB: 3 P: 30	R: 0 E: 0 K: 0 S: 5 H: 0 LOB: 0 BB: 0 P: 9	R: 0 E: 0 K: 0 S: 9 H: 1 LOB: 1 BB: 0 P: 17	R: 0 E: 0 K: 0 S: 8 H: 0 LOB: 0 BB: 0 P: 10	R: 0 E: 0 K: 1 S: 14 H: 1 LOB: 1 BB: 0 P: 19	R: 0 E: 0 K: 1 S: 13 H: 1 LOB: 2 BB: 1 P: 26	R: 0 E: 0 K: 1 S: 8 H: 0 LOB: 0 BB: 0 P: 11	1B: 6 2B: 1 3B: 0 HR: 0	SF: 0 SAC: 1 DP: 1 HBP: 0					

PITCHER		IP	WLS	BF	H	R	ER	SO	BB	IBB	HBP	BLK	WP	HR	S	P	ERA	WHIP
61 Adam Conley, L ERA: 5.32	(1, 1)	6.1	W	27	6	3	3	0	2	1	0	0	0	0	60	103	4.26	1.263
71 Drew Steckenrider, R ERA: 2.12	(7, 1)	0.2	H	2	0	0	0	1	0	0	0	0	0	0	6	8	0.00	0.000
22 Dustin McGowan, R ERA: 3.26	(8, 1)	1.0		5	1	0	0	1	1	0	0	0	0	0	13	26	0.00	2.000
43 Odrisamer Despaigne, R ERA: 3.77	(9, 1)	1.0		3	0	0	0	1	0	0	0	0	0	0	8	11	0.00	0.000

PITCHER	IP	WLS	BF	H	R	ER	SO	BB	IBB	HBP	BLK	WP	HR	S	P	ERA	WHIP

TOP

San Francisco Giants @ Miami Marlins

Marlins Park, Miami, FL

Mon Aug 14 2017, 7:14 PM - 9:56 PM EDT

Att. 17,096 - Roof Closed - 81 F

livebaseballscorecards.com

AB	32
R	3
H	7
RBI	3
BB	4
SO	3
LOB	11

WP: 0 PA: 37
PB: 0
SB: 0
CS: 0

Batter	1	2	3	4	5	6	7	8	9	AB	R	H	RBI	BB	SO	LOB
9 Dee Strange-Gordon, L (1, 4) OBP: 0.339, SLG: 0.361	C SI 90 X CH 79 0-1 27 HR 1B		B SI 90 X SI 90 1-0 27 F8 21 1B 1B	C CU 78 F CU 78 X CU 79 0-2 27 1B 2-3 3-H 1B		L SI 88 X SI 89 0-1 ② L9	F X FF 96 0-1 ③ P6			5	2	3	1	0	0	3
27 Giancarlo Stanton, R (1, 9) OBP: 0.374, SLG: 0.640	B SI 90 B SI 91 X SI 91 2-0 1-H HR		1 SAFE B CH 80 B SI 91 S CH 81 B SI 92 X CH 82 3-1 ① F8 1-2	F SI 91 C CU 79 X CU 77 0-2 1-2 3-H 1B		0-0 IBB		C FC 96 C SL 81 B FF 94 B SL 80 S SL 80 2-3 ① K		4	1	2	3	1	1	1
21 Christian Yelich, L (1, 8) OBP: 0.368, SLG: 0.430	C SI 91 B CU 78 X SI 91 1-1 ① L8		B SI 91 F CH 79 X SI 91 1-1 13 FC6-4 2-H 1B	C CH 80 B CH 80 C SI 90 D CU 79 X SI 91 2-2 ③ G3-1		X CU 78 0-0 ③ G3		B CH 88 X FF 95 1-0 13 G6-4-3 1B		5	0	2	1	0	0	4
13 Marcell Ozuna, R (1, 7) OBP: 0.363, SLG: 0.545	C CU 78 F SI 91 B CU 78 S CU 77 1-3 ② K2-3		B CH 80 X CH 80 1-0 ② FC6-4 11 FC6-4 1-2f	X CU 77 0-0 HR			C FF 96 B FF 96 B SL 81 B FF 96 C FF 96 B FF 96 4-2 28 2B BB	X FF 96 0-0 ② ③ G6-4-3 1-2f		4	2	1	1	1	1	2
11 J.T. Realmuto, R (1, 2) OBP: 0.354, SLG: 0.464	C SI 90 B CU 77 B CH 80 X CH 81 2-1 1B		B CU 76 F SI 90 X CU 77 1-1 ③ FC6-4 1-2f	F SI 90 B SI 90 B SI 89 X CH 80 2-1 ① G6-3			C FF 96 F FF 96 F FF 97 B FF 96 S SL 83 1-3 ① K			4	0	1	0	0	1	2
28 Tyler Moore, R (1, 3) OBP: 0.270, SLG: 0.440	C CH 81 C SI 90 F SI 91 B CH 80 B CH 80 X CH 81 2-2 ③ F8			B CH 80 X CH 80 1-0 ① G3	B CH 80 B SI 89 C CH 79 B FF 89 X CH 79 3-1 ② P6		B FC 95 1 SAFE 1 SAFE B FF 95 B FF 94 C FF 95 F FF 95 X FF 96 3-2 19 HBP 51 PB 1-H 2B			4	1	1	1	0	0	1
32 Derek Dietrich, L (1, 5) OBP: 0.324, SLG: 0.397			B SL 79 X SI 89 1-0 ① P4	C SI 90 B CU 78 C CU 80 B CU 78 X CU 78 2-2 61 SH5-4 19 BB 9 1B 1B	C SI 90 X CU 76 0-1 ③ L8		B FF 96 F FF 96 B CH 88 B FF 95 B FF 95 4-1 51 PB 19 HBP 51 FC6-2 BB			3	1	1	0	1	0	0
19 Miguel Rojas, R (1, 6) OBP: 0.365, SLG: 0.340			C SI 89 F SI 90 B CU 80 F SI 91 X CU 77 1-2 ② G4-3	D CH 80 B SI 90 F SI 90 F CH 80 B SI 91 F SI 90 B CH 80 4-2 9 1B 61 SH5-4 27 1B 1-2 BB		B CH 79 F SI 88 B SI 89 F SI 88 B CU 77 B SI 90 4-2 61 SH1 BB	H SL 80 1-0 51 FC6-2 51 PB 1-2 2-3 HBP			1	1	0	0	2	0	0
61 Adam Conley, L (1, 1) OBP: 0.200, SLG: 0.143 71 Drew Steckenrider, R (7, 1) 51 Ichiro Suzuki, L (7, PH) OBP: 0.299, SLG: 0.306 22 Dustin McGowan, R (8, 1) 43 Odrisamer Despaigne, R (9, 1) OBP: 0.250, SLG: 0.250			C SI 89 B SL 80 X SI 90 1-1 ③ G6-3	C SI 90 M SI 91 X SI 89 0-2 ② SH5-4 1-2 2-3		X SI 89 0-0 ① SH1 1-2	B FF 96 B FF 96 S FC 95 B FF 96 C FF 97 X FF 96 3-2 ② FC6-2 1-3 2-H 3-H			1 0 1 0 0	0 0 0 0 0	0 0 0 0 0	0 0 0 0 0	0 0 0 0 0	0 0 0 0 0	0 0 2 0 0
Inning Stats	R: 2 E: 0 K: 1 S: 14 H: 3 LOB: 1 BB: 0 P: 22		R: 0 E: 0 K: 0 S: 7 H: 0 LOB: 0 BB: 0 P: 10	R: 1 E: 0 K: 0 S: 8 H: 2 LOB: 1 BB: 0 P: 15	R: 2 E: 0 K: 0 S: 19 H: 3 LOB: 2 BB: 1 P: 28	R: 1 E: 0 K: 0 S: 7 H: 1 LOB: 0 BB: 0 P: 12	R: 0 E: 0 K: 0 S: 6 H: 0 LOB: 2 BB: 0 P: 10	R: 2 E: 0 K: 1 S: 15 H: 1 LOB: 2 BB: 2 P: 31	R: 0 E: 0 K: 1 S: 5 H: 1 LOB: 0 BB: 0 P: 8		1B: 8 2B: 1 3B: 0 HR: 2 SF: 0 SAC: 2 DP: 1 HBP: 1			WP: 0 PB: 1 SB: 0 CS: 0 PA: 40	

PITCHER	IP	WLS	BF	H	R	ER	SO	BB	IBB	HBP	BLK	WP	HR	S	P	ERA	WHIP
50 Ty Blach, L (1, 1) ERA: 4.37	6.0	L	30	9	6	6	1	2	1	0	0	0	2	61	97	9.00	1.833
59 Kyle Crick, R (7, 1) ERA: 2.79	2.0		10	2	2	1	2	2	0	1	0	0	0	20	39	4.50	2.000

PITCHER	IP	WLS	BF	H	R	ER	SO	BB	IBB	HBP	BLK	WP	HR	S	P	ERA	WHIP

BOTTOM

San Francisco Giants @ Miami Marlins

Marlins Park, Miami, FL

Mon Aug 14 2017, 7:14 PM - 9:56 PM EDT

Att. 17,096 - Roof Closed - 81 F

livebaseballscorecards.com

AB	32
R	8
H	11
RBI	7
BB	5
SO	3
LOB	15

MIAMI

San Francisco Giants @ Miami Marlins

Marlins Park, Miami, FL

Tue Aug 15 2017, 7:11 PM - 10:23 PM EDT

Att. 21,694 - Roof Closed - 80 F

TOP

livebaseballscorecards.com

Batter	1	2	3	4	5	6	7	8	9	AB	R	H	RBI	BB	SO	LOB
2 Denard Span, L (1, 8) OBP: 0.324, SLG: 0.428	C FF 89 C CH 84 B CH 83 B SL 84 X SL 83 2-2 ① L4		S CH 84 X FF 92 0-1 2-H HR		B FF 92 D SL 83 B FF 90 B FF 90 4-0 1-2 BB		C CU 75 X FO 86 0-1 E9 8 2B 1-H 1B		X FF 97 0-0 6 S 8 G6-3 6 E 1-3 1B	4	3	3	2	1	0	0
8 Hunter Pence, R (1, 9) 62 Cory Gearrin, R (9, 1)	B FF 91 B SL 83 S FF 91 C FF 92 B SL 83 B SL 83 4-2 28 FC6-4 BB		X SL 84 0-0 ② G4-3		B SL 83 S FF 90 B FF 91 S SL 83 D SL 83 F FF 91 X SL 81 3-2 ② F7		C FF 93 F FF 93 B FF 94 D FO 88 X FF 91 2-2 6 L1-6 3-H 2B		C CU 88 D CU 86 B FF 98 X FF 98 2-1 ① G6-3 1-2 3-H	4 0	0 0	1 0	2 0	1 0	0 0	3 0
6 Jarrett Parker, L (1, 7) OBP: 0.269, SLG: 0.391	1 SAFE 1 SAFE X FF 91 0-0 ② F7		B FF 91 C CU 76 B CH 85 S CH 84 S SL 85 2-3 ③ K		F CH 82 2 SAFE 0-1 ③ PO 2-3	B FC 85 X FF 92 1-0 28 1B 1B	S FF 94 B FF 95 F FF 95 F FF 96 B CU 83 X FF 96 3-2 ①② L1-6 2-2		B FF 97 B CH 90 C FF 98 C FF 98 X FF 99 2-2 ② P6 2-H	5	0	1	0	0	1	2
28 Buster Posey, R (1, 2) OBP: 0.406, SLG: 0.473	1 SAFE C FF 90 C CH 83 X FF 92 0-2 ③ FC6-4 1-2f			B CU 72 X SL 83 1-0 35 CS 1B		C SI 92 X FF 90 0-1 1-2 1B	B CU 82 F FF 95 F CH 89 B FF 97 B CU 83 X CU 83 3-2 ③ G5-3		S CU 89 S CU 87 B FF 99 B CU 89 B FF 98 F FF 99 X CU 88 3-2 ③ F9	5	0	2	0	0	0	1
48 Pablo Sandoval, S (1, 5) OBP: 0.255, SLG: 0.356		B FF 89 C FF 89 S CH 83 X SL 84 1-2 ① G6-3		S CH 83 B CH 83 1 SAFE F FF 90 1 SAFE 1 SAFE X CH 83 1-2 ① L7		F FF 94 F FC 88 B CH 82 X FC 88 1-2 ① F6		S SL 79 C SL 79 S SL 78 0-3 ① K2-3		4	0	0	0	0	1	3
35 Brandon Crawford, L (1, 6) OBP: 0.274, SLG: 0.356		B SL 82 C FF 90 B FF 90 X CH 83 2-1 ② G6-3		B SL 82 B SL 82 C CH 84 1 SAFE B FF 90 S CH 83 S SL 85 3-3 ②③ K 1-2		S SI 94 B CH 80 F CH 81 B SI 94 S FC 88 2-3 ② K		B FF 94 S CH 89 F CH 81 B SL 79 S SL 79 2-3 ② K2-3		4	0	0	0	0	3	3
63 Ryder Jones, L (1, 3) OBP: 0.230, SLG: 0.328		C CU 74 B FF 91 S FF 90 B FF 90 C SL 84 2-3 ③ K		C CU 72 X CH 83 0-1 37 G3 40 1B 2B		S FC 89 X FF 95 0-1 ③ G4-3		B SL 78 B FF 94 X FF 93 2-0 HR		4	2	2	1	0	1	2
37 Kelby Tomlinson, R (1, 4) OBP: 0.323, SLG: 0.291			C FF 88 B SL 82 F SL 81 B CH 82 X SL 85 2-2 40 G6-3 2 HR 1B		2 SAFE B FF 91 C FF 90 X FF 91 1-1 ① G3 2-3		X FF 92 0-0 39 WP 39 1B 1B	B FF 95 F FF 94 B SL 78 F FF 95 F SL 78 B SL 77 X FF 94 3-2 ③ P4		4	2	2	0	0	0	1
40 Madison Bumgarner, R (1, 1) OBP: 0.292, SLG: 0.500 39 Carlos Moncrief, L (7, PH) OBP: 0.389, SLG: 0.375 41 Mark Melancon, R (7, 1) 60 Hunter Strickland, R (8, 1) 66 Gorkys Hernández, R (9, PH) OBP: 0.330, SLG: 0.331 (9, 9)			1 SAFE 1 SAFE C FF 91 X SL 84 0-1 ① G6-3 1-2		S SL 84 B SL 83 C FF 92 F SL 83 X CH 83 1-2 6 PO 2 BB 3-H 1B		B FF 93 B FO 85 B FF 93 C FF 92 F FF 94 X FF 94 3-2 2 1B 2 E 1-H 1B		S FF 99 B FF 99 X FF 97 1-1 2 1B 8 G6-3 1B	2 1 0 0 1	0 1 0 0 1	1 1 0 0 1	1 1 0 0 1	0 0 0 0 0	0 0 0 0 0	1 0 0 0 0

Inning Stats	1	2	3	4	5	6	7	8	9	1B	SF	WP	PA
	R: 0 E: 0 K: 0 S: 9	R: 0 E: 0 K: 1 S: 8	R: 2 E: 0 K: 1 S: 11	R: 0 E: 0 K: 1 S: 7	R: 1 E: 0 K: 0 S: 13	R: 0 E: 0 K: 1 S: 11	R: 3 E: 1 K: 0 S: 16	R: 1 E: 0 K: 2 S: 11	R: 2 E: 0 K: 0 S: 12	10	0	1	41
	H: 0 LOB: 1 BB: 1 P: 15	H: 0 LOB: 0 BB: 0 P: 13	H: 2 LOB: 0 BB: 0 P: 15	H: 1 LOB: 1 BB: 0 P: 12	H: 2 LOB: 1 BB: 1 P: 22	H: 2 LOB: 2 BB: 0 P: 15	H: 4 LOB: 0 BB: 0 P: 27	H: 1 LOB: 0 BB: 0 P: 18	H: 2 LOB: 0 BB: 0 P: 20	4	0	0	0
										2B: 4	SAC: 0	PB: 0	
										3B: 0	DP: 2	SB: 1	
										HR: 2	HBP: 0	CS: 1	

PITCHER		IP	WLS	BF	H	R	ER	SO	BB	IBB	HBP	BLK	WP	HR	S	P	ERA	WHIP
58 Dan Straily, R ERA: 3.8	(1, 1)	5.0		20	5	3	3	3	2	0	0	0	0	1	48	77	5.40	1.400
43 Odrisamer Despaigne, R ERA: 3.52	(6, 1)	1.0	H	5	2	0	0	1	0	0	0	0	0	0	11	15	0.00	2.000
25 Junichi Tazawa, R ERA: 5.4	(7, 1)	0.0	L	4	4	3	3	0	0	0	0	0	1	0	9	14	∞	∞
71 Drew Steckenrider, R ERA: 2.0	(7, 1)	1.0		2	0	0	0	0	0	0	0	0	0	0	7	13	0.00	0.000
46 Kyle Barraclough, R ERA: 3.42	(8, 1)	1.0		4	1	1	1	2	0	0	0	0	0	1	11	18	9.00	1.000

PITCHER		IP	WLS	BF	H	R	ER	SO	BB	IBB	HBP	BLK	WP	HR	S	P	ERA	WHIP
49 Brian Ellington, R ERA: 7.71	(9, 1)	1.0		5	2	2	1	0	0	0	0	0	0	0	12	20	9.00	2.000

AB	38
R	9
H	14
RBI	7
BB	2
SO	6
LOB	16

BOTTOM

Batter	1	2	3	4	5	6	7	8	9	AB	R	H	RBI	BB	SO	LOB
9 Dee Strange-Gordon, L (1, 4) OBP: 0.336, SLG: 0.357	C FF 91 X FF 91 0-1 G4-3 ①		X FF 90 0-0 F7 ①	F FF 90 B FF 90 F FF 91 F FC 87 F CU 79 X CU 79 1-2 G3 ②③ 2-3			X FC 89 0-0 FC1-6 ① 27 FC3-6 1-2f		B SI 92 X CH 85 1-0 P6 ②	5	0	0	0	0	0	2
27 Giancarlo Stanton, R (1, 9) OBP: 0.376, SLG: 0.646	B FC 88 B FF 92 C FC 88 X FF 91 2-1 13 1B 21 2B 1B		C CU 79 X FC 88 0-1 HR		F FF 90 B FC 88 B FF 90 S FC 88 B FF 91 S CU 81 3-3 K ①		C FC 90 X FC 90 0-1 FC3-6 ② 13 FC6 1-2f		B SL 84 B SL 86 C SI 93 B SI 94 C SI 93 F SL 85 B SL 85 4-2 BB	4	2	2	1	1	1	1
13 Marcell Ozuna, R (1, 7) OBP: 0.364, SLG: 0.543	C FC 87 C FF 90 B FC 89 D CU 80 B CU 79 X FC 88 3-2 21 2B 1-2 1B		X CH 83 0-0 21 1B 11 SF7 1B		F CH 84 B FF 91 C FF 91 S FC 88 1-3 K ②		S KC 82 D KC 82 B FC 90 S KC 80 X FC 90 2-2 FC6 ③ 1-2f		B SI 93 C SI 92 C SL 84 B SL 85 F SL 86 X SI 94 2-2 G4-3 ③	5	1	2	0	0	1	2
21 Christian Yelich, L (1, 8) OBP: 0.369, SLG: 0.433	B FC 87 F FF 91 S FC 87 X FC 88 1-2 1-3 2-H 2B		S FC 87 B FF 91 X FF 90 1-1 11 E 1-3 1B		B CU 80 C FC 86 F FF 90 S FC 86 1-3 K ③			B FF 94 C FF 96 B CH 89 C FF 96 T SL 86 2-2 K ①		4	0	2	1	0	2	0
11 J.T. Realmuto, R (1, 3) OBP: 0.356, SLG: 0.468	B FF 90 B CU 79 X FC 87 2-0 P5 ②		C FC 87 F FC 87 X FF 91 0-2 SF7 ② 1-3 3-H			F FC 86 F CU 78 B CU 78 X FF 90 1-2 12 G6-3 2B		C FF 96 F FF 97 X FF 97 0-2 18 L8 32 1B 1B		3	0	2	1	0	0	2
12 Mike Aviles, R (1, 5) OBP: 0.243, SLG: 0.314 32 Derek Dietrich, L (8, PH) OBP: 0.326, SLG: 0.399 (9, 5)	C FC 87 B FF 90 X FC 88 1-1 F8 ③		F FC 88 B FF 91 F CU 79 B FF 89 B FC 88 F FC 88 X CU 79 3-2 L8 ③			L FC 86 F FF 91 B FF 89 B FC 85 X FC 87 2-2 G6-3 ① 2-3		C FF 95 X FF 95 0-1 1-2 1B		3 1	0 0	0 1	0 0	0 0	0 0	4 0
17 A.J. Ellis, R (1, 2) OBP: 0.299, SLG: 0.354 18 Tomás Telis, S (8, PH) OBP: 0.250, SLG: 0.366 (9, 2)		F FF 89 C CU 77 B FC 87 F FC 87 B FF 90 C FC 87 2-3 K ①		B FF 88 B CH 83 X FF 89 2-0 HR		B FC 88 D CU 80 C FC 87 D FC 86 B FC 88 4-1 19 G4-6-3 BB		X FF 95 0-0 L8 ② 2-3		2 1	1 0	1 0	1 0	1 0	1 0	0 2
19 Miguel Rojas, R (1, 6) OBP: 0.362, SLG: 0.338		C CH 84 S CU 78 F FF 91 B CU 79 X CU 78 1-2 F8 ② 2-3		X FC 87 0-0 9 CS 58 SH1 1B		1 SAFE F FF 90 1 SAFE F FC 88 F FF 90 X FC 87 0-2 G4-6-3 ②③ 1-2f		C SL 84 F FF 97 B SL 82 X SL 88 1-2 L4 ③		4	0	1	0	0	0	4
58 Dan Straily, R (1, 1) OBP: 0.048, SLG: 0.024 43 Odrisamer Despaigne, R (6, 1) OBP: 0.250, SLG: 0.250 25 Junichi Tazawa, R (7, 1) 71 Drew Steckenrider, R (7, 1) 51 Ichiro Suzuki, L (7, PH) OBP: 0.304, SLG: 0.310 46 Kyle Barraclough, R (8, 1) 49 Brian Ellington, R (9, 1) 28 Tyler Moore, R (9, PH) OBP: 0.268, SLG: 0.437		C FF 92 X FF 91 0-1 G4-3 ③		1 SAFE B FC 84 C CU 76 L FF 89 X CU 70 1-2 SH1 ① 1-2			C KC 81 B FC 91 S KC 82 F FC 92 X KC 82 1-2 9 FC1-6 1B		F SI 91 X SI 93 0-1 F8 ①	1 0 0 0 1 0 0 1	0 0 0 0 0 0 0 0	0 0 0 0 1 0 0 0	0 0 0 0 0 0 0 0	0 0 0 0 0 0 0 0	0 0 0 0 0 0 0 0	0 0 0 0 0 0 0 0
Inning Stats	R: 1 E: 0 K: 0 S: 13 H: 3 LOB: 2 BB: 0 P: 22	R: 0 E: 0 K: 1 S: 10 H: 0 LOB: 0 BB: 0 P: 13	R: 2 E: 1 K: 0 S: 13 H: 3 LOB: 1 BB: 0 P: 17	R: 1 E: 0 K: 0 S: 10 H: 2 LOB: 0 BB: 0 P: 14	R: 0 E: 0 K: 3 S: 9 H: 0 LOB: 0 BB: 0 P: 14	R: 0 E: 0 K: 0 S: 11 H: 1 LOB: 1 BB: 1 P: 18	R: 0 E: 0 K: 0 S: 10 H: 1 LOB: 1 BB: 0 P: 13	R: 0 E: 0 K: 1 S: 12 H: 2 LOB: 2 BB: 0 P: 15	R: 0 E: 0 K: 0 S: 10 H: 0 LOB: 1 BB: 1 P: 17	1B: 8 2B: 2 3B: 0 HR: 2 SF: 1 SAC: 1 DP: 1 HBP: 0						

PITCHER		IP	WLS	BF	H	R	ER	SO	BB	IBB	HBP	BLK	WP	HR	S	P	ERA	WHIP
40 Madison Bumgarner, L ERA: 2.99	(1, 1)	6.0	W	26	9	4	4	4	1	0	0	0	0	2	66	98	6.00	1.667
41 Mark Melancon, R ERA: 3.97	(7, 1)	1.0	H	4	1	0	0	0	0	0	0	0	0	0	10	13	0.00	1.000
60 Hunter Strickland, R ERA: 2.35	(8, 1)	1.0	H	5	2	0	0	1	0	0	0	0	0	0	12	15	0.00	2.000
62 Cory Gearrin, R ERA: 2.04	(9, 1)	1.0		4	0	0	0	0	1	0	0	0	0	0	10	17	0.00	1.000

PITCHER	IP	WLS	BF	H	R	ER	SO	BB	IBB	HBP	BLK	WP	HR	S	P	ERA	WHIP

San Francisco Giants @ Miami Marlins

Marlins Park, Miami, FL

Tue Aug 15 2017, 7:11 PM - 10:23 PM EDT

Att. 21,694 - Roof Closed - 80 F

livebaseballscorecards.com

AB	35
R	4
H	12
RBI	4
BB	2
SO	5
LOB	17

WP: 0 PA: 39
PB: 0
SB: 0
CS: 1

Batter	1	2	3	4	5	6	7	8	9	AB	R	H	RBI	BB	SO	LOB
2 Denard Span, L (1, 8) OBP: 0.321, SLG: 0.423	C SI 96 B SI 95 X CH 88 1-1 G4-3		F SI 95 X SL 86 0-1 F8	B SL 84 F FF 96 X CH 90 1-1 F8			C FF 99 B CU 86 S CH 90 B CU 89 F FF 99 F FF 99 B CH 90 X FF 99 3-2 G6-3			4	0	0	0	0	0	1
8 Hunter Pence, R (1, 9) OBP: 0.303, SLG: 0.377 61 Josh Osich, L (8, 1)	F FF 97 B SI 97 B CH 87 S FF 97 B FF 97 X SI 97 3-2 1B		C SL 85 C SL 86 B SI 97 C FF 97 1-3 K		B SL 86 C FF 95 B SI 95 X SI 96 2-1 48 G6-4-3 6 1B 1B		C CU 89 C FF 100 B FF 100 S FF 100 1-3 K			4	0	2	0	0	2	0
										0	0	0	0	0	0	0
6 Jarrett Parker, L (1, 7) OBP: 0.282, SLG: 0.397	F FF 97 1 SAFE B SI 96 B FF 94 S CH 87 X SI 96 2-2 F8		C FF 97 B CH 90 B FF 97 F SI 95 B SI 98 X CH 91 3-2 48 1B 35 E 1B		C SI 96 X FF 95 0-1 48 G6-4-3 1-2 1B			B FF 92 X FF 91 1-0 G3		4	1	2	0	0	0	1
48 Pablo Sandoval, S (1, 5) OBP: 0.262, SLG: 0.356	1 SAFE B SL 84 S CH 86 S CH 85 D CH 90 B CH 89 F CH 88 X FF 96 3-2 G4-3		F SI 96 B SI 96 X SI 96 1-1 35 E 1-3 1B		B SI 94 X FF 95 1-0 G6-4-3 1-2f 2-3			B FF 91 B CH 83 B FF 92 B FF 91 4-0 39 L3 BB		3	0	1	0	1	0	3
35 Brandon Crawford, L (1, 6) OBP: 0.274, SLG: 0.356 56 Albert Suárez, R (5, 1) 39 Carlos Moncrief, L (8, PH) OBP: 0.368, SLG: 0.353 (8, 9)		C FF 94 B CH 87 X CH 87 1-1 37 FC4-6 63 BB 1B	C SL 85 X SI 96 0-1 E3 1-2 3-H		F SI 96 B CH 89 B SI 95 D SI 95 X SI 95 3-1 F9			C FF 91 X SL 90 0-1 L3 1-1		3	0	1	0	0	0	2
										0	0	0	0	0	0	0
										1	0	0	0	0	0	1
5 Nick Hundley, R (1, 2) OBP: 0.296, SLG: 0.446		B SI 95 1 SAFE B FF 93 B FF 96 C FF 96 F FF 95 F FF 95 X FF 96 3-2 L6	C FF 96 X SI 97 0-1 G4			F FF 99 B CU 88 C FF 100 T FF 99 1-2 K			C SI 82 B CU 73 X SI 82 1-1 G6-3	4	0	0	0	0	1	3
63 Ryder Jones, L (1, 3) OBP: 0.246, SLG: 0.328		B FF 96 F SI 94 B F FF 97 F CH 88 F CH 87 B SI 98 B SI 96 4-2 37 FC4-6 1-2 BB		B SL 84 C SI 93 C SI 96 B FF 96 B SI 96 X SI 96 3-2 18 G2-3 37 G3 1B		X FF 99 0-0 G6-3			X SI 82 0-0 G3	3	0	1	0	1	0	0
37 Kelby Tomlinson, R (1, 4) OBP: 0.321, SLG: 0.289		B SL 83 B CH 88 X SI 96 2-0 FC4-6 1-2f 2-3		X SL 85 0-0 G3 1-2		C FF 99 F CU 88 F CU 88 B FF 100 C FF 100 1-3 K			B SI 83 C SI 82 X SI 82 1-1 1B	4	0	1	0	0	1	3
18 Matt Cain, R (1, 1) OBP: 0.172, SLG: 0.241 46 Orlando Calixte, R (5, 6) OBP: 0.229, SLG: 0.194		S FF 97 C FF 98 C FF 97 0-3 K		F SI 96 C SI 93 X FF 97 0-2 G2-3 2-3			C FF 99 S FF 100 F FF 100 B CU 87 S CU 86 1-3 K		B SI 82 F SI 82 X SI 82 1-1 F9	2	0	0	0	0	1	3
										2	0	0	0	0	1	1
Inning Stats	R: 0 E: 0 K: 0 S: 12 H: 1 LOB: 1 BB: 0 P: 21	R: 0 E: 0 K: 1 S: 14 H: 1 LOB: 2 BB: 1 P: 24	R: 1 E: 1 K: 1 S: 14 H: 2 LOB: 2 BB: 0 P: 19	R: 0 E: 0 K: 0 S: 9 H: 1 LOB: 1 BB: 0 P: 13	R: 0 E: 0 K: 0 S: 7 H: 2 LOB: 1 BB: 0 P: 13	R: 0 E: 0 K: 2 S: 8 H: 0 LOB: 0 BB: 0 P: 10	R: 0 E: 0 K: 2 S: 12 H: 0 LOB: 0 BB: 0 P: 17	R: 0 E: 0 K: 0 S: 3 H: 0 LOB: 0 BB: 1 P: 8	R: 0 E: 0 K: 0 S: 7 H: 1 LOB: 1 BB: 0 P: 10	1B: 8 2B: 1 3B: 0 HR: 0 SF: 0 SAC: 0 DP: 2 HBP: 0	WP: 0 PB: 0 SB: 0 CS: 0 PA: 36					

PITCHER		IP	WLS	BF	H	R	ER	SO	BB	IBB	HBP	BLK	WP	HR	S	P	ERA	WHIP
62 José Ureña, R ERA: 3.61	(1, 1)	5.0	W	23	7	1	0	2	1	0	0	0	0	0	56	90	0.00	1.600
49 Brian Ellington, R ERA: 7.04	(6, 1)	2.0		6	0	0	0	4	0	0	0	0	0	0	20	27	0.00	0.000
40 Javy Guerra, R ERA: 5.79	(8, 1)	1.0		3	0	0	0	0	1	0	0	0	0	0	3	8	0.00	1.000
29 Brad Ziegler, R ERA: 5.4	(9, 1)	1.0		4	1	0	0	0	0	0	0	0	0	0	7	10	0.00	1.000

PITCHER	IP	WLS	BF	H	R	ER	SO	BB	IBB	HBP	BLK	WP	HR	S	P	ERA	WHIP

TOP

San Francisco Giants @ Miami Marlins

Marlins Park, Miami, FL

Wed Aug 16 2017, 1:12 PM - 4:01 PM EDT

Att. 17,102 - Roof Closed - 79 F

livebaseballscorecards.com

AB	34
R	1
H	8
RBI	0
BB	2
SO	6
LOB	18

BOTTOM

San Francisco Giants @ Miami Marlins

Marlins Park, Miami, FL

Wed Aug 16 2017, 1:12 PM - 4:01 PM EDT

Att. 17,102 - Roof Closed - 79 F

livebaseballscorecards.com

Batter	1	2	3	4	5	6	7	8	9	AB	R	H	RBI	BB	SO	LOB
9 Dee Strange-Gordon, L (1, 4) OBP: 0.335, SLG: 0.355	C FF 88 F FF 89 0-2 CI 27 1B 13 1B	B SL 83 B FF 89 X FF 90 2-0 ① F8		B CU 76 X FF 87 1-0 ① G3	C CH 86 B SI 93 B FF 93 B CH 84 B FF 93 4-1 1-2 2-3 BB		B FF 92 C FF 93 C CU 75 X FF 93 1-2 ③ G1-3			3	1	0	0	1	0	1
27 Giancarlo Stanton, R (1, 9) OBP: 0.378, SLG: 0.645	B FF 88 F CU 72 B FF 89 1 SAFE X FF 89 2-1 1-3 13 1B 21 S 11 FC5-4 1B	C SL 88 F CU 77 B CU 75 B FF 89 B FF 91 H SI 91 4-2 HBP		B SL 85 B CH 84 C FF 92 S CU 78 F SI 92 X CU 79 2-2 ② G1-3	C FF 94 X FF 94 0-1 ③ G6-3			C SL 78 X SI 96 0-1 21 FC6-4 1B		4	1	2	0	0	0	3
21 Christian Yelich, L (1, 8) OBP: 0.366, SLG: 0.428	B CU 73 B CU 73 B CH 83 C SI 89 C CH 83 S FF 90 3-3 ① K 1-2	B CH 83 F SL 84 F FF 87 B CU 75 C CU 74 2-3 ② K		B CU 77 X SI 91 1-0 ③ F7		B FF 92 B FF 92 C CH 84 F FF 93 F SL 81 B CU 76 S CH 85 3-3 ① K		B FF 96 F FF 96 B SL 78 B SL 80 X FF 94 3-1 ① FC6-4 13 FC4-6 1-2f		5	0	0	0	0	3	4
13 Marcell Ozuna, R (1, 7) OBP: 0.364, SLG: 0.541	C SI 89 B SI 89 X SI 90 1-1 11 FC5-4 1B 2-3 3-H	C FF 90 C SI 90 D CU 77 C SI 90 1-3 ③ K			B FF 92 S SL 82 S SL 81 B CU 76 B CU 76 B FF 94 4-2 11 FC5-4 BB	F FF 92 F CH 84 X SL 81 0-2 ② G2-3		F FF 97 X FF 97 0-1 ② FC4-6 1-2f		4	0	1	1	1	1	2
11 J.T. Realmuto, R (1, 2) OBP: 0.352, SLG: 0.462	X SI 90 0-0 ② FC5-4 32 E 18 2B 1-2f 3-H	B SI 88 C CU 73 F SI 89 S CU 75 1-3 ① K			C FF 93 1 SAFE B SI 92 F CU 75 B SI 92 F FF 93 X SL 82 2-2 ① FC5-4 18 FC3-6 32 S 12 1B 1-2f	F CH 84 X CH 86 0-1 ③ F8		C SL 80 S SL 80 F SL 81 S FC 90 0-3 ③ K		5	2	0	1	0	2	3
32 Derek Dietrich, L (1, 5) OBP: 0.328, SLG: 0.405	1 SAFE B SL 87 S CH 83 B FF 88 X SI 90 2-1 1-2 E6 18 2B	C SI 89 X CH 84 0-1 18 1B 3B			C FF 93 B FF 93 B FF 95 D CU 76 S CH 84 B FF 94 4-2 1-2 18 FC3-6 BB		B FF 93 X FF 92 1-0 ① L9			3	2	1	0	1	0	1
18 Tomás Telis, S (1, 3) OBP: 0.271, SLG: 0.400	B FF 88 B CH 83 X SI 88 2-0 1-H 2-H 2B	B CU 74 F SL 87 B FF 91 B SL 84 X SL 84 3-1 3-H 1B			B FF 93 X FF 92 1-0 ② FC3-6 12 1B 51 1B 1-2f 2-3		C CH 85 X FF 94 0-1 ② F8			4	1	2	3	0	0	2
12 Mike Aviles, R (1, 6) 40 Javy Guerra, R (8, 1) 29 Brad Ziegler, R (9, 1)	0-0 IBB	C SI 90 B SI 90 B FF 90 F FF 87 S CU 76 2-3 ② K			S SL 82 B FF 94 B CU 76 X FF 94 2-1 9 BB 51 1B 1-2 3-H 1B		C SL 84 B CU 76 B SI 93 X FF 92 2-1 19 1B 2B			3 0 0	1 0 0	2 0 0	1 0 0	1 0 0	1 0 0	1 4 0
62 José Ureña, R (1, 1) OBP: 0.059, SLG: 0.088 51 Ichiro Suzuki, L (5, PH) OBP: 0.308, SLG: 0.315 49 Brian Ellington, R (6, 1) 19 Miguel Rojas, R (7, PH) OBP: 0.366, SLG: 0.342 (8, 6)	C SI 89 S CU 75 C CU 76 0-3 ③ K	C CU 77 L CU 77 C CU 77 0-3 ③ K			D CU 77 C FF 93 B SI 94 S CH 86 X CH 86 2-2 9 BB 1-2 2-H 1B		B SL 84 C SL 83 F CH 84 F FF 93 X CU 76 1-2 2-H 1B			2 1 0 1	0 0 0 0	0 1 0 1	0 1 0 1	0 0 0 0	2 0 0 0	3 0 0 0
Inning Stats	R: 4 E: 2 K: 2 S: 16 H: 3 LOB: 2 BB: 1 P: 26	R: 0 E: 0 K: 2 S: 9 H: 0 LOB: 1 BB: 0 P: 18	R: 1 E: 0 K: 3 S: 13 H: 2 LOB: 1 BB: 0 P: 19	R: 0 E: 0 K: 0 S: 6 H: 0 LOB: 0 BB: 0 P: 10	R: 2 E: 0 K: 0 S: 17 H: 2 LOB: 3 BB: 3 P: 36	R: 0 E: 0 K: 1 S: 9 H: 0 LOB: 0 BB: 0 P: 12	R: 1 E: 0 K: 0 S: 12 H: 2 LOB: 1 BB: 0 P: 17	R: 0 E: 0 K: 1 S: 10 H: 1 LOB: 1 BB: 0 P: 13		1B: 7 2B: 2 3B: 1 HR: 0 SF: 0 SAC: 0 DP: 0 HBP: 1			WP: 0 PB: 0 SB: 2 CS: 0	PA: 41		

	AB	35
	R	8
	H	10
	RBI	8
	BB	4
	SO	9
	LOB	20

PITCHER		IP	WLS	BF	H	R	ER	SO	BB	IBB	HBP	BLK	WP	HR	S	P	ERA	WHIP
18 Matt Cain, R ERA: 5.19	(1, 1)	4.0	L	21	5	5	2	7	0	1	1	0	0	0	44	73	4.50	1.250
56 Albert Suárez, R ERA: 7.24	(5, 1)	3.0		16	4	3	3	1	3	0	0	0	0	0	38	65	9.00	2.333
61 Josh Osich, L ERA: 5.25	(8, 1)	1.0		4	1	0	0	1	0	0	0	0	0	0	10	13	0.00	1.000

PITCHER	IP	WLS	BF	H	R	ER	SO	BB	IBB	HBP	BLK	WP	HR	S	P	ERA	WHIP

Miami Marlins @ New York Mets

Citi Field, Flushing, NY

Fri Aug 18 2017, 9:04 PM - 11:56 PM EDT

Att. 25,958 - Cloudy - 75 F

TOP

livebaseballscorecards.com

Batter	1	2	3	4	5	6	7	8	9	AB	R	H	RBI	BB	SO	LOB
9 Dee Strange-Gordon, L (1, 4) OBP: 0.333, SLG: 0.352	C FF 91 F FF 91 X FF 92 0-2 ① F8		C FC 85 X FF 91 0-1 ① P6		X FC 83 0-0 ① G1-3		X SL 80 0-0 ② G4-3			4	0	0	0	0	0	0
27 Giancarlo Stanton, R (1, 9) OBP: 0.379, SLG: 0.642	C FF 93 B FC 85 B FF 92 C FF 92 B FC 88 F FF 96 B FF 94 4-2 21 G1-6-3 BB		C FF 92 B FF 92 B FF 92 B FF 93 B FC 87 4-1 21 2B 13 SF8 BB		B FF 90 B FC 86 B SI 94 X FF 91 3-0 ② P5		B FF 95 C FS 84 C FF 96 F FF 96 B FS 84 X SL 81 2-2 ③ P3			2	1	0	0	2	0	0
21 Christian Yelich, L (1, 8) OBP: 0.365, SLG: 0.429	B FC 85 S SI 92 C FC 84 X FF 93 1-2 ②③ G1-6-3 1-2f		C FF 93 F CH 82 X FC 86 0-2 13 SF8 1-3 2B		B FF 93 B CH 81 F CH 84 F FF 93 X CU 76 2-2 ③ G4-3			F FF 90 B SL 81 S FF 91 S FF 91 1-3 ① K		4	0	1	0	0	1	1
13 Marcell Ozuna, R (1, 7) OBP: 0.365, SLG: 0.539		B FF 91 B FC 84 C FF 90 B FF 90 B FC 86 4-1 11 HR BB	C FF 92 D FF 93 F FC 86 F FF 92 B SI 93 X FC 84 2-2 ② SF8 2-3 3-H			S CU 73 B FC 84 C FC 86 F FF 92 B SI 94 B FC 86 B FF 93 4-2 32 1B BB		X FF 92 0-0 ② F8		1	1	0	1	2	0	0
11 J.T. Realmuto, R (1, 2) OBP: 0.351, SLG: 0.468		C FF 91 D CU 75 X CU 74 1-1 1-H HR	C FF 93 X SI 92 0-1 ③ L9			B FF 91 1 SAFE F FF 91 1 SAFE C SI 89 X CH 79 1-2 ① F9		X FF 91 0-0 ③ G6-3		4	1	1	2	0	0	2
32 Derek Dietrich, L (1, 5) OBP: 0.327, SLG: 0.403		C FF 93 B FF 93 C CH 81 C FC 86 1-3 ① K		B FC 85 F FF 91 F FC 84 X FF 93 1-2 ① F7		1 SAFE X FF 90 0-0 1-3 1B			C CU 70 C FF 88 B CU 71 B CU 72 B FF 88 C FF 89 3-3 ① K	4	0	1	0	0	2	0
18 Tomás Telis, S (1, 3) OBP: 0.269, SLG: 0.388		F FF 92 B FF 92 B FC 85 B SI 92 X FC 87 3-1 ② G4-3		C FC 86 B CH 82 C FF 91 B FF 93 F FC 87 B FF 92 X SI 94 3-2 1B		X FF 93 0-0 ② P3			B CU 71 B CH 83 C FF 88 F FF 88 X CU 72 2-2 ② G1-3	4	0	1	0	0	0	2
19 Miguel Rojas, R (1, 6) OBP: 0.363, SLG: 0.340		C FF 91 C FF 91 F FF 94 F FC 87 F FC 87 B CU 76 X FF 92 1-2 1B		X FF 91 0-0 ② L9		B SL 80 C SL 79 F SL 81 F FF 94 1 SAFE B FF 94 B FF 95 X SL 81 3-2 ③ G5-3			C FF 89 B CU 71 X CU 71 1-1 ③ G1-3	4	0	1	0	0	0	3
20 Justin Nicolino, L (1, 1) 22 Dustin McGowan, R (6, 1) 28 Tyler Moore, R (7, PH) OBP: 0.266, SLG: 0.434 71 Drew Steckenrider, R (7, 1) 46 Kyle Barraclough, R (8, 1) 29 Brad Ziegler, R (9, 1)		F FF 91 C FF 91 F FF 92 B FC 85 X FF 93 1-2 ③ G3		F SI 92 F FF 93 X FC 86 0-2 ③ F7			C FS 82 S FF 95 B FF 94 S SL 83 1-3 ① K			2 0 1 0 0 0	0 0 0 0 0 0	0 0 0 0 0 0	0 0 0 0 0 0	0 0 1 0 0 0	0 0 0 0 0 0	2 0 0 0 0 0
Inning Stats	R: 0 E: 0 K: 0 S: 9 H: 0 LOB: 0 BB: 1 P: 14	R: 2 E: 0 K: 1 S: 18 H: 2 LOB: 1 BB: 1 P: 29	R: 1 E: 0 K: 0 S: 12 H: 1 LOB: 1 BB: 1 P: 18	R: 0 E: 0 K: 0 S: 11 H: 1 LOB: 1 BB: 0 P: 15	R: 0 E: 0 K: 0 S: 5 H: 0 LOB: 0 BB: 0 P: 10	R: 0 E: 0 K: 0 S: 12 H: 1 LOB: 2 BB: 1 P: 20	R: 0 E: 0 K: 1 S: 8 H: 0 LOB: 0 BB: 0 P: 11	R: 0 E: 0 K: 1 S: 5 H: 0 LOB: 0 BB: 0 P: 6	R: 0 E: 0 K: 1 S: 8 H: 0 LOB: 0 BB: 0 P: 14	1B: 3 2B: 1 3B: 0 HR: 1 SF: 1 SAC: 0 DP: 1 HBP: 0	WP: 0 PB: 0 SB: 0 CS: 0 PA: 35					

	AB	30
	R	3
	H	5
	RBI	3
	BB	4
	SO	4
	LOB	10

PITCHER		IP	WLS	BF	H	R	ER	SO	BB	IBB	HBP	BLK	WP	HR	S	P	ERA	WHIP
64 Chris Flexen, R ERA: 6.55	(1, 1)	5.1	L	24	5	3	3	1	4	0	0	0	0	1	62	98	5.06	1.688
49 Josh Smoker, L ERA: 6.69	(6, 1)	1.2		5	0	0	0	1	0	0	0	0	0	0	13	19	0.00	0.000
51 Paul Sewald, R ERA: 4.13	(8, 1)	1.0		3	0	0	0	1	0	0	0	0	0	0	5	6	0.00	0.000
39 Jerry Blevins, L ERA: 2.79	(9, 1)	1.0		3	0	0	0	1	0	0	0	0	0	0	8	14	0.00	0.000

PITCHER		IP	WLS	BF	H	R	ER	SO	BB	IBB	HBP	BLK	WP	HR	S	P	ERA	WHIP

Miami Marlins @ New York Mets

Citi Field, Flushing, NY

Fri Aug 18 2017, 9:04 PM - 11:56 PM EDT

Att. 25,958 - Cloudy - 75 F

livebaseballscorecards.com

BOTTOM

Batter	1	2	3	4	5	6	7	8	9	AB	R	H	RBI	BB	SO	LOB
12 Juan Lagares, R (1, 8) OBP: 0.314, SLG: 0.400	C FF 90 B FF 90 X FF 90 1-1 G5-3 ①		B CU 76 F FF 90 C CH 83 X FF 91 1-2 52 F9 13 1B 4 1B 1B		C CU 74 X CH 82 0-1 L9 ①		C CU 83 F FF 95 B FF 95 F FF 95 F FF 95 S CU 84 1-3 K ③			4	1	1	0	0	1	0
13 Asdrúbal Cabrera, S (1, 4) OBP: 0.331, SLG: 0.395	B FF 91 B FF 91 C FF 90 B CH 85 X FF 90 3-1 1B		F FF 91 C CU 76 F CH 83 1 SAFE F FC 89 F FF 89 1 SAFE F CU 78 F CH 83 0-2 X FF 91 4 1B 1-2 1B		B CU 75 C CU 74 B CH 82 C FF 89 X CU 76 2-2 G4-3 ②			C SL 78 B FF 95 B FF 95 B FF 96 X FF 96 3-1 F7 ①		4	0	2	0	0	0	0
52 Yoenis Cespedes, R (1, 7) OBP: 0.323, SLG: 0.505	C FF 91 B FC 90 B CH 83 X CH 84 2-1 F9 ②		X FF 91 0-0 F9 ② 2-3		C CH 83 X FF 90 0-1 G4-3 ③			C FF 95 X SL 80 0-1 P4 ②		4	0	0	0	0	0	3
4 Wilmer Flores, R (1, 3) OBP: 0.319, SLG: 0.489	1 SAFE C FF 91 S FF 90 B FC 88 X FF 90 1-2 F7 ③		B FF 90 X FF 91 1-0 1-2 3-H 1B			S FF 95 B SL 88 B FF 93 B FF 94 B FF 93 4-1 18 G5-4-3 BB		B FF 94 F SL 80 C SL 78 S FF 95 1-3 K ③		3	0	1	1	1	1	1
18 Travis d'Arnaud, R (1, 2) OBP: 0.272, SLG: 0.397		B FF 87 B FF 89 F FF 89 X CH 83 2-1 P3 ①	C FF 89 X CU 77 0-1 F9 ③			F FF 94 B FF 94 X SL 87 1-1 G5-4-3 ①② 1-2f			F SI 82 X SI 81 0-1 G4-3 ①	4	0	0	0	0	0	3
1 Amed Rosario, R (1, 6) OBP: 0.267, SLG: 0.431		C FF 89 B FF 90 X FC 87 1-1 1B		C CU 73 B FF 89 S CH 82 B FF 90 X FC 86 2-2 G4-3 ①		B FF 95 S FF 94 S FF 95 B FF 95 X SL 88 2-2 15 E 15 S 1B			B SI 82 X SI 82 1-0 G6-3 ②	4	0	2	0	0	0	0
15 Matt Reynolds, R (1, 5) OBP: 0.267, SLG: 0.304 30 Michael Conforto, L (9, PH) OBP: 0.385, SLG: 0.559		S FF 91 X CH 82 0-1 P4 ②		C CU 76 X CH 83 0-1 L1-4-3 ②		1 SAFE B SI 93 F FF 94 B SI 94 B SI 92 S FF 94 2 SAFE X FF 93 3-2 L8 ③ 1-3			B SI 82 B SI 82 X SI 82 2-0 P5 ③	3 1	0 0	0 0	0 0	0 0	0 0	2 0
9 Brandon Nimmo, L (1, 9) OBP: 0.391, SLG: 0.289		B FF 91 1 SAFE F CU 77 1 SAFE X FF 90 1-1 L5 ③		B FC 86 B FC 85 C FF 90 X FF 89 2-1 1B			B FF 94 B FF 94 F FF 94 S FF 95 B FF 95 F FF 95 S FF 96 3-3 K ①			3	0	1	0	0	1	1
64 Chris Flexen, R (1, 1) OBP: 0.125, SLG: 0.250 49 Josh Smoker, L (6, 1) 22 Dominic Smith, L (7, PH) OBP: 0.154, SLG: 0.269 51 Paul Sewald, R (8, 1) 39 Jerry Blevins, L (9, 1)			C FF 87 S CU 74 F CU 75 F FF 91 C CH 83 0-3 K ①	F FF 89 C CH 83 F CU 78 X CH 82 0-2 G6-3 ③			C FF 95 S FF 96 S FF 95 0-3 K ②			2 0 1 0 0	0 0 0 0 0	0 0 0 0 0	0 0 0 0 0	0 0 0 0 0	1 0 1 0 0	1 0 0 0 0

	AB	33
	R	1
	H	7
	RBI	1
	BB	1
	SO	5
	LOB	11

Inning Stats	1	2	3	4	5	6	7	8	9	1B: 7	SF: 0	WP: 0	PA: 34
	R: 0 E: 0 K: 0 S: 9 H: 1 LOB: 1 BB: 0 P: 16	R: 0 E: 0 K: 0 S: 8 H: 1 LOB: 1 BB: 0 P: 12	R: 1 E: 0 K: 1 S: 20 H: 3 LOB: 2 BB: 0 P: 22	R: 0 E: 0 K: 0 S: 11 H: 1 LOB: 1 BB: 0 P: 15	R: 0 E: 0 K: 0 S: 7 H: 0 LOB: 0 BB: 0 P: 9	R: 0 E: 1 K: 0 S: 9 H: 1 LOB: 1 BB: 1 P: 19	R: 0 E: 0 K: 3 S: 12 H: 0 LOB: 0 BB: 0 P: 16	R: 0 E: 0 K: 1 S: 7 H: 0 LOB: 0 BB: 0 P: 11	R: 0 E: 0 K: 0 S: 4 H: 0 LOB: 0 BB: 0 P: 7	2B: 0 3B: 0 HR: 0	SAC: 0 DP: 1 HBP: 0	PB: 0 SB: 1 CS: 0	

PITCHER		IP	WLS	BF	H	R	ER	SO	BB	IBB	HBP	BLK	WP	HR	S	P	ERA	WHIP
20 Justin Nicolino, L ERA: 4.11	(1, 1)	5.0	W	21	6	1	1	1	0	0	0	0	0	0	55	74	1.80	1.200
22 Dustin McGowan, R ERA: 3.21	(6, 1)	1.0	H	4	1	0	0	0	1	0	0	0	0	0	9	19	0.00	2.000
71 Drew Steckenrider, R ERA: 1.89	(7, 1)	1.0	H	3	0	0	0	3	0	0	0	0	0	0	12	16	0.00	0.000
46 Kyle Barraclough, R ERA: 3.35	(8, 1)	1.0	H	3	0	0	0	1	0	0	0	0	0	0	7	11	0.00	0.000
29 Brad Ziegler, R ERA: 5.25	(9, 1)	1.0	S	3	0	0	0	0	0	0	0	0	0	0	4	7	0.00	0.000

PITCHER	IP	WLS	BF	H	R	ER	SO	BB	IBB	HBP	BLK	WP	HR	S	P	ERA	WHIP

Batter	1	2	3	4	5	6	7	8	9	AB	R	H	RBI	BB	SO	LOB
9 Dee Strange-Gordon, L (1, 4) OBP: 0.332, SLG: 0.351	C SI 94 F FF 94 F SL 88 X SI 94 0-2 G1-3		B SL 84 B FF 94 X CH 89 2-0 27 G6-4-3 1B			F SI 92 X FF 94 0-1 FC8-4 27 S 13 1B 1-2f		C SI 96 B FF 94 X FF 96 1-1 G4-3		4	1	1	0	0	0	1
27 Giancarlo Stanton, R (1, 9) OBP: 0.382, SLG: 0.640	C SI 93 B SL 88 B SL 85 B SL 86 S SL 84 D SL 86 4-2 11 FC6-5 13 1B BB		1 SAFE 1 SAFE B SI 92 X SI 93 1-0 G6-4-3 1-2f			1 SAFE 1 SAFE B SI 93 F SI 93 B SI 94 D SL 85 D SL 84 4-1 13 1B 1-2 BB		B SI 94 B SI 96 S SL 88 B SL 91 B SL 86 4-1 BB		1	0	0	0	3	0	1
21 Christian Yelich, L (1, 8) OBP: 0.362, SLG: 0.425	C SI 95 B CH 89 X SI 95 1-1 L7			C FF 95 B SL 86 F SL 82 B FF 94 T CH 87 2-2 K		F SL 84 S SL 83 D SL 85 B SL 84 D SL 84 S SL 84 3-3 K		C SI 95 X CH 89 0-1 L3		4	0	0	0	0	2	4
13 Marcell Ozuna, R (1, 7) OBP: 0.370, SLG: 0.542	S SL 86 1 SAFE B FF 95 X SL 84 1-1 11 FC6-5 1-2 1B			X SI 95 0-0 11 G5-4-3 1B		B SI 93 B SI 93 X SI 94 2-0 1-2 2-H 1B			B FF 90 B FF 89 B SL 82 C FF 90 B FF 90 4-1 18 FC1-6 BB	3	0	3	1	1	0	0
11 J.T. Realmuto, R (1, 2) OBP: 0.348, SLG: 0.464 18 Tomás Telis, S (8, 2) OBP: 0.264, SLG: 0.380	F FF 95 S SI 93 F SI 94 B FF 96 F FF 96 D SL 85 F CH 90 F FF 95 X SI 94 2-2 FC6-5 1-2 2-3f			B SL 85 S SL 85 S SI 94 B SI 94 X SI 94 2-2 G5-4-3 1-2f		B SI 94 B CH 88 B SI 94 F SI 93 C SI 94 F SI 94 F SI 95 S CH 89 3-3 K			B SI 91 X SI 89 1-0 FC1-6 32 G1-4-3 1-2f	3 1	0 0	0 0	0 0	0 0	1 0	5 1
32 Derek Dietrich, L (1, 5) OBP: 0.331, SLG: 0.403		B SI 94 B CH 89 C FF 94 F SI 90 B CH 89 B SL 85 4-2 28 G5-4-3 BB			B FF 94 C SL 83 B FF 94 X CH 88 2-1 28 G5-4-3 1B		B SI 93 B FF 92 C SI 94 B SI 94 B SI 94 4-1 28 G6-4-3 BB		X SI 91 0-0 G1-4-3 1-2	2	0	1	0	2	0	1
28 Tyler Moore, R (1, 3) OBP: 0.266, SLG: 0.425		B SI 94 X SI 94 1-0 G5-4-3 1-2f			X SL 82 0-0 G5-4-3 1-2f		C FF 94 C SL 85 B SI 95 B SL 86 X SI 93 2-2 G6-4-3 1-2f		B FF 91 B SI 91 B SI 90 B FF 91 4-0 BB	3	0	0	0	1	0	3
19 Miguel Rojas, R (1, 6) OBP: 0.355, SLG: 0.331		C FF 95 F CH 90 X SL 83 0-2 G6-3			B SI 94 C SI 94 B CH 88 S CH 88 S CH 86 2-3 K		C SI 95 X SL 86 0-1 L9		X SI 91 0-0 L4	4	0	0	0	0	1	2
45 Vance Worley, R (1, 1) OBP: 0.286, SLG: 0.286 71 Drew Steckenrider, R (6, 1) 25 Junichi Tazawa, R (6, 1) 49 Brian Ellington, R (7, 1) 51 Ichiro Suzuki, L (8, PH) OBP: 0.306, SLG: 0.313 40 Javy Guerra, R (8, 1)			C SI 94 S SL 85 T SL 83 0-2 K			F FF 95 X FF 95 0-1 9 FC8-4 1B		C SI 94 B SL 87 X SI 93 1-1 P6		2 0 0 0 1 0	0 0 0 0 0 0	1 0 0 0 0 0	0 0 0 0 0 0	0 0 0 0 0 0	1 0 0 0 0 0	0 0 0 0 0 0
Inning Stats	R: 0 E: 0 K: 0 S: 17 H: 1 LOB: 2 BB: 1 P: 25	R: 0 E: 0 K: 0 S: 6 H: 0 LOB: 0 BB: 1 P: 11	R: 0 E: 0 K: 1 S: 5 H: 1 LOB: 0 BB: 0 P: 8	R: 0 E: 0 K: 1 S: 7 H: 1 LOB: 0 BB: 0 P: 11	R: 0 E: 0 K: 1 S: 6 H: 1 LOB: 0 BB: 0 P: 10	R: 1 E: 0 K: 2 S: 14 H: 2 LOB: 2 BB: 1 P: 26	R: 0 E: 0 K: 0 S: 6 H: 0 LOB: 0 BB: 1 P: 12	R: 0 E: 0 K: 0 S: 7 H: 0 LOB: 1 BB: 1 P: 13	R: 0 E: 0 K: 0 S: 4 H: 0 LOB: 2 BB: 2 P: 13	1B: 6 2B: 0 3B: 0 HR: 0	SF: 0 SAC: 0 DP: 5 HBP: 0					

PITCHER		IP	WLS	BF	H	R	ER	SO	BB	IBB	HBP	BLK	WP	HR	S	P	ERA	WHIP
50 Rafael Montero, R ERA: 5.47	(1, 1)	6.0	W	23	6	1	1	5	3	0	0	0	0	0	55	91	1.50	1.500
47 Hansel Robles, R ERA: 4.24	(7, 1)	2.0		7	0	0	0	0	2	0	0	0	0	0	13	25	0.00	1.000
46 Chasen Bradford, R ERA: 2.95	(9, 1)	1.0		5	0	0	0	0	2	0	0	0	0	0	4	13	0.00	2.000

PITCHER	IP	WLS	BF	H	R	ER	SO	BB	IBB	HBP	BLK	WP	HR	S	P	ERA	WHIP

TOP

Miami Marlins @ New York Mets

Citi Field, Flushing, NY

Sat Aug 19 2017, 7:13 PM - 10:00 PM EDT

Att. 30,171 - Partly Cloudy - 85 F

livebaseballscorecards.com

AB	28
R	1
H	6
RBI	1
BB	7
SO	5
LOB	18

MIAMI

WP: 0 PA: 35
PB: 0
SB: 1
CS: 0

BOTTOM

Miami Marlins @ New York Mets

Citi Field, Flushing, NY

Sat Aug 19 2017, 7:13 PM - 10:00 PM EDT

Att. 30,171 - Partly Cloudy - 85 F

Batter	1	2	3	4	5	6	7	8	9	AB	R	H	RBI	BB	SO	LOB
9 Brandon Nimmo, L (1, 8) OBP: 0.380, SLG: 0.286	C SI 87 B FC 86 B SI 88 X SI 86 2-1 ① G3		B SI 90 F SI 92 B FC 87 B SI 91 X SI 91 3-1 ③ L7			F FC 85 S SI 89 S SI 89 C SI 90 D FC 87 X FC 88 3-2 30 WP 52 1B 30 E 1-3 1B				4	1	1	0	0	0	1
46 Chasen Bradford, R (9, 1)						B FF 92 B FF 92 F FF 93 F FF 93 F FF 93 X FO 88 2-2 ③ L8				0	0	0	0	0	0	0
13 Asdrúbal Cabrera, S (1, 4) OBP: 0.330, SLG: 0.394	B SI 87 C SI 88 B FC 87 X SI 91 2-1 ① 52 G5-4-3 1B			C KC 77 B FC 87 B FC 88 F FC 86 C SI 90 2-3 ① K		1 SAFE F SI 89 F FC 88 1 SAFE X FC 86 0-2 ① SF9 3-H	T SI 100 B CU 88 F SI 100 B CH 89 B SI 99 X SI 99 3-2 ① G3-1			3	0	1	1	0	1	0
52 Yoenis Cespedes, R (1, 7) OBP: 0.326, SLG: 0.504	C SI 89 X SI 89 0-1 ② ③ G5-4-3 1-2f			B KC 79 S FC 88 F KC 78 B SI 90 F SI 86 X FC 87 2-2 ② L7		B FF 94 S FF 94 1 SAFE X CU 83 1-1 30 WP 30 E 1-2 1B	B CU 90 F SI 99 B FF 99 B CU 88 F FF 99 F SI 100 B SI 100 4-2 30 1B BB			3	1	1	0	1	0	1
30 Michael Conforto, L (1, 9) OBP: 0.384, SLG: 0.556		B SI 89 C FC 87 B KC 77 F SI 90 C SI 90 2-3 ① K		C KC 78 X FC 88 0-1 ③ G1-3		C FF 96 S FF 96 F FF 97 F CU 84 F FF 97 F FF 97 B CU 84 D CU 84 X FF 97 2-2 E6 4 HR 1-H 2-H	B SI 98 B FF 99 T FF 99 B SI 98 X SI 99 3-1 4 G4-6-3 1-3 1B			4	1	1	1	0	1	0
4 Wilmer Flores, R (1, 5) OBP: 0.318, SLG: 0.497		C SI 89 X SI 88 0-1 ② G6-3			X FC 85 0-0 ① F9	1 SAFE B FF 96 X FF 95 1-0 1-H HR	B FF 99 X SI 99 1-0 ② ③ G4-6-3 1-2f			4	1	1	2	0	0	2
22 Dominic Smith, L (1, 3) OBP: 0.200, SLG: 0.379		C SI 91 B SI 89 B FC 88 B SI 90 S FC 89 B FC 88 4-2 1 FC4-6 BB			C SI 89 B FC 86 F FC 88 B SI 92 B SI 92 X SI 90 3-2 ② G1-3	C CU 83 B FF 96 F FF 95 X FF 95 1-2 E6 26 HR		B FF 92 B FF 88 X FF 91 2-0 HR		3	2	1	1	1	0	0
1 Amed Rosario, R (1, 6) OBP: 0.266, SLG: 0.419		C SI 91 S SI 88 B SI 90 X FC 89 1-2 ③ FC4-6 1-2f			C KC 78 X FC 88 0-2 26 FC4-6 1B	S FF 94 F FF 95 T FF 96 0-2 ② K		S FF 92 F FF 93 S FF 94 0-3 ① K		4	0	1	0	0	2	2
26 Kevin Plawecki, R (1, 2) OBP: 0.219, SLG: 0.286			B SI 88 B SI 88 X FC 88 2-0 ① G6-3		B SI 90 B FC 89 B FC 87 C SI 90 X SI 90 3-1 ③ FC4-6 1-2f	C CU 83 S FF 95 F FF 95 B FF 95 F CU 83 F FF 94 X CU 83 1-2 1-H HR		C SL 88 F SL 84 F FF 95 X CU 78 0-2 ② L8		4	1	1	2	0	0	1
50 Rafael Montero, R (1, 1) OBP: 0.133, SLG: 0.133			B SI 88 C SI 89 X SI 89 1-1 ② G1-3			B SI 87 S SI 86 S SI 86 S SI 88 S SI 88 4-1 9 1B 13 SF9 BB		C SL 87 B CU 80 X FF 93 1-1 ③ P5		1	0	0	0	0	0	0
15 Matt Reynolds, R (6, PH) OBP: 0.274, SLG: 0.298										1	1	0	0	1	0	0
47 Hansel Robles, R (7, 1)										0	0	0	0	0	0	0
12 Juan Lagares, R (8, PH) OBP: 0.311, SLG: 0.396										1	0	0	0	0	0	0
(9, 8)						B FF 92 B FF 88 F FO 92 F FF 92 B FF 92 X FO 88 1-2 E5										

livebaseballscorecards.com

AB	32
R	8
H	8
RBI	7
BB	3
SO	4
LOB	7

Inning Stats																				
	R: 0 E: 0 K: 0 S: 6	H: 1 LOB: 0 BB: 0 P: 10	R: 0 E: 0 K: 1 S: 10	H: 0 LOB: 1 BB: 1 P: 17	R: 0 E: 0 K: 0 S: 5	H: 0 LOB: 0 BB: 0 P: 11	R: 0 E: 0 K: 1 S: 9	H: 0 LOB: 0 BB: 0 P: 13	R: 0 E: 0 K: 0 S: 9	H: 1 LOB: 1 BB: 0 P: 15	R: 7 E: 3 K: 1 S: 37	H: 4 LOB: 1 BB: 1 P: 53	R: 0 E: 0 K: 0 S: 9	H: 1 LOB: 1 BB: 1 P: 20	R: 1 E: 0 K: 1 S: 10	H: 1 LOB: 0 BB: 0 P: 13	1B: 5 2B: 0 3B: 0 HR: 3	SF: 1 SAC: 0 DP: 2 HBP: 0	WP: 1 PB: 0 SB: 0 CS: 0	PA: 36

PITCHER		IP	WLS	BF	H	R	ER	SO	BB	IBB	HBP	BLK	WP	HR	S	P	ERA	WHIP
45 Vance Worley, R ERA: 4.82	(1, 1)	5.1	L	20	3	2	2	2	2	0	0	0	0	0	46	80	3.38	0.938
71 Drew Steckenrider, R ERA: 2.79	(6, 1)	0.1		6	3	5	2	1	0	0	0	0	1	2	22	28	54.00	9.000
25 Junichi Tazawa, R ERA: 5.35	(6, 1)	0.1		2	0	0	0	0	0	0	0	0	0	0	8	11	0.00	0.000
49 Brian Ellington, R ERA: 6.75	(7, 1)	1.0		4	1	0	0	0	1	0	0	0	0	0	9	20	0.00	2.000
40 Javy Guerra, R ERA: 6.35	(8, 1)	1.0		4	1	1	1	1	0	0	0	0	0	1	10	13	9.00	1.000

PITCHER	IP	WLS	BF	H	R	ER	SO	BB	IBB	HBP	BLK	WP	HR	S	P	ERA	WHIP

Miami Marlins @ New York Mets

Citi Field, Flushing, NY

Sun Aug 20 2017, 1:11 PM - 4:04 PM EDT

Att. 26,464 - Sunny - 80 F

TOP

livebaseballscorecards.com

Batter	1	2	3	4	5	6	7	8	9	AB	R	H	RBI	BB	SO	LOB
9 Dee Strange-Gordon, L (1, 4) OBP: 0.333, SLG: 0.352	C SI 93 X SI 95 0-1 27 G3 27 S 21 1B 1B		L SI 93 B FF 94 T CU 88 B FF 95 B CU 87 X CH 88 3-2 ① FC7-4 27 S 21 1B 1-2f		F CH 89 C CU 88 S CU 88 0-3 ② K		F CU 88 F FF 95 B SI 95 F CU 87 X FF 94 1-2 27 HR 2-3 1B	C CH 85 F FF 93 F FF 93 X CU 78 0-2 ③ G1-3		5	3	2	0	0	1	1
27 Giancarlo Stanton, R (1, 9) OBP: 0.382, SLG: 0.644	C SI 95 B SI 95 X SL 89 1-1 ① G3 1-3		B FF 94 T SI 94 1 SAFE F SL 89 1 SAFE F SI 95 F SL 88 1 SAFE B FF 95 2-3 ② S CU 87 K 1-2		B SL 89 B SI 95 X CU 89 2-0 21 1B 1B		1 SAFE X SI 93 0-0 1-H 3-H HR		B SL 83 C FF 92 C SL 84 X FF 91 1-2 ① G6-3	5	1	2	3	0	1	2
21 Christian Yelich, L (1, 8) OBP: 0.364, SLG: 0.427	B FF 96 F CH 88 F SI 95 X SI 96 1-2 13 F9 13 S 3-H 1B		S CU 87 B CH 85 D CH 87 C CH 89 X SI 94 2-2 13 FC5-4 2-H 1B		B CU 88 B CH 87 C SL 88 X SL 90 2-1 1-2 1B		B FF 91 C SL 78 B SL 80 X FF 94 2-1 E7 13 1B		C SL 83 S CH 84 B FF 92 B CH 82 F FF 93 F SL 83 F FF 92 X CH 84 2-2 ② G3	5	1	3	2	0	0	0
13 Marcell Ozuna, R (1, 7) OBP: 0.368, SLG: 0.539	C CH 90 F FF 96 F FF 96 F SI 96 F CU 89 1 SAFE B FF 96 X SL 89 1-2 ② F9 1-3		X SI 96 0-0 ③ FC5-4 1-2f		C SI 94 X SI 95 0-1 ③ F9		C FF 95 S FF 94 F FF 94 X FF 94 0-2 32 BB 2-H 1B		F SL 84 C FF 93 S SL 84 0-3 ③ K	5	0	1	1	0	1	4
11 J.T. Realmuto, R (1, 2) OBP: 0.345, SLG: 0.459	B CH 94 B FF 94 C SI 94 C SI 95 D CU 83 F FF 96 F CH 87 S SI 96 3-3 ③ K			S CU 80 B SI 93 B SI 94 B CU 82 F CU 88 X SL 88 3-2 ① L8		X SI 93 0-0 ① G4-3	C FS 84 F FF 93 B FS 84 F SL 82 S FF 94 1-3 ② K			4	0	0	0	0	2	2
32 Derek Dietrich, L (1, 5) OBP: 0.331, SLG: 0.399		C CU 86 B SI 94 C CH 88 F FF 95 F CU 88 S FF 95 1-3 ① K		X SI 94 0-0 ② F9		C FF 92 F CU 87 B FF 95 C FF 95 1-3 ② K	C SL 80 B SL 81 B SL 82 B FF 94 C FF 94 B SL 82 4-2 1-2 BB			3	0	0	0	1	2	0
18 Tomás Telis, S (1, 3) OBP: 0.263, SLG: 0.370 28 Tyler Moore, R (9, 3) OBP: 0.266, SLG: 0.425		C CU 80 C SL 89 S SI 95 0-3 ② K		B SL 89 X SL 88 1-0 1B		C CU 79 F SL 88 S FF 95 0-3 ③ K	B FF 95 C FF 93 F FF 95 F SL 81 B SL 83 F FF 94 F FF 94 X SL 81 2-2 ③ F8			4 0	0 0	1 0	0 0	0 0	2 0	2 0
19 Miguel Rojas, R (1, 6) OBP: 0.352, SLG: 0.329		C CH 93 F SL 89 B SI 95 B SI 95 X CU 82 2-2 ③ L4		X SI 93 0-0 ③ P3			C CH 91 X SL 88 0-1 9 1B 61 SH2-4 27 HR 1B	B FF 92 B FF 92 C FF 92 F FF 92 X CH 85 2-2 ① G4-3		4	1	1	0	0	0	1
61 Adam Conley, L (1, 1) OBP: 0.235, SLG: 0.188 51 Ichiro Suzuki, L (8, PH) OBP: 0.304, SLG: 0.311 43 Odrisamer Despaigne, R (8, 1) OBP: 0.250, SLG: 0.250 46 Kyle Barraclough, R (8, 1) 29 Brad Ziegler, R (9, 1)			C FF 93 B CU 80 X FF 94 1-1 9 FC7-4 1B		C CU 80 C CH 87 S SI 92 0-3 ① K		X CU 86 0-0 ① SH2-4 1-2	B CU 77 B FF 92 C FF 92 F FF 92 S CH 86 2-3 ② K		2 1 0 0 0	0 0 0 0 0	1 0 0 0 0	0 0 0 0 0	1 1 0 0 0	0 0 0 0 0	0 0 0 0 0

Inning Stats	1	2	3	4	5	6	7	8	9
	R: 1 E: 0 K: 1 S: 18	H: 2 LOB: 1 BB: 0 P: 24	R: 0 E: 0 K: 2 S: 11	H: 0 LOB: 0 BB: 0 P: 14	R: 1 E: 0 K: 1 S: 14	H: 2 LOB: 1 BB: 0 P: 22	R: 0 E: 0 K: 0 S: 6	H: 1 LOB: 1 BB: 0 P: 10	R: 0 E: 0 K: 2 S: 11	H: 2 LOB: 2 BB: 0 P: 15	R: 0 E: 0 K: 2 S: 7	H: 0 LOB: 0 BB: 0 P: 8	R: 4 E: 1 K: 1 S: 26	H: 4 LOB: 2 BB: 1 P: 36	R: 0 E: 0 K: 1 S: 10	H: 0 LOB: 0 BB: 0 P: 14	R: 0 E: 0 K: 1 S: 12	H: 0 LOB: 0 BB: 0 P: 15

1B: 10 2B: 0 3B: 0 HR: 1	SF: 0 SAC: 1 DP: 0 HBP: 0	WP: 0 PB: 0 SB: 3 CS: 0	PA: 40
---	---	---	---

PITCHER		IP	WLS	BF	H	R	ER	SO	BB	IBB	HBP	BLK	WP	HR	S	P	ERA	WHIP
48 Jacob deGrom, R ERA: 3.49	(1, 1)	6.1	L	29	10	5	5	8	0	0	0	0	0	1	75	102	7.11	1.579
49 Josh Smoker, L ERA: 6.59	(7, 1)	0.2		5	1	1	0	1	1	0	0	0	0	0	18	27	0.00	3.000
62 Erik Goeddel, R ERA: 3.54	(8, 1)	1.0		3	0	0	0	1	0	0	0	0	0	0	10	14	0.00	0.000
51 Paul Sewald, R ERA: 4.05	(9, 1)	1.0		3	0	0	0	1	0	0	0	0	0	0	12	15	0.00	0.000

PITCHER		IP	WLS	BF	H	R	ER	SO	BB	IBB	HBP	BLK	WP	HR	S	P	ERA	WHIP

AB	38
R	6
H	11
RBI	6
BB	1
SO	11
LOB	12

Miami Marlins @ New York Mets

Citi Field, Flushing, NY

Sun Aug 20 2017, 1:11 PM - 4:04 PM EDT

Att. 26,464 - Sunny - 80 F

livebaseballscorecards.com

Batter	1	2	3	4	5	6	7	8	9	AB	R	H	RBI	BB	SO	LOB
12 Juan Lagares, R (1, 8) OBP: 0.301, SLG: 0.383	C FF 88 X FF 89 0-1 ① P5		B FF 88 C CH 81 B FF 88 F FF 87 F FF 89 S SL 86 2-3 ① K		B FF 90 S FF 89 X FF 91 1-1 ③ G6-3			C FF 92 X FC 84 0-1 ① G1-3		4	0	0	0	0	1	1
30 Michael Conforto, L (1, 9) OBP: 0.382, SLG: 0.551	C FF 89 B FF 89 F FF 89 B SL 86 F FF 90 S SL 87 2-3 ② K2-3		B FF 89 B CH 82 X FF 89 2-0 ② F7			C SL 83 C SL 84 B SL 85 S SL 86 1-3 ① K2-3		B FC 86 F FC 86 B FC 85 B SI 92 C SI 92 B FC 86 4-2 52 2B 4 SF7 BB		3	1	0	0	1	2	0
52 Yoenis Cespedes, R (1, 7) OBP: 0.328, SLG: 0.518	C FF 90 B FF 90 F FF 90 B FF 92 X FF 91 2-2 HR		C FF 89 B CH 83 B CH 83 F FF 89 F CH 81 B FF 91 S SL 86 3-3 ③ K			S CH 82 S SL 85 S FF 92 0-3 ② K		B SI 91 B SI 91 X SI 94 2-0 18 1B 1-3 2-H 2B		4	2	2	2	0	2	0
4 Wilmer Flores, R (1, 5) OBP: 0.317, SLG: 0.493	F FF 90 B CH 84 X CH 84 1-1 ③ F9			C FF 88 F FF 88 F SL 86 H SL 86 1-2 18 BB HBP		C FF 90 C SL 85 S FF 92 0-3 ③ K		B FF 95 X SL 79 1-0 ② SF7 3-H		2	0	0	1	0	1	0
18 Travis d'Arnaud, R (1, 2) OBP: 0.279, SLG: 0.400		B FF 88 B FF 89 S FF 88 F CH 83 F FF 90 B FF 90 S FF 90 3-3 ① K		S CH 81 B SL 88 S FF 89 B FF 90 F FF 88 D CH 83 B FF 90 4-2 22 G6-3 1-2 BB			C FF 87 X FF 88 0-1 1 FC6-4 1B	B SL 80 C FF 96 F FF 96 D SL 81 B SL 78 F FF 96 F FF 96 X FF 96 3-2 2-H 1B		3	0	2	1	1	1	0
1 Amed Rosario, R (1, 6) OBP: 0.265, SLG: 0.409		C FF 89 B FF 89 X CH 83 1-1 48 WP 2 BB 1B		F FF 88 X FF 88 0-1 ① P3			B FF 88 X FF 88 1-0 ① FC6-4 1-2f	B FF 96 F FF 95 C SL 80 T FF 97 1-2 ③ K		4	0	1	0	0	1	4
22 Dominic Smith, L (1, 3) OBP: 0.176, SLG: 0.333		1 SAFE 1 SAFE C FF 88 C FF 88 S SL 85 0-3 ② K		F SL 84 D SL 85 B FF 89 X FF 89 2-1 ② ③ G6-3 1-2f			C FF 87 S SL 82 F SL 83 S SL 84 0-3 ② K		C SI 83 B CH 75 S CH 75 S CU 75 1-3 ① K	4	0	0	0	0	3	4
2 Gavin Cecchini, R (1, 4) OBP: 0.316, SLG: 0.444		B FF 89 C FF 88 D CH 83 B FF 88 B FF 89 4-1 48 WP 1-2 BB			C FF 88 C FF 88 B FF 88 F FF 89 S CH 82 1-3 ① K		X CH 80 0-0 ③ P2		B SI 83 X SI 83 1-0 13 G4-6-3 1B	3	0	1	0	1	1	1
48 Jacob deGrom, L (1, 1) OBP: 0.237, SLG: 0.293 49 Josh Smoker, L (7, 1) 62 Erik Goeddel, R (8, 1) 9 Brandon Nimmo, L (8, PH) OBP: 0.392, SLG: 0.326 51 Paul Sewald, R (9, 1) 13 Asdrúbal Cabrera, S (9, PH) OBP: 0.329, SLG: 0.393		B FF 89 F FF 90 F FF 89 D SL 86 S SL 86 2-3 ③ K 1-2 2-3			F FF 88 B FF 89 X FF 90 1-1 ② L7			B FF 90 X FF 90 1-0 52 2B 2B	X SI 84 0-0 ② ③ G4-6-3 1-2f	2 0 0 1 0 0	0 0 0 1 0 1	0 0 0 1 0 0	0 0 0 0 0 0	1 0 0 0 0 0	2 0 0 0 0 1	2 0 0 0 0 0
Inning Stats	R: 1 E: 0 K: 1 S: 11 H: 1 LOB: 0 BB: 0 P: 16	R: 0 E: 0 K: 3 S: 13 H: 1 LOB: 2 BB: 1 P: 23	R: 0 E: 0 K: 2 S: 9 H: 0 LOB: 0 BB: 0 P: 16	R: 0 E: 0 K: 0 S: 10 H: 0 LOB: 1 BB: 1 P: 17	R: 0 E: 0 K: 1 S: 8 H: 0 LOB: 0 BB: 0 P: 11	R: 0 E: 0 K: 3 S: 9 H: 0 LOB: 0 BB: 0 P: 10	R: 0 E: 0 K: 1 S: 8 H: 1 LOB: 1 BB: 0 P: 9	R: 3 E: 0 K: 1 S: 15 H: 3 LOB: 1 BB: 1 P: 27	R: 0 E: 0 K: 1 S: 5 H: 1 LOB: 0 BB: 0 P: 7	1B: 4 2B: 2 3B: 0 HR: 1 SF: 1 SAC: 0 DP: 2 HBP: 1						

BOTTOM

AB	31
R	4
H	7
RBI	4
BB	3
SO	13
LOB	13

WP: 1 PA: 36
PB: 0
SB: 0
CS: 0

PITCHER		IP	WLS	BF	H	R	ER	SO	BB	IBB	HBP	BLK	WP	HR	S	P	ERA	WHIP
61 Adam Conley, L ERA: 4.93	(1, 1)	7.0	W	26	3	1	1	11	2	0	1	0	1	1	68	102	1.29	0.714
43 Odrisamer Despaigne, R ERA: 5.17	(8, 1)	0.1		4	2	3	3	0	1	0	0	0	0	0	6	13	81.00	9.000
46 Kyle Barraclough, R ERA: 3.31	(8, 1)	0.2	H	3	1	0	0	1	0	0	0	0	0	0	9	14	0.00	1.500
29 Brad Ziegler, R ERA: 5.11	(9, 1)	1.0	S	3	1	0	0	1	0	0	0	0	0	0	5	7	0.00	1.000

PITCHER	IP	WLS	BF	H	R	ER	SO	BB	IBB	HBP	BLK	WP	HR	S	P	ERA	WHIP

Miami Marlins @ Philadelphia Phillies

Citizens Bank Park, Philadelphia, PA

Tue Aug 22 2017, 4:08 PM - 7:14 PM EDT

Clear - 91 F

TOP

livebaseballscorecards.com

Batter	1	2	3	4	5	6	7	8	9	AB	R	H	RBI	BB	SO	LOB
9 Dee Strange-Gordon, L (1, 4) OBP: 0.331, SLG: 0.352	X FF 92 0-0 21 2B 2B	F KC 78 S KC 80 B FF 93 D KC 79 F KC 78 X CH 84 2-2 ③ G3			B KC 77 1 SAFE F FF 92 F FF 93 F KC 78 S KC 77 1-3 ② K		C CH 84 B FF 93 X FF 92 1-1 ① G4-3	F FF 95 F FF 96 F FF 97 S CH 89 0-3 ③ K		5	1	1	0	0	2	3
27 Giancarlo Stanton, R (1, 9) OBP: 0.382, SLG: 0.650	B KC 79 B FF 94 B SI 91 C SI 93 X CH 86 3-1 ① G6-3		C SI 92 C FF 94 B FF 95 S FF 96 1-3 ① K		C KC 77 X KC 78 0-1 1-H 2B		B FF 91 S CH 84 X FF 95 1-1 HR		C FF 96 B SI 94 S FF 98 F FF 98 S CH 90 1-3 ① K	5	1	2	2	0	2	1
21 Christian Yelich, L (1, 8) OBP: 0.366, SLG: 0.433	F FF 93 C KC 79 D KC 79 X FF 94 1-2 2-H 2B		C FF 95 B CH 86 B CH 85 X SI 93 2-1 ② F8		B KC 78 C CH 83 B KC 79 X FF 94 2-1 ③ F9		C FF 92 X FF 92 0-1 13 HR 1B		C CH 87 B CH 88 X FF 96 1-1 11 HR 2B	5	2	3	1	0	0	1
13 Marcell Ozuna, R (1, 7) OBP: 0.371, SLG: 0.545	B KC 79 F CH 84 F FF 93 F FF 92 S KC 80 1-3 ② K		B FF 95 F FF 92 F CH 84 S FF 94 1-3 ③ K			X FF 91 0-0 11 G6-4-3 1B	1 SAFE F FF 91 1 SAFE B SL 83 C SL 85 X SL 83 1-2 1-H HR		C FF 97 B CH 89 B CH 88 B FF 97 F SL 86 F SL 87 B CH 86 4-2 11 HR BB	4	2	2	2	1	2	1
11 J.T. Realmuto, R (1, 2) OBP: 0.343, SLG: 0.464	C SI 92 F FF 93 F SI 92 X FF 92 0-2 ③ G4-3			X FF 92 0-0 ① F8		C FF 90 X FF 91 0-1 ①② G6-4-3 1-2f	X FF 93 0-0 ② G5-3		B FF 95 X FF 94 1-0 1-H 2-H HR	5	1	1	3	0	0	2
32 Derek Dietrich, L (1, 5) OBP: 0.329, SLG: 0.399		B FF 89 C CH 83 F FF 93 B KC 77 F KC 78 X SI 92 2-2 18 G3-1 19 G6-3 2B		C SI 94 F KC 78 S KC 79 0-3 ② K		B CH 83 F CH 84 C SI 92 B CH 84 F KC 78 F FF 93 F KC 78 S KC 78 2-3 ③ K	B SI 91 B FF 93 C FF 92 B SI 91 X FF 92 3-1 ③ G4-3		B FF 96 B CH 87 F FF 94 B SI 94 S FF 95 F FF 94 S SL 87 3-3 ② K	5	1	1	0	0	3	0
18 Tomás Telis, S (1, 3) OBP: 0.262, SLG: 0.351 22 Dustin McGowan, R (8, 1)		C KC 78 X CH 84 0-1 ① G3-1 2-3		C FF 93 C KC 78 X FF 94 0-2 ③ G4-3			B SI 89 C KC 76 F KC 78 B KC 77 B KC 78 B FF 93 4-2 19 1B 51 HR BB	X FF 95 0-0 ① P6	B FF 94 C FF 94 C FF 93 C FF 95 1-3 ③ K	3 1	1 0	0 0	0 0	1 1	0 1	1 0
19 Miguel Rojas, R (1, 6) OBP: 0.356, SLG: 0.329		X FF 90 0-0 ② G6-3 3-H			B FF 89 B CH 82 C FF 93 B FF 93 B SI 91 4-1 27 2B BB		X SI 90 0-0 51 HR 1-2 1B	B FF 96 B FF 96 C FF 96 B CH 87 X FF 94 3-1 ② G5-3		3	2	1	1	1	0	0
58 Dan Straily, R (1, 1) OBP: 0.068, SLG: 0.047 51 Ichiro Suzuki, L (7, PH) OBP: 0.309, SLG: 0.336 25 Junichi Tazawa, R (7, 1) 28 Tyler Moore, R (8, PH) OBP: 0.270, SLG: 0.435 (8, 3)		C FF 90 X SI 92 0-1 1B			B FF 91 L SI 90 L FF 88 B FF 90 M KC 78 2-3 ① K		B CH 83 B SI 89 F SI 90 B CH 83 X SI 92 3-1 1-H 2-H HR	F SL 86 B SL 88 B FF 97 F CH 87 F CH 88 B FF 98 X CH 87 3-2 2B		2 1 0 1	0 1 0 0	1 1 0 1	3 0 0 0	0 0 0 0	1 0 0 0	1 0 0 0
Inning Stats	R: 1 E: 0 K: 1 S: 14 H: 2 LOB: 1 BB: 0 P: 19	R: 1 E: 0 K: 0 S: 13 H: 2 LOB: 1 BB: 0 P: 17	R: 0 E: 0 K: 2 S: 8 H: 0 LOB: 0 BB: 0 P: 12	R: 0 E: 0 K: 1 S: 7 H: 0 LOB: 0 BB: 0 P: 7	R: 1 E: 0 K: 2 S: 12 H: 1 LOB: 1 BB: 1 P: 21	R: 0 E: 0 K: 1 S: 9 H: 1 LOB: 0 BB: 0 P: 11	R: 6 E: 0 K: 0 S: 17 H: 5 LOB: 0 BB: 1 P: 30	R: 0 E: 0 K: 1 S: 11 H: 1 LOB: 1 BB: 0 P: 17	R: 3 E: 0 K: 3 S: 17 H: 2 LOB: 0 BB: 1 P: 28	1B: 4 2B: 6 3B: 0 HR: 4 SF: 0 SAC: 0 DP: 1 HBP: 0						

	AB	40
	R	12
	H	14
	RBI	12
	BB	3
	SO	11
	LOB	10

	WP: 0	PA: 43
	PB: 0	
	SB: 0	
	CS: 0	

PITCHER		IP	WLS	BF	H	R	ER	SO	BB	IBB	HBP	BLK	WP	HR	S	P	ERA	WHIP
27 Aaron Nola, R ERA: 3.58	(1, 1)	6.1	L	29	9	7	7	7	2	0	0	0	0	2	72	105	9.95	1.737
46 Jesen Therrien, R ERA: 7.2	(7, 1)	0.2		4	2	2	2	0	0	0	0	0	0	1	8	12	27.00	3.000
51 Ricardo Pinto, R ERA: 7.77	(8, 1)	2.0		10	3	3	3	4	1	0	0	0	0	1	28	45	13.50	2.000

PITCHER	IP	WLS	BF	H	R	ER	SO	BB	IBB	HBP	BLK	WP	HR	S	P	ERA	WHIP

Batter	1	2	3	4	5	6	7	8	9	AB	R	H	RBI	BB	SO	LOB
16 César Hernández, S (1, 4) OBP: 0.349, SLG: 0.412	B FF 90 B FF 89 C FF 90 F FF 90 X CH 82 2-2 ① G6-3		B FF 90 S CH 82 B FF 90 B FF 89 C FF 90 S FF 90 3-3 ② K		C CH 81 C SL 84 S FF 90 0-3 ③ K			B FF 94 F SI 96 B CH 86 X SI 95 2-1 HR	B SI 94 B SI 93 F FF 94 C FF 94 C SL 87 2-3 ③ K	5	1	1	1	0	3	0
13 Freddy Galvis, S (1, 6) OBP: 0.305, SLG: 0.406	C FF 90 B FF 91 B SL 84 F FF 91 S SL 85 2-3 ② K		B FF 90 S CH 82 S FF 90 B SL 85 B CH 83 X FF 91 3-2 ③ G3-1			C SL 81 B CH 81 X CH 81 1-1 ① F7		C FF 96 B FF 94 C FF 96 F CH 90 F SL 87 X FF 94 1-2 ① G1-3		4	0	0	0	0	1	0
5 Nick Williams, L (1, 8) OBP: 0.348, SLG: 0.481	C FF 91 B FF 92 S CH 84 B SL 85 B FF 92 B FF 92 4-2 17 HR BB			B CH 81 B CH 82 B FF 89 B FF 91 4-0 17 FC4-6 BB		B SL 82 S FF 89 B SL 83 S CH 82 X FF 90 2-2 ② G4-3		F FF 95 B SL 86 F CH 89 F FF 95 S SL 88 1-3 ② K2-3		2	1	0	0	2	1	0
17 Rhys Hoskins, R (1, 7) OBP: 0.373, SLG: 0.667	B FF 92 B FF 90 1 SAFE F FF 92 F SL 85 F SL 83 F CH 83 X FF 91 2-2 1-H HR			1 SAFE C FF 90 B FF 90 B SL 84 F SL 83 X SL 83 2-2 ① FC4-6 1-2f		C SL 84 S SL 84 S SL 83 0-3 ③ K		C FF 95 B FF 95 X FF 96 1-1 ③ G5-3		4	1	1	2	0	1	1
19 Tommy Joseph, R (1, 3) OBP: 0.294, SLG: 0.422	B FF 92 C FF 92 S SL 86 F FF 92 B SL 85 F SL 86 B SL 83 F FF 92 F FF 91 3-3 S SL 86 ③ K			S FF 90 1 SAFE 1 SAFE F FF 91 F CH 82 S SL 84 0-3 ② K			C FF 91 F CU 74 X CU 79 0-2 31 1B 7 SF8 2B		B FF 94 X FF 94 1-0 HR	4	2	2	1	0	2	1
31 Hyun Soo Kim, L (1, 9) OBP: 0.304, SLG: 0.272		B FF 89 B FF 88 B FF 90 C FF 90 C FF 90 X FF 91 3-2 ① G4-3		B FF 90 S CH 83 S CH 83 B FF 92 C CH 83 2-3 ③ K			X FF 93 0-0 2-3 1B		B FF 95 X FF 93 1-0 7 G1-3 4 HR 1B	4	1	2	0	0	1	1
7 Maikel Franco, R (1, 5) OBP: 0.275, SLG: 0.386		S SL 84 T SL 82 B SL 83 B CH 84 F FF 92 B SL 83 T SL 85 3-2 ② K			F FF 88 S CH 81 X SL 82 0-2 ① P3		B CU 77 B FF 93 X FF 92 2-0 ① SF8 3-H		B SL 89 X FF 95 1-0 ① G1-3 1-2	3	0	0	1	0	1	1
29 Cameron Rupp, R (1, 2) OBP: 0.319, SLG: 0.455		C FF 92 C FF 91 B SL 84 X FF 92 1-2 ③ P3			F FF 87 X CH 82 0-1 HR		F FF 92 C FF 92 F FF 92 D FO 86 B FF 92 F FO 84 F FF 93 F FF 91 1 SAFE 3-3 ② K		X SI 95 0-0 ② G6-3	4	1	1	1	0	1	2
27 Aaron Nola, R (1, 1) OBP: 0.103, SLG: 0.028 46 Jesen Therrien, R (7, 1) 15 Ty Kelly, S (7, PH) OBP: 0.261, SLG: 0.351 51 Ricardo Pinto, R (8, 1) 4 Andrés Blanco, S (9, PH) OBP: 0.250, SLG: 0.259			S FF 89 B FF 90 S FF 89 S FF 90 1-3 ① K		C FF 89 C SL 84 F FF 90 S FF 91 0-3 ② K		C CU 76 D FO 85 X FF 91 1-1 ③ G3		C FF 95 D CH 88 B FF 94 D CH 88 X FF 93 3-1 2-H HR	2 0 1 0 1	0 0 0 0 1	0 0 0 0 1	0 0 0 0 2	0 0 0 0 0	2 0 0 0 0	0 0 1 0 0
Inning Stats	R: 2 H: 1 E: 0 LOB: 0 K: 2 BB: 1 S: 20 P: 33	R: 0 H: 0 E: 0 LOB: 0 K: 1 BB: 0 S: 10 P: 17	R: 0 H: 0 E: 0 LOB: 0 K: 2 BB: 0 S: 9 P: 16	R: 0 H: 0 E: 0 LOB: 1 K: 2 BB: 1 S: 10 P: 18	R: 1 H: 1 E: 0 LOB: 0 K: 2 BB: 0 S: 12 P: 12	R: 0 H: 0 E: 0 LOB: 0 K: 1 BB: 0 S: 8 P: 11	R: 1 H: 2 E: 0 LOB: 1 K: 1 BB: 0 S: 16 P: 22	R: 1 H: 1 E: 0 LOB: 0 K: 1 BB: 0 S: 13 P: 18	R: 3 H: 3 E: 0 LOB: 0 K: 1 BB: 0 S: 9 P: 17	1B: 2 SF: 1 2B: 1 SAC: 0 3B: 0 DP: 0 HR: 5 HBP: 0						

PITCHER	IP	WLS	BF	H	R	ER	SO	BB	IBB	HBP	BLK	WP	HR	S	P	ERA	WHIP
58 Dan Straily, R (1, 1) ERA: 3.83	6.0	W	22	2	3	3	10	2	0	0	0	0	2	69	107	4.50	0.667
25 Junichi Tazawa, R (7, 1) ERA: 5.45	1.0		5	2	1	1	1	0	0	0	0	0	0	16	22	9.00	2.000
22 Dustin McGowan, R (8, 1) ERA: 3.68	2.0		10	4	4	4	2	0	0	0	0	0	3	22	35	18.00	2.000

PITCHER	IP	WLS	BF	H	R	ER	SO	BB	IBB	HBP	BLK	WP	HR	S	P	ERA	WHIP

BOTTOM

Miami Marlins @ Philadelphia Phillies

Citizens Bank Park, Philadelphia, PA

Tue Aug 22 2017, 4:08 PM - 7:14 PM EDT

Clear - 91 F

livebaseballscorecards.com

AB	34
R	8
H	8
RBI	8
BB	2
SO	13
LOB	7

Miami Marlins @ Philadelphia Phillies

Citizens Bank Park, Philadelphia, PA

Tue Aug 22 2017, 7:55 PM - 11:15 PM EDT

Att. 20,761 - Sunny - 86 F

TOP

livebaseballscorecards.com

Batter	1	2	3	4	5	6	7	8	9	AB	R	H	RBI	BB	SO	LOB
9 Dee Strange-Gordon, L (1, 4) OBP: 0.332, SLG: 0.353	B FF 94 F FF 94 F FF 94 F KC 82 B KC 82 X FF 95 2-2 27 1B 21 FC4-3-6 1B	S KC 80 F KC 82 D KC 81 B FF 94 F FF 94 X FF 94 2-2 21 HR 1-2 1B	C FF 94 D SL 87 S SL 86 B FF 95 F SL 86 D SL 85 X SL 85 3-2 ③ F8			B F FF 94 B SL 82 C FF 95 X FF 94 2-2 ① L7		C SL 83 C SL 83 F SL 83 X SI 95 0-2 ① P5		5	2	2	0	0	0	1
27 Giancarlo Stanton, R (1, 9) OBP: 0.381, SLG: 0.646	B FF 95 X FF 95 1-0 21 FC4-3-6 1-3 1B	B SL 84 T FF 94 F FF 94 B SI 94 S SL 83 2-3 K ①	C SL 84 F FF 93 S SL 84 0-3 K ①			C SL 87 B SL 89 F SL 86 B FF 95 T FF 95 2-2 K ②		B SI 97 F CH 83 X FF 96 1-1 G4-3 ②		5	0	1	0	0	3	2
21 Christian Yelich, L (1, 8) OBP: 0.365, SLG: 0.437	C FF 94 S FF 95 F FF 96 D SL 84 1 SAFE X FF 95 1-2 ① FC4-3-6 13 HR 1-2f 3-H	B FF 94 B KC 80 X FF 93 2-0 1-H 2-H HR	B FF 93 C FF 92 F SL 84 S SL 86 1-3 ② K			X SL 83 0-0 ③ L4		B SL 84 B SL 83 S SL 84 F FF 97 S SL 84 2-3 ③ K		5	2	1	4	0	2	1
13 Marcell Ozuna, R (1, 7) OBP: 0.371, SLG: 0.549	1 SAFE F FF 96 B SL 84 F FF 94 B KC 81 1 SAFE X SL 82 2-2 1-H HR	B FF 94 X CU 78 1-0 ② P6		X FF 94 0-0 ③ G2-3			C FF 94 B SL 86 X FF 94 1-1 ① L8		B CU 77 B CH 82 B CH 81 C SI 94 S CH 82 F SI 94 B CH 79 4-2 11 G6-3 BB	4	1	1	2	1	0	0
11 J.T. Realmuto, R (1, 3) OBP: 0.346, SLG: 0.470	C FF 94 B FF 94 S FF 94 B FF 96 B SI 94 F FF 96 F FF 94 F SL 84 F FF 94 3-2 X FF 84 2B	C SL 83 C SL 83 X FF 94 0-2 E7 1B			B FF 92 B CU 80 C FF 91 F SL 84 F SL 85 F FF 93 F SL 83 B SL 85 X SL 84 3-2 17 G4-3 2B		B SL 84 X SI 95 1-1 ② G5-3		C CU 76 S CH 80 F SI 96 F FF 96 F CH 82 F SL 83 X SI 96 0-2 ①② G6-3 1-2f	5	0	3	0	0	0	1
32 Derek Dietrich, L (1, 5) OBP: 0.330, SLG: 0.399	B FF 94 C FF 94 S FF 94 F SL 81 B FF 94 F SL 81 B FF 94 S FF 92 3-3 ② K	C SL 81 F FF 93 D SL 83 S SL 86 1-3 ③ K			B FF 92 F FF 92 B FF 92 C SL 82 S SL 85 2-3 ① K		S SL 85 B SL 85 X SI 95 1-1 17 12 1B 1B		B CU 79 B FF 96 B SL 84 C SI 96 X SI 95 3-1 1B	5	1	2	0	0	3	3
17 A.J. Ellis, R (1, 2) OBP: 0.313, SLG: 0.354	B FF 94 F FF 93 B KC 77 B FF 93 C FF 92 F FF 93 F FF 93 B FF 93 4-2 BB		B FF 94 B FF 92 B FF 93 B FF 92 4-0 62 SH1-4 BB		B FF 96 X FF 96 1-0 ② G4-3 2-3	C CU 78 C CH 81 B SI 96 F SI 96 F SI 96 X CU 79 1-2 12 1B 1-2 1B	C SI 96 F SI 96 X CH 83 0-2 ③ F8		B FF 90 F SI 89 C FF 90 B FF 89 F ST 76 S CH 81 2-3 ③ K	3	0	1	0	2	1	2
12 Mike Aviles, R (1, 6) OBP: 0.311, SLG: 0.366 19 Miguel Rojas, R (7, 6) OBP: 0.356, SLG: 0.329	C KC 80 X KC 79 0-1 ③ G6-3		C SL 81 F FF 93 F SL 83 S SL 83 0-3 ① K		B SL 86 B SL 87 F FF 96 F FF 93 B SL 88 B FF 95 4-2 BB	B CU 79 F CU 80 S CH 83 B CH 84 B SL 84 X CH 83 3-2 1-2 2-H 1B				3 0	0 0	1 0	1 0	1 0	1 0	3 0
62 José Ureña, R (1, 1) OBP: 0.083, SLG: 0.111 49 Brian Ellington, R (6, 1) 28 Tyler Moore, R (7, PH) OBP: 0.269, SLG: 0.432 46 Kyle Barraclough, R (7, 1) 29 Brad Ziegler, R (9, 1)		B FF 94 C FF 93 S FF 93 X KC 80 1-2 9 1B 21 HR 1B	L FF 94 X FF 93 0-1 ② SH1-4 1-2		S FF 93 S FF 95 C FF 95 0-3 ③ K		C SI 96 F SI 96 X CH 83 0-2 ③ F8			2 0 1 0 0	1 0 0 0 0	1 0 0 0 0	0 0 0 0 0	0 0 0 0 0	1 0 0 0 0	2 0 2 0 0

| Inning Stats | | | |

Miami Marlins @ Philadelphia Phillies

Citizens Bank Park, Philadelphia, PA

Tue Aug 22 2017, 7:55 PM - 11:15 PM EDT

Att. 20,761 - Sunny - 86 F

BOTTOM

Batter	1	2	3	4	5	6	7	8	9	AB	R	H	RBI	BB	SO	LOB
18 Pedro Florimón, S (1, 4) OBP: 0.462, SLG: 0.545	B FF 96 B CH 92 C CH 91 F FF 96 X FF 97 2-2 G3 ①		B SL 86 F FF 94 B SL 85 B CH 87 X SI 92 3-1 1-2 1B		C FF 96 B SL 85 C SI 94 X SL 86 1-2 L3 ②		C FF 95 C SL 79 B SL 80 B SL 79 X CH 90 2-2 G3 ③		X SI 83 0-0 G4-3 ③	5	0	1	0	0	0	2
13 Freddy Galvis, S (1, 6) OBP: 0.304, SLG: 0.403	F FF 97 X FF 97 0-1 F7 ②		C CH 85 B SI 94 X CH 87 1-1 L9 ③		B SL 83 S SL 85 C SL 84 F SI 96 B SL 85 F FF 96 B SL 86 F CH 88 B SL 86 4-2 BB			B SL 78 X FF 94 1-0 L6 ①		3	0	0	0	1	0	2
5 Nick Williams, L (1, 8) OBP: 0.346, SLG: 0.494	B SI 97 B SI 97 F FF 94 S CH 87 C SI 97 2-3 K ③			S SI 93 B FF 97 F SI 96 B SI 96 X SI 97 2-2 HR	X CH 87 0-0 F8 ③			F FF 94 C FF 94 F FF 94 B SL 81 B FF 95 S FF 95 2-3 K ②		4	1	1	1	0	2	1
17 Rhys Hoskins, R (1, 7) OBP: 0.382, SLG: 0.644		B FF 97 B FF 96 B FF 95 C FF 94 F SL 84 B FF 96 4-2 19 G5-4-3 BB		F SL 84 T SI 98 S FF 96 0-3 K ①		B FF 100 B FF 98 C FF 98 F FF 99 B CU 88 X FF 99 3-2 G6-3 ①		B SL 79 B SL 78 F FF 94 B FF 94 S FF 95 X FF 95 3-2 1B		3	0	1	0	1	1	0
19 Tommy Joseph, R (1, 3) OBP: 0.293, SLG: 0.428 55 Hoby Milner, L (9, 1)		C SI 96 B FF 96 B SL 85 B SL 86 1 SAFE X SI 95 3-1 G5-4-3 ①② 1-2f		C SI 96 B SI 96 B SL 85 B SL 81 X SI 94 3-1 G5-3 ②		B CU 89 X FF 98 1-0 HR		S FF 93 F FF 94 F FF 94 D SL 79 B CH 88 S SL 79 2-3 K ③		4 0	1 0	1 0	1 0	0 0	1 0	2 0
31 Hyun Soo Kim, L (1, 9) OBP: 0.306, SLG: 0.274 53 Yacksel Ríos, R (5, 1) 7 Maikel Franco, R (6, PH) OBP: 0.276, SLG: 0.389 (7, 5)		F FF 97 B FF 97 X CH 88 1-1 G3 ③		B SL 82 B CH 86 C SI 95 F FF 97 B CH 90 F SI 95 F FF 93 X FF 95 3-2 4 HR 1B		B FF 100 S FF 100 B FF 101 X FF 99 2-1 G4-3 ②			X SI 82 0-0 38 G6-3 2B	2 0 2	1 0 0	1 0 1	0 0 0	0 0 0	0 0 0	0 0 0
4 Andrés Blanco, S (1, 5) OBP: 0.252, SLG: 0.287 46 Jesen Therrien, R (7, 1) 39 Adam Morgan, L (7, 1) OBP: 0.667, SLG: 0.500 29 Cameron Rupp, R (9, 2) OBP: 0.318, SLG: 0.453			C FF 94 S CH 85 S CH 87 0-3 K ①	F CH 88 C FF 94 B SL 86 B SI 96 F FF 97 B CH 87 F CH 87 F FF 95 F CH 89 3-2 1-H HR		B FF 98 C FF 99 T FF 99 X FF 99 1-2 G6-3 ③			C SI 83 B CU 74 X SI 83 1-1 G5-3 ①	3 0 0 1	1 0 0 0	1 0 0 0	2 0 0 0	0 0 0 0	1 0 0 0	0 0 0 1
38 Jorge Alfaro, R (1, 2) OBP: 0.333, SLG: 0.424 (9, 3)			B FF 98 B SL 84 X FF 95 2-0 18 1B 1B	F SL 84 S SL 84 B SL 86 S SL 83 1-3 K ③			C FF 94 F SL 80 X SL 80 0-2 G6-3 ①		S CU 73 S CU 73 X CU 74 0-2 G6-3 ② 2-3	4	0	1	0	0	1	1
43 Nick Pivetta, R (1, 1) OBP: 0.088, SLG: 0.088 61 Edubray Ramos, R (2, 1) 30 Cameron Perkins, R (5, 9) OBP: 0.239, SLG: 0.241 16 César Hernández, S (9, PH) OBP: 0.350, SLG: 0.412			C FF 93 C FF 94 C FF 98 0-3 K ②		C FF 96 B SI 94 F SL 84 B SL 85 X FF 95 2-2 G6-3 ①		X FF 94 0-0 L9 ②		C SI 82 F SI 82 H CU 75 1-2 HBP	0 1 2 0	0 0 0 0	0 0 0 0	0 0 0 0	0 1 0 0	0 1 0 0	0 1 0 0
Inning Stats	R: 0 E: 0 K: 1 S: 8 H: 0 LOB: 0 BB: 0 P: 12	R: 0 E: 0 K: 0 S: 6 H: 0 LOB: 0 BB: 1 P: 14	R: 0 E: 0 K: 2 S: 11 H: 2 LOB: 2 BB: 0 P: 17	R: 3 E: 0 K: 2 S: 27 H: 3 LOB: 0 BB: 0 P: 39	R: 0 E: 0 K: 0 S: 12 H: 0 LOB: 1 BB: 1 P: 19	R: 1 E: 0 K: 0 S: 9 H: 1 LOB: 0 BB: 0 P: 16	R: 0 E: 0 K: 0 S: 7 H: 0 LOB: 0 BB: 0 P: 9	R: 0 E: 0 K: 2 S: 12 H: 1 LOB: 1 BB: 0 P: 20	R: 0 E: 0 K: 0 S: 9 H: 1 LOB: 2 BB: 0 P: 11	1B: 4 2B: 1 3B: 0 HR: 3 SF: 0 SAC: 0 DP: 1 HBP: 1						

livebaseballscorecards.com

AB	34
R	4
H	8
RBI	4
BB	2
SO	7
LOB	10

WP: 0 PB: 0 SB: 0 CS: 0 PA: 37

PITCHER		IP	WLS	BF	H	R	ER	SO	BB	IBB	HBP	BLK	WP	HR	S	P	ERA	WHIP
62 José Ureña, R ERA: 3.68	(1, 1)	5.0	W	21	5	3	3	5	2	0	0	0	0	2	64	101	5.40	1.400
49 Brian Ellington, R ERA: 6.84	(6, 1)	1.0	H	4	1	1	1	0	0	0	0	0	0	1	9	16	9.00	1.000
46 Kyle Barraclough, R ERA: 3.18	(7, 1)	2.0	H	7	1	0	0	2	0	0	0	0	0	0	19	29	0.00	0.500
29 Brad Ziegler, R ERA: 4.97	(9, 1)	1.0	S	5	1	0	0	0	0	0	1	0	0	0	9	11	0.00	1.000

PITCHER	IP	WLS	BF	H	R	ER	SO	BB	IBB	HBP	BLK	WP	HR	S	P	ERA	WHIP

Batter	1	2	3	4	5	6	7	8	9	AB	R	H	RBI	BB	SO	LOB
9 Dee Strange-Gordon, L (1, 4) OBP: 0.330, SLG: 0.350	C SI 92 F SI 92 B FF 92 F FS 86 S FS 85 1-3 ① **K**		B FF 91 B SI 90 F FS 84 B SI 92 F SI 91 X SI 91 3-2 ③ **G3-1**			S FF 91 B FF 90 B SI 91 F FF 89 B FF 91 F FS 82 F SI 89 X FS 84 3-2 ② **P4**			X SI 94 0-0 ① **F7**	4	0	0	0	0	1	1
27 Giancarlo Stanton, R (1, 9) OBP: 0.378, SLG: 0.640	C FF 93 B SI 92 F SI 92 B FF 92 S FS 85 2-3 ② **K**			B FF 92 C FF 92 B SI 91 B FS 82 X SI 90 3-1 ① **L4**		B SI 90 C CU 74 S FS 83 X FF 90 1-2 ③ **L7**			B FF 95 B SI 95 S FF 95 B FS 89 X FS 88 3-1 ② **G6-3**	4	0	0	0	0	1	1
21 Christian Yelich, L (1, 8) OBP: 0.364, SLG: 0.434	B FF 93 X SI 91 1-0 ③ **G4-3**			L SI 90 X CU 74 0-1 ② **G1-3**			B FF 90 B SI 89 C SI 88 B FS 82 F SI 89 F FS 84 B FS 83 4-2 13 FC6-4 BB		B FS 87 B FS 86 F FF 95 F FF 96 F FF 95 X FS 86 2-2 ③ **L7**	3	0	0	0	1	0	0
13 Marcell Ozuna, R (1, 7) OBP: 0.371, SLG: 0.546		B FF 92 C FF 91 B SI 90 B FS 83 B FS 84 4-1 32 S BB		S CU 72 C FF 92 B FS 86 F FS 85 B FS 84 X FS 85 2-2 ③ **G5-3**			B FF 88 C SI 89 F CU 72 X FS 84 1-2 ① **FC6-4** 11 G6-4-3 1-2f			2	0	0	0	1	0	1
11 J.T. Realmuto, R (1, 2) OBP: 0.344, SLG: 0.467 66 Jarlín García, L (8, 1)		C FF 90 C CU 72 S FS 85 0-3 ① **K**			B CU 72 X CU 72 1-0 ① **F7**		X FF 90 0-0 ②③ **G6-4-3** 1-2f			3 0	0 0	0 0	0 0	0 0	1 0	2 0
32 Derek Dietrich, L (1, 5) OBP: 0.327, SLG: 0.396		B SI 91 1 SAFE B FS 83 C FS 83 F SI 91 F FF 90 B SI 92 S FS 84 3-3 ② **K** 1-2			X SI 91 0-0 ② **G6-3**			B SI 98 F SI 98 F FF 99 F FF 99 F FS 87 S FS 90 1-3 ① **K**		3	0	0	0	0	2	1
18 Tomás Telis, S (1, 3) OBP: 0.266, SLG: 0.350 (8, 2)		B FS 82 C FF 91 B FF 89 B FS 82 F SI 91 F FS 84 C SI 92 3-3 ③ **K**			C SI 92 B FS 85 S FC 83 F FS 83 B FF 91 X FS 83 2-2 ③ **G6-3**			B SL 84 X SI 98 1-0 19 FC3-6 1B		3	0	1	0	0	1	1
19 Miguel Rojas, R (1, 6) OBP: 0.355, SLG: 0.335			B FF 92 F FF 92 F FF 92 F CU 73 X FS 85 1-2 ① **G3-1**			C CU 72 X SI 91 0-1 17 F9 2B		F SI 99 F SI 99 X SL 87 0-2 ② **FC3-6** 28 FC6-4 1-2f		3	0	1	0	0	0	1
20 Justin Nicolino, L (1, 1) 43 Odrisamer Despaigne, R (3, 1) OBP: 0.250, SLG: 0.250 17 A.J. Ellis, R (6, PH) OBP: 0.310, SLG: 0.350 49 Brian Ellington, R (6, 1) 25 Junichi Tazawa, R (7, 1) 28 Tyler Moore, R (8, PH) OBP: 0.267, SLG: 0.430 (8, 3)			X SI 90 0-0 ② **G5-3**			S FF 92 X FF 90 0-1 ① **F9** 2-3		B SL 84 C SL 86 X FF 97 1-1 ③ **FC6-4** 1-2f		1 0 1 0 0 1	0 0 0 0 0 0	0 0 0 0 0 0	0 0 0 0 0 0	0 0 0 0 0 0	0 0 1 0 0 1	0 0 0 0 0 1

Inning Stats	1	2	3	4	5	6	7	8	9
R:	0	0	0	0	0	0	0	0	0
E:	0	0	0	0	0	0	0	0	0
K:	2	3	0	0	0	0	0	1	0
S:	8	12	8	8	6	12	7	11	7
H:	0	0	0	0	0	1	0	1	0
LOB:	0	1	0	0	0	1	0	1	0
BB:	0	1	0	0	0	0	1	0	0
P:	12	22	12	13	9	16	12	14	12

1B:	1
2B:	1
3B:	0
HR:	0
SF:	0
SAC:	0
DP:	1
HBP:	0
WP:	0
PB:	0
SB:	1
CS:	0
PA:	30

PITCHER		IP	WLS	BF	H	R	ER	SO	BB	IBB	HBP	BLK	WP	HR	S	P	ERA	WHIP
59 Mark Leiter Jr., R ERA: 3.86	(1, 1)	7.0	W	23	1	0	0	5	2	0	0	0	0	0	61	96	0.00	0.429
57 Luis García, R ERA: 2.82	(8, 1)	1.0		4	1	0	0	1	0	0	0	0	0	0	11	14	0.00	1.000
50 Héctor Neris, R ERA: 3.28	(9, 1)	1.0		3	0	0	0	0	0	0	0	0	0	0	7	12	0.00	0.000

PITCHER	IP	WLS	BF	H	R	ER	SO	BB	IBB	HBP	BLK	WP	HR	S	P	ERA	WHIP

TOP

Miami Marlins @ Philadelphia Phillies

Citizens Bank Park, Philadelphia, PA

Wed Aug 23 2017, 7:09 PM - 9:57 PM EDT

Att. 19,161 - Clear - 80 F

livebaseballscorecards.com

AB	28
R	0
H	2
RBI	0
BB	2
SO	6
LOB	10

MIAMI

Miami Marlins @ Philadelphia Phillies

Citizens Bank Park, Philadelphia, PA

Wed Aug 23 2017, 7:09 PM - 9:57 PM EDT

Att. 19,161 - Clear - 80 F

BOTTOM

livebaseballscorecards.com

Batter	1	2	3	4	5	6	7	8	9	AB	R	H	RBI	BB	SO	LOB
16 César Hernández, S (1, 4) OBP: 0.353, SLG: 0.421	S FF 90 B FF 90 S CH 84 X FF 89 1-2 G6-3 ①		B FF 90 C CU 74 F FF 90 B FC 87 F CH 83 B CH 83 X FF 91 3-2 13 1B 3B	X FF 91 0-0 2B		B FF 100 C FF 100 X CU 90 1-1 G4-3 ②		B FF 94 B FF 93 B FF 93 C FF 92 B FF 93 4-1 BB		4	1	2	0	1	0	0
13 Freddy Galvis, S (1, 6) OBP: 0.305, SLG: 0.402	C FF 91 B FF 91 F CU 77 X CH 84 1-2 G6-3 ②		F CU 77 X FF 91 0-1 5 1B 17 HR 3-H 1B	F FF 92 B FC 85 F FC 85 X FF 93 1-2 F8 ①		B FF 99 B FF 99 B FF 100 C FF 99 S FF 100 F FF 100 B SI 99 4-2 5 WP 17 2B BB		B FF 94 B CH 87 B FF 93 F FF 94 S CH 86 3-3 K ②		4	2	1	1	1	1	2
5 Nick Williams, L (1, 8) OBP: 0.353, SLG: 0.494	B FF 90 C FF 91 S FF 91 F FF 91 X CU 78 1-2 17 BB 19 2B 1B		B FF 92 1 SAFE X FF 88 1-0 17 HR 1-2 1B	B FC 87 B CH 79 S CH 80 F FF 93 2 SAFE F FC 87 B FF 94 S CH 80 3-3 K ②		B FF 98 C FF 99 B CU 87 S B FF 100 F FF 99 B FF 100 4-2 17 2B 1-2 BB		S SL 86 C FF 95 C SL 85 0-3 K ③		4	3	2	0	1	2	2
17 Rhys Hoskins, R (1, 7) OBP: 0.407, SLG: 0.729	B FF 91 B CH 84 B FF 91 C FF 90 S CH 83 B FF 91 4-2 19 2B 1-2 BB		C CU 78 F CH 83 B FF 92 F CU 78 B FC 88 B CH 84 F CU 76 X FF 91 3-2 1-H 2-H HR	B FF 93 B FC 84 C FC 84 X SI 94 2-1 P4 ③		B FF 100 X FF 98 1-0 1-H 2-H 2B				3	1	2	5	1	0	1
19 Tommy Joseph, R (1, 3) OBP: 0.293, SLG: 0.429	B FF 91 B FF 91 F FF 90 X CH 83 2-1 1-3 2-H 2B		C FF 90 F CU 78 C FF 90 0-3 K ①		F SI 92 C FF 92 S CH 80 0-3 K ①	C CU 89 S CU 88 B CU 89 F CU 87 X FF 98 1-2 P4 ③				4	0	1	1	0	2	1
7 Maikel Franco, R (1, 5) OBP: 0.276, SLG: 0.387	B CH 83 C FF 91 X FF 91 1-1 F8 ③		B CU 76 C FF 90 B CH 84 T CH 84 F FF 89 F FC 88 F CH 83 B FF 92 B FF 91 4-2 18 1B 38 2B BB		B FF 92 X FC 82 1-0 F7 ②		F FF 92 F FO 86 X FF 92 0-2 P5 ①			3	1	0	0	1	0	2
18 Pedro Florimón, S (1, 9) OBP: 0.471, SLG: 0.533		C FF 89 C FF 90 B FF 89 B FF 91 X FF 91 2-2 G5-3 ①	F FF 92 L CH 83 X CU 77 0-2 38 2B 59 L3-5 1-2 1B		B FF 92 C FC 86 B CH 79 X FC 85 2-1 38 FC6-4 1B		B FF 93 F FF 93 F FO 87 B FF 92 F FF 93 S FF 94 2-3 K ②			4	0	2	0	0	1	0
38 Jorge Alfaro, R (1, 2) OBP: 0.324, SLG: 0.432		C FF 90 X CU 78 0-1 G1-3 ②	B FF 90 F CU 76 X CH 83 1-1 1-3 2-H 2B		B FF 91 X FF 91 1-0 FC6-4 1-2f ③		C CU 78 C FF 94 S FF 94 0-3 K ③			4	0	1	1	0	1	1
59 Mark Leiter Jr., R (1, 1) OBP: 0.067, SLG: 0.067 57 Luis García, R (8, 1) 15 Ty Kelly, S (8, PH) OBP: 0.258, SLG: 0.346 50 Héctor Neris, R (9, 1)		C FF 91 S CU 76 B FF 91 S CU 77 1-3 K ③	S FF 92 F FF 91 X FC 86 0-2 L3-5 ②③ 3-H			B FF 100 B FF 98 C FF 98 X FF 96 2-1 G6-3 ①		C FF 94 X CH 88 0-1 G5-3 ①		3 0 1 0	0 0 0 0	0 0 0 0	0 0 0 0	1 0 0 0	2 0 0 0	2 0 0 0
Inning Stats	R: 1 E: 0 K: 0 S: 16 H: 2 LOB: 2 BB: 1 P: 26	R: 0 E: 0 K: 1 S: 8 H: 0 LOB: 0 BB: 0 P: 11	R: 5 E: 0 K: 1 S: 28 H: 6 LOB: 1 BB: 1 P: 40	R: 0 E: 0 K: 1 S: 10 H: 1 LOB: 1 BB: 0 P: 16	R: 0 E: 0 K: 1 S: 7 H: 1 LOB: 1 BB: 0 P: 11	R: 2 E: 0 K: 0 S: 15 H: 1 LOB: 1 BB: 2 P: 28	R: 0 E: 0 K: 2 S: 10 H: 0 LOB: 0 BB: 0 P: 12	R: 0 E: 0 K: 2 S: 9 H: 0 LOB: 1 BB: 1 P: 16		1B: 5 2B: 5 3B: 1 HR: 1	SF: 0 SAC: 0 DP: 1 HBP: 0			WP: 1 PB: 0 SB: 0 CS: 0	PA: 39		

	AB	34
	R	8
	H	11
	RBI	8
	BB	5
	SO	8
	LOB	11

PITCHER		IP	WLS	BF	H	R	ER	SO	BB	IBB	HBP	BLK	WP	HR	S	P	ERA	WHIP
20 Justin Nicolino, L ERA: 5.45	(1, 1)	2.1	L	17	8	6	6	2	2	0	0	0	0	1	49	74	23.14	4.286
43 Odrisamer Despaigne, R ERA: 4.42	(3, 1)	2.2		9	2	0	0	2	0	0	0	0	0	0	20	30	0.00	0.750
49 Brian Ellington, R ERA: 7.27	(6, 1)	1.0		6	1	2	2	0	2	0	0	0	1	0	15	28	18.00	3.000
25 Junichi Tazawa, R ERA: 5.31	(7, 1)	1.0		3	0	0	0	2	0	0	0	0	0	0	10	12	0.00	0.000
66 Jarlín García, L ERA: 3.35	(8, 1)	1.0		4	0	0	0	2	1	0	0	0	0	0	9	16	0.00	1.000

PITCHER	IP	WLS	BF	H	R	ER	SO	BB	IBB	HBP	BLK	WP	HR	S	P	ERA	WHIP

Miami Marlins @ Philadelphia Phillies

Citizens Bank Park, Philadelphia, PA

Thu Aug 24 2017, 1:06 PM - 4:21 PM EDT

Att. 18,083 - Sunny - 80 F

livebaseballscorecards.com

Batter	1	2	3	4	5	6	7	8	9	AB	R	H	RBI	BB	SO	LOB
19 Miguel Rojas, R (1, 6) OBP: 0.344, SLG: 0.324	B3	L9		G6-3		G3-1	F9-3		G4-3	6	0	0	0	0	0	4
27 Giancarlo Stanton, R (1, 9) OBP: 0.378, SLG: 0.644	1B		HR	G5-3		G5-3		K		5	2	2	1	0	1	0
21 Christian Yelich, L (1, 8) OBP: 0.368, SLG: 0.446	G3		BB	2B		HR		1B		4	3	3	1	1	0	1
13 Marcell Ozuna, R (1, 7) OBP: 0.375, SLG: 0.550	2B		1B	P6		BB		1B		4	1	3	1	1	0	1
11 J.T. Realmuto, R (1, 3) OBP: 0.342, SLG: 0.472	K		K		F7	IHR		SF8		4	1	1	3	0	2	3
32 Derek Dietrich, L (1, 5) OBP: 0.333, SLG: 0.396		BB	1B		HBP	HBP		L6		2	1	1	1	1	0	1
17 A.J. Ellis, R (1, 2) OBP: 0.331, SLG: 0.382		HBP	BB		HR	K			BB	2	1	1	2	2	1	1
12 Mike Aviles, R (1, 4) OBP: 0.327, SLG: 0.364 29 Brad Ziegler, R (9, 1)		BB	K		P3		1B		SH3-4	3 0	0 0	1 0	0 0	1 0	1 0	3 0
45 Vance Worley, R (1, 1) OBP: 0.225, SLG: 0.235 25 Junichi Tazawa, R (5, 1) 71 Drew Steckenrider, R (6, 1) 28 Tyler Moore, R (7, PH) OBP: 0.265, SLG: 0.427 66 Jarlin García, L (7, 1) 46 Kyle Barraclough, R (8, 1) 9 Dee Strange-Gordon, L (9, PH) OBP: 0.329, SLG: 0.349 (9, 4)		FC5-2	K		G5-3		K		F7	3 0 0 1 0 0 1	0 0 0 0 0 0 0	0 0 0 0 0 0 0	0 0 0 0 0 0 0	1 0 0 0 0 0 0	6 0 0 0 1 0 1	0 0 0 0 1 0 1

Inning Stats																		
	R: 1 E: 0 K: 1 S: 10	H: 2 LOB: 1 BB: 0 P: 19	R: 0 E: 0 K: 0 S: 5	H: 0 LOB: 2 BB: 2 P: 15	R: 2 E: 0 K: 3 S: 19	H: 3 LOB: 3 BB: 2 P: 31	R: 0 E: 0 K: 0 S: 8	H: 1 LOB: 1 BB: 0 P: 10	R: 2 E: 0 K: 0 S: 6	H: 1 LOB: 0 BB: 0 P: 13	R: 3 E: 0 K: 1 S: 16	H: 2 LOB: 1 BB: 1 P: 29	R: 0 E: 0 K: 1 S: 10	H: 1 LOB: 0 BB: 0 P: 10	R: 1 E: 0 K: 1 S: 8	H: 2 LOB: 1 BB: 0 P: 13	R: 0 E: 0 K: 0 S: 8	H: 0 LOB: 1 BB: 1 P: 12	1B: 6 2B: 3 3B: 0 HR: 4	SF: 1 SAC: 1 DP: 2 HBP: 3	WP: 0 PB: 0 SB: 0 CS: 0	PA: 46

	AB	35
	R	9
	H	12
	RBI	9
	BB	6
	SO	7
	LOB	22

PITCHER		IP	WLS	BF	H	R	ER	SO	BB	IBB	HBP	BLK	WP	HR	S	P	ERA	WHIP
44 Jake Thompson, R ERA: 5.4	(1, 1)	5.0		27	7	5	5	4	4	0	2	0	0	2	48	88	9.00	2.200
46 Jesen Therrien, R ERA: 8.74	(6, 1)	0.2	B	5	2	3	3	0	1	0	0	0	0	1	13	23	40.50	4.500
55 Hoby Milner, L ERA: 2.41	(6, 1)	1.1		5	1	0	0	2	0	0	1	0	0	0	13	16	0.00	0.750
57 Luis García, R ERA: 2.93	(8, 1)	1.0	L	5	2	1	1	1	0	0	0	0	0	0	8	13	9.00	2.000
53 Yacksel Ríos, R ERA:	(9, 1)	1.0		4	0	0	0	0	1	0	0	0	0	0	8	12	0.00	1.000

PITCHER		IP	WLS	BF	H	R	ER	SO	BB	IBB	HBP	BLK	WP	HR	S	P	ERA	WHIP

BOTTOM

Miami Marlins @ Philadelphia Phillies

Citizens Bank Park, Philadelphia, PA

Thu Aug 24 2017, 1:06 PM - 4:21 PM EDT

Att. 18,083 - Sunny - 80 F

livebaseballscorecards.com

Batter	1	2	3	4	5	6	7	8	9	AB	R	H	RBI	BB	SO	LOB
16 César Hernández, S (1, 4) OBP: 0.354, SLG: 0.421	C SI 87 X SI 88 0-1 L8		C FC 87 B FF 90 S SI 89 X SI 92 1-2 L6	B SI 90 X FC 88 1-0 5 2B 1-3 1B		B FF 94 X CH 89 1-0 L8		X FF 93 0-0 1B		5	1	2	0	0	0	1
13 Freddy Galvis, S (1, 6) OBP: 0.306, SLG: 0.400	C SI 88 B KC 76 B FC 88 B FC 87 F FC 87 S SI 90 3-3 K		F SI 89 F FC 89 B FC 88 F SI 91 B FC 88 B SI 92 2 SAFE D SI 91 4-2 5 1B 17 1B BB	F SI 90 C FC 89 C SI 90 0-3 K		B FF 94 C FF 94 F FF 95 B FF 95 B FF 95 X FF 95 3-2 5 S 1B		C FF 94 1 SAFE 1 SAFE B CH 87 D CH 86 T FF 94 D SL 80 1 SAFE C SL 78 3-3 K		4	1	1	0	1	3	3
5 Nick Williams, L (1, 8) OBP: 0.359, SLG: 0.500	C KC 78 F SI 90 F SI 91 X FC 88 0-2 G4-3		B FC 88 X FC 89 1-0 17 1B 19 HR 1-2 2-3 1B	X SI 89 0-0 1-H 3-H 2B		1 SAFE B FF 94 F FF 95 D CU 83 B CH 89 S FF 95 F FF 96 B FF 96 4-2 1-2 BB		S SL 78 1 SAFE 1 SAFE B FF 94 X SL 78 1-1 G4-3		4	1	2	2	1	0	1
17 Rhys Hoskins, R (1, 7) OBP: 0.406, SLG: 0.755		C SI 88 X KC 76 0-1 HR	B SI 90 F SI 90 B SI 91 F SI 90 X SI 91 2-2 19 HR 1-2 2-H 3-H 1B	B SI 90 B SI 91 C SI 90 F SI 90 C SI 91 2-3 K		B CU 83 C CU 83 B FF 96 S FF 96 B FF 96 S CU 83 3-3 K			C SI 84 B SI 83 B CH 78 X SI 85 2-1 G4-3	5	2	2	3	0	2	3
19 Tommy Joseph, R (1, 3)		C SI 91 B SI 90 X SI 90 1-1 31 1B 1B	B FC 88 X FC 89 1-0 1-H 2-H HR		B CU 72 F CU 76 F FO 86 F FF 92 X FF 93 1-2 31 G4-3 2B	X CU 83 0-0 P2			C SI 83 X CU 74 0-1 G4-3	5	1	3	3	0	0	2
31 Hyun Soo Kim, L (1, 9) OBP: 0.304, SLG: 0.272		1 SAFE B FC 87 B SI 90 C FC 88 B FC 87 X SI 91 3-1 29 G6-4-3 1-2 1B	C FC 88 C FF 91 B SI 92 X SI 92 1-2 G4-3		B CU 73 C FF 93 S FO 86 D FO 86 X FO 87 2-2 G4-3 2-3		S SL 86 C SL 86 S SL 86 0-3 K2-3		B SI 85 C SI 84 B CH 77 C SI 85 X CH 78 2-2 F7	5	0	1	0	0	1	1
7 Maikel Franco, R (1, 5) OBP: 0.276, SLG: 0.384	F FC 88 B FC 89 X FC 88 1-1 F9		F SI 90 B SI 92 F SI 92 X SI 93 1-2 P3		0-0 IBB		B SL 83 S CH 86 X FF 95 1-1 P3			3	0	0	0	1	0	2
29 Cameron Rupp, R (1, 2) OBP: 0.317, SLG: 0.448	C FC 88 X SI 88 0-1 G6-4-3 1-2f			B SI 88 C SI 89 F SI 88 B FC 88 B SI 91 B SI 91 4-2 16 1B 5 2B BB	C FF 94 B FF 93 D FO 86 F FF 93 F FO 86 S FO 86 2-3 K		S FF 95 F FF 93 S CH 86 0-3 K			3	1	0	0	1	2	4
44 Jake Thompson, R (1, 1) OBP: 0.250, SLG: 0.500 15 Ty Kelly, S (5, PH) OBP: 0.256, SLG: 0.342 46 Jesen Therrien, R (6, 1) 55 Hoby Milner, L (6, 1) 57 Luis García, R (8, 1) 4 Andrés Blanco, S (8, PH) OBP: 0.250, SLG: 0.284 53 Yacksel Ríos, R (9, 1)			B FF 90 X FF 89 1-0 5 1B 17 1B 2B	B SI 90 X FC 90 1-0 L9	S CU 73 F FF 92 X FO 88 0-2 G3		C SL 78 B SL 78 C FF 94 S SL 79 1-3 K		2 1 1 0 0 0 1 1 0 0 0 0 0 2 0 0 0 0 0 0 0 0 0 0 0 0 0 0 0 0 0 0 0 0 0 1 0 0 0 0 1 0 0 0 0 0 0 0 0							

Inning Stats									
	R: 0 E: 0 K: 1 S: 9	H: 0 LOB: 0 BB: 0 P: 12	R: 1 E: 0 K: 0 S: 10	H: 3 LOB: 1 BB: 0 P: 15	R: 5 E: 0 K: 0 S: 18	H: 4 LOB: 0 BB: 1 P: 30	R: 2 E: 0 K: 2 S: 11	H: 2 LOB: 1 BB: 1 P: 19	R: 0 E: 0 K: 1 S: 14	H: 1 LOB: 2 BB: 1 P: 19
	R: 0 E: 0 K: 1 S: 11	H: 1 LOB: 2 BB: 1 P: 22	R: 0 E: 0 K: 2 S: 8	H: 0 LOB: 0 BB: 0 P: 9	R: 0 E: 0 K: 2 S: 9	H: 1 LOB: 1 BB: 0 P: 14	R: 0 E: 0 K: 0 S: 7	H: 0 LOB: 0 BB: 0 P: 11		

1B: 7	SF: 0
2B: 3	SAC: 0
3B: 0	DP: 1
HR: 2	HBP: 0

WP: 0	PA: 42
PB: 0	
SB: 1	
CS: 0	

AB	38
R	8
H	12
RBI	8
BB	4
SO	9
LOB	20

PITCHER		IP	WLS	BF	H	R	ER	SO	BB	IBB	HBP	BLK	WP	HR	S	P	ERA	WHIP
45 Vance Worley, R ERA: 5.7	(1, 1)	4.0		22	9	8	8	3	2	0	0	0	0	2	48	76	18.00	2.750
25 Junichi Tazawa, R ERA: 5.18	(5, 1)	1.0		5	1	0	0	1	0	1	0	0	0	0	14	19	0.00	1.000
71 Drew Steckenrider, R ERA: 2.66	(6, 1)	1.0		5	1	0	0	1	1	0	0	0	0	0	11	22	0.00	2.000
66 Jarlín García, L ERA: 3.27	(7, 1)	1.0	W	3	0	0	0	2	0	0	0	0	0	0	8	9	0.00	0.000
46 Kyle Barraclough, R ERA: 3.12	(8, 1)	1.0	H	4	1	0	0	2	0	0	0	0	0	0	9	14	0.00	1.000

PITCHER		IP	WLS	BF	H	R	ER	SO	BB	IBB	HBP	BLK	WP	HR	S	P	ERA	WHIP
29 Brad Ziegler, R ERA: 4.85	(9, 1)	1.0	S	3	0	0	0	0	0	0	0	0	0	0	7	11	0.00	0.000

San Diego Padres @ Miami Marlins

Marlins Park, Miami, FL

Fri Aug 25 2017, 7:13 PM - 10:05 PM EDT

Att. 22,489 - Roof Closed - 77 F

TOP

livebaseballscorecards.com

Batter	1	2	3	4	5	6	7	8	9	AB	R	H	RBI	BB	SO	LOB
7 Manuel Margot, R (1, 8) OBP: 0.319, SLG: 0.438	B FF 90 F FF 90 C FF 90 B FF 91 X FF 90 2-2 ① P4			B FF 88 B FF 88 B FF 90 C FF 91 X FF 90 3-1 20 HR 1B		B FF 88 F CH 83 B FF 89 X CH 84 2-1 20 2B 2 1B 1B	F FF 94 X SL 89 0-1 1B		X SI 84 0-0 ③ L8	5	2	3	0	0	0	0
20 Carlos Asuaje, L (1, 4) OBP: 0.358, SLG: 0.410	C FF 90 B FF 91 C FF 89 X SL 87 1-2 ② F8			1 SAFE 1 SAFE X FF 88 0-0 1-H HR		B FF 88 B SL 84 X FF 89 2-0 2 1B 4 SF7 1-3 2B	1 SAFE B SI 92 X SI 95 1-0 ③ G5-3			4	2	2	2	0	0	1
2 José Pirela, R (1, 7) OBP: 0.356, SLG: 0.512	C FF 91 B FF 92 X FF 91 1-1 ③ L8			C CH 83 X CH 84 0-1 2B		S FF 90 B FF 90 B FF 90 F FF 90 X SL 86 2-2 32 HR 2-3 3-H 1B		C FF 93 F SL 78 B SL 80 F FF 94 X CH 90 1-2 32 BB 1B		4	1	3	1	0	0	0
4 Wil Myers, R (1, 3) OBP: 0.322, SLG: 0.447		B CH 86 C FF 88 X FF 88 1-1 ① G5-3		F FF 89 F SL 85 S SL 87 0-3 ① K		X FF 89 0-0 ① SF7 3-H		B FF 95 S FF 94 B SL 79 1 SAFE F FF 95 B SL 80 C SL 80 3-3 ① K		3	0	0	1	0	2	2
32 Jabari Blash, R (1, 9) OBP: 0.345, SLG: 0.396		X FF 87 0-0 ② L9		C FF 90 B FF 90 D CH 82 S CH 83 S FF 91 2-3 ② K		C SL 87 X FF 93 1-1 2-H HR		S FF 94 B FF 94 D SL 79 B FF 94 F SL 79 1 SAFE B SL 79 4-2 1-2 BB		3	1	1	2	1	1	1
15 Cory Spangenberg, L (1, 5) OBP: 0.322, SLG: 0.428		C FF 89 S FF 91 X FF 92 0-2 ③ G1-3		F SL 86 B SL 86 F FF 90 X SL 86 1-2 ③ G4-3		X FF 94 0-0 ② G4-3		C SL 79 B SL 79 F FF 94 S SL 79 1-3 ② K		4	0	0	0	0	1	3
18 Austin Hedges, R (1, 2) OBP: 0.250, SLG: 0.408			C FF 89 B FF 89 X FF 88 1-1 ① L8		B FF 88 B FF 88 X FF 88 2-0 ① L8	C FF 94 B SL 88 F SL 89 F FF 93 S SL 86 1-3 ③ K		F FF 93 C SL 78 D SL 79 S SL 80 1-3 ③ K2-3		4	0	0	0	0	2	2
9 Dusty Coleman, R (1, 6) OBP: 0.250, SLG: 0.453 26 Yangervis Solarte, S (9, PH) OBP: 0.335, SLG: 0.428			C FF 91 B FF 91 S FF 90 F SL 87 B FF 92 S FF 91 2-3 ② K		C SL 84 F SL 85 S FF 90 0-3 ② K		S SL 88 L SL 87 B SL 87 F CH 91 S SL 87 1-3 ① K		B SI 83 C SI 84 X CH 75 1-1 ① L9	3 1	0 0	0 0	0 0	0 0	3 0	0 0
37 Travis Wood, R (1, 1) OBP: 0.077, SLG: 0.077 88 Phil Maton, R (6, 1) 23 Matt Szczur, R (7, PH) OBP: 0.356, SLG: 0.354 39 Kirby Yates, L (7, 1) 76 José Torres, L (8, 1) OBP: 1.000, SLG: 1.000 44 Hector Sanchez, S (9, PH) OBP: 0.269, SLG: 0.515			B FF 91 F FF 90 F FF 89 X CH 84 1-2 ③ F9		B FF 89 X FF 89 1-0 ③ L7		C SI 94 C SI 94 B SL 88 B SL 89 X FF 93 2-2 ② L8		C SI 82 F CH 76 B CU 74 B CU 74 X SI 84 2-2 ② G4-3	2 0 1 0 0 1	0 0 0 0 0 0	0 0 0 0 0 0	0 0 0 0 0 0	0 0 0 0 0 0	0 0 0 0 0 0	0 0 0 0 0 0
Inning Stats	R: 0 E: 0 K: 0 S: 8 H: 0 LOB: 0 BB: 0 P: 12	R: 0 E: 0 K: 0 S: 6 H: 0 LOB: 0 BB: 0 P: 7	R: 0 E: 0 K: 1 S: 9 H: 0 LOB: 0 BB: 0 P: 13	R: 2 E: 0 K: 2 S: 14 H: 3 LOB: 1 BB: 0 P: 20	R: 0 E: 0 K: 1 S: 5 H: 0 LOB: 0 BB: 0 P: 8	R: 4 E: 0 K: 1 S: 14 H: 4 LOB: 0 BB: 0 P: 22	R: 0 E: 0 K: 1 S: 10 H: 1 LOB: 1 BB: 0 P: 14	R: 0 E: 0 K: 3 S: 15 H: 1 LOB: 2 BB: 1 P: 25	R: 0 E: 0 K: 0 S: 6 H: 0 LOB: 0 BB: 0 P: 9	1B: 5 2B: 2 3B: 0 HR: 2	SF: 1 SAC: 0 DP: 0 HBP: 0					

AB	35
R	6
H	9
RBI	6
BB	1
SO	9
LOB	9

WP: 0 PA: 37
PB: 0
SB: 0
CS: 0

PITCHER		IP	WLS	BF	H	R	ER	SO	BB	IBB	HBP	BLK	WP	HR	S	P	ERA	WHIP
61 Adam Conley, L ERA: 5.17	(1, 1)	5.1		22	6	5	5	4	0	0	0	0	0	1	49	73	8.44	1.125
22 Dustin McGowan, R ERA: 3.72	(6, 1)	1.2	W	7	2	1	1	2	0	0	0	0	0	1	17	23	5.40	1.200
46 Kyle Barraclough, R ERA: 3.06	(8, 1)	1.0	H	5	1	0	0	3	1	0	0	0	0	0	15	25	0.00	2.000
29 Brad Ziegler, R ERA: 4.73	(9, 1)	1.0	S	3	0	0	0	0	0	0	0	0	0	0	6	9	0.00	0.000

PITCHER		IP	WLS	BF	H	R	ER	SO	BB	IBB	HBP	BLK	WP	HR	S	P	ERA	WHIP

Batter	1	2	3	4	5	6	7	8	9	AB	R	H	RBI	BB	SO	LOB
9 Dee Strange-Gordon, L (1, 4) OBP: 0.331, SLG: 0.352	B FF 85 S FF 87 B FF 86 S FF 87 F FF 88 X FF 89 2-2 27 HR 1B	B FF 88 X FF 87 1-0 ③ G1-3		X FF 87 0-0 27 2B 1B 1-2 2-3			S SL 85 B FF 93 X FF 94 1-1 27 S 13 HR 1B	F FF 96 B SI 95 F SI 95 S SL 84 1-3 ③ K		5	2	3	0	0	1	3
27 Giancarlo Stanton, R (1, 9) OBP: 0.383, SLG: 0.661	C SI 88 X SI 88 0-1 1-H HR		B SI 88 C SL 79 F FF 88 B SI 88 X FC 86 2-2 HR	D CU 73 B FF 88 B CH 80 S FF 88 X FF 90 3-1 1-3 2-H 3-H 2B			D FF 93 B SL 86 B SL 87 C SL 85 B SL 86 4-1 13 HR 1-2 BB			3	3	3	5	1	0	0
21 Christian Yelich, L (1, 8) OBP: 0.367, SLG: 0.443	F FF 88 B CU 73 B FF 88 B FF 88 X FF 87 3-1 ① L8		B FF 88 C CU 71 B FF 88 F FF 88 B CU 74 F FF 88 B FC 84 4-2 28 CS BB	C CU 70 S FF 89 C SL 79 0-3 ③ K			B SL 86 B FF 92 F SL 88 C FF 94 X FS 86 2-2 ① L7			3	0	0	0	1	1	4
13 Marcell Ozuna, R (1, 7) OBP: 0.376, SLG: 0.556	C SI 88 X FF 86 0-1 11 CS 1B		X CU 72 0-0 ① F7		B SI 88 X FF 86 1-0 ① G5-3		B SL 87 B FF 94 X SL 87 2-0 1-H 2-H HR			4	1	2	3	0	0	1
11 J.T. Realmuto, R (1, 2) OBP: 0.339, SLG: 0.467	F SI 86 F FF 87 B SI 86 B CH 80 B FC 85 F FF 88 1 SAFE F FF 88 C SI 87 3-3 ②③ K 1-2		C SI 87 F FF 85 B FF 89 1 SAFE X FC 84 1-2 ② F9		F SI 88 F FF 84 X FF 87 0-2 ② F7		C FF 93 S FF 94 F SL 86 F FF 92 B SL 87 B FS 86 F FF 92 S SL 87 2-3 ② K			4	0	0	0	0	2	2
28 Tyler Moore, R (1, 3) 22 Dustin McGowan, R (6, 1) 51 Ichiro Suzuki, L (7, PH) OBP: 0.307, SLG: 0.333 46 Kyle Barraclough, R (8, 1) 29 Brad Ziegler, R (9, 1)		B SI 86 B SI 86 B SI 88 C SI 86 F SI 87 F SI 87 X FF 89 3-2 19 E 1B	C SI 86 1 SAFE B SL 78 1 SAFE 1-1 ③ CS 1-2	X CH 79 0-0 ① F8	C SI 88 B SL 79 B SL 80 X SI 87 2-2 ③ L8		C FF 93 B FF 92 F FF 93 F SL 86 B FF 92 S SL 86 2-3 ③ K			3 0 1 0 0	0 0 0 0 0	1 0 0 0 0	0 0 0 0 0	0 0 1 0 0	0 0 0 0 0	0 0 0 0 0
12 Mike Aviles, R (1, 5) OBP: 0.302, SLG: 0.333		C SI 86 F SL 78 F SL 78 F FF 88 B FF 86 F SI 87 X SI 88 1-2 ① P3		B FF 86 C SI 85 B FF 84 B FF 81 X FF 85 3-1 E5 9 1B 61 BB 27 2B		B FF 93 X FF 93 1-0 ① F9		X SI 95 0-0 ① G6-3		4	1	0	0	0	0	1
19 Miguel Rojas, R (1, 6) OBP: 0.342, SLG: 0.322		F SI 87 F FF 84 1 SAFE X SL 77 0-2 E9 1-3 1B		B SI 86 X FF 85 1-0 ② F7		C CU 80 F FF 94 B CU 80 F FF 93 X FF 94 1-2 ② G2-3		C SI 96 F SI 96 B SL 84 F SL 84 X SI 96 1-2 ② G4-3		4	0	1	0	0	0	1
61 Adam Conley, L (1, 1) OBP: 0.263, SLG: 0.176 18 Tomás Telis, S (6, 3) OBP: 0.273, SLG: 0.355		B FF 86 S FF 87 S SL 80 F SL 80 T FF 87 1-2 ② K		C FF 87 B SI 86 B FF 87 C FF 86 F FF 87 B SL 78 B FF 88 4-2 9 1B 27 2B 1-2 BB		B FF 95 F FF 94 X FF 94 1-1 ③ G6-3		C SI 96 F SI 96 F SI 96 B SL 84 X SI 95 1-2 1B		1 2	1 0	0 1	0 0	1 0	1 0	2 0
Inning Stats	R: 2 E: 0 K: 1 S: 15 H: 3 LOB: 1 BB: 0 P: 23	R: 0 E: 1 K: 1 S: 18 H: 2 LOB: 2 BB: 0 P: 24	R: 1 E: 0 K: 0 S: 11 H: 1 LOB: 0 BB: 1 P: 19	R: 2 E: 1 K: 1 S: 13 H: 2 LOB: 2 BB: 1 P: 24	R: 0 E: 0 K: 0 S: 7 H: 0 LOB: 0 BB: 0 P: 10	R: 0 E: 0 K: 0 S: 7 H: 0 LOB: 0 BB: 0 P: 10	R: 3 E: 0 K: 2 S: 17 H: 2 LOB: 0 BB: 1 P: 30	R: 0 E: 0 K: 1 S: 12 H: 1 LOB: 1 BB: 0 P: 15		1B: 7 2B: 2 3B: 0 HR: 3 SF: 0 SAC: 0 DP: 1 HBP: 0						

PITCHER		IP	WLS	BF	H	R	ER	SO	BB	IBB	HBP	BLK	WP	HR	S	P	ERA	WHIP
37 Travis Wood, L ERA: 5.79	(1, 1)	5.0		24	8	5	3	3	2	0	0	0	0	2	64	100	5.40	2.000
88 Phil Maton, R ERA: 4.15	(6, 1)	1.0	H	3	0	0	0	0	0	0	0	0	0	0	7	10	0.00	0.000
39 Kirby Yates, R ERA: 4.4	(7, 1)	1.0	L	6	2	3	3	2	1	0	0	0	0	1	17	30	27.00	3.000
76 José Torres, L ERA: 4.62	(8, 1)	1.0		4	1	0	0	1	0	0	0	0	0	0	12	15	0.00	1.000

PITCHER	IP	WLS	BF	H	R	ER	SO	BB	IBB	HBP	BLK	WP	HR	S	P	ERA	WHIP

BOTTOM

San Diego Padres @ Miami Marlins

Marlins Park, Miami, FL

Fri Aug 25 2017, 7:13 PM - 10:05 PM EDT
Att. 22,489 - Roof Closed - 77 F

livebaseballscorecards.com

AB	34
R	8
H	11
RBI	8
BB	3
SO	6
LOB	14

WP: 0 PA: 38
PB: 0
SB: 1
CS: 2

Batter	1	2	3	4	5	6	7	8	9	10	11	AB	R	H	RBI	BB	SO	LOB
7 Manuel Margot, R (1, 8) OBP: 0.316, SLG: 0.432	B FF 92 X FF 93 1-0 F9 ①		B SI 92 C FC 84 F SI 94 B FF 95 F FC 85 F FF 91 B SI 95 X FC 86 3-2 G6-3 ①		C FF 91 B FC 86 F FC 84 B SI 94 X SI 94 2-2 G1-3 ② 2-3		B CU 87 D FF 99 X FF 100 2-0 G6-3 ③			B FF 96 B FF 95 B FF 95 C FF 95 C FF 96 X FF 96 3-2 F9 ②		5	0	0	0	0	0	2
20 Carlos Asuaje, L (1, 4) OBP: 0.350, SLG: 0.400	C FF 92 S FF 92 X FF 94 0-2 E3		B CH 81 B FC 86 X FF 92 2-0 F8 ②		B FC 87 X FC 86 1-0 P6 ③			B SL 86 X FF 95 1-0 F8 ①		B CU 85 F FF 96 S FF 96 F FF 97 B CU 83 T FF 96 2-2 K ③		5	0	0	0	0	1	1
2 José Pirela, R (1, 7) OBP: 0.357, SLG: 0.508	B FF 94 X FF 94 1-0 L7 ②		B FF 94 B CH 82 B FC 84 B FF 93 4-0 BB			B FF 93 S CH 79 F FC 83 B SI 94 B FF 92 X SI 94 3-2 L9 ①		C FF 96 B CH 89 X CH 89 1-1 G6-3 ②			C CU 73 F FF 93 B FF 92 X FO 86 1-2 1B	4	0	1	0	1	0	1
26 Yangervis Solarte, S (1, 6) OBP: 0.331, SLG: 0.422 (11, 5)	B FF 93 1 SAFE F FC 86 B SI 93 S FF 93 X FC 86 2-2 L4 ③		C CH 81 B FF 94 X FF 94 1-1 F7 ③			C FC 84 X CU 76 0-1 G5-3 ②		C CH 90 B FF 95 B FF 95 B CH 89 X FF 94 3-1 L8 ③			B CU 73 X FF 92 1-0 F9 ①	5	0	0	0	0	0	3
4 Wil Myers, R (1, 3) OBP: 0.323, SLG: 0.446		S FF 92 F CH 81 B FC 85 F CH 80 B FF 94 X FC 85 2-2 G6-3 ①		X CU 76 0-0 F9 ①		B FF 92 B FF 94 B FC 85 C SI 93 X SI 93 3-1 1B			F SL 87 F FF 94 X SL 87 0-2 44 S 1B		C CU 74 D FO 87 F FF 94 1 SAFE X CU 77 1-2 L8 ②	5	0	2	0	0	0	1
15 Cory Spangenberg, L (1, 5) OBP: 0.320, SLG: 0.425 76 José Torres, L (11, 1) OBP: 1.000, SLG: 1.000		F SI 92 F FF 94 B CH 82 F FC 85 F SI 94 X FC 87 1-2 32 FC4-6 64 S 44 1B 1B		F CH 81 B FF 94 S FC 85 B FC 85 B FF 93 X FF 93 3-2 F7 ②		1 SAFE B FC 87 1 SAFE B FC 87 F FF 94 B FF 94 X FF 93 3-1 P3 ③			1 SAFE X FF 93 0-0 B1 ①		B FO 86 1 SAFE C CU 74 D FO 88 F FF 93 F FO 89 S FF 94 2-3 K ③	5 0	1 0	1 0	0 0	0 0	1 0	3 0
44 Héctor Sánchez, S (1, 2) OBP: 0.278, SLG: 0.524 34 Craig Stammen, R (9, 1) OBP: 0.571, SLG: 0.600 9 Dusty Coleman, R (11, 6) OBP: 0.250, SLG: 0.453		B FF 93 1 SAFE F FF 93 S FC 87 X CH 81 1-2 32 FC4-6 1-2 1B		C FC 85 B FF 92 X FF 93 1-1 F8 ③			F FF 99 B FF 99 B CU 87 B FF 100 X FF 99 3-1 2B		D CH 87 1 SAFE S CH 88 C FF 94 D CH 88 S CH 88 2-3 K ② 1-2			4 0 0	0 0 0	2 0 0	0 0 0	0 0 0	1 0 0	1 0 0
32 Jabari Blash, R (1, 9) OBP: 0.342, SLG: 0.383		B FF 94 C FF 94 X FC 87 1-1 FC4-6 64 S 1-2f 2-3		S FF 93 S CH 80 B FF 93 B FF 94 B FF 95 B FF 94 4-2 7 G1-3 64 SH2-4 BB			F FF 100 S FF 101 C FF 100 0-3 K		F FF 94 F FF 96 B FF 96 F FF 96 B FF 96 B FF 97 F FF 96 C CU 84 3-3 K			3	0	0	0	1	2	4
64 Dinelson Lamet, R (1, 1) OBP: 0.071, SLG: 0.071 23 Matt Szczur, R (7, PH) OBP: 0.354, SLG: 0.351 88 Phil Maton, R (7, 1) 52 Brad Hand, L (7, 1) 18 Austin Hedges, R (9, 2) OBP: 0.249, SLG: 0.406		C SI 92 S FC 86 B FC 84 S FF 94 1-3 K ③ 1-2 3-H		M FC 88 L FF 90 X FC 89 0-2 SH2-4 ① 1-2			S FF 99 F FF 100 C CU 88 0-3 K ②			S FF 96 C FF 97 F CU 85 S FF 97 0-3 K ①		1 1 0 0 1	0 0 0 0 0	0 0 0 0 0	0 0 0 0 0	0 0 0 0 0	1 1 0 0 1	1 1 0 0 0
Inning Stats	R: 0 H: 0 E: 1 LOB: 1 K: 0 BB: 0 S: 8 P: 12	R: 1 H: 2 E: 0 LOB: 1 K: 1 BB: 0 S: 17 P: 23	R: 0 H: 0 E: 0 LOB: 1 K: 0 BB: 1 S: 8 P: 18	R: 0 H: 0 E: 0 LOB: 0 K: 0 BB: 0 S: 6 P: 10	R: 0 H: 0 E: 0 LOB: 1 K: 0 BB: 1 S: 9 P: 16	R: 0 H: 1 E: 0 LOB: 1 K: 0 BB: 0 S: 9 P: 18	R: 0 H: 1 E: 0 LOB: 1 K: 2 BB: 0 S: 9 P: 14	R: 0 H: 0 E: 0 LOB: 0 K: 0 BB: 0 S: 5 P: 10	R: 0 H: 1 E: 0 LOB: 1 K: 2 BB: 0 S: 12 P: 17	R: 0 H: 0 E: 0 LOB: 0 K: 2 BB: 0 S: 11 P: 16	R: 0 H: 1 E: 0 LOB: 1 K: 1 BB: 0 S: 11 P: 16	1B: 5 2B: 1 3B: 0 HR: 0	SF: 0 SAC: 1 DP: 0 HBP: 0						

PITCHER	IP	WLS	BF	H	R	ER	SO	BB	IBB	HBP	BLK	WP	HR	S	P	ERA	WHIP
43 Odrisamer Despaigne, R (1, 1) ERA: 3.7	6.0		24	3	1	1	1	2	0	0	0	0	0	57	97	1.50	0.833
49 Brian Ellington, R (7, 1) ERA: 7.0	1.0		4	1	0	0	2	0	0	0	0	0	0	9	14	0.00	1.000
66 Jarlín García, L (8, 1) ERA: 3.14	1.2		6	1	0	0	1	0	0	0	0	0	0	12	19	0.00	0.600
71 Drew Steckenrider, R (9, 1) ERA: 2.49	1.1		4	0	0	0	3	0	0	0	0	0	0	16	24	0.00	0.000
25 Junichi Tazawa, R (11, 1) ERA: 5.05	1.0	W	4	1	0	0	1	0	0	0	0	0	0	11	16	0.00	1.000

PITCHER	IP	WLS	BF	H	R	ER	SO	BB	IBB	HBP	BLK	WP	HR	S	P	ERA	WHIP

San Diego Padres @ Miami Marlins

Marlins Park, Miami, FL

Sat Aug 26 2017, 7:11 PM - 11:04 PM EDT

Att. 19,913 - Roof Closed - 76 F

TOP

livebaseballscorecards.com

AB	39
R	1
H	6
RBI	0
BB	2
SO	8
LOB	18

WP: 0	PA: 42		
PB: 0			
SB: 3			
CS: 0			

San Diego Padres @ Miami Marlins

Marlins Park, Miami, FL

Sat Aug 26 2017, 7:11 PM - 11:04 PM EDT

Att. 19,913 - Roof Closed - 76 F

livebaseballscorecards.com

Batter	1	2	3	4	5	6	7	8	9	10	11	AB	R	H	RBI	BB	SO	LOB
9 Dee Strange-Gordon, L (1, 4) OBP: 0.332, SLG: 0.350	B SI 95 B FF 93 B FF 95 B FF 96 4-0 13 L9 27 S BB		B SL 85 X SI 94 1-0 ② G4-3		B SI 96 C SL 84 B SI 95 S SL 87 F SL 86 F FF 94 B SL 85 D SL 85 4-2 27 E 27 S BB		C ST 82 F ST 83 F FF 96 F FF 95 F FF 97 D ST 84 X ST 83 1-2 ① FC4-6 27 IBB 1-2f		B SI 90 F FF 92 F FC 88 B SI 92 S FC 86 2-3 ③ K		3	0	0	0	2	1	2
27 Giancarlo Stanton, R (1, 9) OBP: 0.385, SLG: 0.660	C FF 97 C SL 86 1 SAFE T FF 97 0-2 ① K 1-2		B SL 87 X SL 85 1-0 1B		C SI 96 1 SAFE 1 SAFE D SI 92 S FF 97 C SL 89 1-3 ③ K 1-3			0-0 IBB 1-2		C SI 91 B FC 88 C SI 92 B SI 92 B SI 92 X FC 87 3-2 13 BB 1B		4	0	2	0	1	2	2
21 Christian Yelich, L (1, 8) OBP: 0.367, SLG: 0.441	C SL 85 B FF 96 B FF 96 D SL 88 B SL 84 4-1 BB		B FF 95 B SL 85 C SL 84 X SI 95 2-1 ③ F7			C SI 93 B FF 94 X SL 86 1-1 32 1B 32 S 1B	B ST 82 S ST 83 B ST 84 C FF 94 S ST 85 2-3 ② K			B SI 91 B FC 88 F SI 91 X FF 91 2-1 ① F7		4	0	1	0	1	1	5
13 Marcell Ozuna, R (1, 7) OBP: 0.376, SLG: 0.560	C FF 94 X FF 95 0-1 ② L9 2-3			C FF 96 F SL 84 S FF 85 F FF 96 X SL 85 0-2 HR		F SI 94 B FF 94 S FF 95 X FF 93 1-2 ① F8	F FF 96 C ST 84 X FF 96 0-2 ③ F9			1 SAFE B SI 92 B KC 78 C FC 88 1 SAFE B SI 92 B SI 91 4-1 11 G5-4-3 1-2 BB		4	1	1	1	1	0	6
11 J.T. Realmuto, R (1, 2) OBP: 0.336, SLG: 0.462	B SL 86 C SL 86 1 SAFE X FF 95 1-1 ③ P4			B FF 96 B SL 85 B SI 93 C FF 94 F SL 86 F SL 86 F FF 95 S FF 95 3-3 ① K		X FF 94 0-0 ② F9		B SI 93 B SI 94 X SI 92 2-0 ① G6-3		B FC 88 F FF 90 B SI 90 B SI 90 X FF 90 3-1 ②③ G5-4-3 1-2f		5	0	0	0	0	1	5
32 Derek Dietrich, L (1, 5) OBP: 0.334, SLG: 0.399		B FF 95 B FF 94 C SL 87 C SL 84 S FF 96 2-3 ① K		S CH 90 B CH 89 B SI 95 X SL 85 2-1 ② G4-3		C SL 85 1 SAFE B FF 95 S SL 85 B FF 96 X SL 87 2-2 1-3 1B		B ST 83 B ST 83 C FF 95 S FF 94 S FF 95 2-3 ② K			B SI 94 X SI 94 1-0 12 SH1-4 19 SF9 2B	5	1	2	0	0	2	0
18 Tomás Telis, S (1, 3) OBP: 0.257, SLG: 0.333 71 Drew Steckenrider, R (9, 1) 25 Junichi Tazawa, R (11, 1) 12 Mike Aviles, R (11, PH) OBP: 0.302, SLG: 0.333	C SL 86 X FF 96 0-1 ② G4-3			B SL 85 C SL 84 S CH 90 B SL 87 B FF 96 X SL 86 3-2 ③ G4-3		C SL 86 B FF 95 F SL 87 F FF 96 B FF 97 F SL 88 F SL 87 F FF 96 F SI 97 2-2 X SL 85 P5		X SI 94 0-0 L9		L SI 96 X SI 96 0-1 ① SH1-4 2-3	4 0 0 0	0 0 0 0	0 0 0 0	0 0 0 0	0 0 0 0	0 0 0 0	2 0 0 0
19 Miguel Rojas, R (1, 6) OBP: 0.338, SLG: 0.316	B FF 95 C SL 84 C SL 86 X FF 97 1-2 ③ L8				C CU 82 X SI 94 0-1 ① G5-3		B FF 93 C FF 93 S CU 81 F CU 81 B FF 93 F CU 80 F FF 94 B FF 93 F FF 92 4-2 B FF 93 51 1B BB		C SI 91 S FC 88 S FC 88 0-3 ① K		X SI 96 0-0 ② SF9 3-H	3	0	0	1	1	1	0
43 Odrisamer Despaigne, R (1, 1) OBP: 0.167, SLG: 0.167 49 Brian Ellington, R (7, 1) 51 Ichiro Suzuki, L (7, PH) OBP: 0.311, SLG: 0.338 66 Jarlin García, L (8, 1) 28 Tyler Moore, R (9, 3) OBP: 0.265, SLG: 0.422			C FF 93 B FF 93 B SI 94 F FF 92 C SL 83 2-3 ① K		B FF 94 F FF 93 S SL 84 X SL 83 1-2 ② G1-3		L FF 94 B FF 92 L FF 93 F CU 80 B FF 93 F CH 83 X FF 93 2-2 9 FC4-6 1-3 1B		C FF 92 B FC 89 X FC 89 1-1 ② L7		2 0 1 0 1	0 0 0 0 0	0 0 1 0 0	0 0 0 0 0	0 0 1 0 0	1 0 0 0 0	0 0 0 0 0
Inning Stats	R: 0 E: 0 K: 1 S: 8 H: 0 LOB: 2 BB: 2 P: 17	R: 0 E: 0 K: 1 S: 8 H: 0 LOB: 0 BB: 0 P: 11	R: 0 E: 0 K: 1 S: 7 H: 1 LOB: 1 BB: 0 P: 13	R: 1 E: 0 K: 1 S: 15 H: 1 LOB: 0 BB: 0 P: 23	R: 0 E: 0 K: 1 S: 12 H: 0 LOB: 1 BB: 1 P: 18	R: 0 E: 0 K: 0 S: 17 H: 2 LOB: 2 BB: 0 P: 23	R: 0 E: 0 K: 1 S: 23 H: 1 LOB: 3 BB: 2 P: 32	R: 0 E: 0 K: 1 S: 5 H: 0 LOB: 0 BB: 0 P: 9	R: 0 E: 0 K: 2 S: 8 H: 0 LOB: 0 BB: 0 P: 11	R: 0 E: 0 K: 0 S: 8 H: 1 LOB: 1 BB: 1 P: 20	R: 1 E: 0 K: 0 S: 4 H: 1 LOB: 0 BB: 0 P: 5	1B: 5 2B: 1 3B: 0 HR: 1 SF: 1 SAC: 1 DP: 1 HBP: 0	WP: 0 PB: 0 SB: 3 CS: 0 PA: 44					

PITCHER	IP	WLS	BF	H	R	ER	SO	BB	IBB	HBP	BLK	WP	HR	S	P	ERA	WHIP
64 Dinelson Lamet, R (1, 1) ERA: 4.6	6.0		25	4	1	1	5	3	0	0	0	0	1	67	105	1.50	1.167
88 Phil Maton, R (7, 1) ERA: 4.15	0.0		2	1	0	0	0	1	0	0	0	0	0	11	17	∞	∞
52 Brad Hand, L (7, 1) ERA: 2.19	2.0		7	0	0	0	2	0	1	0	0	0	0	17	24	0.00	0.000
34 Craig Stammen, R (9, 1) ERA: 3.42	2.0		7	1	0	0	2	1	0	0	0	0	0	16	31	0.00	1.000
76 José Torres, L (11, 1) ERA: 4.72	0.2	L	3	1	1	1	0	0	0	0	0	0	0	4	5	13.50	1.500

PITCHER	IP	WLS	BF	H	R	ER	SO	BB	IBB	HBP	BLK	WP	HR	S	P	ERA	WHIP

AB	36
R	2
H	7
RBI	2
BB	6
SO	9
LOB	22

San Diego Padres @ Miami Marlins

Marlins Park, Miami, FL

Sun Aug 27 2017, 1:12 PM - 3:41 PM EDT

Att. 23,725 - Roof Closed - 75 F

livebaseballscorecards.com

Batter	1	2	3	4	5	6	7	8	9	AB	R	H	RBI	BB	SO	LOB
23 Matt Szczur, R (1, 8) OBP: 0.359, SLG: 0.364	B FF 90 B FF 89 S FF 89 F FF 90 B FF 90 F FF 90 X SL 82 3-2 2B		S FF 90 X FF 90 0-1 ② SH1-3 2-3		S SL 85 X SL 86 0-1 ② G3		X FF 93 0-0 1B			3	0	2	0	0	0	0
20 Carlos Asuaje, L (1, 4) OBP: 0.344, SLG: 0.392	B FF 91 B FF 90 C FF 90 B SL 82 F FF 90 F FF 91 C SL 83 3-3 ① K		F FF 91 X FF 91 0-1 ③ F9		B CH 84 X FF 91 1-0 ③ P3		C FF 91 B SL 85 1 SAFE 1 SAFE S SL 84 D SL 86 F SL 83 1 SAFE X FF 94 2-2 ② F7			4	0	0	0	0	1	3
2 José Pirela, R (1, 7) OBP: 0.352, SLG: 0.500	F SL 83 B FF 92 D SL 86 S FF 91 X SL 84 2-2 ② F7			C FF 89 X SL 83 0-1 ① L9		C FF 90 F FF 88 B CH 83 B SL 82 S CH 83 2-3 ① K	F CH 87 F FF 94 F CH 87 X CH 88 0-2 ③ F7			4	0	0	0	0	1	2
26 Yangervis Solarte, S (1, 5) OBP: 0.332, SLG: 0.421	B FF 90 X SL 84 1-0 ③ F9			B CH 82 B CH 83 C FF 90 B SL 83 F FF 90 F CH 83 F SL 83 F SL 84 B FF 91 4-2 32 1B BB		X FF 90 0-0 18 1B 32 BB 1B		C SL 77 B SL 78 X FF 93 1-1 ① G3		3	0	1	0	1	0	1
4 Wil Myers, R (1, 3) OBP: 0.320, SLG: 0.443		X FF 89 0-0 ① P4		B FF 90 C SL 81 F SL 83 B FF 91 X FF 90 2-2 ② P4		C CU 72 F FF 90 F SL 83 F CH 83 X FF 89 0-2 ② F9		B SL 78 B SL 79 B SL 76 C FF 92 S FF 94 T FF 94 3-2 ② K		4	0	0	0	0	1	2
32 Jabari Blash, R (1, 9) OBP: 0.347, SLG: 0.381		C FF 89 B FF 90 S SL 83 B FF 89 S FF 91 2-3 ② K		C SL 82 1 SAFE B FF 90 X FF 88 1-1 ③ 1-3 1B		B FF 89 S SL 84 B FF 90 F FF 90 D CH 83 B SL 84 4-2 18 1B 1-2 BB		B FF 93 F FF 93 C FF 94 X FF 94 1-2 ③ G6-3		3	0	1	0	1	1	0
18 Austin Hedges, R (1, 2) OBP: 0.250, SLG: 0.406 7 Manuel Margot, R (9, PH) OBP: 0.315, SLG: 0.431		B FF 90 F SL 85 S SL 82 B SL 81 X SL 82 2-2 ③ P4			S SL 82 F FF 89 S CH 83 0-3 ① K	C SL 85 B FF 90 S SL 82 X SL 84 1-2 1-2 2-3 1B			C SI 83 S CU 74 S CU 74 0-3 ① K	3 1	0 0	1 0	0 0	0 0	1 1	0 0
9 Dusty Coleman, R (1, 6) OBP: 0.268, SLG: 0.455 15 Cory Spangenberg, L (9, PH) OBP: 0.320, SLG: 0.423			C CU 72 S SL 82 B SL 83 X SL 82 1-2 23 SH1-3 3 SH3-4 1B		B FF 90 B FF 90 S SL 83 B SL 83 F SL 81 B SL 83 4-2 3 HR BB	S SL 83 F FF 91 C FF 91 0-3 ③ K			X SI 83 0-0 ② P4	2 1	1 0	1 0	0 0	1 0	1 0	3 0
3 Clayton Richard, L (1, 1) OBP: 0.173, SLG: 0.204 56 Carter Capps, R (8, 1) 44 Héctor Sánchez, S (9, PH) OBP: 0.275, SLG: 0.519			1 SAFE X FF 88 0-0 ① SH3-4 1-2		1 SAFE X FF 89 0-0 1-H HR		C SL 81 S SL 84 B SL 85 B SL 87 S FF 93 2-3 ① K		B SI 83 B SI 84 X SI 83 2-0 ③ G4-3	2 0 1	1 0 0	1 0 0	2 0 0	0 0 0	1 0 0	0 0 0
Inning Stats	R: 0 E: 0 K: 1 S: 12 H: 1 LOB: 1 BB: 0 P: 21	R: 0 E: 0 K: 1 S: 7 H: 0 LOB: 0 BB: 0 P: 11	R: 0 E: 0 K: 0 S: 8 H: 1 LOB: 1 BB: 0 P: 9	R: 0 E: 0 K: 0 S: 12 H: 1 LOB: 2 BB: 1 P: 19	R: 2 E: 0 K: 1 S: 9 H: 1 LOB: 0 BB: 1 P: 14	R: 0 E: 0 K: 2 S: 17 H: 2 LOB: 3 BB: 1 P: 24	R: 0 E: 0 K: 1 S: 12 H: 1 LOB: 1 BB: 0 P: 16	R: 0 E: 0 K: 1 S: 8 H: 0 LOB: 0 BB: 0 P: 13	R: 0 E: 0 K: 1 S: 5 H: 0 LOB: 0 BB: 0 P: 7	1B: 5 2B: 1 3B: 0 HR: 1	SF: 0 SAC: 2 DP: 0 HBP: 0					

TOP		
AB	31	
R	2	
H	7	
RBI	2	
BB	3	
SO	8	
LOB	11	

WP: 0 PA: 36
PB: 0
SB: 0
CS: 0

PITCHER		IP	WLS	BF	H	R	ER	SO	BB	IBB	HBP	BLK	WP	HR	S	P	ERA	WHIP
58 Dan Straily, R ERA: 3.8	(1, 1)	6.0		26	6	2	2	5	3	0	0	0	0	1	65	98	3.00	1.500
66 Jarlín García, L ERA: 3.07	(7, 1)	1.0		4	1	0	0	1	0	0	0	0	0	0	12	16	0.00	1.000
46 Kyle Barraclough, R ERA: 3.0	(8, 1)	1.0	W	3	0	0	0	1	0	0	0	0	0	0	8	13	0.00	0.000
29 Brad Ziegler, R ERA: 4.61	(9, 1)	1.0		3	0	0	0	1	0	0	0	0	0	0	5	7	0.00	0.000

PITCHER		IP	WLS	BF	H	R	ER	SO	BB	IBB	HBP	BLK	WP	HR	S	P	ERA	WHIP

Batter	1	2	3	4	5	6	7	8	9	AB	R	H	RBI	BB	SO	LOB
9 Dee Strange-Gordon, L (1, 4) OBP: 0.333, SLG: 0.351	F FF 91 F FF 91 C SL 82 0-3 ① K		C SI 92 X SL 83 0-1 27 2B 1B		B SI 91 C FF 92 X SI 92 1-1 ③ FC5-4 1-2f			C FF 90 X SI 90 0-1 27 HR 1B		4	2	2	0	0	1	1
27 Giancarlo Stanton, R (1, 9) OBP: 0.389, SLG: 0.670	B FF 93 B SI 92 B FF 91 B SI 91 4-0 BB		C FF 92 X FF 92 0-1 21 WP 1-H 2B			B FF 91 C FF 91 X FF 92 1-1 21 G2-3 1B		C SI 92 1 SAFE B SI 92 B FF 91 X SL 82 2-1 1-H HR		3	2	3	3	1	0	0
21 Christian Yelich, L (1, 8) OBP: 0.367, SLG: 0.444	C SI 92 S SI 92 1 SAFE S SI 93 0-3 ② K		B SL 82 F SI 90 X SI 92 1-1 ③ G3 3-H			B FF 92 B SL 82 1 SAFE X SI 92 2-0 ① G2-3 1-2		F SI 90 X FF 91 0-1 E4 3B		4	1	1	0	0	1	2
13 Marcell Ozuna, R (1, 7) OBP: 0.375, SLG: 0.556	C SI 92 S SL 82 B SL 84 S SI 93 1-3 ③ K			C SL 80 X SI 90 0-1 ① G6-3		0-0 IBB		B KC 79 B FF 93 C FF 92 X KC 78 2-1 ① F7		3	0	0	0	1	1	1
28 Tyler Moore, R (1, 3) OBP: 0.259, SLG: 0.411		B FF 92 X SI 90 1-0 ① G6-3		B SI 90 B FF 91 B FF 90 C FF 89 X FF 91 3-1 ② G5-3		C FF 92 T FF 93 F FF 94 S SL 83 0-3 ② K		C KC 80 B KC 79 B KC 78 X FF 93 2-1 ② G6-3		4	0	0	0	0	1	2
32 Derek Dietrich, L (1, 5) OBP: 0.333, SLG: 0.407		C FF 91 B FF 92 C SL 82 B SI 92 F SL 83 F SI 92 B FF 93 X SL 82 3-2 ② L9		C SI 91 F FF 91 F S SI 93 0-3 ③ K		X SI 92 0-0 ③ G4-3		C FF 94 B FF 95 S FF 95 X KC 82 1-2 HR		4	1	1	1	0	1	2
17 A.J. Ellis, R (1, 2) OBP: 0.320, SLG: 0.368		B SI 91 C SI 90 B SL 81 X SI 91 2-1 ③ G5-3			B SI 91 X SI 90 1-0 ① G6-3		C FF 90 C FF 89 X SL 83 0-2 ① L6	C FF 94 S FF 95 B KC 81 X FF 93 1-2 ③ G6-3		4	0	0	0	0	0	0
12 Mike Aviles, R (1, 6) OBP: 0.321, SLG: 0.353 46 Kyle Barraclough, R (8, 1) 29 Brad Ziegler, R (9, 1)			C FF 91 C SI 91 X FF 93 0-2 ① G3-1		C FF 90 B SI 91 X CH 86 1-1 9 FC5-4 1B		B SL 80 X FF 91 1-0 ② 1B			3 0 0	0 0 0	2 0 0	0 0 0	0 0 0	0 0 0	0 0 0
58 Dan Straily, R (1, 1) OBP: 0.065, SLG: 0.044 66 Jarlín García, L (7, 1) 18 Tomás Telis, S (7, PH) OBP: 0.254, SLG: 0.328 19 Miguel Rojas, R (8, 6) OBP: 0.338, SLG: 0.316			F FF 91 F SI 92 B SL 82 F SI 91 B SL 84 S SI 92 2-3 ② K		M SI 91 1 SAFE B SI 91 L FF 90 S FF 92 1-3 ② K		B SI 89 B FF 90 C SI 90 X FF 91 2-1 ③ G6-3			2 0 1	0 0 0	0 0 0	0 0 0	0 0 0	2 0 0	1 0 0
Inning Stats	R: 0 E: 0 K: 3 S: 9 H: 0 LOB: 1 BB: 1 P: 14	R: 0 E: 0 K: 0 S: 8 H: 0 LOB: 0 BB: 0 P: 14	R: 2 E: 0 K: 1 S: 13 H: 2 LOB: 0 BB: 0 P: 16	R: 0 E: 0 K: 1 S: 8 H: 0 LOB: 0 BB: 0 P: 11	R: 0 E: 0 K: 1 S: 8 H: 1 LOB: 1 BB: 0 P: 12	R: 0 E: 0 K: 1 S: 8 H: 1 LOB: 2 BB: 1 P: 11	R: 0 E: 0 K: 0 S: 6 H: 1 LOB: 0 BB: 0 P: 9	R: 4 E: 1 K: 0 S: 16 H: 4 LOB: 0 BB: 0 P: 24		1B: 5 2B: 1 3B: 1 HR: 2 SF: 0 SAC: 0 DP: 0 HBP: 0						

PITCHER	IP	WLS	BF	H	R	ER	SO	BB	IBB	HBP	BLK	WP	HR	S	P	ERA	WHIP
3 Clayton Richard, L (1, 1) ERA: 4.96	7.0	L	30	8	5	5	7	1	1	0	0	1	1	66	95	6.43	1.286
56 Carter Capps, R (8, 1) ERA: 10.57	1.0		4	1	1	1	0	0	0	0	0	0	1	10	16	9.00	1.000

PITCHER	IP	WLS	BF	H	R	ER	SO	BB	IBB	HBP	BLK	WP	HR	S	P	ERA	WHIP

San Diego Padres @ Miami Marlins

Marlins Park, Miami, FL

Sun Aug 27 2017, 1:12 PM - 3:41 PM EDT

Att. 23,725 - Roof Closed - 75 F

livebaseballscorecards.com

BOTTOM

AB	32
R	6
H	9
RBI	4
BB	2
SO	7
LOB	9

MIAMI

Batter	1	2	3	4	5	6	7	8	9	AB	R	H	RBI	BB	SO	LOB
9 Dee Strange-Gordon, L (1, 4) OBP: 0.334, SLG: 0.351	X FF 93 0-0 27 G5-4-3 1B		T CU 77 C FF 93 B CH 82 C SL 88 1-3 ③ K		B FF 92 L FF 93 S SL 87 S FF 93 1-3 ③ K			C SL 83 B SI 90 C SI 91 B SI 92 F SI 90 F SI 91 X SI 91 2-2 28 G5-3 13 1B 1B	C KC 76 C SI 95 B SI 95 D KC 79 C SI 94 2-3 ③ K	5	1	2	0	0	3	2
27 Giancarlo Stanton, R (1, 9) OBP: 0.387, SLG: 0.666 28 Tyler Moore, R (7, 9) OBP: 0.257, SLG: 0.409	1 SAFE B FF 94 C SL 85 X SL 85 1-1 ① ② G5-4-3 1-2f			C FF 94 B FF 94 C FF 95 S SL 86 1-3 ① K		S SL 85 C FF 96 S FF 95 0-3 ① K		F SI 92 D CH 87 X CH 87 1-1 ① G5-3 1-2		3 1	0 0	0 0	0 0	0 0	2 0	1 1
21 Christian Yelich, L (1, 8) OBP: 0.369, SLG: 0.451	B FF 93 C FF 94 B CU 78 S CH 86 S FF 96 2-3 ③ K			B CU 76 F FF 94 C FC 87 F FC 89 X FF 95 1-2 HR		C FF 96 X FC 88 0-1 13 BB 1B		C SL 83 S SL 84 D SL 83 B SI 91 D SL 84 B SL 83 4-2 13 1B BB		3	1	2	1	1	1	0
13 Marcell Ozuna, R (1, 7) OBP: 0.380, SLG: 0.561		C FF 93 X FF 93 0-1 32 HBP 1B		X SL 84 0-0 11 F9 2B		B SL 87 B SL 87 D SL 87 F FF 94 B FF 94 4-1 1-2 BB		B SI 91 F SI 93 D SL 84 B SI 92 C SI 92 X SL 83 3-2 1-2 2-H 1B		3	0	3	1	1	0	0
11 J.T. Realmuto, R (1, 2) OBP: 0.333, SLG: 0.458		C SL 85 F FF 93 B SL 87 X SL 87 1-2 ① F8		S SL 84 F FF 94 X FF 94 0-2 ② F9 2-3		B FF 95 F FF 94 S SL 86 S CH 84 1-3 ② K		X SL 83 0-0 ② P3		4	0	0	0	0	1	6
32 Derek Dietrich, L (1, 5) OBP: 0.333, SLG: 0.404 20 Justin Nicolino, L (6, 1)		1 SAFE B FF 92 C CU 78 H FF 93 2-1 18 G1-6-3 1-2 HBP		B CH 86 B FC 88 C SL 87 S FF 95 F SL 88 S CH 86 2-3 ③ K		S CU 78 X FF 94 0-1 ③ G4-3		C SI 92 S SI 92 F SI 93 F SL 84 C SI 92 0-3 ③ K		2 1	0 0	0 0	0 0	0 0	1 1	3 2
18 Tomás Telis, S (1, 3) OBP: 0.240, SLG: 0.310		B FF 93 B FF 93 S CH 86 C FF 94 X FC 88 2-2 ② ③ G1-6-3 1-2f			B CU 76 X FF 93 1-0 ① P4		B FF 92 C FF 91 X CH 81 1-1 ① G4-3		C SI 94 C SI 94 X CH 82 0-2 ① L8	4	0	0	0	0	0	2
19 Miguel Rojas, R (1, 6) OBP: 0.337, SLG: 0.311			C CU 75 F FF 94 F FF 95 X CH 85 0-2 ① G6-3		S SL 84 S SL 85 B CH 82 F FF 95 B FF 96 F FF 95 B SL 86 B CH 86 4-2 BB		C FF 92 B FF 93 S CH 82 S SL 84 1-3 ② K		C KC 77 F SI 95 C SI 96 0-3 ② K	3	0	0	0	1	2	0
62 José Ureña, R (1, 1) OBP: 0.081, SLG: 0.108 51 Ichiro Suzuki, L (5, PH) OBP: 0.309, SLG: 0.336 22 Dustin McGowan, R (5, 1) 12 Mike Aviles, R (6, 5) OBP: 0.328, SLG: 0.358			B FF 92 B FF 94 C FF 94 C FF 95 C SL 85 2-3 ② K		B FF 93 X FF 91 1-0 ② P6		C FF 93 F FF 94 F CH 82 B FF 93 B SL 85 S CU 74 2-3 ③ K		C SI 95 B KC 79 X CH 84 1-1 1B	1 1 0 2	0 0 0 0	0 0 0 1	0 0 0 0	0 0 0 1	1 0 0 0	0 1 0 0
Inning Stats	R: 0 E: 0 K: 1 S: 6 H: 1 LOB: 0 BB: 0 P: 9	R: 0 E: 0 K: 0 S: 9 H: 1 LOB: 1 BB: 0 P: 14	R: 0 E: 0 K: 2 S: 10 H: 0 LOB: 0 BB: 0 P: 13	R: 1 E: 0 K: 2 S: 15 H: 2 LOB: 1 BB: 0 P: 19	R: 0 E: 0 K: 1 S: 9 H: 0 LOB: 1 BB: 1 P: 16	R: 0 E: 0 K: 2 S: 11 H: 1 LOB: 2 BB: 1 P: 16	R: 0 E: 0 K: 2 S: 9 H: 0 LOB: 0 BB: 0 P: 13	R: 1 E: 0 K: 1 S: 18 H: 2 LOB: 2 BB: 1 P: 28	R: 0 E: 0 K: 2 S: 11 H: 1 LOB: 1 BB: 0 P: 14	1B: 6 2B: 1 3B: 0 HR: 1 SF: 0 SAC: 0 DP: 2 HBP: 1						

TOP

Miami Marlins @ Washington Nationals

Nationals Park, Washington, DC

Mon Aug 28 2017, 7:05 PM - 10:11 PM EDT

Att. 20,838 - Cloudy - 72 F

livebaseballscorecards.com

AB	33
R	2
H	8
RBI	2
BB	3
SO	13
LOB	18

MIAMI

PITCHER		IP	WLS	BF	H	R	ER	SO	BB	IBB	HBP	BLK	WP	HR	S	P	ERA	WHIP
31 Max Scherzer, R ERA: 2.21	(1, 1)	7.0	W	27	5	1	1	10	2	0	1	0	0	1	69	100	1.29	1.000
33 Matt Grace, L ERA: 4.5	(8, 1)	1.0		6	2	1	1	1	1	0	0	0	0	0	18	28	9.00	3.000
36 Sammy Solís, L ERA: 8.66	(9, 1)	1.0		4	1	0	0	2	0	0	0	0	0	0	11	14	0.00	1.000

PITCHER	IP	WLS	BF	H	R	ER	SO	BB	IBB	HBP	BLK	WP	HR	S	P	ERA	WHIP

Batter	1	2	3	4	5	6	7	8	9	AB	R	H	RBI	BB	SO	LOB
4 Howie Kendrick, R (1, 7) OBP: 0.393, SLG: 0.517	C FF 96 F FF 96 F SI 96 B FF 97 S SL 85 1-3 ① **K**		B FF 95 F FF 96 B CH 87 F SI 96 B SL 87 B SL 87 4-2 20 F8 · 3 1B · 11 G6-3 **BB**	C SI 96 B SL 86 S CH 86 B SL 85 F CH 87 F SI 96 X CH 87 2-2 **E6** 1B		C SL 88 F SI 94 D SL 88 B SL 89 X SL 88 2-2 20 1B **3B** 1-H 2-H 3-H	C FF 93 B FC 88 B FC 87 S CH 84 B FC 86 C FF 92 3-3 ② **K**		4	2	2	3	1	2	0
3 Michael Taylor, R (1, 8) OBP: 0.309, SLG: 0.461	F SI 97 C SL 84 B CH 90 B FF 97 S SI 96 2-3 ② **K**		B SL 85 1 SAFE C SI 94 B FF 96 S SL 88 X SI 97 2-2 11 G6-3 · 1-2 1B	C SL 83 S SL 83 B SL 81 B FF 96 S SL 85 2-3 ③ **K**		F SI 95 B FF 95 B FF 94 S SL 88 X FF 93 2-2 ② **G3**	S FF 92 C FC 87 X CH 85 0-2 ③ **G6-3**		5	0	1	0	0	2	2
20 Daniel Murphy, L (1, 4) OBP: 0.375, SLG: 0.542	B FF 95 B SI 97 B FF 95 C FF 96 B FF 95 4-1 11 WP · 11 S · 6 1B **BB**		D SL 86 C FF 96 B SI 96 F CH 90 X CH 89 2-2 ① **F8** 2-3		C SL 86 F CH 88 B SL 89 S SI 93 1-3 ① **K**	C FF 92 X FF 92 0-1 6 BB · 11 1B · 32 1B **1B** 3-H		C FF 90 B CH 82 B FC 87 X FF 90 2-1 ① **G4-3**		4	2	1	1	1	1	2
11 Ryan Zimmerman, R (1, 3) OBP: 0.352, SLG: 0.563	F FF 97 C FF 97 B SL 87 1 SAFE B SI 97 B CH 90 D SL 86 4-2 6 1B 1-3 **BB**		B FF 95 1 SAFE 1 SAFE B SI 93 F FF 95 C SI 95 F SI 95 F SI 96 B SL 86 3-2 X SI 86 ② **G6-3** 1-2 3-H		B SI 95 C SI 94 C FF 94 B SL 90 C SL 89 2-3 ② **K**	C CU 77 C FF 90 X FC 89 0-2 6 BB · 32 1B 1-2 **1B**		C FF 91 C FC 86 B CH 85 B FC 87 F FF 92 B FC 91 X FF 90 3-2 ② **G6-3**		4	1	1	1	1	1	1
6 Anthony Rendon, R (1, 5) OBP: 0.403, SLG: 0.539	C FF 96 S SL 86 X FF 96 0-2 1-2 3-H **1B**		B SL 82 C SL 81 B CH 87 B SI 95 C FF 94 C SL 85 3-3 ③ **K**		C SI 94 B SL 88 X FF 94 1-1 ③ **G3-1**	C FF 92 C CH 86 B FF 92 B FF 93 B CH 84 F FF 90 F FF 93 B FF 94 4-2 32 1B 1-2 2-3 **BB**		F FF 91 S CU 77 B FC 88 X CU 78 1-2 ③ **G6-3**		4	0	1	1	1	1	1
32 Matt Wieters, S (1, 2) OBP: 0.295, SLG: 0.362	B CH 86 F CH 92 B CH 87 F FF 94 X SI 96 2-2 ③ **G1-3**			B SL 82 B CH 84 X CH 90 2-0 28 HR **1B**		B SI 91 1-0 X CH 86 · 1 1B · 28 1B · 4 3B **1B** C CU 76 B CH 85 B CH 84 F FF 92 X FF 94 3-2 1-3 3-H 3-H **1B**				4	2	3	2	0	0	2
28 Jayson Werth, R (1, 9) 33 Matt Grace, L (8, 1) 36 Sammy Solís, R (9, 1)			C FF 96 F SI 96 X SL 85 0-2 ① **G4-3**	C FF 94 B CH 87 B SI 93 F FF 93 B FF 95 X FF 93 3-2 1-H **HR**		F SI 92 F FF 95 D SL 88 B SL 88 B SL 86 F SL 86 F FF 93 3-2 X SL 87 1-2 **1B** B CH 84 B FF 92 C FF 92 X CH 84 2-1 ③ G6-3				4 0 0	2 0 0	2 0 0	2 0 0	0 0 0	0 0 0	2 0 0
1 Wilmer Difo, S (1, 6) OBP: 0.339, SLG: 0.391			C SL 84 X FF 96 0-1 ② **F7**	F FF 96 X SL 84 0-1 ① **L8**		B FF 93 X FF 94 1-0 4 3B 1-2 2-3 **1B**	B CU 76 F FF 91 F CU 76 B CH 85 X FF 91 2-2 17 G4-3 **3B**			4	2	2	0	0	0	0
31 Max Scherzer, R (1, 1) OBP: 0.255, SLG: 0.255 17 Alejandro De Aza, L (7, PH) OBP: 0.133, SLG: 0.222 (8, 9)			B SI 97 B FF 97 B SI 95 C FF 93 X CH 93 3-1 ③ **G6-3**	C FF 96 X SL 84 0-1 ② **G5-3**		B CH 91 F FF 94 B SI 94 X SI 93 2-1 ① **L7**	X FF 91 0-0 ① **G4-3** 3-H			3 1	0 0	0 0	0 1	0 0	0 0	3 0
Inning Stats	R: 1 H: 1 E: 0 LOB: 2 K: 2 BB: 2 S: 16 P: 29		R: 0 H: 0 E: 0 LOB: 0 K: 0 BB: 0 S: 7 P: 10	R: 1 H: 1 E: 0 LOB: 1 K: 1 BB: 1 S: 16 P: 30	R: 2 H: 3 E: 1 LOB: 1 K: 1 BB: 0 S: 16 P: 25	R: 0 H: 0 E: 0 LOB: 0 K: 2 BB: 0 S: 8 P: 12	R: 6 H: 7 E: 0 LOB: 2 K: 0 BB: 1 S: 32 P: 52	R: 1 H: 1 E: 0 LOB: 0 K: 1 BB: 0 S: 10 P: 15	R: 0 H: 0 E: 0 LOB: 0 K: 0 BB: 0 S: 9 P: 15	1B: 10 SF: 0 2B: 0 SAC: 0 3B: 2 DP: 0 HR: 1 HBP: 0						

PITCHER		IP	WLS	BF	H	R	ER	SO	BB	IBB	HBP	BLK	WP	HR	S	P	ERA	WHIP
62 José Ureña, R ERA: 3.84	(1, 1)	4.0	L	20	5	4	4	4	3	0	0	0	1	1	55	94	9.00	2.000
22 Dustin McGowan, R ERA: 4.16	(5, 1)	1.2		9	4	4	4	2	0	0	0	0	0	0	26	41	21.60	2.400
20 Justin Nicolino, L ERA: 5.86	(6, 1)	2.1		12	4	3	3	1	1	0	0	0	0	0	33	53	11.57	2.143

PITCHER	IP	WLS	BF	H	R	ER	SO	BB	IBB	HBP	BLK	WP	HR	S	P	ERA	WHIP

BOTTOM

Miami Marlins @ Washington Nationals

Nationals Park, Washington, DC

Mon Aug 28 2017, 7:05 PM - 10:11 PM EDT

Att. 20,838 - Cloudy - 72 F

livebaseballscorecards.com

AB	37
R	11
H	13
RBI	11
BB	4
SO	7
LOB	13

WP: 1 PA: 41
PB: 0
SB: 1
CS: 0

Miami Marlins @ Washington Nationals

Nationals Park, Washington, DC

Tue Aug 29 2017, 7:31 PM - 10:42 PM EDT

Att. 25,924 - Rain - 66 F

TOP

livebaseballscorecards.com

Batter	1	2	3	4	5	6	7	8	9	AB	R	H	RBI	BB	SO	LOB
9 Dee Strange-Gordon, L (1, 4) OBP: 0.335, SLG: 0.352	B SI 92 C FF 93 X CU 78 1-1 ① F9	B CU 78 B FF 92 X FF 93 2-0 ③ G4-3			C FF 90 B SI 92 X FF 91 1-1 27 WP 27 S 27 SF8 1B		X FF 92 0-0 SH 21 FC5-2 1-3 2-H		C FF 94 F SL 82 F FF 95 F SL 81 F FF 94 F FF 96 X FS 86 0-2 1-2 1B	4	1	2	0	0	0	0
27 Giancarlo Stanton, R (1, 9) OBP: 0.387, SLG: 0.670	B FF 94 C SL 87 X SL 85 1-1 HR		C FF 94 B SI 91 F FF 92 B SL 88 S SL 88 2-3 ① K		1 SAFE B SI 91 B SL 89 B SI 90 X FF 94 3-0 ① SF8 1-H		0-0 21 FC5-2 IBB		X FF 95 0-0 ① P4	3	1	1	2	1	1	2
21 Christian Yelich, L (1, 8) OBP: 0.370, SLG: 0.450	B SI 93 C SL 85 B FF 92 S CH 86 B FF 95 D SL 86 4-2 32 BB 13 BB BB		B CU 78 C CU 80 X FF 91 1-1 11 FC6-4 1B		C CU 78 X SI 91 0-1 ② F7		F FF 93 B SL 79 F SL 80 X SI 95 1-2 ① FC5-2 1-2 2-3 3-Hf		F FF 94 X FF 95 0-1 ② L5	4	0	1	0	1	0	5
13 Marcell Ozuna, R (1, 7) OBP: 0.378, SLG: 0.556	B FF 91 C FF 92 1 SAFE B SL 88 B SL 86 D SL 86 4-1 32 BB 1-2 BB		X FF 95 0-0 ② F9		C SL 88 B SL 87 X SL 88 1-1 ③ G5-3		B FF 94 C FF 94 S SL 86 C SI 95 1-3 ② K		S FF 95 B FF 95 F FF 95 F FF 96 X FS 87 1-2 ③ G4-3	4	0	0	0	1	1	6
11 J.T. Realmuto, R (1, 2) OBP: 0.330, SLG: 0.453	B SL 86 X FF 93 1-0 ② L8		1 SAFE B SL 86 1 SAFE C FF 93 S SL 87 B SI 93 X FF 95 2-2 ③ FC6-4 1-2f			B FF 92 C SI 90 B SI 91 C SL 85 F SL 86 F CH 86 T SL 86 2-2 ① K	B SL 87 F FF 92 D SL 89 C SL 88 F SI 94 F SI 94 X SI 95 2-2 ③ G6-3			4	0	0	0	0	1	6
32 Derek Dietrich, L (1, 5) OBP: 0.332, SLG: 0.401	B CU 78 B CU 78 B FF 93 B FF 94 4-0 1-2 2-3 BB			B SI 90 C FF 91 F SL 89 X FF 90 1-2 ① G4-3		B CH 85 F FF 91 F SI 92 F FF 94 S SL 89 1-3 ② K		C SI 92 C SI 93 B SI 94 B FF 93 F SL 90 X SI 94 2-2 ① G3-1		3	0	0	0	1	1	0
18 Tomás Telis, S (1, 3) OBP: 0.241, SLG: 0.307	B SI 94 C FF 92 B FF 93 X FF 92 2-1 ③ L6			B CU 79 B CH 86 B SL 89 C FF 90 X FF 91 3-1 45 FC6-4 1B		B CU 77 X SI 94 1-0 ③ G6-3		B SI 93 C CH 88 F SI 93 F SL 88 F SI 94 X FF 94 1-2 ② G6-3		4	0	1	0	0	0	3
19 Miguel Rojas, R (1, 6) OBP: 0.335, SLG: 0.310		S SL 87 B FF 95 X FF 94 1-1 ① F9		C FF 93 B FF 94 C FF 93 F FF 95 S SI 93 1-3 ② K			B SL 86 X SI 93 1-0 51 1B 9 SH 1B	B SL 88 C SL 89 F SI 94 X SI 95 1-2 ③ G6-3		4	1	1	0	0	1	1
45 Vance Worley, R (1, 1) OBP: 0.211, SLG: 0.211 66 Jarlín García, L (5, 1) 51 Ichiro Suzuki, L (7, PH) OBP: 0.313, SLG: 0.340 25 Junichi Tazawa, R (7, 1) 49 Brian Ellington, R (8, 1) 12 Mike Aviles, R (9, PH) OBP: 0.339, SLG: 0.370		C FF 94 C FF 94 S FF 90 0-3 ② K		S SL 87 X FF 94 0-1 ③ FC6-4 1-2f			B FF 92 F FF 92 C SI 92 F FF 92 B SI 94 B FF 93 1 SAFE F FF 92 X SI 92 3-2 9 SH 21 FC5-2 1-2 1B		B FF 94 C FF 94 X FS 85 1-1 9 1B 1B	2 0 1 0 0 1	0 0 0 0 0 0	0 0 1 0 0 1	0 0 0 0 0 0	1 0 0 0 0 0	1 0 0 0 0 0	1 0 0 0 0 0
Inning Stats	R: 1 E: 0 K: 0 S: 10 H: 1 LOB: 3 BB: 3 P: 27	R: 0 E: 0 K: 1 S: 6 H: 0 LOB: 0 BB: 0 P: 9	R: 0 E: 0 K: 1 S: 9 H: 1 LOB: 1 BB: 0 P: 14	R: 0 E: 0 K: 1 S: 11 H: 1 LOB: 1 BB: 0 P: 16	R: 1 E: 0 K: 0 S: 7 H: 1 LOB: 0 BB: 0 P: 12	R: 0 E: 0 K: 2 S: 10 H: 0 LOB: 0 BB: 0 P: 14	R: 1 E: 1 K: 1 S: 18 H: 2 LOB: 3 BB: 1 P: 26	R: 0 E: 0 K: 0 S: 12 H: 0 LOB: 0 BB: 0 P: 16	R: 0 E: 0 K: 0 S: 16 H: 2 LOB: 2 BB: 0 P: 18	1B: 7 2B: 0 3B: 0 HR: 1 SF: 1 SAC: 1 DP: 0 HBP: 0						

	AB	34
	R	3
	H	8
	RBI	2
	BB	4
	SO	6
	LOB	24

	WP: 1	PA: 40
	PB: 0	
	SB: 1	
	CS: 0	

PITCHER		IP	WLS	BF	H	R	ER	SO	BB	IBB	HBP	BLK	WP	HR	S	P	ERA	WHIP
40 Edwin Jackson, R ERA: 3.33	(1, 1)	6.0	W	29	6	3	2	5	3	1	0	0	1	1	60	103	3.00	1.500
46 Oliver Pérez, L ERA: 3.1	(7, 1)	0.1	H	1	0	0	0	0	0	0	0	0	0	0	3	4	0.00	0.000
43 Matt Albers, R ERA: 1.74	(7, 1)	0.2	H	2	0	0	0	1	0	0	0	0	0	0	8	11	0.00	0.000
21 Brandon Kintzler, R ERA: 2.88	(8, 1)	1.0		3	0	0	0	0	0	0	0	0	0	0	12	16	0.00	0.000
62 Sean Doolittle, L ERA: 3.12	(9, 1)	1.0		5	2	0	0	0	0	0	0	0	0	0	16	18	0.00	2.000

PITCHER		IP	WLS	BF	H	R	ER	SO	BB	IBB	HBP	BLK	WP	HR	S	P	ERA	WHIP

Batter	1	2	3	4	5	6	7	8	9	AB	R	H	RBI	BB	SO	LOB
7 Trea Turner, R (1, 6) OBP: 0.325, SLG: 0.423	C FF 88 F SI 86 S FC 86 0-3 K ①		X FC 88 0-0 G5-3 ① 1-2		C SI 91 B KC 78 X SI 88 1-1 17 E 2B		X FF 91 0-0 F9 ①	B CU 88 B FF 100 B FF 99 B FF 100 4-0 BB		4	1	1	0	1	1	2
17 Alejandro De Aza, L (1, 8) (8, 9) OBP: 0.143, SLG: 0.219	B SI 89 X FF 90 1-0 F7 ②		F FC 88 I FC 88 2 SAFE X SI 91 0-2 F8 ②		D KC 77 C SI 89 X FC 86 1-1 E5 11 1B 2-H 1B		C FF 92 B CU 76 S FO 87 B FO 88 C FF 92 2-3 K ②	S FF 97 F FF 99 B FF 98 B FF 100 F FF 98 B FF 99 S FF 100 3-3 K ③		5	1	1	0	0	2	3
20 Daniel Murphy, L (1, 4) OBP: 0.378, SLG: 0.545	X SI 89 0-0 F8 ③		C SI 91 S FC 87 F FC 88 F SI 90 X FC 87 0-2 2-H 3-H 1B		0-0 11 1B IBB		F FF 93 C FO 86 B FF 93 B FF 92 B FO 88 X FO 89 3-2 26 BB 6 2B 2B			3	1	2	2	1	0	0
11 Ryan Zimmerman, R (1, 3) OBP: 0.355, SLG: 0.562		B FF 90 F FF 90 B SI 87 B SI 88 F FC 88 B SI 91 4-2 26 G4-6-3 BB	B FC 86 B SI 90 X FC 87 2-0 L7 ③		B SI 88 2 SAFE X SI 88 1-0 26 G4-6-3 1-3 2-H 1B		B FF 92 B FF 93 B FF 92 B FF 93 4-0 26 BB 6 2B BB			2	1	1	1	2	0	1
26 Adam Lind, L (1, 7) OBP: 0.360, SLG: 0.509 21 Brandon Kintzler, R (8, 1) 62 Sean Doolittle, L (9, 1)		C SI 87 B FC 83 X FC 86 1-1 G4-6-3 ① ② 1-2f	C SI 88 F FC 84 X FC 84 0-2 6 1B 2B	S SL 86 B SL 87 SL 87 X FF 94 2-1 G4-6-3 ② ③ 1-2f		C FF 93 F CU 79 D FO 89 B FF 93 B FF 93 F FF 94 D FO 88 4-2 6 2B 1-2 2-3 BB			3 0 0	2 0 0	1 0 0	0 0 0	1 0 0	0 0 0	3 0 0
6 Anthony Rendon, R (1, 5) OBP: 0.406, SLG: 0.543		B FF 91 B FC 89 B FC 87 C SI 90 C SI 90 D FC 88 4-2 BB	B FC 86 F SI 88 B SI 86 D FC 87 X SI 88 3-1 2-H 1B		C FF 94 C CH 88 B CH 88 S CH 89 1-3 K ① C CU 75 F FO 89 B CU 78 B FF 94 B FO 88 X FF 93 3-2 1-H 2-H 3-H 2B			3	0	2	4	1	1	0
32 Matt Wieters, S (1, 2) OBP: 0.297, SLG: 0.363		F FC 86 X SI 88 0-1 G4-3 ③	F SI 89 X KC 76 0-1 1 G3-6 1B		C CH 88 B SL 87 C FF 95 X SL 87 1-2 1B B CU 74 X FF 93 1-0 G6-3 ③					4	0	2	0	0	0	2
1 Wilmer Difo, S (1, 9) OBP: 0.339, SLG: 0.395 4 Howie Kendrick, R (8, 7) OBP: 0.391, SLG: 0.515			B KC 74 B FC 86 C SI 88 B FC 87 C SI 90 X SI 90 3-2 40 1B 20 1B 2B	C FC 85 B SI 86 B FC 84 X FC 86 2-1 G3-6 ② ③ 1-2f		B CH 88 X FF 94 1-0 P4 ②	C FF 100 S CU 87 F CU 88 B FF 100 F FF 100 F FF 100 S FF 100 1-3 K ①		3 1	1 0	1 0	0 0	0 0	0 1	2 0
40 Edwin Jackson, R (1, 1) OBP: 0.143, SLG: 0.143 46 Oliver Pérez, L (7, 1) 43 Matt Albers, L (7, 1) 3 Michael Taylor, R (8, 8) OBP: 0.308, SLG: 0.460			B SI 84 L FF 88 C FF 88 X FC 85 1-2 7 G5-3 20 1B 2-3 1B	B SI 88 C SI 88 F KC 77 S SI 91 1-3 K ①	S FF 94 S FF 94 T FF 95 0-2 K ③		C CU 88 B CU 87 S FF 99 C FF 100 1-3 K ②		3 0 0 1	1 0 0 0	1 0 0 0	0 0 0 0	2 0 0 0	0 0 0 1	1 0 0 0
Inning Stats	R: 0 E: 0 K: 1 S: 5 H: 0 LOB: 0 BB: 0 P: 6	R: 0 E: 0 K: 0 S: 8 H: 0 LOB: 1 BB: 2 P: 17	R: 2 E: 0 K: 0 S: 16 H: 3 LOB: 1 BB: 0 P: 22	R: 1 E: 0 K: 0 S: 9 H: 3 LOB: 0 BB: 0 P: 14	R: 2 E: 1 K: 1 S: 10 H: 3 LOB: 1 BB: 1 P: 16	R: 0 E: 0 K: 2 S: 10 H: 1 LOB: 1 BB: 0 P: 13	R: 3 E: 0 K: 1 S: 14 H: 2 LOB: 1 BB: 2 P: 31	R: 0 E: 0 K: 3 S: 12 H: 0 LOB: 1 BB: 1 P: 21		1B: 7 2B: 5 3B: 0 HR: 0 SF: 0 SAC: 0 DP: 3 HBP: 0			WP: 0 PB: 0 SB: 0 CS: 0 PA: 38	

PITCHER		IP	WLS	BF	H	R	ER	SO	BB	IBB	HBP	BLK	WP	HR	S	P	ERA	WHIP
45 Vance Worley, R ERA: 6.02	(1, 1)	4.1	L	22	9	5	5	2	2	1	0	0	0	0	46	71	10.38	2.538
66 Jarlín García, L ERA: 2.96	(5, 1)	1.2		5	1	0	0	2	0	0	0	0	0	0	12	17	0.00	0.600
25 Junichi Tazawa, R ERA: 5.57	(7, 1)	1.0		7	2	3	3	1	2	0	0	0	0	0	14	31	27.00	4.000
49 Brian Ellington, R ERA: 6.75	(8, 1)	1.0		4	0	0	0	3	1	0	0	0	0	0	12	21	0.00	1.000

PITCHER	IP	WLS	BF	H	R	ER	SO	BB	IBB	HBP	BLK	WP	HR	S	P	ERA	WHIP

BOTTOM

Miami Marlins @ Washington Nationals

Nationals Park, Washington, DC

Tue Aug 29 2017, 7:31 PM - 10:42 PM EDT

Att. 25,924 - Rain - 66 F

livebaseballscorecards.com

AB	32
R	8
H	12
RBI	7
BB	6
SO	8
LOB	14

Miami Marlins @ Washington Nationals

Nationals Park, Washington, DC

Wed Aug 30 2017, 4:07 PM - 6:42 PM EDT

Att. 25,019 - Partly Cloudy - 78 F

TOP

livebaseballscorecards.com

Batter	1	2	3	4	5	6	7	8	9	AB	R	H	RBI	BB	SO	LOB
9 Dee Strange-Gordon, L (1, 4) OBP: 0.336, SLG: 0.354	B FF 95 C CU 82 B FF 96 X CU 83 2-1 21 CS 1B		C CH 89 F CH 89 F FF 94 F FF 96 X CU 83 0-2 ③ L7			C FF 95 B FF 96 X CH 89 1-1 ① G6-3		X CU 82 0-0 1B		4	0	2	0	0	0	0
27 Giancarlo Stanton, R (1, 9) OBP: 0.384, SLG: 0.665	C FF 94 1 SAFE X FF 94 0-1 ① P3			B FF 95 X FF 96 1-0 ① G5-3		B CU 84 X FF 96 1-0 ② G6-3		C FF 94 B FF 94 B SL 90 B FF 95 X FF 96 3-1 ③ F8		4	0	0	0	0	0	2
21 Christian Yelich, L (1, 8) OBP: 0.369, SLG: 0.448	1 SAFE 1 SAFE 1 SAFE C FF 95 B FF 96 C CH 90 B CH 90 X CH 88 2-2 ②③ G3 1-2			C CU 83 F FF 95 F FF 96 S CH 90 0-3 ② K		S CH 87 B FF 96 X CH 90 1-1 ③ G3			B CH 88 C FF 95 F FF 94 F FF 96 B CH 90 B CH 85 X FF 96 3-2 11 G6-3 1B	4	0	1	0	0	1	1
13 Marcell Ozuna, R (1, 7) OBP: 0.375, SLG: 0.552		B CU 83 X FF 96 1-0 ① G4-3		F SL 92 F FF 93 S CH 88 0-3 ③ K			X FF 96 0-0 ① G5-3		C FF 95 B SL 90 S SL 90 B CH 91 F CH 90 S FF 95 2-3 ① K	4	0	0	0	0	2	1
11 J.T. Realmuto, R (1, 3) OBP: 0.333, SLG: 0.463		C FF 96 X FF 96 0-1 2B			C CH 87 X FF 95 1-1 3B		C SL 89 B FF 95 B CH 88 B CU 85 B CH 89 F FF 96 X SL 91 3-2 32 FC3-6 1B		B CU 83 C SL 90 C FF 95 D CH 88 B FF 95 X FF 96 3-2 ② G6-3 1-2	4	0	3	0	0	0	1
32 Derek Dietrich, L (1, 5) OBP: 0.329, SLG: 0.396		C FF 94 F FF 95 B CH 89 X CH 87 1-2 ② F7			B CU 83 B CH 89 F CH 88 F FF 96 F CH 86 S FF 96 2-3 ① K		F FF 95 X CU 83 0-1 ② FC3-6 17 FC4 1-2f		C CH 88 F FF 96 B FF 96 X CH 89 1-2 ③ G4-3	4	0	0	0	0	1	4
17 A.J. Ellis, R (1, 2) OBP: 0.312, SLG: 0.358		D CU 84 X FF 95 1-0 ③ P4			C CU 84 F FF 96 S FF 96 0-3 ② K		X FF 95 0-0 ③ FC4 1-2f			3	0	0	0	0	1	3
19 Miguel Rojas, R (1, 6) OBP: 0.335, SLG: 0.306			C FF 95 X SL 90 0-1 ① G6-3		0-0 IBB			C CU 83 S SL 90 S SL 89 0-3 ① K		2	0	0	0	1	1	0
61 Adam Conley, L (1, 1) OBP: 0.238, SLG: 0.158 71 Drew Steckenrider, R (7, 1) 51 Ichiro Suzuki, L (8, PH) OBP: 0.311, SLG: 0.338 22 Dustin McGowan, R (8, 1)			B FF 94 B FF 95 C FF 95 C FF 95 C CU 84 2-3 ② K		X CU 82 0-0 ③ F7			C FF 95 F FF 95 F SI 92 B CH 87 T CH 89 1-2 ② K		2 0 1 0	0 0 0 0	0 0 0 0	0 0 0 0	1 0 1 0	2 0 0 0	2 0 0 0

| | | |

Miami Marlins @ Washington Nationals

Nationals Park, Washington, DC

Wed Aug 30 2017, 4:07 PM - 6:42 PM EDT

Att. 25,019 - Partly Cloudy - 78 F

livebaseballscorecards.com

BOTTOM

Batter	1	2	3	4	5	6	7	8	9	AB	R	H	RBI	BB	SO	LOB
7 Trea Turner, R (1, 6) OBP: 0.324, SLG: 0.419	C FF 88 B CH 82 F FF 88 X FF 88 1-2 ① P4		S SL 79 C CH 81 X FF 91 0-2 ② G6-3		S FF 91 B SL 78 B FF 91 S CH 83 B CH 83 X CH 82 3-2 ① G1-3		C FF 96 B FF 96 B FF 96 C CU 82 B FF 96 B FF 96 4-2 6 S 6 2B 1-2 BB			3	1	0	0	1	0	0
1 Wilmer Difo, S (1, 4) OBP: 0.341, SLG: 0.408	C SL 76 F FF 90 B FF 90 X CH 80 1-2 11 L7 6 1B 1B		B SL 80 C SL 79 B SL 80 B CH 82 C FF 90 X FF 91 3-2 ③ L9		B FF 90 T CH 85 X FF 90 1-1 HR		C FF 96 B FF 96 C FF 96 F FF 97 F FF 96 B CH 90 B CH 90 F FF 95 X FF 96 3-2 ①② L6-4 2-2			4	1	2	1	0	0	2
6 Anthony Rendon, R (1, 5) OBP: 0.407, SLG: 0.545	B FF 88 C FF 88 B FF 88 F FF 88 X FF 90 2-2 1-2 1B			C FF 87 F SL 80 B CH 83 B SL 81 B CH 84 X CH 84 3-2 ① G5-3	B SL 79 C FF 89 S CH 83 B CH 82 F SL 86 S CH 84 2-3 ② K		1 SAFE B FF 95 F FF 96 C FF 97 X FF 97 1-2 1-H 2B			4	0	2	1	0	1	0
11 Ryan Zimmerman, R (1, 3) OBP: 0.356, SLG: 0.561	B FF 89 S CH 81 S CH 80 F FF 89 B FF 91 X CH 82 2-2 ② L7 2-3			B SL 80 B FF 90 B FF 91 B FF 91 4-0 28 G1-3 4 1B BB	B FF 91 F SL 80 X CH 84 1-1 1B		F FF 96 B FF 96 C FF 96 X CU 84 1-2 ③ G5-3			3	0	1	0	1	0	3
4 Howie Kendrick, R (1, 7) OBP: 0.389, SLG: 0.511	C FF 89 B FF 90 F FF 90 S CH 83 1-3 ③ K			C CH 83 B FF 90 X FF 90 1-1 28 G1-3 1-2 1B	F FF 90 X CH 83 0-1 ③ G5-3			X FF 93 0-0 ① G4-3		4	0	1	0	0	1	3
28 Jayson Werth, R (1, 9) OBP: 0.368, SLG: 0.466 17 Alejandro De Aza, L (8, PR) OBP: 0.143, SLG: 0.219 (9, 9)		C FF 88 B FF 89 F SL 85 X CH 82 1-2 ① P2		C FF 89 C CH 84 B FF 90 B FF 91 X FF 90 2-2 ② G1-3 1-2 2-3		C CH 81 B CH 82 F FF 90 F SL 86 B FF 90 B CH 83 F FF 90 F FF 91 X CH 82 3-2 ① F7		B FF 93 B SI 92 X SI 95 2-0 3 WP 37 PB 2B	4 0 1 0 0 0 2 0 1 0 0 0 0 0						
3 Michael Taylor, R (1, 8) OBP: 0.311, SLG: 0.458		B SL 81 X FF 88 1-0 59 G6-4-3 1B			B SL 81 C CH 83 S CH 82 S SL 86 1-3 ② K			C SL 88 F SL 87 B SI 87 D SL 89 D SI 94 S SL 87 3-3 ② K2-3 2-3		3	0	1	0	1	2	1
59 Jose Lobaton, S (1, 2) OBP: 0.224, SLG: 0.279		B FF 88 B FF 88 B CH 82 C FF 88 F FF 88 X FF 88 3-2 ②③ G6-4-3 1-2f		B CH 82 B FF 91 X FF 90 2-0 ③ P2		C SL 79 F CH 83 B CH 83 F SL 86 B CH 84 B CH 83 X CH 84 3-2 ③ F7			0-0 37 PB IBB	3	0	0	0	1	0	4
37 Stephen Strasburg, R (1, 1) OBP: 0.174, SLG: 0.289			B FF 88 B FF 89 C FF 90 C FF 88 X FF 89 2-2 ① L8		X FF 89 0-0 HR		C FF 96 C CU 81 F FF 96 X CU 82 0-2 1 L6-4 7 BB 1B	S FF 92 X FF 95 0-1 ③ G4-3 1-2 3-H		4	1	2	1	0	0	2

Inning Stats	1	2	3	4	5	6	7	8	9
	R: 0 E: 0 K: 1 S: 16 H: 2 LOB: 2 BB: 0 P: 23	R: 0 E: 0 K: 0 S: 7 H: 1 LOB: 0 BB: 0 P: 12	R: 0 E: 0 K: 0 S: 9 H: 0 LOB: 0 BB: 0 P: 14	R: 0 E: 0 K: 0 S: 9 H: 1 LOB: 3 BB: 2 P: 21	R: 2 E: 0 K: 1 S: 14 H: 3 LOB: 1 BB: 0 P: 21	R: 0 E: 0 K: 1 S: 13 H: 0 LOB: 0 BB: 0 P: 20	R: 1 E: 0 K: 0 S: 18 H: 2 LOB: 1 BB: 1 P: 27	R: 1 E: 0 K: 1 S: 7 H: 1 LOB: 1 BB: 1 P: 12	

	AB	32
	R	4
	H	10
	RBI	3
	BB	4
	SO	4
	LOB	17

1B: 6 SF: 0 PA: 36
2B: 3 SAC: 0
3B: 0 DP: 2
HR: 2 HBP: 0

WP: 1
PB: 1
SB: 1
CS: 0

PITCHER		IP	WLS	BF	H	R	ER	SO	BB	IBB	HBP	BLK	WP	HR	S	P	ERA	WHIP
61 Adam Conley, L ERA: 5.02	(1, 1)	6.0	L	26	7	2	2	3	1	1	0	0	0	2	68	111	3.00	1.333
71 Drew Steckenrider, R ERA: 2.78	(7, 1)	1.0		5	2	1	1	0	1	0	0	0	0	0	18	27	9.00	3.000
22 Dustin McGowan, R ERA: 4.1	(8, 1)	1.0		5	1	1	0	1	0	1	0	0	1	0	7	12	0.00	1.000

PITCHER	IP	WLS	BF	H	R	ER	SO	BB	IBB	HBP	BLK	WP	HR	S	P	ERA	WHIP

Batter	1	2	3	4	5	6	7	8	9	AB	R	H	RBI	BB	SO	LOB
16 César Hernández, S (1, 4) OBP: 0.356, SLG: 0.427	F FF 92 F FF 93 B FF 94 F FC 86 X SI 92 1-2 ① L8		C CH 80 B FC 86 S CH 81 B FC 87 X FF 93 2-2 13 1B 1B	B FC 88 C FC 85 D CH 80 S CH 80 F FC 87 F SI 93 B CH 81 F FC 87 F CH 79 3-2 X FF 84 ② F6			C CH 89 B FF 95 F FF 94 B CH 89 X CH 89 2-2 13 L8 5 FC5-2-6 2B		C SI 83 X SI 84 0-1 ③ G3-1	5	0	2	0	0	0	2
13 Freddy Galvis, S (1, 6) OBP: 0.304, SLG: 0.396	C SI 92 S CU 79 F FF 94 B CH 80 X CH 81 1-2 ② F7		1 SAFE F CH 79 B SI 92 X FC 86 1-1 1-2 1B	B FF 93 2 SAFE 1-0 ③ PO 2-3	B FF 99 X FF 98 1-0 5 FC1-6-5 2B		S FF 94 X FF 93 0-1 ① L8 2-3			4	0	2	0	0	0	1
5 Nick Williams, L (1, 9) OBP: 0.338, SLG: 0.475	C CH 80 F FC 87 F FF 95 B FF 93 F FC 86 F FC 88 C SI 94 1-3 ③ K		B SI 93 C FC 88 F FC 87 S CH 82 1-3 ③ K		S FF 99 S FF 98 B FF 98 F FF 98 X CH 90 1-2 ① FC1-6-5 17 1B 2-3		F FF 95 X SL 88 0-1 ② FC5-2-6 3-H			4	0	0	0	0	2	4
17 Rhys Hoskins, R (1, 3) OBP: 0.402, SLG: 0.747		C SI 93 F FF 92 B FF 92 B SI 94 B FC 87 B SI 95 4-2 25 G6-3 BB		B FC 84 X FF 91 1-0 ① F7	B CU 86 C FF 98 1 SAFE X FF 98 1-1 1-2 1B		X FF 94 0-0 ③ L9			3	0	1	0	1	0	1
25 Daniel Nava, S (1, 7) OBP: 0.387, SLG: 0.414 57 Luis García, R (8, 1) 50 Héctor Neris, R (9, 1)		B FC 86 C SI 92 X FF 93 1-1 ① G6-3 1-2		B CU 78 C FF 92 C SI 93 B CH 81 H FC 85 3-2 7 PB 18 1B HBP	X SI 99 0-0 ② F7			X FF 91 0-0 ① F7		3 0 0	1 0 0	0 0 0	0 0 0	0 0 0	0 0 0	3 0 0
7 Maikel Franco, R (1, 5) OBP: 0.279, SLG: 0.388		F FF 93 B FF 92 X FF 93 1-1 ② G5-3		F FC 83 F FF 91 B FF 95 F CH 81 F FF 93 B FF 93 F FC 86 D FC 84 B FF 95 4-2 29 1B 18 1B 54 1B 1-2 BB	B CU 86 F FF 99 S CH 89 B CU 86 S CH 88 2-3 ③ K			C FF 92 C FF 92 F SL 79 B SL 79 F FF 94 S SL 78 1-3 ② K		3	1	0	0	1	2	3
18 Pedro Florimón, S (1, 8) OBP: 0.364, SLG: 0.476		F FF 94 C FF 94 B FC 87 S FC 87 1-3 ③ K		F FC 85 B FC 85 X FF 93 1-1 29 1B 54 1B 1-2 2-H 1B		B CU 86 F FF 98 L FF 98 B CH 89 F FF 98 F CH 91 F FF 98 T FF 100 2-2 ① K		B SL 78 B FF 93 B FF 93 C FF 92 S FF 94 F FF 94 T SL 79 3-2 ③ K		4	1	1	1	0	3	1
29 Cameron Rupp, R (1, 2) OBP: 0.311, SLG: 0.443			B SI 93 F SI 91 X FF 92 1-1 ① L8	S FC 86 B FF 92 F FF 92 F FF 95 F FC 84 X FC 85 1-2 13 PO 54 1B 1-2 2-3 1B		B FF 99 S FF 100 S FF 99 F FF 100 B CU 86 F CU 87 S FF 99 2-3 ② K			C SI 82 F CU 73 S CU 72 0-3 ① K	4	0	1	0	0	2	0
54 Ben Lively, R (1, 1) OBP: 0.235, SLG: 0.412 39 Adam Morgan, L (7, 1) OBP: 0.667, SLG: 0.500 31 Hyun Soo Kim, L (8, 7) OBP: 0.297, SLG: 0.283			F FF 93 B FC 83 S FC 85 X FF 92 1-2 ② G3	F FF 92 X FC 84 0-1 1-2 2-H 3-H 1B		B FF 98 S FF 97 F FF 97 S FF 98 1-3 ③ K			F SI 83 B CH 75 C CH 76 B CU 75 X CU 73 2-2 ② F7	3 0 1	0 0 0	1 0 0	2 0 0	0 0 0	1 0 0	0 0 0
Inning Stats	R: 0 E: 0 K: 1 S: 14 H: 0 LOB: 0 BB: 0 P: 17	R: 0 E: 0 K: 1 S: 9 H: 0 LOB: 0 BB: 1 P: 16	R: 0 E: 0 K: 1 S: 13 H: 2 LOB: 2 BB: 0 P: 19	R: 3 E: 0 K: 0 S: 24 H: 3 LOB: 1 BB: 1 P: 38	R: 0 E: 0 K: 1 S: 11 H: 2 LOB: 2 BB: 0 P: 16	R: 0 E: 0 K: 3 S: 14 H: 0 LOB: 0 BB: 0 P: 19	R: 0 E: 0 K: 0 S: 8 H: 1 LOB: 1 BB: 0 P: 10	R: 0 E: 0 K: 2 S: 10 H: 0 LOB: 0 BB: 0 P: 14	R: 0 E: 0 K: 1 S: 8 H: 0 LOB: 0 BB: 0 P: 10	1B: 6 2B: 2 3B: 0 HR: 0 SF: 0 SAC: 0 DP: 0 HBP: 1						

PITCHER		IP	WLS	BF	H	R	ER	SO	BB	IBB	HBP	BLK	WP	HR	S	P	ERA	WHIP
43 Odrisamer Despaigne, R ERA: 4.13	(1, 1)	4.0	L	19	5	3	3	3	2	0	1	0	0	0	60	90	6.75	1.750
49 Brian Ellington, R ERA: 6.3	(5, 1)	2.0		8	2	0	0	4	0	0	0	0	0	0	25	35	0.00	1.000
66 Jarlín García, L ERA: 2.91	(7, 1)	0.2		3	1	0	0	0	0	0	0	0	0	0	7	9	0.00	1.500
46 Kyle Barraclough, R ERA: 2.93	(7, 1)	1.1		4	0	0	0	2	0	0	0	0	0	0	11	15	0.00	0.000
29 Brad Ziegler, R ERA: 4.5	(9, 1)	1.0		3	0	0	0	1	0	0	0	0	0	0	8	10	0.00	0.000

PITCHER	IP	WLS	BF	H	R	ER	SO	BB	IBB	HBP	BLK	WP	HR	S	P	ERA	WHIP

TOP

Philadelphia Phillies @ Miami Marlins

Marlins Park, Miami, FL

Thu Aug 31 2017, 7:12 PM - 10:20 PM EDT

Att. 17,013 - Roof Closed - 82 F

livebaseballscorecards.com

AB	34
R	3
H	8
RBI	3
BB	2
SO	10
LOB	15

WP: 0 PA: 38
PB: 1
SB: 0
CS: 0

BOTTOM

Philadelphia Phillies @ Miami Marlins

Marlins Park, Miami, FL

Thu Aug 31 2017, 7:12 PM - 10:20 PM EDT

Att. 17,013 - Roof Closed - 82 F

livebaseballscorecards.com

Batter	1	2	3	4	5	6	7	8	9	AB	R	H	RBI	BB	SO	LOB
9 Dee Strange-Gordon, L (1, 4) OBP: 0.340, SLG: 0.357	B SI 91 B FF 90 B SI 91 C FF 90 B FF 90 4-1 13 CS BB		F FF 90 F FF 90 B SL 82 S SL 82 1-3 ① K		C FF 90 C SL 82 X SL 80 0-2 E4 21 2B 1B		C SL 83 X SL 83 0-1 13 S 1B		B SI 95 X FF 94 1-0 1-2 13 BB 1B	4	1	3	0	1	1	0
27 Giancarlo Stanton, R (1, 9) OBP: 0.381, SLG: 0.658	B FF 91 B SL 81 B FF 90 X FF 91 3-0 ① P5		B FF 91 C CU 76 B SL 83 B FF 93 F CU 76 S SL 83 3-3 ② K		B SL 80 B FF 91 X SL 82 2-0 ① P3		B CH 84 C SI 95 C SI 95 B CH 83 B CH 85 S CH 85 3-3 ① K		X FF 96 0-0 ① F8	5	0	0	0	0	2	5
21 Christian Yelich, L (1, 8) OBP: 0.369, SLG: 0.450	1 SAFE B FF 91 B CH 84 C FF 91 X FF 90 2-1 ② L6		X FF 91 0-0 11 HBP 13 1B 1B		X SL 83 0-0 13 F9 3-H 2B		C SL 83 F SI 95 D SL 86 S SL 85 1-3 ② K		S FS 88 S FS 89 X FS 88 0-2 ② L7	5	0	2	1	0	1	4
13 Marcell Ozuna, R (1, 7) OBP: 0.377, SLG: 0.552	B FF 92 C SL 83 B SI 91 B SL 83 S SL 84 3-2 ③ CS 1-2	C SL 81 X FF 91 0-1 32 1B 11 HBP 19 G6-3 1B	B FF 92 B SL 84 X SL 82 2-0 11 HBP 1-2 1B		B FF 92 B FF 93 F SL 82 B FF 92 X FF 93 3-1 ② F9 2-3		D CH 86 C CH 85 B SI 96 F SI 96 F CH 84 1 SAFE F CH 85 F SI 97 1 SAFE 3-3 ③ 1 SAFE 1 SAFE F FF 97 B CH 87 S CH 84 K 1-2		B SI 96 B FS 88 B SI 94 B FF 96 4-0 1-2 2-3 BB	4	1	2	0	1	1	2
11 J.T. Realmuto, R (1, 2) OBP: 0.334, SLG: 0.460		H FF 91 1-0 19 G6-3 32 1B 1-2 HBP	B SL 83 C FF 90 B SI 90 F SL 82 H SI 91 3-2 1-2 2-3 HBP		F FF 91 X SL 81 0-1 ③ G6-3			C SL 83 S SL 83 S FS 89 0-3 ① K	B FF 95 C FF 96 S FF 96 B FS 88 C FF 96 2-3 ③ K	3	0	0	0	0	2	4
32 Derek Dietrich, L (1, 5) OBP: 0.331, SLG: 0.395		B FF 90 S SL 83 C FF 91 B SL 82 B SL 83 X FF 91 3-2 19 G6-3 1-2 2-3 1B	C SL 82 F SI 90 F SL 81 X SL 82 0-2 ③ G3		B FF 91 F CH 83 B FF 89 F SL 80 X SL 83 2-2 ① G4-3			C SI 97 B FS 88 F FS 87 F FS 88 B FF 99 B SL 84 B FF 98 4-2 19 FC6-4 BB		3	0	1	0	1	0	3
28 Tyler Moore, R (1, 3) OBP: 0.253, SLG: 0.401 18 Tomás Telis, S (8, PH) OBP: 0.238, SLG: 0.303 (9, 3)		B SL 82 X SL 81 1-0 ① F8		C FF 90 C SL 80 S SL 80 0-3 ① K		B SL 82 B SL 82 S FF 90 C CU 74 2-3 ② K		C SI 98 B FS 87 F FF 98 X FF 98 1-2 ② B1-3		3 1	0 0	0 0	0 0	0 0	2 0	3 1
19 Miguel Rojas, R (1, 6) OBP: 0.333, SLG: 0.311		F SI 91 X SI 91 0-1 ② G6-3 1-2 2-3 3-H		X FF 90 0-0 ② B5		B SL 82 F CH 84 X FF 90 1-1 2B		F FF 96 B SI 98 X SI 96 1-1 ③ FC6-4 1-2f		4	0	1	1	0	0	3
43 Odrisamer Despaigne, R (1, 1) OBP: 0.143, SLG: 0.143 17 A.J. Ellis, R (4, PH) OBP: 0.310, SLG: 0.355 49 Brian Ellington, R (5, 1) 51 Ichiro Suzuki, L (6, PH) OBP: 0.310, SLG: 0.335 66 Jarlín García, L (7, 1) 46 Kyle Barraclough, R (7, 1) 29 Brad Ziegler, R (9, 1) 12 Mike Aviles, R (9, PH) OBP: 0.350, SLG: 0.370		X SL 83 0-0 ③ G2-3	B FF 91 C FF 90 C SL 82 S SL 81 1-3 ③ K		B CU 73 C CU 74 X CU 74 1-1 ③ F7				H FS 87 1-0 13 BB 9 1B HBP	1 1 0 1 0 0 0 0 0	0 0 0 0 0 0 0 0 0	0 0 0 0 0 0 0 0 0	0 0 0 0 0 0 0 0 0	0 1 0 0 0 0 0 0 0	0 0 0 0 0 0 0 0 0	2 0 0 1 0 0 0 0 0
Inning Stats	R: 0 E: 0 K: 0 S: 6 H: 0 LOB: 0 BB: 1 P: 18	R: 1 E: 0 K: 0 S: 9 H: 2 LOB: 2 BB: 0 P: 14	R: 0 E: 0 K: 2 S: 14 H: 2 LOB: 3 BB: 0 P: 23	R: 0 E: 0 K: 2 S: 7 H: 0 LOB: 0 BB: 0 P: 8	R: 1 E: 1 K: 0 S: 9 H: 2 LOB: 1 BB: 0 P: 14	R: 0 E: 0 K: 1 S: 10 H: 1 LOB: 1 BB: 0 P: 16	R: 0 E: 0 K: 3 S: 15 H: 1 LOB: 1 BB: 0 P: 22	R: 0 E: 0 K: 1 S: 11 H: 0 LOB: 1 BB: 1 P: 17	R: 0 E: 0 K: 1 S: 8 H: 1 LOB: 3 BB: 1 P: 16	1B: 7 2B: 2 3B: 0 HR: 0 SF: 0 SAC: 0 DP: 0 HBP: 3					WP: 0 PB: 0 SB: 1 CS: 1	PA: 42

	AB	35
	R	2
	H	9
	RBI	2
	BB	3
	SO	10
	LOB	28

PITCHER	IP	WLS	BF	H	R	ER	SO	BB	IBB	HBP	BLK	WP	HR	S	P	ERA	WHIP
54 Ben Lively, R (1, 1) ERA: 4.22	6.0	W	27	7	2	2	5	1	0	2	0	0	0	55	93	3.00	1.333
39 Adam Morgan, L (7, 1) ERA: 4.46	1.0	H	4	1	0	0	3	0	0	0	0	0	0	15	22	0.00	1.000
57 Luis García, R (8, 1) ERA: 2.76	1.0	H	4	0	0	0	1	1	0	0	0	0	0	11	17	0.00	1.000
50 Héctor Neris, R (9, 1) ERA: 3.12	1.0	S	6	1	0	0	1	1	0	1	0	0	0	8	16	0.00	2.000

PITCHER	IP	WLS	BF	H	R	ER	SO	BB	IBB	HBP	BLK	WP	HR	S	P	ERA	WHIP

Philadelphia Phillies @ Miami Marlins

Marlins Park, Miami, FL

Fri Sep 01 2017, 7:12 PM - 9:55 PM EDT

Att. 17,998 - Roof Closed - 81 F

TOP

livebaseballscorecards.com

Batter	1	2	3	4	5	6	7	8	9	AB	R	H	RBI	BB	SO	LOB
16 César Hernández, S (1, 4) OBP: 0.356, SLG: 0.424	B FF 93 B SI 90 C SI 91 B SI 92 B FF 93 4-1 13 FC1-4 BB		B SI 92 B CH 86 C FF 92 B CH 85 B FF 91 4-1 13 G6-3 BB			B CU 77 C CU 77 B CH 85 X SI 91 2-1 ① G1-3		C SL 77 B SL 78 X FF 94 1-1 ① G3-1	C CH 76 F CH 76 F CH 76 F CU 75 B SI 84 F CH 76 S CU 74 1-3 ③ K	3	0	0	0	2	1	1
13 Freddy Galvis, S (1, 6) OBP: 0.304, SLG: 0.395	C FF 93 C CU 80 D CU 81 1 SAFE F FF 93 1 SAFE X CU 80 1-2 ① FC1-4 19 1B 1-2f		1 SAFE C CU 76 S CH 83 X CU 80 0-2 ②③ G6-3 1-2f			B CH 84 B SI 92 X SI 92 2-0 ② G5-3		B SL 76 X FF 94 1-0 17 K2-3 17 PB 1B		4	0	1	0	0	0	2
17 Rhys Hoskins, R (1, 7) OBP: 0.396, SLG: 0.720	1 SAFE C FF 92 F FF 93 T CU 80 0-2 ② K			B CU 79 C CH 84 F FF 92 S CU 79 1-3 ① K		C FF 92 B FF 92 B CU 78 B CU 77 B CH 85 4-1 19 1B BB		B FF 94 C FF 94 S FF 94 F FF 94 S SL 78 1-3 ② K2-3 1-3		3	0	0	0	1	3	2
19 Tommy Joseph, R (1, 3) OBP: 0.293, SLG: 0.430 58 Juan Nicasio, R (8, 1) 50 Héctor Neris, R (9, 1)	B FF 94 B FF 92 B CU 79 X SI 92 3-0 1-2 1B			X CH 86 0-0 ② G5-3		X FF 91 0-0 7 FC5-4 1-2 1B		C FF 95 F SL 78 F SL 78 X FF 94 0-2 ③ F9		4 0 0	0 0 0	2 0 0	0 0 0	0 0 0	0 0 0	1 0 0
7 Maikel Franco, R (1, 5) OBP: 0.278, SLG: 0.389	D CU 79 C FF 92 S SI 92 B CU 80 S CU 78 2-3 ③ K			X SI 91 0-0 ③ G6-3		S CU 78 B CU 78 D CU 79 B FF 91 X SI 91 3-1 ③ FC5-4 1-2f			X CU 74 0-0 5 G3 38 1B 2B	4	1	1	0	0	1	4
5 Nick Williams, L (1, 9) OBP: 0.332, SLG: 0.466		B SI 91 B SI 90 X SI 91 2-0 ① G3			C CU 77 X CU 78 0-1 ① G1-3		B FF 91 F CU 78 F SI 90 B CU 78 S CU 80 2-3 K 38 FC6-4		B SI 83 X SI 83 1-0 ① G3 2-3	4	0	0	0	0	1	1
18 Pedro Florimón, S (1, 8) OBP: 0.375, SLG: 0.467	F SI 92 B CH 86 C CH 85 B FF 92 T CU 80 2-2 ② K				B FF 92 B CH 85 X FF 92 2-0 38 G1-3 1B		C FF 91 1 SAFE B CU 79 C CU 77 S FF 92 1-3 ① K		B SI 83 C SI 84 B CH 76 B CH 77 F SI 83 B CU 74 4-2 38 1B 4 G4-3 BB	3	1	1	0	1	2	1
38 Jorge Alfaro, R (1, 2) OBP: 0.373, SLG: 0.449	S CU 79 F FF 92 S CU 79 0-3 ③ K2-3				C FF 92 1 SAFE F CU 78 F CU 79 X CU 78 0-2 ② G1-3 1-2		X CU 79 0-0 ② FC6-4 1-2f		S SI 84 X CU 75 0-1 4 G4-3 1-3 3-H 1B	4	0	1	1	0	1	2
43 Nick Pivetta, R (1, 1) OBP: 0.081, SLG: 0.081 15 Ty Kelly, S (7, PH) OBP: 0.261, SLG: 0.346 61 Edubray Ramos, R (7, 1) 55 Hoby Milner, L (8, 1) 4 Andrés Blanco, S (8, 3) OBP: 0.239, SLG: 0.275			X FF 90 0-0 ① F9		B CU 77 X SI 89 1-0 ③ G1-3		C FF 90 B CU 79 F FF 92 S CU 80 1-3 ③ K		F SI 84 B SI 84 B SI 82 F SI 84 X SI 83 2-2 ② G4-3 1-2 3-H	2 1 0 0 1	0 0 0 0 0	0 0 0 0 0	0 0 0 0 1	0 1 0 0 0	0 1 0 0 0	1 1 0 0 1
Inning Stats	R: 0 E: 0 K: 2 S: 12 H: 1 LOB: 2 BB: 1 P: 22	R: 0 E: 0 K: 2 S: 7 H: 0 LOB: 0 BB: 0 P: 11	R: 0 E: 0 K: 0 S: 5 H: 0 LOB: 0 BB: 1 P: 9	R: 0 E: 0 K: 1 S: 5 H: 0 LOB: 0 BB: 0 P: 6	R: 0 E: 0 K: 0 S: 8 H: 1 LOB: 1 BB: 0 P: 11	R: 0 E: 0 K: 0 S: 7 H: 1 LOB: 2 BB: 1 P: 18	R: 0 E: 0 K: 3 S: 10 H: 0 LOB: 1 BB: 0 P: 14	R: 0 E: 0 K: 1 S: 11 H: 1 LOB: 1 BB: 0 P: 14	R: 2 E: 0 K: 1 S: 15 H: 2 LOB: 1 BB: 1 P: 23	1B: 5 2B: 1 3B: 0 HR: 0 SF: 0 SAC: 0 DP: 1 HBP: 0						

	AB	33
	R	2
	H	6
	RBI	2
	BB	4
	SO	10
	LOB	17

WP: 1 PA: 37
PB: 1
SB: 0
CS: 0

PITCHER		IP	WLS	BF	H	R	ER	SO	BB	IBB	HBP	BLK	WP	HR	S	P	ERA	WHIP
76 Dillon Peters, L ERA:	(1, 1)	7.0		27	3	0	0	8	3	0	0	0	1	0	54	91	0.00	0.857
46 Kyle Barraclough, R ERA: 2.88	(8, 1)	1.0	H	4	1	0	0	1	0	0	0	0	0	0	11	14	0.00	1.000
29 Brad Ziegler, R ERA: 4.81	(9, 1)	1.0	L	6	2	2	2	1	1	0	0	0	0	0	15	23	18.00	3.000

PITCHER	IP	WLS	BF	H	R	ER	SO	BB	IBB	HBP	BLK	WP	HR	S	P	ERA	WHIP

Batter	1	2	3	4	5	6	7	8	9	AB	R	H	RBI	BB	SO	LOB
9 Dee Strange-Gordon, L (1, 4) OBP: 0.342, SLG: 0.358	C FF 97 B FF 95 C FF 96 X KC 81 1-2 21 BB 27 WP 55 WP 1B		C FF 95 B FF 96 S KC 79 S KC 79 1-3 K 21 FC6-4 27 BB		S KC 80 X KC 82 0-1 27 CS 1B			B FF 90 F FF 90 X ST 77 1-1 ② L9		4	1	2	0	0	1	0
27 Giancarlo Stanton, R (1, 9) OBP: 0.382, SLG: 0.655	B FF 95 B FF 96 D FF 96 B FF 95 4-0 55 WP 21 BB 1-2 BB		B KC 78 B FF 95 1 SAFE B SI 93 1 SAFE B FF 93 4-0 21 FC6-4 1-2 BB		1 SAFE C FF 95 F FF 94 1 SAFE B SL 87 B SL 84 C FF 94 2-3 ②③ 1-2			B SL 90 S SL 86 X SL 88 1-1 ③ G2-3		2	0	0	0	2	1	1
21 Christian Yelich, L (1, 8) OBP: 0.368, SLG: 0.447	B FF 96 C FF 96 B KC 79 B FF 95 B FF 96 4-1 55 WP 1-2 2-3 BB		C FF 95 B SI 93 C KC 78 X KC 81 1-2 ① FC6-4 13 G4-6-3 1-2f 2-3			B SI 92 B CH 87 X CH 88 2-0 ① G1-3			F FF 97 S FS 88 X FS 88 0-2 ① G4-3	3	0	0	0	1	0	2
13 Marcell Ozuna, R (1, 7) OBP: 0.375, SLG: 0.547	X FF 96 0-0 ① L3		C FF 95 X FF 92 0-1 ②③ G4-6-3 1-2f			B SL 84 B SI 93 C SI 95 C SI 94 B FF 98 F KC 78 F SI 94 S KC 81 3-3 ② K			S FS 89 C FS 88 B FS 89 S FS 88 1-3 ② K	4	0	0	0	0	2	5
11 J.T. Realmuto, R (1, 3) OBP: 0.331, SLG: 0.456	C FF 97 B KC 81 F KC 80 S KC 82 1-3 ② K			C KC 77 S KC 82 F KC 82 X FF 93 0-2 ① G6-3		F FF 97 F FF 97 X KC 82 0-2 ③ L8			S FS 89 B FS 89 X FS 88 1-1 ③ G1-3	4	0	0	0	0	1	3
55 Brian Anderson, R (1, 5) OBP: 0.333, SLG: 0.333	D KC 81 B FF 96 S FF 96 X FF 96 2-1 ③ G4-3 1-2 2-3 3-H			C FF 94 B SL 86 B KC 77 F FF 93 B SI 92 X FF 93 3-2 17 G5-3 1B			B FF 94 C FF 93 C SL 84 F SL 86 C SL 84 1-3 ① K			3	0	1	0	0	1	2
17 A.J. Ellis, R (1, 2) OBP: 0.310, SLG: 0.354		B FF 95 B FF 96 X FF 96 2-0 12 G5-4-3 1B		B FF 93 1 SAFE C FF 92 F SI 91 F FF 95 D SL 85 B FF 93 X FF 92 3-2 ② G5-3 1-2			B FF 96 F FF 93 C FF 94 F SL 85 X SL 84 1-2 ② F9			3	0	1	0	0	0	1
12 Mike Aviles, R (1, 6) OBP: 0.333, SLG: 0.351 19 Miguel Rojas, R (8, 6) OBP: 0.333, SLG: 0.311		B FF 96 C FF 96 B KC 81 B FF 96 X FF 95 3-1 ①② G5-4-3 1-2f		C FF 96 F KC 81 X KC 81 0-2 ③ L7			B SL 85 X SL 81 1-0 ③ P5			3 0	0 0	0 0	0 0	0 0	0 0	2 0
76 Dillon Peters, L (1, 1) 46 Kyle Barraclough, R (8, 1) 51 Ichiro Suzuki, L (8, PH) OBP: 0.308, SLG: 0.333 29 Brad Ziegler, R (9, 1)		C FF 94 B FF 95 B FF 96 C FF 95 C FF 95 2-3 ③ K			B FF 93 B FF 93 C FF 93 B SI 93 S FF 94 C FF 94 3-3 ① K			C FF 90 B ST 77 C SI 91 S ST 76 1-3 ① K		2 0 1 0	0 0 0 0	0 0 0 0	0 0 0 0	2 0 1 0	0 0 0 0	0 0 0 0
Inning Stats	R: 1 H: 1 E: 0 LOB: 2 K: 1 BB: 2 S: 10 P: 22	R: 0 H: 1 E: 0 LOB: 0 K: 1 BB: 0 S: 6 P: 13	R: 0 H: 0 E: 0 LOB: 1 K: 1 BB: 1 S: 8 P: 14	R: 0 H: 1 E: 0 LOB: 1 K: 0 BB: 0 S: 14 P: 20	R: 0 H: 1 E: 0 LOB: 0 K: 2 BB: 0 S: 8 P: 13	R: 0 H: 0 E: 0 LOB: 0 K: 1 BB: 0 S: 9 P: 14	R: 0 H: 0 E: 0 LOB: 0 K: 1 BB: 0 S: 9 P: 12	R: 0 H: 0 E: 0 LOB: 0 K: 1 BB: 0 S: 7 P: 10	R: 0 H: 0 E: 0 LOB: 0 K: 1 BB: 0 S: 8 P: 10	1B: 4 SF: 0 2B: 0 SAC: 0 3B: 0 DP: 2 HR: 0 HBP: 0						WP: 3 PA: 32 PB: 0 SB: 0 CS: 1

PITCHER	IP	WLS	BF	H	R	ER	SO	BB	IBB	HBP	BLK	WP	HR	S	P	ERA	WHIP
43 Nick Pivetta, R (1, 1) ERA: 6.28	6.0		23	4	1	1	6	3	0	0	0	3	0	55	96	1.50	1.167
61 Edubray Ramos, R (7, 1) ERA: 4.96	1.0		3	0	0	0	1	0	0	0	0	0	0	9	12	0.00	0.000
55 Hoby Milner, L (8, 1) ERA: 2.11	0.2		2	0	0	0	1	0	0	0	0	0	0	5	7	0.00	0.000
58 Juan Nicasio, R (8, 1) ERA: 2.83	0.1	W	1	0	0	0	0	0	0	0	0	0	0	2	3	0.00	0.000
50 Héctor Neris, R (9, 1) ERA: 3.06	1.0	S	3	0	0	0	1	0	0	0	0	0	0	8	10	0.00	0.000

PITCHER	IP	WLS	BF	H	R	ER	SO	BB	IBB	HBP	BLK	WP	HR	S	P	ERA	WHIP

BOTTOM

Philadelphia Phillies @ Miami Marlins

Marlins Park, Miami, FL

Fri Sep 01 2017, 7:12 PM - 9:55 PM EDT

Att. 17,998 - Roof Closed - 81 F

livebaseballscorecards.com

AB	29
R	1
H	4
RBI	0
BB	3
SO	9
LOB	16

MIAMI

Philadelphia Phillies @ Miami Marlins

Marlins Park, Miami, FL

Sat Sep 02 2017, 7:11 PM - 10:47 PM EDT

Att. 18,262 - Roof Closed - 80 F

TOP

livebaseballscorecards.com

Batter	1	2	3	4	5	6	7	8	9	AB	R	H	RBI	BB	SO	LOB
16 César Hernández, S (1, 4) OBP: 0.357, SLG: 0.422	C FF 89 S FF 90 B FF 91 B CH 84 B CH 84 B FF 91 4-2 5 CS BB		B SL 82 B SL 83 B FF 90 C FF 90 C FF 89 F FF 90 X SI 89 3-2 ② P6	X CH 84 0-0 ③ G3		B SL 86 C FF 93 X SI 94 1-1 ③ G4-3		B FF 95 S CH 89 S CH 88 X FF 96 1-2 13 BB 5 3B 1-2 2-H 1B		4	1	1	1	1	0	3
13 Freddy Galvis, S (1, 6) OBP: 0.303, SLG: 0.392 (7, 7)	1 SAFE B FF 90 F FF 90 1 SAFE S FF 90 B SL 82 F SL 81 1 SAFE 1 SAFE 2-2 X FF 90 ① P4		X CU 73 0-0 ③ F7		B FF 89 C FF 89 L CH 83 X SL 84 1-2 ① L7		F FF 100 B CH 89 F FF 99 B CH 90 F CH 88 F FF 100 F FF 99 F SI 100 X CH 90 2-2 ① F7	B FF 94 B FF 94 B FF 93 B FF 95 4-0 5 3B 1-2 2-3 BB		4	1	0	0	1	0	1
5 Nick Williams, L (1, 9) OBP: 0.333, SLG: 0.478 (2, 8)	B FF 91 1 SAFE S FF 91 S SL 83 B FF 92 X CH 85 2-2 ② G4-3 ③ 1-2			F FF 88 F CH 82 X FF 90 0-2 17 HR 2B	C CH 84 C SL 84 S SL 84 0-3 ② K2-3		B FF 100 F FF 100 C CU 85 S FF 99 1-3 ② K	D SL 87 C FF 93 B SL 83 C SL 84 F SL 85 X SL 85 2-2 25 1B 1-H 2-H 3-H 3B		5	2	2	3	0	2	1
17 Rhys Hoskins, R (1, 7) OBP: 0.420, SLG: 0.776 53 Yacksel Ríos, R (7, 1) 25 Daniel Nava, S (8, PH) OBP: 0.390, SLG: 0.418 61 Edubray Ramos, R (8, 1)		B FF 90 C FF 90 C SL 82 X SL 81 1-2 18 1B 1B	B FF 90 B SL 82 B SL 82 F FF 90 X SL 83 3-1 2-H HR	B CU 73 B CH 83 X FF 91 2-0 19 HR 2B		C CU 87 B FF 99 S FF 99 B CU 87 H FF 98 3-2 HBP	F FF 96 B FF 96 X FF 95 1-1 3-H 1B		3	2	3	2	0	0	0
										0	0	0	0	0	0	0
										1	0	1	1	0	0	0
										0	0	0	0	0	0	0
19 Tommy Joseph, R (1, 3) OBP: 0.294, SLG: 0.436		C FF 90 1 SAFE S SL 82 S FF 91 0-3 ① K	X FF 91 0-0 31 1B 1B	T SL 83 S SL 85 D CH 82 X SL 82 1-2 2-H HR		S CU 87 B FF 98 X SI 98 1-1 ③ F8	C FF 95 B CU 83 F FF 95 B CU 83 S FF 95 2-3 ③ K		5	1	2	2	0	2	3
7 Maikel Franco, R (1, 5) OBP: 0.278, SLG: 0.387		B SL 84 B SL 82 1 SAFE S FF 91 F FF 92 D CH 84 1 SAFE X FF 91 3-2 ② F8	S SL 81 B FF 89 D SL 82 S CH 82 X SL 83 2-2 ① F9	S CH 84 C FF 90 B SL 84 F FF 92 X CH 84 1-2 1B				S FF 93 C CH 88 F FF 94 X FF 94 0-2 ① G5-3	C FF 93 B FF 95 B CU 84 F FF 95 X FF 96 2-2 ① G1-3	5	0	1	0	0	0	2
18 Pedro Florimón, S (1, 8) OBP: 0.388, SLG: 0.478 31 Hyun Soo Kim, L (2, PR) OBP: 0.301, SLG: 0.284 (2, 9)		B FF 91 1 SAFE C FF 90 S SL 81 F FF 92 X SL 84 1-2 1-2 1B	B FF 90 X FF 89 1-0 27 BB 1-3 1B	X CH 83 0-0 ③ F7				B FF 95 X FF 95 1-0 ② G6-3	F FF 95 F FF 96 B FF 97 B FF 96 B CH 90 F FF 96 B FF 95 4-2 BB	1	0	1	0	0	0	0
										3	0	1	0	1	0	1
29 Cameron Rupp, R (1, 2) OBP: 0.309, SLG: 0.438		C SL 82 F FF 90 S SL 82 0-3 ③ K	X SL 84 0-0 ② L6			S SI 94 B FF 95 B FF 94 X SI 95 2-1 ① G6-3		X FF 94 0-0 4 1B 16 1B 1B	T FF 95 B FF 96 S FF 96 F FF 95 F CU 84 C FF 96 1-3 ② K	5	1	1	0	0	2	5
27 Aaron Nola, R (1, 1) OBP: 0.140, SLG: 0.051 15 Ty Kelly, S (6, PH) OBP: 0.258, SLG: 0.341 51 Ricardo Pinto, R (6, 1) 4 Andrés Blanco, S (7, 6) OBP: 0.243, SLG: 0.279			C FF 89 B FF 88 B FF 89 S FF 89 S FF 89 2-3 ① K	C SL 81 B FF 90 C FF 90 B SL 84 B FF 90 B FF 89 4-2 1-2 BB		S SI 87 B CH 88 B FF 95 S SI 93 S SL 86 2-3 ② K	F FF 94 C CH 88 X SL 86 0-2 13 BB 16 1B 5 3B 1-2 1B	S FF 96 S FF 96 S FF 96 0-3 ③ K	1	0	0	0	1	1	0
										1	0	0	0	0	1	0
										0	0	0	0	0	0	0
										2	1	1	0	0	1	1
										40	9	14	9	4	9	17

AB 40 · R 9 · H 14 · RBI 9 · BB 4 · SO 9 · LOB 17

Inning Stats	1	2	3	4	5	6	7	8	9
	R: 0 E: 0 K: 0 S: 9	H: 0 LOB: 0 BB: 1 P: 17	R: 0 E: 0 K: 2 S: 16	H: 2 LOB: 2 BB: 0 P: 21	R: 0 E: 0 K: 1 S: 8	H: 0 LOB: 0 BB: 0 P: 13	R: 2 E: 0 K: 0 S: 14	H: 4 LOB: 3 BB: 1 P: 24	R: 2 E: 0 K: 1 S: 15	H: 3 LOB: 1 BB: 0 P: 20	R: 0 E: 0 K: 1 S: 7	H: 0 LOB: 0 BB: 0 P: 12	R: 0 E: 0 K: 1 S: 14	H: 0 LOB: 1 BB: 0 P: 21	R: 5 E: 0 K: 1 S: 21	H: 5 LOB: 1 BB: 1 P: 32	R: 0 E: 0 K: 2 S: 14	H: 0 LOB: 1 BB: 1 P: 21

1B: 9 · 2B: 2 · 3B: 1 · HR: 2 · SF: 0 · SAC: 0 · DP: 0 · HBP: 1

WP: 0 · PB: 0 · SB: 0 · CS: 1 · PA: 45

PITCHER		IP	WLS	BF	H	R	ER	SO	BB	IBB	HBP	BLK	WP	HR	S	P	ERA	WHIP
58 Dan Straily, R ERA: 3.91	(1, 1)	5.0	W	25	9	4	4	4	2	0	0	0	0	2	62	95	7.20	2.200
22 Dustin McGowan, R ERA: 4.04	(6, 1)	1.0	H	3	0	0	0	1	0	0	0	0	0	0	7	12	0.00	0.000
49 Brian Ellington, R ERA: 6.1	(7, 1)	1.0	H	4	0	0	0	1	0	0	1	0	0	0	14	21	0.00	0.000
66 Jarlín García, L ERA: 3.83	(8, 1)	0.2		7	4	5	5	0	1	0	0	0	0	0	16	24	67.50	7.500
71 Drew Steckenrider, R ERA: 2.63	(8, 1)	1.1	S	6	1	0	0	3	1	0	0	0	0	0	19	29	0.00	1.500

PITCHER	IP	WLS	BF	H	R	ER	SO	BB	IBB	HBP	BLK	WP	HR	S	P	ERA	WHIP

Batter	1	2	3	4	5	6	7	8	9	AB	R	H	RBI	BB	SO	LOB
9 Dee Strange-Gordon, L (1, 4) OBP: 0.342, SLG: 0.362	C FF 94 B FF 93 C SI 93 S FF 94 1-3 ① K	B FF 92 B FF 93 X FF 93 2-0 3B		B CH 82 1 SAFE F SI 90 1 SAFE X SI 91 1-1 ② G1-3 1-2		X SI 93 0-0 ② G4-3	B FF 93 F SI 92 X SI 94 1-1 1B			5	0	2	0	0	1	1
27 Giancarlo Stanton, R (1, 9) OBP: 0.380, SLG: 0.657 66 Jarlín García, L (8, 1) 71 Drew Steckenrider, R (8, 1)	B FF 95 C KC 78 X FF 92 1-1 HR	C KC 78 S KC 80 F KC 79 S KC 80 0-3 ③ K		X KC 77 0-0 ③ G1-3		B SI 95 F CH 86 C SL 86 B SL 87 X CH 88 2-2 E4 21 1B 13 1B	C SI 96 B SL 86 F SL 85 S SI 96 1-3 ② K			5 0 0	2 0 0	1 0 0	1 0 0	0 0 0	2 0 0	3 0 0
21 Christian Yelich, L (1, 8) OBP: 0.370, SLG: 0.452	B SI 94 B CH 84 B CH 85 C FF 94 F FF 94 F KC 78 X KC 79 3-2 13 HR 1B		F SI 91 B FF 91 C KC 77 B FF 92 B CH 84 S SI 91 3-3 ① K		C CH 82 X SI 91 0-1 13 1B 3B	C CH 87 S CH 86 1 SAFE X CH 86 0-2 13 1B 1-2 1B	C SI 94 B SL 87 F SL 85 B SI 95 F SI 96 F SI 96 S FF 95 2-3 ③ K			5	2	3	0	0	2	1
13 Marcell Ozuna, R (1, 7) OBP: 0.377, SLG: 0.554	C KC 79 D KC 80 1 SAFE X FF 91 1-1 1-H HR		S CH 83 B KC 78 B KC 80 B FF 94 F CH 84 F CH 82 C SI 94 3-3 ② K		B FF 90 C KC 78 X CH 84 1-1 11 FC6-4 3-H 1B	D SI 95 B FF 95 X CH 85 2-0 1-3 2-H 1B		B SL 81 C CU 79 F SL 82 S SL 82 1-3 ① K		5	1	3	4	0	2	0
11 J.T. Realmuto, R (1, 2) OBP: 0.330, SLG: 0.453	X FF 94 0-0 55 E 55 S 1B		C CH 83 B FF 92 F FF 91 X KC 78 1-2 ③ F8		X SI 91 0-0 ① FC6-4 55 S 1-2f	B SI 94 F CH 87 D SI 96 X SI 96 2-1 ③ G5-3		X FF 94 0-0 ② L9		5	0	1	0	0	0	3
55 Brian Anderson, R (1, 5) OBP: 0.500, SLG: 0.333	C KC 78 S KC 79 D KC 79 F KC 77 T FF 94 1-2 ② K 1-3			C SI 90 B CH 82 S CH 82 B FF 93 F SI 92 F KC 79 X SI 93 2-2 18 3B 1B	1 SAFE B FF 92 B KC 79 B CH 82 B CH 84 4-0 1-2 BB		X SI 92 0-0 ① F7	B SL 84 C SL 82 B SL 85 C SL 82 B SL 85 B SL 85 4-2 18 E BB		3	1	1	0	2	1	1
18 Tomás Telis, S (1, 3) OBP: 0.259, SLG: 0.346	B FF 93 B CH 85 C SI 93 B CH 85 T CH 86 X SI 93 3-2 G4-3			B SI 90 F SI 92 F SI 92 F KC 79 X KC 78 1-2 19 1B 1-H 3B	C SI 89 B SI 90 B KC 77 F SI 90 F SI 91 C FF 93 2-3 ② K		B SI 94 C CH 85 B CH 87 F SI 95 F CH 87 X FF 96 2-2 19 1B 32 HR 1B	B FF 93 B CU 79 C FF 94 C CU 80 X FF 93 2-2 E5 1-3 1B		5	2	3	1	0	1	3
19 Miguel Rojas, R (1, 6) OBP: 0.335, SLG: 0.313		C FF 92 X FF 92 0-1 ① G4-3		F FF 91 B CH 83 B KC 79 B SI 90 C KC 79 X KC 80 3-2 9 G1-3 3-H 1B	F FF 90 C KC 77 X KC 77 0-2 ③ G5-3		B SI 95 B CH 86 F SL 84 1 SAFE B SI 94 X SI 93 3-1 32 HR 1-2 1B	S SL 84 F FF 95 B SL 85 C SL 85 1-3 ③ K		5	1	2	1	0	1	4
58 Dan Straily, R (1, 1) OBP: 0.063, SLG: 0.043 22 Dustin McGowan, R (6, 1) 51 Ichiro Suzuki, L (6, PH) OBP: 0.306, SLG: 0.331 49 Brian Ellington, R (7, 1) 32 Derek Dietrich, L (7, PH) OBP: 0.333, SLG: 0.406 28 Tyler Moore, R (8, 9) OBP: 0.253, SLG: 0.401		X SI 92 0-0 ② G4-3		L FF 91 L SI 90 L FF 91 0-3 ① K		B SI 94 S SI 92 F SI 92 B CH 88 X CH 87 2-2 ① F7	B CH 86 F SI 95 X SI 95 1-1 1-H 2-H HR			2 0 1 0 1 0	0 0 0 0 1 0	0 0 0 0 1 0	0 0 0 0 3 0	0 0 0 0 0 0	1 0 0 0 0 0	1 0 0 0 0 0
Inning Stats	R: 3 E: 0 K: 2 S: 19 H: 4 LOB: 1 BB: 0 P: 29	R: 0 E: 0 K: 1 S: 8 H: 1 LOB: 1 BB: 0 P: 10	R: 0 E: 0 K: 2 S: 10 H: 0 LOB: 0 BB: 0 P: 17	R: 2 E: 0 K: 1 S: 18 H: 3 LOB: 1 BB: 0 P: 25	R: 1 E: 0 K: 1 S: 12 H: 2 LOB: 2 BB: 1 P: 19	R: 1 E: 1 K: 0 S: 13 H: 2 LOB: 2 BB: 0 P: 21	R: 3 E: 0 K: 2 S: 19 H: 4 LOB: 1 BB: 0 P: 29	R: 0 E: 1 K: 2 S: 12 H: 1 LOB: 2 BB: 1 P: 20		1B: 11 2B: 0 3B: 3 HR: 3 SF: 0 SAC: 0 DP: 0 HBP: 0						

PITCHER		IP	WLS	BF	H	R	ER	SO	BB	IBB	HBP	BLK	WP	HR	S	P	ERA	WHIP
27 Aaron Nola, R ERA: 3.72	(1, 1)	5.0	L	26	10	6	6	7	1	0	0	0	0	2	67	100	10.80	2.200
51 Ricardo Pinto, R ERA: 8.88	(6, 1)	1.1		10	5	4	3	0	0	0	0	0	0	1	22	36	20.25	3.750
53 Yacksel Ríos, R ERA: 4.91	(7, 1)	0.2		3	1	0	0	2	0	0	0	0	0	0	10	14	0.00	1.500
61 Edubray Ramos, R ERA: 4.86	(8, 1)	1.0		5	1	0	0	2	1	0	0	0	0	0	12	20	0.00	2.000

PITCHER	IP	WLS	BF	H	R	ER	SO	BB	IBB	HBP	BLK	WP	HR	S	P	ERA	WHIP

BOTTOM

Philadelphia Phillies @ Miami Marlins

Marlins Park, Miami, FL

Sat Sep 02 2017, 7:11 PM - 10:47 PM EDT

Att. 18,262 - Roof Closed - 80 F

livebaseballscorecards.com

AB	42
R	10
H	17
RBI	10
BB	2
SO	11
LOB	17

WP: 0 PA: 44
PB: 0
SB: 2
CS: 0

Batter	1	2	3	4	5	6	7	8	9	10	11	12	AB	R	H	RBI	BB	SO	LOB
16 César Hernández, S (1, 4) OBP: 0.359, SLG: 0.422	C FF 96 X CH 92 0-1 G4-3		B SL 86 B CH 88 X CH 89 2-0 G1-3		B SI 92 C SL 83 S CH 87 B SI 97 D CH 88 F FF 95 X FF 96 3-2 13 1B 1-2 2-H 1B		1 SAFE B FF 94 X CH 88 1-0 G4-3 1-2f			X CH 89 0-0 13 1B 5 FC1-2-5 1B		B CU 76 B FO 88 B FO 88 F FF 94 B FF 95 4-1 13 G6-3 5 1B 2-3 BB	5	1	2	1	1	0	1
13 Freddy Galvis, S (1, 6) OBP: 0.303, SLG: 0.392	C SI 96 B FF 93 S SL 84 B FF 97 X SI 94 2-2 L7		B CH 92 F CH 90 X SL 85 1-1 G4-3		S CH 91 B CH 88 F CH 92 X SL 85 1-2 19 FC6-4 1-2 2-3 1B			C FF 91 S SL 77 B SL 78 B SL 76 F FF 94 S SL 78 2-3 K		X FF 98 0-0 5 FC1-2-5 1-3 1B		S FF 94 X FF 94 0-1 G6-3 1-2	6	0	2	0	0	1	2
5 Nick Williams, L (1, 9) OBP: 0.333, SLG: 0.472 (9, 8)	C SL 84 F SL 85 B FF 98 X CH 89 1-2 G1-3			B SI 97 B FF 94 B SI 95 B FF 96 4-0 BB	B SL 85 S CH 91 X CH 92 1-1 F7			B SL 78 B S S FF 94 S SL 78 2-3 K		F FF 98 B SI 97 X FF 97 1-1 FC1-2-5 1-2 3-H		S FF 95 B SI 97 X FO 88 1-1 2-H 3-H 1B	5	0	1	2	1	1	5
19 Tommy Joseph, R (1, 3) OBP: 0.291, SLG: 0.432		C SI 96 B SL 84 C FF 93 B SI 97 B SL 86 X SL 89 3-2 P3		C SI 87 B SI 97 1 SAFE B FF 96 B SL 88 F FF 96 S SL 87 3-3 K	D SL 86 S SI 95 S FF 96 F SL 86 F FF 96 X 1-2 FC6-4 1-2f			B SL 78 C SL 77 S SL 78 S SL 77 1-3 K		S CU 89 X FF 100 0-1 G6-3			5	0	0	0	0	2	6
7 Maikel Franco, R (1, 5) OBP: 0.277, SLG: 0.387		C SL 84 X FF 96 0-1 31 G3 2B		F FF 96 1 SAFE B FF 95 F SL 84 F SI 96 C FF 96 1-3 K		B SL 87 S SL 83 B SL 84 S SL 85 X SL 85 2-2 F7			T SI 83 B SI 82 B CU 76 F SI 84 F CU 76 X CU 75 2-2 P4		B SL 88 X SL 86 1-0 F8		5	0	1	0	0	1	1
31 Hyun Soo Kim, L (1, 7) OBP: 0.299, SLG: 0.282		T SI 97 B SI 93 S CH 87 X CH 90 1-2 G3 2-3		1 SAFE B CH 88 B CH 88 B FF 96 X FF 95 3-0 G4-3		B CH 88 F FF 94 X CH 87 1-1 G4-3			B SI 83 G SI 82 B CH 76 F SI 83 F CU 76 F SI 84 F CU 75 B CH 78 X SI 83 3-2 1B		X SI 94 0-0 G6-3		5	0	1	0	0	0	2
38 Jorge Alfaro, R (1, 2) OBP: 0.375, SLG: 0.434		H FF 97 1-0 HBP			B CH 86 F SI 96 B SI 95 B SL 83 X FF 94 3-1 30 FC5-4 1B	S SL 84 C SL 86 X SL 88 0-2 G6-3			C SI 82 S SI 82 B SI 83 1 SAFE S CU 74 1-3 K		B SL 87 B SL 85 C SL 87 F SL 86 S SL 88 2-3 K2-3		4	0	1	0	0	2	1
30 Cameron Perkins, R (1, 8) OBP: 0.228, SLG: 0.229 39 Adam Morgan, L (9, 1) OBP: 0.667, SLG: 0.500 25 Daniel Nava, S (12, PH) OBP: 0.393, SLG: 0.421 51 Ricardo Pinto, R (12, PR) 50 Héctor Neris, R (12, 1)		C FF 97 B FF 96 X SL 86 1-1 F7			X FF 96 0-0 FC5-4 44 1B 16 1B 1-2f		C SL 82 B FF 98 X FF 96 1-1 G6-3		B SI 83 S SI 83 C SI 83 B CU 75 B CU 74 F SI 83 F SI 83 F SI 83 X SI 84 3-2 F8			C CU 74 B CU 75 B FF 94 S FF 93 B FF 93 X FF 94 3-2 16 PB 15 SH3-4 5 1B 1B	4 0 1 0 0	1 0 0 1 0	0 0 0 0 0	0 0 0 0 0	0 0 0 0 0	4 0 0 0 0
44 Jake Thompson, R (1, 1) OBP: 0.333, SLG: 0.500 4 Andrés Blanco, S (7, PH) OBP: 0.248, SLG: 0.285 58 Juan Nicasio, R (7, 1) 57 Luis García, R (8, 1) 15 Ty Kelly, S (9, 9) OBP: 0.255, SLG: 0.337		C FF 97 F FF 98 B SL 84 F SL 86 S SL 88 1-3 K			X SL 84 0-0 13 1B 16 1B 1-2 1B		C SL 85 F CH 90 F SI 98 X CH 91 0-2 16 G4-3 1B			S FF 99 F FF 100 B CU 86 X FF 98 1-2 P4		1 SAFE X FF 93 0-0 SH3-4 1-2	2 1 0 0 1	0 0 0 0 0	1 1 0 0 0	0 0 0 0 0	1 0 0 0 0	0 0 0 0 0	0 0 0 0 0
Inning Stats	R: 0 E: 0 K: 0 S: 8 H: 0 LOB: 0 BB: 0 P: 11	R: 0 E: 0 K: 0 S: 10 H: 1 LOB: 2 BB: 0 P: 16	R: 0 E: 0 K: 1 S: 7 H: 0 LOB: 0 BB: 0 P: 11	R: 0 E: 0 K: 2 S: 8 H: 0 LOB: 1 BB: 1 P: 19	R: 1 E: 0 K: 0 S: 18 H: 4 LOB: 3 BB: 0 P: 27	R: 0 E: 0 K: 0 S: 8 H: 0 LOB: 0 BB: 0 P: 11	R: 0 E: 0 K: 0 S: 7 H: 1 LOB: 0 BB: 0 P: 9	R: 0 E: 0 K: 3 S: 10 H: 0 LOB: 0 BB: 0 P: 15	R: 0 E: 0 K: 1 S: 19 H: 1 LOB: 1 BB: 0 P: 28	R: 0 E: 0 K: 0 S: 9 H: 2 LOB: 2 BB: 0 P: 11	R: 0 E: 0 K: 1 S: 5 H: 0 LOB: 0 BB: 0 P: 8	R: 2 E: 0 K: 0 S: 9 H: 2 LOB: 1 BB: 1 P: 17	1B: 10 2B: 1 3B: 0 HR: 0 SF: 0 SAC: 1 DP: 1 HBP: 1	WP: 0 PB: 1 SB: 0 CS: 0 PA: 48					

PITCHER		IP	WLS	BF	H	R	ER	SO	BB	IBB	HBP	BLK	WP	HR	S	P	ERA	WHIP
62 José Ureña, R ERA: 3.71	(1, 1)	7.0		28	6	1	1	3	1	0	1	0	0	0	66	104	1.29	1.000
46 Kyle Barraclough, R ERA: 2.83	(8, 1)	1.0		3	0	0	0	3	0	0	0	0	0	0	10	15	0.00	0.000
29 Brad Ziegler, R ERA: 4.7	(9, 1)	1.0		4	1	0	0	1	0	0	0	0	0	0	19	28	0.00	1.000
49 Brian Ellington, R ERA: 5.91	(10, 1)	1.0		5	2	0	0	0	0	0	0	0	0	0	9	11	0.00	2.000
22 Dustin McGowan, R ERA: 3.99	(11, 1)	1.0		3	0	0	0	1	0	0	0	0	0	0	5	8	0.00	0.000

PITCHER		IP	WLS	BF	H	R	ER	SO	BB	IBB	HBP	BLK	WP	HR	S	P	ERA	WHIP
25 Junichi Tazawa, R ERA: 5.86	(12, 1)	1.0	L	5	2	2	2	0	1	0	0	0	0	0	9	17	18.00	3.000

TOP

Philadelphia Phillies @ Miami Marlins

Marlins Park, Miami, FL

Sun Sep 03 2017, 1:13 PM - 4:59 PM EDT

Att. 19,404 - Roof Closed - 78 F

livebaseballscorecards.com

AB	44
R	3
H	11
RBI	3
BB	2
SO	8
LOB	22

Philadelphia Phillies @ Miami Marlins

Marlins Park, Miami, FL

Sun Sep 03 2017, 1:13 PM - 4:59 PM EDT

Att. 19,404 - Roof Closed - 78 F

livebaseballscorecards.com

BOTTOM

Batter	1	2	3	4	5	6	7	8	9	10	11	12	AB	R	H	RBI	BB	SO	LOB
32 Derek Dietrich, L (1, 4) OBP: 0.331, SLG: 0.403	B FF 91 F SI 91 X FF 90 1-1 21 1B 1B		B SI 93 F CH 86 C SL 81 B CH 87 C SL 83 2-3 ③ K			B SI 90 C SL 77 S SL 84 F FF 93 F SL 85 B CH 86 C CH 86 2-3 ① K			C SL 83 X SL 84 0-1 ① L1-3		S SL 84 F SL 84 C SL 84 0-3 ③ K		5	0	1	0	0	3	0
27 Giancarlo Stanton, R (1, 9) OBP: 0.380, SLG: 0.653	C SI 92 B SL 82 C SL 83 S SL 83 1-3 ① K			C FF 91 B FF 89 X SL 80 1-1 ① F9		B SI 92 S SL 84 S SL 84 B FF 93 B CH 86 X SL 84 3-2 ② G6-3			B SI 95 B CH 86 B CH 87 B CH 86 4-0 BB			B FF 95 S FF 95 S FS 89 B FS 89 B FS 88 F FF 95 B FS 88 4-2 21 1B BB	3	0	0	0	2	1	1
21 Christian Yelich, L (1, 8) OBP: 0.370, SLG: 0.452	B FF 91 S CH 86 F FF 90 D SL 84 D SI 93 X SI 92 3-2 13 G4-6-3 1-2 1B			B FF 92 C FF 90 C FF 92 C SL 80 1-3 ② K		F SL 79 S SL 85 F SI 93 B CH 87 F SL 84 S CH 86 1-3 ③ K			X SL 83 0-0 ② L8			C FF 95 F FS 86 F FF 95 F FF 94 F FF 96 X FS 87 0-2 1-2 1B	5	0	2	0	0	2	1
13 Marcell Ozuna, R (1, 7) OBP: 0.373, SLG: 0.548	C FF 92 B FF 91 F SL 83 X CH 86 1-2 ② ③ G4-6-3 1-2f			F FF 92 B SL 81 C CH 87 B SL 84 X FF 92 2-2 ③ F9			C FF 93 B SL 87 B SL 87 F FF 94 B FF 96 X SL 89 3-2 ① G5-6-3		F FF 95 X SI 96 0-1 ③ G4-3			C SI 95 B FS 87 F FF 94 F FS 87 S FS 87 1-3 ① K	5	0	0	0	0	1	5
55 Brian Anderson, R (1, 5) OBP: 0.385, SLG: 0.364		B SI 90 X FF 90 1-0 ① F8			C FF 90 B CH 84 S CH 86 F SL 84 F SL 85 X SI 92 1-2 17 G3 19 WP 2B		B SL 89 B SL 89 F FF 96 S FF 96 B FF 98 T SL 87 3-2 ② K			B SI 94 S CH 85 X CH 85 1-1 ① L8		F FS 88 X FS 87 0-1 ② P4	5	1	1	0	0	1	2
18 Tomás Telis, S (1, 3) OBP: 0.244, SLG: 0.326		B FF 91 C SI 91 B SL 81 F CH 86 X FF 92 2-2 ② G5-3			X CH 86 0-0 ① G1-3		C FF 97 B SL 90 S SL 87 B FF 98 X FF 97 2-2 ③ G5-3			B FF 95 C CH 85 X SI 95 1-1 ② L8		S FS 87 B FS 87 C FS 87 S FS 87 1-3 ③ K	5	0	0	0	0	1	3
17 A.J. Ellis, R (1, 2) OBP: 0.301, SLG: 0.342		B FF 92 F FF 92 C SI 92 B CH 86 B SI 92 C CH 85 3-3 ③ K			C SL 83 F FF 90 X FF 93 0-2 ② G3 2-3	B SI 96 C FF 97 F FF 97 X SL 85 1-2 ① F9			S SI 95 F FF 96 X SI 96 0-2 ③ G1-3				4	0	0	0	0	1	1
19 Miguel Rojas, R (1, 6) OBP: 0.333, SLG: 0.308			C SI 91 B FF 90 X CH 86 1-1 ① L5		C SI 92 F SL 81 B SL 85 H FF 92 2-2 3-H HBP	S SL 84 B SL 84 X SI 97 1-1 ② G5-3					B SI 94 F SI 95 F CH 84 B CH 84 F SI 96 X FF 96 2-2 ① F8		3	0	0	0	0	0	0
62 José Ureña, R (1, 1) OBP: 0.077, SLG: 0.103 46 Kyle Barraclough, R (8, 1) 51 Ichiro Suzuki, L (8, PH) OBP: 0.304, SLG: 0.329 29 Brad Ziegler, R (9, 1) 49 Brian Ellington, R (10, 1) 22 Dustin McGowan, R (11, 1) 11 J.T. Realmuto, R (11, PH) OBP: 0.329, SLG: 0.482 25 Junichi Tazawa, R (12, 1)			S FF 91 C SI 91 S SL 81 0-3 ② K		B SI 91 X SI 90 1-0 ③ F8		B FF 98 F SI 97 B SI 97 F SI 97 F FS 89 F FS 89 B FF 99 X FS 87 X FF 98 3-2 ③ G4-3				C CU 78 X CH 84 0-1 ② P6		2 0 1 0 0 0 0 1 0	0 0 0 0 0 0 0 0 0	0 0 0 0 0 0 0 0 0	0 0 0 0 0 0 0 0 0	1 0 0 0 0 0 0 0 0	1 0 0 0 0 0 0 0 0
Inning Stats	R: 0 E: 0 K: 1 S: 11 H: 2 LOB: 1 BB: 0 P: 17	R: 0 E: 0 K: 1 S: 7 H: 0 LOB: 0 BB: 0 P: 13	R: 0 E: 0 K: 2 S: 8 H: 0 LOB: 0 BB: 0 P: 11	R: 0 E: 0 K: 1 S: 8 H: 0 LOB: 0 BB: 0 P: 12	R: 1 E: 0 K: 0 S: 12 H: 1 LOB: 1 BB: 0 P: 16	R: 0 E: 0 K: 2 S: 13 H: 0 LOB: 0 BB: 0 P: 19	R: 0 E: 0 K: 1 S: 9 H: 0 LOB: 0 BB: 0 P: 17	R: 0 E: 0 K: 0 S: 11 H: 0 LOB: 0 BB: 0 P: 16	R: 0 E: 0 K: 0 S: 5 H: 0 LOB: 1 BB: 1 P: 9	R: 0 E: 0 K: 0 S: 7 H: 0 LOB: 0 BB: 0 P: 9	R: 0 E: 0 K: 1 S: 9 H: 0 LOB: 0 BB: 0 P: 11	R: 0 E: 0 K: 2 S: 18 H: 1 LOB: 2 BB: 1 P: 24	1B: 3 2B: 1 3B: 0 HR: 0	SF: 0 SAC: 0 DP: 1 HBP: 1		WP: 1 PB: 0 SB: 0 CS: 0	PA: 42		

PITCHER	IP	WLS	BF	H	R	ER	SO	BB	IBB	HBP	BLK	WP	HR	S	P	ERA	WHIP
44 Jake Thompson, R (1, 1) ERA: 4.5	6.0		21	3	1	1	7	0	0	1	0	1	0	59	88	1.50	0.500
58 Juan Nicasio, R (7, 1) ERA: 2.79	1.0		3	0	0	0	1	0	0	0	0	0	0	9	17	0.00	0.000
57 Luis García, R (8, 1) ERA: 2.72	1.0		3	0	0	0	0	0	0	0	0	0	0	11	16	0.00	0.000
39 Adam Morgan, L (9, 1) ERA: 4.17	3.0	W	10	0	0	0	1	1	0	0	0	0	0	21	29	0.00	0.333
50 Héctor Neris, R (12, 1) ERA: 3.02	1.0	S	5	1	0	0	2	1	0	0	0	0	0	18	24	0.00	2.000

PITCHER	IP	WLS	BF	H	R	ER	SO	BB	IBB	HBP	BLK	WP	HR	S	P	ERA	WHIP

AB	39
R	1
H	4
RBI	0
BB	2
SO	11
LOB	14

Washington Nationals @ Miami Marlins

Marlins Park, Miami, FL

Mon Sep 04 2017, 7:11 PM - 10:21 PM EDT

Att. 17,349 - Roof Closed - 79 F

livebaseballscorecards.com

Batter	1	2	3	4	5	6	7	8	9	AB	R	H	RBI	BB	SO	LOB
7 Trea Turner, R (1, 6) OBP: 0.328, SLG: 0.426	F FF 89 X CH 83 0-1 ① F9		B FF 88 C SL 84 F FF 88 B SL 85 B SL 85 F CH 84 X SL 85 3-2 ① F8		B FF 91 C SL 86 F FF 92 F FF 94 B SL 87 F FF 93 X FF 92 2-2 ① F7		1 SAFE B FF 94 B FF 95 D CH 88 B FF 94 4-0 4 BB 20 2B 1-2 BB		B CU 78 C FF 91 B FC 88 B CH 84 C FF 92 X FF 92 3-2 ① G3	4	1	0	0	1	0	0
4 Howie Kendrick, R (1, 7) OBP: 0.377, SLG: 0.486 17 Alejandro De Aza, L (9, 7) OBP: 0.139, SLG: 0.212	B FF 90 F FF 90 S CH 82 B FF 92 F CH 83 X CH 84 2-2 ② G6-3		B FF 89 B CH 82 X CH 84 2-0 ② F9		B CU 78 X FF 92 1-0 ② G6-3		B FF 96 D CH 87 B CH 88 C FF 94 D FF 93 4-1 20 2B 6 2B 1-2 2-3 BB		C FF 92 X FC 90 0-1 ② G1-3	4 0	1 0	0 0	0 0	1 0	0 0	0 0
20 Daniel Murphy, L (1, 4) OBP: 0.378, SLG: 0.544	B FF 90 C FF 92 B FF 91 B CH 84 X FF 92 3-1 ③ F7		F SL 77 B SL 79 X FF 91 1-1 HR		C FF 93 X FF 90 0-1 11 PB 1B		F SI 93 B SL 88 F FF 94 F SL 87 X FF 95 1-2 6 2B 1-3 2-H 3-H 2B		B FF 92 F FF 92 B CH 84 X CU 80 2-1 ③ L4	5	2	3	3	0	0	0
11 Ryan Zimmerman, R (1, 3) OBP: 0.362, SLG: 0.563		C FF 88 X SL 78 0-1 6 HR 2B	C FF 91 B CH 84 B CH 84 B SL 86 B FF 92 4-1 6 1B BB		C FF 93 C FF 94 D SL 88 B CH 84 F FF 93 S SL 86 2-3 ③ K 1-2		S SI 95 C SI 93 S SL 88 0-3 ② K			3	1	1	0	1	2	3
6 Anthony Rendon, R (1, 5) OBP: 0.404, SLG: 0.544		C FF 89 X FF 90 0-1 2-H HR	B CH 84 C CH 84 F SL 86 F CH 83 B FF 90 X SL 84 2-2 1-2 1B			C CU 79 F SL 85 X SL 88 0-2 ① F8	B SI 94 F FF 94 X SL 88 1-1 2-H 3-H 2B			4	1	3	4	0	0	0
28 Jayson Werth, R (1, 9) OBP: 0.350, SLG: 0.432		B FF 90 S CH 83 S CH 82 B FF 91 B CH 83 F CH 83 B FF 91 4-2 BB	C CH 81 F FF 88 F FF 90 B FF 90 X CH 82 1-2 ③ G3			F FF 92 B FF 93 S SL 88 B FC 94 B F SL 87 X FF 93 3-2 ② F7	B SI 95 B FF 95 X SI 94 2-0 ③ G6-3			3	0	0	0	1	0	3
3 Michael Taylor, R (1, 8) OBP: 0.307, SLG: 0.459		B FF 90 T FF 91 D SL 85 C CH 84 B FF 92 X FF 91 3-2 ① F7		F SL 83 X FF 88 0-1 ① F8		C SL 89 B CU 80 C FF 92 B FC 94 S SL 86 2-3 ③ K		X FF 92 0-0 ① F8		4	0	0	0	0	1	1
32 Matt Wieters, S (1, 2) OBP: 0.291, SLG: 0.356		B FF 90 T FF 90 F FF 90 F SL 86 X FF 90 1-2 ② P6		B FF 88 C FF 89 F SL 85 B CH 83 B FF 90 F FF 90 F FF 90 S CH 82 3-3 ② K			C FF 96 S CH 88 F CH 89 X CH 88 0-2 ① G6-3	C FF 92 X CU 74 0-1 ② G6-3		4	0	0	0	0	1	1
22 A.J. Cole, R (1, 1) 43 Matt Albers, L (6, 1) Raudy Read, R (7, PH) OBP: 0.500, SLG: 0.500 21 Brandon Kintzler, R (7, 1) 1 Wilmer Difo, S (8, PH) OBP: 0.336, SLG: 0.396 44 Ryan Madson, L (8, 1) 62 Sean Doolittle, L (9, 1)		S FF 91 C CH 84 S CH 84 0-3 ③ K		C FF 90 B FF 91 B CH 82 X FF 90 2-1 ③ G4-3			S CH 88 S CH 88 X CH 88 0-2 4 BB 7 BB 20 2B 1B	B FF 93 F FF 92 B CU 71 F CH 83 F FF 93 B CU 75 F FF 92 X FF 91 3-2 ③ P5		2 0 1 0 1 0 0 0	0 0 1 0 0 0 0 0	0 0 1 0 0 0 0 0	0 0 0 0 0 0 0 0	0 0 0 0 0 0 0 0	1 0 0 0 0 0 0 0	1 0 0 0 0 0 0 0

TOP

AB	35
R	7
H	8
RBI	7
BB	4
SO	5
LOB	9

Inning Stats	1	2	3	4	5	6	7	8	9
	R: 0 E: 0 K: 0 S: 8	R: 2 E: 0 K: 1 S: 17	R: 1 E: 0 K: 0 S: 16	R: 0 E: 0 K: 1 S: 9	R: 0 E: 0 K: 1 S: 12	R: 0 E: 0 K: 1 S: 10	R: 4 E: 0 K: 1 S: 18	R: 0 E: 0 K: 0 S: 8	R: 0 E: 0 K: 0 S: 7
	H: 0 LOB: 0 BB: 0 P: 13	H: 2 LOB: 1 BB: 1 P: 25	H: 2 LOB: 2 BB: 1 P: 29	H: 0 LOB: 0 BB: 0 P: 14	H: 1 LOB: 1 BB: 0 P: 17	H: 0 LOB: 0 BB: 0 P: 15	H: 3 LOB: 1 BB: 2 P: 30	H: 0 LOB: 0 BB: 0 P: 11	H: 0 LOB: 0 BB: 0 P: 12

1B: 3	SF: 0	WP: 0	PA: 39
2B: 3	SAC: 0	PB: 1	
3B: 0	DP: 0	SB: 0	
HR: 2	HBP: 0	CS: 0	

PITCHER		IP	WLS	BF	H	R	ER	SO	BB	IBB	HBP	BLK	WP	HR	S	P	ERA	WHIP
61 Adam Conley, L ERA: 5.09	(1, 1)	4.0	L	18	4	3	3	2	2	0	0	0	0	2	50	81	6.75	1.500
40 Javy Guerra, R ERA: 4.7	(5, 1)	2.0		7	1	0	0	2	0	0	0	0	0	0	22	32	0.00	0.500
66 Jarlín García, L ERA: 4.56	(7, 1)	0.1		5	2	4	4	0	2	0	0	0	0	0	12	21	108.00	12.000
22 Dustin McGowan, R ERA: 3.95	(7, 1)	0.2		3	1	0	0	1	0	0	0	0	0	0	6	9	0.00	1.500
54 Wei-Yin Chen, L ERA: 4.18	(8, 1)	1.0		3	0	0	0	0	0	0	0	0	0	0	8	11	0.00	0.000

PITCHER		IP	WLS	BF	H	R	ER	SO	BB	IBB	HBP	BLK	WP	HR	S	P	ERA	WHIP
20 Justin Nicolino, L ERA: 5.7	(9, 1)	1.0		3	0	0	0	0	0	0	0	0	0	0	7	12	0.00	0.000

Batter	1	2	3	4	5	6	7	8	9	AB	R	H	RBI	BB	SO	LOB
9 Dee Strange-Gordon, L (1, 4) OBP: 0.341, SLG: 0.361	F FF 92 F FF 93 F FF 96 F CU 80 B CH 86 X CH 87 1-2 27 E 27 S 21 FC6-4 1B	F CU 80 C FF 93 B FF 94 F CU 81 F FF 95 X CU 79 1-2 ② ③ L8-4 2-2			B FF 93 X CH 86 1-0 ① G6-3		X SI 93 0-0 ① ② G6-3 1-2f			4	1	1	0	0	0	3
27 Giancarlo Stanton, R (1, 9) OBP: 0.381, SLG: 0.657	1 SAFE B FF 95 B FF 95 C SL 87 B SL 86 B SL 87 4-1 21 FC6-4 1-3 BB	F FF 95 B FF 93 B FF 94 C SL 85 S SL 87 2-3 ① K			C SL 86 B SL 86 B FF 94 F SI 94 X SI 96 2-2 HR		C SI 94 X SI 94 0-1 ③ G5-3			3	1	1	1	1	1	0
21 Christian Yelich, L (1, 8) OBP: 0.370, SLG: 0.449	F CU 79 B SI 94 S CU 82 F FF 96 X CU 80 1-2 ① FC6-4 1-2f 3-H	F CH 88 B SI 93 C CU 79 B SL 85 B CH 87 B CU 81 4-2 BB			C CU 79 F FF 93 S CU 79 0-3 ② K			C SI 96 B CU 83 F CU 83 F CH 86 B CH 84 B FF 97 F SI 96 X CH 86 3-2 ① G3-1		3	0	0	1	1	1	1
13 Marcell Ozuna, R (1, 7) OBP: 0.371, SLG: 0.544	B SI 95 S SL 86 C SL 85 T FF 96 1-2 ② K	F FF 95 X FF 95 0-1 ② F9			S SL 86 F SL 86 B SL 86 F SL 87 S SL 86 1-3 ③ K			B FF 97 F CU 84 B FF 97 C FF 98 S CH 86 2-3 ② K		4	0	0	0	0	3	2
11 J.T. Realmuto, R (1, 2) OBP: 0.329, SLG: 0.449	B SL 86 D SI 94 B SL 86 C FF 94 B SL 87 4-1 BB	B SL 86 X FF 95 1-0 ③ F8				B FF 93 X SI 92 1-0 ① G4-3		T FF 96 F SI 96 F FF 97 B FF 97 F CH 87 F SI 94 X FF 97 1-2 ③ G4-3		3	0	0	0	1	0	1
32 Derek Dietrich, L (1, 3) OBP: 0.333, SLG: 0.402	B CU 79 B CU 80 C CU 79 F FF 93 F SI 94 B SI 94 X FF 94 3-2 ③ F8	C FF 94 F CH 86 X FF 94 0-2 55 FC4-6 1B				B SI 93 B FF 93 C SI 93 B SI 94 X CH 86 3-1 ② G3			B SL 81 C FF 96 B FF 94 B FF 94 B FF 95 4-1 BB	3	0	1	0	1	0	2
55 Brian Anderson, R (1, 5) OBP: 0.412, SLG: 0.357		C FF 94 X SL 86 0-1 9 L8-4 19 1B 1B		X FF 95 0-0 ① FC4-6 1-2f		C FF 94 B FF 95 B SI 94 B FF 94 D SL 87 4-1 BB			C FF 95 S FF 94 F FF 95 F FF 95 S FF 95 0-3 ① K	3	0	1	0	1	1	2
19 Miguel Rojas, R (1, 6) OBP: 0.332, SLG: 0.307		C SL 86 X CU 78 0-1 1-2 1B		F SL 86 F FF 95 B SL 85 D SL 85 X SL 87 2-2 ② F8		B SI 92 1 SAFE B SI 94 C SI 93 S SL 88 T SL 86 2-2 ③ K			B FF 95 B FF 94 C FF 95 T FF 95 F FF 95 S FS 86 2-3 ② K	4	0	1	0	0	2	3
61 Adam Conley, L OBP: 0.227, SLG: 0.250 18 Tomas Telis, S OBP: 0.143, SLG: 0.167 40 Javy Guerra, R 66 Jarlin Garcia, L 22 Dustin McGowan, R 51 Ichiro Suzuki, L OBP: 0.000, SLG: 0.000 54 Wei-Yin Chen, R OBP: 0.000, SLG: 0.000 20 Justin Nicolino, L 28 Tyler Moore, R OBP: 0.261, SLG: 0.348		L FF 93 B FF 92 L FF 91 F SI 94 L CU 80 1-3 ① K	C CU 79 X SI 93 0-1 ③ G4-3				C FF 93 C FF 94 F SI 94 X FF 94 0-2 9 G6-3 1B		C FF 95 S FF 95 B FF 96 X FF 95 1-2 ③ F7	1 0 0 0 0 1 2 1 0 0 0 0 0 1 0 0 0 0 0 0 0 0 0 0 0 0 0 0 0 0 0 0 0 0 0 1 0 1 0 0 0 0 0 0 0 0 0 0 0 0 0 0 0 0 0 0 1 0 0 0 0 0 1						
Inning Stats	R: 1 E: 1 K: 1 S: 18 H: 1 LOB: 2 BB: 2 P: 32	R: 0 E: 0 K: 1 S: 13 H: 2 LOB: 1 BB: 0 P: 15	R: 0 E: 0 K: 1 S: 8 H: 0 LOB: 1 BB: 1 P: 15	R: 0 E: 1 K: 0 S: 9 H: 1 LOB: 1 BB: 0 P: 11	R: 1 E: 0 K: 2 S: 11 H: 1 LOB: 0 BB: 0 P: 15	R: 0 E: 0 K: 1 S: 7 H: 0 LOB: 1 BB: 1 P: 17	R: 0 E: 0 K: 0 S: 7 H: 1 LOB: 0 BB: 0 P: 7	R: 0 E: 0 K: 1 S: 14 H: 0 LOB: 0 BB: 0 P: 20	R: 0 E: 0 K: 2 S: 13 H: 0 LOB: 1 BB: 1 P: 20	1B: 5 2B: 1 3B: 0 HR: 1 SF: 0 SAC: 0 DP: 2 HBP: 0					WP: 0 PB: 0 SB: 1 CS: 0	PA: 36

PITCHER		IP	WLS	BF	H	R	ER	SO	BB	IBB	HBP	BLK	WP	HR	S	P	ERA	WHIP
22 A.J. Cole, R ERA: 4.01	(1, 1)	5.2	W	25	5	2	1	5	4	0	0	0	0	1	63	100	1.59	1.588
43 Matt Albers, R ERA: 1.73	(6, 1)	0.1	H	1	0	0	0	1	0	0	0	0	0	0	3	5	0.00	0.000
21 Brandon Kintzler, R ERA: 2.77	(7, 1)	1.0		3	1	0	0	0	0	0	0	0	0	0	7	7	0.00	1.000
44 Ryan Madson, R ERA: 1.61	(8, 1)	1.0		3	0	0	0	1	0	0	0	0	0	0	14	20	0.00	0.000
62 Sean Doolittle, L ERA: 2.98	(9, 1)	1.0		4	0	0	0	2	1	0	0	0	0	0	13	20	0.00	1.000

PITCHER	IP	WLS	BF	H	R	ER	SO	BB	IBB	HBP	BLK	WP	HR	S	P	ERA	WHIP

BOTTOM

Washington Nationals @ Miami Marlins

Marlins Park, Miami, FL

Mon Sep 04 2017, 7:11 PM - 10:21 PM EDT

Att. 17,349 - Roof Closed - 79 F

livebaseballscorecards.com

AB	31
R	2
H	6
RBI	2
BB	5
SO	9
LOB	18

Batter	1	2	3	4	5	6	7	8	9	AB	R	H	RBI	BB	SO	LOB
7 Trea Turner, R (1, 6) OBP: 0.324, SLG: 0.421	C FF 92 F SI 94 B FF 91 B FC 84 X FF 93 2-2 G6-3	C FC 87 X FC 83 0-1 L8			B SI 91 X SI 91 1-0 F7			X FF 94 0-0 G5-3		4	0	0	0	0	0	2
17 Alejandro De Aza, L (1, 7) OBP: 0.175, SLG: 0.270	C FF 92 X FF 91 0-1 20 1B 1B		C FF 91 F CH 80 B CU 72 X FC 85 1-2 F7			C CU 73 S CH 79 X SI 92 0-2 28 FC5 2B		C FF 93 C SL 78 B SL 77 B SL 78 F FF 94 B CH 89 F FF 94 X SL 78 3-2 G3		4	0	2	0	0	0	0
20 Daniel Murphy, L (1, 4) OBP: 0.379, SLG: 0.549	F FF 90 B CH 79 B CH 80 F FC 86 F SI 93 B FF 92 X FC 87 3-2 1-2 1B		B FC 85 C CH 80 B CH 80 X CH 78 2-1 F9			B CH 80 F FC 85 F SI 93 B FC 86 F FC 86 X SI 93 2-2 L5		B FF 93 B SL 78 X FF 94 2-0 HR		4	1	2	1	0	0	1
6 Anthony Rendon, R (1, 5) OBP: 0.401, SLG: 0.539	B SI 92 C FC 84 X FF 91 1-1 P5		C CH 79 B FC 87 X FC 84 1-1 F9			C SI 93 B FC 84 B CH 80 X FC 84 2-1 G5-3		B SL 77 S FF 93 B SL 78 C CH 88 F FF 95 B SL 78 X FF 94 3-2 G3		4	0	0	0	0	0	2
26 Adam Lind, L (1, 3) OBP: 0.357, SLG: 0.500 40 Edwin Jackson, R (9, PR) OBP: 0.125, SLG: 0.125 62 Sean Doolittle, L (9, 1)		C FC 84 F SI 89 X SI 92 0-2 28 G3-1 29 1B 2B	C FF 90 B SI 89 X FF 93 1-1 G3			0-0 28 FC5 IBB			C FF 93 B CH 89 X FF 94 1-1 29 1B 1B	3 0 0	1 0 0	2 0 0	0 0 0	1 0 0	0 0 0	0 0 0
28 Jayson Werth, R (1, 9) OBP: 0.344, SLG: 0.423		C FC 86 D FC 83 S SI 91 D FC 85 X SI 93 2-2 G3-1 2-3	C SI 90 B CH 78 S FC 85 B SI 93 F FC 84 C CU 77 2-3 K			B SI 93 B SI 92 C FC 84 C SI 93 F FF 94 X FC 84 2-2 FC5 1-2 2-3f			C FF 95 B FF 95 F FF 95 X CU 82 1-2 F9	4	0	0	0	0	1	4
3 Michael Taylor, R (1, 8) OBP: 0.306, SLG: 0.455		B SI 92 D FC 84 F FC 83 F FF 91 B FF 93 F CH 82 B SI 95 4-2 37 SH1-4 29 1B BB	C SI 92 X SI 92 0-1 G5-3				C SI 92 B SI 90 X SI 92 1-1 L9		B FF 94 F FF 94 F CU 82 F FF 96 S CU 84 1-3 K	3	0	0	0	1	1	1
29 Pedro Severino, R (1, 2) OBP: 0.333, SLG: 0.400		X SI 92 0-0 37 SH1-4 1-2 3-H 1B			C FC 80 F FC 83 C SI 93 0-3 K		X SI 90 0-0 G6-3		B FF 95 F FF 96 S FF 94 F FF 96 B FF 96 X CU 83 2-2 1-2 1B	4	0	2	1	0	1	0
37 Stephen Strasburg, R (1, 1) OBP: 0.170, SLG: 0.283 1 Wilmer Difo, S (7, PH) OBP: 0.334, SLG: 0.395 36 Sammy Solis, R (7, 1) 43 Matt Albers, L (8, 1) 11 Ryan Zimmerman, R (9, PH) OBP: 0.361, SLG: 0.562 (9, 3)		L SI 92 X FF 91 0-1 SH1-4 1-2 2-3			B FF 93 F SI 92 X FF 94 1-1 G5-3		B FC 86 F FC 85 B CH 80 F FC 86 X SI 92 2-2 G6-3		C FF 96 F FF 96 C CU 83 0-3 K	1 1 0 0 0 1	0 0 0 0 0 0	0 0 0 0 0 0	0 0 0 0 0 1	0 0 0 0 0 2	0 0 0 0 0 1	0 0 0 0 0 2
Inning Stats	R: 0 E: 0 K: 0 S: 11 H: 2 LOB: 1 BB: 0 P: 17	R: 1 E: 0 K: 0 S: 14 H: 2 LOB: 2 BB: 1 P: 20	R: 0 E: 0 K: 0 S: 7 H: 0 LOB: 0 BB: 0 P: 11	R: 0 E: 0 K: 1 S: 8 H: 0 LOB: 0 BB: 0 P: 11	R: 0 E: 0 K: 1 S: 6 H: 0 LOB: 0 BB: 0 P: 8	R: 0 E: 0 K: 0 S: 13 H: 1 LOB: 2 BB: 1 P: 19	R: 0 E: 0 K: 0 S: 6 H: 0 LOB: 0 BB: 0 P: 9	R: 1 E: 0 K: 0 S: 11 H: 1 LOB: 0 BB: 0 P: 19	R: 0 E: 0 K: 2 S: 16 H: 2 LOB: 2 BB: 0 P: 21	1B: 5 2B: 2 3B: 0 HR: 1 SF: 0 SAC: 1 DP: 0 HBP: 0						

PITCHER		IP	WLS	BF	H	R	ER	SO	BB	IBB	HBP	BLK	WP	HR	S	P	ERA	WHIP
43 Odrisamer Despaigne, R ERA: 3.57	(1, 1)	7.0	L	27	5	1	1	2	1	1	0	0	0	0	65	95	1.29	0.857
46 Kyle Barraclough, R ERA: 2.93	(8, 1)	1.0		4	1	1	1	0	0	0	0	0	0	1	11	19	9.00	1.000
71 Drew Steckenrider, R ERA: 2.52	(9, 1)	1.0		5	2	0	0	2	0	0	0	0	0	0	16	21	0.00	2.000

PITCHER	IP	WLS	BF	H	R	ER	SO	BB	IBB	HBP	BLK	WP	HR	S	P	ERA	WHIP

Washington Nationals @ Miami Marlins

Marlins Park, Miami, FL

Tue Sep 05 2017, 7:13 PM - 10:02 PM EDT

Att. 15,364 - Roof Closed - 79 F

TOP

livebaseballscorecards.com

AB	33
R	2
H	8
RBI	2
BB	2
SO	4
LOB	12

WP: 0 PA: 36
PB: 0
SB: 0
CS: 0

Washington Nationals @ Miami Marlins

Marlins Park, Miami, FL

Tue Sep 05 2017, 7:13 PM - 10:02 PM EDT

Att. 15,364 - Roof Closed - 79 F

livebaseballscorecards.com

BOTTOM

Batter	1	2	3	4	5	6	7	8	9	AB	R	H	RBI	BB	SO	LOB
9 Dee Strange-Gordon, L (1, 4) OBP: 0.341, SLG: 0.360	C FF 96 B FF 96 X CH 90 1-1 G4-3 ①		C CU 82 X CH 89 0-1 1B		F FF 94 B FF 95 C FF 95 X FF 95 1-2 FC4 ③ 1-2f			C SI 89 B SI 92 B SI 90 X KC 78 2-1 G4-3 ①		4	0	1	0	0	0	1
27 Giancarlo Stanton, R (1, 9) OBP: 0.379, SLG: 0.652	F FF 96 B SI 91 S CH 90 B CH 87 S CU 84 2-3 K ②		1 SAFE 1 SAFE B SI 93 F CH 88 X CU 82 1-1 F8 ③			B FF 92 B FF 95 B CH 89 F FF 95 X FF 96 3-1 G4-3 ①		C SI 94 F FF 93 B SL 87 B FF 93 F SI 96 S SI 95 2-3 K ②		4	0	0	0	0	2	1
21 Christian Yelich, L (1, 8) OBP: 0.369, SLG: 0.448	X CH 90 0-0 1B			C FF 95 B SI 95 S CU 83 S CU 82 1-3 K ①		B FF 96 C CU 82 B FF 95 S CH 88 B CU 82 C CH 89 3-3 K ②		B SL 89 B FF 94 X FF 93 2-0 F7 ③		4	0	1	0	0	2	0
13 Marcell Ozuna, R (1, 7) OBP: 0.373, SLG: 0.546	F FF 95 B FF 96 S CH 89 F FF 98 B CH 88 S CU 84 2-3 K ③			B CH 90 B CU 84 X FF 97 2-0 1B		X CU 82 0-0 1B			B FF 95 B FF 95 F FF 95 F FF 95 F FF 96 F FF 96 X FF 96 2-2 11 F8 / 11 PB / 28 SF9 1B	4	1	3	0	0	1	1
11 J.T. Realmuto, R (1, 2) OBP: 0.328, SLG: 0.447		C FF 95 F FF 95 B CU 84 B CU 83 X FF 96 2-2 32 L3 1B		C SI 95 B FF 96 S CU 83 S SL 84 1-3 K ②		1 SAFE 1 SAFE C SI 93 B FF 93 D CU 81 S CH 87 C CU 83 2-3 K ③			B FF 96 F FF 94 X FF 96 1-1 F8 ① 1-3	4	0	1	0	0	2	3
32 Derek Dietrich, L (1, 3) OBP: 0.330, SLG: 0.399 28 Tyler Moore, R (9, PH) OBP: 0.250, SLG: 0.399		B FF 94 S CH 88 1 SAFE F FF 94 X CH 87 1-2 L3 ① ② 1-1		C 1 SAFE 1 SAFE F FF 94 B FF 96 B CU 83 2-2 G2 ③			C SI 94 B KC 79 B CH 84 C SI 94 B SI 94 S KC 79 3-3 K ①		F FS 85 B FS 84 F FS 86 X FF 97 1-2 SF9 ② 3-H	3 0	0 0	0 0	0 1	0 0	1 0	2 0
55 Brian Anderson, R (1, 5) OBP: 0.333, SLG: 0.278		F FF 94 X SI 95 0-1 G5-3 ③			B SL 84 F FF 95 F FF 95 X CU 82 1-2 L8 ①		C SI 94 B SI 94 F SI 93 B SI 92 X KC 79 2-2 P4 ②		C FF 97 F FF 96 F FF 95 B FF 95 F FF 96 X FF 95 1-2 L5 ③	4	0	0	0	0	0	0
19 Miguel Rojas, R (1, 6) OBP: 0.332, SLG: 0.307			B FF 96 F FF 95 B FF 95 C CU 83 S CH 90 2-3 K ①		F SL 83 F SI 96 F FF 96 B CU 83 B CH 88 F CH 88 X FF 95 2-2 43 FC3-6 1B		C KC 78 B SI 93 F KC 79 X SI 94 1-2 E9			3	0	1	0	0	1	0
43 Odrisamer Despaigne, R (1, 1) OBP: 0.111, SLG: 0.111 51 Ichiro Suzuki, L (7, PH) OBP: 0.306, SLG: 0.331 46 Kyle Barraclough, R (8, 1) 71 Drew Steckenrider, R (9, 1)			C FF 95 B FF 95 B FF 95 F FF 95 S CU 84 2-3 K ②		L FF 93 X FF 92 0-1 FC3-6 9 FC4 ② 1-2f		B SI 93 C KC 79 C KC 78 F KC 80 B SI 94 X KC 80 2-2 G4-3 ③			2 1 0 0	0 0 0 0	0 0 0 0	0 0 0 0	1 0 0 0	1 1 0 0	1 1 0 0

Inning Stats	1	2	3	4	5	6	7	8	9
	R: 0 E: 0 K: 2 S: 10 H: 1 LOB: 1 BB: 0 P: 15	R: 0 E: 0 K: 0 S: 8 H: 1 LOB: 0 BB: 0 P: 11	R: 0 E: 0 K: 2 S: 10 H: 1 LOB: 1 BB: 0 P: 15	R: 0 E: 0 K: 2 S: 9 H: 1 LOB: 1 BB: 0 P: 15	R: 0 E: 0 K: 0 S: 13 H: 1 LOB: 1 BB: 0 P: 17	R: 0 E: 0 K: 2 S: 9 H: 1 LOB: 1 BB: 0 P: 17	R: 0 E: 1 K: 1 S: 13 H: 0 LOB: 1 BB: 0 P: 21	R: 0 E: 0 K: 1 S: 7 H: 0 LOB: 0 BB: 0 P: 13	R: 1 E: 0 K: 0 S: 15 H: 1 LOB: 0 BB: 0 P: 20

1B: 7	SF: 1
2B: 1	SAC: 0
3B: 0	DP: 1
HR: 0	HBP: 0

WP: 0	PA: 34
PB: 1	
SB: 0	
CS: 0	

AB	33
R	1
H	7
RBI	1
BB	0
SO	10
LOB	10

PITCHER		IP	WLS	BF	H	R	ER	SO	BB	IBB	HBP	BLK	WP	HR	S	P	ERA	WHIP
37 Stephen Strasburg, R ERA: 2.78	(1, 1)	6.0	W	23	6	0	0	8	0	0	0	0	0	0	59	90	0.00	1.000
36 Sammy Solís, L ERA: 7.78	(7, 1)	1.1	H	5	0	0	0	1	0	0	0	0	0	0	15	25	0.00	0.000
43 Matt Albers, R ERA: 1.71	(8, 1)	0.2	H	2	0	0	0	1	0	0	0	0	0	0	5	9	0.00	0.000
62 Sean Doolittle, L ERA: 2.91	(9, 1)	1.0	S	4	1	1	0	0	0	0	0	0	0	0	15	20	0.00	1.000

PITCHER		IP	WLS	BF	H	R	ER	SO	BB	IBB	HBP	BLK	WP	HR	S	P	ERA	WHIP

Batter	1	2	3	4	5	6	7	8	9	AB	R	H	RBI	BB	SO	LOB
7 Trea Turner, R (1, 6) OBP: 0.328, SLG: 0.425	C SI 91 L FF 93 X FF 92 0-2 6 BB 11 1B 1B	C CH 84 D CU 80 2 SAFE 1-1 ③ PO 2-3	B CU 76 B CU 77 S CH 83 B SI 90 X CH 84 3-1 ① P6		B CH 85 C SI 90 B CU 78 C CH 84 B CU 78 B CH 84 4-2 BB	C FC 88 X SI 89 0-1 ③ FC6-4 1-2f			C CU 78 X FC 89 0-1 1 L8 6 1B 2B	4	2	2	0	1	0	2
1 Wilmer Difo, S (1, 4) OBP: 0.332, SLG: 0.391	1 SAFE C SI 92 L CH 84 1 SAFE T CU 79 0-2 ① K		C CU 77 S CH 85 B CU 80 C SI 91 1-3 ② K		1 SAFE X CU 76 0-0 ③ G4-3		C FF 91 B CU 72 B CU 73 B FF 92 X FF 93 3-1 1B		B FF 91 F CH 84 F FF 92 D CH 85 B FC 89 F FF 92 X FF 91 3-2 ① L8 2-3	5	0	1	0	0	2	3
6 Anthony Rendon, R (1, 5) OBP: 0.403, SLG: 0.539	1 SAFE B SI 92 B SI 90 B SI 91 B SI 91 4-0 11 1B 1-2 BB		X FF 92 0-0 ③ F7			C FF 89 F KC 78 B SI 90 F SI 91 B FC 87 F KC 78 F SI 87 B SI 91 X FC 89 3-2 4 HBP 11 1B 28 SF8 1B	C FF 93 X FF 92 0-1 ① F8		F FF 93 B CH 85 B FF 92 X FC 90 2-1 11 G1-3 3-H 1B	4	1	2	1	1	0	1
11 Ryan Zimmerman, R (1, 3) OBP: 0.363, SLG: 0.569	D CU 80 X FF 92 1-0 ② 4 2B 1-3 2-H 1B			B CU 80 B CU 76 B SI 91 X SI 90 3-0 HR		B SI 87 C SI 89 1 SAFE B SI 91 C FC 89 X SI 89 2-2 28 SF8 4 HBP 59 BB 1-2 1B	C FF 92 B FO 87 X CU 74 1-1 ② F8		C CH 85 X FF 92 0-1 ② G1-3 1-2	5	3	3	2	0	0	2
4 Howie Kendrick, R (1, 7) OBP: 0.378, SLG: 0.486	C FF 91 X CU 79 0-1 1-H 2B			C FF 91 S CH 84 B CU 80 B CH 84 B FF 90 S CU 77 3-3 ① K		H SI 85 1-0 59 BB 28 SF8 26 FC6-4 1-2 2-3 HBP	B FF 93 B FF 92 X FF 93 2-0 ③ G6-3		X CU 80 0-0 ③ G6-3	4	1	1	1	0	1	2
28 Jayson Werth, R (1, 9) OBP: 0.339, SLG: 0.418 17 Alejandro De Aza, L (6, 9) OBP: 0.171, SLG: 0.263	B FF 92 C SI 92 B FF 91 C CH 84 D CU 82 S FF 92 3-3 ③ K			S CH 84 B FF 91 S CU 78 B CU 78 B CH 85 X CU 78 3-2 ② L7		C FC 88 B SI 88 F SI 88 F SI 90 F FC 90 B SI 89 X KC 78 2-2 ① SF8 1-2 2-3 3-H		S FF 90 C FO 84 B FF 92 X FF 93 1-2 ① F7		2 1	0 0	0 0	1 0	0 0	1 0	1 0
3 Michael Taylor, R (1, 8) OBP: 0.311, SLG: 0.466		X SI 90 0-0 47 CS 59 1B 1B		C CH 84 B CH 84 F FF 91 S CU 79 1-3 ③ K				X FF 92 0-0 HR		3	1	2	1	1	1	0
59 Jose Lobaton, S (1, 2) OBP: 0.228, SLG: 0.267		1 SAFE B CU 77 F SI 91 B CH 83 X CH 82 2-1 7 PO 47 CS 1-2 1B			C CH 82 B FF 90 F CU 77 B CU 78 F CH 83 X SI 90 2-2 ① G4-3	B FC 88 B FC 89 D SI 90 B SI 92 4-0 26 FC6-4 1-2 2-3 3-H BB		B FO 89 C CU 74 X FO 86 1-1 ② F8		3	0	1	1	1	0	0
47 Gio González, R (1, 1) OBP: 0.143, SLG: 0.100 26 Adam Lind, L (6, PH) OBP: 0.355, SLG: 0.498 56 Joe Blanton, R (6, 1) 27 Shawn Kelley, R (7, 1) Raudy Read, R (8, PH) OBP: 0.333, SLG: 0.333 72 Enny Romero, R (8, 1) 33 Matt Grace, L (9, 1)		C SI 90 S CU 78 S CU 78 0-3 ①② K 1-2 2-3			C SI 90 B SI 89 S CU 77 X CU 77 1-2 ② G5-3	S FC 89 F SI 92 F FC 88 X SI 91 0-2 ② FC6-4 7 FC6-4 1-2f 2-3 3-H		F FF 92 B CU 74 S CU 74 F FF 91 F FO 87 S CU 73 1-3 ③ K		2 1 0 0 1 0 0	0 0 0 0 0 0 0	0 1 0 0 0 0 0	0 0 0 0 0 0 0	0 1 0 0 0 0 0	1 0 0 0 1 0 0	2 2 0 0 0 0 0
Inning Stats	R: 2 E: 0 K: 2 S: 12 H: 3 LOB: 1 BB: 1 P: 20	R: 0 E: 0 K: 1 S: 7 H: 2 LOB: 0 BB: 0 P: 10	R: 0 E: 0 K: 1 S: 6 H: 0 LOB: 0 BB: 0 P: 10	R: 1 E: 0 K: 2 S: 10 H: 1 LOB: 0 BB: 0 P: 20	R: 0 E: 0 K: 0 S: 10 H: 0 LOB: 1 BB: 1 P: 17	R: 3 E: 0 K: 0 S: 20 H: 2 LOB: 2 BB: 2 P: 32	R: 0 E: 0 K: 0 S: 7 H: 1 LOB: 1 BB: 0 P: 13	R: 1 E: 0 K: 1 S: 11 H: 1 LOB: 0 BB: 0 P: 14	R: 1 E: 0 K: 0 S: 11 H: 2 LOB: 1 BB: 0 P: 16	1B: 8 2B: 2 3B: 0 HR: 2	SF: 1 SAC: 0 DP: 0 HBP: 1	WP: 0 PB: 0 SB: 0 CS: 2	PA: 42			

PITCHER		IP	WLS	BF	H	R	ER	SO	BB	IBB	HBP	BLK	WP	HR	S	P	ERA	WHIP
76 Dillon Peters, L ERA: 2.25	(1, 1)	5.0	L	20	6	3	3	6	2	0	0	0	0	1	45	77	5.40	1.600
45 Vance Worley, R ERA: 6.34	(6, 1)	1.0		8	2	3	3	0	1	1	1	0	0	0	20	32	27.00	3.000
25 Junichi Tazawa, R ERA: 5.8	(7, 1)	2.0		8	2	1	1	1	0	0	0	0	0	1	18	27	4.50	1.000
20 Justin Nicolino, L ERA: 5.79	(9, 1)	1.0		5	2	1	1	0	0	0	0	0	0	0	11	16	9.00	2.000

PITCHER	IP	WLS	BF	H	R	ER	SO	BB	IBB	HBP	BLK	WP	HR	S	P	ERA	WHIP

TOP

Washington Nationals @ Miami Marlins

Marlins Park, Miami, FL

Wed Sep 06 2017, 7:11 PM - 10:13 PM EDT

Att. 14,390 - Roof Closed - 80 F

livebaseballscorecards.com

AB	35
R	8
H	12
RBI	8
BB	4
SO	7
LOB	15

Washington Nationals @ Miami Marlins

Marlins Park, Miami, FL

Wed Sep 06 2017, 7:11 PM - 10:13 PM EDT

Att. 14,390 - Roof Closed - 80 F

livebaseballscorecards.com

BOTTOM

Batter	1	2	3	4	5	6	7	8	9	AB	R	H	RBI	BB	SO	LOB
9 Dee Strange-Gordon, L (1, 4) OBP: 0.340, SLG: 0.359	C FF 89 B SI 88 X CU 74 1-1 ① F8		C CU 75 F FF 89 B CU 76 B FF 91 F FF 91 X SI 90 2-2 ③ G3-1		B SI 89 X SI 87 1-0 27 G6-4-3 1-2 1B		C FF 92 B FF 91 X SL 80 1-1 ③ F7		F SI 93 X SL 85 0-1 ③ G4-3	5	0	1	0	0	0	2
27 Giancarlo Stanton, R (1, 9) OBP: 0.378, SLG: 0.648	B SI 90 B CH 83 C CH 83 X SI 91 2-1 ② G2-3			B SI 89 C FF 90 B CU 76 F CH 83 B CH 83 D CH 82 4-2 13 BB 21 1B BB	B SI 90 B SI 89 X CH 83 2-0 ② ③ G6-4-3 1-2f			B FF 97 B SL 88 S FF 97 B FF 96 F FF 97 X FF 98 3-2 ① P6		3	0	0	0	1	0	2
21 Christian Yelich, L (1, 8) OBP: 0.370, SLG: 0.447	B FF 91 C CU 74 B SI 89 B SI 90 B FF 91 4-1 BB			C SI 89 B FF 91 B SI 89 1 SAFE F CU 75 X SI 90 2-2 13 BB 1-2 1B		B FF 89 C FF 90 C CH 86 B CH 87 F CH 85 B SI 90 X SL 88 3-2 ① G4-3		C SL 87 B SL 86 S SL 85 B SL 85 X SL 86 2-2 ② F8		3	0	1	0	1	0	0
13 Marcell Ozuna, R (1, 7) OBP: 0.374, SLG: 0.544	F CU 75 B SI 90 B FF 91 X CH 84 2-1 ③ G4-3			B SI 91 B SI 90 D CH 84 C SI 90 B CH 83 4-1 1-2 2-3 BB		C SL 86 B SI 90 X FF 91 1-1 28 F9 11 1B 1B		B SL 88 B FF 97 X FF 97 2-0 ③ F8		3	0	1	0	1	0	1
11 J.T. Realmuto, R (1, 2) OBP: 0.329, SLG: 0.447		C CH 81 B CH 82 F CH 82 B FF 89 X SI 90 2-2 ① P4		B FF 90 B CU 76 C CH 82 F FF 90 D CU 76 F SI 90 X CH 83 3-2 ① L6		C SL 86 X SL 87 0-1 1-2 1B			B SI 91 B SI 92 B SI 94 C SI 92 S SI 93 X SI 93 3-2 55 1B 12 G4-3 19 G3 1B	4	1	2	0	0	0	3
28 Tyler Moore, R (1, 3) OBP: 0.246, SLG: 0.392 25 Junichi Tazawa, R (7, 1) 20 Justin Nicolino, L (9, 1) 12 Mike Aviles, R (9, PH) OBP: 0.328, SLG: 0.345		C CU 74 F FF 91 B CH 84 F SI 90 X CU 76 1-2 ② G5-3		C CH 83 C SI 91 D CU 76 S CH 83 1-3 ② K		F CU 80 F SL 86 D CH 86 X SI 90 1-2 ② F9 2-3			B SI 93 C SI 92 X SI 92 1-1 ① G4-3 1-2	3 0 0 1	0 0 0 0	0 0 0 0	0 0 0 0	1 0 0 0	5 0 0 1	
55 Brian Anderson, R (1, 5) OBP: 0.320, SLG: 0.273		B FF 90 S FF 92 F FF 91 T SI 90 1-2 ③ K		S FF 91 B SI 91 F SI 90 B CU 76 B SI 91 C FF 91 3-3 ③ K		F FF 90 B FF 90 D SL 88 F FF 91 C SL 87 2-3 ③ K			C SI 92 F SI 93 X SI 92 0-2 19 G3 2-3 1B	4	0	1	0	0	3	5
19 Miguel Rojas, R (1, 6) OBP: 0.326, SLG: 0.301			B CH 82 B SI 90 C CH 82 F SI 90 F FF 91 X SI 91 2-2 ① L9		C SI 90 F SI 89 B SI 89 F CH 84 B FF 90 F FF 90 B CU 76 F CH 84 X FF 91 3-2 ① F8		X FF 91 0-0 ① F8		B SI 88 B SI 92 X SI 92 2-0 ② G3 1-2 3-H	4	0	0	1	0	0	1
76 Dillon Peters, L (1, 1) 51 Ichiro Suzuki, L (5, PH) OBP: 0.310, SLG: 0.335 45 Vance Worley, R (6, 1) OBP: 0.211, SLG: 0.211 18 Tomás Telis, S (7, 3) OBP: 0.247, SLG: 0.318			C FF 91 C FF 90 B SI 91 B CU 74 B FF 90 C FF 91 3-3 ② K		B CU 74 B CU 75 B FF 89 C FF 88 C FF 90 X FF 89 3-2 9 1B 1B		C FF 90 S SL 80 F FF 94 B SL 82 B SL 83 X FF 92 2-2 ② L6		C SI 92 H SI 92 1-1 HBP	1 1 0 1	0 0 0 0	0 1 0 0	0 0 0 0	1 0 0 0	0 0 0 0	
Inning Stats	R: 0 E: 0 K: 0 S: 7 H: 0 LOB: 1 BB: 1 P: 16	R: 0 E: 0 K: 1 S: 10 H: 0 LOB: 0 BB: 0 P: 14	R: 0 E: 0 K: 1 S: 11 H: 0 LOB: 0 BB: 0 P: 18	R: 0 E: 0 K: 2 S: 16 H: 1 LOB: 3 BB: 2 P: 33	R: 0 E: 0 K: 0 S: 11 H: 2 LOB: 1 BB: 0 P: 20	R: 0 E: 0 K: 1 S: 14 H: 2 LOB: 2 BB: 0 P: 21	R: 0 E: 0 K: 0 S: 7 H: 0 LOB: 0 BB: 0 P: 10	R: 0 E: 0 K: 0 S: 7 H: 0 LOB: 0 BB: 0 P: 14	R: 1 E: 0 K: 0 S: 12 H: 2 LOB: 2 BB: 0 P: 19	1B: 7 2B: 0 3B: 0 HR: 0 SF: 0 SAC: 0 DP: 1 HBP: 1						WP: 0 PB: 0 SB: 0 CS: 0 PA: 37	

	AB	33
	R	1
	H	7
	RBI	1
	BB	3
	SO	5
	LOB	20

PITCHER		IP	WLS	BF	H	R	ER	SO	BB	IBB	HBP	BLK	WP	HR	S	P	ERA	WHIP
47 Gio González, L ERA: 2.5	(1, 1)	5.0	W	20	3	0	0	4	3	0	0	0	0	0	55	101	0.00	1.200
56 Joe Blanton, R ERA: 6.28	(6, 1)	1.0		5	2	0	0	1	0	0	0	0	0	0	14	21	0.00	2.000
27 Shawn Kelley, R ERA: 6.85	(7, 1)	1.0		3	0	0	0	0	0	0	0	0	0	0	7	10	0.00	0.000
72 Enny Romero, L ERA: 3.81	(8, 1)	1.0		3	0	0	0	0	0	0	0	0	0	0	7	14	0.00	0.000
33 Matt Grace, L ERA: 4.7	(9, 1)	1.0		6	2	1	1	0	0	0	1	0	0	0	12	19	9.00	2.000

PITCHER	IP	WLS	BF	H	R	ER	SO	BB	IBB	HBP	BLK	WP	HR	S	P	ERA	WHIP

Miami Marlins @ Atlanta Braves

SunTrust Park, Atlanta, GA

Thu Sep 07 2017, 7:37 PM - 10:58 PM EDT

Att. 23,561 - Clear - 72 F

TOP

livebaseballscorecards.com

Batter	1	2	3	4	5	6	7	8	9	AB	R	H	RBI	BB	SO	LOB
9 Dee Strange-Gordon, L (1, 4) OBP: 0.340, SLG: 0.363	C FF 95 B FF 94 X CU 79 1-1 21 1B 3B	C FF 94 B CH 87 F FF 95 X CU 79 1-2 ③ G4-3			B FF 92 X FF 93 1-0 ① G6-3		F CU 84 X SI 96 0-1 ② G6-3	B FF 97 B FF 96 1 SAFE 1 SAFE F FF 95 X FF 96 2-1 1-2 1B		5	1	2	0	0	0	0
27 Giancarlo Stanton, R (1, 9) OBP: 0.378, SLG: 0.645	B FF 96 S CH 88 S FF 95 B FF 97 B CU 80 S FF 96 3-3 ① K	B CU 79 B CH 87 S FF 96 C FF 96 B FF 96 X FF 96 3-2 ① F9			X FF 94 0-0 11 FC5 21 BB 1B		B FF 96 B FF 96 B FS 86 B FS 86 4-0 21 BB 13 1B BB	C SL 92 B FF 96 F SL 91 B FF 98 X FF 97 2-2 ③ G6-3		4	1	1	0	1	1	3
21 Christian Yelich, L (1, 8) OBP: 0.372, SLG: 0.446	F FF 95 C FF 94 B FF 97 F CU 80 F FF 95 F FF 96 F CU 81 X CU 80 1-2 13 S 13 3B 3-H 1B	F FF 94 B CH 88 F FF 96 B FF 96 B FF 94 X FF 94 3-2 ② L8			B FF 93 D CH 84 F FF 93 C CU 78 B FF 94 B CU 77 4-2 11 FC5 1-2 BB		D CU 83 B CU 82 B FF 96 B SI 96 4-0 13 1B 1-2 BB		F FF 95 F FF 95 C SL 90 0-3 ① K	3	1	1	1	2	1	0
13 Marcell Ozuna, R (1, 7) OBP: 0.374, SLG: 0.547	F FF 93 D CU 80 D CH 87 X FF 95 2-1 55 1B 1-H 3B		B CH 87 S CH 87 F FF 95 S CH 86 1-3 K		B FF 93 X FF 94 1-0 ② F9		C SL 88 D SL 88 X FF 97 1-1 11 FC4-6 1-3 2-H 1B		C SL 87 S FF 95 S SL 88 0-3 ② K	5	1	2	2	0	2	2
11 J.T. Realmuto, R (1, 3) OBP: 0.328, SLG: 0.445	C FF 96 S FF 93 B CU 80 S FF 93 1-3 ② K			B FF 90 B CH 87 X CH 87 2-0 17 G6-4-3 55 1B 1B	B CH 87 X CH 87 1-0 ③ FC5 1-2 2-3f		X FF 96 0-0 ③ FC4-6 1-2f		B SL 89 C SL 87 B FF 95 C FF 95 F FF 95 F SL 88 S SL 89 2-3 ③ K	5	0	1	0	0	2	5
55 Brian Anderson, R (1, 5) OBP: 0.379, SLG: 0.320	B FF 95 B FF 94 X FF 95 2-0 3-H 1B			X CH 87 0-0 17 G6-4-3 1-2 1B		B FF 92 B CH 85 B CH 86 C FF 91 B FF 94 4-1 17 G4-6-3 BB		C FF 97 B SL 87 B SL 89 X FF 96 2-1 E4 17 SH3-4 51 1B		3	1	2	1	1	0	0
17 A.J. Ellis, R (1, 2) OBP: 0.294, SLG: 0.333	B CU 77 1 SAFE B FF 93 C FF 93 X FF 93 2-1 ③ F7 3-H			D CU 76 C CH 85 C CH 85 X FF 93 1-2 ①② G6-4-3 1-2f 2-3		B FF 91 C SL 86 1 SAFE C SL 86 X SI 93 1-2 ①② G4-6-3 1-2f		X FF 96 0-0 ① SH3-4 1-2		3	0	0	0	0	0	4
12 Mike Aviles, R (1, 6) OBP: 0.328, SLG: 0.333 32 Derek Dietrich, L (8, PH) OBP: 0.329, SLG: 0.398 46 Kyle Barraclough, R (8, 1) 29 Brad Ziegler, R (9, 1)		C FF 93 B CH 86 C FF 92 B CH 87 B FF 92 X FF 94 3-2 ① G4-3			0-0 IBB		C SL 87 F SL 87 B SI 93 X CU 80 1-2 ③ F9	F FF 97 C FF 96 S CH 89 0-3 ② K		2 1 0 0	0 0 0 0	0 0 0 0	0 1 0 0	1 0 0 0	0 1 0 0	0 1 0 0
58 Dan Straily, R (1, 1) OBP: 0.060, SLG: 0.041 49 Brian Ellington, R (6, 1) 28 Tyler Moore, R (7, PH) OBP: 0.244, SLG: 0.389 66 Jarlin Garcia, L (7, 1) 71 Drew Steckenrider, R (7, 1) 51 Ichiro Suzuki, L (8, PH) OBP: 0.314, SLG: 0.340 19 Miguel Rojas, R (8, 6) OBP: 0.328, SLG: 0.301		B FF 92 C FF 92 S FF 93 B FF 94 S FF 95 2-3 ② K		C FF 92 C FF 92 D CU 78 F FF 93 T FF 92 1-2 ③ K			C FS 86 B FS 86 F FS 85 B FF 96 F FS 86 X FS 86 2-2 ① F9	C FF 98 B FF 97 X CH 88 1-1 9 1B 2-H 1B		2 0 1 0 0 1	0 0 0 0 0 0	0 0 0 0 0 1	0 0 0 0 0 1	2 0 0 0 0 0	0 0 0 0 0 1	2 0 0 0 0 0

AB	35
R	5
H	10
RBI	5
BB	5
SO	9
LOB	17

MIAMI

Inning Stats

	1	2	3	4	5	6	7	8	9
	R: 3 E: 0 K: 2 S: 20	R: 0 E: 0 K: 1 S: 9	R: 0 E: 0 K: 1 S: 9	R: 0 E: 0 K: 1 S: 9	R: 0 E: 0 K: 0 S: 6	R: 0 E: 0 K: 0 S: 7	R: 1 E: 0 K: 0 S: 9	R: 1 E: 1 K: 1 S: 13	R: 0 E: 0 K: 3 S: 11
	H: 4 LOB: 1 BB: 0 P: 32	H: 0 LOB: 0 BB: 0 P: 15	H: 0 LOB: 0 BB: 0 P: 16	H: 2 LOB: 2 BB: 1 P: 13	H: 1 LOB: 2 BB: 1 P: 13	H: 0 LOB: 0 BB: 1 P: 13	H: 1 LOB: 2 BB: 2 P: 20	H: 2 LOB: 2 BB: 0 P: 20	H: 0 LOB: 0 BB: 0 P: 13

1B: 8	SF: 0
2B: 0	SAC: 1
3B: 2	DP: 2
HR: 0	HBP: 0

WP: 0	PA: 41
PB: 0	
SB: 1	
CS: 0	

PITCHER		IP	WLS	BF	H	R	ER	SO	BB	IBB	HBP	BLK	WP	HR	S	P	ERA	WHIP
51 Sean Newcomb, L ERA: 4.38	(1, 1)	5.0		24	7	3	3	5	2	1	0	0	0	0	54	94	5.40	1.800
50 Lucas Sims, R ERA: 5.59	(6, 1)	1.0	H	2	0	0	0	0	0	0	0	0	0	0	6	8	0.00	0.000
39 Sam Freeman, L ERA: 2.94	(7, 1)	0.2	H	4	0	1	1	0	2	0	0	0	0	0	6	16	13.50	3.000
52 José Ramirez, R ERA: 2.2	(7, 1)	1.1	B	8	3	1	0	1	0	0	0	0	0	0	16	24	0.00	2.250
57 Rex Brothers, L ERA: 6.5	(9, 1)	1.0	W	3	0	0	0	3	0	0	0	0	0	0	11	13	0.00	0.000

PITCHER		IP	WLS	BF	H	R	ER	SO	BB	IBB	HBP	BLK	WP	HR	S	P	ERA	WHIP

BOTTOM

Batter	1	2	3	4	5	6	7	8	9	AB	R	H	RBI	BB	SO	LOB
11 Ender Inciarte, L (1, 8) OBP: 0.354, SLG: 0.416	B SI 89 C SI 90 F SL 82 F CH 83 B FF 91 B SL 83 F SL 83 B SI 92 4-2 27 S BB	X CH 83 0-0 ③ G3-1			C CH 82 X SL 83 0-1 1 SF9 3B		B FF 94 C SL 87 F FF 94 X SL 88 1-2 5 FC4-6 1B		F SI 84 X SI 84 0-1 ① G3 2-3	4	1	2	0	1	0	2
1 Ozzie Albies, S (1, 4) OBP: 0.336, SLG: 0.450	1 SAFE B SI 91 T SI 91 1 SAFE 1 SAFE 1 SAFE F SI 91 D CH 84 S CH 84 2-3 ① K		B FF 90 F CH 82 B FF 89 F FF 89 F FF 90 X CH 84 2-2 ① P4		B FF 91 F FF 91 X FF 91 1-1 ① SF9 3-H		1 SAFE 1 SAFE C FF 94 1 SAFE S CH 88 D CH 86 S CH 87 1-3 ① K		F SI 83 B SI 83 X CU 74 1-1 16 FC5 3-H 2B	4	0	1	2	0	2	2
5 Freddie Freeman, L (1, 3) OBP: 0.414, SLG: 0.608	F FF 92 B SL 84 1 SAFE X SL 83 1-1 ② P6		B CU 74 B CH 84 S CH 83 S SL 84 B SL 84 B SL 86 4-2 27 G6-4-3 BB		C FF 91 F SI 90 B FF 91 B SL 84 S SL 83 2-3 ② K		B SL 88 X SL 87 1-0 ② FC4-6 1-2f		0-0 16 FC5 24 1B IBB	3	1	0	0	2	1	2
27 Matt Kemp, R (1, 7) OBP: 0.328, SLG: 0.479 16 Lane Adams, R (8, 7) OBP: 0.333, SLG: 0.421	S SL 84 1 SAFE 1 SAFE B SI 92 X SL 86 1-1 ③ F8 1-2		X FF 92 0-0 ②③ G6-4-3 1-2f		B SL 86 X SL 84 1-0 HR		F CU 82 B FF 96 S FF 97 C FF 97 1-3 ③ K		B SI 84 F SI 83 B SI 83 F SI 83 X SI 85 2-2 ② FC5 24 1B 1-2 2-3f	4 1	1 0	1 0	1 0	0 0	1 0	3 2
24 Kurt Suzuki, R (1, 2) OBP: 0.335, SLG: 0.502		B CU 72 C SL 84 B FF 92 T FF 92 F FF 93 F FF 93 F CH 85 X SL 86 2-2 ① P5		B FF 90 H FF 88 2-0 51 FC5 8 1B HBP	C FF 91 F CH 83 B CH 83 B CH 82 F SL 83 F FF 91 B SL 84 X SL 84 3-2 1B			C FF 94 B SL 78 X SL 77 1-1 ① F9	C CU 73 S CU 74 X CU 73 0-2 1-2 2-H 1B	4	0	2	1	0	0	0
14 Rio Ruiz, L (1, 5) OBP: 0.287, SLG: 0.340		C CU 73 B CU 74 F FF 92 X CH 85 1-2 7 E 7 1B 8 1B 1B	D SI 91 S CH 82 1 SAFE 1 SAFE F FF 89 1 SAFE D SL 84 B SI 91 F FF 91 3-2 ① X SL 82 F7	F CH 82 F FF 90 1 SAFE F FF 91 C CH 83 0-3 ③ K			B SL 78 C FF 94 S SL 78 F FF 94 S SL 78 1-3 ② K		4	1	1	0	0	2	2
7 Dansby Swanson, R (1, 6) OBP: 0.320, SLG: 0.343		F SL 84 B FF 92 1 SAFE B FF 92 X SL 85 2-1 E4 8 1B 1-3 1B	X SI 90 0-0 ② P5		S CU 88 B FF 99 B CU 86 F FF 97 S SI 98 2-3 ① K		B SL 79 C SL 77 B SL 76 C FF 94 F FF 94 B SL 78 F FF 94 X SL 78 3-2 1B		4	1	2	0	0	1	1
8 Jace Peterson, L (1, 9) OBP: 0.285, SLG: 0.288		C FF 92 B CH 83 F FF 92 D SL 84 D CH 85 X SL 84 3-2 51 SH3-4 2-H 3-H 1B	C CU 74 1 SAFE B FF 90 C SI 90 X CH 83 1-2 51 FC5 1-2 1B		B SI 99 B SI 100 X SI 99 2-0 ② F7		C FF 93 B FF 94 1 SAFE B FF 94 F FF 93 D SL 78 S CH 87 3-3 ③ K		4	0	2	2	0	1	1
51 Sean Newcomb, L (1, 1) OBP: 0.083, SLG: 0.043 50 Lucas Sims, R (6, 1) 2 Micah Johnson, L (6, PH) 39 Sam Freeman, R (7, 1) 52 José Ramirez, R (7, 1) 57 Rex Brothers, L (9, 1) 18 Matt Adams, L (9, PH) OBP: 0.317, SLG: 0.533 22 Nick Markakis, L (9, PR) OBP: 0.364, SLG: 0.402		B FF 92 B SI 90 X SI 89 2-0 ② SH3-4 1-2		D CU 73 X SI 89 1-0 ③ FC5 1-2 2-3f	C SI 100 S SI 99 F SI 99 B SI 98 B CH 86 X SI 99 2-2 ③ F7				C SI 82 B CH 76 F SI 82 B SI 84 F CU 74 X SI 83 2-2 11 G3 1 2B 2B	1 0 1 0 0 0 1 0	0 0 0 0 0 0 0 1	0 0 0 0 0 0 1 0	0 0 0 0 0 0 0 1	0 0 0 0 0 0 0 0	0 0 0 0 0 0 0 0	2 0 0 0 0 0 0 0

Inning Stats	1	2	3	4	5	6	7	8	9
	R: 0 E: 0 K: 1 S: 11 H: 0 LOB: 1 BB: 1 P: 19	R: 2 E: 1 K: 0 S: 16 H: 3 LOB: 1 BB: 0 P: 26	R: 0 E: 0 K: 0 S: 7 H: 0 LOB: 0 BB: 1 P: 13	R: 0 E: 0 K: 0 S: 9 H: 1 LOB: 2 BB: 0 P: 16	R: 2 E: 0 K: 2 S: 17 H: 3 LOB: 1 BB: 0 P: 24	R: 0 E: 0 K: 1 S: 8 H: 0 LOB: 0 BB: 0 P: 14	R: 0 E: 0 K: 2 S: 10 H: 1 LOB: 1 BB: 0 P: 14	R: 0 E: 0 K: 2 S: 14 H: 1 LOB: 1 BB: 0 P: 22	R: 2 E: 0 K: 0 S: 14 H: 3 LOB: 2 BB: 1 P: 19

1B: 8	SF: 1
2B: 2	SAC: 1
3B: 1	DP: 1
HR: 1	HBP: 1

WP: 0	PA: 41
PB: 0	
SB: 1	
CS: 0	

PITCHER		IP	WLS	BF	H	R	ER	SO	BB	IBB	HBP	BLK	WP	HR	S	P	ERA	WHIP
58 Dan Straily, R ERA: 3.95	(1, 1)	5.0		24	7	4	3	3	2	0	1	0	0	1	60	98	5.40	1.800
49 Brian Ellington, R ERA: 5.73	(6, 1)	1.0		3	0	0	0	1	0	0	0	0	0	0	8	14	0.00	0.000
66 Jarlín García, L ERA: 4.5	(7, 1)	0.2		3	1	0	0	1	0	0	0	0	0	0	7	10	0.00	1.500
71 Drew Steckenrider, R ERA: 2.49	(7, 1)	0.1		1	0	0	0	1	0	0	0	0	0	0	3	4	0.00	0.000
46 Kyle Barraclough, R ERA: 2.88	(8, 1)	1.0	H	4	1	0	0	2	0	0	0	0	0	0	14	22	0.00	1.000

PITCHER		IP	WLS	BF	H	R	ER	SO	BB	IBB	HBP	BLK	WP	HR	S	P	ERA	WHIP
29 Brad Ziegler, R ERA: 5.04	(9, 1)	0.2	L	6	3	2	2	0	0	1	0	0	0	0	14	19	27.00	4.500

Miami Marlins @ Atlanta Braves

SunTrust Park, Atlanta, GA

Thu Sep 07 2017, 7:37 PM - 10:58 PM EDT

Att. 23,561 - Clear - 72 F

livebaseballscorecards.com

AB	35
R	6
H	12
RBI	6
BB	3
SO	8
LOB	17

Batter	1	2	3	4	5	6	7	8	9	AB	R	H	RBI	BB	SO	LOB
9 Dee Strange-Gordon, L (1, 4) OBP: 0.341, SLG: 0.363	B FF 97 X FF 96 1-0 ① L8	B SI 96 X CU 82 1-0 ③ F7			F FF 95 C SI 97 F SI 97 S SL 83 0-3 ① K		C FF 95 C FC 90 B FC 88 F FF 96 X FF 96 1-2 1B		L SL 87 B SL 87 B SL 88 F FF 95 F FF 95 B FF 95 F SL 87 F FF 95 X SL 89 3-2 55 S 28 1B 1B 1-3 2-H	5	1	2	1	0	1	2
32 Derek Dietrich, L (1, 5) OBP: 0.329, SLG: 0.404 55 Brian Anderson, R (9, PH) OBP: 0.367, SLG: 0.308 (9, 5)	C FF 98 B SL 88 F FF 97 B FF 99 F SI 100 B FF 98 C SL 88 3-3 ② K		B FF 92 C CH 87 X FF 95 1-1 HR		S FF 97 B SL 89 B CH 89 X SI 98 2-1 ② G5-3		F FC 89 1 SAFE X FC 89 0-1 ③ G3		1 SAFE 1 SAFE C FF 93 B SL 85 X FF 94 1-1 ① G5-3 1-2	4 1	1 0	1 0	1 0	0 0	1 0	1 2
21 Christian Yelich, L (1, 8) OBP: 0.374, SLG: 0.449	C CU 81 B FF 98 C SI 92 X SL 84 1-2 ③ L8		C CH 87 X SL 88 0-1 41 S 41 FC3-2 2B		B SI 98 X SI 97 1-0 1B			C CU 82 F FC 90 F FC 90 B CU 83 B CH 89 B FC 89 C SI 93 3-3 ① K	0-0 28 1B IBB	4	0	2	0	1	1	0
13 Marcell Ozuna, R (1, 7) OBP: 0.371, SLG: 0.542		C FF 98 B FF 98 C FF 98 B SL 89 S SL 89 2-3 ① K	B SL 88 B SI 94 F SI 96 X SL 89 2-1 ① G6-3		F SI 97 1 SAFE D SL 90 1 SAFE S CH 85 S CU 81 1-3 ③ K			B CU 83 B CH 89 F FF 93 X SI 93 2-1 ② F9	B FF 96 B FF 95 C FF 95 D SL 88 X FF 96 3-1 ② P5	5	0	0	0	0	2	5
41 Justin Bour, L (1, 3) OBP: 0.367, SLG: 0.549 28 Tyler Moore, R (8, PR) OBP: 0.249, SLG: 0.393 (8, 3)		B CU 82 B FF 96 C SI 98 X FF 96 2-1 11 F9 19 1B 2B	B CU 82 B CH 86 C CH 87 F SI 96 X SL 89 2-2 ② FC3-2 2-H			B FF 96 B FF 96 C CU 82 S CH 90 F CU 82 F FF 98 B SL 91 S CH 89 3-3 ① K		B SI 94 B FC 90 C CH 88 B CU 82 F CH 90 F FF 93 F FF 92 F FC 90 B SI 94 4-2 BB	S FF 94 C FF 96 B FF 95 F FF 96 D SL 84 F SL 88 X FF 96 2-2 11 FC5-4 1-3 2-H 3-H 1B	3 1	1 0	1 1	0 2	1 0	1 0	1 0
11 J.T. Realmuto, R (1, 2) OBP: 0.325, SLG: 0.440		D SL 89 B SL 88 B SI 97 C SI 97 S CH 89 X FF 96 3-2 ② F9 2-3	X SL 88 0-0 ③ F8			C CH 88 B SL 89 S CH 88 B SI 98 S SL 83 2-3 ② K		X FC 92 0-0 ③ F8	X SL 88 0-0 ③ FC5-4 1-2f	5	0	0	0	0	1	5
51 Ichiro Suzuki, L (1, 9) OBP: 0.318, SLG: 0.339		C SL 84 S SL 90 D SL 92 B SI 97 D SL 85 F SL 91 B SI 98 4-2 19 1B 62 1B BB	C SI 92 B CH 87 B SL 89 F SI 94 X SL 83 2-2 ① G4-3		B CU 82 C CH 88 S CH 89 B SL 91 X SL 91 2-2 ③ G1-3				C FF 94 F SL 87 X SL 89 0-2 19 2B 1B	3	2	1	0	1	0	0
19 Miguel Rojas, R (1, 6) OBP: 0.329, SLG: 0.310		B SI 96 B FF 94 S SL 88 X SI 97 2-1 62 1B 1-2 3-H 1B	C CU 82 B FF 97 B FF 96 B FF 96 S SL 88 F FF 97 F SI 97 C SI 97 3-3 ② K				X FC 89 0-0 ① F8		L FF 95 X SL 87 0-1 9 WP 9 1B 2B 1-H	4	1	2	2	0	1	0
62 José Ureña, R (1, 1) OBP: 0.095, SLG: 0.119 66 Jarlín García, L (7, 1) 71 Drew Steckenrider, R (8, 1) 27 Giancarlo Stanton, R (9, PH) OBP: 0.379, SLG: 0.645 49 Brian Ellington, R (9, 1)		B FF 94 S SI 94 X FF 93 1-1 1-3 2-H 1B	C FF 93 S SL 86 F SL 87 B CU 80 B SL 85 F SL 87 C CU 81 2-3 ③ K				C FF 95 C FF 96 C FC 88 0-3 ② K		0-0 9 1B 9 WP 28 1B IBB	3 0 0 0 0	0 0 0 1 0	1 0 0 0 0	1 0 0 0 0	0 0 0 1 0	2 0 0 0 0	0 0 0 0 0

Inning Stats										
	R: 0 E: 0 K: 1 S: 8	H: 0 LOB: 0 BB: 0 P: 13	R: 2 E: 0 K: 1 S: 16	H: 3 LOB: 2 BB: 1 P: 31	R: 1 E: 0 K: 0 S: 10	H: 2 LOB: 1 BB: 0 P: 15	R: 0 E: 0 K: 2 S: 13	H: 0 LOB: 0 BB: 0 P: 20	R: 0 E: 0 K: 2 S: 10	H: 1 LOB: 1 BB: 0 P: 14
	R: 0 E: 0 K: 2 S: 11	H: 0 LOB: 0 BB: 0 P: 18	R: 0 E: 0 K: 1 S: 10	H: 1 LOB: 1 BB: 0 P: 11	R: 0 E: 0 K: 1 S: 12	H: 0 LOB: 1 BB: 1 P: 21	R: 4 E: 0 K: 0 S: 21	H: 4 LOB: 2 BB: 2 P: 30	1B: 7 2B: 3 3B: 0 HR: 1	SF: 0 SAC: 0 DP: 0 HBP: 0

PITCHER		IP	WLS	BF	H	R	ER	SO	BB	IBB	HBP	BLK	WP	HR	S	P	ERA	WHIP
26 Mike Foltynewicz, R ERA: 4.74	(1, 1)	6.0	L	25	6	3	3	8	1	0	0	0	0	1	68	111	4.50	1.167
67 A.J. Minter, L ERA: 3.86	(7, 1)	1.0		4	1	0	0	1	0	0	0	0	0	0	10	11	0.00	1.000
63 Dan Winkler, R ERA: 2.57	(8, 1)	1.0		4	0	0	0	1	1	0	0	0	0	0	12	21	0.00	1.000
57 Rex Brothers, L ERA: 8.5	(9, 1)	0.0		4	3	4	4	0	0	1	0	0	1	0	11	14	∞	∞
58 Luke Jackson, R ERA: 4.95	(9, 1)	1.0		5	1	0	0	0	0	1	0	0	0	0	10	16	0.00	1.000

PITCHER	IP	WLS	BF	H	R	ER	SO	BB	IBB	HBP	BLK	WP	HR	S	P	ERA	WHIP

TOP

Miami Marlins @ Atlanta Braves

SunTrust Park, Atlanta, GA

Fri Sep 08 2017, 7:37 PM - 10:52 PM EDT

Att. 30,056 - Clear - 72 F

livebaseballscorecards.com

AB	38
R	7
H	11
RBI	7
BB	4
SO	10
LOB	16

MIAMI

WP: 1 PA: 42
PB: 0
SB: 2
CS: 0

Batter	1	2	3	4	5	6	7	8	9	AB	R	H	RBI	BB	SO	LOB
11 Ender Inciarte, L (1, 8) OBP: 0.353, SLG: 0.413	X SI 92 0-0 ① G4-3		1 SAFE B CH 89 1 SAFE F CH 86 B SI 92 S SI 92 F SI 96 F SL 85 S CH 86 2-3 ② K			B SL 83 B CH 86 B CH 86 C CH 90 C CH 88 X CH 89 3-2 ① G4-3	B SL 86 B SL 88 B FF 94 C FF 95 B SL 85 4-1 1 FC4-6 BB		C FF 100 F CH 90 X CU 88 0-2 ② F8	4	0	0	0	1	1	3
1 Ozzie Albies, S (1, 4) OBP: 0.338, SLG: 0.444	C FF 94 B SI 92 B CH 87 X SI 94 2-1 ② G1-4-3		X CH 88 0-0 ③ G4-3			X SI 94 0-0 27 FC6-4 5 BB 1B	S CH 86 F CH 87 X FF 94 0-2 ③ FC4-6 1-2f		B FF 99 B FF 99 S FF 99 S SI 98 B SI 100 B FF 99 4-2 1-2 2-3 BB	4	0	1	0	1	0	4
5 Freddie Freeman, L (1, 3) OBP: 0.416, SLG: 0.615	S SI 96 C SI 96 B CH 89 B CH 88 X CH 90 2-2 ③ L7			B SL 85 F SL 84 B SI 94 B SI 94 X SI 95 3-1 HR		C SI 96 1 SAFE B SI 96 B SI 95 B CH 89 D CH 90 4-1 27 FC6-4 1-2 BB		F SL 88 X FF 94 0-1 1B	S CH 90 X SI 100 0-1 ③ F7	4	1	2	1	1	0	3
27 Matt Kemp, R (1, 7) OBP: 0.325, SLG: 0.475		B SI 95 B SL 85 X SI 94 2-0 ① G5-3		C SL 84 F SL 84 S SI 97 0-3 ① K		F SL 84 F SL 84 F SL 82 B SL 87 D SL 87 B SL 87 X CH 88 3-2 ② FC6-4 1-2f 2-3		F FF 96 B FF 95 F CU 82 B CU 83 T FF 95 2-2 ① K		4	0	0	0	0	2	3
25 Tyler Flowers, R (1, 2) OBP: 0.375, SLG: 0.444		C SI 96 T SI 96 B SI 97 B SI 97 B SL 87 X SI 97 3-2 14 FC1-6 1B		B SL 88 X SI 97 1-0 ② G1-3		B SI 96 D SL 88 C SL 85 S SI 96 X SL 87 2-2 ③ F9		F FF 96 F FF 96 B CU 84 S FF 95 1-3 ② K		4	0	1	0	0	1	3
14 Rio Ruiz, L (1, 5) OBP: 0.277, SLG: 0.327		X SI 95 0-0 ② FC1-6 1-2f	B CH 89 B CH 88 B SI 95 C SI 94 X CH 86 3-1 ③ L9				B CH 84 S SI 93 F SI 95 F CH 90 F CH 86 X SI 97 1-2 ① G4-3	S CU 83 B FF 96 B FF 96 F CU 83 B SI 96 F FF 96 X CU 82 3-2 ③ G4-3		4	0	0	0	0	0	2
7 Dansby Swanson, R (1, 6) OBP: 0.321, SLG: 0.341		C SI 96 D CH 86 C CH 84 B SI 96 X SI 96 2-2 ③ G5-3			C SL 82 B SL 80 B SI 94 F SI 94 C SL 84 2-3 ① K		B SI 97 C CH 88 S SL 84 F SI 97 B SL 84 B SI 96 F CH 86 B SI 96 4-2 13 G1-3 16 HBP BB		F FF 100 C CU 88 F CU 88 F CU 88 F FF 101 B CU 88 B CU 89 B SI 100 F FF 100 4-2 B SI 100 1 BB 16 1B BB	2	0	0	0	2	1	1
8 Jace Peterson, L (1, 9) OBP: 0.287, SLG: 0.286 16 Lane Adams, R (7, PH) OBP: 0.354, SLG: 0.431 (8, 9)			C CH 92 B SI 92 B CH 96 B CH 88 F SI 93 B SI 94 4-2 BB		C CH 86 B CH 88 S CH 87 S SI 97 1-3 ② K	C CH 86 H FF 94 1-1 13 G1-3 1-2 HBP		S SI 100 X SI 99 0-1 1 BB 1-2 1B	1	0	0	0	1	1	0
										1	0	1	0	0	0	0
26 Mike Foltynewicz, R (1, 1) OBP: 0.049, SLG: 0.049 67 A.J. Minter, L (7, 1) 13 Adonis García, R (7, PH) OBP: 0.281, SLG: 0.348 63 Dan Winkler, R (8, 1) 57 Rex Brothers, L (9, 1) 58 Luke Jackson, R (9, 1) 18 Matt Adams, L (9, PH) OBP: 0.316, SLG: 0.531			B CH 91 X CH 90 1-0 ① B1		F FF 97 S SL 85 S SL 86 0-3 ③ K	X CH 86 0-0 ② G1-3 1-2 2-3		F SI 100 B CH 90 S FF 100 S FF 100 1-3 ① K	2	0	0	0	0	1	1
									0	0	0	0	0	0	0
									1	0	0	0	0	0	0
									0	0	0	0	0	0	0
									0	0	0	0	0	0	0
									1	0	0	0	0	1	2
Inning Stats	R: 0 E: 0 K: 0 S: 6 H: 0 LOB: 0 BB: 0 P: 10	R: 0 E: 0 K: 0 S: 8 H: 1 LOB: 1 BB: 0 P: 15	R: 0 E: 0 K: 1 S: 9 H: 0 LOB: 1 BB: 1 P: 16	R: 1 E: 0 K: 1 S: 8 H: 1 LOB: 0 BB: 0 P: 15	R: 0 E: 0 K: 3 S: 9 H: 0 LOB: 0 BB: 0 P: 12	R: 0 E: 0 K: 0 S: 12 H: 1 LOB: 2 BB: 1 P: 24	R: 0 E: 0 K: 0 S: 16 H: 0 LOB: 3 BB: 2 P: 26	R: 0 E: 0 K: 2 S: 12 H: 1 LOB: 1 BB: 0 P: 18	R: 0 E: 0 K: 1 S: 18 H: 1 LOB: 3 BB: 2 P: 27	1B: 4 2B: 0 3B: 0 HR: 1 SF: 0 SAC: 0 DP: 0 HBP: 1						

PITCHER		IP	WLS	BF	H	R	ER	SO	BB	IBB	HBP	BLK	WP	HR	S	P	ERA	WHIP
62 José Ureña, R ERA: 3.61	(1, 1)	6.1	W	25	3	1	1	5	3	0	0	0	0	1	62	107	1.42	0.947
66 Jarlín García, L ERA: 4.44	(7, 1)	0.2	H	5	1	0	0	0	1	0	1	0	0	0	8	13	0.00	3.000
71 Drew Steckenrider, R ERA: 2.39	(8, 1)	1.0	H	3	0	0	0	2	0	0	0	0	0	0	10	16	0.00	0.000
49 Brian Ellington, R ERA: 5.56	(9, 1)	1.0		6	1	0	0	1	2	0	0	0	0	0	18	27	0.00	3.000

PITCHER	IP	WLS	BF	H	R	ER	SO	BB	IBB	HBP	BLK	WP	HR	S	P	ERA	WHIP

BOTTOM

Miami Marlins @ Atlanta Braves

SunTrust Park, Atlanta, GA

Fri Sep 08 2017, 7:37 PM - 10:52 PM EDT

Att. 30,056 - Clear - 72 F

livebaseballscorecards.com

AB	32
R	1
H	5
RBI	1
BB	6
SO	8
LOB	24

WP: 0 PA: 39
PB: 0
SB: 0
CS: 0

Batter	1	2	3	4	5	6	7	8	9	AB	R	H	RBI	BB	SO	LOB
9 Dee Strange-Gordon, L (1, 4) OBP: 0.341, SLG: 0.362	C FF 90 S FF 90 X FF 91 0-2 G4-3		B FC 90 C CH 81 F CH 83 F CU 76 X CU 73 1-2 L9	C FC 91 F SI 91 F FF 93 D CU 72 X FF 90 1-2 2-3 1B		B CU 81 B SI 93 B FF 93 B FF 92 4-0 BB		B SI 97 L SI 97 X SI 97 1-1 F7	4	0	1	0	1	0	1
27 Giancarlo Stanton, R (1, 9) OBP: 0.377, SLG: 0.646	B FF 93 B FF 91 F CH 83 X FF 92 2-1 HR		B FF 94 X CH 84 1-0 G4-3	C SL 86 B SI 93 1 SAFE X SL 87 1-1 G5-3		1 SAFE 1 SAFE C SL 88 S SL 87 B SL 88 1 SAFE 1 SAFE B SL 88 C SI 97 2-3 K		B SI 99 C SI 97 X SI 98 1-1 FC1-4 21 BB 1-2f	5	1	1	1	0	1	4
21 Christian Yelich, L (1, 8) OBP: 0.375, SLG: 0.453	C FF 91 B FF 92 B FF 93 X FF 92 2-1 G6-3		C FF 93 X CU 72 0-1 L8		B SI 92 B SL 86 X FF 92 2-0 11 1B 2B		B SL 88 B FF 97 F FF 95 B FF 96 X FF 96 3-1 13 L7-4 2B		D SI 98 D SL 87 C SL 87 F SI 97 B SI 98 F SL 83 D SL 86 4-2 1-2 BB	4	1	2	0	1	0	0
13 Marcell Ozuna, R (1, 7) OBP: 0.370, SLG: 0.539	B SI 91 X CH 85 1-0 L9			C CU 71 X FF 93 0-1 11 3B 1B	B SL 88 C SL 88 B SI 94 B SL 87 S SL 87 S SI 94 3-3 K		C FF 98 B SL 90 X SL 89 1-1 L7-4 2-2		S SL 86 S SL 87 S SL 86 0-3 K	5	1	1	0	0	2	4
11 J.T. Realmuto, R (1, 3) OBP: 0.326, SLG: 0.445		B FF 89 B FF 91 C FF 92 S CH 83 S CH 83 2-3 K		C FF 91 1 SAFE C CU 72 D CU 74 F CU 72 D FF 92 B CH 83 X CH 85 3-2 1-H 55 1B 3B	C SI 93 F SL 88 B SI 95 X SI 93 1-2 2-H 1B		C FF 98 F CH 88 B CH 88 S FF 97 1-3 K			4	1	2	2	0	2	0
55 Brian Anderson, R (1, 5) OBP: 0.382, SLG: 0.333		X FF 93 0-0 19 FC3-6 17 BB 1B		X CU 72 0-0 17 E 19 G6-3 3-H 1B	B SI 94 S SL 87 B SI 94 X SI 93 2-1 P5			B FF 95 F SI 95 C CU 84 X SI 96 1-2 G6-3		4	1	2	1	0	0	1
17 A.J. Ellis, R (1, 2) OBP: 0.293, SLG: 0.325		B FF 93 B CH 82 B CH 84 B FF 92 4-0 19 FC3-6 1-2 BB		X FC 91 0-0 E3 9 1B 1-3	B SL 87 C SL 87 S SI 94 D CU 83 X FF 90 2-2 G6-3			C CU 82 F SI 95 S FF 96 0-3 K		3	0	0	0	1	1	2
19 Miguel Rojas, R (1, 6) OBP: 0.324, SLG: 0.304		D CU 73 C FF 92 B FC 91 F CH 83 B FF 94 F FF 93 X FF 92 3-2 FC3-6 1-2f 2-3		B FF 91 C FF 92 B FC 90 B FF 91 X FF 91 3-1 G6-3 3-H	C SI 92 S SL 87 B SL 83 F CU 82 X SI 95 1-2 G5-3			X FF 96 0-0 P6		4	0	0	1	0	0	3
61 Adam Conley, L (1, 1) OBP: 0.208, SLG: 0.136 22 Dustin McGowan, R (5, 1) 49 Brian Ellington, R (7, 1) 71 Drew Steckenrider, R (8, 1) 51 Ichiro Suzuki, L (9, PH) OBP: 0.322, SLG: 0.339 46 Kyle Barraclough, R (9, 1)		B FC 92 C FF 91 B CU 73 B FF 91 C FF 92 S FC 92 3-3 K		B FF 89 F FC 90 B CU 75 F FF 91 S CU 71 2-3 K		C FF 92 C SI 93 S CU 80 0-3 K			B SI 98 B SI 98 B SI 97 C SI 97 B FF 98 4-1 27 FC1-4 BB	2 1 0 0 0 0	0 0 0 0 0 0	0 0 0 0 0 0	0 0 0 0 1 0	0 0 0 0 0 0	2 1 0 0 0 0	3 0 0 0 0 0
Inning Stats	R: 1 E: 0 K: 0 S: 8 H: 1 LOB: 0 BB: 0 P: 13	R: 0 E: 0 K: 2 S: 11 H: 1 LOB: 2 BB: 1 P: 23	R: 0 E: 0 K: 0 S: 7 H: 0 LOB: 0 BB: 0 P: 9	R: 3 E: 1 K: 1 S: 19 H: 4 LOB: 2 BB: 0 P: 29	R: 1 E: 0 K: 1 S: 12 H: 2 LOB: 1 BB: 0 P: 22	R: 0 E: 0 K: 2 S: 10 H: 0 LOB: 1 BB: 1 P: 17	R: 0 E: 0 K: 1 S: 7 H: 1 LOB: 0 BB: 0 P: 12	R: 0 E: 0 K: 1 S: 7 H: 0 LOB: 0 BB: 0 P: 8	R: 0 E: 0 K: 1 S: 11 H: 0 LOB: 2 BB: 2 P: 21	1B: 5 2B: 3 3B: 1 HR: 1 SF: 0 SAC: 0 DP: 1 HBP: 0						

PITCHER		IP	WLS	BF	H	R	ER	SO	BB	IBB	HBP	BLK	WP	HR	S	P	ERA	WHIP
61 Max Fried, L ERA: 4.7	(1, 1)	3.2		19	6	4	3	3	1	0	0	0	0	1	43	71	7.36	1.909
50 Lucas Sims, R ERA: 5.49	(4, 1)	2.1		10	2	1	1	3	1	0	0	0	0	0	24	42	3.86	1.286
52 José Ramirez, R ERA: 2.16	(7, 1)	1.0		3	1	0	0	1	0	0	0	0	0	0	7	12	0.00	1.000
39 Sam Freeman, L ERA: 2.89	(8, 1)	1.0		3	0	0	0	1	0	0	0	0	0	0	7	8	0.00	0.000
38 Arodys Vizcaíno, R ERA: 2.63	(9, 1)	1.0	W	5	0	0	0	1	2	0	0	0	0	0	11	21	0.00	2.000

PITCHER	IP	WLS	BF	H	R	ER	SO	BB	IBB	HBP	BLK	WP	HR	S	P	ERA	WHIP

TOP

Miami Marlins @ Atlanta Braves

SunTrust Park, Atlanta, GA

Sat Sep 09 2017, 7:11 PM - 10:31 PM EDT

Att. 34,043 - Clear - 72 F

livebaseballscorecards.com

AB	36
R	5
H	9
RBI	5
BB	4
SO	9
LOB	18

MIAMI

WP: 0 PA: 40
PB: 0
SB: 0
CS: 0

BOTTOM

Batter	1	2	3	4	5	6	7	8	9	AB	R	H	RBI	BB	SO	LOB
11 Ender Inciarte, L (1, 8) OBP: 0.354, SLG: 0.413	C FF 89 B FF 88 B FF 87 X FF 88 2-1 G6-3 ①	X FF 88 0-0 G4-6-3 ② ③ 1-2f		X FF 87 0-0 1 2B 2-3 1B		C SI 95 X SI 94 0-1 5 1B 1-2 1B		F CH 89 S FF 96 B FF 96 B CH 89 F SI 95 B FF 95 X FF 95 3-2 L9 ①	B FF 95 B FF 94 B FF 94 B FF 95 4-0 1-2 2-3 3-H BB	5	0	2	1	1	0	2
1 Ozzie Albies, S (1, 4) OBP: 0.333, SLG: 0.442	C FF 90 F CH 83 S FF 90 0-3 K ②		F SL 78 B CH 83 X CH 83 1-1 F8 ①	X CH 81 0-0 1-3 3-H 2B		B SL 85 B SI 94 F SI 94 C SI 95 F CH 87 B SI 96 X SI 94 3-2 F7 ①		C FF 95 F FF 95 S FF 96 0-3 K ②		5	0	1	1	0	2	2
5 Freddie Freeman, L (1, 3) OBP: 0.418, SLG: 0.614	X FF 89 0-0 24 HBP 27 1B 1B		S SL 85 B SL 85 X SL 86 1-1 G3 ②	X SL 85 0-0 F8 ③		F SL 88 B SL 88 S SI 94 F SL 86 X SL 87 1-2 1-3 2-H 1B		B CH 90 B CH 89 B CH 89 C SI 96 B FF 95 4-1 BB		4	0	2	1	1	0	2
27 Matt Kemp, R (1, 7) OBP: 0.324, SLG: 0.471 38 Arodys Vizcaíno, R (9, 1)	F FF 89 X FF 89 0-1 24 HBP 1-2 1B		X CH 83 0-0 F9 ③		B FF 88 B SL 84 S SL 84 F FF 89 B SL 85 X SL 85 3-2 L7 ①	F SI 94 F SL 87 S SL 90 0-3 K ②		S FF 95 F FF 96 S FF 96 0-3 K ③		5 0	0 0	1 0	0 0	0 0	2 0	3 0
24 Kurt Suzuki, R (1, 2) OBP: 0.344, SLG: 0.507 2 Micah Johnson, L (9, PR)	H FF 90 1-0 1-2 2-3 HBP			C FF 88 B CH 82 S CH 82 X FF 88 1-2 17 HR 1B	F SL 77 F SL 78 X SL 86 0-2 7 BB 17 1B 1B	B SI 93 X FF 95 1-0 P5 ③			S FF 94 X FF 94 0-1 17 SH1-4 7 WP 16 FC6-2 1B	4 0	2 0	3 0	0 0	0 0	0 0	2 0
7 Dansby Swanson, R (1, 6) OBP: 0.324, SLG: 0.340	B FF 90 B CH 82 F FF 90 B FF 90 X FF 91 3-1 P3 ③			C CH 81 S FF 88 F SL 84 S SL 85 0-3 K ① B FF 89 B FF 88 B CH 82 B FF 89 4-0 17 1B 1-2 BB			B SI 100 C SI 100 F SI 101 F SI 98 B SI 100 B CU 86 F SI 100 B SI 99 4-2 16 S BB	L FF 93 1 SAFE B SL 78 B FF 93 B FF 93 B FF 94 4-1 22 BB 17 SH1-4 11 BB 1-2 BB	2	1	0	0	3	1	4
17 Johan Camargo, S (1, 5) OBP: 0.330, SLG: 0.472		B SL 80 X SL 80 1-0 F9 ①		B FF 89 X CH 82 1-0 1-H HR	B SL 83 F FF 88 F SL 84 X SL 86 1-2 ② 1-3 2-H 1B		X SI 99 0-0 F9 ①		D SL 78 X FF 93 1-0 SH1-4 ① 1-2 2-3	4	1	2	3	0	0	1
16 Lane Adams, R (1, 9) OBP: 0.357, SLG: 0.419 (9, 7)		B FF 89 B FF 89 S FF 89 B FF 90 C FF 89 F CH 83 F FF 92 B FF 90 4-2 61 SH BB		X FF 89 0-0 11 1B 50 SH3-4 1 2B 1B	F SI 93 B SI 93 F SI 94 D SL 86 B SI 94 X SL 87 3-2 G5-3 ③		B SI 99 B SI 99 S SI 99 F SI 99 F SI 100 S FF 99 2-3 K ② 1-2		S FF 94 X FF 94 0-1 FC6-2 ② 11 BB 22 BB 3-H	4	1	1	0	1	1	5
61 Max Fried, L (1, 1) 50 Lucas Sims, R (4, 1) 8 Jace Peterson, L (6, PH) OBP: 0.291, SLG: 0.290 52 José Ramírez, R (7, 1) 18 Matt Adams, L (7, PH) OBP: 0.315, SLG: 0.529 39 Sam Freeman, R (8, 1) 22 Nick Markakis, L (9, 9) OBP: 0.365, SLG: 0.402		1 SAFE L FF 88 L FF 89 1 SAFE X FF 88 0-2 SH 11 G4-6-3 1-2		B SL 88 B FF 87 C FF 87 X FF 87 2-1 SH3-4 ② 1-2		C SI 94 B SL 85 X SI 94 1-1 11 1B 5 1B 1B		C SI 100 B FF 99 B SI 99 S SI 99 F FF 99 X SI 98 2-2 P3 ③	B FF 94 B FF 95 C FF 95 B CH 89 2 SAFE B FF 95 4-1 11 BB 1-2 2-3 BB	0 0 1 0 1 0 0	0 0 1 0 0 0 0	0 0 1 0 0 0 1	0 0 0 0 0 0 0	0 0 0 0 0 0 1	0 0 0 0 0 0 0	0 0 0 0 1 0 0
Inning Stats	R: 0 E: 0 K: 1 S: 10 H: 2 LOB: 3 BB: 0 P: 16	R: 0 E: 0 K: 0 S: 9 H: 0 LOB: 1 BB: 1 P: 14	R: 0 E: 0 K: 0 S: 5 H: 0 LOB: 0 BB: 0 P: 7	R: 3 E: 0 K: 1 S: 14 H: 5 LOB: 2 BB: 0 P: 18	R: 1 E: 0 K: 0 S: 12 H: 2 LOB: 1 BB: 1 P: 23	R: 1 E: 0 K: 1 S: 16 H: 3 LOB: 2 BB: 0 P: 22	R: 0 E: 0 K: 1 S: 13 H: 0 LOB: 1 BB: 1 P: 21	R: 0 E: 0 K: 2 S: 11 H: 0 LOB: 1 BB: 1 P: 18	R: 1 E: 0 K: 0 S: 7 H: 1 LOB: 3 BB: 3 P: 20	1B: 11 2B: 1 3B: 0 HR: 1 SF: 0 SAC: 3 DP: 1 HBP: 1						

PITCHER		IP	WLS	BF	H	R	ER	SO	BB	IBB	HBP	BLK	WP	HR	S	P	ERA	WHIP
61 Adam Conley, L ERA: 5.23	(1, 1)	4.2		25	9	4	4	2	2	0	1	0	0	1	47	72	7.71	2.357
22 Dustin McGowan, R ERA: 4.0	(5, 1)	1.1		7	3	1	1	1	0	0	0	0	0	0	19	28	6.75	2.250
49 Brian Ellington, R ERA: 5.4	(7, 1)	1.0		4	0	0	0	1	1	0	0	0	0	0	13	21	0.00	1.000
71 Drew Steckenrider, R ERA: 2.3	(8, 1)	1.0		4	0	0	0	2	1	0	0	0	0	0	11	18	0.00	1.000
46 Kyle Barraclough, R ERA: 3.0	(9, 1)	0.2	L	6	1	1	1	0	3	0	0	0	1	0	7	20	13.50	6.000

PITCHER	IP	WLS	BF	H	R	ER	SO	BB	IBB	HBP	BLK	WP	HR	S	P	ERA	WHIP

Miami Marlins @ Atlanta Braves

SunTrust Park, Atlanta, GA

Sat Sep 09 2017, 7:11 PM - 10:31 PM EDT

Att. 34,043 - Clear - 72 F

livebaseballscorecards.com

AB	35
R	6
H	13
RBI	6
BB	7
SO	6
LOB	22

WP: 1 PA: 46
PB: 0
SB: 1
CS: 0

Batter	1	2	3	4	5	6	7	8	9	10	11	AB	R	H	RBI	BB	SO	LOB
11 J.T. Realmuto, R (1, 2) OBP: 0.330, SLG: 0.450	C KN 74 B KN 79 B KN 74 C FF 84 X KN 76 2-2 21 G3 1B	F KN 78 B KN 81 X KN 78 1-1 1-3 2-H 3-H 2B			B C FF 83 F FF 84 X KN 80 1-2 27 1B 21 1B 1B	C FC 90 C FF 93 B CU 83 B FF 94 F CH 88 X FC 91 2-2 ③ F9		B FF 98 F FF 97 B FF 97 1 SAFE B FF 96 X FF 95 3-1 ③ F7			B SI 97 C SI 97 X SI 98 1-1 21 FC6-4 1B	6	1	4	2	0	0	2
27 Giancarlo Stanton, R (1, 9) OBP: 0.377, SLG: 0.644	C KN 80 B KN 80 S KN 80 1 SAFE X KN 80 1-2 ① P3	C KN 81 F KN 81 S EP 69 0-3 ② K			F KN 80 B KN 81 X KN 80 1-1 21 1B 28 G6-3 1-2 1B		B CU 82 C CH 89 F FC 90 B FC 90 B CU 82 C FF 93 3-3 ① K		B SL 82 F SL 81 B SI 94 X SI 94 2-1 21 2B 2B		C SI 83 B SI 97 S SI 97 S SL 86 1-3 ① K	6	2	2	0	0	3	4
21 Christian Yelich, L (1, 8) OBP: 0.377, SLG: 0.455	C FF 85 C KN 79 B KN 81 1 SAFE X KN 79 1-2 ② G3 1-2	C KN 81 X KN 81 0-1 ③ G6-3			X KN 78 0-0 1-3 2-H 1B		X FF 95 0-0 1B		B SL 81 B SL 81 F SI 94 F SI 94 X SI 94 2-2 13 G6-3 41 SF9 2-H 2B		C SI 98 X SL 84 0-1 ② FC6-4 18 2B 1-2f	6	1	3	2	0	0	4
28 Tyler Moore, R (1, 7) OBP: 0.243, SLG: 0.384 25 Junichi Tazawa, R (7, 1) 13 Marcell Ozuna, R (9, PH) OBP: 0.269, SLG: 0.538 66 Jarlín García, L (9, 1) 40 Javy Guerra, R (9, 1) 18 Tomás Telis, S (11, PH) OBP: 0.255, SLG: 0.337 45 Vance Worley, R (11, 1) OBP: 0.211, SLG: 0.211	X KN 80 0-0 G6-3		B FF 84 C FF 85 X KN 78 1-1 F9		B KN 79 B KN 80 C FF 86 B KN 77 X FF 87 3-1 ① G6-3 3-H		B FF 95 S FC 90 F FC 88 S FF 96 1-3 ② K		D SL 84 F SI 92 B FF 94 S SL 82 X SL 83 2-2 ① G6-3 2-3		B SI 98 X SI 96 1-0 1-3 2B	4 0 1 0 0 1 0	0 0 0 0 0 0 0	0 0 0 0 0 0 0	1 0 0 0 0 1 0	0 0 0 0 0 0 0	1 0 0 0 0 0 0	3 0 1 0 0 0 0
41 Justin Bour, L (1, 3) OBP: 0.367, SLG: 0.544		B KN 78 F KN 78 B KN 79 B KN 74 B KN 69 4-1 12 BB 55 BB 19 1B BB	S KN 79 B KN 82 S EP 68 S KN 82 1-3 ② K		X KN 80 0-0 ② L7		B FC 88 C FC 88 X FC 88 1-1 ③ F8		S SL 84 C SL 84 X SL 82 0-2 ② SF9 3-H		0-0 IBB	3	1	0	1	2	1	2
55 Brian Anderson, R (1, 5) OBP: 0.350, SLG: 0.286		B FF 86 B FF 85 D FF 84 C FF 83 B FF 84 4-1 19 1B 12 BB 11 2B 1-2 BB	C KN 76 F KN 81 S KN 81 0-3 ③ K		F KN 78 C EP 68 B FF 84 X KN 81 1-2 ③ G3-1			C FF 95 S SL 88 B SL 90 S CH 86 1-3 ① K	X CU 74 0-0 ③ G5-3		C SL 84 F FF 98 F SL 85 S SL 85 0-3 ③ K	5	1	0	0	1	3	4
12 Mike Aviles, R (1, 4) OBP: 0.329, SLG: 0.323 9 Dee Strange-Gordon, L (8, PH) OBP: 0.342, SLG: 0.368 (8, 4)		D KN 76 B FF 85 C FF 83 C FF 84 B FF 86 B FF 84 4-2 19 1B 11 2B 1-2 2-3 BB	C FF 84 F KN 78 B KN 79 S KN 80 1-3 ① K		S CU 82 C FC 91 B CU 83 S FC 91 1-3 ① K			X SL 87 0-0 HR		X SI 96 0-0 ① L7		2 2	1 1	0 1	0 1	1 0	2 0	0 0
19 Miguel Rojas, R (1, 6) OBP: 0.329, SLG: 0.308		C KN 74 B KN 80 F FF 85 B KN 79 F KN 76 X KN 77 2-2 11 2B 1-2 2-3 3-H 1B	X FF 83 0-0 ② P5		C CU 83 B FC 91 B FF 92 X FC 91 2-1 20 SH1-4 1B			B FF 97 F FF 96 H FF 96 2-1 HBP		C SI 96 C SI 97 F SI 96 X SI 97 0-2 ② G4-3		4	0	2	1	0	0	0
43 Odrisamer Despaigne, R (1, 1) OBP: 0.091, SLG: 0.091 20 Justin Nicolino, L (4, 1) 51 Ichiro Suzuki, L (7, 7) OBP: 0.319, SLG: 0.335		C FF 85 M KN 78 F KN 80 F KN 79 S KN 80 0-3 ① K	C FF 83 F KN 79 F KN 80 X FF 85 1-2 ③ G1-3		B FF 92 1 SAFE B FF 92 X FF 92 2-0 ② SH1-4 1-2			C FF 97 C FF 96 X CH 88 0-2 ② F8		B SI 97 C SI 97 F SI 97 X SI 98 1-2 ③ L7		2 0 2	0 0 0	0 0 0	0 0 0	0 0 0	1 0 1	3 0 1
Inning Stats	R: 0 E: 0 K: 0 S: 10 H: 1 LOB: 1 BB: 0 P: 14	R: 3 E: 0 K: 2 S: 21 H: 2 LOB: 2 BB: 3 P: 36	R: 0 E: 0 K: 2 S: 8 H: 0 LOB: 0 BB: 0 P: 10	R: 0 E: 0 K: 1 S: 8 H: 0 LOB: 0 BB: 0 P: 10	R: 2 E: 0 K: 0 S: 12 H: 3 LOB: 1 BB: 0 P: 18	R: 0 E: 0 K: 1 S: 10 H: 1 LOB: 1 BB: 0 P: 17	R: 0 E: 0 K: 2 S: 9 H: 1 LOB: 1 BB: 0 P: 14	R: 1 E: 0 K: 1 S: 10 H: 1 LOB: 1 BB: 0 P: 16	R: 2 E: 0 K: 0 S: 12 H: 2 LOB: 0 BB: 0 P: 18	R: 0 E: 0 K: 0 S: 8 H: 0 LOB: 0 BB: 0 P: 9	R: 0 E: 0 K: 2 S: 12 H: 2 LOB: 3 BB: 1 P: 15	1B: 8 2B: 4 3B: 0 HR: 1	SF: 1 SAC: 1 DP: 0 HBP: 1	WP: 0 PB: 0 SB: 0 CS: 0	PA: 51			

PITCHER	IP	WLS	BF	H	R	ER	SO	BB	IBB	HBP	BLK	WP	HR	S	P	ERA	WHIP
19 R.A. Dickey, R (1, 1) ERA: 4.28	5.0		24	6	5	5	5	3	0	0	0	0	0	59	88	9.00	1.800
63 Dan Winkler, R (6, 1) ERA: 2.16	1.1		5	1	0	0	2	0	0	0	0	0	0	13	23	0.00	0.750
67 A.J. Minter, L (7, 1) ERA: 3.52	0.2		3	1	0	0	1	0	0	0	0	0	0	6	8	0.00	1.500
52 José Ramirez, R (8, 1) ERA: 2.28	1.0		5	1	1	1	1	0	0	1	0	0	1	10	16	9.00	1.000
45 Matt Wisler, R (9, 1) ERA: 8.28	0.1		3	2	2	2	0	0	0	0	0	0	0	8	14	54.00	6.000

PITCHER	IP	WLS	BF	H	R	ER	SO	BB	IBB	HBP	BLK	WP	HR	S	P	ERA	WHIP
46 Ian Krol, L (9, 1) ERA: 5.8	0.2		2	0	0	0	0	0	0	0	0	0	0	4	4	0.00	0.000
38 Arodys Vizcaíno, R (10, 1) ERA: 2.53	2.0	W	9	2	0	0	2	0	1	0	0	0	0	20	24	0.00	1.000

Miami Marlins @ Atlanta Braves

SunTrust Park, Atlanta, GA

Sun Sep 10 2017, 1:39 PM - 5:25 PM EDT

Att. 34,974 - Cloudy - 67 F

TOP

livebaseballscorecards.com

AB	44
R	8
H	13
RBI	8
BB	4
SO	11
LOB	24

MIAMI

Batter	1	2	3	4	5	6	7	8	9	10	11	AB	R	H	RBI	BB	SO	LOB
11 Ender Inciarte, L (1, 8) OBP: 0.352, SLG: 0.410	C FC 88 X FF 90 0-1 ① L7		B SI 91 F FC 86 X CH 79 1-1 22 BB, 1 1B, 25 1B; 1-3 1B	B CH 79 C FC 86 X FC 86 1-1 ② G4-3		C FF 91 X FF 92 0-1 ① G4-3		S FO 87 B FF 92 X FO 88 1-1 ③ G4-3		C FF 91 F FF 92 X CU 80 0-2 ① G3		6	1	0	0	0	0	0
1 Ozzie Albies, S (1, 4) OBP: 0.346, SLG: 0.444	B FF 91 F FC 85 F SI 91 B FF 91 B CH 78 B FC 85 4-2 BB		X FC 85 0-0 22 BB, 25 1B; 1-2 3-H 1B	B FC 85 F FF 92 B CU 74 B FC 85 C FF 91 F SI 91 B FC 86 4-2 5 BB		B CU 78 B CH 83 B CH 83 C FF 90 X CH 82 3-1 5 G4-6-3; 1B			B FF 94 F FF 92 B CH 86 S FF 94 F FF 93 X CH 87 2-2 ① F7	F FF 91 X CH 83 0-1 ② F9		4	1	2	1	2	0	0
5 Freddie Freeman, L (1, 3) OBP: 0.417, SLG: 0.608	F FC 83 1 SAFE F FC 85 S FF 91 0-3 ② K		C FC 85 B FC 85 X FC 86 1-1 ② F9	B SI 93 B FC 86 F FC 86 1 SAFE B SI 92 B FC 86 4-1 1-2 BB		C FF 92 1 SAFE S CH 85 X FF 91 0-2 ② G4-6-3; 1-2f ③			C SL 88 B FF 94 F SL 86 B FF 95 F FF 95 B SL 86 X FF 95 3-2 22 2B, 25 G5-3; 1B	X FF 90 0-0 ③ G4-3		5	1	1	0	1	1	4
22 Nick Markakis, L (1, 9) OBP: 0.364, SLG: 0.402	X SI 90 0-0 ③ L8		B CH 80 B FC 86 B FC 85 B SI 92 4-0 18 BB, 25 1B, 17 1B; 1-2 2-3 BB	B CU 77 C FF 92 B CU 78 X FF 91 2-1 ③ L7			B CU 76 C CU 75 X FF 90 1-1 ① F8 X CH 82 0-0 1B		B FF 95 B FF 94 F FF 94 X FF 94 2-1 17 1B, 14 1B; 1-3 2B		B SI 87 C SI 89 X FC 85 1-1 ① G6-3	5	2	1	0	1	0	3
25 Tyler Flowers, R (1, 2) OBP: 0.377, SLG: 0.445 2 Micah Johnson, L (11, PR)		B FF 90 X SI 90 1-0 ① L9	X FC 85 0-0 18 BB, 17 1B; 1-2 2-H 3-H 1B		B FF 90 C CH 83 S CU 77 B FF 91 X FF 93 2-2 ① F9				S CH 85 F FF 94 X FF 93 0-2 ② G5-3; 3-H		X SI 87 0-0 16 HR; 1B	6 0	1 1	3 0	3 0	0 0	0 0	1 0
18 Matt Adams, L (1, 7) OBP: 0.318, SLG: 0.532 16 Lane Adams, R (5, PR) OBP: 0.370, SLG: 0.469 (6, 7)		B SI 91 S FC 84 X CH 78 1-1 ② G4-3	S SI 92 B FF 93 2 SAFE B FF 94 S FC 87 B FF 94 F FF 94 F FC 86 B FC 86 4-2 17 1B; 1-2 2-3 BB		C CU 77 B FF 91 C FF 92 F CU 79 X CU 79 1-2 13 FC6-5; 2B		B FO 90 X FF 91 1-0 ② F7		B FF 94 F CH 85 B FF 94 B CH 85 C FF 94 B FF 94 4-2 17 1B, 14 1B; BB	1 SAFE X SI 87 0-0 1-H HR		2 2	0 2	1 1	0 2	1 1	0 0	0 1
17 Johan Camargo, S (1, 6) OBP: 0.336, SLG: 0.472 7 Dansby Swanson, R (9, PR) OBP: 0.324, SLG: 0.340 (10, 6)		C SI 91 B SI 90 F FF 92 C FC 84 1-3 ③ K	X CH 80 0-0 1-2 2-H 3-H 1B		0-0 13 FC6-5; IBB		D CU 73 C FO 85 F FF 92 B FF 92 X FO 85 2-2 ③ F9		F FF 90 F FF 92 X FF 93 0-2 14 1B; 1-2 2-3 1B			4 0	0 0	2 0	2 0	1 0	1 0	1 0
14 Rio Ruiz, L (1, 5) OBP: 0.282, SLG: 0.324			B FF 90 B FC 86 B FC 85 B FF 86 11 16, 1 1B; BB F FC 88 B CH 79 B FC 87 X FC 87 2-1 F8		D CU 76 D CH 84 C FC 92 B CU 78 F FF 92 C FC 91 3-3 ② K			B CU 72 B FO 86 X FF 91 2-0 ① G3-1	F CU 81 F FF 92 B FF 95 X FF 93 1-2 1-2 2-H 3-H 1B			4	1	1	2	1	1	4
19 R.A. Dickey, R (1, 1) 13 Adonis García, R (5, PH) 63 Dan Winkler, R (8, 1) 67 A.J. Minter, L (7, 1) 52 José Ramírez, R (8, 1) 8 Jace Peterson, L (8, PH) 45 Matt Wisler, R (9, 1) 46 Ian Krol, L (8, 1) 27 Matt Kemp, R (5, PH) 38 Arodys Vizcaíno, R (10, 1)			X FC 88 0-0 ① P5	B FF 91 B FF 91 C FF 91 X FF 90 2-1 ① F8	B FF 92 S CH 84 X CH 85 1-1 ③ FC6-5; 1-2 2-3f			C CU 74 B FF 92 B FF 93 C FF 94 B FO 88 X FF 94 3-2 ② G1-3	F CU 82 X SL 89 0-1 ③ F9			2 1 0 0 0 1 0 0 1 0	0 0 0 0 0 0 0 0 0 0	0 0 0 0 0 0 0 0 0 0	0 0 0 0 0 0 0 0 0 0	0 0 0 0 0 0 0 0 0 0	0 0 0 0 0 0 0 0 0 0	1 2 0 0 0 0 0 0 2 0
Inning Stats	R: 0 E: 0 K: 1 S: 8 H: 0 LOB: 1 BB: 1 P: 12	R: 0 E: 0 K: 1 S: 6 H: 0 LOB: 0 BB: 0 P: 9	R: 5 E: 0 K: 0 S: 15 H: 4 LOB: 2 BB: 3 P: 31	R: 0 E: 0 K: 0 S: 10 H: 0 LOB: 2 BB: 2 P: 23	R: 0 E: 0 K: 1 S: 12 H: 1 LOB: 2 BB: 1 P: 19	R: 0 E: 0 K: 0 S: 7 H: 1 LOB: 0 BB: 0 P: 10	R: 0 E: 0 K: 0 S: 7 H: 1 LOB: 1 BB: 0 P: 11	R: 0 E: 0 K: 0 S: 6 H: 0 LOB: 0 BB: 0 P: 12	R: 3 E: 0 K: 0 S: 23 H: 4 LOB: 2 BB: 1 P: 35	R: 0 E: 0 K: 0 S: 6 H: 0 LOB: 0 BB: 0 P: 6	R: 2 E: 0 K: 0 S: 4 H: 2 LOB: 1 BB: 0 P: 5	1B: 10 2B: 2 3B: 0 HR: 1 SF: 0 SAC: 0 DP: 1 HBP: 0	WP: 0 PB: 0 SB: 0 CS: 0 PA: 51					

PITCHER		IP	WLS	BF	H	R	ER	SO	BB	IBB	HBP	BLK	WP	HR	S	P	ERA	WHIP
43 Odrisamer Despaigne, R ERA: 4.38	(1, 1)	3.2		21	4	5	5	2	6	0	0	0	0	0	37	71	12.27	2.727
20 Justin Nicolino, L ERA: 5.4	(4, 1)	2.2		11	3	0	0	1	0	1	0	0	0	0	24	37	0.00	1.125
25 Junichi Tazawa, R ERA: 5.59	(7, 1)	1.2		5	0	0	0	0	0	0	0	0	0	0	10	19	0.00	0.000
66 Jarlín García, L ERA: 4.93	(9, 1)	0.2	H	5	2	3	3	0	1	0	0	0	0	0	15	26	40.50	4.500
40 Javy Guerra, R ERA: 4.0	(9, 1)	1.1	B	6	2	0	0	0	0	0	0	0	0	0	14	15	0.00	1.500

PITCHER		IP	WLS	BF	H	R	ER	SO	BB	IBB	HBP	BLK	WP	HR	S	P	ERA	WHIP
45 Vance Worley, R ERA: 6.58	(11, 1)	0.1	L	3	2	2	2	0	0	0	0	0	0	1	4	5	54.00	6.000

BOTTOM

Miami Marlins @ Atlanta Braves

SunTrust Park, Atlanta, GA

Sun Sep 10 2017, 1:39 PM - 5:25 PM EDT

Att. 34,974 - Cloudy - 67 F

livebaseballscorecards.com

AB	43
R	10
H	13
RBI	10
BB	8
SO	3
LOB	19

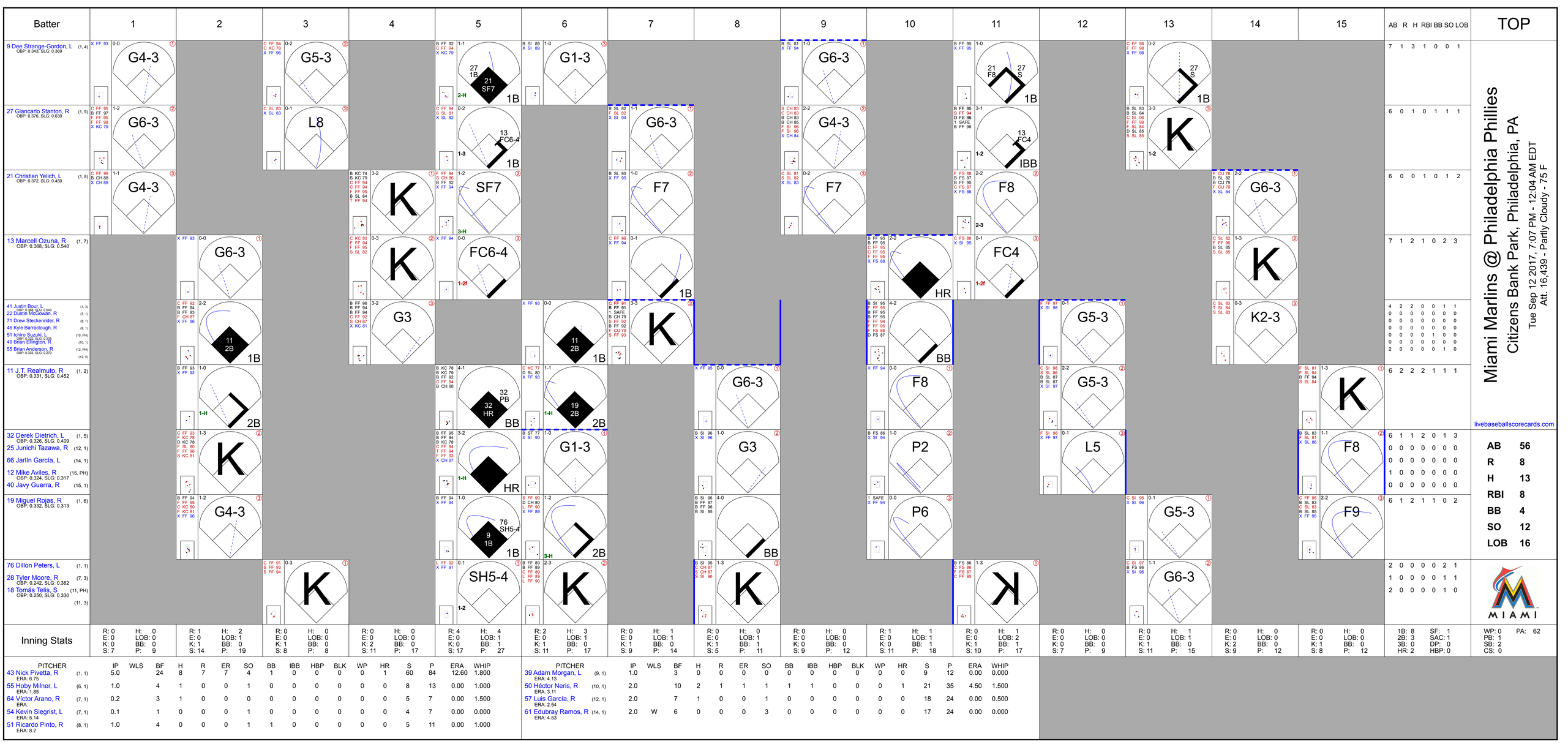

PITCHER		IP	WLS	BF	H	R	ER	SO	BB	IBB	HBP	BLK	WP	HR	S	P	ERA	WHIP
43 Nick Pivetta, R ERA: 6.75	(1, 1)	5.0		24	8	7	7	4	1	0	0	0	0	1	60	84	12.60	1.800
55 Hoby Milner, L ERA: 1.85	(6, 1)	1.0		4	1	0	0	1	0	0	0	0	0	0	8	13	0.00	1.000
64 Víctor Arano, R ERA:	(7, 1)	0.2		3	1	0	0	0	0	0	0	0	0	0	5	7	0.00	1.500
54 Kevin Siegrist, L ERA: 5.14	(7, 1)	0.1		1	0	0	0	1	0	0	0	0	0	0	4	7	0.00	0.000
51 Ricardo Pinto, R ERA: 8.2	(8, 1)	1.0		4	0	0	0	1	1	0	0	0	0	0	5	11	0.00	1.000

PITCHER		IP	WLS	BF	H	R	ER	SO	BB	IBB	HBP	BLK	WP	HR	S	P	ERA	WHIP
39 Adam Morgan, L ERA: 4.13	(9, 1)	1.0		3	0	0	0	0	0	0	0	0	0	0	9	12	0.00	0.000
50 Héctor Neris, R ERA: 3.11	(10, 1)	2.0		10	2	1	1	1	1	1	0	0	0	1	21	35	4.50	1.500
57 Luis García, R ERA: 2.54	(12, 1)	2.0		7	1	0	0	1	0	0	0	0	0	0	18	24	0.00	0.500
61 Edubray Ramos, R ERA: 4.53	(14, 1)	2.0	W	6	0	0	0	3	0	0	0	0	0	0	17	24	0.00	0.000

1B: 8 SF: 1
2B: 3 SAC: 1
3B: 0 DP: 0
HR: 2 HBP: 0
WP: 0 PA: 62
PB: 1
SB: 2
CS: 0

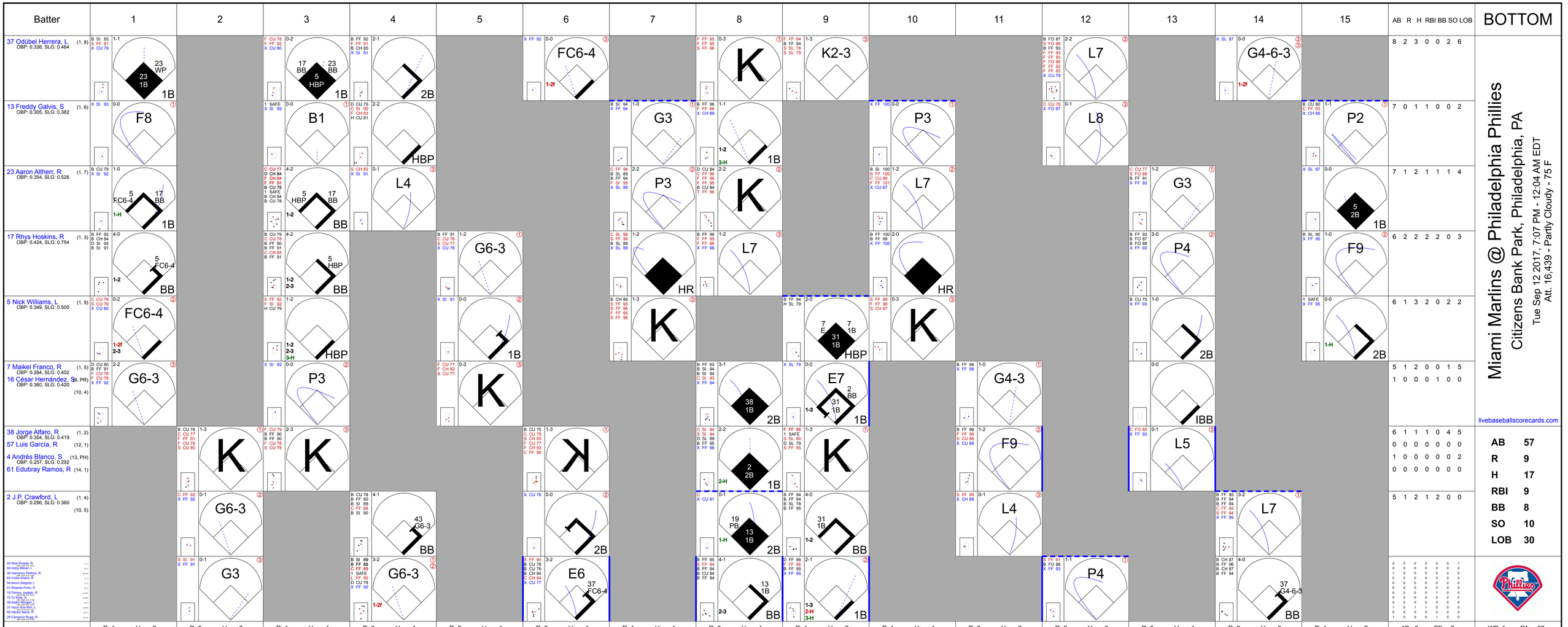
Batter
1
2
3
4
5
6
7
8
9
10
11
12
13
14
15
AB R H RBI BB SO LOB
BOTTOM
37 Odúbel Herrera, L (1, 8) OBP: 0.336, SLG: 0.464
13 Freddy Galvis, S (1, 6) OBP: 0.305, SLG: 0.382
23 Aaron Altherr, R (1, 7) OBP: 0.354, SLG: 0.526
17 Rhys Hoskins, R (1, 3) OBP: 0.424, SLG: 0.754
5 Nick Williams, L (1, 9) OBP: 0.349, SLG: 0.500
7 Maikel Franco, R (1, 5) OBP: 0.284, SLG: 0.402
16 César Hernández, 2B (9, PR) (10, 4) OBP: 0.360, SLG: 0.420
38 Jorge Alfaro, R (1, 2) OBP: 0.354, SLG: 0.419
57 Luis García, R (12, 1)
4 Andrés Blanco, S (13, PH) OBP: 0.257, SLG: 0.292
61 Edubray Ramos, R (14, 1)
2 J.P. Crawford, L (1, 4) OBP: 0.296, SLG: 0.360
(10, 5)
43 Nick Pivetta, R
55 Hoby Milner, L
30 Cameron Perkins, R
64 Victor Arano, R
54 Kevin Siegrist, L
51 Ricardo Pinto, R
19 Tommy Joseph, R
15 Ty Kelly, 3
39 Adam Morgan, L
31 Hyun-Soo Kim, L
50 Hector Neris, R
29 Cameron Rupp, R
Miami Marlins @ Philadelphia Phillies
Citizens Bank Park, Philadelphia, PA
Tue Sep 12 2017, 7:07 PM - 12:04 AM EDT
Att. 16,439 - Partly Cloudy - 75 F
livebaseballscorecards.com
AB 57
R 9
H 17
RBI 9
BB 8
SO 10
LOB 30
Inning Stats
PITCHER IP WLS BF H R ER SO BB IBB HBP BLK WP HR S P ERA WHIP
76 Dillon Peters, L (1, 1) ERA: 2.5 6.0 28 6 2 2 4 0 2 0 1 0 60 96 3.00 1.667
22 Dustin McGowan, R (7, 1) ERA: 4.32 1.0 6 3 3 3 1 0 0 0 0 0 1 16 26 27.00 3.000
71 Drew Steckenrider, R (8, 1) ERA: 2.22 1.0 H 6 2 1 0 2 1 0 0 0 0 0 15 23 0.00 3.000
46 Kyle Barraclough, R (9, 1) ERA: 3.1 1.0 B 6 2 1 1 2 1 0 1 0 0 0 9 19 9.00 3.000
49 Brian Ellington, R (10, 1) ERA: 5.35 2.0 B 7 1 1 1 1 0 0 0 0 0 1 15 20 4.50 0.500
PITCHER IP WLS BF H R ER SO BB IBB HBP BLK WP HR S P ERA WHIP
25 Junichi Tazawa, R (12, 1) ERA: 5.36 2.0 8 1 0 0 0 1 0 0 0 0 0 0 18 26 0.00 0.500
66 Jarlín García, L (14, 1) ERA: 4.83 1.0 3 0 0 0 0 1 0 0 0 0 0 0 4 11 0.00 1.000
40 Javy Guerra, R (15, 1) ERA: 4.66 0.2 L 4 2 1 1 0 0 0 0 0 0 0 0 5 7 13.50 3.000
1B: 9 2B: 6 3B: 0 HR: 2
SF: 0 SAC: 0 DP: 2 HBP: 3
WP: 1 PB: 1 SB: 0 CS: 0
PA: 68

Miami Marlins @ Philadelphia Phillies

Citizens Bank Park, Philadelphia, PA

Wed Sep 13 2017, 7:07 PM - 9:31 PM EDT

Att. 16,745 - Cloudy - 73 F

TOP

livebaseballscorecards.com

Batter	1	2	3	4	5	6	7	8	9	AB	R	H	RBI	BB	SO	LOB
9 Dee Strange-Gordon, L (1, 4) OBP: 0.342, SLG: 0.368 32 Derek Dietrich, L (8, 4) OBP: 0.326, SLG: 0.409	C SI 91 C SI 92 S KC 78 0-3 K		S KC 76 B FF 91 C SI 91 F FF 93 S KC 77 1-3 K		C CH 84 X FF 92 0-1 27 S 1B			B SL 82 B FF 94 B FF 94 C FF 92 C SL 82 F SL 82 S SL 82 3-3 K		4 0 1 0 0 3 0 0 0 0 0 0 0 0						
27 Giancarlo Stanton, R (1, 9) OBP: 0.375, SLG: 0.636	B SI 93 S KC 79 B KC 79 B SI 94 B FF 94 4-1 BB		C CH 84 B FF 94 S FF 93 X KC 79 1-2 F8		1 SAFE B KC 75 C SI 92 B CH 86 X CH 84 2-1 G4-3 1-2			X CH 83 0-0 G6-3		3 0 0 0 1 0 1						
21 Christian Yelich, L (1, 8) OBP: 0.372, SLG: 0.454	B SI 91 F FF 92 B KC 78 X SI 92 2-1 F7		B SI 93 B CH 85 S CH 85 X FF 93 2-1 HR			B KC 76 F KC 76 C CH 84 F FF 93 B KC 78 S KC 78 2-3 K		B FF 94 X SL 83 1-0 G4-3		4 1 1 1 0 1 1						
13 Marcell Ozuna, R (1, 7) OBP: 0.366, SLG: 0.536	C KC 78 B KC 79 B SI 93 F CH 85 C KC 78 2-3 K		F KC 78 S KC 78 S KC 78 0-3 K			S FF 93 B CH 84 S CH 85 S FF 94 1-3 K			C SL 81 S SL 82 B SL 83 T SL 82 1-2 K	4 0 0 0 0 4 1						
41 Justin Bour, L (1, 3) OBP: 0.373, SLG: 0.543		B SI 91 B SI 90 F SI 92 B CH 83 B SI 92 4-1 12 G6-3 55 1B BB		X SI 91 0-0 G6-3		B CH 84 C CH 84 B KC 78 F CH 84 X FF 94 2-2 1B			B SI 95 B FF 95 B FF 94 C FF 94 B FF 93 4-1 BB	2 0 1 0 2 0 0						
55 Brian Anderson, R (1, 5) OBP: 0.326, SLG: 0.268		C KC 77 B FF 90 X SI 92 1-1 12 G6-3 1-2 1B		C FF 92 C FF 93 S KC 77 0-3 K		X KC 78 0-0 G4-3			C FF 96 S SL 85 S SL 84 0-3 K	4 0 1 0 0 2 2						
17 A.J. Ellis, R (1, 2) OBP: 0.285, SLG: 0.315		C FF 92 D KC 77 B KC 78 F FF 92 F FF 94 S CH 84 2-3 K		C FF 92 B KC 78 X FF 93 1-1 L8			B FF 92 X SI 90 1-0 P4		B FF 96 X FF 95 1-0 F7	4 0 0 0 0 1 3						
12 Mike Aviles, R (1, 6) OBP: 0.311, SLG: 0.303		S KC 77 X KC 78 0-1 G6-3 1-2 2-3			C FF 91 C SI 90 B FF 89 X KC 78 1-2 G5-3		B KC 77 C FF 92 X KC 77 1-1 G6-3			3 0 0 0 0 0 2						
58 Dan Straily, R (1, 1) OBP: 0.058, SLG: 0.039 51 Ichiro Suzuki, L (7, PH) OBP: 0.321, SLG: 0.333 54 Wei-Yin Chen, R (7, 1) OBP: 0.125, SLG: 0.125		C KC 78 C FF 93 S KC 78 0-3 K			F FF 92 C FF 93 C FF 93 0-3 K		B FF 92 C KC 76 C KC 77 S KC 78 1-3 K			2 0 0 0 0 2 2 1 0 0 0 0 1 0 0 0 0 0 0 0 0						
Inning Stats	R: 0 E: 0 K: 2 S: 9 H: 0 LOB: 1 BB: 1 P: 17	R: 0 E: 0 K: 2 S: 12 H: 1 LOB: 2 BB: 1 P: 19	R: 1 E: 0 K: 2 S: 12 H: 1 LOB: 0 BB: 0 P: 16	R: 0 E: 0 K: 1 S: 6 H: 0 LOB: 0 BB: 0 P: 7	R: 0 E: 0 K: 1 S: 10 H: 1 LOB: 1 BB: 0 P: 13	R: 0 E: 0 K: 2 S: 11 H: 1 LOB: 1 BB: 0 P: 16	R: 0 E: 0 K: 1 S: 6 H: 0 LOB: 0 BB: 0 P: 9	R: 0 E: 0 K: 1 S: 6 H: 0 LOB: 0 BB: 0 P: 10	R: 0 E: 0 K: 2 S: 8 H: 0 LOB: 1 BB: 1 P: 14	1B: 3 2B: 0 3B: 0 HR: 1 SF: 0 SAC: 0 DP: 0 HBP: 0						

	AB	31
	R	1
	H	4
	RBI	1
	BB	3
	SO	14
	LOB	12

WP: 0 PB: 0 SB: 1 CS: 0 PA: 34

PITCHER		IP	WLS	BF	H	R	ER	SO	BB	IBB	HBP	BLK	WP	HR	S	P	ERA	WHIP
27 Aaron Nola, R ERA: 3.6	(1, 1)	7.0	W	27	4	1	1	11	2	0	0	0	0	1	66	97	1.29	0.857
39 Adam Morgan, L ERA: 4.04	(8, 1)	1.0		3	0	0	0	1	0	0	0	0	0	0	6	10	0.00	0.000
64 Víctor Arano, R ERA:	(9, 1)	1.0		4	0	0	0	2	1	0	0	0	0	0	8	14	0.00	1.000

PITCHER		IP	WLS	BF	H	R	ER	SO	BB	IBB	HBP	BLK	WP	HR	S	P	ERA	WHIP

Batter	1	2	3	4	5	6	7	8	9	AB	R	H	RBI	BB	SO	LOB
37 Odúbel Herrera, L (1, 8) OBP: 0.337, SLG: 0.472	F FF 90 B FF 91 B CU 74 X FF 91 2-1 13 1B 17 SF7 2B	B SL 84 X CH 83 1-0 ③ L9		X CU 75 0-0 ③ F8		X FF 90 0-0 1-H HR		S SL 84 B SL 84 F SI 91 B FF 91 S FF 92 2-3 ② K		5	2	2	2	0	1	1
13 Freddy Galvis, S (1, 6) OBP: 0.307, SLG: 0.386	F FF 92 X FF 92 0-1 5 1B 2-3 1B		C CU 74 F CH 83 B FF 92 B SL 84 S SL 84 2-3 ① K		X CH 82 0-0 17 HR 2B	B CU 74 B SL 83 S CH 84 B CH 84 F FF 91 X SL 82 3-2 17 1B 5 SF8 1B		C SI 90 F CH 81 X FF 92 0-2 ③ P3		5	2	3	0	0	1	0
17 Rhys Hoskins, R (1, 3) OBP: 0.434, SLG: 0.784	1 SAFE B FF 91 D SL 84 1 SAFE X FF 91 2-0 ① SF7 3-H		C FF 92 B CH 84 B CH 84 B FF 92 B FF 92 4-1 23 2B BB		C SL 80 X FF 90 0-1 2-H HR	X FF 90 0-0 1-3 1B				2	2	2	3	1	0	0
5 Nick Williams, L (1, 9) OBP: 0.351, SLG: 0.502	X SL 84 0-0 1-3 1B		F FF 91 B FF 92 B CU 74 C SL 82 F CH 84 1 SAFE X FF 91 2-2 ② P6		C CU 74 X CH 84 0-1 7 G6-3 23 G5-3 1B	B FF 92 F FF 91 B CU 73 1 SAFE X SL 83 2-1 ② SF8 3-H				3	0	2	1	0	0	1
23 Aaron Altherr, R (1, 7) OBP: 0.353, SLG: 0.525	X FF 91 0-0 ② P2		C CU 75 S SL 85 X FF 92 0-2 1-H 7 1B 2B		X FF 90 0-0 ① G5-3 1-2	C SL 81 F FF 91 B SL 80 S CH 83 1-3 ③ K				4	1	1	1	0	1	4
7 Maikel Franco, R (1, 5) OBP: 0.283, SLG: 0.401	C FF 91 B FF 91 1 SAFE X FF 91 1-1 ③ P3		F SL 86 X SL 82 0-1 2-H 1B		X FF 91 0-0 ② G6-3 2-3		X SI 92 0-0 ① G1-3			4	0	1	1	0	0	3
29 Cameron Rupp, R (1, 2) OBP: 0.300, SLG: 0.418		C SL 82 C FF 90 F SL 84 C FF 92 0-3 ① K	S FF 91 B FF 90 B SL 81 S SL 82 S SL 82 2-3 ③ K		F FF 91 B FF 92 B FF 90 X SL 84 2-1 ③ G6-3		C SI 90 B CH 82 S CH 82 S FF 91 1-3 ② K			4	0	0	0	0	3	2
2 J.P. Crawford, L (1, 4) OBP: 0.290, SLG: 0.379		B FF 92 X FF 90 1-0 2B		B CU 72 B CU 75 S FF 92 X FF 90 2-1 ① G1-5-3		B FF 88 C CH 83 B CU 73 X FF 90 2-1 ① P5	C FF 91 S SI 91 B FF 92 F FF 92 X SL 84 1-2 ③ F7			4	0	1	0	0	0	0
27 Aaron Nola, R (1, 1) OBP: 0.167, SLG: 0.091 39 Adam Morgan, L (8, 1) OBP: 0.667, SLG: 0.500 19 Tommy Joseph, R (8, PH) OBP: 0.289, SLG: 0.431 64 Víctor Arano, R (9, 1)		C FF 92 S SL 85 S SL 84 0-3 ② K2-3		C FF 90 B SL 83 X FF 89 1-1 ② G4-3		B CU 73 X FF 89 1-0 37 HR 1B		B SI 91 C FF 91 X FF 91 1-1 ① P3		3 0 1 0	1 0 0 0	1 0 0 0	0 0 0 0	0 0 0 0	1 0 0 0	1 0 0 0
Inning Stats	R: 1 E: 0 K: 0 S: 9 H: 3 LOB: 2 BB: 0 P: 14	R: 0 E: 0 K: 2 S: 9 H: 1 LOB: 1 BB: 0 P: 11	R: 2 E: 0 K: 2 S: 16 H: 2 LOB: 1 BB: 1 P: 26	R: 0 E: 0 K: 0 S: 5 H: 0 LOB: 0 BB: 0 P: 8	R: 2 E: 0 K: 0 S: 9 H: 3 LOB: 1 BB: 0 P: 11	R: 3 E: 0 K: 1 S: 13 H: 4 LOB: 1 BB: 0 P: 22	R: 0 E: 0 K: 1 S: 8 H: 0 LOB: 0 BB: 0 P: 10	R: 0 E: 0 K: 1 S: 8 H: 0 LOB: 0 BB: 0 P: 11		1B: 7 2B: 4 3B: 0 HR: 2 SF: 2 SAC: 0 DP: 0 HBP: 0				WP: 0 PB: 0 SB: 0 CS: 0 PA: 38		

PITCHER		IP	WLS	BF	H	R	ER	SO	BB	IBB	HBP	BLK	WP	HR	S	P	ERA	WHIP
58 Dan Straily, R ERA: 4.24	(1, 1)	6.0	L	32	13	8	8	5	1	0	0	0	0	2	61	92	12.00	2.333
54 Wei-Yin Chen, L ERA: 3.9	(7, 1)	2.0		6	0	0	0	2	0	0	0	0	0	0	16	21	0.00	0.000

PITCHER	IP	WLS	BF	H	R	ER	SO	BB	IBB	HBP	BLK	WP	HR	S	P	ERA	WHIP

BOTTOM

Miami Marlins @ Philadelphia Phillies

Citizens Bank Park, Philadelphia, PA

Wed Sep 13 2017, 7:07 PM - 9:31 PM EDT

Att. 16,745 - Cloudy - 73 F

livebaseballscorecards.com

AB	35
R	8
H	13
RBI	8
BB	1
SO	7
LOB	12

Miami Marlins @ Philadelphia Phillies

Citizens Bank Park, Philadelphia, PA

Thu Sep 14 2017, 7:09 PM - 10:14 PM EDT

Att. 16,302 - Cloudy - 79 F

TOP

livebaseballscorecards.com

Batter	1	2	3	4	5	6	7	8	9	AB	R	H	RBI	BB	SO	LOB
9 Dee Strange-Gordon, L (1, 4) OBP: 0.341, SLG: 0.367	C FF 92 B SI 92 B SI 93 X FF 93 2-1 ① G4-3		C FF 89 X SL 80 0-1 ① L6		S SL 81 B CH 86 F CH 85 F SL 84 B FF 93 F SL 85 F FF 92 X SL 84 2-2 51 BB 1-2 1B		C FF 93 X CU 78 0-1 ② L8		B FF 95 F FF 94 D FF 95 X FF 94 2-1 ③ G5-3	4	0	1	0	0	0	0
20 Justin Nicolino, L (7, 1)										0	0	0	0	0	0	0
17 A.J. Ellis, R (9, PH) OBP: 0.283, SLG: 0.313										1	0	0	0	0	0	1
51 Ichiro Suzuki, L (1, 8) OBP: 0.330, SLG: 0.345	B FF 93 C SI 93 F SI 92 X CH 87 1-2 11 G5-4-3 1B		C FF 92 B SL 81 C SI 91 S SL 84 1-3 ② K		C SI 92 B SI 92 B CH 85 B SI 91 B SI 92 4-1 1-2 2-3 BB		C CH 80 X CU 78 0-1 2B			3	0	2	0	1	1	0
11 J.T. Realmuto, R (1, 2) OBP: 0.330, SLG: 0.449	F SI 92 X SI 91 0-1 ② ③ G5-4-3 1-2f		C SL 80 B SL 85 F CH 86 C SL 85 1-3 ③ K		C SL 83 B SL 85 B SI 93 F SI 92 S SI 92 2-3 ② K		C FF 91 C FF 92 S FF 91 0-3 ③ K			3	0	0	0	0	2	4
18 Tomás Telis, S (5, 2) OBP: 0.247, SLG: 0.326										1	0	0	0	0	1	1
41 Justin Bour, L (1, 3) OBP: 0.368, SLG: 0.536		C SI 90 B FF 90 B SI 90 F SI 90 X SL 84 2-2 ① L9		C SI 91 T CH 85 B FF 93 S SL 84 1-3 ① K	X SI 92 0-0 ③ G3-1			C ST 77 B SI 90 B SI 91 C ST 77 F SI 91 X SI 91 2-2 ① G1-3		4	0	0	0	0	1	3
32 Derek Dietrich, L (1, 7) OBP: 0.323, SLG: 0.404		B SI 91 C CH 84 X SI 91 1-1 ② G4-3		C SL 77 X CH 86 0-1 ② G4-3		C SI 91 B SL 80 S SL 82 B SL 84 F SL 84 X FF 91 2-2 ① F8		B FF 91 B ST 77 T FF 90 C FF 91 X SI 91 2-2 ② G5-3		4	0	0	0	0	0	0
55 Brian Anderson, R (1, 5) OBP: 0.360, SLG: 0.356		C FF 91 B SL 81 B FF 92 F FF 92 B SL 84 X FF 92 3-2 19 BB 28 BB 1B		B FF 91 B SI 91 F FF 92 C FF 90 X CH 87 2-2 2B		B SL 79 X SL 80 1-0 2B		S CH 82 B SI 90 F FF 90 S FF 90 1-3 ③ K		4	0	3	0	0	1	0
28 Tyler Moore, R (1, 9) OBP: 0.247, SLG: 0.377		D SI 91 F SI 91 B CH 85 D CH 85 F SI 92 B FF 94 4-2 19 BB 1-2 BB		D SI 91 X SI 92 1-0 ③ P3		D SL 86 C SL 85 B FF 93 B SL 79 B SI 92 4-1 19 G5-4-3 BB			B FF 92 C FF 94 S FF 94 S SL 87 1-3 ① K	2	0	0	0	2	1	1
19 Miguel Rojas, R (1, 6) OBP: 0.335, SLG: 0.313		C FF 93 D SL 84 D SI 92 F FF 93 D CH 86 B SL 80 4-2 1-2 2-3 BB			B SI 89 B SI 89 B FF 90 C FF 91 X FF 89 3-1 51 BB 9 1B 1B	C SI 95 F SI 96 B SI 95 F CH 88 F SI 96 X CH 88 1-2 ② ③ G5-4-3 1-2f			B SL 87 F FF 95 F FF 95 C FF 95 1-3 ② K	3	0	1	0	1	1	2
45 Vance Worley, R (1, 1) OBP: 0.200, SLG: 0.200		C SL 83 S SL 84 S SL 84 0-3 ③ K			C FF 90 B SI 90 C SI 90 S FF 92 1-3 ① K		C FF 92 B CH 85 B CH 85 F FF 92 C FF 91 2-3 ① K		B SL 89 B SL 89 X FF 96 2-0 1B	1	0	0	0	0	1	3
40 Javy Guerra, R (2, 1)										1	0	0	0	0	1	1
25 Junichi Tazawa, R (6, 1)										0	0	0	0	0	0	0
12 Mike Aviles, R (7, PH) OBP: 0.316, SLG: 0.309										2	0	1	0	0	1	0
(7, 4)																

Inning Stats																															
	R: 0	H: 1	E: 0	LOB: 0	K: 0	BB: 0	S: 7	P: 10	R: 0	H: 1	E: 0	LOB: 3	K: 1	BB: 2	S: 15	P: 29	R: 0	H: 0	E: 0	LOB: 0	K: 2	BB: 0	S: 8	P: 10	R: 0	H: 1	E: 0	LOB: 1	K: 1	BB: 0	S: 9	P: 13
	R: 0	H: 2	E: 0	LOB: 3	K: 2	BB: 1	S: 16	P: 28	R: 0	H: 1	E: 0	LOB: 1	K: 0	BB: 1	S: 11	P: 19	R: 0	H: 1	E: 0	LOB: 1	K: 2	BB: 0	S: 10	P: 12	R: 0	H: 0	E: 0	LOB: 0	K: 1	BB: 0	S: 10	P: 15
	R: 0	H: 1	E: 0	LOB: 1	K: 2	BB: 0	S: 9	P: 15																							

AB	33
R	0
H	8
RBI	0
BB	4
SO	11
LOB	16

1B: 5	SF: 0	2B: 3	SAC: 0	3B: 0	DP: 2	HR: 0	HBP: 0	WP: 0	PA: 37	PB: 0	SB: 0	CS: 0	
---	---	---	---	---	---	---	---	---	---	---	---	---	---

PITCHER		IP	WLS	BF	H	R	ER	SO	BB	IBB	HBP	BLK	WP	HR	S	P	ERA	WHIP
44 Jake Thompson, R ERA: 4.46	(1, 1)	5.1	W	25	6	0	0	6	4	0	0	0	0	0	61	103	0.00	1.875
51 Ricardo Pinto, R ERA: 8.0	(6, 1)	0.2		1	0	0	0	0	0	0	0	0	0	0	5	6	0.00	0.000
54 Kevin Siegrist, L ERA: 5.0	(7, 1)	1.0		4	1	0	0	2	0	0	0	0	0	0	10	12	0.00	1.000
55 Hoby Milner, L ERA: 1.78	(8, 1)	1.0		3	0	0	0	1	0	0	0	0	0	0	10	15	0.00	0.000
53 Yacksel Ríos, R ERA: 5.56	(9, 1)	1.0		4	1	0	0	2	0	0	0	0	0	0	9	15	0.00	1.000

PITCHER		IP	WLS	BF	H	R	ER	SO	BB	IBB	HBP	BLK	WP	HR	S	P	ERA	WHIP

Miami Marlins @ Philadelphia Phillies

Citizens Bank Park, Philadelphia, PA

Thu Sep 14 2017, 7:09 PM - 10:14 PM EDT

Att. 16,302 - Cloudy - 79 F

BOTTOM

livebaseballscorecards.com

Batter	1	2	3	4	5	6	7	8	9	AB	R	H	RBI	BB	SO	LOB
16 César Hernández, S (1, 4) OBP: 0.365, SLG: 0.424	X SI 88 13 1B 17 WP 1B	C FF 91 B FC 85 S FC 86 X SI 91 13 HR 1B	X CU 77 37 G4-6-3 1B		B FF 91 F FF 91 C FF 91 F FF 93 F CU 79 B SL 89 X FF 92 F7 ③			C CU 79 S CH 84 B FF 92 X FF 90 37 FC4-6 1B		5	2	4	0	0	0	0
13 Freddy Galvis, S (1, 6) OBP: 0.308, SLG: 0.391	B SI 89 1 SAFE X SI 89 7 BB 17 WP 2 PB 1-3 1B	D FC 87 B FC 87 F SI 90 1 SAFE B SI 91 X SI 91 1-H HR	C FC 93 C FF 92 D CU 78 S FF 92 K ①			C FF 92 X FF 93 L7 ①		C FF 90 F FC 89 F CH 85 F FF 92 B FF 92 S FC 88 K ②		5	2	2	2	0	2	2
37 Odúbel Herrera, L (1, 8) OBP: 0.335, SLG: 0.469	S FC 87 B FC 88 C SI 91 S FC 86 K ①	F FC 88 X FF 84 17 HR 1B	F FF 93 B CH 84 C FF 92 X FF 94 G4-6-3 ② ③ 1-2f			C FF 92 S FO 88 B FO 88 S FF 93 K ②		B FF 91 D CU 79 F FC 89 X FF 92 FC4-6 ③ 1-2f		5	1	1	0	0	2	4
17 Rhys Hoskins, R (1, 7) OBP: 0.442, SLG: 0.805	B SI 90 B SI 89 C FF 92 B FC 88 D FC 88 2 PB 7 BB 1-2 3-H BB	F SI 90 C FC 88 X SI 91 1-H HR	C FF 93 B SL 85 C SL 85 F FF 92 B FF 93 F SL 85 B FF 94 B FF 94 7 G6-4-3 5 1B BB			C CU 79 F FF 93 B FO 88 B FO 88 S CU 80 K ③				2	1	1	2	2	1	0
5 Nick Williams, L (1, 9) OBP: 0.353, SLG: 0.502	B FC 88 B FF 90 F FC 88 F SI 91 F FC 88 S SI 91 K ② 2-3	S FF 91 S FC 87 X FC 86 7 2B 2 1B 1B	F FF 92 B CH 84 S SL 87 X FF 94 7 G6-4-3 1-2 1B				B FF 92 C FF 92 F FC 89 F CU 80 F FF 93 X FF 93 G3-1 ①			4	1	2	0	0	1	2
7 Maikel Franco, R (1, 3) OBP: 0.285, SLG: 0.402	B SI 90 F SI 91 D FC 88 F FC 88 F SI 92 B SI 89 D FC 89 2 PB 1-2 2-3 BB	B SL 86 B FF 90 C SL 86 B CU 79 X FF 91 2 1B 1-3 2B	F SL 88 C SL 88 D SL 86 F FF 94 X SL 85 G6-4-3 ① ② 1-2f 2-3				B FF 93 B CH 84 X FF 92 G1-3 ②			3	1	1	0	1	0	2
2 J.P. Crawford, L (1, 5) OBP: 0.286, SLG: 0.364	B FC 88 F FC 88 B SI 90 B SI 87 F FC 87 C SI 91 K ③ 1-2 2-3 3-H	F FF 92 B SL 91 X FF 93 38 FC5-4 1B 2-H 3-H	B SL 89 F FF 94 C CH 84 F SL 88 C CU 79 K ③ 1-3				C CU 78 F CU 78 C FF 93 K ③ 0-3			4	0	1	2	0	3	3
38 Jorge Alfaro, R (1, 2) OBP: 0.349, SLG: 0.449		F FF 89 X KC 77 HR ① S FF 93 F FF 87 X SL 87 FC5-4 ② 1-2f	X SL 85 G4-3 ① 0-0					S CU 76 X FF 92 G4-3 ① 0-1		4	1	1	1	0	0	1
44 Jake Thompson, R (1, 1) OBP: 0.200, SLG: 0.300 51 Ricardo Pinto, R (6, 1) 54 Kevin Siegrist, L (7, 1) 55 Hoby Milner, L (8, 1) 30 Cameron Perkins, R (8, PH) OBP: 0.232, SLG: 0.267 53 Yacksel Ríos, R (9, 1)		C FF 90 S FC 84 B SI 91 B FC 89 K ① 2-3 X FF 91 G5-3 ③ 0-0	C SL 85 F SL 85 X CU 78 G3-1 ② 0-2					X FF 91 HR 0-0		3 0 0 0 1 0	0 0 0 0 1 0	0 0 0 0 1 0	0 0 0 0 1 0	0 0 0 0 0 0	1 0 0 0 0 0	1 0 0 0 0 0
Inning Stats	R: 2 E: 0 K: 3 S: 17 H: 2 LOB: 2 BB: 2 P: 32	R: 7 E: 0 K: 1 S: 26 H: 8 LOB: 1 BB: 0 P: 36	R: 0 E: 0 K: 1 S: 7 H: 1 LOB: 0 BB: 0 P: 9	R: 0 E: 0 K: 1 S: 15 H: 1 LOB: 1 BB: 1 P: 22	R: 0 E: 0 K: 0 S: 9 H: 0 LOB: 0 BB: 0 P: 11	R: 0 E: 0 K: 2 S: 8 H: 0 LOB: 0 BB: 0 P: 11	R: 0 E: 0 K: 1 S: 9 H: 0 LOB: 0 BB: 0 P: 12	R: 1 E: 0 K: 1 S: 13 H: 2 LOB: 1 BB: 0 P: 17		1B: 9 2B: 1 3B: 0 HR: 4 SF: 0 SAC: 0 DP: 2 HBP: 0		WP: 1 PB: 1 SB: 0 CS: 0 PA: 39		

PITCHER		IP	WLS	BF	H	R	ER	SO	BB	IBB	HBP	BLK	WP	HR	S	P	ERA	WHIP
45 Vance Worley, R ERA: 7.39	(1, 1)	1.1	L	14	8	8	7	4	2	0	0	0	1	3	35	56	47.25	7.500
40 Javy Guerra, R ERA: 4.05	(2, 1)	3.2		14	4	1	1	2	1	0	0	0	0	0	39	54	2.46	1.364
25 Junichi Tazawa, R ERA: 5.26	(6, 1)	1.0		3	0	0	0	2	0	0	0	0	0	0	8	11	0.00	0.000
20 Justin Nicolino, L ERA: 5.36	(7, 1)	2.0		8	2	1	1	2	0	0	0	0	0	1	22	29	4.50	1.000

PITCHER	IP	WLS	BF	H	R	ER	SO	BB	IBB	HBP	BLK	WP	HR	S	P	ERA	WHIP

AB	36
R	10
H	14
RBI	8
BB	3
SO	10
LOB	15

Batter	1	2	3	4	5	6	7	8	9	AB	R	H	RBI	BB	SO	LOB
18 Eric Sogard, L (1, 6) (8, 4) OBP: 0.389, SLG: 0.390	C FF 96 F FF 95 B CH 88 B SI 97 X CH 88 2-2 ① G4-3	B SI 96 B CH 89 C SI 93 T FF 95 F SI 97 F CH 87 F SI 96 B SI 96 X CH 88 3-2 ③ F8			C FF 95 X FF 96 0-1 ① P4		C FF 94 F FF 95 X CU 81 0-2 ① F7	1 SAFE B CU 87 B FF 100 D SI 99 B FF 98 4-0 18 BB 15 HR 1-2 BB	F SI 94 X FF 95 0-1 18 G4-6-3 1-2 1B	4	1	1	0	2	0	2
15 Neil Walker, S (1, 4) (8, 3) OBP: 0.355, SLG: 0.454	B FF 97 B SI 93 B SI 94 C FF 95 X SI 96 3-1 8 G6-3 1B		B FF 92 B SI 96 X SI 94 2-0 ① G4-3		C SI 95 C SL 85 F SI 95 B CH 87 B FF 97 X CH 87 2-2 8 BB 1B		C FF 94 B FF 96 B FF 95 B FF 94 C FF 95 B FF 96 4-2 15 BB BB	B CH 90 B FF 100 B FF 99 2 SAFE C FF 100 S FF 98 B FF 100 4-2 15 HR 1-2 2-3 BB	C SI 93 X CH 88 0-1 ② ③ G4-6-3 1-2f	4	1	2	4	1	1	1
8 Ryan Braun, R (1, 7) OBP: 0.337, SLG: 0.481	B SI 97 X SI 95 1-0 ② G6-3 1-2		C FF 96 C SI 96 X SI 97 0-2 ② G6-3		B FF 94 B CH 91 1 SAFE C FF 92 1 SAFE F CH 86 B FF 96 1 SAFE S SI 96 3-3 ② K		B FF 94 1 SAFE B FF 93 B FF 94 B FF 94 4-0 1-2 BB	B FF 101 C FF 99 X FF 98 2-1 1-H 2-H 3-H HR		4	1	1	0	1	1	3
21 Travis Shaw, L (1, 5) OBP: 0.350, SLG: 0.521	B FF 96 D SL 85 B CH 87 B SI 93 4-0 16 FC6-4 BB		B SL 85 C SI 93 B FF 97 X FF 93 2-1 ③ G5-3		B SL 86 B FF 96 S FF 96 B SI 97 F SI 96 B CH 90 4-2 1-2 BB		C FF 95 S FF 95 B FF 95 B FF 95 S FF 96 2-3 ② K	B CU 89 X FF 100 1-0 21 1B 16 HR 1B		4	1	1	0	1	2	4
16 Domingo Santana, R (1, 9) OBP: 0.366, SLG: 0.485 37 Anthony Swarzak, R (8, 1) 56 Aaron Wilkerson, R (9, 1)	B FF 96 X SI 94 1-0 ③ FC6-4 1-2f			C SI 94 SL 83 F SI 96 B SL 87 B SI 96 F SI 96 B SL 85 S SI 96 3-3 ① K	B SL 86 F FF 94 F SL 86 B FF 96 B FF 95 S SL 86 3-3 ③ K		S FF 95 F FF 96 B FF 96 S CU 83 1-3 ③ K	S SI 93 B CH 88 X FF 95 1-1 16 HR 1-2 1B		5 0 0	1 0 0	1 0 0	3 0 0	0 0 0	3 0 0	2 0 0
7 Eric Thames, L (1, 3) OBP: 0.355, SLG: 0.530 23 Keon Broxton, R (8, PH) OBP: 0.299, SLG: 0.431 (8, 8)		B FF 96 B FF 96 B SI 93 C SI 96 F SI 94 F SI 96 B CH 90 4-2 12 HR BB	C SI 95 B FF 95 B SI 96 B FF 95 X FF 95 3-1 12 G6-3 2B		C SL 86 C CH 88 B SL 88 C FF 96 1-3 ① K			B CU 88 X FF 99 1-0 18 BB 47 BB 15 HR 1B	C SI 93 B SL 89 X SL 88 1-1 33 FC4-6 1B	2 1	2 0	2 0	1 0	1 0	0 0	0 1
12 Stephen Vogt, L (1, 2) OBP: 0.287, SLG: 0.417 9 Manny Piña, R (7, 2) OBP: 0.327, SLG: 0.434		C SI 94 C SI 96 F CH 87 1 SAFE B CH 87 D CH 88 F SI 96 X SL 87 2-2 1-H HR	F FF 97 B CH 86 B SI 93 2 SAFE F FF 96 X SI 96 2-2 ② G6-3 2-3		C FF 94 C FF 95 B SL 88 B SL 89 B FF 96 H FF 96 4-2 HBP			X FF 101 0-0 HR X SL 90 0-0 ③ G5-3		3 2	1 1	1 2	2 0	0 0	0 0	2 0
33 Brett Phillips, L (1, 8) OBP: 0.304, SLG: 0.360 (8, 9)		C SI 97 B SL 86 X SI 93 1-1 ① F8		0-0 5 S 5 S IBB		1 SAFE C FF 95 X SL 87 0-1 ② F7				4	0	0	0	1	1	3
32 Jeremy Jeffress, R (1, 1) 50 Jacob Barnes, R (3, 1) 5 Jonathan Villar, S (4, PH) OBP: 0.000, SLG: 0.000 58 Wei-Chung Wang, L (4, 1) 41 Junior Guerra, R (4, 1) 13 Andrew Susac, R (5, PH) 71 Josh Hader, L (5, 1) 14 Hernán Pérez, R (7, PH) OBP: 0.269, SLG: 0.424 48 Jared Hughes, R (7, 1) 47 Jett Bandy, R (8, PH) OBP: 0.000, SLG: 0.000 3 Orlando Arcia, R (8, PH) OBP: 0.321, SLG: 0.406 (8, 6)		S SI 96 B FF 97 S SI 95 S SI 96 1-3 ② K	1 SAFE B FF 96 B FF 95 1 SAFE F FF 94 F CH 88 B SI 96 3-2 ③ S 1-3		S SL 87 D SL 87 C SL 87 B FF 96 F SL 87 C SL 86 2-3 ③ K		X FF 98 0-0 ② F8	B FF 93 B SI 94 B CH 91 F SI 93 X SI 93 3-1 ① FC4-6 3 1B 1-2f	1 0 0 0 0 1 0 0 0 0 0 0 0 0 1 0 0 0 0 0 2 0 0 0 0 0 0 0 0 0 0 0 0 0 0 1 0 0 0 0 0 0 0 0 0 0 0 0 0 1 0 0 0 0 0 0 0 0 0 0 0 0 0 0 0 0 0 1 0 0 1 1 1 0 0 0 0						

Inning Stats	1	2	3	4	5	6	7	8	9	1B: 7	SF: 0	WP: 0	PA: 47
R:	0	2	0	0	0	0	0	8	0	2B: 1	SAC: 0	PB: 0	
E:	0	0	0	0	1	0	0	0	0	3B: 0	DP: 1	SB: 1	
K:	0	1	0	1	2	2	2	1	0	HR: 4	HBP: 1	CS: 0	
S:	7	19	6	12	14	11	11	17	8				
H:	1	1	0	1	1	0	0	6	2				
LOB:	2	0	0	2	2	1	2	1	1				
BB:	1	1	0	1	1	2	2	2	0				
P:	18	30	10	23	26	18	22	31	12				

PITCHER		IP	WLS	BF	H	R	ER	SO	BB	IBB	HBP	BLK	WP	HR	S	P	ERA	WHIP
62 José Ureña, R ERA: 3.62	(1, 1)	4.2		22	4	2	2	3	3	1	0	0	0	1	55	101	3.86	1.500
66 Jarlín García, L ERA: 4.7	(5, 1)	1.1		5	0	0	0	3	0	0	1	0	0	0	14	24	0.00	0.000
71 Drew Steckenrider, R ERA: 2.15	(7, 1)	1.0		5	0	0	0	2	2	0	0	0	0	0	11	22	0.00	2.000
49 Brian Ellington, R ERA: 6.69	(8, 1)	0.2	L	8	4	7	7	1	2	0	0	0	0	2	11	23	94.50	9.000
22 Dustin McGowan, R ERA: 4.48	(8, 1)	1.1		7	4	1	1	0	0	0	0	0	0	1	14	20	6.75	3.000

PITCHER	IP	WLS	BF	H	R	ER	SO	BB	IBB	HBP	BLK	WP	HR	S	P	ERA	WHIP

TOP

Milwaukee Brewers @ Miami Marlins

Miller Park, Milwaukee, WI

Fri Sep 15 2017, 7:12 PM - 10:34 PM CDT

Att. 19,369 - Clear - 75 F

livebaseballscorecards.com

AB	38
R	10
H	12
RBI	10
BB	8
SO	9
LOB	20

BOTTOM

Milwaukee Brewers @ Miami Marlins

Miller Park, Milwaukee, WI

Fri Sep 15 2017, 7:12 PM - 10:34 PM CDT

Att. 19,369 - Clear - 75 F

livebaseballscorecards.com

Batter	1	2	3	4	5	6	7	8	9	AB	R	H	RBI	BB	SO	LOB
9 Dee Strange-Gordon, L (1, 4) OBP: 0.339, SLG: 0.365	X SI 93 0-0 ① G1-3	C FF 95 S FF 94 X KC 82 0-2 ③ P6			C SI 95 L SL 80 S SI 96 0-3 ① K			B FF 93 F SL 87 F SL 87 F FF 94 X SL 88 1-2 ① G4-3		4	0	0	0	0	1	2
27 Giancarlo Stanton, R (1, 9) OBP: 0.374, SLG: 0.633	B FF 96 C FF 95 B FS 90 X FS 90 2-1 ② G5-3		B FF 97 B FF 98 X FC 90 2-0 ① L5		B CH 88 S SI 94 B SI 97 B SI 96 S SI 96 S SI 96 3-3 ② K			C SL 88 X SL 88 0-1 13 FC6-4 1B		4	0	1	0	0	1	0
21 Christian Yelich, L (1, 8) OBP: 0.371, SLG: 0.452	B SI 94 B SI 96 X FS 90 2-0 ③ G4-3		B FF 97 C FF 98 B FC 92 B FF 98 F FF 96 B FC 86 4-2 BB		B SI 95 F SI 96 B SI 96 C SI 96 S SL 81 2-3 ③ K			S SL 88 F SL 88 B SL 88 F FF 94 S FF 94 1-3 ② K		3	0	0	0	1	2	1
13 Marcell Ozuna, R (1, 7) OBP: 0.363, SLG: 0.532		C FF 95 B KC 80 X FS 90 1-1 ① G4-3	B FC 86 1 SAFE 1 SAFE 1 SAFE S FC 89 S FF 98 S FC 91 1-3 ② K			B CH 86 X SI 93 1-0 ① F9		C FF 93 D SL 87 X SL 88 1-1 ③ FC6-4 1-2f		4	0	0	0	0	1	2
11 J.T. Realmuto, R (1, 2) OBP: 0.329, SLG: 0.450		B FF 96 B FF 95 C SI 94 F FS 91 F FS 90 X FF 96 2-2 41 1B 2B	C FF 96 F FF 97 F FF 98 X FC 90 0-2 ③ G4-3			C SI 94 F CH 89 F SI 95 S SI 97 0-3 ② K			B FF 91 C FF 91 T SL 84 B SL 86 S FF 92 2-3 ① K	4	1	1	0	0	2	1
41 Justin Bour, L (1, 3) OBP: 0.367, SLG: 0.533		C FS 91 C FF 95 X FF 95 0-2 19 1B 62 1B 2-H 1B		S SL 87 S SL 84 B SL 82 S SL 85 1-3 ① K		C SL 82 B SL 80 C SI 96 B SI 96 C SL 80 2-3 ③ K			C FF 92 X CU 76 0-1 ② F9	4	1	1	1	0	2	0
55 Brian Anderson, R (1, 5) OBP: 0.333, SLG: 0.327		B FS 92 C FF 96 F SI 96 X KC 80 1-2 ② P2		F FF 93 C SL 82 B FS 86 B FS 86 S FS 84 2-3 ② K			C SL 84 S SL 85 F SI 93 B SL 86 B SI 92 X SI 92 2-2 ① G1-3		B FF 92 B FF 92 F FF 91 F FF 92 S FF 93 2-3 ③ K	4	0	0	0	0	2	1
19 Miguel Rojas, R (1, 6) OBP: 0.338, SLG: 0.318		C SI 96 X FS 89 0-1 62 1B 1-2 1B		C SL 82 X SI 92 0-1 1B			C SI 92 F SL 85 B SL 85 S SI 92 1-3 ② K			3	0	2	0	0	1	0
62 José Ureña, R (1, 1) OBP: 0.174, SLG: 0.136 66 Jarlín García, L (5, 1) 71 Drew Steckenrider, R (7, 1) 51 Ichiro Suzuki, L (7, PH) OBP: 0.328, SLG: 0.343 49 Brian Ellington, R (8, 1) 22 Dustin McGowan, R (8, 1)		C FF 95 X SI 94 0-1 1-3 2-H 1B		B FF 93 C FF 93 B FF 93 F FF 92 S FF 93 2-3 ③ K			B SI 93 B SI 93 X SI 93 2-0 ③ G3			2 0 0 0 1 0 0	0 0 0 0 0 0 0	1 0 0 0 0 0 0	1 0 0 0 0 0 0	0 0 0 0 0 0 0	1 0 0 0 0 0 0	1 0 0 0 0 0 0
Inning Stats	R: 0 E: 0 K: 0 S: 4 H: 0 LOB: 0 BB: 0 P: 8	R: 2 E: 0 K: 0 S: 19 H: 4 LOB: 2 BB: 0 P: 23	R: 0 E: 0 K: 1 S: 10 H: 0 LOB: 1 BB: 1 P: 17	R: 0 E: 0 K: 3 S: 11 H: 1 LOB: 1 BB: 0 P: 16	R: 0 E: 0 K: 3 S: 9 H: 0 LOB: 0 BB: 0 P: 14	R: 0 E: 0 K: 2 S: 8 H: 0 LOB: 0 BB: 0 P: 11	R: 0 E: 0 K: 1 S: 8 H: 0 LOB: 0 BB: 0 P: 13	R: 0 E: 0 K: 1 S: 12 H: 1 LOB: 1 BB: 0 P: 15	R: 0 E: 0 K: 2 S: 8 H: 0 LOB: 0 BB: 0 P: 12	1B: 5 2B: 1 3B: 0 HR: 0 SF: 0 SAC: 0 DP: 0 HBP: 0						

	AB	33
	R	2
	H	6
	RBI	2
	BB	1
	SO	13
	LOB	8

PITCHER		IP	WLS	BF	H	R	ER	SO	BB	IBB	HBP	BLK	WP	HR	S	P	ERA	WHIP
32 Jeremy Jeffress, R ERA: 4.7	(1, 1)	2.0		10	4	2	2	0	0	0	0	0	0	0	23	31	9.00	2.000
50 Jacob Barnes, R ERA: 4.34	(3, 1)	1.0		4	0	0	0	1	1	0	0	0	0	0	10	17	0.00	1.000
58 Wei-Chung Wang, L ERA: 9.0	(4, 1)	0.1		1	0	0	0	1	0	0	0	0	0	0	3	4	0.00	0.000
41 Junior Guerra, R ERA: 5.1	(4, 1)	0.2		3	1	0	0	2	0	0	0	0	0	0	8	12	0.00	1.500
71 Josh Hader, L ERA: 1.85	(5, 1)	2.0		6	0	0	0	5	0	0	0	0	0	0	17	25	0.00	0.000

PITCHER		IP	WLS	BF	H	R	ER	SO	BB	IBB	HBP	BLK	WP	HR	S	P	ERA	WHIP
48 Jared Hughes, R ERA: 3.29	(7, 1)	1.0	W	3	0	0	0	1	0	0	0	0	0	0	8	13	0.00	0.000
37 Anthony Swarzak, R ERA: 2.25	(8, 1)	1.0		4	1	0	0	1	0	0	0	0	0	0	12	15	0.00	1.000
56 Aaron Wilkerson, R ERA:	(9, 1)	1.0		3	0	0	0	2	0	0	0	0	0	0	8	12	0.00	0.000

Milwaukee Brewers @ Miami Marlins

Miller Park, Milwaukee, WI

Sat Sep 16 2017, 6:10 PM - 9:14 PM CDT

Att. 25,079 - Clear - 81 F

TOP

livebaseballscorecards.com

Batter	1	2	3	4	5	6	7	8	9	AB	R	H	RBI	BB	SO	LOB
14 Hernán Pérez, R (1, 4) OBP: 0.297, SLG: 0.430	B FF 91 B FF 90 B FF 91 B FF 91 4-0 8 2B 21 G4-3 BB		C FF 91 X SL 86 0-1 1B		C SL 83 X FF 90 0-1 ② L7	X FF 92 0-0 ③ F9			F FF 95 B CH 89 F CH 88 S FF 96 1-3 ② K	3	1	1	0	1	0	5
48 Jared Hughes, R (6, 1)										0	0	0	0	0	0	0
51 Oliver Drake, R (6, 1)										0	0	0	0	0	0	0
22 Matt Garza, R (7, 1) OBP: 0.111, SLG: 0.086										0	0	0	0	0	0	0
7 Eric Thames, L (9, PH) OBP: 0.354, SLG: 0.529										1	0	0	0	0	1	0
16 Domingo Santana, R (1, 9) OBP: 0.367, SLG: 0.483	C FF 89 C FF 88 B FF 90 F B D CH 81 X FF 90 3-2 ① L7		S CH 80 B FF 89 F FF 90 S CH 82 1-3 ② K		S FF 90 D CH 80 S CH 82 F FF 92 X FF 93 1-2 ③ L9		S FF 98 B CU 87 B CU 86 B FF 98 B FF 98 4-1 8 G4-6-3 BB		B SL 78 S FF 95 X FF 96 1-1 8 DI 8 2B 1B	4	1	1	0	1	1	4
8 Ryan Braun, R (1, 7) OBP: 0.341, SLG: 0.498	X FF 89 0-0 21 G4-3 1-3 2B		B FF 89 B FF 89 X CH 84 2-0 ③ L8			B FF 91 C FF 90 F FF 90 B FF 92 B FF 92 X SL 86 3-2 HR	X FF 100 0-0 ① ② G4-6-3 1-2f		B SL 78 S SL 79 D SL 79 F FF 95 X FF 94 2-2 1-H 2B	5	1	3	2	0	0	2
21 Travis Shaw, L (1, 5) OBP: 0.349, SLG: 0.524	F FF 90 X CH 84 0-1 ② G4-3 2-3 3-H			B FF 90 X FF 91 1-0 ① P2		C SL 84 X SL 83 0-1 HR	B FF 99 B CH 88 X FF 99 2-0 ③ F8		C SL 78 B FF 95 D SL 78 X SL 78 2-1 ③ F8	5	1	1	2	0	0	2
24 Jesús Aguilar, R (1, 3) OBP: 0.326, SLG: 0.492	B FF 91 B FF 91 B FF 90 C FF 90 X FF 90 3-1 ③ L8			B CH 82 B CH 82 S FF 91 S FF 92 X FF 92 2-2 ② L8		C FF 91 S FF 90 B FF 91 B CH 83 S CH 84 2-3 ① K		C FF 93 S CU 81 F FF 95 S CU 81 1-3 ① K		4	0	0	0	0	2	1
9 Manny Piña, R (1, 2) OBP: 0.325, SLG: 0.429		B FF 90 C FF 89 B SL 85 S CH 83 S FF 93 2-3 ① K		C SL 85 X CH 85 0-1 ③ L5		C FF 92 B CH 83 S FF 89 B FF 92 F FF 92 F SL 86 F CH 84 B CH 82 F FF 92 3-3 ② K		C FF 94 C FF 94 B FF 94 S FF 94 2-3 ② K		3	0	0	0	0	2	0
12 Stephen Vogt, L (8, PH) OBP: 0.286, SLG: 0.415										1	0	0	0	0	1	0
23 Keon Broxton, R (1, 8) OBP: 0.301, SLG: 0.430		F FF 92 B CH 84 X SL 86 1-1 ② G6-3			B CH 80 B CH 82 F FF 91 C FF 90 B FF 91 F SL 86 B FF 93 4-2 3 1B BB	B CH 82 S FF 91 B SL 85 B FF 91 B FF 90 4-1 15 BB 3 1B BB		C FF 94 B CH 89 B FF 94 B FF 95 C FF 94 F FF 94 B FF 94 4-2 BB		1	0	0	0	2	0	0
18 Eric Sogard, L (8, PH) OBP: 0.391, SLG: 0.390										0	0	0	0	1	0	0
33 Brett Phillips, L (8, 8) OBP: 0.304, SLG: 0.360										0	0	0	0	0	0	0
3 Orlando Arcia, R (1, 6) OBP: 0.323, SLG: 0.407		B FF 92 C FF 91 F SL 86 S FF 93 1-3 ③ K			C FF 89 1 SAFE F FF 90 X FF 90 0-2 1-2 1B	1 SAFE F CU 72 F FF 92 B FF 91 D FO 86 F FF 92 X CU 78 2-2 15 BB 1-2 1B		C FF 94 B FF 93 S FF 94 F FF 95 D CU 82 S FF 94 2-3 ③ K		4	0	2	0	0	2	1
27 Zach Davies, R (1, 1) OBP: 0.255, SLG: 0.182			S FF 90 B FF 91 X FF 90 1-1 ① G5-3		C CH 82 F FF 88 S SL 86 0-3 ① K	C FF 92 S FO 86 D FO 87 D FO 88 B FF 92 D FO 87 4-2 1-2 2-3 BB			C FF 94 X CH 90 0-1 ① L4	1	0	0	0	0	0	0
47 Jett Bandy, R (5, PH) OBP: 0.291, SLG: 0.356										1	0	0	0	0	1	2
59 Carlos Torres, R (5, 1)										0	0	0	0	0	0	0
15 Neil Walker, S (6, PH) OBP: 0.356, SLG: 0.452										1	0	0	0	1	0	0
(6, 4)																
Inning Stats	R: 1 E: 0 K: 0 S: 9 H: 1 LOB: 1 BB: 1 P: 19	R: 0 E: 0 K: 2 S: 8 H: 0 LOB: 0 BB: 0 P: 12	R: 0 E: 0 K: 1 S: 8 H: 1 LOB: 1 BB: 0 P: 12	R: 0 E: 0 K: 0 S: 6 H: 0 LOB: 0 BB: 0 P: 9	R: 0 E: 0 K: 1 S: 15 H: 1 LOB: 2 BB: 1 P: 20	R: 2 E: 0 K: 2 S: 27 H: 3 LOB: 3 BB: 2 P: 45	R: 0 E: 0 K: 0 S: 3 H: 0 LOB: 0 BB: 1 P: 9	R: 0 E: 0 K: 3 S: 15 H: 0 LOB: 1 BB: 1 P: 24	R: 1 E: 0 K: 1 S: 12 H: 2 LOB: 1 BB: 0 P: 18	1B: 4 2B: 2 3B: 0 HR: 2 SF: 0 SAC: 0 DP: 1 HBP: 0						

	AB	34
	R	4
	H	8
	RBI	4
	BB	6
	SO	10
	LOB	17

WP: 0 PA: 40
PB: 0
SB: 0
CS: 0

PITCHER		IP	WLS	BF	H	R	ER	SO	BB	IBB	HBP	BLK	WP	HR	S	P	ERA	WHIP
61 Adam Conley, L ERA: 5.2	(1, 1)	5.2	W	25	5	3	3	6	3	0	0	0	0	2	66	104	4.76	1.412
25 Junichi Tazawa, R ERA: 5.22	(6, 1)	0.1	H	3	1	0	0	0	1	0	0	0	0	0	7	13	0.00	6.000
49 Brian Ellington, R ERA: 6.52	(7, 1)	1.0	H	3	0	0	0	0	1	0	0	0	0	0	3	9	0.00	1.000
71 Drew Steckenrider, R ERA: 2.08	(8, 1)	1.0		4	0	0	0	3	1	0	0	0	0	0	15	24	0.00	1.000
46 Kyle Barraclough, R ERA: 3.19	(9, 1)	1.0		5	2	1	1	1	0	0	0	0	0	0	12	18	9.00	2.000

PITCHER		IP	WLS	BF	H	R	ER	SO	BB	IBB	HBP	BLK	WP	HR	S	P	ERA	WHIP

Batter	1	2	3	4	5	6	7	8	9	AB	R	H	RBI	BB	SO	LOB
9 Dee Strange-Gordon, L (1, 4) OBP: 0.340, SLG: 0.365	C SI 89 B SI 89 X FC 87 1-1 27 1B 21 1B 1B	F CU 73 B SI 89 F SI 89 S CH 80 3-1 K2-3 ①		S CU 72 C SI 88 B SI 89 F FC 86 X CU 72 1-2 G6-3 ②			C FS 82 F FS 82 F FF 91 F FS 91 F FS 83 X FS 82 0-2 27 S 41 1B 1B			4	2	2	0	0	1	0
27 Giancarlo Stanton, R (1, 9) OBP: 0.374, SLG: 0.630	B SI 90 1 SAFE D FC 87 1 SAFE C SI 89 S CH 80 X SI 91 2-2 21 1B 13 1B 1-2 1B	B SI 90 B CU 75 B SI 90 C SI 89 X FC 85 3-1 G5-3 ②		C FC 86 X SI 89 0-1 L8 ③			C FS 84 S FF 90 D FS 84 S FS 84 1-3 K ① 1-2			4	1	1	0	0	1	1
21 Christian Yelich, L (1, 8) OBP: 0.372, SLG: 0.451	B SI 91 F SI 90 D CU 74 C CH 80 B SI 90 F SI 90 F SI 91 2 SAFE X CH 80 3-2 13 1B 41 SF8 1-2 2-H 1B	C CU 73 X FC 86 0-1 G4-3 ③			B CU 78 C SI 92 S FF 94 C FF 94 1-3 K ①		B FS 82 B FF 90 B FS 84 C FF 91 B FS 84 4-1 41 1B BB			3	1	1	1	1	1	0
13 Marcell Ozuna, R (1, 7) OBP: 0.364, SLG: 0.532	B CU 75 X SI 91 1-0 32 1B 19 1B 1-3 2-H 1B		B FC 86 B SI 88 C SI 90 B SI 89 X SI 89 3-1 L4 ①		S FF 93 B CU 81 X FC 92 1-1 41 G4-6-3 1B		X SL 83 0-0 F8 ②			4	1	2	1	0	0	2
41 Justin Bour, L (1, 3) OBP: 0.369, SLG: 0.537	B SI 90 X SI 90 1-0 SF8 ① 3-H		B CH 80 C SI 90 F FC 88 B SI 90 X CU 73 2-2 32 HR 2B		F FC 92 1 SAFE F FF 96 1 SAFE X FC 93 0-2 G4-6-3 ②③ 1-2f		C FF 94 F FF 94 X CU 76 0-2 1-3 2-H 1B			3	1	2	2	0	0	1
11 J.T. Realmuto, R (1, 2) OBP: 0.328, SLG: 0.450	X FC 87 0-0 L5 ②	B SI 90 S CH 80 F SI 89 X SI 89 1-2 G5-3 ②			C SI 93 B SL 85 F SL 85 F SI 92 B CH 89 X SI 93 2-2 2B		F SL 84 F SI 94 X FF 94 0-2 G4-3 ③			4	0	1	0	0	0	4
32 Derek Dietrich, L (1, 5) OBP: 0.325, SLG: 0.413	C CU 73 B CU 73 B SI 89 X FC 88 2-1 19 1B 1-2 1B	X CH 81 0-0 2-H HR			F SI 94 B FF 93 X FF 94 1-1 P5 ①			B CU 72 F FF 93 X FF 93 1-1 F8 ①		4	1	2	2	0	0	1
19 Miguel Rojas, R (1, 6) OBP: 0.337, SLG: 0.316	B SI 90 B FC 87 X SI 90 2-0 1-2 2-H 1B	B SI 90 B SI 89 B SI 90 C SI 89 X SI 89 3-1 G4-3 ③			F SL 85 F SI 93 2 SAFE B SL 85 B SI 92 S SI 92 2-3 K ②			B SL 83 C SL 81 F SI 92 S SL 83 1-3 K ②		4	0	1	1	0	2	1
61 Adam Conley, L (1, 1) OBP: 0.192, SLG: 0.125 25 Junichi Tazawa, R (6, 1) 51 Ichiro Suzuki, L (6, PH) OBP: 0.326, SLG: 0.341 49 Brian Ellington, R (7, 1) 71 Drew Steckenrider, R (8, 1) 18 Tomás Telis, S (8, PH) OBP: 0.245, SLG: 0.323 46 Kyle Barraclough, R (9, 1)	S SI 90 F SI 90 X CU 73 0-2 G5-3 ③			M SI 86 C SI 88 F SI 88 F CU 73 T SI 88 0-2 K ①		C FS 82 C FS 82 B FS 84 D FS 84 F FF 92 B FS 83 S FS 84 3-3 K ③		B FF 92 B CH 84 C FF 92 X FF 93 2-1 L3 ③		2 0 1 0 0 1 0	0 0 0 0 0 0 0	0 0 0 0 0 0 0	0 0 0 0 0 0 0	0 0 0 0 0 0 0	1 0 1 0 0 0 0	2 0 1 0 0 0 0
Inning Stats	R: 4 E: 0 K: 0 S: 19 H: 6 LOB: 2 BB: 0 P: 31	R: 0 E: 0 K: 1 S: 7 H: 0 LOB: 0 BB: 0 P: 11	R: 2 E: 0 K: 0 S: 11 H: 2 LOB: 0 BB: 0 P: 20	R: 0 E: 0 K: 1 S: 11 H: 0 LOB: 0 BB: 0 P: 12	R: 0 E: 0 K: 1 S: 8 H: 1 LOB: 0 BB: 0 P: 10	R: 0 E: 0 K: 2 S: 13 H: 1 LOB: 1 BB: 0 P: 21	R: 1 E: 0 K: 1 S: 17 H: 2 LOB: 2 BB: 1 P: 22	R: 0 E: 0 K: 1 S: 7 H: 0 LOB: 0 BB: 0 P: 11		1B: 9 2B: 2 3B: 0 HR: 1 SF: 1 SAC: 0 DP: 1 HBP: 0					

PITCHER		IP	WLS	BF	H	R	ER	SO	BB	IBB	HBP	BLK	WP	HR	S	P	ERA	WHIP
27 Zach Davies, R ERA: 3.89	(1, 1)	4.0	L	20	8	6	6	2	0	0	0	0	0	1	48	74	13.50	2.000
59 Carlos Torres, R ERA: 4.26	(5, 1)	1.0		3	1	0	0	1	0	0	0	0	0	0	8	10	0.00	1.000
48 Jared Hughes, R ERA: 3.25	(6, 1)	0.2		3	1	0	0	1	0	0	0	0	0	0	9	14	0.00	1.500
51 Oliver Drake, R ERA: 4.5	(6, 1)	0.2		4	1	1	1	2	1	0	0	0	0	0	14	22	13.50	3.000
22 Matt Garza, R ERA: 4.99	(7, 1)	1.2		6	1	0	0	1	0	0	0	0	0	0	14	18	0.00	0.600

PITCHER	IP	WLS	BF	H	R	ER	SO	BB	IBB	HBP	BLK	WP	HR	S	P	ERA	WHIP

BOTTOM

Milwaukee Brewers @ Miami Marlins

Miller Park, Milwaukee, WI

Sat Sep 16 2017, 6:10 PM - 9:14 PM CDT

Att. 25,079 - Clear - 81 F

livebaseballscorecards.com

AB	34
R	7
H	12
RBI	7
BB	1
SO	7
LOB	13

MIAMI

WP: 0 PB: 0 SB: 1 CS: 0 PA: 36

Batter	1	2	3	4	5	6	7	8	9	AB	R	H	RBI	BB	SO	LOB
14 Hernán Pérez, R (1, 4) (8, 5) OBP: 0.295, SLG: 0.427	X SI 94 0-0 ① F8		C CU 78 B FF 91 X CH 84 1-1 ① F7	C SI 92 X FF 91 0-1 16 2B 1B 1-2 2-3 3-H	B FF 93 C FF 92 B CU 72 B CH 83 C FF 92 X FF 92 3-2 ③ P3			C CU 78 F CH 86 X CH 86 0-2 ① G1-3	C CU 77 S CH 86 B FF 91 X CU 79 1-2 ③ L7	6	1	1	1	0	0	3
16 Domingo Santana, R (1, 9) OBP: 0.371, SLG: 0.487	B SI 94 F FF 94 C CU 80 X CU 82 1-2 8 G5-3 1B		C CH 85 C CH 84 B CU 80 B FF 90 B CH 84 B CU 78 4-2 8 G6-4-3 BB	X FF 92 0-0 21 1B 2B 1-H 2-H 3-H		C CU 72 S CH 84 T FF 92 0-2 ① K		B CU 78 B FF 92 B CH 85 C FF 91 F FF 92 F FF 92 B CH 85 4-2 21 1B BB		3	1	2	3	2	1	0
8 Ryan Braun, R (1, 7) OBP: 0.341, SLG: 0.502 33 Brett Phillips, L (9, 7) OBP: 0.304, SLG: 0.360	B FF 93 B FF 93 C FF 91 S CU 78 1 SAFE X CU 81 2-2 ② G5-3 1-2		B FF 92 B FF 91 C SI 92 X SI 92 2-1 ② ③ G6-4-3 1-2f	21 1B 24 1B IBB 0-0		F CH 84 F FF 92 X FF 93 0-2 21 SF9 3B		S CH 86 B FF 92 F FF 92 X FF 92 1-2 ② F8 2-3		4	2	1	0	1	0	4
21 Travis Shaw, L (1, 5) OBP: 0.351, SLG: 0.525 50 Jacob Barnes, R (8, 1) 45 Taylor Williams, S (9, 1)	B FF 94 D CU 82 F FF 92 S FF 93 S CU 82 2-3 ③ K			X FF 91 0-0 24 2B 9 1B 1B C CH 84 X CU 78 0-1 24 1B 9 1B 1-3 2-H 1B		B FF 90 X FF 91 1-0 ② SF9 3-H		B CH 86 S CH 85 B FF 93 X FF 93 2-1 1-2 3-H 1B		4	2	3	3	0	1	1
24 Jesús Aguilar, R (1, 3) OBP: 0.331, SLG: 0.498		B CU 78 B FF 91 B FF 91 C FF 90 F FF 92 X CU 80 3-2 3 1B 1B		B FF 92 S CU 82 B SI 91 B FF 91 X FC 94 3-2 9 1B 1-2 3-H 1B		C FF 91 B SL 84 X CH 83 1-1 ③ G1-3		B CU 79 B CH 86 S FF 91 X CH 86 2-1 ③ G6-3		5	1	3	1	0	0	2
9 Manny Piña, R (1, 2) OBP: 0.326, SLG: 0.429		F FF 91 C CU 78 F CU 79 S FF 91 0-3 ① K		C FF 92 X FF 92 1-2 14 1B 53 BB 16 2B 2-3 3-H 1B B FF 91 F FF 92 B CH 80 F CH 85 X FF 94 2-2 1-2 2-H 1B			C SL 84 X SL 85 0-1 ① G6-3		C FF 90 B CU 78 F CH 84 X CU 80 1-2 ① F9	5	1	2	2	0	1	1
23 Keon Broxton, R (1, 8) OBP: 0.302, SLG: 0.429		C CU 78 X CH 84 0-1 ② F9		C CU 78 S CU 78 B SI 90 F CU 79 T SI 91 2-2 ③ K F SI 92 B FF 92 X SI 91 1-1 G1-3			C FF 91 B FF 93 F CU 78 B FF 93 F FF 91 X FF 92 2-2 3 G4-6-3 1B		B FF 92 S CH 84 S CH 84 X CH 85 1-2 3 G6-3 1B	5	0	2	0	0	1	5
3 Orlando Arcia, R (1, 6) OBP: 0.322, SLG: 0.405		B FF 92 X CU 78 1-0 1-2 1B		F SI 91 F CU 77 D CU 79 F FF 91 F FF 91 S CU 80 1-3 ② K	B FF 91 B CH 82 C FF 91 F FF 91 X FF 92 2-2 ① G6-3		C FF 92 D SL 86 S SL 85 F FF 94 X CU 77 1-2 ② ③ G4-6-3 1-2f		D CU 79 X FF 93 1-0 ② G6-3 1-2	5	0	1	0	0	1	4
53 Brandon Woodruff, L (1, 1) OBP: 0.333, SLG: 0.250 5 Jonathan Villar, S (8, PH) (8, 4) OBP: 0.296, SLG: 0.375		B FF 91 B FF 91 C FF 91 B SI 91 F FF 91 F FF 91 X FF 92 3-2 ③ G4-3		B CU 78 F FF 91 D CU 77 B CU 76 B SI 90 4-1 14 1B 16 2B 1-2 BB	C FF 91 C FF 90 B CU 77 B FF 92 C FF 92 2-3 ② K			B FF 93 S CH 84 S CH 85 B CH 85 X FF 93 2-2 8 F8 21 1B 2B	B CH 86 B FF 92 F FF 92 B FF 92 B FF 92 4-1 BB	2 1	1 1	0 1	0 1	1 0	1 0	2 0

Inning Stats	1	2	3	4	5	6	7	8	9	1B: 12	SF: 1	WP: 0	PA: 46
	R: 0 E: 0 K: 1 S: 10 H: 1 LOB: 1 BB: 0 P: 15	R: 0 E: 0 K: 1 S: 14 H: 2 LOB: 2 BB: 0 P: 21	R: 0 E: 0 K: 0 S: 6 H: 0 LOB: 0 BB: 1 P: 13	R: 8 E: 0 K: 2 S: 30 H: 8 LOB: 2 BB: 2 P: 45	R: 0 E: 0 K: 1 S: 9 H: 0 LOB: 0 BB: 0 P: 16	R: 1 E: 0 K: 1 S: 9 H: 1 LOB: 0 BB: 0 P: 11	R: 0 E: 0 K: 0 S: 10 H: 1 LOB: 0 BB: 0 P: 13	R: 1 E: 0 K: 0 S: 16 H: 2 LOB: 2 BB: 1 P: 27	R: 0 E: 0 K: 0 S: 11 H: 1 LOB: 2 BB: 1 P: 19	2B: 3 3B: 1 HR: 0	SAC: 0 DP: 2 HBP: 0	PB: 0 SB: 0 CS: 0	

PITCHER		IP	WLS	BF	H	R	ER	SO	BB	IBB	HBP	BLK	WP	HR	S	P	ERA	WHIP
76 Dillon Peters, L ERA: 5.4	(1, 1)	3.2	L	22	9	8	8	4	2	1	0	0	0	0	51	79	19.64	3.000
43 Odrisamer Despaigne, R ERA: 4.35	(4, 1)	0.1		3	2	0	0	0	0	0	0	0	0	0	9	15	0.00	6.000
54 Wei-Yin Chen, L ERA: 3.94	(5, 1)	2.0		7	1	1	1	2	0	0	0	0	0	0	18	27	4.50	0.500
40 Javy Guerra, R ERA: 3.77	(7, 1)	1.0		3	1	0	0	0	0	0	0	0	0	0	10	13	0.00	1.000
20 Justin Nicolino, L ERA: 5.32	(8, 1)	2.0		11	3	1	1	0	2	0	0	0	0	0	27	46	4.50	2.500

PITCHER	IP	WLS	BF	H	R	ER	SO	BB	IBB	HBP	BLK	WP	HR	S	P	ERA	WHIP

TOP

Milwaukee Brewers @ Miami Marlins

Miller Park, Milwaukee, WI

Sun Sep 17 2017, 1:11 PM - 4:22 PM CDT

Att. 24,535 - Cloudy - 79 F

livebaseballscorecards.com

AB	40
R	10
H	16
RBI	10
BB	5
SO	6
LOB	22

Milwaukee Brewers @ Miami Marlins

Miller Park, Milwaukee, WI

Sun Sep 17 2017, 1:11 PM - 4:22 PM CDT

Att. 24,535 - Cloudy - 79 F

BOTTOM

livebaseballscorecards.com

Batter	1	2	3	4	5	6	7	8	9	AB	R	H	RBI	BB	SO	LOB
9 Dee Strange-Gordon, L (1, 4) OBP: 0.341, SLG: 0.366	B FF 94 X FF 94 1-0 21 CS 1B		C CH 87 X SL 89 0-1 1B		C FF 95 X SL 88 0-1 ① G3		F FF 95 X FF 95 0-1 ③ G1-3			4	0	2	0	0	0	1
11 J.T. Realmuto, R (1, 2) OBP: 0.326, SLG: 0.447	1 SAFE F FF 95 1 SAFE C SL 88 S SL 88 0-3 ① K		1 SAFE 1 SAFE F SL 87 B SL 86 1 SAFE B FF 94 X SL 87 2-1 ③ P6		B SL 87 X SL 88 1-0 ② F8			C FF 95 X FC 91 0-1 E5 13 G1-3 21 G4-3		4	0	0	0	0	1	2
21 Christian Yelich, L (1, 8) OBP: 0.369, SLG: 0.448	1 SAFE 1 SAFE 1 SAFE B FF 94 S FF 95 F FF 95 B SL 90 F FF 96 C FF 96 2-3 ② ③ 1-2 K			B FF 94 B FF 93 S FF 95 F FF 94 C FF 95 2-3 ① K	B FF 95 X CH 86 1-0 ③ F9			X FF 96 0-0 ① G4-3 1-2		4	0	0	0	0	2	2
13 Marcell Ozuna, R (1, 7) OBP: 0.364, SLG: 0.532		C FF 95 B SL 87 X SL 86 1-1 ① P3		B SL 88 X FF 96 1-0 41 1B 32 1B 2B		B FF 96 B SL 87 C SL 88 X SL 88 2-1 ① F9		B FF 97 S FC 92 X FC 92 1-1 ② G1-3 2-3		4	1	1	0	0	0	1
41 Justin Bour, L (1, 3) OBP: 0.370, SLG: 0.537		C FF 96 X FF 97 0-1 1B		S FF 95 X CH 86 0-1 32 1B 51 2B 2-3 1B		B FF 96 B FF 97 C FF 97 C FF 98 F FF 98 F SL 87 T FF 96 2-2 ② K		B FC 92 S FC 90 F FF 96 F FF 96 X FF 96 1-2 ③ L3		4	1	2	0	0	1	1
32 Derek Dietrich, L (1, 5) OBP: 0.324, SLG: 0.411		X FF 96 0-0 ② P6		F FF 96 X FF 96 0-1 51 2B 1-2 3-H 1B		C CH 87 B FF 96 X CH 88 1-1 ③ F8			T FF 96 X FF 97 0-1 ① L6	4	1	1	1	0	0	1
51 Ichiro Suzuki, L (1, 9) OBP: 0.325, SLG: 0.345		B FF 96 C FF 96 B SL 87 X FF 96 2-1 ③ L5		B CH 85 X FF 96 1-0 12 G6-3 1-H 2-H 2B			B FF 94 C CH 84 S SL 85 F SL 85 B FF 96 F SL 86 F FF 96 F SL 87 F FF 96 3-2 B CH 86 X FF 95 P5		C FF 96 S SI 96 F FF 96 X SL 85 0-2 ② L6	4	0	1	2	0	0	1
19 Miguel Rojas, R (1, 6) OBP: 0.337, SLG: 0.316 12 Mike Aviles, R (2, 6) OBP: 0.313, SLG: 0.306			C FF 96 B SL 87 B FF 96 F FF 95 F FF 96 B SL 88 X FF 94 3-2 ① P4	B FF 96 X SL 87 1-0 ② G6-3 2-3			B FF 95 B FF 94 X FF 93 2-0 1B		F FF 97 X SL 85 0-1 ③ G6-3	0 4	0 0	0 1	0 0	0 0	0 0	0 1
76 Dillon Peters, L (1, 1) 43 Odrisamer Despaigne, R (4, 1) OBP: 0.091, SLG: 0.091 27 Giancarlo Stanton, R (4, PH) OBP: 0.373, SLG: 0.629 54 Wei-Yin Chen, R (5, 1) OBP: 0.125, SLG: 0.125 40 Javy Guerra, R (7, 1) 18 Tomás Telis, S (7, PH) OBP: 0.242, SLG: 0.319 20 Justin Nicolino, L (8, 1)			C FF 95 C FF 95 B FF 97 F FF 97 B FF 96 C FF 95 2-3 ② K	X SL 88 0-0 ③ G5-6-3		F FF 95 X SL 86 0-1 ② F7			1 0 0 1 0 0 0 1 0	0 0 0 0 0 0 0 0 0	0 0 0 0 0 0 0 0 0	0 0 0 0 0 0 0 0 0	1 0 1 0 0 0 0 1 0	0 0 0 0 0 0 0 0 0	0 0 1 0 0 0 0 1 0
Inning Stats	R: 0 E: 0 K: 2 S: 8 H: 1 LOB: 0 BB: 0 P: 11	R: 0 E: 0 K: 0 S: 7 H: 1 LOB: 1 BB: 0 P: 10	R: 0 E: 0 K: 1 S: 12 H: 1 LOB: 1 BB: 0 P: 19	R: 3 E: 0 K: 1 S: 11 H: 4 LOB: 1 BB: 0 P: 16	R: 0 E: 0 K: 0 S: 4 H: 0 LOB: 0 BB: 0 P: 6	R: 0 E: 0 K: 1 S: 9 H: 0 LOB: 0 BB: 0 P: 14	R: 0 E: 0 K: 0 S: 13 H: 1 LOB: 1 BB: 0 P: 18	R: 0 E: 1 K: 0 S: 9 H: 0 LOB: 1 BB: 0 P: 11	R: 0 E: 0 K: 0 S: 8 H: 0 LOB: 0 BB: 0 P: 8	1B: 6 2B: 2 3B: 0 HR: 0	SF: 0 SAC: 0 DP: 0 HBP: 0		WP: 0 PB: 0 SB: 0 CS: 1	PA: 35			

	AB	35
	R	3
	H	8
	RBI	3
	BB	0
	SO	5
	LOB	12

PITCHER		IP	WLS	BF	H	R	ER	SO	BB	IBB	HBP	BLK	WP	HR	S	P	ERA	WHIP
53 Brandon Woodruff, R ERA: 3.28	(1, 1)	7.0	W	28	8	3	3	5	0	0	0	0	0	0	64	94	3.86	1.143
50 Jacob Barnes, R ERA: 4.27	(8, 1)	1.0		4	0	0	0	0	0	0	0	0	0	0	9	11	0.00	0.000
45 Taylor Williams, R ERA: 3.38	(9, 1)	1.0		3	0	0	0	0	0	0	0	0	0	0	8	8	0.00	0.000

PITCHER	IP	WLS	BF	H	R	ER	SO	BB	IBB	HBP	BLK	WP	HR	S	P	ERA	WHIP

Batter	1	2	3	4	5	6	7	8	9	AB	R	H	RBI	BB	SO	LOB
11 Norichika Aki, L (1, 9) OBP: 0.333, SLG: 0.412	B FF 89 F FF 91 F FF 91 X FF 92 1-2 18 S 7 BB 1B		B CH 84 F FF 92 F FF 92 B SL 86 B SL 84 X FF 92 3-2 ① L8		B CU 74 F FF 90 B CH 82 X FF 90 2-1 1B		X FF 91 0-0 1B		D FC 86 C FF 92 F FC 87 C SI 91 1-3 ① K	5	0	3	0	0	1	2
7 José Reyes, S (1, 6) OBP: 0.311, SLG: 0.404 15 Matt Reynolds, R (7, 6) OBP: 0.325, SLG: 0.294	B FF 92 B SL 84 1 SAFE 1 SAFE B FF 90 B FF 91 4-0 18 S 1-2 BB		D CU 76 C CH 84 F FF 92 F FF 92 T SL 84 1-2 ② K		B CH 81 C FF 89 B CH 85 S SL 84 B SL 84 X FF 91 3-2 ① L9		B SI 90 F FC 87 B FC 91 B SI 90 C FC 91 S FC 87 3-3 ② K		B FC 85 B SI 89 S FF 92 B FF 92 F FF 92 F FC 85 X SI 91 3-2 E5 28 G6-4-3 1-3 1B	3 1	0 0	0 1	0 0	1 0	2 0	3 0
13 Asdrúbal Cabrera, S (1, 5) OBP: 0.349, SLG: 0.437 35 Jacob Rhame, R (7, 1) 43 Jamie Callahan, R (8, 1) 28 Travis Taijeron, R (9, PH) OBP: 0.268, SLG: 0.306	C CH 83 B FF 92 F CH 83 F SL 86 T SL 85 1-2 ① K		B CH 84 S FF 90 B FF 91 B CH 84 C SL 84 F SL 85 B FF 92 4-2 1-2 BB		C SL 82 C FF 91 D CH 85 X FF 91 1-2 ② F7		B KC 78 B FC 87 S FC 87 X SI 91 2-1 ③ G1-3		D FC 88 B SI 91 C SI 90 X FC 87 2-1 ② ③ G6-4-3 1-2f	3 0 0 1	0 0 0 0	0 0 0 0	0 0 0 0	1 0 0 0	1 0 0 0	4 0 0 2
22 Dominic Smith, L (1, 3) OBP: 0.273, SLG: 0.430	B FF 91 F FF 91 B SL 83 S CH 84 F FF 92 X SL 86 2-2 ② L8		D CH 85 B FF 90 S SL 84 S SL 84 X SL 85 2-2 ③ G4-3		F FF 91 B CU 74 F SL 84 F FF 92 F SL 84 B SL 85 S CH 84 2-3 ③ K			B FF 91 B FC 85 B SI 91 C FF 92 F FF 92 C SI 94 3-3 ① K		4	0	0	0	0	2	5
18 Travis d'Arnaud, R (1, 2) OBP: 0.286, SLG: 0.413 77 Tomás Nido, R (7, 2) OBP: 0.667, SLG: 0.667	B SL 85 B SL 86 F FF 92 S FF 92 B FF 93 F FF 92 S SL 85 3-3 ③ K 1-2 2-3			C FF 90 B CH 82 S FF 91 F FF 92 X SL 84 1-2 ① G6-3		B FF 94 F FF 95 F FF 95 B FF 95 F FF 94 F FF 94 B FF 94 4-2 9 1B BB		S FC 88 B FC 87 X FF 92 1-1 9 G3 1B	2 1	0 0	0 1	0 0	1 0	1 0	2 0
9 Brandon Nimmo, L (1, 7) OBP: 0.401, SLG: 0.392		C FF 90 B FF 90 B SL 85 S FF 92 T FF 92 2-2 ① K		B CU 73 C FF 92 B SL 82 B FF 92 B FF 90 4-1 12 FC6-4 BB		B FF 95 C SI 96 X FF 96 1-1 2 G5-4-3 1-2 1B		B FF 91 X FC 88 1-0 ② G3 1-2	3	0	1	0	1	1	1
12 Juan Lagares, R (1, 8) OBP: 0.293, SLG: 0.367		F FF 92 B SL 85 B SL 84 S SL 84 S SL 86 2-3 ② K		X SL 84 0-0 ② FC6-4 2 S 2 1B 1-2f		B SI 96 S SL 87 C SL 88 D SL 88 F FF 96 S SL 88 2-3 ① K		B FC 86 C FF 92 B FC 88 F FF 91 B SI 92 D FC 85 4-2 BB	3	1	0	0	1	2	3
2 Gavin Cecchini, R (1, 4) OBP: 0.261, SLG: 0.303		C SL 84 B FF 92 F FF 92 S CH 84 1-3 ③ K		F SL 84 1 SAFE B SL 83 F SL 84 X FF 92 1-2 1-H 1B		B SI 94 C SL 88 X SL 86 1-1 ② ③ G5-4-3 1-2f		F FC 91 X SI 89 0-1 ③ P3	4	0	1	1	0	1	4
33 Matt Harvey, R (1, 1) OBP: 0.094, SLG: 0.065 29 Tommy Milone, L (5, 1) OBP: 0.273, SLG: 0.111 47 Hansel Robles, R (5, 1) 62 Erik Goeddel, R (5, 1) 64 Chris Flexen, R (6, 1) OBP: 0.167, SLG: 0.250 72 Phillip Evans, R (7, PH) OBP: 0.308, SLG: 0.462 (7, 5)			B FF 89 B FF 89 B FF 89 C FF 90 F FF 90 F FF 91 B FF 91 4-2 13 BB BB	S FF 90 B FF 90 S SL 83 S SL 85 1-3 ③ K			C FF 92 B FC 86 F FF 91 B FC 84 B SI 93 S FC 87 3-3 ① K		B FF 91 S FC 85 B FF 91 B SI 90 X SI 91 3-1 15 E 15 1B 1B	1 0 0 0 0 2	0 0 0 0 0 0	0 0 0 0 0 1	0 0 0 0 0 0	1 0 0 0 0 1	1 0 0 0 0 0	1 0 0 0 0 0
Inning Stats	R: 0 E: 0 K: 2 S: 15 H: 1 LOB: 2 BB: 1 P: 26	R: 0 E: 0 K: 3 S: 9 H: 0 LOB: 0 BB: 0 P: 14	R: 0 E: 0 K: 1 S: 16 H: 0 LOB: 2 BB: 2 P: 30	R: 1 E: 0 K: 1 S: 12 H: 1 LOB: 1 BB: 1 P: 19	R: 0 E: 0 K: 1 S: 13 H: 1 LOB: 1 BB: 0 P: 21	R: 0 E: 0 K: 1 S: 11 H: 1 LOB: 1 BB: 1 P: 19	R: 0 E: 0 K: 2 S: 9 H: 1 LOB: 1 BB: 0 P: 17	R: 0 E: 0 K: 1 S: 10 H: 1 LOB: 2 BB: 1 P: 19	R: 0 E: 1 K: 1 S: 11 H: 2 LOB: 1 BB: 0 P: 20	1B: 8 2B: 0 3B: 0 HR: 0	SF: 0 SAC: 0 DP: 2 HBP: 0						

PITCHER		IP	WLS	BF	H	R	ER	SO	BB	IBB	HBP	BLK	WP	HR	S	P	ERA	WHIP
58 Dan Straily, R ERA: 4.17	(1, 1)	5.0	W	22	3	1	1	8	4	0	0	0	0	0	65	110	1.80	1.400
22 Dustin McGowan, R ERA: 4.42	(6, 1)	1.0		4	1	0	0	1	1	0	0	0	0	0	11	19	0.00	2.000
45 Vance Worley, R ERA: 7.07	(7, 1)	3.0	S	13	4	0	0	4	1	0	0	0	0	0	30	56	0.00	1.667

PITCHER	IP	WLS	BF	H	R	ER	SO	BB	IBB	HBP	BLK	WP	HR	S	P	ERA	WHIP

TOP

New York Mets @ Miami Marlins

Marlins Park, Miami, FL

Mon Sep 18 2017, 7:12 PM - 10:33 PM EDT

Att. 16,385 - Roof Closed - 82 F

livebaseballscorecards.com

AB	33
R	1
H	8
RBI	1
BB	6
SO	13
LOB	27

WP	0
PB	0
SB	3
CS	0
PA	39

New York Mets @ Miami Marlins

Marlins Park, Miami, FL

Mon Sep 18 2017, 7:12 PM - 10:33 PM EDT

Att. 16,385 - Roof Closed - 82 F

BOTTOM

livebaseballscorecards.com

Batter	1	2	3	4	5	6	7	8	9	AB	R	H	RBI	BB	SO	LOB
9 Dee Strange-Gordon, L (1, 4) OBP: 0.344, SLG: 0.373	B FF 94 X FF 94 1-0 ① F8	X SI 94 0-0 1-2 1B		X FF 94 0-0 18 S 27 HR 1B	F SL 80 F SL 80 X FF 90 0-2 2-H 3-H 27 1B 3B	F FC 86 X FF 94 0-1 18 G3-1 1B		X FF 97 0-0 ② G6-3		6	2	4	2	0	0	0
18 Tomás Telis, S (1, 2) OBP: 0.257, SLG: 0.316	B FF 95 C FF 95 B SL 91 B FF 95 X FF 95 3-1 41 1B 13 1B 1B	B CH 87 B FF 93 C SL 90 F SI 94 X SI 95 2-2 ③ F7		1 SAFE B FF 93 1 SAFE B FF 94 S SL 88 F SL 90 H FF 94 3-2 1-2 27 HR HBP	B CU 76 B CU 76 B CH 82 B FF 89 4-0 27 1B 13 1B BB	C FF 94 X FF 94 0-1 ② G3-1 1-2		B FS 89 F FF 97 B FF 97 X FF 96 2-1 E6		4	3	1	0	1	0	3
27 Giancarlo Stanton, R (1, 9) OBP: 0.374, SLG: 0.632	C SL 89 F SL 89 F FF 96 B FF 96 D SL 90 S FF 96 2-3 ② K		B B FF 93 B FF 95 B FF 95 4-0 41 2B 55 WP BB	B FF 94 X SL 90 1-0 1-H 2-H HR	X FF 96 0-0 41 FC3-6 13 1B 1-3 3-H 55 3B 1B	C FF 95 B SI 93 S FC 87 D FC 89 C FF 95 2-3 ③ K		B SL 91 S SL 91 X FF 97 1-1 ③ L7		5	3	2	4	1	2	3
13 Marcell Ozuna, R (1, 7) OBP: 0.367, SLG: 0.539	C FF 96 B SL 92 X SL 91 1-1 41 1B 1-2 1B		X SI 94 0-0 ① F9	B FF 94 C FF 94 X FF 94 1-1 55 G4-6-3 1B	F FF 94 X SI 96 0-1 41 FC3-6 1-2 3-H 1B		F FF 98 X SL 88 0-1 HR			5	1	4	2	0	0	1
41 Justin Bour, L (1, 3) OBP: 0.371, SLG: 0.539 22 Dustin McGowan, R (6, 1) 45 Vance Worley, R (7, 1) OBP: 0.190, SLG: 0.190	X FF 95 0-0 1-3 2-H 1B		C CU 82 B SI 95 X SL 90 1-1 12 1B 1-3 2B	X FF 94 0-0 ① F8	C FF 94 S FF 95 F FF 96 F SL 86 X FF 96 0-2 ② FC3-6 1-2f 2-3 55 3B		X SI 94 0-0 ① G1-3			4 0 1	1 0 0	2 0 0	1 0 0	0 0 0	0 0 0	3 0 0
55 Brian Anderson, R (1, 5) OBP: 0.339, SLG: 0.358	D SL 90 X SL 89 1-0 ③ G2-3		F SL 90 F SL 92 F FF 95 B CU 82 B FF 95 F SL 91 X FF 94 2-2 ② G5-3 3-H	C SI 94 X SL 90 0-1 ② ③ G4-6-3 1-2f	D FF 95 X SL 86 1-0 1-H 3-H 51 1B 3B		F FF 96 B FF 97 C FF 94 B FF 96 B FS 81 D FF 94 4-2 BB			4	1	1	2	1	0	4
51 Ichiro Suzuki, L (1, 8) OBP: 0.332, SLG: 0.348		C FF 95 B FF 95 F SL 89 X SL 89 1-2 ① G6-3	0-0 12 1B IBB	C SI 93 B FF 94 X CU 88 1-1 21 G1-3 9 3B 1B C FF 95 F SL 86 F FF 96 B FF 96 B CH 86 X FF 94 3-2 12 FC6-4 3-H 1B 1 FF 94 B SL 90 F SL 86 X SL 89 2-2 21 G1-3 9 3B 1-2 1B X SL 77 3-2 FC6-4 1-2f ③		D FF 95 B FF 95 X FF 95 2-0 ② P6				4	1	2	1	1	0	1
12 Mike Aviles, R (1, 6) OBP: 0.318, SLG: 0.312		B SL 89 B SL 90 X FF 95 2-0 ② P6	X SL 91 0-0 1-2 2-3 1B				C FF 96 C SL 88 D SL 90 S FF 97 1-3 ③ K			5	1	2	0	0	1	2
58 Dan Straily, R (1, 1) OBP: 0.074, SLG: 0.057 21 Christian Yelich, L (5, PH) OBP: 0.369, SLG: 0.447 32 Derek Dietrich, L (6, 3) OBP: 0.323, SLG: 0.409		B FF 94 C SI 95 X SI 94 1-1 9 1B 1B	S FF 94 C FF 96 C SL 86 0-3 ③ K		B CU 75 F SL 79 S CH 81 X FF 90 1-2 ① G1-3 1-2 2-3	S SI 95 F SI 95 C SI 93 0-3 ① K		F FF 97 S FF 96 B FF 97 F SL 90 X FF 97 1-2 ① G3-1		2 1 2	0 0 0	1 0 0	0 0 0	0 0 0	1 0 1	3 2 0
Inning Stats	R: 1 E: 0 K: 1 S: 11 H: 3 LOB: 2 BB: 0 P: 19	R: 0 E: 0 K: 0 S: 10 H: 2 LOB: 2 BB: 0 P: 16	R: 1 E: 0 K: 1 S: 12 H: 2 LOB: 3 BB: 2 P: 19	R: 3 E: 0 K: 0 S: 9 H: 3 LOB: 0 BB: 0 P: 14	R: 7 E: 0 K: 0 S: 26 H: 7 LOB: 1 BB: 1 P: 38	R: 0 E: 0 K: 2 S: 10 H: 1 LOB: 1 BB: 0 P: 12	R: 1 E: 0 K: 1 S: 9 H: 1 LOB: 1 BB: 1 P: 16	R: 0 E: 1 K: 0 S: 9 H: 0 LOB: 1 BB: 0 P: 13		1B: 14 2B: 1 3B: 2 HR: 2 SF: 0 SAC: 0 DP: 1 HBP: 1					WP: 1 PB: 0 SB: 1 CS: 0 PA: 48	

	AB	43
	R	13
	H	19
	RBI	12
	BB	4
	SO	5
	LOB	22

PITCHER		IP	WLS	BF	H	R	ER	SO	BB	IBB	HBP	BLK	WP	HR	S	P	ERA	WHIP
33 Matt Harvey, R ERA: 6.59	(1, 1)	4.0	L	26	12	7	7	2	1	1	1	0	1	1	47	76	15.75	3.250
29 Tommy Milone, L ERA: 7.74	(5, 1)	0.1		3	1	0	0	0	1	0	0	0	0	0	6	11	0.00	6.000
47 Hansel Robles, R ERA: 5.12	(5, 1)	0.1		5	4	5	5	0	0	0	0	0	0	0	14	18	135.00	12.000
62 Erik Goeddel, R ERA: 3.9	(5, 1)	0.1		1	0	0	0	0	0	0	0	0	0	0	1	1	0.00	0.000
64 Chris Flexen, R ERA: 7.49	(6, 1)	1.0		4	1	0	0	2	0	0	0	0	0	0	10	12	0.00	1.000

PITCHER		IP	WLS	BF	H	R	ER	SO	BB	IBB	HBP	BLK	WP	HR	S	P	ERA	WHIP
35 Jacob Rhame, R ERA: 13.5	(7, 1)	1.0		5	1	1	1	1	1	0	0	0	0	1	9	16	9.00	2.000
43 Jamie Callahan, R ERA: 6.23	(8, 1)	1.0		4	0	0	0	0	0	0	0	0	0	0	9	13	0.00	0.000

Batter	1	2	3	4	5	6	7	8	9	10	AB	R	H	RBI	BB	SO	LOB
11 Norichika Aoki, L (1, 9) OBP: 0.331, SLG: 0.408	B FF 92 X FF 91 1-0 ① G3		F FF 93 B CH 81 T FC 86 B CH 81 X FC 86 2-2 7 1B 1B		C CU 74 B CH 82 X FF 92 1-1 ③ F7		X FF 99 0-0 ③ F9		C SL 88 B SL 90 F FF 93 F FF 93 X SL 88 1-2 ② G4-3 2-3		5	0	1	0	0	0	1
7 José Reyes, S (1, 6) OBP: 0.316, SLG: 0.415	C FF 92 B FF 93 X FF 93 1-1 HR		X FF 93 0-0 13 BB 1-3 1B			C CH 78 B FC 83 X FC 84 1-1 18 HR 1B		B CU 74 F FF 93 F FF 93 F FO 89 S FF 94 1-3 ① K	F FF 93 F FF 94 X CH 83 0-2 3-H 1B		5	2	4	2	0	1	0
13 Asdrúbal Cabrera, S (1, 5) OBP: 0.349, SLG: 0.435	B FF 94 F FC 86 F FC 87 F SI 93 B CH 80 S FC 86 2-3 ② K		B FC 87 F CH 81 B FF 94 D FC 87 B FC 86 4-1 1-2 BB			1 SAFE F FC 86 X SI 93 0-1 ① L8		B FF 94 X FO 88 1-0 9 BB 18 1B 1B	B FF 95 X FF 94 1-0 ③ F9		4	0	1	0	1	1	2
22 Dominic Smith, L (1, 3) OBP: 0.271, SLG: 0.421	X FF 93 0-0 ③ F7		X FC 87 0-0 ③ G3			C FF 93 F FF 92 B FF 93 X FC 85 1-2 ② L7		B CU 74 F FF 94 S FO 87 S FO 88 1-3 ② K		S SL 77 B SL 77 F FF 94 B FF 94 X SL 78 2-2 1B	5	0	1	0	0	1	5
18 Travis d'Arnaud, R (1, 2) OBP: 0.288, SLG: 0.422		B CU 74 S FC 83 X SI 93 1-1 ① G6-3		B SI 93 F SI 94 B CH 81 F FC 85 F FC 85 X SI 94 2-2 ① F9		X SI 93 0-0 1-H HR		X CU 77 0-0 9 BB 1-2 1B		X SL 77 0-0 ① F9	5	1	2	2	0	0	1
9 Brandon Nimmo, L (1, 7) OBP: 0.401, SLG: 0.388		B SI 94 F FC 87 B CH 81 F FC 88 F SI 92 X FF 94 2-2 ② G6-3		B CU 72 B FC 87 X FF 94 2-1 ② F7		X SI 94 0-0 1B		C FF 93 C FF 93 F FO 87 B FF 93 B FF 94 2 SAFE B FO 88 B FF 94 4-2 1-2 2-3 BB		C SL 77 C FF 94 D SL 78 F SL 78 B FF 94 S FF 95 2-3 ② K	4	0	1	0	1	1	1
12 Juan Lagares, R (1, 8) OBP: 0.287, SLG: 0.359		C SI 94 C FF 95 F FC 89 X FF 93 0-2 ③ G5-3		B CH 81 S FC 85 B CU 72 B SI 93 X SI 93 3-1 ③ G4-3		B FC 86 C FC 86 B FC 86 B FF 94 X FC 84 3-1 ③ F9		F FF 94 B FF 93 F FO 88 B FF 94 F FF 95 F FF 94 F FF 95 F CU 79 F FF 94 2-2 X FF 84 ③ L4		C SL 77 B SL 77 S SL 78 D SL 78 X FF 95 2-2 ③ G4-3	5	0	0	0	0	0	5
72 Phillip Evans, R (1, 4) OBP: 0.294, SLG: 0.412			C CU 74 X SI 92 0-1 ① G1-3		T FF 92 B FC 84 X FC 83 1-1 ① L9		B FF 98 X FF 98 1-0 ① L9		C FF 92 X FF 92 0-1 11 G4-3 15 SH1-4 7 1B 1B		4	1	1	0	0	0	0
67 Seth Lugo, R (1, 1) OBP: 0.158, SLG: 0.346 49 Josh Smoker, L (6, 1) 2 Gavin Cecchini, R (7, PH) OBP: 0.257, SLG: 0.299 27 Jeurys Familia, R (7, 1) 39 Jerry Blevins, L (8, 1) 15 Matt Reynolds, R (9, PH) OBP: 0.325, SLG: 0.294 44 AJ Ramos, R (9, 1) 51 Paul Sewald, R (9, 1)			S FF 93 S SI 95 B SI 94 S FC 85 1-3 ② K		X FF 92 0-0 ② G6-3		C SI 99 F CU 88 S FF 99 0-3 ② K		C SL 88 B FF 92 1 SAFE B FF 91 X FF 89 2-1 1-2 ① SH1-4		2 0 1 0 0 0 0 0 0	0 0 0 0 0 0 0 0 0	0 0 0 0 0 0 0 0 0	0 0 0 0 0 0 0 0 0	1 0 1 0 0 0 0 0 0	0 0 0 0 0 0 0 0 0	0 0 0 0 0 0 0 0 0
Inning Stats	R: 1 E: 0 K: 1 S: 8 H: 1 LOB: 0 BB: 0 P: 12	R: 0 E: 0 K: 0 S: 10 H: 0 LOB: 0 BB: 0 P: 13	R: 0 E: 0 K: 1 S: 11 H: 2 LOB: 3 BB: 1 P: 18	R: 0 E: 0 K: 0 S: 8 H: 0 LOB: 0 BB: 0 P: 15	R: 0 E: 0 K: 0 S: 5 H: 0 LOB: 0 BB: 0 P: 7	R: 2 E: 0 K: 0 S: 11 H: 3 LOB: 1 BB: 0 P: 16	R: 0 E: 0 K: 1 S: 5 H: 0 LOB: 0 BB: 0 P: 6	R: 0 E: 0 K: 2 S: 20 H: 2 LOB: 3 BB: 1 P: 29	R: 1 E: 0 K: 0 S: 12 H: 2 LOB: 1 BB: 0 P: 16	R: 0 E: 0 K: 1 S: 11 H: 1 LOB: 1 BB: 0 P: 17	1B: 9 2B: 0 3B: 0 HR: 2	SF: 0 SAC: 1 DP: 0 HBP: 0	WP: 0 PB: 0 SB: 0 CS: 0	PA: 43			

PITCHER		IP	WLS	BF	H	R	ER	SO	BB	IBB	HBP	BLK	WP	HR	S	P	ERA	WHIP
43 Odrisamer Despaigne, R ERA: 4.37	(1, 1)	6.0		25	6	3	3	2	1	0	0	0	0	2	53	81	4.50	1.167
49 Brian Ellington, R ERA: 6.35	(7, 1)	1.0		3	0	0	0	1	0	0	0	0	0	0	5	6	0.00	0.000
25 Junichi Tazawa, R ERA: 5.12	(8, 1)	1.0		6	2	0	0	2	1	0	0	0	0	0	20	29	0.00	3.000
40 Javy Guerra, R ERA: 4.11	(9, 1)	1.0		5	2	1	1	0	0	0	0	0	0	0	12	16	9.00	2.000
46 Kyle Barraclough, R ERA: 3.14	(10, 1)	1.0	W	4	1	0	0	1	0	0	0	0	0	0	11	17	0.00	1.000

PITCHER	IP	WLS	BF	H	R	ER	SO	BB	IBB	HBP	BLK	WP	HR	S	P	ERA	WHIP

TOP

New York Mets @ Miami Marlins

Marlins Park, Miami, FL

Tue Sep 19 2017, 7:12 PM - 10:34 PM EDT
Att. 16,405 - Roof Closed - 79 F

livebaseballscorecards.com

AB	40
R	4
H	11
RBI	4
BB	2
SO	6
LOB	15

Batter	1	2	3	4	5	6	7	8	9	10	AB	R	H	RBI	BB	SO	LOB
51 Ichiro Suzuki, L (1, 7) OBP: 0.328, SLG: 0.344	C FF 91 C FF 92 X FF 94 0-2 G6-3 ①		C FF 91 B FF 90 X FF 92 1-1 L8 ③			C FF 94 B SL 82 F FF 94 X SL 81 1-2 G4-3 ①		B CU 73 X CU 71 1-0 F9 ②	C SI 95 B SI 96 X SI 95 1-1 27 BB 1-2 2-H 1B		5	0	1	1	0	0	0
27 Giancarlo Stanton, R (1, 9) OBP: 0.378, SLG: 0.631	C FF 93 B FF 91 B SI 94 B CH 87 S FF 94 B FF 96 4-2 21 G3-6-1 BB			B FF 91 C SI 92 B CU 78 F FF 94 S SI 93 2-3 K ①		S FS 82 S FS 84 B FS 82 F FF 95 B FF 96 F FS 82 B FS 84 D FS 84 4-2 41 WP BB		B CU 72 B CU 73 B FF 90 B CU 72 4-0 BB	B SI 95 B SL 82 B SL 81 B SL 80 4-0 1-2 2-3 BB		1	0	0	0	4	1	0
21 Christian Yelich, L (1, 8) OBP: 0.367, SLG: 0.450	B CU 74 C FF 92 C SI 92 B FF 94 X CH 84 2-2 G3-6-1 ② 1-2f ③			C CU 75 B SI 93 B FF 92 X CH 86 2-1 HR		B SL 82 S SL 82 B SL 83 B FF 96 F FF 96 X FF 96 3-2 L7 ②		C FF 90 B FF 90 X CU 72 1-1 G1-3 ③	B FF 90 C SL 82 C SL 84 F FF 92 B SL 85 D SL 84 T SL 83 3-2 K ③		5	1	1	1	0	1	6
41 Justin Bour, L (1, 3) OBP: 0.372, SLG: 0.546		B FF 90 C SI 92 B FC 89 X SI 90 2-1 11 G6-4-3 1B		B SI 89 C SL 87 S CU 78 F CU 71 F CU 80 B FF 91 S CH 86 2-3 K ②		B SL 83 S SL 84 F SL 84 D SL 84 S FF 97 2-3 K ③ 1-2			B SI 96 C SL 80 B SI 93 C SL 80 X SL 82 2-2 HR	B FF 91 C SL 84 F SL 85 F FF 93 F SL 84 B SL 84 B SL 86 F FF 94 X FF 94 3-2 F7 ①	5	1	2	1	0	2	1
11 J.T. Realmuto, R (1, 2) OBP: 0.328, SLG: 0.456		B FF 91 F FF 91 F FF 90 F FF 96 F CU 80 B FF 92 X SL 88 2-2 G6-4-3 ① 1-2f ②		C SL 86 B SL 89 X CH 87 1-1 2B			B SI 94 C SI 96 B SL 87 S SI 96 S FF 97 2-3 K ①		C SL 81 B SL 82 X FF 93 1-1 55 1B 17 1B 1B	C SL 84 B SL 87 X FF 94 1-1 HR	5	2	3	1	0	1	1
32 Derek Dietrich, L (1, 4) OBP: 0.322, SLG: 0.410		B FF 92 C FF 92 B CH 86 B SI 93 S CH 86 F CU 77 F SI 93 X CH 86 3-2 2B		B SI 91 F CH 85 F FF 92 B FF 92 S SL 90 2-3 K2-3 ③			S SI 96 F SI 97 X SI 97 0-2 G4-3 ②		C FF 93 B FF 91 F CH 85 F CH 85 F FC 90 C FF 93 1-3 K ①		4	0	1	0	0	2	2
55 Brian Anderson, R (1, 5) OBP: 0.349, SLG: 0.357		S CU 76 D CU 79 B FF 92 X FC 88 2-1 G6-3 ③			C CU 76 B CU 78 X FF 92 1-1 G5-3 ①		B SL 86 F FF 96 B SL 87 F SI 95 F SI 97 F FF 95 B SL 87 F SI 97 B FF 97 4-2 BB		B FF 94 C SL 80 B FF 91 X SL 79 2-1 17 1B 51 1B 1-3 1B		3	1	1	0	1	0	1
12 Mike Aviles, R (1, 6) OBP: 0.310, SLG: 0.304 13 Marcell Ozuna, R (7, PH) OBP: 0.367, SLG: 0.538 19 Miguel Rojas, R (8, 6) OBP: 0.337, SLG: 0.316 9 Dee Strange-Gordon, L (9, PH) OBP: 0.344, SLG: 0.372 (10, 6)			B SL 86 B SI 91 X SI 92 2-0 L8 ①		B CU 78 B CU 76 C SL 88 F SL 88 F FF 94 F SI 94 B CH 86 X SL 87 3-2 F8 ②		B FF 96 C SI 97 S SI 96 S SI 97 1-3 K ③		C SL 81 S SL 82 S SL 82 0-3 K ②		2 1 0 1	0 0 0 0	0 0 0 0	0 0 0 0	0 1 0 1	0 1 0 2	0 1 0 6
43 Odrisamer Despaigne, R (1, 1) OBP: 0.077, SLG: 0.077 49 Brian Ellington, R (7, 1) 25 Junichi Tazawa, R (8, 1) 18 Tomás Telis, S (8, PH) OBP: 0.255, SLG: 0.313 40 Javy Guerra, R (9, 1) 17 A.J. Ellis, R (9, PH) OBP: 0.288, SLG: 0.318 46 Kyle Barraclough, R (10, 1)			C FF 92 B CH 88 S FF 91 X SI 92 1-2 G1-3 ②		X FF 91 0-0 G6-3 ③			B CU 71 C FF 89 X FF 89 1-1 F9 ①	C SL 80 C SL 81 B FF 95 X SL 81 1-2 27 BB 51 1B 1-2 3-H 1B		2 0 0 1 0 1 0	0 0 0 0 0 0 0	0 0 0 0 0 0 0	0 0 0 0 0 0 0	0 0 0 0 0 0 0	0 0 0 0 0 0 0	0 0 0 0 0 0 0
Inning Stats	R: 0 E: 0 K: 0 S: 8 H: 0 LOB: 0 BB: 1 P: 14	R: 0 E: 0 K: 0 S: 14 H: 2 LOB: 1 BB: 0 P: 23	R: 0 E: 0 K: 0 S: 6 H: 0 LOB: 0 BB: 0 P: 10	R: 1 E: 0 K: 3 S: 15 H: 2 LOB: 1 BB: 0 P: 24	R: 0 E: 0 K: 0 S: 8 H: 0 LOB: 0 BB: 0 P: 12	R: 0 E: 0 K: 1 S: 13 H: 0 LOB: 1 BB: 1 P: 23	R: 0 E: 0 K: 2 S: 14 H: 0 LOB: 1 BB: 1 P: 21	R: 0 E: 0 K: 0 S: 5 H: 0 LOB: 1 BB: 1 P: 12	R: 3 E: 0 K: 3 S: 24 H: 5 LOB: 3 BB: 1 P: 39	R: 1 E: 0 K: 0 S: 8 H: 1 LOB: 0 BB: 0 P: 12	1B: 5 2B: 2 3B: 0 HR: 3	SF: 0 SAC: 0 DP: 2 HBP: 0	WP: 1 PB: 0 SB: 0 CS: 0	PA: 41			

PITCHER		IP	WLS	BF	H	R	ER	SO	BB	IBB	HBP	BLK	WP	HR	S	P	ERA	WHIP
67 Seth Lugo, R ERA: 5.03	(1, 1)	5.0		18	4	1	1	3	1	0	0	0	0	1	51	83	1.80	1.000
49 Josh Smoker, L ERA: 5.43	(6, 1)	1.0	H	4	0	0	0	1	1	0	0	0	1	0	13	23	0.00	1.000
27 Jeurys Familia, R ERA: 4.87	(7, 1)	1.0	H	4	0	0	0	2	1	0	0	0	0	0	14	21	0.00	1.000
39 Jerry Blevins, L ERA: 3.04	(8, 1)	1.0	H	4	0	0	0	0	1	0	0	0	0	0	5	12	0.00	1.000
44 AJ Ramos, R ERA: 4.08	(9, 1)	0.2	B	8	5	3	3	2	1	0	0	0	0	1	20	32	40.50	9.000

PITCHER		IP	WLS	BF	H	R	ER	SO	BB	IBB	HBP	BLK	WP	HR	S	P	ERA	WHIP
51 Paul Sewald, R ERA: 4.57	(9, 1)	0.2	L	3	1	1	1	1	0	0	0	0	0	1	12	19	13.50	1.500

BOTTOM

New York Mets @ Miami Marlins

Marlins Park, Miami, FL

Tue Sep 19 2017, 7:12 PM - 10:34 PM EDT

Att. 16,405 - Roof Closed - 79 F

livebaseballscorecards.com

AB	36
R	5
H	10
RBI	5
BB	5
SO	9
LOB	14

MIAMI

Batter	1	2	3	4	5	6	7	8	9	AB	R	H	RBI	BB	SO	LOB
11 Norichika Aoki, L (1, 8) OBP: 0.327, SLG: 0.403	C FF 97 B FF 98 F CH 89 X SI 97 1-2 G6-3		B SL 83 2 SAFE D CH 88 B FF 95 C SI 96 X CH 90 3-1 L3		B FF 96 X FF 95 1-0 F7			C SI 95 S CH 90 X SI 97 0-2 G1-3		4	0	0	0	0	0	3
7 José Reyes, S (1, 6) OBP: 0.315, SLG: 0.413	B FF 97 B CH 90 F FF 96 F FF 96 B FF 98 F CH 91 X SI 97 3-2 G4-3			B SL 82 C SL 82 B SI 96 C SI 95 X SI 96 2-2 L8		S CH 86 B CH 88 B SI 96 F SI 94 B FF 98 X SI 95 3-2 G3-1		B SI 96 B SI 96 B SI 95 C FF 94 X SI 94 3-1 1B		4	0	1	0	0	0	0
13 Asdrúbal Cabrera, S (1, 5) OBP: 0.347, SLG: 0.431	F SI 97 B SI 96 F SL 86 F CH 90 S CH 90 1-3 K			B SL 85 B SL 85 X SI 96 2-0 G6-3		B SL 87 X CH 88 1-0 L9		F SL 88 B SL 87 1 SAFE D CH 90 X CH 90 2-1 F8		4	0	0	0	0	1	1
22 Dominic Smith, L (1, 3) OBP: 0.264, SLG: 0.409		B SI 93 X CH 90 1-0 F8		C SI 95 B SI 96 B FF 94 B CH 90 X FF 96 3-1 G4-3		B SL 89 F SI 95 S CH 90 X CH 91 1-2 G4-3			C FF 87 X FC 82 0-1 G3	4	0	0	0	0	0	0
26 Kevin Plawecki, R (1, 2) OBP: 0.337, SLG: 0.388		C SI 96 S FF 97 B FF 98 X SL 86 1-2 9 G4-6-3 1B			B FF 96 X FF 96 1-0 28 1B 18 1B 1B		C SL 88 X FF 97 0-1 F9		B FF 88 F FC 82 F FC 83 B FF 88 B FC 82 F FC 83 B FF 89 4-2 72 E 72 1B BB	3	1	2	0	1	0	0
9 Brandon Nimmo, L (1, 7) OBP: 0.398, SLG: 0.406		X SI 96 0-0 G4-6-3 1-2f			C FF 96 B FF 97 B SL 88 B CH 88 F SI 95 C FF 96 3-3 K		C SL 88 B CH 92 X CH 88 1-1 HR		B FC 82 B FF 87 B FC 82 C FF 88 F FF 88 F FC 82 X FF 87 3-2 P5	4	1	1	1	0	1	3
72 Phillip Evans, R (1, 4) OBP: 0.333, SLG: 0.429			B FF 97 X SL 84 1-0 50 SH3-4 1B		X SL 87 0-0 F7		C SI 97 X FF 97 0-1 G5-3		F FF 87 X FC 82 0-1 E5 1-3 1B	4	0	2	0	0	0	1
28 Travis Taijeron, R (1, 9) OBP: 0.267, SLG: 0.300			C FF 96 B FF 96 C FF 95 X SI 97 1-2 L3		B SI 97 C SL 85 F FF 96 B FF 97 X SL 90 2-2 18 1B 1-3 1B		C SL 89 F FF 97 B SI 96 S FF 97 1-3 K		F FC 81 C FC 81 B FF 87 S FF 88 1-3 K	4	0	1	0	0	2	3
50 Rafael Montero, R (1, 1) OBP: 0.080, SLG: 0.080 18 Travis d'Arnaud, R (5, PH) OBP: 0.290, SLG: 0.423 64 Chris Flexen, R (5, 1) OBP: 0.167, SLG: 0.250 61 Kevin McGowan, R (7, 1) 2 Gavin Cecchini, R (8, PH) OBP: 0.254, SLG: 0.294 62 Erik Goeddel, R (8, 1) 29 Tommy Milone, L (8, 1) OBP: 0.273, SLG: 0.111			X FF 93 0-0 SH3-4 1-2		F SL 84 X SI 96 0-1 1-3 3-H 1B			B SL 81 F SI 95 F SI 96 F FF 97 F CH 90 X FF 97 1-2 F9		0 1 0 0 1 0 0	0 0 0 0 0 0 0	0 1 0 0 0 0 0	0 1 0 0 0 0 0	0 1 0 0 0 0 0	0 0 0 0 0 0 0	0 0 0 0 0 0 0
Inning Stats	R: 0 E: 0 K: 1 S: 11 H: 0 LOB: 0 BB: 0 P: 16	R: 0 E: 0 K: 0 S: 5 H: 1 LOB: 0 BB: 0 P: 7	R: 0 E: 0 K: 0 S: 7 H: 1 LOB: 1 BB: 0 P: 12	R: 0 E: 0 K: 0 S: 6 H: 0 LOB: 0 BB: 0 P: 13	R: 1 E: 0 K: 1 S: 11 H: 3 LOB: 2 BB: 0 P: 18	R: 0 E: 0 K: 0 S: 7 H: 0 LOB: 0 BB: 0 P: 12	R: 1 E: 0 K: 1 S: 9 H: 1 LOB: 0 BB: 0 P: 11	R: 0 E: 0 K: 0 S: 12 H: 1 LOB: 1 BB: 0 P: 18	R: 0 E: 1 K: 1 S: 14 H: 1 LOB: 2 BB: 1 P: 22	1B: 7 2B: 0 3B: 0 HR: 1 SF: 0 SAC: 1 DP: 1 HBP: 0						

PITCHER		IP	WLS	BF	H	R	ER	SO	BB	IBB	HBP	BLK	WP	HR	S	P	ERA	WHIP
62 José Ureña, R ERA: 3.55	(1, 1)	8.0	W	30	7	2	2	3	0	0	0	0	0	1	68	107	2.25	0.875
50 Chris O'Grady, L ERA: 5.27	(9, 1)	1.0		5	1	0	0	1	1	0	0	0	0	0	14	22	0.00	2.000

PITCHER	IP	WLS	BF	H	R	ER	SO	BB	IBB	HBP	BLK	WP	HR	S	P	ERA	WHIP

TOP

New York Mets @ Miami Marlins

Marlins Park, Miami, FL

Wed Sep 20 2017, 1:13 PM - 3:54 PM EDT

Att. 16,033 - Roof Closed - 78 F

livebaseballscorecards.com

AB	33
R	2
H	8
RBI	2
BB	1
SO	4
LOB	11

PA: 35	WP: 0	PB: 0	SB: 0	CS: 0					

New York Mets @ Miami Marlins

Marlins Park, Miami, FL

Wed Sep 20 2017, 1:13 PM - 3:54 PM EDT

Att. 16,033 - Roof Closed - 78 F

BOTTOM

Batter	1	2	3	4	5	6	7	8	9	AB	R	H	RBI	BB	SO	LOB
9 Dee Strange-Gordon, L (1, 4) OBP: 0.344, SLG: 0.374	F FF 93 B FF 93 F SL 84 X SI 94 1-2 21 G4-3 13 1B 2B		X SL 84 0-0 ① G4-3	C SI 94 B SI 94 D SL 86 X FF 95 2-1 ② G6-3 2-3		X FF 93 0-0 ② G6-3		S CH 86 C CU 77 X CH 86 0-2 27 HR 1B		5	2	2	0	0	0	1
27 Giancarlo Stanton, R (1, 9) OBP: 0.378, SLG: 0.634	C SL 83 F SI 94 T SL 82 0-2 ① K		B FF 93 B SL 85 B SL 84 C SL 83 S CH 88 X SL 86 3-2 ② G4-3	B SI 94 B FF 94 X SL 83 2-0 3-H 1B		B FC 89 C SI 94 X SI 94 1-1 ③ G4-3		B CU 77 F FF 92 X CU 78 1-1 1-H HR		5	1	2	3	0	1	1
21 Christian Yelich, L (1, 8) OBP: 0.366, SLG: 0.447	X FF 95 0-0 ② G4-3 2-3		B FF 94 B SL 84 C SL 83 B CH 87 S SL 84 B SL 82 4-2 13 S 13 1B BB	C FF 94 B CH 87 X CH 88 1-1 ③ G4-3			B FF 92 C CH 80 X FF 92 1-1 ① P6	B SL 80 B SL 78 C FF 89 F SI 88 B FF 89 X SL 80 3-2 ② F7		4	1	0	0	1	0	2
13 Marcell Ozuna, R (1, 7) OBP: 0.370, SLG: 0.540	B SL 82 C SI 94 B CH 89 F CH 89 F CH 85 X FF 95 2-2 41 BB 3-H 1B		F SI 94 F CH 89 F CH 88 F CH 87 D SL 82 X FF 94 1-2 41 HR 1-H 1B		B FC 90 X FC 89 1-0 ① F8		C SL 85 B FF 91 B CH 81 B SL 85 C SL 84 B SL 86 4-2 BB	B CH 81 C FF 90 X CH 81 1-1 1B		4	1	3	2	1	0	0
41 Justin Bour, L (1, 3) OBP: 0.375, SLG: 0.553	B FF 96 B SL 84 B CH 89 C CH 90 F SL 84 B FF 95 4-2 1-2 BB		C FF 94 C FF 94 X FF 94 0-2 1-H HR		B FF 94 B FC 90 B FC 89 B FF 94 4-0 17 F8 55 BB BB		C FF 92 B SL 84 B CH 80 X CH 82 2-1 ② P5	C SL 81 D SL 79 S CH 82 X SL 80 1-2 ③ G4-3		3	1	1	2	2	0	2
55 Brian Anderson, R (1, 5) OBP: 0.358, SLG: 0.356	C SL 84 S SI 93 X SI 93 0-2 ③ G6-3		S SL 84 F FF 95 B CH 88 X SL 82 1-2 17 FC6-4 1B		S SI 95 B SI 94 B SI 94 D CH 86 1 SAFE F FF 94 B FF 95 4-2 1-2 BB		B FF 93 1 SAFE C FF 93 B SL 85 C SL 83 F FF 91 1 SAFE S FF 94 2-3 ③ K			3	0	1	0	1	1	3
17 A.J. Ellis, R (1, 2) OBP: 0.287, SLG: 0.338		C FF 94 B SL 82 X CH 88 1-1 ① G2-3	C SI 93 X SI 94 0-1 ③ FC6-4 1-2f		B FF 94 B FF 95 B FF 94 C FF 95 X FF 94 3-1 ② F8 2-3			B FF 92 X FF 92 1-0 HR		4	1	1	1	0	0	3
19 Miguel Rojas, R (1, 6) OBP: 0.340, SLG: 0.332		B SL 82 F FF 94 S CH 90 B CH 89 B CH 88 X CH 88 3-2 ② G5-3		B FF 93 B SI 93 X FF 94 2-0 9 G6-3 62 SH2-4 27 1B 1B	1 SAFE F SI 94 B SI 92 F FF 94 1 SAFE F FF 94 B SI 92 X FC 89 2-2 ③ G4-3			B FF 92 B FF 91 X FF 92 2-0 HR		4	2	2	1	0	0	2
62 José Ureña, R (1, 1) OBP: 0.109, SLG: 0.130 51 Ichiro Suzuki, L (8, PH) OBP: 0.327, SLG: 0.342 50 Chris O'Grady, R (9, 1)		F FF 95 S SI 95 F SI 93 S SL 83 0-3 ③ K		1 SAFE X FF 92 0-0 ① SH2-4 1-2		B FF 93 F FF 93 C FF 94 F FC 88 S FF 94 1-3 ① K		X FF 92 0-0 ① G3		2 1 0	0 0 0	0 0 0	0 0 0	0 0 0	2 0 0	0 0 0
Inning Stats	R: 1 E: 0 K: 1 S: 16 H: 2 LOB: 2 BB: 1 P: 23	R: 0 E: 0 K: 1 S: 9 H: 0 LOB: 0 BB: 0 P: 13	R: 3 E: 0 K: 0 S: 19 H: 3 LOB: 1 BB: 1 P: 28	R: 1 E: 0 K: 0 S: 7 H: 2 LOB: 1 BB: 0 P: 14	R: 0 E: 0 K: 0 S: 9 H: 0 LOB: 2 BB: 2 P: 23	R: 0 E: 0 K: 1 S: 7 H: 0 LOB: 0 BB: 0 P: 9	R: 0 E: 0 K: 1 S: 10 H: 0 LOB: 1 BB: 1 P: 19	R: 4 E: 0 K: 0 S: 16 H: 5 LOB: 1 BB: 0 P: 25		1B: 7 2B: 1 3B: 0 HR: 4 SF: 0 SAC: 1 DP: 0 HBP: 0						

livebaseballscorecards.com

AB	35
R	9
H	12
RBI	9
BB	5
SO	4
LOB	14

WP: 0 PA: 41
PB: 0
SB: 1
CS: 0

MIAMI

PITCHER	IP	WLS	BF	H	R	ER	SO	BB	IBB	HBP	BLK	WP	HR	S	P	ERA	WHIP
50 Rafael Montero, R (1, 1) ERA: 5.3	4.0	L	21	7	5	5	2	2	0	0	0	0	1	51	78	11.25	2.250
64 Chris Flexen, R (5, 1) ERA: 7.13	2.0		8	0	0	0	1	2	0	0	0	0	0	16	32	0.00	1.000
61 Kevin McGowan, R (7, 1) ERA: 4.15	1.0		4	0	0	0	1	1	0	0	0	0	0	10	19	0.00	1.000
62 Erik Goeddel, R (8, 1) ERA: 5.14	0.1		5	4	4	4	0	0	0	0	0	0	3	8	12	108.00	12.000
29 Tommy Milone, L (8, 1) ERA: 7.63	0.2		3	1	0	0	0	0	0	0	0	0	0	8	13	0.00	1.500

PITCHER	IP	WLS	BF	H	R	ER	SO	BB	IBB	HBP	BLK	WP	HR	S	P	ERA	WHIP

Miami Marlins @ Arizona Diamondbacks

Chase Field, Phoenix, AZ

Fri Sep 22 2017, 6:41 PM - 10:34 PM MST

Att. 34,588 - Roof Closed - 76 F

TOP

livebaseballscorecards.com

Batter	1	2	3	4	5	6	7	8	9	AB	R	H	RBI	BB	SO	LOB
9 Dee Strange-Gordon, L (1, 4) OBP: 0.346, SLG: 0.377	C FF 89 X CU 73 0-1 ① F8	X CU 74 0-0 3-H 2B	B CU 75 1 SAFE X CH 87 1-0 ③ F8			X SL 81 0-0 1B		X KC 83 0-0 27 SF9 27 S 21 1B 2-3 1B	B CH 84 D CH 85 X SI 96 2-0 ③ FC6-4 1-2f	6	1	3	1	0	0	4
27 Giancarlo Stanton, R (1, 9) OBP: 0.375, SLG: 0.630	C FF 90 B SL 83 X CU 74 1-1 ② F7	C FF 91 D CU 76 F CH 88 D CH 89 D SL 88 F CH 89 F FF 94 S SL 86 3-3 ③ K		B FF 90 C SL 84 B CH 87 C SI 91 X CU 76 2-2 ① F8		B FF 92 C FF 91 B FF 92 S FF 92 S FF 93 2-3 ① K		B FF 98 C FF 97 B FF 98 F FF 98 X KC 88 2-2 ① SF9 1-3 3-H		4	0	0	1	0	2	2
21 Christian Yelich, L (1, 8) OBP: 0.368, SLG: 0.448	C FF 90 B FF 90 B CH 87 F CH 88 X FF 92 2-2 13 HR 1B		C FF 88 F CH 86 B SL 83 X FF 91 1-2 13 BB 41 HR 1B	C CU 75 S CH 86 X SL 83 0-2 ② F7		1 SAFE C FF 92 C FF 92 X FF 92 0-2 ② F9		C FF 97 B FF 98 S KC 84 X FF 98 1-2 3-H 1B		5	2	3	1	0	0	1
13 Marcell Ozuna, R (1, 7) OBP: 0.372, SLG: 0.550	B FF 91 B CU 75 C FF 90 X CU 75 2-1 1-H HR		B SL 84 C FF 90 C FF 91 D SL 84 B SL 85 B SL 86 4-2 41 HR 1-2 BB	C FF 94 X FF 92 0-1 HR		B SL 84 1 SAFE C FF 92 B FF 92 B FF 92 F FF 93 S SL 85 3-3 ③ K		1 SAFE B KC 84 F FF 96 1 SAFE C FF 97 F KC 84 S KC 84 1-3 ② K		4	3	2	3	1	2	2
41 Justin Bour, L (1, 3) OBP: 0.372, SLG: 0.557 71 Drew Steckenrider, R (8, 1) 20 Justin Nicolino, L (8, 1)	C FF 90 S CH 87 S CH 87 0-3 ③ K		D CH 88 C FF 91 D CH 88 F CH 88 X SL 85 2-2 1-H 2-H HR	B CU 73 B FF 90 C FF 90 F CH 86 B SL 85 C FF 90 3-3 ③ K			C FC 86 F FS 84 B FS 83 F SI 94 B FF 93 B FC 88 X SI 94 3-2 ① G1	C FF 97 C FF 95 X FF 99 0-2 ③ G6-3		5 0 0	1 0 0	1 0 0	3 0 0	0 0 0	2 0 0	1 0 0
11 J.T. Realmuto, R (1, 2) OBP: 0.331, SLG: 0.460		B FF 89 F FF 90 S CH 87 B CH 88 X CU 75 2-2 ① P4	B FF 91 C FF 90 B SL 83 X CU 75 2-1 19 FC1-5 32 BB 1B		X SI 91 0-0 32 1B 32 WP 19 G6-4-3 1B		B FF 94 X FF 94 1-0 2B		B CH 81 B SI 92 C SI 92 B FF 93 C SI 92 F FF 94 F CH 83 T FF 94 3-2 ① K	5	1	3	0	0	1	0
32 Derek Dietrich, L (1, 5) OBP: 0.325, SLG: 0.411		B FF 90 C FF 90 B FF 91 B FF 91 X FF 91 3-1 19 2B 1B	C FF 90 B FF 89 1 SAFE S CH 87 B CH 86 B FF 91 B FF 91 4-2 51 FC4-6 19 FC1-5 1-2 BB		B SI 91 X SI 92 1-0 19 G6-4-3 1-3 1B		C SL 76 B FF 94 C FF 94 D SL 79 S SL 80 2-3 ② K		C SI 94 T SI 93 B FF 97 B FF 95 B CH 85 S SI 95 3-3 ② K	4	1	2	0	1	2	1
19 Miguel Rojas, R (1, 6) OBP: 0.341, SLG: 0.335	1 SAFE B FF 91 B CH 86 X SI 91 2-0 61 SH1-3 9 2B 1-H 2B	S SL 86 X SL 80 0-1 ① FC1-5 51 FC4-6 1-2 2-3f	B SL 82 F SI 92 X SI 92 1-1 ① ② G6-4-3 1-2f 3-H		B SL 79 B SL 78 X FF 94 2-0 ③ F8		C CH 83 B CH 84 B SI 95 B SI 94 B SI 95 4-1 18 1B BB	4	1	1	1	1	0	4
61 Adam Conley, L (1, 1) 40 Javy Guerra, R (2, 1) 51 Ichiro Suzuki, L (3, PH) 50 Chris O'Grady, R (4, 1) 25 Junichi Tazawa, R (4, 1) 66 Jarlin Garcia, L (6, 1) 22 Dustin McGowan, R (6, 1) 54 Wei-Yin Chen, R (7, 1) 18 Tomas Telis, S (8, PH)	L SL 86 X FF 88 0-1 ② SH1-3 2-3	B FF 91 S FF 91 X CH 88 1-1 ② FC4-6 1-2f 2-3	B SI 93 C SI 92 F SI 92 F SI 93 B SL 81 X SI 93 2-2 ③ G6-3			C FF 96 B KC 82 F FF 97 X FF 97 1-2 9 1B 27 SF9 2B		D CH 85 X SI 96 1-0 9 FC6-4 1-2 1B	0 0 1 0 1 0 0 0 2	0 0 0 0 0 0 0 0 1	0 0 0 0 0 0 0 0 2	0 0 0 0 0 0 0 0 0	0 0 0 0 0 0 0 0 0	0 0 2 0 0 0 0 0 0	0 0 0 0 0 0 0 0 0
Inning Stats	R: 2 E: 0 K: 1 S: 12 H: 2 LOB: 0 BB: 0 P: 17	R: 2 E: 0 K: 1 S: 14 H: 3 LOB: 1 BB: 0 P: 24	R: 3 E: 0 K: 0 S: 17 H: 3 LOB: 2 BB: 2 P: 32	R: 1 E: 0 K: 1 S: 11 H: 1 LOB: 0 BB: 0 P: 16	R: 1 E: 0 K: 0 S: 8 H: 2 LOB: 0 BB: 0 P: 12	R: 0 E: 0 K: 2 S: 10 H: 1 LOB: 1 BB: 0 P: 15	R: 0 E: 0 K: 1 S: 9 H: 1 LOB: 1 BB: 0 P: 17	R: 2 E: 0 K: 1 S: 17 H: 3 LOB: 1 BB: 0 P: 22	R: 0 E: 0 K: 2 S: 11 H: 1 LOB: 2 BB: 1 P: 24	1B: 10 2B: 4 3B: 0 HR: 3	SF: 1 SAC: 1 DP: 1 HBP: 0		WP: 1 PB: 0 SB: 1 CS: 0	PA: 46			

AB	41
R	11
H	17
RBI	10
BB	3
SO	9
LOB	17

PITCHER		IP	WLS	BF	H	R	ER	SO	BB	IBB	HBP	BLK	WP	HR	S	P	ERA	WHIP
21 Zack Greinke, R ERA: 3.18	(1, 1)	4.0		23	9	8	8	3	2	0	0	0	0	3	54	89	18.00	2.750
30 T.J. McFarland, L ERA: 5.5	(5, 1)	1.0		5	3	1	1	0	0	0	0	0	1	0	9	13	9.00	3.000
60 J.J. Hoover, R ERA: 3.86	(6, 1)	1.0	W	3	0	0	0	2	0	0	0	0	0	0	9	14	0.00	0.000
29 Jorge De La Rosa, L ERA: 4.38	(7, 1)	0.1	H	1	0	0	0	0	0	0	0	0	0	0	4	7	0.00	0.000
54 Jimmie Sherfy, R ERA:	(7, 1)	0.2	H	3	1	0	0	1	0	0	0	0	0	0	5	10	0.00	1.500

PITCHER		IP	WLS	BF	H	R	ER	SO	BB	IBB	HBP	BLK	WP	HR	S	P	ERA	WHIP
25 Archie Bradley, R ERA: 1.41	(8, 1)	1.0	H	6	3	2	2	1	0	0	0	0	0	0	17	22	18.00	3.000
56 Fernando Rodney, R ERA: 4.42	(9, 1)	1.0	S	5	1	0	0	2	1	0	0	0	0	0	11	24	0.00	2.000

Miami Marlins @ Arizona Diamondbacks

Chase Field, Phoenix, AZ

Fri Sep 22 2017, 6:41 PM - 10:34 PM MST

Att. 34,588 - Roof Closed - 76 F

livebaseballscorecards.com

BOTTOM

Batter	1	2	3	4	5	6	7	8	9	AB	R	H	RBI	BB	SO	LOB
6 David Peralta, L (1, 7) OBP: 0.348, SLG: 0.448	C FF 89 T FF 89 B FF 90 X FF 91 1-2 G4-3 ①	B SL 84 B SL 83 X FF 89 2-0 44 1B; 28 2B; 2-H 1B	S FC 82 D FC 83 C FC 83 X FF 87 1-2 P5 ③			C SL 87 B FF 96 X SL 88 1-1 E6; 28 1B; 44 BB; 8 HR	B CU 75 X SI 90 1-0 2B			5	2	2	1	0	0	1
11 AJ Pollock, R (1, 8) OBP: 0.330, SLG: 0.474	F FF 90 X CH 82 0-1 G6-3 ②	B CH 81 1 SAFE B CH 81 X FF 88 2-0 F9 ②		C CU 76 X FF 92 0-1 F9 ①		F SI 94 F FF 94 D FF 94 D SL 88 D SI 95 S SI 94 3-3 K ①	B FF 91 B CH 82 X FF 91 2-0 L7 ③			5	0	0	0	0	1	3
44 Paul Goldschmidt, R (1, 3) OBP: 0.413, SLG: 0.579	C FF 90 B FF 91 X FF 90 1-1 8 HR 2B	D SL 83 1 SAFE B FF 88 X CH 80 2-0 28 2B; 8 1B; 1-2 1B		B CU 78 B FF 93 B FF 93 S FF 93 B CU 77 4-1 28 G6-4-3 BB		B SL 88 B FF 95 1 SAFE B FF 94 B FF 94 4-0 28 1B; 8 HR; 1-2 BB		F FF 94 C CU 82 S FF 95 0-3 K ①		3	3	2	0	2	1	0
28 J.D. Martinez, R (1, 9) OBP: 0.374, SLG: 0.682	B SL 85 F FF 89 B SL 84 D SL 85 B FF 90 4-1 8 HR BB	F SL 84 D SL 85 F FF 91 F FF 93 X SL 83 1-2 8 1B; 1-3 2-H 2B		F FF 93 F FF 93 D FO 88 B FO 88 B FF 92 F FF 93 X FF 93 3-2 G6-4-3 ②③; 1-2f		D SI 95 S FF 92 B SI 95 C SL 88 D SL 88 F SI 94 X SL 86 3-2 8 HR; 1-2 2-3 1B		B FF 96 B CH 90 X FF 95 2-0 HR		4	3	3	2	1	0	1
8 Chris Iannetta, R (1, 2) OBP: 0.356, SLG: 0.514	C FF 90 X FF 90 0-1 1-H; 2-H HR	C FF 93 B SL 86 X SL 89 1-1 2-3; 3-H 1B			F FF 91 B CU 78 B FF 92 X FF 92 2-1 F8 ①	B SI 94 B SI 94 F SI 94 S SL 88 D SL 87 X FF 94 3-2 1-H; 2-H; 3-H HR		C CU 82 B CU 80 C FF 95 F FF 94 B FF 94 B CU 82 F FF 96 B FF 95 4-2 4 BB; 22 BB BB		4	2	3	8	1	0	0
27 Brandon Drury, R (1, 4) OBP: 0.315, SLG: 0.442 29 Jorge De La Rosa, L (7, 1) 54 Jimmie Sherfy, R (7, 1) 25 Archie Bradley, R (8, 1) OBP: 0.250, SLG: 0.250 14 Rey Fuentes, L (8, PH) OBP: 0.276, SLG: 0.346 56 Fernando Rodney, R (9, 1)	X FF 91 0-0 G5-3 ③	X SL 89 0-0 G5-3 ③			B CU 77 C CU 78 B FF 93 C CU 77 S CU 80 2-3 K ②; S SL 88 C SL 87 B SL 87 C CH 87 1-3 K ②			X FF 95 0-0 F9 ②		4 0 0 0 0 1 0	0 0 0 0 0 0 0	0 0 0 0 0 0 0	0 0 0 0 0 0 0	2 0 0 0 0 0 1	2 0 0 0 0 1 0
22 Jake Lamb, L (1, 5) OBP: 0.355, SLG: 0.482		C FF 88 B SL 84 F FF 89 B SL 84 B FF 90 X FF 90 3-2 G4-3 ①	B CU 73 C FC 80 C FF 88 C FC 83 1-3 K ①		B CU 78 B FO 88 C CU 78 X FF 93 2-1 1B	B SI 94 F CH 87 B FF 92 B CH 88 X SI 93 3-1 F8 ③		B FF 94 F FF 94 B CH 88 F FF 94 B FF 95 B FF 94 4-2 4 BB; 1-2 BB		4	0	1	0	1	1	0
4 Ketel Marte, S (1, 6) OBP: 0.346, SLG: 0.400		B FF 90 B CH 81 X FF 88 2-0 21 2B 2B	C FF 87 B FC 82 X CH 78 1-1 21 SH1-4 1B		C CU 77 S FF 92 D CU 81 B FF 93 B CU 78 X CU 79 3-2 L7 ③		B CU 75 X FF 92 1-0 G4-3 ①	B CU 81 B CH 88 C FF 94 B CH 89 F FF 95 B FF 95 4-2 1-2; 2-3 BB		4	1	2	0	1	0	1
21 Zack Greinke, R (1, 1) OBP: 0.246, SLG: 0.274 30 T.J. McFarland, L (5, 1) OBP: 0.200, SLG: 0.200 60 J.J. Hoover, R (6, 1) 53 Christian Walker, R (6, PH) OBP: 0.400, SLG: 1.000 3 Daniel Descalso, L (7, 4) OBP: 0.335, SLG: 0.402		X FF 88 0-0 6 1B; 2-H 2B	1 SAFE 1 SAFE B FC 81 C FF 86 X FF 86 1-1 SH1-4 ②; 1-2			X FF 95 0-0 HR	C FF 92 B FF 92 B CU 75 B FF 91 C FF 91 S FF 92 3-3 K ②	X CU 77 0-0 L7 ③		1 0 0 1 2	1 0 0 1 0	1 0 0 1 0	1 0 0 1 0	0 0 0 0 0	0 0 0 0 1	0 0 0 0 3
Inning Stats	R: 3 E: 0 K: 0 S: 11 H: 2 LOB: 0 BB: 1 P: 17	R: 4 E: 0 K: 0 S: 15 H: 6 LOB: 2 BB: 0 P: 28	R: 0 E: 0 K: 1 S: 10 H: 1 LOB: 1 BB: 0 P: 14	R: 0 E: 0 K: 0 S: 7 H: 0 LOB: 0 BB: 1 P: 14	R: 0 E: 0 K: 1 S: 10 H: 1 LOB: 1 BB: 0 P: 19	R: 5 E: 1 K: 2 S: 18 H: 3 LOB: 0 BB: 1 P: 36	R: 0 E: 0 K: 1 S: 6 H: 1 LOB: 1 BB: 0 P: 13	R: 1 E: 0 K: 1 S: 14 H: 1 LOB: 3 BB: 3 P: 28		1B: 6 2B: 5 3B: 0 HR: 4 SF: 0 SAC: 1 DP: 1 HBP: 0						

AB	38
R	13
H	15
RBI	13
BB	6
SO	6
LOB	12

PITCHER		IP	WLS	BF	H	R	ER	SO	BB	IBB	HBP	BLK	WP	HR	S	P	ERA	WHIP
61 Adam Conley, L ERA: 5.74	(1, 1)	1.2		12	6	7	7	0	1	0	0	0	0	1	19	36	37.80	4.200
40 Javy Guerra, R ERA: 4.02	(2, 1)	0.1		3	2	0	0	0	0	0	0	0	0	0	7	9	0.00	6.000
50 Chris O'Grady, L ERA: 5.08	(3, 1)	1.0		4	1	0	0	1	0	0	0	0	0	0	10	14	0.00	1.000
25 Junichi Tazawa, R ERA: 4.92	(4, 1)	2.0		7	1	0	0	1	1	0	0	0	0	0	17	33	0.00	1.000
66 Jarlín García, L ERA: 4.88	(6, 1)	0.0		2	1	2	2	0	0	0	0	0	0	1	3	4	∞	∞

PITCHER		IP	WLS	BF	H	R	ER	SO	BB	IBB	HBP	BLK	WP	HR	S	P	ERA	WHIP
22 Dustin McGowan, R ERA: 4.72	(6, 1)	1.0	L	6	2	3	2	2	1	0	0	0	0	1	15	32	18.00	3.000
54 Wei-Yin Chen, L ERA: 3.82	(7, 1)	1.0		4	1	0	0	1	0	0	0	0	0	0	6	13	0.00	1.000
71 Drew Steckenrider, R ERA: 2.32	(8, 1)	0.2		6	1	1	1	1	3	0	0	0	0	1	13	27	13.50	6.000
20 Justin Nicolino, L ERA: 5.28	(8, 1)	0.1		1	0	0	0	0	0	0	0	0	0	0	1	1	0.00	0.000

WP: 0 PA: 45
PB: 0
SB: 0
CS: 0

Miami Marlins @ Arizona Diamondbacks

Chase Field, Phoenix, AZ

Sat Sep 23 2017, 5:11 PM - 9:01 PM MST

Att. 39,259 - Roof Closed - 75 F

livebaseballscorecards.com

Batter	1	2	3	4	5	6	7	8	9	AB	R	H	RBI	BB	SO	LOB
9 Dee Strange-Gordon, L (1, 4) OBP: 0.342, SLG: 0.374	C FF 93 C FF 94 F CU 77 F FC 87 F FF 95 S FF 93 0-3 **K** ①		C CU 76 F CU 76 X FF 96 0-2 **E1** 27 2B 1-2 3-H	B CU 74 F FF 93 F CU 76 X CU 76 1-2 **G4-3** ②	D CU 81 D CH 85 B SI 94 C SI 91 C SI 92 X CH 86 3-2 **F7** ③		F SL 83 X SL 84 0-1 **SF7** ② 3-H		D SL 88 X FF 97 1-0 **G3** ①	5	1	0	2	0	1	4
27 Giancarlo Stanton, R (1, 9) OBP: 0.376, SLG: 0.635	B FF 95 F FF 95 B FC 88 F SI 91 X FC 88 2-2 **G5-3** ②		B FF 96 F FF 94 B FS 90 X FS 89 2-1 21 WP 41 1B 2B 1-H 2-H	C FF 94 B FF 93 X CU 76 1-1 **HR**		C FF 95 X SI 92 0-1 **1B**	C FC 87 X FC 86 0-1 **F8** ③		X FF 96 0-0 **FC6** 13 BB 21 BB ② 2-3 3-H	6	2	3	4	0	0	2
21 Christian Yelich, L (1, 8) OBP: 0.371, SLG: 0.450	X FF 94 0-0 13 PO **1B**		B CU 77 S CU 77 B CU 77 B FS 90 F FF 94 S CU 78 3-3 **K2-3** ① 2-3	B CU 76 B FS 90 B FF 94 C FF 95 B FF 95 4-1 13 BB 41 1B **BB**		C CH 85 S CH 84 D CU 78 X CH 85 1-2 **F7** ①		C CU 81 F CU 81 F FC 85 X FF 93 0-2 41 HR **2B**	B SL 86 D SL 88 B FF 96 C FF 94 B FF 95 4-1 13 BB 1-2 **BB**	4	2	2	0	2	1	2
13 Marcell Ozuna, R (1, 7) OBP: 0.374, SLG: 0.550	D FC 87 B FF 95 C FC 87 1 SAFE B FC 87 1 SAFE 3-1 **PO** ③ 1-2	F FF 93 B FC 86 B FF 95 F FC 84 X FF 95 2-2 **2B**	C FF 95 C FF 95 B FC 88 F FF 96 D CU 78 F FF 95 B FF 96 D CU 78 4-2 41 1B 55 SF8 **BB**	C FF 95 B FC 87 B FF 95 B FF 95 B FF 95 4-1 41 1B 1-2 **BB**		S FF 95 1 SAFE F CU 79 B FF 95 X CU 80 1-2 **F7** ②		B FC 87 B SI 93 B SI 94 C SI 94 S FC 86 X FC 89 3-2 **G6-3** ①	D SL 87 B FF 96 F FF 95 D SL 87 F SL 86 D SL 87 4-2 1-2 2-3 **BB**	3	1	1	0	3	0	2
41 Justin Bour, L (1, 3) OBP: 0.374, SLG: 0.564		B FF 94 B FF 93 F FF 95 B CU 76 F FF 95 T FC 86 3-2 **K** ① C FS 89 X FF 94 0-1 11 HBP **1B** 1-3 3-H	C FF 94 S CH 85 X FF 94 0-2 **1B** 1-2 2-H	C FC 86 D FF 92 B FC 87 S FS 84 S FS 84 2-3 **K** ③		C CU 83 S CU 84 D CU 82 D CU 82 X SI 94 2-2 **HR** 2-H	C FF 95 B FS 84 C FF 94 F SL 85 D SL 87 X FF 95 2-2 **L7** ③	6	1	3	4	0	2	5
11 J.T. Realmuto, R (1, 2) OBP: 0.332, SLG: 0.457		B FF 94 T FF 94 F FS 89 D CU 77 B FF 94 S FS 89 3-3 **K** ② B FS 89 D FS 88 F FF 95 B FF 95 H FS 88 4-1 **HBP** 1-2	B CH 84 C FF 94 C CH 85 B FF 94 S FF 94 2-3 **K** ③			B FF 92 B SL 84 F FF 92 B SL 84 B FF 92 4-1 19 FC6 55 WP 19 E **BB**	C SI 95 B CU 83 C CU 84 B SI 95 X CU 84 2-2 **F8** ②		3	1	0	0	1	2	3
55 Brian Anderson, R (1, 5) OBP: 0.347, SLG: 0.339		B FF 96 T FF 96 D FC 87 S FF 95 S FF 96 2-3 **K** ③	B FF 95 S CU 77 X CU 76 1-1 **SF8** ② 3-H		B FF 94 F SI 92 B CH 84 F SI 94 B CU 80 F FF 94 S CH 87 3-3 **K** ①		C FF 91 B SL 86 F FF 91 B SL 84 B SL 84 B FF 93 4-2 51 FC6-4 19 E 9 SF7 **BB** 1-2	C CU 84 F CU 83 S CU 83 0-3 **K** ③		3	1	0	1	1	3	1
19 Miguel Rojas, R (1, 6) OBP: 0.342, SLG: 0.337			C FF 94 B FF 93 B FF 90 B FS 90 C FC 87 B CU 78 X FF 96 2-2 76 SH 9 E 2B B CU 76 B FF 95 X FF 94 2-0 P4 ③		C SI 93 X SI 94 0-1 **L5** ②		L FF 92 X FF 90 0-1 **FC6** 51 FC6-4 1-2 2-H		B FF 97 C FF 97 B SL 89 B FF 97 B FF 97 4-1 18 E 27 FC6 **BB**	4	2	1	0	1	0	3
76 Dillon Peters, L (1, 1) 28 Tyler Moore, R (5, PH) OBP: 0.261, SLG: 0.522 49 Brian Ellington, R (8, 1) 51 Ichiro Suzuki, L (7, PH) OBP: 0.304, SLG: 0.329 71 Drew Steckenrider, R (7, 1) 29 Brad Ziegler, R (8, 1) 66 Jarlin Garcia, L (8, 1) 18 Tomás Telis, S (9, PH) OBP: 0.375, SLG: 0.545 46 Kyle Barraclough, R (8, 1)			L FF 94 X FF 94 0-1 SH 9 E 27 2B 2-3	C FF 90 B CU 73 B FF 92 F FF 91 B FF 94 F FF 92 S FF 92 3-3 **K** ① B CU 81 B CU 81 X FF 93 2-0 **1B**		C SL 82 X SI 94 0-1 **FC6-4** ① 1-2f 2-3		B FF 97 C FF 96 B FF 94 X FF 96 2-1 **E9** 27 FC6 1-3 **1B**	1 1 0 0 0 1 0 1 0 1 0 0 0 0 0 0 0 0 0 0 0 1 0 0 0 0 0 2 0 0 0 0 0 0 0 0 0 0 0 0 0 0 0 0 0 0 0 0 0 1 0 1 0 0 0 0 0 0 0 0 0 0 0						

Inning Stats									
	R: 0 E: 0 K: 1 S: 11	H: 1 LOB: 0 BB: 0 P: 16	R: 0 E: 0 K: 3 S: 12	H: 1 LOB: 1 BB: 0 P: 22	R: 5 E: 2 K: 1 S: 23	H: 3 LOB: 2 BB: 1 P: 41	R: 2 E: 0 K: 2 S: 17	H: 2 LOB: 2 BB: 2 P: 32	R: 0 E: 0 K: 1 S: 10	H: 1 LOB: 1 BB: 0 P: 18	R: 0 E: 0 K: 1 S: 11	H: 1 LOB: 1 BB: 0 P: 15	R: 2 E: 1 K: 0 S: 11	H: 0 LOB: 1 BB: 2 P: 19	R: 2 E: 0 K: 1 S: 16	H: 2 LOB: 0 BB: 0 P: 23	R: 1 E: 1 K: 0 S: 13	H: 1 LOB: 3 BB: 3 P: 30	1B: 6 2B: 4 3B: 0 HR: 2	SF: 2 SAC: 1 DP: 0 HBP: 1	WP: 2 PB: 0 SB: 0 CS: 0	PA: 51

PITCHER		IP	WLS	BF	H	R	ER	SO	BB	IBB	HBP	BLK	WP	HR	S	P	ERA	WHIP
99 Taijuan Walker, R ERA: 3.54	(1, 1)	3.2	L	22	6	7	3	6	3	0	1	0	1	1	57	103	7.36	2.455
61 Silvino Bracho, R ERA: 5.6	(4, 1)	0.1		2	1	0	0	1	0	0	0	0	0	0	6	8	0.00	3.000
34 Braden Shipley, R ERA: 5.4	(5, 1)	1.2		7	2	0	0	1	0	0	0	0	0	0	18	28	0.00	1.200
29 Jorge De La Rosa, L ERA: 4.35	(6, 1)	0.1		1	0	0	0	1	0	0	0	0	0	0	3	5	0.00	0.000
60 J.J. Hoover, R ERA: 4.08	(7, 1)	0.0		3	0	2	1	0	2	0	0	0	1	0	5	13	∞	∞

PITCHER		IP	WLS	BF	H	R	ER	SO	BB	IBB	HBP	BLK	WP	HR	S	P	ERA	WHIP
40 Andrew Chafin, L ERA: 3.7	(7, 1)	0.2		2	0	0	0	0	0	0	0	0	0	0	4	4	0.00	0.000
47 David Hernandez, R ERA: 3.21	(7, 1)	1.1		6	2	2	2	1	0	0	0	0	0	1	18	25	13.50	1.500
33 Jake Barrett, R ERA: 5.25	(9, 1)	1.0		7	1	1	1	0	3	0	0	0	0	0	13	30	9.00	4.000

TOP

AB	38
R	12
H	12
RBI	11
BB	8
SO	10
LOB	24

Batter	1	2	3	4	5	6	7	8	9	AB	R	H	RBI	BB	SO	LOB
6 David Peralta, L (1, 7) OBP: 0.351, SLG: 0.448	C FF 94 B SI 92 B SI 93 X SI 93 2-1 11 G1-4-3 1B		B CU 79 B FF 91 B FF 91 B FF 91 4-0 11 1B 44 HR BB	B FF 92 X SI 92 1-0 3-H 1B		B CH 89 S CH 88 S FF 98 1 SAFE B SI 98 F FF 99 S CH 88 2-3 ③ K			B SL 77 B FF 94 X FF 95 2-0 ③ G6-3	4	1	2	1	1	1	1
11 AJ Pollock, R (1, 8) OBP: 0.329, SLG: 0.472	T FF 93 F CU 79 X CU 80 0-2 ① ② G1-4-3 1-2f		C FF 93 C FF 92 X CU 80 0-2 1-2 44 HR 1B	B CH 86 F FF 92 X CU 79 1-1 ③ P3			C CU 81 B CU 82 B FF 94 F FF 95 X CU 81 2-2 ① G5-3			4	1	1	0	0	0	2
44 Paul Goldschmidt, R (1, 3) OBP: 0.413, SLG: 0.583	B CU 82 C SI 93 B CU 79 B FF 92 B SI 92 4-1 28 BB BB		B CU 79 2 SAFE F SI 92 C CH 84 X FF 91 1-2 1-H 2-H HR		F FF 99 C CU 88 C CU 89 0-3 ① K		C FF 95 B FF 95 B CU 82 X FF 95 2-1 E5 28 G6-4-3			3	1	1	3	1	1	0
28 J.D. Martinez, R (1, 9) OBP: 0.376, SLG: 0.687	B FF 94 F FF 94 1 SAFE B FF 92 F CU 80 F SI 93 1 SAFE D CU 81 B FF 93 4-2 1-2 BB		F FF 93 F CU 79 X CU 80 0-2 ① F8		X SI 100 0-0 HR		C CU 82 X FF 93 0-1 ② ③ G6-4-3 1-2f			3	1	1	1	1	0	1
8 Chris Iannetta, R (1, 2) OBP: 0.351, SLG: 0.506	B CU 80 B CU 80 B SI 92 F FF 92 F FF 92 F CU 80 X SI 92 3-2 ③ G5-3		X CU 79 0-0 ② G4-3		F SI 100 F CU 89 B CU 90 X FF 99 1-2 ② F7			B SI 82 B SI 82 C SI 83 X SI 83 2-1 ① G6-3		4	0	0	0	0	0	2
27 Brandon Drury, R (1, 4) OBP: 0.315, SLG: 0.447		B CU 79 X CH 84 1-0 HR	B CU 77 B SI 92 B FF 92 C SI 92 F FF 93 X CU 80 3-2 ③ G4-3		B CU 90 S CU 89 T FF 99 F CU 89 B CU 86 F FF 99 X FF 99 2-2 ③ G3-1			C SI 83 B SI 83 B SI 83 C SI 82 B CU 74 X SI 82 3-2 ② G1-3		4	1	1	1	0	0	0
22 Jake Lamb, L (1, 5) OBP: 0.356, SLG: 0.481		B SI 92 X FF 92 1-0 ① G6-3	C FF 91 B FF 89 X CU 80 1-1 53 G6-3 9 WP 6 1B 1B			B SI 98 B FF 97 B FF 99 C FF 98 F SI 99 B FF 98 4-2 BB		B SL 87 B SL 86 X FF 94 2-0 ③ G4-3		3	1	1	0	1	0	0
9 Adam Rosales, R (1, 6) OBP: 0.265, SLG: 0.362 3 Daniel Descalso, L (6, PH) OBP: 0.334, SLG: 0.401 60 J.J. Hoover, R (7, 1) 40 Andrew Chafin, R (7, 1) 47 David Hernandez, R (7, 1) 33 Jake Barrett, R (9, 1) 5 Grégor Blanco, L (9, PH) OBP: 0.324, SLG: 0.355		B FF 93 C CU 79 B CU 79 F SI 92 X CU 81 2-2 ② G5-3		B CH 85 F SI 93 F CU 76 C SI 92 1-3 ① K 1-2		F FF 98 1 SAFE C CH 88 X SI 98 0-2 ① F7			B FF 93 F FF 94 C FF 94 X CH 89 1-2 ① G4-3	2 1 0 0 0 0 0 1	0 0 0 0 0 0 0 0	0 0 0 0 0 0 0 0	0 0 0 0 0 0 0 0	1 0 0 0 0 0 0 0	0 0 0 0 0 0 0 0	1 1 0 0 0 0 0 0
99 Taijuan Walker, R (1, 1) OBP: 0.245, SLG: 0.308 61 Silvino Bracho, R (4, 1) 53 Christian Walker, R (4, PH) OBP: 0.333, SLG: 0.800 34 Braden Shipley, R (5, 1) 29 Jorge De La Rosa, L (6, 1) 4 Ketel Marte, S (6, PH) OBP: 0.343, SLG: 0.396		F FF 92 B CU 78 F CU 78 F FF 90 X CU 78 1-2 ③ L3		F CU 77 D CU 78 B CH 84 X CU 77 2-1 ② G6-3 2-3		1 SAFE B SI 99 D FF 97 S FF 99 F FF 98 1 SAFE F FF 98 F CH 88 S FF 97 2-3 ② K			C SL 77 B CH 89 C FF 94 B SL 78 F FF 95 X FF 94 2-2 ② F7	1 0 1 0 0 0 2	0 0 0 0 0 0 0	0 0 0 0 0 0 1	0 0 0 0 0 0 1	0 0 1 0 0 0 0	0 0 0 0 0 0 0	0 1 0 0 0 0 1
Inning Stats	R: 0 E: 0 K: 0 S: 13 H: 1 LOB: 2 BB: 2 P: 26	R: 1 E: 0 K: 0 S: 9 H: 1 LOB: 0 BB: 0 P: 14	R: 3 E: 0 K: 0 S: 13 H: 2 LOB: 0 BB: 1 P: 21	R: 1 E: 0 K: 1 S: 10 H: 2 LOB: 1 BB: 0 P: 16	R: 1 E: 0 K: 1 S: 12 H: 1 LOB: 0 BB: 0 P: 15	R: 0 E: 0 K: 2 S: 14 H: 0 LOB: 1 BB: 0 P: 22	R: 0 E: 1 K: 0 S: 7 H: 0 LOB: 0 BB: 0 P: 11	R: 0 E: 0 K: 0 S: 6 H: 0 LOB: 0 BB: 0 P: 13	R: 0 E: 0 K: 0 S: 8 H: 0 LOB: 0 BB: 0 P: 13	1B: 4 2B: 0 3B: 0 HR: 3	SF: 0 SAC: 0 DP: 2 HBP: 0			WP: 1 PB: 0 SB: 0 CS: 0	PA: 37		

PITCHER		IP	WLS	BF	H	R	ER	SO	BB	IBB	HBP	BLK	WP	HR	S	P	ERA	WHIP
76 Dillon Peters, L ERA: 6.31	(1, 1)	4.0		20	6	5	5	1	3	0	0	0	1	2	45	77	11.25	2.250
49 Brian Ellington, R ERA: 6.26	(5, 1)	2.0	W	8	1	1	1	3	1	0	0	0	0	1	26	37	4.50	1.000
71 Drew Steckenrider, R ERA: 2.25	(7, 1)	1.0	H	3	0	0	0	0	0	0	0	0	0	0	7	11	0.00	0.000
29 Brad Ziegler, R ERA: 4.96	(8, 1)	0.2		2	0	0	0	0	0	0	0	0	0	0	5	10	0.00	0.000
66 Jarlín García, L ERA: 4.85	(8, 1)	0.1		1	0	0	0	0	0	0	0	0	0	0	1	3	0.00	0.000

PITCHER		IP	WLS	BF	H	R	ER	SO	BB	IBB	HBP	BLK	WP	HR	S	P	ERA	WHIP
46 Kyle Barraclough, R ERA: 3.09	(9, 1)	1.0		3	0	0	0	0	0	0	0	0	0	0	8	13	0.00	0.000

BOTTOM

Miami Marlins @ Arizona Diamondbacks

Chase Field, Phoenix, AZ

Sat Sep 23 2017, 5:11 PM - 9:01 PM MST

Att. 39,259 - Roof Closed - 75 F

livebaseballscorecards.com

AB	33
R	6
H	7
RBI	6
BB	4
SO	4
LOB	10

Batter	1	2	3	4	5	6	7	8	9	AB	R	H	RBI	BB	SO	LOB
9 Dee Strange-Gordon, L (1, 4) OBP: 0.342, SLG: 0.373	B FF 91 X FF 91 1-0 27 CS 1B		X SL 80 0-0 ② F7		C SL 77 F SL 79 B SL 80 S FF 91 1-3 ① K		B SL 84 X SI 94 1-0 G2-3 ③			4	0	1	0	0	1	2
27 Giancarlo Stanton, R (1, 9) OBP: 0.378, SLG: 0.635	1 SAFE B SI 92 F CH 85 C FF 93 B SL 83 B FF 92 D FF 93 4-2 ① 1-2 BB		S SL 81 X FF 92 0-1 ③ 2-H 1B		C SI 91 B CH 85 B SL 78 S SI 92 B SI 82 F SL 81 X SI 91 3-2 ② G1-3			C SL 76 B FF 94 B FF 94 S SL 76 B SL 79 B FF 94 4-2 13 G6-4-3 BB		2	0	1	1	2	0	0
21 Christian Yelich, L (1, 8) OBP: 0.368, SLG: 0.447	C SL 81 F SL 80 B FF 94 F FF 94 D SL 81 F SL 80 S SL 80 2-3 ② K			B FF 90 C FF 91 B FF 92 X SL 80 2-1 ① G3-1	C SL 78 S SL 81 S SL 82 0-3 ③ K			C SL 76 X SL 78 0-1 ① L8		4	0	0	0	0	2	2
13 Marcell Ozuna, R (1, 7) OBP: 0.374, SLG: 0.548	B SL 75 F SI 92 C SI 93 S SL 81 1-3 ③ K			B SI 92 C SL 78 S SL 81 B SL 82 B SI 93 B SL 81 4-2 11 FC6-4 BB		B SL 76 X FF 91 1-0 ① G6-3 B SL 77 C SL 79 X FF 90 1-1 ② G6-3		C SL 77 B FF 94 B FF 94 B CU 73 X FF 93 3-1 ②③ G6-4-3 1-2f		3	0	0	0	1	1	2
11 J.T. Realmuto, R (1, 2) OBP: 0.329, SLG: 0.453		C FF 90 X FF 92 0-1 ① G5-3		B FF 91 X FF 91 1-0 ② FC6-4 41 BB 55 2B 1-2f					B CH 82 C SI 91 C SI 92 B FF 94 S CH 83 2-3 ① K	4	1	0	0	0	1	1
41 Justin Bour, L (1, 3) OBP: 0.373, SLG: 0.559		B SL 79 F SL 78 B SL 81 T SL 80 X FF 92 2-2 ② G6-3		C SI 91 B FF 91 1 SAFE D SL 81 S FF 92 B SI 92 B SI 91 4-2 55 2B 1-2 BB		C SL 81 F SL 81 B SL 81 F SL 82 F SL 82 B SL 81 T SL 82 2-2 ③ K			F SI 93 S CH 84 B CH 84 S FF 95 1-3 ② K	3	0	0	0	1	2	0
55 Brian Anderson, R (1, 5) OBP: 0.342, SLG: 0.348 40 Javy Guerra, R (9, 1)		B SI 93 B CH 84 B FF 93 C FF 92 C FF 92 X SI 93 3-2 ③ G3		B FF 92 B SL 78 B SI 92 C FF 90 X SI 92 3-1 1-3 2-H 2B			C CH 79 B SL 79 B SL 78 B FF 89 C SI 89 X SI 91 3-2 ① G6-3		C SI 96 B CH 84 B FF 95 X SI 95 2-1 ③ G4-3	4 0	0 0	1 0	1 0	0 0	0 0	0 0
19 Miguel Rojas, R (1, 6) OBP: 0.342, SLG: 0.335			B SL 77 B CH 84 F FF 91 X SI 92 2-1 ① L8		0-0 IBB		B SL 78 X SI 90 1-0 ② B1-3			2	0	0	0	1	0	0
58 Dan Straily, R (1, 1) OBP: 0.089, SLG: 0.091 28 Tyler Moore, R (7, PH) OBP: 0.255, SLG: 0.384 50 Chris O'Grady, R (7, 1) 29 Brad Ziegler, R (8, 1) 20 Justin Nicolino, L (9, 1) 32 Derek Dietrich, L (9, 5) OBP: 0.325, SLG: 0.411			B FF 91 B SI 90 C SI 90 X SI 91 2-1 27 1B 2B	B SL 77 C FF 92 B FF 91 X FF 91 2-1 ③ G1-3			B SL 76 C SI 90 B CH 82 X SI 90 2-1 1B			2 1 0 0 0 0	1 0 0 0 0 0	1 1 0 0 0 0	0 0 0 0 0 0	0 0 0 0 0 0	0 0 0 0 0 0	3 0 0 0 0 0
Inning Stats	R: 0 E: 0 K: 2 S: 11 H: 1 LOB: 1 BB: 1 P: 19	R: 0 E: 0 K: 0 S: 8 H: 0 LOB: 0 BB: 0 P: 13	R: 1 E: 0 K: 0 S: 7 H: 2 LOB: 1 BB: 0 P: 11	R: 1 E: 0 K: 0 S: 11 H: 1 LOB: 3 BB: 3 P: 27	R: 0 E: 0 K: 2 S: 10 H: 0 LOB: 0 BB: 0 P: 14	R: 0 E: 0 K: 1 S: 8 H: 0 LOB: 0 BB: 0 P: 12	R: 0 E: 0 K: 0 S: 7 H: 1 LOB: 1 BB: 0 P: 14	R: 0 E: 0 K: 0 S: 6 H: 0 LOB: 0 BB: 1 P: 13	R: 0 E: 0 K: 2 S: 8 H: 0 LOB: 0 BB: 0 P: 13	1B: 3 2B: 2 3B: 0 HR: 0	SF: 0 SAC: 0 DP: 1 HBP: 0					

PITCHER	IP	WLS	BF	H	R	ER	SO	BB	IBB	HBP	BLK	WP	HR	S	P	ERA	WHIP
46 Patrick Corbin, L (1, 1) ERA: 4.09	6.2		27	5	2	2	5	3	1	0	0	0	0	61	108	2.70	1.200
40 Andrew Chafin, L (7, 1) ERA: 3.67	0.1		1	0	0	0	0	0	0	0	0	0	0	1	2	0.00	0.000
54 Jimmie Sherfy, R (8, 1) ERA:	1.0		3	0	0	0	0	1	0	0	0	0	0	6	13	0.00	1.000
56 Fernando Rodney, R (9, 1) ERA: 4.33	1.0	W	3	0	0	0	2	0	0	0	0	0	0	8	13	0.00	0.000

PITCHER	IP	WLS	BF	H	R	ER	SO	BB	IBB	HBP	BLK	WP	HR	S	P	ERA	WHIP

TOP

Miami Marlins @ Arizona Diamondbacks

Chase Field, Phoenix, AZ

Sun Sep 24 2017, 1:11 PM - 4:20 PM MST
Att. 31,539 - Roof Closed - 73 F

livebaseballscorecards.com

AB	29
R	2
H	5
RBI	2
BB	5
SO	7
LOB	10

MIAMI

WP: 0 PA: 34
PB: 0
SB: 0
CS: 1

BOTTOM

Miami Marlins @ Arizona Diamondbacks

Chase Field, Phoenix, AZ

Sun Sep 24 2017, 1:11 PM - 4:20 PM MST

Att. 31,539 - Roof Closed - 73 F

livebaseballscorecards.com

Batter	1	2	3	4	5	6	7	8	9	AB	R	H	RBI	BB	SO	LOB
6 David Peralta, L (1, 7) OBP: 0.353, SLG: 0.447	B FF 90 S FF 90 X FF 91 1-1 F9 ①		B FF 92 S CH 85 F SI 92 B CH 86 S CH 86 2-3 K ②		B SI 91 B FF 91 B CH 84 C SI 90 S CH 85 B CH 84 4-2 BB		X FC 84 0-0 1B		0-0 44 FC5-2 4 FC6-2 28 1B 1-2 IBB	3	1	1	0	2	1	1
4 Ketel Marte, S (1, 6) OBP: 0.340, SLG: 0.388	C SI 91 B SL 84 F FF 91 F SL 83 B SL 82 F FF 91 B SI 92 B FF 92 4-2 BB		C SL 86 X SI 92 0-1 G4-3 ③		B SL 84 C SL 83 1 SAFE X CH 84 1-1 G3 ③		S CH 79 B FC 82 1 SAFE 1 SAFE T CH 79 B FC 82 B FC 81 1 SAFE X CH 79 3-2 P3 ③		X FC 87 0-0 FC6-2 28 1B 44 FC5-2 1-2 2-3 3-Hf ①	4	0	0	0	1	0	6
44 Paul Goldschmidt, R (1, 3) OBP: 0.412, SLG: 0.579	C FF 91 D SL 84 B SL 82 C SL 84 S FF 93 2-3 K ②			C SL 84 C SL 83 B SL 82 S FF 92 1-3 K ①		B SL 83 B SL 83 C SL 84 X SL 85 2-1 G6-3 ①		B SI 82 T SI 80 B SI 83 X SI 83 2-1 E7 3 1B 1B	C SL 90 S CU 80 D SL 87 X CU 79 1-2 FC5-2 28 1B 1-2 2-3 3-Hf ②	5	1	1	0	0	2	4
28 J.D. Martinez, R (1, 9) OBP: 0.376, SLG: 0.684	1 SAFE C SL 85 B FF 92 1 SAFE S SL 85 1 SAFE D SL 86 B FF 93 S SL 86 3-3 K ③			F SL 82 S CH 85 X FF 93 0-2 1B		F SL 92 B CH 84 B CH 84 B SL 85 S SL 86 F SL 86 S CH 84 3-3 K ②		B SI 82 C SI 82 F CH 76 T CU 73 1-2 K ① B CU 80 X FF 92 1-0 1-2 2-3 3-H 1B	5	0	2	1	0	3	2
3 Daniel Descalso, L (1, 4) OBP: 0.336, SLG: 0.401		B FF 91 C FF 90 X SL 85 1-1 G4-3 ①		B SL 83 F CH 84 F FF 91 F CH 85 D CH 84 F SL 84 1 SAFE X FF 92 2-2 P2 ②		F SL 84 B FF 90 S SL 84 B SL 84 B FF 92 B FF 91 4-2 22 2B BB		C CH 74 B CH 75 B SI 82 X CH 75 2-1 11 S 2-H 1B	3	0	1	1	1	0	1
22 Jake Lamb, L (1, 5) OBP: 0.355, SLG: 0.481		C FF 90 B FF 91 B FF 91 S CH 84 F CH 85 X SL 85 2-2 G5-3 ②		F FF 92 1 SAFE B CH 85 C SL 85 B FF 92 S SL 84 2-3 K ③		1 SAFE S CH 83 F CH 83 X SL 84 0-2 1-3 2B		C SI 82 B SI 82 B CH 74 X SI 83 2-1 L7 ②	4	0	1	0	0	1	2
11 AJ Pollock, R (1, 8) OBP: 0.326, SLG: 0.467		B SL 85 F FF 91 C SI 91 F SL 87 C FF 91 1-3 K ③			X FF 91 0-0 L9 ①	C SL 85 F SL 82 S SL 82 0-3 K ③		F SI 82 C SI 82 B CU 73 X CU 74 1-2 G6-3 ③ 1-2		4	0	0	0	0	2	3
10 Chris Herrmann, L (1, 2) OBP: 0.271, SLG: 0.344			C FF 90 C SL 84 F SL 82 S CH 84 0-3 K ①		C FF 90 B CH 84 X CH 85 1-1 HR		B FF 86 T FC 82 B FF 88 X FC 82 2-1 F8 ①		B FF 90 B FF 91 B FF 91 C FF 91 F FF 91 B FF 91 4-2 45 SH 4 FC6-2 BB	3	1	1	1	1	1	0
46 Patrick Corbin, L (1, 1) OBP: 0.210, SLG: 0.161 40 Andrew Chafin, R (7, 1) 53 Christian Walker, R (7, PH) OBP: 0.286, SLG: 0.667 54 Jimmie Sherfy, R (8, 1) 56 Fernando Rodney, R (9, 1) 45 Kristopher Negrón, R (9, PH) OBP: 0.263, SLG: 0.188			B FF 90 B FF 90 B FF 91 C FF 90 F SI 90 F FF 92 X FF 91 3-2 3B		X FF 91 0-0 G4-3 ②		B FC 82 X CH 81 1-0 G3-1 ②		B FF 91 1 SAFE B FF 91 B FF 90 C FF 91 1 SAFE X FF 92 3-1 SH 4 FC6-2 6 IBB 44 FC5-2 1-3	2 0 1 0 0 0	0 0 0 0 0 0	1 0 0 0 0 0	0 0 0 0 0 0	0 0 0 0 0 0	0 0 0 0 0 0	0 0 0 0 0 0
Inning Stats	R: 0 E: 0 K: 2 S: 12 H: 0 LOB: 1 BB: 1 P: 22	R: 0 E: 0 K: 1 S: 10 H: 0 LOB: 0 BB: 0 P: 14	R: 0 E: 0 K: 2 S: 13 H: 1 LOB: 1 BB: 0 P: 18	R: 0 E: 0 K: 2 S: 14 H: 1 LOB: 1 BB: 0 P: 19	R: 1 E: 0 K: 0 S: 8 H: 1 LOB: 1 BB: 1 P: 14	R: 0 E: 0 K: 2 S: 14 H: 1 LOB: 2 BB: 1 P: 23	R: 0 E: 0 K: 0 S: 7 H: 1 LOB: 1 BB: 0 P: 13	R: 1 E: 1 K: 1 S: 12 H: 2 LOB: 1 BB: 0 P: 20	R: 1 E: 1 K: 0 S: 9 H: 1 LOB: 3 BB: 2 P: 18	1B: 5 2B: 1 3B: 1 HR: 1 SF: 0 SAC: 1 DP: 0 HBP: 0				WP: 0 PB: 0 SB: 1 CS: 0 PA: 40		

	AB	34
	R	3
	H	8
	RBI	3
	BB	5
	SO	10
	LOB	19

PITCHER		IP	WLS	BF	H	R	ER	SO	BB	IBB	HBP	BLK	WP	HR	S	P	ERA	WHIP
58 Dan Straily, R ERA: 4.08	(1, 1)	6.0		25	4	1	1	9	3	0	0	0	0	1	71	110	1.50	1.167
50 Chris O'Grady, L ERA: 4.91	(7, 1)	1.0	H	4	1	0	0	0	0	0	0	0	0	0	7	13	0.00	1.000
29 Brad Ziegler, R ERA: 4.86	(8, 1)	1.0	B	5	2	1	0	1	0	0	0	0	0	0	12	20	0.00	2.000
20 Justin Nicolino, L ERA: 5.24	(9, 1)	0.1	L	4	0	1	0	0	1	1	0	0	0	0	5	12	0.00	3.000
40 Javy Guerra, R ERA: 3.94	(9, 1)	0.1		2	1	0	0	0	0	0	0	0	0	0	4	6	0.00	3.000

PITCHER	IP	WLS	BF	H	R	ER	SO	BB	IBB	HBP	BLK	WP	HR	S	P	ERA	WHIP

Miami Marlins @ Colorado Rockies

Coors Field, Denver, CO

Mon Sep 25 2017, 7:06 PM - 10:37 PM MDT

Att. 24,685 - Cloudy - 51 F

TOP

livebaseballscorecards.com

Batter	1	2	3	4	5	6	7	8	9	AB	R	H	RBI	BB	SO	LOB
9 Dee Strange-Gordon, L (1, 4) OBP: 0.339, SLG: 0.370	B FF 94 X FF 94 1-0 ① L7		C FC 89 X FF 94 0-1 ② G5-3	X FC 88 0-0 ③ L8		B FF 89 X SI 92 1-0 ② G6-3		F FC 85 X SI 92 0-1 ② FC3-2 1-2 2-3 3-Hf		5	0	0	0	0	0	5
27 Giancarlo Stanton, R (1, 9) OBP: 0.375, SLG: 0.629	B SI 94 C FC 89 B FC 90 X FC 88 2-1 ② G2		B SI 95 B SI 94 X FF 95 2-0 ③ G4-3		C FC 86 F FC 87 B FC 87 B CU 80 B FC 87 S FC 88 3-3 ① K	C FF 95 B FF 97 X SL 84 1-1 ③ G1-3		S FF 98 X FF 98 0-1 ③ G1-3		5	0	0	0	0	1	4
21 Christian Yelich, L (1, 8) OBP: 0.369, SLG: 0.446	C FF 94 F FF 95 B CU 81 F FF 96 B CU 81 F CH 87 X FF 95 2-2 1B			B CU 72 S CH 83 S FF 94 F FF 96 F CU 79 B CH 86 S CH 86 2-3 ① K	B FF 93 C FF 93 B FF 93 S FC 87 S CH 86 2-3 ② K		C CU 77 B CU 78 B FF 93 B CU 76 C FF 93 F FF 94 F FF 94 X FF 93 3-2 ① G4-3		B SL 90 C FF 98 B FF 98 B FF 97 F FF 97 B FF 96 4-2 13 FC5-4 BB	4	0	1	0	1	2	0
13 Marcell Ozuna, R (1, 7) OBP: 0.374, SLG: 0.546	C FC 88 D FF 94 1 SAFE C FC 88 B FC 88 X FF 95 2-2 ③ G5-3			B FF 96 C FC 88 C FF 95 B FF 96 X FC 88 2-2 41 1B 11 1B 1B	X FF 93 0-0 41 BB 1B		X CU 79 0-0 ② G5-3		B SL 90 S SL 89 1 SAFE D SL 90 F FF 97 F SL 90 X FF 98 2-2 ① FC5-4 51 G6-3 1-2f	5	1	2	0	0	0	2
41 Justin Bour, L (1, 3) OBP: 0.374, SLG: 0.557 71 Drew Steckenrider, R (7, 1) 51 Ichiro Suzuki, L (9, PH) OBP: 0.322, SLG: 0.337 46 Kyle Barraclough, R (9, 1)		C FF 93 X FC 88 0-1 ① G6-3		C FF 94 B FF 94 B SI 94 C FC 89 X FC 89 2-2 32 1B 11 1B 19 2B 1B 1-3	B SI 92 D CH 89 B CH 90 B FF 92 4-0 1-2 BB		B SL 80 B CU 74 C FF 92 X FF 92 2-1 ③ G1-3		D FF 98 B FF 98 F FF 97 F FF 98 X CH 92 2-2 ② G6-3 2-3	3 0 1 0	1 0 0 0	1 0 0 0	0 0 0 0	1 0 0 0	0 0 0 0	0 0 1 0
11 J.T. Realmuto, R (1, 2) OBP: 0.332, SLG: 0.456		C FF 93 B SI 94 B FC 86 X FC 87 2-1 ② L9		X FF 94 0-0 32 1B 19 2B 1-2 3-H 1B	S FC 87 B SI 93 C SI 93 B FC 86 T FC 88 2-2 ③ K			X FF 94 0-0 19 BB 28 FC4-2 2B	B SL 89 F FF 97 F FF 99 B SL 91 B FF 99 B FF 97 4-2 BB	4	1	2	1	1	1	2
32 Derek Dietrich, L (1, 5) OBP: 0.330, SLG: 0.416		B FF 94 B FF 95 B SI 93 B FF 95 4-0 BB	S FC 89 F FF 94 F FF 95 B FC 90 B FF 95 X FC 89 2-2 19 2B 1B 1-2 2-3			X SI 92 0-0 19 2B 2B		B FF 95 D SL 87 F SL 87 B CH 89 B FF 96 4-1 28 FC4-2 19 BB 9 FC3-2 BB	B SL 85 C FF 91 S SL 86 X SL 86 1-2 ③ P5	3	2	2	0	2	0	2
19 Miguel Rojas, R (1, 6) OBP: 0.347, SLG: 0.346		D SI 94 C SI 93 D FC 88 F FF 95 B FF 96 X SI 95 3-2 ③ G6-3		X FF 94 0-0 1-H 2-H 3-H 2B		B SI 90 X SI 91 1-0 43 SH2-5-4 2-H 2B		B CU 83 F CU 83 B SL 85 L FF 93 D SL 87 B SL 86 4-2 9 FC3-2 28 FC4-2 1-2 2-3 BB		3	0	2	4	1	0	1
43 Odrisamer Despaigne, R (1, 1) OBP: 0.067, SLG: 0.067 49 Brian Ellington, R (7, 1) 18 Tomás Telis, S (7, 3) OBP: 0.275, SLG: 0.343 28 Tyler Moore, R (8, PH) OBP: 0.254, SLG: 0.382 (8, 3)			B FF 92 F FF 93 F FF 93 F FF 94 X FC 87 1-2 ① G1-4-3	S FC 87 L SI 93 F FF 93 S FC 86 0-3 ② K		L SI 92 D CH 89 X SI 91 1-1 ① SH2-5-4 2-3		B CH 84 B SI 92 B SI 92 C SI 92 F SI 92 X SI 92 3-2 ① FC4-2 9 FC3-2 1-2 2-3 3-Hf		2 0 0 1	0 0 0 0	0 0 0 0	0 0 0 0	1 0 0 0	1 0 0 3	
Inning Stats	R: 0 E: 0 K: 0 S: 11 H: 1 LOB: 1 BB: 0 P: 18	R: 0 E: 0 K: 0 S: 7 H: 0 LOB: 1 BB: 1 P: 16	R: 0 E: 0 K: 0 S: 7 H: 0 LOB: 0 BB: 0 P: 10	R: 4 E: 0 K: 2 S: 22 H: 5 LOB: 1 BB: 0 P: 30	R: 0 E: 0 K: 3 S: 10 H: 1 LOB: 2 BB: 1 P: 21	R: 1 E: 0 K: 0 S: 7 H: 2 LOB: 1 BB: 0 P: 11	R: 0 E: 0 K: 0 S: 8 H: 0 LOB: 0 BB: 0 P: 13	R: 0 E: 0 K: 0 S: 11 H: 1 LOB: 3 BB: 2 P: 22	R: 0 E: 1 K: 0 S: 14 H: 0 LOB: 2 BB: 2 P: 27	1B: 6 2B: 4 3B: 0 HR: 0 SF: 0 SAC: 1 DP: 0 HBP: 0						

	AB	36
	R	5
	H	10
	RBI	5
	BB	6
	SO	5
	LOB	21

WP: 0 PB: 0 SB: 0 CS: 0 PA: 43

PITCHER		IP	WLS	BF	H	R	ER	SO	BB	IBB	HBP	BLK	WP	HR	S	P	ERA	WHIP
32 Tyler Chatwood, R ERA: 4.65	(1, 1)	5.0	L	24	7	4	4	5	2	0	0	0	0	0	57	95	7.20	1.800
31 Kyle Freeland, L ERA: 4.07	(6, 1)	0.2		4	2	1	1	0	0	0	0	0	0	0	5	8	13.50	3.000
49 Antonio Senzatela, R ERA: 4.58	(6, 1)	1.1		4	0	0	0	0	0	0	0	0	0	0	10	16	0.00	0.000
45 Scott Oberg, R ERA: 5.14	(8, 1)	0.0		3	1	0	0	0	2	0	0	0	0	0	4	12	∞	∞
52 Chris Rusin, L ERA: 2.68	(8, 1)	0.2		2	0	0	0	0	0	0	0	0	0	0	5	8	0.00	0.000

PITCHER		IP	WLS	BF	H	R	ER	SO	BB	IBB	HBP	BLK	WP	HR	S	P	ERA	WHIP
54 Carlos Estévez, R ERA: 5.93	(8, 1)	1.0		5	0	0	0	0	2	0	0	0	0	0	13	25	0.00	2.000
38 Mike Dunn, L ERA: 4.59	(9, 1)	0.1		1	0	0	0	0	0	0	0	0	0	0	3	4	0.00	0.000

Batter	1	2	3	4	5	6	7	8	9	AB	R	H	RBI	BB	SO	LOB
19 Charlie Blackmon, L (1, 8) OBP: 0.394, SLG: 0.599	C FF 90 F FF 90 B FF 91 F CH 80 F FC 87 B FF 92 F FF 92 S CH 80 2-3 K		F FC 86 B CH 82 F FF 93 B FF 93 X CH 81 2-2 G6-3		S CH 78 B FF 91 F FF 93 B FC 86 D CH 80 X FF 92 3-2 1-H 2B		B FF 98 1 SAFE B FF 97 B CH 87 B FF 97 4-0 28 SF8 9 BB 1-2 BB		C FF 94 B CH 87 S CH 87 X SL 79 1-2 L3 1-1	4	0	1	1	1	1	2
9 DJ LeMahieu, R (1, 4) OBP: 0.377, SLG: 0.413	B SI 91 C SI 91 B FC 82 X FF 91 2-1 1B		X FC 85 0-0 L9		C FC 87 X FF 92 0-1 G4-3		B FF 94 B FF 95 B FF 94 C FF 96 S FF 95 F FF 95 B FF 96 4-2 28 SF8 1-2 2-3 BB			3	0	1	0	1	0	2
28 Nolan Arenado, R (1, 5) OBP: 0.369, SLG: 0.580	C FF 93 B FF 92 B FC 87 X FC 84 2-1 F9			C CH 77 B FC 83 X FC 84 1-1 P3		X SI 91 0-0 12 F8 8 G3 2B	C CU 82 B FF 95 S FF 95 X FF 96 1-2 SF8 1-2 2-3 3-H			3	1	1	1	0	0	1
12 Mark Reynolds, R (1, 3) OBP: 0.351, SLG: 0.487	D FC 81 C FC 86 F FF 94 1 SAFE F FF 92 S CH 81 1-3 K			B FF 93 X SI 92 1-0 1B		S CH 78 B FC 85 B FF 90 X CH 79 2-1 F8 2-3	F FF 96 D CU 85 D CU 83 S FF 95 X FF 94 2-2 P2			4	0	1	0	0	1	4
8 Gerardo Parra, L (1, 9) OBP: 0.344, SLG: 0.459		C FF 91 C FF 90 X FF 89 0-2 G6-3		X FF 91 0-0 L6		C FC 88 F FC 86 F FF 93 X CH 80 0-2 G3 3-H		B FF 94 S FF 94 B CH 88 C FF 94 S FF 95 2-3 K		4	0	0	1	0	1	1
20 Ian Desmond, R (1, 7) OBP: 0.323, SLG: 0.370		B SI 92 S FC 83 B FF 91 B FC 85 X FF 92 3-1 G6-3		C FF 91 F FF 94 D FC 85 B FC 84 F FC 84 F SI 92 D CH 80 C SI 93 3-3 K		B FC 82 S FC 85 S FF 91 B CH 80 B FC 85 X FC 84 3-2 G6-3		B FF 94 C FF 93 B CU 82 C FF 94 T FF 94 2-2 K		4	0	0	0	0	2	1
27 Trevor Story, R (1, 6) OBP: 0.302, SLG: 0.438		B FC 82 X FC 83 1-0 L8			X FF 92 0-0 21 G5-4-3 1B		C FF 99 B CU 89 X FF 97 1-1 F7	S CU 84 S CU 85 S CU 83 S CU 84 1-3 K		4	0	1	0	0	1	0
21 Jonathan Lucroy, R (1, 2) OBP: 0.332, SLG: 0.367 3 Mike Tauchman, L (9, PR) OBP: 0.346, SLG: 0.190			B FF 91 X FF 92 1-0 3B		C FF 90 B FF 89 F FF 90 X CH 79 1-2 G5-4-3 1-2f		C FF 99 B FF 98 F FF 98 F FF 99 B CU 89 X CH 86 2-2 HR		C FF 95 B FF 94 B SL 79 C FF 95 F FF 95 F SL 79 B FF 95 B FF 95 4-2 19 L3 BB	3 0	1 0	2 0	1 0	1 0	0 0	1 0
32 Tyler Chatwood, R 2 Alexi Amarista, L 31 Kyle Freeland, L 49 Antonio Senzatela, R 7 Raimel Tapia, L 45 Scott Oberg, R 52 Chris Rusin, L 54 Carlos Estévez, R 38 Mike Dunn, L 5 Carlos González, L			F FC 85 C FF 92 B FF 95 D FC 82 X FC 84 2-2 P4		C SI 92 F FF 92 B FF 92 B CH 80 X FF 91 2-2 19 2B 1B		B FF 97 X FF 97 1-0 9 BB 19 BB 28 SF8 1B		C FF 94 B FF 95 S SL 78 S SL 78 1-3 K	1 1 0 0 0 1 0 0 0 0 1	0 1 0 0 0 1 0 0 0 0 0	0 1 0 0 0 1 0 0 0 0 0	0 0 0 0 0 0 0 0 0 0 1	0 0 0 0 0 0 0 0 0 0 1	0 0 0 0 0 0 0 0 0 0 1	1 0 0 0 0 0 0 0 0 0 1
Inning Stats	R: 0 E: 0 K: 2 S: 14 H: 1 LOB: 1 BB: 0 P: 21	R: 0 E: 0 K: 0 S: 6 H: 0 LOB: 0 BB: 0 P: 10	R: 0 E: 0 K: 0 S: 8 H: 1 LOB: 1 BB: 0 P: 13	R: 0 E: 0 K: 1 S: 9 H: 1 LOB: 1 BB: 0 P: 14	R: 1 E: 0 K: 0 S: 12 H: 3 LOB: 1 BB: 0 P: 18	R: 1 E: 0 K: 0 S: 10 H: 1 LOB: 0 BB: 0 P: 15	R: 2 E: 0 K: 0 S: 16 H: 2 LOB: 2 BB: 2 P: 31	R: 0 E: 0 K: 3 S: 9 H: 0 LOB: 0 BB: 0 P: 14	R: 0 E: 0 K: 1 S: 10 H: 0 LOB: 1 BB: 1 P: 16	1B: 5 2B: 3 3B: 1 HR: 1	SF: 1 SAC: 0 DP: 2 HBP: 0	WP: 0 PB: 0 SB: 0 CS: 0	PA: 37			

PITCHER	IP	WLS	BF	H	R	ER	SO	BB	IBB	HBP	BLK	WP	HR	S	P	ERA	WHIP
43 Odrisamer Despaigne, R (1, 1) ERA: 4.21	6.0	W	24	7	2	2	3	0	0	0	0	0	0	59	91	3.00	1.167
49 Brian Ellington, R (7, 1) ERA: 6.64	0.1	H	4	2	2	2	0	1	0	0	0	0	1	7	15	54.00	9.000
71 Drew Steckenrider, R (7, 1) ERA: 2.14	1.2	H	6	0	0	0	3	1	0	0	0	0	0	18	30	0.00	0.600
46 Kyle Barraclough, R (9, 1) ERA: 3.05	1.0	S	3	0	0	0	1	1	0	0	0	0	0	10	16	0.00	1.000

PITCHER	IP	WLS	BF	H	R	ER	SO	BB	IBB	HBP	BLK	WP	HR	S	P	ERA	WHIP

BOTTOM

Miami Marlins @ Colorado Rockies

Coors Field, Denver, CO

Mon Sep 25 2017, 7:06 PM - 10:37 PM MDT

Att. 24,685 - Cloudy - 51 F

livebaseballscorecards.com

AB	33
R	4
H	9
RBI	4
BB	3
SO	7
LOB	14

Batter	1	2	3	4	5	6	7	8	9	AB	R	H	RBI	BB	SO	LOB
9 Dee Strange-Gordon, L (1, 4) OBP: 0.339, SLG: 0.369	X FF 89 0-0 ① F7			B FC 85 X FF 87 1-0 21 G3-6-3 1B		F FC 87 X FC 84 0-1 ② F7			C FF 92 X FF 92 0-1 ② G6-3	4	0	1	0	0	0	2
27 Giancarlo Stanton, R (1, 9) OBP: 0.375, SLG: 0.628	B FF 91 B FC 88 B CH 81 F FF 91 C FF 92 X CH 83 3-2 ② G3			C CH 80 1 SAFE B FF 92 C FC 84 B FC 85 B FC 84 F FF 93 X CH 81 3-2 ① F9		F FC 87 X CH 80 0-1 ③ G1-3			B FF 93 X FF 92 1-0 2B	4	0	1	0	0	0	3
21 Christian Yelich, L (1, 8) OBP: 0.366, SLG: 0.443	C FF 93 F FC 86 S FC 87 0-3 ③ K			1 SAFE 1 SAFE F FC 84 B FF 89 X FC 85 1-1 ②③ G3-6-3 1-2f			C FF 90 B SI 88 X FC 87 2-1 ① L8		D SL 85 F SL 84 F FF 91 F FF 92 S SL 86 1-3 ③ K	4	0	0	0	0	2	2
13 Marcell Ozuna, R (1, 7) OBP: 0.374, SLG: 0.545		B FF 90 C FF 88 B FC 86 S CH 81 X CH 78 2-2 41 G6-5-3 1B			X CH 81 0-0 ① G4-3		B FC 84 B CH 82 C CH 82 B FF 92 F CH 82 X FF 94 3-2 ② G6-3			3	0	1	0	0	0	0
11 J.T. Realmuto, R (1, 2) OBP: 0.330, SLG: 0.453		C FF 91 D FC 87 D FF 90 X CH 82 2-1 ① L7			B FF 88 B FF 92 C FF 92 C FF 93 B FF 93 S FF 93 3-3 ② K		X FF 92 0-0 ③ P3			3	0	0	0	0	1	1
41 Justin Bour, L (1, 3) OBP: 0.372, SLG: 0.553		C FF 91 F FC 88 F FC 86 1 SAFE B CH 82 X FF 93 1-2 ②③ G6-5-3 1-2f			B FC 87 B FC 86 F FF 93 X FF 93 2-1 ③ G6-3			C SI 91 F SI 91 B CU 80 S CU 79 1-3 ① K		3	0	0	0	0	1	1
55 Brian Anderson, R (1, 5) OBP: 0.342, SLG: 0.348			B CH 80 C FF 88 C FF 91 B FC 86 S CH 82 2-3 ① K			B FC 86 S CH 82 S CH 82 F CH 80 X FF 92 1-2 19 1B 1B		B FF 90 B CH 85 B SI 91 C SI 92 F SI 92 X FF 91 3-2 ② G1-3		3	0	1	0	0	1	0
19 Miguel Rojas, R (1, 6) OBP: 0.347, SLG: 0.346			C FF 90 F FF 93 F FF 94 B CH 78 F FC 85 F FC 86 F FF 93 X FC 86 1-2 ② G5-3			B CH 82 C FC 86 X FC 85 1-1 1-2 1B		B SI 91 S CH 85 S CH 86 X CH 85 1-2 ③ G6-3		3	0	1	0	0	0	0
62 José Ureña, R (1, 1) OBP: 0.106, SLG: 0.128 17 A.J. Ellis, R (6, PH) OBP: 0.285, SLG: 0.336 50 Chris O'Grady, R (6, 1) 40 Javy Guerra, R (7, 1) 28 Tyler Moore, R (9, PH) OBP: 0.253, SLG: 0.380			S FF 90 B FF 91 C FF 90 S CH 82 1-3 ③ K			C CH 83 F FF 91 B FF 92 F FC 87 C FF 91 1-3 ① K			C FF 92 B FF 92 C FF 91 B SL 85 S SL 85 2-3 ① K2-3	1 1 0 0 1	0 0 0 0 0	0 0 0 0 0	0 0 0 0 0	0 0 0 0 0	1 1 0 0 1	0 2 0 0 0
Inning Stats	R: 0 E: 0 K: 1 S: 7 H: 0 LOB: 0 BB: 0 P: 10	R: 0 E: 0 K: 0 S: 9 H: 1 LOB: 0 BB: 0 P: 14	R: 0 E: 0 K: 2 S: 13 H: 0 LOB: 0 BB: 0 P: 17	R: 0 E: 0 K: 0 S: 7 H: 1 LOB: 0 BB: 0 P: 12	R: 0 E: 0 K: 1 S: 6 H: 0 LOB: 0 BB: 0 P: 11	R: 0 E: 0 K: 1 S: 14 H: 2 LOB: 2 BB: 0 P: 17	R: 0 E: 0 K: 0 S: 6 H: 0 LOB: 0 BB: 0 P: 11	R: 0 E: 0 K: 1 S: 9 H: 0 LOB: 0 BB: 0 P: 14	R: 0 E: 0 K: 2 S: 10 H: 1 LOB: 1 BB: 0 P: 14	1B: 4 2B: 1 3B: 0 HR: 0	SF: 0 SAC: 0 DP: 2 HBP: 0					

PITCHER		IP	WLS	BF	H	R	ER	SO	BB	IBB	HBP	BLK	WP	HR	S	P	ERA	WHIP
44 Tyler Anderson, L ERA: 4.81	(1, 1)	7.0	W	23	4	0	0	5	0	0	0	0	0	0	62	92	0.00	0.571
52 Chris Rusin, L ERA: 2.65	(8, 1)	1.0		3	0	0	0	1	0	0	0	0	0	0	9	14	0.00	0.000
38 Mike Dunn, L ERA: 4.5	(9, 1)	1.0		4	1	0	0	2	0	0	0	0	0	0	10	14	0.00	1.000

PITCHER	IP	WLS	BF	H	R	ER	SO	BB	IBB	HBP	BLK	WP	HR	S	P	ERA	WHIP

TOP

Miami Marlins @ Colorado Rockies

Coors Field, Denver, CO

Tue Sep 26 2017, 6:42 PM - 9:21 PM MDT

Att. 30,409 - Cloudy - 58 F

livebaseballscorecards.com

AB	30
R	0
H	5
RBI	0
BB	0
SO	8
LOB	11

MIAMI

WP: 0 PA: 30
PB: 0
SB: 0
CS: 0

BOTTOM

Miami Marlins @ Colorado Rockies

Coors Field, Denver, CO

Tue Sep 26 2017, 6:42 PM - 9:21 PM MDT

Att. 30,409 - Cloudy - 58 F

livebaseballscorecards.com

Batter	1	2	3	4	5	6	7	8	9	AB	R	H	RBI	BB	SO	LOB
19 Charlie Blackmon, L (1, 8) OBP: 0.397, SLG: 0.599	B FF 94 F FF 95 B CH 88 B FF 95 B FF 93 4-1 9 1B 5 G6-3 BB	C FF 94 F CH 86 B FF 96 B CH 87 X SI 96 2-2 1B		D SL 89 B CH 88 2-0 IBB		B FF 86 B FC 82 B FF 88 B FF 87 4-0 9 G4-6-3 BB		B FF 93 X CH 86 1-0 ③ G4-3		2	1	1	0	3	0	2
9 DJ LeMahieu, R (1, 4) OBP: 0.376, SLG: 0.412	C FF 94 1 SAFE C FF 96 X FF 96 0-2 5 G6-3 1-3 1B	C FF 95 B SI 95 B FF 94 F FF 94 B CH 90 S CH 90 3-3 ③ K		B FF 95 X FF 95 1-0 ③ G4-3		C FC 86 X FC 82 0-1 ②③ G4-6-3 1-2f				4	0	1	0	0	1	5
5 Carlos González, L (1, 9) OBP: 0.333, SLG: 0.407	S SL 84 B FF 94 B SL 85 S FF 95 D SL 85 X FF 96 3-2 ①② G6-3 1-2f 3-H		B SL 82 X CH 92 1-0 28 G1-4-3 1B		B FF 94 B CH 86 X CH 92 2-0 28 HR 2B		B FC 83 X FC 81 1-0 ① 1B			4	1	3	0	0	0	1
28 Nolan Arenado, R (1, 5) OBP: 0.370, SLG: 0.584	X FF 97 0-0 12 1B 27 HR 1B		B FF 94 F FF 96 D SL 84 1 SAFE F SI 95 X SI 97 2-2 ①② G1-4-3 1-2f		C SL 84 X FF 95 0-1 2-H HR		X SL 87 0-0 ② L7			4	2	2	2	0	0	1
12 Mark Reynolds, R (1, 3) OBP: 0.353, SLG: 0.488	B SL 86 B SL 84 F FF 95 C SL 86 X SL 84 2-2 27 HR 1-2 1B		B SL 85 B FF 96 X FF 94 2-0 ③ P4		B CH 87 S SL 83 B SI 95 B CH 88 B FF 95 4-1 21 FC1-4 BB		B FF 92 X SL 91 1-0 27 FC5-4 1B			3	1	2	0	1	0	0
27 Trevor Story, R (1, 6) OBP: 0.302, SLG: 0.443	B SL 84 B SL 83 F FF 96 C FF 96 F SI 96 B SL 85 F SL 87 F FF 96 X FF 96 3-2 1-H 2-H HR		F CH 87 F FF 96 C CH 90 0-3 ① K	X FF 96 0-0 ① L9			C SL 88 B CU 78 X SL 88 1-1 ③ FC5-4 1-2f			4	1	1	3	0	1	2
20 Ian Desmond, R (1, 7) OBP: 0.325, SLG: 0.370	B SI 96 X FF 96 1-0 ③ F9		X FF 96 0-0 44 SH2-4 21 BB 1B	B FF 95 S CH 89 F FF 95 F FF 96 C SL 85 1-3 ② K				B FF 91 B FF 92 B FF 91 B FF 91 4-0 2 G4-6-3 21 1B BB		3	0	1	0	1	1	1
21 Jonathan Lucroy, R (1, 2) OBP: 0.333, SLG: 0.367 3 Mike Tauchman, L (8, PR) OBP: 0.346, SLG: 0.190 38 Mike Dunn, L (9, 1)		C FF 94 B SL 81 F FF 94 F CH 89 X FF 96 1-2 ① G6-3	B SI 95 C SI 94 B FF 96 B FF 94 C SI 95 D CH 88 4-2 44 SH2-4 1-2 BB	B FF 96 B FF 96 B SI 95 C FF 94 X FF 95 3-1 ③ FC1-4 1-2f				C FF 90 X FF 91 0-1 2 G4-6-3 1-2 1B		3 0 0	0 0 0	1 0 0	0 0 0	1 0 0	0 0 0	1 0 0
44 Tyler Anderson, L (1, 1) OBP: 0.074, SLG: 0.038 52 Chris Rusin, L (8, 1) OBP: 0.333, SLG: 0.333 2 Alexi Amarista, L (8, PH) OBP: 0.272, SLG: 0.358 14 Tony Wolters, L (9, 2) OBP: 0.335, SLG: 0.279		C SI 95 B SI 95 S SI 95 S FF 96 1-3 ② K	2 SAFE C FF 93 X FF 94 0-1 ② SH2-4 1-2 2-3			C FF 86 B FC 82 S FF 86 S FC 82 1-3 ① K		C FF 91 S CH 83 F FF 94 F FF 93 X SL 85 0-2 ①② G4-6-3 1-2f 2-3		2 0 0 1 0	0 0 0 0 0	0 0 0 0 0	0 0 0 0 0	2 0 0 0 0	0 0 2 0 0	0 0 0 0 0
Inning Stats	R: 4 E: 0 K: 0 S: 18 H: 4 LOB: 0 BB: 1 P: 31	R: 0 E: 0 K: 2 S: 13 H: 1 LOB: 1 BB: 0 P: 20	R: 0 E: 0 K: 0 S: 5 H: 1 LOB: 0 BB: 0 P: 10	R: 0 E: 0 K: 1 S: 9 H: 1 LOB: 3 BB: 2 P: 16	R: 2 E: 0 K: 1 S: 11 H: 2 LOB: 1 BB: 1 P: 21	R: 0 E: 0 K: 1 S: 5 H: 0 LOB: 0 BB: 1 P: 10	R: 0 E: 0 K: 0 S: 5 H: 2 LOB: 1 BB: 0 P: 8	R: 0 E: 0 K: 0 S: 8 H: 1 LOB: 2 BB: 1 P: 13		1B: 9 2B: 1 3B: 0 HR: 2 SF: 0 SAC: 1 DP: 4 HBP: 0					WP: 0 PB: 0 SB: 0 CS: 0 PA: 37	

	AB	30
	R	6
	H	12
	RBI	5
	BB	6
	SO	5
	LOB	15

PITCHER		IP	WLS	BF	H	R	ER	SO	BB	IBB	HBP	BLK	WP	HR	S	P	ERA	WHIP
62 José Ureña, R ERA: 3.77	(1, 1)	5.0	L	26	9	6	6	4	3	1	0	0	0	2	56	98	10.80	2.400
50 Chris O'Grady, L ERA: 4.7	(6, 1)	1.1		4	1	0	0	1	1	0	0	0	0	0	6	12	0.00	1.500
40 Javy Guerra, R ERA: 3.57	(7, 1)	1.2		7	2	0	0	0	1	0	0	0	0	0	12	19	0.00	1.800

PITCHER		IP	WLS	BF	H	R	ER	SO	BB	IBB	HBP	BLK	WP	HR	S	P	ERA	WHIP

Miami Marlins @ Colorado Rockies

Coors Field, Denver, CO

Wed Sep 27 2017, 1:13 PM - 4:38 PM MDT

Att. 27,497 - Overcast - 53 F

TOP

livebaseballscorecards.com

Batter	1	2	3	4	5	6	7	8	9	AB	R	H	RBI	BB	SO	LOB
9 Dee Strange-Gordon, L (1, 4) OBP: 0.339, SLG: 0.369	B FF 95 S FF 95 L FF 96 B SL 89 X SL 90 2-2 ① G3-1		B FF 95 C FF 96 X SL 87 1-1 27 S 1B		B FF 94 F FF 93 X FF 95 1-1 ① G4-3			C FF 92 B FF 92 F FF 92 F SL 81 F SL 81 F FF 88 F FF 94 B CU 78 X FF 93 2-2 28 2B 21 G4-3 1B	B SL 87 S SL 88 F SL 88 F SI 92 F SL 88 D SL 87 X FF 90 2-2 ① P3	5	1	2	0	0	0	1
27 Giancarlo Stanton, R (1, 9) OBP: 0.373, SLG: 0.625 28 Tyler Moore, R (7, 9) OBP: 0.260, SLG: 0.392	B FF 97 S SL 90 S SL 90 S CU 81 1-3 ② K		C FF 96 1 SAFE S FF 97 B CU 82 S CU 83 1-3 ③ K 1-2		B SL 89 B FF 96 B SL 90 C FF 96 F FF 96 S SL 91 3-3 ② K			X FF 92 0-0 21 G4-3 13 G4-3 2B 1-3	B SL 86 B SI 90 X SI 90 2-0 13 1B 1B 2-H	3 2	0 1	0 2	0 1	0 0	3 0	1 0
21 Christian Yelich, L (1, 8) OBP: 0.365, SLG: 0.441	C FF 96 B FF 96 C FF 96 B FF 97 B SL 89 F FF 97 C SL 90 3-3 ③ K			B SL 87 C FF 94 X FF 96 1-1 41 L9 13 1B 32 FC4-6 1B	C FF 97 B FF 96 B SL 89 B FF 96 X FF 96 3-1 ③ G4-3			B SL 81 X FF 93 1-0 ① G4-3 2-3 3-H	B SI 89 F SI 90 F SI 90 S SL 84 1-3 ② K	5	1	1	1	0	2	2
13 Marcell Ozuna, R (1, 7) OBP: 0.374, SLG: 0.544		B SL 88 C FF 95 X SL 89 1-1 ① G6-3		C SL 90 F FF 97 F CU 80 F FF 97 X FF 97 0-2 32 FC4-6 1B 1-2		C FF 95 B FF 96 S SL 88 B CU 81 S SL 90 2-3 ① K		C SL 83 B SL 79 X FF 95 1-1 ② G4-3 3-H	F SL 81 X SL 82 0-1 1-2 1B	5	0	2	1	0	1	0
41 Justin Bour, L (1, 3) OBP: 0.369, SLG: 0.548 20 Justin Nicolino, L (6, 1) 18 Tomás Telis, S (8, PH) OBP: 0.273, SLG: 0.340 40 Javy Guerra, R (8, 1) 12 Mike Aviles, R (9, PH) OBP: 0.307, SLG: 0.300		B FF 95 C SL 88 X FF 96 1-1 ② F9		B SL 87 B SL 89 C FF 96 B FF 96 X FF 97 3-1 ① L9 2-3		C FF 96 B SL 89 B SL 86 F FF 96 B SL 90 X FF 97 3-2 ② G6-3		C FF 94 X CH 88 0-1 ③ G4-3	F SL 81 B SL 82 X SL 82 1-1 ③ P3	3 0 1 0 1	0 0 0 0 0	0 0 0 0 0	0 0 0 0 0	0 0 0 0 0	0 0 0 0 0	2 0 0 0 2
32 Derek Dietrich, L (1, 5) OBP: 0.332, SLG: 0.419 (6, 3)		B FF 95 F FF 96 X FF 96 1-1 17 FC5-4 1B		F FF 96 B SL 89 X FF 97 1-1 ② FC4-6 17 HR 1-2f 3-H		X FF 97 0-0 ③ L9			B CU 78 X FF 96 1-0 17 2B 2B	4	2	2	1	0	0	1
17 A.J. Ellis, R (1, 2) OBP: 0.290, SLG: 0.370		C FF 95 B FF 96 X SL 89 1-1 ③ FC5-4 1-2f		B FF 96 F FF 95 X FF 95 1-1 1-H HR			C FF 94 S FF 94 B FF 94 X FF 94 1-2 ① G1-3		B FF 96 B FF 95 F FF 95 X FF 96 2-1 19 2B 2B 2-H	4	2	2	3	0	0	1
19 Miguel Rojas, R (1, 6) OBP: 0.349, SLG: 0.352			B FF 95 C FF 94 B SL 88 F FF 96 X CU 80 2-2 ① G6-3	S SL 90 B CU 82 F FF 96 X CU 82 1-2 1B			C CU 76 S SL 82 X SL 82 0-2 ② G6-3		B CU 77 X FF 95 1-0 55 2B 2B 2-H	4	1	2	1	0	0	0
61 Adam Conley, L (1, 1) OBP: 0.192, SLG: 0.125 45 Vance Worley, R (2, 1) OBP: 0.182, SLG: 0.182 51 Ichiro Suzuki, L (4, PH) OBP: 0.321, SLG: 0.335 25 Junichi Tazawa, R (4, 1) 50 Chris O'Grady, R (5, 1) 49 Brian Ellington, R (6, 1) 55 Brian Anderson, R (6, 5) OBP: 0.346, SLG: 0.366			C FF 94 B FF 95 X FF 95 1-1 ② G6-3	B FF 96 B FF 96 F FF 95 X FF 96 2-1 ③ G4-3			C FF 93 S SL 82 C SL 82 0-3 ③ K		B FF 95 B FF 96 S FF 96 X FF 96 2-1 28 1B 2B 2-H	0 1 1 0 0 0 0 2	0 0 0 0 0 0 0 1	0 0 0 0 0 0 0 1	0 0 0 0 0 0 0 1	0 0 0 0 0 0 0 0	0 1 0 0 0 0 0 0	0 1 0 0 0 0 0 0
Inning Stats	R: 0 E: 0 K: 2 S: 10 H: 0 LOB: 0 BB: 0 P: 16	R: 0 E: 0 K: 0 S: 8 H: 1 LOB: 1 BB: 0 P: 12	R: 0 E: 0 K: 1 S: 10 H: 1 LOB: 1 BB: 0 P: 15	R: 3 E: 0 K: 0 S: 18 H: 4 LOB: 1 BB: 0 P: 27	R: 0 E: 0 K: 1 S: 7 H: 0 LOB: 0 BB: 0 P: 14	R: 0 E: 0 K: 1 S: 7 H: 0 LOB: 0 BB: 0 P: 12	R: 0 E: 0 K: 1 S: 9 H: 0 LOB: 0 BB: 0 P: 10	R: 2 E: 0 K: 0 S: 13 H: 2 LOB: 0 BB: 0 P: 17	R: 4 E: 0 K: 1 S: 19 H: 6 LOB: 2 BB: 0 P: 31	1B: 8 2B: 5 3B: 0 HR: 1		SF: 0 SAC: 0 DP: 0 HBP: 0			WP: 0 PB: 0 SB: 1 CS: 0	PA: 41

	AB	41
	R	9
	H	14
	RBI	9
	BB	0
	SO	7
	LOB	11

PITCHER		IP	WLS	BF	H	R	ER	SO	BB	IBB	HBP	BLK	WP	HR	S	P	ERA	WHIP
55 Jon Gray, R ERA: 3.67	(1, 1)	6.0	W	24	6	3	3	5	0	0	0	0	0	1	60	96	4.50	1.000
49 Antonio Senzatela, R ERA: 4.65	(7, 1)	2.0		8	2	2	2	1	0	0	0	0	0	0	22	27	9.00	1.000
34 Jeff Hoffman, R ERA: 5.71	(9, 1)	0.0		4	4	4	4	0	0	0	0	0	0	0	6	12	∞	∞
31 Kyle Freeland, L ERA: 4.06	(9, 1)	0.1		2	1	0	0	0	0	0	0	0	0	0	6	10	0.00	3.000
37 Pat Neshek, R ERA: 1.59	(9, 1)	0.2		3	1	0	0	1	0	0	0	0	0	0	7	9	0.00	1.500

PITCHER		IP	WLS	BF	H	R	ER	SO	BB	IBB	HBP	BLK	WP	HR	S	P	ERA	WHIP

Batter	1	2	3	4	5	6	7	8	9	AB	R	H	RBI	BB	SO	LOB
19 Charlie Blackmon, L (1, 8) OBP: 0.397, SLG: 0.598	B FF 88 B FF 87 X FF 87 2-0 F7	S SL 83 X FF 87 0-1 9 S 27 1B 2-3 3-H 1B	B FF 90 C FF 90 B FF 90 C FF 92 B FF 92 S FF 93 3-3 K	C CH 81 S FF 87 X FF 87 0-2 L6	D FF 90 B FF 90 S FF 90 X FF 90 2-1 9 1B 2-H	F FF 94 B CH 85 X CH 84 1-1 3 G6-3 1-2 3-H 1B		6 1 3 3 0 1 1							
34 Jeff Hoffman, R (9, 1) OBP: 0.091, SLG: 0.121										0 0 0 0 0 0 0						
31 Kyle Freeland, L (9, 1) OBP: 0.170, SLG: 0.231										0 0 0 0 0 0 0						
37 Pat Neshek, S (9, 1)										0 0 0 0 0 0 0						
9 DJ LeMahieu, R (1, 4) OBP: 0.376, SLG: 0.412	B FF 88 B FF 87 C FF 89 X FF 87 2-1 F9	D FC 87 X FC 86 1-0 P4 1-2	C FF 93 S CU 78 X FF 92 0-2 E5 27 2B	X FC 82 0-0 G4-3	B FF 90 C CH 83 X FC 87 1-1 1-2	B FF 91 F SL 88 X FF 92 1-1 G6-3 1-2f		5 1 2 0 0 0 3							
3 Mike Tauchman, L (8, PH) OBP: 0.333, SLG: 0.182										1 0 0 0 0 0 2						
(9, 8)																
28 Nolan Arenado, R (1, 5) OBP: 0.370, SLG: 0.581	C SL 84 F SL 84 B CH 81 X FF 89 1-2 L8	0-0 27 1B IBB	0-0 27 2B IBB		K F8					3 1 0 0 2 1 2						
4 Pat Valaika, R (8, 5) OBP: 0.288, SLG: 0.545										0 0 0 0 0 0 0						
27 Trevor Story, R (1, 6) OBP: 0.305, SLG: 0.445		B CH 86 4-2 12 BB 20 HR BB 1-2 12 CS 1-3 2-H 3-H 1B	C FF 92 F FO 86 D FO 88 F FF 91 X CU 79 1-2 20 1B 1-H 2-H 2B		B CU 88 X FF 98 1-0 F9	C CU 74 X CH 82 0-1 L8		4 2 2 4 1 0 0							
12 Mark Reynolds, R (1, 3) OBP: 0.354, SLG: 0.485	B FF 87 4-2 20 HR 1-2 BB 2-1 CS	C KC 76 F FF 87 B FF 88 B SI 90 B FC 86 X FC 85 3-2 G5-3	F FF 92 B FF 91 B FF 91 B FF 92 F FF 91 F FO 86 S FF 92 3-3 K		B FF 98 B FF 98 B FF 98 B FF 97 4-0 20 BB 5 2B BB	C CU 74 B FF 90 B CH 83 F CH 83 B FC 86 C FF 90 3-3 K		3 2 0 0 2 2 1							
24 Ryan McMahon, L (9, 3) OBP: 0.350, SLG: 0.200										0 0 0 0 0 0 0						
20 Ian Desmond, R (1, 7) OBP: 0.329, SLG: 0.381	X FF 87 0-0 1-H 2-H HR	B FF 89 X FC 85 1-0 L8	S FF 92 F FF 91 B FF 91 B FF 92 X FF 92 2-2 2-H 1B		B FF 97 B FF 97 C FF 98 B FF 98 B FF 97 4-1 5 2B 1-2 BB	S CH 83 B FF 90 C FF 90 C FC 87 1-3 K		4 2 2 4 1 1 0							
5 Carlos González, L (1, 9) OBP: 0.338, SLG: 0.415	B SL 83 B SL 84 C FF 90 B FF 89 B FF 88 4-1 55 SH3-4 21 1B 19 1B BB	B KC 78 C FC 90 C FC 90 F FC 90 X KC 80 1-2 2B	B FF 90 X FF 91 1-0 L7		B FF 97 B FF 98 C FF 99 X FF 98 2-1 7 2B 1-H 2-H 2B	B FF 91 F CH 83 X FF 92 1-1 2 FC4-6 14 E 19 1B 1B		4 3 3 2 1 0 1							
21 Jonathan Lucroy, R (1, 2) OBP: 0.339, SLG: 0.368	C CH 80 1 SAFE B FF 87 C CH 79 X CH 80 1-2 19 1B 55 SH3-4 27 1B 1-2 1B	0-0 IBB	B FF 85 C CH 80 F FC 81 B FF 87 F CH 80 B FF 87 B FF 86 4-2 55 SH1-4 BB		B FF 98 B FF 98 B FF 99 B FF 97 4-0 7 2B BB	C FF 91 C FF 91 X SL 84 0-2 FC4 2 FC4-6 1-2		1 2 1 0 3 0 0							
14 Tony Wolters, L (8, PH) OBP: 0.333, SLG: 0.278										1 0 0 0 0 0 1						
(9, 2)																
55 Jon Gray, R (1, 1) OBP: 0.103, SLG: 0.158	X FF 87 0-0 SH3-4 1-2 2-3	B FC 90 S FC 88 X FC 90 1-1 L9	C FC 85 B FC 81 1 SAFE X FF 86 1-1 SH1-4 1-2	C FF 98 S CH 88 F FF 97 B FF 99 F CH 88 X FF 97 1-2 19 1B 1-H 2-H 2B		F SL 91 F FF 92 B FF 93 F SL 87 X SL 88 1-2 FC4-6 19 1B 1-2f 2-3		1 0 0 0 0 0 2							
7 Raimel Tapia, L (6, PH) OBP: 0.337, SLG: 0.431										1 1 1 2 0 0 0						
49 Antonio Senzatela, R (7, 1) OBP: 0.125, SLG: 0.156										0 0 0 0 0 0 0						
2 Alexi Amarista, L (8, PH) OBP: 0.271, SLG: 0.356										1 0 0 0 0 0 2						
(9, 4)																
Inning Stats	R: 0 E: 0 K: 0 S: 6 H: 0 LOB: 0 BB: 0 P: 11	R: 6 E: 0 K: 0 S: 17 H: 4 LOB: 1 BB: 4 P: 34	R: 0 E: 0 K: 0 S: 10 H: 1 LOB: 2 BB: 1 P: 16	R: 3 E: 1 K: 2 S: 18 H: 3 LOB: 1 BB: 1 P: 28	R: 0 E: 0 K: 0 S: 9 H: 0 LOB: 1 BB: 1 P: 14	R: 5 E: 0 K: 1 S: 18 H: 4 LOB: 2 BB: 3 P: 39	R: 0 E: 0 K: 2 S: 8 H: 0 LOB: 0 BB: 0 P: 12	R: 1 E: 1 K: 0 S: 13 H: 2 LOB: 1 BB: 0 P: 17		1B: 9 2B: 4 3B: 0 HR: 1 SF: 0 SAC: 2 DP: 1 HBP: 0						

BOTTOM

Miami Marlins @ Colorado Rockies

Coors Field, Denver, CO

Wed Sep 27 2017, 1:13 PM - 4:38 PM MDT

Att. 27,497 - Overcast - 53 F

livebaseballscorecards.com

AB	35
R	15
H	14
RBI	15
BB	10
SO	5
LOB	15

PITCHER		IP	WLS	BF	H	R	ER	SO	BB	IBB	HBP	BLK	WP	HR	S	P	ERA	WHIP
61 Adam Conley, L ERA: 6.2	(1, 1)	1.1	L	10	3	6	6	0	3	0	0	0	0	1	18	36	40.50	4.500
45 Vance Worley, R ERA: 6.91	(2, 1)	1.2		8	2	0	0	0	0	2	0	0	0	0	15	25	0.00	1.200
25 Junichi Tazawa, R ERA: 5.33	(4, 1)	1.0		7	3	3	3	2	0	1	0	0	0	0	18	28	27.00	3.000
50 Chris O'Grady, L ERA: 4.55	(5, 1)	1.0		4	0	0	0	0	1	0	0	0	0	0	9	14	0.00	1.000
49 Brian Ellington, R ERA: 7.59	(6, 1)	0.2		7	2	5	5	1	3	0	0	0	0	0	13	31	67.50	7.500

PITCHER		IP	WLS	BF	H	R	ER	SO	BB	IBB	HBP	BLK	WP	HR	S	P	ERA	WHIP
20 Justin Nicolino, L ERA: 5.09	(6, 1)	1.1		6	2	0	0	2	0	0	0	0	0	0	13	20	0.00	1.500
40 Javy Guerra, R ERA: 3.38	(8, 1)	1.0		5	2	1	0	0	0	0	0	0	0	0	13	17	0.00	2.000

WP: 0 PA: 48
PB: 0
SB: 1
CS: 1

Batter	1	2	3	4	5	6	7	8	9	AB	R	H	RBI	BB	SO	LOB
11 Ender Inciarte, L (1, 8) OBP: 0.350, SLG: 0.410	C FF 93 B SI 93 B SI 93 B FF 94 C SI 93 F FF 94 B FF 93 4-2 1 G5-4-3 BB		F FF 92 X CU 78 0-1 ② G2-3		C FF 93 X CU 80 0-1 ③ G6-3			S SL 88 B SL 89 B FF 97 X SL 86 2-1 ① G6-3		3	0	0	0	1	0	0
1 Ozzie Albies, S (1, 4) OBP: 0.354, SLG: 0.443	B SI 93 1 SAFE S FF 93 B CU 81 S CH 84 X CU 81 2-2 ① ② G5-4-3 1-2f		B CU 78 B CH 85 S SI 92 X CU 78 2-1 ③ G6-3			X SI 91 0-0 22 G4-3 22 PB 1B		B CH 90 B FF 97 F FF 96 X CH 87 2-1 ② G6-3		4	0	1	0	0	0	1
5 Freddie Freeman, L (1, 3) OBP: 0.400, SLG: 0.587	B SI 94 B CU 82 S FF 94 X SI 88 2-1 1B			C CU 77 B CU 78 B SI 90 F SI 91 F CU 80 B FF 91 S CU 79 3-3 ① K		X CU 76 0-0 ① L7		B SL 87 F FF 97 B SL 89 B SL 88 X SL 88 3-1 ③ G3		4	0	1	0	0	1	1
22 Nick Markakis, L (1, 9) OBP: 0.355, SLG: 0.386	1 SAFE C FF 94 B FF 94 X CU 81 1-1 ③ G1-3			C FF 93 F CU 80 F CU 79 B FF 90 B CH 86 F FF 92 B CU 79 F FF 92 B CH 85 4-2 25 BB BB		B SI 92 B CU 77 C FF 91 F FF 90 X SI 90 2-2 ② G4-3 1-3			C FF 94 B SL 78 F FF 95 B FF 94 X SL 78 2-2 ① G4-3	3	0	0	0	1	0	2
25 Tyler Flowers, R (1, 2) OBP: 0.382, SLG: 0.447		C FF 93 B CU 82 F FF 94 B CU 82 B SI 94 B FF 92 4-2 13 G1-3 BB		C SI 92 C FF 93 D CU 79 B CH 84 B FF 92 F FF 92 F SI 91 F CU 78 B SI 93 4-2 1-2 BB		S FF 94 F FF 94 S SL 86 0-3 ③ K			C FF 94 B SL 79 C SL 77 B FF 95 B FF 94 F FF 95 X FF 95 3-2 ② L6	2	0	0	0	2	1	1
13 Adonis García, R (1, 5) OBP: 0.269, SLG: 0.326		B FF 94 C FF 93 X CH 85 1-1 ① G1-3 1-2		B FF 93 F FF 92 B CH 84 S CU 77 X CU 79 2-2 ② F7			X FF 94 0-0 ① L8		F FF 94 B SL 76 S SL 77 B SL 78 B SL 78 B FF 94 4-2 7 DI BB	3	0	0	0	1	0	3
7 Dansby Swanson, R (1, 6) OBP: 0.312, SLG: 0.324		B CU 79 C CU 78 B FF 93 C CH 86 B CU 81 S CU 80 3-3 ② K		B FF 91 D CU 79 X FF 93 2-0 ③ F9			C FF 94 C FF 95 F FF 95 F CU 82 F FF 95 B FF 96 B CU 83 X FF 95 2-2 ② F8		C FF 94 F FF 93 B SL 79 B CH 88 D SL 79 C FF 95 3-3 ③ K 1-2	4	0	0	0	0	2	4
16 Lane Adams, R (1, 7) OBP: 0.352, SLG: 0.458		C FF 92 B CU 79 D CU 78 S CH 85 B CU 80 F CH 86 S SI 93 3-3 ③ K			S FF 91 B CU 78 B CH 84 S FF 91 X FF 92 2-2 ① G1-3		B FF 94 B FF 95 X FF 96 2-0 HR			3	1	1	1	0	1	1
49 Julio Teheran, R (1, 1) OBP: 0.167, SLG: 0.140			C SI 89 B SI 91 S CU 78 S CU 77 1-3 ① K		X SI 91 0-0 ② F8		B FF 95 S CH 87 S FF 94 F FF 94 S CH 87 1-3 ③ K			2	0	0	0	0	1	0
18 Matt Adams, L (7, PH) OBP: 0.317, SLG: 0.521										1	0	0	0	0	1	0
58 Luke Jackson, R (7, 1)										0	0	0	0	0	0	0
57 Rex Brothers, L (7, 1)										0	0	0	0	0	0	0
Inning Stats	R: 0 E: 0 K: 0 S: 10 H: 1 LOB: 1 BB: 1 P: 19	R: 0 E: 0 K: 2 S: 11 H: 0 LOB: 1 BB: 1 P: 22	R: 0 E: 0 K: 1 S: 7 H: 0 LOB: 0 BB: 0 P: 10	R: 0 E: 0 K: 1 S: 18 H: 0 LOB: 2 BB: 2 P: 33	R: 0 E: 0 K: 0 S: 6 H: 0 LOB: 0 BB: 0 P: 8	R: 0 E: 0 K: 1 S: 8 H: 1 LOB: 1 BB: 0 P: 10	R: 1 E: 0 K: 1 S: 12 H: 1 LOB: 0 BB: 0 P: 17	R: 0 E: 0 K: 0 S: 6 H: 0 LOB: 0 BB: 0 P: 13	R: 0 E: 0 K: 1 S: 12 H: 0 LOB: 1 BB: 1 P: 24	1B: 2 2B: 0 3B: 0 HR: 1 SF: 0 SAC: 0 DP: 1 HBP: 0						

PITCHER		IP	WLS	BF	H	R	ER	SO	BB	IBB	HBP	BLK	WP	HR	S	P	ERA	WHIP
76 Dillon Peters, L ERA: 5.17	(1, 1)	5.2	W	22	2	0	0	4	4	0	0	0	0	0	57	99	0.00	1.059
22 Dustin McGowan, R ERA: 4.7	(6, 1)	0.1		1	0	0	0	1	0	0	0	0	0	0	3	3	0.00	0.000
71 Drew Steckenrider, R ERA: 2.34	(7, 1)	1.0		4	1	1	1	1	0	0	0	0	0	1	12	17	9.00	1.000
66 Jarlín García, L ERA: 4.75	(8, 1)	1.0		3	0	0	0	0	0	0	0	0	0	0	6	13	0.00	0.000
46 Kyle Barraclough, R ERA: 3.0	(9, 1)	1.0		4	0	0	0	1	1	0	0	0	0	0	12	24	0.00	1.000

PITCHER	IP	WLS	BF	H	R	ER	SO	BB	IBB	HBP	BLK	WP	HR	S	P	ERA	WHIP

TOP

Atlanta Braves @ Miami Marlins

Marlins Park, Miami, FL

Thu Sep 28 2017, 7:13 PM - 10:18 PM EDT

Att. 17,305 - Roof Closed - 78 F

livebaseballscorecards.com

AB	29
R	1
H	3
RBI	1
BB	5
SO	7
LOB	13

PA: 34

WP: 0
PB: 1
SB: 0
CS: 0

Atlanta Braves @ Miami Marlins

Marlins Park, Miami, FL

Thu Sep 28 2017, 7:13 PM - 10:18 PM EDT

Att. 17,305 - Roof Closed - 78 F

BOTTOM

Batter	1	2	3	4	5	6	7	8	9	AB	R	H	RBI	BB	SO	LOB
9 Dee Strange-Gordon, L (1, 4) OBP: 0.340, SLG: 0.373	X FF 91 0-0 13 S 21 G3 1B		C FF 91 C FF 93 F FF 93 B CU 72 X SI 92 1-2 27 WP 3B	C FF 91 C CH 85 X SL 83 0-2 ② L9		1 SAFE B CH 84 B SI 84 X FF 93 2-0 ③ F8 1-2		T FF 95 B FF 94 1 SAFE B FF 94 1 SAFE D SL 90 C FF 96 X FF 97 3-2 ② FC6-4 27 HR 1-2f		5	2	2	0	0	0	2
27 Giancarlo Stanton, R (1, 9) OBP: 0.376, SLG: 0.636	1 SAFE C FF 92 1 SAFE 1 SAFE C FF 93 X FF 91 0-2 ① P2		S SL 84 B SI 92 B SI 94 F FF 93 B SL 86 F FF 95 B SL 81 4-2 13 1B 21 BB 41 1B 3-H BB	X CU 72 0-0 HR			B FF 94 F SL 85 C FF 95 F SL 86 X CU 83 1-2 11 1B 13 1B 1B	X SL 90 0-0 1-H HR		4	3	3	3	1	0	1
21 Christian Yelich, L (1, 8) OBP: 0.364, SLG: 0.438	F SI 92 1 SAFE X CU 74 0-1 ② G3 1-2		B FF 93 B SI 93 B CH 83 B SI 92 4-0 13 1B 41 1B 1-2 BB	F FF 92 F SL 84 B FF 91 S FF 92 1-3 ③ K			X CU 82 0-0 ① L8	B SL 89 F FF 96 X FF 96 1-1 ③ L7		4	1	0	0	1	1	2
13 Marcell Ozuna, R (1, 7) OBP: 0.375, SLG: 0.544	C SI 92 B SI 92 B FF 93 C SI 92 B SL 84 X SL 85 3-2 ③ F7 2-3		B SI 93 F CH 85 B SL 85 B SI 93 C SI 93 X SI 94 3-2 11 1B 41 1B 32 SF7 1-2 2-3 1B		C SI 92 F SI 92 F FF 94 B FF 95 B SL 84 F FF 94 X CH 85 2-2 ① G5-3		B FF 95 B SL 86 S SL 86 B FF 96 S FF 96 X FF 95 3-2 11 1B 1-2 1B			4	1	2	0	0	0	1
41 Justin Bour, L (1, 3) OBP: 0.370, SLG: 0.546		F FF 91 B FF 91 B SL 82 B CH 79 B SI 92 4-1 11 1B BB	B CU 75 B SI 94 F CH 82 S SL 84 F SL 85 B FF 95 X SL 84 3-2 11 1B 1-2 2-H 3-H 1B		B CH 82 C CH 82 X FF 93 1-1 ② F9		C FF 95 D SL 89 F FF 95 C SL 90 1-3 ② K			3	0	1	2	1	1	2
11 J.T. Realmuto, R (1, 2) OBP: 0.333, SLG: 0.455		B SL 81 C SI 90 C SI 90 B SL 84 X SI 93 2-2 1-2 1B	C SI 93 F SI 93 F FF 93 X SL 79 0-2 12 G4-6-3 1-2 2-3 1B		F FF 93 F SI 92 X FF 93 0-2 ③ P6		C FF 94 X SL 89 0-1 1-2 2-3 1B			4	0	3	0	0	0	0
32 Derek Dietrich, L (1, 5) OBP: 0.329, SLG: 0.416 19 Miguel Rojas, R (9, 6) OBP: 0.349, SLG: 0.352		X SI 93 0-0 ① L8	F CU 77 B FF 94 B SL 83 X SI 87 2-1 ① SF7 3-H			C FF 92 F FF 92 B FF 92 S SL 83 1-3 ① K	F FF 96 S FF 95 F SL 89 S SL 89 0-3 ③ K			3 0	0 0	0 0	1 0	0 0	2 0	5 0
12 Mike Aviles, R (1, 6) OBP: 0.304, SLG: 0.298 46 Kyle Barraclough, R (9, 1)		C FF 94 X CU 73 0-1 ② F8	B SL 83 X SI 93 1-0 ② ③ G4-6-3 1-2f			S SL 82 F FF 94 F FF 94 B SL 84 B CU 76 F SI 92 F SL 85 X SI 92 2-2 ② F9		B FF 93 T FF 94 F FF 95 X SL 88 1-2 9 FC6-4 1B		4 0	0 0	1 0	0 0	0 0	0 0	4 0
76 Dillon Peters, L (1, 1) 22 Dustin McGowan, R (6, 1) 51 Ichiro Suzuki, L (6, PH) OBP: 0.324, SLG: 0.339 71 Drew Steckenrider, R (7, 1) 66 Jarlín García, L (8, 1) 55 Brian Anderson, R (8, PH) OBP: 0.341, SLG: 0.361 (9, 5)		C FF 92 S SI 92 B SI 93 B FF 94 S SI 92 2-3 K		C FF 90 B SI 90 X SI 88 1-1 ① G1-3		B FF 93 X FF 92 1-0 9 S 1B		S SL 88 F SL 88 S SL 90 0-3 ① K		2 0 1 0 0 0	0 0 0 0 0 1	0 0 1 0 0 0	0 0 0 0 0 0	1 0 0 0 0 1	0 0 0 0 0 1	2 0 0 0 0 1
Inning Stats	R: 0 E: 0 K: 0 S: 9 H: 1 LOB: 1 BB: 0 P: 12	R: 0 E: 0 K: 1 S: 10 H: 1 LOB: 2 BB: 1 P: 18	R: 4 E: 0 K: 0 S: 21 H: 4 LOB: 1 BB: 2 P: 39	R: 1 E: 0 K: 1 S: 9 H: 1 LOB: 0 BB: 0 P: 11	R: 0 E: 0 K: 0 S: 10 H: 0 LOB: 0 BB: 0 P: 13	R: 0 E: 0 K: 1 S: 11 H: 1 LOB: 1 BB: 0 P: 17	R: 0 E: 0 K: 2 S: 17 H: 3 LOB: 3 BB: 0 P: 22	R: 2 E: 0 K: 1 S: 12 H: 2 LOB: 0 BB: 0 P: 17		1B: 10 2B: 0 3B: 1 HR: 2	SF: 1 SAC: 0 DP: 1 HBP: 0			WP: 1 PB: 0 SB: 2 CS: 0	PA: 39	

livebaseballscorecards.com

	AB	35
	R	7
	H	13
	RBI	6
	BB	3
	SO	6
	LOB	20

PITCHER		IP	WLS	BF	H	R	ER	SO	BB	IBB	HBP	BLK	WP	HR	S	P	ERA	WHIP
49 Julio Teheran, R ERA: 4.49	(1, 1)	6.0	L	28	8	5	5	3	3	0	0	0	1	1	70	110	7.50	1.833
58 Luke Jackson, R ERA: 4.5	(7, 1)	0.1		3	2	0	0	0	0	0	0	0	0	0	8	12	0.00	6.000
57 Rex Brothers, L ERA: 7.23	(7, 1)	1.2		8	3	2	2	3	0	0	0	0	0	1	21	27	10.80	1.800

PITCHER		IP	WLS	BF	H	R	ER	SO	BB	IBB	HBP	BLK	WP	HR	S	P	ERA	WHIP

Atlanta Braves @ Miami Marlins

Marlins Park, Miami, FL

Fri Sep 29 2017, 7:11 PM - 10:18 PM EDT

Att. 19,527 - Roof Closed - 76 F

TOP

livebaseballscorecards.com

Batter	1	2	3	4	5	6	7	8	9	AB	R	H	RBI	BB	SO	LOB
1 Ozzie Albies, S (1, 4) OBP: 0.359, SLG: 0.462	C FF 89 X FF 90 0-1 HR	F FF 92 B CH 85 B CH 84 B CH 84 X FF 90 3-1 24 S 24 2B 1B		C CU 76 B CH 84 B FF 90 X CH 85 2-1 ① F9			B SL 84 B FF 89 X FF 89 2-0 ① F9		B SL 88 S FF 96 B SL 88 B CH 87 X FF 95 3-1 5 BB 24 1B 27 G1-2-3 1B	5	2	3	1	0	0	0
24 Kurt Suzuki, R (1, 2) OBP: 0.350, SLG: 0.529 61 Max Fried, L (9, PR)	C FF 91 F CH 85 B SL 83 X FF 93 1-2 5 BB 16 HR 1B	B FF 90 B SL 82 D SL 81 C FF 90 S FF 91 F FF 92 X SL 83 3-2 1-H 2B		B FF 92 X FF 91 1-0 ② F8			X FF 90 0-0 ② F7		1 SAFE S CH 87 B CH 87 X FF 93 1-1 5 BB 1-2 1B	5 0	1 0	3 0	1 0	0 0	0 0	0 0
5 Freddie Freeman, L (1, 3) OBP: 0.404, SLG: 0.586	B SL 81 B SL 82 S FF 90 B FF 92 F CH 83 1 SAFE F FF 92 F FF 91 B SL 84 4-2 1-2 16 HR BB	B SL 84 B FF 90 F FF 91 B SL 82 B CH 84 4-1 BB		B FF 91 F CH 84 B CH 84 X FF 92 2-1 ③ G3-1			B CH 84 H CH 82 2-0 HBP		B SL 89 D SL 90 F FF 94 B SL 88 F FF 95 B SL 89 4-2 1-2 2-3 BB	1	1	0	0	3	0	0
22 Nick Markakis, L (1, 9) OBP: 0.352, SLG: 0.384 39 Sam Freeman, R (7, 1) 27 Matt Kemp, R (9, PH) OBP: 0.318, SLG: 0.463	B FF 90 B FF 90 C FF 90 C FF 90 S SL 84 2-3 ① K	B SL 82 C FF 90 C FF 90 D SL 82 B FF 92 F FF 89 X FF 90 3-2 L6			C CU 77 B FF 90 C FF 91 F CU 80 B FF 92 B FF 91 F FF 92 X CU 78 3-2 ① L1		B FF 90 X FF 89 1-0 ③ L8		X SI 82 0-0 ② ③ G1-2-3 3-Hf	4 0 1	0 0 0	0 0 0	0 0 0	0 0 0	1 0 3	5 0 3
16 Lane Adams, R (1, 8) (7, 9) OBP: 0.348, SLG: 0.480	B FF 91 X FF 90 1-0 1-H 2-H HR		C FF 90 S CH 82 S SL 83 0-3 ① K		C CU 77 C FC 88 B CH 84 F FF 92 B FC 89 S CH 83 2-3 ② K			C CU 73 S CH 79 F FC 83 B FC 83 X CH 79 1-2 ① G5-3		4	1	1	3	0	2	0
14 Rio Ruiz, L (1, 5) OBP: 0.280, SLG: 0.315 17 Johan Camargo, S (8, PH) OBP: 0.332, SLG: 0.454 (8, 5)	B FF 92 C CH 86 B CH 86 F FF 92 B SL 85 B SL 84 4-2 7 G6-4-3 BB		C FF 90 B SL 82 B CH 84 B CH 83 B FF 90 4-1 2 1B BB		C FF 92 C FF 91 B CU 79 F FF 93 B FF 93 B CU 79 X FF 92 3-2 ③ F8			C FF 88 S FC 84 B CH 81 X CH 80 1-2 7 1B 1B		1 1	0 0	0 1	0 0	2 0	0 0	0 0
7 Dansby Swanson, R (1, 6) OBP: 0.312, SLG: 0.324	X SL 81 0-0 ② ③ G6-4-3 1-2f		B FF 87 B SL 84 1 SAFE C SL 82 X FF 89 2-1 ② L5			C SL 83 B FF 91 C SL 90 B FF 92 B CU 77 F FF 88 F SL 82 X FF 91 3-2 ① G6-3		C CU 74 F CH 80 1 SAFE B FC 82 F FC 82 B FF 89 X CH 79 2-2 25 G5-4-3 1-2 1B	4	0	1	0	0	0	2
2 Micah Johnson, L (1, 7) OBP: 0.200, SLG: 0.200 25 Tyler Flowers, R (8, PH) OBP: 0.381, SLG: 0.446 8 Jace Peterson, L (8, 7) OBP: 0.309, SLG: 0.319		C FF 89 F SL 83 B CH 84 X SL 82 1-2 ① G1-3	B CU 73 B FF 89 S CH 83 C CH 82 X SL 83 2-2 1-2 1B			B FF 90 C CH 84 F SL 84 S SL 87 1-3 ② K		S CU 77 X CU 79 0-1 ② ③ G5-4-3 1-2f	3 1 0	0 0 0	1 0 0	0 0 0	0 0 0	1 0 0	0 2 0
64 Luiz Gohara, L (1, 1) 67 A.J. Minter, L (7, 1) 63 Dan Winkler, R (7, 1) 11 Ender Inciarte, L (7, 8) OBP: 0.350, SLG: 0.409		C FF 91 B FF 92 S FF 90 S FF 92 1-3 ② K	F FF 91 S CH 83 F FF 91 X CH 83 0-2 ③ G3			F FF 89 C FF 91 F FF 92 C CU 77 0-3 ③ K			B SL 87 C FF 95 C FF 96 B FF 96 S SL 90 2-3 ① K	3 0 0 1	0 0 0 0	0 0 0 0	0 0 0 0	0 0 0 0	2 0 0 1	2 0 0 0

| Inning Stats | | |

Atlanta Braves @ Miami Marlins

Marlins Park, Miami, FL

Fri Sep 29 2017, 7:11 PM - 10:18 PM EDT

Att. 19,527 - Roof Closed - 76 F

livebaseballscorecards.com

Batter	1	2	3	4	5	6	7	8	9	AB	R	H	RBI	BB	SO	LOB
9 Dee Strange-Gordon, L (1, 4) OBP: 0.339, SLG: 0.372	B FF 97 X FF 97 1-0 F7 ①		B SL 84 X FF 99 1-0 G1-3 ③			C FF 99 C FF 100 X FF 99 0-2 27 2B 13 2B 1B	C FF 94 S FF 96 C FC 92 B FF 96 F FF 97 F FC 91 S FC 91 2-3 K ①			4	1	1	0	0	1	4
27 Giancarlo Stanton, R (1, 9) OBP: 0.377, SLG: 0.637	C FF 99 X FF 98 0-1 F9 ②			C FF 99 F SL 86 B SL 90 F FF 99 X SL 85 1-2 G5-3 ①		1 SAFE 1 SAFE X FF 98 0-0 13 2B 1-3 2B	B FC 91 X FC 91 1-0 11 BB 13 1B 41 1B 1-2 2-3 3-H 1B			4	2	2	1	0	0	0
13 Marcell Ozuna, R (1, 8) OBP: 0.377, SLG: 0.546 (9, 7)	C FF 99 B FF 99 X FF 99 1-1 F8 ③			B SI 98 B FF 92 B FF 99 B FF 98 4-0 41 FC6 BB		X SL 85 0-0 11 1B 2-H 3-H 2B	X FF 93 0-0 11 BB 41 1B 1-2 2-H 3-H 1B ②			3	1	2	3	1	0	0
11 J.T. Realmuto, R (1, 2) OBP: 0.334, SLG: 0.455		C FF 97 B SL 85 F SI 98 S SL 85 1-3 K ①		S FF 98 1 SAFE F FF 97 X SL 84 0-2 L5 ②		S FF 97 B SL 83 X SI 96 1-1 2-3 1B	B FC 92 F FC 90 B FF 95 B FF 95 S FC 92 F FC 92 B FC 92 4-2 41 1B 1-2 2-3 BB			3	0	1	0	1	1	1
41 Justin Bour, L (1, 3) OBP: 0.369, SLG: 0.543		X FF 98 0-0 G3 ②		B SL 86 C SL 82 S SL 85 X FF 98 1-2 FC6 ③ 1-2f		S SL 84 B FF 98 C SL 84 F SL 86 F SL 84 S SL 85 1-3 K ②	B CU 86 B CU 84 C FF 97 S FF 98 X FF 97 2-2 1-3 2-H 3-H 1B			4	0	1	2	0	1	3
55 Brian Anderson, R (1, 5) OBP: 0.326, SLG: 0.342		B FF 99 F FF 98 F FF 97 X SL 87 1-2 L6 ③			C SL 82 F SI 97 S FF 97 0-3 K ①	B SL 83 F FF 97 F SL 84 S SL 85 1-3 K ③	B FF 96 C FF 96 D FS 88 C FS 86 F FF 96 F FS 87 X FF 96 2-2 F9 ③			4	0	0	0	0	2	4
28 Tyler Moore, R (1, 7) OBP: 0.260, SLG: 0.395 66 Jarlín García, L (9, 1) 29 Brad Ziegler, R (9, 1)			F SI 98 C FF 98 S SL 87 0-3 K ①		S SI 98 B FF 98 B CH 89 C FF 98 X SL 85 2-2 P3 ②		B SL 82 F SI 98 B CH 88 B SI 98 X SI 97 3-1 18 1B 27 1B 2B	B FS 86 C FS 85 B FF 96 S FS 86 F FS 86 X SI 97 2-2 F9 ①		4 0 0	1 0 0	1 0 0	0 0 0	0 0 0	1 0 0	0 0 0
19 Miguel Rojas, R (1, 6) OBP: 0.351, SLG: 0.356			C FF 100 C FF 100 X FF 99 0-2 2B		B SI 98 F CH 90 F FF 100 X SL 86 1-2 G1-3 ③		B FF 96 B FF 95 F FF 96 B FF 96 B FF 96 4-1 27 1B 18 1B 13 1B BB	B FF 95 F FF 96 X FF 96 1-1 F8 ②		3	1	1	0	1	0	0
58 Dan Straily, R 17 A.J. Ellis, R 20 Justin Nicolino, L 40 Javy Guerra, R 12 Mike Aviles, R 61 Adam Conley, L 18 Tomás Telis, S 50 Chris O'Grady, R 25 Junichi Tazawa, R 51 Ichiro Suzuki, L			B SL 84 F FF 98 B FF 98 X FF 97 2-1 F9 ②			S FF 98 F FF 98 F FF 99 B SL 86 B SL 84 S SL 84 2-3 K ①	B FC 92 S FC 90 B FF 96 X FF 96 2-1 27 1B 13 1B 1-2 2-3 1B	B CU 86 C CU 85 X FF 95 1-1 P6 ③		0 1 0 0 1 0 0 0 0 1	0 0 0 0 0 0 1 0 0 0	0 0 0 0 0 0 0 0 0 0	0 0 0 0 1 0 0 0 0 0	0 0 0 0 0 0 0 0 0 0	0 0 0 0 0 0 0 0 0 0	0 1 0 0 0 0 0 0 0 1
Inning Stats	R: 0 E: 0 K: 0 S: 5 H: 0 LOB: 0 BB: 0 P: 7	R: 0 E: 0 K: 1 S: 7 H: 0 LOB: 0 BB: 0 P: 9	R: 0 E: 0 K: 1 S: 9 H: 1 LOB: 1 BB: 0 P: 12	R: 0 E: 0 K: 0 S: 10 H: 0 LOB: 1 BB: 1 P: 16	R: 0 E: 0 K: 1 S: 9 H: 0 LOB: 0 BB: 0 P: 12	R: 2 E: 0 K: 3 S: 19 H: 4 LOB: 2 BB: 0 P: 24	R: 4 E: 0 K: 1 S: 23 H: 5 LOB: 2 BB: 2 P: 43	R: 0 E: 0 K: 0 S: 8 H: 0 LOB: 0 BB: 0 P: 12		1B: 6 2B: 4 3B: 0 HR: 0 SF: 0 SAC: 0 DP: 0 HBP: 0						

AB	33
R	6
H	10
RBI	6
BB	3
SO	7
LOB	13

PITCHER		IP	WLS	BF	H	R	ER	SO	BB	IBB	HBP	BLK	WP	HR	S	P	ERA	WHIP
64 Luiz Gohara, L ERA: 4.91	(1, 1)	6.0		26	6	4	4	6	2	0	0	0	0	0	62	90	6.00	1.333
67 A.J. Minter, L ERA: 3.29	(7, 1)	0.1	H	2	1	0	0	1	0	0	0	0	0	0	7	11	0.00	3.000
63 Dan Winkler, R ERA: 2.7	(7, 1)	0.1	L	3	2	0	0	0	1	0	0	0	0	0	5	10	0.00	9.000
39 Sam Freeman, L ERA: 2.55	(7, 1)	1.1	B	5	1	2	2	0	0	0	0	0	0	0	16	24	13.50	0.750

PITCHER	IP	WLS	BF	H	R	ER	SO	BB	IBB	HBP	BLK	WP	HR	S	P	ERA	WHIP

Batter	1	2	3	4	5	6	7	8	9	AB	R	H	RBI	BB	SO	LOB
1 Ozzie Albies, S (1, 4) OBP: 0.357, SLG: 0.458	B FF 92 X SI 92 1-0 ① P5		C CU 71 B CH 77 F CH 78 X FF 93 1-2 22 G4-6-3 1B			F FF 91 X FF 92 0-1 ① G6-3	C CU 75 F CH 81 B FF 93 X CH 80 1-2 ③ L8			4	0	1	0	0	0	2
22 Nick Markakis, L (1, 9) OBP: 0.352, SLG: 0.383	B FF 93 X FC 86 1-0 25 G3 5 BB 1B		B FC 87 C FF 92 X FF 93 1-1 ① ② G4-6-3 1-2f			B FF 90 C FF 91 B CU 74 B FC 87 C SI 91 C SI 92 3-3 ② K		C FC 82 F FF 88 X FF 88 0-2 ① G1-3		4	0	1	0	0	1	1
5 Freddie Freeman, L (1, 3) OBP: 0.403, SLG: 0.582	S FC 86 B FF 92 B FC 85 F CH 81 B FF 94 D FC 87 4-2 25 G3 1-2 BB		B CH 80 X FF 93 1-0 ③ L1			C FF 92 B FC 85 F FC 87 B FF 92 F FF 92 F CU 72 F FF 94 F FF 92 X FF 93 2-2 ③ L9		S FC 81 X FC 83 0-1 ② G4-3		3	0	0	0	1	0	0
25 Tyler Flowers, R (1, 2) OBP: 0.379, SLG: 0.446	X SI 94 0-0 ② G3 1-2 2-3			C FF 92 B FF 90 B FC 84 B SI 93 S SI 93 S SI 94 3-3 ① K			C CU 72 X SI 90 0-1 ① F7	B CU 76 T FF 88 X FC 83 1-1 2B		4	0	1	0	0	1	2
16 Lane Adams, R (1, 8) OBP: 0.345, SLG: 0.481	C SI 94 B FF 95 S FC 87 B SI 96 F SI 95 C CH 83 2-3 ③ K			C CU 75 B FC 88 X FC 84 1-1 ② L5			T CH 79 B FC 82 B CU 75 B FF 92 X SI 91 3-1 14 1B 7 1B 2B	F FC 82 F FF 88 B FF 88 S FF 89 1-3 ③ K		4	1	1	0	0	2	3
14 Rio Ruiz, L (1, 5) OBP: 0.280, SLG: 0.313		B SI 91 B FF 91 C FF 91 X SI 92 2-1 ① G1-3		C FF 92 B CU 74 B FC 87 B FF 92 F SI 92 T FF 94 3-2 ③ K			X FC 87 0-0 7 1B 18 1B 2-3 1B		F FF 99 B CH 89 B SI 99 C FF 97 X CH 88 2-2 ① G4-3	4	1	1	0	0	1	0
7 Dansby Swanson, R (1, 6) OBP: 0.311, SLG: 0.323		B SI 92 C SI 93 B FC 85 F SI 92 F FF 94 X CH 81 2-2 ② L1			B FC 83 B FC 84 X FF 91 2-0 ① F8		F SI 94 X CH 80 0-1 18 1B 1-2 3-H 1B		X FF 99 0-0 ② L8	4	0	1	1	0	0	0
8 Jace Peterson, L (1, 7) OBP: 0.313, SLG: 0.319		B SI 92 X FF 92 1-0 1B			C SI 92 B CU 74 B FC 85 B FF 93 X FF 92 3-1 ② G3-1		B SI 94 D FC 88 C SI 93 F FF 94 B CH 82 S FC 87 3-3 ② K		B FF 98 B FF 100 F FF 99 B CH 88 B FF 98 4-1 BB	3	0	1	0	1	1	2
50 Lucas Sims, R (1, 1) OBP: 0.067, SLG: 0.067 58 Luke Jackson, R (3, 1) 46 Ian Krol, L (5, 1) 18 Matt Adams, L (7, PH) OBP: 0.319, SLG: 0.522 53 Jim Johnson, R (7, 1) 45 Matt Wisler, R (8, 1) 17 Johan Camargo, S (9, PH) OBP: 0.331, SLG: 0.452		S FF 94 C SI 95 S FF 94 0-3 ③ K			X FF 92 0-0 ③ G4-3		B FF 94 F FC 88 S FC 87 B FF 94 X FF 94 2-2 1-2 2-H 1B		B SI 99 F SI 99 B CH 88 F FF 97 S CH 88 2-3 ③ K	1 1 0 1 0 0 0 1	0 0 0 0 0 0 0 0	0 0 0 1 0 0 0 0	0 0 0 1 0 0 0 0	0 0 0 0 0 0 0 1	1 0 0 0 0 0 0 1	1 0 0 0 0 0 0 1
Inning Stats	R: 0 E: 0 K: 1 S: 9 H: 1 LOB: 2 BB: 1 P: 17	R: 0 E: 0 K: 1 S: 10 H: 1 LOB: 1 BB: 0 P: 15	R: 0 E: 0 K: 0 S: 6 H: 1 LOB: 0 BB: 0 P: 9	R: 0 E: 0 K: 2 S: 8 H: 0 LOB: 0 BB: 0 P: 15	R: 0 E: 0 K: 0 S: 4 H: 0 LOB: 0 BB: 0 P: 9	R: 0 E: 0 K: 1 S: 12 H: 0 LOB: 0 BB: 0 P: 17	R: 2 E: 0 K: 1 S: 16 H: 4 LOB: 2 BB: 0 P: 25	R: 0 E: 0 K: 1 S: 10 H: 1 LOB: 1 BB: 0 P: 12	R: 0 E: 0 K: 1 S: 8 H: 0 LOB: 1 BB: 1 P: 16	1B: 6 2B: 2 3B: 0 HR: 0 SF: 0 SAC: 0 DP: 1 HBP: 0						

PITCHER		IP	WLS	BF	H	R	ER	SO	BB	IBB	HBP	BLK	WP	HR	S	P	ERA	WHIP
43 Odrisamer Despaigne, R ERA: 4.01	(1, 1)	7.0	W	28	7	2	2	6	1	0	0	0	0	0	65	107	2.57	1.143
50 Chris O'Grady, L ERA: 4.36	(8, 1)	1.0		4	1	0	0	1	0	0	0	0	0	0	10	12	0.00	1.000
49 Brian Ellington, R ERA: 7.42	(9, 1)	1.0		4	0	0	0	1	1	0	0	0	0	0	8	16	0.00	1.000

PITCHER	IP	WLS	BF	H	R	ER	SO	BB	IBB	HBP	BLK	WP	HR	S	P	ERA	WHIP

Atlanta Braves @ Miami Marlins

Marlins Park, Miami, FL

Sat Sep 30 2017, 7:11 PM - 10:10 PM EDT

Att. 25,264 - Roof Closed - 79 F

TOP

livebaseballscorecards.com

AB	34
R	2
H	8
RBI	2
BB	2
SO	8
LOB	12

1B: 6	SF: 0	WP: 0	PA: 36
2B: 2	SAC: 0	PB: 0	
3B: 0	DP: 1	SB: 0	
HR: 0	HBP: 0	CS: 0	

BOTTOM

Atlanta Braves @ Miami Marlins

Marlins Park, Miami, FL

Sat Sep 30 2017, 7:11 PM - 10:10 PM EDT

Att. 25,264 - Roof Closed - 79 F

Batter	1	2	3	4	5	6	7	8	9	AB	R	H	RBI	BB	SO	LOB
9 Dee Strange-Gordon, L (1, 4) OBP: 0.342, SLG: 0.376 51 Ichiro Suzuki, L (7, PH) OBP: 0.319, SLG: 0.333 (8, 7) (9, 9)	X SL 86 0-0 27 G3-1 41 SF7 2B	B SI 92 C FF 91 X CH 84 1-1 21 CS 27 S 1B	D FF 94 X FF 94 1-0 ② FC2-6 27 S 1-2f		B FF 94 F FF 94 B FF 94 1 SAFE X SL 86 2-1 27 1B 21 1B 1-2 1B		B CU 78 X SI 93 1-0 ① G6-3	D CU 76 B SI 93 X FF 92 2-0 ③ G4-3		4 2 3 0 0 0 1 2 0 0 0 0 0 2					
27 Giancarlo Stanton, R (1, 9) OBP: 0.376, SLG: 0.633 49 Brian Ellington, R (9, 1)	X SI 93 0-0 ① G3-1 2-3	B SI 94 1 SAFE 1 SAFE C SI 93 1 SAFE B FF 93 B SI 94 S CH 86 F SI 94 3-2 ① X SL 87 G4-3 1-2	C FF 95 C FF 94 D SL 87 B SL 87 B SL 87 F SL 86 S FF 95 3-3 ③ K 1-2		F FF 94 X FF 95 0-1 ② 1-3 2-H 1B		B SI 93 S SI 94 F CU 80 C SI 95 1-3 ② K			5 0 1 1 0 2 3 0 0 0 0 0 0 0					
21 Christian Yelich, L (1, 8) OBP: 0.366, SLG: 0.437	B SL 88 B SL 89 F CH 85 B SL 87 F FF 94 F SL 86 F SI 94 B SL 88 4-2 55 S 32 HR BB	B SL 86 B CH 84 F CH 85 2 SAFE B SI 92 C SL 86 B SI 91 4-2 ② 41 1B 55 2B 2-3 BB		B CU 78 C CU 83 X CU 81 1-1 ① G4-3	C SL 88 D SL 84 X SI 95 1-1 ① 3-H 1B		B SI 95 B CH 89 B SI 95 C SI 94 F SI 94 S CU 81 3-3 ③ K			3 2 1 1 2 1 0					
41 Justin Bour, L (1, 3) OBP: 0.367, SLG: 0.540	B CH 85 1 SAFE C SI 92 X SI 93 1-1 ② SF7 3-H	1 SAFE D CH 85 C CH 85 X SI 93 1-1 55 2B 1-3 1B		B FF 94 C FF 94 B FF 94 F SL 86 F FF 94 B SL 88 X CU 82 3-2 ② G3-1	B FF 96 B FF 95 S SL 88 B FF 94 C SL 88 X SL 87 3-2 ③ G4-3			C SI 93 B SL 80 X SI 92 1-1 ① G3		4 0 1 1 0 0 1					
55 Brian Anderson, R (1, 5) OBP: 0.352, SLG: 0.388	C SL 86 B SI 93 B SI 93 B SL 87 C SI 92 B SI 92 4-2 32 HR 1-2 BB	S SL 84 X SI 92 0-1 1-3 3-H 2B		C FF 96 B FF 95 B SL 87 X CU 82 2-1 2B		S FF 94 X SL 86 0-1 ① F7		B SL 82 X FF 93 1-0 17 1B 32 HBP 28 1B 1B		4 2 3 1 1 0 0					
32 Derek Dietrich, L (1, 7) OBP: 0.334, SLG: 0.424 (8, 4)	B CH 86 B SL 86 X SL 87 2-0 1-H 2-H HR	0-0 IBB		0-0 IBB		S FF 95 B FF 93 B FF 94 S SL 87 F FF 94 B FF 94 S SL 88 3-3 ② K2-3		F FF 93 F FF 92 H FF 92 1-2 28 1B 17 1B 28 E 1-2 HBP		2 2 1 3 2 1 0					
17 A.J. Ellis, R (1, 2) OBP: 0.298, SLG: 0.371	C SL 86 X CU 77 0-1 19 3B 1B	B FF 91 C SI 92 F SI 93 B SI 92 B SL 85 C SL 85 3-3 ③ K		X FF 95 0-0 ③ L8		C FF 93 H FF 93 1-1 19 2B HBP		C FF 93 B FF 94 X SI 93 1-1 28 E 1-2 2-3 1B		4 1 2 0 0 1 5					
19 Miguel Rojas, R (1, 6) OBP: 0.359, SLG: 0.375	B SI 92 F FF 92 C SI 91 F FF 93 F SI 92 B FF 92 B FF 92 X CH 85 3-2 1-H 3B		C SL 84 F FF 93 B FF 95 F CU 82 X FF 95 1-2 ① 1B		F SL 84 C SL 85 B CU 83 B SL 86 X CU 83 2-2 9 1B 27 1B 1B		C FF 94 X FF 93 0-1 1-3 2B	B SL 81 X FF 93 1-0 ② F7		5 1 4 1 0 0 3					
43 Odrisamer Despaigne, R (1, 1) OBP: 0.105, SLG: 0.105 50 Chris O'Grady, R (8, 1) 28 Tyler Moore, R (8, PH) OBP: 0.264, SLG: 0.398 (9, 7)	X SI 92 0-0 ③ G5-3		B FF 93 X FF 93 1-0 9 FC2-6 1B		B FF 93 1 SAFE X FF 91 1-0 ① B3	S SI 93 S SL 87 S SL 87 0-3 ③ K		C FF 94 X SI 94 0-1 E5 1-2 2-H 3-H 1B		4 0 1 0 0 1 4 0 0 0 0 0 0 0 1 0 1 1 0 0 0					
Inning Stats	R: 5 H: 4 E: 0 LOB: 1 K: 0 BB: 2 S: 19 P: 33	R: 1 H: 3 E: 0 LOB: 3 K: 1 BB: 2 S: 15 P: 27	R: 0 H: 2 E: 0 LOB: 1 K: 1 BB: 0 S: 10 P: 16	R: 0 H: 1 E: 0 LOB: 2 K: 0 BB: 1 S: 9 P: 15	R: 2 H: 4 E: 0 LOB: 1 K: 0 BB: 0 S: 13 P: 22	R: 0 H: 1 E: 0 LOB: 2 K: 2 BB: 0 S: 12 P: 16	R: 0 H: 0 E: 0 LOB: 0 K: 2 BB: 0 S: 7 P: 12	R: 2 H: 3 E: 1 LOB: 2 K: 0 BB: 0 S: 11 P: 18		1B: 12 SF: 1 2B: 4 SAC: 0 3B: 1 DP: 0 HR: 1 HBP: 2					

livebaseballscorecards.com

AB	38
R	10
H	18
RBI	9
BB	5
SO	6
LOB	19

MIAMI

PITCHER		IP	WLS	BF	H	R	ER	SO	BB	IBB	HBP	BLK	WP	HR	S	P	ERA	WHIP
50 Lucas Sims, R ERA: 5.62	(1, 1)	2.0	L	16	7	6	6	1	3	1	0	0	0	1	34	60	27.00	5.000
58 Luke Jackson, R ERA: 4.62	(3, 1)	2.2		13	6	2	2	1	0	1	0	0	0	0	27	44	6.75	2.250
46 Ian Krol, L ERA: 5.33	(5, 1)	1.1		7	2	0	0	2	0	0	1	0	0	0	17	25	0.00	1.500
53 Jim Johnson, R ERA: 5.46	(7, 1)	1.0		3	0	0	0	2	0	0	0	0	0	0	7	12	0.00	0.000
45 Matt Wisler, R ERA: 8.35	(8, 1)	1.0		7	3	2	1	0	0	0	1	0	0	0	11	18	9.00	3.000

PITCHER	IP	WLS	BF	H	R	ER	SO	BB	IBB	HBP	BLK	WP	HR	S	P	ERA	WHIP

Atlanta Braves @ Miami Marlins

Marlins Park, Miami, FL

Sun Oct 01 2017, 3:12 PM - 6:31 PM EDT

Att. 25,222 - Roof Closed - 78 F

livebaseballscorecards.com

Batter	1	2	3	4	5	6	7	8	9	AB	R	H	RBI	BB	SO	LOB
1 Ozzie Albies, S (1, 4) OBP: 0.354, SLG: 0.456	X FF 96 0-0 ① F9		B FF 95 F CH 89 X CH 88 1-1 24 HR 2B	S SI 91 B SI 96 X CH 91 1-1 ③ G3		X CH 87 0-0 ② G4-3 2-3 3-H		C FF 91 C FF 92 X CH 84 0-2 ① G4-3		5	1	1	1	0	0	1
24 Kurt Suzuki, R (1, 2) OBP: 0.351, SLG: 0.536	C FF 97 B FF 96 B FF 97 B FF 97 F FF 96 X SI 96 3-2 ② G5-3		B SL 82 B FF 96 F SI 96 X CH 87 2-1 2-H HR		C SL 84 B SL 84 B FF 96 F FF 96 B SL 86 B FF 97 B FF 96 4-2 22 1B BB	C SL 88 D FF 96 F FF 94 S SL 86 1-3 ③ K		F FF 92 B CU 81 F CU 78 F FF 94 S SL 86 1-3 ② K		4	1	1	2	1	2	1
5 Freddie Freeman, L (1, 3) OBP: 0.403, SLG: 0.586	B SI 96 B CH 89 F SI 96 B CH 90 F SI 96 X FF 97 3-2 2B		B SL 86 B CH 87 X CH 88 2-0 22 G6-3 3B		C SI 96 B FF 96 B SI 95 S CH 89 X CH 90 2-2 ① L7		F CU 74 B FF 92 X CU 75 1-1 ① G4-3	C FF 94 F SL 91 X FF 94 0-2 ③ F8		5	1	2	0	0	0	1
22 Nick Markakis, L (1, 9) OBP: 0.354, SLG: 0.384	X SI 96 0-0 ③ L5		B CH 86 B FF 97 C SI 96 B FF 98 X SI 96 3-1 ① G6-3 3-H		B SL 86 1 SAFE X SI 96 1-0 1-2 1B		B FF 92 C CU 75 F FO 87 B CU 75 F FF 93 B FO 88 X FF 93 3-2 16 1B 7 1B 1B		F FF 98 B CH 86 B FF 99 B FF 98 X SI 97 3-1 1B	5	1	3	1	0	0	1
16 Lane Adams, R (1, 8) OBP: 0.339, SLG: 0.468 (7, 7)		B SI 95 B CH 88 C FF 96 B SI 96 C FF 96 X SI 97 3-2 ① G3-1	S SL 86 B SI 97 B CH 89 X SL 85 2-1 ② F7		F FF 96 S CH 90 F SI 97 B SI 96 F CH 90 F SL 86 F FF 97 F SL 85 S SL 85 1-3 ② K		C FF 92 X CU 73 0-1 7 1B 13 HR 1-3 1B		S FF 97 F FF 98 X FF 97 0-2 ① F7	5	1	1	0	0	1	3
14 Rio Ruiz, L (1, 5) OBP: 0.283, SLG: 0.307		B FF 96 B FF 94 B SI 96 B SI 95 4-0 7 WP BB	S SI 96 B FF 97 C SL 85 B FF 97 B SI 98 F FF 97 B SI 97 4-2 BB		B CH 90 B SI 96 2 SAFE B CH 90 C SI 95 S SI 96 F FF 97 X FC 90 3-2 ③ L7		C CU 74 X FO 88 0-1 ② P6		B FF 99 X FF 98 1-0 ② F7	3	0	0	0	2	0	5
7 Dansby Swanson, R (1, 6) OBP: 0.312, SLG: 0.324		C SL 83 F FF 97 B CH 89 F CH 88 F FF 97 S SI 98 1-3 ② K 1-2	C SI 96 C SL 82 B FF 97 X SL 84 1-2 ③ L9			C SI 94 X SL 85 0-1 2 SH1-4 8 BB 1 G4-3 1B	B FF 94 B FF 94 D CU 75 C FF 94 F FF 94 X FF 94 3-2 13 HR 1-3 3-H 1B		B CU 87 C FF 98 B FF 96 T FF 97 F CU 87 B FF 97 X FF 97 3-2 ③ G5-3	5	2	2	1	0	1	3
8 Jace Peterson, L (1, 7) OBP: 0.318, SLG: 0.317 13 Adonis García, R (7, PH) OBP: 0.273, SLG: 0.347 11 Ender Inciarte, L (7, 8) OBP: 0.350, SLG: 0.409		0-0 IBB	B FF 95 C SI 95 C CH 88 B SI 96 B SL 87 X SL 84 3-2 ① F9		B SI 93 B CH 93 B SI 94 C SI 93 1 SAFE D SI 94 4-1 1 G4-3 2 SH1-4 1-2 BB	1 SAFE C CH 82 B FF 90 B CH 82 X CH 81 2-1 1-H 3-H HR			1 0 0 0 2 0 0 1 1 1 3 0 0 0 0 0 0 0 0 0 0						
61 Max Fried, L (1, 1) 30 Jason Motte, R (5, 1) 2 Micah Johnson, L (6, PH) OBP: 0.200, SLG: 0.200 63 Dan Winkler, R (6, 1) 25 Tyler Flowers, R (7, PH) OBP: 0.378, SLG: 0.445 53 Jim Johnson, R (7, 1) 67 A.J. Minter, L (7, 1) 38 Arodys Vizcaíno, R (9, 1)		S SI 97 F FF 98 X 0-2 ③ G1-3	B FF 97 B SI 96 X SI 95 2-0 ② G6-3		L SI 93 X SI 94 0-1 ① SH1-4 1-2 2-3	C SL 87 T FF 93 X CU 78 0-2 ③ P4			2 0 0 0 0 0 2 0 0 0 0 0 0 0 0 0 0 0 0 0 0 0 0 0 0 0 0 0 1 0 0 0 0 0 0 0 0 0 0 0 0 0 0 0 0 0 0 0 0 0 0 0 0 0 0 0						
Inning Stats	R: 0 E: 0 K: 0 S: 8 H: 1 LOB: 1 BB: 0 P: 14	R: 0 E: 0 K: 1 S: 11 H: 0 LOB: 2 BB: 2 P: 19	R: 3 E: 0 K: 0 S: 15 H: 3 LOB: 1 BB: 1 P: 30	R: 0 E: 0 K: 0 S: 6 H: 0 LOB: 0 BB: 0 P: 12	R: 0 E: 0 K: 1 S: 19 H: 1 LOB: 2 BB: 1 P: 30	R: 1 E: 0 K: 1 S: 9 H: 1 LOB: 1 BB: 1 P: 14	R: 4 E: 0 K: 0 S: 18 H: 4 LOB: 0 BB: 0 P: 27	R: 0 E: 0 K: 1 S: 10 H: 0 LOB: 0 BB: 0 P: 11	R: 0 E: 0 K: 0 S: 10 H: 1 LOB: 1 BB: 0 P: 17	1B: 6 2B: 2 3B: 1 HR: 2 SF: 0 SAC: 1 DP: 0 HBP: 0						

TOP

AB	37
R	8
H	11
RBI	8
BB	5
SO	4
LOB	17

WP: 1 PA: 43
PB: 0
SB: 0
CS: 0

PITCHER		IP	WLS	BF	H	R	ER	SO	BB	IBB	HBP	BLK	WP	HR	S	P	ERA	WHIP
62 José Ureña, R ERA: 3.82	(1, 1)	5.0		24	5	3	3	2	3	1	0	0	1	1	59	105	5.40	1.600
22 Dustin McGowan, R ERA: 4.75	(6, 1)	1.0	B	5	1	1	1	1	1	0	0	0	0	0	9	14	9.00	2.000
25 Junichi Tazawa, R ERA: 5.69	(7, 1)	0.2	L	5	3	3	3	0	0	0	0	0	0	0	13	20	40.50	4.500
20 Justin Nicolino, L ERA: 5.06	(7, 1)	0.0		1	1	1	1	0	0	0	0	0	0	1	2	4	∞	∞
40 Javy Guerra, R ERA: 3.0	(7, 1)	1.1		4	0	0	0	1	0	0	0	0	0	0	13	14	0.00	0.000

PITCHER		IP	WLS	BF	H	R	ER	SO	BB	IBB	HBP	BLK	WP	HR	S	P	ERA	WHIP
49 Brian Ellington, R ERA: 7.25	(9, 1)	1.0		4	1	0	0	0	0	0	0	0	0	0	10	17	0.00	1.000

Atlanta Braves @ Miami Marlins

Marlins Park, Miami, FL

Sun Oct 01 2017, 3:12 PM - 6:31 PM EDT

Att. 25,222 - Roof Closed - 78 F

livebaseballscorecards.com

Batter	1	2	3	4	5	6	7	8	9	AB	R	H	RBI	BB	SO	LOB
27 Giancarlo Stanton, R (1, 9) OBP: 0.376, SLG: 0.631	K		1B		13 FC4-6 1B		G6-3		K	5	0	2	1	0	2	0
13 Marcell Ozuna, R (1, 7) OBP: 0.376, SLG: 0.548	G6-3		F8		FC4-6 21 1B 21 E		HR		F7	5	2	1	2	0	0	2
21 Christian Yelich, L (1, 8) OBP: 0.369, SLG: 0.439	11 FC6-4 HBP			41 BB 1B	E6 11 G6-3 1B		11 FC5-4 BB		F8	3	1	2	0	1	0	0
11 J.T. Realmuto, R (1, 2) OBP: 0.332, SLG: 0.451	FC6-4 1-2f			K	G6-3 3-H		FC5-4 1-2f			4	0	0	1	0	1	3
41 Justin Bour, L (1, 3) OBP: 0.366, SLG: 0.536		K		19 FC6-4 BB 1-2	G5-3		K			3	0	0	0	1	2	1
55 Brian Anderson, R (1, 5) OBP: 0.337, SLG: 0.369		K		L8		K		K		4	0	0	0	0	3	2
19 Miguel Rojas, R (1, 6) OBP: 0.361, SLG: 0.375		K		FC6-4 1-2f		1B		BB		3	0	1	0	1	1	2
62 José Ureña, R (1, 1) 0-0 FB: 94 SLG: 0.526 28 Tyler Moore, R (5, PH) 0-0 FB: 80 SLG: 0.429 22 Dustin McGowan, R (6, 1) 51 Ichiro Suzuki, L (6, PH) 0-0 FB: 84 SLG: 0.429 25 Junichi Tazawa, R (7, 1) 20 Justin Nicolino, L (7, 1) 40 Javy Guerra, R (7, 1) 12 Mike Aviles, R (8, PH) 0-0 FB: 83 SLG: 0.364 (8, 4)			K		9 1B 27 1B		F7		K	1 0 0 0 0 1 0 1 1 1 0 0 0 0 0 0 0 0 0 0 0 1 0 0 0 0 0 1 0 0 0 0 0 0 0 0 0 0 0 0 0 0 1 0 0 0 0 1 1						
9 Dee Strange-Gordon, L (1, 4) OBP: 0.341, SLG: 0.375 49 Brian Ellington, R (9, 1)			K		27 1B 13 FC4-6 1-3 1B	K		K		4 1 1 0 0 3 2 0 0 0 0 0 0 0						
Inning Stats	R: 0 E: 0 K: 1 S: 6 H: 0 LOB: 1 BB: 0 P: 12	R: 0 E: 0 K: 3 S: 10 H: 0 LOB: 0 BB: 0 P: 17	R: 0 E: 0 K: 2 S: 10 H: 1 LOB: 1 BB: 0 P: 19	R: 0 E: 0 K: 1 S: 10 H: 1 LOB: 2 BB: 1 P: 18	R: 4 E: 1 K: 0 S: 17 H: 4 LOB: 0 BB: 0 P: 23	R: 0 E: 0 K: 2 S: 17 H: 1 LOB: 1 BB: 0 P: 23	R: 1 E: 0 K: 1 S: 14 H: 1 LOB: 1 BB: 1 P: 26	R: 0 E: 0 K: 3 S: 13 H: 0 LOB: 1 BB: 1 P: 21	R: 0 E: 0 K: 1 S: 8 H: 0 LOB: 0 BB: 0 P: 11	1B: 7 2B: 0 3B: 0 HR: 1	SF: 0 SAC: 0 DP: 0 HBP: 1			WP: 0 PB: 0 SB: 0 CS: 0	PA: 39		

BOTTOM

AB	35
R	5
H	8
RBI	4
BB	3
SO	14
LOB	14

MIAMI

PITCHER		IP	WLS	BF	H	R	ER	SO	BB	IBB	HBP	BLK	WP	HR	S	P	ERA	WHIP
61 Max Fried, L	(1, 1)	4.1		21	6	4	2	7	1	0	1	0	0	0	49	83	4.15	1.615
ERA: 3.81																		
30 Jason Motte, R	(5, 1)	0.2		2	0	0	0	0	0	0	0	0	0	0	4	6	0.00	0.000
ERA: 3.54																		
63 Dan Winkler, R	(6, 1)	1.0	W	4	1	0	0	2	0	0	0	0	0	0	17	23	0.00	1.000
ERA: 2.51																		
53 Jim Johnson, R	(7, 1)	0.2		4	1	1	1	0	1	0	0	0	0	1	11	22	13.50	3.000
ERA: 5.56																		
67 A.J. Minter, L	(7, 1)	1.1	H	5	0	0	0	4	1	0	0	0	0	0	16	25	0.00	0.750
ERA: 3.0																		

PITCHER		IP	WLS	BF	H	R	ER	SO	BB	IBB	HBP	BLK	WP	HR	S	P	ERA	WHIP
38 Arodys Vizcaíno, R	(9, 1)	1.0	S	3	0	0	0	1	0	0	0	0	0	0	8	11	0.00	0.000
ERA: 2.83																		