

Miami Marlins - 2017

Batter	1	2	3	4	5	6	7	8	9	AB	R	H	RBI	BB	SO	LOB	TOP								
25 Dexter Fowler, S (1.8) 19 Jordan Schafer, L (4.8) 79 Magneuris Sierra, L (7.8)	4-0 35 F8 13 SF8 35 S BB		4-0 13 HR BB			4-0 55 E 71 SF8 SH5-3 BB	0-0 G4-3		0-3 K		0	2	0	0	2	0	0								
35 Greg Garcia, L (1.4) 73 Breyvic Valera, S (5.4)	1-0 F8		0-0 F8			0-0 SH5-3	0-0 G4-3	0-0 P6		2	0	0	0	0	0	2									
13 Matt Carpenter, L (1.3) 65 Chad Huffman, R (4.3)	0-0 SF8		1-1 HR			4-0 71 SF8 55 E BB	0-0 71 1B 81 FC5 1B	0-3 K		1	1	1	3	0	0	0									
55 Stephen Piscotty, R (1.9) 48 Todd Cunningham, S (5.9)	0-3 K		0-0 F9			0-0 E5	1-0 81 FC5 71 1B HBP	0-0 G1-6-3		3	0	0	1	0	1	2									
4 Yadier Molina, R (1.2) 71 Carson Kelly, R (4.2) 74 Eleizer Álvarez, L (9. PR)		0-0 G6-3		0-0 L8		0-0 SF8	0-0 81 FC5 1B	4-0 K		2	0	0	0	0	0	0									
32 Matt Adams, L (1.10) 81 Anthony Garcia, R (7. PH) 28 Tommy Pham, R (9. PH)		0-3 K		0-0 P5		2-3 3-H K	0-0 FC5	0-3 K		3	0	0	0	0	2	2									
3 Jedd Gyorko, R (1.5) 86 Patrick Wisdom, R (5.5)		0-0 1B		0-0 1B		0-0 F8	0-0 K2-3			2	0	2	0	0	0	0									
58 José Martínez, R (1.7) 88 Harrison Bader, R (5.7)		0-0 F8		0-0 F9		0-0 HR		0-0 G5-3		2	0	0	0	0	0	2									
87 Paul DeJong, R (1.6) 66 Wilfredo Tovar, R (5.6)			0-3 K		0-0 35 SH5-3 55 E 19 BB 1B	0-0 F8		0-0 79 S 1B		2	1	1	0	0	1	0									
Inning Stats	R: 1 E: 0 K: 1 S: 5	H: 0 LOB: 0 BB: 1 P: 10	R: 0 E: 0 K: 1 S: 6	H: 1 LOB: 1 BB: 0 P: 6	R: 2 E: 0 K: 1 S: 7	H: 1 LOB: 0 BB: 1 P: 12	R: 0 E: 0 K: 0 S: 4	H: 1 LOB: 1 BB: 0 P: 4	R: 2 E: 1 K: 1 S: 7	H: 1 LOB: 2 BB: 2 P: 15	R: 1 E: 0 K: 0 S: 4	H: 1 LOB: 0 BB: 0 P: 4	R: 1 E: 0 K: 1 S: 7	H: 2 LOB: 2 BB: 0 P: 8	R: 0 E: 0 K: 1 S: 6	H: 1 LOB: 1 BB: 1 P: 6	R: 0 E: 0 K: 2 S: 7	H: 0 LOB: 1 BB: 1 P: 11	1B: 6 2B: 0 3B: 0 HR: 2	SF: 2 SAC: 1 DP: 0 HBP: 1	WP: 0 PB: 0 SB: 2 CS: 0	PA: 42			
PITCHER	IP WLS BF H R ER SO BB IBB HBP BLK WP HR S P ERA WHIP	36 Edinson Volquez, R (1.1) ERA: 9.0	34 Tom Koehler, R (2.1) ERA: 18.0	22 Dustin McGowan, R (3.1) ERA: 18.0	30 Hunter Cervenk, L (4.1) ERA: 18.0	64 Nick Wittgren, R (5.1) ERA: 9.0	67 Jake Esch, R (6.1) ERA: 9.0	60 Scott Copeland, R (7.1) ERA: 9.0	48 Severino González, R (8.1) ERA: 9.0	87 Brandon Cunniff, R (9.1) ERA: 9.0	IP WLS BF H R ER SO BB IBB HBP BLK WP HR S P ERA WHIP	62 Jake Esch, R (6.1) ERA: 9.0	60 Scott Copeland, R (7.1) ERA: 9.0	48 Severino González, R (8.1) ERA: 9.0	87 Brandon Cunniff, R (9.1) ERA: 9.0	IP WLS BF H R ER SO BB IBB HBP BLK WP HR S P ERA WHIP	62 Jake Esch, R (6.1) ERA: 9.0	60 Scott Copeland, R (7.1) ERA: 9.0	48 Severino González, R (8.1) ERA: 9.0	87 Brandon Cunniff, R (9.1) ERA: 9.0	IP WLS BF H R ER SO BB IBB HBP BLK WP HR S P ERA WHIP	62 Jake Esch, R (6.1) ERA: 9.0	60 Scott Copeland, R (7.1) ERA: 9.0	48 Severino González, R (8.1) ERA: 9.0	87 Brandon Cunniff, R (9.1) ERA: 9.0

St. Louis Cardinals @ Miami Marlins
Roger Dean Stadium, Jupiter, FL
Sat Feb 25 2017, 1:07 PM - 4:19 PM EST
Att: 3,783 - Partly Cloudy - 81 F

AB 33
R 7
H 8
RBI 7
BB 5
SO 8
LOB 15



Batter	1	2	3	4	5	6	7	8	9	AB	R	H	RBI	BB	SO	LOB	BOTTOM							
11 J.T. Realmuto, R (1.2) 18 Tomás Telis, S (5.2)	0-0 21 BB 14 BB 27 G6-4-3 1B		0-0 G4-3	0-0 P6		0-3 K		0-3 K		3	1	1	0	0	0	1								
14 Martín Prado, R (1.5) 87 Brian Anderson, R (4.5)	4-0 27 G6-4-3 21 BB BB		0-0 21 HR 1B		0-0 52 1B 17 1B 2B	0-0 G6-3				1	1	1	0	1	0	0								
21 Christian Yelich, L (1.8) 2 Brandon Barnes, R (4.8)	4-0 27 G6-4-3 BB		1-2 1-H HR		0-3 K		0-0 F8			1	1	1	2	1	0	0								
27 Giancarlo Stanton, R (1.9) 52 Moisés Sierra, R (4.9)	0-0 G6-4-3		0-0 G5-3		0-0 50 WP 50 1B 1B	0-0 F9		0-0 F9		2	0	0	0	0	0	2								
41 Justin Bour, L (1.3) 28 Tyler Moore, R (4.3)	0-0 G4-3		1-2 HR		0-0 P5		0-0 HR			2	1	1	1	0	0	1								
17 A.J. Ellis, R (1.10) 73 Austin Nola, R (5. PR)		0-0 G5-3	0-3 K		0-0 50 WP 50 1B 1B	0-0 G4-3				3	0	1	1	0	1	0								
68 Destin Hood, R (1.7) 50 Matthew den Dekker, L (5. PH)		0-3 K		0-0 2B	0-0 1-H 2-H 1B	0-3 K				2	0	1	0	0	1	0								
3 Adeiny Hechavarría, R (1.6) 78 JT Riddle, L (5.6)		0-0 1B		0-0 G1-3	0-0 F8		0-0 G4-3			2	0	1	0	0	0	1								
77 Yefri Pérez, S (1.4) 55 Ryan Jackson, R (6.4)		0-0 L7		0-3 K		0-0 G5-3		0-0 G5-3		2	0	0	0	0	1	2								
Inning Stats	R: 1 E: 0 K: 0 S: 3	H: 1 LOB: 2 BB: 2 P: 11	R: 0 E: 0 K: 1 S: 6	H: 1 LOB: 0 BB: 0 P: 6	R: 3 E: 0 K: 1 S: 12	H: 3 LOB: 0 BB: 0 P: 14	R: 0 E: 0 K: 1 S: 6	H: 1 LOB: 0 BB: 0 P: 6	R: 3 E: 0 K: 1 S: 9	H: 4 LOB: 1 BB: 0 P: 10	R: 0 E: 0 K: 1 S: 5	H: 0 LOB: 0 BB: 0 P: 5	R: 1 E: 0 K: 0 S: 4	H: 1 LOB: 0 BB: 0 P: 4	R: 0 E: 0 K: 1 S: 5	H: 0 LOB: 0 BB: 0 P: 5	R: 0 E: 0 K: 2 S: 7	H: 0 LOB: 1 BB: 1 P: 11	1B: 6 2B: 2 3B: 0 HR: 3	SF: 0 SAC: 0 DP: 1 HBP: 0	WP: 1 PB: 0 SB: 0 CS: 0	PA: 36		
PITCHER	IP WLS BF H R ER SO BB IBB HBP BLK WP HR S P ERA WHIP	62 Luke Weaver, R (1.1) ERA: 4.5	26 Seung-hwan Oh, R (3.1) ERA: 27.0	94 Austin Gomber, L (4.1) ERA: 13.5	53 John Gant, R (6.1) ERA: 4.5	54 Zach Phillips, L (8.1) ERA: 4.5	IP WLS BF H R ER SO BB IBB HBP BLK WP HR S P ERA WHIP	62 Luke Weaver, R (1.1) ERA: 4.5	26 Seung-hwan Oh, R (3.1) ERA: 27.0	94 Austin Gomber, L (4.1) ERA: 13.5	53 John Gant, R (6.1) ERA: 4.5	54 Zach Phillips, L (8.1) ERA: 4.5	IP WLS BF H R ER SO BB IBB HBP BLK WP HR S P ERA WHIP	62 Luke Weaver, R (1.1) ERA: 4.5	26 Seung-hwan Oh, R (3.1) ERA: 27.0	94 Austin Gomber, L (4.1) ERA: 13.5	53 John Gant, R (6.1) ERA: 4.5	54 Zach Phillips, L (8.1) ERA: 4.5	IP WLS BF H R ER SO BB IBB HBP BLK WP HR S P ERA WHIP	62 Luke Weaver, R (1.1) ERA: 4.5	26 Seung-hwan Oh, R (3.1) ERA: 27.0	94 Austin Gomber, L (4.1) ERA: 13.5	53 John Gant, R (6.1) ERA: 4.5	54 Zach Phillips, L (8.1) ERA: 4.5

St. Louis Cardinals @ Miami Marlins
Roger Dean Stadium, Jupiter, FL
Sat Feb 25 2017, 1:07 PM - 4:19 PM EST
Att: 3,783 - Partly Cloudy - 81 F


AB 34
R 8
H 11
RBI 7
BB 2
SO 6
LOB 11



Batter	1	2	3	4	5	6	7	8	9	AB	R	H	RBI	BB	SO	LOB	TOP																			
32 Derek Dietrich, L (1,4)	F8		K		K	G6-4-3			G5-3	3	0	0	0	0	2	3	Miami Marlins @ St. Louis Cardinals Roger Dean Stadium, Jupiter, FL Sun Feb 26 2017, 1:07 PM - 5:16 PM EST Att: 4,679 - Partly Cloudy - 80 F																			
55 Ryan Jackson, R (5,4)	F8		K		K	G6-4-3			G5-3	2	0	0	0	0	0	3																				
14 Martín Prado, R (1,5) OBP: 0.800, SLG: 1.000	G5-3									3	0	2	1	0	0	0																				
88 Matt Juengel, R (5, PR) OBP: 0.500, SLG: 0.500	G5-3									2	1	1	0	0	1	0																				
21 Christian Yelich, L (1,8) OBP: 0.800, SLG: 1.750	K									3	0	2	2	0	1	0																				
77 Yefri Pérez, S (5, PR) (5,8)	K									2	1	0	0	0	1	1																				
27 Giancarlo Stanton, R (1,9) OBP: 0.200, SLG: 0.400	F7									3	0	1	1	0	1	2																				
79 Isaac Galloway, R (5, PR) (5,9)	F7									1	0	0	0	0	0	1																				
41 Justin Bour, L (1,3) OBP: 0.200, SLG: 0.800	F9									3	0	0	0	0	1	4																				
2 Brandon Barnes, R (5,3)	F9									1	0	0	0	0	0	1																				
13 Marcell Ozuna, R (1,7)	F8									2	0	0	0	0	1	2																				
50 Matthew den Dekker, L (5,7) OBP: 0.250, SLG: 0.250	F8									2	0	0	0	0	1	0																				
11 J.T. Realmuto, R (1,10) OBP: 0.400, SLG: 0.400	G5-3									2	0	1	0	0	0	0																				
37 Ramón Cabrera, S (5, PR) (5,10)	G5-3									1	1	0	0	1	0	0																				
19 Miguel Rojas, R (1,6)	G5-3									2	0	0	0	0	0	1																				
78 JT Riddle, L (5,6) OBP: 0.500, SLG: 0.750	G5-3									2	0	2	0	0	0	0																				
17 A.J. Ellis, R (1,2) OBP: 0.600, SLG: 0.333										0	1	0	0	2	0	0																				
73 Austin Nola, R (5,2)										1	0	0	0	0	0	1																				
Inning Stats	R: 0 E: 0 K: 1 S: 5	H: 0 LOB: 0 BB: 0 P: 5	R: 0 E: 0 K: 0 S: 3	H: 0 LOB: 0 BB: 0 P: 3	R: 0 E: 0 K: 1 S: 5	H: 0 LOB: 1 BB: 1 P: 9	R: 0 E: 0 K: 2 S: 9	H: 2 LOB: 2 BB: 0 P: 9	R: 4 E: 0 K: 2 S: 11	H: 4 LOB: 2 BB: 1 P: 15	R: 0 E: 0 K: 0 S: 3	H: 1 LOB: 1 BB: 0 P: 8	R: 0 E: 0 K: 1 S: 6	H: 1 LOB: 1 BB: 0 P: 6	R: 0 E: 0 K: 2 S: 7	H: 0 LOB: 0 BB: 0 P: 7	1B: 5 2B: 4 3B: 0 HR: 0	SF: 0 SAC: 0 DP: 1 HBP: 1	WP: 0 PB: 0 SB: 0 CS: 0	PA: 39																
PITCHER	IP	WLS	BF	H	R	ER	SO	BB	IBB	HBP	BLK	WP	HR	S	P	ERA	WHIP	PITCHER		IP	WLS	BF	H	R	ER	SO	BB	IBB	HBP	BLK	WP	HR	S	P	ERA	WHIP
59 Mike Mayers, R (1,1) ERA:	2.0	W	6	0	0	0	1	0	0	0	0	0	0	0	8	8	0.00	0.000	67 Matt Bowman, R (9,1) ERA:		1.0	S	3	0	0	0	2	0	0	0	0	0	7	7	0.00	0.000
30 Jonathan Broxton, R (3,1) ERA:	1.0		4	0	0	0	1	1	0	0	0	0	0	5	9	0.00	1.000																			
21 Brett Cecil, L (4,1) ERA:	1.0		5	2	0	0	2	0	0	0	0	0	0	9	9	0.00	2.000																			
93 Sandy Alcantara, R (5,1) ERA: 27.0	1.1		11	5	4	4	2	2	0	0	0	0	0	13	21	27.00	5.250																			
75 Corey Baker, R (6,1) ERA:	2.2	H	10	2	0	0	1	0	0	1	0	0	0	11	12	0.00	0.750																			

Batter	1	2	3	4	5	6	7	8	9	AB	R	H	RBI	BB	SO	LOB	BOTTOM																			
73 Breyvic Valera, S (1,4)	G4-3	G1-3		G1-3		K	L5			3	0	0	0	0	0	2	Miami Marlins @ St. Louis Cardinals Roger Dean Stadium, Jupiter, FL Sun Feb 26 2017, 1:07 PM - 5:16 PM EST Att: 4,679 - Partly Cloudy - 80 F																			
74 Eliezer Álvarez, L (5,4)	G4-3	G1-3		G1-3		K	L5			2	0	0	0	0	1	2																				
36 Aledmys Díaz, R (1,6) OBP: 0.687, SLG: 1.000										2	1	2	1	0	0	0																				
80 Edmundo Sosa, R (5,6) OBP: 0.500, SLG: 0.500										2	1	1	1	0	0	0																				
4 Yadier Molina, R (1,10) OBP: 0.600, SLG: 0.750										2	0	2	2	1	0	0																				
96 Andrew Knizner, R (4, PR) (5,10)										1	0	0	0	0	1	0																				
32 Matt Adams, L (1,3) SAFE SAFE										3	0	0	0	0	2	4																				
97 Jeremy Martinez, R (5,3)										0	0	0	0	0	0	0																				
27 Jhonny Peralta, R (1,5) OBP: 0.500, SLG: 0.333	FC6-4									2	0	0	0	0	0	2																				
66 Wilfredo Tovar, R (5,5) OBP: 0.400, SLG: 0.400	FC6-4									3	0	1	1	0	0	1																				
15 Randal Grichuk, R (1,7) OBP: 0.500, SLG: 1.000										2	1	1	0	0	1	0																				
81 Anthony Garcia, R (5,7)										2	0	0	0	0	0	3																				
28 Tommy Pham, R (1,8) OBP: 0.500, SLG: 0.333										2	1	1	0	1	0	0																				
79 Magneuris Sierra, L (6,8) OBP: 0.500, SLG: 0.500										1	0	1	0	0	0	0																				
48 Todd Cunningham, S (1,9)										3	0	0	0	0	2	3																				
88 Harrison Bader, R (7,9) OBP: 0.333, SLG: 1.333										1	0	0	0	0	0	1																				
41 Eric Fryer, R (1,2) OBP: 1.000, SLG: 2.000										2	2	2	2	0	0	0																				
68 Alberto Rosario, R (6,2) OBP: 0.500, SLG: 1.000										2	1	1	0	0	1	1																				
Inning Stats	R: 0 E: 0 K: 1 S: 7	H: 2 LOB: 2 BB: 0 P: 7	R: 4 E: 0 K: 1 S: 11	H: 5 LOB: 1 BB: 0 P: 11	R: 0 E: 0 K: 2 S: 7	H: 0 LOB: 1 BB: 1 P: 11	R: 1 E: 0 K: 1 S: 6	H: 1 LOB: 1 BB: 1 P: 10	R: 0 E: 0 K: 0 S: 3	H: 0 LOB: 0 BB: 0 P: 3	R: 2 E: 0 K: 1 S: 9	H: 4 LOB: 3 BB: 0 P: 10	R: 0 E: 0 K: 1 S: 7	H: 1 LOB: 1 BB: 0 P: 7	R: 0 E: 0 K: 1 S: 5	H: 0 LOB: 1 BB: 1 P: 9	1B: 9 2B: 3 3B: 1 HR: 0	SF: 1 SAC: 0 DP: 0 HBP: 1	WP: 0 PB: 0 SB: 1 CS: 0	PA: 41																
PITCHER	IP	WLS	BF	H	R	ER	SO	BB	IBB	HBP	BLK	WP	HR	S	P	ERA	WHIP	PITCHER		IP	WLS	BF	H	R	ER	SO	BB	IBB	HBP	BLK	WP	HR	S	P	ERA	WHIP
58 Dan Straily, R (1,1) ERA:	1.0		8	5	4	4	1	0	0	0	0	0	0	11	11	36.00	5.000	53 Kyle Lobstein, L (6,1) ERA: 18.0		1.0		4	2	2	1	0	0	0	0	0	9	10	18.00	4.000		
61 Adam Conley, L (2,1) ERA: 36.0	1.0	L	8	5	4	4	1	0	0	0	0	0	0	7	11	0.00	1.000	43 Odrisamer Despaigne, R (7,1) ERA:		1.0		4	1	0	0	1	0	0	0	0	7	7	0.00	1.000		
25 Junchi Tazawa, R (3,1) ERA:	1.0		4	0	0	0	2	1	0	0	0	0	0	6	10	9.00	2.000	82 Matt Tomshaw, L (8,1) ERA:		1.0		4	0	0	0	1	1	0	0	5	9	0.00	1.000			
40 Javy Guerra, R (4,1) ERA: 9.0	1.0		5	1	1	1	1	1	0	0	0	0	0	6	10	9.00	2.000																			
49 Brian Ellington, R (5,1) ERA:	1.0		3	0	0	0	0	0	0	0	0	0	0	3	3	0.00	0.000																			

AB 35
R 4
H 9
RBI 4
BB 3
SO 9
LOB 19




AB 35
R 7
H 12
RBI 7
BB 2
SO 8
LOB 19




Batter	1	2	3	4	5	6	7	8	9	AB	R	H	RBI	BB	SO	LOB	TOP			
77 Yefri Pérez, S (1.4) 55 Ryan Jackson, R (5.4) OBP: 0.167, SLG: 0.333	G6-3		E6		K		FC6-4		2B	3	0	0	1	0	1	1	Miami Marlins @ Minnesota Twins CenturyLink Sports Complex, Fort Myers, FL Mon Feb 27 2017, 1:05 PM - 4:23 PM EST Att: 4,294 - Sunny - 82 F			
3 Adeiny Hechavarria, R (1.6) 78 JT Riddle, L (5.6) OBP: 0.200, SLG: 0.250	K		G5-4-3		G6-4-3		F8		P5	3	0	0	0	0	1	2				
32 Derek Dietrich, L (1.3) 88 Matt Juengel, R (5.3) OBP: 0.400, SLG: 0.250	1B				28 HR BB		K		K	1	1	1	0	1	0	0				
18 Tomás Telis, S (1.2) 80 Carlos Paulino, R (5.2)	F7				F9		G6-3		G6-3	2	0	0	0	0	0	2				
28 Tyler Moore, R (1.7) 52 Moisés Sierra, R (5.7) OBP: 0.750, SLG: 2.250							F9			2	1	2	2	0	0	0				
68 Destin Hood, R (1.9) 50 Matthew den Dekker, L (5.9) OBP: 0.500, SLG: 0.450										2	0	1	0	0	1	1				
2 Brandon Barnes, R (1.8) 79 Isaac Galloway, R (5.8) OBP: 0.333, SLG: 0.333										2	0	1	2	0	0	1				
19 Miguel Rojas, R (1.5) 87 Brian Anderson, R (5.5) OBP: 0.250, SLG: 0.500										2	1	1	0	0	0	1				
84 Cam Maron, L (1.10) 83 Chris Hoo, R (9,PH)										2	0	1	1	1	0	1				
										1	0	0	0	0	1	0				
Inning Stats	R: 0 E: 0 K: 1 S: 7	H: 1 LOB: 1 BB: 7 P: 7	R: 0 E: 0 K: 1 S: 5	H: 1 LOB: 0 BB: 0 P: 5	R: 1 E: 1 K: 0 S: 4	H: 1 LOB: 0 BB: 0 P: 4	R: 2 E: 0 K: 1 S: 8	H: 2 LOB: 1 BB: 1 P: 14	R: 0 E: 0 K: 1 S: 4	H: 0 LOB: 0 BB: 0 P: 8	R: 1 E: 0 K: 0 S: 5	H: 2 LOB: 2 BB: 1 P: 10	R: 2 E: 0 K: 1 S: 8	H: 3 LOB: 1 BB: 0 P: 8	R: 0 E: 0 K: 1 S: 6	H: 1 LOB: 2 BB: 1 P: 10	1B: 8 2B: 2 3B: 0 HR: 1	SF: 0 SAC: 0 DP: 3 HBP: 0	WP: 1 PB: 1 SB: 0 CS: 0	PA: 40
PITCHER	IP WLS BF H R ER SO BB IBB HBP BLK WP HR S P ERA WHIP	54 Ervin Santana, R (1.1) 27 Brandon Kintzler, R (3.1) 55 Taylor Rogers, L (4.1) 59 Michael Tonkin, R (5.1) 58 Justin Haley, R (6.1)	2.0 W 7 2 0 0 2 0 0 0 0 0 0 0 4 12 0.00 1.000	1.0 4 1 1 1 0 1 0 0 0 0 0 0 1 8 14 18.00 3.000	1.0 6 2 2 2 1 1 0 0 0 0 0 0 4 8 0.00 1.000	1.0 3 0 0 0 1 1 0 0 0 0 0 0 5 5 0.00 0.000	23 Nick Tevesch, R (7.1) 81 Raul Fernandez, R (8.1) 62 Buddy Bosher, L (9.1)	1.0 6 2 1 1 0 1 0 0 0 0 0 0 5 10 9.00 3.000	1.0 6 3 2 2 1 0 0 0 0 0 0 0 8 8 18.00 3.000	1.0 S 5 1 0 0 1 1 0 0 0 0 0 0 6 10 0.00 2.000										

Batter	1	2	3	4	5	6	7	8	9	AB	R	H	RBI	BB	SO	LOB	BOTTOM	
8 Drew Stubbs, R (1.7) 50 Ben Paulsen, L (6.7) OBP: 0.667, SLG: 1.250	52 HR BB	39 G3	39 1B	36 2B	1B	F7				1	2	1	1	2	0	0	Miami Marlins @ Minnesota Twins CenturyLink Sports Complex, Fort Myers, FL Mon Feb 27 2017, 1:05 PM - 4:23 PM EST Att: 4,294 - Sunny - 82 F	
39 Danny Santana, S (1.8) 66 Zack Granite, L (6.8) OBP: 0.429, SLG: 0.429	G3					L9				3	1	1	2	0	0	3		
36 Robbie Grossman, S (1.10) 12 John Ryan Murphy, R (7,PH) (8.10)	F7									3	0	1	2	0	1	1		
52 ByungHo Park, R (1.3) 78 Dan Rohlfing, R (6.3)										3	1	1	2	0	1	1		
21 Jason Castro, L (1.2) 43 Mitch Garver, R (6.2)	F7									3	0	0	0	0	1	1		
5 Eduardo Escobar, S (1.5) 71 Niko Goodrum, S (6.5)										3	0	0	0	0	0	0		
24 JB Shuck, L (1.9) 73 Daniel Palka, L (6.9)										3	2	1	0	0	0	1		
30 Tommy Field, R (1.4) 83 Nick Gordon, L (6.4) OBP: 0.333, SLG: 0.333										3	1	1	0	0	0	1		
16 Ehire Adrianza, S (1.6) 68 Bengie González, S (6.6) OBP: 0.200, SLG: 0.200										2	1	1	1	0	0	3		
										2	0	1	0	0	0	0		
Inning Stats	R: 2 E: 0 K: 0 S: 6	H: 1 LOB: 0 BB: 1 P: 10	R: 5 E: 1 K: 2 S: 12	H: 4 LOB: 1 BB: 1 P: 16	R: 1 E: 1 K: 0 S: 6	H: 2 LOB: 2 BB: 0 P: 6	R: 0 E: 0 K: 1 S: 5	H: 0 LOB: 0 BB: 0 P: 5	R: 0 E: 0 K: 0 S: 3	H: 1 LOB: 0 BB: 0 P: 4	R: 0 E: 0 K: 1 S: 5	H: 0 LOB: 3 BB: 3 P: 17	R: 1 E: 1 K: 0 S: 5	H: 1 LOB: 2 BB: 1 P: 10	1B: 7 2B: 1 3B: 0 HR: 1	SF: 0 SAC: 0 DP: 0 HBP: 0	WP: 1 PB: 0 SB: 0 CS: 1	PA: 41
PITCHER	IP WLS BF H R ER SO BB IBB HBP BLK WP HR S P ERA WHIP	62 José Ureña, R (1.1) 20 Justin Nicolino, L (2.1) 56 Caleb Threlbar, L (2.1) 57 Stephen Fife, R (3.1) 66 Justin Garcia, L (4.1) 76 Drew Peters, L (5.1) 71 Drew Steckenrider, R (6.1) 72 Tyson Guerrero, R (7.1)	1.0 L 5 1 2 2 0 1 0 0 0 0 0 0 6 10 18.00 2.000	0.1 7 4 5 4 0 1 0 0 0 0 0 0 6 10 108.00 15.000	0.2 2 0 0 0 2 0 0 0 0 0 0 0 6 6 0.00 0.000	1.0 6 2 1 0 0 0 0 0 0 0 0 0 6 6 0.00 2.000	1.0 3 0 0 0 1 0 0 0 0 0 0 0 5 5 0.00 0.000	1.0 3 0 0 0 0 0 0 0 0 0 0 0 3 3 0.00 0.000	1.0 3 1 0 0 0 0 0 0 0 0 0 0 3 4 0.00 1.000	0.2 5 0 0 0 1 3 0 0 0 0 0 4 16 0.00 4.500	74 Tyler Kinley, R (7.1) 63 Nick Maronde, L (8.1) 95 Andy Ballew, R (9.1)	0.1 1 0 0 0 0 0 0 0 0 0 0 0 1 0 0.00 0.000	0.2 5 1 1 0 0 1 0 0 0 0 0 4 9 0.00 3.000	0.1 1 0 0 0 0 0 0 0 0 0 0 0 1 1 0.00 0.000				

AB 36
R 6
H 11
RBI 6
BB 4
SO 7
LOB 19



AB 35
R 9
H 9
RBI 9
BB 6
SO 4
LOB 23



Batter	1	2	3	4	5	6	7	8	9	AB	R	H	RBI	BB	SO	LOB	TOP					
9 Dee Strange-Gordon, L (1, 10) OBP: 0.364, SLG: 0.800 85 Rodrigo Vigil, R (6, PH) (6, 10)										3	1	1	1	0	1	1						
14 Martín Prado, R (1, 5) OBP: 0.412, SLG: 0.487 87 Brian Anderson, R (5, PR) OBP: 0.385, SLG: 0.615										2	1	1	0	1	0	1						
32 Derek Dietrich, L (1, 4) OBP: 0.385, SLG: 0.200 55 Ryan Jackson, R (5, 4) OBP: 0.182, SLG: 0.273										3	0	0	0	0	1	2						
28 Tyler Moore, R (1, 7) OBP: 0.500, SLG: 1.000 52 Moisés Sierra, R (5, 7) OBP: 0.333, SLG: 0.333										3	1	1	0	0	0	2						
2 Brandon Barnes, R (1, 8) OBP: 0.143, SLG: 0.214 50 Matthew den Dekker, L (5, 8) OBP: 0.429, SLG: 0.462										3	2	2	1	0	0	0						
68 Destin Hood, R (1, 9) OBP: 0.357, SLG: 0.615 79 Isaac Galloway, R (5, 9) OBP: 0.500, SLG: 0.857										2	2	1	3	1	0	1						
19 Miguel Rojas, R (1, 3) OBP: 0.364, SLG: 0.300 88 Matt Juengel, R (5, 3) OBP: 0.364, SLG: 0.300									3	0	1	2	0	1	2							
78 JT Riddle, L (1, 6) OBP: 0.286, SLG: 0.385 77 Yefri Pérez, S (6, 6) OBP: 0.200, SLG: 0.154									3	0	0	0	0	1	1							
18 Tomás Telis, S (1, 2) OBP: 0.333, SLG: 0.273 80 Carlos Paulino, R (6, 2) OBP: 0.333, SLG: 0.273									2	0	0	0	1	1	0							
Inning Stats	R: 4 E: 1 K: 0 S: 8	H: 3 LOB: 1 BB: 1 P: 15	R: 0 E: 0 K: 0 S: 2	H: 0 LOB: 0 BB: 1 P: 7	R: 1 E: 0 K: 0 S: 5	H: 2 LOB: 1 BB: 0 P: 5	R: 0 E: 0 K: 2 S: 7	H: 0 LOB: 0 BB: 0 P: 7	R: 3 E: 0 K: 2 S: 10	H: 2 LOB: 1 BB: 1 P: 14	R: 0 E: 0 K: 1 S: 7	H: 0 LOB: 1 BB: 0 P: 7	R: 0 E: 0 K: 1 S: 7	H: 1 LOB: 1 BB: 0 P: 7	R: 0 E: 0 K: 1 S: 5	H: 0 LOB: 2 BB: 0 P: 13	R: 0 E: 0 K: 2 S: 8	H: 1 LOB: 1 BB: 0 P: 8	1B: 5 2B: 2 3B: 0 HR: 2	SF: 0 SAC: 0 DP: 1 HBP: 0	WP: 2 PB: 0 SB: 0 CS: 0	PA: 41
PITCHER	IP WLS BF H R ER SO BB IBB HBP BLK WP HR S P ERA WHIP	19 R.A. Dickey, R (1, 1) ERA: 5.4	3.0 L 16 5 5 2 0 2 2 0 0 0 0 2 1 15 27 6.00 2.333	53 Jim Johnson, R (4, 1) ERA:	1.0 3 0 0 0 2 0 0 0 0 0 0 7 7 0.00 0.000	46 Ian Krol, L (5, 1) ERA: 13.5	1.0 6 2 3 3 2 1 0 0 0 0 0 1 10 14 27.00 3.000	34 Eric O'Flaherty, L (6, 1) ERA:	1.0 3 0 0 0 2 0 0 0 0 0 0 7 7 0.00 0.000	66 Max Fried, L (7, 1) ERA:	2.0 9 1 0 0 2 2 0 0 0 0 0 0 12 20 0.00 1.500	PITCHER	IP WLS BF H R ER SO BB IBB HBP BLK WP HR S P ERA WHIP	62 Mauricio Cabrera, R (9, 1) ERA:	1.0 4 1 0 0 2 0 0 0 0 0 0 8 8 0.00 1.000							

Miami Marlins @ Atlanta Braves
Champion Stadium, Lake Buena Vista, FL
Sat Mar 04 2017, 1:08 PM - 4:48 PM EST
Att.: 5,549 - Sunny - 71 F

AB	36
R	8
H	9
RBI	7
BB	5
SO	10
LOB	18



Batter	1	2	3	4	5	6	7	8	9	AB	R	H	RBI	BB	SO	LOB	BOTTOM					
8 Jace Peterson, L (1, 8) OBP: 0.211, SLG: 0.118										5	0	1	0	1	1	4						
4 Brandon Phillips, R (1, 4) OBP: 0.357, SLG: 0.273 85 Sean Kazmar Jr., R (6, 4) OBP: 0.357, SLG: 0.273										2	0	1	1	0	0	1						
5 Freddie Freeman, L (1, 10) OBP: 0.529, SLG: 0.963 58 Jonathan Morales, R (7, PR) OBP: 1.000, SLG: 1.000										4	0	1	1	0	0	5						
27 Matt Kemp, R (1, 7) OBP: 0.500, SLG: 0.500										2	0	0	0	1	1							
22 Nick Markakis, L (1, 9) OBP: 0.308, SLG: 0.273 89 Ronald Acuña Jr., R (7, 9) OBP: 0.556, SLG: 0.776										3	0	1	0	0	0	1						
13 Adonis García, R (1, 5) OBP: 0.400, SLG: 0.467 99 Austin Riley, R (7, 5) OBP: 1.000, SLG: 1.500										3	0	1	0	0	1	3						
7 Dansby Swanson, R (1, 6) OBP: 0.529, SLG: 0.688 73 Braeden Schiehuber, R (9, PH) OBP: 0.529, SLG: 0.688										3	0	1	2	1	0	1						
25 Tyler Flowers, R (1, 2) OBP: 0.364, SLG: 0.125 20 Anthony Recker, R (7, 2) OBP: 0.455, SLG: 0.250										1	1	0	0	1	0	2						
16 Matt Tuiasosopo, R (1, 3) OBP: 0.250, SLG: 0.100										3	1	0	0	2	2	4						
Inning Stats	R: 0 E: 0 K: 0 S: 2	H: 0 LOB: 0 BB: 0 P: 3	R: 0 E: 0 K: 0 S: 3	H: 1 LOB: 2 BB: 2 P: 12	R: 0 E: 0 K: 0 S: 2	H: 0 LOB: 0 BB: 1 P: 6	R: 0 E: 0 K: 1 S: 6	H: 1 LOB: 1 BB: 0 P: 6	R: 1 E: 0 K: 1 S: 7	H: 2 LOB: 2 BB: 1 P: 11	R: 0 E: 0 K: 1 S: 6	H: 1 LOB: 1 BB: 0 P: 6	R: 5 E: 1 K: 2 S: 12	H: 3 LOB: 2 BB: 2 P: 20	R: 0 E: 0 K: 2 S: 8	H: 1 LOB: 2 BB: 1 P: 12	R: 0 E: 0 K: 1 S: 7	H: 2 LOB: 3 BB: 1 P: 11	1B: 9 2B: 2 3B: 0 HR: 0	SF: 0 SAC: 0 DP: 2 HBP: 1	WP: 1 PB: 0 SB: 1 CS: 1	PA: 46
PITCHER	IP WLS BF H R ER SO BB IBB HBP BLK WP HR S P ERA WHIP	48 Severino González, R (1, 1) ERA:	2.0 W 8 1 0 0 0 1 1 0 0 0 0 0 0 8 12 0.00 1.000	76 Dillon Peters, L (3, 1) ERA:	2.0 7 1 0 0 1 1 0 0 0 0 0 0 0 13 17 4.50 2.000	57 Stephen Fife, R (5, 1) ERA: 3.0	0.2 8 2 5 2 1 2 0 0 0 0 1 0 0 8 16 27.00 6.000	67 Jake Esch, R (7, 1) ERA: 13.5	1.0 H 6 2 0 0 2 1 0 0 0 0 0 0 9 13 0.00 3.000	PITCHER	IP WLS BF H R ER SO BB IBB HBP BLK WP HR S P ERA WHIP	30 Hunter Cervenko, L (8, 1) ERA:	1.1 S 7 2 0 0 0 1 0 0 0 0 0 0 8 12 0.00 1.000									

Miami Marlins @ Atlanta Braves
Champion Stadium, Lake Buena Vista, FL
Sat Mar 04 2017, 1:08 PM - 4:48 PM EST
Att.: 5,549 - Sunny - 71 F


AB	37
R	6
H	11
RBI	5
BB	8
SO	8
LOB	30



Batter	1	2	3	4	5	6	7	8	9	AB	R	H	RBI	BB	SO	LOB	TOP				
12 Juan Lagares, R OBP: 0.190, SLG: 0.105 75 Champ Stuart, R OBP: 0.294, SLG: 0.267										2	0	1	0	0	0	1					
30 Michael Conforto, L OBP: 0.435, SLG: 0.727 73 Travis Taijeron, R OBP: 0.294, SLG: 0.571										3	0	1	0	0	1	2					
18 Travis d'Amaud, R OBP: 0.450, SLG: 0.800 70 Tomás Nido, R OBP: 0.364, SLG: 0.300										3	1	1	1	0	0	2					
4 Wilmer Flores, R OBP: 0.250, SLG: 0.333 72 Phillip Evans, R OBP: 0.375, SLG: 0.813										3	0	0	0	0	0	1					
74 Dominic Smith, L OBP: 0.333, SLG: 0.211										4	1	1	1	1	2	1					
61 Amed Rosario, R OBP: 0.316, SLG: 0.368 85 L.J. Mazzilli, R OBP: 0.500, SLG: 2.000										3	0	1	0	0	0	0					
77 Luis Guillorme, L OBP: 0.389, SLG: 0.625										4	1	2	0	1	0	0					
15 Matt Reynolds, R OBP: 0.474, SLG: 0.308 83 Patrick Biondi, L OBP: 0.400, SLG: 0.375										3	0	0	0	0	1	3					
60 Wuilmer Becerra, R OBP: 0.364, SLG: 0.333 86 Gene Cone, L										2	0	1	0	1	1	0					
Inning Stats	R: 0 E: 0 K: 1 S: 5	H: 0 LOB: 1 BB: 0 P: 6	R: 0 E: 0 K: 1 S: 5	H: 0 LOB: 0 BB: 5	R: 0 E: 0 K: 0 S: 4	H: 1 LOB: 1 BB: 0 P: 5	R: 1 E: 0 K: 0 S: 5	H: 3 LOB: 2 BB: 1 P: 10	R: 0 E: 0 K: 1 S: 8	H: 2 LOB: 1 BB: 0 P: 8	R: 0 E: 0 K: 0 S: 3	H: 0 LOB: 1 BB: 1 P: 12	R: 6 E: 0 K: 0 S: 9	H: 6 LOB: 2 BB: 2 P: 19	R: 1 E: 1 K: 1 S: 12	H: 1 LOB: 3 BB: 2 P: 21	1B: 8 2B: 3 3B: 0 HR: 2	SF: 0 SAC: 0 DP: 1 HBP: 1	WP: 1 PB: 1 SB: 3 CS: 0	PA: 46	
PITCHER	IP WLS BF H R ER SO BB IBB HBP BLK WP HR S P ERA WHIP	3.1 0 14 2 1 1 2 0 0 0 0 0 0 0 0 0 0 2.70 0.900	4.1 0.2 3 2 0 0 0 0 0 0 0 0 0 0 0 0 0 0.00 3.000	5.1 1.0 4 2 0 0 1 0 0 0 0 0 0 0 0 0 0 0.00 2.000	6.1 2.0 7 0 0 0 1 1 0 0 0 0 0 0 0 0 0 0.00 0.500	8.1 0.1 L 7 5 6 5 0 1 0 0 0 0 0 1 6 11 135.00 18.000	8.1 0.2 4 1 0 0 0 1 0 0 0 0 0 0 0 0 0 0.00 3.000	9.1 0.2 6 1 1 0 1 2 0 0 0 0 0 0 0 0 0 0.00 4.500	9.1 0.1 1 0 0 0 0 0 0 0 0 0 0 0 0 0 0 0 0.00 0.000												

New York Mets @ Miami Marlins
Roger Dean Stadium, Jupiter, FL
Mon Mar 06 2017, 1:07 PM - 4:21 PM EST
Att: 3,399 - Partly Cloudy - 74 F


AB 39
R 8
H 13
RBI 7
BB 6
SO 5
LOB 23



Batter	1	2	3	4	5	6	7	8	9	AB	R	H	RBI	BB	SO	LOB	BOTTOM					
11 J.T. Realmuto, R OBP: 0.267, SLG: 0.214 37 Ramón Cabrera, S OBP: 0.444, SLG: 0.375										3	0	0	0	0	1	1						
28 Tyler Moore, R OBP: 0.412, SLG: 0.938 79 Isaac Galloway, R OBP: 0.500, SLG: 0.778										3	0	0	0	0	1	0						
27 Giancarlo Stanton, R OBP: 0.300, SLG: 0.412 52 Moisés Sierra, R OBP: 0.333, SLG: 0.333										3	1	2	1	0	0	0						
13 Marcell Ozuna, R OBP: 0.200, SLG: 0.400 77 Yefri Pérez, S OBP: 0.235, SLG: 0.143										2	0	0	0	0	0	1						
41 Justin Bour, L OBP: 0.222, SLG: 0.389 2 Brandon Barnes, R OBP: 0.125, SLG: 0.188										2	0	0	0	0	1	0						
68 Destin Hood, R OBP: 0.333, SLG: 0.529 50 Matthew den Dekker, L OBP: 0.389, SLG: 0.375										2	0	1	0	0	1	0						
32 Derek Dietrich, L OBP: 0.167 55 Ryan Jackson, R OBP: 0.214, SLG: 0.286										2	0	0	0	0	1	1						
87 Brian Anderson, R OBP: 0.400, SLG: 0.600 88 Matt Juengst, R OBP: 0.400, SLG: 0.385										2	0	1	0	0	0	0						
3 Adeiny Hechavarría, R OBP: 0.294, SLG: 0.471 76 JT Riddle, L OBP: 0.250, SLG: 0.333										2	0	1	0	0	0	2						
Inning Stats	R: 0 E: 0 K: 1 S: 6	H: 1 LOB: 1 BB: 0 P: 6	R: 0 E: 1 K: 0 S: 5	H: 2 LOB: 2 BB: 0 P: 5	R: 0 E: 0 K: 0 S: 3	H: 0 LOB: 0 BB: 0 P: 3	R: 0 E: 0 K: 2 S: 9	H: 0 LOB: 0 BB: 0 P: 12	R: 0 E: 0 K: 1 S: 6	H: 1 LOB: 1 BB: 0 P: 6	R: 1 E: 0 K: 2 S: 9	H: 1 LOB: 0 BB: 0 P: 12	R: 0 E: 0 K: 0 S: 3	H: 0 LOB: 1 BB: 1 P: 8	R: 1 E: 1 K: 1 S: 8	H: 3 LOB: 3 BB: 1 P: 12	R: 0 E: 0 K: 1 S: 10	H: 1 LOB: 1 BB: 0 P: 13	1B: 7 2B: 1 3B: 0 HR: 1	SF: 0 SAC: 0 DP: 0 HBP: 0	WP: 1 PB: 0 SB: 0 CS: 0	PA: 38
PITCHER	IP WLS BF H R ER SO BB IBB HBP BLK WP HR S P ERA WHIP	2.0 0 9 3 0 0 0 0 0 0 0 0 0 0 0 0 0.00 1.500	3.1 1.0 3 0 0 0 0 0 0 0 0 0 0 0 0 0 0.00 0.000	4.1 1.0 H 3 0 0 0 2 0 0 0 0 0 0 0 0 0 0.00 0.000	5.1 1.0 H 4 1 0 0 1 0 0 0 0 0 0 0 0 0 0 0.00 1.000	6.1 1.0 B 4 1 1 1 2 0 0 0 0 0 0 1 9 12 9.00 1.000	7.1 1.0 W 4 0 0 0 0 0 0 0 0 0 0 0 0 0 0 0.00 1.000	8.1 1.0 7 3 1 1 1 1 0 0 0 0 0 0 0 0 0 0.00 4.000	9.1 1.0 4 1 0 0 1 0 0 0 0 0 0 0 0 0 0 0.00 1.000													

New York Mets @ Miami Marlins
Roger Dean Stadium, Jupiter, FL
Mon Mar 06 2017, 1:07 PM - 4:21 PM EST
Att: 3,399 - Partly Cloudy - 74 F

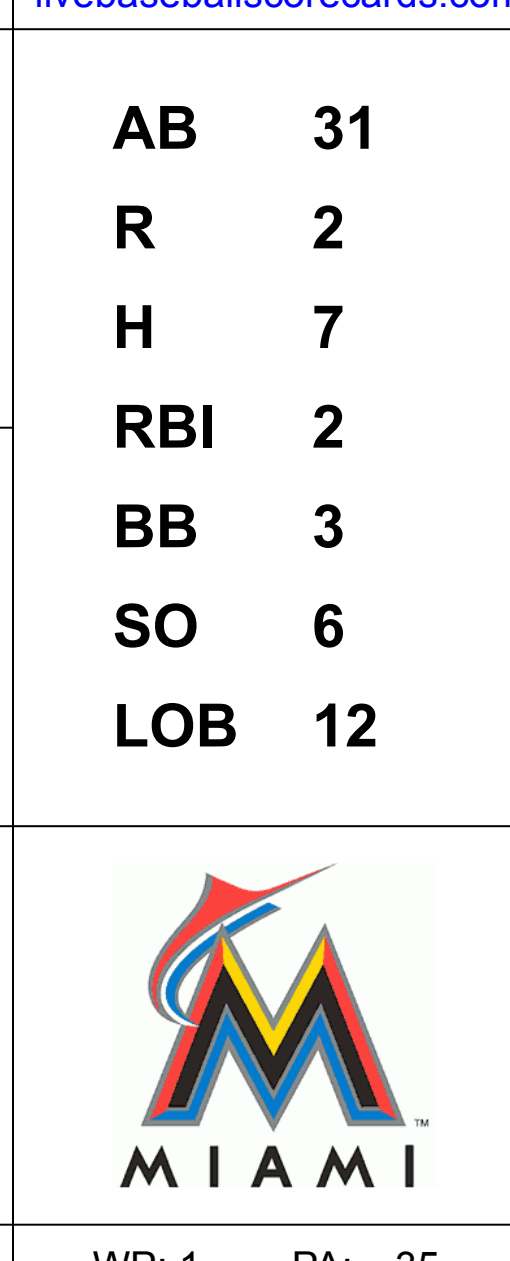
AB 36
R 2
H 9
RBI 2
BB 2
SO 8
LOB 18



Batter	1	2	3	4	5	6	7	8	9	AB	R	H	RBI	BB	SO	LOB	TOP								
25 Byron Buxton, R OBP: 0.300, SLG: 0.389 73 Daniel Palka, L (7, PH) (7, 9)										3	0	0	0	0	2	1	Minnesota Twins @ Miami Marlins Roger Dean Stadium, Jupiter, FL Fri Mar 10 2017, 1:08 PM - 3:45 PM EST Att: 2,551 - Partly Cloudy - 81 F								
8 Drew Stubbs, R OBP: 0.333, SLG: 0.471 83 Nick Gordon, L OBP: 0.333, SLG: 0.333 (1, 10) (9, PH) (9, 10)										3	0	1	1	1	1	0									
36 Robbie Grossman, S OBP: 0.286, SLG: 0.368 78 Dan Rohlfing, R OBP: 0.333, SLG: 0.571 (1, 7) (6, 7)										3	0	1	0	0	1	0									
52 ByungHo Park, R OBP: 0.429, SLG: 0.944 43 Mitch Garver, R OBP: 0.400, SLG: 0.375 (1, 3) (6, 3)										3	1	1	1	0	1	2									
26 Max Kepler, L OBP: 0.143, SLG: 0.200 (1, 9) (7, 8)										4	1	0	0	1	1	2									
11 Jorge Polanco, S OBP: 0.150, SLG: 0.350 (1, 6)										4	0	0	0	0	0	1									
5 Eduardo Escobar, S OBP: 0.261, SLG: 0.190 (1, 5) (7, 4)										3	1	2	1	0	0	0									
12 John Ryan Murphy, R OBP: 0.400, SLG: 0.500 70 Eddy Rodriguez, R (1, 2) (7, 2)										2	2	1	1	1	0	1									
30 Tommy Field, R OBP: 0.333, SLG: 0.389 71 Niko Goodrum, S OBP: 0.444, SLG: 0.375 (1, 4) (7, PH) (7, 5)										1	0	0	0	1	0	0									
										1	1	1	0	1	0	0									
Inning Stats	R: 0 E: 0 K: 3 S: 11	H: 2 LOB: 2 BB: 0 P: 11	R: 1 E: 0 K: 0 S: 6	H: 1 LOB: 1 BB: 1 P: 10	R: 1 E: 0 K: 0 S: 5	H: 1 LOB: 0 BB: 0 P: 8	R: 0 E: 0 K: 0 S: 6	H: 1 LOB: 0 BB: 0 P: 6	R: 0 E: 0 K: 2 S: 7	H: 0 LOB: 0 BB: 0 P: 7	R: 0 E: 0 K: 1 S: 5	H: 0 LOB: 0 BB: 0 P: 5	R: 2 E: 0 K: 0 S: 9	H: 0 LOB: 2 BB: 4 P: 29	R: 1 E: 0 K: 2 S: 8	H: 1 LOB: 1 BB: 1 P: 14	R: 3 E: 0 K: 1 S: 11	H: 2 LOB: 0 BB: 1 P: 17	1B: 5 2B: 0 3B: 0 HR: 3	SF: 0 SAC: 0 DP: 1 HBP: 1	WP: 2 PB: 0 SB: 0 CS: 1	PA: 42			
PITCHER	IP	WLS	BF	H	R	ER	SO	BB	IBB	HBP	BLK	WP	HR	S	P	ERA	WHIP								
54 Wei-Yin Chen, L ERA: 3.0 35 David Phelps, R ERA: 2.25 22 Dustin McGowan, R ERA: 6.75 46 Kyle Barraclough, R ERA: 6.0 44 AJ Ramos, R ERA: 12.0	3.0	L	14	4	2	2	3	1	0	0	0	0	2	22	29	6.00	1.667								
64 Nick Wittgren, R ERA: 9.0	1.0		6	2	3	3	1	1	0	0	0	0	1	11	17	27.00	3.000								

Batter	1	2	3	4	5	6	7	8	9	AB	R	H	RBI	BB	SO	LOB	BOTTOM								
9 Dee Strange-Gordon, L OBP: 0.182, SLG: 0.381 77 Yefri Perez, S OBP: 0.250, SLG: 0.176 (1, 4) (7, 4)										3	0	0	0	0	1	1	Minnesota Twins @ Miami Marlins Roger Dean Stadium, Jupiter, FL Fri Mar 10 2017, 1:08 PM - 3:45 PM EST Att: 2,551 - Partly Cloudy - 81 F								
51 Ichiro Suzuki, L OBP: 0.182, SLG: 0.100 28 Tyler Moore, R OBP: 0.368, SLG: 0.833 (1, 10) (8, PH) (9, 10)										3	1	1	0	0	0	1									
11 J.T. Realmuto, R OBP: 0.381, SLG: 0.333 55 Ryan Jackson, R OBP: 0.267, SLG: 0.333 18 Tomás Telis, S OBP: 0.375, SLG: 0.231 (1, 2) (6, PR) (7, 2)										1	0	1	0	2	0	0									
41 Justin Bour, L OBP: 0.192, SLG: 0.308 2 Brandon Barnes, R OBP: 0.150, SLG: 0.158 (1, 3) (7, 3)										3	0	0	1	0	1	3									
13 Marcell Ozuna, R OBP: 0.217, SLG: 0.348 52 Moisés Sierra, R OBP: 0.368, SLG: 0.421 (1, 9) (8, 9)										3	0	1	0	0	0	1									
32 Derek Dietrich, L OBP: 0.300, SLG: 0.235 68 Destin Hood, R OBP: 0.348, SLG: 0.524 (1, 7) (8, 7)										3	0	0	0	0	1	1									
19 Miguel Rojas, R OBP: 0.353, SLG: 0.813 87 Brian Anderson, R OBP: 0.421, SLG: 0.789 (1, 5) (8, 5)										3	0	1	0	0	0	0									
50 Matthew den Dekker, L OBP: 0.292, SLG: 0.273 79 Isaac Galloway, R OBP: 0.357, SLG: 0.538 (1, 8) (8, 8)										2	0	0	0	0	0	0									
3 Adeiny Hechavarria, R OBP: 0.333, SLG: 0.476 78 JT Riddle, L OBP: 0.300, SLG: 0.444 (1, 6) (8, 6)										2	0	1	0	0	0	0									
										0	0	0	0	1	0	0									
Inning Stats	R: 1 E: 0 K: 0 S: 5	H: 2 LOB: 1 BB: 0 P: 5	R: 0 E: 0 K: 1 S: 5	H: 0 LOB: 0 BB: 0 P: 5	R: 0 E: 0 K: 1 S: 6	H: 1 LOB: 0 BB: 0 P: 7	R: 0 E: 0 K: 0 S: 3	H: 1 LOB: 1 BB: 1 P: 7	R: 0 E: 0 K: 1 S: 5	H: 0 LOB: 0 BB: 0 P: 3	R: 0 E: 0 K: 1 S: 3	H: 0 LOB: 0 BB: 0 P: 3	R: 0 E: 0 K: 2 S: 8	H: 1 LOB: 3 BB: 1 P: 13	R: 1 E: 0 K: 1 S: 7	H: 1 LOB: 0 BB: 0 P: 7	1B: 4 2B: 2 3B: 0 HR: 1	SF: 0 SAC: 0 DP: 1 HBP: 1	WP: 1 PB: 0 SB: 0 CS: 0	PA: 35					
PITCHER	IP	WLS	BF	H	R	ER	SO	BB	IBB	HBP	BLK	WP	HR	S	P	ERA	WHIP								
21 Tyler Duffey, R ERA: 6.75 49 Adalberto Mejia, L ERA: 1.35 58 Justin Haley, R ERA: 4.05 60 JT Chargois, R ERA: 9.0	3.0	W	11	3	0	0	1	2	0	0	0	0	0	11	19	0.00	1.333								
	2.0	H	9	1	0	0	2	1	0	1	0	0	0	11	16	0.00	1.000								
	1.0		4	1	1	1	1	0	0	0	0	0	1	7	7	9.00	1.000								

AB	33
R	8
H	8
RBI	8
BB	7
SO	9
LOB	13



Batter	1	2	3	4	5	6	7	8	9	AB	R	H	RBI	BB	SO	LOB	TOP					
15 Matt Reynolds, R (1,6) 98 Colby Woodmansee, R (6,6)	F9		L3		L3		K			3	0	0	0	0	0	2						
30 Michael Conforto, L (1,8) 83 John Mora, L (6,8)	F7		2B			P6		73 G4-3 72 G5-3		3	0	1	0	0	0	0						
52 Yoenis Cespedes, R (1,7) 73 Travis Tajeron, R (6,9)	F7		K			F7		G4-3		3	0	0	0	0	1	1						
19 Jay Bruce, L (1,10) 72 Phillip Evans, R (8,PH) (8,10)		G5-3		G4-3		K		G5-3		3	0	0	0	0	1	0						
4 Wilmer Flores, R (1,3) 74 Dominic Smith, L (6,3)		1B		F9				G3		2	0	1	0	0	0	0						
18 Travis d'Arnaud, R (1,2) 91 Colton Plaia, R (7,2)		G3		G6-3				2B		2	0	0	0	1	0	1						
97 Tim Tebow, L (1,9) 95 Kevin Kaczmarski, L (7,7)		1B		1B				G3-1		3	0	2	0	0	0	2						
85 L.J. Mazzilli, R (1,5)	FC4			FC5-4				G1-3		4	0	0	0	0	0	6						
77 Luis Guillorme, L (1,4) 92 David Thompson, R (9,PH)	F7			1B				F7		3	0	2	1	0	0	0						
Inning Stats	R: 0 E: 0 K: 0 S: 3	H: 0 LOB: 0 BB: 0 P: 3	R: 0 E: 0 K: 0 S: 5	H: 2 LOB: 2 BB: 0 P: 5	R: 0 E: 0 K: 1 S: 6	H: 1 LOB: 1 BB: 0 P: 6	R: 0 E: 0 K: 0 S: 3	H: 0 LOB: 0 BB: 0 P: 3	R: 0 E: 0 K: 0 S: 4	H: 2 LOB: 1 BB: 0 P: 4	R: 0 E: 0 K: 1 S: 5	H: 0 LOB: 0 BB: 0 P: 5	R: 1 E: 0 K: 1 S: 6	H: 1 LOB: 2 BB: 2 P: 14	R: 1 E: 0 K: 0 S: 4	H: 1 LOB: 0 BB: 0 P: 4	R: 0 E: 0 K: 1 S: 6	H: 1 LOB: 1 BB: 0 P: 6	1B: 5 2B: 4 3B: 0 HR: 0	SF: 0 SAC: 0 DP: 1 HBP: 0	WP: 0 PB: 0 SB: 0 CS: 0	PA: 36
PITCHER	IP WLS BF H R ER SO BB IBB HBP BLK WP HR S P ERA WHIP																					
20 Justin Nicolino, L (1,1) 57 Stephen Fife, R (4,1) 76 Dillon Peters, L (7,1)	3.0 W 12 3 0 0 1 0 0 0 0 0 0 0 14 14 0.00 1.000																					
20 Justin Nicolino, L (1,1) 57 Stephen Fife, R (4,1) 76 Dillon Peters, L (7,1)	3.0 H 10 2 0 0 1 0 0 0 0 0 0 0 12 12 0.00 0.667																					
20 Justin Nicolino, L (1,1) 57 Stephen Fife, R (4,1) 76 Dillon Peters, L (7,1)	3.0 S 14 3 2 2 2 2 0 0 0 0 0 0 16 24 6.00 1.667																					

New York Mets @ Miami Marlins
Roger Dean Stadium, Jupiter, FL
Wed Mar 15 2017, 1:11 PM - 4:19 PM EDT
Att: 4,413 - Sunny - 62 F

AB	34
R	2
H	8
RBI	2
BB	2
SO	4
LOB	17



Batter	1	2	3	4	5	6	7	8	9	AB	R	H	RBI	BB	SO	LOB	BOTTOM			
9 Dee Strange-Gordon, L (1,4) 55 Ryan Jackson, R (6,4)	51 G4-3 11 SF8	F8		G3-1		68 BB 19 1B		2B		3	1	1	0	0	0	1				
51 Ichiro Suzuki, L (1,9) 68 Destin Hood, R (6,9)	G4-3		K		32 BB 41 BB	19 BB		L8		3	0	1	0	0	1	1				
11 J.T. Realmuto, R (1,10) 2 Brandon Barnes, R (6,PH) (7,10)	SF8		1B		L9	K		L5		2	0	1	1	0	0	1				
41 Justin Bour, L (1,3) 19 Miguel Rojas, R (6,PR) (6,3)	1B		P5		32 BB	1B		1B		2	0	1	0	1	0	1				
13 Marcell Ozuna, R (1,7) 52 Moises Sierra, R (6,7)	K		K		F8			78 FC4-6		3	0	0	0	0	2	4				
32 Derek Dietrich, L (1,5) 87 Brian Anderson, R (6,PR) (6,5)	3 E 50 SF9		50 2B		3 E 50 2B	1B		K		1	2	1	0	2	0	0				
3 Adeiny Hechavarria, R (1,6) 78 JT Riddle, L (6,6)	E1		E6		K			FC4-6		3	1	0	0	0	1	5				
50 Matthew den Dekker, L (1,8) 77 Yefri Pérez, S (7,8)	SF9		1B		K			F9		2	0	1	3	0	1	0				
18 Tomás Telis, S (1,2) 80 Carlos Paulino, R (7,2)	F7		K		19 1B			G4-3		3	1	1	0	0	1	1				
Inning Stats	R: 1 E: 0 K: 1 S: 7	H: 2 LOB: 1 BB: 0 P: 7	R: 1 E: 1 K: 0 S: 4	H: 0 LOB: 1 BB: 1 P: 8	R: 0 E: 0 K: 2 S: 8	H: 1 LOB: 0 BB: 0 P: 8	R: 2 E: 1 K: 1 S: 7	H: 2 LOB: 0 BB: 0 P: 7	R: 0 E: 0 K: 1 S: 6	H: 1 LOB: 3 BB: 2 P: 14	R: 2 E: 0 K: 2 S: 8	H: 2 LOB: 2 BB: 2 P: 16	R: 0 E: 0 K: 1 S: 6	H: 1 LOB: 1 BB: 0 P: 6	R: 0 E: 0 K: 0 S: 4	H: 1 LOB: 1 BB: 0 P: 4	1B: 5 2B: 4 3B: 1 HR: 0	SF: 2 SAC: 0 DP: 0 HBP: 0	WP: 0 PB: 0 SB: 0 CS: 0	PA: 39
PITCHER	IP WLS BF H R ER SO BB IBB HBP BLK WP HR S P ERA WHIP																			
33 Matt Harvey, R (1,1) 62 Erik Goeddel, R (4,1) 50 Rafael Montero, R (5,1) 93 Tim Peterson, R (6,1) 79 Paul Sewald, R (8,1)	0.2 L 2 0 0 0 1 0 0 0 0 0 0 0 4 4 0.00 0.000																			
33 Matt Harvey, R (1,1) 62 Erik Goeddel, R (4,1) 50 Rafael Montero, R (5,1) 93 Tim Peterson, R (6,1) 79 Paul Sewald, R (8,1)	1.2 11 2 2 2 3 4 0 0 0 0 0 0 13 29 10.80 3.600																			
33 Matt Harvey, R (1,1) 62 Erik Goeddel, R (4,1) 50 Rafael Montero, R (5,1) 93 Tim Peterson, R (6,1) 79 Paul Sewald, R (8,1)	1.1 5 2 0 0 1 0 0 0 0 0 0 0 7 7 0.00 1.500																			
33 Matt Harvey, R (1,1) 62 Erik Goeddel, R (4,1) 50 Rafael Montero, R (5,1) 93 Tim Peterson, R (6,1) 79 Paul Sewald, R (8,1)	1.0 4 1 0 0 0 0 0 0 0 0 0 0 4 4 0.00 1.000																			

New York Mets @ Miami Marlins
Roger Dean Stadium, Jupiter, FL
Wed Mar 15 2017, 1:11 PM - 4:19 PM EDT
Att: 4,413 - Sunny - 62 F

AB	32
R	6
H	10
RBI	6
BB	5
SO	8
LOB	22



Batter	1	2	3	4	5	6	7	8	9	AB	R	H	RBI	BB	SO	LOB	TOP								
50 Matthew den Dekker, L (1.9) OBP: 0.289, SLG: 0.471 52 Moisés Sierra, R (6.9) OBP: 0.464, SLG: 0.577	G3		P4		F9		HR		F8	3	0	0	0	0	0	1									
19 Miguel Rojas, R (1.6) OBP: 0.446, SLG: 0.734 95 KC Sierra, R (6.9) OBP: 0.464, SLG: 0.577	1B		1B		1B	28 1B 32 HBP 68 1B	BB		K	3	0	3	0	0	0	0									
64 Nick Wittgren, R (7.1) OBP: 0.394, SLG: 0.613 91 Avery Romero, R (9.1) OBP: 0.414, SLG: 0.490	G3		K		K	68 1B 2 G6-4-3	G2-3		2B	2	0	0	0	0	1	2									
28 Tyler Moore, R (1.3) OBP: 0.364, SLG: 0.633 88 Matt Juengel, R (6.3) OBP: 0.414, SLG: 0.490	F9		K		K	2 G6-4-3 68 1B	1B		G6-3	3	0	1	0	0	1	1									
68 Destin Hood, R (1.7) OBP: 0.317, SLG: 0.444 90 Austin Dean, R (6.7) OBP: 0.317, SLG: 0.444	F9		F9		F9	2 G6-4-3	1B		BB	3	0	1	1	0	0	0									
2 Brandon Barnes, R (1.8) OBP: 0.188, SLG: 0.200 48 Severino González, R (6.1) OBP: 0.370, SLG: 0.417	1B		L8		L8	1-2 2-3 3-H	G6-4-3		1B	3	0	1	0	0	0	2									
37 Ramón Cabrera, S (1.2) OBP: 0.370, SLG: 0.417 18 Tomás Telis, S (7.2) OBP: 0.370, SLG: 0.417	G3-1		P5		P5	1-2 2-3 3-H	G4-3		1B	3	0	0	0	0	0	3									
55 Ryan Jackson, R (1.4) OBP: 0.320, SLG: 0.348 91 Justin Twine, R (7.4) OBP: 0.320, SLG: 0.348	K		K		K	58 FC2-6	1B		K	3	0	1	0	0	1	1									
58 Dan Straily, R (1.1) OBP: 0.304, SLG: 0.381 79 Isaac Galloway, R (6.8) OBP: 0.304, SLG: 0.381	K		K		K	1-2	FC2-6		G5-3	2	0	0	0	0	1	2									
Inning Stats	R: 0 H: 1 E: 0 K: 0 S: 5	H: 1 LOB: 1 BB: 0 P: 5	R: 0 H: 1 E: 0 K: 1 S: 6	H: 1 LOB: 1 BB: 0 P: 6	R: 0 H: 1 E: 0 K: 2 S: 8	H: 1 LOB: 1 BB: 0 P: 9	R: 0 H: 0 E: 0 K: 1 S: 5	H: 0 LOB: 0 BB: 0 P: 5	R: 0 H: 1 E: 0 K: 0 S: 4	H: 1 LOB: 1 BB: 0 P: 4	R: 2 H: 3 E: 0 K: 0 S: 5	H: 3 LOB: 2 BB: 0 P: 6	R: 1 H: 1 E: 0 K: 1 S: 6	H: 1 LOB: 1 BB: 1 P: 10	R: 1 H: 2 E: 0 K: 1 S: 7	H: 2 LOB: 2 BB: 1 P: 11	R: 0 H: 1 E: 0 K: 2 S: 8	H: 1 LOB: 1 BB: 0 P: 8	1B: 9 2B: 1 3B: 0 HR: 1	SF: 0 SAC: 0 DP: 1 HBP: 1	WP: 0 PB: 0 SB: 1 CS: 1	PA: 40			
PITCHER	IP	WLS	BF	H	R	ER	SO	BB	IBB	HBP	BLK	WP	HR	S	P	ERA	WHIP								
35 Justin Verlander, R (1.1) ERA: 2.16	5.0		19	4	0	0	4	0	0	0	0	0	0	28	29	0.00	0.800								
30 Alex Wilson, R (6.1) ERA: 9.45	1.0	B	6	3	2	2	0	0	0	1	0	0	0	5	6	18.00	3.000								
38 Justin Wilson, L (7.1) ERA: 8.31	1.0		5	1	1	1	1	1	0	0	0	0	1	6	10	9.00	2.000								
21 Mark Lowe, R (8.1) ERA: 5.4	1.0		6	2	1	1	1	1	0	0	0	0	0	7	11	9.00	3.000								
81 William Cuevas, R (9.1) ERA:	1.0	W	4	1	0	0	2	0	0	0	0	0	0	8	8	0.00	1.000								

Miami Marlins @ Detroit Tigers
Publix Field at Joker Marchant Stadium, Lakeland, FL
Sat Mar 18 2017, 1:09 PM - 4:00 PM EDT
Att: 6,503 - Sunny - 76 F

AB 37
R 4
H 11
RBI 3
BB 2
SO 8
LOB 17



Batter	1	2	3	4	5	6	7	8	9	AB	R	H	RBI	BB	SO	LOB	BOTTOM								
4 Omar Infante, R (1.4) OBP: 0.353, SLG: 0.485 95 Kody Eaves, L (7.4) OBP: 0.500, SLG: 0.333	2B		G6-3		G6-3	G1-3	BB			3	0	1	0	0	0	0									
17 Andrew Romine, S (1.5) OBP: 0.304, SLG: 0.545 72 Michael Almanzar, R (7.5) OBP: 0.304, SLG: 0.545	K		K		G4-3	K	8 1B		K	3	1	1	0	0	1	1									
28 J.D. Martinez, R (1.9) OBP: 0.275, SLG: 0.459 14 Alex Presley, L (1.1) OBP: 0.476, SLG: 0.778	K		K		K	P6	HR		P6	0	0	0	0	0	0	0									
90 David Lough, L (8.9) OBP: 0.476, SLG: 0.778	K		K		K	P6	HR		P6	3	1	1	1	0	1	2									
8 Justin Upton, R (1.7) OBP: 0.304, SLG: 0.614 88 Jeff McVaney, R (7.7) OBP: 0.304, SLG: 0.614	G6-3		K		K	1B	HR		K	3	0	2	1	0	0	1									
84 Brett Pill, R (1.3) OBP: 0.156, SLG: 0.281 88 James Adduci, L (7.3) OBP: 0.156, SLG: 0.281	F9		K		F7	P4	HR		K	3	0	0	0	0	2										
15 Mikie Mahtook, R (1.8) OBP: 0.225, SLG: 0.270 OBP: 0.225, SLG: 0.270	K		K		K	P4	HR		L4	4	1	1	0	0	2										
34 James McCann, R (1.2) OBP: 0.324, SLG: 0.300 71 Avincent Perez, R (9.2) OBP: 0.324, SLG: 0.300	G3		K		K	G4-3	1B		E6	2	0	0	0	1	0	0									
55 John Hicks, R (1.10) OBP: 0.105, SLG: 0.158 OBP: 0.105, SLG: 0.158	K		K		K	G6-3	FC5		E6	4	1	1	1	0	1	2									
49 Dixon Machado, R (1.6) OBP: 0.326, SLG: 0.333 93 David Gonzalez, S (8.6) OBP: 1.000, SLG: 1.000	K		K		K	F8	G5-3		E4	3	0	0	0	0	1	2									
Inning Stats	R: 0 H: 1 E: 0 K: 2 S: 9	H: 0 LOB: 0 BB: 0 P: 5	R: 0 H: 0 E: 0 K: 1 S: 5	H: 0 LOB: 0 BB: 0 P: 5	R: 0 H: 0 E: 0 K: 2 S: 7	H: 0 LOB: 0 BB: 0 P: 7	R: 1 H: 2 E: 0 K: 1 S: 8	H: 2 LOB: 1 BB: 0 P: 9	R: 0 H: 0 E: 0 K: 0 S: 3	H: 0 LOB: 0 BB: 0 P: 3	R: 1 H: 2 E: 0 K: 0 S: 5	H: 2 LOB: 1 BB: 0 P: 5	R: 1 H: 1 E: 0 K: 1 S: 6	H: 1 LOB: 2 BB: 2 P: 14	R: 0 H: 0 E: 0 K: 1 S: 5	H: 0 LOB: 1 BB: 1 P: 9	R: 2 H: 2 E: 2 K: 0 S: 3	H: 2 LOB: 1 BB: 0 P: 3	1B: 3 2B: 2 3B: 2 HR: 1	SF: 0 SAC: 0 DP: 1 HBP: 0	WP: 0 PB: 0 SB: 0 CS: 0	PA: 36			
PITCHER	IP	WLS	BF	H	R	ER	SO	BB	IBB	HBP	BLK	WP	HR	S	P	ERA	WHIP								
58 Dan Straily, R (1.1) ERA: 5.97	5.0		18	3	1	1	6	0	0	0	0	0	0	8	16	5.40	3.000								
48 Severino González, R (6.1) ERA: 3.38	1.2	B	10	3	2	1	0	2	0	0	0	0	0	8	16	5.40	3.000								
64 Nick Wittgren, R (7.1) ERA: 5.68	1.1	H	5	0	0	0	2	1	0	0	0	0	0	8	12	0.00	0.750								
65 Kelvin Marte, L (9.1) ERA: 5.14	0.0	L	3	2	2	0	0	0	0	0	1	0	0	3	3	*	*								

Miami Marlins @ Detroit Tigers
Publix Field at Joker Marchant Stadium, Lakeland, FL
Sat Mar 18 2017, 1:09 PM - 4:00 PM EDT
Att: 6,503 - Sunny - 76 F

AB 33
R 5
H 8
RBI 3
BB 3
SO 8
LOB 15



Batter	1	2	3	4	5	6	7	8	9	AB	R	H	RBI	BB	SO	LOB	TOP																				
1 Wilmer Difo, S OBP: 0.400, SLG: 0.514 90 Adrián Sanchez, R OBP: 0.200, SLG: 0.400	F7	F8	F8			G6-3		L7		4	0	0	0	0	0	3																					
11 Ryan Zimmerman, R OBP: 0.375, SLG: 0.444 4 Jhonatan Solano, R OBP: 0.765, SLG: 1.067	25 BB 2B		1B	1B	1B	HR		G6-3		3	3	3	2	1	0	0																					
8 Brian Goodwin, L OBP: 0.296, SLG: 0.156 95 Caleb Ramsey, L OBP: 0.667, SLG: 0.500	E3		1B	K		G1-3		G5-3		4	2	1	0	0	1	2																					
6 Anthony Rendon, R OBP: 0.333, SLG: 0.485 18 Nefthali Soto, R OBP: 0.297, SLG: 0.400	K		1B	G5-4-3			K		4-0	4	1	1	1	0	2	3																					
14 Chris Heisey, R OBP: 0.407, SLG: 0.318 93 Joey Butler, R OBP: 1.000, SLG: 1.000	25 BB 2B		F7			K		E8		3	1	1	0	1	1	2																					
25 Clint Robinson, L OBP: 0.283, SLG: 0.206 19 Brandon Snyder, R OBP: 0.448, SLG: 0.565	1B		1B	K		K			4-0	3	1	1	3	1	2	1																					
32 Matt Wieters, S OBP: 0.167, SLG: 0.250 29 Pedro Severino, R OBP: 0.333, SLG: 0.300	K		K			F7		K		3	0	0	0	0	2	4																					
Rafael Bautista, R OBP: 0.333, SLG: 0.375 93 Zach Collier, L OBP: 0.500, SLG: 1.000			G5-3			11 HR 2B		K		2	0	1	2	0	0	0																					
16 Emmanuel Burriss, S OBP: 0.222, SLG: 0.240 5 Grant Green, R OBP: 0.265, SLG: 0.333	G4-3		1B			F7		K		3	0	1	1	0	0	1																					
Inning Stats	R: 3 E: 1 K: 2 S: 9	H: 1 LOB: 1 BB: 2 P: 18	R: 0 E: 0 K: 0 S: 3	H: 0 LOB: 0 BB: 0 P: 3	R: 4 E: 0 K: 1 S: 10	H: 5 LOB: 2 BB: 1 P: 14	R: 0 E: 0 K: 1 S: 5	H: 1 LOB: 0 BB: 0 P: 5	R: 0 E: 0 K: 2 S: 7	H: 0 LOB: 0 BB: 0 P: 7	R: 2 E: 0 K: 0 S: 6	H: 2 LOB: 0 BB: 0 P: 8	R: 0 E: 0 K: 3 S: 10	H: 1 LOB: 1 BB: 0 P: 10	R: 0 E: 0 K: 2 S: 7	H: 0 LOB: 0 BB: 0 P: 7	R: 1 E: 1 K: 1 S: 6	H: 1 LOB: 2 BB: 2 P: 14	1B: 7 2B: 3 3B: 0 HR: 1	SF: 0 SAC: 0 DP: 1 HBP: 0	WP: 0 PB: 0 SB: 0 CS: 0	PA: 43															
PITCHER	IP	WLS	BF	H	R	ER	SO	BB	IBB	HBP	BLK	WP	HR	S	P	ERA	WHIP	PITCHER	IP	WLS	BF	H	R	ER	SO	BB	IBB	HBP	BLK	WP	HR	S	P	ERA	WHIP		
61 Adam Conley, L ERA: 9.35	2.2	L	17	5	7	4	3	3	0	0	0	0	0	20	33	13.50	3.000																				
81 Tyler Higgins, R ERA: 2.7	1.1		5	2	0	0	1	0	0	0	0	0	0	7	7	0.00	1.500																				
40 Javy Guerra, R ERA: 9.0	2.0		8	2	2	2	2	0	0	0	0	0	1	13	15	9.00	1.000																				
82 Mike Kickham, L ERA:	2.0		7	1	0	0	5	0	0	0	0	0	0	17	17	0.00	0.500																				
95 Andy Bettre, R ERA:	1.0		6	1	1	0	1	2	0	0	0	0	0	6	14	0.00	3.000																				

Washington Nationals @ Miami Marlins
Roger Dean Stadium, Jupiter, FL
Sun Mar 19 2017, 1:10 PM - 4:18 PM EDT
Att: 3,438 - Partly Cloudy - 77 F

AB 38
R 10
H 11
RBI 9
BB 5
SO 12
LOB 19



Batter	1	2	3	4	5	6	7	8	9	AB	R	H	RBI	BB	SO	LOB	BOTTOM																				
19 Miguel Rojas, R OBP: 0.406, SLG: 0.633 85 Justin Bohn, R	G6-3	P2			K				F8	3	0	0	0	0	1	0																					
11 J.T. Realmuto, R OBP: 0.375, SLG: 0.333 18 Tomás Telis, S OBP: 0.379, SLG: 0.423	G4-3		G5-3		2B				F7	3	0	1	0	0	0	0																					
41 Justin Bour, L OBP: 0.333, SLG: 0.425 94 Dustin Geiger, R	32 BB 13 BB 68 1B		G4-3		L3				G3	3	1	1	0	0	0	1																					
13 Marcell Ozuna, R OBP: 0.333, SLG: 0.611 75 Kyle Barrett, L	32 BB 68 1B		G5-3			68 BB 55 G5-3			91 BB 2B	2	1	1	0	1	0	0																					
32 Derek Dietrich, L OBP: 0.425, SLG: 0.448 95 David Vidal, R	68 1B				F8	P5			F9	2	0	0	0	1	0	1																					
68 Destin Hood, R OBP: 0.384, SLG: 0.538 91 John Norwood, R OBP: 1.000, SLG: 2.000	55 FC6-4				2B				2B	3	0	3	2	0	0	0																					
55 Ryan Jackson, R OBP: 0.286, SLG: 0.308 89 Alex Yarbrough, S	FC6-4				K	G5-3			K	3	0	0	1	0	1	5																					
79 Isaac Galloway, R OBP: 0.192, SLG: 0.244 40 Javy Guerra, R OBP: 0.375, SLG: 0.444 82 Mike Kickham, L OBP: 0.283, SLG: 0.206 95 Zach Sullivan, R OBP: 0.265, SLG: 0.333 95 Andy Bettre, R			K		K	G1-3			F7	2	0	0	0	0	2	1																					
61 Adam Conley, L 81 Tyler Higgins, R 52 Moisés Sierra, R		G5-3			L4				G5-3	1	0	0	0	0	0	0																					
Inning Stats	R: 2 E: 0 K: 0 S: 6	H: 3 LOB: 2 BB: 1 P: 10	R: 0 E: 0 K: 1 S: 5	H: 0 LOB: 0 BB: 0 P: 8	R: 0 E: 0 K: 0 S: 3	H: 0 LOB: 0 BB: 0 P: 3	R: 0 E: 0 K: 2 S: 8	H: 1 LOB: 1 BB: 0 P: 8	R: 0 E: 0 K: 1 S: 6	H: 1 LOB: 1 BB: 1 P: 6	R: 1 E: 0 K: 0 S: 4	H: 1 LOB: 1 BB: 1 P: 8	R: 0 E: 0 K: 1 S: 6	H: 1 LOB: 1 BB: 0 P: 6	R: 1 E: 0 K: 1 S: 6	H: 1 LOB: 1 BB: 1 P: 10	R: 0 E: 0 K: 0 S: 6	H: 1 LOB: 1 BB: 0 P: 6	1B: 5 2B: 4 3B: 0 HR: 0	SF: 0 SAC: 0 DP: 0 HBP: 0	WP: 0 PB: 0 SB: 0 CS: 0	PA: 39															
PITCHER	IP	WLS	BF	H	R	ER	SO	BB	IBB	HBP	BLK	WP	HR	S	P	ERA	WHIP	PITCHER	IP	WLS	BF	H	R	ER	SO	BB	IBB	HBP	BLK	WP	HR	S	P	ERA	WHIP		
37 Stephen Strasburg, R ERA: 7.3	4.1	W	18	4	2	2	3	1	0	0	0	0	0	23	30	4.15	1.154																				
33 Matt Grace, L ERA: 3.0	1.0		5	1	1	1	1	1	0	0	0	0	0	6	10	9.00	2.000																				
27 Shawn Kelley, R ERA: 1.93	1.2		7	2	0	0	1	0	0	0	0	0	0	9	9	0.00	1.200																				
60 Braulio Lara, L ERA: 7.94	1.0		5	1	1	1	1	1	0	0	0	0	0	6	10	9.00	2.000																				
71 Matt Albers, R ERA:	1.0		4	1	0	0	0	0	0	0	0	0	0	6	6	0.00	1.000																				

Washington Nationals @ Miami Marlins
Roger Dean Stadium, Jupiter, FL
Sun Mar 19 2017, 1:10 PM - 4:18 PM EDT
Att: 3,438 - Partly Cloudy - 77 F

AB 35
R 4
H 9
RBI 4
BB 3
SO 6
LOB 15



Batter	1	2	3	4	5	6	7	8	9	AB	R	H	RBI	BB	SO	LOB	TOP			
4 George Springer, R (1, 8) 75 Jon Kemmer, L (8, 9) OBP: 0.245, SLG: 0.277 OBP: 0.469, SLG: 0.458	G5-3		1B			F9		F8		4	0	1	0	0	0	0				
9 Marvin Gonzalez, S (1, 6) 82 Mott Hyde, R (9, 4)	G4-3		1 SAFE D 2 SAFE 6 9	K		F7		G6-3		4	0	0	0	0	0	1				
27 Jose Altuve, R (1, 10) 72 Garrett Stubbs, L (9, PR) (9, 10)	G5-3			G6-3		B2-3		2B		4	0	1	0	0	0	0				
16 Brian McCann, L (1, 2) 30 Juan Centeno, L (6, 2) OBP: 0.343, SLG: 0.515 OBP: 0.174, SLG: 0.174		G6-3		F7		F7		F7		2	0	0	0	0	0	0				
10 Yuli Gurriel, R (1, 3) 86 Conrad Gregor, L (7, PR) (7, 3)	K			HR		2B		2B		3	1	2	1	0	1	0				
73 J.D. Davis, R (1, 5) OBP: 0.375, SLG: 0.353	G5-3			K		P4		K		4	0	0	0	0	2	4				
77 Derek Fisher, L (1, 7) OBP: 0.389, SLG: 0.483			HR			K		K		3	1	1	1	0	2	1				
6 Jake Marisnick, R (1, 9) (8, 8)			K			F9		K		3	0	0	0	0	2	0				
28 Reid Brignac, L (1, 4) 83 Jack Mayfield, R (8, 4) (9, 6)			K			F8		F9		3	0	0	0	0	1	0				
Inning Stats	R: 0 E: 0 K: 0 S: 3	H: 0 LOB: 0 BB: 0 P: 3	R: 0 E: 0 K: 1 S: 5	H: 0 LOB: 0 BB: 0 P: 5	R: 1 E: 0 K: 3 S: 11	H: 2 LOB: 1 BB: 0 P: 14	R: 1 E: 0 K: 1 S: 6	H: 1 LOB: 0 BB: 0 P: 7	R: 0 E: 0 K: 0 S: 5	H: 0 LOB: 0 BB: 0 P: 5	R: 0 E: 0 K: 1 S: 6	H: 1 LOB: 1 BB: 0 P: 6	R: 0 E: 0 K: 1 S: 5	H: 0 LOB: 0 BB: 0 P: 5	R: 0 E: 0 K: 1 S: 7	H: 2 LOB: 3 BB: 0 P: 7	1B: 2 2B: 2 3B: 0 HR: 2	SF: 0 SAC: 0 DP: 0 HBP: 0	WP: 0 PB: 0 SB: 1 CS: 0	PA: 33
PITCHER	IP WLS BF H R ER SO BB IBB HBP BLK WP HR S P ERA WHIP																			
54 Wei-Yin Chen, L (1, 1) ERA: 3.27	5.0 L 18 3 0 0 0 6 0 0 0 0 0 2 30 34 3.60 0.600																			
29 Brad Ziegler, R (6, 1) ERA: 9.0	1.0 3 0 0 0 0 0 0 0 0 0 0 0 3 3 0.00 0.000																			
44 AJ Ramos, R (7, 1) ERA: 4.5	1.0 4 1 0 0 0 1 0 0 0 0 0 0 6 6 0.00 1.000																			
46 Kyle Barraclough, R (8, 1) ERA: 4.5	1.0 3 0 0 0 0 1 0 0 0 0 0 0 5 5 0.00 0.000																			
65 Kelvin Marte, L (9, 1) ERA: 4.5	1.0 5 2 0 0 0 1 0 0 0 0 0 0 7 7 0.00 2.000																			

Houston Astros @ Miami Marlins
Roger Dean Stadium, Jupiter, FL
Tue Mar 21 2017, 1:09 PM - 3:48 PM EDT
Att: 2,775 - Partly Cloudy - 74 F

AB 33
R 2
H 6
RBI 2
BB 0
SO 9
LOB 7



Batter	1	2	3	4	5	6	7	8	9	AB	R	H	RBI	BB	SO	LOB	BOTTOM					
9 Dee Strange-Gordon, L (1, 4) 67 Ty Washington, R (6, 4) OBP: 0.289, SLG: 0.390 OBP: 0.333, SLG: 0.333	F8		B2-3		L8		K		G6-3	3	0	0	0	0	0	1						
51 Ichiro Suzuki, L (1, 7) 29 Brad Ziegler, R (6, 1) 44 AJ Ramos, R (7, 1)	G4-3		F7		2B		BB			3	0	1	0	0	0	0						
91 Peter Mooney, L (7, PH) (8, 6)	E9		K		K		K			3	0	0	0	0	2	2						
28 Tyler Moore, R (1, 3) 88 Matt Juengel, R (7, 3)			K		K		K			1	0	0	0	0	1	2						
32 Derek Dietrich, L (1, 5) 87 Brian Anderson, R (7, 5) OBP: 0.419, SLG: 0.438 OBP: 0.410, SLG: 0.676	F8			50 CS 1B		F9		K		3	0	1	0	0	0	1						
2 Brandon Barnes, R (1, 8) 79 Isaac Galloway, R (7, 8) OBP: 0.211, SLG: 0.286 OBP: 0.250, SLG: 0.308		G6-3		K		50 FC3-6 BB		F8		2	0	0	0	1	1	1						
50 Matthew den Dekker, L (1, 9) 68 Destin Hood, R (7, 9) OBP: 0.295, SLG: 0.600 OBP: 0.354, SLG: 0.500		K	37 CS	K		FC3-6		F9		3	0	0	0	0	2	2						
37 Ramón Cabrera, S (1, 2) 80 Carlos Paulino, R (7, 2) OBP: 0.304, SLG: 0.273 OBP: 0.250, SLG: 0.267	1 SAFE		55 1B 1-2		F9		F8			3	0	1	0	0	0	1						
55 Ryan Jackson, R (1, 6) 46 Kyle Barraclough, R (8, 1) 65 Kelvin Marte, R (9, 1) 94 Rehiner Cordova, R (9, PH)			1B					G4-3		3	1	2	0	0	0	0						
54 Wei-Yin Chen, R (1, 1) 96 Giovanni Alfonso, R (6, PH) 52 Moisés Sierra, R (6, 7) OBP: 0.500, SLG: 0.500 OBP: 0.444, SLG: 0.599			1B		51 2B 3H		91 BB 1B		G6-3	1	0	0	0	0	1	2						
Inning Stats	R: 0 E: 1 K: 0 S: 4	H: 2 LOB: 2 BB: 0 P: 4	R: 0 E: 0 K: 2 S: 9	H: 2 LOB: 0 BB: 0 P: 9	R: 0 E: 0 K: 1 S: 5	H: 0 LOB: 0 BB: 0 P: 5	R: 0 E: 0 K: 2 S: 7	H: 1 LOB: 1 BB: 0 P: 7	R: 0 E: 0 K: 1 S: 8	H: 3 LOB: 2 BB: 0 P: 8	R: 0 E: 0 K: 0 S: 3	H: 0 LOB: 1 BB: 1 P: 7	R: 0 E: 0 K: 2 S: 8	H: 1 LOB: 2 BB: 1 P: 12	R: 0 E: 0 K: 1 S: 5	H: 0 LOB: 0 BB: 0 P: 5	R: 0 E: 0 K: 1 S: 7	H: 0 LOB: 1 BB: 1 P: 14	1B: 5 2B: 2 3B: 1 HR: 0	SF: 0 SAC: 0 DP: 1 HBP: 0	WP: 2 PB: 0 SB: 0 CS: 2	PA: 37
PITCHER	IP WLS BF H R ER SO BB IBB HBP BLK WP HR S P ERA WHIP																					
54 Mike Fiers, R (1, 1) 51 James Hoyt, R (5, 1) ERA: 3.0	4.0 W 15 3 0 0 0 5 0 0 0 0 0 0 25 25 0.00 0.750																					
58 C.J. Riefenhauser, L (6, 1) ERA: 2.7	1.0 H 4 0 0 0 0 0 1 0 0 0 0 0 3 7 0.00 1.000																					
45 Michael Feliz, R (7, 1) ERA: 2.89	0.2 H 4 1 0 0 0 1 1 0 0 0 0 0 5 9 0.00 3.000																					
41 Brad Peacock, R (7, 1) ERA: 4.81	2.1 S 8 0 0 0 0 3 1 0 0 0 0 1 0 15 22 0.00 0.429																					

Houston Astros @ Miami Marlins
Roger Dean Stadium, Jupiter, FL
Tue Mar 21 2017, 1:09 PM - 3:48 PM EDT
Att: 2,775 - Partly Cloudy - 74 F

AB 34
R 1
H 7
RBI 1
BB 3
SO 10
LOB 16



Batter	1	2	3	4	5	6	7	8	9	AB	R	H	RBI	BB	SO	LOB	TOP			
1 Wilmer Difo, S (1, 6) OBP: 0.354, SLG: 0.455										4	0	1	0	0	0	1	Washington Nationals @ Miami Marlins Roger Dean Stadium, Jupiter, FL Fri Mar 24 2017, 7:12 PM - 9:55 PM EDT Att: 3,689 - Partly Cloudy - 75 F			
8 Brian Goodwin, L (1, 9) OBP: 0.220, SLG: 0.119										3	0	0	0	1	2	1				
26 Adam Lind, L (1, 3) OBP: 0.214, SLG: 0.225										4	0	0	0	0	0	3				
25 Clint Robinson, L (1, 10) OBP: 0.304, SLG: 0.288 4 Jhonatan Solano, R (9, PH) OBP: 0.250, SLG: 0.889										3	0	2	0	0	0	1				
10 Stephen Drew, L (1, 4) OBP: 0.273, SLG: 0.282										4	0	1	0	0	0	1				
14 Chris Heisey, R (1, 7) OBP: 0.324, SLG: 0.250										4	0	1	0	0	2	2				
16 Emmanuel Burriss, S (1, 5) OBP: 0.281, SLG: 0.310 5 Grant Green, R (6, 5) OBP: 0.257, SLG: 0.323										1	0	0	0	0	0	0				
59 Jose Lobaton, S (1, 2) OBP: 0.259, SLG: 0.250 29 Pedro Severino, R (7, PH) OBP: 0.333, SLG: 0.348										2	0	1	0	0	1	3				
93 Zach Collier, L (1, 8) OBP: 0.400, SLG: 0.600 68 Andrew Stevenson, L (6, 8) OBP: 0.355, SLG: 0.553										2	0	0	0	0	1	4				
										0	0	0	0	1	0	0				
Inning Stats	R: 0 E: 0 K: 1 S: 5	H: 0 LOB: 0 BB: 0 P: 6	R: 0 E: 1 K: 3 S: 12	H: 2 LOB: 3 BB: 0 P: 12	R: 0 E: 0 K: 1 S: 6	H: 1 LOB: 1 BB: 0 P: 6	R: 0 E: 0 K: 0 S: 3	H: 0 LOB: 0 BB: 0 P: 3	R: 0 E: 0 K: 0 S: 4	H: 1 LOB: 0 BB: 0 P: 4	R: 0 E: 0 K: 0 S: 3	H: 1 LOB: 0 BB: 0 P: 3	R: 0 E: 0 K: 0 S: 2	H: 0 LOB: 1 BB: 2 P: 10	R: 0 E: 0 K: 1 S: 5	H: 0 LOB: 0 BB: 0 P: 8	1B: 5 2B: 1 3B: 0 HR: 0	SF: 0 SAC: 0 DP: 3 HBP: 0	WP: 1 PB: 0 SB: 1 CS: 0	PA: 33
PITCHER	IP WLS BF H R ER SO BB IBB HBP BLK WP HR S P ERA WHIP																			
62 José Ureña, R (1, 1) ERA: 5.14	4.0 W 16 3 0 0 5 0 0 0 0 0 0 0 26 27 0.00 0.750																			
61 Adam Conley, L (5, 1) ERA: 6.94	3.0 H 10 3 0 0 0 0 0 0 0 0 0 0 10 10 0.00 1.000																			
49 Brian Ellington, R (8, 1) ERA: 5.0	1.0 H 4 0 0 0 0 2 0 0 0 0 1 0 2 10 0.00 2.000																			
30 Hunter Cervenko, L (9, 1) ERA: 4.32	1.0 S 3 0 0 0 1 0 0 0 0 0 0 0 5 8 0.00 0.000																			

AB	30
R	0
H	6
RBI	0
BB	2
SO	6
LOB	18



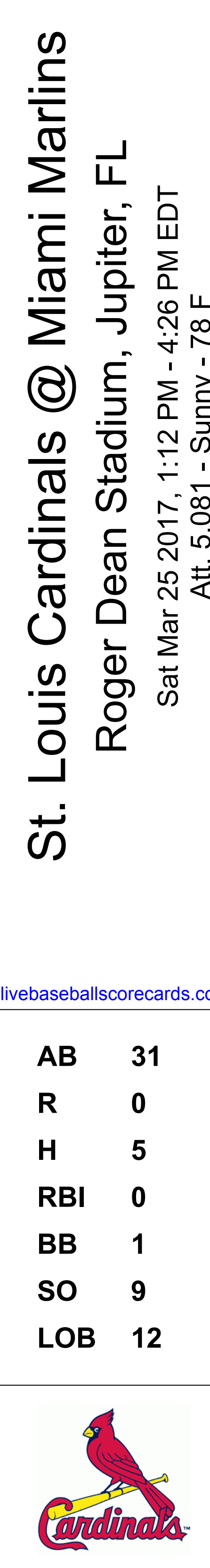
Batter	1	2	3	4	5	6	7	8	9	AB	R	H	RBI	BB	SO	LOB	BOTTOM			
9 Dee Strange-Gordon, L (1, 4) OBP: 0.308, SLG: 0.383 89 Alex Yarbrough, S (6, 4) OBP: 0.500, SLG: 0.500										2	0	0	0	1	1	0	Washington Nationals @ Miami Marlins Roger Dean Stadium, Jupiter, FL Fri Mar 24 2017, 7:12 PM - 9:55 PM EDT Att: 3,689 - Partly Cloudy - 75 F			
3 Adensy Hechavarria, R (1, 6) OBP: 0.300, SLG: 0.440 55 Ryan Jackson, R (7, 6) OBP: 0.316, SLG: 0.371										3	1	1	0	0	0	1				
41 Justin Bour, L (1, 3) OBP: 0.328, SLG: 0.380 94 Dustin Geiger, R (6, PR) OBP: 0.333, SLG: 0.333										2	0	0	0	1	1	1				
13 Marcell Ozuna, R (1, 7) OBP: 0.308, SLG: 0.555 71 Alex Glenn, L (7, 7)										3	0	0	0	0	0	2				
51 Ichiro Suzuki, L (1, 9) OBP: 0.297, SLG: 0.314 74 Rony Cabrera, R (8, 2)										3	1	2	1	0	1	0				
19 Miguel Rojas, R (1, 5) OBP: 0.429, SLG: 0.667 88 J.J. Gould, R (7, PR) (8, 5)										3	0	2	1	0	0	1				
50 Matthew den Dekker, L (1, 8) OBP: 0.294, SLG: 0.587 2 Brandon Barnes, R (7, 8) OBP: 0.227, SLG: 0.293										2	0	0	0	0	0	2				
80 Carlos Paulino, R (1, 2) OBP: 0.190, SLG: 0.200 95 Zach Sullivan, R (8, 9) OBP: 0.667, SLG: 1.333										3	0	0	0	0	1	1				
62 José Ureña, R (1, 1)										1	0	0	0	0	0	0				
61 Adam Conley, L (5, 1)										1	0	0	0	0	0	0				
49 Brian Ellington, R (8, 1)										0	0	0	0	0	0	0				
28 Tyler Moore, R (8, PH) OBP: 0.341, SLG: 0.683 30 Hunter Cervenko, L (9, 1)										1	0	1	0	0	0	0				
										0	0	0	0	0	0	0				
Inning Stats	R: 0 E: 0 K: 0 S: 2	H: 0 LOB: 1 BB: 1 P: 6	R: 0 E: 0 K: 0 S: 4	H: 1 LOB: 0 BB: 0 P: 4	R: 0 E: 0 K: 1 S: 5	H: 0 LOB: 0 BB: 0 P: 5	R: 2 E: 0 K: 1 S: 8	H: 3 LOB: 1 BB: 0 P: 9	R: 0 E: 0 K: 1 S: 5	H: 0 LOB: 0 BB: 0 P: 5	R: 0 E: 0 K: 0 S: 2	H: 0 LOB: 1 BB: 1 P: 6	R: 0 E: 0 K: 1 S: 6	H: 1 LOB: 0 BB: 0 P: 6	R: 1 E: 0 K: 1 S: 9	H: 3 LOB: 2 BB: 0 P: 11	1B: 7 2B: 1 3B: 0 HR: 0	SF: 0 SAC: 0 DP: 2 HBP: 0	WP: 0 PB: 0 SB: 1 CS: 0	PA: 32
PITCHER	IP WLS BF H R ER SO BB IBB HBP BLK WP HR S P ERA WHIP																			
38 Jacob Turner, R (1, 1) ERA: 5.14	4.1 L 17 4 2 2 3 1 0 0 0 0 0 0 22 27 4.15 1.154																			
33 Matt Grace, L (5, 1) ERA: 2.45	0.2 2 0 0 0 0 0 0 0 0 0 0 0 2 2 0.00 0.000																			
50 Vance Worley, R (6, 1) ERA: 5.02	2.0 7 1 0 0 1 1 0 0 0 0 0 0 8 12 0.00 1.000																			
49 Dustin Antolin, R (8, 1) ERA: 6.0	0.2 5 3 1 1 1 0 0 0 0 0 0 0 8 10 13.50 4.500																			
60 Braulio Lara, L (8, 1) ERA: 7.5	0.1 1 0 0 0 0 0 0 0 0 0 0 0 1 1 0.00 0.000																			

AB	29
R	3
H	8
RBI	3
BB	2
SO	5
LOB	13



Batter	1	2	3	4	5	6	7	8	9	AB	R	H	RBI	BB	SO	LOB	TOP											
25 Dexter Fowler, S (1.8) 75 Adolis Garcia, R (5.8)	F8		G4-3		F9			K		3	0	0	0	0	0	3	St. Louis Cardinals @ Miami Marlins Roger Dean Stadium, Jupiter, FL Sat Mar 25 2017, 1:12 PM - 4:26 PM EDT Att: 5,081 - Sunny - 78 F											
3 Jedd Gyorko, R (1.5) 68 Alberto Rosario, R (6.2)	G6-3		G1-3		F8			G4-6-3		3	0	0	0	0	0	1												
13 Matt Carpenter, L (1.3) 21 Brett Cecil, R (6.1) 88 Harrison Bader, R (7.7)	K				K					3	0	0	0	0	3	0												
27 Jhonny Peralta, R (1.6) 16 Kolten Wong, L (4.4)			F9		F9			G4-3		2	0	0	0	0	0	0												
55 Stephen Piscotty, R (1.9)			G3-1		G4-3			K		4	0	0	0	0	2	1												
15 Randal Grichuk, R (1.7) 30 Jonathan Broxton, R (7.1) 46 Kevin Siegrist, L (8.1) 87 Paul DeJong, R (9. PH)					G5-3			F8		3	0	1	0	0	0	0												
41 Eric Fryer, R (1.2) 86 Patrick Wisdom, R (6.5)					F8					2	0	0	0	0	0	1												
66 Wilfredo Tovar, R (1.4) (4.6)								K		3	0	2	0	0	1	1												
31 Lance Lynn, S (1.1) 53 John Gant, R (2.1) 59 Mike Mayers, R (3.1) 65 Chad Huffman, R (5. PH) 83 Ryan Sherriff, L (6.1) 97 Jeremy Martinez, R (6.3)										0	0	0	0	0	0	0												
Inning Stats	R: 0 E: 0 K: 1 S: 5	H: 0 LOB: 0 BB: 0 P: 6	R: 0 E: 0 K: 0 S: 4	H: 1 LOB: 1 BB: 0 P: 4	R: 0 E: 0 K: 1 S: 6	H: 1 LOB: 1 BB: 0 P: 6	R: 0 E: 0 K: 1 S: 5	H: 0 LOB: 0 BB: 0 P: 5	R: 0 E: 0 K: 2 S: 8	H: 1 LOB: 1 BB: 0 P: 8	R: 0 E: 0 K: 1 S: 4	H: 0 LOB: 0 BB: 1 P: 8	R: 0 E: 0 K: 2 S: 8	H: 0 LOB: 0 BB: 1 P: 8	R: 0 E: 0 K: 2 S: 8	H: 1 LOB: 1 BB: 0 P: 9		1B: 4 2B: 1 3B: 0 HR: 0	SF: 0 SAC: 0 DP: 1 HBP: 0	WP: 1 PB: 0 SB: 0 CS: 0	PA: 33							
PITCHER	IP	WLS	BF	H	R	ER	SO	BB	IBB	HBP	BLK	WP	HR	S	P	ERA		WHIP										
20 Justin Nicolino, L (1.1) ERA: 3.86	5.0	W	19	3	0	0	3	1	0	0	0	0	0	24	29	0.00		0.800										
29 Brad Ziegler, R (6.1) ERA:	1.0	H	3	0	0	0	1	0	0	0	0	0	0	5	5	0.00		0.000										
44 AJ Ramos, R (7.1) ERA: 7.71	0.2	H	2	0	0	0	1	0	0	0	0	0	0	4	4	0.00		0.000										
65 Kelvin Marte, L (7.1) ERA: 4.32	0.1	H	2	1	0	0	1	0	0	0	0	0	0	4	4	0.00		3.000										
40 Javy Guerra, R (8.1) ERA: 6.43	2.0	S	7	1	0	0	3	1	0	0	0	1	0	12	17	0.00	1.000											


Batter	1	2	3	4	5	6	7	8	9	AB	R	H	RBI	BB	SO	LOB	BOTTOM											
9 Dee Strange-Gordon, L (1.4) 55 Ryan Jackson, R (6.4)	G4-3		G3-1		G6-3			L8		3	0	0	0	0	0	0	St. Louis Cardinals @ Miami Marlins Roger Dean Stadium, Jupiter, FL Sat Mar 25 2017, 1:12 PM - 4:26 PM EDT Att: 5,081 - Sunny - 78 F											
11 J.T. Realmuto, R (1.2) 80 Carlos Paulino, R (8.2)	G6-3		G5-3		F7			F8		3	0	0	0	0	0	0												
21 Christian Yelich, L (1.8) 44 AJ Ramos, R (7.1) 65 Kelvin Marte, R (7.1) 90 Austin Dean, R (8.9)	K							G4-3		3	1	1	0	0	1	0												
27 Giancarlo Stanton, R (1.9) 2 Brandon Barnes, R (7.9) (8.3)										2	0	1	0	1	0	1												
13 Marcell Ozuna, R (1.7) 89 Boo Vazquez, L (7.7)								K		3	0	1	0	0	2	2												
32 Derek Dietrich, L (1.5) 91 Avery Romero, R (7.5)										2	0	1	1	1	1	1												
28 Tyler Moore, R (1.3) 40 Javy Guerra, R (8.1)										2	0	0	0	1	0	3												
19 Miguel Rojas, R (1.6) 94 Rehiner Cordova, R (6.6)										2	0	0	0	0	0	5												
20 Justin Nicolino, L (1.1) 74 Rony Cabrera, R (6. PH) 29 Brad Ziegler, R (6.1) 50 Matthew den Dekker, L (7.8) ERA: 10.5										1	0	0	0	0	0	0												
Inning Stats	R: 0 E: 0 K: 1 S: 5	H: 2 LOB: 2 BB: 1 P: 8	R: 0 E: 0 K: 0 S: 4	H: 0 LOB: 1 BB: 1 P: 8	R: 0 E: 0 K: 0 S: 3	H: 0 LOB: 0 BB: 0 P: 3	R: 1 E: 0 K: 1 S: 7	H: 2 LOB: 2 BB: 1 P: 11	R: 0 E: 0 K: 2 S: 7	H: 0 LOB: 1 BB: 1 P: 11	R: 0 E: 0 K: 0 S: 4	H: 1 LOB: 1 BB: 0 P: 4	R: 0 E: 0 K: 1 S: 5	H: 0 LOB: 0 BB: 0 P: 5	R: 0 E: 0 K: 1 S: 5	H: 0 LOB: 0 BB: 0 P: 5		1B: 3 2B: 2 3B: 0 HR: 0	SF: 0 SAC: 0 DP: 1 HBP: 0	WP: 0 PB: 0 SB: 0 CS: 0	PA: 31							
PITCHER	IP	WLS	BF	H	R	ER	SO	BB	IBB	HBP	BLK	WP	HR	S	P	ERA		WHIP										
31 Lance Lynn, R (1.1) ERA: 1.2	1.0		5	2	0	0	0	1	0	0	0	0	0	4	8	0.00		3.000										
53 John Gant, R (2.1) ERA: 1.64	2.0	L	9	2	1	1	1	1	0	0	0	0	0	10	14	4.50		1.500										
83 Ryan Sherriff, L (5.1) ERA: 1.17	1.0		3	0	0	0	0	0	0	0	0	0	0	3	3	0.00		0.000										
21 Brett Cecil, L (6.1) ERA: 10.5	1.0		4	0	0	0	2	1	0	0	0	0	0	7	11	0.00		1.000										
PITCHER	IP	WLS	BF	H	R	ER	SO	BB	IBB	HBP	BLK	WP	HR	S	P	ERA	WHIP											
30 Jonathan Broxton, R (7.1) ERA: 1.8	1.0		4	1	0	0	0	0	0	0	0	0	0	4	4	0.00	1.000											
46 Kevin Siegrist, L (8.1) ERA: 1.5	1.0		3	0	0	0	1	0	0	0	0	0	0	5	5	0.00	0.000											



Batter	1	2	3	4	5	6	7	8	9	AB	R	H	RBI	BB	SO	LOB	TOP										
9 Dee Strange-Gordon, L OBP: 0.293, SLG: 0.358 50 Matthew den Dekker, L OBP: 0.302, SLG: 0.553	G4-3			G1-3	G6-3			FC6-4		3	0	1	0	0	0	2	Miami Marlins @ St. Louis Cardinals Roger Dean Stadium, Jupiter, FL Sun Mar 26 2017, 1:09 PM - 3:28 PM EDT Att: 6,170 - Sunny - 79 F										
51 Ichiro Suzuki, L OBP: 0.325, SLG: 0.342 91 Peter Mooney, L OBP: 0.500, SLG: 0.333	G4-6-3			G1-3	G6-4-3			G4-3		3	0	2	0	0	0	1											
41 Justin Bour, L OBP: 0.328, SLG: 0.365 25 Junichi Tazawa, R OBP: 0.174, SLG: 0.182	G4-6-3			L6				G1-3		2	0	0	0	1	0	2											
27 Giancarlo Stanton, R OBP: 0.346, SLG: 0.455 89 Dexter Kjerstad, R		K		G6-4-3				F7		3	0	1	0	0	1	1											
32 Derek Dietrich, L OBP: 0.446, SLG: 0.500 72 Brian Schales, R	G1-6-3			K				K		3	0	0	0	0	2	2											
2 Brandon Barnes, R OBP: 0.208, SLG: 0.267	F7				G5-3			F9		3	0	0	0	0	0	0											
37 Ramón Cabrera, S OBP: 0.290, SLG: 0.367 35 David Phelps, R 46 Kyle Barraclough, R				L9				G1-3		3	0	1	0	0	0	0											
55 Ryan Jackson, R OBP: 0.310, SLG: 0.359 95 KC Serna, R				G4-6-3				G5-3		3	0	1	0	0	0	1											
54 Wei-Yin Chen, R OBP: 0.333, SLG: 0.333 28 Tyler Moore, R OBP: 0.354, SLG: 0.659	G3-1									2	0	1	0	0	0	0											
										1	0	1	0	0	0	0											
Inning Stats	R: 0 E: 0 K: 0 S: 4	H: 1 LOB: 0 BB: 0 P: 4	R: 0 E: 0 K: 1 S: 5	H: 0 LOB: 0 BB: 0 P: 5	R: 0 E: 0 K: 0 S: 3	H: 1 LOB: 0 BB: 0 P: 3	R: 0 E: 0 K: 1 S: 6	H: 2 LOB: 2 BB: 1 P: 11	R: 0 E: 0 K: 0 S: 5	H: 2 LOB: 2 BB: 0 P: 5	R: 0 E: 0 K: 0 S: 3	H: 1 LOB: 0 BB: 0 P: 3	R: 0 E: 0 K: 1 S: 5	H: 0 LOB: 0 BB: 0 P: 5	R: 0 E: 1 K: 0 S: 4	H: 1 LOB: 1 BB: 0 P: 4	R: 0 E: 0 K: 1 S: 5	H: 0 LOB: 0 BB: 0 P: 8	1B: 7 2B: 1 3B: 0 HR: 0	SF: 0 SAC: 0 DP: 3 HBP: 0	WP: 0 PB: 0 SB: 0 CS: 0	PA: 32					
PITCHER	IP	WLS	BF	H	R	ER	SO	BB	IBB	HBP	BLK	WP	HR	S	P	ERA	WHIP										
8 Mike Leake, R ERA: 3.81	6.0	W	22	7	0	0	2	1	0	0	0	0	0	26	31	0.00	1.333										
21 Brett Cecil, L ERA: 9.0	1.0	H	3	0	0	0	1	0	0	0	0	0	0	5	5	0.00	0.000										
67 Matt Bowman, R ERA:	2.0	S	7	1	0	0	1	0	0	0	0	0	0	9	12	0.00	0.500										

Batter	1	2	3	4	5	6	7	8	9	AB	R	H	RBI	BB	SO	LOB	BOTTOM										
25 Dexter Fowler, S OBP: 0.468, SLG: 0.595 35 Greg Garcia, L OBP: 0.375, SLG: 0.545	P3			HR	E5			F7		3	2	2	1	0	0	0	Miami Marlins @ St. Louis Cardinals Roger Dean Stadium, Jupiter, FL Sun Mar 26 2017, 1:09 PM - 3:28 PM EDT Att: 6,170 - Sunny - 79 F										
36 Aledmys Díaz, R OBP: 0.364, SLG: 0.439 75 Adolis Garcia, R OBP: 0.214, SLG: 0.333	F7				F7			E3		3	0	1	0	0	0	1											
13 Matt Carpenter, L OBP: 0.241, SLG: 0.417	G4-3				SF9			F7		3	0	0	1	0	0	2											
3 Jedd Gyorko, R OBP: 0.271, SLG: 0.432 86 Patrick Wisdom, R OBP: 0.405, SLG: 0.667		K			G5-3			SH2-4		3	0	0	0	0	1	1											
4 Yadier Molina, R OBP: 0.348, SLG: 0.450 21 Brett Cecil, R 67 Matt Bowman, R		HR			G6-3			SH2-4		3	1	2	1	0	0	0											
55 Stephen Piscotty, R OBP: 0.250, SLG: 0.164					P6			L9		4	0	1	0	0	1	3											
15 Randal Grichuk, R OBP: 0.302, SLG: 0.480										3	0	1	0	0	1	1											
16 Kolten Wong, L OBP: 0.250, SLG: 0.234 87 Paul DeJong, R OBP: 0.280, SLG: 0.422					F7			F7		3	0	0	0	0	0	3											
8 Mike Leake, R 71 Carson Kelly, R OBP: 0.300, SLG: 0.182					P3			G5-3		2	0	0	0	0	1	2											
										1	0	0	0	0	0	0											
Inning Stats	R: 0 E: 0 K: 0 S: 3	H: 0 LOB: 0 BB: 0 P: 3	R: 1 E: 0 K: 2 S: 10	H: 2 LOB: 1 BB: 0 P: 11	R: 1 E: 0 K: 0 S: 5	H: 2 LOB: 1 BB: 0 P: 5	R: 0 E: 0 K: 1 S: 7	H: 2 LOB: 2 BB: 0 P: 7	R: 1 E: 1 K: 0 S: 4	H: 1 LOB: 0 BB: 0 P: 4	R: 0 E: 0 K: 1 S: 5	H: 0 LOB: 0 BB: 0 P: 5	R: 0 E: 0 K: 0 S: 3	H: 0 LOB: 0 BB: 0 P: 3	R: 0 E: 1 K: 0 S: 4	H: 0 LOB: 2 BB: 1 P: 8	R: 0 E: 0 K: 0 S: 4	H: 0 LOB: 0 BB: 0 P: 8	1B: 5 2B: 0 3B: 0 HR: 2	SF: 1 SAC: 1 DP: 0 HBP: 0	WP: 0 PB: 0 SB: 1 CS: 0	PA: 33					
PITCHER	IP	WLS	BF	H	R	ER	SO	BB	IBB	HBP	BLK	WP	HR	S	P	ERA	WHIP										
54 Wei-Yin Chen, L ERA: 3.38	5.0	L	22	7	3	2	3	0	0	0	0	0	0	29	30	3.60	1.400										
25 Junichi Tazawa, R ERA:	1.0		3	0	0	0	1	0	0	0	0	0	0	5	5	0.00	0.000										
35 David Phelps, R ERA: 1.8	1.0		3	0	0	0	0	0	0	0	0	0	0	3	3	0.00	0.000										
46 Kyle Barraclough, R ERA: 3.6	1.0		5	0	0	0	0	1	0	0	0	0	0	4	8	0.00	1.000										

AB 31
R 0
H 8
RBI 0
BB 1
SO 4
LOB 11



AB 30
R 3
H 7
RBI 3
BB 1
SO 4
LOB 13



livebaseballscorecards.com

livebaseballscorecards.com

Batter	1	2	3	4	5	6	7	8	9	AB	R	H	RBI	BB	SO	LOB	TOP								
4 George Springer, R OBP: 0.254, SLG: 0.338 76 Alejandro Garcia, R OBP: 0.400, SLG: 0.367	0-1 G6-3	0-0 F8			0-0 F8	0-0 FC3-6 1B	0-0 P4		0-0 SF9	3	0	0	0	0	0	1									
22 Josh Reddick, L OBP: 0.283, SLG: 0.224 81 Kyle Tucker, L OBP: 0.333, SLG: 0.200	4-0 HR BB	1-0 CS	0-0 F7		0-0 27 2B	0-2 FC3-6 1B		0-0 91 G4-3 1B	2	2	1	0	1	0	0	0									
27 Jose Altuve, R OBP: 0.309, SLG: 0.294 91 Alex De Goli, R OBP: 0.333, SLG: 0.200	0-0 F8		0-0 G6-3		0-0 16 G6-3 2B	0-0 G6-3		0-0 G4-3		3	0	1	1	0	0	1									
16 Brian McCann, L OBP: 0.319, SLG: 0.512 30 Juan Centeno, L OBP: 0.129, SLG: 0.129	0-0 HR		4-0 10 2B		0-0 G6-3		0-0 G4-3	0-2 K		2	1	1	2	1	0	1									
10 Yuli Gurriel, R OBP: 0.375, SLG: 0.574 93 Taylor Jones, R OBP: 0.333, SLG: 0.200	0-0 9 1B		0-0 2B		0-0 F7		4-0 73 1B 82 1B 77 BB	0-3 K		3	0	2	0	0	0	1									
9 Marwin Gonzalez, S OBP: 0.279, SLG: 0.333 82 Mott Hyde, R OBP: 0.667, SLG: 0.800	0-0 1-3 1B		0-0 F9			0-0 77 1B 6 E 2B	0-0 77 BB 73 1B 1B		0-0 73 1B 76 SF9 2B	3	1	2	0	0	0	2									
73 J.D. Davis, R OBP: 0.434, SLG: 0.489	0-0 G5-3			0-0 6 G5-4-3 1B		0-0 G6-3	0-0 77 BB 1B		0-0 76 SF9 97 BB 1B	5	0	3	0	0	0	3									
77 Derek Fisher, L OBP: 0.417, SLG: 0.447		0-0 G4-3		0-3 K		0-0 6 E 76 1B 1B	4-0 1-2 2-3 BB		0-0 P6	4	1	1	1	1	1	3									
6 Jake Marisnick, R OBP: 0.306, SLG: 0.370 97 Myles Straw, R OBP: 0.333, SLG: 0.370		0-0 22 CS 1B		0-0 G5-4-3		0-0 81 FC3-6 76 1B BB	0-0 F7		4-0 1-2 BB	3	0	1	0	1	0	4									
Inning Stats	R: 2 E: 0 K: 0 S: 7	H: 3 LOB: 2 BB: 1 P: 11	R: 0 E: 0 K: 0 S: 3	H: 1 LOB: 0 BB: 0 P: 4	R: 0 E: 0 K: 0 S: 4	H: 1 LOB: 2 BB: 1 P: 8	R: 0 E: 0 K: 1 S: 5	H: 1 LOB: 0 BB: 0 P: 5	R: 1 E: 0 K: 0 S: 5	H: 2 LOB: 1 BB: 0 P: 5	R: 2 E: 1 K: 0 S: 8	H: 3 LOB: 2 BB: 1 P: 12	R: 1 E: 0 K: 0 S: 5	H: 2 LOB: 3 BB: 2 P: 13	R: 0 E: 0 K: 2 S: 8	H: 1 LOB: 1 BB: 0 P: 8	R: 1 E: 0 K: 1 S: 7	H: 2 LOB: 2 BB: 1 P: 14	1B: 11 2B: 4 3B: 0 HR: 1	SF: 1 SAC: 0 DP: 1 HBP: 0	WP: 0 PB: 0 SB: 1 CS: 1	PA: 48			
PITCHER	IP WLS BF H R ER SO BB IBB HBP BLK WP HR S P ERA WHIP	IP WLS BF H R ER SO BB IBB HBP BLK WP HR S P ERA WHIP	IP WLS BF H R ER SO BB IBB HBP BLK WP HR S P ERA WHIP	IP WLS BF H R ER SO BB IBB HBP BLK WP HR S P ERA WHIP	IP WLS BF H R ER SO BB IBB HBP BLK WP HR S P ERA WHIP	IP WLS BF H R ER SO BB IBB HBP BLK WP HR S P ERA WHIP	IP WLS BF H R ER SO BB IBB HBP BLK WP HR S P ERA WHIP	IP WLS BF H R ER SO BB IBB HBP BLK WP HR S P ERA WHIP	IP WLS BF H R ER SO BB IBB HBP BLK WP HR S P ERA WHIP	IP WLS BF H R ER SO BB IBB HBP BLK WP HR S P ERA WHIP	IP WLS BF H R ER SO BB IBB HBP BLK WP HR S P ERA WHIP	IP WLS BF H R ER SO BB IBB HBP BLK WP HR S P ERA WHIP	IP WLS BF H R ER SO BB IBB HBP BLK WP HR S P ERA WHIP	IP WLS BF H R ER SO BB IBB HBP BLK WP HR S P ERA WHIP	IP WLS BF H R ER SO BB IBB HBP BLK WP HR S P ERA WHIP	IP WLS BF H R ER SO BB IBB HBP BLK WP HR S P ERA WHIP	IP WLS BF H R ER SO BB IBB HBP BLK WP HR S P ERA WHIP	IP WLS BF H R ER SO BB IBB HBP BLK WP HR S P ERA WHIP	IP WLS BF H R ER SO BB IBB HBP BLK WP HR S P ERA WHIP	IP WLS BF H R ER SO BB IBB HBP BLK WP HR S P ERA WHIP	IP WLS BF H R ER SO BB IBB HBP BLK WP HR S P ERA WHIP	IP WLS BF H R ER SO BB IBB HBP BLK WP HR S P ERA WHIP	IP WLS BF H R ER SO BB IBB HBP BLK WP HR S P ERA WHIP	IP WLS BF H R ER SO BB IBB HBP BLK WP HR S P ERA WHIP	IP WLS BF H R ER SO BB IBB HBP BLK WP HR S P ERA WHIP

Houston Astros @ Miami Marlins
Roger Dean Stadium, Jupiter, FL
Tue Mar 28 2017, 1:11 PM - 4:16 PM EDT
Att: 1,996 - Sunny - 80 F

AB	40
R	7
H	16
RBI	6
BB	6
SO	4
LOB	28



Batter	1	2	3	4	5	6	7	8	9	AB	R	H	RBI	BB	SO	LOB	BOTTOM								
51 Ichiro Suzuki, L OBP: 0.302, SLG: 0.317 95 Zach Sullivan, R OBP: 0.400, SLG: 0.800	0-0 G6-3	0-0 FC5-4		0-0 E3 11 G6-3			0-0 F9		0-3 K	3	0	0	0	0	0	3									
11 J.T. Realmuto, R OBP: 0.373, SLG: 0.360 71 Alex Glenn, L	0-0 L6		4-0 41 FC1-6 BB	0-0 G6-3			0-0 FC3-6		3-3 K	2	0	0	0	1	0	2									
41 Justin Bour, L OBP: 0.299, SLG: 0.328 98 Taylor Ard, R	0-3 K		0-0 FC1-6 27 BB 13 2B		0-3 K		0-0 G6-3			3	1	0	0	0	2	1									
27 Giancarlo Stanton, R OBP: 0.375, SLG: 0.538 88 Jeremiah Pineda, L OBP: 1.000, SLG: 1.000		2-2 HR	4-0 13 2B		0-0 F8			0-0 96 1B 91 S 1B		2	1	1	1	1	0	0									
13 Marcell Ozuna, R OBP: 0.311, SLG: 0.564 29 Brad Ziegler, R 91 Justin Twine, R		0-0 L7	0-0 1-3 2-H 2B		0-3 K			1-3 K		3	0	1	1	0	1	0									
32 Derek Dietrich, L OBP: 0.419, SLG: 0.447 96 Giovanni Alfonso, R OBP: 0.667, SLG: 0.667		0-3 K	0-3 K			0-0 F7		0-0 2-3 1B		3	0	0	0	0	2	2									
19 Miguel Rojas, R OBP: 0.372, SLG: 0.561 85 Justin Bohn, R OBP: 0.200, SLG: 0.200		0-0 36 1B	0-0 G6-3			0-0 G6-3		0-3 K		3	1	1	0	0	0	2									
55 Ryan Jackson, R OBP: 0.326, SLG: 0.372 46 Kyle Barraclough, R 64 Nick Wittgren, R 94 Rehiner Cordova, R 95 Andy Beltre, R		0-0 36 1B		0-0 51 E 36 SH5-4 1B		0-3 K		0-0 G3		3	0	2	0	0	1	0									
36 Edinson Volquez, R OBP: 0.500, SLG: 0.500 74 Rony Cabrera, R		0-0 51 FC5-4 1B		0-0 SH5-4					0-3 K	1	0	1	1	0	0	0									
Inning Stats	R: 0 E: 0 K: 1 S: 5	H: 0 LOB: 0 BB: 0 P: 5	R: 2 E: 0 K: 1 S: 11	H: 4 LOB: 2 BB: 0 P: 13	R: 1 E: 0 K: 1 S: 6	H: 1 LOB: 2 BB: 2 P: 14	R: 0 E: 1 K: 0 S: 4	H: 1 LOB: 1 BB: 0 P: 4	R: 0 E: 0 K: 2 S: 5	H: 0 LOB: 0 BB: 0 P: 5	R: 0 E: 0 K: 1 S: 4	H: 1 LOB: 1 BB: 0 P: 4	R: 0 E: 0 K: 2 S: 9	H: 2 LOB: 2 BB: 0 P: 10	R: 0 E: 0 K: 3 S: 9	H: 0 LOB: 0 BB: 0 P: 12	1B: 7 2B: 1 3B: 0 HR: 1	SF: 0 SAC: 1 DP: 1 HBP: 0	WP: 0 PB: 0 SB: 1 CS: 0	PA: 38					
PITCHER	IP WLS BF H R ER SO BB IBB HBP BLK WP HR S P ERA WHIP	IP WLS BF H R ER SO BB IBB HBP BLK WP HR S P ERA WHIP	IP WLS BF H R ER SO BB IBB HBP BLK WP HR S P ERA WHIP	IP WLS BF H R ER SO BB IBB HBP BLK WP HR S P ERA WHIP	IP WLS BF H R ER SO BB IBB HBP BLK WP HR S P ERA WHIP	IP WLS BF H R ER SO BB IBB HBP BLK WP HR S P ERA WHIP	IP WLS BF H R ER SO BB IBB HBP BLK WP HR S P ERA WHIP	IP WLS BF H R ER SO BB IBB HBP BLK WP HR S P ERA WHIP	IP WLS BF H R ER SO BB IBB HBP BLK WP HR S P ERA WHIP	IP WLS BF H R ER SO BB IBB HBP BLK WP HR S P ERA WHIP	IP WLS BF H R ER SO BB IBB HBP BLK WP HR S P ERA WHIP	IP WLS BF H R ER SO BB IBB HBP BLK WP HR S P ERA WHIP	IP WLS BF H R ER SO BB IBB HBP BLK WP HR S P ERA WHIP	IP WLS BF H R ER SO BB IBB HBP BLK WP HR S P ERA WHIP	IP WLS BF H R ER SO BB IBB HBP BLK WP HR S P ERA WHIP	IP WLS BF H R ER SO BB IBB HBP BLK WP HR S P ERA WHIP	IP WLS BF H R ER SO BB IBB HBP BLK WP HR S P ERA WHIP	IP WLS BF H R ER SO BB IBB HBP BLK WP HR S P ERA WHIP	IP WLS BF H R ER SO BB IBB HBP BLK WP HR S P ERA WHIP	IP WLS BF H R ER SO BB IBB HBP BLK WP HR S P ERA WHIP	IP WLS BF H R ER SO BB IBB HBP BLK WP HR S P ERA WHIP	IP WLS BF H R ER SO BB IBB HBP BLK WP HR S P ERA WHIP	IP WLS BF H R ER SO BB IBB HBP BLK WP HR S P ERA WHIP	IP WLS BF H R ER SO BB IBB HBP BLK WP HR S P ERA WHIP	IP WLS BF H R ER SO BB IBB HBP BLK WP HR S P ERA WHIP

Houston Astros @ Miami Marlins
Roger Dean Stadium, Jupiter, FL
Tue Mar 28 2017, 1:11 PM - 4:16 PM EDT
Att: 1,996 - Sunny - 80 F

AB	33
R	3
H	8
RBI	3
BB	2
SO	10
LOB	18



Batter	1	2	3	4	5	6	7	8	9	AB	R	H	RBI	BB	SO	LOB	TOP					
3 Ian Kinsler, R (1, 4) OBP: 0.273, SLG: 0.355	F8		F9		K		K			3	0	0	0	0	1	1	Detroit Tigers @ Miami Marlins Roger Dean Stadium, Jupiter, FL Fri Mar 31 2017, 7:09 PM - 9:54 PM EDT Att. 4,178 - Overcast - 83 F					
4 Omar Infante, R (6, 4) OBP: 0.364, SLG: 0.535										1	0	0	0	0	1							
9 Nick Castellanos, R (1, 5) OBP: 0.406, SLG: 0.695	G6-3		G5-3			F9		K		3	0	0	0	0	0							
26 Brendan Ryan, R (6, 5) OBP: 0.280, SLG: 0.261										1	0	0	0	0	1							
24 Miguel Cabrera, R (1, 3) OBP: 0.499, SLG: 0.643						2.2		K		2	1	1	1	1	0							
84 Dominic Focciello, S (6, 3) OBP: 0.283, SLG: 0.490			L8							1	0	0	0	0	1							
41 Victor Martinez, S (1, 10) OBP: 0.128, SLG: 0.231	F9			L6		G3		L6		3	0	0	0	0	1							
95 Kody Eaves, L (8, PH) (8, 10)										1	0	0	0	0	0							
8 Justin Upton, R (1, 7) OBP: 0.348, SLG: 0.594				L7				F9		3	0	2	0	0	0							
74 Quincy Latimore, R (6, PR) (6, 7) OBP: 0.500, SLG: 0.500			15 F9 15 WP 1B							1	0	0	0	0	0							
15 Mikie Mahtook, R (1, 9) OBP: 0.294, SLG: 0.262	F9							G4-3		3	0	0	0	0	1							
18 Tyler Collins, L (6, 9) OBP: 0.268, SLG: 0.453										1	0	0	0	0	0							
40 JaCoby Jones, R (1, 8) OBP: 0.333, SLG: 0.380										1	0	0	0	1	1							
17 Andrew Romine, S (6, 8) OBP: 0.319, SLG: 0.500										2	0	0	0	0	1							
31 Alex Avila, L (1, 2) OBP: 0.294, SLG: 0.122										2	0	0	0	1	1							
71 Arvicent Perez, R (7, PR) (7, 2)										0	0	0	0	0	0							
1 Jose Iglesias, R (1, 6) OBP: 0.333, SLG: 0.380										2	0	1	0	0	1							
49 Dixon Machado, R (6, 6) OBP: 0.278, SLG: 0.294										1	0	0	0	0	0							
Inning Stats	R: 0 E: 0 K: 0 S: 4	H: 0 LOB: 1 BB: 1 P: 8	R: 0 E: 0 K: 2 S: 8	H: 1 LOB: 2 BB: 1 P: 14	R: 0 E: 0 K: 0 S: 3	H: 0 LOB: 0 BB: 0 P: 3	R: 0 E: 0 K: 0 S: 3	H: 0 LOB: 0 BB: 0 P: 3	R: 0 E: 0 K: 2 S: 8	H: 1 LOB: 1 BB: 0 P: 8	R: 1 E: 0 K: 1 S: 9	H: 2 LOB: 1 BB: 0 P: 11	R: 0 E: 0 K: 2 S: 7	H: 0 LOB: 0 BB: 1 P: 11	R: 0 E: 0 K: 2 S: 7	H: 0 LOB: 0 BB: 0 P: 7	R: 0 E: 0 K: 0 S: 5	H: 0 LOB: 0 BB: 0 P: 6	1B: 2 2B: 1 3B: 0 HR: 1	SF: 0 SAC: 0 DP: 0 HBP: 0	WP: 1 PB: 0 SB: 0 CS: 0	PA: 34
PITCHER	IP WLS BF H R ER SO BB IBB HBP BLK WP HR S P ERA WHIP																PITCHER	IP WLS BF H R ER SO BB IBB HBP BLK WP HR S P ERA WHIP				
61 Adam Conley, L (1, 1) ERA: 5.17	4.0 W 15 1 0 0 2 2 0 0 0 0 1 0 18 28 0.00 0.750																35 David Phelps, R (9, 1) ERA: 1.5	1.0 0 3 0 0 0 0 0 0 0 0 0 0 8 8 0.00 1.000				
64 Nick Wittgren, R (5, 1) ERA: 3.48	1.0 5 2 1 1 1 0 0 0 0 0 0 1 9 11 9.00 2.000																					
22 Dustin McGowan, R (6, 1) ERA: 7.2	1.0 H 4 0 0 0 2 1 0 0 0 0 0 0 7 11 0.00 1.000																					
25 Junichi Tazawa, R (7, 1) ERA:	1.0 3 0 0 0 2 0 0 0 0 0 0 0 7 7 0.00 0.000																					
46 Kyle Barraclough, R (8, 1) ERA: 3.98																						

Batter	1	2	3	4	5	6	7	8	9	AB	R	H	RBI	BB	SO	LOB	BOTTOM			
9 Dee Strange-Gordon, L (1, 4) OBP: 0.274, SLG: 0.333	L6									4	0	0	0	0	1	3	Detroit Tigers @ Miami Marlins Roger Dean Stadium, Jupiter, FL Fri Mar 31 2017, 7:09 PM - 9:54 PM EDT Att. 4,178 - Overcast - 83 F			
80 Carlos Paulino, R (8, 2) OBP: 0.186, SLG: 0.251										1	0	0	0	0	0					
11 J.T. Realmuto, R (1, 2) OBP: 0.384, SLG: 0.421	G6-3		G6-3							4	1	1	3	0	0					
55 Ryan Jackson, R (8, 4) OBP: 0.333, SLG: 0.364										0	0	0	0	0	0					
21 Christian Yelich, L (1, 8) OBP: 0.394, SLG: 0.686										4	1	1	0	0	1					
74 Rony Cabrera, R (8, 5)										0	0	0	0	0	0					
27 Giancarlo Stanton, R (1, 9) OBP: 0.389, SLG: 0.633										4	1	2	2	0	1					
46 Kyle Barraclough, R (8, 1) ERA: 3.98										0	0	0	0	0	0					
35 David Phelps, R (9, 1) ERA: 1.5										0	0	0	0	0	0					
41 Justin Bour, L (1, 3) OBP: 0.284, SLG: 0.297										2	0	0	0	1	2					
50 Matthew den Dekker, L (8, 8) OBP: 0.256, SLG: 0.354										1	0	0	0	0	0					
13 Marcell Ozuna, R (1, 7) OBP: 0.313, SLG: 0.550										3	1	1	0	0	1					
19 Miguel Rojas, R (8, 3) OBP: 0.386, SLG: 0.571										1	0	1	0	0	0					
32 Derek Dietrich, L (1, 5) OBP: 0.397, SLG: 0.434										3	1	1	0	0	2					
2 Brandon Barnes, R (8, 9) OBP: 0.196, SLG: 0.245										1	0	0	0	0	1					
3 Adeiny Hechavarria, R (1, 6) OBP: 0.290, SLG: 0.393										2	0	2	1	1	0					
85 Justin Bohm, R (7, PR) (8, 6) OBP: 0.333, SLG: 0.333										1	1	1	0	0	0					
61 Adam Conley, L (1, 1) ERA: 5.17										0	0	0	1	0	0					
51 Ichiro Suzuki, L (4, PH) (5, 1) OBP: 0.319, SLG: 0.391										1	0	0	0	0	0					
64 Nick Wittgren, R (5, 1) ERA: 3.48										0	0	0	0	0	0					
22 Dustin McGowan, R (6, 1) ERA: 7.2										0	0	0	0	0	0					
25 Junichi Tazawa, R (7, 1) ERA:										0	0	0	0	0	0					
28 Tyler Moore, R (7, PH) (8, 7) OBP: 0.296, SLG: 0.292										1	1	1	0	0	0					
52 Moisés Sierra, R (8, 7) OBP: 0.420, SLG: 0.586										1	0	0	0	0	1					
Inning Stats	R: 2 E: 0 K: 1 S: 8	H: 2 LOB: 0 BB: 0 P: 10	R: 2 E: 0 K: 0 S: 7	H: 3 LOB: 0 BB: 0 P: 7	R: 0 E: 0 K: 2 S: 7	H: 0 LOB: 0 BB: 0 P: 7	R: 0 E: 0 K: 2 S: 7	H: 0 LOB: 2 BB: 2 P: 16	R: 0 E: 0 K: 1 S: 5	H: 0 LOB: 0 BB: 0 P: 5	R: 0 E: 0 K: 3 S: 10	H: 1 LOB: 1 BB: 0 P: 10	R: 3 E: 0 K: 0 S: 7	H: 3 LOB: 1 BB: 0 P: 13	R: 0 E: 1 K: 1 S: 8	H: 2 LOB: 3 BB: 0 P: 8	1B: 5 2B: 4 3B: 0 HR: 2	SF: 1 SAC: 0 DP: 0 HBP: 0	WP: 0 PB: 0 SB: 0 CS: 0	PA: 37
PITCHER	IP WLS BF H R ER SO BB IBB HBP BLK WP HR S P ERA WHIP																PITCHER	IP WLS BF H R ER SO BB IBB HBP BLK WP HR S P ERA WHIP		
27 Jordan Zimmermann, R (1, 1) ERA: 5.19	3.0 L 13 5 4 4 3 0 0 0 0 0 0 0 7 16 0.00 2.000																57 Francisco Rodríguez, R (8, 1) ERA: 12.27	1.0 0 6 2 0 0 1 0 0 0 0 0 8 8 0.00 2.000		
38 Justin Wilson, L (4, 1) ERA: 5.19	1.0 5 0 0 0 2 2 0 0 0 0 0 0 7 16 0.00 2.000																			
61 Shane Greene, R (5, 1) ERA: 4.91	1.0 3 0 0 0 1 0 0 0 0 0 0 0 5 5 0.00 0.000																			
43 Bruce Rondón, R (6, 1) ERA: 7.36	1.0 4 1 0 0 3 0 0 0 0 0 0 0 10 10 0.00 1.000																			
97 Paul Voelker, R (7, 1) ERA: 27.0	1.0 6 3 3 3 0 0 0 0 0 0 0 1 7 13 27.00 3.000																			

AB	31
R	1
H	4
RBI	1
BB	3
SO	9
LOB	10




AB	34
R	7
H	11
RBI	7
BB	2
SO	10
LOB	19



Batter	1	2	3	4	5	6	7	8	9	AB	R	H	RBI	BB	SO	LOB	TOP			
3 Ian Kinsler, R OBP: 0.257, SLG: 0.333 49 Dixon Machado, R OBP: 0.267, SLG: 0.282										2	0	0	0	0	1	2				
9 Nick Castellanos, R OBP: 0.424, SLG: 0.721 26 Brendan Ryan, R OBP: 0.280, SLG: 0.271										2	1	2	0	0	0	0				
41 Victor Martinez, S OBP: 0.350, SLG: 0.250 88 Elvis Rubio, R OBP: 0.500, SLG: 0.500										1	0	1	0	0	0	0				
73 Anthony Pereira, R OBP: 0.250, SLG: 0.250 8 Justin Upton, R OBP: 0.343, SLG: 0.594 74 Ross Kivett, R OBP: 0.333, SLG: 0.333										0	0	0	1	0	0	0				
34 James McCann, R OBP: 0.339, SLG: 0.404 96 Tim Remes, R OBP: 0.250, SLG: 0.250										1	0	0	0	0	0	1				
15 Mikie Mahtook, R OBP: 0.257, SLG: 0.281 40 JaCoby Jones, R OBP: 0.375, SLG: 0.490										3	0	1	0	0	1	1				
1 Jose Iglesias, R OBP: 0.339, SLG: 0.373 4 Omar Infante, R OBP: 0.370, SLG: 0.533										1	0	0	0	1	0	1				
31 Alex Avila, L OBP: 0.296, SLG: 0.116 18 Tyler Collins, L OBP: 0.291, SLG: 0.463										2	0	0	0	1	1	2				
17 Andrew Romine, S OBP: 0.315, SLG: 0.486										4	0	1	0	0	1	4				
Inning Stats	R: 1 E: 0 K: 1 S: 7	H: 2 LOB: 1 BB: 0 P: 7	R: 0 E: 0 K: 0 S: 3	H: 1 LOB: 2 BB: 2 P: 11	R: 0 E: 0 K: 0 S: 3	H: 1 LOB: 0 BB: 0 P: 3	R: 0 E: 0 K: 2 S: 7	H: 0 LOB: 2 BB: 0 P: 9	R: 1 E: 0 K: 1 S: 10	H: 3 LOB: 2 BB: 0 P: 10	R: 0 E: 0 K: 0 S: 3	H: 1 LOB: 1 BB: 0 P: 5	R: 0 E: 0 K: 1 S: 5	H: 0 LOB: 0 BB: 0 P: 5	R: 0 E: 0 K: 0 S: 5	H: 1 LOB: 1 BB: 0 P: 5	1B: 8 2B: 3 3B: 0 HR: 0	SF: 1 SAC: 0 DP: 3 HBP: 1	WP: 0 PB: 1 SB: 3 CS: 0	PA: 37
PITCHER	IP WLS BF H R ER SO BB IBB HBP BLK WP HR S P ERA WHIP																			
54 Wei-Yin Chen, L ERA: 3.32	3.0	W	13	4	1	1	1	2	0	0	0	0	0	0	0	13	21	3.00	2.000	
34 Tom Koehler, R ERA: 4.97	3.0	W	13	4	1	1	3	0	0	1	0	0	0	0	0	20	22	3.00	1.333	
44 AJ Ramos, R ERA: 7.5	0.1	H	2	1	0	0	0	0	0	0	0	0	0	0	0	2	2	0.00	3.000	
65 Kelvin Marte, L ERA: 2.7	1.2	H	5	0	0	0	1	0	0	0	0	0	0	0	8	8	0.00	0.000		
40 Javy Guerra, R ERA: 4.5	1.0	S	4	1	0	0	0	0	0	0	0	0	0	0	5	5	0.00	1.000		

Detroit Tigers @ Miami Marlins
Roger Dean Stadium, Jupiter, FL
Sat Apr 01 2017, 12:10 PM - 2:50 PM EDT
Att: 3,547 - Sunny - 80 F


AB 33
R 2
H 10
RBI 2
BB 2
SO 5
LOB 19



Batter	1	2	3	4	5	6	7	8	9	AB	R	H	RBI	BB	SO	LOB	BOTTOM	
9 Dee Strange-Gordon, L OBP: 0.297, SLG: 0.356 19 Miguel Rojas, R OBP: 0.400, SLG: 0.581 72 Brian Schales, R										2	0	2	0	0	0	0		
17 A.J. Ellis, R OBP: 0.417, SLG: 0.300 74 Ronny Cabrera, R										4	0	1	1	0	0	2		
2 Brandon Barnes, R OBP: 0.190, SLG: 0.236 28 Tyler Moore, R OBP: 0.357, SLG: 0.673 44 AJ Ramos, R										2	0	0	0	0	1	2		
65 Kelvin Marte, R OBP: 0.333, SLG: 0.667 40 Javy Guerra, R										1	0	0	0	0	0	0		
27 Giancarlo Stanton, R OBP: 0.368, SLG: 0.594 50 Matthew den Dekker, L OBP: 0.306, SLG: 0.596 88 Johnny Santos, R										2	0	0	0	0	1	0		
41 Justin Bour, L OBP: 0.289, SLG: 0.303 55 Ryan Jackson, R OBP: 0.340, SLG: 0.370										2	0	1	0	0	0	0		
13 Marcell Ozuna, R OBP: 0.319, SLG: 0.548 89 Boo Vazquez, L OBP: 0.500, SLG: 0.500										2	0	1	0	0	0	1		
32 Derek Dietrich, L OBP: 0.400, SLG: 0.436 67 Ty Washington, R OBP: 0.400, SLG: 0.250										2	0	1	1	0	0	0		
3 Adeiny Hechavarria, R OBP: 0.281, SLG: 0.381 95 Zach Sullivan, R OBP: 0.333, SLG: 0.667										2	0	0	0	0	0	2		
54 Wei-Yin Chen, R OBP: 0.333, SLG: 0.333 51 Ichiro Suzuki, L OBP: 0.333, SLG: 0.356 34 Tom Koehler, R OBP: 0.500, SLG: 0.500 94 Dustin Geiger, R OBP: 0.250, SLG: 0.250										0	0	0	0	0	0	0		
Inning Stats	R: 0 E: 0 K: 0 S: 3	H: 1 LOB: 0 BB: 0 P: 3	R: 1 E: 0 K: 1 S: 8	H: 3 LOB: 2 BB: 0 P: 8	R: 1 E: 1 K: 1 S: 7	H: 2 LOB: 2 BB: 0 P: 7	R: 0 E: 0 K: 2 S: 9	H: 1 LOB: 1 BB: 1 P: 13	R: 0 E: 0 K: 0 S: 3	H: 0 LOB: 0 BB: 0 P: 3	R: 0 E: 0 K: 2 S: 10	H: 1 LOB: 1 BB: 0 P: 10	R: 0 E: 0 K: 2 S: 10	H: 1 LOB: 1 BB: 0 P: 10	1B: 10 2B: 0 3B: 1 HR: 0	SF: 0 SAC: 0 DP: 1 HBP: 0	WP: 0 PB: 0 SB: 0 CS: 1	PA: 34
PITCHER	IP WLS BF H R ER SO BB IBB HBP BLK WP HR S P ERA WHIP																	
44 Daniel Norris, L ERA: 6.08	1.1		6	2	1	0	2	0	0	0	0	0	0	0	10	10	0.00	1.500
56 Kyle Ryan, L ERA: 2.64	1.0	L	4	1	0	0	2	0	0	0	0	0	0	9	9	0.00	1.000	
30 Alex Wilson, R ERA: 5.56	1.0	L	6	2	1	1	2	1	0	0	0	0	0	9	13	9.00	3.000	
89 Mark Ecker, R ERA: 9.0	1.0		3	0	0	0	0	0	0	0	0	0	0	3	3	0.00	0.000	
97 Zac Reinerer, R ERA:																		

Detroit Tigers @ Miami Marlins
Roger Dean Stadium, Jupiter, FL
Sat Apr 01 2017, 12:10 PM - 2:50 PM EDT
Att: 3,547 - Sunny - 80 F

AB 33
R 3
H 11
RBI 3
BB 1
SO 8
LOB 15



Batter	1	2	3	4	5	6	7	8	9	AB	R	H	RBI	BB	SO	LOB	TOP					
9 Dee Strange-Gordon, L (1.4)										4	0	0	0	0	0	2	<p>Miami Marlins @ Washington Nationals Nationals Park, Washington, DC Mon Apr 03 2017, 1:07 PM - 3:52 PM EDT Att: 42,744 - Cloudy - 66 F</p>					
11 J.T. Realmuto, R (1.2)										4	1	2	0	0	0	0						
21 Christian Yelich, L (1.8)										4	0	0	0	0	1	3						
27 Giancarlo Stanton, R (1.9)										4	1	1	1	0	0	0						
41 Justin Bour, L (1.3)										4	0	0	0	0	1	1						
13 Marcell Ozuna, R (1.7)										4	0	1	1	0	1	0						
32 Derek Dietrich, L (1.5)										3	0	0	0	0	0	1						
3 Adeiny Hechavarria, R (1.6)										3	0	0	0	0	1	0						
36 Edinson Volquez, R (1.1)										2	0	2	0	0	0	0						
35 David Phelps, R (6.1)										1	0	0	0	0	1	0						
25 Junichi Tazawa, R (8.1)										0	0	0	0	0	0	0						
29 Brad Ziegler, R (8.1)										0	0	0	0	0	0	0						
Inning Stats	R: 0 H: 0 E: 0 K: 1 S: 12	H: 0 LOB: 0 BB: 0 P: 16	R: 0 H: 0 E: 0 K: 0 S: 8	H: 0 LOB: 0 BB: 0 P: 10	R: 0 H: 1 E: 0 K: 1 S: 11	H: 1 LOB: 0 BB: 0 P: 14	R: 2 H: 3 E: 0 K: 0 S: 9	H: 3 LOB: 1 BB: 0 P: 14	R: 0 H: 2 E: 0 K: 0 S: 10	H: 2 LOB: 2 BB: 0 P: 13	R: 0 H: 0 E: 0 K: 0 S: 4	H: 0 LOB: 0 BB: 0 P: 5	R: 0 H: 0 E: 0 K: 1 S: 9	H: 0 LOB: 0 BB: 0 P: 13	R: 0 H: 0 E: 0 K: 0 S: 7	H: 0 LOB: 0 BB: 0 P: 8	R: 0 H: 0 E: 0 K: 2 S: 11	H: 0 LOB: 0 BB: 0 P: 17	1B: 4 2B: 2 3B: 0 HR: 0	SF: 0 SAC: 0 DP: 0 HBP: 0	WP: 0 PB: 0 SB: 0 CS: 0	PA: 33
PITCHER	IP WLS BF H R ER SO BB IBB HBP BLK WP HR S P ERA WHIP																					
37 Stephen Strasburg, R (1.1)	7.0 W 27 6 2 2 3 0 0 0 0 0 0 63 85 2.57 0.857																					
36 Sammy Solis, L (8.1)	1.0 H 3 0 0 0 0 0 0 0 0 0 0 7 8 0.00 0.000																					
45 Blake Treinen, R (9.1)	1.0 S 3 0 0 0 2 0 0 0 0 0 0 0 11 17 0.00 0.000																					

Batter	1	2	3	4	5	6	7	8	9	AB	R	H	RBI	BB	SO	LOB	BOTTOM					
7 Trea Turner, R (1.6)										4	0	1	0	0	0	0	<p>Miami Marlins @ Washington Nationals Nationals Park, Washington, DC Mon Apr 03 2017, 1:07 PM - 3:52 PM EDT Att: 42,744 - Cloudy - 66 F</p>					
2 Adam Eaton, L (1.8)										2	1	1	0	2	0	0						
34 Bryce Harper, L (1.9)										3	1	1	1	1	1	3						
20 Daniel Murphy, L (1.4)										4	0	2	1	0	1	2						
11 Ryan Zimmerman, R (1.3)										4	0	2	0	0	2	2						
28 Jayson Werth, R (1.7)										4	0	0	0	0	3	5						
10 Stephen Drew, L (1.5)										4	0	0	0	0	1	5						
32 Matt Wieters, S (1.2)										3	1	1	0	0	1	0						
37 Stephen Strasburg, R (1.1)										2	0	0	0	0	0	0						
26 Adam Lind, L (7. Ph)										1	1	1	2	0	0	0						
36 Sammy Solis, R (8.1)										0	0	0	0	0	0	0						
45 Blake Treinen, R (9.1)										0	0	0	0	0	0	0						
Inning Stats	R: 0 H: 1 E: 0 K: 3 S: 12	H: 0 LOB: 2 BB: 1 P: 21	R: 0 H: 0 E: 0 K: 1 S: 7	H: 0 LOB: 0 BB: 0 P: 10	R: 0 H: 1 E: 0 K: 0 S: 14	H: 1 LOB: 1 BB: 0 P: 22	R: 0 H: 2 E: 0 K: 1 S: 13	H: 2 LOB: 1 BB: 0 P: 22	R: 0 H: 0 E: 0 K: 1 S: 5	H: 0 LOB: 0 BB: 0 P: 7	R: 1 H: 1 E: 0 K: 0 S: 13	H: 1 LOB: 0 BB: 0 P: 21	R: 2 H: 2 E: 0 K: 1 S: 11	H: 2 LOB: 2 BB: 0 P: 21	R: 1 H: 2 E: 0 K: 0 S: 10	H: 2 LOB: 2 BB: 2 P: 21	R: 1 H: 0 E: 0 K: 1 S: 10	H: 0 LOB: 0 BB: 0 P: 17	1B: 5 2B: 2 3B: 0 HR: 2	SF: 0 SAC: 0 DP: 2 HBP: 0	WP: 0 PB: 0 SB: 0 CS: 0	PA: 34
PITCHER	IP WLS BF H R ER SO BB IBB HBP BLK WP HR S P ERA WHIP																					
36 Edinson Volquez, R (1.1)	5.0 L 19 4 0 0 6 1 0 0 0 0 0 2 24 42 13.50 1.500																					
35 David Phelps, R (6.1)	2.0 L 9 3 3 3 2 0 0 0 0 0 0 2 24 42 13.50 1.500																					
25 Junichi Tazawa, R (8.1)	0.0 3 1 1 1 0 2 0 0 0 0 0 0 3 13 ∞ ∞																					
29 Brad Ziegler, R (8.1)	1.0 3 1 0 0 1 0 0 0 0 0 0 0 7 8 0.00 1.000																					

Batter	1	2	3	4	5	6	7	8	9	AB	R	H	RBI	BB	SO	LOB	TOP			
9 Dee Strange-Gordon, L OBP: 0.222, SLG: 0.125										4	1	1	0	0	3	2	Miami Marlins @ Washington Nationals Nationals Park, Washington, DC Wed Apr 05 2017, 7:06 PM - 10:11 PM EDT Att: 22,715 - Cloudy - 69 F			
11 J.T. Realmuto, R OBP: 0.596, SLG: 1.000										4	2	2	2	1	0	3				
21 Christian Yelich, L OBP: 0.222, SLG: 0.222										5	1	2	0	0	1	2				
27 Giancarlo Stanton, R OBP: 0.125, SLG: 0.250										4	0	0	0	0	1	3				
41 Justin Bour, L (1.3)										3	0	0	0	1	2	1				
13 Marcell Ozuna, R OBP: 0.375, SLG: 0.375										4	0	2	2	0	1	0				
32 Derek Dietrich, L (1.5)										2	0	0	0	0	0	2				
3 Adeiny Hechavarria, R OBP: 0.143, SLG: 0.143										4	0	1	0	0	1	1				
58 Dan Straily, R 22 Dustin McGowan, R 28 Tyler Moore, R 64 Nick Wittgren, R 19 Miguel Rojas, R 46 Kyle Barraclough, R 44 AJ Ramos, R 51 Ichiro Suzuki, L										0	0	0	0	0	0	0				
Inning Stats	R: 2 E: 0 K: 2 S: 16	H: 2 LOB: 2 BB: 2 P: 29	R: 0 E: 0 K: 1 S: 9	H: 0 LOB: 2 BB: 0 P: 17	R: 0 E: 0 K: 1 S: 8	H: 0 LOB: 0 BB: 0 P: 12	R: 0 E: 0 K: 1 S: 7	H: 1 LOB: 1 BB: 0 P: 10	R: 0 E: 0 K: 1 S: 9	H: 0 LOB: 0 BB: 0 P: 15	R: 0 E: 0 K: 1 S: 9	H: 1 LOB: 1 BB: 0 P: 11	R: 1 E: 0 K: 1 S: 15	H: 3 LOB: 2 BB: 0 P: 26	R: 1 E: 0 K: 2 S: 14	H: 2 LOB: 1 BB: 0 P: 20		1B: 7 2B: 1 3B: 0 HR: 1	SF: 0 SAC: 1 DP: 1 HBP: 3	WP: 1 PB: 0 SB: 0 CS: 0
PITCHER	IP WLS BF H R ER SO BB IBB HBP BLK WP HR S P ERA WHIP	6.0 W 24 3 2 2 6 2 0 2 0 1 0 57 97 3.00 0.833	7.1 1.0 6 3 1 1 1 0 0 1 0 0 1 14 20 9.00 3.000	8.1 0.2 H 3 1 0 0 1 0 0 0 0 0 0 8 14 0.00 1.500	8.1 0.1 H 1 0 0 0 0 0 0 0 0 0 0 2 3 0.00 0.000	9.1 1.0 S 5 2 1 1 2 0 0 0 0 0 0 0 14 20 9.00 2.000														
Batter	1	2	3	4	5	6	7	8	9	AB	R	H	RBI	BB	SO	LOB	BOTTOM			
7 Trea Turner, R OBP: 0.125, SLG: 0.250										4	0	0	0	0	2	5	Miami Marlins @ Washington Nationals Nationals Park, Washington, DC Wed Apr 05 2017, 7:06 PM - 10:11 PM EDT Att: 22,715 - Cloudy - 69 F			
2 Adam Eaton, L OBP: 0.625, SLG: 0.800										3	2	1	0	1	0	0				
34 Bryce Harper, L OBP: 0.500, SLG: 1.000										4	1	2	2	0	0	0				
20 Daniel Murphy, L OBP: 0.500, SLG: 0.500										4	1	2	1	0	0	1				
11 Ryan Zimmerman, R OBP: 0.500, SLG: 0.857										3	2	1	1	1	1	2				
6 Anthony Rendon, R (1.5)										4	0	0	0	0	2	2				
28 Jayson Werth, R OBP: 0.250, SLG: 0.250										4	0	2	0	0	0	0				
32 Matt Wieters, S OBP: 0.714, SLG: 0.833										3	0	3	2	1	0	0				
57 Tanner Roark, R 10 Stephen Drew, L 72 Eddy Rosario, R 56 Joe Blanton, R 46 Oliver Pérez, L 26 Adam Lind, L 45 Blake Treinen, R										1	0	0	0	0	0	1				
Inning Stats	R: 0 E: 0 K: 0 S: 7	H: 0 LOB: 0 BB: 0 P: 15	R: 1 E: 0 K: 0 S: 12	H: 1 LOB: 0 BB: 0 P: 15	R: 0 E: 0 K: 0 S: 4	H: 1 LOB: 0 BB: 0 P: 6	R: 4 E: 0 K: 1 S: 23	H: 4 LOB: 2 BB: 2 P: 40	R: 1 E: 0 K: 0 S: 9	H: 2 LOB: 0 BB: 0 P: 15	R: 0 E: 0 K: 2 S: 14	H: 1 LOB: 1 BB: 2 P: 26	R: 0 E: 0 K: 1 S: 9	H: 1 LOB: 1 BB: 0 P: 12	R: 0 E: 0 K: 1 S: 11	H: 1 LOB: 1 BB: 0 P: 20		1B: 7 2B: 3 3B: 0 HR: 1	SF: 0 SAC: 1 DP: 1 HBP: 0	WP: 0 PB: 1 SB: 0 CS: 1
PITCHER	IP WLS BF H R ER SO BB IBB HBP BLK WP HR S P ERA WHIP	3.1 L 17 6 5 5 0 1 0 0 0 0 0 0 6 9 0.00 0.000	4.1 0.2 2 0 0 0 1 0 0 0 0 0 0 23 41 4.50 2.500	5.1 2.0 9 3 1 1 2 2 0 0 0 0 0 9 12 0.00 1.000	6.1 1.0 4 1 0 0 1 0 0 0 0 0 0 11 20 0.00 1.000	7.1 1.0 4 1 0 0 1 0 0 0 0 0 0 11 20 0.00 1.000														

Batter	1	2	3	4	5	6	7	8	9	10	AB	R	H	RBI	BB	SO	LOB	TOP				
9 Dee Strange-Gordon, L OBP: 0.214, SLG: 0.154	B1-3		G5-3				L7		G4-6-3		5	0	1	0	0	0	3	<p>Miami Marlins @ Washington Nationals Nationals Park, Washington, DC Thu Apr 06 2017, 5:26 PM - 9:54 PM EDT Att. 19,418 - Cloudy - 56 F</p>				
19 Miguel Rojas, R OBP: 0.231, SLG: 0.308	K						G4-3				3	0	1	0	0	0	2					
46 Kyle Barraclough, R OBP: 0.231, SLG: 0.308	K										0	0	0	0	0	0	0					
21 Christian Yelich, L OBP: 0.357, SLG: 0.308			G3								4	1	2	0	1	1	2					
27 Giancarlo Stanton, R OBP: 0.231, SLG: 0.308											5	0	2	0	0	2	2					
13 Marcell Ozuna, R OBP: 0.308, SLG: 0.308											5	0	1	0	0	1	4					
11 J.T. Realmuto, R OBP: 0.643, SLG: 1.167	L9										4	2	3	2	1	0	0					
41 Justin Bour, L OBP: 0.231, SLG: 0.182											4	0	1	1	1	1	4					
3 Adeiny Hechavarría, R OBP: 0.250, SLG: 0.182	L3										4	1	1	0	1	0	2					
34 Tom Koehler, R OBP: 0.231, SLG: 0.182											2	0	0	0	0	2	0					
29 Brad Ziegler, R OBP: 0.333, SLG: 0.143											0	0	0	0	0	0	0					
32 Derek Dietrich, L OBP: 0.333, SLG: 0.143											2	0	1	0	0	0	1					
Inning Stats	R: 0 E: 0 K: 2 S: 11	H: 1 LOB: 1 BB: 0 P: 13	R: 0 E: 0 K: 1 S: 8	H: 0 LOB: 1 BB: 1 P: 14	R: 0 E: 0 K: 1 S: 11	H: 1 LOB: 1 BB: 0 P: 15	R: 0 E: 0 K: 1 S: 7	H: 2 LOB: 1 BB: 0 P: 14	R: 0 E: 0 K: 2 S: 9	H: 1 LOB: 1 BB: 0 P: 14	R: 0 E: 0 K: 1 S: 11	H: 2 LOB: 1 BB: 0 P: 17	R: 2 E: 0 K: 1 S: 10	H: 1 LOB: 0 BB: 1 P: 17	R: 1 E: 0 K: 1 S: 8	H: 2 LOB: 1 BB: 0 P: 22	R: 1 E: 0 K: 0 S: 13	H: 3 LOB: 1 BB: 0 P: 17	1B: 12 2B: 1 3B: 0 HR: 1	SF: 0 SAC: 0 DP: 4 HBP: 0	WP: 1 PB: 1 SB: 1 CS: 0	PA: 44
PITCHER	IP 6.0	WLS 25	BF 25	H 7	R 0	ER 0	SO 7	BB 1	IBB 0	HBP 0	BLK 0	WP 0	HR 0	S 57	P 90	ERA 0.00	WHIP 1.333					
47 Gio González, L ERA: 1.8	1.0	H 4	1	0	0	0	0	0	0	0	0	0	0	13	17	0.00	1.000					
30 Koda Glover, R ERA: 18.0	1.0	H 3	1	2	2	1	1	0	0	0	0	1	1	10	17	18.00	2.000					
27 Shawn Kelley, R ERA: 5.4	0.2	H 5	1	1	1	0	1	0	0	0	0	0	0	7	11	13.50	3.000					
36 Sammy Solis, L ERA: 3.99	0.1	B 2	1	0	0	1	0	0	0	0	0	0	0	6	11	0.00	3.000					
PITCHER	IP 10.1	WLS 5	BF 32	H 3	R 1	ER 1	SO 0	BB 0	IBB 0	HBP 0	BLK 0	WP 0	HR 0	S 13	P 17	ERA 9.00	WHIP 3.000					
56 Joe Blanton, R ERA: 5.4	1.0	L 5	3	1	1	1	0	0	0	0	0	0	0	10	17	9.00	3.000					

Batter	1	2	3	4	5	6	7	8	9	10	AB	R	H	RBI	BB	SO	LOB	BOTTOM
7 Trea Turner, R OBP: 0.154, SLG: 0.231	G6-3										5	0	1	0	0	2	3	<p>Miami Marlins @ Washington Nationals Nationals Park, Washington, DC Thu Apr 06 2017, 5:26 PM - 9:54 PM EDT Att. 19,418 - Cloudy - 56 F</p>
2 Adam Eaton, L OBP: 0.462, SLG: 0.800	HR										5	1	1	1	0	2	2	
34 Bryce Harper, L OBP: 0.462, SLG: 0.700	L7										3	0	0	0	2	0	0	
20 Daniel Murphy, L OBP: 0.462, SLG: 0.462	K										5	0	2	0	0	1	0	
11 Ryan Zimmerman, R OBP: 0.462, SLG: 1.000											5	1	2	1	0	1	5	
6 Anthony Rendon, R OBP: 0.462, SLG: 1.000	F9										4	0	0	0	1	0	3	
28 Jayson Werth, R OBP: 0.333, SLG: 0.583	G6-3										4	1	2	1	0	0	2	
32 Matt Wieters, S OBP: 0.636, SLG: 0.625											2	0	0	0	2	0	2	
47 Gio González, R ERA: 1.8	1.0	H 3	0	0	0	1	0	0	0	0	0	0	0	0	0	0	1	
30 Koda Glover, R ERA: 18.0	1.0	H 4	1	1	1	1	1	1	1	1	0	0	0	0	0	0	0	
27 Shawn Kelley, R ERA: 5.4	1.0	H 4	1	1	1	0	0	0	0	0	0	0	0	0	0	0	0	
36 Sammy Solis, L ERA: 3.99	1.0	W 4	1	0	0	0	0	0	0	0	0	0	0	0	0	0	0	
PITCHER	IP 5.0	WLS 21	BF 21	H 4	R 1	ER 1	SO 4	BB 1	IBB 2	HBP 0	BLK 0	WP 0	HR 0	S 42	P 71	ERA 1.80	WHIP 1.000	
34 Tom Koehler, R ERA: 1.8	1.0	S 0	0	0	0	0	0	0	0	0	0	0	0	6	9	0.00	0.000	
46 Kyle Barraclough, R ERA: 4.5	1.0	H 5	1	1	1	1	1	1	1	1	0	0	0	11	23	9.00	2.000	
25 Junichi Tazawa, R ERA: 18.0	1.0	H 4	1	1	1	0	0	0	0	0	0	0	0	8	15	9.00	1.000	
35 David Phelps, R ERA: 3.0	1.0	W 4	1	0	0	0	0	0	0	0	0	0	0	8	11	0.00	1.000	
PITCHER	IP 10.1	WLS 5	BF 31	H 1	R 0	ER 0	SO 1	BB 1	IBB 0	HBP 0	BLK 0	WP 0	HR 0	S 14	P 21	ERA 0.00	WHIP 2.000	
44 AJ Ramos, R ERA: 3.0	1.0	S 0	0	0	0	0	0	0	0	0	0	0	0	6	9	0.00	0.000	
46 Kyle Barraclough, R ERA: 4.5	1.0	H 5	1	1	1	1	1	1	1	1	0	0	0	11	23	9.00	2.000	
25 Junichi Tazawa, R ERA: 18.0	1.0	H 4	1	1	1	0	0	0	0	0	0	0	0	8	15	9.00	1.000	
35 David Phelps, R ERA: 3.0	1.0	W 4	1	0	0	0	0	0	0	0	0	0	0	8	11	0.00	1.000	
PITCHER	IP 10.1	WLS 5	BF 31	H 1	R 0	ER 0	SO 1	BB 1	IBB 0	HBP 0	BLK 0	WP 0	HR 0	S 14	P 21	ERA 0.00	WHIP 2.000	
44 AJ Ramos, R ERA: 3.0	1.0	S 0	0	0	0	0	0	0	0	0	0	0	0	6	9	0.00	0.000	



Batter	1	2	3	4	5	6	7	8	9	AB	R	H	RBI	BB	SO	LOB	TOP				
11 J.T. Realmuto, R OBP: 0.600, SLG: 1.056										6	1	3	2	0	0	2					
19 Miguel Rojas, R OBP: 0.400, SLG: 0.429										2	1	1	2	2	1	2					
21 Christian Yelich, L OBP: 0.280, SLG: 0.375										6	1	0	0	0	2	6					
27 Giancarlo Stanton, R 62 Jose Ureña, R										4	0	3	1	1	1	1					
41 Justin Bour, L OBP: 0.348, SLG: 0.176										3	0	0	0	2	1	5					
13 Marcell Ozuna, R OBP: 0.478, SLG: 0.571										4	2	2	2	1	1	4					
32 Derek Dietrich, L 46 Kyle Barracough, R 35 David Phelps, R 51 Ichiro Suzuki, L										3	0	0	0	1	2	2					
3 Adeiny Hechavarria, R OBP: 0.238, SLG: 0.200										5	1	2	0	0	0	1					
61 Adam Conley, L 28 Tyler Moore, R 29 Brad Ziegler, R 9 Dee Strange-Gordon, L										2	0	0	0	0	2	1					
Inning Stats	R: 1 E: 0 K: 0 S: 10	H: 2 LOB: 1 BB: 0 P: 16	R: 1 E: 0 K: 2 S: 12	H: 1 LOB: 0 BB: 0 P: 18	R: 1 E: 0 K: 1 S: 13	H: 2 LOB: 2 BB: 1 P: 23	R: 0 E: 0 K: 2 S: 14	H: 0 LOB: 1 BB: 0 P: 16	R: 0 E: 0 K: 1 S: 11	H: 0 LOB: 2 BB: 1 P: 19	R: 1 E: 0 K: 1 S: 14	H: 1 LOB: 2 BB: 2 P: 28	R: 2 E: 0 K: 1 S: 19	H: 3 LOB: 2 BB: 1 P: 27	R: 2 E: 0 K: 1 S: 16	H: 3 LOB: 2 BB: 1 P: 29	1B: 10 2B: 1 3B: 1 HR: 1	SF: 1 SAC: 1 DP: 0 HBP: 0	WP: 1 PB: 0 SB: 1 CS: 0	PA: 48	
PITCHER	IP: 5.0 WLS: L BF: 24 ERA: 4.5	H: 6 R: 3 ER: 3 SO: 7	BB: 2 IBB: 0 HBP: 0 BLK: 0	WP: 1 HR: 1 S: 59 P: 91	ERA: 5.40 WHIP: 1.600	IP: 0.1 WLS: E BF: 5	H: 3 R: 2 ER: 2 SO: 0	BB: 1 IBB: 0 HBP: 0 BLK: 0	WP: 0 HR: 0 S: 11 P: 19	ERA: 7.71 WHIP: 0.000	IP: 0.2 WLS: E BF: 2	H: 0 R: 0 ER: 0 SO: 1	BB: 0 IBB: 0 HBP: 0 BLK: 0	WP: 0 HR: 0 S: 8 P: 10	ERA: 0.00 WHIP: 0.000						
65 Robert Gsellman, R ERA: 4.5						50 Rafael Montero, R ERA: 7.71															
49 Josh Smoker, L ERA: 10.8						59 Fernando Salas, R ERA:															
47 Hansel Robles, R ERA: 7.71																					
51 Paul Sewald, R ERA: 54.0																					
39 Jerry Blevins, L ERA:																					

Miami Marlins @ New York Mets
Citi Field, Flushing, NY
Sat Apr 08 2017, 7:10 PM - 10:35 PM EDT
Att: 33,936 - Clear - 55 F

AB 39
R 8
H 13
RBI 8
BB 7
SO 11
LOB 27

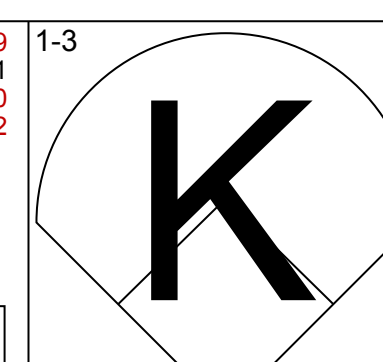
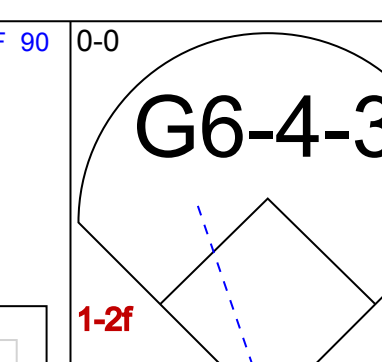
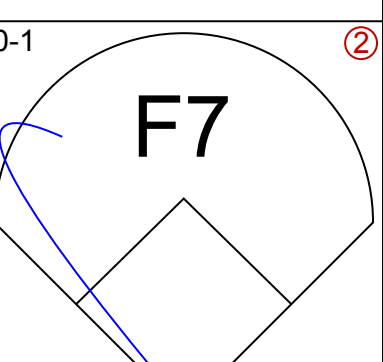
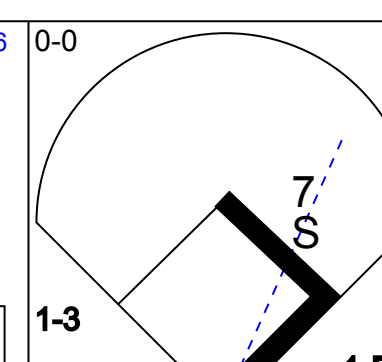
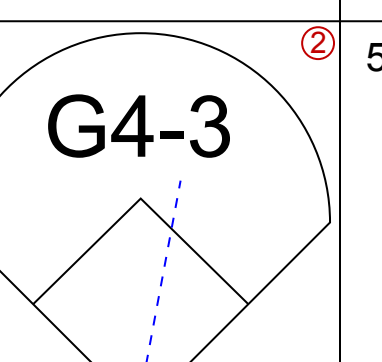
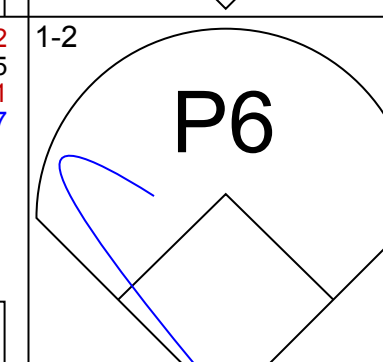
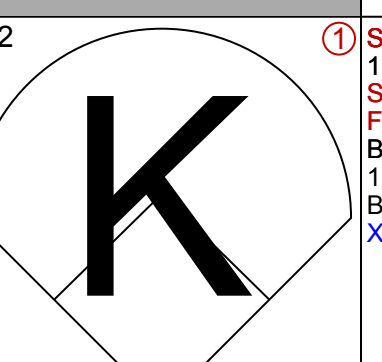

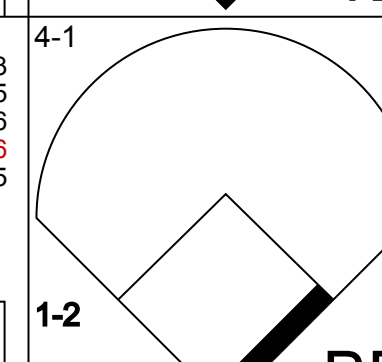
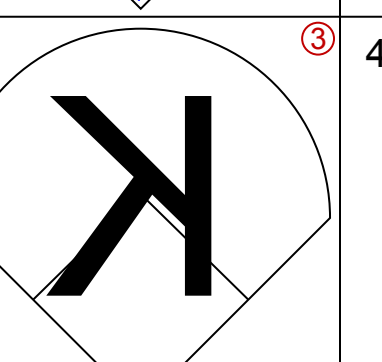

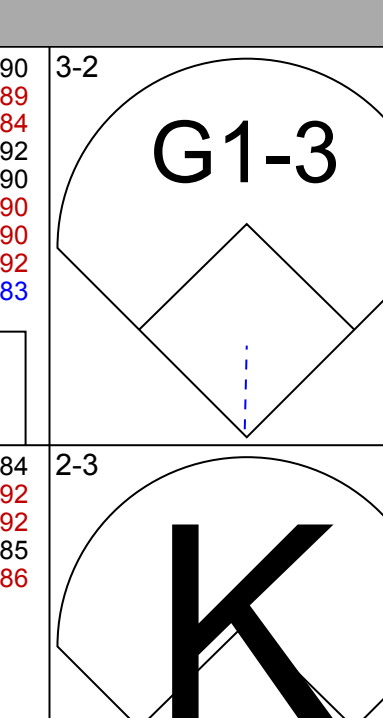
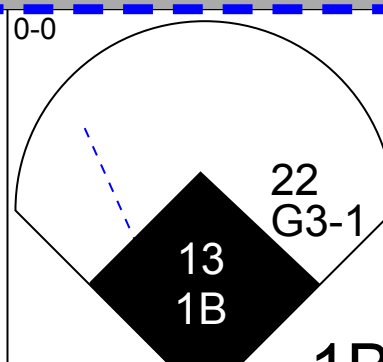
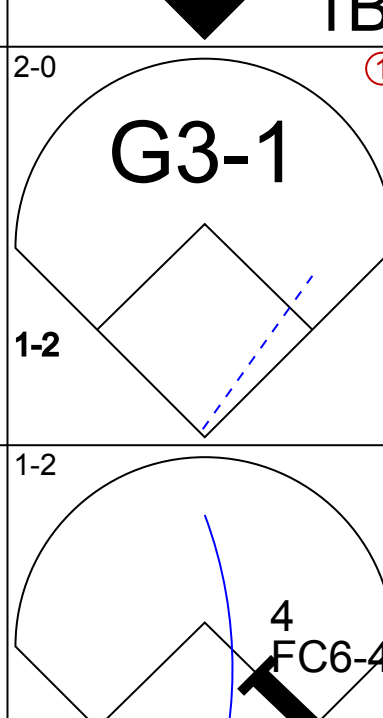
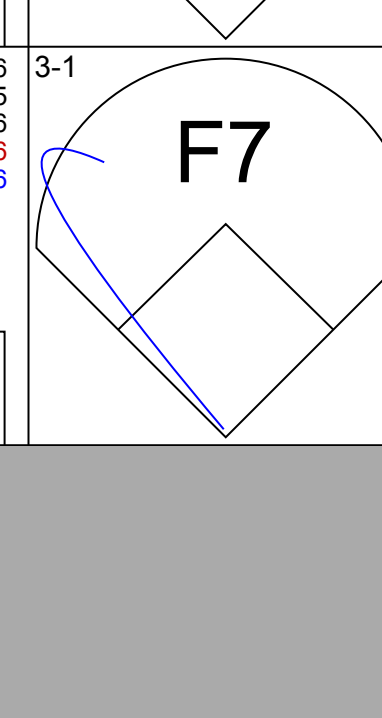
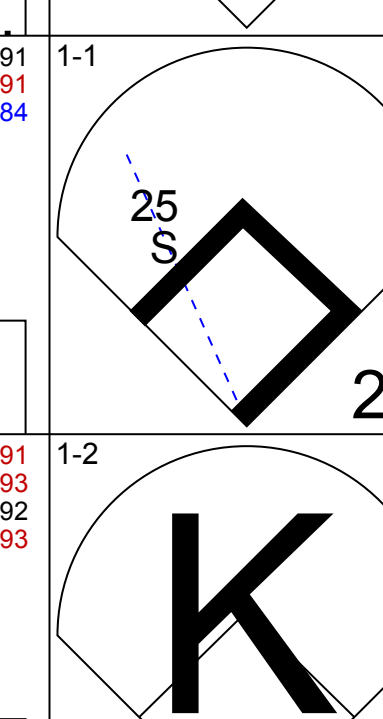
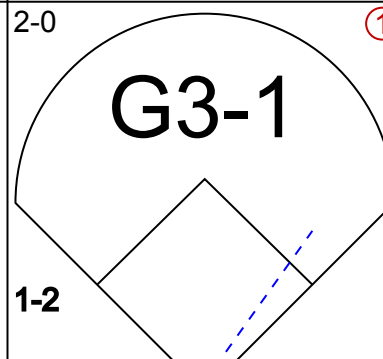
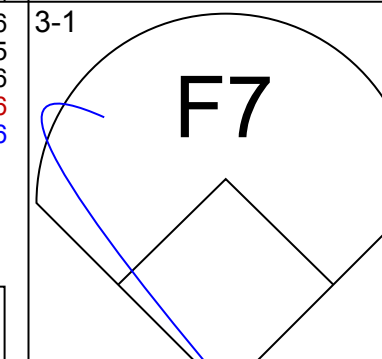
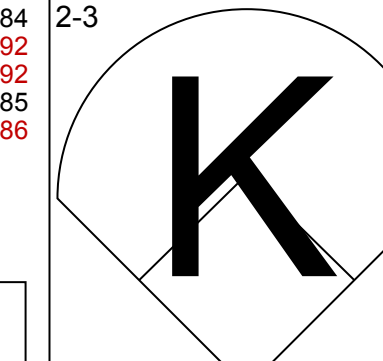

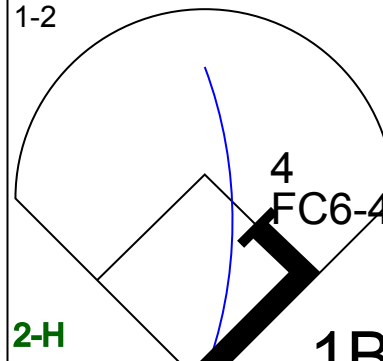
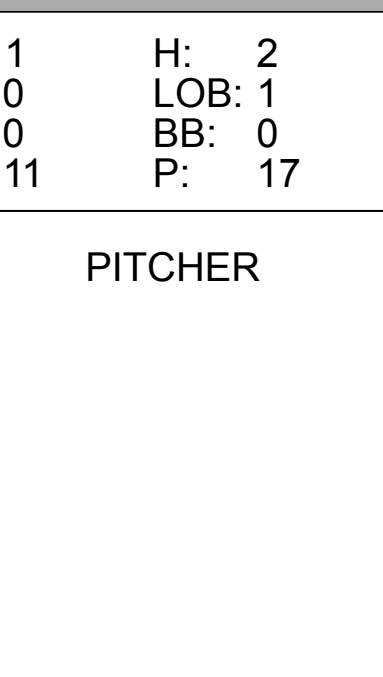
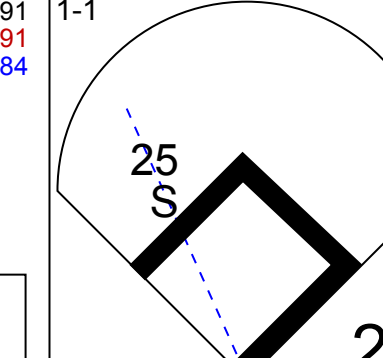
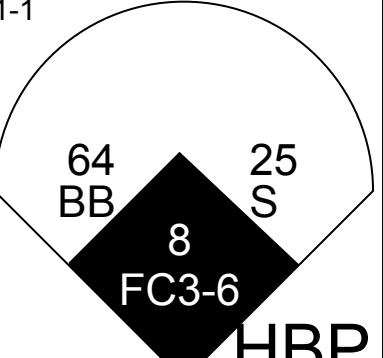
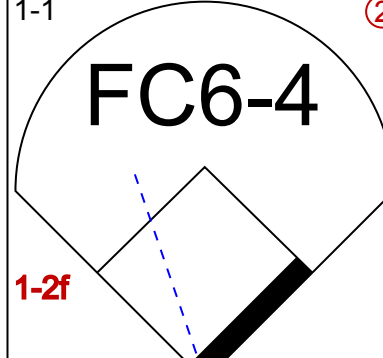
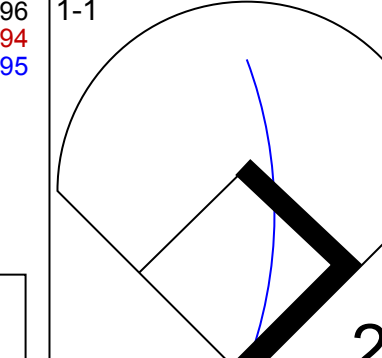
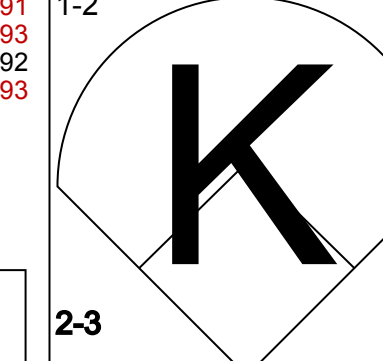
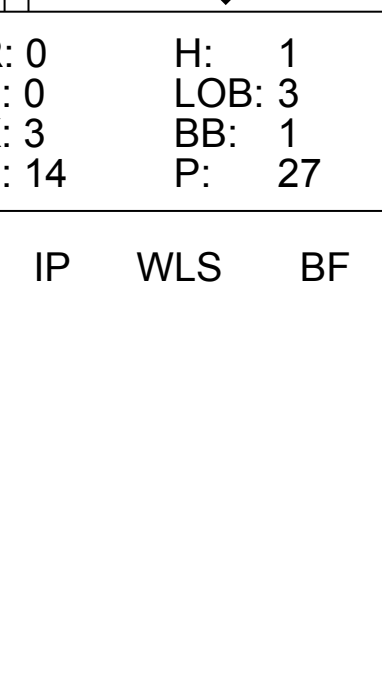


Batter	1	2	3	4	5	6	7	8	9	AB	R	H	RBI	BB	SO	LOB	BOTTOM					
3 Curtis Granderson, L OBP: 0.190, SLG: 0.250										4	0	0	0	0	1	2						
13 Asdrúbal Cabrera, S OBP: 0.318, SLG: 0.266										4	0	1	0	0	0	0						
52 Yoanis Céspedes, R OBP: 0.318, SLG: 0.389										3	0	0	0	0	2	1						
4 Wilmer Flores, R 47 Hansel Robles, R 51 Paul Sewald, R 39 Jerry Blevins, L 50 Rafael Montero, R 59 Fernando Salas, R 30 Michael Conforto, L										0	0	0	0	0	0	0						
20 Neil Walker, S OBP: 0.190, SLG: 0.200										4	0	0	0	0	4	0						
19 Jay Bruce, L OBP: 0.428, SLG: 0.500										4	0	1	0	0	1	1						
21 Lucas Duda, L OBP: 0.286, SLG: 0.500										4	1	1	1	0	2	2						
18 Travis d'Arnaud, R OBP: 0.333, SLG: 0.300										2	0	0	0	1	0	1						
65 Robert Gsellman, R 54 T.J. Rivera, R 49 Josh Smoker, L 7 José Reyes, S										1	0	0	0	0	0	0						
Inning Stats	R: 0 E: 0 K: 1 S: 8	H: 0 LOB: 0 BB: 0 P: 14	R: 0 E: 0 K: 2 S: 11	H: 0 LOB: 0 BB: 0 P: 17	R: 0 E: 0 K: 1 S: 8	H: 0 LOB: 0 BB: 0 P: 12	R: 0 E: 0 K: 0 S: 9	H: 0 LOB: 1 BB: 1 P: 18	R: 1 E: 0 K: 2 S: 12	H: 1 LOB: 2 BB: 2 P: 24	R: 0 E: 0 K: 2 S: 12	H: 0 LOB: 0 BB: 0 P: 17	R: 0 E: 0 K: 2 S: 14	H: 1 LOB: 1 BB: 0 P: 20	R: 0 E: 0 K: 2 S: 10	H: 1 LOB: 1 BB: 0 P: 19	R: 0 E: 0 K: 1 S: 9	H: 0 LOB: 1 BB: 0 P: 15	1B: 2 2B: 0 3B: 0 HR: 1	SF: 0 SAC: 0 DP: 0 HBP: 0	WP: 1 PB: 0 SB: 0 CS: 0	PA: 34
PITCHER	IP: 5.0 WLS: W BF: 19 ERA: 1.8	H: 1 R: 1 ER: 1 SO: 6	BB: 3 IBB: 0 HBP: 0 BLK: 0	WP: 0 HR: 1 S: 48 P: 85	ERA: 1.80 WHIP: 0.800	IP: 1.8 WLS: H BF: 3	H: 0 R: 0 ER: 0 SO: 2	BB: 0 IBB: 0 HBP: 0 BLK: 0	WP: 0 HR: 0 S: 12 P: 17	ERA: 0.00 WHIP: 0.000	IP: 1.0 WLS: H BF: 4	H: 1 R: 0 ER: 0 SO: 2	BB: 0 IBB: 0 HBP: 0 BLK: 0	WP: 0 HR: 0 S: 10 P: 14	ERA: 0.00 WHIP: 0.000							
61 Adam Conley, L ERA: 1.8																						
29 Brad Ziegler, R ERA:																						
46 Kyle Barracough, R ERA: 6.75																						
35 David Phelps, R ERA:																						
62 José Ureña, R ERA:																						

Miami Marlins @ New York Mets
Citi Field, Flushing, NY
Sat Apr 08 2017, 7:10 PM - 10:35 PM EDT
Att: 33,936 - Clear - 55 F

AB 31
R 1
H 3
RBI 1
BB 3
SO 13
LOB 8

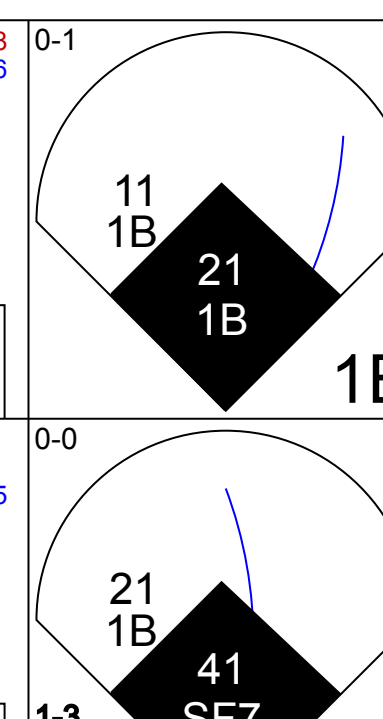
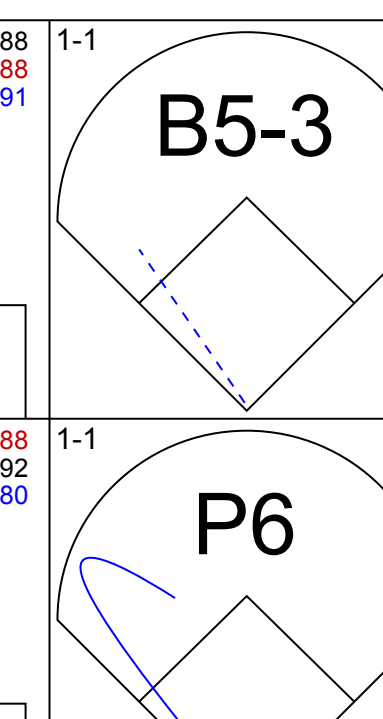
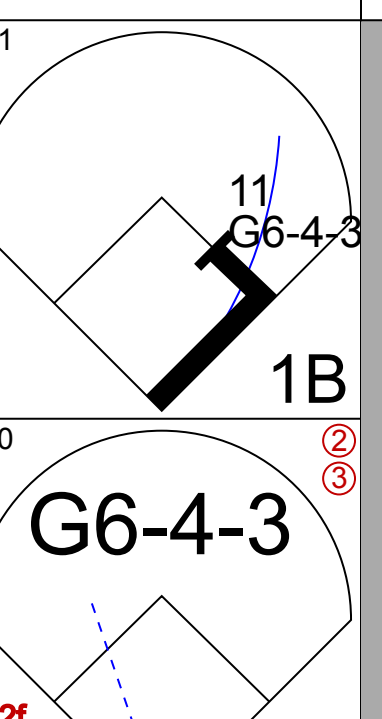
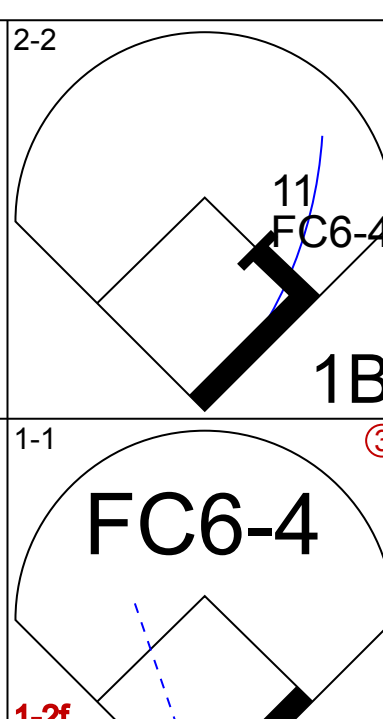
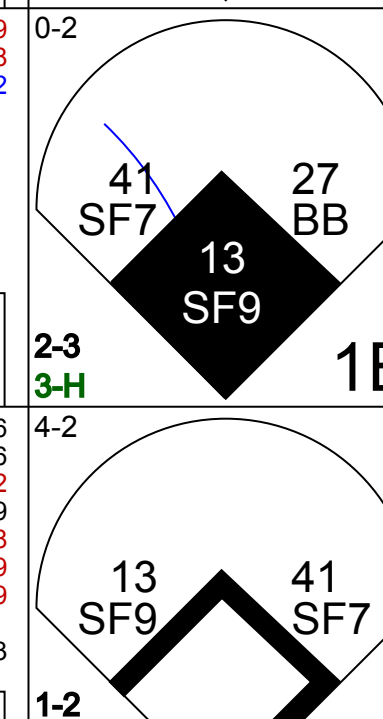



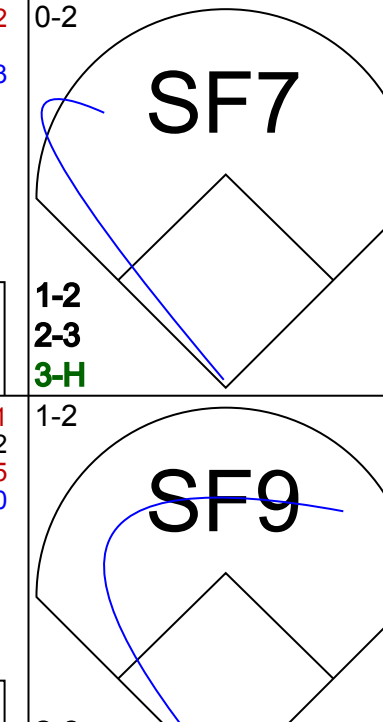
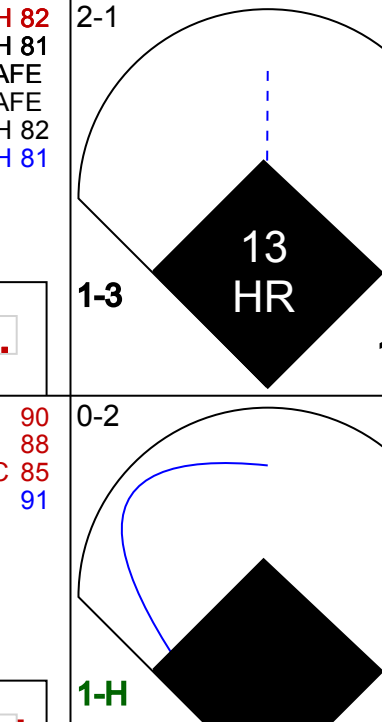
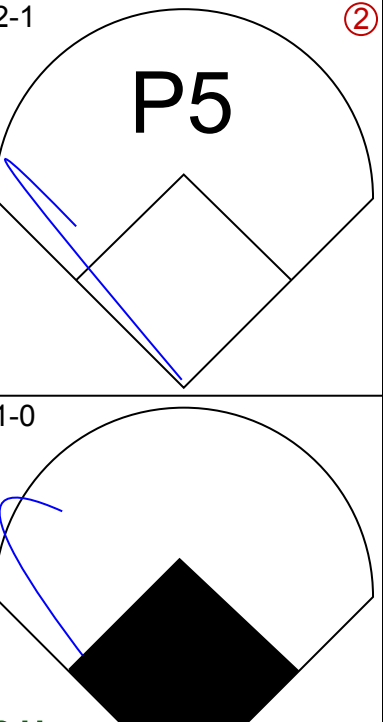
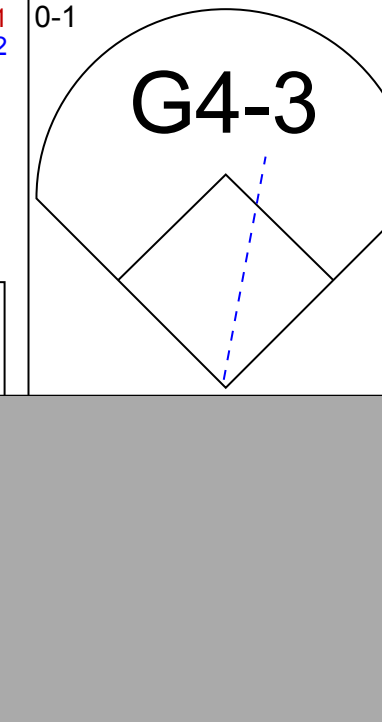
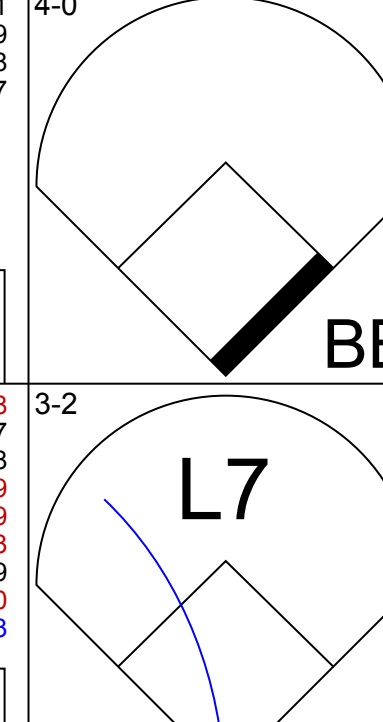
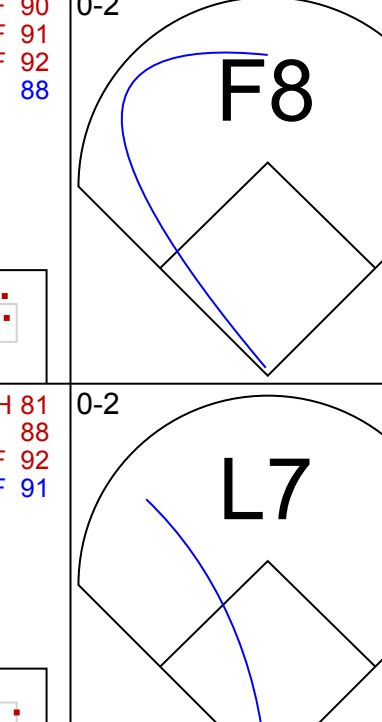


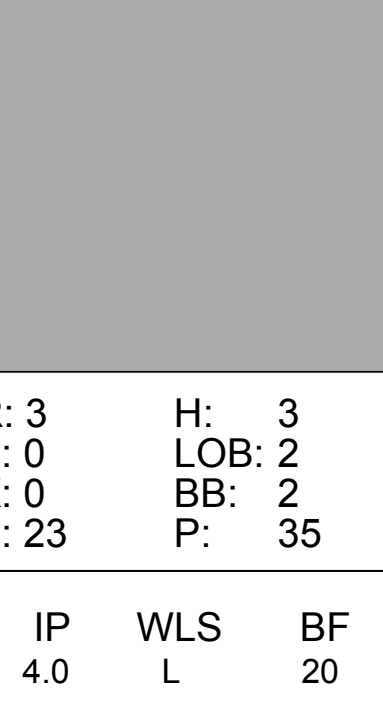
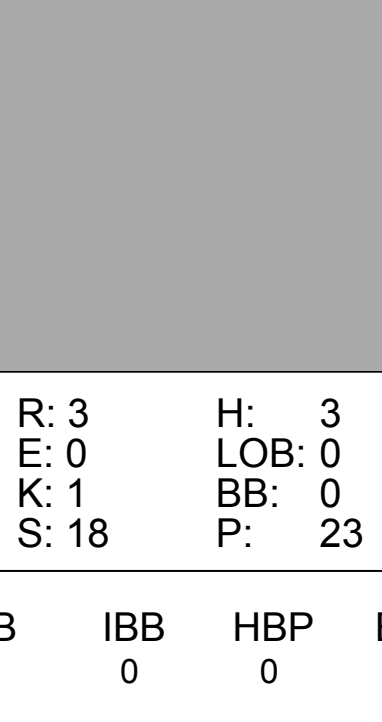
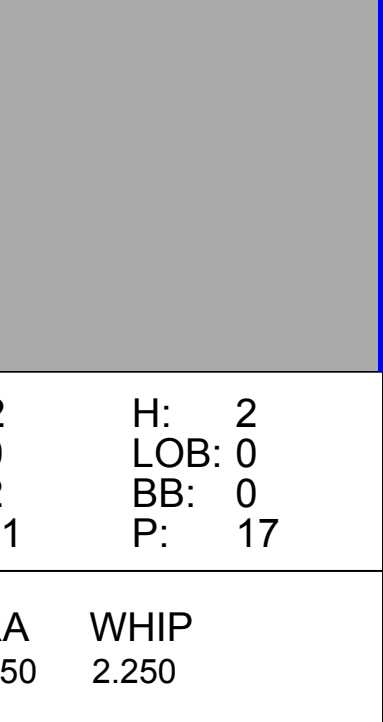
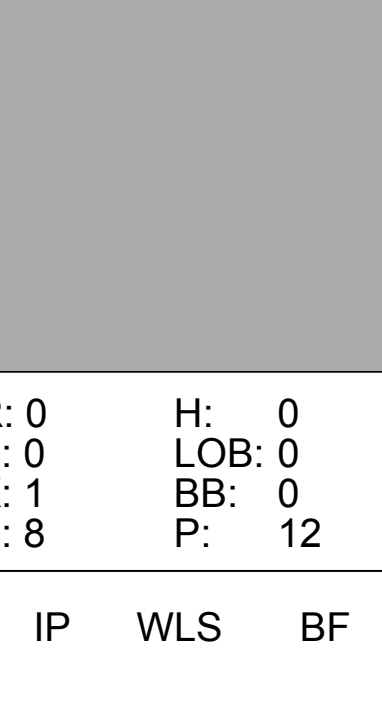


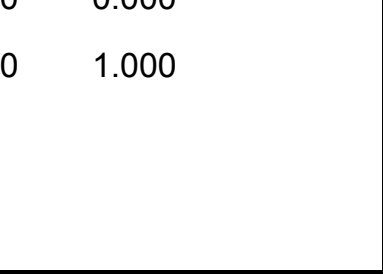



Batter	1	2	3	4	5	6	7	8	9	AB	R	H	RBI	BB	SO	LOB	TOP			
11 Ender Inciarte, L OBP: 0.176, SLG: 0.182										5	0	1	0	0	1	2				
7 Dansby Swanson, R OBP: 0.209, SLG: 0.281										4	0	0	0	1	2	1				
5 Freddie Freeman, L OBP: 0.375, SLG: 0.633										4	1	1	0	0	2	3				
22 Nick Markakis, L OBP: 0.406, SLG: 0.556										4	1	1	1	0	0	4				
13 Adonis Garcia, R OBP: 0.241, SLG: 0.222										4	0	1	1	0	2	0				
4 Brandon Phillips, R OBP: 0.400, SLG: 0.444										3	1	2	0	0	0	1				
25 Tyler Flowers, R OBP: 0.333, SLG: 0.294										3	1	0	0	1	1	3				
64 Emilio Bonifacio, S OBP: 0.250, SLG: 0.143										3	0	1	0	1	2	1				
40 Bartolo Colon, R 8 Jace Peterson, L 26 Mike Folynevicz, R 17 Johan Camargo, S 34 Eric O'Flaherty, L 46 Ian Krol, L 23 Chase d'Arnaud, R										1	0	0	0	0	0	1				
Inning Stats	R: 0 E: 0 K: 2 S: 9	H: 0 LOB: 0 BB: 0 P: 12	R: 0 E: 0 K: 2 S: 14	H: 1 LOB: 1 BB: 0 P: 21	R: 0 E: 0 K: 0 S: 7	H: 1 LOB: 0 BB: 0 P: 9	R: 1 E: 0 K: 1 S: 12	H: 1 LOB: 0 BB: 0 P: 14	R: 2 E: 1 K: 0 S: 11	H: 0 LOB: 1 BB: 2 P: 23	R: 1 E: 0 K: 0 S: 11	H: 2 LOB: 1 BB: 0 P: 17	R: 0 E: 0 K: 3 S: 14	H: 1 LOB: 3 BB: 1 P: 27	R: 0 E: 0 K: 2 S: 14	H: 0 LOB: 0 BB: 0 P: 12	1B: 4 2B: 2 3B: 0 HR: 1	SF: 0 SAC: 0 DP: 1 HBP: 1	WP: 1 PB: 0 SB: 3 CS: 0	PA: 38
PITCHER	IP WLS BF H R ER SO BB IBB HBP BLK WP HR S P ERA WHIP																			
58 Dan Straily, R ERA: 7.98	5.0 W 20 3 3 2 5 2 0 1 0 0 0 1 53 79 3.60 1.000																			
29 Brad Ziegler, R ERA: 2.25	1.0 5 2 1 1 0 0 0 0 0 0 0 0 11 17 9.00 2.000																			
46 Kyle Barraclough, R ERA: 2.25	1.0 6 1 0 0 3 1 0 0 0 0 0 0 14 27 0.00 2.000																			
35 David Phelps, R ERA: 5.4	1.0 4 1 0 0 2 0 0 0 0 0 0 0 14 22 0.00 1.000																			
44 AJ Ramos, R ERA:	1.0 3 0 0 0 2 0 0 0 0 0 0 0 8 12 0.00 0.000																			

Atlanta Braves @ Miami Marlins
Marlins Park, Miami, FL
Tue Apr 11 2017, 7:38 PM - 10:31 PM EDT
Att: 36,519 - Roof Closed - 72 F

AB 34
R 4
H 7
RBI 3
BB 3
SO 12
LOB 17



Batter	1	2	3	4	5	6	7	8	9	AB	R	H	RBI	BB	SO	LOB	BOTTOM			
9 Dee Strange-Gordon, L OBP: 0.310, SLG: 0.321										4	1	3	0	0	0	0				
11 J.T. Realmuto, R OBP: 0.500, SLG: 0.808										4	1	1	0	0	0	2				
21 Christian Yelich, L OBP: 0.303, SLG: 0.375										4	3	3	1	0	0	0				
27 Giancarlo Stanton, R OBP: 0.323, SLG: 0.286										3	0	0	0	1	3	2				
41 Justin Bour, L OBP: 0.300, SLG: 0.174										3	1	1	1	0	0	1				
13 Marcell Ozuna, R OBP: 0.467, SLG: 0.769										2	2	2	6	1	0	0				
32 Derek Dietrich, L OBP: 0.417, SLG: 0.421										3	0	0	0	1	1	1				
44 AJ Ramos, R										0	0	0	0	0	0	0				
39 JT Riddle, L										4	0	0	0	0	1	2				
58 Dan Straily, R 29 Brad Ziegler, R 28 Tyler Moore, R 46 Kyle Barraclough, R 35 David Phelps, R 19 Miguel Rojas, R										2	0	0	0	0	1	0				
Inning Stats	R: 3 E: 0 K: 0 S: 23	H: 3 LOB: 2 BB: 2 P: 35	R: 0 E: 0 K: 0 S: 6	H: 0 LOB: 0 BB: 0 P: 8	R: 3 E: 0 K: 1 S: 18	H: 3 LOB: 0 BB: 0 P: 23	R: 0 E: 0 K: 1 S: 6	H: 1 LOB: 0 BB: 0 P: 9	R: 2 E: 0 K: 2 S: 11	H: 2 LOB: 0 BB: 0 P: 17	R: 0 E: 0 K: 2 S: 12	H: 1 LOB: 1 BB: 0 P: 17	R: 0 E: 0 K: 1 S: 8	H: 0 LOB: 0 BB: 0 P: 12	R: 0 E: 0 K: 0 S: 4	H: 0 LOB: 0 BB: 1 P: 9	1B: 8 2B: 0 3B: 0 HR: 2	SF: 2 SAC: 0 DP: 2 HBP: 0	WP: 0 PB: 0 SB: 1 CS: 0	PA: 35
PITCHER	IP WLS BF H R ER SO BB IBB HBP BLK WP HR S P ERA WHIP																			
40 Bartolo Colon, R ERA: 6.3	4.0 L 20 9 3 2 2 4 2 0 0 0 0 0 1 23 34 9.00 1.500																			
26 Mike Folynevicz, R ERA: 6.35	2.0 9 3 2 2 4 0 0 0 0 0 0 1 23 34 9.00 1.500																			
34 Eric O'Flaherty, L ERA: 0.76	1.0 3 0 0 0 1 0 0 0 0 0 0 0 8 12 0.00 0.000																			
46 Ian Krol, L ERA: 7.36	1.0 3 0 0 0 0 1 0 0 0 0 0 0 4 9 0.00 1.000																			

Atlanta Braves @ Miami Marlins
Marlins Park, Miami, FL
Tue Apr 11 2017, 7:38 PM - 10:31 PM EDT
Att: 36,519 - Roof Closed - 72 F

AB 30
R 8
H 10
RBI 8
BB 3
SO 7
LOB 8



Batter	1	2	3	4	5	6	7	8	9	AB	R	H	RBI	BB	SO	LOB	TOP			
11 Ender Inciarte, L (1,8) OBP: 0.211, SLG: 0.378	G3		2H HR		L9			HR		4	2	2	3	0	0	1	Atlanta Braves @ Miami Marlins Marlins Park, Miami, FL Wed Apr 12 2017, 7:12 PM - 10:29 PM EDT Att: 16,808 - Roof Closed - 73 F			
7 Dansby Swanson, R (1,6) OBP: 0.211, SLG: 0.279	F8		F9			G6-3		1B		4	0	1	0	0	0	0				
5 Freddie Freeman, L (1,3) OBP: 0.389, SLG: 0.697	K			HR				K		3	1	1	1	1	2	1				
22 Nick Markakis, L (1,9) OBP: 0.417, SLG: 0.533		1B		CS		F9		G1-3		3	0	1	0	1	0	1				
4 Brandon Phillips, R (1,4) OBP: 0.382, SLG: 0.400	G6-4-3		BB			F9				3	1	0	0	1	0	3				
13 Adonis Garcia, R (1,5) OBP: 0.212, SLG: 0.194	L6		G6-3					K		4	0	0	0	0	2	1				
25 Tyler Flowers, R (1,2) 23 Chase d'Arnaud, R (9, PR) 53 Jim Johnson, R (9, 1)			G5-3		FC4-6			P4		4	0	2	1	0	0	0				
8 Jace Peterson, L (1,7) OBP: 0.333, SLG: 0.500			HR		FC4-6			G4-3		4	1	1	0	0	0	2				
54 Jaime Garcia, L (1, 1) 34 Eric O'Flaherty, L (6, 1) 52 José Ramirez, R (7, 1) 64 Emilio Bonifacio, S (8, PH) 38 Aroldys Vizcaino, R (8, 1) 20 Anthony Recker, R (9, 2)			SH5-4		SH5-4			L9		0	0	0	0	0	0	0				
Inning Stats	R: 0 E: 0 K: 1 S: 8	H: 0 LOB: 0 BB: 0 P: 11	R: 0 E: 0 K: 0 S: 5	H: 1 LOB: 0 BB: 0 P: 8	R: 2 E: 0 K: 0 S: 9	H: 2 LOB: 0 BB: 0 P: 11	R: 1 E: 0 K: 0 S: 8	H: 1 LOB: 0 BB: 1 P: 17	R: 0 E: 0 K: 0 S: 7	H: 0 LOB: 1 BB: 1 P: 15	R: 0 E: 0 K: 1 S: 10	H: 0 LOB: 0 BB: 0 P: 15	R: 1 E: 0 K: 1 S: 13	H: 2 LOB: 1 BB: 0 P: 20	R: 1 E: 0 K: 1 S: 8	H: 1 LOB: 1 BB: 1 P: 13		1B: 5 2B: 0 3B: 0 HR: 3	SF: 0 SAC: 2 DP: 1 HBP: 0	WP: 1 PB: 0 SB: 0 CS: 1
PITCHER	IP WLS BF H R ER SO BB IBB HBP BLK WP HR S P ERA WHIP																			
34 Tom Koehler, R (1, 1) ERA: 3.27	6.0	23	5	3	3	1	2	0	0	0	0	0	0	0	0	0	4.50	1.167		
29 Brad Ziegler, R (7, 1) ERA: 1.5	1.0	3	0	0	0	1	0	0	0	0	0	0	0	0	0	0	0.00	0.000		
25 Junichi Tazawa, R (8, 1) ERA: 9.0	1.0	4	2	1	1	1	0	0	0	0	0	1	13	20	9.00	2.000				
44 AJ Ramos, R (9, 1) ERA: 2.25	1.0	5	1	1	1	1	1	0	0	0	0	1	0	8	13	9.00	2.000			

Batter	1	2	3	4	5	6	7	8	9	AB	R	H	RBI	BB	SO	LOB	BOTTOM					
9 Dee Strange-Gordon, L (1,4) OBP: 0.294, SLG: 0.333	G1-3		HR		G4-3			G6-3		5	1	1	0	0	0	1	Atlanta Braves @ Miami Marlins Marlins Park, Miami, FL Wed Apr 12 2017, 7:12 PM - 10:29 PM EDT Att: 16,808 - Roof Closed - 73 F					
11 J.T. Realmuto, R (1,2) OBP: 0.489, SLG: 0.724	BB		L8		F7			L9		3	0	0	0	1	0	1						
21 Christian Yelich, L (1,8) OBP: 0.270, SLG: 0.333	L7		K2-3		E6			G3		4	1	0	0	0	1	2						
27 Giancarlo Stanton, R (1,9) OBP: 0.371, SLG: 0.516	BB		HR		HR			P2		3	2	2	4	1	0	0						
13 Marcell Ozuna, R (1,7) OBP: 0.441, SLG: 0.700	G4-3		1B		K			K		4	0	1	0	0	2	2						
28 Tyler Moore, R (1,3) OBP: 0.375, SLG: 0.500	K		L8		1B			G5-4-3		4	0	1	0	0	1	2						
19 Miguel Rojas, R (1,5) OBP: 0.294, SLG: 0.286	G5-3		L9		G4-3			K		4	0	0	0	0	1	1						
39 JT Riddle, L (1,6) OBP: 0.143, SLG: 0.143	1B		K		K			F8		3	0	1	0	0	2	0						
32 Derek Dietrich, L (9, PH) OBP: 0.400, SLG: 0.400	1B		K		K			K		1	0	0	0	0	0	0						
34 Tom Koehler, R (1, 1) 51 Ichiro Suzuki, L (6, PH) 29 Brad Ziegler, R (7, 1) 25 Junichi Tazawa, R (8, 1) 44 AJ Ramos, R (9, 1) 41 Justin Bour, L (9, PH)	L8		1B		K			K		2	0	1	0	0	0	1						
Inning Stats	R: 0 E: 0 K: 0 S: 10	H: 0 LOB: 2 BB: 2 P: 23	R: 0 E: 0 K: 1 S: 11	H: 1 LOB: 1 BB: 0 P: 13	R: 2 E: 0 K: 1 S: 11	H: 3 LOB: 1 BB: 0 P: 17	R: 0 E: 0 K: 1 S: 9	H: 1 LOB: 1 BB: 0 P: 12	R: 2 E: 0 K: 2 S: 14	H: 2 LOB: 1 BB: 0 P: 21	R: 0 E: 0 K: 2 S: 8	H: 0 LOB: 0 BB: 0 P: 11	R: 0 E: 0 K: 2 S: 6	H: 0 LOB: 0 BB: 0 P: 11	R: 0 E: 0 K: 2 S: 13	H: 0 LOB: 0 BB: 0 P: 17	R: 0 E: 0 K: 1 S: 8	H: 0 LOB: 0 BB: 0 P: 11	1B: 4 2B: 1 3B: 0 HR: 2	SF: 0 SAC: 0 DP: 1 HBP: 0	WP: 1 PB: 0 SB: 0 CS: 0	PA: 37
PITCHER	IP WLS BF H R ER SO BB IBB HBP BLK WP HR S P ERA WHIP																					
54 Jaime Garcia, L (1, 1) ERA: 5.73	5.0	25	7	4	3	4	2	0	0	0	0	0	0	0	0	0	5.40	1.800				
34 Eric O'Flaherty, L (6, 1) ERA: 4.91	1.0	3	0	0	0	2	0	0	0	0	0	0	8	11	0.00	0.000						
52 José Ramirez, R (7, 1) ERA: 3.38	1.0	3	0	0	0	0	0	0	0	0	0	0	6	11	0.00	0.000						
38 Aroldys Vizcaino, R (8, 1) ERA	1.0	W 3	0	0	0	2	0	0	0	0	1	0	13	17	0.00	0.000						
53 Jim Johnson, R (9, 1) ERA: 2.25	1.0	S 3	0	0	0	1	0	0	0	0	0	0	8	11	0.00	0.000						



Batter	1	2	3	4	5	6	7	8	9	AB	R	H	RBI	BB	SO	LOB	TOP					
7 José Reyes, S OBP: 0.170, SLG: 0.116										3	0	0	0	1	1	1						
13 Asdrúbal Cabrera, S OBP: 0.296, SLG: 0.419										4	2	1	1	0	0	1						
52 Yoenis Cespedes, R (1, 7) OBP: 0.340, SLG: 0.711										4	0	0	0	0	2	1						
4 Wilmer Flores, R (1, 3) OBP: 0.207, SLG: 0.393										4	0	1	0	0	0	0						
20 Neil Walker, S (1, 4) OBP: 0.280, SLG: 0.289										4	1	2	1	0	1	0						
3 Curtis Granderson, L (1, 9) OBP: 0.261, SLG: 0.293										4	1	1	1	0	1	2						
12 Juan Lagares, R (1, 8)										1	0	0	0	1	0	0						
30 Michael Conforto, L (7, PH) OBP: 0.429, SLG: 0.813										3	0	0	0	0	1	1						
44 René Rivera, R (1, 2) OBP: 0.278, SLG: 0.333										2	0	0	0	0	1	0						
48 Jacob deGrom, L (1, 1)										0	0	0	0	0	0	0						
59 Fernando Salas, R (8, 1)										0	0	0	0	0	0	0						
39 Jerry Blevins, L (8, 1)										0	0	0	0	0	0	0						
Inning Stats	R: 1 E: 0 K: 0 S: 8	H: 2 LOB: 2 BB: 1 P: 17	R: 0 E: 0 K: 0 S: 6	H: 0 LOB: 1 BB: 1 P: 12	R: 0 E: 0 K: 1 S: 8	H: 0 LOB: 0 BB: 0 P: 13	R: 0 E: 0 K: 0 S: 11	H: 0 LOB: 0 BB: 0 P: 16	R: 0 E: 0 K: 1 S: 6	H: 0 LOB: 0 BB: 0 P: 7	R: 0 E: 0 K: 0 S: 5	H: 0 LOB: 0 BB: 0 P: 8	R: 2 E: 0 K: 2 S: 13	H: 2 LOB: 0 BB: 0 P: 17	R: 1 E: 0 K: 1 S: 12	H: 1 LOB: 0 BB: 0 P: 21	R: 0 E: 0 K: 2 S: 11	H: 0 LOB: 0 BB: 0 P: 18	1B: 2 2B: 1 3B: 1 HR: 1	SF: 1 SAC: 1 DP: 0 HBP: 0	WP: 0 PB: 0 SB: 0 CS: 0	PA: 34
PITCHER	IP WLS BF H R ER SO BB IBB HBP BLK WP HR S P ERA WHIP																					
61 Adam Conley, L (1, 1) ERA: 3.75	6.0	24	4	3	3	2	2	0	0	0	0	0	0	0	50	81	4.50	1.000				
22 Dustin McGowan, R (7, 1) ERA:	1.0	3	0	0	0	2	0	0	0	0	0	0	0	7	9	0.00	0.000					
25 Junichi Tazawa, R (8, 1) ERA: 7.2	1.0	W	4	1	1	1	0	0	0	0	0	0	1	12	21	9.00	1.000					
44 AJ Ramos, R (9, 1) ERA: 1.5	1.0	S	3	0	0	2	0	0	0	0	0	0	0	11	18	0.00	0.000					

New York Mets @ Miami Marlins
Marlins Park, Miami, FL
Sat Apr 15 2017, 7:12 PM - 9:42 PM EDT
Att: 25,137 - Roof Closed - 74 F

AB 30
R 4
H 5
RBI 4
BB 2
SO 7
LOB 6



Batter	1	2	3	4	5	6	7	8	9	AB	R	H	RBI	BB	SO	LOB	BOTTOM					
9 Dee Strange-Gordon, L (1, 4) OBP: 0.314, SLG: 0.340										4	0	0	0	0	2	1						
19 Miguel Rojas, R (1, 6) OBP: 0.438, SLG: 0.385										2	1	1	0	2	0	0						
21 Christian Yelich, L (1, 8) OBP: 0.283, SLG: 0.354										4	1	1	2	0	1	2						
27 Giancarlo Stanton, R (1, 9) OBP: 0.333, SLG: 0.500										4	1	1	1	0	1	2						
41 Justin Bour, L (1, 3) OBP: 0.277, SLG: 0.282										4	1	1	1	0	3	1						
13 Marcell Ozuna, R (1, 7) OBP: 0.426, SLG: 0.721										3	1	1	1	0	2	0						
32 Derek Dietrich, L (1, 5) OBP: 0.361, SLG: 0.310										3	0	0	0	0	3	0						
44 AJ Ramos, R (9, 1) ERA:										3	0	0	0	0	2	0						
17 A.J. Ellis, R (1, 2) OBP: 0.200, SLG: 0.077										2	0	1	0	0	0	0						
61 Adam Conley, L (1, 1) OBP: 0.250, SLG: 0.250	7.0	26	4	2	2	13	1	0	0	0	0	0	0	64	97	2.57	0.714					
22 Dustin McGowan, R (7, 1) ERA:	0.2	L	5	2	3	3	1	0	0	0	0	0	0	2	12	23	40.50	4.500				
25 Junichi Tazawa, R (8, 1) ERA:	0.1		0	0	0	1	0	0	0	0	0	0	0	3	5	0.00	0.000					
51 Ichiro Suzuki, L (8, PH) OBP: 0.091, SLG: 0.091																						
39 JT Riddle, L (9, 6) OBP: 0.100, SLG: 0.100																						
Inning Stats	R: 0 E: 0 K: 3 S: 12	H: 1 LOB: 1 BB: 0 P: 18	R: 2 E: 0 K: 1 S: 13	H: 2 LOB: 0 BB: 0 P: 18	R: 0 E: 0 K: 0 S: 4	H: 0 LOB: 0 BB: 0 P: 5	R: 0 E: 0 K: 2 S: 8	H: 0 LOB: 0 BB: 0 P: 10	R: 0 E: 0 K: 3 S: 12	H: 1 LOB: 1 BB: 0 P: 19	R: 0 E: 0 K: 1 S: 6	H: 0 LOB: 1 BB: 1 P: 14	R: 0 E: 0 K: 3 S: 9	H: 0 LOB: 0 BB: 0 P: 13	R: 3 E: 0 K: 2 S: 15	H: 2 LOB: 0 BB: 1 P: 28	1B: 2 2B: 0 3B: 0 HR: 4	SF: 0 SAC: 0 DP: 0 HBP: 0	WP: 0 PB: 0 SB: 0 CS: 0	PA: 32		
PITCHER	IP WLS BF H R ER SO BB IBB HBP BLK WP HR S P ERA WHIP																					
48 Jacob deGrom, R (1, 1) ERA: 1.89	7.0	26	4	2	2	13	1	0	0	0	0	0	0	64	97	2.57	0.714					
59 Fernando Salas, R (8, 1) ERA: 3.24	0.2	L	5	2	3	3	1	0	0	0	0	0	0	2	12	23	40.50	4.500				
39 Jerry Blevins, L (8, 1) ERA:	0.1		0	0	0	1	0	0	0	0	0	0	0	3	5	0.00	0.000					

New York Mets @ Miami Marlins
Marlins Park, Miami, FL
Sat Apr 15 2017, 7:12 PM - 9:42 PM EDT
Att: 25,137 - Roof Closed - 74 F

AB 30
R 5
H 6
RBI 5
BB 2
SO 15
LOB 6



Batter	1	2	3	4	5	6	7	8	9	AB	R	H	RBI	BB	SO	LOB	TOP										
3 Curtis Granderson, L (1, 8) OBP: 0.235, SLG: 0.261 43 Addison Reed, L (9, 1)	G6-3		F8			P2		K	G4-3	5	0	0	0	0	1	2											
20 Neil Walker, S (1, 4) OBP: 0.333, SLG: 0.304	BB		BB			52 BB		1B		1	0	1	0	3	0	0											
52 Yoenis Cespedes, R (1, 7) OBP: 0.351, SLG: 0.688	P4		G5-3			BB		1B		3	0	1	0	1	0	2											
19 Jay Bruce, L (1, 9) OBP: 0.364, SLG: 0.542	K					K		G4-3		4	0	0	0	0	3	5											
21 Lucas Duda, L (1, 3) OBP: 0.356, SLG: 0.615	G5-3		K			F7		K		4	0	0	0	0	2	2											
18 Travis d'Arnaud, R (1, 2) OBP: 0.417, SLG: 0.645	L8		P6			F9		1B		4	1	1	0	0	0	0											
7 José Reyes, S (1, 6) (9, 5) OBP: 0.176, SLG: 0.109	BB					F7		G4-3		3	0	0	0	1	1	1											
4 Wilmer Flores, R (1, 5) OBP: 0.212, SLG: 0.375 12 Juan Lagares, R (9, PR) (9, 8)	K					F7		F9		4	0	1	0	0	1	1											
33 Matt Harvey, R (7, 1) 49 Josh Smoker, L (8, PH) 30 Michael Conforto, L (8, 1) 47 Hansel Robles, R (9, PH) 13 Asdrubal Cabrera, S (9, 6) OBP: 0.316, SLG: 0.429	G6-3		G6-3			K		G6-3		2	0	0	0	0	1	0											
Inning Stats	R: 0 H: 0 E: 0 K: 1 S: 8	H: 0 LOB: 1 BB: 1 P: 16	R: 0 H: 0 E: 0 K: 1 S: 10	H: 0 LOB: 1 BB: 1 P: 17	R: 0 H: 0 E: 0 K: 0 S: 10	H: 0 LOB: 0 BB: 1 P: 19	R: 0 H: 0 E: 0 K: 2 S: 7	H: 0 LOB: 0 BB: 0 P: 10	R: 0 H: 0 E: 0 K: 1 S: 9	H: 0 LOB: 2 BB: 2 P: 14	R: 0 H: 0 E: 0 K: 1 S: 11	H: 0 LOB: 0 BB: 0 P: 27	R: 0 H: 2 E: 0 K: 1 S: 12	H: 2 LOB: 2 BB: 0 P: 19	R: 2 H: 3 E: 1 K: 2 S: 21	H: 3 LOB: 2 BB: 0 P: 33	1B: 5 2B: 0 3B: 0 HR: 0	SF: 0 SAC: 0 DP: 0 HBP: 0	WP: 0 PB: 0 SB: 0 CS: 0	PA: 37							
PITCHER	IP	WLS	BF	H	R	ER	SO	BB	IBB	HBP	BLK	WP	HR	S	P	ERA	WHIP										
58 Dan Straily, R ERA: 4.61	5.1		21	0	0	0	5	5	0	0	0	0	0	50	93	0.00	0.938										
66 Jarlin Garcia, L ERA: 1.29	0.2	H	2	0	0	0	1	0	0	0	0	0	0	5	10	0.00	0.000										
46 Kyle Barraclough, R ERA: 1.29	1.0	H	3	0	0	0	0	0	0	0	0	0	0	5	8	0.00	0.000										
29 Brad Ziegler, R ERA: 1.29	1.0	H	5	2	0	0	1	0	0	0	0	0	0	12	19	0.00	2.000										
35 David Phelps, R ERA: 5.63	1.0	W	6	3	2	1	2	0	0	0	0	0	0	21	33	9.00	3.000										

New York Mets @ Miami Marlins
Marlins Park, Miami, FL
Sun Apr 16 2017, 1:10 PM - 4:08 PM EDT
Att: 20,028 - Roof Closed - 74 F

AB 32
R 2
H 5
RBI 2
BB 5
SO 9
LOB 13



Batter	1	2	3	4	5	6	7	8	9	AB	R	H	RBI	BB	SO	LOB	BOTTOM										
9 Dee Strange-Gordon, L (1, 4) OBP: 0.345, SLG: 0.370	11 E 21 G6-3 1B		11 B			11 FC5-4 1B		G1-3		4	1	3	0	0	0	0											
11 J.T. Realmuto, R (1, 2) OBP: 0.452, SLG: 0.658	P4		1B			FC5-4		G6-3		4	0	2	0	0	0	2											
21 Christian Yelich, L (1, 8) OBP: 0.281, SLG: 0.346	G6-3		G1			13 BB 2B 1B		G6-3		4	1	1	1	0	0	3											
27 Giancarlo Stanton, R (1, 9) OBP: 0.327, SLG: 0.467	G6-3					13 BB 1B		G4-3		3	0	0	0	1	1	2											
41 Justin Bour, L (1, 3) OBP: 0.275, SLG: 0.262	K		F7			13 BB 1B		G4-3		3	0	0	0	1	1	2											
13 Marcell Ozuna, R (1, 7) OBP: 0.453, SLG: 0.745	K		K			1B		G4-3		4	0	3	1	0	1	0											
32 Derek Dietrich, L (1, 5) OBP: 0.333, SLG: 0.281 35 David Phelps, R (9, 1)	F8		P5			1B		G4-3		3	0	0	0	0	1	2											
51 Ichiro Suzuki, L (9, PH) OBP: 0.083, SLG: 0.083						K		K		1	0	0	0	0	1	1											
19 Miguel Rojas, R (1, 6) (9, 5) OBP: 0.417, SLG: 0.400	P3		G6-3			G6-3		G5-3		4	1	1	0	0	0	0											
58 Dan Straily, R (7, 1) 66 Jarlin Garcia, L (8, 1) 46 Kyle Barraclough, R (9, PH) 28 Tyler Moore, R (9, PH) 29 Brad Ziegler, R (9, 1) 39 JT Riddle, L (9, 6) OBP: 0.162, SLG: 0.455	G4-3					K		K		2	0	0	0	0	1	0											
Inning Stats	R: 1 H: 1 E: 1 K: 0 S: 7	H: 1 LOB: 0 BB: 0 P: 10	R: 0 H: 0 E: 0 K: 2 S: 8	H: 0 LOB: 0 BB: 0 P: 11	R: 0 H: 2 E: 0 K: 0 S: 14	H: 2 LOB: 0 BB: 0 P: 18	R: 0 H: 1 E: 0 K: 0 S: 14	H: 1 LOB: 1 BB: 1 P: 21	R: 0 H: 1 E: 0 K: 1 S: 9	H: 1 LOB: 1 BB: 0 P: 14	R: 1 H: 2 E: 0 K: 2 S: 10	H: 2 LOB: 1 BB: 1 P: 18	R: 0 H: 0 E: 0 K: 1 S: 6	H: 0 LOB: 0 BB: 0 P: 8	R: 0 H: 1 E: 0 K: 0 S: 7	H: 1 LOB: 1 BB: 0 P: 15	R: 2 H: 3 E: 0 K: 1 S: 9	H: 3 LOB: 0 BB: 0 P: 10	1B: 8 2B: 2 3B: 0 HR: 1	SF: 0 SAC: 0 DP: 0 HBP: 0	WP: 0 PB: 0 SB: 0 CS: 0	PA: 36					
PITCHER	IP	WLS	BF	H	R	ER	SO	BB	IBB	HBP	BLK	WP	HR	S	P	ERA	WHIP										
33 Matt Harvey, R ERA: 2.45	6.0		25	7	2	1	5	2	0	0	0	0	0	62	92	1.50	1.500										
49 Josh Smoker, L ERA: 2.44	1.0		3	0	0	0	1	0	0	0	0	0	0	6	8	0.00	0.000										
47 Hansel Robles, R ERA: 3.38	1.0		4	1	0	0	0	0	0	0	0	0	0	7	15	0.00	1.000										
43 Addison Reed, R ERA: 3.52	0.2	L	4	3	2	2	1	0	0	0	0	0	1	9	10	27.00	4.500										

New York Mets @ Miami Marlins
Marlins Park, Miami, FL
Sun Apr 16 2017, 1:10 PM - 4:08 PM EDT
Att: 20,028 - Roof Closed - 74 F


AB 34
R 4
H 11
RBI 4
BB 2
SO 7
LOB 12



Batter	1	2	3	4	5	6	7	8	9	AB	R	H	RBI	BB	SO	LOB	TOP					
9 Dee Strange-Gordon, L (1.4) OBP: 0.339, SLG: 0.362	G4-3			L8		14 1B		K		4	0	1	0	0	1	0						
14 Martín Prado, R (1.5) OBP: 0.333, SLG: 0.333	P3			P5		1B		K		3	0	1	0	0	0	0						
39 JT Riddle, L (7.6)						1B				1	0	0	0	0	1	0						
21 Christian Yelich, L (1.8) OBP: 0.295, SLG: 0.411	G6-3			1B		F9		HR		4	1	2	1	0	0	2						
27 Giancarlo Stanton, R (1.9) OBP: 0.321, SLG: 0.449		F9		P4				K		4	0	1	0	0	1	1						
13 Marcell Ozuna, R (1.10) OBP: 0.421, SLG: 0.686	L9					K2-3		K		4	0	0	0	0	2	1						
11 J.T. Realmuto, R (1.2) OBP: 0.422, SLG: 0.610	K					K		L5		3	0	0	0	0	2	1						
41 Justin Bour, L (1.3) OBP: 0.259, SLG: 0.244				K		G4-3		G6-3		3	0	0	0	0	1	1						
19 Miguel Rojas, R (1.6) OBP: 0.385, SLG: 0.364				F9				P6		3	0	0	0	0	0	0						
51 Ichiro Suzuki, L (1.7) OBP: 0.067, SLG: 0.067				G4-3				G4-3		3	0	0	0	0	0	0						
Inning Stats	R: 0 H: 0 E: 0 K: 0 S: 8	H: 0 LOB: 0 BB: 0 P: 13	R: 0 H: 0 E: 0 K: 1 S: 6	H: 0 LOB: 0 BB: 0 P: 11	R: 0 H: 0 E: 0 K: 1 S: 6	H: 0 LOB: 0 BB: 0 P: 10	R: 0 H: 1 E: 0 K: 0 S: 11	H: 1 LOB: 1 BB: 0 P: 14	R: 0 H: 0 E: 0 K: 2 S: 11	H: 0 LOB: 0 BB: 0 P: 18	R: 0 H: 2 E: 0 K: 0 S: 15	H: 2 LOB: 2 BB: 0 P: 19	R: 0 H: 1 E: 0 K: 1 S: 10	H: 1 LOB: 1 BB: 0 P: 12	R: 0 H: 0 E: 0 K: 1 S: 11	H: 0 LOB: 0 BB: 0 P: 14	R: 1 H: 1 E: 0 K: 2 S: 12	H: 1 LOB: 0 BB: 0 P: 13	1B: 4 2B: 0 3B: 0 HR: 1	SF: 0 SAC: 0 DP: 0 HBP: 0	WP: 0 PB: 0 SB: 0 CS: 0	PA: 32
PITCHER	IP	WLS	BF	H	R	ER	SO	BB	IBB	HBP	BLK	WP	HR	S	P	ERA	WHIP					
37 Ariel Miranda, L (1.1) ERA: 3.06	7.0	W	25	4	0	0	5	0	0	0	0	0	0	67	97	0.00	0.571					
50 Nick Vincent, R (8.1) ERA: 3.95	1.0		3	0	0	0	1	0	0	0	0	0	0	11	14	0.00	0.000					
58 Evan Scribner, R (9.1) ERA: 12.27	1.0		4	1	1	1	2	0	0	0	0	0	1	12	13	9.00	1.000					

Miami Marlins @ Seattle Mariners
Safeco Field, Seattle, WA
Mon Apr 17 2017, 7:12 PM - 9:42 PM PDT
Att: 16,990 - Roof Closed - 55 F


AB 32
R 1
H 5
RBI 1
BB 0
SO 8
LOB 6



Batter	1	2	3	4	5	6	7	8	9	AB	R	H	RBI	BB	SO	LOB	BOTTOM					
1 Jarrod Dyson, L (1.7) OBP: 0.300, SLG: 0.279	22 HR	L3		17 G6-3 2B		G6-3		G5-3		3	2	1	1	1	0	1						
17 Mitch Haniger, R (1.9) OBP: 0.400, SLG: 0.564	K			21 1B		G6-3		G5-3		4	0	1	0	0	1	2						
22 Robinson Canó, L (1.4) OBP: 0.295, SLG: 0.411	HR			P4		1B		G4-3		4	1	2	3	0	0	1						
23 Nelson Cruz, R (1.10) OBP: 0.317, SLG: 0.385	HR			G3		K		K		4	1	1	1	0	2	2						
15 Kyle Seager, L (1.5) OBP: 0.345, SLG: 0.298	K			21 1B		IBB		P5		3	0	0	0	1	1	0						
21 Taylor Motter, R (1.6) OBP: 0.387, SLG: 0.786	K			1B		HR		F7		4	1	2	1	0	1	0						
26 Danny Valencia, R (1.3) OBP: 0.222, SLG: 0.245				K		G6-3		F9		3	0	0	0	1	1	3						
12 Leonys Martin, L (1.8) OBP: 0.167, SLG: 0.152	L8			1B		G3		K		4	1	1	0	0	1	1						
3 Mike Zunino, R (1.2) OBP: 0.211, SLG: 0.243	P6			P6		F8				3	0	0	0	0	2	2						
Inning Stats	R: 3 H: 2 E: 0 K: 3 S: 16	H: 2 LOB: 0 BB: 1 P: 29	R: 0 H: 0 E: 0 K: 0 S: 9	H: 0 LOB: 1 BB: 1 P: 19	R: 0 H: 2 E: 0 K: 1 S: 9	H: 2 LOB: 3 BB: 1 P: 16	R: 2 H: 3 E: 1 K: 1 S: 14	H: 3 LOB: 1 BB: 0 P: 24	R: 1 H: 1 E: 0 K: 0 S: 12	H: 1 LOB: 0 BB: 0 P: 19	R: 0 H: 0 E: 0 K: 0 S: 7	H: 0 LOB: 0 BB: 0 P: 11	R: 0 H: 0 E: 0 K: 1 S: 8	H: 0 LOB: 0 BB: 0 P: 13	R: 0 H: 0 E: 0 K: 1 S: 6	H: 0 LOB: 0 BB: 0 P: 10	R: 0 H: 0 E: 0 K: 1 S: 6	H: 0 LOB: 0 BB: 0 P: 10	1B: 3 2B: 2 3B: 0 HR: 3	SF: 0 SAC: 0 DP: 0 HBP: 0	WP: 0 PB: 0 SB: 1 CS: 0	PA: 35
PITCHER	IP	WLS	BF	H	R	ER	SO	BB	IBB	HBP	BLK	WP	HR	S	P	ERA	WHIP					
34 Tom Koehler, R (1.1) ERA: 5.4	4.0	L	22	7	5	5	5	2	0	0	0	0	0	48	53	11.25	2.250					
62 José Ureña, R (5.1) ERA: 2.25	4.0		13	1	1	1	2	0	0	0	0	0	1	33	53	2.25	0.250					

Miami Marlins @ Seattle Mariners
Safeco Field, Seattle, WA
Mon Apr 17 2017, 7:12 PM - 9:42 PM PDT
Att: 16,990 - Roof Closed - 55 F

AB 32
R 6
H 8
RBI 6
BB 3
SO 7
LOB 12



Batter	1	2	3	4	5	6	7	8	9	AB	R	H	RBI	BB	SO	LOB	TOP			
9 Dee Strange-Gordon, L OBP: 0.328, SLG: 0.385										5	1	1	0	0	1	2				
11 J.T. Realmuto, R OBP: 0.408, SLG: 0.578										4	0	1	0	0	1	1				
21 Christian Yelich, L OBP: 0.309, SLG: 0.417										4	1	2	1	0	0	0				
27 Giancarlo Stanton, R OBP: 0.300, SLG: 0.415										4	0	0	0	0	3	3				
41 Justin Bour, L OBP: 0.276, SLG: 0.327										4	1	2	2	0	0	2				
13 Marcell Ozuna, R OBP: 0.393, SLG: 0.636										4	0	0	0	0	0	3				
32 Derek Dietrich, L OBP: 0.357, SLG: 0.314										3	1	2	0	0	0	0				
19 Miguel Rojas, R OBP: 0.400, SLG: 0.382										1	1	1	0	0	0	0				
17 A.J. Ellis, R OBP: 0.211, SLG: 0.118										4	0	1	0	0	0	3				
39 JT Riddle, L OBP: 0.133, SLG: 0.357										2	0	0	1	0	1	2				
Inning Stats	R: 1 H: 3 E: 0 K: 1 S: 13	H: 3 LOB: 2 BB: 0 P: 20	R: 1 H: 2 E: 0 K: 0 S: 12	H: 2 LOB: 1 BB: 0 P: 16	R: 2 H: 2 E: 0 K: 0 S: 9	LOB: 2 BB: 0 P: 16	R: 0 H: 0 E: 0 K: 0 S: 6	H: 0 LOB: 0 BB: 0 P: 10	R: 0 H: 2 E: 0 K: 1 S: 10	LOB: 2 BB: 0 P: 16	R: 0 H: 0 E: 0 K: 1 S: 5	H: 0 LOB: 0 BB: 0 P: 7	R: 0 H: 0 E: 0 K: 1 S: 9	H: 0 LOB: 0 BB: 0 P: 11	R: 1 H: 1 E: 0 K: 1 S: 9	H: 1 LOB: 0 BB: 0 P: 14	1B: 8 2B: 1 3B: 0 HR: 1	SF: 1 SAC: 1 DP: 0 HBP: 0	WP: 1 PB: 0 SB: 1 CS: 0	PA: 37
PITCHER	IP WLS BF H R ER SO BB IBB HBP BLK WP HR S P ERA WHIP																			
49 Yovani Gallardo, R ERA: 6.19	(1, 1) 6.0 L 27 9 4 4 3 0 0 0 0 0 1 1 60 94 6.00 1.500																			
47 James Pazos, L ERA: 2.94	(7, 1) 1.0 3 0 0 0 1 0 0 0 0 0 0 5 7 0.00 0.000																			
55 Tony Zych, R ERA:	(8, 1) 1.0 3 0 0 0 1 0 0 0 0 0 0 9 11 0.00 0.000																			
53 Dan Altavilla, R ERA: 4.26	(9, 1) 1.0 4 1 1 0 1 0 0 0 0 0 0 9 14 0.00 1.000																			

Miami Marlins @ Seattle Mariners
Safeco Field, Seattle, WA
Tue Apr 18 2017, 7:11 PM - 9:44 PM PDT
Att. 16,126 - Roof Closed - 54 F


AB 35
R 5
H 10
RBI 4
BB 0
SO 6
LOB 16



Batter	1	2	3	4	5	6	7	8	9	AB	R	H	RBI	BB	SO	LOB	BOTTOM					
5 Guillermo Heredia, R OBP: 0.286, SLG: 0.500										3	0	0	0	0	0	0						
6 Mike Freeman, L OBP: 0.371, SLG: 1.000										1	0	0	0	0	1	0						
17 Mitch Haniger, R OBP: 0.406, SLG: 0.569										3	0	1	0	1	0	0						
22 Robinson Canó, L OBP: 0.292, SLG: 0.390										3	0	0	0	1	1	2						
23 Nelson Cruz, R OBP: 0.313, SLG: 0.364										3	0	0	0	0	1	2						
15 Kyle Seager, L OBP: 0.328, SLG: 0.280										3	0	0	0	0	1	2						
21 Taylor Motter, R OBP: 0.353, SLG: 0.710										3	0	0	0	0	0	2						
26 Danny Valencia, R OBP: 0.211, SLG: 0.231										3	0	0	0	0	0	0						
52 Carlos Ruiz, R OBP: 0.313, SLG: 0.231										2	0	0	0	0	0	0						
12 Leonys Martin, L OBP: 0.163, SLG: 0.149										1	0	0	0	0	0	0						
3 Mike Zunino, R OBP: 0.211, SLG: 0.243										0	0	0	0	0	0	0						
1 Jarrod Dyson, L OBP: 0.283, SLG: 0.261										3	0	0	0	0	0	0						
Inning Stats	R: 0 H: 0 E: 0 K: 0 S: 6	H: 0 LOB: 0 BB: 0 P: 10	R: 0 H: 0 E: 0 K: 1 S: 9	H: 0 LOB: 0 BB: 0 P: 14	R: 0 H: 0 E: 0 K: 0 S: 10	H: 0 LOB: 0 BB: 0 P: 14	R: 0 H: 0 E: 0 K: 0 S: 11	H: 0 LOB: 1 BB: 1 P: 18	R: 0 H: 0 E: 0 K: 0 S: 9	H: 0 LOB: 0 BB: 0 P: 13	R: 0 H: 0 E: 0 K: 0 S: 5	H: 0 LOB: 0 BB: 0 P: 7	R: 0 H: 0 E: 0 K: 1 S: 14	H: 0 LOB: 2 BB: 1 P: 24	R: 0 H: 0 E: 0 K: 0 S: 7	H: 0 LOB: 0 BB: 0 P: 11	R: 0 H: 1 E: 0 K: 2 S: 10	H: 1 LOB: 0 BB: 0 P: 13	1B: 0 2B: 1 3B: 0 HR: 0	SF: 0 SAC: 0 DP: 0 HBP: 1	WP: 0 PB: 0 SB: 0 CS: 0	PA: 31
PITCHER	IP WLS BF H R ER SO BB IBB HBP BLK WP HR S P ERA WHIP																					
54 Wei-Yin Chen, L ERA: 3.98	(1, 1) 7.0 W 24 0 0 0 2 2 0 1 0 0 0 64 100 0.00 0.286																					
29 Brad Ziegler, R ERA: 1.13	(8, 1) 1.0 3 0 0 0 0 0 0 0 0 0 0 7 11 0.00 0.000																					
46 Kyle Barraclough, R ERA: 1.13	(9, 1) 1.0 4 1 0 0 2 0 0 0 0 0 0 10 13 0.00 1.000																					

Miami Marlins @ Seattle Mariners
Safeco Field, Seattle, WA
Tue Apr 18 2017, 7:11 PM - 9:44 PM PDT
Att. 16,126 - Roof Closed - 54 F

AB 28
R 0
H 1
RBI 0
BB 2
SO 4
LOB 8



Batter	1	2	3	4	5	6	7	8	9	AB	R	H	RBI	BB	SO	LOB	TOP			
9 Dee Strange-Gordon, L (1.4) OBP: 0.315, SLG: 0.338	C SI 92 X SI 93 0-1 G4-3		C SI 89 T FC 97 F FC 96 B SI 91 F KC 91 X SI 92 1-2 F8			C KC 78 B SI 87 X SI 91 1-1 G6-3		C FF 90 X FF 92 0-1 G1-3		4	0	0	0	0	0	0				
14 Martín Prado, R (1.5) OBP: 0.417, SLG: 0.300	C SI 92 B SI 94 F SI 98 B KC 92 B CH 85 B FC 86 4-2 21 G1-3 BB		C CH 87 S FC 92 B SI 92 B CH 84 X KC 90 2-2 G5-3			C KC 78 X FC 86 0-1 G5-3		B FF 95 B FF 93 B FF 94 B FF 93 4-0 21 BLK 27 HR BB		2	1	0	0	2	0	0				
21 Christian Yelich, L (1.8) OBP: 0.311, SLG: 0.449	X SI 92 0-0 G1-3		C SI 92 B SI 91 S SI 91 1-3 K			B SI 88 F CH 84 B SI 92 S CH 83 F FC 86 2-3 K		1 SAFE C FF 92 B SI 90 X ST 80 1-1 L8		4	0	0	0	0	2	2				
27 Giancarlo Stanton, R (1.9) OBP: 0.348, SLG: 0.533	D KC 80 E: 0 X CH 84 1-1 G6-3		X FC 84 0-0 G6-3			F SI 89 B SI 91 S FC 86 F CH 83 X SI 90 2-2 F9		D CU 77 X SI 94 1-0 2H HR		4	1	1	2	0	0	1				
41 Justin Bour, L (1.3) OBP: 0.273, SLG: 0.316		F SI 89 X SI 91 0-1 G5-3		C SI 89 B FC 86 S CH 83 1-3 K		C KC 79 B SI 91 S FC 86 X SI 91 1-2 1B		B FF 94 X FF 91 1-0 2B		3	0	1	0	0	1	0				
35 David Phelps, R (7.1)																				
51 Ichiro Suzuki, L (9, PH) OBP: 0.200, SLG: 0.400																				
13 Marcell Ozuna, R (1.7) OBP: 0.377, SLG: 0.635		C SI 89 B SI 92 X KC 80 1-1 HR		C SI 89 B SI 92 X SI 92 2-2 G4-3		C FC 86 S CH 83 C KC 81 0-3 K		S ST 82 S CH 83 S ST 82 0-3 K		4	1	1	1	0	2	2				
11 J.T. Realmuto, R (1.2) OBP: 0.404, SLG: 0.538						C KC 77 B SI 92 X KC 78 1-1 G5-3		B KC 80 1 SAFE B SI 92 C FC 78 C FC 80 2-3 K		4	0	1	0	0	1	2				
3 Adeiny Hechavarria, R (1.6) OBP: 0.208, SLG: 0.174		C SI 91 D KC 80 1 SAFE X SI 91 1-1 F9				B SI 90 X SI 89 1-0 G5-3		C FF 90 X FF 91 1-1 F9		3	0	0	0	0	0	1				
61 Adam Conley, L (1.1) OBP: 0.167, SLG: 0.167						C SI 88 B SI 90 S KC 77 F KC 79 D KC 80 X SI 92 3-2 G4-3		B FF 92 B FF 91 X FF 91 2-1 F8		2	0	0	0	0	1	1				
19 Miguel Rojas, R (7.3) OBP: 0.356, SLG: 0.333																				
Inning Stats	R: 0 E: 0 K: 0 S: 8	H: 0 LOB: 1 BB: 1 P: 13	R: 1 E: 0 K: 1 S: 13	H: 2 LOB: 1 BB: 0 P: 17	R: 0 E: 0 K: 1 S: 12	H: 0 LOB: 0 BB: 0 P: 16	R: 0 E: 0 K: 1 S: 8	H: 0 LOB: 0 BB: 0 P: 11	R: 0 E: 0 K: 1 S: 6	H: 0 LOB: 0 BB: 0 P: 11	R: 0 E: 0 K: 1 S: 8	H: 1 LOB: 1 BB: 0 P: 17	R: 0 E: 0 K: 0 S: 6	H: 0 LOB: 0 BB: 0 P: 9	R: 2 E: 0 K: 1 S: 10	H: 2 LOB: 1 BB: 1 P: 20	1B: 2 2B: 1 3B: 0 HR: 2	SF: 0 SAC: 0 DP: 0 HBP: 0	WP: 0 PB: 0 SB: 0 CS: 0	PA: 34
PITCHER	IP	WLS	BF	H	R	ER	SO	BB	IBB	HBP	BLK	WP	HR	S	P	ERA	WHIP			
38 Trevor Cahill, R (1.1) ERA: 3.44	7.0	W	25	3	1	1	6	1	0	0	0	0	1	67	96	1.29	0.571			
40 Ryan Buchter, L (8.1) ERA: 4.05	1.0		3	0	0	0	0	0	0	0	0	0	0	6	9	0.00	0.000			
76 José Torres, L (9.1) ERA: 4.5	0.0		1	0	1	0	0	1	0	0	0	0	0	4	∞	∞	∞			
52 Brad Hand, L (9.1) ERA: 1.13	1.0		5	2	1	1	1	0	0	0	1	0	1	10	16	9.00	2.000			

Miami Marlins @ San Diego Padres
Petco Park, San Diego, CA
Fri Apr 21 2017, 7:11 PM - 9:39 PM PDT
Att: 30,413 - Clear - 71 F

AB 32
R 3
H 5
RBI 3
BB 2
SO 7
LOB 9



Batter	1	2	3	4	5	6	7	8	9	AB	R	H	RBI	BB	SO	LOB	BOTTOM			
7 Manuel Margot, R (1.8) OBP: 0.301, SLG: 0.478	C FF 89 B CH 88 X SI 89 1-1 8 SF9 3B		F FF 89 X SL 85 0-2 G4-3		C CH 81 X SL 83 0-1 FC4-6		L SI 94 B SI 91 1 SAFE F SI 95 X KC 80 1-2 4 G4-6-3 8 1B 18 HR 1B			4	2	2	0	0	0	4				
8 Erick Aybar, S (1.6) OBP: 0.291, SLG: 0.304	X FF 88 0-0 SF9		F SL 84 B FF 90 B CH 83 F SI 84 X SL 85 3-2 G5-3		X FF 88 0-0 F9		2 SAFE X SI 91 0-0 4 G4-6-3 1B			3	0	1	1	0	0	2				
4 Wil Myers, R (1.3) OBP: 0.378, SLG: 0.657	C FF 89 B FF 90 F SL 83 B SI 91 B FF 92 4-2 26 1B BB		B FF 91 X CH 83 1-1 L8		C FF 88 B SI 88 S FF 91 B SI 86 3-3 K		X SI 94 0-0 G4-6-3			3	0	0	0	1	1	2				
26 Yangervis Solarte, S (1.4) OBP: 0.282, SLG: 0.344	C FF 90 X CH 82 0-1 1B		C FF 90 X FF 93 0-2 G3-1		B FF 92 X FF 91 2-0 F8		1-2 2-3 3-H 0-0 18 HR IBB			3	1	1	0	1	0	0				
18 Austin Hedges, R (1.2) OBP: 0.236, SLG: 0.451	X SL 83 0-0 L6		B FF 91 X FF 91 1-0 P3				B FF 88 S FF 90 F FC 91 C FC 92 2-3 K			4	1	1	3	0	1	2				
11 Ryan Schimpf, L (1.5) OBP: 0.313, SLG: 0.300	B FF 88 X SL 83 1-0 P5		C FF 90 B FF 88 B FF 90 X FF 91 3-1 10 1B 1B		C FF 89 B FF 90 S FF 90 X SL 83 1-1 7 FC4-6 1B		B FF 90 C CH 82 S CH 82 B SI 94 B SI 94 B SI 86 4-2 BB			4	0	1	0	0	1	2				
40 Ryan Buchter, L (8.1)																				
76 José Torres, L (9.1)																				
52 Brad Hand, L (9.1)																				
10 Hunter Renfroe, R (1.9) OBP: 0.261, SLG: 0.412		C FF 89 S CH 81 B FF 90 B SI 91 X CH 83 1-2 38 SH2-4 16 1B 1B		C CH 81 X CH 81 1-1 7 FC4-6 1B		B FF 88 C CH 82 S CH 82 B SI 94 B SI 94 B SI 86 4-2 BB		C SI 83 B KC 81 B SI 94 B SI 94 B SI 86 3-2 L1			3	0	2	0	1	0	0			
16 Travis Jankowski, L (1.7) OBP: 0.278, SLG: 0.191		F FF 89 B FF 90 X SL 83 1-1 38 SH2-4 1B		B FF 89 S FF 90 F CH 82 F FF 90 F FF 90 C FC 80 3-3 K		B FF 88 D CH 82 F FF 89 1 SAFE C SL 84 2-3 K		F SI 94 B SI 93 C FC 91 1-3 K		4	0	1	0	0	3	3				
38 Trevor Cahill, R (1.1)		L FF 88 X FF 88 0-1 SH2-4		F FF 88 S SL 84 0-3 K																
2 Luis Sardinas, S (7, PH) OBP: 0.250, SLG: 0.167																				
Inning Stats	R: 1 E: 0 K: 0 S: 9	H: 2 LOB: 2 BB: 1 P: 15	R: 0 E: 0 K: 0 S: 14	H: 2 LOB: 0 BB: 0 P: 19	R: 0 E: 0 K: 0 S: 6	H: 0 LOB: 0 BB: 0 P: 8	R: 0 E: 0 K: 2 S: 13	H: 2 LOB: 2 BB: 0 P: 20	R: 0 E: 0 K: 1 S: 5	H: 0 LOB: 0 BB: 0 P: 10	R: 0 E: 0 K: 2 S: 12	H: 0 LOB: 1 BB: 1 P: 21	R: 4 E: 0 K: 1 S: 16	H: 4 LOB: 0 BB: 1 P: 21	R: 0 E: 0 K: 1 S: 7	H: 0 LOB: 0 BB: 0 P: 11	1B: 8 2B: 0 3B: 1 HR: 1	SF: 1 SAC: 1 DP: 1 HBP: 0	WP: 0 PB: 0 SB: 1 CS: 0	PA: 36
PITCHER	IP	WLS	BF	H	R	ER	SO	BB	IBB	HBP	BLK	WP	HR	S	P	ERA	WHIP			
61 Adam Conley, L (1.1) ERA: 3.0	6.0	L	10	4	4	4	2	0	1	0	0	0	1	23	32	18.00	2.000			
35 David Phelps, R (7.1) ERA: 8.1	2.0		4	4	4	4	2	0	1	0	0	0	1	23	32	18.00	2.000			

Miami Marlins @ San Diego Padres
Petco Park, San Diego, CA
Fri Apr 21 2017, 7:11 PM - 9:39 PM PDT
Att: 30,413 - Clear - 71 F

AB 31
R 5
H 10
RBI 4
BB 3
SO 7
LOB 17




Batter	1	2	3	4	5	6	7	8	9	10	11	AB	R	H	RBI	BB	SO	LOB	TOP									
9 Dee Strange-Gordon, L (1.4)	F9		BB			K		G4-3			E1	4	1	1	0	1	1	0										
14 Martín Prado, R (1.5)	G5-3		G5-3			HR		G5-3			1B	5	1	2	1	0	0	1										
21 Christian Yelich, L (1.8)	K					P6		P6			FC4	5	1	0	0	0	1	1										
27 Giancarlo Stanton, R (1.9)	HR					P6		G6-3			HR	5	2	2	3	0	0	0										
13 Marcell Ozuna, R (1.7)	F8					P4					G6-3	5	0	0	0	0	2	0										
11 J.T. Realmuto, R (1.2)	F9					K					P4	5	0	2	0	0	0	0										
32 Derek Dietrich, L (1.3)	L4-3					FC					K	4	0	1	0	0	1	2										
19 Miguel Rojas, R (1.6)	G5-3					F8		G6-3			K	2	0	0	0	0	0	1										
3 Adayni Hechavarría, R (8.6)	G5-3					F8		G6-3			K	2	0	0	0	0	1	1										
58 Dan Straily, R (8.1)	G3					K					F7	2	0	0	0	0	1	1										
51 Ichiro Suzuki, L (8.1)											1B	1	0	0	0	0	0	0										
46 Kyle Barracough, R (8.1)												0	0	0	0	0	0	0										
29 Brad Ziegler, R (10.1)												0	0	0	0	0	0	0										
41 Justin Bour, L (11.1)												0	1	1	0	0	0	0										
25 Junichi Tazawa, R (11.1)												0	0	0	0	0	0	0										
44 AJ Ramos, R (11.1)												0	0	0	0	0	0	0										
Inning Stats	R: 0 E: 0 K: 1 S: 8	H: 0 LOB: 0 BB: 0 P: 12	R: 1 E: 0 K: 0 S: 8	H: 2 LOB: 0 BB: 0 P: 10	R: 0 E: 0 K: 0 S: 10	H: 0 LOB: 1 BB: 1 P: 19	R: 0 E: 0 K: 0 S: 8	H: 0 LOB: 0 BB: 0 P: 11	R: 0 E: 0 K: 1 S: 13	H: 1 LOB: 1 BB: 0 P: 17	R: 1 E: 0 K: 1 S: 10	H: 1 LOB: 0 BB: 0 P: 16	R: 0 E: 0 K: 0 S: 9	H: 0 LOB: 0 BB: 0 P: 14	R: 0 E: 0 K: 1 S: 11	H: 0 LOB: 0 BB: 0 P: 14	R: 0 E: 0 K: 2 S: 11	H: 0 LOB: 0 BB: 0 P: 14	R: 4 E: 1 K: 0 S: 13	H: 4 LOB: 0 BB: 0 P: 19	1B: 6 2B: 1 3B: 0 HR: 3	SF: 0 SAC: 0 DP: 1 HBP: 0	WP: 0 PB: 0 SB: 1 CS: 0	PA: 42				
PITCHER	27 Jered Weaver, R (1.1) ERA: 3.91	52 Brad Hand, L (7.1) ERA: 1.0	40 Ryan Buchter, L (8.1) ERA: 3.52	37 Brandon Maurer, R (9.1) ERA: 3.52	59 Kevin Quackenbush, R (10.1) ERA:	76 José Torres, L (11.1) ERA: 7.56	43 Miguel Díaz, R (11.1) ERA: 5.68																					

Miami Marlins @ San Diego Padres
 Petco Park, San Diego, CA
 Sat Apr 22 2017, 5:43 PM - 8:56 PM PDT
 Att: 39,319 - Clear - 76 F

livebaseballscorecards.com

AB 41
 R 6
 H 9
 RBI 4
 BB 1
 SO 7
 LOB 7




Batter	1	2	3	4	5	6	7	8	9	10	11	AB	R	H	RBI	BB	SO	LOB	BOTTOM							
7 Manuel Margot, R (1.8)	2B		1B			L9		P6			FC5-4	5	0	2	0	0	0	2								
8 Erick Aybar, S (1.6)	P2		G6-3			K		K			F9	5	0	0	0	0	1	4								
4 Wil Myers, R (1.3)	G5-3					K		K			26 S	5	1	2	0	0	2	1								
26 Yangervis Solarte, S (1.4)	K					HR		K			1B	3	1	1	0	2	2	1								
18 Austin Hedges, R (1.2)	K					HR		K			P3	5	1	1	3	0	2	3								
11 Ryan Schimpf, L (1.5)	P4					K		P2			K	5	0	0	0	0	3	3								
10 Hunter Renfroe, R (1.9)	G4-3					K		K			K	4	0	1	0	1	2	0								
16 Travis Jankowski, L (1.7)	K					K		G4-3			SH2-3	3	0	0	0	0	2	0								
12 Christian Bethancourt, R (PH)	K					K		G6-3			K	1	0	0	0	0	1	2								
27 Jered Weaver, R (1.1)											1B	2	0	0	0	0	2	0								
52 Brad Hand, L (7.1)												0	0	0	0	0	0	0								
40 Ryan Buchter, L (8.1)												0	0	0	0	0	0	0								
37 Brandon Maurer, R (9.1)												0	0	0	0	0	0	0								
59 Kevin Quackenbush, R (10.1)												0	0	0	0	0	0	0								
76 José Torres, L (11.1)												0	0	0	0	0	0	0								
43 Miguel Díaz, R (11.1)												0	0	0	0	0	0	0								
Inning Stats	R: 0 E: 0 K: 1 S: 9	H: 1 LOB: 1 BB: 0 P: 14	R: 0 E: 0 K: 1 S: 9	H: 0 LOB: 0 BB: 0 P: 10	R: 0 E: 0 K: 2 S: 11	H: 1 LOB: 1 BB: 1 P: 13	R: 2 E: 0 K: 3 S: 14	H: 2 LOB: 0 BB: 0 P: 22	R: 0 E: 0 K: 2 S: 10	H: 0 LOB: 0 BB: 0 P: 11	R: 0 E: 0 K: 3 S: 9	H: 0 LOB: 0 BB: 0 P: 13	R: 0 E: 0 K: 0 S: 4	H: 0 LOB: 0 BB: 0 P: 7	R: 0 E: 0 K: 1 S: 10	H: 1 LOB: 2 BB: 1 P: 15	R: 0 E: 0 K: 0 S: 7	H: 0 LOB: 2 BB: 2 P: 11	R: 1 E: 0 K: 2 S: 16	H: 2 LOB: 2 BB: 1 P: 27	1B: 4 2B: 2 3B: 0 HR: 1	SF: 0 SAC: 1 DP: 0 HBP: 0	WP: 1 PB: 0 SB: 1 CS: 0	PA: 44		
PITCHER	58 Dan Straily, R (1.1) ERA: 3.92	46 Kyle Barracough, R (8.1) ERA: 0.9	29 Brad Ziegler, R (10.1) ERA: 1.0	25 Junichi Tazawa, R (11.1) ERA: 6.75	44 AJ Ramos, R (11.1) ERA: 3.96																					

Miami Marlins @ San Diego Padres
 Petco Park, San Diego, CA
 Sat Apr 22 2017, 5:43 PM - 8:56 PM PDT
 Att: 39,319 - Clear - 76 F

livebaseballscorecards.com

AB 39
 R 3
 H 7
 RBI 3
 BB 4
 SO 17
 LOB 16




Batter	1	2	3	4	5	6	7	8	9	AB	R	H	RBI	BB	SO	LOB	TOP								
9 Dee Strange-Gordon, L OBP: 0.310, SLG: 0.389										4	1	1	0	0	1	1	Miami Marlins @ Philadelphia Phillies Citizens Bank Park, Philadelphia, PA Wed Apr 26 2017, 7:07 PM - 9:47 PM EDT Att: 26,191 - Cloudy - 64 F								
14 Martín Prado, R OBP: 0.346, SLG: 0.542										4	1	1	1	0	1	1									
21 Christian Yelich, L OBP: 0.307, SLG: 0.413										4	0	0	1	0	0	0									
27 Giancarlo Stanton, R OBP: 0.361, SLG: 0.589										3	0	0	0	1	0	0									
13 Marcell Ozuna, R OBP: 0.337, SLG: 0.553										4	0	0	0	0	1	1									
11 J.T. Realmuto, R OBP: 0.400, SLG: 0.508											4	1	2	0	0	0		0							
41 Justin Bour, L OBP: 0.293, SLG: 0.369											3	1	1	0	1	0		2							
3 Adeiny Hechavarria, R OBP: 0.265, SLG: 0.273											4	0	3	2	0	0		1							
54 Wei-Yin Chen, R OBP: 0.167, SLG: 0.167											2	0	0	0	0	1		2							
66 Jarlin García, L										0	0	0	0	0	0	0									
51 Ichiro Suzuki, L OBP: 0.174, SLG: 0.348										1	0	0	0	0	0	1									
22 Dustin McGowan, R OBP: 0.340, SLG: 0.300										0	0	0	0	0	0	0									
32 Derek Dietrich, L OBP: 0.285, SLG: 0.300										1	0	0	0	0	1	1									
Inning Stats	R: 1 E: 0 K: 1 S: 11	H: 1 LOB: 0 BB: 0 P: 16	R: 0 E: 0 K: 0 S: 14	H: 2 LOB: 2 BB: 0 P: 16	R: 1 E: 0 K: 1 S: 8	H: 1 LOB: 0 BB: 0 P: 10	R: 0 E: 0 K: 0 S: 11	H: 0 LOB: 1 BB: 1 P: 20	R: 0 E: 0 K: 0 S: 10	H: 0 LOB: 0 BB: 0 P: 13	R: 0 E: 0 K: 0 S: 5	H: 0 LOB: 0 BB: 0 P: 12	R: 1 E: 0 K: 0 S: 13	H: 2 LOB: 1 BB: 0 P: 15	R: 0 E: 0 K: 0 S: 5	H: 0 LOB: 0 BB: 0 P: 8	R: 1 E: 0 K: 2 S: 19	H: 2 LOB: 1 BB: 0 P: 24	1B: 5 2B: 1 3B: 1 HR: 1	SF: 0 SAC: 0 DP: 1 HBP: 0	WP: 0 PB: 0 SB: 0 CS: 0	PA: 36			
PITCHER	IP WLS BF H R ER SO BB IBB HBP BLK WP HR S P ERA WHIP	6.1 W 26 6 3 3 3 2 0 0 0 0 0 0 4 5 4.26 1.263	0.2 H 2 0 0 0 0 0 0 0 0 0 0 0 5 8 0.00 0.000	1.0 H 3 0 0 0 0 0 0 0 0 0 0 0 19 24 9.00 2.000	1.0																				

Batter	1	2	3	4	5	6	7	8	9	AB	R	H	RBI	BB	SO	LOB	BOTTOM							
16 César Hernández, S OBP: 0.360, SLG: 0.536										4	0	0	0	0	1	1	Miami Marlins @ Philadelphia Phillies Citizens Bank Park, Philadelphia, PA Wed Apr 26 2017, 7:07 PM - 9:47 PM EDT Att: 26,191 - Cloudy - 64 F							
23 Aaron Altherr, R OBP: 0.425, SLG: 0.639										3	1	1	0	1	1	0								
37 Odúbel Herrera, L OBP: 0.354, SLG: 0.400										4	1	1	0	0	0	1								
7 Maikel Franco, R OBP: 0.268, SLG: 0.392										4	1	3	4	0	0	0								
19 Tommy Joseph, R OBP: 0.250, SLG: 0.288										4	1	1	0	0	0	3								
5 Michael Saunders, L OBP: 0.306, SLG: 0.470										3	1	1	2	1	1	0								
29 Cameron Rupp, R OBP: 0.286, SLG: 0.319										4	0	0	0	0	3	2								
13 Freddy Galvis, S OBP: 0.260, SLG: 0.443										4	1	2	1	0	1	2								
28 Vince Velasquez, R OBP: 0.286, SLG: 0.286										3	1	1	0	0	0	1								
63 Joely Rodríguez, L										0	0	0	0	0	0	0								
53 Joaquin Benoit, R										0	0	0	0	0	0	0								
50 Héctor Neris, R										0	0	0	0	0	0	0								
Inning Stats	R: 0 E: 0 K: 0 S: 6	H: 0 LOB: 0 BB: 0 P: 10	R: 0 E: 0 K: 2 S: 14	H: 1 LOB: 2 BB: 1 P: 25	R: 4 E: 0 K: 1 S: 13	H: 4 LOB: 0 BB: 0 P: 19	R: 0 E: 0 K: 0 S: 10	H: 1 LOB: 0 BB: 0 P: 13	R: 0 E: 0 K: 0 S: 9	H: 1 LOB: 2 BB: 1 P: 16	R: 1 E: 0 K: 2 S: 15	H: 1 LOB: 0 BB: 0 P: 21	R: 0 E: 0 K: 1 S: 7	H: 0 LOB: 0 BB: 0 P: 10	R: 2 E: 0 K: 1 S: 12	H: 2 LOB: 0 BB: 0 P: 21	1B: 7 2B: 1 3B: 0 HR: 3	SF: 0 SAC: 0 DP: 1 HBP: 0	WP: 1 PB: 0 SB: 0 CS: 0	PA: 35				
PITCHER	IP WLS BF H R ER SO BB IBB HBP BLK WP HR S P ERA WHIP	5.0 L 23 7 4 4 3 2 0 0 0 0 0 0 1 15 21 9.00 1.800	1.0 4 1 1 1 2 0 0 0 0 0 0 1 19 31 9.00 1.000	2.0 8 2 2 2 2 0 0 0 0 0 0 1 19 31 9.00 1.000																				

AB	34
R	4
H	8
RBI	4
BB	2
SO	5
LOB	10




AB	33
R	7
H	10
RBI	7
BB	2
SO	7
LOB	10



Batter	1	2	3	4	5	6	7	8	9	AB	R	H	RBI	BB	SO	LOB	TOP							
9 Dee Strange-Gordon, L OBP: 0.304, SLG: 0.360	B1-3		G3				FC6-4 21 1B		F8	5	0	1	0	0	0	2								
14 Martín Prado, R OBP: 0.333, SLG: 0.500	L7						F7			4	0	1	0	0	0	4								
21 Christian Yelich, L OBP: 0.315, SLG: 0.417	G3									4	0	2	1	0	0	0								
27 Giancarlo Stanton, R OBP: 0.356, SLG: 0.584	L7						K			4	1	1	0	0	2	4								
13 Marcell Ozuna, R OBP: 0.322, SLG: 0.525	L7						G5-3			4	0	0	0	0	1	3								
11 J.T. Realmuto, R OBP: 0.405, SLG: 0.507	L6						L6			4	0	2	1	0	1	2								
41 Justin Bour, L OBP: 0.278, SLG: 0.348	G4-3						G4-3			4	0	0	0	0	0	2								
3 Adeiny Hechavarria, R OBP: 0.263, SLG: 0.270			G6-3				G6-3			4	1	1	0	0	0	0								
36 Edinson Volquez, R ERA: 4.18			P3							2	0	1	0	0	0	0								
66 Jarlin García, L ERA: 2.25										0	0	0	0	0	0	0								
32 Derek Dietrich, L ERA: 6.75										0	0	0	0	0	0	0								
35 David Phelps, R ERA: 6.75										0	0	0	0	0	0	0								
29 Brad Ziegler, R ERA: 0.82										1	0	0	0	0	0	0								
51 Ichiro Suzuki, L OBP: 0.167, SLG: 0.333										0	0	0	0	0	0	0								
Inning Stats	R: 0 H: 0 E: 0 K: 0 S: 5	H: 0 LOB: 0 BB: 0 P: 9	R: 0 H: 1 E: 0 K: 0 S: 16	H: 1 LOB: 1 BB: 0 P: 22	R: 0 H: 0 E: 0 K: 0 S: 7	H: 0 LOB: 0 BB: 0 P: 8	R: 0 H: 2 E: 0 K: 1 S: 12	H: 2 LOB: 2 BB: 0 P: 18	R: 0 H: 2 E: 0 K: 0 S: 11	H: 2 LOB: 1 BB: 0 P: 18	R: 1 H: 2 E: 0 K: 0 S: 11	H: 2 LOB: 1 BB: 0 P: 18	R: 1 H: 2 E: 0 K: 1 S: 20	H: 2 LOB: 2 BB: 0 P: 23	R: 0 H: 0 E: 0 K: 2 S: 11	H: 0 LOB: 0 BB: 0 P: 15	R: 0 H: 0 E: 0 K: 0 S: 6	H: 0 LOB: 0 BB: 0 P: 7	1B: 8 2B: 1 3B: 0 HR: 0	SF: 0 SAC: 0 DP: 0 HBP: 1	WP: 1 PB: 0 SB: 0 CS: 0	PA: 37		
PITCHER	IP WLS BF H R ER SO BB IBB HBP BLK WP HR S P ERA WHIP	IP WLS BF H R ER SO BB IBB HBP BLK WP HR S P ERA WHIP	IP WLS BF H R ER SO BB IBB HBP BLK WP HR S P ERA WHIP	IP WLS BF H R ER SO BB IBB HBP BLK WP HR S P ERA WHIP	IP WLS BF H R ER SO BB IBB HBP BLK WP HR S P ERA WHIP	IP WLS BF H R ER SO BB IBB HBP BLK WP HR S P ERA WHIP	IP WLS BF H R ER SO BB IBB HBP BLK WP HR S P ERA WHIP	IP WLS BF H R ER SO BB IBB HBP BLK WP HR S P ERA WHIP	IP WLS BF H R ER SO BB IBB HBP BLK WP HR S P ERA WHIP	IP WLS BF H R ER SO BB IBB HBP BLK WP HR S P ERA WHIP	IP WLS BF H R ER SO BB IBB HBP BLK WP HR S P ERA WHIP	IP WLS BF H R ER SO BB IBB HBP BLK WP HR S P ERA WHIP	IP WLS BF H R ER SO BB IBB HBP BLK WP HR S P ERA WHIP	IP WLS BF H R ER SO BB IBB HBP BLK WP HR S P ERA WHIP	IP WLS BF H R ER SO BB IBB HBP BLK WP HR S P ERA WHIP	IP WLS BF H R ER SO BB IBB HBP BLK WP HR S P ERA WHIP	IP WLS BF H R ER SO BB IBB HBP BLK WP HR S P ERA WHIP	IP WLS BF H R ER SO BB IBB HBP BLK WP HR S P ERA WHIP	IP WLS BF H R ER SO BB IBB HBP BLK WP HR S P ERA WHIP	IP WLS BF H R ER SO BB IBB HBP BLK WP HR S P ERA WHIP	IP WLS BF H R ER SO BB IBB HBP BLK WP HR S P ERA WHIP	IP WLS BF H R ER SO BB IBB HBP BLK WP HR S P ERA WHIP	IP WLS BF H R ER SO BB IBB HBP BLK WP HR S P ERA WHIP	IP WLS BF H R ER SO BB IBB HBP BLK WP HR S P ERA WHIP

Miami Marlins @ Philadelphia Phillies
Citizens Bank Park, Philadelphia, PA
Thu Apr 27 2017, 1:06 PM - 4:20 PM EDT
Att: 22,180 - Partly Cloudy - 78 F

AB 36
R 2
H 9
RBI 2
BB 0
SO 4
LOB 17



Batter	1	2	3	4	5	6	7	8	9	AB	R	H	RBI	BB	SO	LOB	BOTTOM
25 Daniel Nava, S OBP: 0.486, SLG: 0.654	BB		K				F7			3	1	0	0	1	1	1	
53 Joaquin Benoit, R ERA: 6.46	BB									0	0	0	0	0	0	0	
50 Héctor Neris, R ERA: 2.19										0	0	0	0	0	0	0	
13 Freddy Galvis, S OBP: 0.273, SLG: 0.473	FC5-4		G4-3				F7			4	1	2	0	0	0	1	
37 Odúbel Herrera, L OBP: 0.337, SLG: 0.378	1B		3B							4	1	2	0	0	0	1	
7 Maikel Franco, R OBP: 0.291, SLG: 0.403	FC5-4		G4-3				G1-3			4	0	0	1	0	0	2	
5 Michael Saunders, L OBP: 0.304, SLG: 0.400	BB		1B							3	0	2	0	1	0	0	
4 Andrés Blanco, S OBP: 0.394, SLG: 0.700	BB									4	1	1	0	0	0	3	
61 Edubray Ramos, R ERA: 4.44										4	1	1	0	0	0	3	
63 Joely Rodríguez, L ERA: 6.75										4	1	1	0	0	0	3	
17 Pat Neshek, S ERA: 6.75										4	1	1	0	0	0	3	
23 Aaron Altherr, R OBP: 0.415, SLG: 0.622										4	1	1	0	0	0	3	
41 Brock Stassi, L OBP: 0.276, SLG: 0.385	G4-3		F8							4	1	1	0	0	0	3	
4 Andrés Blanco, S OBP: 0.394, SLG: 0.700										4	1	1	0	0	0	3	
61 Edubray Ramos, R ERA: 4.44										4	1	1	0	0	0	3	
63 Joely Rodríguez, L ERA: 6.75										4	1	1	0	0	0	3	
17 Pat Neshek, S ERA: 6.75										4	1	1	0	0	0	3	
23 Aaron Altherr, R OBP: 0.415, SLG: 0.622										4	1	1	0	0	0	3	
41 Brock Stassi, L OBP: 0.276, SLG: 0.385										4	1	1	0	0	0	3	
4 Andrés Blanco, S OBP: 0.394, SLG: 0.700										4	1	1	0	0	0	3	
61 Edubray Ramos, R ERA: 4.44										4	1	1	0	0	0	3	
63 Joely Rodríguez, L ERA: 6.75										4	1	1	0	0	0	3	
17 Pat Neshek, S ERA: 6.75										4	1	1	0	0	0	3	
23 Aaron Altherr, R OBP: 0.415, SLG: 0.622										4	1	1	0	0	0	3	
41 Brock Stassi, L OBP: 0.276, SLG: 0.385										4	1	1	0	0	0	3	
4 Andrés Blanco, S OBP: 0.394, SLG: 0.700										4	1	1	0	0	0	3	
61 Edubray Ramos, R ERA: 4.44										4	1	1	0	0	0	3	
63 Joely Rodríguez, L ERA: 6.75										4	1	1	0	0	0	3	
17 Pat Neshek, S ERA: 6.75										4	1	1	0	0	0	3	
23 Aaron Altherr, R OBP: 0.415, SLG: 0.622										4	1	1	0	0	0	3	
41 Brock Stassi, L OBP: 0.276, SLG: 0.385										4	1	1	0	0	0	3	
4 Andrés Blanco, S OBP: 0.394, SLG: 0.700										4	1	1	0	0	0	3	
61 Edubray Ramos, R ERA: 4.44										4	1	1	0	0	0	3	
63 Joely Rodríguez, L ERA: 6.75										4	1	1	0	0	0	3	
17 Pat Neshek, S ERA: 6.75										4	1	1	0	0	0	3	
23 Aaron Altherr, R OBP: 0.415, SLG: 0.622										4	1	1	0	0	0	3	
41 Brock Stassi, L OBP: 0.276, SLG: 0.385										4	1	1	0	0	0	3	
4 Andrés Blanco, S OBP: 0.394, SLG: 0.700										4	1	1	0	0	0	3	
61 Edubray Ramos, R ERA: 4.44										4	1	1	0	0	0	3	
63 Joely Rodríguez, L ERA: 6.75										4	1	1	0	0	0	3	
17 Pat Neshek, S ERA: 6.75										4	1	1	0	0	0	3	
23 Aaron Altherr, R OBP: 0.415, SLG: 0.622										4	1	1	0	0	0	3	
41 Brock Stassi, L OBP: 0.276, SLG: 0.385										4	1	1	0	0	0	3	
4 Andrés Blanco, S OBP: 0.394, SLG: 0.700										4	1	1	0	0	0	3	
61 Edubray Ramos, R ERA: 4.44										4	1	1	0	0	0	3	
63 Joely Rodríguez, L ERA: 6.75										4	1	1	0	0	0	3	
17 Pat Neshek, S ERA: 6.75										4	1	1	0	0	0	3	
23 Aaron Altherr, R OBP: 0.415, SLG: 0.622										4	1	1	0	0	0	3	
41 Brock Stassi, L OBP: 0.276, SLG: 0.385										4	1	1	0	0	0	3	
4 Andrés Blanco, S OBP: 0.394, SLG: 0.700										4	1	1	0	0	0	3	
61 Edubray Ramos, R ERA: 4.44										4	1	1	0	0	0	3	
63 Joely Rodríguez, L ERA: 6.75										4	1	1	0	0	0	3	
17 Pat Neshek, S ERA: 6.75										4	1	1	0	0	0	3	
23 Aaron Altherr, R OBP: 0.415, SLG: 0.622										4	1	1	0	0	0	3	
41 Brock Stassi, L OBP: 0.276, SLG: 0.385										4	1	1	0	0	0	3	
4 Andrés Blanco, S OBP: 0.394, SLG: 0.700										4	1	1	0	0	0	3	
61 Edubray Ramos, R ERA: 4.44										4	1	1	0	0	0	3	
63 Joely Rodríguez, L ERA: 6.75																	

Batter	1	2	3	4	5	6	7	8	9	AB	R	H	RBI	BB	SO	LOB	TOP			
5 Josh Harrison, R OBP: 0.407, SLG: 0.457 38 Wade LeBlanc, L (8.1)	F8	10 BB 22 1B	25 FC4-6 22 1B	10 G5-4-3		F9		SF8		5	1	3	2	0	0	1				
10 Jordy Mercer, R OBP: 0.310, SLG: 0.311 53 Johnny Barbatto, R (6.1)				F9	G5-4-3		L8	K		3	2	1	2	1	0	4				
17 Phil Gosselin, R OBP: 0.150, SLG: 0.200 (8, PH)	HR	25 HBP 29 3B								1	0	0	0	0	0	0				
22 Andrew McCutchen, R OBP: 0.333, SLG: 0.438 28 John Jaso, L (7, PH)	F9				G5-3					4	1	2	2	0	0	0				
25 Gregory Polanco, L OBP: 0.304, SLG: 0.282 (7, 8)	F7		29 HBP 3B	FC4-6 1B			G4-3			5	1	1	0	0	0	3				
29 Francisco Cervelli, R OBP: 0.291, SLG: 0.408 (1, 2)										5	2	2	3	1	2	4				
64 José Osuna, R OBP: 0.407, SLG: 0.542 (7, 7)										5	2	4	1	1	0	1				
55 Josh Bell, S OBP: 0.347, SLG: 0.419 (1, 3)										3	1	1	0	2	1	3				
61 Gift Ngoepe, R OBP: 0.375, SLG: 1.200 (6, 6)										3	2	3	1	2	0	0				
50 Jameson Taillon, R OBP: 0.111, SLG: 0.111 37 Aien Hanson, S OBP: 0.176, SLG: 0.294 (6, PH)										3	0	0	0	0	1	8				
										2	0	1	1	0	0	3				
Inning Stats	R: 1 E: 0 K: 0 S: 13	H: 1 LOB: 0 BB: 0 P: 19	R: 8 E: 0 K: 2 S: 28	H: 6 LOB: 3 BB: 4 P: 55	R: 0 E: 0 K: 1 S: 15	H: 2 LOB: 2 BB: 0 P: 20	R: 1 E: 0 K: 0 S: 19	H: 4 LOB: 2 BB: 0 P: 28	R: 0 E: 0 K: 0 S: 11	H: 3 LOB: 1 BB: 0 P: 20	R: 0 E: 0 K: 1 S: 15	H: 0 LOB: 1 BB: 1 P: 23	R: 1 E: 0 K: 1 S: 14	H: 1 LOB: 2 BB: 2 P: 27	R: 0 E: 0 K: 1 S: 9	H: 0 LOB: 1 BB: 1 P: 15	1B: 14 2B: 0 3B: 3 HR: 1	SF: 1 SAC: 0 DP: 3 HBP: 1	WP: 0 PB: 0 SB: 0 CS: 0	PA: 51
PITCHER	IP WLS BF H R ER SO	IP WLS BF H R ER SO	IP WLS BF H R ER SO	IP WLS BF H R ER SO	IP WLS BF H R ER SO	IP WLS BF H R ER SO	IP WLS BF H R ER SO	IP WLS BF H R ER SO	IP WLS BF H R ER SO	IP WLS BF H R ER SO	IP WLS BF H R ER SO	IP WLS BF H R ER SO	IP WLS BF H R ER SO	IP WLS BF H R ER SO	IP WLS BF H R ER SO	IP WLS BF H R ER SO	ERA WHIP	ERA WHIP	ERA WHIP	

Pittsburgh Pirates @ Miami Marlins
Marlins Park, Miami, FL
Fri Apr 28 2017, 7:11 PM - 10:41 PM EDT
Att: 19,690 - Roof Closed - 77 F

AB	41
R	12
H	18
RBI	12
BB	8
SO	6
LOB	29



Batter	1	2	3	4	5	6	7	8	9	AB	R	H	RBI	BB	SO	LOB	BOTTOM					
11 J.T. Realmuto, R OBP: 0.397, SLG: 0.493 22 Dustin McGowan, R (8.1)	F9		K		21 1B		L9		K	4	0	1	0	0	1	1						
14 Martín Prado, R OBP: 0.333, SLG: 0.484 19 Miguel Rojas, R OBP: 0.327, SLG: 0.302 (6, 5)	K		21 1B		F9		G6-3		L9	3	0	1	1	0	1	1						
21 Christian Yelich, L OBP: 0.340, SLG: 0.449 (1, 8)	L6									5	1	4	0	0	0	0						
27 Giancarlo Stanton, R OBP: 0.359, SLG: 0.568 (1, 9)										4	0	1	1	1	1	3						
41 Justin Bour, L OBP: 0.265, SLG: 0.329 (1, 3)										4	0	0	0	0	1	4						
13 Marcel Ozuna, R OBP: 0.333, SLG: 0.519 25 Junichi Tazawa, R (7, 1)										1	0	0	0	2	0	0						
46 Kyle Barraclough, R (8, 1)										0	0	0	0	0	0	0						
17 A.J. Ellis, R OBP: 0.200, SLG: 0.111 (8, 2)										1	0	0	0	0	0	1						
32 Derek Dietrich, L OBP: 0.346, SLG: 0.295 (1, 4)										4	0	1	0	0	1	2						
3 Adeiny Hechavarria, R OBP: 0.286, SLG: 0.341 (1, 6)										4	1	2	0	0	0	1						
61 Adam Conley, L OBP: 0.167, SLG: 0.167 62 José Ureña, R (2, 1)										0	0	0	0	0	0	0						
51 Ichiro Suzuki, L OBP: 0.154, SLG: 0.308 (7, 7)										2	0	0	0	0	1	1						
										2	0	0	0	0	1	3						
Inning Stats	R: 0 E: 0 K: 1 S: 10	H: 0 LOB: 0 BB: 0 P: 15	R: 0 E: 0 K: 0 S: 6	H: 0 LOB: 1 BB: 1 P: 15	R: 1 E: 0 K: 2 S: 19	H: 3 LOB: 3 BB: 1 P: 32	R: 0 E: 0 K: 1 S: 6	H: 0 LOB: 0 BB: 0 P: 7	R: 0 E: 0 K: 0 S: 17	H: 2 LOB: 2 BB: 0 P: 26	R: 0 E: 0 K: 0 S: 6	H: 0 LOB: 1 BB: 1 P: 10	R: 0 E: 0 K: 2 S: 9	H: 0 LOB: 0 BB: 0 P: 13	R: 1 E: 0 K: 2 S: 13	H: 4 LOB: 3 BB: 0 P: 19	R: 0 E: 0 K: 2 S: 11	H: 1 LOB: 1 BB: 0 P: 15	1B: 8 2B: 1 3B: 1 HR: 0	SF: 0 SAC: 0 DP: 0 HBP: 0	WP: 0 PB: 0 SB: 0 CS: 0	PA: 40
PITCHER	IP WLS BF H R ER SO	IP WLS BF H R ER SO	IP WLS BF H R ER SO	IP WLS BF H R ER SO	IP WLS BF H R ER SO	IP WLS BF H R ER SO	IP WLS BF H R ER SO	IP WLS BF H R ER SO	IP WLS BF H R ER SO	IP WLS BF H R ER SO	IP WLS BF H R ER SO	IP WLS BF H R ER SO	IP WLS BF H R ER SO	IP WLS BF H R ER SO	IP WLS BF H R ER SO	IP WLS BF H R ER SO	ERA WHIP	ERA WHIP	ERA WHIP			

Pittsburgh Pirates @ Miami Marlins
Marlins Park, Miami, FL
Fri Apr 28 2017, 7:11 PM - 10:41 PM EDT
Att: 19,690 - Roof Closed - 77 F

AB	37
R	2
H	10
RBI	2
BB	3
SO	8
LOB	17



Batter	1	2	3	4	5	6	7	8	9	AB	R	H	RBI	BB	SO	LOB	TOP								
5 Josh Harrison, R OBP: 0.384, SLG: 0.427	F7		P3			K	G5-3		F9	5	0	0	0	0	1	2									
55 Josh Bell, S OBP: 0.342, SLG: 0.409 69 Danny Ortiz, L	K		K				G6-3			4	1	1	0	0	2	1									
22 Andrew McCutchen, R OBP: 0.330, SLG: 0.422	F8						1B			0	0	0	0	0	0	0									
25 Gregory Polanco, L OBP: 0.325, SLG: 0.324		2B					BB			3	1	2	0	1	0	0									
29 Francisco Cervelli, R OBP: 0.289, SLG: 0.392	F9						BB			3	0	0	1	1	0	2									
28 John Jaso, L OBP: 0.244, SLG: 0.231	F7						BB			3	1	1	2	1	0	2									
10 Jordy Mercer, R OBP: 0.318, SLG: 0.321		1B					G4-6-3			4	0	2	1	0	0	3									
61 Gift Ngoepe, R OBP: 0.267, SLG: 0.750	G1-3						BB			3	0	0	0	1	1	2									
46 Iván Nova, R			K			K	SH3-4		FC2-6	3	0	0	0	0	2	1									
Inning Stats	R: 0 E: 0 K: 1 S: 6	H: 0 LOB: 0 BB: 0 P: 8	R: 1 E: 0 K: 0 S: 14	H: 2 LOB: 1 BB: 0 P: 19	R: 0 E: 0 K: 2 S: 9	H: 0 LOB: 0 BB: 0 P: 12	R: 0 E: 0 K: 0 S: 14	H: 1 LOB: 1 BB: 0 P: 20	R: 0 E: 0 K: 1 S: 7	H: 0 LOB: 0 BB: 0 P: 9	R: 2 E: 0 K: 1 S: 16	H: 1 LOB: 2 BB: 4 P: 33	R: 0 E: 0 K: 0 S: 11	H: 0 LOB: 1 BB: 1 P: 18	R: 0 E: 0 K: 0 S: 4	H: 0 LOB: 0 BB: 0 P: 6	R: 1 E: 0 K: 1 S: 10	H: 2 LOB: 1 BB: 0 P: 18	1B: 3 2B: 2 3B: 0 HR: 1	SF: 0 SAC: 1 DP: 1 HBP: 0	WP: 0 PB: 0 SB: 0 CS: 0	PA: 37			
PITCHER	IP	WLS	BF	H	R	ER	SO	BB	IBB	HBP	BLK	WP	HR	S	P	ERA	WHIP								
58 Dan Straily, R ERA: 4.15	5.1	L	23	4	3	3	5	3	0	0	0	0	0	63	94	5.06	1.312								
29 Brad Ziegler, R ERA: 0.77	0.2		2	0	0	0	0	1	0	0	0	0	0	3	7	0.00	1.500								
35 David Phelps, R ERA: 6.23	1.0		4	0	0	0	0	1	0	0	0	0	0	11	8	0.00	1.000								
25 Junichi Tazawa, R ERA: 5.19	1.0		3	0	0	0	0	0	0	0	0	0	0	4	6	0.00	0.000								
44 AJ Ramos, R ERA: 4.0	1.0		5	2	1	1	1	0	0	0	0	0	1	10	18	9.00	2.000								

Pittsburgh Pirates @ Miami Marlins
Marlins Park, Miami, FL
Sat Apr 29 2017, 7:10 PM - 9:41 PM EDT
Att: 33,152 - Roof Closed - 73 F

AB	31
R	4
H	6
RBI	4
BB	5
SO	6
LOB	13



Batter	1	2	3	4	5	6	7	8	9	AB	R	H	RBI	BB	SO	LOB	BOTTOM								
9 Dee Strange-Gordon, L OBP: 0.289, SLG: 0.340	G6-3		K2-3			B5			G1-3	4	0	0	0	0	1	0									
14 Martín Prado, R OBP: 0.324, SLG: 0.486	G4-3					G1-3			G1-3	4	0	1	0	0	0	0									
21 Christian Yelich, L OBP: 0.330, SLG: 0.435	G4-3					G6-3			G3	3	0	0	0	0	0	1									
27 Giancarlo Stanton, R OBP: 0.347, SLG: 0.548	K					P4			K	3	0	0	0	0	2	1									
41 Justin Bour, L OBP: 0.267, SLG: 0.329			K			1B			G6-3	3	0	1	0	0	1	0									
13 Marcell Ozuna, R OBP: 0.333, SLG: 0.512	K					K			G5-4-3	3	0	1	0	0	2	1									
11 J.T. Realmuto, R OBP: 0.383, SLG: 0.474	F7					FC6-4			G5-4-3	3	0	0	0	0	0	2									
3 Adeiny Hechavarria, R OBP: 0.267, SLG: 0.318			G6-3			G1-3			F9	3	0	0	0	0	0	1									
58 Dan Straily, R										1	0	0	0	0	1	0									
29 Brad Ziegler, R										0	0	0	0	0	0	0									
51 Ichiro Suzuki, L										0	0	0	0	0	0	0									
35 David Phelps, R										0	0	0	0	0	0	0									
25 Junichi Tazawa, R										0	0	0	0	0	0	0									
44 AJ Ramos, R										0	0	0	0	0	0	0									
32 Derek Dietrich, L OBP: 0.340, SLG: 0.286										1	0	0	0	0	0	0									
Inning Stats	R: 0 E: 0 K: 1 S: 8	H: 1 LOB: 1 BB: 0 P: 14	R: 0 E: 0 K: 2 S: 9	H: 0 LOB: 0 BB: 0 P: 11	R: 0 E: 0 K: 2 S: 7	H: 0 LOB: 0 BB: 0 P: 8	R: 0 E: 0 K: 0 S: 8	H: 0 LOB: 0 BB: 0 P: 12	R: 0 E: 0 K: 1 S: 9	H: 1 LOB: 1 BB: 0 P: 16	R: 0 E: 0 K: 0 S: 6	H: 0 LOB: 0 BB: 0 P: 9	R: 0 E: 0 K: 1 S: 6	H: 0 LOB: 0 BB: 0 P: 11	R: 0 E: 0 K: 0 S: 5	H: 1 LOB: 0 BB: 0 P: 6	R: 0 E: 0 K: 0 S: 7	H: 0 LOB: 0 BB: 0 P: 8	1B: 2 2B: 1 3B: 0 HR: 0	SF: 0 SAC: 0 DP: 1 HBP: 0	WP: 0 PB: 0 SB: 0 CS: 0	PA: 29			
PITCHER	IP	WLS	BF	H	R	ER	SO	BB	IBB	HBP	BLK	WP	HR	S	P	ERA	WHIP								
46 Iván Nova, R ERA: 1.5	9.0	W	29	3	0	0	7	0	0	0	0	0	0	65	95	0.00	0.333								

Pittsburgh Pirates @ Miami Marlins
Marlins Park, Miami, FL
Sat Apr 29 2017, 7:10 PM - 9:41 PM EDT
Att: 33,152 - Roof Closed - 73 F

AB	29
R	0
H	3
RBI	0
BB	0
SO	7
LOB	6



Batter	1	2	3	4	5	6	7	8	9	AB	R	H	RBI	BB	SO	LOB	TOP								
5 Josh Harrison, R (1,5) OBP: 0.378, SLG: 0.430 64 John Bormann, R (9,PH)										4	1	1	0	0	1	1	Pittsburgh Pirates @ Miami Marlins Marlins Park, Miami, FL Sun Apr 30 2017, 1:18 PM - 4:54 PM EDT Att: 26,245 - Roof Closed - 75 F								
55 Josh Bell, S (1,3) OBP: 0.358, SLG: 0.457										4	1	2	2	1	0	1									
22 Andrew McCutchen, R (1,8) OBP: 0.327, SLG: 0.497										3	0	0	0	1	1	3									
25 Gregory Polanco, L (1,7) OBP: 0.333, SLG: 0.338 53 Johnny Barbatto, R (7,1)										3	1	1	0	1	0	1									
28 John Jaso, L (1,9) OBP: 0.265, SLG: 0.238										3	0	1	1	1	2	0									
10 Jordy Mercer, R (1,6) OBP: 0.304, SLG: 0.305										4	0	0	0	0	1	4									
37 Allen Hanson, S (1,4)										4	0	1	0	0	0	1									
19 Chris Stewart, R (1,2)										3	0	1	0	1	1	1									
39 Chad Kuhl, R (1,1) 57 Trevor Williams, R (5,1) 12 Juan Nicasio, R (5,1) 17 Phil Cosselin, R (6,PH) 73 Felipe Vázquez, L (8,1) 41 Daniel Hudson, R (7,1) 64 José Osuna, R (7,7)										2	0	0	0	0	0	1									
Inning Stats	R: 3 E: 0 K: 1 S: 21	H: 4 LOB: 1 BB: 0 P: 35	R: 0 E: 0 K: 1 S: 11	H: 1 LOB: 2 BB: 1 P: 22	R: 0 E: 0 K: 1 S: 5	H: 0 LOB: 0 BB: 0 P: 10	R: 0 E: 0 K: 0 S: 7	H: 1 LOB: 0 BB: 0 P: 7	R: 0 E: 0 K: 1 S: 16	H: 0 LOB: 3 BB: 2 P: 26	R: 0 E: 0 K: 0 S: 10	H: 0 LOB: 1 BB: 1 P: 20	R: 0 E: 0 K: 1 S: 9	H: 0 LOB: 0 BB: 0 P: 14	R: 0 E: 0 K: 2 S: 12	H: 1 LOB: 1 BB: 0 P: 17		1B: 4 2B: 3 3B: 0 HR: 1	SF: 0 SAC: 0 DP: 2 HBP: 0	WP: 0 PB: 0 SB: 2 CS: 0	PA: 38				
PITCHER	IP WLS BF H R ER SO BB IBB HBP BLK WP HR S P ERA WHIP	IP WLS BF H R ER SO BB IBB HBP BLK WP HR S P ERA WHIP																							
34 Tom Koehler, R (1,1) ERA: 5.4	4.0	18	6	3	3	3	1	0	0	0	0	0	0	0	0	0	0	0	0	0	1	44	74	6.75	1.750
22 Dustin McGowan, R (5,1) ERA: 4.15	1.0	W	6	1	0	0	1	1	1	0	0	0	0	0	0	0	0	0	0	0	0	16	26	0.00	2.000
35 David Phelps, R (6,1) ERA: 5.79	1.0	H	3	0	0	0	1	0	0	0	0	0	0	0	0	0	0	0	0	0	10	19	0.00	1.000	
46 Kyle Barraclough, R (7,1) ERA: 1.54	1.0	H	4	0	0	0	1	0	0	0	0	0	0	0	0	0	0	0	0	0	10	20	0.00	1.000	
29 Brad Ziegler, R (8,1) ERA: 0.71	1.0		3	0	0	0	1	0	0	0	0	0	0	0	0	0	0	0	0	0	9	14	0.00	0.000	
66 Jarlin Garcia, L (9,1) ERA: 1.8	1.0		4	1	0	0	2	0	0	0	0	0	0	0	0	0	0	0	0	0	12	17	0.00	1.000	

Batter	1	2	3	4	5	6	7	8	9	AB	R	H	RBI	BB	SO	LOB	BOTTOM							
9 Dee Strange-Gordon, L (1,4) OBP: 0.314, SLG: 0.357										4	2	3	0	1	1	0	Pittsburgh Pirates @ Miami Marlins Marlins Park, Miami, FL Sun Apr 30 2017, 1:18 PM - 4:54 PM EDT Att: 26,245 - Roof Closed - 75 F							
14 Martin Prado, R (1,5) OBP: 0.310, SLG: 0.450										5	0	1	1	0	1	4								
21 Christian Yelich, L (1,8)										5	0	1	1	0	1	4								
27 Giancarlo Stanton, R (1,9) OBP: 0.350, SLG: 0.529										3	2	0	0	2	2	2								
13 Marcell Ozuna, R (1,7) OBP: 0.357, SLG: 0.534										4	2	3	0	1	0	1								
41 Justin Bour, L (1,3) OBP: 0.297, SLG: 0.407										5	1	4	6	0	0	1								
17 A.J. Ellis, R (1,2) OBP: 0.240, SLG: 0.136										4	1	1	0	0	1	5								
19 Miguel Rojas, R (1,6) OBP: 0.321, SLG: 0.319										4	1	1	0	0	0	4								
34 Tom Koehler, R (1,1) ERA: 6.26 57 Trevor Williams, R (5,1) 12 Juan Nicasio, R (5,1) 73 Felipe Vázquez, L (6,1) 41 Daniel Hudson, R (7,1)										1	0	0	0	0	0	1								
Inning Stats	R: 0 E: 0 K: 1 S: 14	H: 2 LOB: 1 BB: 0 P: 22	R: 1 E: 0 K: 1 S: 12	H: 3 LOB: 1 BB: 0 P: 15	R: 0 E: 0 K: 2 S: 9	H: 0 LOB: 0 BB: 0 P: 12	R: 1 E: 1 K: 0 S: 10	H: 1 LOB: 2 BB: 1 P: 19	R: 2 E: 0 K: 1 S: 14	H: 2 LOB: 2 BB: 2 P: 27	R: 0 E: 0 K: 1 S: 9	H: 1 LOB: 2 BB: 1 P: 17	R: 6 E: 1 K: 1 S: 23	H: 5 LOB: 1 BB: 1 P: 36	R: 0 E: 0 K: 0 S: 9	H: 1 LOB: 0 BB: 0 P: 13		1B: 11 2B: 3 3B: 0 HR: 1	SF: 0 SAC: 0 DP: 3 HBP: 1	WP: 0 PB: 0 SB: 1 CS: 0	PA: 43			
PITCHER	IP WLS BF H R ER SO BB IBB HBP BLK WP HR S P ERA WHIP	IP WLS BF H R ER SO BB IBB HBP BLK WP HR S P ERA WHIP																						
39 Chad Kuhl, R (1,1) ERA: 6.26	4.0		7	3	2	4	2	0	0	0	0	0	0	0	0	0	0	0	0	0	8	18	13.50	4.500
57 Trevor Williams, R (5,1) ERA: 5.59	0.2	L	5	1	1	1	0	0	0	0	0	0	0	0	0	0	0	0	0	0	3	4	0.00	0.000
12 Juan Nicasio, R (5,1) ERA: 2.7	0.1		1	0	0	0	1	0	0	0	0	0	0	0	0	0	0	0	0	0	9	17	0.00	2.000
73 Felipe Vázquez, L (6,1) ERA: 0.61	1.0		5	1	0	0	1	1	0	0	0	0	0	0	0	0	0	0	0	0	9	17	0.00	2.000
41 Daniel Hudson, R (7,1) ERA: 9.9	0.1		6	4	5	5	0	0	0	1	13	18	135.00	12.000							13	18	135.00	12.000
53 Johnny Barbatto, R (7,1) ERA: 2.45	1.2		7	2	1	1	1	0	0	0	0	0	0	0	0	0	0	0	0	0	19	31	5.40	1.800

Batter	1	2	3	4	5	6	7	8	9	AB	R	H	RBI	BB	SO	LOB	TOP							
18 Peter Bourjos, R OBP: 0.237, SLG: 0.235 39 Kevin Kiermaier, L OBP: 0.307, SLG: 0.297										3	0	0	0	0	2	0								
20 Steven Souza Jr., R OBP: 0.350, SLG: 0.515										5	0	0	1	0	3	2								
10 Corey Dickerson, L OBP: 0.380, SLG: 0.620										4	1	1	0	1	1	0								
8 Rickie Weeks Jr., R OBP: 0.333, SLG: 0.293 17 Jumbo Diaz, R OBP: 0.315, SLG: 0.500										2	1	0	0	2	2	3								
47 Chase Whitley, R OBP: 0.317, SLG: 0.395 37 Alex Colomé, R OBP: 0.355, SLG: 0.352										3	1	0	0	1	0	3								
13 Brad Miller, L OBP: 0.228, SLG: 0.274										3	0	1	2	1	0	2								
1 Tim Beckham, R OBP: 0.315, SLG: 0.500										3	1	1	0	1	2	2								
33 Derek Norris, R OBP: 0.297, SLG: 0.281										3	0	1	1	1	0	2								
29 Daniel Robertson, R OBP: 0.297, SLG: 0.281										3	0	1	1	1	0	2								
23 Jake Odorizzi, R OBP: 0.355, SLG: 0.463										2	0	0	0	0	0	0								
43 Danny Farquhar, R OBP: 0.321, SLG: 0.319										0	0	0	0	0	0	0								
7 Logan Morrison, L OBP: 0.355, SLG: 0.463										2	0	1	0	0	0	2								
Inning Stats	R: 0 H: 0 E: 0 K: 2 S: 13	H: 0 LOB: 0 BB: 0 P: 20	R: 0 H: 0 E: 0 K: 2 S: 9	H: 0 LOB: 1 BB: 1 P: 15	R: 0 H: 0 E: 0 K: 0 S: 10	H: 0 LOB: 0 BB: 0 P: 15	R: 2 H: 2 E: 0 K: 1 S: 14	H: 2 LOB: 2 BB: 2 P: 24	R: 0 H: 0 E: 0 K: 2 S: 7	H: 0 LOB: 0 BB: 0 P: 8	R: 0 H: 0 E: 0 K: 0 S: 6	H: 0 LOB: 1 BB: 1 P: 14	R: 1 H: 1 E: 0 K: 1 S: 14	H: 1 LOB: 3 BB: 3 P: 31	R: 1 H: 2 E: 0 K: 1 S: 16	H: 2 LOB: 2 BB: 1 P: 32	R: 0 H: 0 E: 0 K: 2 S: 12	H: 0 LOB: 0 BB: 0 P: 16	1B: 3 2B: 2 3B: 0 HR: 0	SF: 0 SAC: 0 DP: 0 HBP: 0	WP: 0 PB: 0 CS: 0	PA: 40		
PITCHER	IP WLS BF H R ER SO BB IBB HBP BLK WP HR S P ERA WHIP	IP WLS BF H R ER SO BB IBB HBP BLK WP HR S P ERA WHIP	IP WLS BF H R ER SO BB IBB HBP BLK WP HR S P ERA WHIP	IP WLS BF H R ER SO BB IBB HBP BLK WP HR S P ERA WHIP	IP WLS BF H R ER SO BB IBB HBP BLK WP HR S P ERA WHIP	IP WLS BF H R ER SO BB IBB HBP BLK WP HR S P ERA WHIP	IP WLS BF H R ER SO BB IBB HBP BLK WP HR S P ERA WHIP	IP WLS BF H R ER SO BB IBB HBP BLK WP HR S P ERA WHIP	IP WLS BF H R ER SO BB IBB HBP BLK WP HR S P ERA WHIP	IP WLS BF H R ER SO BB IBB HBP BLK WP HR S P ERA WHIP	IP WLS BF H R ER SO BB IBB HBP BLK WP HR S P ERA WHIP	IP WLS BF H R ER SO BB IBB HBP BLK WP HR S P ERA WHIP	IP WLS BF H R ER SO BB IBB HBP BLK WP HR S P ERA WHIP	IP WLS BF H R ER SO BB IBB HBP BLK WP HR S P ERA WHIP	IP WLS BF H R ER SO BB IBB HBP BLK WP HR S P ERA WHIP	IP WLS BF H R ER SO BB IBB HBP BLK WP HR S P ERA WHIP	IP WLS BF H R ER SO BB IBB HBP BLK WP HR S P ERA WHIP	IP WLS BF H R ER SO BB IBB HBP BLK WP HR S P ERA WHIP	IP WLS BF H R ER SO BB IBB HBP BLK WP HR S P ERA WHIP	IP WLS BF H R ER SO BB IBB HBP BLK WP HR S P ERA WHIP	IP WLS BF H R ER SO BB IBB HBP BLK WP HR S P ERA WHIP	IP WLS BF H R ER SO BB IBB HBP BLK WP HR S P ERA WHIP	IP WLS BF H R ER SO BB IBB HBP BLK WP HR S P ERA WHIP	IP WLS BF H R ER SO BB IBB HBP BLK WP HR S P ERA WHIP

Tampa Bay Rays @ Miami Marlins
Marlins Park, Miami, FL
Mon May 01 2017, 7:14 PM - 10:27 PM EDT
Att: 16,096 - Roof Closed - 76 F

AB	32
R	4
H	5
RBI	4
BB	8
SO	11
LOB	18



Batter	1	2	3	4	5	6	7	8	9	AB	R	H	RBI	BB	SO	LOB	BOTTOM							
9 Dee Strange-Gordon, L OBP: 0.330, SLG: 0.376										3	1	2	0	1	0	0								
14 Martin Prado, R OBP: 0.304, SLG: 0.419 19 Miguel Rojas, R OBP: 0.321, SLG: 0.319										3	0	0	0	1	1	2								
21 Christian Yelich, L OBP: 0.312, SLG: 0.410										3	0	0	1	0	0	2								
27 Giancarlo Stanton, R OBP: 0.337, SLG: 0.505										4	0	0	0	0	2	0								
13 Marcell Ozuna, R OBP: 0.353, SLG: 0.554										4	1	1	1	0	1	0								
41 Justin Bour, L OBP: 0.298, SLG: 0.405 66 Jarlin Garcia, L OBP: 0.172, SLG: 0.286										3	0	1	0	0	1	0								
51 Ichiro Suzuki, L OBP: 0.172, SLG: 0.286										1	0	0	0	0	0	0								
11 J.T. Realmuto, R OBP: 0.369, SLG: 0.456										3	0	0	0	0	1	1								
3 Adeiny Hechavarria, R OBP: 0.265, SLG: 0.313										3	0	0	0	0	1	0								
54 Wei-Yin Chen, R OBP: 0.125, SLG: 0.125 29 Brad Ziegler, R ERA: 4.63 25 Junichi Tazawa, R ERA: 3.55 32 Derek Dietrich, L OBP: 0.327, SLG: 0.277										2	0	0	0	0	0	0								
Inning Stats	R: 1 H: 0 E: 0 K: 1 S: 12	H: 0 LOB: 0 BB: 1 P: 21	R: 0 H: 0 E: 0 K: 2 S: 9	H: 0 LOB: 0 BB: 0 P: 12	R: 0 H: 1 E: 0 K: 1 S: 12	H: 1 LOB: 0 BB: 0 P: 16	R: 1 H: 1 E: 0 K: 2 S: 9	H: 1 LOB: 0 BB: 0 P: 17	R: 0 H: 0 E: 0 K: 0 S: 7	H: 0 LOB: 0 BB: 0 P: 12	R: 0 H: 0 E: 0 K: 1 S: 11	H: 0 LOB: 0 BB: 0 P: 15	R: 0 H: 1 E: 0 K: 0 S: 7	H: 1 LOB: 1 BB: 0 P: 9	R: 0 H: 1 E: 0 K: 0 S: 10	H: 1 LOB: 2 BB: 1 P: 18	R: 0 H: 0 E: 0 K: 0 S: 7	H: 0 LOB: 0 BB: 0 P: 8	1B: 2 2B: 1 3B: 0 HR: 1	SF: 1 SAC: 0 DP: 0 HBP: 0	WP: 0 PB: 0 CS: 0	PA: 33		
PITCHER	IP WLS BF H R ER SO BB IBB HBP BLK WP HR S P ERA WHIP	IP WLS BF H R ER SO BB IBB HBP BLK WP HR S P ERA WHIP	IP WLS BF H R ER SO BB IBB HBP BLK WP HR S P ERA WHIP	IP WLS BF H R ER SO BB IBB HBP BLK WP HR S P ERA WHIP	IP WLS BF H R ER SO BB IBB HBP BLK WP HR S P ERA WHIP	IP WLS BF H R ER SO BB IBB HBP BLK WP HR S P ERA WHIP	IP WLS BF H R ER SO BB IBB HBP BLK WP HR S P ERA WHIP	IP WLS BF H R ER SO BB IBB HBP BLK WP HR S P ERA WHIP	IP WLS BF H R ER SO BB IBB HBP BLK WP HR S P ERA WHIP	IP WLS BF H R ER SO BB IBB HBP BLK WP HR S P ERA WHIP	IP WLS BF H R ER SO BB IBB HBP BLK WP HR S P ERA WHIP	IP WLS BF H R ER SO BB IBB HBP BLK WP HR S P ERA WHIP	IP WLS BF H R ER SO BB IBB HBP BLK WP HR S P ERA WHIP	IP WLS BF H R ER SO BB IBB HBP BLK WP HR S P ERA WHIP	IP WLS BF H R ER SO BB IBB HBP BLK WP HR S P ERA WHIP	IP WLS BF H R ER SO BB IBB HBP BLK WP HR S P ERA WHIP	IP WLS BF H R ER SO BB IBB HBP BLK WP HR S P ERA WHIP	IP WLS BF H R ER SO BB IBB HBP BLK WP HR S P ERA WHIP	IP WLS BF H R ER SO BB IBB HBP BLK WP HR S P ERA WHIP	IP WLS BF H R ER SO BB IBB HBP BLK WP HR S P ERA WHIP	IP WLS BF H R ER SO BB IBB HBP BLK WP HR S P ERA WHIP	IP WLS BF H R ER SO BB IBB HBP BLK WP HR S P ERA WHIP	IP WLS BF H R ER SO BB IBB HBP BLK WP HR S P ERA WHIP	IP WLS BF H R ER SO BB IBB HBP BLK WP HR S P ERA WHIP

Tampa Bay Rays @ Miami Marlins
Marlins Park, Miami, FL
Mon May 01 2017, 7:14 PM - 10:27 PM EDT
Att: 16,096 - Roof Closed - 76 F

AB	30
R	2
H	4
RBI	2
BB	2
SO	7
LOB	5



Batter	1	2	3	4	5	6	7	8	9	AB	R	H	RBI	BB	SO	LOB	TOP								
10 Corey Dickerson, L (1.7) OBP: 0.381, SLG: 0.688										5	0	2	0	0	2	3									
39 Kevin Kiermaier, L (1.8) OBP: 0.305, SLG: 0.286										4	1	0	0	1	2	2									
7 Logan Morrison, L (1.3) OBP: 0.367, SLG: 0.500										4	1	2	1	1	2	1									
13 Brad Miller, L (1.4) OBP: 0.374, SLG: 0.348										1	1	0	0	4	0	1									
20 Steven Souza Jr., R (1.9) OBP: 0.393, SLG: 0.505										4	0	1	0	1	2	4									
1 Tim Beckham, R (1.6) OBP: 0.298, SLG: 0.477										4	0	0	1	0	3	2									
33 Derek Norris, R (1.2) OBP: 0.250, SLG: 0.286										4	0	2	1	1	0	0									
29 Daniel Robertson, R (1.5) OBP: 0.333, SLG: 0.286										3	0	1	0	2	1	3									
53 Alex Cobb, R (1.1) 28 Colby Rasmus, L (7.7) 47 Chase Whitley, R (7.1) 30 Erasmo Ramirez, R (8.1) 8 Richie Weeks Jr., R (9.7) 37 Alex Colomé, R (9.1)										3	0	0	0	0	2	3									
Inning Stats	R: 0 E: 0 K: 1 S: 9	H: 1 LOB: 1 BB: 1 P: 21	R: 0 E: 0 K: 3 S: 10	H: 0 LOB: 2 BB: 2 P: 18	R: 1 E: 0 K: 2 S: 11	H: 2 LOB: 2 BB: 1 P: 21	R: 0 E: 0 K: 2 S: 7	H: 0 LOB: 1 BB: 1 P: 16	R: 2 E: 0 K: 1 S: 11	H: 1 LOB: 2 BB: 3 P: 25	R: 0 E: 0 K: 1 S: 12	H: 2 LOB: 3 BB: 1 P: 24	R: 0 E: 0 K: 1 S: 14	H: 1 LOB: 2 BB: 1 P: 22	R: 0 E: 0 K: 1 S: 6	H: 0 LOB: 1 BB: 1 P: 15	R: 0 E: 0 K: 3 S: 12	H: 1 LOB: 1 BB: 0 P: 17	1B: 7 2B: 1 3B: 0 HR: 1	SF: 1 SAC: 0 DP: 1 HBP: 0	WP: 0 PB: 1 SB: 1 CS: 1	PA: 45			
PITCHER	IP WLS BF H R ER SO BB IBB HBP BLK WP HR S P ERA WHIP	4.1 L 22 3 3 3 9 7 0 0 0 0 0 1 42 89 6.23 2.308	1.2 10 3 0 0 1 2 0 0 0 0 0 0 18 36 0.00 3.000	2.0 9 1 0 0 2 2 0 0 0 0 0 0 12 17 0.00 1.500	1.0 4 1 0 0 3 0 0 0 0 0 0 0 12 17 0.00 1.000																				

Tampa Bay Rays @ Miami Marlins
Marlins Park, Miami, FL
Tue May 02 2017, 7:14 PM - 10:34 PM EDT
Att. 16,011 - Roof Closed - 76 F

AB	33
R	3
H	8
RBI	3
BB	11
SO	15
LOB	20



Batter	1	2	3	4	5	6	7	8	9	AB	R	H	RBI	BB	SO	LOB	BOTTOM							
9 Dee Strange-Gordon, L (1.4) OBP: 0.324, SLG: 0.362										4	0	0	0	0	1	1								
14 Martín Prado, R (1.5) OBP: 0.320, SLG: 0.447										4	1	2	0	0	0	2								
21 Christian Yelich, L (1.8) OBP: 0.301, SLG: 0.394										4	0	0	0	0	0	4								
27 Giancarlo Stanton, R (1.9) OBP: 0.333, SLG: 0.505										4	0	1	1	0	1	1								
13 Marcell Ozuna, R (1.7) OBP: 0.349, SLG: 0.542										4	0	1	0	0	0	1								
41 Justin Bour, L (1.3) OBP: 0.309, SLG: 0.407 62 José Ureña, R (7.1) 51 Ichiro Suzuki, L (8.7) 44 AJ Ramos, R (9.1)										2	0	1	0	1	0	1								
11 J.T. Realmuto, R (1.2) OBP: 0.352, SLG: 0.434										4	0	0	0	0	1	3								
19 Miguel Rojas, R (1.6) OBP: 0.333, SLG: 0.320										3	0	1	0	1	1	0								
36 Edinson Volquez, R (1.1) OBP: 0.429, SLG: 0.429 22 Dustin McGowan, R (5.1) 32 Derek Dietrich, L (7.3) OBP: 0.333, SLG: 0.271										1	0	0	0	0	1	2								
Inning Stats	R: 0 E: 0 K: 1 S: 14	H: 1 LOB: 0 BB: 0 P: 22	R: 0 E: 0 K: 1 S: 12	H: 0 LOB: 2 BB: 2 P: 20	R: 0 E: 0 K: 0 S: 9	H: 0 LOB: 0 BB: 0 P: 15	R: 0 E: 0 K: 0 S: 9	H: 1 LOB: 1 BB: 0 P: 10	R: 0 E: 0 K: 0 S: 8	H: 1 LOB: 2 BB: 0 P: 14	R: 0 E: 0 K: 0 S: 8	H: 1 LOB: 1 BB: 0 P: 11	R: 0 E: 0 K: 0 S: 8	H: 0 LOB: 0 BB: 0 P: 12	R: 1 E: 0 K: 0 S: 11	H: 2 LOB: 1 BB: 0 P: 18	R: 0 E: 0 K: 3 S: 9	H: 0 LOB: 1 BB: 1 P: 16	1B: 4 2B: 2 3B: 0 HR: 0	SF: 0 SAC: 1 DP: 0 HBP: 1	WP: 0 PB: 0 SB: 0 CS: 0	PA: 37		
PITCHER	IP WLS BF H R ER SO BB IBB HBP BLK WP HR S P ERA WHIP	6.0 W 25 4 0 0 2 6 1 1 1 0 0 0 61 92 0.00 0.833	1.0 H 3 0 0 0 0 0 0 0 0 0 0 0 8 12 0.00 0.000	1.0 H 5 2 1 1 0 0 0 0 0 0 0 0 11 18 9.00 2.000	1.0 S 4 0 0 0 3 1 0 0 0 0 0 0 9 16 0.00 1.000																			

Tampa Bay Rays @ Miami Marlins
Marlins Park, Miami, FL
Tue May 02 2017, 7:14 PM - 10:34 PM EDT
Att. 16,011 - Roof Closed - 76 F

AB	32
R	1
H	6
RBI	1
BB	3
SO	5
LOB	16



Batter	1	2	3	4	5	6	7	8	9	AB	R	H	RBI	BB	SO	LOB	TOP										
9 Dee Strange-Gordon, L OBP: 0.336, SLG: 0.367	G4-3		1B			BB		G6-3	1B	4	0	2	1	1	0	0	Miami Marlins @ Tampa Bay Rays Tropicana Field, St. Petersburg, FL Thu May 04 2017, 7:12 PM - 10:32 PM EDT Att: 10,118 - Dome - 72 F livebaseballscorecards.com										
14 Martín Prado, R OBP: 0.311, SLG: 0.421	F7		FC5-4 21 BB			K		21 BB 1B	K	5	0	1	0	0	2	5											
21 Christian Yelich, L OBP: 0.311, SLG: 0.367	K		27 FC5 BB			K		1B	BB	2	0	0	0	2	2	0											
27 Giancarlo Stanton, R OBP: 0.316, SLG: 0.481		P3	FC5			G6-3		F9		4	0	0	0	0	0	4											
13 Marcell Ozuna, R OBP: 0.365, SLG: 0.563								K		3	0	1	0	1	2	2											
41 Justin Bour, L OBP: 0.302, SLG: 0.383	K					K			32 G1-3 9 1B 11 E BB	3	1	1	0	1	2	2											
11 J.T. Realmuto, R OBP: 0.357, SLG: 0.446						L7			FC5 9 1B 32 G1-3	4	0	1	0	0	1	2											
32 Derek Dietrich, L OBP: 0.311, SLG: 0.250	G3-1					K		G4-3	G1-3	4	0	0	0	0	1	5											
3 Adeiny Hechavarria, R OBP: 0.298, SLG: 0.357								P3	K	4	0	1	0	0	1	2											
Inning Stats	R: 0 E: 0 K: 1 S: 9	H: 0 LOB: 0 BB: 0 P: 16	R: 0 E: 0 K: 1 S: 12	H: 2 LOB: 2 BB: 0 P: 17	R: 0 E: 0 K: 0 S: 8	H: 2 LOB: 2 BB: 1 P: 15	R: 0 E: 0 K: 2 S: 9	H: 1 LOB: 1 BB: 0 P: 14	R: 0 E: 0 K: 1 S: 7	H: 0 LOB: 0 BB: 1 P: 16	R: 0 E: 0 K: 2 S: 11	H: 0 LOB: 0 BB: 1 P: 20	R: 0 E: 0 K: 1 S: 12	H: 0 LOB: 0 BB: 0 P: 15	R: 0 E: 0 K: 1 S: 16	H: 1 LOB: 2 BB: 1 P: 25		R: 1 E: 1 K: 2 S: 15	H: 1 LOB: 2 BB: 1 P: 29	1B: 7 2B: 0 3B: 0 HR: 0	SF: 0 SAC: 0 DP: 1 HBP: 0	WP: 0 PB: 0 SB: 0 CS: 1	PA: 38				
PITCHER	IP	WLS	BF	H	R	ER	SO	BB	IBB	HBP	BLK	WP	HR	S	P	ERA	WHIP										
35 Matt Andriese, R ERA: 3.09	7.0	W	27	5	0	0	8	3	0	0	0	0	0	68	113	0.00	1.143										
43 Danny Farquhar, R ERA: 3.95	1.0		5	1	0	0	1	1	0	0	0	0	0	16	25	0.00	2.000										
58 Chih-Wei Hu, R ERA:	0.2	S	1	1	1	0	1	1	0	0	0	0	0	12	24	0.00	3.000										
37 Alex Colomé, R ERA: 2.51	0.1	S	1	0	0	0	1	0	0	0	0	0	0	3	5	0.00	0.000										

Batter	1	2	3	4	5	6	7	8	9	AB	R	H	RBI	BB	SO	LOB	BOTTOM											
10 Corey Dickerson, L OBP: 0.373, SLG: 0.588	P6		K			E1		F9		5	0	1	0	0	1	2	Miami Marlins @ Tampa Bay Rays Tropicana Field, St. Petersburg, FL Thu May 04 2017, 7:12 PM - 10:32 PM EDT Att: 10,118 - Dome - 72 F livebaseballscorecards.com											
18 Peter Bourjos, R OBP: 0.286, SLG: 0.316										0	0	0	0	0	0	0												
39 Kevin Kiermaier, L OBP: 0.305, SLG: 0.283	L5					G4-3				3	0	1	1	1	0	3												
3 Evan Longoria, R OBP: 0.282, SLG: 0.367	P6		F9					L8		4	0	1	0	0	0	3												
13 Brad Miller, L OBP: 0.366, SLG: 0.327						L8		G5-3		3	1	0	0	1	0	1												
7 Logan Morrison, L OBP: 0.363, SLG: 0.489	G4-3					G3-1		K		4	0	1	0	0	1	2												
28 Colby Rasmus, L	P3							P6		3	1	0	0	1	0	3												
1 Tim Beckham, R OBP: 0.311, SLG: 0.536										4	2	2	4	0	1	1												
33 Derek Norris, R OBP: 0.261, SLG: 0.288	K							F9		3	1	1	0	1	1	0												
29 Daniel Robertson, R OBP: 0.340, SLG: 0.341								G6-3		3	0	0	0	1	1	1												
Inning Stats	R: 0 E: 0 K: 0 S: 9	H: 0 LOB: 0 BB: 0 P: 10	R: 2 E: 0 K: 1 S: 18	H: 1 LOB: 1 BB: 1 P: 27	R: 0 E: 0 K: 1 S: 11	H: 0 LOB: 1 BB: 1 P: 18	R: 2 E: 0 K: 0 S: 23	H: 1 LOB: 3 BB: 3 P: 42	R: 0 E: 0 K: 1 S: 8	H: 1 LOB: 1 BB: 0 P: 12	R: 1 E: 0 K: 2 S: 17	H: 3 LOB: 2 BB: 0 P: 27	R: 0 E: 0 K: 0 S: 5	H: 1 LOB: 0 BB: 0 P: 6	R: 0 E: 0 K: 0 S: 11	H: 0 LOB: 0 BB: 0 P: 16	1B: 4 2B: 1 3B: 0 HR: 2	SF: 0 SAC: 0 DP: 0 HBP: 0	WP: 0 PB: 0 SB: 0 CS: 0	PA: 37								
PITCHER	IP	WLS	BF	H	R	ER	SO	BB	IBB	HBP	BLK	WP	HR	S	P	ERA	WHIP											
58 Dan Straily, R ERA: 4.65	5.0	L	24	3	4	4	3	5	0	0	0	0	0	2	69	10	9.00	1.600										
64 Nick Wittgren, R ERA: 4.15	1.0		6	3	1	1	2	0	0	0	0	0	0	17	27	9.00	3.000											
62 José Ureña, R ERA: 2.35	1.0		4	1	0	0	0	0	0	0	0	0	0	5	6	0.00	1.000											
25 Junichi Tazawa, R ERA: 5.06	1.0		3	0	0	0	0	0	0	0	0	0	0	11	16	0.00	0.000											

Batter	1	2	3	4	5	6	7	8	9	AB	R	H	RBI	BB	SO	LOB	TOP										
9 Dee Strange-Gordon, L OBP: 0.331, SLG: 0.347	F7		HBP			F8			L9	4	1	1	0	0	0	2	Miami Marlins @ New York Mets Citi Field, Flushing, NY Sat May 06 2017, 7:11 PM - 10:37 PM EDT Att: 33,339 - Cloudy - 62 F										
14 Martín Prado, R OBP: 0.314, SLG: 0.409	F9		G6-3			L8			G6-3	4	0	0	0	0	0	2											
13 Marcell Ozuna, R OBP: 0.379, SLG: 0.595	P4		1B			G6-3			G6-3	4	1	2	2	0	0	0											
27 Giancarlo Stanton, R OBP: 0.325, SLG: 0.509			HR			K			G3-1	4	1	2	1	0	1	0											
25 Junichi Tazawa, R			1B			K				0	0	0	0	0	0	0											
41 Justin Bour, L OBP: 0.307, SLG: 0.386			HR			G5-3			L8	3	0	0	0	0	1	2											
22 Dustin McGowan, R			1B			G6-3				0	0	0	0	0	0	0											
3 Adeiny Hechavarria, R OBP: 0.293, SLG: 0.351			G6-3						F8	1	0	0	0	0	0	0											
11 J.T. Realmuto, R OBP: 0.374, SLG: 0.460									F8	4	0	3	0	0	0	0											
51 Ichiro Suzuki, L OBP: 0.175, SLG: 0.237									F8	4	0	0	0	0	0	3											
19 Miguel Rojas, R OBP: 0.394, SLG: 0.406									F9	4	0	2	0	0	0	1											
43 Odrisamer Despaigne, R									F7	2	0	0	0	0	0	3											
32 Derek Dietrich, L OBP: 0.313, SLG: 0.241										1	0	0	0	0	0	0											
Inning Stats	R: 0 E: 0 K: 0 S: 9	H: 0 LOB: 0 BB: 0 P: 14	R: 1 E: 0 K: 1 S: 12	H: 3 LOB: 2 BB: 0 P: 19	R: 0 E: 0 K: 0 S: 15	H: 2 LOB: 2 BB: 0 P: 23	R: 0 E: 0 K: 0 S: 8	H: 1 LOB: 0 BB: 0 P: 9	R: 2 E: 0 K: 1 S: 12	H: 2 LOB: 2 BB: 0 P: 18	R: 0 E: 0 K: 0 S: 7	H: 2 LOB: 2 BB: 0 P: 11	R: 0 E: 0 K: 0 S: 9	H: 0 LOB: 0 BB: 0 P: 14	R: 0 E: 0 K: 0 S: 7	H: 0 LOB: 0 BB: 0 P: 11	1B: 7 2B: 1 3B: 0 HR: 2	SF: 0 SAC: 0 DP: 2 HBP: 2	WP: 0 PB: 0 SB: 1 CS: 0	PA: 37							
PITCHER	IP	WLS	BF	H	R	ER	SO	BB	IBB	HBP	BLK	WP	HR	S	P	ERA	WHIP										
65 Robert Gsellman, R ERA: 6.54	5.0	W	23	8	3	3	2	0	0	1	0	0	2	56	83	5.40	1.600										
59 Fernando Salas, R ERA: 8.43	0.2		3	2	0	0	0	0	0	0	0	0	0	5	7	0.00	3.000										
66 Josh Edgin, L ERA: 2.19	0.1		2	0	0	0	0	0	0	1	0	0	0	2	4	0.00	0.000										
47 Hansel Robles, R ERA: 1.56	1.0		3	0	0	0	0	0	0	0	0	0	0	6	7	0.00	0.000										
51 Paul Sewald, R ERA: 4.15	2.0		6	0	0	0	0	0	0	0	0	0	0	16	25	0.00	0.000										


Batter	1	2	3	4	5	6	7	8	9	AB	R	H	RBI	BB	SO	LOB	BOTTOM										
30 Michael Conforto, L OBP: 0.435, SLG: 0.658	E3			G1-3						2	1	0	2	3	0	0	Miami Marlins @ New York Mets Citi Field, Flushing, NY Sat May 06 2017, 7:11 PM - 10:37 PM EDT Att: 33,339 - Cloudy - 62 F										
13 Adriel Cabrera, S OBP: 0.336, SLG: 0.365										2	1	1	1	0	0	3											
4 Wilmer Flores, R OBP: 0.227, SLG: 0.333										3	1	0	1	0	1	5											
19 Jay Bruce, L OBP: 0.376, SLG: 0.609										5	1	2	3	0	1	0											
20 Neil Walker, S OBP: 0.285, SLG: 0.330										5	1	1	0	0	0	3											
15 Matt Reynolds, R OBP: 0.143, SLG: 0.143										0	0	0	0	0	0	0											
3 Curtis Granderson, L OBP: 0.207, SLG: 0.267										3	2	0	0	2	1	1											
54 T.J. Rivera, R OBP: 0.380, SLG: 0.477										4	2	1	1	0	0	1											
7 José Reyes, S OBP: 0.277, SLG: 0.349										5	1	2	1	0	0	2											
26 Kevin Plawecki, R OBP: 0.200, SLG: 0.125										2	1	0	1	0	1	2											
65 Robert Gsellman, R OBP: 0.142, SLG: 0.230										1	0	0	0	1	1	0											
12 Jharel Cortez, R ERA: 5.79										0	0	0	0	0	0	0											
59 Fernando Salas, R										0	0	0	0	0	0	0											
66 Josh Edgin, R										0	0	0	0	0	0	0											
47 Hansel Robles, R										0	0	0	0	0	0	0											
51 Paul Sewald, R										0	0	0	0	0	0	0											
Inning Stats	R: 5 E: 1 K: 0 S: 21	H: 3 LOB: 3 BB: 3 P: 38	R: 0 E: 0 K: 1 S: 11	H: 0 LOB: 0 BB: 0 P: 14	R: 0 E: 0 K: 1 S: 7	H: 0 LOB: 0 BB: 0 P: 8	R: 0 E: 0 K: 2 S: 11	H: 0 LOB: 0 BB: 0 P: 17	R: 3 E: 1 K: 1 S: 20	H: 2 LOB: 3 BB: 3 P: 38	R: 0 E: 1 K: 1 S: 8	H: 0 LOB: 1 BB: 0 P: 12	R: 3 E: 0 K: 0 S: 8	H: 2 LOB: 1 BB: 1 P: 16	R: 0 E: 0 K: 0 S: 6	H: 0 LOB: 0 BB: 0 P: 6	1B: 3 2B: 4 3B: 0 HR: 0	SF: 1 SAC: 1 DP: 0 HBP: 2	WP: 1 PB: 1 SB: 0 CS: 0	PA: 43							
PITCHER	IP	WLS	BF	H	R	ER	SO	BB	IBB	HBP	BLK	WP	HR	S	P	ERA	WHIP										
43 Odrisamer Despaigne, R ERA: 5.79	4.2	L	26	5	8	3	4	4	0	1	0	0	0	63	100	5.79	1.929										
22 Dustin McGowan, R ERA: 4.86	2.0		13	2	3	3	1	2	1	1	0	0	0	22	42	13.50	2.000										
25 Junichi Tazawa, R ERA: 4.5	1.1		4	0	0	0	0	0	0	0	0	0	0	7	7	0.00	0.000										



Batter	1	2	3	4	5	6	7	8	9	AB	R	H	RBI	BB	SO	LOB	TOP			
9 Dee Strange-Gordon, L OBP: 0.318, SLG: 0.333										5	0	0	0	0	1	3				
21 Christian Yelich, L OBP: 0.326, SLG: 0.390										4	2	1	0	1	1	3				
13 Marcell Ozuna, R OBP: 0.380, SLG: 0.595										5	2	2	0	0	0	0				
27 Giancarlo Stanton, R OBP: 0.328, SLG: 0.556										5	2	2	4	0	1	1				
19 Miquel Rojas, R OBP: 0.389, SLG: 0.400										1	0	0	0	0	1	0				
14 Martin Prado, R OBP: 0.315, SLG: 0.406										3	0	1	0	0	0	0				
41 Justin Bour, L OBP: 0.313, SLG: 0.386										0	0	0	0	1	0	0				
32 Derek Dietrich, L OBP: 0.248, SLG: 0.293										4	0	3	1	1	0	0				
17 A.J. Ellis, R OBP: 0.233, SLG: 0.148										5	0	1	0	0	1	6				
3 Adeiny Hechavarria, R OBP: 0.306, SLG: 0.410										4	1	2	1	0	1	0				
62 José Ureña, R										2	0	0	0	0	2	0				
35 David Phelps, R										0	0	0	0	0	0	0				
51 Ichiro Suzuki, L OBP: 0.195, SLG: 0.282										1	0	1	0	0	0	0				
64 Nick Wittgren, R										0	0	0	0	0	0	0				
44 AJ Ramos, R										0	0	0	0	0	0	0				
Inning Stats	R: 3 E: 0 K: 1 S: 15	H: 2 LOB: 0 BB: 1 P: 25	R: 0 E: 0 K: 0 S: 10	H: 2 LOB: 2 BB: 0 P: 13	R: 1 E: 0 K: 0 S: 16	H: 2 LOB: 1 BB: 0 P: 23	R: 2 E: 1 K: 1 S: 15	H: 2 LOB: 0 BB: 0 P: 24	R: 0 E: 0 K: 3 S: 12	H: 0 LOB: 1 BB: 0 P: 16	R: 1 E: 0 K: 3 S: 19	H: 3 LOB: 2 BB: 0 P: 23	R: 0 E: 0 K: 0 S: 7	H: 1 LOB: 1 BB: 0 P: 8	R: 0 E: 0 K: 0 S: 12	H: 0 LOB: 2 BB: 2 P: 21	1B: 6 2B: 4 3B: 0 HR: 3	SF: 0 SAC: 1 DP: 0 HBP: 0	WP: 1 PB: 0 SB: 0 CS: 0	PA: 43
PITCHER	IP WLS BF H R ER SO BB IBB HBP BLK WP HR S P ERA WHIP																			
35 Adam Wilk, L ERA: 12.27	3.2 L 20 8 6 5 2 1 0 0 0 0 0 3 53 80 12.27 2.455																			
51 Paul Sewald, R ERA: 3.52	4.1 14 4 1 1 6 0 0 0 0 0 1 0 45 59 2.70 1.200																			
66 Josh Edgin, L ERA: 2.03	1.0 4 1 0 0 0 0 0 0 0 0 0 7 8 0.00 1.000																			
59 Fernando Salas, R ERA: 6.14	0.2 2 0 0 0 0 0 0 0 0 0 0 6 7 0.00 0.000																			
49 Josh Smoker, L ERA: 7.89	0.1 3 0 0 0 0 2 0 0 0 0 0 6 14 0.00 6.000																			
Batter	1	2	3	4	5	6	7	8	9	AB	R	H	RBI	BB	SO	LOB	BOTTOM			
30 Michael Conforto, L OBP: 0.417, SLG: 0.625										4	0	0	0	0	2	1				
54 T.J. Rivera, R OBP: 0.389, SLG: 0.457										2	0	0	0	1	0	0				
19 Jay Bruce, L OBP: 0.364, SLG: 0.588										4	0	0	0	0	1	3				
20 Neil Walker, S OBP: 0.291, SLG: 0.324										2	0	0	0	1	1	0				
3 Curtis Granderson, L OBP: 0.200, SLG: 0.257										4	0	0	0	0	0	3				
7 José Reyes, S OBP: 0.270, SLG: 0.339										3	0	0	0	0	0	1				
4 Wilmer Flores, R OBP: 0.213, SLG: 0.311										3	0	0	0	0	1	1				
44 René Rivera, R OBP: 0.314, SLG: 0.388										3	0	1	0	0	0	0				
35 Adam Wilk, L ERA: 1.69	6.0 W 21 1 0 0 2 1 0 0 0 0 0 6 9 0.00 0.333																			
51 Paul Sewald, R ERA: 5.06	1.0 3 0 0 0 1 0 0 0 0 0 0 6 9 0.00 0.000																			
64 Nick Wittgren, R ERA: 3.72	1.0 3 0 0 0 2 0 0 0 0 0 0 14 18 0.00 0.000																			
44 AJ Ramos, R ERA: 3.27	1.0 5 0 0 0 1 1 0 1 0 0 0 10 21 0.00 1.000																			
Inning Stats	R: 0 E: 0 K: 1 S: 7	H: 0 LOB: 0 BB: 0 P: 12	R: 0 E: 0 K: 0 S: 6	H: 0 LOB: 1 BB: 0 P: 10	R: 0 E: 0 K: 1 S: 7	H: 0 LOB: 0 BB: 0 P: 9	R: 0 E: 0 K: 0 S: 5	H: 0 LOB: 0 BB: 0 P: 8	R: 0 E: 1 K: 0 S: 9	H: 1 LOB: 2 BB: 1 P: 16	R: 0 E: 0 K: 1 S: 6	H: 0 LOB: 0 BB: 0 P: 9	R: 0 E: 0 K: 2 S: 14	H: 0 LOB: 0 BB: 0 P: 18	R: 0 E: 0 K: 1 S: 10	H: 0 LOB: 2 BB: 1 P: 21	1B: 1 2B: 0 3B: 0 HR: 0	SF: 0 SAC: 0 DP: 0 HBP: 2	WP: 0 PB: 0 SB: 0 CS: 0	PA: 32
PITCHER	IP WLS BF H R ER SO BB IBB HBP BLK WP HR S P ERA WHIP																			
62 José Ureña, R	6.0 W 21 1 0 0 2 1 0 0 0 0 0 6 9 0.00 0.333																			
35 David Phelps, R	1.0 3 0 0 0 1 0 0 0 0 0 0 6 9 0.00 0.000																			
64 Nick Wittgren, R	1.0 3 0 0 0 2 0 0 0 0 0 0 14 18 0.00 0.000																			
44 AJ Ramos, R	1.0 5 0 0 0 1 1 0 1 0 0 0 10 21 0.00 1.000																			


Miami Marlins @ New York Mets
Citi Field, Flushing, NY
Sun May 07 2017, 1:12 PM - 3:50 PM EDT
Att: 39,197 - Cloudy - 54 F

AB 39
R 7
H 13
RBI 6
BB 3
SO 8
LOB 13



Miami Marlins @ New York Mets
Citi Field, Flushing, NY
Sun May 07 2017, 1:12 PM - 3:50 PM EDT
Att: 39,197 - Cloudy - 54 F

AB 28
R 0
H 1
RBI 0
BB 2
SO 6
LOB 10



Batter	1	2	3	4	5	6	7	8	9	AB	R	H	RBI	BB	SO	LOB	TOP			
11 Ender Inciarte, L (1,8) OBP: 0.301, SLG: 0.408	F7		K					F8	G4-3	5	0	0	0	0	1	1				
4 Brandon Phillips, R (1,4) OBP: 0.313, SLG: 0.382	K		G5-3					G1-3		4	0	0	0	0	1	0				
5 Freddie Freeman, L (1,3) OBP: 0.463, SLG: 0.750	G3-1									4	2	2	0	0	0	0				
27 Matt Kemp, R (1,7) OBP: 0.359, SLG: 0.606		K								4	0	1	0	0	1	1				
22 Nick Markakis, L (1,9) OBP: 0.382, SLG: 0.405	F8									4	1	3	1	0	0	0				
25 Tyler Flowers, R (1,2) OBP: 0.470, SLG: 0.426										3	0	0	0	0	0	4				
8 Jace Peterson, L (1,5) OBP: 0.329, SLG: 0.318										1	0	0	0	3	0	0				
7 Dansby Swanson, R (1,6) OBP: 0.250, SLG: 0.229										4	0	1	1	0	2	3				
49 Julio Teheran, R (1,1) OBP: 0.325, SLG: 0.175										2	0	0	0	0	1	2				
64 Emilio Bonifacio, S (7,PH) OBP: 0.274, SLG: 0.276										1	0	0	0	0	0	0				
34 Eric O'Flaherty, L (7,1) OBP: 0.274, SLG: 0.276										0	0	0	0	0	0	0				
38 Aroldys Vizcaino, R (8,1) OBP: 0.274, SLG: 0.276										0	0	0	0	0	0	0				
23 Danny Santana, S (9,PH) OBP: 0.274, SLG: 0.276										1	0	0	0	0	0	1				
53 Jim Johnson, R (9,1) OBP: 0.274, SLG: 0.276										0	0	0	0	0	0	0				
Inning Stats	R: 0 E: 0 K: 1 S: 9	H: 0 LOB: 0 BB: 0 P: 13	R: 0 E: 0 K: 2 S: 12	H: 0 LOB: 2 BB: 1 P: 19	R: 0 E: 0 K: 1 S: 8	H: 0 LOB: 0 BB: 0 P: 14	R: 2 E: 0 K: 1 S: 14	H: 3 LOB: 2 BB: 1 P: 24	R: 0 E: 0 K: 0 S: 5	H: 1 LOB: 0 BB: 0 P: 12	R: 0 E: 0 K: 0 S: 7	H: 0 LOB: 0 BB: 0 P: 13	R: 1 E: 1 K: 0 S: 11	H: 3 LOB: 2 BB: 0 P: 15	R: 0 E: 0 K: 1 S: 9	H: 0 LOB: 1 BB: 1 P: 14	1B: 5 2B: 2 3B: 0 HR: 0	SF: 0 SAC: 0 DP: 1 HBP: 1	WP: 1 PB: 0 SB: 1 CS: 0	PA: 37
PITCHER	IP WLS BF H R ER SO BB IBB HBP BLK WP HR S P ERA WHIP																			
36 Edinson Volquez, R (1,1) ERA: 4.41	6.0 L 24 4 2 2 5 2 0 1 0 1 0 56 90 3.00 1.000																			
66 Jarlin Garcia, L (7,1) ERA: 2.53	1.0 3 0 0 0 0 0 0 0 0 0 0 7 13 0.00 0.000																			
64 Nick Wittgren, R (8,1) ERA: 3.55	1.0 6 3 1 1 0 0 0 0 0 0 0 11 15 9.00 3.000																			
35 David Phelps, R (9,1) ERA: 4.5	1.0 4 0 0 0 1 1 0 0 0 0 0 9 14 0.00 1.000																			

Atlanta Braves @ Miami Marlins
Marlins Park, Miami, FL
Sat May 13 2017, 7:13 PM - 10:01 PM EDT
Att: 26,692 - Clear - 86 F

AB 33
R 3
H 7
RBI 2
BB 3
SO 6
LOB 12



Batter	1	2	3	4	5	6	7	8	9	AB	R	H	RBI	BB	SO	LOB	BOTTOM					
32 Derek Dietrich, L (1,5) OBP: 0.378, SLG: 0.373	K		F7					F8		4	0	1	0	0	1	0						
11 J.T. Realmuto, R (1,2) OBP: 0.341, SLG: 0.443			P3					F7		4	0	1	0	0	0	1						
21 Christian Yelich, L (1,8) OBP: 0.331, SLG: 0.416										4	0	1	0	0	0	1						
13 Marcell Ozuna, R (1,7) OBP: 0.380, SLG: 0.602										4	0	1	0	0	2	2						
27 Giancarlo Stanton, R (1,9) OBP: 0.336, SLG: 0.541										4	0	0	0	0	1	1						
41 Justin Bour, L (1,3) OBP: 0.346, SLG: 0.462										2	1	1	1	2	0	0						
39 JT Riddle, L (1,6) OBP: 0.100, SLG: 0.278										2	0	0	0	0	0	3						
12 Mike Aviles, R (7,PH) ERA: 6.39										1	0	0	0	0	0	0						
51 Ichiro Suzuki, L (9,PH) OBP: 0.213, SLG: 0.289										1	0	0	0	0	1	0						
36 Edinson Volquez, R (1,1) OBP: 0.333, SLG: 0.333										2	0	0	0	0	1	1						
66 Jarlin Garcia, L (7,1) ERA: 2.53										0	0	0	0	0	0	0						
28 Tyler Moore, R (7,PH) OBP: 0.308, SLG: 0.385										1	0	0	0	0	0	0						
64 Nick Wittgren, R (8,1) ERA: 3.55										0	0	0	0	0	0	0						
35 David Phelps, R (9,1) ERA: 4.5										0	0	0	0	0	0	0						
9 Dee Strange-Gordon, L (1,4) OBP: 0.311, SLG: 0.321										3	0	0	0	0	0	0						
Inning Stats	R: 0 E: 0 K: 1 S: 18	H: 1 LOB: 1 BB: 0 P: 23	R: 0 E: 0 K: 1 S: 8	H: 0 LOB: 1 BB: 1 P: 15	R: 0 E: 0 K: 0 S: 6	H: 0 LOB: 0 BB: 0 P: 7	R: 0 E: 0 K: 0 S: 11	H: 1 LOB: 2 BB: 1 P: 20	R: 0 E: 0 K: 1 S: 10	H: 1 LOB: 0 BB: 0 P: 11	R: 0 E: 0 K: 1 S: 9	H: 0 LOB: 0 BB: 0 P: 18	R: 1 E: 0 K: 0 S: 8	H: 1 LOB: 0 BB: 0 P: 9	R: 0 E: 0 K: 1 S: 10	H: 1 LOB: 1 BB: 0 P: 16	R: 0 E: 0 K: 1 S: 12	H: 0 LOB: 0 BB: 0 P: 16	1B: 1 2B: 3 3B: 0 HR: 1	SF: 0 SAC: 0 DP: 0 HBP: 0	WP: 0 PB: 0 SB: 0 CS: 0	PA: 34
PITCHER	IP WLS BF H R ER SO BB IBB HBP BLK WP HR S P ERA WHIP																					
49 Julio Teheran, R (1,1) ERA: 4.08	6.0 W 23 3 0 0 4 2 0 0 0 0 0 62 94 0.00 0.833																					
34 Eric O'Flaherty, L (7,1) ERA: 6.39	1.0 H 4 1 1 1 0 0 0 0 0 0 1 8 9 9.00 1.000																					
38 Aroldys Vizcaino, R (8,1) ERA: 3.14	1.0 H 4 1 0 0 1 0 0 0 0 0 0 10 16 0.00 1.000																					
53 Jim Johnson, R (9,1) ERA: 3.86	1.0 S 3 0 0 0 1 0 0 0 0 0 0 12 16 0.00 0.000																					

Atlanta Braves @ Miami Marlins
Marlins Park, Miami, FL
Sat May 13 2017, 7:13 PM - 10:01 PM EDT
Att: 26,692 - Clear - 86 F

AB 32
R 1
H 5
RBI 1
BB 2
SO 6
LOB 9



Batter	1	2	3	4	5	6	7	8	9	AB	R	H	RBI	BB	SO	LOB	TOP					
4 George Springer, R OBP: 0.329, SLG: 0.489	 C FF 91 B SL 83 S SL 85		 F CU 74 X FF 93			 C CU 74 B SL 83 S FO 87 X FF 94	 C CU 73 X SL 84 27 BB 1B		 B SL 86 C FF 93 X FF 93	5	1	0	0	0	2	2						
22 Josh Reddick, L OBP: 0.346, SLG: 0.484	 C FF 90 B SL 84 X SL 84			 B FF 90 X FF 90		 C CU 79 B SL 84 S FO 89 X FF 94	 B CH 76 B SL 84 S FO 89 X FF 94		 B SL 93 F SL 93 T SL 87	4	1	1	0	1	1	0						
27 Jose Altuve, R OBP: 0.364, SLG: 0.458	 L SL 84 B FF 91 H FF 92			 B FF 92 F CH 83 X SL 85		 C FO 79 X FF 94	 C CU 75 B SL 84 X SL 84		 B FF 93 C SL 87 X FF 93	4	1	2	3	0	0	1						
1 Carlos Correa, R OBP: 0.369, SLG: 0.468	 SAFE C FF 91 C FF 92 B SL 86 S SL 86			 S CU 74 F FF 92 X SL 84		 C CU 74 B SL 83 D FO 85 B CU 78	 C CU 75 B SL 84 X SL 84		 B FF 94 C SL 87 S SL 87	3	1	0	0	2	2	1						
11 Evan Gattis, R OBP: 0.358, SLG: 0.446		 F FF 92 B CH 83 X SL 84			 X SL 82	 F FO 87 B SL 83 H CU 78	 C CU 74 B SL 83 X SL 84			3	1	0	0	0	0	3						
10 Yuli Gurriel, R OBP: 0.328, SLG: 0.431	 T FF 92 S FF 92 X SL 85				 F SL 83 B CH 83 X FF 91	 B FF 94 B SL 84 X FF 94		 C SL 93 C SL 88 B SL 89 B SL 93 X FF 92		4	1	2	4	0	0	0						
2 Alex Bregman, R 51 James Hoyt, R Jake Marisnick, R OBP: 0.313, SLG: 0.372	 B CU 73 B FF 91 F FF 91 X SL 86				 B FF 91 F SL 86 B CH 84 X SL 84	 B CU 78 X FF 93		 C SL 94 B SL 89 F FF 94 F FF 95 X FF 93		3	0	1	0	0	0	0						
3 Norichika Aoki, L 44 Luke Gregerson, L 41 Brad Peacock, R			 C FF 88 B CH 83 B FF 89 X SL 91				 F SL 82 C CH 75	 C SL 94 B SL 89 F FF 94 F FF 95 X FF 93		3	1	1	0	1	0	1						
59 Joe Musgrove, R 9 Marwin Gonzalez, S			 F FF 89 C FF 90 X SL 84		 B SL 83 C FF 90 S SL 84		 C SL 83 B CH 76 X SL 84	 B SL 86 B SL 89 F FF 95 X CH 88		2	0	0	0	0	1	2						
Inning Stats	R: 0 H: 0 E: 0 K: 2 S: 10	H: 0 LOB: 1 BB: 0 P: 16	R: 0 H: 0 E: 0 K: 0 S: 10	H: 0 LOB: 0 BB: 0 P: 13	R: 0 H: 0 E: 0 K: 0 S: 7	H: 0 LOB: 0 BB: 0 P: 11	R: 0 H: 0 E: 0 K: 0 S: 6	H: 0 LOB: 0 BB: 0 P: 9	R: 0 H: 1 E: 0 K: 1 S: 9	H: 2 LOB: 2 BB: 1 P: 14	R: 4 H: 2 E: 0 K: 1 S: 13	H: 3 LOB: 2 BB: 2 P: 22	R: 2 H: 3 E: 1 K: 0 S: 10	H: 1 LOB: 1 BB: 0 P: 22	R: 0 H: 1 E: 0 K: 0 S: 12	H: 1 LOB: 1 BB: 0 P: 15	R: 1 H: 1 E: 0 K: 2 S: 10	H: 1 LOB: 0 BB: 0 P: 15	1B: 3 2B: 3 3B: 0 HR: 2	SF: 0 SAC: 0 DP: 1 HBP: 2	WP: 0 PB: 0 SB: 0 CS: 0	PA: 40
PITCHER	IP WLS BF H R ER SO BB IBB HBP BLK WP HR S P ERA WHIP																					
58 Dan Straily, R 25 Junichi Tazawa, R 29 Brad Ziegler, R 22 Dustin McGowan, R	(1, 1) ERA: 3.56	(6, 1) ERA: 6.5	(7, 1) ERA: 7.04	(8, 1) ERA: 4.88																		

Houston Astros @ Miami Marlins
Marlins Park, Miami, FL
Mon May 15 2017, 7:12 PM - 10:08 PM EDT
Att: 16,448 - Roof Closed - 77 F

AB	34
R	7
H	8
RBI	7
BB	4
SO	6
LOB	12



Batter	1	2	3	4	5	6	7	8	9	AB	R	H	RBI	BB	SO	LOB	BOTTOM					
9 Dee Strange-Gordon, L OBP: 0.306, SLG: 0.315	 B FF 94 B FF 94 B CH 86 X SL 84		 C FF 94 B CU 82 X FF 94		 S FF 92 X FF 91		 C SL 83 X SL 83		 X FF 93	5	0	2	0	0	0	3						
21 Christian Yelich, L OBP: 0.338, SLG: 0.410	 B SL 84 C FF 94 F FF 94 B CH 86 S FF 95		 C FF 92 F FF 91 B FF 99 1 SAFE	 B CH 84 C FF 92 X SL 94	 F FF 91 F FF 92 X FF 92		 B CH 80 C SL 83 S SL 84		 B CH 83 S ST 82 B SL 81 B FF 94 B ST 81 X FF 92	5	0	1	1	0	2	2						
13 Marcell Ozuna, R OBP: 0.386, SLG: 0.593	 C FF 94 X FF 92			 B FC 92 X FF 94	 F FF 92 F SL 81 X FF 93			 C SL 90 B SL 89 B SL 90 S SL 82		4	0	1	0	0	1	1						
41 Justin Bour, L OBP: 0.347, SLG: 0.488		 C FC 94 B CU 82 S CH 86 F SL 88 B CU 81 X SL 86		 B CH 83 X SL 80		 X FF 92		 B FF 91 X SL 81		4	1	3	1	0	0	0						
27 Giancarlo Stanton, R OBP: 0.331, SLG: 0.531		 C SL 82 C SL 84 S SL 83		 B SL 84 S FF 93 S SL 84		 C SL 83 B SL 84 X SL 83		 B SL 81 B CH 84 B FF 91 C FC 91 X FF 90		4	0	1	0	0	3	3						
11 J.T. Realmuto, R OBP: 0.346, SLG: 0.440		 X FF 92		 B SL 81 F CH 84 B FF 91 D SL 83 B FF 94		 B FF 91 B CH 84 B FF 91 C FC 91 X FF 90		 B SL 80 C SL 81 D SL 80 X SL 80		3	0	1	0	1	0	2						
32 Derek Dietrich, L OBP: 0.361, SLG: 0.346		 C FF 90 B FF 93 F CH 84 B CU 81 B CU 80 T CH 85		 C FF 91 F FF 91 F FF 92 X CH 85		 S SL 84 C SL 83 S FF 94		 C SL 81 F SL 81 D SL 80 X SL 80		4	0	0	0	0	2	6						
39 JT Riddle, L OBP: 0.185, SLG: 0.360			 C FF 93 X CU 81			 X FF 93	 C FF 92 X SL 83		 C FF 93 B CH 84 X FF 93	4	1	3	0	0	0	0						
58 Dan Straily, R 25 Junichi Tazawa, R 29 Brad Ziegler, R 51 Ichiro Suzuki, L 22 Dustin McGowan, R 28 Tyler Moore, R	(1, 1) (6, 1) (7, 1) (8, 1) (9, PH) (9, PH)	(1, 1) ERA: 4.57	(6, 1) ERA: 1.13	(8, 1) ERA: 6.89	(9, 1) ERA: 1.17																	
Inning Stats	R: 0 H: 0 E: 0 K: 1 S: 8	H: 1 LOB: 1 BB: 0 P: 13	R: 0 H: 1 E: 0 K: 2 S: 13	H: 1 LOB: 0 BB: 0 P: 19	R: 0 H: 2 E: 0 K: 1 S: 9	H: 2 LOB: 0 BB: 0 P: 14	R: 0 H: 2 E: 0 K: 1 S: 14	H: 2 LOB: 3 BB: 1 P: 23	R: 1 H: 2 E: 0 K: 0 S: 11	H: 2 LOB: 1 BB: 0 P: 11	R: 0 H: 1 E: 0 K: 1 S: 11	H: 1 LOB: 1 BB: 1 P: 15	R: 0 H: 1 E: 0 K: 1 S: 7	H: 1 LOB: 1 BB: 1 P: 13	R: 1 H: 2 E: 0 K: 2 S: 14	H: 2 LOB: 1 BB: 0 P: 23	R: 0 H: 1 E: 0 K: 1 S: 9	H: 1 LOB: 1 BB: 0 P: 15	1B: 9 2B: 2 3B: 0 HR: 1	SF: 0 SAC: 1 DP: 1 HBP: 0	WP: 0 PB: 0 SB: 0 CS: 0	PA: 39
PITCHER	IP WLS BF H R ER SO BB IBB HBP BLK WP HR S P ERA WHIP																					
59 Joe Musgrove, R 51 James Hoyt, R 44 Luke Gregerson, R 41 Brad Peacock, R	(1, 1) ERA: 4.57	(6, 1) ERA: 1.13	(8, 1) ERA: 6.89	(9, 1) ERA: 1.17																		

Houston Astros @ Miami Marlins
Marlins Park, Miami, FL
Mon May 15 2017, 7:12 PM - 10:08 PM EDT
Att: 16,448 - Roof Closed - 77 F

AB	35
R	2
H	12
RBI	2
BB	2
SO	10
LOB	17



Batter	1	2	3	4	5	6	7	8	9	AB	R	H	RBI	BB	SO	LOB	TOP											
22 Josh Reddick, L (1,9) OBP: 0.345, SLG: 0.477										6	1	2	1	0	0	1												
15 Carlos Beltrán, S (1,7) OBP: 0.288, SLG: 0.380 45 Michael Feliz, R (6,1) 29 Tony Sipp, L (7,1)										3	1	0	0	1	0	1												
27 Jose Altuve, R (1,4) OBP: 0.373, SLG: 0.459 2 Alex Bregman, R (6,PH) OBP: 0.340, SLG: 0.356										2	2	1	0	2	0	0												
1 Carlos Correa, R (1,6) OBP: 0.376, SLG: 0.469										4	2	2	1	1	2	0												
16 Brian McCann, L (1,2) OBP: 0.369, SLG: 0.467										5	0	2	4	0	0	2												
10 Yuli Gurriel, R (1,3) OBP: 0.324, SLG: 0.422										5	1	1	0	0	0	5												
9 Marwin Gonzalez, S (1,5) OBP: 0.388, SLG: 0.621										4	2	2	1	1	1	1												
Jake Marisnick, R (1,8) OBP: 0.340, SLG: 0.542										5	3	3	4	0	2	3												
60 Dallas Keuchel, L (1,1) 3 Norichika Aoki, L (6,7) OBP: 0.337, SLG: 0.349										3	0	0	0	0	2	0												
Inning Stats	R: 3 H: 5 E: 0 K: 1 S: 18	WLS: 5 BF: 20 LOB: 2 P: 30	R: 3 H: 1 E: 0 K: 1 S: 14	WLS: 1 BF: 7 LOB: 1 P: 31	R: 2 H: 1 E: 0 K: 1 S: 13	WLS: 1 BF: 8 LOB: 0 P: 22	R: 0 H: 0 E: 0 K: 1 S: 9	WLS: 0 BF: 0 LOB: 0 P: 16	R: 2 H: 2 E: 0 K: 0 S: 11	WLS: 2 BF: 12 LOB: 0 P: 13	R: 0 H: 1 E: 0 K: 0 S: 13	WLS: 1 BF: 45 LOB: 1 P: 22	R: 1 H: 2 E: 0 K: 2 S: 10	WLS: 2 BF: 12 LOB: 1 P: 14	R: 0 H: 0 E: 0 K: 1 S: 8	WLS: 0 BF: 0 LOB: 0 P: 13	R: 1 H: 2 E: 1 K: 2 S: 17	WLS: 2 BF: 25 LOB: 2 P: 25	1B: 10 RBI: 10 HR: 2	SF: 0 2B: 2 3B: 0 HR: 2	WP: 0 PB: 0 SB: 0 CS: 0	PA: 47						
PITCHER	IP: 3.0 WLS: 0 BF: 20 ERA: 7.04	WLS: 5 BF: 20 LOB: 2 P: 30	H: 7 R: 8 ER: 8 SO: 3	H: 1 R: 8 ER: 8 SO: 3	BB: 4 IBB: 0 HBP: 0 BLK: 0	BB: 4 IBB: 0 HBP: 0 BLK: 0	WP: 0 HR: 1 S: 45 P: 83	ERA: 24.00 WHIP: 3.667	IP: 4.1 WLS: 2 BF: 12 ERA: 6.75	WLS: 2 BF: 12 LOB: 0 P: 17	H: 2 R: 1 ER: 1 SO: 4	H: 2 R: 3 ER: 2 SO: 4	IP: 1.0 WLS: 0 BF: 6 ERA: 0.00	WLS: 0 BF: 6 LOB: 0 P: 8	H: 8 R: 13 ER: 0 SO: 25	H: 8 R: 13 ER: 0 SO: 25	IP: 1.0 WLS: 0 BF: 6 ERA: 0.00	WLS: 0 BF: 6 LOB: 0 P: 17	H: 17 R: 25 ER: 0 SO: 2.000	H: 17 R: 25 ER: 0 SO: 2.000	IP: 1.0 WLS: 0 BF: 6 ERA: 0.00	WLS: 0 BF: 6 LOB: 0 P: 17	H: 17 R: 25 ER: 0 SO: 2.000	H: 17 R: 25 ER: 0 SO: 2.000	IP: 1.0 WLS: 0 BF: 6 ERA: 0.00	WLS: 0 BF: 6 LOB: 0 P: 17	H: 17 R: 25 ER: 0 SO: 2.000	H: 17 R: 25 ER: 0 SO: 2.000

Houston Astros @ Miami Marlins
Marlins Park, Miami, FL
Tue May 16 2017, 7:11 PM - 10:11 PM EDT
Att: 18,056 - Roof Closed - 76 F

AB	42
R	12
H	14
RBI	11
BB	5
SO	9
LOB	17



Batter	1	2	3	4	5	6	7	8	9	AB	R	H	RBI	BB	SO	LOB	BOTTOM											
9 Dee Strange-Gordon, L (1,4) OBP: 0.305, SLG: 0.314										4	1	1	0	0	0	0												
11 J.T. Realmuto, R (1,2) OBP: 0.350, SLG: 0.442										4	1	2	1	0	0	0												
21 Christian Yelich, L (1,8) OBP: 0.331, SLG: 0.491 17 A.J. Ellis, R (8,2) OBP: 0.235, SLG: 0.133										3	0	0	0	0	3	2												
13 Marcell Ozuna, R (1,7) OBP: 0.391, SLG: 0.592 32 Derek Dietrich, L (8,5) OBP: 0.337, SLG: 0.341										2	0	1	0	1	0	1												
27 Giancarlo Stanton, R (1,9) OBP: 0.325, SLG: 0.521 22 Dustin McGowan, R (8,1) 35 David Phelps, R (9,1) 41 Justin Bour, L (9,PH) OBP: 0.345, SLG: 0.484										3	0	0	1	0	1	2												
28 Tyler Moore, R (1,3) OBP: 0.283, SLG: 0.474										4	0	0	0	0	1	3												
12 Mike Aviles, R (1,5) (8,9)										3	0	0	0	1	1	1												
39 JT Riddle, L (1,6) OBP: 0.167, SLG: 0.321										3	0	0	0	0	3	1												
34 Tom Koehler, R (1,1) OBP: 0.071, SLG: 0.071 64 Nick Wittgren, R (4,1) 66 Jarlin Garcia, L (6,1) 51 Ichiro Suzuki, L (7,PH) OBP: 0.224, SLG: 0.283										1	0	0	0	0	0	0												
Inning Stats	R: 2 H: 3 E: 2 K: 1 S: 16	WLS: 3 BF: 19 LOB: 1 P: 24	R: 0 H: 0 E: 0 K: 1 S: 9	WLS: 0 BF: 2 LOB: 0 P: 14	R: 0 H: 1 E: 0 K: 1 S: 10	WLS: 1 BF: 8 LOB: 1 P: 13	R: 0 H: 0 E: 0 K: 0 S: 5	WLS: 0 BF: 0 LOB: 0 P: 7	R: 0 H: 0 E: 0 K: 1 S: 8	WLS: 0 BF: 48 LOB: 0 P: 12	R: 0 H: 0 E: 0 K: 2 S: 8	WLS: 0 BF: 12 LOB: 1 P: 15	R: 0 H: 0 E: 0 K: 1 S: 8	WLS: 0 BF: 6 LOB: 0 P: 14	R: 0 H: 0 E: 0 K: 0 S: 7	WLS: 0 BF: 0 LOB: 0 P: 11	R: 0 H: 0 E: 1 K: 2 S: 12	WLS: 0 BF: 25 LOB: 1 P: 16	1B: 4 RBI: 4 HR: 0	SF: 0 2B: 0 3B: 0 HR: 0	WP: 1 PB: 0 SB: 0 CS: 0	PA: 34						
PITCHER	IP: 5.0 WLS: 1 BF: 19 ERA: 1.84	WLS: 3 BF: 19 LOB: 1 P: 24	H: 4 R: 2 ER: 2 SO: 4	H: 2 R: 2 ER: 2 SO: 4	BB: 0 IBB: 0 HBP: 0 BLK: 0	BB: 0 IBB: 0 HBP: 0 BLK: 0	WP: 1 HR: 0 S: 11 P: 20	ERA: 3.60 WHIP: 0.800	IP: 1.1 WLS: 0 BF: 6 ERA: 0.00	WLS: 0 BF: 6 LOB: 0 P: 11	H: 1 R: 22 ER: 0 SO: 2	H: 11 R: 22 ER: 0 SO: 2	IP: 2.2 WLS: 0 BF: 9 ERA: 0.00	WLS: 0 BF: 9 LOB: 0 P: 3	H: 0 R: 0 ER: 0 SO: 3	H: 0 R: 0 ER: 0 SO: 3	IP: 1.0 WLS: 0 BF: 6 ERA: 0.00	WLS: 0 BF: 6 LOB: 0 P: 17	H: 24 R: 34 ER: 0 SO: 0.000	H: 24 R: 34 ER: 0 SO: 0.000	IP: 1.0 WLS: 0 BF: 6 ERA: 0.00	WLS: 0 BF: 6 LOB: 0 P: 17	H: 24 R: 34 ER: 0 SO: 0.000	H: 24 R: 34 ER: 0 SO: 0.000	IP: 1.0 WLS: 0 BF: 6 ERA: 0.00	WLS: 0 BF: 6 LOB: 0 P: 17	H: 24 R: 34 ER: 0 SO: 0.000	H: 24 R: 34 ER: 0 SO: 0.000

Houston Astros @ Miami Marlins
Marlins Park, Miami, FL
Tue May 16 2017, 7:11 PM - 10:11 PM EDT
Att: 18,056 - Roof Closed - 76 F

AB	32
R	2
H	4
RBI	2
BB	2
SO	9
LOB	11



Batter	1	2	3	4	5	6	7	8	9	AB	R	H	RBI	BB	SO	LOB	TOP			
9 Dee Strange-Gordon, L OBP: 0.302, SLG: 0.302	G6-3		G1-3		HBP		K			3	0	0	0	0	1	0	Miami Marlins @ Los Angeles Dodgers Dodger Stadium, Los Angeles, CA Thu May 18 2017, 7:11 PM - 10:26 PM PDT Att: 41,717 - Clear - 69 F			
21 Christian Yelich, L OBP: 0.327, SLG: 0.409	G3		HR		G6-3			BB		3	1	1	1	1	0	2				
13 Marcell Ozuna, R OBP: 0.379, SLG: 0.564	K		F9		L6			BB		3	0	0	0	1	1	0				
27 Giancarlo Stanton, R OBP: 0.339, SLG: 0.533		2B		G5-3		1B		F8		4	0	2	0	0	0	2				
41 Justin Bour, L OBP: 0.359, SLG: 0.508		HR		BB		1B		K		3	1	2	1	1	1	2				
11 J.T. Realmuto, R OBP: 0.345, SLG: 0.440		2B		K		K		K		4	0	1	0	0	3	5				
10 Christian Colón, R OBP: 0.200, SLG: 0.158	L9			FC4-6		K				2	0	0	0	0	0	2				
32 Derek Dietrich, L OBP: 0.337, SLG: 0.318										2	0	0	0	0	2	2				
39 JT Riddle, L OBP: 0.237, SLG: 0.324	L8									4	0	1	0	0	2	1				
36 Edinson Volquez, R OBP: 0.273, SLG: 0.273			G6-3							2	0	0	0	0	1	1				
28 Tyler Moore, R OBP: 0.238, SLG: 0.429					K					1	0	0	0	0	0	0				
49 Brian Ellington, R OBP: 0.345, SLG: 0.429										0	0	0	0	0	0	0				
43 Odrisamer Despaigne, R OBP: 0.216, SLG: 0.271										1	0	0	0	0	0	0				
51 Ichiro Suzuki, L										1	0	0	0	0	1	0				
Inning Stats	R: 0 E: 0 K: 1 S: 7	H: 0 LOB: 0 BB: 0 P: 9	R: 1 E: 0 K: 0 S: 9	H: 3 LOB: 1 BB: 0 P: 15	R: 1 E: 0 K: 0 S: 13	H: 1 LOB: 0 BB: 0 P: 18	R: 0 E: 0 K: 1 S: 6	H: 0 LOB: 1 BB: 1 P: 11	R: 0 E: 0 K: 2 S: 14	H: 2 LOB: 2 BB: 0 P: 24	R: 0 E: 0 K: 3 S: 10	H: 0 LOB: 0 BB: 0 P: 19	R: 0 E: 0 K: 2 S: 10	H: 0 LOB: 2 BB: 2 P: 21	R: 0 E: 0 K: 3 S: 9	H: 0 LOB: 0 BB: 0 P: 9	1B: 3 2B: 2 3B: 0 HR: 2	SF: 0 SAC: 0 DP: 1 HBP: 1	WP: 0 PB: 0 CS: 0	PA: 36
PITCHER	IP WLS BF H R ER SO BB IBB HBP BLK WP HR S P ERA WHIP																			
99 Hyun Jin Ryu, L ERA: 4.75	5.1 W 23 7 2 2 3 1 0 1 0 0 2 48 79 3.38 1.500																			
41 Chris Hatcher, R ERA: 3.43	0.2 H 2 0 0 0 2 0 0 0 0 0 0 6 9 0.00 0.000																			
43 Luis Avilán, L ERA: 2.25	1.0 H 4 0 0 0 3 1 0 0 0 0 0 0 11 24 0.00 1.000																			
46 Josh Fields, R ERA: 0.53	0.2 H 3 0 0 0 1 1 0 0 0 0 0 5 11 0.00 1.500																			
74 Kentley Jansen, R ERA: 1.13	1.1 S 4 0 0 0 4 0 0 0 0 0 0 0 13 14 0.00 0.000																			
Batter	1	2	3	4	5	6	7	8	9	AB	R	H	RBI	BB	SO	LOB	BOTTOM			
26 Chase Utley, L OBP: 0.314, SLG: 0.311	10B FC3-6 1B	L4-6 1B		SH1-3			CS BB	SF7		2	1	2	2	1	0	0	Miami Marlins @ Los Angeles Dodgers Dodger Stadium, Los Angeles, CA Thu May 18 2017, 7:11 PM - 10:26 PM PDT Att: 41,717 - Clear - 69 F			
5 Corey Seager, L OBP: 0.383, SLG: 0.473	FC3-6 10B 1B	L4-6 1B		G6-4-3 1B			K	BB		3	0	1	0	2	1	2				
10 Justin Turner, R OBP: 0.453, SLG: 0.493	FC3-6 1B			G6-4-3 1B			BB	BB		3	1	2	0	1	0	3				
3 Chris Taylor, R OBP: 0.438, SLG: 0.541	FC3-6 1B			G6-4-3 1B			BB	BB		0	0	0	1	1	0	0				
35 Cody Bellinger, L OBP: 0.370, SLG: 0.634	FC3-6 1B			F7			1B	F9		4	0	0	1	1	1	6				
9 Yasmani Grandal, S OBP: 0.353, SLG: 0.471	G4-6-3 1B			F7			BB			4	0	1	0	0	1	3				
23 Adrián González, L OBP: 0.324, SLG: 0.306	G4-3			K			1B	G6-3		4	0	1	1	0	1	0				
31 Joc Pederson, L OBP: 0.315, SLG: 0.305				K2-3			G4-3			3	2	1	0	1	1	1				
66 Yasiel Puig, R OBP: 0.319, SLG: 0.435		HR		SH1-3 HBP BB			G5-3			2	2	1	2	2	0	0				
99 Hyun Jin Ryu, R ERA: 4.87				SH1-3 HBP			F7			1	1	1	0	0	0	0				
41 Chris Hatcher, R ERA: 3.43										0	0	0	0	0	0	0				
14 Enrique Hernández, R OBP: 0.365, SLG: 0.463										1	0	0	0	0	0	0				
43 Luis Avilán, L OBP: 0.383, SLG: 0.473										0	0	0	0	0	0	0				
46 Josh Fields, R ERA: 0.53										0	0	0	0	0	0	0				
74 Kentley Jansen, S ERA: 1.13										1	0	1	0	0	0	0				
Inning Stats	R: 1 E: 0 K: 0 S: 7	H: 3 LOB: 1 BB: 0 P: 12	R: 3 E: 0 K: 0 S: 13	H: 4 LOB: 0 BB: 0 P: 18	R: 1 E: 0 K: 3 S: 15	H: 1 LOB: 1 BB: 1 P: 24	R: 0 E: 0 K: 0 S: 3	H: 0 LOB: 2 BB: 2 P: 11	R: 0 E: 0 K: 1 S: 9	H: 0 LOB: 0 BB: 0 P: 10	R: 0 E: 0 K: 0 S: 4	H: 0 LOB: 0 BB: 0 P: 6	R: 0 E: 0 K: 1 S: 18	H: 2 LOB: 2 BB: 2 P: 32	R: 2 E: 0 K: 0 S: 18	H: 1 LOB: 3 BB: 4 P: 38	1B: 9 2B: 3 3B: 0 HR: 1	SF: 1 SAC: 1 DP: 4 HBP: 1	WP: 0 PB: 0 CS: 1	PA: 40
PITCHER	IP WLS BF H R ER SO BB IBB HBP BLK WP HR S P ERA WHIP																			
36 Edinson Volquez, R ERA: 4.87	6.0 L 27 8 2 2 0 4 2 1 1 0 0 1 51 81 7.50 1.667																			
49 Brian Ellington, R ERA: 7.94	1.0 5 2 0 0 1 2 0 0 0 0 0 0 18 32 0.00 4.000																			
43 Odrisamer Despaigne, R ERA: 7.94	1.0 8 1 2 2 0 4 0 0 0 0 0 0 18 38 18.00 5.000																			

Batter	1	2	3	4	5	6	7	8	9	AB	R	H	RBI	BB	SO	LOB	TOP					
9 Dee Strange-Gordon, L (1.4) OBP: 0.325, SLG: 0.339	F SI 92 X SI 93 0-1 27 E 27 S 1B	F SI 92 B CU 75 1 SAFE X SI 92 1-H 3B	C SL 84 B SI 94 X SL 85 0-2 F7	B SI 94 F SI 94 X SI 94 2-2 G4-3	B SI 94 F SI 94 X SI 94 2-2 G4-3	B SI 94 F SI 94 X SI 94 2-2 G4-3	B SI 94 F SI 94 X SI 94 2-2 G4-3	B SI 94 F SI 94 X SI 94 2-2 G4-3	B SI 94 F SI 94 X SI 94 2-2 G4-3	6	1	3	2	0	1	0						
27 Giancarlo Stanton, R (1.9) OBP: 0.337, SLG: 0.559	C SI 93 F SI 93 X SI 93 1-H 1B	F SI 93 B SI 93 X SI 93 2-3 K	B SI 87 F SI 94 X SI 94 3-3 K	B SI 87 F SI 94 X SI 94 3-3 K	B SI 87 F SI 94 X SI 94 3-3 K	B SI 87 F SI 94 X SI 94 3-3 K	B SI 87 F SI 94 X SI 94 3-3 K	B SI 87 F SI 94 X SI 94 3-3 K	B SI 87 F SI 94 X SI 94 3-3 K	6	0	3	1	0	2	3						
21 Christian Yelich, L (1.8) OBP: 0.333, SLG: 0.351	D SI 93 B SI 93 X SI 93 3-2 G4-6-3	B SI 91 F SI 91 X SI 91 2-0 1B	B SI 91 F SI 91 X SI 91 2-0 1B	B SI 91 F SI 91 X SI 91 2-0 1B	B SI 91 F SI 91 X SI 91 2-0 1B	B SI 91 F SI 91 X SI 91 2-0 1B	B SI 91 F SI 91 X SI 91 2-0 1B	B SI 91 F SI 91 X SI 91 2-0 1B	B SI 91 F SI 91 X SI 91 2-0 1B	5	1	1	0	0	1	3						
28 Tyler Moore, R (8.7) OBP: 0.261, SLG: 0.435	B SI 94 F SI 94 X SI 94 1-H 1B	F SI 94 B SI 94 X SI 94 2-3 K	B SI 94 F SI 94 X SI 94 3-3 K	B SI 94 F SI 94 X SI 94 3-3 K	B SI 94 F SI 94 X SI 94 3-3 K	B SI 94 F SI 94 X SI 94 3-3 K	B SI 94 F SI 94 X SI 94 3-3 K	B SI 94 F SI 94 X SI 94 3-3 K	B SI 94 F SI 94 X SI 94 3-3 K	0	0	0	0	0	0	0						
13 Marcell Ozuna, R (1.10) OBP: 0.380, SLG: 0.548	B SI 94 F SI 94 X SI 94 2-0 G5-3	B SI 94 F SI 94 X SI 94 2-0 G5-3	B SI 94 F SI 94 X SI 94 2-0 G5-3	B SI 94 F SI 94 X SI 94 2-0 G5-3	B SI 94 F SI 94 X SI 94 2-0 G5-3	B SI 94 F SI 94 X SI 94 2-0 G5-3	B SI 94 F SI 94 X SI 94 2-0 G5-3	B SI 94 F SI 94 X SI 94 2-0 G5-3	B SI 94 F SI 94 X SI 94 2-0 G5-3	5	1	1	1	0	1	2						
41 Justin Bour, L (1.3) OBP: 0.363, SLG: 0.560	B SI 94 F SI 94 X SI 94 3-3 K	B SI 94 F SI 94 X SI 94 3-3 K	B SI 94 F SI 94 X SI 94 3-3 K	B SI 94 F SI 94 X SI 94 3-3 K	B SI 94 F SI 94 X SI 94 3-3 K	B SI 94 F SI 94 X SI 94 3-3 K	B SI 94 F SI 94 X SI 94 3-3 K	B SI 94 F SI 94 X SI 94 3-3 K	B SI 94 F SI 94 X SI 94 3-3 K	5	4	4	2	0	1	0						
11 J.T. Realmuto, R (1.2) OBP: 0.372, SLG: 0.441	C SI 94 F SI 94 X SI 94 0-2 1B	B SI 94 F SI 94 X SI 94 3-1 G4-3	B SI 94 F SI 94 X SI 94 3-1 G4-3	B SI 94 F SI 94 X SI 94 3-1 G4-3	B SI 94 F SI 94 X SI 94 3-1 G4-3	B SI 94 F SI 94 X SI 94 3-1 G4-3	B SI 94 F SI 94 X SI 94 3-1 G4-3	B SI 94 F SI 94 X SI 94 3-1 G4-3	B SI 94 F SI 94 X SI 94 3-1 G4-3	3	1	2	0	2	0	1						
32 Derek Dietrich, L (1.5) OBP: 0.345, SLG: 0.359	C SI 93 F SI 93 X SI 93 1-2 1B	B SI 92 F SI 92 X SI 92 1-0 1B	B SI 92 F SI 92 X SI 92 1-0 1B	B SI 92 F SI 92 X SI 92 1-0 1B	B SI 92 F SI 92 X SI 92 1-0 1B	B SI 92 F SI 92 X SI 92 1-0 1B	B SI 92 F SI 92 X SI 92 1-0 1B	B SI 92 F SI 92 X SI 92 1-0 1B	B SI 92 F SI 92 X SI 92 1-0 1B	5	1	2	2	0	0	4						
39 JT Riddle, L (1.6) OBP: 0.268, SLG: 0.451	1 SAFE C SI 93 F SI 93 X SI 93 0-2 1B	B SI 92 F SI 92 X SI 92 2-0 F8	B SI 92 F SI 92 X SI 92 2-0 F8	B SI 92 F SI 92 X SI 92 2-0 F8	B SI 92 F SI 92 X SI 92 2-0 F8	B SI 92 F SI 92 X SI 92 2-0 F8	B SI 92 F SI 92 X SI 92 2-0 F8	B SI 92 F SI 92 X SI 92 2-0 F8	B SI 92 F SI 92 X SI 92 2-0 F8	5	1	2	1	0	1	4						
51 Ichiro Suzuki, L (1.7) OBP: 0.203, SLG: 0.250	B SI 93 F SI 93 X SI 93 1-0 1B	C SI 93 F SI 93 X SI 93 0-2 P5	C SI 93 F SI 93 X SI 93 0-2 P5	C SI 93 F SI 93 X SI 93 0-2 P5	C SI 93 F SI 93 X SI 93 0-2 P5	C SI 93 F SI 93 X SI 93 0-2 P5	C SI 93 F SI 93 X SI 93 0-2 P5	C SI 93 F SI 93 X SI 93 0-2 P5	C SI 93 F SI 93 X SI 93 0-2 P5	5	1	1	2	0	1	6						
Inning Stats	R: 1 E: 0 K: 0 S: 11	H: 2 LOB: 0 BB: 0 P: 17	R: 3 E: 0 K: 2 S: 20	H: 4 LOB: 1 BB: 0 P: 28	R: 3 E: 0 K: 0 S: 13	H: 4 LOB: 1 BB: 0 P: 24	R: 0 E: 0 K: 1 S: 11	H: 0 LOB: 0 BB: 0 P: 15	R: 1 E: 0 K: 1 S: 21	H: 3 LOB: 2 BB: 0 P: 29	R: 0 E: 0 K: 1 S: 11	H: 1 LOB: 1 BB: 0 P: 14	R: 1 E: 0 K: 1 S: 10	H: 1 LOB: 1 BB: 1 P: 22	R: 0 E: 0 K: 2 S: 13	H: 1 LOB: 1 BB: 0 P: 19	R: 2 E: 0 K: 0 S: 21	H: 3 LOB: 2 BB: 1 P: 29	1B: 14 2B: 3 3B: 1 HR: 1	SF: 0 SAC: 0 DP: 1 HBP: 0	WP: 2 PB: 0 SB: 2 CS: 0	PA: 47
PITCHER	IP WLS BF H R ER SO BB IBB HBP BLK WP HR S P ERA WHIP	IP WLS BF H R ER SO BB IBB HBP BLK WP HR S P ERA WHIP	IP WLS BF H R ER SO BB IBB HBP BLK WP HR S P ERA WHIP	IP WLS BF H R ER SO BB IBB HBP BLK WP HR S P ERA WHIP	IP WLS BF H R ER SO BB IBB HBP BLK WP HR S P ERA WHIP	IP WLS BF H R ER SO BB IBB HBP BLK WP HR S P ERA WHIP	IP WLS BF H R ER SO BB IBB HBP BLK WP HR S P ERA WHIP	IP WLS BF H R ER SO BB IBB HBP BLK WP HR S P ERA WHIP	IP WLS BF H R ER SO BB IBB HBP BLK WP HR S P ERA WHIP	32 Jesse Hahn, R (1.1) ERA: 3.81	63 Bobby Wahl, R (3.1) ERA: 4.7	61 John Axford, R (5.1) ERA: 7.71	37 Danny Coulombe, L (6.1) ERA: 2.87	31 Liam Hendriks, R (8.1) ERA: 3.54	57 Josh Smith, R (9.1) ERA: 7.2	18.00 4.000						

Miami Marlins @ Oakland Athletics
Oakland Coliseum, Oakland, CA
Tue May 23 2017, 7:07 PM - 10:53 PM PDT
Att. 12,835 - Clear - 61 F

AB 45
R 11
H 19
RBI 11
BB 2
SO 8
LOB 23

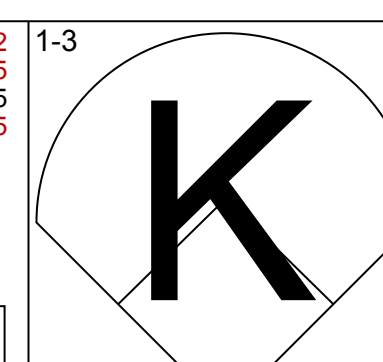
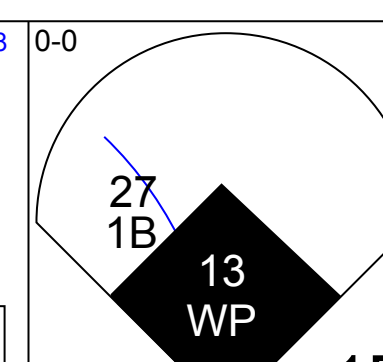
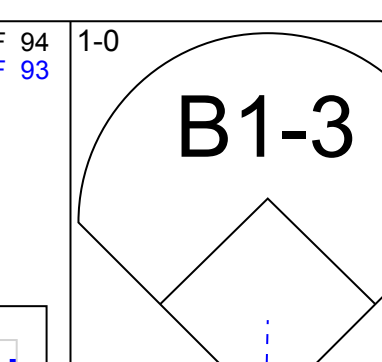
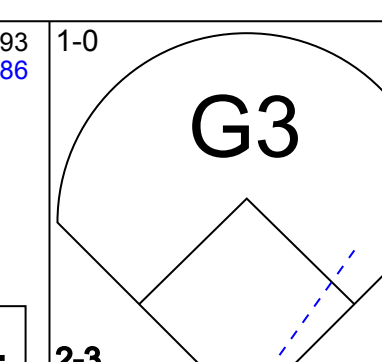
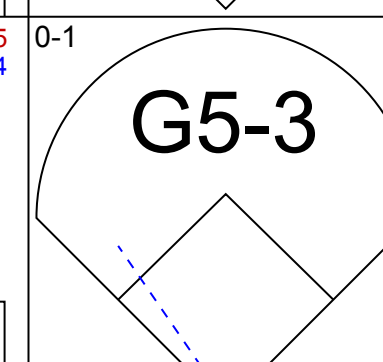
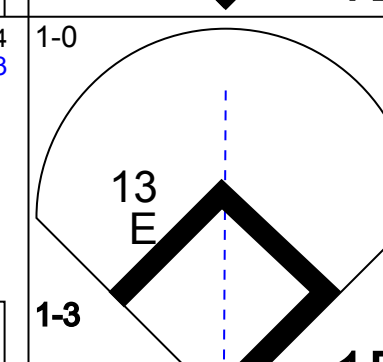
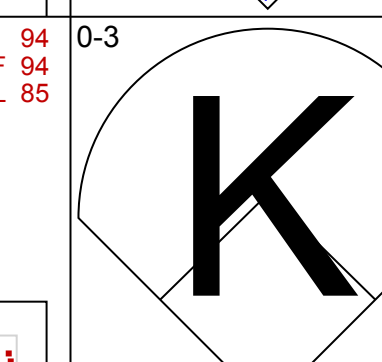
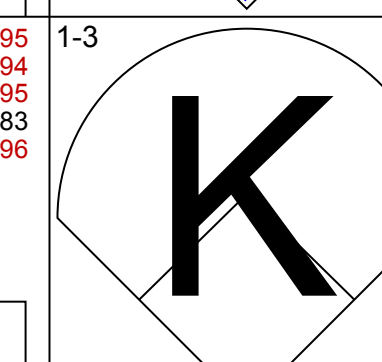
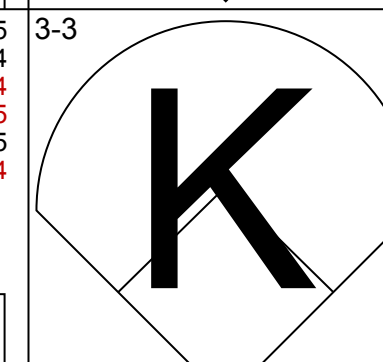
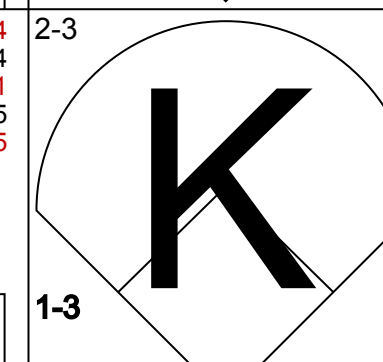

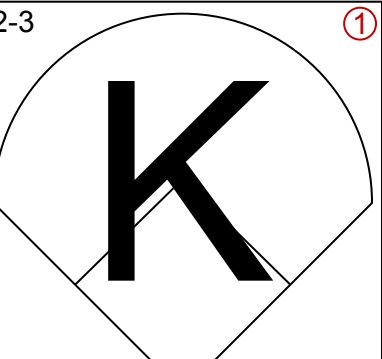
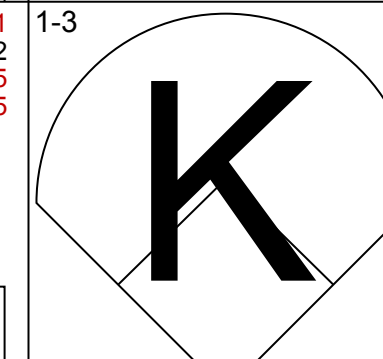

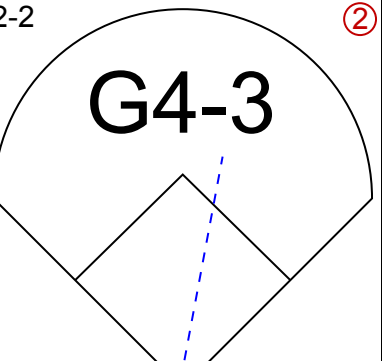
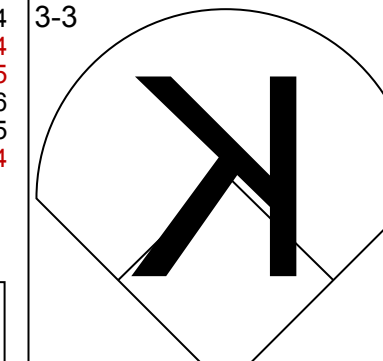

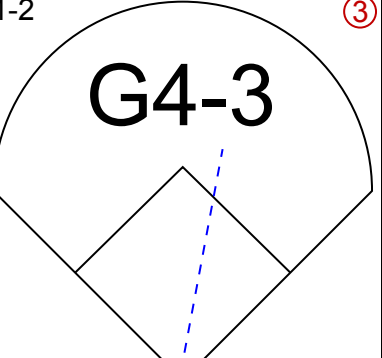
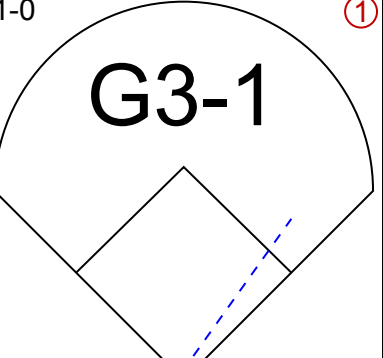
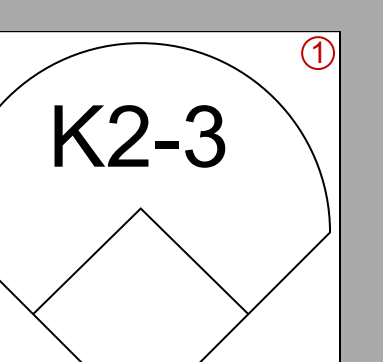
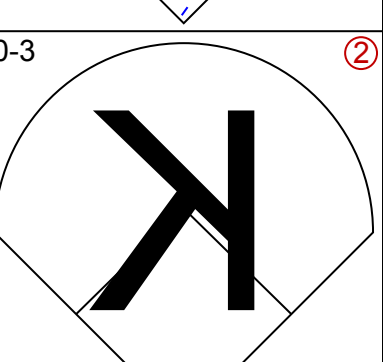
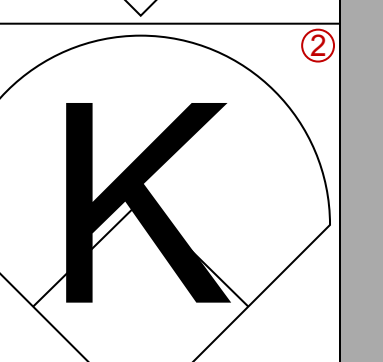
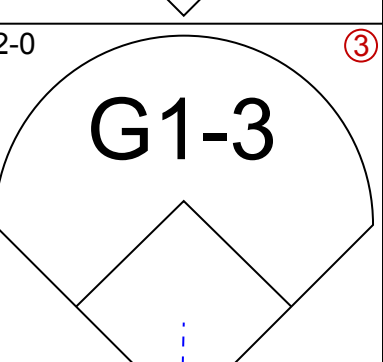
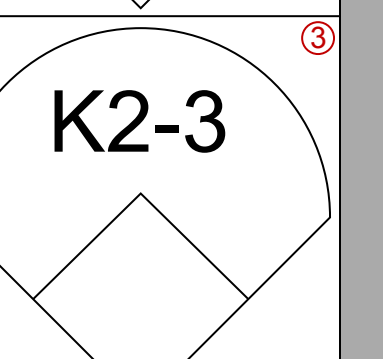
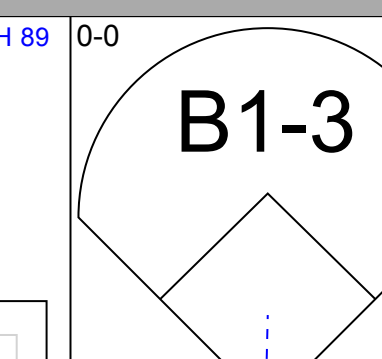
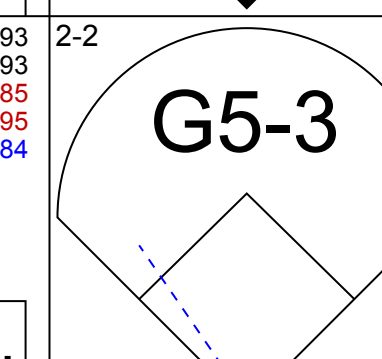


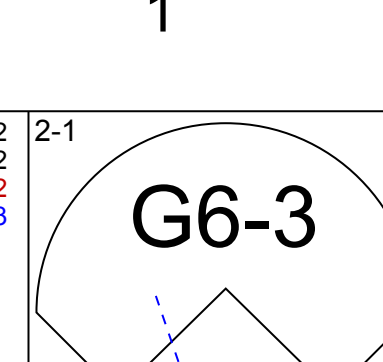
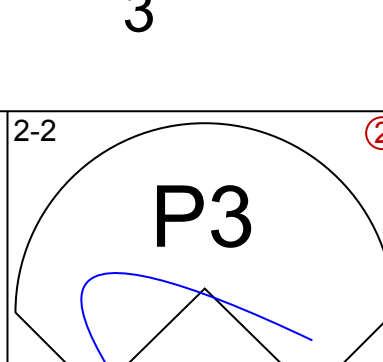
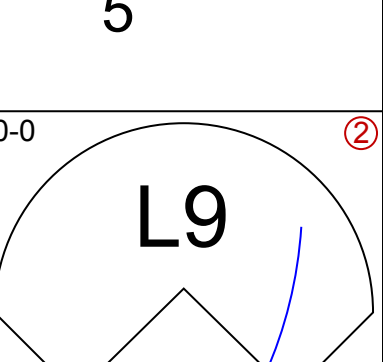

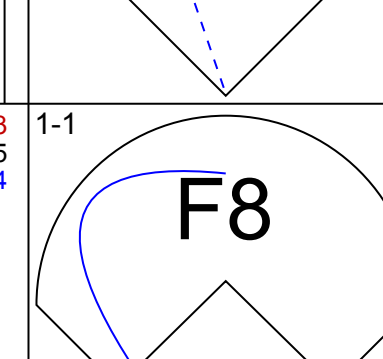
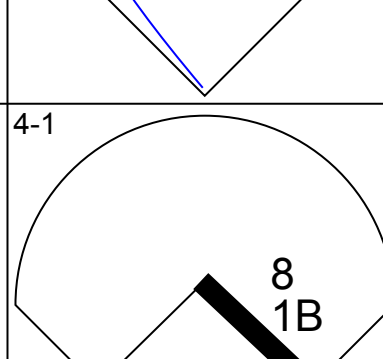
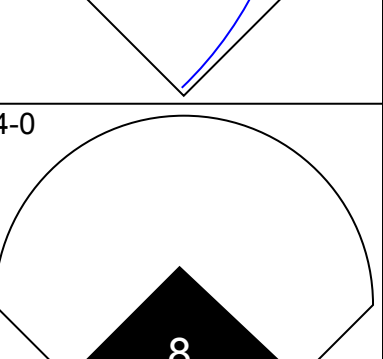
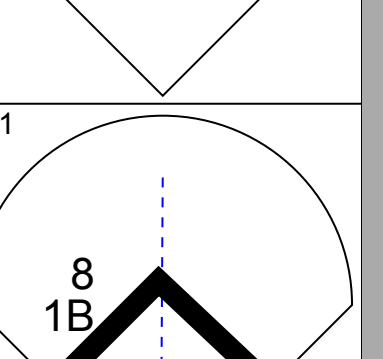
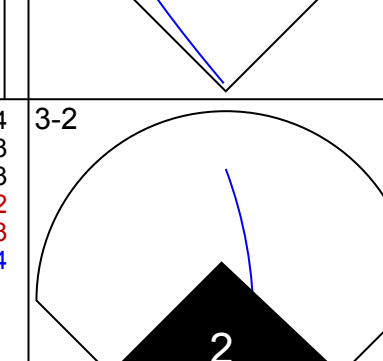
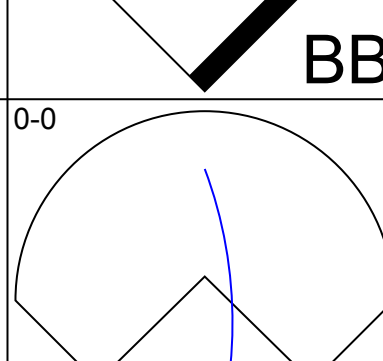
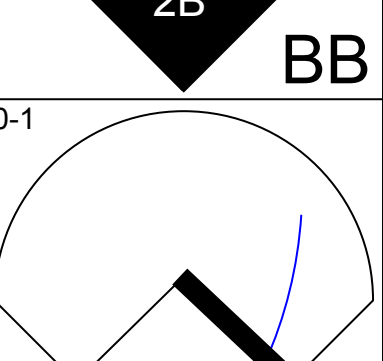
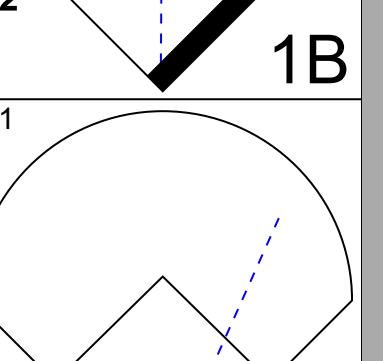
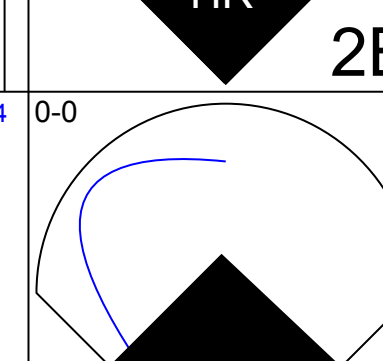
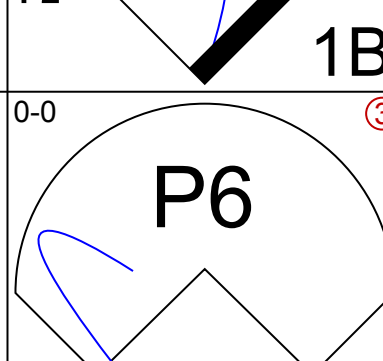
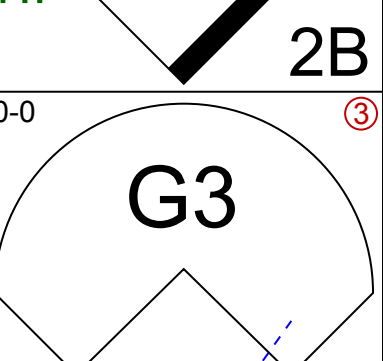
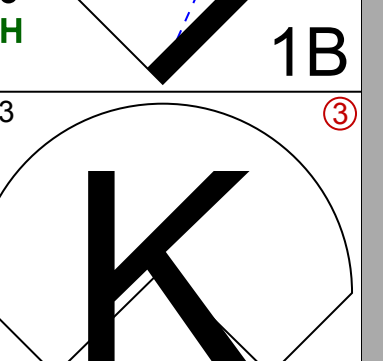
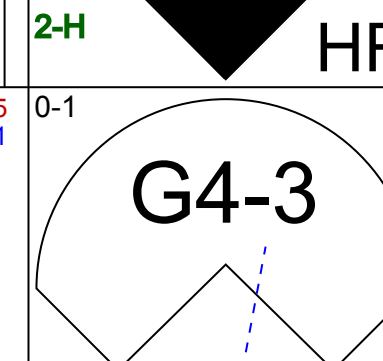
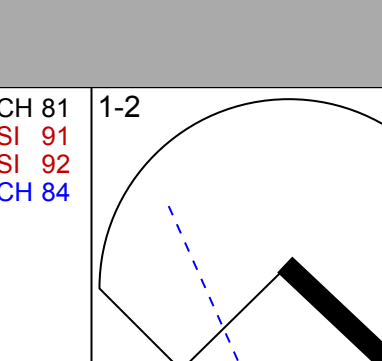
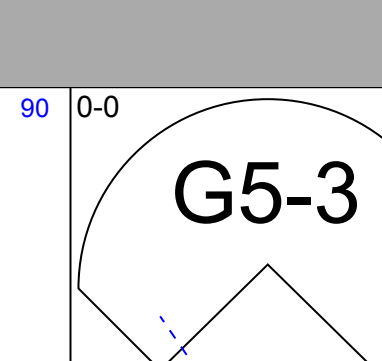
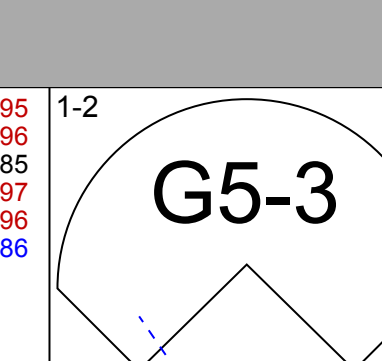
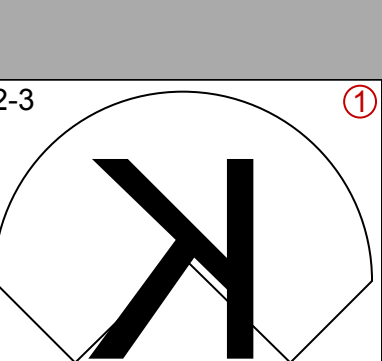
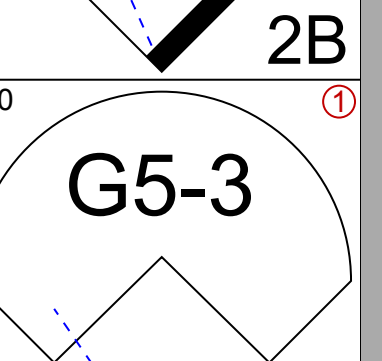
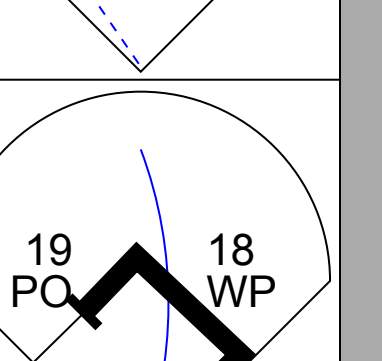
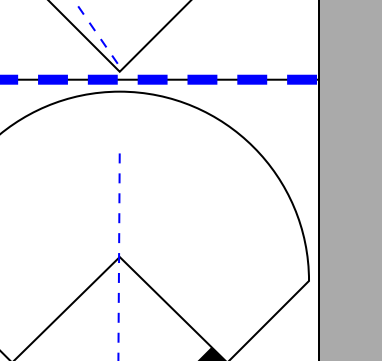

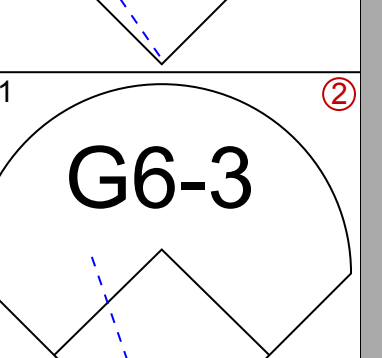
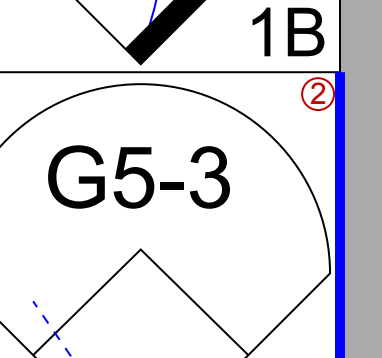
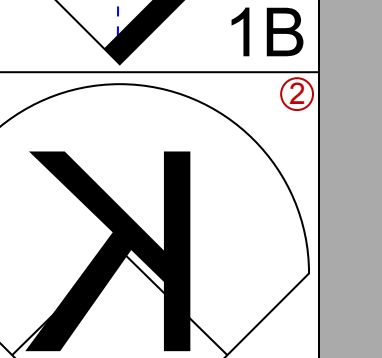

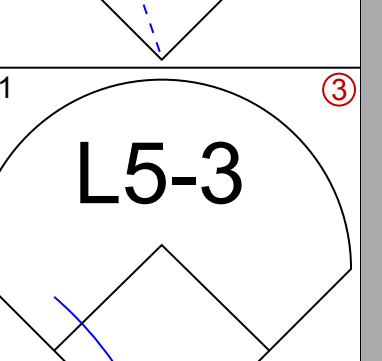
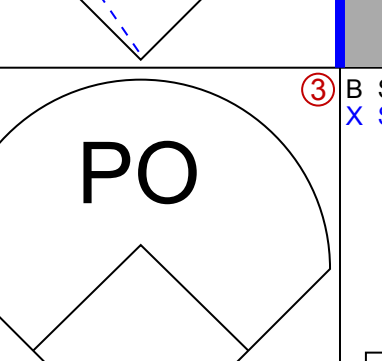
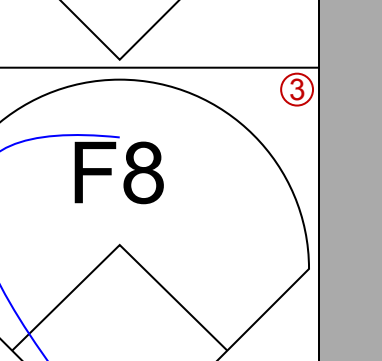
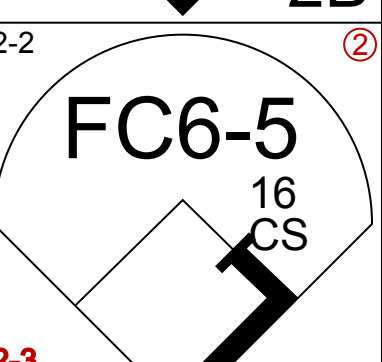
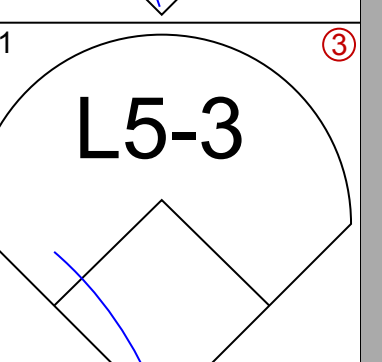
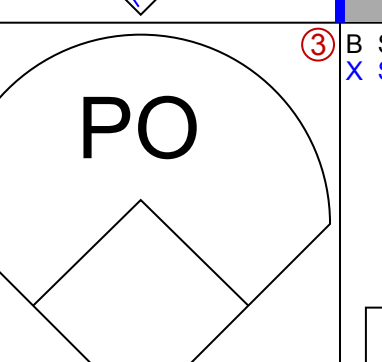
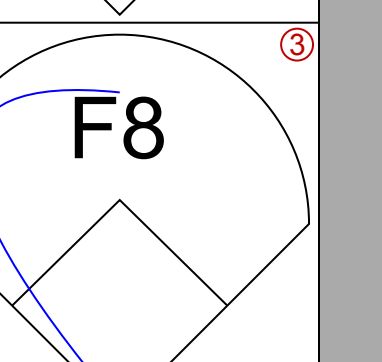
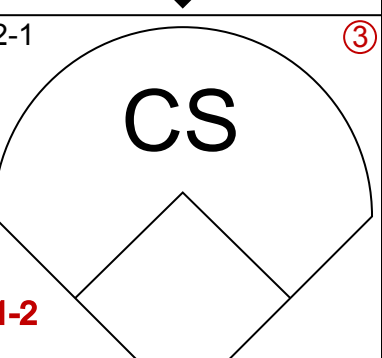

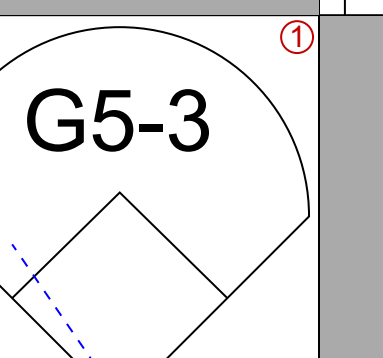
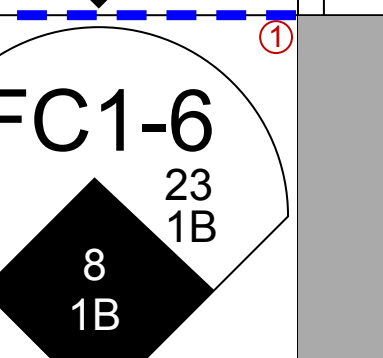
Batter	1	2	3	4	5	6	7	8	9	AB	R	H	RBI	BB	SO	LOB	BOTTOM					
23 Matt Joyce, L (1.9) OBP: 0.277, SLG: 0.363	X SI 96 0-0 G3	B SI 87 F SI 96 X SI 88 2-1 L3	C SI 84 B SI 96 X SI 96 0-1 P3	C SI 84 B SI 96 X SI 96 0-1 P3	C SI 84 B SI 96 X SI 96 0-1 P3	C SI 84 B SI 96 X SI 96 0-1 P3	C SI 84 B SI 96 X SI 96 0-1 P3	C SI 84 B SI 96 X SI 96 0-1 P3	C SI 84 B SI 96 X SI 96 0-1 P3	3	1	0	0	2	0	0						
20 Mark Canha, R (1.8) OBP: 0.321, SLG: 0.549	B SI 96 F SI 96 X SI 96 4-2 BB	C SI 84 B SI 96 X SI 96 0-1 P3	C SI 84 B SI 96 X SI 96 0-1 P3	C SI 84 B SI 96 X SI 96 0-1 P3	C SI 84 B SI 96 X SI 96 0-1 P3	C SI 84 B SI 96 X SI 96 0-1 P3	C SI 84 B SI 96 X SI 96 0-1 P3	C SI 84 B SI 96 X SI 96 0-1 P3	C SI 84 B SI 96 X SI 96 0-1 P3	3	0	0	0	2	1	1						
8 Jed Lowrie, S (1.4) OBP: 0.355, SLG: 0.464	B SI 93 F SI 93 X SI 93 1-0 P6	B SI 93 F SI 93 X SI 93 1-0 P6	B SI 93 F SI 93 X SI 93 1-0 P6	B SI 93 F SI 93 X SI 93 1-0 P6	B SI 93 F SI 93 X SI 93 1-0 P6	B SI 93 F SI 93 X SI 93 1-0 P6	B SI 93 F SI 93 X SI 93 1-0 P6	B SI 93 F SI 93 X SI 93 1-0 P6	B SI 93 F SI 93 X SI 93 1-0 P6	4	3	2	1	0	0	3						
2 Chris Davis, R (1.7) OBP: 0.306, SLG: 0.494	B SI 96 F SI 96 X SI 96 2-2 G5-3	B SI 96 F SI 96 X SI 96 2-2 G5-3	B SI 96 F SI 96 X SI 96 2-2 G5-3	B SI 96 F SI 96 X SI 96 2-2 G5-3	B SI 96 F SI 96 X SI 96 2-2 G5-3	B SI 96 F SI 96 X SI 96 2-2 G5-3	B SI 96 F SI 96 X SI 96 2-2 G5-3	B SI 96 F SI 96 X SI 96 2-2 G5-3	B SI 96 F SI 96 X SI 96 2-2 G5-3	4	2	1	1	1	0	4						
17 Yonder Alonso, L (1.3) OBP: 0.379, SLG: 0.642	F SI 95 B SI 95 X SI 95 3-2 HR	F SI 95 B SI 95 X SI 95 3-2 HR	F SI 95 B SI 95 X SI 95 3-2 HR	F SI 95 B SI 95 X SI 95 3-2 HR	F SI 95 B SI 95 X SI 95 3-2 HR	F SI 95 B SI 95 X SI 95 3-2 HR	F SI 95 B SI 95 X SI 95 3-2 HR	F SI 95 B SI 95 X SI 95 3-2 HR	F SI 95 B SI 95 X SI 95 3-2 HR	2	1	1	1	0	0	2						
11 Rajai Davis, R (7.8) OBP: 0.276, SLG: 0.347	B SI 96 F SI 96 X SI 96 2-2 G5-3	B SI 96 F SI 96 X SI 96 2-2 G5-3	B SI 96 F SI 96 X SI 96 2-2 G5-3	B SI 96 F SI 96 X SI 96 2-2 G5-3	B SI 96 F SI 96 X SI 96 2-2 G5-3	B SI 96 F SI 96 X SI 96 2-2 G5-3	B SI 96 F SI 96 X SI 96 2-2 G5-3	B SI 96 F SI 96 X SI 96 2-2 G5-3	B SI 96 F SI 96 X SI 96 2-2 G5-3	2	1	1	2	0	0	3						
25 Ryan Healy, R (1.10) OBP: 0.294, SLG: 0.450	B SI 96 F SI 96 X SI 96 2-2 P4	B SI 96 F SI 96 X SI 96 2-2 P4	B SI 96 F SI 96 X SI 96 2-2 P4	B SI 96 F SI 96 X SI 96 2-2 P4	B SI 96 F SI 96 X SI 96 2-2 P4	B SI 96 F SI 96 X SI 96 2-2 P4	B SI 96 F SI 96 X SI 96 2-2 P4	B SI 96 F SI 96 X SI 96 2-2 P4	B SI 96 F SI 96 X SI 96 2-2 P4	5	1	2	3	0	1	5						
21 Stephen Vogt, L (1.2) OBP: 0.278, SLG: 0.352	F SI 96 B SI 96 X SI 96 2-2 K	F SI 96 B SI 96 X SI 96 2-2 K	F SI 96 B SI 96 X SI 96 2-2 K	F SI 96 B SI 96 X SI 96 2-2 K	F SI 96 B SI 96 X SI 96 2-2 K	F SI 96 B SI 96 X SI 96 2-2 K	F SI 96 B SI 96 X SI 96 2-2 K	F SI 96 B SI 96 X SI 96 2-2 K	F SI 96 B SI 96 X SI 96 2-2 K	4	0	1	1	1	2	1						
3 Trevor Plouffe, R (1.5) OBP: 0.303, SLG: 0.400	B SI 93 F SI 93 X SI 93 2-3 K	B SI 93 F SI 93 X SI 93 2-3 K	B SI 93 F SI 93 X SI 93 2-3 K	B SI 93 F SI 93 X SI 93 2-3 K	B SI 93 F SI 93 X SI 93 2-3 K	B SI 93 F SI 93 X SI 93 2-3 K	B SI 93 F SI 93 X SI 93 2-3 K	B SI 93 F SI 93 X SI 93 2-3 K	B SI 93 F SI 93 X SI 93 2-3 K	4	0	0	0	0	2	3						
16 Adam Rosales, R (1.6) OBP: 0.277, SLG: 0.350	C SI 93 B SI 93 X SI 93 1-2 P4	C SI 93 B SI 93 X SI 93 1-2 P4	C SI 93 B SI 93 X SI 93 1-2 P4	C SI 93 B SI 93 X SI 93 1-2 P4	C SI 93 B SI 93 X SI 93 1-2 P4	C SI 93 B SI 93 X SI 93 1-2 P4	C SI 93 B SI 93 X SI 93 1-2 P4	C SI 93 B SI 93 X SI 93 1-2 P4	C SI 93 B SI 93 X SI 93 1-2 P4	2	0	0	0	0	1	0						
18 Chad Pinder, R (6,PH) OBP: 0.339, SLG: 0.647	C SI 93 B SI 93 X SI 93 1-2 P4	C SI 93 B SI 93 X SI 93 1-2 P4	C SI 93 B SI 93 X SI 93 1-2 P4	C SI 93 B SI 93 X SI 93 1-2 P4	C SI 93 B SI 93 X SI 93 1-2 P4	C SI 93 B SI 93 X SI 93 1-2 P4	C SI 93 B SI 93 X SI 93 1-2 P4	C SI 93 B SI 93 X SI 93 1-2 P4	C SI 93 B SI 93 X SI 93 1-2 P4	2	0	0	0	0	1	2						
Inning Stats	R: 0 E: 0 K: 0 S: 9	H: 0 LOB: 1 BB: 1 P: 16	R: 1 E: 0 K: 2 S: 13	H: 1 LOB: 0 BB: 0 P: 22	R: 0 E: 0 K: 0 S: 7	H: 0 LOB: 0 BB: 0 P: 10	R: 3 E: 0 K: 0 S: 14	H: 1 LOB: 0 BB: 1 P: 26	R: 0 E: 0 K: 1 S: 8	H: 0 LOB: 0 BB: 0 P: 11	R: 2 E: 0 K: 2 S: 17	H: 3 LOB: 2 BB: 0 P: 25	R: 0 E: 0 K: 0 S: 11	H: 0 LOB: 2 BB: 2 P: 23	R: 0 E: 0 K: 1 S: 6	H: 0 LOB: 1 BB: 1 P: 11	R: 3 E: 0 K: 2 S: 20	H: 3 LOB: 1 BB: 1 P: 34	1B: 2 2B: 3 3B: 0 HR: 3	SF: 0 SAC: 0 DP: 1 HBP: 2	WP: 0 PB: 0 SB: 0 CS: 0	PA: 43
PITCHER	IP WLS BF H R ER SO BB IBB HBP BLK WP HR S P ERA WHIP	IP WLS BF H R ER SO BB IBB HBP BLK WP HR S P ERA WHIP	IP WLS BF H R ER SO BB IBB HBP BLK WP HR S P ERA WHIP	IP WLS BF H R ER SO BB IBB HBP BLK WP HR S P ERA WHIP	IP WLS BF H R ER SO BB IBB HBP BLK WP HR S P ERA WHIP	IP WLS BF H R ER SO BB IBB HBP BLK WP HR S P ERA WHIP	IP WLS BF H R ER SO BB IBB HBP BLK WP HR S P ERA WHIP	IP WLS BF H R ER SO BB IBB HBP BLK WP HR S P ERA WHIP	IP WLS BF H R ER SO BB IBB HBP BLK WP HR S P ERA WHIP	IP WLS BF H R ER SO BB IBB HBP BLK WP HR S P ERA WHIP	62 José Ureña, R (1.1) ERA: 3.88	66 Jarlin Garcia, L (6.1) ERA: 5.02	64 Nick Wittgren, R (6.1) ERA: 3.63	46 Kyle Barracough, R (7.1) ERA: 2.66	44 AJ Ramos, R (9.1) ERA: 5.4	10.80 1.200						

Miami Marlins @ Oakland Athletics
Oakland Coliseum, Oakland, CA
Tue May 23 2017, 7:07 PM - 10:53 PM PDT
Att. 12,835 - Clear - 61 F

AB 35
R 9
H 8
RBI 9
BB 6
SO 8
LOB 24



Batter	1	2	3	4	5	6	7	8	9	AB	R	H	RBI	BB	SO	LOB	TOP			
9 Dee Strange-Gordon, L OBP: 0.323, SLG: 0.337										4	1	1	0	0	1	1	Miami Marlins @ Oakland Athletics Oakland Coliseum, Oakland, CA Wed May 24 2017, 12:38 PM - 3:14 PM PDT Att: 19,738 - Cloudy - 64 F			
27 Giancarlo Stanton, R OBP: 0.335, SLG: 0.507										4	0	1	0	0	2	1				
13 Marcell Ozuna, R OBP: 0.377, SLG: 0.547										4	0	1	0	0	3	1				
41 Justin Bour, L OBP: 0.360, SLG: 0.552										4	0	1	0	0	2	2				
11 J T Realmuto, R OBP: 0.369, SLG: 0.432										3	0	0	0	1	1	2				
32 Derek Dietrich, L OBP: 0.341, SLG: 0.349										3	0	0	0	1	0	2				
10 Christian Colón, R OBP: 0.208, SLG: 0.217										0	0	0	0	0	0	0				
28 Tyler Moore, R OBP: 0.222, SLG: 0.370										4	0	0	0	0	2	4				
39 JT Riddle, L OBP: 0.254, SLG: 0.426										3	0	0	0	0	1	0				
51 Ichiro Suzuki, L OBP: 0.194, SLG: 0.237										3	0	0	0	0	1	1				
Inning Stats	R: 0 H: 0 E: 0 K: 2 S: 8	H: 0 LOB: 0 BB: 0 P: 12	R: 0 H: 0 E: 0 K: 1 S: 10	H: 0 LOB: 0 BB: 0 P: 15	R: 0 H: 0 E: 0 K: 3 S: 11	H: 2 LOB: 1 BB: 0 P: 13	R: 1 H: 1 E: 0 K: 3 S: 11	H: 0 LOB: 0 BB: 0 P: 18	R: 0 H: 0 E: 0 K: 1 S: 5	H: 0 LOB: 0 BB: 0 P: 6	R: 0 H: 1 E: 0 K: 0 S: 8	H: 1 LOB: 2 BB: 1 P: 16	R: 0 H: 0 E: 1 K: 1 S: 9	H: 0 LOB: 1 BB: 0 P: 14	R: 0 H: 1 E: 1 K: 1 S: 13	H: 1 LOB: 2 BB: 1 P: 22	1B: 3 2B: 1 3B: 0 HR: 0	SF: 0 SAC: 0 DP: 0 HBP: 0	WP: 1 PB: 0 SB: 0 CS: 0	PA: 34
PITCHER	IP WLS BF H R ER SO BB IBB HBP BLK WP HR S P ERA WHIP	IP WLS BF H R ER SO BB IBB HBP BLK WP HR S P ERA WHIP	IP WLS BF H R ER SO BB IBB HBP BLK WP HR S P ERA WHIP	IP WLS BF H R ER SO BB IBB HBP BLK WP HR S P ERA WHIP	IP WLS BF H R ER SO BB IBB HBP BLK WP HR S P ERA WHIP	IP WLS BF H R ER SO BB IBB HBP BLK WP HR S P ERA WHIP	IP WLS BF H R ER SO BB IBB HBP BLK WP HR S P ERA WHIP	IP WLS BF H R ER SO BB IBB HBP BLK WP HR S P ERA WHIP	IP WLS BF H R ER SO BB IBB HBP BLK WP HR S P ERA WHIP	IP WLS BF H R ER SO BB IBB HBP BLK WP HR S P ERA WHIP	IP WLS BF H R ER SO BB IBB HBP BLK WP HR S P ERA WHIP	IP WLS BF H R ER SO BB IBB HBP BLK WP HR S P ERA WHIP	IP WLS BF H R ER SO BB IBB HBP BLK WP HR S P ERA WHIP	IP WLS BF H R ER SO BB IBB HBP BLK WP HR S P ERA WHIP	IP WLS BF H R ER SO BB IBB HBP BLK WP HR S P ERA WHIP	IP WLS BF H R ER SO BB IBB HBP BLK WP HR S P ERA WHIP	IP WLS BF H R ER SO BB IBB HBP BLK WP HR S P ERA WHIP			
54 Sonny Gray, R ERA: 3.34	7.0	W	25	3	1	1	11	1	0	0	0	0	1	0	58	88	1.29	0.571		
44 Ryan Madson, R ERA: 1.96	1.0	H	4	0	0	0	1	0	0	0	0	0	0	0	9	14	0.00	0.000		
46 Santiago Casilla, R ERA: 4.67	1.0	S	5	1	0	0	1	1	0	0	0	0	0	0	13	22	0.00	2.000		

Batter	1	2	3	4	5	6	7	8	9	AB	R	H	RBI	BB	SO	LOB	BOTTOM			
11 Rajai Davis, R OBP: 0.268, SLG: 0.336										4	0	0	0	0	1	1	Miami Marlins @ Oakland Athletics Oakland Coliseum, Oakland, CA Wed May 24 2017, 12:38 PM - 3:14 PM PDT Att: 19,738 - Cloudy - 64 F			
23 Matt Joyce, L OBP: 0.290, SLG: 0.365									2	1	1	0	2	0	0	0				
8 Jed Lowrie, S OBP: 0.368, SLG: 0.488									4	1	4	2	0	0	0	0				
2 Khris Davis, R OBP: 0.305, SLG: 0.506									4	1	1	2	0	1	5					
25 Ryon Healy, R OBP: 0.293, SLG: 0.451										4	0	1	0	0	0	0				
3 Trevor Plouffe, R OBP: 0.308, SLG: 0.403										4	0	2	0	0	1	1				
18 Chad Pinder, R OBP: 0.339, SLG: 0.648										3	0	1	0	0	0	2				
20 Mark Canha, R OBP: 0.316, SLG: 0.538										1	0	0	0	0	1	1				
19 Josh Phegley, R OBP: 0.245, SLG: 0.365										4	0	1	0	0	0	3				
16 Adam Rosales, R OBP: 0.271, SLG: 0.341										3	1	0	0	0	1	1				
Inning Stats	R: 2 H: 2 E: 0 K: 0 S: 10	H: 2 LOB: 0 BB: 0 P: 16	R: 0 H: 1 E: 0 K: 1 S: 10	H: 1 LOB: 0 BB: 0 P: 18	R: 0 H: 1 E: 0 K: 1 S: 13	H: 1 LOB: 2 BB: 1 P: 21	R: 0 H: 1 E: 0 K: 0 S: 8	H: 1 LOB: 0 BB: 0 P: 12	R: 1 H: 1 E: 0 K: 0 S: 7	H: 1 LOB: 1 BB: 1 P: 11	R: 0 H: 1 E: 0 K: 2 S: 12	H: 3 LOB: 2 BB: 0 P: 17	R: 0 H: 1 E: 0 K: 1 S: 19	H: 1 LOB: 0 BB: 0 P: 24	R: 0 H: 1 E: 0 K: 1 S: 13	H: 2 LOB: 2 BB: 1 P: 22	1B: 6 2B: 4 3B: 0 HR: 1	SF: 0 SAC: 0 DP: 0 HBP: 0	WP: 1 PB: 0 SB: 0 CS: 1	PA: 37
PITCHER	IP WLS BF H R ER SO BB IBB HBP BLK WP HR S P ERA WHIP	IP WLS BF H R ER SO BB IBB HBP BLK WP HR S P ERA WHIP	IP WLS BF H R ER SO BB IBB HBP BLK WP HR S P ERA WHIP	IP WLS BF H R ER SO BB IBB HBP BLK WP HR S P ERA WHIP	IP WLS BF H R ER SO BB IBB HBP BLK WP HR S P ERA WHIP	IP WLS BF H R ER SO BB IBB HBP BLK WP HR S P ERA WHIP	IP WLS BF H R ER SO BB IBB HBP BLK WP HR S P ERA WHIP	IP WLS BF H R ER SO BB IBB HBP BLK WP HR S P ERA WHIP	IP WLS BF H R ER SO BB IBB HBP BLK WP HR S P ERA WHIP	IP WLS BF H R ER SO BB IBB HBP BLK WP HR S P ERA WHIP	IP WLS BF H R ER SO BB IBB HBP BLK WP HR S P ERA WHIP	IP WLS BF H R ER SO BB IBB HBP BLK WP HR S P ERA WHIP	IP WLS BF H R ER SO BB IBB HBP BLK WP HR S P ERA WHIP	IP WLS BF H R ER SO BB IBB HBP BLK WP HR S P ERA WHIP	IP WLS BF H R ER SO BB IBB HBP BLK WP HR S P ERA WHIP	IP WLS BF H R ER SO BB IBB HBP BLK WP HR S P ERA WHIP				
36 Edinson Volquez, R ERA: 4.62	6.0	L	25	7	3	3	2	2	0	0	0	0	0	0	0	0	4.50	1.500		
29 Brad Ziegler, R ERA: 7.23	1.0		6	3	1	1	2	0	0	0	0	0	0	0	12	17	9.00	3.000		
71 Drew Steckenrider, R ERA:	1.0		4	1	0	0	1	0	0	0	0	0	0	0	19	24	0.00	1.000		

AB	32
R	1
H	4
RBI	0
BB	2
SO	13
LOB	14

AB	33
R	4
H	11
RBI	4
BB	2
SO	5
LOB	14



Batter	1	2	3	4	5	6	7	8	9	AB	R	H	RBI	BB	SO	LOB	TOP					
9 Cameron Maybin, R (1,7) OBP: 0.369, SLG: 0.380	L8		G6-3			F9		BB		4	3	2	0	1	0	0	Los Angeles Angels @ Miami Marlins Marlins Park, Miami, FL Sat May 27 2017, 4:11 PM - 7:13 PM EDT Att: 19,366 - Roof Closed - 79 F					
2 Andrelton Simmons, R (1,6) OBP: 0.341, SLG: 0.399	F7		G6-3			1B		BB		4	1	2	2	1	0	0						
27 Mike Trout, R (1,8) OBP: 0.463, SLG: 0.752	HR		K			K		1B		4	1	2	1	1	2	1						
5 Albert Pujols, R (1,3) OBP: 0.297, SLG: 0.381	G5-3					1B		L6		5	0	1	0	0	0	5						
18 Luis Valbuena, L (1,5) OBP: 0.282, SLG: 0.270	G3					K		1B		4	0	1	2	0	1	2						
56 Kole Calhoun, L (1,9) OBP: 0.289, SLG: 0.328	G4-3							FC5-4		3	0	0	0	1	0	2						
12 Martin Maldonado, R (1,2) OBP: 0.331, SLG: 0.379						F9		F7		3	0	0	0	0	1	3						
49 Nolan Fontana, L (1,4) OBP: 0.091, SLG: 0.364						G4-3		K		4	0	0	0	0	2	2						
66 JC Ramirez, R (1,1)						G6-3		G3		3	0	0	0	0	1	1						
48 Jose Alvarez, L (8,1)										0	0	0	0	0	0	0						
25 Ben Revere, L (9,PH) OBP: 0.238, SLG: 0.343										1	0	0	0	0	0	0						
20 Bud Norris, R (9,1)										0	0	0	0	0	0	0						
Inning Stats	R: 1 E: 0 K: 0 S: 9	H: 1 LOB: 0 BB: 0 P: 13	R: 0 E: 0 K: 0 S: 10	H: 0 LOB: 1 BB: 0 P: 16	R: 1 E: 0 K: 2 S: 10	H: 1 LOB: 0 BB: 0 P: 15	R: 0 E: 0 K: 0 S: 6	H: 0 LOB: 0 BB: 0 P: 11	R: 0 E: 0 K: 2 S: 16	H: 2 LOB: 2 BB: 0 P: 21	R: 0 E: 0 K: 1 S: 8	H: 0 LOB: 1 BB: 1 P: 13	R: 2 E: 0 K: 1 S: 16	H: 2 LOB: 2 BB: 2 P: 29	R: 1 E: 0 K: 1 S: 10	H: 2 LOB: 2 BB: 1 P: 17	1B: 5 2B: 1 3B: 1 HR: 1	SF: 0 SAC: 0 DP: 0 HBP: 1	WP: 0 PB: 0 SB: 2 CS: 0	PA: 40		
PITCHER	IP WLS BF H R ER SO BB IBB HBP BLK WP HR S P ERA WHIP	IP WLS BF H R ER SO BB IBB HBP BLK WP HR S P ERA WHIP	IP WLS BF H R ER SO BB IBB HBP BLK WP HR S P ERA WHIP	IP WLS BF H R ER SO BB IBB HBP BLK WP HR S P ERA WHIP	IP WLS BF H R ER SO BB IBB HBP BLK WP HR S P ERA WHIP	IP WLS BF H R ER SO BB IBB HBP BLK WP HR S P ERA WHIP	IP WLS BF H R ER SO BB IBB HBP BLK WP HR S P ERA WHIP	IP WLS BF H R ER SO BB IBB HBP BLK WP HR S P ERA WHIP	IP WLS BF H R ER SO BB IBB HBP BLK WP HR S P ERA WHIP	IP WLS BF H R ER SO BB IBB HBP BLK WP HR S P ERA WHIP	IP WLS BF H R ER SO BB IBB HBP BLK WP HR S P ERA WHIP	IP WLS BF H R ER SO BB IBB HBP BLK WP HR S P ERA WHIP	IP WLS BF H R ER SO BB IBB HBP BLK WP HR S P ERA WHIP	IP WLS BF H R ER SO BB IBB HBP BLK WP HR S P ERA WHIP	IP WLS BF H R ER SO BB IBB HBP BLK WP HR S P ERA WHIP	IP WLS BF H R ER SO BB IBB HBP BLK WP HR S P ERA WHIP	IP WLS BF H R ER SO BB IBB HBP BLK WP HR S P ERA WHIP	IP WLS BF H R ER SO BB IBB HBP BLK WP HR S P ERA WHIP	IP WLS BF H R ER SO BB IBB HBP BLK WP HR S P ERA WHIP	IP WLS BF H R ER SO BB IBB HBP BLK WP HR S P ERA WHIP	IP WLS BF H R ER SO BB IBB HBP BLK WP HR S P ERA WHIP	IP WLS BF H R ER SO BB IBB HBP BLK WP HR S P ERA WHIP

AB 35
R 5
H 8
RBI 5
BB 4
SO 7
LOB 16



Batter	1	2	3	4	5	6	7	8	9	AB	R	H	RBI	BB	SO	LOB	BOTTOM						
9 Dee Strange-Gordon, L (1,4) OBP: 0.328, SLG: 0.347	K		FC4-6			27 PO		K		4	0	1	0	0	2	1	Los Angeles Angels @ Miami Marlins Marlins Park, Miami, FL Sat May 27 2017, 4:11 PM - 7:13 PM EDT Att: 19,366 - Roof Closed - 79 F						
27 Giancarlo Stanton, R (1,9) OBP: 0.330, SLG: 0.507	G6-3		G6-4-3			PO		G4-3		4	0	0	0	0	0	1							
21 Christian Yelich, L (1,8) OBP: 0.330, SLG: 0.406	13 E					K		G4-3		4	1	1	0	0	2	0							
13 Marcell Ozuna, R (1,7) OBP: 0.385, SLG: 0.559	E6					P6				4	1	3	1	0	0	0							
41 Justin Bour, L (1,3) OBP: 0.355, SLG: 0.556	K					G4-6-3		F8		4	0	0	0	0	1	2							
11 J.T. Realmuto, R (1,2) OBP: 0.369, SLG: 0.441						9 1B 10 1B		F7		2	0	0	0	2	0	0							
39 JT Riddle, L (1,6) OBP: 0.254, SLG: 0.419						F8		F7		4	0	1	0	0	0	2							
10 Christian Colon, R (8,1) OBP: 0.185, SLG: 0.226								G4-3		2	0	1	0	0	0	0							
49 Brian Ellington, R (8,1)										0	0	0	0	0	0	0							
66 Jarlin Garcia, L (8,1)										0	0	0	0	0	0	0							
35 David Phelps, R (7,1)										0	0	0	0	0	0	0							
51 Ichiro Suzuki, L (7,PH) OBP: 0.185, SLG: 0.226										1	0	0	0	0	0	1							
46 Kyle Barraclough, R (8,1)										0	0	0	0	0	0	0							
29 Brad Ziegler, R (8,1)										0	0	0	0	0	0	0							
45 Vance Worley, R (1,1) OBP: 0.500, SLG: 0.500										1	0	1	0	0	0	0							
32 Derek Dietrich, L (5,PH) OBP: 0.326, SLG: 0.330										2	0	0	0	0	1	2							
Inning Stats	R: 1 E: 1 K: 2 S: 15	H: 2 LOB: 1 BB: 0 P: 20	R: 0 E: 0 K: 0 S: 9	H: 0 LOB: 0 BB: 0 P: 13	R: 0 E: 0 K: 0 S: 5	H: 1 LOB: 0 BB: 0 P: 8	R: 0 E: 0 K: 1 S: 6	H: 1 LOB: 0 BB: 0 P: 10	R: 0 E: 0 K: 0 S: 12	H: 2 LOB: 2 BB: 1 P: 23	R: 0 E: 0 K: 0 S: 4	H: 0 LOB: 0 BB: 0 P: 5	R: 0 E: 0 K: 0 S: 11	H: 1 LOB: 1 BB: 0 P: 16	R: 0 E: 0 K: 2 S: 10	H: 0 LOB: 0 BB: 0 P: 14	R: 1 E: 0 K: 1 S: 13	H: 1 LOB: 1 BB: 1 P: 20	1B: 6 2B: 1 3B: 0 HR: 1	SF: 0 SAC: 0 DP: 2 HBP: 0	WP: 0 PB: 0 SB: 0 CS: 0	PA: 35	
PITCHER	IP WLS BF H R ER SO BB IBB HBP BLK WP HR S P ERA WHIP	IP WLS BF H R ER SO BB IBB HBP BLK WP HR S P ERA WHIP	IP WLS BF H R ER SO BB IBB HBP BLK WP HR S P ERA WHIP	IP WLS BF H R ER SO BB IBB HBP BLK WP HR S P ERA WHIP	IP WLS BF H R ER SO BB IBB HBP BLK WP HR S P ERA WHIP	IP WLS BF H R ER SO BB IBB HBP BLK WP HR S P ERA WHIP	IP WLS BF H R ER SO BB IBB HBP BLK WP HR S P ERA WHIP	IP WLS BF H R ER SO BB IBB HBP BLK WP HR S P ERA WHIP	IP WLS BF H R ER SO BB IBB HBP BLK WP HR S P ERA WHIP	IP WLS BF H R ER SO BB IBB HBP BLK WP HR S P ERA WHIP	IP WLS BF H R ER SO BB IBB HBP BLK WP HR S P ERA WHIP	IP WLS BF H R ER SO BB IBB HBP BLK WP HR S P ERA WHIP	IP WLS BF H R ER SO BB IBB HBP BLK WP HR S P ERA WHIP	IP WLS BF H R ER SO BB IBB HBP BLK WP HR S P ERA WHIP	IP WLS BF H R ER SO BB IBB HBP BLK WP HR S P ERA WHIP	IP WLS BF H R ER SO BB IBB HBP BLK WP HR S P ERA WHIP	IP WLS BF H R ER SO BB IBB HBP BLK WP HR S P ERA WHIP	IP WLS BF H R ER SO BB IBB HBP BLK WP HR S P ERA WHIP	IP WLS BF H R ER SO BB IBB HBP BLK WP HR S P ERA WHIP	IP WLS BF H R ER SO BB IBB HBP BLK WP HR S P ERA WHIP	IP WLS BF H R ER SO BB IBB HBP BLK WP HR S P ERA WHIP	IP WLS BF H R ER SO BB IBB HBP BLK WP HR S P ERA WHIP	IP WLS BF H R ER SO BB IBB HBP BLK WP HR S P ERA WHIP

AB 32
R 2
H 8
RBI 1
BB 2
SO 6
LOB 9



Batter	1	2	3	4	5	6	7	8	9	AB	R	H	RBI	BB	SO	LOB	TOP										
16 César Hernández, S (1.4) OBP: 0.346, SLG: 0.422										4	0	1	0	0	3	1	Philadelphia Phillies @ Miami Marlins Marlins Park, Miami, FL Mon May 29 2017, 7:13 PM - 9:50 PM EDT Att: 17,032 - Roof Closed - 77 F										
47 Howie Kendrick, R (1.7) OBP: 0.385, SLG: 0.465										4	0	1	0	0	1	3											
23 Aaron Altherr, R (1.8) OBP: 0.397, SLG: 0.570										3	0	1	1	1	0	1											
19 Tommy Joseph, R (1.3) OBP: 0.315, SLG: 0.464										3	0	0	0	1	3	3											
5 Michael Saunders, L (1.9) OBP: 0.270, SLG: 0.402										4	0	0	0	0	1	3											
29 Cameron Rupp, R (1.2) OBP: 0.326, SLG: 0.405										4	0	0	0	0	2	1											
7 Maikel Franco, R (1.5) OBP: 0.268, SLG: 0.349										3	0	0	0	0	0	0											
13 Freddy Galvis, S (1.6) OBP: 0.281, SLG: 0.389										3	0	0	0	0	0	0											
58 Jeremy Hellickson, R (1.1) OBP: 0.238, SLG: 0.278										1	1	0	0	1	0	0											
63 Joely Rodríguez, L (7.1) OBP: 0.288, SLG: 0.373										0	0	0	0	0	0	0											
41 Brock Stassi, L (8. PH) OBP: 0.288, SLG: 0.373										1	0	1	0	0	0	0											
59 Mark Leiter Jr., R (8.1) OBP: 0.281, SLG: 0.389										0	0	0	0	0	0	0											
Inning Stats	R: 0 H: 1 E: 0 K: 1 S: 13	H: 1 LOB: 2 BB: 1 P: 22	R: 0 H: 0 E: 0 K: 0 S: 8	H: 0 LOB: 0 BB: 0 P: 12	R: 0 H: 0 E: 0 K: 1 S: 10	H: 0 LOB: 0 BB: 0 P: 15	R: 0 H: 0 E: 0 K: 1 S: 10	H: 0 LOB: 0 BB: 0 P: 12	R: 0 H: 0 E: 0 K: 0 S: 6	H: 0 LOB: 0 BB: 0 P: 9	R: 1 H: 2 E: 0 K: 1 S: 8	H: 2 LOB: 1 BB: 1 P: 17	R: 0 H: 0 E: 0 K: 1 S: 8	H: 0 LOB: 0 BB: 0 P: 15	R: 0 H: 1 E: 0 K: 2 S: 12	H: 1 LOB: 1 BB: 0 P: 18	R: 0 H: 0 E: 0 K: 3 S: 11	H: 0 LOB: 1 BB: 1 P: 19	1B: 3 2B: 1 3B: 0 HR: 0	SF: 0 SAC: 0 DP: 0 HBP: 0	WP: 0 PB: 0 SB: 1 CS: 1	PA: 33					
PITCHER	IP	WLS	BF	H	R	ER	SO	BB	IBB	HBP	BLK	WP	HR	S	P	ERA	WHIP										
36 Edinson Volquez, R (1.1) ERA: 4.44	6.0	W	22	3	1	1	4	2	0	0	0	0	0	55	87	1.50	0.833										
66 Jarlin Garcia, L (7.1) ERA: 4.8	0.1	H	1	0	0	0	0	0	0	0	0	0	0	3	5	0.00	0.000										
64 Nick Wittgren, R (7.1) ERA: 3.15	0.2	H	2	0	0	0	1	0	0	0	0	0	0	5	10	0.00	0.000										
46 Kyle Barraclough, R (8.1) ERA: 3.63	1.0	H	4	1	0	0	2	0	0	0	0	0	0	12	18	0.00	1.000										
44 AJ Ramos, R (9.1) ERA: 4.67	1.0	S	4	0	0	0	3	1	0	0	0	0	0	11	19	0.00	1.000										
Batter	1	2	3	4	5	6	7	8	9	AB	R	H	RBI	BB	SO	LOB	BOTTOM										
9 Dee Strange-Gordon, L (1.4) OBP: 0.330, SLG: 0.351										4	1	1	1	0	0	1	Philadelphia Phillies @ Miami Marlins Marlins Park, Miami, FL Mon May 29 2017, 7:13 PM - 9:50 PM EDT Att: 17,032 - Roof Closed - 77 F										
27 Giancarlo Stanton, R (1.9) OBP: 0.349, SLG: 0.545										2	0	1	1	2	0	0											
21 Christian Yelich, L (1.8) OBP: 0.343, SLG: 0.396										2	0	0	0	1	0	3											
13 Marcell Ozuna, R (1.7) OBP: 0.378, SLG: 0.543										4	0	0	0	0	0	3											
41 Justin Bour, L (1.3) OBP: 0.354, SLG: 0.541										4	0	1	0	0	1	0											
11 J.T. Realmuto, R (1.2) OBP: 0.384, SLG: 0.438										4	1	1	0	0	0	1											
32 Derek Dietrich, L (1.5) OBP: 0.324, SLG: 0.361										3	1	1	2	0	1	1											
39 JT Riddle, L (1.6) OBP: 0.280, SLG: 0.478										3	1	1	0	0	0	1											
36 Edinson Volquez, R (1.1) ERA: 4.44										1	0	0	0	0	0	0											
66 Jarlin Garcia, L (7.1) ERA: 4.8										0	0	0	0	0	0	0											
64 Nick Wittgren, R (7.1) ERA: 3.15										0	0	0	0	0	0	0											
51 Ichiro Suzuki, L (7. PH) OBP: 0.292, SLG: 0.326										1	0	1	0	0	0	0											
46 Kyle Barraclough, R (8.1) ERA: 3.63										0	0	0	0	0	0	0											
44 AJ Ramos, R (9.1) ERA: 4.67										0	0	0	0	0	0	0											
Inning Stats	R: 0 H: 0 E: 0 K: 0 S: 8	H: 0 LOB: 1 BB: 1 P: 14	R: 0 H: 0 E: 0 K: 1 S: 6	H: 0 LOB: 0 BB: 0 P: 11	R: 2 H: 3 E: 0 K: 0 S: 7	H: 3 LOB: 1 BB: 0 P: 13	R: 0 H: 1 E: 0 K: 1 S: 12	H: 1 LOB: 1 BB: 0 P: 20	R: 0 H: 0 E: 0 K: 0 S: 13	H: 0 LOB: 1 BB: 1 P: 20	R: 2 H: 2 E: 0 K: 0 S: 11	H: 2 LOB: 0 BB: 0 P: 16	R: 0 H: 1 E: 0 K: 0 S: 11	H: 1 LOB: 1 BB: 1 P: 17	R: 0 H: 0 E: 0 K: 0 S: 7	H: 0 LOB: 0 BB: 0 P: 10	1B: 5 2B: 1 3B: 0 HR: 1	SF: 0 SAC: 1 DP: 2 HBP: 1	WP: 0 PB: 0 SB: 0 CS: 0	PA: 33							
PITCHER	IP	WLS	BF	H	R	ER	SO	BB	IBB	HBP	BLK	WP	HR	S	P	ERA	WHIP										
58 Jeremy Hellickson, R (1.1) ERA: 4.45	6.0	L	26	6	4	4	2	2	0	1	0	0	0	11	17	0.00	1.333										
63 Joely Rodríguez, L (7.1) ERA: 6.38	1.0		4	1	0	0	0	0	1	0	0	0	0	7	10	0.00	0.000										
59 Mark Leiter Jr., R (8.1) ERA: 3.38	1.0		3	0	0	0	0	0	0	0	0	0	0	7	10	0.00	0.000										

Batter	1	2	3	4	5	6	7	8	9	AB	R	H	RBI	BB	SO	LOB	TOP							
16 César Hernández, S (1.4) OBP: 0.342, SLG: 0.413																	4 0 1 0 1 1 2							
23 Aaron Altherr, R (1.9) OBP: 0.386, SLG: 0.549																	5 0 1 1 0 3 5							
47 Howie Kendrick, R (1.7) OBP: 0.382, SLG: 0.510																	4 1 1 0 0 2 2							
19 Tommy Joseph, R (1.3) OBP: 0.310, SLG: 0.452																	4 0 1 0 0 2 1							
34 Andrew Knapp, S (1.2) OBP: 0.379, SLG: 0.500																	3 0 1 0 1 1 2							
7 Maikel Franco, R (1.5) OBP: 0.273, SLG: 0.352																	4 0 2 0 0 1 2							
37 Odúbel Herrera, L (1.8) OBP: 0.262, SLG: 0.326																	4 0 1 0 0 1 3							
13 Freddy Galvis, S (1.6) OBP: 0.281, SLG: 0.387																	4 0 1 0 0 2 2							
27 Aaron Nola, R (1.1) OBP: 0.273, SLG: 0.411																	1 0 0 0 0 0 0							
51 Ricardo Pinto, R (4.1) OBP: 0.263, SLG: 0.344																	1 0 0 0 0 1 2							
46 Jeanmar Gómez, R (6.1) OBP: 0.263, SLG: 0.344																	0 0 0 0 0 0 0							
5 Michael Saunders, L (7.9) OBP: 0.263, SLG: 0.344																	1 1 1 0 0 0 0							
17 Pat Neshek, S (7.1) OBP: 0.263, SLG: 0.344																	0 0 0 0 0 0 0							
53 Joaquín Benoit, R (8.1) OBP: 0.263, SLG: 0.344																	0 0 0 0 0 0 0							
41 Brock Stassi, L (9.9) OBP: 0.263, SLG: 0.344																	1 0 0 0 0 1 1							
Inning Stats	R: 0 E: 0 K: 0 S: 7	H: 0 LOB: 0 BB: 1 P: 12	R: 0 E: 0 K: 2 S: 13	H: 1 LOB: 1 BB: 0 P: 17	R: 0 E: 0 K: 1 S: 7	H: 0 LOB: 0 BB: 0 P: 12	R: 0 E: 0 K: 3 S: 13	H: 1 LOB: 1 BB: 0 P: 17	R: 0 E: 0 K: 3 S: 16	H: 3 LOB: 3 BB: 0 P: 22	R: 1 E: 1 K: 0 S: 11	H: 2 LOB: 1 BB: 0 P: 17	R: 1 E: 0 K: 2 S: 17	H: 2 LOB: 1 BB: 0 P: 21	R: 0 E: 0 K: 2 S: 11	H: 0 LOB: 1 BB: 1 P: 21	R: 0 E: 0 K: 2 S: 18	H: 1 LOB: 1 BB: 0 P: 26	1B: 8 2B: 2 3B: 0 HR: 0	SF: 0 SAC: 0 DP: 1 HBP: 0	WP: 1 PB: 0 SB: 0 CS: 0	PA: 38		
PITCHER	IP WLS BF H R ER SO BB IBB HBP BLK WP HR S P ERA WHIP	6.2 W 29 9 2 1 10 1 0 0 0 0 0 81 113 1.35 1.500	0.1 1 0 0 0 1 0 0 0 0 0 0 3 5 0.00 0.000	2.0 8 1 0 0 4 1 0 0 0 1 0 29 47 0.00 1.000																				

Philadelphia Phillies @ Miami Marlins
Marlins Park, Miami, FL
Wed May 31 2017, 1:12 PM - 4:26 PM EDT
Att. 15,197 - Roof Closed - 76 F

AB 36
R 2
H 10
RBI 1
BB 2
SO 15
LOB 22



Batter	1	2	3	4	5	6	7	8	9	AB	R	H	RBI	BB	SO	LOB	BOTTOM						
9 Dee Strange-Gordon, L (1.4) OBP: 0.344, SLG: 0.358																	3 2 2 1 1 0 2						
10 Christian Colon, R (7.4) OBP: 0.233, SLG: 0.214																	1 0 0 0 0 0 0						
39 JT Riddle, L (1.6) OBP: 0.286, SLG: 0.468																	4 0 2 2 0 2 1						
21 Christian Yelich, L (1.8) OBP: 0.346, SLG: 0.397																	4 1 1 1 1 1 4						
13 Marcell Ozuna, R (1.7) OBP: 0.388, SLG: 0.577																	5 2 3 3 0 1 3						
41 Justin Bour, L (1.3) OBP: 0.368, SLG: 0.582																	5 2 2 3 0 2 2						
32 Derek Dietrich, L (1.5) OBP: 0.310, SLG: 0.344																	5 1 1 0 0 1 2						
17 A.J. Ellis, R (1.2) OBP: 0.267, SLG: 0.175																	3 1 2 0 1 0 0						
51 Ichiro Suzuki, L (1.9) OBP: 0.222, SLG: 0.250																	3 1 1 0 1 1 1						
58 Dan Straily, R (1.1) OBP: 0.056, SLG: 0.056																	3 0 0 0 0 2 4						
29 Brad Ziegler, R (7.1) OBP: 0.056, SLG: 0.056																	0 0 0 0 0 0 0						
49 Brian Ellington, R (8.1) OBP: 0.056, SLG: 0.056																	0 0 0 0 0 0 0						
Inning Stats	R: 3 E: 0 K: 2 S: 19	H: 2 LOB: 0 BB: 1 P: 34	R: 0 E: 0 K: 1 S: 9	H: 0 LOB: 0 BB: 0 P: 13	R: 1 E: 0 K: 1 S: 19	H: 3 LOB: 3 BB: 1 P: 26	R: 1 E: 0 K: 1 S: 15	H: 3 LOB: 3 BB: 1 P: 27	R: 3 E: 0 K: 1 S: 17	H: 3 LOB: 2 BB: 2 P: 31	R: 2 E: 0 K: 1 S: 12	H: 3 LOB: 1 BB: 0 P: 17	R: 0 E: 0 K: 2 S: 8	H: 0 LOB: 0 BB: 0 P: 10	R: 0 E: 0 K: 1 S: 7	H: 0 LOB: 0 BB: 0 P: 10	1B: 11 2B: 0 3B: 0 HR: 3	SF: 1 SAC: 1 DP: 0 HBP: 0	WP: 0 PB: 0 SB: 2 CS: 0	PA: 42			
PITCHER	IP WLS BF H R ER SO BB IBB HBP BLK WP HR S P ERA WHIP	3.0 L 15 6 4 4 2 3 0 0 0 0 0 1 32 58 12.00 4.500	2.0 15 6 4 4 2 3 0 0 0 0 0 1 32 58 18.00 4.500	1.0 15 6 4 4 2 3 0 0 0 0 0 1 12 17 18.00 3.000																			

Philadelphia Phillies @ Miami Marlins
Marlins Park, Miami, FL
Wed May 31 2017, 1:12 PM - 4:26 PM EDT
Att. 15,197 - Roof Closed - 76 F

AB 36
R 10
H 14
RBI 10
BB 4
SO 10
LOB 19



Batter	1	2	3	4	5	6	7	8	9	AB	R	H	RBI	BB	SO	LOB	TOP										
14 Rev Fuentes, L (1.8) OBP: 0.167, SLG: 0.195	F8		G6-3				G6-3			4	0	1	0	0	0	0	Arizona Diamondbacks @ Miami Marlins Marlins Park, Miami, FL Fri Jun 02 2017, 7:13 PM - 10:13 PM EDT Att: 17,413 - Roof Closed - 74 F										
6 David Peralta, L (1.9) OBP: 0.361, SLG: 0.455	G5-4-3		44 HR			FC4-6	P6			4	2	2	0	0	0	2											
44 Paul Goldschmidt, R (1.3) OBP: 0.431, SLG: 0.574	G5-4-3		HR			22 1B	F8			4	1	2	3	0	0	1											
22 Jake Lamb, L (1.5) OBP: 0.368, SLG: 0.566		G4-3	L7				G6-3			4	0	1	1	0	0	0											
24 Yasmany Tomás, R (1.7) OBP: 0.294, SLG: 0.464		G4-3				K	G5-3			4	0	1	0	0	2	2											
27 Brandon Drury, R (1.4) OBP: 0.328, SLG: 0.444		G4-3				G4-3	G5-3			3	0	0	0	1	0	2											
16 Chris Owings, R (1.6) OBP: 0.341, SLG: 0.465		G4-3				G1-3	G5-3			4	0	0	0	0	1	2											
8 Chris Iannetta, R (1.2) OBP: 0.286, SLG: 0.512		G1				HR	F9			4	1	1	1	0	1	2											
46 Patrick Corbin, L (1.1) OBP: 0.160, SLG: 0.087			G3-1				G1-3			3	1	1	0	0	0	0											
29 Jorge De La Rosa, L (6.1) ERA: 3.52						6 14 1B				0	0	0	0	0	0	0											
54 Tom Wilhelmson, R (7.1) ERA: 4.7						44 1B				0	0	0	0	0	0	0											
40 Andrew Chafin, R (7.1) ERA: 4.7										0	0	0	0	0	0	0											
3 Daniel Descalso, L (9. PH) OBP: 0.337, SLG: 0.398										1	0	0	0	0	0	0											
Inning Stats	R: 0 E: 0 K: 0 S: 6	H: 1 LOB: 0 BB: 0 P: 9	R: 0 E: 0 K: 0 S: 12	H: 1 LOB: 2 BB: 1 P: 24	R: 2 E: 0 K: 0 S: 14	H: 2 LOB: 0 BB: 0 P: 20	R: 0 E: 0 K: 1 S: 7	H: 0 LOB: 0 BB: 0 P: 10	R: 3 E: 0 K: 1 S: 23	H: 5 LOB: 2 BB: 0 P: 34	R: 0 E: 0 K: 0 S: 9	H: 0 LOB: 0 BB: 0 P: 14	R: 0 E: 0 K: 0 S: 12	H: 0 LOB: 0 BB: 0 P: 16	R: 0 E: 0 K: 0 S: 9	H: 0 LOB: 0 BB: 0 P: 14	R: 0 E: 0 K: 2 S: 10	H: 0 LOB: 0 BB: 0 P: 17	1B: 6 2B: 1 3B: 0 HR: 2	SF: 0 SAC: 0 DP: 1 HBP: 0	WP: 0 PB: 0 SB: 0 CS: 0	PA: 36					
PITCHER	IP	WLS	BF	H	R	ER	SO	BB	IBB	HBP	BLK	WP	HR	S	P	ERA	WHIP										
62 José Ureña, R (1.1) ERA: 3.8	4.1		22	9	5	5	1	1	0	0	0	0	2	57	90	10.38	2.308										
22 Dustin McGowan, R (5.1) ERA: 3.52	1.2	W	5	0	0	0	1	0	0	0	0	0	0	14	21	0.00	0.000										
66 Jarlin García, L (7.1) ERA: 4.32	0.2	H	2	0	0	0	0	0	0	0	0	0	0	10	13	0.00	0.000										
64 Nick Wittgren, R (7.1) ERA: 2.95	0.1	H	1	0	0	0	0	0	0	0	0	0	2	3	0.00	0.000											
35 David Phelps, R (8.1) ERA: 2.89	1.0	H	3	0	0	0	0	0	0	0	0	0	9	14	0.00	0.000											
Batter	1	2	3	4	5	6	7	8	9	AB	R	H	RBI	BB	SO	LOB	BOTTOM										
9 Dee Strange-Gordon, L (1.4) OBP: 0.339, SLG: 0.349	G2-3		K				G6-3			5	0	0	0	0	2	2	Arizona Diamondbacks @ Miami Marlins Marlins Park, Miami, FL Fri Jun 02 2017, 7:13 PM - 10:13 PM EDT Att: 17,413 - Roof Closed - 74 F										
27 Giancarlo Stanton, R (1.9) OBP: 0.394, SLG: 0.572	21 HR		K				HR			3	3	2	1	1	1	0											
21 Christian Yelich, L (1.8) OBP: 0.347, SLG: 0.498	HR		G4-3				G4-3			4	1	2	2	0	0	1											
13 Marcell Ozuna, R (1.7) OBP: 0.383, SLG: 0.564	F9		G4-3				G4-3			4	0	2	0	0	0	1											
11 J.T. Realmuto, R (1.2) OBP: 0.367, SLG: 0.435	41 HR						F7			3	2	2	1	1	0	1											
41 Justin Bour, L (1.3) OBP: 0.398, SLG: 0.589	HR		K				G4-3			4	1	2	2	0	1	3											
10 Christian Colón, R (1.5) OBP: 0.235, SLG: 0.219	G3		E6				G4-3			4	0	1	0	0	0	3											
39 JT Riddle, L (1.6) OBP: 0.275, SLG: 0.452	G4-3		G3-4				FC2-5			4	0	0	1	0	0	3											
62 José Ureña, R (1.1) OBP: 0.160, SLG: 0.087			L9				K			2	0	0	0	0	0	1											
22 Dustin McGowan, R (5.1) ERA: 3.52							K			0	0	0	0	0	0	0											
28 Tyler Moore, R (6. PH) ERA: 4.7							K			0	0	0	0	0	0	0											
66 Jarlin García, L (7.1) ERA: 4.32							K			0	0	0	0	0	0	0											
64 Nick Wittgren, R (7.1) ERA: 2.95							K			0	0	0	0	0	0	0											
35 David Phelps, R (8.1) ERA: 2.89							K			0	0	0	0	0	0	0											
51 Ichiro Suzuki, L (8. PH) OBP: 0.370, SLG: 0.246							K			0	0	0	0	0	0	0											
44 J.Ramos, R (9.1) ERA: 4.42							K			0	0	0	0	0	0	0											
Inning Stats	R: 4 E: 0 K: 0 S: 16	H: 3 LOB: 0 BB: 1 P: 26	R: 0 E: 0 K: 1 S: 8	H: 0 LOB: 0 BB: 0 P: 13	R: 0 E: 0 K: 1 S: 5	H: 1 LOB: 0 BB: 0 P: 11	R: 1 E: 1 K: 2 S: 13	H: 1 LOB: 1 BB: 0 P: 17	R: 1 E: 0 K: 0 S: 11	H: 2 LOB: 1 BB: 0 P: 15	R: 0 E: 0 K: 1 S: 12	H: 2 LOB: 2 BB: 0 P: 21	R: 1 E: 0 K: 0 S: 16	H: 2 LOB: 2 BB: 1 P: 30	R: 0 E: 0 K: 2 S: 9	H: 0 LOB: 0 BB: 0 P: 14	1B: 6 2B: 2 3B: 0 HR: 3	SF: 0 SAC: 0 DP: 1 HBP: 0	WP: 0 PB: 1 SB: 0 CS: 0	PA: 37							
PITCHER	IP	WLS	BF	H	R	ER	SO	BB	IBB	HBP	BLK	WP	HR	S	P	ERA	WHIP										
46 Patrick Corbin, L (1.1) ERA: 3.43	5.0	L	25	9	6	5	4	1	0	0	0	0	3	60	95	9.00	2.000										
29 Jorge De La Rosa, L (6.1) ERA: 4.05	1.1		5	0	1	1	1	1	0	0	0	0	0	12	20	6.75	0.750										
54 Tom Wilhelmson, R (7.1) ERA: 4.7	0.0		2	2	0	0	0	0	0	0	0	0	0	3	7	∞	∞										
40 Andrew Chafin, L (7.1) ERA: 2.29	1.2		5	0	0	0	2	0	0	0	0	0	0	15	25	0.00	0.000										

Batter	1	2	3	4	5	6	7	8	9	AB	R	H	RBI	BB	SO	LOB	TOP				
9 Dee Strange-Gordon, L OBP: 0.333, SLG: 0.344										3	0	0	1	0	1	1	Miami Marlins @ Chicago Cubs Wrigley Field, Chicago, IL Mon Jun 05 2017, 7:07 PM - 9:21 PM CDT Att: 34,037 - Clear - 60 F				
27 Giancarlo Stanton, R OBP: 0.350, SLG: 0.669 29 Brad Ziegler, R										4	0	1	0	0	1	1					
21 Christian Yelich, L OBP: 0.342, SLG: 0.399										4	0	0	0	0	0	1					
13 Marcell Ozuna, R OBP: 0.392, SLG: 0.569										4	0	2	0	0	2	0					
11 J.T. Realmuto, R OBP: 0.362, SLG: 0.420										3	0	0	0	1	0	1					
32 Derek Dietrich, L OBP: 0.298, SLG: 0.329										3	0	0	0	0	1	3					
28 Tyler Moore, R OBP: 0.211, SLG: 0.389										3	0	0	0	0	1	2					
39 J.T. Riddle, L OBP: 0.284, SLG: 0.453										3	1	2	0	0	0	0					
58 Dan Straily, R OBP: 0.050, SLG: 0.050 51 Ichiro Suzuki, L OBP: 0.227, SLG: 0.254										2	0	0	0	0	1	1					
										1	0	1	0	0	0	0					
Inning Stats	R: 0 H: 0 E: 0 K: 1 S: 9	H: 0 LOB: 0 BB: 0 P: 13	R: 0 H: 1 E: 0 K: 0 S: 8	H: 1 LOB: 1 BB: 1 P: 17	R: 0 H: 0 E: 0 K: 1 S: 9	H: 0 LOB: 0 BB: 0 P: 12	R: 0 H: 0 E: 0 K: 1 S: 7	H: 0 LOB: 0 BB: 0 P: 10	R: 1 H: 2 E: 0 K: 0 S: 7	H: 2 LOB: 1 BB: 0 P: 11	R: 0 H: 1 E: 0 K: 1 S: 9	H: 1 LOB: 1 BB: 0 P: 15	R: 0 H: 2 E: 0 K: 1 S: 8	H: 2 LOB: 1 BB: 0 P: 14	R: 0 H: 0 E: 0 K: 1 S: 10	H: 0 LOB: 0 BB: 0 P: 17	1B: 3 2B: 3 3B: 0 HR: 0	SF: 1 SAC: 0 DP: 1 HBP: 0	WP: 1 PB: 0 SB: 0 CS: 0	PA: 32	
PITCHER	IP WLS BF H R ER SO BB IBB HBP BLK WP HR S P ERA WHIP	5.2 W 20 3 1 1 4 1 0 0 0 0 0 45 66 1.59 0.706	3.1 S 12 3 0 0 3 0 0 0 0 1 0 29 51 0.00 0.900																		

Batter	1	2	3	4	5	6	7	8	9	AB	R	H	RBI	BB	SO	LOB	BOTTOM				
18 Ben Zobrist, S OBP: 0.339, SLG: 0.411										4	1	1	0	0	1	0	Miami Marlins @ Chicago Cubs Wrigley Field, Chicago, IL Mon Jun 05 2017, 7:07 PM - 9:21 PM CDT Att: 34,037 - Clear - 60 F				
17 Kris Bryant, R OBP: 0.384, SLG: 0.535										4	1	1	2	0	1	0					
44 Anthony Rizzo, L OBP: 0.387, SLG: 0.449										4	0	0	0	0	0	0					
40 Wilson Contreras, R OBP: 0.325, SLG: 0.420										3	0	2	0	0	0	0					
22 Jason Heyward, L OBP: 0.314, SLG: 0.396										3	0	0	0	0	0	2					
5 Albert Almora Jr., R OBP: 0.327, SLG: 0.410										3	1	2	1	0	0	1					
9 Javier Báez, R OBP: 0.288, SLG: 0.490										3	0	0	0	0	1	1					
33 Eddie Butler, R 38 Mike Montgomery, L										2	0	0	0	0	0	0					
										0	0	0	0	0	0	0					
										0	0	0	0	0	0	0					
Inning Stats	R: 2 H: 3 E: 0 K: 0 S: 11	H: 3 LOB: 1 BB: 0 P: 17	R: 0 H: 0 E: 0 K: 1 S: 6	H: 0 LOB: 0 BB: 0 P: 11	R: 0 H: 0 E: 0 K: 0 S: 8	H: 0 LOB: 0 BB: 0 P: 12	R: 1 H: 1 E: 0 K: 0 S: 7	H: 1 LOB: 0 BB: 0 P: 16	R: 0 H: 0 E: 0 K: 2 S: 9	H: 0 LOB: 0 BB: 0 P: 12	R: 0 H: 1 E: 0 K: 1 S: 9	H: 1 LOB: 1 BB: 0 P: 14	R: 0 H: 1 E: 0 K: 1 S: 10	H: 1 LOB: 1 BB: 0 P: 13	R: 0 H: 0 E: 0 K: 0 S: 6	H: 0 LOB: 0 BB: 0 P: 10	1B: 3 2B: 1 3B: 0 HR: 2	SF: 0 SAC: 1 DP: 0 HBP: 0	WP: 0 PB: 0 SB: 0 CS: 0	PA: 30	
PITCHER	IP WLS BF H R ER SO BB IBB HBP BLK WP HR S P ERA WHIP	7.0 L 27 6 3 3 5 0 0 0 0 0 2 60 95 3.86 0.857	1.0 3 0 0 0 0 0 0 0 0 0 0 0 6 10 0.00 0.000																		



Batter	1	2	3	4	5	6	7	8	9	AB	R	H	RBI	BB	SO	LOB	TOP					
39 JT Riddle, L (1,6) OBP: 0.283, SLG: 0.420	G3			1B		L9		G3		4	0	1	0	0	0	1	Miami Marlins @ Pittsburgh Pirates PNC Park, Pittsburgh, PA Sun Jun 11 2017, 1:37 PM - 4:08 PM EDT Att: 22,925 - Sunny - 82 F					
11 J.T. Realmuto, R (1,2) OBP: 0.359, SLG: 0.462	L8			F8		F7		G4-3		4	0	0	0	0	0	2						
21 Christian Yelich, L (1,8) OBP: 0.341, SLG: 0.394	G1-3			FC5					F7	4	0	1	0	0	0	1						
13 Marcell Ozuna, R (1,7) OBP: 0.383, SLG: 0.560	K			F9		L7			L1	4	0	0	0	0	1	3						
32 Derek Dietrich, L (1,5) OBP: 0.308, SLG: 0.373	K			L5		K			G1-3	3	0	0	0	0	2	3						
18 Tomás Telis, S (9,PH) OBP: 0.167, SLG: 0.167	K									1	0	0	0	0	0	0						
28 Tyler Moore, R (1,3) OBP: 0.256, SLG: 0.508	K									3	0	0	0	0	1	1						
51 Ichiro Suzuki, L (1,9) OBP: 0.235, SLG: 0.296	G3-1			G4-3					HR	3	1	1	1	0	0	0						
10 Christian Colón, R (1,4) OBP: 0.200, SLG: 0.164	G3-1			P2						2	0	0	0	0	0	0						
9 Dee Strange-Gordon, L (8,PH) OBP: 0.327, SLG: 0.352	G3-1									1	0	1	0	0	0	0						
31 Jeff Locke, L (1,1)	K									2	0	0	0	0	1	0						
29 Brad Ziegler, R (6,1)										0	0	0	0	0	0	0						
71 Drew Steckenrider, R (7,1)										0	0	0	0	0	0	0						
27 Giancarlo Stanton, R (8,PH) OBP: 0.366, SLG: 0.564										1	0	0	0	0	1	1						
46 Kyle Barraclough, R (8,1)										0	0	0	0	0	0	0						
Inning Stats	R: 0 E: 0 K: 0 S: 9	H: 0 LOB: 0 BB: 0 P: 17	R: 0 E: 0 K: 3 S: 10	H: 0 LOB: 0 BB: 0 P: 12	R: 0 E: 0 K: 1 S: 7	H: 0 LOB: 0 BB: 0 P: 10	R: 0 E: 1 K: 0 S: 10	H: 1 LOB: 2 BB: 0 P: 20	R: 0 E: 0 K: 0 S: 7	H: 0 LOB: 0 BB: 0 P: 8	R: 0 E: 0 K: 0 S: 7	H: 0 LOB: 0 BB: 0 P: 10	R: 0 E: 0 K: 1 S: 8	H: 1 LOB: 1 BB: 0 P: 10	R: 1 E: 0 K: 1 S: 13	H: 2 LOB: 1 BB: 0 P: 17	R: 0 E: 0 K: 0 S: 5	H: 0 LOB: 0 BB: 0 P: 9	1B: 3 2B: 0 3B: 0 HR: 1	SF: 0 SAC: 0 DP: 0 HBP: 0	WP: 0 PB: 0 SB: 0 CS: 0	PA: 32
PITCHER	IP WLS BF H R ER SO BB IBB HBP BLK WP HR S P ERA WHIP																					
46 Iván Nova, R (1,1) ERA: 2.83	6.0 W 20 1 0 0 4 0 0 0 0 0 0 0 50 77 0.00 0.167																					
12 Juan Nicasio, R (7,1) ERA: 1.27	1.0 H 4 1 0 0 1 0 0 0 0 0 0 0 8 10 0.00 1.000																					
41 Daniel Hudson, R (8,1) ERA: 5.33	0.2 H 4 2 1 1 1 0 0 0 0 0 0 1 10 14 13.50 3.000																					
73 Felipe Vázquez, L (8,1) ERA: 0.53	1.1 S 4 0 0 0 0 0 0 0 0 0 0 0 8 12 0.00 0.000																					

Batter	1	2	3	4	5	6	7	8	9	AB	R	H	RBI	BB	SO	LOB	BOTTOM			
26 Adam Frazier, L (1,7) OBP: 0.366, SLG: 0.410	G4-3		G4-3			G4-3				4	0	1	0	0	0	0	Miami Marlins @ Pittsburgh Pirates PNC Park, Pittsburgh, PA Sun Jun 11 2017, 1:37 PM - 4:08 PM EDT Att: 22,925 - Sunny - 82 F			
5 Josh Harrison, R (1,4) OBP: 0.377, SLG: 0.468	L3		G5-3							3	0	1	0	1	0	0				
64 José Osuna, R (1,9) OBP: 0.308, SLG: 0.475	2B		F8							4	1	2	0	0	1	2				
73 Felipe Vázquez, L (8,1)	1B									0	0	0	0	0	0	0				
23 David Freese, R (1,5) OBP: 0.374, SLG: 0.418	1B		K			G4-3				3	1	1	0	1	1	0				
32 Elias Díaz, R (1,2) OBP: 0.462, SLG: 0.588	2B		G5-3							4	1	2	2	0	1	3				
22 Andrew McCutchen, R (1,8) OBP: 0.326, SLG: 0.438	L8									4	0	2	0	0	0	4				
55 Josh Bell, S (1,3) OBP: 0.311, SLG: 0.448	K		G5-3							4	0	1	0	0	1	1				
10 Jordy Mercer, R (1,6) OBP: 0.348, SLG: 0.399	F7									4	0	1	1	0	1	0				
46 Iván Nova, R (1,1) OBP: 0.038, SLG: 0.038	L9									2	0	0	0	0	0	0				
28 John Jaso, L (6,PH) OBP: 0.331, SLG: 0.400										1	0	0	0	0	0	3				
12 Juan Nicasio, R (7,1) ERA: 1.27										0	0	0	0	0	0	0				
41 Daniel Hudson, R (8,1) ERA: 5.33										0	0	0	0	0	0	0				
62 Max Moroff, S (8,4) OBP: 0.211, SLG: 0.176										1	0	0	0	0	0	0				
Inning Stats	R: 2 E: 0 K: 0 S: 16	H: 3 LOB: 1 BB: 0 P: 25	R: 0 E: 0 K: 1 S: 9	H: 0 LOB: 0 BB: 0 P: 11	R: 0 E: 0 K: 0 S: 9	H: 0 LOB: 0 BB: 0 P: 11	R: 0 E: 0 K: 1 S: 8	H: 1 LOB: 1 BB: 0 P: 9	R: 0 E: 0 K: 0 S: 13	H: 1 LOB: 2 BB: 1 P: 23	R: 0 E: 0 K: 0 S: 10	H: 4 LOB: 2 BB: 0 P: 14	R: 0 E: 1 K: 1 S: 10	H: 2 LOB: 3 BB: 1 P: 15	R: 0 E: 0 K: 1 S: 9	H: 0 LOB: 0 BB: 0 P: 11	1B: 9 2B: 1 3B: 1 HR: 0	SF: 0 SAC: 0 DP: 1 HBP: 0	WP: 0 PB: 0 SB: 3 CS: 0	PA: 36
PITCHER	IP WLS BF H R ER SO BB IBB HBP BLK WP HR S P ERA WHIP																			
31 Jeff Locke, L (1,1) ERA: 4.05	5.1 L 25 8 3 3 3 1 0 0 0 0 0 0 3 4 5.06 1.688																			
29 Brad Ziegler, R (6,1) ERA: 5.47	0.2 2 1 0 0 0 0 0 0 0 0 0 0 3 4 0.00 1.500																			
71 Drew Steckenrider, R (7,1) ERA: 5.47	1.0 6 2 0 0 1 0 1 0 0 0 0 0 10 15 0.00 2.000																			
46 Kyle Barraclough, R (8,1) ERA: 3.62	1.0 3 0 0 0 1 0 0 0 0 0 0 0 9 11 0.00 0.000																			

Batter	1	2	3	4	5	6	7	8	9	AB	R	H	RBI	BB	SO	LOB	TOP			
38 Jacob Brugman, L (1, 8) OBP: 0.348, SLG: 0.300	G4-3		K			G6-3		K		4	0	0	0	0	2	0	<p>Oakland Athletics @ Miami Marlins</p> <p>Marlins Park, Miami, FL</p> <p>Tue Jun 13 2017, 7:13 PM - 10:09 PM EDT</p> <p>Att: 19,953 - Roof Closed - 78 F</p>			
8 Jed Lowrie, S (1, 4) OBP: 0.350, SLG: 0.475	P3		F9			P5		F9		4	0	0	0	0	0	0				
25 Ryon Healy, R (1, 5) OBP: 0.304, SLG: 0.514	G5-3		L9			K		F9		4	0	0	0	0	1	0				
2 Khris Davis, R (1, 7) OBP: 0.323, SLG: 0.507		G6-3		L8				K		4	0	1	0	0	1	0				
17 Yonder Alonso, L (1, 3) OBP: 0.403, SLG: 0.649				F7				K		3	1	1	0	1	1	0				
18 Chad Pinder, R (1, 6) OBP: 0.292, SLG: 0.514								K		2	0	0	0	0	1	2				
23 Matt Joyce, L (1, 9) OBP: 0.300, SLG: 0.358								K		3	0	1	0	0	1	2				
19 Josh Phegley, R (1, 2) OBP: 0.236, SLG: 0.360								F9		3	0	0	0	0	1	5				
45 Jharell Cotton, R (1, 1)										2	0	0	0	0	1	2				
57 Josh Smith, R (6, 1)										0	0	0	0	0	0	0				
28 Matt Olson, L (8, PH)										0	0	0	0	0	0	0				
3 Trevor Plouffe, R (8, PH)										1	0	0	0	0	0	0				
36 Zach Neal, R (8, 1)										0	0	0	0	0	0	0				
Inning Stats	R: 0 E: 0 K: 0 S: 7	H: 0 LOB: 0 BB: 0 P: 11	R: 1 E: 0 K: 2 S: 22	H: 2 LOB: 2 BB: 0 P: 31	R: 0 E: 0 K: 1 S: 9	H: 0 LOB: 0 BB: 0 P: 12	R: 0 E: 0 K: 0 S: 6	H: 0 LOB: 0 BB: 0 P: 8	R: 0 E: 0 K: 1 S: 8	H: 0 LOB: 0 BB: 0 P: 11	R: 0 E: 0 K: 1 S: 8	H: 1 LOB: 2 BB: 1 P: 20	R: 0 E: 0 K: 1 S: 7	H: 0 LOB: 0 BB: 0 P: 12	R: 0 E: 0 K: 2 S: 10	H: 0 LOB: 0 BB: 0 P: 17	1B: 2 2B: 1 3B: 0 HR: 0	SF: 0 SAC: 0 DP: 0 HBP: 1	WP: 0 PB: 0 CS: 0	PA: 32
PITCHER	IP WLS BF H R ER SO BB IBB HBP BLK WP HR S P ERA WHIP	IP WLS BF H R ER SO BB IBB HBP BLK WP HR S P ERA WHIP	IP WLS BF H R ER SO BB IBB HBP BLK WP HR S P ERA WHIP	IP WLS BF H R ER SO BB IBB HBP BLK WP HR S P ERA WHIP	IP WLS BF H R ER SO BB IBB HBP BLK WP HR S P ERA WHIP	IP WLS BF H R ER SO BB IBB HBP BLK WP HR S P ERA WHIP	IP WLS BF H R ER SO BB IBB HBP BLK WP HR S P ERA WHIP	IP WLS BF H R ER SO BB IBB HBP BLK WP HR S P ERA WHIP	IP WLS BF H R ER SO BB IBB HBP BLK WP HR S P ERA WHIP	IP WLS BF H R ER SO BB IBB HBP BLK WP HR S P ERA WHIP	IP WLS BF H R ER SO BB IBB HBP BLK WP HR S P ERA WHIP	IP WLS BF H R ER SO BB IBB HBP BLK WP HR S P ERA WHIP	IP WLS BF H R ER SO BB IBB HBP BLK WP HR S P ERA WHIP	IP WLS BF H R ER SO BB IBB HBP BLK WP HR S P ERA WHIP	IP WLS BF H R ER SO BB IBB HBP BLK WP HR S P ERA WHIP	IP WLS BF H R ER SO BB IBB HBP BLK WP HR S P ERA WHIP				
62 José Ureña, R (1, 1) ERA: 3.7	6.0	W	23	3	1	1	4	1	0	0	1	1	0	0	0	0	1.50	0.667		
35 David Phelps, R (7, 1) ERA: 3.98	1.0	H	3	0	0	0	2	0	0	0	0	0	0	0	1	13	0.00	0.000		
66 Jarlin García, L (8, 1) ERA: 3.98	1.0		3	0	0	0	1	0	0	0	0	0	0	0	7	12	0.00	0.000		
44 AJ Ramos, R (9, 1) ERA: 3.74	1.0		3	0	0	0	2	0	0	0	0	0	0	0	10	17	0.00	0.000		

AB 30
R 1
H 3
RBI 0
BB 1
SO 9
LOB 11



Batter	1	2	3	4	5	6	7	8	9	AB	R	H	RBI	BB	SO	LOB	BOTTOM			
9 Dee Strange-Gordon, L (1, 4) OBP: 0.325, SLG: 0.349	B5-3		P6			L7		L8		5	1	1	1	0	0	3	<p>Oakland Athletics @ Miami Marlins</p> <p>Marlins Park, Miami, FL</p> <p>Tue Jun 13 2017, 7:13 PM - 10:09 PM EDT</p> <p>Att: 19,953 - Roof Closed - 78 F</p>			
27 Giancarlo Stanton, R (1, 9) OBP: 0.390, SLG: 0.911	P3		K					P4		4	2	1	2	1	1	2				
21 Christian Yelich, L (1, 8) OBP: 0.330, SLG: 0.390	K							G4-3		5	1	1	0	0	2	2				
13 Marcell Ozuna, R (1, 7) OBP: 0.393, SLG: 0.578										3	2	3	1	1	0	0				
11 J.T. Realmuto, R (1, 2) OBP: 0.362, SLG: 0.465										3	0	1	1	1	1	1				
32 Derek Dietrich, L (1, 5) OBP: 0.301, SLG: 0.364										4	1	0	1	0	0	5				
28 Tyler Moore, R (1, 3) OBP: 0.288, SLG: 0.556										4	1	3	2	0	1	1				
39 JT Riddle, L (1, 6) OBP: 0.282, SLG: 0.410										3	0	0	0	1	0	3				
62 José Ureña, R (1, 1) OBP: 0.063, SLG: 0.063										2	0	0	0	0	1	2				
35 David Phelps, R (7, 1) ERA: 3.98										0	0	0	0	0	0	0				
66 Jarlin García, L (8, 1)										0	0	0	0	0	0	0				
51 Ichiro Suzuki, L (8, PH)										1	0	1	0	0	0	0				
44 AJ Ramos, R (9, 1)										0	0	0	0	0	0	0				
Inning Stats	R: 0 E: 0 K: 1 S: 7	H: 0 LOB: 0 BB: 0 P: 11	R: 0 E: 0 K: 2 S: 13	H: 1 LOB: 1 BB: 0 P: 20	R: 0 E: 0 K: 1 S: 12	H: 0 LOB: 1 BB: 1 P: 17	R: 1 E: 0 K: 1 S: 6	H: 1 LOB: 0 BB: 0 P: 10	R: 4 E: 0 K: 0 S: 17	H: 6 LOB: 2 BB: 0 P: 24	R: 0 E: 0 K: 1 S: 10	H: 1 LOB: 1 BB: 0 P: 13	R: 3 E: 0 K: 0 S: 16	H: 1 LOB: 1 BB: 3 P: 32	R: 0 E: 0 K: 0 S: 11	H: 1 LOB: 1 BB: 0 P: 18	1B: 6 2B: 3 3B: 0 HR: 2	SF: 0 SAC: 1 DP: 0 HBP: 0	WP: 0 PB: 0 CS: 0	PA: 39
PITCHER	IP WLS BF H R ER SO BB IBB HBP BLK WP HR S P ERA WHIP	IP WLS BF H R ER SO BB IBB HBP BLK WP HR S P ERA WHIP	IP WLS BF H R ER SO BB IBB HBP BLK WP HR S P ERA WHIP	IP WLS BF H R ER SO BB IBB HBP BLK WP HR S P ERA WHIP	IP WLS BF H R ER SO BB IBB HBP BLK WP HR S P ERA WHIP	IP WLS BF H R ER SO BB IBB HBP BLK WP HR S P ERA WHIP	IP WLS BF H R ER SO BB IBB HBP BLK WP HR S P ERA WHIP	IP WLS BF H R ER SO BB IBB HBP BLK WP HR S P ERA WHIP	IP WLS BF H R ER SO BB IBB HBP BLK WP HR S P ERA WHIP	IP WLS BF H R ER SO BB IBB HBP BLK WP HR S P ERA WHIP	IP WLS BF H R ER SO BB IBB HBP BLK WP HR S P ERA WHIP	IP WLS BF H R ER SO BB IBB HBP BLK WP HR S P ERA WHIP	IP WLS BF H R ER SO BB IBB HBP BLK WP HR S P ERA WHIP	IP WLS BF H R ER SO BB IBB HBP BLK WP HR S P ERA WHIP	IP WLS BF H R ER SO BB IBB HBP BLK WP HR S P ERA WHIP	IP WLS BF H R ER SO BB IBB HBP BLK WP HR S P ERA WHIP				
45 Jharell Cotton, R (1, 1) ERA: 5.52	5.0	L	24	8	5	5	5	1	3	0	0	0	0	0	0	0	9.00	1.800		
57 Josh Smith, R (6, 1) ERA: 6.61	2.0		11	2	3	3	1	3	0	0	26	45	13.50	2.500						
36 Zach Neal, R (8, 1) ERA: 9.26	1.0		4	1	0	0	0	0	0	0	11	18	0.00	1.000						

AB 34
R 8
H 11
RBI 8
BB 4
SO 6
LOB 19



Batter	1	2	3	4	5	6	7	8	9	10	AB	R	H	RBI	BB	SO	LOB	TOP	
9 Dee Strange-Gordon, L OBP: 0.332, SLG: 0.361	G6-3			G4-3	G4-3	G4-3		G4-3			5	0	2	1	0	0	2		
27 Giancarlo Stanton, R OBP: 0.365, SLG: 0.553	P4			K	K	F8			G5-3		4	1	0	0	1	1	3		
21 Christian Yelich, L OBP: 0.345, SLG: 0.400	G6-3			K	K				K		5	0	1	2	0	3	1		
13 Marcell Ozuna, R OBP: 0.389, SLG: 0.574	G4-3			G6-3	K						4	0	0	0	1	2	2		
11 J.T. Realmuto, R OBP: 0.349, SLG: 0.444	G5-3				K	K				K2-3	5	1	1	0	0	3	1		
28 Tyler Moore, R OBP: 0.303, SLG: 0.606	K			HR	HR	P3				F9	4	2	1	2	1	1	1		
39 JT Riddle, L OBP: 0.285, SLG: 0.400				K2-3	G4-3			L3			5	0	2	0	0	1	1		
10 Christian Colón, R OBP: 0.220, SLG: 0.174	G1-4-3			G1-4-3	51 PB	51 BLK		F9		K	4	2	1	0	1	2			
31 Jeff Locke, L ERA: 3.59				K	9 G4-3	9 1B					1	0	0	0	0	0	0		
54 Jaime García, L ERA: 3.59	IP	WLS	BF	H	R	ER	SO	BB	IBB	HBP	BLK	WP	HR	S	P	ERA	WHIP		
56 Jason Hursh, R ERA: 2.25	5.2	7	25	7	6	6	7	1	0	0	1	0	0	1	5	9.53	1.412		
46 Ian Kroi, L ERA: 5.26	0.0	0	0	0	0	0	0	0	0	0	0	0	0	1	∞	∞			
52 José Ramírez, R ERA: 2.28	0.1	3	2	1	1	0	0	0	0	0	0	0	0	6	11	27.00	6.000		
30 Jason Motte, R ERA: 1.86	1.0	4	0	0	0	0	0	0	0	1	0	0	0	8	12	0.00	0.000		
53 Jim Johnson, R ERA: 3.45	IP	WLS	BF	H	R	ER	SO	BB	IBB	HBP	BLK	WP	HR	S	P	ERA	WHIP		
38 Aroldys Vizcaino, R ERA: 1.93	1.0	W	4	1	0	0	2	0	0	0	0	0	0	1	0	11	15	0.00	1.000

Miami Marlins @ Atlanta Braves
SunTrust Park, Atlanta, GA
Sat Jun 17 2017, 4:11 PM - 7:59 PM EDT
Att: 38,661 - Partly Cloudy - 83 F

AB 39
R 7
H 10
RBI 7
BB 4
SO 13
LOB 13




WP: 1 PA: 44
PB: 1
SB: 1
CS: 0

Batter	1	2	3	4	5	6	7	8	9	10	AB	R	H	RBI	BB	SO	LOB	BOTTOM
11 Ender Inciarte, L OBP: 0.347, SLG: 0.406	G6-3			G6-3	G4-3	G4-3		G4-3		FC1	6	0	0	0	0	1	4	
4 Brandon Phillips, R OBP: 0.346, SLG: 0.432	22 1B			L8	K			F7			6	2	3	1	0	1	0	
22 Nick Markakis, L OBP: 0.369, SLG: 0.365	18 2B				G4-3			K		22 2B	5	0	3	1	0	1	0	
16 Lane Adams, R OBP: 0.250, SLG: 0.250	18 2B			FC4-6						2B	0	0	0	0	0	0	0	
25 Tyler Flowers, R OBP: 0.435, SLG: 0.473	K			FC4-6	HR			18 2B		P5	5	3	2	1	0	1	4	
18 Matt Adams, L OBP: 0.353, SLG: 0.572					G3			HR			4	1	3	4	1	0	0	
7 Danby Swanson, R OBP: 0.301, SLG: 0.338				G6-3				2B			4	1	1	0	1	1	3	
23 Danny Santana, S OBP: 0.266, SLG: 0.393	K			K							5	0	2	0	0	3	5	
17 Johan Camargo, S OBP: 0.282, SLG: 0.368	G6-3			K							4	1	2	1	0	1	0	
54 Jaime García, L ERA: 3.59	IP	WLS	BF	H	R	ER	SO	BB	IBB	HBP	BLK	WP	HR	S	P	ERA	WHIP	
22 Dustin McGowan, R ERA: 3.86	1.0	3	0	0	0	1	0	0	0	0	0	0	0	1	8	14	0.00	0.000
29 Brad Ziegler, R ERA: 5.79	0.2	6	4	2	2	0	0	0	0	0	0	0	1	10	17	27.00	6.000	
66 Jarlin Garcia, L ERA: 3.68	0.1	H	1	0	0	0	0	0	0	0	0	0	0	4	4	0.00	0.000	
46 Kyle Barraclough, R ERA: 3.56	1.0	H	5	2	1	1	1	0	0	0	0	0	0	13	15	9.00	2.000	
31 Jeff Locke, L ERA: 4.58	IP	WLS	BF	H	R	ER	SO	BB	IBB	HBP	BLK	WP	HR	S	P	ERA	WHIP	
35 David Phelps, R ERA: 3.44	1.0	L	4	1	0	0	2	0	0	0	0	0	0	2	2	2	0	0
44 AJ Ramos, R ERA: 4.3	1.1	L	10	4	2	2	2	0	1	0	0	0	0	24	34	13.50	3.000	

Miami Marlins @ Atlanta Braves
SunTrust Park, Atlanta, GA
Sat Jun 17 2017, 4:11 PM - 7:59 PM EDT
Att: 38,661 - Partly Cloudy - 83 F

AB 43
R 8
H 16
RBI 8
BB 2
SO 9
LOB 19



WP: 0 PA: 47
PB: 0
SB: 0
CS: 0

Batter	1	2	3	4	5	6	7	8	9	AB	R	H	RBI	BB	SO	LOB	TOP					
7 Trea Turner, R OBP: 0.299, SLG: 0.426	L9	P4		G6-4-3 18 G6-4-3		F8		1B		5	0	2	0	0	0	2	Washington Nationals @ Miami Marlins Marlins Park, Miami, FL Mon Jun 19 2017, 7:12 PM - 10:42 PM EDT Att: 20,224 - Roof Closed - 75 F					
18 Ryan Raburn, R OBP: 0.286, SLG: 0.357	1B			G6-4-3 34 E 20 2B		P4		K		5	2	2	0	0	1	3						
34 Bryce Harper, L OBP: 0.422, SLG: 0.612	HR			FC1 20 2B 32 FC5-2		L7				4	1	1	2	1	0	2						
11 Ryan Zimmerman, R (1, 3) OBP: 0.387, SLG: 0.663	G6-3			F8				G6-3		5	1	1	0	0	1	3						
20 Daniel Murphy, L OBP: 0.392, SLG: 0.563	K			FC5-2 32 1B 3		K		F9		5	1	1	1	0	2	2						
6 Anthony Rendon, R OBP: 0.388, SLG: 0.530	HR			IBB 32 FC5-2 3 1B		2B				1	2	1	1	1	0	0						
10 Stephen Drew, L (5, PH) OBP: 0.348, SLG: 0.463								K		3	0	2	1	0	1	1						
32 Matt Wieters, S OBP: 0.309, SLG: 0.397	G4-3			FC5-2 3 1B		K		G4-3		4	0	0	0	0	1	5						
3 Michael Taylor, R OBP: 0.293, SLG: 0.467				F9		F9		K		4	0	2	2	0	1	1						
57 Tanner Roark, R ERA: 5.08	F8			G5-3		2B		K		2	0	0	0	0	0	3						
33 Matt Garza, L ERA: 6.98										0	0	0	0	0	0	0						
41 Joe Ross, R ERA: 3.52										1	0	1	0	0	0	0						
46 Oliver Pérez, L ERA: 2.79										0	0	0	0	0	0	0						
38 Jacob Turner, R ERA: 3.45										0	0	0	0	0	0	0						
26 Adam Lind, L ERA: 3.45										1	0	0	0	0	1	0						
72 Enny Romero, R										0	0	0	0	0	0	0						
Inning Stats	R: 2 H: 2 E: 0 K: 1 S: 14	H: 2 R: 0 LOB: 0 BB: 0 P: 24	R: 1 H: 2 E: 0 K: 0 S: 11	H: 2 R: 0 LOB: 1 BB: 0 P: 16	R: 3 H: 3 E: 0 K: 0 S: 14	LOB: 3 BB: 1 P: 21	R: 0 H: 1 E: 0 K: 0 S: 6	LOB: 0 BB: 0 P: 8	R: 1 H: 2 E: 0 K: 2 S: 16	LOB: 1 BB: 0 P: 22	R: 0 H: 1 E: 0 K: 0 S: 9	LOB: 1 BB: 0 P: 14	R: 0 H: 1 E: 0 K: 3 S: 13	LOB: 1 BB: 0 P: 20	R: 0 H: 0 E: 0 K: 2 S: 12	LOB: 1 BB: 1 P: 22	1B: 7 2B: 4 3B: 0 HR: 2	SF: 0 SAC: 0 DP: 1 HBP: 0	WP: 0 PB: 0 SB: 0 CS: 0	PA: 42		
PITCHER	IP WLS BF H R ER SO BB IBB HBP BLK WP HR S P ERA WHIP	IP WLS BF H R ER SO BB IBB HBP BLK WP HR S P ERA WHIP	IP WLS BF H R ER SO BB IBB HBP BLK WP HR S P ERA WHIP	IP WLS BF H R ER SO BB IBB HBP BLK WP HR S P ERA WHIP	IP WLS BF H R ER SO BB IBB HBP BLK WP HR S P ERA WHIP	IP WLS BF H R ER SO BB IBB HBP BLK WP HR S P ERA WHIP	IP WLS BF H R ER SO BB IBB HBP BLK WP HR S P ERA WHIP	IP WLS BF H R ER SO BB IBB HBP BLK WP HR S P ERA WHIP	IP WLS BF H R ER SO BB IBB HBP BLK WP HR S P ERA WHIP	IP WLS BF H R ER SO BB IBB HBP BLK WP HR S P ERA WHIP	IP WLS BF H R ER SO BB IBB HBP BLK WP HR S P ERA WHIP	IP WLS BF H R ER SO BB IBB HBP BLK WP HR S P ERA WHIP	IP WLS BF H R ER SO BB IBB HBP BLK WP HR S P ERA WHIP	IP WLS BF H R ER SO BB IBB HBP BLK WP HR S P ERA WHIP	IP WLS BF H R ER SO BB IBB HBP BLK WP HR S P ERA WHIP	IP WLS BF H R ER SO BB IBB HBP BLK WP HR S P ERA WHIP	IP WLS BF H R ER SO BB IBB HBP BLK WP HR S P ERA WHIP	IP WLS BF H R ER SO BB IBB HBP BLK WP HR S P ERA WHIP	IP WLS BF H R ER SO BB IBB HBP BLK WP HR S P ERA WHIP	IP WLS BF H R ER SO BB IBB HBP BLK WP HR S P ERA WHIP	IP WLS BF H R ER SO BB IBB HBP BLK WP HR S P ERA WHIP	IP WLS BF H R ER SO BB IBB HBP BLK WP HR S P ERA WHIP
20 Justin Nicolino, L (1, 1) ERA: 5.08	3.0	18	7	6	3	1	0	1	0	0	0	0	0	0	0	0	2	39	61	9.00	2.333	
45 Vance Worley, R (4, 1) ERA: 6.98	2.0	9	4	1	1	2	0	0	0	0	0	0	0	0	0	0	0	24	32	4.50	2.000	
66 Jarlin Garcia, L (6, 1) ERA: 3.52	1.0	3	0	0	0	0	0	0	0	0	0	0	0	0	0	0	0	7	12	0.00	0.000	
22 Dustin McGowan, R (7, 1) ERA: 2.79	1.0	4	1	0	0	0	0	0	0	0	0	0	0	0	0	0	0	5	9	0.00	1.000	
46 Kyle Barraclough, R (8, 1) ERA: 3.45	1.0	4	1	0	0	3	0	0	0	0	0	0	0	0	0	0	0	13	20	0.00	1.000	
Batter	1	2	3	4	5	6	7	8	9	AB	R	H	RBI	BB	SO	LOB	BOTTOM					
9 Dee Strange-Gordon, L (1, 4) OBP: 0.341, SLG: 0.385	G6-4-3 27 G6-4-3		G6-3	G1-3 27 E 27 S		L8		BB		4	1	2	1	1	0	0	Washington Nationals @ Miami Marlins Marlins Park, Miami, FL Mon Jun 19 2017, 7:12 PM - 10:42 PM EDT Att: 20,224 - Roof Closed - 75 F					
27 Giancarlo Stanton, R (1, 9) OBP: 0.359, SLG: 0.951	G6-4-3		G1-3 13 BB 21 BB 41 HR			HR		E4 13 1B 21 S		5	2	2	1	0	0	3						
21 Christian Yelich, L (1, 8) OBP: 0.359, SLG: 0.492	G1-6-3		BB 13 BB 41 HR			HBP		BB 13 1B		1	1	0	0	3	0	0						
13 Marcell Ozuna, R (1, 7) OBP: 0.395, SLG: 0.582	L6		BB 41 HR			BB		G6-4-3		4	1	2	1	1	0	1						
41 Justin Bour, L (1, 3) OBP: 0.379, SLG: 0.614	G3		BB 41 HR			1B				4	1	2	4	0	0	1						
11 J.T. Realmuto, R (1, 2) OBP: 0.347, SLG: 0.440	G4-3		HR 32 WP					1B		4	0	1	0	0	0	2						
32 Derek Dietrich, L (1, 5) OBP: 0.315, SLG: 0.367								K		4	1	2	0	0	1	1						
39 JT Riddle, L (1, 6) OBP: 0.283, SLG: 0.401										4	1	1	1	0	1	0						
23 Justin Nicolino, L (1, 1) ERA: 5.08										0	0	0	0	0	0	0						
46 Vance Worley, R (4, 1) ERA: 6.98										1	0	1	0	0	0	0						
66 Jarlin Garcia, L (6, 1) ERA: 3.52										0	0	0	0	0	0	0						
22 Dustin McGowan, R (7, 1) ERA: 2.79										0	0	0	0	0	0	0						
46 Kyle Barraclough, R (8, 1) ERA: 3.45										0	0	0	0	0	0	0						
Inning Stats	R: 0 H: 1 E: 0 K: 0 S: 9	H: 0 R: 0 LOB: 0 BB: 0 P: 12	R: 0 H: 0 E: 0 K: 0 S: 8	H: 0 R: 0 LOB: 0 BB: 0 P: 13	R: 6 H: 5 E: 0 K: 0 S: 26	LOB: 1 BB: 2 P: 46	R: 0 H: 1 E: 0 K: 0 S: 9	LOB: 1 BB: 0 P: 12	R: 0 H: 1 E: 0 K: 2 S: 11	LOB: 0 BB: 0 P: 15	R: 1 H: 1 E: 0 K: 0 S: 10	LOB: 1 BB: 1 P: 17	R: 0 H: 1 E: 0 K: 1 S: 9	LOB: 0 BB: 0 P: 14	R: 1 H: 1 E: 1 K: 1 S: 13	LOB: 3 BB: 2 P: 23	1B: 9 2B: 0 3B: 1 HR: 2	SF: 0 SAC: 0 DP: 3 HBP: 1	WP: 2 PB: 0 SB: 0 CS: 0	PA: 40		
PITCHER	IP WLS BF H R ER SO BB IBB HBP BLK WP HR S P ERA WHIP	IP WLS BF H R ER SO BB IBB HBP BLK WP HR S P ERA WHIP	IP WLS BF H R ER SO BB IBB HBP BLK WP HR S P ERA WHIP	IP WLS BF H R ER SO BB IBB HBP BLK WP HR S P ERA WHIP	IP WLS BF H R ER SO BB IBB HBP BLK WP HR S P ERA WHIP	IP WLS BF H R ER SO BB IBB HBP BLK WP HR S P ERA WHIP	IP WLS BF H R ER SO BB IBB HBP BLK WP HR S P ERA WHIP	IP WLS BF H R ER SO BB IBB HBP BLK WP HR S P ERA WHIP	IP WLS BF H R ER SO BB IBB HBP BLK WP HR S P ERA WHIP	IP WLS BF H R ER SO BB IBB HBP BLK WP HR S P ERA WHIP	IP WLS BF H R ER SO BB IBB HBP BLK WP HR S P ERA WHIP	IP WLS BF H R ER SO BB IBB HBP BLK WP HR S P ERA WHIP	IP WLS BF H R ER SO BB IBB HBP BLK WP HR S P ERA WHIP	IP WLS BF H R ER SO BB IBB HBP BLK WP HR S P ERA WHIP	IP WLS BF H R ER SO BB IBB HBP BLK WP HR S P ERA WHIP	IP WLS BF H R ER SO BB IBB HBP BLK WP HR S P ERA WHIP	IP WLS BF H R ER SO BB IBB HBP BLK WP HR S P ERA WHIP	IP WLS BF H R ER SO BB IBB HBP BLK WP HR S P ERA WHIP	IP WLS BF H R ER SO BB IBB HBP BLK WP HR S P ERA WHIP	IP WLS BF H R ER SO BB IBB HBP BLK WP HR S P ERA WHIP	IP WLS BF H R ER SO BB IBB HBP BLK WP HR S P ERA WHIP	IP WLS BF H R ER SO BB IBB HBP BLK WP HR S P ERA WHIP
57 Tanner Roark, R (1, 1) ERA: 4.88	2.2	15	6	6	6	0	2	0	0	0	0	0	0	0	0	0	1	41	69	20.25	3.000	
33 Matt Grace, L (3, 1) ERA: 3.49	2.1	9	2	0	0	0	0	0	1	0	2	0	0	20	27	0.00	0.857					
46 Oliver Pérez, L (6, 1) ERA: 4.2	1.1	H	4	1	0	0	0	0	0	0	0	0	14	19	0.00	0.750						
38 Jacob Turner, R (7, 1) ERA: 4.46	0.2	B	3	1	1	1	0	1	0	7	13	13.50	3.000									
72 Enny Romero, L (8, 1) ERA: 3.44	1.2	L	9	2	1	0	2	2	0	0	22	37	0.00	2.400								

AB	40
R	7
H	13
RBI	7
BB	2
SO	8
LOB	22



AB	34
R	8
H	12
RBI	8
BB	5
SO	4
LOB	9



Batter	1	2	3	4	5	6	7	8	9	AB	R	H	RBI	BB	SO	LOB	TOP										
44 Anthony Rizzo, L (1,3) OBP: 0.396, SLG: 0.519	G4-3	FC6-4		17 HR		F8		17 1B	G3	3	2	1	0	2	0	0											
32 Brian Duensing, L (8,1)										0	0	0	0	0	0	0											
2 Tommy La Stella, L (9,PH) OBP: 0.378, SLG: 0.405										1	0	0	0	0	0	1											
60 Félix Peña, R (9,1)										0	0	0	0	0	0	0											
17 Kris Bryant, R (1,5) OBP: 0.393, SLG: 0.524	K	FC6-4						27 2B		4	3	2	3	1	1	3											
40 Wilson Contreras, R (1,2) OBP: 0.311, SLG: 0.423	F8		G5-3					27 2B		5	1	1	2	0	1	2											
27 Addison Russell, R (1,6) OBP: 0.304, SLG: 0.413										5	3	4	2	0	0	0											
8 Ian Happ, S (1,7) OBP: 0.331, SLG: 0.585										5	1	4	2	0	1	0											
5 Albert Almora Jr., R (1,8) OBP: 0.333, SLG: 0.393										5	0	0	0	0	2	6											
9 Javier Báez, R (1,4) OBP: 0.286, SLG: 0.466										4	0	1	0	1	1	1											
49 Jake Arrieta, R (1,1) OBP: 0.171, SLG: 0.314										4	1	2	1	0	2	2											
30 Jon Jay, L (8,7) OBP: 0.406, SLG: 0.403										1	0	1	0	0	0	0											
21 Mark Zagunis, R (1,9)										5	0	0	1	0	2	4											
Inning Stats	R: 0 E: 0 K: 1 S: 5	H: 0 LOB: 0 BB: 0 P: 7	R: 2 E: 0 K: 0 S: 19	H: 3 LOB: 3 BB: 2 P: 34	R: 0 E: 0 K: 0 S: 6	H: 2 LOB: 1 BB: 0 P: 11	R: 3 E: 0 K: 1 S: 14	H: 2 LOB: 0 BB: 1 P: 22	R: 1 E: 0 K: 2 S: 11	H: 2 LOB: 1 BB: 0 P: 19	R: 2 E: 0 K: 0 S: 13	H: 1 LOB: 0 BB: 1 P: 26	R: 0 E: 0 K: 3 S: 12	H: 1 LOB: 1 BB: 0 P: 19	R: 3 E: 0 K: 1 S: 13	H: 4 LOB: 1 BB: 0 P: 20	R: 0 E: 0 K: 2 S: 18	H: 1 LOB: 1 BB: 0 P: 24	1B: 8 2B: 6 3B: 0 HR: 3	SF: 0 SAC: 0 DP: 1 HBP: 0	WP: 0 PB: 0 SB: 2 CS: 0	PA: 46					
PITCHER	IP	WLS	BF	H	R	ER	SO	BB	IBB	HBP	BLK	WP	HR	S	P	ERA	WHIP										
31 Jeff Locke, L (1,1) ERA: 5.7	4.0	L	21	7	5	5	2	2	1	0	0	0	1	44	74	11.25	2.250										
22 Dustin McGowan, R (5,1) ERA: 2.94	1.0		5	2	1	1	2	0	0	0	0	0	1	11	19	9.00	2.000										
25 Junichi Tazawa, R (6,1) ERA: 7.31	1.0		5	1	2	2	0	1	0	0	0	0	1	13	26	18.00	2.000										
64 Nick Wittgren, R (7,1) ERA: 2.73	1.0		4	1	0	0	3	0	0	0	0	0	0	12	19	0.00	1.000										
45 Vance Worley, R (8,1) ERA: 7.59	2.0		11	5	3	3	3	0	0	0	0	0	0	31	44	13.50	2.500										

Chicago Cubs @ Miami Marlins
Marlins Park, Miami, FL
Thu Jun 22 2017, 7:12 PM - 10:06 PM EDT
Att: 23,472 - Roof Closed - 78 F

AB 42
R 11
H 16
RBI 11
BB 4
SO 10
LOB 19



Batter	1	2	3	4	5	6	7	8	9	AB	R	H	RBI	BB	SO	LOB	BOTTOM										
9 Dee Strange-Gordon, L (1,4) OBP: 0.341, SLG: 0.359	G3									4	0	2	0	0	0	0											
27 Giancarlo Stanton, R (1,9) OBP: 0.351, SLG: 0.632	G6-3									4	0	0	0	0	1	2											
21 Christian Yelich, L (1,8) OBP: 0.352, SLG: 0.390	G4-3									4	0	0	0	0	0	1											
13 Marcell Ozuna, R (1,7) OBP: 0.393, SLG: 0.595										4	1	2	1	0	0	0											
41 Justin Bour, L (1,3) OBP: 0.366, SLG: 0.587	G4-3									4	0	1	0	0	1	1											
11 J.T. Realmuto, R (1,2) OBP: 0.352, SLG: 0.456										3	0	2	0	0	0	1											
45 Vance Worley, R (8,1) OBP: 0.400, SLG: 0.400										0	0	0	0	0	0	0											
32 Derek Dietrich, L (1,5) OBP: 0.311, SLG: 0.357	F7									3	0	0	0	0	0	3											
39 JT Riddle, L (1,6) OBP: 0.265, SLG: 0.375										3	0	0	0	0	1	1											
31 Jeff Locke, L (1,1) ERA: 5.7										1	0	0	0	0	1	0											
22 Dustin McGowan, R (5,1) ERA: 2.94										0	0	0	0	0	0	0											
51 Ichiro Suzuki, L (5,PH) OBP: 0.349, SLG: 0.393										1	0	0	0	0	0	1											
25 Junichi Tazawa, R (6,1) ERA: 7.31										0	0	0	0	0	0	0											
64 Nick Wittgren, R (7,1) ERA: 2.73										0	0	0	0	0	0	0											
17 A.J. Ellis, R (8,2) OBP: 0.296, SLG: 0.200										1	0	0	0	0	0	0											
Inning Stats	R: 0 E: 0 K: 0 S: 4	H: 0 LOB: 0 BB: 0 P: 7	R: 1 E: 0 K: 0 S: 9	H: 2 LOB: 0 BB: 0 P: 14	R: 0 E: 0 K: 1 S: 7	H: 1 LOB: 1 BB: 0 P: 12	R: 0 E: 0 K: 1 S: 10	H: 0 LOB: 0 BB: 0 P: 17	R: 0 E: 0 K: 0 S: 8	H: 1 LOB: 1 BB: 0 P: 13	R: 0 E: 0 K: 0 S: 6	H: 1 LOB: 0 BB: 0 P: 11	R: 0 E: 0 K: 0 S: 5	H: 1 LOB: 1 BB: 0 P: 8	R: 0 E: 0 K: 0 S: 10	H: 0 LOB: 0 BB: 0 P: 16	R: 0 E: 0 K: 1 S: 13	H: 1 LOB: 1 BB: 0 P: 17	1B: 5 2B: 1 3B: 0 HR: 1	SF: 0 SAC: 0 DP: 1 HBP: 0	WP: 0 PB: 0 SB: 0 CS: 1	PA: 32					
PITCHER	IP	WLS	BF	H	R	ER	SO	BB	IBB	HBP	BLK	WP	HR	S	P	ERA	WHIP										
49 Jake Arrieta, R (1,1) ERA: 4.36	7.0	W	25	6	1	1	3	0	0	0	0	0	0	10	16	0.00	0.000										
32 Brian Duensing, L (8,1) ERA: 3.39	1.0		3	0	0	0	0	0	0	0	0	0	0	10	16	0.00	0.000										
60 Félix Peña, R (9,1) ERA: 6.0	1.0		4	1	0	0	1	0	0	0	0	0	0	13	17	0.00	1.000										

Chicago Cubs @ Miami Marlins
Marlins Park, Miami, FL
Thu Jun 22 2017, 7:12 PM - 10:06 PM EDT
Att: 23,472 - Roof Closed - 78 F

AB 32
R 1
H 7
RBI 1
BB 0
SO 4
LOB 10



Batter	1	2	3	4	5	6	7	8	9	AB	R	H	RBI	BB	SO	LOB	TOP				
44 Anthony Rizzo, L (1, 3) OBP: 0.394, SLG: 0.513	G5-3		BB		F7		K			3	0	0	0	1	1	0	Chicago Cubs @ Miami Marlins Marlins Park, Miami, FL Fri Jun 23 2017, 7:13 PM - 9:43 PM EDT Att: 24,684 - Roof Closed - 78 F				
17 Kris Bryant, R (1, 5) OBP: 0.398, SLG: 0.522	P4							BB		1	0	0	0	3	0	0					
8 Ian Happ, S (1, 9) OBP: 0.336, SLG: 0.590								G4-6-3		4	0	2	0	0	1	3					
27 Addison Russell, R (1, 6) OBP: 0.299, SLG: 0.405	G5-3									4	0	0	0	0	2	3					
47 Miguel Montero, L (1, 2) OBP: 0.358, SLG: 0.441										4	0	1	0	0	2	0					
9 Javier Báez, R (1, 4) OBP: 0.290, SLG: 0.467	F7									4	0	2	0	0	0	1					
5 Albert Almora Jr., R (1, 8) OBP: 0.331, SLG: 0.399										4	0	1	0	0	0	2					
41 John Lackey, R (1, 1) OBP: 0.172, SLG: 0.207										2	0	0	0	0	0	2					
21 Mark Zagunis, R (7, PH)										1	0	0	0	0	1	0					
52 Justin Grimm, R (7, 1)										0	0	0	0	0	0	0					
32 Brian Duensing, L (8, 1)										0	0	0	0	0	0	0					
30 Jon Jay, L (1, 7) OBP: 0.397, SLG: 0.394										3	0	0	0	0	0	0					
Inning Stats	R: 0 H: 1 E: 0 K: 0 S: 9	H: 1 LOB: 1 BB: 0 P: 15	R: 0 H: 0 E: 0 K: 1 S: 8	H: 0 LOB: 0 BB: 0 P: 11	R: 0 H: 0 E: 0 K: 1 S: 11	H: 0 LOB: 2 BB: 2 P: 23	R: 0 H: 2 E: 0 K: 0 S: 16	H: 1 LOB: 2 BB: 0 P: 23	R: 0 H: 1 E: 0 K: 0 S: 5	H: 1 LOB: 0 BB: 0 P: 6	R: 0 H: 0 E: 0 K: 2 S: 8	H: 0 LOB: 0 BB: 0 P: 13	R: 0 H: 0 E: 0 K: 1 S: 8	H: 1 LOB: 0 BB: 1 P: 16	R: 0 H: 1 E: 0 K: 1 S: 10	H: 1 LOB: 0 BB: 0 P: 13	1B: 5 2B: 1 3B: 0 HR: 0	SF: 0 SAC: 0 DP: 3 HBP: 0	WP: 0 PB: 0 SB: 0 CS: 0	PA: 34	
PITCHER	IP WLS BF H R ER SO BB IBB HBP BLK WP HR S P ERA WHIP	IP WLS BF H R ER SO BB IBB HBP BLK WP HR S P ERA WHIP	IP WLS BF H R ER SO BB IBB HBP BLK WP HR S P ERA WHIP	IP WLS BF H R ER SO BB IBB HBP BLK WP HR S P ERA WHIP	IP WLS BF H R ER SO BB IBB HBP BLK WP HR S P ERA WHIP	IP WLS BF H R ER SO BB IBB HBP BLK WP HR S P ERA WHIP	IP WLS BF H R ER SO BB IBB HBP BLK WP HR S P ERA WHIP	IP WLS BF H R ER SO BB IBB HBP BLK WP HR S P ERA WHIP	IP WLS BF H R ER SO BB IBB HBP BLK WP HR S P ERA WHIP	IP WLS BF H R ER SO BB IBB HBP BLK WP HR S P ERA WHIP	IP WLS BF H R ER SO BB IBB HBP BLK WP HR S P ERA WHIP	IP WLS BF H R ER SO BB IBB HBP BLK WP HR S P ERA WHIP	IP WLS BF H R ER SO BB IBB HBP BLK WP HR S P ERA WHIP	IP WLS BF H R ER SO BB IBB HBP BLK WP HR S P ERA WHIP	IP WLS BF H R ER SO BB IBB HBP BLK WP HR S P ERA WHIP	IP WLS BF H R ER SO BB IBB HBP BLK WP HR S P ERA WHIP	IP WLS BF H R ER SO BB IBB HBP BLK WP HR S P ERA WHIP	IP WLS BF H R ER SO BB IBB HBP BLK WP HR S P ERA WHIP	IP WLS BF H R ER SO BB IBB HBP BLK WP HR S P ERA WHIP	IP WLS BF H R ER SO BB IBB HBP BLK WP HR S P ERA WHIP	IP WLS BF H R ER SO BB IBB HBP BLK WP HR S P ERA WHIP

Chicago Cubs @ Miami Marlins
Marlins Park, Miami, FL
Fri Jun 23 2017, 7:13 PM - 9:43 PM EDT
Att: 24,684 - Roof Closed - 78 F

AB 30
R 0
H 6
RBI 0
BB 4
SO 7
LOB 11



Batter	1	2	3	4	5	6	7	8	9	AB	R	H	RBI	BB	SO	LOB	BOTTOM				
9 Dee Strange-Gordon, L (1, 4) OBP: 0.340, SLG: 0.358	F7									4	1	1	0	0	0	0	Chicago Cubs @ Miami Marlins Marlins Park, Miami, FL Fri Jun 23 2017, 7:13 PM - 9:43 PM EDT Att: 24,684 - Roof Closed - 78 F				
27 Giancarlo Stanton, R (1, 9) OBP: 0.350, SLG: 0.549										3	1	2	1	0	1	0					
21 Christian Yelich, L (1, 8) OBP: 0.391, SLG: 0.367										2	0	0	1	1	0	0					
13 Marcell Ozuna, R (1, 7) OBP: 0.390, SLG: 0.588										3	0	0	0	0	0	3					
41 Justin Bour, L (1, 3) OBP: 0.365, SLG: 0.581										2	0	0	0	1	2	2					
14 Martin Prado, R (1, 5) OBP: 0.303, SLG: 0.389										3	0	0	0	0	0	2					
11 J.T. Realmuto, R (1, 2) OBP: 0.348, SLG: 0.450										3	0	0	0	0	0	0					
39 JT Riddle, L (1, 6) OBP: 0.261, SLG: 0.368										3	0	0	0	0	0	0					
62 José Ureña, R (1, 1) OBP: 0.050, SLG: 0.050										2	0	0	0	0	0	2					
46 Kyle Barraclough, R (7, 1)										0	0	0	0	0	0	0					
51 Ichiro Suzuki, L (7, PH)										1	0	0	0	0	0	0					
35 David Phelps, R (8, 1)										0	0	0	0	0	0	0					
44 AJ Ramos, R (9, 1)										0	0	0	0	0	0	0					
Inning Stats	R: 0 H: 1 E: 0 K: 1 S: 12	H: 0 LOB: 2 BB: 1 P: 21	R: 0 H: 0 E: 0 K: 0 S: 8	H: 0 LOB: 0 BB: 0 P: 11	R: 1 H: 1 E: 0 K: 1 S: 18	H: 1 LOB: 0 BB: 0 P: 23	R: 0 H: 0 E: 0 K: 1 S: 11	H: 0 LOB: 0 BB: 0 P: 15	R: 0 H: 0 E: 0 K: 1 S: 6	H: 0 LOB: 2 BB: 1 P: 6	R: 1 H: 1 E: 0 K: 0 S: 9	H: 1 LOB: 2 BB: 1 P: 15	R: 0 H: 0 E: 0 K: 0 S: 7	H: 0 LOB: 0 BB: 0 P: 12	R: 0 H: 0 E: 0 K: 1 S: 7	H: 0 LOB: 0 BB: 0 P: 11	1B: 1 2B: 1 3B: 0 HR: 1	SF: 1 SAC: 0 DP: 0 HBP: 1	WP: 0 PB: 0 SB: 1 CS: 0	PA: 30	
PITCHER	IP WLS BF H R ER SO BB IBB HBP BLK WP HR S P ERA WHIP	IP WLS BF H R ER SO BB IBB HBP BLK WP HR S P ERA WHIP	IP WLS BF H R ER SO BB IBB HBP BLK WP HR S P ERA WHIP	IP WLS BF H R ER SO BB IBB HBP BLK WP HR S P ERA WHIP	IP WLS BF H R ER SO BB IBB HBP BLK WP HR S P ERA WHIP	IP WLS BF H R ER SO BB IBB HBP BLK WP HR S P ERA WHIP	IP WLS BF H R ER SO BB IBB HBP BLK WP HR S P ERA WHIP	IP WLS BF H R ER SO BB IBB HBP BLK WP HR S P ERA WHIP	IP WLS BF H R ER SO BB IBB HBP BLK WP HR S P ERA WHIP	IP WLS BF H R ER SO BB IBB HBP BLK WP HR S P ERA WHIP	IP WLS BF H R ER SO BB IBB HBP BLK WP HR S P ERA WHIP	IP WLS BF H R ER SO BB IBB HBP BLK WP HR S P ERA WHIP	IP WLS BF H R ER SO BB IBB HBP BLK WP HR S P ERA WHIP	IP WLS BF H R ER SO BB IBB HBP BLK WP HR S P ERA WHIP	IP WLS BF H R ER SO BB IBB HBP BLK WP HR S P ERA WHIP	IP WLS BF H R ER SO BB IBB HBP BLK WP HR S P ERA WHIP	IP WLS BF H R ER SO BB IBB HBP BLK WP HR S P ERA WHIP	IP WLS BF H R ER SO BB IBB HBP BLK WP HR S P ERA WHIP	IP WLS BF H R ER SO BB IBB HBP BLK WP HR S P ERA WHIP	IP WLS BF H R ER SO BB IBB HBP BLK WP HR S P ERA WHIP	IP WLS BF H R ER SO BB IBB HBP BLK WP HR S P ERA WHIP

Chicago Cubs @ Miami Marlins
Marlins Park, Miami, FL
Fri Jun 23 2017, 7:13 PM - 9:43 PM EDT
Att: 24,684 - Roof Closed - 78 F

AB 26
R 2
H 3
RBI 2
BB 2
SO 5
LOB 7



Batter	1	2	3	4	5	6	7	8	9	AB R H RBI BB SO LOB	TOP																
30 Jon Jay, L (1.7) OBP: 0.397, SLG: 0.394										5 1 2 0 0 1 0	Chicago Cubs @ Miami Marlins Marlins Park, Miami, FL Sat Jun 24 2017, 4:13 PM - 7:07 PM EDT Att: 25,448 - Roof Closed - 77 F																
17 Kris Bryant, R (1.3) OBP: 0.386, SLG: 0.522										4 0 1 0 0 1 2																	
40 Wilson Contreras, R (1.2) OBP: 0.310, SLG: 0.420										4 0 1 0 0 0 1																	
27 Addison Russell, R (1.6) OBP: 0.302, SLG: 0.412										4 2 2 0 0 2 3																	
8 Ian Happ, S (1.4) OBP: 0.343, SLG: 0.592										3 1 2 1 0 1 0																	
9 Javier Báez, R (1.5) OBP: 0.294, SLG: 0.473										4 1 2 3 0 1 2																	
5 Albert Almora Jr., R (1.8) OBP: 0.329, SLG: 0.392										4 0 1 1 0 2 1																	
21 Mark Zagunis, R (1.9) 71 Wade Davis, R (9.1)										3 0 0 0 1 1 1 0 0 0 0 0 0 0																	
34 Jon Lester, L (1.1) 6 Carl Edwards Jr., R (8.1) 44 Anthony Rizzo, L (9.3) OBP: 0.147, SLG: 0.129 OBP: 0.393, SLG: 0.511										3 0 0 0 0 1 3 0 0 0 0 0 0 0 1 0 0 0 0 0 0																	
Inning Stats	R: 1 E: 1 K: 2 S: 15	H: 3 LOB: 2 BB: 0 P: 26	R: 0 E: 0 K: 1 S: 6	H: 0 LOB: 0 BB: 0 P: 9	R: 0 E: 0 K: 0 S: 10	H: 1 LOB: 1 BB: 0 P: 14	R: 2 E: 0 K: 1 S: 10	H: 3 LOB: 1 BB: 0 P: 15	R: 0 E: 0 K: 0 S: 8	H: 0 LOB: 0 BB: 0 P: 9		R: 2 E: 0 K: 1 S: 13	H: 3 LOB: 1 BB: 1 P: 21	R: 0 E: 0 K: 1 S: 11	H: 1 LOB: 1 BB: 0 P: 15	R: 0 E: 0 K: 3 S: 11	H: 0 LOB: 0 BB: 0 P: 14	R: 0 E: 0 K: 1 S: 11	H: 0 LOB: 0 BB: 0 P: 14	1B: 7 2B: 5 3B: 0 HR: 0	SF: 0 SAC: 1 DP: 2 HBP: 0	WP: 0 PB: 0 SB: 0 CS: 0	PA: 37				
PITCHER	IP WLS BF H R ER SO BB IBB HBP BLK WP HR S P ERA WHIP											IP WLS BF H R ER SO BB IBB HBP BLK WP HR S P ERA WHIP															
20 Justin Nicolino, L (1.1) ERA: 4.85	4.0	18	7	3	2	4	0	0	0	0	0	0	0	41	64	4.50	1.750										
64 Nick Wittgren, R (5.1) ERA: 3.23	1.0	L 6	3	2	2	0	0	0	0	0	0	0	0	16	21	18.00	3.000										
46 Kyle Barraclough, R (6.1) ERA: 3.15	1.0	3	0	0	0	1	1	0	0	0	0	0	0	5	9	0.00	1.000										
22 Dustin McGowan, R (7.1) ERA: 2.7	2.0	7	1	0	0	4	0	0	0	0	0	0	0	22	29	0.00	0.500										
25 Junichi Tazawa, R (9.1) ERA: 6.88	1.0	3	0	0	0	1	0	0	0	0	0	0	0	11	14	0.00	0.000										

AB	35
R	5
H	11
RBI	5
BB	1
SO	10
LOB	13



Batter	1	2	3	4	5	6	7	8	9	AB R H RBI BB SO LOB	BOTTOM																	
9 Dee Strange-Gordon, L (1.4) OBP: 0.339, SLG: 0.356										4 0 1 0 0 0 0	Chicago Cubs @ Miami Marlins Marlins Park, Miami, FL Sat Jun 24 2017, 4:13 PM - 7:07 PM EDT Att: 25,448 - Roof Closed - 77 F																	
27 Giancarlo Stanton, R (1.9) OBP: 0.350, SLG: 0.542										3 1 0 0 1 1 1																		
21 Christian Yelich, L (1.8) OBP: 0.349, SLG: 0.385										4 1 1 0 0 3 1																		
13 Marcell Ozuna, R (1.7) OBP: 0.385, SLG: 0.580										4 0 0 0 0 1 2																		
11 J.T. Realmuto, R (1.2) OBP: 0.348, SLG: 0.461										3 1 1 3 0 0 0																		
14 Martín Prado, R (1.5) OBP: 0.304, SLG: 0.387										3 0 1 0 0 0 0																		
28 Tyler Moore, R (1.3) OBP: 0.284, SLG: 0.566										3 0 0 0 0 0 1																		
39 JT Riddle, L (1.6) OBP: 0.256, SLG: 0.361										3 0 0 0 0 1 0																		
20 Justin Nicolino, L (1.1) ERA: 3.83	7.0	W 25	4	3	3	4	1	0	0	0		0	0	0	70	108	3.86	0.714										
6 Carl Edwards Jr., R (8.1) ERA: 1.78	1.0	H 3	0	0	0	1	0	0	0	0		0	0	0	7	11	0.00	0.000										
71 Wade Davis, R (9.1) ERA: 1.37	1.0	S 3	0	0	0	2	0	0	0	0	0	0	0	9	12	0.00	0.000											
Inning Stats	R: 3 E: 0 K: 1 S: 14	H: 2 LOB: 1 BB: 1 P: 26	R: 0 E: 0 K: 1 S: 10	H: 0 LOB: 0 BB: 0 P: 14	R: 0 E: 0 K: 1 S: 10	H: 0 LOB: 0 BB: 0 P: 13	R: 0 E: 0 K: 0 S: 8	H: 0 LOB: 0 BB: 0 P: 11	R: 0 E: 0 K: 1 S: 9	H: 1 LOB: 0 BB: 0 P: 16	R: 0 E: 0 K: 0 S: 10	H: 1 LOB: 1 BB: 0 P: 17	R: 0 E: 0 K: 1 S: 7	H: 0 LOB: 0 BB: 0 P: 11	R: 0 E: 0 K: 2 S: 9	H: 0 LOB: 0 BB: 0 P: 12	1B: 3 2B: 0 3B: 0 HR: 1	SF: 0 SAC: 0 DP: 0 HBP: 0	WP: 0 PB: 0 SB: 1 CS: 1	PA: 31								
PITCHER	IP WLS BF H R ER SO BB IBB HBP BLK WP HR S P ERA WHIP											IP WLS BF H R ER SO BB IBB HBP BLK WP HR S P ERA WHIP																
34 Jon Lester, L (1.1) ERA: 3.83	7.0	W 25	4	3	3	4	1	0	0	0	0	0	0	70	108	3.86	0.714											
6 Carl Edwards Jr., R (8.1) ERA: 1.78	1.0	H 3	0	0	0	1	0	0	0	0	0	0	0	7	11	0.00	0.000											
71 Wade Davis, R (9.1) ERA: 1.37	1.0	S 3	0	0	0	2	0	0	0	0	0	0	0	9	12	0.00	0.000											

AB	30
R	3
H	4
RBI	3
BB	1
SO	7
LOB	5



Batter	1	2	3	4	5	6	7	8	9	AB	R	H	RBI	BB	SO	LOB	TOP			
44 Anthony Rizzo, L OBP: 0.390, SLG: 0.507	P5	F8		SF7		FC6-4 17 1B		F8		4	0	1	1	0	0	4	Chicago Cubs @ Miami Marlins Marlins Park, Miami, FL Sun Jun 25 2017, 1:12 PM - 4:03 PM EDT Att: 25,110 - Roof Closed - 76 F			
17 Kris Bryant, R OBP: 0.350, SLG: 0.517	FC5-4 27 1B		BB	K		FC6-4 1-2		K		4	0	1	0	1	2	3				
8 Ian Happ, S OBP: 0.338, SLG: 0.577	F9		K		K			G4-3 40 CS 1B		5	0	1	0	0	2	2				
27 Addison Russell, R OBP: 0.300, SLG: 0.408	FC5-4		P5		47 1B 2 SF8 BB			P4		2	0	0	0	0	0	2				
40 Wilson Contreras, R OBP: 0.314, SLG: 0.417										1	1	0	0	2	0	0				
47 Miguel Montero, L OBP: 0.373, SLG: 0.448		SH1-4 38 9 BB	F8							3	0	2	0	1	0	1				
2 Tommy La Stella, L OBP: 0.367, SLG: 0.400	P3			SF8		G6-3 1-2				3	1	1	1	0	0	3				
9 Javier Báez, R OBP: 0.298, SLG: 0.471				P3				G1-4-3		3	0	1	0	1	0	1				
38 Mike Montgomery, L OBP: 0.367, SLG: 0.400		SH1-4								2	0	0	0	0	2	2				
46 Pedro Strop, R OBP: 0.357, SLG: 0.551				K						0	0	0	0	0	0	0				
21 Mark Zagunis, R OBP: 0.357, SLG: 0.551										0	0	0	0	1	0	0				
56 Héctor Rondón, R OBP: 0.357, SLG: 0.551										0	0	0	0	0	0	0				
30 Jon Jay, L OBP: 0.400, SLG: 0.393										3	0	1	0	1	1	1				
Inning Stats	R: 0 E: 0 K: 0 S: 11	H: 1 LOB: 1 BB: 0 P: 14	R: 0 E: 0 K: 0 S: 10	H: 0 LOB: 3 BB: 3 P: 23	R: 0 E: 0 K: 1 S: 10	H: 0 LOB: 1 BB: 1 P: 16	R: 1 E: 0 K: 2 S: 16	H: 3 LOB: 2 BB: 0 P: 22	R: 1 E: 0 K: 1 S: 9	H: 1 LOB: 1 BB: 1 P: 15	R: 0 E: 0 K: 1 S: 12	H: 1 LOB: 1 BB: 0 P: 10	R: 0 E: 0 K: 1 S: 6	H: 0 LOB: 1 BB: 1 P: 13	R: 0 E: 0 K: 1 S: 9	H: 0 LOB: 0 BB: 0 P: 12	1B: 8 2B: 0 3B: 0 HR: 0	SF: 2 SAC: 1 DP: 1 HBP: 0	WP: 0 PB: 0 SB: 1 CS: 1	PA: 40
PITCHER	IP WLS BF H R ER SO BB IBB HBP BLK WP HR S P ERA WHIP	5.0 W 25 5 2 2 4 5 0 0 0 0 0 56 90 3.60 2.000	6.1 H 4 1 0 0 1 0 0 0 0 0 0 12 15 0.00 1.000	7.1 H 7 2 0 0 1 2 0 0 0 0 0 13 25 0.00 2.400	8.1 S 4 0 0 0 1 0 0 0 0 0 0 10 14 0.00 0.000	PITCHER										IP WLS BF H R ER SO BB IBB HBP BLK WP HR S P ERA WHIP				

AB	30
R	2
H	8
RBI	2
BB	7
SO	7
LOB	19



Batter	1	2	3	4	5	6	7	8	9	AB	R	H	RBI	BB	SO	LOB	BOTTOM			
51 Ichiro Suzuki, L OBP: 0.242, SLG: 0.295	G1-3 41 13 1B	G6-3		G6-3		G3				4	1	1	0	0	0	0	Chicago Cubs @ Miami Marlins Marlins Park, Miami, FL Sun Jun 25 2017, 1:12 PM - 4:03 PM EDT Att: 25,110 - Roof Closed - 76 F			
27 Giancarlo Stanton, R OBP: 0.357, SLG: 0.551	L5			L4						3	1	1	1	1	0	1				
41 Justin Bour, L OBP: 0.363, SLG: 0.573	G4-3									3	1	0	0	1	2	1				
44 AJ Ramos, R OBP: 0.363, SLG: 0.573	13 1B									0	0	0	0	0	0	0				
13 Marcell Ozuna, R OBP: 0.383, SLG: 0.575	14 2B									4	1	1	1	0	1	0				
11 JT Realmuto, R OBP: 0.346, SLG: 0.458	K									4	0	1	0	0	2	2				
14 Martín Prado, R OBP: 0.301, SLG: 0.392	G6-3 32 1B									4	0	1	2	0	1	1				
32 Derek Dietrich, L OBP: 0.316, SLG: 0.359										2	0	1	0	0	0	0				
35 David Phelps, R OBP: 0.284, SLG: 0.566										0	0	0	0	0	0	0				
28 Tyler Moore, R OBP: 0.284, SLG: 0.566										0	0	0	0	0	0	0				
39 JT Riddle, L OBP: 0.251, SLG: 0.354	G4-3									3	0	0	0	0	0	4				
36 Edinson Volquez, R OBP: 0.208, SLG: 0.174										2	0	0	0	0	2	0				
66 Jarlin García, L OBP: 0.338, SLG: 0.355										0	0	0	0	0	0	0				
9 Dee Strange-Gordon, L OBP: 0.338, SLG: 0.355										1	0	0	0	0	0	0				
Inning Stats	R: 3 E: 0 K: 1 S: 19	H: 4 LOB: 2 BB: 1 P: 26	R: 0 E: 0 K: 1 S: 9	H: 0 LOB: 1 BB: 1 P: 15	R: 0 E: 0 K: 1 S: 12	H: 1 LOB: 2 BB: 0 P: 18	R: 0 E: 0 K: 1 S: 10	H: 0 LOB: 0 BB: 0 P: 13	R: 0 E: 0 K: 0 S: 8	H: 0 LOB: 0 BB: 0 P: 10	R: 0 E: 0 K: 0 S: 7	H: 0 LOB: 0 BB: 0 P: 9	R: 1 E: 0 K: 1 S: 11	H: 1 LOB: 0 BB: 0 P: 18	R: 0 E: 0 K: 1 S: 9	H: 0 LOB: 0 BB: 0 P: 16	1B: 4 2B: 1 3B: 0 HR: 1	SF: 0 SAC: 0 DP: 0 HBP: 1	WP: 1 PB: 0 SB: 0 CS: 0	PA: 33
PITCHER	IP WLS BF H R ER SO BB IBB HBP BLK WP HR S P ERA WHIP	6.0 L 26 6 3 3 6 2 0 1 0 0 1 1 65 91 4.50 1.167	7.1 H 4 1 1 1 1 0 0 0 0 0 1 11 18 9.00 1.000	8.1 H 3 0 0 0 1 0 0 0 0 0 0 9 16 0.00 0.000	PITCHER										IP WLS BF H R ER SO BB IBB HBP BLK WP HR S P ERA WHIP					

AB	30
R	4
H	6
RBI	4
BB	2
SO	8
LOB	9



Batter	1	2	3	4	5	6	7	8	9	AB	R	H	RBI	BB	SO	LOB	TOP				
3 Curtis Granderson, L (1.8) 66 Josh Edgin, R (8.1) 46 Chasen Bradford, R (9.1)										4	2	1	2	1	2	1					
13 Asdrúbal Cabrera, S (1.4) 15 Matt Reynolds, R (8.4)										3	1	2	2	1	0	0					
52 Yoenis Cespedes, R (1.7)										5	0	1	0	0	1	1					
19 Jay Bruce, L (1.9)										5	1	1	0	0	1	3					
4 Wilmer Flores, R (1.3)										3	1	0	0	1	0	2					
18 Travis d'Arnaud, R (1.2)										3	1	1	0	1	2	1					
7 José Reyes, S (1.6)										4	1	3	1	0	0	0					
54 T.J. Rivera, R (1.5)										4	1	0	1	0	2	3					
32 Steven Matz, R (1.1) 9 Brandon Nimmo, L (8,PH)										2	0	0	0	0	0	0					
Inning Stats	R: 3 H: 3 E: 0 K: 0 S: 18	H: 3 LOB: 2 BB: 2 P: 32	R: 0 H: 0 E: 0 K: 2 S: 8	H: 0 LOB: 0 BB: 0 P: 10	R: 0 H: 0 E: 0 K: 0 S: 7	H: 0 LOB: 0 BB: 0 P: 11	R: 0 H: 0 E: 0 K: 1 S: 8	H: 0 LOB: 0 BB: 0 P: 14	R: 0 H: 1 E: 0 K: 0 S: 9	H: 1 LOB: 1 BB: 0 P: 13	R: 3 H: 4 E: 0 K: 0 S: 13	H: 4 LOB: 2 BB: 1 P: 21	R: 2 H: 2 E: 0 K: 2 S: 22	H: 2 LOB: 1 BB: 1 P: 34	R: 0 H: 0 E: 0 K: 3 S: 10	H: 0 LOB: 0 BB: 0 P: 14	1B: 6 2B: 2 3B: 0 HR: 2	SF: 0 SAC: 1 DP: 0 HBP: 0	WP: 0 PB: 0 SB: 0 CS: 0	PA: 40	
PITCHER	IP WLS BF H R ER SO BB IBB HBP BLK WP HR S P ERA WHIP																				
31 Jeff Locke, L (1.1) 22 Dustin McGowan, R (6.1) 20 Justin Nicolino, L (7.1) 25 Junichi Tazawa, R (8.1) 45 Vance Worley, R (9.1)	5.2 L 22 4 3 3 4 2 0 0 0 0 0 1 56 88 4.76 1.059	1.0 5 2 2 2 0 0 0 0 0 0 0 1 8 12 18.00 2.000	0.1 4 2 1 1 0 1 0 0 0 0 0 1 8 14 27.00 9.000	1.0 6 2 2 2 2 1 0 0 0 0 0 22 34 18.00 3.000	1.0 3 0 0 0 3 0 0 0 0 0 0 10 14 0.00 0.000																

New York Mets @ Miami Marlins
Marlins Park, Miami, FL
Wed Jun 28 2017, 7:14 PM - 10:09 PM EDT
Att: 18,743 - Roof Closed - 76 F

AB	35
R	8
H	10
RBI	8
BB	4
SO	9
LOB	11



Batter	1	2	3	4	5	6	7	8	9	AB	R	H	RBI	BB	SO	LOB	BOTTOM					
9 Dee Strange-Gordon, L (1.4)										4	0	1	0	0	2	2						
27 Giancarlo Stanton, R (1.9) 45 Vance Worley, R (9.1)										4	0	1	0	0	0	3						
21 Christian Yelich, L (1.8)										4	0	0	0	0	1	2						
13 Marcell Ozuna, R (1.7) 32 Derek Dietrich, L (9.7)										3	0	1	0	0	0	0						
14 Martín Prado, R (1.5)										4	0	1	0	0	0	1						
41 Justin Bour, L (1.3)										3	0	0	0	1	1	2						
17 A.J. Ellis, R (1.2)										4	0	1	0	0	1	2						
39 JT Riddle, L (1.6)										3	0	1	0	0	0	1						
31 Jeff Locke, L (1.1) 22 Dustin McGowan, R (6.1) 20 Justin Nicolino, L (7.1) 25 Junichi Tazawa, R (8.1) 28 Tyler Moore, R (8,PH)										1	0	0	0	1	1	1						
Inning Stats	R: 0 H: 0 E: 0 K: 1 S: 8	H: 1 LOB: 0 BB: 0 P: 15	R: 0 H: 1 E: 0 K: 1 S: 12	H: 1 LOB: 1 BB: 0 P: 18	R: 0 H: 2 E: 0 K: 1 S: 6	H: 2 LOB: 1 BB: 0 P: 14	R: 0 H: 1 E: 0 K: 0 S: 13	H: 1 LOB: 1 BB: 0 P: 19	R: 0 H: 0 E: 0 K: 0 S: 6	H: 0 LOB: 1 BB: 1 P: 13	R: 0 H: 1 E: 0 K: 0 S: 6	H: 1 LOB: 0 BB: 0 P: 10	R: 0 H: 1 E: 0 K: 1 S: 13	H: 1 LOB: 1 BB: 0 P: 21	R: 0 H: 1 E: 0 K: 2 S: 12	H: 1 LOB: 1 BB: 0 P: 17	R: 0 H: 0 E: 0 K: 0 S: 6	H: 0 LOB: 1 BB: 1 P: 13	1B: 7 2B: 0 3B: 0 HR: 0	SF: 0 SAC: 0 DP: 2 HBP: 0	WP: 0 PB: 0 SB: 0 CS: 0	PA: 34
PITCHER	IP WLS BF H R ER SO BB IBB HBP BLK WP HR S P ERA WHIP																					
32 Steven Matz, L (1.1) 66 Josh Edgin, L (8.1) 46 Chasen Bradford, R (9.1)	7.0 W 26 6 1 0 4 1 0 0 0 0 0 0 64 110 0.00 1.000	1.0 4 1 0 0 2 0 0 0 0 0 0 0 12 17 0.00 1.000	1.0 4 0 0 0 0 1 0 0 0 0 0 0 6 13 0.00 1.000																			

New York Mets @ Miami Marlins
Marlins Park, Miami, FL
Wed Jun 28 2017, 7:14 PM - 10:09 PM EDT
Att: 18,743 - Roof Closed - 76 F

AB	32
R	0
H	7
RBI	0
BB	2
SO	6
LOB	14



Batter	1	2	3	4	5	6	7	8	9	AB	R	H	RBI	BB	SO	LOB	TOP					
3 Curtis Granderson, L (1.8) OBP: 0.326, SLG: 0.474										4	2	1	1	0	0	0						
13 Adrúbal Cabrera, S (1.4) OBP: 0.362, SLG: 0.419										4	0	0	0	0	0	2						
52 Yoenis Céspedes, R (1.7) OBP: 0.362, SLG: 0.581										4	1	1	0	0	0	1						
19 Jay Bruce, L (1.9) OBP: 0.341, SLG: 0.536										3	2	2	2	1	1	0						
54 T.J. Rivera, R (1.3) OBP: 0.323, SLG: 0.396										4	0	3	2	0	1	0						
7 José Reyes, S (1.6) OBP: 0.272, SLG: 0.330										3	0	0	1	0	0	3						
44 René Rivera, R (1.2) OBP: 0.296, SLG: 0.409										4	0	0	0	0	0	1	AB 34					
15 Matt Reynolds, R (1.5) OBP: 0.257, SLG: 0.344										4	1	1	0	0	1	0	R 6					
67 Seth Lugo, R (1.1) OBP: 0.288, SLG: 0.590										2	0	0	0	0	1	0	H 8					
9 Brandon Nimmo, L (7. PH) OBP: 0.260, SLG: 0.330										0	0	0	0	0	0	0	RBI 6					
4 Wilmer Flores, R (7. PH) OBP: 0.316, SLG: 0.447										1	0	0	0	0	0	0	BB 1					
39 Jerry Blewins, L (7.1) OBP: 0.288, SLG: 0.447										0	0	0	0	0	0	0	SO 5					
66 Josh Edgin, R (8.1) OBP: 0.300, SLG: 0.502										0	0	0	0	0	0	0	LOB 8					
21 Lucas Duda, L (8. PH) OBP: 0.288, SLG: 0.502										0	0	0	0	0	0	0						
43 Addison Reed, L (8.1) OBP: 0.288, SLG: 0.502										0	0	0	0	0	0	0						
Inning Stats	R: 2 E: 0 K: 0 S: 18	H: 3 LOB: 1 BB: 0 P: 25	R: 0 E: 0 K: 1 S: 8	H: 0 LOB: 0 BB: 0 P: 12	R: 3 E: 1 K: 0 S: 15	H: 3 LOB: 1 BB: 0 P: 25	R: 0 E: 0 K: 1 S: 9	H: 0 LOB: 0 BB: 0 P: 11	R: 0 E: 0 K: 1 S: 13	H: 0 LOB: 0 BB: 0 P: 20	R: 0 E: 0 K: 1 S: 9	H: 0 LOB: 0 BB: 0 P: 12	R: 1 E: 0 K: 0 S: 11	H: 1 LOB: 0 BB: 0 P: 16	R: 0 E: 0 K: 0 S: 5	H: 1 LOB: 1 BB: 1 P: 10	R: 0 E: 0 K: 1 S: 9	H: 0 LOB: 0 BB: 0 P: 14	1B: 4 2B: 4 3B: 1 HR: 0	SF: 1 SAC: 0 DP: 1 HBP: 0	WP: 0 PB: 0 SB: 0 CS: 0	PA: 36
PITCHER	IP WLS BF H R ER SO BB IBB HBP BLK WP HR S P ERA WHIP																					
62 José Ureña, R (1.1) ERA: 3.42	6.0 L 25 6 5 3 4 0 0 0 0 0 0 0 72 105 4.50 1.000																					
64 Nick Wittgren, R (7.1) ERA: 3.45	0.0 1 1 1 1 0 0 0 0 0 0 0 0 1 3 ∞ ∞																					
66 Jarlin García, L (7.1) ERA: 3.08	1.0 3 0 0 0 0 0 0 0 0 0 0 0 10 13 0.00 0.000																					
22 Dustin McGowan, R (8.1) ERA: 3.0	1.0 4 1 0 0 0 1 0 0 0 0 0 0 5 10 0.00 2.000																					
45 Vance Worley, R (9.1) ERA: 6.84	1.0 3 0 0 0 1 0 0 0 0 0 0 0 9 14 0.00 0.000																					

New York Mets @ Miami Marlins
Marlins Park, Miami, FL
Thu Jun 29 2017, 7:14 PM - 9:56 PM EDT
Att: 21,350 - Roof Closed - 78 F

AB 34
R 6
H 8
RBI 6
BB 1
SO 5
LOB 8



Batter	1	2	3	4	5	6	7	8	9	AB	R	H	RBI	BB	SO	LOB	BOTTOM					
9 Dee Strange-Gordon, L (1.4) OBP: 0.317, SLG: 0.352										3	0	1	0	1	0	0						
27 Giancarlo Stanton, R (1.9) OBP: 0.350, SLG: 0.651										4	2	2	1	0	2	1						
21 Christian Yelich, L (1.8) OBP: 0.352, SLG: 0.390										4	1	2	0	0	0	1						
14 Martín Prado, R (1.5) OBP: 0.305, SLG: 0.396										4	0	2	1	0	0	1						
41 Justin Bour, L (1.3) OBP: 0.358, SLG: 0.555										4	0	0	0	0	3	2						
11 J.T. Realmuto, R (1.2) OBP: 0.347, SLG: 0.453											4	0	2	0	0	1						
51 Ichiro Suzuki, L (1.7) OBP: 0.240, SLG: 0.290											4	0	0	0	0	3	AB 33					
39 JT Ledford, L (1.6) OBP: 0.260, SLG: 0.359											3	0	0	0	0	2	R 3					
62 José Ureña, R (1.1) ERA: 3.55	6.0 W 23 6 3 2 4 1 0 0 0 0 0 0 72 105 3.00 1.167																					
39 Jerry Blewins, L (7.1) ERA: 2.67	1.0 H 4 1 0 0 1 0 0 0 0 0 0 0 10 12 0.00 1.000																					
66 Josh Edgin, L (8.1) ERA: 3.73	1.0 H 3 1 0 0 1 0 0 0 0 0 0 0 9 15 0.00 1.000																					
43 Addison Reed, R (9.1) ERA: 2.75	1.0 S 4 1 0 0 2 0 0 0 0 0 0 0 9 9 0.00 1.000																					
Inning Stats	R: 0 E: 0 K: 1 S: 12	H: 1 LOB: 1 BB: 0 P: 19	R: 0 E: 0 K: 1 S: 6	H: 0 LOB: 0 BB: 0 P: 11	R: 0 E: 0 K: 1 S: 9	H: 0 LOB: 0 BB: 0 P: 14	R: 1 E: 0 K: 1 S: 10	H: 1 LOB: 0 BB: 0 P: 15	R: 0 E: 0 K: 0 S: 9	H: 1 LOB: 0 BB: 0 P: 12	R: 2 E: 1 K: 0 S: 11	H: 3 LOB: 1 BB: 1 P: 19	R: 0 E: 0 K: 1 S: 10	H: 1 LOB: 1 BB: 0 P: 12	R: 0 E: 0 K: 1 S: 9	H: 1 LOB: 0 BB: 0 P: 15	R: 0 E: 0 K: 2 S: 9	H: 1 LOB: 1 BB: 0 P: 9	1B: 8 2B: 0 3B: 0 HR: 1	SF: 0 SAC: 0 DP: 2 HBP: 0	WP: 1 PB: 0 SB: 0 CS: 1	PA: 34
PITCHER	IP WLS BF H R ER SO BB IBB HBP BLK WP HR S P ERA WHIP																					
67 Seth Lugo, R (1.1) ERA: 3.55	6.0 W 23 6 3 2 4 1 0 0 0 0 0 0 72 105 3.00 1.167																					
39 Jerry Blewins, L (7.1) ERA: 2.67	1.0 H 4 1 0 0 1 0 0 0 0 0 0 0 10 12 0.00 1.000																					
66 Josh Edgin, L (8.1) ERA: 3.73	1.0 H 3 1 0 0 1 0 0 0 0 0 0 0 9 15 0.00 1.000																					
43 Addison Reed, R (9.1) ERA: 2.75	1.0 S 4 1 0 0 2 0 0 0 0 0 0 0 9 9 0.00 1.000																					

New York Mets @ Miami Marlins
Marlins Park, Miami, FL
Thu Jun 29 2017, 7:14 PM - 9:56 PM EDT
Att: 21,350 - Roof Closed - 78 F

AB 33
R 3
H 9
RBI 2
BB 1
SO 8
LOB 12



Batter	1	2	3	4	5	6	7	8	9	AB	R	H	RBI	BB	SO	LOB	TOP										
9 Dee Strange-Gordon, L OBP: 0.333, SLG: 0.347	G4-3		G1-3		SH		G5-3		K	4	0	0	1	0	1	2	Miami Marlins @ Milwaukee Brewers Miller Park, Milwaukee, WI Fri Jun 30 2017, 7:11 PM - 10:26 PM CDT Att: 35,549 - Partly Cloudy - 83 F										
27 Giancarlo Stanton, R OBP: 0.352, SLG: 0.543	K		G6-3		G5-3		K		K	4	0	0	0	0	2	2											
21 Christian Yelich, L OBP: 0.354, SLG: 0.389	1B			F7				G4-3		3	0	1	0	1	0	0											
13 Marcell Ozuna, R OBP: 0.375, SLG: 0.559	F9							K		4	0	1	0	0	2	4											
41 Justin Bour, L OBP: 0.356, SLG: 0.549								K		4	0	1	0	0	1	1											
11 J.T. Realmuto, R OBP: 0.348, SLG: 0.451	F7							K		3	1	1	0	1	0	1											
32 Derek Dietrich, L OBP: 0.318, SLG: 0.365	K							BB		4	0	2	0	0	1	2											
39 JT Riddle, L OBP: 0.259, SLG: 0.362	F7							K		4	1	1	1	0	1	3											
36 Edinson Volquez, R OBP: 0.241, SLG: 0.300										2	0	1	0	0	0	0											
51 Ichiro Suzuki, L OBP: 0.288, SLG: 0.287										1	0	0	0	0	0	0											
35 David Phelps, R ERA: 4.25										0	0	0	0	0	0	0											
46 Kyle Barraclough, R ERA: 3.93										0	0	0	0	0	0	0											
14 Martin Prado, R OBP: 0.293, SLG: 0.356										0	0	0	0	1	0	0											
62 José Lirio, R OBP: 0.246, SLG: 0.246										0	0	0	0	0	0	0											
Inning Stats	R: 0 E: 0 K: 1 S: 7	H: 1 LOB: 1 BB: 0 P: 10	R: 0 E: 0 K: 1 S: 11	H: 1 LOB: 1 BB: 0 P: 18	R: 0 E: 0 K: 0 S: 5	H: 0 LOB: 0 BB: 0 P: 7	R: 0 E: 0 K: 0 S: 6	H: 1 LOB: 0 BB: 0 P: 13	R: 2 E: 1 K: 1 S: 18	H: 3 LOB: 3 BB: 1 P: 32	R: 0 E: 0 K: 0 S: 7	H: 1 LOB: 1 BB: 0 P: 8	R: 0 E: 0 K: 1 S: 9	H: 0 LOB: 0 BB: 0 P: 15	R: 0 E: 0 K: 2 S: 10	H: 0 LOB: 0 BB: 0 P: 16	R: 0 E: 0 K: 2 S: 8	H: 1 LOB: 2 BB: 2 P: 21	1B: 6 2B: 2 3B: 0 HR: 0	SF: 0 SAC: 1 DP: 1 HBP: 0	WP: 0 PB: 0 SB: 1 CS: 0	PA: 37					
PITCHER	IP	WLS	BF	H	R	ER	SO	BB	IBB	HBP	BLK	WP	HR	S	P	ERA	WHIP										
22 Matt Garza, R ERA: 4.36	5.0		22	6	2	2	3	1	0	0	0	0	0	47	80	3.60	1.400										
59 Carlos Torres, R ERA: 4.25	2.0	W	7	1	0	0	1	0	0	0	0	0	0	16	23	0.00	0.500										
50 Jacob Barnes, R ERA: 3.93	1.0	H	3	0	0	0	2	0	0	0	0	0	0	10	16	0.00	0.000										
46 Corey Knebel, R ERA: 1.13	1.0	S	5	1	0	0	2	2	0	0	0	0	0	8	21	0.00	3.000										
Batter	1	2	3	4	5	6	7	8	9	AB	R	H	RBI	BB	SO	LOB	BOTTOM										
18 Eric Sogard, L OBP: 0.448, SLG: 0.500	FC3-6		K				G6-3			3	0	1	0	1	1	1	Miami Marlins @ Milwaukee Brewers Miller Park, Milwaukee, WI Fri Jun 30 2017, 7:11 PM - 10:26 PM CDT Att: 35,549 - Partly Cloudy - 83 F										
50 Jacob Barnes, R	BB		K							0	0	0	0	0	0	0											
46 Corey Knebel, R										0	0	0	0	0	0	0											
5 Jonathan Villar, S OBP: 0.283, SLG: 0.364	L8		K					G4-3		4	0	0	0	0	1	2											
24 Jesús Aguilar, R OBP: 0.352, SLG: 0.540	FC3-6									4	0	0	0	0	2	2											
21 Travis Shaw, L OBP: 0.355, SLG: 0.556	F9									3	0	0	0	1	1	2											
16 Domingo Santana, R OBP: 0.363, SLG: 0.466	L6									2	1	0	0	1	1	1											
14 Hernán Pérez, R OBP: 0.298, SLG: 0.455	1B									3	0	1	0	0	1	1											
12 Stephen Vogt, L OBP: 0.291, SLG: 0.396	L8									3	2	2	3	0	0	1											
23 Keon Broxton, R OBP: 0.316, SLG: 0.484	G6-3									3	0	0	0	0	1	1											
22 Matt Garza, R OBP: 0.136, SLG: 0.095										2	0	0	0	0	0	0											
59 Carlos Torres, R										0	0	0	0	0	0	0											
3 Orlando Arcia, R OBP: 0.320, SLG: 0.407										1	0	1	0	0	0	0											
Inning Stats	R: 0 E: 0 K: 0 S: 8	H: 0 LOB: 1 BB: 1 P: 16	R: 0 E: 0 K: 0 S: 10	H: 1 LOB: 1 BB: 0 P: 14	R: 0 E: 0 K: 2 S: 9	H: 0 LOB: 0 BB: 0 P: 13	R: 0 E: 0 K: 2 S: 11	H: 0 LOB: 1 BB: 1 P: 20	R: 1 E: 0 K: 0 S: 10	H: 1 LOB: 0 BB: 0 P: 16	R: 0 E: 0 K: 0 S: 7	H: 1 LOB: 1 BB: 0 P: 13	R: 2 E: 0 K: 2 S: 21	H: 2 LOB: 1 BB: 1 P: 31	R: 0 E: 0 K: 2 S: 8	H: 0 LOB: 0 BB: 0 P: 14	1B: 3 2B: 0 3B: 0 HR: 2	SF: 0 SAC: 0 DP: 0 HBP: 0	WP: 1 PB: 0 SB: 1 CS: 0	PA: 31							
PITCHER	IP	WLS	BF	H	R	ER	SO	BB	IBB	HBP	BLK	WP	HR	S	P	ERA	WHIP										
36 Edinson Volquez, R ERA: 3.97	6.0		23	3	1	1	4	2	0	0	0	0	1	21	31	18.00	3.000										
35 David Phelps, R ERA: 3.92	1.0	L	6	2	2	2	2	1	0	0	0	0	0	8	14	0.00	0.000										
46 Kyle Barraclough, R ERA: 3.22	1.0		3	0	0	0	2	0	0	0	0	0	0	8	14	0.00	0.000										

Batter	1	2	3	4	5	6	7	8	9	AB R H RBI BB SO LOB	TOP											
9 Dee Strange-Gordon, L (1.4) OBP: 0.334, SLG: 0.354										5 1 3 0 0 2 1	Miami Marlins @ St. Louis Cardinals Busch Stadium, St. Louis, MO Tue Jul 04 2017, 1:16 PM - 4:20 PM CDT Att: 38,497 - Partly Cloudy - 88 F											
27 Giancarlo Stanton, R (1.9) OBP: 0.347, SLG: 0.553										4 1 2 0 0 1 2												
21 Christian Yelich, L (1.8) OBP: 0.397, SLG: 0.399										4 1 1 3 0 0 3												
13 Marcell Ozuna, R (1.7) OBP: 0.372, SLG: 0.566										4 1 1 0 0 1 3												
41 Justin Bour, L (1.3) OBP: 0.361, SLG: 0.546										3 0 0 0 1 0 1												
14 Martin Prado, R (1.5) OBP: 0.327, SLG: 0.430										4 1 1 0 0 1 1												
39 JT Riddle, L (1.6) OBP: 0.277, SLG: 0.365										4 0 2 2 0 1 1												
17 A.J. Ellis, R (1.2) OBP: 0.282, SLG: 0.203										4 0 0 0 0 2 3												
62 José Ureña, R (1.1) OBP: 0.248, SLG: 0.248										0 0 0 0 0 0 0												
51 Ichiro Suzuki, L (0.9) OBP: 0.279, SLG: 0.279										1 0 0 0 0 0 0												
71 Drew Steckenrider, R (0.8) OBP: 0.266, SLG: 0.266										0 0 0 0 0 0 0												
28 Tyler Moore, R (0.7) OBP: 0.256, SLG: 0.256										0 0 0 0 0 0 0												
46 Kyle Barraclough, R (0.7) OBP: 0.256, SLG: 0.256										0 0 0 0 0 0 0												
35 David Phelps, R (0.6) OBP: 0.256, SLG: 0.256										0 0 0 0 0 0 0												
32 Derek Dietrich, L (0.6) OBP: 0.256, SLG: 0.256										1 0 0 0 0 0 0												
44 AJ Ramos, R (0.5) OBP: 0.256, SLG: 0.256										0 0 0 0 0 0 0												
Inning Stats	R: 0 E: 0 K: 1 S: 8	H: 1 LOB: 0 BB: 0 P: 14	R: 0 E: 0 K: 1 S: 8	H: 0 LOB: 0 BB: 0 P: 11	R: 0 E: 0 K: 1 S: 10	H: 1 LOB: 1 BB: 0 P: 13	R: 0 E: 0 K: 0 S: 8	H: 1 LOB: 0 BB: 0 P: 15	R: 0 E: 0 K: 2 S: 12	H: 0 LOB: 1 BB: 1 P: 20	R: 5 E: 1 K: 1 S: 28	H: 5 LOB: 1 BB: 0 P: 43	R: 0 E: 0 K: 1 S: 14	H: 2 LOB: 2 BB: 0 P: 18	R: 0 E: 0 K: 0 S: 8	H: 0 LOB: 0 BB: 0 P: 11	R: 0 E: 0 K: 1 S: 10	H: 0 LOB: 0 BB: 0 P: 12	1B: 7 2B: 3 3B: 0 HR: 1	SF: 0 SAC: 1 DP: 2 HBP: 0	WP: 0 PB: 0 SB: 0 CS: 1	PA: 37
PITCHER	IP WLS BF H R ER SO BB IBB HBP BLK WP HR S P ERA WHIP											IP WLS BF H R ER SO BB IBB HBP BLK WP HR S P ERA WHIP										
31 Lance Lynn, R (1.1) ERA: 3.87	5.1 L 22 6 4 3 5 1 0 0 0 0 1 63 100 5.06 1.312																					
70 Tyler Lyons, L (0.6) ERA: 3.86	0.2 4 2 1 0 1 0 0 0 0 0 0 11 16 0.00 3.000																					
60 John Brebbia, R (0.5) ERA: 2.2	1.0 5 2 0 0 1 0 0 0 0 0 0 14 18 0.00 2.000																					
44 Trevor Rosenthal, R (0.4) ERA: 4.31	1.0 3 0 0 0 0 0 0 0 0 0 0 8 11 0.00 0.000																					
26 Seungwhan Oh, R (0.3) ERA: 3.58	1.0 3 0 0 0 1 0 0 0 0 0 0 10 12 0.00 0.000																					

Batter	1	2	3	4	5	6	7	8	9	AB R H RBI BB SO LOB	BOTTOM									
13 Matt Carpenter, L (1.4) OBP: 0.371, SLG: 0.452										4 0 2 0 1 0 0	Miami Marlins @ St. Louis Cardinals Busch Stadium, St. Louis, MO Tue Jul 04 2017, 1:16 PM - 4:20 PM CDT Att: 38,497 - Partly Cloudy - 88 F									
28 Tommy Pham, R (1.8) OBP: 0.381, SLG: 0.492										4 0 0 0 0 4 5										
55 Stephen Piscotty, R (1.9) OBP: 0.360, SLG: 0.594										4 0 0 0 0 3 5										
40 Luke Voit, R (1.3) OBP: 0.400, SLG: 0.684										4 0 1 0 0 1 0										
4 Yadier Molina, R (1.2) OBP: 0.309, SLG: 0.424										4 0 1 0 0 0 1										
15 Randal Grichuk, R (1.7) OBP: 0.273, SLG: 0.365										3 0 0 0 1 2 2										
11 Paul DeJong, R (1.6) OBP: 0.276, SLG: 0.464										4 1 1 0 0 1 3										
35 Greg Garcia, L (1.5) OBP: 0.347, SLG: 0.301										3 1 1 2 0 1 0										
31 Lance Lynn, S (1.1) ERA: 3.43										2 0 0 0 0 0 1										
70 Tyler Lyons, L (0.6) ERA: 4.15										0 0 0 0 0 0 0										
60 John Brebbia, L (0.5) ERA: 3.05										0 0 0 0 0 0 0										
58 José Martínez, R (0.4) ERA: 3.73										1 0 1 0 0 0 0										
44 Trevor Rosenthal, R (0.3) ERA: 3.73										0 0 0 0 0 0 0										
26 Seungwhan Oh, R (0.2) ERA: 3.26										0 0 0 0 0 0 0										
54 Alex Mejia, R (0.1) ERA: 3.26										1 0 0 0 0 0 0										
Inning Stats	R: 0 E: 0 K: 1 S: 8	H: 0 LOB: 0 BB: 0 P: 11	R: 0 E: 0 K: 1 S: 13	H: 0 LOB: 1 BB: 1 P: 25	R: 0 E: 0 K: 2 S: 13	H: 0 LOB: 2 BB: 1 P: 24	R: 2 E: 0 K: 2 S: 18	H: 3 LOB: 1 BB: 0 P: 26	R: 0 E: 0 K: 1 S: 9	H: 1 LOB: 1 BB: 0 P: 9	R: 0 E: 0 K: 2 S: 14	H: 2 LOB: 2 BB: 0 P: 23	R: 0 E: 0 K: 1 S: 8	H: 1 LOB: 1 BB: 0 P: 14	R: 0 E: 0 K: 1 S: 7	H: 0 LOB: 0 BB: 0 P: 12	1B: 6 2B: 0 3B: 0 HR: 1	SF: 0 SAC: 0 DP: 0 HBP: 1	WP: 0 PB: 0 SB: 0 CS: 0	PA: 37
PITCHER	IP WLS BF H R ER SO BB IBB HBP BLK WP HR S P ERA WHIP											IP WLS BF H R ER SO BB IBB HBP BLK WP HR S P ERA WHIP								
62 José Ureña, R (1.1) ERA: 4.15	5.0 W 21 3 2 2 7 2 0 1 0 0 0 9 9 0.00 1.000																			
71 Drew Steckenrider, R (0.6) ERA: 4.15	1.0 H 4 1 0 0 1 0 0 0 0 0 0 9 9 0.00 1.000																			
46 Kyle Barraclough, R (0.5) ERA: 3.05	1.0 H 5 2 0 0 2 0 0 0 0 0 0 14 23 0.00 2.000																			
35 David Phelps, R (0.4) ERA: 3.73	1.0 H 4 1 0 0 1 0 0 0 0 0 0 8 14 0.00 1.000																			
44 AJ Ramos, R (0.3) ERA: 3.26	1.0 S 3 0 0 0 1 0 0 0 0 0 0 7 12 0.00 0.000																			

AB	35
R	5
H	10
RBI	5
BB	1
SO	8
LOB	15



AB	34
R	2
H	7
RBI	2
BB	2
SO	12
LOB	17



Batter	1	2	3	4	5	6	7	8	9	AB	R	H	RBI	BB	SO	LOB	TOP						
9 Dee Strange-Gordon, L (1.4) OBP: 0.345, SLG: 0.384										5	2	4	0	0	0	0	Miami Marlins @ San Francisco Giants AT&T Park, San Francisco, CA Fri Jul 07 2017, 7:16 PM - 9:55 PM PDT Att: 41,510 - Clear - 72 F						
27 Giancarlo Stanton, R (1.9) OBP: 0.353, SLG: 0.554										5	1	2	2	0	1	3							
21 Christian Yelich, L (1.8) OBP: 0.359, SLG: 0.397										4	0	2	0	1	0	0							
13 Marcell Ozuna, R (1.7) OBP: 0.370, SLG: 0.568										5	0	0	0	0	2	6							
41 Justin Bour, L (1.3) OBP: 0.363, SLG: 0.546										5	1	2	1	0	1	0							
14 Martin Prado, R (1.5) OBP: 0.309, SLG: 0.402										4	1	1	0	0	0	2							
11 J.T. Realmuto, R (1.2) OBP: 0.359, SLG: 0.464										4	1	3	1	0	1	0							
39 JT Riddle, L (1.6) OBP: 0.290, SLG: 0.375										4	0	2	2	0	0	1							
58 Dan Straily, R (1.1) OBP: 0.059, SLG: 0.030										4	0	0	0	0	2	3							
22 Dustin McGowan, R (9.1)										0	0	0	0	0	0	0							
Inning Stats	R: 4 H: 6 E: 0 K: 1 S: 29	H: 6 LOB: 2 BB: 0 P: 36	R: 1 H: 3 E: 0 K: 0 S: 12	H: 3 LOB: 2 BB: 0 P: 17	R: 0 H: 1 E: 0 K: 0 S: 7	H: 1 LOB: 0 BB: 0 P: 10	R: 0 H: 2 E: 0 K: 0 S: 5	H: 2 LOB: 1 BB: 0 P: 9	R: 1 H: 1 E: 0 K: 0 S: 12	H: 1 LOB: 0 BB: 0 P: 16	R: 0 H: 1 E: 0 K: 3 S: 11	H: 1 LOB: 2 BB: 1 P: 13	R: 0 H: 0 E: 0 K: 2 S: 10	H: 0 LOB: 0 BB: 0 P: 13	R: 0 H: 2 E: 0 K: 0 S: 11	H: 2 LOB: 1 BB: 0 P: 14	R: 0 H: 0 E: 0 K: 1 S: 9	H: 0 LOB: 0 BB: 0 P: 11	1B: 12 2B: 2 3B: 0 HR: 2	SF: 0 SAC: 0 DP: 3 HBP: 0	WP: 0 PB: 0 CS: 0	PA: 41	
PITCHER	IP WLS BF H R ER SO BB IBB HBP BLK WP HR S P ERA WHIP	IP WLS BF H R ER SO BB IBB HBP BLK WP HR S P ERA WHIP	IP WLS BF H R ER SO BB IBB HBP BLK WP HR S P ERA WHIP	IP WLS BF H R ER SO BB IBB HBP BLK WP HR S P ERA WHIP	IP WLS BF H R ER SO BB IBB HBP BLK WP HR S P ERA WHIP	IP WLS BF H R ER SO BB IBB HBP BLK WP HR S P ERA WHIP	IP WLS BF H R ER SO BB IBB HBP BLK WP HR S P ERA WHIP	IP WLS BF H R ER SO BB IBB HBP BLK WP HR S P ERA WHIP	IP WLS BF H R ER SO BB IBB HBP BLK WP HR S P ERA WHIP	IP WLS BF H R ER SO BB IBB HBP BLK WP HR S P ERA WHIP	IP WLS BF H R ER SO BB IBB HBP BLK WP HR S P ERA WHIP	IP WLS BF H R ER SO BB IBB HBP BLK WP HR S P ERA WHIP	IP WLS BF H R ER SO BB IBB HBP BLK WP HR S P ERA WHIP	IP WLS BF H R ER SO BB IBB HBP BLK WP HR S P ERA WHIP	IP WLS BF H R ER SO BB IBB HBP BLK WP HR S P ERA WHIP	IP WLS BF H R ER SO BB IBB HBP BLK WP HR S P ERA WHIP	IP WLS BF H R ER SO BB IBB HBP BLK WP HR S P ERA WHIP	IP WLS BF H R ER SO BB IBB HBP BLK WP HR S P ERA WHIP	IP WLS BF H R ER SO BB IBB HBP BLK WP HR S P ERA WHIP	IP WLS BF H R ER SO BB IBB HBP BLK WP HR S P ERA WHIP	IP WLS BF H R ER SO BB IBB HBP BLK WP HR S P ERA WHIP	IP WLS BF H R ER SO BB IBB HBP BLK WP HR S P ERA WHIP	IP WLS BF H R ER SO BB IBB HBP BLK WP HR S P ERA WHIP
45 Matt Moore, L (1.1) ERA: 6.04	3.1	L	21	12	5	5	1	0	0	0	0	0	0	0	0	0	13.50	3.600					
62 Cory Gearrin, R (4.1) ERA: 2.13	2.2		10	2	1	1	3	0	1	0	0	0	0	1	25	31	3.38	0.750					
61 Josh Osich, L (7.1) ERA: 4.33	2.0		7	2	0	0	2	0	0	0	0	0	0	0	21	27	0.00	1.000					
59 Kyle Crick, R (9.1) ERA: 3.52	1.0		3	0	0	0	1	0	0	0	0	0	0	0	9	11	0.00	0.000					

Batter	1	2	3	4	5	6	7	8	9	AB	R	H	RBI	BB	SO	LOB	BOTTOM						
2 Denard Span, L (1.8) OBP: 0.338, SLG: 0.449										4	1	1	1	0	0	0	Miami Marlins @ San Francisco Giants AT&T Park, San Francisco, CA Fri Jul 07 2017, 7:16 PM - 9:55 PM PDT Att: 41,510 - Clear - 72 F						
12 Joe Panik, L (1.4) OBP: 0.340, SLG: 0.413										4	0	2	0	0	0	0							
8 Hunter Pence, R (1.9) OBP: 0.301, SLG: 0.367										4	0	0	0	0	0	2							
28 Buster Posey, R (1.2) OBP: 0.409, SLG: 0.500										3	0	1	0	1	0	1							
9 Brandon Belt, L (1.3) OBP: 0.344, SLG: 0.460										4	0	1	0	0	2	3							
1 Jae-Gyun Hwang, R (1.5) OBP: 0.259, SLG: 0.360										3	0	0	0	0	1	0							
35 Brandon Crawford, L (1.6) OBP: 0.260, SLG: 0.357										3	0	0	0	0	1	0							
53 Austin Slater, R (1.7) OBP: 0.343, SLG: 0.430										3	0	0	0	0	0	0							
66 Gorkys Hernández, R (9.7) OBP: 0.322, SLG: 0.298										0	0	0	0	0	0	0							
45 Matt Moore, L (1.1) ERA: 6.04	3.1									1	0	0	0	0	0	0							
62 Cory Gearrin, R (4.1) ERA: 2.13	2.2									0	0	0	0	0	0	0							
21 Connor Gillespie, L (4.1) OBP: 0.226, SLG: 0.173										0	0	0	0	0	0	0							
61 Josh Osich, L (7.1) ERA: 4.33										0	0	0	0	0	0	0							
59 Kyle Crick, L (9.1) ERA: 3.52										0	0	0	0	0	0	0							
52 Miguel Gómez, S (9.1) ERA: 2.93										1	0	0	0	0	0	0							
Inning Stats	R: 0 H: 1 E: 0 K: 0 S: 19	H: 1 LOB: 1 BB: 0 P: 23	R: 0 H: 1 E: 0 K: 0 S: 8	H: 1 LOB: 0 BB: 0 P: 11	R: 0 H: 0 E: 0 K: 0 S: 6	H: 0 LOB: 0 BB: 0 P: 8	R: 0 H: 0 E: 0 K: 0 S: 8	H: 0 LOB: 0 BB: 0 P: 13	R: 0 H: 0 E: 0 K: 1 S: 10	H: 0 LOB: 0 BB: 0 P: 15	R: 0 H: 0 E: 0 K: 0 S: 8	H: 0 LOB: 0 BB: 0 P: 13	R: 0 H: 1 E: 0 K: 1 S: 9	H: 1 LOB: 1 BB: 0 P: 13	R: 0 H: 0 E: 0 K: 1 S: 7	H: 0 LOB: 0 BB: 0 P: 9	R: 1 H: 2 E: 0 K: 1 S: 11	H: 2 LOB: 2 BB: 1 P: 24	1B: 2 2B: 2 3B: 0 HR: 1	SF: 0 SAC: 0 DP: 0 HBP: 0	WP: 1 PB: 0 CS: 0	PA: 32	
PITCHER	IP WLS BF H R ER SO BB IBB HBP BLK WP HR S P ERA WHIP	IP WLS BF H R ER SO BB IBB HBP BLK WP HR S P ERA WHIP	IP WLS BF H R ER SO BB IBB HBP BLK WP HR S P ERA WHIP	IP WLS BF H R ER SO BB IBB HBP BLK WP HR S P ERA WHIP	IP WLS BF H R ER SO BB IBB HBP BLK WP HR S P ERA WHIP	IP WLS BF H R ER SO BB IBB HBP BLK WP HR S P ERA WHIP	IP WLS BF H R ER SO BB IBB HBP BLK WP HR S P ERA WHIP	IP WLS BF H R ER SO BB IBB HBP BLK WP HR S P ERA WHIP	IP WLS BF H R ER SO BB IBB HBP BLK WP HR S P ERA WHIP	IP WLS BF H R ER SO BB IBB HBP BLK WP HR S P ERA WHIP	IP WLS BF H R ER SO BB IBB HBP BLK WP HR S P ERA WHIP	IP WLS BF H R ER SO BB IBB HBP BLK WP HR S P ERA WHIP	IP WLS BF H R ER SO BB IBB HBP BLK WP HR S P ERA WHIP	IP WLS BF H R ER SO BB IBB HBP BLK WP HR S P ERA WHIP	IP WLS BF H R ER SO BB IBB HBP BLK WP HR S P ERA WHIP	IP WLS BF H R ER SO BB IBB HBP BLK WP HR S P ERA WHIP	IP WLS BF H R ER SO BB IBB HBP BLK WP HR S P ERA WHIP	IP WLS BF H R ER SO BB IBB HBP BLK WP HR S P ERA WHIP	IP WLS BF H R ER SO BB IBB HBP BLK WP HR S P ERA WHIP	IP WLS BF H R ER SO BB IBB HBP BLK WP HR S P ERA WHIP	IP WLS BF H R ER SO BB IBB HBP BLK WP HR S P ERA WHIP	IP WLS BF H R ER SO BB IBB HBP BLK WP HR S P ERA WHIP	IP WLS BF H R ER SO BB IBB HBP BLK WP HR S P ERA WHIP
58 Dan Straily, R (1.1) ERA: 3.31	0.2									0	0	0	0	0	0	0	0.00	3.000					
22 Dustin McGowan, R (9.1) ERA: 2.93	0.2									1	0	6	16	0	0	0	0.00	3.000					



Batter	1	2	3	4	5	6	7	8	9	10	11	AB	R	H	RBI	BB	SO	LOB	TOP							
9 Dee Strange-Gordon, L OBP: 0.342, SLG: 0.358	L6		L9	P6		G6-3		G6-3 21 G6-3 27 S 1B	FC4-6		G4-3	7	0	1	0	0	0	2								
27 Giancarlo Stanton, R OBP: 0.360, SLG: 0.572	BB		HBP		HR		BB	P3		G1-3	HR	4	4	3	2	2	0	1								
21 Christian Yelich, L OBP: 0.359, SLG: 0.406	K		E3		BB		G6-3	G6-3		F9	K	6	2	2	1	1	2	3								
13 Marcell Ozuna, R OBP: 0.374, SLG: 0.556	L8		L8		P2		G5-3	G5-3 14 G5-3 11 1B		G1-3		4	1	1	1	2	0	3								
41 Justin Bour, L OBP: 0.367, SLG: 0.556	L8		L8		P5		G5-3	G5-3 11 1B 14 G5-3 39 SF9 1B		IBB		4	1	2	2	2	0	2								
14 Martin Prado, R OBP: 0.253, SLG: 0.373	K		BB		P6		G5-3	G5-3		F8		5	0	0	0	1	1	9								
11 J.T. Realmuto, R OBP: 0.357, SLG: 0.461	L6		G5-3				G5-3	G5-3 39 SF9 39 S 1B		G3		6	1	1	1	0	0	3								
39 JT Riddle, L OBP: 0.290, SLG: 0.375	IBB		G6-3		G6-3		1B	SF9		G4-3	F9	4	0	1	1	1	0	1								
62 José Ureña, R ERA: 3.54	B2-3		F8		F8		L7	K		FC4-6	HR	2	0	0	0	0	0	2								
Inning Stats	R: 0 E: 0 K: 1 S: 7	H: 0 LOB: 1 BB: 1 P: 16	R: 0 E: 0 K: 1 S: 10	H: 1 LOB: 2 BB: 1 P: 14	R: 2 E: 1 K: 0 S: 11	H: 2 LOB: 2 BB: 1 P: 23	R: 0 E: 0 K: 0 S: 7	H: 0 LOB: 0 BB: 0 P: 11	R: 1 E: 0 K: 0 S: 10	H: 1 LOB: 1 BB: 1 P: 17	R: 0 E: 0 K: 0 S: 9	H: 1 LOB: 1 BB: 0 P: 10	R: 4 E: 0 K: 1 S: 18	H: 3 LOB: 1 BB: 2 P: 31	R: 0 E: 0 K: 0 S: 23	H: 1 LOB: 3 BB: 2 P: 33	R: 0 E: 0 K: 0 S: 5	H: 1 LOB: 1 BB: 0 P: 11	R: 0 E: 0 K: 0 S: 9	H: 1 LOB: 2 BB: 1 P: 14	R: 3 E: 1 K: 1 S: 14	H: 2 LOB: 0 BB: 0 P: 22	1B: 6 2B: 4 3B: 0 HR: 3	SF: 1 SAC: 0 DP: 0 HBP: 1	WP: 1 PB: 0 SB: 2 CS: 0	PA: 57
PITCHER	IP WLS BF H R ER SO	IP WLS BF H R ER SO	IP WLS BF H R ER SO	IP WLS BF H R ER SO	IP WLS BF H R ER SO	IP WLS BF H R ER SO	IP WLS BF H R ER SO	IP WLS BF H R ER SO	IP WLS BF H R ER SO	IP WLS BF H R ER SO	IP WLS BF H R ER SO	IP WLS BF H R ER SO	IP WLS BF H R ER SO	IP WLS BF H R ER SO	IP WLS BF H R ER SO	IP WLS BF H R ER SO	IP WLS BF H R ER SO	IP WLS BF H R ER SO	IP WLS BF H R ER SO	IP WLS BF H R ER SO	IP WLS BF H R ER SO	IP WLS BF H R ER SO	ERA WHIP	ERA WHIP		
47 Johnny Cueto, R ERA: 4.51	6.0	31	6	6	6	2	0	0	0	0	0	0	0	0	0	0	0	0	0	0	0	0	0	9.00	1.833	
48 Steven Okert, L ERA: 9.87	0.0	1	1	0	0	0	0	0	0	0	0	0	0	0	0	0	0	0	0	0	0	0	0	∞	∞	
60 Hunter Strickland, R ERA: 2.01	1.0	4	1	1	1	1	0	0	0	0	0	0	0	0	0	0	0	0	0	0	0	0	0	9.00	1.000	
61 Josh Osich, L ERA: 4.23	0.2	3	1	0	0	0	0	0	0	0	0	0	0	0	0	0	0	0	0	0	0	0	0	0.00	1.500	
18 Matt Cain, R ERA: 4.56	0.1	3	0	0	0	0	0	0	0	0	0	0	0	0	0	0	0	0	0	0	0	0	0	0.00	3.000	
PITCHER	IP WLS BF H R ER SO	IP WLS BF H R ER SO	IP WLS BF H R ER SO	IP WLS BF H R ER SO	IP WLS BF H R ER SO	IP WLS BF H R ER SO	IP WLS BF H R ER SO	IP WLS BF H R ER SO	IP WLS BF H R ER SO	IP WLS BF H R ER SO	IP WLS BF H R ER SO	IP WLS BF H R ER SO	IP WLS BF H R ER SO	IP WLS BF H R ER SO	IP WLS BF H R ER SO	IP WLS BF H R ER SO	IP WLS BF H R ER SO	IP WLS BF H R ER SO	IP WLS BF H R ER SO	IP WLS BF H R ER SO	IP WLS BF H R ER SO	IP WLS BF H R ER SO	IP WLS BF H R ER SO	ERA WHIP	ERA WHIP	
49 Sam Dyson, R ERA: 7.45	2.0	9	2	0	0	0	0	0	0	0	0	0	0	0	0	0	0	0	0	0	0	0	0	0.00	1.000	
70 George Kontos, R ERA: 3.14	1.0	6	2	3	1	1	0	0	0	0	0	0	0	0	0	0	0	0	0	0	0	0	0	9.00	2.000	

Miami Marlins @ San Francisco Giants
AT&T Park, San Francisco, CA
Sun Jul 09 2017, 1:08 PM - 5:17 PM PDT
Att: 41,516 - Sunny - 64 F

AB 46
R 10
H 13
RBI 10
BB 9
SO 4
LOB 28



Batter	1	2	3	4	5	6	7	8	9	10	11	AB	R	H	RBI	BB	SO	LOB	BOTTOM							
2 Denard Span, L OBP: 0.336, SLG: 0.444	F7		F8		1B		F9		F9		F7	6	0	2	1	0	0	2								
12 Joe Panik, L OBP: 0.335, SLG: 0.403	F7		P6		P6		K		K		BB	5	0	0	0	1	2	2								
8 Hunter Pence, R OBP: 0.300, SLG: 0.360	G4-3		K		FC4-6		F9		F9		L9	6	1	2	0	0	1	1								
9 Brandon Belt, L OBP: 0.349, SLG: 0.470	HR		BB		G5-4-3		P6		K		K	4	2	2	0	1	1	1								
35 Brandon Crawford, L OBP: 0.296, SLG: 0.359	HR		F8		FC4-6		FC4-6		K		K	5	2	2	3	0	1	2								
1 Jae-Gyun Hwang, R OBP: 0.285, SLG: 0.323	P2		P2		G5-4-3		F8		G5-3		K	3	0	0	0	0	0	0								
61 Josh Osich, L OBP: 0.167, SLG: 0.250	P2		G5-4-3		F8		F8		G5-3		K	0	0	0	0	0	0	0								
28 Buster Posey, R OBP: 0.406, SLG: 0.486	1B		HR		FC4-6		K		K		F8	1	0	0	0	0	0	2								
51 Mac Williamson, R OBP: 0.229, SLG: 0.250	1B		HR		FC4-6		K		K		F8	1	0	0	0	0	0	1								
5 Nick Hundley, R OBP: 0.286, SLG: 0.443	1B		HR		FC4-6		K		K		F8	5	1	3	2	0	1	0								
66 Gorkys Hernández, R OBP: 0.311, SLG: 0.287	1B		K		FC4-6		G6-3		G6-3		G4-3	3	0	0	0	0	2	1								
52 Miguel Gómez, S OBP: 0.333, SLG: 0.333	K		K		FC4-6		K		K		G4-3	1	0	1	1	0	0	0								
49 Sam Dyson, R OBP: 0.329, SLG: 0.307	K		K		FC4-6		K		K		G4-3	0	0	0	0	0	0	0								
37 Kelby Tomlinson, R OBP: 0.329, SLG: 0.307	K		K		FC4-6		K		K		G4-3	0	0	0	0	0	0	0								
47 Johnny Cueto, R OBP: 0.366, SLG: 0.561	G4-3		G4-3		L9		L9		P5		G4-3	2	0	0	0	0	0	1								
48 Steven Okert, L OBP: 0.258, SLG: 0.196	G4-3		G4-3		L9		L9		P5		G4-3	0	0	0	0	0	0	0								
21 Conor Gillaspie, L OBP: 0.258, SLG: 0.196	G4-3		G4-3		L9		L9		P5		G4-3	0	0	0	0	0	0	0								
60 Hunter Strickland, R OBP: 0.258, SLG: 0.196	G4-3		G4-3		L9		L9		P5		G4-3	0	0	0	0	0	0	0								
Inning Stats	R: 0 E: 0 K: 0 S: 5	H: 0 LOB: 0 BB: 0 P: 10	R: 2 E: 0 K: 1 S: 13	H: 3 LOB: 1 BB: 0 P: 22	R: 0 E: 0 K: 1 S: 7	H: 0 LOB: 0 BB: 0 P: 9	R: 0 E: 0 K: 0 S: 8	H: 0 LOB: 0 BB: 1 P: 15	R: 1 E: 0 K: 1 S: 11	H: 2 LOB: 1 BB: 0 P: 18	R: 0 E: 0 K: 0 S: 6	H: 1 LOB: 1 BB: 0 P: 11	R: 1 E: 0 K: 2 S: 16	H: 2 LOB: 1 BB: 0 P: 24	R: 3 E: 0 K: 0 S: 16	H: 5 LOB: 2 BB: 0 P: 30	R: 0 E: 0 K: 2 S: 10	H: 0 LOB: 0 BB: 0 P: 17	R: 0 E: 0 K: 2 S: 11	H: 0 LOB: 0 BB: 0 P: 15	R: 1 E: 0 K: 0 S: 8	H: 1 LOB: 1 BB: 1 P: 16	1B: 9 2B: 2 3B: 1 HR: 2	SF: 0 SAC: 0 DP: 1 HBP: 0	WP: 1 PB: 0 SB: 0 CS: 0	PA: 48
PITCHER	IP WLS BF H R ER SO	IP WLS BF H R ER SO	IP WLS BF H R ER SO	IP WLS BF H R ER SO	IP WLS BF H R ER SO	IP WLS BF H R ER SO	IP WLS BF H R ER SO	IP WLS BF H R ER SO	IP WLS BF H R ER SO	IP WLS BF H R ER SO	IP WLS BF H R ER SO	IP WLS BF H R ER SO	IP WLS BF H R ER SO	IP WLS BF H R ER SO	IP WLS BF H R ER SO	IP WLS BF H R ER SO	IP WLS BF H R ER SO	IP WLS BF H R ER SO	IP WLS BF H R ER SO	IP WLS BF H R ER SO	IP WLS BF H R ER SO	IP WLS BF H R ER SO	ERA WHIP	ERA WHIP		
62 José Ureña, R ERA: 3.54	5.0	20	5	3	3	0	0	0	0	0	0	0	0	0	0	0	0	0	0	0	0	0	0	0.00	0.000	
66 Jarlin García, L ERA: 5.87	0.2	3	1	0	0	0	0	0	0	0	0	0	0	0	0	0	0	0	0	0	0	0	0	0.00	0.000	
22 Dustin McGowan, R ERA: 3.62	0.1	1	0	0	0	0	0	0	0	0	0	0	0	0	0	0	0	0	0	0	0	0	0	0.00	0.000	
35 David Phelps, R ERA: 3.68	1.0	5	2	1	1	2	0	0	0	0	0	0	0	0	0	0	0	0	0	0	0	0	0	9.00	2.000	
46 Kyle Barradough, R ERA: 3.54	0.1	6	5	3	3	0	0	0	0	0	0	0	0	0	0	0	0	0	0	0	0	0	0	81.00	15.000	
PITCHER	IP WLS BF H R ER SO	IP WLS BF H R ER SO	IP WLS BF H R ER SO	IP WLS BF H R ER SO	IP WLS BF H R ER SO	IP WLS BF H R ER SO	IP WLS BF H R ER SO	IP WLS BF H R ER SO	IP WLS BF H R ER SO	IP WLS BF H R ER SO	IP WLS BF H R ER SO	IP WLS BF H R ER SO	IP WLS BF H R ER SO	IP WLS BF H R ER SO	IP WLS BF H R ER SO	IP WLS BF H R ER SO	IP WLS BF H R ER SO	IP WLS BF H R ER SO	IP WLS BF H R ER SO	IP WLS BF H R ER SO	IP WLS BF H R ER SO	IP WLS BF H R ER SO	IP WLS BF H R ER SO	ERA WHIP	ERA WHIP	
25 Junichi Tazawa, R ERA: 5.87	0.2	6	0	0	0	0	0	0	0	0	0	0	0	0	0	0	0	0	0	0	0	0	0	0.00	0.000	
64 Nick Wittgren, R ERA: 3.62	2.0	9	2	0	0	0	0	0	0	0	0	0	0	0	0	0	0	0	0	0	0	0	0	0.00	0.000	
44 A.J. Ramos, R ERA: 3.51																										

Batter	1	2	3	4	5	6	7	8	9	AB	R	H	RBI	BB	SO	LOB	TOP									
3 Chris Taylor, R OBP: 0.370, SLG: 0.482										3	0	2	0	1	0	0	Los Angeles Dodgers @ Miami Marlins Marlins Park, Miami, FL Fri Jul 14 2017, 7:12 PM - 10:11 PM EDT Att: 21,858 - Roof Closed - 76 F									
5 Corey Seager, L OBP: 0.394, SLG: 0.508										4	1	1	1	0	0	2										
10 Justin Turner, R OBP: 0.469, SLG: 0.578										4	0	1	0	0	0	0										
35 Cody Bellinger, L OBP: 0.341, SLG: 0.613										4	0	1	0	0	1	2										
11 Logan Forsythe, R OBP: 0.362, SLG: 0.337										4	0	0	0	0	1	2										
31 Joc Pederson, L OBP: 0.383, SLG: 0.472										4	2	2	0	0	0	0										
9 Yasmani Grandal, S OBP: 0.322, SLG: 0.467										3	0	1	0	1	1	0										
21 Trayce Thompson, R OBP: 0.229, SLG: 0.323										0	1	0	0	0	0	0										
15 Austin Barnes, R OBP: 0.397, SLG: 0.538										0	0	0	0	0	0	0										
66 Yasiel Puig, R OBP: 0.326, SLG: 0.474										4	2	2	4	0	0	2										
38 Brandon McCarthy, R OBP: 0.306, SLG: 0.487										2	0	0	0	0	0	1										
68 Ross Stripling, R OBP: 0.307, SLG: 0.487										0	0	0	0	0	0	0										
14 Enrique Hernández, R OBP: 0.307, SLG: 0.487										0	0	0	0	0	0	0										
17 Brandon Morrow, R OBP: 0.307, SLG: 0.487										0	0	0	0	0	0	0										
46 Josh Fields, R OBP: 0.307, SLG: 0.487										0	0	0	0	0	0	0										
26 Chase Utley, L OBP: 0.326, SLG: 0.474										1	0	0	0	0	0	1										
74 Kenley Jansen, S OBP: 0.306, SLG: 0.487										0	0	0	0	0	0	0										
Inning Stats	R: 0 E: 0 K: 0 S: 14	H: 2 LOB: 2 BB: 0 P: 20	R: 1 E: 0 K: 1 S: 13	H: 3 LOB: 2 BB: 0 P: 17	R: 0 E: 0 K: 0 S: 9	H: 1 LOB: 0 BB: 0 P: 14	R: 0 E: 0 K: 0 S: 5	H: 0 LOB: 0 BB: 0 P: 9	R: 2 E: 0 K: 1 S: 16	H: 2 LOB: 0 BB: 0 P: 24	R: 0 E: 0 K: 1 S: 5	H: 0 LOB: 0 BB: 0 P: 7	R: 0 E: 0 K: 2 S: 8	H: 0 LOB: 0 BB: 0 P: 12	R: 0 E: 0 K: 0 S: 6	H: 0 LOB: 0 BB: 1 P: 13	R: 3 E: 0 K: 1 S: 15	H: 2 LOB: 1 BB: 1 P: 29	1B: 6 2B: 1 3B: 0 HR: 3	SF: 0 SAC: 0 DP: 1 HBP: 0	WP: 2 PB: 0 SB: 0 CS: 3	PA: 37				
PITCHER	IP WLS BF H R ER SO BB IBB HBP BLK WP HR S P ERA WHIP																									
58 Dan Straily, R ERA: 3.32	5.0	21	8	3	2	1	0	0	0	0	0	2	57	84	3.60	1.600										
25 Junichi Tazawa, R ERA: 5.63	1.0	3	0	0	0	1	0	0	0	0	0	0	5	7	0.00	0.000										
46 Kyle Barraclough, R ERA: 3.48	1.0	3	0	0	0	2	0	0	0	0	0	8	12	0.00	0.000											
35 David Phelps, R ERA: 3.6	1.0	3	0	0	0	0	1	0	0	0	0	6	13	0.00	1.000											
44 AJ Ramos, R ERA: 4.19	1.0	6	2	3	3	1	1	0	0	0	2	1	15	29	27.00	3.000										

Batter	1	2	3	4	5	6	7	8	9	AB	R	H	RBI	BB	SO	LOB	BOTTOM									
9 Dee Strange-Gordon, L OBP: 0.338, SLG: 0.353										5	1	0	0	0	0	2	Los Angeles Dodgers @ Miami Marlins Marlins Park, Miami, FL Fri Jul 14 2017, 7:12 PM - 10:11 PM EDT Att: 21,858 - Roof Closed - 76 F									
27 Giancarlo Stanton, R OBP: 0.362, SLG: 0.613										3	1	1	1	1	0	0										
21 Christian Yelich, L OBP: 0.359, SLG: 0.494										4	0	1	0	0	2	2										
13 Marcell Ozuna, R OBP: 0.375, SLG: 0.564										3	1	1	0	1	1	0										
41 Justin Bour, L OBP: 0.366, SLG: 0.555										4	0	1	2	0	1	2										
14 Martín Prado, R OBP: 0.299, SLG: 0.385										4	1	2	0	0	0	1										
11 J.T. Realmuto, R OBP: 0.356, SLG: 0.458										4	0	1	1	0	2	1										
39 JT Riddle, L OBP: 0.285, SLG: 0.368										4	0	0	0	0	2	2										
58 Dan Straily, R ERA: 3.32	4.2	23	7	4	4	3	2	0	1	0	0	0	13	17	0.00	0.750										
68 Ross Stripling, R ERA: 3.79	1.1	5	1	0	0	2	0	0	0	0	0	0	8	13	0.00	0.000										
17 Brandon Morrow, R ERA: 1.8	1.0	3	0	0	0	2	0	0	0	0	0	0	8	15	0.00	0.000										
46 Kyle Barraclough, R ERA: 2.84	1.0	3	0	0	0	1	0	0	0	0	0	0	10	13	0.00	0.000										
35 David Phelps, R ERA: 3.6	1.0	3	0	0	0	1	0	0	0	0	0	0	10	13	0.00	0.000										
44 AJ Ramos, R ERA: 4.19	1.0	6	2	3	3	1	1	0	0	0	2	1	15	29	27.00	3.000										
32 Derek Dietrich, L ERA: 3.26	1.0	3	0	0	0	1	0	0	0	0	0	0	10	13	0.00	0.000										
Inning Stats	R: 0 E: 0 K: 1 S: 12	H: 2 LOB: 2 BB: 0 P: 19	R: 0 E: 0 K: 1 S: 9	H: 1 LOB: 1 BB: 0 P: 12	R: 0 E: 0 K: 0 S: 7	H: 0 LOB: 0 BB: 1 P: 15	R: 1 E: 0 K: 0 S: 13	H: 2 LOB: 1 BB: 0 P: 18	R: 3 E: 0 K: 1 S: 11	H: 2 LOB: 1 BB: 1 P: 20	R: 0 E: 0 K: 2 S: 11	H: 1 LOB: 0 BB: 0 P: 14	R: 0 E: 0 K: 2 S: 8	H: 0 LOB: 0 BB: 0 P: 13	R: 0 E: 0 K: 1 S: 8	H: 0 LOB: 0 BB: 0 P: 15	R: 0 E: 0 K: 1 S: 10	H: 0 LOB: 0 BB: 0 P: 13	1B: 4 2B: 4 3B: 0 HR: 0	SF: 0 SAC: 0 DP: 1 HBP: 1	WP: 0 PB: 1 SB: 0 CS: 0	PA: 37				
PITCHER	IP WLS BF H R ER SO BB IBB HBP BLK WP HR S P ERA WHIP																									
38 Brandon McCarthy, R ERA: 3.38	4.2	23	7	4	4	3	2	0	1	0	0	0	13	17	0.00	0.750										
68 Ross Stripling, R ERA: 3.79	1.1	5	1	0	0	2	0	0	0	0	0	0	8	13	0.00	0.000										
17 Brandon Morrow, R ERA: 1.8	1.0	3	0	0	0	2	0	0	0	0	0	0	8	15	0.00	0.000										
46 Kyle Barraclough, R ERA: 2.84	1.0	3	0	0	0	1	0	0	0	0	0	0	10	13	0.00	0.000										
35 David Phelps, R ERA: 3.6	1.0	3	0	0	0	1	0	0	0	0	0	0	10	13	0.00	0.000										
44 AJ Ramos, R ERA: 4.19	1.0	6	2	3	3	1	1	0	0	0	2	1	15	29	27.00	3.000										
32 Derek Dietrich, L ERA: 3.26	1.0	3	0	0	0	1	0	0	0	0	0	0	10	13	0.00	0.000										



Batter	1	2	3	4	5	6	7	8	9	AB	R	H	RBI	BB	SO	LOB	TOP							
3 Chris Taylor, R OBP: 0.371, SLG: 0.488										5	1	2	0	0	3	2	Los Angeles Dodgers @ Miami Marlins Marlins Park, Miami, FL Sat Jul 15, 2017, 7:14 PM - 10:32 PM EDT Att: 22,609 - Roof Closed - 77 F							
5 Corey Seager, L OBP: 0.394, SLG: 0.505										4	0	1	0	1	2	3								
10 Justin Turner, R OBP: 0.449, SLG: 0.570										3	1	0	0	1	0	4								
14 Enrique Hernández, R OBP: 0.306, SLG: 0.447										1	0	0	0	0	0	0								
35 Cody Bellinger, L OBP: 0.349, SLG: 0.639										5	2	4	3	0	0	0								
11 Logan Forsythe, R OBP: 0.363, SLG: 0.342										3	1	1	1	1	1	3								
31 Joc Pederson, L OBP: 0.365, SLG: 0.478										4	1	2	0	1	0	0								
9 Yasmani Grandal, S OBP: 0.319, SLG: 0.474										5	1	1	3	0	0	3								
66 Yasiel Puig, R OBP: 0.328, SLG: 0.471										2	0	0	0	2	1	1								
21 Trayce Thompson, R OBP: 0.229, SLG: 0.323										0	0	0	0	0	0	0								
57 Alex Wood, R OBP: 0.091, SLG: 0.063										3	0	0	0	0	3	2								
52 Pedro Báez, R ERA: 4.05										0	0	0	0	0	0	0								
43 Luis Avilán, L ERA: 4.24										0	0	0	0	0	0	0								
26 Chase Utley, L OBP: 0.328, SLG: 0.391										1	0	1	0	0	0	0								
48 Brock Stewart, L ERA: 2.85										0	0	0	0	0	0	0								
Inning Stats	R: 0 E: 0 K: 1 S: 8	H: 1 LOB: 2 BB: 1 P: 14	R: 0 E: 0 K: 1 S: 11	H: 1 LOB: 1 BB: 0 P: 20	R: 5 E: 0 K: 1 S: 27	H: 5 LOB: 1 BB: 2 P: 48	R: 1 E: 0 K: 3 S: 13	H: 1 LOB: 1 BB: 1 P: 21	R: 0 E: 0 K: 2 S: 10	H: 0 LOB: 0 BB: 0 P: 20	R: 0 E: 0 K: 2 S: 10	H: 1 LOB: 1 BB: 0 P: 16	R: 1 E: 0 K: 0 S: 9	H: 1 LOB: 0 BB: 0 P: 12	R: 0 E: 0 K: 1 S: 10	H: 1 LOB: 2 BB: 1 P: 19	R: 0 E: 0 K: 0 S: 11	H: 1 LOB: 2 BB: 1 P: 20	1B: 5 2B: 3 3B: 2 HR: 2	SF: 1 SAC: 0 DP: 2 HBP: 0	WP: 1 PB: 0 SB: 0 CS: 0	PA: 43		
PITCHER	IP WLS BF H R ER SO BB IBB HBP BLK WP HR S P ERA WHIP	IP WLS BF H R ER SO BB IBB HBP BLK WP HR S P ERA WHIP	IP WLS BF H R ER SO BB IBB HBP BLK WP HR S P ERA WHIP	IP WLS BF H R ER SO BB IBB HBP BLK WP HR S P ERA WHIP	IP WLS BF H R ER SO BB IBB HBP BLK WP HR S P ERA WHIP	IP WLS BF H R ER SO BB IBB HBP BLK WP HR S P ERA WHIP	IP WLS BF H R ER SO BB IBB HBP BLK WP HR S P ERA WHIP	IP WLS BF H R ER SO BB IBB HBP BLK WP HR S P ERA WHIP	IP WLS BF H R ER SO BB IBB HBP BLK WP HR S P ERA WHIP	IP WLS BF H R ER SO BB IBB HBP BLK WP HR S P ERA WHIP	IP WLS BF H R ER SO BB IBB HBP BLK WP HR S P ERA WHIP	IP WLS BF H R ER SO BB IBB HBP BLK WP HR S P ERA WHIP	IP WLS BF H R ER SO BB IBB HBP BLK WP HR S P ERA WHIP	IP WLS BF H R ER SO BB IBB HBP BLK WP HR S P ERA WHIP	IP WLS BF H R ER SO BB IBB HBP BLK WP HR S P ERA WHIP	IP WLS BF H R ER SO BB IBB HBP BLK WP HR S P ERA WHIP	IP WLS BF H R ER SO BB IBB HBP BLK WP HR S P ERA WHIP	IP WLS BF H R ER SO BB IBB HBP BLK WP HR S P ERA WHIP	IP WLS BF H R ER SO BB IBB HBP BLK WP HR S P ERA WHIP	IP WLS BF H R ER SO BB IBB HBP BLK WP HR S P ERA WHIP	IP WLS BF H R ER SO BB IBB HBP BLK WP HR S P ERA WHIP	IP WLS BF H R ER SO BB IBB HBP BLK WP HR S P ERA WHIP	IP WLS BF H R ER SO BB IBB HBP BLK WP HR S P ERA WHIP	IP WLS BF H R ER SO BB IBB HBP BLK WP HR S P ERA WHIP

AB	36
R	7
H	12
RBI	7
BB	6
SO	10
LOB	18



Batter	1	2	3	4	5	6	7	8	9	AB	R	H	RBI	BB	SO	LOB	BOTTOM								
9 Dee Strange-Gordon, L OBP: 0.335, SLG: 0.350										3	0	0	0	0	0	0	Los Angeles Dodgers @ Miami Marlins Marlins Park, Miami, FL Sat Jul 15, 2017, 7:14 PM - 10:32 PM EDT Att: 22,609 - Roof Closed - 77 F								
64 Nick Wittgren, R ERA: 4.05										3	0	0	0	1	2	0									
22 Dustin McGowan, R OBP: 0.265, SLG: 0.291										4	0	3	0	0	1	1									
51 Ichiro Suzuki, L OBP: 0.265, SLG: 0.291										4	0	3	0	0	1	1									
66 Jarlin Garcia, L ERA: 3.48										4	0	3	0	0	1	1									
27 Giancarlo Stanton, R OBP: 0.361, SLG: 0.566										3	0	0	0	1	2	0									
21 Christian Yelich, L OBP: 0.362, SLG: 0.496										4	0	3	0	0	1	1									
13 Marcell Ozuna, R OBP: 0.374, SLG: 0.561										4	0	3	0	0	1	1									
14 Martín Prado, R OBP: 0.291, SLG: 0.373										4	0	3	0	0	1	1									
41 Justin Bour, L OBP: 0.394, SLG: 0.554										4	1	1	0	0	0	0									
11 J.T. Realmuto, R OBP: 0.361, SLG: 0.460										3	0	2	0	1	0	0									
39 JT Riddle, L OBP: 0.284, SLG: 0.366										4	0	1	1	0	0	2									
62 José Ureña, R OBP: 0.043, SLG: 0.043										0	0	0	0	0	0	0									
28 Tyler Moore, R OBP: 0.297, SLG: 0.351										1	0	0	0	0	1	0									
71 Drew Steckenrider, R ERA: 4.24										0	0	0	0	0	0	0									
25 Junichi Tazawa, R ERA: 4.24										0	0	0	0	0	0	0									
32 Derek Dietrich, L OBP: 0.326, SLG: 0.336										2	0	0	0	0	1	2									
Inning Stats	R: 0 E: 0 K: 1 S: 9	H: 1 LOB: 1 BB: 0 P: 12	R: 0 E: 0 K: 0 S: 17	H: 1 LOB: 0 BB: 0 P: 23	R: 0 E: 0 K: 1 S: 8	H: 0 LOB: 0 BB: 0 P: 11	R: 0 E: 0 K: 1 S: 7	H: 1 LOB: 0 BB: 0 P: 10	R: 0 E: 0 K: 1 S: 6	H: 0 LOB: 0 BB: 0 P: 8	R: 0 E: 0 K: 1 S: 9	H: 0 LOB: 1 BB: 1 P: 16	R: 1 E: 0 K: 1 S: 20	H: 3 LOB: 2 BB: 0 P: 31	R: 0 E: 0 K: 1 S: 12	H: 2 LOB: 2 BB: 0 P: 19	R: 0 E: 0 K: 0 S: 7	H: 0 LOB: 0 BB: 1 P: 15	1B: 7 2B: 1 3B: 0 HR: 0	SF: 0 SAC: 0 DP: 2 HBP: 0	WP: 0 PB: 0 SB: 0 CS: 0	PA: 35			
PITCHER	IP WLS BF H R ER SO BB IBB HBP BLK WP HR S P ERA WHIP	IP WLS BF H R ER SO BB IBB HBP BLK WP HR S P ERA WHIP	IP WLS BF H R ER SO BB IBB HBP BLK WP HR S P ERA WHIP	IP WLS BF H R ER SO BB IBB HBP BLK WP HR S P ERA WHIP	IP WLS BF H R ER SO BB IBB HBP BLK WP HR S P ERA WHIP	IP WLS BF H R ER SO BB IBB HBP BLK WP HR S P ERA WHIP	IP WLS BF H R ER SO BB IBB HBP BLK WP HR S P ERA WHIP	IP WLS BF H R ER SO BB IBB HBP BLK WP HR S P ERA WHIP	IP WLS BF H R ER SO BB IBB HBP BLK WP HR S P ERA WHIP	IP WLS BF H R ER SO BB IBB HBP BLK WP HR S P ERA WHIP	IP WLS BF H R ER SO BB IBB HBP BLK WP HR S P ERA WHIP	IP WLS BF H R ER SO BB IBB HBP BLK WP HR S P ERA WHIP	IP WLS BF H R ER SO BB IBB HBP BLK WP HR S P ERA WHIP	IP WLS BF H R ER SO BB IBB HBP BLK WP HR S P ERA WHIP	IP WLS BF H R ER SO BB IBB HBP BLK WP HR S P ERA WHIP	IP WLS BF H R ER SO BB IBB HBP BLK WP HR S P ERA WHIP	IP WLS BF H R ER SO BB IBB HBP BLK WP HR S P ERA WHIP	IP WLS BF H R ER SO BB IBB HBP BLK WP HR S P ERA WHIP	IP WLS BF H R ER SO BB IBB HBP BLK WP HR S P ERA WHIP	IP WLS BF H R ER SO BB IBB HBP BLK WP HR S P ERA WHIP	IP WLS BF H R ER SO BB IBB HBP BLK WP HR S P ERA WHIP	IP WLS BF H R ER SO BB IBB HBP BLK WP HR S P ERA WHIP	IP WLS BF H R ER SO BB IBB HBP BLK WP HR S P ERA WHIP	IP WLS BF H R ER SO BB IBB HBP BLK WP HR S P ERA WHIP	IP WLS BF H R ER SO BB IBB HBP BLK WP HR S P ERA WHIP

AB	33
R	1
H	8
RBI	1
BB	2
SO	6
LOB	9



Batter	1	2	3	4	5	6	7	8	9	AB	R	H	RBI	BB	SO	LOB	TOP								
11 Logan Forsythe, R (1,4) OBP: 0.364, SLG: 0.340										4	1	1	0	1	1	0									
5 Corey Seager, L (1,6) OBP: 0.394, SLG: 0.502										4	0	1	0	1	1	0									
10 Justin Turner, R (1,5) OBP: 0.469, SLG: 0.584										3	1	2	2	1	0	0									
35 Cody Bellinger, L (1,3) OBP: 0.348, SLG: 0.632										3	0	0	0	1	2	2									
3 Chris Taylor, R (1,7) OBP: 0.369, SLG: 0.492										4	1	1	0	0	0	1									
15 Austin Barnes, R (1,2) OBP: 0.400, SLG: 0.536										4	0	2	1	0	0	0									
14 Enrique Hernández, R (1,9) OBP: 0.309, SLG: 0.442										2	0	0	0	2	1	1									
21 Trayce Thompson, R (1,8) OBP: 0.216, SLG: 0.303										2	0	0	0	0	1	2									
31 Joc Pederson, L (7,PH) (7,8)										2	0	0	0	0	1	3									
44 Rich Hill, L (1,1) OBP: 0.130, SLG: 0.095										2	0	0	0	0	1	1									
46 Josh Fields, R (6,1) OBP: 0.277, SLG: 0.459										0	0	0	0	0	0	0									
66 Yasiel Puig, R (7,PH) OBP: 0.307, SLG: 0.355										0	0	0	0	0	0	0									
43 Luis Avilán, L (7,1) OBP: 0.307, SLG: 0.355										0	0	0	0	0	0	0									
26 Chase Utley, L (8,PH) OBP: 0.326, SLG: 0.355										0	0	0	0	0	0	0									
17 Brandon Morrow, R (8,1) OBP: 0.260, SLG: 0.376										0	0	0	0	0	0	0									
74 Kenley Jansen, S (8,1) OBP: 0.260, SLG: 0.376										0	0	0	0	0	0	0									
Inning Stats	R: 1 E: 0 K: 1 S: 8	H: 1 LOB: 0 BB: 0 P: 14	R: 0 E: 0 K: 0 S: 10	H: 0 LOB: 1 BB: 1 P: 18	R: 1 E: 0 K: 1 S: 14	H: 1 LOB: 1 BB: 1 P: 24	R: 1 E: 0 K: 2 S: 13	H: 2 LOB: 1 BB: 0 P: 17	R: 0 E: 0 K: 0 S: 10	H: 0 LOB: 0 BB: 0 P: 7	R: 0 E: 0 K: 0 S: 4	H: 1 LOB: 2 BB: 2 P: 26	R: 0 E: 0 K: 1 S: 15	H: 1 LOB: 2 BB: 2 P: 22	R: 0 E: 0 K: 1 S: 7	H: 0 LOB: 0 BB: 0 P: 12	1B: 5 2B: 0 3B: 1 HR: 1	SF: 1 SAC: 0 DP: 0 HBP: 0	WP: 0 PB: 0 SB: 0 CS: 0	PA: 40					
PITCHER	IP: 5.0 WLS: L BF: 22	H: 5 R: 3 ER: 3 SO: 6	BB: 2 IBB: 0 HBP: 0 BLK: 0	WP: 0 HR: 1 S: 55 P: 91	ERA: 5.40 WHIP: 1.400	IP: 1.0 WLS: L BF: 3	H: 0 R: 0 ER: 0 SO: 1	BB: 0 IBB: 0 HBP: 0 BLK: 0	WP: 0 HR: 0 S: 7 P: 12	ERA: 0.00 WHIP: 0.000	IP: 6.1 WLS: L BF: 25	H: 3 R: 0 ER: 0 SO: 9	BB: 2 IBB: 0 HBP: 0 BLK: 0	WP: 0 HR: 0 S: 62 P: 94	ERA: 1.80 WHIP: 1.000	IP: 7.1 WLS: L BF: 28	H: 3 R: 0 ER: 0 SO: 11	BB: 2 IBB: 0 HBP: 0 BLK: 0	WP: 0 HR: 0 S: 5 P: 5	ERA: 13.50 WHIP: 1.500	IP: 8.1 WLS: S BF: 34	H: 6 R: 2 ER: 0 SO: 3	BB: 0 IBB: 0 HBP: 0 BLK: 1	WP: 0 HR: 0 S: 22 P: 26	ERA: 0.00 WHIP: 1.500

Los Angeles Dodgers @ Miami Marlins
Marlins Park, Miami, FL
Sun Jul 16 2017, 1:12 PM - 4:30 PM EDT
Att: 22,119 - Roof Closed - 74 F

AB 32
R 3
H 7
RBI 3
BB 6
SO 8
LOB 13



Batter	1	2	3	4	5	6	7	8	9	AB	R	H	RBI	BB	SO	LOB	BOTTOM					
14 Martín Prado, R (1,5) OBP: 0.283, SLG: 0.362										4	0	0	0	0	1	3						
27 Giancarlo Stanton, R (1,9) OBP: 0.307, SLG: 0.561										4	0	0	0	0	2	3						
21 Christian Yelich, L (1,8) OBP: 0.364, SLG: 0.412										4	0	2	1	0	0	0						
13 Marcell Ozuna, R (1,7) OBP: 0.375, SLG: 0.563										4	0	2	0	0	1	1						
28 Tyler Moore, R (1,3) OBP: 0.287, SLG: 0.551										3	0	0	0	0	3	2						
41 Justin Bour, L (8,PH) (9,3)										1	0	0	0	0	1	2						
32 Derek Dietrich, L (1,4) OBP: 0.321, SLG: 0.373										4	0	0	0	0	4	1						
17 A.J. Ellis, R (1,2) OBP: 0.299, SLG: 0.300										4	1	2	0	0	2	1						
39 JT Riddle, L (1,6) OBP: 0.284, SLG: 0.364										4	0	1	0	0	1	1						
50 Chris O'Grady, R (1,1) ERA: 3.55										1	0	0	0	0	1	0						
51 Ichiro Suzuki, L (5,PH) ERA: 2.79										1	0	1	0	0	0	0						
64 Nick Wittgren, R (8,1) ERA: 4.07										0	0	0	0	0	0	0						
66 Jarlin Garcia, L (7,1) ERA: 3.4										0	0	0	0	0	0	0						
46 Kyle Barraclough, R (8,PH) (9,3)										0	0	0	0	0	0	0						
35 David Phelps, R (8,1) ERA: 3.52										0	0	0	0	0	0	0						
9 Dee Strange-Gordon, L (8,PH) (9,1)										0	1	1	0	0	0	0						
22 Dustin McGowan, R (9,1) ERA: 2.79										0	0	0	0	0	0	0						
Inning Stats	R: 0 E: 0 K: 1 S: 10	H: 0 LOB: 0 BB: 0 P: 16	R: 0 E: 0 K: 3 S: 14	H: 1 LOB: 1 BB: 0 P: 19	R: 0 E: 0 K: 2 S: 9	H: 0 LOB: 0 BB: 0 P: 14	R: 0 E: 0 K: 1 S: 12	H: 1 LOB: 1 BB: 0 P: 20	R: 1 E: 0 K: 2 S: 17	H: 3 LOB: 2 BB: 0 P: 25	R: 0 E: 0 K: 2 S: 8	H: 0 LOB: 0 BB: 0 P: 10	R: 0 E: 0 K: 1 S: 11	H: 1 LOB: 0 BB: 0 P: 18	R: 1 E: 0 K: 2 S: 18	H: 3 LOB: 2 BB: 0 P: 19	R: 0 E: 0 K: 2 S: 9	H: 0 LOB: 0 BB: 0 P: 12	1B: 5 2B: 5 3B: 0 HR: 0	SF: 0 SAC: 0 DP: 1 HBP: 0	WP: 0 PB: 0 SB: 0 CS: 0	PA: 35
PITCHER	IP: 5.0 WLS: H BF: 20	H: 5 R: 1 ER: 1 SO: 9	BB: 0 IBB: 0 HBP: 0 BLK: 0	WP: 0 HR: 0 S: 62 P: 94	ERA: 1.80 WHIP: 1.000	IP: 1.0 WLS: H BF: 3	H: 0 R: 0 ER: 0 SO: 1	BB: 0 IBB: 0 HBP: 0 BLK: 0	WP: 0 HR: 0 S: 7 P: 12	ERA: 0.00 WHIP: 0.000	IP: 6.1 WLS: H BF: 25	H: 3 R: 0 ER: 0 SO: 9	BB: 2 IBB: 0 HBP: 0 BLK: 0	WP: 0 HR: 0 S: 5 P: 5	ERA: 13.50 WHIP: 1.500	IP: 8.1 WLS: S BF: 34	H: 6 R: 2 ER: 0 SO: 3	BB: 0 IBB: 0 HBP: 0 BLK: 1	WP: 0 HR: 0 S: 22 P: 26	ERA: 0.00 WHIP: 1.500		

Los Angeles Dodgers @ Miami Marlins
Marlins Park, Miami, FL
Sun Jul 16 2017, 1:12 PM - 4:30 PM EDT
Att: 22,119 - Roof Closed - 74 F

AB 35
R 2
H 9
RBI 2
BB 0
SO 16
LOB 14



Batter	1	2	3	4	5	6	7	8	9	10	AB	R	H	RBI	BB	SO	LOB	TOP	
16 César Hernández, S (1.4) OBP: 0.337, SLG: 0.398	B FF 93 2-1 B KC 78 X FF 92		B FF 93 4-1 C CH 54 B KC 79 B FF 92		B FF 91 1-2 C KC 75 S KC 76 X FF 92		C SL 79 2-1 B CH 89 B SL 80 X SL 89		1 SAFE L FF 99 B SL 78 F FF 92 F FF 91 S CH 84		3	1	1	1	1	1	1		
13 Freddy Galvis, S (1.6) OBP: 0.296, SLG: 0.411	B FF 93 1-0 X FF 92		C FF 92 1-2 1 SAFE D CH 86 F CH 96 F SL 85 X FF 93		C KC 77 3-3 B CH 89 B KC 77 F FF 91 F FF 92 S KC 78		1 SAFE F FF 94 B CH 87 B FF 94 C FF 95 C FF 95 X FF 95		B SL 78 1-0 X SL 78		5	1	1	1	1	0	1	3	
37 Odúbel Herrera, L (1.8) OBP: 0.297, SLG: 0.416	B KC 78 1-2 C FF 94 1 SAFE X CH 88		F FF 93 4-2 B FF 93 B FF 93 D SL 84 F FF 94 F KC 90 X CH 79		B CH 85 1-1 B FF 92 X SL 85		B KC 83 1-0 X KC 82		B SL 80 2-3 F CH 84 S FF 91		4	1	0	0	1	1	2		
59 Mark Leiter Jr., R (10.1) OBP: 0.143, SLG: 0.143											0	0	0	0	0	0	0		
7 Maikel Franco, R (1.5) OBP: 0.281, SLG: 0.388		C FF 93 2-2 B FF 92 B SL 85 X FF 92		C SL 84 2-2 B SL 86 B SL 85 D SL 85 C FF 93 X FF 93		C FF 92 3-2 B FF 96 B FF 96 D FF 96 C FF 93 X FF 96		B FF 93 4-2 C SI 96 B FF 96 B FF 96 B FF 96 B FF 94 F FC 93 B FC 94		B FF 96 1-0 X FF 94		4	1	1	1	1	0	0	
5 Nick Williams, L (1.9) OBP: 0.327, SLG: 0.500		K KC 79 2-2 B FF 93 D CH 88 S CH 87 X FF 94		F CH 86 3-2 F FF 93 D CH 88 B FF 93 B KC 90 X CH 86		B CU 75 1-1 S FO 87 X FF 93		C FF 92 0-1 X SI 96		S FF 95 2-2 B FF 95 F FF 95 F FF 95 F FF 96 X CH 88		5	0	2	2	0	0	0	
34 Andrew Knapp, S (1.2) OBP: 0.361, SLG: 0.374		B FF 92 4-2 C FF 92 B KC 80 C FF 92 B FF 94		X FF 92 0-0		F FF 93 1-2 B FF 92 C FF 92 X FO 88				B FF 95 2-1 F CU 83 X FF 94		3	0	0	0	2	0	1	
41 Brock Stassi, L (1.3) OBP: 0.281, SLG: 0.299																			
51 Ricardo Pinto, R (8.1) OBP: 0.227, SLG: 0.313																			
15 Ty Kelly, S (9.8) OBP: 0.227, SLG: 0.313																			
30 Cameron Perkins, R (1.7) OBP: 0.222, SLG: 0.220																			
25 Daniel Nava, S (8.7) OBP: 0.380, SLG: 0.386																			
48 Jerad Eickhoff, R (7.9) OBP: 0.363, SLG: 0.463																			
4 Andrés Bernal, S (7.1) OBP: 0.304, SLG: 0.399																			
55 Hoby Milner, L (7.1) OBP: 0.245, SLG: 0.357																			
57 Luis García, R (8.3) OBP: 0.279, SLG: 0.357																			
39 Adam Morgan, L (8.1) OBP: 0.282, SLG: 0.357																			
Inning Stats	R: 0 E: 0 K: 0 S: 6	H: 1 LOB: 0 BB: 0 P: 10	R: 0 E: 0 K: 1 S: 11	H: 0 LOB: 1 BB: 1 P: 22	R: 4 E: 0 K: 1 S: 22	H: 3 LOB: 1 BB: 2 P: 38	R: 0 E: 0 K: 0 S: 4	H: 0 LOB: 0 BB: 0 P: 6	R: 0 E: 0 K: 1 S: 8	H: 0 LOB: 0 BB: 0 P: 13	R: 0 E: 0 K: 0 S: 8	H: 0 LOB: 1 BB: 1 P: 22	R: 0 E: 0 K: 2 S: 14	H: 1 LOB: 3 BB: 2 P: 22	R: 0 E: 0 K: 2 S: 14	H: 1 LOB: 0 BB: 0 P: 13	1B: 3 2B: 3 3B: 0 HR: 0	SF: 1 SAC: 0 DP: 1 HBP: 1	WP: 0 PB: 0 SB: 0 CS: 0
PITCHER	IP	WLS	BF	H	R	ER	SO	BB	IBB	HBP	BLK	WP	HR	S	P	ERA	WHIP		
34 Tom Koehler, R (1.1) ERA: 7.92	5.0		21	4	4	4	2	3	0	0	0	0	0	51	89	7.20	1.400		
25 Junichi Tazawa, R (8.1) ERA: 3.19	1.0	H	3	0	0	0	0	0	0	0	0	0	0	8	13	0.00	0.000		
46 Kyle Barraclough, R (7.1) ERA: 3.53	1.0	B	5	0	1	1	0	1	0	1	0	0	0	11	22	9.00	1.000		
35 David Phelps, R (8.1) ERA: 3.45	1.0		6	1	0	0	2	1	1	0	0	0	0	13	22	0.00	2.000		
44 AJ Ramos, R (8.1) ERA: 4.08	1.0		4	1	0	0	2	0	0	0	0	0	0	14	20	0.00	1.000		
PITCHER	IP	WLS	BF	H	R	ER	SO	BB	IBB	HBP	BLK	WP	HR	S	P	ERA	WHIP		
71 Drew Steckenrider, R (10.1) ERA: 3.52	1.0	W	3	0	0	0	0	0	0	0	0	0	0	8	13	0.00	0.000		

Philadelphia Phillies @ Miami Marlins
Marlins Park, Miami, FL
Mon Jul 17 2017, 7:13 PM - 10:54 PM EDT
Att: 17,146 - Roof Closed - 77 F

AB	34
R	5
H	6
RBI	5
BB	6
SO	6
LOB	16



Batter	1	2	3	4	5	6	7	8	9	10	AB	R	H	RBI	BB	SO	LOB	BOTTOM					
9 Dee Strange-Gordon, L (1.4) OBP: 0.330, SLG: 0.355	X FF 90 0-0		C FF 90 1-1 B SL 87 X FF 91		X SI 91 0-0		C FF 89 0-2 F SI 91 X SI 77		D FF 95 1-0 X SI 95	F SI 92 0-1 X FC 89	6	1	3	1	0	0	0						
27 Giancarlo Stanton, R (1.9) OBP: 0.363, SLG: 0.580	B FF 90 2-0 B SL 90 X SI 90		B SL 87 4-2 B SL 86 C FF 91 C CU 78 B CU 78		X FF 90 0-0		B SL 85 2-2 C SI 83 B FF 97 S SL 85 X SL 85		S FF 96 0-1		3	2	2	3	2	0	0						
21 Christian Yelich, L (1.8) OBP: 0.362, SLG: 0.408	B FF 91 4-2 B SI 92 C CU 77 B CU 78 B FF 92		X FF 90 0-0		B SI 91 3-3 B SL 86 F FF 90 B CU 78 C CU 78		B FS 96 1-0 X SI 96		B FF 96 1-3 C FF 95 S FF 95		4	0	0	0	1	2	4						
13 Marcell Ozuna, R (1.7) OBP: 0.378, SLG: 0.565	X CU 76 0-0		S CU 77 1-3 1 SAFE C 1 SAFE B CU 78 S CU 78		C SL 84 0-1 X CU 77		B SL 86 4-2 B SL 98 B FF 96 B FF 96 B FF 96 D SI 97		F FF 96 0-2 S FS 88 B FF 96 D SI 97		4	1	2	0	1	1	4						
41 Justin Bour, L (1.3) OBP: 0.354, SLG: 0.556	C FF 91 2-3 B FF 91 S CU 78 S CU 78		B CU 74 4-0 B SL 86 B FF 92		X FF 90 0-0		B SL 83 3-3 F SI 81 F SI 81 B SL 82 S SL 83		B SL 86 1-3 B FS 84 B FS 87 X FS 84		4	1	1	2	1	2	3						
14 Martín Prado, R (1.5) OBP: 0.279, SLG: 0.357	C FF 91 2-1 B FF 92 B SI 92 X FF 91		F FF 91 1-3 B SL 86 S SI 86		C SL 85 3-3 B FF 92 S CU 78 B CU 78 S SI 91		1 SAFE C 1 SAFE X FF 96		F FF 96 0-1 B FF 96 B FF 96 D SI 97		2	0	0	0	0	1	3						
32 Derek Dietrich, L (5.5) OBP: 0.321, SLG: 0.382																							
11 JT Realmuto, R (1.2) OBP: 0.361, SLG: 0.456		C FF 90 0-2 C CU 75 X CU 77		B CU 76 4-0 B SL 86 B FF 92		C FF 90 1-3 F FF 91 B FF 92 S SL 87		1 SAFE C 1 SAFE X SL 85		F FF 96 0-1 X SL 85		3	1	0	0	2	1	1					
39 JT Riddle, L (1.6) OBP: 0.282, SLG: 0.357																							
48 Jerad Eickhoff, R (1.1) ERA: 4.83	IP	WLS	BF	H	R	ER	SO	BB	IBB	HBP	BLK	WP	HR	S	P	ERA	WHIP						
55 Hoby Milner, L (7.1) ERA: 2.45	0.1		1	0	0	0	0	0	0	0	0	0	0	4	4	0.00	0.000						
57 Luis García, R (7.1) ERA: 2.37	0.2		3	0	0	0	0	1	0	0	0	0	0	6	13	0.00	1.500						
39 Adam Morgan, L (8.1) ERA: 6.04	0.2		2	0	0	0	1	0	0	0	0	0	0	7	10	0.00	0.000						
51 Ricardo Pinto, R (8.1) ERA: 3.96	0.2		4	1	0	0	0	1	0	0	0	0	0	5	11	0.00	3.000						
PITCHER	IP	WLS	BF	H	R	ER	SO	BB	IBB	HBP	BLK	WP	HR	S	P	ERA	WHIP						
50 Héctor Neris, R (9.1) ERA: 3.38	0.2		3	0	0	0	1	0	0	0	0	0	0	8	9	0.00	0.000						
59 Mark Leiter Jr., R (10.1) ERA: 4.25	0.2	L	6	2	1	1	0	0	2	0	0	0	0	10	14	13.50	3.000						
Inning Stats	R: 2 E: 0 K: 1 S: 10	H: 3 LOB: 1 BB: 1 P: 20	R: 0 E: 0 K: 1 S: 8	H: 0 LOB: 0 BB: 0 P: 11	R: 0 E: 0 K: 1 S: 8	H: 0 LOB: 1 BB: 1 P: 14	R: 0 E: 0 K: 2 S: 8	H: 0 LOB: 2 BB: 2 P: 19	R: 3 E: 0 K: 2 S: 11	H: 3 LOB: 0 BB: 0 P: 17	R: 0 E: 0 K: 1 S: 8	H: 0 LOB: 0 BB: 0 P: 10	R: 0 E: 0 K: 0 S: 8	H: 0 LOB: 0 BB: 0 P: 11	R: 0 E: 0 K: 1 S: 11	H: 1 LOB: 1 BB: 1 P: 18	R: 0 E: 0 K: 1 S: 11	H: 1 LOB: 3 BB: 2 P: 18	R: 1 E: 0 K: 0 S: 10	H: 2 LOB: 3 BB: 2 P: 14	1B: 4 2B: 1 3B: 1 HR: 3	SF: 0 SAC: 0 DP: 0 HBP: 0	WP: 1 PB: 0 SB: 0 CS: 2

Philadelphia Phillies @ Miami Marlins
Marlins Park, Miami, FL
Mon Jul 17 2017, 7:13 PM - 10:54 PM EDT
Att: 17,146 - Roof Closed - 77 F

AB	37
R	6
H	9
RBI	6
BB	9
SO	10
LOB	23



Batter	1	2	3	4	5	6	7	8	9	AB	R	H	RBI	BB	SO	LOB	TOP							
9 Dee Strange-Gordon, L OBP: 0.333, SLG: 0.348										5	1	1	0	0	0	3								
27 Giancarlo Stanton, R OBP: 0.362, SLG: 0.590										3	1	1	0	1	1	2								
21 Christian Yelich, L OBP: 0.361, SLG: 0.410										3	0	1	2	1	0	3								
13 Marcell Ozuna, R OBP: 0.372, SLG: 0.555										4	0	1	0	0	2	3								
41 Justin Bour, L OBP: 0.367, SLG: 0.555										4	0	2	0	0	0	1								
11 J.T. Realmuto, R OBP: 0.357, SLG: 0.449										4	0	1	0	0	0	3								
32 Derek Dietrich, L OBP: 0.316, SLG: 0.374										4	0	0	0	0	1	2								
19 Miguel Rojas, R OBP: 0.388, SLG: 0.397										4	1	2	0	0	1	0								
62 José Ureña, R OBP: 0.080, SLG: 0.120										2	0	1	0	0	1	1								
25 Junichi Tazawa, R										0	0	0	0	0	0	0								
46 Kyle Barraclough, R										0	0	0	0	0	0	0								
51 Ichiro Suzuki, L										1	0	0	0	0	0	0								
44 AJ Ramos, R										0	0	0	0	0	0	0								
Inning Stats	R: 2 E: 0 K: 1 S: 15	H: 3 LOB: 1 BB: 0 P: 20	R: 0 E: 0 K: 0 S: 7	H: 1 LOB: 1 BB: 0 P: 8	R: 0 E: 0 K: 1 S: 4	H: 0 LOB: 0 BB: 1 P: 11	R: 0 E: 0 K: 0 S: 6	H: 1 LOB: 0 BB: 0 P: 9	R: 0 E: 0 K: 1 S: 17	H: 2 LOB: 1 BB: 0 P: 14	R: 1 E: 1 K: 2 S: 13	H: 2 LOB: 2 BB: 0 P: 18	R: 0 E: 0 K: 1 S: 7	H: 0 LOB: 0 BB: 0 P: 7	R: 0 E: 0 K: 0 S: 6	H: 0 LOB: 0 BB: 0 P: 12	1B: 6 2B: 5 3B: 0 HR: 0	SF: 0 SAC: 1 DP: 3 HBP: 0	WP: 1 PB: 0 SB: 0 CS: 0	PA: 37				
PITCHER	IP: 6.0 WLS: L BF: 25 ERA: 8.56	IP: 1.0 WLS: 6 BF: 2 ERA: 2.5	IP: 1.0 WLS: 3 BF: 0 ERA: 3.2	IP: 1.0 WLS: 3 BF: 0 ERA: 4.17	IP: 6.0 WLS: L BF: 25 ERA: 8.56	IP: 1.0 WLS: 6 BF: 2 ERA: 2.5	IP: 1.0 WLS: 3 BF: 0 ERA: 3.2	IP: 1.0 WLS: 3 BF: 0 ERA: 4.17	IP: 6.0 WLS: L BF: 25 ERA: 8.56	IP: 1.0 WLS: 6 BF: 2 ERA: 2.5	IP: 1.0 WLS: 3 BF: 0 ERA: 3.2	IP: 1.0 WLS: 3 BF: 0 ERA: 4.17	IP: 6.0 WLS: L BF: 25 ERA: 8.56	IP: 1.0 WLS: 6 BF: 2 ERA: 2.5	IP: 1.0 WLS: 3 BF: 0 ERA: 3.2	IP: 1.0 WLS: 3 BF: 0 ERA: 4.17	IP: 6.0 WLS: L BF: 25 ERA: 8.56	IP: 1.0 WLS: 6 BF: 2 ERA: 2.5	IP: 1.0 WLS: 3 BF: 0 ERA: 3.2	IP: 1.0 WLS: 3 BF: 0 ERA: 4.17	IP: 6.0 WLS: L BF: 25 ERA: 8.56	IP: 1.0 WLS: 6 BF: 2 ERA: 2.5	IP: 1.0 WLS: 3 BF: 0 ERA: 3.2	IP: 1.0 WLS: 3 BF: 0 ERA: 4.17
6 Billy Hamilton, S OBP: 0.300, SLG: 0.334										3	0	0	1	0	1	3								
2 Zack Cozart, R OBP: 0.395, SLG: 0.558										4	0	0	0	0	0	4								
19 Joey Volto, L OBP: 0.420, SLG: 0.594										4	0	0	0	0	2	0								
23 Adam Duvall, R OBP: 0.315, SLG: 0.525										4	0	0	0	0	2	0								
4 Scooter Gennett, L OBP: 0.360, SLG: 0.585										3	0	1	0	1	0	0								
7 Eugenio Suárez, R OBP: 0.361, SLG: 0.460										4	0	2	0	0	1	1								
43 Scott Schebler, L OBP: 0.320, SLG: 0.495										1	1	0	0	1	0	0								
16 Tucker Barnhart, L OBP: 0.322, SLG: 0.378										3	0	1	0	0	0	3								
34 Homer Bailey, R ERA: 3.78										1	0	0	0	0	0	0								
53 Wandy Peralta, L ERA: 4.82										0	0	0	0	0	0	0								
39 Devin Mesoraco, R ERA: 3.45										0	0	0	0	0	0	0								
31 Drew Storen, S ERA: 3.96										0	0	0	0	0	0	0								
36 Blake Wood, R ERA: 3.96										1	0	0	0	0	0	0								
Inning Stats	R: 0 E: 0 K: 1 S: 7	H: 0 LOB: 0 BB: 0 P: 9	R: 0 E: 0 K: 1 S: 5	H: 0 LOB: 0 BB: 0 P: 7	R: 1 E: 0 K: 0 S: 9	H: 1 LOB: 1 BB: 0 P: 14	R: 0 E: 0 K: 1 S: 16	H: 1 LOB: 3 BB: 1 P: 32	R: 0 E: 0 K: 0 S: 6	H: 0 LOB: 0 BB: 0 P: 11	R: 0 E: 0 K: 1 S: 6	H: 0 LOB: 0 BB: 0 P: 9	R: 0 E: 0 K: 2 S: 12	H: 1 LOB: 1 BB: 0 P: 17	R: 0 E: 0 K: 0 S: 13	H: 0 LOB: 0 BB: 0 P: 20	1B: 3 2B: 1 3B: 0 HR: 0	SF: 1 SAC: 2 DP: 0 HBP: 2	WP: 1 PB: 0 SB: 0 CS: 0	PA: 36				
PITCHER	IP: 6.0 WLS: W BF: 25 ERA: 3.78	IP: 1.0 WLS: H BF: 4 ERA: 4.82	IP: 1.0 WLS: H BF: 4 ERA: 3.45	IP: 1.0 WLS: S BF: 3 ERA: 3.96	IP: 6.0 WLS: W BF: 25 ERA: 3.78	IP: 1.0 WLS: H BF: 4 ERA: 4.82	IP: 1.0 WLS: H BF: 4 ERA: 3.45	IP: 1.0 WLS: S BF: 3 ERA: 3.96	IP: 6.0 WLS: W BF: 25 ERA: 3.78	IP: 1.0 WLS: H BF: 4 ERA: 4.82	IP: 1.0 WLS: H BF: 4 ERA: 3.45	IP: 1.0 WLS: S BF: 3 ERA: 3.96	IP: 6.0 WLS: W BF: 25 ERA: 3.78	IP: 1.0 WLS: H BF: 4 ERA: 4.82	IP: 1.0 WLS: H BF: 4 ERA: 3.45	IP: 1.0 WLS: S BF: 3 ERA: 3.96	IP: 6.0 WLS: W BF: 25 ERA: 3.78	IP: 1.0 WLS: H BF: 4 ERA: 4.82	IP: 1.0 WLS: H BF: 4 ERA: 3.45	IP: 1.0 WLS: S BF: 3 ERA: 3.96	IP: 6.0 WLS: W BF: 25 ERA: 3.78	IP: 1.0 WLS: H BF: 4 ERA: 4.82	IP: 1.0 WLS: H BF: 4 ERA: 3.45	IP: 1.0 WLS: S BF: 3 ERA: 3.96

Miami Marlins @ Cincinnati Reds
Great American Ball Park, Cincinnati, OH
Fri Jul 21 2017, 8:58 PM - 11:54 PM EDT
Att: 21,851 - Partly Cloudy - 82 F

AB	34
R	3
H	10
RBI	2
BB	2
SO	6
LOB	18



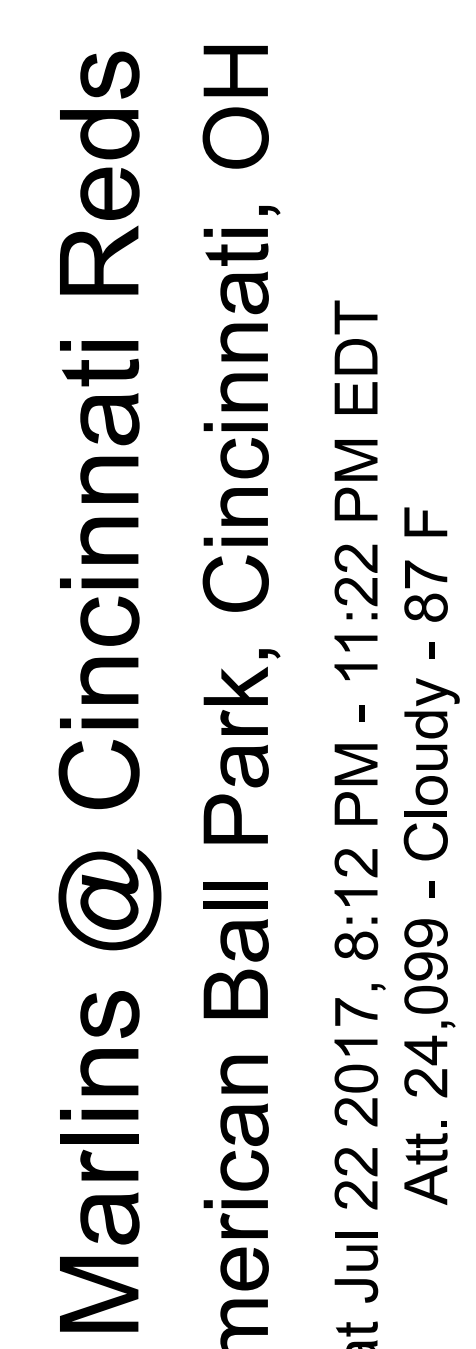
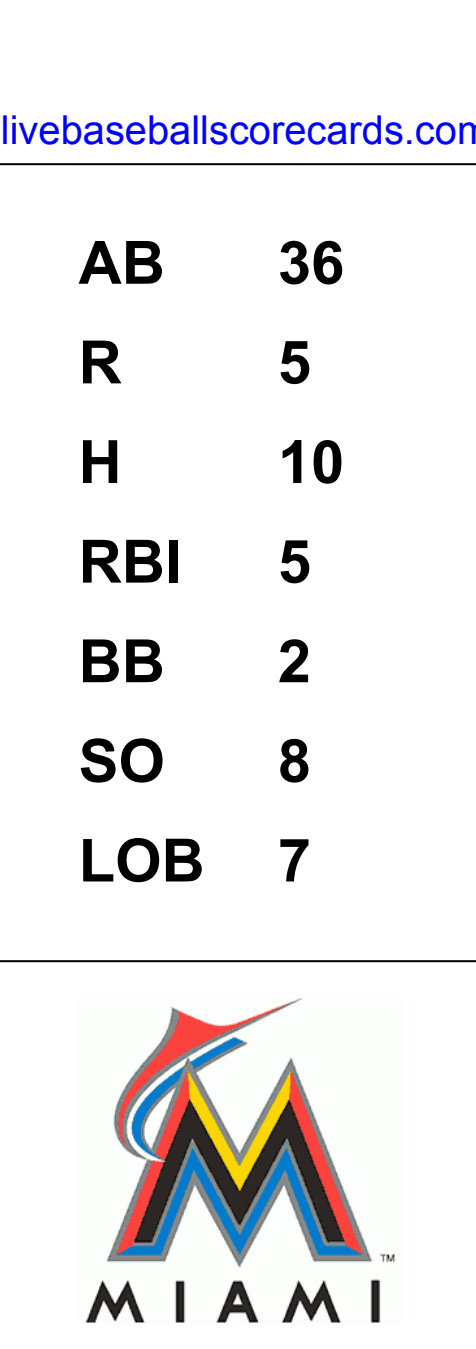
Miami Marlins @ Cincinnati Reds
Great American Ball Park, Cincinnati, OH
Fri Jul 21 2017, 8:58 PM - 11:54 PM EDT
Att: 21,851 - Partly Cloudy - 82 F

AB	28
R	1
H	4
RBI	1
BB	3
SO	6
LOB	11



Batter	1	2	3	4	5	6	7	8	9	AB R H RBI BB SO LOB	TOP							
9 Dee Strange-Gordon, L OBP: 0.334, SLG: 0.348										5 1 2 0 0 1 0	Miami Marlins @ Cincinnati Reds Great American Ball Park, Cincinnati, OH Sat Jul 22 2017, 8:12 PM - 11:22 PM EDT Att: 24,099 - Cloudy - 87 F							
27 Giancarlo Stanton, R OBP: 0.360, SLG: 0.565										5 0 1 1 0 0 2 2								
21 Christian Yelich, L OBP: 0.362, SLG: 0.410										3 0 1 0 1 0 0 0								
13 Marcell Ozuna, R OBP: 0.368, SLG: 0.549										4 0 0 0 0 1 2								
41 Justin Bour, L OBP: 0.368, SLG: 0.554										4 2 2 0 0 0 2 0								
11 J.T. Realmuto, R OBP: 0.381, SLG: 0.475										4 2 3 4 0 0 0 0								
32 Derek Dietrich, L OBP: 0.311, SLG: 0.367										4 0 0 0 0 0 1 1								
19 Miguel Rojas, R OBP: 0.381, SLG: 0.382										3 0 0 0 1 0 0 0								
50 Chris O'Grady, R 64 Nick Wittgren, R 66 Jarlin Garcia, L 46 Kyle Barracough, R 25 Junichi Tazawa, R 51 Ichiro Suzuki, L 44 AJ Ramos, R										2 0 0 0 0 0 1 2 1 0 1 0 1 0 0 0 0 0 0 0 0 0 0 0 0 0								
Inning Stats	R: 1 E: 0 K: 1 S: 10	H: 1 LOB: 0 BB: 0 P: 17	R: 2 E: 0 K: 0 S: 13	H: 2 LOB: 0 BB: 0 P: 19	R: 0 E: 0 K: 1 S: 10	H: 1 LOB: 1 BB: 0 P: 16	R: 0 E: 0 K: 3 S: 13	H: 1 LOB: 2 BB: 1 P: 19	R: 0 E: 0 K: 0 S: 8	H: 0 LOB: 0 BB: 0 P: 10		R: 0 E: 0 K: 1 S: 9	H: 0 LOB: 0 BB: 0 P: 12	R: 0 E: 0 K: 0 S: 12	H: 2 LOB: 2 BB: 0 P: 13	1B: 7 2B: 1 3B: 0 HR: 2	SF: 0 SAC: 0 DP: 0 HBP: 0	WP: 0 PB: 0 SB: 2 CS: 1
PITCHER	IP WLS BF H R ER SO BB IBB HBP BLK WP HR S P ERA WHIP											IP WLS BF H R ER SO BB IBB HBP BLK WP HR S P ERA WHIP						
55 Robert Stephenson, R ERA: 8.1	5.1 L 25 8 5 5 5 1 1 0 0 0 0 2 62 100 8.44 1.688																	
21 Michael Lorenzen, R ERA: 3.78	0.2 0 0 0 0 0 0 0 0 0 0 0 4 7 0.00 0.000																	
65 Asher Wojciechowski, R ERA: 4.88	2.0 6 0 0 0 3 0 0 0 0 0 0 18 22 0.00 0.000																	
26 Raisel Iglesias, R ERA: 1.52	1.0 5 2 0 0 0 0 0 0 0 0 0 12 13 0.00 2.000																	

Batter	1	2	3	4	5	6	7	8	9	AB R H RBI BB SO LOB	BOTTOM											
6 Billy Hamilton, S OBP: 0.301, SLG: 0.335										5 1 2 0 0 0 1	Miami Marlins @ Cincinnati Reds Great American Ball Park, Cincinnati, OH Sat Jul 22 2017, 8:12 PM - 11:22 PM EDT Att: 24,099 - Cloudy - 87 F											
2 Zack Cozart, R OBP: 0.401, SLG: 0.565										2 1 1 0 3 0 1												
9 José Peraza, R OBP: 0.277, SLG: 0.328										0 0 0 0 0 0 0 0												
19 Joey Volto, L OBP: 0.419, SLG: 0.589										3 0 0 0 2 1 3												
23 Adam Duvall, R OBP: 0.316, SLG: 0.522										2 1 0 1 1 2 2												
7 Eugenio Suárez, R OBP: 0.363, SLG: 0.460										4 0 2 0 0 0 2												
4 Scooter Gennett, L OBP: 0.362, SLG: 0.584										4 0 2 1 0 2 2												
39 Devin Mesoraco, R ERA: 5.4										3 0 0 0 1 2 3												
26 Raisel Iglesias, R OBP: 1.000, SLG: 2.000										0 0 0 0 0 0 0 0												
3 Patrick Kivlehan, R OBP: 0.301, SLG: 0.416										3 1 1 1 1 0 3												
55 Robert Stephenson, R OBP: 0.200, SLG: 0.200										2 0 0 0 0 2 1												
21 Michael Lorenzen, R OBP: 0.125, SLG: 0.500										0 0 0 0 0 0 0 0												
43 Scott Schebler, L ERA: 3.98										1 0 0 0 0 0 2												
65 Asher Wojciechowski, R ERA: 4.97										0 0 0 0 0 0 0 0												
16 Tucker Barnhart, L OBP: 0.320, SLG: 0.376										1 0 0 0 0 0 0 0												
Inning Stats	R: 2 E: 1 K: 1 S: 12	H: 1 LOB: 1 BB: 3 P: 30	R: 0 E: 0 K: 1 S: 11	H: 0 LOB: 1 BB: 1 P: 21	R: 0 E: 0 K: 1 S: 6	H: 0 LOB: 0 BB: 1 P: 14	R: 0 E: 0 K: 2 S: 9	H: 1 LOB: 0 BB: 0 P: 11	R: 1 E: 0 K: 2 S: 12	H: 2 LOB: 2 BB: 1 P: 19	R: 0 E: 0 K: 0 S: 10	H: 1 LOB: 1 BB: 1 P: 17	R: 0 E: 0 K: 0 S: 5	H: 1 LOB: 0 BB: 0 P: 8	R: 1 E: 0 K: 1 S: 9	H: 2 LOB: 1 BB: 0 P: 13	R: 0 E: 0 K: 1 S: 15	H: 0 LOB: 1 BB: 1 P: 22	1B: 6 2B: 1 3B: 1 HR: 1	SF: 0 SAC: 0 DP: 4 HBP: 1	WP: 0 PB: 0 SB: 1 CS: 1	PA: 39
PITCHER	IP WLS BF H R ER SO BB IBB HBP BLK WP HR S P ERA WHIP											IP WLS BF H R ER SO BB IBB HBP BLK WP HR S P ERA WHIP										
50 Chris O'Grady, L ERA: 4.14	4.2 21 4 3 3 6 5 1 0 0 0 0 0 46 89 5.79 1.929																					
66 Jarlin Garcia, L ERA: 3.98	0.1 H 1 0 0 0 0 0 0 0 0 0 1 1 0.00 0.000																					
46 Kyle Barracough, R ERA: 3.38	1.0 H 3 1 0 0 0 0 0 0 0 0 5 8 0.00 1.000																					
25 Junichi Tazawa, R ERA: 4.97	1.0 H 5 2 1 1 1 0 0 0 1 0 0 9 13 9.00 2.000																					
PITCHER	IP WLS BF H R ER SO BB IBB HBP BLK WP HR S P ERA WHIP											IP WLS BF H R ER SO BB IBB HBP BLK WP HR S P ERA WHIP										
44 AJ Ramos, R ERA: 3.86	1.0 S 4 0 0 0 0 1 0 0 0 0 0 9 15 3.86 1.000																					



Batter	1	2	3	4	5	6	7	8	9	AB	R	H	RBI	BB	SO	LOB	TOP							
9 Dee Strange-Gordon, L OBP: 0.333, SLG: 0.347										4	0	1	0	0	1	1								
27 Giancarlo Stanton, R OBP: 0.356, SLG: 0.579										4	0	0	0	0	1	1								
21 Christian Yelich, L OBP: 0.359, SLG: 0.495										4	0	0	0	0	1	1								
41 Justin Bour, L OBP: 0.367, SLG: 0.550										4	0	1	0	0	2	1								
32 Derek Dietrich, L OBP: 0.310, SLG: 0.365										4	0	1	0	0	1	1								
17 A.J. Ellis, R OBP: 0.302, SLG: 0.354										4	2	2	1	0	0	1								
51 Ichiro Suzuki, L OBP: 0.276, SLG: 0.294										3	0	0	0	1	0	1								
19 Miguel Rojas, R OBP: 0.375, SLG: 0.375										4	1	1	1	0	1	2								
34 Tom Koehler, R OBP: 0.048, SLG: 0.048										2	0	0	0	0	2	2								
64 Nick Wittgren, R OBP: 0.369, SLG: 0.550										0	0	0	0	0	0	0								
13 Marcell Ozuna, R OBP: 0.369, SLG: 0.550										1	0	1	1	0	0	0								
49 Brian Ellington, R OBP: 0.369, SLG: 0.550										0	0	0	0	0	0	0								
22 Dustin McGowan, R OBP: 0.369, SLG: 0.550										0	0	0	0	0	0	0								
Inning Stats	R: 0 E: 0 K: 2 S: 16	H: 1 LOB: 1 BB: 0 P: 23	R: 0 E: 0 K: 1 S: 14	H: 1 LOB: 2 BB: 1 P: 20	R: 0 E: 0 K: 0 S: 8	H: 0 LOB: 0 BB: 0 P: 12	R: 1 E: 0 K: 0 S: 10	H: 1 LOB: 0 BB: 0 P: 19	R: 0 E: 0 K: 2 S: 10	H: 0 LOB: 0 BB: 0 P: 13	R: 0 E: 0 K: 2 S: 18	H: 0 LOB: 0 BB: 0 P: 11	R: 2 E: 1 K: 1 S: 18	H: 3 LOB: 1 BB: 0 P: 24	R: 0 E: 0 K: 0 S: 11	H: 1 LOB: 1 BB: 0 P: 17	R: 0 E: 0 K: 1 S: 7	H: 0 LOB: 0 BB: 0 P: 10	1B: 5 2B: 1 3B: 0 HR: 1	SF: 0 SAC: 0 DP: 0 HBP: 0	WP: 0 PB: 0 SB: 1 CS: 0	PA: 35		
PITCHER	IP WLS BF H R ER SO BB IBB HBP BLK WP HR S P ERA WHIP	IP WLS BF H R ER SO BB IBB HBP BLK WP HR S P ERA WHIP	IP WLS BF H R ER SO BB IBB HBP BLK WP HR S P ERA WHIP	IP WLS BF H R ER SO BB IBB HBP BLK WP HR S P ERA WHIP	IP WLS BF H R ER SO BB IBB HBP BLK WP HR S P ERA WHIP	IP WLS BF H R ER SO BB IBB HBP BLK WP HR S P ERA WHIP	IP WLS BF H R ER SO BB IBB HBP BLK WP HR S P ERA WHIP	IP WLS BF H R ER SO BB IBB HBP BLK WP HR S P ERA WHIP	IP WLS BF H R ER SO BB IBB HBP BLK WP HR S P ERA WHIP	IP WLS BF H R ER SO BB IBB HBP BLK WP HR S P ERA WHIP	IP WLS BF H R ER SO BB IBB HBP BLK WP HR S P ERA WHIP	IP WLS BF H R ER SO BB IBB HBP BLK WP HR S P ERA WHIP	IP WLS BF H R ER SO BB IBB HBP BLK WP HR S P ERA WHIP	IP WLS BF H R ER SO BB IBB HBP BLK WP HR S P ERA WHIP	IP WLS BF H R ER SO BB IBB HBP BLK WP HR S P ERA WHIP	IP WLS BF H R ER SO BB IBB HBP BLK WP HR S P ERA WHIP	IP WLS BF H R ER SO BB IBB HBP BLK WP HR S P ERA WHIP	IP WLS BF H R ER SO BB IBB HBP BLK WP HR S P ERA WHIP	IP WLS BF H R ER SO BB IBB HBP BLK WP HR S P ERA WHIP	IP WLS BF H R ER SO BB IBB HBP BLK WP HR S P ERA WHIP	IP WLS BF H R ER SO BB IBB HBP BLK WP HR S P ERA WHIP	IP WLS BF H R ER SO BB IBB HBP BLK WP HR S P ERA WHIP	IP WLS BF H R ER SO BB IBB HBP BLK WP HR S P ERA WHIP	IP WLS BF H R ER SO BB IBB HBP BLK WP HR S P ERA WHIP

Miami Marlins @ Cincinnati Reds
Great American Ball Park, Cincinnati, OH
Sun Jul 23 2017, 1:12 PM - 4:10 PM EDT
Att: 20,526 - Overcast - 76 F

AB 34
R 3
H 7
RBI 3
BB 1
SO 9
LOB 11

Batter	1	2	3	4	5	6	7	8	9	AB	R	H	RBI	BB	SO	LOB	BOTTOM							
6 Billy Hamilton, S OBP: 0.306, SLG: 0.339										4	1	3	1	0	0	0								
2 Zack Cozart, R OBP: 0.406, SLG: 0.564										2	1	1	0	2	0	0								
19 Joey Votto, L OBP: 0.415, SLG: 0.582										4	0	0	1	0	2	4								
23 Adam Duvall, R OBP: 0.318, SLG: 0.521										3	0	1	0	0	0	2								
4 Scooter Gennett, L OBP: 0.364, SLG: 0.595										4	1	2	2	0	0	3								
26 Raisel Iglesias, R OBP: 1.000, SLG: 2.000										0	0	0	0	0	0	0								
7 Eugenio Suárez, R OBP: 0.362, SLG: 0.467										4	1	1	1	0	0	0								
43 Scott Schebler, L OBP: 0.319, SLG: 0.489										3	1	0	0	0	0	0								
16 Tucker Barnhart, L OBP: 0.323, SLG: 0.390										3	1	1	1	1	1	0								
47 Sal Romano, L OBP: 0.277, SLG: 0.328										1	0	0	0	0	0	0								
30 Arismendy Alcántara, S OBP: 0.254, SLG: 0.253										1	0	0	0	0	0	0								
21 Michael Lorenzen, R OBP: 0.123, SLG: 0.550										0	0	0	0	0	0	0								
9 José Peraza, R OBP: 0.277, SLG: 0.328										1	0	0	0	0	0	0								
Inning Stats	R: 0 E: 0 K: 1 S: 11	H: 2 LOB: 2 BB: 0 P: 18	R: 1 E: 0 K: 0 S: 8	H: 1 LOB: 2 BB: 1 P: 20	R: 0 E: 0 K: 0 S: 7	H: 0 LOB: 0 BB: 0 P: 11	R: 1 E: 0 K: 1 S: 11	H: 1 LOB: 0 BB: 0 P: 15	R: 2 E: 1 K: 0 S: 15	H: 2 LOB: 2 BB: 1 P: 27	R: 2 E: 0 K: 1 S: 18	H: 3 LOB: 1 BB: 1 P: 29	R: 0 E: 0 K: 0 S: 8	H: 0 LOB: 0 BB: 0 P: 12	R: 0 E: 0 K: 0 S: 6	H: 0 LOB: 0 BB: 0 P: 11	R: 0 E: 0 K: 0 S: 6	H: 0 LOB: 0 BB: 0 P: 11	1B: 6 2B: 0 3B: 0 HR: 3	SF: 0 SAC: 1 DP: 1 HBP: 2	WP: 0 PB: 0 SB: 2 CS: 0	PA: 36		
PITCHER	IP WLS BF H R ER SO BB IBB HBP BLK WP HR S P ERA WHIP	IP WLS BF H R ER SO BB IBB HBP BLK WP HR S P ERA WHIP	IP WLS BF H R ER SO BB IBB HBP BLK WP HR S P ERA WHIP	IP WLS BF H R ER SO BB IBB HBP BLK WP HR S P ERA WHIP	IP WLS BF H R ER SO BB IBB HBP BLK WP HR S P ERA WHIP	IP WLS BF H R ER SO BB IBB HBP BLK WP HR S P ERA WHIP	IP WLS BF H R ER SO BB IBB HBP BLK WP HR S P ERA WHIP	IP WLS BF H R ER SO BB IBB HBP BLK WP HR S P ERA WHIP	IP WLS BF H R ER SO BB IBB HBP BLK WP HR S P ERA WHIP	IP WLS BF H R ER SO BB IBB HBP BLK WP HR S P ERA WHIP	IP WLS BF H R ER SO BB IBB HBP BLK WP HR S P ERA WHIP	IP WLS BF H R ER SO BB IBB HBP BLK WP HR S P ERA WHIP	IP WLS BF H R ER SO BB IBB HBP BLK WP HR S P ERA WHIP	IP WLS BF H R ER SO BB IBB HBP BLK WP HR S P ERA WHIP	IP WLS BF H R ER SO BB IBB HBP BLK WP HR S P ERA WHIP	IP WLS BF H R ER SO BB IBB HBP BLK WP HR S P ERA WHIP	IP WLS BF H R ER SO BB IBB HBP BLK WP HR S P ERA WHIP	IP WLS BF H R ER SO BB IBB HBP BLK WP HR S P ERA WHIP	IP WLS BF H R ER SO BB IBB HBP BLK WP HR S P ERA WHIP	IP WLS BF H R ER SO BB IBB HBP BLK WP HR S P ERA WHIP	IP WLS BF H R ER SO BB IBB HBP BLK WP HR S P ERA WHIP	IP WLS BF H R ER SO BB IBB HBP BLK WP HR S P ERA WHIP	IP WLS BF H R ER SO BB IBB HBP BLK WP HR S P ERA WHIP	IP WLS BF H R ER SO BB IBB HBP BLK WP HR S P ERA WHIP


Miami Marlins @ Cincinnati Reds
Great American Ball Park, Cincinnati, OH
Sun Jul 23 2017, 1:12 PM - 4:10 PM EDT
Att: 20,526 - Overcast - 76 F

AB 30
R 6
H 9
RBI 6
BB 3
SO 3
LOB 9

Batter	1	2	3	4	5	6	7	8	9	AB	R	H	RBI	BB	SO	LOB	TOP										
9 Dee Strange-Gordon, L OBP: 0.332, SLG: 0.348										5	1	1	0	0	2	2											
27 Giancarlo Stanton, R OBP: 0.360, SLG: 0.596										3	2	2	3	1	0	0											
21 Christian Yelich, L OBP: 0.397, SLG: 0.493										4	1	1	0	0	0	1											
13 Marcell Ozuna, R OBP: 0.371, SLG: 0.552										4	0	2	1	0	1	1											
11 J T Realmuto, R OBP: 0.363, SLG: 0.474										3	0	1	0	1	0	1											
41 Justin Bour, L OBP: 0.386, SLG: 0.548										1	0	0	0	0	0	2											
51 Ichiro Suzuki, L OBP: 0.277, SLG: 0.289										4	0	0	0	0	0	1											
28 Tyler Moore, R OBP: 0.280, SLG: 0.521										3	0	0	0	1	1	0											
32 Derek Dietrich, L OBP: 0.309, SLG: 0.361										4	0	1	0	0	0	1											
19 Miquel Rojas, R OBP: 0.370, SLG: 0.369										4	0	1	0	0	0	1											
Inning Stats	R: 2 H: 4 E: 0 K: 0 S: 15	H: 4 LOB: 1 BB: 0 P: 22	R: 0 H: 0 E: 0 K: 1 S: 7	H: 0 LOB: 0 BB: 1 P: 10	R: 0 H: 0 E: 0 K: 0 S: 5	H: 0 LOB: 0 BB: 1 P: 9	R: 0 H: 0 E: 0 K: 1 S: 8	H: 0 LOB: 0 BB: 0 P: 11	R: 1 H: 2 E: 0 K: 1 S: 10	H: 2 LOB: 1 BB: 0 P: 15	R: 0 H: 1 E: 0 K: 0 S: 8	H: 1 LOB: 1 BB: 0 P: 12	R: 1 H: 1 E: 0 K: 1 S: 8	H: 1 LOB: 1 BB: 1 P: 15	R: 0 H: 0 E: 1 K: 1 S: 8	H: 0 LOB: 1 BB: 1 P: 14	1B: 4 2B: 2 3B: 0 HR: 2	SF: 0 SAC: 0 DP: 2 HBP: 0	WP: 0 PB: 0 SB: 0 CS: 0	PA: 37							
PITCHER	IP	WLS	BF	H	R	ER	SO	BB	IBB	HBP	BLK	WP	HR	S	P	ERA	WHIP										
33 Martin Pérez, L ERA: 4.67	7.0	L	28	7	3	3	3	2	0	0	0	0	1	62	94	3.86	1.286										
23 Jeremy Jeffress, R ERA: 5.3	2.0		9	1	1	1	2	2	0	0	0	0	1	16	29	4.50	1.500										

Miami Marlins @ Texas Rangers
Globe Life Park in Arlington, Arlington, TX
Mon Jul 24 2017, 8:09 PM - 10:42 PM EDT
Att: 24,654 - Partly Cloudy - 91 F


AB 33
R 4
H 8
RBI 4
BB 4
SO 5
LOB 11



Batter	1	2	3	4	5	6	7	8	9	AB	R	H	RBI	BB	SO	LOB	BOTTOM										
14 Carlos Gómez, R OBP: 0.329, SLG: 0.466										4	0	1	0	0	2	2											
17 Shin-Soo Choo, L OBP: 0.381, SLG: 0.406										4	0	1	0	0	0	1											
1 Elvis Andrus, R OBP: 0.328, SLG: 0.457										4	0	1	0	0	1	2											
29 Adrian Beltré, R OBP: 0.379, SLG: 0.518										4	0	4	0	0	0	0											
5 Mike Napoli, R OBP: 0.277, SLG: 0.451										4	0	0	0	0	1	5											
12 Rougned Odor, L OBP: 0.249, SLG: 0.399										4	0	0	0	0	0	2											
25 Jonathan Lucroy, R OBP: 0.293, SLG: 0.539										3	0	0	0	1	0	0											
30 Nomar Mazara, L OBP: 0.317, SLG: 0.408										4	0	0	0	0	1	2											
3 Delino DeShields, R OBP: 0.342, SLG: 0.368										2	0	1	0	1	1	0											
Inning Stats	R: 0 H: 2 E: 0 K: 1 S: 10	H: 0 LOB: 2 BB: 0 P: 15	R: 0 H: 0 E: 0 K: 0 S: 9	H: 0 LOB: 0 BB: 0 P: 13	R: 0 H: 2 E: 0 K: 1 S: 7	H: 2 LOB: 1 BB: 0 P: 10	R: 0 H: 1 E: 0 K: 0 S: 6	H: 1 LOB: 0 BB: 0 P: 11	R: 0 H: 1 E: 0 K: 1 S: 11	H: 1 LOB: 1 BB: 0 P: 14	R: 0 H: 1 E: 0 K: 1 S: 12	H: 0 LOB: 0 BB: 0 P: 19	R: 0 H: 0 E: 1 K: 1 S: 10	H: 0 LOB: 1 BB: 1 P: 15	R: 0 H: 1 E: 0 K: 1 S: 8	H: 0 LOB: 2 BB: 1 P: 16	R: 0 H: 1 E: 0 K: 0 S: 12	H: 1 LOB: 2 BB: 1 P: 23	1B: 7 2B: 0 3B: 1 HR: 0	SF: 0 SAC: 0 DP: 1 HBP: 0	WP: 0 PB: 0 SB: 1 CS: 0	PA: 35					
PITCHER	IP	WLS	BF	H	R	ER	SO	BB	IBB	HBP	BLK	WP	HR	S	P	ERA	WHIP										
61 Adam Conley, L ERA: 5.63	7.0	W	26	7	0	0	5	0	0	0	0	0	0	65	97	0.00	1.000										
46 Kyle Barraclough, R ERA: 3.3	1.0		4	0	0	0	1	1	0	0	0	0	0	8	16	0.00	1.000										
44 AJ Ramos, R ERA: 3.76	1.0		5	1	0	0	0	1	0	0	0	0	0	12	23	0.00	2.000										

Miami Marlins @ Texas Rangers
Globe Life Park in Arlington, Arlington, TX
Mon Jul 24 2017, 8:09 PM - 10:42 PM EDT
Att: 24,654 - Partly Cloudy - 91 F

AB 33
R 0
H 8
RBI 0
BB 2
SO 6
LOB 14



Batter	1	2	3	4	5	6	7	8	9	AB	R	H	RBI	BB	SO	LOB	TOP										
9 Dee Strange-Gordon, L (1.4) OBP: 0.335, SLG: 0.349										4	2	2	0	1	1	1											
27 Giancarlo Stanton, R (1.9) OBP: 0.358, SLG: 0.593										5	1	1	0	0	2	3											
21 Christian Yelich, L (1.8) OBP: 0.361, SLG: 0.421										4	1	3	4	0	1	0											
13 Marcell Ozuna, R (1.7) OBP: 0.367, SLG: 0.546										4	0	0	0	0	1	2											
11 J.T. Realmuto, R (1.10) OBP: 0.365, SLG: 0.471										2	0	0	0	2	0	1											
28 Tyler Moore, R (1.3) OBP: 0.269, SLG: 0.500										4	0	0	0	0	2	3											
17 A.J. Ellis, R (1.2) OBP: 0.300, SLG: 0.341										3	0	0	0	0	0	0											
12 Mike Aviles, R (1.6) OBP: 0.364, SLG: 0.222										4	0	2	0	0	1	1											
32 Derek Dietrich, L (1.5) OBP: 0.305, SLG: 0.354										4	0	0	0	0	2	2											
Inning Stats	R: 1 E: 0 K: 1 S: 11	H: 2 LOB: 2 BB: 1 P: 22	R: 0 E: 0 K: 0 S: 9	H: 1 LOB: 1 BB: 0 P: 13	R: 0 E: 0 K: 1 S: 11	H: 1 LOB: 1 BB: 0 P: 17	R: 0 E: 0 K: 2 S: 8	H: 0 LOB: 0 BB: 0 P: 12	R: 3 E: 0 K: 0 S: 12	H: 2 LOB: 0 BB: 1 P: 20	R: 0 E: 0 K: 1 S: 9	H: 0 LOB: 0 BB: 0 P: 13	R: 0 E: 0 K: 2 S: 9	H: 0 LOB: 0 BB: 0 P: 13	R: 0 E: 0 K: 1 S: 8	H: 0 LOB: 1 BB: 1 P: 17	R: 0 E: 0 K: 2 S: 13	H: 2 LOB: 2 BB: 0 P: 16	1B: 4 2B: 3 3B: 0 HR: 1	SF: 0 SAC: 0 DP: 1 HBP: 1	WP: 0 PB: 1 SB: 1 CS: 0	PA: 38					
PITCHER	IP	WLS	BF	H	R	ER	SO	BB	IBB	HBP	BLK	WP	HR	S	P	ERA	WHIP										
35 Cole Hamels, L (1.1) ERA: 3.97	6.0	W	26	6	4	4	5	2	0	1	0	0	1	60	97	6.00	1.333										
51 Matt Bush, R (7.1) ERA: 3.41	1.0		3	0	0	0	2	0	0	0	0	0	0	9	13	0.00	0.000										
50 Keone Kela, R (8.1) ERA: 2.51	1.0		4	0	0	0	1	1	0	0	0	0	0	8	17	0.00	1.000										
37 Jason Grilli, R (9.1) ERA: 5.47	1.0		5	2	0	0	2	0	0	0	0	0	0	13	16	0.00	2.000										

Miami Marlins @ Texas Rangers
 Globe Life Park in Arlington, Arlington, TX
 Tue Jul 25 2017, 8:09 PM - 11:02 PM EDT
 Att: 25,074 - Partly Cloudy - 95 F

AB 34
 R 4
 H 8
 RBI 4
 BB 3
 SO 10
 LOB 13

Batter	1	2	3	4	5	6	7	8	9	AB	R	H	RBI	BB	SO	LOB	BOTTOM										
17 Shin-Soo Choo, L (1.10) OBP: 0.362, SLG: 0.409										5	2	2	2	0	1	0											
1 Elvis Andrus, R (1.6) OBP: 0.329, SLG: 0.462										5	1	2	1	0	0	1											
30 Nomar Mazara, L (1.9) OBP: 0.321, SLG: 0.411										5	1	3	1	0	0	1											
29 Adrián Beltré, R (1.5) OBP: 0.375, SLG: 0.509										3	0	0	1	1	0	2											
5 Mike Napoli, R (1.3) OBP: 0.282, SLG: 0.467										5	1	3	1	0	2	3											
12 Rougned Odor, L (1.4) OBP: 0.256, SLG: 0.409										3	1	2	1	1	0	1											
25 Jonathan Lucroy, R (1.2) OBP: 0.295, SLG: 0.339										3	1	1	1	0	0	2											
14 Carlos Gómez, R (1.8) OBP: 0.324, SLG: 0.459										4	0	0	0	0	0	5											
13 Joey Gallo, L (1.7) OBP: 0.315, SLG: 0.535										3	3	2	2	1	0	0											
Inning Stats	R: 0 E: 0 K: 1 S: 7	H: 0 LOB: 0 BB: 0 P: 10	R: 1 E: 0 K: 0 S: 16	H: 2 LOB: 1 BB: 0 P: 25	R: 3 E: 0 K: 0 S: 12	H: 5 LOB: 3 BB: 1 P: 18	R: 2 E: 0 K: 1 S: 13	H: 3 LOB: 1 BB: 0 P: 17	R: 4 E: 0 K: 1 S: 20	H: 3 LOB: 2 BB: 2 P: 40	R: 0 E: 0 K: 0 S: 7	H: 0 LOB: 0 BB: 0 P: 12	R: 0 E: 0 K: 0 S: 5	H: 0 LOB: 0 BB: 0 P: 7	R: 0 E: 0 K: 0 S: 8	H: 2 LOB: 1 BB: 0 P: 10	1B: 8 2B: 2 3B: 1 HR: 4	SF: 1 SAC: 0 DP: 2 HBP: 2	WP: 0 PB: 0 SB: 0 CS: 0	PA: 42							
PITCHER	IP	WLS	BF	H	R	ER	SO	BB	IBB	HBP	BLK	WP	HR	S	P	ERA	WHIP										
58 Dan Straily, R (1.1) ERA: 3.84	4.0	L	23	10	6	6	2	0	1	0	0	0	1	16	30	108.00	12.000										
49 Brian Ellington, R (5.1) ERA: 9.69	0.1		6	3	4	4	0	1	0	1	0	0	0	11	22	0.00	0.600										
30 Hunter Cervenka, L (5.1) ERA: 9.69	1.2		6	0	0	0	1	1	0	1	0	0	0	5	7	0.00	0.000										
22 Dustin McGowan, R (7.1) ERA: 2.81	1.0		3	0	0	0	0	0	0	0	0	0	0	8	10	0.00	2.000										
45 Vance Worley, R (8.1) ERA: 6.37	1.0		4	2	0	0	0	0	0	0	0	0	0	8	10	0.00	2.000										

Miami Marlins @ Texas Rangers
 Globe Life Park in Arlington, Arlington, TX
 Tue Jul 25 2017, 8:09 PM - 11:02 PM EDT
 Att: 25,074 - Partly Cloudy - 95 F

AB 36
 R 10
 H 15
 RBI 10
 BB 3
 SO 3
 LOB 15

Batter	1	2	3	4	5	6	7	8	9	AB	R	H	RBI	BB	SO	LOB	TOP	
6 Billy Hamilton, S OBP: 0.298, SLG: 0.330										3	1	0	0	1	1	0	Cincinnati Reds @ Miami Marlins Marlins Park, Miami, FL Fri Jul 28 2017, 7:13 PM - 10:06 PM EDT Att: 17,440 - Roof Closed - 80 F	
4 Scooter Gennett, L OBP: 0.355, SLG: 0.581										4	0	2	0	0	1			
19 Joey Votto, L OBP: 0.425, SLG: 0.575										3	1	1	1	1	2			
23 Adam Duvali, R OBP: 0.322, SLG: 0.530										3	1	1	2	0	2			
7 Eugenio Suárez, R OBP: 0.358, SLG: 0.456										3	0	0	0	1	2			
43 Scott Schebler, L OBP: 0.305, SLG: 0.481										4	1	1	1	0	1			
9 José Peraza, R OBP: 0.275, SLG: 0.321										4	0	1	0	0	1			
16 Tucker Barnhart, L OBP: 0.316, SLG: 0.378										4	0	1	0	0	0	1		
47 Sal Romano, L										2	0	0	0	0	2	1		AB 32 R 4 H 7 RBI 4 BB 3 SO 11 LOB 12
21 Michael Lorenzen, R										0	0	0	0	0	0	0		
39 Devin Mesorbian, R										1	0	0	0	0	0	1		
53 Wandy Peralta, L										0	0	0	0	0	0	0		
31 Drew Storen, S										0	0	0	0	0	0	0		
52 Tony Cingrani, L										0	0	0	0	0	0	0		
3 Patrick Kivlehan, R										1	0	0	0	0	0	0		
										0	0	0	0	0	0	0		
										0	0	0	0	0	0	0		
										0	0	0	0	0	0	0		
Inning Stats	R: 3 H: 2 E: 0 K: 0 S: 14	H: 1 R: 1 ER: 0 LOB: 2 P: 29	R: 0 H: 0 E: 0 K: 2 S: 9	H: 1 R: 0 ER: 0 LOB: 0 P: 15	R: 0 H: 1 E: 0 K: 1 S: 9	H: 1 R: 0 ER: 0 LOB: 1 P: 12	R: 0 H: 1 E: 0 K: 3 S: 10	H: 0 R: 0 ER: 0 LOB: 0 P: 14	R: 0 H: 1 E: 0 K: 3 S: 12	H: 1 R: 1 ER: 0 LOB: 0 P: 11	1B: 5 2B: 0 3B: 0 HR: 2	SF: 0 SAC: 0 DP: 2 HBP: 1	WP: 0 PB: 0 SB: 1 CS: 0	PA: 36				
PITCHER	IP WLS BF H R ER SO BB IBB HBP BLK WP HR S P ERA WHIP	IP WLS BF H R ER SO BB IBB HBP BLK WP HR S P ERA WHIP	IP WLS BF H R ER SO BB IBB HBP BLK WP HR S P ERA WHIP	IP WLS BF H R ER SO BB IBB HBP BLK WP HR S P ERA WHIP	IP WLS BF H R ER SO BB IBB HBP BLK WP HR S P ERA WHIP	IP WLS BF H R ER SO BB IBB HBP BLK WP HR S P ERA WHIP	IP WLS BF H R ER SO BB IBB HBP BLK WP HR S P ERA WHIP	IP WLS BF H R ER SO BB IBB HBP BLK WP HR S P ERA WHIP	IP WLS BF H R ER SO BB IBB HBP BLK WP HR S P ERA WHIP	IP WLS BF H R ER SO BB IBB HBP BLK WP HR S P ERA WHIP	IP WLS BF H R ER SO BB IBB HBP BLK WP HR S P ERA WHIP	IP WLS BF H R ER SO BB IBB HBP BLK WP HR S P ERA WHIP	IP WLS BF H R ER SO BB IBB HBP BLK WP HR S P ERA WHIP	IP WLS BF H R ER SO BB IBB HBP BLK WP HR S P ERA WHIP	IP WLS BF H R ER SO BB IBB HBP BLK WP HR S P ERA WHIP	IP WLS BF H R ER SO BB IBB HBP BLK WP HR S P ERA WHIP	IP WLS BF H R ER SO BB IBB HBP BLK WP HR S P ERA WHIP	

Batter	1	2	3	4	5	6	7	8	9	AB	R	H	RBI	BB	SO	LOB	BOTTOM
9 Dee Strange-Gordon, L OBP: 0.336, SLG: 0.357										4	0	1	1	0	2	3	Cincinnati Reds @ Miami Marlins Marlins Park, Miami, FL Fri Jul 28 2017, 7:13 PM - 10:06 PM EDT Att: 17,440 - Roof Closed - 80 F
27 Giancarlo Stanton, R OBP: 0.360, SLG: 0.650										3	0	0	1	2	0	2	
21 Christian Yelich, L OBP: 0.366, SLG: 0.435										4	0	0	0	1	2	4	
13 Marcell Ozuna, R OBP: 0.368, SLG: 0.547										4	0	0	0	1	2	0	
11 J.T. Realmuto, R OBP: 0.375, SLG: 0.498										4	2	3	1	1	1	3	
32 Derek Dietrich, L OBP: 0.317, SLG: 0.386										4	2	2	0	1	1	4	
28 Tyler Moore, R OBP: 0.261, SLG: 0.481										5	1	2	1	0	2	5	
19 Miguel Rojas, R OBP: 0.380, SLG: 0.360										2	1	0	0	2	0	2	
45 Vance Worley, R										0	0	0	0	0	0	0	
18 Tordar Telle, S										1	0	0	0	0	0	2	
30 Hunter Cervenka, L										0	0	0	0	0	0	0	
51 Ichiro Suzuki, L										0	0	0	0	0	0	0	
22 Dustin McGowan, R										1	1	2	0	0	0	0	
12 Mike Aviles, R										0	0	0	0	0	0	0	
71 Drew Steckenrider, R										0	0	0	0	0	0	0	
25 Junichi Tazawa, R										0	0	0	0	0	0	0	
Inning Stats	R: 0 H: 0 E: 0 K: 3 S: 14	H: 1 R: 1 ER: 0 LOB: 3 P: 28	R: 0 H: 0 E: 0 K: 1 S: 7	H: 0 R: 0 ER: 0 LOB: 0 P: 8	R: 2 H: 1 E: 1 K: 1 S: 15	H: 1 R: 0 ER: 0 LOB: 1 P: 13	R: 1 H: 1 E: 0 K: 2 S: 12	H: 1 R: 0 ER: 0 LOB: 1 P: 20	R: 4 H: 5 E: 0 K: 0 S: 16	H: 1 R: 1 ER: 0 LOB: 2 P: 17	1B: 3 2B: 5 3B: 0 HR: 2	SF: 1 SAC: 1 DP: 0 HBP: 0	WP: 1 PB: 0 SB: 0 CS: 0	PA: 43			
PITCHER	IP WLS BF H R ER SO BB IBB HBP BLK WP HR S P ERA WHIP	IP WLS BF H R ER SO BB IBB HBP BLK WP HR S P ERA WHIP	IP WLS BF H R ER SO BB IBB HBP BLK WP HR S P ERA WHIP	IP WLS BF H R ER SO BB IBB HBP BLK WP HR S P ERA WHIP	IP WLS BF H R ER SO BB IBB HBP BLK WP HR S P ERA WHIP	IP WLS BF H R ER SO BB IBB HBP BLK WP HR S P ERA WHIP	IP WLS BF H R ER SO BB IBB HBP BLK WP HR S P ERA WHIP	IP WLS BF H R ER SO BB IBB HBP BLK WP HR S P ERA WHIP	IP WLS BF H R ER SO BB IBB HBP BLK WP HR S P ERA WHIP	IP WLS BF H R ER SO BB IBB HBP BLK WP HR S P ERA WHIP	IP WLS BF H R ER SO BB IBB HBP BLK WP HR S P ERA WHIP	IP WLS BF H R ER SO BB IBB HBP BLK WP HR S P ERA WHIP	IP WLS BF H R ER SO BB IBB HBP BLK WP HR S P ERA WHIP	IP WLS BF H R ER SO BB IBB HBP BLK WP HR S P ERA WHIP	IP WLS BF H R ER SO BB IBB HBP BLK WP HR S P ERA WHIP	IP WLS BF H R ER SO BB IBB HBP BLK WP HR S P ERA WHIP	IP WLS BF H R ER SO BB IBB HBP BLK WP HR S P ERA WHIP



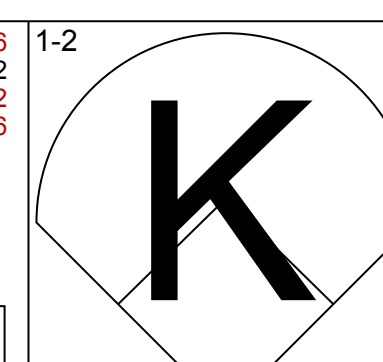
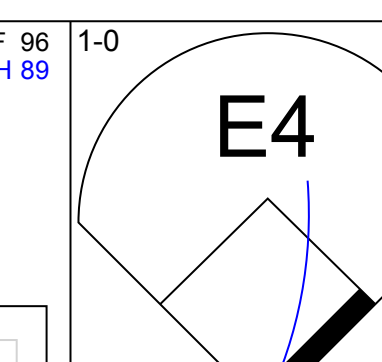
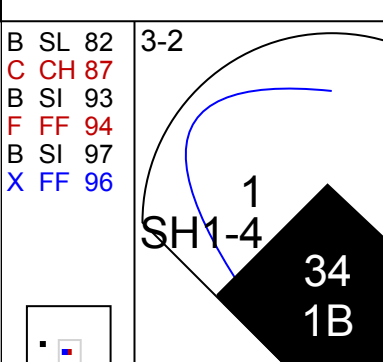
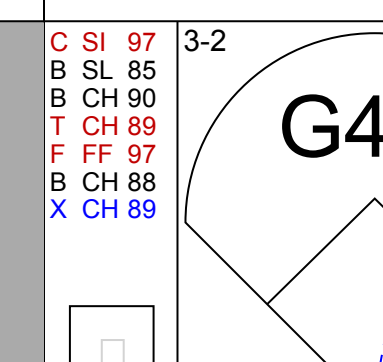
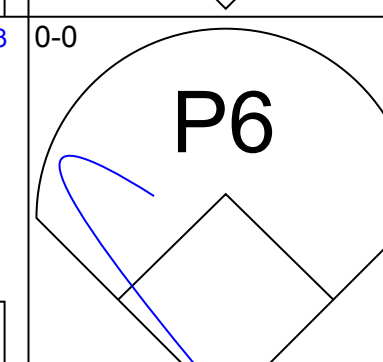
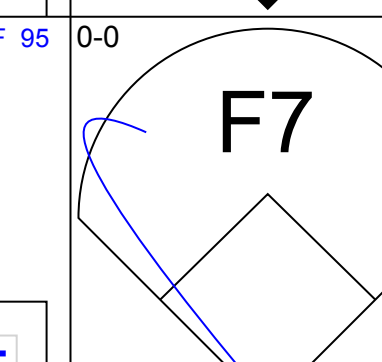
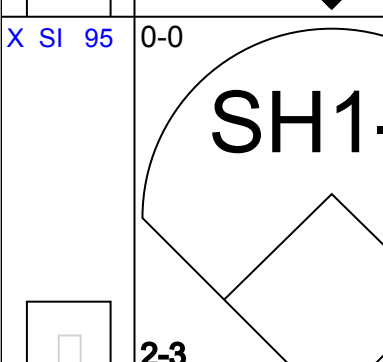
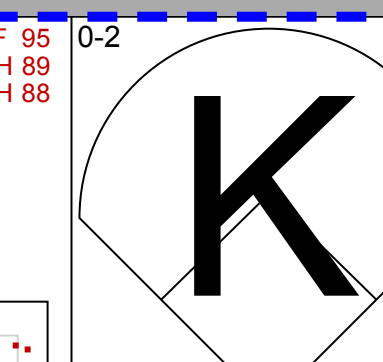
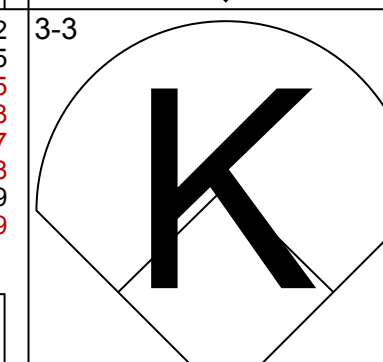
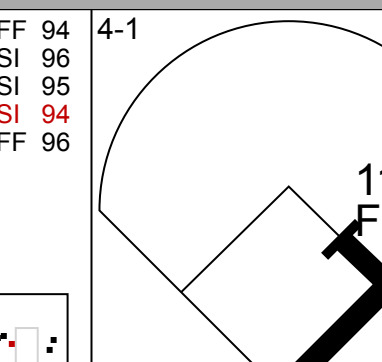
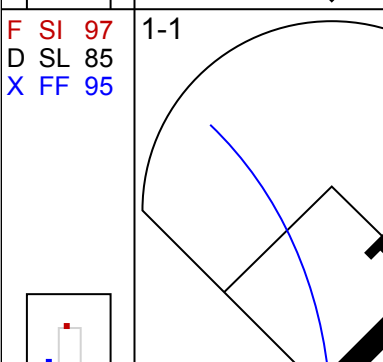
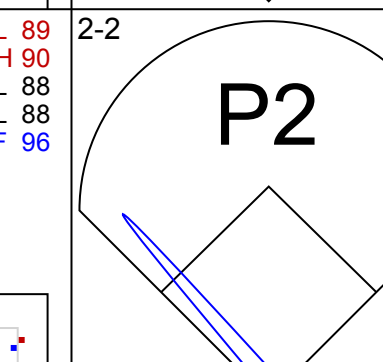
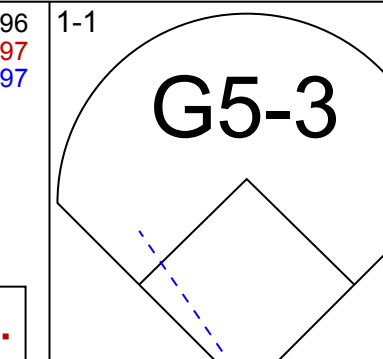
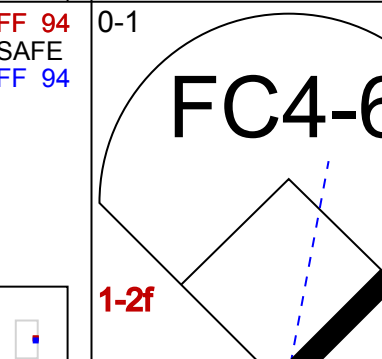
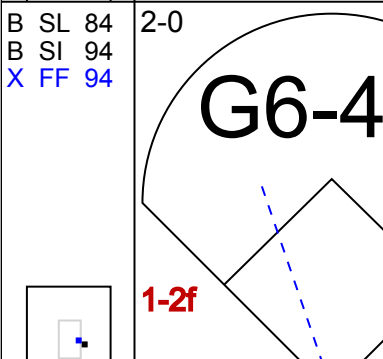
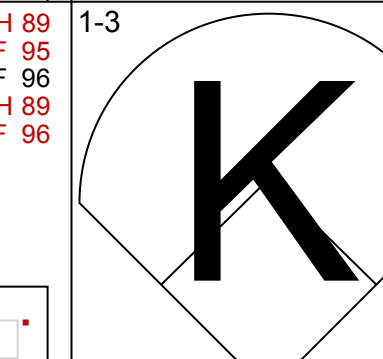
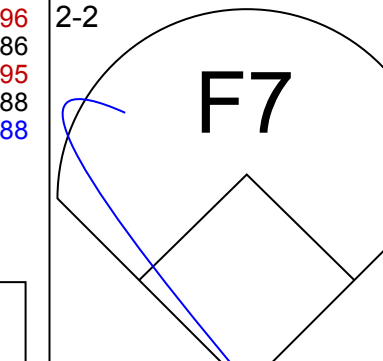
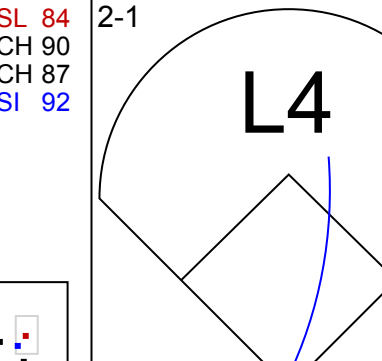
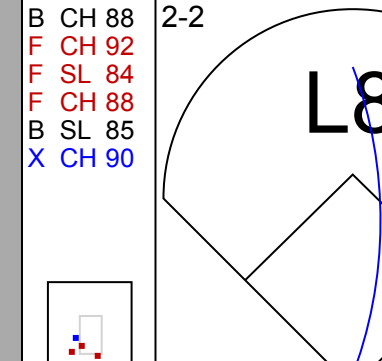
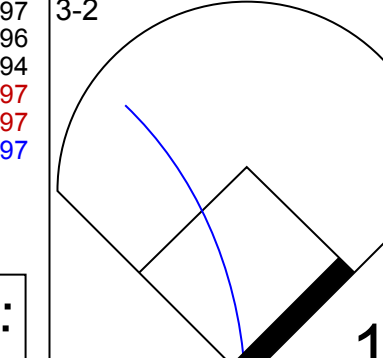
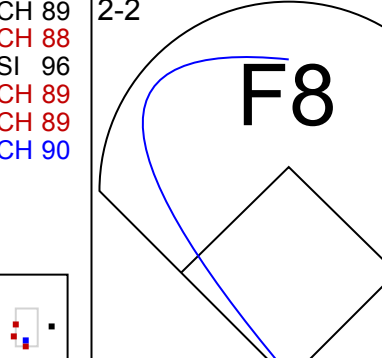
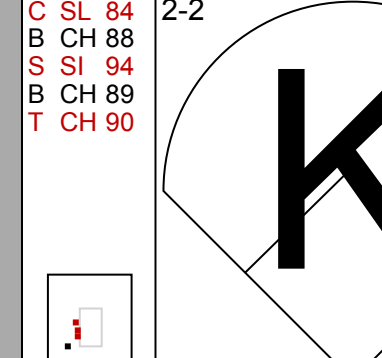
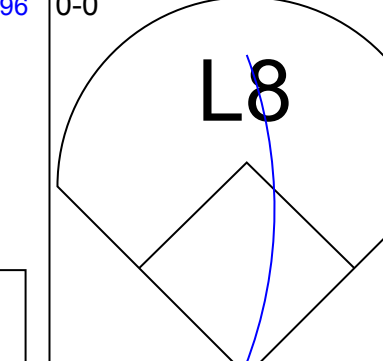
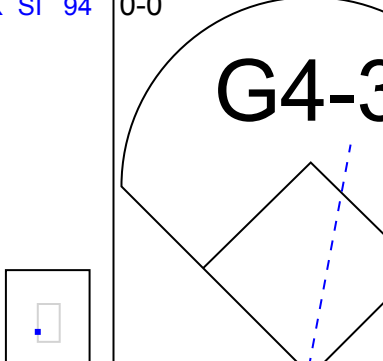
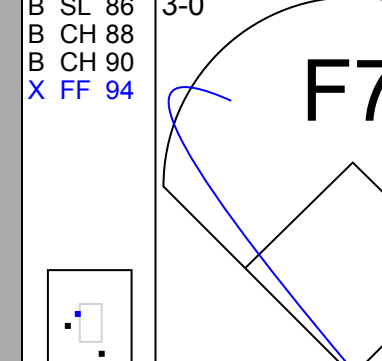
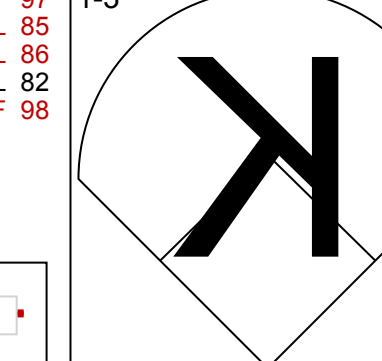
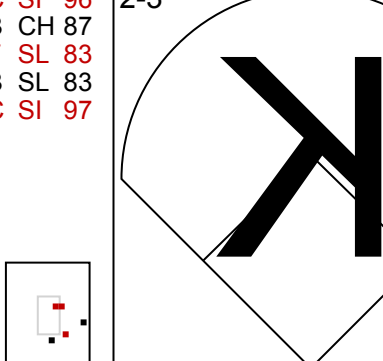
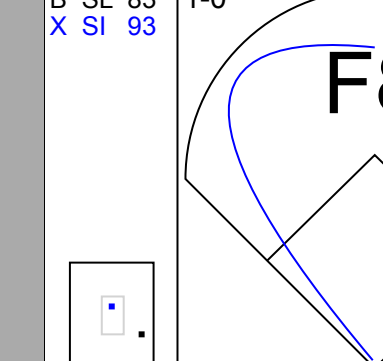
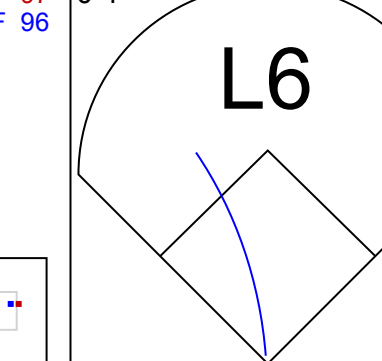
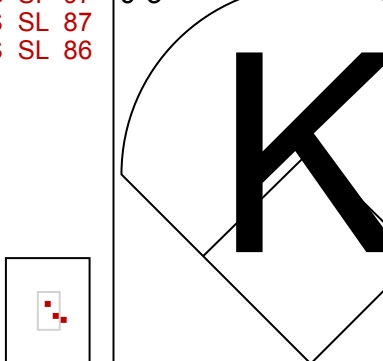
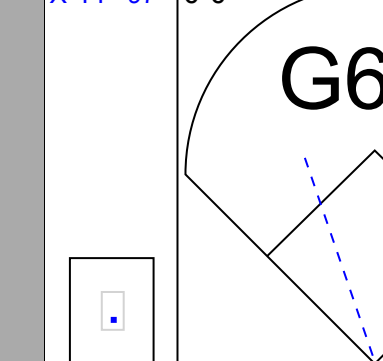
Batter	1	2	3	4	5	6	7	8	9	AB	R	H	RBI	BB	SO	LOB	TOP			
6 Billy Hamilton, S (1,8) OBP: 0.303, SLG: 0.330	P5			P6			FC6-4	BB		3	1	1	0	2	0	1	Cincinnati Reds @ Miami Marlins Marlins Park, Miami, FL Sun Jul 30 2017, 1:12 PM - 4:14 PM EDT Att: 19,747 - Roof Closed - 77 F			
4 Scooter Gennett, L (1,4) OBP: 0.351, SLG: 0.567	K	K			F8		FC6-4	BB		4	1	1	0	1	2	3				
19 Joey Votto, L (1,3) OBP: 0.428, SLG: 0.580		G4-3			F7		FC6-4	BB		4	0	1	0	1	0	5				
23 Adam Duval, R (1,7) OBP: 0.318, SLG: 0.528	K			L6			FC6-4	BB	FC5-2-5	5	1	0	1	0	2	5				
7 Eugenio Suárez, R (1,5)				F9			WP	BB		3	2	1	0	2	1	2				
43 Scott Schebler, L (1,9) OBP: 0.304, SLG: 0.473		F9		F9			F9		G4-3	5	0	0	0	0	1	5				
9 José Peraza, R (1,6) OBP: 0.284, SLG: 0.324					L8					3	1	2	1	2	0	1				
16 Tucker Barnhart, L (1,2) OBP: 0.320, SLG: 0.378					P3					4	0	2	3	1	0	2				
58 Luis Castillo, R (1,1) OBP: 0.063, SLG: 0.063					SH1-4					2	0	0	1	0	0	4				
3 Patrick Kivshen, R (9,PH) OBP: 0.290, SLG: 0.396										1	0	0	0	0	1	1				
26 Raisel Iglesias, R (9,1) OBP: 1.000, SLG: 2.000										0	0	0	0	0	0	0				
Inning Stats	R: 0 E: 0 K: 2 S: 13	H: 1 LOB: 0 BB: 0 P: 21	R: 2 E: 0 K: 1 S: 19	H: 3 LOB: 3 BB: 1 P: 29	R: 0 E: 0 K: 0 S: 7	H: 0 LOB: 0 BB: 0 P: 8	R: 0 E: 0 K: 0 S: 12	H: 1 LOB: 1 BB: 0 P: 17	R: 0 E: 0 K: 0 S: 11	H: 1 LOB: 2 BB: 1 P: 17	R: 4 E: 0 K: 1 S: 19	H: 2 LOB: 2 BB: 4 P: 36	R: 0 E: 0 K: 1 S: 8	H: 0 LOB: 2 BB: 2 P: 18	R: 0 E: 0 K: 1 S: 13	H: 0 LOB: 1 BB: 1 P: 20	1B: 8 2B: 0 3B: 0 HR: 0	SF: 0 SAC: 2 DP: 0 HBP: 0	WP: 1 PB: 0 SB: 0 CS: 0	PA: 45
PITCHER	IP WLS BF H R ER SO	IP WLS BF H R ER SO	IP WLS BF H R ER SO	IP WLS BF H R ER SO	IP WLS BF H R ER SO	IP WLS BF H R ER SO	IP WLS BF H R ER SO	IP WLS BF H R ER SO	IP WLS BF H R ER SO	IP WLS BF H R ER SO	IP WLS BF H R ER SO	IP WLS BF H R ER SO	IP WLS BF H R ER SO	IP WLS BF H R ER SO	IP WLS BF H R ER SO	IP WLS BF H R ER SO	ERA WHIP	ERA WHIP		
58 Dan Straily, R (1,1) ERA: 3.79	6.0 L	27 6	2 2	4 4	1 1	0 0	0 0	1 0	68 99	3.00 1.167										
30 Hunter Cervenka, L (7,1) ERA: 7.36	0.0 3	1 1	3 3	0 0	2 0	0 0	0 0	0 0	5 13	∞ ∞										
71 Drew Steckenrider, R (7,1) ERA: 3.48	1.0 6	1 1	1 1	1 1	2 0	0 0	0 0	0 0	14 23	9.00 3.000										
49 Brian Ellington, R (8,1) ERA: 9.6	1.0 5	0 0	0 0	0 1	2 0	0 0	0 0	0 0	8 18	0.00 2.000										
43 Odrisamer Despaigne, R (9,1) ERA: 6.75	1.0 4	0 0	0 0	0 1	1 0	0 0	0 0	0 0	13 20	0.00 1.000										

AB	34
R	6
H	8
RBI	6
BB	9
SO	7
LOB	29



Batter	1	2	3	4	5	6	7	8	9	AB	R	H	RBI	BB	SO	LOB	BOTTOM					
9 Dee Strange-Gordon, L (1,4) OBP: 0.341, SLG: 0.360	L3			L7			BB			3	2	1	0	1	0	1	Cincinnati Reds @ Miami Marlins Marlins Park, Miami, FL Sun Jul 30 2017, 1:12 PM - 4:14 PM EDT Att: 19,747 - Roof Closed - 77 F					
17 J.J. Ellis, R (1,2) OBP: 0.309, SLG: 0.353	G3-1			K			G2-5	BB		3	1	1	1	1	1	0						
21 Christian Yelich, L (1,8) OBP: 0.362, SLG: 0.437	G3			G4-3			G2-5			4	0	0	0	0	1	3						
13 Marcell Ozuna, R (1,7) OBP: 0.371, SLG: 0.558				K						4	1	1	3	0	1	0						
32 Derek Dietrich, L (1,5) OBP: 0.311, SLG: 0.375		L3				P6				4	0	0	0	0	0	0						
28 Tyler Moore, R (1,3) OBP: 0.289, SLG: 0.477										3	0	1	0	0	1	0						
49 Brian Ellington, R (8,1) OBP: 0.358, SLG: 0.471										0	0	0	0	0	0	0						
43 Odrisamer Despaigne, R (9,1) OBP: 0.372, SLG: 0.494										0	0	0	0	0	0	0						
11 J.T. Realmuto, R (9,PH) OBP: 0.372, SLG: 0.494										1	0	0	0	0	0	0						
51 Ichiro Suzuki, L (1,9) OBP: 0.300, SLG: 0.313										3	0	0	0	0	1	1						
19 Miguel Rojas, R (1,6) OBP: 0.374, SLG: 0.354										3	0	1	0	0	1	1						
58 Dan Straily, R (1,1) OBP: 0.056, SLG: 0.029										0	0	0	0	0	0	0						
12 Mike Aviles, R (6,PH) OBP: 0.358, SLG: 0.471										1	0	0	0	0	1	0						
30 Hunter Cervenka, L (7,1) ERA: 7.36										0	0	0	0	0	0	0						
71 Drew Steckenrider, R (7,1) ERA: 3.48										0	0	0	0	0	0	0						
18 Tomás Telis, S (8,3) OBP: 0.198, SLG: 0.375										1	0	0	0	0	0	0						
Inning Stats	R: 0 E: 0 K: 0 S: 9	H: 0 LOB: 0 BB: 0 P: 11	R: 0 E: 0 K: 0 S: 8	H: 0 LOB: 0 BB: 0 P: 13	R: 0 E: 0 K: 0 S: 7	H: 1 LOB: 1 BB: 0 P: 14	R: 0 E: 0 K: 2 S: 10	H: 0 LOB: 0 BB: 0 P: 14	R: 0 E: 0 K: 0 S: 10	H: 1 LOB: 1 BB: 0 P: 12	R: 1 E: 0 K: 1 S: 11	H: 1 LOB: 0 BB: 1 P: 20	R: 0 E: 0 K: 1 S: 8	H: 0 LOB: 0 BB: 0 P: 12	R: 0 E: 0 K: 2 S: 7	H: 0 LOB: 0 BB: 0 P: 10	R: 3 E: 0 K: 1 S: 17	H: 2 LOB: 0 BB: 1 P: 26	1B: 3 2B: 2 3B: 0 HR: 1	SF: 0 SAC: 1 DP: 1 HBP: 0	WP: 0 PB: 0 SB: 0 CS: 0	PA: 33
PITCHER	IP WLS BF H R ER SO	IP WLS BF H R ER SO	IP WLS BF H R ER SO	IP WLS BF H R ER SO	IP WLS BF H R ER SO	IP WLS BF H R ER SO	IP WLS BF H R ER SO	IP WLS BF H R ER SO	IP WLS BF H R ER SO	IP WLS BF H R ER SO	IP WLS BF H R ER SO	IP WLS BF H R ER SO	IP WLS BF H R ER SO	IP WLS BF H R ER SO	IP WLS BF H R ER SO	IP WLS BF H R ER SO	ERA WHIP	ERA WHIP				
58 Luis Castillo, R (1,1) ERA: 3.56	8.0 W	27 3	1 1	1 1	1 1	0 0	0 0	0 0	70 106	1.12 0.500												
26 Raisel Iglesias, R (9,1) ERA: 1.95	1.0 6	2 2	3 3	3 1	1 0	0 0	0 0	0 0	1 17	26 27.00	3.000											

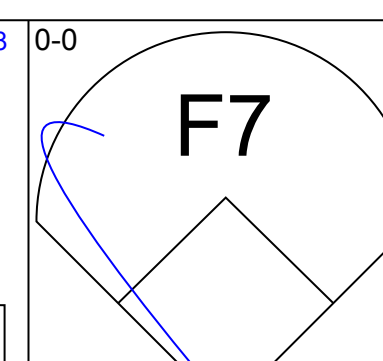
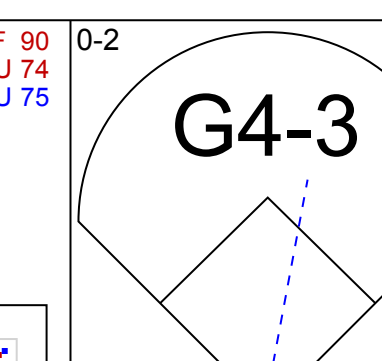
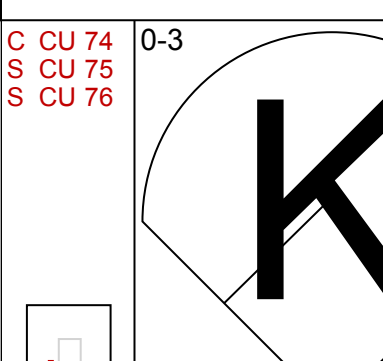
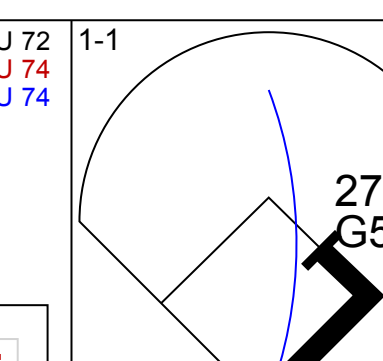
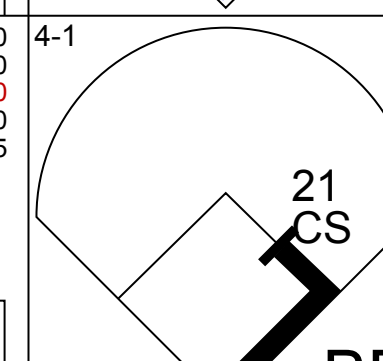
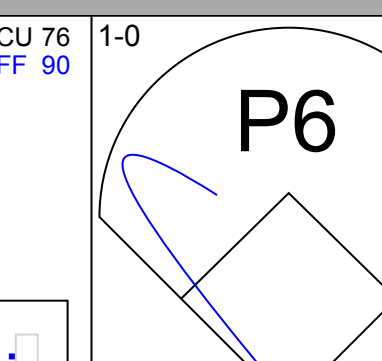
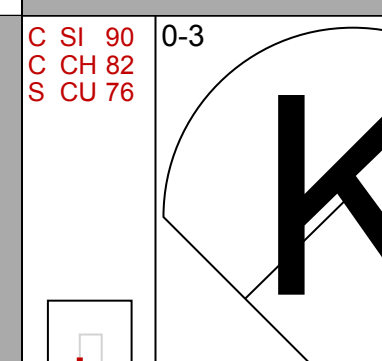
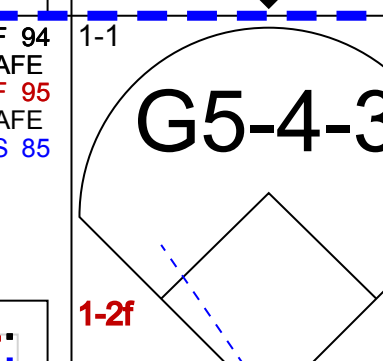
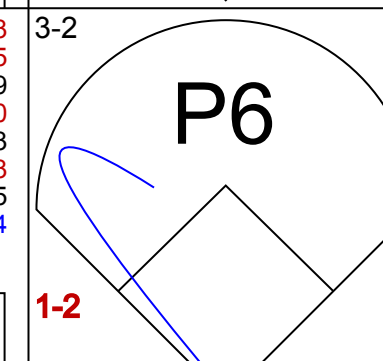
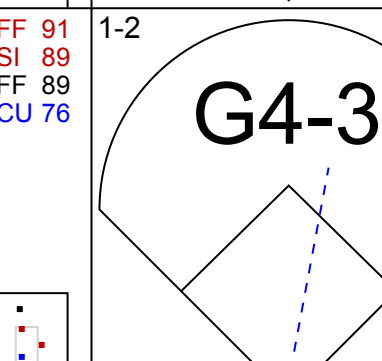
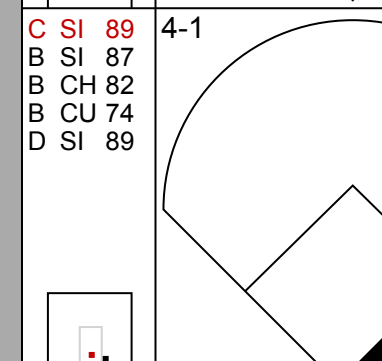
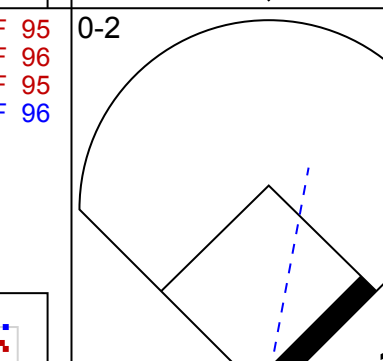
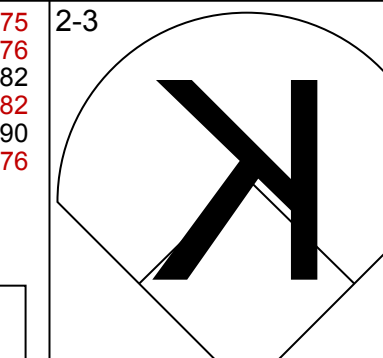
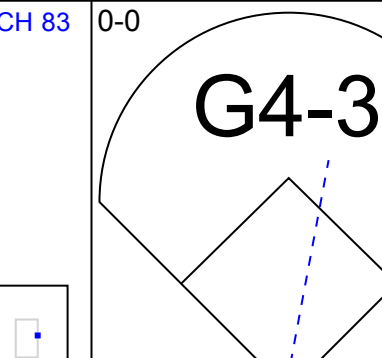
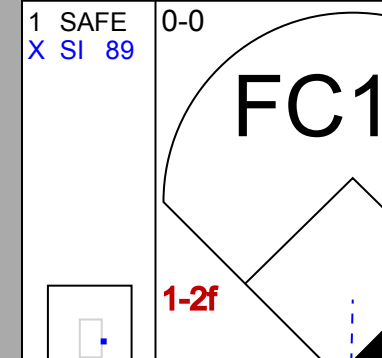
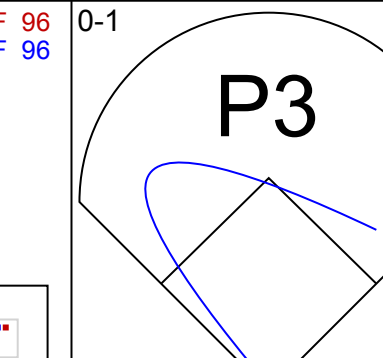
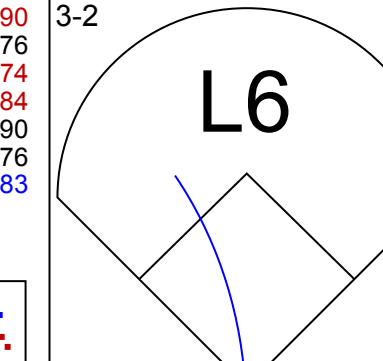
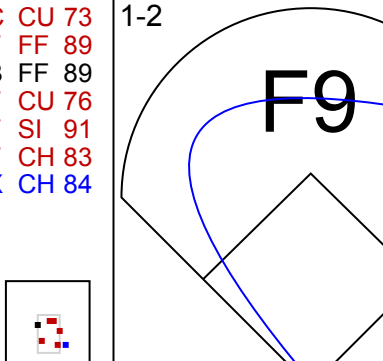
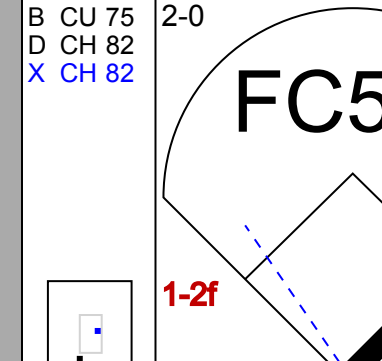
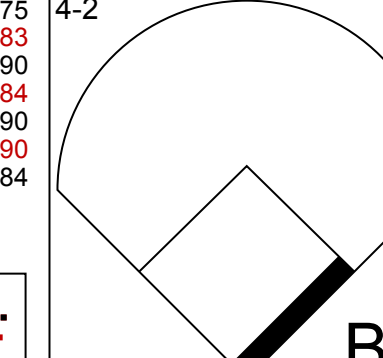

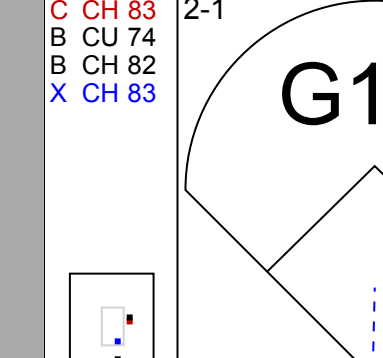
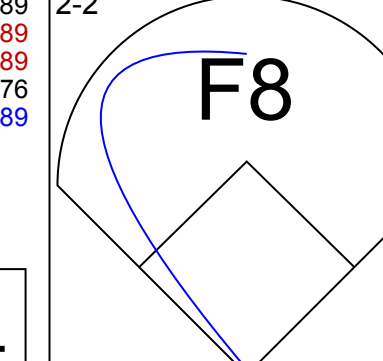

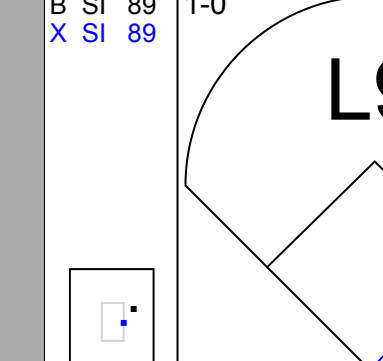
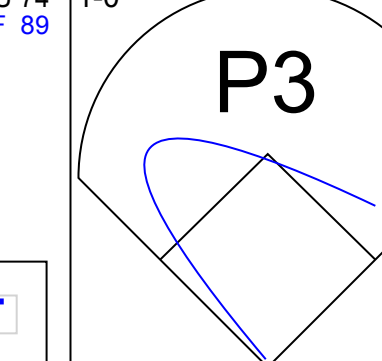
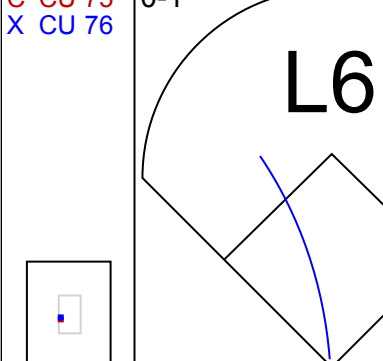
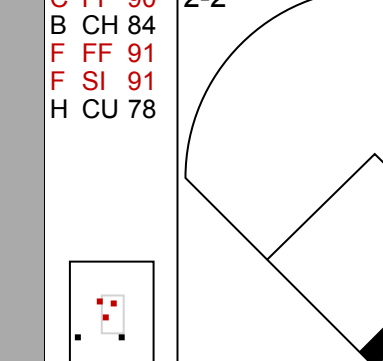


Batter	1	2	3	4	5	6	7	8	9	AB	R	H	RBI	BB	SO	LOB	TOP			
8 Brian Goodwin, L (1, 8) OBP: 0.310, SLG: 0.502										4	1	1	0	0	1	0				
1 Wilmer Difo, S (1, 6) OBP: 0.330, SLG: 0.385										3	0	0	0	0	1	1				
34 Bryce Harper, L (1, 9) OBP: 0.429, SLG: 0.627										3	0	1	1	1	1	0				
11 Ryan Zimmerman, R (1, 3) OBP: 0.359, SLG: 0.590										4	0	0	0	0	1	2				
20 Daniel Murphy, L (1, 4) OBP: 0.383, SLG: 0.564										3	0	0	0	0	0	1				
26 Adam Lind, L (1, 7) OBP: 0.370, SLG: 0.551										3	0	1	0	0	1	1				
45 Andrew Stevenson, L (9, 7) OBP: 0.100, SLG: 0.100										0	0	0	0	0	0	0				
32 Matt Wieters, S (1, 2) OBP: 0.292, SLG: 0.373										3	0	0	0	0	0	1				
5 Adrián Sánchez, R (1, 5) OBP: 0.130, SLG: 0.130										3	0	0	0	0	2	0				
47 Gio González, R (1, 1) OBP: 0.146, SLG: 0.109										3	0	0	0	0	1	0				
62 Sean Doolittle, L (9, 1)										0	0	0	0	0	0	0				
Inning Stats	R: 0 H: 0 E: 0 K: 2 S: 9	H: 0 LOB: 0 BB: 0 P: 13	R: 0 H: 1 E: 0 K: 0 S: 9	H: 1 LOB: 1 BB: 0 P: 15	R: 0 H: 0 E: 1 K: 1 S: 8	H: 0 LOB: 1 BB: 0 P: 10	R: 0 H: 0 E: 0 K: 0 S: 9	H: 0 LOB: 0 BB: 1 P: 17	R: 0 H: 0 E: 0 K: 2 S: 7	H: 0 LOB: 0 BB: 0 P: 9	R: 1 H: 2 E: 0 K: 0 S: 7	H: 2 LOB: 0 BB: 0 P: 13	R: 0 H: 0 E: 0 K: 1 S: 8	H: 0 LOB: 0 BB: 0 P: 15	R: 0 H: 0 E: 0 K: 2 S: 10	H: 0 LOB: 0 BB: 0 P: 13	1B: 2 2B: 1 3B: 0 HR: 0	SF: 0 SAC: 1 DP: 1 HBP: 0	WP: 0 PB: 0 SB: 0 CS: 0	PA: 31
PITCHER	IP WLS BF H R ER SO	IP WLS BF H R ER SO	IP WLS BF H R ER SO	IP WLS BF H R ER SO	IP WLS BF H R ER SO	IP WLS BF H R ER SO	IP WLS BF H R ER SO	IP WLS BF H R ER SO	IP WLS BF H R ER SO	IP WLS BF H R ER SO	IP WLS BF H R ER SO	IP WLS BF H R ER SO	IP WLS BF H R ER SO	IP WLS BF H R ER SO	IP WLS BF H R ER SO	IP WLS BF H R ER SO	ERA WHIP	ERA WHIP	ERA WHIP	
62 José Ureña, R (1, 1) ERA: 3.82	8.0	L	28	3	1	1	6	1	0	0	0	0	0	0	0	0	0	1.12	0.500	
66 Jarlin García, L (9, 1) ERA: 3.53	1.0	S	3	0	0	0	2	0	0	0	0	0	0	0	0	0	0	0.00	0.000	

Washington Nationals @ Miami Marlins
Marlins Park, Miami, FL
Mon Jul 31 2017, 7:13 PM - 9:24 PM EDT
Att: 18,962 - Roof Closed - 74 F

AB 29
R 1
H 3
RBI 1
BB 1
SO 8
LOB 6



Batter	1	2	3	4	5	6	7	8	9	AB	R	H	RBI	BB	SO	LOB	BOTTOM			
9 Dee Strange-Gordon, L (1, 4) OBP: 0.340, SLG: 0.359										4	0	1	0	0	1	0				
27 Giancarlo Stanton, R (1, 9) OBP: 0.360, SLG: 0.569										3	0	0	0	1	1	1				
21 Christian Yelich, L (1, 8) OBP: 0.363, SLG: 0.436										3	0	1	0	1	0	1				
13 Marcell Ozuna, R (1, 7) OBP: 0.367, SLG: 0.552										4	0	0	0	0	1	2				
11 J.T. Realmuto, R (1, 2) OBP: 0.369, SLG: 0.489										3	0	0	0	0	0	1				
28 Tyler Moore, R (1, 3) OBP: 0.270, SLG: 0.469										2	0	0	0	1	0	0				
12 Mike Aviles, R (1, 5) OBP: 0.318, SLG: 0.400										3	0	0	0	0	0	1				
19 Miguel Rojas, R (1, 6) OBP: 0.373, SLG: 0.347										2	0	0	0	0	0	0				
62 José Ureña, R (1, 1) ERA: 2.66	8.0	W	28	1	0	0	5	1	0	0	0	0	0	0	0	0	0.00	0.500		
51 Ichiro Suzuki, L (8, PH) OBP: 0.298, SLG: 0.310	1.0	S	3	1	0	0	0	0	0	0	0	0	0	0	0	0	0.00	1.000		
66 Jarlin García, L (9, 1)										0	0	0	0	0	0	0				
Inning Stats	R: 0 H: 0 E: 0 K: 0 S: 7	H: 0 LOB: 0 BB: 1 P: 14	R: 0 H: 0 E: 0 K: 1 S: 14	H: 0 LOB: 1 BB: 1 P: 25	R: 0 H: 0 E: 0 K: 1 S: 7	H: 0 LOB: 0 BB: 0 P: 8	R: 0 H: 0 E: 0 K: 0 S: 5	H: 0 LOB: 0 BB: 0 P: 7	R: 0 H: 0 E: 0 K: 2 S: 8	H: 0 LOB: 0 BB: 0 P: 8	R: 0 H: 0 E: 0 K: 1 S: 6	H: 0 LOB: 1 BB: 1 P: 12	R: 0 H: 0 E: 0 K: 0 S: 8	H: 0 LOB: 1 BB: 0 P: 16	R: 0 H: 2 E: 0 K: 0 S: 10	H: 2 LOB: 1 BB: 0 P: 12	1B: 2 2B: 0 3B: 0 HR: 0	SF: 0 SAC: 0 DP: 1 HBP: 1	WP: 0 PB: 0 SB: 0 CS: 1	PA: 31
PITCHER	IP WLS BF H R ER SO	IP WLS BF H R ER SO	IP WLS BF H R ER SO	IP WLS BF H R ER SO	IP WLS BF H R ER SO	IP WLS BF H R ER SO	IP WLS BF H R ER SO	IP WLS BF H R ER SO	IP WLS BF H R ER SO	IP WLS BF H R ER SO	IP WLS BF H R ER SO	IP WLS BF H R ER SO	IP WLS BF H R ER SO	IP WLS BF H R ER SO	IP WLS BF H R ER SO	IP WLS BF H R ER SO	ERA WHIP	ERA WHIP	ERA WHIP	
47 Gio González, L (1, 1) ERA: 2.66	8.0	W	28	1	0	0	5	1	0	0	0	0	0	0	0	0	0.00	0.500		
62 Sean Doolittle, L (9, 1) ERA: 3.95	1.0	S	3	1	0	0	0	0	0	0	0	0	0	0	0	0	0.00	1.000		

Washington Nationals @ Miami Marlins
Marlins Park, Miami, FL
Mon Jul 31 2017, 7:13 PM - 9:24 PM EDT
Att: 18,962 - Roof Closed - 74 F

AB 27
R 0
H 2
RBI 0
BB 3
SO 5
LOB 7



Batter	1	2	3	4	5	6	7	8	9	AB	R	H	RBI	BB	SO	LOB	TOP										
8 Brian Goodwin, L (1, 8) OBP: 0.312, SLG: 0.495	G6-3			FC1-4 1B			G1-3		F9	4	0	1	0	0	0	1	Washington Nationals @ Miami Marlins Marlins Park, Miami, FL Wed Aug 02 2017, 7:12 PM - 10:04 PM EDT Att: 17,890 - Roof Closed - 78 F										
4 Howie Kendrick, R (1, 4) OBP: 0.462, SLG: 0.484 21 Brandon Kintzler, R (7, 1)	G6-3 1B			FC1-4 34 G3-6			G1-3			3	0	1	0	0	0	1											
34 Bryce Harper, L (1, 9)	G6-3			G3-6			F8			3	0	0	0	0	0	2											
11 Ryan Zimmerman, R (1, 3) OBP: 0.351, SLG: 0.577									G3-1	3	0	0	0	0	2	0											
26 Adam Lind, L (1, 7) OBP: 0.362, SLG: 0.538									F8	3	0	0	0	0	0	0											
6 Anthony Rendon, R (1, 5) OBP: 0.418, SLG: 0.578									F9	3	0	0	0	0	1	0											
1 Wilmer Difo, S (1, 6) OBP: 0.326, SLG: 0.379										3	0	1	0	0	0	0											
59 Jose Lobaton, S (1, 2) OBP: 0.218, SLG: 0.307										3	0	0	0	0	0	1											
22 A.J. Cole, R (1, 1) 45 Andrew Stevenson, L (6, PH) 72 Enny Romero, R (6, 1) 43 Matt Albers, L (6, 1) 5 Adrián Sánchez, R (7, 4) OBP: 0.187, SLG: 0.187										1	0	0	0	0	0	0											
Inning Stats	R: 0 E: 0 K: 0 S: 7	H: 1 LOB: 0 BB: 0 P: 12	R: 0 E: 0 K: 2 S: 8	H: 0 LOB: 0 BB: 0 P: 13	R: 0 E: 0 K: 0 S: 6	H: 0 LOB: 0 BB: 0 P: 10	R: 0 E: 0 K: 0 S: 7	H: 1 LOB: 0 BB: 0 P: 13	R: 0 E: 0 K: 1 S: 8	H: 0 LOB: 0 BB: 0 P: 13	R: 0 E: 0 K: 0 S: 9	H: 0 LOB: 0 BB: 0 P: 15	R: 0 E: 0 K: 0 S: 9	H: 0 LOB: 0 BB: 0 P: 16	R: 0 E: 0 K: 0 S: 8	H: 0 LOB: 0 BB: 0 P: 12		R: 0 E: 0 K: 0 S: 9	H: 2 LOB: 1 BB: 0 P: 11	1B: 4 2B: 0 3B: 0 HR: 0	SF: 0 SAC: 0 DP: 3 HBP: 0	WP: 0 PB: 0 CS: 0	PA: 28				
PITCHER	IP	WLS	BF	H	R	ER	SO	BB	IBB	HBP	BLK	WP	HR	S	P	ERA	WHIP										
45 Vance Worley, R (1, 1) ERA: 5.31 43 Odrisamer Despaigne, R (8, 1) ERA: 5.19	7.0	W	21	2	0	0	3	0	0	0	0	0	0	54	92	0.00	0.286										
43 Odrisamer Despaigne, R (8, 1) ERA: 5.19	2.0		7	2	0	0	0	0	0	0	0	0	0	17	23	0.00	1.000										

Batter	1	2	3	4	5	6	7	8	9	AB	R	H	RBI	BB	SO	LOB	BOTTOM											
9 Dee Strange-Gordon, L (1, 4) OBP: 0.344, SLG: 0.386	27 2B								G1-3	4	3	3	1	1	0	0	Washington Nationals @ Miami Marlins Marlins Park, Miami, FL Wed Aug 02 2017, 7:12 PM - 10:04 PM EDT Att: 17,890 - Roof Closed - 78 F											
27 Giancarlo Stanton, R (1, 9) OBP: 0.367, SLG: 0.566	11 2B								K	5	0	1	1	0	3	3												
21 Christian Yelich, L (1, 8) OBP: 0.365, SLG: 0.443	11 BB								G4-3	3	1	2	3	2	0	0												
13 Marcell Ozuna, R (1, 7) OBP: 0.370, SLG: 0.557										3	0	0	0	1	1	5												
11 J.T. Realmuto, R (1, 2) OBP: 0.367, SLG: 0.482	G6-3									4	1	0	0	0	1	5												
32 Derek Dietrich, L (1, 5) OBP: 0.313, SLG: 0.392	F7									4	1	1	2	0	0	2												
28 Tyler Moore, R (1, 3) OBP: 0.288, SLG: 0.458										4	0	1	0	0	1	0												
19 Miguel Rojas, R (1, 6) OBP: 0.390, SLG: 0.381										3	1	2	0	1	1	0												
45 Vance Worley, R (1, 1) ERA: 4.91 72 Enny Romero, L (6, 1) ERA: 3.99 43 Matt Albers, R (6, 1) ERA: 2.03 21 Brandon Kintzler, R (7, 1) ERA: 2.7										3	0	0	0	0	2	2												
Inning Stats	R: 1 E: 0 K: 1 S: 11	H: 1 LOB: 2 BB: 2 P: 24	R: 0 E: 0 K: 3 S: 11	H: 0 LOB: 0 BB: 0 P: 13	R: 0 E: 0 K: 0 S: 8	H: 1 LOB: 2 BB: 1 P: 18	R: 0 E: 1 K: 0 S: 10	H: 1 LOB: 1 BB: 0 P: 12	R: 4 E: 0 K: 1 S: 18	H: 3 LOB: 0 BB: 1 P: 30	R: 2 E: 0 K: 2 S: 13	H: 2 LOB: 1 BB: 1 P: 24	R: 0 E: 0 K: 2 S: 21	H: 2 LOB: 2 BB: 0 P: 28	R: 0 E: 0 K: 1 S: 15	H: 0 LOB: 0 BB: 0 P: 18		1B: 5 2B: 2 3B: 1 HR: 2	SF: 0 SAC: 0 DP: 0 HBP: 0	WP: 0 PB: 0 CS: 0	PA: 39							
PITCHER	IP	WLS	BF	H	R	ER	SO	BB	IBB	HBP	BLK	WP	HR	S	P	ERA	WHIP											
22 A.J. Cole, R (1, 1) ERA: 4.91 72 Enny Romero, L (6, 1) ERA: 3.99 43 Matt Albers, R (6, 1) ERA: 2.03 21 Brandon Kintzler, R (7, 1) ERA: 2.7	5.0	L	25	6	5	5	5	4	0	0	0	0	0	2	58	97	9.00	2.000										
43 Matt Albers, R (6, 1) ERA: 2.03 21 Brandon Kintzler, R (7, 1) ERA: 2.7	1.0		6	3	0	0	1	0	0	0	0	0	0	21	30	0.00	3.000											
21 Brandon Kintzler, R (7, 1) ERA: 2.7	1.1		4	0	0	0	2	0	0	0	0	0	0	19	23	0.00	0.000											

Batter	1	2	3	4	5	6	7	8	9	AB	R	H	RBI	BB	SO	LOB	TOP			
9 Dee Strange-Gordon, L (1.4) OBP: 0.341, SLG: 0.383										4	0	0	0	0	0	2	Miami Marlins @ Atlanta Braves SunTrust Park, Atlanta, GA Fri Aug 04 2017, 7:38 PM - 10:18 PM EDT Att: 35,914 - Partly Cloudy - 84 F			
27 Giancarlo Stanton, R (1.9) OBP: 0.369, SLG: 0.661										4	2	2	3	0	1	1				
21 Christian Yelich, L (1.8) OBP: 0.362, SLG: 0.439										4	0	0	0	0	1	1				
13 Marcell Ozuna, R (1.7) OBP: 0.369, SLG: 0.554										4	0	1	0	0	0	0				
11 J.T. Realmuto, R (1.2) OBP: 0.363, SLG: 0.477										4	0	0	0	0	0	1				
28 Tyler Moore, R (1.3) OBP: 0.297, SLG: 0.446										3	0	0	0	1	0	1				
32 Derek Dietrich, L (1.5) OBP: 0.316, SLG: 0.391										3	0	1	0	1	1	1				
19 Miguel Rojas, R (1.6) OBP: 0.377, SLG: 0.367										4	0	0	0	0	0	3				
61 Adam Conley, L (1.1) OBP: 0.231, SLG: 0.167										2	1	1	0	0	1	0				
22 Dustin McGowan, R (6.1) ERA: 2.42										0	0	0	0	0	0	0				
66 Jarlin Garcia, L (7.1) ERA: 3.44										0	0	0	0	0	0	0				
51 Ichiro Suzuki, L (8. PH) OBP: 0.299, SLG: 0.311										1	0	1	0	0	0	0				
71 Drew Steckenrider, R (8.1) ERA: 2.52										0	0	0	0	0	0	0				
Inning Stats	R: 0 E: 0 K: 1 S: 8	H: 0 LOB: 0 BB: 0 P: 10	R: 0 E: 0 K: 0 S: 9	H: 0 LOB: 1 BB: 1 P: 17	R: 0 E: 0 K: 1 S: 10	H: 0 LOB: 0 BB: 0 P: 11	R: 1 E: 0 K: 0 S: 19	H: 1 LOB: 0 BB: 0 P: 22	R: 0 E: 0 K: 1 S: 11	H: 0 LOB: 0 BB: 0 P: 16	R: 2 E: 0 K: 0 S: 15	H: 2 LOB: 0 BB: 0 P: 18	R: 0 E: 0 K: 0 S: 9	H: 1 LOB: 1 BB: 0 P: 13	R: 0 E: 0 K: 1 S: 8	H: 1 LOB: 1 BB: 1 P: 15	1B: 4 2B: 0 3B: 0 HR: 2	SF: 0 SAC: 0 DP: 0 HBP: 0	WP: 0 PB: 0 SB: 0 CS: 0	PA: 35
PITCHER	IP WLS BF H R ER SO BB IBB HBP BLK WP HR S P ERA WHIP																			
19 R.A. Dickey, R (1.1) ERA: 4.03	6.0 W 22 3 3 3 3 1 0 0 0 0 0 2 72 94 4.50 0.667																			
52 José Ramirez, R (7.1) ERA: 2.42	1.0 H 4 1 0 0 0 0 0 0 0 0 0 0 9 13 0.00 1.000																			
53 Jim Johnson, R (8.1) ERA: 3.94	1.0 H 4 1 0 0 1 0 0 0 0 0 0 0 8 10 0.00 1.000																			
38 Aroldys Vizcaino, R (9.1) ERA: 2.5	1.0 S 5 1 0 0 0 0 1 0 0 0 0 0 0 10 15 0.00 2.000																			

Batter	1	2	3	4	5	6	7	8	9	AB	R	H	RBI	BB	SO	LOB	BOTTOM			
11 Ender Inciarte, L (1.8) OBP: 0.341, SLG: 0.393										4	0	1	0	0	0	1	Miami Marlins @ Atlanta Braves SunTrust Park, Atlanta, GA Fri Aug 04 2017, 7:38 PM - 10:18 PM EDT Att: 35,914 - Partly Cloudy - 84 F			
4 Brandon Phillips, R (1.5) OBP: 0.331, SLG: 0.428										4	2	2	1	0	0	2				
5 Freddie Freeman, L (1.3) OBP: 0.416, SLG: 0.632										4	0	0	0	0	1	3				
25 Tyler Flowers, R (1.2) OBP: 0.393, SLG: 0.469										2	1	1	0	0	1	0				
22 Nick Markakis, L (1.9) OBP: 0.368, SLG: 0.396										4	1	1	3	0	0	2				
17 Johan Camargo, S (1.6) OBP: 0.328, SLG: 0.467										4	0	1	0	0	2	3				
Sean Rodriguez, R (1.7) ERA: 5.1										2	0	0	0	1	1	1				
23 Danny Santana, S (9.7) OBP: 0.253, SLG: 0.390										0	0	0	0	0	0	0				
1 Ozzie Albies, S (1.4) OBP: 0.286, SLG: 0.364										3	0	0	0	0	0	2				
19 R.A. Dickey, R (1.1) OBP: 0.116, SLG: 0.116										2	0	0	0	0	0	0				
52 José Ramirez, R (7.1) ERA: 2.89										0	0	0	0	0	0	0				
16 Lane Adams, R (7. PH) OBP: 0.306, SLG: 0.412										1	1	1	0	0	0	0				
53 Jim Johnson, R (8.1) ERA: 3.94										0	0	0	0	0	0	0				
38 Aroldys Vizcaino, R (9.1) ERA: 2.52										0	0	0	0	0	0	0				
Inning Stats	R: 1 E: 2 K: 0 S: 15	H: 0 LOB: 2 BB: 0 P: 23	R: 0 E: 0 K: 0 S: 7	H: 0 LOB: 0 BB: 0 P: 8	R: 0 E: 0 K: 0 S: 5	H: 1 LOB: 0 BB: 0 P: 6	R: 0 E: 0 K: 2 S: 7	H: 0 LOB: 1 BB: 0 P: 10	R: 0 E: 0 K: 0 S: 9	H: 0 LOB: 0 BB: 0 P: 11	R: 3 E: 0 K: 0 S: 15	H: 4 LOB: 1 BB: 1 P: 29	R: 1 E: 0 K: 1 S: 13	H: 2 LOB: 0 BB: 0 P: 20	R: 0 E: 0 K: 2 S: 10	H: 0 LOB: 0 BB: 0 P: 16	1B: 5 2B: 1 3B: 0 HR: 1	SF: 0 SAC: 0 DP: 2 HBP: 2	WP: 1 PB: 0 SB: 0 CS: 1	PA: 33
PITCHER	IP WLS BF H R ER SO BB IBB HBP BLK WP HR S P ERA WHIP																			
61 Adam Conley, L (1.1) OBP: 0.231, SLG: 0.167	5.1 L 25 5 4 3 2 1 0 2 0 0 0 0 6 10 5.06 1.125																			
22 Dustin McGowan, R (6.1) ERA: 2.89	0.2 2 1 1 1 0 0 0 0 0 0 0 0 6 10 13.50 1.500																			
66 Jarlin Garcia, L (7.1) ERA: 3.44	1.0 3 1 0 0 1 0 0 0 0 0 1 0 9 13 0.00 1.000																			
71 Drew Steckenrider, R (8.1) ERA: 2.52	1.0 3 0 0 0 2 0 0 0 0 0 0 0 10 16 0.00 0.000																			

AB	33
R	3
H	6
RBI	3
BB	2
SO	4
LOB	10




AB	30
R	5
H	7
RBI	4
BB	1
SO	5
LOB	14



Batter	1	2	3	4	5	6	7	8	9	AB	R	H	RBI	BB	SO	LOB	TOP						
19 Miguel Rojas, R OBP: 0.354, SLG: 0.342	F9	F8		G4-3			B1-3			4	0	0	0	0	0	1							
27 Giancarlo Stanton, R OBP: 0.371, SLG: 0.668	21 HR HBP		G5-3		1B		G6-3			3	1	1	0	0	0	0							
21 Christian Yelich, L OBP: 0.362, SLG: 0.435	13 HR BB		FC5-4		F7		G1-3			2	1	0	0	2	0	1							
13 Marcell Ozuna, R OBP: 0.364, SLG: 0.553	HR		FC5-4		P3		K			4	1	1	3	0	1	2							
11 J.T. Realmuto, R OBP: 0.366, SLG: 0.489	HR		G4-3		G4-3		G5-3			4	1	2	1	0	0	1							
32 Derek Dietrich, L OBP: 0.317, SLG: 0.394	L3		F8				F8			4	0	1	0	0	0	2							
17 A.J. Ellis, R OBP: 0.293, SLG: 0.333	F8		P6				G5-3			4	0	0	0	0	0	1							
12 Mike Aviles, R OBP: 0.308, SLG: 0.375		G1-3					G5-3			4	0	1	0	0	0	1							
62 José Ureña, R OBP: 0.067, SLG: 0.100										3	0	0	0	0	3	2							
66 Jarlin García, L										0	0	0	0	0	0	0							
25 Junichi Tazawa, R										0	0	0	0	0	0	0							
28 Tyler Moore, R OBP: 0.263, SLG: 0.439										1	0	0	0	0	0	0							
29 Brad Ziegler, R										0	0	0	0	0	0	0							
Inning Stats	R: 4 E: 0 K: 0 S: 17	H: 2 LOB: 0 BB: 1 P: 26	R: 0 E: 0 K: 1 S: 11	H: 0 LOB: 0 BB: 0 P: 17	R: 0 E: 0 K: 0 S: 14	H: 1 LOB: 2 BB: 1 P: 24	R: 0 E: 0 K: 1 S: 10	H: 1 LOB: 1 BB: 0 P: 12	R: 0 E: 0 K: 1 S: 10	H: 1 LOB: 1 BB: 0 P: 13	R: 0 E: 0 K: 0 S: 5	H: 0 LOB: 0 BB: 0 P: 6	R: 0 E: 0 K: 1 S: 8	H: 0 LOB: 0 BB: 0 P: 10	R: 0 E: 0 K: 0 S: 6	H: 0 LOB: 0 BB: 0 P: 9	1B: 3 2B: 1 3B: 0 HR: 2	SF: 0 SAC: 0 DP: 0 HBP: 1	WP: 0 PB: 0 SB: 0 CS: 0	PA: 36			
PITCHER	IP WLS BF H R ER SO BB IBB HBP BLK WP HR S P ERA WHIP	IP WLS BF H R ER SO BB IBB HBP BLK WP HR S P ERA WHIP	IP WLS BF H R ER SO BB IBB HBP BLK WP HR S P ERA WHIP	IP WLS BF H R ER SO BB IBB HBP BLK WP HR S P ERA WHIP	IP WLS BF H R ER SO BB IBB HBP BLK WP HR S P ERA WHIP	IP WLS BF H R ER SO BB IBB HBP BLK WP HR S P ERA WHIP	IP WLS BF H R ER SO BB IBB HBP BLK WP HR S P ERA WHIP	IP WLS BF H R ER SO BB IBB HBP BLK WP HR S P ERA WHIP	IP WLS BF H R ER SO BB IBB HBP BLK WP HR S P ERA WHIP	IP WLS BF H R ER SO BB IBB HBP BLK WP HR S P ERA WHIP	IP WLS BF H R ER SO BB IBB HBP BLK WP HR S P ERA WHIP	IP WLS BF H R ER SO BB IBB HBP BLK WP HR S P ERA WHIP	IP WLS BF H R ER SO BB IBB HBP BLK WP HR S P ERA WHIP	IP WLS BF H R ER SO BB IBB HBP BLK WP HR S P ERA WHIP	IP WLS BF H R ER SO BB IBB HBP BLK WP HR S P ERA WHIP	IP WLS BF H R ER SO BB IBB HBP BLK WP HR S P ERA WHIP	IP WLS BF H R ER SO BB IBB HBP BLK WP HR S P ERA WHIP						
50 Lucas Sims, R ERA: 5.25	6.0	L	27	6	4	4	3	2	0	0	1	0	0	0	0	0	0	0	0	5	6	0.00	0.000
30 Jason Motte, R ERA: 3.51	1.0		3	0	0	0	0	0	0	0	0	0	0	0	0	0	0	0	0	8	10	0.00	0.000
52 José Ramírez, R ERA: 2.36	1.0		3	0	0	0	1	0	0	0	0	0	0	0	0	0	0	0	0	6	9	0.00	0.000
57 Rex Brothers, L ERA: 5.11	1.0		3	0	0	0	0	0	0	0	0	0	0	0	0	0	0	0	0	6	9	0.00	0.000
Batter	1	2	3	4	5	6	7	8	9	AB	R	H	RBI	BB	SO	LOB	BOTTOM						
11 Ender Inciarte, L OBP: 0.343, SLG: 0.395	F7									4	0	2	1	0	0	0							
4 Brandon Phillips, R OBP: 0.327, SLG: 0.421	G5-3									4	0	0	0	0	0	2							
5 Freddie Freeman, L OBP: 0.419, SLG: 0.638	L8									3	0	1	0	1	1	1							
22 Nick Markakis, L OBP: 0.364, SLG: 0.393		F8								4	0	0	0	0	1	3							
25 Tyler Flowers, R OBP: 0.389, SLG: 0.463										3	0	0	0	0	0	0							
18 Matt Adams, L OBP: 0.319, SLG: 0.518										3	0	0	0	0	0	0							
17 Johan Camargo, S OBP: 0.327, SLG: 0.454										3	0	0	0	0	1	0							
1 Ozzie Albies, S OBP: 0.286, SLG: 0.294										3	0	0	0	0	0	0							
50 Lucas Sims, R										1	0	0	0	0	1	0							
8 Jaça Peterson, L OBP: 0.296, SLG: 0.296										1	1	1	0	0	0	0							
30 Jason Motte, R										0	0	0	0	0	0	0							
52 José Ramírez, R										0	0	0	0	0	0	0							
23 Danny Santana, S OBP: 0.232, SLG: 0.336										1	0	0	0	0	1	0							
57 Rex Brothers, L										0	0	0	0	0	0	0							
Inning Stats	R: 0 E: 0 K: 0 S: 8	H: 0 LOB: 0 BB: 0 P: 10	R: 0 E: 0 K: 0 S: 7	H: 0 LOB: 0 BB: 0 P: 12	R: 0 E: 0 K: 1 S: 6	H: 0 LOB: 0 BB: 0 P: 11	R: 0 E: 0 K: 0 S: 6	H: 1 LOB: 1 BB: 1 P: 14	R: 0 E: 0 K: 1 S: 8	H: 0 LOB: 0 BB: 0 P: 9	R: 1 E: 0 K: 1 S: 12	H: 2 LOB: 1 BB: 0 P: 17	R: 0 E: 0 K: 0 S: 7	H: 0 LOB: 0 BB: 0 P: 12	R: 0 E: 0 K: 1 S: 9	H: 0 LOB: 0 BB: 0 P: 12	R: 0 E: 0 K: 1 S: 10	H: 1 LOB: 1 BB: 0 P: 11	1B: 2 2B: 2 3B: 0 HR: 0	SF: 0 SAC: 0 DP: 1 HBP: 0	WP: 0 PB: 0 SB: 0 CS: 0	PA: 31	
PITCHER	IP WLS BF H R ER SO BB IBB HBP BLK WP HR S P ERA WHIP	IP WLS BF H R ER SO BB IBB HBP BLK WP HR S P ERA WHIP	IP WLS BF H R ER SO BB IBB HBP BLK WP HR S P ERA WHIP	IP WLS BF H R ER SO BB IBB HBP BLK WP HR S P ERA WHIP	IP WLS BF H R ER SO BB IBB HBP BLK WP HR S P ERA WHIP	IP WLS BF H R ER SO BB IBB HBP BLK WP HR S P ERA WHIP	IP WLS BF H R ER SO BB IBB HBP BLK WP HR S P ERA WHIP	IP WLS BF H R ER SO BB IBB HBP BLK WP HR S P ERA WHIP	IP WLS BF H R ER SO BB IBB HBP BLK WP HR S P ERA WHIP	IP WLS BF H R ER SO BB IBB HBP BLK WP HR S P ERA WHIP	IP WLS BF H R ER SO BB IBB HBP BLK WP HR S P ERA WHIP	IP WLS BF H R ER SO BB IBB HBP BLK WP HR S P ERA WHIP	IP WLS BF H R ER SO BB IBB HBP BLK WP HR S P ERA WHIP	IP WLS BF H R ER SO BB IBB HBP BLK WP HR S P ERA WHIP	IP WLS BF H R ER SO BB IBB HBP BLK WP HR S P ERA WHIP	IP WLS BF H R ER SO BB IBB HBP BLK WP HR S P ERA WHIP	IP WLS BF H R ER SO BB IBB HBP BLK WP HR S P ERA WHIP						
62 José Ureña, R ERA: 3.7	1.0	H	3	0	0	0	0	0	0	0	0	7	12	0.00	0.000								
66 Jarlin García, L ERA: 3.35	1.0	H	3	0	0	0	1	0	0	0	0	9	12	0.00	0.000								
25 Junichi Tazawa, R ERA: 4.96	1.0	S	4	1	0	0	1	0	0	0	0	10	11	0.00	1.000								
29 Brad Ziegler, R ERA: 6.1	1.0		4	1	0	0	1	0	0	0	0	10	11	0.00	1.000								


Miami Marlins @ Atlanta Braves
SunTrust Park, Atlanta, GA
Sun Aug 06 2017, 1:37 PM - 4:05 PM EDT
Att: 29,651 - Partly Cloudy - 84 F

AB 33
R 4
H 6
RBI 4
BB 2
SO 4
LOB 11



Miami Marlins @ Atlanta Braves
SunTrust Park, Atlanta, GA
Sun Aug 06 2017, 1:37 PM - 4:05 PM EDT
Att: 29,651 - Partly Cloudy - 84 F

AB 30
R 1
H 4
RBI 1
SO 5
LOB 6



WP: 0
PB: 0
SB: 0
CS: 0

Batter	1	2	3	4	5	6	7	8	9	AB	R	H	RBI	BB	SO	LOB	TOP						
9 Dee Strange-Gordon, L (1.4) OBP: 0.338, SLG: 0.358										4	0	0	0	0	2	2	Miami Marlins @ Washington Nationals Nationals Park, Washington, DC Mon Aug 07 2017, 7:05 PM - 10:03 PM EDT Att: 21,799 - Cloudy - 71 F						
27 Giancarlo Stanton, R (1.9) OBP: 0.370, SLG: 0.611										4	1	1	1	0	2	0							
21 Christian Yelich, L (1.8) OBP: 0.365, SLG: 0.435										2	0	1	0	2	1	0							
13 Marcell Ozuna, R (1.7) OBP: 0.361, SLG: 0.548										4	0	0	0	0	1	3							
11 J.T. Realmuto, R (1.2) OBP: 0.362, SLG: 0.483										4	0	0	0	0	1	3							
32 Derek Dietrich, L (1.5) OBP: 0.317, SLG: 0.397										3	0	1	0	0	2	1							
19 Miguel Rojas, R (9, PH) OBP: 0.359, SLG: 0.347										1	0	1	0	0	0	0							
18 Tomás Telis, S (1.3) OBP: 0.179, SLG: 0.333										4	1	1	0	0	0	2							
12 Mike Aviles, R (1.6) OBP: 0.267, SLG: 0.321										4	0	0	0	0	0	2							
50 Chris O'Grady, R (1.1) OBP: 0.296, SLG: 0.350										0	0	0	0	0	0	0							
43 Odrisamer Despaigne, R (2.1) OBP: 0.296, SLG: 0.350										2	0	1	1	0	0	0							
71 Drew Steckenrider, R (6.1) OBP: 0.296, SLG: 0.350										0	0	0	0	0	0	0							
51 Ichiro Suzuki, L (7, PH) OBP: 0.296, SLG: 0.350										0	0	0	0	0	0	0							
25 Junichi Tazawa, R (7.1) OBP: 0.296, SLG: 0.350										0	0	0	0	0	0	0							
66 Jarlin Garcia, L (8.1) OBP: 0.296, SLG: 0.350										0	0	0	0	0	0	0							
28 Tyler Moore, R (9, PH) OBP: 0.296, SLG: 0.350										1	0	0	0	0	0	1							
Inning Stats	R: 0 E: 0 K: 2 S: 10	H: 0 LOB: 0 BB: 0 P: 13	R: 0 E: 0 K: 1 S: 10	H: 1 LOB: 1 BB: 0 P: 15	R: 0 E: 0 K: 1 S: 10	H: 0 LOB: 0 BB: 0 P: 12	R: 0 E: 0 K: 1 S: 8	H: 1 LOB: 1 BB: 0 P: 13	R: 1 E: 0 K: 1 S: 16	H: 2 LOB: 1 BB: 0 P: 21	R: 1 E: 0 K: 2 S: 11	H: 1 LOB: 1 BB: 1 P: 20	R: 0 E: 0 K: 1 S: 12	H: 0 LOB: 1 BB: 1 P: 20	R: 0 E: 0 K: 0 S: 6	H: 0 LOB: 1 BB: 1 P: 12	R: 0 E: 0 K: 1 S: 15	H: 1 LOB: 1 BB: 0 P: 18	1B: 3 2B: 2 HR: 1	SF: 0 SAC: 0 DP: 0 HBP: 0	WP: 0 PB: 0 SB: 1 CS: 0	PA: 36	
PITCHER	IP WLS BF H R ER SO BB IBB HBP BLK WP HR S P ERA WHIP	IP WLS BF H R ER SO BB IBB HBP BLK WP HR S P ERA WHIP	IP WLS BF H R ER SO BB IBB HBP BLK WP HR S P ERA WHIP	IP WLS BF H R ER SO BB IBB HBP BLK WP HR S P ERA WHIP	IP WLS BF H R ER SO BB IBB HBP BLK WP HR S P ERA WHIP	IP WLS BF H R ER SO BB IBB HBP BLK WP HR S P ERA WHIP	IP WLS BF H R ER SO BB IBB HBP BLK WP HR S P ERA WHIP	IP WLS BF H R ER SO BB IBB HBP BLK WP HR S P ERA WHIP	IP WLS BF H R ER SO BB IBB HBP BLK WP HR S P ERA WHIP	IP WLS BF H R ER SO BB IBB HBP BLK WP HR S P ERA WHIP	IP WLS BF H R ER SO BB IBB HBP BLK WP HR S P ERA WHIP	IP WLS BF H R ER SO BB IBB HBP BLK WP HR S P ERA WHIP	IP WLS BF H R ER SO BB IBB HBP BLK WP HR S P ERA WHIP	IP WLS BF H R ER SO BB IBB HBP BLK WP HR S P ERA WHIP	IP WLS BF H R ER SO BB IBB HBP BLK WP HR S P ERA WHIP	IP WLS BF H R ER SO BB IBB HBP BLK WP HR S P ERA WHIP	IP WLS BF H R ER SO BB IBB HBP BLK WP HR S P ERA WHIP	IP WLS BF H R ER SO BB IBB HBP BLK WP HR S P ERA WHIP	IP WLS BF H R ER SO BB IBB HBP BLK WP HR S P ERA WHIP	IP WLS BF H R ER SO BB IBB HBP BLK WP HR S P ERA WHIP	IP WLS BF H R ER SO BB IBB HBP BLK WP HR S P ERA WHIP	IP WLS BF H R ER SO BB IBB HBP BLK WP HR S P ERA WHIP	IP WLS BF H R ER SO BB IBB HBP BLK WP HR S P ERA WHIP
31 Max Scherzer, R (1.1) ERA: 2.23	7.0	28	5	2	2	9	2	0	0	0	0	0	1	77	114	2.57	1.000						
21 Brandon Kintzler, R (8.1) ERA: 2.55	1.0	W	4	0	0	0	1	0	0	0	0	0	0	6	12	0.00	1.000						
62 Sean Doolittle, L (9.1) ERA: 3.56	1.0	S	4	1	0	0	0	0	0	0	0	0	0	15	18	0.00	1.000						

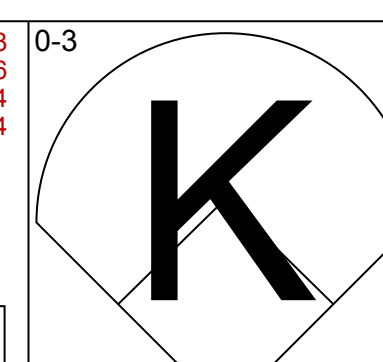
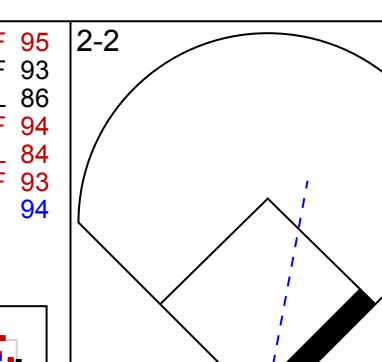
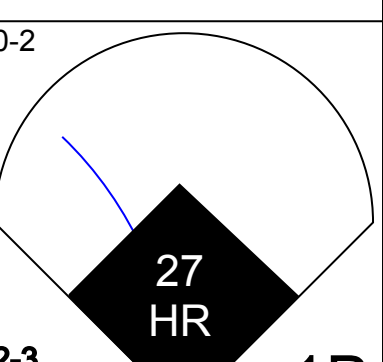
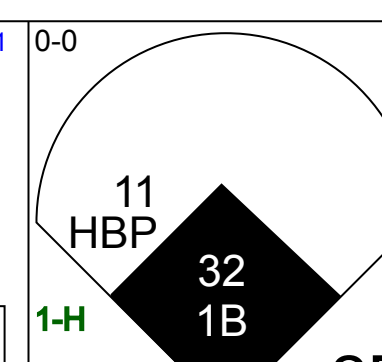
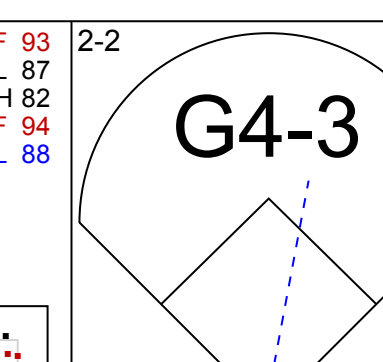
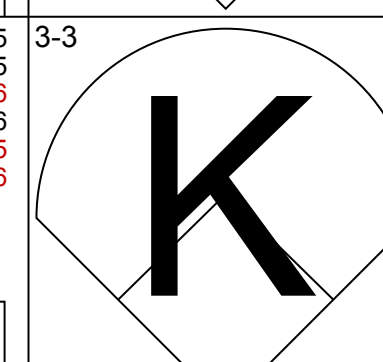
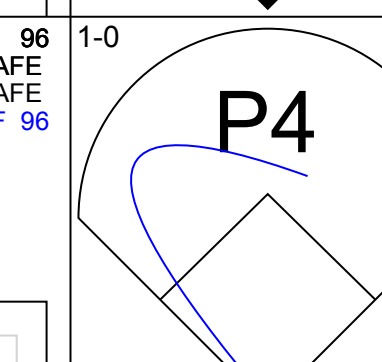
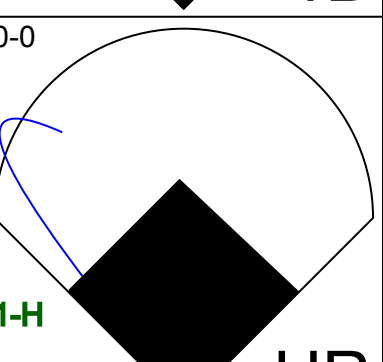
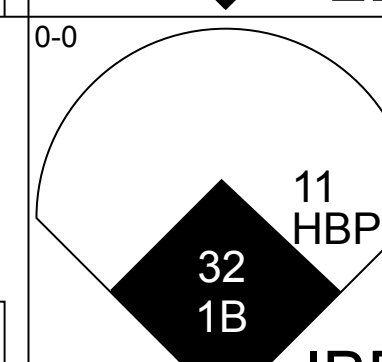
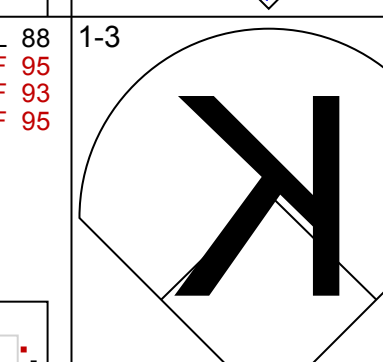
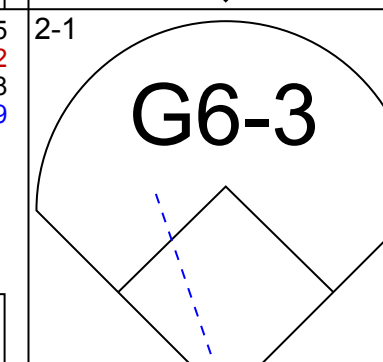
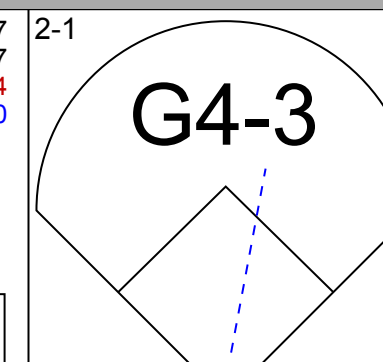
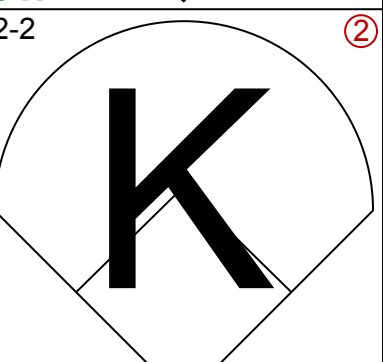
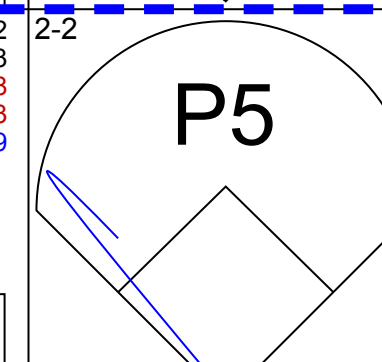
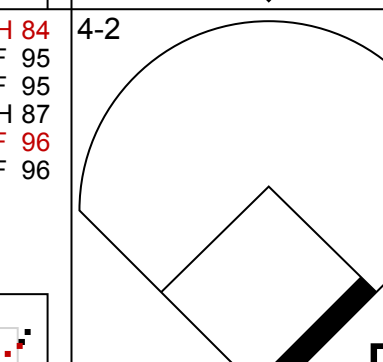
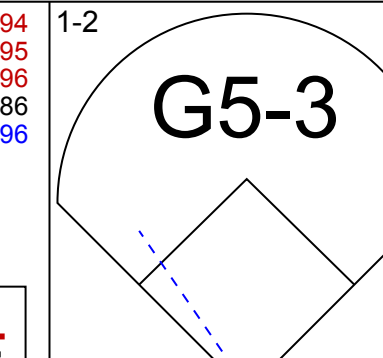
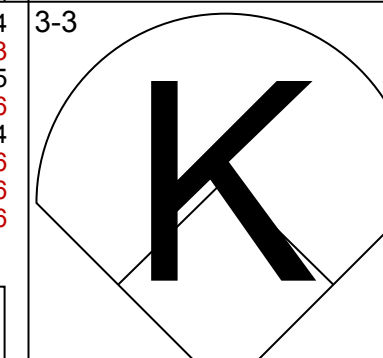
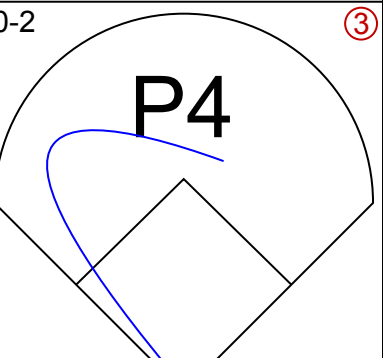
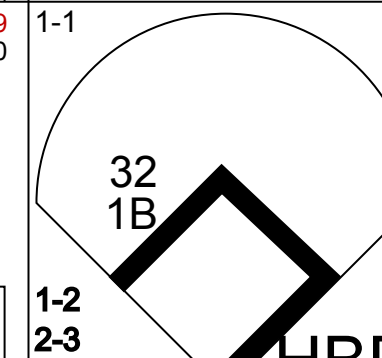
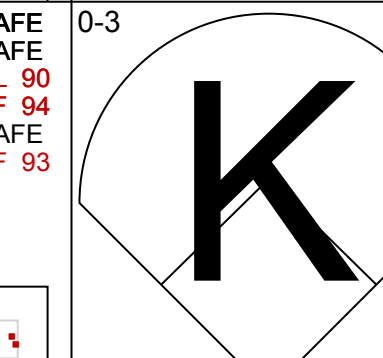
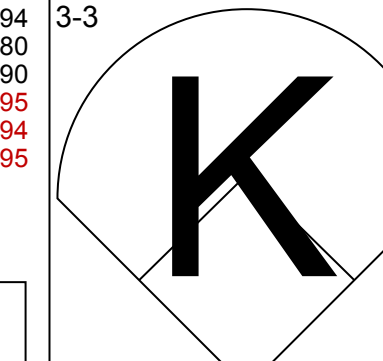
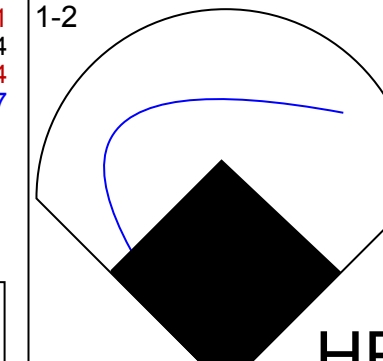
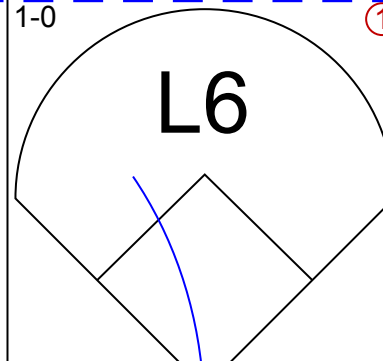
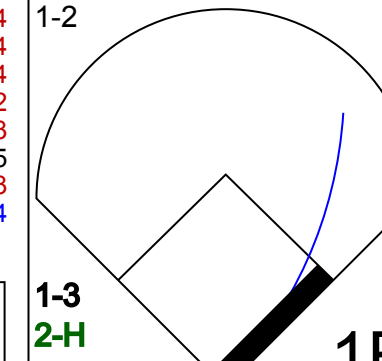
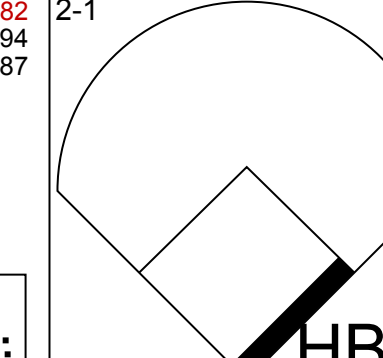
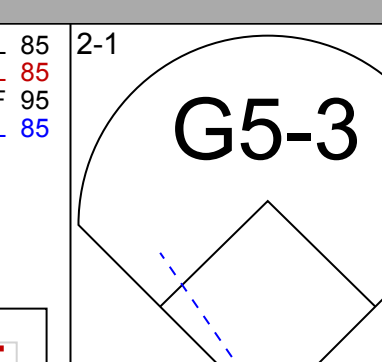
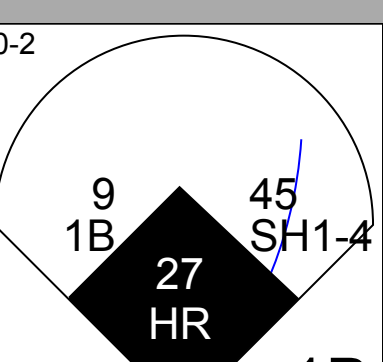
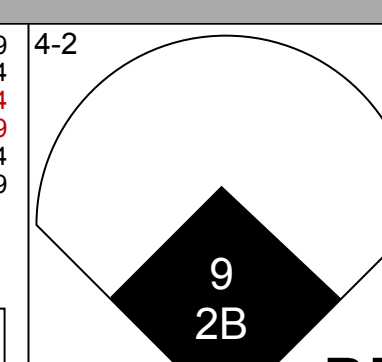

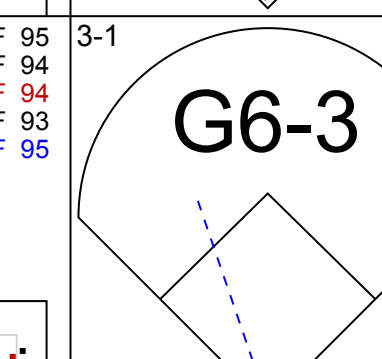
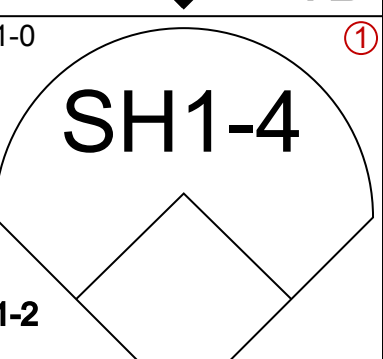
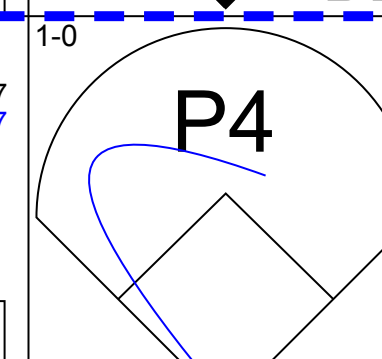

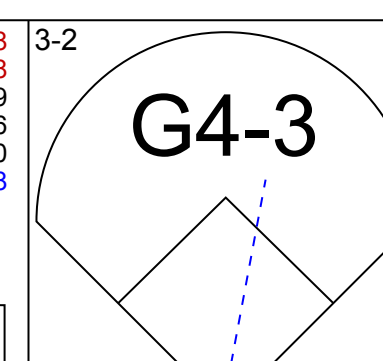
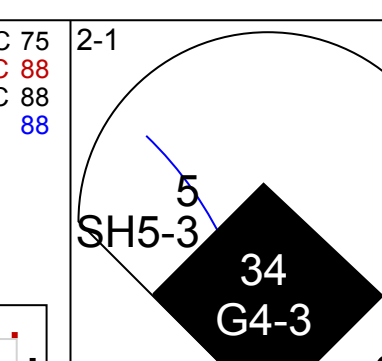
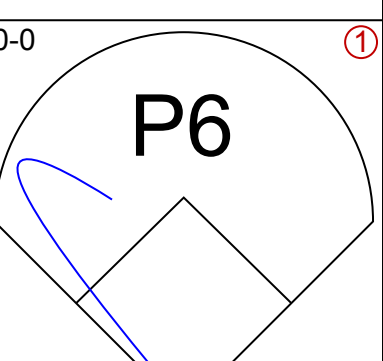
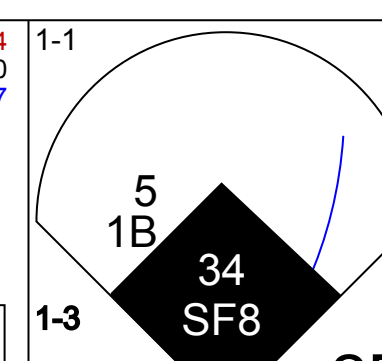
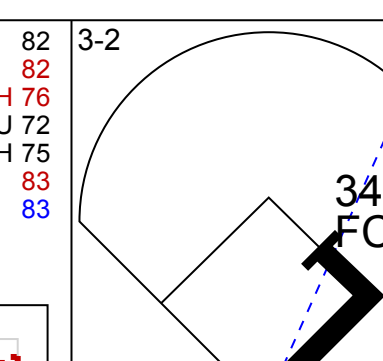
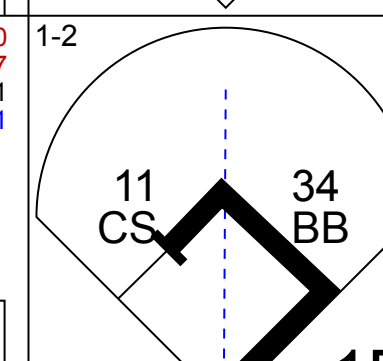
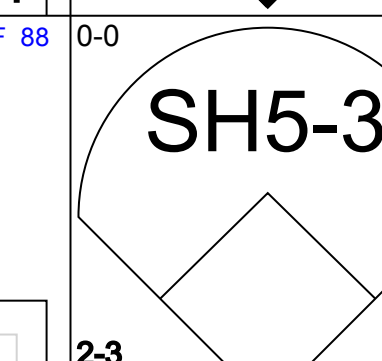
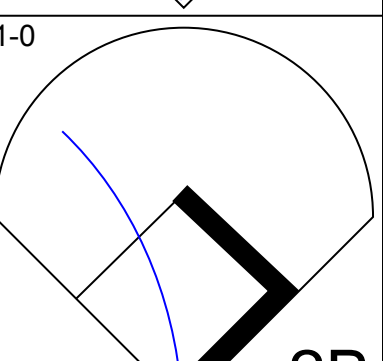
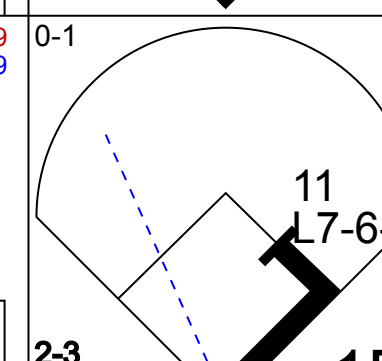
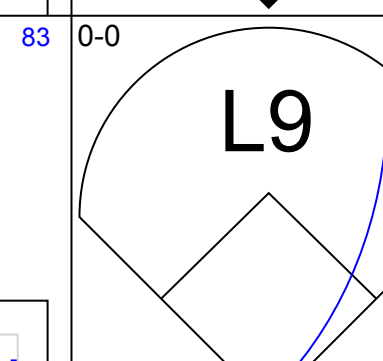
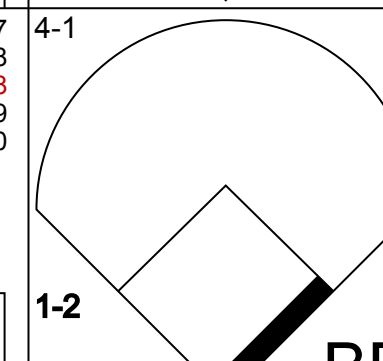
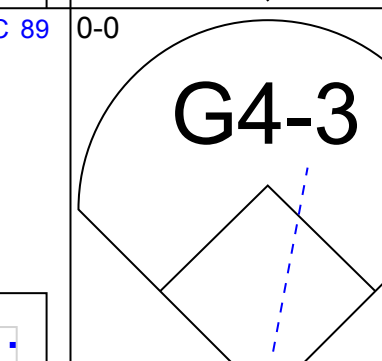
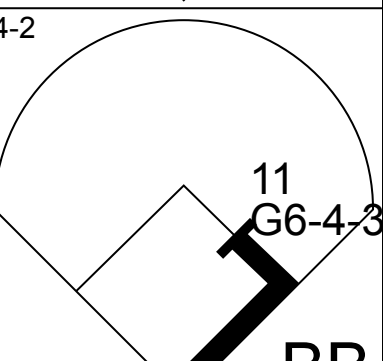
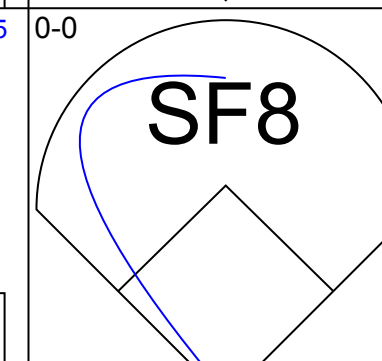
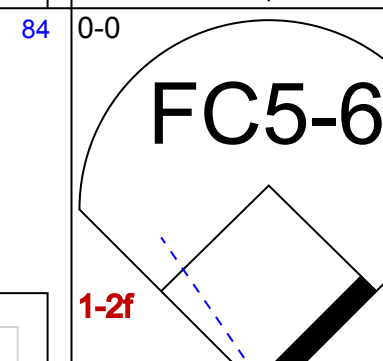
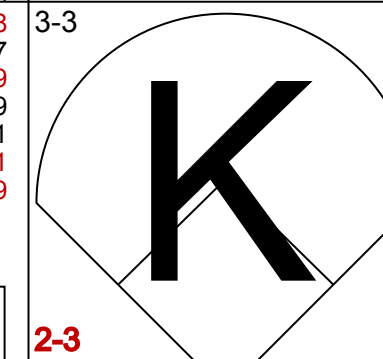
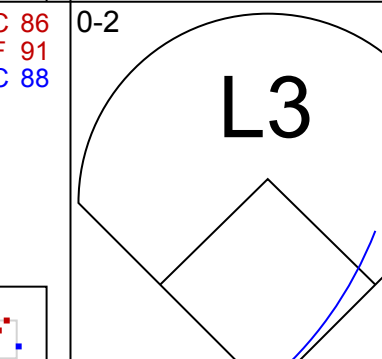
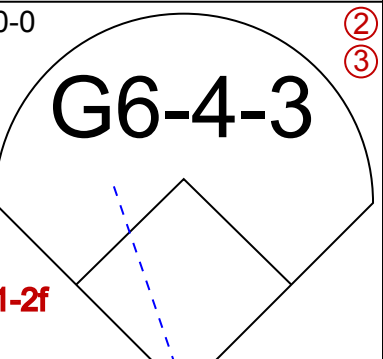
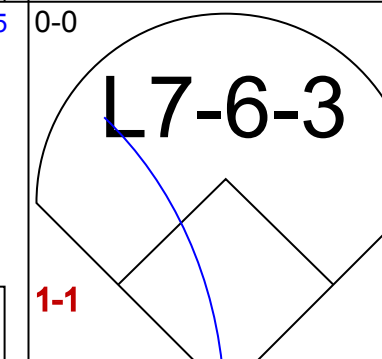
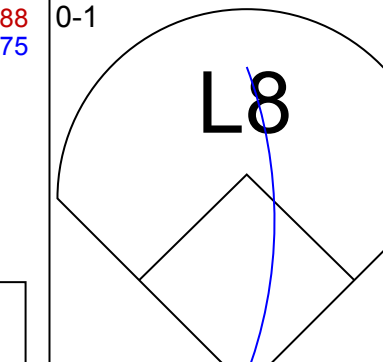
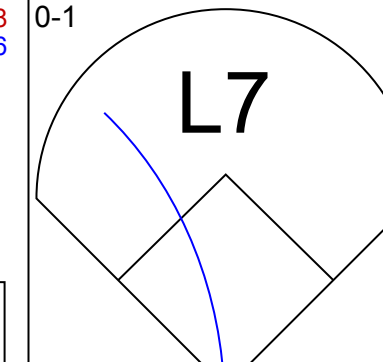
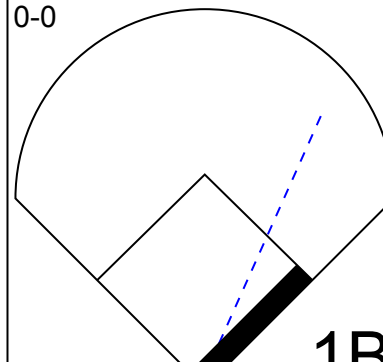

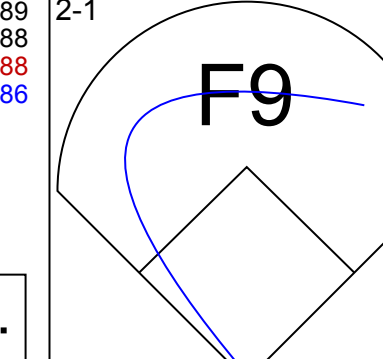
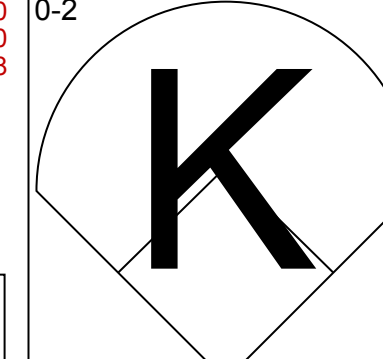
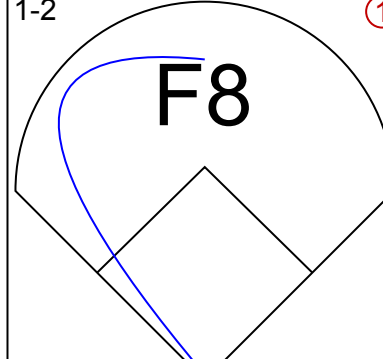

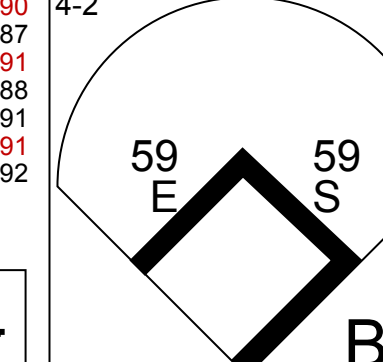
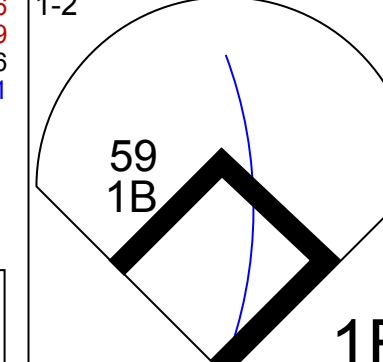
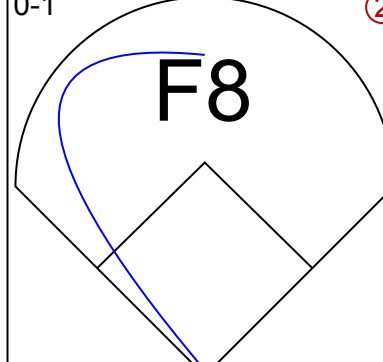

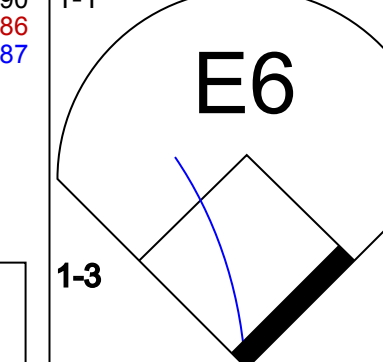
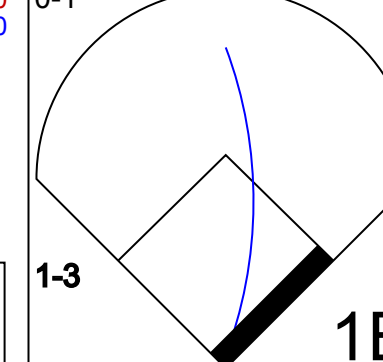
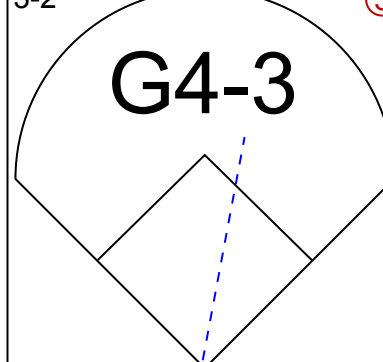

AB	33
R	2
H	6
RBI	2
BB	3
SO	10
LOB	14

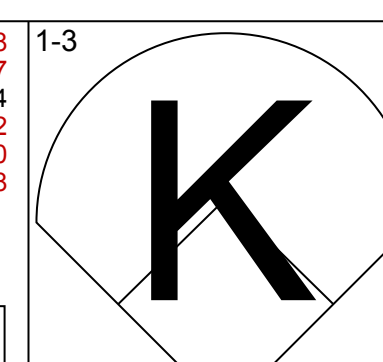
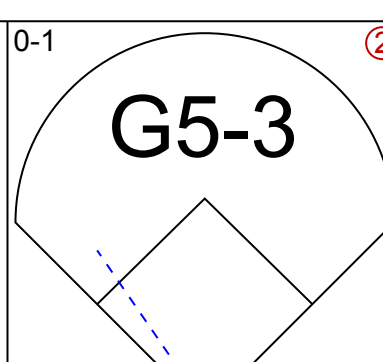
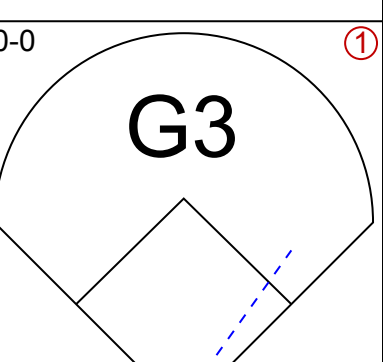
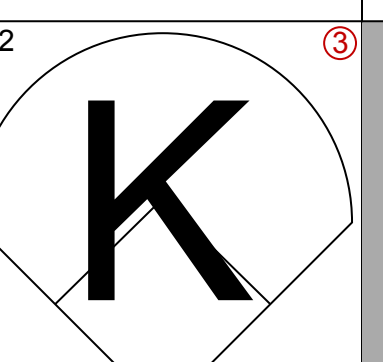
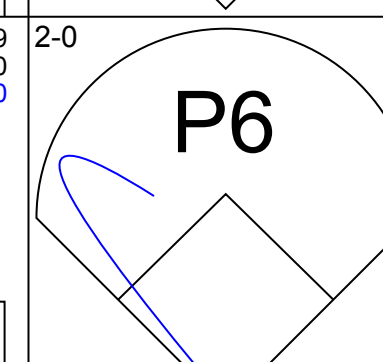
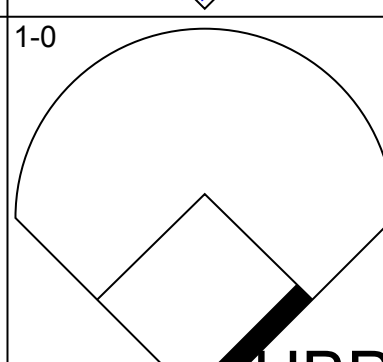
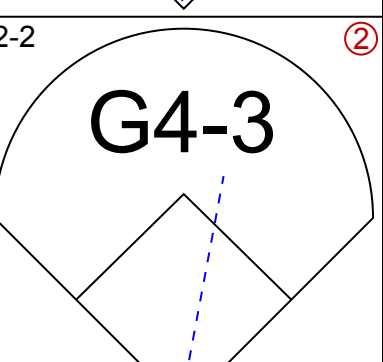

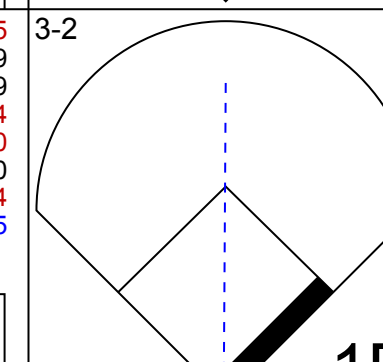
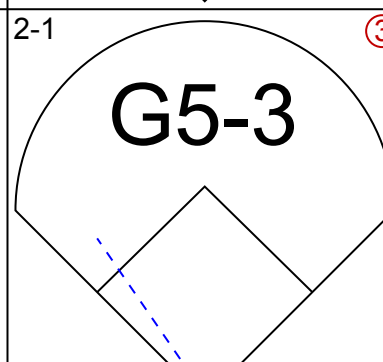
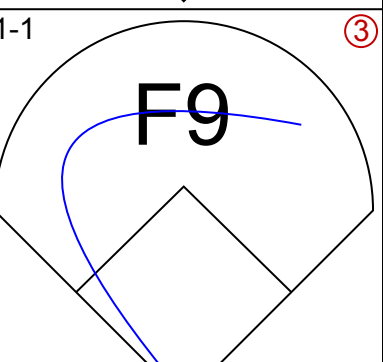

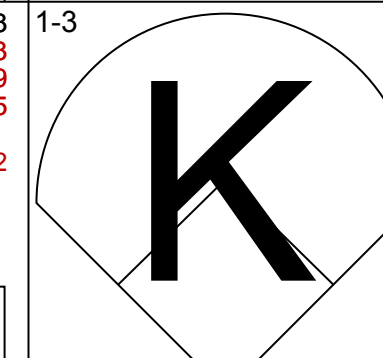
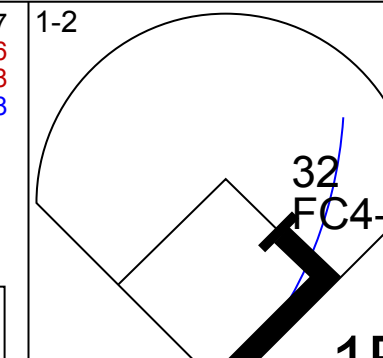
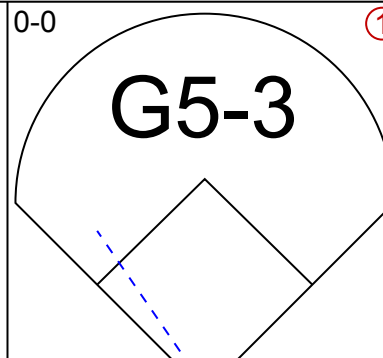
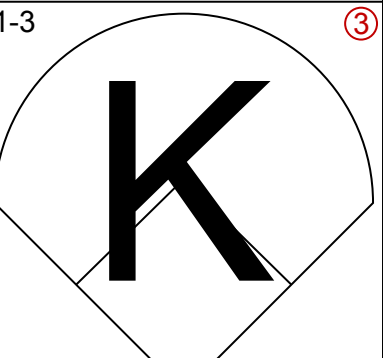

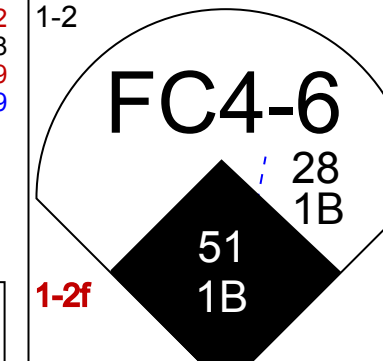
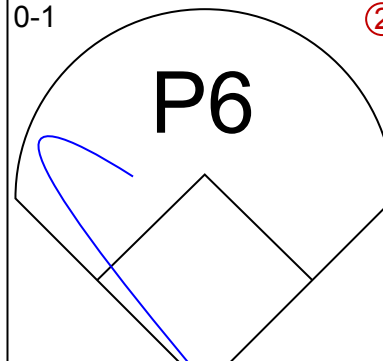

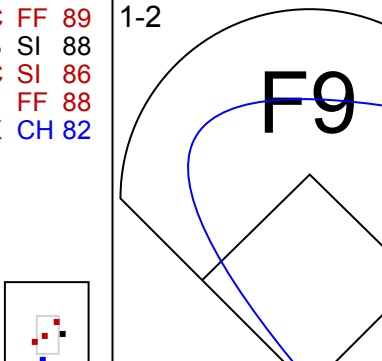
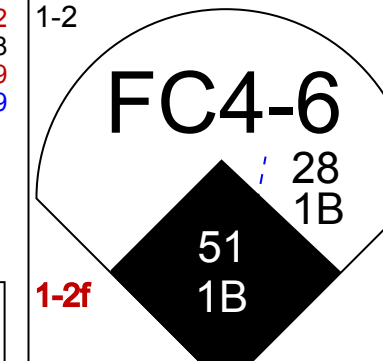
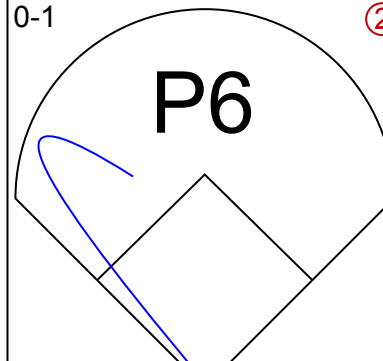


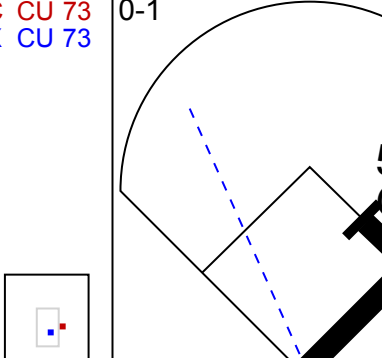
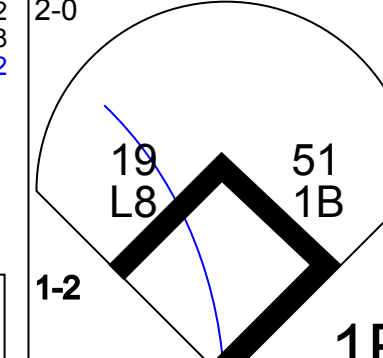
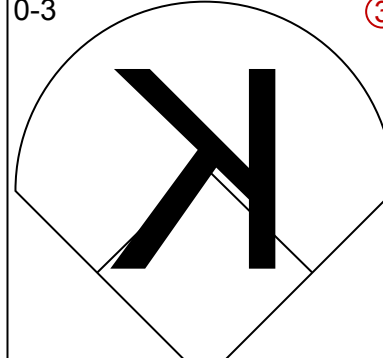


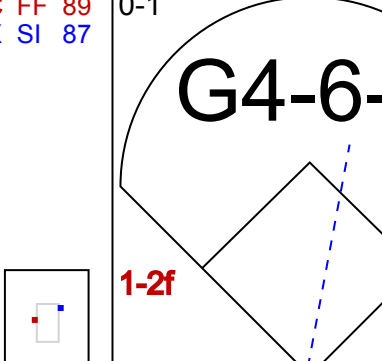
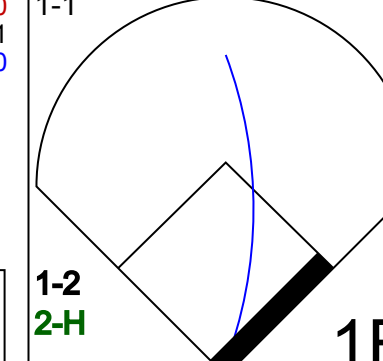




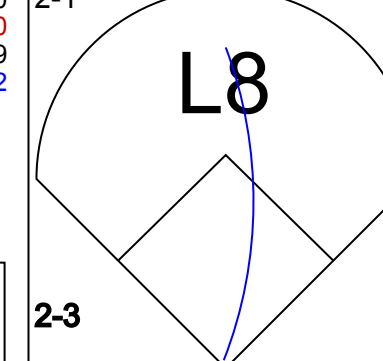



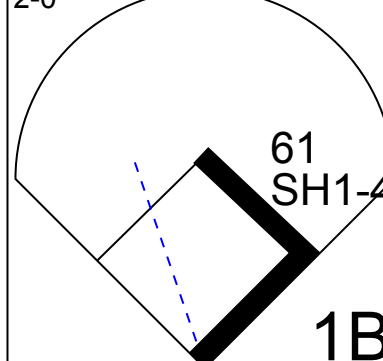

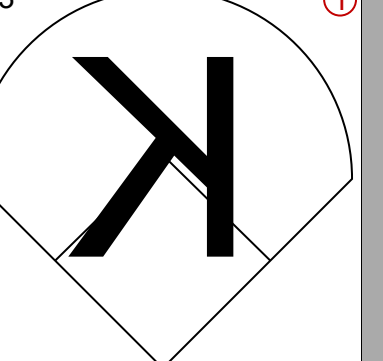

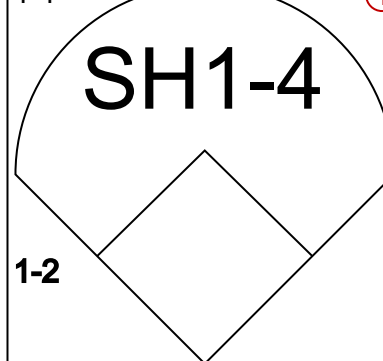

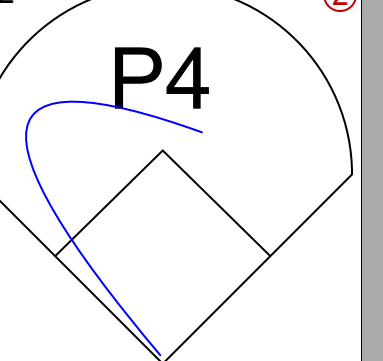


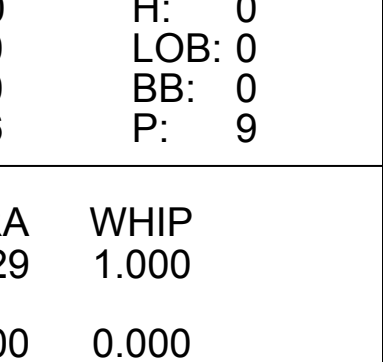
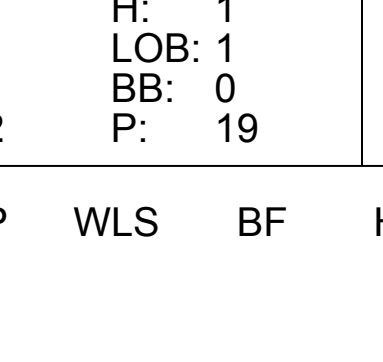
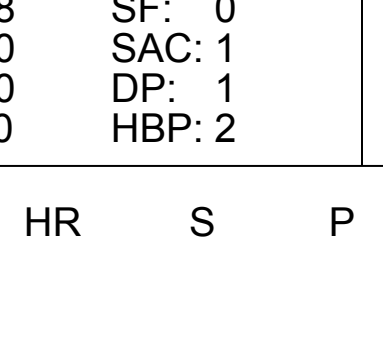

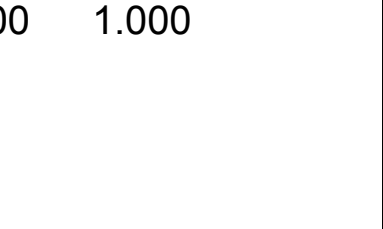




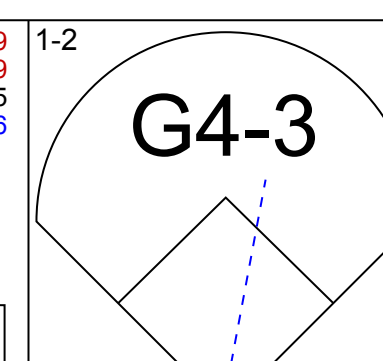
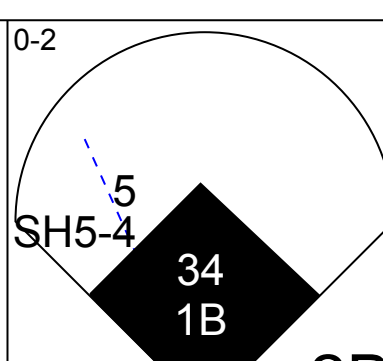

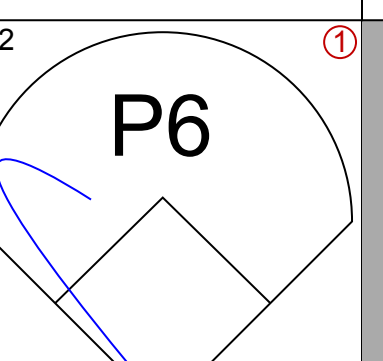
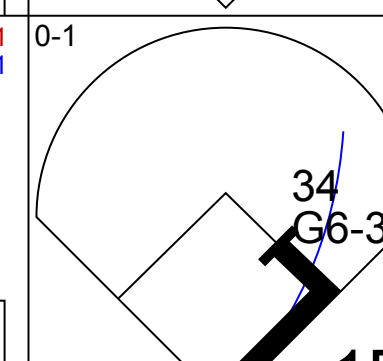
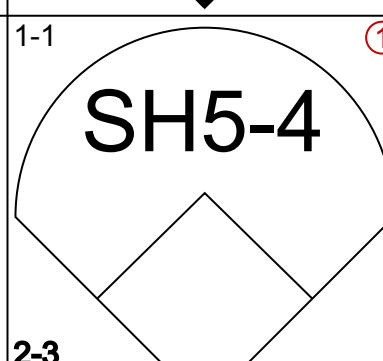
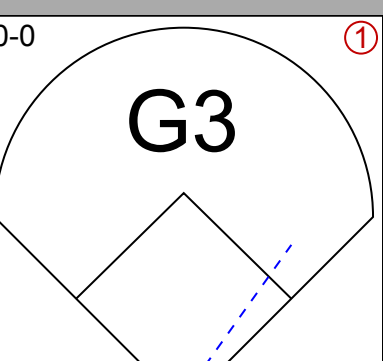
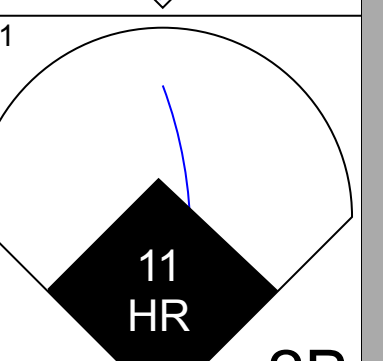

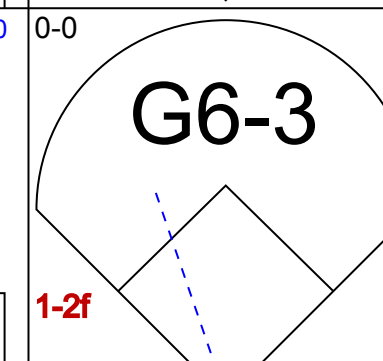
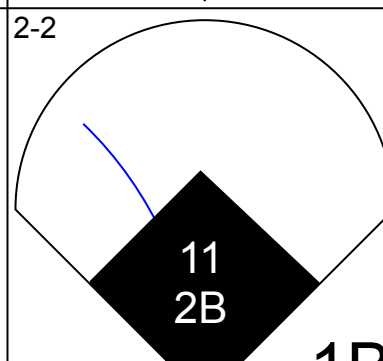
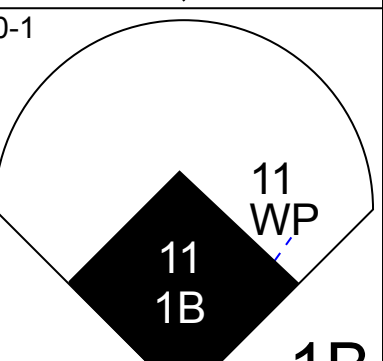
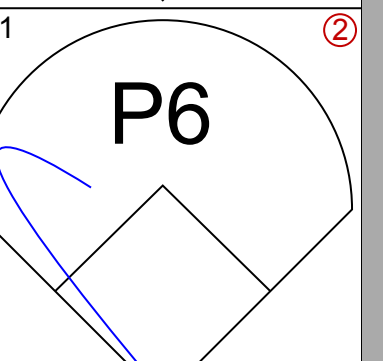
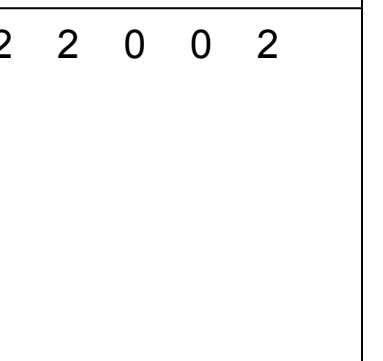
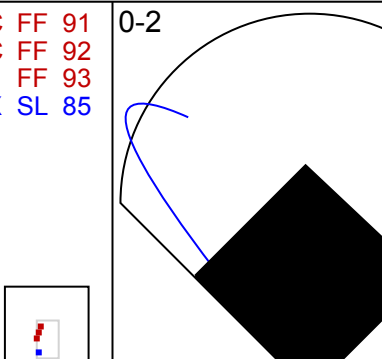
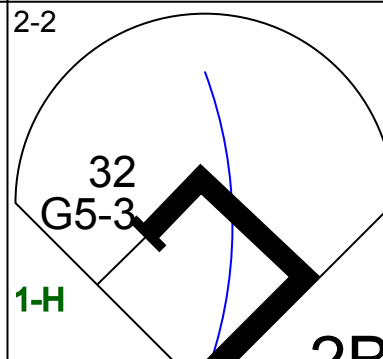
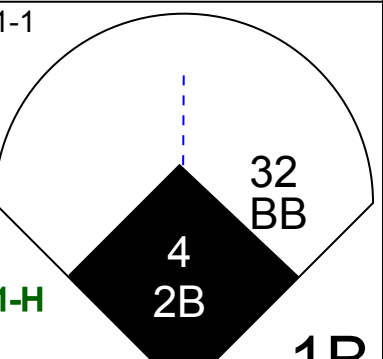
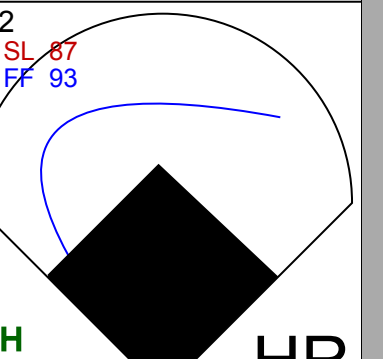
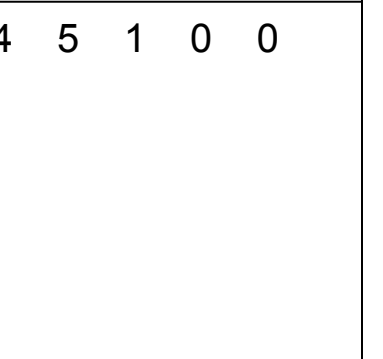
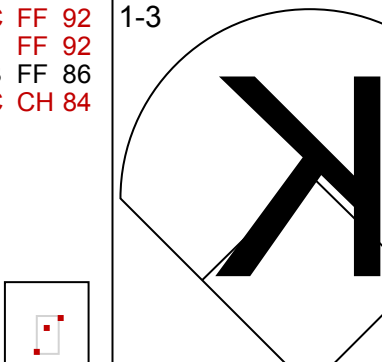
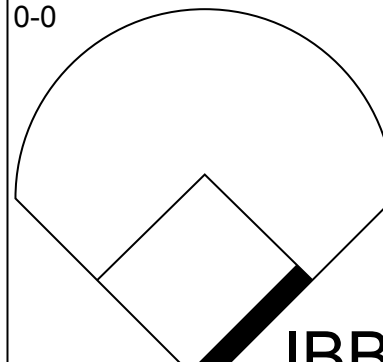
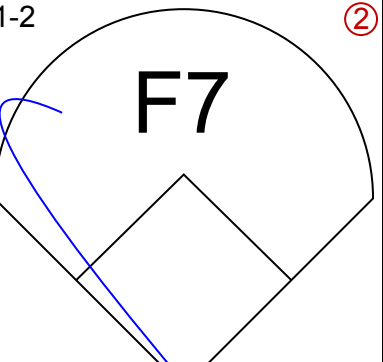
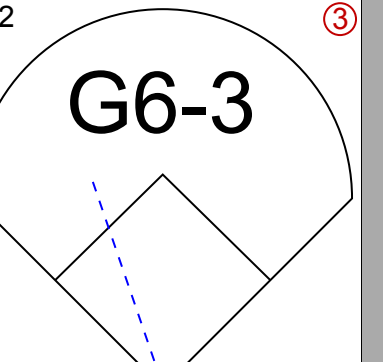

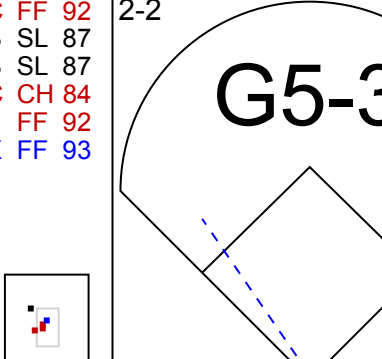
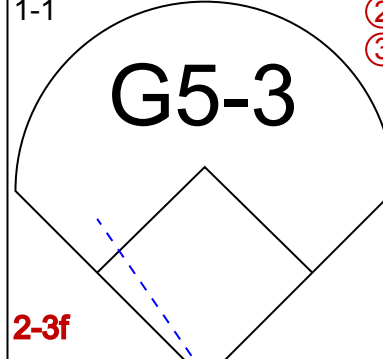
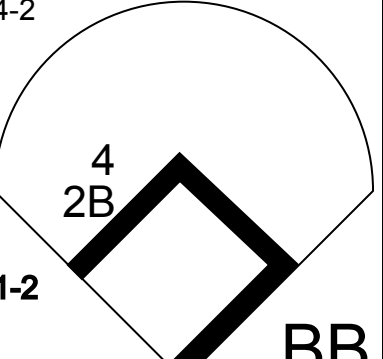

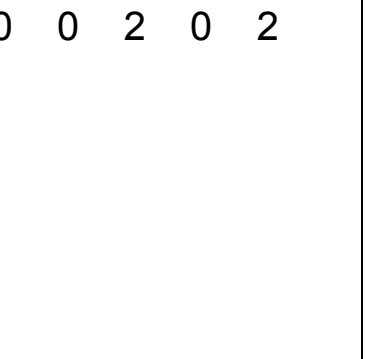
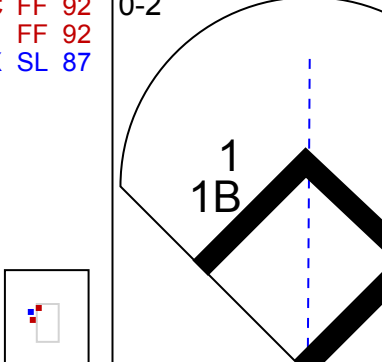
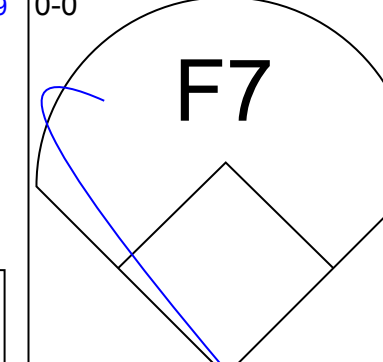
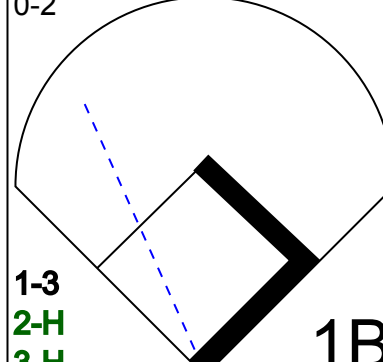
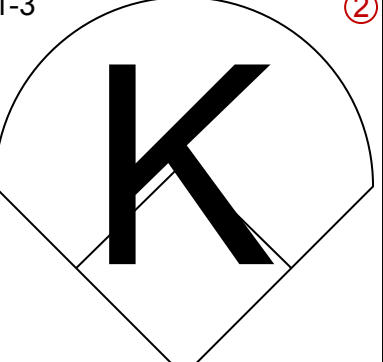

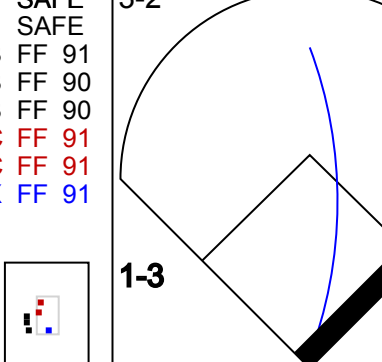
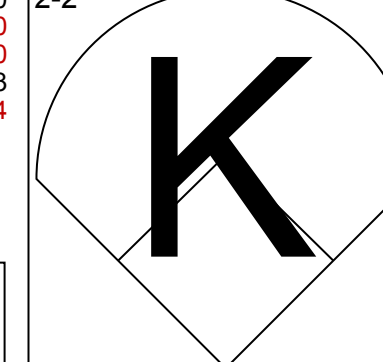
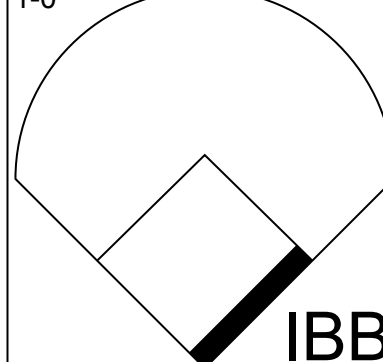
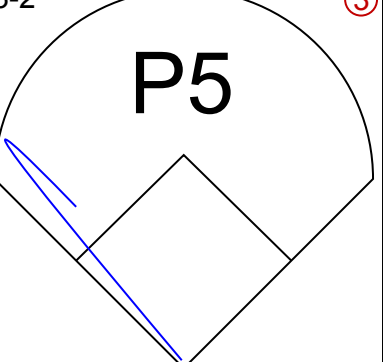
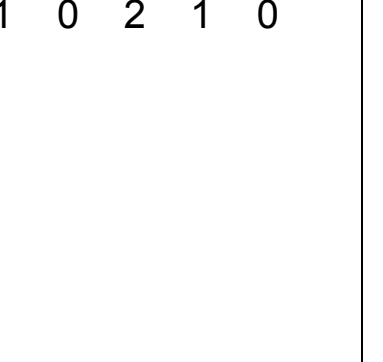
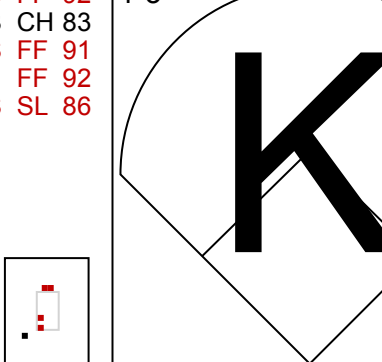
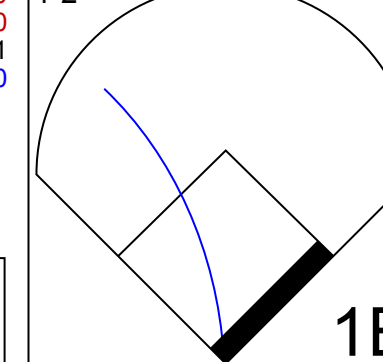
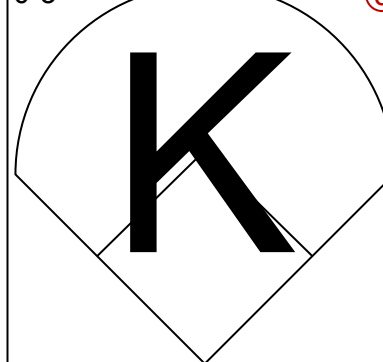

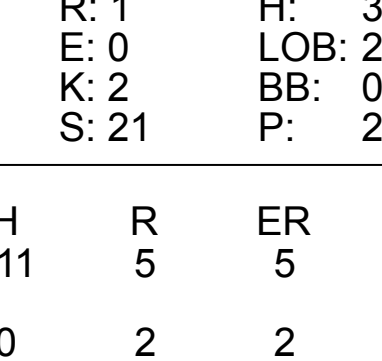
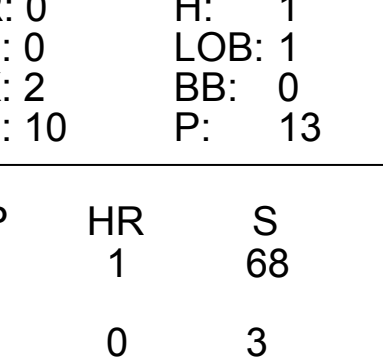
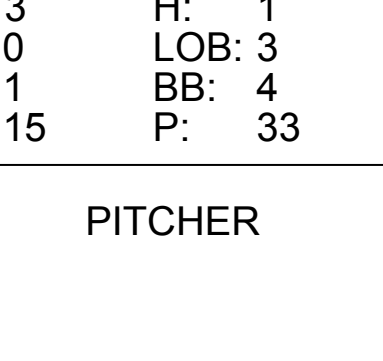
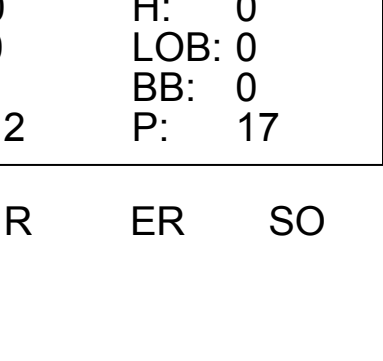

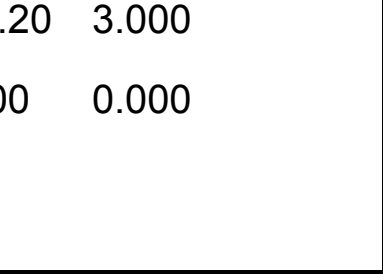

Batter	1	2	3	4	5	6	7	8	9	AB	R	H	RBI	BB	SO	LOB	BOTTOM						
8 Brian Goodwin, L (1.8) OBP: 0.302, SLG: 0.480										4	0	0	0	0	2	3	Miami Marlins @ Washington Nationals Nationals Park, Washington, DC Mon Aug 07 2017, 7:05 PM - 10:03 PM EDT Att: 21,799 - Cloudy - 71 F						
4 Howie Kendrick, R (1.7) OBP: 0.390, SLG: 0.462										3	0	0	0	0	1	0							
21 Brandon Kintzler, R (8.1) OBP: 0.348, SLG: 0.512										1	0	1	1	0	0	0							
26 Adam Lind, L (8, PH) OBP: 0.348, SLG: 0.512										0	0	0	0	0	0	0							
40 Edwin Jackson, R (8, PR) OBP: 0.348, SLG: 0.512										0	0	0	0	0	0	0							
62 Sean Doolittle, L (9.1) OBP: 0.348, SLG: 0.512										0	0	0	0	0	0	0							
34 Bryce Harper, L (1.9) OBP: 0.422, SLG: 0.621										4	1	2	1	0	1	0							
11 Ryan Zimmerman, R (1.3) OBP: 0.351, SLG: 0.568										3	1	0	0	1	2	2							
20 Daniel Murphy, L (1.4) OBP: 0.385, SLG: 0.576										3	0	0	0	0	0	1							
6 Anthony Rendon, R (1.5) OBP: 0.413, SLG: 0.567										2	0	0	0	0	0	0							
32 Matt Wieters, S (1.2) OBP: 0.295, SLG: 0.382										3	0	1	1	0	0	0							
1 Wilmer Difo, S (1.6) OBP: 0.330, SLG: 0.386										3	1	2	0	0	0	2							
31 Max Scherzer, R (1.1) ERA: 2.23	1.1	5	0	1	1	2	1	0	0	0	0	0	0	0	0	1							
43 Odrisamer Despaigne, R (2.1) ERA: 4.38	3.2	14	4	1	1	3	0	0	1	0	0	0	0	0	0	0							
71 Drew Steckenrider, R (6.1) ERA: 2.7	1.0	3	0	0	0	0	0	0	0	0	0	0	0	0	0	0							
25 Junichi Tazawa, R (7.1) ERA: 4.81	1.0	3	0	0	0	0	0	0	0	0	0	0	0	0	0	0							
66 Jarlin Garcia, L (8.1) ERA: 3.48	1.0	L	6	3	1	1	0	0	0	0	0	0	0	0	0	0							
Inning Stats	R: 0 E: 0 K: 2 S: 9	H: 0 LOB: 0 BB: 0 P: 12	R: 1 E: 0 K: 0 S: 7	H: 1 LOB: 1 BB: 1 P: 16	R: 0 E: 0 K: 1 S: 7	H: 1 LOB: 0 BB: 0 P: 10	R: 1 E: 0 K: 1 S: 11	H: 1 LOB: 0 BB: 0 P: 18	R: 0 E: 0 K: 1 S: 12	H: 0 LOB: 0 BB: 0 P: 20	R: 0 E: 0 K: 1 S: 14	H: 0 LOB: 0 BB: 0 P: 18	R: 0 E: 0 K: 0 S: 12	H: 0 LOB: 0 BB: 0 P: 17	R: 1 E: 0 K: 0 S: 11	H: 3 LOB: 2 BB: 0 P: 17	1B: 6 2B: 1 3B: 0 HR: 1	SF: 0 SAC: 1 DP: 2 HBP: 1	WP: 0 PB: 0 SB: 0 CS: 0	PA: 31			
PITCHER	IP WLS BF H R ER SO BB IBB HBP BLK WP HR S P ERA WHIP	IP WLS BF H R ER SO BB IBB HBP BLK WP HR S P ERA WHIP	IP WLS BF H R ER SO BB IBB HBP BLK WP HR S P ERA WHIP	IP WLS BF H R ER SO BB IBB HBP BLK WP HR S P ERA WHIP	IP WLS BF H R ER SO BB IBB HBP BLK WP HR S P ERA WHIP	IP WLS BF H R ER SO BB IBB HBP BLK WP HR S P ERA WHIP	IP WLS BF H R ER SO BB IBB HBP BLK WP HR S P ERA WHIP	IP WLS BF H R ER SO BB IBB HBP BLK WP HR S P ERA WHIP	IP WLS BF H R ER SO BB IBB HBP BLK WP HR S P ERA WHIP	IP WLS BF H R ER SO BB IBB HBP BLK WP HR S P ERA WHIP	IP WLS BF H R ER SO BB IBB HBP BLK WP HR S P ERA WHIP	IP WLS BF H R ER SO BB IBB HBP BLK WP HR S P ERA WHIP	IP WLS BF H R ER SO BB IBB HBP BLK WP HR S P ERA WHIP	IP WLS BF H R ER SO BB IBB HBP BLK WP HR S P ERA WHIP	IP WLS BF H R ER SO BB IBB HBP BLK WP HR S P ERA WHIP	IP WLS BF H R ER SO BB IBB HBP BLK WP HR S P ERA WHIP	IP WLS BF H R ER SO BB IBB HBP BLK WP HR S P ERA WHIP	IP WLS BF H R ER SO BB IBB HBP BLK WP HR S P ERA WHIP	IP WLS BF H R ER SO BB IBB HBP BLK WP HR S P ERA WHIP	IP WLS BF H R ER SO BB IBB HBP BLK WP HR S P ERA WHIP	IP WLS BF H R ER SO BB IBB HBP BLK WP HR S P ERA WHIP	IP WLS BF H R ER SO BB IBB HBP BLK WP HR S P ERA WHIP	IP WLS BF H R ER SO BB IBB HBP BLK WP HR S P ERA WHIP

AB	28
R	3
H	7
RBI	3
BB	1
SO	6
LOB	9



Batter	1	2	3	4	5	6	7	8	9	AB	R	H	RBI	BB	SO	LOB	TOP					
9 Dee Strange-Gordon, L OBP: 0.340, SLG: 0.363										5	2	3	1	0	1	0	Miami Marlins @ Washington Nationals Nationals Park, Washington, DC Tue Aug 08 2017, 7:06 PM - 10:12 PM EDT Att: 25,406 - Clear - 80 F					
27 Giancarlo Stanton, R OBP: 0.370, SLG: 0.615										4	2	1	3	1	2	1						
21 Christian Yelich, L OBP: 0.363, SLG: 0.431										4	0	0	0	1	1	2						
11 J.T. Realmuto, R OBP: 0.360, SLG: 0.478										4	0	0	0	0	2	1						
32 Derek Dietrich, L OBP: 0.320, SLG: 0.409										4	1	2	3	0	1	0						
18 Tomás Telis, S OBP: 0.219, SLG: 0.310										2	0	0	0	1	0	2						
22 Dustin McGowan, R OBP: 0.257, SLG: 0.429										0	0	0	0	0	0	0						
71 Drew Steckenrider, R OBP: 0.257, SLG: 0.429										0	0	0	0	0	0	0						
29 Brad Ziegler, R OBP: 0.257, SLG: 0.429										0	0	0	0	0	0	0						
51 Ichiro Suzuki, L OBP: 0.293, SLG: 0.299										4	0	0	0	0	0	2						
19 Miguel Rojas, R OBP: 0.363, SLG: 0.347										3	2	1	0	1	1	0						
45 Vance Worley, R OBP: 0.182, SLG: 0.182										1	0	0	0	0	0	0						
28 Tyler Moore, R OBP: 0.257, SLG: 0.429										2	0	0	0	0	0	1						
Inning Stats	R: 0 E: 0 K: 2 S: 9	H: 0 LOB: 0 BB: 0 P: 14	R: 0 E: 0 K: 1 S: 9	H: 0 LOB: 1 BB: 0 P: 15	R: 0 E: 0 K: 0 S: 10	H: 1 LOB: 1 BB: 0 P: 18	R: 1 E: 0 K: 1 S: 20	H: 1 LOB: 1 BB: 1 P: 32	R: 3 E: 0 K: 1 S: 14	H: 3 LOB: 0 BB: 0 P: 17	R: 0 E: 0 K: 0 S: 7	H: 0 LOB: 0 BB: 0 P: 10	R: 3 E: 0 K: 0 S: 16	H: 2 LOB: 2 BB: 2 P: 25	R: 0 E: 0 K: 1 S: 7	H: 0 LOB: 0 BB: 0 P: 10	R: 0 E: 0 K: 2 S: 11	H: 0 LOB: 1 BB: 1 P: 18	1B: 4 2B: 1 3B: 0 HR: 2	SF: 0 SAC: 1 DP: 0 HBP: 2	WP: 0 PB: 0 SB: 0 CS: 0	PA: 40
PITCHER	IP WLS BF H R ER SO BB IBB HBP BLK WP HR S P ERA WHIP																					
22 A.J. Cole, R ERA: 5.63	(1, 1) 5.0 L 22 5 4 4 5 1 0 1 0 0 0 2 62 96 7.20 1.200																					
36 Sammy Solis, L ERA: 11.57	(6, 1) 1.0 4 0 1 1 0 1 0 0 0 0 0 9 16 9.00 1.000																					
56 Joe Blanton, R ERA: 7.34	(7, 1) 0.1 3 1 0 0 0 0 1 0 0 0 0 2 3 0.00 3.000																					
46 Oliver Pérez, L ERA: 3.55	(7, 1) 0.2 4 1 2 2 0 0 0 1 0 0 0 12 16 27.00 1.500																					
43 Matt Albers, R ERA: 2.13	(8, 1) 2.0 7 0 0 0 3 1 0 0 0 0 0 18 28 0.00 0.500																					
Batter	1	2	3	4	5	6	7	8	9	AB	R	H	RBI	BB	SO	LOB	BOTTOM					
8 Brian Goodwin, L OBP: 0.308, SLG: 0.491										5	2	3	0	0	0	0	Miami Marlins @ Washington Nationals Nationals Park, Washington, DC Tue Aug 08 2017, 7:06 PM - 10:12 PM EDT Att: 25,406 - Clear - 80 F					
5 Adrián Sánchez, R OBP: 0.276, SLG: 0.310										4	0	3	1	0	0	1						
34 Bryce Harper, L OBP: 0.422, SLG: 0.618										2	0	0	2	2	0	1						
11 Ryan Zimmerman, R OBP: 0.348, SLG: 0.561										4	0	0	0	0	1	5						
26 Adam Lind, L OBP: 0.351, SLG: 0.511										4	0	2	0	0	0	0						
6 Anthony Rendon, R OBP: 0.409, SLG: 0.561										4	0	0	0	0	2	2						
1 Wilmer Difo, S OBP: 0.333, SLG: 0.385										3	0	1	0	1	0	2						
59 Jose Lobaton, S OBP: 0.224, SLG: 0.302										4	0	1	0	0	1	3						
22 A.J. Cole, R ERA: 4.83	(1, 1) 6.0 W 26 6 1 1 2 3 0 0 0 0 0 0 7 9 18.00 3.000																					
22 Dustin McGowan, R ERA: 3.43	(7, 1) 1.0 5 3 2 2 0 0 0 0 0 0 0 7 9 18.00 3.000																					
71 Drew Steckenrider, R ERA: 2.51	(8, 1) 1.0 4 1 0 0 2 0 0 0 0 0 0 11 15 0.00 1.000																					
29 Brad Ziegler, R ERA: 5.91	(9, 1) 1.0 4 1 0 0 0 0 0 0 0 0 0 8 12 0.00 1.000																					
Inning Stats	R: 0 E: 0 K: 1 S: 11	H: 1 LOB: 2 BB: 1 P: 22	R: 0 E: 1 K: 0 S: 11	H: 0 LOB: 2 BB: 1 P: 18	R: 1 E: 0 K: 0 S: 7	H: 1 LOB: 0 BB: 0 P: 9	R: 0 E: 0 K: 1 S: 12	H: 2 LOB: 2 BB: 0 P: 15	R: 0 E: 0 K: 0 S: 5	H: 1 LOB: 1 BB: 1 P: 10	R: 0 E: 0 K: 0 S: 10	H: 1 LOB: 0 BB: 0 P: 14	R: 2 E: 0 K: 0 S: 7	H: 3 LOB: 0 BB: 0 P: 9	R: 0 E: 0 K: 2 S: 11	H: 1 LOB: 1 BB: 0 P: 15	R: 0 E: 0 K: 0 S: 8	H: 1 LOB: 1 BB: 0 P: 12	1B: 8 2B: 5 3B: 0 HR: 0	SF: 1 SAC: 1 DP: 3 HBP: 0	WP: 0 PB: 0 SB: 1 CS: 1	PA: 39
PITCHER	IP WLS BF H R ER SO BB IBB HBP BLK WP HR S P ERA WHIP																					
45 Vance Worley, R ERA: 4.83	(1, 1) 6.0 W 26 6 1 1 2 3 0 0 0 0 0 0 7 9 18.00 3.000																					
22 Dustin McGowan, R ERA: 3.43	(7, 1) 1.0 5 3 2 2 0 0 0 0 0 0 0 7 9 18.00 3.000																					
71 Drew Steckenrider, R ERA: 2.51	(8, 1) 1.0 4 1 0 0 2 0 0 0 0 0 0 11 15 0.00 1.000																					
29 Brad Ziegler, R ERA: 5.91	(9, 1) 1.0 4 1 0 0 0 0 0 0 0 0 0 8 12 0.00 1.000																					

Batter	1	2	3	4	5	6	7	8	9	AB	R	H	RBI	BB	SO	LOB	TOP				
9 Dee Strange-Gordon, L OBP: 0.338, SLG: 0.360										4	0	0	0	0	2	2	Miami Marlins @ Washington Nationals Nationals Park, Washington, DC Wed Aug 09 2017, 7:07 PM - 10:07 PM EDT Att: 25,951 - Partly Cloudy - 82 F				
27 Giancarlo Stanton, R OBP: 0.369, SLG: 0.611										3	0	0	0	0	1	0					
13 Marcell Ozuna, R OBP: 0.360, SLG: 0.545										4	0	1	0	0	0	2					
11 J.T. Realmuto, R OBP: 0.359, SLG: 0.476										3	0	1	0	0	1	1					
12 Mike Aviles, R OBP: 0.236, SLG: 0.310										1	0	0	0	0	1	0					
32 Derek Dietrich, L OBP: 0.316, SLG: 0.404										4	1	0	0	0	0	1					
28 Tyler Moore, R OBP: 0.286, SLG: 0.434										3	0	2	0	0	1	0					
49 Brian Ellington, R OBP: 0.300, SLG: 0.333										0	0	0	0	0	0	0					
51 Ichiro Suzuki, L OBP: 0.305, SLG: 0.312										4	0	3	1	0	0	1					
19 Miguel Rojas, R OBP: 0.360, SLG: 0.344										4	0	1	0	0	1	5					
61 Adam Conley, L OBP: 0.214, SLG: 0.154										1	0	0	0	0	1	2					
30 Hunter Cervenko, L OBP: 0.206, SLG: 0.290										0	0	0	0	0	0	0					
18 Tomás Telis, S OBP: 0.206, SLG: 0.290										2	0	0	0	0	0	3					
Inning Stats	R: 0 H: 1 E: 0 K: 2 S: 15	H: 1 LOB: 1 BB: 0 P: 22	R: 0 H: 3 E: 0 K: 0 S: 8	H: 1 LOB: 0 BB: 0 P: 9	R: 0 H: 3 E: 0 K: 0 S: 7	H: 1 LOB: 2 BB: 0 P: 13	R: 1 H: 3 E: 0 K: 1 S: 15	H: 3 LOB: 2 BB: 0 P: 25	R: 0 H: 0 E: 0 K: 1 S: 6	H: 0 LOB: 0 BB: 0 P: 6	R: 0 H: 1 E: 0 K: 2 S: 12	H: 1 LOB: 1 BB: 0 P: 19	R: 0 H: 0 E: 0 K: 2 S: 10	H: 0 LOB: 0 BB: 0 P: 11	R: 0 H: 1 E: 0 K: 0 S: 13	H: 1 LOB: 2 BB: 0 P: 20	1B: 8 2B: 0 3B: 0 HR: 0	SF: 0 SAC: 1 DP: 1 HBP: 2	WP: 0 PB: 0 SB: 0 CS: 0	PA: 36	
PITCHER	IP WLS BF H R ER SO BB IBB HBP BLK WP HR S P ERA WHIP	IP WLS BF H R ER SO BB IBB HBP BLK WP HR S P ERA WHIP	IP WLS BF H R ER SO BB IBB HBP BLK WP HR S P ERA WHIP	IP WLS BF H R ER SO BB IBB HBP BLK WP HR S P ERA WHIP	IP WLS BF H R ER SO BB IBB HBP BLK WP HR S P ERA WHIP	IP WLS BF H R ER SO BB IBB HBP BLK WP HR S P ERA WHIP	IP WLS BF H R ER SO BB IBB HBP BLK WP HR S P ERA WHIP	IP WLS BF H R ER SO BB IBB HBP BLK WP HR S P ERA WHIP	IP WLS BF H R ER SO BB IBB HBP BLK WP HR S P ERA WHIP	IP WLS BF H R ER SO BB IBB HBP BLK WP HR S P ERA WHIP	IP WLS BF H R ER SO BB IBB HBP BLK WP HR S P ERA WHIP	IP WLS BF H R ER SO BB IBB HBP BLK WP HR S P ERA WHIP	IP WLS BF H R ER SO BB IBB HBP BLK WP HR S P ERA WHIP	IP WLS BF H R ER SO BB IBB HBP BLK WP HR S P ERA WHIP	IP WLS BF H R ER SO BB IBB HBP BLK WP HR S P ERA WHIP	IP WLS BF H R ER SO BB IBB HBP BLK WP HR S P ERA WHIP	IP WLS BF H R ER SO BB IBB HBP BLK WP HR S P ERA WHIP	IP WLS BF H R ER SO BB IBB HBP BLK WP HR S P ERA WHIP	IP WLS BF H R ER SO BB IBB HBP BLK WP HR S P ERA WHIP	IP WLS BF H R ER SO BB IBB HBP BLK WP HR S P ERA WHIP	IP WLS BF H R ER SO BB IBB HBP BLK WP HR S P ERA WHIP
47 Gio González, L ERA: 2.59	7.0	W	28	7	1	1	6	0	0	0	1	0	0	0	0	0	1.29	1.000			
56 Joe Blanton, R ERA: 7.11	1.0		3	0	0	0	2	0	0	0	0	0	0	0	0	10	0.00	0.000			
33 Matt Grace, L ERA: 4.45	1.0		5	1	0	0	0	0	0	1	0	0	0	0	13	20	0.00	1.000			

Batter	1	2	3	4	5	6	7	8	9	AB	R	H	RBI	BB	SO	LOB	BOTTOM				
8 Brian Goodwin, L OBP: 0.309, SLG: 0.492										4	2	1	0	1	1	1	Miami Marlins @ Washington Nationals Nationals Park, Washington, DC Wed Aug 09 2017, 7:07 PM - 10:07 PM EDT Att: 25,951 - Partly Cloudy - 82 F				
5 Adrián Sánchez, R OBP: 0.333, SLG: 0.375										3	2	2	0	0	0	0					
34 Bryce Harper, L OBP: 0.422, SLG: 0.617										4	2	2	2	0	0	2					
11 Ryan Zimmerman, R OBP: 0.356, SLG: 0.585										4	4	4	5	1	0	0					
6 Anthony Rendon, R OBP: 0.407, SLG: 0.554										4	0	0	0	1	1	3					
32 Matt Wieters, S OBP: 0.296, SLG: 0.378										3	0	0	0	2	0	2					
4 Howie Kendrick, R OBP: 0.358, SLG: 0.474										4	0	3	3	0	0	0					
45 Andrew Stevenson, L OBP: 0.133, SLG: 0.133										1	0	0	0	0	1	0					
1 Wilmer Difo, S OBP: 0.340, SLG: 0.384										3	0	1	0	2	1	0					
47 Gio González, R OBP: 0.154, SLG: 0.120										4	0	1	0	0	2	8					
56 Joe Blanton, R ERA: 7.11										0	0	0	0	0	0	0					
33 Matt Grace, L ERA: 8.0										0	0	0	0	0	0	0					
Inning Stats	R: 0 H: 1 E: 0 K: 0 S: 6	H: 3 LOB: 2 BB: 0 P: 7	R: 1 H: 3 E: 0 K: 2 S: 21	H: 3 LOB: 0 BB: 0 P: 28	R: 2 H: 3 E: 0 K: 0 S: 13	H: 3 LOB: 1 BB: 1 P: 19	R: 0 H: 1 E: 0 K: 2 S: 10	H: 1 LOB: 1 BB: 0 P: 13	R: 2 H: 3 E: 0 K: 0 S: 18	H: 3 LOB: 3 BB: 2 P: 27	R: 3 H: 1 E: 0 K: 1 S: 15	H: 1 LOB: 3 BB: 4 P: 33	R: 2 H: 2 E: 0 K: 0 S: 18	H: 2 LOB: 0 BB: 0 P: 27	R: 0 H: 0 E: 0 K: 1 S: 12	H: 0 LOB: 0 BB: 0 P: 17	1B: 8 2B: 4 3B: 0 HR: 2	SF: 1 SAC: 1 DP: 2 HBP: 1	WP: 2 PB: 0 SB: 0 CS: 0	PA: 44	
PITCHER	IP WLS BF H R ER SO BB IBB HBP BLK WP HR S P ERA WHIP	IP WLS BF H R ER SO BB IBB HBP BLK WP HR S P ERA WHIP	IP WLS BF H R ER SO BB IBB HBP BLK WP HR S P ERA WHIP	IP WLS BF H R ER SO BB IBB HBP BLK WP HR S P ERA WHIP	IP WLS BF H R ER SO BB IBB HBP BLK WP HR S P ERA WHIP	IP WLS BF H R ER SO BB IBB HBP BLK WP HR S P ERA WHIP	IP WLS BF H R ER SO BB IBB HBP BLK WP HR S P ERA WHIP	IP WLS BF H R ER SO BB IBB HBP BLK WP HR S P ERA WHIP	IP WLS BF H R ER SO BB IBB HBP BLK WP HR S P ERA WHIP	IP WLS BF H R ER SO BB IBB HBP BLK WP HR S P ERA WHIP	IP WLS BF H R ER SO BB IBB HBP BLK WP HR S P ERA WHIP	IP WLS BF H R ER SO BB IBB HBP BLK WP HR S P ERA WHIP	IP WLS BF H R ER SO BB IBB HBP BLK WP HR S P ERA WHIP	IP WLS BF H R ER SO BB IBB HBP BLK WP HR S P ERA WHIP	IP WLS BF H R ER SO BB IBB HBP BLK WP HR S P ERA WHIP	IP WLS BF H R ER SO BB IBB HBP BLK WP HR S P ERA WHIP	IP WLS BF H R ER SO BB IBB HBP BLK WP HR S P ERA WHIP	IP WLS BF H R ER SO BB IBB HBP BLK WP HR S P ERA WHIP	IP WLS BF H R ER SO BB IBB HBP BLK WP HR S P ERA WHIP	IP WLS BF H R ER SO BB IBB HBP BLK WP HR S P ERA WHIP	IP WLS BF H R ER SO BB IBB HBP BLK WP HR S P ERA WHIP
61 Adam Conley, L ERA: 5.43	5.0	L	27	11	5	5	4	1	0	1	0	1	0	0	0	0	9.00	2.400			
30 Hunter Cervenko, L ERA: 15.43	0.1		3	0	2	2	0	1	0	1	0	3	11	54.00	3.000						
40 Javy Guerra, R ERA: 16.2	1.2		11	3	3	3	1	2	1	0	0	0	1	30	49	16.20	3.000				
49 Brian Ellington, R ERA: 8.0	1.0		3	0	0	0	1	0	0	0	0	0	0	12	17	0.00	0.000				

AB	33
R	1
H	8
RBI	1
BB	0
SO	8
LOB	17

AB	34
R	10
H	14
RBI	10
BB	7
SO	6
LOB	16

Batter	1	2	3	4	5	6	7	8	9	AB	R	H	RBI	BB	SO	LOB	TOP			
9 Dee Strange-Gordon, L (1.4) OBP: 0.339, SLG: 0.361										5	1	2	0	0	1	1				
27 Giancarlo Stanton, R (1.9) OBP: 0.368, SLG: 0.614										4	1	1	2	0	0	1				
21 Christian Yelich, L (1.8) OBP: 0.397, SLG: 0.430										1	0	0	0	3	1	0				
13 Marcell Ozuna, R (1.7) OBP: 0.359, SLG: 0.545										4	0	1	0	0	1	2				
32 Derek Dietrich, L (1.5) OBP: 0.315, SLG: 0.399										3	0	0	0	1	2	1				
28 Tyler Moore, R (1.3) OBP: 0.266, SLG: 0.436										4	0	1	0	0	1	4				
17 A.J. Ellis, R (1.2) OBP: 0.288, SLG: 0.319										4	0	0	0	0	0	1				
19 Miguel Rojas, R (1.6) OBP: 0.364, SLG: 0.352										3	0	1	0	1	0	0				
58 Dan Straily, R (1.1) OBP: 0.049, SLG: 0.025										3	0	0	0	0	1	2				
66 Jarlin Garcia, L (6.1)										0	0	0	0	0	0	0				
71 Drew Steckenrider, R (7.1)										0	0	0	0	0	0	0				
25 Junichi Tazawa, R (8.1)										0	0	0	0	0	0	0				
11 J.T. Realmuto, R (9. PH) OBP: 0.399, SLG: 0.475										1	0	0	0	0	1					
Inning Stats	R: 0 E: 0 K: 1 S: 11	H: 0 LOB: 1 BB: 1 P: 20	R: 0 E: 0 K: 1 S: 12	H: 1 LOB: 2 BB: 1 P: 18	R: 2 E: 0 K: 0 S: 15	H: 2 LOB: 1 BB: 1 P: 25	R: 0 E: 0 K: 0 S: 5	H: 0 LOB: 0 BB: 0 P: 7	R: 0 E: 0 K: 1 S: 18	H: 1 LOB: 3 BB: 2 P: 27	R: 0 E: 0 K: 1 S: 9	H: 1 LOB: 0 BB: 0 P: 15	R: 0 E: 0 K: 2 S: 10	H: 0 LOB: 0 BB: 0 P: 15	R: 0 E: 0 K: 0 S: 11	H: 1 LOB: 1 BB: 0 P: 13	1B: 2 2B: 3 3B: 0 HR: 1	SF: 0 SAC: 0 DP: 0 HBP: 0	WP: 0 PB: 0 SB: 0 CS: 1	PA: 37
PITCHER	IP WLS BF H R ER SO BB IBB HBP BLK WP HR S P ERA WHIP																			
57 Tanner Roark, R (1.1) ERA: 4.74	6.0 27 4 2 2 4 3 2 0 0 0 1 68 107 3.00 1.167																			
21 Brandon Kintzler, R (7.1) ERA: 2.5	1.0 3 1 0 0 1 0 0 0 0 0 0 9 15 0.00 1.000																			
44 Ryan Madson, R (8.1) ERA: 1.71	1.0 W 3 0 0 0 2 0 0 0 0 0 0 10 15 0.00 0.000																			
62 Sean Doolittle, L (9.1) ERA: 3.45	1.0 S 4 1 0 0 0 0 0 0 0 0 0 11 13 0.00 1.000																			

Miami Marlins @ Washington Nationals
 Nationals Park, Washington, DC
 Thu Aug 10 2017, 7:05 PM - 9:56 PM EDT
 Att: 23,904 - Cloudy - 81 F

AB 32
 R 2
 H 6
 RBI 2
 BB 5
 SO 7
 LOB 13

Batter	1	2	3	4	5	6	7	8	9	AB	R	H	RBI	BB	SO	LOB	BOTTOM			
8 Brian Goodwin, L (1.8) OBP: 0.312, SLG: 0.504										4	2	2	2	0	0	1				
1 Wilmer Difo, S (1.6) OBP: 0.338, SLG: 0.381										4	0	1	0	0	0	1				
34 Bryce Harper, L (1.9) OBP: 0.420, SLG: 0.616										4	0	1	1	0	0	1				
11 Ryan Zimmerman, R (1.3) OBP: 0.355, SLG: 0.580										3	0	0	0	1	1	0				
20 Daniel Murphy, L (1.4) OBP: 0.382, SLG: 0.570										3	0	0	0	0	0	2				
26 Adam Lind, L (1.7) OBP: 0.351, SLG: 0.508										3	0	1	0	0	0	0				
45 Andrew Stevenson, L (7. PR) OBP: 0.133, SLG: 0.133										0	0	0	0	0	0	0				
32 Matt Wieters, S (1.2) OBP: 0.297, SLG: 0.378										3	0	1	0	0	0	1				
5 Adrián Sanchez, R (1.5) OBP: 0.333, SLG: 0.400										3	1	1	0	0	1	2				
57 Tanner Roark, R (1.1) OBP: 0.125, SLG: 0.128										0	0	0	0	0	0	0				
21 Brandon Kintzler, R (7.1)										0	0	0	0	0	0	0				
6 Anthony Rendon, R (7. PH) ERA: 2.25										1	0	0	0	0	0	2				
44 Ryan Madson, L (8.1)										0	0	0	0	0	0	0				
62 Sean Doolittle, L (9.1)										0	0	0	0	0	0	0				
Inning Stats	R: 0 E: 0 K: 0 S: 6	H: 0 LOB: 0 BB: 0 P: 14	R: 0 E: 0 K: 1 S: 14	H: 0 LOB: 0 BB: 0 P: 19	R: 0 E: 0 K: 1 S: 12	H: 1 LOB: 1 BB: 0 P: 21	R: 0 E: 0 K: 0 S: 5	H: 0 LOB: 0 BB: 0 P: 9	R: 0 E: 0 K: 0 S: 7	H: 0 LOB: 0 BB: 0 P: 10	R: 2 E: 0 K: 0 S: 14	H: 3 LOB: 2 BB: 1 P: 22	R: 0 E: 0 K: 0 S: 8	H: 1 LOB: 2 BB: 0 P: 11	R: 1 E: 0 K: 0 S: 6	H: 2 LOB: 0 BB: 0 P: 11	1B: 4 2B: 2 3B: 0 HR: 1	SF: 0 SAC: 2 DP: 1 HBP: 0	WP: 0 PB: 0 SB: 1 CS: 0	PA: 31
PITCHER	IP WLS BF H R ER SO BB IBB HBP BLK WP HR S P ERA WHIP																			
58 Dan Straily, R (1.1) ERA: 3.74	5.2 22 4 2 2 2 1 0 0 0 0 0 54 89 3.18 0.882																			
66 Jarlin Garcia, L (6.1) ERA: 3.46	0.1 2 1 0 0 0 0 0 0 0 0 0 7 9 0.00 3.000																			
71 Drew Steckenrider, R (7.1) ERA: 2.25	1.0 3 0 0 0 0 0 0 0 0 0 0 5 8 0.00 0.000																			
25 Junichi Tazawa, R (8.1) ERA: 4.93	1.0 L 4 2 1 1 0 0 0 0 0 0 0 1 6 11 9.00 2.000																			

Miami Marlins @ Washington Nationals
 Nationals Park, Washington, DC
 Thu Aug 10 2017, 7:05 PM - 9:56 PM EDT
 Att: 23,904 - Cloudy - 81 F

AB 28
 R 3
 H 7
 RBI 3
 BB 1
 SO 2
 LOB 10

Batter	1	2	3	4	5	6	7	8	9	AB	R	H	RBI	BB	SO	LOB	TOP							
19 Charlie Blackmon, L (1.8) OBP: 0.394, SLG: 0.618	1-1 C FF 91 B FF 92 X FF 92		0-1 C CU 77 X CH 83		2-1 C FF 90 B CH 82 B FF 91 X FC 87	1-1 B CU 81 S FF 94 X CU 82	1-1 C SI 82 B CH 76 X CH 76		1-1 C SI 82 B CH 76 X CH 76	5	2	4	0	0	0	0								
9 DJ LeMahieu, R (1.4) OBP: 0.372, SLG: 0.394	2-0 B FF 92 B FF 92 X FF 91		3-2 B FF 92 1 SAFE B CU 77 C FF 92 B CH 81 B CH 81 X FC 88		1-0 1 SAFE B FF 91 X CU 78	3-2 C FF 94 C FF 94 B FF 95 C FF 94 B FF 96 B FF 96 B FF 96 B FF 94 B FF 94 T FF 96	3-2 C FF 94 C FF 94 B FF 95 C FF 94 B FF 96 B FF 96 B FF 96 B FF 94 B FF 94 T FF 96		0-1 C SI 83 X SI 83	4	0	0	1	0	1	3								
28 Nolan Arenado, R (1.5) OBP: 0.361, SLG: 0.588	0-1 C FF 91 X CU 80		2-2 B CH 84 C CU 78 F FC 91 X CU 77		0-0 X CU 78	0-0 X CU 78		0-0 X SI 84	0-0 X SI 84	4	0	0	0	0	0	1								
4 Pat Valaika, R (7.5) OBP: 0.297, SLG: 0.573										1	0	1	0	0	0	0								
12 Mark Reynolds, R (1.3) OBP: 0.366, SLG: 0.503	2-2 B CU 78 B FF 92 C FF 92 X FF 92		2-3 C CU 77 B CH 83 C FF 92 C FC 88		0-1 C FF 92 X CH 83	0-1 C FF 92 X CH 83		4-1 C FF 98 B CH 88 B FF 98 C FF 98 D FF 98	4-2 B SI 83 B SI 84 B SI 85 B SI 85 B SI 85	3	1	1	1	2	1	0								
8 Gerardo Parra, L (1.7) OBP: 0.367, SLG: 0.520	0-2 C FF 92 F CU 80 X FF 93		3-2 C FF 92 B CH 83 B FC 86 X FF 92		0-0 X CU 76	0-0 X CU 76		3-3 B FF 98 B CH 88 C FF 98 S FF 98 S FF 98	2-3 B CH 76 B SI 84 B SI 85 B SI 83 S CU 74	5	0	0	0	0	2	4								
21 Jonathan Lucroy, R (1.2) OBP: 0.316, SLG: 0.343		4-1 B FF 90 B FF 88 B FF 91 B FF 90 B FF 90		4-2 C FF 92 B CH 80 B FC 89 B FC 89 B FF 92		4-2 B FF 90 C FF 91 F FC 88 F FC 88 F FC 88 B FF 90 B CH 83 F FC 88 F FC 90		1-2 C FF 98 B CH 88 B FF 98 X FF 98	2-3 B SI 84 B SI 84 B SI 85 B SI 83 S CU 74	1	0	1	0	3	0	0								
5 Carlos González, L (1.9) OBP: 0.301, SLG: 0.351		0-0 X FF 91		0-0 X CU 76		2-2 B FF 92 C FF 92 B CH 83 X FF 92		1-1 F FF 98 B CH 87 X CH 90		4	0	2	1	0	0	2								
27 Trevor Story, R (1.6) OBP: 0.300, SLG: 0.401		0-1 C CU 77 X FF 92		0-0 C SI 88 B FF 92 C SI 84		2-3 C SI 88 B FF 92 C SI 84		2-0 B FF 97 H FF 97		2	0	0	0	1	1	2								
34 Jeff Hoffman, R (1.1) OBP: 0.094, SLG: 0.125		1-3 C FF 92 1 SAFE F CU 80 B FF 93 C FF 92		0-1 S FF 91 X CU 78		2-2 2 SAFE B SI 84 B SI 84 B SI 84 D CH 89 X FF 94		1-1 C FF 98 B CH 88 X CH 88		2	0	0	0	0	1	4								
2 Alexi Amarista, L (6,PH) OBP: 0.271, SLG: 0.374										1	0	0	0	0	2									
52 Chris Rusin, L (6,PH) OBP: 0.428, SLG: 0.429										0	0	0	0	0	2									
1 Ryan McMahon, L (8,PH) OBP: 0.428, SLG: 0.429										1	0	0	0	0	2									
54 Carlos Estévez, R (8,PH) OBP: 0.428, SLG: 0.429										0	0	0	0	0	0									
Inning Stats	R: 1 E: 0 K: 0 S: 11	H: 2 LOB: 1 BB: 0 P: 16	R: 0 E: 1 K: 1 S: 7	H: 0 LOB: 1 BB: 1 P: 12	R: 0 E: 0 K: 1 S: 8	H: 1 LOB: 0 BB: 0 P: 13	R: 0 E: 0 K: 1 S: 12	H: 1 LOB: 0 BB: 2 P: 21	R: 1 E: 0 K: 0 S: 6	H: 1 LOB: 0 BB: 0 P: 9	R: 0 E: 0 K: 1 S: 18	H: 2 LOB: 0 BB: 1 P: 28	R: 0 E: 0 K: 2 S: 11	H: 1 LOB: 0 BB: 0 P: 17	R: 1 E: 0 K: 1 S: 11	H: 1 LOB: 2 BB: 1 P: 23	R: 0 E: 0 K: 1 S: 10	H: 1 LOB: 2 BB: 1 P: 17	1B: 8 2B: 1 3B: 0 HR: 0	SF: 1 SAC: 0 DP: 2 HBP: 1	WP: 1 PB: 1 CS: 2	PA: 41		
PITCHER	IP WLS BF H R ER SO BB IBB HBP BLK WP HR S P ERA WHIP	5.1 W 25 6 2 1 2 3 1 0 0 0 0 5 88 1.69 1.688	0.2 H 2 0 0 0 1 0 0 0 0 0 0 0 11 0.00 0.000	1.0 H 3 1 0 0 2 0 0 0 0 0 0 11 17 0.00 1.000	1.0 H 6 1 1 1 1 1 0 1 0 1 0 11 23 9.00 2.000	1.0 S 5 1 0 0 1 1 0 0 0 0 0 0 10 17 0.00 2.000																		

Colorado Rockies @ Miami Marlins
Marlins Park, Miami, FL
Sat Aug 12 2017, 7:12 PM - 10:18 PM EDT
Att: 20,399 - Roof Closed - 80 F

AB 33
R 3
H 9
RBI 3
BB 6
SO 7
LOB 20



Batter	1	2	3	4	5	6	7	8	9	AB	R	H	RBI	BB	SO	LOB	BOTTOM						
9 Dee Strange-Gordon, L (1.4) OBP: 0.337, SLG: 0.359	3-2 C FF 93 B FF 93 B SL 84 C FF 93 F FF 94 X FF 94		3-2 B CU 76 B FF 93 C FF 92 C FF 93 X FF 94	0-0 X SL 82		2-0 B SI 92 B FF 92 X SI 91				4	1	1	0	0	0	2							
27 Giancarlo Stanton, R (1.9) OBP: 0.372, SLG: 0.631	1-2 C FF 96 B FF 96 F CU 78 F SL 83 F FF 95 X CU 78		3-2 B FF 94 T CH 88 B FF 95 B CH 87 B FF 96 X FF 96	3-H C FF 94 B SL 84 X CH 86		1-3 F FF 90 B CH 86 S CH 84				4	2	3	3	0	1	1							
21 Christian Yelich, L (1.8) OBP: 0.371, SLG: 0.435	4-1 B CU 76 F CH 87 D CH 87 B CU 77		0-0 X FF 92	0-2 C CU 76 C SI 82 X CH 86						3	0	2	0	1	0	0							
13 Marcell Ozuna, R (1.7) OBP: 0.362, SLG: 0.542	3-2 C FF 94 S CU 76 B CU 80 B CU 78 X FF 94		0-0 X FF 93	0-0 X CU 76		2-2 B CH 85 B SI 82 S CH 84 X CH 85				4	0	0	1	0	0	4							
11 J.T. Realmuto, R (1.2) OBP: 0.354, SLG: 0.467	1-0 B FF 95 X FF 93		4-0 B CU 78 B FF 94 D CU 78 B FF 93	0-2 C CU 77 X FF 93		0-2 C SI 90 X SI 91				3	0	0	0	1	0	1							
32 Derek Dietrich, L (1.5) OBP: 0.322, SLG: 0.401		2-2 C FF 92 C CH 87 B FF 94 X CU 79	2-2 B FF 92 T FF 92 F FF 92 X CH 87		4-2 B CU 78 F FF 93 B FF 94 B FF 94					3	0	1	0	1	0	3							
28 Tyler Moore, R (1.3) OBP: 0.272, SLG: 0.441		0-3 C FF 90 F FF 93 C SL 84		0-0 X FF 92		2-0 B CU 76 B CU 76 X FF 92				3	0	1	0	0	1	1							
19 Miguel Rojas, R (1.6) OBP: 0.358, SLG: 0.346		0-0 X FF 94		1-0 D CU 76 X FF 92		0-1 C FC 88 X CH 85				4	1	2	0	0	0	1							
20 Justin Nicolino, L (1.1) OBP: 0.301, SLG: 0.343		0-1 C FF 92 X FF 93		1-0 1 SAFE X CH 84		0-2 C SI 90 X SI 91				1	0	0	0	0	0	1							
22 Dustin McGowan, R (6,PH) OBP: 0.254, SLG: 0.396										0	0	0	0	0	0	0							
71 Drew Steckenrider, R (7.1) OBP: 0.271, SLG: 0.374										0	0	0	0	0	0	0							
49 Brian Ellington, R (8,PH) OBP: 0.428, SLG: 0.429										0	0	0	0	0	0	0							
18 Tomás Telis, S (8,PH) OBP: 0.201, SLG: 0.290										1	0	0	0	0	0	1							
29 Brad Ziegler, R (9.1) OBP: 0.428, SLG: 0.429										0	0	0	0	0	0	0							
Inning Stats	R: 1 E: 0 K: 0 S: 15	H: 1 LOB: 1 BB: 1 P: 27	R: 0 E: 0 K: 1 S: 9	H: 1 LOB: 1 BB: 0 P: 11	R: 0 E: 0 K: 0 S: 10	H: 2 LOB: 3 BB: 1 P: 23	R: 3 E: 0 K: 0 S: 10	H: 3 LOB: 0 BB: 0 P: 13	R: 0 E: 0 K: 0 S: 7	H: 0 LOB: 0 BB: 1 P: 13	R: 0 E: 0 K: 1 S: 9	H: 1 LOB: 1 BB: 0 P: 12	R: 0 E: 0 K: 0 S: 6	H: 1 LOB: 0 BB: 0 P: 8	R: 0 E: 0 K: 0 S: 9	H: 1 LOB: 1 BB: 0 P: 13	R: 0 E: 0 K: 0 S: 9	H: 1 LOB: 1 BB: 0 P: 13	1B: 7 2B: 3 3B: 0 HR: 1	SF: 0 SAC: 2 DP: 1 HBP: 0	WP: 2 PB: 0 SB: 0 CS: 0	PA: 36	
PITCHER	IP WLS BF H R ER SO BB IBB HBP BLK WP HR S P ERA WHIP	5.0 L 25 7 4 4 1 3 0 0 0 0 0 0 15 20 0.00 1.000	2.0 7 2 0 0 1 0 0 0 0 0 0 0 15 20 0.00 1.000	1.0 4 1 0 0 0 0 0 0 0 0 0 9 13 0.00 1.000																			

Colorado Rockies @ Miami Marlins
Marlins Park, Miami, FL
Sat Aug 12 2017, 7:12 PM - 10:18 PM EDT
Att: 20,399 - Roof Closed - 80 F

AB 31
R 4
H 10
RBI 4
BB 3
SO 2
LOB 15



Batter	1	2	3	4	5	6	7	8	9	AB	R	H	RBI	BB	SO	LOB	TOP			
19 Charlie Blackmon, L (1.8) OBP: 0.394, SLG: 0.614	L4		HBP	BB		K			G1-3	3	1	0	0	1	1	0	Colorado Rockies @ Miami Marlins Marlins Park, Miami, FL Sun Aug 13 2017, 1:12 PM - 4:16 PM EDT Att: 20,769 - Roof Closed - 80 F			
9 DJ LeMahieu, R (1.4) OBP: 0.372, SLG: 0.394	1B		1B	G6-4-3		F8			P4	5	1	2	0	0	0	2				
28 Nolan Arenado, R (1.5) 27 Trevor Story, R (5. PR) OBP: 0.298, SLG: 0.399	G4-3		1B	F8		HBP			K	2	0	0	0	0	0	3				
8 Gerardo Parra, L (1.7) OBP: 0.369, SLG: 0.524	G3		1B	1B		2B			G6-3	4	1	2	1	0	0	1				
5 Carlos González, L (1.9) OBP: 0.301, SLG: 0.350	K		1B	1B		K			G4-3	4	0	1	2	0	2	3				
4 Pat Valaika, R (1.6) OBP: 0.310, SLG: 0.578	1B		1B	1B		P4			G4-6-3	4	0	3	0	0	0	3				
1 Ryan McMahon, L (1.3) OBP: 0.400, SLG: 0.250	G5-3		G3-6-1	BB					1B	3	0	1	0	1	0	3				
30 Ryan Hanigan, R (1.2) OBP: 0.317, SLG: 0.340	IBB			F9		G4-3			G4-6-3	3	0	0	0	1	0	5				
48 Germán Márquez, R (5.1) 0 Adam Ottavino, R (5.1) 2 Alex Amarista, L (6. PR) 49 Antonio Senzateña, R (6.1) 12 Mark Reynolds, R (8. PR) 54 Carlos Estévez, R (8.1)	FC6-4		1B	1B		K			G6-3	2	0	1	0	0	0	2				
Inning Stats	R: 0 E: 0 K: 0 S: 11	H: 1 LOB: 1 BB: 0 P: 18	R: 0 E: 0 K: 1 S: 10	H: 1 LOB: 2 BB: 1 P: 11	R: 3 E: 0 K: 0 S: 14	H: 4 LOB: 1 BB: 0 P: 21	R: 0 E: 0 K: 0 S: 15	H: 1 LOB: 3 BB: 1 P: 23	R: 0 E: 0 K: 2 S: 8	H: 0 LOB: 0 BB: 0 P: 13	R: 0 E: 0 K: 1 S: 9	H: 0 LOB: 1 BB: 0 P: 14	R: 0 E: 0 K: 0 S: 11	H: 2 LOB: 1 BB: 0 P: 15	R: 0 E: 0 K: 0 S: 8	H: 0 LOB: 0 BB: 0 P: 13		1B: 9 2B: 1 3B: 0 HR: 0	SF: 0 SAC: 0 DP: 3 HBP: 2	WP: 0 PB: 0 CS: 0
PITCHER	IP WLS BF H R ER SO BB IBB HBP BLK WP HR S P ERA WHIP	IP WLS BF H R ER SO BB IBB HBP BLK WP HR S P ERA WHIP	IP WLS BF H R ER SO BB IBB HBP BLK WP HR S P ERA WHIP	IP WLS BF H R ER SO BB IBB HBP BLK WP HR S P ERA WHIP	IP WLS BF H R ER SO BB IBB HBP BLK WP HR S P ERA WHIP	IP WLS BF H R ER SO BB IBB HBP BLK WP HR S P ERA WHIP	IP WLS BF H R ER SO BB IBB HBP BLK WP HR S P ERA WHIP	IP WLS BF H R ER SO BB IBB HBP BLK WP HR S P ERA WHIP	IP WLS BF H R ER SO BB IBB HBP BLK WP HR S P ERA WHIP	IP WLS BF H R ER SO BB IBB HBP BLK WP HR S P ERA WHIP	IP WLS BF H R ER SO BB IBB HBP BLK WP HR S P ERA WHIP	IP WLS BF H R ER SO BB IBB HBP BLK WP HR S P ERA WHIP	IP WLS BF H R ER SO BB IBB HBP BLK WP HR S P ERA WHIP	IP WLS BF H R ER SO BB IBB HBP BLK WP HR S P ERA WHIP	IP WLS BF H R ER SO BB IBB HBP BLK WP HR S P ERA WHIP	IP WLS BF H R ER SO BB IBB HBP BLK WP HR S P ERA WHIP	IP WLS BF H R ER SO BB IBB HBP BLK WP HR S P ERA WHIP			

AB 34
R 3
H 10
RBI 3
BB 3
SO 5
LOB 23



Batter	1	2	3	4	5	6	7	8	9	AB	R	H	RBI	BB	SO	LOB	BOTTOM			
32 Derek Dietrich, L (1.5) OBP: 0.321, SLG: 0.397	BB			K					L7	3	0	0	0	1	1	2	Colorado Rockies @ Miami Marlins Marlins Park, Miami, FL Sun Aug 13 2017, 1:12 PM - 4:16 PM EDT Att: 20,769 - Roof Closed - 80 F			
27 Giancarlo Stanton, R (1.9) OBP: 0.371, SLG: 0.665	K		HR	G6-3					K	4	1	1	1	0	2	2				
21 Christian Yelich, L (1.8) OBP: 0.369, SLG: 0.431	L8		G3			G6-3			K	4	0	0	0	0	1	1				
13 Marcell Ozuna, R (1.7) OBP: 0.363, SLG: 0.541	F9		G6-3			1B			BB	3	0	1	0	1	0	1				
11 J.T. Realmuto, R (1.2) OBP: 0.355, SLG: 0.466	HBP		K			P6			1B	3	1	1	0	0	1	1				
18 Tomás Téles, S (1.3) OBP: 0.256, SLG: 0.375 43 Odrisamer Despaigne, R (1.1) OBP: 0.250, SLG: 0.250	1B		1B	1B		G3			L5-4	4	2	2	0	0	0	3				
19 Miguel Rojas, R (1.6) OBP: 0.355, SLG: 0.343	G5-3		1B	1B		G6-3			P5	4	1	1	0	0	0	3				
12 Mike Aviles, R (1.4) OBP: 0.265, SLG: 0.344	K		2B	2B		G4-3				3	0	1	2	0	1	2				
45 Vance Worley, R (5.1) 40 Javy Guerra, R (5.1) 28 Tyler Moore, R (6. PR) 49 Brian Ellington, R (7.1) 25 Junichi Tazawa, R (8.1) 9 Dee Strange-Gordon, L (8.4)	1B		1B	SH5-3		K				1	0	1	2	0	0	0				
Inning Stats	R: 0 E: 0 K: 1 S: 7	H: 0 LOB: 1 BB: 1 P: 13	R: 2 E: 0 K: 1 S: 16	H: 2 LOB: 1 BB: 0 P: 26	R: 1 E: 0 K: 1 S: 18	H: 1 LOB: 0 BB: 0 P: 25	R: 2 E: 0 K: 1 S: 11	H: 3 LOB: 1 BB: 0 P: 17	R: 0 E: 0 K: 0 S: 9	H: 0 LOB: 0 BB: 0 P: 15	R: 0 E: 0 K: 2 S: 9	H: 0 LOB: 0 BB: 0 P: 17	R: 0 E: 0 K: 0 S: 6	H: 1 LOB: 1 BB: 1 P: 11	R: 0 E: 0 K: 0 S: 6	H: 0 LOB: 0 BB: 0 P: 11		1B: 6 2B: 2 3B: 0 HR: 1	SF: 0 SAC: 1 DP: 1 HBP: 1	WP: 0 PB: 0 CS: 0
PITCHER	IP WLS BF H R ER SO BB IBB HBP BLK WP HR S P ERA WHIP	IP WLS BF H R ER SO BB IBB HBP BLK WP HR S P ERA WHIP	IP WLS BF H R ER SO BB IBB HBP BLK WP HR S P ERA WHIP	IP WLS BF H R ER SO BB IBB HBP BLK WP HR S P ERA WHIP	IP WLS BF H R ER SO BB IBB HBP BLK WP HR S P ERA WHIP	IP WLS BF H R ER SO BB IBB HBP BLK WP HR S P ERA WHIP	IP WLS BF H R ER SO BB IBB HBP BLK WP HR S P ERA WHIP	IP WLS BF H R ER SO BB IBB HBP BLK WP HR S P ERA WHIP	IP WLS BF H R ER SO BB IBB HBP BLK WP HR S P ERA WHIP	IP WLS BF H R ER SO BB IBB HBP BLK WP HR S P ERA WHIP	IP WLS BF H R ER SO BB IBB HBP BLK WP HR S P ERA WHIP	IP WLS BF H R ER SO BB IBB HBP BLK WP HR S P ERA WHIP	IP WLS BF H R ER SO BB IBB HBP BLK WP HR S P ERA WHIP	IP WLS BF H R ER SO BB IBB HBP BLK WP HR S P ERA WHIP	IP WLS BF H R ER SO BB IBB HBP BLK WP HR S P ERA WHIP	IP WLS BF H R ER SO BB IBB HBP BLK WP HR S P ERA WHIP	IP WLS BF H R ER SO BB IBB HBP BLK WP HR S P ERA WHIP			

AB 30
R 5
H 8
RBI 5
BB 2
SO 7
LOB 15



Batter	1	2	3	4	5	6	7	8	9	AB	R	H	RBI	BB	SO	LOB	TOP											
2 Denard Span, L (1,8) OBP: 0.324, SLG: 0.428	L4		HR		BB		E9 2B		G6-3	4	3	2	1	0	0		San Francisco Giants @ Miami Marlins Marlins Park, Miami, FL Tue Aug 15 2017, 7:11 PM - 10:23 PM EDT Att: 21,694 - Roof Closed - 80 F											
8 Hunter Pence, R (1,9) OBP: 0.301, SLG: 0.376 62 Cory Garrin, R (9,1)	BB		G4-3		F7		L1-6 2B		G6-3	4	0	1	2	1	0	3												
6 Jarrett Parker, L (1,7) OBP: 0.289, SLG: 0.391	F7		K		PO		L1-6 2B		P6	5	0	1	0	0	1	2												
28 Buster Posey, R (1,2) OBP: 0.406, SLG: 0.473	FC6-4						G5-3		F9	5	0	2	0	0	0	1												
48 Pablo Sandoval, S (1,5) OBP: 0.255, SLG: 0.356	G6-3		L7		F6		K2-3		K2-3	4	0	0	0	0	1	3												
35 Brandon Crawford, L (1,6) OBP: 0.274, SLG: 0.359	G6-3		K		K		K2-3			4	0	0	0	0	3	3												
63 Ryder Jones, L (1,3) OBP: 0.230, SLG: 0.328	K				G4-3		HR			4	2	2	1	0	1	2												
37 Kelby Tomlinson, R (1,4) OBP: 0.323, SLG: 0.291			HR		G3		P4			4	2	2	0	0	0	1												
40 Madison Bumgarner, R (1,1) ERA: 3.8 39 Carlos Mencia, L (7,PH) OBP: 0.269, SLG: 0.390 41 Mark Melancon, R (7,1) ERA: 3.52 60 Hunter Strickland, R (8,1) ERA: 2.0 66 Gorkys Hernandez, R (9,PH) OBP: 0.336, SLG: 0.331	G6-3		G6-3		G6-3					2	0	1	1	0	0	1												
Inning Stats	R: 0 H: 0 E: 0 K: 0 S: 9	H: 0 LOB: 1 BB: 1 P: 15	R: 0 H: 0 E: 0 K: 1 S: 8	H: 0 LOB: 0 BB: 0 P: 13	R: 2 H: 2 E: 0 K: 1 S: 11	H: 2 LOB: 0 BB: 0 P: 15	R: 0 H: 1 E: 0 K: 1 S: 7	H: 1 LOB: 1 BB: 0 P: 12	R: 1 H: 2 E: 0 K: 0 S: 11	H: 2 LOB: 2 BB: 1 P: 22	R: 0 H: 2 E: 0 K: 1 S: 11	H: 2 LOB: 2 BB: 0 P: 15	R: 3 H: 4 E: 1 K: 0 S: 16	H: 4 LOB: 0 BB: 0 P: 27	R: 1 H: 1 E: 0 K: 2 S: 11	H: 1 LOB: 0 BB: 0 P: 18		R: 2 H: 2 E: 0 K: 0 S: 12	H: 2 LOB: 0 BB: 0 P: 20	1B: 10 2B: 4 3B: 0 HR: 2	SF: 0 SAC: 0 DP: 2 HBP: 0	WP: 1 PB: 0 SB: 1 CS: 1	PA: 41					
PITCHER	IP	WLS	BF	H	R	ER	SO	BB	IBB	HBP	BLK	WP	HR	S	P	ERA	WHIP											
58 Dan Strally, R (1,1) ERA: 3.8	5.0		20	5	3	3	3	2	0	0	0	0	0	1	48	77	5.40	1.400										
43 Odrisamer Despaigne, R (6,1) ERA: 3.52	1.0	H	5	2	0	0	1	0	0	0	0	0	0	11	15	0.00	2.000											
25 Junichi Tazawa, R (7,1) ERA: 5.4	0.0	L	4	4	3	3	0	0	0	0	0	1	0	9	14	∞	∞											
71 Drew Steckenrider, R (7,1) ERA: 2.0	1.0		2	0	0	0	0	0	0	0	0	0	0	7	13	0.00	0.000											
46 Kyle Barraclough, R (8,1) ERA: 3.42	1.0		4	1	1	1	2	0	0	0	0	0	1	11	18	9.00	1.000											
PITCHER	IP	WLS	BF	H	R	ER	SO	BB	IBB	HBP	BLK	WP	HR	S	P	ERA	WHIP											
49 Brian Ellington, R (9,1) ERA: 7.71	1.0		5	2	2	1	0	0	0	0	0	0	0	12	20	9.00	2.000											

Batter	1	2	3	4	5	6	7	8	9	AB	R	H	RBI	BB	SO	LOB	BOTTOM										
9 Dee Strange-Gordon, L (1,4) OBP: 0.336, SLG: 0.357	G4-3		F7		G3		FC1-6 27 FC3-6		P6	5	0	0	0	0	0	2	San Francisco Giants @ Miami Marlins Marlins Park, Miami, FL Tue Aug 15 2017, 7:11 PM - 10:23 PM EDT Att: 21,694 - Roof Closed - 80 F										
27 Giancarlo Stanton, R (1,9) OBP: 0.376, SLG: 0.666	BB		HR		K		FC3-6 13 FC6		BB	4	2	2	1	1	1	1											
13 Marcell Ozuna, R (1,7) OBP: 0.364, SLG: 0.543	BB		HR		K		FC6		G4-3	5	1	2	0	0	1	2											
21 Christian Yelich, L (1,8) OBP: 0.369, SLG: 0.433	2B		1B		K		K			4	0	2	1	0	2	0											
11 J.T. Realmuto, R (1,3) OBP: 0.356, SLG: 0.468	P5		SF7		K		G6-3 12		L8 18 L8	3	0	2	1	0	0	2											
12 Mike Aviles, R (1,5) OBP: 0.243, SLG: 0.314 32 Derek Dietrich, L (8,PH) OBP: 0.326, SLG: 0.399	F8		L8		G6-3		G6-3		1B	3	0	0	0	0	0	4											
17 A.J. Ellis, R (1,2) ERA: 2.99 18 Tomas Telis, S (6,PH) OBP: 0.250, SLG: 0.366	K		HR		K		G4-6-3 19		L8	2	1	1	1	1	1	0											
19 Miguel Rojas, R (1,6) OBP: 0.362, SLG: 0.338	F8		HR		G4-6-3 9 CS		G4-6-3		L4	4	0	1	0	0	0	4											
58 Dan Strally, R (1,1) ERA: 3.8 43 Odrisamer Despaigne, R (6,1) ERA: 3.52 25 Junichi Tazawa, R (7,1) ERA: 5.4 71 Drew Steckenrider, R (7,1) ERA: 2.0 51 Ichiro Suzuki, L (7,PH) OBP: 0.362, SLG: 0.390 46 Kyle Barraclough, R (8,1) ERA: 3.42 49 Brian Ellington, R (9,1) ERA: 7.71 28 Tyler Moore, R (9,PH) OBP: 0.266, SLG: 0.267	G4-3		SH1		SH1				F8	1	0	0	0	0	0	0											
Inning Stats	R: 1 H: 3 E: 0 K: 0 S: 13	H: 3 LOB: 2 BB: 0 P: 22	R: 0 H: 0 E: 0 K: 1 S: 10	H: 0 LOB: 0 BB: 0 P: 13	R: 2 H: 3 E: 1 K: 0 S: 13	H: 3 LOB: 1 BB: 0 P: 17	R: 1 H: 2 E: 0 K: 0 S: 10	H: 2 LOB: 0 BB: 0 P: 14	R: 0 H: 1 E: 0 K: 0 S: 11	H: 1 LOB: 1 BB: 1 P: 18	R: 0 H: 1 E: 0 K: 0 S: 10	H: 1 LOB: 1 BB: 0 P: 13	R: 0 H: 2 E: 0 K: 1 S: 12	H: 2 LOB: 2 BB: 0 P: 15	R: 0 H: 0 E: 0 K: 0 S: 10	H: 0 LOB: 1 BB: 1 P: 17		1B: 8 2B: 2 3B: 0 HR: 2	SF: 1 SAC: 1 DP: 1 HBP: 0	WP: 0 PB: 0 SB: 0 CS: 1	PA: 39						
PITCHER	IP	WLS	BF	H	R	ER	SO	BB	IBB	HBP	BLK	WP	HR	S	P	ERA	WHIP										
40 Madison Bumgarner, L (1,1) ERA: 2.99	6.0	W	26	9	4	4	4	1	0	0	0	0	0	2	66	9.00	1.667										
41 Mark Melancon, R (7,1) ERA: 3.97	1.0	H	4	1	0	0	0	0	0	0	0	0	0	10	13	0.00	1.000										
60 Hunter Strickland, R (8,1) ERA: 2.95	1.0	H	5	2	0	0	1	0	0	0	0	0	0	12	15	0.00	2.000										
62 Cory Garrin, R (9,1) ERA: 2.04	1.0		4	0	0	0	0	1	0	0	0	0	0	10	17	0.00	1.000										

Batter	1	2	3	4	5	6	7	8	9	AB	R	H	RBI	BB	SO	LOB	TOP	
2 Denard Span, L (1,8) OBP: 0.321, SLG: 0.423	G4-3		F8	F8			G6-3			4	0	0	0	0	0	1	San Francisco Giants @ Miami Marlins Marlins Park, Miami, FL Wed Aug 16 2017, 1:12 PM - 4:01 PM EDT Att: 17,102 - Roof Closed - 79 F	
8 Hunter Pence, R (1,9) OBP: 0.303, SLG: 0.377 61 Josh Osich, L (8,1)	1B		K			48 6 1B G6-4-3	K			4	0	2	0	0	2	0		
6 Jarrett Parker, L (1,7) OBP: 0.282, SLG: 0.397	F8		48 1B 35 E 1B			48 1B 35 E 1B	G3			4	1	2	0	0	0	1		
48 Pablo Sandoval, S (1,5) OBP: 0.262, SLG: 0.356	G4-3		35 E 1B			39 1B L-3 BB	L3			3	0	1	0	1	0	3		
35 Brandon Crawford, L (1,6) OBP: 0.274, SLG: 0.356 56 Albert Suárez, R (5,1) 39 Carlos Moncrief, L (8,PH) (8,9)	FC4-6		E3			F9				3	0	1	0	0	0	2		
5 Nick Hundley, R (1,2) OBP: 0.296, SLG: 0.446	L6		G4			K				4	0	0	0	0	1	3		
63 Ryder Jones, L (1,3) OBP: 0.246, SLG: 0.328	37 1B C4-6 BB		18 37 G2-3 G3 1B			G6-3				3	0	1	0	1	0	0		
37 Kelby Tomlinson, R (1,4) OBP: 0.321, SLG: 0.289	FC4-6		G3			K				4	0	1	0	0	1	3		
18 Matt Cain, R (1,1) OBP: 0.172, SLG: 0.241 46 Orlando Calixte, R (5,6)	K		G2-3			K				2	0	0	0	0	1	3		
										2	0	0	0	0	1	1		
Inning Stats	R: 0 H: 1 E: 0 K: 0 S: 12	H: 1 LOB: 1 BB: 0 P: 21	R: 0 H: 1 E: 0 K: 1 S: 14	H: 1 LOB: 2 BB: 0 P: 24	R: 1 H: 2 E: 1 K: 1 S: 14	H: 2 LOB: 2 BB: 0 P: 19	R: 0 H: 1 E: 0 K: 0 S: 9	H: 1 LOB: 1 BB: 0 P: 13	R: 0 H: 2 E: 0 K: 2 S: 7	H: 0 LOB: 0 BB: 0 P: 10	R: 0 H: 0 E: 0 K: 2 S: 12	H: 0 LOB: 0 BB: 0 P: 17	R: 0 H: 0 E: 0 K: 0 S: 3	H: 1 LOB: 1 BB: 0 P: 10	1B: 8 2B: 1 3B: 0 HR: 0	SF: 0 SAC: 0 DP: 2 HBP: 0	WP: 0 PB: 0 SB: 0 CS: 0	PA: 36
PITCHER	IP WLS BF H R ER SO BB IBB HBP BLK WP HR S P ERA WHIP																	
62 José Ureña, R (1,1) ERA: 3.61	5.0 W 23 7 1 0 2 1 0 0 0 0 0 0 56 90 0.00 1.600																	
49 Brian Ellington, R (6,1) ERA: 7.04	2.0 6 0 0 0 4 0 0 0 0 0 0 0 20 27 0.00 0.000																	
40 Javy Guerra, R (8,1) ERA: 5.79	1.0 3 0 0 0 0 1 0 0 0 0 0 0 3 8 0.00 1.000																	
29 Brad Ziegler, R (9,1) ERA: 5.4	1.0 4 1 0 0 0 0 0 0 0 0 0 0 7 10 0.00 1.000																	

Batter	1	2	3	4	5	6	7	8	9	AB	R	H	RBI	BB	SO	LOB	BOTTOM			
9 Dee Strange-Gordon, L (1,4) OBP: 0.335, SLG: 0.355	CI 27 1B 13 1B	F8		G3			G1-3			3	1	0	0	1	0	1	San Francisco Giants @ Miami Marlins Marlins Park, Miami, FL Wed Aug 16 2017, 1:12 PM - 4:01 PM EDT Att: 17,102 - Roof Closed - 79 F			
27 Giancarlo Stanton, R (1,9) OBP: 0.378, SLG: 0.665	13 1B 21 S 11 FC5-4 1B	HBP		G1-3		G6-3				4	1	2	0	0	0	3				
21 Christian Yelich, L (1,8) OBP: 0.366, SLG: 0.428	K	K		F7		K				5	0	0	0	0	3	4				
13 Marcell Ozuna, R (1,7) OBP: 0.364, SLG: 0.541	11 FC5-4 1B	K		11 FC5-4 BB		G2-3				4	0	1	1	1	1	2				
11 J.T. Realmuto, R (1,2) OBP: 0.352, SLG: 0.462	FC5-4 18 2B E 1-2H 3H	K		FC5-4 18 1B S 1-2H		F8				5	2	0	1	0	2	3				
32 Derek Dietrich, L (1,5) OBP: 0.328, SLG: 0.405	E6 18 2B			18 1B 3B		18 FC3-6 BB				3	2	1	0	1	0	1				
18 Tomás Telis, S (1,3) OBP: 0.271, SLG: 0.400	2B			FC3-6 12 1B 51 1B 1-2H 2-3		F8				4	1	2	3	0	2					
12 Mike Aviles, R (1,6) OBP: 0.293, SLG: 0.368 40 Javy Guerra, R (8,1) 29 Brad Ziegler, R (9,1)	IBB			K		9 BB 51 1B 1-2H 3H				3	1	2	1	1	1	1				
62 José Ureña, R (1,1) OBP: 0.059, SLG: 0.088 51 Ichiro Suzuki, L (5,PH) 49 Brian Ellington, R (6,1) 19 Miguel Rojas, R (7,PH) (8,6)	K			K		9 BB 1-2H				2	0	0	0	0	2	3				
										1	0	1	1	0	0	0				
										1	0	1	1	0	0	0				
										1	0	1	1	0	0	0				
Inning Stats	R: 4 H: 3 E: 2 K: 2 S: 16	H: 0 LOB: 1 BB: 0 P: 18	R: 0 H: 0 E: 0 K: 2 S: 9	H: 0 LOB: 0 BB: 0 P: 18	R: 1 H: 2 E: 0 K: 3 S: 13	H: 2 LOB: 1 BB: 0 P: 19	R: 0 H: 0 E: 0 K: 0 S: 6	H: 0 LOB: 0 BB: 0 P: 10	R: 2 H: 2 E: 0 K: 0 S: 17	H: 2 LOB: 3 BB: 3 P: 36	R: 0 H: 0 E: 0 K: 1 S: 9	H: 0 LOB: 0 BB: 0 P: 12	R: 1 H: 2 E: 0 K: 0 S: 12	H: 2 LOB: 1 BB: 0 P: 17	R: 0 H: 1 E: 0 K: 1 S: 10	H: 1 LOB: 1 BB: 0 P: 13	1B: 7 2B: 2 3B: 1 HR: 0	SF: 0 SAC: 0 DP: 0 HBP: 1	WP: 0 PB: 0 SB: 2 CS: 0	PA: 41
PITCHER	IP WLS BF H R ER SO BB IBB HBP BLK WP HR S P ERA WHIP																			
18 Matt Cain, R (1,1) ERA: 5.19	4.0 L 21 5 5 2 7 0 0 0 0 0 0 0 44 73 4.50 1.250																			
56 Albert Suárez, R (5,1) ERA: 7.24	3.0 16 4 3 3 1 3 0 0 0 0 0 0 38 65 9.00 2.333																			
61 Josh Osich, L (8,1) ERA: 5.25	1.0 4 1 0 0 1 0 0 0 0 0 0 0 10 13 0.00 1.000																			

AB	34
R	1
H	8
RBI	0
BB	2
SO	6
LOB	18



Batter	1	2	3	4	5	6	7	8	9	AB	R	H	RBI	BB	SO	LOB	TOP										
9 Dee Strange-Gordon, L (1,4) OBP: 0.333, SLG: 0.352	F8		P6		G1-3		G4-3			4	0	0	0	0	0	0											
27 Giancarlo Stanton, R (1,9) OBP: 0.379, SLG: 0.642	G1-6-3 BB		21 2B 13 SF8 BB		P5		P3			2	1	0	0	2	0	0											
21 Christian Yelich, L (1,8) OBP: 0.365, SLG: 0.429	G1-6-3		13 SF8 2B		G4-3				K	4	0	1	0	0	1	1											
13 Marcell Ozuna, R (1,7) OBP: 0.365, SLG: 0.539		11 HR BB	SF8			32 1B BB		F8		1	1	0	1	2	0	0											
11 J.T. Realmuto, R (1,2) OBP: 0.351, SLG: 0.468		1-H HR	L9		F9			G6-3		4	1	1	2	0	0	2											
32 Derek Dietrich, L (1,5) OBP: 0.327, SLG: 0.403		K		F7		1B			K	4	0	1	0	0	2	0											
18 Tomás Telis, S (1,3) OBP: 0.269, SLG: 0.388		G4-3			P3				G1-3	4	0	1	0	0	0	2											
19 Miguel Rojas, R (1,6) OBP: 0.363, SLG: 0.340			L9		L9				G1-3	4	0	1	0	0	0	3											
20 Justin Nicolino, L (1,1) 22 Dustin McGowan, R (6,1) 28 Tyler Moore, R (7,PH) 71 Drew Steckenrider, R (7,1) 46 Kyle Barraclough, R (8,1) 29 Brad Ziegler, R (9,1)		G3		F7					K	2	0	0	0	0	0	2											
Inning Stats	R: 0 E: 0 K: 0 S: 9	H: 0 LOB: 0 BB: 1 P: 14	R: 2 E: 0 K: 1 S: 18	H: 2 LOB: 1 BB: 1 P: 29	R: 1 E: 0 K: 0 S: 12	H: 1 LOB: 1 BB: 1 P: 18	R: 0 E: 0 K: 0 S: 11	H: 1 LOB: 1 BB: 0 P: 15	R: 0 E: 0 K: 0 S: 5	H: 0 LOB: 0 BB: 0 P: 10	R: 0 E: 0 K: 0 S: 12	H: 1 LOB: 2 BB: 1 P: 20	R: 0 E: 0 K: 1 S: 8	H: 0 LOB: 0 BB: 0 P: 11	R: 0 E: 0 K: 1 S: 5	H: 0 LOB: 0 BB: 0 P: 6	R: 0 E: 0 K: 1 S: 8	H: 0 LOB: 0 BB: 0 P: 14	1B: 3 2B: 1 3B: 0 HR: 1	SF: 1 SAC: 0 DP: 1 HBP: 0	WP: 0 PB: 0 SB: 0 CS: 0	PA: 35					
PITCHER	IP	WLS	BF	H	R	ER	SO	BB	IBB	HBP	BLK	WP	HR	S	P	ERA	WHIP										
64 Chris Flexen, R (1,1) ERA: 6.55	5.1	L	24	5	3	3	1	4	0	0	0	0	1	62	98	5.06	1.688										
49 Josh Smoker, L (6,1) ERA: 6.69	1.2		5	0	0	0	1	0	0	0	0	0	0	13	19	0.00	0.000										
51 Paul Sewald, R (8,1) ERA: 4.13	1.0		3	0	0	0	1	0	0	0	0	0	0	5	6	0.00	0.000										
39 Jerry Blevins, L (9,1) ERA: 2.79	1.0		3	0	0	0	1	0	0	0	0	0	0	8	14	0.00	0.000										

Miami Marlins @ New York Mets
Citi Field, Flushing, NY
Fri Aug 18 2017, 9:04 PM - 11:56 PM EDT
Att: 25,958 - Cloudy - 75 F

AB 30
R 3
H 5
RBI 3
BB 4
SO 4
LOB 10



Batter	1	2	3	4	5	6	7	8	9	AB	R	H	RBI	BB	SO	LOB	BOTTOM										
12 Juan Lagares, R (1,8) OBP: 0.314, SLG: 0.400	G5-3		52 F9 4 1B 13 1B		L9				K	4	1	1	0	0	1	0											
13 Adrián Cabrera, S (1,4) OBP: 0.331, SLG: 0.365		1B			G4-3				F7	4	0	2	0	0	0	0											
52 Yoanis Céspedes, R (1,7) OBP: 0.323, SLG: 0.505		F9			F9				P4	4	0	0	0	0	0	3											
4 Wilmer Flores, R (1,3) OBP: 0.319, SLG: 0.489		F7							K	3	0	1	1	1	1	1											
18 Travis d'Arnaud, R (1,2) OBP: 0.272, SLG: 0.397		P3			F9				G4-3	4	0	0	0	0	0	3											
1 Amed Rosario, R (1,6) OBP: 0.297, SLG: 0.431					G4-3				G6-3	4	0	2	0	0	0	0											
15 Matt Reynolds, R (1,5) ERA: 4.11									P5	3	0	0	0	0	0	2											
30 Michael Conforto, L (9,PH) OBP: 0.385, SLG: 0.559		P4			L1-4-3					1	0	0	0	0	0	0											
9 Brandon Nimmo, L (1,9) OBP: 0.391, SLG: 0.289		L5							K	3	0	1	0	0	1	1											
64 Chris Flexen, R (1,1) OBP: 0.125, SLG: 0.250									K	2	0	0	0	0	1	1											
49 Josh Smoker, L (6,1) ERA: 3.21									K	0	0	0	0	0	0	0											
22 Dominic Smith, L (7,PH) ERA: 1.89									K	1	0	0	0	0	1	0											
51 Paul Sewald, R (8,1) ERA: 3.35									K	0	0	0	0	0	0	0											
39 Jerry Blevins, L (9,1) ERA: 2.25									K	0	0	0	0	0	0	0											
Inning Stats	R: 0 E: 0 K: 0 S: 9	H: 1 LOB: 1 BB: 0 P: 16	R: 0 E: 0 K: 0 S: 8	H: 1 LOB: 0 BB: 0 P: 12	R: 1 E: 0 K: 1 S: 20	H: 3 LOB: 2 BB: 0 P: 22	R: 0 E: 0 K: 0 S: 11	H: 1 LOB: 1 BB: 0 P: 15	R: 0 E: 0 K: 0 S: 7	H: 0 LOB: 0 BB: 0 P: 9	R: 0 E: 1 K: 0 S: 9	H: 1 LOB: 1 BB: 1 P: 19	R: 0 E: 0 K: 3 S: 12	H: 0 LOB: 0 BB: 0 P: 16	R: 0 E: 0 K: 1 S: 7	H: 0 LOB: 0 BB: 0 P: 11	R: 0 E: 0 K: 0 S: 4	H: 0 LOB: 0 BB: 0 P: 7	1B: 7 2B: 0 3B: 0 HR: 0	SF: 0 SAC: 0 DP: 1 HBP: 0	WP: 0 PB: 0 SB: 1 CS: 0	PA: 34					
PITCHER	IP	WLS	BF	H	R	ER	SO	BB	IBB	HBP	BLK	WP	HR	S	P	ERA	WHIP										
20 Justin Nicolino, L (1,1) ERA: 4.11	5.0	W	21	6	1	1	1	0	0	0	0	0	0	9	19	1.80	1.200										
22 Dustin McGowan, R (6,1) ERA: 3.21	1.0	H	4	1	0	0	0	1	0	0	0	0	0	9	19	0.00	2.000										
71 Drew Steckenrider, R (7,1) ERA: 1.89	1.0	H	3	0	0	0	3	0	0	0	0	0	0	12	16	0.00	0.000										
46 Kyle Barraclough, R (8,1) ERA: 3.35	1.0	H	3	0	0	0	1	0	0	0	0	0	0	7	11	0.00	0.000										
29 Brad Ziegler, R (9,1) ERA: 2.25	1.0	S	3	0	0	0	0	0	0	0	0	0	0	4	7	0.00	0.000										

Miami Marlins @ New York Mets
Citi Field, Flushing, NY
Fri Aug 18 2017, 9:04 PM - 11:56 PM EDT
Att: 25,958 - Cloudy - 75 F

AB 33
R 1
H 7
RBI 1
BB 1
SO 5
LOB 11



Batter	1	2	3	4	5	6	7	8	9	AB	R	H	RBI	BB	SO	LOB	TOP			
9 Dee Strange-Gordon, L (1.4) OBP: 0.330, SLG: 0.350										4	0	0	0	0	1	1	Miami Marlins @ Philadelphia Phillies Citizens Bank Park, Philadelphia, PA Wed Aug 23 2017, 7:09 PM - 9:57 PM EDT Att: 19,161 - Clear - 80 F			
27 Giancarlo Stanton, R (1.9) OBP: 0.378, SLG: 0.640										4	0	0	0	0	1	1				
21 Christian Yelich, L (1.8) OBP: 0.364, SLG: 0.434										3	0	0	0	1	0	0				
13 Marcell Ozuna, R (1.7) OBP: 0.371, SLG: 0.546										2	0	0	0	1	0	1				
11 J.T. Realmuto, R (1.2) OBP: 0.344, SLG: 0.467 66 Jarlin Garcia, L (8.1)										3	0	0	0	0	1	2				
32 Derek Dietrich, L (1.5) OBP: 0.327, SLG: 0.396										3	0	0	0	0	2	1				
18 Tomás Telis, S (1.3) OBP: 0.266, SLG: 0.350 (8.2)										3	0	1	0	0	1	1				
19 Miguel Rojas, R (1.6) OBP: 0.355, SLG: 0.335										3	0	1	0	0	0	1				
20 Justin Nicolino, L (1.1) OBP: 0.260, SLG: 0.250 43 Odrisamer Despaigne, R (3.1) 17 A.J. Ellis, R (6. PH) 49 Brian Ellington, R (6.1) 25 Junichi Tazawa, R (7.1) 28 Tyler Moore, R (8. PH)										1	0	0	0	0	0	0				
Inning Stats	R: 0 E: 0 K: 2 S: 8	H: 0 LOB: 0 BB: 0 P: 12	R: 0 E: 0 K: 3 S: 12	H: 0 LOB: 1 BB: 2 P: 22	R: 0 E: 0 K: 0 S: 8	H: 0 LOB: 0 BB: 0 P: 12	R: 0 E: 0 K: 0 S: 8	H: 0 LOB: 0 BB: 0 P: 13	R: 0 E: 0 K: 0 S: 6	H: 1 LOB: 1 BB: 0 P: 16	R: 0 E: 0 K: 0 S: 12	H: 0 LOB: 0 BB: 1 P: 12	R: 0 E: 0 K: 1 S: 11	H: 1 LOB: 1 BB: 0 P: 14	R: 0 E: 0 K: 0 S: 7	H: 0 LOB: 0 BB: 0 P: 12		1B: 1 2B: 1 3B: 0 HR: 0	SF: 0 SAC: 0 DP: 1 HBP: 0	WP: 0 PB: 0 SB: 1 CS: 0
PITCHER	IP WLS BF H R ER SO BB IBB HBP BLK WP HR S P ERA WHIP	IP WLS BF H R ER SO BB IBB HBP BLK WP HR S P ERA WHIP																		
59 Mark Leiter Jr., R (1.1) ERA: 3.86	7.0 W 23 1 0 0 5 2 0 0 0 0 0 0 61 96 0.00 0.429	1.0 4 1 0 0 1 0 0 0 0 0 0 0 11 14 0.00 1.000	1.0 3 0 0 0 0 0 0 0 0 0 0 0 7 12 0.00 0.000																	
57 Luis García, R (8.1) ERA: 2.82																				
50 Héctor Neris, R (9.1) ERA: 3.28																				

Batter	1	2	3	4	5	6	7	8	9	AB	R	H	RBI	BB	SO	LOB	BOTTOM				
16 César Hernández, S (1.4) OBP: 0.353, SLG: 0.421										4	1	2	0	1	0	0	Miami Marlins @ Philadelphia Phillies Citizens Bank Park, Philadelphia, PA Wed Aug 23 2017, 7:09 PM - 9:57 PM EDT Att: 19,161 - Clear - 80 F				
13 Freddy Galvis, S (1.6) OBP: 0.305, SLG: 0.402										4	2	1	1	1	1	2					
5 Nick Williams, L (1.8) OBP: 0.353, SLG: 0.494										4	3	2	0	1	2	2					
17 Rhys Hoskins, R (1.7) OBP: 0.407, SLG: 0.729										3	1	2	5	1	0	1					
19 Tommy Joseph, R (1.3) OBP: 0.293, SLG: 0.429										4	0	1	1	0	2	1					
7 Maikel Franco, R (1.5) OBP: 0.276, SLG: 0.387										3	1	0	0	1	0	2					
18 Pedro Florimón, S (1.9) OBP: 0.471, SLG: 0.533										4	0	2	0	0	1	0					
38 Jorge Alfaro, R (1.2) OBP: 0.324, SLG: 0.432										4	0	1	1	0	1	1					
59 Mark Leiter Jr., R (1.1) OBP: 0.067, SLG: 0.067 57 Luis García, R (8.1)										3	0	0	0	0	1	2					
15 Ty Kelly, S (6. PH) OBP: 0.258, SLG: 0.346 50 Héctor Neris, R (9.1)																					
Inning Stats	R: 1 E: 0 K: 0 S: 16	H: 2 LOB: 2 BB: 1 P: 26	R: 0 E: 0 K: 1 S: 8	H: 0 LOB: 0 BB: 0 P: 11	R: 5 E: 0 K: 1 S: 28	H: 6 LOB: 1 BB: 1 P: 40	R: 0 E: 0 K: 1 S: 10	H: 1 LOB: 1 BB: 0 P: 16	R: 0 E: 0 K: 1 S: 7	H: 1 LOB: 1 BB: 0 P: 11	R: 2 E: 0 K: 0 S: 15	H: 1 LOB: 1 BB: 2 P: 28	R: 0 E: 0 K: 2 S: 10	H: 0 LOB: 0 BB: 0 P: 12	R: 0 E: 0 K: 2 S: 9	H: 0 LOB: 1 BB: 1 P: 16	1B: 5 2B: 5 3B: 1 HR: 1	SF: 0 SAC: 0 DP: 1 HBP: 0	WP: 1 PB: 0 SB: 0 CS: 0	PA: 39	
PITCHER	IP WLS BF H R ER SO BB IBB HBP BLK WP HR S P ERA WHIP	IP WLS BF H R ER SO BB IBB HBP BLK WP HR S P ERA WHIP																			
20 Justin Nicolino, L (1.1) ERA: 5.45	2.1 L 17 8 6 6 2 2 0 0 0 0 0 0 49 74 23.14 4.286	2.2 9 2 0 0 2 0 0 0 0 0 0 20 30 0.00 0.750	1.0 6 1 2 2 0 2 0 0 0 0 1 0 15 28 18.00 3.000	1.0 3 0 0 0 2 0 0 0 0 0 0 0 10 12 0.00 0.000	1.0 4 0 0 0 2 1 0 0 0 0 0 0 9 16 0.00 1.000																
43 Odrisamer Despaigne, R (3.1) ERA: 4.42																					
49 Brian Ellington, R (6.1) ERA: 7.23																					
25 Junichi Tazawa, R (7.1) ERA: 5.31																					
66 Jarlin Garcia, L (8.1) ERA: 3.38																					

AB 28
R 0
H 2
RBI 0
BB 2
SO 6
LOB 10

AB 34
R 8
H 11
RBI 8
BB 5
SO 8
LOB 11

WP: 1
PA: 39
PB: 0
SB: 0
CS: 0

Batter	1	2	3	4	5	6	7	8	9	AB	R	H	RBI	BB	SO	LOB	TOP					
19 Miguel Rojas, R OBP: 0.344, SLG: 0.324	B3	L9	G6-3	G6-3	G3-1	F9-3	G4-3			6	0	0	0	0	0	4						
27 Giancarlo Stanton, R OBP: 0.378, SLG: 0.664	1B		HR	G5-3	G5-3	K				5	2	2	1	0	1	0						
21 Christian Yelich, L OBP: 0.369, SLG: 0.446	G3		BB	BB	HR					4	3	3	1	1	0	1						
13 Marcell Ozuna, R OBP: 0.375, SLG: 0.550	2B		1B	P6	HR					4	1	3	1	1	0	1						
11 J.T. Realmuto, R OBP: 0.342, SLG: 0.472	K		K		F7	IHR				4	1	1	3	0	2	3						
32 Derek Dietrich, L OBP: 0.333, SLG: 0.396			1B							2	1	1	1	1	0	1						
17 A.J. Ellis, R OBP: 0.331, SLG: 0.382			1B		HR					2	1	1	2	2	1	1						
12 Mike Aviles, R OBP: 0.304, SLG: 0.364			BB		HR					3	0	1	0	1	1	3						
29 Brad Ziegler, R			K		P3					0	0	0	0	0	0	0						
45 Vance Worley, R OBP: 0.295, SLG: 0.329			BB		G5-3					3	0	0	0	0	1	6						
25 Junichi Tazawa, R ERA: 5.18			K							0	0	0	0	0	0	0						
71 Drew Steckenrider, R ERA: 2.96			BB							0	0	0	0	0	0	0						
66 Jarlin Garcia, L ERA: 3.27			BB							0	0	0	0	0	0	0						
46 Kyle Barraclough, R ERA: 3.12			BB							0	0	0	0	0	0	0						
9 Dee Strange-Gordon, L ERA: 3.46			BB							1	0	0	0	0	0	1						
Inning Stats	R: 1 E: 0 K: 1 S: 10	H: 2 LOB: 1 BB: 0 P: 19	R: 0 E: 0 K: 0 S: 5	H: 0 LOB: 2 BB: 2 P: 15	R: 2 E: 0 K: 3 S: 19	H: 3 LOB: 3 BB: 2 P: 31	R: 0 E: 0 K: 0 S: 8	H: 1 LOB: 0 BB: 0 P: 10	R: 2 E: 0 K: 1 S: 6	H: 1 LOB: 0 BB: 0 P: 13	R: 3 E: 0 K: 1 S: 16	H: 2 LOB: 1 BB: 1 P: 29	R: 0 E: 0 K: 1 S: 10	H: 1 LOB: 0 BB: 0 P: 10	R: 1 E: 0 K: 1 S: 8	H: 2 LOB: 1 BB: 0 P: 13	R: 0 E: 0 K: 0 S: 8	H: 0 LOB: 1 BB: 1 P: 12	1B: 6 2B: 3 3B: 0 HR: 4	SF: 1 SAC: 1 DP: 2 HBP: 3	WP: 0 PB: 0 SB: 0 CS: 0	PA: 46
PITCHER	IP WLS BF H R ER SO BB IBB HBP BLK WP HR S P ERA WHIP																					
44 Jake Thompson, R ERA: 5.4	5.0	27	7	5	5	4	4	0	2	0	0	0	2	48	88	9.00	2.200					
46 Jesen Thierien, R ERA: 8.74	0.2	5	2	3	3	0	1	0	0	0	0	1	13	23	40.50	4.500						
55 Hoby Milner, L ERA: 2.41	1.1	5	1	0	0	2	0	0	1	0	0	0	0	13	16	0.00	0.750					
57 Luis Garcia, R ERA: 2.93	1.0	5	2	1	1	1	0	0	0	0	0	0	8	13	9.00	2.000						
53 Yackiel Rios, R ERA:	1.0	4	0	0	0	0	1	0	0	0	0	0	0	8	12	0.00	1.000					

Batter	1	2	3	4	5	6	7	8	9	AB	R	H	RBI	BB	SO	LOB	BOTTOM					
16 César Hernández, S OBP: 0.354, SLG: 0.421	L8		L6	1B	L8					5	1	2	0	0	0	1						
13 Freddy Galvis, S OBP: 0.306, SLG: 0.400	K		BB	BB	K					4	1	1	0	1	3	3						
5 Nick Williams, L OBP: 0.359, SLG: 0.500	G4-3		1B	2B	BB					4	1	2	2	1	0	1						
17 Rhys Hoskins, R OBP: 0.406, SLG: 0.755	HR		1B	2B	K					5	2	2	3	0	2	3						
19 Tommy Joseph, R OBP: 0.296, SLG: 0.440	1B		HR	2B	P2					5	1	3	3	0	0	2						
31 Hyun Soo Kim, L OBP: 0.304, SLG: 0.272	1B		G4-3	2B	G4-3					5	0	1	0	0	1	1						
7 Maikel Franco, R OBP: 0.276, SLG: 0.384	F9		P3	IBB	P3					3	0	0	0	1	0	2						
29 Cameron Rupp, R OBP: 0.317, SLG: 0.448	G6-4-3		BB	BB	K					3	1	0	0	1	2	4						
44 Jake Thompson, R OBP: 0.295, SLG: 0.329			2B							2	1	1	0	0	0	1						
15 Ty Kelly, S ERA: 5.7			BB							1	0	0	0	0	0	2						
46 Jesen Thierien, R ERA: 5.18			BB							0	0	0	0	0	0	0						
55 Hoby Milner, L ERA: 2.41			BB							0	0	0	0	0	0	0						
57 Luis Garcia, R ERA: 2.93			BB							0	0	0	0	0	0	0						
4 Andrés Blanco, S ERA: 2.96			BB							0	0	0	0	0	0	0						
53 Yackiel Rios, R ERA:			BB							0	0	0	0	0	0	0						
Inning Stats	R: 0 E: 0 K: 1 S: 9	H: 0 LOB: 0 BB: 0 P: 12	R: 1 E: 0 K: 0 S: 10	H: 3 LOB: 1 BB: 0 P: 15	R: 5 E: 0 K: 0 S: 18	H: 4 LOB: 0 BB: 1 P: 30	R: 2 E: 0 K: 2 S: 11	H: 2 LOB: 1 BB: 1 P: 19	R: 0 E: 0 K: 1 S: 14	H: 1 LOB: 2 BB: 1 P: 19	R: 0 E: 0 K: 1 S: 11	H: 1 LOB: 1 BB: 1 P: 22	R: 0 E: 0 K: 2 S: 8	H: 0 LOB: 0 BB: 0 P: 9	R: 0 E: 0 K: 2 S: 9	H: 1 LOB: 0 BB: 0 P: 14	R: 0 E: 0 K: 0 S: 7	H: 0 LOB: 0 BB: 0 P: 11	1B: 7 2B: 3 3B: 0 HR: 2	SF: 0 SAC: 0 DP: 1 HBP: 0	WP: 0 PB: 0 SB: 1 CS: 0	PA: 42
PITCHER	IP WLS BF H R ER SO BB IBB HBP BLK WP HR S P ERA WHIP																					
45 Vance Worley, R ERA: 5.7	1.0	22	8	8	8	3	2	0	0	0	0	2	48	76	18.00	2.750						
25 Junichi Tazawa, R ERA: 5.18	1.0	5	1	0	0	1	0	1	0	0	0	0	14	19	0.00	1.000						
71 Drew Steckenrider, R ERA: 2.96	1.0	5	1	0	0	1	1	0	0	0	0	0	11	22	0.00	2.000						
66 Jarlin Garcia, L ERA: 3.27	1.0	W 3	0	0	0	2	0	0	0	0	0	0	8	9	0.00	0.000						
46 Kyle Barraclough, R ERA: 3.12	1.0	H 4	1	0	0	2	0	0	0	0	0	0	9	14	0.00	1.000						

Miami Marlins @ Philadelphia Phillies
Citizens Bank Park, Philadelphia, PA
Thu Aug 24 2017, 1:06 PM - 4:21 PM EDT
Att. 18,083 - Sunny - 80 F

AB 35
R 9
H 12
RBI 9
BB 6
SO 7
LOB 22



Miami Marlins @ Philadelphia Phillies
Citizens Bank Park, Philadelphia, PA
Thu Aug 24 2017, 1:06 PM - 4:21 PM EDT
Att. 18,083 - Sunny - 80 F

AB 38
R 8
H 12
RBI 8
BB 4
SO 9
LOB 20



Batter	1	2	3	4	5	6	7	8	9	AB	R	H	RBI	BB	SO	LOB	TOP					
7 Manuel Margot, R OBP: 0.319, SLG: 0.438	P4			20 HR		20 2B			L8	5	2	3	0	0	0	0						
20 Carlos Asuaje, L OBP: 0.358, SLG: 0.410	F8			HR		2 1B		G5-3		4	2	2	2	0	0	1						
2 José Pirela, R OBP: 0.356, SLG: 0.512	L8									4	1	3	1	0	0	0						
4 Wil Myers, R OBP: 0.322, SLG: 0.447		G5-3								3	0	0	1	0	2	2						
32 Jabari Blash, R OBP: 0.345, SLG: 0.396		L9								3	1	1	2	1	1	1						
15 Cory Spangenberg, L OBP: 0.352, SLG: 0.457		G1-3								4	0	0	0	0	1	3						
18 Austin Hedges, R OBP: 0.250, SLG: 0.408				L8						4	0	0	0	0	2	2						
9 Dusty Coleman, R OBP: 0.250, SLG: 0.453										3	0	0	0	0	3	0						
26 Yangervis Solarte, S OBP: 0.335, SLG: 0.428				K					L9	1	0	0	0	0	0	0						
37 Travis Wood, R ERA: 5.17										2	0	0	0	0	0	0						
88 Phil Maton, R ERA: 4.15										1	0	0	0	0	0	0						
23 Matt Szczur, R OBP: 0.302, SLG: 0.354										0	0	0	0	0	0	0						
39 Kirby Yates, L ERA: 4.4										0	0	0	0	0	0	0						
76 José Torres, L OBP: 0.299, SLG: 1.000										0	0	0	0	0	0	0						
44 Héctor Sánchez, S OBP: 0.226, SLG: 0.315										1	0	0	0	0	0	0						
Inning Stats	R: 0 H: 0 E: 0 K: 0 S: 8	H: 0 LOB: 0 BB: 0 P: 12	R: 0 H: 0 E: 0 K: 0 S: 6	H: 0 LOB: 0 BB: 0 P: 7	R: 0 H: 0 E: 0 K: 1 S: 9	H: 0 LOB: 1 BB: 0 P: 13	R: 2 H: 3 E: 0 K: 2 S: 14	H: 3 LOB: 1 BB: 0 P: 20	R: 0 H: 0 E: 0 K: 1 S: 5	H: 0 LOB: 0 BB: 0 P: 8	R: 4 H: 4 E: 0 K: 1 S: 14	H: 4 LOB: 0 BB: 0 P: 22	R: 0 H: 1 E: 0 K: 1 S: 10	H: 1 LOB: 2 BB: 1 P: 14	R: 0 H: 1 E: 0 K: 3 S: 15	H: 1 LOB: 2 BB: 1 P: 25	R: 0 H: 0 E: 0 K: 0 S: 6	H: 0 LOB: 0 BB: 0 P: 9	1B: 5 2B: 2 3B: 0 HR: 2	SF: 1 SAC: 0 DP: 0 HBP: 0	WP: 0 PB: 0 SB: 0 CS: 0	PA: 37
PITCHER	IP	WLS	BF	H	R	ER	SO	BB	IBB	HBP	BLK	WP	HR	S	P	ERA	WHIP					
61 Adam Conley, L ERA: 5.17	5.1		22	6	5	5	4	0	0	0	0	0	1	49	73	8.44	1.125					
22 Dustin McGowan, R ERA: 3.72	1.2	W	7	2	1	1	2	0	0	0	0	0	1	17	23	5.40	1.200					
46 Kyle Barraclough, R ERA: 3.08	1.0	H	5	1	0	0	3	1	0	0	0	0	0	15	25	0.00	2.000					
29 Brad Ziegler, R ERA: 4.73	1.0	S	3	0	0	0	0	0	0	0	0	0	0	6	9	0.00	0.000					

San Diego Padres @ Miami Marlins
Marlins Park, Miami, FL
Fri Aug 25 2017, 7:13 PM - 10:05 PM EDT
Att: 22,489 - Roof Closed - 77 F

AB 35
R 6
H 9
RBI 6
BB 1
SO 9
LOB 9



Batter	1	2	3	4	5	6	7	8	9	AB	R	H	RBI	BB	SO	LOB	BOTTOM					
9 Dee Strange-Gordon, L OBP: 0.331, SLG: 0.352	27 HR	G1-3		27 2B			13 HR			5	2	3	0	0	1	3						
27 Giancarlo Stanton, R OBP: 0.363, SLG: 0.661				HR			13 HR			3	3	3	5	1	0	0						
21 Christian Yelich, L OBP: 0.367, SLG: 0.443	L8			28 CS			L7			3	0	0	0	1	1	4						
13 Marcell Ozuna, R OBP: 0.376, SLG: 0.556	11 CS			F7		G5-3				4	1	2	3	0	0	1						
11 J.T. Realmuto, R OBP: 0.339, SLG: 0.467				F9		F7				4	0	0	0	0	2	2						
28 Tyler Moore, R OBP: 0.287, SLG: 0.425										3	0	1	0	0	0	0						
22 Dustin McGowan, R ERA: 3.72										0	0	0	0	0	0	0						
51 Ichiro Suzuki, L OBP: 0.307, SLG: 0.333										1	0	0	0	0	1	0						
46 Kyle Barraclough, R ERA: 3.08										0	0	0	0	0	0	0						
29 Brad Ziegler, R ERA: 4.73										0	0	0	0	0	0	0						
12 Mike Aviles, R OBP: 0.302, SLG: 0.333	P3			E5		F9				4	1	0	0	0	0	1						
19 Miguel Rojas, R OBP: 0.342, SLG: 0.322		E9		F7		G2-3				4	0	1	0	0	0	1						
61 Adam Conley, L OBP: 0.263, SLG: 0.176										1	1	0	0	1	1	2						
18 Tomás Telis, S OBP: 0.273, SLG: 0.355										2	0	1	0	0	0	0						
Inning Stats	R: 2 H: 3 E: 0 K: 1 S: 15	H: 2 LOB: 2 BB: 0 P: 23	R: 0 H: 2 E: 1 K: 1 S: 18	H: 2 LOB: 0 BB: 0 P: 24	R: 1 H: 1 E: 0 K: 0 S: 11	H: 1 LOB: 0 BB: 1 P: 19	R: 2 H: 2 E: 1 K: 1 S: 13	H: 2 LOB: 2 BB: 1 P: 24	R: 0 H: 0 E: 0 K: 0 S: 7	H: 0 LOB: 0 BB: 0 P: 10	R: 0 H: 0 E: 0 K: 0 S: 7	H: 0 LOB: 0 BB: 0 P: 10	R: 3 H: 2 E: 0 K: 2 S: 17	H: 2 LOB: 1 BB: 1 P: 30	R: 0 H: 1 E: 0 K: 1 S: 12	H: 1 LOB: 1 BB: 0 P: 15	1B: 7 2B: 2 3B: 0 HR: 3	SF: 0 SAC: 0 DP: 1 HBP: 0	WP: 0 PB: 0 SB: 1 CS: 2	PA: 38		
PITCHER	IP	WLS	BF	H	R	ER	SO	BB	IBB	HBP	BLK	WP	HR	S	P	ERA	WHIP					
37 Travis Wood, L ERA: 5.79	5.0		24	8	5	3	3	2	0	0	0	0	0	7	10	0.00	0.000					
88 Phil Maton, R ERA: 4.15	1.0	H	3	0	0	0	0	0	0	0	0	0	0	7	10	0.00	0.000					
39 Kirby Yates, R ERA: 4.4	1.0	L	6	2	3	3	2	1	0	0	0	0	1	17	30	27.00	3.000					
76 José Torres, L ERA: 4.62	1.0		4	1	0	0	1	0	0	0	0	0	0	12	15	0.00	1.000					

San Diego Padres @ Miami Marlins
Marlins Park, Miami, FL
Fri Aug 25 2017, 7:13 PM - 10:05 PM EDT
Att: 22,489 - Roof Closed - 77 F

AB 34
R 8
H 11
RBI 8
BB 3
SO 6
LOB 14



Batter	1	2	3	4	5	6	7	8	9	AB	R	H	RBI	BB	SO	LOB	TOP					
23 Matt Szczur, R OBP: 0.359, SLG: 0.364			SH1-3		G3					3	0	2	0	0	0	0	San Diego Padres @ Miami Marlins Marlins Park, Miami, FL Sun Aug 27 2017, 1:12 PM - 3:41 PM EDT Att: 23,725 - Roof Closed - 75 F					
20 Carlos Asuaje, L OBP: 0.344, SLG: 0.392			F9		P3		F7			4	0	0	0	0	1	3						
2 José Pirela, R OBP: 0.352, SLG: 0.500	F7			L9		K	F7			4	0	0	0	0	1	2						
26 Yangelvis Solarte, S OBP: 0.332, SLG: 0.421	F9			32 1B		18 1B 32 BB	G3			3	0	1	0	1	0	1						
4 Wil Myers, R OBP: 0.320, SLG: 0.443		P4		P4		F9	K			4	0	0	0	0	1	2						
32 Jabari Blash, R OBP: 0.347, SLG: 0.381		K		18 1B		G6-3				3	0	1	0	1	1	0						
18 Austin Hedges, R OBP: 0.250, SLG: 0.406		P4		K		K				3	0	1	0	0	1	0						
7 Manuel Margot, R OBP: 0.315, SLG: 0.431				K		1B				1	0	0	0	0	1	0						
9 Dusty Coleman, R OBP: 0.268, SLG: 0.455				23 SH1-3 3 SH3-4		3 HR				2	1	1	0	1	1	3						
15 Cory Spangenberg, L OBP: 0.320, SLG: 0.423				1 HR						1	0	0	0	0	0	0						
3 Clayton Richard, L OBP: 0.173, SLG: 0.204				SH3-4						2	1	1	2	0	1	0						
56 Carter Capps, R OBP: 0.275, SLG: 0.519										1	0	0	0	0	0	0						
44 Héctor Sánchez, S										1	0	0	0	0	0	0						
Inning Stats	R: 0 E: 0 K: 1 S: 12	H: 1 LOB: 1 BB: 0 P: 21	R: 0 E: 0 K: 1 S: 7	H: 0 LOB: 0 BB: 0 P: 11	R: 0 E: 0 K: 0 S: 8	H: 1 LOB: 1 BB: 0 P: 9	R: 0 E: 0 K: 0 S: 12	H: 1 LOB: 2 BB: 1 P: 19	R: 2 E: 0 K: 1 S: 9	H: 1 LOB: 0 BB: 1 P: 14	R: 0 E: 0 K: 2 S: 17	H: 2 LOB: 3 BB: 1 P: 24	R: 0 E: 0 K: 1 S: 12	H: 1 LOB: 1 BB: 0 P: 16	R: 0 E: 0 K: 1 S: 8	H: 0 LOB: 0 BB: 0 P: 13	R: 0 E: 0 K: 1 S: 5	H: 0 LOB: 0 BB: 0 P: 7	1B: 5 2B: 1 3B: 0 HR: 1	SF: 0 SAC: 2 DP: 0 HBP: 0	WP: 0 PB: 0 SB: 0 CS: 0	PA: 36
PITCHER	IP WLS BF H R ER SO BB IBB HBP BLK WP HR S P ERA WHIP																					
58 Dan Straily, R ERA: 3.8	(1, 1) 6.0 26 6 2 2 5 3 0 0 0 0 0 1 65 98 3.00 1.500																					
66 Jarlin García, L ERA: 3.07	(7, 1) 1.0 4 1 0 0 1 0 0 0 0 0 0 0 12 16 0.00 1.000																					
46 Kyle Barraclough, R ERA: 3.0	(8, 1) 1.0 W 3 0 0 0 1 0 0 0 0 0 0 0 8 13 0.00 0.000																					
29 Brad Ziegler, R ERA: 4.61	(9, 1) 1.0 3 0 0 0 1 0 0 0 0 0 0 0 5 7 0.00 0.000																					

Batter	1	2	3	4	5	6	7	8	9	AB	R	H	RBI	BB	SO	LOB	BOTTOM			
9 Dee Strange-Gordon, L OBP: 0.333, SLG: 0.351			27 2B		FC5-4			27 HR		4	2	2	0	0	1	1	San Diego Padres @ Miami Marlins Marlins Park, Miami, FL Sun Aug 27 2017, 1:12 PM - 3:41 PM EDT Att: 23,725 - Roof Closed - 75 F			
27 Giancarlo Stanton, R OBP: 0.389, SLG: 0.610			21 WP		21 G2-3		HR			3	2	3	3	1	0	0				
21 Christian Yelich, L OBP: 0.367, SLG: 0.444			G3		G2-3		E4			4	1	1	0	0	1	2				
13 Marcell Ozuna, R OBP: 0.375, SLG: 0.556			3-H		G6-3		3B			3	0	0	0	1	1	1				
28 Tyler Moore, R OBP: 0.259, SLG: 0.411		G6-3		G5-3		K	G6-3			4	0	0	0	0	1	2				
32 Derek Dietrich, L OBP: 0.333, SLG: 0.407		L9		K		G4-3		HR		4	1	1	1	0	1	2				
17 A.J. Ellis, R OBP: 0.320, SLG: 0.368		G5-3		G6-3		L6	G6-3			4	0	0	0	0	0	0				
12 Mike Aviles, R OBP: 0.321, SLG: 0.353				G3-1						3	0	2	0	0	0	0				
46 Kyle Barraclough, R ERA: 3.0										0	0	0	0	0	0	0				
29 Brad Ziegler, R ERA: 4.61										0	0	0	0	0	0	0				
58 Dan Straily, R OBP: 0.065, SLG: 0.044										2	0	0	0	0	2	1				
66 Jarlin García, L ERA: 3.07										0	0	0	0	0	0	0				
18 Tomás Telis, S OBP: 0.254, SLG: 0.328										1	0	0	0	0	0	0				
19 Miguel Rojas, R OBP: 0.338, SLG: 0.316										0	0	0	0	0	0	0				
Inning Stats	R: 0 E: 0 K: 3 S: 9	H: 0 LOB: 1 BB: 1 P: 14	R: 0 E: 0 K: 0 S: 8	H: 0 LOB: 0 BB: 0 P: 14	R: 2 E: 0 K: 1 S: 13	H: 2 LOB: 0 BB: 0 P: 16	R: 0 E: 0 K: 1 S: 8	H: 0 LOB: 0 BB: 0 P: 11	R: 0 E: 0 K: 1 S: 8	H: 1 LOB: 1 BB: 0 P: 12	R: 0 E: 0 K: 1 S: 8	H: 1 LOB: 2 BB: 1 P: 11	R: 0 E: 0 K: 0 S: 6	H: 1 LOB: 0 BB: 0 P: 9	R: 4 E: 1 K: 0 S: 16	H: 4 LOB: 0 BB: 0 P: 24	1B: 5 2B: 1 3B: 1 HR: 2	SF: 0 SAC: 0 DP: 0 HBP: 0	WP: 1 PB: 0 SB: 0 CS: 0	PA: 34
PITCHER	IP WLS BF H R ER SO BB IBB HBP BLK WP HR S P ERA WHIP																			
3 Clayton Richard, L ERA: 4.96	(1, 1) 7.0 L 30 8 5 5 7 1 1 0 0 0 0 1 66 95 6.43 1.286																			
56 Carter Capps, R ERA: 10.57	(8, 1) 1.0 4 1 1 1 0 0 0 0 0 0 0 1 10 16 9.00 1.000																			

San Diego Padres @ Miami Marlins
 Marlins Park, Miami, FL
 Sun Aug 27 2017, 1:12 PM - 3:41 PM EDT
 Att: 23,725 - Roof Closed - 75 F

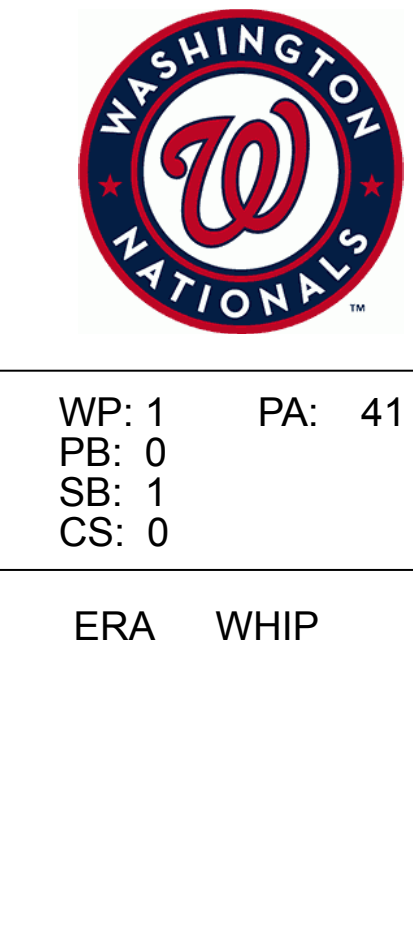
AB 31
R 2
H 7
RBI 2
BB 3
SO 8
LOB 11

San Diego Padres @ Miami Marlins
 Marlins Park, Miami, FL
 Sun Aug 27 2017, 1:12 PM - 3:41 PM EDT
 Att: 23,725 - Roof Closed - 75 F

AB 32
R 6
H 9
RBI 4
BB 2
SO 7
LOB 9

Batter	1	2	3	4	5	6	7	8	9	AB	R	H	RBI	BB	SO	LOB	TOP						
9 Dee Strange-Gordon, L (1.4) OBP: 0.334, SLG: 0.351										5	1	2	0	0	3	2	Miami Marlins @ Washington Nationals Nationals Park, Washington, DC Mon Aug 28 2017, 7:05 PM - 10:11 PM EDT Att: 20,838 - Cloudy - 72 F						
27 Giancarlo Stanton, R (1.9) OBP: 0.337, SLG: 0.666										3	0	0	0	0	2	1							
28 Tyler Moore, R (7.9) OBP: 0.297, SLG: 0.409										1	0	0	0	0	0	1							
21 Christian Yelich, L (1.8) OBP: 0.369, SLG: 0.451										3	1	2	1	1	1	0							
13 Marcell Ozuna, R (1.7) OBP: 0.380, SLG: 0.561										3	0	3	1	1	0	0							
11 J T Realmuto, R (1.2) OBP: 0.333, SLG: 0.458										4	0	0	0	0	1	6							
32 Derek Dietrich, L (1.5) OBP: 0.333, SLG: 0.404										2	0	0	0	0	1	3							
20 Justin Nicolino, L (6.1)										1	0	0	0	0	1	2							
18 Tomás Telis, S (1.3) OBP: 0.240, SLG: 0.310										4	0	0	0	0	0	2							
19 Miguel Rojas, R (1.6) OBP: 0.337, SLG: 0.311										3	0	0	0	1	2	0							
62 José Ureña, R (1.1) OBP: 0.081, SLG: 0.108										1	0	0	0	0	1	0							
51 Ichiro Suzuki, L (5, PH) OBP: 0.309, SLG: 0.336										1	0	0	0	0	0	1							
22 Dustin McGowan, R (5.1)										0	0	0	0	0	0	0							
12 Mike Aviles, R (6.5) OBP: 0.328, SLG: 0.358										2	0	1	0	0	1	0							
Inning Stats	R: 0 E: 0 K: 1 S: 6	H: 1 LOB: 0 BB: 0 P: 9	R: 0 E: 0 K: 0 S: 9	H: 1 LOB: 1 BB: 0 P: 14	R: 0 E: 0 K: 2 S: 10	H: 0 LOB: 0 BB: 0 P: 13	R: 1 E: 0 K: 2 S: 15	H: 2 LOB: 1 BB: 0 P: 19	R: 0 E: 0 K: 1 S: 9	H: 0 LOB: 1 BB: 1 P: 16	R: 0 E: 0 K: 2 S: 11	H: 1 LOB: 2 BB: 1 P: 16	R: 0 E: 0 K: 2 S: 9	H: 0 LOB: 0 BB: 0 P: 13	R: 1 E: 0 K: 1 S: 18	H: 2 LOB: 2 BB: 1 P: 28	R: 0 E: 0 K: 2 S: 11	H: 1 LOB: 1 BB: 0 P: 14	1B: 6 2B: 1 3B: 0 HR: 1	SF: 0 SAC: 0 DP: 2 HBP: 1	WP: 0 PB: 0 SB: 0 CS: 0	PA: 37	
PITCHER	IP WLS BF H R ER SO BB IBB HBP BLK WP HR S P ERA WHIP	7.0 W 27 5 1 1 10 2 0 1 0 0 1 69 100 1.29 1.000	8.1 1.0 6 2 1 1 1 1 0 0 0 0 0 18 28 9.00 3.000	9.1 1.0 4 1 0 0 2 0 0 0 0 0 0 11 14 0.00 1.000																			

Batter	1	2	3	4	5	6	7	8	9	AB	R	H	RBI	BB	SO	LOB	BOTTOM					
4 Howie Kendrick, R (1.7) OBP: 0.393, SLG: 0.517										4	2	3	1	2	0		Miami Marlins @ Washington Nationals Nationals Park, Washington, DC Mon Aug 28 2017, 7:05 PM - 10:11 PM EDT Att: 20,838 - Cloudy - 72 F					
3 Michael Taylor, R (1.8) OBP: 0.309, SLG: 0.461										5	0	1	0	0	2	2						
20 Daniel Murphy, L (1.4) OBP: 0.375, SLG: 0.542										4	2	1	1	1	1	2						
11 Ryan Zimmerman, R (1.3) OBP: 0.352, SLG: 0.563										4	1	1	1	1	1	1						
6 Anthony Rendon, R (1.5) OBP: 0.403, SLG: 0.539										4	0	1	1	1	1	1						
32 Matt Wieters, S (1.2) OBP: 0.295, SLG: 0.362										4	2	3	2	0	0	2						
28 Jayson Werth, R (1.9) OBP: 0.370, SLG: 0.465										4	2	2	2	0	0	2						
33 Matt Grace, L (8.1)										0	0	0	0	0	0	0						
36 Sammy Solis, R (9.1)										0	0	0	0	0	0	0						
1 Wilmer Difo, S (1.6) OBP: 0.339, SLG: 0.391										4	2	2	0	0	0	0						
31 Max Scherzer, R (1.1) OBP: 0.255, SLG: 0.255										3	0	0	0	0	0	3						
17 Alejandro De Aza, L (7, PH) OBP: 0.133, SLG: 0.222										1	0	0	1	0	0	0						
Inning Stats	R: 1 E: 0 K: 2 S: 16	H: 1 LOB: 2 BB: 2 P: 29	R: 0 E: 0 K: 0 S: 7	H: 0 LOB: 0 BB: 0 P: 10	R: 1 E: 0 K: 1 S: 16	H: 1 LOB: 1 BB: 1 P: 30	R: 2 E: 1 K: 1 S: 16	H: 3 LOB: 1 BB: 0 P: 25	R: 0 E: 0 K: 2 S: 8	H: 0 LOB: 0 BB: 0 P: 12	R: 6 E: 0 K: 0 S: 32	H: 7 LOB: 2 BB: 1 P: 52	R: 1 E: 0 K: 1 S: 10	H: 1 LOB: 0 BB: 0 P: 15	R: 0 E: 0 K: 0 S: 9	H: 0 LOB: 0 BB: 0 P: 15	1B: 10 2B: 0 3B: 2 HR: 1	SF: 0 SAC: 0 DP: 0 HBP: 0	WP: 1 PB: 0 SB: 1 CS: 0	PA: 41		
PITCHER	IP WLS BF H R ER SO BB IBB HBP BLK WP HR S P ERA WHIP	4.0 L 20 5 4 4 4 2 3 0 0 0 0 0 26 41 21.60 2.400	1.2 9 4 4 4 2 0 0 0 0 0 0 0 33 53 11.57 2.143																			



Batter	1	2	3	4	5	6	7	8	9	AB	R	H	RBI	BB	SO	LOB	TOP					
9 Dee Strange-Gordon, L (1.4) OBP: 0.336, SLG: 0.354										4	0	2	0	0	0	0						
27 Giancarlo Stanton, R (1.9) OBP: 0.364, SLG: 0.665										4	0	0	0	0	0	2						
21 Christian Yelich, L (1.8) OBP: 0.369, SLG: 0.446										4	0	1	0	0	1	1						
13 Marcell Ozuna, R (1.7) OBP: 0.375, SLG: 0.552										4	0	0	0	0	2	1						
11 J.T. Realmuto, R (1.3) OBP: 0.333, SLG: 0.463										4	0	3	0	0	0	1						
32 Derek Dietrich, L (1.5) OBP: 0.329, SLG: 0.396										4	0	0	0	0	1	4						
17 A.J. Ellis, R (1.2) OBP: 0.312, SLG: 0.358										3	0	0	0	0	1	3						
19 Miguel Rojas, R (1.6) OBP: 0.335, SLG: 0.306										2	0	0	0	1	1	0						
61 Adam Conley, L (1.1) OBP: 0.238, SLG: 0.158										2	0	0	0	0	1	2						
71 Drew Steckenrider, R (7.1) OBP: 0.311, SLG: 0.338										0	0	0	0	0	0	0						
51 Ichiro Suzuki, L (8. PH) OBP: 0.311, SLG: 0.338										1	0	0	0	0	1	0						
22 Dustin McGowan, R (8.1) OBP: 0.311, SLG: 0.338										0	0	0	0	0	0	0						
Inning Stats	R: 0 E: 0 K: 0 S: 7	H: 1 LOB: 0 BB: 0 P: 11	R: 0 E: 0 K: 0 S: 7	H: 1 LOB: 1 BB: 0 P: 10	R: 0 E: 0 K: 1 S: 10	H: 0 LOB: 0 BB: 0 P: 12	R: 0 E: 0 K: 2 S: 8	H: 0 LOB: 0 BB: 0 P: 9	R: 0 E: 0 K: 2 S: 10	H: 1 LOB: 2 BB: 1 P: 13	R: 0 E: 0 K: 0 S: 5	H: 0 LOB: 0 BB: 0 P: 8	R: 0 E: 0 K: 0 S: 7	H: 1 LOB: 1 BB: 0 P: 10	R: 0 E: 0 K: 2 S: 10	H: 1 LOB: 1 BB: 0 P: 14	R: 0 E: 0 K: 1 S: 14	H: 1 LOB: 1 BB: 0 P: 23	1B: 4 2B: 1 3B: 1 HR: 0	SF: 0 SAC: 0 DP: 0 HBP: 0	WP: 0 PB: 0 SB: 0 CS: 1	PA: 33
PITCHER 37 Stephen Strasburg, R (1.1) ERA: 2.9	IP: 9.0 WLS: W BF: 33 H: 6 R: 0 ER: 0 SO: 8 BB: 0 IBB: 1 HBP: 0 BLK: 0 WP: 0 HR: 0 S: 78 P: 110 ERA: 0.00 WHIP: 0.667															PITCHER						

Miami Marlins @ Washington Nationals
Nationals Park, Washington, DC
Wed Aug 30 2017, 4:07 PM - 6:42 PM EDT
Att: 25,019 - Partly Cloudy - 78 F

AB	32
R	0
H	6
RBI	0
BB	1
SO	8
LOB	14



Batter	1	2	3	4	5	6	7	8	9	AB	R	H	RBI	BB	SO	LOB	BOTTOM			
7 Trea Turner, R (1.6) OBP: 0.324, SLG: 0.419										3	1	0	0	1	0	0				
1 Wilmer Difo, S (1.4) OBP: 0.311, SLG: 0.408										4	1	2	1	0	0	2				
6 Anthony Rendon, R (1.5) OBP: 0.407, SLG: 0.545										4	0	2	1	0	1	0				
11 Ryan Zimmerman, R (1.3) OBP: 0.356, SLG: 0.561										3	0	1	0	1	0	3				
4 Howie Kendrick, R (1.7) OBP: 0.389, SLG: 0.511										4	0	1	0	0	1	3				
28 Jayson Werth, R (1.9) OBP: 0.368, SLG: 0.466										4	0	1	0	0	0	2				
17 Alejandro De Aza, L (8. PR) OBP: 0.143, SLG: 0.219										0	1	0	0	0	0	0				
3 Michael Taylor, R (1.8) OBP: 0.311, SLG: 0.458										3	0	1	0	1	2	1				
59 Jose Lobaton, S (1.2) OBP: 0.224, SLG: 0.279										3	0	0	0	1	0	4				
37 Stephen Strasburg, R (1.1) OBP: 0.174, SLG: 0.289										4	1	2	1	0	0	2				
Inning Stats	R: 0 E: 0 K: 1 S: 16	H: 2 LOB: 2 BB: 0 P: 23	R: 0 E: 0 K: 0 S: 7	H: 1 LOB: 0 BB: 0 P: 12	R: 0 E: 0 K: 0 S: 9	H: 0 LOB: 0 BB: 0 P: 14	R: 0 E: 0 K: 0 S: 9	H: 1 LOB: 2 BB: 2 P: 21	R: 2 E: 0 K: 1 S: 14	H: 3 LOB: 1 BB: 0 P: 21	R: 0 E: 0 K: 1 S: 13	H: 0 LOB: 0 BB: 0 P: 20	R: 1 E: 0 K: 0 S: 18	H: 2 LOB: 1 BB: 1 P: 27	R: 0 E: 0 K: 1 S: 7	H: 1 LOB: 1 BB: 1 P: 12	1B: 6 2B: 3 3B: 0 HR: 2	SF: 0 SAC: 0 DP: 2 HBP: 0	WP: 1 PB: 1 SB: 1 CS: 0	PA: 36
PITCHER 61 Adam Conley, L (1.1) ERA: 5.02	IP: 6.0 WLS: L BF: 26 H: 2 R: 2 ER: 2 SO: 3 BB: 1 IBB: 0 HBP: 0 BLK: 0 WP: 1 HR: 2 S: 68 P: 111 ERA: 9.00 WHIP: 1.333															PITCHER				
71 Drew Steckenrider, R (7.1) ERA: 2.78	IP: 1.0 WLS: W BF: 5 H: 2 R: 1 ER: 1 SO: 0 BB: 1 IBB: 0 HBP: 0 BLK: 0 WP: 0 HR: 0 S: 18 P: 27 ERA: 9.00 WHIP: 3.000															PITCHER				
22 Dustin McGowan, R (8.1) ERA: 4.1	IP: 1.0 WLS: W BF: 5 H: 1 R: 1 ER: 0 SO: 1 BB: 0 IBB: 1 HBP: 0 BLK: 0 WP: 0 HR: 0 S: 7 P: 12 ERA: 0.00 WHIP: 1.000															PITCHER				

Miami Marlins @ Washington Nationals
Nationals Park, Washington, DC
Wed Aug 30 2017, 4:07 PM - 6:42 PM EDT
Att: 25,019 - Partly Cloudy - 78 F

AB	32
R	4
H	10
RBI	3
BB	4
SO	4
LOB	17



Batter	1	2	3	4	5	6	7	8	9	AB R H RBI BB SO LOB	TOP									
16 César Hernández, S (1.4) OBP: 0.356, SLG: 0.427	L8		13 1B	F6			13 L8 5 2B		G3-1	5 0 2 0 0 0 2	Philadelphia Phillies @ Miami Marlins Marlins Park, Miami, FL Thu Aug 31 2017, 7:12 PM - 10:20 PM EDT Att: 17,013 - Roof Closed - 82 F									
13 Freddy Galvis, S (1.6) OBP: 0.304, SLG: 0.396	F7		1B	PO	5 2B		L8			4 0 2 0 0 0 1										
5 Nick Williams, L (1.9) OBP: 0.338, SLG: 0.475	K		K		FC1-6-5 17 1B		FC5-2-6			4 0 0 0 0 2 4										
17 Rhys Hoskins, R (1.3) OBP: 0.402, SLG: 0.747		25 G6-3 BB		F7			L9			3 0 1 0 1 0 1										
25 Daniel Nava, S (1.7) OBP: 0.387, SLG: 0.414	G6-3							F7		3 1 0 0 0 0 3										
57 Luis García, R (8.1)				7 PB 18 1B HBP						0 0 0 0 0 0 0										
50 Héctor Neris, R (9.1)										0 0 0 0 0 0 0										
7 Maikel Franco, R (1.5) OBP: 0.278, SLG: 0.388	G5-3			29 1B 18 1B BB				K		3 1 0 0 1 2 3										
18 Pedro Florimón, S (1.8) OBP: 0.364, SLG: 0.476				29 1B 54 1B 1B				K		4 1 1 1 0 3 1										
29 Cameron Rupp, R (1.2) OBP: 0.311, SLG: 0.443			L8						K	4 0 1 0 0 2 0										
54 Ben Lively, R (1.1) OBP: 0.235, SLG: 0.412																				
39 Adam Morgan, L (7.1) OBP: 0.667, SLG: 0.500	G3								F7	3 0 1 2 0 1 0										
31 Hyun Soo Kim, L (6.7) OBP: 0.297, SLG: 0.283										0 0 0 0 0 0 0										
Inning Stats	R: 0 E: 0 K: 1 S: 14	H: 0 LOB: 0 BB: 0 P: 17	R: 0 E: 0 K: 1 S: 9	H: 0 LOB: 1 BB: 1 P: 16	R: 0 E: 0 K: 1 S: 13	H: 2 LOB: 2 BB: 0 P: 19	R: 3 E: 0 K: 0 S: 24	H: 3 LOB: 1 BB: 1 P: 38	R: 0 E: 0 K: 1 S: 11	H: 2 LOB: 2 BB: 0 P: 16	R: 0 E: 0 K: 3 S: 14	H: 1 LOB: 1 BB: 0 P: 10	R: 0 E: 0 K: 2 S: 10	H: 0 LOB: 0 BB: 0 P: 14	R: 0 E: 0 K: 1 S: 8	H: 0 LOB: 0 BB: 0 P: 10	1B: 6 2B: 2 3B: 0 HR: 0	SF: 0 2B: 2 3B: 0 HBP: 1	WP: 0 PB: 1 SB: 0 CS: 0	PA: 38
PITCHER	IP WLS BF H R ER SO BB IBB HBP BLK WP HR S P ERA WHIP											IP WLS BF H R ER SO BB IBB HBP BLK WP HR S P ERA WHIP								
43 Odrisamer Despaigne, R (1.1) ERA: 4.13	4.0 L 19 5 3 3 3 2 0 1 0 0 0 0 60 90 6.75 1.750																			
49 Brian Ellington, R (5.1) ERA: 6.3	2.0 8 2 0 0 4 0 0 0 0 0 0 0 25 35 0.00 1.000																			
66 Jarlin García, L (7.1) ERA: 2.91	0.2 3 1 0 0 0 0 0 0 0 0 0 0 7 9 0.00 1.500																			
46 Kyle Barraclough, R (7.1) ERA: 2.93	1.1 4 0 0 0 2 0 0 0 0 0 0 0 11 15 0.00 0.000																			
29 Brad Ziegler, R (9.1) ERA: 4.5	1.0 3 0 0 0 1 0 0 0 0 0 0 0 8 10 0.00 0.000																			

Batter	1	2	3	4	5	6	7	8	9	AB R H RBI BB SO LOB	BOTTOM											
9 Dee Strange-Gordon, L (1.4) OBP: 0.340, SLG: 0.357	13 CS BB		K		E4 21 2B 1B		13 S 1B		13 BB 1B	4 1 3 0 1 1 0	Philadelphia Phillies @ Miami Marlins Marlins Park, Miami, FL Thu Aug 31 2017, 7:12 PM - 10:20 PM EDT Att: 17,013 - Roof Closed - 82 F											
27 Giancarlo Stanton, R (1.9) OBP: 0.381, SLG: 0.698	P5		K		P3		K		F8	5 0 0 0 0 2 5												
21 Christian Yelich, L (1.8) OBP: 0.369, SLG: 0.450	L6		11 HBP 13 1B		13 F9 2B		K		L7	5 0 2 1 0 1 4												
13 Marcell Ozuna, R (1.7) OBP: 0.377, SLG: 0.552	CS	32 1B 11 HBP 19 G6-3 1B	11 HBP 1B		F9		K			4 1 2 0 1 1 2												
11 J T Realmuto, R (1.2) OBP: 0.334, SLG: 0.460		19 G6-3 32 1B HBP	11 HBP 1B		G6-3					3 0 0 0 0 2 4												
32 Derek Dietrich, L (1.5) OBP: 0.331, SLG: 0.395		19 G6-3 1B			G3					3 0 1 0 1 0 3												
28 Tyler Moore, R (1.3) OBP: 0.250, SLG: 0.401																						
18 Tomás Telis, S (6. PH) OBP: 0.238, SLG: 0.303	F8				K		K		B1-3	3 0 0 0 0 2 3												
19 Miguel Rojas, R (1.6) OBP: 0.333, SLG: 0.311					B5				FC6-4	1 0 0 0 0 0 1												
43 Odrisamer Despaigne, R (11.1) OBP: 0.143, SLG: 0.143																						
17 A J Ellis, R (4. PH) OBP: 0.170, SLG: 0.392																						
49 Brian Ellington, R (5.1) ERA: 4.46																						
51 Ichiro Suzuki, L (6. PH) OBP: 0.330, SLG: 0.330																						
66 Jarlin García, L (7.1) ERA: 2.76																						
46 Kyle Barraclough, R (7.1) ERA: 2.93																						
29 Brad Ziegler, R (9.1) ERA: 4.5																						
12 Mike Aviles, R (9. PH) OBP: 0.360, SLG: 0.370																						
Inning Stats	R: 0 E: 0 K: 0 S: 6	H: 0 LOB: 1 BB: 1 P: 18	R: 1 E: 0 K: 0 S: 9	H: 2 LOB: 2 BB: 0 P: 14	R: 0 E: 0 K: 2 S: 14	H: 2 LOB: 3 BB: 0 P: 23	R: 0 E: 0 K: 2 S: 7	H: 0 LOB: 0 BB: 0 P: 8	R: 1 E: 0 K: 0 S: 9	H: 2 LOB: 1 BB: 0 P: 14	R: 0 E: 0 K: 1 S: 10	H: 1 LOB: 1 BB: 0 P: 16	R: 0 E: 0 K: 3 S: 15	H: 1 LOB: 1 BB: 0 P: 22	R: 0 E: 0 K: 1 S: 11	H: 0 LOB: 1 BB: 1 P: 17	R: 0 E: 0 K: 1 S: 8	H: 1 LOB: 3 BB: 1 P: 16	1B: 7 2B: 2 3B: 0 HR: 0	SF: 0 2B: 2 3B: 0 HBP: 3	WP: 0 PB: 0 SB: 1 CS: 1	PA: 42
PITCHER	IP WLS BF H R ER SO BB IBB HBP BLK WP HR S P ERA WHIP											IP WLS BF H R ER SO BB IBB HBP BLK WP HR S P ERA WHIP										
54 Ben Lively, R (1.1) ERA: 4.22	6.0 W 27 7 2 2 5 1 0 2 0 0 0 0 55 93 3.00 1.333																					
39 Adam Morgan, L (7.1) ERA: 4.46	1.0 H 4 1 0 0 3 0 0 0 0 0 0 0 15 22 0.00 1.000																					
57 Luis García, R (8.1) ERA: 2.76	1.0 H 4 0 0 0 1 1 0 0 0 0 0 0 11 17 0.00 1.000																					
50 Héctor Neris, R (9.1) ERA: 3.12	1.0 S 6 1 0 0 1 1 0 1 0 0 0 0 8 16 0.00 2.000																					

AB	34
R	3
H	8
RBI	3
BB	2
SO	10
LOB	15



Batter	1	2	3	4	5	6	7	8	9	AB	R	H	RBI	BB	SO	LOB	TOP							
16 César Hernández, S (1.4) OBP: 0.397, SLG: 0.422										4	1	1	1	1	0	3								
13 Freddy Galvis, S (1.6) OBP: 0.303, SLG: 0.392										4	1	0	0	1	0	1								
5 Nick Williams, L (1.9) OBP: 0.333, SLG: 0.478										5	2	2	3	0	2	1								
17 Rhys Hoskins, R (1.7) OBP: 0.420, SLG: 0.776										3	2	3	2	0	0	0								
53 Yackel Rios, R (7.1)										0	0	0	0	0	0	0								
25 Daniel Nava, S (8. PH) OBP: 0.390, SLG: 0.418										1	0	1	1	0	0	0								
61 Edubray Ramos, R (8.1)										0	0	0	0	0	0	0								
19 Tommy Joseph, R (1.3) OBP: 0.294, SLG: 0.436										5	1	2	2	0	2	3								
7 Maikel Franco, R (1.5) OBP: 0.278, SLG: 0.387										5	0	1	0	0	0	2								
18 Pedro Florimón, S (1.8) OBP: 0.388, SLG: 0.478										1	0	1	0	0	0	0								
31 Hyun Soo Kim, L (2. PR) OBP: 0.301, SLG: 0.284										5	1	1	0	0	2	5								
29 Cameron Rupp, R (1.2) OBP: 0.309, SLG: 0.438										1	0	0	0	1	1	0								
27 Aaron Nola, R (1.1) OBP: 0.140, SLG: 0.051										1	0	0	0	1	1	0								
15 Ty Kelly, S (6. PH) OBP: 0.250, SLG: 0.341										1	0	0	0	0	1	0								
51 Ricardo Pinto, R (6.1)										0	0	0	0	0	0	0								
4 Andrés Blanco, S (7.6) OBP: 0.243, SLG: 0.279										2	1	1	0	0	1	1								
Inning Stats	R: 0 E: 0 K: 0 S: 9	H: 0 LOB: 1 BB: 1 P: 17	R: 0 E: 0 K: 2 S: 16	H: 2 LOB: 2 BB: 0 P: 21	R: 0 E: 0 K: 1 S: 8	H: 0 LOB: 0 BB: 0 P: 13	R: 2 E: 0 K: 0 S: 14	H: 4 LOB: 3 BB: 1 P: 24	R: 2 E: 0 K: 1 S: 15	H: 3 LOB: 1 BB: 0 P: 20	R: 0 E: 0 K: 1 S: 7	H: 0 LOB: 0 BB: 0 P: 12	R: 0 E: 0 K: 1 S: 14	H: 0 LOB: 1 BB: 0 P: 21	R: 5 E: 0 K: 1 S: 21	H: 5 LOB: 1 BB: 1 P: 32	R: 0 E: 0 K: 2 S: 14	H: 0 LOB: 1 BB: 1 P: 21	1B: 9 2B: 2 3B: 1 HR: 2	SF: 0 SAC: 0 DP: 0 HBP: 0	WP: 0 PB: 0 SB: 0 CS: 1	PA: 45		
PITCHER	IP WLS BF H R ER SO BB IBB HBP BLK WP HR S P ERA WHIP	5.0 W 25 9 4 4 4 2 0 0 0 0 2 62 95 7.20 2.200	1.0 H 3 0 0 0 1 0 0 0 0 0 0 7 12 0.00 0.000	1.0 H 4 0 0 0 1 0 0 0 1 0 0 14 21 0.00 0.000	0.2 S 7 4 5 5 0 1 0 0 0 0 0 16 24 67.50 7.500	1.1 S 6 1 0 0 3 1 0 0 0 0 0 19 29 0.00 1.500																		

Philadelphia Phillies @ Miami Marlins
Marlins Park, Miami, FL
Sat Sep 02 2017, 7:11 PM - 10:47 PM EDT
Att: 18,262 - Roof Closed - 80 F

livebaseballscorecards.com

AB	40
R	9
H	14
RBI	9
BB	4
SO	9
LOB	17



Batter	1	2	3	4	5	6	7	8	9	AB	R	H	RBI	BB	SO	LOB	BOTTOM					
9 Dee Strange-Gordon, L (1.4) OBP: 0.342, SLG: 0.362										5	0	2	0	0	1	1						
27 Giancarlo Stanton, R (1.9) OBP: 0.390, SLG: 0.607										5	2	1	1	0	2	3						
66 Jarlin Garcia, L (8.1)										0	0	0	0	0	0	0						
71 Drew Steckenrider, R (8.1)										0	0	0	0	0	0	0						
21 Christian Yelich, L (1.8) OBP: 0.370, SLG: 0.452										5	2	3	0	0	2	1						
13 Marcell Ozuna, R (1.7) OBP: 0.377, SLG: 0.554										5	1	3	4	0	2	0						
11 J.T. Realmuto, R (1.2) OBP: 0.330, SLG: 0.453										5	0	1	0	0	0	3						
55 Brian Anderson, R (1.5) OBP: 0.500, SLG: 0.333										3	1	1	0	2	1	1						
18 Tomás Telis, S (1.3) OBP: 0.259, SLG: 0.346										5	2	3	1	0	1	3						
19 Miguel Rojas, R (1.6) OBP: 0.335, SLG: 0.313										5	1	2	1	0	1	4						
56 Dan Straily, R (1.1) OBP: 0.366, SLG: 0.541										2	0	0	0	0	1	1						
22 Dustin McGowan, R (6.1)										0	0	0	0	0	0	0						
51 Ichiro Suzuki, L (6. PH) OBP: 0.330, SLG: 0.420										1	0	0	0	0	0	0						
49 Brian Ellington, R (7.1)										0	0	0	0	0	0	0						
32 Derek Dietrich, L (7. PH) OBP: 0.333, SLG: 0.260										1	1	1	3	0	0	0						
28 Tyler Moore, R (8.9) OBP: 0.253, SLG: 0.420										0	0	0	0	0	0	0						
Inning Stats	R: 3 E: 0 K: 2 S: 19	H: 4 LOB: 1 BB: 0 P: 29	R: 0 E: 0 K: 1 S: 8	H: 1 LOB: 1 BB: 0 P: 10	R: 0 E: 0 K: 2 S: 10	H: 0 LOB: 0 BB: 0 P: 17	R: 2 E: 0 K: 1 S: 18	H: 3 LOB: 1 BB: 0 P: 25	R: 1 E: 0 K: 1 S: 12	H: 2 LOB: 2 BB: 1 P: 19	R: 1 E: 1 K: 0 S: 13	H: 2 LOB: 0 BB: 0 P: 21	R: 3 E: 0 K: 2 S: 19	H: 4 LOB: 1 BB: 0 P: 29	R: 0 E: 0 K: 2 S: 12	H: 1 LOB: 2 BB: 1 P: 20	1B: 11 2B: 0 3B: 3 HR: 3	SF: 0 SAC: 0 DP: 0 HBP: 0	WP: 0 PB: 0 SB: 2 CS: 0	PA: 44		
PITCHER	IP WLS BF H R ER SO BB IBB HBP BLK WP HR S P ERA WHIP	5.0 L 26 10 6 6 6 1 0 0 0 0 0 1 22 36 20.25 3.750	1.1 10 5 4 3 0 0 0 0 0 0 0 10 14 0.00 1.500	0.2 S 3 1 0 0 2 0 0 0 0 0 0 0 10 14 0.00 1.500	1.0 S 5 1 0 0 2 1 0 0 0 0 0 0 12 20 0.00 2.000																	

Philadelphia Phillies @ Miami Marlins
Marlins Park, Miami, FL
Sat Sep 02 2017, 7:11 PM - 10:47 PM EDT
Att: 18,262 - Roof Closed - 80 F

AB	42
R	10
H	17
RBI	10
BB	2
SO	11
LOB	17



Batter	1	2	3	4	5	6	7	8	9	AB	R	H	RBI	BB	SO	LOB	TOP							
9 Dee Strange-Gordon, L OBP: 0.340, SLG: 0.363										5	1	2	0	0	0	0								
27 Giancarlo Stanton, R OBP: 0.378, SLG: 0.645										4	1	1	0	1	1	3								
21 Christian Yelich, L OBP: 0.372, SLG: 0.446										3	1	1	1	2	1	0								
13 Marcell Ozuna, R OBP: 0.374, SLG: 0.547										5	1	2	2	0	2	2								
11 J.T. Realmuto, R OBP: 0.328, SLG: 0.445										5	0	1	0	0	2	5								
55 Brian Anderson, R OBP: 0.379, SLG: 0.320										3	1	2	1	1	0	0								
17 A.J. Ellis, R OBP: 0.294, SLG: 0.333										3	0	0	0	0	0	4								
12 Mike Aviles, R OBP: 0.329, SLG: 0.333										2	0	0	0	1	0	0								
32 Derek Dietrich, L OBP: 0.329, SLG: 0.398										1	0	0	0	0	1	1								
46 Kyle Barraclough, R OBP: 0.329, SLG: 0.398										0	0	0	0	0	0	0								
29 Brad Ziegler, R OBP: 0.329, SLG: 0.398										0	0	0	0	0	0	0								
58 Dan Straily, R OBP: 0.306, SLG: 0.347										2	0	0	0	0	0	2								
49 Brian Ellington, R OBP: 0.306, SLG: 0.347										0	0	0	0	0	0	0								
28 Tyler Moore, R OBP: 0.306, SLG: 0.347										1	0	0	0	0	0	0								
66 Jarlin Garcia, L OBP: 0.306, SLG: 0.347										0	0	0	0	0	0	0								
71 Drew Steckenrider, R OBP: 0.306, SLG: 0.347										0	0	0	0	0	0	0								
51 Ichiro Suzuki, L OBP: 0.306, SLG: 0.347										1	0	1	1	0	0	0								
19 Miguel Rojas, R OBP: 0.306, SLG: 0.347										0	0	0	0	0	0	0								
Inning Stats	R: 3 E: 0 K: 2 S: 20	H: 4 LOB: 1 BB: 0 P: 32	R: 0 E: 0 K: 1 S: 9	H: 0 LOB: 0 BB: 0 P: 15	R: 0 E: 0 K: 1 S: 9	H: 0 LOB: 0 BB: 0 P: 16	R: 0 E: 0 K: 1 S: 9	H: 2 LOB: 2 BB: 1 P: 13	R: 0 E: 0 K: 0 S: 6	H: 0 LOB: 0 BB: 0 P: 13	R: 0 E: 0 K: 0 S: 7	H: 0 LOB: 0 BB: 0 P: 13	R: 1 E: 0 K: 0 S: 9	H: 1 LOB: 2 BB: 2 P: 20	R: 1 E: 1 K: 1 S: 13	H: 2 LOB: 2 BB: 0 P: 20	R: 0 E: 0 K: 3 S: 11	H: 0 LOB: 0 BB: 0 P: 13	1B: 8 2B: 0 3B: 2 HR: 0	SF: 0 SAC: 1 DP: 2 HBP: 0	WP: 0 PB: 0 SB: 1 CS: 0	PA: 41		
PITCHER	IP WLS BF H R ER SO BB IBB HBP BLK WP HR S P ERA WHIP	IP WLS BF H R ER SO BB IBB HBP BLK WP HR S P ERA WHIP	IP WLS BF H R ER SO BB IBB HBP BLK WP HR S P ERA WHIP	IP WLS BF H R ER SO BB IBB HBP BLK WP HR S P ERA WHIP	IP WLS BF H R ER SO BB IBB HBP BLK WP HR S P ERA WHIP	IP WLS BF H R ER SO BB IBB HBP BLK WP HR S P ERA WHIP	IP WLS BF H R ER SO BB IBB HBP BLK WP HR S P ERA WHIP	IP WLS BF H R ER SO BB IBB HBP BLK WP HR S P ERA WHIP	IP WLS BF H R ER SO BB IBB HBP BLK WP HR S P ERA WHIP	IP WLS BF H R ER SO BB IBB HBP BLK WP HR S P ERA WHIP	IP WLS BF H R ER SO BB IBB HBP BLK WP HR S P ERA WHIP	IP WLS BF H R ER SO BB IBB HBP BLK WP HR S P ERA WHIP	IP WLS BF H R ER SO BB IBB HBP BLK WP HR S P ERA WHIP	IP WLS BF H R ER SO BB IBB HBP BLK WP HR S P ERA WHIP	IP WLS BF H R ER SO BB IBB HBP BLK WP HR S P ERA WHIP	IP WLS BF H R ER SO BB IBB HBP BLK WP HR S P ERA WHIP	IP WLS BF H R ER SO BB IBB HBP BLK WP HR S P ERA WHIP	IP WLS BF H R ER SO BB IBB HBP BLK WP HR S P ERA WHIP	IP WLS BF H R ER SO BB IBB HBP BLK WP HR S P ERA WHIP	IP WLS BF H R ER SO BB IBB HBP BLK WP HR S P ERA WHIP	IP WLS BF H R ER SO BB IBB HBP BLK WP HR S P ERA WHIP	IP WLS BF H R ER SO BB IBB HBP BLK WP HR S P ERA WHIP	IP WLS BF H R ER SO BB IBB HBP BLK WP HR S P ERA WHIP	IP WLS BF H R ER SO BB IBB HBP BLK WP HR S P ERA WHIP
51 Sean Newcomb, L ERA: 4.38	5.0	24	7	3	3	5	2	1	0	0	0	0	0	0	0	6	8	5.40	1.800					
50 Lucas Sims, R ERA: 5.59	1.0	2	0	0	0	0	0	0	0	0	0	0	0	0	0	6	8	0.00	0.000					
39 Sam Freeman, L ERA: 2.94	0.2	4	0	1	1	0	2	0	0	0	0	0	0	0	0	6	16	13.50	3.000					
52 José Ramirez, R ERA: 2.27	1.1	8	3	1	0	1	0	0	0	0	0	0	0	0	16	24	0.00	2.250						
57 Rex Brothers, L ERA: 6.5	1.0	3	0	0	0	3	0	0	0	0	0	0	0	0	11	13	0.00	0.000						

Miami Marlins @ Atlanta Braves
SunTrust Park, Atlanta, GA
Thu Sep 07 2017, 7:37 PM - 10:58 PM EDT
Att: 23,561 - Clear - 72 F

livebaseballscorecards.com

MIAMI

AB 35
R 5
H 10
RBI 5
BB 5
SO 9
LOB 17

Batter	1	2	3	4	5	6	7	8	9	AB	R	H	RBI	BB	SO	LOB	BOTTOM							
11 Ender Inciarte, L OBP: 0.354, SLG: 0.416										4	1	2	0	1	0	2								
1 Ozzie Albies, S OBP: 0.336, SLG: 0.450										4	0	1	2	0	2	2								
5 Freddie Freeman, L OBP: 0.414, SLG: 0.608										3	1	0	0	2	1	2								
27 Matt Kemp, R OBP: 0.328, SLG: 0.479										4	1	1	1	0	1	3								
16 Lane Adams, R OBP: 0.333, SLG: 0.421										1	0	0	0	0	0	2								
24 Kurt Suzuki, R OBP: 0.335, SLG: 0.502										4	0	2	1	0	0	0								
14 Rio Ruiz, L OBP: 0.287, SLG: 0.340										4	1	1	0	0	2	2								
7 Dansby Swanson, R OBP: 0.320, SLG: 0.343										4	1	2	0	0	1	1								
8 Jace Peterson, L OBP: 0.285, SLG: 0.288										4	0	2	2	0	1	1								
51 Sean Newcomb, L ERA: 3.95	5.0	24	7	4	3	3	2	0	1	0	0	0	0	0	0	6	8	5.40	1.800					
2 Micah Johnson, L ERA: 5.73	1.0	3	0	0	0	1	0	0	0	0	0	0	0	0	0	7	10	0.00	1.500					
39 Sam Freeman, R ERA: 4.5	0.2	3	1	0	0	1	0	0	0	0	0	0	0	0	0	3	4	0.00	0.000					
52 José Ramirez, R ERA: 2.49	1.1	8	3	1	0	1	0	0	0	0	0	0	0	0	14	22	0.00	1.000						
57 Rex Brothers, L ERA: 6.5	1.0	3	0	0	0	3	0	0	0	0	0	0	0	0	11	13	0.00	0.000						
18 Matt Adams, L OBP: 0.346, SLG: 0.522										1	0	0	0	0	0	2								
22 Nick Markakis, L OBP: 0.346, SLG: 0.522										0	0	0	0	0	0	0								
Inning Stats	R: 0 E: 0 K: 1 S: 11	H: 0 LOB: 1 BB: 1 P: 19	R: 2 E: 1 K: 0 S: 16	H: 3 LOB: 1 BB: 0 P: 26	R: 0 E: 0 K: 0 S: 7	H: 0 LOB: 0 BB: 1 P: 13	R: 0 E: 0 K: 0 S: 9	H: 1 LOB: 2 BB: 0 P: 16	R: 2 E: 0 K: 2 S: 17	H: 3 LOB: 1 BB: 0 P: 24	R: 0 E: 0 K: 1 S: 8	H: 0 LOB: 0 BB: 0 P: 14	R: 0 E: 0 K: 2 S: 10	H: 1 LOB: 1 BB: 0 P: 14	R: 0 E: 0 K: 2 S: 14	H: 1 LOB: 1 BB: 0 P: 22	R: 0 E: 0 K: 0 S: 14	H: 3 LOB: 2 BB: 1 P: 19	1B: 8 2B: 2 3B: 1 HR: 1	SF: 1 SAC: 1 DP: 1 HBP: 1	WP: 0 PB: 0 SB: 1 CS: 0	PA: 41		
PITCHER	IP WLS BF H R ER SO BB IBB HBP BLK WP HR S P ERA WHIP	IP WLS BF H R ER SO BB IBB HBP BLK WP HR S P ERA WHIP	IP WLS BF H R ER SO BB IBB HBP BLK WP HR S P ERA WHIP	IP WLS BF H R ER SO BB IBB HBP BLK WP HR S P ERA WHIP	IP WLS BF H R ER SO BB IBB HBP BLK WP HR S P ERA WHIP	IP WLS BF H R ER SO BB IBB HBP BLK WP HR S P ERA WHIP	IP WLS BF H R ER SO BB IBB HBP BLK WP HR S P ERA WHIP	IP WLS BF H R ER SO BB IBB HBP BLK WP HR S P ERA WHIP	IP WLS BF H R ER SO BB IBB HBP BLK WP HR S P ERA WHIP	IP WLS BF H R ER SO BB IBB HBP BLK WP HR S P ERA WHIP	IP WLS BF H R ER SO BB IBB HBP BLK WP HR S P ERA WHIP	IP WLS BF H R ER SO BB IBB HBP BLK WP HR S P ERA WHIP	IP WLS BF H R ER SO BB IBB HBP BLK WP HR S P ERA WHIP	IP WLS BF H R ER SO BB IBB HBP BLK WP HR S P ERA WHIP	IP WLS BF H R ER SO BB IBB HBP BLK WP HR S P ERA WHIP	IP WLS BF H R ER SO BB IBB HBP BLK WP HR S P ERA WHIP	IP WLS BF H R ER SO BB IBB HBP BLK WP HR S P ERA WHIP	IP WLS BF H R ER SO BB IBB HBP BLK WP HR S P ERA WHIP	IP WLS BF H R ER SO BB IBB HBP BLK WP HR S P ERA WHIP	IP WLS BF H R ER SO BB IBB HBP BLK WP HR S P ERA WHIP	IP WLS BF H R ER SO BB IBB HBP BLK WP HR S P ERA WHIP	IP WLS BF H R ER SO BB IBB HBP BLK WP HR S P ERA WHIP	IP WLS BF H R ER SO BB IBB HBP BLK WP HR S P ERA WHIP	IP WLS BF H R ER SO BB IBB HBP BLK WP HR S P ERA WHIP
58 Dan Straily, R ERA: 3.95	5.0	24	7	4	3	3	2	0	1	0	0	0	0	0	0	6	8	5.40	1.800					
49 Brian Ellington, R ERA: 5.73	1.0	3	0	0	0	1	0	0	0	0	0	0	0	0	0	7	10	0.00	1.500					
66 Jarlin Garcia, L ERA: 4.5	0.2	3	1	0	0	1	0	0	0	0	0	0	0	0	0	3	4	0.00	0.000					
71 Drew Steckenrider, R ERA: 2.49	1.1	8	3	1	0	1	0	0	0	0	0	0	0	0	14	22	0.00	1.000						
46 Kyle Barraclough, R ERA: 2.98	1.0	4	1	0	0	2	0	0	0	0	0	0	0	0	14	22	0.00	1.000						

Miami Marlins @ Atlanta Braves
SunTrust Park, Atlanta, GA
Thu Sep 07 2017, 7:37 PM - 10:58 PM EDT
Att: 23,561 - Clear - 72 F

livebaseballscorecards.com

Braves

AB 35
R 6
H 12
RBI 6
BB 3
SO 8
LOB 17

Batter	1	2	3	4	5	6	7	8	9	AB	R	H	RBI	BB	SO	LOB	TOP										
9 Dee Strange-Gordon, L (1.4) OBP: 0.341, SLG: 0.362	G4-3		L9						F7	4	0	1	0	1	0	1											
27 Giancarlo Stanton, R (1.9) OBP: 0.377, SLG: 0.666	HR		G4-3	G5-3					FC1-4 21 BB	5	1	1	1	0	1	4											
21 Christian Yelich, L (1.8) OBP: 0.375, SLG: 0.453	G6-3		L8							4	1	2	0	1	0	0											
13 Marcell Ozuna, R (1.7) OBP: 0.370, SLG: 0.539	L9									5	1	1	0	0	2	4											
11 J.T. Realmuto, R (1.3) OBP: 0.326, SLG: 0.445										4	1	2	2	0	2	0											
55 Brian Anderson, R (1.5) OBP: 0.382, SLG: 0.333										4	1	2	1	0	0	1											
17 A.J. Ellis, R (1.2) OBP: 0.293, SLG: 0.325										3	0	0	0	1	1	2											
19 Miguel Rojas, R (1.6) OBP: 0.324, SLG: 0.304										4	0	0	1	0	0	3											
61 Adam Conley, L (1.1) ERA: 5.23 22 Dustin McGowan, R (5.1) ERA: 4.0 49 Brian Ellington, R (7.1) ERA: 5.4 71 Drew Steckenrider, R (8.1) ERA: 2.3 51 Ichiro Suzuki, L (9.1) OBP: 0.322, SLG: 0.326 46 Kyle Barraclough, R (9.1) ERA: 2.3										2	0	0	0	0	2	3											
Inning Stats	R: 1 E: 0 K: 0 S: 8	H: 1 LOB: 0 BB: 0 P: 13	R: 0 E: 0 K: 2 S: 11	H: 1 LOB: 2 BB: 1 P: 23	R: 0 E: 0 K: 0 S: 7	H: 0 LOB: 0 BB: 0 P: 9	R: 3 E: 1 K: 1 S: 19	H: 4 LOB: 2 BB: 0 P: 29	R: 1 E: 0 K: 1 S: 12	H: 2 LOB: 1 BB: 0 P: 22	R: 0 E: 0 K: 2 S: 10	H: 0 LOB: 0 BB: 1 P: 17	R: 0 E: 0 K: 1 S: 7	H: 1 LOB: 0 BB: 0 P: 12	R: 0 E: 0 K: 1 S: 7	H: 0 LOB: 0 BB: 0 P: 8	R: 0 E: 0 K: 1 S: 11	H: 0 LOB: 2 BB: 2 P: 21	1B: 5 2B: 3 3B: 1 HR: 1	SF: 0 SAC: 0 DP: 1 HBP: 0	WP: 0 PB: 0 SB: 0 CS: 0	PA: 40					
PITCHER	IP	WLS	BF	H	R	ER	SO	BB	IBB	HBP	BLK	WP	HR	S	P	ERA	WHIP										
61 Max Fried, L (1.1) ERA: 4.7	3.2		19	6	4	3	3	1	0	0	0	0	1	43	71	7.36	1.909										
50 Lucas Sims, R (4.1) ERA: 5.49	2.1		10	2	1	1	3	1	0	0	0	0	0	24	42	3.86	1.286										
52 José Ramirez, R (7.1) ERA: 2.16	1.0		3	1	0	0	1	0	0	0	0	0	0	7	12	0.00	1.000										
39 Sam Freeman, L (8.1) ERA: 2.89	1.0		3	0	0	0	1	0	0	0	0	0	0	7	8	0.00	0.000										
38 Aroldys Vizcaino, R (9.1) ERA: 2.63	1.0	W	5	0	0	0	1	2	0	0	0	0	0	11	21	0.00	2.000										

Miami Marlins @ Atlanta Braves
SunTrust Park, Atlanta, GA
Sat Sep 09 2017, 7:11 PM - 10:31 PM EDT
Att: 34,043 - Clear - 72 F

AB 36
R 5
H 9
RBI 5
BB 4
SO 9
LOB 18



Batter	1	2	3	4	5	6	7	8	9	AB	R	H	RBI	BB	SO	LOB	BOTTOM										
11 Ender Inciarte, L (1.8) OBP: 0.354, SLG: 0.413	G6-3	G4-6-3							L9	5	0	2	1	1	0	2											
1 Ozzie Albies, S (1.4) OBP: 0.333, SLG: 0.442	K		F8							5	0	1	1	0	2	2											
5 Freddie Freeman, L (1.3) OBP: 0.418, SLG: 0.614	HBP		G3	F8						4	0	2	1	1	0	2											
27 Matt Kemp, R (1.7) OBP: 0.324, SLG: 0.471 38 Aroldys Vizcaino, R (9.1) ERA: 2.63										5	0	1	0	0	2	3											
24 Kurt Suzuki, R (1.2) OBP: 0.344, SLG: 0.507 2 Micah Johnson, L (9.1) ERA: 2.3										4	2	3	0	0	0	2											
7 Dansby Swanson, R (1.6) OBP: 0.324, SLG: 0.340	P3									2	1	0	0	3	1	4											
17 Johan Camargo, S (1.5) OBP: 0.330, SLG: 0.472										4	1	2	3	0	0	1											
16 Lane Adams, R (1.9) OBP: 0.357, SLG: 0.419										4	1	1	0	1	1	5											
61 Max Fried, L (1.1) ERA: 5.23 50 Lucas Sims, R (4.1) ERA: 4.0 8 Jace Peterson, L (5.1) ERA: 5.4 52 José Ramirez, R (7.1) ERA: 2.3 18 Matt Adams, L (8.1) OBP: 0.316, SLG: 0.359 39 Sam Freeman, R (8.1) ERA: 2.3 22 Nick Markakis, L (9.1) OBP: 0.325, SLG: 0.422										0	0	0	0	0	0	0											
Inning Stats	R: 0 E: 0 K: 1 S: 10	H: 2 LOB: 3 BB: 0 P: 16	R: 0 E: 0 K: 0 S: 9	H: 0 LOB: 1 BB: 1 P: 14	R: 0 E: 0 K: 0 S: 5	H: 0 LOB: 0 BB: 0 P: 7	R: 3 E: 0 K: 1 S: 14	H: 5 LOB: 2 BB: 0 P: 18	R: 1 E: 0 K: 0 S: 12	H: 2 LOB: 1 BB: 1 P: 23	R: 1 E: 0 K: 1 S: 16	H: 3 LOB: 2 BB: 0 P: 22	R: 0 E: 0 K: 1 S: 13	H: 0 LOB: 1 BB: 1 P: 21	R: 0 E: 0 K: 2 S: 11	H: 0 LOB: 1 BB: 1 P: 18	R: 0 E: 0 K: 0 S: 7	H: 1 LOB: 3 BB: 3 P: 20	1B: 11 2B: 1 3B: 0 HR: 1	SF: 0 SAC: 3 DP: 1 HBP: 1	WP: 1 PB: 0 SB: 1 CS: 0	PA: 46					
PITCHER	IP	WLS	BF	H	R	ER	SO	BB	IBB	HBP	BLK	WP	HR	S	P	ERA	WHIP										
61 Adam Conley, L (1.1) ERA: 5.23	4.2		25	9	4	4	2	2	0	1	0	0	0	47	72	7.71	2.357										
22 Dustin McGowan, R (5.1) ERA: 4.0	1.1		7	3	1	1	1	0	0	0	0	0	0	19	28	6.75	2.250										
49 Brian Ellington, R (7.1) ERA: 5.4	1.0		4	0	0	0	1	1	0	0	0	0	0	13	21	0.00	1.000										
71 Drew Steckenrider, R (8.1) ERA: 2.3	1.0		4	0	0	0	2	1	0	0	0	0	0	11	18	0.00	1.000										
46 Kyle Barraclough, R (9.1) ERA: 3.0	0.2	L	6	1	1	1	0	3	0	0	0	1	0	7	20	13.50	6.000										

Miami Marlins @ Atlanta Braves
SunTrust Park, Atlanta, GA
Sat Sep 09 2017, 7:11 PM - 10:31 PM EDT
Att: 34,043 - Clear - 72 F

AB 35
R 6
H 13
RBI 6
BB 7
SO 6
LOB 22



Batter	1	2	3	4	5	6	7	8	9	10	11	AB	R	H	RBI	BB	SO	LOB	TOP							
11 J.T. Realmuto, R OBP: 0.330, SLG: 0.450												6	1	4	2	0	0	2								
27 Giancarlo Stanton, R OBP: 0.377, SLG: 0.644												6	2	2	0	0	3	4								
21 Christian Yelich, L OBP: 0.377, SLG: 0.455												6	1	3	2	0	0	4								
28 Tyler Moore, R OBP: 0.091, SLG: 0.091												4	0	0	0	0	0	1	3							
13 Marcel Ozuna, R OBP: 0.310, SLG: 0.528												1	0	0	0	0	0	0	0							
66 Jarlin Garcia, L OBP: 0.199, SLG: 0.237												0	0	0	0	0	0	0	0							
40 Javy Guerra, R OBP: 0.211, SLG: 0.211												0	0	0	0	0	0	0	0							
41 Justin Bour, L OBP: 0.367, SLG: 0.544												3	1	0	1	2	1	2								
55 Brian Anderson, R OBP: 0.350, SLG: 0.286												5	1	0	0	1	3	4								
12 Mike Aviles, R OBP: 0.329, SLG: 0.323												2	1	0	0	1	2	0								
9 Dee Strange-Gordon, L OBP: 0.342, SLG: 0.368												2	1	1	1	0	0	0								
19 Miguel Rojas, R OBP: 0.329, SLG: 0.308												4	0	2	1	0	0	0								
43 Odrisamer Despaigne, R OBP: 0.091, SLG: 0.091												2	0	0	0	0	1	3								
20 Justin Nicolino, L OBP: 0.319, SLG: 0.335												2	0	0	0	0	0	0	1							
51 Ichiro Suzuki, L OBP: 0.319, SLG: 0.335												2	0	0	0	0	0	1								
Inning Stats	R: 0 E: 0 K: 0 S: 10	H: 1 LOB: 1 BB: 0 P: 14	R: 3 E: 0 K: 2 S: 21	H: 2 LOB: 3 BB: 3 P: 36	R: 0 E: 0 K: 2 S: 8	H: 0 LOB: 0 BB: 0 P: 10	R: 0 E: 0 K: 1 S: 8	H: 0 LOB: 0 BB: 0 P: 10	R: 2 E: 0 K: 0 S: 12	H: 3 LOB: 1 BB: 0 P: 18	R: 0 E: 0 K: 1 S: 10	H: 1 LOB: 1 BB: 0 P: 17	R: 0 E: 0 K: 2 S: 9	H: 1 LOB: 1 BB: 0 P: 14	R: 1 E: 0 K: 1 S: 10	H: 1 LOB: 1 BB: 0 P: 16	R: 2 E: 0 K: 0 S: 12	H: 2 LOB: 0 BB: 0 P: 18	R: 0 E: 0 K: 0 S: 8	H: 0 LOB: 0 BB: 0 P: 9	R: 0 E: 0 K: 2 S: 12	H: 2 LOB: 3 BB: 1 P: 15	1B: 8 2B: 4 3B: 0 HR: 1	SF: 1 SAC: 1 DP: 0 HBP: 1	WP: 0 PB: 0 SB: 0 CS: 0	PA: 51
PITCHER	19 R.A. Dickey, R ERA: 4.28	63 Dan Winkler, R ERA: 2.16	67 A.J. Minter, L ERA: 3.52	52 José Ramirez, R ERA: 2.28	45 Matt Wisler, R ERA: 6.26	46 Ian Krol, L ERA: 5.8	38 Aroldys Vizcaino, R ERA: 2.53																			

Miami Marlins @ Atlanta Braves
SunTrust Park, Atlanta, GA
Sun Sep 10 2017, 1:39 PM - 5:25 PM EDT
Att: 34,974 - Cloudy - 67 F

livebaseballscores.com

AB 44
R 8
H 13
RBI 8
BB 4
SO 11
LOB 24

Batter	1	2	3	4	5	6	7	8	9	10	11	AB	R	H	RBI	BB	SO	LOB	BOTTOM							
11 Ender Inciarte, L OBP: 0.352, SLG: 0.410												6	1	1	0	0	0	0								
1 Ozzie Albies, S OBP: 0.346, SLG: 0.444												4	1	2	1	2	0	0								
5 Freddie Freeman, L OBP: 0.417, SLG: 0.608												5	1	1	0	1	1	4								
22 Nick Markakis, L OBP: 0.364, SLG: 0.402												5	2	1	0	1	0	3								
25 Tyler Flowers, R OBP: 0.377, SLG: 0.445												6	1	3	3	0	0	1								
2 Micah Johnson, L OBP: 0.370, SLG: 0.469												0	1	0	0	0	0	0								
18 Matt Adams, L OBP: 0.318, SLG: 0.532												2	0	1	0	1	0	0								
16 Lane Adams, R OBP: 0.370, SLG: 0.469												2	2	1	2	1	0	1								
17 Johan Camargo, S OBP: 0.336, SLG: 0.472												4	0	2	2	1	1	1								
7 Dansby Swanson, R OBP: 0.324, SLG: 0.340												0	0	0	0	0	0	0								
14 Rio Ruiz, L OBP: 0.282, SLG: 0.324												4	1	1	2	1	1	4								
19 R.A. Dickey, R ERA: 4.38	20 Justin Nicolino, L ERA: 5.4	25 Junichi Tazawa, R ERA: 5.59	66 Jarlin Garcia, L ERA: 4.93	40 Javy Guerra, R ERA: 4.0	19 R.A. Dickey, R ERA: 4.38	45 Vance Worley, R ERA: 6.58																				
Inning Stats	R: 0 E: 0 K: 1 S: 8	H: 0 LOB: 1 BB: 1 P: 12	R: 0 E: 0 K: 1 S: 6	H: 0 LOB: 0 BB: 0 P: 9	R: 5 E: 0 K: 0 S: 15	H: 4 LOB: 2 BB: 3 P: 31	R: 0 E: 0 K: 0 S: 10	H: 0 LOB: 2 BB: 2 P: 23	R: 0 E: 0 K: 1 S: 12	H: 1 LOB: 1 BB: 1 P: 19	R: 0 E: 0 K: 0 S: 7	H: 1 LOB: 1 BB: 0 P: 10	R: 0 E: 0 K: 0 S: 7	H: 1 LOB: 1 BB: 0 P: 11	R: 0 E: 0 K: 0 S: 6	H: 0 LOB: 0 BB: 0 P: 12	R: 3 E: 0 K: 0 S: 23	H: 4 LOB: 2 BB: 1 P: 35	R: 0 E: 0 K: 0 S: 6	H: 0 LOB: 0 BB: 0 P: 6	R: 2 E: 0 K: 0 S: 4	H: 2 LOB: 1 BB: 0 P: 5	1B: 10 2B: 2 3B: 0 HR: 1	SF: 0 SAC: 0 DP: 1 HBP: 0	WP: 0 PB: 0 SB: 0 CS: 0	PA: 51
PITCHER	43 Odrisamer Despaigne, R ERA: 4.38	20 Justin Nicolino, L ERA: 5.4	25 Junichi Tazawa, R ERA: 5.59	66 Jarlin Garcia, L ERA: 4.93	40 Javy Guerra, R ERA: 4.0	45 Vance Worley, R ERA: 6.58																				

Miami Marlins @ Atlanta Braves
SunTrust Park, Atlanta, GA
Sun Sep 10 2017, 1:39 PM - 5:25 PM EDT
Att: 34,974 - Cloudy - 67 F

livebaseballscores.com

AB 43
R 10
H 13
RBI 10
BB 8
SO 3
LOB 19

Batter	1	2	3	4	5	6	7	8	9	10	11	12	13	14	15	AB	R	H	RBI	BB	SO	LOB	TOP																															
9 Dee Strange-Gordon, L OBP: 0.343, SLG: 0.369	G4-3		G5-3			G1-3			G6-3							7	1	3	1	0	0	1																																
27 Giancarlo Stanton, R OBP: 0.376, SLG: 0.639	G6-3		L8				G6-3		G4-3					K		6	0	1	0	1	1	1																																
21 Christian Yelich, L OBP: 0.372, SLG: 0.450	G4-3					K	SF7		F7							6	0	0	1	0	1	2																																
13 Marcell Ozuna, R OBP: 0.368, SLG: 0.540	G6-3					K	FC6-4									7	1	2	1	0	2	3																																
41 Justin Bour, L OBP: 0.326, SLG: 0.409																4	2	2	0	0	1	1																																
22 Dustin McCowan, R ERA: 4.2																0	0	0	0	0	0	0																																
71 Drew Steckenrider, R ERA: 3.1																0	0	0	0	0	0	0																																
46 Kyle Barraclough, R ERA: 3.7																0	0	0	0	0	0	0																																
49 Brian Ellington, R ERA: 3.7																0	0	0	0	0	0	0																																
55 Brian Anderson, R ERA: 3.5																2	0	0	0	0	0	1																																
11 J.T. Realmuto, R OBP: 0.331, SLG: 0.452																6	2	2	2	1	1	1																																
32 Derek Dietrich, L OBP: 0.326, SLG: 0.409																6	1	1	2	0	1	3																																
25 Junichi Tazawa, R ERA: 5.36																0	0	0	0	0	0	0																																
66 Jarlin Garcia, L ERA: 4.66																0	0	0	0	0	0	0																																
12 Mike Aviles, R OBP: 0.324, SLG: 0.317																1	0	0	0	0	0	0																																
40 Javy Guerra, R ERA: 4.66																0	0	0	0	0	0	0																																
19 Miguel Rojas, R OBP: 0.332, SLG: 0.313																6	1	2	1	1	0	2																																
76 Dillon Peters, L ERA: 2.5																2	0	0	0	0	2	1																																
28 Tyler Moore, R OBP: 0.282, SLG: 0.382																1	0	0	0	0	1	1																																
18 Tomas Telis, S OBP: 0.290, SLG: 0.330																2	0	0	0	0	1	0																																
Inning Stats	R: 0 E: 0 K: 0 S: 7	H: 0 LOB: 0 BB: 0 P: 9	R: 1 E: 0 K: 1 S: 14	H: 2 LOB: 1 BB: 0 P: 19	R: 0 E: 0 K: 2 S: 8	H: 0 LOB: 0 BB: 0 P: 8	R: 0 E: 0 K: 2 S: 11	H: 0 LOB: 0 BB: 0 P: 17	R: 4 E: 0 K: 0 S: 17	H: 4 LOB: 1 BB: 1 P: 27	R: 2 E: 0 K: 1 S: 11	H: 3 LOB: 1 BB: 0 P: 17	R: 0 E: 0 K: 1 S: 9	H: 1 LOB: 1 BB: 0 P: 14	R: 0 E: 0 K: 1 S: 5	H: 0 LOB: 1 BB: 1 P: 11	R: 0 E: 0 K: 0 S: 9	H: 0 LOB: 0 BB: 0 P: 12	R: 1 E: 0 K: 0 S: 11	H: 1 LOB: 2 BB: 1 P: 18	R: 0 E: 0 K: 1 S: 10	H: 1 LOB: 1 BB: 1 P: 17	R: 0 E: 0 K: 0 S: 7	H: 0 LOB: 0 BB: 0 P: 9	R: 0 E: 0 K: 1 S: 11	H: 1 LOB: 1 BB: 0 P: 15	R: 0 E: 0 K: 2 S: 9	H: 0 LOB: 0 BB: 0 P: 12	R: 0 E: 0 K: 1 S: 8	H: 0 LOB: 0 BB: 0 P: 12	1B: 8 2B: 3 3B: 0 HR: 2	SF: 1 SAC: 1 DP: 0 HBP: 0	WP: 0 PB: 1 SB: 2 CS: 0	PA: 62																				
PITCHER	IP ERA: 6.75	WLS BF 24	H R 7	ER SO 4	BB IBB 0	HBP BLK 0	WP HR 0	S P 60 84	P ERA 12.60	WHIP 1.800	PITCHER	IP ERA: 4.13	WLS BF 10	H R 0	ER SO 0	BB IBB 0	HBP BLK 0	WP HR 0	S P 12 12	P ERA 0.00	WHIP 0.000	PITCHER	IP ERA: 3.11	WLS BF 10	H R 1	ER SO 1	BB IBB 0	HBP BLK 0	WP HR 0	S P 21 35	P ERA 4.50	WHIP 1.500	PITCHER	IP ERA: 2.54	WLS BF 10	H R 1	ER SO 0	BB IBB 0	HBP BLK 0	WP HR 0	S P 18 24	P ERA 0.00	WHIP 0.500	PITCHER	IP ERA: 4.53	WLS BF 6	H R 0	ER SO 3	BB IBB 0	HBP BLK 0	WP HR 0	S P 17 24	P ERA 0.00	WHIP 0.000

Miami Marlins @ Philadelphia Phillies
Citizens Bank Park, Philadelphia, PA
Tue Sep 12 2017, 7:07 PM - 12:04 AM EDT
Att. 16,439 - Partly Cloudy - 75 F

AB 56
R 8
H 13
RBI 8
BB 4
SO 12
LOB 16



Batter	1	2	3	4	5	6	7	8	9	10	11	12	13	14	15	AB	R	H	RBI	BB	SO	LOB	BOTTOM
37 Odúbel Herrera, L OBP: 0.336, SLG: 0.464						FC6-4										8	2	3	0	0	2	6	
13 Freddy Galvis, S OBP: 0.305, SLG: 0.382	F8		B1				G3									7	0	1	1	0	0	2	
23 Aaron Altherr, R OBP: 0.394, SLG: 0.526																7	1	2	1	1	1	4	
17 Rhys Hoskins, R OBP: 0.424, SLG: 0.754																6	2	2	2	2	0	3	
5 Nick Williams, L OBP: 0.349, SLG: 0.500																6	1	3	2	0	2	2	
7 Maikel Franco, R OBP: 0.284, SLG: 0.402																5	1	2	0	0	1	5	
16 César Hernández, R OBP: 0.360, SLG: 0.420																1	0	0	0	1	0	0	
38 Jorge Alfaro, R OBP: 0.354, SLG: 0.419																6	1	1	1	0	4	5	
57 Luis Garcia, R OBP: 0.257, SLG: 0.292																0	0	0	0	0	0	0	
4 Andrés Blanco, S OBP: 0.257, SLG: 0.292																1	0	0	0	0	0	2	
61 Edubray Ramos, R ERA: 4.66																0	0	0	0	0	0	0	
2 J.P. Crawford, L OBP: 0.296, SLG: 0.360																5	1	2	1	2	0	0	
41 Mike Pelfrey, R ERA: 3.7																2	0	0	0	0	0	1	
55 Gregory Brown, R ERA: 3.7																0	0	0	0	0	0	0	
64 Victor Arano, R ERA: 3.7																0	0	0	0	0	0	0	
61 Eduardo Pardo, R ERA: 3.7																0	0	0	0	0	0	0	
14 Tyler Garton, R ERA: 3.7																0	0	0	0	0	0	0	
14 Tyler Garton, R ERA: 3.7																0	0	0	0	0	0	0	
14 Tyler Garton, R ERA: 3.7																0	0	0	0	0	0	0	
14 Tyler Garton, R ERA: 3.7																0	0	0	0	0	0	0	
14 Tyler Garton, R ERA: 3.7																0	0	0	0	0	0	0	
14 Tyler Garton, R ERA: 3.7																0	0	0	0	0	0	0	
14 Tyler Garton, R ERA: 3.7																0	0	0	0	0	0	0	
14 Tyler Garton, R ERA: 3.7																0	0	0	0	0	0	0	
14 Tyler Garton, R ERA: 3.7																0	0	0	0	0	0	0	
14 Tyler Garton, R ERA: 3.7																0	0	0	0	0	0	0	
14 Tyler Garton, R ERA: 3.7																0	0	0	0	0	0	0	
14 Tyler Garton, R ERA: 3.7																0	0	0	0	0	0	0	
14 Tyler Garton, R ERA: 3.7																0	0	0	0	0	0	0	
14 Tyler Garton, R ERA: 3.7																0	0	0	0	0	0	0	
14 Tyler Garton, R ERA: 3.7																0	0	0	0	0	0	0	
14 Tyler Garton, R ERA: 3.7																0	0	0	0	0	0	0	
14 Tyler Garton, R ERA: 3.7																0	0	0	0	0	0	0	
14 Tyler Garton, R ERA: 3.7																0	0	0	0	0	0	0	
14 Tyler Garton, R ERA: 3.7																0	0	0	0	0	0	0	
14 Tyler Garton, R ERA: 3.7																0	0	0	0	0	0	0	
14 Tyler Garton, R ERA: 3.7																0	0	0	0	0	0	0	
14 Tyler Garton, R ERA: 3.7																0	0	0	0	0	0	0	
14 Tyler Garton, R ERA: 3.7																0	0	0	0	0	0	0	
14 Tyler Garton, R ERA: 3.7																0	0	0	0	0	0	0	
14 Tyler Garton, R ERA: 3.7																0	0	0	0	0	0	0	
14 Tyler Garton, R ERA: 3.7																							

Batter	1	2	3	4	5	6	7	8	9	AB	R	H	RBI	BB	SO	LOB	TOP			
9 Dee Strange-Gordon, L OBP: 0.342, SLG: 0.388 32 Derek Dietrich, L OBP: 0.326, SLG: 0.409										4	0	1	0	0	3	0	Miami Marlins @ Philadelphia Phillies Citizens Bank Park, Philadelphia, PA Wed Sep 13 2017, 7:07 PM - 9:31 PM EDT Att: 16,745 - Cloudy - 73 F			
27 Giancarlo Stanton, R OBP: 0.375, SLG: 0.692										3	0	0	0	1	0	1				
21 Christian Yelich, L OBP: 0.372, SLG: 0.454										4	1	1	1	0	1	1				
13 Marcell Ozuna, R OBP: 0.366, SLG: 0.536										4	0	0	0	0	4	1				
41 Justin Bour, L OBP: 0.373, SLG: 0.543										2	0	1	0	2	0	0				
55 Brian Anderson, R OBP: 0.326, SLG: 0.268										4	0	1	0	0	2	2				
17 A.J. Ellis, R OBP: 0.285, SLG: 0.315										4	0	0	0	0	1	3				
12 Mike Aviles, R OBP: 0.311, SLG: 0.303										3	0	0	0	0	0	2				
58 Dan Straily, R OBP: 0.058, SLG: 0.039 51 Ichiro Suzuki, L OBP: 0.321, SLG: 0.333 54 Wei-Yin Chen, R OBP: 0.125, SLG: 0.125										2	0	0	0	0	2	2				
Inning Stats	R: 0 H: 0 E: 0 K: 2 S: 9	H: 0 LOB: 1 BB: 1 P: 17	R: 0 H: 1 E: 0 K: 2 S: 12	H: 1 LOB: 2 BB: 1 P: 19	R: 1 H: 1 E: 0 K: 2 S: 12	H: 1 LOB: 0 BB: 0 P: 16	R: 0 H: 0 E: 0 K: 1 S: 6	H: 0 LOB: 0 BB: 0 P: 7	R: 0 H: 1 E: 0 K: 1 S: 10	H: 1 LOB: 1 BB: 0 P: 13	R: 0 H: 1 E: 0 K: 2 S: 11	H: 1 LOB: 1 BB: 0 P: 16	R: 0 H: 0 E: 0 K: 1 S: 6	H: 0 LOB: 0 BB: 0 P: 9	R: 0 H: 0 E: 0 K: 1 S: 6	H: 0 LOB: 1 BB: 1 P: 14		1B: 3 2B: 0 3B: 0 HR: 1	SF: 0 SAC: 0 DP: 0 HBP: 0	WP: 0 PB: 0 SB: 1 CS: 0
PITCHER	IP	WLS	BF	H	R	ER	SO	BB	IBB	HBP	BLK	WP	HR	S	P	ERA	WHIP			
27 Aaron Nola, R ERA: 3.6	(1, 1)	7.0	W	27	4	1	11	2	0	0	0	0	1	66	97	1.29	0.857			
39 Adam Morgan, L ERA: 4.04	(8, 1)	1.0		3	0	0	1	0	0	0	0	0	0	6	10	0.00	0.000			
64 Victor Arano, R ERA:	(9, 1)	1.0		4	0	0	0	1	0	0	0	0	0	8	14	0.00	1.000			

Batter	1	2	3	4	5	6	7	8	9	AB	R	H	RBI	BB	SO	LOB	BOTTOM			
37 Odúbel Herrera, L OBP: 0.337, SLG: 0.472										5	2	2	2	0	1	1	Miami Marlins @ Philadelphia Phillies Citizens Bank Park, Philadelphia, PA Wed Sep 13 2017, 7:07 PM - 9:31 PM EDT Att: 16,745 - Cloudy - 73 F			
13 Freddy Galvis, S OBP: 0.307, SLG: 0.386										5	2	3	0	0	1	0				
17 Rhys Hoskins, R OBP: 0.434, SLG: 0.784										2	2	2	3	1	0	0				
5 Nick Williams, L OBP: 0.351, SLG: 0.502										3	0	2	1	0	0	1				
23 Aaron Altherr, R OBP: 0.353, SLG: 0.525										4	1	1	1	0	1	4				
7 Maikel Franco, R OBP: 0.283, SLG: 0.401										4	0	1	1	0	0	3				
29 Cameron Rupp, R OBP: 0.300, SLG: 0.418										4	0	0	0	0	3	2				
2 J.P. Crawford, L OBP: 0.290, SLG: 0.379										4	0	1	0	0	0	0				
27 Aaron Nola, R OBP: 0.167, SLG: 0.091 39 Adam Morgan, L OBP: 0.697, SLG: 0.500 19 Tommy Joseph, R OBP: 0.289, SLG: 0.431 64 Victor Arano, R ERA:										3	1	1	0	0	1	1				
Inning Stats	R: 1 H: 3 E: 0 K: 0 S: 9	H: 3 LOB: 2 BB: 0 P: 14	R: 0 H: 1 E: 0 K: 2 S: 9	H: 1 LOB: 0 BB: 0 P: 11	R: 2 H: 2 E: 0 K: 2 S: 16	H: 2 LOB: 1 BB: 1 P: 26	R: 0 H: 0 E: 0 K: 0 S: 5	H: 0 LOB: 0 BB: 0 P: 8	R: 2 H: 3 E: 0 K: 0 S: 9	H: 3 LOB: 1 BB: 0 P: 11	R: 3 H: 4 E: 0 K: 1 S: 13	H: 4 LOB: 1 BB: 0 P: 22	R: 0 H: 0 E: 0 K: 1 S: 8	H: 0 LOB: 0 BB: 0 P: 10	R: 0 H: 0 E: 0 K: 1 S: 8	H: 0 LOB: 0 BB: 0 P: 11		1B: 7 2B: 4 3B: 0 HR: 2	SF: 2 SAC: 0 DP: 0 HBP: 0	WP: 0 PB: 0 SB: 0 CS: 0
PITCHER	IP	WLS	BF	H	R	ER	SO	BB	IBB	HBP	BLK	WP	HR	S	P	ERA	WHIP			
58 Dan Straily, R ERA: 4.24 54 Wei-Yin Chen, L ERA: 3.9	(1, 1)	6.0	L	32	13	8	8	5	1	0	0	0	2	61	92	12.00	2.333			
	(7, 1)	2.0		6	0	0	2	0	0	0	0	0	0	16	21	0.00	0.000			

Batter	1	2	3	4	5	6	7	8	9	AB	R	H	RBI	BB	SO	LOB	TOP
18 Eric Sogard, L (1,6) OBP: 0.389, SLG: 0.390	G4-3	F8			P4		F7	18 HR 15 BB	G4-6-3	4	1	1	0	2	0	2	Milwaukee Brewers @ Miami Marlins Miller Park, Milwaukee, WI Fri Sep 15 2017, 7:12 PM - 10:34 PM CDT Att: 19,369 - Clear - 75 F
15 Neil Walker, S (1,4) OBP: 0.355, SLG: 0.454	8 G6-3 1B		G4-3		8 BB		15 BB	15 HR	G4-6-3	4	1	2	4	1	1	1	
8 Ryan Braun, R (1,7) OBP: 0.337, SLG: 0.481	G6-3		G6-3		K					4	1	1	0	1	1	3	
21 Travis Shaw, L (1,5) OBP: 0.350, SLG: 0.521	16 FC6-4 BB		G5-3				K	21 HR		4	1	1	0	1	2	4	
16 Domingo Santana, R (1,9) OBP: 0.396, SLG: 0.485	FC6-4				K		K	16 HR		5	1	1	3	0	3	2	
37 Anthony Swarzak, R (8,1)					K		K	16 HR		0	0	0	0	0	0	0	
56 Aaron Wilkerson, R (9,1)					K		K	16 HR		0	0	0	0	0	0	0	
7 Eric Thames, L (1,3) OBP: 0.385, SLG: 0.530		12 HR BB								2	2	2	1	1	0	0	
23 Keon Broxton, R (8,PH) OBP: 0.299, SLG: 0.431			12 G6-3 2B							1	0	0	0	0	0	1	
12 Stephen Vogt, L (1,2) OBP: 0.327, SLG: 0.417			G6-3							3	1	1	2	0	0	2	
9 Manny Pina, R (7,2) OBP: 0.327, SLG: 0.434										2	1	2	0	0	0	0	
33 Brett Phillips, L (1,8) OBP: 0.304, SLG: 0.360		F8					F7			4	0	0	0	1	1	3	
32 Jeremy Jeffress, R (1,1) ERA: 3.62										1	0	0	0	0	0	0	
50 Jacob Barnes, R (3,1) ERA: 4.7										0	0	0	0	0	0	0	
58 Wei-Chung Wang, L (4,1) ERA: 9.0										0	0	0	0	0	0	0	
41 Junior Guerra, R (4,1) ERA: 5.1										0	0	0	0	0	0	0	
71 Ichiro Suzuki, L (7,PH) ERA: 4.34										0	0	0	0	0	0	0	
49 Brian Ellington, R (8,1) ERA: 6.69										0	0	0	0	0	0	0	
22 Dustin McGowan, R (8,1) ERA: 4.46										0	0	0	0	0	0	0	
Inning Stats	R: 0 E: 0 K: 0 S: 7	H: 1 LOB: 2 BB: 1 P: 18	R: 2 H: 1 LOB: 0 BB: 1 P: 30	R: 0 H: 0 LOB: 0 BB: 0 P: 10	R: 0 H: 1 LOB: 2 BB: 1 P: 23	R: 0 H: 1 LOB: 2 BB: 1 P: 26	R: 0 H: 0 LOB: 1 BB: 0 P: 18	R: 0 H: 0 LOB: 2 BB: 2 P: 22	R: 8 H: 6 LOB: 1 BB: 1 P: 31	R: 0 H: 2 LOB: 1 BB: 0 P: 12	1B: 7 2B: 1 3B: 0 HR: 4	SF: 0 SAC: 0 DP: 1 HBP: 1	WP: 0 PB: 0 SB: 1 CS: 0	PA: 47			
PITCHER	IP WLS BF H R ER SO	IP WLS BF H R ER SO	IP WLS BF H R ER SO	IP WLS BF H R ER SO	IP WLS BF H R ER SO	IP WLS BF H R ER SO	IP WLS BF H R ER SO	IP WLS BF H R ER SO	IP WLS BF H R ER SO	IP WLS BF H R ER SO	IP WLS BF H R ER SO	IP WLS BF H R ER SO	IP WLS BF H R ER SO	IP WLS BF H R ER SO	IP WLS BF H R ER SO	IP WLS BF H R ER SO	ERA WHIP
62 José Ureña, R (1,1) ERA: 3.62	4.2 22 4 2 2 3	1.1 5 0 0 0 3	1.0 5 0 0 0 2	0.2 L 8 4 7 1	1.1 7 4 1 1 0	1.1 7 4 1 1 0	1.1 7 4 1 1 0	1.1 7 4 1 1 0	1.1 7 4 1 1 0	1.1 7 4 1 1 0	1.1 7 4 1 1 0	1.1 7 4 1 1 0	1.1 7 4 1 1 0	1.1 7 4 1 1 0	1.1 7 4 1 1 0	1.1 7 4 1 1 0	3.86 1.500
66 Jarlin Garcia, L (5,1) ERA: 4.7	1.1 5 0 0 0 3	1.0 5 0 0 0 2	0.2 L 8 4 7 1	1.1 7 4 1 1 0	1.1 7 4 1 1 0	1.1 7 4 1 1 0	1.1 7 4 1 1 0	1.1 7 4 1 1 0	1.1 7 4 1 1 0	1.1 7 4 1 1 0	1.1 7 4 1 1 0	1.1 7 4 1 1 0	1.1 7 4 1 1 0	1.1 7 4 1 1 0	1.1 7 4 1 1 0	1.1 7 4 1 1 0	0.00 0.000
71 Drew Steckenrider, R (7,1) ERA: 2.15	1.0 5 0 0 0 2	0.2 L 8 4 7 1	1.1 7 4 1 1 0	1.1 7 4 1 1 0	1.1 7 4 1 1 0	1.1 7 4 1 1 0	1.1 7 4 1 1 0	1.1 7 4 1 1 0	1.1 7 4 1 1 0	1.1 7 4 1 1 0	1.1 7 4 1 1 0	1.1 7 4 1 1 0	1.1 7 4 1 1 0	1.1 7 4 1 1 0	1.1 7 4 1 1 0	1.1 7 4 1 1 0	0.00 2.000
49 Brian Ellington, R (8,1) ERA: 6.69	0.2 L 8 4 7 1	1.1 7 4 1 1 0	1.1 7 4 1 1 0	1.1 7 4 1 1 0	1.1 7 4 1 1 0	1.1 7 4 1 1 0	1.1 7 4 1 1 0	1.1 7 4 1 1 0	1.1 7 4 1 1 0	1.1 7 4 1 1 0	1.1 7 4 1 1 0	1.1 7 4 1 1 0	1.1 7 4 1 1 0	1.1 7 4 1 1 0	1.1 7 4 1 1 0	1.1 7 4 1 1 0	94.50 9.000
22 Dustin McGowan, R (8,1) ERA: 4.46	1.1 7 4 1 1 0	1.1 7 4 1 1 0	1.1 7 4 1 1 0	1.1 7 4 1 1 0	1.1 7 4 1 1 0	1.1 7 4 1 1 0	1.1 7 4 1 1 0	1.1 7 4 1 1 0	1.1 7 4 1 1 0	1.1 7 4 1 1 0	1.1 7 4 1 1 0	1.1 7 4 1 1 0	1.1 7 4 1 1 0	1.1 7 4 1 1 0	1.1 7 4 1 1 0	1.1 7 4 1 1 0	6.75 3.000

Batter	1	2	3	4	5	6	7	8	9	AB	R	H	RBI	BB	SO	LOB	BOTTOM
9 Dee Strange-Gordon, L (1,4) OBP: 0.339, SLG: 0.385	G1-3	P6			K			G4-3		4	0	0	0	0	1	2	Milwaukee Brewers @ Miami Marlins Miller Park, Milwaukee, WI Fri Sep 15 2017, 7:12 PM - 10:34 PM CDT Att: 19,369 - Clear - 75 F
27 Giancarlo Stanton, R (1,9) OBP: 0.374, SLG: 0.603	G5-3		L5		K			13 FC6-4 1B		4	0	1	0	0	1	0	
21 Christian Yelich, L (1,8) OBP: 0.371, SLG: 0.452	G4-3				K					3	0	0	0	1	2	1	
13 Marcell Ozuna, R (1,7) OBP: 0.363, SLG: 0.532		G4-3			K		F9	FC6-4		4	0	0	0	0	1	2	
11 J.T. Realmuto, R (1,2) OBP: 0.329, SLG: 0.450			G4-3		K		K			4	1	1	0	0	2	1	
41 Justin Bour, L (1,3) OBP: 0.367, SLG: 0.533					K		K			4	1	1	1	0	2	0	
55 Brian Anderson, R (1,5) OBP: 0.333, SLG: 0.327		P2			K		G1-3			4	0	0	0	0	2	1	
19 Miguel Rojas, R (1,6) OBP: 0.338, SLG: 0.318					K		K			3	0	2	0	0	1	0	
62 José Ureña, R (1,1) OBP: 0.314, SLG: 0.136					K					2	0	1	1	0	1	1	
66 Jarlin Garcia, L (5,1) ERA: 4.7					K					0	0	0	0	0	0	0	
58 Wei-Chung Wang, L (4,1) ERA: 9.0					K					0	0	0	0	0	0	0	
41 Junior Guerra, R (4,1) ERA: 5.1					K					0	0	0	0	0	0	0	
71 Ichiro Suzuki, L (7,PH) ERA: 4.34					K					0	0	0	0	0	0	0	
49 Brian Ellington, R (8,1) ERA: 6.69					K					0	0	0	0	0	0	0	
22 Dustin McGowan, R (8,1) ERA: 4.46					K					0	0	0	0	0	0	0	
Inning Stats	R: 0 E: 0 K: 0 S: 4	H: 0 LOB: 0 BB: 0 P: 8	R: 2 H: 4 LOB: 2 BB: 0 P: 23	R: 0 H: 0 LOB: 1 BB: 1 P: 17	R: 0 H: 1 LOB: 1 BB: 0 P: 16	R: 0 H: 0 LOB: 0 BB: 0 P: 14	R: 0 H: 0 LOB: 0 BB: 0 P: 11	R: 0 H: 0 LOB: 0 BB: 0 P: 13	R: 0 H: 1 LOB: 1 BB: 0 P: 15	R: 0 H: 0 LOB: 0 BB: 0 P: 12	1B: 5 2B: 1 3B: 0 HR: 0	SF: 0 SAC: 0 DP: 0 HBP: 0	WP: 0 PB: 0 SB: 0 CS: 0	PA: 34			
PITCHER	IP WLS BF H R ER SO	IP WLS BF H R ER SO	IP WLS BF H R ER SO	IP WLS BF H R ER SO	IP WLS BF H R ER SO	IP WLS BF H R ER SO	IP WLS BF H R ER SO	IP WLS BF H R ER SO	IP WLS BF H R ER SO	IP WLS BF H R ER SO	IP WLS BF H R ER SO	IP WLS BF H R ER SO	IP WLS BF H R ER SO	IP WLS BF H R ER SO	IP WLS BF H R ER SO	IP WLS BF H R ER SO	ERA WHIP
32 Jeremy Jeffress, R (1,1) ERA: 4.7	2.0 10 4 2 2 3	1.0 4 0 0 0 1	1.0 5 0 0 0 2	0.1 1 0 0 0 1	1.0 5 0 0 0 2	1.0 5 0 0 0 2	1.0 5 0 0 0 2	1.0 5 0 0 0 2	1.0 5 0 0 0 2	1.0 5 0 0 0 2	1.0 5 0 0 0 2	1.0 5 0 0 0 2	1.0 5 0 0 0 2	1.0 5 0 0 0 2	1.0 5 0 0 0 2	1.0 5 0 0 0 2	0.00 2.000
50 Jacob Barnes, R (3,1) ERA: 4.7	1.0 4 0 0 0 1	0.1 1 0 0 0 1	1.0 5 0 0 0 2	0.1 1 0 0 0 1	1.0 5 0 0 0 2	1.0 5 0 0 0 2	1.0 5 0 0 0 2	1.0 5 0 0 0 2	1.0 5 0 0 0 2	1.0 5 0 0 0 2	1.0 5 0 0 0 2	1.0 5 0 0 0 2	1.0 5 0 0 0 2	1.0 5 0 0 0 2	1.0 5 0 0 0 2	1.0 5 0 0 0 2	0.00 1.000
58 Wei-Chung Wang, L (4,1) ERA: 9.0	0.1 1 0 0 0 1	1.0 5 0 0 0 2	0.1 1 0 0 0 1	1.0 5 0 0 0 2	0.1 1 0 0 0 1	1.0 5 0 0 0 2	0.1 1 0 0 0 1	1.0 5 0 0 0 2	0.1 1 0 0 0 1	0.1 1 0 0 0 1	0.1 1 0 0 0 1	0.1 1 0 0 0 1	0.1 1 0 0 0 1	0.1 1 0 0 0 1	0.1 1 0 0 0 1	0.1 1 0 0 0 1	0.00 0.000
41 Junior Guerra, R (4,1) ERA: 5.1	0.2 3 1 0 0 2	1.0 5 0 0 0 2	0.2 3 1 0 0 2	1.0 5 0 0 0 2	0.2 3 1 0 0 2	1.0 5 0 0 0 2	0.2 3 1 0 0 2	1.0 5 0 0 0 2	0.2 3 1 0 0 2	0.2 3 1 0 0 2	0.2 3 1 0 0 2	0.2 3 1 0 0 2	0.2 3 1 0 0 2	0.2 3 1 0 0 2	0.2 3 1 0 0 2	0.2 3 1 0 0 2	0.00 1.500
71 Josh Hader, L (5,1) ERA: 1.85	2.0 6 0 0 0 5	0.1 1 0 0 0 1	1.0 5 0 0 0 2	0.1 1 0 0 0 1	1.0 5 0 0 0 2	0.1 1 0 0 0 1	1.0 5 0 0 0 2	0.1 1 0 0 0 1	1.0 5 0 0 0 2	2.0 6 0 0 0 5	0.1 1 0 0 0 1	1.0 5 0 0 0 2	0.1 1 0 0 0 1	1.0 5 0 0 0 2	0.1 1 0 0 0 1	1.0 5 0 0 0 2	0.00 0.000

Batter	1	2	3	4	5	6	7	8	9	AB	R	H	RBI	BB	SO	LOB	TOP							
14 Hernán Pérez, R OBP: 0.297, SLG: 0.430 48 Jared Hughes, R (6, 1)	0-0 8 2B 21 G4-3 BB		0-1 X SL 86 1B		0-1 C SL 83 X FF 90 L7	0-0 X FF 92 F9			1-3 F FF 95 B CH 89 S FF 96 K	3	1	1	0	1	0	5								
51 Oliver Drake, R (6, 1)																								
22 Matt Garza, R OBP: 0.111, SLG: 0.086 7 Eric Thames, L OBP: 0.354, SLG: 0.529 (9, PH)																								
16 Domingo Santana, R (1, 9)	3-2 L7		1-3 S CH 80 B FF 89 F FF 90 S CH 82 K		1-2 S FF 90 D CH 80 S CH 82 X FF 93 L9			4-1 S FF 98 B CU 87 B CH 86 B FF 98 B FF 98 B FF 98 K	8 2B G4-6-3 BB	4	1	1	0	1	1	4								
8 Ryan Braun, R OBP: 0.341, SLG: 0.498 (1, 7)	0-0 21 G4-3 1-3 2B		2-0 B FF 90 B FF 89 X CH 84 L8					3-2 B FF 91 C FF 90 B CH 88 B FF 90 B FF 90 X SL 86 HR	G4-6-3 1-2 2B	5	1	3	2	0	0	2								
21 Travis Shaw, L OBP: 0.349, SLG: 0.524 (1, 5)	0-1 F FF 90 X CH 84 G4-3			1-0 B FF 90 X FF 91 P2				0-1 C SL 84 X SL 83 HR	2-0 B FF 99 X FF 99 F8	5	1	1	2	0	0	2								
24 Jesús Aguilar, R OBP: 0.326, SLG: 0.492 (1, 3)	3-1 L8			2-2 B CH 82 B CH 82 S FF 91 S FF 92 X FF 92 L8				2-3 C FF 91 B CH 83 B FF 91 B CH 83 S CH 84 K	1-3 C FF 94 B FF 94 B FF 94 S CU 81 K	4	0	0	0	0	0	2								
9 Manny Pina, R OBP: 0.301, SLG: 0.429 12 Stephen Vogt, L OBP: 0.286, SLG: 0.415 (8, PH) (8, 2)		2-3 B FF 90 C FF 89 S CH 85 S CH 83 S FF 93 K		0-1 C SL 86 X CH 85 L5				3-3 C FF 92 B CH 83 B FF 90 F FF 92 F FF 92 F FF 92 F FF 92 F FF 92 F FF 92 K	2-3 C FF 94 C FF 94 C FF 94 B FF 94 S FF 94 K	3	0	0	0	0	0	2								
23 Keon Broxton, R OBP: 0.325, SLG: 0.430 18 Eric Sogard, L OBP: 0.391, SLG: 0.390 33 Brett Phillips, L OBP: 0.304, SLG: 0.360 (8, PH) (8, 8)		1-1 F FF 92 B CH 84 X SL 86 G6-3			4-2 B CH 80 B CH 82 F FF 90 F FF 90 F FF 90 F FF 90 F FF 90 B FF 91 B FF 91 B FF 91 BB	4-1 B CH 82 S FF 95 B FF 91 B FF 90 BB			4-2 C FF 94 B CH 89 B FF 94 B FF 94 B FF 94 B FF 94 B FF 94 B FF 94 B FF 94 BB	1	0	0	0	2	0	0								
3 Orlando Arcia, R OBP: 0.323, SLG: 0.407 (1, 6)	1-3 B FF 92 F FF 91 S FF 93 K			0-2 C FF 89 F FF 90 F FF 90 X FF 99 1B				2-2 1 SAFE C FF 91 F FF 92 F FF 92 F FF 92 F FF 92 F FF 92 F FF 92 F FF 92 F FF 92 K	2-3 C FF 94 B FF 94 B FF 94 B FF 94 B FF 94 B FF 94 B FF 94 B FF 94 B FF 94 K	4	0	2	0	0	2	1								
27 Zach Davies, R OBP: 0.255, SLG: 0.182 47 Jett Bandy, R OBP: 0.291, SLG: 0.356 59 Carlos Torres, R (5, PH) (5, 1) 15 Neil Walker, S OBP: 0.356, SLG: 0.452 (6, PH) (6, 4)			1-1 S FF 90 X FF 90 G5-3		0-3 C CH 82 F FF 91 S SL 86 K	4-2 C FF 92 F FF 90 D FO 87 D FO 87 D FO 87 D FO 87 D FO 87 D FO 87 D FO 87 D FO 87 BB			0-1 X CH 90 L4	1	0	0	0	0	0	0								
Inning Stats	R: 1 E: 0 K: 0 S: 9	H: 1 LOB: 1 BB: 1 P: 19	R: 0 E: 0 K: 2 S: 8	H: 0 LOB: 0 BB: 0 P: 12	R: 0 E: 0 K: 1 S: 8	H: 1 LOB: 1 BB: 0 P: 12	R: 0 E: 0 K: 0 S: 6	H: 0 LOB: 0 BB: 0 P: 9	R: 0 E: 0 K: 1 S: 15	H: 1 LOB: 2 BB: 1 P: 20	R: 2 E: 0 K: 2 S: 27	H: 3 LOB: 3 BB: 2 P: 45	R: 0 E: 0 K: 0 S: 3	H: 0 LOB: 0 BB: 1 P: 9	R: 0 E: 0 K: 3 S: 15	H: 0 LOB: 1 BB: 1 P: 24	R: 1 E: 0 K: 1 S: 12	H: 2 LOB: 1 BB: 0 P: 18	1B: 4 2B: 2 3B: 0 HR: 2	SF: 0 SAC: 0 DP: 1 HBP: 0	WP: 0 SB: 0 CS: 0	PA: 40		
PITCHER	IP WLS BF H R ER SO BB IBB HBP BLK WP HR S P ERA WHIP	5.2 W 25 5 3 3 6 3 0 0 0 0 2 66 104 4.76 1.412	0.1 H 3 1 0 0 0 1 0 0 0 0 0 7 13 0.00 6.000	1.0 H 3 0 0 0 0 1 0 0 0 0 3 9 0.00 1.000	1.0 H 4 0 0 0 3 1 0 0 0 0 15 24 0.00 1.000	1.0 H 5 2 1 1 1 0 0 0 0 0 12 18 9.00 2.000																		

Milwaukee Brewers @ Miami Marlins
Miller Park, Milwaukee, WI
Sat Sep 16 2017, 6:10 PM - 9:14 PM CDT
Att: 25,079 - Clear - 81 F

AB 34
R 4
H 8
RBI 4
BB 6
SO 10
LOB 17



Batter	1	2	3	4	5	6	7	8	9	AB	R	H	RBI	BB	SO	LOB	BOTTOM	
9 Dee Strange-Gordon, L OBP: 0.340, SLG: 0.385 (1, 4)	1-1 C SI 89 B SI 88 X SL 87 27 1B 1B		1-3 F CU 72 B SI 89 S CH 80 K2-3		1-2 S CU 72 B SI 88 X SL 87 G6-3				0-2 C FS 82 F FF 91 F FF 91 F FF 91 F FF 91 X SL 82 41 1B 1B	4	2	2	0	0	1	0		
27 Giancarlo Stanton, R OBP: 0.374, SLG: 0.600 (1, 9)	2-2 1 SAFE D FC 87 B SI 90 1 SAFE C SI 89 S CH 80 X SI 91 21 1B 1B	3-1 B SI 90 B SI 90 C CH 80 X SI 91 21 1B 1B		0-1 C FC 86 X SI 89 L8				1-3 C FS 84 S FF 90 D FS 84 S FS 84 K	1	4	1	1	0	0	1	1		
21 Christian Yelich, L OBP: 0.372, SLG: 0.451 (1, 8)	3-2 B SI 91 D CU 74 C CH 80 B SI 90 F FF 90 F FF 90 F FF 90 X CH 80 13 1B 41 SF8 1B		0-1 C CU 70 X FC 86 G4-3					4-1 B SI 92 B SI 92 B SI 92 B SI 92 B SI 92 B SI 92 41 1B BB		3	1	1	1	1	1	0		
13 Marcell Ozuna, R OBP: 0.364, SLG: 0.532 (1, 7)	1-0 B CU 75 X SI 91 32 1B 19 1B 1B			3-1 B FC 86 B SI 89 C SI 89 X SI 89 L4				1-1 S FF 93 X FC 92 41 G4-6-3 1B		4	1	2	1	0	0	2		
41 Justin Bour, L OBP: 0.369, SLG: 0.537 (1, 3)	1-0 B SI 90 X SI 90 SF8			2-2 B CH 80 F FC 88 B SI 90 X CU 73 32 HR 2B				0-2 F FC 92 F FF 96 1 SAFE X FC 93 G4-6-3		3	1	2	2	0	0	1		
11 J.T. Realmuto, R OBP: 0.328, SLG: 0.450 (1, 2)	0-0 X FC 87 L5			1-2 B SI 90 S CH 80 X SI 89 G5-3				1-3 C SI 84 B SI 85 F SI 92 B CH 89 X SI 93 2B		4	0	1	0	0	0	4		
32 Derek Dietrich, L OBP: 0.325, SLG: 0.413 (1, 5)	2-1 C CU 73 B CU 73 B SI 89 X FC 86 19 1B 1B			0-0 X CH 81 HR				1-1 F SI 84 B FF 93 X FF 94 P5		4	1	2	2	0	0	1		
19 Miguel Rojas, R OBP: 0.337, SLG: 0.316 (1, 6)	2-0 B SI 90 B FC 87 X SI 90 G4-3			3-1 B SI 90 B SI 90 C CH 89 X SI 89 G4-3				2-3 F SI 84 2 SAFE B SI 90 S SI 92 S SI 92 K		4	0	1	1	0	2	1		
61 Adam Conley, L ERA: 3.89 25 Junichi Tazawa, R ERA: 4.25 51 Ichiro Suzuki, L ERA: 4.25 49 Brian Ellington, R ERA: 4.25 71 Drew Steckenrider, R ERA: 4.25 18 Tomás Telis, S ERA: 4.25 46 Kyle Barraclough, R ERA: 4.25 (1, 1) (6, 1) (6, 1) (7, 1) (8, PH) (9, 1)				0-2 S SI 90 F SI 90 X CU 73 G5-3				3-3 C FC 82 B SI 84 D FS 84 S FS 84 K		2	0	0	0	0	1	2		
Inning Stats	R: 4 E: 0 K: 0 S: 19	H: 6 LOB: 2 BB: 0 P: 31	R: 0 E: 0 K: 1 S: 7	H: 0 LOB: 0 BB: 0 P: 11	R: 2 E: 0 K: 0 S: 11	H: 2 LOB: 0 BB: 0 P: 20	R: 0 E: 0 K: 1 S: 11	H: 0 LOB: 0 BB: 0 P: 12	R: 0 E: 0 K: 2 S: 13	H: 1 LOB: 1 BB: 0 P: 21	R: 1 E: 0 K: 1 S: 17	H: 2 LOB: 2 BB: 1 P: 22	R: 0 E: 0 K: 1 S: 7	H: 0 LOB: 0 BB: 0 P: 11	1B: 9 2B: 2 3B: 0 HR: 1	SF: 1 SAC: 0 DP: 1 HBP: 0	WP: 0 SB: 0 CS: 0	PA: 36
PITCHER	IP WLS BF H R ER SO BB IBB HBP BLK WP HR S P ERA WHIP	4.0 L 20 8 6 6 2 0 0 0 0 1 48 74 13.50 2.000	1.0 H 3 1 0 0 1 0 0 0 0 0 8 10 0.00 1.000	0.2 H 3 1 0 0 1 0 0 0 0 0 9 14 0.00 1.500	0.2 H 4 1 1 1 2 1 0 0 0 0 14 22 13.50 3.000	1.2 H 6 1 0 0 1 0 0 0 0 0 14 18 0.00 0.600												

Milwaukee Brewers @ Miami Marlins
Miller Park, Milwaukee, WI
Sat Sep 16 2017, 6:10 PM - 9:14 PM CDT
Att: 25,079 - Clear - 81 F

AB 34
R 7
H 12
RBI 7
BB 1
SO 7
LOB 13



Batter	1	2	3	4	5	6	7	8	9	AB	R	H	RBI	BB	SO	LOB	TOP										
14 Hernán Pérez, R OBP: 0.295, SLG: 0.427	F8		F7		P3			G1-3	L7	6	1	1	1	0	0	3											
16 Domingo Santana, R OBP: 0.371, SLG: 0.487	G5-3		G6-4-3		K			21 1B	BB	3	1	2	3	2	1	0											
8 Ryan Braun, R OBP: 0.351, SLG: 0.525	G5-3		G6-4-3		21 1B			F8		4	2	1	0	1	0	4											
33 Brett Phillips, L OBP: 0.304, SLG: 0.360	K				24 1B			SF9		0	0	0	0	0	0	0											
21 Travis Shaw, L OBP: 0.351, SLG: 0.525	K				1B			G1-3		4	2	3	3	0	1	1											
50 Jacob Barnes, R OBP: 0.304, SLG: 0.360	K				1B			G6-3		0	0	0	0	0	0	0											
45 Taylor Williams, S OBP: 0.304, SLG: 0.360	K				1B			G6-3		0	0	0	0	0	0	0											
24 Jesús Aguilar, R OBP: 0.331, SLG: 0.498					1B			G1-3		5	1	3	1	0	0	2											
9 Manny Pina, R OBP: 0.326, SLG: 0.429	K				1B			G6-3		5	1	2	2	0	1	1											
23 Keon Broxton, R OBP: 0.302, SLG: 0.429	F9				1B			G6-3		5	0	2	0	0	1	5											
3 Orlando Arcia, R OBP: 0.322, SLG: 0.405					1B			G4-6-3		5	0	1	0	0	1	4											
53 Brandon Woodruff, L OBP: 0.333, SLG: 0.250	G4-3				14 1B			G6-3		2	1	0	0	1	1	2											
5 Jonathan Villar, S OBP: 0.256, SLG: 0.375	G4-3				16 2B			K		1	1	1	0	1	0	0											
Inning Stats	R: 0 E: 0 K: 1 S: 10	H: 1 LOB: 1 BB: 0 P: 15	R: 0 E: 0 K: 1 S: 14	H: 2 LOB: 2 BB: 0 P: 21	R: 0 E: 0 K: 0 S: 6	H: 0 LOB: 0 BB: 1 P: 13	R: 8 E: 0 K: 2 S: 30	H: 8 LOB: 2 BB: 2 P: 45	R: 0 E: 0 K: 1 S: 9	H: 0 LOB: 0 BB: 0 P: 16	R: 1 E: 0 K: 1 S: 9	H: 1 LOB: 0 BB: 0 P: 11	R: 0 E: 0 K: 0 S: 10	H: 1 LOB: 0 BB: 0 P: 13	R: 1 E: 0 K: 0 S: 16	H: 2 LOB: 2 BB: 1 P: 27	R: 0 E: 0 K: 0 S: 11	H: 1 LOB: 2 BB: 1 P: 19	1B: 12 2B: 3 3B: 1 HR: 0	SF: 1 SAC: 0 DP: 2 HBP: 0	WP: 0 PB: 0 SB: 0 CS: 0	PA: 46					
PITCHER	IP	WLS	BF	H	R	ER	SO	BB	IBB	HBP	BLK	WP	HR	S	P	ERA	WHIP										
76 Dillon Peters, L ERA: 3.4	3.2	L	22	9	8	8	4	2	1	0	0	0	0	51	79	19.64	3.000										
43 Odrisamer Despaigne, R ERA: 4.35	0.1		3	2	0	0	0	0	0	0	0	0	0	9	15	0.00	6.000										
54 Wei-Yin Chen, L ERA: 3.94	2.0		7	1	1	1	2	0	0	0	0	0	0	18	27	4.50	0.500										
40 Javy Guerra, R ERA: 3.77	1.0		3	1	0	0	0	0	0	0	0	0	0	10	13	0.00	1.000										
20 Justin Nicolino, L ERA: 5.32	2.0		11	3	1	1	0	2	0	0	0	0	0	27	46	4.50	2.500										

Milwaukee Brewers @ Miami Marlins
Miller Park, Milwaukee, WI
Sun Sep 17 2017, 1:11 PM - 4:22 PM CDT
Att: 24,535 - Cloudy - 79 F

AB 40
R 10
H 16
RBI 10
BB 5
SO 6
LOB 22



Batter	1	2	3	4	5	6	7	8	9	AB	R	H	RBI	BB	SO	LOB	BOTTOM										
9 Dee Strange-Gordon, L OBP: 0.341, SLG: 0.386	G3				G3			G1-3		4	0	2	0	0	0	1											
11 J.T. Realmuto, R OBP: 0.326, SLG: 0.447	K				F8			E5		4	0	0	0	0	1	2											
21 Christian Yelich, L OBP: 0.369, SLG: 0.448	K				F9			G4-3		4	0	0	0	0	2	2											
13 Marcell Ozuna, R OBP: 0.364, SLG: 0.532	P3				F9			G1-3		4	1	1	0	0	0	1											
41 Justin Bour, L OBP: 0.370, SLG: 0.537					K			L3		4	1	2	0	0	1	1											
32 Derek Dietrich, L OBP: 0.324, SLG: 0.411	P6				F8			L6		4	1	1	1	0	0	1											
51 Ichiro Suzuki, L OBP: 0.325, SLG: 0.345	L5				P5			L6		4	0	1	2	0	0	1											
19 Miguel Rojas, R OBP: 0.337, SLG: 0.316					P4			G6-3		0	0	0	0	0	0	0											
12 Mike Aviles, R OBP: 0.315, SLG: 0.306					G6-3			G6-3		4	0	1	0	0	0	1											
76 Dillon Peters, L ERA: 3.28					G5-6-3			F7		1	0	0	0	0	1	0											
43 Odrisamer Despaigne, R OBP: 0.291, SLG: 0.379										0	0	0	0	0	0	0											
27 Giancarlo Stanton, R OBP: 0.375, SLG: 0.515										0	0	0	0	0	0	0											
54 Wei-Yin Chen, R OBP: 0.325, SLG: 0.375										0	0	0	0	0	0	0											
40 Javy Guerra, R OBP: 0.370, SLG: 0.537										0	0	0	0	0	0	0											
18 Tomás Telis, S OBP: 0.265, SLG: 0.339										0	0	0	0	0	0	0											
20 Justin Nicolino, L ERA: 5.32										0	0	0	0	0	0	0											
Inning Stats	R: 0 E: 0 K: 2 S: 8	H: 1 LOB: 0 BB: 0 P: 11	R: 0 E: 0 K: 0 S: 7	H: 1 LOB: 1 BB: 0 P: 10	R: 0 E: 0 K: 1 S: 12	H: 1 LOB: 1 BB: 0 P: 19	R: 3 E: 0 K: 1 S: 11	H: 4 LOB: 1 BB: 0 P: 16	R: 0 E: 0 K: 0 S: 4	H: 0 LOB: 0 BB: 0 P: 6	R: 0 E: 0 K: 1 S: 9	H: 0 LOB: 0 BB: 0 P: 14	R: 0 E: 0 K: 0 S: 13	H: 1 LOB: 1 BB: 0 P: 18	R: 0 E: 1 K: 0 S: 9	H: 0 LOB: 1 BB: 0 P: 11	R: 0 E: 0 K: 0 S: 8	H: 0 LOB: 0 BB: 0 P: 8	1B: 6 2B: 2 3B: 0 HR: 0	SF: 0 SAC: 0 DP: 0 HBP: 0	WP: 0 PB: 0 SB: 0 CS: 1	PA: 35					
PITCHER	IP	WLS	BF	H	R	ER	SO	BB	IBB	HBP	BLK	WP	HR	S	P	ERA	WHIP										
53 Brandon Woodruff, R ERA: 4.27	7.0	W	28	8	3	3	5	0	0	0	0	0	0	64	94	3.86	1.143										
50 Jacob Barnes, R ERA: 4.27	1.0		4	0	0	0	0	0	0	0	0	0	0	9	11	0.00	0.000										
45 Taylor Williams, R ERA: 3.36	1.0		3	0	0	0	0	0	0	0	0	0	0	8	8	0.00	0.000										

Milwaukee Brewers @ Miami Marlins
Miller Park, Milwaukee, WI
Sun Sep 17 2017, 1:11 PM - 4:22 PM CDT
Att: 24,535 - Cloudy - 79 F

AB 35
R 3
H 8
RBI 3
BB 0
SO 5
LOB 12



Batter	1	2	3	4	5	6	7	8	9	AB	R	H	RBI	BB	SO	LOB	TOP				
11 Norichika Aoki, L (1.9) OBP: 0.333, SLG: 0.412										5	0	3	0	0	1	2					
7 José Reyes, S (1.6) OBP: 0.311, SLG: 0.404										3	0	0	0	1	2	3					
15 Matt Reynolds, R (7.6) OBP: 0.325, SLG: 0.294										3	0	0	0	1	1	4					
13 Adrúbal Cabrera, S (1.5) OBP: 0.349, SLG: 0.437										4	0	0	0	0	2	5					
35 Jacob Rhame, R (7.1) OBP: 0.289, SLG: 0.356										2	0	0	0	1	1	2					
43 Jamie Callahan, R (8.1) OBP: 0.261, SLG: 0.303										3	0	1	0	1	1	1					
28 Travis Tajerón, R (9. PH) OBP: 0.261, SLG: 0.303										3	1	0	0	1	2	3					
22 Dominic Smith, L (1.3) OBP: 0.273, SLG: 0.430										4	0	0	0	0	2	5					
18 Travis d'Arnaud, R (1.2) OBP: 0.286, SLG: 0.413										1	0	0	0	1	1	1					
77 Tomás Nido, R (7.2) OBP: 0.667, SLG: 0.667										1	0	0	0	0	0	0					
9 Brandon Nimmo, L (1.7) OBP: 0.401, SLG: 0.392										1	0	0	0	0	0	0					
12 Juan Lagares, R (1.8) OBP: 0.367, SLG: 0.367										1	0	0	0	0	0	0					
2 Gavin Cecchini, R (1.4) OBP: 0.261, SLG: 0.303										1	0	0	0	0	0	0					
33 Matt Harvey, R (1.1) OBP: 0.286, SLG: 0.413										1	0	0	0	0	0	0					
29 Tommy Milone, L (5.1) OBP: 0.273, SLG: 0.430										1	0	0	0	0	0	0					
47 Hansel Robles, R (5.1) ERA: 5.12										1	0	0	0	0	0	0					
62 Erik Goeddel, R (5.1) ERA: 3.9										1	0	0	0	0	0	0					
64 Chris Flexen, R (7. PH) ERA: 7.49										1	0	0	0	0	0	0					
72 Phillip Evans, R (7.5) OBP: 0.261, SLG: 0.303										1	0	0	0	0	0	0					
Inning Stats	R: 0 E: 0 K: 2 S: 15	H: 1 LOB: 2 BB: 1 P: 26	R: 0 E: 0 K: 3 S: 9	H: 0 LOB: 0 BB: 0 P: 14	R: 0 E: 0 K: 1 S: 16	H: 0 LOB: 2 BB: 2 P: 30	R: 1 E: 0 K: 1 S: 12	H: 1 LOB: 1 BB: 1 P: 19	R: 0 E: 0 K: 1 S: 13	H: 1 LOB: 1 BB: 0 P: 21	R: 0 E: 0 K: 1 S: 11	H: 1 LOB: 1 BB: 0 P: 19	R: 0 E: 0 K: 1 S: 10	H: 1 LOB: 2 BB: 1 P: 19	R: 0 E: 1 K: 1 S: 11	H: 2 LOB: 1 BB: 0 P: 20	1B: 8 2B: 0 3B: 0 HR: 0	SF: 0 SAC: 0 DP: 2 HBP: 0	WP: 0 PB: 0 SB: 3 CS: 0	PA: 39	
PITCHER	IP 5.0	WLS W	BF 22	H 3	R 1	ER 1	SO 8	BB 4	IBB 0	HBP 0	BLK 0	WP 0	HR 0	S 65	P 110	ERA 1.80	WHIP 1.400				
58 Dan Straily, R (1.1) ERA: 4.17	1.0	4	1	0	0	1	1	0	0	0	0	0	0	11	19	0.00	2.000				
22 Dustin McGowan, R (6.1) ERA: 4.42	3.0	S	13	4	0	0	4	1	0	0	0	0	0	30	56	0.00	1.667				
45 Vance Worley, R (7.1) ERA: 7.07																					

New York Mets @ Miami Marlins
Marlins Park, Miami, FL
Mon Sep 18 2017, 7:12 PM - 10:33 PM EDT
Att: 16,385 - Roof Closed - 82 F

AB	33
R	1
H	8
RBI	1
BB	6
SO	13
LOB	27



Batter	1	2	3	4	5	6	7	8	9	AB	R	H	RBI	BB	SO	LOB	BOTTOM
9 Dee Strange-Gordon, L (1.4) OBP: 0.344, SLG: 0.373										6	2	4	2	0	0	0	
18 Tomás Telis, S (1.2) OBP: 0.257, SLG: 0.316										4	3	1	0	1	0	3	
27 Giancarlo Stanton, R (1.9) OBP: 0.374, SLG: 0.632										5	3	2	4	1	2	3	
13 Marcell Ozuna, R (1.7) OBP: 0.367, SLG: 0.539										5	1	4	2	0	0	1	
41 Justin Bour, L (1.3) OBP: 0.371, SLG: 0.539										4	1	2	1	0	0	3	
22 Dustin McGowan, R (6.1) ERA: 4.42										0	0	0	0	0	0	0	
45 Vance Worley, R (7.1) OBP: 0.190, SLG: 0.190										1	0	0	0	0	0	0	
55 Brian Anderson, R (1.5) OBP: 0.339, SLG: 0.358										4	1	1	2	1	0	4	
51 Ichiro Suzuki, L (1.8) OBP: 0.332, SLG: 0.348										4	1	2	1	1	0	1	
12 Mike Aviles, R (1.6) OBP: 0.318, SLG: 0.312										5	1	2	0	0	1	2	
58 Dan Straily, R (1.1) OBP: 0.074, SLG: 0.057										2	0	1	0	0	1	3	
21 Christian Yelich, L (5. PH) OBP: 0.350, SLG: 0.467										1	0	0	0	0	2		
32 Derek Dietrich, L (6.3) OBP: 0.323, SLG: 0.409										2	0	0	0	0	1	0	
Inning Stats	R: 1 E: 0 K: 1 S: 11	H: 3 LOB: 0 BB: 0 P: 19	R: 0 E: 0 K: 0 S: 10	H: 2 LOB: 0 BB: 0 P: 16	R: 1 E: 0 K: 1 S: 12	H: 2 LOB: 3 BB: 2 P: 19	R: 3 E: 0 K: 0 S: 9	H: 3 LOB: 0 BB: 0 P: 14	R: 7 E: 0 K: 0 S: 26	H: 7 LOB: 1 BB: 1 P: 38	R: 0 E: 0 K: 2 S: 10	H: 1 LOB: 1 BB: 0 P: 12	R: 1 E: 0 K: 1 S: 9	H			

Batter	1	2	3	4	5	6	7	8	9	10	AB	R	H	RBI	BB	SO	LOB	TOP											
11 Norichika Aoki, L (1.9) OBP: 0.331, SLG: 0.408	G3		F7		F7		F9		G4-3		5	0	1	0	0	0	1												
7 José Reyes, S (1.6) OBP: 0.316, SLG: 0.415	HR		1B			1B		K			5	2	4	2	0	1	0												
13 Adribril Cabrera, S (1.9) OBP: 0.349, SLG: 0.435	K		1B			L8		1B	F9		4	0	1	0	1	1	2												
22 Dominic Smith, L (1.3) OBP: 0.271, SLG: 0.421	F7		G3			L7		K			5	0	1	0	0	1	5												
18 Travis d'Arnaud, R (1.2) OBP: 0.268, SLG: 0.422	G6-3		F9			HR		1B	F9		5	1	2	2	0	0	1												
9 Brandon Nimmo, L (1.7) OBP: 0.401, SLG: 0.388	G6-3		F7			1B		1B			4	0	1	0	1	1	1												
12 Juan Lagares, R (1.8) OBP: 0.287, SLG: 0.359	G5-3		G4-3			F9		L4			5	0	0	0	0	0	5												
72 Phillip Evans, R (1.4) OBP: 0.294, SLG: 0.412	G1-3		L9			L9		L9			4	1	1	0	0	0	0												
67 Seth Lugo, R (1.1) OBP: 0.358, SLG: 0.348	K		G6-3			K		K			2	0	0	0	0	0	1												
49 Josh Smoker, L (6.1) OBP: 0.355, SLG: 0.399											0	0	0	0	0	0	0												
2 Gavin Cecchini, R (7.1) OBP: 0.355, SLG: 0.399											0	0	0	0	0	0	0												
27 Jeury's Familia, R (7.1) OBP: 0.355, SLG: 0.399											0	0	0	0	0	0	0												
39 Jerry Blevins, L (8.1) OBP: 0.355, SLG: 0.399											0	0	0	0	0	0	0												
15 Matt Reynolds, R (8.1) OBP: 0.355, SLG: 0.399											0	0	0	0	0	0	0												
44 AJ Ramos, R (9.1) OBP: 0.355, SLG: 0.399											0	0	0	0	0	0	0												
51 Paul Sewald, R (9.1) OBP: 0.355, SLG: 0.399											0	0	0	0	0	0	0												
Inning Stats	R: 1 E: 0 K: 1 S: 8	H: 1 LOB: 0 BB: 0 P: 12	R: 0 E: 0 K: 0 S: 10	H: 0 LOB: 0 BB: 0 P: 13	R: 0 E: 0 K: 1 S: 11	H: 2 LOB: 3 BB: 1 P: 18	R: 0 E: 0 K: 0 S: 8	H: 0 LOB: 0 BB: 0 P: 15	R: 0 E: 0 K: 0 S: 5	H: 0 LOB: 0 BB: 0 P: 7	R: 2 E: 0 K: 0 S: 11	H: 3 LOB: 1 BB: 0 P: 16	R: 0 E: 0 K: 1 S: 5	H: 0 LOB: 0 BB: 0 P: 6	R: 0 E: 0 K: 2 S: 20	H: 2 LOB: 3 BB: 1 P: 29	R: 1 E: 0 K: 0 S: 12	H: 2 LOB: 1 BB: 0 P: 16	R: 0 E: 0 K: 1 S: 11	H: 1 LOB: 1 BB: 0 P: 17	1B: 9 2B: 0 3B: 0 HR: 2	SF: 0 SAC: 1 DP: 0 HBP: 0	WP: 0 PB: 0 SB: 0 CS: 0	PA: 43					
PITCHER	IP WLS BF H R ER SO BB IBB HBP BLK WP HR S P ERA WHIP	43 Odrisamer Despaigne, R (1.1) ERA: 4.37	49 Brian Ellington, R (7.1) ERA: 3.35	25 Junichi Tazawa, R (8.1) ERA: 5.12	40 Javy Guerra, R (9.1) ERA: 4.11	46 Kyle Barraclough, R (10.1) ERA: 3.14	PITCHER	IP WLS BF H R ER SO BB IBB HBP BLK WP HR S P ERA WHIP	51 Ichiro Suzuki, L (1.7) OBP: 0.328, SLG: 0.344	27 Giancarlo Stanton, R (1.9) OBP: 0.378, SLG: 0.631	21 Christian Yelich, L (1.8) OBP: 0.367, SLG: 0.450	41 Justin Bour, L (1.3) OBP: 0.372, SLG: 0.546	11 J.T. Realmuto, R (1.2) OBP: 0.328, SLG: 0.456	32 Derek Dietrich, L (1.4) OBP: 0.322, SLG: 0.410	55 Brian Anderson, R (1.5) OBP: 0.349, SLG: 0.357	12 Mike Aviles, R (1.6) OBP: 0.310, SLG: 0.304	13 Marcell Ozuna, R (7.1) OBP: 0.367, SLG: 0.527	19 Miguel Rojas, R (8.6) OBP: 0.337, SLG: 0.318	9 Dee Strange-Gordon, L (9.1) OBP: 0.344, SLG: 0.372	43 Odrisamer Despaigne, R (1.1) OBP: 0.358, SLG: 0.348	49 Brian Ellington, R (7.1) OBP: 0.355, SLG: 0.399	25 Junichi Tazawa, R (8.1) OBP: 0.355, SLG: 0.399	18 Tomás Telis, S (8.1) OBP: 0.355, SLG: 0.399	40 Javy Guerra, R (9.1) OBP: 0.355, SLG: 0.399	17 AJ Ramos, R (9.1) OBP: 0.355, SLG: 0.399	46 Kyle Barraclough, R (10.1) OBP: 0.355, SLG: 0.399	PITCHER	IP WLS BF H R ER SO BB IBB HBP BLK WP HR S P ERA WHIP	51 Paul Sewald, R (9.1) ERA: 4.57

New York Mets @ Miami Marlins
Marlins Park, Miami, FL
Tue Sep 19, 2017, 7:12 PM - 10:34 PM EDT
Att. 16,405 - Roof Closed - 79 F

AB	40
R	4
H	11
RBI	4
BB	2
SO	6
LOB	15



Batter	1	2	3	4	5	6	7	8	9	10	AB	R	H	RBI	BB	SO	LOB	BOTTOM						
51 Ichiro Suzuki, L (1.7) OBP: 0.328, SLG: 0.344	G6-3		L8			G4-3		F9			5	0	1	1	0	0	0							
27 Giancarlo Stanton, R (1.9) OBP: 0.378, SLG: 0.631	BB		K			BB		BB			1	0	0	0	4	1	0							
21 Christian Yelich, L (1.8) OBP: 0.367, SLG: 0.450	G3-6-1		HR			L7		G1-3			5	1	1	1	0	1	6							
41 Justin Bour, L (1.3) OBP: 0.372, SLG: 0.546	1B		K			K		K			5	1	2	1	0	2	1							
11 J.T. Realmuto, R (1.2) OBP: 0.328, SLG: 0.456	G6-4-3		2B			2B		K			5	2	3	1	0	1	1							
32 Derek Dietrich, L (1.4) OBP: 0.322, SLG: 0.410	2B		K2-3			G4-3		G4-3			4	0	1	0	0	2	2							
55 Brian Anderson, R (1.5) OBP: 0.349, SLG: 0.357	G6-3		G5-3			G5-3		BB			3	1	1	0	1	0	1							
12 Mike Aviles, R (1.6) OBP: 0.310, SLG: 0.304	L8		L8			F8		K			2	0	0	0	0	0	0							
13 Marcell Ozuna, R (7.1) OBP: 0.367, SLG: 0.527								K			1	0	0	0	0	1	1							
19 Miguel Rojas, R (8.6) OBP: 0.337, SLG: 0.318								K			0	0	0	0	0	0	0							
9 Dee Strange-Gordon, L (9.1) OBP: 0.344, SLG: 0.372								K			1	0	0	0	0	1	2							
43 Odrisamer Despaigne, R (1.1) OBP: 0.358, SLG: 0.348								F9			2	0	0	0	0	0	0							
49 Brian Ellington, R (7.1) OBP: 0.355, SLG: 0.399								F9			0	0	0	0	0	0	0							
25 Junichi Tazawa, R (8.1) OBP: 0.355, SLG: 0.399								F9			0	0	0	0	0	0	0							
18 Tomás Telis, S (8.1) OBP: 0.355, SLG: 0.399								F9			1	0	0	0	0	0	0							
40 Javy Guerra, R (9.1) OBP: 0.355, SLG: 0.399								F9			1	0	1	1	0	0	0							
17 AJ Ramos, R (9.1) OBP: 0.355, SLG: 0.399								F9			0	0	0	0	0	0	0							
46 Kyle Barraclough, R (10.1) OBP: 0.355, SLG: 0.399								F9			0	0	0	0	0	0	0							
Inning Stats	R: 0 E: 0 K: 0 S: 8	H: 0 LOB: 0 BB: 1 P: 14	R: 0 E: 0 K: 0 S: 14	H: 2 LOB: 1 BB: 0 P: 23	R: 0 E: 0 K: 0 S: 6	H: 0 LOB: 0 BB: 0 P: 10	R: 0 E: 0 K: 3 S: 15	H: 2 LOB: 1 BB: 0 P: 24	R: 0 E: 0 K: 0 S: 8	H: 0 LOB: 0 BB: 0 P: 12	R: 0 E: 0 K: 1 S: 13	H: 0 LOB: 1 BB: 1 P: 23	R: 0 E: 0 K: 2 S: 14	H: 0 LOB: 1 BB: 1 P: 21	R: 0 E: 0 K: 0 S: 5	H: 0 LOB: 1 BB: 1 P: 12	R: 3 E: 0 K: 3 S: 24	H: 5 LOB: 3 BB: 1 P: 39	R: 1 E: 0 K: 0 S: 8	H: 1 LOB: 0 BB: 0 P: 12	1B: 5 2B: 2 3B: 0 HR: 3	SF: 0 SAC: 0 DP: 2 HBP: 0	WP: 1 PB: 0 SB: 0 CS: 0	PA: 41
PITCHER	IP WLS BF H R ER SO BB IBB HBP BLK WP HR S P ERA WHIP	67 Seth Lugo, R (1.1) ERA: 5.03	49 Josh Smoker, L (6.1) ERA: 5.43	27 Jeury's Familia, R (7.1) ERA: 4.87	39 Jerry Blevins, L (8.1) ERA: 3.04	44 AJ Ramos, R (9.1) ERA: 4.09	PITCHER	IP WLS BF H R ER SO BB IBB HBP BLK WP HR S P ERA WHIP	51 Paul Sewald, R (9.1) ERA: 4.57															

New York Mets @ Miami Marlins
Marlins Park, Miami, FL
Tue Sep 19, 2017, 7:12 PM - 10:34 PM EDT
Att. 16,405 - Roof Closed - 79 F

AB	36
R	5
H	10
RBI	5
BB	5
SO	9
LOB	14



Batter	1	2	3	4	5	6	7	8	9	AB	R	H	RBI	BB	SO	LOB	TOP								
11 Norichika Aoki, L (1.8) OBP: 0.327, SLG: 0.403	G6-3		L3		F7			G1-3		4	0	0	0	0	0	3									
7 José Reyes, S (1.6) OBP: 0.315, SLG: 0.413	G4-3			L8		G3-1		1B		4	0	1	0	0	0	0									
13 Asdrúbal Cabrera, S (1.5) OBP: 0.347, SLG: 0.431	K			G6-3		L9		F8		4	0	0	0	0	1	1									
22 Dominic Smith, L (1.3) OBP: 0.264, SLG: 0.409		F8		G4-3		G4-3			G3	4	0	0	0	0	0	0									
26 Kevin Plawecki, R (1.2) OBP: 0.337, SLG: 0.388							F9			3	1	2	0	1	0	0									
9 Brandon Nimmo, L (1.7) OBP: 0.398, SLG: 0.406										4	1	1	1	0	1	3									
72 Phillip Evans, R (1.4) OBP: 0.333, SLG: 0.429										4	0	2	0	0	0	1									
28 Travis Taijeron, R (1.9) OBP: 0.267, SLG: 0.300			L3							4	0	1	0	0	2	3									
50 Rafael Montero, R (1.1) OBP: 0.285, SLG: 0.365										0	0	0	0	0	0	0									
18 Travis d'Arment, R (5. PH)										1	0	1	1	0	0	0									
64 Chris Flexen, R (5.1)										0	0	0	0	0	0	0									
61 Kevin McGowan, R (7.1)										0	0	0	0	0	0	0									
2 Gavin Cecchini, R (8. PH)										1	0	0	0	0	0	0									
62 Erik Goeddel, R (8.1)										0	0	0	0	0	0	0									
29 Tommy Milone, L (8.1)										0	0	0	0	0	0	0									
Inning Stats	R: 0 E: 0 K: 1 S: 11	H: 0 LOB: 0 BB: 0 P: 16	R: 0 E: 0 K: 0 S: 5	H: 1 LOB: 0 BB: 0 P: 7	R: 0 E: 0 K: 0 S: 7	H: 1 LOB: 1 BB: 0 P: 12	R: 0 E: 0 K: 0 S: 6	H: 0 LOB: 0 BB: 0 P: 13	R: 1 E: 0 K: 1 S: 11	H: 3 LOB: 2 BB: 0 P: 18	R: 0 E: 0 K: 0 S: 7	H: 0 LOB: 0 BB: 0 P: 12	R: 1 E: 0 K: 1 S: 9	H: 1 LOB: 0 BB: 0 P: 11	R: 0 E: 0 K: 0 S: 12	H: 1 LOB: 2 BB: 0 P: 18	R: 0 E: 1 K: 1 S: 14	H: 1 LOB: 2 BB: 1 P: 22	1B: 7 2B: 0 3B: 0 HR: 1	SF: 0 SAC: 1 DP: 1 HBP: 0	WP: 0 PB: 0 SB: 0 CS: 0	PA: 35			
PITCHER	IP WLS BF H R ER SO BB IBB HBP BLK WP HR S P ERA WHIP	8.0 W 30 7 2 2 3 0 0 0 0 0 1 68 107 2.25 0.875	1.0 5 1 0 0 1 1 0 0 0 0 0 0 14 22 0.00 2.000																						

New York Mets @ Miami Marlins
Marlins Park, Miami, FL
Wed Sep 20 2017, 1:13 PM - 3:54 PM EDT
Att: 16,033 - Roof Closed - 78 F

AB 33
R 2
H 8
RBI 2
BB 1
SO 4
LOB 11



Batter	1	2	3	4	5	6	7	8	9	AB	R	H	RBI	BB	SO	LOB	BOTTOM								
9 Dee Strange-Gordon, L (1.4) OBP: 0.344, SLG: 0.374	G4-3		G4-3	G6-3		G6-3				5	2	2	0	0	0	1									
27 Giancarlo Stanton, R (1.9) OBP: 0.378, SLG: 0.654	K		G4-3			G4-3				5	1	2	3	0	1	1									
21 Christian Yelich, L (1.8) OBP: 0.366, SLG: 0.447	G4-3									4	1	0	0	1	0	2									
13 Marcell Ozuna, R (1.7) OBP: 0.370, SLG: 0.540										4	1	3	2	1	0	0									
41 Justin Bour, L (1.3) OBP: 0.375, SLG: 0.553										3	1	1	2	2	0	2									
55 Brian Anderson, R (1.5) OBP: 0.358, SLG: 0.356	G6-3									3	0	1	0	1	1	3									
17 A.J. Ellis, R (1.2) OBP: 0.287, SLG: 0.338										4	1	1	1	0	0	3									
19 Miguel Rojas, R (1.6) OBP: 0.340, SLG: 0.332										4	2	2	1	0	0	2									
62 José Ureña, R (1.1) OBP: 0.109, SLG: 0.130										2	0	0	0	0	2	0									
51 Ichiro Suzuki, L (8. PH)										1	0	0	0	0	0	0									
50 Chris O'Grady, R (9.1)										0	0	0	0	0	0	0									
Inning Stats	R: 1 E: 0 K: 1 S: 16	H: 2 LOB: 2 BB: 1 P: 23	R: 0 E: 0 K: 1 S: 9	H: 0 LOB: 0 BB: 0 P: 13	R: 3 E: 0 K: 0 S: 19	H: 3 LOB: 1 BB: 1 P: 28	R: 1 E: 0 K: 0 S: 7	H: 2 LOB: 1 BB: 0 P: 14	R: 0 E: 0 K: 0 S: 9	H: 0 LOB: 2 BB: 2 P: 23	R: 0 E: 0 K: 1 S: 7	H: 0 LOB: 0 BB: 0 P: 9	R: 0 E: 0 K: 1 S: 10	H: 0 LOB: 1 BB: 1 P: 19	R: 4 E: 0 K: 0 S: 16	H: 5 LOB: 1 BB: 0 P: 25	R: 4 E: 0 K: 0 S: 16	H: 5 LOB: 1 BB: 0 P: 25	1B: 7 2B: 1 3B: 0 HR: 4	SF: 0 SAC: 1 DP: 0 HBP: 0	WP: 0 PB: 0 SB: 1 CS: 0	PA: 41			
PITCHER	IP WLS BF H R ER SO BB IBB HBP BLK WP HR S P ERA WHIP	4.0 L 21 7 0 0 1 2 0 0 0 0 0 16 32 0.00 1.000	2.0 8 0 0 0 1 2 0 0 0 0 0 0 10 19 0.00 1.000	1.0 4 0 0 0 1 1 0 0 0 0 0 0 3 8 12 108.00 12.000	0.1 5 4 4 4 0 0 0 0 0 0 0 3 8 12 108.00 12.000	5.14 0.2 3 1 0 0 0 0 0 0 0 0 0 8 13 0.00 1.500																			

New York Mets @ Miami Marlins
Marlins Park, Miami, FL
Wed Sep 20 2017, 1:13 PM - 3:54 PM EDT
Att: 16,033 - Roof Closed - 78 F

AB 35
R 9
H 12
RBI 9
BB 5
SO 4
LOB 14



Batter	1	2	3	4	5	6	7	8	9	AB	R	H	RBI	BB	SO	LOB	TOP		
9 Dee Strange-Gordon, L (1.4) OBP: 0.342, SLG: 0.373										4	0	1	0	0	1	2	Miami Marlins @ Arizona Diamondbacks Chase Field, Phoenix, AZ Sun Sep 24 2017, 1:11 PM - 4:20 PM MST Att: 31,539 - Roof Closed - 73 F		
27 Giancarlo Stanton, R (1.9) OBP: 0.378, SLG: 0.635										2	0	1	1	2	0				
21 Christian Yelich, L (1.8) OBP: 0.369, SLG: 0.447										4	0	0	0	0	2	2			
13 Marcell Ozuna, R (1.7) OBP: 0.374, SLG: 0.548										3	0	0	0	1	1	2			
11 J.T. Realmuto, R (1.2) OBP: 0.329, SLG: 0.453										4	1	0	0	0	1	1			
41 Justin Bour, L (1.3) OBP: 0.373, SLG: 0.559										3	0	0	0	1	2	0			
55 Brian Anderson, R (1.5) OBP: 0.342, SLG: 0.348										4	0	1	1	0	0	0			
40 Javy Guerra, R (0.1)										0	0	0	0	0	0	0			
19 Miguel Rojas, R (1.6) OBP: 0.342, SLG: 0.335										2	0	0	0	1	0	0			
56 Dan Straily, R (1.1) OBP: 0.288, SLG: 0.399										2	1	1	0	0	0	3			
28 Tyler Moore, R (7.0) OBP: 0.276, SLG: 0.384										1	0	1	0	0	0	0			
50 Chris O'Grady, R (7.1) OBP: 0.276, SLG: 0.384										0	0	0	0	0	0	0			
29 Brad Ziegler, R (8.1) OBP: 0.276, SLG: 0.384										0	0	0	0	0	0	0			
20 Justin Nicolino, L (9.1) OBP: 0.276, SLG: 0.384										0	0	0	0	0	0	0			
32 Derek Dietrich, L (9.9) OBP: 0.276, SLG: 0.384										0	0	0	0	0	0	0			
Inning Stats	R: 0 E: 0 K: 2 S: 11	H: 1 LOB: 1 BB: 1 P: 19	R: 0 E: 0 K: 0 S: 8	H: 0 LOB: 0 BB: 0 P: 13	R: 1 E: 0 K: 0 S: 7	H: 2 LOB: 1 BB: 0 P: 11	R: 1 E: 0 K: 0 S: 11	H: 1 LOB: 3 BB: 3 P: 27	R: 0 E: 0 K: 1 S: 8	H: 0 LOB: 0 BB: 0 P: 12	R: 0 E: 0 K: 0 S: 7	H: 1 LOB: 1 BB: 0 P: 14	R: 0 E: 0 K: 0 S: 6	H: 0 LOB: 0 BB: 1 P: 13	R: 0 E: 0 K: 2 S: 8	H: 0 LOB: 0 BB: 0 P: 13	1B: 3 2B: 2 3B: 0 HR: 0	SF: 0 SAC: 0 DP: 1 HBP: 0	WP: 0 PA: 34 PB: 0 SB: 0 CS: 1
PITCHER	IP WLS BF H R ER SO BB IBB HBP BLK WP HR S P ERA WHIP	IP WLS BF H R ER SO BB IBB HBP BLK WP HR S P ERA WHIP	IP WLS BF H R ER SO BB IBB HBP BLK WP HR S P ERA WHIP	IP WLS BF H R ER SO BB IBB HBP BLK WP HR S P ERA WHIP	IP WLS BF H R ER SO BB IBB HBP BLK WP HR S P ERA WHIP	IP WLS BF H R ER SO BB IBB HBP BLK WP HR S P ERA WHIP	IP WLS BF H R ER SO BB IBB HBP BLK WP HR S P ERA WHIP	IP WLS BF H R ER SO BB IBB HBP BLK WP HR S P ERA WHIP	IP WLS BF H R ER SO BB IBB HBP BLK WP HR S P ERA WHIP	IP WLS BF H R ER SO BB IBB HBP BLK WP HR S P ERA WHIP	IP WLS BF H R ER SO BB IBB HBP BLK WP HR S P ERA WHIP	IP WLS BF H R ER SO BB IBB HBP BLK WP HR S P ERA WHIP	IP WLS BF H R ER SO BB IBB HBP BLK WP HR S P ERA WHIP	IP WLS BF H R ER SO BB IBB HBP BLK WP HR S P ERA WHIP	IP WLS BF H R ER SO BB IBB HBP BLK WP HR S P ERA WHIP	IP WLS BF H R ER SO BB IBB HBP BLK WP HR S P ERA WHIP	IP WLS BF H R ER SO BB IBB HBP BLK WP HR S P ERA WHIP		
46 Patrick Corbin, L (1.1) ERA: 4.09	6.2	27	5	2	2	5	3	1	0	0	0	0	0	0	0	0	2.70	1.200	
40 Andrew Chafin, L (7.1) ERA: 3.67	0.1	1	0	0	0	0	0	0	0	0	0	0	0	0	1	2	0.00	0.000	
54 Jimmie Sherry, R (8.1) ERA: 4.33	1.0	3	0	0	0	0	1	0	0	0	0	0	0	6	13	0.00	1.000		
56 Fernando Rodney, R (9.1) ERA: 4.33	1.0	W	3	0	0	0	0	0	0	0	0	0	0	8	13	0.00	0.000		
Batter	1	2	3	4	5	6	7	8	9	AB	R	H	RBI	BB	SO	LOB	BOTTOM		
6 David Peralta, L (1.7) OBP: 0.353, SLG: 0.447										3	1	1	0	2	1	1	Miami Marlins @ Arizona Diamondbacks Chase Field, Phoenix, AZ Sun Sep 24 2017, 1:11 PM - 4:20 PM MST Att: 31,539 - Roof Closed - 73 F		
4 Ketel Marte, S (1.6) OBP: 0.340, SLG: 0.388										4	0	0	0	1	0	6			
44 Paul Goldschmidt, R (1.3) OBP: 0.412, SLG: 0.579										5	1	1	0	0	2	4			
28 J.D. Martinez, R (1.9) OBP: 0.376, SLG: 0.684										5	0	2	1	0	3	2			
3 Daniel Descalso, L (1.4) OBP: 0.336, SLG: 0.401										3	0	1	1	1	0	1			
22 Jake Lamb, L (1.5) OBP: 0.355, SLG: 0.481										4	0	1	0	0	1	2			
11 AJ Pollock, R (1.8) OBP: 0.326, SLG: 0.467										4	0	0	0	0	2	3			
10 Chris Herrmann, L (1.2) OBP: 0.271, SLG: 0.344										3	1	1	1	1	1	0			
46 Patrick Corbin, L (1.1) ERA: 4.09	6.0	25	4	1	1	9	3	0	0	0	0	0	0	0	0	0		1.50	1.167
50 Chris O'Grady, L (7.1) ERA: 4.91	1.0	H	4	1	0	0	0	0	0	0	0	7	13	0.00	1.000				
29 Brad Ziegler, R (8.1) ERA: 4.86	1.0	B	5	2	1	0	1	0	0	0	0	12	20	0.00	2.000				
20 Justin Nicolino, L (9.1) ERA: 5.24	0.1	L	4	0	1	0	1	1	0	0	0	5	12	0.00	3.000				
40 Javy Guerra, R (9.1) ERA: 3.94	0.1	2	1	0	0	0	0	0	0	0	0	4	6	0.00	3.000				
Inning Stats	R: 0 E: 0 K: 2 S: 12	H: 0 LOB: 1 BB: 1 P: 22	R: 0 E: 0 K: 1 S: 10	H: 0 LOB: 0 BB: 0 P: 14	R: 0 E: 0 K: 2 S: 13	H: 1 LOB: 1 BB: 0 P: 18	R: 0 E: 0 K: 2 S: 14	H: 1 LOB: 1 BB: 1 P: 19	R: 1 E: 0 K: 0 S: 8	H: 1 LOB: 2 BB: 1 P: 23	R: 0 E: 0 K: 0 S: 7	H: 1 LOB: 1 BB: 0 P: 13	R: 1 E: 1 K: 1 S: 12	H: 2 LOB: 1 BB: 0 P: 20	R: 1 E: 1 K: 0 S: 9	H: 1 LOB: 3 BB: 2 P: 18	1B: 5 2B: 1 3B: 1 HR: 1	SF: 0 SAC: 1 DP: 0 HBP: 0	WP: 0 PA: 40 PB: 0 SB: 1 CS: 0
PITCHER	IP WLS BF H R ER SO BB IBB HBP BLK WP HR S P ERA WHIP	IP WLS BF H R ER SO BB IBB HBP BLK WP HR S P ERA WHIP	IP WLS BF H R ER SO BB IBB HBP BLK WP HR S P ERA WHIP	IP WLS BF H R ER SO BB IBB HBP BLK WP HR S P ERA WHIP	IP WLS BF H R ER SO BB IBB HBP BLK WP HR S P ERA WHIP	IP WLS BF H R ER SO BB IBB HBP BLK WP HR S P ERA WHIP	IP WLS BF H R ER SO BB IBB HBP BLK WP HR S P ERA WHIP	IP WLS BF H R ER SO BB IBB HBP BLK WP HR S P ERA WHIP	IP WLS BF H R ER SO BB IBB HBP BLK WP HR S P ERA WHIP	IP WLS BF H R ER SO BB IBB HBP BLK WP HR S P ERA WHIP	IP WLS BF H R ER SO BB IBB HBP BLK WP HR S P ERA WHIP	IP WLS BF H R ER SO BB IBB HBP BLK WP HR S P ERA WHIP	IP WLS BF H R ER SO BB IBB HBP BLK WP HR S P ERA WHIP	IP WLS BF H R ER SO BB IBB HBP BLK WP HR S P ERA WHIP	IP WLS BF H R ER SO BB IBB HBP BLK WP HR S P ERA WHIP	IP WLS BF H R ER SO BB IBB HBP BLK WP HR S P ERA WHIP	IP WLS BF H R ER SO BB IBB HBP BLK WP HR S P ERA WHIP		
58 Dan Straily, R (1.1) ERA: 4.08	6.0	25	4	1	1	9	3	0	0	0	0	0	0	0	0	0	1.50	1.167	
50 Chris O'Grady, L (7.1) ERA: 4.91	1.0	H	4	1	0	0	0	0	0	0	0	7	13	0.00	1.000				
29 Brad Ziegler, R (8.1) ERA: 4.86	1.0	B	5	2	1	0	1	0	0	0	0	12	20	0.00	2.000				
20 Justin Nicolino, L (9.1) ERA: 5.24	0.1	L	4	0	1	0	1	1	0	0	0	5	12	0.00	3.000				
40 Javy Guerra, R (9.1) ERA: 3.94	0.1	2	1	0	0	0	0	0	0	0	0	4	6	0.00	3.000				

Batter	1	2	3	4	5	6	7	8	9	AB	R	H	RBI	BB	SO	LOB	TOP												
9 Dee Strange-Gordon, L (1.4) OBP: 0.339, SLG: 0.389										4	0	1	0	0	0	2	Miami Marlins @ Colorado Rockies Coors Field, Denver, CO Tue Sep 26 2017, 6:42 PM - 9:21 PM MDT Att: 30,409 - Cloudy - 58 F												
27 Giancarlo Stanton, R (1.9) OBP: 0.375, SLG: 0.669										4	0	1	0	0	0	3													
21 Christian Yelich, L (1.8) OBP: 0.366, SLG: 0.443										4	0	0	0	0	2	2													
13 Marcell Ozuna, R (1.7) OBP: 0.374, SLG: 0.545										3	0	1	0	0	0	0													
11 J.T. Realmuto, R (1.2) OBP: 0.330, SLG: 0.453										3	0	0	0	0	1	1													
41 Justin Bour, L (1.3) OBP: 0.372, SLG: 0.553										3	0	0	0	0	1	1													
55 Brian Anderson, R (1.5) OBP: 0.342, SLG: 0.348										3	0	1	0	0	1	0													
19 Miguel Rojas, R (1.6) OBP: 0.347, SLG: 0.346										3	0	1	0	0	0	0													
62 José Ureña, R (1.1) OBP: 0.106, SLG: 0.128										1	0	0	0	0	1	0													
17 A.J. Ellis, R (6,PH) OBP: 0.285, SLG: 0.336										1	0	0	0	0	1	2													
50 Chris O'Grady, R (6.1)										0	0	0	0	0	0	0													
40 Javy Guerra, R (7.1)										0	0	0	0	0	0	0													
28 Tyler Moore, R (9,PH) OBP: 0.253, SLG: 0.380										1	0	0	0	0	1	0													
Inning Stats	R: 0 E: 0 K: 1 S: 7	H: 0 LOB: 0 BB: 0 P: 10	R: 0 E: 0 K: 0 S: 9	H: 1 LOB: 0 BB: 0 P: 14	R: 0 E: 0 K: 2 S: 13	H: 0 LOB: 0 BB: 0 P: 17	R: 0 E: 0 K: 0 S: 7	H: 1 LOB: 0 BB: 0 P: 12	R: 0 E: 0 K: 1 S: 6	H: 2 LOB: 2 BB: 0 P: 17	R: 0 E: 0 K: 0 S: 6	H: 0 LOB: 0 BB: 0 P: 11	R: 0 E: 0 K: 1 S: 9	H: 0 LOB: 0 BB: 0 P: 14	R: 0 E: 0 K: 2 S: 10	H: 1 LOB: 1 BB: 0 P: 14	1B: 4 2B: 1 3B: 0 HR: 0	SF: 0 SAC: 0 DP: 2 HBP: 0	WP: 0 PB: 0 SB: 0 CS: 0	PA: 30									
PITCHER	IP WLS BF H R ER SO BB IBB HBP BLK WP HR S P ERA WHIP	7.0 W 23 4 0 0 5 0 0 0 0 0 0 0 62 92 0.00 0.571	1.0 3 0 0 0 1 0 0 0 0 0 0 0 9 14 0.00 0.000	1.0 4 1 0 0 2 0 0 0 0 0 0 0 10 14 0.00 1.000	PITCHER										IP WLS BF H R ER SO BB IBB HBP BLK WP HR S P ERA WHIP														
44 Tyler Anderson, L (1.1) ERA: 4.81											7.0	W	23	4	0	0	5	0	0	0	0	0	0	0	0	62	92	0.00	0.571
52 Chris Rusin, L (8.1) ERA: 2.55											1.0		3	0	0	0	1	0	0	0	0	0	0	0	0	9	14	0.00	0.000
38 Mike Dunn, L (9.1) ERA: 4.5											1.0		4	1	0	0	2	0	0	0	0	0	0	0	10	14	0.00	1.000	

Batter	1	2	3	4	5	6	7	8	9	AB	R	H	RBI	BB	SO	LOB	BOTTOM											
19 Charlie Blackmon, L (1.8) OBP: 0.397, SLG: 0.599										2	1	1	0	3	0	2	Miami Marlins @ Colorado Rockies Coors Field, Denver, CO Tue Sep 26 2017, 6:42 PM - 9:21 PM MDT Att: 30,409 - Cloudy - 58 F											
9 DJ LeMahieu, R (1.4) OBP: 0.376, SLG: 0.412										4	0	1	0	0	1	5												
5 Carlos González, L (1.9) OBP: 0.333, SLG: 0.407										4	1	3	0	0	0	1												
28 Nolan Arenado, R (1.5) OBP: 0.370, SLG: 0.584										4	2	2	2	0	0	1												
12 Mark Reynolds, R (1.3) OBP: 0.353, SLG: 0.488										3	1	2	0	1	0	0												
27 Trevor Story, R (1.6) OBP: 0.302, SLG: 0.443										4	1	1	3	0	1	2												
20 Ian Desmond, R (1.7) OBP: 0.325, SLG: 0.370										3	0	1	0	1	1	1												
21 Jonathan Lucroy, R (1.2) OBP: 0.343, SLG: 0.387										3	0	1	0	1	0	1												
3 Mike Tauchman, L (8,PR) ERA: 4.7										0	0	0	0	0	0	0												
38 Mike Dunn, L (9.1) ERA: 3.57										0	0	0	0	0	0	0												
Inning Stats	R: 4 E: 0 K: 0 S: 18	H: 4 LOB: 0 BB: 1 P: 31	R: 0 E: 0 K: 2 S: 13	H: 1 LOB: 1 BB: 0 P: 20	R: 0 E: 0 K: 0 S: 5	H: 1 LOB: 0 BB: 0 P: 10	R: 0 E: 0 K: 1 S: 9	H: 1 LOB: 2 BB: 2 P: 16	R: 2 E: 0 K: 1 S: 11	H: 2 LOB: 1 BB: 1 P: 21	R: 0 E: 0 K: 1 S: 5	H: 0 LOB: 0 BB: 1 P: 10	R: 0 E: 0 K: 0 S: 5	H: 2 LOB: 1 BB: 0 P: 8	R: 0 E: 0 K: 0 S: 8	H: 1 LOB: 2 BB: 1 P: 13	1B: 9 2B: 1 3B: 0 HR: 2	SF: 0 SAC: 1 DP: 4 HBP: 0	WP: 0 PB: 0 SB: 0 CS: 0	PA: 37								
PITCHER	IP WLS BF H R ER SO BB IBB HBP BLK WP HR S P ERA WHIP	5.0 L 26 6 6 6 4 3 0 0 0 0 0 0 6 12 10.80 2.400	1.1 4 1 0 0 1 1 0 0 0 0 0 0 6 12 0.00 1.500	1.2 7 2 0 0 0 1 0 0 0 0 0 0 12 19 0.00 1.800	PITCHER										IP WLS BF H R ER SO BB IBB HBP BLK WP HR S P ERA WHIP													
62 José Ureña, R (1.1) ERA: 3.77											5.0	L	26	6	6	6	4	3	0	0	0	0	0	0	6	12	10.80	2.400
50 Chris O'Grady, L (6.1) ERA: 4.7											1.1		4	1	0	0	1	1	0	0	0	0	0	0	6	12	0.00	1.500
40 Javy Guerra, R (7.1) ERA: 3.57											1.2		7	2	0	0	0	1	0	0	0	0	0	0	12	19	0.00	1.800

Batter	1	2	3	4	5	6	7	8	9	AB	R	H	RBI	BB	SO	LOB	TOP							
1 Ozzie Albies, S OBP: 0.359, SLG: 0.462										5	2	3	1	0	0	0	Atlanta Braves @ Miami Marlins Marlins Park, Miami, FL Fri Sep 29 2017, 7:11 PM - 10:18 PM EDT Att: 19,527 - Roof Closed - 76 F							
24 Kurt Suzuki, R OBP: 0.350, SLG: 0.529 61 Max Fried, L (9, FR)										5	1	3	1	0	0	0								
5 Freddie Freeman, L OBP: 0.404, SLG: 0.586										1	1	0	0	3	0	0								
22 Nick Markakis, L OBP: 0.352, SLG: 0.384 39 Sam Freeman, R (7, 1)										4	0	0	0	0	1	5								
16 Lane Adams, R OBP: 0.348, SLG: 0.480 (7, 9)										4	1	1	3	0	2	0								
14 Rio Ruiz, L OBP: 0.280, SLG: 0.315 17 Johan Camargo, S OBP: 0.332, SLG: 0.454 (8, 5)										1	0	0	0	2	0	0								
7 Dansby Swanson, R OBP: 0.312, SLG: 0.324 (1, 6)										4	0	1	0	0	0	2								
2 Micah Johnson, L OBP: 0.200, SLG: 0.200 25 Tyler Flowers, R OBP: 0.351, SLG: 0.446 8 Jace Peterson, L OBP: 0.309, SLG: 0.319 (8, 7)										3	0	1	0	0	1	0								
64 Luiz Gohara, L (1, 1) 67 A.J. Minter, L (7, 1) 63 Dan Winkler, R (7, 1) 11 Ender Inciarte, L OBP: 0.350, SLG: 0.409 (7, 8)										3	0	0	0	0	2	2								
Inning Stats	R: 4 E: 0 K: 1 S: 16	H: 3 LOB: 0 BB: 2 P: 28	R: 1 E: 0 K: 1 S: 17	H: 2 LOB: 2 BB: 1 P: 32	R: 0 E: 0 K: 1 S: 13	H: 1 LOB: 2 BB: 1 P: 21	R: 0 E: 0 K: 0 S: 5	H: 0 LOB: 0 BB: 0 P: 10	R: 0 E: 0 K: 1 S: 13	H: 0 LOB: 0 BB: 0 P: 21	R: 0 E: 0 K: 2 S: 12	H: 0 LOB: 0 BB: 0 P: 16	R: 0 E: 0 K: 0 S: 3	H: 2 LOB: 1 BB: 0 P: 8	R: 0 E: 0 K: 0 S: 13	H: 2 LOB: 1 BB: 1 P: 20		1B: 7 2B: 1 3B: 0 HR: 2	SF: 0 SAC: 0 DP: 3 HBP: 1	WP: 0 PB: 0 SB: 1 CS: 0	PA: 40			
PITCHER	IP WLS BF H R ER SO BB IBB HBP BLK WP HR S P ERA WHIP	IP WLS BF H R ER SO BB IBB HBP BLK WP HR S P ERA WHIP	IP WLS BF H R ER SO BB IBB HBP BLK WP HR S P ERA WHIP	IP WLS BF H R ER SO BB IBB HBP BLK WP HR S P ERA WHIP	IP WLS BF H R ER SO BB IBB HBP BLK WP HR S P ERA WHIP	IP WLS BF H R ER SO BB IBB HBP BLK WP HR S P ERA WHIP	IP WLS BF H R ER SO BB IBB HBP BLK WP HR S P ERA WHIP	IP WLS BF H R ER SO BB IBB HBP BLK WP HR S P ERA WHIP	IP WLS BF H R ER SO BB IBB HBP BLK WP HR S P ERA WHIP	58 Dan Straily, R ERA: 4.26	20 Justin Nicolino, L ERA: 4.85	40 Javy Guerra, R ERA: 3.2	61 Adam Conley, L ERA: 6.14	50 Chris O'Grady, L ERA: 4.5	25 Junchi Tazawa, R ERA: 5.27	66 Jarlin Garcia, L ERA: 4.73	29 Brad Ziegler, R ERA: 4.79	25 Justin Nicolino, L ERA: 4.85	40 Javy Guerra, R ERA: 3.2	61 Adam Conley, L ERA: 6.14	50 Chris O'Grady, L ERA: 4.5	25 Junchi Tazawa, R ERA: 5.27	66 Jarlin Garcia, L ERA: 4.73	29 Brad Ziegler, R ERA: 4.79

Batter	1	2	3	4	5	6	7	8	9	AB	R	H	RBI	BB	SO	LOB	BOTTOM							
9 Dee Strange-Gordon, L OBP: 0.339, SLG: 0.372 (1, 4)										4	1	1	0	0	1	4	Atlanta Braves @ Miami Marlins Marlins Park, Miami, FL Fri Sep 29 2017, 7:11 PM - 10:18 PM EDT Att: 19,527 - Roof Closed - 76 F							
27 Giancarlo Stanton, R OBP: 0.377, SLG: 0.637 (1, 9)										4	2	2	1	0	0	0								
13 Marcell Ozuna, R OBP: 0.377, SLG: 0.546 (9, 7)										3	1	2	3	1	0	0								
11 J.T. Realmuto, R OBP: 0.334, SLG: 0.455 (1, 2)										3	0	1	0	1	1	1								
41 Justin Bour, L OBP: 0.369, SLG: 0.543 (1, 3)										4	0	1	2	0	1	3								
55 Brian Anderson, R OBP: 0.326, SLG: 0.342 (1, 5)										4	0	0	0	0	2	4								
28 Tyler Moore, R OBP: 0.260, SLG: 0.395 66 Jarlin Garcia, L (9, 1) 29 Brad Ziegler, R (9, 1)										4	1	1	0	0	1	0								
19 Miguel Rojas, R OBP: 0.351, SLG: 0.356 (1, 6)										3	1	1	0	1	0	0								
64 Luiz Gohara, L ERA: 4.91 67 A.J. Minter, L ERA: 3.29 63 Dan Winkler, R ERA: 2.7 39 Sam Freeman, L ERA: 2.55										8	0	0	0	0	0	0								
Inning Stats	R: 0 E: 0 K: 0 S: 5	H: 0 LOB: 0 BB: 0 P: 7	R: 0 E: 0 K: 1 S: 7	H: 0 LOB: 0 BB: 0 P: 9	R: 0 E: 0 K: 1 S: 9	H: 1 LOB: 1 BB: 0 P: 12	R: 0 E: 0 K: 0 S: 10	H: 0 LOB: 1 BB: 1 P: 16	R: 0 E: 0 K: 1 S: 9	H: 0 LOB: 0 BB: 0 P: 12	R: 2 E: 0 K: 3 S: 19	H: 4 LOB: 2 BB: 0 P: 24	R: 4 E: 0 K: 1 S: 23	H: 5 LOB: 2 BB: 2 P: 43	R: 0 E: 0 K: 0 S: 8	H: 0 LOB: 0 BB: 0 P: 12		1B: 6 2B: 4 3B: 0 HR: 0	SF: 0 SAC: 0 DP: 0 HBP: 0	WP: 0 PB: 0 SB: 0 CS: 0	PA: 36			
PITCHER	IP WLS BF H R ER SO BB IBB HBP BLK WP HR S P ERA WHIP	IP WLS BF H R ER SO BB IBB HBP BLK WP HR S P ERA WHIP	IP WLS BF H R ER SO BB IBB HBP BLK WP HR S P ERA WHIP	IP WLS BF H R ER SO BB IBB HBP BLK WP HR S P ERA WHIP	IP WLS BF H R ER SO BB IBB HBP BLK WP HR S P ERA WHIP	IP WLS BF H R ER SO BB IBB HBP BLK WP HR S P ERA WHIP	IP WLS BF H R ER SO BB IBB HBP BLK WP HR S P ERA WHIP	IP WLS BF H R ER SO BB IBB HBP BLK WP HR S P ERA WHIP	IP WLS BF H R ER SO BB IBB HBP BLK WP HR S P ERA WHIP	64 Luiz Gohara, L ERA: 4.91	67 A.J. Minter, L ERA: 3.29	63 Dan Winkler, R ERA: 2.7	39 Sam Freeman, L ERA: 2.55	28 Tyler Moore, R OBP: 0.260, SLG: 0.395	66 Jarlin Garcia, L ERA: 4.73	29 Brad Ziegler, R ERA: 4.79	19 Miguel Rojas, R OBP: 0.351, SLG: 0.356	64 Luiz Gohara, L ERA: 4.91	67 A.J. Minter, L ERA: 3.29	63 Dan Winkler, R ERA: 2.7	39 Sam Freeman, L ERA: 2.55	28 Tyler Moore, R OBP: 0.260, SLG: 0.395	66 Jarlin Garcia, L ERA: 4.73	29 Brad Ziegler, R ERA: 4.79



Batter	1	2	3	4	5	6	7	8	9	AB	R	H	RBI	BB	SO	LOB	TOP					
1 Ozzie Albies, S OBP: 0.357, SLG: 0.458										4	0	1	0	0	0	2	Atlanta Braves @ Miami Marlins Marlins Park, Miami, FL Sat Sep 30 2017, 7:11 PM - 10:10 PM EDT Att: 25,264 - Roof Closed - 79 F					
22 Nick Markakis, L OBP: 0.352, SLG: 0.383										4	0	1	0	0	1	1						
5 Freddie Freeman, L OBP: 0.403, SLG: 0.582										3	0	0	0	1	0	0						
25 Tyler Flowers, R OBP: 0.379, SLG: 0.446										4	0	1	0	0	1	2						
16 Lane Adams, R OBP: 0.345, SLG: 0.481										4	1	1	0	0	2	3						
14 Rio Ruiz, L OBP: 0.280, SLG: 0.313										4	1	1	0	0	1	0						
7 Dansby Swanson, R OBP: 0.311, SLG: 0.323										4	0	1	1	0	0	0						
8 Jace Peterson, L OBP: 0.313, SLG: 0.319										3	0	1	0	1	1	2						
50 Lucas Sims, R 56 Luke Jackson, R 46 Ian Krol, L 18 Matt Adams, L 53 Jim Johnson, R 45 Matt Wieler, R 17 Johan Camargo, S										1	0	0	0	0	1	1						
Inning Stats	R: 0 E: 0 K: 1 S: 9	H: 1 LOB: 2 BB: 1 P: 17	R: 0 E: 0 K: 1 S: 10	H: 1 LOB: 1 BB: 0 P: 15	R: 0 E: 0 K: 0 S: 6	H: 1 LOB: 0 BB: 0 P: 9	R: 0 E: 0 K: 2 S: 8	H: 0 LOB: 0 BB: 0 P: 15	R: 0 E: 0 K: 0 S: 4	H: 0 LOB: 0 BB: 0 P: 9	R: 0 E: 0 K: 1 S: 12	H: 0 LOB: 0 BB: 0 P: 17	R: 2 E: 0 K: 1 S: 16	H: 4 LOB: 2 BB: 0 P: 25	R: 0 E: 0 K: 1 S: 10	H: 1 LOB: 1 BB: 0 P: 12		R: 0 E: 0 K: 1 S: 8	H: 0 LOB: 1 BB: 1 P: 16	1B: 6 2B: 2 3B: 0 HR: 0	SF: 0 SAC: 0 DP: 1 HBP: 0	WP: 0 PB: 0 SB: 0 CS: 0
PITCHER	IP WLS BF H R ER SO BB IBB HBP BLK WP HR S P ERA WHIP																					
43 Odrisamer Despaigne, R ERA: 4.01	7.0 W 28 7 2 2 6 1 0 0 0 0 0 0 65 107 2.57 1.143																					
50 Chris O'Grady, L ERA: 4.36	(8.1) 1.0 4 1 0 0 1 0 0 0 0 0 0 10 12 0.00 1.000																					
49 Brian Ellington, R ERA: 7.42	(9.1) 1.0 4 0 0 0 1 1 0 0 0 0 0 0 8 16 0.00 1.000																					

AB 34
R 2
H 8
RBI 2
BB 2
SO 8
LOB 12



Batter	1	2	3	4	5	6	7	8	9	AB	R	H	RBI	BB	SO	LOB	BOTTOM			
9 Dee Strange-Gordon, L OBP: 0.342, SLG: 0.376										4	2	3	0	0	0	1	Atlanta Braves @ Miami Marlins Marlins Park, Miami, FL Sat Sep 30 2017, 7:11 PM - 10:10 PM EDT Att: 25,264 - Roof Closed - 79 F			
51 Ichiro Suzuki, L OBP: 0.319, SLG: 0.333										2	0	0	0	0	0	2				
27 Giancarlo Stanton, R OBP: 0.376, SLG: 0.603										5	0	1	1	0	2	3				
49 Brian Ellington, R										0	0	0	0	0	0	0				
21 Christian Yelich, L OBP: 0.366, SLG: 0.437										3	2	1	1	2	1	0				
41 Justin Bour, L OBP: 0.367, SLG: 0.540										4	0	1	1	0	0	1				
55 Brian Anderson, R OBP: 0.352, SLG: 0.388										4	2	3	1	1	0	0				
32 Derek Dietrich, L OBP: 0.334, SLG: 0.424										2	2	1	3	2	1	0				
17 A.J. Ellis, R OBP: 0.298, SLG: 0.371										4	1	2	0	0	1	5				
19 Miguel Rojas, R OBP: 0.359, SLG: 0.375										5	1	4	1	0	0	3				
43 Odrisamer Despaigne, R ERA: 4.01	(1.1) 2.0 L 16 6 2 2 1 0 1 0 0 0 0 0 27 44 6.75 2.250																			
50 Chris O'Grady, R ERA: 4.02	(8.1) 1.0 4 1 0 0 1 0 0 0 0 0 0 10 12 0.00 1.000																			
28 Tyler Moore, R OBP: 0.284, SLG: 0.398	(9.7) 1.0 7 3 2 1 0 0 0 0 1 0 0 0 0 11 18 9.00 3.000																			
Inning Stats	R: 5 E: 0 K: 0 S: 19	H: 4 LOB: 1 BB: 2 P: 33	R: 1 E: 0 K: 1 S: 15	H: 3 LOB: 3 BB: 2 P: 27	R: 0 E: 0 K: 1 S: 10	H: 2 LOB: 1 BB: 0 P: 16	R: 0 E: 0 K: 0 S: 9	H: 1 LOB: 2 BB: 1 P: 15	R: 2 E: 0 K: 0 S: 13	H: 4 LOB: 1 BB: 0 P: 22	R: 0 E: 0 K: 2 S: 12	H: 1 LOB: 2 BB: 0 P: 16	R: 0 E: 0 K: 2 S: 7	H: 0 LOB: 0 BB: 0 P: 12	R: 2 E: 1 K: 0 S: 11	H: 3 LOB: 2 BB: 0 P: 18	1B: 12 2B: 4 3B: 1 HR: 1	SF: 1 SAC: 0 DP: 0 HBP: 2	WP: 0 PB: 0 SB: 3 CS: 1	PA: 46
PITCHER	IP WLS BF H R ER SO BB IBB HBP BLK WP HR S P ERA WHIP																			
50 Lucas Sims, R ERA: 5.62	2.0 L 13 6 2 2 1 0 1 0 0 0 0 0 27 44 6.75 2.250																			
46 Ian Krol, L ERA: 5.33	(5.1) 1.1 7 2 0 0 2 0 0 1 0 0 0 0 17 25 0.00 1.500																			
53 Jim Johnson, R ERA: 5.46	(7.1) 1.0 3 0 0 0 2 0 0 0 0 0 0 0 7 12 0.00 0.000																			
45 Matt Wieler, R ERA: 8.35	(8.1) 1.0 7 3 2 1 0 0 0 0 1 0 0 0 0 11 18 9.00 3.000																			

AB 38
R 10
H 18
RBI 9
BB 5
SO 6
LOB 19



