Miami Marlins - 2018

Batter	1	2	3	4	5	6	7	8	9	AB	R	H	RBI	BB	SO	LOB
32 Derek Dietrich, L (1, 7) OBP: 0.400, SLG: 1.000 17 Chad Wallach, R (5, 3) OBP: 0.250, SLG: 1.000	G3-1		BB		HR		HR		K	2 2	1 1	1 1	1 1	1 0	0 1	0 0
9 Lewis Brinson, R (1, 8) OBP: 0.600, SLG: 0.750 3 JB Shuck, L (5, 8) OBP: 0.750, SLG: 0.667	K		13 FC6-4 HBP		1B		BB			2 0	0 0	1 0	0 0	0 1	1 0	0 0
13 Starlin Castro, R (1, 4) OBP: 0.200, SLG: 0.200 12 Johnny Giavotella, R (5, 4)	G4-3		FC6-4		F8		L6			3 1	0 0	0 0	0 0	0 0	0 0	3 1
15 Brian Anderson, R (1, 5) 81 Peter Mooney, L (5, 5) OBP: 0.667, SLG: 0.500		K		30 G4-3 93 2B BB	F9		G5-3			2 1	1 0	0 0	0 0	1 0	1 0	1 1
30 Garrett Cooper, R (1, 3) OBP: 0.500, SLG: 0.500 34 Magneuris Sierra, L (5, 7) OBP: 0.333, SLG: 0.333		93 FC5-4 1B		G4-3		K		G3		2 2	0 0	1 0	0 0	0 0	0 1	1 0
93 Monte Harrison, R (1, 10) OBP: 0.250, SLG: 0.500 91 Isan Díaz, L (6, PH) (6, 10)		FC5-4		2B		K		K		2 2	0 0	1 0	1 0	0 0	0 2	1 0
74 Braxton Lee, L (1, 9) 79 Isaac Galloway, R (5, 9) OBP: 0.333, SLG: 0.333		F7		F7		1B		G5-3		2 2	0 0	0 1	0 0	0 0	0 0	2 0
73 Austin Nola, R (1, 2) 28 Bryan Holaday, R (5, 2)			G6-3	G4-3		K			K	2 2	0 0	0 0	0 0	0 0	0 2	1 1
2 Yadiel Rivera, R (1, 6) OBP: 0.500, SLG: 0.750 26 Cristhian Adames, S (5, 6)			G6-3		G6-4		K		K	2 2	0 0	0 0	0 0	0 0	0 2	0 0
Inning Stats	R: 0 E: 0 K: 1 S: 5 H: 0 LOB: 0 BB: 0 P: 5	R: 0 E: 0 K: 1 S: 6 H: 1 LOB: 1 BB: 0 P: 6	R: 0 E: 0 K: 0 S: 3 H: 0 LOB: 2 BB: 1 P: 8	R: 1 E: 0 K: 0 S: 4 H: 1 LOB: 1 BB: 1 P: 8	R: 1 E: 0 K: 0 S: 6 H: 2 LOB: 1 BB: 0 P: 8	R: 0 E: 0 K: 3 S: 10 H: 1 LOB: 1 BB: 0 P: 10	R: 1 E: 0 K: 1 S: 7 H: 1 LOB: 1 BB: 1 P: 12	R: 0 E: 0 K: 1 S: 5 H: 0 LOB: 0 BB: 0 P: 5	R: 0 E: 0 K: 3 S: 9 H: 0 LOB: 0 BB: 0 P: 9	1B: 3 2B: 1 3B: 0 HR: 2 SF: 0 SAC: 0 DP: 0 HBP: 1						

TOP

Miami Marlins @ New York Mets

First Data Field, Port St. Lucie, FL

Sun Feb 25 2018, 1:13 PM - 5:10 PM EST

Att. 4,151 - Partly Cloudy - 87 F

livebaseballscorecards.com

AB	33
R	3
H	6
RBI	3
BB	3
SO	10
LOB	12

PITCHER		IP	WLS	BF	H	R	ER	SO	BB	IBB	HBP	BLK	WP	HR	S	P	ERA	WHIP
65 Robert Gsellman, R ERA:	(1, 1)	2.0	W	7	1	0	0	2	0	0	0	0	0	0	11	11	0.00	0.500
27 Jeurys Familia, R ERA:	(3, 1)	1.0		5	0	0	0	0	1	0	1	0	0	0	3	8	0.00	1.000
39 Jerry Blevins, L ERA: 9.0	(4, 1)	1.0		5	1	1	1	0	1	0	0	0	0	0	4	8	9.00	2.000
51 Paul Sewald, R ERA: 9.0	(5, 1)	1.0		5	2	1	1	0	0	0	0	0	0	1	6	8	9.00	2.000
44 AJ Ramos, R ERA:	(6, 1)	1.0		4	1	0	0	3	0	0	0	0	0	0	10	10	0.00	1.000

PITCHER		IP	WLS	BF	H	R	ER	SO	BB	IBB	HBP	BLK	WP	HR	S	P	ERA	WHIP
38 Anthony Swarzak, R ERA: 9.0	(7, 1)	1.0		5	1	1	1	1	1	0	0	0	0	1	7	12	9.00	2.000
50 Rafael Montero, R ERA:	(8, 1)	2.0		6	0	0	0	4	0	0	0	0	0	0	14	14	0.00	0.000

Batter	1	2	3	4	5	6	7	8	9	AB	R	H	RBI	BB	SO	LOB
13 Asdrúbal Cabrera, S (1, 4) OBP: 0.667, SLG: 1.000 85 L.J. Mazzilli, R (4, PR) OBP: 0.500, SLG: 1.000 (5, 4)	G4-3	52 HR 2B 1-3		52 G1-3 1B 1-2	26 1B 2B 2-H		G5-4-3 1-2f			3	1	2	0	0	0	0
										2	1	1	1	0	0	1
52 Yoenis Cespedes, R (1, 10) OBP: 0.667, SLG: 1.667 26 Kevin Plawecki, R (5, PH) OBP: 1.000, SLG: 1.000 (6, 10)	21 2B 1B	HR 2-H 3-H		G1-3 1-2 2-3	1B 2-H		BB 4-0			3	2	2	3	0	0	2
										1	0	1	1	1	0	0
23 Adrián González, L (1, 3) OBP: 0.167, SLG: 0.167 4 Wilmer Flores, R (5, 3)	F9	21 G6-4-3 1B		G3	K		K 0-3			3	0	1	0	0	0	4
										2	0	0	0	0	2	2
21 Todd Frazier, R (1, 5) OBP: 0.500, SLG: 0.750 75 David Thompson, R (5, 5) OBP: 0.286, SLG: 0.167	76 1B 2B 1-H	G6-4-3 1-2f			G5-3	59 1B BB 4-0		K 0-3		2	1	1	1	0	0	1
										2	0	0	0	1	1	0
76 Kevin Kaczmarski, L (1, 9) OBP: 0.143, SLG: 0.143 86 Jay Jabs, L (6, 9)	18 HBP 1B 2-H	G5-3			P6	K 0-3		F9		3	0	1	1	0	0	0
										2	0	0	0	0	1	1
18 Travis d'Arnaud, R (1, 2) 59 Jose Lobaton, S (5, 2) OBP: 0.600, SLG: 1.200 77 Tomás Nido, R (8, 2)	HBP 1-2	F8			HR 3-2	1B 1-2		K 0-3		1	0	0	0	0	0	0
										2	1	2	1	0	0	0
										1	0	0	0	0	1	0
16 Matthew den Dekker, L (1, 8) OBP: 0.500, SLG: 0.333 83 Patrick Biondi, L (6, 8)	K 0-3	F7			1 2B 1B 0-0	K 0-3				3	1	1	0	0	1	2
										1	0	0	0	0	1	2
1 Amed Rosario, R (1, 6) OBP: 0.600, SLG: 0.800 82 Luis Carpio, R (6, PH) (7, 6)	13 2B 52 HR 1B			F9	11 E 2B 1-H	G1-3				3	2	2	1	0	0	0
										1	0	0	0	0	0	2
11 Ty Kelly, S (1, 7) OBP: 0.571, SLG: 0.400 95 Ian Strom, R (6, 7) OBP: 1.000, SLG: 1.000	K 0-3			52 G1-3 13 1B BB 4-0	E9 85 2B 1B 2-H		85 G5-4-3 1B 0-0			2	1	1	1	1	1	1
										1	0	1	0	0	0	0
Inning Stats	R: 2 E: 0 K: 1 S: 8 H: 3 LOB: 2 BB: 0 P: 9	R: 3 E: 0 K: 1 S: 8 H: 4 LOB: 0 BB: 0 P: 8	R: 0 E: 0 K: 0 S: 3 H: 0 LOB: 0 BB: 0 P: 3	R: 0 E: 0 K: 0 S: 4 H: 1 LOB: 3 BB: 1 P: 8	R: 5 E: 1 K: 1 S: 13 H: 6 LOB: 1 BB: 0 P: 16	R: 0 E: 0 K: 2 S: 8 H: 1 LOB: 2 BB: 1 P: 12	R: 0 E: 0 K: 1 S: 5 H: 1 LOB: 1 BB: 1 P: 9	R: 0 E: 0 K: 2 S: 7 H: 0 LOB: 0 BB: 0 P: 7		1B: 10 2B: 4 3B: 0 HR: 2 SF: 0 SAC: 0 DP: 2 HBP: 1						

PITCHER		IP	WLS	BF	H	R	ER	SO	BB	IBB	HBP	BLK	WP	HR	S	P	ERA	WHIP
67 Tyler Cloyd, R ERA: 33.75	(1, 1)	1.1	L	12	7	5	5	2	0	0	1	0	0	1	15	16	33.75	5.250
75 Miguel Del Pozo, L ERA:	(2, 1)	0.2		1	0	0	0	0	0	0	0	0	0	0	1	1	0.00	0.000
20 Justin Nicolino, L ERA:	(3, 1)	2.0		8	1	0	0	0	1	0	0	0	0	0	7	11	0.00	1.000
84 Zac Gallen, R ERA: 45.0	(5, 1)	1.0		10	6	5	5	1	1	0	0	0	0	1	13	20	45.00	7.000
86 Ben Meyer, R ERA:	(6, 1)	1.2		6	2	0	0	2	0	0	0	0	0	0	10	10	0.00	1.200

PITCHER		IP	WLS	BF	H	R	ER	SO	BB	IBB	HBP	BLK	WP	HR	S	P	ERA	WHIP
78 Pablo López, R ERA:	(7, 1)	1.1		5	0	0	0	3	1	0	0	0	0	0	10	14	0.00	0.750

BOTTOM

Miami Marlins @ New York Mets

First Data Field, Port St. Lucie, FL

Sun Feb 25 2018, 1:13 PM - 5:10 PM EST

Att. 4,151 - Partly Cloudy - 87 F

livebaseballscorecards.com

AB	38
R	10
H	16
RBI	10
BB	3
SO	8
LOB	18

Miami Marlins @ Washington Nationals

TEAM Ballpark of the Palm Beaches, West Palm Beach, FL

Tue Feb 27 2018, 1:06 PM - 3:38 PM EST

Att. 2,499 - Partly Cloudy - 83 F

livebaseballscorecards.com

TOP

Batter	1	2	3	4	5	6	7	8	9	AB	R	H	RBI	BB	SO	LOB
34 Magneuris Sierra, L (1, 8) OBP: 0.375, SLG: 0.375 3 JB Shuck, L (5, 8) OBP: 0.667, SLG: 0.600	41 G4-3 1B		G3			L3		9 FC4 1B 1-2 3-H		2 0 1 0 0 0 0 2 0 1 1 0 0 0						
19 Miguel Rojas, R (1, 6) OBP: 0.286, SLG: 0.286 81 Peter Mooney, L (5, 6) OBP: 0.375, SLG: 0.286	F9		K			F8		G4-3 1-1 2-H		2 0 0 0 0 1 1 2 0 0 0 0 0 1						
41 Justin Bour, L (1, 10) OBP: 0.125, SLG: 0.125 9 Lewis Brinson, R (6, PH) OBP: 0.333, SLG: 0.375 (6, 10)	G4-3 1-2			P4		K		FC4 1-2f		2 0 0 0 0 0 1 2 0 0 0 0 1 1						
1 Cameron Maybin, R (1, 9) 5 Scott Van Slyke, R (5, 9) OBP: 0.556, SLG: 1.444	BB			K			G6-3		G3	1 0 0 0 1 1 0 2 0 0 0 0 0 0						
18 Tomás Telis, S (1, 2) OBP: 0.500, SLG: 0.600 73 Austin Nola, R (5, 2) 74 Braxton Lee, L (9, PR) OBP: 0.167, SLG: 0.167 83 Chris Hoo, R (9, 2)	L6			1B			L9		79 1B BB	2 0 1 0 0 0 2 1 0 0 0 1 0 0 0 0 0 0 0 0 0 0 0 0 0 0 0 0						
30 Garrett Cooper, R (1, 3) OBP: 0.250, SLG: 0.250 35 Eric Campbell, R (5, 3) OBP: 0.222, SLG: 0.250		K		K			K			2 0 0 0 0 2 1 2 0 0 0 0 2 1						
93 Monte Harrison, R (1, 7) OBP: 0.250, SLG: 0.500 79 Isaac Galloway, R (5, 7) OBP: 0.500, SLG: 0.500		K			K			12 FC1-5-4 26 1B 3 1B 1B	1-2 1B	2 0 0 0 0 2 0 2 1 2 0 0 0 0						
91 Isan Díaz, L (1, 4) 26 Cristhian Adames, S (5, 4) OBP: 0.286, SLG: 0.167		G3			K			12 FC1-5-4 1-2 1B	G6-3	2 0 0 0 0 1 0 2 0 1 0 0 0 2						
2 Yadiel Rivera, R (1, 5) OBP: 0.250, SLG: 0.375 12 Johnny Giavotella, R (5, 5)			F9		G5-3			FC1-5-4 3 1B 81 G4-3 1-2f 2-3		2 0 0 0 0 0 0 1 1 0 0 0 0 2						
Inning Stats	R: 0 H: 1 E: 0 LOB: 2 K: 0 BB: 1 S: 4 P: 8	R: 0 H: 0 E: 0 LOB: 0 K: 2 BB: 0 S: 7 P: 7	R: 0 H: 0 E: 0 LOB: 0 K: 1 BB: 0 S: 5 P: 5	R: 0 H: 1 E: 0 LOB: 1 K: 2 BB: 0 S: 8 P: 8	R: 0 H: 0 E: 0 LOB: 0 K: 2 BB: 0 S: 7 P: 7	R: 0 H: 0 E: 0 LOB: 0 K: 1 BB: 0 S: 5 P: 5	R: 0 H: 0 E: 0 LOB: 0 K: 1 BB: 0 S: 5 P: 5	R: 2 H: 3 E: 1 LOB: 1 K: 0 BB: 0 S: 6 P: 6	R: 0 H: 1 E: 0 LOB: 2 K: 1 BB: 1 S: 6 P: 10	1B: 6 SF: 0 2B: 0 SAC: 0 3B: 0 DP: 0 HR: 0 HBP: 0							

	AB	33
	R	2
	H	6
	RBI	1
	BB	2
	SO	10
	LOB	12

MIAMI

WP: 0 PA: 35
PB: 0
SB: 0
CS: 0

PITCHER		IP	WLS	BF	H	R	ER	SO	BB	IBB	HBP	BLK	WP	HR	S	P	ERA	WHIP
47 Gio González, L ERA:	(1, 1)	2.0		8	1	0	0	2	1	0	0	0	0	0	11	15	0.00	1.000
62 Sean Doolittle, L ERA:	(3, 1)	1.0		3	0	0	0	1	0	0	0	0	0	0	5	5	0.00	0.000
21 Brandon Kintzler, R ERA:	(4, 1)	1.0		4	1	0	0	2	0	0	0	0	0	0	8	8	0.00	1.000
46 Tommy Milone, L ERA:	(5, 1)	2.0	H	6	0	0	0	3	0	0	0	0	0	0	12	12	0.00	0.000
67 Jaron Long, R ERA: 6.0	(7, 1)	1.0	H	3	0	0	0	1	0	0	0	0	0	0	5	5	0.00	0.000

PITCHER		IP	WLS	BF	H	R	ER	SO	BB	IBB	HBP	BLK	WP	HR	S	P	ERA	WHIP
33 Matt Grace, L ERA: 4.5	(8, 1)	1.0	B	6	3	2	1	0	0	0	0	0	0	0	6	6	9.00	3.000
51 Wander Suero, R ERA:	(9, 1)	1.0		5	1	0	0	1	1	0	0	0	0	0	6	10	0.00	2.000

BOTTOM

Miami Marlins @ Washington Nationals

Tue Feb 27 2018, 1:06 PM - 3:38 PM EST
Att. 2,499 - Partly Cloudy - 83 F

TEAM Ballpark of the Palm Beaches, West Palm Beach, FL

livebaseballscorecards.com

Batter	1	2	3	4	5	6	7	8	9	AB	R	H	RBI	BB	SO	LOB
7 Trea Turner, R (1, 6) OBP: 0.500, SLG: 0.250	G4-3		G5-3		K		L7			3	0	0	0	0	1	0
63 Osvaldo Abreu, R (6, 6) OBP: 0.333, SLG: 0.333										1	0	0	0	0	0	1
32 Matt Wieters, S (1, 2) OBP: 0.500, SLG: 1.250	G3		F9			BB 73 F8 71 1B 14 E		BB 71 G5-4-3		2	0	0	0	0	0	0
19 Matt Reynolds, R (6, 7) OBP: 0.545, SLG: 0.286										0	1	0	0	2	0	0
34 Bryce Harper, L (1, 9) OBP: 0.200, SLG: 0.400	K			2B 6 1B 14 SF7		1B 64 L6-4 14 E 1-2		G5-4-3 1-2f		2	1	1	0	0	1	0
71 José Marmolejos, L (6, 9) OBP: 0.333, SLG: 0.333										2	0	1	0	0	0	1
6 Anthony Rendon, R (1, 5) OBP: 0.750, SLG: 0.667		1B 12 1B		1B 14 SF7 2-3		F8 2-3		G5-3		2	0	2	0	0	0	0
73 Kelvin Gutiérrez, R (6, 5)										2	0	0	0	0	0	2
14 Miguel Montero, L (1, 10) OBP: 0.200, SLG: 0.250		F9		SF7 1-2 3-H		E6 1-2 3-H			F8	2	0	0	2	0	0	2
49 Moisés Sierra, R (6, PR) OBP: 0.625, SLG: 1.000										1	0	0	0	0	0	0
(7, 10)																
12 Howie Kendrick, R (1, 4) OBP: 0.667, SLG: 0.333		1B 1-2		G5-3		L6-4 2-2			1B 5 FC5-4	2	0	1	0	0	0	1
64 Spencer Kieboom, R (6, 3) OBP: 0.300, SLG: 0.300										2	0	1	0	0	0	2
8 Brian Goodwin, L (1, 7) OBP: 0.429, SLG: 0.200	K		K			F8		P4		2	0	0	0	0	2	3
9 Rafael Bautista, R (6, 8)										2	0	0	0	0	0	1
3 Michael Taylor, R (1, 8) OBP: 0.250, SLG: 0.250	K				K		1B 66 S		1-2f FC5-4	2	0	0	0	0	2	2
5 Adrián Sanchez, R (6, 4) OBP: 0.111, SLG: 0.111										2	0	1	0	0	0	1
61 Chris Dominguez, R (1, 3) OBP: 0.333, SLG: 0.333			G5-3		F7		K 1-2			2	0	0	0	0	0	0
66 Jhonatan Solano, R (6, 2)										1	0	0	0	0	1	1
Inning Stats	R: 0 E: 0 K: 1 S: 5 H: 0 LOB: 0 BB: 0 P: 5	R: 0 E: 0 K: 2 S: 9 H: 2 LOB: 2 BB: 0 P: 9	R: 0 E: 0 K: 0 S: 3 H: 0 LOB: 0 BB: 0 P: 3	R: 1 E: 0 K: 1 S: 7 H: 2 LOB: 1 BB: 0 P: 7	R: 0 E: 0 K: 2 S: 7 H: 0 LOB: 0 BB: 0 P: 7	R: 1 E: 1 K: 0 S: 4 H: 1 LOB: 1 BB: 1 P: 8	R: 0 E: 0 K: 1 S: 6 H: 1 LOB: 1 BB: 0 P: 6	R: 0 E: 0 K: 0 S: 2 H: 0 LOB: 0 BB: 1 P: 6	R: 0 E: 0 K: 0 S: 4 H: 1 LOB: 1 BB: 0 P: 4	1B: 6 2B: 2 3B: 0 HR: 0	SF: 1 SAC: 0 DP: 2 HBP: 0						

	AB	32
	R	2
	H	7
	RBI	2
	BB	2
	SO	7
	LOB	17

WP: 0 PB: 0 SB: 1 CS: 0 PA: 35

PITCHER		IP	WLS	BF	H	R	ER	SO	BB	IBB	HBP	BLK	WP	HR	S	P	ERA	WHIP
58 Dan Straily, R ERA:	(1, 1)	2.0		8	2	0	0	3	0	0	0	0	0	0	14	14	0.00	1.000
61 Adam Conley, L ERA: 4.5	(3, 1)	2.0		8	2	1	1	1	0	0	0	0	0	0	10	10	4.50	1.000
77 Merandy Gonzalez, R ERA: 3.86	(5, 1)	1.1		7	1	1	1	2	1	0	0	0	0	0	10	14	6.75	1.500
40 Javy Guerra, R ERA:	(6, 1)	0.2		1	0	0	0	0	0	0	0	0	0	0	1	1	0.00	0.000
88 Trevor Richards, R ERA:	(7, 1)	1.0		4	1	0	0	1	0	0	0	0	0	0	6	6	0.00	1.000

PITCHER		IP	WLS	BF	H	R	ER	SO	BB	IBB	HBP	BLK	WP	HR	S	P	ERA	WHIP
56 Tayron Guerrero, R ERA:	(8, 1)	1.0		3	0	0	0	0	1	0	0	0	0	0	2	6	0.00	1.000
51 Alex Wimmers, R ERA:	(9, 1)	1.0		4	1	0	0	0	0	0	0	0	0	0	4	4	0.00	1.000

Batter	1	2	3	4	5	6	7	8	9	AB	R	H	RBI	BB	SO	LOB
7 Trea Turner, R (1, 6) OBP: 0.500, SLG: 0.333	G4-3			1 FC3-6 1B		P6		73 1B		2	0	1	0	0	0	0
17 Reid Brignac, L (5, 5) OBP: 0.333, SLG: 0.167										2	0	1	0	0	0	0
1 Wilmer Difo, S (1, 10)	L9			FC3-6 1-2f			BB 64 BB 45 BB 5 BB	1-3 1B		2	0	0	0	0	0	1
73 Kelvin Gutiérrez, R (7, PH) OBP: 0.231, SLG: 0.091 (7, 10)										1	1	1	0	1	0	0
12 Howie Kendrick, R (1, 4) OBP: 0.500, SLG: 0.200	G4-3			K			BB 5 BB 64 BB 1-2	K		2	0	0	0	0	1	1
45 Andrew Stevenson, L (5, 9) OBP: 0.357, SLG: 0.333										1	0	0	0	1	1	2
6 Anthony Rendon, R (1, 5) OBP: 0.500, SLG: 0.400		K		P2			K		64 WP 1B	2	0	0	0	0	1	1
9 Rafael Bautista, R (5, 8) OBP: 0.182, SLG: 0.100										2	0	1	0	0	1	2
14 Miguel Montero, L (1, 2) OBP: 0.143, SLG: 0.167		F7			G4-3		BB 5 BB 1-2 2-3		G5-3 1-2	2	0	0	0	0	0	0
64 Spencer Kieboom, R (6, 2) OBP: 0.333, SLG: 0.273										1	0	0	0	1	0	1
3 Michael Taylor, R (1, 8) OBP: 0.167, SLG: 0.167		L7			P6		63 G4-3 BB 1-2 2-3 3-H		F9	2	0	0	0	0	0	0
5 Adrián Sanchez, R (5, 6) OBP: 0.182, SLG: 0.100										1	0	0	1	1	0	1
14 Victor Robles, R (1, 9) OBP: 0.385, SLG: 0.500			K		K		G4-3 1-2f		G6-3	2	0	0	0	0	2	0
63 Osvaldo Abreu, R (5, 4) OBP: 0.200, SLG: 0.200										2	0	0	0	0	0	4
71 José Marmolejos, L (1, 3) OBP: 0.286, SLG: 0.286			K			F8		G5-3		2	0	0	0	0	1	0
61 Chris Dominguez, R (6, 3) OBP: 0.300, SLG: 0.300										1	0	0	0	0	0	0
49 Moisés Sierra, R (1, 7) OBP: 0.500, SLG: 0.778			K			G6-3		K		2	0	0	0	0	1	0
19 Matt Reynolds, R (8, PH) OBP: 0.500, SLG: 0.250 (8, 7)										1	0	0	0	0	1	0
Inning Stats	R: 0 E: 0 K: 0 S: 3 H: 0 LOB: 0 BB: 0 P: 3	R: 0 E: 0 K: 1 S: 5 H: 0 LOB: 0 BB: 0 P: 5	R: 0 E: 0 K: 3 S: 9 H: 0 LOB: 0 BB: 0 P: 9	R: 0 E: 0 K: 1 S: 6 H: 1 LOB: 1 BB: 0 P: 6	R: 0 E: 0 K: 1 S: 5 H: 0 LOB: 0 BB: 0 P: 5	R: 0 E: 0 K: 0 S: 3 H: 0 LOB: 0 BB: 0 P: 3	R: 1 E: 0 K: 1 S: 4 H: 0 LOB: 2 BB: 4 P: 20	R: 0 E: 0 K: 2 S: 9 H: 2 LOB: 2 BB: 0 P: 9	R: 0 E: 0 K: 0 S: 4 H: 1 LOB: 1 BB: 0 P: 5	1B: 4 2B: 0 3B: 0 HR: 0	SF: 0 SAC: 0 DP: 1 HBP: 0						

PITCHER	IP	WLS	BF	H	R	ER	SO	BB	IBB	HBP	BLK	WP	HR	S	P	ERA	WHIP
43 Odrisamer Despaigne, R (1, 1) ERA:	3.0	W	9	0	0	0	4	0	0	0	0	0	0	17	17	0.00	0.000
57 Elieser Hernández, R (4, 1) ERA: 3.6	3.0	H	10	1	0	0	2	0	0	0	0	0	0	14	14	0.00	0.333
76 Dillon Peters, L (7, 1) ERA: 3.86	0.1	H	5	0	1	1	1	4	0	0	0	0	0	3	19	27.00	12.000
55 Drew Rucinski, R (7, 1) ERA:	0.2	H	1	0	0	0	0	0	0	0	0	0	0	1	1	0.00	0.000
50 Chris O'Grady, L (8, 1) ERA:	1.0	H	5	2	0	0	2	0	0	0	0	0	0	9	9	0.00	2.000

PITCHER	IP	WLS	BF	H	R	ER	SO	BB	IBB	HBP	BLK	WP	HR	S	P	ERA	WHIP
75 Miguel Del Pozo, L (9, 1) ERA:	1.0	S	4	1	0	0	0	0	0	0	0	1	0	4	5	0.00	1.000

Washington Nationals @ Miami Marlins

Roger Dean Chevrolet Stadium, Jupiter, FL

Wed Feb 28 2018, 1:10 PM - 3:47 PM EST

Att. 1,987 - Sunny - 79 F

TOP

livebaseballscorecards.com

AB	30
R	1
H	4
RBI	1
BB	4
SO	9
LOB	13

1B: 4 SF: 0 PA: 34
2B: 0 SAC: 0
3B: 0 DP: 1
HR: 0 HBP: 0

WP: 1
PB: 0
SB: 0
CS: 0

Batter	1	2	3	4	5	6	7	8	9	AB	R	H	RBI	BB	SO	LOB
34 Magneuris Sierra, L (1, 9) OBP: 0.273, SLG: 0.273 74 Braxton Lee, L (6, 9) OBP: 0.143, SLG: 0.143	K	F9			K		P2			3 1	0 0	0 0	0 0	0 0	2 0	2 1
11 J.T. Realmuto, R (1, 2) OBP: 0.400, SLG: 0.889 17 Chad Wallach, R (7, 2) OBP: 0.286, SLG: 0.667	K		K		K		2-4 1-2	G3-1		3 1	0 0	0 0	0 0	0 0	3 0	0 0
13 Starlin Castro, R (1, 4) OBP: 0.222, SLG: 0.222 91 Isan Díaz, L (6, 4)	G6-3		G4-3			K		E6 79 2B 5 WP		2 2	0 1	0 0	0 0	0 0	0 1	0 0
32 Derek Dietrich, L (1, 7) OBP: 0.300, SLG: 0.500 79 Isaac Galloway, R (6, 7) OBP: 0.600, SLG: 0.667		30 G5-4-3 HBP	F8			FC4-6 3 5 S BB		5 WP 1-3 2B		1 1	0 0	0 1	0 0	0 0	0 1	0 0
30 Garrett Cooper, R (1, 3) OBP: 0.167, SLG: 0.167 5 Scott Van Slyke, R (6, 3) OBP: 0.545, SLG: 1.300		G5-4-3 1-2f		F8		3 FC4-6 1-2 BB		2-3 3-H		2 1	0 0	0 0	0 1	0 1	0 1	1 1
9 Lewis Brinson, R (1, 8) OBP: 0.455, SLG: 0.600 3 JB Shuck, L (6, 8) OBP: 0.625, SLG: 0.500	15 E 2B			15 CS 1B		FC4-6 1-2f 2-3		BB		2 1	1 0	2 0	0 0	0 1	0 0	0 2
15 Brian Anderson, R (1, 5) 2 Yadiel Rivera, R (6, 5) OBP: 0.200, SLG: 0.300	E5 35 E 81 WP 2-H			1 SAFE 4-0 1-2 BB		G4-3		L4		1 2	1 0	0 0	0 0	1 0	0 0	0 4
35 Eric Campbell, R (1, 10) OBP: 0.182, SLG: 0.200 28 Bryan Holaday, R (7, PH) (8, 10)	E5 81 WP 2-3		G4-3				K			2 1	0 0	0 0	0 0	0 1	0 0	2 0
81 Peter Mooney, L (1, 6) OBP: 0.400, SLG: 0.250 26 Cristhian Adames, S (6, 6) OBP: 0.375, SLG: 0.286	4-0 1-2 3-H BB			G3			17 2-4 1B			1 1	0 0	0 1	0 0	1 0	0 0	0 0
Inning Stats	R: 0 E: 0 K: 2 S: 7 H: 0 LOB: 0 BB: 0 P: 7	R: 2 E: 2 K: 0 S: 5 H: 1 LOB: 2 BB: 1 P: 10	R: 0 E: 0 K: 1 S: 5 H: 0 LOB: 0 BB: 0 P: 5	R: 0 E: 0 K: 0 S: 3 H: 1 LOB: 1 BB: 1 P: 7	R: 0 E: 0 K: 2 S: 7 H: 0 LOB: 0 BB: 0 P: 7	R: 0 E: 0 K: 1 S: 5 H: 0 LOB: 2 BB: 2 P: 13	R: 0 E: 0 K: 1 S: 5 H: 1 LOB: 1 BB: 0 P: 6	R: 1 E: 1 K: 1 S: 7 H: 1 LOB: 2 BB: 1 P: 12		1B: 2 2B: 2 3B: 0 HR: 0 SF: 0 SAC: 0 DP: 1 HBP: 1				WP: 2 PB: 0 SB: 1 CS: 1 PA: 34		

BOTTOM

Washington Nationals @ Miami Marlins

Roger Dean Chevrolet Stadium, Jupiter, FL

Wed Feb 28 2018, 1:10 PM - 3:47 PM EST

Att. 1,987 - Sunny - 79 F

livebaseballscorecards.com

AB	28
R	3
H	4
RBI	0
BB	5
SO	8
LOB	13

PITCHER		IP	WLS	BF	H	R	ER	SO	BB	IBB	HBP	BLK	WP	HR	S	P	ERA	WHIP
57 Tanner Roark, R ERA:	(1, 1)	2.0	L	10	1	2	0	2	1	0	1	0	1	0	12	17	0.00	1.000
44 Ryan Madson, R ERA:	(3, 1)	1.0		3	0	0	0	1	0	0	0	0	0	0	5	5	0.00	0.000
27 Shawn Kelley, R ERA:	(4, 1)	1.0		4	1	0	0	0	1	0	0	0	0	0	3	7	0.00	2.000
40 Edwin Jackson, R ERA: 3.0	(5, 1)	1.0		3	0	0	0	2	0	0	0	0	0	0	7	7	0.00	0.000
68 Jefry Rodriguez, R ERA: 4.5	(6, 1)	1.0		5	0	0	0	1	2	0	0	0	0	0	5	13	0.00	2.000

PITCHER		IP	WLS	BF	H	R	ER	SO	BB	IBB	HBP	BLK	WP	HR	S	P	ERA	WHIP
36 Sammy Solís, L ERA: 4.5	(7, 1)	1.0		4	1	0	0	1	0	0	0	0	0	0	5	6	0.00	1.000
26 Trevor Gott, R ERA:	(8, 1)	1.0		6	1	1	0	1	1	0	0	0	1	0	7	12	0.00	2.000

New York Mets @ Miami Marlins

Roger Dean Chevrolet Stadium, Jupiter, FL

Sat Mar 03 2018, 1:08 PM - 3:28 PM EST

Att. 4,371 - Sunny - 75 F

TOP

livebaseballscorecards.com

Batter	1	2	3	4	5	6	7	8	9	AB	R	H	RBI	BB	SO	LOB
12 Juan Lagares, R (1, 8) OBP: 0.333, SLG: 0.333	F9		4 G6-4-3 1B			K		F7		2	0	1	0	0	0	0
83 Patrick Biondi, L (4, 8) OBP: 0.333, SLG: 0.286										2	0	0	0	0	1	0
4 Wilmer Flores, R (1, 10) OBP: 0.222, SLG: 0.176	1B		G6-4-3 1-2f			F9		1B		4	0	2	0	0	0	1
26 Kevin Plawecki, R (1, 2) OBP: 0.500, SLG: 0.500	K		L7			G5-3		K		3	0	0	0	0	1	1
70 Patrick Mazeika, L (7, 2) OBP: 0.500, SLG: 0.333										1	0	0	0	0	1	1
72 Phillip Evans, R (1, 5) (3, 6) OBP: 0.500, SLG: 0.800	G6-3			75 FC6-4 HBP			F7		G3	2	0	0	0	0	0	1
84 Michael Paez, R (8, 6)										1	0	0	0	0	0	0
74 Pete Alonso, R (1, 3) OBP: 0.357, SLG: 0.182		K		K			2 1B 75 1B BB		G5-3	3	0	0	0	1	2	1
1 Amed Rosario, R (1, 6) OBP: 0.308, SLG: 0.333		2 G5-3 HBP		FC6-4 2 CS 1-2f			2 1B 1-2 1B		BB	0	0	0	0	0	0	0
75 David Thompson, R (3, 5) OBP: 0.421, SLG: 0.375										2	0	1	0	1	0	1
2 Gavin Cecchini, R (1, 4) OBP: 0.571, SLG: 1.091	G5-3 1-2		CS 1-2		F8		71 G3-6-1 1-2 2-3 1B		K	4	0	1	0	0	1	2
71 Zach Borenstein, L (1, 7) OBP: 0.286, SLG: 0.421	BB				G3		G3-6-1 1-2f			2	0	0	0	1	0	3
80 Arnaldo Berrios, S (8, 7) OBP: 0.286, SLG: 0.857										0	0	0	0	0	0	0
16 Matthew den Dekker, L (1, 9) OBP: 0.294, SLG: 0.200	G3-1				K			L4		3	0	0	0	0	1	2
86 Jay Jabs, L (8, 9) OBP: 0.333, SLG: 0.333										0	0	0	0	0	0	0
Inning Stats	R: 0 E: 0 K: 1 S: 7 H: 1 LOB: 1 BB: 0 P: 7	R: 0 E: 0 K: 1 S: 5 H: 0 LOB: 2 BB: 1 P: 10	R: 0 E: 0 K: 0 S: 3 H: 1 LOB: 0 BB: 0 P: 3	R: 0 E: 0 K: 1 S: 4 H: 0 LOB: 0 BB: 0 P: 6	R: 0 E: 0 K: 1 S: 5 H: 0 LOB: 0 BB: 0 P: 5	R: 0 E: 0 K: 1 S: 5 H: 0 LOB: 0 BB: 0 P: 5	R: 0 E: 0 K: 0 S: 4 H: 2 LOB: 2 BB: 1 P: 8	R: 0 E: 0 K: 1 S: 6 H: 1 LOB: 1 BB: 0 P: 6	R: 0 E: 0 K: 1 S: 5 H: 0 LOB: 1 BB: 1 P: 9	1B: 5 2B: 0 3B: 0 HR: 0 SF: 0 SAC: 0 DP: 2 HBP: 2							

AB	29
R	0
H	5
RBI	0
BB	3
SO	7
LOB	13

WP: 0 PB: 0 SB: 0 CS: 1 PA: 35

PITCHER	IP	WLS	BF	H	R	ER	SO	BB	IBB	HBP	BLK	WP	HR	S	P	ERA	WHIP
62 José Ureña, R (1, 1) ERA:	2.0	W	9	1	0	0	2	1	0	1	0	0	0	12	17	0.00	1.000
66 Jarlín García, L (3, 1) ERA:	2.0	H	6	1	0	0	1	0	0	1	0	0	0	7	9	0.00	0.500
31 Caleb Smith, L (5, 1) ERA:	2.0	H	6	0	0	0	2	0	0	0	0	0	0	10	10	0.00	0.000
37 Jumbo Díaz, R (7, 1) ERA:	1.0	H	5	2	0	0	0	1	0	0	0	0	0	4	8	0.00	3.000
75 Miguel Del Pozo, L (8, 1) ERA:	1.0	H	4	1	0	0	1	0	0	0	0	0	0	6	6	0.00	1.000

PITCHER	IP	WLS	BF	H	R	ER	SO	BB	IBB	HBP	BLK	WP	HR	S	P	ERA	WHIP
71 Drew Steckenrider, R (9, 1) ERA:	1.0	S	4	0	0	0	1	1	0	0	0	0	0	5	9	0.00	1.000

Batter	1	2	3	4	5	6	7	8	9	AB	R	H	RBI	BB	SO	LOB
74 Braxton Lee, L (1, 9) OBP: 0.286, SLG: 0.231 34 Magneuris Sierra, L (6, 9) OBP: 0.333, SLG: 0.400	BBBB 4-0 11 G5-3 41 1B BB	SSS 0-3 ② K	X 0-0 ③ G4-3					X 0-0 28 G1-6-3 1B		2 1 0 0 1 1 1 1 0 1 0 0 0 0						
11 J.T. Realmuto, R (1, 2) OBP: 0.333, SLG: 0.615 28 Bryan Holaday, R (6, 2)	X 0-0 ① G5-3 1-2		SSC 0-3 ③ K			X 0-0 ① F7		X 0-0 ②③ G1-6-3 1-2f		2 0 0 0 0 1 1 2 0 0 0 0 0 1						
13 Starlin Castro, R (1, 4) OBP: 0.143, SLG: 0.143 91 Isan Díaz, L (6, 4) OBP: 0.083, SLG: 0.167	X 0-0 ② F9			X 0-0 ① G1-6-3		SSS 0-3 ② K				2 0 0 0 0 0 1 1 0 0 0 0 1 0						
41 Justin Bour, L (1, 3) OBP: 0.154, SLG: 0.154 30 Garrett Cooper, R (6, 3) OBP: 0.300, SLG: 0.556	X 0-0 2-H 1B			X 0-0 ② F8		X 0-0 ③ F9				2 0 1 1 0 0 0 1 0 0 0 0 0 0						
9 Lewis Brinson, R (1, 8) OBP: 0.438, SLG: 0.667 79 Isaac Galloway, R (6, 8) OBP: 0.500, SLG: 0.545	SFS 0-3 ③ K			X 0-0 2B			SFC 0-3 ① K			2 0 1 0 0 1 1 1 0 0 0 0 1 0						
32 Derek Dietrich, L (1, 7) OBP: 0.267, SLG: 0.385 5 Scott Van Slyke, R (6, 7) OBP: 0.438, SLG: 0.933		SSS 0-3 ① K	SFS 0-3 ③ K				X 0-0 1B			2 0 0 0 0 2 1 1 0 1 0 0 0 0						
18 Tomás Telis, S (1, 10) OBP: 0.273, SLG: 0.300 73 Austin Nola, R (7, PH) (8, 10)		X 0-0 ② G6-3			X 0-0 ① F8		X 0-0 ② F9			2 0 0 0 0 0 0 1 0 0 0 0 0 1						
35 Eric Campbell, R (1, 5) OBP: 0.250, SLG: 0.333 2 Yadiel Rivera, R (6, 5) OBP: 0.154, SLG: 0.231		X 0-0 ③ G3-1			X 0-0 19 FC6-4 1B		X 0-0 ③ G6-3			2 0 1 0 0 0 0 1 0 0 0 0 0 1						
19 Miguel Rojas, R (1, 6) OBP: 0.182, SLG: 0.182 81 Peter Mooney, L (5, PR) OBP: 0.286, SLG: 0.167 (6, 6)			X 0-0 ① G1-3		1 SAFE X 0-0 ② FC6-4 1-2f			X 0-0 ① P6		2 0 0 0 0 0 1 1 0 0 0 0 0 0						
Inning Stats	R: 1 H: 1 E: 0 LOB: 1 K: 1 BB: 1 S: 6 P: 10	R: 0 H: 0 E: 0 LOB: 0 K: 1 BB: 0 S: 5 P: 5	R: 0 H: 0 E: 0 LOB: 0 K: 2 BB: 0 S: 7 P: 7	R: 0 H: 1 E: 0 LOB: 1 K: 1 BB: 0 S: 6 P: 6	R: 0 H: 1 E: 0 LOB: 1 K: 0 BB: 0 S: 4 P: 4	R: 0 H: 0 E: 0 LOB: 0 K: 1 BB: 0 S: 5 P: 5	R: 0 H: 1 E: 0 LOB: 1 K: 1 BB: 0 S: 6 P: 6	R: 0 H: 1 E: 0 LOB: 0 K: 0 BB: 0 S: 3 P: 3		1B: 4 SF: 0 2B: 1 SAC: 0 3B: 0 DP: 1 HR: 0 HBP: 0						

BOTTOM

New York Mets @ Miami Marlins

Roger Dean Chevrolet Stadium, Jupiter, FL

Sat Mar 03 2018, 1:08 PM - 3:28 PM EST

Att. 4,371 - Sunny - 75 F

livebaseballscorecards.com

AB	28
R	1
H	5
RBI	1
BB	1
SO	7
LOB	9

WP: 0 PA: 29
PB: 0
SB: 0
CS: 0

PITCHER		IP	WLS	BF	H	R	ER	SO	BB	IBB	HBP	BLK	WP	HR	S	P	ERA	WHIP
34 Noah Syndergaard, R ERA: 1.8	(1, 1)	3.0	L	11	1	1	1	4	1	0	0	0	0	0	18	22	3.00	0.667
51 Paul Sewald, R ERA: 2.25	(4, 1)	1.0		4	1	0	0	1	0	0	0	0	0	0	6	6	0.00	1.000
27 Jeurys Familia, R ERA:	(5, 1)	1.0		4	1	0	0	0	0	0	0	0	0	0	4	4	0.00	1.000
44 AJ Ramos, R ERA: 3.0	(6, 1)	1.0		3	0	0	0	1	0	0	0	0	0	0	5	5	0.00	0.000
64 Chris Flexen, R ERA: 1.8	(7, 1)	2.0		7	2	0	0	1	0	0	0	0	0	0	9	9	0.00	1.000

PITCHER	IP	WLS	BF	H	R	ER	SO	BB	IBB	HBP	BLK	WP	HR	S	P	ERA	WHIP

Miami Marlins @ Atlanta Braves

Stadium at the ESPN Wide World of Sports, Lake Buena Vista, FL

Sun Mar 04 2018, 1:07 PM - 3:35 PM EST

Att. 5,414 - Sunny - 71 F

TOP

livebaseballscorecards.com

Batter	1	2	3	4	5	6	7	8	9	AB	R	H	RBI	BB	SO	LOB
19 Miguel Rojas, R (1, 6) OBP: 0.143, SLG: 0.143	L7		F7			G6-3		80 1B 91 1B 1B		3	0	0	0	0	0	0
81 Peter Mooney, L (6, 6) OBP: 0.333, SLG: 0.231										1	1	1	0	0	0	0
3 JB Shuck, L (1, 8) OBP: 0.429, SLG: 0.333	G1			G4-3		G1-6-3		91 E 91 1B 1-2 1B		3	0	0	0	0	0	0
80 Corey Bird, L (6, 8) OBP: 1.000, SLG: 1.000										1	0	1	0	0	0	0
13 Starlin Castro, R (1, 4) OBP: 0.188, SLG: 0.188	1B			E5 41 1B		K		E9 1-3 2-H 1B		2	0	1	0	0	0	0
91 Isan Díaz, L (4, PR) OBP: 0.143, SLG: 0.214 (4, 4)										2	0	1	1	0	1	0
41 Justin Bour, L (1, 10) OBP: 0.200, SLG: 0.200	G4-3			30 G6-4-3 1-3 1B			HR	L3		2	0	1	0	0	0	1
28 Bryan Holaday, R (4, PR) OBP: 0.100, SLG: 0.400 (4, 10)										2	1	1	1	0	0	2
30 Garrett Cooper, R (1, 3) OBP: 0.250, SLG: 0.455		G6-3		G6-4-3 1-2f			G5-3		2B	2	0	0	0	0	0	2
17 Chad Wallach, R (5, 3) OBP: 0.273, SLG: 0.600										2	0	1	0	0	0	0
18 Tomás Telis, S (1, 2) OBP: 0.231, SLG: 0.250		K			G3-1		G6-3		G5-3	2	0	0	0	0	1	0
73 Austin Nola, R (6, 2)										2	0	0	0	0	0	1
15 Brian Anderson, R (1, 5) OBP: 0.444, SLG: 0.500	G5-3				74 1B BB		F7		BB	1	0	0	0	1	0	0
2 Yadiel Rivera, R (6, 5) OBP: 0.200, SLG: 0.214										1	0	0	0	1	0	0
74 Braxton Lee, L (1, 9) OBP: 0.313, SLG: 0.267			G4-3		79 G5-4-3 1-2 1B			G6-3	K	2	0	1	0	0	0	0
93 Monte Harrison, R (5, 9) OBP: 0.154, SLG: 0.308										2	0	0	0	0	1	2
79 Isaac Galloway, R (1, 7) OBP: 0.429, SLG: 0.462			L8		G5-4-3 1-2f			G6-3	F9	2	0	0	0	0	0	2
26 Cristhian Adames, S (5, 7) OBP: 0.286, SLG: 0.231										2	0	0	0	0	0	2

Inning Stats										
	R: 0 E: 0 K: 0 S: 4	H: 1 LOB: 1 BB: 0 P: 4	R: 0 E: 0 K: 1 S: 5	H: 0 LOB: 0 BB: 0 P: 5	R: 0 E: 0 K: 0 S: 3	H: 0 LOB: 0 BB: 0 P: 3	R: 0 E: 1 K: 0 S: 4	H: 1 LOB: 2 BB: 0 P: 4	R: 0 E: 0 K: 0 S: 3	H: 1 LOB: 1 BB: 1 P: 7
	R: 0 E: 0 K: 1 S: 5	H: 0 LOB: 0 BB: 0 P: 5	R: 1 E: 0 K: 0 S: 5	H: 1 LOB: 0 BB: 0 P: 6	R: 1 E: 1 K: 0 S: 6	H: 3 LOB: 2 BB: 0 P: 6	R: 0 E: 0 K: 1 S: 6	H: 1 LOB: 2 BB: 1 P: 10	1B: 6 2B: 1 3B: 0 HR: 1	SF: 0 SAC: 0 DP: 2 HBP: 0

	AB	34
	R	2
	H	8
	RBI	2
	BB	2
	SO	3
	LOB	12

WP: 0 PB: 0 SB: 0 CS: 0 PA: 36

PITCHER		IP	WLS	BF	H	R	ER	SO	BB	IBB	HBP	BLK	WP	HR	S	P	ERA	WHIP
26 Mike Foltynewicz, R ERA:	(1, 1)	3.0		10	1	0	0	1	0	0	0	0	0	0	12	12	0.00	0.333
36 Aaron Blair, R ERA:	(4, 1)	2.0	W	8	2	0	0	0	1	0	0	0	0	0	7	11	0.00	1.500
30 Peter Moylan, R ERA:	(6, 1)	1.0	H	3	0	0	0	1	0	0	0	0	0	0	5	5	0.00	0.000
67 Anyelo Gómez, R ERA: 2.08	(7, 1)	1.1	H	5	1	1	1	0	0	0	0	0	0	1	6	7	6.75	0.750
66 Adam McCreery, L ERA: 3.38	(8, 1)	0.2		5	3	1	1	0	0	0	0	0	0	0	5	5	13.50	4.500

PITCHER		IP	WLS	BF	H	R	ER	SO	BB	IBB	HBP	BLK	WP	HR	S	P	ERA	WHIP
64 Luke Jackson, R ERA: 15.43	(9, 1)	1.0	S	5	1	0	0	1	1	0	0	0	0	0	6	10	0.00	2.000

BOTTOM

Miami Marlins @ Atlanta Braves

at the ESPN Wide World of Sports, Lake Buena Vista, FL

Sun Mar 04 2018, 1:07 PM - 3:35 PM EST

Att. 5,414 - Sunny - 71 F

livebaseballscorecards.com

Batter	1	2	3	4	5	6	7	8	9	AB	R	H	RBI	BB	SO	LOB
11 Ender Inciarte, L (1, 8) OBP: 0.143, SLG: 0.143 86 Cristian Pache, R (6, 8) OBP: 0.200, SLG: 0.200	G4-3		P6		G4-3		K 1-2 2-3			3 0 0 0 0 0 0 1 0 0 0 0 1 2						
1 Ozzie Albies, S (1, 4) OBP: 0.455, SLG: 0.450 94 Alay Lago, R (7, 4) OBP: 0.500, SLG: 0.500	F8			5 2B 1B	1B		74 1B 2-H 3-H 1B			3 1 2 0 0 0 0 1 1 1 2 0 0 0						
5 Freddie Freeman, L (1, 3) OBP: 0.333, SLG: 0.533 73 Sean Kazmar Jr., R (6, 3)	1B			24 G6-3 22 1B 1-H 2B	G4-3		P3			3 1 2 1 0 0 1 1 0 0 0 0 0 1						
24 Kurt Suzuki, R (1, 2) OBP: 0.500, SLG: 0.667 88 Ray-Patrick Didder, R (6, PR) 74 Tyler Marlette, R (7, 2) OBP: 0.375, SLG: 0.286	F7			G6-3 2-3		22 G4-6-3 1B	2-H 1B			3 0 1 0 0 0 2 0 0 0 0 0 0 0 1 0 1 1 0 0 0						
22 Nick Markakis, L (1, 9) OBP: 0.636, SLG: 0.600 98 Xavier Avery, L (7, 9) OBP: 0.125, SLG: 0.125		K		8 G3-1 82 E 3-H 1B		G4-6-3 1-2f	K			3 0 1 1 0 1 1 1 0 0 0 0 1 1						
82 Ronald Acuña Jr., R (1, 7) OBP: 0.500, SLG: 0.571 87 Dustin Peterson, R (7, 7) OBP: 0.182, SLG: 0.273		L6		1 SAFE B B B B 8 G3-1 1-2 BB		1B		F8		2 0 1 0 1 0 0 1 0 0 0 0 0 0						
8 Charlie Culberson, R (1, 5) OBP: 0.263, SLG: 0.389 30 Peter Moylan, R (6, 1) 8 Charlie Culberson, R (6, PH) OBP: 0.263, SLG: 0.389 67 Anyelo Gómez, R (7, 1) 66 Adam McCreery, L (8, 1) 8 Charlie Culberson, R (8, PH) OBP: 0.263, SLG: 0.389 64 Luke Jackson, R (9, 1)		G1-3		G3-1 1-2 2-3		P3		K		4 0 0 0 0 1 3 0 0 0 0 0 0 0 4 0 0 0 0 1 3 0 0 0 0 0 0 0 0 0 0 0 0 0 0 4 0 0 0 0 1 3 0 0 0 0 0 0 0						
7 Dansby Swanson, R (1, 6) OBP: 0.381, SLG: 0.412 27 Christian Colón, R (8, 6) OBP: 0.400, SLG: 0.571			G5-3	F8			86 WP 14 BB 94 1B BB	G6-3		2 1 0 0 1 0 2 1 0 0 0 0 0 0						
14 Rio Ruiz, L (1, 10) OBP: 0.227, SLG: 0.286 (6, 5)			F8		F9		86 WP 94 1B 1-2 BB			2 1 0 0 1 0 0						
Inning Stats	R: 0 H: 1 E: 0 LOB: 1 K: 0 BB: 0 S: 4 P: 4	R: 0 H: 0 E: 0 LOB: 0 K: 1 BB: 0 S: 5 P: 5	R: 0 H: 0 E: 0 LOB: 0 K: 0 BB: 0 S: 3 P: 3	R: 2 H: 3 E: 1 LOB: 2 K: 0 BB: 1 S: 6 P: 10	R: 0 H: 1 E: 0 LOB: 1 K: 0 BB: 0 S: 4 P: 4	R: 0 H: 2 E: 0 LOB: 1 K: 0 BB: 0 S: 4 P: 4	R: 3 H: 2 E: 0 LOB: 1 K: 2 BB: 2 S: 9 P: 18	R: 0 H: 0 E: 0 LOB: 0 K: 1 BB: 0 S: 5 P: 5		1B: 8 SF: 0 2B: 1 SAC: 0 3B: 0 DP: 1 HR: 0 HBP: 0					WP: 1 PA: 35 PB: 0 SB: 0 CS: 0	

	AB	32
	R	5
	H	9
	RBI	5
	BB	3
	SO	4
	LOB	13

PITCHER	IP	WLS	BF	H	R	ER	SO	BB	IBB	HBP	BLK	WP	HR	S	P	ERA	WHIP
58 Dan Straily, R (1, 1) ERA:	3.0		10	1	0	0	1	0	0	0	0	0	0	12	12	0.00	0.333
61 Adam Conley, L (4, 1) ERA: 5.4	3.0	L	15	6	2	2	0	1	0	0	0	0	0	14	18	6.00	2.333
49 Brian Ellington, R (7, 1) ERA:	0.0		2	0	2	2	0	2	0	0	0	0	0	0	8	∞	∞
89 Chris Mazza, R (7, 1) ERA: 5.4	0.2		3	1	0	0	1	0	0	0	0	1	0	5	6	0.00	1.500
48 Severino González, R (7, 1) ERA:	0.1		2	1	1	1	1	0	0	0	0	0	0	4	4	27.00	3.000

PITCHER	IP	WLS	BF	H	R	ER	SO	BB	IBB	HBP	BLK	WP	HR	S	P	ERA	WHIP
77 Merandy Gonzalez, R (8, 1) ERA: 2.7	1.0		3	0	0	0	1	0	0	0	0	0	0	5	5	0.00	0.000

Batter	1	2	3	4	5	6	7	8	9	AB	R	H	RBI	BB	SO	LOB
25 Dexter Fowler, S (1, 9) OBP: 0.313, SLG: 0.231 75 Adolis García, R (4, PH) OBP: 0.444, SLG: 0.625 (4, 9)	BBBB 4-0 12 F9 28 HBP 4 S BB	X 0-0 ② L7		S X 0-1 ②③ P6 1-2 3-H			X 0-0 48 G5-3 2B	SSS 0-3 ③ K		1 3	1 0	0 1	0 0	1 0	0 1	0 4
28 Tommy Pham, R (1, 8) OBP: 0.400, SLG: 0.692 48 Harrison Bader, R (5, 8) OBP: 0.385, SLG: 0.458	H 1-0 4 S 4 2B 1-2 HBP	SSC 0-3 ③ K			SSS 0-3 ① K		X 0-0 ① G5-3 2-3		BBBB 4-0 80 FC6-4 BB	2 1	1 0	0 0	0 1	0 0	2 1	0 1
12 Paul DeJong, R (1, 6) OBP: 0.278, SLG: 0.313 80 Edmundo Sosa, R (5, PR) OBP: 0.471, SLG: 0.385 (5, 6) 74 Óscar Mercado, R (9, PR) OBP: 0.400, SLG: 0.313 41 Breyvic Valera, S (9, 4) OBP: 0.222, SLG: 0.125	X 0-0 ① F9 2-3	X 0-0 ① F7			H 1-0 93 FC6-4 78 HBP HBP		SSS 0-3 ② K2-3	X 0-0 ① FC6-4 78 S 1-2f		2 2 0 0	0 0 0 0	0 0 0 0	0 0 0 0	0 0 0 0	0 1 0 0	2 2 0 0
23 Marcell Ozuna, R (1, 7) OBP: 0.227, SLG: 0.421 78 Randy Arozarena, R (4, 7) OBP: 0.375, SLG: 0.455	SFS 0-3 ② K	BBBB 4-0 BB			H 1-0 93 FC6-4 1-2 HBP		X 0-0 ③ F9	CSS 0-3 ② K 1-3		1 2	0 0	0 0	0 0	1 0	1 1	2 2
4 Yadier Molina, R (1, 2) OBP: 0.222, SLG: 0.412 93 Andrew Knizner, R (4, 2) OBP: 0.474, SLG: 0.846	BX SAFE 1-0 3 E 16 1B 1-H 3-H 2B	X 0-0 ② F9			X 0-0 ② FC6-4 1-2f 2-3			SBX 1-1 HR	X 0-0 ③ G5-3	2 3	1 1	1 1	1 1	0 0	0 0	1 4
3 Jedd Gyorko, R (1, 5) OBP: 0.200, SLG: 0.200 54 Alex Mejía, R (5, PH) OBP: 0.313, SLG: 0.333 (5, 5)	X 0-0 E6 16 1B 2-3	SSS 0-3 ③ K			X 0-0 ③ F8			H 1-0 66 FC1-5 73 1B HBP		2 1	0 0	0 0	0 0	0 0	1 0	2 2
16 Kolten Wong, L (1, 4) OBP: 0.313, SLG: 0.286 73 Patrick Wisdom, R (6, 3) OBP: 0.261, SLG: 0.238	X 0-0 1-2 3-H 1B			BBBB 4-0 19 WP 19 S 75 CS BB		X 0-0 ① F8		X 0-0 66 FC1-5 1-2 1B		2 1	0 0	1 1	1 0	1 0	0 0	0 0
40 Luke Voit, R (1, 3) OBP: 0.345, SLG: 0.370 66 Wilfredo Tovar, R (6, 4) OBP: 0.400, SLG: 0.500 (9, 6)	SCS 0-3 ③ K			X 0-0 ① F9		X 0-0 ② P5		X 0-0 ① FC1-5 1-2 2-3f		3 1	0 0	0 0	0 0	0 0	1 0	3 2
19 Carson Kelly, R (1, 10) OBP: 0.300, SLG: 0.250		X 0-0 ① F7		BBBB 4-0 75 CS 1-3 BB		X 0-0 ③ P3		X 0-0 ② F7		3	0	0	0	1	0	2
Inning Stats	R: 3 H: 2 E: 1 LOB: 2 K: 2 BB: 1 S: 10 P: 16	R: 0 H: 0 E: 0 LOB: 0 K: 1 BB: 0 S: 5 P: 5	R: 0 H: 0 E: 0 LOB: 1 K: 1 BB: 1 S: 5 P: 9	R: 0 H: 0 E: 0 LOB: 1 K: 0 BB: 2 S: 3 P: 11	R: 0 H: 0 E: 0 LOB: 2 K: 1 BB: 0 S: 5 P: 7	R: 0 H: 0 E: 0 LOB: 0 K: 0 BB: 0 S: 3 P: 3	R: 0 H: 1 E: 0 LOB: 1 K: 1 BB: 0 S: 6 P: 6	R: 1 H: 2 E: 0 LOB: 2 K: 1 BB: 0 S: 8 P: 10	R: 0 H: 0 E: 0 LOB: 2 K: 1 BB: 1 S: 5 P: 9	1B: 2 SF: 0 2B: 2 SAC: 0 3B: 0 DP: 0 HR: 1 HBP: 4						WP: 1 PA: 41 PB: 0 SB: 5 CS: 2	

TOP

St. Louis Cardinals @ Miami Marlins

Roger Dean Chevrolet Stadium, Jupiter, FL

Tue Mar 06 2018, 1:07 PM - 4:22 PM EST

Att. 3,206 - Partly Cloudy - 75 F

livebaseballscorecards.com

AB	32
R	4
H	5
RBI	3
BB	5
SO	8
LOB	29

PITCHER		IP	WLS	BF	H	R	ER	SO	BB	IBB	HBP	BLK	WP	HR	S	P	ERA	WHIP
53 Brett Graves, R ERA: 4.76	(1, 1)	0.2		5	1	3	2	1	1	0	1	0	0	0	5	11	27.00	3.000
55 Drew Rucinski, R ERA:	(1, 1)	0.1		3	1	0	0	1	0	0	0	0	0	0	5	5	0.00	3.000
37 Jumbo Díaz, R ERA:	(2, 1)	1.0		3	0	0	0	1	0	0	0	0	0	0	5	5	0.00	0.000
46 Kyle Barraclough, R ERA:	(3, 1)	1.0		4	0	0	0	1	1	0	0	0	0	0	5	9	0.00	1.000
22 Sandy Alcantara, R ERA: 1.13	(4, 1)	3.0		12	0	0	0	1	2	0	2	0	1	0	11	21	0.00	0.667

PITCHER		IP	WLS	BF	H	R	ER	SO	BB	IBB	HBP	BLK	WP	HR	S	P	ERA	WHIP
44 Jacob Turner, R ERA: 2.35	(7, 1)	3.0		14	3	1	1	3	1	0	1	0	0	1	19	25	3.00	1.333

Batter	1	2	3	4	5	6	7	8	9	AB	R	H	RBI	BB	SO	LOB
1 Cameron Maybin, R (1, 7) OBP: 0.333, SLG: 0.111 74 Braxton Lee, L (5, PR) OBP: 0.278, SLG: 0.235 (6, 8)	F7		K		11 S BB		K		K	2 2	0 0	0 0	0 0	1 0	1 0	0 2
11 J.T. Realmuto, R (1, 10) OBP: 0.286, SLG: 0.471 73 Austin Nola, R (7, PH) (8, 10)	K		K		K 1-2		K		K2-3	3 2	0 0	0 0	0 0	0 0	3 2	2 2
13 Starlin Castro, R (1, 4) OBP: 0.211, SLG: 0.167 26 Cristhian Adames, S (6, 5) OBP: 0.353, SLG: 0.375 93 Monte Harrison, R (9, PR) OBP: 0.133, SLG: 0.267	HBP			K	P3		34 BB 5 BB 1B 1-2 2-H		5 CS 2B	2 2 0	0 0 0	0 2 0	0 1 0	0 0 0	1 0 0	3 0 0
41 Justin Bour, L (1, 3) OBP: 0.235, SLG: 0.188 5 Scott Van Slyke, R (6, 3) OBP: 0.400, SLG: 0.778	K			9 HR BB		G6-3	34 BB BB 1-2 2-3		CS 2-3	1 1	1 0	0 0	0 0	1 1	1 0	1 0
32 Derek Dietrich, L (1, 9) OBP: 0.250, SLG: 0.333 34 Magneuris Sierra, L (6, 9) OBP: 0.421, SLG: 0.500		G5-3		K		2B	BB 1-2 2-3 3-H			2 1	0 0	0 1	0 1	0 1	1 0	1 0
9 Lewis Brinson, R (1, 8) OBP: 0.381, SLG: 0.700 30 Garrett Cooper, R (6, 7) OBP: 0.235, SLG: 0.333		K2-3		1-H HR		K	G6-3			2 2	1 0	1 0	2 0	0 0	1 1	0 4
18 Tomás Telis, S (1, 2) OBP: 0.333, SLG: 0.308 28 Bryan Holaday, R (6, 2) OBP: 0.167, SLG: 0.417	15 FC6-4 HBP		15 2-4 1B			K		81 1B		1 2	0 0	1 1	0 0	0 0	0 1	0 1
15 Brian Anderson, R (1, 5) OBP: 0.450, SLG: 0.571 2 Yadiel Rivera, R (6, 4) OBP: 0.300, SLG: 0.278	FC6-4 1-2f		2-4 1-2		19 L9 2B		81 1B 26 1B 1B		P4	2 2	0 1	1 1	0 0	0 0	0 0	1 1
19 Miguel Rojas, R (1, 6) OBP: 0.125, SLG: 0.125 81 Peter Mooney, L (6, 6) OBP: 0.400, SLG: 0.294			G5-3		L9 2-3		5 BB 26 1B 34 BB 1B 1-2		G3-6-3-4 1-2f	2 2	0 1	0 1	0 0	0 0	0 0	1 1
Inning Stats	R: 0 E: 0 K: 2 S: 7 H: 0 LOB: 1 BB: 0 P: 8	R: 0 E: 0 K: 1 S: 5 H: 0 LOB: 1 BB: 0 P: 6	R: 0 E: 0 K: 2 S: 7 H: 0 LOB: 0 BB: 0 P: 7	R: 2 E: 0 K: 2 S: 9 H: 2 LOB: 1 BB: 1 P: 14	R: 0 E: 0 K: 1 S: 6 H: 1 LOB: 3 BB: 1 P: 11	R: 0 E: 0 K: 2 S: 8 H: 1 LOB: 1 BB: 0 P: 8	R: 2 E: 0 K: 2 S: 10 H: 3 LOB: 3 BB: 2 P: 18	R: 0 E: 0 K: 0 S: 3 H: 1 LOB: 0 BB: 0 P: 3	R: 0 E: 0 K: 2 S: 8 H: 1 LOB: 1 BB: 0 P: 8	1B: 5 2B: 3 3B: 0 HR: 1	SF: 0 SAC: 0 DP: 1 HBP: 2						

PITCHER		IP	WLS	BF	H	R	ER	SO	BB	IBB	HBP	BLK	WP	HR	S	P	ERA	WHIP
32 Jack Flaherty, R ERA: 6.75	(1, 1)	4.0		17	2	2	2	7	1	0	2	0	0	1	28	35	4.50	0.750
60 John Brebbia, R ERA:	(5, 1)	1.0	H	5	1	0	0	1	1	0	0	0	0	0	6	11	0.00	2.000
58 Preston Guilmet, R ERA:	(6, 1)	1.0	H	4	1	0	0	2	0	0	0	0	0	0	8	8	0.00	1.000
86 Arturo Reyes, R ERA: 27.0	(7, 1)	0.2	B	6	3	2	2	2	1	0	0	0	0	0	9	13	27.00	6.000
71 Derian González, R ERA:	(7, 1)	1.1		5	1	0	0	0	1	0	0	0	0	0	4	8	0.00	1.500

PITCHER		IP	WLS	BF	H	R	ER	SO	BB	IBB	HBP	BLK	WP	HR	S	P	ERA	WHIP
64 Sam Tuivailala, R ERA:	(9, 1)	1.0		3	1	0	0	2	0	0	0	0	0	0	8	8	0.00	1.000

BOTTOM

St. Louis Cardinals @ Miami Marlins

Roger Dean Chevrolet Stadium, Jupiter, FL

Tue Mar 06 2018, 1:07 PM - 4:22 PM EST

Att. 3,206 - Partly Cloudy - 75 F

livebaseballscorecards.com

AB	33
R	4
H	9
RBI	4
BB	4
SO	14
LOB	20

MIAMI

Batter	1	2	3	4	5	6	7	8	9	AB	R	H	RBI	BB	SO	LOB
74 Braxton Lee, L (1, 8) OBP: 0.391, SLG: 0.300	C X 0-1 11 G4-6-3 1B		X 0-0 11 S 32 1B 1B		B B B B 4-0 1 SF8 32 WP 1-2 BB	D S S S 1-3 ③ K 3-H			X 0-0 1B	2	1	2	0	1	0	0
79 Isaac Galloway, R (6, PH) OBP: 0.474, SLG: 0.667 (6, 8)										2	0	1	0	0	1	1
11 J.T. Realmuto, R (1, 2) OBP: 0.292, SLG: 0.421	X 0-0 ① ② G4-6-3 1-2f		B B B B 4-0 32 1B 1-2 BB		X 0-0 ① F9		X 0-0 ① G6-3		X 0-0 ③ L7	2	0	0	0	1	0	3
28 Bryan Holaday, R (5, 2) OBP: 0.143, SLG: 0.357										2	0	0	0	0	0	1
32 Derek Dietrich, L (1, 7) OBP: 0.348, SLG: 0.400	X 0-0 1B		X 0-0 1-2 2-H 1B		B B B 3-0 1-2 2-3 BB		S S C 0-3 ② K			2	0	2	1	1	0	0
3 JB Shuck, L (6, 7) OBP: 0.350, SLG: 0.333										1	0	0	0	0	1	0
1 Cameron Maybin, R (1, 9) OBP: 0.267, SLG: 0.091	X 0-0 ③ F9		S S C 0-3 ② K		X 0-0 ② SF8 2-3 3-H		X 0-0 ③ G3-1			2	0	0	1	0	1	3
5 Scott Van Slyke, R (6, 9) OBP: 0.375, SLG: 0.727										1	0	0	0	0	0	0
30 Garrett Cooper, R (1, 10) OBP: 0.190, SLG: 0.263		X 0-0 ① G4-3	S S S 0-3 ③ K		X 0-0 ③ F9			S S C 0-3 ① K		4	0	0	0	0	2	4
18 Tomás Telis, S (1, 3) OBP: 0.389, SLG: 0.375		X 0-0 91 WP 1B		X 0-0 ① F7		X 0-0 35 91 G5-4-3 BB 2 3B 1B		X 0-0 ② G4-3		3	0	2	0	0	0	0
94 John Silviano, L (6, PR) (6, 3)										1	1	0	0	0	0	0
91 Isan Díaz, L (1, 4) OBP: 0.263, SLG: 0.250		S S S 0-3 ② K 1-2		B B B 4-0 35 L9-3 BB		B B B B 4-0 35 G5-4-3 1-2 BB		X 0-0 ③ G5-3		1	0	0	0	2	1	1
90 Riley Mahan, L (6, PR) (6, 4)										1	0	0	0	0	0	0
35 Eric Campbell, R (1, 5) OBP: 0.292, SLG: 0.318		X 0-0 ③ G6-3		X 0-0 ② ③ L9-3 1-2		X 0-0 ① ② G5-4-3 1-2f 2-3			X 0-0 ① G6-3	3	0	0	0	0	0	4
26 Cristhian Adames, S (6, 5) OBP: 0.400, SLG: 0.389										1	0	0	0	0	0	0
2 Yadiel Rivera, R (1, 6) OBP: 0.348, SLG: 0.400			S S S 0-3 ① K2-3		B B B 4-0 32 74 WP BB 1 SF8 BB	X 0-0 79 PB 3-H 3B			X 0-0 ② L7	2	2	1	1	1	1	0
81 Peter Mooney, L (6, 6) OBP: 0.417, SLG: 0.333										1	0	0	0	0	0	0
Inning Stats	R: 0 E: 0 K: 0 S: 5 H: 2 LOB: 1 BB: 0 P: 5	R: 0 E: 0 K: 1 S: 6 H: 1 LOB: 1 BB: 0 P: 6	R: 1 E: 0 K: 3 S: 11 H: 2 LOB: 2 BB: 1 P: 15	R: 0 E: 0 K: 0 S: 2 H: 0 LOB: 0 BB: 1 P: 6	R: 1 E: 0 K: 0 S: 3 H: 0 LOB: 2 BB: 3 P: 14	R: 2 E: 0 K: 1 S: 6 H: 2 LOB: 1 BB: 1 P: 11	R: 0 E: 0 K: 1 S: 5 H: 0 LOB: 0 BB: 0 P: 5	R: 0 E: 0 K: 1 S: 5 H: 0 LOB: 0 BB: 0 P: 5	R: 0 E: 0 K: 0 S: 4 H: 1 LOB: 1 BB: 0 P: 4	1B: 7 2B: 1 3B: 1 HR: 0 SF: 1 SAC: 0 DP: 3 HBP: 0						

TOP

Miami Marlins @ St. Louis Cardinals

Roger Dean Chevrolet Stadium, Jupiter, FL

Thu Mar 08 2018, 1:07 PM - 3:56 PM EST

Att. 5,100 - Sunny - 69 F

livebaseballscorecards.com

AB	31
R	4
H	8
RBI	3
BB	6
SO	7
LOB	17

WP: 2 PB: 1 SB: 1 CS: 0 PA: 38

PITCHER		IP	WLS	BF	H	R	ER	SO	BB	IBB	HBP	BLK	WP	HR	S	P	ERA	WHIP
18 Carlos Martinez, R ERA: 3.38	(1, 1)	4.0		17	5	1	1	4	2	0	0	0	1	0	24	32	2.25	1.750
88 Ryan Helsley, R ERA: 7.71	(5, 1)	1.0		6	0	1	1	0	3	0	0	0	1	0	3	14	9.00	3.000
65 Ryan Sherriff, L ERA: 1.8	(6, 1)	1.0		5	2	2	1	1	1	0	0	0	0	0	6	11	9.00	3.000
70 Tyler Lyons, L ERA: 4.5	(7, 1)	2.0	W	6	0	0	0	2	0	0	0	0	0	0	10	10	0.00	0.000
55 Dominic Leone, R ERA: 2.25	(9, 1)	1.0	S	4	1	0	0	0	0	0	0	0	0	0	4	4	0.00	1.000

PITCHER	IP	WLS	BF	H	R	ER	SO	BB	IBB	HBP	BLK	WP	HR	S	P	ERA	WHIP

Miami Marlins @ St. Louis Cardinals

Roger Dean Chevrolet Stadium, Jupiter, FL

Thu Mar 08 2018, 1:07 PM - 3:56 PM EST

Att. 5,100 - Sunny - 69 F

BOTTOM

Batter	1	2	3	4	5	6	7	8	9	AB	R	H	RBI	BB	SO	LOB
25 Dexter Fowler, S (1, 9) OBP: 0.316, SLG: 0.200 61 Steven Baron, R (6, 2) OBP: 0.200, SLG: 0.200	L9		4 2B BB		K		38 HR 1B 3-H	F8		2 2	1 1	0 1	0 1	1 0	1 0	1 0
38 José Martínez, R (1, 10) OBP: 0.292, SLG: 0.522	L4		F9		FC6 23 BB 1-2		HR 1-H			4	1	1	2	0	0	2
4 Yadier Molina, R (1, 2) OBP: 0.286, SLG: 0.474 54 Alex Mejía, R (6, 5) OBP: 0.294, SLG: 0.313	23 E BB		2B 1-H		F7		G4-3			2 1	0 0	1 0	1 0	1 0	0 0	2 0
23 Marcell Ozuna, R (1, 7) OBP: 0.240, SLG: 0.381 63 Tyler O'Neill, R (5, PR) OBP: 0.417, SLG: 0.300 (6, 7)	K 1-3		P3		1-2 2-3 BB		1B			2 1	0 0	0 1	0 0	1 0	1 0	2 0
3 Jedd Gyorko, R (1, 5) OBP: 0.154, SLG: 0.154 90 Delvin Pérez, R (6, 6)	G6-3		L8		F9		P3			3 1	0 0	0 0	0 0	0 0	0 0	6 1
40 Luke Voit, R (1, 3) OBP: 0.333, SLG: 0.355 93 Andrew Knizner, R (7, 3) OBP: 0.435, SLG: 0.706 73 Patrick Wisdom, R (9, 3) OBP: 0.259, SLG: 0.280		P6		K	K	K	L8			3 1 0	0 0 0	0 0 0	0 0 0	0 0 0	2 0 0	0 1 0
41 Breyvic Valera, S (1, 4) OBP: 0.273, SLG: 0.200 82 Tommy Edman, S (7, 4) OBP: 0.333, SLG: 0.333		G6-3		78 FC4-6 1B	K	K		K		3 1	0 0	1 0	0 0	0 0	1 1	0 0
78 Randy Arozarena, R (1, 8) OBP: 0.393, SLG: 0.538		1B		FC4-6 80 CS 1-2f	F8			75 SF9 3B		4	1	2	0	0	0	1
80 Edmundo Sosa, R (1, 6) OBP: 0.474, SLG: 0.400 75 Adolis García, R (6, 9) OBP: 0.433, SLG: 0.692		K		CS 1-2	23 BB 38 E 1B		61 1B 3B	SF9 3-H		2 1	0 1	1 1	0 1	0 0	1 0	1 0
Inning Stats	R: 0 E: 1 K: 1 S: 6 H: 0 LOB: 2 BB: 1 P: 10	R: 0 E: 0 K: 1 S: 6 H: 1 LOB: 1 BB: 0 P: 6	R: 1 E: 0 K: 0 S: 4 H: 1 LOB: 1 BB: 1 P: 8	R: 0 E: 0 K: 1 S: 6 H: 1 LOB: 0 BB: 0 P: 6	R: 0 E: 1 K: 1 S: 7 H: 1 LOB: 3 BB: 1 P: 11	R: 0 E: 0 K: 2 S: 7 H: 0 LOB: 0 BB: 0 P: 7	R: 3 E: 0 K: 0 S: 7 H: 4 LOB: 1 BB: 0 P: 7	R: 1 E: 0 K: 1 S: 6 H: 1 LOB: 0 BB: 0 P: 6		1B: 5 2B: 1 3B: 2 HR: 1 SF: 1 SAC: 0 DP: 0 HBP: 0						

livebaseballscorecards.com

AB	33
R	5
H	9
RBI	5
BB	3
SO	7
LOB	17

WP: 0 PB: 0 SB: 0 CS: 1 PA: 38

PITCHER		IP	WLS	BF	H	R	ER	SO	BB	IBB	HBP	BLK	WP	HR	S	P	ERA	WHIP
62 José Ureña, R ERA: 1.29	(1, 1)	3.0		14	2	1	1	2	2	0	0	0	0	0	16	24	3.00	1.333
29 Brad Ziegler, R ERA:	(4, 1)	1.0		3	1	0	0	1	0	0	0	0	0	0	6	6	0.00	1.000
31 Caleb Smith, L ERA: 3.86	(5, 1)	3.0	B	16	5	3	3	3	1	0	0	0	0	1	21	25	9.00	2.000
25 Junichi Tazawa, R ERA: 9.0	(8, 1)	1.0	L	4	1	1	1	1	0	0	0	0	0	0	6	6	9.00	1.000

PITCHER	IP	WLS	BF	H	R	ER	SO	BB	IBB	HBP	BLK	WP	HR	S	P	ERA	WHIP

Batter	1	2	3	4	5	6	7	8	9	AB	R	H	RBI	BB	SO	LOB
38 Rusney Castillo, R (1, 9) OBP: 0.344, SLG: 0.414 75 Jeremy Barfield, R (7, 9) OBP: 0.304, SLG: 0.474	C F T 0-2 ① K		X 0-0 1B		X 0-0 ② G4-3		X 0-0 ③ F9			4 0 1 0 0 1 0 0 0 0 0 0 0 0						
18 Mitch Moreland, L (1, 3) OBP: 0.133, SLG: 0.143 55 Iván De Jesús Jr., R (5, 3) OBP: 0.400, SLG: 0.429	X 0-0 ② P4		X 0-0 ② F8		X 0-0 ③ G3			X 0-0 77 FC5-4 1B		3 0 0 0 0 0 1 1 0 1 0 0 0 0						
11 Rafael Devers, L (1, 5) OBP: 0.346, SLG: 0.654 5 Tzu-Wei Lin, L (6, 5) OBP: 0.345, SLG: 0.174 (7, 6)	S S S 0-3 ③ K2-3		X 0-0 ③ F9			X 0-0 ① G3		X 0-0 ① F7		3 0 0 0 0 1 1 1 0 0 0 0 0 1						
7 Christian Vázquez, R (1, 2) OBP: 0.267, SLG: 0.357 77 Óscar Hernández, R (6, 2) OBP: 0.444, SLG: 0.667		X 0-0 23 G1 2B		X 0-0 ① P4		X 0-0 59 HR 1B		X 0-0 ② FC5-4 18 1B 1-2f		3 1 2 0 0 0 0 1 0 0 0 0 0 1						
23 Blake Swihart, S (1, 10) OBP: 0.455, SLG: 0.724 18 Nick Lovullo, R (8, PH) OBP: 0.250, SLG: 0.250 (8, 10)	2 SAFE X 0-0 ① ② G1 2-3			X 0-0 59 G4-3 2B		X 0-0 ② F9		X 0-0 1-3 1B		3 0 1 0 0 0 2 1 0 1 0 0 0 0						
59 Sam Travis, R (1, 7) OBP: 0.289, SLG: 0.622 68 Steve Selsky, R (6, 7) OBP: 0.200, SLG: 0.136 (7, 8)	X 0-0 17 PO 1B			X 0-0 ② G4-3 2-3		C X 0-1 1-H HR		S F S 0-3 ③ K		3 1 2 2 0 0 1 1 0 0 0 0 1 2						
17 Deven Marrero, R (1, 4) OBP: 0.241, SLG: 0.231 65 Esteban Quiroz, L (6, 4) OBP: 0.273, SLG: 0.421	1 SAFE 0-0 ③ PO 1-2	S S S 0-3 ① K	B B B 4-0 BB			X 0-0 ③ F9			S S S 0-3 ① K	2 0 0 0 1 1 0 1 0 0 0 0 1 0						
80 Chad De La Guerra, L (1, 6) OBP: 0.300, SLG: 0.471 38 Luke Tendler, L (7, 7)		X 0-0 83 HR 1B	X 0-0 ③ G3				X 0-0 ① G3		X 0-0 ② G4-3	3 1 1 0 0 0 2 1 0 0 0 0 0 0						
83 Aneury Tavárez, L (1, 8) OBP: 0.310, SLG: 0.464 19 Jordan Betts, R (7, 5)		S S X 0-2 1-H HR			X 0-0 ① G1-3		X 0-0 ② G1-3		X 0-0 ③ L8	3 1 1 2 0 0 0 1 0 0 0 0 0 0						
Inning Stats	R: 0 H: 0 E: 0 LOB: 0 K: 2 BB: 0 S: 7 P: 7	R: 0 H: 2 E: 0 LOB: 0 K: 0 BB: 0 S: 3 P: 3	R: 2 H: 3 E: 0 LOB: 1 K: 1 BB: 0 S: 10 P: 10	R: 0 H: 1 E: 0 LOB: 2 K: 0 BB: 1 S: 4 P: 8	R: 0 H: 0 E: 0 LOB: 0 K: 0 BB: 0 S: 3 P: 3	R: 2 H: 2 E: 0 LOB: 0 K: 0 BB: 0 S: 6 P: 6	R: 0 H: 0 E: 0 LOB: 0 K: 0 BB: 0 S: 3 P: 3	R: 0 H: 2 E: 0 LOB: 2 K: 1 BB: 0 S: 7 P: 7	R: 0 H: 0 E: 0 LOB: 0 K: 1 BB: 0 S: 5 P: 5	1B: 6 SF: 0 2B: 2 SAC: 0 3B: 0 DP: 0 HR: 2 HBP: 0						

TOP

Boston Red Sox @ Miami Marlins

Roger Dean Chevrolet Stadium, Jupiter, FL

Fri Mar 09 2018, 1:09 PM - 3:32 PM EST

Att. 5,017 - Sunny - 67 F

livebaseballscorecards.com

AB	35
R	4
H	10
RBI	4
BB	1
SO	5
LOB	11

PITCHER		IP	WLS	BF	H	R	ER	SO	BB	IBB	HBP	BLK	WP	HR	S	P	ERA	WHIP
58 Dan Straily, R ERA: 2.0	(1, 1)	4.0		17	6	2	2	3	1	0	0	0	0	1	24	28	4.50	1.750
46 Kyle Barraclough, R ERA:	(5, 1)	1.0		3	0	0	0	0	0	0	0	0	0	0	3	3	0.00	0.000
61 Adam Conley, L ERA: 5.63	(6, 1)	3.0	W	13	4	2	2	1	0	0	0	0	0	1	16	16	6.00	1.333
71 Drew Steckenrider, R ERA:	(9, 1)	1.0	S	3	0	0	0	1	0	0	0	0	0	0	5	5	0.00	0.000

PITCHER	IP	WLS	BF	H	R	ER	SO	BB	IBB	HBP	BLK	WP	HR	S	P	ERA	WHIP

Boston Red Sox @ Miami Marlins

Roger Dean Chevrolet Stadium, Jupiter, FL

Fri Mar 09 2018, 1:09 PM - 3:32 PM EST

Att. 5,017 - Sunny - 67 F

BOTTOM

Batter	1	2	3	4	5	6	7	8	9	AB	R	H	RBI	BB	SO	LOB
9 Lewis Brinson, R (1, 8) OBP: 0.407, SLG: 0.680 34 Magneuris Sierra, L (7, 8) OBP: 0.348, SLG: 0.409	G5-3		K			G5-3	K			3 0 0 0 0 1 0 1 0 0 0 0 1 0						
32 Derek Dietrich, L (1, 7) OBP: 0.346, SLG: 0.435 35 Eric Campbell, R (7, 7) OBP: 0.280, SLG: 0.304	P5			13 F8 41 SF7 2B		G4-3		G4-3		3 1 1 0 0 0 0 1 0 0 0 0 0 0						
13 Starlin Castro, R (1, 4) OBP: 0.320, SLG: 0.292 2 Yadiel Rivera, R (6, PR) OBP: 0.375, SLG: 0.400 (7, 4)	1B			F8 2-3		41 2B 1B		91 G4-6-3 BB		3 0 2 0 0 0 1 0 1 0 0 1 0 0						
41 Justin Bour, L (1, 10) OBP: 0.217, SLG: 0.238 91 Isan Díaz, L (6, PR) OBP: 0.250, SLG: 0.235 (7, 10)	K			SF7 3-H		18 1B 2B 1-H		G4-6-3 1-2f		2 0 1 2 0 1 1 1 1 0 0 0 0 1						
18 Tomás Telis, S (1, 2) OBP: 0.381, SLG: 0.368 28 Bryan Holaday, R (7, 2) OBP: 0.143, SLG: 0.357		G6-3		L8		3 HR 2-H				3 1 1 1 0 0 0 0 0 0 0 0 0 0						
1 Cameron Maybin, R (1, 9) OBP: 0.294, SLG: 0.083 3 JB Shuck, L (5, PR) OBP: 0.381, SLG: 0.526 (6, 9)		K			15 CS BB		HR 1-H			1 0 0 0 1 1 0 1 1 1 2 0 0 0						
15 Brian Anderson, R (1, 5) OBP: 0.385, SLG: 0.450 26 Cristhian Adames, S (7, 5) OBP: 0.400, SLG: 0.389		K			K 1-2	F7				3 0 0 0 0 2 3 0 0 0 0 0 0 0						
30 Garrett Cooper, R (1, 3) OBP: 0.217, SLG: 0.286 17 Chad Wallach, R (6, 3) OBP: 0.375, SLG: 0.500			P6		1B		K			2 0 1 0 0 0 0 1 0 0 0 0 1 0						
19 Miguel Rojas, R (1, 6) OBP: 0.095, SLG: 0.095 81 Peter Mooney, L (8, 6) OBP: 0.417, SLG: 0.333			K		F9		P4			3 0 0 0 0 1 1 0 0 0 0 0 0 0						
Inning Stats	R: 0 H: 1 E: 0 LOB: 1 K: 1 BB: 0 S: 6 P: 6	R: 0 H: 0 E: 0 LOB: 0 K: 2 BB: 0 S: 7 P: 7	R: 0 H: 0 E: 0 LOB: 0 K: 2 BB: 0 S: 7 P: 7	R: 1 H: 1 E: 0 LOB: 0 K: 0 BB: 0 S: 4 P: 4	R: 0 H: 1 E: 0 LOB: 1 K: 1 BB: 1 S: 5 P: 9	R: 4 H: 4 E: 0 LOB: 2 K: 0 BB: 0 S: 8 P: 11	R: 0 H: 0 E: 0 LOB: 0 K: 2 BB: 0 S: 7 P: 7	R: 0 H: 0 E: 0 LOB: 0 K: 0 BB: 1 S: 2 P: 6		1B: 4 SF: 1 2B: 2 SAC: 0 3B: 0 DP: 1 HR: 1 HBP: 0						

livebaseballscorecards.com

AB	28
R	5
H	7
RBI	5
BB	2
SO	8
LOB	7

WP: 0 PA: 31
PB: 0
SB: 0
CS: 1

PITCHER		IP	WLS	BF	H	R	ER	SO	BB	IBB	HBP	BLK	WP	HR	S	P	ERA	WHIP
41 Chris Sale, L ERA: 2.25	(1, 1)	4.0		14	2	1	1	5	0	0	0	0	0	0	24	24	2.25	0.500
44 Brandon Workman, R ERA: 5.06	(5, 1)	1.2	H	9	4	4	4	1	1	0	0	0	0	0	10	14	21.60	3.000
47 Daniel Gonzalez, R ERA: 6.75	(6, 1)	0.1	L	2	1	0	0	0	0	0	0	0	0	1	3	6	0.00	3.000
29 Roenis Elías, L ERA:	(7, 1)	1.0		3	0	0	0	2	0	0	0	0	0	0	7	7	0.00	0.000
81 Bobby Poyner, L ERA: 1.5	(8, 1)	1.0		3	0	0	0	0	1	0	0	0	0	0	2	6	0.00	1.000

PITCHER	IP	WLS	BF	H	R	ER	SO	BB	IBB	HBP	BLK	WP	HR	S	P	ERA	WHIP

TOP

Miami Marlins @ St. Louis Cardinals

Roger Dean Chevrolet Stadium, Jupiter, FL

Sat Mar 10 2018, 1:06 PM - 3:42 PM EST

Att. 6,483 - Partly Cloudy - 75 F

livebaseballscorecards.com

Batter	1	2	3	4	5	6	7	8	9	AB	R	H	RBI	BB	SO	LOB
34 Magneuris Sierra, L (1, 9) OBP: 0.296, SLG: 0.346 74 Braxton Lee, L (6, 9) OBP: 0.417, SLG: 0.333	L X 0-1 ① G3		X 0-0 ② FC3-6 30 S 30 1B 1-2f	S S S 0-3 ③ K		S S S 0-3 ③ K			X 0-0 3 1B 81 2B 1B	4 1 0 0 0 2 5 1 1 1 0 0 0 0						
30 Garrett Cooper, R (1, 7) OBP: 0.231, SLG: 0.292 3 JB Shuck, L (6, 7) OBP: 0.435, SLG: 0.571	X 0-0 ② G3		B X 1-0 1-H 1B		X 0-0 ① G6-3		X 0-0 81 FC3-6 1B		X 0-0 81 2B 28 G6-2-3 1-3 1B	3 0 1 1 0 0 0 2 1 2 0 0 0 0						
13 Starlin Castro, R (1, 4) OBP: 0.321, SLG: 0.407 81 Peter Mooney, L (6, 4) OBP: 0.423, SLG: 0.391	X 0-0 ③ G1-3		S S S 0-3 ③ K		S X 0-1 HR		X 0-0 ① FC3-6 28 G3-1 28 E 1-2f		X 0-0 1-3 3-H 2B	3 1 1 1 0 1 1 2 0 1 1 0 0 1						
91 Isan Díaz, L (1, 10) OBP: 0.304, SLG: 0.421 28 Bryan Holaday, R (7, PH) OBP: 0.125, SLG: 0.313 (7, 10)		B X 1-0 HR		B B B 4-0 9 F8 15 1B 17 G2-3 BB	S S S 0-3 ② K		B X 1-0 ② G3-1 1-3		X 0-0 ② G6-2-3 3-H	2 2 1 1 1 1 0 2 0 0 1 0 0 2						
15 Brian Anderson, R (1, 5) OBP: 0.379, SLG: 0.435 26 Cristhian Adames, S (6, 5) OBP: 0.364, SLG: 0.350		X 0-0 ① L4	X 0-0 ③ G4-3	X 0-0 5 WP 17 G2-3 19 1B 1-2 1B	X 0-0 ③ G4-3		X 0-0 ③ G6-3		X 0-0 ③ G4-3	3 1 1 0 0 0 0 2 0 0 0 0 0 2						
9 Lewis Brinson, R (1, 8) OBP: 0.433, SLG: 0.679 79 Isaac Galloway, R (6, 8) OBP: 0.450, SLG: 0.632		X 0-0 17 CS 1B	X 0-0 ① F8 2-3		X 0-0 17 1B 1B			X 0-0 ① G5-3		3 0 2 0 0 0 2 1 0 0 0 0 0 0						
17 Chad Wallach, R (1, 2) OBP: 0.368, SLG: 0.467 83 Chris Hoo, R (6, 2)		S C S 0-3 ② ③ K 1-2	X 0-0 ② G2-3 1-2 3-H		X 0-0 1-2 1B			X 0-0 ② G3-1		3 0 1 1 0 1 2 1 0 0 0 0 0 0						
5 Scott Van Slyke, R (1, 3) OBP: 0.370, SLG: 0.680 35 Eric Campbell, R (6, 3) OBP: 0.269, SLG: 0.292			X 0-0 34 FC3-6 1B	S S S 0-3 K 19 1B 2-3		S S S 0-3 ① K		S S C 0-3 ③ K		3 0 1 0 0 2 3 1 0 0 0 0 1 0						
19 Miguel Rojas, R (1, 6) OBP: 0.125, SLG: 0.125 2 Yadiel Rivera, R (6, 6) OBP: 0.360, SLG: 0.381			X 0-0 ① F8	X 0-0 1-2 3-H 1B		X 0-0 ② F9			X 0-0 ① G1-3	3 0 1 1 0 0 3 1 0 0 0 0 0 0						
Inning Stats	R: 0 E: 0 K: 0 S: 4	H: 0 LOB: 0 BB: 0 P: 4	R: 1 E: 0 K: 1 S: 6	H: 2 LOB: 1 BB: 0 P: 7	R: 1 E: 0 K: 1 S: 7	H: 2 LOB: 2 BB: 1 P: 14	R: 1 E: 0 K: 1 S: 7	H: 1 LOB: 0 BB: 0 P: 7	R: 0 E: 0 K: 2 S: 9	H: 2 LOB: 2 BB: 0 P: 9	R: 0 E: 0 K: 0 S: 4	H: 1 LOB: 1 BB: 0 P: 5	R: 0 E: 0 K: 1 S: 5	H: 0 LOB: 0 BB: 0 P: 5	R: 2 E: 0 K: 0 S: 6	H: 3 LOB: 1 BB: 0 P: 6

AB	40
R	7
H	13
RBI	7
BB	1
SO	8
LOB	21

1B: 10	SF: 0	WP: 1	PA: 41
2B: 2	SAC: 0	PB: 0	
3B: 0	DP: 1	SB: 1	
HR: 2	HBP: 0	CS: 1	

PITCHER		IP	WLS	BF	H	R	ER	SO	BB	IBB	HBP	BLK	WP	HR	S	P	ERA	WHIP
52 Michael Wacha, R ERA: 6.0	(1, 1)	4.0	L	19	6	4	4	4	1	0	0	0	1	1	27	33	9.00	1.750
27 Brett Cecil, L ERA: 9.0	(5, 1)	1.0		4	1	1	1	1	0	0	0	0	0	1	7	7	9.00	1.000
30 Jason Motte, R ERA: 13.5	(6, 1)	1.0		5	2	0	0	2	0	0	0	0	0	0	9	9	0.00	2.000
91 Dakota Hudson, R ERA: 1.93	(7, 1)	2.0		7	1	0	0	1	0	0	0	0	0	0	9	10	0.00	0.500
67 Matt Bowman, R ERA: 3.38	(9, 1)	1.0		6	3	2	2	0	0	0	0	0	0	0	6	6	18.00	3.000

PITCHER		IP	WLS	BF	H	R	ER	SO	BB	IBB	HBP	BLK	WP	HR	S	P	ERA	WHIP

Miami Marlins @ St. Louis Cardinals

Roger Dean Chevrolet Stadium, Jupiter, FL

Sat Mar 10 2018, 1:06 PM - 3:42 PM EST

Att. 6,483 - Partly Cloudy - 75 F

BOTTOM

Batter	1	2	3	4	5	6	7	8	9	AB	R	H	RBI	BB	SO	LOB
25 Dexter Fowler, S (1, 9) OBP: 0.318, SLG: 0.333	C S C 0-3 ① K		x 0-0 ③ F8			x 0-0 3 G6-3 1-H 3B		x 0-0 ① G6-3		3	1	1	1	0	1	0
73 Patrick Wisdom, R (7, 3) OBP: 0.226, SLG: 0.241										1	0	0	0	0	0	0
3 Jedd Gyorko, R (1, 5) OBP: 0.125, SLG: 0.125	x 0-0 ② F9			x 0-0 ① G5-3		x 0-0 ② G6-3 3-H		x 0-0 ② L9		3	0	0	1	0	0	1
54 Alex Mejia, R (7, 5) OBP: 0.238, SLG: 0.250										1	0	0	0	0	0	0
38 José Martínez, R (1, 3) OBP: 0.296, SLG: 0.480	S C C 0-3 ③ K			x 0-0 ② F9		B B B 4-0 BB		x 0-0 ③ P5		2	0	0	0	1	1	0
78 Randy Arozarena, R (6, PR) OBP: 0.379, SLG: 0.519 (7, 9)										1	0	0	0	0	0	0
40 Luke Voit, R (1, 10) OBP: 0.314, SLG: 0.333		x 0-0 ① F8		x 0-0 ③ F9		S S S 0-3 ③ K			x 0-0 ① G5-3	2	0	0	0	0	0	0
61 Steven Baron, R (6, PH) OBP: 0.143, SLG: 0.143 (7, 10)										2	0	0	0	0	1	1
19 Carson Kelly, R (1, 2) OBP: 0.250, SLG: 0.217		x 0-0 ② G5-3			x 0-0 ① G4-3		S S S 0-3 ① K		x 0-0 ② G6-3	2	0	0	0	0	0	0
93 Andrew Knizner, R (6, 2) OBP: 0.400, SLG: 0.632										2	0	0	0	0	1	0
35 Greg Garcia, L (1, 6) OBP: 0.407, SLG: 0.429		x 0-0 2B			x 0-0 ② G1-3		B B B B 4-0 48 2B BB		x 0-0 ③ G6-3	3	0	1	0	1	0	0
48 Harrison Bader, R (1, 7) OBP: 0.324, SLG: 0.406		x 0-0 ③ P4			x 0-0 ③ G1-3		x 0-0 ② 75 1B 1-H 2B			3	1	1	0	0	0	1
75 Adolis García, R (1, 8) OBP: 0.424, SLG: 0.655			x 0-0 E6 41 G6-3			S S S 0-3 ① K	x 0-0 2-H 1B			3	0	1	1	0	1	0
41 Breyvic Valera, S (1, 4) OBP: 0.292, SLG: 0.190			x 0-0 ① ② G6-3 1-2f			H 1-0 25 3B HBP	S S S 0-3 ③ K			1	0	0	0	0	0	1
34 Yairo Muñoz, R (6, PR) OBP: 0.346, SLG: 0.654 (7, 4)										1	1	0	0	0	1	1
Inning Stats	R: 0 E: 0 K: 2 S: 7 H: 0 LOB: 0 BB: 0 P: 7	R: 0 E: 0 K: 0 S: 4 H: 1 LOB: 1 BB: 0 P: 4	R: 0 E: 1 K: 0 S: 3 H: 0 LOB: 0 BB: 0 P: 3	R: 0 E: 0 K: 0 S: 3 H: 0 LOB: 0 BB: 0 P: 3	R: 0 E: 0 K: 0 S: 3 H: 0 LOB: 0 BB: 0 P: 3	R: 2 E: 0 K: 2 S: 8 H: 1 LOB: 1 BB: 1 P: 13	R: 1 E: 0 K: 2 S: 8 H: 2 LOB: 1 BB: 1 P: 12	R: 0 E: 0 K: 0 S: 3 H: 0 LOB: 0 BB: 0 P: 3	R: 0 E: 0 K: 0 S: 3 H: 0 LOB: 0 BB: 0 P: 3	1B: 1 2B: 2 3B: 1 HR: 0	SF: 0 SAC: 0 DP: 1 HBP: 1			WP: 0 PB: 0 SB: 0 CS: 0	PA: 33		

livebaseballscorecards.com

AB	30
R	3
H	4
RBI	3
BB	2
SO	6
LOB	5

PITCHER		IP	WLS	BF	H	R	ER	SO	BB	IBB	HBP	BLK	WP	HR	S	P	ERA	WHIP
57 Elieser Hernández, R ERA: 2.7	(1, 1)	3.0	W	10	1	0	0	2	0	0	0	0	0	0	14	14	0.00	0.333
56 Tayron Guerrero, R ERA:	(4, 1)	1.0		3	0	0	0	0	0	0	0	0	0	0	3	3	0.00	0.000
76 Dillon Peters, L ERA: 6.35	(5, 1)	2.0		9	1	2	2	2	1	0	1	0	0	0	11	16	9.00	1.000
43 Odrisamer Despaigne, R ERA: 3.27	(7, 1)	3.0	S	11	2	1	1	2	1	0	0	0	0	0	14	18	3.00	1.000

PITCHER	IP	WLS	BF	H	R	ER	SO	BB	IBB	HBP	BLK	WP	HR	S	P	ERA	WHIP

Batter	1	2	3	4	5	6	7	8	9	AB	R	H	RBI	BB	SO	LOB
31 Aaron Hicks, S (1, 8) OBP: 0.467, SLG: 0.478	x 0-0 ① G4-3		1 SAFE 4-0 ② 1-2 BB		S S S 0-3 ② K		x 0-0 ② L3		C S C 0-3 ③ K	3	0	0	0	1	1	1
92 Estevan Florial, L (7, 8) OBP: 0.391, SLG: 0.600										1	0	0	0	0	1	0
99 Aaron Judge, R (1, 9) OBP: 0.368, SLG: 0.500	x 0-0 ② G6-3		S S S 0-3 ③ K		S S S 0-3 ③ K		S B B B X 3-1 HR			4	1	1	1	0	2	2
25 Shane Robinson, R (7, 9) OBP: 0.273, SLG: 0.176										0	0	0	0	0	0	0
33 Greg Bird, L (1, 3) OBP: 0.310, SLG: 0.130	B B B B 4-0 BB			x 0-0 18 PB 24 1B 18 G5-3 1B		x 0-0 ① G5-3	x 0-0 ③ G6-3			2	1	1	0	1	0	0
96 Chris Gittens, R (6, 3)										1	0	0	0	0	0	0
24 Gary Sánchez, R (1, 2) OBP: 0.455, SLG: 0.750	x 0-0 ③ G5-3			x 0-0 18 G5-3 18 PB 67 SF8 1-2 1B		x 0-0 E5 18 HR		x 0-0 ① F8		3	1	1	0	0	0	1
38 Kyle Higashioka, R (6, PR) OBP: 0.471, SLG: 0.500										1	1	0	0	0	0	0
(6, 2)																
18 Didi Gregorius, L (1, 6) OBP: 0.280, SLG: 0.520		x 0-0 ① G3		x 0-0 ① G5-3 1-3 2-H		B B S S X 2-2 1-H HR		x 0-0 ② G4-3		3	1	1	3	0	0	1
14 Danny Espinosa, S (7, 6) OBP: 0.276, SLG: 0.320										1	0	0	0	0	0	0
67 Miguel Andujar, R (1, 5) OBP: 0.294, SLG: 0.781		x 0-0 ② G6-3		x 0-0 ② SF8 3-H		x 0-0 3B		B B B B 4-0 BB		2	0	1	1	1	0	0
66 Abiatal Avelino, R (8, PR) OBP: 0.667, SLG: 0.600										0	0	0	0	0	0	0
(8, 5)																
41 Adam Lind, L (1, 10) OBP: 0.154, SLG: 0.154		x 0-0 ③ G6-3		x 0-0 ③ G3-1		x 0-0 ② P6		x 0-0 ③ P6		4	0	0	0	0	0	3
81 Gleyber Torres, R (1, 4) OBP: 0.200, SLG: 0.217			S S C 0-3 ① K		C S C 0-3 ① K	x 0-0 ③ L8			x 0-0 ① F7	3	0	0	0	0	2	2
12 Jace Peterson, L (7, 4) OBP: 0.429, SLG: 0.143										1	0	0	0	0	0	0
70 Jake Cave, L (1, 7) OBP: 0.304, SLG: 0.211			x 0-0 31 BB 1B		H 1-0 HBP		S S S 0-3 ① K		S S S 0-3 ② K	2	0	1	0	0	1	0
71 Billy McKinney, L (7, 7) OBP: 0.464, SLG: 0.850										1	0	0	0	0	1	0
Inning Stats	R: 0 H: 0 E: 0 LOB: 1 K: 0 BB: 1 S: 3 P: 7	R: 0 H: 0 E: 0 LOB: 0 K: 0 BB: 0 S: 3 P: 3	R: 0 H: 1 E: 0 LOB: 1 K: 2 BB: 1 S: 7 P: 11	R: 2 H: 2 E: 0 LOB: 0 K: 0 BB: 0 S: 5 P: 5	R: 0 H: 0 E: 0 LOB: 1 K: 3 BB: 0 S: 9 P: 10	R: 2 H: 2 E: 1 LOB: 2 K: 0 BB: 0 S: 8 P: 10	R: 1 H: 1 E: 0 LOB: 0 K: 1 BB: 0 S: 7 P: 10	R: 0 H: 0 E: 0 LOB: 1 K: 0 BB: 1 S: 3 P: 7	R: 0 H: 0 E: 0 LOB: 0 K: 2 BB: 0 S: 7 P: 7	1B: 3 SF: 1 2B: 0 SAC: 0 3B: 1 DP: 0 HR: 2 HBP: 1						

TOP

New York Yankees @ Miami Marlins

Roger Dean Chevrolet Stadium, Jupiter, FL

Sun Mar 11 2018, 1:06 PM - 3:57 PM EDT

Att. 7,648 - Partly Cloudy - 77 F

livebaseballscorecards.com

AB	32
R	5
H	6
RBI	5
BB	3
SO	8
LOB	10

WP: 0 PA: 37
PB: 1
SB: 0
CS: 0

PITCHER		IP	WLS	BF	H	R	ER	SO	BB	IBB	HBP	BLK	WP	HR	S	P	ERA	WHIP
44 Jacob Turner, R ERA: 2.31	(1, 1)	4.0	W	16	3	2	1	2	2	0	0	0	0	0	18	26	2.25	1.250
46 Kyle Barraclough, R ERA:	(5, 1)	1.0	H	4	0	0	0	3	0	0	1	0	0	0	9	10	0.00	0.000
22 Sandy Alcantara, R ERA: 2.25	(6, 1)	4.0	S	17	3	3	2	3	1	0	0	0	0	2	25	34	4.50	1.000

PITCHER	IP	WLS	BF	H	R	ER	SO	BB	IBB	HBP	BLK	WP	HR	S	P	ERA	WHIP

New York Yankees @ Miami Marlins

Roger Dean Chevrolet Stadium, Jupiter, FL

Sun Mar 11 2018, 1:06 PM - 3:57 PM EDT

Att. 7,648 - Partly Cloudy - 77 F

BOTTOM

Batter	1	2	3	4	5	6	7	8	9	AB	R	H	RBI	BB	SO	LOB
32 Derek Dietrich, L (1, 7) OBP: 0.345, SLG: 0.423	K2-3	2-3 1B		K		G6-3		BB		3	0	1	0	0	2	0
35 Eric Campbell, R (6, 7) OBP: 0.286, SLG: 0.280										1	0	0	0	1	0	0
11 J.T. Realmuto, R (1, 2) OBP: 0.296, SLG: 0.409	F8	G5-3		E3 5 PO 1B		K		G3		3	0	1	0	0	0	2
18 Tomás Telis, S (5, 2) OBP: 0.348, SLG: 0.333										2	0	0	0	0	1	2
13 Starlin Castro, R (1, 4) OBP: 0.323, SLG: 0.467	3B		K	G5-3			74 S BB			3	0	1	0	0	1	1
91 Isan Díaz, L (6, 4) OBP: 0.333, SLG: 0.421										0	0	0	0	1	0	0
5 Scott Van Slyke, R (1, 3) OBP: 0.367, SLG: 0.630	G6-3		9 1B 15 HR BB	PO 2-3	G3-1		K			2	1	0	0	1	0	1
17 Chad Wallach, R (6, 3) OBP: 0.350, SLG: 0.438										1	0	0	0	0	1	1
9 Lewis Brinson, R (1, 8) OBP: 0.424, SLG: 0.645		K2-3	15 HR 1-2 1B		K		K 1-2			3	1	1	0	0	2	0
74 Braxton Lee, L (6, 8) OBP: 0.400, SLG: 0.318										1	0	0	0	0	1	1
15 Brian Anderson, R (1, 5) OBP: 0.438, SLG: 0.640		30 1B 19 2B BB	1-H 2-H HR		1 HR 2B		K			2	3	2	3	1	0	0
2 Yadiel Rivera, R (6, 5) OBP: 0.346, SLG: 0.364										1	0	0	0	0	1	1
1 Cameron Maybin, R (1, 9) OBP: 0.300, SLG: 0.333		F7	F8		2-H HR			K		3	1	1	2	0	0	1
34 Magneuris Sierra, L (6, 9) OBP: 0.286, SLG: 0.333										1	0	0	0	0	1	0
30 Garrett Cooper, R (1, 10) OBP: 0.300, SLG: 0.357		19 2B 1-2 1B	1B		G5-3			35 BB 1B		4	1	3	0	0	0	0
19 Miguel Rojas, R (1, 6) OBP: 0.154, SLG: 0.192		32 1B 1-H 2-H 2B	K			G3-1		F8		2	0	1	2	0	1	1
81 Peter Mooney, L (6, 6) OBP: 0.393, SLG: 0.360										2	0	0	0	0	0	1
Inning Stats	R: 0 E: 0 K: 1 S: 6 H: 1 LOB: 1 BB: 0 P: 6	R: 2 E: 0 K: 1 S: 8 H: 3 LOB: 2 BB: 1 P: 12	R: 3 E: 0 K: 2 S: 11 H: 3 LOB: 1 BB: 1 P: 18	R: 0 E: 1 K: 1 S: 5 H: 1 LOB: 0 BB: 0 P: 5	R: 2 E: 0 K: 1 S: 7 H: 2 LOB: 0 BB: 0 P: 7	R: 0 E: 0 K: 1 S: 5 H: 0 LOB: 0 BB: 0 P: 5	R: 0 E: 0 K: 3 S: 9 H: 0 LOB: 1 BB: 1 P: 13	R: 0 E: 0 K: 1 S: 6 H: 1 LOB: 2 BB: 1 P: 10		1B: 6 2B: 2 3B: 1 HR: 2 SF: 0 SAC: 0 DP: 0 HBP: 0						

livebaseballscorecards.com

AB	34
R	7
H	11
RBI	7
BB	4
SO	11
LOB	12

WP: 0 PB: 0 SB: 1 CS: 0 PA: 39

MIAMI

PITCHER		IP	WLS	BF	H	R	ER	SO	BB	IBB	HBP	BLK	WP	HR	S	P	ERA	WHIP
47 Jordan Montgomery, L ERA: 4.09	(1, 1)	2.1	L	14	5	4	4	3	2	0	0	0	0	0	18	26	15.43	3.000
84 Brady Lail, R ERA: 3.68	(3, 1)	1.2		7	3	1	1	2	0	0	0	0	0	1	12	15	5.40	1.800
35 Wade LeBlanc, L ERA: 5.23	(5, 1)	2.0		8	2	2	2	2	0	0	0	0	0	1	12	12	9.00	1.000
95 Cody Carroll, R ERA: 1.8	(7, 1)	1.0		4	0	0	0	3	1	0	0	0	0	0	9	13	0.00	1.000
90 Joe Harvey, R ERA:	(8, 1)	1.0		5	1	0	0	1	1	0	0	0	0	0	6	10	0.00	2.000

PITCHER	IP	WLS	BF	H	R	ER	SO	BB	IBB	HBP	BLK	WP	HR	S	P	ERA	WHIP

Batter	1	2	3	4	5	6	7	8	9	AB	R	H	RBI	BB	SO	LOB
25 Dexter Fowler, S (1, 9) OBP: 0.300, SLG: 0.360	23 2B / 13 BB / 1B	SF7	2B	F7			K		P5	3	1	2	3	0	0	1
75 Adolis García, R (5, 9) OBP: 0.400, SLG: 0.613										2	0	0	0	0	1	1
28 Tommy Pham, R (1, 8) OBP: 0.310, SLG: 0.400	K	FC4-6	BB		K		BB		P4	3	0	0	0	1	2	3
48 Harrison Bader, R (5, 8) OBP: 0.324, SLG: 0.382										1	0	0	0	1	0	1
13 Matt Carpenter, L (1, 10)	23 2B / 38 2B / 1-2 / BB	23 1B / 38 1B / BB / G6-3			G5-3		K			0	2	0	0	2	0	0
40 Luke Voit, R (2, PH) OBP: 0.289, SLG: 0.306										2	0	0	0	0	0	2
(2, 10)																
19 Carson Kelly, R (7, PH) OBP: 0.241, SLG: 0.208										1	0	0	0	0	1	1
(7, 10)																
23 Marcell Ozuna, R (1, 7) OBP: 0.250, SLG: 0.375	38 2B / 1-3 / 2-H / 2B	38 1B / 4 SF8 / 1-3 / 1B	F9		F8		K			4	2	2	1	0	0	0
74 Óscar Mercado, R (5, 7) OBP: 0.346, SLG: 0.238										1	0	0	0	0	1	1
38 José Martínez, R (1, 3) OBP: 0.353, SLG: 0.625	4 2B / 2-H / 3-H / 2B	3 FC6-4 / 1-3 / 3-H / 1B	G5-3			4 1B / BB		K		3	1	2	3	0	0	0
93 Andrew Knizner, R (5, 3) OBP: 0.407, SLG: 0.600										1	0	0	0	1	1	0
4 Yadier Molina, R (1, 2) OBP: 0.290, SLG: 0.464	3 1B / 34 1B / 2-H / 2B	SF8 / 3-H	G4-3			73 F7 / 1-2 / 1B		F9		3	1	2	2	0	0	0
61 Steven Baron, R (6, PR) OBP: 0.125, SLG: 0.125										1	0	0	0	0	0	0
(6, 2)																
3 Jedd Gyorko, R (1, 5) OBP: 0.182, SLG: 0.143	34 1B / 35 BB / 25 SF7 / 2-3 / 1B	FC6-4 / 35 BB / 34 1B / 1-2f		F9	1 SAFE	F7 / 1-2		P3		3	2	1	0	0	0	1
73 Patrick Wisdom, R (5, 5) OBP: 0.235, SLG: 0.281										2	0	0	0	0	0	2
35 Greg Garcia, L (1, 4) OBP: 0.452, SLG: 0.409	34 1B / 1-2 / BB	34 1B / 25 2B / 1-2 / BB		F9		BB			G6-3	1	1	0	0	3	0	0
66 Wilfredo Tovar, R (8, 4) OBP: 0.308, SLG: 0.385										1	0	0	0	0	0	0
34 Yairo Muñoz, R (1, 6) OBP: 0.412, SLG: 0.625	28 FC4-6 / 1-2 / 2-3 / 3-H / 1B	25 2B / 1-2 / 2-H / 1B			G5-3				BB	3	1	2	2	2	0	2

Inning Stats									
	R: 6 H: 6 E: 0 LOB: 2 K: 1 BB: 2 S: 12 P: 20	R: 5 H: 4 E: 0 LOB: 2 K: 0 BB: 3 S: 7 P: 19	R: 0 H: 0 E: 0 LOB: 0 K: 0 BB: 0 S: 3 P: 3	R: 0 H: 0 E: 0 LOB: 1 K: 0 BB: 1 S: 3 P: 7	R: 0 H: 0 E: 0 LOB: 0 K: 1 BB: 0 S: 5 P: 5	R: 0 H: 1 E: 0 LOB: 2 K: 0 BB: 2 S: 3 P: 11	R: 0 H: 0 E: 0 LOB: 1 K: 3 BB: 1 S: 9 P: 13	R: 0 H: 0 E: 0 LOB: 0 K: 1 BB: 0 S: 5 P: 5	R: 0 H: 0 E: 0 LOB: 1 K: 0 BB: 1 S: 3 P: 7

PITCHER		IP	WLS	BF	H	R	ER	SO	BB	IBB	HBP	BLK	WP	HR	S	P	ERA	WHIP
62 José Ureña, R ERA: 8.59	(1, 1)	0.1	L	9	6	6	6	1	2	0	0	0	0	0	10	18	162.00	24.000
89 Chris Mazza, R ERA: 13.5	(1, 1)	1.2		12	4	5	5	0	3	0	0	0	0	0	9	21	27.00	4.200
56 Tayron Guerrero, R ERA:	(3, 1)	1.0		3	0	0	0	0	0	0	0	0	0	0	3	3	0.00	0.000
25 Junichi Tazawa, R ERA: 4.5	(4, 1)	1.0		4	0	0	0	0	1	0	0	0	0	0	3	7	0.00	1.000
71 Drew Steckenrider, R ERA:	(5, 1)	1.0		3	0	0	0	1	0	0	0	0	0	0	5	5	0.00	0.000

PITCHER		IP	WLS	BF	H	R	ER	SO	BB	IBB	HBP	BLK	WP	HR	S	P	ERA	WHIP
31 Caleb Smith, L ERA: 2.45	(6, 1)	4.0		16	1	0	0	4	4	0	0	0	0	0	20	36	0.00	1.250

TOP

St. Louis Cardinals @ Miami Marlins

Roger Dean Chevrolet Stadium, Jupiter, FL

Tue Mar 13 2018, 1:09 PM - 4:07 PM EDT

Att. 4,950 - Sunny - 64 F

livebaseballscorecards.com

AB	35
R	11
H	11
RBI	11
BB	10
SO	6
LOB	15

1B: 7	SF: 2	WP: 0	PA: 47
2B: 4	SAC: 0	PB: 0	
3B: 0	DP: 0	SB: 0	
HR: 0	HBP: 0	CS: 0	

BOTTOM

Batter	1	2	3	4	5	6	7	8	9	AB	R	H	RBI	BB	SO	LOB
1 Cameron Maybin, R (1, 9) OBP: 0.292, SLG: 0.421 34 Magneuris Sierra, L (8, 9) OBP: 0.286, SLG: 0.333	SCC 0-3 K ①		X 0-0 9 G5-3 1-H 2-H 3B		X 0-0 F7 ①		X 0-0 G6-3 ③			4	1	1	2	0	1	1
										0	0	0	0	0	0	0
9 Lewis Brinson, R (1, 8) OBP: 0.389, SLG: 0.588 79 Isaac Galloway, R (8, 8) OBP: 0.429, SLG: 0.600	SCC 0-3 K ②		X 0-0 G5-3 ① 3-H		SSS 0-3 K ②			X 0-0 P1 ①		3	0	0	1	0	2	0
										1	0	0	0	0	0	0
13 Starlin Castro, R (1, 4) OBP: 0.324, SLG: 0.485 81 Peter Mooney, L (8, 4) OBP: 0.414, SLG: 0.423	X 0-0 F9 ③		X 0-0 18 G1-4-3 2B		X 0-0 F8 ③			X 0-0 2B		3	0	1	0	0	0	0
										1	0	1	0	0	0	0
32 Derek Dietrich, L (1, 7) OBP: 0.375, SLG: 0.536 35 Eric Campbell, R (8, 7) OBP: 0.276, SLG: 0.269		BBBX 2-2 HR	BBBB 4-0 18 G1-4-3 BB			X 0-0 P5 ①		X 0-0 G5-3 ②		2	1	1	1	1	0	0
										1	0	0	0	0	0	1
18 Tomás Telis, S (1, 2) OBP: 0.320, SLG: 0.304 25 Junichi Tazawa, R (4, 1) 71 Drew Steckenrider, R (5, 1) 31 Caleb Smith, R (6, 1)	SSC 0-3 K ①		X 0-0 G1-4-3 ② 1-2 2-3			X 0-0 G4-3 ②		SSS 0-3 K ③		2	0	0	0	0	1	2
										0	0	0	0	0	0	0
										0	0	0	0	0	0	0
										2	0	0	0	0	1	1
15 Brian Anderson, R (1, 5) OBP: 0.400, SLG: 0.571 26 Cristhian Adames, S (8, 5) OBP: 0.348, SLG: 0.333		X 0-0 G6-3 ②	SFS 0-3 K ③			X 0-0 G6-3 ③			SSS 0-3 K2-3 ①	3	0	0	0	0	1	2
										1	0	0	0	0	1	0
30 Garrett Cooper, R (1, 3) OBP: 0.303, SLG: 0.355 5 Scott Van Slyke, R (8, 3) OBP: 0.355, SLG: 0.607	SSC 0-3 K ③			X 0-0 19 G4-6-3 1B			SSS 0-3 K ①		X 0-0 G6-3 ②	3	0	1	0	0	2	0
										1	0	0	0	0	0	0
19 Miguel Rojas, R (1, 6) OBP: 0.207, SLG: 0.214 2 Yadiel Rivera, R (7, PR) OBP: 0.370, SLG: 0.391 (8, 6)			BBBB 4-0 3 E 1 3B BB	X 0-0 G4-6-3 ① ② 1-2f			X 0-0 1B		X 0-0 1B	2	1	1	0	1	0	1
										1	0	1	0	0	0	0
62 José Ureña, R (1, 1) 89 Chris Mazza, R (1, 1) 56 Tayron Guerrero, R (3, 1) 3 JB Shuck, L (3, PH) OBP: 0.417, SLG: 0.545 28 Bryan Holaday, R (4, 2) OBP: 0.105, SLG: 0.263			X 0-0 FC3 1-2 1 3B	X 0-0 P5 ③			X 0-0 F8 ②		X 0-0 L5 ③	0	0	0	0	0	0	0
										0	0	0	0	0	0	0
										0	0	0	0	0	0	0
										1	1	0	0	0	0	1
										3	0	0	0	0	0	2
Inning Stats	R: 0 E: 0 K: 2 S: 7 H: 0 LOB: 0 BB: 0 P: 7	R: 1 E: 0 K: 2 S: 10 H: 1 LOB: 0 BB: 0 P: 12	R: 3 E: 1 K: 1 S: 8 H: 2 LOB: 2 BB: 2 P: 16	R: 0 E: 0 K: 0 S: 3 H: 1 LOB: 0 BB: 0 P: 3	R: 0 E: 0 K: 1 S: 5 H: 0 LOB: 0 BB: 0 P: 5	R: 0 E: 0 K: 0 S: 3 H: 0 LOB: 0 BB: 0 P: 3	R: 0 E: 0 K: 1 S: 6 H: 1 LOB: 1 BB: 0 P: 6	R: 0 E: 0 K: 1 S: 6 H: 1 LOB: 1 BB: 0 P: 6	R: 0 E: 0 K: 1 S: 6 H: 1 LOB: 1 BB: 0 P: 6	1B: 3 2B: 2 3B: 1 HR: 1	SF: 0 SAC: 0 DP: 1 HBP: 0					

PITCHER	IP	WLS	BF	H	R	ER	SO	BB	IBB	HBP	BLK	WP	HR	S	P	ERA	WHIP
18 Carlos Martinez, R (1, 1) ERA: 4.82	4.0	W	18	4	4	3	5	2	0	0	0	0	1	28	38	6.75	1.500
67 Matt Bowman, R (5, 1) ERA: 2.84	1.0		3	0	0	0	1	0	0	0	0	0	0	5	5	0.00	0.000
27 Brett Cecil, L (6, 1) ERA: 4.5	1.0		3	0	0	0	0	0	0	0	0	0	0	3	3	0.00	0.000
58 Preston Guilmet, R (7, 1) ERA:	1.0		4	1	0	0	1	0	0	0	0	0	0	6	6	0.00	1.000
60 John Brebbia, R (8, 1) ERA: 6.35	1.0		4	1	0	0	1	0	0	0	0	0	0	6	6	0.00	1.000

PITCHER	IP	WLS	BF	H	R	ER	SO	BB	IBB	HBP	BLK	WP	HR	S	P	ERA	WHIP
26 Bud Norris, R (9, 1) ERA: 9.95	1.0		4	1	0	0	1	0	0	0	0	0	0	6	6	0.00	1.000

St. Louis Cardinals @ Miami Marlins

Roger Dean Chevrolet Stadium, Jupiter, FL

Tue Mar 13 2018, 1:09 PM - 4:07 PM EDT

Att. 4,950 - Sunny - 64 F

livebaseballscorecards.com

AB	34
R	4
H	7
RBI	4
BB	2
SO	9
LOB	11

MIAMI

WP: 0 PB: 0 SB: 0 CS: 0 PA: 36

Batter	1	2	3	4	5	6	7	8	9	AB	R	H	RBI	BB	SO	LOB
9 Brandon Nimmo, L (1, 8) OBP: 0.391, SLG: 0.718	B X 1-0 ① F7		X 0-0 ① P4		X 0-0 ③ P5			X 0-0 E3 16 S		4	0	0	0	0	0	0
83 Patrick Biondi, L (8, PR) OBP: 0.368, SLG: 0.333 (8, 8)										0	0	0	0	0	0	0
19 Jay Bruce, L (1, 9) OBP: 0.296, SLG: 0.500	X 0-0 ② P5		X 0-0 23 G4-6-3 1B			S S S 0-3 ① K		X 0-0 ③ G4-3 1-2		3	0	1	0	0	1	0
16 Matthew den Dekker, L (7, 9) OBP: 0.257, SLG: 0.133										1	0	0	0	0	0	1
23 Adrián González, L (1, 3) OBP: 0.278, SLG: 0.242	X 0-0 1B		X 0-0 ②③ G4-6-3 1-2f			X 0-0 72 G5-4-3 1B			X 0-0 59 F8 72 HBP 11 BB 1B	3	0	2	0	0	0	1
85 J.J. Franco, R (7, 5) OBP: 0.333, SLG: 0.333										1	1	1	0	0	0	0
72 Phillip Evans, R (1, 5) OBP: 0.406, SLG: 0.577	S S S 0-3 ③ K			X 0-0 ① G5-3		X 0-0 ②③ G5-4-3 1-2f			H 1-0 11 BB 59 F8 1-2 HBP	3	0	0	0	0	1	2
(7, 3)																
18 Travis d'Arnaud, R (1, 2) OBP: 0.484, SLG: 0.542		X 0-0 2B		X 0-0 ② F8			X 0-0 ① G5-3		X 0-0 ① F8 1-2 2-3	3	0	1	0	0	0	0
59 Jose Lobaton, S (8, 2) OBP: 0.263, SLG: 0.474										1	0	0	0	0	0	2
60 Luis Guillorme, L (1, 6) OBP: 0.436, SLG: 0.452		B B B B 4-0 BB		X 0-0 1B			X 0-0 2 G5-4-3 1B		B B B B 4-0 11 BB BB	2	0	2	0	2	0	0
2 Gavin Cecchini, R (1, 4) OBP: 0.344, SLG: 0.571		S S S 0-3 ① K		X 0-0 ③ F8			X 0-0 ②③ G5-4-3 1-2f		S S S 0-3 ② K	4	0	0	0	0	2	7
11 Ty Kelly, S (1, 7) OBP: 0.324, SLG: 0.241		X 0-0 ② F8			S S T 0-2 ① K			X 0-0 ① F9	B B B B 4-0 1-2 2-3 3-H BB	3	0	0	1	1	1	2
32 Steven Matz, R (1, 1) 50 Rafael Montero, R (5, 1) 51 Paul Sewald, R (6, 1) 82 Tyler Moore, L (8, PH) OBP: 0.250, SLG: 0.250 35 Jacob Rhame, R (8, 1) 84 Andrés Giménez, L (9, PH) OBP: 0.500, SLG: 0.500		X 0-0 ③ G3			X 0-0 ② G5-3			X 0-0 ② F9	X 0-0 ③ L6	2 0 0 1 0 1	0 0 0 0 0 0	0 0 0 0 0 0	0 0 0 0 0 0	0 0 0 0 0 0	0 0 0 0 0 0	2 0 0 0 0 3
Inning Stats	R: 0 H: 1 E: 0 LOB: 1 K: 1 BB: 0 S: 6 P: 7	R: 0 H: 1 E: 0 LOB: 2 K: 1 BB: 1 S: 6 P: 10	R: 0 H: 1 E: 0 LOB: 0 K: 0 BB: 0 S: 3 P: 3	R: 0 H: 1 E: 0 LOB: 1 K: 0 BB: 0 S: 4 P: 4	R: 0 H: 0 E: 0 LOB: 0 K: 1 BB: 0 S: 5 P: 5	R: 0 H: 1 E: 0 LOB: 0 K: 1 BB: 0 S: 5 P: 5	R: 0 H: 1 E: 0 LOB: 0 K: 0 BB: 0 S: 3 P: 3	R: 0 H: 0 E: 1 LOB: 2 K: 0 BB: 0 S: 4 P: 4	R: 1 H: 1 E: 0 LOB: 3 K: 1 BB: 2 S: 6 P: 15	1B: 6 SF: 0 2B: 1 SAC: 0 3B: 0 DP: 3 HR: 0 HBP: 1						WP: 0 PA: 36 PB: 0 SB: 1 CS: 0

PITCHER		IP	WLS	BF	H	R	ER	SO	BB	IBB	HBP	BLK	WP	HR	S	P	ERA	WHIP
58 Dan Straily, R ERA: 1.29	(1, 1)	5.0	W	19	4	0	0	3	1	0	0	0	0	0	24	29	0.00	1.000
29 Brad Ziegler, R ERA:	(6, 1)	1.0	H	3	1	0	0	1	0	0	0	0	0	0	5	5	0.00	1.000
46 Kyle Barraclough, R ERA:	(7, 1)	1.0		3	1	0	0	0	0	0	0	0	0	0	3	3	0.00	1.000
61 Adam Conley, L ERA: 5.4	(8, 1)	2.0		11	1	1	1	1	2	0	1	0	0	0	10	19	4.50	1.500

PITCHER	IP	WLS	BF	H	R	ER	SO	BB	IBB	HBP	BLK	WP	HR	S	P	ERA	WHIP

TOP

New York Mets @ Miami Marlins

Roger Dean Chevrolet Stadium, Jupiter, FL

Wed Mar 14 2018, 1:07 PM - 3:43 PM EDT

Att. 3,737 - Sunny - 70 F

livebaseballscorecards.com

AB	32
R	1
H	7
RBI	1
BB	3
SO	5
LOB	20

New York Mets @ Miami Marlins

Roger Dean Chevrolet Stadium, Jupiter, FL

Wed Mar 14 2018, 1:07 PM - 3:43 PM EDT

Att. 3,737 - Sunny - 70 F

livebaseballscorecards.com

BOTTOM

Batter	1	2	3	4	5	6	7	8	9	AB	R	H	RBI	BB	SO	LOB
34 Magneuris Sierra, L (1, 8) OBP: 0.300, SLG: 0.321 74 Braxton Lee, L (3, 8) OBP: 0.357, SLG: 0.280	BBBB 4-0 41 F9 · 19 1B · 32 1B BB	x 0-0 ③ G1-3			x 0-0 ② G4-3	SSS 0-3 ③ K	x 0-0 ③ F7			1 3	1 0	0 0	0 0	1 0	0 1	0 4
19 Miguel Rojas, R (1, 6) OBP: 0.250, SLG: 0.258 26 Cristhian Adames, S (6, 4) OBP: 0.375, SLG: 0.455 61 Adam Conley, L (8, 1)	x 0-0 1 BB · 32 1B 1-2 1B	x 0-0 ① G4-3			x 0-0 13 2B 1B		x 0-0 18 1B 3B			3 1 0	1 1 0	2 1 0	0 0 0	0 0 0	0 0 0	0 0 0
13 Starlin Castro, R (1, 4) OBP: 0.351, SLG: 0.528 29 Brad Ziegler, R (6, 1) 46 Kyle Barraclough, R (7, 1) 18 Tomás Telis, S (7, PH) OBP: 0.346, SLG: 0.333 (8, 2)	SSS 0-3 ① K	x 0-0 41 G3-6-1 1B			x 0-0 ③ 1-H 2B	x 0-0 5 G5-4-3 · 3 1B 3-H 1B				3 0 0 1	0 0 0 0	2 0 0 1	0 0 0 1	0 0 0 1	1 0 0 0	2 0 0 0
41 Justin Bour, L (1, 3) OBP: 0.231, SLG: 0.217 3 JB Shuck, L (6, PR) OBP: 0.440, SLG: 0.565 (7, 7)	x 0-0 ② F9 2-3	x 0-0 ②③ G3-6-1 1-2f				BBBB 4-0 32 1B · 1 S · 17 HBP BB	x 0-0 5 G5-4-3 1-2 1B			2 1	0 1	0 1	0 1	1 0	0 0	3 0
1 Cameron Maybin, R (1, 7) OBP: 0.333, SLG: 0.400 5 Scott Van Slyke, R (6, PR) OBP: 0.344, SLG: 0.586 (7, 9)	BBBB 4-0 32 1B 1-2 BB			x 0-0 ① L5		BBBB 4-0 17 HBP · 32 1B · 35 SF9 1-2 BB	x 0-0 ①② G5-4-3 1-2f 2-3			1 1	0 1	0 1	0 0	2 0	0 0	0 2
32 Derek Dietrich, L (1, 9) OBP: 0.429, SLG: 0.567 30 Garrett Cooper, R (7, 3) OBP: 0.294, SLG: 0.344	x 0-0 1-2 2-H 3-H 1B			BBB 4-0 BB	x 0-0 35 SF9 · 17 HBP 1-2 2-3 1B	x 0-0 ③ F8				2 1	0 0	2 0	2 0	1 0	0 0	0 1
17 Chad Wallach, R (1, 2) OBP: 0.348, SLG: 0.389 91 Isan Díaz, L (8, 4) OBP: 0.320, SLG: 0.400	x 0-0 ③ G1-3			SSC 0-3 ② K	H 1-0 1-2 2-3 3-H HBP		x 0-0 ① F9			2 1	0 0	0 0	1 0	0 0	1 0	3 0
35 Eric Campbell, R (1, 5) OBP: 0.250, SLG: 0.250 81 Peter Mooney, L (7, 5) OBP: 0.400, SLG: 0.407		SSS 0-3 ① K		x 0-0 ③ L8		x 0-0 ① SF9 2-3 3-H	x 0-0 E5 · 2 S			2 1	0 0	0 0	1 0	0 0	1 0	1 0
58 Dan Straily, R (1, 1) 2 Yadiel Rivera, R (5, PH) OBP: 0.333, SLG: 0.346 (6, 6)		SSS 0-3 ② K			SSS 0-3 ① K	x 0-0 ② P3		SSS 0-3 ② K 1-2		1 3	0 0	0 0	0 0	0 0	1 2	0 4
Inning Stats	R: 2 E: 0 K: 1 S: 7 · H: 2 LOB: 2 BB: 2 P: 15	R: 0 E: 0 K: 2 S: 7 · H: 0 LOB: 0 BB: 0 P: 7	R: 0 E: 0 K: 0 S: 3 · H: 1 LOB: 0 BB: 0 P: 3	R: 0 E: 0 K: 1 S: 5 · H: 0 LOB: 1 BB: 1 P: 9	R: 0 E: 0 K: 1 S: 6 · H: 2 LOB: 2 BB: 0 P: 6	R: 2 E: 0 K: 1 S: 6 · H: 1 LOB: 3 BB: 2 P: 15	R: 1 E: 0 K: 0 S: 5 · H: 3 LOB: 1 BB: 0 P: 5	R: 0 E: 1 K: 1 S: 6 · H: 0 LOB: 1 BB: 0 P: 6		1B: 7 2B: 1 3B: 1 HR: 0 · SF: 1 SAC: 0 DP: 2 HBP: 1						

	AB	30
	R	5
	H	9
	RBI	5
	BB	5
	SO	7
	LOB	20

WP: 0 PB: 0 SB: 2 CS: 0 · PA: 37

MIAMI

PITCHER		IP	WLS	BF	H	R	ER	SO	BB	IBB	HBP	BLK	WP	HR	S	P	ERA	WHIP
32 Steven Matz, L ERA: 10.8	(1, 1)	4.1	L	18	3	2	2	5	3	0	0	0	0	0	25	37	4.15	1.385
50 Rafael Montero, R ERA: 10.5	(5, 1)	0.2		7	3	2	2	0	2	0	1	0	0	0	4	13	27.00	7.500
51 Paul Sewald, R ERA: 2.16	(6, 1)	2.0		8	3	1	1	1	0	0	0	0	0	0	10	10	4.50	1.500
35 Jacob Rhame, R ERA: 2.57	(8, 1)	1.0		4	0	0	0	1	0	0	0	0	0	0	6	6	0.00	0.000

PITCHER	IP	WLS	BF	H	R	ER	SO	BB	IBB	HBP	BLK	WP	HR	S	P	ERA	WHIP

Miami Marlins @ New York Mets

First Data Field, Port St. Lucie, FL

Thu Mar 15 2018, 1:12 PM - 4:31 PM EDT

Att. 5,744 - Sunny - 68 F

TOP

livebaseballscorecards.com

Batter	1	2	3	4	5	6	7	8	9	AB	R	H	RBI	BB	SO	LOB
3 JB Shuck, L (1, 7) OBP: 0.429, SLG: 0.538	G4-3		15 F9, 74 FC5, 18 1B 1-2 2-H		K			35 E, 35 2B 1B	L9 2-3	3	1	1	1	0	1	0
79 Isaac Galloway, R (5, 7) OBP: 0.435, SLG: 0.591										2	1	1	0	0	0	1
74 Braxton Lee, L (1, 9) OBP: 0.323, SLG: 0.250	K		FC5 18 1B 9 WP 1-2 2-3f		K			43 SH5-4, 28 2B 1-H 2B	87 1B BB	3	1	0	0	0	2	2
35 Eric Campbell, R (5, 9) OBP: 0.294, SLG: 0.310										1	1	1	1	1	0	0
15 Brian Anderson, R (1, 5) OBP: 0.368, SLG: 0.516	K		F9 2-3		K			SH5-4 2-3	1-3 3-H 1B	3	0	0	0	0	2	2
43 Odrisamer Despaigne, R (5, 1)										0	0	0	0	0	0	0
87 Brian Miller, L (8, 8) OBP: 1.000, SLG: 1.000										1	0	1	1	0	0	0
18 Tomás Telis, S (1, 2) OBP: 0.345, SLG: 0.333		L8	9 WP 1-3 3-H 1B			G4-3		5 E 3-H 2B	G6-3	3	0	1	1	0	0	0
28 Bryan Holaday, R (6, 2) OBP: 0.143, SLG: 0.333										2	1	1	1	0	0	2
9 Lewis Brinson, R (1, 8) OBP: 0.385, SLG: 0.568		30 1B, 91 1B	F9 1-2 3-H			G5-3		G5-3		3	0	1	0	0	0	1
80 Corey Bird, L (7, 8) OBP: 0.500, SLG: 0.500										1	0	0	0	0	0	1
51 Alex Wimmers, L (8, 1)										0	0	0	0	0	0	0
55 Drew Rucinski, R (9, 1)										0	0	0	0	0	0	0
30 Garrett Cooper, R (1, 3) OBP: 0.297, SLG: 0.343		91 1-3 1B		F9		F7		E5 2-H		3	0	1	0	0	0	0
5 Scott Van Slyke, R (6, 3) OBP: 0.333, SLG: 0.567										1	0	0	0	0	0	0
91 Isan Díaz, L (1, 4) OBP: 0.321, SLG: 0.391	K 1-2 3-H			1B		K		G3		3	0	1	0	0	2	2
81 Peter Mooney, L (7, 4) OBP: 0.387, SLG: 0.393										1	0	0	0	0	0	1
2 Yadiel Rivera, R (1, 6) OBP: 0.333, SLG: 0.345			76 BB 3 1B	K		F9			F9	3	1	1	0	0	1	1
85 Joe Dunand, R (7, 6) OBP: 0.333, SLG: 0.333			1B							1	0	0	0	0	0	0
76 Dillon Peters, L (1, 1)			74 FC5, 3 1B 1-2	K		K			79 L9, 87 1B 2B	0	0	0	0	1	0	0
56 Tayron Guerrero, R (3, 1)			BB							1	0	0	0	0	1	1
37 Jumbo Díaz, R (4, 1)										0	0	0	0	0	0	0
26 Cristhian Adames, S (5, 5) OBP: 0.385, SLG: 0.500										2	1	1	0	0	1	0

	AB	37
	R	7
	H	11
	RBI	5
	BB	2
	SO	10
	LOB	14

Inning Stats	1	2	3	4	5	6	7	8	9
	R: 0 E: 0 K: 2 S: 7	H: 0 LOB: 0 BB: 0 P: 7	R: 0 E: 0 K: 1 S: 6	H: 2 LOB: 2 BB: 0 P: 7	R: 3 E: 0 K: 0 S: 6	H: 3 LOB: 1 BB: 1 P: 11	R: 0 E: 0 K: 2 S: 8	H: 1 LOB: 1 BB: 0 P: 8	R: 0 E: 0 K: 3 S: 9	H: 0 LOB: 0 BB: 0 P: 9	R: 0 E: 0 K: 0 S: 3	H: 0 LOB: 0 BB: 0 P: 3	R: 0 E: 0 K: 2 S: 7	H: 0 LOB: 0 BB: 0 P: 7	R: 3 E: 1 K: 0 S: 7	H: 3 LOB: 1 BB: 0 P: 8	R: 1 E: 0 K: 0 S: 5	H: 2 LOB: 2 BB: 1 P: 9

1B: 8	SF: 0	WP: 1	PA: 40
2B: 3	SAC: 1	PB: 0	
3B: 0	DP: 0	SB: 0	
HR: 0	HBP: 0	CS: 0	

PITCHER		IP	WLS	BF	H	R	ER	SO	BB	IBB	HBP	BLK	WP	HR	S	P	ERA	WHIP
33 Matt Harvey, R ERA: 5.52	(1, 1)	5.0	L	21	6	3	3	8	1	0	0	0	1	0	36	42	5.40	1.400
27 Jeurys Familia, R ERA: 7.11	(6, 1)	1.0		3	0	0	0	0	0	0	0	0	0	0	3	3	0.00	0.000
39 Jerry Blevins, L ERA: 3.0	(7, 1)	1.0		3	0	0	0	2	0	0	0	0	0	0	7	7	0.00	0.000
44 AJ Ramos, R ERA: 5.87	(8, 1)	1.0		7	3	3	2	0	0	0	0	0	0	0	7	8	18.00	3.000
73 Matt Purke, L ERA: 3.6	(9, 1)	1.0		6	2	1	1	0	1	0	0	0	0	0	5	9	9.00	3.000

PITCHER	IP	WLS	BF	H	R	ER	SO	BB	IBB	HBP	BLK	WP	HR	S	P	ERA	WHIP

Miami Marlins @ New York Mets

First Data Field, Port St. Lucie, FL

Thu Mar 15 2018, 1:12 PM - 4:31 PM EDT

Att. 5,744 - Sunny - 68 F

livebaseballscorecards.com

BOTTOM

Batter	1	2	3	4	5	6	7	8	9	AB	R	H	RBI	BB	SO	LOB
9 Brandon Nimmo, L (1, 7) OBP: 0.367, SLG: 0.667	P5		K			K		F9	60 BB; 2 BB; 77 BB; 1-2; 2-3; BB	3	0	0	0	0	2	1
16 Matthew den Dekker, L (7, 7) OBP: 0.270, SLG: 0.129										1	1	0	0	1	0	0
13 Asdrúbal Cabrera, S (1, 4) OBP: 0.300, SLG: 0.259	21 G5-4-3; BB			F8		21 1B		E5; 4 BB; 26 HBP; 1 BB	77 BB; 60 BB; 4 SF9; 1-2; 2-3; 3-H; BB	2	0	1	0	1	0	0
2 Gavin Cecchini, R (8, 4) OBP: 0.353, SLG: 0.552										1	2	0	1	1	0	0
21 Todd Frazier, R (1, 5) OBP: 0.242, SLG: 0.344	G5-4-3; 1-2f			K		1-2; 1B		K	77 BB; 1 1B; 1-2; 2-3; 3-H; BB	3	0	1	0	0	1	1
60 Luis Guillorme, L (8, 5) OBP: 0.439, SLG: 0.438										1	1	0	1	1	1	1
26 Kevin Plawecki, R (1, 2) OBP: 0.419, SLG: 0.519		G6-3		P6		F8		1 BB; 4 BB; 1-2; HBP	12 E; 1 1B; 12 E4; 1-2; 2-3; 3-H; BB	3	0	0	0	0	0	2
85 J.J. Franco, R (8, PR) OBP: 0.333, SLG: 0.333										0	0	0	0	0	0	0
77 Tomás Nido, R (9, 2) OBP: 0.294, SLG: 0.467										0	0	0	1	1	0	0
87 Jacob Zanon, R (9, PR)										0	0	0	0	0	0	0
4 Wilmer Flores, R (1, 3) OBP: 0.333, SLG: 0.405		1 CS; 1B			K		F7	1 BB; 1-2; 2-3; BB	SF9; 3-H	3	0	1	1	1	1	0
1 Amed Rosario, R (1, 6) OBP: 0.357, SLG: 0.538	G5-3; 1-2				P4		11 F9; 12 BB; 1B	1-2; 2-3; 3-H; BB	12 E4; 1-2; 2-H; 1B	4	0	2	2	1	0	1
12 Juan Lagares, R (1, 8) OBP: 0.258, SLG: 0.214			G4-3		1B		1-2; BB	L8	E4; 1-2; 2-H	4	0	1	0	1	0	5
11 Ty Kelly, S (1, 9) OBP: 0.308, SLG: 0.235			P6		G4-3		F9; 2-3	16 BB; 81 WP; 2 BB; 1B; G4-3		5	1	1	0	0	0	5
33 Matt Harvey, R (1, 1)			BB			G4-3	K	2 BB; 16 BB; 60 BB; 1-2; BB		0	0	0	0	1	0	0
27 Jeurys Familia, R (6, 1)										0	0	0	0	0	0	0
7 José Reyes, S (6, PH) OBP: 0.200, SLG: 0.214										1	0	0	0	0	0	0
39 Jerry Blevins, L (7, 1)										0	0	0	0	0	0	0
59 Jose Lobaton, S (7, PH) OBP: 0.250, SLG: 0.450										1	0	0	0	0	1	2
44 AJ Ramos, R (8, 1)										0	0	0	0	0	0	0
73 Matt Purke, L (9, 1)										0	0	0	0	0	0	0
81 John Mora, L (9, PH)										0	1	0	0	1	0	0
Inning Stats	R: 0 E: 0 K: 0 S: 2 H: 0 LOB: 0 BB: 1 P: 6	R: 0 E: 0 K: 0 S: 3 H: 1 LOB: 0 BB: 0 P: 4	R: 0 E: 0 K: 1 S: 5 H: 0 LOB: 1 BB: 1 P: 9	R: 0 E: 0 K: 1 S: 5 H: 0 LOB: 0 BB: 0 P: 5	R: 0 E: 0 K: 1 S: 6 H: 1 LOB: 1 BB: 0 P: 6	R: 0 E: 0 K: 1 S: 7 H: 2 LOB: 2 BB: 0 P: 7	R: 0 E: 0 K: 1 S: 6 H: 1 LOB: 2 BB: 1 P: 10	R: 1 E: 1 K: 1 S: 6 H: 0 LOB: 3 BB: 2 P: 15	R: 5 E: 1 K: 0 S: 5 H: 2 LOB: 2 BB: 5 P: 25							

AB	32
R	6
H	7
RBI	6
BB	10
SO	6
LOB	18

1B: 7 SF: 1
2B: 0 SAC: 0
3B: 0 DP: 1
HR: 0 HBP: 1

WP: 1 PA: 44
PB: 0
SB: 0
CS: 1

PITCHER		IP	WLS	BF	H	R	ER	SO	BB	IBB	HBP	BLK	WP	HR	S	P	ERA	WHIP
76 Dillon Peters, L ERA: 4.7	(1, 1)	2.0	W	6	1	0	0	0	1	0	0	0	0	0	5	10	0.00	1.000
56 Tayron Guerrero, R ERA:	(3, 1)	1.1	H	5	0	0	0	1	1	0	0	0	0	0	6	10	0.00	0.750
37 Jumbo Díaz, R ERA:	(4, 1)	1.0	H	3	0	0	0	2	0	0	0	0	0	0	7	7	0.00	0.000
43 Odrisamer Despaigne, R ERA: 2.51	(5, 1)	3.1	H	16	4	1	0	3	1	0	0	0	0	0	21	25	0.00	1.500
51 Alex Wimmers, R ERA: 10.13	(8, 1)	0.1		7	1	3	3	0	4	0	1	0	1	0	2	19	81.00	15.000

PITCHER		IP	WLS	BF	H	R	ER	SO	BB	IBB	HBP	BLK	WP	HR	S	P	ERA	WHIP
55 Drew Rucinski, R ERA: 6.0	(9, 1)	1.0		7	1	2	2	0	3	0	0	0	0	0	4	16	18.00	4.000

Miami Marlins @ St. Louis Cardinals

Roger Dean Chevrolet Stadium, Jupiter, FL

Fri Mar 16 2018, 1:08 PM - 3:46 PM EDT

Att. 5,134 - Sunny - 75 F

TOP

livebaseballscorecards.com

Batter	1	2	3	4	5	6	7	8	9	AB	R	H	RBI	BB	SO	LOB
1 Cameron Maybin, R (1, 9) OBP: 0.300, SLG: 0.348	S S S 0-3 ① K		X 0-0 ③ G6-3			S S S 0-3 ① K		S S C 0-3 ② K		3	0	0	0	0	2	0
3 JB Shuck, L (7, 9) OBP: 0.414, SLG: 0.519										1	0	0	0	0	1	0
32 Derek Dietrich, L (1, 7) OBP: 0.421, SLG: 0.636	B X 1-0 HR			X 0-0 ① L9		X 0-0 ② P4		B B B B 4-0 26 PO BB		3	1	1	1	0	0	0
5 Scott Van Slyke, R (7, 7) OBP: 0.353, SLG: 0.567										0	0	0	0	1	0	0
13 Starlin Castro, R (1, 4) OBP: 0.375, SLG: 0.538	X 0-0 41 G4-6-3 1B			X 0-0 41 E 1B		X 0-0 ③ F8		B 1 SAFE 1-0 ③ PO 1-2	X 0-0 ① G4-3	3	0	2	0	0	0	0
26 Cristhian Adames, S (7, 4) OBP: 0.370, SLG: 0.480										1	0	0	0	0	0	0
41 Justin Bour, L (1, 3) OBP: 0.241, SLG: 0.200	X 0-0 ② ③ G4-6-3 1-2f			X 0-0 E4 15 G6-4-3 1-2			B B B B 4-0 9 BB 15 1B 18 SF8 BB		X 0-0 81 BB 1B	2	0	0	0	1	0	2
35 Eric Campbell, R (7, PR) OBP: 0.314, SLG: 0.333										1	1	1	0	0	0	0
(7, 3)																
15 Brian Anderson, R (1, 5) OBP: 0.366, SLG: 0.500		X 0-0 ① L8		X 0-0 ② ③ G6-4-3 1-2f			X 0-0 19 F9-6-5-6 9 BB 1-2 1B		B B B B 4-0 1-2 BB	3	0	1	0	0	0	2
81 Peter Mooney, L (7, PR) OBP: 0.406, SLG: 0.393										0	0	0	0	1	0	0
(7, 5)																
9 Lewis Brinson, R (1, 8) OBP: 0.405, SLG: 0.590		X 0-0 ② F8			X 0-0 19 1B 2B		B B B B 4-0 1-2 2-3 BB		S S S 0-3 ② K	2	0	1	0	1	0	0
74 Braxton Lee, L (7, PR) OBP: 0.313, SLG: 0.241										1	0	0	0	0	1	2
(7, 8)																
17 Chad Wallach, R (1, 2) OBP: 0.320, SLG: 0.350		X 0-0 ③ G6-3			X 0-0 ① F8		X 0-0 ① SF8 3-H		S S B B B X 3-2 ③ G6-3	2	0	0	0	0	0	1
18 Tomás Telis, S (6, 2) OBP: 0.323, SLG: 0.321										1	0	0	1	0	0	2
19 Miguel Rojas, R (1, 6) OBP: 0.257, SLG: 0.265			X 0-0 ① G6-3		X 0-0 ② 2-H 1B		X 0-0 ② ③ F9-6-5-6 2-2			3	0	1	0	0	0	2
2 Yadiel Rivera, R (7, 6) OBP: 0.333, SLG: 0.345										0	0	0	0	0	0	0
22 Sandy Alcantara, R (1, 1)			X 0-0 ② F9		S S S 0-3 ③ K			S S S 0-3 ① K		2	0	0	0	0	1	1
50 Chris O'Grady, R (5, 1)										0	0	0	0	0	0	0
29 Brad Ziegler, R (6, 1)										0	0	0	0	0	0	0
25 Junichi Tazawa, R (7, 1)										0	0	0	0	0	0	0
30 Garrett Cooper, R (8, PH) OBP: 0.289, SLG: 0.333										1	0	0	0	0	1	0
71 Drew Steckenrider, R (8, 1)										0	0	0	0	0	0	0
Inning Stats	R: 1 H: 2 E: 0 LOB: 0 K: 1 BB: 0 S: 6 P: 7	R: 0 H: 0 E: 0 LOB: 0 K: 0 BB: 0 S: 3 P: 3	R: 0 H: 0 E: 0 LOB: 0 K: 0 BB: 0 S: 3 P: 3	R: 0 H: 1 E: 1 LOB: 1 K: 0 BB: 0 S: 4 P: 4	R: 0 H: 2 E: 0 LOB: 1 K: 1 BB: 0 S: 6 P: 6	R: 0 H: 0 E: 0 LOB: 0 K: 1 BB: 0 S: 5 P: 5	R: 1 H: 1 E: 0 LOB: 1 K: 0 BB: 2 S: 3 P: 11	R: 0 H: 0 E: 0 LOB: 0 K: 2 BB: 1 S: 6 P: 11	R: 0 H: 1 E: 0 LOB: 2 K: 1 BB: 1 S: 8 P: 15	1B: 5 SF: 1 2B: 2 SAC: 0 3B: 0 DP: 3 HR: 1 HBP: 0						

AB	29
R	2
H	7
RBI	2
BB	4
SO	6
LOB	12

WP: 0 PA: 35
PB: 0
SB: 0
CS: 0

MIAMI

PITCHER		IP	WLS	BF	H	R	ER	SO	BB	IBB	HBP	BLK	WP	HR	S	P	ERA	WHIP
52 Michael Wacha, R ERA: 4.2	(1, 1)	6.0	W	21	5	1	1	3	0	0	0	0	0	1	27	28	1.50	0.833
70 Tyler Lyons, L ERA: 4.5	(7, 1)	1.0	H	5	1	1	1	0	2	0	0	0	0	0	3	11	9.00	3.000
55 Dominic Leone, R ERA: 1.29	(8, 1)	1.0	H	3	0	0	0	2	1	0	0	0	0	0	6	11	0.00	1.000
26 Bud Norris, R ERA: 8.59	(9, 1)	1.0	S	5	1	0	0	1	1	0	0	0	0	0	8	15	0.00	2.000

PITCHER	IP	WLS	BF	H	R	ER	SO	BB	IBB	HBP	BLK	WP	HR	S	P	ERA	WHIP

Miami Marlins @ St. Louis Cardinals

Roger Dean Chevrolet Stadium, Jupiter, FL

Fri Mar 16 2018, 1:08 PM - 3:46 PM EDT

Att. 5,134 - Sunny - 75 F

livebaseballscorecards.com

BOTTOM

Batter	1	2	3	4	5	6	7	8	9	AB	R	H	RBI	BB	SO	LOB
16 Kolten Wong, L (1, 4) OBP: 0.219, SLG: 0.143	G3	BBBB 4-0 1-2 2-3 BB		G4-3		G4-3 1-2				2	0	0	0	1	0	1
41 Breyvic Valera, S (6, 4) OBP: 0.269, SLG: 0.174										1	0	0	0	0	0	1
28 Tommy Pham, R (1, 8) OBP: 0.343, SLG: 0.500	F9	SSS 0-3 K			4 2B 3B	G1-3				3	1	1	0	0	1	3
90 Lane Thomas, R (6, 8)										1	0	0	0	0	0	1
4 Yadier Molina, R (1, 2) OBP: 0.342, SLG: 0.686	SBBX 2-1 HR		1B		12 1B 40 SF8 3-H 2B		SBSBX 2-2 HR			4	3	4	3	0	0	0
23 Marcell Ozuna, R (1, 7) OBP: 0.310, SLG: 0.447	2B		F9		P4		F7			3	0	1	0	0	0	2
78 Randy Arozarena, R (6, 7) OBP: 0.364, SLG: 0.467										1	0	0	0	0	0	0
12 Paul DeJong, R (1, 6) OBP: 0.294, SLG: 0.516	F9	SSS 0-3 K			2-3 1B		G4-3			3	0	1	0	0	1	2
66 Wilfredo Tovar, R (5, PR) OBP: 0.313, SLG: 0.333 (6, 6)										1	0	0	0	0	0	0
40 Luke Voit, R (1, 3) OBP: 0.298, SLG: 0.386		SEC 0-3 K			SF8 3-H		G1			3	0	1	1	0	1	1
75 Adolis García, R (1, 9) OBP: 0.364, SLG: 0.525	F8	SSS 0-3 K2-3			SSS 0-3 K			73 CS 1B		4	0	1	0	0	2	2
73 Patrick Wisdom, R (1, 5) OBP: 0.238, SLG: 0.237	FC6-4 16 BB 52 BB 1-2f	BBBB 4-0 52 SH3-4 BB			SSS 0-3 K		SSS 0-3 K 1-2			3	0	0	0	1	2	2
52 Michael Wacha, R (1, 1) 95 Terry Fuller, L (6, PH) 70 Tyler Lyons, L (7, 1) 55 Dominic Leone, R (8, 1) 95 J.B. Woodman, L (8, PH) 26 Bud Norris, R (9, 1)	BBBB 4-0 16 BB 1-2 BB			SH3-4 1-2	BBBB 4-0 41 G4-3 BB		SSS 0-3 K			0 0 0 0 1 0 0 0 0 0 0 1 0 0 0 0 0 0 0 0 0 0 0 0 0 0 0 0 1 0 0 0 0 1 0 0 0 0 0 0 0 0						
Inning Stats	R: 1 E: 0 K: 0 S: 6 H: 2 LOB: 1 BB: 0 P: 8	R: 0 E: 0 K: 1 S: 6 H: 1 LOB: 3 BB: 2 P: 14	R: 0 E: 0 K: 2 S: 8 H: 1 LOB: 1 BB: 0 P: 8	R: 0 E: 0 K: 1 S: 5 H: 0 LOB: 1 BB: 1 P: 9	R: 2 E: 0 K: 1 S: 8 H: 3 LOB: 1 BB: 0 P: 8	R: 0 E: 0 K: 1 S: 5 H: 0 LOB: 1 BB: 1 P: 9	R: 1 E: 0 K: 0 S: 6 H: 1 LOB: 0 BB: 0 P: 8	R: 0 E: 0 K: 2 S: 7 H: 1 LOB: 0 BB: 0 P: 7		1B: 4 2B: 3 3B: 1 HR: 2 SF: 1 SAC: 1 DP: 1 HBP: 0						

AB	30
R	4
H	9
RBI	4
BB	4
SO	8
LOB	15

WP: 0 PB: 0 SB: 0 CS: 1 PA: 36

PITCHER		IP	WLS	BF	H	R	ER	SO	BB	IBB	HBP	BLK	WP	HR	S	P	ERA	WHIP
22 Sandy Alcantara, R ERA: 3.38	(1, 1)	4.0	L	21	6	3	3	4	3	0	0	0	0	1	27	41	6.75	2.250
50 Chris O'Grady, L ERA: 4.91	(5, 1)	1.0		4	1	0	0	1	0	0	0	0	0	0	6	6	0.00	1.000
29 Brad Ziegler, R ERA:	(6, 1)	1.0		4	0	0	0	1	1	0	0	0	0	0	5	9	0.00	1.000
25 Junichi Tazawa, R ERA: 6.0	(7, 1)	1.0		4	1	1	1	0	0	0	0	0	0	1	6	8	9.00	1.000
71 Drew Steckenrider, R ERA:	(8, 1)	1.0		3	1	0	0	2	0	0	0	0	0	0	7	7	0.00	1.000

PITCHER	IP	WLS	BF	H	R	ER	SO	BB	IBB	HBP	BLK	WP	HR	S	P	ERA	WHIP

Batter	1	2	3	4	5	6	7	8	9	AB	R	H	RBI	BB	SO	LOB
4 George Springer, R (1, 10) OBP: 0.410, SLG: 0.559	0-0 2B		0-0 L7			0-0 G4-3		0-0 G5-3	4-0 BB	3	0	1	0	0	0	0
Jamie Ritchie, R (8, PH) OBP: 0.500, SLG: 0.375 (8, 10)										1	1	0	0	1	0	0
22 Josh Reddick, L (1, 9) OBP: 0.344, SLG: 0.286	0-0 F8		4-0 BB			0-0 L5		0-0 P5	0-0 1B	2	0	0	0	1	0	1
79 Kyle Tucker, L (6, 9) OBP: 0.429, SLG: 0.795										2	1	1	2	0	0	0
27 Jose Altuve, R (1, 4) OBP: 0.364, SLG: 0.517	0-0 G6-3		0-0 G2			0-3 K		0-0 1B	4-0 BB	3	0	0	0	0	1	2
96 Antonio Nunez, R (6, 4) OBP: 0.417, SLG: 0.222										1	1	1	0	1	0	0
1 Carlos Correa, R (1, 6) OBP: 0.317, SLG: 0.243	4-0 BB			0-0 P3			4-0 9 FC4-6 BB	0-0 1B	1-2 HR	1	0	0	0	2	0	0
97 Anibal Sierra, R (7, PR) OBP: 0.200, SLG: 0.400 (7, 6)										2	1	2	4	0	0	0
9 Marwin Gonzalez, S (1, 3) OBP: 0.395, SLG: 0.514	0-3 K			0-0 P6			0-0 FC4-6 74 1B 2 BB	0-0 L5	0-0 P4	3	0	0	0	0	1	3
Randy César, R (7, PR) OBP: 0.143, SLG: 0.143 (7, 3)										2	0	0	0	0	0	2
2 Alex Bregman, R (1, 5) OBP: 0.372, SLG: 0.429		0-0 L5		0-0 G6-3			4-0 74 1B BB		0-0 F7	2	0	0	0	1	0	0
76 Jack Mayfield, R (7, PR) OBP: 0.400, SLG: 0.556 (7, 5)										1	0	0	0	0	0	0
11 Evan Gattis, R (1, 2) OBP: 0.436, SLG: 0.323		0-0 F7			0-0 L7		0-0 F7		0-0 FC4-6 1B	2	0	0	0	0	0	0
77 Garrett Stubbs, L (6, 2) OBP: 0.259, SLG: 0.407										2	0	1	0	0	0	2
74 Jon Kemmer, L (1, 7) OBP: 0.433, SLG: 0.600		0-0 P6			0-3 K		0-0 1B		0-0 FC4-6 BB 79 1B 1B	3	0	1	0	0	1	0
Alejandro Garcia, R (8, 7) OBP: 0.143, SLG: 0.214										1	1	0	0	0	0	1
6 Jake Marisnick, R (1, 8) OBP: 0.293, SLG: 0.333			0-0 G6-3		0-3 K		0-3 K		0-0 79 BB 1B	2	0	0	0	0	1	0
Drew Ferguson, R (6, 8) OBP: 0.286, SLG: 0.091										2	1	1	0	0	1	3
Inning Stats	R: 0 H: 1 E: 0 LOB: 2 K: 1 BB: 1 S: 6 P: 10	R: 0 H: 0 E: 0 LOB: 0 K: 0 BB: 0 S: 3 P: 3	R: 0 H: 0 E: 0 LOB: 1 K: 0 BB: 1 S: 3 P: 7	R: 0 H: 0 E: 0 LOB: 0 K: 0 BB: 0 S: 3 P: 3	R: 0 H: 0 E: 0 LOB: 0 K: 2 BB: 0 S: 7 P: 7	R: 0 H: 0 E: 0 LOB: 0 K: 1 BB: 0 S: 5 P: 5	R: 0 H: 1 E: 0 LOB: 3 K: 1 BB: 2 S: 6 P: 14	R: 0 H: 2 E: 0 LOB: 2 K: 0 BB: 0 S: 5 P: 5	R: 6 H: 4 E: 0 LOB: 0 K: 0 BB: 2 S: 9 P: 18	1B: 6 SF: 0 2B: 1 SAC: 0 3B: 0 DP: 0 HR: 1 HBP: 0						

TOP

Houston Astros @ Miami Marlins

Roger Dean Chevrolet Stadium, Jupiter, FL

Sat Mar 17 2018, 1:07 PM - 4:16 PM EDT

Att. 3,673 - Sunny - 78 F

livebaseballscorecards.com

AB	35
R	6
H	8
RBI	6
BB	6
SO	5
LOB	14

PITCHER	IP	WLS	BF	H	R	ER	SO	BB	IBB	HBP	BLK	WP	HR	S	P	ERA	WHIP
62 José Ureña, R (1, 1) ERA: 6.1	3.0		12	1	0	0	1	2	0	0	0	0	0	12	20	0.00	1.000
56 Tayron Guerrero, R (4, 1) ERA:	1.0	H	3	0	0	0	0	0	0	0	0	0	0	3	3	0.00	0.000
46 Kyle Barraclough, R (5, 1) ERA:	1.0	H	3	0	0	0	2	0	0	0	0	0	0	7	7	0.00	0.000
44 Jacob Turner, R (6, 1) ERA: 4.7	3.2	H	21	6	5	5	2	4	0	0	0	0	0	21	37	12.27	2.727
37 Jumbo Díaz, R (9, 1) ERA: 2.7	0.1	B	2	1	1	1	0	0	0	0	0	0	1	4	5	27.00	3.000

PITCHER	IP	WLS	BF	H	R	ER	SO	BB	IBB	HBP	BLK	WP	HR	S	P	ERA	WHIP

Houston Astros @ Miami Marlins

Roger Dean Chevrolet Stadium, Jupiter, FL

Sat Mar 17 2018, 1:07 PM - 4:16 PM EDT

Att. 3,673 - Sunny - 78 F

BOTTOM

Batter	1	2	3	4	5	6	7	8	9	AB	R	H	RBI	BB	SO	LOB
74 Braxton Lee, L (1, 9) OBP: 0.343, SLG: 0.233	H 1-0 13 G6-4-3 HBP		BBBB 4-0 13 G5-4-3 BB		X 0-0 ① G3 1-2 2-3		X 0-0 ① F9	X 0-0 ② G1-3		1	0	0	0	1	0	2
44 Jacob Turner, R (6, 1)										2	0	0	0	0	0	2
37 Jumbo Díaz, R (9, 1)										0	0	0	0	0	0	0
1 Cameron Maybin, R (1, 8) OBP: 0.303, SLG: 0.346	X 0-0 ① P3		SFC 0-3 ① K		X 0-0 13 S 2-3 3-H 1B		X 0-0 13 S 1B	BBBB 4-0 2 FC5-4 BB		3	0	1	1	0	1	2
3 JB Shuck, L (7, 8) OBP: 0.452, SLG: 0.536										1	0	1	0	1	0	0
13 Starlin Castro, R (1, 4) OBP: 0.341, SLG: 0.488	X 0-0 ②③ G6-4-3 1-2f		X 0-0 ②③ G5-4-3 1-2f		SX 0-1 ② G5-3 1-3 3-H		BSSS 1-3 ② K 1-2	X 0-0 ③ FC5-4 1-2f		4	0	0	0	0	1	4
2 Yadiel Rivera, R (8, 4) OBP: 0.324, SLG: 0.333										1	0	0	0	0	0	3
41 Justin Bour, L (1, 3) OBP: 0.242, SLG: 0.179		BBBB 4-0 32 2B 35 E BB		SSS 0-3 ① K	SSS 0-3 ③ K		SSS 0-3 ③ K		SSS 0-3 ① K	3	1	0	0	1	3	2
81 Peter Mooney, L (8, 6) OBP: 0.394, SLG: 0.379										1	0	0	0	0	1	0
32 Derek Dietrich, L (1, 7) OBP: 0.415, SLG: 0.639		X 0-0 1-3 35 E 2B		SFC 0-3 ② K		SSS 0-3 ① K		X 0-0 5 BB 28 2B 2B	SSS 0-3 ② K	3	1	1	0	0	2	0
30 Garrett Cooper, R (7, 7) OBP: 0.300, SLG: 0.368										2	1	1	0	0	1	0
35 Eric Campbell, R (1, 5) OBP: 0.324, SLG: 0.323		X 0-0 E5 19 G4-6-3 2-H 3-H		BBBB 4-0 BB		X 0-0 19 S 1B		SSS 0-3 ① K	X 0-0 ③ F8	1	0	0	1	1	0	0
79 Isaac Galloway, R (6, 9) OBP: 0.423, SLG: 0.560										3	0	1	0	0	1	1
17 Chad Wallach, R (1, 2) OBP: 0.333, SLG: 0.333	H 1-0 19 G4-6-3 HBP			X 0-0 ③ L8		SSC 0-3 ② K		BBBB 4-0 5 BB 28 2B BB		1	0	0	0	0	0	1
26 Cristhian Adames, S (6, 5) OBP: 0.379, SLG: 0.462										1	1	0	0	1	1	1
19 Miguel Rojas, R (1, 6) OBP: 0.289, SLG: 0.278		X 0-0 ①② G4-6-3 1-2f 2-3			X 0-0 74 G3 18 E 1 1B 1B		BBBB 4-0 1-2 BB	BBBB 4-0 28 2B 1-2 2-3 BB		2	1	1	0	1	0	2
5 Scott Van Slyke, R (8, 3) OBP: 0.371, SLG: 0.567										0	0	0	0	1	0	0
62 José Ureña, R (1, 1)		SSS 0-3 ③ K			X 0-0 FC5 1 1B 74 G3 13 E 1-2	X 0-0 ③ F7		X 0-0 1-3 2-H 3-H 2B		1	0	0	0	0	1	1
56 Tayron Guerrero, R (4, 1)										0	0	0	0	0	0	0
46 Kyle Barraclough, R (5, 1)										0	0	0	0	0	0	0
18 Tomás Telis, S (5, PH) OBP: 0.313, SLG: 0.310										1	1	0	0	0	0	1
28 Bryan Holaday, R (6, 2) OBP: 0.174, SLG: 0.391										2	0	1	2	0	0	2
Inning Stats	R: 0 E: 0 K: 0 S: 2 H: 0 LOB: 0 BB: 0 P: 3	R: 2 E: 1 K: 1 S: 6 H: 1 LOB: 1 BB: 1 P: 11	R: 0 E: 0 K: 1 S: 4 H: 0 LOB: 0 BB: 1 P: 8	R: 0 E: 0 K: 2 S: 7 H: 0 LOB: 1 BB: 1 P: 11	R: 2 E: 1 K: 1 S: 9 H: 2 LOB: 1 BB: 0 P: 9	R: 0 E: 0 K: 2 S: 8 H: 1 LOB: 2 BB: 1 P: 12	R: 0 E: 0 K: 2 S: 8 H: 1 LOB: 1 BB: 0 P: 9	R: 2 E: 0 K: 1 S: 7 H: 2 LOB: 3 BB: 3 P: 19	R: 0 E: 0 K: 2 S: 7 H: 0 LOB: 0 BB: 0 P: 7	1B: 4 2B: 3 3B: 0 HR: 0		SF: 0 SAC: 0 DP: 3 HBP: 2		WP: 0 PB: 0 SB: 3 CS: 0		PA: 42

livebaseballscorecards.com

AB	33
R	6
H	7
RBI	4
BB	7
SO	12
LOB	24

MIAMI

PITCHER		IP	WLS	BF	H	R	ER	SO	BB	IBB	HBP	BLK	WP	HR	S	P	ERA	WHIP
50 Charlie Morton, R ERA: 0.93	(1, 1)	4.2		21	3	4	1	4	3	0	2	0	0	0	25	39	1.93	1.286
41 Brad Peacock, R ERA: 1.08	(5, 1)	1.1		6	1	0	0	3	1	0	0	0	0	0	11	15	0.00	1.500
51 James Hoyt, R ERA: 8.64	(7, 1)	1.0		4	1	0	0	2	0	0	0	0	0	0	8	9	0.00	1.000
71 Matt Ramsey, R ERA: 12.0	(8, 1)	0.2		6	2	2	2	1	2	0	0	0	0	0	6	14	27.00	6.000
Reymin Guduan, L ERA: 1.42	(8, 1)	1.1		5	0	0	0	2	1	0	0	0	0	0	8	12	0.00	0.750

PITCHER	IP	WLS	BF	H	R	ER	SO	BB	IBB	HBP	BLK	WP	HR	S	P	ERA	WHIP

Miami Marlins @ New York Yankees

George M. Steinbrenner Field, Tampa, FL

Sun Mar 18 2018, 1:07 PM - 3:51 PM EDT

Att. 9,819 - Partly Cloudy - 76 F

TOP

livebaseballscorecards.com

Batter	1	2	3	4	5	6	7	8	9	AB	R	H	RBI	BB	SO	LOB
81 Peter Mooney, L (1, 4) OBP: 0.389, SLG: 0.375	SSS 0-3 ① K		X 0-0 ② G3		X 0-0 15 2B 1-3 1B		SSS 0-3 ② K		X 0-0 ② P5	3	1	1	0	0	1	0
90 Riley Mahan, L (5, 4)										2	0	0	0	0	1	1
9 Lewis Brinson, R (1, 8) OBP: 0.400, SLG: 0.585	X 0-0 30 1B 1B		X 0-0 ③ G5-3		X 0-0 ② SF7 3-H		X 0-0 35 BB 3-H 1B		X 0-0 2B	2	0	1	1	0	0	0
3 JB Shuck, L (6, 8) OBP: 0.485, SLG: 0.600										2	0	2	1	0	0	0
15 Brian Anderson, R (1, 5) OBP: 0.386, SLG: 0.622	X 0-0 ② F7			BBBSCX 2-2 HR	X 0-0 1-H 2B		BBBBB 4-0 17 FC6-4 1-2 BB		SSS 0-3 ③ K	3	1	2	2	0	0	1
35 Eric Campbell, R (6, 5) OBP: 0.333, SLG: 0.313										1	0	0	0	1	1	1
30 Garrett Cooper, R (1, 9) OBP: 0.302, SLG: 0.366	X 0-0 1-2 1B			X 0-0 ① L9	X 0-0 ③ F9		X 0-0 ③ FC6-4 1-2f			3	0	1	0	0	0	1
17 Chad Wallach, R (6, 3) OBP: 0.321, SLG: 0.318										1	0	0	0	0	0	2
5 Scott Van Slyke, R (1, 3) OBP: 0.368, SLG: 0.576	SSS 0-3 ③ K			X 0-0 2B		SSS 0-3 ① K		X 0-0 ① G3-1		3	0	1	0	0	2	2
74 Braxton Lee, L (6, 7) OBP: 0.333, SLG: 0.226										1	0	0	0	0	0	0
79 Isaac Galloway, R (1, 7) OBP: 0.379, SLG: 0.500		CCC 0-3 ① K		SSS 0-3 ② K		SSS 0-3 ② K		CCC 0-3 ② K		3	0	0	0	0	3	1
80 Corey Bird, L (6, 9) OBP: 0.333, SLG: 0.333										1	0	0	0	0	1	0
28 Bryan Holaday, R (1, 2) OBP: 0.154, SLG: 0.346		X 0-0 ② G5-3		X 0-0 ③ F9		CCC 0-3 ③ K		BBX 2-0 HR		3	0	0	0	0	1	1
20 Justin Nicolino, L (6, 1)										0	0	0	0	0	0	0
85 Joe Dunand, R (8, PH) OBP: 0.500, SLG: 1.250										1	1	1	1	0	0	0
48 Severino González, R (8, 1)										0	0	0	0	0	0	0
2 Yadiel Rivera, R (1, 6) OBP: 0.324, SLG: 0.364		SSS 0-3 ③ K			SSS 0-3 ① K		X 0-0 18 WP 3 1B 2B	X 0-0 ③ L9		3	1	1	0	0	2	0
26 Cristhian Adames, S (7, 6) OBP: 0.367, SLG: 0.444										1	0	0	0	0	0	0
31 Caleb Smith, R (1, 1)			CCC 0-3 ① K		X 0-0 81 1B 9 SF7 1B		BSSS 1-3 ① K 2-3		CCC 0-3 ① K	1	0	0	0	0	1	0
64 Nick Wittgren, R (4, 1)										0	0	0	0	0	0	0
84 John Norwood, R (5, PH) OBP: 1.000, SLG: 1.000										1	1	1	0	0	0	0
50 Chris O'Grady, R (5, 1)										0	0	0	0	0	0	0
18 Tomás Telis, S (6, 2) OBP: 0.294, SLG: 0.290										2	0	0	0	0	2	1

	AB	37
	R	5
	H	11
	RBI	5
	BB	1
	SO	15
	LOB	11

Inning Stats	1	2	3	4	5	6	7	8	9	1B: 5	SF: 1	WP: 1	PA: 39
	R: 0 E: 0 K: 2 S: 9 H: 2 LOB: 2 BB: 0 P: 9	R: 0 E: 0 K: 2 S: 7 H: 0 LOB: 0 BB: 0 P: 7	R: 0 E: 0 K: 1 S: 5 H: 0 LOB: 0 BB: 0 P: 5	R: 1 E: 0 K: 1 S: 9 H: 2 LOB: 1 BB: 0 P: 11	R: 2 E: 0 K: 1 S: 8 H: 3 LOB: 1 BB: 0 P: 8	R: 0 E: 0 K: 3 S: 9 H: 0 LOB: 0 BB: 0 P: 9	R: 1 E: 0 K: 2 S: 9 H: 2 LOB: 2 BB: 1 P: 14	R: 1 E: 0 K: 1 S: 6 H: 1 LOB: 0 BB: 0 P: 8	R: 0 E: 0 K: 2 S: 8 H: 1 LOB: 1 BB: 0 P: 8	2B: 4 3B: 0 HR: 2	SAC: 0 DP: 0 HBP: 0	PB: 0 SB: 0 CS: 0	

PITCHER	IP	WLS	BF	H	R	ER	SO	BB	IBB	HBP	BLK	WP	HR	S	P	ERA	WHIP
40 Luis Severino, R (1, 1) ERA: 3.24	5.0	W	22	7	3	3	7	0	0	0	0	0	1	38	40	5.40	1.400
65 Jonathan Holder, R (6, 1) ERA: 2.25	1.2	H	7	2	1	1	5	0	0	0	0	1	0	17	18	5.40	1.200
45 Chasen Shreve, L (7, 1) ERA:	0.1	H	2	0	0	0	0	1	0	0	0	0	0	1	5	0.00	3.000
35 Wade LeBlanc, L (8, 1) ERA: 5.27	2.0		8	2	1	1	3	0	0	0	0	0	1	14	16	4.50	1.000

PITCHER	IP	WLS	BF	H	R	ER	SO	BB	IBB	HBP	BLK	WP	HR	S	P	ERA	WHIP

Miami Marlins @ New York Yankees

George M. Steinbrenner Field, Tampa, FL

Sun Mar 18 2018, 1:07 PM - 3:51 PM EDT

Att. 9,819 - Partly Cloudy - 76 F

livebaseballscorecards.com

BOTTOM

Batter	1	2	3	4	5	6	7	8	9	AB	R	H	RBI	BB	SO	LOB
11 Brett Gardner, L (1, 8) OBP: 0.306, SLG: 0.219 73 Rashad Crawford, L (7, PR) (8, 8)	0-0 33 S 33 HR 1B	0-3 K			0-0 G1-3		0-0 96 BB 27 1B 1B	1-0 L4 1-2		4 1	1 1	2 0	0 0	0 0	1 0	0 1
99 Aaron Judge, R (1, 9) OBP: 0.324, SLG: 0.379 71 Billy McKinney, L (8, 9) OBP: 0.395, SLG: 0.607	0-0 F9	0-3 K			0-0 L9		0-0 L8			4 0	0 0	0 0	0 0	0 0	1 0	2 0
33 Greg Bird, L (1, 3) OBP: 0.292, SLG: 0.268 96 Chris Gittens, R (7, 3)	0-2 1-H HR		0-3 K		0-0 F8		4-0 24 FC6-4 27 1B 1-2 BB			3 0	1 0	1 0	2 0	0 1	1 0	0 0
27 Giancarlo Stanton, R (1, 7) OBP: 0.325, SLG: 0.429 87 Zack Zehner, R (7, PR) (8, 7)	4-0 24 FC6-4 BB		0-3 K			4-0 18 2B 29 1B BB	0-0 24 FC6-4 1-2 2-H 1B			2 0	1 0	1 0	1 0	2 0	1 0	0 0
24 Gary Sánchez, R (1, 2) OBP: 0.371, SLG: 0.758 80 Jorge Saez, R (7, PR) OBP: 0.294, SLG: 0.250 (8, 2)	0-0 FC6-4 18 1B 14 2B 1-2f		3-2 HR			0-0 L7	0-0 FC6-4 1-2f 2-3			4 0	2 0	1 0	1 0	0 0	0 0	4 0
18 Didi Gregorius, L (1, 6) OBP: 0.282, SLG: 0.526 66 Abiatal Avelino, R (8, 6) OBP: 0.400, SLG: 0.333	0-0 14 2B 1-2 1B		0-0 F8			0-0 29 1B 1-3 2B	0-0 L3			4 0	2 0	2 0	0 0	0 0	0 0	2 0
14 Neil Walker, S (1, 4) OBP: 0.750, SLG: 1.000 12 Jace Peterson, L (4, PR) OBP: 0.379, SLG: 0.100 (5, 4)	0-0 1-H 2-H 2B			0-0 29 G6-4-3 1B		4-0 29 1B BB		0-0 G3		2 1	0 0	2 0	2 0	0 1	0 0	0 0
29 Brandon Drury, R (1, 5) OBP: 0.386, SLG: 0.500 76 Angel Aguilar, R (6, PR) OBP: 1.000, SLG: 1.000 (7, 5)	0-0 F9			0-0 G6-4-3 1-2f		0-0 26 G5-4-3 1-3 2-H 3-H 1B		0-0 73 S 1B		3 1	0 0	1 1	2 0	0 0	0 0	2 0
26 Tyler Austin, R (1, 10) OBP: 0.343, SLG: 0.667		0-0 F9		0-0 G6-3		0-0 G5-4-3 1-2f		0-2 K		4	0	0	0	0	1	4
Inning Stats	R: 4 H: 4 E: 0 LOB: 1 K: 0 BB: 1 S: 9 P: 13	R: 0 H: 0 E: 0 LOB: 0 K: 2 BB: 0 S: 7 P: 7	R: 1 H: 1 E: 0 LOB: 0 K: 2 BB: 0 S: 10 P: 13	R: 0 H: 1 E: 0 LOB: 1 K: 0 BB: 0 S: 3 P: 3	R: 0 H: 0 E: 0 LOB: 0 K: 0 BB: 0 S: 3 P: 3	R: 2 H: 2 E: 0 LOB: 2 K: 0 BB: 2 S: 4 P: 12	R: 1 H: 2 E: 0 LOB: 2 K: 0 BB: 1 S: 5 P: 9	R: 0 H: 1 E: 0 LOB: 1 K: 1 BB: 0 S: 6 P: 7		1B: 7 SF: 0 2B: 2 SAC: 0 3B: 0 DP: 2 HR: 2 HBP: 0						

	AB	33
	R	8
	H	11
	RBI	8
	BB	4
	SO	5
	LOB	15

WP: 0 PA: 37
PB: 0
SB: 2
CS: 0

PITCHER		IP	WLS	BF	H	R	ER	SO	BB	IBB	HBP	BLK	WP	HR	S	P	ERA	WHIP
31 Caleb Smith, L ERA: 5.14	(1, 1)	3.0	L	15	5	5	5	4	1	0	0	0	0	2	26	33	15.00	2.000
64 Nick Wittgren, R ERA:	(4, 1)	1.0		3	1	0	0	0	0	0	0	0	0	0	3	3	0.00	1.000
50 Chris O'Grady, L ERA: 3.86	(5, 1)	1.0		3	0	0	0	0	0	0	0	0	0	0	3	3	0.00	0.000
20 Justin Nicolino, L ERA: 5.63	(6, 1)	2.0		12	4	3	3	0	3	0	0	0	0	0	9	21	13.50	3.500
48 Severino González, R ERA:	(8, 1)	1.0		4	1	0	0	1	0	0	0	0	0	0	6	7	0.00	1.000

PITCHER	IP	WLS	BF	H	R	ER	SO	BB	IBB	HBP	BLK	WP	HR	S	P	ERA	WHIP

Batter	1	2	3	4	5	6	7	8	9	AB	R	H	RBI	BB	SO	LOB
2 Adam Eaton, L (1, 7) OBP: 0.800, SLG: 1.500	B B B B 4-0 15 FC4-6 BB		x 0-0 ② 3 E 2-H 1B		x 0-0 1B		x 0-0 ③ L7			2	0	2	0	1	0	0
45 Andrew Stevenson, L (5, PR) OBP: 0.304, SLG: 0.405 (5, 7)										1	0	0	0	0	0	1
3 Michael Taylor, R (1, 8) OBP: 0.222, SLG: 0.235	S S S 0-3 ① K		2 SAFE x 0-0 ③ G6-3 2-3		x 0-0 ② P4			x 0-0 ① F8		3	0	0	0	0	1	3
14 Victor Robles, R (5, 8) OBP: 0.216, SLG: 0.313										1	0	0	0	0	0	0
15 Matt Adams, L (1, 3) OBP: 0.313, SLG: 0.484	x 0-0 ② FC4-6 1-2f			x 0-0 ① F9	x 0-0 ③ G4-3			x 0-0 ② G4-3		3	0	0	0	0	0	2
64 Spencer Kieboom, R (5, 3) OBP: 0.400, SLG: 0.323										1	0	0	0	0	0	0
6 Anthony Rendon, R (1, 5) OBP: 0.441, SLG: 0.429	S S C 0-3 ③ K			x 0-0 32 G4-3 49 1B 2B		x 0-0 32 F7-3 1B		x 0-0 ③ G6-3		3	1	2	0	0	1	1
61 Chris Dominguez, R (6, PR) OBP: 0.342, SLG: 0.658 (6, 5)										1	0	0	0	0	0	0
32 Matt Wieters, S (1, 2) OBP: 0.444, SLG: 0.455		x 0-0 ① G6-3		x 0-0 ② G4-3 2-3		x 0-0 ① ② F7-3 1-1			B B B B 4-0 17 G5-4-3 BB	3	0	0	0	0	0	2
18 Zach Collier, L (6, 9)										0	0	0	0	1	0	0
49 Moisés Sierra, R (1, 9) OBP: 0.417, SLG: 0.512		x 0-0 ② G6-3		x 0-0 19 BB 3-H 1B		S S S 0-3 ③ K			x 0-0 ① ② G5-4-3 1-2f	3	0	1	1	0	1	1
70 Austin Adams, R (6, 1)										0	0	0	0	0	0	0
17 Reid Brignac, L (7, 4) OBP: 0.444, SLG: 0.174										1	0	0	0	0	0	1
19 Matt Reynolds, R (1, 6) OBP: 0.457, SLG: 0.364		x 0-0 ③ G1-3		B B B 4-0 1-2 BB			x 0-0 29 FC5-4 1B		x 0-0 ③ G6-3	2	0	1	0	1	0	0
63 Osvaldo Abreu, R (7, 6) OBP: 0.214, SLG: 0.083										1	0	0	0	0	0	0
5 Adrián Sanchez, R (1, 4) OBP: 0.241, SLG: 0.222			x 0-0 31 SH3-4 2 1B 1B	S S S 0-3 ③ K			x 0-0 ① F8			3	0	1	0	0	1	3
27 Shawn Kelley, R (7, 1)										0	0	0	0	0	0	0
62 Sean Doolittle, L (8, 1)										0	0	0	0	0	0	0
31 Max Scherzer, R (1, 1)			x 0-0 ① SH3-4 1-2		S S S 0-3 ① K		x 0-0 ② FC5-4 1-2f			1	0	0	0	0	1	0
29 Pedro Severino, R (6, 2) OBP: 0.208, SLG: 0.136										1	0	0	0	0	0	1
Inning Stats	R: 0 E: 0 K: 2 S: 7 H: 0 LOB: 1 BB: 1 P: 11	R: 0 E: 0 K: 0 S: 3 H: 0 LOB: 0 BB: 0 P: 3	R: 0 E: 1 K: 0 S: 4 H: 2 LOB: 1 BB: 0 P: 4	R: 1 E: 0 K: 1 S: 7 H: 2 LOB: 2 BB: 1 P: 11	R: 0 E: 0 K: 1 S: 6 H: 1 LOB: 1 BB: 0 P: 6	R: 0 E: 0 K: 1 S: 5 H: 1 LOB: 1 BB: 0 P: 5	R: 0 E: 0 K: 0 S: 4 H: 1 LOB: 1 BB: 0 P: 4	R: 0 E: 0 K: 0 S: 3 H: 0 LOB: 0 BB: 0 P: 3	R: 0 E: 0 K: 0 S: 2 H: 0 LOB: 0 BB: 1 P: 6	1B: 6 2B: 2 3B: 0 HR: 0	SF: 0 SAC: 1 DP: 2 HBP: 0						

TOP

Washington Nationals @ Miami Marlins

Roger Dean Chevrolet Stadium, Jupiter, FL

Mon Mar 19 2018, 1:07 PM - 3:40 PM EDT

Att. 4,686 - Partly Cloudy - 80 F

livebaseballscorecards.com

AB	30
R	1
H	7
RBI	1
BB	3
SO	5
LOB	15

PITCHER	IP	WLS	BF	H	R	ER	SO	BB	IBB	HBP	BLK	WP	HR	S	P	ERA	WHIP
Trevor Richards, R (1, 1) ERA: 1.5	4.0	W	17	4	1	1	3	2	0	0	0	0	0	21	29	2.25	1.500
37 Jumbo Díaz, R (5, 1) ERA: 2.08	1.0		4	1	0	0	1	0	0	0	0	0	0	6	6	0.00	1.000
29 Brad Ziegler, R (6, 1) ERA:	1.0		3	1	0	0	1	0	0	0	0	0	0	5	5	0.00	1.000
25 Junichi Tazawa, R (7, 1) ERA: 4.5	1.0		4	1	0	0	0	0	0	0	0	0	0	4	4	0.00	1.000
56 Tayron Guerrero, R (8, 1) ERA:	1.0		3	0	0	0	0	0	0	0	0	0	0	3	3	0.00	0.000

PITCHER	IP	WLS	BF	H	R	ER	SO	BB	IBB	HBP	BLK	WP	HR	S	P	ERA	WHIP
71 Drew Steckenrider, R (9, 1) ERA:	1.0		3	0	0	0	0	1	0	0	0	0	0	2	6	0.00	1.000

WP: 0 PB: 0 SB: 0 CS: 0 PA: 34

BOTTOM

Washington Nationals @ Miami Marlins

Roger Dean Chevrolet Stadium, Jupiter, FL

Mon Mar 19 2018, 1:07 PM - 3:40 PM EDT

Att. 4,686 - Partly Cloudy - 80 F

livebaseballscorecards.com

Batter	1	2	3	4	5	6	7	8	9	AB	R	H	RBI	BB	SO	LOB
19 Miguel Rojas, R (1, 6) OBP: 0.317, SLG: 0.359	32 SF7 3B		32 HR 1B	F8			5 HR 1B			3	2	2	0	0	0	0
2 Yadiel Rivera, R (6, 6) OBP: 0.342, SLG: 0.382			1-2							1	1	1	0	0	0	0
32 Derek Dietrich, L (1, 9) OBP: 0.409, SLG: 0.711	SF7 ① 3-H		1-H 2-H HR		K ①		1-H HR			2	1	1	4	0	1	0
5 Scott Van Slyke, R (6, 9) OBP: 0.385, SLG: 0.676										1	1	1	2	0	0	0
13 Starlin Castro, R (1, 4) OBP: 0.319, SLG: 0.457	G4-3 ②		K ①		K ②		F9 ②			3	0	0	0	0	2	0
26 Cristhian Adames, S (6, 4) OBP: 0.355, SLG: 0.429										1	0	0	0	0	0	0
41 Justin Bour, L (1, 3) OBP: 0.250, SLG: 0.194	L8 ③		1B		K ③		G6-3 ③			3	0	1	0	0	1	0
29 Brad Ziegler, R (6, 1)										0	0	0	0	0	0	0
3 JB Shuck, L (7, 7) OBP: 0.471, SLG: 0.581										1	0	0	0	0	0	0
30 Garrett Cooper, R (1, 7) OBP: 0.304, SLG: 0.432		HR	F8 ②			G6-3 ①		81 FC3-6 1B		3	1	1	1	0	0	1
79 Isaac Galloway, R (7, 8) OBP: 0.400, SLG: 0.517										1	0	1	0	0	0	0
9 Lewis Brinson, R (1, 8) OBP: 0.375, SLG: 0.545		F8 ①	F7 ③			K ②		F7 ①		3	0	0	0	0	1	1
28 Bryan Holaday, R (7, 2) OBP: 0.148, SLG: 0.333										1	0	0	0	0	0	1
17 Chad Wallach, R (1, 2) OBP: 0.290, SLG: 0.280		K ②		P4 ①		F8 ③		FC3-6 ② 74 E, 1-2f		3	0	0	0	0	1	0
25 Junichi Tazawa, R (7, 1)										0	0	0	0	0	0	0
81 Peter Mooney, L (8, 5) OBP: 0.378, SLG: 0.364										1	0	0	0	0	0	1
35 Eric Campbell, R (1, 5) OBP: 0.310, SLG: 0.286		L9 ③		K ②			G5-3 ①	E6 1-2		3	0	0	0	0	1	0
56 Tayron Guerrero, R (8, 1)										0	0	0	0	0	0	0
74 Braxton Lee, L (8, PH) OBP: 0.324, SLG: 0.219										1	0	0	0	0	0	1
71 Drew Steckenrider, R (9, 1)										0	0	0	0	0	0	0
Trevor Richards, R (1, 1)			4-0 19 1B 32 HR BB	HR			2-2 HR	K ③		0	1	0	0	1	0	0
15 Brian Anderson, R (4, PH) OBP: 0.400, SLG: 0.711										1	1	1	1	0	0	0
37 Jumbo Díaz, R (5, 1)										0	0	0	0	0	0	0
89 Eric Jagielo, L (6, 3) OBP: 0.500, SLG: 2.000										2	1	1	1	0	1	2
Inning Stats	R: 1 E: 0 K: 0 S: 4 H: 1 LOB: 0 BB: 0 P: 4	R: 1 E: 0 K: 1 S: 8 H: 1 LOB: 0 BB: 0 P: 9	R: 3 E: 0 K: 1 S: 8 H: 3 LOB: 1 BB: 1 P: 12	R: 1 E: 0 K: 1 S: 6 H: 1 LOB: 0 BB: 0 P: 6	R: 0 E: 0 K: 3 S: 9 H: 0 LOB: 0 BB: 0 P: 9	R: 0 E: 0 K: 1 S: 5 H: 0 LOB: 0 BB: 0 P: 5	R: 3 E: 0 K: 0 S: 9 H: 3 LOB: 0 BB: 0 P: 12	R: 0 E: 1 K: 1 S: 7 H: 1 LOB: 2 BB: 0 P: 7		1B: 4 2B: 0 3B: 1 HR: 5	SF: 1 SAC: 0 DP: 0 HBP: 0						

	AB	34
	R	9
	H	10
	RBI	9
	BB	1
	SO	8
	LOB	7

WP: 0 PB: 0 SB: 0 CS: 0 PA: 36

PITCHER		IP	WLS	BF	H	R	ER	SO	BB	IBB	HBP	BLK	WP	HR	S	P	ERA	WHIP
31 Max Scherzer, R ERA: 3.79	(1, 1)	5.0	L	22	6	6	6	6	1	0	0	0	0	3	35	40	10.80	1.400
70 Austin Adams, R ERA: 4.76	(6, 1)	1.0		3	0	0	0	1	0	0	0	0	0	0	5	5	0.00	0.000
27 Shawn Kelley, R ERA: 6.0	(7, 1)	1.0		6	3	3	3	0	0	0	0	0	0	2	9	12	27.00	3.000
62 Sean Doolittle, L ERA:	(8, 1)	1.0		5	1	0	0	1	0	0	0	0	0	0	7	7	0.00	1.000

PITCHER		IP	WLS	BF	H	R	ER	SO	BB	IBB	HBP	BLK	WP	HR	S	P	ERA	WHIP

Miami Marlins @ Washington Nationals

TEAM Ballpark of the Palm Beaches, West Palm Beach, FL

Tue Mar 20 2018, 1:09 PM - 3:58 PM EDT

Att. 3,427 - Partly Cloudy - 86 F

TOP

livebaseballscorecards.com

Batter	1	2	3	4	5	6	7	8	9	AB	R	H	RBI	BB	SO	LOB
9 Lewis Brinson, R (1, 8) OBP: 0.365, SLG: 0.583	C S B F X 1-2 HR		C S S 0-3 ① K	X 0-0 ② FC5-2 2-3 3-H		X 0-0 ① FC5-2-5 32 1B 1-2 3-H			X 0-0 ① F8	4	1	1	1	0	1	4
3 JB Shuck, L (7, 8) OBP: 0.457, SLG: 0.563										1	0	0	0	0	0	0
32 Derek Dietrich, L (1, 7) OBP: 0.438, SLG: 0.714	X 0-0 13 G6-4-3 1B		X 0-0 13 G6-3 1B	X 0-0 ③ F8		X 0-0 13 G6-4-3 1B 1-2 2-3			X 0-0 ② F9	4	0	3	0	0	0	2
5 Scott Van Slyke, R (7, 7) OBP: 0.375, SLG: 0.657										1	0	0	0	0	0	0
13 Starlin Castro, R (1, 4) OBP: 0.314, SLG: 0.460	X 0-0 ① ② G6-4-3 1-2f		X 0-0 ② G6-3 1-2		X 0-0 41 1B 2B	X 0-0 ② ③ G6-4-3 1-2f			X 0-0 ③ G6-3	4	1	1	0	0	0	5
50 Chris O'Grady, R (6, 1)										0	0	0	0	0	0	0
40 Javy Guerra, R (8, 1)										0	0	0	0	0	0	0
26 Cristhian Adames, S (9, PH) OBP: 0.344, SLG: 0.414										1	0	0	0	0	0	0
41 Justin Bour, L (1, 3) OBP: 0.275, SLG: 0.206	X 0-0 ③ P6		B D B B 4-0 BB		X 0-0 15 FC5-4 2-H 1B		X 0-0 ① F8			3	0	1	1	1	0	0
2 Yadiel Rivera, R (7, 6) OBP: 0.342, SLG: 0.382										0	0	0	0	0	0	0
15 Brian Anderson, R (1, 5) OBP: 0.388, SLG: 0.667		X 0-0 ① F9	X 0-0 ③ F9		X 0-0 ① FC5-4 1 1B 1-2f		X 0-0 1 L5-3 1B			4	0	1	0	0	0	3
35 Eric Campbell, R (7, 5) OBP: 0.310, SLG: 0.286										0	0	0	0	0	0	0
1 Cameron Maybin, R (1, 9) OBP: 0.351, SLG: 0.379		X 0-0 18 1B 1B		B B B 4-0 19 BB 18 WP 43 G5-3 BB	X 0-0 18 G5-4-3 1-2 1B		X 0-0 ② ③ L5-3 1-1			3	1	2	0	1	0	1
79 Isaac Galloway, R (7, 9) OBP: 0.400, SLG: 0.517										0	0	0	0	0	0	0
18 Tomás Telis, S (1, 2) OBP: 0.324, SLG: 0.324		X 0-0 1-2 1B		B X 1-0 43 G5-3 19 BB 9 FC5-2 1-2 1B	X 0-0 ② ③ G5-4-3 1-2f			X 0-0 17 G1-6-3 1B		3	0	2	0	0	0	2
30 Garrett Cooper, R (7, 3) OBP: 0.319, SLG: 0.444										1	0	1	0	0	0	0
19 Miguel Rojas, R (1, 6) OBP: 0.318, SLG: 0.341		X 0-0 ② P3		B D B B 4-0 9 FC5-2 43 G5-3 1-2 2-3 BB		X 0-0 E6 43 1B 9 FC5-2-5		X 0-0 ① ② G1-6-3 1-2f		2	0	0	0	1	0	2
17 Chad Wallach, R (7, 2) OBP: 0.281, SLG: 0.269										1	0	0	0	0	0	1
43 Odrisamer Despaigne, R (1, 1) OBP: 0.333, SLG: 0.333		F C S 0-3 ③ K		X 0-0 ① G5-3 1-2 2-3 3-H		X 0-0 32 1B 9 FC5-2-5 1-3 1B		S T S 0-3 ③ K		3	0	1	1	0	1	4
81 Peter Mooney, L (6, 4) OBP: 0.368, SLG: 0.353										1	0	0	0	0	1	0

	AB	R	H	RBI	BB	SO	LOB
	36	3	13	3	3	3	24

MIAMI

Inning Stats																				
	R: 1	H: 2	R: 0	H: 2	R: 0	H: 1	R: 1	H: 1	R: 1	H: 3	R: 0	H: 2	R: 0	H: 1	R: 0	H: 1	R: 0	H: 0	1B: 11	SF: 0	WP: 1	PA: 39
	E: 0	LOB: 0	E: 0	LOB: 2	E: 0	LOB: 2	E: 0	LOB: 2	E: 0	LOB: 1	E: 1	LOB: 2	E: 0	LOB: 0	E: 0	LOB: 0	E: 0	LOB: 0	2B: 2	SAC: 0	PB: 0	
	K: 0	BB: 0	K: 1	BB: 0	K: 1	BB: 1	K: 0	BB: 2	K: 0	BB: 0	K: 0	BB: 0	K: 0	BB: 0	K: 1	BB: 0	K: 0	BB: 0	3B: 0	DP: 5	SB: 0	
	S: 7	P: 8	S: 7	P: 7	S: 6	P: 10	S: 4	P: 13	S: 5	P: 5	S: 5	P: 5	S: 3	P: 3	S: 5	P: 5	S: 3	P: 3	HR: 1	HBP: 0	CS: 0	

PITCHER		IP	WLS	BF	H	R	ER	SO	BB	IBB	HBP	BLK	WP	HR	S	P	ERA	WHIP
37 Stephen Strasburg, R ERA: 5.59	(1, 1)	4.1		23	8	3	3	2	3	0	0	0	1	1	27	41	6.23	2.538
33 Matt Grace, L ERA: 2.53	(5, 1)	1.2	W	7	3	0	0	0	0	0	0	0	0	0	7	7	0.00	1.800
44 Ryan Madson, R ERA: 4.5	(7, 1)	1.0	H	3	1	0	0	0	0	0	0	0	0	0	3	3	0.00	1.000
26 Trevor Gott, R ERA:	(8, 1)	1.0		3	1	0	0	1	0	0	0	0	0	0	5	5	0.00	1.000
36 Sammy Solís, L ERA: 2.25	(9, 1)	1.0		3	0	0	0	0	0	0	0	0	0	0	3	3	0.00	0.000

PITCHER		IP	WLS	BF	H	R	ER	SO	BB	IBB	HBP	BLK	WP	HR	S	P	ERA	WHIP

Miami Marlins @ Washington Nationals

BOTTOM

Tue Mar 20 2018, 1:09 PM - 3:58 PM EDT
Att. 3,427 - Partly Cloudy - 86 F

TEAM Ballpark of the Palm Beaches, West Palm Beach, FL

livebaseballscorecards.com

Batter	1	2	3	4	5	6	7	8	9	AB	R	H	RBI	BB	SO	LOB
8 Brian Goodwin, L (1, 7) OBP: 0.293, SLG: 0.171 49 Moisés Sierra, R (6, 7) OBP: 0.420, SLG: 0.533	F8 ①		G4-3 ③		L3 ③		17 1B 2B 3-H	E6 1-3 2-H		3 2	0 1	0 1	0 1	0 0	0 0	1 1
3 Michael Taylor, R (1, 8) OBP: 0.286, SLG: 0.316 18 Ryan Raburn, R (7, 9) OBP: 0.182, SLG: 0.053	34 BB BB			F8 ①		34 HR 2B B B B B	17 1B 61 SF8 BB	G1-3 ③		2 1	1 1	1 0	0 0	1 1	0 0	0 2
34 Bryce Harper, L (1, 9) OBP: 0.450, SLG: 0.629 17 Reid Brignac, L (7, 4) OBP: 0.459, SLG: 0.208 (8, 6)	12 G5-4-3 1-2 BB			G4-3 ②		B X 2-H HR	1-3 2-H 1B			2 1	1 0	1 1	2 1	1 0	0 0	0 0
12 Howie Kendrick, R (1, 4) OBP: 0.379, SLG: 0.400 61 Chris Dominguez, R (7, 3) OBP: 0.333, SLG: 0.658	G5-4-3 ② ③ 1-2f			G5-3 ③		F9 ①	SF8 ② 3-H			3 0	0 0	0 0	0 0	0 1	0 0	2 0
32 Matt Wieters, S (1, 2) OBP: 0.400, SLG: 0.400 45 Andrew Stevenson, L (7, 8) OBP: 0.298, SLG: 0.395		K ①			K ①	K ②	F7 ③			3 1	0 0	0 0	0 0	0 0	3 0	0 2
19 Matt Reynolds, R (1, 3) OBP: 0.469, SLG: 0.417 64 Spencer Kieboom, R (7, 2) OBP: 0.389, SLG: 0.313		K ②			33 SH2-4 5 1B 1 1B 1B	5 WP 2B		G6-3 ①		3 1	1 0	2 0	0 0	0 0	1 0	0 0
5 Adrián Sanchez, R (1, 5) OBP: 0.250, SLG: 0.233 17 Drew Ward, L (7, 5) OBP: 0.333, SLG: 0.667		G6-3 ③			33 SH2-4 1 1B 1-2 1B	B F S S 2-3		49 E 2B		3 1	1 1	1 1	0 0	0 0	1 0	1 0
37 Stephen Strasburg, R (1, 1) 33 Matt Grace, L (5, 1) 44 Ryan Madson, L (7, 1) 14 Miguel Montero, L (7, PH) OBP: 0.346, SLG: 0.429 5 Yasel Antuna, S (7, PR) (8, 4)			L3 ①		SH2-4 ② 1-2 2-3		1 SH5-3 49 2B 2B	C T C 3 ②		1 0 0 1 1	0 0 0 0 1	0 0 0 1 1	0 0 0 0 0	0 0 0 0 1	0 0 0 0 1	0 0 0 0 1
1 Wilmer Difo, S (1, 6) OBP: 0.200, SLG: 0.186 26 Trevor Gott, R (8, 1) 29 Pedro Severino, R (8, PH) OBP: 0.240, SLG: 0.136 36 Sammy Solís, R (9, 1)			L7 ②		2-H 3-H 1B		SH5-3 ① 2-3	49 E BB B B B B		2 0 0 0	0 0 0 0	1 0 0 0	2 0 0 0	0 0 1 0	0 0 0 0	0 0 0 0
Inning Stats	R: 0 H: 0 E: 0 LOB: 1 K: 0 BB: 2 S: 2 P: 10	R: 0 H: 0 E: 0 LOB: 0 K: 2 BB: 0 S: 7 P: 7	R: 0 H: 0 E: 0 LOB: 0 K: 0 BB: 0 S: 3 P: 3	R: 0 H: 0 E: 0 LOB: 0 K: 0 BB: 0 S: 3 P: 3	R: 2 H: 3 E: 0 LOB: 1 K: 1 BB: 0 S: 8 P: 8	R: 2 H: 3 E: 0 LOB: 1 K: 2 BB: 0 S: 10 P: 12	R: 3 H: 3 E: 0 LOB: 2 K: 0 BB: 1 S: 6 P: 10	R: 1 H: 1 E: 1 LOB: 2 K: 1 BB: 1 S: 7 P: 11		1B: 4 SF: 1 2B: 5 SAC: 2 3B: 0 DP: 1 HR: 1 HBP: 0				WP: 1 PA: 38 PB: 0 SB: 0 CS: 0		

	AB	31
	R	8
	H	10
	RBI	7
	BB	4
	SO	6
	LOB	10

PITCHER		IP	WLS	BF	H	R	ER	SO	BB	IBB	HBP	BLK	WP	HR	S	P	ERA	WHIP
43 Odrisamer Despaigne, R ERA: 3.6	(1, 1)	5.2	L	23	5	4	4	4	2	0	0	0	0	1	29	38	6.35	1.235
50 Chris O'Grady, L ERA: 7.5	(6, 1)	1.1		9	4	3	3	1	1	0	0	0	1	0	10	15	20.25	3.750
40 Javy Guerra, R ERA: 2.45	(8, 1)	1.0		6	1	1	0	1	1	0	0	0	0	0	7	11	0.00	2.000

PITCHER	IP	WLS	BF	H	R	ER	SO	BB	IBB	HBP	BLK	WP	HR	S	P	ERA	WHIP

Batter	1	2	3	4	5	6	7	8	9	AB	R	H	RBI	BB	SO	LOB
35 Greg Garcia, L (1, 5) (6, 4) OBP: 0.391, SLG: 0.343	CBBBB 4-1 28 2B BB	x 0-0 28 FC5 23 SF7 1-3 2B	SSS 0-3 ② K			SSS 0-3 ① K		x 0-0 G3 ①	x 0-0 FC4-6 28 FC5-4 ② 1-2f 2-H	5	2	1	0	1	2	2
28 Tommy Pham, R (1, 8) OBP: 0.283, SLG: 0.383	x 0-0 13 1B 23 G5-4-3 1-H 2B	x 0-0 FC5 38 BB 13 BB 4 1B 2-3 3-H	x 0-0 G5-3 ③			SSC 0-3 ② K		x 0-0 L6 ②	x 0-0 FC5-4 ③ 1-2f	6	2	1	2	0	1	3
13 Matt Carpenter, L (1, 4) OBP: 0.588, SLG: 0.923 54 Alex Mejia, R (6, 5) OBP: 0.207, SLG: 0.185	x 0-0 23 G5-4-3 2-3 1B	BBBB 4-0 38 BB 4 1B 1-2 BB		x 0-0 G4-3 ①		x 0-0 HR		BBBB 4-0 23 1B - BB		3	2	2	1	1	0	0
										0	0	0	0	1	0	0
23 Marcell Ozuna, R (1, 7) OBP: 0.340, SLG: 0.542	x 0-0 G5-4-3 ① ② 1-2f 3-H	x 0-0 SF7 ② 3-H		x 0-0 F8 ②		SBX 1-1 HR		x 0-0 1-3 1B		4	1	2	2	0	0	1
38 José Martínez, R (1, 9) OBP: 0.388, SLG: 0.628 34 Yairo Muñoz, R (3, 6) OBP: 0.417, SLG: 0.578	x 0-0 F7 ③	BBBB 4-0 4 1B 1-2 2-3 BB		x 0-0 48 2B 1B		x 0-0 F9 ③		x 0-0 G1-3 ③		1	0	0	0	1	0	0
										3	1	1	0	0	0	2
4 Yadier Molina, R (1, 2) OBP: 0.356, SLG: 0.625 48 Harrison Bader, R (3, 9) OBP: 0.353, SLG: 0.511	BBBB 4-0 12 HR BB x 0-0 1-3 2-H 3-H 1B			x 0-0 ③ 1-H 2B			x 0-0 61 FC6-4 1B		x 0-0 61 1B 2B	1	1	1	2	1	0	0
										3	1	3	1	0	0	0
12 Paul DeJong, R (1, 6) OBP: 0.349, SLG: 0.711 61 Steven Baron, R (3, 2) OBP: 0.231, SLG: 0.308	x 0-2 1-H HR x 0-0 F8 ①				x 0-0 F8 ①		x 0-0 FC6-4 ① 1-2f		x 0-0 73 BB 35 E 2-H 1B	2	1	1	2	0	0	2
										3	1	1	1	0	0	1
3 Jedd Gyorko, R (1, 3) OBP: 0.265, SLG: 0.290 73 Patrick Wisdom, R (6, 3) OBP: 0.235, SLG: 0.200	BBBB 4-0 35 2B 28 FC5 BB BBBB 4-0 BB				x 0-0 F8 ②		x 0-0 L9 ②		BBBB 4-0 35 FC4-6 1-2 BB	1	1	0	0	2	0	0
										1	0	0	0	1	0	1
67 Matt Bowman, R (1, 1) 40 Luke Voit, R (3, PH) OBP: 0.385, SLG: 0.462 Jordan Hicks, R (3, 1) 70 Tyler Lyons, L (6, 1) 93 Andrew Knizner, R (7, PH) OBP: 0.364, SLG: 0.636 27 Brett Cecil, R (7, 1) 36 Sean Gilmartin, L (8, 1) 75 Adolis García, R (8, PH) OBP: 0.667, SLG: 0.667 64 Sam Tuivailala, R (8, 1)	MCT 0-2 ① K	CCCC 0-3 ① K			x 0-0 ③ B1-3		x 0-0 ③ P4		x 0-0 ① P3	1	0	0	0	0	1	1
										1	0	0	0	0	1	1
										1	0	0	0	0	0	0
										0	0	0	0	0	0	0
										1	0	0	0	0	0	0
										0	0	0	0	0	0	0
										0	0	0	0	0	0	0
										1	0	0	0	0	0	2
										0	0	0	0	0	0	0
Inning Stats	R: 2 E: 0 K: 0 S: 5 H: 2 LOB: 0 BB: 1 P: 9	R: 6 E: 0 K: 1 S: 11 H: 3 LOB: 2 BB: 4 P: 27	R: 0 E: 0 K: 2 S: 7 H: 0 LOB: 1 BB: 1 P: 11	R: 1 E: 0 K: 0 S: 4 H: 2 LOB: 1 BB: 0 P: 4	R: 0 E: 0 K: 0 S: 3 H: 0 LOB: 0 BB: 0 P: 3	R: 2 E: 0 K: 2 S: 10 H: 2 LOB: 0 BB: 0 P: 11	R: 0 E: 0 K: 0 S: 4 H: 1 LOB: 1 BB: 0 P: 4	R: 0 E: 0 K: 0 S: 4 H: 1 LOB: 2 BB: 1 P: 8	R: 2 E: 1 K: 0 S: 5 H: 2 LOB: 1 BB: 1 P: 9	1B: 6 2B: 4 3B: 0 HR: 3	SF: 1 SAC: 0 DP: 1 HBP: 0						

PITCHER		IP	WLS	BF	H	R	ER	SO	BB	IBB	HBP	BLK	WP	HR	S	P	ERA	WHIP
Zac Gallen, R ERA: 37.38	(1, 1)	1.2	L	13	4	8	8	1	4	0	0	0	0	1	14	30	43.20	4.800
20 Justin Nicolino, L ERA: 5.23	(2, 1)	2.1		11	3	1	1	2	2	0	0	0	0	0	13	21	3.86	2.143
46 Kyle Barraclough, R ERA:	(5, 1)	1.0		3	0	0	0	0	0	0	0	0	0	0	3	3	0.00	0.000
37 Jumbo Díaz, R ERA: 4.26	(6, 1)	2.0		9	3	2	2	2	0	0	0	0	0	2	14	15	9.00	1.500
48 Severino González, R ERA: 2.08	(8, 1)	2.0		11	3	2	1	0	2	0	0	0	0	0	9	17	4.50	2.500

PITCHER	IP	WLS	BF	H	R	ER	SO	BB	IBB	HBP	BLK	WP	HR	S	P	ERA	WHIP

St. Louis Cardinals @ Miami Marlins

Roger Dean Chevrolet Stadium, Jupiter, FL

Wed Mar 21 2018, 1:08 PM - 4:02 PM EDT

Att. 4,066 - Partly Cloudy - 74 F

TOP

livebaseballscorecards.com

AB	38
R	13
H	13
RBI	11
BB	8
SO	5
LOB	17

1B: 6 2B: 4 3B: 0 HR: 3 SF: 1 SAC: 0 DP: 1 HBP: 0

WP: 0 PB: 0 SB: 0 CS: 0 PA: 47

Batter	1	2	3	4	5	6	7	8	9	AB	R	H	RBI	BB	SO	LOB
2 Yadiel Rivera, R (1, 6) OBP: 0.357, SLG: 0.378 82 Chris Diaz, R (7, PR) (8, 6)	S C C 0-3 ① K		S C C 0-3 ① K		B B B B 4-0 13 FC5-2 41 1B 1-2 BB		X 0-0 81 WP 26 2B 1B		X 0-0 ② P4	3 1 1 0 1 2 0 1 1 0 0 0 0 0						
30 Garrett Cooper, R (1, 9) OBP: 0.320, SLG: 0.458 81 Peter Mooney, L (6, 5) OBP: 0.375, SLG: 0.343	S C C 0-3 ② K		X 0-0 13 1B 2B		X 0-0 ① F9 2-3		B B B B 4-0 26 2B 1-2 BB		X 0-0 ③ G4-3	3 1 1 0 0 1 2 1 1 0 0 1 0 0						
13 Starlin Castro, R (1, 4) OBP: 0.315, SLG: 0.453 26 Cristhian Adames, S (5, PR) OBP: 0.364, SLG: 0.467 (6, 4)	X 0-0 ③ G4-3		X 0-0 2-H 1B		X 0-0 ② FC5-2 15 FC5 41 1B 1-2 3-H		X 0-0 1-H 2-H 2B			3 0 1 1 0 0 2 1 0 1 2 0 0 0						
41 Justin Bour, L (1, 3) OBP: 0.279, SLG: 0.216 35 Eric Campbell, R (5, PR) OBP: 0.302, SLG: 0.278 (6, 3)		S S S 0-3 ① K	X 0-0 ② L7		X 0-0 ② 15 FC5 1-2 2-H 1B		X 0-0 ② F9			3 0 1 1 0 1 1 1 0 0 0 0 0 2						
15 Brian Anderson, R (1, 5) OBP: 0.365, SLG: 0.622 37 Jumbo Díaz, R (6, 1) 84 John Norwood, R (7, PH) OBP: 0.500, SLG: 0.500 48 Severino González, R (8, 1)		X 0-0 E6 5 1B 1 2B	S S S 0-3 ③ K		X 0-0 ③ FC5 1-2 2-3f		S S C 0-3 ③ K			3 1 0 0 0 1 3 0 0 0 0 0 0 0 1 0 0 0 0 1 2 0 0 0 0 0 0 0						
5 Scott Van Slyke, R (1, 7) OBP: 0.372, SLG: 0.632 79 Isaac Galloway, R (7, 8) OBP: 0.387, SLG: 0.500		X 0-0 1 2B 28 G6-3 1-2 1B		S S S 0-3 ① K		S S S 0-3 ① K		X 0-0 ① P6		3 1 1 0 0 2 0 1 0 0 0 0 0 0						
1 Cameron Maybin, R (1, 8) OBP: 0.350, SLG: 0.406 87 Brian Miller, L (7, 7) OBP: 0.500, SLG: 0.500		X 0-0 1-3 2-H 2B		S S S 0-3 ② K		S S S 0-3 ② K		X 0-0 ② G1-3		3 0 1 1 0 2 0 1 0 0 0 0 0 0						
28 Bryan Holaday, R (1, 2) OBP: 0.138, SLG: 0.310 3 JB Shuck, L (6, 9) OBP: 0.432, SLG: 0.529		X 0-0 ② G6-3 3-H		X 0-0 ③ G5-3		X 0-0 ③ G4-3		X 0-0 ③ F9		2 0 0 1 0 0 1 2 0 0 0 0 0 0						
Zac Gallen, R (1, 1) 20 Justin Nicolino, L (2, 1) 46 Kyle Barraclough, R (5, 1) 18 Tomás Telis, S (5, PH) OBP: 0.325, SLG: 0.306 (6, 2)		S S S 0-3 ③ K		H 1-0 30 F9 2 BB 13 FC5-2 HBP			X 0-0 ① G6-3		X 0-0 ① G4-3	0 0 0 0 0 0 0 1 0 0 0 0 1 1 0 0 0 0 0 0 0 2 0 0 0 0 0 0						
Inning Stats	R: 0 H: 0 E: 0 LOB: 0 K: 2 BB: 0 S: 7 P: 7	R: 2 H: 2 E: 1 LOB: 1 K: 2 BB: 0 S: 10 P: 10	R: 1 H: 2 E: 0 LOB: 1 K: 2 BB: 0 S: 9 P: 9	R: 0 H: 0 E: 0 LOB: 0 K: 2 BB: 0 S: 7 P: 7	R: 1 H: 1 E: 0 LOB: 2 K: 0 BB: 1 S: 4 P: 9	R: 0 H: 0 E: 0 LOB: 0 K: 2 BB: 0 S: 7 P: 7	R: 2 H: 2 E: 0 LOB: 2 K: 1 BB: 1 S: 7 P: 11	R: 0 H: 0 E: 0 LOB: 0 K: 0 BB: 0 S: 3 P: 3	R: 0 H: 0 E: 0 LOB: 0 K: 0 BB: 0 S: 3 P: 3	1B: 4 SF: 0 2B: 3 SAC: 0 3B: 0 DP: 0 HR: 0 HBP: 1						

BOTTOM

St. Louis Cardinals @ Miami Marlins

Roger Dean Chevrolet Stadium, Jupiter, FL

Wed Mar 21 2018, 1:08 PM - 4:02 PM EDT

Att. 4,066 - Partly Cloudy - 74 F

livebaseballscorecards.com

AB	35
R	6
H	7
RBI	6
BB	2
SO	11
LOB	14

WP: 1 PA: 38
PB: 0
SB: 0
CS: 0

PITCHER	IP	WLS	BF	H	R	ER	SO	BB	IBB	HBP	BLK	WP	HR	S	P	ERA	WHIP
67 Matt Bowman, R (1, 1) ERA: 3.0	2.0	W	9	2	2	1	4	0	0	0	0	0	0	17	17	4.50	1.000
Jordan Hicks, R (3, 1) ERA: 4.91	2.2		13	3	2	2	4	1	0	1	0	0	0	19	24	6.75	1.500
70 Tyler Lyons, L (5, 1) ERA: 3.68	1.1		4	0	0	0	2	0	0	0	0	0	0	8	8	0.00	0.000
27 Brett Cecil, L (7, 1) ERA: 5.4	1.0		6	2	2	2	1	1	0	0	0	1	0	7	11	18.00	3.000
36 Sean Gilmartin, L (8, 1) ERA: 4.5	1.0		3	0	0	0	0	0	0	0	0	0	0	3	3	0.00	0.000

PITCHER	IP	WLS	BF	H	R	ER	SO	BB	IBB	HBP	BLK	WP	HR	S	P	ERA	WHIP
64 Sam Tuivailala, R (9, 1) ERA:	1.0		3	0	0	0	0	0	0	0	0	0	0	3	3	0.00	0.000

Miami Marlins @ Houston Astros

TEAM Ballpark of the Palm Beaches, West Palm Beach, FL

Thu Mar 22 2018, 1:07 PM - 4:34 PM EDT

Att. 3,992 - Sunny - 65 F

TOP

livebaseballscorecards.com

Batter	1	2	3	4	5	6	7	8	9	AB	R	H	RBI	BB	SO	LOB
32 Derek Dietrich, L (1, 7) OBP: 0.431, SLG: 0.689	L7	K		19 1B · 9 2B · 1B	G4-3		K		2 WP · 79 1B · 2B	3	1	1	0	0	1	0
89 Eric Jagielo, L (4, 3) OBP: 0.400, SLG: 1.200					1-2 2-3					3	1	1	0	0	1	2
19 Miguel Rojas, R (1, 6) OBP: 0.354, SLG: 0.378	G5-3	9 G4-3 · 1B		9 2B · 15 G4-3 · 1B	9 3B · 1B		K		K	4	1	3	1	0	0	0
2 Yadiel Rivera, R (5, PR) (5, 6) (6, 4) OBP: 0.341, SLG: 0.359				1-3	2-3 3-H				2-3	2	1	0	0	0	2	1
9 Lewis Brinson, R (1, 8) OBP: 0.393, SLG: 0.654	15 1B · 15 E · 1B	G4-3		15 G4-3 · 18 SH1-3 · 2B	15 SF9 · 3B		BB		26 2B · 1B	4	2	3	3	0	0	1
79 Isaac Galloway, R (5, PR) (5, 8) OBP: 0.424, SLG: 0.516		1-2f		1-3 3-H	1-H 3-H				3-H	1	2	1	1	1	0	0
15 Brian Anderson, R (1, 5) OBP: 0.375, SLG: 0.617	E7 · 3 E · 18 1B · 1B	18 FC3-6 · 3 1B · 5 G6-3 · BB	G4-3	SF9	K		1B	2B		2	2	1	2	1	0	1
26 Cristhian Adames, S (5, 5) OBP: 0.371, SLG: 0.500	1-H			2-3 3-H	3-H			1-H		2	0	1	1	0	1	1
3 JB Shuck, L (1, 9) OBP: 0.463, SLG: 0.528	SAFE · 18 1B · 5 1B · 2-3 · BB	18 FC3-6 · 1-2 · 1B	SH1-3	K				1B	G6-3	2	1	1	0	2	1	2
80 Corey Bird, L (6, 9) OBP: 0.400, SLG: 0.400			BB	BB						2	0	1	0	0	0	1
18 Tomás Telis, S (1, 2) OBP: 0.326, SLG: 0.308	5 1B · 81 1B · 1-2 3-H · 1B	FC3-6 · 5 G6-3 · 81 3B · 1-2f 2-3	SH1-3 · 1-2 3-H	F8				K		3	2	1	2	0	0	2
85 Joe Dunand, R (6, 6) OBP: 0.400, SLG: 1.000										1	0	0	0	0	1	1
5 Scott Van Slyke, R (1, 3) OBP: 0.370, SLG: 0.610	81 1B · 1-3 2-H · 1B	G6-3 · 1-2 3-H	K	G4-3				K		3	0	1	2	0	1	2
56 Tayron Guerrero, R (4, 1)										0	0	0	0	0	0	0
17 Chad Wallach, R (6, PH) (6, 2) OBP: 0.265, SLG: 0.250										2	0	0	0	0	1	1
81 Peter Mooney, L (1, 4) OBP: 0.432, SLG: 0.487	1-3 3-H · 1B	2-H · 3B		89 G4-3 · 35 1B · 19 1B · 1B	2B			K		4	1	4	2	0	0	0
25 Junichi Tazawa, R (6, 1)										0	0	0	0	0	0	0
94 Matt Juengel, R (8, PH)										1	0	0	0	0	1	1
86 Kolton Mahoney, R (8, 1)										0	0	0	0	0	0	0
Nick Neidert, R (1, 1)	G4-3	G5-3		19 1B · 89 G4-3 · 9 3B · 1-2 · 1B	G6-3				G6-3	1	0	0	0	0	0	2
40 Javy Guerra, R (2, 1)										1	0	0	0	0	0	1
35 Eric Campbell, R (4, 7) OBP: 0.304, SLG: 0.282										3	1	1	0	0	0	1

	AB	44
	R	15
	H	20
	RBI	14
	BB	4
	SO	10
	LOB	20

MIAMI

Inning Stats	1	2	3	4	5	6	7	8	9
	R: 4 E: 2 K: 0 S: 8	H: 5 LOB: 2 BB: 1 P: 12	R: 0 E: 0 K: 1 S: 5	H: 1 LOB: 0 BB: 0 P: 5	R: 2 E: 0 K: 0 S: 5	H: 2 LOB: 1 BB: 1 P: 9	R: 3 E: 0 K: 1 S: 8	H: 3 LOB: 1 BB: 1 P: 12	R: 4 E: 0 K: 1 S: 9	H: 4 LOB: 2 BB: 0 P: 9	R: 0 E: 0 K: 0 S: 4	H: 1 LOB: 1 BB: 0 P: 4	R: 0 E: 0 K: 3 S: 9	H: 0 LOB: 1 BB: 1 P: 13	R: 0 E: 0 K: 3 S: 10	H: 1 LOB: 1 BB: 0 P: 10	R: 2 E: 0 K: 1 S: 8	H: 3 LOB: 1 BB: 0 P: 9

1B: 14	SF: 1
2B: 4	SAC: 1
3B: 2	DP: 1
HR: 0	HBP: 0

WP: 1	PA: 50
PB: 0	
SB: 0	
CS: 0	

PITCHER		IP	WLS	BF	H	R	ER	SO	BB	IBB	HBP	BLK	WP	HR	S	P	ERA	WHIP
50 Charlie Morton, R ERA: 6.92	(1, 1)	3.1	L	23	11	9	9	1	3	0	0	0	0	0	22	34	24.30	4.200
89 Yoanys Quiala, R ERA: 13.5	(4, 1)	1.2		9	4	4	4	2	0	0	0	0	0	0	13	13	21.60	2.400
38 Joe Smith, R ERA: 1.42	(6, 1)	1.0		4	1	0	0	0	0	0	0	0	0	0	4	4	0.00	1.000
36 Will Harris, R ERA: 2.45	(7, 1)	1.0		4	0	0	0	3	1	0	0	0	0	0	9	13	0.00	1.000
53 Ken Giles, R ERA: 1.35	(8, 1)	1.0		4	1	0	0	3	0	0	0	0	0	0	10	10	0.00	1.000

PITCHER		IP	WLS	BF	H	R	ER	SO	BB	IBB	HBP	BLK	WP	HR	S	P	ERA	WHIP
94 Erasmo Pinales, R ERA: 18.0	(9, 1)	1.0		6	3	2	2	1	0	0	0	0	1	0	8	9	18.00	3.000

Miami Marlins @ Houston Astros

Ballpark of the Palm Beaches, West Palm Beach, FL

Thu Mar 22 2018, 1:07 PM - 4:34 PM EDT

Att. 3,992 - Sunny - 65 F

livebaseballscorecards.com

BOTTOM

Batter	1	2	3	4	5	6	7	8	9	AB	R	H	RBI	BB	SO	LOB
18 Tony Kemp, L (1, 8) OBP: 0.305, SLG: 0.250 95 Jake Meyers, R (8, 8)	BBBB 4-0 27 HBP 21 E 1 G5-4-3 BB	BDBB 4-0 21 2B 1-2 2-3 BB	CTC 0-3 K			X 0-0 G1-3		CCC 0-3 K		2 1 0 0 2 1 1 1 0 0 0 0 1 1						
21 Derek Fisher, L (1, 7) OBP: 0.358, SLG: 0.381 95 Bryan De La Cruz, R (8, 7)	1 SAFE BBBB 4-0 1 G5-4-3 27 HBP 1-2 BB	X 0-0 1-3 2-H 3-H 2B		X 0-0 27 1B 1 G3 1B		X 0-0 F8		X 0-0 F9 2-3		3 1 2 2 1 0 0 1 0 0 0 0 0 1						
27 Jose Altuve, R (1, 4) OBP: 0.370, SLG: 0.450 Jack Mayfield, R (4, PR) OBP: 0.381, SLG: 0.526 (5, 4) (8, 5)	H 1-0 1 G5-4-3 1-2 2-3 HBP	BBBB 4-0 BB		X 0-0 1 G3 1-3 1B		CSS 0-3 K		X 0-0 G6-3		1 0 1 0 1 0 0 2 0 0 0 0 1 1						
1 Carlos Correa, R (1, 10) OBP: 0.333, SLG: 0.380 91 Gabriel Bracamonte, R (7, PR) (8, 10)	X 0-0 G5-4-3 1-2f 2-3 3-H	X 0-0 G5-3		BX 1-0 G3 1-2 3-H		X 0-0 44 1B 2B			FCC 0-3 K	4 0 1 0 0 0 6 1 1 0 0 0 1 0						
9 Marwin Gonzalez, S (1, 6) OBP: 0.380, SLG: 0.457 96 Antonio Nunez, R (5, 6) OBP: 0.357, SLG: 0.182	CFS 0-3 K	X 0-0 E3 22 3B	X 0-0 L8			X 0-0 F7		X 0-0 F7		3 1 0 0 0 1 2 2 0 0 0 0 0 1						
22 Josh Reddick, L (1, 9) OBP: 0.400, SLG: 0.583 65 Ronnie Dawson, L (4, 9)	X 0-0 G4-3	X 0-0 1-H 28 1B 3B			SCC 0-3 K	X 0-0 F8		BBBB 4-0 BB		2 1 1 1 0 0 0 2 0 0 0 1 1 1						
28 J.D. Davis, R (1, 5) OBP: 0.377, SLG: 0.592 44 Tim Federowicz, R (7, PH) OBP: 0.333, SLG: 0.310 93 Ryne Birk, L (7, PR) OBP: 0.692, SLG: 0.800 (8, 4)	X 0-0 18 BB 12 BB 21 2B 1B	X 0-0 13 WP 3-H 1B			X 0-0 L9	X 0-0 2-H 1B			X 0-0 F9	3 1 2 1 0 0 0 1 0 1 1 0 0 0 1 0 0 0 0 0 1						
13 Tyler White, R (1, 3) OBP: 0.367, SLG: 0.514 93 Taylor Jones, R (7, PH) OBP: 0.400, SLG: 0.500 (8, 3)	X 0-0 F8	BSCC 1-3 K 1-2			X 0-0 2B	SCS 0-3 K				3 0 1 0 0 1 2 1 0 0 0 0 1 2						
12 Max Stassi, R (1, 2) OBP: 0.308, SLG: 0.375 Garrett Stubbs, L (6, 2) OBP: 0.286, SLG: 0.464	BBBB 4-0 18 BB 21 2B 1-2 BB	TCC 0-3 K			X 0-0 G5-3			X 0-0 95 F9 2B		2 1 0 0 1 1 2 1 0 1 0 0 0 0						
Inning Stats	R: 1 H: 0 E: 1 LOB: 1 K: 1 BB: 2 S: 4 P: 13	R: 2 H: 2 E: 0 LOB: 3 K: 0 BB: 3 S: 5 P: 17	R: 2 H: 2 E: 1 LOB: 1 K: 3 BB: 0 S: 12 P: 13	R: 1 H: 2 E: 0 LOB: 2 K: 0 BB: 0 S: 4 P: 5	R: 0 H: 1 E: 0 LOB: 1 K: 1 BB: 0 S: 6 P: 6	R: 0 H: 0 E: 0 LOB: 0 K: 1 BB: 0 S: 5 P: 5	R: 1 H: 2 E: 0 LOB: 2 K: 1 BB: 0 S: 7 P: 7	R: 0 H: 1 E: 0 LOB: 1 K: 1 BB: 0 S: 6 P: 6	R: 0 H: 0 E: 0 LOB: 1 K: 1 BB: 1 S: 5 P: 9	1B: 5 SF: 0 2B: 4 SAC: 0 3B: 1 DP: 1 HR: 0 HBP: 1							

AB	36
R	7
H	10
RBI	5
BB	6
SO	9
LOB	21

WP: 1 PA: 43
PB: 0
SB: 0
CS: 0

PITCHER		IP	WLS	BF	H	R	ER	SO	BB	IBB	HBP	BLK	WP	HR	S	P	ERA	WHIP
Nick Neidert, R ERA: 9.82	(1, 1)	1.2	W	12	2	3	3	1	5	0	1	0	0	0	8	29	16.20	4.200
40 Javy Guerra, R ERA: 3.6	(2, 1)	1.1	H	7	2	2	1	3	0	0	0	0	1	0	13	14	6.75	1.500
56 Tayron Guerrero, R ERA: 0.79	(4, 1)	2.0		8	3	1	1	1	0	0	0	0	0	0	10	11	4.50	1.500
25 Junichi Tazawa, R ERA: 4.5	(6, 1)	2.0		8	2	1	1	2	0	0	0	0	0	0	12	12	4.50	1.000
86 Kolton Mahoney, R ERA:	(8, 1)	2.0		8	1	0	0	2	1	0	0	0	0	0	11	15	0.00	1.000

PITCHER	IP	WLS	BF	H	R	ER	SO	BB	IBB	HBP	BLK	WP	HR	S	P	ERA	WHIP

Washington Nationals @ Miami Marlins

Roger Dean Chevrolet Stadium, Jupiter, FL

Fri Mar 23 2018, 7:07 PM - 10:07 PM EDT

Att. 3,378 - Clear - 71 F

TOP

livebaseballscorecards.com

Batter	1	2	3	4	5	6	7	8	9	AB	R	H	RBI	BB	SO	LOB
7 Trea Turner, R (1, 6) OBP: 0.404, SLG: 0.325	S X	B B B		X	S S S		X			3	1	1	0	1	1	2
5 Yasel Antuna, S (6, 6) OBP: 0.200, SLG: 0.200	0-1 8 1B 49 2B 1B	4-0 1-2 BB		0-0 ① ② G6-3 1-2f		0-3 ③ K		0-0 7 2B 1-3 1B		1	0	1	0	0	0	0
1 Wilmer Difo, S (1, 4) OBP: 0.208, SLG: 0.216	S S C 0-3 ① K	S F S 0-3 ③ K		X 0-0 ③ F9			X 0-0 8 1B 2B	X 0-0 1-3 3-H 2B		4	0	1	0	0	2	3
7 Luis García Jr., L (7, 4) OBP: 0.500, SLG: 0.750										1	0	1	1	0	0	0
8 Brian Goodwin, L (1, 8) OBP: 0.292, SLG: 0.190	X 0-0 49 2B 1-2 1B	S C C 0-3 ① K			X 0-0 ① G1-3		X 0-0 19 CS 2-3 1B	S S S 0-3 ③ K		4	1	2	0	0	1	0
17 Drew Ward, L (7, 5) OBP: 0.250, SLG: 0.500										1	0	0	0	0	1	2
49 Moisés Sierra, R (1, 10) OBP: 0.411, SLG: 0.520	X 0-0 1-H 2-H 2B	B B B 4-0 19 S BB			S S S 0-3 ② K		S S S 0-3 ① K		S S S 0-3 ① K	3	0	1	2	1	2	2
27 Alex Dunlap, R (9, PH) (9, 10)										1	0	0	0	0	1	0
19 Matt Reynolds, R (1, 5) OBP: 0.464, SLG: 0.476	S C S 0-3 ② K	S S C 0-3 ② K 1-2			X 0-0 1B		S X 0-1 ② ③ G3 1-2		X 0-0 ② F7	4	0	1	0	0	2	4
20 Telmito Agustin, L (7, 7)										1	0	0	0	0	0	0
29 Pedro Severino, R (1, 2) OBP: 0.226, SLG: 0.111	X 0-0 ③ F8	X 0-0 ③ F8			X 0-0 ③ F9			B B B B 4-0 25 S 25 1B BB	B B B B 4-0 BB	3	1	0	0	1	0	3
13 Ian Sagdal, L (8, 3) OBP: 0.750, SLG: 1.000										0	0	0	0	1	0	0
61 Chris Dominguez, R (1, 3) OBP: 0.333, SLG: 0.614		X 0-0 ① F8		X 0-0 25 CS 25 HR 1B		X 0-0 ① G1-3		S S S 0-3 ① K	X 0-0 ③ F8	4	1	1	0	0	1	1
26 Kameron Esthay, L (8, 9)										1	0	0	0	0	0	1
25 Juan Soto, L (1, 9) OBP: 0.500, SLG: 0.875		X 0-0 ② G4-3		X 0-0 1-H HR		S S S 0-3 ② K		B X 1-0 27 FC3-6 1-H 1B		4	1	2	3	0	1	0
14 Jakson Reetz, R (8, 2)										0	0	0	0	0	0	0
27 Blake Perkins, S (1, 7) OBP: 0.500, SLG: 0.286		X 0-0 7 BB 1B		B B B 4-0 7 G6-3 BB		X 0-0 1B		X 0-0 ② FC3-6 5 1B 1-2f 7 2B		3	1	2	0	1	0	1
(7, 8)																
Inning Stats	R: 2 E: 0 K: 2 S: 11 H: 3 LOB: 1 BB: 0 P: 11	R: 0 E: 0 K: 1 S: 6 H: 1 LOB: 2 BB: 1 P: 10	R: 0 E: 0 K: 2 S: 7 H: 0 LOB: 1 BB: 1 P: 11	R: 2 E: 0 K: 0 S: 4 H: 2 LOB: 0 BB: 1 P: 8	R: 0 E: 0 K: 1 S: 6 H: 1 LOB: 1 BB: 0 P: 6	R: 0 E: 0 K: 2 S: 8 H: 1 LOB: 1 BB: 0 P: 8	R: 0 E: 0 K: 1 S: 7 H: 2 LOB: 1 BB: 0 P: 7	R: 2 E: 0 K: 2 S: 10 H: 3 LOB: 2 BB: 1 P: 15	R: 0 E: 0 K: 1 S: 5 H: 0 LOB: 1 BB: 1 P: 9	1B: 9 2B: 3 3B: 0 HR: 1 SF: 0 SAC: 0 DP: 1 HBP: 0							

	AB	38
	R	6
	H	13
	RBI	6
	BB	5
	SO	12
	LOB	19

WP: 0 PB: 0 SB: 2 CS: 2 PA: 43

PITCHER		IP	WLS	BF	H	R	ER	SO	BB	IBB	HBP	BLK	WP	HR	S	P	ERA	WHIP
31 Caleb Smith, L ERA: 5.21	(1, 1)	5.0	L	24	7	4	3	6	3	0	0	0	0	1	34	46	5.40	2.000
29 Brad Ziegler, R ERA:	(6, 1)	1.0		4	1	0	0	2	0	0	0	0	0	0	8	8	0.00	1.000
50 Chris O'Grady, L ERA: 6.43	(7, 1)	1.0		4	2	0	0	1	0	0	0	0	0	0	7	7	0.00	2.000
48 Severino González, R ERA: 5.06	(8, 1)	1.0		7	3	2	2	2	1	0	0	0	0	0	10	15	18.00	4.000
85 Esmerling De La Rosa, R ERA:	(9, 1)	1.0		4	0	0	0	1	1	0	0	0	0	0	5	9	0.00	1.000

PITCHER	IP	WLS	BF	H	R	ER	SO	BB	IBB	HBP	BLK	WP	HR	S	P	ERA	WHIP

BOTTOM

Batter	1	2	3	4	5	6	7	8	9	AB	R	H	RBI	BB	SO	LOB
9 Lewis Brinson, R (1, 8) OBP: 0.390, SLG: 0.630	S S S 0-3 ① K		B B B 4-0 32 CS BB		X 0-0 ③ G6-3 2-3		X 0-0 35 CS 1-H 1B			2	0	0	0	1	1	1
79 Isaac Galloway, R (7, 8) OBP: 0.441, SLG: 0.531										1	0	1	1	0	0	0
32 Derek Dietrich, L (1, 9) OBP: 0.444, SLG: 0.674	H 1-0 13 15 1B 1B HBP		C X 0-1 ① ② G4-3 1-2			H 1-0 13 K HBP	B 1-0 ③ CS 1-2	X 0-0 ① G4-3		1	1	0	0	0	0	1
(2, 7)																
35 Eric Campbell, R (6, PR) OBP: 0.298, SLG: 0.275										1	0	0	0	0	0	0
(7, 7)																
13 Starlin Castro, R (1, 4) OBP: 0.333, SLG: 0.464	X 0-0 15 1B 1-2 1B		X 0-0 41 PO 1B			S S S 0-3 ① ② K 1-2		X 0-0 E6 1B		3	0	2	0	0	1	1
26 Cristhian Adames, S (7, 4) OBP: 0.389, SLG: 0.515										1	0	1	0	0	0	0
41 Justin Bour, L (1, 3) OBP: 0.283, SLG: 0.205	X 0-0 ② F8		1 SAFE 0-0 ③ PO 1-2	X 0-0 ① G4-3		H 1-0 HBP		X 0-0 ② P4		2	0	0	0	0	0	2
18 Tomás Telis, S (6, PR) OBP: 0.318, SLG: 0.300										1	0	0	0	0	0	1
(7, 3)																
15 Brian Anderson, R (1, 5) OBP: 0.373, SLG: 0.600	X 0-0 1-2 2-H 1B			S S S 0-3 ② K		X 0-0 ③ G5-3		X 0-0 ③ F7		3	0	1	1	0	1	1
50 Chris O'Grady, R (7, 1)										0	0	0	0	0	0	0
3 JB Shuck, L (8, 9) OBP: 0.452, SLG: 0.514										1	0	0	0	0	0	1
30 Garrett Cooper, R (1, 7) OBP: 0.321, SLG: 0.510	X 0-0 ③ F9			X 0-0 ③ F8			S S X 0-2 HR		X 0-0 81 S 1B	3	1	1	1	0	0	2
(2, 9)																
2 Yadiel Rivera, R (8, 6) OBP: 0.356, SLG: 0.375										1	0	1	0	0	0	0
19 Miguel Rojas, R (1, 6) OBP: 0.353, SLG: 0.375		S S S 0-3 ① K			X 0-0 9 WP 17 G5-3 1B		X 0-0 ① G6-3		X 0-0 ① F7	3	0	1	0	0	1	0
48 Severino González, R (8, 1)										0	0	0	0	0	0	0
85 Esmerling De La Rosa, R (9, 1)										0	0	0	0	0	0	0
84 John Norwood, R (9, PH) OBP: 0.333, SLG: 0.333										1	0	0	0	0	0	1
17 Chad Wallach, R (1, 2) OBP: 0.250, SLG: 0.233		X 0-0 ② G4-3			X 0-0 ① G5-3 1-2		X 0-0 ② F9		S S S 0-3 ② K	2	0	0	0	0	0	1
83 Chris Hoo, R (7, 2)										2	0	0	0	0	1	1
31 Caleb Smith, R (1, 1)		S S S 0-3 ③ K			X 0-0 ② P6		X 0-0 79 WP 79 1B 1B		B S C S 1-3 ③ K 1-2	1	0	0	0	0	1	0
5 Scott Van Slyke, R (5, PH) OBP: 0.362, SLG: 0.595										1	0	0	0	0	0	1
29 Brad Ziegler, R (6, 1)										0	0	0	0	0	0	0
81 Peter Mooney, L (7, 5) OBP: 0.435, SLG: 0.488										2	1	1	0	0	1	1
Inning Stats	R: 1 E: 0 K: 1 S: 7 H: 2 LOB: 2 BB: 0 P: 8		R: 0 E: 0 K: 2 S: 7 H: 0 LOB: 0 BB: 0 P: 7	R: 0 E: 0 K: 0 S: 3 H: 1 LOB: 0 BB: 1 P: 7	R: 0 E: 0 K: 1 S: 5 H: 0 LOB: 0 BB: 0 P: 5	R: 0 E: 0 K: 0 S: 4 H: 1 LOB: 1 BB: 0 P: 4	R: 0 E: 0 K: 1 S: 4 H: 0 LOB: 1 BB: 0 P: 6	R: 2 E: 0 K: 0 S: 7 H: 3 LOB: 0 BB: 0 P: 8	R: 0 E: 1 K: 0 S: 4 H: 1 LOB: 1 BB: 0 P: 4	R: 0 E: 0 K: 2 S: 8 H: 1 LOB: 1 BB: 0 P: 9	1B: 8 2B: 0 3B: 0 HR: 1 SF: 0 SAC: 0 DP: 0 HBP: 3							

PITCHER		IP	WLS	BF	H	R	ER	SO	BB	IBB	HBP	BLK	WP	HR	S	P	ERA	WHIP
58 Jeremy Hellickson, R ERA: 2.25	(1, 1)	4.0	W	15	3	1	1	4	1	0	1	0	0	0	22	27	2.25	1.000
62 Sean Doolittle, L ERA:	(5, 1)	1.0	H	4	1	0	0	0	0	0	0	0	1	0	4	4	0.00	1.000
33 Matt Grace, L ERA: 3.55	(6, 1)	2.0	H	9	3	2	2	1	0	0	2	0	1	1	11	14	9.00	1.500
46 Tommy Milone, L ERA: 2.08	(8, 1)	2.0	S	8	2	0	0	2	0	0	0	0	0	0	12	13	0.00	1.000

PITCHER		IP	WLS	BF	H	R	ER	SO	BB	IBB	HBP	BLK	WP	HR	S	P	ERA	WHIP

Washington Nationals @ Miami Marlins

Roger Dean Chevrolet Stadium, Jupiter, FL

Fri Mar 23 2018, 7:07 PM - 10:07 PM EDT

Att. 3,378 - Clear - 71 F

livebaseballscorecards.com

AB	32
R	3
H	9
RBI	3
BB	1
SO	7
LOB	15

WP: 2 PA: 38
PB: 0
SB: 1
CS: 2

Miami Marlins @ Washington Nationals

TEAM Ballpark of the Palm Beaches, West Palm Beach, FL

Sat Mar 24 2018, 1:08 PM - 3:35 PM EDT

Att. 1 - Partly Cloudy - 74 F

TOP

livebaseballscorecards.com

Batter	1	2	3	4	5	6	7	8	9	AB	R	H	RBI	BB	SO	LOB
9 Lewis Brinson, R (1, 8) OBP: 0.377, SLG: 0.607	SSS 0-3 ① K		SSS 0-3 ③ K		x 0-0 ③ F7		x 0-0 ② P2			2	0	0	0	0	2	1
79 Isaac Galloway, R (5, PH) OBP: 0.417, SLG: 0.500 (5, 8)										2	0	0	0	0	0	1
3 JB Shuck, L (1, 7) OBP: 0.444, SLG: 0.500	x 0-0 ② F9			SSS 0-3 ① K		x 0-0 35 1B 26 1B 1B	x 0-0 ③ L8			3	1	1	0	0	1	0
81 Peter Mooney, L (6, 6) OBP: 0.426, SLG: 0.476										1	0	0	0	0	0	0
1 Cameron Maybin, R (1, 9) OBP: 0.326, SLG: 0.371	SST 0-2 ③ K			x 0-0 ② F8		x 0-0 ① P6		x 0-0 ① P3		3	0	0	0	0	1	1
30 Garrett Cooper, R (6, 9) OBP: 0.315, SLG: 0.500										1	0	0	0	0	0	0
41 Justin Bour, L (1, 3) OBP: 0.271, SLG: 0.195		x 0-0 ① F7		CCC 0-3 ③ K		SSS 0-3 ② K		x 0-0 ② P6		2	0	0	0	0	1	0
5 Scott Van Slyke, R (5, 3) OBP: 0.347, SLG: 0.568										2	0	0	0	0	1	1
35 Eric Campbell, R (1, 5) OBP: 0.320, SLG: 0.302		SSS 0-3 ② K			x 0-0 2 HR 1B	x 0-0 26 1B 2 1B 1-3 1B		x 0-0 ③ F9		3	2	2	0	0	1	0
82 Mason Davis, S (7, 5)										1	0	0	0	0	0	0
26 Cristhian Adames, S (1, 4) OBP: 0.385, SLG: 0.500		x 0-0 ③ F7			x 0-0 ① P5	x 0-0 2 1B 1-3 3-H 1B			x 0-0 ① F8	3	0	1	1	0	0	1
90 Riley Mahan, L (7, 4)										1	0	0	0	0	0	0
2 Yadiel Rivera, R (1, 6) OBP: 0.388, SLG: 0.477			x 0-0 SH1-4 1B		S x 0-1 1-H HR	x 0-0 28 S 1-3 3-H 1B			x 0-0 ② G5-3	4	1	3	3	0	0	0
(6, 7)																
28 Bryan Holaday, R (1, 2) OBP: 0.156, SLG: 0.344			x 0-0 ① P4		x 0-0 2B	B x 1-0 ③ F7 1-2			x 0-0 ③ F8	3	0	1	0	0	0	3
37 Jumbo Díaz, R (7, 1)										0	0	0	0	0	0	0
91 Jeff Kinley, L (8, 1)										0	0	0	0	0	0	0
18 Tomás Telis, S (9, PH) OBP: 0.311, SLG: 0.293										1	0	0	0	0	0	0
95 Joe Gunkel, R (9, 1)										0	0	0	0	0	0	0
Trevor Richards, R (1, 1)			x 0-0 ② SH1-4 1-2		CCC 0-3 ② K		SSS 0-3 ① K			1	0	0	0	0	1	1
83 Chris Hoo, R (7, PH)										1	0	0	0	0	1	0
(7, 2)																

	AB	34
	R	4
	H	8
	RBI	4
	BB	0
	SO	9
	LOB	9

MIAMI

Inning Stats	1	2	3	4	5	6	7	8	9
	R: 0 H: 0 E: 0 LOB: 0 K: 2 BB: 0 S: 7 P: 7	R: 0 H: 0 E: 0 LOB: 0 K: 1 BB: 0 S: 5 P: 5	R: 0 H: 1 E: 0 LOB: 1 K: 1 BB: 0 S: 6 P: 6	R: 0 H: 0 E: 0 LOB: 0 K: 2 BB: 0 S: 7 P: 7	R: 2 H: 3 E: 0 LOB: 1 K: 1 BB: 0 S: 9 P: 9	R: 2 H: 4 E: 0 LOB: 2 K: 1 BB: 0 S: 9 P: 10	R: 0 H: 0 E: 0 LOB: 0 K: 1 BB: 0 S: 5 P: 5	R: 0 H: 0 E: 0 LOB: 0 K: 0 BB: 0 S: 3 P: 3	R: 0 H: 0 E: 0 LOB: 0 K: 0 BB: 0 S: 3 P: 3

1B: 6	SF: 0	WP: 0	PA: 35
2B: 1	SAC: 1	PB: 0	
3B: 0	DP: 0	SB: 1	
HR: 1	HBP: 0	CS: 0	

PITCHER		IP	WLS	BF	H	R	ER	SO	BB	IBB	HBP	BLK	WP	HR	S	P	ERA	WHIP
31 Max Scherzer, R ERA: 4.15	(1, 1)	7.0	L	29	8	4	4	9	0	0	0	0	0	1	48	49	5.14	1.143
27 Shawn Kelley, R ERA: 7.88	(8, 1)	1.0		3	0	0	0	0	0	0	0	0	0	0	3	3	0.00	0.000
21 Brandon Kintzler, R ERA: 5.63	(9, 1)	1.0		3	0	0	0	0	0	0	0	0	0	0	3	3	0.00	0.000

PITCHER	IP	WLS	BF	H	R	ER	SO	BB	IBB	HBP	BLK	WP	HR	S	P	ERA	WHIP

Miami Marlins @ Washington Nationals

TEAM Ballpark of the Palm Beaches, West Palm Beach, FL

Sat Mar 24 2018, 1:08 PM - 3:35 PM EDT

Att. 1 - Partly Cloudy - 74 F

livebaseballscorecards.com

BOTTOM

Batter	1	2	3	4	5	6	7	8	9	AB	R	H	RBI	BB	SO	LOB
2 Adam Eaton, L (1, 7) OBP: 0.429, SLG: 0.615	F7	F9			F8		E6 7 G4-3 34 E 2-3		P6	3	0	0	0	0	0	3
49 Moisés Sierra, R (6, 7) OBP: 0.397, SLG: 0.500 (8, 9)										2	1	0	0	0	0	1
7 Trea Turner, R (1, 6) OBP: 0.373, SLG: 0.295	F9		F9		K		G4-3 1-2 3-H		1B	4	0	0	1	0	1	1
1 Bengie González, S (8, 6) OBP: 1.000, SLG: 1.000										1	0	1	0	0	0	0
34 Bryce Harper, L (1, 9) OBP: 0.400, SLG: 0.512	E9 15 CS		BB 14 1B			G4-3	E3 15 1B 2-H		K	3	0	0	0	1	0	0
11 Anderson Franco, R (8, 3)										1	0	0	0	0	1	1
15 Matt Adams, L (1, 3) OBP: 0.333, SLG: 0.463	CS 2-3	1 1B 8 E 19 E 1B	F8			8 E 1B	1-2 1B		G1-3	4	1	3	0	0	0	1
8 Rhett Wiseman, L (7, PR) (8, 7)										1	0	0	0	0	0	1
14 Miguel Montero, L (1, 2) OBP: 0.333, SLG: 0.345		F7	1-3 1B			F7	P6			4	0	1	0	0	0	4
27 Shawn Kelley, R (8, 1)										0	0	0	0	0	0	0
10 Irving Falu, S (9, 4) OBP: 1.000, SLG: 3.000										0	0	0	0	0	0	0
8 Brian Goodwin, L (1, 8) OBP: 0.269, SLG: 0.174	E3 19 E 1 1B 1-2		G4-3			E5 1-3		F8		4	0	0	0	0	0	2
18 Zach Collier, L (9, 8)										0	0	0	0	0	0	0
1 Wilmer Difo, S (1, 4) OBP: 0.211, SLG: 0.218	19 E 1-2 2-3 1B		F7			G4-3		G3		4	0	1	0	0	0	2
21 Brandon Kintzler, R (9, 1)										0	0	0	0	0	0	0
19 Matt Reynolds, R (1, 5) OBP: 0.458, SLG: 0.467	E5 1-2 2-3 3-H		K				49 E 61 G6-3 7 G4-3 1B	1B		3	1	1	1	0	1	2
64 Spencer Kieboom, R (8, 2) OBP: 0.390, SLG: 0.324										1	0	1	0	0	0	0
31 Max Scherzer, R (1, 1)	K				G3		G6-3 1-2	F8		2	0	0	0	0	1	3
61 Chris Dominguez, R (7, PH) OBP: 0.319, SLG: 0.587 (8, 5)										2	0	0	0	0	0	2

Inning Stats	1	2	3	4	5	6	7	8	9
	R: 0 H: 0 E: 1 LOB: 0 K: 0 BB: 0 S: 3 P: 4	R: 1 H: 2 E: 2 LOB: 3 K: 1 BB: 0 S: 9 P: 9	R: 0 H: 1 E: 0 LOB: 2 K: 0 BB: 1 S: 3 P: 7	R: 0 H: 0 E: 0 LOB: 0 K: 1 BB: 0 S: 5 P: 5	R: 0 H: 0 E: 0 LOB: 0 K: 1 BB: 0 S: 5 P: 5	R: 0 H: 1 E: 1 LOB: 2 K: 0 BB: 0 S: 5 P: 5	R: 2 H: 2 E: 2 LOB: 2 K: 0 BB: 0 S: 7 P: 7	R: 0 H: 1 E: 0 LOB: 1 K: 0 BB: 0 S: 4 P: 4	R: 0 H: 1 E: 0 LOB: 1 K: 1 BB: 0 S: 6 P: 6

	AB	39
	R	3
	H	8
	RBI	2
	BB	1
	SO	4
	LOB	23

	1B: 8	SF: 0	WP: 0	PA: 41
	2B: 0	SAC: 0	PB: 0	
	3B: 0	DP: 0	SB: 0	
	HR: 0	HBP: 0	CS: 1	

PITCHER		IP	WLS	BF	H	R	ER	SO	BB	IBB	HBP	BLK	WP	HR	S	P	ERA	WHIP
Trevor Richards, R ERA: 0.75	(1, 1)	6.0	W	25	4	1	0	3	1	0	0	0	0	0	30	35	0.00	0.833
37 Jumbo Díaz, R ERA: 3.68	(7, 1)	1.0	H	7	2	2	0	0	0	0	0	0	0	0	7	7	0.00	2.000
91 Jeff Kinley, L ERA:	(8, 1)	1.0	H	4	1	0	0	0	0	0	0	0	0	0	4	4	0.00	1.000
95 Joe Gunkel, R ERA:	(9, 1)	1.0	S	4	1	0	0	1	0	0	0	0	0	0	6	6	0.00	1.000

PITCHER	IP	WLS	BF	H	R	ER	SO	BB	IBB	HBP	BLK	WP	HR	S	P	ERA	WHIP

Houston Astros @ Miami Marlins

Roger Dean Chevrolet Stadium, Jupiter, FL

Sun Mar 25 2018, 1:08 PM - 3:44 PM EDT

Att. 3,622 - Partly Cloudy - 79 F

TOP

livebaseballscorecards.com

Batter	1	2	3	4	5	6	7	8	9	AB	R	H	RBI	BB	SO	LOB
2 Alex Bregman, R (1, 5) OBP: 0.403, SLG: 0.440	C X 0-1 ① F8		S S C 0-3 ③ K			X 0-0 ③ 27 F9 92 BB 1B 1B	X 0-0 ③ L7		X 0-0 ③ P3	3	0	1	0	0	1	1
(4, 6)										2	1	0	0	0	0	2
Jack Mayfield, R (6, PR) OBP: 0.360, SLG: 0.511																
(6, 6)																
22 Josh Reddick, L (1, 9)	B B B B 4-0 1 CS BB			S S S 0-3 ① K		B B B B 4-0 92 1B 16 HR 1-2 BB		X 0-0 92 FC1-4 1B		1	0	0	0	1	1	0
Kyle Tucker, L (4, 9) OBP: 0.435, SLG: 0.575										1	1	1	0	1	0	0
OBP: 0.455, SLG: 0.800 (5, 8)																
27 Jose Altuve, R (1, 4) OBP: 0.321, SLG: 0.383	S S S 0-3 ② K			X 0-0 ② G6-3		X 0-0 ① F9 2-3		S S S 0-3 ① K		3	0	0	0	0	1	3
91 Josh Rojas, L (6, 4)										1	0	0	0	0	1	1
1 Carlos Correa, R (1, 6) OBP: 0.350, SLG: 0.455	S 0-1 ③ CS 1-2	X 0-0 ① F8		S B S B B X 3-2 HR		X 0-0 16 HR 1-2 3-H 1B		X 0-0 ② FC1-4 90 FC1-6 1-2f		2	1	1	1	0	0	0
92 Alex De Goti, R (4, 5) OBP: 0.346, SLG: 0.500										2	1	1	1	0	0	1
9 Marwin Gonzalez, S (1, 3) OBP: 0.368, SLG: 0.491		X 0-0 ② F8		S B S B B X 3-2 HR		S S S 0-3 ② K		X 0-0 ③ FC1-6 1-2f		3	1	1	1	0	1	2
90 Troy Sieber, L (6, 3)										1	0	0	0	0	0	1
31 Collin McHugh, R (8, 1)										0	0	0	0	0	0	0
16 Brian McCann, L (1, 2) OBP: 0.219, SLG: 0.185		X 0-0 ③ F9		X 0-0 ③ P4		S B B B F B X 3-2 1-H 2-H HR			S S S 0-3 ① K	3	1	1	3	0	0	0
96 Carlos Machado, R (8, 9)										1	0	0	0	0	1	0
11 Evan Gattis, R (1, 10) OBP: 0.404, SLG: 0.270			H 1-0 HBP		X 0-0 ① G6-3	X 0-0 ③ F7			X 0-0 ② P6	0	0	0	0	0	0	0
44 Tim Federowicz, R (5, PH) OBP: 0.297, SLG: 0.273										3	0	0	0	0	0	1
(5, 10)																
(8, 2)																
28 J.D. Davis, R (1, 7) OBP: 0.397, SLG: 0.678			S S S 0-3 ① K		X 0-0 ② F9		X 0-0 89 G4-6-3 1B		X 0-0 89 1B 1B	4	0	2	0	0	1	1
(5, 9)																
(8, 3)																
6 Jake Marisnick, R (1, 8) OBP: 0.267, SLG: 0.264			X 0-0 ② F8		X 0-0 ③ F8		X 0-0 ① ② G4-6-3 1-2f		X 0-0 ② 1-3 1B	2	0	0	0	0	0	1
89 J.J. Matijevic, L (5, 7) OBP: 0.500, SLG: 0.500										2	0	1	0	0	0	1
Inning Stats	R: 0 E: 0 K: 1 S: 6 H: 0 LOB: 0 BB: 1 P: 10	R: 0 E: 0 K: 0 S: 3 H: 0 LOB: 0 BB: 0 P: 3	R: 0 E: 0 K: 2 S: 7 H: 0 LOB: 1 BB: 0 P: 8	R: 2 E: 0 K: 1 S: 11 H: 2 LOB: 0 BB: 0 P: 17	R: 0 E: 0 K: 0 S: 3 H: 0 LOB: 0 BB: 0 P: 3	R: 4 E: 0 K: 1 S: 10 H: 3 LOB: 1 BB: 1 P: 17	R: 0 E: 0 K: 0 S: 3 H: 1 LOB: 0 BB: 0 P: 3	R: 0 E: 0 K: 1 S: 6 H: 1 LOB: 1 BB: 0 P: 6	R: 0 E: 0 K: 1 S: 7 H: 2 LOB: 2 BB: 0 P: 7	1B: 6 2B: 0 3B: 0 HR: 3	SF: 0 SAC: 0 DP: 1 HBP: 1						

AB	34
R	6
H	9
RBI	6
BB	2
SO	7
LOB	15

WP: 0 PB: 0 SB: 0 CS: 1 PA: 38

PITCHER		IP	WLS	BF	H	R	ER	SO	BB	IBB	HBP	BLK	WP	HR	S	P	ERA	WHIP
43 Odrisamer Despaigne, R ERA: 3.75	(1, 1)	4.0		15	2	2	2	4	1	0	1	0	0	2	27	38	4.50	0.750
25 Junichi Tazawa, R ERA: 3.86	(5, 1)	1.0		3	0	0	0	0	0	0	0	0	0	0	3	3	0.00	0.000
44 Jacob Turner, R ERA: 6.23	(6, 1)	2.0	L	10	4	4	4	1	1	0	0	0	0	1	13	20	18.00	2.500
71 Drew Steckenrider, R ERA:	(8, 1)	1.0		4	1	0	0	1	0	0	0	0	0	0	6	6	0.00	1.000
40 Javy Guerra, R ERA: 3.0	(9, 1)	1.0		5	2	0	0	1	0	0	0	0	0	0	7	7	0.00	2.000

PITCHER	IP	WLS	BF	H	R	ER	SO	BB	IBB	HBP	BLK	WP	HR	S	P	ERA	WHIP

Houston Astros @ Miami Marlins

Roger Dean Chevrolet Stadium, Jupiter, FL

Sun Mar 25 2018, 1:08 PM - 3:44 PM EDT

Att. 3,622 - Partly Cloudy - 79 F

BOTTOM

Batter	1	2	3	4	5	6	7	8	9	AB	R	H	RBI	BB	SO	LOB
9 Lewis Brinson, R (1, 8) OBP: 0.365, SLG: 0.586	G6-3	P6			HR		K		K 1-2	2	0	0	0	0	0	1
Monte Harrison, R (3, 8) OBP: 0.167, SLG: 0.444										3	1	1	1	0	2	2
19 Miguel Rojas, R (1, 6) OBP: 0.340, SLG: 0.360	G5-3		G6-3		1B		K 2-3			2	0	0	0	0	0	0
82 Chris Diaz, R (4, 6) OBP: 0.333, SLG: 0.333										2	0	1	0	0	1	1
30 Garrett Cooper, R (1, 10) OBP: 0.321, SLG: 0.500	1B 41 BB 1 2B		F8		F8		K			2	1	1	0	0	0	0
Rodrigo Vigil, R (5, PH) (6, 10)										2	0	0	0	0	1	3
41 Justin Bour, L (1, 3) OBP: 0.280, SLG: 0.190	BB 1 2B 1-2		K		G4-3			F8		1	0	0	0	1	1	0
89 Eric Jagielo, L (4, 3) OBP: 0.286, SLG: 0.857										2	0	0	0	0	0	1
1 Cameron Maybin, R (1, 9) OBP: 0.333, SLG: 0.405	2B 1-3 2-H			K		K		K		2	0	1	1	0	1	0
87 Brian Miller, L (5, 9) OBP: 0.250, SLG: 0.250										2	0	0	0	0	2	0
18 Tomás Telis, S (1, 2) OBP: 0.298, SLG: 0.279	G4-3			G6-3		P3		F8		2	0	0	0	0	0	2
28 Bryan Holaday, R (5, 2) OBP: 0.147, SLG: 0.324										2	0	0	0	0	0	0
35 Eric Campbell, R (1, 5) OBP: 0.321, SLG: 0.304		K		1B		G4-3			K	3	0	1	0	0	1	0
91 Brian Schales, R (7, 5)										1	0	0	0	0	1	0
26 Cristhian Adames, S (1, 4) OBP: 0.381, SLG: 0.513	2B			K2-3			F7		1B 83 CS	3	0	1	0	0	1	1
88 Luis Pintor, R (8, 4) OBP: 1.000, SLG: 1.000										1	0	1	0	0	0	0
2 Yadiel Rivera, R (1, 7) OBP: 0.373, SLG: 0.457		G6-3			K		2B 82 WP		1B DI 1-2	2	0	0	0	0	1	1
83 Austin Dean, R (6, 7) OBP: 1.000, SLG: 1.500										2	0	2	0	0	0	0
Inning Stats	R: 1 E: 0 K: 0 S: 5 H: 2 LOB: 2 BB: 1 P: 9	R: 0 E: 0 K: 1 S: 6 H: 1 LOB: 1 BB: 0 P: 6	R: 0 E: 0 K: 1 S: 5 H: 0 LOB: 0 BB: 0 P: 5	R: 0 E: 0 K: 2 S: 8 H: 1 LOB: 1 BB: 0 P: 8	R: 1 E: 0 K: 1 S: 8 H: 2 LOB: 1 BB: 0 P: 10	R: 0 E: 0 K: 1 S: 5 H: 0 LOB: 0 BB: 0 P: 5	R: 0 E: 0 K: 3 S: 11 H: 1 LOB: 2 BB: 0 P: 11	R: 0 E: 0 K: 1 S: 5 H: 0 LOB: 0 BB: 0 P: 5	R: 0 E: 0 K: 2 S: 9 H: 2 LOB: 1 BB: 0 P: 10	1B: 5 2B: 3 3B: 0 HR: 1	SF: 0 SAC: 0 DP: 0 HBP: 0						WP: 1 PB: 0 SB: 0 CS: 1 PA: 37

livebaseballscorecards.com

	AB	36
	R	2
	H	9
	RBI	2
	BB	1
	SO	12
	LOB	12

PITCHER	IP	WLS	BF	H	R	ER	SO	BB	IBB	HBP	BLK	WP	HR	S	P	ERA	WHIP
60 Dallas Keuchel, L (1, 1) ERA: 2.35	5.0	W	22	6	2	2	5	1	0	0	0	0	1	32	38	3.60	1.400
41 Brad Peacock, R (6, 1) ERA: 0.96	1.0		3	0	0	0	1	0	0	0	0	0	0	5	5	0.00	0.000
47 Chris Devenski, R (7, 1) ERA: 3.38	1.0		5	1	0	0	3	0	0	0	0	1	0	11	11	0.00	1.000
31 Collin McHugh, R (8, 1) ERA: 5.91	2.0		7	2	0	0	3	0	0	0	0	0	0	14	15	0.00	1.000

PITCHER	IP	WLS	BF	H	R	ER	SO	BB	IBB	HBP	BLK	WP	HR	S	P	ERA	WHIP

Miami Marlins @ New York Mets

First Data Field, Port St. Lucie, FL

Sun Mar 25 2018, 12:12 PM - 2:35 PM EDT

Att. 6,109 - Partly Cloudy - 80 F

livebaseballscorecards.com

Batter	1	2	3	4	5	6	7	8	9	AB	R	H	RBI	BB	SO	LOB
34 Magneuris Sierra, L (1, 7) OBP: 0.281, SLG: 0.300 83 Stone Garrett, R (5, PH) OBP: 0.500, SLG: 1.000 (5, 7)	G3		G1-3	2B		CI 3 G4-6-3 1-2		K	2 0 0 0 0 0 0 2 0 1 0 0 1 1						
3 JB Shuck, L (1, 8) OBP: 0.429, SLG: 0.477 80 Corey Bird, L (7, 8) OBP: 0.500, SLG: 0.500	K2-3		15 BB 5 1B 1B	F7		G4-6-3 1-2f		1-2 1B	4 0 1 0 0 1 4 1 0 1 0 0 0 0						
15 Brian Anderson, R (1, 5) OBP: 0.377, SLG: 0.588 94 Matt Juengel, R (4, PR) (4, 5)	K		5 1B 1-2 BB	F8		K	P3		1 0 0 0 1 1 0 3 0 0 0 0 1 2						
5 Scott Van Slyke, R (1, 3) OBP: 0.346, SLG: 0.553 Drew Rucinski, R (6, 1) 82 Mason Davis, S (8, PH) 82 James Buckelew, L (8, 1)		P4	1-2 2-H 1B	K		G3-1			3 0 1 0 0 1 0 0 0 0 0 0 0 0 1 0 0 0 0 0 0 0 0 0 0 0 0 0						
17 Chad Wallach, R (1, 2) OBP: 0.237, SLG: 0.219 83 Chris Hoo, R (4, 2) OBP: 0.143, SLG: 0.143 92 Michael Hernandez, R (8, 2)		K	F7	K		84 E 1B			2 0 0 0 0 1 2 2 0 1 0 0 1 0 0 0 0 0 0 0 0						
79 Isaac Galloway, R (1, 9) OBP: 0.436, SLG: 0.556 84 John Norwood, R (7, 9) OBP: 0.250, SLG: 0.250		F8		81 SF9 3B		90 BB 81 1B 88 FC4-6 HBP		E5 1-2		2 2 1 0 0 0 0 1 0 0 0 0 0 1						
81 Peter Mooney, L (1, 6) OBP: 0.420, SLG: 0.477 85 Joe Dunand, R (7, 6) OBP: 0.333, SLG: 0.833			G1-6-3	SF9 3-H		88 FC4-6 90 BB 1-2 1B		K	2 0 1 1 0 0 0 1 0 0 0 0 1 2						
90 Riley Mahan, L (1, 4) OBP: 0.286, SLG: 0.667 87 Junior Arrojo, R (7, 4)			K	HR		88 FC4-6 1-2 2-3 BB			P3	2 1 1 1 1 1 0 1 0 0 0 0 0 0						
Tyler Cloyd, R (1, 1) 88 Colby Lusignan, L (6, 3)			G4-3	K		FC4-6 83 CI 1-2f 2-3 3-H			80 1B BB	2 0 0 0 0 1 0 1 0 0 1 1 0 2						
Inning Stats	R: 0 H: 0 E: 0 LOB: 0 K: 2 BB: 0 S: 7 P: 7	R: 0 H: 0 E: 0 LOB: 0 K: 1 BB: 0 S: 5 P: 5	R: 0 H: 0 E: 0 LOB: 0 K: 1 BB: 0 S: 5 P: 5	R: 0 H: 2 E: 0 LOB: 2 K: 0 BB: 1 S: 4 P: 8	R: 2 H: 3 E: 0 LOB: 1 K: 1 BB: 0 S: 8 P: 8	R: 0 H: 0 E: 0 LOB: 0 K: 2 BB: 0 S: 7 P: 7	R: 1 H: 1 E: 1 LOB: 2 K: 0 BB: 1 S: 4 P: 9	R: 0 H: 1 E: 1 LOB: 2 K: 2 BB: 0 S: 9 P: 9	R: 0 H: 1 E: 0 LOB: 2 K: 1 BB: 1 S: 6 P: 10	1B: 5 SF: 1 2B: 1 SAC: 0 3B: 1 DP: 1 HR: 1 HBP: 1						

	AB	33
	R	3
	H	8
	RBI	3
	BB	3
	SO	10
	LOB	14

WP: 0 PA: 39
PB: 0
SB: 0
CS: 0

PITCHER		IP	WLS	BF	H	R	ER	SO	BB	IBB	HBP	BLK	WP	HR	S	P	ERA	WHIP
32 Steven Matz, L ERA: 6.3	(1, 1)	4.0		14	2	0	0	4	1	0	0	0	0	0	21	25	0.00	0.750
81 Corey Taylor, R ERA: 4.0	(5, 1)	2.0	W	9	3	2	2	3	0	0	0	0	0	1	15	15	9.00	1.500
82 Drew Smith, R ERA: 6.14	(7, 1)	2.0	H	11	2	1	1	2	1	0	1	0	0	0	13	18	4.50	1.500
94 Kelly Secrest, L ERA:	(9, 1)	1.0	S	5	1	0	0	1	1	0	0	0	0	0	6	10	0.00	2.000

PITCHER	IP	WLS	BF	H	R	ER	SO	BB	IBB	HBP	BLK	WP	HR	S	P	ERA	WHIP

Miami Marlins @ New York Mets

First Data Field, Port St. Lucie, FL

Sun Mar 25 2018, 12:12 PM - 2:35 PM EDT

Att. 6,109 - Partly Cloudy - 80 F

livebaseballscorecards.com

BOTTOM

Batter	1	2	3	4	5	6	7	8	9	AB	R	H	RBI	BB	SO	LOB
9 Brandon Nimmo, L (1, 10) OBP: 0.371, SLG: 0.613	0-0 2B		0-3 K		0-3 K	0-0 G3				4	0	1	0	0	2	2
52 Yoenis Cespedes, R (1, 7) OBP: 0.368, SLG: 0.882 84 Jeff McNeil, L (6, 7) OBP: 0.333, SLG: 0.200 (7, 3)	0-3 K		0-0 P6		2-2 HR		0-0 G6-3			3 1	1 0	1 0	1 0	0 0	1 0	1 0
19 Jay Bruce, L (1, 9) OBP: 0.326, SLG: 0.595 87 Jacob Zanon, R (6, 9)	0-0 L7		0-0 L9		1-0 HR		0-3 K			3 1	1 0	1 0	1 0	0 0	0 1	1 0
21 Todd Frazier, R (1, 5) OBP: 0.283, SLG: 0.418 85 J.J. Franco, R (6, 5) OBP: 0.250, SLG: 0.250	0-0 F8			0-0 F8	0-3 K		0-0 G1-3			3 1	0 0	0 0	0 0	0 0	1 0	1 0
13 Asdrúbal Cabrera, S (1, 4) OBP: 0.333, SLG: 0.404 82 Luis Carpio, R (6, PR) OBP: 0.143, SLG: 0.143 (7, 4)		0-0 G1-3		0-0 26 1B		4-0 23 G1-3 1 1B BB		0-0 87 WP 1B		2 1	0 1	1 1	0 0	1 0	0 0	0 0
23 Adrián González, L (1, 3) OBP: 0.270, SLG: 0.293 87 Kevin Taylor, L (7, 7)		4-0 1 3B BB		0-0 F7		0-0 G1-3 1-2		1-0 F7 1-2		2 1	1 0	0 0	0 0	1 0	0 0	2 1
26 Kevin Plawecki, R (1, 2) OBP: 0.341, SLG: 0.405 82 Tyler Moore, L (7, 2) OBP: 0.125, SLG: 0.125		0-0 P4		0-0 1-2 1B		0-0 G5-3		0-0 F9		3 1	0 0	1 0	0 0	0 0	0 0	3 1
1 Amed Rosario, R (1, 6) OBP: 0.353, SLG: 0.542 83 Edgardo Fermin, R (8, 6)		0-0 1-H 3B		0-0 G1-3		0-0 12 1B 2-H 1B		0-3 K		3 1	0 0	2 0	2 0	0 0	0 1	2 1
12 Juan Lagares, R (1, 8) OBP: 0.259, SLG: 0.220		0-3 K			0-0 F9	0-0 1-2 1B				3	0	1	0	0	1	1
Inning Stats	R: 0 E: 0 K: 1 S: 6 H: 1 LOB: 1 BB: 0 P: 6	R: 1 E: 0 K: 1 S: 6 H: 1 LOB: 1 BB: 1 P: 10	R: 0 E: 0 K: 1 S: 5 H: 0 LOB: 0 BB: 0 P: 5	R: 0 E: 0 K: 0 S: 5 H: 2 LOB: 2 BB: 0 P: 5	R: 2 E: 0 K: 2 S: 11 H: 2 LOB: 0 BB: 0 P: 14	R: 1 E: 0 K: 0 S: 5 H: 2 LOB: 2 BB: 1 P: 9	R: 0 E: 0 K: 1 S: 5 H: 0 LOB: 0 BB: 0 P: 5	R: 0 E: 0 K: 1 S: 6 H: 1 LOB: 1 BB: 0 P: 7		1B: 5 2B: 1 3B: 1 HR: 2	SF: 0 SAC: 0 DP: 0 HBP: 0			WP: 1 PB: 0 SB: 0 CS: 0	PA: 35		

	AB	33
	R	4
	H	9
	RBI	4
	BB	2
	SO	7
	LOB	16

PITCHER		IP	WLS	BF	H	R	ER	SO	BB	IBB	HBP	BLK	WP	HR	S	P	ERA	WHIP
Tyler Cloyd, R ERA: 10.8	(1, 1)	5.0	L	22	6	3	3	5	1	0	0	0	0	2	33	40	5.40	1.400
Drew Rucinski, R ERA: 5.4	(6, 1)	2.0		9	2	1	1	1	1	0	0	0	0	0	10	14	4.50	1.500
82 James Buckelew, L ERA:	(8, 1)	1.0		4	1	0	0	1	0	0	0	0	1	0	6	7	0.00	1.000

PITCHER	IP	WLS	BF	H	R	ER	SO	BB	IBB	HBP	BLK	WP	HR	S	P	ERA	WHIP

Batter	1	2	3	4	5	6	7	8	9	AB	R	H	RBI	BB	SO	LOB
16 Freddy Zamora, R (1, 6)	B FF 92 F FF 92 C CU 77 B CU 77 B FF 92 S FF 91 3-3 ① **K**		C FF 90 F CU 75 F CU 74 X CU 74 0-2 ② **SF7** **3-H**			B FF 93 B FF 93 X FF 93 2-0 ① **G6-3**				2	0	0	1	0	1	0
44 Dylan Cloonan, L (1, 7) 51 Tony Jenkins, R (5, 7)	C CU 76 B FF 91 C FF 92 B CU 78 S CU 76 2-3 ② **K**		B CU 75 S FF 91 C CU 74 B FF 90 B CU 75 C CU 74 3-3 ③ **K**			C FF 93 S SL 82 B SL 81 C FF 93 1-3 ② **K**				2 1	0 0	0 0	0 0	0 0	2 1	0 0
21 Hunter Tackett, R (1, 9) 43 Gabe Rivera, R (5, 9)	C FF 92 F CU 76 F SI 91 F CU 77 B FF 91 S CU 77 1-3 ③ **K**			C FF 87 X CH 80 0-1 **E5** 4 G6-3		B FF 96 C FF 95 S FF 97 T FF 98 1-2 ③ **K**				2 1	0 0	0 0	0 0	0 0	1 1	0 0
4 Michael Burns, R (1, 8) 37 Kam Lane, R (5, 8)		B FF 90 B CU 76 C FF 89 B CH 83 B FF 89 4-1 **31 CS** **BB**		X FF 88 0-0 ①② **G6-3** **1-2f**			X FF 92 0-0 ① **L8**			1 1	0 0	0 0	0 0	1 0	0 0	1 0
31 Isaac Quinones, R (1, 2) 45 Joe Sparber, R (5, 2)		C FF 89 B CU 74 B CU 73 B FF 89 C FF 88 C CU 75 3-3 ①② **K** **1-2**		C CU 74 B CU 74 F FF 88 X CU 72 1-2 ③ **G5-3**			C CU 79 B FF 92 B SL 79 S FF 92 S SL 79 2-3 ② **K**			2 1	0 0	0 0	0 0	0 0	1 1	1 0
10 Romy Gonzalez, R (1, 5)		F FF 89 B CU 76 F FF 90 F CU 75 B CH 83 F FF 90 X FF 91 2-2 ③ **G1-3**			B FF 87 S CH 86 C CU 72 B CU 75 B CH 81 X FF 88 3-2 ① **L6**		F FF 87 B CH 80 F FC 81 F CU 74 F FF 89 B FC 81 X FF 87 2-2 ③ **F9**			3	0	0	0	0	0	0
47 Mike Perez, L (1, 10) OBP: 1.000, SLG: 1.000 38 Connor Allen, L (5, PH) (5, 10)			B CU 73 C CU 72 X FF 89 1-1 **9 3B** **1B**		H CU 72 1-0 **HBP**					1 0	1 0	1 0	0 0	0 0	0 0	0 0
9 William Escala, R (1, 4) OBP: 1.000, SLG: 3.000 13 Tyler Paige, R (5, PH) (5, 4)			B FF 89 B CU 74 C FF 90 B FF 88 X FF 88 3-1 **16 SF7** **1-H** **3B**		F FF 89 C CU 73 F CU 75 C FF 88 0-3 ② **K**					1 1	1 0	1 0	1 0	0 0	0 1	0 1
28 Raymond Gil, R (1, 3) 30 Alex Toral, L (5, PH) (5, 3)			C CU 74 C FF 89 S CU 74 0-3 ① **K2-3**		C SI 81 B CH 73 D SI 80 C SI 81 C CU 70 2-3 ③ **K**					1 1	0 0	0 0	0 0	0 0	1 1	1 1
Inning Stats	R: 0 E: 0 K: 3 S: 11 H: 0 LOB: 0 BB: 0 P: 17	R: 0 E: 0 K: 1 S: 9 H: 0 LOB: 0 BB: 1 P: 18	R: 2 E: 0 K: 2 S: 14 H: 2 LOB: 0 BB: 0 P: 21	R: 0 E: 1 K: 0 S: 6 H: 0 LOB: 0 BB: 0 P: 7	R: 0 E: 0 K: 2 S: 10 H: 0 LOB: 1 BB: 0 P: 16	R: 0 E: 0 K: 2 S: 7 H: 0 LOB: 0 BB: 0 P: 11	R: 0 E: 0 K: 1 S: 9 H: 0 LOB: 0 BB: 0 P: 13			1B: 1 2B: 1 3B: 1 HR: 0 SF: 1 SAC: 0 DP: 2 HBP: 1				WP: 0 PB: 0 SB: 0 CS: 1 PA: 24		

TOP

Miami Hurricanes @ Miami Marlins

Marlins Park, Miami, FL

Tue Mar 27 2018, 3:10 PM - 5:44 PM EDT

Att. 1,776 - Partly Cloudy - 73 F

livebaseballscorecards.com

AB	21
R	2
H	2
RBI	2
BB	1
SO	11
LOB	5

PITCHER		IP	WLS	BF	H	R	ER	SO	BB	IBB	HBP	BLK	WP	HR	S	P	ERA	WHIP
76 Dillon Peters, L ERA: 3.86	(1, 1)	4.2	W	17	2	2	2	7	1	0	1	0	0	0	47	74	3.86	0.643
29 Brad Ziegler, R ERA:	(5, 1)	0.1		1	0	0	0	1	0	0	0	0	0	0	3	5	0.00	0.000
31 Caleb Smith, L ERA:	(6, 1)	0.2		2	0	0	0	1	0	0	0	0	0	0	4	7	0.00	0.000
56 Tayron Guerrero, R ERA:	(6, 1)	0.1		1	0	0	0	1	0	0	0	0	0	0	3	4	0.00	0.000
46 Kyle Barraclough, R ERA:	(7, 1)	0.2		2	0	0	0	1	0	0	0	0	0	0	4	6	0.00	0.000

PITCHER		IP	WLS	BF	H	R	ER	SO	BB	IBB	HBP	BLK	WP	HR	S	P	ERA	WHIP
50 Chris O'Grady, L ERA:	(7, 1)	0.1		1	0	0	0	0	0	0	0	0	0	0	5	7	0.00	0.000

Batter	1	2	3	4	5	6	7	8	9	AB	R	H	RBI	BB	SO	LOB
9 Lewis Brinson, R (1, 8) OBP: 1.000, SLG: 4.000 Braxton Lee, L (4, 8) OBP: 0.333, SLG: 0.333	B SI 94 B FF 93 X FF 93 2-0 HR B FF 90 D CH 81 F FF 90 F FF 90 C CH 83 H SL 82 3-2 HBP		B CH 82 B FF 86 C FF 87 F FF 86 B CH 81 F FF 87 B CH 79 4-2 13 WP 15 1B BB	C SL 85 C CH 85 C SL 78 C SL 76 1-3 K C CH 78 B SL 78 X SL 77 1-1 E4 1-3 2-H 3-H		C CH 86 F SI 88 X SI 88 0-2 82 BB 1-2 2-3 3-H 1B				1 2 1 1 1 0 0 3 0 1 1 0 1 2						
32 Derek Dietrich, L (1, 7) 83 Stone Garrett, R (4, 7)	C SI 93 B FF 92 F FF 92 X CU 83 1-2 G4-3 ① B FF 88 X FF 88 1-0 F9 ③		F SL 86 X SL 86 0-1 F9 ①	C SL 85 C SL 78 C CH 79 C CH 80 B CH 84 4-2 82 2B BB 1-2 C CH 78 C CH 79 S CH 79 0-3 K ③		F CH 86 F CH 86 D CH 80 F CH 87 B CH 86 S CH 86 2-3 K ②				3 0 0 0 0 0 3 2 1 0 0 1 2 5						
13 Starlin Castro, R (1, 4) OBP: 0.333, SLG: 0.333 82 Chris Diaz, R (4, 4) OBP: 0.667, SLG: 1.000	B FF 95 X FF 93 1-0 15 BB 41 BB 30 1B 1B	C FF 88 B CH 80 B CH 82 C FF 87 F FF 88 S CH 82 2-3 K ①	S CH 79 C FF 87 F CH 80 S CH 80 0-3 K ② 1-2	B SL 78 X CH 79 1-0 87 HBP 80 BB 1-H 2-H 2B	B CH 87 X CH 88 1-0 G1-3 ①	B CH 87 B CH 85 C CH 84 C CH 86 B CH 86 B CH 85 4-2 1-2 2-3 3-H BB				3 1 1 0 0 2 1 2 1 1 3 1 0 0						
41 Justin Bour, L (1, 3) OBP: 1.000, SLG: 2.000 89 Eric Jagielo, L (4, 3)	B FF 93 B FF 93 B FF 92 B FF 94 4-0 30 1B 15 BB 1 1B 1-2 BB	X SL 80 0-0 15 2B 30 G4-3 2B	B SL 85 C SL 86 F SL 77 D CU 73 D CH 80 B FF 87 4-2 15 1B 30 2B BB	C CH 78 B CH 77 B CH 78 B CH 78 B CH 77 4-1 80 BB 87 HBP 18 1B BB	C CU 74 B FF 90 B CH 87 S CU 76 S CU 80 2-3 K ②	B CH 85 F CH 84 C CH 84 X CH 85 1-2 P6 ③				1 3 1 0 2 0 0 2 1 0 0 1 1 3						
15 Brian Anderson, R (1, 5) OBP: 1.000, SLG: 1.500 87 Junior Arrojo, R (4, 5)	B FF 93 C FF 92 D CU 81 B FF 92 B FF 92 4-1 30 1B 1 1B 1-2 2-3 BB	C FF 88 X CH 78 0-1 30 G4-3 2-3 2B	C FF 86 B CH 78 B FF 87 X SL 86 2-1 30 2B 1-2 2-H 1B	F SL 78 D CH 77 B CH 77 H SL 76 3-1 80 BB 18 1B 1-2 2-3 HBP	B FF 89 B CU 75 C CU 76 B CU 74 X FF 89 3-1 F8 ③					2 2 2 1 1 0 0 1 1 0 0 0 0 0						
30 Garrett Cooper, R (1, 9) OBP: 0.667, SLG: 1.000 80 Corey Bird, L (4, 9)	C FF 92 C FF 91 F CU 81 F FF 92 B FF 93 X FF 92 1-2 1 1B 19 2B 1-2 2-3 3-H 1B	C FF 89 B CH 86 X FF 89 1-1 G4-3 ② 2-3 3-H	B CH 79 C FF 86 F CH 80 X CH 79 1-2 1-H 2-H 2B	B CH 77 B CH 76 B SL 76 B CH 78 4-0 18 1B 2 1B 1-2 2-3 3-H BB		B CH 85 B CH 87 B FF 87 B CH 86 4-0 18 2B 1B BB				3 1 2 4 0 0 1 0 2 0 1 2 0 0						
1 Cameron Maybin, R (1, 10) OBP: 0.333, SLG: 0.333 18 Tomás Telis, S (4, PH) OBP: 1.000, SLG: 1.500 (5, 10)	C FF 89 B SL 86 F FF 90 X CH 81 1-2 19 2B 17 G6-3 1-2 2-H 3-H 1B	C CH 82 B FF 88 C CH 80 F FF 88 F FF 89 F CU 72 X CH 81 1-2 G5-3 ③	B CH 85 C FF 86 B CH 86 S FF 86 D CH 80 C FF 86 3-3 K	C CH 79 F CH 76 X CH 79 0-2 28 1B 2 1B E 1-3 2-H 3-H 1B		B CH 84 C SI 87 X SI 87 1-1 1B 82 BB 1-3 2B				3 1 1 2 0 1 2 2 2 2 2 0 0 0						
19 Miguel Rojas, R (1, 6) OBP: 0.667, SLG: 1.000 2 Yadiel Rivera, R (4, PR) OBP: 1.000, SLG: 1.000 (5, 6) 85 Joe Dunand, R (6, PR) (7, 6)	D FF 88 X FF 88 1-0 17 G6-3 1-3 2-H 2B		B SL 86 C SL 85 B SI 88 B CH 80 F FF 86 X FF 87 3-2 E4 17 HR	X SL 84 X SL 85 X SL 84 X SL 84 4-0 83 BB 82 2B BB X CH 78 0-0 28 1B E 1-2 3-H 1B		B CH 86 H CU 75 2-0 82 BB 1B HBP				2 1 1 1 1 0 0 1 2 1 1 0 0 0 0 0 0 0 0 0 0						
17 Chad Wallach, R (1, 2) OBP: 0.333, SLG: 1.333 28 Bryan Holaday, R (4, PH) OBP: 0.500, SLG: 0.500 (5, 2)	S CH 82 F CH 82 X CH 82 0-2 G6-3 ② 2-3 3-H		D CH 84 X FF 86 1-0 1-H HR	C CH 77 C FF 77 C CH 80 C CH 78 X SL 78 2-3 K ③ C CH 78 B CH 78 X SL 79 1-1 E 1-2 2-3 1B		B CH 86 X SI 87 1-0 F3 ①				3 1 1 3 0 1 2 2 0 1 0 0 0 3						
Inning Stats	R: 6 E: 0 K: 0 S: 23 H: 5 LOB: 2 BB: 2 P: 42	R: 1 E: 0 K: 1 S: 15 H: 2 LOB: 1 BB: 0 P: 19	R: 5 E: 1 K: 2 S: 23 H: 3 LOB: 1 BB: 2 P: 41	R: 8 E: 1 K: 3 S: 22 H: 4 LOB: 2 BB: 4 P: 47	R: 0 E: 0 K: 1 S: 6 H: 0 LOB: 0 BB: 0 P: 12	R: 2 E: 0 K: 1 S: 15 H: 2 LOB: 3 BB: 2 P: 30				1B: 8 2B: 6 3B: 0 HR: 2 SF: 0 SAC: 0 DP: 0 HBP: 3						

PITCHER		IP	WLS	BF	H	R	ER	SO	BB	IBB	HBP	BLK	WP	HR	S	P	ERA	WHIP
7 Chris McMahon, R ERA: 135.0	(1, 1)	0.1	L	6	3	5	5	0	2	0	0	0	0	1	12	25	135.00	15.000
18 Michael Mediavilla, L ERA: 13.5	(1, 1)	3.1		23	7	9	5	5	4	0	1	0	1	1	57	96	13.50	3.300
27 Daniel Epstein, L ERA: 108.0	(4, 1)	0.1		9	4	6	4	1	2	0	1	0	0	0	14	28	108.00	18.000
34 Daniel Rivero, R ERA:	(5, 1)	1.0		3	0	0	0	1	0	0	0	0	0	0	6	12	0.00	0.000
44 Dylan Cloonan, L ERA: 18.0	(6, 1)	1.0		8	2	2	2	1	2	0	1	0	0	0	15	30	18.00	4.000

PITCHER	IP	WLS	BF	H	R	ER	SO	BB	IBB	HBP	BLK	WP	HR	S	P	ERA	WHIP

BOTTOM

Miami Hurricanes @ Miami Marlins

Marlins Park, Miami, FL

Tue Mar 27 2018, 3:10 PM - 5:44 PM EDT

Att. 1,776 - Partly Cloudy - 73 F

livebaseballscorecards.com

AB	36
R	22
H	16
RBI	20
BB	10
SO	8
LOB	22

MIAMI

WP: 1 PA: 49
PB: 0
SB: 0
CS: 0

Chicago Cubs @ Miami Marlins

Marlins Park, Miami, FL

Thu Mar 29 2018, 12:43 PM - 4:01 PM EDT

Att. 32,151 - Partly Cloudy - 75 F

livebaseballscorecards.com

Batter	1	2	3	4	5	6	7	8	9	AB	R	H	RBI	BB	SO	LOB
8 Ian Happ, S (1, 8) OBP: 0.200, SLG: 0.800	X SI 96 0-0 HR	C SI 95 B CH 90 C SI 95 F SL 87 B SI 95 F CH 91 F SL 86 S CH 90 2-3 ① K		S CH 89 X FF 94 0-1 ① P5		B FF 96 B FF 96 C FF 95 C FF 97 S FF 97 2-3 ① K	B CU 82 C FF 95 F SL 87 F FF 94 S CU 83 1-3 ③ K			5	1	1	1	0	3	1
17 Kris Bryant, R (1, 5) OBP: 0.400, SLG: 0.500	B SI 95 B SI 95 S SI 94 B CH 90 F SI 94 B CH 89 4-2 12 G3-1 44 HBP 22 BB BB	C SL 85 B FF 96 F SI 96 X SL 83 1-2 ② L5		B CH 91 F FF 96 B SI 96 C CH 89 X SL 85 2-2 40 2B		B SL 82 S FF 98 F FF 97 S SL 83 1-3 ② K		X FF 91 0-0 ① F9		4	2	1	0	1	1	0
44 Anthony Rizzo, L (1, 3) OBP: 0.400, SLG: 1.000	F SI 95 F SI 96 B SI 96 1 SAFE H SI 95 2-2 22 BB 12 G3-1 9 HBP 1-2 HBP	X SI 96 0-0 HR		2 SAFE D SL 87 C SI 96 X CH 90 1-1 ② F8		B SI 96 F FF 97 S SL 84 F SI 99 B FF 99 F FF 98 B SL 84 S SL 82 3-3 ③ K		L CU 73 L FF 93 S FO 87 0-3 ② K		4	2	1	1	0	2	1
40 Willson Contreras, R (1, 2) OBP: 0.200, SLG: 0.400	F SI 95 S SL 84 F SI 95 B CH 87 B SL 81 F SL 83 S SL 82 2-3 ① K	C SL 84 B SL 82 X SI 96 1-1 ③ P3		D SL 86 X CH 88 1-0 2-H 2B			B FF 97 C FF 97 B SL 86 F FF 98 B FF 97 C FF 96 3-3 ① K	B CU 74 C CU 74 B FF 93 B CU 74 F FF 93 S FO 86 3-3 ③ K		5	0	1	1	0	3	2
12 Kyle Schwarber, L (1, 7) OBP: 0.500, SLG: 1.333 5 Albert Almora Jr., R (7, 7)	S CH 88 F SI 95 B SI 95 B SI 96 X CH 90 2-2 ② G3-1 1-2 2-3		X CH 88 0-0 ① G4-3	0-0 IBB			B FF 96 B FF 96 C FF 97 B FF 95 X FF 96 3-1 HR		X FF 91 0-0 ① P2	3 1	1 0	1 0	1 0	1 0	0 0	2 0
27 Addison Russell, R (1, 6) OBP: 0.800, SLG: 0.667	B SL 85 F SI 96 H SI 96 2-1 9 HBP 22 BB HBP		B SI 96 B SL 83 B FF 95 C SI 95 X SI 94 3-1 22 2B 1B	X FF 95 0-0 ③ P3			B SL 85 C FF 98 X FF 98 1-1 9 S 22 CI 2 2B 1B		C FF 90 B SL 79 B FO 86 F FF 92 B FO 87 F FF 92 B FF 92 4-2 9 E BB	3	1	2	0	1	0	2
22 Jason Heyward, L (1, 9) OBP: 0.500, SLG: 0.667	B CH 89 B SI 95 D CH 90 B SI 95 4-0 9 HBP 1-2 2-3 3-H BB		X SI 95 0-0 1-3 2B		C FC 82 B FF 87 B FF 87 B FC 81 X FF 88 3-1 ① F8		B SI 98 F FF 98 1 SAFE 1 SAFE F FF 95 B SL 85 B SL 84 F FF 97 3-2 CI 2 2B 1-2		X FF 91 0-0 ② P5	3	1	1	1	1	0	1
9 Javier Báez, R (1, 4)	H FF 95 1-0 1-2 2-3 3-H HBP		0-0 34 G4-6-3 IBB		B FC 83 X FC 82 1-0 ② L7		C FF 94 S SL 88 F SL 89 F FF 95 D CU 83 F CU 82 F FF 94 1 SAFE B FF 95 2-3 S SL 87 ② K 2-3		1 SAFE X FF 92 0-0 ③ L6 1-2	3	0	0	1	1	1	3
34 Jon Lester, L (1, 1) 41 Steve Cishek, R (4, 1) 32 Brian Duensing, L (6, 1) 2 Tommy La Stella, L (7, PH) OBP: 1.000, SLG: 2.000 46 Pedro Strop, R (7, 1) 37 Justin Wilson, L (8, 1) 38 Mike Montgomery, L (9, 1)	B SI 94 B FF 93 C SI 94 F SI 94 X SI 94 2-2 ③ G4-3		C SI 95 X SI 94 0-1 ② ③ G4-6-3 1-2f		C FF 86 F FC 82 B CU 73 F FF 86 X CU 74 1-2 ③ G6-3		B FF 95 B FF 94 B FF 94 C FF 94 C FF 94 X FF 94 3-2 1-H 3-H 2B			2 1 0 1 0 0 0	0 0 0 0 0 0 0	0 0 0 1 0 0 0	0 0 0 2 0 0 0	0 0 0 0 0 0 0	0 0 0 0 0 0 0	6 0 0 0 0 0 0

TOP

AB	35
R	8
H	9
RBI	8
BB	5
SO	10
LOB	18

Inning Stats	1	2	3	4	5	6	7	8	9
	R: 3 E: 0 K: 1 S: 17	H: 1 LOB: 3 BB: 2 P: 36	R: 1 E: 0 K: 1 S: 12	H: 1 LOB: 0 BB: 0 P: 16	R: 0 E: 0 K: 0 S: 6	H: 2 LOB: 2 BB: 1 P: 9	R: 1 E: 0 K: 0 S: 9	H: 2 LOB: 2 BB: 1 P: 13	R: 0 E: 0 K: 0 S: 7	H: 0 LOB: 0 BB: 0 P: 12
	R: 0 E: 0 K: 3 S: 11	H: 0 LOB: 0 BB: 0 P: 17	R: 3 E: 1 K: 3 S: 24	H: 3 LOB: 1 BB: 0 P: 40	R: 0 E: 0 K: 2 S: 7	H: 0 LOB: 0 BB: 0 P: 10	R: 0 E: 1 K: 0 S: 6	H: 0 LOB: 1 BB: 1 P: 10		

1B: 2	SF: 0	WP: 0
2B: 4	SAC: 0	PB: 0
3B: 0	DP: 1	SB: 1
HR: 3	HBP: 3	CS: 0

PA: 44

PITCHER		IP	WLS	BF	H	R	ER	SO	BB	IBB	HBP	BLK	WP	HR	S	P	ERA	WHIP
62 José Ureña, R ERA: 11.25	(1, 1)	4.0	L	24	6	5	5	2	2	2	3	0	0	2	44	74	11.25	2.000
50 Chris O'Grady, L ERA:	(5, 1)	1.0		3	0	0	0	0	0	0	0	0	0	0	7	12	0.00	0.000
56 Tayron Guerrero, R ERA: 13.5	(6, 1)	1.1		7	2	3	2	4	0	0	0	0	0	1	21	37	13.50	1.500
71 Drew Steckenrider, R ERA:	(7, 1)	0.2		3	1	0	0	2	0	0	0	0	0	0	14	20	0.00	1.500
25 Junichi Tazawa, R ERA:	(8, 1)	2.0		7	0	0	0	2	1	0	0	0	0	0	13	20	0.00	0.500

PITCHER	IP	WLS	BF	H	R	ER	SO	BB	IBB	HBP	BLK	WP	HR	S	P	ERA	WHIP

Chicago Cubs @ Miami Marlins

Marlins Park, Miami, FL

Thu Mar 29 2018, 12:43 PM - 4:01 PM EDT

Att. 32,151 - Partly Cloudy - 75 F

livebaseballscorecards.com

BOTTOM

Batter	1	2	3	4	5	6	7	8	9	AB	R	H	RBI	BB	SO	LOB
9 Lewis Brinson, R (1, 8)	B FF 90 C FF 89 X SI 88 1-1 ① G6-3	B FC 87 X FC 88 1-0 ③ FC6-4 1-2f		S CU 73 S CH 83 X CU 74 0-2 ① G5-3		B CU 73 S CU 73 B CH 86 F SI 91 X SL 82 2-2 ① G6-3		C SL 82 B FF 94 B FF 95 S FC 89 B FF 94 X FF 96 3-2 ③ F9		5	0	0	0	0	0	2
32 Derek Dietrich, L (1, 7) OBP: 0.600, SLG: 1.000	B FF 91 S SI 89 X SI 89 1-1 ② G4-3		F FF 90 F FC 88 B FC 87 B CU 74 X FF 92 2-2 41 G5-3 3B	C SI 88 X FF 89 0-1 2-3 1B		F CU 73 F CH 85 S SL 82 0-3 ② K			C FF 92 C CU 78 H CU 78 1-2 41 G4-6-3 HBP	4	1	2	0	0	1	0
13 Starlin Castro, R (1, 4) OBP: 0.600, SLG: 0.333	C FF 90 B CU 74 B SI 90 F FC 87 B FF 91 X FC 86 3-2 E6 15 1B 1B		B FC 89 B FF 90 B FC 88 F FF 90 B FF 91 4-1 41 G5-3 15 E BB	F SI 90 B SI 92 C SL 77 S FF 91 3 SAFE 1-3 ② K		B SI 90 B SL 81 B SI 92 B SI 91 4-0 BB			C CU 77 X CU 77 0-1 ① F9	3	2	1	0	2	1	3
41 Justin Bour, L (1, 3)	B FF 90 B FF 90 C SI 89 F FF 90 B FC 86 B FC 86 4-2 30 FC5 15 1B BB		C FF 91 S SI 90 F FC 90 X FC 88 0-2 ① G5-3 1-2 3-H	B SL 78 C SL 77 B FF 91 C SL 77 B FF 90 X FF 90 3-2 ③ F7		C SL 81 F SL 82 D SL 80 1 SAFE B SI 91 X FF 92 2-2 ③ L7			C SI 92 B SI 93 S SI 92 X SI 93 1-2 ②③ G4-6-3 1-2f	4	0	0	1	1	0	5
15 Brian Anderson, R (1, 5) OBP: 0.750, SLG: 0.667	C FC 90 X SI 90 0-1 30 FC5 1-2 2-H 1B		X FC 88 0-0 E7 30 1B 2-H 1B		B FF 90 X SL 76 1-0 ① G3		B FF 94 B FF 94 B SI 94 C FF 93 C SI 94 B SI 94 4-2 19 G6-4-3 BB			3	1	2	2	1	0	0
30 Garrett Cooper, R (1, 9) OBP: 0.500, SLG: 0.333	X FF 90 0-0 ③ FC5 1-2 2-3f		B SI 91 X SI 91 1-0 3-H 1B		B SI 92 B SI 91 B SI 91 B SI 90 4-0 19 2B BB		S SL 83 B SL 83 F SI 93 F SL 83 F SI 94 S FC 87 1-3 ① K			3	0	1	1	1	1	3
19 Miguel Rojas, R (1, 6) OBP: 0.250, SLG: 0.500		C FF 90 F SI 89 B FF 89 X CU 76 1-2 ① G4-3	D CU 74 B FC 86 B SI 89 C FC 90 X FF 89 3-1 ② F9	B SL 77 C SI 90 X SI 90 1-1 1-3 2B			X SI 94 0-0 ②③ G6-4-3 1-2f			4	0	1	0	0	0	2
25 Junichi Tazawa, R (8, 1)										0	0	0	0	0	0	0
17 Chad Wallach, R (1, 2)		C FF 90 F CH 84 B FF 91 B CU 77 B FF 91 B FF 89 4-2 9 FC6-4 BB	B FF 91 S CU 73 B FF 90 S FF 90 S FF 90 2-3 ③ K	C SL 77 S SI 92 S FF 90 0-3 ② K				F FF 94 F FF 93 F SL 80 F FF 94 B SL 77 B SL 81 S FF 94 2-3 ① K		3	0	0	0	1	3	3
62 José Ureña, R (1, 1) 1 Cameron Maybin, R (4, PH) OBP: 1.000, SLG: 2.000 50 Chris O'Grady, R (5, 1) 18 Tomás Telis, S (5, PH) 56 Tayron Guerrero, R (6, 1) 71 Drew Steckenrider, R (7, 1) 2 Yadiel Rivera, R (8, 6)		B FF 90 L FC 89 D SI 90 F FF 90 L FC 91 2-3 ② K		X FF 89 0-0 32 1B 2B		B SI 90 C SI 92 F FF 90 F FF 91 B FF 90 X SL 77 2-2 ③ P6		B FF 95 C FF 95 F FF 95 B FF 96 B FF 94 X FF 95 3-2 ② P6		1 1 0 1 0 0 0 1	0 0 0 0 0 0 0 0	0 1 0 0 0 0 0 0	0 0 0 0 0 0 0 0	0 0 0 0 0 0 0 0	1 0 0 2 0 0 0 0	1 0 0 0 0 0 0 0
Inning Stats	R: 1 E: 1 K: 0 S: 12 H: 2 LOB: 2 BB: 1 P: 21	R: 0 E: 0 K: 1 S: 9 H: 0 LOB: 1 BB: 1 P: 17	R: 3 E: 1 K: 1 S: 15 H: 3 LOB: 1 BB: 1 P: 27	R: 0 E: 0 K: 1 S: 12 H: 2 LOB: 2 BB: 0 P: 16	R: 0 E: 0 K: 1 S: 10 H: 1 LOB: 2 BB: 1 P: 18	R: 0 E: 0 K: 1 S: 9 H: 0 LOB: 1 BB: 1 P: 17	R: 0 E: 0 K: 1 S: 8 H: 0 LOB: 0 BB: 1 P: 13	R: 0 E: 0 K: 1 S: 11 H: 0 LOB: 0 BB: 0 P: 19	R: 0 E: 0 K: 0 S: 7 H: 0 LOB: 0 BB: 0 P: 9	1B: 5 2B: 2 3B: 1 HR: 0	SF: 0 SAC: 0 DP: 2 HBP: 1			WP: 0 PB: 0 SB: 0 CS: 0	PA: 40		

	AB	33
	R	4
	H	8
	RBI	4
	BB	6
	SO	7
	LOB	21

PITCHER		IP	WLS	BF	H	R	ER	SO	BB	IBB	HBP	BLK	WP	HR	S	P	ERA	WHIP
34 Jon Lester, L ERA: 8.1	(1, 1)	3.1		20	7	4	3	2	3	0	0	0	0	0	42	71	8.10	3.000
41 Steve Cishek, R ERA:	(4, 1)	1.2	W	7	1	0	0	2	1	0	0	0	0	0	16	28	0.00	1.200
32 Brian Duensing, L ERA:	(6, 1)	1.0	H	4	0	0	0	1	1	0	0	0	0	0	9	17	0.00	1.000
46 Pedro Strop, R ERA:	(7, 1)	1.0		3	0	0	0	1	1	0	0	0	0	0	8	13	0.00	1.000
37 Justin Wilson, L ERA:	(8, 1)	1.0		3	0	0	0	1	0	0	0	0	0	0	11	19	0.00	0.000

PITCHER		IP	WLS	BF	H	R	ER	SO	BB	IBB	HBP	BLK	WP	HR	S	P	ERA	WHIP
38 Mike Montgomery, L ERA:	(9, 1)	1.0		3	0	0	0	0	0	0	1	0	0	0	7	9	0.00	0.000

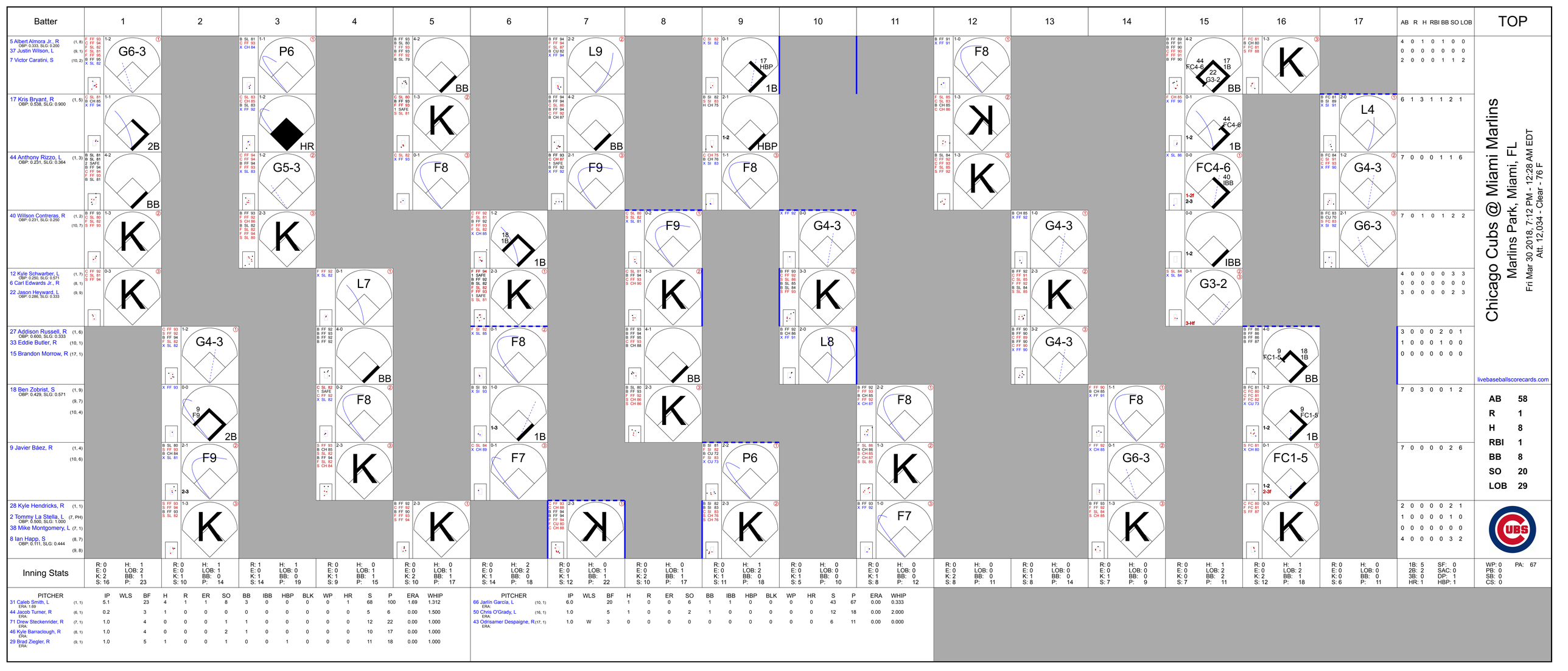
Batter
1
2
3
4
5
6
7
8
9
10
11
12
13
14
15
16
17
AB R H RBI BB SO LOB
TOP
5 Albert Almora Jr., R (1, 8)
OBP: 0.333, SLG: 0.200
37 Justin Wilson, L (9, 1)
7 Victor Caratini, S (10, 2)
17 Kris Bryant, R (1, 5)
OBP: 0.538, SLG: 0.900
44 Anthony Rizzo, L (1, 3)
OBP: 0.231, SLG: 0.364
40 Willson Contreras, R (1, 2)
OBP: 0.231, SLG: 0.200
(10, 7)
12 Kyle Schwarber, L (1, 7)
OBP: 0.250, SLG: 0.571
6 Carl Edwards Jr., R (8, 1)
22 Jason Heyward, L (9, 9)
OBP: 0.286, SLG: 0.333
27 Addison Russell, R (1, 6)
OBP: 0.600, SLG: 0.333
33 Eddie Butler, R (10, 1)
15 Brandon Morrow, R (17, 1)
18 Ben Zobrist, S (1, 9)
OBP: 0.429, SLG: 0.571
(9, 7)
(10, 4)
9 Javier Báez, R (1, 4)
(10, 6)
28 Kyle Hendricks, R (1, 1)
2 Tommy La Stella, L (7, PH)
OBP: 0.500, SLG: 1.000
38 Mike Montgomery, L (7, 1)
8 Ian Happ, S (8, 7)
OBP: 0.111, SLG: 0.444
(9, 8)
Inning Stats
PITCHER IP WLS BF H R ER SO BB IBB HBP BLK WP HR S P ERA WHIP
31 Caleb Smith, L (1, 1) ERA: 1.69 5.1 23 4 1 1 8 3 0 0 0 0 0 1 68 100 1.69 1.312
44 Jacob Turner, R (6, 1) ERA: 0.2 3 1 0 0 0 0 0 0 0 0 0 0 5 6 0.00 1.500
71 Drew Steckenrider, R (7, 1) ERA: 1.0 4 0 0 0 1 1 0 0 0 0 0 0 12 22 0.00 1.000
46 Kyle Barraclough, R (8, 1) ERA: 1.0 4 0 0 0 2 1 0 0 0 0 0 0 10 17 0.00 1.000
29 Brad Ziegler, R (9, 1) ERA: 1.0 5 1 0 0 1 0 0 1 0 0 0 0 11 18 0.00 1.000
PITCHER IP WLS BF H R ER SO BB IBB HBP BLK WP HR S P ERA WHIP
66 Jarlin García, L (10, 1) ERA: 6.0 20 1 0 0 6 1 1 0 0 0 0 0 43 67 0.00 0.333
50 Chris O'Grady, L (16, 1) ERA: 1.0 5 1 0 0 2 1 0 0 0 0 0 0 12 18 0.00 2.000
43 Odrisamer Despaigne, R (17, 1) ERA: 1.0 W 3 0 0 0 0 0 0 0 0 0 0 6 11 0.00 0.000
Chicago Cubs @ Miami Marlins
Marlins Park, Miami, FL
Fri Mar 30 2018, 7:12 PM - 12:28 AM EDT
Att. 12,034 - Clear - 76 F
livebaseballscorecards.com
AB 58
R 1
H 8
RBI 1
BB 8
SO 20
LOB 29
1B: 5 SF: 0
2B: 2 SAC: 0
3B: 0 DP: 1
HR: 1 HBP: 1
WP: 0 PA: 67
PB: 0
SB: 0
CS: 0

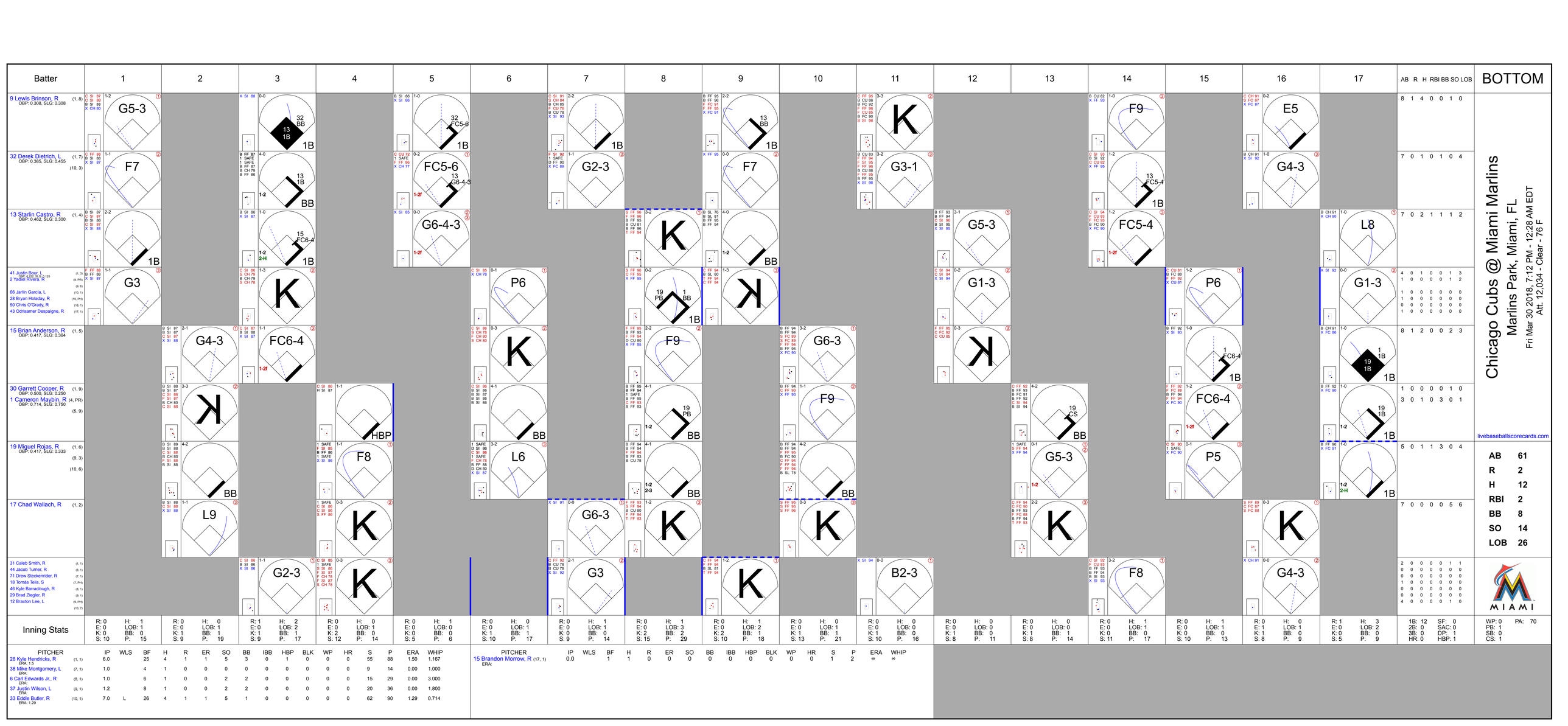
Batter
1
2
3
4
5
6
7
8
9
10
11
12
13
14
15
16
17
AB R H RBI BB SO LOB
BOTTOM
9 Lewis Brinson, R (1, 8) OBP: 0.308, SLG: 0.308
8 1 4 0 0 1 0
G5-3
F7
32 BB 13 1B 1B
32 FC5-6 1B
13 BB 1B
F9
E5
32 Derek Dietrich, L (1, 7) (10, 3) OBP: 0.385, SLG: 0.455
7 0 1 0 1 0 4
FC5-6 13 G6-4-3 1-2f
F7
13 1B BB 1-2
G2-3
G3-1
G4-3
13 FC5-4 1B
13 Starlin Castro, R (1, 4) OBP: 0.462, SLG: 0.300
7 0 2 1 1 1 2
G6-4-3 1-2f
15 FC6-4 1B 1-2 2-H
K
BB 1-2
G5-3
FC5-4 1-2f
L8
41 Justin Bour, L (1, 3) OBP: 0.250, SLG: 0.125
2 Yadier Rivera, R (8, PR) (9, 6)
4 0 1 0 0 1 3
1 0 0 0 0 1 2
66 Jarlin Garcia, L (10, 1)
28 Bryan Holaday, R (10, PH)
50 Chris O'Grady, R (16, 1)
43 Odrisamer Despaigne, R (17, 1)
1 0 0 0 0 0 0
1 0 0 0 0 0 0
0 0 0 0 0 0 0
1 0 0 0 0 0 0
G3
K
P6
19 PB 1 BB 1B
G1-3
15 Brian Anderson, R (1, 5) OBP: 0.417, SLG: 0.364
8 1 2 0 0 2 3
G4-3
FC6-4 1-2f
K
F9
G6-3
P6
1 FC6-4 1B
19 1B 1B
30 Garrett Cooper, R (1, 9) OBP: 0.500, SLG: 0.250
1 Cameron Maybin, R (4, PR) (5, 9)
1 0 0 0 0 1 0
3 0 1 0 3 0 1
HBP
19 PB BB 1-2
F9
19 CS BB
FC6-4 1-2f
19 1B 1B 1-2
19 Miguel Rojas, R (1, 6) OBP: 0.417, SLG: 0.333
(9, 3) (10, 6)
5 0 1 1 3 0 4
F8
BB
L6
G5-3 1-2
P5
17 Chad Wallach, R (1, 2)
7 0 0 0 0 5 6
L9
G6-3
K
31 Caleb Smith, R (1, 1)
44 Jacob Turner, R (6, 1)
71 Drew Steckenrider, R (7, 1)
18 Tomás Telis, S (7, PH)
46 Kyle Barraclough, R (8, 1)
29 Brad Ziegler, R (9, 1)
12 Braxton Lee, L (9, PH) (10, 7)
2 0 0 0 0 1 1
0 0 0 0 0 0 0
0 0 0 0 0 0 0
1 0 0 0 0 0 0
0 0 0 0 0 0 0
0 0 0 0 0 0 0
4 0 0 0 0 1 0
G2-3
G3
B2-3
F8
G4-3
Inning Stats
R: 0 E: 0 K: 0 S: 10
H: 1 LOB: 1 BB: 0 P: 15
R: 0 E: 0 K: 1 S: 9
H: 0 LOB: 1 BB: 1 P: 19
R: 1 E: 0 K: 1 S: 9
H: 2 LOB: 2 BB: 1 P: 17
R: 0 E: 0 K: 2 S: 12
H: 0 LOB: 1 BB: 0 P: 14
R: 0 E: 0 K: 0 S: 5
H: 1 LOB: 0 BB: 0 P: 6
R: 0 E: 0 K: 1 S: 10
H: 0 LOB: 1 BB: 0 P: 17
R: 0 E: 0 K: 0 S: 9
H: 1 LOB: 1 BB: 0 P: 14
R: 0 E: 0 K: 2 S: 15
H: 1 LOB: 3 BB: 2 P: 29
R: 0 E: 0 K: 2 S: 10
H: 1 LOB: 2 BB: 1 P: 18
R: 0 E: 0 K: 1 S: 13
H: 0 LOB: 1 BB: 1 P: 21
R: 0 E: 0 K: 1 S: 10
H: 0 LOB: 0 BB: 0 P: 16
R: 0 E: 0 K: 1 S: 8
H: 0 LOB: 0 BB: 0 P: 11
R: 0 E: 0 K: 1 S: 8
H: 0 LOB: 0 BB: 1 P: 14
R: 0 E: 0 K: 0 S: 11
H: 1 LOB: 1 BB: 0 P: 17
R: 0 E: 0 K: 0 S: 10
H: 1 LOB: 1 BB: 0 P: 13
R: 0 E: 1 K: 1 S: 8
H: 0 LOB: 1 BB: 0 P: 9
R: 1 E: 0 K: 0 S: 5
H: 3 LOB: 2 BB: 0 P: 9
1B: 12 2B: 0 3B: 0 HR: 0
SF: 0 SAC: 0 DP: 1 HBP: 1
WP: 0 PB: 1 SB: 0 CS: 1
PA: 70
Chicago Cubs @ Miami Marlins
Marlins Park, Miami, FL
Fri Mar 30 2018, 7:12 PM - 12:28 AM EDT
Att. 12,034 - Clear - 76 F
livebaseballscorecards.com
AB 61
R 2
H 12
RBI 2
BB 8
SO 14
LOB 26
MIAMI
PITCHER
IP WLS BF H R ER SO BB IBB HBP BLK WP HR S P ERA WHIP
28 Kyle Hendricks, R (1, 1) ERA: 1.5
6.0 25 4 1 1 5 3 0 1 0 0 0 55 88 1.50 1.167
38 Mike Montgomery, L (7, 1) ERA:
1.0 4 1 0 0 0 0 0 0 0 0 0 9 14 0.00 1.000
6 Carl Edwards Jr., R (8, 1) ERA:
1.0 6 1 0 0 2 2 0 0 0 0 0 15 29 0.00 3.000
37 Justin Wilson, L (9, 1) ERA:
1.2 8 1 0 0 2 2 0 0 0 0 0 20 36 0.00 1.800
33 Eddie Butler, R (10, 1) ERA: 1.29
7.0 L 26 4 1 1 5 1 0 0 0 0 0 62 90 1.29 0.714
PITCHER
IP WLS BF H R ER SO BB IBB HBP BLK WP HR S P ERA WHIP
15 Brandon Morrow, R (17, 1) ERA:
0.0 1 1 0 0 0 0 0 0 0 0 0 1 2 ∞ ∞

Batter	1	2	3	4	5	6	7	8	9	10	AB	R	H	RBI	BB	SO	LOB
8 Ian Happ, S (1, 8) OBP: 0.143, SLG: 0.308	S SI 92 F FF 94 B FF 94 X SI 93 1-2 P4 ①		B SI 89 S SI 92 S CH 79 S FC 84 1-3 K ①		B FC 85 S CH 79 D FC 84 B SI 92 S SI 92 B SI 93 4-2 17 BB 44 1B BB	S CU 80 D SI 94 F SL 85 X SI 94 1-2 G4-3 ③		F CU 73 F FO 86 C FF 91 0-3 K ③		B SI 82 S SI 82 X CH 75 1-1 FC2 ② 17 2B 1-2 2-3 3-Hf	4 0 1 0	1 0 1 0	0 0 0 0	0 0 0 0	1 0 0 0	2 0 0 0	4 0 3 0
17 Kris Bryant, R (1, 5) OBP: 0.526, SLG: 0.800	F SI 94 S CH 80 S SL 82 0-3 K ②		X SI 92 0-0 44 G4-6-3 1B		D SL 80 B CH 80 B FC 85 C FF 92 B SI 92 4-1 44 1B 44 E 1-2 2-3 BB		B SL 85 C SL 84 X SI 92 1-1 G6-3 ①		B SI 82 X SI 83 1-0 G6-3 ①	S SI 82 F SI 82 F CU 72 F CU 73 X CU 72 0-2 1-H 2-H 3-H 2B	5	1	2	3	1	1	0
44 Anthony Rizzo, L (1, 3) OBP: 0.211, SLG: 0.294	B SI 91 S FC 86 X FF 93 1-1 G6-3 ③		B CH 79 C CH 79 X FF 93 1-1 G4-6-3 ②③ 1-2f		B FC 85 C FF 93 F FF 93 D CH 80 X FF 94 2-2 E9 1-H 2-H 3-H 1B		C CU 79 F SL 87 S CU 81 0-3 K ②		F SI 83 B CH 74 X CH 74 1-1 G6-3 ②	B FC 82 C FF 88 D FC 82 B FF 86 S FF 87 F FC 82 C FF 87 3-3 K ③	6	0	1	2	0	2	2
40 Willson Contreras, R (1, 2) OBP: 0.278, SLG: 0.294		B CU 69 C SI 93 B FF 92 B FC 83 X SI 92 3-1 12 HR 1B		B FF 91 S FC 82 S SL 80 B SI 93 X FC 85 3-2 G1-3 ①	S SL 81 D FC 85 B SL 81 S FF 92 T SL 81 2-2 K ③		C SL 85 S SI 94 B CU 80 B CU 81 X SL 84 2-2 1B		S CU 74 B SI 84 F SI 84 S CU 74 1-3 K ③		5	1	2	0	0	2	1
12 Kyle Schwarber, L (1, 7) OBP: 0.333, SLG: 0.909 6 Carl Edwards Jr., R (7, 1) 9 Javier Báez, R (8, 4) OBP: 0.231, SLG: 0.182		B FC 83 C FC 85 B SI 92 1 SAFE B FC 86 X FC 86 3-1 1-H HR		X FC 84 0-0 G1-3 ②		B SI 94 C SI 94 B CU 79 B SI 93 F SI 94 F SI 94 X SI 95 3-2 27 1B 22 SF9 2B	C SI 93 S CU 81 D CU 80 X SI 93 1-2 G3 ③			S SI 82 B SI 83 X CU 75 1-1 18 1B 2B	4 0 1	2 0 1	2 0 1	2 0 0	0 0 0	0 0 0	1 0 0
27 Addison Russell, R (1, 6) OBP: 0.600, SLG: 0.500		C SI 93 B FC 86 C FC 84 X SI 94 1-2 18 F8 2B		F SI 93 B CU 72 C SL 79 S FC 82 1-3 K2-3		F SI 94 B CU 80 B SI 93 X SI 93 2-1 22 SF9 18 BB 2-3 1B		B CU 72 C FF 92 B FF 92 F FF 92 B CU 77 F FF 93 X FF 92 3-2 F8 ①		B CU 72 C SI 83 D CH 74 B SI 83 F SI 83 B CU 74 4-2 22 FC1-6 7 FC2 18 1B BB	4	0	2	0	1	1	0
18 Ben Zobrist, S (1, 4) OBP: 0.500, SLG: 0.500 (8, 7)		X SI 92 0-0 F8 ① 2-3			C SI 90 B CH 78 B CH 76 F FF 90 X FF 92 2-2 G6-3 ①	B SI 94 B SL 85 B SI 92 B SI 94 4-0 1-2 BB		B CU 73 C FO 85 B FF 93 C FO 86 B FF 92 F FF 92 B FF 92 4-2 22 1B BB		B SI 82 X SI 83 1-0 22 FC1-6 1-2 2-H 1B	3	0	1	1	2	0	1
22 Jason Heyward, L (1, 9) OBP: 0.333, SLG: 0.400		C FF 94 F FC 87 B SI 94 S FF 94 1-3 K ②			F CU 71 B CH 79 B SI 92 X FF 92 2-1 17 BB 11 SH1-3 44 1B 1B	S SI 95 B CU 80 F SL 87 F SI 94 X CU 82 1-2 SF9 ① 2-3 3-H		X FF 91 0-0 1-3 1B		C SI 82 X CH 74 0-1 FC1-6 ① 7 FC2 5 FC2 17 2B 1-2f 2-3	4	2	2	1	0	1	3
11 Yu Darvish, R (1, 1) 32 Brian Duensing, L (5, 1) 2 Tommy La Stella, L (6, PH) OBP: 0.333, SLG: 0.667 41 Steve Cishek, R (6, 1) 5 Albert Almora Jr., R (7, 7) OBP: 0.250, SLG: 0.143 (8, 8)		C FF 94 F SL 82 S FF 94 0-3 K ③			1 SAFE X FF 89 0-0 SH1-3 ② 1-2	F CU 79 D SI 93 X SL 86 1-1 P6 ②		B CU 74 C CU 73 F FO 86 B FF 92 C CU 76 2-3 K ②		X SI 82 0-0 FC2 7 FC2 17 2B 1-2	1 0 1 0 2	0 0 0 0 1	0 0 0 0 0	0 0 0 0 1	1 0 0 0 0	1 0 2 0 4	1 0 2 0 4
Inning Stats	R: 0 E: 0 K: 1 S: 8 H: 0 LOB: 0 BB: 0 P: 10	R: 2 E: 0 K: 2 S: 14 H: 3 LOB: 1 BB: 0 P: 22	R: 0 E: 0 K: 1 S: 6 H: 1 LOB: 0 BB: 0 P: 8	R: 0 E: 0 K: 1 S: 7 H: 0 LOB: 0 BB: 0 P: 11	R: 3 E: 1 K: 1 S: 15 H: 2 LOB: 1 BB: 2 P: 31	R: 1 E: 0 K: 0 S: 15 H: 2 LOB: 2 BB: 1 P: 27	R: 0 E: 0 K: 1 S: 11 H: 1 LOB: 1 BB: 0 P: 15	R: 0 E: 0 K: 2 S: 14 H: 1 LOB: 2 BB: 1 P: 23	R: 0 E: 0 K: 1 S: 6 H: 0 LOB: 0 BB: 0 P: 9	R: 4 E: 0 K: 1 S: 19 H: 3 LOB: 1 BB: 1 P: 29	1B: 8 2B: 4 3B: 0 HR: 1	SF: 1 SAC: 1 DP: 1 HBP: 0	WP: 0 PB: 0 SB: 0 CS: 0	PA: 48				

PITCHER	IP	WLS	BF	H	R	ER	SO	BB	IBB	HBP	BLK	WP	HR	S	P	ERA	WHIP
43 Odrisamer Despaigne, R (1, 1) ERA: 6.0	5.0		22	6	5	4	6	2	0	0	0	0	1	50	82	7.20	1.600
44 Jacob Turner, R (6, 1) ERA: 3.38	2.0		10	3	1	1	1	1	0	0	0	0	0	26	42	4.50	2.000
25 Junichi Tazawa, R (8, 1) ERA:	1.0		5	1	0	0	2	1	0	0	0	0	0	14	23	0.00	2.000
29 Brad Ziegler, R (9, 1) ERA: 13.5	1.2	L	10	3	4	4	1	1	0	0	0	0	0	21	31	21.60	2.400
50 Chris O'Grady, L (10, 1) ERA:	0.1		1	0	0	0	1	0	0	0	0	0	0	4	7	0.00	0.000

PITCHER	IP	WLS	BF	H	R	ER	SO	BB	IBB	HBP	BLK	WP	HR	S	P	ERA	WHIP

TOP

Chicago Cubs @ Miami Marlins

Marlins Park, Miami, FL

Sat Mar 31 2018, 7:11 PM - 11:07 PM EDT

Att. 13,422 - Partly Cloudy - 75 F

livebaseballscorecards.com

AB	41
R	10
H	13
RBI	9
BB	5
SO	11
LOB	22

Batter	1	2	3	4	5	6	7	8	9	10	AB	R	H	RBI	BB	SO	LOB
9 Lewis Brinson, R (1, 8) OBP: 0.333, SLG: 0.294	B FF 94 F FF 94 S SI 94 B ST 86 H FF 95 3-2 32 HR HBP		B ST 85 F ST 94 F SI 93 B FF 96 S ST 86 2-3 ② K		C SI 94 S ST 85 F ST 85 B FF 95 X SI 94 1-2 41 G4-3 13 1B 1-2 2-3 3-H 1B		F FF 89 C SL 76 D SL 77 S FF 90 1-3 ① K		C FC 88 S FC 86 B FC 87 B FF 94 S SL 84 2-3 ① K2-3		4	1	1	1	0	3	1
32 Derek Dietrich, L (1, 7) OBP: 0.444, SLG: 0.667	B ST 82 C ST 84 F FC 91 F FF 96 X ST 85 1-2 1-H HR		B ST 84 C ST 85 B SI 94 S SL 90 H SL 92 3-2 HBP		C ST 86 F SI 94 B FF 96 F SL 92 B ST 81 F ST 86 B ST 85 F SI 94 X FF 94 3-2 ① L5		X FF 96 0-0 ② F7		X SI 94 0-0 13 G6-4-3 1B		4	1	2	2	0	0	4
13 Starlin Castro, R (1, 4) OBP: 0.389, SLG: 0.267	C FF 95 C FF 95 X FF 96 0-2 ① L8		C FF 95 S ST 85 B FF 94 B ST 86 S ST 85 2-3 ③ K		B ST 83 B SI 93 C SI 94 F SI 95 X ST 85 2-2 41 G4-3 1-2 2-H 3-H 1B		B CU 79 C FF 94 B FF 95 B FF 94 C CU 80 S CU 80 3-3 ③ K 1-2		B FF 93 1 SAFE X SI 94 1-0 ② ③ G6-4-3 1-2f		5	0	1	2	0	2	3
41 Justin Bour, L (1, 3) OBP: 0.214, SLG: 0.154	B FF 94 C FF 94 B FC 91 F SL 90 F FF 94 X ST 84 2-2 ② G3-1			B ST 82 B FC 89 B FF 93 C FF 93 F FF 95 X FF 95 3-2 ① G5-3	F FF 90 S SL 82 X SI 92 0-2 ② G4-3 1-2 2-3			C FF 94 B FF 94 F FF 93 X CU 81 1-2 ① G3-1	B FF 92 C SI 92 B SI 93 F SI 92 X SI 92 2-2 15 G5-4-3 1B		5	0	1	0	0	0	2
15 Brian Anderson, R (1, 5) OBP: 0.412, SLG: 0.333	X FF 93 0-0 ③ P4			B ST 83 C ST 83 S ST 85 B ST 86 B ST 86 B ST 84 4-2 1 CS BB	B CH 83 X CU 72 1-0 ③ F9			F FF 94 S CU 79 B CU 81 X FF 93 1-2 19 1B 28 1B 1B	B SI 92 B SI 92 B SI 92 C FF 91 F FF 91 X FF 92 3-2 ① ② G5-4-3 1-2f		4	1	1	0	1	0	3
1 Cameron Maybin, R (1, 9) OBP: 0.417, SLG: 0.333		C ST 85 C FF 95 B FF 96 B FF 96 F ST 86 X SI 95 2-2 ① G6-3		D FF 95 1 SAFE 1 SAFE C ST 84 B FF 94 B FF 95 F FF 94 S ST 85 3-3 ② ③ K 1-2			C SI 91 B SL 78 B SI 90 X SI 91 2-1 ① G1-3	B FF 95 X FC 88 1-0 ② P4	C SI 92 X SI 92 0-1 ③ F8		5	0	0	0	0	1	2
19 Miguel Rojas, R (1, 6) OBP: 0.438, SLG: 0.385		C FF 95 B SI 94 C ST 84 X FF 96 1-2 ② F8			B FF 92 B FF 92 X FF 93 2-0 18 1B 28 BB 9 1B 1B		B SI 90 C SI 91 B SI 91 M SI 91 X SI 91 2-2 ② G6-3	B FF 94 C SI 95 S SL 85 B SL 83 F FC 87 F SI 94 B SL 83 X SI 95 3-2 28 1B 1-2 1B			4	1	2	0	0	0	0
28 Bryan Holaday, R (1, 2) OBP: 0.400, SLG: 0.250		B ST 84 B ST 83 C FF 94 F FF 94 F ST 84 X ST 84 2-2 ③ G6-3			B SI 93 D ST 83 B FF 92 B FF 92 4-0 9 1B 18 1B 13 1B 1-2 BB		C SL 76 X SL 77 0-1 ③ F8	C SL 83 X SI 95 0-1 30 FC4 1-3 2-H 1B			3	1	1	1	1	0	0
43 Odrisamer Despaigne, R (1, 1) 18 Tomás Telis, S (5, PH) OBP: 0.333, SLG: 0.333 44 Jacob Turner, R (6, 1) 12 Braxton Lee, L (7, PH) 25 Junichi Tazawa, R (8, 1) 30 Garrett Cooper, R (8, PH) OBP: 0.429, SLG: 0.200 29 Brad Ziegler, R (9, 1) 50 Chris O'Grady, R (10, 1)			B FF 92 C FF 92 C ST 83 B FF 96 S ST 86 2-3 ① K		B FF 94 X FF 93 1-0 9 1B 13 1B 1-2 2-3 1B		B SI 90 C SI 91 B SI 90 F SI 91 B FF 91 B SI 91 4-2 13 PB BB	B SI 95 X SI 94 1-0 ③ FC4 1-2f			1 1 0 0 0 1 0 0 1 0	0 1 0 0 0 0 0 0 0 0	0 1 0 0 0 0 0 0 0 0	0 0 0 0 0 0 0 0 0 0	0 0 0 1 0 0 0 0 2 0	1 0 0 0 0 0 0 0 0 0	0 0 0 0 0 0 0 0 0 0
Inning Stats	R: 2 E: 0 K: 0 S: 14 H: 1 LOB: 0 BB: 0 P: 20	R: 0 E: 0 K: 0 S: 11 H: 0 LOB: 0 BB: 0 P: 16	R: 0 E: 0 K: 3 S: 11 H: 0 LOB: 1 BB: 0 P: 20	R: 0 E: 0 K: 1 S: 8 H: 0 LOB: 1 BB: 1 P: 18	R: 3 E: 0 K: 0 S: 19 H: 4 LOB: 2 BB: 1 P: 33	R: 0 E: 0 K: 0 S: 7 H: 0 LOB: 0 BB: 0 P: 11	R: 0 E: 0 K: 2 S: 9 H: 0 LOB: 1 BB: 1 P: 17	R: 1 E: 0 K: 0 S: 15 H: 3 LOB: 2 BB: 0 P: 22	R: 0 E: 0 K: 1 S: 5 H: 1 LOB: 0 BB: 0 P: 8	R: 0 E: 0 K: 0 S: 8 H: 1 LOB: 0 BB: 0 P: 13	1B: 9 2B: 1 3B: 0 HR: 1	SF: 0 SAC: 0 DP: 3 HBP: 2					

PITCHER		IP	WLS	BF	H	R	ER	SO	BB	IBB	HBP	BLK	WP	HR	S	P	ERA	WHIP
11 Yu Darvish, R ERA: 10.38	(1, 1)	4.1		21	5	5	5	4	2	0	2	0	0	1	59	102	10.38	1.615
32 Brian Duensing, L ERA:	(5, 1)	0.2		2	0	0	0	0	0	0	0	0	0	0	4	5	0.00	0.000
41 Steve Cishek, R ERA:	(6, 1)	1.1	H	5	0	0	0	1	1	0	0	0	0	0	12	21	0.00	0.750
6 Carl Edwards Jr., R ERA: 4.5	(7, 1)	1.0	H	4	1	1	1	1	0	0	0	0	0	0	10	15	9.00	1.000
46 Pedro Strop, R ERA:	(8, 1)	1.2	W	7	3	0	0	1	0	0	0	0	0	0	14	22	0.00	1.800

PITCHER		IP	WLS	BF	H	R	ER	SO	BB	IBB	HBP	BLK	WP	HR	S	P	ERA	WHIP
38 Mike Montgomery, L ERA:	(10, 1)	1.0		3	1	0	0	0	0	0	0	0	0	0	8	13	0.00	1.000

BOTTOM

Chicago Cubs @ Miami Marlins

Marlins Park, Miami, FL

Sat Mar 31 2018, 7:11 PM - 11:07 PM EDT
Att. 13,422 - Partly Cloudy - 75 F

livebaseballscorecards.com

AB	37
R	6
H	10
RBI	6
BB	3
SO	7
LOB	17

MIAMI

1B: 9	SF: 0	WP: 0	PA: 42
2B: 1	SAC: 0	PB: 1	
3B: 0	DP: 3	SB: 0	
HR: 1	HBP: 2	CS: 1	

Batter	1	2	3	4	5	6	7	8	9	AB	R	H	RBI	BB	SO	LOB
5 Albert Almora Jr., R (1, 8) OBP: 0.231, SLG: 0.167	C CU 77 B FF 93 B CU 77 F FF 92 X CU 78 2-2 G6-3		X FF 93 0-0 17 1B 1B		B CU 76 B X FF 91 2-0 F9		X SL 85 0-0 F9		C SL 78 F FF 93 B SL 81 S SL 80 1-3 K	5	0	1	0	0	1	1
17 Kris Bryant, R (1, 5) OBP: 0.522, SLG: 0.722	C CU 77 S CU 77 F B B B B CU 79 4-2 44 1B BB		C CH 85 D CU 76 X FF 90 1-1 27 FC6-4 1-3 1B		B CU 75 S CH 83 X CU 76 1-1 G4-3		S SL 86 F CH 88 B FF 94 C SL 86 1-3 K			3	0	1	0	1	1	1
44 Anthony Rizzo, L (1, 3) (5, 4) (5, 3) OBP: 0.261, SLG: 0.300	C FF 92 D CU 78 1 SAFE X CU 77 1-1 1-2 1B		B FF 91 C CU 75 X FF 91 1-1 P6		B CU 77 B FF 91 B FF 91 H FF 91 4-0 27 2B HBP		B FF 94 F FF 94 X CH 88 1-1 L9			3	0	1	0	0	0	3
27 Addison Russell, R (1, 6) OBP: 0.526, SLG: 0.500	B FF 92 C CU 75 B FF 90 C CU 75 F CU 77 F FF 91 X CH 85 2-2 L8		B CU 78 X CU 76 1-0 FC6-4 1-2f		C CU 76 X FF 91 0-1 1-3 2B			C FF 97 T FF 99 X FF 100 0-2 G1-3		4	0	1	0	0	0	4
12 Kyle Schwarber, L (1, 7) OBP: 0.375, SLG: 0.867	C FF 92 X CU 77 0-1 L8			F FF 92 X CU 77 0-1 22 1B 9 FC3-2/5 2B	B FF 91 C CH 83 B FF 90 S FF 90 B CH 84 F CH 84 X CU 77 3-2 G3			B SI 99 S SI 98 B SL 85 B FF 98 C FF 98 F FF 97 X FF 98 3-2 1B		4	0	2	0	0	0	4
7 Victor Caratini, S (1, 2)		S FF 90 B CU 76 B CU 76 C FF 91 F FF 90 X CH 84 2-2 F9		B FF 91 C FF 90 B CU 76 B CU 75 X FF 90 3-1 G5-3		B FF 90 F FF 90 X CH 84 1-1 L7		C FF 99 C FF 99 B FF 98 S SL 85 1-3 K		4	0	0	0	0	1	2
22 Jason Heyward, L (1, 9) OBP: 0.313, SLG: 0.357		C CU 77 B FF 91 X CU 76 1-1 G6-3		B FF 92 X FF 91 1-0 9 FC3-2-5 2-3 1B		B FF 90 F CH 83 B FF 90 X FF 90 2-1 F8		T FF 100 D FF 99 B SL 85 X FF 100 2-1 G1-3		4	0	1	0	0	0	1
9 Javier Báez, R (1, 4) (5, 3) (5, 4) OBP: 0.176, SLG: 0.133		F CU 77 F FF 93 X FF 91 0-2 L9		X CH 84 0-0 FC3-2-5 1-2 3-H		X CU 75 0-0 G6-3			F FF 93 S SL 78 B SL 79 S SL 78 1-3 K	4	0	0	0	0	1	2
62 Jose Quintana, R (1, 1) 2 Tommy La Stella, L (7, PH) OBP: 0.500, SLG: 0.750 32 Brian Duensing, L (7, 1) 18 Ben Zobrist, S (9, PH) OBP: 0.462, SLG: 0.455			C FF 89 F FF 90 S CU 75 0-3 K	F FF 90 B CU 75 F FF 91 C CU 77 1-3 K			B FF 93 F FF 92 F CH 86 B FF 94 B FF 94 X FF 94 3-2 1B		B FF 92 X FF 93 1-0 P6	2 1 0 1	0 0 0 0	0 1 0 0	0 0 0 0	2 0 0 0	2 0 0 0	2 0 0 0

Inning Stats																								
	R: 0 E: 0 K: 0 S: 15	H: 1 LOB: 2 BB: 1 P: 24		R: 0 E: 0 K: 0 S: 9	H: 0 LOB: 0 BB: 0 P: 12		R: 0 E: 0 K: 1 S: 9	H: 2 LOB: 2 BB: 0 P: 12		R: 0 E: 0 K: 1 S: 9	H: 2 LOB: 2 BB: 0 P: 14		R: 0 E: 0 K: 0 S: 9	H: 1 LOB: 2 BB: 0 P: 19		R: 0 E: 0 K: 0 S: 5	H: 0 LOB: 0 BB: 0 P: 8		R: 0 E: 0 K: 1 S: 9	H: 1 LOB: 1 BB: 0 P: 14		R: 0 E: 0 K: 1 S: 12	H: 1 LOB: 1 BB: 0 P: 18		R: 0 E: 0 K: 2 S: 7	H: 0 LOB: 0 BB: 0 P: 10	1B: 6 2B: 2 3B: 0 HR: 0	SF: 0 SAC: 0 DP: 0 HBP: 1	WP: 0 PB: 0 SB: 0 CS: 0	PA: 37

PITCHER		IP	WLS	BF	H	R	ER	SO	BB	IBB	HBP	BLK	WP	HR	S	P	ERA	WHIP
76 Dillon Peters, L ERA:	(1, 1)	6.0	W	26	6	0	0	2	1	0	1	0	0	0	56	89	0.00	1.167
71 Drew Steckenrider, R ERA:	(7, 1)	1.0		4	1	0	0	1	0	0	0	0	0	0	9	14	0.00	1.000
56 Tayron Guerrero, R ERA: 7.71	(8, 1)	1.0		4	1	0	0	1	0	0	0	0	0	0	12	18	0.00	1.000
46 Kyle Barraclough, R ERA:	(9, 1)	1.0		3	0	0	0	2	0	0	0	0	0	0	7	10	0.00	0.000

PITCHER	IP	WLS	BF	H	R	ER	SO	BB	IBB	HBP	BLK	WP	HR	S	P	ERA	WHIP

TOP

Chicago Cubs @ Miami Marlins

Marlins Park, Miami, FL

Sun Apr 01 2018, 1:12 PM - 3:47 PM EDT

Att. 10,428 - Partly Cloudy - 79 F

livebaseballscorecards.com

AB	35
R	0
H	8
RBI	0
BB	1
SO	6
LOB	20

Batter	1	2	3	4	5	6	7	8	9	AB	R	H	RBI	BB	SO	LOB
9 Lewis Brinson, R (1, 8) OBP: 0.318, SLG: 0.250	B FF 90 F FF 90 C FF 91 B CH 87 F SI 92 F CU 76 B FF 92 X FF 91 3-2 ① G4-3		C CU 75 X FF 92 0-1 ③ F7		B CU 75 1-0 32 1B 15 2B IBB		S SI 90 S SL 82 B CH 85 S SI 91 1-3 ① K			3	1	0	0	1	1	0
32 Derek Dietrich, L (1, 7) OBP: 0.409, SLG: 0.579	B FF 91 F FF 92 B SI 90 F SI 92 F CU 76 F CU 75 X SI 92 2-2 ② F8			X FF 91 0-0 ① F8	S FF 90 X CH 85 0-1 13 BB 15 2B 1-3 2-H 1B		B FF 91 S SL 81 B SI 91 X FF 90 2-1 ② F8			4	1	1	1	0	0	0
13 Starlin Castro, R (1, 4) OBP: 0.455, SLG: 0.294	B CU 75 B FF 92 B FF 92 B FF 90 4-0 BB			C FF 90 X CU 75 0-1 ② F7	C FF 90 B FF 91 B B FF 91 S FF 91 D CU 76 4-2 15 2B 1-2 BB		B CU 72 X SL 82 1-0 1B			2	1	1	0	2	0	0
15 Brian Anderson, R (1, 5) OBP: 0.429, SLG: 0.389	C FF 91 D CU 75 F FF 91 1 SAFE B FF 92 B FF 92 X FF 92 3-2 ③ G5-3			B FF 90 B FF 89 F FF 91 F CU 75 B FF 90 B CU 74 4-2 BB	B CU 76 X FF 90 1-0 ③ 1-H 2-H 3-H 2B		C FF 91 D SL 82 F SI 91 D SL 82 S SI 91 2-3 ③ K			3	0	1	3	1	1	2
30 Garrett Cooper, R (1, 3) OBP: 0.333, SLG: 0.143 19 Miguel Rojas, R (6, 3) OBP: 0.444, SLG: 0.467		C FF 91 F FF 92 B FF 91 B FF 92 X FF 92 2-2 ① G6-3		C FF 89 S SI 91 S FF 91 0-3 ③ K		C FF 90 B SI 89 X CU 76 1-1 ① L7		B SI 89 B SI 88 X FF 90 2-0 2 G3-1 2B		2 2	0 0	0 1	0 0	0 0	1 0	1 0
1 Cameron Maybin, R (1, 9) OBP: 0.375, SLG: 0.385		C FF 92 F FF 92 X SI 91 0-2 ② F8			C CU 75 X FF 90 0-1 2 G6-3 17 1B 2B	C CU 75 B FF 90 B CH 86 B CH 86 X FF 90 3-1 ② F8		C CU 72 S SL 81 F CH 84 S SL 80 0-3 ① K		4	1	1	0	0	1	1
2 Yadiel Rivera, R (1, 6) OBP: 0.167, SLG: 0.167		C FF 91 B SI 92 F CU 76 B FF 91 B FF 91 F SI 91 X CU 75 3-2 ③ G6-3			B SI 89 D CU 75 C CU 75 B SI 91 X CU 75 3-1 ① G6-3 2-3	B FF 90 X CH 88 1-0 17 2B 18 WP 1B		X SI 91 0-0 ② G3-1 2-3		4	1	1	0	0	0	2
17 Chad Wallach, R (1, 2) OBP: 0.267, SLG: 0.231			B FF 91 B FF 90 F FF 91 C SI 91 F FF 92 X FF 91 2-2 ① G4-3		X FF 91 0-0 76 SH1-3 32 1B 3-H 1B	B CU 75 F SI 90 1 SAFE X FF 89 1-1 18 WP 1-3 2B		B CU 71 B SI 89 B CU 71 B SI 91 4-0 BB		3	1	2	1	1	0	0
76 Dillon Peters, L (1, 1) 18 Tomás Telis, S (6, PH) OBP: 0.250, SLG: 0.250 71 Drew Steckenrider, R (7, 1) 56 Tayron Guerrero, R (8, 1) 41 Justin Bour, L (8, PH) OBP: 0.200, SLG: 0.143 46 Kyle Barraclough, R (9, 1)			B FF 91 C FF 90 F FF 91 B CU 74 X SI 91 2-2 ② G5-3		F FF 89 X FF 90 0-1 ② SH1-3 1-2	C CU 74 C FF 89 F FF 90 B CU 74 S FF 88 1-3 ③ K 2-3 3-H		B FF 90 B SL 80 C FF 90 B FF 91 X FF 91 3-1 ③ P6		1 1 0 0 1 0	0 0 0 0 0 0	0 0 0 0 0 0	0 0 0 0 0 0	0 1 0 0 0 0	0 1 0 0 2 0	0 1 0 0 0 0
Inning Stats	R: 0 E: 0 K: 0 S: 13 H: 0 LOB: 1 BB: 1 P: 25	R: 0 E: 0 K: 0 S: 10 H: 0 LOB: 0 BB: 0 P: 15	R: 0 E: 0 K: 0 S: 9 H: 0 LOB: 0 BB: 0 P: 13	R: 0 E: 0 K: 1 S: 8 H: 0 LOB: 1 BB: 1 P: 12	R: 5 E: 0 K: 0 S: 12 H: 4 LOB: 1 BB: 2 P: 21	R: 1 E: 0 K: 1 S: 11 H: 2 LOB: 1 BB: 0 P: 18	R: 0 E: 0 K: 2 S: 9 H: 1 LOB: 1 BB: 0 P: 15	R: 0 E: 0 K: 1 S: 8 H: 1 LOB: 2 BB: 1 P: 17		1B: 4 2B: 4 3B: 0 HR: 0 SF: 0 SAC: 1 DP: 0 HBP: 0						

PITCHER		IP	WLS	BF	H	R	ER	SO	BB	IBB	HBP	BLK	WP	HR	S	P	ERA	WHIP
62 Jose Quintana, L ERA: 9.0	(1, 1)	6.0	L	27	6	6	6	2	3	1	0	0	1	0	63	104	9.00	1.500
32 Brian Duensing, L ERA:	(7, 1)	2.0		9	2	0	0	3	1	0	0	0	0	0	17	32	0.00	1.500

PITCHER	IP	WLS	BF	H	R	ER	SO	BB	IBB	HBP	BLK	WP	HR	S	P	ERA	WHIP

BOTTOM

Chicago Cubs @ Miami Marlins

Marlins Park, Miami, FL

Sun Apr 01 2018, 1:12 PM - 3:47 PM EDT

Att. 10,428 - Partly Cloudy - 79 F

livebaseballscorecards.com

AB	30
R	6
H	8
RBI	5
BB	5
SO	5
LOB	9

MIAMI

WP: 1 PB: 0 SB: 0 CS: 0 PA: 36

Boston Red Sox @ Miami Marlins

Marlins Park, Miami, FL

Mon Apr 02 2018, 7:11 PM - 10:19 PM EDT

Att. 11,113 - Clear - 76 F

TOP

livebaseballscorecards.com

Batter	1	2	3	4	5	6	7	8	9	AB	R	H	RBI	BB	SO	LOB
50 Mookie Betts, R (1, 9) OBP: 0.435, SLG: 0.526	B FF 91 B FF 91 B FF 92 C FF 91 F FF 92 X FF 93 3-2 P6 ①		C FF 91 B FF 92 D SL 81 F CH 83 B FF 92 F SL 81 X FF 92 3-2 1-2 1B		C SL 78 B FF 91 B CH 82 X FF 91 2-1 F8 ①		C FF 88 B FF 88 C CH 80 X CU 72 1-2 HR		B FF 92 X SI 92 1-0 F9 ①	5	1	2	1	0	0	0
16 Andrew Benintendi, L (1, 7) OBP: 0.222, SLG: 0.067	T FF 92 S CH 82 S FF 90 0-3 K ②		B FF 91 B CH 81 2 SAFE T FF 92 F FF 92 X CH 82 2-2 P5 ③		B SL 77 X CH 82 1-0 13 HR 1B		B FC 80 C FF 87 C FC 82 B FF 88 F FF 88 F FF 88 B CU 74 B FC 81 4-2 BB		F SI 92 X CU 78 0-1 G4-3 ②	4	1	1	0	1	1	2
13 Hanley Ramirez, R (1, 3) OBP: 0.333, SLG: 0.529	C FF 92 X SL 81 0-1 G6-3 ③			B FF 91 B FF 90 B SL 79 X FF 90 3-0 P4 ①	D SL 78 F SL 79 X SL 79 1-1 1-H HR		T FF 87 B FC 82 X FC 82 1-1 F7 ②		B SI 94 X SI 92 1-0 11 S 11 2B 1B	5	2	2	2	0	0	1
11 Rafael Devers, L (1, 5) OBP: 0.333, SLG: 0.412		B SL 78 F FF 92 T CH 82 B CH 82 B FF 92 S CH 83 3-3 K ①		B FF 90 F SL 79 B CH 80 B CH 80 C FF 91 C FF 91 3-3 K ②	F FF 91 X FF 90 0-1 2 CS 1B		C FF 87 X FF 88 0-1 L9 ③		D SI 93 C SI 92 S SL 85 X CU 77 1-2 1-H 2B	5	0	2	1	0	2	1
2 Xander Bogaerts, R (1, 6) OBP: 0.455, SLG: 0.818		C SL 80 B FF 92 X FF 92 1-1 G4-3 ②		B SL 78 B SL 79 C FF 92 F FF 92 X FF 91 2-2 36 2B 1B	B FF 92 T FF 92 B FF 92 C FF 93 B SL 79 S FO 87 3-3 K ② ③ 1-2			B SI 92 X SI 92 1-0 7 L9 19 BB 1B	B SL 85 C SL 83 X SI 91 1-1 F8 ③	5	1	2	0	0	1	2
36 Eduardo Núñez, R (1, 4) OBP: 0.250, SLG: 0.563		C FF 92 B FF 93 X FF 92 1-1 G3-1 ③		1 SAFE C FF 91 1 SAFE B SL 79 F FF 91 X CH 82 1-2 1-H 7 2B 2B		X CU 71 0-0 G6-3 ①		F SI 93 X SI 92 0-1 F9 ①		4	1	1	1	0	0	1
19 Jackie Bradley Jr., L (1, 8) OBP: 0.267, SLG: 0.083			S FF 91 S FF 92 B FF 90 B SL 81 S CH 82 2-3 K ①	2 SAFE B CH 82 B FF 91 B FF 91 C FF 90 B CH 82 4-1 7 2B BB		C CU 74 B FF 91 S CU 74 B SL 80 F SI 93 B FQ 87 X FF 93 3-2 G4-3 ②		C SI 93 B CU 78 B SL 83 B SI 93 F SI 92 D SI 93 4-2 1-2 BB		2	1	0	0	2	1	0
7 Christian Vázquez, R (1, 2) OBP: 0.357, SLG: 0.385			F SL 81 F SL 80 B FF 91 F FF 92 B FF 92 B SL 81 X FF 92 3-2 50 1B 1B	X SL 79 0-0 1-H 2-H 2B		C FF 92 X FF 92 0-1 G4-3 ③		C SI 94 F SL 84 D SI 94 X SI 93 1-2 2-3 L9 ②		4	0	2	2	0	0	2
61 Brian Johnson, L (1, 1) 23 Blake Swihart, S (7, PH) OBP: 0.400, SLG: 0.250 37 Heath Hembree, R (7, 1) 18 Mitch Moreland, L (8, PH) 64 Marcus Walden, R (8, 1)			B FF 91 L FF 91 L CH 81 1 SAFE L FF 92 1-3 K ②	C FF 92 F CH 81 B CH 82 B FF 90 X FF 92 X FF 90 2-2 G5-3 ③			C FF 86 X FC 81 0-1 F8 ①	B CU 79 F CU 79 B SL 87 X SI 94 2-1 G1-3 ③		2 1 0 1 0	0 0 0 0 0	0 0 0 0 0	0 0 0 0 0	1 0 0 0 0	2 0 0 2 0

	AB	38
	R	7
	H	12
	RBI	7
	BB	3
	SO	6
	LOB	13

Inning Stats	1	2	3	4	5	6	7	8	9	1B: 7	SF: 0	WP: 0	PA: 41
	R: 0 E: 0 K: 1 S: 8 H: 0 LOB: 0 BB: 0 P: 11	R: 0 E: 0 K: 1 S: 7 H: 0 LOB: 0 BB: 0 P: 12	R: 0 E: 0 K: 2 S: 17 H: 2 LOB: 2 BB: 0 P: 28	R: 3 E: 0 K: 1 S: 16 H: 3 LOB: 1 BB: 1 P: 31	R: 2 E: 0 K: 1 S: 10 H: 3 LOB: 1 BB: 0 P: 17	R: 0 E: 0 K: 0 S: 7 H: 0 LOB: 0 BB: 0 P: 10	R: 1 E: 0 K: 0 S: 13 H: 1 LOB: 1 BB: 1 P: 19	R: 0 E: 0 K: 0 S: 10 H: 1 LOB: 2 BB: 1 P: 18	R: 1 E: 0 K: 0 S: 9 H: 2 LOB: 1 BB: 0 P: 13	2B: 4 3B: 0 HR: 2	SAC: 0 DP: 1 HBP: 0	PB: 0 SB: 1 CS: 1	

PITCHER	IP	WLS	BF	H	R	ER	SO	BB	IBB	HBP	BLK	WP	HR	S	P	ERA	WHIP
63 Trevor Richards, R (1, 1) ERA: 10.38	4.1	L	22	8	5	5	5	1	0	0	0	0	1	55	93	10.38	2.077
25 Junichi Tazawa, R (5, 1) ERA:	1.2		4	0	0	0	1	0	0	0	0	0	0	10	16	0.00	0.000
50 Chris O'Grady, L (7, 1) ERA: 2.7	1.0		5	1	1	1	0	1	0	0	0	0	1	13	19	9.00	2.000
44 Jacob Turner, R (8, 1) ERA: 3.86	2.0		10	3	1	1	0	1	0	0	0	0	0	19	31	4.50	2.000

PITCHER	IP	WLS	BF	H	R	ER	SO	BB	IBB	HBP	BLK	WP	HR	S	P	ERA	WHIP

Batter	1	2	3	4	5	6	7	8	9	AB	R	H	RBI	BB	SO	LOB
9 Lewis Brinson, R (1, 8) OBP: 0.333, SLG: 0.280	X FF 88 0-0 B2		C CU 74 S SL 80 F FF 87 X FF 89 0-2 13 1B 32 BB 1B		B CH 80 X FF 88 1-0 G5-3		B FF 95 F FF 94 B FF 95 X SL 87 2-1 F8		C SL 85 B SL 82 S SI 95 X SI 94 1-2 13 G3 17 WP 1-2 1B	5	0	2	0	0	0	1
32 Derek Dietrich, L (1, 7) OBP: 0.385, SLG: 0.500 44 Jacob Turner, R (8, 1) 17 Chad Wallach, R (9, PH) OBP: 0.250, SLG: 0.214	C FF 86 S SL 79 B FF 88 B SL 80 B FF 87 T FF 88 3-2 K		B FF 86 B SL 79 D FF 90 C FF 86 1 SAFE B FF 87 4-1 13 1B 1-2 BB		B SL 78 B SI 86 C FF 89 C FF 89 C FF 90 2-3 K		T FF 95 B SL 89 B SL 88 X FF 94 2-1 F9		F SI 93 B SI 94 S SI 95 X SI 94 1-2 G5-3 1-2 2-3	3 0 1	0 0 0	0 0 0	0 0 0	1 0 0	2 0 0	1 0 2
13 Starlin Castro, R (1, 4) OBP: 0.481, SLG: 0.409	C FF 88 B SL 79 F CU 74 B FF 88 B SL 80 S CU 76 3-3 K		B CU 72 C FF 87 C CU 73 X FF 86 1-2 15 FC6-4 1-2 2-3 1B			X CU 72 0-0 15 BB 1B		B SL 84 C SI 93 X SI 94 1-1 1 1B 2B	S SL 86 S FC 87 X SI 96 0-2 G3 2-3 3-H	5	1	3	1	0	1	1
15 Brian Anderson, R (1, 5) OBP: 0.462, SLG: 0.524		B FF 88 B FF 88 X FF 88 2-0 HR	X CU 73 0-0 FC6-4 1-2f			B FF 86 C CH 81 B FF 87 B CU 74 B FF 88 4-1 1-2 BB		H SI 93 1-0 19 FC1-6 1 1B HBP	B SL 86 X SI 95 1-0 P6	3	1	1	1	1	0	4
41 Justin Bour, L (1, 3) OBP: 0.211, SLG: 0.167		B FF 88 X SL 82 1-0 G6-3		B SI 86 C FF 88 C FF 88 B SL 79 X FF 89 2-2 1 1B 1B		X FF 85 0-0 F7		C FC 92 B FC 93 F SI 96 B SI 96 B FC 89 S SI 92 3-3 K		4	0	1	0	0	1	4
1 Cameron Maybin, R (1, 9) OBP: 0.400, SLG: 0.412		B CU 75 X CU 74 1-0 G6-3		C FF 88 C CH 81 D CU 76 X CU 75 1-2 28 G4-6-3 1-2 1B		B FF 88 C FF 89 X FF 88 1-1 F8		B SI 94 B SI 95 X SI 95 2-0 19 FC1-6 1-2 2-H 1B		4	0	2	1	0	0	2
19 Miguel Rojas, R (1, 6) OBP: 0.364, SLG: 0.368		C FF 88 F SL 79 S FF 90 0-3 K		D CU 75 X FF 88 1-0 L9		C FF 87 X FF 86 0-1 P3		C SI 95 X SI 95 0-1 FC1-6 1-2f 2-3		4	0	0	0	0	1	6
28 Bryan Holaday, R (1, 2) OBP: 0.286, SLG: 0.167 25 Junichi Tazawa, R (5, 1) 50 Chris O'Grady, R (7, 1) 2 Yadiel Rivera, R (7, PH) OBP: 0.125, SLG: 0.125 (8, 7)			B FF 87 B FF 87 X FF 89 2-0 G5-3 C CU 72 C FF 89 B FF 87 B SL 79 X FF 88 2-2 G4-6-3 1-2f				B FF 94 F FF 92 C FF 96 B FF 92 S SL 88 2-3 K B FC 91 D SI 95 X FC 93 2-0 G4-3		2 0 0 2	0 0 0 0	0 0 0 0	0 0 0 0	0 0 0 1	0 0 0 2	2 0 0 2
63 Trevor Richards, R (1, 1) 18 Tomás Telis, S (5, 2) OBP: 0.429, SLG: 0.333			C FF 88 C FF 88 B FF 89 S FF 90 1-3 K		C FF 85 B CU 72 X FF 88 1-1 F9		C CU 77 S SL 90 F FF 96 X 0-2 1B		B FC 92 B SI 95 C FC 91 B SI 95 C FC 93 F FC 91 B FC 91 4-2 17 WP 9 1B 13 G3 BB	1 2	0 1	0 1	0 0	0 0	1 0	0 0
Inning Stats	R: 0 E: 0 K: 2 S: 7 H: 0 LOB: 0 BB: 0 P: 13	R: 1 E: 0 K: 1 S: 6 H: 1 LOB: 0 BB: 0 P: 10	R: 0 E: 0 K: 1 S: 13 H: 2 LOB: 3 BB: 1 P: 21	R: 0 E: 0 K: 0 S: 10 H: 2 LOB: 1 BB: 0 P: 16	R: 0 E: 0 K: 1 S: 6 H: 0 LOB: 0 BB: 0 P: 10	R: 0 E: 0 K: 0 S: 7 H: 1 LOB: 2 BB: 1 P: 12	R: 0 E: 0 K: 1 S: 11 H: 1 LOB: 1 BB: 0 P: 17	R: 1 E: 0 K: 1 S: 9 H: 2 LOB: 2 BB: 0 P: 18	R: 1 E: 0 K: 0 S: 13 H: 1 LOB: 1 BB: 1 P: 20	1B: 8 2B: 1 3B: 0 HR: 1	SF: 0 SAC: 0 DP: 1 HBP: 1	WP: 1 PB: 0 SB: 0 CS: 0	PA: 40			

PITCHER		IP	WLS	BF	H	R	ER	SO	BB	IBB	HBP	BLK	WP	HR	S	P	ERA	WHIP
61 Brian Johnson, L ERA: 1.5	(1, 1)	6.0	W	25	6	1	1	5	2	0	0	0	0	1	49	82	1.50	1.333
37 Heath Hembree, R ERA:	(7, 1)	1.0		4	1	0	0	1	0	0	0	0	0	0	11	17	0.00	1.000
64 Marcus Walden, R ERA: 5.4	(8, 1)	2.0		11	3	2	2	1	1	0	1	0	1	0	22	38	9.00	2.000

PITCHER	IP	WLS	BF	H	R	ER	SO	BB	IBB	HBP	BLK	WP	HR	S	P	ERA	WHIP

BOTTOM

Boston Red Sox @ Miami Marlins

Marlins Park, Miami, FL

Mon Apr 02 2018, 7:11 PM - 10:19 PM EDT

Att. 11,113 - Clear - 76 F

livebaseballscorecards.com

AB	36
R	3
H	10
RBI	3
BB	3
SO	7
LOB	25

MIAMI

Batter	1	2	3	4	5	6	7	8	9	10	11	12	13	AB	R	H	RBI	BB	SO	LOB
36 Eduardo Núñez, R (1, 4) OBP: 0.227, SLG: 0.500	P3		P4			F9		FC4-2 16 CS 3-H			16 1B 2B		G5-3 1-2	6	1	1	0	0	0	2
16 Andrew Benintendi, L (1, 7) OBP: 0.333, SLG: 0.158	13 S 28 1B BB		K			13 1B 1B		CS 1-2	G1-3		1B 2-H		13 2B IBB	4	2	2	1	2	1	0
13 Hanley Ramirez, R (1, 3) OBP: 0.333, SLG: 0.522	F7 1-2			F9		28 G6-4-3 1B 1-2			K		L1		3 1B 2B 1-H 2-H	6	0	2	2	0	1	2
28 J.D. Martinez, R (1, 9) OBP: 0.273, SLG: 0.250 32 Matt Barnes, R (11, 1) 3 Sandy León, S (12, 2) OBP: 0.200, SLG: 0.200	1B 2-H			K		G6-4-3 1-2f	G6-3		G3-1		K		1B 2-3	5 0 1	0 0 0	1 0 1	1 0 0	0 0 0	2 0 0	3 0 0
2 Xander Bogaerts, R (1, 6) OBP: 0.357, SLG: 0.643	K			K			G6-3			G4-3	G4-3	G4-3	L9	6	0	0	0	0	2	3
11 Rafael Devers, L (1, 5) OBP: 0.348, SLG: 0.455		G4-3			7 FC1-5 2B		G6-3			F7		G4-6-3 1B		5	0	2	0	0	0	0
7 Christian Vázquez, R (1, 2) OBP: 0.316, SLG: 0.333 37 Heath Hembree, R (12, 1)		G6-3			FC1-5 2-3		G5-3			1B		G4-6-3 1-2f		5 0	0 0	1 0	0 0	0 0	0 0	2 0
19 Jackie Bradley Jr., L (1, 8) OBP: 0.250, SLG: 0.176		G4-3			K			18 F8 36 FC4-2 2B		G5-3			G1-4-3	5	0	1	0	0	1	2
41 Chris Sale, L (1, 1) 66 Bobby Poyner, L (6, 1) 39 Carson Smith, R (7, 1) 18 Mitch Moreland, L (8, PH) 56 Joe Kelly, R (8, 1) 46 Craig Kimbrel, R (10, 1) 50 Mookie Betts, R (11, PH) OBP: 0.440, SLG: 0.524 (11, 9)			K		K			F8 2-3			F8		36 G5-3 13 2B 1B	2 0 0 1 0 0 2	0 0 0 0 0 0 1	0 0 0 0 0 0 1	0 0 0 0 0 0 1	2 0 0 0 0 0 0	1 0 0 0 0 0 0	0 0 0 0 0 0 0
Inning Stats	R: 1 E: 0 K: 1 S: 12 H: 1 LOB: 1 BB: 1 P: 26	R: 0 E: 0 K: 0 S: 8 H: 0 LOB: 0 BB: 0 P: 12	R: 0 E: 0 K: 2 S: 9 H: 0 LOB: 0 BB: 0 P: 10	R: 0 E: 0 K: 2 S: 10 H: 0 LOB: 0 BB: 0 P: 14	R: 0 E: 0 K: 2 S: 14 H: 1 LOB: 1 BB: 0 P: 18	R: 0 E: 0 K: 0 S: 10 H: 2 LOB: 1 BB: 0 P: 16	R: 0 E: 0 K: 0 S: 9 H: 0 LOB: 0 BB: 0 P: 13	R: 0 E: 0 K: 0 S: 8 H: 1 LOB: 0 BB: 0 P: 14	R: 0 E: 0 K: 1 S: 7 H: 0 LOB: 0 BB: 0 P: 11	R: 0 E: 0 K: 0 S: 9 H: 1 LOB: 1 BB: 0 P: 15	R: 1 E: 0 K: 1 S: 13 H: 2 LOB: 1 BB: 0 P: 20	R: 0 E: 0 K: 0 S: 9 H: 1 LOB: 0 BB: 0 P: 10	R: 2 E: 0 K: 0 S: 12 H: 3 LOB: 2 BB: 1 P: 17	1B: 8 2B: 4 3B: 0 HR: 0	SF: 0 SAC: 0 DP: 2 HBP: 0		WP: 0 PB: 0 SB: 1 CS: 1	PA: 51			

PITCHER		IP	WLS	BF	H	R	ER	SO	BB	IBB	HBP	BLK	WP	HR	S	P	ERA	WHIP
62 José Ureña, R ERA: 4.91	(1, 1)	7.0		25	4	1	1	7	1	0	0	0	0	0	72	109	1.29	0.714
71 Drew Steckenrider, R ERA:	(8, 1)	1.0		3	1	0	0	0	0	0	0	0	0	0	8	14	0.00	1.000
46 Kyle Barraclough, R ERA:	(9, 1)	1.0		3	0	0	0	1	0	0	0	0	0	0	7	11	0.00	0.000
29 Brad Ziegler, R ERA: 9.82	(10, 1)	1.0		4	1	0	0	0	0	0	0	0	0	0	9	15	0.00	1.000
43 Odrisamer Despaigne, R ERA: 5.63	(11, 1)	2.0		8	3	1	1	1	0	0	0	0	0	0	22	30	4.50	1.500

PITCHER		IP	WLS	BF	H	R	ER	SO	BB	IBB	HBP	BLK	WP	HR	S	P	ERA	WHIP
56 Tayron Guerrero, R ERA: 10.8	(13, 1)	1.0	L	7	3	2	2	0	0	1	0	0	0	0	12	17	18.00	3.000

TOP

Boston Red Sox @ Miami Marlins

Marlins Park, Miami, FL

Tue Apr 03 2018, 6:11 PM - 10:37 PM EDT

Att. 14,953 - Partly Cloudy - 77 F

livebaseballscorecards.com

AB	48
R	4
H	12
RBI	4
BB	2
SO	9
LOB	16

Boston Red Sox @ Miami Marlins

Marlins Park, Miami, FL

Tue Apr 03 2018, 6:11 PM - 10:37 PM EDT

Att. 14,953 - Partly Cloudy - 77 F

livebaseballscorecards.com

Batter	1	2	3	4	5	6	7	8	9	10	11	12	13	AB	R	H	RBI	BB	SO	LOB
9 Lewis Brinson, R (1, 8) OBP: 0.273, SLG: 0.226	G1-3		K			K		L5		F9			G5-3	6	0	0	0	0	2	2
32 Derek Dietrich, L (1, 7) OBP: 0.375, SLG: 0.464	K			13 G6-4-3 1B		K			P5		K2-3		13 FC4 1B	6	0	2	0	0	3	0
13 Starlin Castro, R (1, 4) OBP: 0.424, SLG: 0.357	1B			G6-4-3 1-2f		G6-3			F9		L9		FC4 1-2f	6	0	1	0	0	0	2
15 Brian Anderson, R (1, 5) OBP: 0.469, SLG: 0.480	K			41 2B 1B			F7		4-2 BB		41 BB 1 2B BB		K	4	2	1	0	2	2	2
41 Justin Bour, L (1, 3) OBP: 0.250, SLG: 0.227		L8		1-H 2B			K		L6		1-2 1 2B BB			4	0	1	1	1	1	1
1 Cameron Maybin, R (1, 9) OBP: 0.440, SLG: 0.500		19 F9-3 1B		K			19 S 1B			G4-3	1-H 2-H 2B			5	0	3	1	0	1	1
19 Miguel Rojas, R (1, 6) OBP: 0.333, SLG: 0.333		F9-3 1-1			P5		K 1-2			2 S 1B		G3		5	0	1	0	0	1	2
17 Chad Wallach, R (1, 2) OBP: 0.190, SLG: 0.158			F9		K			G6-3		K		K		5	0	0	0	0	3	1
62 José Ureña, R (-, -) 71 Drew Steckenrider, R (-, -) 18 Tomás Telis, S (-, -) 46 Kyle Barraclough, R (-, -) 29 Brad Ziegler, R (-, -) 2 Yadiel Rivera, R (-, -) 43 Dominmer Diespagne, R (-, -) 28 Bryan Holaday, R (-, -) 56 Taylor Guerrieri, R (-, -)			C FF 92 M FF 91 B FF 90 F FF 95 S SL 78 1-3 K		C SL 74 B FF 89 S FF 92 X FF 89 1-2 B2-3			B SI 96 F FF 95 C SL 88 F SL 87 B CH 86 F SL 98 F KC 83 S CH 87 2-3 K		B FF 96 C FF 96 S KC 86 B KC 87 F FF 96 B FF 96 B FF 95 4-2 BB		C CU 78 S SL 89 S SL 89 0-3 K		2 0 0 0 0 1 0 0 0 0 0 0 0 0 1 0 0 0 0 1 0 0 0 0 0 0 0 0 0 0 0 0 0 0 0 0 0 0 0 1 0 0 0 0 0 0 0 0 0 1 0 0 0 0 1 0 0 0 0 0 0 0 0						
Inning Stats	R: 0 H: 1 E: 0 LOB: 1 K: 2 BB: 0 S: 18 P: 27	R: 0 H: 1 E: 0 LOB: 0 K: 0 BB: 0 S: 10 P: 16	R: 0 H: 0 E: 0 LOB: 0 K: 2 BB: 0 S: 11 P: 14	R: 1 H: 3 E: 0 LOB: 1 K: 1 BB: 0 S: 13 P: 21	R: 0 H: 0 E: 0 LOB: 0 K: 1 BB: 0 S: 10 P: 15	R: 0 H: 0 E: 0 LOB: 0 K: 2 BB: 0 S: 13 P: 20	R: 0 H: 1 E: 0 LOB: 1 K: 2 BB: 0 S: 12 P: 16	R: 0 H: 0 E: 0 LOB: 0 K: 1 BB: 0 S: 11 P: 14	R: 0 H: 0 E: 0 LOB: 1 K: 0 BB: 1 S: 8 P: 15	R: 0 H: 1 E: 0 LOB: 2 K: 1 BB: 1 S: 10 P: 17	R: 1 H: 1 E: 0 LOB: 2 K: 1 BB: 2 S: 10 P: 20	R: 0 H: 0 E: 0 LOB: 0 K: 2 BB: 0 S: 9 P: 12	R: 0 H: 1 E: 0 LOB: 1 K: 1 BB: 0 S: 15 P: 20	1B: 7 SF: 0 2B: 3 SAC: 0 3B: 0 DP: 2 HR: 0 HBP: 0	WP: 0 PA: 49 PB: 0 SB: 2 CS: 0					

PITCHER		IP	WLS	BF	H	R	ER	SO	BB	IBB	HBP	BLK	WP	HR	S	P	ERA	WHIP
41 Chris Sale, L ERA: 0.82	(1, 1)	5.0		18	5	1	1	6	0	0	0	0	0	0	62	93	1.80	1.000
66 Bobby Poyner, L ERA: 3.38	(6, 1)	1.2		6	1	0	0	3	0	0	0	0	0	0	21	31	0.00	0.600
39 Carson Smith, R ERA: 10.8	(7, 1)	0.1		1	0	0	0	1	0	0	0	0	0	0	4	5	0.00	0.000
56 Joe Kelly, R ERA: 10.8	(8, 1)	2.0		7	0	0	0	1	1	0	0	0	0	0	19	29	0.00	0.500
46 Craig Kimbrel, R ERA:	(10, 1)	1.0		5	1	0	0	1	1	0	0	0	0	0	10	17	0.00	2.000

PITCHER		IP	WLS	BF	H	R	ER	SO	BB	IBB	HBP	BLK	WP	HR	S	P	ERA	WHIP
32 Matt Barnes, R ERA: 2.45	(11, 1)	1.0	B	5	1	1	1	1	2	0	0	0	0	0	10	20	9.00	3.000
37 Heath Hembree, R ERA:	(12, 1)	2.0	W	7	1	0	0	3	0	0	0	0	0	0	24	32	0.00	0.500

AB	45
R	2
H	9
RBI	2
BB	4
SO	16
LOB	11

MIAMI

Batter	1	2	3	4	5	6	7	8	9	AB	R	H	RBI	BB	SO	LOB
9 Lewis Brinson, R (1, 8) OBP: 0.243, SLG: 0.200	F FF 93 B FF 93 F FF 94 C KC 80 1-3 K ①		C KC 78 B SL 84 S SL 81 S SL 84 1-3 K ③			C FF 94 S SL 81 B SI 93 B KC 80 S SL 82 2-3 K ①		C SL 84 S SL 85 B SL 84 S SL 83 1-3 K ③		4	0	0	0	0	4	0
32 Derek Dietrich, L (1, 7) OBP: 0.361, SLG: 0.438	B FF 94 F FF 94 X FF 95 1-1 F7 ②			C FF 92 B KC 79 B KC 78 F FF 94 B FF 95 X FF 96 3-2 F8 ①		C KC 78 X SI 95 0-1 1B			C FF 94 C FF 94 S FS 88 0-3 K2-3 ①	4	0	1	0	0	1	0
13 Starlin Castro, R (1, 4) OBP: 0.405, SLG: 0.344	B FF 94 C FF 95 B SL 86 X FF 96 2-1 1B			B KC 77 C SL 82 C FF 95 S SL 80 F SL 82 X FF 95 1-2 F9 ②		B FF 94 B SL 80 C FF 95 S KC 79 F KC 80 X SL 81 2-2 F8 ②			F SL 87 B SI 94 S FF 94 F FF 94 B FS 88 B FS 87 X FF 93 3-2 F9 ②	4	0	1	0	0	0	1
41 Justin Bour, L (1, 3) OBP: 0.250, SLG: 0.231	F SI 94 C KC 80 F KC 80 B B KC 81 X SI 96 2-2 G6-3 ③			C KC 76 C FF 94 X FF 96 0-2 15 2B 1B		C SL 79 C SL 80 S SL 79 0-3 K ③			B FF 94 B FF 92 C FS 86 B FS 86 X FF 94 3-1 P4 ③	4	0	1	0	0	1	2
15 Brian Anderson, R (1, 5) OBP: 0.457, SLG: 0.500		F FF 92 B FF 94 X KC 78 1-1 G4-3 ①		C FF 94 B KC 78 S KC 78 D SL 82 F SL 82 X FF 96 2-2 1-3 2B			B SI 93 C SI 93 F CH 81 X CH 82 1-2 G4-3 ①			3	0	1	0	0	0	0
1 Cameron Maybin, R (1, 9) OBP: 0.393, SLG: 0.440		C FF 93 B FF 94 C KC 76 C SL 82 1-3 K ②		B KC 79 S FF 95 S FF 95 S KC 79 1-3 K ③			X FF 93 0-0 L8 ②			3	0	0	0	0	2	2
19 Miguel Rojas, R (1, 6) OBP: 0.300, SLG: 0.296		B FF 95 B FF 95 F FF 96 C FF 96 B KC 79 F FF 96 F SL 84 S SL 82 3-3 K ③			F FF 93 C SL 81 F FF 93 B KC 80 X SL 80 1-2 G6-3 ①		B CU 75 X SI 93 1-0 G6-3 ③			3	0	0	0	0	1	0
28 Bryan Holaday, R (1, 2) OBP: 0.200, SLG: 0.111 12 Braxton Lee, L (8, PH) 56 Tayron Guerrero, R (8, 1)			C FF 92 B SL 83 F FF 94 C FF 93 1-3 K ①		S KC 77 B FF 94 S SL 83 B FF 94 X SL 82 2-2 L9 ②			B SI 95 C SI 96 X 1-1 E4 18 G4-3		2 1 0	0 0 0	0 0 0	0 0 0	0 0 0	1 0 0	0 0 0
31 Caleb Smith, R (1, 1) 66 Jarlín García, L (4, 1) 18 Tomás Telis, S (8, PH) OBP: 0.333, SLG: 0.250 (8, 2)			B FF 93 B FF 93 C FF 92 C FF 92 B FF 94 S FF 93 3-3 K ②		C SI 93 B SI 93 S FF 94 C KC 76 1-3 K ③			1 SAFE C SI 96 B FS 83 X SI 96 1-1 G4-3 ①② 1-2f		1 1 1	0 0 0	0 0 0	0 0 0	0 0 0	1 1 0	0 0 1
Inning Stats	R: 0 E: 0 K: 1 S: 11 H: 1 LOB: 1 BB: 0 P: 17	R: 0 E: 0 K: 2 S: 10 H: 0 LOB: 0 BB: 0 P: 15	R: 0 E: 0 K: 3 S: 9 H: 0 LOB: 0 BB: 0 P: 14	R: 0 E: 0 K: 1 S: 17 H: 2 LOB: 2 BB: 0 P: 24	R: 0 E: 0 K: 1 S: 10 H: 0 LOB: 0 BB: 0 P: 14	R: 0 E: 0 K: 2 S: 12 H: 1 LOB: 1 BB: 0 P: 16	R: 0 E: 0 K: 0 S: 5 H: 0 LOB: 0 BB: 0 P: 7	R: 0 E: 1 K: 1 S: 7 H: 0 LOB: 0 BB: 0 P: 10	R: 0 E: 0 K: 1 S: 9 H: 0 LOB: 0 BB: 0 P: 15	1B: 3 2B: 1 3B: 0 HR: 0	SF: 0 SAC: 0 DP: 1 HBP: 0			WP: 0 PB: 0 SB: 0 CS: 0	PA: 31	

PITCHER		IP	WLS	BF	H	R	ER	SO	BB	IBB	HBP	BLK	WP	HR	S	P	ERA	WHIP
43 Nick Pivetta, R ERA: 2.79	(1, 1)	5.2	W	21	4	0	0	9	0	0	0	0	0	0	66	97	0.00	0.706
46 Adam Morgan, L ERA: 5.4	(6, 1)	1.1	H	4	0	0	0	1	0	0	0	0	0	0	8	10	0.00	0.000
57 Luis García, R ERA: 2.25	(8, 1)	1.0		3	0	0	0	1	0	0	0	0	0	0	7	10	0.00	0.000
50 Héctor Neris, R ERA: 10.13	(9, 1)	1.0		3	0	0	0	1	0	0	0	0	0	0	9	15	0.00	0.000

PITCHER	IP	WLS	BF	H	R	ER	SO	BB	IBB	HBP	BLK	WP	HR	S	P	ERA	WHIP

TOP

Miami Marlins @ Philadelphia Phillies

Citizens Bank Park, Philadelphia, PA

Thu Apr 05 2018, 3:13 PM - 6:14 PM EDT

Att. 44,488 - Partly Cloudy - 46 F

livebaseballscorecards.com

AB	31
R	0
H	4
RBI	0
BB	0
SO	12
LOB	6

MIAMI

Miami Marlins @ Philadelphia Phillies

Citizens Bank Park, Philadelphia, PA

Thu Apr 05 2018, 3:13 PM - 6:14 PM EDT

Att. 44,488 - Partly Cloudy - 46 F

livebaseballscorecards.com

Batter	1	2	3	4	5	6	7	8	9	AB	R	H	RBI	BB	SO	LOB
16 César Hernández, S (1, 4) OBP: 0.429, SLG: 0.478	B FF 90 C FF 90 B CH 83 B FF 90 F FF 90 B FF 91 4-2 37 BB 17 BB 7 1B BB	B FF 92 B SL 82 C FF 91 B FF 91 B FF 91 4-1 41 FC6-4 BB		B FF 92 C FF 92 B FF 92 X FF 92 2-1 4 BLK 41 S 1B		B FF 92 C FF 91 X FF 92 1-1 E4 41 CS 41 S		B FF 98 S FF 98 B FF 97 F FF 97 B FF 98 F FF 96 F FF 96 B FF 97 4-2 BB		2	1	1	0	3	0	0
41 Carlos Santana, S (1, 3) OBP: 0.250, SLG: 0.364	B SL 81 B FF 90 C FF 91 S CH 82 1 SAFE D SL 82 X FF 90 3-2 ① L9	B FF 91 B CH 82 C FF 92 X SL 83 2-1 ③ FC6-4 1-2f		S FF 92 1 SAFE B CH 84 1 SAFE B CH 84 B FF 93 F FF 91 S FF 92 3-3 ② K 1-2		B B C B C F B 4-2 ② 4 FC6-4 1-3 BB		C FF 98 S SL 85 F FF 99 F FF 98 B FF 99 F SL 84 F SL 88 S FF 99 1-3 ② K		4	0	0	0	1	2	4
4 Scott Kingery, R (1, 9) OBP: 0.263, SLG: 0.333	1 SAFE C FF 90 X SL 80 0-1 ② F8		B FF 92 B CH 83 B FF 92 B FF 90 4-0 17 S 37 1B BB	C SL 82 B CH 84 B CH 84 X FF 92 2-1 ③ F8 2-3		C 1 SAFE F X 0-2 ③ FC6-4 1-2f		S SL 88 D SL 87 S FF 98 B FF 100 F FF 98 S FF 99 2-3 ③ K		4	1	0	0	1	1	4
17 Rhys Hoskins, R (1, 7) OBP: 0.500, SLG: 0.700	B FF 91 B FF 90 D CH 82 C FF 90 B FF 90 4-1 37 BB 7 1B 1-2 BB		S SL 84 B CH 83 C CH 83 1 SAFE B FF 91 B FF 92 S SL 82 3-3 ① K 1-2		C FF 92 B CH 85 B CH 85 F FF 92 C FF 94 2-3 ① K		C CH 81 S FF 92 F CH 85 F CH 85 B FF 92 X SL 85 1-2 ① F8			3	1	0	0	1	2	1
37 Odúbel Herrera, L (1, 8) OBP: 0.333, SLG: 0.313	S SL 81 D SL 81 D SL 81 2 SAFE B FF 90 B FF 90 4-1 7 1B 1-2 2-3 BB		B FF 90 F SL 81 S SL 82 B FF 91 F SL 82 2 SAFE F FF 91 F SL 82 X SL 83 2-2 38 S 2-H 1B		C SL 84 B SL 84 S SL 83 X FF 91 1-2 ② G5-3		F FF 92 B FF 92 X FF 90 1-1 7 HR 1B			3	1	2	1	1	0	0
7 Maikel Franco, R (1, 5) OBP: 0.353, SLG: 0.600	2 SAFE C FF 90 S SL 82 B FF 92 D SL 82 X FF 91 2-2 1-2 2-H 3-H 1B		1 SAFE B SL 82 S CH 83 S CH 83 F CH 82 X SL 82 1-2 ② P2		B FF 93 C FF 92 F CH 85 F CH 86 B SL 87 F CH 85 X FF 93 2-2 3B		B F B 1 SAFE X 2-1 1-H HR			4	1	3	4	0	0	1
38 Jorge Alfaro, R (1, 2) OBP: 0.333, SLG: 0.111	B SL 80 C CH 83 F FF 91 F SL 82 S CH 83 1-3 ③ K		B FF 90 S CH 82 1-1 1-2 IBB		0-0 IBB		X 0-0 ② G6-3			2	0	0	0	2	1	2
43 Nick Pivetta, R (1, 1) 46 Adam Morgan, L (6, 1) 23 Aaron Altherr, R (7, PH) OBP: 0.227, SLG: 0.056 57 Luis García, R (8, 1) 50 Héctor Neris, R (9, 1)		C FF 92 S FF 90 C FF 93 0-3 ① K	S SL 83 F FF 90 S 0-3 ③ K		C FF 89 X FF 92 0-1 ③ G6-3		C X 0-1 ③ F8			3 0 1 0 0 0	0 0 0 0 0 0	0 0 0 0 0 0	0 0 0 0 0 0	0 0 0 0 0 0	2 0 0 0 0 0	4 0 0 0 0 0
2 J.P. Crawford, L (1, 6) OBP: 0.100, SLG: 0.053		B FF 92 B SL 83 X FF 92 2-0 ② G6-3		B FF 92 C FF 92 B FF 93 F FF 93 F FF 93 B SL 86 X FF 93 3-2 ① G3		B FF 92 B FF 90 S FF 90 S FF 91 X FF 90 2-2 ① G3-1		B FF 97 B FF 97 S FF 96 S FF 97 S FF 98 2-3 ① K		4	0	0	0	0	1	0
Inning Stats	R: 2 E: 0 K: 1 S: 16 H: 1 LOB: 2 BB: 3 P: 34	R: 0 E: 0 K: 1 S: 7 H: 0 LOB: 1 BB: 1 P: 15	R: 1 E: 0 K: 2 S: 17 H: 1 LOB: 2 BB: 2 P: 28	R: 0 E: 0 K: 1 S: 11 H: 1 LOB: 1 BB: 0 P: 21	R: 0 E: 0 K: 1 S: 13 H: 1 LOB: 2 BB: 1 P: 18	R: 0 E: 1 K: 0 S: 11 H: 0 LOB: 1 BB: 1 P: 18	R: 2 E: 0 K: 0 S: 12 H: 2 LOB: 0 BB: 0 P: 16	R: 0 E: 0 K: 3 S: 18 H: 0 LOB: 1 BB: 1 P: 27		1B: 4 2B: 0 3B: 1 HR: 1 SF: 0 SAC: 0 DP: 0 HBP: 0						

	AB	30
	R	5
	H	6
	RBI	5
	BB	9
	SO	9
	LOB	16

WP: 0 PB: 0 SB: 4 CS: 1 PA: 39

PITCHER		IP	WLS	BF	H	R	ER	SO	BB	IBB	HBP	BLK	WP	HR	S	P	ERA	WHIP
31 Caleb Smith, L ERA: 4.32	(1, 1)	3.0	L	17	2	3	3	4	5	1	0	0	0	0	40	77	9.00	2.333
66 Jarlín García, L ERA: 1.8	(4, 1)	4.0		18	4	2	2	2	1	1	0	1	0	1	47	73	4.50	1.250
56 Tayron Guerrero, R ERA: 8.31	(8, 1)	1.0		4	0	0	0	3	1	0	0	0	0	0	18	27	0.00	1.000

PITCHER	IP	WLS	BF	H	R	ER	SO	BB	IBB	HBP	BLK	WP	HR	S	P	ERA	WHIP

Batter	1	2	3	4	5	6	7	8	9	AB	R	H	RBI	BB	SO	LOB
32 Derek Dietrich, L (1, 7) OBP: 0.350, SLG: 0.417	B FF 92 C FF 93 C CH 89 B KC 78 B KC 78 X SI 92 3-2 9 G6-3 13 WP 1B	C KC 81 B KC 81 B FF 94 S FF 93 F FF 96 B FF 95 X FF 95 3-2 ③ P4			B FF 91 C FF 92 B FF 95 F FF 92 X KC 79 2-2 ② G4-3			S SI 91 B CH 86 F CH 86 C SL 84 1-3 ② K		4	1	1	0	0	1	2
9 Lewis Brinson, R (1, 8) OBP: 0.244, SLG: 0.184	C FF 94 D KC 80 F FF 93 1 SAFE D SL 84 1 SAFE B FF 93 X SL 85 3-2 ① G6-3 1-2		C SL 82 B SL 85 F SL 83 B FF 95 B FF 95 B SL 84 4-2 13 FC6-4 BB		C FF 93 X KC 78 0-1 ③ G6-3			B FF 91 X FF 90 1-0 ③ F8		3	0	0	0	1	0	1
13 Starlin Castro, R (1, 4) OBP: 0.400, SLG: 0.371 56 Tayron Guerrero, R (6, 1) 12 Braxton Lee, L (7, 9) OBP: 0.286, SLG: 0.167	B KC 80 B FF 93 S FF 93 S FF 94 F SL 83 B SL 84 F FF 94 X FF 93 3-2 2-H 2B		F KC 80 X SL 85 0-1 ① FC6-4 41 WP 1-2f			C FF 92 X KC 78 0-1 ① G6-3			B SI 90 X SI 90 1-0 15 G2-3 1B	3 0 1	0 0 0	1 0 1	0 0 0	0 0 0	0 0 0	1 0 0
41 Justin Bour, L (1, 3) OBP: 0.219, SLG: 0.200	C FF 94 F KC 81 S FF 95 0-3 ② K		B KC 84 X FF 93 1-0 ② L8 1-2			C FF 94 F FF 94 B FF 95 F FF 95 F KC 81 X KC 80 1-2 ② G3			B SI 90 C SI 90 F SI 90 B CH 84 S SL 85 2-3 ① K	4	0	0	0	0	2	3
15 Brian Anderson, R (1, 5) OBP: 0.410, SLG: 0.438	D KC 82 B FF 95 X FF 94 2-0 ③ F9		S FF 93 X FF 94 0-1 ③ F8			C FF 93 F SL 81 B FF 94 C FF 95 1-3 ③ K			X SI 92 0-0 ② G2-3 1-2	4	0	0	0	0	1	3
1 Cameron Maybin, R (1, 9) OBP: 0.387, SLG: 0.429 25 Junichi Tazawa, R (7, 1) 28 Bryan Holaday, R (8, 1) OBP: 0.182, SLG: 0.100		C FF 92 B FF 94 X KC 79 1-1 19 1B 1B		F FF 92 C FF 93 C FF 95 0-3 ① K			B FF 91 F FF 91 F SL 85 B SL 85 S CH 86 2-3 ① K		C SI 92 S SL 84 X CH 86 0-2 ③ G1-3	3 0 1	0 0 0	1 0 0	0 0 0	0 0 0	2 0 0	0 0 1
19 Miguel Rojas, R (1, 6) OBP: 0.303, SLG: 0.300		B FF 93 1 SAFE B SL 84 C FF 93 B FF 93 F FF 94 1 SAFE F FF 94 X FF 93 3-2 1-3 1B		B FF 94 B FF 92 F FF 92 F FF 94 X SL 84 2-2 ② L7			C FF 92 F FF 91 B SL 85 B CH 85 S CH 85 2-3 ② K			3	0	1	0	0	1	0
17 Chad Wallach, R (1, 2) OBP: 0.174, SLG: 0.143 50 Chris O'Grady, R (4, 1) 2 Yadiel Rivera, R (6, 4) OBP: 0.200, SLG: 0.111		C FF 94 B SL 84 C FF 95 S FF 95 1-3 ① K		F FF 94 F FF 94 B FF 95 S FF 95 1-3 ③ K			C FF 92 C SL 84 B CH 85 F CH 85 X FF 93 1-2 ③ F9			2 0 1	0 0 0	0 0 0	0 0 0	0 0 0	2 0 0	2 0 0
76 Dillon Peters, L (1, 1) 44 Jacob Turner, R (3, 1) 18 Tomás Telis, S (4, 2) OBP: 0.273, SLG: 0.200		B FF 94 L FF 93 F FF 92 B FF 94 B FF 91 L FF 93 3-3 ② K			C FF 92 X FF 93 0-1 ① F7			C SI 90 B SI 91 B SI 90 F SI 91 F CH 86 X FF 93 2-2 ① G5-3		1 0 2	0 0 0	0 0 0	0 0 0	1 0 0	2 0 0	2 0 0
Inning Stats	R: 1 E: 0 K: 1 S: 15 H: 2 LOB: 1 BB: 0 P: 26	R: 0 E: 0 K: 2 S: 16 H: 2 LOB: 2 BB: 0 P: 27	R: 0 E: 0 K: 0 S: 7 H: 0 LOB: 1 BB: 1 P: 12	R: 0 E: 0 K: 2 S: 9 H: 0 LOB: 0 BB: 0 P: 12	R: 0 E: 0 K: 0 S: 7 H: 0 LOB: 0 BB: 0 P: 9	R: 0 E: 0 K: 1 S: 10 H: 0 LOB: 0 BB: 0 P: 12	R: 0 E: 0 K: 2 S: 11 H: 0 LOB: 0 BB: 0 P: 16	R: 0 E: 0 K: 1 S: 8 H: 0 LOB: 0 BB: 0 P: 12	R: 0 E: 0 K: 1 S: 8 H: 1 LOB: 1 BB: 0 P: 11	1B: 4 2B: 1 3B: 0 HR: 0 SF: 0 SAC: 0 DP: 0 HBP: 0						

PITCHER	IP	WLS	BF	H	R	ER	SO	BB	IBB	HBP	BLK	WP	HR	S	P	ERA	WHIP
28 Vince Velasquez, R (1, 1) ERA: 5.19	6.0	W	23	4	1	1	6	1	0	0	0	2	0	64	98	1.50	0.833
44 Jake Thompson, R (7, 1) ERA: 7.2	3.0	S	10	1	0	0	4	0	0	0	0	0	0	27	39	0.00	0.333

PITCHER	IP	WLS	BF	H	R	ER	SO	BB	IBB	HBP	BLK	WP	HR	S	P	ERA	WHIP

TOP

Miami Marlins @ Philadelphia Phillies

Citizens Bank Park, Philadelphia, PA

Sat Apr 07 2018, 6:09 PM - 9:29 PM EDT

Att. 33,660 - Cloudy - 46 F

livebaseballscorecards.com

AB	32
R	1
H	5
RBI	0
BB	1
SO	10
LOB	15

MIAMI

WP: 2 PB: 0 SB: 0 CS: 0 PA: 33

BOTTOM

Batter	1	2	3	4	5	6	7	8	9	AB	R	H	RBI	BB	SO	LOB
16 César Hernández, S (1, 4) OBP: 0.438, SLG: 0.462	B CU 76 C FF 91 C FF 92 4-2 4 1B 41 1B 17 BB BB	C FF 91 X CU 76 0-1 ① ② G4-3 1-2f	B FF 89 C FF 89 B CH 82 X FF 88 2-1 1-2 1B	B SI 94 B SL 85 C SI 92 X SI 94 2-1 ② G1-3 1-2 2-3 3-H		X FF 98 0-0 18 1B 4 2B 1B	B FF 90 X FF 90 1-0 ③ G4-3			3	1	1	1	1	0	3
5 Nick Williams, L (6, 7) OBP: 0.154, SLG: 0.154										2	1	1	0	0	0	0
41 Carlos Santana, S (1, 3) OBP: 0.281, SLG: 0.500	B FF 90 C CH 84 C FF 91 B CU 76 B CH 84 X FF 91 3-2 17 BB 4 1B 7 HR 1-2 1B	B CU 76 B CH 82 B FF 90 C FF 90 F FF 89 X CU 74 3-2 ③ G5-3	B SI 92 X SI 92 1-0 ③ P4	C SI 93 F SL 85 F SL 85 X SI 92 0-2 2-H 3-H HR		D FF 97 S FF 96 B FF 96 X FF 96 2-1 4 2B 17 SF9 1-2 1B		F FA 72 X FA 68 0-1 ① F9		4	2	2	3	0	0	2
18 Pedro Florimón, S (6, 6) OBP: 0.333, SLG: 0.333										2	1	1	0	0	0	0
4 Scott Kingery, R (1, 6) OBP: 0.320, SLG: 0.391	C FF 91 B CU 75 S CH 83 B FF 90 F FF 91 X CU 76 2-2 17 BB 7 HR 1-2 2-3 1B	C FF 89 S CU 75 B FF 89 S CH 83 1-3 K	B SI 92 94 93 94 94 1-3 ① K B SI 94 92 94 94 93 4-2 17 2B BB			X SI 96 0-0 37 1B 1-3 2-H 2B		X FA 72 0-0 ② P2		5	2	2	1	1	2	0
17 Rhys Hoskins, R (1, 7) OBP: 0.533, SLG: 0.739	B CH 83 B FF 91 B FF 91 B FF 89 4-0 7 HR 1-2 2-3 3-H BB	C CU 74 C CH 84 F FF 90 X CU 74 0-2 7 BB 37 1B 23 HR 1B	B SI 93 94 92 94 94 4-0 37 2B 7 2B BB B SI 94 C SL 85 X SI 93 1-1 1-H 2B			D SL 89 F FF 98 B FF 98 X FF 98 2-1 ② SF9 3-H		B SL 69 B FA 70 F FA 71 F FA 73 S CU 62 2-3 ③ K		3	3	2	3	2	1	0
37 Odúbel Herrera, L (1, 8) OBP: 0.391, SLG: 0.429	S FF 91 S CU 76 B FF 90 S CH 83 1-3 ① K	S FF 90 X CH 82 0-1 7 BB 23 HR 1-2 1B	B SI 92 F SI 92 X SL 85 1-1 7 2B 1-3 2B P3 K			B SL 85 S FF 100 B FF 99 F FF 98 X SL 86 2-2 2-3 1B				5	2	3	0	0	2	4
7 Maikel Franco, R (1, 5) OBP: 0.409, SLG: 0.789	B FF 91 C CH 83 F FF 90 F CU 76 B FF 90 F CH 83 F CU 77 X FF 91 2-2 1-H 2-H 3-H HR	B CU 74 B CH 82 C FF 89 F CU 74 B CU 74 F CU 74 B FF 89 4-2 23 HR 1-2 2-3 BB	X SI 92 0-0 38 1B 2-H 3-H 2B	C FF 87 B FC 83 X FF 88 1-1 ① F8		B FF 99 X SL 86 1-0 ③ F7				4	3	2	6	1	0	2
23 Aaron Altherr, R (1, 9) OBP: 0.259, SLG: 0.227	C FF 91 B CH 84 F FF 90 X CU 75 1-2 ② F8		S FF 90 S FF 89 B FF 90 X CU 73 1-2 1-H 2-H 3-H HR	B SI 93 B SI 91 F SI 92 B SL 86 F SI 93 B SL 86 4-2 28 1B 38 1B 16 G1-3 BB		C FC 82 F FC 82 F FF 89 B FC 82 B FF 89 F FC 83 F FC 82 F FC 82 F FF 90 2-3 ② K		C FF 91 B SL 78 F FF 91 F FO 86 B FO 86 S FF 92 2-3 ① K		4	2	1	4	1	2	0
38 Jorge Alfaro, R (1, 2) OBP: 0.412, SLG: 0.500	C CU 75 B CH 83 S FF 90 S FF 92 1-3 ③ K		X FF 90 0-0 16 1B 1B	F SI 94 B SL 85 F SI 93 X SI 94 1-2 16 G1-3 28 1B 41 HR 1-2 2-H 1B		B FF 89 S FC 84 F FF 89 S FF 90 1-3 ③ K		B CU 73 X FF 90 1-0 HR		5	2	3	2	0	2	0
28 Vince Velasquez, R (1, 1) OBP: 0.500, SLG: 0.500		B FF 90 C FF 88 S CU 74 B CU 75 X FF 90 2-2 16 G4-3 1B	1 SAFE F FF 90 1 SAFE B CU 72 X FF 88 1-1 ② P2	C SI 93 B SI 93 D SI 93 F SI 92 X SL 85 2-2 16 G1-3 41 HR 1-2 2-3 1B		S FF 97 S FF 98 S FF 98 0-3 ① K		F FF 90 C FF 90 B CU 76 F CU 75 F FF 91 F FF 90 C FO 84 1-3 ② K		4	1	2	0	0	1	1
44 Jake Thompson, R (7, 1)										1	0	0	0	0	1	0

Inning Stats	1	2	3	4	5	6	7	8	9
	R: 5 E: 0 K: 2 S: 24 H: 3 LOB: 0 BB: 2 P: 42	R: 0 E: 0 K: 0 S: 8 H: 1 LOB: 0 BB: 0 P: 13	R: 4 E: 0 K: 1 S: 21 H: 5 LOB: 2 BB: 1 P: 31	R: 8 E: 0 K: 2 S: 28 H: 6 LOB: 1 BB: 3 P: 50	R: 0 E: 0 K: 2 S: 15 H: 0 LOB: 0 BB: 0 P: 19	R: 2 E: 0 K: 1 S: 13 H: 4 LOB: 2 BB: 0 P: 20	R: 1 E: 0 K: 2 S: 12 H: 1 LOB: 0 BB: 0 P: 17	R: 0 E: 0 K: 1 S: 6 H: 0 LOB: 0 BB: 0 P: 8	

1B: 12 SF: 1
2B: 4 SAC: 0
3B: 0 DP: 1
HR: 4 HBP: 0

WP: 0 PA: 49
PB: 0
SB: 0
CS: 0

PITCHER		IP	WLS	BF	H	R	ER	SO	BB	IBB	HBP	BLK	WP	HR	S	P	ERA	WHIP
76 Dillon Peters, L ERA: 9.35	(1, 1)	2.2	L	19	9	9	9	3	3	0	0	0	0	2	52	84	30.38	4.500
44 Jacob Turner, R ERA: 15.88	(3, 1)	1.0		12	6	8	8	1	3	0	0	0	0	1	25	46	72.00	9.000
50 Chris O'Grady, L ERA: 1.93	(4, 1)	1.1		4	0	0	0	3	0	0	0	0	0	0	19	25	0.00	0.000
56 Tayron Guerrero, R ERA: 10.13	(6, 1)	1.0		7	4	2	2	1	0	0	0	0	0	0	13	20	18.00	4.000
25 Junichi Tazawa, R ERA: 1.59	(7, 1)	1.0		4	1	1	1	2	0	0	0	0	0	1	12	17	9.00	1.000

PITCHER		IP	WLS	BF	H	R	ER	SO	BB	IBB	HBP	BLK	WP	HR	S	P	ERA	WHIP
28 Bryan Holaday, R ERA:	(8, 1)	1.0		3	0	0	0	1	0	0	0	0	0	0	6	8	0.00	0.000

Miami Marlins @ Philadelphia Phillies
Citizens Bank Park, Philadelphia, PA
Sat Apr 07 2018, 6:09 PM - 9:29 PM EDT
Att. 33,660 - Cloudy - 46 F

livebaseballscorecards.com

AB	42
R	20
H	20
RBI	20
BB	6
SO	11
LOB	12

Batter	1	2	3	4	5	6	7	8	9	AB	R	H	RBI	BB	SO	LOB
32 Derek Dietrich, L (1, 7) OBP: 0.333, SLG: 0.390	F SI 92 B CU 81 F SI 92 B CH 87 B SI 93 X SI 92 3-2 G4-3 ①	C SI 92 S SL 88 B CH 88 X SI 93 1-2 F8 ②			X FF 90 0-0 19 G4-6-3 1B		B SI 95 S SI 96 X SI 96 1-1 G4-3 ③		S SI 93 B SL 82 T FF 93 S FF 95 1-3 K ②	5	0	1	0	0	1	1
19 Miguel Rojas, R (1, 6) OBP: 0.316, SLG: 0.382 (8, 3)	B SI 93 B SI 93 F SI 92 X SI 92 2-1 HR	B SL 88 B SI 93 F SI 92 B SI 92 F SI 93 X SI 92 3-2 G6-3 ③			C FF 90 B SL 84 D SL 84 X FF 90 2-1 G4-6-3 ① ② 1-2f			C SL 83 H SI 96 1-1 15 PB 13 BB 15 2B HBP	S SL 83 S SL 84 X FF 94 0-2 L8 ③	4	2	1	1	0	0	1
13 Starlin Castro, R (1, 4) OBP: 0.409, SLG: 0.351	B SI 93 B CU 80 C SI 92 B SL 88 C SI 92 B SL 88 4-2 9 CI 41 1B 12 1B BB	B SI 90 S SI 90 B CU 76 C SI 89 B SI 91 F SI 90 C SI 92 3-3 K ①			B FF 92 F FF 92 F CH 85 B SL 86 X FF 92 2-2 G4-3 ③			B FF 95 1 SAFE B SL 83 F SI 96 B SI 95 S FF 95 D SI 96 4-2 15 PB 15 2B 1-2 BB		2	2	0	0	2	1	0
41 Justin Bour, L (1, 3) OBP: 0.250, SLG: 0.212 71 Drew Steckenrider, R (8, 1) 29 Brad Ziegler, R (9, 1)	X SI 93 0-0 9 CI 12 1B 1-2 1B	B SL 88 X SI 91 1-0 G6-3 ②				B ST 77 B SI 89 B FF 90 C FF 88 C FF 91 F SI 89 B FF 91 4-2 15 G6-4-3 1 BB		C FF 92 C SL 79 S SL 79 0-3 K ①		3 0 0	1 0 0	1 0 0	0 0 0	1 0 0	1 0 0	2 0 0
15 Brian Anderson, R (1, 5) OBP: 0.419, SLG: 0.457	B SI 93 F SI 92 X SI 92 2-0 F8 ②	B SI 91 F SI 90 B CU 78 F SI 91 F SI 91 B CU 79 D SL 89 4-2 BB				D SL 80 B SL 80 X FF 93 2-0 G6-4-3 ① ② 1-2f		D SI 93 B CH 81 F SI 93 F FF 94 X CH 82 2-2 9 G4-3 28 1B 1-H 2-H 2B		3	1	1	2	1	0	3
9 Lewis Brinson, R (1, 8) OBP: 0.227, SLG: 0.171	B SI 94 F SL 89 C SI 92 D CU 82 F SI 92 2-2 CI 12 1B 1-2 2-3	S SL 86 F SL 87 B FF 91 S CU 78 1-3 K ③				C SL 84 S SL 82 B SL 86 S SL 84 1-3 K ③		D CH 82 X SI 93 1-0 G4-3 ② 2-3		3	0	0	0	0	2	2
12 Braxton Lee, L (1, 9) OBP: 0.300, SLG: 0.222 1 Cameron Maybin, R (8, PH) OBP: 0.406, SLG: 0.429 (8, 9)	C SI 94 C FF 94 F CU 81 X CU 80 0-2 1-2 2-H 3-H 1B			C CH 88 L SI 89 F CH 88 C CH 88 0-3 K ①			B FF 94 B FF 92 F FF 92 C SL 83 B FF 94 S SL 85 3-3 K ①	B SI 94 B CH 82 D SI 93 3-0 28 1B IBB		3 0	0 0	1 0	2 0	0 1	2 0	0 0
28 Bryan Holaday, R (1, 2) OBP: 0.200, SLG: 0.143	C SI 90 X SI 91 0-1 L9 ③			F SI 89 X CU 76 0-1 F8 ②			C SL 84 B FF 93 F SL 84 X SL 84 1-2 F9 ②	X SI 93 0-0 1-3 3-H 1B ③		4	0	1	1	0	0	2
63 Trevor Richards, R (1, 1) 50 Chris O'Grady, R (5, 1) 43 Odrisamer Despaigne, R (6, 1) OBP: 0.333, SLG: 0.333 2 Yadiel Rivera, R (8, 6) OBP: 0.182, SLG: 0.100		C SI 91 C SI 91 S SI 92 0-3 K ①		C SI 90 F SI 90 B CU 76 C SI 91 1-3 K ③			C FF 92 X FF 93 0-1 1B		B SL 82 F FF 92 S SL 81 B SL 84 C FF 95 2-3 K ①	2 0 1 1	0 0 0 0	0 0 1 0	0 0 0 0	0 0 0 1	2 0 0 0	0 0 0 0
Inning Stats	R: 3 H: 3 E: 1 LOB: 2 K: 0 BB: 1 S: 18 P: 31	R: 0 H: 0 E: 0 LOB: 0 K: 1 BB: 0 S: 9 P: 13	R: 0 H: 0 E: 0 LOB: 1 K: 2 BB: 1 S: 11 P: 20	R: 0 H: 0 E: 0 LOB: 0 K: 2 BB: 0 S: 9 P: 10	R: 0 H: 1 E: 0 LOB: 0 K: 0 BB: 0 S: 6 P: 10	R: 0 H: 0 E: 0 LOB: 0 K: 1 BB: 1 S: 7 P: 14	R: 0 H: 1 E: 0 LOB: 1 K: 1 BB: 0 S: 10 P: 15	R: 3 H: 2 E: 0 LOB: 2 K: 1 BB: 2 S: 11 P: 22	R: 0 H: 0 E: 0 LOB: 0 K: 2 BB: 0 S: 9 P: 12	1B: 5 SF: 0 2B: 1 SAC: 0 3B: 0 DP: 2 HR: 1 HBP: 1						

PITCHER		IP	WLS	BF	H	R	ER	SO	BB	IBB	HBP	BLK	WP	HR	S	P	ERA	WHIP
49 Jake Arrieta, R ERA: 4.5	(1, 1)	4.0		18	3	3	2	5	2	0	0	0	0	1	47	74	4.50	1.250
33 Drew Hutchison, R ERA: 4.91	(5, 1)	1.0		3	1	0	0	0	0	0	0	0	0	0	6	10	0.00	1.000
55 Hoby Milner, L ERA: 6.75	(6, 1)	0.0		1	0	0	0	0	1	0	0	0	0	0	3	7	∞	∞
61 Edubray Ramos, R ERA:	(6, 1)	1.2		5	1	0	0	2	0	0	0	0	0	0	12	19	0.00	0.600
57 Luis García, R ERA: 6.23	(7, 1)	0.1	L	3	0	2	2	0	1	0	1	0	0	0	5	11	54.00	3.000

PITCHER		IP	WLS	BF	H	R	ER	SO	BB	IBB	HBP	BLK	WP	HR	S	P	ERA	WHIP
46 Adam Morgan, L ERA: 6.23	(8, 1)	1.0		5	2	1	1	1	0	1	0	0	0	0	8	14	9.00	2.000
64 Víctor Arano, R ERA:	(9, 1)	1.0		3	0	0	0	2	0	0	0	0	0	0	9	12	0.00	0.000

TOP

Miami Marlins @ Philadelphia Phillies

Citizens Bank Park, Philadelphia, PA

Sun Apr 08 2018, 1:42 PM - 4:44 PM EDT

Att. 34,326 - Partly Cloudy - 44 F

livebaseballscorecards.com

AB	31
R	6
H	7
RBI	6
BB	5
SO	10
LOB	11

1B: 5	SF: 0	WP: 0	PA: 38
2B: 1	SAC: 0	PB: 1	
3B: 0	DP: 2	SB: 0	
HR: 1	HBP: 1	CS: 0	

Batter	1	2	3	4	5	6	7	8	9	AB	R	H	RBI	BB	SO	LOB
16 César Hernández, S (1, 4) OBP: 0.444, SLG: 0.483	C FF 88 B FF 89 B FF 90 B FF 91 C FF 89 X FF 90 3-2 41 WP 41 SF9 2B	B FF 91 B CH 82 B FF 90 C FF 90 B FF 91 4-1 BB	B SL 77 B CH 82 C FF 90 1 SAFE C FF 90 F CH 81 B FF 91 F FF 91 S CH 82 3-3 ② ③ K 1-2			B CU 71 F FC 84 F SI 92 S CH 80 1-3 ② K			3	1	1	0	1	2	1
41 Carlos Santana, S (1, 3) OBP: 0.250, SLG: 0.448	2 SAFE C FF 90 B SL 80 X CH 82 1-1 ① SF9 2-H	C FF 91 L FF 90 B FF 90 1 SAFE X CH 83 1-2 ③ L8			X FF 86 0-0 ① F7		C SI 92 X FF 93 0-1 ③ L6			3	0	0	1	0	0	1
37 Odúbel Herrera, L (1, 8) OBP: 0.407, SLG: 0.480	C FF 90 S CH 83 X FF 89 0-2 17 WP 5 1B 2B		C SL 78 S CH 82 B CH 82 B CH 82 F FF 91 X FF 90 2-2 17 2B 1B		X FF 86 0-0 ② F7			C FF 92 S CU 81 B FF 93 B CU 81 F FF 95 F FF 94 X CH 88 2-2 ① G3		4	2	2	0	0	0	0
17 Rhys Hoskins, R (1, 7) OBP: 0.559, SLG: 0.760	B FF 89 B SL 80 B CH 83 B FF 91 4-0 5 1B 2-3 BB		B FF 91 C FF 91 B FF 91 B CH 84 X FF 90 3-1 5 CS 1-H 2B		B FF 86 B FC 82 B FF 86 B FF 87 4-0 BB			C FF 93 X CU 81 0-1 ② P3		2	0	1	1	2	0	0
5 Nick Williams, L (1, 9) OBP: 0.188, SLG: 0.188 57 Luis García, R (7, 1) 46 Adam Morgan, L (8, 1) 4 Scott Kingery, R (8, PH) OBP: 0.308, SLG: 0.375 64 Víctor Arano, R (9, 1)	C CH 83 B FF 90 S CH 82 X CH 82 1-2 1-2 3-H 1B		C FF 90 S CH 82 B FF 89 B FF 89 S CH 83 2-3 ① ② K 2-3		F FC 83 B FC 84 D FF 88 X FC 82 2-1 ③ L8			C FF 94 B SL 87 S SL 86 B FF 94 F FF 92 X CU 82 2-2 ③ G6-3		3 0 0 1 0	0 0 0 0 0	1 0 0 0 0	1 0 0 0 0	0 0 0 0 0	1 0 0 0 0	2 0 0 0 0
7 Maikel Franco, R (1, 5) OBP: 0.385, SLG: 0.696	B SL 79 X FF 89 1-0 ② P2		C SL 80 X FF 90 0-1 1B			B SI 90 B SI 91 B SI 91 X FF 92 3-0 ① P6			C SI 84 F SI 83 B CU 73 X SI 84 1-2 ① G6-3	4	0	1	0	0	0	2
15 Andrew Knapp, S (1, 2) OBP: 0.333, SLG: 0.200	C FF 90 X CH 83 0-1 ③ G4-3		B CH 82 F FF 90 D SL 79 S CH 82 B FF 90 X CH 83 3-2 ③ P6			C FF 90 F FC 85 F FF 92 F SI 90 B CH 77 X CH 78 1-2 ② F8			F SI 83 B CH 76 X SI 83 1-1 ③ 23 FC4 1B	4	0	1	0	0	0	3
2 J.P. Crawford, L (1, 6) OBP: 0.083, SLG: 0.043		T FF 89 B SL 79 B FF 89 B FF 90 F FF 91 X FF 91 3-2 ① G4-3		C SL 78 X CH 81 0-1 ① G6-3		S FC 86 S FC 87 B FC 85 B FC 86 B SI 91 S FC 86 3-3 ③ K			B SI 82 C SI 83 B SI 83 C SI 84 C SI 84 2-3 ② K	4	0	0	0	0	2	1
49 Jake Arrieta, R (1, 1) 18 Pedro Florimón, S (4, PH) OBP: 0.600, SLG: 0.333 33 Drew Hutchison, L (5, 1) 55 Hoby Milner, L (6, 1) 23 Aaron Altherr, R (6, 9) OBP: 0.241, SLG: 0.208 61 Edubray Ramos, R (6, 1)		C FF 91 F FF 90 X FF 91 0-2 ② L9		C SL 77 B FF 90 B CH 82 S FF 90 B FF 91 D CH 84 4-2 16 CS BB			C FF 90 B SI 90 C FC 84 F FF 91 F SI 92 F FC 84 B FF 92 B SI 92 X FF 91 3-2 ① F8		B SI 83 S SI 84 X SI 83 1-1 ③ FC4 1-2f	1 0 0 0 0 2 0	0 0 0 0 0 0 0	0 0 0 0 0 0 0	0 0 1 0 0 0 0	0 0 0 0 0 0 0	0 0 0 0 0 1 0	0 0 0 0 0 0 0
Inning Stats	R: 2 E: 0 K: 0 S: 14 H: 3 LOB: 2 BB: 1 P: 24	R: 0 E: 0 K: 0 S: 10 H: 0 LOB: 1 BB: 1 P: 18	R: 1 E: 0 K: 1 S: 14 H: 3 LOB: 1 BB: 0 P: 24	R: 0 E: 0 K: 1 S: 9 H: 0 LOB: 0 BB: 1 P: 16	R: 0 E: 0 K: 0 S: 4 H: 0 LOB: 1 BB: 1 P: 10	R: 0 E: 0 K: 1 S: 9 H: 0 LOB: 0 BB: 0 P: 16	R: 0 E: 0 K: 1 S: 11 H: 0 LOB: 0 BB: 0 P: 15	R: 0 E: 0 K: 0 S: 11 H: 0 LOB: 0 BB: 0 P: 15	R: 0 E: 0 K: 1 S: 10 H: 1 LOB: 1 BB: 0 P: 15	1B: 4 2B: 3 3B: 0 HR: 0 SF: 1 SAC: 0 DP: 0 HBP: 0						

PITCHER		IP	WLS	BF	H	R	ER	SO	BB	IBB	HBP	BLK	WP	HR	S	P	ERA	WHIP
63 Trevor Richards, R ERA: 8.64	(1, 1)	4.0		19	6	3	3	2	3	0	0	0	2	0	47	82	6.75	2.250
50 Chris O'Grady, L ERA: 1.59	(5, 1)	1.0		4	0	0	0	0	1	0	0	0	0	0	4	10	0.00	1.000
43 Odrisamer Despaigne, R ERA: 4.5	(6, 1)	2.0	W	6	0	0	0	2	0	0	0	0	0	0	20	31	0.00	0.000
71 Drew Steckenrider, R ERA:	(8, 1)	1.0	H	3	0	0	0	0	0	0	0	0	0	0	11	15	0.00	0.000
29 Brad Ziegler, R ERA: 7.71	(9, 1)	1.0	S	4	1	0	0	1	0	0	0	0	0	0	10	15	0.00	1.000

PITCHER	IP	WLS	BF	H	R	ER	SO	BB	IBB	HBP	BLK	WP	HR	S	P	ERA	WHIP

BOTTOM

Miami Marlins @ Philadelphia Phillies

Citizens Bank Park, Philadelphia, PA

Sun Apr 08 2018, 1:42 PM - 4:44 PM EDT

Att. 34,326 - Partly Cloudy - 44 F

livebaseballscorecards.com

AB	31
R	3
H	7
RBI	3
BB	4
SO	5
LOB	11

WP: 2 PA: 36
PB: 0
SB: 0
CS: 2

New York Mets @ Miami Marlins

Marlins Park, Miami, FL

Mon Apr 09 2018, 7:11 PM - 10:21 PM EDT

Att. 7,003 - Clear - 83 F

TOP

livebaseballscorecards.com

Batter	1	2	3	4	5	6	7	8	9	AB	R	H	RBI	BB	SO	LOB
30 Michael Conforto, L (1, 8) OBP: 0.438, SLG: 0.583	F SI 95 X CH 88 0-1 19 CS 1B		B SI 93 C SI 94 C SI 95 X SL 86 1-2 ① F7		C SL 87 B SL 86 F FF 96 X SL 86 1-2 ③ P5		B FF 94 D SL 80 B FF 94 B FF 93 4-0 BB			3	0	1	0	1	0	1
52 Yoenis Cespedes, R (1, 7) OBP: 0.286, SLG: 0.432	B SI 95 B FF 94 X SI 95 2-0 ① F7		B SI 95 B SI 96 C SL 86 F SL 86 S CH 90 2-3 ② K			F FF 91 F FO 86 B FF 92 S CU 76 1-3 ① K	B SL 80 F SL 80 B FF 93 C FF 93 B FF 94 F FF 95 S CH 85 3-3 ② K			4	0	0	0	0	3	5
19 Jay Bruce, L (1, 9) OBP: 0.350, SLG: 0.472	B SI 93 1 SAFE D CH 88 S SI 96 C SI 97 F SI 96 X SI 97 2-2 ②③ G3 1-2		S SL 86 B SL 87 F CH 89 F SL 87 B SI 92 X SI 96 2-2 2-H 1B			B FF 91 B CU 72 B FF 91 F FF 90 S FO 86 D FO 87 4-2 BB	B CH 85 S CH 86 D FF 93 S CH 87 D CH 86 C FF 95 3-3 ③ K			3	0	1	1	1	1	4
21 Todd Frazier, R (1, 5) OBP: 0.385, SLG: 0.310		B SI 96 B SI 96 B SI 96 B FF 96 4-0 13 1B 23 1B BB	F FF 96 B SL 86 X SL 83 1-1 ③ F8			C CU 75 S FO 86 B FF 91 F FF 91 X CU 75 1-2 ② L7		B SI 89 B SI 91 B SI 93 F FF 91 B SI 91 4-1 23 L3 BB		2	1	0	0	2	0	2
13 Asdrúbal Cabrera, S (1, 4) OBP: 0.390, SLG: 0.486		S SI 94 S SL 85 X SI 96 0-2 23 1B 26 G5-4-3 1-2 1B	B SL 83 C SI 90 X SI 95 2-0 ① G4-3			1 SAFE C FF 90 X FF 91 0-1 ③ F7		F FC 85 B FC 86 1 SAFE F FF 92 B SI 92 X FC 84 2-2 ① F7		4	1	1	0	0	0	2
23 Adrián González, L (1, 3) OBP: 0.387, SLG: 0.423		S SL 83 B 2 SAFE B FF 92 B SI 93 S FF 94 X FF 97 3-2 26 G5-4-3 1-3 2-H 1B	F SI 95 X SI 96 0-1 ② F9				C CU 73 B FO 86 B FO 84 B FF 91 B FF 90 4-1 9 E 9 FC3 1 1B BB	B SI 92 B FC 85 X FC 86 2-0 ②③ L3 1-1		3	1	1	1	1	0	1
26 Kevin Plawecki, R (1, 2) OBP: 0.381, SLG: 0.250		B SL 84 X SI 96 1-0 ①② G5-4-3 1-2f 3-H	F SI 96 B SI 96 C SL 88 F CU 86 X SL 86 1-2 ③ G5-3				C CU 73 1 SAFE S FO 86 D FO 86 F CU 76 B FF 91 S FO 86 2-3 ① K		B FF 100 X SI 99 1-0 ① G4-3	4	0	0	0	0	1	2
34 Noah Syndergaard, L (1, 1) 9 Brandon Nimmo, L (7, PH) OBP: 0.600, SLG: 0.444 47 Hansel Robles, R (7, 1) 39 Jerry Blevins, L (8, 1) 44 AJ Ramos, R (8, 1) 7 José Reyes, S (9, PH) 27 Jeurys Familia, R (9, 1)		S FF 95 S SI 96 B SI 96 B SL 87 C FF 96 2-3 ③ K			C SI 94 B SL 86 S SI 94 F SI 96 S SL 88 1-3 ① K		B SL 79 F FF 93 F FF 93 B SL 93 B SL 80 X FF 93 3-2 FC3 1 1B 1-3		B FF 99 C FF 98 X FF 99 1-1 ② G5-3	2 1 0 0 0 1	0 0 0 0 0 0	0 0 0 0 0 0	0 0 0 0 0 0	2 0 0 0 0 0	0 1 0 0 0 0
1 Amed Rosario, R (1, 6) OBP: 0.321, SLG: 0.407			B SL 83 B SI 95 B SI 96 C FF 96 C SI 96 X SI 96 3-2 19 1B 2B		B SI 97 C SL 87 B SL 87 B SL 86 C SI 96 S SL 88 3-3 ② K		S SL 79 1 SAFE X SL 79 0-1 1-3 3-H 1B		T FF 100 S SL 86 B FF 100 S SL 86 1-3 ③ K	4	1	2	1	0	2	0

Inning Stats	1	2	3	4	5	6	7	8	9
	R: 0 E: 0 K: 0 S: 7	R: 2 E: 0 K: 1 S: 10	R: 1 E: 0 K: 1 S: 15	R: 0 E: 0 K: 0 S: 7	R: 0 E: 0 K: 2 S: 10	R: 0 E: 0 K: 1 S: 11	R: 1 E: 1 K: 3 S: 17	R: 0 E: 0 K: 0 S: 5	R: 0 E: 0 K: 1 S: 6
	H: 1 LOB: 0 BB: 0 P: 11	H: 2 LOB: 0 BB: 1 P: 20	H: 2 LOB: 0 BB: 0 P: 24	H: 0 LOB: 0 BB: 0 P: 10	H: 0 LOB: 0 BB: 0 P: 15	H: 0 LOB: 1 BB: 1 P: 17	H: 1 LOB: 3 BB: 2 P: 36	H: 0 LOB: 0 BB: 1 P: 13	H: 0 LOB: 0 BB: 0 P: 9

AB	31
R	4
H	6
RBI	3
BB	5
SO	9
LOB	18

1B: 5 SF: 0
2B: 2 SAC: 0
3B: 0 DP: 2
HR: 0 HBP: 0

WP: 0 PA: 36
PB: 0
SB: 0
CS: 1

PITCHER		IP	WLS	BF	H	R	ER	SO	BB	IBB	HBP	BLK	WP	HR	S	P	ERA	WHIP
62 José Ureña, R ERA: 5.06	(1, 1)	5.0	L	19	5	3	3	4	1	0	0	0	0	0	49	80	5.40	1.200
25 Junichi Tazawa, R ERA: 1.29	(6, 1)	1.1		6	0	1	0	2	2	0	0	0	0	0	16	28	0.00	1.500
46 Kyle Barraclough, R ERA:	(7, 1)	0.2		5	1	0	0	2	1	0	0	0	0	0	12	25	0.00	3.000
43 Odrisamer Despaigne, R ERA: 4.09	(8, 1)	1.0		3	0	0	0	0	1	0	0	0	0	0	5	13	0.00	1.000
56 Tayron Guerrero, R ERA: 8.53	(9, 1)	1.0		3	0	0	0	1	0	0	0	0	0	0	6	9	0.00	0.000

PITCHER		IP	WLS	BF	H	R	ER	SO	BB	IBB	HBP	BLK	WP	HR	S	P	ERA	WHIP

New York Mets @ Miami Marlins

Marlins Park, Miami, FL

Mon Apr 09 2018, 7:11 PM - 10:21 PM EDT

Att. 7,003 - Clear - 83 F

livebaseballscorecards.com

BOTTOM

Batter	1	2	3	4	5	6	7	8	9	AB	R	H	RBI	BB	SO	LOB
32 Derek Dietrich, L (1, 7) OBP: 0.380, SLG: 0.444	G4-3			HBP	1B		1B		2B	4	0	3	1	0	0	0
19 Miguel Rojas, R (1, 6) OBP: 0.326, SLG: 0.385	G6-3			1B	FC6-4		1B		K	5	0	2	0	0	1	5
13 Starlin Castro, R (1, 4) OBP: 0.388, SLG: 0.333	K			G6-4-3		1B	K		K	5	1	1	0	0	3	6
41 Justin Bour, L (1, 3) OBP: 0.225, SLG: 0.189		G2-3		G3-1		K		P5		4	0	0	0	0	1	2
15 Brian Anderson, R (1, 5) OBP: 0.426, SLG: 0.474		G5-3			E6	2B		BB		3	1	1	1	1	0	0
1 Cameron Maybin, R (1, 8) OBP: 0.361, SLG: 0.375 (7, 9)		K			F9	G6-3		F9		4	0	0	0	0	1	3
12 Braxton Lee, L (1, 9) OBP: 0.308, SLG: 0.250			1B		K	G6-3		P3		3	0	1	0	0	1	2
46 Kyle Barraclough, R (7, 1)										0	0	0	0	0	0	0
43 Odrisamer Despaigne, R (8, 1) OBP: 0.333, SLG: 0.333										0	0	0	0	0	0	0
2 Yadiel Rivera, R (8, PH) OBP: 0.167, SLG: 0.091										1	0	0	0	0	0	1
56 Tayron Guerrero, R (9, 1)										0	0	0	0	0	0	0
28 Bryan Holaday, R (1, 2) OBP: 0.263, SLG: 0.176			L8		BB		F9		1B	3	0	1	0	1	0	0
62 José Ureña, R (1, 1)			K		BB		G6-3		K	1	0	0	0	0	1	0
18 Tomás Telis, S (5, PH) OBP: 0.333, SLG: 0.200										0	0	0	0	1	0	0
25 Junichi Tazawa, R (6, 1)										0	0	0	0	0	0	0
9 Lewis Brinson, R (7, 8) OBP: 0.217, SLG: 0.163										2	0	0	0	0	1	1

Inning Stats	1	2	3	4	5	6	7	8	9
R:	0	0	0	0	1	1	0	0	0
E:	0	0	0	0	1	0	0	0	0
K:	1	1	1	0	1	1	1	0	3
S:	7	8	8	6	14	11	15	8	14
H:	0	0	1	1	1	2	2	0	2
LOB:	0	0	0	1	3	1	2	1	2
BB:	0	0	0	0	2	0	0	0	0
P:	12	10	13	11	27	17	22	13	18

1B:	7	
2B:	2	
3B:	0	
HR:	0	
SF:	0	
SAC:	0	
DP:	1	
HBP:	1	
WP:	0	
PB:	0	
SB:	1	
CS:	0	
PA:	39	

	AB	35
	R	2
	H	9
	RBI	2
	BB	3
	SO	9
	LOB	20

PITCHER		IP	WLS	BF	H	R	ER	SO	BB	IBB	HBP	BLK	WP	HR	S	P	ERA	WHIP
34 Noah Syndergaard, R ERA: 3.94	(1, 1)	6.0	W	25	5	2	1	5	2	0	1	0	0	0	54	90	1.50	1.167
47 Hansel Robles, R ERA: 2.25	(7, 1)	1.0	H	5	2	0	0	1	0	0	0	0	0	0	15	22	0.00	2.000
39 Jerry Blevins, L ERA:	(8, 1)	0.1	H	1	0	0	0	0	0	0	0	0	0	0	3	3	0.00	0.000
44 AJ Ramos, R ERA:	(8, 1)	0.2	H	3	0	0	0	0	1	0	0	0	0	0	5	10	0.00	1.500
27 Jeurys Familia, R ERA:	(9, 1)	1.0	S	5	2	0	0	3	0	0	0	0	0	0	14	18	0.00	2.000

PITCHER		IP	WLS	BF	H	R	ER	SO	BB	IBB	HBP	BLK	WP	HR	S	P	ERA	WHIP

Batter	1	2	3	4	5	6	7	8	9	AB	R	H	RBI	BB	SO	LOB
30 Michael Conforto, L (1, 9) OBP: 0.476, SLG: 0.563	F FF 93 X FF 94 0-1 4 2B 1B		C SL 81 B FF 92 C FF 92 B SL 82 F B CH 84 S SL 82 3-3 ① K		C FF 92 X FF 92 0-1 2-H 1B		C CU 80 S SL 86 S FF 94 0-3 ② K		B SI 83 1 SAFE F SI 84 B CH 75 B SI 83 C SI 84 B SI 84 4-2 52 1-2 2B BB	4	2	2	1	1	2	0
52 Yoenis Cespedes, R (1, 7) OBP: 0.277, SLG: 0.429	F FF 92 F FF 92 F FF 93 S FF 93 0-3 ① K		C SL 81 B CH 84 S SL 82 B SL 82 X FF 93 2-2 ② P3		F FF 92 C FF 93 S FF 93 0-3 ② K		C FF 94 F SL 87 B FF 95 S CU 82 1-3 ③ K		C SI 84 X SI 82 0-1 4 1-H 2-H FC6-2 2B	5	0	1	2	0	3	2
4 Wilmer Flores, R (1, 3) OBP: 0.278, SLG: 0.438	1 SAFE B SL 82 S SL 83 T FF 93 X FF 93 1-2 1-H 2B		B CH 84 C FF 93 B SL 81 F FF 93 X SL 81 2-2 ③ L9		C SL 81 D CH 84 1 SAFE B FF 93 C SL 81 F FF 92 B SL 82 1 SAFE X SI 92 3-2 ③ L9			C SL 79 X FF 92 0-1 HR	X SI 84 0-0 ② FC6-2 21 WP 3-H	5	1	2	2	0	0	2
21 Todd Frazier, R (1, 5) OBP: 0.386, SLG: 0.333	C SL 83 B SL 83 T FF 93 D SL 82 B FF 93 F FF 93 B SL 83 4-2 BB		B FF 91 B FF 93 B CH 84 F FF 93 X FF 92 3-1 ① P2			B FF 92 B FF 90 C SI 91 C SI 93 F FF 93 X FF 91 2-2 13 F7 12 SF8 2B		C FF 93 B SL 81 C SL 79 C CH 86 1-3 ① K	B SI 83 F SI 84 S SI 84 F CU 72 X CU 73 1-2 ③ G6-3	4	1	1	0	1	1	1
13 Asdrúbal Cabrera, S (1, 4) OBP: 0.400, SLG: 0.634	F FF 93 B SL 83 F SL 82 F FF 93 F SL 82 F FF 94 C SL 82 1-3 ② K		F FF 92 C FF 93 B SL 82 B CH 85 F FF 94 X FF 94 2-2 HR			B SI 91 D FC 86 S FC 85 X SI 93 2-1 ① F7 2-3		B FF 93 B FF 92 B FF 93 X FF 94 3-0 HR		4	2	2	2	0	1	3
26 Kevin Plawecki, R (1, 2) OBP: 0.360, SLG: 0.211	S SL 82 F FF 94 S FF 94 0-3 ③ K		F FF 92 F FF 94 F SL 82 X SL 80 0-2 ② G5-3			B SI 92 D FC 85 F SI 92 D SI 93 D FC 88 4-1 BB		C SL 80 X SL 79 0-1 ② G6-3		3	0	0	0	1	1	2
12 Juan Lagares, R (1, 8) OBP: 0.421, SLG: 0.412		X FF 91 0-0 ① F8	C SI 93 S SL 81 S SL 82 0-3 ③ K		X FC 87 0-0 ② SF8 3-H			B SL 79 C FF 94 B FF 92 F SL 80 X SL 78 2-2 ③ G6-3		3	0	0	1	0	1	0
48 Jacob deGrom, L (1, 1) OBP: 0.286, SLG: 0.167 35 Jacob Rhame, R (7, 1) 51 Paul Sewald, R (7, 1) 47 Hansel Robles, R (8, 1) 19 Jay Bruce, L (9, PH) OBP: 0.341, SLG: 0.459 27 Jeurys Familia, R (9, 1)		C FF 92 X SL 82 0-1 ② G5-3			C FF 92 C FF 92 S FF 93 0-3 ① K	B SI 94 S SI 93 C FF 92 B FC 85 X SI 92 2-2 ③ G1-3			X SI 83 0-0 ① G1-3	3 0 0 0 1 0	0 0 0 0 0 0	0 0 0 0 0 0	0 0 0 0 0 0	0 0 0 0 0 0	1 0 0 0 0 0	1 0 0 0 0 0
1 Amed Rosario, R (1, 6) OBP: 0.313, SLG: 0.419		C FF 92 B FF 92 X CH 85 1-1 ③ F8			B FF 92 X SL 82 1-0 30 1B 2B		B FF 93 F FF 94 C FF 94 S CU 82 1-3 ① K		C SI 83 S SI 82 B CU 73 B CU 76 X SI 84 2-2 E5 30 BB 52 2B	4	2	1	0	0	1	0
Inning Stats	R: 1 E: 0 K: 3 S: 21 H: 2 LOB: 2 BB: 1 P: 27	R: 0 E: 0 K: 0 S: 5 H: 0 LOB: 0 BB: 0 P: 6	R: 0 E: 0 K: 1 S: 10 H: 0 LOB: 0 BB: 0 P: 17	R: 1 E: 0 K: 1 S: 13 H: 1 LOB: 0 BB: 0 P: 18	R: 1 E: 0 K: 2 S: 13 H: 2 LOB: 1 BB: 0 P: 17	R: 1 E: 0 K: 0 S: 11 H: 1 LOB: 1 BB: 1 P: 21	R: 0 E: 0 K: 3 S: 9 H: 0 LOB: 0 BB: 0 P: 11	R: 2 E: 0 K: 1 S: 11 H: 2 LOB: 0 BB: 0 P: 17	R: 2 E: 1 K: 0 S: 13 H: 1 LOB: 1 BB: 1 P: 20	1B: 2 2B: 4 3B: 0 HR: 3 SF: 1 SAC: 0 DP: 0 HBP: 0	WP: 1 PB: 0 SB: 0 CS: 0 PA: 40					

PITCHER		IP	WLS	BF	H	R	ER	SO	BB	IBB	HBP	BLK	WP	HR	S	P	ERA	WHIP
31 Caleb Smith, L ERA: 4.73	(1, 1)	5.0		21	5	3	3	7	1	0	0	0	0	1	62	85	5.40	1.200
43 Odrisamer Despaigne, R ERA: 4.5	(6, 1)	1.0	B	5	1	1	1	0	1	0	0	0	0	0	11	21	9.00	2.000
71 Drew Steckenrider, R ERA:	(7, 1)	1.0		3	0	0	0	3	0	0	0	0	0	0	9	11	0.00	0.000
46 Kyle Barraclough, R ERA: 3.86	(8, 1)	1.0	B	5	2	2	2	1	0	0	0	0	0	2	11	17	18.00	2.000
29 Brad Ziegler, R ERA: 7.94	(9, 1)	1.0	L	6	1	2	1	0	1	0	0	0	1	0	13	20	9.00	2.000

PITCHER	IP	WLS	BF	H	R	ER	SO	BB	IBB	HBP	BLK	WP	HR	S	P	ERA	WHIP

TOP

New York Mets @ Miami Marlins

Marlins Park, Miami, FL

Tue Apr 10 2018, 7:10 PM - 10:09 PM EDT

Att. 6,516 - Roof Closed - 79 F

livebaseballscorecards.com

AB	36
R	8
H	9
RBI	8
BB	3
SO	11
LOB	11

New York Mets @ Miami Marlins

Marlins Park, Miami, FL

Tue Apr 10 2018, 7:10 PM - 10:09 PM EDT

Att. 6,516 - Roof Closed - 79 F

BOTTOM

Batter	1	2	3	4	5	6	7	8	9	AB	R	H	RBI	BB	SO	LOB
32 Derek Dietrich, L (1, 7) OBP: 0.400, SLG: 0.449	C SI 94 X CH 89 0-1 ① G4-3		C SL 89 C CU 81 B FF 96 B CU 82 X SI 94 2-2 ② G3		X SI 94 0-0 19 1B 13 SF9 1-2 1B		F FF 96 S FF 96 X FS 87 0-2 13 F8 19 SH1-4 41 HR 1B	D SL 85 1-0 IBB		4	2	2	0	1	0	0
19 Miguel Rojas, R (1, 6) OBP: 0.319, SLG: 0.372	B FF 94 B SL 91 X FF 94 2-0 ② F7		C CU 82 B SL 90 B CU 83 F FF 95 X CH 89 2-2 ③ G4-3		C SI 93 X CH 88 0-1 13 SF9 41 HR 1-3 2-H 1B		C FF 94 1 SAFE X FF 94 0-1 ① SH1-4 1-2	B SL 86 F FF 95 F FF 94 S FF 96 1-3 ③ K		4	1	1	1	0	1	2
13 Starlin Castro, R (1, 4) OBP: 0.389, SLG: 0.348	C FF 95 B FF 96 F SL 91 X FF 95 1-2 1B			B SL 89 S SL 89 X CU 84 1-1 9 G3 15 1B 1B	X SL 90 0-0 ② SF9 1-2 3-H		C SL 88 X SL 88 0-1 ② F8 2-3		B SI 93 B SI 93 C SI 93 X SI 95 2-1 ① G5-3	4	0	2	1	0	0	1
41 Justin Bour, L (1, 3) OBP: 0.244, SLG: 0.357	B FF 96 C FF 96 B SL 92 X CH 89 2-1 ③ G4-3			C FF 94 C SI 95 S CU 84 0-3 ① K	F CU 82 X SI 94 0-1 2-H HR		X FF 97 0-0 3-H HR		B FF 96 C SL 85 B FF 96 B SI 95 C SI 95 F SL 87 C FF 97 3-3 ② K	5	2	2	4	0	2	2
15 Brian Anderson, R (1, 5) OBP: 0.462, SLG: 0.488		B FF 94 F FF 95 H FF 93 2-1 28 FC6-4 HBP		B SL 90 B SI 94 S CH 88 B X SL 90 3-1 9 G3 1-2 1B	B FF 94 B CH 90 S FF 93 B SL 90 B FF 94 4-1 BB		X FF 96 0-0 1B		B SL 86 X SI 95 1-0 ③ G6-3	3	0	2	0	1	0	0
9 Lewis Brinson, R (1, 8) OBP: 0.200, SLG: 0.149		S SL 90 B SL 90 B CH 89 1 SAFE X SL 90 2-1 ① L8		T SL 89 B CH 88 F CH 88 F CU 83 X SL 90 1-2 ② G3 1-2 2-3	1 SAFE S SL 88 S SL 87 S SL 88 0-3 ③ K		B SL 78 X FF 88 1-0 ③ G1-3			4	0	0	0	0	1	5
12 Braxton Lee, L (1, 9) OBP: 0.235, SLG: 0.188		B FF 95 X CH 88 1-0 ② F7		S CU 82 B SL 90 B FF 95 C CH 89 F CU 83 F CU 82 B FF 95 F CU 82 F CH 89 3-3 ③ K	C SI 92 F CU 81 B SL 89 B CU 82 T SI 93 2-2 ① K			B FF 96 C FF 95 S FF 95 B FF 96 T FF 95 2-2 ① K		4	0	0	0	0	3	3
28 Bryan Holaday, R (1, 2) OBP: 0.261, SLG: 0.238		F FF 94 B SI 95 X CU 82 1-1 ③ FC6-4 1-2f			B FF 94 B CH 88 X FF 94 2-0 ① P5	C SI 80 F FF 94 B FF 93 B CH 88 X CH 87 2-2 ② G5-3		B SL 86 B FF 95 C FF 95 F FF 96 F FF 92 X SL 84 2-2 2B		4	0	1	0	0	0	1
31 Caleb Smith, R (1, 1) 2 Yadiel Rivera, R (5, PH) OBP: 0.231, SLG: 0.167 43 Odrisamer Despaigne, R (6, 1) OBP: 0.333, SLG: 0.333 18 Tomas Telis, S (6, PH) OBP: 0.308, SLG: 0.182 71 Drew Steckenrider, R (7, 1) 46 Kyle Barraclough, R (8, 1) 1 Cameron Maybin, R (8, PH) OBP: 0.351, SLG: 0.364 29 Brad Ziegler, R (9, 1)			C FF 93 S FF 95 S FF 95 0-3 ① K		C SL 89 X CU 81 0-1 32 1B 19 1B 1B	B SI 92 B SI 92 C CU 80 C CU 79 F SL 89 F CU 81 S FF 95 2-3 ③ K		S FF 94 X SI 95 0-1 ② L7		1 1 0 1 0 0 1 0	0 1 0 0 0 0 0 0	0 1 0 0 0 0 0 0	0 0 0 0 0 0 0 0	1 0 0 1 0 0 0 0	0 0 0 0 0 0 0 1	0 0 0 0 0 0 0 0
Inning Stats	R: 0 E: 0 K: 0 S: 8 H: 1 LOB: 1 BB: 0 P: 13	R: 0 E: 0 K: 0 S: 6 H: 0 LOB: 1 BB: 0 P: 12	R: 0 E: 0 K: 1 S: 9 H: 0 LOB: 0 BB: 0 P: 13	R: 0 E: 0 K: 2 S: 19 H: 2 LOB: 2 BB: 0 P: 27	R: 4 E: 0 K: 1 S: 13 H: 4 LOB: 1 BB: 1 P: 19	R: 0 E: 0 K: 2 S: 11 H: 0 LOB: 0 BB: 0 P: 17	R: 2 E: 0 K: 0 S: 10 H: 3 LOB: 1 BB: 0 P: 11	R: 0 E: 0 K: 2 S: 12 H: 1 LOB: 2 BB: 1 P: 18	R: 0 E: 0 K: 1 S: 7 H: 0 LOB: 0 BB: 0 P: 13	1B: 8 2B: 1 3B: 0 HR: 2	SF: 1 SAC: 1 DP: 0 HBP: 1	WP: 0 PB: 0 SB: 0 CS: 0	PA: 41			

livebaseballscorecards.com

AB	36
R	6
H	11
RBI	6
BB	2
SO	9
LOB	15

MIAMI

PITCHER		IP	WLS	BF	H	R	ER	SO	BB	IBB	HBP	BLK	WP	HR	S	P	ERA	WHIP
48 Jacob deGrom, R ERA: 3.06	(1, 1)	6.0		27	7	4	4	6	1	0	1	0	0	1	66	101	6.00	1.333
35 Jacob Rhame, R ERA: 7.36	(7, 1)	0.2		5	3	2	2	0	0	0	0	0	0	1	9	9	27.00	4.500
51 Paul Sewald, R ERA: 3.86	(7, 1)	0.1		1	0	0	0	0	0	0	0	0	0	0	1	2	0.00	0.000
47 Hansel Robles, R ERA: 1.8	(8, 1)	1.0	W	5	1	0	0	2	0	1	0	0	0	0	12	18	0.00	1.000
27 Jeurys Familia, R ERA:	(9, 1)	1.0	S	3	0	0	0	1	0	0	0	0	0	0	7	13	0.00	0.000

PITCHER	IP	WLS	BF	H	R	ER	SO	BB	IBB	HBP	BLK	WP	HR	S	P	ERA	WHIP

New York Mets @ Miami Marlins

Marlins Park, Miami, FL

Wed Apr 11 2018, 7:10 PM - 9:37 PM EDT

Att. 6,150 - Partly Cloudy - 75 F

livebaseballscorecards.com

Batter	1	2	3	4	5	6	7	8	9	AB	R	H	RBI	BB	SO	LOB
13 Asdrúbal Cabrera, S (1, 4) OBP: 0.388, SLG: 0.600	X FF 93 0-0 ① G5-3			C SL 81 X CH 86 0-1 ① G2-3		B SL 82 B FF 92 B FF 92 C FF 91 F FF 91 F FF 89 X FF 92 3-2 ③ P6		B FC 83 B FC 83 B FF 87 C FC 82 X FC 84 3-1 4 2B 21 SF8 1-2 1B		4	1	1	0	0	0	0
4 Wilmer Flores, R (1, 3) OBP: 0.273, SLG: 0.450	B FF 92 C FF 92 F FF 94 B CH 87 X CH 86 2-2 ② G6-3			B SL 82 F FF 92 B FF 94 X CH 85 2-1 ② G5-3			B FF 92 X FF 93 1-0 ① L6	B CU 72 X FF 91 1-0 21 E 1-3 2-H 2B		4	0	1	1	0	0	0
52 Yoenis Cespedes, R (1, 7) OBP: 0.275, SLG: 0.400	B FF 93 X FF 93 1-0 ③ F7			B SL 83 S CH 85 B CH 84 B CH 84 X FF 92 3-1 ③ F8			F FF 93 F SL 85 B FF 93 B FF 93 B CU 82 X FF 95 3-2 ② P4	0-0 21 E IBB		3	0	0	0	1	0	0
21 Todd Frazier, R (1, 5) OBP: 0.375, SLG: 0.333		B FF 91 B FF 92 F FF 91 C FF 92 X FF 92 2-2 E5 19 G3-6-4			B FF 92 C CH 84 B SL 84 X FF 92 2-1 ① F8		C SL 87 C FF 94 B CU 81 F CU 81 X FF 94 1-2 1B	B FF 92 C FF 92 S CU 75 F FF 93 F FO 87 D SL 78 X FF 92 2-2 ② SF8 1-2 2-3 3-H		3	0	1	1	0	0	0
19 Jay Bruce, L (1, 9) OBP: 0.356, SLG: 0.436		B FF 92 B FF 92 X FF 91 2-0 ①② G3-6-4 1-2f			B SL 85 B FF 92 B FF 93 C FF 92 B FF 92 4-1 1 CS 26 BB BB		B FF 94 F FF 93 D CH 88 F FF 93 S SL 86 2-3 ③ K	0-0 3 FC4 IBB		2	0	0	0	2	1	2
26 Kevin Plawecki, R (1, 2) OBP: 0.393, SLG: 0.200 3 Tomás Nido, R (8, PH) (8, 2)		C FF 93 B FF 94 F CH 85 B CH 85 F FF 93 F SL 87 B CH 87 S CH 85 3-3 ③ K			D CH 85 1 SAFE B CH 83 B FF 92 1 SAFE B FF 91 4-0 1 FC6-4 1-2 BB			30 26 23 1B HBP FC4 1-2f		1 1	1 0	0 0	0 0	1 0	1 0	0 3
1 Amed Rosario, R (1, 6) OBP: 0.278, SLG: 0.371			C CH 85 S FF 93 B FF 93 X CH 87 1-2 ① G6-3		F FF 92 S CH 84 X CH 85 0-2 ②③ FC6-4 1-2f 2-3			F FF 97 F SL 85 S SL 85 0-3 ① K	T FF 91 X FC 87 0-1 ① F9	4	0	0	0	0	1	3
12 Juan Lagares, R (1, 8) OBP: 0.381, SLG: 0.368 30 Michael Conforto, L (8, PH) OBP: 0.478, SLG: 0.611 (8, 8)			C FF 93 B SL 88 T SL 84 X CH 85 1-2 ② G3			B FF 91 F FF 90 B FF 92 X FF 90 2-1 ① L9		B FC 82 S FC 82 1 SAFE X FC 83 1-1 23 1B 1-3 2B	C FC 88 B SI 90 S CH 85 S CU 79 1-3 ② K	2 2	0 1	0 1	0 0	0 1	0 0	0 0
45 Zack Wheeler, L (1, 1) 23 Adrián González, L (8, PH) OBP: 0.406, SLG: 0.444 65 Robert Gsellman, R (8, 1) 7 José Reyes, S (9, PH) 39 Jerry Blevins, L (9, 1) 44 AJ Ramos, R (9, 1)			C FF 92 S FF 93 B SL 86 C SL 85 1-3 ③ K			C FF 90 S SL 82 C SL 84 0-3 ② K		F FC 83 B FF 88 X FF 88 1-1 13 1B 4 2B 2-H 3-H 1B	C SI 91 X FC 87 0-1 ③ F9	2 1 0 1 0 0	0 1 0 0 0 0	0 1 0 0 0 0	0 2 0 0 0 0	0 0 0 0 0 0	2 0 0 0 0 0	0 0 0 0 0 0
Inning Stats	R: 0 E: 0 K: 0 S: 5 H: 0 LOB: 0 BB: 0 P: 8	R: 0 E: 1 K: 1 S: 9 H: 0 LOB: 0 BB: 0 P: 16	R: 0 E: 0 K: 1 S: 9 H: 0 LOB: 0 BB: 0 P: 12	R: 0 E: 0 K: 0 S: 6 H: 0 LOB: 0 BB: 0 P: 11	R: 0 E: 0 K: 0 S: 6 H: 0 LOB: 1 BB: 2 P: 16	R: 0 E: 0 K: 1 S: 9 H: 0 LOB: 0 BB: 0 P: 14	R: 0 E: 0 K: 1 S: 11 H: 1 LOB: 1 BB: 0 P: 18	R: 4 E: 1 K: 1 S: 16 H: 4 LOB: 3 BB: 2 P: 25	R: 0 E: 0 K: 1 S: 7 H: 0 LOB: 0 BB: 0 P: 8	1B: 3 2B: 2 3B: 0 HR: 0 SF: 1 SAC: 0 DP: 1 HBP: 1						

TOP	
AB	30
R	4
H	5
RBI	4
BB	4
SO	6
LOB	8

WP: 0 PB: 0 SB: 0 CS: 1	PA: 36																						

PITCHER		IP	WLS	BF	H	R	ER	SO	BB	IBB	HBP	BLK	WP	HR	S	P	ERA	WHIP
66 Jarlín García, L ERA: 1.13	(1, 1)	6.0		19	0	0	0	3	2	0	0	0	0	0	44	77	0.00	0.333
71 Drew Steckenrider, R ERA:	(7, 1)	1.0	H	4	1	0	0	1	0	0	0	0	0	0	11	18	0.00	1.000
56 Tayron Guerrero, R ERA: 9.45	(8, 1)	0.1	H	2	0	1	1	1	0	0	1	0	0	0	3	4	27.00	0.000
50 Chris O'Grady, L ERA: 6.35	(8, 1)	0.0	L	3	3	1	1	0	0	0	0	0	0	0	6	11	∞	∞
25 Junichi Tazawa, R ERA: 1.17	(8, 1)	0.2		5	1	2	2	0	0	2	0	0	0	0	7	10	27.00	1.500

PITCHER		IP	WLS	BF	H	R	ER	SO	BB	IBB	HBP	BLK	WP	HR	S	P	ERA	WHIP
67 Tyler Cloyd, R ERA:	(9, 1)	1.0		3	0	0	0	1	0	0	0	0	0	0	7	8	0.00	0.000

Batter	1	2	3	4	5	6	7	8	9	AB	R	H	RBI	BB	SO	LOB
32 Derek Dietrich, L (1, 7) OBP: 0.373, SLG: 0.415	B FF 95 F SI 95 B FF 96 B CH 88 F FF 96 F FF 97 S FC 92 3-3 ① **K**		B CU 78 F FF 93 C FF 94 B CU 80 B FF 95 S FF 95 3-3 ① **K**			S FC 88 F CH 86 B CU 79 T FC 89 1-2 ① **K**			B FF 88 C CH 82 B CH 83 X CU 71 2-1 ① **L3**	4	0	0	0	0	3	0
19 Miguel Rojas, R (1, 6) (8, 3) (9, 6) OBP: 0.333, SLG: 0.435	B FF 97 B FF 96 X FF 96 2-0 **HR**		B CU 79 C FC 90 T FC 90 X FF 97 1-2 ② **G4-3**			B FF 93 B FC 89 C FF 95 X CH 87 2-1 ② **F8**			B CU 74 B FF 90 B FC 86 B FF 91 4-0 **13 G5-4-3 BB**	3	1	1	1	1	0	0
13 Starlin Castro, R (1, 4) OBP: 0.362, SLG: 0.320	B FC 90 X FC 91 1-0 ② **L9**		C FF 94 F CU 78 C FF 96 0-3 ③ **K**			B FF 93 X FC 89 1-0 ③ **F9**			C FC 87 D SL 79 C SI 90 B FF 93 F SL 78 X FC 88 2-2 ②③ **G5-4-3** 1-2f	4	0	0	0	0	1	1
41 Justin Bour, L (1, 3) OBP: 0.250, SLG: 0.341 2 Yadiel Rivera, R (8, 6) (9, 9) OBP: 0.231, SLG: 0.167	C FF 96 B FF 96 B FC 90 B FF 96 B CH 88 4-1 **BB**			X FF 95 0-0 ① **F7**			B FF 92 B CU 78 C FF 94 X CH 86 2-1 ① **G4-3**			2	0	0	0	1	0	0
										0	0	0	0	0	0	0
15 Brian Anderson, R (1, 5) OBP: 0.436, SLG: 0.455	C FF 96 F SI 95 X FF 95 0-2 ③ **G4-3**			B FF 94 X FC 89 1-0 ② **G5-3**			S FC 87 F CH 86 X CU 78 0-2 ② **G6-3**			3	0	0	0	0	0	1
1 Cameron Maybin, R (1, 9) OBP: 0.325, SLG: 0.333 18 Tomás Telis, S (9, 3) OBP: 0.308, SLG: 0.182		F FF 93 B FC 90 F FF 96 B CU 79 S FC 91 2-3 ① **K**		F FF 94 X FF 94 0-1 ③ **F9**			X FC 86 0-0 ③ **G6-3**			3	0	0	0	0	1	0
										0	0	0	0	0	0	0
9 Lewis Brinson, R (1, 8) OBP: 0.189, SLG: 0.140		M FF 96 C FC 89 X 0-2 ② **G1-3**			S CU 77 B FC 88 F FF 94 F CU 78 B FF 94 S FC 88 2-3 ① **K**			B SI 92 F SI 94 C SL 90 F SL 89 S SI 94 1-3 ① **K**		3	0	0	0	0	2	0
17 Chad Wallach, R (1, 2) OBP: 0.192, SLG: 0.167		S FF 94 C FC 89 X FF 96 0-2 **1B**			B FF 94 T FC 87 B FF 94 F FF 95 X FF 95 2-2 ② **G6-3**			S SI 94 F SI 94 B SL 91 B SI 93 S SI 95 2-3 ② **K**		3	0	1	0	0	1	0
66 Jarlín García, L (1, 1) 71 Drew Steckenrider, R (7, 1) 56 Tayron Guerrero, R (8, 1) 50 Chris O'Grady, R (8, 1) 12 Braxton Lee, L (8, 9) OBP: 0.222, SLG: 0.176 25 Junichi Tazawa, R (8, 1) 67 Tyler Cloyd, R (9, 1)		T FF 96 L SI 92 S CU 79 0-3 ③ **K**			C FF 93 X FF 93 0-1 ③ **G5-3**			B SI 94 F SI 94 C CH 86 B CU 84 S CH 87 2-3 ③ **K**		2	0	0	0	0	1	1
										0	0	0	0	0	0	0
										0	0	0	0	0	0	0
										0	0	0	0	0	0	0
										1	0	0	0	0	1	0
										0	0	0	0	0	0	0
										0	0	0	0	0	0	0
Inning Stats	R: 1 E: 0 K: 1 S: 10 H: 1 LOB: 1 BB: 1 P: 20	R: 0 E: 0 K: 2 S: 12 H: 1 LOB: 1 BB: 0 P: 14	R: 0 E: 0 K: 2 S: 9 H: 0 LOB: 0 BB: 0 P: 13	R: 0 E: 0 K: 0 S: 4 H: 0 LOB: 0 BB: 0 P: 5	R: 0 E: 0 K: 1 S: 9 H: 0 LOB: 0 BB: 0 P: 13	R: 0 E: 0 K: 1 S: 6 H: 0 LOB: 0 BB: 0 P: 10	R: 0 E: 0 K: 0 S: 6 H: 0 LOB: 0 BB: 0 P: 8	R: 0 E: 0 K: 3 S: 10 H: 0 LOB: 0 BB: 0 P: 15	R: 0 E: 0 K: 0 S: 6 H: 0 LOB: 0 BB: 1 P: 14	1B: 1 2B: 0 3B: 0 HR: 1	SF: 0 SAC: 0 DP: 1 HBP: 0						

PITCHER		IP	WLS	BF	H	R	ER	SO	BB	IBB	HBP	BLK	WP	HR	S	P	ERA	WHIP
45 Zack Wheeler, R ERA: 1.29	(1, 1)	7.0	W	24	2	1	1	7	1	0	0	0	0	1	56	83	1.29	0.429
65 Robert Gsellman, R ERA: 1.29	(8, 1)	1.0	H	3	0	0	0	3	0	0	0	0	0	0	10	15	0.00	0.000
39 Jerry Blevins, L ERA:	(9, 1)	0.1	H	1	0	0	0	0	0	0	0	0	0	0	2	4	0.00	0.000
44 AJ Ramos, R ERA:	(9, 1)	0.2		2	0	0	0	0	1	0	0	0	0	0	4	10	0.00	1.500

PITCHER	IP	WLS	BF	H	R	ER	SO	BB	IBB	HBP	BLK	WP	HR	S	P	ERA	WHIP

BOTTOM

New York Mets @ Miami Marlins

Marlins Park, Miami, FL

Wed Apr 11 2018, 7:10 PM - 9:37 PM EDT

Att. 6,150 - Partly Cloudy - 75 F

livebaseballscorecards.com

AB	28
R	1
H	2
RBI	1
BB	2
SO	10
LOB	3

1B: 1	SF: 0	WP: 0	PA: 30		
2B: 0	SAC: 0	PB: 0			
3B: 0	DP: 1	SB: 0			
HR: 1	HBP: 0	CS: 0			

Pittsburgh Pirates @ Miami Marlins

Marlins Park, Miami, FL

Fri Apr 13 2018, 7:10 PM - 9:58 PM EDT

Att. 6,852 - Partly Cloudy - 77 F

TOP

livebaseballscorecards.com

Batter	1	2	3	4	5	6	7	8	9	AB	R	H	RBI	BB	SO	LOB
5 Josh Harrison, R (1, 4) OBP: 0.345, SLG: 0.385	B FF 93 B FF 92 X FF 91 2-0 ① F8		B FF 92 B CU 76 B FF 90 X FF 90 3-0 ② F7		C CU 76 B CH 84 X FF 90 1-1 ③ F7			C FF 92 B FF 92 C SL 80 F CH 86 S CH 86 1-3 ① K		4	0	0	0	0	1	1
25 Gregory Polanco, L (1, 9) OBP: 0.357, SLG: 0.652	B CU 77 X FF 92 1-0 ② P3		B CU 76 C FF 91 2 SAFE C CU 76 S CU 77 1-3 ③ K			F FF 90 B CH 82 C CU 75 F CU 75 X FF 91 1-2 ① F7		C SL 78 B FF 93 B CH 86 F FF 93 C SL 78 2-3 ② K		4	0	0	0	0	2	1
6 Starling Marte, R (1, 8) OBP: 0.345, SLG: 0.480	B CU 77 B FF 92 F FF 91 B CU 77 B FF 91 4-1 55 S BB			C B CU 75 X FF 90 1-1 23 CS 1B		C FF 91 B CH 84 B CH 84 S FF 91 B CU 77 C CU 75 3-3 ② K		B SL 78 B SL 78 C FF 92 F FF 92 S CH 86 2-3 ③ K2-3		3	0	1	0	1	2	0
55 Josh Bell, S (1, 3) OBP: 0.362, SLG: 0.400	B CU 74 B FF 90 X FF 91 2-0 ③ G4-3 1-2			F FF 89 B FF 90 1 SAFE D CU 75 X FF 89 2-1 ① F7		B FF 90 B CU 75 X FF 90 2-0 ③ G6-3			B FF 90 X FF 91 1-0 ① F8	4	0	0	0	0	0	2
23 David Freese, R (1, 5) OBP: 0.350, SLG: 0.611		B FF 90 B CH 83 B FF 90 C FF 90 F FF 90 F FF 91 D CU 77 4-2 10 G6-4-3 BB		1 SAFE 1 SAFE C CH 83 B FF 90 X CU 75 1-1 ②③ F9 1-2			B FF 98 C FF 98 F FF 97 B SL 86 S SL 84 2-3 ① K		C CU 72 X FF 91 0-1 ② F8	3	0	0	0	1	1	1
12 Corey Dickerson, L (1, 7) OBP: 0.396, SLG: 0.622		C CU 75 1 SAFE B FF 90 X CU 76 1-1 ① F7			X CU 75 0-0 32 HR 1B		B FF 100 S FF 99 F SL 86 X FF 100 1-2 10 L9 2B		C FF 92 S FO 85 S FO 87 0-3 ③ K	4	1	2	0	0	1	1
10 Jordy Mercer, R (1, 6) OBP: 0.327, SLG: 0.333		1 SAFE C FF 90 B CH 84 X FF 91 1-1 ②③ G6-4-3 1-2f			C FF 90 B CH 83 B CH 81 1 SAFE X FF 90 2-1 ① P3		C FF 98 B SL 85 X FF 99 1-1 ② L9 2-3			3	0	0	0	0	0	3
32 Elias Díaz, R (1, 2) OBP: 0.462, SLG: 0.667			B FF 91 C CH 84 S CU 77 X CU 76 1-2 39 SH3-4 1B		X FF 91 0-0 1-H HR		B FF 99 B FF 97 B FF 98 B FF 96 4-0 BB			2	1	2	2	1	0	0
39 Chad Kuhl, R (1, 1) 30 Kyle Crick, L (6, 1) 26 Adam Frazier, L (7, PH) OBP: 0.308, SLG: 0.440 66 Dovydas Neverauskas, R (7, 1)			X FF 90 0-0 ① SH3-4 1-2		C FF 90 B CU 76 F FF 89 F CU 76 F CH 83 S FF 91 1-3 ② K		B FF 96 B FF 97 B FF 96 C FF 98 C FF 97 X FF 98 3-2 ③ G4-3			1 0 1 0	0 0 0 0	0 0 0 0	0 0 0 0	0 0 0 0	1 0 0 0	0 0 2 0
Inning Stats	R: 0 E: 0 K: 0 S: 4 H: 0 LOB: 1 BB: 1 P: 13	R: 0 E: 0 K: 0 S: 7 H: 0 LOB: 0 BB: 1 P: 13	R: 0 E: 0 K: 1 S: 8 H: 1 LOB: 1 BB: 0 P: 13	R: 0 E: 0 K: 0 S: 6 H: 1 LOB: 0 BB: 0 P: 10	R: 2 E: 0 K: 1 S: 11 H: 2 LOB: 0 BB: 0 P: 15	R: 0 E: 0 K: 1 S: 8 H: 0 LOB: 0 BB: 0 P: 14	R: 0 E: 0 K: 1 S: 11 H: 1 LOB: 2 BB: 1 P: 22	R: 0 E: 0 K: 3 S: 10 H: 0 LOB: 0 BB: 0 P: 15	R: 0 E: 0 K: 1 S: 6 H: 0 LOB: 0 BB: 0 P: 7	1B: 3 2B: 1 3B: 0 HR: 1 SF: 0 SAC: 1 DP: 1 HBP: 0						

AB	29
R	2
H	5
RBI	2
BB	3
SO	8
LOB	11

WP: 0 PA: 33
PB: 0
SB: 1
CS: 1

PITCHER		IP	WLS	BF	H	R	ER	SO	BB	IBB	HBP	BLK	WP	HR	S	P	ERA	WHIP
76 Dillon Peters, L ERA: 6.75	(1, 1)	6.0	W	22	4	2	2	3	2	0	0	0	0	1	44	78	3.00	1.000
56 Tayron Guerrero, R ERA: 8.22	(7, 1)	1.0	H	5	1	0	0	1	1	0	0	0	0	0	11	22	0.00	2.000
46 Kyle Barraclough, R ERA: 3.18	(8, 1)	1.0		3	0	0	0	3	0	0	0	0	0	0	10	15	0.00	0.000
25 Junichi Tazawa, R ERA: 1.04	(9, 1)	1.0		3	0	0	0	1	0	0	0	0	0	0	6	7	0.00	0.000

PITCHER	IP	WLS	BF	H	R	ER	SO	BB	IBB	HBP	BLK	WP	HR	S	P	ERA	WHIP

Pittsburgh Pirates @ Miami Marlins

Marlins Park, Miami, FL

Fri Apr 13 2018, 7:10 PM - 9:58 PM EDT

Att. 6,852 - Partly Cloudy - 77 F

livebaseballscorecards.com

BOTTOM

Batter	1	2	3	4	5	6	7	8	9	AB	R	H	RBI	BB	SO	LOB
32 Derek Dietrich, L (1, 7) OBP: 0.375, SLG: 0.414 25 Junichi Tazawa, R (9, 1)	B FF 95 C SI 96 B CH 86 X SI 96 2-1 13 G6-4-3 19 1B 1B		C KC 80 X SI 94 0-1 ① F8		B FF 95 B SL 87 F SI 96 C SI 96 X SI 96 2-2 19 1B 13 E 1-2 1B	B CH 88 F FF 95 X FF 95 1-1 ③ F8		B CH 92 F FF 95 S FC 89 S CU 82 1-3 ② K		5 0	1 0	2 0	0 0	0 0	1 0	2 0
19 Miguel Rojas, R (1, 6) OBP: 0.357, SLG: 0.451	B FF 95 F FF 95 B SI 96 1 SAFE X SI 96 2-1 13 G6-4-3 1-2 1B		C SL 87 S SL 87 B KC 83 X SI 97 1-2 13 G6-4-3 1B		C SL 86 X SI 95 0-1 13 E 1-2 2-3 1B		B FF 97 B FF 96 B FF 97 C FF 96 X FF 96 3-1 ① G5-3	C FC 88 B FC 88 B CU 82 F FF 94 F CU 82 X SI 94 2-2 ③ L8		5	1	3	0	0	0	1
13 Starlin Castro, R (1, 4) OBP: 0.355, SLG: 0.321	D SL 90 B SI 96 S SL 88 C SL 89 F SL 89 X SI 96 2-2 ① ② G6-4-3 1-2f 2-3		X SI 96 0-0 ② ③ G6-4-3 1-2f		X SL 86 0-0 ② SF9 1-H 2-H 3-H		S FC 91 B FC 92 X SI 96 1-1 41 HR 1B			3	1	1	1	0	0	3
41 Justin Bour, L (1, 3) OBP: 0.269, SLG: 0.417	D SL 88 B SI 96 C SL 88 F FF 96 S KC 84 2-3 ③ K			C CH 88 F SI 95 X SI 95 0-2 ① G4-3	B KC 81 B CH 90 C SI 94 X SL 88 2-1 1B		B FF 95 B CU 83 C SI 96 X SI 96 2-1 1-H HR			4	1	2	2	0	1	1
15 Brian Anderson, R (1, 5) OBP: 0.407, SLG: 0.417		B FF 95 S FF 95 B FF 95 F SI 95 X SI 97 2-2 ① G4-3		F SL 87 S SI 96 X KC 82 0-2 ② G5-3	B SI 96 C SL 87 S FF 95 X KC 84 1-2 ③ G2-3		X FF 97 0-0 ② P2			4	0	0	0	0	0	1
3 JB Shuck, L (1, 9) OBP: 1.000, SLG: 1.500		C SI 94 C FF 97 B SI 98 F SL 90 X SL 88 1-2 76 WP 3B		C SI 95 B CH 90 X CH 90 1-1 1B		B FF 94 B SI 93 B SI 95 C SI 94 X SI 93 3-1 9 1B 17 SH2-4 1B	C FC 92 S CU 85 X FF 97 0-2 9 FC5-4 1B			4	2	4	0	0	0	0
9 Lewis Brinson, R (1, 8) OBP: 0.211, SLG: 0.151		B SL 86 B SI 96 B KC 81 B SI 95 4-0 76 WP 76 S BB		1 SAFE B SI 96 B FF 96 B SI 96 X SI 96 3-0 ③ G2-3		C KC 81 F KC 81 D KC 81 X SL 88 1-2 17 SH2-4 1-2 1B	B FC 90 S CU 83 X SI 95 1-1 ③ FC5-4 1-2f			3	0	1	0	1	0	2
17 Chad Wallach, R (1, 2) OBP: 0.207, SLG: 0.185		B CH 89 C KC 83 B FF 96 C SL 87 B SI 98 S SL 88 3-3 ② K			B SI 95 C SL 86 X SI 94 1-1 76 FC2-6 1B	X FF 94 0-0 ① SH2-4 1-2 2-H		S FF 95 B FC 89 B FC 90 B FF 94 F FF 95 X FF 94 3-2 ① G5-3		3	0	1	1	0	1	2
76 Dillon Peters, L (1, 1) 18 Tomás Telis, S (6, PH) OBP: 0.286, SLG: 0.167 56 Tayron Guerrero, R (7, 1) 46 Kyle Barraclough, R (8, 1) 1 Cameron Maybin, R (8, PH) OBP: 0.341, SLG: 0.333 (9, 7)		B SI 97 S SI 96 B SI 96 B SI 96 X SI 94 3-1 ③ L7 1-3 3-H			L FF 95 X SI 94 0-1 ① FC2-6 19 1B 32 1B 13 SF9 1-2f	C FF 95 B SL 81 F FF 95 F FF 95 S CH 88 1-3 ② K		C FF 94 C CU 82 B CU 82 B FF 93 B CU 82 B SI 94 4-2 BB		2 1 0 0 0	1 0 0 0 0	0 0 0 0 0	0 0 0 0 1	0 0 0 0 0	0 1 0 0 0	2 1 0 0 0
Inning Stats	R: 0 E: 0 K: 1 S: 11 H: 2 LOB: 1 BB: 0 P: 19	R: 1 E: 0 K: 1 S: 12 H: 1 LOB: 1 BB: 1 P: 25	R: 0 E: 0 K: 0 S: 6 H: 1 LOB: 0 BB: 0 P: 7	R: 0 E: 0 K: 0 S: 9 H: 1 LOB: 1 BB: 0 P: 13	R: 3 E: 1 K: 0 S: 15 H: 4 LOB: 1 BB: 0 P: 21	R: 1 E: 0 K: 1 S: 12 H: 2 LOB: 1 BB: 0 P: 18	R: 2 E: 0 K: 0 S: 12 H: 3 LOB: 1 BB: 0 P: 19	R: 0 E: 0 K: 1 S: 12 H: 0 LOB: 1 BB: 1 P: 22		1B: 12 2B: 0 3B: 1 HR: 1	SF: 1 SAC: 1 DP: 2 HBP: 0			WP: 1 PB: 0 SB: 1 CS: 0	PA: 38	

	AB	34
	R	7
	H	14
	RBI	4
	BB	2
	SO	4
	LOB	15

PITCHER		IP	WLS	BF	H	R	ER	SO	BB	IBB	HBP	BLK	WP	HR	S	P	ERA	WHIP
39 Chad Kuhl, R ERA: 5.74	(1, 1)	5.0	L	25	11	5	4	2	1	0	0	0	1	0	58	94	7.20	2.400
30 Kyle Crick, R ERA:	(6, 1)	1.0		3	0	0	0	1	0	0	0	0	0	0	7	9	0.00	0.000
66 Dovydas Neverauskas, R ERA: 10.8	(7, 1)	2.0		10	3	2	2	1	1	0	0	0	0	1	24	41	9.00	2.000

PITCHER	IP	WLS	BF	H	R	ER	SO	BB	IBB	HBP	BLK	WP	HR	S	P	ERA	WHIP

Pittsburgh Pirates @ Miami Marlins

Marlins Park, Miami, FL

Sat Apr 14 2018, 7:10 PM - 9:41 PM EDT

Att. 26,816 - Partly Cloudy - 81 F

livebaseballscorecards.com

Batter	1	2	3	4	5	6	7	8	9	AB	R	H	RBI	BB	SO	LOB
5 Josh Harrison, R (1, 4) OBP: 0.323, SLG: 0.357	X FF 90 0-0 ① G6-3		C FF 91 F SL 80 S CH 82 0-3 ③ K			B SL 80 F FF 90 F CH 83 B FF 92 X SL 81 2-2 ① G5-3		B SL 87 1 SAFE S SL 87 S FF 95 S FF 95 1-3 ②③ K 1-2		4	0	0	0	0	2	1
25 Gregory Polanco, L (1, 9) OBP: 0.333, SLG: 0.600	C FF 91 B FF 91 X SL 81 1-1 ② G3			B SL 79 C CH 82 F CH 83 B FF 90 X FF 91 2-2 ① L4		C FF 91 F SL 80 B SL 81 X CH 84 1-2 ② P6			B SI 82 B SI 84 F SI 83 F SI 83 X SI 84 2-2 ① G4-3	4	0	0	0	0	0	0
6 Starling Marte, R (1, 8) OBP: 0.339, SLG: 0.463	C FF 90 B FF 91 B SL 79 X FF 91 2-1 ③ P4			X SL 80 0-0 ② P3		B SL 79 B CH 81 S CH 82 B FF 91 X FF 92 3-1 ③ G6-3			B SI 84 F SI 84 X SI 83 1-1 55 1B 12 1B 1B	4	1	1	0	0	0	0
55 Josh Bell, S (1, 3) OBP: 0.355, SLG: 0.389		C FF 91 B SL 80 B FF 91 X CH 83 2-1 ① G4-3		C FF 92 F FF 91 B SL 82 B SL 80 C FF 92 2-3 ③ K			B SL 80 X FF 91 1-0 ① F8		C SI 83 1 SAFE X SI 83 0-1 12 1B 1-3 1B	4	0	1	0	0	1	0
12 Corey Dickerson, L (1, 7) OBP: 0.385, SLG: 0.592		F SL 80 X FF 90 0-1 ② F8			B FF 90 S CH 83 B CH 84 S FF 91 F CH 82 B FF 92 X CH 82 3-2 ① L5		F FF 91 B FF 90 B FF 92 X CH 83 2-1 ② L7		X SI 83 0-0 29 G4-6-3 1-2 3-H 1B	4	0	1	1	0	0	0
29 Francisco Cervelli, R (1, 2) OBP: 0.380, SLG: 0.535		B FF 92 F FF 91 H SL 82 2-1 HBP			B SL 81 C SL 79 B FF 92 B CH 84 S FF 91 X FF 92 3-2 19 G1-3 2B		B FF 91 B FF 90 B FF 91 X FF 90 3-0 1B		B SI 83 B SI 84 S SI 84 B SI 83 X SI 83 3-1 ②③ G4-6-3 1-2f	3	0	2	0	0	0	2
19 Colin Moran, L (1, 5) OBP: 0.395, SLG: 0.447		C FF 92 B FF 92 X FF 92 1-1 ③ G4-3			F SL 79 X CH 82 0-1 ② G1-3 2-3		X FF 90 0-0 ③ P5			3	0	0	0	0	0	3
10 Jordy Mercer, R (1, 6) OBP: 0.327, SLG: 0.318			B FF 90 X FF 91 1-0 ① F8		0-0 IBB			C FF 93 C CU 82 S SL 87 0-3 ① K		2	0	0	0	1	1	0
50 Jameson Taillon, R (1, 1) OBP: 0.143, SLG: 0.143			B FF 91 C FF 91 C SL 81 B SL 80 X FF 91 2-2 ② G4-3		X SL 80 0-0 ③ G5-3			B FF 93 F FF 94 C CU 83 B CU 81 F FF 94 F FF 95 B SL 87 B FF 94 4-2 5 CS BB		2	0	0	0	0	0	2
45 Michael Feliz, R (7, 1)										0	0	0	0	0	0	0
26 Adam Frazier, L (8, PH) OBP: 0.333, SLG: 0.440										0	0	0	0	1	0	0
70 George Kontos, R (8, 1)										0	0	0	0	0	0	0
73 Felipe Vázquez, L (9, 1)										0	0	0	0	0	0	0
Inning Stats	R: 0 E: 0 K: 0 S: 5 H: 0 LOB: 0 BB: 0 P: 8	R: 0 E: 0 K: 0 S: 7 H: 0 LOB: 1 BB: 0 P: 12	R: 0 E: 0 K: 1 S: 7 H: 0 LOB: 0 BB: 0 P: 10	R: 0 E: 0 K: 1 S: 7 H: 0 LOB: 0 BB: 0 P: 11	R: 0 E: 0 K: 0 S: 10 H: 1 LOB: 2 BB: 1 P: 16	R: 0 E: 0 K: 0 S: 8 H: 0 LOB: 0 BB: 0 P: 14	R: 0 E: 0 K: 0 S: 5 H: 1 LOB: 1 BB: 0 P: 11	R: 0 E: 0 K: 2 S: 10 H: 0 LOB: 0 BB: 1 P: 15	R: 1 E: 0 K: 0 S: 10 H: 3 LOB: 1 BB: 0 P: 16	1B: 4 2B: 1 3B: 0 HR: 0 SF: 0 SAC: 0 DP: 1 HBP: 1						

PITCHER		IP	WLS	BF	H	R	ER	SO	BB	IBB	HBP	BLK	WP	HR	S	P	ERA	WHIP
63 Trevor Richards, R ERA: 4.7	(1, 1)	7.0		25	2	0	0	2	0	1	1	0	0	0	49	82	0.00	0.286
71 Drew Steckenrider, R ERA:	(8, 1)	1.0		3	0	0	0	2	1	0	0	0	0	0	10	15	0.00	1.000
29 Brad Ziegler, R ERA: 8.1	(9, 1)	1.0	L	5	3	1	1	0	0	0	0	0	0	0	10	16	9.00	3.000

PITCHER	IP	WLS	BF	H	R	ER	SO	BB	IBB	HBP	BLK	WP	HR	S	P	ERA	WHIP

TOP	
AB	30
R	1
H	5
RBI	1
BB	2
SO	4
LOB	8

WP: 0 PB: 0 SB: 0 CS: 1 PA: 33

BOTTOM

Batter	1	2	3	4	5	6	7	8	9	AB	R	H	RBI	BB	SO	LOB
32 Derek Dietrich, L (1, 7) OBP: 0.353, SLG: 0.387	X FF 93 0-0 F7 ①		C FF 94 B CH 88 F CH 88 B FF 96 F CU 83 B FF 97 X SI 96 3-2 G4-3 ②		B SI 94 C CU 81 B CH 87 X SI 95 2-1 F7 ①		C FF 95 B SL 85 B FF 95 C FF 94 S FF 95 2-3 K ③			4	0	0	0	0	1	0
19 Miguel Rojas, R (1, 6) OBP: 0.350, SLG: 0.436	B SI 93 F SI 93 C CU 81 B SI 95 X SI 94 2-2 G6-3 ②		B CU 83 F SI 95 B SI 94 B FF 95 C SI 95 X SI 95 3-2 1B		L FF 94 F CH 84 X CU 81 0-2 G5-3 ②			B FC 87 F FC 86 X SL 84 1-1 F7 ①		4	0	1	0	0	0	0
13 Starlin Castro, R (1, 4) OBP: 0.364, SLG: 0.333	S FF 95 B CU 81 F SI 94 B FF 95 S CU 82 2-3 K ③		X SI 96 0-0 G5-3 ③		B CU 80 X FF 95 1-0 1B			F SL 83 B FF 90 X FC 86 1-1 15 1B 1B		4	0	2	0	0	1	1
41 Justin Bour, L (1, 3) OBP: 0.286, SLG: 0.412		B CU 80 C SI 94 C FF 94 B FF 94 X SI 94 2-2 9 FC6-4 15 G5-3 1B		C CH 85 C FF 94 B CU 83 B CU 82 B FF 96 F CU 83 B SI 96 4-2 3 FC1-6 15 1B BB	C FF 94 B FF 93 X SI 95 1-1 G6-3 ③			C SI 88 B FC 86 D SL 84 1 SAFE F FC 86 F FC 87 X FC 86 2-2 L9 ②		3	0	1	0	1	0	2
15 Brian Anderson, R (1, 5) OBP: 0.413, SLG: 0.423		F SI 95 B SI 94 B CU 81 C CU 81 F FF 96 F SI 95 D CU 83 X SI 95 3-2 G5-3 ① 1-2	F SI 95 X SI 95 0-1 3 FC1-6 1-2 1B		F CU 81 B CU 81 X SI 94 1-1 P4 ①			C SL 82 1 SAFE D SL 84 C FC 86 1 SAFE F FC 86 X SL 83 1-2 1-3 1B		4	0	2	0	0	0	1
3 JB Shuck, L (1, 9) OBP: 0.625, SLG: 0.857		B CU 81 B SI 95 B SI 95 C FF 95 C CU 84 B SI 96 4-2 9 FC6-4 BB	F CH 88 F SI 97 B FF 96 F CU 83 F CH 86 X FF 96 1-2 FC1-6 ① 1-2f 2-3 9 G6-3		B SI 95 X SI 95 1-0 G4-3 ②			X SI 88 0-0 G4-3 ③		3	0	0	0	1	0	4
9 Lewis Brinson, R (1, 8) OBP: 0.197, SLG: 0.140		B SI 95 X SI 95 1-0 FC6-4 ② 1-2f 2-3	F FF 96 X SI 95 0-1 G6-3 ② 1-2		B SI 95 C CU 82 S CU 81 X CU 80 1-2 G1-3 ③				B FF 98 B FF 98 B FF 95 C FF 96 S FF 95 F FF 96 X FF 96 3-2 P4 ①	4	0	0	0	0	0	4
28 Bryan Holaday, R (1, 2) OBP: 0.259, SLG: 0.208		B SI 95 C CU 81 F FF 95 S CU 83 1-3 K ③		0-0 IBB			B SI 93 F SI 94 B SL 83 X FF 95 2-1 L8 ①		C FF 98 B CH 87 B CH 87 X FF 97 2-1 P3 ②	3	0	0	0	1	1	2
63 Trevor Richards, R (1, 1) 18 Tomás Telis, S (7, PH) OBP: 0.267, SLG: 0.154 71 Drew Steckenrider, R (8, 1) 29 Brad Ziegler, R (9, 1) 1 Cameron Maybin, R (9, PH) OBP: 0.333, SLG: 0.324			B FF 93 C FF 94 X SI 95 1-1 G6-3 ① B SI 94 X SI 95 1-0 G2-3 ③				C FF 96 B SL 85 B SL 84 X FF 95 2-1 F8 ②		S CH 88 B CH 89 B FF 98 C CH 89 X CU 84 2-2 G6-3 ③	2 1 0 0 1	0 0 0 0 0	0 0 0 0 0	0 0 0 0 0	0 0 0 0 0	0 0 0 0 0	3 0 0 0 0
Inning Stats	R: 0 H: 0 E: 0 LOB: 0 K: 1 BB: 0 S: 7 P: 11	R: 0 H: 1 E: 0 LOB: 2 K: 1 BB: 1 S: 14 P: 25	R: 0 H: 1 E: 0 LOB: 1 K: 0 BB: 0 S: 10 P: 17	R: 0 H: 1 E: 0 LOB: 3 K: 0 BB: 2 S: 13 P: 19	R: 0 H: 1 E: 0 LOB: 1 K: 0 BB: 0 S: 8 P: 12	R: 0 H: 0 E: 0 LOB: 0 K: 0 BB: 0 S: 6 P: 9	R: 0 H: 0 E: 0 LOB: 0 K: 1 BB: 0 S: 7 P: 13	R: 0 H: 2 E: 0 LOB: 2 K: 0 BB: 0 S: 13 P: 18	R: 0 H: 0 E: 0 LOB: 0 K: 0 BB: 0 S: 9 P: 16	1B: 6 2B: 0 3B: 0 HR: 0	SF: 0 SAC: 0 DP: 0 HBP: 0						

PITCHER	IP	WLS	BF	H	R	ER	SO	BB	IBB	HBP	BLK	WP	HR	S	P	ERA	WHIP
50 Jameson Taillon, R (1, 1) ERA: 0.89	6.0		25	4	0	0	2	2	1	0	0	0	0	58	93	0.00	1.000
45 Michael Feliz, R (7, 1) ERA: 6.0	1.0		3	0	0	0	1	0	0	0	0	0	0	7	13	0.00	0.000
70 George Kontos, R (8, 1) ERA: 5.14	1.0	W	5	2	0	0	0	0	0	0	0	0	0	13	18	0.00	2.000
73 Felipe Vázquez, L (9, 1) ERA: 5.14	1.0	S	3	0	0	0	0	0	0	0	0	0	0	9	16	0.00	0.000

PITCHER	IP	WLS	BF	H	R	ER	SO	BB	IBB	HBP	BLK	WP	HR	S	P	ERA	WHIP

Pittsburgh Pirates @ Miami Marlins

Marlins Park, Miami, FL

Sat Apr 14 2018, 7:10 PM - 9:41 PM EDT

Att. 26,816 - Partly Cloudy - 81 F

livebaseballscorecards.com

AB	33
R	0
H	6
RBI	0
BB	3
SO	3
LOB	17

1B: 6 SF: 0 WP: 0 PA: 36
2B: 0 SAC: 0 PB: 0
3B: 0 DP: 0 SB: 0
HR: 0 HBP: 0 CS: 0

Batter	1	2	3	4	5	6	7	8	9	AB	R	H	RBI	BB	SO	LOB
5 Josh Harrison, R (1, 4) OBP: 0.328, SLG: 0.351	C SI 96 X SI 96 0-1 F7		C SL 83 F SI 96 H SI 96 1-2 6 1B 55 2B HBP	B SI 96 C CH 89 C SL 85 X SL 86 1-2 G4-3		C SI 91 B FF 93 F CU 72 B CH 80 X FC 86 2-2 F8		B FF 98 B SI 95 B FF 96 C FF 97 X FF 96 3-1 G3		1	0	0	0	0	0	0
26 Adam Frazier, L (3, PR) OBP: 0.300, SLG: 0.393 (3, 4)										3	1	0	0	0	0	0
73 Felipe Vázquez, L (9, 1)										0	0	0	0	0	0	0
25 Gregory Polanco, L (1, 9) OBP: 0.323, SLG: 0.564	B B SI 95 X SI 94 2-0 L9		1 SAFE F CH 89 X SL 85 0-1 P5	C SL 84 F SI 96 F SL 86 B SL 86 B SI 95 S SL 86 2-3 K			C SI 92 B SI 92 B FF 93 B CH 79 X SI 93 3-1 6 1B 55 1B 1B	C FF 100 B SL 84 C FF 99 S SL 86 1-3 K		5	1	1	0	0	2	1
6 Starling Marte, R (1, 8) OBP: 0.388, SLG: 0.559	B SI 97 B SI 96 F FF 96 X SL 84 2-1 1B		1 SAFE B SI 96 F SL 83 1 SAFE S SL 85 X CH 89 1-2 55 2B 1B		F SL 85 B SI 95 B CH 89 B SL 86 X SI 96 3-1 12 1B 29 SF8 1B		F SI 93 B FC 87 1 SAFE F FF 94 1 SAFE B CH 80 X FC 85 2-2 55 1B 12 SF9 1-2 1B		B FF 91 X FF 90 1-0 HR	5	4	5	1	0	0	0
55 Josh Bell, S (1, 3) OBP: 0.373, SLG: 0.424	1 SAFE 1 SAFE B SI 96 B CH 87 C CH 86 F SI 96 F SL 84 1 SAFE B SL 86 3-3 C SI 86 K		B SL 84 F CH 88 2 SAFE X SL 85 1-1 12 PB 12 1B 1-H 2-H 2B	B SI 94 S SI 95 F CH 90 F SI 96 B CH 90 S SL 84 2-3 K		B SI 92 C CH 80 F SI 93 F FF 94 X CH 81 1-2 29 HBP 1-3 2-H 1B		B CU 73 C FF 90 X FF 90 1-1 12 L3 1B	5	1	3	3	0	2	2
12 Corey Dickerson, L (1, 7) OBP: 0.386, SLG: 0.585		B SI 95 X CH 87 1-0 F7	D SL 84 B SI 96 B CH 86 C SI 93 X CH 88 3-1 29 1B 2-H 1B		1 SAFE B SI 94 B CH 92 S SI 94 B SL 86 F SI 94 X SI 96 3-2 1-3 1B		T FC 88 X FF 94 0-1 SF9 3-H		X FF 89 0-0 L3 1-1	4	0	2	2	0	0	1
29 Francisco Cervelli, R (1, 2) OBP: 0.382, SLG: 0.522		C SI 97 B SI 96 B SL 85 C SL 83 S SI 97 2-3 K	C SI 96 1 SAFE B SL 86 X SL 86 1-1 1-2 1B		B SI 95 X FF 94 1-0 SF8 3-H		C FC 84 H SI 90 1-1 1-2 HBP		C CU 72 S FF 91 B FO 85 S FO 85 1-3 K	3	0	1	1	0	2	0
19 Colin Moran, L (1, 5) OBP: 0.383, SLG: 0.429	X SI 96 0-0 3 BB 1B	B CH 88 D SL 87 X SI 94 2-0 F7		X CH 88 0-0 G3		F SI 92 B CH 79 X FC 84 1-1 F6				4	0	1	0	0	0	5
3 Sean Rodríguez, R (1, 6) OBP: 0.263, SLG: 0.353 (9, 4)	F SI 96 S SI 96 B CH 90 B SL 86 B SI 96 B SL 85 4-2 1-2 BB	X SI 95 0-0 L7			S SI 91 B CH 78 S FC 83 S FC 84 1-3 K	C FC 84 F SI 94 B FF 94 C CH 81 1-3 K				3	0	0	0	1	2	4
46 Iván Nova, R (1, 1) 45 Michael Feliz, R (7, 1) 23 David Freese, R (8, PH) OBP: 0.333, SLG: 0.579 70 George Kontos, R (8, 1) 10 Jordy Mercer, R (9, 6) OBP: 0.327, SLG: 0.318	S SI 96 S SI 97 S SI 97 0-3 K	C FF 95 F SI 95 X SI 96 0-2 G6-3		B FF 91 C SI 91 B FF 92 S FF 92 F FF 92 S SL 77 2-3 K		B FF 96 C FF 95 F FF 96 S SL 85 1-3 K				3 0 1 0 0	0 0 0 0 0	0 0 0 0 0	0 0 0 0 0	2 0 1 0 0	2 0 0 0 0	2 0 0 0 0
Inning Stats	R: 0 E: 0 K: 1 S: 9 H: 1 LOB: 1 BB: 0 P: 16	R: 0 E: 0 K: 2 S: 10 H: 1 LOB: 2 BB: 1 P: 17	R: 3 E: 0 K: 0 S: 15 H: 4 LOB: 2 BB: 0 P: 24	R: 0 E: 0 K: 1 S: 10 H: 0 LOB: 0 BB: 0 P: 13	R: 1 E: 0 K: 1 S: 11 H: 2 LOB: 1 BB: 0 P: 20	R: 0 E: 0 K: 2 S: 10 H: 0 LOB: 0 BB: 0 P: 15	R: 2 E: 0 K: 1 S: 17 H: 3 LOB: 2 BB: 0 P: 26	R: 0 E: 0 K: 2 S: 8 H: 0 LOB: 0 BB: 0 P: 13	R: 1 E: 0 K: 1 S: 7 H: 2 LOB: 0 BB: 0 P: 10	1B: 11 2B: 2 3B: 0 HR: 1 SF: 2 SAC: 0 DP: 1 HBP: 2				WP: 0 PB: 1 SB: 0 CS: 0	PA: 42	

TOP

Pittsburgh Pirates @ Miami Marlins

Marlins Park, Miami, FL

Sun Apr 15 2018, 1:10 PM - 4:13 PM EDT

Att. 10,621 - Roof Closed - 79 F

livebaseballscorecards.com

AB	37
R	7
H	13
RBI	7
BB	1
SO	11
LOB	15

PITCHER		IP	WLS	BF	H	R	ER	SO	BB	IBB	HBP	BLK	WP	HR	S	P	ERA	WHIP
62 José Ureña, R ERA: 5.57	(1, 1)	5.0	L	25	8	4	4	5	1	0	1	0	0	0	55	90	7.20	1.800
43 Odrisamer Despaigne, R ERA: 5.14	(6, 1)	2.0		10	3	2	2	3	0	0	1	0	0	0	27	41	9.00	1.500
56 Tayron Guerrero, R ERA: 7.27	(8, 1)	1.0		3	0	0	0	2	0	0	0	0	0	0	8	13	0.00	0.000
25 Junichi Tazawa, R ERA: 1.86	(9, 1)	1.0		4	2	1	1	1	0	0	0	0	0	1	7	10	9.00	2.000

PITCHER	IP	WLS	BF	H	R	ER	SO	BB	IBB	HBP	BLK	WP	HR	S	P	ERA	WHIP

Pittsburgh Pirates @ Miami Marlins

Marlins Park, Miami, FL

Sun Apr 15 2018, 1:10 PM - 4:13 PM EDT

Att. 10,621 - Roof Closed - 79 F

livebaseballscorecards.com

BOTTOM

Batter	1	2	3	4	5	6	7	8	9	AB	R	H	RBI	BB	SO	LOB
3 JB Shuck, L (1, 9) OBP: 0.583, SLG: 0.700 56 Tayron Guerrero, R (8, 1) 25 Junichi Tazawa, R (9, 1)	B FF 92 C SI 92 F CH 85 B CU 78 F SI 92 F FF 94 X SI 94 2-2 13 1B 19 1B 15 G1-5-3 1B		H FF 93 1-0 HBP		B SI 94 X FF 93 1-0 ② P5		C FF 94 F SL 80 F SL 80 X FF 97 0-2 E4			3 0 0	1 0 0	1 0 0	0 0 0	0 0 0	0 0 0	1 0 0
19 Miguel Rojas, R (1, 6) OBP: 0.344, SLG: 0.424	C SI 92 B SI 92 1 SAFE B FF 92 F SI 93 X SI 93 2-2 15 G1-5-3 13 1B 1-2 1B		C SI 93 F FF 92 F FF 94 S CU 81 0-3 ① K		B CU 79 B SI 93 X FF 94 2-0 ③ F9		C FF 95 F SI 95 B FF 94 C SL 84 1-3 ③ K			4	0	1	0	0	2	3
13 Starlin Castro, R (1, 4) OBP: 0.357, SLG: 0.328	C CU 80 F SI 94 X CU 81 0-2 15 G1-5-3 1-2 2-3 1B		F SI 92 B CH 84 F FF 92 B CU 80 X FF 94 2-2 ② F8			B FF 92 X SI 92 1-0 ① G5-3		B FC 86 B SI 91 C FC 88 B SI 92 X FC 88 3-1 ① G5-3		4	0	1	0	0	0	1
32 Derek Dietrich, L (1, 3) OBP: 0.347, SLG: 0.379 (8, 7)	C SI 94 F FF 94 C CU 82 0-3 ① K		F FF 92 X CU 79 0-1 ③ L6			S CH 86 B CH 86 B FF 91 X SI 94 2-1 ② L8		C FC 89 F CH 84 F SL 85 B FC 88 X SL 83 1-2 1B		4	0	1	0	0	1	4
15 Brian Anderson, R (1, 5) OBP: 0.388, SLG: 0.393	X SI 94 0-0 ② G1-5-3 1-2 2-3 3-H			B CU 77 C SI 92 B CH 85 B SI 92 F FF 93 X FF 94 3-2 ① F8		S CU 80 B FF 92 B FF 91 X SI 94 2-1 ③ G1-3		F SI 90 X FC 87 0-1 ② F9		4	0	0	1	0	0	3
1 Cameron Maybin, R (1, 7) OBP: 0.326, SLG: 0.341 (8, 9)	B CU 80 B SI 94 C SI 94 C SI 93 S CU 81 2-3 ③ K			C CU 78 F FF 94 B CU 81 F CU 80 T FF 95 1-2 ② K			B FF 91 B SI 91 F SI 91 B SI 92 C SI 92 F SI 92 X SI 92 3-2 1-7 K2-3 41 HR 2B	C SI 90 B SL 82 C FC 87 F SL 82 S FC 86 1-3 ③ K		4	1	1	0	0	3	3
9 Lewis Brinson, R (1, 8) OBP: 0.185, SLG: 0.131		C SI 93 X CU 79 0-1 ① G4-3		F SI 93 C CU 79 S CU 81 0-3 ③ K			D CU 79 S SI 93 S SI 93 B CU 80 S SI 92 2-3 ① K		B FF 96 F FF 96 F FF 96 B FF 96 F CH 88 B FF 96 C FF 96 3-3 ① K	4	0	0	0	0	3	1
17 Chad Wallach, R (1, 2) OBP: 0.182, SLG: 0.161		B FF 93 F SI 93 S SI 92 B CU 81 S CU 79 2-3 ② K			C SI 91 B CU 78 F FF 92 B CU 80 X SI 93 2-2 ① G6-3		F F SI 93 F FF 95 S CU 82 0-3 ② K2-3 2-3		B FF 96 X FF 96 1-0 ② G5-3	4	0	0	0	0	2	1
62 José Ureña, R (1, 1) 18 Tomás Telis, S (5, PH) OBP: 0.313, SLG: 0.214 43 Odrisamer Despaigne, R (6, 1) OBP: 0.333, SLG: 0.333 41 Justin Bour, L (7, PH) OBP: 0.293, SLG: 0.472 (8, 3)		B FF 93 F SI 91 B SI 93 F SI 92 S SI 94 2-3 ③ K			B SI 92 B CH 86 F SI 93 X SI 93 2-1 1B		B FF 93 C SI 94 S SI 94 X CU 83 1-2 3-H HR		C FF 95 C CU 82 S SL 85 0-3 ③ K	1 1 0 2	0 0 0 1	0 1 0 1	0 0 0 2	0 0 0 0	1 0 0 1	0 0 0 0
Inning Stats	R: 1 H: 3 E: 0 LOB: 2 K: 2 BB: 0 S: 18 P: 24	R: 0 H: 0 E: 0 LOB: 0 K: 2 BB: 0 S: 8 P: 12	R: 0 H: 0 E: 0 LOB: 1 K: 1 BB: 0 S: 9 P: 12	R: 0 H: 0 E: 0 LOB: 0 K: 2 BB: 0 S: 10 P: 14	R: 0 H: 1 E: 0 LOB: 1 K: 0 BB: 0 S: 7 P: 14	R: 0 H: 0 E: 0 LOB: 0 K: 0 BB: 0 S: 5 P: 10	R: 2 H: 2 E: 1 LOB: 1 K: 3 BB: 0 S: 21 P: 28	R: 0 H: 1 E: 0 LOB: 1 K: 1 BB: 0 S: 12 P: 17	R: 0 H: 0 E: 0 LOB: 0 K: 2 BB: 0 S: 8 P: 12	1B: 5 SF: 0 2B: 1 SAC: 0 3B: 0 DP: 0 HR: 1 HBP: 1						WP: 0 PA: 36 PB: 0 SB: 0 CS: 0	

PITCHER		IP	WLS	BF	H	R	ER	SO	BB	IBB	HBP	BLK	WP	HR	S	P	ERA	WHIP
46 Iván Nova, R ERA: 4.88	(1, 1)	6.2	W	27	6	3	3	9	0	0	1	0	0	1	71	106	4.05	0.900
45 Michael Feliz, R ERA: 5.68	(7, 1)	0.1	H	2	0	0	0	1	0	0	0	0	0	0	7	8	0.00	0.000
70 George Kontos, R ERA: 4.5	(8, 1)	1.0	H	4	1	0	0	1	0	0	0	0	0	0	12	17	0.00	1.000
73 Felipe Vázquez, L ERA: 4.5	(9, 1)	1.0		3	0	0	0	2	0	0	0	0	0	0	8	12	0.00	0.000

PITCHER	IP	WLS	BF	H	R	ER	SO	BB	IBB	HBP	BLK	WP	HR	S	P	ERA	WHIP

Miami Marlins @ New York Yankees

Yankee Stadium, Bronx, NY

Mon Apr 16 2018, 6:42 PM - 10:17 PM EDT

Att. 32,525 - Cloudy - 53 F

TOP

livebaseballscorecards.com

Batter	1	2	3	4	5	6	7	8	9	AB	R	H	RBI	BB	SO	LOB
32 Derek Dietrich, L (1, 7) OBP: 0.325, SLG: 0.352	C FF 97 F SL 88 B SL 89 B SL 89 F CH 87 B FF 99 F SL 87 X FF 97 3-2 ① F7		F FF 97 B CH 88 S SL 87 X FF 98 1-2 ③ G3			F FF 96 B CH 87 C FF 97 B FF 98 F SL 86 T FF 98 2-2 ② K		B FF 92 F FF 92 S FS 84 D FS 83 S FF 93 2-3 ① K	C FF 97 B KC 83 F FF 96 X SV 87 1-2 ③ G1-3	5	0	0	0	0	2	2
19 Miguel Rojas, R (1, 6) OBP: 0.353, SLG: 0.444	B FF 98 X FF 98 1-0 ② P4			B FF 96 F FF 98 C SL 86 B SL 87 B SL 87 X FF 97 3-2 41 F7 2B		X FF 98 0-0 ③ F9		C FF 92 B FF 93 B FF 92 S FS 83 D FS 83 F FF 91 X FS 84 3-2 41 FC3-6 2 BB 1-2 1B		4	0	2	0	0	0	0
13 Starlin Castro, R (1, 4) OBP: 0.342, SLG: 0.313 2 Yadiel Rivera, R (7, 4) OBP: 0.286, SLG: 0.167	C FF 98 S SL 88 B FF 97 B SL 85 F CH 87 T FF 99 2-2 ③ K			F SL 86 B SL 87 T FF 98 D SL 87 X CH 85 2-2 ① L9			B FF 91 S FF 91 X SL 86 1-1 ① F9	C FF 92 S FF 92 B FF 91 D FS 84 B FS 83 F FF 91 B SL 84 4-2 41 FC3-6 BB 1-2 2-3		3	0	0	0	0	1	1
										0	0	0	0	1	0	0
41 Justin Bour, L (1, 3) OBP: 0.306, SLG: 0.464		B FF 97 C FF 96 B CH 87 B SL 86 B CH 85 4-1 BB		C SL 87 X FF 97 0-1 ② F7 2-3			B FF 92 C SL 85 X FF 92 1-1 18 1B 18 WP 1B	B SL 85 B FF 92 B FF 92 C FF 93 C FF 92 X FF 92 3-2 ② FC3-6 15 BB 1-2f 2-3 3-H		3	0	1	1	1	0	3
15 Brian Anderson, R (1, 5) OBP: 0.380, SLG: 0.373		S FF 97 B FF 96 S SL 87 D SL 87 S SL 88 2-3 ① K		D SL 87 C FF 98 F FF 98 S SL 87 1-3 ③ K			B SL 86 F SL 86 S FF 92 B FF 92 B SL 85 T SL 84 3-2 ② K	B SL 84 C SL 84 B FF 91 F FF 92 D FS 84 B FF 91 4-2 1-2 BB		3	0	0	0	1	3	3
18 Tomás Telis, S (1, 10) OBP: 0.300, SLG: 0.222		C FF 97 D CH 89 F FF 97 S SL 89 1-3 ② K			C FF 96 X CH 86 0-1 ① L8		B FF 92 B CH 85 F SL 86 F FF 93 B FF 92 C SL 84 X SL 85 3-2 1 BB 1B 1-3	B FS 84 F FF 91 X FF 91 1-1 ③ F7		4	0	1	0	0	1	4
1 Cameron Maybin, R (1, 8) OBP: 0.320, SLG: 0.318		C CH 85 S SL 88 B SL 88 B SL 87 F CH 87 C FF 98 2-3 ③ K			C SL 86 B FF 96 S CH 86 B SL 87 C SL 84 2-3 ② K		S FF 93 C SL 86 B FF 92 B SL 86 B SL 86 B SL 86 4-2 1-2 BB		B FF 94 B FF 96 B KC 80 C FF 95 C FF 96 C FF 95 3-3 ① K	3	0	0	0	1	3	1
3 JB Shuck, L (1, 9) OBP: 0.438, SLG: 0.500			C FF 96 B FF 97 T FF 97 X SL 90 1-2 ① L9		C FF 97 F FF 97 C FF 99 0-3 ③ K		C SL 84 B FF 93 B SL 85 F FF 93 F CU 80 S SL 86 2-3 ③ K		C FF 96 C FF 97 S SV 88 0-3 ② K	4	0	0	0	0	3	3
28 Bryan Holaday, R (1, 2) OBP: 0.258, SLG: 0.214			S FF 98 C SL 87 F SL 87 X FF 99 0-2 ② F9			B FF 96 B FF 97 X FF 96 2-0 ① F9		C FF 92 F FF 92 F FS 83 F FS 82 B FF 92 B FF 92 X FS 84 2-2 E5 2 BB 19 1B 41 FC3-6	C FF 97 X FF 98 0-1 1B	4	1	1	0	0	0	0

Inning Stats																							
	R: 0	H: 0	R: 0	H: 0	R: 0	H: 0	R: 0	H: 1	R: 0	H: 0	R: 0	H: 0	R: 0	H: 2	R: 1	H: 1	R: 0	H: 1	1B: 4	SF: 0	WP: 1	PA: 37
	E: 0	LOB: 0	E: 0	LOB: 1	E: 0	LOB: 0	E: 0	LOB: 1	E: 0	LOB: 0	E: 0	LOB: 0	E: 0	LOB: 3	E: 1	LOB: 3	E: 0	LOB: 1	2B: 1	SAC: 0	PB: 0	
	K: 1	BB: 0	K: 3	BB: 1	K: 0	BB: 0	K: 1	BB: 0	K: 2	BB: 0	K: 1	BB: 0	K: 2	BB: 1	K: 1	BB: 2	K: 2	BB: 0	3B: 0	DP: 0	SB: 0	
	S: 10	P: 16	S: 11	P: 20	S: 10	P: 12	S: 12	P: 18	S: 8	P: 10	S: 6	P: 10	S: 16	P: 30	S: 22	P: 41	S: 11	P: 15	HR: 0	HBP: 0	CS: 0	

PITCHER		IP	WLS	BF	H	R	ER	SO	BB	IBB	HBP	BLK	WP	HR	S	P	ERA	WHIP
40 Luis Severino, R ERA: 2.63	(1, 1)	6.0	W	20	1	0	0	8	1	0	0	0	0	0	57	86	0.00	0.333
43 Adam Warren, R ERA: 3.18	(7, 1)	1.0		6	2	0	0	2	1	0	0	0	1	0	16	30	0.00	3.000
45 Chasen Shreve, L ERA:	(8, 1)	1.0		7	1	1	0	1	2	0	0	0	0	0	22	41	0.00	3.000
68 Dellin Betances, R ERA: 7.04	(9, 1)	1.0		4	1	0	0	2	0	0	0	0	0	0	11	15	0.00	1.000

PITCHER	IP	WLS	BF	H	R	ER	SO	BB	IBB	HBP	BLK	WP	HR	S	P	ERA	WHIP

AB	33
R	1
H	5
RBI	1
BB	4
SO	13
LOB	17

Batter	1	2	3	4	5	6	7	8	9	AB	R	H	RBI	BB	SO	LOB
11 Brett Gardner, L (1, 7) OBP: 0.391, SLG: 0.379	C FF 92 X FF 92 0-1 27 BB, 99 BB, 24 1B 1B	C FF 92 S FF 92 B SL 83 B FF 93 T FF 93 2-2 ② K		B FF 91 B SI 91 X SI 90 2-0 ① G3	B SI 92 B FF 90 B SI 90 C FF 89 B SI 90 4-1 99 1B, 24 1B 1-2 BB	B SI 90 D CH 84 C SI 90 F FF 90 F SI 90 F CU 77 F FF 89 X CH 82 2-2 1B		B FF 92 X FF 91 1-0 ② F9		5	2	2	0	1	1	0
99 Aaron Judge, R (1, 9) OBP: 0.479, SLG: 0.614 34 Jace Peterson, L (7, 9) OBP: 0.364, SLG: 0.300	1 SAFE F FF 92 1 SAFE B FF 92 D SL 82 B CH 82 F FF 92 B FF 92 4-2 24 1B, 27 BB, 26 BB 1-2 BB	B SL 84 C CH 84 B FF 92 X FF 92 2-1 HR		C SI 93 B FF 91 B FC 89 C SI 91 B SI 92 F SI 90 X SI 89 3-2 ② F8	C SI 91 B FC 89 F SI 92 B FC 89 X SI 91 2-2 24 1B 1-2 2-3 3-H 1B	S FC 81 B FC 80 B CH 80 X FC 81 2-1 ③ G5-3		B FF 91 S FF 92 B CU 75 F FF 92 S FO 87 2-3 ③ K		4 1	2 0	2 0	2 0	1 0	0 1	2 0
27 Giancarlo Stanton, R (1, 10) OBP: 0.324, SLG: 0.452	B FF 92 S SL 81 D CH 84 F FF 93 B FF 92 F CH 84 B FF 93 4-2 26 BB, 24 1B 1-2 2-3 BB	S SL 82 F SL 83 B SL 82 B FF 94 B CH 85 S SL 82 3-3 ③ K		H SI 91 1-0 18 HR HBP	X FC 90 0-0 ① P3		C FC 81 C CH 80 S FF 88 0-3 ① K			3	1	0	0	1	2	3
18 Didi Gregorius, L (1, 6) OBP: 0.446, SLG: 0.796 12 Tyler Wade, L (8, 4) OBP: 0.171, SLG: 0.156	B SL 82 B FF 92 X FF 92 2-0 ① F2		F FF 90 B FF 91 F FF 93 B SL 82 B FF 93 F FF 91 F FF 92 B FF 92 4-2 24 1B, 31 2B BB	B SI 91 X SI 90 1-0 1-H HR	C SI 91 F CU 79 B FF 89 F CU 79 B FF 91 B SI 90 T SI 90 3-2 ② K		S FC 81 B FF 88 B FF 88 X FC 83 2-1 HR			4 0	3 0	2 0	3 0	1 0	1 0	6 0
24 Gary Sánchez, R (1, 2) OBP: 0.214, SLG: 0.426 28 Austin Romine, R (8, 2) OBP: 0.350, SLG: 0.316	C SL 81 X SL 82 0-1 26 BB 1-2 2-3 3-H 1B		X FF 93 0-0 31 2B 1-2 1B	C FC 89 C SI 92 F CH 85 B FF 90 F CU 79 F SI 91 B CH 85 B SI 90 F SI 91 4-2 BB	C CU 79 B FC 88 X FC 88 1-1 1-3 2-H 3-H 1B		B FF 86 F CH 78 F FC 80 B FF 86 B FC 81 S FC 81 3-3 ② K			4 0	1 0	3 0	3 0	1 0	1 0	0 0
31 Aaron Hicks, S (1, 8) OBP: 0.444, SLG: 0.800	F FF 92 B FF 92 B SL 82 X FF 92 2-1 ② F6		B SL 80 C CH 83 F FF 92 X FF 92 1-2 1-H 2-H 2B	B SI 90 S SI 91 B CH 84 C SI 90 C FF 92 2-3 ③ K	B SI 91 F CH 84 D CH 84 C SI 90 B CU 76 F FF 90 C SI 90 3-3 ③ K		C FF 85 B FC 81 B CH 79 C FC 82 F FC 81 B CH 80 B FF 86 4-2 26 2B BB			4	0	1	2	1	2	6
26 Tyler Austin, R (1, 3) OBP: 0.386, SLG: 0.553	B SL 81 S FF 93 C FF 93 B FF 92 F SL 81 F FF 94 B FF 93 F FF 93 B CH 84 4-2 1-2 2-3 3-H BB		S FF 91 C SL 81 X CH 84 0-2 ① G5-3		C FF 88 F FC 88 F SI 92 B CU 79 X SI 90 1-2 41 2B 2B	F FC 87 S CU 78 B CU 78 B CH 84 S FF 90 2-3 ① K	S FC 80 D CH 79 B FC 79 B FF 86 X FF 85 3-1 1-3 2B			4	1	2	1	1	1	1
41 Miguel Andujar, R (1, 5) OBP: 0.231, SLG: 0.333	F FF 91 F CH 83 B FF 92 D SL 81 B FF 93 F FF 92 F FF 92 X FF 91 3-2 ③ F9		F CH 84 B SL 81 B SL 80 S CH 83 B FF 92 F CH 84 B FF 91 4-2 74 G6-3 BB		C CU 78 F FC 89 X CU 78 0-2 74 1B, 99 1B 2-H 2B	C SI 90 F FC 87 B FF 91 X SI 91 1-2 2B	C FC 80 B FC 79 D CH 78 B CU 78 C FF 84 X FF 84 3-2 ③ F8			4	1	2	1	1	0	5
74 Ronald Torreyes, R (1, 4) OBP: 0.385, SLG: 0.500 (8, 6)		C FF 90 C FF 92 B FF 92 S FF 92 1-3 ① K	B FF 92 X SI 92 1-0 ②③ G6-3 1-2f		F SI 91 X SI 90 0-1 99 1B, 11 BB, 24 1B 2-3 1B	F FC 87 X CU 77 0-1 ② P6		C FF 91 F FF 92 F CU 76 C FF 93 0-3 ① K		5	1	1	0	0	2	3
Inning Stats	R: 2 E: 0 K: 0 S: 23 H: 2 LOB: 3 BB: 3 P: 42	R: 1 E: 0 K: 3 S: 11 H: 1 LOB: 0 BB: 0 P: 19	R: 2 E: 0 K: 0 S: 15 H: 2 LOB: 1 BB: 2 P: 25	R: 2 E: 0 K: 1 S: 15 H: 1 LOB: 1 BB: 1 P: 28	R: 4 E: 0 K: 2 S: 24 H: 5 LOB: 2 BB: 1 P: 38	R: 0 E: 0 K: 1 S: 16 H: 2 LOB: 2 BB: 0 P: 23	R: 1 E: 0 K: 2 S: 16 H: 2 LOB: 2 BB: 1 P: 31	R: 0 E: 0 K: 2 S: 8 H: 0 LOB: 0 BB: 0 P: 11		1B: 7 2B: 5 3B: 0 HR: 3 SF: 0 SAC: 0 DP: 1 HBP: 1					

PITCHER		IP	WLS	BF	H	R	ER	SO	BB	IBB	HBP	BLK	WP	HR	S	P	ERA	WHIP
31 Caleb Smith, L ERA: 6.89	(1, 1)	2.1	L	17	5	5	5	3	5	0	0	0	0	1	48	84	19.29	4.286
67 Tyler Cloyd, R ERA: 12.46	(3, 1)	3.1		20	8	6	6	4	2	0	1	0	0	1	54	87	16.20	3.000
50 Chris O'Grady, L ERA: 6.43	(6, 1)	1.1		7	2	1	1	2	1	0	0	0	0	1	18	35	6.75	2.250
25 Junichi Tazawa, R ERA: 1.69	(8, 1)	1.0		3	0	0	0	2	0	0	0	0	0	0	8	11	0.00	0.000

PITCHER	IP	WLS	BF	H	R	ER	SO	BB	IBB	HBP	BLK	WP	HR	S	P	ERA	WHIP

BOTTOM

Miami Marlins @ New York Yankees

Yankee Stadium, Bronx, NY

Mon Apr 16 2018, 6:42 PM - 10:17 PM EDT

Att. 32,525 - Cloudy - 53 F

livebaseballscorecards.com

AB	38
R	12
H	15
RBI	12
BB	8
SO	11
LOB	26

1B: 7	SF: 0	WP: 0	PA: 47
2B: 5	SAC: 0	PB: 0	
3B: 0	DP: 1	SB: 0	
HR: 3	HBP: 1	CS: 0	

Batter	1	2	3	4	5	6	7	8	9	AB	R	H	RBI	BB	SO	LOB
32 Derek Dietrich, L (1, 7) OBP: 0.329, SLG: 0.355 9 Lewis Brinson, R (8, 8) OBP: 0.185, SLG: 0.131	C FF 90 X FF 91 0-1 19 BB 13 1B 1B	C SL 83 X FS 87 0-1 19 G6-4-3 3-H 1B			X SI 92 0-0 ① G6-3	C FF 95 F CH 87 B SL 84 T FF 96 1-2 ③ K		B FF 95 F FF 94 X FF 94 1-1 ③ L5		5 0	1 0	2 0	1 0	0 0	1 0	1 0
19 Miguel Rojas, R (1, 6) OBP: 0.356, SLG: 0.433 (8, 3)	B CU 76 B SL 81 B FC 88 1 SAFE C FF 91 B FF 92 4-1 41 1B 13 1B 11 E 1-2 BB	X SL 81 0-0 ②③ G6-4-3 1-2f			B FF 92 C FF 92 F SI 91 F FS 86 F SL 82 X CU 78 1-2 ② G5-3		X FF 92 0-0 13 FC5-4 1B		C FC 91 S SL 85 B KC 82 B SL 86 C FC 90 2-3 ① K	4	1	1	0	1	1	1
13 Starlin Castro, R (1, 4) OBP: 0.346, SLG: 0.319	C FF 92 B FS 87 C SL 83 X SL 83 1-2 41 1B 11 E 1-2 2-H 1B		B FF 90 F FS 84 F FS 85 B SL 84 S FS 86 2-3 ① K		F CU 76 X SI 91 0-1 41 BB 11 HR 1B		C FF 94 X SL 84 0-1 ① FC5-4 41 G6-3 1-2f		C SL 80 F SL 84 B KC 83 B FC 89 C FC 91 2-3 ② K	5	2	2	1	0	2	1
41 Justin Bour, L (1, 10) OBP: 0.313, SLG: 0.450	C CU 77 S FS 86 F FS 86 X FF 91 0-2 15 G6-4-3 11 E 1-2 2-3 1B		B CU 76 X FS 84 1-0 ② G3		D FS 86 B SL 82 B SL 82 B SL 82 4-0 11 HR 1-2 BB		B FF 97 B CH 85 X CH 85 2-0 ②③ G6-3 1-2f		B FC 90 C FC 91 C FC 92 S KC 84 1-3 ③ K	4	1	1	0	1	1	1
11 J.T. Realmuto, R (1, 2) OBP: 0.500, SLG: 1.250	C SL 85 S FS 88 X FS 87 0-2 E6 15 G6-4-3 1-2 2-H 3-H		F FF 90 B SL 83 S SI 91 B FS 86 S FS 85 2-3 ③ K		B SL 84 D FS 88 B CU 77 C FF 92 X FF 93 3-1 1-H 2-H HR			C FF 93 S CU 82 F SL 83 B SL 82 X CH 83 1-2 15 WP 18 1B 1B		4	2	2	4	0	1	1
15 Brian Anderson, R (1, 5) OBP: 0.387, SLG: 0.361	X SL 83 0-0 ①② G6-4-3 1-2f 2-3			C SL 80 C SI 91 B SL 83 S FS 86 1-3 ① K	B FF 91 C FF 91 H SI 91 2-1 HBP			B SL 83 D SL 82 B FF 93 C FF 92 B SL 80 4-1 18 1B 1 1-2 SF9 BB		2	1	0	0	1	1	2
18 Tomás Telis, S (1, 3) OBP: 0.333, SLG: 0.318 2 Yadiel Rivera, R (8, 6) OBP: 0.286, SLG: 0.167	C CU 79 X FS 86 0-1 ③ G4-3			B FF 92 C SL 81 X FS 85 1-1 1 PB 2B	C SL 83 F SL 82 F SL 84 S CU 76 0-3 ③ K			C CH 82 X FF 90 0-1 1-3 2-H 1B		4 0	0 0	2 0	1 0	0 0	1 0	2 0
1 Cameron Maybin, R (1, 8) OBP: 0.296, SLG: 0.298 (8, 7)		S SL 80 X SL 82 0-1 E3 3 G3-1 32 1B		C SI 90 D FS 85 B FS 86 D SL 86 C FS 88 F FF 94 C FF 94 3-3 ② K 2-3	C FF 95 B SL 84 X SL 83 1-1 ① G2-3			B FF 93 B FF 93 B FF 93 C FF 94 F FF 94 X FF 95 3-2 ① SF9 3-H		3	1	0	1	0	1	1
3 JB Shuck, L (1, 9) OBP: 0.350, SLG: 0.389		C FS 85 2 SAFE S FS 85 X FS 86 0-2 ① G3-1 2-3		F SL 85 B SL 86 X FS 86 1-1 ③ G6-3		C FF 95 S CH 86 S CH 87 0-3 ② K		C FF 94 C FF 95 S FF 93 0-3 ② K		4	0	0	0	0	2	3
Inning Stats	R: 3 H: 3 E: 1 LOB: 1 K: 0 BB: 1 S: 16 P: 21	R: 1 H: 1 E: 1 LOB: 0 K: 0 BB: 0 S: 8 P: 8	R: 0 H: 0 E: 0 LOB: 0 K: 2 BB: 0 S: 7 P: 12	R: 0 H: 1 E: 0 LOB: 1 K: 2 BB: 0 S: 11 P: 17	R: 3 H: 2 E: 0 LOB: 1 K: 1 BB: 1 S: 15 P: 25	R: 0 H: 0 E: 0 LOB: 0 K: 2 BB: 0 S: 8 P: 10	R: 0 H: 1 E: 0 LOB: 0 K: 0 BB: 0 S: 4 P: 6	R: 2 H: 2 E: 0 LOB: 1 K: 1 BB: 1 S: 15 P: 24	R: 0 H: 0 E: 0 LOB: 0 K: 3 BB: 0 S: 9 P: 14	1B: 8 SF: 1 2B: 1 SAC: 0 3B: 0 DP: 3 HR: 1 HBP: 1						

TOP

Miami Marlins @ New York Yankees

Yankee Stadium, Bronx, NY

Tue Apr 17 2018, 6:40 PM - 9:50 PM EDT

Att. 34,005 - Cloudy - 44 F

livebaseballscorecards.com

AB	35
R	9
H	10
RBI	8
BB	3
SO	11
LOB	13

MIAMI

PITCHER		IP	WLS	BF	H	R	ER	SO	BB	IBB	HBP	BLK	WP	HR	S	P	ERA	WHIP
19 Masahiro Tanaka, R ERA: 6.04	(1, 1)	5.0	L	25	7	7	5	5	2	0	1	0	0	1	57	83	9.00	1.800
85 Luis Cessa, R ERA: 4.5	(6, 1)	2.0		9	3	2	2	2	1	0	0	0	1	0	19	28	9.00	2.000
57 Chad Green, R ERA: 2.16	(8, 1)	1.0		3	0	0	0	1	0	0	0	0	0	0	8	12	0.00	0.000
30 David Robertson, R ERA: 3.72	(9, 1)	1.0		3	0	0	0	3	0	0	0	0	0	0	9	14	0.00	0.000

PITCHER	IP	WLS	BF	H	R	ER	SO	BB	IBB	HBP	BLK	WP	HR	S	P	ERA	WHIP

BOTTOM

Batter	1	2	3	4	5	6	7	8	9	AB	R	H	RBI	BB	SO	LOB
11 Brett Gardner, L (1, 7) OBP: 0.392, SLG: 0.361	B FF 91 B FF 92 C FF 91 B FF 91 B FF 91 4-1 27 G4-3 99 BB BB		B FF 92 B SL 83 B FF 92 D FF 90 4-0 18 FC5 99 BB BB		B FF 91 C FF 92 B SL 84 C SL 84 D SL 86 C SL 81 3-3 ② K 2-3		B FF 94 C FF 95 B FF 93 F FF 94 B FF 94 X FF 94 3-2 ② G6-3		B SI 84 C SI 84 F SI 84 B CH 78 S CH 76 2-3 ③ K	3	0	0	0	2	2	1
99 Aaron Judge, R (1, 9) OBP: 0.480, SLG: 0.593	C FF 92 1 SAFE D SL 86 B FF 92 S CH 83 D CH 85 D CH 85 4-2 27 G4-3 1-2 BB		D SL 86 B CH 84 D FF 92 1 SAFE C FF 92 B CH 85 4-1 18 FC5 1-2 BB		B FF 93 C SL 84 B FF 92 F CH 81 B SL 85 X CH 81 3-2 ③ L8		C FF 95 C FF 95 B FF 95 S SL 88 1-3 ③ K			2	0	0	0	2	1	1
27 Giancarlo Stanton, R (1, 10) OBP: 0.307, SLG: 0.424	B FF 92 C CH 85 S FF 92 X CH 84 1-2 ①② G4-3 1-2f 2-3		B CH 86 D CH 85 B FF 92 F FF 92 X FF 92 3-1 ② F4			B FF 98 C FF 97 S SL 85 B SL 88 S SL 86 2-3 ① K		C FF 91 B SL 79 S SL 79 S FF 93 1-3 ① K		4	0	0	0	0	2	4
18 Didi Gregorius, L (1, 6) OBP: 0.464, SLG: 0.804	B FF 93 B FF 93 C FF 92 C SL 86 D SL 88 B FF 93 4-2 BB		B SL 83 X SL 83 1-0 ③ FC5 1-2 2-3f			B FF 99 B FF 96 B FF 95 B FF 98 4-0 31 BB 24 1B BB		C FF 93 S SL 80 B SL 79 B FF 93 B CH 85 F FF 94 X CH 85 3-2 24 G6-3 2B		2	0	1	0	2	0	2
24 Gary Sánchez, R (1, 2) OBP: 0.217, SLG: 0.414	C SL 86 T FF 92 X FF 93 0-2 ③ G5-3			B CH 84 F FF 92 B SL 84 X FF 92 2-1 ① F8		C SL 86 S SL 85 X SL 87 0-2 31 BB 1-2 1B		C FF 94 D SL 81 S SL 79 D SL 79 X FF 93 2-2 ② G6-3 2-3		4	0	1	0	0	0	3
31 Aaron Hicks, S (1, 8) OBP: 0.409, SLG: 0.667		C FF 92 B FF 93 X FF 92 1-1 ① F8		C FF 92 S SL 85 B SL 87 X CH 86 1-2 ② G6-3		D FF 99 B FF 98 D FF 97 C FF 99 B FF 98 4-1 1-2 2-3 BB		F FF 93 B SL 78 S CH 87 D SL 78 S CH 86 2-3 ③ K		3	0	0	0	1	1	1
14 Neil Walker, S (1, 4) OBP: 0.246, SLG: 0.192		C FF 92 X FF 92 0-1 ② P4		B FF 92 C FF 92 B SL 84 C FF 92 F FF 92 S FF 92 2-3 ③ K		C FF 100 F FF 98 F SL 87 S FF 98 0-3 ② K			B SI 84 S SI 83 S CH 76 X CH 76 1-2 ① G3	4	0	0	0	0	2	3
26 Tyler Austin, R (1, 3) OBP: 0.354, SLG: 0.500		C FF 93 S CH 86 B CH 86 X CH 86 1-2 ③ F9			B FF 91 F FF 92 B FF 92 F FF 90 B SL 82 F FF 88 X FF 91 3-2 ① G6-3	B SL 86 F FF 99 F SL 85 S SL 87 1-3 ③ K			B SI 83 C SI 82 C SI 82 B CU 73 C CU 74 2-3 ② K	4	0	0	0	0	2	3
41 Miguel Andujar, R (1, 5) OBP: 0.256, SLG: 0.450			F SL 84 C CH 84 F SL 85 B CH 86 X CH 85 1-2 ① G5-3		B FF 92 S FF 92 B CH 83 C CH 83 X CH 83 2-2 11 PB 2B		B FF 95 F FF 95 F SL 88 B FF 94 X SL 88 2-2 ① G4-3		C SI 84 X CU 73 0-1 HR	4	1	2	1	0	0	0
Inning Stats	R: 0 E: 0 K: 0 S: 11 H: 0 LOB: 2 BB: 3 P: 24	R: 0 E: 0 K: 0 S: 7 H: 0 LOB: 0 BB: 0 P: 9	R: 0 E: 0 K: 0 S: 8 H: 0 LOB: 2 BB: 2 P: 21	R: 0 E: 0 K: 1 S: 9 H: 0 LOB: 0 BB: 0 P: 14	R: 0 E: 0 K: 1 S: 13 H: 1 LOB: 1 BB: 0 P: 24	R: 0 E: 0 K: 3 S: 14 H: 1 LOB: 3 BB: 2 P: 25	R: 0 E: 0 K: 1 S: 10 H: 0 LOB: 0 BB: 0 P: 16	R: 0 E: 0 K: 2 S: 13 H: 1 LOB: 1 BB: 0 P: 21	R: 1 E: 0 K: 2 S: 11 H: 1 LOB: 0 BB: 0 P: 16	1B: 1 2B: 2 3B: 0 HR: 1 SF: 0 SAC: 0 DP: 1 HBP: 0						WP: 0 PB: 1 SB: 0 CS: 0 PA: 37	

PITCHER		IP	WLS	BF	H	R	ER	SO	BB	IBB	HBP	BLK	WP	HR	S	P	ERA	WHIP
66 Jarlín García, L ERA: 0.86	(1, 1)	5.0	W	20	1	0	0	2	5	0	0	0	0	0	48	92	0.00	1.200
56 Tayron Guerrero, R ERA: 6.52	(6, 1)	1.0		6	1	0	0	3	2	0	0	0	0	0	14	25	0.00	3.000
71 Drew Steckenrider, R ERA:	(7, 1)	1.0		3	0	0	0	1	0	0	0	0	0	0	10	16	0.00	0.000
46 Kyle Barraclough, R ERA: 2.7	(8, 1)	1.0		4	1	0	0	2	0	0	0	0	0	0	13	21	0.00	1.000
29 Brad Ziegler, R ERA: 8.22	(9, 1)	1.0		4	1	1	1	2	0	0	0	0	0	1	11	16	9.00	1.000

PITCHER	IP	WLS	BF	H	R	ER	SO	BB	IBB	HBP	BLK	WP	HR	S	P	ERA	WHIP

Miami Marlins @ New York Yankees

Yankee Stadium, Bronx, NY

Tue Apr 17 2018, 6:40 PM - 9:50 PM EDT

Att. 34,005 - Cloudy - 44 F

livebaseballscorecards.com

AB	30
R	1
H	4
RBI	1
BB	7
SO	10
LOB	18

Miami Marlins @ Milwaukee Brewers

Miller Park, Milwaukee, WI

Thu Apr 19 2018, 7:14 PM - 10:31 PM CDT

Att. 26,087 - Roof Closed - 67 F

TOP

livebaseballscorecards.com

Batter	1	2	3	4	5	6	7	8	9	AB	R	H	RBI	BB	SO	LOB
32 Derek Dietrich, L (1, 7) OBP: 0.326, SLG: 0.342	F FF 91 B CU 77 B FC 90 F SI 93 F FF 94 B CH 83 X CH 84 3-2 G1-3 ①		C CU 77 H FC 90 1-1 19 G4-6-3 1-2 HBP		D SI 92 B CH 83 X SI 93 2-0 G6-3 ①② 1-2f		B FF 97 C FF 95 S SL 87 X FF 97 1-2 G1-3 ③			3	0	0	0	0	0	2
77 Merandy Gonzalez, R (7, 1)										0	0	0	0	0	0	0
19 Miguel Rojas, R (1, 6) OBP: 0.338, SLG: 0.408	B FF 94 C CU 78 S FC 90 B CU 78 X FF 93 2-2 G5-3 ②		F FC 89 D SI 93 B CH 85 B CU 76 F FC 89 F FC 89 X FF 94 3-2 G4-6-3 ①② 1-2f 2-3		C CU 77 C SI 93 B FF 92 B CU 79 X CH 82 2-2 F7 ③			B FF 93 X FF 93 1-0 G4-3 ①		4	0	0	0	0	0	2
2 Yadiel Rivera, R (8, 6) OBP: 0.286, SLG: 0.167										0	0	0	0	0	0	0
13 Starlin Castro, R (1, 4) OBP: 0.341, SLG: 0.315	B FC 88 B CU 77 C FF 93 S FF 93 F CH 82 X CH 84 2-2 G6-3 ③		F FC 88 B FF 93 B FF 94 C CH 84 S FC 90 2-3 K ③			S CU 75 B CH 82 X FC 86 1-1 15 FC6-4 1B		B FS 84 F FS 84 C CU 78 S FF 93 1-3 K ②		4	0	1	0	0	2	1
41 Justin Bour, L (1, 3) OBP: 0.310, SLG: 0.438		B FC 89 C CU 75 B FF 92 X SI 92 2-1 15 G5-3 1B		B SI 90 C SI 91 X FC 89 1-1 G3 ①		C CU 77 B FF 92 1 SAFE B CH 83 X FC 91 2-1 F9 ①		C FS 82 B FS 83 X CU 78 1-1 G3-1 ③		4	0	1	0	0	0	1
11 J.T. Realmuto, R (1, 2) OBP: 0.286, SLG: 0.714		C SI 92 B FF 92 X CU 77 1-1 L9 ①		B CU 76 C FC 88 S FF 92 S FF 92 1-3 K ②		C SI 93 D KC 80 X FS 91 1-1 L6 ②			B SI 90 F SI 88 B FF 91 C SI 91 C FF 92 2-3 K ①	3	0	0	0	0	1	2
18 Tomás Telis, S (7, 2) OBP: 0.320, SLG: 0.304										1	0	0	0	0	1	0
15 Brian Anderson, R (1, 5) OBP: 0.367, SLG: 0.338		B CU 76 X CU 77 1-0 G5-3 ② 1-2		B FC 89 B CU 77 S FF 92 B FF 93 C FC 88 C CH 83 3-3 K ③		B KC 80 C KC 80 B SI 94 B SI 94 X SI 95 3-1 FC6-4 ③ 1-2f			B SI 90 C SI 91 C SI 91 B SI 91 X SI 91 2-2 G6-3 ②	4	0	0	0	0	1	2
1 Cameron Maybin, R (1, 9) OBP: 0.310, SLG: 0.286		B SI 93 B CU 77 X SI 93 2-0 L7 ③			B CU 76 B CH 82 S FF 92 B FF 93 B FF 93 4-1 9 HR BB		C FF 96 B SL 86 B FF 96 B FF 95 C FF 95 B FF 96 4-2 3 G4-3 9 PB BB		C FF 93 B SL 83 F FF 92 B SI 92 B SI 92 F SI 93 X SI 92 3-2 G1-3 ③	2	1	0	0	2	0	1
9 Lewis Brinson, R (1, 8) OBP: 0.206, SLG: 0.250			B CU 76 C CU 76 F FF 92 B CU 79 F CH 82 X FF 94 2-2 HR		X FC 88 0-0 1-H HR		C FF 97 B FF 96 S FF 95 S FF 96 1-3 K ① 1-2			3	2	2	3	0	1	1
76 Dillon Peters, L (1, 1) OBP: 0.333, SLG: 0.200			F SI 92 C CU 77 F FF 94 B FF 94 B CU 79 F FF 94 F CH 84 B FF 94 B SI 93 4-2 19 G4-6-3 32 HBP BB		S FF 93 F SI 92 B FF 93 X CH 83 1-2 32 G6-3 1B		B FF 96 B FF 95 B FF 96 C FF 95 X FF 94 3-1 G4-3 ② 2-3			1	0	1	0	1	0	0
43 Odrisamer Despaigne, R (5, 1) OBP: 0.333, SLG: 0.333										0	0	0	0	0	0	0
25 Junichi Tazawa, R (6, 1)										0	0	0	0	0	0	0
3 JB Shuck, L (7, PH) OBP: 0.333, SLG: 0.368										1	0	0	0	0	0	1
(7, 7)																
Inning Stats	R: 0 E: 0 K: 0 S: 11 H: 0 LOB: 0 BB: 0 P: 18	R: 0 E: 0 K: 0 S: 6 H: 1 LOB: 1 BB: 0 P: 12	R: 1 E: 0 K: 1 S: 17 H: 1 LOB: 1 BB: 1 P: 29	R: 0 E: 0 K: 2 S: 8 H: 0 LOB: 0 BB: 0 P: 13	R: 2 E: 0 K: 0 S: 9 H: 2 LOB: 0 BB: 1 P: 18	R: 0 E: 0 K: 0 S: 8 H: 1 LOB: 1 BB: 0 P: 15	R: 0 E: 0 K: 1 S: 10 H: 0 LOB: 1 BB: 1 P: 19	R: 0 E: 0 K: 1 S: 6 H: 0 LOB: 0 BB: 0 P: 9	R: 0 E: 0 K: 1 S: 10 H: 0 LOB: 0 BB: 0 P: 17	1B: 3 2B: 0 3B: 0 HR: 2 SF: 0 SAC: 0 DP: 2 HBP: 1						

	AB	30
	R	3
	H	5
	RBI	3
	BB	3
	SO	6
	LOB	13

WP: 0 PB: 1 SB: 0 CS: 0 PA: 34

PITCHER		IP	WLS	BF	H	R	ER	SO	BB	IBB	HBP	BLK	WP	HR	S	P	ERA	WHIP
57 Chase Anderson, R ERA: 3.25	(1, 1)	5.1	W	22	5	3	3	3	2	0	1	0	0	2	55	97	5.06	1.312
32 Jeremy Jeffress, R ERA: 0.84	(6, 1)	0.2	H	2	0	0	0	0	0	0	0	0	0	0	4	8	0.00	0.000
54 Taylor Williams, R ERA: 3.6	(7, 1)	1.0		4	0	0	0	1	1	0	0	0	0	0	10	19	0.00	1.000
51 Oliver Drake, R ERA: 6.3	(8, 1)	1.0		3	0	0	0	1	0	0	0	0	0	0	6	9	0.00	0.000
43 Matt Albers, R ERA: 1.93	(9, 1)	1.0		3	0	0	0	1	0	0	0	0	0	0	10	17	0.00	0.000

PITCHER		IP	WLS	BF	H	R	ER	SO	BB	IBB	HBP	BLK	WP	HR	S	P	ERA	WHIP

Miami Marlins @ Milwaukee Brewers

Miller Park, Milwaukee, WI

Thu Apr 19 2018, 7:14 PM - 10:31 PM CDT

Att. 26,087 - Roof Closed - 67 F

livebaseballscorecards.com

BOTTOM

Batter	1	2	3	4	5	6	7	8	9	AB	R	H	RBI	BB	SO	LOB
6 Lorenzo Cain, R (1, 8) OBP: 0.390, SLG: 0.485	B FF 91 B FF 91 C FF 91 B FF 91 B FF 91 4-1 22 E 22 WP 21 CS BB		C CU 74 F CH 83 B CU 74 B FF 90 X CH 84 2-2 22 G3-1 16 WP 2B		B CU 74 B CU 73 B FF 89 C FF 89 X CH 84 3-1 HR	C SI 91 B FF 92 B SI 92 C CH 79 X FO 85 2-2 22 PB 24 1B 3-H 2B	B FF 94 C FF 93 C CU 76 B FF 95 S CU 77 2-3 ② K			4	4	3	2	1	1	0
22 Christian Yelich, L (1, 7) OBP: 0.444, SLG: 0.531	1 SAFE S FF 91 B CU 74 F CU 75 F FF 91 F FF 92 B CU 77 B CU 76 X CU 75 3-2 E4 21 CS 1-3		2 SAFE B FF 91 F FF 89 B CU 76 B FF 90 X CU 74 3-1 ① G3-1 2-3		C CU 75 X CU 73 0-1 ① G3-1	F FF 90 B FF 90 B FF 91 2-1 16 BB 24 1B 2-3 IBB	B FF 93 F CH 86 S CH 85 X FF 95 1-2 1B			4	1	1	0	1	0	2
16 Domingo Santana, R (1, 9) OBP: 0.309, SLG: 0.236	F FF 91 F FF 91 F CU 77 F FF 92 S CH 84 1-3 ① K		C CU 75 B FF 90 B FF 90 F CU 75 B CU 76 F CU 75 F FF 91 B CH 84 4-2 21 BB 3-H BB		S CH 84 C FF 90 B CU 75 B CH 85 S CH 83 2-3 ② K	B FF 91 B CU 71 S FF 91 F FF 91 B FO 85 F FF 92 B FF 92 4-2 24 1B 8 HR 1-2 BB	B FF 92 F FF 92 X FF 93 1-1 ③ F9			3	1	0	0	2	2	3
21 Travis Shaw, L (1, 5) OBP: 0.345, SLG: 0.427	1 SAFE 1 SAFE C FF 92 B FF 92 B CU 75 B CU 77 B FF 92 4-1 ② 24 2B 1-2 3-H BB		B CU 75 B FF 91 B FF 91 C FF 90 B FF 90 4-1 1-2 BB		B FF 90 B FF 90 B FF 90 C FF 90 C FF 90 B CU 74 4-2 24 2B BB	C CU 73 B FF 91 B FF 91 F FF 91 B FF 91 S FF 91 3-3 ② K		C CU 74 F FF 93 X FF 91 0-2 7 1B 1B		2	1	1	0	3	1	3
24 Jesús Aguilar, R (1, 3) OBP: 0.485, SLG: 0.552	C FF 93 X FF 91 0-1 1-3 2B		C FF 91 X CH 83 0-1 ② F6		C FC 81 B SI 91 B SI 89 B CH 76 X SI 90 3-1 1-H 14 1B 2B	B FF 90 X FF 91 1-0 8 HR 1-2 2-H 3-H 1B		C CU 75 F FF 92 D FF 92 X CU 76 1-2 ① F7		5	2	3	3	0	0	3
14 Hernán Pérez, R (1, 4) 32 Jeremy Jeffress, R (6, 1) 8 Ryan Braun, R (6, PH) OBP: 0.250, SLG: 0.464 54 Taylor Williams, S (7, 1) 51 Oliver Drake, R (8, 1) 7 Eric Thames, L (8, PH) OBP: 0.333, SLG: 0.679 43 Matt Albers, L (9, 1)	X CU 76 0-0 ③ P4		C CU 74 B CU 73 S FF 90 F FF 90 D CU 77 S CU 75 2-3 ③ K		B FC 83 X FC 83 1-0 3 FC4-6 2-H 1B	C CU 75 X FF 91 0-1 1-H 2-H HR		C FF 91 C CU 76 D CU 77 F CH 84 X FF 91 1-2 3 G6-4-3 1-2 1B		3 0 0 1 0 0 1 0	0 0 0 1 0 0 0 0	1 0 0 1 0 0 1 0	1 0 0 3 0 0 0 0	0 0 0 0 0 0 0 0	1 0 0 0 0 0 0 0	4 0 0 0 0 0 0 0
3 Orlando Arcia, R (1, 6) OBP: 0.239, SLG: 0.313		B FF 91 F SI 89 X CH 84 1-1 ① G5-3		F CU 75 F FF 90 B CU 76 X FF 91 1-2 ① G3-1	X SI 92 0-0 ③ FC4-6 1-2f	C CU 75 F CU 77 X FF 89 0-2 HR		X FF 91 0-0 ② ③ G6-4-3 1-2f		5	1	1	1	0	0	3
47 Jett Bandy, R (1, 2) OBP: 0.316, SLG: 0.382		C CU 76 F CH 84 S FF 91 0-3 ② K		B FF 92 S CH 83 F FF 91 B CU 76 X CH 84 2-2 ② G6-3	B FC 81 X FC 80 X SI 90 2-0 18 G4-3 6 2B 2B B FF 90 C CU 75 B FO 84 B CU 76 X FF 90 3-2 ③ L9					4	1	1	0	0	1	0
57 Chase Anderson, R (1, 1) OBP: 0.125, SLG: 0.125 18 Eric Sogard, L (6, 4) OBP: 0.200, SLG: 0.237		C FF 91 C CU 75 B FF 91 X CU 76 1-2 ③ G1-6-3		X FF 90 0-0 ③ F9	X SI 90 0-0 ① G4-3 2-3		B FF 92 B FF 93 X FF 93 2-0 ① L7			2 2	0 0	0 0	0 0	0 0	0 0	0 1
Inning Stats	R: 1 E: 1 K: 1 S: 14 H: 1 LOB: 2 BB: 2 P: 26	R: 0 E: 0 K: 1 S: 8 H: 0 LOB: 0 BB: 0 P: 10	R: 1 E: 0 K: 1 S: 16 H: 1 LOB: 2 BB: 2 P: 31	R: 0 E: 0 K: 0 S: 7 H: 0 LOB: 0 BB: 0 P: 10	R: 3 E: 0 K: 1 S: 13 H: 3 LOB: 1 BB: 1 P: 26	R: 7 E: 0 K: 1 S: 21 H: 5 LOB: 0 BB: 2 P: 38	R: 0 E: 0 K: 1 S: 9 H: 1 LOB: 1 BB: 0 P: 15	R: 0 E: 0 K: 0 S: 11 H: 2 LOB: 1 BB: 0 P: 13		1B: 5 2B: 5 3B: 0 HR: 3 SF: 0 SAC: 0 DP: 1 HBP: 0			WP: 2 PB: 1 SB: 0 CS: 2 PA: 43	

	AB	36
	R	12
	H	13
	RBI	10
	BB	7
	SO	6
	LOB	19

PITCHER	IP	WLS	BF	H	R	ER	SO	BB	IBB	HBP	BLK	WP	HR	S	P	ERA	WHIP
76 Dillon Peters, L (1, 1) ERA: 6.98	4.2	L	22	3	4	4	4	5	0	0	0	2	1	54	95	7.71	1.714
43 Odrisamer Despaigne, R (5, 1) ERA: 6.14	0.2		5	3	2	2	0	0	0	0	0	0	0	6	12	27.00	4.500
25 Junichi Tazawa, R (6, 1) ERA: 6.35	0.2		8	4	6	6	1	1	1	0	0	0	2	19	34	81.00	7.500
77 Merandy Gonzalez, R (7, 1) ERA:	2.0		8	3	0	0	1	0	0	0	0	0	0	20	28	0.00	1.500

PITCHER	IP	WLS	BF	H	R	ER	SO	BB	IBB	HBP	BLK	WP	HR	S	P	ERA	WHIP

Batter	1	2	3	4	5	6	7	8	9	AB	R	H	RBI	BB	SO	LOB
32 Derek Dietrich, L (1, 7) OBP: 0.319, SLG: 0.333	B FF 90 B SL 79 C SI 90 F SI 92 B SL 79 F SL 79 F SI 90 X SI 92 3-2 19 FC5-4 1B		X FF 91 0-0 ① P6		X SI 90 0-0 ② G4-3 1-2		B SL 81 S SL 81 X SL 81 1-1 ③ F7		X FS 84 0-0 ③ G3-1	5	0	1	0	0	0	4
19 Miguel Rojas, R (1, 6) OBP: 0.321, SLG: 0.387	C SI 88 1 SAFE D SL 80 F SL 80 1 SAFE F SI 88 X SL 78 1-2 ① FC5-4 13 BB 1-2f		C FF 89 B SI 90 F SI 90 F FF 92 F SL 80 X SL 79 1-2 ② P3		X SL 80 0-0 ③ P4			C FF 94 F FF 96 B FF 96 B SL 85 S SL 86 2-3 ① K2-3		4	0	0	0	0	1	2
13 Starlin Castro, R (1, 4) OBP: 0.337, SLG: 0.303	B SL 78 C SL 78 F FF 91 B SI 89 F SI 91 B SI 91 B SL 78 4-2 1-2 BB		C SL 78 T SL 78 B SI 91 S FF 92 1-3 ③ K			X SL 76 0-0 ① G6-3		C SL 84 S SL 85 B SL 95 S SL 86 1-3 ② K		3	0	0	0	1	2	0
41 Justin Bour, L (1, 3) OBP: 0.307, SLG: 0.418	C SI 91 B SL 78 C FF 90 S FF 90 1-3 ② K			C FF 88 B SL 76 X SL 78 1-1 ① F9		B CU 72 B CU 73 B SI 88 C FF 89 C SI 90 B FF 90 4-2 15 1B BB		B FF 96 S SL 85 B FF 96 B FF 96 S FF 95 F FF 95 T FF 95 3-2 ③ K		3	0	0	0	1	2	2
11 J.T. Realmuto, R (1, 2) OBP: 0.364, SLG: 0.600	C SL 79 F SI 91 C SL 80 0-3 ③ K			C SL 78 X FF 90 0-1 1B		X SI 90 0-0 ② L8			B FF 93 B SL 85 C FF 93 B FF 94 B FF 94 4-1 3 1B 28 1B BB	3	0	1	0	1	1	3
15 Brian Anderson, R (1, 5) OBP: 0.373, SLG: 0.338		C FF 90 B SL 78 B SL 78 F SI 89 B SL 81 B SL 79 4-2 3 G5-3 BB		C SI 88 D SL 79 S SL 80 F SI 89 1 SAFE F SI 90 D SI 88 F SI 89 1 SAFE 2-2 X FF 89 P3		B SL 78 C SL 78 C SL 80 X FF 90 1-2 1B			C FF 94 B FF 94 B FF 93 X FF 94 2-1 ① P6	3	0	1	0	1	0	2
9 Lewis Brinson, R (1, 8) OBP: 0.200, SLG: 0.242 56 Tayron Guerrero, R (4, 1) 18 Tomás Telis, S (6, PH) OBP: 0.308, SLG: 0.292 71 Drew Steckenrider, R (6, 1) 46 Kyle Barraclough, R (7, 1) 29 Brad Ziegler, R (8, 1) 28 Bryan Holaday, R (9, PH) OBP: 0.281, SLG: 0.241		F SL 78 F SL 79 D SL 80 S SI 91 1-3 ① K		B SI 91 1 SAFE B SI 91 F SL 78 1 SAFE F SL 79 S SI 91 2-3 ③ K		B SI 89 C SL 77 B SL 79 F FF 90 B SI 88 F SI 91 F SL 80 X FF 89 3-2 ③ G6-3			B FF 94 F FF 94 X SL 85 1-1 3 1B 1-2 1B	2 0 1 0 0 0 0	0 0 0 0 0 0 1	0 0 0 0 0 0 0	0 0 0 0 0 0 0	0 0 0 0 0 0 0	2 0 0 0 0 0 0	2 0 2 0 0 0 0
3 JB Shuck, L (1, 9) OBP: 0.360, SLG: 0.391		1 SAFE C FF 90 1 SAFE B SI 89 X SL 77 1-1 ② G5-3 1-2		B SI 87 B SI 88 C SI 89 F SI 89 F SI 88 B SL 78 X FF 90 3-2 32 G4-3 1B			C SI 90 B SL 82 F SL 81 B SL 82 B SI 90 X SI 90 3-2 ① P6		C FF 94 B FF 95 X FF 94 1-1 1-2 2-3 1B	4	0	2	0	0	0	1
63 Trevor Richards, R (1, 1) 1 Cameron Maybin, R (4, 8) OBP: 0.295, SLG: 0.269		X SI 91 0-0 ③ G4-3		B SI 90 C SL 78 X SL 79 1-1 ① L8			B SI 90 C SI 91 F SL 82 B SL 83 B SL 82 C SI 90 3-3 ② K		S FF 92 B D FS 83 B FF 92 C S FS 84 3-3 ② K	1 3	0 0	0 0	0 0	0 0	0 2	1 4
Inning Stats	R: 0 E: 0 K: 2 S: 18 H: 1 LOB: 2 BB: 1 P: 27	R: 0 E: 0 K: 1 S: 8 H: 0 LOB: 1 BB: 1 P: 14	R: 0 E: 0 K: 1 S: 9 H: 0 LOB: 0 BB: 0 P: 11	R: 0 E: 0 K: 1 S: 13 H: 1 LOB: 1 BB: 0 P: 18	R: 0 E: 0 K: 0 S: 8 H: 1 LOB: 1 BB: 0 P: 12	R: 0 E: 0 K: 0 S: 12 H: 1 LOB: 2 BB: 1 P: 20	R: 0 E: 0 K: 1 S: 8 H: 0 LOB: 0 BB: 0 P: 15	R: 0 E: 0 K: 3 S: 10 H: 0 LOB: 0 BB: 0 P: 16	R: 0 E: 0 K: 1 S: 11 H: 2 LOB: 3 BB: 1 P: 22	1B: 6 2B: 0 3B: 0 HR: 0 SF: 0 SAC: 0 DP: 0 HBP: 0						

PITCHER		IP	WLS	BF	H	R	ER	SO	BB	IBB	HBP	BLK	WP	HR	S	P	ERA	WHIP
45 Jhoulys Chacín, R ERA: 4.18	(1, 1)	6.0	W	25	4	0	0	5	3	0	0	0	0	0	68	102	0.00	1.167
38 Dan Jennings, L ERA: 1.69	(7, 1)	1.0		3	0	0	0	1	0	0	0	0	0	0	8	15	0.00	0.000
54 Taylor Williams, R ERA: 2.84	(8, 1)	1.1		7	2	0	0	3	1	0	0	0	0	0	17	31	0.00	2.250
51 Oliver Drake, R ERA: 5.91	(9, 1)	0.2		2	0	0	0	1	0	0	0	0	0	0	4	7	0.00	0.000

PITCHER	IP	WLS	BF	H	R	ER	SO	BB	IBB	HBP	BLK	WP	HR	S	P	ERA	WHIP

TOP

Miami Marlins @ Milwaukee Brewers

Miller Park, Milwaukee, WI

Fri Apr 20 2018, 7:13 PM - 10:29 PM CDT

Att. 28,233 - Roof Closed - 66 F

livebaseballscorecards.com

AB	33
R	0
H	6
RBI	0
BB	4
SO	10
LOB	23

MIAMI

WP: 0	PA: 37			
PB: 0				
SB: 0				
CS: 0				

BOTTOM

Miami Marlins @ Milwaukee Brewers

Miller Park, Milwaukee, WI

Fri Apr 20 2018, 7:13 PM - 10:29 PM CDT

Att. 28,233 - Roof Closed - 66 F

livebaseballscorecards.com

Batter	1	2	3	4	5	6	7	8	9	AB	R	H	RBI	BB	SO	LOB
6 Lorenzo Cain, R (1, 8) OBP: 0.402, SLG: 0.478	B FF 91 X FF 90 1-0 21 BB, 22 BB 7 BB 1B	B FF 91 B FF 92 C CH 82 B FF 91 B FF 91 4-1 22 HBP BB		C SL 80 B FF 90 B CH 82 C SL 80 B FF 91 B SL 82 4-2 22 3B BB	C FF 100 B FF 100 C FF 99 S FF 100 1-3 ③ K		C FF 91 S SL 78 B SL 80 S CH 86 1-3 ① K			3	2	1	0	2	2	0
22 Christian Yelich, L (1, 9) OBP: 0.488, SLG: 0.588	B FF 90 B SL 80 B FF 91 C FF 91 D CH 84 4-1 7 BB, 21 BB 1-2 BB	1 SAFE C FF 90 B FF 89 B CH 82 S CH 81 H SL 81 3-2 1-2 HBP		X CH 82 0-0 8 HR 1-H 3B		B FF 94 B FF 93 C FF 94 B FF 93 B FF 94 4-1 8 1B 21 1B BB	B SL 78 B FF 93 X FF 94 2-0 ② G3-1			2	2	1	1	2	0	0
8 Ryan Braun, R (1, 7) OBP: 0.262, SLG: 0.508	D FF 91 B FF 90 F FF 90 F SL 79 F CH 83 B FF 92 F FF 90 S CH 83 3-3 ① K	X FF 91 0-0 ③ F8		X SL 80 0-0 3-H HR		B FF 94 S FF 94 F SL 87 X FF 93 1-2 21 1B 3 1B 1-3 1B	B FF 92 B FF 93 B FF 93 C FF 93 S CH 86 S FF 94 3-3 ③ K			5	2	2	2	0	2	4
21 Travis Shaw, L (1, 5) OBP: 0.371, SLG: 0.494	B FF 91 B CH 82 F FF 91 C FF 91 B CH 84 F FF 91 F FF 92 B CH 83 4-2 7 BB 1-2 2-3 BB		B SL 79 B FF 90 C CH 81 B FF 90 F FF 90 X CH 82 3-2 2B	X FF 91 0-0 HR		B FF 93 C FF 94 X FF 93 1-1 47 HBP 3 1B 1-2 3-H 1B		C SI 83 X CH 76 0-1 ① G4-3		4	1	3	2	1	0	0
7 Eric Thames, L (1, 3) OBP: 0.354, SLG: 0.679	C FF 91 B FF 90 B FF 92 S CH 83 F CH 83 B FF 91 F FF 92 F CH 83 B CH 84 4-2 1-2 2-3 3-H BB		S CH 81 B FF 90 S FF 90 F CH 82 S CH 82 1-3 ① K	B CH 81 B CH 82 F FF 90 C FF 90 B FF 89 F CH 81 B FF 91 4-2 5 S 3 E BB		B FF 94 F SL 87 C FF 93 F SL 87 S FF 94 1-3 ① K		F SI 83 B CH 75 B CH 76 X SI 82 2-1 3 1B 2B		3	1	1	1	2	2	3
5 Jonathan Villar, S (1, 4) OBP: 0.303, SLG: 0.333	B FF 91 F CH 83 F FF 91 S FF 91 1-3 ② K		T SL 79 B CH 81 S CH 82 S CH 82 1-3 ② K	C FF 97 B SI 99 B FF 98 B FF 96 B FF 98 4-1 3 WP 1-2 BB		F FF 93 C SL 87 T SL 88 0-2 ② K		B CH 75 S SI 81 S CH 75 F CU 73 S CH 76 1-3 ② K		4	0	0	0	1	4	7
3 Orlando Arcia, R (1, 6) OBP: 0.250, SLG: 0.319 18 Eric Sogard, L (9, 6) OBP: 0.200, SLG: 0.237	B SL 79 F FF 91 X FF 90 1-1 ③ L8		S CH 81 X SL 80 0-1 ③ F7	F FF 98 S SL 87 B FF 100 C SL 84 1-3 ③ K 1-3 2-H		C SL 87 S FF 94 X SL 86 0-2 47 HBP 1-2 2-H 1B		B CU 73 X SI 83 1-0 ③ 2-3 1B		5 0	0 0	2 0	1 0	0 0	1 0	5 0
47 Jett Bandy, R (1, 2) OBP: 0.310, SLG: 0.351		C SL 78 F FF 90 F SL 80 F FF 90 X FF 90 0-2 ① G5-3		F FF 91 F FF 90 B FF 90 F CH 82 F CH 81 F FF 90 X FF 91 1-2 ① G5-3	F FF 98 B SL 85 B FF 100 F FF 98 F SL 86 F SL 85 S FF 100 2-3 ① K	H FF 94 1-0 1-2 2-3 HBP				3	0	0	0	0	1	0
45 Jhoulys Chacín, R (1, 1) 24 Jesús Aguilar, R (6, PH) OBP: 0.471, SLG: 0.533 38 Dan Jennings, L (7, 1) OBP: 1.000, SLG: 2.000 54 Taylor Williams, S (8, 1) 51 Oliver Drake, R (9, 1)		B FF 91 S FF 90 B FF 91 F FF 90 F SL 79 S SL 80 2-3 ② K		X FF 90 0-0 ② F9	B FF 99 C FF 95 C FF 96 C FF 100 1-3 ② K	B FF 94 S FF 93 X FF 93 1-1 ③ P3				3 1 0 0 0	0 0 0 0 0	0 0 0 0 0	0 0 0 0 0	2 0 0 0 0	0 3 0 0 0	0 0 0 0 0
Inning Stats	R: 1 E: 0 K: 2 S: 21 H: 1 LOB: 3 BB: 3 P: 39	R: 0 E: 0 K: 1 S: 13 H: 0 LOB: 2 BB: 1 P: 22	R: 0 E: 0 K: 2 S: 12 H: 1 LOB: 1 BB: 0 P: 17	R: 5 E: 0 K: 1 S: 19 H: 3 LOB: 1 BB: 3 P: 33	R: 0 E: 0 K: 3 S: 11 H: 0 LOB: 0 BB: 0 P: 15	R: 2 E: 0 K: 2 S: 18 H: 3 LOB: 3 BB: 1 P: 27	R: 0 E: 0 K: 2 S: 7 H: 0 LOB: 0 BB: 0 P: 13	R: 0 E: 0 K: 1 S: 9 H: 2 LOB: 2 BB: 0 P: 13							

AB	33
R	8
H	10
RBI	7
BB	8
SO	14
LOB	22

1B: 5 SF: 0
2B: 2 SAC: 0
3B: 1 DP: 0
HR: 2 HBP: 2

WP: 2 PA: 43
PB: 0
SB: 1
CS: 0

PITCHER		IP	WLS	BF	H	R	ER	SO	BB	IBB	HBP	BLK	WP	HR	S	P	ERA	WHIP
63 Trevor Richards, R ERA: 6.16	(1, 1)	3.2	L	23	5	6	5	5	6	0	1	0	0	2	61	102	12.27	3.000
56 Tayron Guerrero, R ERA: 5.73	(4, 1)	1.1		5	0	0	0	4	1	0	0	0	1	0	15	24	0.00	0.750
71 Drew Steckenrider, R ERA: 1.86	(6, 1)	1.0		8	3	2	2	2	1	0	1	0	0	0	18	27	18.00	4.000
46 Kyle Barraclough, R ERA: 2.35	(7, 1)	1.0		3	0	0	0	2	0	0	0	0	0	0	7	13	0.00	0.000
29 Brad Ziegler, R ERA: 7.27	(8, 1)	1.0		4	2	0	0	1	0	0	0	0	0	0	9	13	0.00	2.000

PITCHER		IP	WLS	BF	H	R	ER	SO	BB	IBB	HBP	BLK	WP	HR	S	P	ERA	WHIP

Miami Marlins @ Milwaukee Brewers

Miller Park, Milwaukee, WI

Sat Apr 21 2018, 6:10 PM - 9:08 PM CDT
Att. 37,175 - Roof Closed - 64 F

TOP

Batter	1	2	3	4	5	6	7	8	9	AB R H RBI BB SO LOB
19 Miguel Rojas, R (1, 6) (8, 3) OBP: 0.318, SLG: 0.372	B FF 86, B FF 86, X FF 86; 2-0; ① F7	C CU 76, B CU 75, B FF 88, B FF 87, B FF 88; 4-1; BB			B FF 85, C CH 78, X CU 76; 1-1; ① L5		C SL 81, S SL 78, X SI 94; 0-2; ② L9			3 0 0 0 1 0 0
32 Derek Dietrich, L (1, 7) OBP: 0.316, SLG: 0.364	C FF 86, C FF 88, B SL 79, X CU 74; 1-2; HR	X SL 81; 0-0; ③ F9			C SL 79, X FF 87; 0-1; ② P4		B SL 83, C SI 93, C SI 94, B SI 95, S SL 82; 2-3; ③ K			4 1 1 1 0 1 1
13 Starlin Castro, R (1, 4) OBP: 0.356, SLG: 0.325	B FF 88, B SI 88, B CH 81, C FF 88, C FF 88, X FF 88; 3-2; ② G4-3		C SI 86, B CH 82, B CH 80, B FF 86, F FF 85, X FF 86; 3-2; ① 1B		C CH 80, B SI 86, B FF 86, X CH 77; 2-1; 1B; 15 1B; 15 WP			C SL 83, B SL 85, F SI 89, B SI 89, F SI 90, F SL 83, X SI 92; 2-2; 1B; 15 HBP		4 1 3 0 0 0 0
15 Brian Anderson, R (1, 5) OBP: 0.391, SLG: 0.366	C FF 88, C FF 89, B CU 74, S CH 80; 1-3; ③ K		B CU 76, C FF 86, F SI 86, B FF 87, F CH 79, X FF 87; 2-2; 2B		B FF 87, B CH 79, D CH 82, C FF 87, C FF 86, X FF 87; 3-2; 1B; 1-H			C SL 84, H SI 88; 1-1; HBP; 1 G6-4-3; 1-2		3 0 2 1 0 1 0
41 Justin Bour, L (1, 3) OBP: 0.304, SLG: 0.408 2 Yadiel Rivera, R (8, 6) OBP: 0.286, SLG: 0.167		C FF 88, C FF 88, B FF 89, B SL 80, F CH 80, X SL 81; 2-2; 1B; 1 1B; 9 HR	B FF 86, F SI 86, C FF 86, F FF 87, B SI 86, X SL 80; 2-2; ② F7		1 SAFE, X SL 82; 0-0; ③ G3-1			C SI 90, B FF 92, X FF 91; 1-1; ① F7		4 1 1 0 0 0 4 0 0 0 0 0 0 0
1 Cameron Maybin, R (1, 9) OBP: 0.292, SLG: 0.268		F FF 87, X FF 86; 0-1; 1B; 9 HR; 1-2	C SI 86, B CH 80, F SI 86, 2 SAFE, B CU 70, F FF 88, X CH 79; 2-2; ③ F7			B FF 95, C FF 96, B FC 90, F FF 97, S FF 96; 2-3; ① K		S SI 90, B SI 91, B SL 84, X SI 91; 2-1; ②③ G6-4-3; 1-2f		4 1 1 0 0 1 3
9 Lewis Brinson, R (1, 8) OBP: 0.203, SLG: 0.286		D CU 75, X CH 80; 1-0; HR; 1-H; 2-H		B SI 86, F CU 75, C FF 87, S FF 88; 1-3; ① K		B FF 93, B FC 91, F FC 92, B FC 91, F FF 96, F FC 90, S FC 89; 3-3; ② K			C SI 94, C SI 95, B FS 91, S FS 90; 1-3; ① K	4 1 1 3 0 3 0
28 Bryan Holaday, R (1, 2) OBP: 0.250, SLG: 0.212		C FF 87, X FF 87; 0-1; ① L8		X FF 87; 0-0; ② P2		B FF 94, B FF 94, C FF 95, B FC 89, X FF 94; 3-1; ③ F8			B KC 81, X SI 95; 1-0; ② G6-3	4 0 0 0 0 0 0
62 José Ureña, R (1, 1) 64 Nick Wittgren, R (6, 1) 18 Tomás Telis, S (7, PH) OBP: 0.296, SLG: 0.280 71 Drew Steckenrider, R (7, 1) 46 Kyle Barraclough, R (8, 1) 3 JB Shuck, L (9, PH) OBP: 0.346, SLG: 0.375 25 Junichi Tazawa, R (9, 1)		B FF 88, C FF 86, S FF 87, T CH 81; 1-2; ② K		C FF 85, C FF 87, S CH 79; 0-3; ③ K			C SI 92, B SL 81, F SL 81, X SI 95; 1-2; ① G3-1		B SI 95, C KC 80, F SI 95, X FS 91; 1-2; ③ G4-3	2 0 0 0 0 2 0 0 0 0 0 0 0 0 1 0 0 0 0 0 0 0 0 0 0 0 0 0 0 0 0 0 0 0 0 1 0 0 0 0 0 0 0 0 0 0 0 0 0
Inning Stats	R: 1 E: 0 K: 1 S: 10 H: 1 LOB: 0 BB: 0 P: 17	R: 3 E: 0 K: 1 S: 14 H: 3 LOB: 1 BB: 1 P: 22	R: 0 E: 0 K: 0 S: 15 H: 2 LOB: 1 BB: 0 P: 24	R: 0 E: 0 K: 2 S: 7 H: 0 LOB: 0 BB: 0 P: 8	R: 1 E: 0 K: 0 S: 10 H: 2 LOB: 1 BB: 0 P: 16	R: 0 E: 0 K: 2 S: 9 H: 0 LOB: 0 BB: 0 P: 17	R: 0 E: 0 K: 1 S: 9 H: 0 LOB: 0 BB: 0 P: 12	R: 0 E: 0 K: 0 S: 10 H: 1 LOB: 1 BB: 0 P: 16	R: 0 E: 0 K: 1 S: 7 H: 0 LOB: 0 BB: 0 P: 10	1B: 6 2B: 1 3B: 0 HR: 2 SF: 0 SAC: 0 DP: 1 HBP: 1

livebaseballscorecards.com

AB	34
R	5
H	9
RBI	5
BB	1
SO	8
LOB	8

WP: 1 PA: 36
PB: 0
SB: 0
CS: 0

PITCHER		IP	WLS	BF	H	R	ER	SO	BB	IBB	HBP	BLK	WP	HR	S	P	ERA	WHIP
35 Brent Suter, L ERA: 5.68	(1, 1)	5.0		23	8	5	5	4	1	0	0	0	1	2	56	87	9.00	1.800
50 Jacob Barnes, R ERA: 1.38	(6, 1)	1.0		3	0	0	0	2	0	0	0	0	0	0	9	17	0.00	0.000
71 Josh Hader, L ERA: 1.42	(7, 1)	1.0		3	0	0	0	1	0	0	0	0	0	0	9	12	0.00	0.000
43 Matt Albers, R ERA: 1.74	(8, 1)	1.0		4	1	0	0	0	0	0	1	0	0	0	10	16	0.00	1.000
32 Jeremy Jeffress, R ERA: 0.77	(9, 1)	1.0	W	3	0	0	0	1	0	0	0	0	0	0	7	10	0.00	0.000

PITCHER	IP	WLS	BF	H	R	ER	SO	BB	IBB	HBP	BLK	WP	HR	S	P	ERA	WHIP

Miami Marlins @ Milwaukee Brewers

Miller Park, Milwaukee, WI

Sat Apr 21 2018, 6:10 PM - 9:08 PM CDT

Att. 37,175 - Roof Closed - 64 F

BOTTOM

livebaseballscorecards.com

Batter	1	2	3	4	5	6	7	8	9	AB	R	H	RBI	BB	SO	LOB
6 Lorenzo Cain, R (1, 8) OBP: 0.395, SLG: 0.466	C SI 96 F SI 96 B SI 97 B SL 86 X SI 97 2-2 ① G6-3		B SI 97 X CH 90 1-0 E5 22 BLK		C SL 86 B CU 86 B CH 90 1 SAFE B SI 95 F SI 95 X SI 96 3-2 1-2 1B		C FF 94 B FF 94 D SL 88 X FF 94 2-1 ②③ G5-4-3 1-2f			4	0	1	0	0	0	1
22 Christian Yelich, L (1, 9) OBP: 0.444, SLG: 0.526	C SI 97 C SI 96 D SI 97 S SI 97 1-3 ② K		D SL 85 S CH 90 D CH 90 X SI 96 2-1 ③ G6-3 2-3		S CH 89 S CH 89 F CH 91 F CH 92 X CH 90 0-2 ① F9 2-3			B SL 79 C SL 78 B CH 86 B FF 93 C CH 85 X FF 94 3-2 ① G4-3		4	0	0	0	0	1	3
8 Ryan Braun, R (1, 7) OBP: 0.261, SLG: 0.516	B SI 97 X SI 97 1-0 ③ G5-3			B CU 82 B SL 84 C SI 96 F SI 96 X SI 97 2-2 7 1B 2B	C SL 86 X SI 96 0-1 ② SF8 3-H			C FF 93 S CH 85 X FF 93 0-2 ② F9		3	1	1	1	0	0	0
21 Travis Shaw, L (1, 5) OBP: 0.387, SLG: 0.531		B SI 95 F SI 94 B CU 83 F SI 96 X SI 96 2-2 HR		B SL 85 B SI 96 B SI 94 C SI 96 B SI 95 4-1 7 1B 18 G4-3 BB	1 SAFE B SI 95 D CH 88 B CH 88 S CH 90 X SI 96 3-1 ③ F9			B SL 79 B SL 78 B FF 93 B FF 92 4-0 7 WP 18 E BB		2	3	1	1	2	0	1
7 Eric Thames, L (1, 3) OBP: 0.362, SLG: 0.661 32 Jeremy Jeffress, R (9, 1)		C CU 86 B SI 97 S CH 89 B SI 96 X SL 87 2-2 ① L9		F CH 93 B SI 96 F CH 89 B SI 96 X CH 89 2-2 5 G6-3 18 G4-3 1-3 2-H 1B		C FF 92 C FF 92 B SI 91 B FF 92 F CH 86 B FF 93 X FF 91 3-2 ① F7		C FF 93 C SL 78 B FF 92 B SL 80 D CH 86 D CH 87 4-2 1-2 18 E7 BB		3 0	0 0	1 0	1 0	1 0	0 0	0 0
18 Eric Sogard, L (1, 6) OBP: 0.182, SLG: 0.214		B SI 95 C CH 89 F CH 89 B CH 89 B CU 86 X SL 86 3-2 ② G3		F SI 94 B CH 89 X CH 88 1-1 ① G4-3 1-2 3-H		C FF 90 B CH 86 F CH 84 B FF 92 F FF 92 C FF 91 2-3 ② K		B FF 94 X FF 93 1-0 ③ E7 1-H 2-H		4	0	0	1	0	1	2
5 Jonathan Villar, S (1, 4) OBP: 0.304, SLG: 0.333 71 Josh Hader, L (7, 1) OBP: 1.000, SLG: 1.000 43 Matt Albers, L (8, 1) 24 Jesús Aguilar, R (9, 3) OBP: 0.486, SLG: 0.645	C SI 96 B CU 84 F CH 89 F SI 96 X CH 89 1-2 ③ G4-3		B SL 83 B SI 95 X SI 94 2-0 ② G6-3 2-3		S SL 81 C CH 84 B FF 91 F FF 90 B CH 85 X CH 85 2-2 47 CS 1B			C CU 71 S FO 85 B FO 87 F FF 92 F CU 77 F FO 87 B FF 92 F FO 86 B FF 92 3-2 F FO 85 F FF 92 F FF 92 X FF 92 HR		3 0 0 1	0 0 0 1	1 0 0 1	0 0 0 1	0 0 0 1	0 0 0 0	1 0 0 0
47 Jett Bandy, R (1, 2) OBP: 0.289, SLG: 0.325			F SI 96 F SI 96 S CH 91 0-3 ① K 3-2 ③ G6-3			C FF 91 F CH 84 B FF 91 B FF 92 2-2 ③ CS 1-2	C SL 86 T FF 94 S FF 95 0-3 ① K			3	0	0	0	0	2	1
35 Brent Suter, L (1, 1) 16 Domingo Santana, R (6, PH) OBP: 0.317, SLG: 0.236 50 Jacob Barnes, R (6, 1) 14 Hernán Pérez, R (7, 4) OBP: 0.256, SLG: 0.366			B SI 97 S SI 96 C SI 97 S SI 97 1-3 ② K		S SI 95 F SI 96 B SL 87 B SL 85 B SL 86 D SL 85 4-2 22 F9 6 1B 8 SF8 BB		C FF 94 S SL 87 X SL 88 0-2 6 G5-4-3 1B			1 0 0 1	0 1 0 0	0 0 0 1	0 0 0 0	1 1 0 0	0 0 0 0	0 0 0 0
Inning Stats	R: 0 E: 0 K: 1 S: 7 H: 0 LOB: 0 BB: 0 P: 11	R: 1 E: 0 K: 0 S: 13 H: 1 LOB: 0 BB: 0 P: 21	R: 0 E: 1 K: 2 S: 9 H: 0 LOB: 1 BB: 0 P: 13	R: 2 E: 0 K: 0 S: 16 H: 2 LOB: 1 BB: 1 P: 30	R: 1 E: 0 K: 0 S: 14 H: 1 LOB: 1 BB: 1 P: 24	R: 0 E: 0 K: 1 S: 14 H: 1 LOB: 0 BB: 0 P: 23	R: 0 E: 0 K: 1 S: 8 H: 1 LOB: 0 BB: 0 P: 10	R: 1 E: 1 K: 0 S: 9 H: 0 LOB: 2 BB: 2 P: 21	R: 1 E: 0 K: 0 S: 10 H: 1 LOB: 0 BB: 0 P: 13	1B: 4 2B: 1 3B: 0 HR: 2 SF: 1 SAC: 0 DP: 1 HBP: 0						WP: 1 PB: 0 SB: 0 CS: 1 PA: 35	

	AB	29
	R	6
	H	7
	RBI	5
	BB	4
	SO	5
	LOB	9

PITCHER		IP	WLS	BF	H	R	ER	SO	BB	IBB	HBP	BLK	WP	HR	S	P	ERA	WHIP
62 José Ureña, R ERA: 5.88	(1, 1)	5.0		22	4	4	4	3	2	0	0	1	0	1	59	99	7.20	1.200
64 Nick Wittgren, R ERA:	(6, 1)	1.0	H	3	1	0	0	1	0	0	0	0	0	0	14	23	0.00	1.000
71 Drew Steckenrider, R ERA: 1.69	(7, 1)	1.0	H	3	1	0	0	1	0	0	0	0	0	0	8	10	0.00	1.000
46 Kyle Barraclough, R ERA: 2.08	(8, 1)	1.0	B	5	0	1	0	0	2	0	0	0	1	0	9	21	0.00	2.000
25 Junichi Tazawa, R ERA: 7.15	(9, 1)	0.0	L	1	1	1	1	0	0	0	0	0	0	1	10	13	∞	∞

PITCHER		IP	WLS	BF	H	R	ER	SO	BB	IBB	HBP	BLK	WP	HR	S	P	ERA	WHIP

Batter	1	2	3	4	5	6	7	8	9	AB	R	H	RBI	BB	SO	LOB
32 Derek Dietrich, L (1, 7) OBP: 0.303, SLG: 0.348	F FF 93 C FF 93 T FF 93 0-2 ① K	C SL 84 D FS 87 X 1-1 ③ G3-1			X FS 84 0-0 ③ G3-1		C CH 83 B FF 90 S FF 91 S FF 91 1-3 ③ K			4	0	0	0	0	2	1
11 J.T. Realmuto, R (1, 2) OBP: 0.500, SLG: 0.667	B FF 94 C FF 92 F SI 94 1-2 CI 41 2B		S FF 92 B SI 91 B SL 85 F FF 92 X 2-2 41 G3-6-1 1B			C SL 81 X SI 92 0-1 41 BB 13 1B 1B		B SI 93 B SL 82 S SL 82 S SI 94 B SL 80 B SI 94 4-2 13 PB 41 1B BB		2	2	2	0	1	0	0
13 Starlin Castro, R (1, 4) OBP: 0.351, SLG: 0.321	F FF 93 F SI 93 X FF 93 0-2 ② F9		C SI 93 F SI 93 B FF 92 S FS 86 1-3 ① K			B SI 93 B FF 93 C SL 83 S X FF 94 2-2 41 BB 1B 1-2		B SI 93 C SL 82 S SL 80 C SI 94 1-3 ① K 1-2		4	0	1	0	0	2	3
41 Justin Bour, L (1, 3) OBP: 0.325, SLG: 0.432	C FF 93 C SI 94 X FF 94 0-2 15 1B 1-H 2B		B FF 92 B SI 92 S FS 85 1 SAFE X FS 86 2-1 ② ③ G3-6-1 1-2f			C FF 93 D FS 87 B FS 87 B SI 93 B 4-1 1-2 2-3 BB		B SL 81 C SL 82 D SI 94 X SL 81 2-1 15 F8-3 2-H 1B		3	0	2	2	1	0	1
15 Brian Anderson, R (1, 5) OBP: 0.385, SLG: 0.360	B FF 94 B SL 85 B FF 94 C FF 94 X SI 94 3-1 2-3 1B			B FF 93 C SL 82 C SL 84 S FS 87 1-3 ① K		B SI 92 F SI 94 F SI 93 S FS 90 1-3 ① K		F SI 94 B SI 93 C SI 93 F SI 94 X SL 82 1-2 ② ③ F8-3 1-1		4	0	1	0	0	2	4
3 JB Shuck, L (1, 9) OBP: 0.310, SLG: 0.333 19 Miguel Rojas, R (9, PH) OBP: 0.314, SLG: 0.367	X SL 84 0-0 ③ P2			C FF 93 F SI 92 X SL 86 0-2 ② G4-3		B KC 80 X FF 93 1-0 ② P5			S SI 92 F SI 94 B SI 95 B SL 82 C SL 81 2-3 ① K	3 1	0 0	0 0	0 0	0 0	0 1	5 0
9 Lewis Brinson, R (1, 8) OBP: 0.205, SLG: 0.274		B C FF 92 H SI 91 2-1 31 SH5-3 2 G6-3 HBP		B FF 92 F SI 93 F SI 93 B FS 87 B FS 87 X FS 85 3-2 ③ G1-3		S FS 90 D FS 91 C FS 90 F SI 95 B FS 92 S KC 82 2-3 ③ K			B SI 95 T SL 82 F SI 94 S SI 94 1-3 ② K	3	0	0	0	0	2	3
2 Yadiel Rivera, R (1, 6) OBP: 0.235, SLG: 0.133 1 Cameron Maybin, R (9, PH) OBP: 0.288, SLG: 0.263	B FF 94 1 SAFE 1 SAFE X SI 92 1-0 ① G6-3 1-2				C SL 82 C FF 93 B FS 86 B SL 86 F FF 94 X SL 84 2-2 ① F9		C SL 83 B SI 89 S SI 89 S SI 89 1-3 ① K		B SI 95 C SI 94 C SI 95 F SI 93 B SL 81 X SI 95 2-2 ③ F9	3 1	0 0	0 0	0 0	0 0	1 0	1 0
31 Caleb Smith, R (1, 1) 18 Tomás Telis, S (7, PH) OBP: 0.286, SLG: 0.269 64 Nick Wittgren, R (7, 1) 77 Merandy Gonzalez, R (8, 1)	F FF 94 X FF 93 0-1 ② SH5-3 2-3				C FF 94 F FF 94 F SL 86 B FF 91 S FF 93 1-3 ② K		B CH 83 S CH 83 X FF 91 1-1 ② P2			1 1 0 0	0 0 0 0	0 0 0 0	0 0 0 0	0 0 0 0	1 0 0 0	0 0 0 0

Inning Stats																				
	R: 1	H: 2	R: 0	H: 0	R: 0	H: 1	R: 0	H: 0	R: 0	H: 0	R: 0	H: 2	R: 0	H: 0	R: 1	H: 1	R: 0	H: 0	1B: 5	SF: 0
	E: 1	LOB: 2	E: 0	LOB: 1	E: 0	LOB: 0	E: 0	LOB: 0	E: 0	LOB: 0	E: 0	LOB: 3	E: 0	LOB: 0	E: 0	LOB: 0	E: 0	LOB: 0	2B: 2	SAC: 1
	K: 1	BB: 0	K: 0	BB: 0	K: 1	BB: 0	K: 1	BB: 0	K: 1	BB: 0	K: 2	BB: 1	K: 2	BB: 0	K: 1	BB: 1	K: 2	BB: 0	3B: 0	DP: 2
	S: 14	P: 18	S: 6	P: 10	S: 8	P: 13	S: 9	P: 13	S: 9	P: 12	S: 14	P: 24	S: 8	P: 11	S: 11	P: 19	S: 10	P: 15	HR: 0	HBP: 1

PITCHER		IP	WLS	BF	H	R	ER	SO	BB	IBB	HBP	BLK	WP	HR	S	P	ERA	WHIP
41 Junior Guerra, R ERA: 0.56	(1, 1)	5.0	W	22	5	1	0	4	1	0	1	0	0	0	52	78	0.00	1.200
32 Jeremy Jeffress, R ERA: 0.71	(6, 1)	1.0	H	3	0	0	0	2	0	0	0	0	0	0	8	12	0.00	0.000
43 Matt Albers, R ERA: 1.59	(7, 1)	1.0	H	3	0	0	0	2	0	0	0	0	0	0	8	11	0.00	0.000
71 Josh Hader, L ERA: 1.23	(8, 1)	2.0	S	7	1	1	0	3	1	0	0	0	0	0	21	34	0.00	1.000

PITCHER	IP	WLS	BF	H	R	ER	SO	BB	IBB	HBP	BLK	WP	HR	S	P	ERA	WHIP

TOP

Miami Marlins @ Milwaukee Brewers

Miller Park, Milwaukee, WI

Sun Apr 22 2018, 1:11 PM - 3:52 PM CDT

Att. 37,015 - Roof Closed - 66 F

livebaseballscorecards.com

AB	30
R	2
H	6
RBI	2
BB	2
SO	11
LOB	18

MIAMI

WP: 0	PA: 35
PB: 1	
SB: 0	
CS: 0	

BOTTOM

Batter	1	2	3	4	5	6	7	8	9	AB	R	H	RBI	BB	SO	LOB
6 Lorenzo Cain, R (1, 8) OBP: 0.400, SLG: 0.461	B FF 92 F FF 91 F FF 93 X FF 92 1-2 ① F8			C FF 92 F CH 83 B FF 93 B FF 92 B SL 84 X FF 94 3-2 22 HR 1B		B FF 92 F SL 82 B FF 93 C FF 93 F FF 93 B SL 81 X FF 93 3-2 ② F9		C FF 94 B FF 95 B FF 95 S CU 76 B FF 96 D CU 77 4-2 22 S 24 1B BB		3	2	1	0	1	0	0
22 Christian Yelich, L (1, 9) OBP: 0.429, SLG: 0.571	C FF 93 B FF 92 C FF 92 B SL 82 C FF 93 2-3 ② K			B SL 82 B FF 93 F FF 93 X FF 93 2-1 1-H HR		C FF 93 B CH 83 B FF 94 F SL 82 S SL 82 2-3 ③ K		C FF 93 C CH 84 S CU 74 0-3 ① K 1-2		4	1	1	2	0	3	1
8 Ryan Braun, R (1, 7) OBP: 0.247, SLG: 0.485	B FF 93 C FF 93 X SL 82 1-1 ③ G5-3			X FF 93 0-0 ① L6			S FF 91 B SL 82 C FF 91 S CH 84 1-3 ① K	B FF 93 S FF 93 F CU 76 S FF 94 1-3 ② K		4	0	0	0	0	2	1
21 Travis Shaw, L (1, 5) OBP: 0.392, SLG: 0.518		C FF 92 T FF 93 S SL 82 0-3 ① K		B C SL 82 B SL 81 C FF 93 C FF 93 2-3 ② K			F SL 81 B CH 84 B FF 92 F CH 84 B CH 86 B FF 93 4-2 18 BB 24 1B 7 E BB		0-0 24 1B IBB	2	1	0	0	2	2	0
24 Jesús Aguilar, R (1, 3) OBP: 0.487, SLG: 0.629		C FF 92 C FF 94 T FF 94 0-2 ② K		X FF 93 0-0 ③ F8			S FF 92 B FF 91 F CH 84 X SL 82 1-2 7 E 18 BB 1-2 1B	B FF 93 B FF 93 B CU 75 X FF 92 3-0 1-2 2-H 1B		4	0	2	1	0	1	0
14 Hernán Pérez, R (1, 4) OBP: 0.234, SLG: 0.333		C FF 93 S SL 82 X SL 83 0-2 ③ L7			F SL 81 F CH 83 T FF 92 0-2 ① K		F SL 80 C FF 91 S FF 92 0-3 ② K	C CU 76 B FF 94 X CU 76 1-1 ③ F8		4	0	0	0	0	2	4
18 Eric Sogard, L (1, 6) OBP: 0.191, SLG: 0.205			C FF 92 B SL 82 F FF 92 B FF 92 S SL 82 2-3 ① K		C FF 93 B SL 82 X SL 82 1-1 ② G3-1		B FF 91 B FF 91 B FF 89 B FF 91 4-0 7 E 1-2 2-3 BB			2	0	0	0	1	1	0
26 Jacob Nottingham, R (1, 2) 7 Eric Thames, L (7, PH) OBP: 0.357, SLG: 0.650 71 Josh Hader, L (8, 1) OBP: 1.000, SLG: 1.000			F SI 93 F SL 81 S FF 94 0-3 ② K	B SL 80 B FF 93 F FF 93 S SL 82 X SL 82 2-2 ③ F9			X CH 85 0-0 E3 47 FC5-4 1-2 2-3 3-H			2 1 0	0 0 0	0 0 0	0 0 0	0 0 0	1 0 0	0 2 0
41 Junior Guerra, R (1, 1) 32 Jeremy Jeffress, R (6, 1) 16 Domingo Santana, R (6, PH) OBP: 0.313, SLG: 0.233 43 Matt Albers, L (7, 1) 47 Jett Bandy, R (7, PH) OBP: 0.283, SLG: 0.317 (8, 2)			C FF 94 F FF 93 S SL 82 0-3 ③ K2-3			C SL 79 S FF 92 B FF 92 F CH 82 S SL 81 1-3 ① K	X SL 82 0-0 ③ FC5-4 1-2f			1 0 1 0 1	0 0 0 0 0	0 0 0 0 0	0 0 0 0 0	1 0 1 0 0	0 0 0 0 3	0 0 0 0 0
Inning Stats	R: 0 E: 0 K: 1 S: 8 H: 0 LOB: 0 BB: 0 P: 12	R: 0 E: 0 K: 2 S: 9 H: 0 LOB: 0 BB: 0 P: 9	R: 0 E: 0 K: 3 S: 9 H: 0 LOB: 0 BB: 0 P: 11	R: 2 E: 0 K: 1 S: 10 H: 2 LOB: 0 BB: 0 P: 17	R: 0 E: 0 K: 1 S: 8 H: 0 LOB: 0 BB: 0 P: 11	R: 0 E: 0 K: 2 S: 11 H: 0 LOB: 0 BB: 0 P: 17	R: 1 E: 1 K: 2 S: 13 H: 1 LOB: 3 BB: 2 P: 23	R: 1 E: 0 K: 2 S: 11 H: 1 LOB: 2 BB: 2 P: 20		1B: 3 2B: 0 3B: 0 HR: 1	SF: 0 SAC: 0 DP: 0 HBP: 0			WP: 0 PB: 0 SB: 1 CS: 0	PA: 33	

Miami Marlins @ Milwaukee Brewers

Miller Park, Milwaukee, WI

Sun Apr 22 2018, 1:11 PM - 3:52 PM CDT

Att. 37,015 - Roof Closed - 66 F

livebaseballscorecards.com

AB	29
R	4
H	4
RBI	3
BB	4
SO	14
LOB	11

PITCHER		IP	WLS	BF	H	R	ER	SO	BB	IBB	HBP	BLK	WP	HR	S	P	ERA	WHIP
31 Caleb Smith, L ERA: 5.82	(1, 1)	6.0	L	20	2	2	2	10	0	0	0	0	0	1	55	77	3.00	0.333
64 Nick Wittgren, R ERA:	(7, 1)	1.0		7	1	1	0	2	2	0	0	0	0	0	13	23	0.00	3.000
77 Merandy Gonzalez, R ERA: 3.0	(8, 1)	1.0		6	1	1	1	2	1	1	0	0	0	0	11	20	9.00	2.000

PITCHER	IP	WLS	BF	H	R	ER	SO	BB	IBB	HBP	BLK	WP	HR	S	P	ERA	WHIP

Batter	1	2	3	4	5	6	7	8	9	AB	R	H	RBI	BB	SO	LOB
19 Miguel Rojas, R (1, 3) (7, 6) OBP: 0.308, SLG: 0.357	B FF 98 X FF 98 1-0 ① G4-3	B SL 89 B SL 89 C SI 98 C SI 97 B FF 98 F SI 98 F SI 97 X FF 97 3-2 ③ G6-3			B SI 94 B FF 96 B FF 94 C SI 95 C FF 95 X FF 96 3-2 ② G4-3		C KC 80 F CH 86 B FF 91 S SL 88 1-3 ③ K		B KC 80 X FF 94 1-0 1B	5	0	1	0	0	1	1
11 J.T. Realmuto, R (1, 2) OBP: 0.526, SLG: 0.625	C FF 98 B SI 98 C SL 89 F FF 99 X SL 89 1-2 1 BB 13 1B 1B		C FF 96 C SL 87 F FF 97 F FF 97 X CH 90 0-2 ① G6-3		X KC 79 0-0 1B			C SL 88 B SI 96 H SL 83 2-1 13 FC6-4 HBP	X FF 94 0-0 ③ F8	4	0	2	0	0	0	1
13 Starlin Castro, R (1, 4) OBP: 0.347, SLG: 0.318	C FF 97 B FF 98 D KC 83 X SL 89 2-1 1 BB 1-2 1B		C SL 86 F FF 97 X FF 98 0-2 ② G6-3		S SL 86 B KC 80 B SL 85 F SL 83 1 SAFE X FF 96 2-2 ③ G4-3			B SL 85 X SI 95 1-0 ① FC6-4 15 1B 1-2f		4	1	1	0	0	0	2
15 Brian Anderson, R (1, 5) OBP: 0.389, SLG: 0.359	F FF 98 F KC 84 F FF 100 D KC 85 C SI 99 1-3 ② K		B KC 80 C SL 85 X KC 80 1-1 ③ G5-3			B KC 79 B FF 92 S SL 87 T SL 88 B KC 82 B SL 88 4-2 3 FC3-6 BB		C SL 84 X SL 86 0-1 3 FC3-6 1 S 2-H 1B		3	0	1	1	1	1	2
1 Cameron Maybin, R (1, 7) OBP: 0.314, SLG: 0.271	C KC 81 B FF 99 B FF 98 D SL 92 B SI 98 4-1 1-2 2-3 BB			B FF 95 B FF 97 B SI 96 C FF 94 F SI 94 X FF 95 3-2 9 CS 1B		C FF 92 B SL 86 S SL 86 B KC 82 F FF 94 X CH 85 2-2 ① L8		B SI 95 B SI 94 C SL 85 B SI 95 B SI 94 4-1 3 FC3-6 1-2 BB		2	0	1	0	2	0	1
3 JB Shuck, L (1, 9) OBP: 0.273, SLG: 0.290	C SI 99 F FF 98 B FF 99 F KC 85 T SI 99 1-2 ③ K			C KC 80 1 SAFE D SI 97 X CH 91 1-1 ① F7		S KC 81 1 SAFE S CH 85 1 SAFE D CH 84 X SL 87 1-2 ② FC3-6 1-2f		X SL 83 0-0 ② FC3-6 1-2f 2-3		4	0	0	0	0	1	7
9 Lewis Brinson, R (1, 8) OBP: 0.207, SLG: 0.263		L SL 88 S FF 96 C SL 89 0-3 ① K		1 SAFE B KC 80 B SL 88 B SI 96 B SI 96 4-0 ② 1-2 BB	S SL 86 S SL 86 S FF 94 0-3 ③ K			B FF 91 C CH 82 F FF 91 X CH 83 1-2 ③ G4-3		3	0	0	0	1	2	3
2 Yadiel Rivera, R (1, 6) OBP: 0.211, SLG: 0.118 18 Tomás Telis, S (7, PH) OBP: 0.276, SLG: 0.259 56 Tayron Guerrero, R (7, 1) 46 Kyle Barraclough, R (8, 1) 32 Derek Dietrich, L (9, PH) OBP: 0.300, SLG: 0.344		F FF 96 C FF 98 S FF 97 0-3 ② K		B SL 87 X FF 95 1-0 ③ G5-3			C SL 84 F SL 85 B CH 84 X CH 85 1-2 ① F7		B KC 76 B FF 93 C FF 93 B FF 94 F FF 93 X FF 94 3-2 ① G6-3	2 1 0 0 1	0 0 0 0 0	0 0 0 0 0	0 0 0 0 0	0 0 0 0 0	1 0 0 0 0	1 0 0 0 0
66 Jarlín García, L (1, 1) 41 Justin Bour, L (7, PH) OBP: 0.318, SLG: 0.421 (7, 3)		C FF 96 B SI 96 F FF 96 B FF 98 B FF 98 B FF 97 4-2 BB	B FF 94 F FF 94 F SI 94 B FF 96 C FF 95 2-3 ① K			C KC 80 B FF 93 C CH 86 S FF 92 1-3 ② K		S KC 80 F CH 80 X FF 95 0-2 ② P3	1 2	0 0	0 0	0 0	1 0	1 1	0 0
Inning Stats	R: 0 E: 0 K: 2 S: 16 H: 2 LOB: 3 BB: 1 P: 26	R: 0 E: 0 K: 2 S: 13 H: 0 LOB: 1 BB: 1 P: 20	R: 0 E: 0 K: 0 S: 10 H: 0 LOB: 0 BB: 0 P: 11	R: 0 E: 0 K: 0 S: 6 H: 1 LOB: 1 BB: 1 P: 15	R: 0 E: 0 K: 1 S: 10 H: 1 LOB: 1 BB: 0 P: 17	R: 0 E: 0 K: 1 S: 12 H: 0 LOB: 1 BB: 1 P: 19	R: 0 E: 0 K: 2 S: 9 H: 0 LOB: 0 BB: 0 P: 12	R: 1 E: 1 K: 0 S: 9 H: 1 LOB: 2 BB: 1 P: 17	R: 0 E: 0 K: 0 S: 8 H: 1 LOB: 1 BB: 0 P: 12	1B: 6 2B: 0 3B: 0 HR: 0 SF: 0 SAC: 0 DP: 0 HBP: 1						

PITCHER		IP	WLS	BF	H	R	ER	SO	BB	IBB	HBP	BLK	WP	HR	S	P	ERA	WHIP
21 Walker Buehler, R ERA:	(1, 1)	5.0		21	4	0	0	5	3	0	0	0	0	0	55	89	0.00	1.400
68 Ross Stripling, R ERA: 0.68	(6, 1)	2.0	H	7	0	0	0	3	1	0	0	0	0	0	21	31	0.00	0.500
47 JT Chargois, R ERA: 2.57	(8, 1)	0.1	B	4	1	1	1	0	1	0	1	0	0	0	5	12	27.00	6.000
36 Adam Liberatore, L ERA:	(8, 1)	0.2	W	2	0	0	0	0	0	0	0	0	0	0	4	5	0.00	0.000
46 Josh Fields, R ERA: 0.82	(9, 1)	1.0	S	4	1	0	0	0	0	0	0	0	0	0	8	12	0.00	1.000

PITCHER	IP	WLS	BF	H	R	ER	SO	BB	IBB	HBP	BLK	WP	HR	S	P	ERA	WHIP

TOP

Miami Marlins @ Los Angeles Dodgers

Dodger Stadium, Los Angeles, CA

Mon Apr 23 2018, 7:11 PM - 10:09 PM PDT

Att. 46,909 - Partly Cloudy - 61 F

livebaseballscorecards.com

AB	32
R	1
H	6
RBI	1
BB	5
SO	8
LOB	18

MIAMI

WP: 0 PA: 38
PB: 0
SB: 1
CS: 1

Batter	1	2	3	4	5	6	7	8	9	AB	R	H	RBI	BB	SO	LOB
3 Chris Taylor, R (1, 8) OBP: 0.286, SLG: 0.440	C FF 92 C FF 92 B SL 88 B FF 93 B SL 86 B FF 93 4-2 BB		B SL 85 S CH 85 B CH 85 S CH 85 B FF 94 C FF 93 3-3 ③ K			C FF 91 X FF 92 0-1 ① F8		C FF 93 S FF 94 F FF 93 B SL 80 B FF 94 F FF 94 X CH 86 2-2 14 1B 35 SF9 2B		3	1	1	0	1	1	0
14 Enrique Hernández, R (1, 6) OBP: 0.350, SLG: 0.510 (9, 4)	X FF 92 0-0 ① F8			B FF 92 B FF 92 C FF 91 F FF 93 B CH 85 F CH 83 X FF 93 3-2 HR		B FF 91 B FF 90 C CH 84 S SL 83 B SL 83 X CH 83 3-2 27 1B 1B		2 SAFE X FF 91 0-0 2-3 1B		4	1	3	1	0	0	1
27 Matt Kemp, R (1, 7) OBP: 0.361, SLG: 0.536 47 JT Chargois, S (8, 1) 36 Adam Liberatore, L (8, 1) 5 Corey Seager, L (8, PH) OBP: 0.337, SLG: 0.363 (9, 6)	1 SAFE 1 SAFE X FF 92 0-0 ② F8			B SL 83 S CH 84 X CH 85 1-1 ① F8		C SL 85 1 SAFE X FF 91 0-1 1-2 1B		D SL 80 C FF 94 C FF 94 D SL 80 B FF 94 F FF 94 S SL 79 3-3 ① K		3 0 0 1	0 0 0 0	1 0 0 0	0 0 0 0	0 0 0 1	0 0 0 1	1 0 0 2
35 Cody Bellinger, L (1, 3) OBP: 0.326, SLG: 0.463	C FF 92 F SL 86 B SL 88 B CH 87 X SL 86 2-2 ③ F9			B SL 84 B FF 92 C FF 92 F FF 91 S SL 85 2-3 ② K		S SL 84 B FF 90 B SL 82 X SL 84 2-1 ② F7		D SL 80 F FF 92 F CH 86 D SL 80 X SL 80 2-2 ② SF9 3-H		3	0	0	1	0	1	3
9 Yasmani Grandal, S (1, 2) OBP: 0.423, SLG: 0.552		B FF 92 B FF 93 C FF 91 C FF 92 C CH 86 2-3 ① K		C FF 92 B SL 85 F FF 91 B CH 85 X CH 85 2-2 ③ G6-3		C FF 92 F CH 85 B FF 92 B CH 84 X CH 85 2-2 ③ L8		B CH 86 D FF 93 C SL 78 X FF 92 2-1 ③ P6		4	0	0	0	0	1	3
66 Yasiel Puig, R (1, 9) OBP: 0.267, SLG: 0.256		C SL 85 F FF 93 B CH 85 C CH 87 1-3 ② K			X CH 85 0-0 ① L8		F FF 97 B FF 99 F FF 97 S SL 85 1-3 ① K			3	0	0	0	0	2	0
15 Austin Barnes, R (1, 4) OBP: 0.412, SLG: 0.333 46 Josh Fields, R (9, 1)		B FF 93 C FF 91 C FF 93 F SL 87 X CH 86 1-2 ③ G6-3			B FF 92 F FF 92 C CH 85 X CH 86 1-2 2B		B FF 99 B FF 99 C FF 98 T FF 98 B FF 100 F FF 97 B FF 98 4-2 BB			2 0	0 0	1 0	0 0	1 0	0 0	0 0
17 Kyle Farmer, R (1, 5) OBP: 0.321, SLG: 0.320			C FF 92 C CH 85 F FF 93 S CH 86 0-3 ① K	B FF 92 X CH 83 1-0 ② L5			C FF 98 F SL 84 C FF 100 0-3 ② K			3	0	0	0	0	2	2
21 Walker Buehler, R (1, 1) 13 Max Muncy, L (5, PH) OBP: 0.235, SLG: 0.333 68 Ross Stripling, R (6, 1) 31 Joc Pederson, L (7, PH) OBP: 0.298, SLG: 0.317 (8, 7)			C FF 92 S SL 84 F FF 92 S CH 85 0-3 ② K	C SL 84 2 SAFE B FF 92 S SL 84 F SL 85 S SL 85 1-3 ③ K			S FF 100 B FF 99 C SL 84 S FF 100 1-3 ③ K			1 1 0 1	0 0 0 0	0 0 0 0	0 0 0 0	0 1 0 1	1 1 0 1	0 1 0 1
Inning Stats	R: 0 E: 0 K: 0 S: 7 H: 0 LOB: 1 BB: 1 P: 13	R: 0 E: 0 K: 2 S: 10 H: 0 LOB: 0 BB: 0 P: 14	R: 0 E: 0 K: 3 S: 11 H: 0 LOB: 0 BB: 0 P: 14	R: 1 E: 0 K: 1 S: 12 H: 1 LOB: 0 BB: 0 P: 20	R: 0 E: 0 K: 1 S: 9 H: 1 LOB: 1 BB: 0 P: 12	R: 0 E: 0 K: 0 S: 12 H: 2 LOB: 2 BB: 0 P: 19	R: 0 E: 0 K: 3 S: 12 H: 0 LOB: 1 BB: 1 P: 18	R: 1 E: 0 K: 1 S: 15 H: 2 LOB: 1 BB: 0 P: 24		1B: 3 2B: 2 3B: 0 HR: 1 SF: 1 SAC: 0 DP: 0 HBP: 0				WP: 0 PB: 0 SB: 0 CS: 0 PA: 32		

PITCHER		IP	WLS	BF	H	R	ER	SO	BB	IBB	HBP	BLK	WP	HR	S	P	ERA	WHIP
66 Jarlín García, L ERA: 1.0	(1, 1)	6.0		23	4	1	1	7	1	0	0	0	0	1	61	92	1.50	0.833
56 Tayron Guerrero, R ERA: 5.25	(7, 1)	1.0		4	0	0	0	3	1	0	0	0	0	0	12	18	0.00	1.000
46 Kyle Barraclough, R ERA: 2.79	(8, 1)	1.0	L	5	2	1	1	1	0	0	0	0	0	0	15	24	9.00	2.000

PITCHER	IP	WLS	BF	H	R	ER	SO	BB	IBB	HBP	BLK	WP	HR	S	P	ERA	WHIP

BOTTOM

Miami Marlins @ Los Angeles Dodgers

Dodger Stadium, Los Angeles, CA

Mon Apr 23 2018, 7:11 PM - 10:09 PM PDT

Att. 46,909 - Partly Cloudy - 61 F

livebaseballscorecards.com

AB	29
R	2
H	6
RBI	2
BB	2
SO	11
LOB	14

Miami Marlins @ Los Angeles Dodgers

Dodger Stadium, Los Angeles, CA

Tue Apr 24 2018, 7:12 PM - 10:17 PM PDT
Att. 39,284 - Partly Cloudy - 65 F

TOP

Batter	1	2	3	4	5	6	7	8	9	AB R H RBI BB SO LOB
32 Derek Dietrich, L (1, 7) OBP: 0.298, SLG: 0.340 2 Yadiel Rivera, R (9, 6) OBP: 0.211, SLG: 0.118	3-2 K ①		2-3 K ②		0-0 G3-1 ③			1-2 1B, 11 BLK, 13 2B		4 1 1 0 0 2 1 0 0 0 0 0 0 0
11 J.T. Realmuto, R (1, 2) OBP: 0.478, SLG: 0.700	1-1 L9 ②		0-0 HR			2-2 F8 ①		2-1 F8 ② 1-2		4 1 1 1 0 0 1
13 Starlin Castro, R (1, 4) OBP: 0.343, SLG: 0.326	2-1 L8 ③		1-3 K ③			0-0 G5-3 ②		2-0 2B 2-H		4 0 1 1 0 1 0
41 Justin Bour, L (1, 3) OBP: 0.326, SLG: 0.418 29 Brad Ziegler, R (9, 1)		2-2 1B, 1 1B		1-2 G1-3 ①		4-0 BB, 15 FC6-4		3-3 K ③		3 0 1 0 1 1 1 0 0 0 0 0 0 0
15 Brian Anderson, R (1, 5) OBP: 0.384, SLG: 0.354		1-3 K ①		3-3 K ②		0-0 FC6-4 ③ 1-2f			1-0 1B, 1 2B	4 1 1 0 0 2 2
1 Cameron Maybin, R (1, 9) (9, 7) OBP: 0.324, SLG: 0.302		0-0 1B 1-2		1-2 F8 ③			1-3 K ①		2-2 2B, 19 G4-3 1-H	4 0 2 1 0 1 0
19 Miguel Rojas, R (1, 6) (9, 3) OBP: 0.295, SLG: 0.341		0-2 L8 ②			0-0 L7 ①		0-0 B1 ②		1-2 G4-3 ① 2-3	4 0 0 0 0 0 3
9 Lewis Brinson, R (1, 8) OBP: 0.209, SLG: 0.275		1-3 K ③			1-1 2B		3-3 K ③		0-3 K ②	4 0 1 0 0 3 3
76 Dillon Peters, L (1, 1) OBP: 0.250, SLG: 0.143 64 Nick Wittgren, R (6, 1) 56 Tayron Guerrero, R (7, 1) 18 Tomás Telis, S (8, PH) OBP: 0.267, SLG: 0.250 71 Drew Steckenrider, R (8, 1) 3 JB Shuck, L (9, PH) OBP: 0.265, SLG: 0.281 (9, 9)			0-2 K ①		2-2 G1-3 ②			1-3 K ①	3-2 F7 ③	2 0 0 0 0 1 1 0 0 0 0 0 0 0 0 0 0 0 0 0 0 1 0 0 0 0 1 0 0 0 0 0 0 0 0 1 0 0 0 0 0 1
Inning Stats	R: 0 E: 0 K: 1 S: 7 H: 0 LOB: 0 BB: 0 P: 13	R: 0 E: 0 K: 2 S: 14 H: 2 LOB: 2 BB: 0 P: 18	R: 1 E: 0 K: 3 S: 12 H: 1 LOB: 0 BB: 0 P: 15	R: 0 E: 0 K: 1 S: 10 H: 0 LOB: 0 BB: 0 P: 15	R: 0 E: 0 K: 0 S: 7 H: 1 LOB: 1 BB: 0 P: 10	R: 0 E: 0 K: 0 S: 5 H: 0 LOB: 1 BB: 1 P: 11	R: 0 E: 0 K: 2 S: 7 H: 0 LOB: 0 BB: 0 P: 11	R: 1 E: 0 K: 2 S: 15 H: 2 LOB: 1 BB: 0 P: 24	R: 1 E: 0 K: 1 S: 14 H: 2 LOB: 1 BB: 0 P: 21	1B: 4 SF: 0 2B: 3 SAC: 0 3B: 0 DP: 0 HR: 1 HBP: 0

livebaseballscorecards.com

AB	35
R	3
H	8
RBI	3
BB	1
SO	12
LOB	13

WP: 0 PA: 36
PB: 0
SB: 0
CS: 0

MIAMI

PITCHER		IP	WLS	BF	H	R	ER	SO	BB	IBB	HBP	BLK	WP	HR	S	P	ERA	WHIP
18 Kenta Maeda, R (ERA: 3.1)	(1, 1)	6.0		23	4	1	1	7	1	0	0	0	0	1	55	82	1.50	0.833
41 Daniel Hudson, R (ERA:)	(7, 1)	1.0		3	0	0	0	2	0	0	0	0	0	0	7	11	0.00	0.000
54 Tony Cingrani, L (ERA: 2.89)	(8, 1)	1.0	B	5	2	1	1	2	0	0	0	1	0	0	15	24	9.00	2.000
52 Pedro Báez, R (ERA: 2.45)	(9, 1)	1.0	L	5	2	1	1	1	0	0	0	0	0	0	14	21	9.00	2.000

PITCHER	IP	WLS	BF	H	R	ER	SO	BB	IBB	HBP	BLK	WP	HR	S	P	ERA	WHIP

Miami Marlins @ Los Angeles Dodgers

Dodger Stadium, Los Angeles, CA

Tue Apr 24 2018, 7:12 PM - 10:17 PM PDT

Att. 39,284 - Partly Cloudy - 65 F

livebaseballscorecards.com

Batter	1	2	3	4	5	6	7	8	9	AB	R	H	RBI	BB	SO	LOB
3 Chris Taylor, R (1, 8) (8, 4) OBP: 0.282, SLG: 0.427	C FF 92 X FF 91 0-1 G5-3		B CU 74 B CU 74 C FF 90 B CU 74 X FF 90 3-1 P6		S FF 90 B CU 76 B CU 76 X FF 90 2-1 L9		C FF 91 B FF 90 X SL 80 1-1 26 BB 5 BB 1-2 1B		B SI 84 S SI 84 X SI 83 1-1 L7	5	0	1	0	0	0	1
5 Corey Seager, L (1, 6) OBP: 0.344, SLG: 0.373	B FF 92 C FF 92 B CU 77 F FF 92 B CU 78 X FF 92 3-2 F7		C CU 75 B CU 73 X CU 74 1-1 35 WP 2B		X FF 92 0-0 L7		B FF 97 B FF 98 B FF 99 C FF 97 F FF 96 F FF 96 B FF 97 4-2 26 BB 1-2 2-3 BB			3	0	1	0	1	0	1
14 Enrique Hernández, R (1, 4) OBP: 0.349, SLG: 0.491 26 Chase Utley, L (7, PH) OBP: 0.415, SLG: 0.442 54 Tony Cingrani, L (8, 1) 52 Pedro Báez, R (9, 1)	B FF 93 B CU 77 C CU 76 B FF 92 F FF 92 B CU 79 4-2 BB		C FF 91 X CU 75 0-1 F8		B CH 84 B FF 91 X CH 84 2-0 FC6-4 1-2f		B FF 98 C FF 98 B SL 86 F FF 98 B FF 97 B FF 98 4-2 1-2 2-3 3-H BB			2 0 0 0	0 0 0 0	0 0 0 0	0 1 0 0	1 1 0 0	0 0 0 0	2 0 0 0
35 Cody Bellinger, L (1, 3) OBP: 0.323, SLG: 0.447	F C FF 91 B FF 92 B CU 77 1 SAFE S FF 92 2-3 K		C FF 91 B FF 91 B FF 90 B CU 76 B CU 76 4-1 2-3 BB			B CU 74 B FF 89 C FF 88 F CU 74 F FF 89 B CH 84 S FF 91 3-3 K	F SI 98 X SL 86 0-1 P5			3	0	0	0	1	2	4
27 Matt Kemp, R (1, 7) OBP: 0.354, SLG: 0.533		F CU 76 B FF 90 B FF 91 S FF 91 B CH 86 F FF 90 F CU 78 X FF 91 3-2 15 2B 2B	B CH 85 D CU 76 F CH 84 X FF 90 2-1 F9			F FF 92 S FF 92 B FF 90 B SL 83 C FF 92 2-3 K		F FF 92 X SL 87 0-1 G5-3		4	1	1	0	0	1	2
15 Austin Barnes, R (1, 2) OBP: 0.395, SLG: 0.355		B FF 91 C FF 91 C CU 76 B FF 93 F CU 76 X FF 92 2-2 66 FC6-5 2-H 2B		B FF 91 C CH 83 B CU 76 X FF 91 2-1 G6-3		S FF 93 C FF 93 F FF 93 B SL 84 F FF 94 F FF 94 B SL 81 F FF 92 B SL 81 3-2 X FF 92 P2		B FF 94 B SL 86 F FF 94 F FF 93 C FF 93 2-3 K		4	0	1	1	0	1	0
66 Yasiel Puig, R (1, 9) OBP: 0.256, SLG: 0.244		F FF 92 F FF 90 D CU 77 B CU 76 F CH 85 B FF 91 F FF 92 F FF 92 X CU 77 3-2 FC6-5 2-3	F CH 85 X CU 76 0-1 G5-3				F FF 92 B FF 89 X SL 82 1-1 P3	S SL 87 F FF 94 B FF 92 B FF 92 X SL 88 2-2 F9		4	0	0	0	0	0	1
17 Kyle Farmer, R (1, 5) OBP: 0.300, SLG: 0.296 13 Max Muncy, L (7, PH) OBP: 0.211, SLG: 0.294 (8, 5)	1 SAFE F FF 92 B FF 92 1 SAFE F CU 77 X FF 91 1-2 L6		C CU 76 B FF 91 F CU 76 C FF 90 1-3 K				C SL 80 F CH 84 C FF 92 0-3 K		B SI 83 X SI 83 1-0 G6-3	2 2	0 0	0 0	0 0	0 0	1 1	1 0
18 Kenta Maeda, R (1, 1) OBP: 0.143, SLG: 0.143 41 Daniel Hudson, R (7, 1) 31 Joc Pederson, L (7, PH) OBP: 0.306, SLG: 0.310 (8, 8)		F FF 90 F CU 76 B CU 76 C FF 90 1-3 K			C FF 89 X FF 89 0-1 14 FC6-4 1B		C FF 92 B CH 84 B CH 84 C FF 92 B FF 91 F FF 91 B FF 92 4-2 5 BB 3 1B 26 BB BB		F SI 84 B SI 84 X SI 84 1-1 G6-3	2 0 1	0 0 1	1 0 0	0 0 0	0 0 1	1 0 0	1 0 0
Inning Stats	R: 0 E: 0 K: 1 S: 10 H: 0 LOB: 1 BB: 1 P: 19	R: 1 E: 0 K: 1 S: 21 H: 2 LOB: 1 BB: 0 P: 31	R: 0 E: 0 K: 0 S: 9 H: 1 LOB: 2 BB: 1 P: 19	R: 0 E: 0 K: 1 S: 7 H: 0 LOB: 0 BB: 0 P: 10	R: 0 E: 0 K: 0 S: 6 H: 1 LOB: 1 BB: 0 P: 10	R: 0 E: 0 K: 2 S: 14 H: 0 LOB: 0 BB: 0 P: 22	R: 1 E: 0 K: 1 S: 17 H: 1 LOB: 3 BB: 3 P: 31	R: 0 E: 0 K: 1 S: 8 H: 0 LOB: 0 BB: 0 P: 12	R: 0 E: 0 K: 0 S: 5 H: 0 LOB: 0 BB: 0 P: 8							

	AB	32
	R	2
	H	5
	RBI	2
	BB	5
	SO	7
	LOB	13

1B: 2 SF: 0 WP: 1 PA: 37
2B: 3 SAC: 0 PB: 0
3B: 0 DP: 0 SB: 0
HR: 0 HBP: 0 CS: 0

PITCHER		IP	WLS	BF	H	R	ER	SO	BB	IBB	HBP	BLK	WP	HR	S	P	ERA	WHIP
76 Dillon Peters, L ERA: 5.84	(1, 1)	5.1		22	4	1	1	4	2	0	0	0	1	0	57	96	1.69	1.125
64 Nick Wittgren, R ERA: 2.7	(6, 1)	1.1		6	1	1	1	2	1	0	0	0	0	0	20	31	6.75	1.500
56 Tayron Guerrero, R ERA: 5.11	(7, 1)	0.1		3	0	0	0	0	2	0	0	0	0	0	7	15	0.00	6.000
71 Drew Steckenrider, R ERA: 1.54	(8, 1)	1.0	W	3	0	0	0	1	0	0	0	0	0	0	8	12	0.00	0.000
29 Brad Ziegler, R ERA: 6.52	(9, 1)	1.0	S	3	0	0	0	0	0	0	0	0	0	0	5	8	0.00	0.000

PITCHER	IP	WLS	BF	H	R	ER	SO	BB	IBB	HBP	BLK	WP	HR	S	P	ERA	WHIP

Miami Marlins @ Los Angeles Dodgers

Dodger Stadium, Los Angeles, CA

Wed Apr 25 2018, 4:36 PM - 8:28 PM PDT

Att. 39,004 - Sunny - 72 F

TOP

livebaseballscorecards.com

Batter	1	2	3	4	5	6	7	8	9	AB	R	H	RBI	BB	SO	LOB
32 Derek Dietrich, L (1, 7) OBP: 0.282, SLG: 0.320	B FF 91 S FF 91 S FF 91 S FF 92 1-3 ① K		C FF 91 X CU 73 0-1 ① G1-3	T FF 92 S FF 92 S FF 91 0-3 ② K		B SL 87 F FF 96 B FF 96 X FF 94 2-1 ② F7		M SI 93 F SI 92 X SL 86 0-2 ① FC3-6 1-2f 11 HR	B FC 92 X FC 93 1-0 E4 1-H 3-H	6	1	0	0	0	2	4
11 J.T. Realmuto, R (1, 2) OBP: 0.448, SLG: 0.846	B FF 92 F FF 92 C FF 91 B SL 90 S SL 88 2-3 ② K		B CU 73 B SL 88 F SL 88 B FF 91 F SL 89 X SL 88 3-2 ② G5-3	B FF 91 B SL 88 F FF 91 D FF 92 F FF 91 X FF 91 3-2 ③ P3		B SL 87 F SI 95 B FF 95 C SL 87 B SL 87 X FF 95 3-2 HR		B FF 91 1 SAFE F SI 94 D SI 94 X SI 93 2-1 1-H HR	B FC 92 C FC 93 S SI 93 C FC 93 1-3 ③ K	6	2	2	3	0	2	4
13 Starlin Castro, R (1, 4) OBP: 0.355, SLG: 0.344	B CU 74 B SL 88 S SL 88 C FF 91 T SL 88 2-2 ③ K		B FF 92 B FF 92 B SL 89 B FF 90 4-0 15 BB		C CU 71 X FF 89 0-1 ① G5-3	B SL 88 C SL 88 X SL 85 1-1 2B		C SI 93 B SI 91 B SI 91 B SL 85 S SI 92 X SI 93 3-2 E5 1B		4	0	2	0	1	1	0
15 Brian Anderson, R (1, 5) OBP: 0.385, SLG: 0.349		X FF 89 0-0 19 WP 41 1B 9 FC1-2 1B	B SL 88 F SL 88 B CU 74 F SL 87 B FF 92 B SL 89 4-2 1-2 BB		C CU 72 B CU 72 C SL 85 B FF 89 S CU 72 2-3 ② K	T FF 95 D SL 87 C FF 95 B FF 94 S SL 86 2-3 ③ K		S SI 92 B SI 93 S CH 86 C SI 94 1-3 ② K		4	0	1	0	1	3	2
41 Justin Bour, L (1, 3) OBP: 0.340, SLG: 0.415 25 Junichi Tazawa, R (8, 1) 29 Brad Ziegler, R (9, 1)		C FF 91 B SL 88 1 SAFE X FF 91 1-1 9 FC1-2 19 BB 1-2 1B	B SL 90 X SL 85 1-0 ③ L9		B FF 89 C FF 90 S CU 73 B FF 91 F SL 83 B CU 73 B SL 84 4-2 1 BB 19 HR BB		B SL 82 B CH 84 C FF 91 B FF 91 B SL 85 4-1 19 G6-3 1 WP BB	B SL 85 C SI 93 B SI 93 C SI 92 S SL 86 2-3 ③ K		3 0 0	1 0 0	1 0 0	0 0 0	2 0 0	1 0 0	3 0 0
1 Cameron Maybin, R (1, 9) OBP: 0.329, SLG: 0.313 (5, 8)		C FF 89 C SL 88 B SL 89 F FF 92 X SL 88 1-2 ① L7		B FF 90 F SL 85 B FF 91 X FF 90 2-1 19 1B 2B	C CU 72 B SL 87 D CU 72 B FF 90 C FF 90 D SL 88 4-2 19 HR 1-2 BB		C SI 95 B SI 95 C CH 86 S SL 84 1-3 ① K 1-2		B FC 92 T FC 92 B FC 93 C FC 94 F FC 94 F SI 95 X SI 95 2-2 ① F7	4	1	1	0	1	1	3
19 Miguel Rojas, R (1, 6) OBP: 0.310, SLG: 0.380 (8, 3)		C FF 91 D CU 74 F CU 73 1 SAFE F CU 73 F FF 91 B SL 88 D SL 89 B SL 88 4-2 9 FC1-2 1-2 2-3 BB	F FF 91 F FF 90 X SL 87 0-2 9 BB 2-3 1B	X FF 91 0-0 1-H 2-H HR		C SI 94 B SL 85 B SI 95 X SI 95 2-1 ② G6-3 2-3		X SI 94 0-0 E6 3 1B 32 E	4	2	2	3	1	0	1
9 Lewis Brinson, R (1, 8) OBP: 0.213, SLG: 0.268 77 Merandy Gonzalez, R (5, 1) 2 Yadiel Rivera, R (8, 6) OBP: 0.200, SLG: 0.111		F SL 88 X CU 73 0-1 ② FC1-2 1-2 2-3 3-Hf	B FF 90 S SL 88 F SL 88 B CU 71 F SL 86 D FF 92 B SL 87 4-2 1-2 BB	C FF 90 B CU 72 F FF 90 B CU 73 B FF 90 S FF 90 3-3 ③ K		C SI 95 S SI 95 F SI 95 B SL 83 F SI 95 S SL 85 1-3 ③ K		B SI 93 C FC 91 1 SAFE S FC 92 S FC 92 1-3 ② K	2 1 1	0 0 0	0 0 0	0 0 0	1 0 0	1 1 1	3 1 1
63 Trevor Richards, R (1, 1) 3 JB Shuck, L (5, 9) OBP: 0.297, SLG: 0.314		B FF 92 C FF 92 B FF 92 F FF 92 S FF 91 2-3 ③ K	C FF 91 F FF 92 B CU 71 X FF 91 1-2 ① F4		C FF 95 F FF 95 F FF 96 F SL 87 B FF 96 S FF 96 1-3 ① K		S SI 93 X SI 93 0-1 32 FC3-6 1B	X FC 92 0-0 32 S 1-3 32 E 1B	2 3	0 1	0 2	0 0	0 0	1 1	6 0
Inning Stats	R: 0 E: 0 K: 3 S: 9 H: 0 LOB: 0 BB: 0 P: 14	R: 0 E: 0 K: 1 S: 16 H: 2 LOB: 3 BB: 1 P: 24	R: 0 E: 0 K: 0 S: 8 H: 0 LOB: 2 BB: 2 P: 20	R: 0 E: 0 K: 1 S: 17 H: 2 LOB: 3 BB: 1 P: 27	R: 3 E: 0 K: 2 S: 14 H: 1 LOB: 0 BB: 2 P: 27	R: 1 E: 0 K: 2 S: 15 H: 2 LOB: 1 BB: 0 P: 24	R: 0 E: 0 K: 2 S: 11 H: 0 LOB: 1 BB: 1 P: 19	R: 2 E: 1 K: 2 S: 16 H: 3 LOB: 1 BB: 0 P: 24	R: 2 E: 2 K: 2 S: 15 H: 1 LOB: 1 BB: 0 P: 20	1B: 6 2B: 2 3B: 0 HR: 3 SF: 0 SAC: 0 DP: 0 HBP: 0						

	AB	40
	R	8
	H	11
	RBI	6
	BB	7
	SO	15
	LOB	28

WP: 2 PB: 0 SB: 1 CS: 0 PA: 47

PITCHER		IP	WLS	BF	H	R	ER	SO	BB	IBB	HBP	BLK	WP	HR	S	P	ERA	WHIP
22 Clayton Kershaw, L ERA: 2.84	(1, 1)	5.0	L	26	5	3	3	7	6	0	0	0	1	1	64	112	5.40	2.200
41 Daniel Hudson, R ERA: 4.5	(6, 1)	1.0		5	2	1	1	2	0	0	0	0	0	1	15	24	9.00	2.000
36 Adam Liberatore, L ERA:	(7, 1)	0.0		1	0	0	0	0	1	0	0	0	0	0	1	5	∞	∞
47 JT Chargois, R ERA: 2.25	(7, 1)	1.0		3	0	0	0	2	0	0	0	0	1	0	10	14	0.00	0.000
75 Scott Alexander, L ERA: 7.71	(8, 1)	1.0		6	3	2	2	2	0	0	0	0	0	1	16	24	18.00	3.000

PITCHER		IP	WLS	BF	H	R	ER	SO	BB	IBB	HBP	BLK	WP	HR	S	P	ERA	WHIP
74 Kenley Jansen, R ERA: 5.59	(9, 1)	1.0		6	1	2	0	2	0	0	0	0	0	0	15	20	0.00	1.000

Miami Marlins @ Los Angeles Dodgers

Dodger Stadium, Los Angeles, CA

Wed Apr 25 2018, 4:36 PM - 8:28 PM PDT

Att. 39,004 - Sunny - 72 F

livebaseballscorecards.com

BOTTOM

Batter	1	2	3	4	5	6	7	8	9	AB	R	H	RBI	BB	SO	LOB
3 Chris Taylor, R (1, 8) OBP: 0.269, SLG: 0.406	F FF 90 B FF 90 S CH 82 F CH 83 B FF 91 B FF 91 F FF 91 C FF 92 3-3 K ①		B FF 91 F FF 91 C FF 90 F CH 83 X FF 91 1-2 F9 ②		C CU 73 B FF 92 F FF 93 D CU 77 D CU 77 X CU 75 3-2 F7 ③		C CU 75 X CU 76 0-1 F8 ③		B SI 84 F SI 84 S SI 84 S CU 74 1-3 K ②	5	0	0	0	0	2	3
5 Corey Seager, L (1, 6) OBP: 0.347, SLG: 0.368	C FF 91 B FF 91 B SL 82 F FF 91 S CH 83 2-3 K ②		F CH 82 B FF 90 C FF 91 B FF 91 B FF 91 F FF 91 S CH 82 3-3 K ③			C FF 92 B FF 93 F CU 74 B FF 95 F FF 94 F FF 94 B CU 76 F FF 94 F FF 96 4-2 B FF 95 35 1B 31 1B BB		X FF 92 0-0 G1-3 ① B SI 84 F SI 83 B CH 77 X SI 83 2-1 9 DI 9 HR 1B	4	2	1	0	1	2	1
9 Yasmani Grandal, S (1, 2) OBP: 0.422, SLG: 0.577	B FF 91 B FF 92 C FF 92 B CH 84 D CH 83 4-1 BB			C FF 90 B CH 83 B CH 82 F FF 92 T FF 92 2-2 K ①		C FF 92 B CU 74 C CU 73 B FF 92 X CU 74 2-2 P4 ①		F FF 91 F CH 82 B FF 95 X CH 84 1-2 F9 ② B SI 83 F SI 83 B CH 75 X SI 82 2-1 1-H HR	4	1	1	2	1	1	1
35 Cody Bellinger, L (1, 3) OBP: 0.327, SLG: 0.456	C FF 91 D SL 81 B FF 91 F CH 82 C FF 92 2-3 K ③			B CH 83 F FF 92 C FF 93 S CH 84 1-3 K ②		B FF 93 C FF 92 S FF 92 F FF 93 B FF 94 B CU 75 X FF 94 3-2 31 1B 1-2 1B		B CH 80 C FF 93 B CH 82 F FF 93 X CU 78 2-2 27 HR 2B C SI 83 S CH 76 X CH 76 0-2 G1-3 ③	5	1	2	0	0	2	1
27 Matt Kemp, R (1, 9) OBP: 0.348, SLG: 0.563		X FF 91 0-0 L9 ① C FF 90 B FF 90 C FF 91 B CH 84 C FF 92 2-3 K ②		C FF 92 X SL 81 0-1 G6-3 ③		C CU 72 S FF 92 X CU 78 0-2 F7 ②		F FF 92 B CU 73 B CU 72 X FF 91 2-1 2-H HR	4	1	1	2	0	0	2
31 Joc Pederson, L (1, 7) OBP: 0.321, SLG: 0.326			B FF 90 F FF 91 S CH 83 B FF 92 F CH 83 F CH 83 S CH 83 2-3 K ①		S CU 73 C FF 92 B FF 93 B FF 93 X FF 93 2-2 1-3 2-H 1B		C CH 81 B FF 92 C CU 74 X FF 93 1-2 1B	4	0	2	1	0	2	0
26 Chase Utley, L (1, 4) OBP: 0.404, SLG: 0.413	C FF 91 C FF 91 B FF 91 B CH 83 X FF 92 2-2 G4-3 ③			C FF 91 B FF 92 B SL 80 S FF 91 B FF 92 F FF 91 B FF 92 4-2 15 BB BB		1 SAFE C CU 74 C CU 76 B CU 78 F CU 76 X CU 77 1-2 G3 ③		C CU 73 C CU 74 C FF 91 0-3 ③	3	0	0	0	1	1	3
14 Enrique Hernández, R (1, 5) OBP: 0.343, SLG: 0.509			C FF 90 B SL 81 F FF 92 C FF 91 1-3 ①	C SL 80 F FF 92 F FF 93 F CH 83 F SL 80 F SL 80 F FF 91 1 SAFE B FF 92 2-3 B CH 84 S SL 82 K ②			B CU 73 F FF 91 B CU 73 F FF 92 X CU 77 2-2 F8 ①		X SI 84 0-0 17 G6-3 3B	4	1	1	0	0	2	1
22 Clayton Kershaw, L (1, 1) SIP: 5.0 PC: 84 ERA: 3.60 15 Austin Barnes, R (5, PH) SIP: 0.0 PC: 0 ERA: 0.00 41 Daniel Hudson, R (6, 1) 36 Adam Liberatore, L (7, 1) 47 JT Chargois, S (7, 1) 13 Max Muncy, L (7, PH) SIP: 1.0 PC: 15 ERA: 9.00 75 Scott Alexander, L (8, 1) 74 Kenley Jansen, S (9, 1) 17 Kyle Farmer, R (9, PH) SIP: 1.0 PC: 5 ERA: 0.00			B FF 90 C FF 90 S FF 91 F FF 91 B FF 91 B FF 90 F FF 91 X FF 92 3-2 1B	B FF 91 B SL 80 S FF 92 T FF 92 B FF 92 F FF 91 B FF 91 4-2 1-2 BB			C FF 92 X CH 84 0-1 G3 ② B SI 83 B SI 83 F SI 84 X SI 83 2-1 3-H G6-3 ①	1 0 0 0 0 0 1 0 0 0 1	0 0 0 0 0 0 0 0 0 0 0	1 0 0 0 0 0 0 0 0 0 1	0 0 1 0 0 0 0 0 0 0 0	0 0 0 0 0 0 0 0 0 0 0	0 0 0 0 0 0 0 0 0 0 0	0 0 0 0 0 0 0 0 0 0 0
Inning Stats	R: 0 E: 0 K: 3 S: 12 H: 0 LOB: 1 BB: 1 P: 23	R: 0 E: 0 K: 1 S: 7 H: 0 LOB: 0 BB: 0 P: 11	R: 0 E: 0 K: 2 S: 16 H: 1 LOB: 1 BB: 0 P: 24	R: 0 E: 0 K: 2 S: 8 H: 0 LOB: 0 BB: 0 P: 11	R: 0 E: 0 K: 2 S: 22 H: 0 LOB: 2 BB: 2 P: 37	R: 1 E: 0 K: 0 S: 23 H: 2 LOB: 2 BB: 1 P: 35	R: 0 E: 0 K: 0 S: 7 H: 0 LOB: 0 BB: 0 P: 9	R: 2 E: 0 K: 1 S: 15 H: 3 LOB: 1 BB: 0 P: 21	R: 3 E: 0 K: 1 S: 13 H: 3 LOB: 0 BB: 0 P: 20	1B: 5 2B: 1 3B: 1 HR: 2	SF: 0 SAC: 0 DP: 0 HBP: 0	WP: 0 PB: 0 SB: 0 CS: 0	PA: 40			

PITCHER		IP	WLS	BF	H	R	ER	SO	BB	IBB	HBP	BLK	WP	HR	S	P	ERA	WHIP
63 Trevor Richards, R ERA: 4.94	(1, 1)	4.2		18	1	0	0	10	3	0	0	0	0	0	62	100	0.00	0.857
77 Merandy Gonzalez, R ERA: 6.0	(5, 1)	3.0	W	15	5	3	3	0	1	0	0	0	0	1	45	68	9.00	2.000
25 Junichi Tazawa, R ERA: 6.94	(8, 1)	0.1	H	1	0	0	0	1	0	0	0	0	0	0	3	3	0.00	0.000
29 Brad Ziegler, R ERA: 8.44	(9, 1)	1.0		6	3	3	3	1	0	0	0	0	0	1	13	20	27.00	3.000

PITCHER	IP	WLS	BF	H	R	ER	SO	BB	IBB	HBP	BLK	WP	HR	S	P	ERA	WHIP

Batter	1	2	3	4	5	6	7	8	9	AB	R	H	RBI	BB	SO	LOB
9 DJ LeMahieu, R (1, 4) OBP: 0.367, SLG: 0.505 4 Pat Valaika, R (4, 4) OBP: 0.133, SLG: 0.140	B SI 95 C SI 95 B SI 95 F SI 95 F SI 96 X SI 95 2-2 ① F9		C SI 96 B SL 88 B SL 87 X SI 96 2-1 19 PO 2B		C SI 96 F SL 87 B SI 95 X SI 95 1-2 ③ G6-3			X FF 91 0-0 ① SH3-4 1-2	C SL 79 D SL 79 S FF 94 F SL 79 C SL 78 1-3 ② K	2 2	0 0	1 0	0 0	0 0	0 1	0 5
19 Charlie Blackmon, L (1, 8) OBP: 0.365, SLG: 0.600	B SI 94 F SI 94 B SL 84 X FF 94 2-1 ② P6		B SL 86 F SI 94 B CH 88 2 SAFE 2-1 ③ PO 2-3	C SI 94 F SL 84 B SI 93 B SL 86 B SI 94 F CH 91 X SI 95 3-2 ① G4-3		C SI 93 X SI 93 0-1 ① G4-3		F FF 92 B FF 91 B FF 91 D CH 86 X FF 91 3-1 ② F7	C FF 93 B SL 78 F FF 94 T FF 94 1-2 ③ K	5	0	0	0	0	1	4
28 Nolan Arenado, R (1, 5) OBP: 0.429, SLG: 0.566	B SI 96 S SI 95 F SL 86 S SI 96 1-3 ③ K			C SL 88 B SI 96 B CH 91 X SI 96 2-1 ② F8		B SI 95 B SI 94 B SI 94 C SI 96 X SI 95 3-1 ② F8		C FF 91 B FF 92 B FF 92 2-1 26 BB IBB		3	0	0	0	1	1	0
26 David Dahl, L (1, 9) OBP: 0.381, SLG: 0.526		F FF 93 F SL 84 B SI 96 F SL 86 X CH 89 1-2 ① G1-3		S SL 88 S SL 86 S CH 91 0-3 ③ K	C SI 95 X CH 90 0-1 27 CS 1B			D SL 82 B FF 90 C SL 82 S CH 85 B FF 92 B CH 84 4-2 1-2 2-3 BB		3	0	1	0	1	1	0
27 Trevor Story, R (1, 6) OBP: 0.336, SLG: 0.495		C SL 86 F SI 96 X SI 96 0-2 ② G6-3			C SI 94 B SL 85 B SL 86 T SL 89 X SI 96 2-2 ① G6-3	C SL 86 0-1 ③ CS 1-2	C SL 86 X SI 95 0-1 1B	C FF 92 F SL 81 S FF 92 0-3 ③ K		4	0	1	0	0	1	3
8 Gerardo Parra, L (1, 7) OBP: 0.304, SLG: 0.319		B SI 94 C SI 95 F SI 96 B SI 96 X CH 90 2-2 20 FC6-4 1B			C SL 86 B CH 89 X SI 95 1-1 49 2B 2B		B SI 93 1 SAFE F CH 90 B SL 88 B SI 93 X SI 93 3-1 ① F8		B FF 92 B CH 85 B FF 93 B FF 94 4-0 42 SH5-4 56 BB BB	3	1	2	0	1	0	1
20 Ian Desmond, R (1, 3) OBP: 0.208, SLG: 0.341 0 Adam Ottavino, S (7, 1) 56 Noel Cuevas, R (9, PH) OBP: 0.300, SLG: 0.222 71 Wade Davis, R (9, 1)		X SI 96 0-0 ③ FC6-4 1-2f			2 SAFE X SL 85 0-0 ② G5-3		F SI 95 B SL 86 1 SAFE 1 SAFE F SI 93 F SI 94 X SL 87 1-2 ② F8		B FF 92 B SL 79 B FF 94 B FF 93 4-0 42 SH5-4 1-2 BB	3 0 0 0	0 0 0 0	0 0 0 0	0 0 1 0	0 0 0 0	0 0 0 0	3 0 0 0
42 Chris Iannetta, R (1, 2) OBP: 0.307, SLG: 0.358			C SI 95 F SI 96 B CH 91 C SI 97 1-3 ① K		0-0 49 2B IBB		F SI 95 C SI 94 S SL 85 0-3 ③ K		C SL 78 X SL 78 0-1 ① SH5-4 1-2 2-3	2	0	0	0	1	2	1
44 Tyler Anderson, L (1, 1) 49 Antonio Senzatela, R (2, 1) OBP: 0.333, SLG: 0.667 29 Bryan Shaw, S (6, 1) 51 Jake McGee, L (7, 1) 24 Ryan McMahon, L (7, 3) OBP: 0.328, SLG: 0.208			B SI 96 B SI 96 C FF 94 S SI 95 C SI 96 2-3 ② K		F SL 86 X SI 95 0-1 1-3 2-H 2B			B FF 91 F FF 91 X FF 91 1-1 26 BB 4 SH3-4 1B	0-0 IBB	0 2 0 0 1	0 0 0 0 0	0 1 0 0 1	0 1 0 0 0	0 0 0 0 1	0 1 0 0 0	0 0 0 0 0
Inning Stats	R: 0 E: 0 K: 1 S: 9 H: 0 LOB: 0 BB: 0 P: 14	R: 0 E: 0 K: 0 S: 11 H: 1 LOB: 1 BB: 0 P: 14	R: 0 E: 0 K: 2 S: 9 H: 1 LOB: 0 BB: 0 P: 16	R: 0 E: 0 K: 1 S: 9 H: 0 LOB: 0 BB: 0 P: 14	R: 1 E: 0 K: 0 S: 11 H: 2 LOB: 2 BB: 1 P: 15	R: 0 E: 0 K: 0 S: 7 H: 1 LOB: 0 BB: 0 P: 10	R: 0 E: 0 K: 1 S: 11 H: 1 LOB: 1 BB: 0 P: 15	R: 0 E: 0 K: 1 S: 11 H: 1 LOB: 3 BB: 2 P: 21	R: 0 E: 0 K: 2 S: 9 H: 0 LOB: 3 BB: 3 P: 19	1B: 4 2B: 3 3B: 0 HR: 0 SF: 0 SAC: 2 DP: 0 HBP: 0						

TOP

Colorado Rockies @ Miami Marlins

Marlins Park, Miami, FL

Fri Apr 27 2018, 7:12 PM - 10:27 PM EDT

Att. 5,931 - Roof Closed - 76 F

livebaseballscorecards.com

AB	30
R	1
H	7
RBI	1
BB	6
SO	8
LOB	17

WP: 0 PB: 0 SB: 0 CS: 1 PA: 40

PITCHER		IP	WLS	BF	H	R	ER	SO	BB	IBB	HBP	BLK	WP	HR	S	P	ERA	WHIP
62 José Ureña, R ERA: 4.91	(1, 1)	7.0	L	26	6	1	1	5	0	1	0	0	0	0	67	98	1.29	0.857
64 Nick Wittgren, R ERA: 2.08	(8, 1)	1.0		6	1	0	0	1	1	1	0	0	0	0	11	21	0.00	2.000
46 Kyle Barraclough, R ERA: 2.53	(9, 1)	1.0		6	0	0	0	2	2	1	0	0	0	0	9	19	0.00	2.000

PITCHER		IP	WLS	BF	H	R	ER	SO	BB	IBB	HBP	BLK	WP	HR	S	P	ERA	WHIP

Batter	1	2	3	4	5	6	7	8	9	AB	R	H	RBI	BB	SO	LOB
11 J.T. Realmuto, R (1, 2) OBP: 0.412, SLG: 0.742	C FF 91 X FF 92 0-1 P4		C SL 82 B FF 96 B FF 94 B FF 95 X FF 95 3-1 P4		C FF 96 C FF 95 F SL 85 B FF 95 F SL 83 F FF 97 X FF 96 1-2 G4-3			B SI 93 C ST 78 B ST 81 X ST 80 2-1 13 1B 1B	S FF 95 D FC 88 S FF 95 X FF 95 1-2 FC6-4 1-2f	5	0	1	0	0	0	3
14 Martín Prado, R (1, 5)	B FF 91 B FF 92 X FF 91 2-0 L7		C FF 96 B SL 84 C FF 95 F FF 96 B FF 97 B SL 86 F FF 96 F FF 95 C FF 96 3-3			B SL 81 B FC 94 C FC 94 F FC 93 X FC 95 2-2 G1-3		C ST 81 X SI 94 0-1 L9		4	0	0	0	0	1	1
13 Starlin Castro, R (1, 4) OBP: 0.351, SLG: 0.340	C FF 92 X CU 75 0-1 G5-3			C FF 94 B FF 94 C FF 94 B SL 86 S FF 95 2-3 K		C FC 93 S SL 83 F SL 83 X FC 96 0-2 G2		B ST 83 C SI 94 F SI 94 X SI 95 1-2 1-2 1B		4	0	1	0	0	1	0
15 Brian Anderson, R (1, 9) OBP: 0.370, SLG: 0.333		C FF 90 B CH 80 B CH 80 B SI 91 F SI 92 S SI 93 3-3 K		C FF 95 S SL 83 B FF 95 C SL 84 1-3 K		C FC 94 B FC 96 X FC 95 1-1 G3-1		B ST 82 B ST 80 C ST 81 B ST 81 C ST 80 S ST 81 3-3 K		4	0	0	0	0	3	2
41 Justin Bour, L (1, 3) OBP: 0.357, SLG: 0.417		C SI 92 B FF 92 B FF 92 S FC 87 F FC 87 F FF 91 F FF 94 B FC 86 F FF 94 3-2 X FF 93 1 BB 1B		B SL 83 B FF 94 C FF 95 F SL 84 B FF 96 F FF 96 B FF 95 4-2 1 FC6-4 BB			C FF 92 B SL 75 B FF 93 B FF 92 C FF 92 B FF 93 4-2 9 1B BB	C ST 81 F SI 94 C SI 95 0-3		2	0	1	0	2	1	2
1 Cameron Maybin, R (1, 7) OBP: 0.329, SLG: 0.304 32 Derek Dietrich, L (9, PH) OBP: 0.288, SLG: 0.337		B FF 92 F SI 90 B CH 81 B SI 91 B FF 94 4-1 1-2 BB		X FF 94 0-0 FC6-4 1-2f			F FF 93 F FF 93 C FF 94 0-3		B FC 86 F FC 88 B FF 93 X FC 88 2-1 2B	2 1	0 0	0 1	0 0	1 0	1 0	2 0
19 Miguel Rojas, R (1, 6) OBP: 0.298, SLG: 0.365		C FF 94 B SL 84 F FF 94 B SL 83 F FF 93 X FF 94 2-2 P3			C FF 94 B SL 85 S SL 82 F FF 96 B FF 96 X SL 83 2-2 G6-3		B FF 92 X FF 91 1-0 L5		C KC 82 S FC 89 B KC 83 F FF 94 D KC 84 B FC 89 F FF 95 C KC 84 3-3	4	0	0	0	0	1	4
9 Lewis Brinson, R (1, 8) OBP: 0.215, SLG: 0.267		C FF 93 F FF 94 X FF 94 0-2 F9			B SL 83 C FF 96 X FF 94 1-1 F9		C FF 93 X FF 94 0-1 1-2 1B		C FF 94 F FF 94 C KC 84 0-3	4	0	1	0	0	1	3
62 José Ureña, R (1, 1) OBP: 0.111, SLG: 0.222 18 Tomás Telis, S (7, PH) OBP: 0.258, SLG: 0.241 64 Nick Wittgren, R (8, 1) 46 Kyle Barraclough, R (9, 1) 3 JB Shuck, L (9, PH) OBP: 0.316, SLG: 0.314			C FF 93 F FF 93 S SL 82 0-3 K		S FF 94 X FF 96 0-1 2B		B ST 80 C ST 81 C ST 82 F SI 95 X SI 95 1-2 G6-3		B FC 89 B FF 94 D KC 84 C FF 93 B KC 82 4-1 11 FC6-4 BB	2 1 0 0 0	0 0 0 0 0	1 0 0 0 0	0 0 0 0 0	0 0 0 0 1	1 0 0 0 0	0 2 0 0 0
Inning Stats	R: 0 E: 0 K: 0 S: 5 H: 0 LOB: 0 BB: 0 P: 7	R: 0 E: 0 K: 1 S: 18 H: 1 LOB: 2 BB: 1 P: 30	R: 0 E: 0 K: 2 S: 11 H: 0 LOB: 0 BB: 0 P: 17	R: 0 E: 0 K: 2 S: 10 H: 0 LOB: 1 BB: 1 P: 17	R: 0 E: 0 K: 0 S: 14 H: 1 LOB: 1 BB: 0 P: 18	R: 0 E: 0 K: 0 S: 9 H: 0 LOB: 0 BB: 0 P: 12	R: 0 E: 0 K: 1 S: 12 H: 1 LOB: 2 BB: 1 P: 18	R: 0 E: 0 K: 2 S: 13 H: 2 LOB: 2 BB: 0 P: 19	R: 0 E: 0 K: 2 S: 14 H: 1 LOB: 2 BB: 1 P: 24	1B: 4 2B: 2 3B: 0 HR: 0 SF: 0 SAC: 0 DP: 0 HBP: 0						WP: 0 PB: 0 SB: 0 CS: 0 PA: 37	

PITCHER		IP	WLS	BF	H	R	ER	SO	BB	IBB	HBP	BLK	WP	HR	S	P	ERA	WHIP
44 Tyler Anderson, L ERA: 4.1	(1, 1)	1.1		5	1	0	0	1	0	0	0	0	0	0	15	23	0.00	0.750
49 Antonio Senzatela, R ERA: 6.23	(2, 1)	3.2	W	14	1	0	0	4	2	0	0	0	0	0	43	66	0.00	0.818
29 Bryan Shaw, R ERA: 6.59	(6, 1)	1.0	H	3	0	0	0	0	0	0	0	0	0	0	9	12	0.00	0.000
51 Jake McGee, L ERA: 4.76	(7, 1)	0.2	H	4	1	0	0	1	1	0	0	0	0	0	8	13	0.00	3.000
0 Adam Ottavino, R ERA: 0.6	(7, 1)	1.1	H	6	2	0	0	2	0	0	0	0	0	0	17	24	0.00	1.500

PITCHER		IP	WLS	BF	H	R	ER	SO	BB	IBB	HBP	BLK	WP	HR	S	P	ERA	WHIP
71 Wade Davis, R ERA: 2.38	(9, 1)	1.0	S	5	1	0	0	2	1	0	0	0	0	0	14	24	0.00	2.000

BOTTOM

Colorado Rockies @ Miami Marlins

Marlins Park, Miami, FL

Fri Apr 27 2018, 7:12 PM - 10:27 PM EDT

Att. 5,931 - Roof Closed - 76 F

livebaseballscorecards.com

AB	33
R	0
H	6
RBI	0
BB	4
SO	10
LOB	19

MIAMI

Batter	1	2	3	4	5	6	7	8	9	AB	R	H	RBI	BB	SO	LOB
19 Charlie Blackmon, L (1, 8) OBP: 0.360, SLG: 0.618	B FF 92 C FF 91 F FF 91 S SL 87 1-3 ① K		X FF 91 0-0 ② G4-3 2-3			C SL 84 B FF 90 B FF 90 X FF 90 2-1 HR		C FF 94 B SL 86 X FF 94 1-1 ① G4-3		4	1	1	1	0	1	1
20 Ian Desmond, R (1, 3) OBP: 0.230, SLG: 0.355	H FF 92 1-0 28 S HBP		B SL 86 B FF 91 C SI 91 F FF 91 F SL 85 F FF 92 F FF 92 B CH 77 X SI 91 3-2 ③ G5-3			B SL 82 X CH 82 1-0 27 1B 2B		C SL 87 C FF 94 B FF 92 F FF 94 F SL 86 B FF 93 H FF 94 3-2 28 FC6-4 HBP		2	0	1	0	0	0	1
28 Nolan Arenado, R (1, 5) OBP: 0.421, SLG: 0.544	1 SAFE F FF 90 C SL 84 F SL 83 F FF 91 F FF 91 B SL 86 S FF 91 1-3 ② K 1-2			C CU 72 B CH 84 B SL 86 B FF 91 B SI 92 4-1 42 BB BB		X FF 90 0-0 ① P6		B FF 94 S SL 88 X SL 88 1-1 ② FC6-4 1-2f		3	0	0	0	1	1	3
27 Trevor Story, R (1, 6) OBP: 0.333, SLG: 0.485	C FF 91 C FF 90 C FF 91 0-3 ③ K			X SI 90 0-0 ① F9		X SL 84 0-0 2-3 1B		B FF 95 C FF 94 X SL 88 1-1 ③ L5		4	0	1	0	0	1	3
42 Chris Iannetta, R (1, 2) OBP: 0.304, SLG: 0.343		C FF 91 B CU 70 S SI 91 B FF 91 B SI 92 X FF 92 3-2 ① L5		1 SAFE C FF 90 C SI 90 B SL 84 S SL 84 B SL 85 B SI 90 4-2 8 G4-6-3 1-2 BB		T SAFE C FF 90 B FF 91 S FF 90 T FF 90 1-2 ② K			B SL 77 B FF 93 C FF 94 B FF 93 S FF 95 S FF 94 3-3 ① K	3	0	0	0	1	2	2
8 Gerardo Parra, L (1, 7) OBP: 0.289, SLG: 0.303		C FF 91 X SL 85 0-1 ② G5-3		X SL 84 0-0 ② ③ G4-6-3 1-2f		B SL 81 B FF 90 C FF 91 S FF 90 F FF 91 X FF 90 2-2 ③ L9			C FF 93 C SL 78 B SL 79 S CH 87 1-3 ② K	4	0	0	0	0	1	4
56 Noel Cuevas, R (1, 9) OBP: 0.231, SLG: 0.167 26 David Dahl, L (9, PH) OBP: 0.409, SLG: 0.526		B FF 91 X SI 91 1-0 ③ F8			B CU 74 X FF 89 1-0 ① F7		B FF 99 B FF 97 C FF 98 X FF 97 2-1 ① G3		B SL 78 C FF 94 B SL 78 T CH 86 H SL 80 3-2 HBP	3 0	0 0	0 0	0 0	0 0	0 0	0 0
4 Pat Valaika, R (1, 4) OBP: 0.143, SLG: 0.170			X FF 90 0-0 19 G4-3 2B		B CU 71 B SL 84 X SI 90 2-0 ② F9		X SI 100 0-0 ② G5-3		C FF 93 D SL 79 B SL 77 B FF 94 S FF 94 S FF 94 3-3 ③ K	4	0	1	0	0	1	1
48 Germán Márquez, R (1, 1) OBP: 0.444, SLG: 0.444 24 Ryan McMahon, L (7, PH) OBP: 0.322, SLG: 0.204 38 Mike Dunn, L (7, 1) 50 Brooks Pounders, R (8, 1)			2 SAFE B FF 89 L FF 89 L FF 90 X FF 91 1-2 ① B1		C SI 90 X SL 82 0-1 ③ G4-3		C FF 100 C SL 86 S FF 100 0-3 ③ K			2 1 0 0	0 0 0 0	0 0 0 0	0 0 0 0	0 1 0 0	0 0 0 0	1 0 0 0
Inning Stats	R: 0 E: 0 K: 3 S: 12 H: 0 LOB: 1 BB: 0 P: 15	R: 0 E: 0 K: 0 S: 6 H: 0 LOB: 0 BB: 0 P: 10	R: 0 E: 0 K: 0 S: 11 H: 1 LOB: 1 BB: 0 P: 15	R: 0 E: 0 K: 0 S: 5 H: 0 LOB: 1 BB: 2 P: 13	R: 0 E: 0 K: 0 S: 4 H: 0 LOB: 0 BB: 0 P: 7	R: 1 E: 0 K: 1 S: 12 H: 3 LOB: 2 BB: 0 P: 18	R: 0 E: 0 K: 1 S: 6 H: 0 LOB: 0 BB: 0 P: 8	R: 0 E: 0 K: 0 S: 10 H: 0 LOB: 1 BB: 0 P: 16	R: 0 E: 0 K: 3 S: 11 H: 0 LOB: 1 BB: 0 P: 21	1B: 1 2B: 2 3B: 0 HR: 1 SF: 0 SAC: 0 DP: 1 HBP: 3						

PITCHER		IP	WLS	BF	H	R	ER	SO	BB	IBB	HBP	BLK	WP	HR	S	P	ERA	WHIP
54 Wei-Yin Chen, L ERA: 1.69	(1, 1)	5.1	W	22	4	1	1	3	2	0	1	0	0	1	43	68	1.69	1.125
64 Nick Wittgren, R ERA: 1.8	(6, 1)	0.2	H	2	0	0	0	1	0	0	0	0	0	0	7	10	0.00	0.000
56 Tayron Guerrero, R ERA: 4.73	(7, 1)	1.0	H	3	0	0	0	1	0	0	0	0	0	0	6	8	0.00	0.000
71 Drew Steckenrider, R ERA: 1.42	(8, 1)	1.0	H	4	0	0	0	0	0	0	1	0	0	0	10	16	0.00	0.000
46 Kyle Barraclough, R ERA: 2.31	(9, 1)	1.0	S	4	0	0	0	3	0	0	1	0	0	0	11	21	0.00	0.000

PITCHER	IP	WLS	BF	H	R	ER	SO	BB	IBB	HBP	BLK	WP	HR	S	P	ERA	WHIP

Colorado Rockies @ Miami Marlins

Marlins Park, Miami, FL

Sat Apr 28 2018, 7:11 PM - 9:54 PM EDT

Att. 9,659 - Partly Cloudy - 78 F

TOP

livebaseballscorecards.com

AB	30
R	1
H	4
RBI	1
BB	2
SO	8
LOB	16

WP: 0 PA: 35
PB: 0
SB: 1
CS: 0

Colorado Rockies @ Miami Marlins

Marlins Park, Miami, FL

Sat Apr 28 2018, 7:11 PM - 9:54 PM EDT

Att. 9,659 - Partly Cloudy - 78 F

livebaseballscorecards.com

Batter	1	2	3	4	5	6	7	8	9	AB	R	H	RBI	BB	SO	LOB
32 Derek Dietrich, L (1, 3) OBP: 0.296, SLG: 0.370	C FF 94 F FF 96 S KC 83 0-3 ① K	B SL 82 B SI 95 X FF 96 2-0 ③ G4-3		C SI 93 D CH 83 D KC 80 B SI 93 F FF 96 X FF 95 3-2 11 1B 1-2 2-H 1B			B FF 93 F FF 93 X SL 85 1-1 HR			4	1	2	2	0	1	1
11 J.T. Realmuto, R (1, 2) OBP: 0.421, SLG: 0.706	B FF 95 B FF 95 F FF 96 F SI 93 B KC 80 B FF 98 4-2 15 1B 13 S 14 FC4-6 BB		B SL 85 S FF 94 C CH 83 S KC 84 1-3 ① K	S KC 80 C KC 80 B FF 98 X KC 82 1-2 13 G6-4-3 1-2 2-3 1B			C SL 88 X SL 86 0-1 ① F7			3	1	1	0	1	1	0
13 Starlin Castro, R (1, 4) OBP: 0.357, SLG: 0.340	C FF 94 D SL 87 B FF 96 S FF 96 B FF 97 F FF 96 B FF 97 4-2 14 FC4-6 15 1B 1-2 BB		C KC 82 X SL 86 0-1 E7 14 2B 1B	C SL 85 X SI 94 0-1 ② ③ G6-4-3 1-2f			B FF 93 C FF 93 B SL 87 B FF 94 X FF 94 3-1 ② G6-3			3	1	1	0	1	0	3
15 Brian Anderson, R (1, 9) OBP: 0.366, SLG: 0.330 71 Drew Steckenrider, R (8, 1) 46 Kyle Barraclough, R (9, 1)	X 0-0 14 FC4-6 1-2 2-3 1B		C FF 96 X FF 96 0-1 ② L9		C FF 95 C SL 86 B FF 97 B KC 81 F SL 87 C FF 97 2-3 ① K		C FF 94 B CU 76 F SL 85 X FF 93 1-2 ③ G5-3			4 0 0	0 0 0	1 0 0	0 0 0	0 0 0	1 0 0	1 0 0
14 Martín Prado, R (1, 5) OBP: 0.250, SLG: 0.375	C B KC 83 D KC 82 F FF 96 B KC 83 F FF 97 F FF 98 X FF 96 3-2 ② FC4-6 1-2f 2-3 3-H		C FF 97 D KC 82 X FF 96 1-1 2-H 2B		B SL 86 C FF 91 F SL 85 S KC 83 1-3 ② K			C FF 92 X SL 86 0-1 19 G1-3 1B		4	0	2	2	0	1	2
3 JB Shuck, L (1, 7) OBP: 0.286, SLG: 0.282 (8, 9)	D SI 94 F FF 96 D FF 96 X FF 94 2-1 ③ L8		B SI 94 D KC 81 B FF 95 C FF 97 X FF 95 3-1 ③ P3		B SI 94 B SL 86 C FF 94 F FF 94 X KC 81 2-2 ③ F7			C FF 92 B FF 92 1 SAFE B FF 93 F FF 93 F CH 85 S SL 86 2-3 ① K		4	0	0	0	0	1	4
19 Miguel Rojas, R (1, 6) OBP: 0.287, SLG: 0.350		F FF 94 B KC 82 X KC 81 1-1 ① L9		B KC 80 C KC 79 F KC 80 X KC 84 1-2 E6 54 FC1-5 9 BB		B SL 82 B SL 84 F FF 93 B FF 94 C FF 92 F FF 94 X FF 95 3-2 ① L9		1 SAFE C SL 86 C SL 85 D SL 86 X FF 93 1-2 ② G1-3 1-2		4	0	0	0	0	0	1
9 Lewis Brinson, R (1, 8) OBP: 0.227, SLG: 0.281		C SL 88 C KC 82 B FF 99 X KC 82 1-2 54 G4-3 2B		B SI 93 F FF 95 1 SAFE F FF 96 D KC 82 F FF 94 1 SAFE B KC 82 B FF 96 4-2 54 FC1-5 32 1B 1-2 BB		C SL 85 B FF 96 B KC 79 F SL 83 B FF 96 T KC 80 3-2 ② K		F SL 84 B FF 93 B FF 92 X FF 92 2-1 ③ G6-3		3	1	1	0	1	1	1
54 Wei-Yin Chen, R (1, 1) 64 Nick Wittgren, R (6, 1) 2 Yadiel Rivera, R (6, PH) OBP: 0.190, SLG: 0.105 56 Tayron Guerrero, R (7, 1) 1 Cameron Maybin, R (8, 7) OBP: 0.329, SLG: 0.304		X FF 94 0-0 ② G4-3 2-3		L FF 93 X FF 92 0-1 ① FC1-5 11 1B 32 1B 1-2 2-3f		F FF 93 B KC 80 C KC 80 C FF 97 1-3 ③ K				2 0 1 0 0	0 0 0 0 0	0 0 0 0 0	0 0 0 0 0	0 0 0 0 0	0 0 1 0 0	3 0 0 0 0
Inning Stats	R: 1 H: 1 E: 0 LOB: 2 K: 1 BB: 2 S: 16 P: 29	R: 0 H: 1 E: 0 LOB: 1 K: 0 BB: 0 S: 7 P: 11	R: 1 H: 2 E: 1 LOB: 1 K: 1 BB: 0 S: 11 P: 16	R: 1 H: 2 E: 1 LOB: 2 K: 0 BB: 1 S: 16 P: 25	R: 0 H: 0 E: 0 LOB: 0 K: 2 BB: 0 S: 10 P: 15	R: 0 H: 0 E: 0 LOB: 0 K: 2 BB: 0 S: 10 P: 17	R: 1 H: 1 E: 0 LOB: 0 K: 0 BB: 0 S: 9 P: 14	R: 0 H: 1 E: 0 LOB: 1 K: 1 BB: 0 S: 11 P: 16		1B: 5 SF: 0 2B: 2 SAC: 0 3B: 0 DP: 1 HR: 1 HBP: 0						

	AB	32
	R	4
	H	8
	RBI	4
	BB	3
	SO	7
	LOB	16

PITCHER	IP	WLS	BF	H	R	ER	SO	BB	IBB	HBP	BLK	WP	HR	S	P	ERA	WHIP
48 Germán Márquez, R (1, 1) ERA: 5.14	6.0	L	27	6	3	1	6	3	0	0	0	0	0	70	113	1.50	1.500
38 Mike Dunn, L (7, 1) ERA: 10.57	1.0		4	1	1	1	0	0	0	0	0	0	1	9	14	9.00	1.000
50 Brooks Pounders, R (8, 1) ERA:	1.0		4	1	0	0	1	0	0	0	0	0	0	11	16	0.00	1.000

PITCHER	IP	WLS	BF	H	R	ER	SO	BB	IBB	HBP	BLK	WP	HR	S	P	ERA	WHIP

TOP

Colorado Rockies @ Miami Marlins

Marlins Park, Miami, FL

Sun Apr 29 2018, 1:11 PM - 3:38 PM EDT
Att. 11,203 - Partly Cloudy - 81 F

livebaseballscorecards.com

Batter	1	2	3	4	5	6	7	8	9	AB R H RBI BB SO LOB
19 Charlie Blackmon, L (1, 8) OBP: 0.356, SLG: 0.602	B FF 94 B FF 94 B FF 95 C FF 94 X FF 94 3-1 F7 ①			C FF 92 B FF 94 X FF 94 1-1 1B		F FF 94 B FF 94 X SL 82 1-1 G4-3 ③			B SI 84 S SI 84 X CH 75 1-1 G3 ①	4 0 1 0 0 0 0
20 Ian Desmond, R (1, 3) OBP: 0.240, SLG: 0.354	T FF 95 F CH 86 F FF 95 X SL 83 0-2 27 CS 1B			B FF 93 D CH 84 T FF 92 1 SAFE M FF 93 S FF 94 2-3 K ①			C SL 81 B CH 83 F FF 93 B SL 82 B CH 84 F FF 94 F FF 92 D SL 82 4-2 27 FC4-6 BB		C SI 84 B SI 85 S SI 84 B CU 74 F SI 86 C CU 73 2-3 ꓘ ②	3 0 1 0 1 2 1
28 Nolan Arenado, R (1, 5) OBP: 0.414, SLG: 0.530	B FF 94 S FF 94 S FF 94 1 SAFE F FF 94 B FF 94 S CH 85 2-3 K ②			1 SAFE B FF 93 X SL 82 1-0 F8 ②			C FF 93 S FF 94 1 SAFE X FF 93 0-2 F9 ①		C SI 85 C CH 76 X CU 75 0-2 1B	4 0 1 0 0 1 3
27 Trevor Story, R (1, 6) OBP: 0.322, SLG: 0.466	B FF 94 S CH 84 B CH 84 2-1 CS 1-2 ③	X SL 81 0-0 F7 ①		1 SAFE B FF 93 X CH 83 1-0 F7 ③			F FF 93 S FF 92 X CH 83 0-2 FC4-6 1-2f ②		F SI 84 B SI 84 S SI 85 S SI 85 1-3 K ③	4 0 0 0 0 1 3
26 David Dahl, L (1, 7) OBP: 0.360, SLG: 0.455 (8, 9)		C FF 93 C FF 94 B FF 94 S SL 83 1-3 K ②			C SL 82 B SL 81 S SL 81 S SL 82 1-3 K ①		B FF 93 C SL 80 B FF 94 1 SAFE B FF 94 F FF 93 S FF 93 3-3 K ③			3 0 0 0 0 3 1
56 Noel Cuevas, R (1, 9) OBP: 0.200, SLG: 0.143 8 Gerardo Parra, L (8, PH) OBP: 0.298, SLG: 0.312 (8, 7)		X FF 94 0-0 P3 ③			C FF 94 S CH 82 S CH 84 0-3 K ②			C FF 93 S CU 82 B FF 95 X CU 82 1-2 1B		2 0 0 0 0 1 0 1 0 1 0 0 0 0
4 Pat Valaika, R (1, 4) OBP: 0.135, SLG: 0.160			B FF 92 C FF 93 X CH 84 1-1 L7 ①		C SL 81 B FF 93 F SL 82 T FF 93 1-2 K ③			C FF 94 B SL 87 F FF 94 S FF 95 1-3 K ①		3 0 0 0 0 2 1
14 Tony Wolters, L (1, 2) OBP: 0.256, SLG: 0.139			C SL 81 F FF 93 F FF 94 B SL 81 B SL 83 X FF 95 2-2 L7 ②			B FF 92 C SL 82 B SL 81 X FF 94 2-1 G4-3 ①		F FF 95 C CU 82 F FF 93 C CU 81 0-3 ꓘ ②		3 0 0 0 0 1 1
35 Chad Bettis, R (1, 1) OBP: 0.071, SLG: 0.071 24 Ryan McMahon, L (8, PH) OBP: 0.317, SLG: 0.200 29 Bryan Shaw, S (8, 1)			B FF 94 C FF 93 C FF 94 B CH 84 S FF 94 2-3 K ③			C FF 94 F FF 93 S FF 94 0-3 K ②		C FF 95 S FF 94 B FF 95 S FF 94 1-3 K ③		2 0 0 0 0 2 0 1 0 0 0 0 1 1 0 0 0 0 0 0 0

AB	**30**
R	**0**
H	**4**
RBI	**0**
BB	**1**
SO	**14**
LOB	**11**

Inning Stats	1	2	3	4	5	6	7	8	9		
	R: 0 H: 1 E: 0 LOB: 0 K: 1 BB: 0 S: 11 P: 18	R: 0 H: 0 E: 0 LOB: 0 K: 1 BB: 0 S: 5 P: 6	R: 0 H: 0 E: 0 LOB: 0 K: 1 BB: 0 S: 9 P: 14	R: 0 H: 1 E: 0 LOB: 1 K: 1 BB: 0 S: 7 P: 12	R: 0 H: 0 E: 0 LOB: 0 K: 3 BB: 0 S: 9 P: 11	R: 0 H: 0 E: 0 LOB: 0 K: 1 BB: 0 S: 7 P: 10	R: 0 H: 0 E: 0 LOB: 1 K: 1 BB: 1 S: 13 P: 20	R: 0 H: 1 E: 0 LOB: 1 K: 3 BB: 0 S: 13 P: 16	R: 0 H: 1 E: 0 LOB: 1 K: 2 BB: 0 S: 12 P: 16	1B: 4 SF: 0 2B: 0 SAC: 0 3B: 0 DP: 0 HR: 0 HBP: 0	WP: 0 PA: 32 PB: 0 SB: 0 CS: 1

PITCHER		IP	WLS	BF	H	R	ER	SO	BB	IBB	HBP	BLK	WP	HR	S	P	ERA	WHIP
31 Caleb Smith, L ERA: 4.4	(1, 1)	7.0	W	23	2	0	0	9	1	0	0	0	0	0	61	91	0.00	0.429
71 Drew Steckenrider, R ERA: 1.32	(8, 1)	1.0	H	4	1	0	0	3	0	0	0	0	0	0	13	16	0.00	1.000
29 Brad Ziegler, R ERA: 7.71	(9, 1)	1.0	S	4	1	0	0	2	0	0	0	0	0	0	12	16	0.00	1.000

PITCHER	IP	WLS	BF	H	R	ER	SO	BB	IBB	HBP	BLK	WP	HR	S	P	ERA	WHIP

Batter	1	2	3	4	5	6	7	8	9	AB	R	H	RBI	BB	SO	LOB
11 J.T. Realmuto, R (1, 3) OBP: 0.429, SLG: 0.676	C FF 88 B FF 91 F FF 91 B CH 86 X CH 88 2-2 G6-3		B CH 87 C CU 77 X FF 93 1-1 1B		C FF 92 B CH 88 C FF 92 B CH 89 F CH 87 B FF 90 S CH 86 3-3 K			B FC 96 B FC 96 F FC 96 B FC 96 B FC 95 4-1 13 SF9 1-2 2-3 BB		3	0	1	0	1	1	0
32 Derek Dietrich, L (1, 7) OBP: 0.286, SLG: 0.357 29 Brad Ziegler, R (9, 1)	B FF 91 C FC 86 B FF 90 F FC 86 B CH 89 S CH 87 3-3 K		C FF 91 B FF 91 1 SAFE B CH 84 B FC 86 X CH 86 3-1 F7			C CU 75 S CH 87 B FF 90 F CH 85 F CU 77 C FC 86 1-3 K		B FC 94 B FC 97 C FC 95 C FC 95 S FC 97 2-3 K		4 0	0 0	0 0	0 0	0 0	3 0	4 0
13 Starlin Castro, R (1, 4) OBP: 0.345, SLG: 0.330	C FF 92 B FF 91 B FF 92 X FC 86 2-1 G5-3		C FF 89 B CU 77 1 SAFE X CH 86 1-1 G5-3			C FF 90 X CH 88 0-1 G6-3		C FC 97 X FC 95 0-1 SF9 1-2 2-3 3-H		3	0	0	1	0	0	1
15 Brian Anderson, R (1, 5) OBP: 0.362, SLG: 0.327		B CU 76 B FF 90 T FC 86 C FF 90 X CH 88 2-2 19 G5-4-3 9 1B 1B		B FF 92 B FF 90 C FF 83 S FF 90 B CU 77 X FF 91 3-2 F7		T FF 90 F FF 93 B FF 93 B FF 92 X CH 86 2-2 P3		B FC 96 B SL 83 X FC 94 2-0 P4		4	1	1	0	0	0	2
1 Cameron Maybin, R (1, 9) OBP: 0.329, SLG: 0.296 (9, 7)		L FF 92 B FF 89 F CH 86 X FF 91 1-2 L7		C CU 76 B CU 78 X CU 78 1-1 P4			B FF 90 C FF 90 B CU 75 C FF 90 B FF 92 D CH 85 4-2 9 CS BB			2	0	0	0	1	0	1
19 Miguel Rojas, R (1, 6) OBP: 0.288, SLG: 0.379		C FF 92 X FC 84 0-1 G5-4-3 1-2		X FC 87 0-0 HR			1 SAFE 1 SAFE C FF 88 S CU 74 B FF 92 1 SAFE C CH 84 1-3 K			3	1	1	1	0	1	2
9 Lewis Brinson, R (1, 8) OBP: 0.230, SLG: 0.283		B CH 85 S FC 84 S FC 87 F FF 93 F CH 86 X FC 86 1-2 2-H 1B		C FF 91 S CU 77 X CU 77 0-2 F8			B FF 92 1 SAFE C FF 91 B FF 88 F FF 91 X CU 77 2-2 L8 1-2			3	0	1	1	0	0	1
28 Bryan Holaday, R (1, 2) OBP: 0.256, SLG: 0.200		B CH 83 C CH 84 S CH 86 X FF 89 1-2 F8			X FF 91 0-0 G6-3			C FC 94 S SL 83 B FC 95 B SL 83 B FC 96 B FC 96 4-2 11 BB 3 1B 13 SF9 BB		2	1	0	0	1	0	1
31 Caleb Smith, R (1, 1) 71 Drew Steckenrider, R (8, 1) 3 JB Shuck, L (8, PH) OBP: 0.302, SLG: 0.300 (9, 9)			F FF 91 B FF 91 C CU 76 F CU 77 F FF 92 B CU 77 F FF 91 S CH 87 2-3 K		C FF 90 X CH 86 0-1 G2-3			X FC 96 0-0 13 SF9 11 BB 1-2 1B		2 0 1	0 0 0	0 0 1	0 0 0	0 0 0	1 0 0	0 0 0
Inning Stats	R: 0 E: 0 K: 1 S: 8 H: 0 LOB: 0 BB: 0 P: 15	R: 1 E: 0 K: 0 S: 16 H: 2 LOB: 1 BB: 0 P: 21	R: 0 E: 0 K: 1 S: 12 H: 1 LOB: 1 BB: 0 P: 19	R: 1 E: 0 K: 0 S: 9 H: 1 LOB: 0 BB: 0 P: 13	R: 0 E: 0 K: 1 S: 7 H: 0 LOB: 0 BB: 0 P: 10	R: 0 E: 0 K: 1 S: 10 H: 0 LOB: 0 BB: 0 P: 13	R: 0 E: 0 K: 1 S: 8 H: 0 LOB: 0 BB: 1 P: 15	R: 1 E: 0 K: 1 S: 10 H: 1 LOB: 2 BB: 2 P: 22		1B: 4 2B: 0 3B: 0 HR: 1 SF: 1 SAC: 0 DP: 0 HBP: 0						

PITCHER		IP	WLS	BF	H	R	ER	SO	BB	IBB	HBP	BLK	WP	HR	S	P	ERA	WHIP
35 Chad Bettis, R ERA: 2.43	(1, 1)	7.0	L	25	4	2	2	5	1	0	0	0	0	1	70	106	2.57	0.714
29 Bryan Shaw, R ERA: 6.75	(8, 1)	1.0		6	1	1	1	1	2	0	0	0	0	0	10	22	9.00	3.000

PITCHER	IP	WLS	BF	H	R	ER	SO	BB	IBB	HBP	BLK	WP	HR	S	P	ERA	WHIP

BOTTOM

Colorado Rockies @ Miami Marlins

Marlins Park, Miami, FL

Sun Apr 29 2018, 1:11 PM - 3:38 PM EDT

Att. 11,203 - Partly Cloudy - 81 F

livebaseballscorecards.com

AB	27
R	3
H	5
RBI	3
BB	3
SO	6
LOB	12

Philadelphia Phillies @ Miami Marlins

Marlins Park, Miami, FL

Mon Apr 30 2018, 7:11 PM - 10:16 PM EDT

Att. 5,415 - Roof Closed - 74 F

livebaseballscorecards.com

Batter	1	2	3	4	5	6	7	8	9	AB	R	H	RBI	BB	SO	LOB
16 César Hernández, S (1, 4) OBP: 0.415, SLG: 0.394	C FF 90 B FF 90 S CH 83 X CH 83 1-2 F8 ①	D SL 83 C CH 83 X 1-1 G6-4-3 ②③ 1-2f		B CH 83 B CH 83 C FF 89 X FF 88 2-1 1-3 2B			B FF 91 B FF 92 B FF 94 B FF 93 4-0 23 WP 37 1B 4 FC2 BB		B SI 84 B SI 83 C SI 84 X SI 84 2-1 G5-3 ①	4	0	1	0	1	0	1
17 Rhys Hoskins, R (1, 7) OBP: 0.457, SLG: 0.528	C FF 90 B FF 89 B SL 82 B FF 90 B FF 91 4-1 37 1B BB		C FF 89 B CH 82 B SL 83 X FF 90 2-1 F7 ①	X FF 91 0-0 P4 ③			B SL 79 C SL 78 C SL 79 S SL 79 1-3 K ①		X SI 84 0-0 G6-3 ②	4	0	0	0	1	1	3
37 Odúbel Herrera, L (1, 8) OBP: 0.400, SLG: 0.505	X FF 90 0-0 1-2 1B		B FF 90 B CH 84 S CH 84 C FF 90 B SL 84 B FF 90 4-2 41 CS BB		C FF 93 C CU 75 X CU 77 0-2 G6-3 ①		B FF 93 1 SAFE B CH 85 X FF 93 2-0 4 FC2 23 WP 1-2 1B		C SI 85 C CH 76 F CH 76 F SI 85 X CH 77 0-2 G3-1 ③	4	0	2	0	1	0	0
23 Aaron Altherr, R (1, 9) OBP: 0.306, SLG: 0.397	X FF 91 0-0 L8 ②		1 SAFE B FF 90 C SL 82 1 SAFE 1 SAFE F FF 90 B SL 82 D SL 84 S SL 82 3-3 K ②		B FF 95 F CU 73 S FF 94 X FF 95 1-2 G4-3 ②		C SL 78 B SL 80 F SL 79 D SL 80 F FF 94 F FF 94 D SL 80 B SL 77 4-2 4 FC2 1-2 2-3 BB			3	0	0	0	1	1	3
41 Carlos Santana, S (1, 3) OBP: 0.295, SLG: 0.276	C SL 81 F FF 91 F FF 92 D CH 84 F CH 84 D SL 83 X FF 91 2-2 G3 ③		F FF 90 B SL 82 1-1 CS ③ 1-2	C FF 88 F CH 82 X FF 89 0-2 F8 ①	B CU 74 S CH 85 B FF 94 B CU 74 C FF 95 X FF 94 3-2 G5-3 ③		D SL 78 2 SAFE D SL 78 C FF 93 B FF 94 F FF 93 X FF 94 3-2 F9 ②			4	0	0	0	0	0	5
4 Scott Kingery, R (1, 6) OBP: 0.278, SLG: 0.382 40 Tommy Hunter, R (7, 1) 52 Zac Curtis, L (8, 1)		X FF 88 0-0 P5 ①		B FF 89 F FF 89 B CH 83 F SL 80 B SL 82 X FF 90 3-2 7 HR 2B		C FF 92 C CU 76 F FF 94 B FF 95 X CU 79 1-2 L8 ①	B FF 92 S FF 93 X SL 78 1-1 FC2 ③ 1-2 2-3 3-Hf			4 0 0	1 0 0	1 0 0	0 0 0	0 0 0	0 0 0	3 0 0
7 Maikel Franco, R (1, 5) OBP: 0.307, SLG: 0.468		B FF 89 B SL 83 S SL 82 F FF 90 F SL 83 B CH 83 B SL 84 4-2 38 HR BB		2 SAFE F FF 90 B SL 83 X SL 82 1-1 2-H HR		B CU 75 B CU 74 X FF 95 2-0 G4-3 ②		B FF 99 B FF 98 C FF 97 X FF 99 2-1 L8 ①		3	2	1	2	1	0	0
38 Jorge Alfaro, R (1, 2) OBP: 0.273, SLG: 0.361		X SL 82 0-0 1-H HR		B FF 90 S FF 91 X FF 90 1-1 P4 ②		B FF 95 C CU 74 B CU 76 X FF 95 2-1 1B		S FF 99 B SL 83 S FF 98 S FF 99 1-3 K ②		4	1	2	2	0	1	0
49 Jake Arrieta, R (1, 1) OBP: 0.250, SLG: 0.143 53 Yacksel Ríos, R (4, 1) 5 Nick Williams, L (6, PH) OBP: 0.254, SLG: 0.278 61 Edubray Ramos, R (6, 1) 18 Pedro Florimón, S (7, 6) OBP: 0.318, SLG: 0.263		B FF 89 F FF 89 B SL 82 B FF 90 S FF 90 X FF 90 3-2 16 G6-4-3 1B		B FF 90 B FF 89 B FF 89 B FF 88 4-0 16 2B BB		C CU 74 X CH 84 0-1 P6 ③		C FF 100 F FF 101 B FF 102 S SI 98 1-3 K ③		1 0 1 0 0	0 0 0 0 0	1 0 0 0 1	0 0 0 0 0	1 0 0 0 0	0 0 0 0 1	0 0 1 0 0

TOP

AB	33
R	4
H	8
RBI	4
BB	6
SO	4
LOB	16

Inning Stats	1	2	3	4	5	6	7	8	9
	R: 0 E: 0 K: 0 S: 11	R: 2 E: 0 K: 0 S: 10	R: 0 E: 0 K: 1 S: 8	R: 2 E: 0 K: 0 S: 13	R: 0 E: 0 K: 0 S: 9	R: 0 E: 0 K: 0 S: 9	R: 0 E: 0 K: 1 S: 13	R: 0 E: 0 K: 2 S: 8	R: 0 E: 0 K: 0 S: 8
	H: 1 LOB: 2 BB: 1 P: 18	H: 2 LOB: 0 BB: 1 P: 18	H: 0 LOB: 0 BB: 1 P: 18	H: 3 LOB: 2 BB: 1 P: 24	H: 0 LOB: 0 BB: 0 P: 13	H: 1 LOB: 1 BB: 0 P: 14	H: 1 LOB: 3 BB: 2 P: 28	H: 0 LOB: 0 BB: 0 P: 12	H: 0 LOB: 0 BB: 0 P: 10

1B: 4	SF: 0	WP: 1	PA: 40
2B: 2	SAC: 0	PB: 0	
3B: 0	DP: 1	SB: 0	
HR: 2	HBP: 0	CS: 1	

PITCHER		IP	WLS	BF	H	R	ER	SO	BB	IBB	HBP	BLK	WP	HR	S	P	ERA	WHIP
58 Dan Straily, R ERA: 9.0	(1, 1)	4.0		20	6	4	4	1	4	0	0	0	0	2	42	78	9.00	2.500
77 Merandy Gonzalez, R ERA: 4.5	(5, 1)	2.0	W	7	1	0	0	0	0	0	0	0	0	0	18	27	0.00	0.500
46 Kyle Barraclough, R ERA: 2.13	(7, 1)	1.0	H	6	1	0	0	1	2	0	0	0	1	0	13	28	0.00	3.000
56 Tayron Guerrero, R ERA: 4.4	(8, 1)	1.0		3	0	0	0	2	0	0	0	0	0	0	8	12	0.00	0.000
29 Brad Ziegler, R ERA: 7.11	(9, 1)	1.0		3	0	0	0	0	0	0	0	0	0	0	8	10	0.00	0.000

PITCHER		IP	WLS	BF	H	R	ER	SO	BB	IBB	HBP	BLK	WP	HR	S	P	ERA	WHIP

BOTTOM

Batter	1	2	3	4	5	6	7	8	9	AB	R	H	RBI	BB	SO	LOB
11 J.T. Realmuto, R (1, 2) OBP: 0.426, SLG: 0.667	B FF 91 B SI 91 C SI 91 X SI 92 2-1 ① **P3**	B SI 94 F SI 94 B SI 94 B CU 82 X SI 94 3-1 ③ **FC4-6** 1-2f		X SI 91 0-0 **13 2B** 2B		F SL 84 B SL 85 B SL 83 B FF 94 C FF 93 F SL 83 X SL 84 3-2 **14 CS** 1B		X FF 92 0-0 ③ **FC6-4** 1-2f		5	1	2	0	0	0	3
14 Martín Prado, R (1, 5) OBP: 0.250, SLG: 0.333	C SI 92 B CU 78 B SI 93 X SI 93 2-1 ② **G4-3**		C SI 92 B CU 79 B SI 92 B SL 88 C SI 92 X SI 92 3-2 **13 BB 32 2B** 1B	C SL 90 C SI 93 C SL 89 0-3 ② **K**		C FF 93 C SL 84 1 SAFE B FF 94 1-2 ③ **CS** 1-2	B SI 96 X SI 96 1-0 ① **G4-3**			4	1	1	0	0	1	1
13 Starlin Castro, R (1, 4) OBP: 0.366, SLG: 0.367	C CU 79 B SL 90 B SI 94 B SI 94 X SI 93 3-1 **2B**		C CU 81 B SI 93 B SI 92 F SI 93 B CH 85 F CH 87 D SI 93 4-2 **32 2B 15 2B** 1-2 BB	X CU 80 0-0 2-H **2B**			B SI 95 C SI 95 B FC 91 B FC 93 C SI 97 X SI 96 3-2 **15 HR** 1B			3	2	3	1	1	0	0
32 Derek Dietrich, L (1, 3) OBP: 0.285, SLG: 0.362	C SI 93 B SI 94 X CH 89 1-1 ③ **G3**		X SI 92 0-0 **15 2B** 1-3 2-H 2B	F SI 95 S SI 97 S SI 97 0-3 ③ **K**			1 SAFE 1 SAFE F FF 94 F SI 95 S CU 84 0-3 ② **K**			4	1	1	1	0	2	3
15 Brian Anderson, R (1, 9) OBP: 0.375, SLG: 0.382		B SI 92 B SI 92 X SI 92 2-0 ① **G5-3**	X CU 80 0-0 **1 G6-3 19 G5-3** 2-H 2B 3-H		C CU 82 X SL 84 0-1 **19 G1-6-3** 1B		C SI 95 F FC 93 D CU 87 F CU 86 X FF 96 1-2 **1-H HR**			4	2	3	4	0	0	0
1 Cameron Maybin, R (1, 7) OBP: 0.326, SLG: 0.293		B SI 93 C FF 92 X CH 85 1-1 **19 1B 9 G6-3** 1B	C SI 93 B CU 80 X SI 93 1-1 ① **G6-3** 2-3		1 SAFE B SI 96 C FF 96 X SL 85 1-1 ① **F8**		F SI 96 X SI 95 0-1 ③ **G5-3**			4	1	1	0	0	0	2
19 Miguel Rojas, R (1, 6) OBP: 0.287, SLG: 0.374	1 SAFE B FF 94 C SI 93 C SI 94 1 SAFE B SL 90 F SI 94 1 SAFE F SI 93 2-2 **9 S** 1-3 1B	B SI 93 B SI 92 F SI 93 B SI 92 X SI 93 3-1 ② **G5-3** 3-H			C SI 96 F SI 97 X SI 97 0-2 ②③ **G1-6-3** 1-2f			B FF 91 F FF 92 X SL 86 1-1 ① **P2**		4	0	1	1	0	0	1
9 Lewis Brinson, R (1, 8) OBP: 0.231, SLG: 0.281		B CU 81 D SI 94 S CU 79 X CU 80 2-1 ② **G6-3** 1-2 3-H	B SL 88 C SI 92 X SI 93 1-1 ③ **G5-3**			B SL 82 B SL 81 C FF 94 S SL 82 F SL 83 S SL 84 2-3 ① **K**		C FF 92 X CH 89 0-1 **11 FC6-4** 1B		4	0	1	1	0	1	1
58 Dan Straily, R (1, 1) 3 JB Shuck, L (4, PH) OBP: 0.295, SLG: 0.293 77 Merandy Gonzalez, R (5, 1) 2 Yadiel Rivera, R (6, PH) OBP: 0.182, SLG: 0.100 46 Kyle Barraclough, R (7, 1) 56 Tayron Guerrero, R (8, 1) 41 Justin Bour, L (8, PH) OBP: 0.354, SLG: 0.412 29 Brad Ziegler, R (9, 1)		B SI 93 B SI 93 B SI 93 C FF 91 C SI 91 B SI 91 4-2 **11 FC4-6** BB		C SI 92 F CU 79 B SI 93 S SI 93 1-3 ① **K**		B FF 94 B FF 93 F FF 91 F FF 93 C SL 84 2-3 ② **K**		1 SAFE C SL 86 F FF 92 1 SAFE B FF 93 B SL 86 X FF 92 2-2 ② **F8**		0 1 0 1 0 0 1	0 0 0 0 0 0 0	0 0 0 0 0 0 0	0 0 0 0 0 0 0	1 0 0 1 0 0 1	0 0 0 0 0 0 0	0 0 0 0 0 0 0
Inning Stats	R: 0 E: 0 K: 0 S: 8 H: 1 LOB: 1 BB: 0 P: 16	R: 1 E: 0 K: 0 S: 14 H: 2 LOB: 2 BB: 1 P: 28	R: 4 E: 0 K: 0 S: 14 H: 3 LOB: 0 BB: 1 P: 26	R: 1 E: 0 K: 3 S: 11 H: 2 LOB: 1 BB: 0 P: 12	R: 0 E: 0 K: 0 S: 7 H: 1 LOB: 0 BB: 0 P: 8	R: 0 E: 0 K: 2 S: 13 H: 1 LOB: 0 BB: 0 P: 21	R: 2 E: 0 K: 1 S: 13 H: 2 LOB: 0 BB: 0 P: 18	R: 0 E: 0 K: 0 S: 8 H: 1 LOB: 1 BB: 0 P: 11		1B: 7 2B: 5 3B: 0 HR: 1	SF: 0 SAC: 0 DP: 1 HBP: 0			WP: 0 PB: 0 SB: 1 CS: 1	PA: 38	

PITCHER		IP	WLS	BF	H	R	ER	SO	BB	IBB	HBP	BLK	WP	HR	S	P	ERA	WHIP
49 Jake Arrieta, R ERA: 3.49	(1, 1)	3.2	L	21	8	6	6	2	2	0	0	0	0	0	44	79	14.73	2.727
53 Yacksel Ríos, R ERA: 2.84	(4, 1)	1.1		4	1	0	0	1	0	0	0	0	0	0	10	11	0.00	0.750
61 Edubray Ramos, R ERA: 0.71	(6, 1)	1.0		3	1	0	0	2	0	0	0	0	0	0	13	21	0.00	1.000
40 Tommy Hunter, R ERA: 4.91	(7, 1)	1.0		5	2	2	2	1	0	0	0	0	0	1	13	18	18.00	2.000
52 Zac Curtis, L ERA:	(8, 1)	1.0		4	1	0	0	0	0	0	0	0	0	0	8	11	0.00	1.000

PITCHER	IP	WLS	BF	H	R	ER	SO	BB	IBB	HBP	BLK	WP	HR	S	P	ERA	WHIP

Philadelphia Phillies @ Miami Marlins

Marlins Park, Miami, FL

Mon Apr 30 2018, 7:11 PM - 10:16 PM EDT

Att. 5,415 - Roof Closed - 74 F

livebaseballscorecards.com

AB	35
R	8
H	13
RBI	8
BB	2
SO	6
LOB	12

MIAMI

Batter	1	2	3	4	5	6	7	8	9	10	AB	R	H	RBI	BB	SO	LOB
16 César Hernández, S (1, 4) OBP: 0.406, SLG: 0.385	C FF 91 B FF 92 B SL 86 F FF 92 X FF 94 2-2 ① L8		1 SAFE B FF 91 C CH 86 S CH 85 X CH 86 1-2 ① 1-3 1B		B FF 92 C FF 91 X SL 85 1-1 ② L8 2-3		C SL 80 B FF 91 X FF 91 1-1 ③ G4-3			X FF 90 0-0 ① F8	5	0	1	0	0	0	2
17 Rhys Hoskins, R (1, 7) OBP: 0.455, SLG: 0.527	C FF 92 B FF 93 F FF 93 C CH 87 1-3 ② K		F SL 86 S CH 84 B FF 93 X CH 86 1-2 ③ F8		B CH 86 C FF 92 B CH 86 S CH 84 B SL 86 F CH 85 X CH 86 3-2 3-H 2B			C FF 94 F SL 87 C FF 93 0-3 ① K		B FF 91 C CU 75 B CU 75 B FF 92 B CU 74 4-1 41 BB 23 1B BB	4	0	1	1	1	2	2
37 Odúbel Herrera, L (1, 8) OBP: 0.391, SLG: 0.490	X FF 93 0-0 ③ F8			C SL 86 C CH 87 X SL 87 0-2 41 BB 1B	B FF 93 B FF 91 D SL 85 F FF 91 X FF 92 3-1 ③ G3-1			F FF 94 F FF 94 B SL 88 B FF 95 B FF 94 F FF 95 T FF 96 3-2 ② K		C CU 74 X FF 92 0-1 ② P4	5	0	1	0	0	1	2
23 Aaron Altherr, R (1, 9) OBP: 0.300, SLG: 0.385		C FF 92 B FF 92 F FF 92 B SL 86 S SL 84 2-3 ① K		B FF 93 C CH 85 1 SAFE X FF 92 1-1 ① F8		B SL 82 X FF 90 1-0 ① G4-3		C FF 95 F FF 95 S SL 88 0-3 ③ K		B CU 75 C FF 92 X FF 93 1-1 41 BB 1-2 1B	5	0	1	0	0	2	1
41 Carlos Santana, S (1, 3) OBP: 0.307, SLG: 0.287		B FF 93 X FF 92 1-0 ② P6		D SL 86 B FF 91 B CH 85 C FF 91 B FF 91 4-1 4 FC6-4 1-2 BB		F FF 91 X SL 83 0-1 ② L8			X FF 98 0-0 2B	C CU 75 B FO 88 D CU 76 B FF 92 B CU 74 4-1 1-2 2-3 BB	3	0	1	0	2	0	0
7 Maikel Franco, R (1, 5) OBP: 0.290, SLG: 0.440		X FF 94 0-0 ③ P4		X SL 87 0-0 ② L5		B CH 86 C CH 83 B FF 93 C FF 93 B SL 86 X CH 85 3-2 ③ G1-3			X FF 99 0-0 ① F8	F FF 93 C CU 77 X SL 78 0-2 ③ L6	5	0	0	0	0	0	6
4 Scott Kingery, R (1, 6) OBP: 0.277, SLG: 0.370 9 Jesmuel Valentín, S (10, 6)			B FF 91 X FF 92 1-0 ① F8	B CH 86 B FF 92 F FF 92 X CH 86 2-1 ③ FC6-4 1-2f			C FF 92 C FF 92 X FF 91 0-2 ① F9		B FF 97 F FF 98 S FF 99 H FF 98 2-2 HBP		3 0	0 0	0 0	0 0	0 0	0 0	2 0
38 Jorge Alfaro, R (1, 2) OBP: 0.286, SLG: 0.369			B FF 92 X FF 92 1-0 16 1B 1B		B SL 84 C SL 82 F FF 92 X CH 84 1-2 16 L8 17 2B 56 SH1-4 1B		C FF 92 F SL 83 S FF 93 0-3 ② K		S FF 97 S SL 86 S SL 85 0-3 ② K		4	1	2	0	0	2	2
56 Zach Eflin, R (1, 1) 5 Nick Williams, L (7, PH) OBP: 0.267, SLG: 0.291 40 Tommy Hunter, R (7, 1) 57 Luis García, R (7, 1) 46 Adam Morgan, L (8, 1) 61 Edubray Ramos, R (8, 1) 18 Pedro Florimón, S (9, PH) OBP: 0.304, SLG: 0.250 53 Yacksel Ríos, R (9, 1)			C FF 91 L FF 91 B FF 92 S FF 90 1-3 ② K		X FF 90 0-0 ① SH1-4 1-2		C FF 92 X CH 86 0-1 1B		B FF 98 S FF 97 B FF 96 S FF 97 S FF 98 2-3 ③ K		1 1 0 0 0 0 0 1 0	0 0 0 0 0 0 0 0 0	0 1 0 0 0 0 0 0 0	0 0 0 0 0 0 0 0 0	0 0 0 0 0 0 0 1 0	1 0 0 0 0 0 0 2 0	1 0 0 0 0 0 0 2 0
Inning Stats	R: 0 E: 0 K: 1 S: 7 H: 0 LOB: 0 BB: 0 P: 10	R: 0 E: 0 K: 1 S: 5 H: 0 LOB: 0 BB: 0 P: 8	R: 0 E: 0 K: 1 S: 11 H: 2 LOB: 2 BB: 0 P: 16	R: 0 E: 0 K: 0 S: 9 H: 1 LOB: 2 BB: 1 P: 16	R: 1 E: 0 K: 0 S: 12 H: 2 LOB: 1 BB: 0 P: 20	R: 0 E: 0 K: 0 S: 6 H: 0 LOB: 0 BB: 0 P: 10	R: 0 E: 0 K: 1 S: 10 H: 1 LOB: 1 BB: 0 P: 11	R: 0 E: 0 K: 3 S: 10 H: 0 LOB: 0 BB: 0 P: 13	R: 0 E: 0 K: 2 S: 10 H: 1 LOB: 2 BB: 0 P: 14	R: 0 E: 0 K: 0 S: 10 H: 1 LOB: 3 BB: 2 P: 19	1B: 6 2B: 2 3B: 0 HR: 0 SF: 0 SAC: 1 DP: 0 HBP: 1	WP: 0 PB: 0 SB: 0 CS: 0 PA: 42					

PITCHER		IP	WLS	BF	H	R	ER	SO	BB	IBB	HBP	BLK	WP	HR	S	P	ERA	WHIP
66 Jarlín García, L ERA: 1.09	(1, 1)	6.0		24	5	1	1	3	1	0	0	0	0	0	50	80	1.50	1.000
64 Nick Wittgren, R ERA: 1.5	(7, 1)	1.0		4	1	0	0	1	0	0	0	0	0	0	10	11	0.00	1.000
71 Drew Steckenrider, R ERA: 1.23	(8, 1)	1.0		3	0	0	0	3	0	0	0	0	0	0	10	13	0.00	0.000
56 Tayron Guerrero, R ERA: 4.11	(9, 1)	1.0		5	1	0	0	2	0	0	1	0	0	0	10	14	0.00	1.000
25 Junichi Tazawa, R ERA: 6.39	(10, 1)	1.0	W	6	1	0	0	0	2	0	0	0	0	0	10	19	0.00	3.000

PITCHER	IP	WLS	BF	H	R	ER	SO	BB	IBB	HBP	BLK	WP	HR	S	P	ERA	WHIP

TOP

Philadelphia Phillies @ Miami Marlins

Marlins Park, Miami, FL

Tue May 01 2018, 7:11 PM - 10:03 PM EDT

Att. 5,844 - Roof Closed - 76 F

livebaseballscorecards.com

AB	37
R	1
H	8
RBI	1
BB	3
SO	9
LOB	20

Philadelphia Phillies @ Miami Marlins

Marlins Park, Miami, FL

Tue May 01 2018, 7:11 PM - 10:03 PM EDT

Att. 5,844 - Roof Closed - 76 F

livebaseballscorecards.com

Batter	1	2	3	4	5	6	7	8	9	10	AB	R	H	RBI	BB	SO	LOB
11 J.T. Realmuto, R (1, 2) OBP: 0.412, SLG: 0.630	B FF 95 S FF 94 B FF 96 X FF 95 2-1 ① F8			C FF 94 C SL 87 B SL 85 X SL 87 1-2 ① F9		F SL 84 X CH 88 0-1 1B		C SL 82 X FF 94 0-1 ③ F8			4	0	1	0	0	0	0
14 Martín Prado, R (1, 5) OBP: 0.188, SLG: 0.250	C FF 95 X SL 88 0-1 ② G6-3			B FF 96 S SL 87 F FF 96 F SL 82 F FF 95 X SL 87 1-2 ② G4-3		B SL 87 X SL 88 1-0 ③ G4-3			C SI 95 F SL 85 X SI 96 0-2 ① L4		4	0	0	0	0	0	1
13 Starlin Castro, R (1, 4) OBP: 0.362, SLG: 0.363	C FF 95 X SL 91 0-1 ③ F9			C SL 88 B FF 96 F SL 86 X SL 87 1-2 ③ L8			C FF 94 X FC 92 0-1 15 1B 1B		S SL 85 B SL 86 X 1-1 ② G4-3		4	0	1	0	0	0	0
32 Derek Dietrich, L (1, 3) OBP: 0.276, SLG: 0.350 (7, 7)		C FF 94 F CH 88 B FF 95 B FF 96 C SL 88 2-3 ① K			B CU 77 B CU 78 S CH 87 X SI 93 2-1 ① G6-3		B FC 92 X SI 93 1-0 ① F8		F SI 98 B SI 97 S SI 97 B SI 99 F SI 98 S SI 97 2-3 ③ K		4	0	0	0	0	2	1
15 Brian Anderson, R (1, 9) OBP: 0.371, SLG: 0.377		C FF 96 F SL 88 B FF 97 S SL 85 1-3 ② K			C SL 90 B CH 88 B CH 88 B FF 95 C SL 87 F SL 88 T FF 96 3-2 ② K		B FF 94 1 SAFE X SI 94 1-0 1-2 1B			C SI 96 B SL 82 F FF 98 S SL 83 1-3 ① K	4	0	1	0	0	3	0
1 Cameron Maybin, R (1, 7) OBP: 0.323, SLG: 0.316 (7, 8)		C FF 95 C FF 95 B SL 89 B SI 95 F FF 96 F SI 96 X SL 84 2-2 ③ F7			X SL 85 0-0 ③ F8		C SI 94 F FC 93 F CU 85 S CU 85 0-3 ② K			B SL 83 F SL 82 B SL 86 X SI 96 2-1 2 1B 3B	4	1	1	0	0	1	2
19 Miguel Rojas, R (1, 6) OBP: 0.294, SLG: 0.382			X FF 94 0-0 ① G6-3			B SL 86 X SL 86 1-0 9 FC2-5-6-3 2B	B SL 83 T FF 96 S SL 83 D FS 89 F SL 84 X FF 97 2-2 ③ G3			0-0 2 1B IBB	3	0	1	0	1	0	2
9 Lewis Brinson, R (1, 8) OBP: 0.226, SLG: 0.276 64 Nick Wittgren, R (7, 1) 71 Drew Steckenrider, R (8, 1) 3 JB Shuck, L (8, PH) OBP: 0.289, SLG: 0.286 56 Tayron Guerrero, R (9, 1) 25 Junichi Tazawa, R (10, 1) 2 Yadiel Rivera, R (10, PH) OBP: 0.217, SLG: 0.143			C FF 93 B SL 89 X SL 86 1-1 ② L5			X SL 86 0-0 ① FC2-5-6-5 41 HR 2-3		C SL 80 S SL 80 X SL 82 0-2 ① P4	B SI 96 F FF 98 X FF 96 1-1 1-2 3-H 1B	2 0 0 1 0 0 1	0 0 0 0 0 0 0	0 0 0 0 0 0 0	0 0 0 0 0 0 0	0 0 0 0 0 0 0	0 0 0 0 0 0 0	1 0 0 0 0 0 0
66 Jarlín García, L (1, 1) 41 Justin Bour, L (6, PH) OBP: 0.356, SLG: 0.448 (7, 3)			C FF 93 B SI 92 B FF 93 C FF 92 F FF 94 S SL 88 2-3 ③ K			1 SAFE 1 SAFE 1 SAFE B SI 92 1 SAFE 1 SAFE C CH 88 B CH 87 F FF 93 2-2 ② X SL 88 1-2 HR		C SL 81 C SL 81 F SL 81 S SL 82 0-3 ② K		1 2	0 1	0 1	0 1	0 0	1 1	0 0
Inning Stats	R: 0 H: 0 E: 0 LOB: 0 K: 0 BB: 0 S: 6 P: 8	R: 0 H: 0 E: 0 LOB: 0 K: 2 BB: 0 S: 11 P: 16	R: 0 H: 0 E: 0 LOB: 0 K: 1 BB: 0 S: 7 P: 10	R: 0 H: 0 E: 0 LOB: 0 K: 0 BB: 0 S: 11 P: 14	R: 0 H: 0 E: 0 LOB: 0 K: 1 BB: 0 S: 7 P: 12	R: 1 H: 3 E: 0 LOB: 1 K: 0 BB: 0 S: 8 P: 12	R: 0 H: 2 E: 0 LOB: 2 K: 1 BB: 0 S: 12 P: 16	R: 0 H: 0 E: 0 LOB: 0 K: 1 BB: 0 S: 9 P: 9	R: 0 H: 0 E: 0 LOB: 0 K: 1 BB: 0 S: 9 P: 12	R: 1 H: 2 E: 0 LOB: 2 K: 1 BB: 1 S: 7 P: 11	1B: 4 SF: 0 2B: 1 SAC: 0 3B: 1 DP: 0 HR: 1 HBP: 0						

PITCHER		IP	WLS	BF	H	R	ER	SO	BB	IBB	HBP	BLK	WP	HR	S	P	ERA	WHIP
56 Zach Eflin, R ERA: 1.5	(1, 1)	6.0		20	3	1	1	4	0	0	0	0	0	1	50	72	1.50	0.500
40 Tommy Hunter, R ERA: 4.15	(7, 1)	0.2		4	2	0	0	1	0	0	0	0	0	0	8	10	0.00	3.000
57 Luis García, R ERA: 2.92	(7, 1)	0.1		1	0	0	0	0	0	0	0	0	0	0	4	6	0.00	0.000
46 Adam Morgan, L ERA: 2.61	(8, 1)	0.2		2	0	0	0	1	0	0	0	0	0	0	7	7	0.00	0.000
61 Edubray Ramos, R ERA: 0.69	(8, 1)	0.1		1	0	0	0	0	0	0	0	0	0	0	2	2	0.00	0.000

PITCHER		IP	WLS	BF	H	R	ER	SO	BB	IBB	HBP	BLK	WP	HR	S	P	ERA	WHIP
53 Yacksel Ríos, R ERA: 3.21	(9, 1)	1.1	L	7	2	1	1	2	0	1	0	0	0	0	16	23	6.75	1.500

AB	34
R	2
H	7
RBI	2
BB	1
SO	8
LOB	7

WP: 0	PA: 35		
PB: 0			
SB: 0			
CS: 0			

Batter	1	2	3	4	5	6	7	8	9	AB	R	H	RBI	BB	SO	LOB
16 César Hernández, S (1, 4) OBP: 0.406, SLG: 0.413	C SI 95 B SI 95 B SL 86 X SI 94 2-1 HR	C SL 85 X CH 89 0-1 ③ F8			C SI 93 X SL 86 0-1 ① G3		C SI 95 B SI 95 B SL 88 F CH 89 B CH 89 2 SAFE X CH 89 3-2 ① FC3-6 1-2f 2-3		B FF 92 B CH 84 F FF 91 X CU 76 2-1 17 1B 37 1B 1B	5	2	2	1	0	0	4
17 Rhys Hoskins, R (1, 7) OBP: 0.444, SLG: 0.510	F SI 96 C SL 86 F SI 95 S SL 85 0-3 ① K		C SI 95 C SL 87 S SL 90 0-3 ① K		B SL 87 B SI 96 F SL 88 S CH 90 F SI 97 F CH 91 S SL 89 2-3 ② K		C SI 87 B SL 88 1 SAFE F SL 88 S SL 89 1-3 ② K		C CU 76 B CU 76 B CH 84 B FF 91 F FF 92 X CU 76 3-2 37 1B 23 SF8 1-3 1B	5	1	1	0	0	4	2
37 Odúbel Herrera, L (1, 8) OBP: 0.392, SLG: 0.481	H SI 97 1-0 23 G5-4-3 HBP		C SI 96 B CH 91 B CH 90 F SI 96 X CH 92 2-2 ② G4-3		X SL 89 0-0 ③ F8		F CH 90 B CH 89 F SI 94 F SI 96 F CH 90 X SI 96 1-2 ③ P5		F FF 91 C FF 90 D CU 78 X FF 91 1-2 41 FC4-6 1-3 3-H 1B	4	0	1	1	0	0	2
23 Aaron Altherr, R (1, 9) OBP: 0.305, SLG: 0.390	1 SAFE C SI 96 B SI 94 B SL 87 S SL 87 X SL 87 2-2 ② ③ G5-4-3 1-2f		C SL 88 F SL 87 X SI 96 0-2 1B			B SL 85 C SI 94 F CH 89 S SL 88 1-3 ① K		X FF 91 0-0 7 2B 1B	C FF 92 X CU 77 0-1 ② SF8 3-H	4	1	2	1	0	1	1
41 Carlos Santana, S (1, 3) OBP: 0.295, SLG: 0.274		B CH 92 B CH 91 C CH 92 X CH 88 2-1 ① F8	C SL 87 F SI 93 F SL 87 1 SAFE B SI 96 F CH 90 X CH 87 1-2 ③ G3			C CH 90 B CH 89 S SI 94 B CH 91 X CH 90 2-2 ② G3-1		D CU 74 1 SAFE 1 SAFE F FF 91 X FF 91 1-1 ① F7	C CU 76 B FF 92 B CH 86 B FF 91 X FF 91 3-1 ③ FC4-6 1-2f	5	0	0	0	0	0	3
7 Maikel Franco, R (1, 5) OBP: 0.299, SLG: 0.466		C SL 85 X SI 94 0-1 ② G5-3		S SL 85 B SL 89 F SL 86 B SL 88 B CH 91 X SL 88 3-2 ① L9		X CH 90 0-0 2B		C FF 92 B FF 92 D CU 75 F FF 92 X SL 78 2-2 18 G3 1-H 2B		4	1	2	1	0	0	0
18 Pedro Florimón, S (1, 6) OBP: 0.333, SLG: 0.333		C SI 96 B SL 87 F SI 96 X SL 88 1-2 27 E 2B		F SI 96 C CH 91 F CH 91 B SI 96 F SI 96 F SL 88 F CH 90 B CH 89 X SI 97 2-2 1B		X SI 95 0-0 ③ G4-3		B FF 92 F FF 90 B FO 86 X FF 90 2-1 ② G3 3-H		4	1	2	1	0	0	1
38 Jorge Alfaro, R (1, 2) OBP: 0.297, SLG: 0.368		0-0 27 E IBB		C SI 95 F SI 95 F SL 86 F SI 95 1 SAFE S SL 89 0-3 ② K			X SL 85 0-0 16 FC3-6 27 1B 1B	B FF 90 C CU 74 B CU 71 B FF 90 F FF 90 F FF 91 S FF 90 3-3 ③ K		3	0	1	0	1	2	1
27 Aaron Nola, R (1, 1) OBP: 0.143, SLG: 0.077 46 Adam Morgan, L (8, 1) 57 Luis García, R (8, 1) 9 Jesmuel Valentín, S (9, PH) 50 Héctor Neris, R (9, 1)		C SI 96 X SI 96 0-1 E1 1-3 2-H		C SI 95 X SL 87 0-1 ③ G5-3			L SI 93 L CH 92 X SI 95 0-2 16 FC3-6 1-2 1B		B CU 76 F FF 91 S CU 76 X FF 92 1-2 ① L7	3 0 0 1 0	0 0 0 0 0	1 0 0 0 0	0 0 0 0 0	0 0 0 0 0	0 0 0 0 0	2 0 0 0 0

Inning Stats	1	2	3	4	5	6	7	8	9	1B: 8 SF: 1	WP: 0 PA: 41
	R: 1 H: 1 E: 0 LOB: 0 K: 1 BB: 0 S: 9 P: 14	R: 1 H: 1 E: 1 LOB: 2 K: 0 BB: 1 S: 11 P: 14	R: 0 H: 1 E: 0 LOB: 1 K: 1 BB: 0 S: 14 P: 17	R: 0 H: 1 E: 0 LOB: 1 K: 1 BB: 0 S: 17 P: 22	R: 0 H: 0 E: 0 LOB: 0 K: 1 BB: 0 S: 8 P: 10	R: 0 H: 1 E: 0 LOB: 1 K: 1 BB: 0 S: 8 P: 11	R: 0 H: 2 E: 0 LOB: 2 K: 1 BB: 0 S: 15 P: 20	R: 2 H: 2 E: 0 LOB: 0 K: 1 BB: 0 S: 12 P: 20	R: 2 H: 3 E: 0 LOB: 1 K: 0 BB: 0 S: 15 P: 25	2B: 3 SAC: 0 3B: 0 DP: 1 HR: 1 HBP: 1	PB: 0 SB: 0 CS: 0

PITCHER	IP	WLS	BF	H	R	ER	SO	BB	IBB	HBP	BLK	WP	HR	S	P	ERA	WHIP
62 José Ureña, R (1, 1) ERA: 4.28	7.0	L	30	7	2	1	6	0	1	1	0	0	1	82	108	1.29	1.000
25 Junichi Tazawa, R (8, 1) ERA: 7.24	1.0		5	2	2	2	1	0	0	0	0	0	0	12	20	18.00	2.000
76 Dillon Peters, L (9, 1) ERA: 6.31	1.0		6	3	2	2	0	0	0	0	0	0	0	15	25	18.00	3.000

PITCHER	IP	WLS	BF	H	R	ER	SO	BB	IBB	HBP	BLK	WP	HR	S	P	ERA	WHIP

TOP

Philadelphia Phillies @ Miami Marlins

Marlins Park, Miami, FL

Wed May 02 2018, 7:11 PM - 10:04 PM EDT

Att. 5,941 - Roof Closed - 76 F

livebaseballscorecards.com

AB	38
R	6
H	12
RBI	5
BB	1
SO	7
LOB	16

Batter	1	2	3	4	5	6	7	8	9	AB	R	H	RBI	BB	SO	LOB
1 Cameron Maybin, R (1, 7) OBP: 0.320, SLG: 0.313	B FF 93 C FF 94 C FF 94 X KC 79 1-2 ① G5-3		F FF 92 B FF 90 X FF 93 1-1 ② L8			B KC 78 B SI 92 X FF 94 2-0 ② L8			B FF 93 F FF 93 X SL 85 1-1 11 G5-4-3 1B	4	0	1	0	0	0	0
14 Martín Prado, R (1, 5) OBP: 0.200, SLG: 0.250	C FF 94 B SI 92 F KC 78 X FF 95 1-2 11 1B 1B		X KC 76 0-0 ③ L9			C CH 84 B CH 84 X FF 91 1-1 ③ F7			X SI 93 0-0 ① F9	4	0	1	0	0	0	1
11 J.T. Realmuto, R (1, 2) OBP: 0.400, SLG: 0.600	B KC 77 C KC 77 X CH 84 1-1 1-2 1B			B KC 76 S CH 83 X FF 91 1-1 ① F8			B FF 90 C KC 76 C CH 85 B FF 92 X CH 86 2-2 ① G6-3		B FF 94 B FF 94 C FF 94 F SI 93 X FS 86 2-2 ②③ G5-4-3 1-2f	4	0	1	0	0	0	1
41 Justin Bour, L (1, 3) OBP: 0.346, SLG: 0.433	B FF 93 C SI 92 F CH 86 B CH 86 X SI 93 2-2 ② L9			C FF 92 S CH 84 C FF 93 0-3 ② K			C KC 76 X CH 85 0-1 ② G3			3	0	0	0	0	1	2
15 Brian Anderson, R (1, 9) OBP: 0.362, SLG: 0.367	C KC 79 S KC 79 B KC 80 F FF 96 S KC 79 1-3 ③ K			S CH 84 B FF 92 B FF 93 S CH 86 S CH 85 2-3 ③ K			X SI 91 0-0 ③ G6-3			3	0	0	0	0	2	2
19 Miguel Rojas, R (1, 6) OBP: 0.295, SLG: 0.381		B FF 92 X SI 91 1-0 9 BB 1B			B KC 76 B CH 84 C FF 92 F CH 85 F CH 85 B FF 93 X CH 85 3-2 ① L7			C KC 76 B KC 76 S CH 84 B CH 85 F FF 92 F FF 94 X CH 86 2-2 ① G4-3		3	0	1	0	0	0	0
9 Lewis Brinson, R (1, 8) OBP: 0.239, SLG: 0.280		1 SAFE 1 SAFE B KC 78 B KC 78 1 SAFE F FF 92 F FF 92 B KC 77 1 SAFE 4-2 ① 2 CS BB 1-2			B SI 92 B FF 92 T CH 84 B CH 85 F SI 92 F FF 92 F CH 84 S CH 85 3-3 ② K			C KC 77 B FF 92 F KC 78 X CH 84 1-2 1B		2	0	1	0	1	1	0
2 Yadiel Rivera, R (1, 4) OBP: 0.200, SLG: 0.130		1 SAFE B FF 93 C SI 91 1 SAFE B CH 86 S CH 85 1 SAFE F CH 84 B FF 92 3-3 ②③ K 1-2			B KC 76 S SI 92 S KC 78 S CH 85 1-3 ③ K			B SL 80 C SL 80 F SL 80 X SL 81 1-2 ② P5		2	0	0	0	0	2	1
32 Derek Dietrich, L (8, PH) OBP: 0.273, SLG: 0.347 (9, 4)										1	0	0	0	0	0	1
62 José Ureña, R (1, 1) OBP: 0.091, SLG: 0.182			C FF 91 X SI 89 0-1 ① G1-3			F FF 91 B SI 89 M SI 89 C FF 93 1-3 ① K			C SI 95 X SI 96 0-1 ③ L1-3	2	0	0	0	0	1	0
25 Junichi Tazawa, R (8, 1)										0	0	0	0	0	0	0
13 Starlin Castro, R (8, PH) OBP: 0.362, SLG: 0.363										0	0	0	0	0	0	0
3 JB Shuck, L (8, PH) OBP: 0.283, SLG: 0.279										1	0	0	0	0	0	1
76 Dillon Peters, L (9, 1) OBP: 0.250, SLG: 0.143										0	0	0	0	0	0	0
Inning Stats	R: 0 E: 0 K: 1 S: 15 H: 2 LOB: 2 BB: 0 P: 21	R: 0 E: 0 K: 1 S: 7 H: 1 LOB: 1 BB: 1 P: 15	R: 0 E: 0 K: 0 S: 5 H: 0 LOB: 0 BB: 0 P: 6	R: 0 E: 0 K: 2 S: 8 H: 0 LOB: 0 BB: 0 P: 11	R: 0 E: 0 K: 2 S: 12 H: 0 LOB: 0 BB: 0 P: 19	R: 0 E: 0 K: 1 S: 6 H: 0 LOB: 0 BB: 0 P: 10	R: 0 E: 0 K: 0 S: 6 H: 0 LOB: 0 BB: 0 P: 8	R: 0 E: 0 K: 0 S: 13 H: 1 LOB: 1 BB: 0 P: 17	R: 0 E: 0 K: 0 S: 6 H: 1 LOB: 0 BB: 0 P: 9	1B: 5 2B: 1 3B: 0 HR: 0	SF: 0 SAC: 0 DP: 2 HBP: 0					

PITCHER		IP	WLS	BF	H	R	ER	SO	BB	IBB	HBP	BLK	WP	HR	S	P	ERA	WHIP
27 Aaron Nola, R ERA: 2.17	(1, 1)	7.1	W	25	4	0	0	7	1	0	0	0	0	0	67	101	0.00	0.682
46 Adam Morgan, L ERA: 2.53	(8, 1)	0.1		1	0	0	0	0	0	0	0	0	0	0	3	4	0.00	0.000
57 Luis García, R ERA: 2.84	(8, 1)	0.1		1	0	0	0	0	0	0	0	0	0	0	2	2	0.00	0.000
50 Héctor Neris, R ERA: 3.0	(9, 1)	1.0		3	1	0	0	0	0	0	0	0	0	0	6	9	0.00	1.000

PITCHER	IP	WLS	BF	H	R	ER	SO	BB	IBB	HBP	BLK	WP	HR	S	P	ERA	WHIP

BOTTOM

Philadelphia Phillies @ Miami Marlins

Marlins Park, Miami, FL

Wed May 02 2018, 7:11 PM - 10:04 PM EDT

Att. 5,941 - Roof Closed - 76 F

livebaseballscorecards.com

AB	29
R	0
H	5
RBI	0
BB	1
SO	7
LOB	9

MIAMI

Batter	1	2	3	4	5	6	7	8	9	AB	R	H	RBI	BB	SO	LOB
32 Derek Dietrich, L (1, 7) OBP: 0.280, SLG: 0.347	B SI 94 F SI 94 B CH 88 T SI 95 F SI 95 S SL 86 2-3 ① **K**		X CH 87 0-0 ② **P5**			C SI 92 F CH 86 F SI 93 H SI 93 1-2 11 1B HBP		C SI 90 F CH 88 B SL 86 B SI 92 B SI 92 F SI 92 X SI 92 3-2 11 G6-4-3 1B		3	0	1	0	0	1	0
11 J.T. Realmuto, R (1, 2) OBP: 0.390, SLG: 0.574	C SL 85 X SI 95 0-1 ② **G5-3**		B SL 88 C SI 94 X SL 84 1-1 ③ **G6-3**			F SI 94 X SI 93 0-1 41 BB 1-3 1B		C SI 93 X SI 93 0-1 ① ② **G6-4-3** 1-2f		4	0	1	0	0	0	1
13 Starlin Castro, R (1, 4) OBP: 0.359, SLG: 0.353	B SL 85 B SI 96 B SI 95 C SI 95 B SI 95 4-1 **BB**			X SI 93 0-0 ① **F9**		C SI 93 F SI 93 X SL 86 0-2 ① **L9**		C SI 94 S SL 85 B SL 88 B SL 86 S SI 92 2-3 ③ **K**		3	0	0	0	1	1	2
41 Justin Bour, L (1, 3) OBP: 0.343, SLG: 0.419	C SI 95 D SL 86 B SI 96 X SI 95 2-1 ③ **P5**			C SI 92 C SI 94 B SL 86 B SI 95 B SI 94 X SI 94 3-2 ② **F8**		B SL 86 B SI 95 D SI 95 B SI 94 4-0 1-2 **BB**			C FF 95 S CH 88 X FF 97 0-2 ① **P5**	3	0	0	0	1	0	1
15 Brian Anderson, R (1, 9) OBP: 0.366, SLG: 0.372		C SI 94 B SL 87 C SI 94 B SL 86 F SL 86 B SL 87 X SI 95 3-2 19 G6-4-3 14 BB 1B		F SI 95 S SL 88 B SL 89 B SI 94 F SI 95 F SL 86 C SI 96 2-3 ③ **K**		C CU 80 C SI 93 D CU 82 X CU 81 1-2 ② **L7**			B SI 98 C SI 96 X SL 85 1-1 ② **14** **G6-4-3** **1B**	4	0	2	0	0	1	3
14 Martín Prado, R (1, 5) OBP: 0.208, SLG: 0.217		B SI 95 B SI 96 B SI 95 B SI 95 4-0 19 G6-4-3 1-2 **BB**	C SI 93 B SI 93 X SI 93 1-1 ① **F8**			B SI 94 B SI 93 X SI 93 2-0 ③ **L7**			B FF 94 B SI 94 B SI 95 C FF 94 X FF 95 3-1 ② ③ **G6-4-3** 1-2f	3	0	0	0	1	0	4
19 Miguel Rojas, R (1, 6) OBP: 0.288, SLG: 0.371		B SI 95 C SI 95 B SI 95 D SI 95 C SI 95 F SI 95 X SI 95 3-2 ① ② **G6-4-3** 1-2f 2-3	C SI 93 B SL 86 F SI 93 X SL 86 1-2 ② **G5-3**				C SI 92 C SI 92 F SI 92 B SI 93 B SL 84 B SI 93 X SI 92 3-2 ① **G4-3**			3	0	0	0	0	0	2
9 Lewis Brinson, R (1, 8) OBP: 0.241, SLG: 0.311		D SL 87 B SI 95 F SI 96 F SI 94 B SL 88 X SI 94 3-2 ③ **F8**	C SI 93 B SL 83 B SI 93 S SI 93 F SI 94 X SI 94 2-2 **HR**				C SI 93 B SL 87 F SI 92 B SL 86 S SL 85 2-3 ② **K**			3	1	1	1	0	1	1
54 Wei-Yin Chen, R (1, 1) 2 Yadiel Rivera, R (5, PH) OBP: 0.192, SLG: 0.125 77 Merandy Gonzalez, R (5, 1) 3 JB Shuck, L (7, PH) OBP: 0.277, SLG: 0.273 64 Nick Wittgren, R (7, 1) 25 Junichi Tazawa, R (8, 1)			C SI 93 B SI 94 F SI 94 F SL 85 F SL 87 B SI 95 X SI 94 2-2 ① **G1-3**		B SI 94 C SI 93 S SI 93 B SL 86 X SI 94 2-2 ③ **G3**		B SI 93 C SI 93 X SI 92 1-1 ③ **G1-3**			1 1 0 1 0 0	0 0 0 0 0 0	0 0 0 0 0 0	0 0 0 0 0 0	0 0 0 0 0 0	0 0 0 0 0 0	0 0 0 0 0 0
Inning Stats	R: 0 E: 0 K: 1 S: 9 H: 0 LOB: 1 BB: 1 P: 17	R: 0 E: 0 K: 0 S: 11 H: 1 LOB: 1 BB: 1 P: 24	R: 0 E: 0 K: 0 S: 8 H: 0 LOB: 0 BB: 0 P: 11	R: 0 E: 0 K: 1 S: 9 H: 0 LOB: 0 BB: 0 P: 14	R: 1 E: 0 K: 0 S: 12 H: 1 LOB: 0 BB: 0 P: 18	R: 0 E: 0 K: 0 S: 12 H: 1 LOB: 3 BB: 1 P: 20	R: 0 E: 0 K: 1 S: 9 H: 0 LOB: 0 BB: 0 P: 15	R: 0 E: 0 K: 1 S: 9 H: 1 LOB: 0 BB: 0 P: 14	R: 0 E: 0 K: 0 S: 7 H: 1 LOB: 0 BB: 0 P: 11	1B: 4 2B: 0 3B: 0 HR: 1	SF: 0 SAC: 0 DP: 3 HBP: 1		WP: 0 PB: 0 SB: 0 CS: 0		PA: 33		

PITCHER		IP	WLS	BF	H	R	ER	SO	BB	IBB	HBP	BLK	WP	HR	S	P	ERA	WHIP
47 Sal Romano, R ERA: 4.21	(1, 1)	5.1	W	21	3	1	1	2	2	0	1	0	0	1	57	93	1.69	0.938
53 Wandy Peralta, L ERA: 4.2	(6, 1)	0.0		1	0	0	0	0	1	0	0	0	0	0	0	4	∞	∞
37 David Hernandez, R ERA: 4.5	(6, 1)	0.2	H	2	0	0	0	0	0	0	0	0	0	0	4	7	0.00	0.000
48 Jared Hughes, R ERA: 1.89	(7, 1)	2.0	H	6	1	0	0	2	0	0	0	0	0	0	18	29	0.00	0.500
26 Raisel Iglesias, R ERA: 1.98	(9, 1)	1.0	S	3	1	0	0	0	0	0	0	0	0	0	7	11	0.00	1.000

PITCHER	IP	WLS	BF	H	R	ER	SO	BB	IBB	HBP	BLK	WP	HR	S	P	ERA	WHIP

TOP

Miami Marlins @ Cincinnati Reds

Great American Ball Park, Cincinnati, OH

Fri May 04 2018, 7:12 PM - 10:05 PM EDT

Att. 22,610 - Overcast - 68 F

livebaseballscorecards.com

AB	29
R	1
H	5
RBI	1
BB	3
SO	4
LOB	14

MIAMI

Miami Marlins @ Cincinnati Reds

Great American Ball Park, Cincinnati, OH

Fri May 04 2018, 7:12 PM - 10:05 PM EDT

Att. 22,610 - Overcast - 68 F

livebaseballscorecards.com

BOTTOM

Batter	1	2	3	4	5	6	7	8	9	AB	R	H	RBI	BB	SO	LOB
9 José Peraza, R (1, 6) OBP: 0.321, SLG: 0.403	B FF 91 X FF 91 1-0 2 PB 7 HR 2B	X CU 71 0-0 2 G5-4-3 1-2 1B		C CU 72 T CH 85 X FF 91 0-2 ② F9		B FF 91 B FF 94 X FF 92 2-0 ② FC6-4 1-2f		B CU 73 F CU 75 S FF 92 X CU 77 1-2 ③ F7		5	1	2	0	0	0	3
2 Alex Blandino, R (1, 4) OBP: 0.322, SLG: 0.302	B FF 89 B CH 81 C FF 90 B SL 83 F FF 90 F SI 90 B FF 90 4-2 7 HR 2-3 BB	D FF 90 B FF 89 C CH 80 X FF 88 2-1 ②③ G5-4-3 1-2f		B CU 70 B CU 71 X FF 91 2-0 ③ P4		X FF 94 0-0 ③ L8				3	1	0	0	1	0	3
19 Joey Votto, L (1, 3) OBP: 0.391, SLG: 0.393	F SI 88 B SL 85 C SL 83 F FF 90 B FF 90 B FF 90 S FF 90 3-3 ① K		F FF 90 C FF 90 B FF 90 F FF 90 B SL 84 F FF 91 X FF 90 2-2 16 BB 2B		B CU 75 B FF 94 X FF 94 2-0 ① L9		C SL 81 B FF 92 C FF 92 C FF 93 1-3 ① K			4	0	1	0	0	2	2
7 Eugenio Suárez, R (1, 5) OBP: 0.435, SLG: 0.643	B SL 85 F FF 89 1 SAFE C FF 90 X SL 83 1-2 1-H 3-H HR		C FF 89 B FF 89 B CU 70 B FF 89 F CH 80 B FF 89 4-2 16 BB BB		B FF 95 C FF 94 S CU 77 B CU 79 F CU 77 B FF 96 B FF 95 4-2 43 BB BB		C FF 94 S SL 81 B FF 94 C FF 94 1-3 ② K			2	1	1	3	2	1	0
23 Adam Duvall, R (1, 7) OBP: 0.248, SLG: 0.380	C FF 91 B CU 75 X SI 90 1-1 HR		C CU 72 X FF 89 0-1 ① F8		F FF 93 F CU 74 B CU 77 F CU 76 X CU 77 1-2 ② L5		T SL 83 B SL 84 B FF 93 X FF 93 2-1 ③ F8			4	1	1	1	0	0	3
43 Scott Schebler, L (1, 9) OBP: 0.344, SLG: 0.492	B SI 90 S FF 91 X SL 85 1-1 ② P6		B SL 83 S SL 81 B FF 88 X SL 82 2-1 ② F6		B FF 92 B CH 86 C FF 95 B FF 94 1 SAFE F FF 94 B FF 95 4-2 1-2 BB			B FF 91 S CU 72 F CU 72 B FF 92 C FF 92 2-3 ① K		3	0	0	0	1	1	2
16 Tucker Barnhart, L (1, 2) OBP: 0.346, SLG: 0.353	B CU 74 F FF 91 X CH 85 1-1 ③ F7		B SL 83 B SL 82 B FF 89 C FF 90 B FF 90 4-1 1-2 2-3 BB		C CU 76 B CH 86 X CH 86 1-1 ③ F8			F FF 92 X FF 92 0-1 ② G4-3		3	0	0	0	1	0	2
47 Sal Romano, L (1, 1) 53 Wandy Peralta, L (6, 1) 37 David Hernandez, R (6, 1) 3 Scooter Gennett, L (6, PH) OBP: 0.306, SLG: 0.402 48 Jared Hughes, R (7, 1) 33 Jesse Winker, L (8, PH) OBP: 0.419, SLG: 0.391 26 Raisel Iglesias, R (9, 1)		C FF 89 C FF 88 B FF 90 T FF 89 1-2 ① K	F FF 90 X SL 83 0-1 ③ G6-3			C CU 72 B FF 93 T FF 93 F CH 85 C FF 95 1-3 ① K		B CU 73 X FF 92 1-0 6 1B 1B		2 0 0 1 0 0 1 0	0 0 0 0 0 0 0 0	0 0 0 0 0 0 1 0	0 0 0 0 0 0 0 0	1 0 0 0 0 1 0 0	3 0 0 0 0 0 0 0
6 Billy Hamilton, S (1, 8) OBP: 0.306, SLG: 0.271		F FF 91 C CU 75 B FF 91 F SL 84 B CH 83 F FF 90 F SL 84 B FF 92 B FF 89 4-2 9 1B BB		C CU 72 B FF 91 X CH 83 2-1 ① P4		B FF 93 B FF 93 B FF 93 C FF 93 B FF 94 4-1 9 FC6-4 BB		B FF 91 C FF 73 B FO 86 X FF 92 2-1 1-2 1B		2	0	1	0	2	0	0
Inning Stats	R: 4 E: 0 K: 1 S: 16 H: 3 LOB: 0 BB: 1 P: 28	R: 0 E: 0 K: 1 S: 11 H: 1 LOB: 1 BB: 1 P: 18	R: 0 E: 0 K: 0 S: 14 H: 1 LOB: 3 BB: 2 P: 26	R: 0 E: 0 K: 0 S: 6 H: 0 LOB: 0 BB: 0 P: 10	R: 0 E: 0 K: 0 S: 12 H: 0 LOB: 2 BB: 2 P: 24	R: 0 E: 0 K: 1 S: 7 H: 0 LOB: 1 BB: 1 P: 14	R: 0 E: 0 K: 2 S: 8 H: 0 LOB: 0 BB: 0 P: 12	R: 0 E: 0 K: 1 S: 11 H: 2 LOB: 2 BB: 0 P: 17		1B: 3 2B: 2 3B: 0 HR: 2 SF: 0 SAC: 0 DP: 1 HBP: 0		WP: 0 PB: 1 SB: 0 CS: 0 PA: 37		

	AB	30
	R	4
	H	7
	RBI	4
	BB	7
	SO	6
	LOB	18

PITCHER		IP	WLS	BF	H	R	ER	SO	BB	IBB	HBP	BLK	WP	HR	S	P	ERA	WHIP
54 Wei-Yin Chen, L ERA: 4.82	(1, 1)	4.0	L	20	5	4	4	2	4	0	0	0	0	2	47	82	9.00	2.250
77 Merandy Gonzalez, R ERA: 3.6	(5, 1)	2.0		9	0	0	0	1	3	0	0	0	0	0	19	38	0.00	1.500
64 Nick Wittgren, R ERA: 1.29	(7, 1)	1.0		3	0	0	0	2	0	0	0	0	0	0	8	12	0.00	0.000
25 Junichi Tazawa, R ERA: 6.75	(8, 1)	1.0		5	2	0	0	1	0	0	0	0	0	0	11	17	0.00	2.000

PITCHER	IP	WLS	BF	H	R	ER	SO	BB	IBB	HBP	BLK	WP	HR	S	P	ERA	WHIP

Miami Marlins @ Cincinnati Reds

Great American Ball Park, Cincinnati, OH

Sat May 05 2018, 7:21 PM - 10:01 PM EDT

Att. 19,609 - Overcast - 62 F

TOP

livebaseballscorecards.com

Batter	1	2	3	4	5	6	7	8	9	AB	R	H	RBI	BB	SO	LOB
11 J.T. Realmuto, R (1, 2) OBP: 0.381, SLG: 0.544	C FF 90 X FF 90 0-1 F8	B FF 93 B CH 85 X CH 84 2-0 G2-3			B FF 92 B SL 84 F FF 93 X FF 92 2-1 G3			H SI 93 1-0 13 2B 15 1B 1-2 HBP		3	1	0	0	0	0	2
14 Martín Prado, R (1, 5) OBP: 0.214, SLG: 0.222	B FF 90 C FF 92 X FF 92 1-1 13 HR 1B		C FF 89 B FF 91 C CH 82 X FF 93 1-2 G6-3			C FF 90 B SL 85 B CH 83 X FF 92 2-1 F8		B SI 93 F SI 92 X SI 93 1-1 L8		4	1	1	0	0	0	2
13 Starlin Castro, R (1, 4) OBP: 0.363, SLG: 0.392	C FF 91 B FF 92 F FF 92 B FF 93 X SL 86 2-2 1-H HR		F SL 86 B FF 92 X FF 92 1-1 E6 15 PO			C FF 92 B SL 85 S FF 92 B FF 94 X FF 94 2-2 L8		X SI 93 0-0 15 1B 1-3 2-H 2B		4	2	2	3	0	0	0
41 Justin Bour, L (1, 3) OBP: 0.342, SLG: 0.448 71 Drew Steckenrider, R (6, 1) 1 Cameron Maybin, R (8, PH) OBP: 0.316, SLG: 0.310 (8, 7)	C FF 91 S FF 92 F FF 93 F SL 85 B FF 93 C FF 93 0-3 K		C CH 83 B FF 92 B FF 93 F CH 83 B FF 93 S FF 94 3-3 K			C CH 85 B FF 94 B CH 85 T CH 85 B FF 96 X FF 96 3-2 HR		F SL 86 C SI 93 X FF 93 0-2 G6-3		3 0 1	1 0 0	1 0 0	1 0 0	0 0 0	2 0 2	1 0 0
15 Brian Anderson, R (1, 9) OBP: 0.363, SLG: 0.368 2 Yadiel Rivera, R (8, 6) OBP: 0.192, SLG: 0.125	B FF 92 C CH 84 X FF 92 1-1 G5-3		B CH 84 B CH 84 F CH 84 2 SAFE 2-1 PO 2-3	B CH 83 B FF 90 X FF 90 2-0 G6-3		S FF 92 B SL 88 X CH 82 1-1 F9		B FF 94 F SI 92 X SI 92 1-1 2-H 3-H 1B		4 0	0 0	1 0	2 0	0 0	0 0	0 0
32 Derek Dietrich, L (1, 7) OBP: 0.279, SLG: 0.344 (6, 3) 46 Kyle Barraclough, R (8, 1) 29 Brad Ziegler, R (9, 1)		B CH 81 B FF 91 X FF 91 2-0 19 1B 1B		C FF 90 B FF 93 X CH 85 1-1 G4-3			B CU 83 F SI 94 X FF 95 1-1 P4	C SI 92 X CH 86 0-1 G4-3		4 0 0	0 0 0	1 0 0	0 0 0	0 0 0	0 0 0	1 0 0
9 Lewis Brinson, R (1, 8) OBP: 0.233, SLG: 0.299		C FF 90 S FF 90 B FF 92 B SL 85 D SL 86 S CH 84 3-3 K		B FF 92 C FF 92 F CH 84 B FF 93 F CH 84 F FF 95 X FF 94 2-2 L9			C CU 81 B CU 83 B CU 82 F SI 94 F CU 82 S FF 94 2-3 K		C SI 93 F SI 94 S SL 86 0-3 K	4	0	0	0	0	3	1
19 Miguel Rojas, R (1, 6) OBP: 0.287, SLG: 0.367 (8, 3)		B FF 92 1 SAFE X FF 91 1-0 31 SH1-3 1-3 1B			C FF 88 S FF 90 B SL 85 X FF 91 1-2 P4		F SI 94 B CU 82 T FF 94 B CU 81 S SI 93 2-3 K		C FF 93 B SL 86 F SI 93 X SL 86 1-2 G6-3	4	0	1	0	0	1	0
31 Caleb Smith, R (1, 1) 3 JB Shuck, L (6, 7) OBP: 0.286, SLG: 0.283 (8, 9)		1 SAFE B FF 92 L FF 93 1 SAFE L SL 86 X FF 93 1-2 SH1-3 1-2			F FF 90 S SL 83 C SL 84 0-3			B SI 93 C FF 93 L SI 93 X FF 93 1-2 11 HBP 13 2B 1B	C SI 95 F FF 94 S SL 86 0-3 K	1 2	0 1	0 1	0 0	0 0	1 1	0 0
Inning Stats	R: 2 E: 0 K: 1 S: 15 H: 2 LOB: 0 BB: 0 P: 19	R: 0 E: 0 K: 1 S: 9 H: 2 LOB: 2 BB: 0 P: 18	R: 0 E: 1 K: 1 S: 9 H: 0 LOB: 0 BB: 0 P: 16	R: 0 E: 0 K: 0 S: 8 H: 0 LOB: 0 BB: 0 P: 13	R: 0 E: 0 K: 1 S: 8 H: 0 LOB: 0 BB: 0 P: 11	R: 1 E: 0 K: 0 S: 10 H: 1 LOB: 0 BB: 0 P: 18	R: 0 E: 0 K: 2 S: 9 H: 0 LOB: 0 BB: 0 P: 14	R: 3 E: 0 K: 0 S: 13 H: 3 LOB: 1 BB: 0 P: 17	R: 0 E: 0 K: 2 S: 9 H: 0 LOB: 0 BB: 0 P: 10	1B: 5 2B: 1 3B: 0 HR: 2	SF: 0 SAC: 1 DP: 0 HBP: 1					

	AB	34
	R	6
	H	8
	RBI	6
	BB	0
	SO	8
	LOB	9

PITCHER		IP	WLS	BF	H	R	ER	SO	BB	IBB	HBP	BLK	WP	HR	S	P	ERA	WHIP
30 Tyler Mahle, R ERA: 4.35	(1, 1)	6.0	L	23	5	3	3	4	0	0	0	0	0	2	59	95	4.50	0.833
40 Austin Brice, R ERA: 4.5	(7, 1)	1.1		7	2	3	3	2	0	0	1	0	0	0	15	23	20.25	1.500
63 Dylan Floro, R ERA: 0.73	(8, 1)	0.2		3	1	0	0	0	0	0	0	0	0	0	7	8	0.00	1.500
41 Kevin Shackelford, R ERA: 7.71	(9, 1)	1.0		3	0	0	0	2	0	0	0	0	0	0	9	10	0.00	0.000

PITCHER		IP	WLS	BF	H	R	ER	SO	BB	IBB	HBP	BLK	WP	HR	S	P	ERA	WHIP

Batter	1	2	3	4	5	6	7	8	9	AB	R	H	RBI	BB	SO	LOB
33 Jesse Winker, L (1, 9) OBP: 0.413, SLG: 0.378	C FF 93 C FF 93 X FF 94 0-2 ① P6		B FF 94 B SL 80 X FF 93 2-0 ③ F8			B SL 84 F FF 93 B FF 94 B SL 83 B FF 92 4-1 19 E BB		X FF 93 0-0 ②③ G4-6-3 1-2f		3	0	0	0	1	0	1
9 José Peraza, R (1, 6) OBP: 0.319, SLG: 0.398	B FF 94 F FF 93 X FF 94 1-1 ② P4			X CH 82 0-0 19 G5-6-3 1B		F FF 92 X FF 93 0-1 ② P3			C SI 83 F SI 83 F CU 74 S CU 74 0-3 ① K	4	0	1	0	0	1	1
19 Joey Votto, L (1, 3) OBP: 0.394, SLG: 0.405	B FF 94 F FF 94 F FF 93 B SL 83 B SL 83 X FF 94 3-2 2B			F FF 92 C SL 82 B SL 82 F FF 94 B FF 94 X FF 93 2-2 ①② G5-6-3 1-2f		B SL 81 B SL 81 F FF 92 B FF 92 T FF 92 F FF 93 F FF 93 X FF 93 3-2 E4 1-2			X SI 84 0-0 7 G6-4-3 1B	4	0	2	0	0	0	2
7 Eugenio Suárez, R (1, 5) OBP: 0.411, SLG: 0.600	T FF 94 B FF 94 B CH 84 F FF 94 B FF 94 S SL 81 3-3 ③ K			B SL 82 F CH 84 B FF 94 C FF 92 S FF 93 2-3 ③ K		B SL 88 F FF 95 F FF 95 B FF 96 F SL 89 X SL 88 2-2 ③ P4			F SI 84 X SI 84 0-1 ②③ G6-4-3 1-2f	4	0	0	0	0	2	4
23 Adam Duvall, R (1, 7) OBP: 0.242, SLG: 0.369		F FF 92 F SL 82 F FF 93 F SL 82 B CH 84 C FF 94 1-3 ① K			C FF 92 B CH 84 B CH 84 F FF 93 X SL 82 2-2 E5 39 G5-3 43 1B		B FF 94 C FF 94 B FF 94 B FF 95 C FF 94 F FF 95 X FF 94 3-2 ① P4			3	0	0	0	0	1	0
3 Scooter Gennett, L (1, 4) OBP: 0.328, SLG: 0.392		B FF 94 F FF 94 B SL 83 S FF 94 T FF 95 2-2 ② K			C SL 81 C FF 93 B FF 94 B FF 94 F SL 81 F FF 92 B FF 93 S FF 91 3-3 ① K		S FF 95 X CH 89 0-1 ② G1-3			3	0	0	0	0	2	1
43 Scott Schebler, L (1, 8) OBP: 0.343, SLG: 0.484		X SL 84 0-0 ③ G4-3			F FF 92 D SL 81 F SL 82 F FF 93 X SL 81 1-2 1-2 1B		C FF 94 B FF 95 S FF 95 C FF 96 1-3 ③ K			3	0	1	0	0	1	0
39 Devin Mesoraco, R (1, 2) OBP: 0.295, SLG: 0.350			B FF 92 F FF 93 S SL 82 S FF 94 1-3 ① K		B FF 93 F FF 92 B FF 92 F SL 81 F SL 82 X FF 93 2-2 ②③ G5-3 2-3f			B FF 92 B FF 93 C FF 94 B FF 93 C FF 94 F FF 94 B FF 93 4-2 33 G4-6-3 BB		2	0	0	0	1	1	2
30 Tyler Mahle, R (1, 1) OBP: 0.111, SLG: 0.111 2 Alex Blandino, R (6, PH) OBP: 0.317, SLG: 0.296 40 Austin Brice, R (7, 1) 63 Dylan Floro, L (8, 1) 12 Rosell Herrera, S (8, PH) OBP: 0.167, SLG: 0.167 41 Kevin Shackelford, R (9, 1)			B FF 93 C FF 93 F FF 94 X SL 83 1-2 ② G6-3			B FF 91 B CH 82 F FF 92 B CH 84 C FF 91 C FF 93 3-3 ① K		C FF 94 C FF 94 D SL 80 S CH 86 1-3 ① K		1 1 0 0 1 0	0 0 0 0 0 0	0 0 0 0 0 0	0 1 0 0 1 0	0 0 0 0 1 0	0 1 0 0 0 0	0 0 0 0 1 0
Inning Stats	R: 0 E: 0 K: 1 S: 11 H: 1 LOB: 1 BB: 0 P: 18	R: 0 E: 0 K: 2 S: 9 H: 0 LOB: 0 BB: 0 P: 12	R: 0 E: 0 K: 1 S: 7 H: 0 LOB: 0 BB: 0 P: 11	R: 0 E: 0 K: 1 S: 8 H: 1 LOB: 0 BB: 0 P: 12	R: 0 E: 1 K: 1 S: 16 H: 1 LOB: 1 BB: 0 P: 24	R: 0 E: 1 K: 1 S: 15 H: 0 LOB: 2 BB: 1 P: 27	R: 0 E: 0 K: 1 S: 9 H: 0 LOB: 0 BB: 0 P: 13	R: 0 E: 0 K: 1 S: 7 H: 0 LOB: 0 BB: 1 P: 12	R: 0 E: 0 K: 1 S: 7 H: 1 LOB: 0 BB: 0 P: 7	1B: 3 2B: 1 3B: 0 HR: 0	SF: 0 SAC: 0 DP: 4 HBP: 0			WP: 0 PB: 0 SB: 0 CS: 0	PA: 31		

Miami Marlins @ Cincinnati Reds

Great American Ball Park, Cincinnati, OH

Sat May 05 2018, 7:21 PM - 10:01 PM EDT

Att. 19,609 - Overcast - 62 F

BOTTOM

livebaseballscorecards.com

AB	29
R	0
H	4
RBI	0
BB	2
SO	10
LOB	12

PITCHER		IP	WLS	BF	H	R	ER	SO	BB	IBB	HBP	BLK	WP	HR	S	P	ERA	WHIP
31 Caleb Smith, L ERA: 3.67	(1, 1)	5.2	W	21	3	0	0	7	1	0	0	0	0	0	62	98	0.00	0.706
71 Drew Steckenrider, R ERA: 1.13	(6, 1)	1.1	H	4	0	0	0	1	0	0	0	0	0	0	13	19	0.00	0.000
46 Kyle Barraclough, R ERA: 1.98	(8, 1)	1.0		3	0	0	0	1	1	0	0	0	0	0	7	12	0.00	1.000
29 Brad Ziegler, R ERA: 6.59	(9, 1)	1.0		3	1	0	0	1	0	0	0	0	0	0	7	7	0.00	1.000

PITCHER	IP	WLS	BF	H	R	ER	SO	BB	IBB	HBP	BLK	WP	HR	S	P	ERA	WHIP

Miami Marlins @ Cincinnati Reds

Great American Ball Park, Cincinnati, OH

Sun May 06 2018, 4:11 PM - 9:00 PM EDT

Att. 19,800 - Sunny - 79 F

TOP

livebaseballscorecards.com

Batter	1	2	3	4	5	6	7	8	9	AB	R	H	RBI	BB	SO	LOB
11 J.T. Realmuto, R (1, 2) OBP: 0.406, SLG: 0.557	B SI 89 B SL 80 B SI 91 B FF 92 4-0 14 E 14 FC5 13 1B BB	X FF 88 0-0 14 G3 13 SF7 2B		X SI 92 0-0 1-2 1B		B SI 91 B FC 82 B SI 92 C SI 92 S FC 84 B SI 93 4-2 BB		C CU 82 F SI 93 B CU 83 S SI 95 1-3 K ①	D FF 96 F CH 88 D CH 89 X CH 88 2-1 FC1-2 ② 1-2 2-3 3-Hf	4	2	2	0	2	1	3
14 Martín Prado, R (1, 5) OBP: 0.176, SLG: 0.182	C FF 90 B FF 90 B CH 83 B FF 92 C FF 91 X FF 93 3-2 FC5 13 1B 1-3	B FF 90 X FF 88 1-0 ① G3 2-3		C SI 92 C SL 86 B SL 87 B SI 94 B SI 93 F SL 85 F SI 91 T SI 93 3-2 ② K		X SI 93 0-0 ③ F9		B CU 83 B FF 94 F SI 93 X SI 94 2-1 ② G5-3	C FF 95 B CH 88 F FF 95 X CH 89 1-2 ③ G4-3	6	1	0	0	0	1	8
13 Starlin Castro, R (1, 4) OBP: 0.364, SLG: 0.395	C SL 82 S FF 92 B FF 91 F SL 84 D FF 94 X SL 84 2-2 41 G4-3 15 BB 1 1B 2-H 3-H 1B	C FF 92 B FF 91 X FF 92 1-1 ② SF7 3-H		X SI 93 0-0 ③ G6-3			C SI 94 S SL 86 X SI 95 0-2 15 PB 1 2B 1B	T FF 95 S CU 83 S CU 84 0-3 ③ K		4	2	2	3	0	1	2
15 Brian Anderson, R (1, 9) OBP: 0.364, SLG: 0.358	F FF 92 B SL 81 B CH 84 B SI 92 F SI 92 F FF 94 B FF 94 4-2 1 1B 41 G4-3 9 G1-4-3 1-2 BB	C SL 79 F CH 82 F SL 83 X FF 91 0-2 ③ G6-3			C SI 93 S CU 80 B CU 81 F SI 94 F CU 80 B CU 81 B FF 94 S CU 81 3-3 ① K		1 SAFE B FF 92 D SL 85 C FF 93 S SL 86 B SL 86 S SL 86 3-3 ① K 1-2		B FF 95 T FF 94 S CH 86 B CH 87 B CH 88 F CH 88 B FF 97 4-2 41 1B 19 1B BB	3	2	0	0	2	2	1
41 Justin Bour, L (1, 3) OBP: 0.345, SLG: 0.440 25 Junichi Tazawa, R (9, 1) 29 Brad Ziegler, R (9, 1)	C FF 92 F SL 82 D SL 83 B SI 91 F SI 92 B SL 84 X SI 93 3-2 ① G4-3 1-2 2-3		X SL 79 0-0 ① F9		B CH 87 B FF 94 C CU 79 F CH 86 S SI 94 2-3 ② K		0-0 1 2B IBB		B SL 86 B SI 96 C FF 95 1 SAFE B SI 96 X FF 95 3-1 2 1B 19 1B 3 E 1-3 1B	4 0 0	1 0 0	1 0 0	0 0 0	1 0 0	1 0 0	2 0 0
1 Cameron Maybin, R (1, 7) OBP: 0.330, SLG: 0.330 (5, 8)	C SL 82 X FF 92 0-1 9 G1-4-3 2-3 3-H 1B	C SI 90 X SL 79 0-1 ② G6-3			C SI 93 B CU 81 B CU 81 F SI 93 F SI 93 H SI 92 3-2 9 BLK HBP		F SI 94 C SL 86 F SL 86 X SI 94 0-2 1-3 2-H 2B		S CH 88 F CH 88 D CH 88 F CH 88 F FF 96 B FF 97 D CH 89 S CH 89 3-3 ① K	4	0	2	2	0	1	2
9 Lewis Brinson, R (1, 8) OBP: 0.227, SLG: 0.291 64 Nick Wittgren, R (5, 1) 32 Derek Dietrich, L (7, PH) OBP: 0.277, SLG: 0.341 56 Tayron Guerrero, R (7, 1) 46 Kyle Barraclough, R (8, 1) 19 Miguel Rojas, R (9, PH) OBP: 0.292, SLG: 0.372 (9, 3)	C FF 93 1 SAFE S FF 92 X FF 92 0-2 ② G1-4-3 1-2 3-H	B FF 91 X SI 89 1-0 ③ F9			C SI 92 F CU 79 D CU 80 1 SAFE F SI 94 S CU 81 1-3 ③ K2-3 1-2		C SL 83 F FF 95 F FF 96 D SL 86 B SL 84 S SL 85 2-3 ② K		C CH 89 X FF 96 0-1 3 E 2 1B 11 FC1-2 1-2 3-H 1B	3 0 1 0 0 0	0 0 0 0 0 1	0 0 0 0 0 0	1 0 0 0 0 1	0 0 0 0 0 0	1 0 0 0 0 0	2 0 2 0 0 0
2 Yadiel Rivera, R (1, 6) OBP: 0.258, SLG: 0.148	0-0 IBB			F SI 90 F CH 83 F SL 80 C FF 92 0-3 ① K		S CU 80 X CU 79 0-1 ① G5-3	B FF 95 B SL 83 S FF 95 D FF 94 B FF 96 4-1 BB		C SI 96 S CH 88 X CH 89 0-2 11 FC1-2 3 E 1-2 2-3 1B	3	0	1	0	2	1	0
58 Dan Straily, R (1, 1) OBP: 0.667, SLG: 0.500 3 JB Shuck, L (5, 7) OBP: 0.269, SLG: 0.265	B SI 92 F FF 91 F FF 92 C SL 84 1-3 ③ K			B SI 92 B SI 91 F FF 92 B FF 92 X FF 91 3-1 11 1B 1B		C CU 79 B SI 93 C SI 92 B SI 92 S CU 81 2-3 ② K	S SL 85 S SL 84 D SL 84 F SL 84 S SL 85 1-3 ③ K		B SL 88 F FF 96 F SL 87 X SI 96 1-2 E5 11 FC1-2 1-2 2-3 3-H	2 3	0 0	1 0	0 1	0 0	1 2	2 5
Inning Stats	R: 4 E: 1 K: 1 S: 22 H: 2 LOB: 2 BB: 3 P: 39	R: 1 E: 0 K: 0 S: 8 H: 1 LOB: 0 BB: 0 P: 10	R: 0 E: 0 K: 0 S: 4 H: 0 LOB: 0 BB: 0 P: 5	R: 0 E: 0 K: 2 S: 13 H: 2 LOB: 2 BB: 0 P: 19	R: 0 E: 0 K: 3 S: 15 H: 0 LOB: 1 BB: 0 P: 24	R: 0 E: 0 K: 1 S: 8 H: 0 LOB: 1 BB: 1 P: 14	R: 1 E: 0 K: 3 S: 20 H: 2 LOB: 3 BB: 2 P: 30	R: 0 E: 0 K: 2 S: 8 H: 0 LOB: 0 BB: 0 P: 11	R: 2 E: 1 K: 1 S: 23 H: 3 LOB: 3 BB: 1 P: 37	1B: 8 2B: 2 3B: 0 HR: 0 SF: 1 SAC: 0 DP: 0 HBP: 1						WP: 0 PB: 1 SB: 0 CS: 0 PA: 47	

PITCHER		IP	WLS	BF	H	R	ER	SO	BB	IBB	HBP	BLK	WP	HR	S	P	ERA	WHIP
29 Brandon Finnegan, L ERA: 7.4	(1, 1)	3.1	L	18	4	5	3	2	2	1	0	0	0	0	40	63	8.10	1.800
63 Dylan Floro, R ERA: 0.69	(4, 1)	0.2		3	1	0	0	1	0	0	0	0	0	0	7	10	0.00	1.500
37 David Hernandez, R ERA: 3.0	(5, 1)	2.0		8	0	0	0	4	1	0	1	1	0	0	23	38	0.00	0.500
41 Kevin Shackelford, R ERA: 9.0	(7, 1)	0.1		4	2	1	1	1	0	1	0	0	0	0	11	14	27.00	6.000
50 Amir Garrett, L ERA: 1.96	(7, 1)	0.2		3	0	0	0	2	1	0	0	0	0	0	9	16	0.00	1.500

PITCHER		IP	WLS	BF	H	R	ER	SO	BB	IBB	HBP	BLK	WP	HR	S	P	ERA	WHIP
40 Austin Brice, R ERA: 4.26	(8, 1)	1.0		3	0	0	0	2	0	0	0	0	0	0	8	11	0.00	0.000
53 Wandy Peralta, L ERA: 5.06	(9, 1)	1.0		8	3	2	2	1	1	0	0	0	0	0	23	37	18.00	4.000

AB	38
R	8
H	10
RBI	8
BB	7
SO	13
LOB	29

MIAMI

BOTTOM

Miami Marlins @ Cincinnati Reds

Great American Ball Park, Cincinnati, OH

Sun May 06 2018, 4:11 PM - 9:00 PM EDT

Att. 19,800 - Sunny - 79 F

Batter	1	2	3	4	5	6	7	8	9	AB R H RBI BB SO LOB
9 José Peraza, R (1, 6) OBP: 0.314, SLG: 0.398	C FF 91 C FF 91 F FF 92 X SL 85 0-2 ① G6-3		F FF 92 S CH 84 X CH 85 0-2 ② F7	F SL 83 X SL 82 0-1 ③ L3			B FF 98 B FF 97 X FF 97 2-0 ① L8		X FF 91 0-0 33 G3 19 1B 1-3 2B	5 1 1 0 0 0 3
33 Jesse Winker, L (1, 7) OBP: 0.404, SLG: 0.362	B FF 92 F FF 92 B FF 92 S CH 85 X FF 92 2-2 ② F8		B FF 91 B CH 84 F FF 91 C FF 92 F SL 85 B CH 85 B FF 91 4-2 19 HR BB		C SL 82 F FF 92 B FF 93 X CH 85 1-2 ① G3-1		X FF 96 0-0 ② F7		B FF 92 B FO 86 B FF 93 C FF 92 C FF 92 X FF 93 3-2 ① G3 2-3 3-H	4 1 0 1 1 0 2
19 Joey Votto, L (1, 3) OBP: 0.408, SLG: 0.455	B FF 92 F FF 92 B SL 84 S CH 85 F CH 85 X FF 92 2-2 3 BB 1B		X SL 85 0-0 1-H HR		S FF 92 F FF 92 B FF 92 B CH 87 F FF 93 C FF 94 2-3 ② ꓘ		B FF 97 B FF 98 F FF 98 B FF 98 X FF 98 3-1 2-H 2B		B FF 90 B CU 72 F FF 91 X FF 91 2-1 3 FC4-6 3-H 1B	5 1 4 4 0 1 0
3 Scooter Gennett, L (1, 4) OBP: 0.331, SLG: 0.395	B FF 93 B FF 91 B FF 92 C FF 92 B FF 91 4-1 1-2 BB		S FF 92 X CH 85 0-1 2B		S FF 93 F FF 93 B FF 93 C FF 93 1-3 ③ ꓘ		B SL 86 F FF 97 F SL 84 B SI 99 S FF 96 2-3 ③ K		F SI 84 B CH 76 B SI 83 B SI 84 X SI 83 3-1 ② FC4-6 7 E 1-2f	4 0 1 0 1 2 2
7 Eugenio Suárez, R (1, 5) OBP: 0.385, SLG: 0.554	F SL 84 B FF 92 S CH 84 X CH 85 1-2 ③ G6-3		S SL 86 B SL 84 C SL 83 F FF 92 X CH 84 1-2 ③ G5-3			C FF 91 C FF 90 B FF 91 X FF 92 1-2 ① G3		C SL 77 B SL 79 B FF 92 B SL 78 X FF 94 3-1 ① F9	X SI 84 0-0 E6 2-3	5 0 0 0 0 0 4
43 Scott Schebler, L (1, 9) OBP: 0.333, SLG: 0.455		C FF 91 S FF 92 X CH 85 0-2 ① G1-3		B FF 89 F CH 84 B FF 90 S FF 91 F FF 91 B FF 91 B FF 91 4-2 63 SH5-4 BB		B CH 85 F FF 92 S FF 92 B FF 92 F SI 92 S FF 92 2-3 ② K		B SL 77 B SL 78 F FF 93 S FF 93 B CH 86 F FF 94 F FF 94 X FF 94 3-2 ② G4-3	B SI 85 F SI 84 B CH 75 B SI 85 F SI 85 F SI 85 F SI 84 S SI 84 3-3 ③ K	4 0 0 0 1 2 2
16 Tucker Barnhart, L (1, 2) OBP: 0.352, SLG: 0.360		C FF 91 C SL 85 S FF 92 0-3 ② K		C SL 83 1 SAFE X FF 90 0-1 ① L9		C SL 82 X FF 91 0-1 1B		X FF 94 0-0 1B		4 0 2 0 0 1 1
29 Brandon Finnegan, L (1, 1) 63 Dylan Floro, L (4, 1) 37 David Hernandez, R (5, 1) 23 Adam Duvall, R (6, PH) OBP: 0.240, SLG: 0.366 41 Kevin Shackelford, R (7, 1) 50 Amir Garrett, R (7, 1) 40 Austin Brice, R (8, 1) 39 Devin Mesoraco, R (8, PH) OBP: 0.289, SLG: 0.341 53 Wandy Peralta, L (9, 1)		B FF 92 S FF 91 S FF 91 S FF 92 1-3 ③ K		M FF 90 L FF 89 X FF 90 0-2 ② SH5-4 1-2		F SL 82 S FF 91 C FF 92 0-3 ③ ꓘ		B SL 77 F FF 93 X SL 78 1-1 ③ F7		1 0 0 0 0 1 0 0 0 0 0 0 0 0 0 0 0 0 0 0 0 1 0 0 0 0 1 1 0 0 0 0 0 0 0 0 0 0 0 0 0 0 0 0 0 0 0 0 0 1 0 0 0 0 0 1 0 0 0 0 0 0 0
6 Billy Hamilton, S (1, 8) OBP: 0.322, SLG: 0.286			B FF 90 C FF 90 C CH 84 B FF 91 X CH 84 2-2 ① G4-3	B FF 90 D CH 84 F FF 90 F FF 90 B FF 90 B FF 89 4-2 BB			C SI 95 C FF 96 F SI 98 B SL 85 X FF 97 1-2 19 2B 2B		B FF 89 C FF 91 B CU 73 F FF 90 F FF 92 B CU 75 B FF 91 4-2 9 2B 33 G3 BB	2 2 1 0 2 0 0
Inning Stats	R: 0 H: 1 E: 0 LOB: 2 K: 0 BB: 1 S: 15 P: 24	R: 0 H: 0 E: 0 LOB: 0 K: 2 BB: 0 S: 9 P: 10	R: 2 H: 2 E: 0 LOB: 1 K: 0 BB: 1 S: 16 P: 23	R: 0 H: 0 E: 0 LOB: 2 K: 0 BB: 2 S: 12 P: 20	R: 0 H: 0 E: 0 LOB: 0 K: 2 BB: 0 S: 10 P: 14	R: 0 H: 1 E: 0 LOB: 1 K: 2 BB: 0 S: 12 P: 15	R: 1 H: 2 E: 0 LOB: 1 K: 1 BB: 0 S: 11 P: 19	R: 0 H: 1 E: 0 LOB: 1 K: 0 BB: 0 S: 10 P: 17	R: 2 H: 2 E: 2 LOB: 2 K: 1 BB: 1 S: 17 P: 32	1B: 4 SF: 0 2B: 4 SAC: 1 3B: 0 DP: 0 HR: 1 HBP: 0

livebaseballscorecards.com

AB	36
R	5
H	9
RBI	5
BB	5
SO	8
LOB	16

WP: 0 PA: 42
PB: 0
SB: 0
CS: 0

PITCHER		IP	WLS	BF	H	R	ER	SO	BB	IBB	HBP	BLK	WP	HR	S	P	ERA	WHIP
58 Dan Straily, R ERA: 6.75	(1, 1)	4.0		19	3	2	2	2	4	0	0	0	0	1	52	77	4.50	1.750
64 Nick Wittgren, R ERA: 1.0	(5, 1)	2.0	W	7	1	0	0	4	0	0	0	0	0	0	22	29	0.00	0.500
56 Tayron Guerrero, R ERA: 4.41	(7, 1)	1.0		5	2	1	1	1	0	0	0	0	0	0	11	19	9.00	2.000
46 Kyle Barraclough, R ERA: 1.84	(8, 1)	1.0	H	4	1	0	0	0	0	0	0	0	0	0	10	17	0.00	1.000
25 Junichi Tazawa, R ERA: 7.8	(9, 1)	0.1		4	2	2	2	0	1	0	0	0	0	0	9	18	54.00	9.000
29 Brad Ziegler, R ERA: 6.28	(9, 1)	0.2	S	3	0	0	0	1	0	0	0	0	0	0	8	14	0.00	0.000

Batter	1	2	3	4	5	6	7	8	9	AB	R	H	RBI	BB	SO	LOB
11 J.T. Realmuto, R (1, 2) OBP: 0.403, SLG: 0.547	B FF 86 B SI 86 B SI 86 C SI 84 X SI 86 3-1 F8		C CH 78 X SI 87 0-1 F9			C SI 86 B SI 86 S CH 79 F CH 78 X CH 78 1-2 13 G6-4-3 1B		C SI 86 X SI 87 0-1 G5-3		3	0	1	0	0	0	1
28 Bryan Holaday, R (6, 2) OBP: 0.250, SLG: 0.194										1	0	0	0	0	0	0
14 Martín Prado, R (1, 5) OBP: 0.158, SLG: 0.162	B FF 87 C FF 87 B SI 87 F SI 86 X SI 87 2-2 L9			B SI 86 B SI 86 C SI 86 X SI 86 2-1 G5-3		B SI 86 X SI 86 1-0 F8			B FF 93 B FF 92 S FF 93 F FF 93 B FF 94 X FF 95 3-2 G5-3	4	0	0	0	0	0	1
13 Starlin Castro, R (1, 4) OBP: 0.357, SLG: 0.386	C FF 88 B SI 88 F SI 88 F SI 88 X CH 79 1-2 L9			X SI 87 0-0 G6-3		B CH 78 C SI 86 X SI 87 1-1 G6-4-3 1-2f			C FF 94 S SL 85 B SL 86 S SL 85 1-3 K	3	0	0	0	0	0	1
2 Yadiel Rivera, R (7, 4) OBP: 0.250, SLG: 0.143										1	0	0	0	0	1	0
41 Justin Bour, L (1, 3) OBP: 0.333, SLG: 0.423		C SI 86 B SI 86 B FF 87 S CH 80 X SI 87 2-2 L9		C SI 85 F FF 87 B FF 88 S CH 79 1-3 K			B FF 87 C FF 85 S CH 79 X CH 79 1-2 G4-3		X FF 94 0-0 G6-3	4	0	0	0	0	1	0
15 Brian Anderson, R (1, 9) OBP: 0.364, SLG: 0.366		B SI 87 C SI 86 S CH 79 X CH 79 1-2 L8			B SI 87 X SI 86 1-0 F8		C SI 87 X CH 79 0-1 1 1B 2B			3	1	1	0	0	0	0
32 Derek Dietrich, L (1, 7) OBP: 0.279, SLG: 0.348		C FF 87 B SI 85 X CH 80 1-1 G4-3			C FF 88 B SI 86 F CH 79 X CH 79 1-2 1 1B 19 FC5-4 2B		C FF 86 X CH 78 0-1 F9			3	1	1	0	0	0	1
1 Cameron Maybin, R (1, 8) OBP: 0.340, SLG: 0.341			C SI 86 C SI 86 S CH 78 0-3 K		B SI 86 C SI 85 D CH 78 B SI 87 F SI 86 X SI 87 3-2 19 FC5-4 2-3 1B		F SI 86 F SI 87 B SI 86 D CH 78 D CH 78 X SI 87 3-2 2-H 1B			3	0	2	1	0	1	0
19 Miguel Rojas, R (1, 6) OBP: 0.293, SLG: 0.371			C SI 87 X CH 79 0-1 66 SH1-3 1B		1 SAFE B CU 70 X SI 86 1-0 FC5-4 1-2f 3-H			C SI 85 X SI 86 0-1 G4-3		3	0	1	1	0	0	1
66 Jarlín García, L (1, 1)			X CH 78 0-0 SH1-3 1-2		C FF 86 S CH 78 1 SAFE F CH 78 F CH 78 D CH 78 D CH 78 X CH 79 2-2 G3			C SI 84 B SI 86 B SI 86 C SI 86 C SI 85 2-3		0	0	0	0	0	0	0
3 JB Shuck, L (5, PH) OBP: 0.264, SLG: 0.260										1	0	0	0	0	0	1
67 Tyler Cloyd, R (5, 1)										1	0	0	0	0	1	0
25 Junichi Tazawa, R (8, 1)										0	0	0	0	0	0	0

Inning Stats																															
	R: 0 E: 0 K: 0 S: 9	H: 0 LOB: 0 BB: 0 P: 15		R: 0 E: 0 K: 0 S: 8	H: 0 LOB: 0 BB: 0 P: 12		R: 0 E: 0 K: 1 S: 8	H: 1 LOB: 1 BB: 0 P: 8		R: 0 E: 0 K: 1 S: 6	H: 0 LOB: 0 BB: 0 P: 9		R: 1 E: 0 K: 0 S: 13	H: 2 LOB: 1 BB: 0 P: 21		R: 0 E: 0 K: 0 S: 7	H: 1 LOB: 0 BB: 0 P: 10		R: 1 E: 0 K: 0 S: 10	H: 2 LOB: 1 BB: 0 P: 14		R: 0 E: 0 K: 1 S: 7	H: 0 LOB: 0 BB: 0 P: 9		R: 0 E: 0 K: 1 S: 7	H: 0 LOB: 0 BB: 0 P: 11	1B: 4 2B: 2 3B: 0 HR: 0	SF: 0 SAC: 1 DP: 1 HBP: 0	WP: 0 PB: 0 SB: 0 CS: 0	PA: 31

PITCHER		IP	WLS	BF	H	R	ER	SO	BB	IBB	HBP	BLK	WP	HR	S	P	ERA	WHIP
28 Kyle Hendricks, R ERA: 3.02	(1, 1)	8.0	W	28	6	2	2	3	0	0	0	0	0	0	68	98	2.25	0.750
60 Cory Mazzoni, R ERA:	(9, 1)	1.0		3	0	0	0	1	0	0	0	0	0	0	7	11	0.00	0.000

PITCHER	IP	WLS	BF	H	R	ER	SO	BB	IBB	HBP	BLK	WP	HR	S	P	ERA	WHIP

TOP

Miami Marlins @ Chicago Cubs

Wrigley Field, Chicago, IL

Mon May 07 2018, 7:08 PM - 9:55 PM CDT

Att. 37,333 - Clear - 61 F

livebaseballscorecards.com

AB	30
R	2
H	6
RBI	2
BB	0
SO	4
LOB	6

MIAMI

BOTTOM

Miami Marlins @ Chicago Cubs

Wrigley Field, Chicago, IL

Mon May 07 2018, 7:08 PM - 9:55 PM CDT

Att. 37,333 - Clear - 61 F

Batter	1	2	3	4	5	6	7	8	9	AB	R	H	RBI	BB	SO	LOB
5 Albert Almora Jr., R (1, 8) OBP: 0.330, SLG: 0.389	C FF 91 F FF 92 B CH 86 F FF 93 X CH 87 1-2 ① F9		S SL 83 S CH 86 F CH 86 F CH 87 X FF 92 0-2 18 1B 9 HR 18 BLK 1B	B FF 92 C CH 84 S CH 84 F CH 86 X CH 86 1-2 ② F9		S SI 92 B CU 80 B CU 78 F FF 91 F FF 91 F FC 88 B FC 88 F SI 91 B FF 90 4-2 17 1B BB	B CU 79 B FC 88 X SI 90 2-0 ③ P6		4	1	1	0	1	0	0
18 Ben Zobrist, S (1, 9) OBP: 0.388, SLG: 0.423	B FF 92 B FF 92 C FF 92 B FF 93 B FF 91 4-1 17 HR BB		B FF 93 B FF 92 X FF 92 2-0 9 HR 1-3 1B	X FF 92 0-0 ③ G6-3		C SI 91 F SI 90 D CU 78 X CH 84 1-2 ② P4		C FF 89 X FC 88 0-1 2 1B 2B		4	3	2	0	1	0	1
17 Kris Bryant, R (1, 5) OBP: 0.412, SLG: 0.561	C FF 93 B SL 86 F SL 85 X FF 92 1-2 1-H HR		D SL 87 B CH 85 B CH 85 C FF 92 C CH 84 C CH 86 3-3 ① K		X SI 90 0-0 7 WP 27 2B 2B	C FF 91 B FC 89 X FC 88 1-1 1-2 1B		F FF 90 F FC 87 D CU 79 F CU 78 F FC 87 B CH 83 B FC 87 B SI 91 4-2 2 1B 40 1B BB		4	3	3	2	1	1	2
9 Javier Báez, R (1, 4) OBP: 0.328, SLG: 0.650 2 Tommy La Stella, L (7, 4) OBP: 0.356, SLG: 0.341	F FF 92 B CH 87 B CH 86 B CH 86 X FF 93 3-1 ② G5-3		B CH 87 1 SAFE S CH 85 X FF 93 1-1 1-H 3-H HR		X FC 88 0-0 ① G6-3	F SI 91 S CU 79 B FC 89 X CU 80 1-2 ③ F7		F SI 90 F CH 84 X FC 87 0-2 40 1B 1-3 2-H 1B		4 1	1 0	1 1	3 1	0 0	0 0	3 0
40 Willson Contreras, R (1, 2) OBP: 0.315, SLG: 0.354	B FF 93 X FF 92 1-0 ③ L8		C SL 84 F SL 84 B CH 87 B CH 86 F CH 86 X SL 84 2-2 ② G5-3		X FC 87 0-0 ② L7		B SI 89 F FC 87 S SI 90 F FF 90 X CU 78 1-2 ① F7	S FF 90 F FF 91 X FF 90 0-2 1-2 3-H 1B		5	0	1	1	0	0	1
7 Victor Caratini, S (1, 3) OBP: 0.346, SLG: 0.354		F FF 92 B SL 85 X FF 92 1-1 28 FC6-4 1B	C FF 92 B SL 84 X CH 86 1-1 ③ G5-3		B SI 91 B SI 90 B SI 90 C FF 91 B FC 87 4-1 27 2B 2-3 BB		T FC 88 B SI 90 B CH 84 C FC 87 F SI 89 B CU 79 X FC 87 3-2 27 1B 8 HR 1B	C CU 72 B FO 86 D FO 86 F FF 92 C FF 91 2-3 ① K		4	2	2	0	1	1	2
27 Addison Russell, R (1, 6) OBP: 0.319, SLG: 0.337		C FF 92 B FF 90 F CH 85 1 SAFE C CH 86 1-3 ① K		F FF 91 B FF 92 F FF 92 B SL 86 B CH 86 F CH 86 B FF 93 4-2 8 HR BB	D FF 89 C FC 89 C SI 90 F SI 92 F FC 89 X SI 92 1-2 1-H 3-H 2B		B FF 91 B SI 90 C SI 89 B FC 88 C SI 90 X SI 91 3-2 1-2 8 HR 1B	B FF 91 B FF 92 C FF 91 F FF 92 F CU 76 F CU 75 S FF 93 2-3 ② K		4	2	2	2	1	2	3
8 Ian Happ, S (1, 7) OBP: 0.297, SLG: 0.452		C FF 93 S CH 86 B SL 88 S CH 86 1-3 ② K		B FF 92 1 SAFE F FF 92 X FF 92 1-1 1-H HR	S CU 78 S CU 81 B FF 89 S CU 79 1-3 ③ K		B FC 88 B SI 89 B SI 89 C FF 89 X FF 90 3-1 1-H 2-H HR	B CU 74 F CU 74 B FO 86 X FF 90 2-1 ③ P2		5	2	2	5	0	2	4
28 Kyle Hendricks, R (1, 1) OBP: 0.063, SLG: 0.063 60 Cory Mazzoni, R (9, 1)	C FF 92 B FF 92 C FF 90 F FF 92 X SL 83 1-2 ③ FC6-4 1-2f		F FF 89 C FF 92 B CH 86 X FF 91 1-2 ① P4		C FF 90 F SI 90 B FF 92 B FC 88 C FF 89 2-3 ① K		C FF 89 B FF 89 B FF 87 X SI 89 2-1 ② P2			4 0	0 0	0 0	0 0	0 0	1 0	1 0
Inning Stats	R: 2 E: 0 K: 0 S: 11 H: 1 LOB: 0 BB: 1 P: 21	R: 0 E: 0 K: 2 S: 12 H: 1 LOB: 1 BB: 0 P: 16	R: 3 E: 0 K: 1 S: 17 H: 3 LOB: 0 BB: 0 P: 26	R: 2 E: 0 K: 0 S: 13 H: 1 LOB: 0 BB: 1 P: 20	R: 2 E: 0 K: 1 S: 12 H: 2 LOB: 1 BB: 1 P: 18	R: 0 E: 0 K: 1 S: 16 H: 1 LOB: 2 BB: 1 P: 25	R: 3 E: 0 K: 0 S: 16 H: 3 LOB: 0 BB: 0 P: 30	R: 2 E: 0 K: 2 S: 22 H: 3 LOB: 2 BB: 1 P: 32		1B: 8 2B: 3 3B: 0 HR: 4 SF: 0 SAC: 0 DP: 0 HBP: 0						

PITCHER		IP	WLS	BF	H	R	ER	SO	BB	IBB	HBP	BLK	WP	HR	S	P	ERA	WHIP
66 Jarlín García, L ERA: 2.68	(1, 1)	4.0	L	20	6	7	7	3	2	0	0	1	0	3	53	83	15.75	2.000
67 Tyler Cloyd, R ERA: 15.95	(5, 1)	3.0		20	8	7	7	2	3	0	0	0	1	1	53	86	21.00	3.667
25 Junichi Tazawa, R ERA: 7.31	(8, 1)	1.0		4	1	0	0	2	0	0	0	0	0	0	13	19	0.00	1.000

PITCHER		IP	WLS	BF	H	R	ER	SO	BB	IBB	HBP	BLK	WP	HR	S	P	ERA	WHIP

livebaseballscorecards.com

AB	39
R	14
H	15
RBI	14
BB	5
SO	7
LOB	17

WP: 1 PA: 44
PB: 0
SB: 0
CS: 0

Batter	1	2	3	4	5	6	7	8	9	AB	R	H	RBI	BB	SO	LOB
11 J.T. Realmuto, R (1, 2) OBP: 0.382, SLG: 0.515	F FF 90 F FF 90 S CH 85 0-3 ① K	C CH 84 B CH 85 S FF 91 B FF 91 X CH 86 2-2 ③ G5-3			C SI 91 X SI 93 0-1 ① G6-3		B FC 88 S FF 94 B FC 89 F FC 88 S SL 82 2-3 ③ K			4	0	0	0	0	2	0
1 Cameron Maybin, R (1, 9) OBP: 0.327, SLG: 0.326	X FF 91 0-0 ② G5-3		C FF 90 B FC 81 S FF 88 B CU 77 B FF 89 F FF 88 X FF 87 3-2 ① G6-3		C SI 92 X SI 92 0-1 ② L8			C FF 95 S FF 96 T FF 95 0-2 ① K		4	0	0	0	0	1	0
13 Starlin Castro, R (1, 4) OBP: 0.354, SLG: 0.382	X FF 91 0-0 41 HR 1B		C CU 75 S FF 92 B CU 76 T FF 90 1-2 ② K		C SI 93 B SL 78 X SI 92 1-1 ③ G5-3			B CU 81 S FF 96 B FF 97 B CU 81 F FF 95 S FF 95 3-3 ② K		4	1	1	0	0	2	0
41 Justin Bour, L (1, 3) OBP: 0.347, SLG: 0.453	B FF 90 C FF 90 F CH 84 F CH 84 F CU 76 X FF 91 1-2 1-H HR		C FF 90 S CU 76 B CU 76 B FF 90 B CU 74 F FF 87 B FF 87 4-2 BB			B FF 96 C FF 96 S FF 96 S FF 96 1-3 ① K		B FF 96 B FF 95 B FF 96 B FF 95 4-0 BB		2	1	1	2	2	1	0
15 Brian Anderson, R (1, 5) OBP: 0.367, SLG: 0.378	F FF 92 S CH 84 F CH 85 B CH 86 X FF 91 1-2 32 2B 2B		B FF 89 S CU 74 B FF 89 X FF 89 2-1 ③ G6-3			C FF 95 F FF 95 F FF 95 B FC 90 X FC 92 1-2 32 FC4-6 1B		B FF 94 S FF 94 F FF 96 B FF 95 C FF 94 2-3 ③ K		4	1	2	0	0	1	2
32 Derek Dietrich, L (1, 7) OBP: 0.285, SLG: 0.356	F FF 91 B CH 85 X FF 90 1-1 2-H 2B			B FF 87 F FF 87 C FF 89 H CU 75 2-2 19 G1-3 9 1B HBP		S FF 95 B FF 95 F FF 96 F FF 95 F FF 96 F FF 95 X FC 91 1-2 ② FC4-6 1-2f			B FF 97 X FF 98 1-0 ① G3-1	3	0	1	1	0	0	1
19 Miguel Rojas, R (1, 6) OBP: 0.285, SLG: 0.359	B CU 77 D CU 75 F FF 91 S CH 85 B CH 84 X FF 91 3-2 ③ G6-3			C FF 89 F FF 89 X FF 92 0-2 ① G1-3 1-2		C FF 95 B FF 95 X FF 94 1-1 ③ P3			X FF 97 0-0 ② G5-3	4	0	0	0	0	0	3
9 Lewis Brinson, R (1, 8) OBP: 0.228, SLG: 0.289		B FF 91 S CH 83 B CH 84 B FF 90 F FF 91 C CH 84 3-3 ① K		B FF 89 F FF 90 F FF 90 X FF 92 1-2 ② 2-H 1B			B FF 94 X FC 88 1-0 ① P6		C FF 98 X FF 98 0-1 ③ G4-3	4	0	1	0	0	1	0
62 José Ureña, R (1, 1) OBP: 0.077, SLG: 0.154 71 Drew Steckenrider, R (6, 1) 3 JB Shuck, L (7, PH) OBP: 0.259, SLG: 0.255 56 Tayron Guerrero, R (7, 1) 46 Kyle Barraclough, R (8, 1)		C FF 91 S FF 90 S FF 91 0-3 ② K		B FF 87 B FF 88 F FF 88 F FF 88 S FF 90 2-3 ③ K			X SI 94 0-0 ② G6-3			2 0 1 0 0	0 0 0 0 0	0 0 0 0 0	0 0 0 0 0	2 0 0 0 0	1 0 0 0 0	0 0 0 0 0
Inning Stats	R: 3 H: 4 E: 0 LOB: 1 K: 1 BB: 0 S: 19 P: 25	R: 0 H: 0 E: 0 LOB: 0 K: 2 BB: 0 S: 9 P: 14	R: 0 H: 0 E: 0 LOB: 1 K: 1 BB: 1 S: 12 P: 22	R: 0 H: 1 E: 0 LOB: 1 K: 1 BB: 0 S: 11 P: 16	R: 0 H: 0 E: 0 LOB: 0 K: 0 BB: 0 S: 6 P: 7	R: 0 H: 1 E: 0 LOB: 1 K: 1 BB: 0 S: 15 P: 19	R: 0 H: 0 E: 0 LOB: 0 K: 1 BB: 0 S: 5 P: 8	R: 0 H: 0 E: 0 LOB: 1 K: 3 BB: 1 S: 9 P: 18	R: 0 H: 0 E: 0 LOB: 0 K: 0 BB: 0 S: 4 P: 5	1B: 3 SF: 0 2B: 2 SAC: 0 3B: 0 DP: 0 HR: 1 HBP: 1						

PITCHER		IP	WLS	BF	H	R	ER	SO	BB	IBB	HBP	BLK	WP	HR	S	P	ERA	WHIP
52 Jen-Ho Tseng, R ERA: 13.5	(1, 1)	2.0		10	4	3	3	3	0	0	0	0	0	1	28	39	13.50	2.000
29 Rob Zastryzny, L ERA:	(3, 1)	2.0		8	1	0	0	2	1	0	1	0	0	0	23	38	0.00	1.000
41 Steve Cishek, R ERA: 2.16	(5, 1)	1.0		3	0	0	0	0	0	0	0	0	0	0	6	7	0.00	0.000
37 Justin Wilson, L ERA: 4.05	(6, 1)	1.0		4	1	0	0	1	0	0	0	0	0	0	15	19	0.00	1.000
46 Pedro Strop, R ERA: 1.8	(7, 1)	1.0		3	0	0	0	1	0	0	0	0	0	0	5	8	0.00	0.000
6 Carl Edwards Jr., R ERA: 0.53	(8, 1)	1.0	W	4	0	0	0	3	1	0	0	0	0	0	9	18	0.00	1.000
15 Brandon Morrow, R ERA: 1.38	(9, 1)	1.0	S	3	0	0	0	0	0	0	0	0	0	0	4	5	0.00	0.000

TOP

Miami Marlins @ Chicago Cubs

Wrigley Field, Chicago, IL

Tue May 08 2018, 7:07 PM - 9:44 PM CDT

Att. 40,051 - Partly Cloudy - 71 F

livebaseballscorecards.com

AB	32
R	3
H	6
RBI	3
BB	2
SO	10
LOB	7

MIAMI

Miami Marlins @ Chicago Cubs

Wrigley Field, Chicago, IL

Tue May 08 2018, 7:07 PM - 9:44 PM CDT

Att. 40,051 - Partly Cloudy - 71 F

livebaseballscorecards.com

BOTTOM

Batter	1	2	3	4	5	6	7	8	9	AB	R	H	RBI	BB	SO	LOB
18 Ben Zobrist, S (1, 9) (8, 7) OBP: 0.369, SLG: 0.400	B SI 96 B SI 96 C SI 96 F SI 96 C SL 88 2-3 ① K	B SI 95 C SL 86 S CH 91 S CH 91 1-3 ③ K			F SI 96 S CH 91 B CH 92 X CH 92 1-2 ② L8		X FF 99 0-0 ① FC3-6 12 L5-3 1-2f			4	0	0	0	0	2	2
12 Kyle Schwarber, L (1, 7) OBP: 0.372, SLG: 0.546 6 Carl Edwards Jr., R (8, 1) 15 Brandon Morrow, R (9, 1)	C SI 97 B SI 97 B SL 90 F CH 90 F SI 96 X SL 89 2-2 2B		C SL 87 B CH 89 X CH 90 1-1 ① G6-3		B SI 96 C SI 96 B SL 89 B CH 91 F CH 91 C CH 92 3-3 ③ K		B FF 99 F FF 99 F SL 85 X FF 99 1-2 ②③ L5-3 1-1			4 0 0	0 0 0	1 0 0	0 0 0	0 0 0	1 0 0	1 0 0
17 Kris Bryant, R (1, 5) (8, 9) OBP: 0.415, SLG: 0.550	C SL 86 F SI 97 S CH 91 0-3 ② K		C SL 89 F SL 88 X SL 88 0-2 ② G5-3			H SI 96 1-0 44 1B 7 FC6-4 HBP		B FF 95 C SL 78 S SL 80 F SL 78 B FF 94 B CH 88 F SL 79 F SL 79 B SL 79 4-2 44 G3 44 WP 7 FC4 BB		2	2	0	0	1	1	1
44 Anthony Rizzo, L (1, 3) OBP: 0.268, SLG: 0.310	B SI 96 C SL 86 F SI 96 F CH 90 F SI 97 B SL 90 X CH 92 2-2 ③ F8		F SL 87 B SL 88 X SI 96 1-1 7 FC4-6 1B			1 SAFE B CH 91 X SI 96 1-0 7 FC6-4 1-3 1B		B SL 79 B SL 78 X FF 94 2-0 ① G3 1-3		4	0	2	0	0	0	2
7 Victor Caratini, S (1, 2) OBP: 0.339, SLG: 0.346		B SL 85 X SI 94 1-0 8 1B 13 2B 1B	S CH 90 C CH 90 B SL 89 F CH 92 X CH 90 1-2 ③ FC4-6 1-2f			X SI 95 0-0 ① FC6-4 2 1B 1-2f 3-H		B SL 78 C SL 78 B FF 93 X CH 87 2-1 FC4 2 FC6-4 3-H		4	1	1	2	0	0	2
2 Tommy La Stella, L (1, 4) OBP: 0.347, SLG: 0.333		C FF 95 X SI 95 0-1 ① F7		F SI 94 B CH 90 F CH 89 S CH 89 1-3 ① K		1 SAFE 1 SAFE C SL 87 B CH 88 X CH 89 1-1 1-3 1B		C FF 94 S CH 87 X FF 94 0-2 ② FC6-4 1-2f		4	0	1	0	0	1	2
27 Addison Russell, R (1, 6) OBP: 0.308, SLG: 0.324		B SI 96 C SL 89 F SL 88 B SI 97 C SI 97 2-3 ② K		C SI 96 F SL 88 F SL 88 X SL 87 0-2 ② G6-3		C FF 94 1 SAFE X FF 94 0-1 ② B1		S FF 94 D SL 79 B SL 76 S FF 93 F FF 94 X SL 78 2-2 ③ P3		4	0	0	0	0	1	4
8 Ian Happ, S (1, 8) OBP: 0.298, SLG: 0.448		B SL 89 B SL 90 B FF 97 C SI 97 X CH 91 3-1 13 2B 1-3 1B		B SL 87 B CH 90 F SI 95 X SL 88 2-1 ③ F8		C FF 95 B FF 95 1 SAFE C FF 96 S FF 96 1-3 ③ K				3	1	1	0	0	1	2
52 Jen-Ho Tseng, L (1, 1) 13 David Bote, R (2, PH) OBP: 0.000, SLG: 0.000 29 Rob Zastryzny, R (3, 1) 41 Steve Cishek, R (5, 1) OBP: 0.000, SLG: 0.000 5 Albert Almora Jr., R (5, PH) OBP: 0.227, SLG: 0.182 37 Justin Wilson, L (6, 1) 46 Pedro Strop, R (7, 1) 9 Javier Báez, R (7, PH) OBP: 0.333, SLG: 0.663 (8, 1)		S SL 90 X FF 97 0-1 1-H 3-H 2B			B SL 88 S SL 88 X SI 96 1-1 ① F9		B SL 85 F FF 100 X FF 100 1-1 18 FC3-6 1B			0 0 0 0 0 0 0 1 0 1 2 0 0 0 0 0 0 0 0 0 0 0 0 0 0 0 0 0 1 0 0 0 0 0 0 0 0 0 0 0 0 0 0 0 0 0 0 0 0 1 0 1 0 0 0 0						
Inning Stats	R: 0 E: 0 K: 2 S: 15 H: 1 LOB: 1 BB: 0 P: 21	R: 2 E: 0 K: 2 S: 13 H: 3 LOB: 1 BB: 0 P: 20	R: 0 E: 0 K: 0 S: 11 H: 1 LOB: 1 BB: 0 P: 14	R: 0 E: 0 K: 1 S: 9 H: 0 LOB: 0 BB: 0 P: 12	R: 0 E: 0 K: 1 S: 8 H: 0 LOB: 0 BB: 0 P: 13	R: 1 E: 0 K: 1 S: 9 H: 2 LOB: 2 BB: 0 P: 13	R: 0 E: 0 K: 0 S: 6 H: 1 LOB: 0 BB: 0 P: 8	R: 1 E: 0 K: 0 S: 15 H: 0 LOB: 1 BB: 1 P: 25		1B: 6 2B: 3 3B: 0 HR: 0 SF: 0 SAC: 0 DP: 1 HBP: 1				WP: 1 PB: 0 SB: 0 CS: 0 PA: 34	

	AB	32
	R	4
	H	8
	RBI	4
	BB	1
	SO	7
	LOB	16

PITCHER		IP	WLS	BF	H	R	ER	SO	BB	IBB	HBP	BLK	WP	HR	S	P	ERA	WHIP
62 José Ureña, R ERA: 4.37	(1, 1)	5.1		24	7	3	3	6	0	0	1	0	0	0	60	87	5.06	1.312
71 Drew Steckenrider, R ERA: 1.08	(6, 1)	0.2		2	0	0	0	1	0	0	0	0	0	0	5	6	0.00	0.000
56 Tayron Guerrero, R ERA: 4.15	(7, 1)	1.0		3	1	0	0	0	0	0	0	0	0	0	6	8	0.00	1.000
46 Kyle Barraclough, R ERA: 2.3	(8, 1)	1.0	L	5	0	1	1	0	1	0	0	0	1	0	15	25	9.00	1.000

PITCHER	IP	WLS	BF	H	R	ER	SO	BB	IBB	HBP	BLK	WP	HR	S	P	ERA	WHIP

Miami Marlins @ Chicago Cubs

Wrigley Field, Chicago, IL

Wed May 09 2018, 1:21 PM - 4:34 PM CDT

Att. 34,486 - Cloudy - 78 F

TOP

livebaseballscorecards.com

Batter	1	2	3	4	5	6	7	8	9	AB	R	H	RBI	BB	SO	LOB
19 Miguel Rojas, R (1, 6) OBP: 0.296, SLG: 0.391	C X 0-1 14 FC6-4 1B		B FF 91 B FF 91 X SI 92 2-0 ① L8		B FF 92 F SI 90 B SI 91 B SI 91 X FF 92 3-1 1B		F FF 97 X FF 98 0-1 1-H HR		C SI 93 X CU 78 0-1 ② P4	5	1	3	2	0	0	1
14 Martín Prado, R (1, 5) OBP: 0.140, SLG: 0.143	C B C 1 SAFE D 1 SAFE B X 3-2 ① FC6-4 13 CS 1-2f		B FF 91 C SI 91 X CU 76 1-1 ② P6		C CU 76 B CU 76 X CU 76 1-1 ③ F8		C SL 88 B FF 97 C SL 88 B SL 88 S SL 89 2-3 ③ K		C SI 94 S CU 78 X SI 93 0-2 ③ G1	5	0	0	0	0	1	3
13 Starlin Castro, R (1, 4) OBP: 0.344, SLG: 0.370	B B B C S F C 3-3 ② ③ K 1-2		B CH 86 B SI 92 C SI 90 X SI 91 2-1 ③ FC4 1-2f		X SI 91 0-0 ① F9			C SL 87 C FF 96 B SL 86 X FF 97 1-2 ① L8		4	0	0	0	0	1	2
15 Brian Anderson, R (1, 9) OBP: 0.364, SLG: 0.389		C SI 92 F CU 78 B CU 78 B FF 92 B SI 92 C FF 93 3-3 ① K	B FF 90 X SI 91 1-0 ① 41 G4-3 3B		C FF 92 T CU 77 F CH 86 B FF 91 B CH 85 F CH 85 X SI 92 2-2 ② F8			B FF 97 S SL 89 X FF 97 1-1 ② F9		4	1	1	0	0	1	0
41 Justin Bour, L (1, 3) OBP: 0.352, SLG: 0.444		X FF 92 0-0 ② G6-3	S SI 92 B SI 91 D CU 77 X FF 92 2-1 ① G4-3 3-H		C CU 77 B CU 76 B SI 92 B SI 92 B SI 91 4-1 BB			B FF 97 C FF 96 C SL 90 B SL 88 F FF 97 B SL 88 B FF 97 4-2 77 1B BB		2	0	0	1	2	0	0
1 Cameron Maybin, R (1, 7) OBP: 0.327, SLG: 0.320 77 Merandy Gonzalez, R (6, 1) OBP: 0.500, SLG: 0.500		S FF 91 B FF 92 S CH 87 F FF 93 B CU 78 B FF 91 B FF 92 4-2 9 1B BB	B FF 91 B CH 86 B FF 91 C FF 90 X FF 91 3-1 ② L9		F SI 92 F CH 87 B CH 85 F FF 92 D CU 76 X CH 86 2-2 ③ G5-3			C FF 92 X SI 91 0-1 9 FC6-4 1B 1-2		2 1	0 0	0 1	0 0	1 0	0 0	1 0
9 Lewis Brinson, R (1, 8) OBP: 0.228, SLG: 0.288		B FF 90 1 SAFE B FF 91 C SI 91 S FF 91 B SI 92 F FF 93 F SI 91 X SI 91 3-2 1-3 1B	C FF 91 S FF 92 B FF 92 B CU 77 X FF 91 2-2 ③ G6-3				C FF 96 F FF 98 B SL 88 F SL 87 S SL 86 1-3 ① K	X SI 93 0-0 ③ FC6-4 1-2f		4	0	1	0	0	1	2
28 Bryan Holaday, R (1, 2) OBP: 0.250, SLG: 0.275		B CU 77 D CU 78 C CU 76 F CH 87 D CU 77 F CU 77 S CH 86 3-3 ③ K			F SI 91 B FF 90 C SI 90 B SI 92 F SI 91 S CH 86 2-3 ① K		C SL 88 C SL 89 B SL 88 B FF 97 X FF 96 2-2 ② F9		B SI 94 C CH 85 F CH 84 B CU 78 F CH 84 X SI 94 2-2 HR	4	1	1	1	0	2	2
54 Wei-Yin Chen, R (1, 1) OBP: 0.250, SLG: 0.250 25 Junichi Tazawa, R (4, 1) 2 Yadiel Rivera, R (5, PH) OBP: 0.242, SLG: 0.138 64 Nick Wittgren, R (5, 1) 3 JB Shuck, L (6, 7) OBP: 0.268, SLG: 0.250			X FF 90 0-0 13 FC4 1B		F SI 90 C CU 76 B CU 76 S CU 76 1-3 ② K		B FF 96 F FF 96 B FF 98 B FF 97 F FF 98 B FF 97 4-2 19 HR BB		X FF 93 0-0 ① G4-3	1 0 1 0 1	0 0 0 0 1	1 0 0 0 0	0 0 0 0 0	0 0 0 0 1	0 0 0 0 0	0 0 0 0 0

Inning Stats										
	R: 0 E: 0 K: 1 S: 9	H: 1 LOB: 1 BB: 0 P: 15	R: 0 E: 0 K: 2 S: 16	H: 1 LOB: 2 BB: 1 P: 29	R: 0 E: 0 K: 0 S: 6	H: 1 LOB: 1 BB: 0 P: 11	R: 1 E: 0 K: 0 S: 8	H: 1 LOB: 0 BB: 0 P: 16	R: 0 E: 0 K: 2 S: 11	H: 1 LOB: 1 BB: 0 P: 18
	R: 0 E: 0 K: 0 S: 11	H: 0 LOB: 1 BB: 1 P: 19	R: 2 E: 0 K: 2 S: 14	H: 1 LOB: 0 BB: 1 P: 23	R: 0 E: 0 K: 0 S: 11	H: 1 LOB: 2 BB: 1 P: 17	R: 1 E: 0 K: 0 S: 10	H: 1 LOB: 0 BB: 0 P: 12	1B: 5 2B: 1 3B: 1 HR: 2	SF: 0 SAC: 0 DP: 1 HBP: 0

	AB	34
	R	4
	H	8
	RBI	4
	BB	4
	SO	7
	LOB	11

WP: 0 PB: 0 SB: 0 CS: 1 PA: 38

PITCHER	IP	WLS	BF	H	R	ER	SO	BB	IBB	HBP	BLK	WP	HR	S	P	ERA	WHIP
62 Jose Quintana, L (1, 1) ERA: 4.42	6.0	W	24	5	1	1	5	2	0	0	0	0	0	61	108	1.50	1.167
54 Justin Hancock, R (7, 1) ERA: 10.8	1.2		8	1	2	2	2	2	0	0	0	0	1	22	37	10.80	1.800
38 Mike Montgomery, L (8, 1) ERA: 4.58	1.1		6	2	1	1	0	0	0	0	0	0	1	13	15	6.75	1.500

PITCHER	IP	WLS	BF	H	R	ER	SO	BB	IBB	HBP	BLK	WP	HR	S	P	ERA	WHIP

Miami Marlins @ Chicago Cubs

Wrigley Field, Chicago, IL

Wed May 09 2018, 1:21 PM - 4:34 PM CDT

Att. 34,486 - Cloudy - 78 F

BOTTOM

Batter	1	2	3	4	5	6	7	8	9	AB	R	H	RBI	BB	SO	LOB
5 Albert Almora Jr., R (1, 8) OBP: 0.350, SLG: 0.400	G4-3		BB	1B		1B	1B			4	3	3	0	1	0	0
17 Kris Bryant, R (1, 9) OBP: 0.417, SLG: 0.584	HR		2B	L7		K	K			4	2	2	2	0	1	2
54 Justin Hancock, R (7, 1)										1	0	0	0	0	1	3
38 Mike Montgomery, L (8, 1)										0	0	0	0	0	0	0
9 Javier Báez, R (1, 4) OBP: 0.328, SLG: 0.636	G6-3		1B	P2		P2	K			5	1	1	1	0	1	5
2 Tommy La Stella, L (9, 4) OBP: 0.347, SLG: 0.333										0	0	0	0	0	0	0
44 Anthony Rizzo, L (1, 3) OBP: 0.282, SLG: 0.371	K		HR	2B		2B		F8		5	2	3	5	0	1	0
40 Willson Contreras, R (1, 2)		G4-3	3B	F7		2B		3B		5	2	3	1	0	0	1
13 David Bote, R (1, 5) OBP: 0.200, SLG: 0.357		G6-3	SF9		G6-3	K		1B		4	0	1	2	0	1	1
8 Ian Happ, S (1, 7) OBP: 0.293, SLG: 0.429		F9	BB		K		K	K		4	1	0	0	1	3	1
27 Addison Russell, R (1, 6) OBP: 0.336, SLG: 0.378		2B HR		BB		1B		BB		3	2	3	2	2	0	0
62 Jose Quintana, R (1, 1)		SH1-4		L9						2	0	0	0	0	0	1
20 Mark Zagunis, R (7, 9) OBP: 0.500, SLG: 0.500		L9								2	0	1	0	0	1	2
Inning Stats	R: 1 E: 0 K: 1 S: 12 H: 1 LOB: 0 BB: 0 P: 19	R: 0 E: 0 K: 0 S: 7 H: 0 LOB: 0 BB: 0 P: 13	R: 8 E: 0 K: 0 S: 20 H: 6 LOB: 0 BB: 2 P: 36	R: 1 E: 0 K: 0 S: 14 H: 2 LOB: 1 BB: 0 P: 22	R: 0 E: 0 K: 1 S: 6 H: 0 LOB: 1 BB: 1 P: 15	R: 2 E: 0 K: 2 S: 13 H: 3 LOB: 1 BB: 0 P: 21	R: 0 E: 0 K: 3 S: 16 H: 3 LOB: 3 BB: 0 P: 26	R: 1 E: 0 K: 2 S: 12 H: 2 LOB: 2 BB: 1 P: 21		1B: 7 2B: 5 3B: 2 HR: 3 SF: 1 SAC: 1 DP: 0 HBP: 0	WP: 0 PB: 0 SB: 0 CS: 0 PA: 45				

livebaseballscorecards.com

	AB	39
	R	13
	H	17
	RBI	13
	BB	4
	SO	9
	LOB	16

PITCHER		IP	WLS	BF	H	R	ER	SO	BB	IBB	HBP	BLK	WP	HR	S	P	ERA	WHIP
54 Wei-Yin Chen, L ERA: 10.22	(1, 1)	3.0	L	18	7	9	9	1	2	0	0	0	0	3	39	68	27.00	3.000
25 Junichi Tazawa, R ERA: 7.41	(4, 1)	1.0		5	2	1	1	0	0	0	0	0	0	0	14	22	9.00	2.000
64 Nick Wittgren, R ERA: 0.9	(5, 1)	1.0		4	0	0	0	1	1	0	0	0	0	0	6	15	0.00	1.000
77 Merandy Gonzalez, R ERA: 4.85	(6, 1)	3.0		18	8	3	3	7	1	0	0	0	0	0	41	68	9.00	3.000

PITCHER	IP	WLS	BF	H	R	ER	SO	BB	IBB	HBP	BLK	WP	HR	S	P	ERA	WHIP

Batter	1	2	3	4	5	6	7	8	9	AB	R	H	RBI	BB	SO	LOB
1 Ozzie Albies, S (1, 4) OBP: 0.320, SLG: 0.589	S FF 92 B SL 81 F FF 92 B FF 94 B FF 93 F FF 93 F FF 93 F CH 84 C FF 94 3-3 ① K		F SL 80 F CH 82 B SL 82 F FF 93 F FF 93 F SL 82 B CH 84 F CH 85 F FF 93 2-2 ① X CH 85 F9		F FF 92 F FF 92 F SL 81 D SL 81 X CH 84 1-2 ② L8	B FF 94 C FF 95 X SL 89 1-1 1-H 2-H 3-H HR	C FF 90 S FF 91 X FF 92 0-2 ② P6		F SI 83 B CH 74 X CH 75 1-1 2-H 13 FC6 1B	6	1	2	5	0	1	2
13 Ronald Acuña Jr., R (1, 7) OBP: 0.349, SLG: 0.534	F FF 94 B FF 93 F FF 92 C SL 81 1-3 ② K	B SL 81 S CH 85 F FF 93 F FF 93 X CH 85 1-2 ② G6-3			S CH 84 D CH 84 F CH 83 B FF 92 D SL 81 F FF 93 B SL 81 4-2 1-2 5 1B BB	X FF 94 0-0 5 HR 1B	B FF 93 X FF 91 1-0 ③ FC6-4 1-2f		F SI 83 X SI 83 0-1 ③ FC6 1-2f	5	1	1	0	1	1	2
5 Freddie Freeman, L (1, 3) OBP: 0.424, SLG: 0.558	B FF 94 F FF 94 X FF 93 1-1 22 CS 1B		F SL 82 F FF 93 X FF 93 0-2 1B		F CH 83 X SL 81 0-1 1-2 2-3 1B	X FF 94 0-0 1-H HR		X SL 83 0-0 22 FC4-6 1B		5	1	5	2	0	0	0
22 Nick Markakis, L (1, 9) OBP: 0.418, SLG: 0.549	C FF 91 B FF 92 C FF 93 1 SAFE 1-2 ③ CS	F FF 91 B SL 80 B FF 92 X FF 93 2-1 11 2B 23 G4-3 1-2 1B	C FF 92 X SL 80 0-1 ③ L8		F FF 93 X FF 93 0-1 ③ L8	B FF 94 F FF 94 F FF 95 F FF 95 F FF 95 F SL 87 B FF 95 B FF 94 X FF 95 3-2 24 BB 11 2B 1B		B FF 90 B FF 90 C FF 90 F FF 90 D CH 84 X FF 90 3-2 ① FC4-6 1-2f		5	2	2	0	0	0	5
24 Kurt Suzuki, R (1, 2) OBP: 0.362, SLG: 0.505		F FF 92 C SL 79 C SL 80 0-3 ① K	S FF 90 B CH 83 C CH 84 F FF 92 S SL 82 1-3 ① K		L SL 82 B SL 83 C FF 93 B FF 93 B SL 82 F FF 94 X FF 93 3-2 ② F8	G5-3 4-0 11 2B BB 1-2 20 BB 23 S 1 HR 1B 1-2 2B 1-3 2-H P5 1-2 G6-3		C SL 82 B FF 92 F FF 90 F CH 84 B FF 92 F FF 90 B FF 90 X FF 90 3-2 ② F8		4	0	0	0	1	2	2
11 Ender Inciarte, L (1, 8) OBP: 0.313, SLG: 0.338		B FF 91 X FF 92 1-0 23 G4-3 1-3 2B						C FF 92 S CH 85 D FF 87 X FF 92 1-2 ③ F7		5	1	3	1	0	0	1
23 José Bautista, R (1, 5) OBP: 0.292, SLG: 0.200 39 Sam Freeman, R (6, 1) 53 Luiz Gohara, L (7, 1)		B SL 81 D SL 82 F FF 92 X CH 84 2-1 ② G4-3 2-3 3-H	S CH 85 B SL 82 B FF 93 B FF 93 F CH 84 X FF 92 3-2 ③ F9						S SI 82 S SI 83 F SI 84 S SI 84 0-3 ① K	4 0 1	0 0 0	0 0 0	1 0 0	0 0 1	0 0 0	4 0 0
17 Johan Camargo, S (1, 6) OBP: 0.360, SLG: 0.463		0-0 IBB			B SL 80 F FF 92 X CH 84 1-1 26 FC5-6 1B	0-0 20 BB 1 HR IBB	B FF 91 C FF 89 B SL 80 C CH 82 X FF 90 2-2 ① L9		C SI 83 B CH 75 B CH 75 C SI 84 B CU 72 X SI 82 3-2 27 G1-3 1 1B 1B	3	2	2	0	2	0	0
26 Mike Foltynewicz, R (1, 1) OBP: 0.133, SLG: 0.200 20 Preston Tucker, L (6, PH) OBP: 0.310, SLG: 0.469 27 Ryan Flaherty, L (6, 5) OBP: 0.408, SLG: 0.438		F FF 91 S SL 80 S SL 81 0-3 ③ K			1 SAFE X FF 90 0-0 ① FC5-6 5 13 1B BB 1-2f	B FF 94 B FF 94 B FF 96 B FF 94 4-0 1-2 2-3 1 HR BB	B FF 91 F FF 90 X CH 83 1-1 13 FC6-4 1B		X SI 82 0-0 ② G1-3 1-2	2 0 2	0 1 0	0 0 1	0 0 0	1 0 0	2 0 0	3 0 1

livebaseballscorecards.com

Atlanta Braves @ Miami Marlins

Marlins Park, Miami, FL

Thu May 10 2018, 7:14 PM - 10:11 PM EDT

Att. 8,277 - Partly Cloudy - 79 F

TOP

AB	42
R	9
H	16
RBI	9
BB	5
SO	6
LOB	20

Inning Stats	1	2	3	4	5	6	7	8	9	1B: 12	SF: 0	WP: 0	PA: 48
	R: 0 E: 0 K: 2 S: 13	H: 1 LOB: 0 BB: 0 P: 19	R: 1 E: 0 K: 2 S: 11	H: 2 LOB: 2 BB: 1 P: 16	R: 0 E: 0 K: 0 S: 17	H: 1 LOB: 1 BB: 0 P: 20	R: 0 E: 0 K: 1 S: 11	H: 0 LOB: 0 BB: 0 P: 18	R: 0 E: 0 K: 0 S: 14	H: 2 LOB: 3 BB: 1 P: 20	R: 7 E: 0 K: 0 S: 24	H: 6 LOB: 2 BB: 3 P: 44	R: 0 E: 0 K: 0 S: 9	H: 1 LOB: 1 BB: 0 P: 13	R: 0 E: 0 K: 0 S: 12	H: 1 LOB: 1 BB: 0 P: 19	R: 1 E: 0 K: 1 S: 12	H: 2 LOB: 1 BB: 0 P: 16	2B: 2 3B: 0 HR: 2	SAC: 0 DP: 0 HBP: 0	PB: 0 SB: 1 CS: 1	

PITCHER		IP	WLS	BF	H	R	ER	SO	BB	IBB	HBP	BLK	WP	HR	S	P	ERA	WHIP
31 Caleb Smith, L ERA: 3.63	(1, 1)	5.1	L	24	7	2	2	5	1	1	0	0	0	0	71	101	3.38	1.500
71 Drew Steckenrider, R ERA: 4.24	(6, 1)	0.1		7	4	5	5	0	1	1	0	0	0	2	14	25	135.00	15.000
64 Nick Wittgren, R ERA: 0.87	(6, 1)	0.1		3	1	1	1	0	1	0	0	0	0	0	5	11	27.00	6.000
57 Elieser Hernández, R ERA:	(7, 1)	2.0		8	2	0	0	0	0	0	0	0	0	0	21	32	0.00	1.000
29 Brad Ziegler, R ERA: 6.46	(9, 1)	1.0		5	2	1	1	1	0	0	0	0	0	0	12	16	9.00	2.000

PITCHER	IP	WLS	BF	H	R	ER	SO	BB	IBB	HBP	BLK	WP	HR	S	P	ERA	WHIP

Atlanta Braves @ Miami Marlins

Marlins Park, Miami, FL

Thu May 10 2018, 7:14 PM - 10:11 PM EDT

Att. 8,277 - Partly Cloudy - 79 F

BOTTOM

Batter	1	2	3	4	5	6	7	8	9	AB	R	H	RBI	BB	SO	LOB
11 J.T. Realmuto, R (1, 2) OBP: 0.383, SLG: 0.500	C FF 96 F FF 97 B SL 87 X SL 84 1-2 13 E 1B		F FF 96 B FF 98 B SI 97 F SL 85 S FF 98 2-3 ② K		B FF 97 C SI 97 B SL 84 C SL 84 D SL 84 B SL 86 4-2 14 1B BB		B FF 94 1 SAFE C SL 82 S SL 81 C SL 80 1-3 ③ K		F FF 95 C SL 85 X SL 84 0-2 ③ P3	4	0	1	0	1	2	1
14 Martín Prado, R (1, 5) OBP: 0.170, SLG: 0.174	F FF 96 C FF 96 X FF 97 0-2 ① F9		C FF 98 B SL 85 B SL 84 C SI 98 X SI 98 2-2 1B		B SI 97 B SL 85 B FF 96 C FF 96 X SI 98 3-1 1-3 2-H 1B			C FF 94 C FF 94 X SL 84 0-2 ① L7		4	0	2	1	0	0	1
13 Starlin Castro, R (1, 4) OBP: 0.335, SLG: 0.360	1 SAFE F FF 99 F FF 99 F FF 99 X SL 86 0-2 ② P3 1-3		S SL 83 F FF 97 B SI 98 B SI 100 B SL 83 C SL 86 3-3 ③ K		C FF 96 X SL 85 0-1 ③ P3			X FF 95 0-0 ② L8		4	0	0	0	0	1	4
41 Justin Bour, L (1, 3) OBP: 0.356, SLG: 0.436	C SI 99 B FF 98 B FF 99 B SI 98 C FF 97 B SI 98 4-2 BB			C CU 78 B SI 90 B CH 88 B SI 97 C SI 96 X SL 86 3-2 ① P4		C SI 94 S FF 94 F CU 83 F CU 84 B SI 96 S SI 95 1-3 ① K		B FF 95 B FF 95 B SL 82 C FF 94 B FF 94 4-1 15 BB BB		2	0	0	0	2	1	0
15 Brian Anderson, R (1, 9) OBP: 0.361, SLG: 0.381	B SL 86 X FF 98 1-0 ③ F9			B FF 98 X SL 84 1-0 ② L7		B FF 95 B FF 94 S SI 92 X FF 95 2-1 ② G5-3		B FF 94 B FF 93 C FF 93 D SL 79 F FF 93 B FF 94 4-2 1-2 BB		3	0	0	0	1	0	2
32 Derek Dietrich, L (1, 7) OBP: 0.279, SLG: 0.348 57 Elieser Hernández, R (7, 1) 2 Yadiel Rivera, R (8, PH) OBP: 0.235, SLG: 0.133 29 Brad Ziegler, R (9, 1)		B FF 94 C FF 95 X CH 88 1-1 ① G4-3		C CU 80 B CU 80 B SI 97 C FF 97 F FF 98 X CU 80 2-2 ③ G6-3		S SI 95 B SI 94 X SI 95 1-1 ③ G1-3		S SL 82 B SL 82 F FF 93 F SL 81 S SL 82 1-3 ③ K		3 0 1 0	0 0 0 0	0 0 0 0	0 0 0 0	0 0 0 0	0 0 1 0	0 0 2 0
19 Miguel Rojas, R (1, 6) OBP: 0.288, SLG: 0.380		C FF 96 X SL 86 0-1 ② G6-3			C FF 96 F FF 97 B SI 97 X SL 85 1-2 ① L8		B FF 97 S SL 83 X SL 83 1-1 ① L3		C FF 94 B FF 94 X FF 94 1-1 ① L8	4	0	0	0	0	0	0
9 Lewis Brinson, R (1, 8) OBP: 0.229, SLG: 0.311		C FF 97 F CU 84 B SL 86 S FF 99 1-3 ③ K			B SL 85 F SL 84 B FF 97 B SI 97 C SI 96 F SL 85 X SI 98 3-2 E6 31 SH3-4 14 1B		B FF 97 C FF 96 X SL 81 1-1 ② F8		C SL 82 X SL 84 0-1 HR	4	2	1	1	0	1	0
31 Caleb Smith, R (1, 1) 71 Drew Steckenrider, R (6, 1) 64 Nick Wittgren, R (6, 1) 1 Cameron Maybin, R (7, 7) OBP: 0.330, SLG: 0.323			C FF 92 S FF 93 C SL 82 0-3 ① K		1 SAFE X FF 93 0-0 ② SH3-4 1-2		B SL 82 C FF 96 F FF 97 X SL 83 1-2 1B		B SI 95 X FF 94 1-0 ② F9	1 0 0 2	0 0 0 0	0 0 0 1	0 0 0 0	1 0 0 0	0 0 0 0	0 0 0 0

livebaseballscorecards.com

AB	32
R	2
H	5
RBI	2
BB	4
SO	7
LOB	10

Inning Stats	1	2	3	4	5	6	7	8	9	1B: 4	SF: 0	WP: 0	PA: 37
	R: 0 E: 1 K: 0 S: 13	H: 1 LOB: 2 BB: 1 P: 19	R: 0 E: 0 K: 1 S: 7	H: 0 LOB: 0 BB: 0 P: 9	R: 0 E: 0 K: 3 S: 12	H: 1 LOB: 1 BB: 0 P: 19	R: 0 E: 0 K: 0 S: 8	H: 0 LOB: 0 BB: 0 P: 14	R: 1 E: 1 K: 0 S: 14	H: 1 LOB: 2 BB: 1 P: 25	R: 0 E: 0 K: 1 S: 9	H: 0 LOB: 0 BB: 0 P: 13	R: 0 E: 0 K: 1 S: 10	H: 1 LOB: 1 BB: 0 P: 14	R: 0 E: 0 K: 1 S: 11	H: 0 LOB: 2 BB: 2 P: 20	R: 1 E: 0 K: 0 S: 8	H: 1 LOB: 0 BB: 0 P: 10	2B: 0 3B: 0 HR: 1	SAC: 1 DP: 0 HBP: 0	PB: 0 SB: 0 CS: 0	

PITCHER		IP	WLS	BF	H	R	ER	SO	BB	IBB	HBP	BLK	WP	HR	S	P	ERA	WHIP
26 Mike Foltynewicz, R ERA: 3.21	(1, 1)	5.0	W	21	3	1	0	4	2	0	0	0	0	0	54	86	0.00	1.000
39 Sam Freeman, L ERA: 3.31	(6, 1)	1.0		3	0	0	0	1	0	0	0	0	0	0	9	13	0.00	0.000
53 Luiz Gohara, L ERA: 3.0	(7, 1)	3.0	S	13	2	1	1	2	2	0	0	0	0	1	29	44	3.00	1.333

PITCHER	IP	WLS	BF	H	R	ER	SO	BB	IBB	HBP	BLK	WP	HR	S	P	ERA	WHIP

Atlanta Braves @ Miami Marlins

Marlins Park, Miami, FL

Fri May 11 2018, 7:11 PM - 9:52 PM EDT

Att. 9,149 - Partly Cloudy - 79 F

livebaseballscorecards.com

Batter	1	2	3	4	5	6	7	8	9	AB	R	H	RBI	BB	SO	LOB
1 Ozzie Albies, S (1, 4) OBP: 0.322, SLG: 0.599	F FF 90 X CH 85 0-1 ① P6		C FF 90 B FF 91 S CH 85 B CH 85 X FF 91 2-2 HR		C SL 81 L FF 88 B CH 82 B CH 83 B SL 83 F FF 90 B CH 83 4-2 13 E 13 S 22 2B BB		C FF 97 F FF 98 S FF 101 0-3 ① K		X SI 84 0-0 ③ L7	4	2	1	1	1	1	1
13 Ronald Acuña Jr., R (1, 7) OBP: 0.328, SLG: 0.500	C FF 91 B FF 91 S CH 84 X SL 85 1-2 ② G5-3		S SL 86 B CH 85 B CH 84 F FF 91 S CH 84 1-3 ③ K		B SL 83 B SL 84 1 SAFE 1 SAFE F FF 89 C SL 82 B CH 83 S SL 84 3-3 ① K 1-3		B FF 101 F FF 98 B SL 84 B FF 98 F FF 97 F FF 97 X FF 97 3-2 ② F8			4	0	0	0	0	2	1
5 Freddie Freeman, L (1, 3) OBP: 0.420, SLG: 0.546	C FF 92 F FF 91 B CH 84 B CH 84 F FF 90 B SL 85 B CH 85 4-2 BB			B SL 81 B CH 83 F FF 89 F FF 89 F SL 82 B SL 84 X SL 83 3-2 ① L8	B SL 82 B CH 82 F FF 90 D CH 83 F FF 90 X FF 90 3-2 ② L3		B SI 100 B SI 100 F FF 98 X FF 100 2-1 ③ G4-3			3	0	0	0	1	0	1
22 Nick Markakis, L (1, 9) OBP: 0.420, SLG: 0.554	C FF 91 B FF 89 B SL 84 1 SAFE C FF 90 F FF 91 X FF 91 2-2 ③ L8			C SL 83 F CH 83 B FF 91 X FF 90 1-2 11 E 27 BB 1B	C FF 91 F FF 91 F SL 83 B CH 83 X CH 83 1-2 3-H 2B			B FF 92 F FF 93 C FF 94 B FF 94 X FF 93 2-2 ① F7		4	1	2	1	0	0	1
24 Kurt Suzuki, R (1, 2) OBP: 0.349, SLG: 0.484		C FF 90 X FF 90 0-1 ① G6-3		X FF 90 0-0 ② F8	F FF 90 X FF 90 0-1 ③ G5-3			S FF 93 X FF 94 0-1 ② F8		4	0	0	0	0	0	2
11 Ender Inciarte, L (1, 8) OBP: 0.305, SLG: 0.329		C FF 90 S CH 84 B FF 90 B FF 90 X FF 90 2-2 ② P4		B SL 83 F FF 90 X CH 82 1-1 E3 27 BB 17 HBP 1-3		F FF 91 B FO 86 B FO 86 C FF 92 F FF 93 F FF 92 S FF 93 2-3 ① K		B FF 93 B FF 93 F FF 95 C FF 93 X FF 94 2-2 ③ F8		4	0	0	0	0	1	1
17 Johan Camargo, S (1, 6) OBP: 0.352, SLG: 0.432		C FF 89 B FF 90 F FF 88 C SL 81 1-3 ③ K		1 SAFE F FF 90 F SL 82 H SL 83 1-2 27 BB HBP 1-2		B CU 76 F FF 92 X FF 93 1-1 ② F8			B SI 84 C SI 83 B SI 84 B SI 85 F SI 84 X SI 84 3-2 ① G3	3	0	0	0	0	1	0
27 Ryan Flaherty, L (1, 5) OBP: 0.411, SLG: 0.435			B FF 89 F FF 90 B SL 82 B FF 89 F FF 90 S FF 90 3-3 ① K	B CH 82 F FF 90 B CH 83 S SL 82 D SL 84 B SL 83 4-2 1-2 2-3 3-H BB		B FF 93 F FF 92 B FF 92 F FF 92 X FF 93 2-2 1B			B SI 84 B SI 84 C SI 84 X SI 85 2-1 ② G6-3	3	0	1	1	1	1	0
32 Brandon McCarthy, R (1, 1) OBP: 0.067, SLG: 0.133 23 José Bautista, R (6, PH) OBP: 0.280, SLG: 0.190 30 Peter Moylan, R (6, 1) 63 Jesse Biddle, L (7, 1) OBP: 1.000, SLG: 2.000 20 Preston Tucker, L (9, PH) OBP: 0.318, SLG: 0.476			C FF 90 B FF 90 F FF 90 C SL 83 1-3 ② K	C SL 81 X FF 90 0-1 ③ F9		C CU 76 C FF 93 B FF 94 B FF 93 C CU 78 2-3 ③ K			X SI 84 0-0 1B	2 1 0 0 1	0 0 0 0 0	0 0 0 0 1	0 0 0 0 0	0 1 0 0 0	1 1 0 0 0	3 1 0 0 0

Inning Stats	1	2	3	4	5	6	7	8	9
	R: 0 E: 0 K: 0 S: 12	R: 0 E: 0 K: 1 S: 8	R: 1 E: 0 K: 3 S: 13	R: 1 E: 1 K: 0 S: 16	R: 1 E: 0 K: 1 S: 15	R: 0 E: 0 K: 2 S: 13	R: 0 E: 0 K: 1 S: 9	R: 0 E: 0 K: 0 S: 8	R: 0 E: 0 K: 0 S: 7
	H: 0 LOB: 1 BB: 1 P: 19	H: 0 LOB: 0 BB: 0 P: 11	H: 1 LOB: 0 BB: 0 P: 20	H: 1 LOB: 3 BB: 1 P: 26	H: 1 LOB: 1 BB: 1 P: 26	H: 1 LOB: 1 BB: 0 P: 20	H: 0 LOB: 0 BB: 0 P: 14	H: 0 LOB: 0 BB: 0 P: 12	H: 1 LOB: 1 BB: 0 P: 12

1B: 3	SF: 0
2B: 1	SAC: 0
3B: 0	DP: 0
HR: 1	HBP: 1

WP: 0	PA: 37
PB: 0	
SB: 1	
CS: 0	

PITCHER		IP	WLS	BF	H	R	ER	SO	BB	IBB	HBP	BLK	WP	HR	S	P	ERA	WHIP
58 Dan Straily, R ERA: 5.54	(1, 1)	5.0	W	23	3	3	2	5	3	0	1	0	0	1	64	102	3.60	1.200
25 Junichi Tazawa, R ERA: 7.0	(6, 1)	1.0	H	4	1	0	0	2	0	0	0	0	0	0	13	20	0.00	1.000
56 Tayron Guerrero, R ERA: 3.93	(7, 1)	1.0	H	3	0	0	0	1	0	0	0	0	0	0	9	14	0.00	0.000
46 Kyle Barraclough, R ERA: 2.16	(8, 1)	1.0	H	3	0	0	0	0	0	0	0	0	0	0	8	12	0.00	0.000
29 Brad Ziegler, R ERA: 6.06	(9, 1)	1.0	S	4	1	0	0	0	0	0	0	0	0	0	7	12	0.00	1.000

PITCHER		IP	WLS	BF	H	R	ER	SO	BB	IBB	HBP	BLK	WP	HR	S	P	ERA	WHIP

TOP	
AB	33
R	3
H	5
RBI	3
BB	3
SO	8
LOB	11

Atlanta Braves @ Miami Marlins

Marlins Park, Miami, FL

Fri May 11 2018, 7:11 PM - 9:52 PM EDT

Att. 9,149 - Partly Cloudy - 79 F

BOTTOM

livebaseballscorecards.com

Batter	1	2	3	4	5	6	7	8	9	AB	R	H	RBI	BB	SO	LOB
11 J.T. Realmuto, R (1, 2) OBP: 0.395, SLG: 0.558	B SI 92 B SI 92 F SI 92 F SI 93 X CU 82 2-2 14 G4-3 13 G6-3 2B		X SI 91 0-0 HR	F SI 94 F SL 88 B SI 93 B SI 93 X SI 94 2-2 14 G5-4-3 2-3 3-H 1B		C SI 88 S SL 77 1 SAFE B SL 76 X SI 89 1-2 ① FC6-4 14 BB 1-2f		D SL 88 X SL 86 1-0 ② ③ L6-4 2-2		5	2	3	2	0	0	2
14 Martín Prado, R (1, 5) OBP: 0.176, SLG: 0.163	B SI 92 X SI 93 1-0 ① G4-3 2-3		C SI 92 B SL 87 B SL 86 X SI 92 2-1 ① G5-3	B SI 93 S FC 92 1 SAFE X SI 92 1-1 ② ③ G5-4-3 1-2f		B SI 89 1 SAFE F SI 89 B SL 76 B SL 77 B SI 89 4-1 13 G6-4-3 1-2 BB				3	0	0	0	1	0	3
13 Starlin Castro, R (1, 4) OBP: 0.333, SLG: 0.378	X SI 92 0-0 ② G6-3 3-H		C CU 81 X SL 87 0-1 ② L6		C CU 78 X SI 91 0-1 HR	B SI 89 C SI 89 X SI 89 1-1 ② ③ G6-4-3 1-2f				4	1	1	2	0	0	2
41 Justin Bour, L (1, 3) OBP: 0.360, SLG: 0.429 2 Yadiel Rivera, R (9, 6) OBP: 0.235, SLG: 0.133	B FC 91 C FC 92 B FC 92 B CU 81 F SI 94 B FC 93 4-2 BB		B CU 81 B SI 94 B CU 79 C SI 93 B SI 94 4-1 BB		F SI 92 B SI 93 F FC 91 B CU 81 X CU 80 2-2 ① G4-3		X SI 94 0-0 ① G4-3			2 0	0 0	0 0	0 0	2 0	0 0	0 0
15 Brian Anderson, R (1, 9) OBP: 0.358, SLG: 0.377	X SI 93 0-0 ③ L6		C CU 80 B SL 88 C SI 92 X SI 93 1-2 ③ G1-3		X FC 90 0-0 32 1B 32 S 19 1B 1B		C FF 93 B FF 94 B SL 88 X SL 87 2-1 ② F8			4	1	1	0	0	0	2
32 Derek Dietrich, L (1, 7) OBP: 0.291, SLG: 0.359 46 Kyle Barraclough, R (8, 1) 29 Brad Ziegler, R (9, 1)		C SI 92 C SI 92 T SI 93 0-2 ① K	B CU 78 S FC 91 X FC 91 1-1 19 1B 9 1B 1B		S FC 90 X FC 91 0-1 9 L5-4 19 1B 1-3 1B		X FF 94 0-0 1B			4 0 0	1 0 0	3 0 0	0 0 0	0 0 0	1 0 0	0 0 0
19 Miguel Rojas, R (1, 6) OBP: 0.300, SLG: 0.390 (9, 3)		F SI 92 B SI 92 C SL 86 F SI 93 X SI 93 1-2 1B	F SI 92 B SI 93 F SI 92 B SI 93 X SL 88 2-2 9 1B 11 1B 1-3 1B		L SI 91 X SI 92 0-1 1-2 3-H 1B		C SI 93 X SI 93 0-1 ③ G4-3			4	1	3	1	0	0	1
9 Lewis Brinson, R (1, 8) OBP: 0.230, SLG: 0.310		C SI 92 F FC 91 S SI 93 0-3 ② K	X SI 94 0-0 11 1B 1-3 3-H 1B		B CU 79 F CU 81 B FC 91 F FC 91 F SI 93 B FC 88 X CU 80 3-2 ② ③ L5-4 2-2			L FF 94 F FF 92 F CU 76 S CU 76 0-3 ① K		4	0	1	1	0	2	3
58 Dan Straily, R (1, 1) OBP: 0.400, SLG: 0.250 25 Junichi Tazawa, R (6, 1) 3 JB Shuck, L (6, PH) OBP: 0.281, SLG: 0.264 56 Tayron Guerrero, R (7, 1) 1 Cameron Maybin, R (8, 7) OBP: 0.336, SLG: 0.340		C SI 93 S SI 94 B SI 94 C SI 94 1-3 ③ K	C SI 93 X SI 94 0-1 ① G6-3			B SI 88 B SI 89 B SI 89 C SI 90 X SI 88 3-1 11 FC6-4 1B			X FF 94 0-0 11 L6-4 2B	2 0 1 0 1	0 0 0 0 0	0 0 1 0 0	0 0 0 0 0	1 0 0 0 0	0 0 0 0 0	3 0 0 0 0
Inning Stats	R: 1 E: 0 K: 0 S: 9 H: 1 LOB: 1 BB: 1 P: 16	R: 0 E: 0 K: 3 S: 13 H: 1 LOB: 1 BB: 0 P: 15	R: 1 E: 0 K: 0 S: 9 H: 1 LOB: 1 BB: 1 P: 16	R: 2 E: 0 K: 0 S: 13 H: 4 LOB: 1 BB: 0 P: 19	R: 2 E: 0 K: 0 S: 14 H: 4 LOB: 1 BB: 0 P: 19	R: 0 E: 0 K: 0 S: 8 H: 1 LOB: 1 BB: 1 P: 17	R: 0 E: 0 K: 0 S: 6 H: 1 LOB: 1 BB: 0 P: 8	R: 0 E: 0 K: 1 S: 6 H: 1 LOB: 0 BB: 0 P: 7		1B: 10 2B: 4 3B: 0 HR: 2 SF: 0 SAC: 0 DP: 4 HBP: 0						

	AB	34
	R	6
	H	14
	RBI	6
	BB	3
	SO	4
	LOB	16

PITCHER		IP	WLS	BF	H	R	ER	SO	BB	IBB	HBP	BLK	WP	HR	S	P	ERA	WHIP
32 Brandon McCarthy, R ERA: 5.58	(1, 1)	5.0	L	26	11	6	6	3	2	0	0	0	0	2	58	85	10.80	2.600
30 Peter Moylan, R ERA: 3.46	(6, 1)	1.0		4	1	0	0	0	1	0	0	0	0	0	8	17	0.00	2.000
63 Jesse Biddle, L ERA: 1.64	(7, 1)	2.0		7	2	0	0	1	0	0	0	0	0	0	12	15	0.00	1.000

PITCHER	IP	WLS	BF	H	R	ER	SO	BB	IBB	HBP	BLK	WP	HR	S	P	ERA	WHIP

TOP

Atlanta Braves @ Miami Marlins

Marlins Park, Miami, FL

Sat May 12 2018, 7:10 PM - 10:36 PM EDT

Att. 12,383 - Roof Closed - 75 F

Batter	1	2	3	4	5	6	7	8	9	AB	R	H	RBI	BB	SO	LOB
1 Ozzie Albies, S (1, 4) OBP: 0.313, SLG: 0.581	X FF 92 0-0 G5-3 ①		C, X CH 86 0-1 P4 ①		C SL 86, S FF 92, S CH 87 0-3 K ②		F FF 100, B SI 98, F FF 97, X FF 99 1-2 P6 ②	B FF 92, F FF 91, X FF 92 1-1 P3 ③		5	0	0	0	0	1	3
13 Ronald Acuña Jr., R (1, 7) OBP: 0.319, SLG: 0.478	B FF 92, X FF 93 1-0 G4-3 ②		C CH 87, B SL 86, F SL 85, F CH 88, C FF 94 1-3 K ②		B SL 85, F CH 88, X CH 88 1-1 1B; 5 HR		C SL 85, B FF 101, X FF 98 1-1 F9 ③		C FC 88, S FC 87, B FC 88, B FC 89, B CH 85, F FC 87, C FC 88 3-3 K ①	5	1	1	0	0	2	0
5 Freddie Freeman, L (1, 3) OBP: 0.431, SLG: 0.593	X FF 93 0-0 HR		B SL 87, F SL 86, C SL 86, F CH 88, X SL 88 1-2 F7 ③		B FF 92, C FF 93, 1 SAFE, F SL 86, B SL 84, B SL 84, X SL 85 3-2 HR; 1-H			B FF 96, B FF 96, C FF 96, F FF 95, B FF 96, F FF 96, B FF 97 4-2 BB; 11 BB; 22 1B; 25 BB	B SI 92, X FC 89 1-0 1B; 22 1B	4	3	3	3	1	0	0
22 Nick Markakis, L (1, 9) OBP: 0.420, SLG: 0.549	B FF 92, C FF 93, F SL 85, S SL 87 1-3 K ③			C SL 86, X FF 92 0-1 L7 ①	C FF 93, B SL 86, X SL 87 1-1 L8 ③			C FF 95, B FF 95, B FF 96, X FF 96 2-1 1B; 25 BB; 11 BB; 17 BB; 1-2	B SI 90, B SI 90, B SI 91, C FF 90, X FF 91 3-1 1B; 8 3B; 1-3 ②	5	2	2	0	0	1	0
23 José Bautista, R (1, 5) OBP: 0.286, SLG: 0.333 51 Shane Carle, R (6, 1) 33 A.J. Minter, L (7, 1) 20 Preston Tucker, L (8, PH) OBP: 0.315, SLG: 0.470 58 Dan Winkler, R (8, 1) 8 Charlie Culberson, R (9, PH) OBP: 0.283, SLG: 0.333 38 Arodys Vizcaíno, R (9, 1)		X FF 92 0-0 G6-3 ①		B FF 93, C CH 87, B SL 86, X FF 94 2-1 P5 ②		C CH 86, X FF 91 0-1 HR		C FF 97, 2 SAFE, F FF 96, B FF 96, S FF 96 1-3 K ①	B FC 89, B SI 91, X SI 91 2-0 3B; 11 HR; 1-H	3 0 0 1 0 1 0	1 0 0 0 0 1 0	1 0 0 0 0 1 0	1 0 0 0 0 1 0	0 0 0 0 0 0 0	0 0 0 1 0 0 0	0 0 0 2 0 0 0
11 Ender Inciarte, L (1, 8) OBP: 0.320, SLG: 0.354		B FF 93, B FF 93, B FF 91, B FF 91 4-0 BB; 25 1B; 25 E		B SL 86, X SL 86 1-0 1B; 25 S		B FF 92, C FF 92, C SL 86, F FF 92, S SL 86 1-3 K ①		S FF 96, S FF 96, F FF 96, B FF 96, B FF 96, B FF 96, F FF 96, F, F, F, F, F, B 4-2 BB; 17 BB; 25 BB; 1-2; 2-3	S FC 90, X FC 89 0-1 HR; 3-H	3	2	2	2	2	1	0
25 Tyler Flowers, R (1, 2) OBP: 0.320, SLG: 0.261		1 SAFE, C FF 94, 1 SAFE, B FF 93, X FF 93 1-1 E9; 1B; 1-H		1 SAFE, S CH 86, D CH 87, 1 SAFE, B CH 86, B CH 85, B FF 91 4-1 BB; 1-2		B FF 92, F FF 92, F FF 92, B SL 88, X FF 91 2-2 1B; 17 G5-4-3		D, C, F, F, D, D, F, B 4-2 BB; 17 BB; 1-2; 2-3; 3-H	C SI 92, X FC 88 0-1 F9 ③	3	0	2	1	2	0	0
17 Johan Camargo, S (1, 6) OBP: 0.345, SLG: 0.404		B SL 85, X FF 93 1-0 G5-3 ②		B CH 87, B FF 92, F FF 91, X FF 92 2-1 F8 ③		B CH 86, S CH 85, X CH 85 1-1 G5-4-3 ② ③; 1-2f		F FF 91, S CU 74, B FF 92, D CU 76, B CU 75, F FF 92, D FF 93 4-2 BB; 1-2; 2-3; 3-H		3	0	0	1	1	0	4
40 Michael Soroka, R (1, 1) OBP: 0.167, SLG: 0.167 30 Peter Moylan, R (5, 1) 27 Ryan Flaherty, L (6, 5) OBP: 0.404, SLG: 0.426		C FF 92, F FF 92, B FF 93, X FF 93 1-2 L3 ③			C FF 91, B SL 84, X FF 91 1-1 G6-3 ①		F FF 97, B FF 98, B FF 97, S FF 98, X FF 98 2-2 L8 ①	F FF 93, S FO 86, D FO 87, B FF 92, F FO 88, C FF 93 2-3 K ②		2 0 2	0 0 0	0 0 0	0 0 0	0 0 0	0 0 1	1 0 3

Inning Stats	1	2	3	4	5	6	7	8	9
R	1	1	0	0	2	1	0	2	3
E	0	1	0	0	0	0	0	0	0
K	1	0	1	0	1	1	0	2	1
S	6	7	10	8	12	11	8	30	12
H	1	1	0	1	2	2	0	1	4
LOB	0	1	0	2	0	0	0	3	0
BB	0	1	0	1	0	0	0	4	0
P	8	14	12	17	18	15	12	52	21

1B: 7, 2B: 0, 3B: 1, HR: 4, SF: 0, SAC: 0, DP: 1, HBP: 0

WP: 0, PB: 0, SB: 1, CS: 0, PA: 43

AB	37
R	10
H	12
RBI	9
BB	6
SO	7
LOB	13

livebaseballscorecards.com

PITCHER		IP	WLS	BF	H	R	ER	SO	BB	IBB	HBP	BLK	WP	HR	S	P	ERA	WHIP
66 Jarlín García, L ERA: 3.14	(1, 1)	6.0		26	7	5	4	4	2	0	0	0	0	3	54	84	6.00	1.500
56 Tayron Guerrero, R ERA: 3.72	(7, 1)	1.0		3	0	0	0	0	0	0	0	0	0	0	8	12	0.00	0.000
71 Drew Steckenrider, R ERA: 5.19	(8, 1)	0.1	L	5	1	2	2	1	3	0	0	0	0	0	21	36	54.00	12.000
25 Junichi Tazawa, R ERA: 6.75	(8, 1)	0.2		3	0	0	0	1	1	0	0	0	0	0	9	16	0.00	1.500
67 Tyler Cloyd, R ERA: 17.28	(9, 1)	1.0		6	4	3	3	1	0	0	0	0	0	1	12	21	27.00	4.000

PITCHER	IP	WLS	BF	H	R	ER	SO	BB	IBB	HBP	BLK	WP	HR	S	P	ERA	WHIP

Batter	1	2	3	4	5	6	7	8	9	AB	R	H	RBI	BB	SO	LOB
11 J.T. Realmuto, R (1, 2) OBP: 0.385, SLG: 0.549	B FF 93 S FF 93 C SI 94 C SL 86 1-3 K ①		B SL 84 X FF 92 1-0 14 G4-3 2B		F SI 92 F SI 92 X FF 93 0-2 F9 ②	B SL 90 X SL 89 1-0 G5-4-3 ②③ 1-2f			C SI 96 S SI 97 F SI 98 S SL 84 0-3 K ①	5	0	1	0	0	2	1
14 Martín Prado, R (1, 5) OBP: 0.179, SLG: 0.167	B FF 93 F FF 93 C SI 93 B SI 94 F SI 94 S SL 86 2-3 K ②		F SI 93 B SI 92 C SL 85 X SI 92 1-2 G4-3 ① 2-3		C FF 92 B FF 91 S FF 92 X FF 92 1-2 41 BB 13 1B 15 E 1B		C FF 94 S SL 87 B SL 86 S CH 86 1-3 K ①		B SI 97 B SI 97 S SI 97 C SL 86 X SI 98 2-2 P3 ②	5	1	1	0	0	2	1
13 Starlin Castro, R (1, 4) OBP: 0.335, SLG: 0.378	B SI 94 B SI 93 F FF 95 X SI 94 2-1 41 1B 15 2B 1B		C SI 93 D SI 92 D SI 93 F SL 86 S SL 88 2-3 K ②		S SL 84 S SL 82 D SL 84 F SL 84 X SL 84 1-2 15 E 41 BB 32 2B 1-2 1B		X SL 88 0-0 F8 ②		F SL 85 B FF 96 S FF 98 X SL 86 1-2 F7 ③	5	2	2	0	0	1	1
41 Justin Bour, L (1, 3) OBP: 0.371, SLG: 0.430	B SI 93 C FF 93 C SI 93 X SL 87 1-2 15 2B 1-3 1B		B SI 94 B FF 94 C SL 87 B SI 94 X FF 94 3-1 G3-1 ③		D SI 92 S CH 81 B FF 91 B SI 91 B SL 85 4-1 15 E 32 2B 1-2 2-3 BB		B FC 92 B FC 92 C FC 91 B FF 97 B FC 91 4-1 BB			2	1	1	0	2	0	1
15 Brian Anderson, R (1, 9) OBP: 0.356, SLG: 0.380	B FF 94 B SI 93 X SI 94 2-0 1-3 3-H 2B			C FF 92 B SL 82 X SL 83 1-1 G6-3 ① D SL 85 X SI 94 1-0 E5 32 2B 1-2 2-3 3-H			B FC 92 S FC 91 F FF 97 B FF 97 D FF 98 X FF 98 3-2 G5-3 ③			4	1	1	1	0	0	3
32 Derek Dietrich, L (1, 7) OBP: 0.290, SLG: 0.363	F SI 94 D CH 84 F FF 94 S FF 94 1-3 K ③			C SL 82 F SI 92 S SL 84 0-3 K ②	B CH 81 X SI 92 1-0 1-H 2-H 3-H 2B			B FC 91 B FC 89 C FF 93 F FC 91 F FF 95 F FF 94 F CU 83 F CH 90 B FC 91 3-2 X FF 93 G4-3 ①		4	0	1	3	0	2	2
19 Miguel Rojas, R (1, 6) OBP: 0.305, SLG: 0.400		C FF 93 B FF 92 B SL 85 C SL 84 X SL 86 2-2 F9 ①		C SL 82 S SL 83 X FF 94 0-2 1B	C SL 76 S SL 78 D SL 77 B SL 76 F SI 90 B SL 77 C SL 78 3-3 K ③				S CU 83 F FC 92 X FF 94 0-2 9 G4-3 2B	4	0	2	0	0	1	1
9 Lewis Brinson, R (1, 8) OBP: 0.230, SLG: 0.308		B SI 92 X FF 91 1-0 F8 ②		B FF 93 F FF 93 F SL 84 X SL 85 1-2 G4-3 ③		C FF 94 B SL 88 B SL 88 S SL 88 F FF 94 X SL 89 2-2 3 FC3-6 1B			C FC 90 C CU 83 D CU 83 X FF 93 1-2 2-3 G4-3 ②	4	0	1	0	0	0	2
66 Jarlín García, L (1, 1) 3 JB Shuck, L (6, PH) OBP: 0.279, SLG: 0.259 56 Tayron Guerrero, R (7, 1) 71 Drew Steckenrider, R (8, 1) 25 Junichi Tazawa, R (8, 1) 1 Cameron Maybin, R (8, PH) OBP: 0.333, SLG: 0.337 67 Tyler Cloyd, R (9, 1)		F FF 93 S SI 93 B SI 94 S SI 94 1-3 K ③			C SI 89 S SI 90 B SI 91 S SI 91 1-3 K ①	B FF 94 1 SAFE 1 SAFE F CH 88 1 SAFE 1 SAFE 1 SAFE B CH 86 X CH 88 2-1 FC3-6 ① 11 G5-4-3 1-2f			C SI 93 X FC 90 0-1 F8 ③	2 1 0 0 0 0 1 0	0 0 0 0 0 0 0 0	0 0 0 0 0 0 0 0	0 0 0 0 0 0 0 0	0 0 0 0 0 0 0 0	2 0 0 0 0 0 0 0	0 1 0 0 0 0 1 0
Inning Stats	R: 1 E: 0 K: 3 S: 16 H: 3 LOB: 2 BB: 0 P: 25	R: 0 E: 0 K: 1 S: 7 H: 0 LOB: 0 BB: 0 P: 11	R: 0 E: 0 K: 1 S: 9 H: 1 LOB: 1 BB: 0 P: 16	R: 0 E: 0 K: 1 S: 11 H: 1 LOB: 1 BB: 0 P: 13	R: 4 E: 1 K: 2 S: 20 H: 3 LOB: 1 BB: 1 P: 32	R: 0 E: 0 K: 0 S: 7 H: 1 LOB: 0 BB: 0 P: 12	R: 0 E: 0 K: 1 S: 8 H: 0 LOB: 1 BB: 1 P: 16	R: 0 E: 0 K: 0 S: 15 H: 1 LOB: 1 BB: 0 P: 19	R: 0 E: 0 K: 1 S: 10 H: 0 LOB: 0 BB: 0 P: 13	1B: 6 2B: 4 3B: 0 HR: 0 SF: 0 SAC: 0 DP: 1 HBP: 0						

PITCHER		IP	WLS	BF	H	R	ER	SO	BB	IBB	HBP	BLK	WP	HR	S	P	ERA	WHIP
40 Michael Soroka, R ERA: 3.68	(1, 1)	4.2		24	8	5	1	7	1	0	0	0	0	0	59	90	1.93	1.929
30 Peter Moylan, R ERA: 3.38	(5, 1)	0.1		1	0	0	0	1	0	0	0	0	0	0	4	7	0.00	0.000
51 Shane Carle, R ERA: 0.81	(6, 1)	1.2		5	1	0	0	1	0	0	0	0	0	0	11	17	0.00	0.600
33 A.J. Minter, L ERA: 2.25	(7, 1)	0.1	W	2	0	0	0	0	1	0	0	0	0	0	4	11	0.00	3.000
58 Dan Winkler, R ERA: 1.08	(8, 1)	1.0	H	4	1	0	0	0	0	0	0	0	0	0	15	19	0.00	1.000

PITCHER		IP	WLS	BF	H	R	ER	SO	BB	IBB	HBP	BLK	WP	HR	S	P	ERA	WHIP
38 Arodys Vizcaíno, R ERA: 1.53	(9, 1)	1.0		3	0	0	0	1	0	0	0	0	0	0	10	13	0.00	0.000

BOTTOM

Atlanta Braves @ Miami Marlins

Marlins Park, Miami, FL

Sat May 12 2018, 7:10 PM - 10:36 PM EDT

Att. 12,383 - Roof Closed - 75 F

livebaseballscorecards.com

AB	37
R	5
H	10
RBI	4
BB	2
SO	10
LOB	14

WP: 0	PA: 39
PB: 0	
SB: 0	
CS: 0	

Batter	1	2	3	4	5	6	7	8	9	AB	R	H	RBI	BB	SO	LOB
1 Ozzie Albies, S (1, 4) OBP: 0.304, SLG: 0.564	B SI 95 B SI 95 F SI 95 B CH 89 F SI 95 X SI 96 3-2 ① G6-3		X CH 91 0-0 ② G4-3		C SI 94 X CH 91 0-1 ③ G2-3			X FF 93 0-0 ① L6	F CH 84 B CH 83 F FF 92 B FF 91 S CH 85 2-3 ③ K	5	0	0	0	0	1	2
13 Ronald Acuña Jr., R (1, 7) OBP: 0.342, SLG: 0.493	B SI 97 B SI 97 B SI 96 C SI 97 F SI 97 F SI 96 S SI 96 3-3 ② K		C SI 96 B SL 88 B SI 96 B SL 88 F SI 96 B SI 96 4-2 5 BB BB			F SL 85 C SL 86 B SL 88 B SL 88 X SL 88 2-2 5 G6-3 11 HR 2B		B FF 93 C FF 93 B SL 80 B SL 78 F FF 94 B FF 94 4-2 22 S BB		2	1	1	0	2	1	0
5 Freddie Freeman, L (1, 3) OBP: 0.433, SLG: 0.588	X FF 96 0-0 22 E 22 E 1B		B CH 89 1 SAFE B SI 94 B SL 89 B SI 94 4-0 1-2 BB			B SI 93 F SI 94 C SL 86 X SI 96 1-2 ① G6-3 2-3		X FF 94 0-0 ② L8		3	1	1	0	1	0	2
22 Nick Markakis, L (1, 9) OBP: 0.416, SLG: 0.541	B SI 96 B SI 95 C SI 96 F SI 95 B SI 96 X SI 95 3-2 E6 1-H 1B		B SL 84 C SI 94 B SI 95 2 SAFE X SI 95 2-1 ③ L7			C SL 86 B SL 88 F SI 96 B SL 87 S SL 86 2-3 ② K		B FF 94 1 SAFE 1 SAFE C FF 93 B FF 93 C SL 78 B FF 95 F CH 89 C FF 95 3-3 ③ K 1-2		4	0	1	1	0	2	4
11 Ender Inciarte, L (1, 8) OBP: 0.324, SLG: 0.377	F SI 97 B CH 89 F CH 89 F SI 96 B SI 97 F CH 91 F SL 89 B SI 96 X CH 90 3-2 ③ G4-3			X SL 86 0-0 ① F8		B SI 95 F CH 90 X CH 89 1-1 3-H HR			C FF 91 C FF 92 F FF 93 B FF 92 X CH 83 1-2 27 CS 24 1B 1B	4	1	2	2	0	0	1
24 Kurt Suzuki, R (1, 2) OBP: 0.345, SLG: 0.475		C SI 96 B SI 96 F CH 92 F CH 91 B SI 96 C SL 87 2-3 ① K		C SI 95 F SI 96 F SI 96 F SL 87 B SI 96 X SI 96 1-2 ② G4-3		B SL 87 F SI 95 F CH 91 X SI 96 1-2 ③ G6-3			X FF 90 0-0 17 1B 20 1B 1-2 1B	4	1	1	0	0	1	0
27 Ryan Flaherty, L (1, 5) OBP: 0.389, SLG: 0.408		F SI 95 B CH 90 B SL 90 F SI 95 S CH 92 2-3 ② K	F SL 87 B CH 89 X SI 94 1-1 ③ G4-3				F FF 91 X CH 86 0-1 ① L7		B SL 82 F FF 90 B CH 82 B FF 89 F FF 89 X FF 90 3-2 ①② F7 2-3	4	0	0	0	0	1	2
17 Johan Camargo, S (1, 6) OBP: 0.339, SLG: 0.392		C SL 86 B SI 96 B SI 96 X SI 95 2-1 ③ G4-3			C CH 92 B SI 95 X SL 87 1-1 ① G3		B FF 91 X FF 93 1-0 ② F9		B FF 93 B FF 91 X FF 90 2-0 20 1B 1-3 1B	4	0	1	0	0	0	0
15 Sean Newcomb, L (1, 1) OBP: 0.200, SLG: 0.214 23 José Bautista, R (7, PH) OBP: 0.276, SLG: 0.320 39 Sam Freeman, R (7, 1) 58 Dan Winkler, R (8, 1) 20 Preston Tucker, L (9, PH) OBP: 0.322, SLG: 0.476 63 Jesse Biddle, L (9, 1) OBP: 1.000, SLG: 2.000 38 Arodys Vizcaíno, R (9, 1)			B SI 95 B SI 94 S SI 94 T SI 95 F SI 96 C SI 96 2-3 ① K		C SI 95 B SL 88 X SI 96 1-1 ② G4-3		F FF 92 F FF 92 B SL 84 B FF 93 F FF 92 F FF 93 S FF 93 2-3 ③ K		B SL 80 X FF 90 1-0 1-2 3-H 1B	2 1 0 0 1 0 1	0 0 0 0 0 0 0	0 0 0 0 1 0 0	0 0 0 0 0 0 0	1 0 0 0 0 0 0	0 0 0 0 0 0 0	0 0 0 0 0 0 0
Inning Stats	R: 1 E: 1 K: 1 S: 17 H: 2 LOB: 1 BB: 0 P: 29	R: 0 E: 0 K: 2 S: 9 H: 0 LOB: 0 BB: 0 P: 15	R: 0 E: 0 K: 1 S: 9 H: 0 LOB: 2 BB: 2 P: 21	R: 0 E: 0 K: 0 S: 8 H: 0 LOB: 0 BB: 0 P: 10	R: 0 E: 0 K: 0 S: 6 H: 0 LOB: 0 BB: 0 P: 8	R: 2 E: 0 K: 1 S: 14 H: 2 LOB: 0 BB: 0 P: 21	R: 0 E: 0 K: 1 S: 8 H: 0 LOB: 0 BB: 0 P: 11	R: 0 E: 0 K: 1 S: 8 H: 0 LOB: 1 BB: 1 P: 15	R: 1 E: 0 K: 1 S: 13 H: 4 LOB: 2 BB: 0 P: 22	1B: 6 2B: 1 3B: 0 HR: 1 SF: 0 SAC: 0 DP: 0 HBP: 0						

PITCHER		IP	WLS	BF	H	R	ER	SO	BB	IBB	HBP	BLK	WP	HR	S	P	ERA	WHIP
62 José Ureña, R ERA: 4.38	(1, 1)	6.0	L	24	4	3	3	5	2	0	0	0	0	1	63	104	4.50	1.000
64 Nick Wittgren, R ERA: 0.79	(7, 1)	1.0		3	0	0	0	1	0	0	0	0	0	0	8	11	0.00	0.000
46 Kyle Barraclough, R ERA: 2.04	(8, 1)	1.0		4	0	0	0	1	1	0	0	0	0	0	8	15	0.00	1.000
57 Elieser Hernández, R ERA: 3.0	(9, 1)	1.0		6	4	1	1	1	0	0	0	0	0	0	13	22	9.00	4.000

PITCHER		IP	WLS	BF	H	R	ER	SO	BB	IBB	HBP	BLK	WP	HR	S	P	ERA	WHIP

TOP

Atlanta Braves @ Miami Marlins

Marlins Park, Miami, FL

Sun May 13 2018, 1:12 PM - 4:01 PM EDT

Att. 7,435 - Roof Closed - 75 F

livebaseballscorecards.com

AB	34
R	4
H	8
RBI	4
BB	3
SO	8
LOB	11

Atlanta Braves @ Miami Marlins

Marlins Park, Miami, FL

Sun May 13 2018, 1:12 PM - 4:01 PM EDT

Att. 7,435 - Roof Closed - 75 F

BOTTOM

Batter	1	2	3	4	5	6	7	8	9	AB	R	H	RBI	BB	SO	LOB
1 Cameron Maybin, R (1, 7) OBP: 0.322, SLG: 0.324	C FF 93 F FF 93 T CU 77 0-2 ① **K**		X FF 93 0-0 ② **F9**		X CH 86 0-0 ③ **G6-3**			F FF 92 B CU 82 S FC 90 X FF 92 1-2 ① **G4-3**		4	0	0	0	0	1	2
14 Martín Prado, R (1, 5) OBP: 0.200, SLG: 0.161	B FF 93 C FF 93 B FF 94 F FF 94 X FF 94 2-2 ② **F9**		B FF 94 1 SAFE T CH 87 1 SAFE B FF 93 B FF 94 B CH 87 4-1 11 FC5 1-2 **BB**			B FF 91 F FF 92 B CH 87 B CH 86 B FF 91 4-1 **BB**		C FF 93 S FC 90 B CU 82 S CU 82 1-3 ② **K**		2	0	0	0	2	1	0
11 J.T. Realmuto, R (1, 2) OBP: 0.368, SLG: 0.523	C FF 94 B CH 87 S CH 87 S FF 93 1-3 ③ **K**		B CH 88 B CH 88 C FF 94 T FF 94 X CU 78 2-2 ③ **FC5** 1-2 2-3f			B CH 88 S FF 93 1 SAFE F CH 87 B FF 94 S FF 93 2-3 ① **K**		S FC 91 B CU 82 C CU 81 B FF 92 S FC 90 2-3 ③ **K**		4	0	0	0	0	3	3
13 Starlin Castro, R (1, 4) OBP: 0.333, SLG: 0.375		F FF 92 C FF 92 F FF 92 B CU 78 X CH 86 1-2 ① **G6-3**		B CU 77 B CU 76 C FF 93 B FF 93 X CH 87 3-1 **E5** 15 G6-4-3		C FF 94 B FF 94 S FF 93 D CU 78 X FF 94 2-2 ② **F8**			X FF 95 0-0 3 1B 41 HR 1B	4	1	1	0	0	0	1
15 Brian Anderson, R (1, 9) OBP: 0.355, SLG: 0.386 3 JB Shuck, L (8, 9) OBP: 0.288, SLG: 0.273		B FF 94 C FF 93 B FF 94 S CH 87 X FF 94 2-2 9 G1-3 2B		C FF 92 B FF 93 B CU 78 X CH 87 2-1 ①② **G6-4-3** 1-2f		B CH 87 B FF 92 B FF 94 C FF 91 F FF 92 X CH 85 3-2 ③ **F8**			C FF 94 B FF 95 C CU 76 X FF 96 1-2 41 HR 1-2 1B	3 1	0 1	1 1	0 0	0 0	0 0	2 0
9 Lewis Brinson, R (1, 8) OBP: 0.224, SLG: 0.299		B FF 92 F CH 86 T FF 94 X CU 77 1-2 ② **G1-3** 2-3		B CU 74 X CH 86 1-0 ③ **L8**			C FF 94 X FS 86 0-1 ① **P6**		C SI 97 F SI 97 B SI 97 F SI 98 S SL 84 1-3 ① **K**	4	0	0	0	0	1	3
19 Miguel Rojas, R (1, 3) OBP: 0.312, SLG: 0.397 46 Kyle Barraclough, R (8, 1) 57 Elieser Hernández, R (9, 1) 41 Justin Bour, L (9, PH) OBP: 0.376, SLG: 0.461		B FF 94 F FF 93 S CH 88 F CH 88 F FF 93 S CH 88 1-3 ③ **K**		B FF 90 B FF 93 B FF 93 C FF 92 F CH 86 B FF 93 4-2 62 SH5-4 **BB**		H FF 94 1-0 **HBP**		B FF 98 X FF 97 1-0 1-H 2-H **HR**	1 0 0 1	0 0 0 1	0 0 0 1	0 0 0 3	1 0 0 0	1 0 0 0	1 0 0 0
2 Yadiel Rivera, R (1, 6) OBP: 0.237, SLG: 0.121			B FF 90 F CH 85 F CH 85 B FF 93 B CH 86 F FF 93 F CH 87 B FF 93 4-2 11 FC5 14 BB **BB**		B FF 95 S CH 87 1 SAFE F CH 87 B CH 87 B FF 94 F CH 87 S CH 87 3-3 ① **K**		X FF 94 0-0 ② **L7**		F SI 98 X SI 97 0-1 ② **L9**	3	0	0	0	1	1	2
62 José Ureña, R (1, 1) OBP: 0.071, SLG: 0.143 64 Nick Wittgren, R (7, 1) 32 Derek Dietrich, L (7, PH) OBP: 0.287, SLG: 0.358 (8, 3)			L FF 91 1 SAFE C FF 91 L FF 90 0-3 ① **K**		L FF 90 1 SAFE X FF 90 0-1 ② **SH5-4** 1-2		C CU 82 C CU 82 S CU 82 0-3 ③ **K**		B SL 85 B FF 96 B SI 96 C SI 97 X SI 96 3-1 ③ **G3**	1 0 2	0 0 0	0 0 0	0 0 0	0 0 0	1 0 1	1 0 1
Inning Stats	R: 0 E: 0 K: 2 S: 9 H: 0 LOB: 0 BB: 0 P: 12	R: 0 E: 0 K: 1 S: 15 H: 1 LOB: 1 BB: 0 P: 20	R: 0 E: 0 K: 1 S: 12 H: 0 LOB: 2 BB: 2 P: 22	R: 0 E: 1 K: 0 S: 5 H: 0 LOB: 0 BB: 0 P: 11	R: 0 E: 0 K: 1 S: 9 H: 0 LOB: 1 BB: 1 P: 16	R: 0 E: 0 K: 1 S: 10 H: 0 LOB: 1 BB: 1 P: 21	R: 0 E: 0 K: 1 S: 6 H: 0 LOB: 1 BB: 0 P: 7	R: 0 E: 0 K: 2 S: 9 H: 0 LOB: 0 BB: 0 P: 13	R: 3 E: 0 K: 1 S: 13 H: 3 LOB: 0 BB: 0 P: 19	1B: 2 2B: 1 3B: 0 HR: 1 SF: 0 SAC: 1 DP: 1 HBP: 1						

livebaseballscorecards.com

AB	30
R	3
H	4
RBI	3
BB	4
SO	10
LOB	16

WP: 0 PB: 0 SB: 0 CS: 0 PA: 36

MIAMI

PITCHER		IP	WLS	BF	H	R	ER	SO	BB	IBB	HBP	BLK	WP	HR	S	P	ERA	WHIP
15 Sean Newcomb, L ERA: 2.51	(1, 1)	6.0	W	23	1	0	0	6	4	0	0	0	0	0	60	102	0.00	0.833
39 Sam Freeman, L ERA: 3.12	(7, 1)	1.0	H	4	0	0	0	1	0	0	1	0	0	0	6	7	0.00	0.000
58 Dan Winkler, R ERA: 1.02	(8, 1)	1.0	H	3	0	0	0	2	0	0	0	0	0	0	9	13	0.00	0.000
63 Jesse Biddle, L ERA: 3.27	(9, 1)	0.0		2	2	2	2	0	0	0	0	0	0	0	4	5	∞	∞
38 Arodys Vizcaíno, R ERA: 1.93	(9, 1)	1.0	S	4	1	1	1	1	0	0	0	0	0	1	9	14	9.00	1.000

PITCHER	IP	WLS	BF	H	R	ER	SO	BB	IBB	HBP	BLK	WP	HR	S	P	ERA	WHIP

Batter	1	2	3	4	5	6	7	8	9	AB	R	H	RBI	BB	SO	LOB
3 Chris Taylor, R (1, 6) OBP: 0.305, SLG: 0.415	B FF 92 B FF 92 B FF 91 C FF 92 D FF 90 4-1 10 F8 BB		B FF 90 D CU 72 B FF 90 S FF 90 X FF 90 3-1 ② P3		C CU 72 B CH 81 1 SAFE C CU 74 X FF 90 1-2 31 F7 1-2 1B		B FF 101 B FF 100 X FF 98 2-0 ③ L8			3	0	1	0	1	0	1
14 Enrique Hernández, R (1, 8) OBP: 0.297, SLG: 0.423 31 Joc Pederson, L (5, PH) OBP: 0.351, SLG: 0.355 (5, 8)	C FF 91 S CU 74 X CU 76 0-2 ① F7		C FF 89 B FF 90 B CH 82 F SL 84 B FF 90 F FF 90 C FF 90 3-3 ③ K		C FF 92 B FF 92 B FF 92 B FF 92 2 SAFE S FF 92 X SI 92 3-2 ② F7 1-2 2-3			C FF 93 F FF 93 B CH 88 F FF 94 F SL 79 X CH 87 1-2 ① L3		2 2	0 0	0 0	0 0	0 0	1 0	2 2
10 Justin Turner, R (1, 5) OBP: 0.250, SLG: 0.250	C FF 90 B FF 90 B FF 90 B CU 72 F FF 90 X FF 90 3-2 ② F8 1-2			F FF 90 F FF 90 B CU 74 X CH 82 1-2 15 1B 1B	B FF 92 C FF 94 B FF 93 F SL 82 F FF 93 X CH 86 2-2 ③ L5			S FF 92 T FF 94 X FF 94 0-2 ② G4-3		4	0	1	0	0	0	3
27 Matt Kemp, R (1, 7) OBP: 0.346, SLG: 0.484	C CU 72 B FF 91 S FF 90 F SL 82 F SL 82 S FF 91 1-3 ③ K			X CH 81 0-0 ① F9		B FF 90 F FF 91 X SL 81 1-1 ① G6-3		B FF 94 S FF 93 B SL 79 S FF 93 F FF 94 S CH 87 2-3 ③ K		4	0	0	0	0	2	2
15 Austin Barnes, R (1, 2) OBP: 0.410, SLG: 0.317 9 Yasmani Grandal, S (6, PH) OBP: 0.379, SLG: 0.492 (6, 2)		B FF 91 X FF 91 1-0 ① G4-3		B CH 82 C FF 90 X CU 71 1-1 1-2 1B		C FF 92 B CH 86 S CH 86 B FF 94 X CH 84 2-2 ② F7			C SI 84 C CH 76 B CH 76 X CH 76 1-2 ① F8	2 2	0 0	1 0	0 0	0 0	0 0	0 0
35 Cody Bellinger, L (1, 3) OBP: 0.326, SLG: 0.474		B FF 90 B FF 91 C FF 91 F SI 90 F CU 77 S FF 91 2-3 ② K		S CU 72 B FF 90 B FF 90 C FF 89 X SL 84 2-2 ② F8		S FF 92 B CH 84 T FF 91 X FF 92 1-2 ③ F7			F SI 84 B SI 85 X CH 77 1-1 HR	4	1	1	1	0	1	2
11 Logan Forsythe, R (1, 4) OBP: 0.208, SLG: 0.260		B FF 92 C FF 91 S CH 84 B FF 92 F CH 83 X FF 92 2-2 ③ F9		C CU 71 C FF 91 B FF 91 B FF 90 F FF 90 D CU 72 X FF 90 3-2 ③ F7			C FF 100 B FF 99 B FF 97 C FF 98 X FF 98 2-2 ① F9		B SI 84 C SI 84 B CU 72 X SI 84 2-1 ② G6-3	4	0	0	0	0	0	2
66 Yasiel Puig, R (1, 9) OBP: 0.270, SLG: 0.314			C FF 91 S CU 72 B FF 92 B FF 90 B SL 83 B CU 73 4-2 57 SH3-4 BB		B CH 81 B FF 90 C FF 90 B FF 90 B CH 82 4-1 31 F7 3 1B BB		F FF 100 B FF 100 X SL 84 1-1 HR		C SI 84 F SI 85 B SI 85 S CU 74 1-3 ③ K	2	1	1	1	2	1	0
57 Alex Wood, R (1, 1) 13 Max Muncy, L (7, PH) OBP: 0.328, SLG: 0.446 36 Adam Liberatore, L (7, 1) 47 JT Chargois, S (7, 1) 43 Pat Venditte, L (8, 1)			X FF 92 0-0 ① SH3-4 1-3		X FF 91 0-0 ① B5		C FF 100 X FF 99 0-1 ② G1			1 1 0 0 0	0 0 0 0 0	0 0 0 0 0	0 0 0 0 0	0 0 0 0 0	0 0 0 0 0	1 0 0 0 0
Inning Stats	R: 0 E: 0 K: 1 S: 12 H: 0 LOB: 1 BB: 1 P: 20	R: 0 E: 0 K: 1 S: 9 H: 0 LOB: 0 BB: 0 P: 14	R: 0 E: 0 K: 1 S: 9 H: 0 LOB: 1 BB: 1 P: 19	R: 0 E: 0 K: 0 S: 13 H: 2 LOB: 2 BB: 0 P: 20	R: 0 E: 0 K: 0 S: 12 H: 1 LOB: 2 BB: 1 P: 22	R: 0 E: 0 K: 0 S: 8 H: 0 LOB: 0 BB: 0 P: 12	R: 1 E: 0 K: 0 S: 8 H: 1 LOB: 0 BB: 0 P: 13	R: 0 E: 0 K: 1 S: 12 H: 0 LOB: 0 BB: 0 P: 15	R: 1 E: 0 K: 1 S: 10 H: 1 LOB: 0 BB: 0 P: 15	1B: 3 2B: 0 3B: 0 HR: 2	SF: 0 SAC: 1 DP: 0 HBP: 0					

PITCHER		IP	WLS	BF	H	R	ER	SO	BB	IBB	HBP	BLK	WP	HR	S	P	ERA	WHIP
54 Wei-Yin Chen, L ERA: 7.56	(1, 1)	4.1		19	3	0	0	3	3	0	0	0	0	0	48	83	0.00	1.385
64 Nick Wittgren, R ERA: 0.69	(5, 1)	1.2	W	5	0	0	0	0	0	0	0	0	0	0	15	24	0.00	0.000
56 Tayron Guerrero, R ERA: 3.98	(7, 1)	1.0	H	4	1	1	1	0	0	0	0	0	0	1	8	13	9.00	1.000
46 Kyle Barraclough, R ERA: 1.93	(8, 1)	1.0	H	3	0	0	0	1	0	0	0	0	0	0	12	15	0.00	0.000
29 Brad Ziegler, R ERA: 6.23	(9, 1)	1.0	S	4	1	1	1	1	0	0	0	0	0	1	10	15	9.00	1.000

PITCHER	IP	WLS	BF	H	R	ER	SO	BB	IBB	HBP	BLK	WP	HR	S	P	ERA	WHIP

TOP

Los Angeles Dodgers @ Miami Marlins

Marlins Park, Miami, FL

Tue May 15 2018, 7:11 PM - 10:04 PM EDT

Att. 6,242 - Roof Closed - 78 F

livebaseballscorecards.com

AB	31
R	2
H	5
RBI	2
BB	3
SO	5
LOB	15

1B: 3	SF: 0	WP: 0	PA: 35
2B: 0	SAC: 1	PB: 0	
3B: 0	DP: 0	SB: 0	
HR: 2	HBP: 0	CS: 0	

Batter	1	2	3	4	5	6	7	8	9	AB	R	H	RBI	BB	SO	LOB
14 Martín Prado, R (1, 5) OBP: 0.219, SLG: 0.183	C SI 89 B SI 89 B CH 83 C CH 83 B KC 83 X SI 90 3-2 15 E 11 1B 1B		C SI 89 B SI 89 B CH 83 X CH 84 2-1 ① G5-3		X SI 89 0-0 11 1B 1B		B SL 86 C SL 85 S SL 85 B SL 85 B SL 84 S SL 86 3-3 ② K			4	1	2	0	0	1	1
11 J.T. Realmuto, R (1, 2) OBP: 0.384, SLG: 0.544	X CH 84 0-0 15 FC6-4 1-2 1B		C SI 90 B SI 89 C KC 82 S KC 83 1-3 ② K		C KC 82 B SI 89 C KC 82 F KC 83 D CH 83 D KC 84 X KC 83 3-2 1-2 1B		C SL 85 B SL 84 F SI 95 B SL 85 B SL 87 X SL 85 3-2 15 1B 3-H 2B			4	1	3	1	0	1	0
13 Starlin Castro, R (1, 4) OBP: 0.331, SLG: 0.368	C KC 83 C KC 83 S KC 84 0-3 ① K		X SI 90 0-0 ③ F9		F KC 83 F KC 82 C SI 90 0-3 ② K		B FF 94 B SI 95 C SI 95 B SI 82 B SI 94 4-1 15 1B BB			3	0	0	0	1	2	4
15 Brian Anderson, R (1, 9) OBP: 0.359, SLG: 0.389	B CH 84 C CH 84 X KC 83 1-1 ② FC6-4 1-2f 2-H			S SI 89 B CH 84 B CH 83 F SI 89 F CH 84 B KC 83 X CH 83 3-2 1 FC5-4 41 1B 19 SF8 1B	D KC 84 X KC 82 1-0 ③ G1-6-3		B SI 95 B SI 93 C FF 94 C SI 95 X SL 85 2-2 ③ 1-3 2-H 1B			4	1	2	1	0	0	3
41 Justin Bour, L (1, 3) OBP: 0.379, SLG: 0.462	C SI 90 B SI 89 C SI 90 S CH 83 1-3 ③ K			F KC 83 B SI 89 F CH 83 B CH 84 X KC 82 2-2 1 FC5-4 1-2 1B		C KC 83 F SI 89 B CH 84 F CH 83 B SI 89 F CH 84 X SI 91 2-2 1 FC3-6 1B		C SL 72 X SL 72 0-1 ① F9		4	0	2	0	0	1	1
1 Cameron Maybin, R (1, 7) (5, 8) OBP: 0.320, SLG: 0.321		B SI 88 C SI 88 X CH 84 1-1 9 1B 54 FC5-3 1B		B CH 84 S CH 84 C SI 90 B CH 84 X SI 90 2-2 ① FC5-4 1-2f 2-3	B SI 90 X CH 84 1-0 ① FC3-6 19 G6-4-3 1-2f			B SL 73 C SL 73 B SL 74 C SL 74 X SI 89 2-2 ② G4-3		4	0	1	0	0	0	3
19 Miguel Rojas, R (1, 6) OBP: 0.304, SLG: 0.389		C SI 89 F CH 83 X KC 83 0-2 ① F8		B KC 83 S KC 83 X SI 91 1-1 ② SF8 3-H	C SI 89 S KC 83 B SI 90 X KC 83 1-2 ②③ G6-4-3 1-2f			B SL 74 S SL 74 B SL 87 B SL 74 X SL 74 3-1 ③ P3		3	0	0	1	0	0	2
9 Lewis Brinson, R (1, 8) OBP: 0.228, SLG: 0.301 64 Nick Wittgren, R (5, 1) 56 Tayron Guerrero, R (7, 1) 2 Yadiel Rivera, R (7, PH) OBP: 0.256, SLG: 0.176 46 Kyle Barraclough, R (8, 1) 29 Brad Ziegler, R (9, 1)		B SI 89 S CH 82 X CH 84 1-1 1-3 1B		C SI 89 D KC 83 B SI 90 F CH 83 B KC 84 S KC 84 3-3 ③ K			B FF 90 X FF 88 1-0 3 SH1-4 11 2B 2B			2 0 0 0 1 0 0	0 0 0 0 1 0 0	1 0 0 0 1 0 0	0 0 0 0 0 0 0	1 0 0 0 0 0 0	1 0 0 0 0 0 0	1 0 0 0 0 0 0
54 Wei-Yin Chen, R (1, 1) OBP: 0.200, SLG: 0.200 3 JB Shuck, L (5, 7) OBP: 0.283, SLG: 0.268		S SI 90 T SI 90 X KC 83 0-2 ②③ FC5-3 3-H			B KC 81 C KC 81 X SI 88 1-1 ① G4-3		X SL 84 0-0 ① SH1-4 2-3			1 1	0 0	0 0	0 0	0 0	0 0	2 0
Inning Stats	R: 1 E: 1 K: 2 S: 12 H: 2 LOB: 1 BB: 0 P: 17	R: 0 E: 0 K: 0 S: 10 H: 2 LOB: 1 BB: 0 P: 12	R: 0 E: 0 K: 1 S: 6 H: 0 LOB: 0 BB: 0 P: 9	R: 1 E: 0 K: 1 S: 15 H: 2 LOB: 1 BB: 0 P: 26	R: 0 E: 0 K: 1 S: 11 H: 2 LOB: 2 BB: 0 P: 16	R: 0 E: 0 K: 0 S: 9 H: 1 LOB: 0 BB: 0 P: 13	R: 2 E: 0 K: 1 S: 12 H: 3 LOB: 2 BB: 1 P: 25	R: 0 E: 0 K: 0 S: 7 H: 0 LOB: 0 BB: 0 P: 12		1B: 10 2B: 3 3B: 0 HR: 0 SF: 1 SAC: 1 DP: 2 HBP: 0			WP: 0 PB: 0 SB: 0 CS: 0 PA: 34	

PITCHER		IP	WLS	BF	H	R	ER	SO	BB	IBB	HBP	BLK	WP	HR	S	P	ERA	WHIP
57 Alex Wood, L ERA: 3.35	(1, 1)	6.0	L	25	9	2	1	5	0	0	0	0	0	0	63	93	1.50	1.500
36 Adam Liberatore, L ERA: 3.38	(7, 1)	0.1		2	1	1	1	0	0	0	0	0	0	0	2	3	27.00	3.000
47 JT Chargois, R ERA: 4.8	(7, 1)	0.2		4	2	1	1	1	1	0	0	0	0	0	10	22	13.50	4.500
43 Pat Venditte, S ERA: 6.75	(8, 1)	1.0		3	0	0	0	0	0	0	0	0	0	0	7	12	0.00	0.000

PITCHER	IP	WLS	BF	H	R	ER	SO	BB	IBB	HBP	BLK	WP	HR	S	P	ERA	WHIP

BOTTOM

Los Angeles Dodgers @ Miami Marlins

Marlins Park, Miami, FL

Tue May 15 2018, 7:11 PM - 10:04 PM EDT

Att. 6,242 - Roof Closed - 78 F

livebaseballscorecards.com

AB	31
R	4
H	12
RBI	3
BB	1
SO	6
LOB	17

MIAMI

Batter	1	2	3	4	5	6	7	8	9	AB	R	H	RBI	BB	SO	LOB
26 Chase Utley, L (1, 4) OBP: 0.339, SLG: 0.371	B FF 89 B FF 89 C FF 88 X FF 89 2-1 G6-3		C FF 91 B FF 91 S CH 84 X FF 92 1-2 G6-3		X FF 92 0-0 F7		B FF 94 C FF 93 F FF 94 F FF 94 S FF 94 1-3 K		B SI 84 F SI 82 X SI 83 1-1 10 G4-6-3 1B	5	0	1	0	0	1	0
31 Joc Pederson, L (1, 7) OBP: 0.345, SLG: 0.357	B FF 91 B FF 90 S FF 88 B CH 82 S FF 88 X FF 88 3-2 G3		C SL 84 F CH 86 X CH 87 0-2 G4-3			F FF 91 C FO 86 X FO 88 0-2 10 L9 9 1B 2B	B FF 95 C FF 94 B CH 88 F FF 93 F FF 94 X FF 95 2-2 F8		F SI 83 X SI 84 0-1 F8	5	1	1	0	0	0	1
10 Justin Turner, R (1, 5) OBP: 0.333, SLG: 0.333	F FF 91 B FF 91 C FF 91 B FF 91 X SL 83 2-2 1B		B FF 92 C CH 84 X CH 84 1-1 F8			X FF 92 0-0 L9 2-3	B FF 94 F FF 94 B FF 93 C FF 93 F FF 93 F FF 93 F FF 94 F FF 93 B CH 89 3-2 X FF 84 1B		C SI 84 X SI 84 0-1 G4-6-3 1-2f	5	0	2	0	0	0	2
9 Yasmani Grandal, S (1, 2) OBP: 0.383, SLG: 0.516	C FF 90 S FF 90 X FF 91 0-2 G6-3			B SL 81 C FF 90 T CH 85 B CH 87 B FF 90 X FF 90 3-2 HR		D FO 87 B FF 93 B FF 93 C FF 92 X FF 94 3-1 35 2B 3 1B 3-H 1B	C FF 94 C FF 92 S FF 94 0-3 K			4	2	2	2	0	1	2
35 Cody Bellinger, L (1, 8) OBP: 0.330, SLG: 0.478		B FF 88 F FF 89 F FF 91 F FF 91 B FF 92 F FF 91 B CH 83 D FF 91 4-2 3 1B BB		B CH 84 B FF 90 C CH 84 F FF 91 X FF 91 2-2 P4		X FF 91 0-0 3 1B 13 2B 1-3 2B		B FF 93 B FF 94 C FF 94 B SL 78 X FF 94 3-1 E4 13 HBP		3	1	1	0	1	0	0
3 Chris Taylor, R (1, 6) OBP: 0.309, SLG: 0.417		X FF 89 0-0 1-2 1B		B FF 92 S FF 90 C CH 84 S FF 92 1-3 K		B FF 92 X FF 92 1-0 13 2B 2-3 3-H 1B		S FF 93 S FF 93 B FF 94 C FF 94 1-3 K		4	1	2	1	0	2	1
13 Max Muncy, L (1, 3) OBP: 0.338, SLG: 0.458		C FF 90 2 SAFE C SL 82 B FF 91 C CH 84 1-3 K		S CH 86 B CH 88 B FF 93 C CH 86 X FF 92 2-2 F7		C FF 93 X FF 93 0-1 2-H 3-H 2B		H SL 79 1-0 15 FC6-4 1-2 HBP		3	0	1	2	0	1	2
66 Yasiel Puig, R (1, 9) OBP: 0.261, SLG: 0.303		C FF 90 X FF 91 0-1 F9			C FF 90 B FF 91 X CH 84 1-1 G2-3	S FF 95 F FF 95 D CU 84 F FF 95 S FF 94 1-3 K		F FF 93 X FF 93 0-1 F4		4	0	0	0	0	1	5
21 Walker Buehler, R (1, 1) OBP: 0.091, SLG: 0.091 27 Matt Kemp, R (6, PH) OBP: 0.343, SLG: 0.480 52 Pedro Báez, R (6, 1) 46 Josh Fields, R (7, 1) 15 Austin Barnes, R (8, PH) OBP: 0.405, SLG: 0.313 41 Daniel Hudson, R (8, 1) 75 Scott Alexander, L (8, 1)		B FF 90 X FF 90 1-0 G4-3			C FF 90 B SL 84 B FF 90 B FF 90 F FF 89 X FF 89 3-2 F8	S FF 94 S FF 95 S FF 95 0-3 K		B FF 94 C FF 94 X FF 95 1-1 FC6-4 1-2f		2 1 0 0 1 0	0 0 0 0 0 0	0 0 0 0 0 0	0 0 0 0 0 0	0 1 0 0 0 0	0 1 0 0 0 0	2 1 0 0 2 0
Inning Stats	R: 0 E: 0 K: 0 S: 11 H: 1 LOB: 1 BB: 0 P: 18	R: 0 E: 0 K: 1 S: 11 H: 1 LOB: 2 BB: 1 P: 17	R: 0 E: 0 K: 0 S: 8 H: 0 LOB: 0 BB: 0 P: 10	R: 1 E: 0 K: 1 S: 12 H: 1 LOB: 0 BB: 0 P: 20	R: 0 E: 0 K: 0 S: 6 H: 0 LOB: 0 BB: 0 P: 10	R: 4 E: 0 K: 2 S: 17 H: 5 LOB: 1 BB: 0 P: 22	R: 0 E: 0 K: 2 S: 18 H: 1 LOB: 1 BB: 0 P: 24	R: 0 E: 1 K: 1 S: 9 H: 0 LOB: 2 BB: 0 P: 15	R: 0 E: 0 K: 0 S: 6 H: 1 LOB: 0 BB: 0 P: 7	1B: 6 2B: 3 3B: 0 HR: 1			SF: 0 SAC: 0 DP: 1 HBP: 1			WP: 0 PB: 0 SB: 0 CS: 0	PA: 39

PITCHER		IP	WLS	BF	H	R	ER	SO	BB	IBB	HBP	BLK	WP	HR	S	P	ERA	WHIP
57 Elieser Hernández, R ERA: 2.25	(1, 1)	5.0		19	3	1	1	2	1	0	0	0	0	1	48	75	1.80	0.800
25 Junichi Tazawa, R ERA: 8.05	(6, 1)	0.1		4	3	3	3	0	0	0	0	0	0	0	7	10	81.00	9.000
71 Drew Steckenrider, R ERA: 5.21	(6, 1)	1.2	W	8	3	1	1	4	0	0	0	0	0	0	28	36	5.40	1.800
46 Kyle Barraclough, R ERA: 1.83	(8, 1)	1.0	H	5	0	0	0	1	0	0	1	0	0	0	9	15	0.00	0.000
29 Brad Ziegler, R ERA: 5.89	(9, 1)	1.0	S	3	1	0	0	0	0	0	0	0	0	0	6	7	0.00	1.000

PITCHER	IP	WLS	BF	H	R	ER	SO	BB	IBB	HBP	BLK	WP	HR	S	P	ERA	WHIP

TOP

Los Angeles Dodgers @ Miami Marlins

Marlins Park, Miami, FL

Wed May 16 2018, 7:12 PM - 10:12 PM EDT

Att. 5,721 - Roof Closed - 77 F

livebaseballscorecards.com

AB	37
R	5
H	10
RBI	5
BB	1
SO	7
LOB	18

Batter	1	2	3	4	5	6	7	8	9	AB	R	H	RBI	BB	SO	LOB
14 Martín Prado, R (1, 5) OBP: 0.232, SLG: 0.188	C FF 95 F FF 96 X SI 96 0-2 41 BB 15 1B 1B		C FF 95 X SI 94 0-1 E6 11 G5-3 13 1B C SL 91 F CH 89 C SL 91 0-3 ③ K		B SL 88 B SI 96 C FF 96 F FF 96 X FF 96 2-2 ② F9		C FF 96 B SL 86 B SL 88 F FF 95 B SL 88 F FF 96 B FF 95 4-2 13 1B BB		4	2	1	0	1	1	2
11 J.T. Realmuto, R (1, 2) OBP: 0.375, SLG: 0.558	F FF 97 B SI 96 F FF 96 F FF 98 C SL 88 1-3 ① K		C SL 83 B SL 91 B SL 84 S SI 96 X SI 96 2-2 ① G5-3 1-2		C SL 85 F SI 96 X CH 89 0-2 ① G5-3	F SL 88 B SL 87 F FF 96 X CH 86 1-2 HR		F SI 96 X SL 86 0-1 ② P3		5	1	1	1	0	1	3
13 Starlin Castro, R (1, 4) OBP: 0.345, SLG: 0.388	C FF 97 B FF 96 F SI 96 S FF 97 1-3 ② K		B FF 96 F FF 96 X SI 97 1-1 2-H 1B		C FF 95 X CH 90 0-1 41 HR 1B	B SL 88 C FF 94 S FF 96 X SL 88 1-2 2B		C CH 85 1 SAFE X SL 84 0-1 1-2 1B		5	1	4	1	0	1	1
41 Justin Bour, L (1, 3) OBP: 0.387, SLG: 0.484 29 Brad Ziegler, R (9, 1)	B KC 81 C FF 96 B KC 82 B FF 97 B SI 97 4-1 15 1B 1-2 BB		B CH 90 C SI 96 B SL 87 B FF 96 F SI 95 S FF 95 3-3 ② K		C FF 95 C FF 96 B SI 96 B KC 80 1 SAFE B FF 96 F SL 90 X SI 96 3-2 1-H HR	0-0 IBB		C SI 92 F SI 93 B SL 85 S SI 93 1-3 ③ K		3 0	1 0	1 0	2 0	2 0	2 0	3 0
15 Brian Anderson, R (1, 9) OBP: 0.362, SLG: 0.392	C KC 80 X SI 97 0-1 1-2 2-H 1B		X SL 87 0-0 ③ F9		C FF 96 F KC 78 F FF 95 X SI 94 0-2 32 1B 19 SF8 1B	C FF 96 F SL 88 F FF 95 F FF 96 B SL 88 C SL 88 1-3 ③ K				4	1	2	1	0	1	3
32 Derek Dietrich, L (1, 7) OBP: 0.294, SLG: 0.360 71 Drew Steckenrider, R (6, 1) 1 Cameron Maybin, R (7, PH) OBP: 0.317, SLG: 0.318 46 Kyle Barraclough, R (8, 1) 2 Yadiel Rivera, R (9, 6) OBP: 0.256, SLG: 0.176	B KC 81 S SL 91 B FF 96 T FF 97 X CH 91 2-2 ③ P6			B SL 87 S SL 88 B KC 79 C SL 88 B FF 96 B SI 96 4-2 19 HBP BB	B KC 80 X SL 89 1-0 1-3 1B		C KC 79 S FF 94 F FF 95 F FF 96 X KC 83 0-2 ① G6-3		2 0 1 0 0	0 0 0 0 0	1 0 0 0 0	0 0 0 0 0	1 0 0 0 0	0 0 0 0 0	2 0 0 0 0
19 Miguel Rojas, R (1, 6) OBP: 0.309, SLG: 0.397 (9, 3)		B KC 78 X KC 79 1-0 ① L5		C KC 79 F SL 90 F FF 96 H FF 95 1-2 HBP	D SL 87 B KC 78 F FF 95 X SL 89 2-1 ② SF8 3-H		C KC 79 B KC 81 X FF 96 1-1 ② 2B		2	0	1	1	0	0	0
9 Lewis Brinson, R (1, 8) OBP: 0.221, SLG: 0.293		B FF 95 S SI 96 B FF 96 F SI 96 B FF 95 S FF 96 3-3 ② K		C FF 95 S FF 95 S SL 86 0-3 ① K	C FF 95 F SL 86 B SL 84 1 SAFE F FF 95 F FF 94 X FF 95 1-2 ③ G4-3		C FF 96 S FF 96 X FF 96 0-2 ③ F7		4	0	0	0	0	2	3
57 Elieser Hernández, R (1, 1) 25 Junichi Tazawa, R (6, 1) 3 JB Shuck, L (6, 7) OBP: 0.274, SLG: 0.259		X FF 94 0-0 ③ G3		L FF 95 L FF 95 C FF 97 0-3 ② K		B SI 94 B SI 93 C CH 84 F FF 94 X CH 85 2-2 ① P6		C FF 96 X CH 86 0-1 ① G6-3		2 0 2	0 0 0	0 0 0	0 0 0	0 0 0	1 0 0	2 0 0
Inning Stats	R: 1 E: 0 K: 2 S: 16 H: 2 LOB: 2 BB: 1 P: 24	R: 0 E: 0 K: 1 S: 5 H: 0 LOB: 0 BB: 0 P: 9	R: 1 E: 1 K: 1 S: 11 H: 1 LOB: 1 BB: 0 P: 17	R: 0 E: 0 K: 3 S: 14 H: 0 LOB: 2 BB: 1 P: 19	R: 3 E: 0 K: 0 S: 21 H: 4 LOB: 1 BB: 0 P: 28	R: 1 E: 0 K: 1 S: 17 H: 2 LOB: 2 BB: 1 P: 24	R: 0 E: 0 K: 0 S: 10 H: 1 LOB: 0 BB: 0 P: 11	R: 0 E: 0 K: 1 S: 12 H: 1 LOB: 2 BB: 1 P: 17		1B: 7 2B: 2 3B: 0 HR: 2 SF: 1 SAC: 0 DP: 0 HBP: 1						

BOTTOM

Los Angeles Dodgers @ Miami Marlins

Marlins Park, Miami, FL

Wed May 16 2018, 7:12 PM - 10:12 PM EDT

Att. 5,721 - Roof Closed - 77 F

livebaseballscorecards.com

AB	34
R	6
H	11
RBI	6
BB	4
SO	9
LOB	19

WP: 0 PA: 40
PB: 0
SB: 0
CS: 0

PITCHER		IP	WLS	BF	H	R	ER	SO	BB	IBB	HBP	BLK	WP	HR	S	P	ERA	WHIP
21 Walker Buehler, R ERA: 2.67	(1, 1)	5.0		26	7	5	4	7	2	0	1	0	0	1	67	97	7.20	1.800
52 Pedro Báez, R ERA: 4.12	(6, 1)	1.0	L	6	2	1	1	1	0	1	0	0	0	1	17	24	9.00	2.000
46 Josh Fields, R ERA: 2.33	(7, 1)	1.0		3	1	0	0	0	0	0	0	0	0	0	10	11	0.00	1.000
41 Daniel Hudson, R ERA: 6.75	(8, 1)	0.2		4	1	0	0	0	1	0	0	0	0	0	9	13	0.00	3.000
75 Scott Alexander, L ERA: 5.14	(8, 1)	0.1		1	0	0	0	1	0	0	0	0	0	0	3	4	0.00	0.000

PITCHER	IP	WLS	BF	H	R	ER	SO	BB	IBB	HBP	BLK	WP	HR	S	P	ERA	WHIP

Los Angeles Dodgers @ Miami Marlins

Marlins Park, Miami, FL

Thu May 17 2018, 12:12 PM - 3:16 PM EDT

Att. 13,820 - Roof Closed - 76 F

livebaseballscorecards.com

Batter	1	2	3	4	5	6	7	8	9	AB	R	H	RBI	BB	SO	LOB
3 Chris Taylor, R (1, 6) OBP: 0.317, SLG: 0.419	T B FF 93 F B FF 94 B FF 94 S FF 94 3-3 ① K		B FF 92 B CH 84 F FF 92 B FF 91 S CH 83 B FF 92 4-2 15 PB 10 2B BB	C FF 91 B FF 91 B CU 75 X FF 92 2-1 15 BB 10 2B 1B		F FF 90 X CU 78 0-1 ① G5-3		X FC 87 0-0 15 FC5-4 1B		4	2	2	0	1	1	0
15 Austin Barnes, R (1, 2) OBP: 0.404, SLG: 0.299	B FF 94 X FF 92 1-0 ② P4		C SL 81 F CH 84 F FF 92 B FF 92 F SL 82 B FF 93 B FF 92 B CH 83 4-2 1-2 2-3 10 2B BB	F FF 91 C FF 91 B FF 92 D FO 87 F FF 92 B FF 92 B FF 92 4-2 1-2 10 2B BB		C FF 90 F FC 87 F FF 92 F CU 78 X FC 88 0-2 ② G6-3		F FF 89 F FF 89 F FF 90 B CU 78 X CU 78 1-2 ① FC5-4 1-2f		3	2	0	0	2	0	1
10 Justin Turner, R (1, 5) OBP: 0.462, SLG: 0.615 13 Max Muncy, L (6, 5) OBP: 0.333, SLG: 0.450	B FF 94 B SL 84 F FF 94 B FF 93 F FF 93 F FF 94 C FF 95 3-3 ③ K		C SL 82 X FF 92 0-1 1-H 2-H 3-H 27 2B 2B	F FF 92 B FO 85 F FO 86 B FF 91 B FF 92 F FF 92 F FF 93 X CU 76 3-2 1-H 2-H 27 1B 2B		X FF 90 0-0 27 2B 1B		B SI 89 F FC 86 B FC 87 B FF 90 X FF 90 3-1 ② F7		4	1	3	5	0	1	0
										1	0	0	0	0	0	1
27 Matt Kemp, R (1, 7) OBP: 0.355, SLG: 0.504 31 Joc Pederson, L (7, 7) OBP: 0.342, SLG: 0.354		B SL 79 B CH 84 S FF 93 T FF 93 X FF 94 2-2 ① G6-3	C SL 82 F FF 93 B SL 83 B CH 85 F CH 85 X FF 92 2-2 2-H 2B	X CU 74 0-0 2-3 1B		B FF 90 F FC 88 B FC 89 F FC 88 X FF 90 2-2 1-3 2B		C CU 76 F FC 86 B SI 90 X CU 77 1-2 ③ F8		4	0	3	1	0	0	0
										1	0	0	0	0	0	1
14 Enrique Hernández, R (1, 8) OBP: 0.284, SLG: 0.402		B FF 94 B SL 82 S FF 94 S FF 93 X FF 94 2-2 ② G4-3	F FF 93 C SL 83 B SL 82 S CH 85 1-3 ② K	B FF 91 F FF 91 B FO 85 X FF 90 2-1 ③ F8		X CU 78 0-0 ③ G5-3			B FF 90 C FC 86 B FC 86 F FF 89 X CU 77 2-2 ① F7	5	0	0	0	0	1	5
35 Cody Bellinger, L (1, 3) OBP: 0.331, SLG: 0.469		C SL 82 T FF 94 B SL 84 B FF 94 B FF 93 F SL 82 B FF 94 4-2 BB	F FF 92 D SL 82 B SL 81 B FF 91 S SL 81 X SL 82 3-2 ③ F7		C SI 90 B SI 90 S FF 90 B CU 78 X FF 91 2-2 ① L7		X FC 86 0-0 ① P6		B SI 91 B CH 84 B SI 90 C FF 89 B FF 90 4-1 11 FC5-4 BB	3	0	0	0	2	0	1
11 Logan Forsythe, R (1, 4) OBP: 0.190, SLG: 0.236		B FF 94 C FF 93 C SL 82 S FF 94 1-3 ③ K		C FF 91 C FF 91 B CU 76 S FO 87 1-3 ① K	X SI 89 0-0 ② G6-3		C SI 90 B FC 86 X FC 88 1-1 ② F8		B FC 86 C SI 89 F SI 89 X CU 78 1-2 ② FC5-4 1-2f	5	0	0	0	0	2	2
66 Yasiel Puig, R (1, 9) OBP: 0.282, SLG: 0.339			S FF 92 B SL 82 C SL 84 F FF 93 B CH 84 B SL 82 B FF 94 4-2 15 PB 18 SH2-4 10 2B BB	X FO 86 0-0 HR	C FF 92 B FC 88 S FC 88 B FF 91 B SI 91 B SI 91 4-2 18 FC6 BB		F FF 92 B CU 76 B FC 86 C FC 87 F SI 92 X FC 87 2-2 1B		B CU 76 F FF 90 F FF 89 F FF 90 F CU 78 D CU 77 F FF 90 D FC 86 F FF 89 3-3 ③ S FC 87 K	3	2	2	1	2	1	1
18 Kenta Maeda, R (1, 1) OBP: 0.133, SLG: 0.133 74 Kenley Jansen, S (9, 1)			T FF 92 1 SAFE X FF 92 0-1 ① SH2-4 1-2	C FF 91 F FF 92 S CU 76 0-3 ② K	B FF 90 F SI 90 S FC 86 X SI 90 1-2 ③ FC6 1-2f		B FF 89 B SI 89 C FF 88 X FF 89 2-1 ③ F7			3	0	0	0	0	1	2
										0	0	0	0	0	0	0

	AB	36
	R	7
	H	10
	RBI	7
	BB	7
	SO	7
	LOB	14

Inning Stats	1	2	3	4	5	6	7	8	9
	R: 0 E: 0 K: 2 S: 8	H: 0 LOB: 0 BB: 0 P: 15	R: 0 E: 0 K: 1 S: 12	H: 0 LOB: 1 BB: 1 P: 21	R: 4 E: 0 K: 1 S: 23	H: 2 LOB: 3 BB: 3 P: 41	R: 3 E: 0 K: 2 S: 20	H: 4 LOB: 2 BB: 1 P: 32	R: 0 E: 0 K: 0 S: 9	H: 0 LOB: 1 BB: 1 P: 16
	R: 0 E: 0 K: 0 S: 12	H: 2 LOB: 2 BB: 0 P: 14	R: 0 E: 0 K: 0 S: 9	H: 1 LOB: 1 BB: 0 P: 14	R: 0 E: 0 K: 0 S: 10	H: 1 LOB: 1 BB: 0 P: 15	R: 0 E: 0 K: 1 S: 14	H: 0 LOB: 1 BB: 1 P: 24		

	1B: 5	SF: 0	WP: 0	PA: 44
	2B: 4	SAC: 1	PB: 1	
	3B: 0	DP: 0	SB: 0	
	HR: 1	HBP: 0	CS: 0	

PITCHER	IP	WLS	BF	H	R	ER	SO	BB	IBB	HBP	BLK	WP	HR	S	P	ERA	WHIP
31 Caleb Smith, L (1, 1) ERA: 4.22	3.0	L	15	2	4	4	4	4	0	0	0	0	0	43	77	12.00	2.000
25 Junichi Tazawa, R (4, 1) ERA: 9.0	1.0		8	4	3	3	2	1	0	0	0	0	1	20	32	27.00	5.000
67 Tyler Cloyd, R (5, 1) ERA: 10.8	5.0		21	4	0	0	1	2	0	0	0	0	0	54	83	0.00	1.200

PITCHER	IP	WLS	BF	H	R	ER	SO	BB	IBB	HBP	BLK	WP	HR	S	P	ERA	WHIP

BOTTOM

Los Angeles Dodgers @ Miami Marlins

Marlins Park, Miami, FL

Thu May 17 2018, 12:12 PM - 3:16 PM EDT

Att. 13,820 - Roof Closed - 76 F

livebaseballscorecards.com

Batter	1	2	3	4	5	6	7	8	9	AB	R	H	RBI	BB	SO	LOB
14 Martín Prado, R (1, 5) OBP: 0.225, SLG: 0.182 3 JB Shuck, L (6, 9) OBP: 0.281, SLG: 0.267	B FF 91 B FF 91 X FF 91 2-0 ① F9		C FF 92 C SL 84 B FS 86 C SL 84 1-3 ② K			C CU 78 B FF 92 B FS 84 C FF 93 X FS 84 2-2 ② G4-3			C FC 92 B FC 92 F SI 94 X FC 94 1-2 1 1B 1B	2 2	0 0	0 1	0 0	0 0	1 0	1 0
13 Starlin Castro, R (1, 4) OBP: 0.341, SLG: 0.383 1 Cameron Maybin, R (6, 7) OBP: 0.320, SLG: 0.321	C FF 92 B FF 92 S SL 84 F SL 83 B FF 93 B SL 84 F SL 84 X FF 94 3-2 ② P3		C FF 93 S SL 84 S SL 85 0-3 ③ K			S FF 92 T SL 83 B SL 85 X SL 83 1-2 ③ G1-3			F FC 92 S FC 93 X FC 93 0-2 1-2 1B	2 2	0 0	0 1	0 0	0 0	1 0	1 0
41 Justin Bour, L (1, 3) OBP: 0.377, SLG: 0.468	S FF 92 F FF 92 X FF 93 0-2 ③ L9			C FF 92 B FS 85 B FS 83 C FF 92 X SL 85 2-2 ① L7			C CU 78 B FS 83 X FF 91 1-1 ① P6		C FC 93 F FC 92 F SL 84 F SI 96 F FC 94 F SL 84 S FC 94 0-3 ② K	4	0	0	0	0	1	2
15 Brian Anderson, R (1, 9) OBP: 0.354, SLG: 0.382 (6, 5)		B FF 91 C CU 78 S FF 92 B SL 82 C SL 83 2-3 ① K		C CU 80 B FF 93 F FS 85 B SL 85 B SL 86 C FF 93 3-3 ② K			F FF 92 S FF 92 X SL 83 0-2 ② G5-3		F FC 92 S FC 93 F FC 93 S SL 83 0-3 ③ K	4	0	0	0	0	3	2
32 Derek Dietrich, L (1, 7) OBP: 0.294, SLG: 0.366 (6, 4)		B CU 78 X FF 92 1-0 2B		C FF 93 F FS 85 X FF 91 0-2 ③ G1-3			F CU 77 B FF 91 X FF 92 1-1 ③ P4			3	0	1	0	0	0	0
19 Miguel Rojas, R (1, 6) OBP: 0.304, SLG: 0.390		C CU 76 S SL 82 S SL 84 0-3 ② K			B FF 93 F CU 78 S SL 85 X SL 84 1-2 ① F8			C SL 82 F SL 81 B SL 83 S SL 84 1-3 ① K		3	0	0	0	0	2	1
9 Lewis Brinson, R (1, 8) OBP: 0.217, SLG: 0.287		S SL 85 C FF 92 S SL 84 0-3 ③ K			C FF 92 S SL 84 B SL 85 F FF 94 X SL 87 1-2 ② G5-3			C FF 92 S FF 93 X SL 84 0-2 ② L3		3	0	0	0	0	1	1
28 Bryan Holaday, R (1, 2) OBP: 0.234, SLG: 0.256			B FF 91 C FF 92 C CU 78 X SL 85 1-2 ① G6-3		X FF 91 0-0 ③ L9			S FF 93 X FF 92 0-1 ③ F9		3	0	0	0	0	0	0
31 Caleb Smith, R (1, 1) 2 Yadiel Rivera, R (3, PH) OBP: 0.275, SLG: 0.200 25 Junichi Tazawa, R (4, 1) 67 Tyler Cloyd, R (5, 1) 11 J.T. Realmuto, R (9, PH) OBP: 0.371, SLG: 0.552			B SL 85 T FF 93 X FF 93 1-1 1B			B FF 91 C FF 91 F FF 91 S SL 84 1-3 ① K			C FC 92 S FC 92 B FC 94 B SL 83 F FC 94 C FC 93 2-3 ① K	0 1 0 1 1	0 0 0 0 0	0 1 0 0 0	0 0 0 0 0	0 0 0 0 0	0 0 0 1 1	0 0 0 0 0

Inning Stats	1	2	3	4	5	6	7	8	9
	R: 0 E: 0 K: 0 S: 9	H: 0 LOB: 0 BB: 0 P: 14	R: 0 E: 0 K: 3 S: 10	H: 1 LOB: 1 BB: 0 P: 13	R: 0 E: 0 K: 2 S: 11	H: 1 LOB: 1 BB: 0 P: 14	R: 0 E: 0 K: 1 S: 9	H: 0 LOB: 0 BB: 0 P: 14	R: 0 E: 0 K: 0 S: 8	H: 0 LOB: 0 BB: 0 P: 10	R: 0 E: 0 K: 1 S: 9	H: 0 LOB: 0 BB: 0 P: 13	R: 0 E: 0 K: 0 S: 7	H: 0 LOB: 0 BB: 0 P: 9	R: 0 E: 0 K: 1 S: 8	H: 0 LOB: 0 BB: 0 P: 9	R: 0 E: 0 K: 3 S: 21	H: 2 LOB: 2 BB: 0 P: 24

1B: 3	SF: 0	WP: 0
2B: 1	SAC: 0	PA: 31
3B: 0	DP: 0	PB: 0
HR: 0	HBP: 0	SB: 0
		CS: 0

PITCHER		IP	WLS	BF	H	R	ER	SO	BB	IBB	HBP	BLK	WP	HR	S	P	ERA	WHIP
18 Kenta Maeda, R ERA: 3.89	(1, 1)	8.0	W	26	2	0	0	8	0	0	0	0	0	0	71	96	0.00	0.250
74 Kenley Jansen, R ERA: 3.57	(9, 1)	1.0		5	2	0	0	3	0	0	0	0	0	0	21	24	0.00	2.000

PITCHER	IP	WLS	BF	H	R	ER	SO	BB	IBB	HBP	BLK	WP	HR	S	P	ERA	WHIP

AB	31
R	0
H	4
RBI	0
BB	0
SO	11
LOB	8

Batter	1	2	3	4	5	6	7	8	9	AB	R	H	RBI	BB	SO	LOB
14 Martín Prado, R (1, 5) OBP: 0.240, SLG: 0.188	C FF 92 C SL 81 S SL 83 0-3 ① K		C FF 93 X SI 91 0-1 ③ L7			B FF 92 C SL 81 S SL 82 X SL 83 1-2 11 3B 1B		B SI 91 B SL 78 B SI 90 B SI 89 4-0 11 G1-4-3 BB		3	1	1	0	1	1	0
11 J.T. Realmuto, R (1, 2) OBP: 0.376, SLG: 0.566	S SL 82 S SL 82 B SL 84 F SL 83 B SI 94 F SL 83 B FF 94 B SL 83 4-2 BB			B FF 92 C SI 92 C SL 82 X SL 82 1-2 ① G1-3		1 SAFE X SL 81 0-0 1-H 13 2B 3B		B SI 89 X SI 88 1-0 ②③ G1-4-3 1-2f		3	1	1	1	1	0	1
13 Starlin Castro, R (1, 4) OBP: 0.344, SLG: 0.392	B SL 83 C SL 82 C SI 91 1 SAFE F FF 93 F FF 92 F SL 84 S SL 83 1-3 ② K			B SL 82 X SL 82 1-0 ② F8		B SI 94 X SI 93 1-0 3-H 2B			B FS 89 X FF 96 1-0 15 G4-6-3 1B	4	0	2	1	0	1	1
41 Justin Bour, L (1, 3) OBP: 0.373, SLG: 0.462 29 Brad Ziegler, R (9, 1)	C FF 94 S SL 82 F SI 94 F SL 83 B SI 94 S SL 83 1-3 ③ K			X SI 94 0-0 15 FC6-4 1B		X SL 81 0-0 ② P4			B CU 83 X SI 95 1-0 ① P2	4 0	0 0	1 0	0 0	0 0	1 0	3 0
15 Brian Anderson, R (1, 9) OBP: 0.352, SLG: 0.379		C SI 90 B FF 93 B SL 82 S SL 83 B SL 83 X SL 82 3-2 19 G6-4-3 1B		B SI 92 X SI 91 1-0 ③ FC6-4 1-2f		B FF 93 B FF 92 C SL 80 F FF 94 B SL 82 X SL 81 3-2 ③ F7			F FF 96 S FF 96 F FF 96 X FS 87 0-2 ②③ G4-6-3 1-2f	4	0	1	0	0	0	3
32 Derek Dietrich, L (1, 7) OBP: 0.289, SLG: 0.359 46 Kyle Barraclough, R (8, 1) 2 Yadiel Rivera, R (9, 6) OBP: 0.275, SLG: 0.200		F SI 93 F FF 92 X FF 93 0-2 ① L6			B CU 74 C CU 76 B SL 82 C SL 80 X SI 93 2-2 ① P4		B FF 93 F SL 81 B FF 94 B FF 95 S SL 81 S SI 82 3-3 ① K			3 0 0	0 0 0	0 0 0	0 0 0	0 0 0	1 0 0	1 0 0
19 Miguel Rojas, R (1, 6) OBP: 0.304, SLG: 0.385 (9, 3)		B SL 81 F FF 92 1 SAFE X SL 82 1-1 ②③ G6-4-3 1-2f			C SL 82 S SL 82 B SL 83 B FF 93 B SL 82 F SL 83 F FF 94 B SI 94 4-2 9 CS BB		C FF 95 B CH 88 B FF 94 F SL 80 B FF 94 X SL 82 3-2 ② G5-3			2	0	0	0	1	0	1
9 Lewis Brinson, R (1, 8) OBP: 0.213, SLG: 0.281			C FF 91 S SL 82 B SL 82 X SL 84 1-2 ① L8		B FF 92 B SI 93 B FF 93 C FF 91 X FF 93 3-1 ②③ G5-3 1-2		C SL 82 X SL 82 0-1 ③ L9			3	0	0	0	0	0	1
58 Dan Straily, R (1, 1) OBP: 0.286, SLG: 0.167 1 Cameron Maybin, R (8, PH) OBP: 0.318, SLG: 0.319 (8, 7)			C SI 92 B SI 93 C SL 81 B SI 94 S SL 82 2-3 ② K			C SL 80 C SI 91 B SL 82 S FF 92 1-3 ① K		S SL 77 F SL 78 B SL 77 S SL 78 1-3 ① K		2 1	0 0	0 0	0 0	0 0	2 1	0 0
Inning Stats	R: 0 E: 0 K: 3 S: 18 H: 0 LOB: 1 BB: 1 P: 24	R: 0 E: 0 K: 0 S: 8 H: 1 LOB: 0 BB: 0 P: 12	R: 0 E: 0 K: 1 S: 8 H: 0 LOB: 0 BB: 0 P: 11	R: 0 E: 0 K: 0 S: 6 H: 1 LOB: 1 BB: 0 P: 9	R: 0 E: 0 K: 0 S: 9 H: 0 LOB: 0 BB: 1 P: 18	R: 2 E: 0 K: 1 S: 12 H: 3 LOB: 1 BB: 0 P: 18	R: 0 E: 0 K: 1 S: 8 H: 0 LOB: 0 BB: 0 P: 14	R: 0 E: 0 K: 1 S: 4 H: 0 LOB: 0 BB: 1 P: 10	R: 0 E: 0 K: 0 S: 6 H: 1 LOB: 0 BB: 0 P: 8	1B: 4 2B: 1 3B: 1 HR: 0	SF: 0 SAC: 0 DP: 3 HBP: 0			WP: 0 PB: 0 SB: 0 CS: 1		PA: 32	

TOP

Miami Marlins @ Atlanta Braves

SunTrust Park, Atlanta, GA

Fri May 18 2018, 7:37 PM - 10:13 PM EDT

Att. 27,705 - Partly Cloudy - 76 F

livebaseballscorecards.com

AB	29
R	2
H	6
RBI	2
BB	3
SO	7
LOB	11

MIAMI

PITCHER		IP	WLS	BF	H	R	ER	SO	BB	IBB	HBP	BLK	WP	HR	S	P	ERA	WHIP
45 Matt Wisler, R ERA: 3.63	(1, 1)	5.1	L	21	5	2	2	5	2	0	0	0	0	0	57	85	3.38	1.312
53 Luiz Gohara, L ERA: 1.29	(6, 1)	1.2		5	0	0	0	1	0	0	0	0	0	0	12	21	0.00	0.000
30 Peter Moylan, R ERA: 3.14	(8, 1)	1.0		3	0	0	0	1	1	0	0	0	0	0	4	10	0.00	1.000
39 Sam Freeman, L ERA: 2.89	(9, 1)	1.0		3	1	0	0	0	0	0	0	0	0	0	6	8	0.00	1.000

PITCHER	IP	WLS	BF	H	R	ER	SO	BB	IBB	HBP	BLK	WP	HR	S	P	ERA	WHIP

Batter	1	2	3	4	5	6	7	8	9	AB	R	H	RBI	BB	SO	LOB
1 Ozzie Albies, S (1, 4) OBP: 0.318, SLG: 0.588	B FF 90 B FF 90 B FF 90 C FF 92 B FF 92 4-1 22 1B BB		T SL 85 B FF 91 F CH 85 B FF 92 S FF 92 2-3 ② K		X CH 84 0-0 ② L3			F FF 94 C SL 79 B FF 93 B FF 94 F SL 81 X CH 87 2-2 ② G3		3	0	0	0	1	1	0
13 Ronald Acuña Jr., R (1, 7) OBP: 0.333, SLG: 0.476	F SL 82 1 SAFE 1 SAFE 1 SAFE X SL 83 0-1 ① F8		S FF 92 B FF 93 F FF 92 B FF 92 F CH 86 B FF 93 X FF 93 3-2 ③ F8		C FF 91 B SL 84 S SL 84 B FF 90 S SL 85 2-3 ③ K			F FF 93 B FF 93 B SL 79 F FF 94 X CH 86 2-2 ③ G6-3		4	0	0	0	0	1	1
5 Freddie Freeman, L (1, 3) OBP: 0.431, SLG: 0.556	B SL 84 X SL 82 1-0 ② L9			B CH 82 B CH 82 B FF 90 B FF 90 4-0 22 2B BB		B SL 80 F SL 84 X FF 90 1-1 ① G3			B SI 84 B SI 82 X SI 84 2-0 ① G6-3	3	0	0	0	1	0	1
22 Nick Markakis, L (1, 9) OBP: 0.415, SLG: 0.529	X FF 92 0-0 25 FC6-4 1-2 1B			1 SAFE C SL 82 F FF 90 X SL 84 0-2 1-3 2B		B FF 90 C SL 82 B CH 83 F FF 89 X FF 90 2-2 ② G4-3			C SI 84 B CH 76 B CH 76 X SI 84 2-1 25 G4-6-3 1B	4	0	3	0	0	0	0
25 Tyler Flowers, R (1, 2) OBP: 0.395, SLG: 0.406	B FF 91 B FF 91 C SL 83 F FF 91 F CH 84 X SL 83 2-2 ③ FC6-4 1-2f			B FF 91 B FF 90 B FF 90 C FF 91 X FF 90 3-1 ① P4		F FF 90 B SL 84 B SL 85 F FF 91 X FF 91 2-2 ③ F8			B SI 85 C SI 85 C SI 84 B SI 85 X SI 85 2-2 ②③ G4-6-3 1-2f	4	0	0	0	0	0	5
11 Ender Inciarte, L (1, 8) OBP: 0.318, SLG: 0.375		C FF 90 C SL 84 S FF 92 0-3 ① K		0-0 IBB			B SL 80 F FF 88 M CH 83 B FF 90 T FF 90 2-2 ① K			2	0	0	0	1	2	0
23 José Bautista, R (1, 5) OBP: 0.250, SLG: 0.343		B FF 92 B FF 93 F FF 91 C SL 85 B SL 86 F SL 85 X FF 92 3-2 ② G1-3		F SL 85 F SL 84 B FF 91 S FF 91 1-3 ② K			S SL 83 X SL 83 0-1 ② G6-3		3	0	0	0	0	1	3
17 Johan Camargo, S (1, 6) OBP: 0.342, SLG: 0.367		C FF 92 X SL 85 0-1 ③ 1B		C FF 91 B FF 92 B SL 83 X FF 92 2-1 ③ F8			S CH 83 S CH 83 B CH 83 B FF 90 B CH 83 X FF 90 3-2 ③ L9		3	0	1	0	0	0	3
45 Matt Wisler, R (1, 1) 53 Luiz Gohara, L (6, 1) 30 Peter Moylan, R (8, 1) 20 Preston Tucker, L (8, PH) OBP: 0.315, SLG: 0.465 39 Sam Freeman, R (9, 1)			C FF 91 S FF 90 C FF 92 0-3 ① K		C FF 89 T SL 84 X FF 90 0-2 ① L3			B FF 93 X FF 94 1-0 ① G4-3		2 0 0 1 0	0 0 0 0 0	0 0 0 0 0	0 0 0 0 0	1 0 0 0 0	0 0 0 0 0	0 0 0 0 0
Inning Stats	R: 0 E: 0 K: 0 S: 9 H: 1 LOB: 2 BB: 1 P: 16	R: 0 E: 0 K: 1 S: 9 H: 1 LOB: 1 BB: 0 P: 12	R: 0 E: 0 K: 2 S: 10 H: 0 LOB: 0 BB: 0 P: 15	R: 0 E: 0 K: 1 S: 10 H: 1 LOB: 3 BB: 2 P: 20	R: 0 E: 0 K: 1 S: 7 H: 0 LOB: 0 BB: 0 P: 9	R: 0 E: 0 K: 0 S: 8 H: 0 LOB: 0 BB: 0 P: 13	R: 0 E: 0 K: 1 S: 8 H: 0 LOB: 0 BB: 0 P: 13	R: 0 E: 0 K: 0 S: 8 H: 0 LOB: 0 BB: 0 P: 13	R: 0 E: 0 K: 0 S: 6 H: 1 LOB: 0 BB: 0 P: 12	1B: 3 2B: 1 3B: 0 HR: 0	SF: 0 SAC: 0 DP: 1 HBP: 0			WP: 0 PB: 0 SB: 0 CS: 0	PA: 32		

PITCHER		IP	WLS	BF	H	R	ER	SO	BB	IBB	HBP	BLK	WP	HR	S	P	ERA	WHIP
58 Dan Straily, R ERA: 3.6	(1, 1)	7.0	W	26	3	0	0	6	2	1	0	0	0	0	61	98	0.00	0.714
46 Kyle Barraclough, R ERA: 1.74	(8, 1)	1.0	H	3	0	0	0	0	0	0	0	0	0	0	8	13	0.00	0.000
29 Brad Ziegler, R ERA: 5.59	(9, 1)	1.0	S	3	1	0	0	0	0	0	0	0	0	0	6	12	0.00	1.000

PITCHER	IP	WLS	BF	H	R	ER	SO	BB	IBB	HBP	BLK	WP	HR	S	P	ERA	WHIP

BOTTOM

Miami Marlins @ Atlanta Braves

SunTrust Park, Atlanta, GA

Fri May 18 2018, 7:37 PM - 10:13 PM EDT

Att. 27,705 - Partly Cloudy - 76 F

livebaseballscorecards.com

AB	29
R	0
H	4
RBI	0
BB	3
SO	6
LOB	13

Miami Marlins @ Atlanta Braves

SunTrust Park, Atlanta, GA

Sat May 19 2018, 7:11 PM - 9:38 PM EDT

Att. 37,715 - Partly Cloudy - 86 F

TOP

livebaseballscorecards.com

Batter	1	2	3	4	5	6	7	8	9	AB	R	H	RBI	BB	SO	LOB
14 Martín Prado, R (1, 5) OBP: 0.228, SLG: 0.178	C FF 93 C FF 95 X CU 79 0-2 G5-3		B FF 92 C FF 91 C CH 84 X FF 92 1-2 L9		C FF 94 B CU 76 B CU 77 F FF 93 B CH 85 X FF 91 3-2 F7			B SI 94 X SI 94 1-0 L9		4	0	0	0	0	0	0
19 Miguel Rojas, R (1, 6) OBP: 0.303, SLG: 0.381	B FF 95 B FF 94 B FF 93 C FF 92 F FF 93 X FF 93 3-2 1B		B FF 93 F CH 86 X CH 87 1-1 G3		B CH 85 C FF 93 F FF 95 X CU 78 1-2 G1-3			B FF 94 S FC 91 B CU 83 F FF 93 B FC 92 C FC 92 3-3 K		4	0	1	0	0	1	0
13 Starlin Castro, R (1, 4) OBP: 0.337, SLG: 0.382	B FF 92 C CH 86 F CH 86 1 SAFE F FF 93 S FF 93 1-3 K		B CU 75 B FF 94 C CH 85 S CH 85 B CU 76 F CH 87 X FF 94 3-2 G5-3			B FF 93 F FF 92 S FF 93 F FF 92 X CU 76 1-2 F9		B FF 93 S FC 92 F FC 93 X CU 82 1-2 G5-3		4	0	0	0	0	1	1
15 Brian Anderson, R (1, 9) OBP: 0.355, SLG: 0.382	S FF 93 1 SAFE F FF 93 B CU 78 S CU 78 1-3 K			B FF 93 B CH 86 C CH 86 C CH 84 X FF 92 2-2 41 BB 1B		X FF 95 0-0 1B			C FF 94 B CU 76 C CU 75 B SL 88 B SI 94 X FF 94 3-2 G6-3	4	0	2	0	0	1	1
41 Justin Bour, L (1, 3) OBP: 0.383, SLG: 0.462		B FF 92 B FF 92 C FF 93 B CH 85 B CH 86 4-1 1 2B 28 G6-3 BB		B FF 95 B FF 94 B FF 94 C FF 92 F CH 86 B CH 86 4-2 1-2 BB		B FF 93 C FF 93 B FF 94 X FF 93 2-1 L8			B SL 88 X SI 95 1-0 1B	2	1	1	0	2	0	1
1 Cameron Maybin, R (1, 7) OBP: 0.316, SLG: 0.325		X FF 93 0-0 1-3 2B		D CU 76 F CH 87 X FF 93 1-1 L4		F CH 85 B CH 86 X CH 86 1-1 F8			C SL 88 B SI 95 C SI 95 B CU 77 F CU 75 B FF 94 F FF 93 X FF 94 3-2 P3	4	0	1	0	0	0	4
9 Lewis Brinson, R (1, 8) OBP: 0.208, SLG: 0.273		C FF 94 B FF 93 B FF 94 X CH 88 2-1 G6-3		F FF 92 B FF 93 F FF 93 F FF 93 X FF 93 1-2 F8			C FF 93 X SL 85 0-1 G6-3		B FF 94 B FF 94 X FF 94 2-0 G5-3	4	0	0	0	0	0	5
28 Bryan Holaday, R (1, 2) OBP: 0.220, SLG: 0.239		X FF 95 0-0 G6-3		D CH 85 B FF 94 D CH 85 C FF 91 C CH 86 F FF 92 X CH 86 3-2 L9			B SL 88 B FF 95 F FF 94 X FF 95 2-1 L9			3	0	0	1	0	0	3
62 José Ureña, R (1, 1) OBP: 0.063, SLG: 0.125 3 JB Shuck, L (7, PH) OBP: 0.277, SLG: 0.262 66 Jarlín García, L (7, 1)		C FF 91 F FF 93 C CU 76 0-3 K			B FF 88 S FF 91 F FF 91 S FF 90 1-3 K		X FF 94 0-0 G3			2 1 0	0 0 0	0 0 0	0 0 0	0 0 0	2 0 0	1 0 0
Inning Stats	R: 0 E: 0 K: 2 S: 13 H: 1 LOB: 1 BB: 0 P: 18	R: 1 E: 0 K: 1 S: 8 H: 1 LOB: 1 BB: 1 P: 14	R: 0 E: 0 K: 0 S: 9 H: 0 LOB: 0 BB: 0 P: 14	R: 0 E: 0 K: 0 S: 15 H: 1 LOB: 2 BB: 1 P: 26	R: 0 E: 0 K: 1 S: 9 H: 0 LOB: 0 BB: 0 P: 14	R: 0 E: 0 K: 0 S: 9 H: 1 LOB: 1 BB: 0 P: 13	R: 0 E: 0 K: 0 S: 5 H: 0 LOB: 0 BB: 0 P: 7	R: 0 E: 0 K: 1 S: 7 H: 0 LOB: 0 BB: 0 P: 12	R: 0 E: 0 K: 0 S: 10 H: 1 LOB: 1 BB: 0 P: 19	1B: 4 2B: 1 3B: 0 HR: 0 SF: 0 SAC: 0 DP: 0 HBP: 0						

	AB	32
	R	1
	H	5
	RBI	1
	BB	2
	SO	5
	LOB	16

MIAMI

PITCHER		IP	WLS	BF	H	R	ER	SO	BB	IBB	HBP	BLK	WP	HR	S	P	ERA	WHIP
15 Sean Newcomb, L ERA: 2.39	(1, 1)	6.0	W	24	4	1	1	4	2	0	0	0	0	0	63	99	1.50	1.000
51 Shane Carle, R ERA: 0.69	(7, 1)	1.0	H	3	0	0	0	0	0	0	0	0	0	0	5	7	0.00	0.000
58 Dan Winkler, R ERA: 0.93	(8, 1)	1.0		3	0	0	0	1	0	0	0	0	0	0	7	12	0.00	0.000
63 Jesse Biddle, L ERA: 3.0	(9, 1)	1.0		4	1	0	0	0	0	0	0	0	0	0	10	19	0.00	1.000

PITCHER	IP	WLS	BF	H	R	ER	SO	BB	IBB	HBP	BLK	WP	HR	S	P	ERA	WHIP

BOTTOM

Batter	1	2	3	4	5	6	7	8	9	AB	R	H	RBI	BB	SO	LOB
1 Ozzie Albies, S (1, 4) OBP: 0.317, SLG: 0.581	F SI 94 B SI 95 X SI 96 1-1 ① L7			L CH 89 X CH 90 0-1 ① F7	X CH 90 0-0 ③ 2-H 3-H 1B		D SL 87 B CH 87 X CH 86 2-0 ③ G5-3			4	0	1	2	0	0	1
13 Ronald Acuña Jr., R (1, 7) OBP: 0.330, SLG: 0.460	F SI 96 S SI 97 X SL 87 0-2 ② G5-3			F SI 97 C SI 97 B SL 91 C SL 90 1-3 ② K	B SL 86 F SI 95 B SI 96 F CH 91 B CH 92 X SI 96 3-2 ① L9			B CH 86 C SL 84 B SL 84 B FF 92 S FF 92 B FF 93 4-2 5 HR BB		3	1	0	0	1	1	0
5 Freddie Freeman, L (1, 3) OBP: 0.427, SLG: 0.567	S SL 87 B CH 90 B SI 96 F CH 90 T SI 96 2-2 ③ K			F SI 96 F SI 97 B SI 97 X SI 97 1-2 ③ G6-3		X CH 90 0-0 ② F8		C SL 86 S FF 92 B CH 87 B FF 92 X SL 86 2-2 1-H HR		4	1	1	2	0	1	0
22 Nick Markakis, L (1, 9) OBP: 0.412, SLG: 0.523		B SI 96 X SI 95 1-0 ① G6-3			B CH 93 C SI 94 F FF 96 B SI 96 X SL 89 2-2 24 FC6-4 1B	B CH 89 C SI 96 B SI 96 X SI 96 2-1 ③ L5		C FF 93 C SL 85 X FF 93 0-2 ① F7		4	0	1	0	0	0	0
24 Kurt Suzuki, R (1, 2) OBP: 0.339, SLG: 0.481		B SI 97 F SI 97 F SI 98 F SI 97 X SI 98 1-2 ② G5-3			B SI 96 B SI 96 F SI 96 B SI 97 X SI 96 3-1 ① FC6-4 11 E- 11 1B 17 1B 1-2f		B FF 91 X FF 92 1-0 HR	B SL 85 B FF 92 B CH 85 B FF 91 4-0 11 G4-6-3 BB		3	2	1	1	1	0	1
11 Ender Inciarte, L (1, 8) OBP: 0.327, SLG: 0.383		B SL 90 X SI 96 1-0 17 CS 1B			X CH 91 0-0 E4 17 1B 7 SH 1-3 1B		B FF 92 X FF 91 1-0 17 2B 1B	B SL 86 X SL 84 1-0 ②③ G4-6-3 1-2f		4	2	3	0	0	0	1
17 Johan Camargo, S (1, 5) OBP: 0.368, SLG: 0.403	1 SAFE B SI 95 1 SAFE 1 SAFE B SI 94 2-0 ③ CS 1-2	B SL 87 F SI 95 C SI 96 B SL 89 B SI 97 F SI 96 B SI 97 4-2 7 G6-4-3 BB			D CH 89 X CH 88 1-0 15 SH2-4 7 SH 1 1B 2-3 3-H 1B		F SL 84 1 SAFE F FF 92 1 SAFE B CH 86 B FF 92 X CH 86 2-2 8 G4-3 1-H 2B			2	1	2	2	1	0	0
7 Dansby Swanson, R (1, 6) OBP: 0.331, SLG: 0.422			C SI 97 S SL 88 B SL 87 X SI 97 1-2 ①② G6-4-3 1-2f		X SI 96 0-0 SH 15 SH2-4 1 1B 1-2 3-H		C FF 92 F SL 88 F SL 85 B CH 87 B SL 86 F CH 88 X CH 85 2-2 ① L7			2	1	0	1	0	0	2
15 Sean Newcomb, L (1, 1) OBP: 0.188, SLG: 0.200 51 Shane Carle, R (7, 1) 8 Charlie Culberson, R (7, PH) OBP: 0.264, SLG: 0.292 58 Dan Winkler, R (8, 1) 63 Jesse Biddle, L (9, 1) OBP: 1.000, SLG: 2.000			C FF 97 X SI 97 0-1 ③ G6-3		X CH 87 0-0 ② SH2-4 1-2 2-3		B FF 92 B CH 86 X CH 86 2-0 ② G4-3 2-3			1 0 1 0 0	0 0 0 0 0	0 0 0 0 0	0 0 0 0 0	0 0 0 0 0	0 0 0 0 0	0 0 1 0 0
Inning Stats	R: 0 E: 0 K: 1 S: 8 H: 0 LOB: 0 BB: 0 P: 11	R: 0 E: 0 K: 0 S: 6 H: 1 LOB: 0 BB: 0 P: 11	R: 0 E: 0 K: 0 S: 8 H: 0 LOB: 0 BB: 1 P: 13	R: 0 E: 0 K: 1 S: 8 H: 0 LOB: 0 BB: 0 P: 10	R: 4 E: 1 K: 0 S: 10 H: 4 LOB: 1 BB: 0 P: 16	R: 0 E: 0 K: 0 S: 6 H: 0 LOB: 0 BB: 0 P: 11	R: 2 E: 0 K: 0 S: 12 H: 3 LOB: 1 BB: 0 P: 22	R: 2 E: 0 K: 0 S: 9 H: 1 LOB: 0 BB: 2 P: 20		1B: 6 2B: 1 3B: 0 HR: 2 SF: 0 SAC: 2 DP: 2 HBP: 0						

PITCHER	IP	WLS	BF	H	R	ER	SO	BB	IBB	HBP	BLK	WP	HR	S	P	ERA	WHIP
62 José Ureña, R (1, 1) ERA: 4.55	6.0	L	22	5	4	4	2	1	0	0	0	0	0	46	72	6.00	1.000
66 Jarlín García, L (7, 1) ERA: 3.8	2.0		11	4	4	4	0	2	0	0	0	0	2	21	42	18.00	3.000

PITCHER	IP	WLS	BF	H	R	ER	SO	BB	IBB	HBP	BLK	WP	HR	S	P	ERA	WHIP

Miami Marlins @ Atlanta Braves

SunTrust Park, Atlanta, GA

Sat May 19 2018, 7:11 PM - 9:38 PM EDT

Att. 37,715 - Partly Cloudy - 86 F

livebaseballscorecards.com

AB	28
R	8
H	9
RBI	8
BB	3
SO	2
LOB	6

WP: 0 PA: 34
PB: 0
SB: 0
CS: 1

Miami Marlins @ Atlanta Braves

SunTrust Park, Atlanta, GA

Sun May 20 2018, 1:39 PM - 4:56 PM EDT

Att. 28,352 - Partly Cloudy - 86 F

TOP

livebaseballscorecards.com

Batter	1	2	3	4	5	6	7	8	9	AB	R	H	RBI	BB	SO	LOB
14 Martín Prado, R (1, 5) OBP: 0.224, SLG: 0.177	C FF 90 C SI 90 B FF 91 B SL 81 X SI 92 2-2 ① G4-3		C FF 90 S SL 81 B FF 90 C SI 92 1-3 ② K	F SL 82 C SI 91 B SL 84 B FF 92 X SI 92 2-2 11 G5-3 1B		B SI 90 X SI 90 1-0 ② G5-3		C SI 93 X CU 80 0-1 ① L8	C FC 92 X FC 91 0-1 ③ G6-3	6	0	1	0	0	1	1
11 J.T. Realmuto, R (1, 2) OBP: 0.377, SLG: 0.563	X FF 90 0-0 ② P4		B SI 92 C SI 91 B SI 91 X SI 92 2-1 ③ G6-3	X SI 92 0-0 ② G5-3 1-2		C SL 78 S SL 78 B SL 78 B SL 78 B SL 78 B SL 78 4-2 13 FC5 41 BB BB		B SI 94 B CU 77 F FF 91 B CU 79 X CH 84 3-1 2B		4	0	1	0	1	0	1
41 Justin Bour, L (1, 3) OBP: 0.401, SLG: 0.481 2 Yadiel Rivera, R (8, PR) OBP: 0.275, SLG: 0.200 (8, 6)	B SI 90 C FF 90 B FF 90 C FF 90 B SL 82 B FF 91 4-2 BB			C CH 81 X FF 89 0-1 13 BLK 3B 0-0 IBB		B SI 89 B CH 84 C SL 78 B CH 84 B SI 89 4-1 13 FC5 1-2 BB		0-0 IBB		1 0	1 0	1 0	0 0	4 0	0 0	0 0
13 Starlin Castro, R (1, 4) OBP: 0.333, SLG: 0.383	X SI 90 0-0 ③ P3			C SL 80 X SI 92 1-2 15 1B 19 1B 2B 3-H 0-2 ③ P4		B SL 79 X SI 90 1-0 ③ FC5 1-2 2-3f		C SI 94 T SI 94 B SI 94 F CU 78 B SI 94 T CH 86 2-2 ② K		5	1	1	0	0	1	7
15 Brian Anderson, R (1, 9) OBP: 0.356, SLG: 0.382		C FF 90 B SI 90 C SI 90 F FF 91 F SI 91 B FF 92 B FF 91 S FF 93 3-3 ① K	S SL 81 S FF 92 B FF 92 X SI 92 1-2 19 1B 32 BB 9 HR 2-3 1B	X SL 78 0-0 ① F7			X SI 92 0-0 32 FC5-4 1B	B SI 93 B SI 94 C CU 79 B CU 79 X SI 93 3-1 L8		5	1	2	0	0	1	2
32 Derek Dietrich, L (1, 7) OBP: 0.294, SLG: 0.358 71 Drew Steckenrider, R (7, 1) 46 Kyle Barraclough, R (8, 1) 1 Cameron Maybin, R (9, PH) OBP: 0.313, SLG: 0.322 29 Brad Ziegler, R (9, 1) 56 Tayron Guerrero, R (9, 1)		C SI 91 B FF 90 F CH 84 B FF 92 B FF 92 F CH 84 F FF 92 S SL 83 3-3 ② K	B CH 86 B CH 85 B FF 92 C FF 90 S FF 92 1 SAFE F FF 92 F FF 92 1 SAFE 4-2 19 1B 9 HR B FF 94 1-2 BB	C FF 90 B FF 90 C SI 90 B SL 82 X FF 92 2-2 19 HBP 1B		B SI 92 1 SAFE X CU 78 1-0 ① FC5-4 19 HR 1-2f		B FF 96 C FF 96 S FF 98 S FC 93 1-3 ① K	3 0 0 1 0 0	2 0 0 0 0 0	1 0 0 0 0 0	0 0 0 0 0 0	1 0 0 0 0 0	1 0 0 1 0 0	1 0 0 0 0 0
19 Miguel Rojas, R (1, 6) OBP: 0.322, SLG: 0.429 (8, 3)		S SL 81 B SI 92 F FF 92 H SI 91 2-2 HBP	X SI 92 0-0 9 HR 1B 1-2 2-3 3-H	C SL 81 C SL 80 F SL 78 F FF 92 F FF 92 H SL 82 1-2 9 G4-6-3 HBP 1-2		C CU 78 X SI 91 0-1 HR 3-H		X FC 93 0-0 HR		3	3	3	4	0	0	0
9 Lewis Brinson, R (1, 8) OBP: 0.213, SLG: 0.297		S FF 91 X FF 92 0-1 ③ P3	B SL 84 X FF 93 1-0 HR 1-H 2-H 3-H	S FF 91 X FF 92 0-1 ② ③ G4-6-3 1-2f			X FF 93 0-0 ② P4		C FF 97 B FF 97 B FF 96 F FF 96 X FC 93 2-2 1B	5	1	2	4	0	0	3
54 Wei-Yin Chen, R (1, 1) OBP: 0.125, SLG: 0.125 64 Nick Wittgren, R (6, 1) 3 JB Shuck, L (7, PH) OBP: 0.269, SLG: 0.254 (7, 7)			B FF 88 C FF 87 X FF 90 1-1 ① G5-3	F FF 91 S SL 81 S SL 83 0-3 ① K		C SI 88 B SL 77 F SI 88 C SI 90 1-3 ① K	B FF 92 C CU 77 B CU 78 X CH 84 2-1 ③ L6		C FF 96 S FC 92 S FC 91 0-3 ② K	3 0 2	0 0 0	0 0 0	0 0 0	0 0 0	2 0 1	0 0 1
Inning Stats	R: 0 E: 0 K: 0 S: 7 H: 0 LOB: 1 BB: 1 P: 13	R: 0 E: 0 K: 2 S: 14 H: 0 LOB: 1 BB: 0 P: 22	R: 0 E: 0 K: 1 S: 7 H: 0 LOB: 0 BB: 0 P: 11	R: 6 E: 0 K: 1 S: 24 H: 6 LOB: 2 BB: 2 P: 33	R: 0 E: 0 K: 0 S: 11 H: 1 LOB: 1 BB: 0 P: 14	R: 0 E: 0 K: 1 S: 8 H: 0 LOB: 2 BB: 2 P: 19	R: 2 E: 1 K: 0 S: 7 H: 2 LOB: 0 BB: 0 P: 10	R: 0 E: 0 K: 1 S: 10 H: 1 LOB: 2 BB: 1 P: 18	R: 1 E: 0 K: 2 S: 12 H: 2 LOB: 1 BB: 0 P: 15	1B: 6 2B: 2 3B: 1 HR: 3 SF: 0 SAC: 0 DP: 1 HBP: 2						

	AB	38
	R	9
	H	12
	RBI	8
	BB	6
	SO	8
	LOB	16

WP: 0 PB: 0 SB: 0 CS: 0 PA: 46

PITCHER		IP	WLS	BF	H	R	ER	SO	BB	IBB	HBP	BLK	WP	HR	S	P	ERA	WHIP
49 Julio Teheran, R ERA: 4.17	(1, 1)	5.0		26	7	6	6	4	2	1	2	1	0	1	63	93	10.80	1.800
30 Peter Moylan, R ERA: 2.93	(6, 1)	1.0		5	0	0	0	1	2	0	0	0	0	0	8	19	0.00	2.000
50 Lucas Sims, R ERA: 10.5	(7, 1)	2.0		10	3	2	2	1	0	1	0	0	0	1	17	28	9.00	1.500
33 A.J. Minter, L ERA: 2.84	(9, 1)	1.0	W	5	2	1	1	2	0	0	0	0	0	1	12	15	9.00	2.000

PITCHER	IP	WLS	BF	H	R	ER	SO	BB	IBB	HBP	BLK	WP	HR	S	P	ERA	WHIP

Batter	1	2	3	4	5	6	7	8	9	AB	R	H	RBI	BB	SO	LOB
1 Ozzie Albies, S (1, 4) OBP: 0.324, SLG: 0.579	F FF 90 S FF 91 T FF 91 0-2 ① K		B CU 73 F FF 91 X FF 91 1-1 ③ F9			X CH 81 0-0 5 13 1B 1B	B FF 94 B FF 94 B FF 94 C FF 93 B FF 94 4-1 13 1B 1-2 2-3 BB		F SI 84 X SI 84 0-1 5 DI 1-3 5 E 1B	4	2	2	0	1	1	0
13 Ronald Acuña Jr., R (1, 7) OBP: 0.333, SLG: 0.462 (7, 8)	F FF 91 C CH 82 B FF 91 X FF 91 1-2 ② F8			C FF 89 B CH 79 C FF 89 B FF 90 C FF 89 2-3 ① K		X CU 72 0-0 5 1B 22 1B 1-2 1B	X FF 95 0-0 1-2 2-H 3-H 1B		F SI 85 F SI 85 F CU 73 B CU 74 B CU 74 X SI 85 2-2 ② SF8 3-H	4	1	2	3	0	1	0
5 Freddie Freeman, L (1, 3) OBP: 0.431, SLG: 0.568	B SL 85 B FF 91 S SL 84 B FF 91 C SL 82 S FF 92 3-3 ③ K			B SL 85 X SL 83 1-0 1B		B SL 84 X FF 90 1-0 22 1B 1-2 2-H 1B	B CU 83 X FF 95 1-0 ② P6		S SI 84 B CH 76 F SI 84 B CU 74 B SI 84 F SI 84 X SI 85 3-2 E1 22 DI 1-H 22 1B 1B	5	1	3	1	0	1	2
22 Nick Markakis, L (1, 9) OBP: 0.412, SLG: 0.519		F FF 91 B SI 90 B SL 85 X SL 84 2-1 ① G3		C SL 84 X FF 90 0-1 ② F8		C FF 90 C FF 89 F SL 82 B FF 91 F FF 89 B FF 90 D CU 74 X FF 89 3-2 1-2 2-H 1B	B FF 95 2 SAFE C FF 95 B FF 95 X CU 83 2-1 ③ G3		B SI 83 F SI 84 F CH 76 D CH 77 X SI 84 2-2 25 S 1-H 24 1B 1B	5	1	2	2	0	0	3
25 Tyler Flowers, R (1, 2) OBP: 0.395, SLG: 0.371		C FF 91 B FF 92 B FF 92 B FF 91 B FF 90 4-1 17 FC6-4 BB		C FF 89 C CU 72 B FF 91 B FF 92 X CU 71 2-2 ③ F8		B FF 92 F FF 92 F FF 92 S FF 94 1-3 ② K		B FF 91 B FF 92 X FF 93 2-0 ① F8	B FF 97 B FF 94 B FF 97 C FF 98 B FF 98 4-1 17 WP 24 1B 1-2 7 1B BB	3	1	0	0	2	1	3
11 Ender Inciarte, L (1, 8) OBP: 0.322, SLG: 0.377 50 Lucas Sims, R (7, 1) 20 Preston Tucker, L (8, PH) OBP: 0.312, SLG: 0.460 33 A.J. Minter, L (9, 1) 24 Kurt Suzuki, R (9, PH) OBP: 0.344, SLG: 0.486		T FF 91 X FF 91 0-1 ② F7			S SL 83 L FF 90 S FF 92 0-3 ① K	X FF 93 0-0 ③ L7		C FF 93 B CH 85 X CH 86 1-1 ② G6-3	X FF 98 0-0 1-2 2-H 17 WP 7 1B 1B	3	0	0	0	0	1	3
										0	0	0	0	0	0	0
										1	0	0	0	0	0	0
										0	0	0	0	0	0	0
										1	1	1	1	0	0	0
17 Johan Camargo, S (1, 5) OBP: 0.370, SLG: 0.385		C FF 90 C CU 73 X FF 91 0-2 ③ FC6-4 1-2f			C FF 92 F CU 75 X FF 92 0-2 ② F9		C FF 94 B FF 96 B FF 94 B FF 93 S FF 94 F FF 94 B FF 94 4-2 1 BB 8 1B 13 1B BB	B FF 93 C FF 93 C SL 81 X FF 94 1-2 G4-3	B FF 98 B FF 98 B FF 100 B FF 97 4-0 7 1B 1-2 2-3 BB	3	1	0	0	2	0	1
7 Dansby Swanson, R (1, 6) OBP: 0.326, SLG: 0.413			C FF 90 C FF 90 B SI 92 F CH 81 S FF 92 1-3 ① K		C CU 71 B CH 84 F FF 91 B FF 92 B FF 91 X FF 90 3-2 ③ P3		D CU 82 S FF 95 X FF 94 1-1 ① P4		K 2-2 1-2 2-H 3-H 1B	5	0	1	2	0	2	1
49 Julio Teheran, R (1, 1) OBP: 0.214, SLG: 0.231 30 Peter Moylan, R (6, 1) 8 Charlie Culberson, R (6, PH) OBP: 0.273, SLG: 0.300 (7, 7) 27 Ryan Flaherty, L (9, PH) OBP: 0.375, SLG: 0.385			C FF 90 B FF 91 S CU 70 B FF 91 X FF 90 2-2 ② G6-3			S FF 89 S CU 70 F FF 92 X FF 90 0-2 ① P1	X FF 94 0-0 1-2 1 BB 13 1B 1B		B SI 83 B SI 84 C SI 83 F SI 85 B CU 74 B SI 83 4-2 1 1B 13 SF8 BB	1	0	0	0	0	0	0
										0	0	0	0	0	0	0
										2	1	1	0	0	0	0
										0	1	0	0	1	0	0

Miami Marlins @ Atlanta Braves

SunTrust Park, Atlanta, GA

Sun May 20 2018, 1:39 PM - 4:56 PM EDT

Att. 28,352 - Partly Cloudy - 86 F

BOTTOM

livebaseballscorecards.com

AB	37
R	10
H	12
RBI	9
BB	6
SO	7
LOB	13

Inning Stats	1	2	3	4	5	6	7	8	9	1B: 12	SF: 1	WP: 1	PA: 44
	R: 0 E: 0 K: 2 S: 9 H: 0 LOB: 0 BB: 0 P: 13	R: 0 E: 0 K: 0 S: 8 H: 0 LOB: 1 BB: 1 P: 14	R: 0 E: 0 K: 1 S: 9 H: 0 LOB: 0 BB: 0 P: 13	R: 0 E: 0 K: 1 S: 9 H: 1 LOB: 1 BB: 0 P: 14	R: 0 E: 0 K: 1 S: 9 H: 0 LOB: 0 BB: 0 P: 12	R: 2 E: 0 K: 1 S: 16 H: 4 LOB: 2 BB: 0 P: 21	R: 2 E: 0 K: 0 S: 11 H: 2 LOB: 2 BB: 2 P: 23	R: 0 E: 0 K: 0 S: 6 H: 0 LOB: 0 BB: 0 P: 10	R: 6 E: 1 K: 1 S: 25 H: 5 LOB: 2 BB: 3 P: 47	2B: 0 3B: 0 HR: 0	SAC: 0 DP: 0 HBP: 0	PB: 0 SB: 1 CS: 0	

PITCHER		IP	WLS	BF	H	R	ER	SO	BB	IBB	HBP	BLK	WP	HR	S	P	ERA	WHIP
54 Wei-Yin Chen, L ERA: 6.55	(1, 1)	5.1		22	5	2	2	5	1	0	0	0	0	0	56	82	3.38	1.125
64 Nick Wittgren, R ERA: 0.66	(6, 1)	0.2	H	2	0	0	0	1	0	0	0	0	0	0	4	5	0.00	0.000
71 Drew Steckenrider, R ERA: 5.85	(7, 1)	1.0		7	2	2	2	0	2	0	0	0	0	0	11	23	18.00	4.000
46 Kyle Barraclough, R ERA: 1.66	(8, 1)	1.0		3	0	0	0	0	0	0	0	0	0	0	6	10	0.00	0.000
29 Brad Ziegler, R ERA: 7.2	(9, 1)	0.2		6	3	4	4	1	1	0	0	0	0	0	18	30	54.00	6.000

PITCHER		IP	WLS	BF	H	R	ER	SO	BB	IBB	HBP	BLK	WP	HR	S	P	ERA	WHIP
56 Tayron Guerrero, R ERA: 4.87	(9, 1)	0.0	L	4	2	2	2	0	2	0	0	0	1	0	7	17	∞	∞

Batter	1	2	3	4	5	6	7	8	9	AB	R	H	RBI	BB	SO	LOB
14 Martín Prado, R (1, 5) OBP: 0.225, SLG: 0.181	B FF 87 C FF 86 B FF 87 S CH 82 B SI 88 X CH 82 3-2 ① F8			C FF 86 C CH 80 B FF 87 B SI 87 B FF 87 F CH 82 X CH 81 3-2 1B		C FF 87 X SL 79 0-1 ① P4		C SL 88 B SL 90 X CU 82 1-1 ① G6-3		4	0	1	0	0	0	0
11 J.T. Realmuto, R (1, 2) OBP: 0.364, SLG: 0.542	C KC 74 B FF 88 C SI 89 F CH 82 B SI 88 X CH 83 2-2 ② G4-3			C FF 87 B SI 87 X CH 82 1-1 ① P3		C FF 88 S SL 79 B FF 87 B SL 80 X SL 79 2-2 ② F9		C SI 95 C FF 97 X CU 83 0-2 ② L5		4	0	0	0	0	0	1
13 Starlin Castro, R (1, 4) OBP: 0.337, SLG: 0.397	B CH 83 C FF 88 B SI 88 B SI 87 X CH 82 3-1 ③ G5-3			B SI 88 S SI 87 1 SAFE X SI 88 1-1 ② P3		B SL 79 B FF 90 F FF 87 F FF 91 X FF 89 2-2 41 S 15 BB 1B		C CU 82 F CU 82 B FF 96 B SL 88 F CU 81 X SI 95 2-2 3B		4	0	2	0	0	0	1
15 Brian Anderson, R (1, 9) OBP: 0.354, SLG: 0.376		B KC 72 S CH 81 B SI 87 B CH 82 S CH 82 S CH 82 3-3 ① K		1 SAFE B CH 81 B CH 80 T CH 81 B CH 80 C FF 88 X CH 82 3-2 ③ G6-3		B SL 80 F SL 80 B FF 89 B FF 90 1 SAFE S FF 90 B SL 82 4-2 41 BB 1-2 BB		C SI 94 X CU 82 0-1 ③ L7		3	0	0	0	1	1	2
41 Justin Bour, L (1, 3) OBP: 0.398, SLG: 0.471		C FF 88 C CH 82 B SI 87 B CH 82 B CH 82 F CH 81 C SI 88 3-3 ② K		F SI 86 B SI 86 B CH 81 B CH 81 F FF 88 F CH 81 S CH 81 3-3 ① K		C FF 88 B FF 88 B CU 72 F FF 88 B FF 88 B CU 72 4-2 1-2 2-3 BB		X SI 95 0-0 ① G4-3		3	0	0	0	1	2	0
1 Cameron Maybin, R (1, 7) OBP: 0.316, SLG: 0.319 32 Derek Dietrich, L (6, PH) OBP: 0.297, SLG: 0.366 (6, 7)		C KC 73 X FF 88 0-1 ③ G5-3		F KC 74 B CH 82 B FF 88 B CH 80 B CH 81 4-1 19 1B BB		B CU 76 B FC 90 F FC 89 F FC 90 F SL 83 S CU 77 2-3 ③ K		C SI 96 B FF 96 F SL 87 F SL 88 X FF 97 1-2 2B		1 2	0 0	0 1	0 0	1 0	0 1	0 3
19 Miguel Rojas, R (1, 6) OBP: 0.326, SLG: 0.428		C KC 72 S CH 81 B FF 86 C CH 83 1-3 ① K		F CH 80 1 SAFE B FF 87 X SI 87 1-1 1-2 1B		C FF 93 B SL 82 B SL 80 F FC 88 F SL 82 B CU 77 F FF 92 B FF 93 4-2 3 G1-6-3 BB		B SL 86 C SL 87 F SI 97 S SL 88 1-3 ② K		3	0	1	0	1	2	1
9 Lewis Brinson, R (1, 8) OBP: 0.208, SLG: 0.289		C SI 88 B FF 87 X CH 83 1-1 ② F9		F CH 81 S FF 87 B FF 86 S CH 81 1-3 ② K		C FC 89 1 SAFE S SI 91 S SL 81 0-3 ① K		B SI 96 F SL 87 F SI 96 X SL 86 1-2 ③ G6-3		4	0	0	0	0	2	4
57 Elieser Hernández, R (1, 1) 61 Adam Conley, L (6, 1) 3 JB Shuck, L (7, PH) OBP: 0.265, SLG: 0.250 64 Nick Wittgren, R (7, 1) 56 Tayron Guerrero, R (8, 1)		C FF 87 C KC 73 B CH 83 S KC 72 1-3 ③ K		C FF 87 C KC 74 B FF 86 F FF 87 C KC 72 1-3 ③ K		C FC 89 X FC 90 0-1 ② ③ G1-6-3 1-2f				2 0 1 0 0	0 0 0 0 0	0 0 0 0 0	0 0 0 0 0	0 0 0 0 0	2 0 0 0 0	2 0 1 0 0

Inning Stats	1	2	3	4	5	6	7	8	9
R:	0	0	0	0	0	0	0	0	0
E:	0	0	0	0	0	0	0	0	0
K:	0	2	2	0	3	1	1	0	1
S:	9	9	8	11	14	16	9	11	11
H:	0	0	0	1	1	1	0	1	1
LOB:	0	0	0	1	2	3	1	1	1
BB:	0	0	0	0	1	2	1	0	0
P:	17	15	11	19	24	30	13	14	14

1B:	3
2B:	1
3B:	1
HR:	0
SF:	0
SAC:	0
DP:	1
HBP:	0
WP:	0
PB:	0
SB:	1
CS:	0
PA:	35

PITCHER		IP	WLS	BF	H	R	ER	SO	BB	IBB	HBP	BLK	WP	HR	S	P	ERA	WHIP
40 Jason Vargas, L ERA: 9.87	(1, 1)	5.0	W	18	2	0	0	7	1	0	0	0	0	0	51	86	0.00	0.600
51 Paul Sewald, R ERA: 3.91	(6, 1)	0.2	H	4	1	0	0	0	1	0	0	0	0	0	10	18	0.00	3.000
39 Jerry Blevins, L ERA: 5.4	(6, 1)	0.0		1	0	0	0	0	1	0	0	0	0	0	2	6	∞	∞
44 AJ Ramos, R ERA: 4.5	(6, 1)	1.1	H	4	0	0	0	2	1	0	0	0	0	0	13	19	0.00	0.750
67 Seth Lugo, R ERA: 1.91	(8, 1)	1.0	H	4	1	0	0	0	0	0	0	0	0	0	11	14	0.00	1.000

PITCHER		IP	WLS	BF	H	R	ER	SO	BB	IBB	HBP	BLK	WP	HR	S	P	ERA	WHIP
27 Jeurys Familia, R ERA: 1.64	(9, 1)	1.0	S	4	1	0	0	1	0	0	0	0	0	0	11	14	0.00	1.000

TOP

Miami Marlins @ New York Mets

Citi Field, Flushing, NY

Mon May 21 2018, 7:13 PM - 10:03 PM EDT

Att. 22,505 - Clear - 69 F

livebaseballscorecards.com

AB	31
R	0
H	5
RBI	0
BB	4
SO	10
LOB	15

MIAMI

Miami Marlins @ New York Mets

Citi Field, Flushing, NY

Mon May 21 2018, 7:13 PM - 10:03 PM EDT

Att. 22,505 - Clear - 69 F

BOTTOM

livebaseballscorecards.com

Batter	1	2	3	4	5	6	7	8	9	AB	R	H	RBI	BB	SO	LOB
9 Brandon Nimmo, L (1, 7) OBP: 0.417, SLG: 0.440	B FF 88 B FF 88 F FF 89 S FF 88 X CH 84 2-2 ① L8		B FF 90 T FF 90 F FF 90 X FF 90 1-2 ② P4			B FF 94 C FF 95 C FF 95 B FF 97 F FF 97 F SL 88 F CH 86 X FF 96 2-2 ① G6-3	C FF 90 B FF 92 C CH 85 B FF 90 B CH 85 X CH 85 3-2 ③ F9			4	0	0	0	0	0	3
13 Asdrúbal Cabrera, S (1, 4) OBP: 0.371, SLG: 0.552	C FF 91 B FF 90 X SL 81 1-1 ② F9		D CH 84 F FF 91 D CH 85 C CH 83 X FF 89 2-2 1-H 2B			F FF 95 F FF 95 X SL 88 0-2 1B		S FF 98 X FF 100 0-1 ① G3		4	0	2	1	0	0	0
19 Jay Bruce, L (1, 9) OBP: 0.308, SLG: 0.369	C FF 90 B FF 91 X FF 91 1-1 1B		C SL 83 F FF 91 D SL 84 X FF 89 1-2 ③ G3			F FF 94 B FF 95 F FF 95 S CH 85 1-3 ② K		F FF 99 S SL 86 X SL 87 0-2 ② G4-3		4	0	1	0	0	1	2
30 Michael Conforto, L (1, 8) OBP: 0.350, SLG: 0.374	B FF 90 S FF 90 S SL 81 F FF 91 F CH 84 X SL 82 1-2 ③ G3			C SL 80 B FF 89 B CH 85 B CH 84 S CH 82 X FF 89 3-2 23 CS 1B		1 SAFE X FF 95 0-0 ③ P5		X FF 100 0-0 23 BB 1B		4	0	2	0	0	0	2
23 Adrián González, L (1, 3) OBP: 0.323, SLG: 0.404		B FF 89 B FF 90 X FF 91 2-0 ① G4-3		F FF 90 B FF 91 S SL 83 S FF 92 1-3 ①② K 1-2			B SL 81 B FF 92 F FF 92 F CH 85 F FF 92 X FF 94 2-2 ① G6-3	D SI 100 B FF 100 B FF 98 C FF 99 B FF 98 4-1 29 FC6-4 BB 1-2		3	0	0	0	1	1	1
29 Devin Mesoraco, R (1, 2) OBP: 0.307, SLG: 0.439		B FF 92 S SL 83 C SL 83 S FF 91 1-3 ② K		F SL 83 X SL 81 0-1 ③ F9			F FF 93 B FF 92 X CH 86 1-1 15 E 4 1B 2B	D SL 85 X FF 99 1-0 ③ FC6-4 1-2f		4	1	1	0	0	1	2
15 Luis Guillorme, L (1, 5) OBP: 0.308, SLG: 0.385		B FF 90 C CH 84 F FF 92 F CH 87 X FF 91 1-2 ③ F7			C SL 81 F CH 83 F CH 86 B FF 92 X CH 82 1-2 ① F8		B FF 91 B FF 92 C FF 93 F CH 86 B FF 92 X FF 91 3-2 E5 1 F8 4 1B 2-3			3	0	0	0	0	0	1
40 Jason Vargas, L (1, 1) 28 Phillip Evans, R (5, PH) OBP: 0.125, SLG: 0.125 51 Paul Sewald, R (6, 1) 39 Jerry Blevins, L (6, 1) 44 AJ Ramos, R (6, 1) 4 Wilmer Flores, R (7, PH) OBP: 0.318, SLG: 0.421 67 Seth Lugo, R (8, 1) 27 Jeurys Familia, R (9, 1)			C FF 89 L FF 90 B SL 81 B FF 90 C FF 88 2-3 ① K		B SL 84 C SL 83 B FF 91 X FF 90 2-1 1 G6-4-3 1B		C FF 92 F FF 92 X FF 93 0-2 1-2 3-H 1B			1 1 0 0 0 1 0 0	0 0 0 0 0 0 0 0	0 1 0 0 0 1 0 0	0 0 0 0 0 1 0 0	0 0 0 0 0 0 0 0	1 0 0 0 0 0 0 0	0 0 0 0 0 0 0 0
1 Amed Rosario, R (1, 6) OBP: 0.275, SLG: 0.368			C FF 91 C SL 83 B FF 93 B FF 92 B SL 83 X FF 90 3-2 13 2B 1B		B SL 85 C FF 92 S SL 84 X FF 91 1-2 ②③ G6-4-3 1-2f		X SL 82 0-0 ② F8 2-3			3	1	1	0	0	0	3

Inning Stats																								
	R: 0	H: 1	R: 0	H: 0	R: 1	H: 2	R: 0	H: 1	R: 0	H: 1	R: 0	H: 1	R: 1	H: 2	R: 0	H: 1	1B: 7	SF: 0	WP: 0	PA: 33
	E: 0	LOB: 1	E: 0	LOB: 0	E: 0	LOB: 1	E: 0	LOB: 0	K: 1	LOB: 1	E: 0	LOB: 0	E: 1	LOB: 2	E: 0	LOB: 2	2B: 2	SAC: 0	PB: 0	
	K: 0	BB: 0	K: 1	BB: 0	K: 1	BB: 0	K: 0	BB: 0	S: 13	BB: 0	K: 0	BB: 0	K: 0	BB: 0	K: 0	BB: 1	3B: 0	DP: 1	SB: 0	
	S: 12	P: 17	S: 8	P: 12	S: 15	P: 24	S: 9	P: 13		P: 16			S: 16	P: 25	S: 8	P: 13	HR: 0	HBP: 0	CS: 1	

PITCHER		IP	WLS	BF	H	R	ER	SO	BB	IBB	HBP	BLK	WP	HR	S	P	ERA	WHIP
57 Elieser Hernández, R ERA: 2.08	(1, 1)	5.0	L	18	5	1	1	3	0	0	0	0	0	0	52	78	1.80	1.000
61 Adam Conley, L ERA:	(6, 1)	1.0		4	1	0	0	1	0	0	0	0	0	0	13	16	0.00	1.000
64 Nick Wittgren, R ERA: 0.61	(7, 1)	1.0		6	2	1	0	0	0	0	0	0	0	0	16	25	0.00	2.000
56 Tayron Guerrero, R ERA: 4.64	(8, 1)	1.0		5	1	0	0	0	1	0	0	0	0	0	8	13	0.00	2.000

PITCHER	IP	WLS	BF	H	R	ER	SO	BB	IBB	HBP	BLK	WP	HR	S	P	ERA	WHIP

Batter	1	2	3	4	5	6	7	8	9	AB	R	H	RBI	BB	SO	LOB
14 Martín Prado, R (1, 5) OBP: 0.213, SLG: 0.170	B SI 95 F FF 97 X SI 97 1-1 G6-3 ①	B CU 80 F FF 96 B FS 91 X FF 97 2-1 F4 ②			C FF 93 B FC 90 S SI 94 C FC 92 1-3 K ①		B SI 92 C CU 80 F SL 88 F SI 93 B SL 88 T SI 93 2-2 K ②		C FF 96 B CU 76 B FF 96 F FF 96 F FF 96 F FF 98 X FF 97 2-2 L9 ①	5	0	0	0	0	2	3
11 J.T. Realmuto, R (1, 2) OBP: 0.374, SLG: 0.545	X FF 97 0-0 13 FC6-4 1B	B FF 97 X FC 93 1-0 1-3 2-H 3-H 1B			B FF 95 C CU 80 X FC 90 1-1 G3-1 ②		S SI 92 B SL 89 T SI 92 X SI 92 1-2 41 BB 1B		F FF 96 B CU 76 S FS 86 F FF 98 B FS 87 X FF 96 2-2 G6-3 ②	5	0	3	2	0	0	0
41 Justin Bour, L (1, 3) OBP: 0.398, SLG: 0.464 29 Brad Ziegler, R (9, 1)	B FF 97 C CU 80 C FF 96 F FS 90 F FS 91 B FF 97 B FC 92 F FF 98 X FS 90 3-2 L8 ②	C CU 80 B FF 96 F CU 79 B FF 97 F FS 91 F SI 97 S FS 91 2-3 K ③			B FS 89 B FF 95 C CU 79 S FS 88 F FF 96 F FC 92 X CH 89 2-2 13 E 13 1B 1B		B SI 93 B CU 81 1 SAFE C SI 91 C SI 93 B CU 81 B SI 93 4-2 1-2 BB		B FF 97 C FS 87 X FF 96 1-1 P6 ③	4 0	0 0	1 0	0 0	1 0	1 0	3 0
13 Starlin Castro, R (1, 4) OBP: 0.335, SLG: 0.393	F SI 96 1 SAFE S FC 91 X FC 92 0-2 FC6-4 ③ 1-2f		B CU 80 B FC 92 F FF 97 F SI 97 S FF 96 2-3 K ①		X SI 95 0-0 E5 1-3 1B		C CU 80 B SL 87 F SI 92 B SI 92 F SL 88 B SI 92 F SI 92 F SL 88 F SI 92 3-2 F SI 92 X SL 88 G6-3 ③			4	0	1	0	0	1	3
15 Brian Anderson, R (1, 9) OBP: 0.357, SLG: 0.381		B FF 96 C SI 95 B FC 92 S FF 96 B CH 89 X FF 97 3-2 32 1B 19 1B 2B	S FF 96 C FC 92 B FC 92 B FS 92 F FF 97 F FS 91 F FF 97 C FF 97 2-3 K ②		C FF 96 F FC 90 F FF 97 D FS 90 T FF 96 1-2 K ③			F FF 93 B SL 81 C FC 90 B SL 83 F CH 85 F FF 94 B CU 77 B FC 88 4-2 32 HR BB		3	2	1	0	1	2	2
32 Derek Dietrich, L (1, 7) OBP: 0.301, SLG: 0.388 46 Kyle Barraclough, R (8, 1) 2 Yadiel Rivera, R (9, 6) OBP: 0.275, SLG: 0.200		F FF 97 X FC 92 0-1 31 SH 19 1B 11 1B 2-3 1B	C CU 81 C FF 97 F FF 97 B FF 96 X FC 92 1-2 F7 ③			C CU 78 T FC 90 B FC 91 S FF 96 1-3 K ①		X FC 90 0-0 1-H HR		4 0 0	2 0 0	2 0 0	2 0 0	0 0 0	1 0 0	0 0 0
19 Miguel Rojas, R (1, 6) OBP: 0.324, SLG: 0.424 (9, 3)		F FF 96 C SI 96 B FF 96 1 SAFE F SI 97 X FC 92 1-2 31 SH 11 1B 1-2 3-H 1B		B CU 80 B FF 96 F SI 96 S SI 96 X FF 97 2-2 G6-3 ①		C FF 95 B FF 95 F FC 91 F FS 91 C FF 96 1-3 K ②		X FF 94 0-0 P5 ①		4	1	1	1	0	1	0
9 Lewis Brinson, R (1, 8) OBP: 0.203, SLG: 0.282		X CU 79 0-0 L7 ①		C CU 80 F FS 90 B FC 92 S FF 96 1-3 K ②		S FF 94 X FC 91 0-1 G6-3 ③		C FF 95 S SL 82 B SL 84 F CU 77 F SL 80 B FC 90 F SL 81 B SI 92 S FF 92 3-3 K ②		4	0	0	0	0	2	2
31 Caleb Smith, R (1, 1) 71 Drew Steckenrider, R (7, 1) 3 JB Shuck, L (8, PH) OBP: 0.261, SLG: 0.246 (8, 7)		X FF 96 0-0 SH 11 1B 1-2 2-3		C FF 95 S FF 95 F FF 96 C CU 80 0-3 K ③			S SI 89 X SI 92 0-1 G4-3 ①	C CU 76 F FC 90 F SL 81 X SL 78 0-2 F8 ③		2 0 1	0 0 0	0 0 0	0 0 0	0 0 0	1 0 0	0 0 0
Inning Stats	R: 0 H: 1 E: 0 LOB: 1 K: 0 BB: 0 S: 12 P: 16	R: 3 H: 4 E: 1 LOB: 2 K: 1 BB: 0 S: 19 P: 28	R: 0 H: 0 E: 0 LOB: 0 K: 2 BB: 0 S: 13 P: 18	R: 0 H: 0 E: 0 LOB: 0 K: 2 BB: 0 S: 10 P: 13	R: 0 H: 2 E: 1 LOB: 2 K: 2 BB: 0 S: 15 P: 20	R: 0 H: 0 E: 0 LOB: 0 K: 2 BB: 0 S: 9 P: 11	R: 0 H: 1 E: 0 LOB: 2 K: 1 BB: 1 S: 19 P: 29	R: 2 H: 1 E: 0 LOB: 0 K: 1 BB: 1 S: 16 P: 23	R: 0 H: 0 E: 0 LOB: 0 K: 0 BB: 0 S: 11 P: 16	1B: 7 2B: 1 3B: 0 HR: 1	SF: 0 SAC: 1 DP: 0 HBP: 0					

PITCHER		IP	WLS	BF	H	R	ER	SO	BB	IBB	HBP	BLK	WP	HR	S	P	ERA	WHIP
45 Zack Wheeler, R ERA: 5.32	(1, 1)	6.0	L	26	7	3	1	9	0	0	0	0	0	0	78	106	1.50	1.167
65 Robert Gsellman, R ERA: 2.67	(7, 1)	1.0		5	1	0	0	1	1	0	0	0	0	0	19	29	0.00	2.000
44 AJ Ramos, R ERA: 5.21	(8, 1)	1.0		5	1	2	2	1	1	0	0	0	0	1	16	23	18.00	2.000
35 Jacob Rhame, R ERA: 3.86	(9, 1)	1.0		3	0	0	0	0	0	0	0	0	0	0	11	16	0.00	0.000

PITCHER	IP	WLS	BF	H	R	ER	SO	BB	IBB	HBP	BLK	WP	HR	S	P	ERA	WHIP

TOP

Miami Marlins @ New York Mets

Citi Field, Flushing, NY

Tue May 22 2018, 7:11 PM - 10:01 PM EDT

Att. 22,195 - Cloudy - 57 F

livebaseballscorecards.com

AB	36
R	5
H	9
RBI	5
BB	2
SO	11
LOB	13

MIAMI

Batter	1	2	3	4	5	6	7	8	9	AB	R	H	RBI	BB	SO	LOB
9 Brandon Nimmo, L (1, 9) OBP: 0.410, SLG: 0.423	C FF 92 C FF 92 B SL 83 C FF 93 1-3 ① K		C SL 82 X SL 82 0-1 ② F9			B FF 92 C FF 92 B SL 81 F FF 92 F FF 93 B SL 81 S FF 93 3-3 ① K		C FF 94 C FF 94 F FF 94 B SL 83 B CH 87 B FF 94 F FF 96 B FF 95 4-2 13 G4-6-3 BB		3	0	0	0	1	2	0
13 Asdrúbal Cabrera, S (1, 4) OBP: 0.363, SLG: 0.539	F FF 92 B FF 93 X SL 82 1-1 ② G6-3		B FF 92 X SL 82 1-0 ③ G5-3			B CH 84 C FF 93 X FF 94 1-1 ② L9		C FF 94 B CH 86 D CH 86 X FF 94 2-1 ②③ G4-6-3 1-2f		4	0	0	0	0	0	2
4 Wilmer Flores, R (1, 3) OBP: 0.318, SLG: 0.412 65 Robert Gsellman, R (7, 1) 44 AJ Ramos, R (8, 1) 35 Jacob Rhame, R (9, 1) 15 Luis Guillorme, L (9, PH) OBP: 0.286, SLG: 0.357	B FF 93 C FF 93 B SL 84 B FF 93 B FF 94 4-1 BB			B FF 92 C CH 84 C FF 93 X SL 83 1-2 ① L9		F FF 93 B SL 81 X CH 84 1-1 ③ L7			F SI 84 B SI 85 X SI 84 1-1 ① G3	2 0 0 0 1	0 0 0 0 0	0 0 0 0 0	0 0 0 0 0	1 0 0 0 0	0 0 0 0 0	0 0 0 0 0
30 Michael Conforto, L (1, 8) OBP: 0.340, SLG: 0.361	S FF 93 F FF 93 B SL 83 1 SAFE F SL 82 S FF 93 1-3 ③ K			F FF 93 B FF 93 S SL 81 F FF 94 F SL 81 T FF 93 1-2 ② K			C SL 78 B FF 91 B FF 91 C SL 80 B FF 93 X FF 92 3-2 ① F8		C SI 85 X CH 77 0-1 ② G3	4	0	0	0	0	2	1
11 José Bautista, R (1, 7) OBP: 0.256, SLG: 0.368 19 Jay Bruce, L (9, PH) OBP: 0.306, SLG: 0.366		C FF 93 C FF 94 F FF 93 F SL 84 F FF 95 B CH 84 X FF 94 1-2 7 G4-3 3 SF9 2B		S CH 85 B CH 85 F FF 93 F FF 94 S SL 82 1-3 ③ K			F CH 83 S FF 91 B FF 91 B SL 79 B SL 80 S FF 92 3-3 ② K		X SI 85 0-0 ③ F8	3 1	1 0	1 0	0 0	0 0	2 0	0 0
7 José Reyes, S (1, 5) OBP: 0.203, SLG: 0.200		F FF 92 2 SAFE C SL 82 X FF 93 0-2 ① G4-3 2-3			B FF 92 B SL 80 C FF 90 S CH 83 F CH 84 X FF 93 2-2 3 G5-4-3 1B		B FF 92 B FF 92 C FF 89 B CH 83 B FF 91 4-1 BB			2	0	1	0	1	0	1
3 Tomás Nido, R (1, 2) OBP: 0.205, SLG: 0.175 29 Devin Mesoraco, R (7, PH) OBP: 0.303, SLG: 0.433 (8, 2)		F SL 80 F FF 92 B FF 93 X SL 81 1-2 ② SF9 3-H			X CH 82 0-0 ①② G5-4-3 1-2f		B SL 88 C FF 96 B FF 95 F FF 96 B FF 96 F FF 96 X FF 96 3-2 ③ F9			1 1	0 0	0 0	1 0	0 0	0 0	1 1
45 Zack Wheeler, L (1, 1) OBP: 0.286, SLG: 0.286 23 Adrián González, L (7, 3) OBP: 0.328, SLG: 0.418		F FF 94 S SL 81 S SL 81 0-3 ③ K			B FF 94 B FF 92 X FF 93 2-0 1B			C FF 92 X SL 84 0-1 1 G6-3 2B		2 1	0 0	1 1	0 0	0 0	1 0	0 0
1 Amed Rosario, R (1, 6) OBP: 0.269, SLG: 0.360			B FF 90 F FF 92 B CH 84 B FF 92 S FF 92 S FF 93 3-3 ① K		C CH 83 B FF 92 B SL 81 F FF 92 X FF 92 2-2 ③ P3			F FF 94 B FF 94 X SL 81 1-1 ① G6-3 2-3		3	0	0	0	0	1	2
Inning Stats	R: 0 E: 0 K: 2 S: 10 H: 0 LOB: 1 BB: 1 P: 17	R: 1 E: 0 K: 1 S: 15 H: 1 LOB: 0 BB: 0 P: 17	R: 0 E: 0 K: 1 S: 6 H: 0 LOB: 0 BB: 0 P: 10	R: 0 E: 0 K: 2 S: 12 H: 0 LOB: 0 BB: 0 P: 15	R: 0 E: 0 K: 0 S: 9 H: 2 LOB: 1 BB: 0 P: 15	R: 0 E: 0 K: 1 S: 8 H: 0 LOB: 0 BB: 0 P: 13	R: 0 E: 0 K: 1 S: 11 H: 0 LOB: 1 BB: 1 P: 24	R: 0 E: 0 K: 0 S: 10 H: 1 LOB: 1 BB: 1 P: 17	R: 0 E: 0 K: 0 S: 5 H: 0 LOB: 0 BB: 0 P: 6	1B: 2 2B: 2 3B: 0 HR: 0 SF: 1 SAC: 0 DP: 2 HBP: 0						

PITCHER		IP	WLS	BF	H	R	ER	SO	BB	IBB	HBP	BLK	WP	HR	S	P	ERA	WHIP
31 Caleb Smith, L ERA: 3.83	(1, 1)	6.2	W	24	3	1	1	8	2	0	0	0	0	0	67	104	1.35	0.750
71 Drew Steckenrider, R ERA: 5.75	(7, 1)	0.1	H	1	0	0	0	0	0	0	0	0	0	0	4	7	0.00	0.000
46 Kyle Barraclough, R ERA: 1.59	(8, 1)	1.0		4	1	0	0	0	1	0	0	0	0	0	10	17	0.00	2.000
29 Brad Ziegler, R ERA: 6.86	(9, 1)	1.0		3	0	0	0	0	0	0	0	0	0	0	5	6	0.00	0.000

PITCHER	IP	WLS	BF	H	R	ER	SO	BB	IBB	HBP	BLK	WP	HR	S	P	ERA	WHIP

BOTTOM

Miami Marlins @ New York Mets

Citi Field, Flushing, NY

Tue May 22 2018, 7:11 PM - 10:01 PM EDT

Att. 22,195 - Cloudy - 57 F

livebaseballscorecards.com

AB	28
R	1
H	4
RBI	1
BB	3
SO	8
LOB	8

Batter	1	2	3	4	5	6	7	8	9	AB	R	H	RBI	BB	SO	LOB
32 Derek Dietrich, L OBP: 0.309, SLG: 0.393 (1, 7) (2, 9) (2, 7) (4, 9) (5, 7) (6, 9) (7, 7) 29 Brad Ziegler, R (9, 1)	C FF 97 H FF 97 1-1 HBP		B CH 88 F SL 93 B SI 97 B SL 92 C SI 95 F SI 97 S FF 96 3-3 ② K		H SL 90 1-0 1-2 HBP		B CH 89 C CU 82 F FF 94 C FF 96 1-3 ② K		C SI 96 1 SAFE B SI 97 X SI 96 1-1 1-3 11 1B 2B	3 0	0 0	1 0	0 0	0 0	2 0	0 0
11 J.T. Realmuto, R OBP: 0.375, SLG: 0.538 (1, 2)	B FF 96 F SL 92 C SI 97 X SI 97 1-2 L9		X FF 96 0-0 G6-3		C FF 96 B SI 95 S FF 96 B CH 88 S CH 87 2-3 ② K		F FF 95 B CU 83 X SL 90 1-1 1B		B SI 97 F SI 96 X SI 97 1-1 ② 2-H 3-H 13 1B 1B	5	1	2	1	0	1	3
41 Justin Bour, L OBP: 0.398, SLG: 0.458 (1, 3)	F FF 97 S FF 98 F FF 98 F SL 92 S CU 84 0-3 ② K			C CH 89 X SL 91 0-1 19 FC4-6 15 1B 1B	B FF 97 C FF 95 B FF 96 F FF 96 S SL 91 2-3 ③ K		B FF 95 C CH 88 S CH 88 B SL 91 F CU 84 X FF 95 2-2 ③ F7		0-0 13 1B IBB	4	0	1	0	1	2	4
13 Starlin Castro, R OBP: 0.332, SLG: 0.388 (1, 4)	B FF 98 B FF 98 S SL 92 X SI 97 2-1 ③ F9			B SI 95 F SI 95 X CH 88 1-1 ① L7		B SL 91 B SL 92 C SL 90 F FF 95 X FF 96 2-2 ① L9		C SI 95 F CU 81 B CU 81 S FF 96 1-3 ① K	C SL 85 F SI 96 B FF 96 X SI 96 1-2 2-H 1B	5	0	1	1	0	1	2
15 Brian Anderson, R OBP: 0.358, SLG: 0.381 (1, 5) (9, 9)		B FF 96 C FF 96 X SI 96 1-1 ① L6		X SI 96 0-0 19 FC4-6 1-2 1B	S FF 96 X SL 90 0-1 ② L7			B CU 81 C SI 94 B SL 89 X SI 94 2-1 1B	B SL 84 B SL 86 C SI 95 C SL 86 S SI 96 2-3 ③ K	5	0	2	0	0	1	2
19 Miguel Rojas, R OBP: 0.328, SLG: 0.419 (1, 6) (9, 5)		B FF 97 C FF 96 B SI 96 F SL 91 F FF 97 B CH 89 B FF 96 4-2 BB		X SL 92 0-0 ② FC4-6 1-2f 2-3	C FF 95 B FF 96 C CU 82 F FF 95 B CH 89 B CH 89 B CU 82 4-2 3 E BB			C CU 82 1 SAFE X FF 92 0-1 ② F9		2	0	0	0	2	0	3
3 JB Shuck, L OBP: 0.247, SLG: 0.232 (1, 9) (2, 7) (2, 9) (4, 7) (5, 9) (6, 7) (7, 9) (9, 7)		1 SAFE C FF 97 X FF 97 0-1 ② F7		B FF 97 F FF 97 B FF 96 X FF 96 2-1 ③ F9		B FF 96 1 SAFE X FF 96 1-0 E4 9 FC6-4 1-2		1 SAFE B CU 79 F FF 96 X CU 82 1-1 ③ F7		4	0	0	0	0	0	5
9 Lewis Brinson, R OBP: 0.205, SLG: 0.281 (1, 8)		C FF 96 S SL 91 F FF 96 B SL 90 1 SAFE S SL 91 1-3 ③ K			B FF 95 X SL 90 1-0 32 HBP 1B	B FF 96 B FF 96 S FF 96 2 SAFE X FF 95 2-1 ③ FC6-4 1-2f			S SI 96 B FF 97 F SI 97 X FF 98 1-2 ① G3	4	0	1	0	0	1	3
58 Dan Straily, R OBP: 0.222, SLG: 0.125 (1, 1) 1 Cameron Maybin, R OBP: 0.314, SLG: 0.317 (7, PH) 64 Nick Wittgren, R (7, 1) 61 Adam Conley, L (8, 1) 14 Martín Prado, R OBP: 0.221, SLG: 0.180 (9, PH) 2 Yadiel Rivera, R OBP: 0.275, SLG: 0.200 (9, PR) (9, 6)			C FF 96 B FF 96 S FF 96 B FF 96 C FF 96 2-3 ① K		1 SAFE L FF 94 B SL 89 T SL 90 1 SAFE L CU 79 1-3 ① K		C FF 95 B SL 91 X SL 90 1-1 ① F8		C SI 96 B SI 96 B SI 96 X SI 95 2-1 32 2B 11 1B 1B	2 1 0 0 1 0	0 0 0 0 0 1	0 0 0 0 1 0	0 0 0 0 0 0	0 0 0 0 0 0	2 0 0 0 0 0	1 0 0 0 0 0

Inning Stats	1	2	3	4	5	6	7	8	9
	R: 0 E: 0 K: 1 S: 11	R: 0 E: 0 K: 1 S: 11	R: 0 E: 0 K: 2 S: 8	R: 0 E: 0 K: 0 S: 8	R: 0 E: 0 K: 3 S: 10	R: 0 E: 1 K: 0 S: 11	R: 0 E: 0 K: 1 S: 11	R: 0 E: 0 K: 1 S: 9	R: 2 E: 0 K: 1 S: 15
	H: 0 LOB: 1 BB: 0 P: 15	H: 0 LOB: 1 BB: 1 P: 17	H: 0 LOB: 0 BB: 0 P: 13	H: 2 LOB: 2 BB: 0 P: 11	H: 1 LOB: 2 BB: 0 P: 17	H: 0 LOB: 2 BB: 1 P: 20	H: 1 LOB: 1 BB: 0 P: 16	H: 1 LOB: 1 BB: 0 P: 13	H: 4 LOB: 2 BB: 1 P: 23

1B: 8 SF: 0 WP: 0 PA: 41
2B: 1 SAC: 0 PB: 0
3B: 0 DP: 0 SB: 0
HR: 0 HBP: 2 CS: 0

PITCHER		IP	WLS	BF	H	R	ER	SO	BB	IBB	HBP	BLK	WP	HR	S	P	ERA	WHIP
48 Jacob deGrom, R ERA: 1.54	(1, 1)	7.0		30	4	0	0	8	2	0	2	0	0	0	70	109	0.00	0.857
67 Seth Lugo, R ERA: 1.84	(8, 1)	1.0	H	4	1	0	0	1	0	0	0	0	0	0	9	13	0.00	1.000
27 Jeurys Familia, R ERA: 2.35	(9, 1)	1.0	L	7	4	2	2	1	0	1	0	0	0	0	15	23	18.00	4.000

PITCHER	IP	WLS	BF	H	R	ER	SO	BB	IBB	HBP	BLK	WP	HR	S	P	ERA	WHIP

TOP

Miami Marlins @ New York Mets

Citi Field, Flushing, NY

Wed May 23 2018, 7:11 PM - 9:58 PM EDT

Att. 24,808 - Clear - 80 F

livebaseballscorecards.com

AB	36
R	2
H	9
RBI	2
BB	3
SO	10
LOB	23

MIAMI

Miami Marlins @ New York Mets

Citi Field, Flushing, NY

Wed May 23 2018, 7:11 PM - 9:58 PM EDT

Att. 24,808 - Clear - 80 F

BOTTOM

Batter	1	2	3	4	5	6	7	8	9	AB	R	H	RBI	BB	SO	LOB
9 Brandon Nimmo, L (1, 7) OBP: 0.423, SLG: 0.469	B FF 90 C FF 91 X FF 91 1-1 ① P3		B FF 90 B CH 84 B FF 91 C FF 92 C FF 90 F FF 92 B FF 91 4-2 13 G3 BB		P PO 91 C CH 83 B CH 84 F FF 90 X FF 90 2-2 ① 1-2 HR			F FF 94 X FF 96 0-1 30 G1-3 1B		3	1	2	1	1	0	0
13 Asdrúbal Cabrera, S (1, 4) OBP: 0.355, SLG: 0.526	C FF 91 S CH 84 B FF 92 F FF 92 F CH 84 B CH 85 F FF 92 T FF 92 2-2 ② K		F SL 83 1 SAFE F FF 91 X CH 84 0-2 ② G3 1-2		X CH 84 0-0 ② G6-3			F FF 94 B FF 94 1 SAFE B CH 86 X FF 94 2-1 ① F8		4	0	0	0	0	1	2
30 Michael Conforto, L (1, 8) OBP: 0.338, SLG: 0.352	B FF 92 B FF 92 B FF 91 C FF 92 B FF 93 4-1 BB		C SL 84 F FF 91 F FF 92 X SL 85 0-2 ③ P5		C CH 84 B FF 91 S SL 84 X SL 86 1-2 ③ P6			F FF 94 B FF 95 B FF 94 X FF 96 3-1 ② G1-3 1-2		3	0	0	0	1	0	2
19 Jay Bruce, L (1, 9) OBP: 0.304, SLG: 0.363	B FF 92 1 SAFE B SL 83 X FF 92 2-0 ③ L9			B SL 82 X FF 90 1-0 29 FC4-6 1B		B CH 84 S CH 84 B SL 85 B FF 91 X FF 90 3-1 ① P4		C FF 96 F FF 95 S CH 87 0-3 ③ K		4	0	1	0	0	1	2
29 Devin Mesoraco, R (1, 2) OBP: 0.288, SLG: 0.408		B FF 91 C SL 82 B FF 91 C FF 91 X SL 85 2-2 ① P3		F FF 91 S SL 85 X SL 85 0-2 ① FC4-6 23 BB 1-2f		F SL 85 F SL 84 X SL 84 0-2 ② L8			B SI 85 C SI 85 X SI 85 1-1 ① G1-3	4	0	0	0	0	0	1
23 Adrián González, L (1, 3) OBP: 0.341, SLG: 0.425 7 José Reyes, S (9, PR) OBP: 0.203, SLG: 0.200		T FF 91 B SI 91 B CH 85 X FF 91 2-1 1B		1 SAFE B SL 85 C FF 91 F FF 90 F FF 91 B FF 91 D CH 84 F FF 91 B FF 91 4-2 1-2 BB		C FF 90 B FF 91 S CH 84 S CH 86 1-3 ③ K			B SI 85 B SI 85 B SI 85 C SI 84 X SI 85 3-1 15 G6-3 1B	3 0	0 0	2 0	0 0	1 0	1 0	0 0
15 Luis Guillorme, L (1, 5) OBP: 0.222, SLG: 0.278		C FF 92 C SL 84 S FF 92 0-3 ② K		B CH 84 B FF 91 F FF 90 T FF 91 F CH 83 T FF 91 2-2 ② K			C SL 81 B CH 86 F FF 92 B FF 93 X CH 86 2-2 ① G6-3	C SI 84 1 SAFE F SI 85 X SI 86 0-2 ② 1-2 G6-3		4	0	0	0	0	2	4
48 Jacob deGrom, L (1, 1) OBP: 0.150, SLG: 0.105 11 José Bautista, R (7, PH) OBP: 0.250, SLG: 0.359 67 Seth Lugo, R (8, 1) 27 Jeurys Familia, R (9, 1) 4 Wilmer Flores, R (9, PH) OBP: 0.315, SLG: 0.408		B FF 92 F FF 91 S FF 91 C FF 91 1-3 ③ K		S FF 91 X CH 84 0-1 ③ G3-1			C FF 93 B SL 84 B FF 93 B FF 94 X FF 93 3-1 ② G5-3	B CU 75 C CU 74 B CU 74 X SI 86 2-1 ③ G5-3	2 1 0 0 1	0 0 0 0 0	0 0 0 0 0	0 0 0 0 0	1 0 0 0 0	3 0 0 0 2
1 Amed Rosario, R (1, 6) OBP: 0.270, SLG: 0.359			C SL 84 C SL 84 F FF 92 B FF 90 X SL 84 1-2 ① G5-3		T FF 90 S SL 85 X SL 84 0-2 9 CS 1B		C SL 85 B FF 94 F FF 93 F FF 93 X SL 84 1-2 ③ L6			3	0	1	0	0	0	0

livebaseballscorecards.com

	AB	R	H	RBI	BB	SO	LOB
	32	1	6	1	3	6	16

Inning Stats																												
	R: 0 E: 0 K: 1 S: 10	H: 0 LOB: 1 BB: 1 P: 19	R: 0 E: 0 K: 2 S: 11	H: 1 LOB: 1 BB: 0 P: 16	R: 0 E: 0 K: 0 S: 14	H: 0 LOB: 1 BB: 1 P: 19	R: 0 E: 0 K: 1 S: 14	H: 1 LOB: 2 BB: 1 P: 21	R: 1 E: 0 K: 0 S: 11	H: 2 LOB: 0 BB: 0 P: 13	R: 0 E: 0 K: 1 S: 8	H: 0 LOB: 0 BB: 0 P: 12	R: 0 E: 0 K: 0 S: 9	H: 0 LOB: 0 BB: 0 P: 15	R: 0 E: 0 K: 1 S: 9	H: 1 LOB: 1 BB: 0 P: 14	R: 0 E: 0 K: 0 S: 9	H: 1 LOB: 2 BB: 0 P: 15	1B: 5 2B: 0 3B: 0 HR: 1	SF: 0 SAC: 0 DP: 0 HBP: 0	WP: 0 PB: 0 SB: 0 CS: 1	PA: 35

PITCHER		IP	WLS	BF	H	R	ER	SO	BB	IBB	HBP	BLK	WP	HR	S	P	ERA	WHIP
58 Dan Straily, R ERA: 3.12	(1, 1)	6.0		24	4	1	1	5	3	0	0	0	0	1	68	100	1.50	1.167
64 Nick Wittgren, R ERA: 0.57	(7, 1)	1.0		3	0	0	0	0	0	0	0	0	0	0	9	15	0.00	0.000
61 Adam Conley, L ERA:	(8, 1)	1.0	W	4	1	0	0	1	0	0	0	0	0	0	9	14	0.00	1.000
29 Brad Ziegler, R ERA: 6.55	(9, 1)	1.0	S	4	1	0	0	0	0	0	0	0	0	0	9	15	0.00	1.000

PITCHER	IP	WLS	BF	H	R	ER	SO	BB	IBB	HBP	BLK	WP	HR	S	P	ERA	WHIP

Washington Nationals @ Miami Marlins

Marlins Park, Miami, FL

Fri May 25 2018, 7:12 PM - 10:49 PM EDT

Att. 7,512 - Roof Closed - 76 F

TOP

livebaseballscorecards.com

Batter	1	2	3	4	5	6	7	8	9	AB	R	H	RBI	BB	SO	LOB
7 Trea Turner, R (1, 6) OBP: 0.366, SLG: 0.431	C SI 97 B SI 96 X SI 96 1-1 G6-3		B SL 88 F SL 86 F SI 96 C SL 87 1-3 K		C SI 96 F CH 90 B SL 89 S SL 88 1-3 K		F SL 83 F FF 92 F FF 93 B FF 93 D SL 86 F SI 93 F CH 86 X SL 84 2-2 34 2B 1-2 2-3 3-H 1B	C SI 94 X SI 94 0-1 E6 34 1B 3-H		5	0	1	1	0	2	0
34 Bryce Harper, L (1, 9) OBP: 0.388, SLG: 0.535	B FF 96 C SI 96 B SL 87 B SI 96 F SI 96 S CH 92 3-3 K		B SI 95 X SI 95 1-0 G6-3			B SI 93 B CH 87 F CH 90 F CH 90 B SI 97 S SI 96 3-3 K	C FF 95 C FF 96 F FF 96 F CH 86 B FF 95 B FF 94 X FF 95 2-2 1-3 2-H 3-H 2B	B SI 94 1 SAFE S FC 88 F CH 80 B FC 87 F FC 87 B SI 93 F CH 80 F FF 93 3-2 X SI 93 1-3 1B		5	0	2	2	0	2	0
6 Anthony Rendon, R (1, 5) OBP: 0.359, SLG: 0.443	B SI 97 B SI 96 C FF 96 F SI 96 F CH 91 X SL 90 2-2 1B		B SI 96 B FF 96 C SI 96 X SI 96 2-1 1B			B SI 97 C SL 89 X SL 89 1-1 15 HR 2B	0-0 22 G6-4-3 IBB	X SI 92 0-0 F9		4	1	3	0	1	0	2
15 Matt Adams, L (1, 3) OBP: 0.368, SLG: 0.626	X SI 96 0-0 G4-3		C SI 94 B CH 89 F CH 90 B SI 96 F SI 96 F CH 90 X CH 89 2-2 F8			C SL 86 D CH 90 B SI 94 S CH 90 X SI 96 2-2 2-H HR	B FF 94 T FF 94 F FF 92 S CH 85 1-3 K		C SI 98 F FF 97 B SL 87 B SL 86 F FF 101 X FF 100 2-2 G3	5	1	1	2	0	1	5
22 Juan Soto, L (1, 7) OBP: 0.421, SLG: 0.667 55 Tim Collins, L (7, 1) 51 Wander Suero, R (7, 1) 36 Sammy Solís, R (7, 1) 21 Brandon Kintzler, R (7, 1) 5 Adrián Sanchez, R (8, 4) OBP: 0.188, SLG: 0.250		B SI 94 B SI 94 S SI 95 F FF 96 S CH 92 2-3 K		C SL 84 B CH 88 B SI 94 B CH 89 S SI 94 B CH 91 4-2 29 G5-4-3 BB		B SI 95 X SI 94 1-0 G3	X FF 95 0-0 G6-4-3 1-2f		B FF 99 X FF 97 1-0 F9	3 0 0 0 0 1	0 0 0 0 0 0	0 0 0 0 0 0	0 0 0 0 0 0	1 0 0 0 0 0	1 0 0 0 0 0	3 0 0 0 0 0
29 Pedro Severino, R (1, 2) OBP: 0.333, SLG: 0.304		B SI 98 F SI 98 B SL 86 F SI 96 H CH 90 3-2 3 HR HBP		X SI 94 0-0 G5-4-3 1-2f		X SL 86 0-0 G6-3		C FF 91 B FC 86 S SL 80 B SL 81 B SI 93 X SL 80 3-2 F7	B FF 100 F FF 99 B FF 98 F FF 100 S SL 85 2-3 K	4	1	0	0	0	1	1
3 Michael Taylor, R (1, 8) OBP: 0.254, SLG: 0.339		C SL 86 B SL 85 B SI 96 X SI 96 2-1 1-H HR		B SI 96 B SI 95 C SL 89 C SL 89 S SL 89 2-3 K			B FF 92 F FF 93 L SL 82 B FF 92 F FF 93 F FF 94 X SL 82 2-2 45 WP 7 1B 2B	B SL 81 S FC 86 B FF 94 S SL 81 C SI 95 2-3 K		4	2	2	2	0	2	0
31 Max Scherzer, R (1, 1) OBP: 0.310, SLG: 0.321 45 Andrew Stevenson, L (7, PH) OBP: 0.315, SLG: 0.298 (7, 7)		F SI 95 B SL 86 B SI 96 B SI 95 C SI 95 X SI 95 3-2 G1-3			C SI 95 F SI 96 B SL 88 B CH 88 S SI 96 2-3 K		F FF 91 B CH 86 B FF 92 S CH 85 B CH 85 B FF 92 4-2 7 1B 1 BB 34 2B 2-3 BB	B SI 93 B CH 81 S CH 81 B SI 94 B SI 92 4-1 1 1B 1 E BB		2 0	0 2	0 0	0 0	0 2	1 0	0 0
1 Wilmer Difo, S (1, 4) OBP: 0.345, SLG: 0.341 62 Sean Doolittle, L (8, 1)		C SI 96 B SL 87 X SL 87 1-1 G5-3		B SI 94 F SI 94 B SL 87 X SI 95 2-1 F8		B FF 91 C FF 91 F FF 92 B FF 91 F SL 83 B FF 92 D FF 92 4-2 7 1B 34 2B 1-2 BB	B FC 87 X FC 87 1-0 E8 7 E 1-H 1B		3 0	2 0	1 0	0 0	1 0	0 0	0 0

Inning Stats																												
	R: 0	E: 0	K: 1	S: 10	H: 1	LOB: 1	BB: 0	P: 16	R: 2	E: 0	K: 1	S: 12	H: 1	LOB: 0	BB: 0	P: 23	R: 0	E: 0	K: 1	S: 11	H: 1	LOB: 1	BB: 0	P: 17	R: 0	E: 0	K: 1	S: 6	H: 0	LOB: 0	BB: 1	P: 12
	R: 0	E: 0	K: 2	S: 8	H: 0	LOB: 0	BB: 0	P: 13	R: 2	E: 0	K: 1	S: 10	H: 2	LOB: 0	BB: 0	P: 17	R: 3	E: 0	K: 1	S: 25	H: 3	LOB: 2	BB: 3	P: 40	R: 2	E: 2	K: 1	S: 17	H: 2	LOB: 2	BB: 1	P: 30
	R: 0	E: 0	K: 1	S: 8	H: 0	LOB: 0	BB: 0	P: 13	1B: 5	2B: 3	3B: 0	HR: 2	SF: 0	SAC: 0	DP: 2	HBP: 1	WP: 1	PB: 0	SB: 0	CS: 0	PA: 42							

PITCHER		IP	WLS	BF	H	R	ER	SO	BB	IBB	HBP	BLK	WP	HR	S	P	ERA	WHIP
62 José Ureña, R ERA: 4.69	(1, 1)	6.0		24	5	4	4	7	1	0	1	0	0	2	57	98	6.00	1.000
64 Nick Wittgren, R ERA: 2.3	(7, 1)	0.0	L	4	2	3	3	0	2	0	0	0	1	0	16	28	∞	∞
61 Adam Conley, L ERA:	(7, 1)	1.0		4	1	0	0	1	0	1	0	0	0	0	9	12	0.00	1.000
43 Odrisamer Despaigne, R ERA: 5.74	(8, 1)	1.0		7	2	2	0	1	1	0	0	0	0	0	17	30	0.00	3.000
56 Tayron Guerrero, R ERA: 4.43	(9, 1)	1.0		3	0	0	0	1	0	0	0	0	0	0	8	13	0.00	0.000

PITCHER	IP	WLS	BF	H	R	ER	SO	BB	IBB	HBP	BLK	WP	HR	S	P	ERA	WHIP

AB	36
R	9
H	10
RBI	7
BB	5
SO	10
LOB	11

BOTTOM

Washington Nationals @ Miami Marlins

Marlins Park, Miami, FL

Fri May 25 2018, 7:12 PM - 10:49 PM EDT

Att. 7,512 - Roof Closed - 76 F

livebaseballscorecards.com

Batter	1	2	3	4	5	6	7	8	9	AB	R	H	RBI	BB	SO	LOB
14 Martin Prado, R (1, 5) OBP: 0.242, SLG: 0.226 58 Dan Straily, R (6, PR) OBP: 0.222, SLG: 0.125 64 Nick Wittgren, R (7, 1) 61 Adam Conley, L (7, 1) 43 Odrisamer Despaigne, R (8, 1) OBP: 0.333, SLG: 0.333 2 Yadiel Rivera, R (8, PH) OBP: 0.293, SLG: 0.200 56 Tayron Guerrero, R (9, 1)	X FF 93 0-0 1B		B SL 86 X FF 95 1-0 2B		B CU 79 C SL 86 B FF 93 X CH 83 2-1 41 G4-3 2B	1 SAFE B FF 93 S SL 85 B FF 93 F SL 84 B SL 86 X SL 85 3-2 E6 1-2		C SI 91 F SI 92 F CH 87 B SI 93 B SI 92 B SI 93 B SI 92 4-2 11 1B BB		4 0 3 0 0 0 1 0 0 0 0 0 0 0 0 0 0 0 0 0 0 0 0 0 0 0 0 0 0 0 0 0 0 0 0 0 0 0 0 1 0 0 0 0 0 0 0 0 0						
11 J.T. Realmuto, R (1, 2) OBP: 0.368, SLG: 0.525	C SL 85 B SL 85 F SL 85 F FF 95 S FF 96 1-3 K ①		F FF 94 S FF 95 B CH 84 B CH 83 B CU 79 X FF 95 3-2 P6 ③		F FF 94 C CU 79 S SL 85 0-3 K ①	F SL 85 C SL 84 F FF 93 X CH 84 0-2 F8 ③		C SI 93 F SI 93 B FF 93 X CH 88 1-2 13 FC6-4 1-2 1B		5 0 1 0 0 2 5						
41 Justin Bour, L (1, 3) OBP: 0.387, SLG: 0.443	F FF 94 B FF 94 S CU 79 B CH 84 B FC 88 X CU 80 3-2 P3 ②			C FF 93 F FF 94 F SL 87 B FC 88 S CH 85 1-3 K ①	F FF 94 B FF 93 X FC 88 1-1 G4-3 2-3 ②		C FF 92 F CU 73 F CU 74 B FF 93 B FF 93 S CU 74 2-3 K ①	F FF 93 S FF 94 S SL 82 0-3 K ②		5 0 0 0 0 3 4						
13 Starlin Castro, R (1, 4) OBP: 0.333, SLG: 0.389	C SL 84 X FF 93 0-1 G5-3 ③			S FF 94 X CU 80 0-1 32 G3 15 HBP 19 1B 1B	X SL 86 0-0 F7 ③		B FC 92 F FC 93 T FC 92 X FC 94 1-2 15 2B 1B	F FF 93 F FS 86 X FF 94 0-2 FC6-4 1-2f ③		5 2 2 0 0 0 4						
15 Brian Anderson, R (1, 9) OBP: 0.364, SLG: 0.386 (7, 5)		C SL 84 X FF 95 0-1 P3 ①		C SL 85 B FF 93 F FF 94 H CH 83 2-2 32 G3 19 1B 1-2 HBP	C FF 94 C FF 95 F FF 96 F SL 85 B CH 84 B CH 83 B FF 94 B CH 83 4-2 32 HR BB	F FC 91 B FC 91 B FC 93 X FC 92 2-1 1-H 2B		S FF 93 X FF 93 0-1 P3 ①	3 2 1 1 1 0 0						
32 Derek Dietrich, L (1, 7) OBP: 0.308, SLG: 0.407 1 Cameron Maybin, R (9, PH) OBP: 0.312, SLG: 0.314		B FF 94 C CU 79 S FC 88 F FF 96 B FC 88 X CH 84 2-2 G3-1 ②		X FF 93 0-0 G3 1-2 2-3 ②	F CU 77 B FF 94 F FF 94 F CH 83 B CH 84 F FC 89 X FC 87 2-2 1-H HR	C SI 93 F KC 77 B KC 78 C SI 94 1-3 K ②		F FF 93 S FF 94 B FF 94 S FS 86 1-3 K ②		4 1 1 2 0 1 3 1 0 0 0 0 1 0						
19 Miguel Rojas, R (1, 6) OBP: 0.330, SLG: 0.415		B FF 94 F FF 93 B FF 94 B SL 84 X FF 93 3-1 P3 ③		B FF 94 B FF 94 C SL 85 S CH 83 F FF 95 F FF 96 X FC 87 2-2 9 BB 2-H 3-H 1B	F FF 94 F CH 80 X FF 94 0-2 P3 ①	B SI 92 B SI 94 F SI 93 B KC 79 B SI 93 4-1 BB		X FF 94 0-0 L4 ③		4 0 1 2 1 0 0						
9 Lewis Brinson, R (1, 8) OBP: 0.206, SLG: 0.276			S SL 84 B FF 95 X FF 95 1-1 F8 ①	1 SAFE B SL 85 B SL 86 B FF 93 C FF 94 S SL 86 B FF 94 4-2 1-2 BB		X FF 94 0-0 L9 ②	C SI 93 S SI 93 F SI 94 B CH 89 D SL 87 F SI 94 B SI 94 S SI 94 3-3 K ③			3 0 0 0 1 1 2						
62 José Ureña, R (1, 1) OBP: 0.056, SLG: 0.111 3 JB Shuck, L (6, PH) OBP: 0.253, SLG: 0.239 (7, 9)			C FF 93 B FF 94 S SL 85 B FF 94 S SL 86 2-3 K ②	F FF 94 B FF 94 X SL 86 1-1 F9 ③		C SL 80 B FF 93 X CH 82 1-1 14 E 1B		C SI 90 X SI 91 0-1 G6-3 ①		2 0 0 0 0 1 2 2 0 1 0 0 0 0						
Inning Stats	R: 0 E: 0 K: 1 S: 10 H: 1 LOB: 1 BB: 0 P: 14	R: 0 E: 0 K: 0 S: 8 H: 0 LOB: 0 BB: 0 P: 13	R: 0 E: 0 K: 1 S: 9 H: 1 LOB: 1 BB: 0 P: 16	R: 2 E: 0 K: 1 S: 18 H: 2 LOB: 2 BB: 1 P: 28	R: 0 E: 0 K: 1 S: 8 H: 1 LOB: 1 BB: 0 P: 11	R: 2 E: 1 K: 0 S: 22 H: 2 LOB: 2 BB: 1 P: 32	R: 1 E: 0 K: 3 S: 18 H: 2 LOB: 2 BB: 1 P: 31	R: 0 E: 0 K: 1 S: 14 H: 1 LOB: 2 BB: 1 P: 19	R: 0 E: 0 K: 1 S: 6 H: 0 LOB: 0 BB: 0 P: 7	1B: 6 2B: 3 3B: 0 HR: 1 SF: 0 SAC: 0 DP: 0 HBP: 1	WP: 0 PB: 0 SB: 0 CS: 0 PA: 43					

	AB	38
	R	5
	H	10
	RBI	5
	BB	4
	SO	9
	LOB	21

PITCHER		IP	WLS	BF	H	R	ER	SO	BB	IBB	HBP	BLK	WP	HR	S	P	ERA	WHIP
31 Max Scherzer, R ERA: 2.13	(1, 1)	6.0	W	29	7	4	4	4	2	0	1	0	0	1	75	114	6.00	1.500
55 Tim Collins, L ERA:	(7, 1)	0.1	H	1	0	0	0	1	0	0	0	0	0	0	4	6	0.00	0.000
51 Wander Suero, R ERA: 3.24	(7, 1)	0.0		2	2	1	1	0	0	0	0	0	0	0	5	8	∞	∞
36 Sammy Solís, L ERA: 3.86	(7, 1)	0.1	H	2	0	0	0	1	1	0	0	0	0	0	4	9	0.00	3.000
21 Brandon Kintzler, R ERA: 4.18	(7, 1)	0.2	H	4	1	0	0	1	1	0	0	0	0	0	13	21	0.00	3.000

PITCHER		IP	WLS	BF	H	R	ER	SO	BB	IBB	HBP	BLK	WP	HR	S	P	ERA	WHIP
62 Sean Doolittle, L ERA: 1.93	(8, 1)	1.2	S	5	0	0	0	2	0	0	0	0	0	0	12	13	0.00	0.000

Batter	1	2	3	4	5	6	7	8	9	AB	R	H	RBI	BB	SO	LOB
7 Trea Turner, R (1, 6) OBP: 0.367, SLG: 0.430	B FF 91 C FF 90 F FF 90 B CH 82 X FF 91 2-2 ① F7		B CH 81 C FF 90 X CH 82 1-1 6 S 1B			F FF 90 F SL 84 X FF 91 0-2 ① P3		X FF 93 0-0 ② G5-3	L SI 83 X SI 85 0-1 1-3 2-H 1B	5	0	2	1	0	0	0
34 Bryce Harper, L (1, 9) OBP: 0.384, SLG: 0.523	T FF 91 S SL 85 B SL 84 B FF 90 S FF 90 2-3 ② K		F SL 85 B FF 90 S FF 90 F FF 90 1 SAFE B FF 91 S SL 84 2-3 ② K			F SL 84 S SL 85 C FF 92 0-3 ② K		C FF 93 B CH 88 B FF 94 S CH 87 F FF 95 F CH 88 B CH 88 B CH 87 4-2 BB	F FC 86 B SI 92 F SI 93 S CH 80 1-3 ③ K	4	0	0	0	1	4	3
6 Anthony Rendon, R (1, 5) OBP: 0.348, SLG: 0.429	C FF 90 F FF 91 F FF 92 X SL 84 0-2 ③ G5-3		F FF 90 B FF 91 B SL 85 X FF 88 2-1 ③ P3 1-2			C FF 90 C FF 91 F SL 86 B FF 92 X FF 92 1-2 ③ F7		F FF 93 1 SAFE B SL 80 B FF 93 F FF 94 F FF 93 F SL 80 B FF 93 X CH 87 3-2 ③ L5		4	0	0	0	0	0	2
14 Mark Reynolds, R (1, 3) OBP: 0.500, SLG: 1.036		C FF 88 B CH 82 X FF 89 1-1 ① G5-3		C CU 71 X FF 91 0-1 ① G6-3			B FF 91 B CH 81 C FF 89 C FF 89 F FF 90 S CH 82 2-3 ① K		C SI 84 B SI 82 B SI 82 B SI 84 X SI 84 3-1 HR	4	1	1	1	0	1	0
22 Juan Soto, L (1, 7) OBP: 0.435, SLG: 0.737		F FF 90 X FF 89 0-1 2B		S CU 74 X SL 86 0-1 ② G2-3			B SL 84 X SL 84 1-0 ② G6-3		X SI 84 0-0 15 1B 2B	4	1	2	0	0	0	0
3 Michael Taylor, R (1, 8) OBP: 0.259, SLG: 0.335		2 SAFE C FF 89 B FF 89 B FF 89 F CH 80 S FF 90 2-3 ② K		X CH 82 0-0 ③ G2-3			C FF 91 B SL 86 B FF 90 B FF 90 C FF 90 B FF 90 4-2 BB		2 SAFE F SI 84 M SI 84 F SI 84 B CU 73 B CH 76 F CU 72 B SI 84 B CU 74 4-2 15 1B 1 FC1-2 BB	2	0	0	0	2	1	1
29 Pedro Severino, R (1, 2) OBP: 0.330, SLG: 0.295		0-0 IBB	C FF 89 C B FF 90 B FF 90 X SL 82 2-2 ① G4-3			C FF 88 X FF 89 0-1 ③ F9			B SI 84 L SI 83 L SI 84 F SI 85 S SI 84 1-3 ① K	3	0	0	0	1	1	3
57 Tanner Roark, R (1, 1) OBP: 0.143, SLG: 0.100 5 Adrián Sánchez, R (8, PH) OBP: 0.176, SLG: 0.235 55 Tim Collins, L (8, 1) 60 Justin Miller, R (8, 1) 15 Matt Adams, L (9, PH) OBP: 0.373, SLG: 0.629 62 Sean Doolittle, L (9, 1)		C FF 89 D CU 72 C FF 89 S CU 73 1-3 ③ K		B FF 90 C FF 89 X SL 84 1-1 ② G5-3				C FF 90 B FF 90 X CU 74 1-1 ① F8	C SI 84 X SI 84 0-1 1-3 2-H 1 FC1-2 7 1B 1B	2 1 0 0 1 0	0 0 0 0 1 0	0 0 0 0 1 0	0 0 0 0 1 0	0 0 0 0 0 0	1 0 0 0 0 0	2 0 0 0 0 0
1 Wilmer Difo, S (1, 4) OBP: 0.342, SLG: 0.361			C FF 89 C CU 72 X FF 91 0-2 ① F7		S CU 72 X FF 90 0-1 ③ L9			B CU 73 B FF 90 S FF 90 F FF 89 X SL 85 2-2 HR	B SI 84 3 SAFE S SI 84 B SI 84 X SI 85 2-1 ② FC1-2 7 1B 1-2 3-H	4	1	1	1	0	0	2
Inning Stats	R: 0 E: 0 K: 1 S: 10 H: 0 LOB: 0 BB: 0 P: 14	R: 0 E: 0 K: 2 S: 10 H: 1 LOB: 2 BB: 1 P: 14	R: 0 E: 0 K: 1 S: 11 H: 1 LOB: 1 BB: 0 P: 16	R: 0 E: 0 K: 0 S: 5 H: 0 LOB: 0 BB: 0 P: 5	R: 0 E: 0 K: 0 S: 7 H: 0 LOB: 0 BB: 0 P: 10	R: 0 E: 0 K: 1 S: 10 H: 0 LOB: 0 BB: 0 P: 11	R: 0 E: 0 K: 1 S: 9 H: 0 LOB: 1 BB: 1 P: 16	R: 1 E: 0 K: 0 S: 15 H: 1 LOB: 1 BB: 1 P: 25	R: 3 E: 0 K: 2 S: 20 H: 4 LOB: 2 BB: 1 P: 31	1B: 3 2B: 2 3B: 0 HR: 2 SF: 0 SAC: 0 DP: 0 HBP: 0						

TOP

Washington Nationals @ Miami Marlins

Marlins Park, Miami, FL

Sat May 26 2018, 4:11 PM - 7:06 PM EDT

Att. 11,646 - Roof Closed - 73 F

livebaseballscorecards.com

AB	34
R	4
H	7
RBI	4
BB	4
SO	8
LOB	13

WP: 0 PB: 0 SB: 1 CS: 0 PA: 38

PITCHER		IP	WLS	BF	H	R	ER	SO	BB	IBB	HBP	BLK	WP	HR	S	P	ERA	WHIP
54 Wei-Yin Chen, L ERA: 5.22	(1, 1)	7.1		27	3	1	1	6	1	1	0	0	0	1	67	94	1.23	0.545
46 Kyle Barraclough, R ERA: 1.54	(8, 1)	0.2		3	0	0	0	0	1	0	0	0	0	0	10	17	0.00	1.500
29 Brad Ziegler, R ERA: 7.54	(9, 1)	0.2	L	7	4	3	3	1	1	0	0	0	0	1	17	27	40.50	7.500
43 Odrisamer Despaigne, R ERA: 5.63	(9, 1)	0.1		1	0	0	0	1	0	0	0	0	0	0	3	4	0.00	0.000

PITCHER	IP	WLS	BF	H	R	ER	SO	BB	IBB	HBP	BLK	WP	HR	S	P	ERA	WHIP

Batter	1	2	3	4	5	6	7	8	9	AB	R	H	RBI	BB	SO	LOB
32 Derek Dietrich, L (1, 7) OBP: 0.307, SLG: 0.400	F SI 89 S SI 89 F SI 90 F CU 75 B SI 91 X SI 92 1-2 ① G5-3		C CH 83 B FF 91 C CU 74 F SI 91 X CH 81 1-2 ③ F9			B SI 90 B CU 73 C SI 90 F CU 73 B CH 82 B FF 91 4-2 41 S BB		L FF 91 1 SAFE B FF 92 X FF 92 1-1 ① L8		3	0	0	0	1	0	1
11 J.T. Realmuto, R (1, 2) OBP: 0.380, SLG: 0.548	F FF 90 F SL 86 B FF 91 F SI 91 B CU 75 X SL 86 2-2 1B			B CU 74 B SL 86 F SI 91 T CH 81 X CH 81 2-2 15 1B 2B		X SI 91 0-0 ① F9		1 SAFE 1 SAFE C FF 92 X CH 85 0-1 41 FC3-2 1-3 2B		4	1	3	0	0	0	1
41 Justin Bour, L (1, 3) OBP: 0.379, SLG: 0.431	B SI 91 C CU 75 X FF 90 1-1 ② L8			C SI 91 F FF 90 B FF 90 S FF 91 1-3 ① K		B CH 84 B CU 74 F SI 91 C SI 91 B FC 90 C SI 91 3-3 ② K 1-2		S FF 92 C FF 93 X CU 74 0-2 ② FC3-2 2-3 3-H		4	0	0	0	0	2	5
13 Starlin Castro, R (1, 4) OBP: 0.332, SLG: 0.383	B SL 84 X SL 84 1-0 ③ G6-3			C SI 90 B SI 90 F CH 82 D CH 82 F CH 82 D FC 90 D SI 90 4-2 15 1B BB		B SI 90 X SL 84 1-0 ③ G6-3		S FF 94 F FF 94 C FF 95 0-3 ③ K		3	0	0	0	1	1	4
15 Brian Anderson, R (1, 9) OBP: 0.366, SLG: 0.388		B SI 90 B SI 91 C SI 92 B CU 74 X SI 90 3-1 E5 19 G6-4-3		B SI 91 F CH 82 F SI 91 F CH 83 B FF 93 B SI 93 X SI 92 3-2 19 G6-4-3 1-3 2-H 1B			S SI 91 B CU 74 F CU 75 F FF 93 X SI 92 1-2 10 G6-3 19 SH1-3 1B		C FF 93 S FF 93 B FF 93 X FF 93 1-2 ① P2	4	0	2	1	0	0	0
19 Miguel Rojas, R (1, 5) OBP: 0.325, SLG: 0.408		1 SAFE B SL 84 C SI 89 1 SAFE 1 SAFE F CH 82 X SI 90 1-2 ① ② G6-4-3 1-2f		1 SAFE X SL 85 0-0 ② ③ G6-4-3 1-2f			X SI 91 0-0 ① SH1-3 1-2		C FF 94 X FF 93 0-1 ② F9	3	0	0	0	0	0	3
10 JT Riddle, L (1, 6)		C CU 74 F FF 91 B FF 92 X CU 76 1-2 ③ L7			F CH 82 B FF 91 C SI 91 F FC 90 B FF 92 F CH 83 C SI 93 2-3 ① K		F CU 74 B FF 92 X CH 83 1-1 ② G6-3 2-3		C FF 94 B SL 83 B FF 93 F FF 93 S FF 94 2-3 ③ K	4	0	0	0	0	2	1
9 Lewis Brinson, R (1, 8) OBP: 0.202, SLG: 0.272			X SI 88 0-0 ① G6-3		S SL 85 F SI 91 B CH 83 S CH 84 1-3 ② K		B SL 86 S SL 83 S SL 85 S FF 91 B FF 92 X CH 84 3-2 ③ F9			3	0	0	0	0	1	1
54 Wei-Yin Chen, R (1, 1) OBP: 0.100, SLG: 0.100 46 Kyle Barraclough, R (8, 1) 1 Cameron Maybin, R (8, PH) OBP: 0.317, SLG: 0.320 29 Brad Ziegler, R (9, 1) 43 Odrisamer Despaigne, R (9, 1) OBP: 0.333, SLG: 0.333			B FF 88 B SI 89 C FF 88 S SI 89 F FF 90 B SL 84 X SI 91 3-2 ② G1-3		C SI 91 S CU 73 S FF 93 0-3 ③ K			B CH 82 C FF 91 X CU 73 1-1 11 2B 41 FC3-2 1B		2 0 1 0 0	0 0 0 0 0	0 0 1 0 0	0 0 0 0 0	1 0 0 0 0	0 0 0 0 0	0 0 0 0 0
Inning Stats	R: 0 H: 1 E: 0 LOB: 1 K: 0 BB: 0 S: 12 P: 17	R: 0 H: 0 E: 1 LOB: 0 K: 0 BB: 0 S: 8 P: 13	R: 0 H: 0 E: 0 LOB: 0 K: 0 BB: 0 S: 9 P: 13	R: 1 H: 2 E: 0 LOB: 1 K: 1 BB: 1 S: 14 P: 24	R: 0 H: 0 E: 0 LOB: 0 K: 3 BB: 0 S: 11 P: 14	R: 0 H: 0 E: 0 LOB: 1 K: 1 BB: 1 S: 7 P: 15	R: 0 H: 1 E: 0 LOB: 1 K: 0 BB: 0 S: 10 P: 15	R: 0 H: 2 E: 0 LOB: 2 K: 1 BB: 0 S: 12 P: 14	R: 0 H: 0 E: 0 LOB: 0 K: 1 BB: 0 S: 8 P: 11	1B: 4 SF: 0 2B: 2 SAC: 1 3B: 0 DP: 2 HR: 0 HBP: 0						WP: 0 PA: 34 PB: 0 SB: 1 CS: 0	

PITCHER		IP	WLS	BF	H	R	ER	SO	BB	IBB	HBP	BLK	WP	HR	S	P	ERA	WHIP
57 Tanner Roark, R ERA: 3.17	(1, 1)	7.0		26	4	1	1	5	2	0	0	0	0	0	71	111	1.29	0.857
55 Tim Collins, L ERA:	(8, 1)	0.2		4	2	0	0	0	0	0	0	0	0	0	9	11	0.00	3.000
60 Justin Miller, R ERA:	(8, 1)	0.1	W	1	0	0	0	1	0	0	0	0	0	0	3	3	0.00	0.000
62 Sean Doolittle, L ERA: 1.85	(9, 1)	1.0	S	3	0	0	0	1	0	0	0	0	0	0	8	11	0.00	0.000

PITCHER	IP	WLS	BF	H	R	ER	SO	BB	IBB	HBP	BLK	WP	HR	S	P	ERA	WHIP

BOTTOM

Washington Nationals @ Miami Marlins

Marlins Park, Miami, FL

Sat May 26 2018, 4:11 PM - 7:06 PM EDT
Att. 11,646 - Roof Closed - 73 F

livebaseballscorecards.com

AB	31
R	1
H	6
RBI	1
BB	2
SO	7
LOB	16

MIAMI

Washington Nationals @ Miami Marlins

Marlins Park, Miami, FL

Sun May 27 2018, 1:12 PM - 4:20 PM EDT

Att. 11,651 - Roof Closed - 74 F

livebaseballscorecards.com

Batter	1	2	3	4	5	6	7	8	9	AB	R	H	RBI	BB	SO	LOB
7 Trea Turner, R (1, 6) OBP: 0.363, SLG: 0.429	B FF 89 X FF 89 1-0 ① L7		C FF 92 X SL 83 0-1 ③ B1-3		D SL 85 S SL 85 F FF 91 B CH 85 F SL 83 F FF 90 F CH 83 X SL 81 2-2 ②③ L5-3 1-1		B FF 93 X FF 93 1-0 1-3 2-H 2B		B FF 94 X FF 94 1-0 ② F9	5	0	1	1	0	0	1
34 Bryce Harper, L (1, 9) OBP: 0.380, SLG: 0.534	B FF 91 S CH 82 F SL 83 S FF 91 1-3 ② K			B FF 91 B SL 83 B FF 90 X FF 90 3-0 ① P4		C FF 94 S SL 89 B SL 89 B SL 88 X FF 93 2-2 HR	X FF 93 0-0 ② SF8 3-H		C FF 94 T CH 90 B FF 94 F FF 93 C FF 95 1-3 ③ K	4	1	1	2	0	2	0
6 Anthony Rendon, R (1, 5) OBP: 0.360, SLG: 0.467	B FF 91 B FF 91 X FF 91 2-0 ③ P4			B FF 91 B SL 83 B FF 90 C FF 91 X FF 91 3-1 HR		C FF 94 C SL 87 X CH 87 0-2 22 G4-3 2B	0-0 5 FC6-4 IBB			3	1	2	1	1	0	0
15 Matt Adams, L (1, 3) OBP: 0.365, SLG: 0.613 60 Justin Miller, R (6, 1) 5 Adrián Sanchez, R (7, PH) OBP: 0.167, SLG: 0.222 51 Wander Suero, R (7, 1) 26 Trevor Gott, R (7, 1) 36 Sammy Solís, R (8, 1) 21 Brandon Kintzler, R (9, 1)		C FF 90 F FF 90 B FF 88 C CH 84 1-3 ① K		C CH 84 B CH 84 B FF 90 X FF 91 2-1 ② F9		C FF 92 X SL 86 0-1 ① P4	D CH 86 F FF 92 F FF 91 F CH 86 X SL 88 1-2 ③ FC6-4 1-2f			3 0 1 0 0 0 0	0 0 0 0 0 0 0	0 0 0 0 0 0 0	0 0 0 0 0 0 0	0 0 0 0 0 0 0	1 0 0 0 0 0 0	1 0 2 0 0 0 0
22 Juan Soto, L (1, 7) OBP: 0.407, SLG: 0.696		B FF 90 C FF 90 X SL 83 1-1 ② G4-3		B SL 80 B CH 83 F FF 92 F FF 88 X SL 83 2-2 2B		F SL 88 B CH 86 X SL 89 0-2 ② G4-3 2-3		C FF 98 B SL 85 X FF 97 1-1 ① F8		4	0	1	0	0	0	1
3 Michael Taylor, R (1, 8) OBP: 0.259, SLG: 0.345		C SL 80 S SL 82 B FF 92 X SL 81 1-2 3B		C SL 79 C FF 91 B FF 91 D CH 83 S FF 92 2-3 ③ K		X CH 87 0-0 ③ G2-3		X FF 99 0-0 ② G4-3		4	0	1	0	0	1	2
1 Wilmer Difo, S (1, 4) OBP: 0.346, SLG: 0.387		B FF 89 C FF 90 D FF 91 X SL 82 2-1 ③ P6			X FF 90 0-0 37 1B 3B		B FF 93 S CH 85 S CH 84 F CH 85 F FF 94 F CH 85 X SL 87 1-2 ① P5	C FF 100 B SL 88 X FF 100 1-1 2B		4	1	2	0	0	0	1
29 Pedro Severino, R (1, 2) OBP: 0.336, SLG: 0.296			B FF 89 B SL 81 F FF 88 C FF 90 X FF 90 2-2 37 G4-6-3 1B		C SL 82 C FF 91 X FF 91 0-2 ① P3		C CH 86 B FF 93 B FF 93 B CH 84 F FF 93 B CH 85 4-2 14 1B 7 2B BB	C FF 100 X FF 101 0-1 ③ G4-3		3	1	1	0	1	0	2
37 Stephen Strasburg, R (1, 1) OBP: 0.200, SLG: 0.130 14 Mark Reynolds, R (6, 3) OBP: 0.500, SLG: 1.000			B FF 88 X FF 88 1-0 ①② G4-6-3 1-2f		B FF 92 3 SAFE B FF 91 B FF 90 C FF 91 X FF 91 3-1 7 L5-3 3-H 1B		B FF 93 B CH 86 F FF 91 X FF 91 2-1 7 2B 34 SF8 1-2 1B		B FF 94 F FF 94 X SL 87 1-1 ① F8	2 2	0 1	1 1	1 0	0 0	0 0	1 0

Inning Stats																		
	R: 0 E: 0 K: 1 S: 5	H: 0 LOB: 0 BB: 0 P: 9	R: 0 E: 0 K: 1 S: 10	H: 1 LOB: 1 BB: 0 P: 15	R: 0 E: 0 K: 0 S: 6	H: 1 LOB: 0 BB: 0 P: 9	R: 1 E: 0 K: 1 S: 11	H: 2 LOB: 1 BB: 0 P: 23	R: 1 E: 0 K: 0 S: 12	H: 2 LOB: 0 BB: 0 P: 17	R: 1 E: 0 K: 0 S: 12	H: 2 LOB: 1 BB: 0 P: 14	R: 2 E: 0 K: 0 S: 16	H: 2 LOB: 2 BB: 2 P: 25	R: 0 E: 0 K: 0 S: 7	H: 1 LOB: 1 BB: 0 P: 9	R: 0 E: 0 K: 1 S: 7	H: 0 LOB: 0 BB: 0 P: 10	1B: 3 2B: 5 3B: 2 HR: 2	SF: 1 SAC: 0 DP: 2 HBP: 0	WP: 0 PB: 0 SB: 0 CS: 0	PA: 38

PITCHER		IP	WLS	BF	H	R	ER	SO	BB	IBB	HBP	BLK	WP	HR	S	P	ERA	WHIP
57 Elieser Hernández, R ERA: 2.5	(1, 1)	5.0	L	19	6	2	2	3	0	0	0	0	0	1	44	73	3.60	1.200
66 Jarlín García, L ERA: 4.21	(6, 1)	2.0		12	4	3	3	0	1	1	0	0	0	1	28	39	13.50	2.500
56 Tayron Guerrero, R ERA: 4.24	(8, 1)	1.0		4	1	0	0	0	0	0	0	0	0	0	7	9	0.00	1.000
71 Drew Steckenrider, R ERA: 5.48	(9, 1)	1.0		3	0	0	0	1	0	0	0	0	0	0	7	10	0.00	0.000

PITCHER	IP	WLS	BF	H	R	ER	SO	BB	IBB	HBP	BLK	WP	HR	S	P	ERA	WHIP

TOP

AB	35
R	5
H	11
RBI	5
BB	2
SO	4
LOB	11

Batter	1	2	3	4	5	6	7	8	9	AB	R	H	RBI	BB	SO	LOB
32 Derek Dietrich, L (1, 7) OBP: 0.309, SLG: 0.397	B SI 94 S FF 95 C CU 82 X CU 82 1-2 ① L5		B CH 87 F SI 95 F FF 94 F FF 94 B CU 82 F CH 88 F CH 89 B FF 95 B CU 81 4-2 BB		C FF 95 1 SAFE B FF 94 B FF 95 C CU 80 F FF 95 F CU 81 D CU 83 F CH 89 3-2 ② X FF 85 F7		B FF 92 S FC 91 B FC 91 F FC 89 B FC 92 X FC 92 3-2 11 2B 1-3 1B		B SI 92 X SI 92 1-0 ② P6	4	0	1	0	1	0	2
11 J.T. Realmuto, R (1, 2) OBP: 0.380, SLG: 0.546	C FF 95 B FF 96 S FF 96 B FF 96 F SL 88 B FF 95 X FF 96 3-2 ② F9		C SL 86 F FF 94 F SL 86 S FF 95 0-3 ② K		F FF 94 B FF 95 B SL 88 B CU 82 B FF 96 4-1 1-2 BB		X FC 91 0-0 1-3 3-H 2B		C SI 92 F SI 93 B SI 93 X SI 93 1-2 ③ L6	4	0	1	1	1	1	2
13 Starlin Castro, R (1, 4) OBP: 0.326, SLG: 0.375	C FF 95 C CU 82 F SL 88 B FF 95 S CH 90 1-3 ③ K		B FF 95 F FF 94 F FF 94 D CH 89 F SL 88 F FF 95 S CU 82 2-3 ③ K		C FF 95 B SL 87 F SL 86 C FF 97 1-3 ③ K		B SI 94 F FF 94 B SI 94 C FF 94 B CU 80 X FF 95 3-2 ③ G3-1			4	0	0	0	0	3	5
41 Justin Bour, L (1, 3) OBP: 0.381, SLG: 0.452		B FF 95 C CU 82 F FF 95 B CU 82 F CH 90 F FF 96 X FF 96 2-2 19 HBP 1B		B CH 89 B FF 95 X FF 96 2-0 ① L4		C FF 93 S FF 95 F FF 94 X FF 94 0-2 ① L7		B SI 92 B SI 92 X SI 93 2-0 HR		4	1	2	1	0	0	0
15 Brian Anderson, R (1, 9) OBP: 0.359, SLG: 0.380		C FF 95 B SI 95 B CH 89 X FF 95 2-1 ① F8		B CU 83 X SI 94 1-0 ② G6-3		F FF 94 C SL 86 B SL 88 X FF 94 1-2 ② F8		F CH 86 F SI 93 B SI 93 B CH 86 B KC 80 C KC 77 3-3 ① K		4	0	0	0	0	1	1
19 Miguel Rojas, R (1, 5) OBP: 0.328, SLG: 0.407	C SI 94 C CU 82 F CH 89 H CH 88 1-2 1-2 HBP		B CH 90 X FF 94 1-0 1B		C SL 86 B FF 95 B SL 87 F SL 87 F FF 94 B FF 94 C FF 94 3-3 ③ K		C KC 77 B SI 93 X SI 93 1-1 ② F7			3	0	1	0	0	1	0
10 JT Riddle, L (1, 6)	F FF 94 B SI 93 F CU 81 B FF 93 F CH 88 S CH 88 2-3 ② K		1 SAFE B FF 93 F FF 93 B FF 93 C FF 94 B CH 88 S FF 95 3-3 ③ K				B FC 90 S FC 90 B FC 90 S FC 90 S FC 92 2-3 ① K	B SI 93 F SI 92 F SI 94 B SI 94 X KC 78 2-2 ③ P2		4	0	0	0	0	3	3
9 Lewis Brinson, R (1, 8) OBP: 0.203, SLG: 0.271	C CH 86 F FF 94 F FF 94 B SL 88 S CH 87 1-3 ③ K				M FF 94 F SL 87 F FF 95 X CH 88 0-2 11 BB 1B		B FC 92 S FC 92 B CU 80 S FC 90 B FC 92 F FC 92 X FC 90 3-2 ② L4		B SI 91 S SI 91 S CH 87 F CH 87 F SI 93 F SI 93 F SI 93 B SI 94 2-2 ① X SI 93 G6-3	4	0	1	0	0	1	2
57 Elieser Hernández, R (1, 1) 3 JB Shuck, L (5, PH) OBP: 0.250, SLG: 0.236 66 Jarlín García, L (6, 1) 2 Yadiel Rivera, R (7, PH) OBP: 0.286, SLG: 0.194 56 Tayron Guerrero, R (8, 1) 71 Drew Steckenrider, R (9, 1) 1 Cameron Maybin, R (9, PH) OBP: 0.321, SLG: 0.325			F FF 92 C FF 93 S CU 81 0-3 ① K		B FF 93 C FF 94 X FF 93 1-1 ① L7		C FC 90 S CU 80 B FC 92 B FC 92 F FC 92 B FC 91 X FC 91 3-2 E6 32 1B 11 2B		B SI 92 B SI 92 C SI 92 B SI 92 F SI 92 X SI 93 3-2 11 DI 1B	1	0	0	0	0	1	0
										1	1	0	0	0	0	1
										0	0	0	0	0	0	0
										1	1	0	0	0	0	0
										0	0	0	0	0	0	0
										0	0	0	0	0	0	0
										1	0	1	0	0	0	0
Inning Stats	R: 0 E: 0 K: 1 S: 11 H: 0 LOB: 0 BB: 0 P: 16	R: 0 E: 0 K: 2 S: 18 H: 1 LOB: 2 BB: 0 P: 26	R: 0 E: 0 K: 3 S: 17 H: 0 LOB: 1 BB: 1 P: 23	R: 0 E: 0 K: 1 S: 6 H: 1 LOB: 1 BB: 0 P: 13	R: 0 E: 0 K: 1 S: 16 H: 1 LOB: 2 BB: 1 P: 25	R: 0 E: 0 K: 1 S: 11 H: 0 LOB: 0 BB: 0 P: 15	R: 1 E: 1 K: 1 S: 18 H: 2 LOB: 2 BB: 0 P: 32	R: 1 E: 0 K: 1 S: 9 H: 1 LOB: 0 BB: 0 P: 17	R: 0 E: 0 K: 0 S: 15 H: 1 LOB: 1 BB: 0 P: 22	1B: 5 2B: 1 3B: 0 HR: 1	SF: 0 SAC: 0 DP: 0 HBP: 1		WP: 0 PB: 0 SB: 0 CS: 0	PA: 38			

PITCHER		IP	WLS	BF	H	R	ER	SO	BB	IBB	HBP	BLK	WP	HR	S	P	ERA	WHIP
37 Stephen Strasburg, R ERA: 3.13	(1, 1)	5.0	W	21	3	0	0	8	2	0	1	0	0	0	68	103	0.00	1.000
60 Justin Miller, R ERA:	(6, 1)	1.0	H	3	0	0	0	1	0	0	0	0	0	0	11	15	0.00	0.000
51 Wander Suero, R ERA: 3.0	(7, 1)	0.2		5	2	1	0	1	0	0	0	0	0	0	15	26	0.00	3.000
26 Trevor Gott, R ERA: 5.28	(7, 1)	0.1	H	1	0	0	0	0	0	0	0	0	0	0	3	6	0.00	0.000
36 Sammy Solís, L ERA: 4.12	(8, 1)	1.0		4	1	1	1	1	0	0	0	0	0	1	9	17	9.00	1.000

PITCHER		IP	WLS	BF	H	R	ER	SO	BB	IBB	HBP	BLK	WP	HR	S	P	ERA	WHIP
21 Brandon Kintzler, R ERA: 4.01	(9, 1)	1.0	S	4	1	0	0	0	0	0	0	0	0	0	15	22	0.00	1.000

BOTTOM

Washington Nationals @ Miami Marlins

Marlins Park, Miami, FL

Sun May 27 2018, 1:12 PM - 4:20 PM EDT

Att. 11,651 - Roof Closed - 74 F

livebaseballscorecards.com

AB	35
R	2
H	7
RBI	2
BB	2
SO	11
LOB	16

Batter	1	2	3	4	5	6	7	8	9	AB	R	H	RBI	BB	SO	LOB
19 Miguel Rojas, R (1, 5) OBP: 0.335, SLG: 0.409	C FF 89 C CU 72 F FF 92 B FF 92 F FC 85 B SL 82 F FF 92 B CU 75 F FF 91 3-3 F FF 91 C FF 92 ① K	B CU 73 B CH 82 B FC 88 B FF 89 4-0 BB	F SI 90 B CU 74 B CU 76 S CH 85 X CH 85 2-2 ③ G5-3			B CU 76 B FF 90 X SI 89 2-0 15 PO 1B		C FF 94 S CU 79 B FF 94 F CU 79 X FF 94 1-2 15 1B 2-H 1B	4	0	2	1	1	1	0
15 Brian Anderson, R (1, 9) OBP: 0.360, SLG: 0.386	B FF 91 X FC 85 1-0 13 1B 2B	X FF 89 0-0 ③ F9			X SI 90 0-0 ① G4-3		B SI 90 C FF 90 F CU 77 1 SAFE 1-2 ③ PO 1-2	C CU 74 B CU 76 B FF 88 C FF 89 B CU 77 F SI 90 F CH 83 S CH 84 3-3 ① K	C FF 94 X CU 78 0-1 1-3 1B	5	1	2	0	0	1	1
13 Starlin Castro, R (1, 4) OBP: 0.327, SLG: 0.380	F FF 90 C FF 90 F FF 91 F FF 91 X FC 87 0-2 41 2B 1 1B 2-H 1B	B FF 88 C CU 72 C FF 88 B CU 73 F FF 90 X FF 89 2-2 41 G1-6-3 1 1B 2B			T FF 90 X FF 90 0-1 ② P6			B CH 84 X SI 91 1-0 ② F8	C FF 92 B FF 94 F FF 94 B FC 89 S SI 95 2-3 ③ K	5	2	2	1	0	1	2
41 Justin Bour, L (1, 3) OBP: 0.384, SLG: 0.460 10 JT Riddle, L (8, PR) (8, 6)	B FF 91 C FF 90 D CU 74 X FF 90 2-1 1 1B 2 1B 1-3 2B	C FF 88 X FC 85 0-1 ① G1-6-3 2-3			B FF 90 C B CH 83 X FF 91 2-1 ③ L7			B SL 86 B SI 89 C SL 85 X SL 90 2-1 1B		4 0	1 0	2 0	0 0	0 0	0 0	1 0
1 Cameron Maybin, R (1, 7) OBP: 0.333, SLG: 0.339	B FF 90 F CU 74 T FF 90 F FF 91 X FC 88 1-2 2 S 2 1B 2-3 3-H 1B	B FF 88 X FF 89 1-0 2 BB 3-H 1B				C CU 76 S CH 84 X CH 84 0-2 9 CS 1B		B SI 91 1 SAFE C CH 83 B CU 76 X CH 83 2-1 ③ F7		4	1	3	2	0	0	1
2 Yadiel Rivera, R (1, 6) OBP: 0.326, SLG: 0.231 (8, 3)	1 SAFE C FF 90 X FF 89 0-1 28 CS 1-H 1B 3-H	B B CH 82 1 SAFE 1 SAFE 1 SAFE B FF 88 B FF 90 4-0 9 G1-4-3 1-2 BB				X SI 90 0-0 ① L8			C FF 94 S FF 95 X CU 79 0-2 32 2B 1B	3	1	2	2	1	0	1
9 Lewis Brinson, R (1, 8) OBP: 0.199, SLG: 0.265	B CU 73 B FF 89 1 SAFE X FF 90 2-0 ② P2		F FF 90 X CU 75 0-1 ② ③ G1-4-3 1-2f			B FF 91 B FF 90 F SI 91 F S CU 78 2-3 ② ③ K 1-2			F FF 95 X FF 95 0-1 ① L4	4	0	0	0	0	1	5
28 Bryan Holaday, R (1, 2) OBP: 0.222, SLG: 0.240	B FF 89 1 SAFE F FF 88 1 SAFE 1-1 ③ CS 1-2	C CU 72 B FF 87 B FF 88 F FC 84 C FF 90 2-3 ① K		F SI 89 B FF 91 F SI 90 F CU 78 F SI 90 X CU 77 1-2 ① G5-3			X CH 83 0-0 31 G4-6-3 1B		B FF 94 C FF 95 1 SAFE 1 SAFE B FF 94 X FF 95 2-1 ② F8	4	0	1	0	0	1	1
31 Caleb Smith, R (1, 1) 71 Drew Steckenrider, R (8, 1) 32 Derek Dietrich, L (9, PH) OBP: 0.313, SLG: 0.406 64 Nick Wittgren, R (9, 1)		S FF 88 B FF 88 S FF 88 F FF 90 C CU 72 1-3 ② K		B SI 90 C SI 90 S SI 91 B CU 77 F FF 90 C CU 77 2-3 ② K			L SI 89 S SI 90 B CU 78 X SI 89 1-2 ① ② G4-6-3 1-2f		F FF 94 B FF 95 B FF 94 S FF 93 B FF 95 F FF 94 F FF 94 F FF 94 X FF 95 3-2 19 1B 2B 1-H	3 0 1 0	0 0 1 0	0 0 1 0	0 0 1 0	0 0 0 0	2 0 0 0	1 0 0 0
Inning Stats	R: 4 E: 0 K: 1 S: 24 H: 5 LOB: 0 BB: 0 P: 34	R: 0 E: 0 K: 2 S: 8 H: 0 LOB: 1 BB: 1 P: 15	R: 1 E: 0 K: 0 S: 9 H: 2 LOB: 1 BB: 1 P: 16	R: 0 E: 0 K: 1 S: 12 H: 0 LOB: 0 BB: 0 P: 17	R: 0 E: 0 K: 0 S: 5 H: 0 LOB: 0 BB: 0 P: 7	R: 0 E: 0 K: 1 S: 7 H: 1 LOB: 0 BB: 0 P: 9	R: 0 E: 0 K: 0 S: 7 H: 2 LOB: 0 BB: 0 P: 11	R: 0 E: 0 K: 1 S: 10 H: 1 LOB: 1 BB: 0 P: 18	R: 2 E: 0 K: 1 S: 22 H: 4 LOB: 2 BB: 0 P: 30	1B: 11 2B: 4 3B: 0 HR: 0	SF: 0 SAC: 0 DP: 2 HBP: 0					

PITCHER		IP	WLS	BF	H	R	ER	SO	BB	IBB	HBP	BLK	WP	HR	S	P	ERA	WHIP
46 Eric Lauer, L ERA: 7.67	(1, 1)	2.1	L	15	7	5	5	3	2	0	0	0	0	0	39	63	19.29	3.857
41 Robbie Erlin, L ERA: 4.04	(3, 1)	5.2		17	4	0	0	3	0	0	0	0	0	0	43	64	0.00	0.706
50 Bryan Mitchell, R ERA: 6.91	(9, 1)	1.0		7	4	2	2	1	0	0	0	0	0	0	22	30	18.00	4.000

PITCHER	IP	WLS	BF	H	R	ER	SO	BB	IBB	HBP	BLK	WP	HR	S	P	ERA	WHIP

TOP

Miami Marlins @ San Diego Padres

Petco Park, San Diego, CA

Mon May 28 2018, 1:15 PM - 3:52 PM PDT

Att. 27,932 - Partly Cloudy - 70 F

livebaseballscorecards.com

AB	37
R	7
H	15
RBI	7
BB	2
SO	7
LOB	13

MIAMI

BOTTOM

Batter	1	2	3	4	5	6	7	8	9	AB	R	H	RBI	BB	SO	LOB
2 José Pirela, R (1, 4) OBP: 0.330, SLG: 0.362	B FF 90 B FF 89 B FF 90 C FF 90 X FF 90 3-1 ① P3		B SL 80 X FF 92 1-0 ② P4		B FF 90 B FF 92 B CH 83 C FF 92 X FF 91 3-1 ③ L7			C FF 94 1 SAFE T FF 94 X FF 94 0-2 ②③ G4-6-3 1-2f		4	0	0	0	0	0	1
30 Eric Hosmer, L (1, 3) OBP: 0.350, SLG: 0.441	B FF 92 B FF 92 X FF 92 2-0 ② F9		B SL 80 C SL 81 B FF 92 X FF 92 2-1 1B			B FF 91 C SL 80 F SL 80 B CH 83 X SL 80 2-2 ① G1			F FF 92 C FF 92 X FF 91 0-2 ① L9	4	0	1	0	0	0	0
22 Christian Villanueva, R (1, 5) OBP: 0.308, SLG: 0.558	B FF 92 B FF 92 S FF 92 F FF 93 F SL 81 B SL 82 B FF 94 4-2 BB		B SL 81 B CH 83 S SL 81 F FF 92 B FF 92 S SL 81 3-3 ③ K			F FF 92 B FF 91 B SL 80 X CH 83 2-1 ② F7			S FF 94 B FF 94 X FF 93 1-1 10 WP 10 1B 2B	3	1	1	0	1	1	1
10 Hunter Renfroe, R (1, 7) OBP: 0.279, SLG: 0.426	B FF 92 X SL 81 1-0 ③ G3			B SL 79 C CH 82 F SL 82 B FF 92 B FF 93 X SL 80 3-2 ① G3		C SL 79 B FF 92 C CH 83 B SL 79 S SL 81 2-3 ③ K			B FF 92 F SL 84 B FF 93 X SL 84 2-1 2-H 1B	4	0	1	1	0	1	1
32 Franmil Reyes, R (1, 9) OBP: 0.222, SLG: 0.353		X FF 91 0-0 HR		S CH 84 B CH 84 B SL 82 F CH 85 C FF 93 2-3 ② K			C SL 79 C FF 91 B CH 83 S SL 80 1-3 ① K		X 0-0 ② L8	4	1	1	1	0	2	1
13 Freddy Galvis, S (1, 6) OBP: 0.299, SLG: 0.338		B FF 92 X FF 92 1-0 ① P3		B FF 92 C FF 92 B SL 81 X CH 84 2-1 2B			C SL 80 B FF 93 B FF 91 F CH 84 F SL 80 X FF 92 2-2 ② P6		B FF 91 B CH 84 C FF 91 S FF 91 B SI 91 X FF 91 3-2 ③ G4-3	4	0	1	0	0	0	1
17 A.J. Ellis, R (1, 2) OBP: 0.397, SLG: 0.431		C FF 92 X SL 81 0-1 ② F8		C SL 81 X FF 93 0-1 ③ P3			B FF 91 C FF 92 B CH 83 F FF 92 B SL 81 X FF 92 3-2 ③ L7			3	0	0	0	0	0	1
7 Manuel Margot, R (1, 8) OBP: 0.248, SLG: 0.308 41 Robbie Erlin, R (3, 1) OBP: 0.250, SLG: 0.250 16 Travis Jankowski, L (8, PH) OBP: 0.396, SLG: 0.419 (9, 8)		B FF 92 B CH 84 S FF 93 X FF 92 2-1 ③ P3			B FF 92 X FF 91 1-0 ① G6-3			C FF 90 B SL 80 C SL 80 X FF 92 1-2 2 G4-6-3 1B		1 1 1	0 0 0	0 0 1	0 0 0	0 0 0	0 0 0	0 0 0
46 Eric Lauer, R (1, 1) OBP: 0.222, SLG: 0.333 23 Matt Szczur, R (3, 8) OBP: 0.274, SLG: 0.316 50 Bryan Mitchell, L (9, 1) OBP: 0.200, SLG: 0.200			S FF 90 X CH 83 0-1 ① P3		B FF 91 S CH 83 F CH 84 X SL 80 1-2 ② P4			B FF 93 X FF 95 1-0 ① P4		0 3 0	0 0 0	0 0 0	0 0 0	0 0 0	0 1 0	0 1 0
Inning Stats	R: 0 E: 0 K: 0 S: 8 H: 0 LOB: 1 BB: 1 P: 18	R: 1 E: 0 K: 0 S: 6 H: 1 LOB: 0 BB: 0 P: 9	R: 0 E: 0 K: 1 S: 8 H: 1 LOB: 1 BB: 0 P: 14	R: 0 E: 0 K: 1 S: 10 H: 1 LOB: 1 BB: 0 P: 17	R: 0 E: 0 K: 0 S: 6 H: 0 LOB: 0 BB: 0 P: 11	R: 0 E: 0 K: 1 S: 8 H: 0 LOB: 0 BB: 0 P: 14	R: 0 E: 0 K: 1 S: 10 H: 0 LOB: 0 BB: 0 P: 16	R: 0 E: 0 K: 0 S: 7 H: 1 LOB: 0 BB: 0 P: 9	R: 1 E: 0 K: 0 S: 11 H: 2 LOB: 1 BB: 0 P: 17	1B: 3 2B: 2 3B: 0 HR: 1	SF: 0 SAC: 0 DP: 1 HBP: 0			WP: 1 PB: 0 SB: 0 CS: 0	PA: 33		

PITCHER		IP	WLS	BF	H	R	ER	SO	BB	IBB	HBP	BLK	WP	HR	S	P	ERA	WHIP
31 Caleb Smith, L ERA: 3.51	(1, 1)	7.0	W	26	4	1	1	4	1	0	0	0	0	1	59	103	1.29	0.714
71 Drew Steckenrider, R ERA: 5.24	(8, 1)	1.0		2	0	0	0	0	0	0	0	0	0	0	4	5	0.00	0.000
64 Nick Wittgren, R ERA: 2.7	(9, 1)	1.0		5	2	1	1	0	0	0	0	0	1	0	11	17	9.00	2.000

PITCHER	IP	WLS	BF	H	R	ER	SO	BB	IBB	HBP	BLK	WP	HR	S	P	ERA	WHIP

Miami Marlins @ San Diego Padres

Petco Park, San Diego, CA

Mon May 28 2018, 1:15 PM - 3:52 PM PDT

Att. 27,932 - Partly Cloudy - 70 F

livebaseballscorecards.com

AB	32
R	2
H	6
RBI	2
BB	1
SO	4
LOB	7

Miami Marlins @ San Diego Padres

Petco Park, San Diego, CA

Tue May 29 2018, 7:12 PM - 10:12 PM PDT

Att. 16,321 - Overcast - 62 F

livebaseballscorecards.com

TOP

Batter	1	2	3	4	5	6	7	8	9	AB	R	H	RBI	BB	SO	LOB
32 Derek Dietrich, L (1, 7) OBP: 0.312, SLG: 0.402	B FF 92 C FF 92 F SL 85 B SL 87 F SI 91 B FF 92 C SL 84 3-3 ① K		X FF 88 0-0 ② G3			C FF 87 F SL 83 B FF 90 B SL 84 F FF 89 X FF 89 2-2 11 3B 1B	F FF 86 S FF 87 B FF 88 F FF 87 S FF 88 1-3 ③ K			4	1	1	0	0	2	0
11 J.T. Realmuto, R (1, 2) OBP: 0.377, SLG: 0.552	B FF 91 C FF 92 X SL 84 1-1 ② L8		C FF 90 B SI 90 B SL 84 F FF 90 X FF 91 2-2 ③ G6-3			D FF 89 1 SAFE X FC 87 1-0 1-H 15 1B 3B		C ST 81 B ST 81 F SI 93 B ST 82 S FF 95 2-3 ① K		4	1	1	1	0	1	0
41 Justin Bour, L (1, 3) OBP: 0.386, SLG: 0.467	B FF 91 C FC 87 S SL 85 B SL 86 X SI 92 2-2 1B			C FF 88 B SL 82 X FF 89 1-1 15 1B 10 G6-4-3 2B		B SL 84 C FF 89 S SL 83 F FF 91 F SL 83 B FF 90 F SI 89 F FF 91 B SL 85 3-3 F FC 88 S SL 84 ① K		C ST 82 F FF 96 B FF 96 B ST 84 S ST 83 2-3 ② K		4	1	2	0	0	2	1
15 Brian Anderson, R (1, 5) OBP: 0.363, SLG: 0.388	C SL 85 D SI 92 B SL 85 C FF 91 F SL 86 S SL 86 2-3 ③ K			X SL 82 0-0 10 G6-4-3 2-3 1B		F SI 91 S SI 91 B SI 90 B FC 86 X SI 91 2-2 3-H 3 2B 1B		B ST 82 B SI 94 F SI 94 X ST 83 2-1 ③ F9		4	1	2	1	0	1	1
10 JT Riddle, L (1, 6) OBP: 0.083, SLG: 0.333		B FF 89 B SL 83 C FF 88 F SL 83 F SL 86 X FC 88 2-2 ① G4-3		C FF 89 X SL 81 0-1 ① ② G6-4-3 1-2f 3-H		C SI 91 S FC 85 C SI 91 0-3 ② K			C FF 80 S FF 80 X FF 80 0-2 IHR	4	1	1	1	0	1	2
3 JB Shuck, L (1, 9) OBP: 0.253, SLG: 0.253 61 Adam Conley, L (6, 1) 56 Tayron Guerrero, R (8, 1) 19 Miguel Rojas, R (8, 5) OBP: 0.338, SLG: 0.412 66 Jarlín García, L (8, 1)		B SI 89 X SL 83 1-0 ② G4-3		C FC 86 B SI 89 X SL 84 1-1 ③ G4-3		B KC 80 S SI 91 B SI 92 F SI 91 X SI 91 2-2 1-H 2B			C SL 69 F FF 82 F FF 81 F SL 70 X FF 81 0-2 2 FC6-4 1B	3 0 0 1 0	0 0 0 0 0	1 0 0 1 0	1 0 0 0 0	0 0 0 0 0	0 0 0 0 0	0 0 0 0 0
9 Lewis Brinson, R (1, 8) OBP: 0.200, SLG: 0.265		C FF 90 B FF 91 F SL 84 B SL 87 X FC 88 2-2 1B			X SL 82 0-0 ① F9	B KC 80 B FC 86 B FC 87 C SI 91 X SI 90 3-1 ③ G5-3			B FF 93 S FF 93 S FF 94 C FS 88 1-3 ① K	4	0	1	0	0	1	2
2 Yadiel Rivera, R (1, 4) OBP: 0.320, SLG: 0.214		1 SAFE B FF 90 B SL 83 C FC 87 F FC 87 1 SAFE B SL 85 S SL 85 3-3 ③ K			C FF 88 B SL 83 B FF 89 F FF 86 B FF 90 D SL 83 4-2 58 B2-6-4 BB		C SI 85 X SI 85 0-1 ① G1-3		B FF 94 B FF 93 C FF 94 X FF 94 2-1 ② FC6-4 1 DI 1-2f	3	0	0	0	1	1	2
58 Dan Straily, R (1, 1) OBP: 0.182, SLG: 0.100 1 Cameron Maybin, R (6, 9) OBP: 0.329, SLG: 0.333			B FF 87 X FF 88 1-0 ① L9		M FF 89 B FF 89 1 SAFE M SL 82 X SL 83 1-2 ② ③ B2-6-4 1-2f		C SL 78 C SI 85 B SL 80 F SI 86 F SI 86 X SI 88 1-2 ② G4-3		C FF 94 X FF 94 0-1 ③ G6-3 1-2	2 2	0 0	0 0	0 0	0 0	0 0	1 1
Inning Stats	R: 0 E: 0 K: 2 S: 13 H: 1 LOB: 1 BB: 0 P: 21	R: 0 E: 0 K: 1 S: 11 H: 1 LOB: 1 BB: 0 P: 19	R: 0 E: 0 K: 0 S: 5 H: 0 LOB: 0 BB: 0 P: 8	R: 1 E: 0 K: 0 S: 7 H: 2 LOB: 0 BB: 0 P: 9	R: 0 E: 0 K: 0 S: 6 H: 0 LOB: 0 BB: 1 P: 11	R: 3 E: 0 K: 2 S: 24 H: 4 LOB: 1 BB: 0 P: 37	R: 0 E: 0 K: 1 S: 11 H: 0 LOB: 0 BB: 0 P: 13	R: 0 E: 0 K: 2 S: 8 H: 0 LOB: 0 BB: 0 P: 14	R: 1 E: 0 K: 1 S: 15 H: 2 LOB: 1 BB: 0 P: 18	1B: 6 2B: 2 3B: 1 HR: 1 SF: 0 SAC: 0 DP: 2 HBP: 0						

	AB	35
	R	5
	H	10
	RBI	4
	BB	1
	SO	9
	LOB	10

WP: 0 PA: 36
PB: 0
SB: 0
CS: 0

PITCHER		IP	WLS	BF	H	R	ER	SO	BB	IBB	HBP	BLK	WP	HR	S	P	ERA	WHIP
38 Tyson Ross, R ERA: 3.29	(1, 1)	5.1		21	6	3	3	4	1	0	0	0	0	0	55	87	5.06	1.312
34 Craig Stammen, R ERA: 2.03	(6, 1)	0.2	W	4	2	1	1	1	0	0	0	0	0	0	11	18	13.50	3.000
90 Adam Cimber, R ERA: 3.14	(7, 1)	1.0	H	3	0	0	0	1	0	0	0	0	0	0	11	13	0.00	0.000
52 Brad Hand, L ERA: 1.93	(8, 1)	1.0	H	3	0	0	0	2	0	0	0	0	0	0	8	14	0.00	0.000
53 Kazuhisa Makita, R ERA: 6.55	(9, 1)	0.0		2	2	1	1	0	0	0	0	0	0	0	8	8	∞	∞

PITCHER		IP	WLS	BF	H	R	ER	SO	BB	IBB	HBP	BLK	WP	HR	S	P	ERA	WHIP
39 Kirby Yates, R ERA: 0.95	(9, 1)	1.0		3	0	0	0	1	0	0	0	0	0	0	7	10	0.00	0.000

Miami Marlins @ San Diego Padres

Petco Park, San Diego, CA

Tue May 29 2018, 7:12 PM - 10:12 PM PDT

Att. 16,321 - Overcast - 62 F

livebaseballscorecards.com

Batter	1	2	3	4	5	6	7	8	9	AB	R	H	RBI	BB	SO	LOB
16 Travis Jankowski, L (1, 7) (7, 9) OBP: 0.390, SLG: 0.411	C FF 90 X FF 90 0-1 15 1B 30 1B 1B	B FF 91 B FF 90 C SL 84 X FF 91 2-1 ② B2-3 2-3			B FF 90 C SL 84 F CH 83 F FF 92 X CH 83 1-2 ② G1-3		C FF 95 F SL 91 C SL 91 0-3 ③ K			4	1	1	0	0	1	1
15 Cory Spangenberg, L (1, 5) OBP: 0.230, SLG: 0.337	B FF 90 X FF 90 1-0 30 1B 30 E 1-2 1B	S SL 85 S CH 85 B CH 85 F FF 91 F SL 86 X CH 85 1-2 ③ G4-3			C FF 90 S CH 83 L SL 83 0-3 ③ K			B FF 100 T FF 100 X FF 100 1-1 2 BB 30 1B 0 BB 1B		4	2	2	0	0	1	1
30 Eric Hosmer, L (1, 3) OBP: 0.357, SLG: 0.452	C SL 85 D CH 84 X FF 91 1-1 E8 2 G4-3 0 1B 1-H 2-H 1B		T FF 90 B CH 85 F CH 83 X SL 88 1-2 ① G1			B SL 82 C SL 82 B CH 83 B CH 81 F SL 82 X FF 90 3-2 2 FC6-5 2B			X FF 101 0-0 0 BB 2 BB 22 1B 1-2 1B	4	2	3	1	0	0	0
2 José Pirela, R (1, 4) OBP: 0.329, SLG: 0.356	T SL 86 B SL 85 C FF 92 F SI 91 X SL 84 1-2 ① G4-3 2-3		B SL 88 F FF 92 B CH 84 F SL 86 E SL 86 B FF 91 C FF 91 3-3 ② K			B SL 82 B FF 90 S SL 83 X SL 84 2-1 ① FC6-5 32 HR 2-3		D FF 99 B FF 100 F FF 100 D SL 87 2 SAFE B FF 98 4-1 0 BB 22 1B 1-2 2-3 BB		3	2	0	0	1	1	2
0 Raffy Lopez, L (1, 2) OBP: 0.258, SLG: 0.283	B FF 91 D CH 84 T SL 84 F CH 85 X SL 84 2-2 3-H 1B		B SL 87 B FF 91 C FF 92 B CH 85 S FF 91 X FF 91 3-2 ③ F8			1 SAFE 1 SAFE C SL 83 T FF 90 D CH 84 F SL 84 F FF 89 S CH 84 1-3 ② K		C FF 97 C FF 99 F SL 87 B FF 100 B FF 101 B FF 98 B FF 98 4-2 22 1B 13 E 1-2 2-3 3-H BB		3	1	1	2	1	1	1
32 Franmil Reyes, R (1, 9) OBP: 0.231, SLG: 0.432 90 Adam Cimber, R (7, 1) 52 Brad Hand, L (8, 1) 22 Christian Villanueva, R (8, PH) OBP: 0.312, SLG: 0.561 53 Kazuhisa Makita, R (9, 1) 39 Kirby Yates, L (9, 1)	B FF 92 S SL 85 B SL 86 F FF 92 S SL 86 2-3 ② K	B FF 91 C FF 90 B SL 84 F FF 91 X SL 85 2-2 ① L6			C SL 84 1 SAFE B FF 91 B CH 83 D SL 84 X SL 85 3-1 1-H HR		X FF 92 0-0 7 G5-4-3 13 E 1-2 2-H 3-H 1B	3 0 0 1 0 0	1 0 0 0 0 0	1 0 0 2 0 0	2 0 0 0 0 0	0 1 0 0 0 0	1 0 0 0 0 0
13 Freddy Galvis, S (1, 6) OBP: 0.294, SLG: 0.332	B FF 91 F FF 90 F FF 92 D CH 84 X FF 91 2-2 ③ G6-3	C SL 81 C CH 85 B FF 91 B CH 85 X CH 83 2-2 ② G1-3				C FF 96 S FF 96 F FF 97 F CH 87 T FF 96 1-2 ③ K		F FF 92 F CH 85 F FF 94 B CH 87 F CH 86 X FF 93 1-2 E8 7 G5-4-3 1-2 2-H		4	0	0	0	0	1	2
7 Manuel Margot, R (1, 8) OBP: 0.248, SLG: 0.306		B FF 90 X SL 84 1-0 16 B2-3 38 SH2-4 1B	C FF 91 C FF 90 X FF 91 0-2 ③ G6-3				C FF 95 C FF 95 X SL 91 0-2 ① G6-3	X SL 85 0-0 ①② G5-4-3 1-2f 2-3		4	0	1	0	0	0	2
38 Tyson Ross, R (1, 1) OBP: 0.136, SLG: 0.095 34 Craig Stammen, R (6, 1) 23 Matt Szczur, R (7, 7) OBP: 0.266, SLG: 0.305		X FF 90 0-0 ① SH2-4 1-2			F FF 89 C SL 84 B SL 85 F SL 84 F FF 91 B FF 91 F FF 91 B SL 84 X FF 90 3-2 ① L8		C FF 96 B FF 95 F FF 96 S CH 85 1-3 ② K	F SL 86 S CH 86 S CH 87 0-3 ③ K		1 0 2	0 0 0	0 0 0	0 0 0	0 0 2	0 0 1	0 0 1
Inning Stats	R: 3 H: 4 E: 1 LOB: 1 K: 1 BB: 0 S: 18 P: 27	R: 0 H: 1 E: 0 LOB: 1 K: 0 BB: 0 S: 9 P: 13	R: 0 H: 0 E: 0 LOB: 0 K: 1 BB: 0 S: 10 P: 17	R: 0 H: 0 E: 0 LOB: 0 K: 0 BB: 0 S: 9 P: 13	R: 0 H: 0 E: 0 LOB: 0 K: 1 BB: 0 S: 13 P: 17	R: 2 H: 2 E: 0 LOB: 0 K: 2 BB: 0 S: 17 P: 27	R: 0 H: 0 E: 0 LOB: 0 K: 2 BB: 0 S: 9 P: 10	R: 4 H: 3 E: 1 LOB: 1 K: 1 BB: 2 S: 17 P: 27		1B: 8 SF: 0 2B: 1 SAC: 1 3B: 0 DP: 1 HR: 1 HBP: 0						

	AB	33
	R	9
	H	10
	RBI	7
	BB	2
	SO	8
	LOB	11

WP: 0 PA: 36
PB: 0
SB: 0
CS: 0

PITCHER		IP	WLS	BF	H	R	ER	SO	BB	IBB	HBP	BLK	WP	HR	S	P	ERA	WHIP
58 Dan Straily, R ERA: 3.69	(1, 1)	5.2	L	24	7	5	4	4	0	0	0	0	0	1	71	108	6.35	1.235
61 Adam Conley, L ERA:	(6, 1)	1.1		4	0	0	0	3	0	0	0	0	0	0	14	16	0.00	0.000
56 Tayron Guerrero, R ERA: 5.4	(8, 1)	0.0		4	2	4	3	0	2	0	0	0	0	0	7	16	∞	∞
66 Jarlín García, L ERA: 4.13	(8, 1)	1.0		4	1	0	0	1	0	0	0	0	0	0	10	11	0.00	1.000

PITCHER	IP	WLS	BF	H	R	ER	SO	BB	IBB	HBP	BLK	WP	HR	S	P	ERA	WHIP

Batter	1	2	3	4	5	6	7	8	9	AB	R	H	RBI	BB	SO	LOB
19 Miguel Rojas, R (1, 5) OBP: 0.332, SLG: 0.403	C SI 90 B SI 90 B SL 84 F SI 90 X SI 91 2-2 ① G1-3			C SI 90 X CH 84 0-1 ① F7	X CH 84 0-0 ② F4			C FF 92 B FF 93 B CH 85 B FF 93 X FF 93 3-1 ① P4		4	0	0	0	0	0	2
11 J.T. Realmuto, R (1, 2) OBP: 0.380, SLG: 0.547	B SI 90 F FF 90 S SL 81 X SL 82 1-2 ② G4-3			B SL 78 X SI 90 1-0 13 HR 1B	B CH 84 B FF 89 B CH 85 D SI 90 4-0 1-2 2-3 BB			C CU 78 B FF 93 X CH 85 1-1 ② G5-3		3	1	1	0	1	0	0
13 Starlin Castro, R (1, 4) OBP: 0.326, SLG: 0.392	B SI 92 B SL 80 C SI 91 X SI 91 2-1 ③ G4-3			B SI 90 B SL 81 C SI 90 C SI 90 B SI 91 X SI 90 3-2 1-H HR	C SI 91 C SL 82 B SL 83 B SI 91 X SL 82 2-2 ③ G4-3			B FF 94 C CU 76 F FF 93 S FC 82 1-3 ③ K		4	1	1	2	0	1	3
15 Brian Anderson, R (1, 9) OBP: 0.361, SLG: 0.385		B SI 91 X SI 90 1-0 ① G6-3		X SL 80 0-0 41 G3 1B		C SI 89 X SL 80 0-1 ① G6-3			S FF 92 F FF 94 X CU 79 0-2 ① G5-3	4	0	1	0	0	0	0
41 Justin Bour, L (1, 3) OBP: 0.379, SLG: 0.456 29 Brad Ziegler, R (9, 1)		C FF 91 S SI 90 B SL 82 B SL 81 B SI 90 S SI 91 3-3 ② K		C SI 90 1 SAFE B SL 80 X FF 91 1-1 ② G3 1-2		B SL 81 S SL 88 B SL 81 B SI 89 S SI 89 X SI 90 3-2 ② G1-3			B CU 80 C FF 93 X CU 79 1-1 ② G1-3	4 0	0 0	0 0	0 0	0 0	1 0	1 0
1 Cameron Maybin, R (1, 7) OBP: 0.320, SLG: 0.323		C SI 91 B CH 84 C FF 90 B SI 91 F SI 90 B SL 83 S SI 91 3-3 ③ K		B CH 86 B SI 90 F SI 90 B SI 90 X SI 90 3-1 ③ G3		B SI 91 B SI 90 X FF 90 2-0 ③ G5-3			C FF 92 F CH 86 B FF 94 F FF 96 X CH 88 1-2 ③ L8	4	0	0	0	0	1	1
9 Lewis Brinson, R (1, 8) OBP: 0.202, SLG: 0.262			C FF 90 F SL 82 F FF 93 S SL 83 0-3 ① K		B SI 90 H SL 80 2-0 62 FC2-6 10 1B HBP		F SI 90 C SI 90 X FF 91 0-2 ① G4-3			2	0	0	0	0	1	0
10 JT Riddle, L (1, 6) OBP: 0.133, SLG: 0.333			B FF 90 B SL 80 B SI 90 C SI 91 X SI 91 3-1 ② G6-3		C SI 90 X SL 80 0-1 11 BB 62 FC2-6 1B 1-2		C SL 79 F SI 90 F SL 81 S SI 91 0-3 ② K			3	0	1	0	0	1	0
62 José Ureña, R (1, 1) OBP: 0.050, SLG: 0.100 3 JB Shuck, L (7, PH) OBP: 0.250, SLG: 0.250 71 Drew Steckenrider, R (7, 1) 46 Kyle Barraclough, R (8, 1) 2 Yadiel Rivera, R (9, 3) OBP: 0.320, SLG: 0.214			B SI 90 C SI 90 F SI 90 S SL 82 1-3 ③ K		L SI 89 X SI 90 0-1 ① FC2-6 11 BB 1-2 2-3f		B SL 80 B SI 89 C SI 90 F SI 90 X SI 90 2-2 ③ G6-3			2 1 0 0 0	0 0 0 0 0	0 0 0 0 0	0 0 0 0 0	1 0 0 0 0	2 0 0 0 0	
Inning Stats	R: 0 E: 0 K: 0 S: 8 H: 0 LOB: 0 BB: 0 P: 13	R: 0 E: 0 K: 2 S: 8 H: 0 LOB: 0 BB: 0 P: 15	R: 0 E: 0 K: 2 S: 9 H: 0 LOB: 0 BB: 0 P: 13	R: 2 E: 0 K: 0 S: 11 H: 3 LOB: 1 BB: 0 P: 19	R: 0 E: 0 K: 0 S: 8 H: 1 LOB: 3 BB: 1 P: 16	R: 0 E: 0 K: 0 S: 6 H: 0 LOB: 0 BB: 0 P: 11	R: 0 E: 0 K: 1 S: 10 H: 0 LOB: 0 BB: 0 P: 12	R: 0 E: 0 K: 1 S: 7 H: 0 LOB: 0 BB: 0 P: 12	R: 0 E: 0 K: 0 S: 9 H: 0 LOB: 0 BB: 0 P: 11	1B: 3 2B: 0 3B: 0 HR: 1	SF: 0 SAC: 0 DP: 0 HBP: 1			WP: 0 PB: 0 SB: 0 CS: 0	PA: 33	

PITCHER		IP	WLS	BF	H	R	ER	SO	BB	IBB	HBP	BLK	WP	HR	S	P	ERA	WHIP
3 Clayton Richard, L ERA: 4.74	(1, 1)	7.0		27	4	2	2	5	1	0	1	0	0	1	60	99	2.57	0.714
55 Matt Strahm, L ERA: 3.18	(8, 1)	2.0	W	6	0	0	0	1	0	0	0	0	0	0	16	23	0.00	0.000

PITCHER	IP	WLS	BF	H	R	ER	SO	BB	IBB	HBP	BLK	WP	HR	S	P	ERA	WHIP

TOP

Miami Marlins @ San Diego Padres

Petco Park, San Diego, CA

Wed May 30 2018, 7:11 PM - 9:30 PM PDT

Att. 15,733 - Partly Cloudy - 64 F

livebaseballscorecards.com

AB	31
R	2
H	4
RBI	2
BB	1
SO	6
LOB	9

MIAMI

Miami Marlins @ San Diego Padres

Petco Park, San Diego, CA

Wed May 30 2018, 7:11 PM - 9:30 PM PDT

Att. 15,733 - Partly Cloudy - 64 F

livebaseballscorecards.com

BOTTOM

Batter	1	2	3	4	5	6	7	8	9	AB	R	H	RBI	BB	SO	LOB
16 Travis Jankowski, L (1, 7) OBP: 0.375, SLG: 0.394	X SI 95 0-0 ① G4-3		B SI 96 1 SAFE B SI 95 F SI 96 C SI 96 X CH 91 2-2 ② P5		B SL 86 F CH 90 C SI 96 F CH 91 B SI 96 F SI 96 B SI 96 X SI 97 3-2 ③ G1-3			C FF 94 X FF 94 0-1 ① G3-1		4	0	0	0	0	0	2
15 Cory Spangenberg, L (1, 4) OBP: 0.220, SLG: 0.322	B SI 95 X SI 94 1-0 ② G1-3		B SI 95 X CH 90 1-0 ③ L8			C SL 85 B SI 95 X SI 94 1-1 ① F7		C FF 94 B FF 94 B SL 81 B FF 94 C FF 94 C FF 95 3-3 ② K		4	0	0	0	0	1	1
30 Eric Hosmer, L (1, 3) OBP: 0.364, SLG: 0.455	S SI 96 C SI 97 B CH 90 B CH 89 X SI 97 2-2 1B			B SI 94 B CH 89 F CH 89 B CH 88 C SI 95 S CH 92 3-3 ① K		C SI 97 B CH 92 X SL 87 1-1 1B		B SL 82 B SL 82 B FF 93 B FF 95 4-0 BB		3	0	2	0	1	1	0
22 Christian Villanueva, R (1, 5) OBP: 0.305, SLG: 0.547	B SI 96 F SI 95 X SI 96 1-1 ③ P3			S SL 86 F SL 86 F CU 85 T SI 97 0-2 ② K		S SI 96 X SI 96 0-1 ② P3		C FF 94 S SL 80 X FF 95 0-2 ③ P4		4	0	0	0	0	1	3
32 Franmil Reyes, R (1, 9) OBP: 0.256, SLG: 0.500 23 Matt Szczur, R (9, PR) OBP: 0.266, SLG: 0.305		B C SI 96 B SI 97 B SI 97 X SI 97 3-1 ① F7		C SI 96 B CH 92 B SI 97 F SI 96 F CH 92 B SI 97 X SI 96 3-2 HR		D SL 89 F SI 96 1 SAFE S CH 92 B CH 93 F T CH 92 2-2 ③ K			B SI 84 B SI 84 B SI 85 B SI 84 4-0 13 2B 10 1B BB	3 0	1 1	1 0	1 0	1 0	1 0	1 0
0 Raffy Lopez, L (1, 2) OBP: 0.242, SLG: 0.263		B SI 97 X SI 95 1-0 ② F8		B CH 91 F CH 91 B SI 97 F SL 89 B CH 91 S CH 90 3-3 ③ K			S FF 94 C FF 94 T FF 95 0-2 ① K		F SI 85 B CH 76 S CH 78 X SI 84 1-2 ① F8	4	0	0	0	0	2	1
13 Freddy Galvis, S (1, 6) OBP: 0.297, SLG: 0.337		B SI 97 B SI 96 S SI 96 X SI 97 2-1 ③ L6			C SL 85 B SL 85 S CH 89 B SI 96 B SI 96 B CH 91 4-2 3 SH2-3 BB		C FF 95 T FF 94 X FF 94 0-2 ② G6-3		X SI 86 0-0 10 1B 1-3 10 E 2B	3	1	1	0	1	0	0
7 Manuel Margot, R (1, 8) OBP: 0.261, SLG: 0.315			B SI 95 B SI 96 C SI 95 B SI 95 B SI 96 4-1 BB		C SL 85 1 SAFE C SI 96 S SL 90 0-3 ① K		X FF 95 0-0 2B		0-0 10 E IBB	2	0	1	0	2	1	1
3 Clayton Richard, L (1, 1) OBP: 0.136, SLG: 0.318 2 José Pirela, R (7, PH) OBP: 0.328, SLG: 0.355 55 Matt Strahm, R (8, 1) 10 Hunter Renfroe, R (9, PH) OBP: 0.290, SLG: 0.436			L SI 95 1 SAFE B SI 95 C SI 94 L SI 95 1-3 ① K		X SI 96 0-0 ② SH2-3 1-2		C FF 94 F FF 94 B FF 95 D SL 90 C FF 96 2-3 ③ K		C SI 84 X SI 85 0-1 1-2 2-H 3-H E5 1B	1 1 0 1	0 0 0 0	0 0 0 1	0 0 0 1	1 1 0 0	1 1 0 0	1 1 0 0
Inning Stats	R: 0 E: 0 K: 0 S: 7 H: 1 LOB: 1 BB: 0 P: 11	R: 0 E: 0 K: 0 S: 5 H: 0 LOB: 0 BB: 0 P: 11	R: 0 E: 0 K: 1 S: 8 H: 0 LOB: 1 BB: 1 P: 16	R: 1 E: 0 K: 3 S: 14 H: 1 LOB: 0 BB: 0 P: 23	R: 0 E: 0 K: 1 S: 11 H: 0 LOB: 1 BB: 1 P: 18	R: 0 E: 0 K: 1 S: 10 H: 1 LOB: 1 BB: 0 P: 14	R: 0 E: 0 K: 2 S: 10 H: 1 LOB: 1 BB: 0 P: 12	R: 0 E: 0 K: 1 S: 8 H: 0 LOB: 1 BB: 1 P: 15	R: 2 E: 1 K: 0 S: 6 H: 2 LOB: 2 BB: 2 P: 11	1B: 3 2B: 2 3B: 0 HR: 1 SF: 0 SAC: 1 DP: 0 HBP: 0				WP: 0 PB: 0 SB: 0 CS: 0	PA: 36	

PITCHER		IP	WLS	BF	H	R	ER	SO	BB	IBB	HBP	BLK	WP	HR	S	P	ERA	WHIP
62 José Ureña, R ERA: 4.41	(1, 1)	6.0		23	3	1	1	6	2	0	0	0	0	1	55	93	1.50	0.833
71 Drew Steckenrider, R ERA: 5.01	(7, 1)	1.0	H	4	1	0	0	2	0	0	0	0	0	0	10	12	0.00	1.000
46 Kyle Barraclough, R ERA: 1.48	(8, 1)	1.0	H	4	0	0	0	1	1	0	0	0	0	0	8	15	0.00	1.000
29 Brad Ziegler, R ERA: 7.83	(9, 1)	0.1	L	5	2	2	1	0	1	1	0	0	0	0	6	11	27.00	9.000

PITCHER	IP	WLS	BF	H	R	ER	SO	BB	IBB	HBP	BLK	WP	HR	S	P	ERA	WHIP

AB	30
R	3
H	6
RBI	2
BB	5
SO	9
LOB	11

Batter	1	2	3	4	5	6	7	8	9	AB	R	H	RBI	BB	SO	LOB
32 Derek Dietrich, L (1, 7) OBP: 0.324, SLG: 0.426	C FF 93 B FF 93 B FF 92 B CH 84 X FF 94 3-1 ① P2	B CH 85 B SI 94 C SI 94 C CU 83 D CU 86 X CU 82 3-2 1-2 1B			C FF 91 X CH 84 0-1 11 L4-3 1B			B FF 94 X FF 94 1-0 HR	B FF 91 B SI 90 B FF 88 C FF 90 B FF 90 4-1 1-2 2-3 BB	4	1	3	1	1	0	0
11 J.T. Realmuto, R (1, 2) OBP: 0.374, SLG: 0.532	B FF 94 B SI 93 B SI 93 B FF 93 4-0 BB	S SL 89 B CU 84 B SI 93 C FF 95 C FF 93 2-3 ③ K			C SI 92 B SL 87 X SI 93 1-1 ① ② L4-3 1-1			B FF 94 S FF 94 B FF 95 F FF 93 B FS 87 S FS 87 3-3 ① K	C ST 80 F FF 93 S ST 82 0-3 ③ K	4	0	0	0	1	3	6
41 Justin Bour, L (1, 3) OBP: 0.371, SLG: 0.445	1 SAFE C SI 93 D CU 84 F FF 93 F CU 84 X CH 84 1-2 ② L8		C CU 80 B CH 86 S CH 84 B SI 93 S CU 83 2-3 ① K		B FF 93 S CU 83 B FF 94 F FF 93 F FF 93 X CU 82 2-2 ③ G4-3			S FS 88 S FS 88 B FS 88 S FS 87 1-3 ② K		4	0	0	0	0	2	1
13 Starlin Castro, R (1, 4) OBP: 0.325, SLG: 0.390	F SI 94 1 SAFE 1 SAFE C SL 89 S FF 93 0-3 ③ K		B CU 83 F FF 92 C SL 88 S SL 88 1-3 ② K			C SL 84 F CU 80 B FF 92 B SL 87 S CU 83 2-3 ① K		X SL 87 0-0 1B		4	0	1	0	0	3	1
15 Brian Anderson, R (1, 9) OBP: 0.363, SLG: 0.388		C FF 92 C CU 82 B CU 84 F CH 84 X SI 93 1-2 10 1B 19 G1-3 54 1B 1B	B FF 89 F SL 86 F CU 82 X FF 93 1-2 19 FC6-4 1B			F CU 81 X SL 88 0-1 ② F7		B FS 87 B FF 94 B FF 93 C FF 94 C FF 94 F FS 86 F FS 86 F FF 94 X FS 86 3-2 ③ G5-3		4	1	2	0	0	0	1
19 Miguel Rojas, R (1, 5) OBP: 0.326, SLG: 0.395		B SL 88 1 SAFE C SL 88 X CU 83 1-1 ① G1-3 1-2	D SL 89 B SI 91 F FF 93 B CU 82 X SL 88 3-1 ③ FC6-4 1-2f			C SL 88 X CU 83 0-1 ③ G1-3			C FF 90 C KC 79 B FF 89 F FF 90 X KC 80 1-2 ① G6-3	4	0	0	0	0	0	2
10 JT Riddle, L (1, 6) OBP: 0.211, SLG: 0.368		C CU 82 B FF 93 X SI 93 1-1 9 WP 54 1B 2-3 1B		X CH 82 0-0 ① G3			C B CU 81 F CU 82 F CU 84 B SL 85 X CU 83 2-2 ① G4-3		C FF 91 B FF 90 B FF 90 B FF 89 F FF 90 X FF 90 3-2 32 PB 2 1B 1B	4	1	2	0	0	0	0
9 Lewis Brinson, R (1, 8) OBP: 0.198, SLG: 0.257		C FF 94 B SL 90 F FF 94 D CU 86 S CU 85 2-3 ② K2-3 1-2		C FF 93 X CU 81 0-1 ② G6-3			F CU 80 S CU 82 B CU 84 B CU 84 X CU 82 2-2 ② G5-3		S FF 90 C FF 90 S FF 90 0-3 ② K	4	0	0	0	0	2	3
54 Wei-Yin Chen, R (1, 1) OBP: 0.182, SLG: 0.182 43 Odrisamer Despaigne, R (2, 1) OBP: 0.250, SLG: 0.250 3 JB Shuck, L (7, PH) OBP: 0.247, SLG: 0.247 56 Tayron Guerrero, R (7, 1) 64 Nick Wittgren, R (8, 1) 2 Yadiel Rivera, R (9, PH) OBP: 0.333, SLG: 0.233		X FF 94 0-0 32 1B 2-H 3-H 1B	B SI 92 B FF 92 C SI 90 X SL 89 2-1 ③ G5-3			C B CU 82 C FF 92 F CU 84 S FF 93 1-3 ③ K		B FF 89 B FF 90 S FF 89 C FF 90 X FF 90 2-2 32 PB 1-2 1B	1 1 1 0 0 1	0 0 0 0 0 0	1 0 0 0 0 1	2 0 0 0 0 0	0 0 0 0 0 1	0 0 0 0 0 0	0 0 0 0 0 0
Inning Stats	R: 0 E: 0 K: 1 S: 9 H: 0 LOB: 1 BB: 1 P: 17	R: 2 E: 0 K: 2 S: 18 H: 4 LOB: 2 BB: 0 P: 28	R: 0 E: 0 K: 2 S: 11 H: 1 LOB: 1 BB: 0 P: 18	R: 0 E: 0 K: 0 S: 5 H: 0 LOB: 0 BB: 0 P: 7	R: 0 E: 0 K: 0 S: 8 H: 1 LOB: 0 BB: 0 P: 11	R: 0 E: 0 K: 1 S: 7 H: 0 LOB: 0 BB: 0 P: 9	R: 0 E: 0 K: 1 S: 11 H: 0 LOB: 0 BB: 0 P: 16	R: 1 E: 0 K: 2 S: 14 H: 2 LOB: 1 BB: 0 P: 22	R: 0 E: 0 K: 2 S: 17 H: 2 LOB: 3 BB: 1 P: 27	1B: 9 2B: 1 3B: 0 HR: 1 SF: 0 SAC: 0 DP: 1 HBP: 0						

PITCHER	IP	WLS	BF	H	R	ER	SO	BB	IBB	HBP	BLK	WP	HR	S	P	ERA	WHIP
27 Jordan Lyles, R (1, 1) ERA: 3.65	7.0	W	27	6	2	2	7	1	0	0	0	1	0	69	106	2.57	1.000
39 Kirby Yates, R (8, 1) ERA: 1.35	1.0		5	2	1	1	2	0	0	0	0	0	1	14	22	9.00	2.000
59 Phil Hughes, R (9, 1) ERA: 6.39	0.2		5	2	0	0	1	1	0	0	0	0	0	14	24	0.00	4.500
52 Brad Hand, L (9, 1) ERA: 1.91	0.1	S	1	0	0	0	1	0	0	0	0	0	0	3	3	0.00	0.000

PITCHER	IP	WLS	BF	H	R	ER	SO	BB	IBB	HBP	BLK	WP	HR	S	P	ERA	WHIP

TOP

Miami Marlins @ San Diego Padres

Petco Park, San Diego, CA

Thu May 31 2018, 6:11 PM - 9:09 PM PDT

Att. 17,373 - Partly Cloudy - 66 F

livebaseballscorecards.com

AB	36
R	3
H	10
RBI	3
BB	2
SO	11
LOB	14

WP: 1 PA: 38
PB: 1
SB: 0
CS: 0

Batter	1	2	3	4	5	6	7	8	9	AB	R	H	RBI	BB	SO	LOB
2 José Pirela, R (1, 4) OBP: 0.333, SLG: 0.362	B FF 90 C FF 90 C FF 90 X FF 91 1-2 22 HR 1B	C CU 72 B CH 81 C FF 91 D SL 82 B CH 82 D FF 91 4-2 30 1B 1-2 2-3 BB		C CU 73 X SI 95 0-1 ③ F8		F FF 89 B SL 77 B CH 77 C SI 90 F SI 92 X SI 92 2-2 ① G5-3		T FF 93 B SL 83 X SL 82 1-1 30 1B 2B		4	2	2	0	1	0	0
30 Eric Hosmer, L (1, 3) OBP: 0.373, SLG: 0.461	B FF 88 B SL 82 C FF 88 B SL 84 C FF 88 F FF 90 C SL 81 3-3 ① K	X SL 83 0-0 1-3 2-H 3-H 1B			C FC 83 B FC 88 B CH 78 B FC 86 B FC 86 4-1 22 1B 10 2B BB	B CU 71 X SI 91 1-0 10 BB 1B		B SI 92 X CH 86 1-0 16 FC3-6 10 BB 2-H 1B		4	1	3	3	1	1	1
22 Christian Villanueva, R (1, 5) OBP: 0.308, SLG: 0.560	X FF 89 0-0 1-H HR	1 SAFE 1 SAFE C SL 77 D FC 85 D FC 82 F SI 90 X SI 92 2-2 ③ G5-3			B SI 91 S CH 79 F FF 90 B SI 94 D CH 80 X SI 92 3-2 10 2B 17 E 1-2 1B	B SL 80 B FC 83 B SL 78 F SI 90 X SI 91 3-1 ② F7		F FF 92 B FF 93 X FF 92 1-1 ① F9		5	2	2	2	0	0	4
10 Hunter Renfroe, R (1, 7) OBP: 0.328, SLG: 0.466	C FF 90 C CU 72 B CU 77 T FF 91 1-2 ② K	X 0-0 32 G1-3 1B			X SI 92 0-0 17 E 7 G1-3 1-3 2-H 2B	C CH 78 B SI 93 B SL 80 B SL 80 B SI 91 4-1 1-2 BB		B SL 83 F SL 83 B FF 93 S FF 92 F FF 92 B FF 92 4-2 16 FC3-6 1-2 BB		3	1	2	1	2	1	0
32 Franmil Reyes, R (1, 9) OBP: 0.234, SLG: 0.455 16 Travis Jankowski, L (7, 9) OBP: 0.371, SLG: 0.389	C CU 73 B FF 91 B FF 91 B SL 82 F FF 91 F CU 73 C FF 92 3-3 ③ K	B FF 92 X SI 91 1-0 ① G1-3 1-2			S SL 82 C FF 92 F CH 80 F FF 94 B SL 83 B SL 83 S SL 82 2-3 ① K	C SL 80 S SI 93 C FF 92 0-3 ③ K		F FF 92 B CH 87 B CH 85 F FF 92 X FF 92 2-2 ② FC3-6 1-2f 2-3		4 1	0 0	0 0	0 0	0 0	3 0	5 2
13 Freddy Galvis, S (1, 6) OBP: 0.295, SLG: 0.330		C FF 91 F CU 74 B FF 93 S FF 92 1-3 ① K C SI 92 F FC 85 S FC 86 0-3 ② K			0-0 7 G1-3 17 E IBB		C FF 97 C FF 98 S FF 98 0-3 ① K	X FF 91 0-0 ③ L7		4	0	0	0	1	3	3
17 A.J. Ellis, R (1, 2) OBP: 0.389, SLG: 0.419		C CU 72 C FF 91 X FF 91 0-2 2 BB 27 BB 30 1B 1B C SL 82 D FC 86 B FF 93 B SI 91 X SI 94 3-1 ③ G6-3			B SL 81 D SL 81 F SI 93 C SI 93 F CU 75 X SI 94 2-2 E4 7 G1-3 1-2 2-3 3-H		C FF 99 S SL 86 B FF 100 T FF 99 1-2 ② K			4	1	1	1	0	1	3
7 Manuel Margot, R (1, 8) OBP: 0.261, SLG: 0.309		C CU 74 B CU 75 B FF 91 B FF 90 F FF 91 X FF 92 3-2 ② L8		C SI 91 S CH 79 B SL 82 X SI 94 1-2 ① G1-3	B FC 84 C SI 92 X SI 93 1-1 ② G1-3 1-2 2-3 3-H		B FF 100 B FF 100 B FF 100 B FF 96 4-0 BB			3	0	0	1	1	0	3
27 Jordan Lyles, R (1, 1) 15 Cory Spangenberg, L (7, PH) OBP: 0.217, SLG: 0.318 39 Kirby Yates, L (8, 1) 59 Phil Hughes, R (9, 1) 52 Brad Hand, L (9, 1)		B FF 90 B FF 89 B FF 88 B FF 88 4-0 2 BB 30 1B 1-2 BB		B FF 92 C SI 93 S SI 93 C FF 93 1-3 ② K	X SI 91 0-0 ③ G5-3		B FF 99 C FF 97 S FF 100 S 1-3 ③ K			2 1 0 0 0	1 0 0 0 0	0 0 0 0 0	0 0 0 0 0	1 0 0 0 0	1 1 0 0 0	2 1 0 0 0
Inning Stats	R: 2 E: 0 K: 3 S: 15 H: 2 LOB: 0 BB: 0 P: 23	R: 2 E: 0 K: 1 S: 15 H: 2 LOB: 2 BB: 2 P: 29	R: 0 E: 0 K: 1 S: 7 H: 1 LOB: 1 BB: 0 P: 11	R: 0 E: 0 K: 1 S: 8 H: 0 LOB: 0 BB: 0 P: 10	R: 3 E: 1 K: 1 S: 17 H: 2 LOB: 2 BB: 2 P: 29	R: 0 E: 0 K: 1 S: 11 H: 1 LOB: 2 BB: 1 P: 21	R: 0 E: 0 K: 3 S: 9 H: 0 LOB: 1 BB: 1 P: 15	R: 1 E: 0 K: 0 S: 12 H: 2 LOB: 2 BB: 1 P: 21		1B: 7 2B: 2 3B: 0 HR: 1 SF: 0 SAC: 0 DP: 0 HBP: 0						

PITCHER		IP	WLS	BF	H	R	ER	SO	BB	IBB	HBP	BLK	WP	HR	S	P	ERA	WHIP
54 Wei-Yin Chen, L ERA: 6.1	(1, 1)	1.2	L	11	4	4	4	4	2	0	0	0	0	1	27	47	21.60	3.600
43 Odrisamer Despaigne, R ERA: 5.31	(2, 1)	4.1		21	4	3	2	4	2	1	0	0	0	0	46	76	4.15	1.385
56 Tayron Guerrero, R ERA: 5.18	(7, 1)	1.0		4	0	0	0	3	1	0	0	0	0	0	9	15	0.00	1.000
64 Nick Wittgren, R ERA: 3.06	(8, 1)	1.0		6	2	1	1	0	1	0	0	0	0	0	12	21	9.00	3.000

PITCHER	IP	WLS	BF	H	R	ER	SO	BB	IBB	HBP	BLK	WP	HR	S	P	ERA	WHIP

BOTTOM

Miami Marlins @ San Diego Padres

Petco Park, San Diego, CA

Thu May 31 2018, 6:11 PM - 9:09 PM PDT

Att. 17,373 - Partly Cloudy - 66 F

livebaseballscorecards.com

AB	35
R	8
H	10
RBI	8
BB	7
SO	11
LOB	24

WP: 0 PA: 42
PB: 0
SB: 0
CS: 0

Batter	1	2	3	4	5	6	7	8	9	AB	R	H	RBI	BB	SO	LOB
13 Starlin Castro, R (1, 4) OBP: 0.322, SLG: 0.385	C FF 90 X FC 86 0-1 11 FC6-4 1B		F FF 90 X FF 90 0-1 ② F9		X FC 85 0-0 ③ L8		S CU 76 B SI 91 X FC 86 1-1 ② F4		F KC 82 S KC 81 B KC 81 X FF 91 1-2 ③ G6-3 1-2	5	0	1	0	0	0	4
11 J.T. Realmuto, R (1, 2) OBP: 0.373, SLG: 0.535 28 Bryan Holaday, R (6, 2) OBP: 0.218, SLG: 0.235	S FC 85 1 SAFE 1 SAFE D FC 86 B CH 76 B CH 77 X FC 85 3-1 ① FC6-4 1-2f		X FF 90 0-0 2B			B FF 90 X FC 84 1-0 ① L8	C FC 86 S CU 78 D CU 76 C CU 77 1-3 ③ K			3 1	0 0	1 0	0 0	0 0	0 1	1 3
41 Justin Bour, L (1, 3) OBP: 0.374, SLG: 0.443	B CU 74 S CU 76 F CH 79 X CH 78 1-2 ② P3		B FF 91 B CH 77 B CU 75 C CH 78 D CU 76 4-1 BB			C FF 89 C FC 86 S CH 79 0-3 ② K		X FF 92 0-0 15 G6-4-3 1B		3	0	1	0	1	1	1
15 Brian Anderson, R (1, 9) OBP: 0.357, SLG: 0.380	C FF 91 B CU 77 B CU 76 F FC 85 X CU 77 2-2 ③ L8		C FC 85 S FC 86 T FC 87 0-2 ③ K			B FF 91 F CU 77 B CU 76 S FC 86 B FF 92 S FC 86 3-3 ③ K		C FS 82 B FS 84 X FS 83 1-1 ①② G6-4-3 1-2f		4	0	0	0	0	2	4
32 Derek Dietrich, L (1, 7) OBP: 0.332, SLG: 0.438		B SI 87 C CH 76 S CH 77 B FF 89 X CU 75 2-2 10 G4-3 19 G1-3 1B	C FF 88 C CU 76 B FF 90 C FF 91 1-3 ① K				X SI 88 0-0 10 1B 9 1B 19 G1-3 1B	B FF 93 B FC 87 C FF 93 F FS 84 F FF 93 F FS 84 X FC 87 2-2 2B		4	1	3	0	0	1	0
19 Miguel Rojas, R (1, 5) OBP: 0.320, SLG: 0.387		C FC 86 X CU 76 0-1 ① G1-3 1-2	B SI 90 C CU 76 X CU 78 1-1 ② G6-3				1 SAFE X SI 90 0-0 ① G1-3 1-2	C FS 83 S FS 84 C FS 84 0-3 ③ K		4	0	0	0	0	1	3
10 JT Riddle, L (1, 6) OBP: 0.217, SLG: 0.348		C CU 76 S CH 77 F CH 77 B SI 90 X CH 78 1-2 ② G4-3 2-3	C CU 76 X SI 91 0-1 ③ G4-3				C CU 75 B CH 75 X CH 76 1-1 3 E 9 1B 2-3 1B		S FF 92 X FF 93 0-1 ① G3	4	0	1	0	0	0	1
9 Lewis Brinson, R (1, 8) OBP: 0.204, SLG: 0.258		S FC 86 F FC 85 S CU 78 0-3 ③ K			B FC 84 F FC 85 F CU 76 C FF 90 1-3 ① K		B CU 75 X FC 85 1-0 3 E 1-2 3-H 1B		S FF 90 B FF 90 B KC 81 F FF 90 B FF 91 B FF 91 4-2 1 FC5-4 BB	3	0	1	1	1	2	1
57 Elieser Hernández, R (1, 1) 66 Jarlín García, L (4, 1) 3 JB Shuck, L (7, PH) OBP: 0.244, SLG: 0.244 56 Tayron Guerrero, R (7, 1) 29 Brad Ziegler, R (8, 1) 1 Cameron Maybin, R (9, PH) OBP: 0.318, SLG: 0.321			F FF 89 F FC 84 C FF 90 0-3 ① K		C FF 90 F SI 90 F FF 90 B CU 76 B FF 90 F FF 90 C FF 90 2-3 ② K		C SI 89 F CH 78 F FF 91 D CH 79 F CU 75 B CH 75 F FC 86 X CH 77 2-2 E3 1-2 2-3		B KC 81 C FF 90 B CH 86 S FF 89 X CH 86 2-2 ② FC5-4 13 WP 1-2f	1 1 1 0 0 1	0 0 0 0 0 0	0 0 0 0 0 0	0 0 0 0 0 0	1 1 0 0 0 0	0 0 2 0 0 1
Inning Stats	R: 0 E: 0 K: 0 S: 10 H: 1 LOB: 1 BB: 0 P: 16	R: 0 E: 0 K: 1 S: 12 H: 1 LOB: 1 BB: 0 P: 15	R: 0 E: 0 K: 2 S: 10 H: 1 LOB: 2 BB: 1 P: 14	R: 0 E: 0 K: 1 S: 7 H: 0 LOB: 0 BB: 0 P: 9	R: 0 E: 0 K: 2 S: 9 H: 0 LOB: 0 BB: 0 P: 12	R: 0 E: 0 K: 2 S: 7 H: 0 LOB: 0 BB: 0 P: 11	R: 1 E: 1 K: 1 S: 16 H: 3 LOB: 3 BB: 0 P: 22	R: 0 E: 0 K: 1 S: 11 H: 2 LOB: 1 BB: 0 P: 14	R: 0 E: 0 K: 0 S: 10 H: 0 LOB: 1 BB: 1 P: 17	1B: 6 2B: 2 3B: 0 HR: 0 SF: 0 SAC: 0 DP: 1 HBP: 0						

PITCHER		IP	WLS	BF	H	R	ER	SO	BB	IBB	HBP	BLK	WP	HR	S	P	ERA	WHIP
32 Clay Buchholz, R ERA: 1.5	(1, 1)	7.0	W	29	6	1	1	9	1	0	0	0	0	0	71	99	1.29	1.000
29 Jorge De La Rosa, L ERA: 3.54	(8, 1)	1.1		5	2	0	0	1	0	0	0	0	0	0	13	16	0.00	1.500
57 Fernando Salas, R ERA: 4.45	(9, 1)	0.2		3	0	0	0	0	1	0	0	0	1	0	8	15	0.00	1.500

PITCHER		IP	WLS	BF	H	R	ER	SO	BB	IBB	HBP	BLK	WP	HR	S	P	ERA	WHIP

TOP

Miami Marlins @ Arizona Diamondbacks

Chase Field, Phoenix, AZ

Fri Jun 01 2018, 6:41 PM - 9:20 PM MST

Att. 25,866 - Clear - 89 F

livebaseballscorecards.com

AB	35
R	1
H	8
RBI	1
BB	2
SO	10
LOB	21

WP: 1	PA: 37		
PB: 0			
SB: 0			
CS: 0			

BOTTOM

Miami Marlins @ Arizona Diamondbacks

Chase Field, Phoenix, AZ

Fri Jun 01 2018, 6:41 PM - 9:20 PM MST

Att. 25,866 - Clear - 89 F

livebaseballscorecards.com

Batter	1	2	3	4	5	6	7	8	9	AB	R	H	RBI	BB	SO	LOB
3 Daniel Descalso, L (1, 4) (7, 3) OBP: 0.355, SLG: 0.521	C FF 89 B SL 81 B FF 89 B FF 89 B FF 89 4-1 44 1B 6 1B BB	D SL 84 B CH 83 X CH 84 2-0 2-H HR		B SL 86 B SL 87 C FF 93 X SL 86 2-1 P5 ②		C FF 94 C SL 89 F CH 87 X FF 93 0-2 G4-3 ②				3	2	1	2	1	0	1
44 Paul Goldschmidt, R (1, 3) OBP: 0.325, SLG: 0.390 10 Deven Marrero, R (7, 4) OBP: 0.238, SLG: 0.241	B FF 87 S FF 88 X FF 89 1-1 6 1B 1-2 1B	C SL 82 S CH 82 B FF 91 F FF 88 B CH 82 B SL 83 X FF 88 3-2 G6-3 ③		X SL 87 0-0 G5-3 ③		B CH 86 C CH 86 S FF 92 C SL 88 1-3 K ③				4 0	0 0	1 0	0 0	0 0	1 0	1 0
22 Jake Lamb, L (1, 5) OBP: 0.338, SLG: 0.411	C SL 82 F FF 90 D SL 82 F FF 88 F CH 83 S SL 80 1-3 K ①		B FF 89 C SL 86 B SL 84 X SL 82 2-1 HR		B SL 86 C SL 86 S SL 87 F FF 95 X SL 88 1-2 36 HR 1B		C FF 98 X FF 99 0-1 L8 ①			4	2	2	1	0	1	2
36 John Ryan Murphy, R (1, 2) OBP: 0.305, SLG: 0.646	B SL 81 X FF 88 1-0 F7 ②		B FF 89 F FF 89 S CH 83 B SL 81 X FF 89 2-2 F8 ①		X SL 85 0-0 1-H HR		B FF 99 C FF 98 C SL 88 B FF 100 B FF 100 X FF 98 3-2 6 G6-4-3 1B			4	1	2	2	0	0	2
6 David Peralta, L (1, 7) OBP: 0.329, SLG: 0.431	F FF 90 X FF 90 0-1 4 FC6 1-3 2-H 1B		B SL 80 B FF 88 C FF 88 B FF 88 F FF 87 X FF 88 3-2 HR		C FF 94 B CH 87 X FF 93 1-1 G3 ①		B SI 100 B FF 98 F SI 98 F FF 100 F SL 88 X SL 88 2-2 G6-4-3 ②③ 1-2f			4	1	2	2	0	0	1
4 Ketel Marte, S (1, 6) OBP: 0.277, SLG: 0.343	C SL 81 F FF 90 D SL 85 X FF 90 1-2 FC6 ③ 1-2f		S CH 83 S CH 83 B CH 84 B FF 92 B CH 80 X CH 82 3-2 F7 ②		B FF 94 S CH 87 B CH 87 S CH 86 X CH 88 2-2 HR				F SI 84 F SI 84 B CH 76 X CH 77 1-2 HR	4	2	2	2	0	0	2
16 Chris Owings, R (1, 9) OBP: 0.245, SLG: 0.291 (8, 8)		F FF 89 B FF 90 B SL 82 F FF 89 X FF 89 2-2 F9 ①	S SL 82 X FF 89 0-1 P5 ③		B FF 94 C FF 94 X FF 94 1-1 P4 ②				C SI 85 X SI 84 0-1 G6-3 ①	4	0	0	0	0	0	0
1 Jarrod Dyson, L (1, 8) OBP: 0.296, SLG: 0.310 19 Sócrates Brito, L (8, 9) OBP: 0.118, SLG: 0.118		B FF 90 B FF 89 B FF 90 B FF 89 4-0 32 SH5-3 3 HR BB		X FF 94 0-0 32 E 1B	B FF 94 C FF 94 F FF 94 X SL 86 1-2 G4-3 ③				F SI 85 F SI 85 B CU 75 F SI 85 B SI 86 X CH 78 2-2 F8 ②	2 1	1 0	1 0	0 0	1 0	0 0	0 0
32 Clay Buchholz, L (1, 1) 29 Jorge De La Rosa, L (8, 1) 57 Fernando Salas, R (9, 1)		B FF 88 B FF 87 X FF 87 2-0 SH5-3 ② 1-2		1 SAFE C FF 92 C FF 93 1 SAFE B SL 88 X FF 93 1-2 G1-3 ① 1-2		C FF 92 X FF 93 0-1 L8 ①			C SI 84 B SI 84 X SI 84 1-1 G1-3 ③	2 1 0	0 0 0	0 0 0	0 0 0	0 0 0	0 0 0	1 0 0
Inning Stats	R: 1 E: 0 K: 1 S: 14 H: 2 LOB: 2 BB: 1 P: 22	R: 2 E: 0 K: 0 S: 9 H: 1 LOB: 0 BB: 1 P: 22	R: 2 E: 0 K: 0 S: 13 H: 2 LOB: 0 BB: 0 P: 23	R: 0 E: 1 K: 0 S: 7 H: 1 LOB: 1 BB: 0 P: 10	R: 3 E: 0 K: 0 S: 15 H: 3 LOB: 0 BB: 0 P: 21	R: 0 E: 0 K: 1 S: 9 H: 0 LOB: 0 BB: 0 P: 10	R: 0 E: 0 K: 0 S: 9 H: 1 LOB: 0 BB: 0 P: 14		R: 1 E: 0 K: 0 S: 11 H: 1 LOB: 0 BB: 0 P: 15	1B: 5 2B: 0 3B: 0 HR: 6 SF: 0 SAC: 1 DP: 1 HBP: 0						WP: 0 PB: 0 SB: 0 CS: 0 PA: 36

	AB	33
	R	9
	H	11
	RBI	9
	BB	2
	SO	2
	LOB	10

PITCHER		IP	WLS	BF	H	R	ER	SO	BB	IBB	HBP	BLK	WP	HR	S	P	ERA	WHIP
57 Elieser Hernández, R ERA: 4.29	(1, 1)	3.0	L	16	5	5	5	1	2	0	0	0	0	3	36	67	15.00	2.333
66 Jarlín García, L ERA: 4.41	(4, 1)	3.0		13	4	3	3	1	0	0	0	0	0	2	31	41	9.00	1.333
56 Tayron Guerrero, R ERA: 4.97	(7, 1)	1.0		3	1	0	0	0	0	0	0	0	0	0	9	14	0.00	1.000
29 Brad Ziegler, R ERA: 7.88	(8, 1)	1.0		4	1	1	1	0	0	0	0	0	0	1	11	15	9.00	1.000

PITCHER	IP	WLS	BF	H	R	ER	SO	BB	IBB	HBP	BLK	WP	HR	S	P	ERA	WHIP

Batter	1	2	3	4	5	6	7	8	9	AB	R	H	RBI	BB	SO	LOB
13 Starlin Castro, R (1, 4) OBP: 0.324, SLG: 0.395	F FF 89 F FF 89 B FF 91 B FF 91 X SL 85 2-2 ① L7		C SL 83 X FF 90 0-1 2B			B CU 73 B SI 90 X FF 88 2-0 15 3B 2B	C FS 82 B FF 88 F FS 82 X FF 93 1-2 ③ G6-3		C SL 80 F SI 92 B SL 79 D SI 92 X SI 91 2-2 ② FC5-4 1-2f	5	1	2	0	0	0	3
11 J.T. Realmuto, R (1, 2) OBP: 0.368, SLG: 0.523	B FF 90 C FF 89 S FF 89 B FF 91 F FF 92 S FF 92 2-3 ② K		B FF 90 X FF 89 1-0 ② L8			X FF 88 0-0 ① P3		B FF 92 B FF 92 F FF 91 C FF 92 F FS 82 F FS 83 X FF 92 2-2 15 BB 1B	B SL 79 X SI 92 1-0 ③ F9	5	0	1	0	0	1	3
41 Justin Bour, L (1, 3) OBP: 0.372, SLG: 0.439	C FF 90 B FF 91 F FF 91 F FF 91 B SL 85 B CU 70 F CU 76 X FF 91 3-2 1B		X FF 91 0-0 ③ G1-3			B FF 90 B FF 88 C CH 86 F FF 90 D CU 70 F CU 76 T CH 87 3-2 ② K		D SL 84 C FF 94 B SL 84 X FF 94 2-1 ① F7		4	0	1	0	0	1	3
15 Brian Anderson, R (1, 9) OBP: 0.364, SLG: 0.394	X CU 73 0-0 ③ F9			C CU 73 B FF 89 B SI 89 C FF 89 X SL 83 2-2 32 FC5-6 1B		C EP 67 F FF 90 B FF 91 D CU 76 X SL 82 2-2 2-H 3B		S SL 84 B SI 95 B SI 95 B SI 95 B FF 96 4-1 1-2 BB		3	0	2	1	1	0	1
32 Derek Dietrich, L (1, 7) OBP: 0.325, SLG: 0.429		C FF 87 X CH 85 0-1 ① G4-3		C FF 89 B FF 89 D CH 87 C FF 90 B FF 89 X CU 75 3-2 ① FC5-6 19 G5-4-3 1-2f		C CH 86 F CH 86 F FF 91 S EP 67 0-3 ③ K		D SL 85 F FF 94 S SL 85 S SL 84 1-3 ② K		4	0	0	0	0	2	4
19 Miguel Rojas, R (1, 5) OBP: 0.319, SLG: 0.384		C FF 88 B FF 90 B FF 89 X CU 74 2-1 10 FC3-6 1B		C CU 74 F CU 71 F SL 84 D SL 83 X EP 66 1-2 ②③ G5-4-3 1-2f			C FF 88 B CH 86 F FF 89 B FF 93 B SL 84 S CU 75 3-3 ① K	C KC 79 X FF 96 0-1 ③ L9		4	0	1	0	0	1	3
10 JT Riddle, L (1, 6) OBP: 0.222, SLG: 0.333		C FF 89 C FF 89 F CH 87 X CU 69 0-2 ② FC3-6 1-2f			C FF 88 X CH 85 0-1 ① L6		F CU 74 C FF 89 B FF 89 X FF 89 1-2 3 G4-3 1B		B SI 91 C SI 91 B SI 91 X SI 91 2-1 ① G1-3	4	0	1	0	0	0	1
3 JB Shuck, L (1, 8) OBP: 0.235, SLG: 0.235 9 Lewis Brinson, R (9, PH) OBP: 0.208, SLG: 0.277		C FF 88 1 SAFE S CH 86 X FF 91 0-2 ③ L7			C FF 89 B FF 88 B CH 86 X CU 74 2-1 ② L8		F CH 86 B CH 87 F CH 86 X CH 87 1-2 ② G4-3 1-2		B SI 91 F SI 91 X SI 92 1-1 HR	3 1	0 1	0 1	0 1	0 0	0 0	2 0
31 Caleb Smith, R (1, 1) 2 Yadiel Rivera, R (5, PH) OBP: 0.327, SLG: 0.227 67 Tyler Cloyd, R (5, 1) 1 Cameron Maybin, R (7, PH) OBP: 0.322, SLG: 0.321 71 Drew Steckenrider, R (7, 1) 46 Kyle Barraclough, R (8, 1) 28 Bryan Holaday, R (9, PH) OBP: 0.232, SLG: 0.250			F FF 89 F FF 90 B CU 72 S SL 82 1-3 ① K		C SL 82 S SL 82 B SL 80 C FF 90 1-3 ③ K		F FF 90 B CU 75 D SL 84 F CU 70 D SL 83 F SL 85 B FF 89 4-2 BB		B SI 92 F SI 90 F SL 81 B SI 92 B SL 79 F SI 92 X SI 91 3-2 13 FC5-4 1B	1 1 0 0 0 0 1	0 0 0 0 0 0 0	0 0 0 0 0 0 1	0 0 0 0 0 0 0	0 1 0 0 0 0 0	1 0 0 1 0 0 0	0 0 0 0 0 0 0

TOP

Miami Marlins @ Arizona Diamondbacks

Chase Field, Phoenix, AZ

Sat Jun 02 2018, 7:12 PM - 10:11 PM MST

Att. 34,117 - Roof Closed - 78 F

livebaseballscorecards.com

AB	36
R	2
H	10
RBI	2
BB	2
SO	7
LOB	20

MIAMI

Inning Stats	1	2	3	4	5	6	7	8	9	1B: 6	SF: 0	WP: 0	PA: 38
	R: 0 E: 0 K: 1 S: 13	R: 0 E: 0 K: 0 S: 11	R: 0 E: 0 K: 1 S: 7	R: 0 E: 0 K: 0 S: 10	R: 0 E: 0 K: 1 S: 7	R: 1 E: 0 K: 2 S: 13	R: 0 E: 0 K: 1 S: 15	R: 0 E: 0 K: 1 S: 14	R: 1 E: 0 K: 0 S: 12	2B: 2 3B: 1 HR: 1	SAC: 0 DP: 1 HBP: 0	PB: 0 SB: 0 CS: 0	
	H: 1 LOB: 1 BB: 0 P: 20	H: 1 LOB: 1 BB: 0 P: 13	H: 1 LOB: 1 BB: 0 P: 9	H: 1 LOB: 0 BB: 0 P: 16	H: 0 LOB: 0 BB: 0 P: 10	H: 2 LOB: 1 BB: 0 P: 20	H: 1 LOB: 2 BB: 1 P: 25	H: 1 LOB: 2 BB: 1 P: 23	H: 2 LOB: 1 BB: 0 P: 21				

PITCHER		IP	WLS	BF	H	R	ER	SO	BB	IBB	HBP	BLK	WP	HR	S	P	ERA	WHIP
21 Zack Greinke, R ERA: 3.44	(1, 1)	6.2	W	27	7	1	1	6	1	0	0	0	0	0	73	109	1.35	1.200
66 Yoshihisa Hirano, R ERA: 1.82	(7, 1)	0.1		2	1	0	0	0	0	0	0	0	0	0	9	12	0.00	3.000
40 Andrew Chafin, L ERA: 1.83	(8, 1)	0.2		3	0	0	0	1	1	0	0	0	0	0	6	13	0.00	1.500
25 Archie Bradley, R ERA: 2.7	(8, 1)	0.1		1	0	0	0	0	0	0	0	0	0	0	2	2	0.00	0.000
30 T.J. McFarland, L ERA: 1.98	(9, 1)	1.0		5	2	1	1	0	0	0	0	0	0	1	12	21	9.00	2.000

PITCHER		IP	WLS	BF	H	R	ER	SO	BB	IBB	HBP	BLK	WP	HR	S	P	ERA	WHIP

Miami Marlins @ Arizona Diamondbacks

Chase Field, Phoenix, AZ

Sat Jun 02 2018, 7:12 PM - 10:11 PM MST

Att. 34,117 - Roof Closed - 78 F

livebaseballscorecards.com

BOTTOM

Batter	1	2	3	4	5	6	7	8	9	AB	R	H	RBI	BB	SO	LOB
1 Jarrod Dyson, L (1, 8) OBP: 0.295, SLG: 0.308	C FF 93 S FF 94 X FF 94 0-2 ① F7		X FF 94 0-0 13 CS 1B	X SL 81 0-0 ③ G3-1		C SI 90 F CH 84 X CH 84 0-2 ② G2-3				4	0	1	0	0	0	2
13 Nick Ahmed, R (1, 6) OBP: 0.257, SLG: 0.401	F FF 94 B SL 83 S FF 94 B SI 94 S FF 94 2-3 ② K		F FF 93 B SL 82 B FF 94 1 SAFE B FF 94 F FF 94 F CH 85 1 SAFE F FF 94 3-2 ①② X FF 84 F8 1-2		X CU 76 0-0 16 G1 10 BB 2B	C FC 87 B FC 88 F FC 86 X SI 91 1-2 ③ G5-3				4	1	1	0	0	1	1
44 Paul Goldschmidt, R (1, 3) OBP: 0.328, SLG: 0.404	B FF 95 C FF 95 B SL 84 X FF 95 2-1 HR		B SL 84 H FF 95 2-0 6 HR HBP		B FC 88 C SI 89 D FC 89 X FF 92 2-1 ① F8		B SL 89 C FF 95 B FF 96 S FF 96 F FF 95 X FF 96 2-2 ① G6-3			3	2	1	1	0	0	1
6 David Peralta, L (1, 7) OBP: 0.332, SLG: 0.444	X FF 95 0-0 ③ G4-3		1 SAFE B FF 94 F FF 93 S SL 84 F FF 94 B SL 84 F SL 82 F FF 93 X CH 85 2-2 1-H HR		B SI 91 C FC 88 B SI 91 B FC 88 3-1 10 BB 16 G1 IBB		C FF 94 B FF 95 B FF 94 F FF 95 C FF 96 2-3 ② K			3	1	1	2	1	1	0
16 Chris Owings, R (1, 9) OBP: 0.246, SLG: 0.290 25 Archie Bradley, R (8, 1) 30 T.J. McFarland, L (9, 1)		X FF 94 0-0 4 3B 1B	C SL 81 S CH 85 B FF 94 F FF 92 B CH 84 B CH 85 F FF 94 S SL 82 3-3 ③ K		B SI 90 B FC 89 X FF 90 2-0 ② G1 1-2 2-3		S SL 89 X SL 90 0-1 ③ F7			4 0 0	1 0 0	1 0 0	0 0 0	0 0 0	1 0 0	2 0 0
4 Ketel Marte, S (1, 4) OBP: 0.281, SLG: 0.353		D SL 84 1 SAFE B FF 92 F FF 92 F FF 93 1 SAFE X SL 82 2-2 1-H 2 SF7 3B		B CH 83 C FF 94 B SL 83 X CH 84 2-1 ① F8	0-0 10 BB IBB			C FF 93 B SL 80 C FF 94 B FF 94 B FF 95 F FF 95 X FF 95 3-2 ① G4-3		3	1	1	1	1	0	0
10 Deven Marrero, R (1, 5) OBP: 0.239, SLG: 0.230		C SL 82 B FF 94 S SL 83 S SL 84 1-3 ① K	B FF 93 T CH 85 F FF 94 S FF 93 1-3 ② K		T FC 87 B FC 88 S FF 91 B FC 89 D CU 78 B FF 90 4-2 1-2 2-3 3-H BB			X FF 93 0-0 ② G6-3		3	0	0	1	1	2	1
2 Jeff Mathis, R (1, 2) OBP: 0.313, SLG: 0.200		S FF 94 F FF 94 X SL 83 0-2 ② SF7 3-H	B SL 82 B FF 94 F FF 94 C CH 85 F FF 94 B CH 84 B FF 94 4-2 21 BB BB		B FC 88 C FC 88 S FF 92 S FC 88 1-3 ③ K			F FF 93 B SL 81 B SL 80 C FF 94 F FF 94 B FF 94 F FF 94 X FF 94 3-2 ③ P2		2	0	0	1	1	1	3
21 Zack Greinke, R (1, 1) OBP: 0.318, SLG: 0.316 66 Yoshihisa Hirano, R (7, 1) 40 Andrew Chafin, R (8, 1) 19 Sócrates Brito, L (8, 9) OBP: 0.118, SLG: 0.118		C FF 95 S FF 94 T FF 95 0-2 ③ K	B SL 81 S FF 93 B FF 94 F FF 93 B SL 81 B FF 93 4-2 1-2 BB		C FC 86 X FF 90 0-1 ① F8					2 0 0 0	0 0 0 0	0 0 0 0	0 0 0 0	1 0 0 0	1 0 0 0	0 0 0 0
Inning Stats	R: 1 E: 0 K: 1 S: 9 H: 1 LOB: 0 BB: 0 P: 13	R: 2 E: 0 K: 2 S: 13 H: 2 LOB: 0 BB: 0 P: 16	R: 2 E: 0 K: 1 S: 17 H: 2 LOB: 0 BB: 0 P: 27	R: 0 E: 0 K: 1 S: 11 H: 0 LOB: 2 BB: 2 P: 22	R: 1 E: 0 K: 1 S: 10 H: 1 LOB: 3 BB: 3 P: 22	R: 0 E: 0 K: 0 S: 8 H: 0 LOB: 0 BB: 0 P: 9	R: 0 E: 0 K: 1 S: 9 H: 0 LOB: 0 BB: 0 P: 13	R: 0 E: 0 K: 0 S: 10 H: 0 LOB: 0 BB: 0 P: 16		1B: 2 2B: 1 3B: 1 HR: 2 SF: 1 SAC: 0 DP: 0 HBP: 1		WP: 0 PB: 0 SB: 0 CS: 1 PA: 35			

	AB	28
	R	6
	H	6
	RBI	6
	BB	5
	SO	7
	LOB	10

PITCHER		IP	WLS	BF	H	R	ER	SO	BB	IBB	HBP	BLK	WP	HR	S	P	ERA	WHIP
31 Caleb Smith, L ERA: 4.03	(1, 1)	4.0	L	19	5	5	5	5	2	0	1	0	0	2	50	78	11.25	1.750
67 Tyler Cloyd, R ERA: 9.98	(5, 1)	2.0		10	1	1	1	1	1	2	0	0	0	0	18	31	4.50	1.000
71 Drew Steckenrider, R ERA: 4.81	(7, 1)	1.0		3	0	0	0	1	0	0	0	0	0	0	9	13	0.00	0.000
46 Kyle Barraclough, R ERA: 1.42	(8, 1)	1.0		3	0	0	0	0	0	0	0	0	0	0	10	16	0.00	0.000

PITCHER	IP	WLS	BF	H	R	ER	SO	BB	IBB	HBP	BLK	WP	HR	S	P	ERA	WHIP

Miami Marlins @ Arizona Diamondbacks

Chase Field, Phoenix, AZ

Sun Jun 03 2018, 1:12 PM - 3:58 PM MST

Att. 31,727 - Roof Closed - 76 F

livebaseballscorecards.com

TOP

Batter	1	2	3	4	5	6	7	8	9	AB	R	H	RBI	BB	SO	LOB
13 Starlin Castro, R (1, 4) OBP: 0.327, SLG: 0.394	C FF 91 B FC 91 F FC 90 X FF 92 / 1-2 / 11 FC6-4 1B		S FC 91 B FF 92 X FC 89 / 1-1 ③ / G6-3			C FF 92 F FC 90 F CU 79 B FF 92 S FF 92 / 1-3 ③ / K			B FF 93 B FF 93 B FF 94 B FF 94 / 4-0 / 11 FC5-4 BB	3	0	1	0	1	1	0
11 J.T. Realmuto, R (1, 2) OBP: 0.359, SLG: 0.510	X FC 90 / 0-0 ① / FC6-4 41 G5-6-3 / 1-2f			B FC 90 B CH 87 X FC 89 / 2-0 ① / P2			X FF 92 / 0-0 ① / F9		C SL 85 C SL 85 B SL 85 F SL 87 B FF 96 X SL 87 / 2-2 ① / FC5-4 41 2B / 1-2f	4	1	0	0	0	0	2
41 Justin Bour, L (1, 3) OBP: 0.369, SLG: 0.440	C FF 91 S CH 85 F FF 92 F CH 84 1 SAFE B CH 83 X FC 90 / 1-2 ② ③ / G5-6-3 / 1-2f			B CH 86 B CU 81 C FC 89 F FC 89 F FF 93 X CH 86 / 2-2 ② / L8			C FF 91 X CH 87 / 0-1 ② / F8		B FF 95 C FF 94 S FF 94 F FF 96 F FF 95 X SL 84 / 1-2 / 1-H 2B	4	0	1	1	0	0	1
15 Brian Anderson, R (1, 5) OBP: 0.366, SLG: 0.400		C FF 91 B CU 80 X CU 79 / 1-1 / 32 G4-3 2B		C FF 92 F CU 82 X FC 91 / 0-2 ③ / G4-3			B FF 93 B FF 91 S FF 93 B FF 93 X FC 90 / 3-1 ③ / G6-3		C FF 96 F SL 86 X FF 95 / 0-2 / 1 FC4 1B	4	0	2	0	0	0	0
32 Derek Dietrich, L (1, 7) OBP: 0.324, SLG: 0.425		B FF 91 X CH 86 / 1-0 ① / G4-3 / 2-3			T FF 92 X CH 86 / 0-1 / 19 G4-3 1B		X FF 93 / 0-0 ② / F7	C KC 77 S FF 96 F FF 96 X FF 96 / 0-2 ① / F7		4	0	1	0	0	0	3
1 Cameron Maybin, R (1, 9) (8, 8) OBP: 0.314, SLG: 0.312		D FC 89 F FC 91 B FC 90 X CU 82 / 2-1 ② / G5-3			B FF 91 S CU 79 C FC 91 S CU 80 / 1-3 ① / K			C KC 82 X KC 81 / 0-1 ② / F8	B FF 93 D SL 86 F FF 94 S SL 84 X FF 94 / 2-2 ③ / FC4 / 1-2f	4	0	0	0	0	1	4
19 Miguel Rojas, R (1, 6) OBP: 0.316, SLG: 0.380		C CU 80 B FC 90 F FC 91 D CU 82 D CU 82 S FC 89 / 3-3 ③ / K			C FF 91 X FC 90 / 0-1 ② ③ / G4-3 / 1-2f			B FF 97 B SI 96 B FF 96 B FF 95 / 4-0 / 9 2B BB		2	0	0	0	0	1	2
61 Adam Conley, L (5, 1)										0	0	0	0	0	0	0
71 Drew Steckenrider, R (7, 1)										0	0	0	0	0	0	0
3 JB Shuck, L (8, PH) (8, 9) OBP: 0.244, SLG: 0.235										0	0	0	0	1	0	0
9 Lewis Brinson, R (1, 8) OBP: 0.210, SLG: 0.283			C FF 92 B FC 90 B FC 90 S FC 90 S CU 80 / 2-3 ① / K			B FF 91 B FC 90 S FF 91 X FF 92 / 2-1 ① / G5-3		F SI 98 X FF 97 / 0-1 / 1-3 2B		3	0	1	0	0	1	0
56 Tayron Guerrero, R (8, 1)										0	0	0	0	0	0	0
55 Drew Rucinski, R (8, 1)										0	0	0	0	0	0	0
58 Dan Straily, R (1, 1) OBP: 0.167, SLG: 0.091			B FC 90 C FF 92 F FC 91 C FF 92 / 1-3 ② / K			B CU 80 F FC 87 S FF 91 F FF 93 B CU 81 F CH 86 F FC 90 F FF 93 S FC 91 / 2-3 ② / K		B KC 80 C FF 98 F FF 97 S SI 97 / 1-3 ③ / K		1	0	0	0	0	1	0
10 JT Riddle, L (5, 6) OBP: 0.207, SLG: 0.310										2	0	0	0	0	2	2

	AB	R	H	RBI	BB	SO	LOB
	31	1	6	1	2	7	14

MIAMI

Inning Stats	1	2	3	4	5	6	7	8	9	1B	SF	WP	PA
R	0	0	0	0	0	0	0	0	1	3	0	0	33
E	0	0	0	0	0	0	0	0	0	2B 3	SAC 0	PB 0	
K	0	1	2	0	1	2	0	1	0	3B 0	DP 2	SB 0	
S	9	8	8	8	7	13	5	11	16	HR 0	HBP 0	CS 0	
H	1	1	0	0	1	0	0	1	2				
LOB	0	1	0	0	0	0	0	2	2				
BB	0	0	0	0	0	0	0	1	1				
P	11	15	12	12	8	18	8	16	25				

PITCHER		IP	WLS	BF	H	R	ER	SO	BB	IBB	HBP	BLK	WP	HR	S	P	ERA	WHIP
55 Matt Koch, R	(1, 1)	7.0	W	22	3	0	0	6	0	0	0	0	0	0	58	84	0.00	0.429
ERA: 3.76																		
25 Archie Bradley, R	(8, 1)	1.0	H	5	1	0	0	1	1	0	0	0	0	0	11	16	0.00	2.000
ERA: 2.6																		
33 Jake Barrett, R	(9, 1)	1.0		6	2	1	1	0	1	0	0	0	0	0	16	25	9.00	3.000
ERA: 4.5																		

PITCHER	IP	WLS	BF	H	R	ER	SO	BB	IBB	HBP	BLK	WP	HR	S	P	ERA	WHIP

Miami Marlins @ Arizona Diamondbacks

Chase Field, Phoenix, AZ

Sun Jun 03 2018, 1:12 PM - 3:58 PM MST

Att. 31,727 - Roof Closed - 76 F

BOTTOM

Batter	1	2	3	4	5	6	7	8	9	AB R H RBI BB SO LOB
3 Daniel Descalso, L (1, 4) OBP: 0.353, SLG: 0.514 25 Archie Bradley, R (8, 1) 5 Alex Avila, L (8, PH) OBP: 0.253, SLG: 0.200 33 Jake Barrett, R (9, 1)	B FF 89, C FF 89, S SL 82, B CH 84, C SL 84 2-3 ① K		B FF 90, B FF 90, B FF 90, C FF 91, B FF 91 4-1 BB		F SL 82, S SL 86, X CH 86 0-2 ① G3 1-2, 2-3, 3-H		B FF 95, C FF 96, B FF 96, B FF 96, X FF 95 3-1 SF 44 FC4-2 2-H, 3-H	B FF 101, C FF 98, S SL 88, B SL 88, S FF 100 2-3 ② K		2 0 0 2 1 1 2 0 0 0 0 0 0 0 1 0 0 0 0 1 1 0 0 0 0 0 0 0
44 Paul Goldschmidt, R (1, 3) OBP: 0.325, SLG: 0.396	B FF 90, B FF 90, C FF 89, C FF 90, X FF 91 2-2 ② P6		F FF 90, 1 SAFE, C SL 84, 1 SAFE, F FF 92, X FF 91 0-2 ③ L9		B FF 91, C FF 91, B FF 91, D SL 85, B FF 92 4-1 BB		F FF 94, F SL 88, X FF 97 0-2 ② FC4-2 22 BB 3-H	B FF 94, X FF 95 1-0 ③ F9		4 0 0 0 1 0 3
22 Jake Lamb, L (1, 5) OBP: 0.347, SLG: 0.397	F FF 89, B SL 82, B FF 89, B FF 90, F FF 91, B FF 91 4-2 BB			B SL 82, T FF 90, F FF 90, F CH 84, S CH 84 1-3 ① K	C FF 96, B FF 95, D FF 95, X FF 96 2-1 ② ③ G5-2-3 3-Hf		B FF 94, B FF 95, B FF 95, C FF 95, B FF 95 4-1 BB 1-2			2 0 0 0 2 1 3
36 John Ryan Murphy, R (1, 2) OBP: 0.291, SLG: 0.614	C FF 91, 1 SAFE, B FF 91, 1 SAFE, B SL 85, X FF 91 2-1 ③ P6			B FF 91, F FF 91, B CH 85, B FF 91, F FF 91, S SL 86 3-3 ② K		B FF 94, X FF 94 1-0 E5 6 G4-6-3	F FF 96, X FF 95 0-1 ③ F9			4 0 0 0 0 1 3
6 David Peralta, L (1, 7) OBP: 0.335, SLG: 0.465		C FF 89, B CH 83, B FF 90, F FF 89, F FF 90, B FF 90, F FF 91, X FF 91 3-2 ① F7		T CH 85, B CH 85, F FF 92, X FF 91 1-2 2B		C FF 93, X FF 94 0-1 ① ② G4-6-3 1-2f		F FF 98, X FF 98 0-1 HR		4 1 2 1 0 0 1
16 Chris Owings, R (1, 9) OBP: 0.246, SLG: 0.285		C SL 84, S FF 92, F FF 91, X FF 92 0-2 ② F8		B SL 84, B FF 91, C SL 84, X FF 90 2-1 ③ L7		F FF 96, B FF 97, F FF 96, F FF 96, S CH 87 1-3 ③ K		B FF 101, B FF 100, B FF 99, B FF 98 4-0 BB 4 S, 13 1B, 4 WP		3 1 0 0 1 1 1
13 Nick Ahmed, R (1, 6) OBP: 0.262, SLG: 0.403		S FF 91, B SL 84, X FF 91 1-1 ③ G6-3			S SL 83, X FF 91 0-1 1B 55 BB, 1 BB, 3 G3		F FF 94, S CH 86, S CH 86 0-3 ① K	X FF 99 0-0 1B 4 WP, 4 S, 4 3B 1-2		4 2 2 0 0 1 0
1 Jarrod Dyson, L (1, 8) OBP: 0.300, SLG: 0.303			F FF 89, X CH 83 0-1 ① G4-3		1 SAFE, B SL 82, D CH 84, B FF 90, C FF 90, 1 SAFE, B FF 90 4-1 BB 3 G3, 55 BB, 22 G5-2-3 1-2		B SL 87, B FF 95, C FF 95, B FF 95, B FF 95 4-1 BB 4 2B, 3 SF	B FF 98, B FF 99, C FF 98, B FF 98, X FF 98 3-1 ① L8		2 1 0 0 2 0 2
55 Matt Koch, L (1, 1) OBP: 0.267, SLG: 0.083 4 Ketel Marte, S (7, PH) OBP: 0.288, SLG: 0.374 (8, 4)			C FF 90, S SL 83, C FF 91 0-3 ② K		B FF 90, B FF 90, B FF 89, B FF 90 4-0 BB 3 G3 1-2, 2-3		X FF 94 0-0 2B 3 SF 1-3	B SL 88, F FF 100, B FF 100, F FF 100, D SL 89, X FF 99 3-2 3B 1-H, 2-H		1 0 0 0 1 1 0 2 1 2 1 0 0 0

Inning Stats	1	2	3	4	5	6	7	8	9
R	0	0	0	0	1	0	2	3	
E	0	0	0	0	0	1	1	0	
K	1	0	1	2	0	1	1	1	
S	10	11	10	12	9	7	13	12	
H	0	0	0	1	1	0	1	3	
LOB	1	0	1	1	2	0	2	1	
BB	1	0	1	0	3	0	2	1	
P	20	15	14	19	23	9	24	25	

1B: 2, 2B: 2, 3B: 1, HR: 1, SF: 1, SAC: 0, DP: 2, HBP: 0

WP: 1, PB: 0, SB: 2, CS: 0, PA: 38

AB	29
R	6
H	6
RBI	4
BB	8
SO	7
LOB	16

livebaseballscorecards.com

PITCHER		IP	WLS	BF	H	R	ER	SO	BB	IBB	HBP	BLK	WP	HR	S	P	ERA	WHIP
58 Dan Straily, R (ERA: 3.5)	(1, 1)	4.1	L	20	2	1	1	4	5	0	0	0	0	0	50	87	2.08	1.615
61 Adam Conley, L (ERA: 1.42)	(5, 1)	2.0		8	1	2	1	2	1	0	0	0	0	0	16	27	4.50	1.000
71 Drew Steckenrider, R (ERA: 4.68)	(7, 1)	0.2		3	0	0	0	0	1	0	0	0	0	0	6	10	0.00	1.500
56 Tayron Guerrero, R (ERA: 5.88)	(8, 1)	0.2		6	3	3	3	1	1	0	0	0	1	1	11	23	40.50	6.000
55 Drew Rucinski, R (ERA:)	(8, 1)	0.1		1	0	0	0	0	0	0	0	0	0	0	1	2	0.00	0.000

PITCHER	IP	WLS	BF	H	R	ER	SO	BB	IBB	HBP	BLK	WP	HR	S	P	ERA	WHIP

Miami Marlins @ St. Louis Cardinals

Busch Stadium, St. Louis, MO

Tue Jun 05 2018, 7:15 PM - 10:27 PM CDT

Att. 40,070 - Clear - 87 F

TOP

livebaseballscorecards.com

Batter	1	2	3	4	5	6	7	8	9	AB	R	H	RBI	BB	SO	LOB
13 Starlin Castro, R (1, 4) OBP: 0.328, SLG: 0.391	B FF 91 B FF 93 B SI 91 B FF 92 4-0 11 G6-4-3 BB		C SI 89 B CH 85 F SI 92 B FF 95 F SL 83 X FF 93 2-2 11 BB 32 1B 41 G6-4-3 1B		F FF 92 F FF 92 X SL 84 0-2 ① P5	B KC 77 C CH 83 X FF 93 1-1 ① F9 2-3		C SL 90 B CU 80 F SL 89 1 SAFE F SI 93 S SL 89 1-3 ① K		4	1	1	0	1	1	4
32 Derek Dietrich, L (1, 7) OBP: 0.327, SLG: 0.433 61 Adam Conley, L (6, 1) 71 Drew Steckenrider, R (7, 1) 9 Lewis Brinson, R (8, PH) OBP: 0.209, SLG: 0.281 (8, 8)	C FF 93 F SI 92 F FC 92 B FF 95 F FF 96 D CH 87 T SL 84 2-2 ① K		B CH 86 X SI 92 1-0 41 G6-4-3 15 1B 11 BB 1-2 1B		B SL 84 B FF 92 C SL 84 X FF 92 2-1 11 1B 41 SF7 2B	1 SAFE 1 SAFE X KC 78 0-0 ② SF5 3-H		1 SAFE C SL 89 S SI 94 S SL 92 0-3 ② K		3 0 0 1	2 0 0 0	2 0 0 0	1 0 0 0	0 0 0 0	1 0 0 1	1 0 0 2
11 J.T. Realmuto, R (1, 2) OBP: 0.360, SLG: 0.503	X SI 93 0-0 ②③ G6-4-3 1-2f		D FC 91 B SL 83 B FC 92 B SI 92 4-0 41 G6-4-3 1-2 2-3 BB		C SL 84 F SL 84 X FF 92 0-2 15 WP 41 SF7 15 HR 2-3 1B	B FF 93 1 SAFE C FF 94 B FF 92 X KC 77 2-1 ③ G5-3		C SL 90 D SI 95 B SI 93 X CU 80 2-1 ③ FC6-4 1-2f		4	1	1	0	1	0	4
41 Justin Bour, L (1, 3) OBP: 0.366, SLG: 0.433 46 Kyle Barraclough, R (9, 1)		B CU 78 B FC 89 B SI 90 B SI 90 4-0 19 G4-6-3 15 1B BB	B FC 93 S CH 87 X SI 93 1-1 ①② G6-4-3 1-2f 2-3 3-H		F SL 86 B SL 84 X SL 84 1-1 ② SF7 1-2 3-H		B SL 81 B SI 89 S SL 80 F SI 89 X SL 79 2-2 ① F9		C FF 95 B FF 94 F SL 80 B FF 95 F FF 96 B FF 94 C SL 83 3-3 ① K	3 0	0 0	0 0	1 0	1 0	1 0	2 0
15 Brian Anderson, R (1, 9) OBP: 0.371, SLG: 0.418		B FF 90 C SL 82 X SL 81 1-1 19 G4-6-3 1-2 1B	F FF 93 X SI 94 0-1 3-H 1B		D SL 83 B FF 92 S SL 84 X FF 92 2-1 2-H HR		C SL 81 F CH 85 B FF 91 X SL 80 1-2 ② G5-3		X SL 82 0-0 E6 10 1B	5	1	3	3	0	0	0
19 Miguel Rojas, R (1, 5) OBP: 0.313, SLG: 0.373		C SI 92 F FC 90 X SI 93 0-2 ①② G4-6-3 1-2f 2-3	1 SAFE S SI 94 F SI 94 S SL 84 0-3 ③ K		B SL 82 F FF 91 S SL 83 B SL 84 F SL 84 B FF 91 X SL 85 3-2 ③ G5-3		B SL 82 B SI 90 B SL 80 C FF 90 B SL 80 4-1 BB		F FF 94 C SL 81 C FF 92 0-3 ② K	4	0	0	0	1	2	4
10 JT Riddle, L (1, 6) OBP: 0.265, SLG: 0.424		B FC 93 D CH 86 B CH 87 C FC 92 B FF 93 4-1 3 BB BB	B CU 77 F FC 90 F FF 94 B FF 95 F SL 84 F SL 82 B SL 85 X FC 92 3-2 ① G3		B FF 93 B FF 92 X FF 92 2-0 HR	B FF 89 B SL 80 1 SAFE C SL 80 S SL 80 1 SAFE S SL 80 2-3 ③ K		C FF 94 X SL 82 0-1 1-2 1B	4	1	2	1	1	1	1
3 JB Shuck, L (1, 8) OBP: 0.267, SLG: 0.232 29 Brad Ziegler, R (8, 1) 2 Yadiel Rivera, R (9, PH) OBP: 0.321, SLG: 0.222 (9, 3)		B SI 93 C SI 92 D CH 86 B SL 83 B SI 93 4-1 1-2 BB	B FF 93 C SI 91 F CH 85 F FF 94 S SL 84 1-3 ② K		B KC 77 C FF 94 B KC 78 B FF 94 B FF 93 4-1 13 F9 1 BB 32 SF5 BB		B CU 79 F FF 95 B CU 78 F SI 95 B FF 95 B FF 97 4-2 1 E 1 S BB	F SL 81 X FF 94 0-1 ③ P4	1 0 1	1 0 0	0 0 0	0 0 0	3 0 0	1 0 0	0 0 2
62 José Ureña, R (1, 1) OBP: 0.045, SLG: 0.091 1 Cameron Maybin, R (6, PH) OBP: 0.316, SLG: 0.309 (6, 7)		C SI 93 C SL 83 F SL 84 F FF 95 F FF 95 F SL 84 C SL 84 0-3 ③ K	S FF 92 C SI 92 T SL 81 0-2 ③ K		B FF 94 S KC 77 F KC 78 1 SAFE B FF 93 F FF 93 D KC 80 B FF 94 4-2 1-2 BB		C SI 95 B CU 81 1 SAFE B CU 79 B SL 90 X SL 89 3-1 E5 11 FC6-4 1-3		2 1	0 0	0 0	0 0	0 1	2 0	3 1
Inning Stats	R: 0 E: 0 K: 1 S: 6 H: 0 LOB: 0 BB: 1 P: 12	R: 0 E: 0 K: 1 S: 14 H: 1 LOB: 3 BB: 3 P: 27	R: 2 E: 0 K: 1 S: 12 H: 3 LOB: 1 BB: 1 P: 20	R: 0 E: 0 K: 2 S: 12 H: 0 LOB: 0 BB: 0 P: 16	R: 3 E: 0 K: 0 S: 16 H: 3 LOB: 0 BB: 0 P: 24	R: 2 E: 0 K: 0 S: 10 H: 1 LOB: 1 BB: 2 P: 23	R: 0 E: 0 K: 1 S: 10 H: 0 LOB: 1 BB: 1 P: 19	R: 0 E: 1 K: 2 S: 13 H: 0 LOB: 2 BB: 1 P: 23	R: 0 E: 1 K: 2 S: 12 H: 1 LOB: 2 BB: 0 P: 15	1B: 6 2B: 1 3B: 0 HR: 2 SF: 2 SAC: 0 DP: 3 HBP: 0						

	AB	33
	R	7
	H	9
	RBI	6
	BB	9
	SO	10
	LOB	24

WP: 1 PB: 0 SB: 1 CS: 0 PA: 44

PITCHER		IP	WLS	BF	H	R	ER	SO	BB	IBB	HBP	BLK	WP	HR	S	P	ERA	WHIP
18 Carlos Martinez, R ERA: 1.83	(1, 1)	4.0		18	4	2	2	5	5	0	0	0	0	0	44	75	4.50	2.250
58 Preston Guilmet, R ERA: 27.0	(5, 1)	1.0	L	6	3	3	3	0	0	0	0	0	1	1	16	24	27.00	3.000
68 Austin Gomber, L ERA: 4.5	(6, 1)	1.0		6	1	2	2	0	2	0	0	0	0	1	10	23	18.00	3.000
70 Tyler Lyons, L ERA: 5.93	(7, 1)	1.0		4	0	0	0	1	1	0	0	0	0	0	10	19	0.00	1.000
64 Sam Tuivailala, R ERA: 3.18	(8, 1)	1.0		5	0	0	0	2	1	0	0	0	0	0	13	23	0.00	1.000

PITCHER		IP	WLS	BF	H	R	ER	SO	BB	IBB	HBP	BLK	WP	HR	S	P	ERA	WHIP
60 John Brebbia, R ERA: 4.08	(9, 1)	1.0		5	1	0	0	2	0	0	0	0	0	0	12	15	0.00	1.000

Miami Marlins @ St. Louis Cardinals

Busch Stadium, St. Louis, MO

Tue Jun 05 2018, 7:15 PM - 10:27 PM CDT

Att. 40,070 - Clear - 87 F

BOTTOM

Batter	1	2	3	4	5	6	7	8	9	AB	R	H	RBI	BB	SO	LOB
13 Matt Carpenter, L (1, 5) OBP: 0.333, SLG: 0.414	C CH 93 B CH 93 B CH 93 X SI 94 2-1 38 F7-3 1B		C SI 94 C CH 90 B SI 96 B SL 88 B CH 91 F CH 92 X CH 91 3-2 38 1B 28 G6-4-3 1B		C SI 94 F SI 95 F CH 91 B SI 95 F SI 96 B SL 89 X SI 96 2-2 28 FC6-5 38 1B 1-2 1B	C FF 96 C SL 90 S CH 85 0-3 ③ K			F FF 92 B CH 87 F FF 94 X FF 92 1-2 ③ F7	5	1	3	0	0	1	2
38 José Martínez, R (1, 3) OBP: 0.365, SLG: 0.442	C SI 95 X SI 95 0-1 ① ② F7-3 1-1		1 SAFE C SI 96 X SL 86 0-1 28 G6-4-3 1-3 1B		B SI 96 B CH 91 C SI 96 X SI 95 2-1 28 FC6-5 23 1B 1-2 2-3 1B		X FF 96 0-0 ① L9			4	1	2	0	0	0	1
28 Tommy Pham, R (1, 8) OBP: 0.359, SLG: 0.452	F SI 96 X SI 96 0-1 ③ G5-3		B SL 85 B SI 96 C SL 88 X SL 86 2-1 ① ② G6-4-3 1-2f 3-H		B SI 96 B SI 95 X SI 95 2-0 ① FC6-5 23 1B 4 G4-3 1-2 2-3f 3-H		B FF 95 C FF 96 X CU 84 1-1 ② G6-3			4	0	0	1	0	0	3
23 Marcell Ozuna, R (1, 7) OBP: 0.330, SLG: 0.381		B SI 95 B SI 94 B SI 96 C SI 96 X SI 96 3-1 4 WP 4 1B 1B	C SI 96 B CH 90 B CH 90 B SL 87 X CH 91 3-1 1B		X SL 86 0-0 1-3 2-H 1B		B FF 96 F SL 89 S FF 96 X FF 96 1-2 ③ L9			4	1	3	1	0	0	0
4 Yadier Molina, R (1, 2) OBP: 0.290, SLG: 0.449		B SI 95 S SL 88 F SI 96 B SL 88 B SL 89 X SL 86 3-2 16 2B 1-H 1B	X SI 96 0-0 ③ L4		F SL 87 3 SAFE F SI 96 F SI 97 F SL 90 B SL 87 F CH 92 X SI 97 1-2 ② ③ G4-3 3-H			B SI 84 X SI 84 1-0 ① G6-3		4	0	1	1	0	0	3
25 Dexter Fowler, S (1, 9) OBP: 0.285, SLG: 0.302		X CH 93 0-0 ① L8		B SI 94 B SI 94 F SI 96 B SL 87 X SI 94 3-1 ① F7		C FF 96 B FF 96 X FF 96 1-1 34 1B 1B		B SI 84 B SI 84 X SI 85 2-0 ② G3		4	0	1	0	0	0	1
34 Yairo Muñoz, R (1, 6) OBP: 0.348, SLG: 0.426		S SI 96 S SI 96 F SI 97 B CH 89 F SI 96 S SI 98 1-3 ② K		S SL 86 F SL 85 F SI 97 F SI 96 B SL 88 F CH 91 B SI 97 B SI 97 S SI 96 3-3 ② K		C FF 95 1 SAFE S CH 86 B FF 97 B FF 97 X CH 86 2-2 1-2 1B		B SI 84 X SI 85 1-0 ③ G4-3		4	0	1	0	0	2	1
16 Kolten Wong, L (1, 4) OBP: 0.278, SLG: 0.310		C SI 96 X SL 88 0-1 1-3 2B		B SL 88 B CH 91 B SI 96 C SI 96 F CH 92 X SI 97 3-2 ③ G1-3		X FF 96 0-0 ① B2			X FF 94 0-0 ① G3	4	0	1	0	0	0	2
18 Carlos Martinez, R (1, 1) OBP: 0.286, SLG: 0.370 58 Preston Guilmet, R (6, 1) 40 Luke Voit, R (5, PH) OBP: 1.000, SLG: 1.000 68 Austin Gomber, L (8, 1) 48 Harrison Bader, R (9, PH) OBP: 0.400, SLG: 0.545 70 Tyler Lyons, L (7, 1) 64 Sam Tuivailala, R (8, 1) 60 John Brebbia, L (9, 1) 3 Jedd Gyorko, R (5, PH) OBP: 0.000, SLG: 0.417		S SI 96 S SI 96 S SI 96 0-3 ③ K			B SL 86 B SI 96 S SI 96 S SL 87 B CU 86 B SI 96 4-2 38 1B 13 1B 28 FC6-5 BB	F FF 95 S FF 95 B CH 87 B SL 89 B FF 95 F FF 96 S CH 86 3-3 ② K			C FF 92 B SL 81 S FF 94 F FF 94 B CH 87 F FF 93 B FF 95 X FF 95 3-2 ② P3	1 0 0 0 0 1 2 0 0 0 0 0 0 0 0 1 0 0 1 0 0 0 0 0 0 0 0 0 1 0 0 0 0 1 2 0 0 0 0 0 0 0 0 0 0 0 0 0 0 0 0 0 0 0 0 0 1 0 0 0 0 0 0						
Inning Stats	R: 0 E: 0 K: 0 S: 6 H: 1 LOB: 0 BB: 0 P: 8	R: 1 E: 0 K: 2 S: 16 H: 3 LOB: 2 BB: 0 P: 23	R: 1 E: 0 K: 0 S: 11 H: 3 LOB: 1 BB: 0 P: 19	R: 0 E: 0 K: 1 S: 11 H: 0 LOB: 0 BB: 0 P: 20	R: 2 E: 0 K: 0 S: 17 H: 3 LOB: 1 BB: 1 P: 28	R: 0 E: 0 K: 2 S: 13 H: 2 LOB: 2 BB: 0 P: 19	R: 0 E: 0 K: 0 S: 6 H: 0 LOB: 0 BB: 0 P: 8	R: 0 E: 0 K: 0 S: 3 H: 0 LOB: 0 BB: 0 P: 7	R: 0 E: 0 K: 0 S: 9 H: 0 LOB: 0 BB: 0 P: 13	1B: 11 2B: 2 3B: 0 HR: 0 SF: 0 SAC: 0 DP: 2 HBP: 0						

	AB	36
	R	4
	H	12
	RBI	3
	BB	1
	SO	5
	LOB	17

WP: 1 PA: 37
PB: 0
SB: 0
CS: 0

livebaseballscorecards.com

PITCHER		IP	WLS	BF	H	R	ER	SO	BB	IBB	HBP	BLK	WP	HR	S	P	ERA	WHIP
62 José Ureña, R ERA: 4.6	(1, 1)	5.0	W	23	10	4	4	3	1	0	0	0	1	0	61	98	7.20	2.200
61 Adam Conley, L ERA: 1.23	(6, 1)	1.0	H	5	2	0	0	2	0	0	0	0	0	0	13	19	0.00	2.000
71 Drew Steckenrider, R ERA: 4.5	(7, 1)	1.0	H	3	0	0	0	0	0	0	0	0	0	0	6	8	0.00	0.000
29 Brad Ziegler, R ERA: 7.56	(8, 1)	1.0	H	3	0	0	0	0	0	0	0	0	0	0	3	7	0.00	0.000
46 Kyle Barraclough, R ERA: 1.37	(9, 1)	1.0	S	3	0	0	0	0	0	0	0	0	0	0	9	13	0.00	0.000

Batter	1	2	3	4	5	6	7	8	9	AB	R	H	RBI	BB	SO	LOB
13 Starlin Castro, R (1, 4) OBP: 0.336, SLG: 0.411	X FF 92 0-0 ① P6		B FF 92 C SL 82 S FF 91 B FF 94 X FF 94 2-2 32 HR 1B		C SL 83 F SI 89 F SL 84 S KC 78 0-3 ① K	B KC 79 B CH 80 X SI 87 2-0 32 1B 2B	B SL 84 C SL 83 C SL 83 X SL 83 1-2 32 1B 11 2B 2B		X FA 78 0-0 2B	6	3	4	0	0	1	0
32 Derek Dietrich, L (1, 7) OBP: 0.338, SLG: 0.457 67 Tyler Cloyd, R (7, 1)	B FF 91 F FF 92 B KC 77 S CH 87 S SL 84 2-3 ② K		F KC 78 X SL 83 0-1 1-H HR		C KC 75 B CH 85 X CH 85 1-1 41 BB 15 2B 1B	F KC 80 B SI 90 F FC 86 F KC 81 B FF 90 X KC 82 2-2 ② 2-H 1B	B FF 91 F FF 91 X SL 83 1-1 11 2B 2-3 1B		B FA 77 B FA 77 B FA 76 C FA 75 X FA 74 3-1 ② G6-3	5 1	2 0	4 0	3 0	0 0	1 0	0 1
11 J.T. Realmuto, R (1, 2) OBP: 0.376, SLG: 0.534	C FF 92 H SI 89 1-1 HBP		B SL 82 B KC 76 X FF 92 2-0 41 1B 15 FC1-4 2B		F SI 88 1 SAFE B SL 84 F SL 82 D KC 79 X SL 82 2-2 ② F7	S SI 90 B CH 82 F CH 83 X KC 81 1-2 41 E 3B	B FF 90 B SL 83 X SL 83 2-0 1-3 3-H 2B		F FA 78 H CH 71 1-1 HBP	4	2	3	1	0	0	1
41 Justin Bour, L (1, 3) OBP: 0.365, SLG: 0.427	S KC 77 B FF 93 B FF 93 F SL 82 F SL 84 S FF 93 2-3 ③ K		B FF 91 C CH 86 D KC 78 F KC 78 B SL 83 F KC 78 X FF 93 3-2 15 FC1-4 2-3 1B		C FF 91 B FF 92 B FF 93 F CH 85 D KC 78 B SI 91 4-2 15 2B 19 E 1-2 BB	C SI 90 F FC 86 X FF 90 0-2 E6 15 BB 3-H	C SI 90 B SL 84 C FF 90 S SL 84 1-3 ③ K		C FA 81 B FA 83 X FA 79 1-1 ③ G4-3	5	1	1	0	1	2	5
15 Brian Anderson, R (1, 9) OBP: 0.371, SLG: 0.419		C SI 88 F SI 89 B SL 83 S SL 83 1-3 ① K	X SL 83 0-0 ① FC1-4 19 G6-4-3 1-2f 3-H		X SL 83 0-0 19 E 10 1B 1-3 2-H 2B	B FC 87 B FC 87 B FC 80 C FF 89 B SI 90 4-1 1-2 BB		B SL 84 B SL 81 C SL 81 S FF 94 X FF 94 2-2 ① F9		4	1	1	2	1	1	1
19 Miguel Rojas, R (1, 5) OBP: 0.307, SLG: 0.364		B KC 78 L SL 82 B SI 89 B FF 92 F FF 92 F SL 82 X FF 92 3-2 E6 9 1B	1 SAFE 1 SAFE B SL 84 C SI 90 X SI 90 1-1 ②③ G6-4-3 1-2f		C SI 90 X KC 78 0-1 E6 10 1B 2-3 3-H	D KC 81 S CH 82 X FC 87 1-1 ③ G5-3		C FF 94 B SL 84 B SL 82 B FF 94 F FF 93 F FF 94 F FF 94 F FF 95 X SL 79 3-2 ② G4-3		5	0	0	0	0	0	4
10 JT Riddle, L (1, 6) OBP: 0.256, SLG: 0.395		B FF 92 X FF 92 1-0 ② L7		B FF 91 B CH 84 X FF 90 2-0 ① F8	C FF 92 X KC 78 0-1 1-2 3-H 1B		C FF 91 S SL 83 F FF 91 F SL 84 S FF 91 0-3 ① K	B SL 82 B FF 93 B SL 81 C FF 93 X FF 94 3-1 ③ G3-1		5	0	1	1	0	1	1
9 Lewis Brinson, R (1, 8) OBP: 0.218, SLG: 0.319		1 SAFE F SL 84 F FF 92 B SL 84 X KC 78 1-2 1-3 1B		S SL 83 S SL 83 B FF 90 C FF 91 1-3 ② K	S SI 91 D SL 85 X SL 83 1-1 ③ G4-3		C SL 83 B SL 83 X FF 92 1-1 HR		B FA 73 X FA 73 1-0 HR	5	2	3	2	0	1	2
54 Wei-Yin Chen, R (1, 1) OBP: 0.154, SLG: 0.154 55 Drew Rucinski, R (5, 1) 3 JB Shuck, L (7, 7) OBP: 0.264, SLG: 0.229		S SL 83 X SI 88 0-1 ③ G6-3		B FF 90 S FF 90 B SL 82 C FF 90 C FF 92 2-3 ③ K		C FF 87 B FF 86 B FF 88 C FF 88 2-3 ① K	C FF 91 B FF 90 C FF 90 C FF 91 1-3 ② K		C FA 80 B FA 80 X FA 78 1-1 ① F7	2 2 1	0 0 0	0 0 0	0 0 0	0 0 0	1 2 0	2 0 0
Inning Stats	R: 0 E: 0 K: 2 S: 9 H: 0 LOB: 1 BB: 0 P: 14	R: 0 E: 1 K: 1 S: 13 H: 1 LOB: 2 BB: 0 P: 19	R: 3 E: 0 K: 0 S: 13 H: 4 LOB: 0 BB: 0 P: 21	R: 0 E: 0 K: 2 S: 7 H: 0 LOB: 0 BB: 0 P: 12	R: 3 E: 1 K: 1 S: 18 H: 3 LOB: 2 BB: 1 P: 26	R: 2 E: 1 K: 1 S: 17 H: 3 LOB: 2 BB: 1 P: 29	R: 2 E: 0 K: 3 S: 19 H: 4 LOB: 2 BB: 0 P: 26	R: 0 E: 0 K: 0 S: 11 H: 0 LOB: 0 BB: 0 P: 19	R: 1 E: 0 K: 0 S: 9 H: 2 LOB: 2 BB: 0 P: 16	1B: 7 2B: 6 3B: 1 HR: 3	SF: 0 SAC: 0 DP: 1 HBP: 2			WP: 0 PB: 0 SB: 0 CS: 0	PA: 49		

TOP

Miami Marlins @ St. Louis Cardinals

Busch Stadium, St. Louis, MO

Wed Jun 06 2018, 7:16 PM - 10:39 PM CDT

Att. 40,109 - Clear - 88 F

livebaseballscorecards.com

AB	45
R	11
H	17
RBI	9
BB	2
SO	10
LOB	17

MIAMI

PITCHER		IP	WLS	BF	H	R	ER	SO	BB	IBB	HBP	BLK	WP	HR	S	P	ERA	WHIP
32 Jack Flaherty, R ERA: 3.2	(1, 1)	5.0	L	26	8	6	4	6	1	0	1	0	0	1	60	92	7.20	1.800
27 Brett Cecil, L ERA: 6.75	(6, 1)	1.0		7	3	2	1	1	1	0	0	0	0	0	17	29	9.00	4.000
58 Preston Guilmet, R ERA: 22.5	(7, 1)	1.0		7	4	2	2	3	0	0	0	0	0	1	19	26	18.00	4.000
60 John Brebbia, R ERA: 3.86	(8, 1)	1.0		3	0	0	0	0	0	0	0	0	0	0	11	19	0.00	0.000
3 Jedd Gyorko, R ERA: 9.0	(9, 1)	1.0		6	2	1	1	0	0	0	1	0	0	1	9	16	9.00	2.000

PITCHER	IP	WLS	BF	H	R	ER	SO	BB	IBB	HBP	BLK	WP	HR	S	P	ERA	WHIP

Batter	1	2	3	4	5	6	7	8	9	AB	R	H	RBI	BB	SO	LOB
13 Matt Carpenter, L (1, 5) OBP: 0.330, SLG: 0.413	C FF 90 B SL 84 B FF 91 B FF 90 F FF 90 F FF 89 X SL 84 3-2 ① G4-3		C FF 90 B CU 73 S SL 83 B SL 84 B FF 92 X FF 90 3-2 ① L8		C SL 84 X SL 85 0-1 ① G6-3		B FF 94 F FF 93 S SL 84 B SL 84 F FF 94 X FC 92 2-2 ① 28 F9 38 1B 2B		B SI 90 C SI 90 X CH 84 1-1 ③ F8	5	1	1	0	0	0	0
28 Tommy Pham, R (1, 8) OBP: 0.362, SLG: 0.453	C FF 92 X CU 74 0-1 ② G6-3		B CH 82 F FF 90 B FF 90 X CU 71 2-1 38 2B 1B		C FF 91 B SL 86 F FF 91 B FF 91 X SL 84 2-2 23 FC5-4 38 BB 1B		X FC 91 0-0 ② F9 2-3			4	1	2	0	0	0	1
38 José Martínez, R (1, 3) OBP: 0.376, SLG: 0.455 60 John Brebbia, L (8, 1) 16 Kolten Wong, L (9, 4) OBP: 0.278, SLG: 0.310	C FF 92 B FF 92 B CU 74 X FF 91 2-1 1B		C CU 68 X FF 90 0-1 1-H 2B		C FF 91 B SI 91 F CU 71 B FF 91 B SL 84 F FF 90 B CU 67 4-2 23 FC5-4 1-2 BB		B SI 95 C FC 91 B FC 92 F FF 94 F FF 95 B FC 91 F SI 94 X FC 90 3-2 3-H 1B			3 0 0	0 0 0	3 0 0	2 0 0	1 0 0	0 0 0	0 0 0
23 Marcell Ozuna, R (1, 7) OBP: 0.325, SLG: 0.374	B CU 71 C FF 90 S CH 83 B CH 83 X FF 91 2-2 ③ G6-3		B CH 80 S CH 81 B FF 90 B FF 91 F CU 70 F CH 80 X FF 92 3-2 ② L9		X FC 91 0-0 ② FC5-4 1-2f 2-3		C FC 85 B SI 91 C SI 90 S FC 88 1-3 ③ K			4	0	0	0	0	1	5
4 Yadier Molina, R (1, 2) OBP: 0.283, SLG: 0.438 58 Preston Guilmet, R (7, 1) 40 Luke Voit, R (8, 3) OBP: 0.667, SLG: 0.500		B FF 90 B FF 89 C FF 89 F CH 82 S FF 92 2-3 ① K	S FF 91 F CH 81 X FF 92 0-2 ③ G5-3		F FC 90 S FF 94 F FF 95 B FF 94 F CH 86 F FF 94 S FC 91 1-3 ③ K			B FF 90 C FC 87 B SI 89 X FC 86 2-1 ① F9		3 0 1	0 0 0	0 0 0	0 0 0	2 0 0	0 0 0	3 0 0
3 Jedd Gyorko, R (1, 4) OBP: 0.336, SLG: 0.420 (9, 1)		X FF 92 0-0 32 FC5 2B		B CU 70 C CH 81 B CH 82 F FF 92 B FF 92 F CH 81 X FF 91 3-2 ① F9		B FF 92 X FC 90 1-0 ① G4-3		X FF 90 0-0 ② F9		4	0	1	0	0	0	0
48 Harrison Bader, R (1, 9) OBP: 0.342, SLG: 0.448		C CU 70 C FF 90 B FF 90 X CH 82 1-2 ② G5-3		C CU 72 C CH 82 X CH 82 0-2 34 WP 34 SF9 2B		C FF 94 F FC 91 F SL 84 B FF 93 C FF 93 1-3 ② K		C FF 91 F FC 89 S SI 88 0-3 ③ K		4	1	1	0	0	2	1
34 Yairo Muñoz, R (1, 6) OBP: 0.343, SLG: 0.413		0-0 32 FC5 IBB		F FF 92 F FF 92 F FF 91 D CU 73 B FF 92 F FF 92 X FF 93 2-2 ② SF9 2-H		B FC 90 B SI 94 B FC 90 C FF 94 X FF 94 3-1 ③ F9			X FF 89 0-0 ① G4-3	2	0	0	1	1	0	0
32 Jack Flaherty, R (1, 1) OBP: 0.083, SLG: 0.083 27 Brett Cecil, R (6, 1) 46 Francisco Peña, R (7, 2) OBP: 0.263, SLG: 0.333		B FF 89 C CU 72 C CU 71 F FF 90 F CU 71 X CH 80 1-2 ③ FC5 1-2 2-3f		C FF 90 C CU 71 F FF 90 S SL 85 0-3 ③ K			C FF 92 F SL 84 B FC 89 X FF 92 1-2 ① G4-3		F FF 90 B SI 88 F FC 86 T SI 88 1-2 ② K	2 0 2	0 0 0	0 0 0	0 0 0	0 0 0	1 0 1	2 0 0
Inning Stats	R: 0 H: 1 E: 0 LOB: 1 K: 0 BB: 0 S: 11 P: 18	R: 0 H: 1 E: 0 LOB: 2 K: 1 BB: 1 S: 12 P: 16	R: 1 H: 2 E: 0 LOB: 1 K: 0 BB: 0 S: 14 P: 22	R: 1 H: 1 E: 0 LOB: 0 K: 1 BB: 0 S: 16 P: 21	R: 0 H: 1 E: 0 LOB: 2 K: 1 BB: 1 S: 15 P: 22	R: 0 H: 0 E: 0 LOB: 0 K: 1 BB: 0 S: 7 P: 12	R: 1 H: 2 E: 0 LOB: 1 K: 1 BB: 0 S: 16 P: 23	R: 0 H: 0 E: 0 LOB: 0 K: 1 BB: 0 S: 6 P: 8	R: 0 H: 0 E: 0 LOB: 0 K: 1 BB: 0 S: 6 P: 8	1B: 4 SF: 1 2B: 4 SAC: 0 3B: 0 DP: 0 HR: 0 HBP: 0						

PITCHER	IP	WLS	BF	H	R	ER	SO	BB	IBB	HBP	BLK	WP	HR	S	P	ERA	WHIP
54 Wei-Yin Chen, L (1, 1) ERA: 5.86	4.1		21	6	2	2	2	1	1	0	0	1	0	61	91	4.15	1.615
55 Drew Rucinski, R (5, 1) ERA: 3.38	2.1	W	9	2	1	1	2	0	0	0	0	0	0	27	39	3.86	0.857
67 Tyler Cloyd, R (7, 1) ERA: 8.66	2.1		7	0	0	0	3	0	0	0	0	0	0	15	20	0.00	0.000

PITCHER	IP	WLS	BF	H	R	ER	SO	BB	IBB	HBP	BLK	WP	HR	S	P	ERA	WHIP

BOTTOM

Miami Marlins @ St. Louis Cardinals

Busch Stadium, St. Louis, MO

Wed Jun 06 2018, 7:16 PM - 10:39 PM CDT

Att. 40,109 - Clear - 88 F

livebaseballscorecards.com

AB	34
R	3
H	8
RBI	3
BB	2
SO	7
LOB	12

WP: 1 PA: 37
PB: 0
SB: 0
CS: 0

Batter	1	2	3	4	5	6	7	8	9	AB	R	H	RBI	BB	SO	LOB
13 Starlin Castro, R (1, 4) OBP: 0.331, SLG: 0.404	F FF 93 C CU 79 X FF 94 0-2 ① F9		C CU 79 T CH 89 B SL 88 B CU 80 F SL 89 B FF 96 X CH 89 3-2 ② G6-3			C SL 88 B SI 91 X SL 88 1-1 E9 41 2B		C SI 101 S SL 87 S SL 85 0-3 ② K		4	1	0	0	0	1	0
32 Derek Dietrich, L (1, 7) OBP: 0.336, SLG: 0.450	C SI 94 F SL 89 B SI 95 F FF 95 X SL 89 1-2 ② G4-3		B CU 79 F FF 96 F SL 89 F FF 96 B CU 78 X SL 89 2-2 ③ F8			X SL 87 0-0 ② L9		B SI 101 B SI 101 C SI 100 B SI 100 B SI 102 4-1 41 1B BB		3	0	0	0	1	0	1
41 Justin Bour, L (1, 3) OBP: 0.371, SLG: 0.439	S SL 89 B SI 93 S FF 95 B CU 81 F FF 94 X CU 80 2-2 15 1B 1B			S CU 79 B CH 89 X FF 95 1-1 ① G4-3		C FF 94 X CU 80 0-1 2-H 2B		C SI 100 X SI 100 0-1 1-2 1B		4	0	3	1	0	0	0
15 Brian Anderson, R (1, 9) OBP: 0.373, SLG: 0.418	S SI 94 F FF 94 B SL 88 X CU 79 1-2 1B			L FF 94 B FF 96 X SL 88 1-1 ② G6-3		0-0 IBB		C SI 101 C SI 100 S SL 86 0-3 ③ K		3	0	1	0	1	1	2
10 JT Riddle, L (1, 6) OBP: 0.233, SLG: 0.357	C SL 88 F FF 94 F FF 94 F SL 89 S CU 80 0-3 ③ K			B SI 95 B CU 80 F SI 94 F SL 86 F SI 95 F FF 96 B SI 90 S FF 96 3-3 ③ K		C SL 90 B SL 88 X FF 94 1-1 ③ G6-3			C SI 94 B SI 94 F FC 90 B SI 94 S FC 90 2-3 ① K	4	0	0	0	0	3	4
9 Lewis Brinson, R (1, 8) OBP: 0.214, SLG: 0.313		B SL 88 X SL 88 1-0 ① G3			L SL 86 S SL 87 X CU 78 0-2 ① F7		B FF 93 C SL 88 X SL 87 1-1 ① G3-1		B FF 93 F FC 90 S FC 90 F FF 95 F SL 83 F FC 90 X FF 94 1-2 ② F7	4	0	0	0	0	0	0
2 Yadiel Rivera, R (1, 5) OBP: 0.304, SLG: 0.208 19 Miguel Rojas, R (9, PH) OBP: 0.305, SLG: 0.363		C FF 94 S SL 88 B SL 89 B FF 95 X SL 89 2-2 ② G4-3			C FF 95 C FF 96 B SL 88 B SL 89 F FF 95 B SI 95 F SL 89 X FF 95 3-2 ② G4-3		F SL 86 S SL 87 B CU 79 X FF 96 1-2 ② G3		F FF 94 X FC 89 0-1 ③ G1-5-3	3 1	0 0	0 0	0 0	0 0	0 0	0 0
28 Bryan Holaday, R (1, 2) OBP: 0.220, SLG: 0.236		C FF 96 T FF 95 S FF 96 0-3 ③ K			F SL 87 X SL 86 0-1 ③ G6-3		B CU 78 F SL 88 X SL 87 1-1 ③ F7			3	0	0	0	0	1	0
36 Trevor Richards, R (1, 1) 29 Brad Ziegler, R (6, 1) 61 Adam Conley, L (7, 1) 51 Ben Meyer, L (7, 1) 3 JB Shuck, L (8, PH) OBP: 0.261, SLG: 0.226 56 Tayron Guerrero, R (8, 1)			C FF 94 S SL 88 F FF 95 S CU 79 0-3 ① K			C FF 95 C FF 95 S SL 89 0-3 ① K		C SI 100 B SI 100 B SI 100 X SI 101 2-1 ① G1-3		2 0 0 0 1 0	0 0 0 0 0 0	0 0 0 0 0 0	0 0 0 0 0 0	2 0 0 0 0 0	0 0 0 0 0 0
Inning Stats	R: 0 E: 0 K: 1 S: 19 H: 2 LOB: 2 BB: 0 P: 23	R: 0 E: 0 K: 1 S: 7 H: 0 LOB: 0 BB: 0 P: 10	R: 0 E: 0 K: 1 S: 12 H: 0 LOB: 0 BB: 0 P: 17	R: 0 E: 0 K: 1 S: 9 H: 0 LOB: 0 BB: 0 P: 14	R: 0 E: 0 K: 0 S: 10 H: 0 LOB: 0 BB: 0 P: 13	R: 1 E: 1 K: 1 S: 10 H: 1 LOB: 2 BB: 1 P: 12	R: 0 E: 0 K: 0 S: 7 H: 0 LOB: 0 BB: 0 P: 10	R: 0 E: 0 K: 2 S: 11 H: 1 LOB: 2 BB: 1 P: 17	R: 0 E: 0 K: 1 S: 11 H: 0 LOB: 0 BB: 0 P: 14	1B: 3 2B: 1 3B: 0 HR: 0 SF: 0 SAC: 0 DP: 0 HBP: 0						

PITCHER		IP	WLS	BF	H	R	ER	SO	BB	IBB	HBP	BLK	WP	HR	S	P	ERA	WHIP
39 Miles Mikolas, R ERA: 2.27	(1, 1)	7.0	W	26	3	1	0	5	0	1	0	0	0	0	74	99	0.00	0.429
49 Jordan Hicks, R ERA: 2.32	(8, 1)	1.0	H	5	1	0	0	2	1	0	0	0	0	0	11	17	0.00	2.000
26 Bud Norris, R ERA: 2.96	(9, 1)	1.0	S	3	0	0	0	1	0	0	0	0	0	0	11	14	0.00	0.000

PITCHER	IP	WLS	BF	H	R	ER	SO	BB	IBB	HBP	BLK	WP	HR	S	P	ERA	WHIP

TOP

Miami Marlins @ St. Louis Cardinals

Busch Stadium, St. Louis, MO

Thu Jun 07 2018, 12:17 PM - 2:59 PM CDT

Att. 41,297 - Partly Cloudy - 89 F

livebaseballscorecards.com

AB	32
R	1
H	4
RBI	1
BB	2
SO	8
LOB	7

MIAMI

PA: 34

WP: 0
PB: 0
SB: 0
CS: 0

Batter	1	2	3	4	5	6	7	8	9	AB	R	H	RBI	BB	SO	LOB
13 Matt Carpenter, L (1, 5) (7, 3) OBP: 0.329, SLG: 0.410	F FF 91 X FF 90 0-1 F8	C FF 92 S CH 83 F CH 83 X FF 91 0-2 F7			F FF 91 X SL 80 0-1 P6		B FF 95 X FF 95 1-0 3 FC5-4 1B			4	0	1	0	0	0	1
28 Tommy Pham, R (1, 8) OBP: 0.364, SLG: 0.454	C FF 91 C FF 91 B SL 82 B CH 84 B FF 92 F FF 91 X FF 92 3-2 38 HR 1B		X SL 80 0-0 G5-3			C FF 91 B FF 92 B CH 82 B CH 82 X FF 91 3-1 38 1B 23 1B 1B	C SI 91 C CU 77 B SI 91 B SI 91 B CU 77 X SI 90 3-2 L8			4	2	2	0	0	0	1
38 José Martínez, R (1, 3) OBP: 0.379, SLG: 0.472 3 Jedd Gyorko, R (7, 5) OBP: 0.333, SLG: 0.416	C FF 91 B FF 92 B FF 91 X FF 92 2-1 1-H HR		C FF 91 X CH 83 0-1 F9			1 SAFE B SL 80 1 SAFE X FF 92 1-0 25 G3 23 1B 1-3 1B	B SI 91 X SI 90 1-0 FC5-4 1-2f			3 1	1 0	2 0	2 0	0 0	0 0	0 1
23 Marcell Ozuna, R (1, 7) OBP: 0.323, SLG: 0.372	S SL 80 X SL 81 0-1 F8		C FF 91 X FF 91 0-1 G4-3			B SI 84 B SI 83 C SI 82 X SI 84 2-1 25 G3 1-2 3-H 1B	B CU 76 F CU 76 X SI 91 1-1 L8			4	0	1	1	0	0	1
25 Dexter Fowler, S (1, 9) OBP: 0.284, SLG: 0.301	B FF 92 F FF 92 B SL 82 X FF 92 2-1 1B			S SL 80 C CH 82 B SL 80 S CH 82 1-3 K		X SI 82 0-0 G3 1-2 2-3		C FF 97 B CH 94 S FF 100 B SL 87 S FF 99 2-3 K		4	0	1	0	0	2	2
34 Yairo Muñoz, R (1, 6) OBP: 0.338, SLG: 0.403	S SL 80 C FF 92 D SL 81 D SL 82 F FF 92 T CH 83 2-2 K			B FF 92 C FF 91 B SL 81 B FF 91 C FF 91 F FF 92 S CH 83 3-3 K		S CU 74 D CU 72 S CU 72 X CU 73 1-2 L8		B SL 87 B FF 99 F FF 100 F FF 100 B SL 88 F FF 99 F FF 100 X FF 100 3-2 16 FC6-4 1B		4	0	1	0	0	2	3
16 Kolten Wong, L (1, 4) OBP: 0.289, SLG: 0.317		B SL 80 B FF 91 C FF 90 X CH 84 2-1 39 G6-3 46 WP 1B		C FF 92 B FF 92 B FF 90 C CH 82 X CH 83 2-2 46 CS 1B			0-0 IBB	F SL 86 B CH 94 S SL 86 X FF 98 1-2 FC6-4 1-2f		3	0	2	0	1	0	1
46 Francisco Peña, R (1, 2) OBP: 0.250, SLG: 0.316		C FF 91 1 SAFE B SL 80 F CH 83 F CH 82 F FF 91 X SL 80 1-2 G5-3 1-2		B FF 91 1-0 CS 1-2	C FF 91 B SL 80 B SL 80 F FF 90 X SL 81 2-2 G6-3	C CU 73 D CU 73 S CU 73 S CU 74 1-3 K		S FF 102 B FF 101 X SL 86 1-1 G4-3		4	0	0	0	0	1	5
39 Miles Mikolas, R (1, 1) OBP: 0.115, SLG: 0.167 35 Greg Garcia, L (7, PH) OBP: 0.325, SLG: 0.388 40 Luke Voit, R (7, PH) OBP: 0.750, SLG: 1.667 49 Jordan Hicks, R (8, 1) 26 Bud Norris, R (9, 1)		S FF 91 X SL 80 0-1 G6-3 2-3			C FF 90 B FF 92 B FF 91 S FF 90 F FF 92 S CH 83 2-3 K		B SL 88 F FF 94 S CH 86 X FF 95 1-2 HR			2 0 0 1 0 0	0 0 0 1 0 0	0 0 0 1 0 0	0 0 0 1 0 0	1 0 0 0 0 0	1 0 0 0 0 0
Inning Stats	R: 2 E: 0 K: 1 S: 16 H: 3 LOB: 1 BB: 0 P: 25	R: 0 E: 0 K: 0 S: 13 H: 1 LOB: 1 BB: 0 P: 16	R: 0 E: 0 K: 0 S: 5 H: 0 LOB: 0 BB: 0 P: 5	R: 0 E: 0 K: 2 S: 10 H: 1 LOB: 0 BB: 0 P: 17	R: 0 E: 0 K: 1 S: 9 H: 0 LOB: 0 BB: 0 P: 13	R: 1 E: 0 K: 1 S: 12 H: 3 LOB: 3 BB: 1 P: 20	R: 1 E: 0 K: 0 S: 10 H: 2 LOB: 1 BB: 0 P: 17	R: 0 E: 0 K: 1 S: 13 H: 1 LOB: 1 BB: 0 P: 20		1B: 9 2B: 0 3B: 0 HR: 2	SF: 0 SAC: 0 DP: 0 HBP: 0		WP: 1 PB: 0 SB: 0 CS: 1	PA: 36		

PITCHER	IP	WLS	BF	H	R	ER	SO	BB	IBB	HBP	BLK	WP	HR	S	P	ERA	WHIP
36 Trevor Richards, R (1, 1) ERA: 5.02	5.0	L	21	7	3	3	4	0	0	0	0	1	1	56	83	5.40	1.400
29 Brad Ziegler, R (6, 1) ERA: 7.27	1.0		5	1	0	0	1	0	1	0	0	0	0	9	13	0.00	1.000
61 Adam Conley, L (7, 1) ERA: 2.45	0.0		2	2	1	1	0	0	0	0	0	0	1	4	6	∞	∞
51 Ben Meyer, R (7, 1) ERA:	1.0		3	0	0	0	0	0	0	0	0	0	0	6	11	0.00	0.000
56 Tayron Guerrero, R (8, 1) ERA: 5.67	1.0		4	1	0	0	1	0	0	0	0	0	0	13	20	0.00	1.000

PITCHER	IP	WLS	BF	H	R	ER	SO	BB	IBB	HBP	BLK	WP	HR	S	P	ERA	WHIP

BOTTOM

Miami Marlins @ St. Louis Cardinals

Busch Stadium, St. Louis, MO

Thu Jun 07 2018, 12:17 PM - 2:59 PM CDT

Att. 41,297 - Partly Cloudy - 89 F

livebaseballscorecards.com

AB	34
R	4
H	11
RBI	4
BB	1
SO	6
LOB	16

Batter	1	2	3	4	5	6	7	8	9	AB	R	H	RBI	BB	SO	LOB
2 José Pirela, R (1, 4) OBP: 0.331, SLG: 0.359	C FF 92 F FF 92 X FF 93 0-2 P4		C SL 81 T FF 93 B FF 93 S SL 82 1-3 K			C CH 82 X SL 81 0-1 30 1B 15 G1-2-3 1B		C SL 89 B FF 96 X FF 96 1-1 30 FC5-4 1B		4	0	2	0	0	1	1
30 Eric Hosmer, L (1, 3) OBP: 0.373, SLG: 0.470	B FF 93 B FF 94 B FF 94 C FF 94 X FF 94 3-1 10 F7-4 2B		B SL 83 B FF 93 C SL 82 X SL 82 2-1 L9			C FF 92 B FF 92 1 SAFE B CH 82 B FF 92 1 SAFE C FF 93 1 SAFE X SL 80 3-2 10 BB 1-3 1B		C FF 96 B CH 91 F FF 96 X FF 97 1-2 FC5-4 1-2f		4	0	2	0	0	0	2
10 Hunter Renfroe, R (1, 7) OBP: 0.337, SLG: 0.481 41 Robbie Erlin, R (6, 1) OBP: 0.250, SLG: 0.250 0 Raffy Lopez, L (8, PH) OBP: 0.265, SLG: 0.306 59 Phil Hughes, R (8, 1)	C SL 82 S FF 92 X SL 82 0-2 F7-4 2-2			X FF 91 0-0 P4		B SL 79 D CH 83 B CH 82 B FF 91 4-0 1-2 BB		B FF 96 S FF 96 1 SAFE B FF 94 B FF 96 C FF 95 S FF 96 3-3 K		2 0 1 0	0 0 0 0	0 0 0 0	0 0 0 0	1 0 0 0	0 0 1 0	1 0 1 0
22 Christian Villanueva, R (1, 5) OBP: 0.294, SLG: 0.525 15 Cory Spangenberg, L (6, PH) OBP: 0.221, SLG: 0.394 (6, 5)		B FF 92 S SL 81 B CH 84 C FF 93 B SL 83 S FF 94 3-3 K		C FF 92 B FF 92 S SL 81 B FF 93 X SL 82 2-2 G1-3		X SI 84 0-0 G1-2-3 3-Hf			F FF 93 F FF 94 B SL 79 B FF 94 C FF 94 2-3 K	2 2	0 0	0 0	0 0	0 0	1 1	0 3
32 Franmil Reyes, R (1, 9) OBP: 0.269, SLG: 0.508		C SL 82 S CH 85 F FF 94 B SL 83 B FF 95 B CH 85 F CH 85 F FF 94 C FF 93 3-3 K		C SL 82 S FF 93 X FF 94 0-2 G6-3			C SI 84 B SI 84 F SI 84 B CU 74 S CU 74 2-3 K		C FF 94 F FF 94 X FF 93 0-2 F8	4	0	0	0	0	2	0
13 Freddy Galvis, S (1, 6) OBP: 0.298, SLG: 0.328		C FF 92 B FF 94 F FF 93 B SL 82 F FF 94 B SL 82 F FF 94 F FF 92 B FF 93 4-2 17 FC6-4 BB			B FF 92 C FF 92 B SL 82 S SL 81 S SL 81 2-3 K		B SI 85 B SI 84 F SI 85 X SI 85 2-1 G4-3		B FF 93 B FF 93 F FF 94 X FF 95 2-1 L6	3	0	0	0	1	1	0
17 A.J. Ellis, R (1, 2) OBP: 0.402, SLG: 0.406		1 SAFE F FF 92 S FF 92 B FF 92 B FF 92 X SL 82 2-2 FC6-4 1-2f			B FF 93 B CH 84 B FF 92 C FF 92 F FF 93 C FF 91 3-3 K		C SI 84 B CU 73 B SI 84 X SI 85 2-1 1B			3	0	1	0	0	1	1
7 Manuel Margot, R (1, 8) OBP: 0.281, SLG: 0.321			B SL 80 B FF 92 F FF 92 B FF 92 X FF 92 3-1 46 SH1-4 2B		F CH 83 X FF 93 0-1 F8		1 SAFE C CU 73 F CU 74 S CU 74 0-3 K			3	0	1	0	0	1	1
46 Eric Lauer, R (1, 1) OBP: 0.182, SLG: 0.300 16 Travis Jankowski, L (6, PH) OBP: 0.375, SLG: 0.383 (6, 7)			B FF 92 X FF 92 1-0 SH1-4 2-3			C SL 80 C SL 80 X SL 80 0-2 G4-3		C FF 94 C CH 90 F FF 96 S FF 96 0-3 K		0 2	0 0	0 0	0 0	0 0	0 1	0 0
Inning Stats	R: 0 E: 0 K: 0 S: 8 H: 1 LOB: 0 BB: 0 P: 11	R: 0 E: 0 K: 2 S: 17 H: 0 LOB: 1 BB: 1 P: 29	R: 0 E: 0 K: 1 S: 8 H: 1 LOB: 1 BB: 0 P: 15	R: 0 E: 0 K: 0 S: 7 H: 0 LOB: 0 BB: 0 P: 9	R: 0 E: 0 K: 2 S: 8 H: 0 LOB: 0 BB: 0 P: 13	R: 0 E: 0 K: 0 S: 9 H: 2 LOB: 2 BB: 1 P: 16	R: 0 E: 0 K: 2 S: 10 H: 1 LOB: 1 BB: 0 P: 16	R: 0 E: 0 K: 2 S: 12 H: 1 LOB: 1 BB: 0 P: 17	R: 0 E: 0 K: 1 S: 8 H: 0 LOB: 0 BB: 0 P: 12	1B: 4 2B: 3 3B: 0 HR: 0 SF: 0 SAC: 1 DP: 2 HBP: 0						

PITCHER		IP	WLS	BF	H	R	ER	SO	BB	IBB	HBP	BLK	WP	HR	S	P	ERA	WHIP
31 Caleb Smith, L ERA: 3.7	(1, 1)	5.1	W	21	4	0	0	5	2	0	0	0	0	0	56	92	0.00	1.125
29 Brad Ziegler, R ERA: 6.83	(6, 1)	1.2	H	5	1	0	0	2	0	0	0	0	0	0	11	17	0.00	0.600
71 Drew Steckenrider, R ERA: 4.33	(8, 1)	1.0		4	1	0	0	2	0	0	0	0	0	0	12	17	0.00	1.000
46 Kyle Barraclough, R ERA: 1.32	(9, 1)	1.0		3	0	0	0	1	0	0	0	0	0	0	8	12	0.00	0.000

PITCHER	IP	WLS	BF	H	R	ER	SO	BB	IBB	HBP	BLK	WP	HR	S	P	ERA	WHIP

TOP

San Diego Padres @ Miami Marlins

Marlins Park, Miami, FL

Fri Jun 08 2018, 7:12 PM - 10:11 PM EDT

Att. 10,654 - Roof Closed - 77 F

livebaseballscorecards.com

AB	30
R	0
H	6
RBI	0
BB	2
SO	10
LOB	10

WP: 0 PA: 33
PB: 0
SB: 0
CS: 0

San Diego Padres @ Miami Marlins

Marlins Park, Miami, FL

Fri Jun 08 2018, 7:12 PM - 10:11 PM EDT

Att. 10,654 - Roof Closed - 77 F

BOTTOM

livebaseballscorecards.com

Batter	1	2	3	4	5	6	7	8	9	AB	R	H	RBI	BB	SO	LOB
13 Starlin Castro, R (1, 4) OBP: 0.336, SLG: 0.403	C FF 90 C FF 91 F FF 92 X CU 75 0-2 ① P3		C CU 73 X FC 83 0-1 ① P3	B FF 91 B FF 90 F FC 87 B FF 92 B FF 92 4-1 1-2 2-3 BB		B SI 89 B CH 84 B SI 91 C SI 90 X FF 90 3-1 15 1B 11 FC6-4 1B		B KC 76 B FF 90 F FF 90 B FF 90 4-1 11 S BB		3	1	1	0	2	0	0
15 Brian Anderson, R (1, 9) OBP: 0.377, SLG: 0.426	B CU 74 X CU 74 1-0 2B		B FF 89 B FF 90 X FC 85 2-0 41 PO 1B	B CU 74 S FF 92 S FF 92 F FF 92 S FF 92 1-3 ③ K		S SI 90 F CU 75 B CH 85 B CH 85 X SI 90 2-2 11 FC6-4 1-3 1B		C FC 89 C FF 91 C FC 89 0-3 ② K		5	0	3	0	0	2	4
11 J.T. Realmuto, R (1, 2) OBP: 0.372, SLG: 0.521	B FF 92 X FF 91 1-0 ② L3		C CU 73 F FF 91 F FC 85 B FF 92 S SL 81 1-3 ② K		B FF 90 F FC 86 X FF 90 1-1 ① L6	F FF 91 F FF 90 B CU 77 X CU 77 1-2 ① FC6-4 1-2f 3-H		C FF 91 B FF 91 B FF 90 B FF 92 B FF 89 4-1 1-2 BB		4	0	0	1	1	1	3
41 Justin Bour, L (1, 3) OBP: 0.376, SLG: 0.437 46 Kyle Barraclough, R (9, 1)	B FF 92 B FF 92 B FC 88 C FF 91 C FF 92 B FF 93 4-2 BB		C FF 90 B FC 85 B FF 92 1 SAFE 2-1 ③ PO 1-2	B CU 73 B FF 90 B FF 91 C FF 91 B FF 90 4-1 1 2B 9 SF7 BB	F FC 86 F FC 87 X FC 88 0-2 9 BB 1 1B 2 BB 1B	B SI 90 1 SAFE C SL 84 T SI 89 B SI 89 C SL 87 2-3 ② K		B FF 91 C FC 88 B FF 91 X FC 89 2-1 ③ L8		3 0	2 0	1 0	0 0	2 0	1 0	3 0
1 Cameron Maybin, R (1, 7) OBP: 0.321, SLG: 0.322	F FF 92 B FF 92 F FF 92 X FF 92 1-2 ③ G3			X FC 85 0-0 9 SF7 31 1B 1-3 2B	C FF 91 F FF 91 X FF 92 0-2 2 BB 9 BB 1-2 1B	F SI 90 B CH 84 F FF 90 D CU 77 1 SAFE 1 SAFE X CU 76 2-2 ③ G5-3				4	1	2	0	0	0	3
19 Miguel Rojas, R (1, 6) OBP: 0.300, SLG: 0.356 (9, 3)		B CU 72 F FF 89 X CU 74 1-1 ① G4-3		C FF 91 F FF 93 S FF 92 0-3 ① K	B CU 74 C FC 85 C FF 91 D FC 87 C FC 86 2-3 ② K		B CU 74 X SI 88 1-0 ① G5-3			4	0	0	0	0	2	4
9 Lewis Brinson, R (1, 8) OBP: 0.214, SLG: 0.310		S FF 90 S FF 90 F FF 91 B FF 91 B FF 92 S FC 87 2-3 ② K		B FF 92 F FF 91 F FF 92 X FF 92 1-2 ② SF7 2-3 3-H	B FF 91 S FC 87 B FF 90 B FF 91 B FC 86 4-1 2 BB 1-2 2-3 BB		F FF 88 C CU 75 B SI 89 S CU 77 1-3 ② K			2	0	0	1	1	2	0
2 Yadiel Rivera, R (1, 5) OBP: 0.333, SLG: 0.204		C FF 91 S FC 83 B FF 92 B FF 93 B CU 74 F FF 92 F FF 91 B FC 87 4-2 BB		C CU 74 B FF 92 D CU 75 2-1 13 BB 31 1B IBB	B FF 91 S FF 91 B FF 91 B FF 92 B FF 91 4-1 1-2 2-3 3-H BB		X SI 89 0-0 ③ G1-3			1	0	0	1	3	0	0
31 Caleb Smith, R (1, 1) OBP: 0.056, SLG: 0.056 29 Brad Ziegler, R (6, 1) 71 Drew Steckenrider, R (8, 1) 3 JB Shuck, L (8, PH) OBP: 0.258, SLG: 0.224 10 JT Riddle, L (9, 6) OBP: 0.233, SLG: 0.357		C FF 91 F FF 90 1 SAFE B FF 90 S CU 74 1-3 ③ K		X FF 91 0-0 13 BB 1-2 3-H 1B	F FF 91 B CU 74 F FF 90 F FF 92 B CU 76 F FF 92 F FF 92 X FF 93 2-2 ③ G4-3			F SI 90 C KC 75 X FF 91 0-2 ① F8		3 0 0 1 0	0 0 0 0 0	1 0 0 0 0	1 0 0 0 0	0 0 0 0 0	1 0 0 0 0	4 0 0 0 0
Inning Stats	R: 0 E: 0 K: 0 S: 11 H: 1 LOB: 2 BB: 1 P: 18	R: 0 E: 0 K: 2 S: 13 H: 0 LOB: 1 BB: 1 P: 21	R: 0 E: 0 K: 1 S: 8 H: 1 LOB: 0 BB: 0 P: 13	R: 2 E: 0 K: 2 S: 15 H: 2 LOB: 3 BB: 3 P: 27	R: 1 E: 0 K: 1 S: 19 H: 2 LOB: 3 BB: 2 P: 32	R: 1 E: 0 K: 1 S: 14 H: 2 LOB: 1 BB: 0 P: 24	R: 0 E: 0 K: 1 S: 5 H: 0 LOB: 0 BB: 0 P: 7	R: 0 E: 0 K: 1 S: 10 H: 0 LOB: 2 BB: 2 P: 20		1B: 6 2B: 2 3B: 0 HR: 0 SF: 1 SAC: 0 DP: 0 HBP: 0				WP: 0 PB: 0 SB: 1 CS: 0 PA: 41		

PITCHER		IP	WLS	BF	H	R	ER	SO	BB	IBB	HBP	BLK	WP	HR	S	P	ERA	WHIP
46 Eric Lauer, L ERA: 6.64	(1, 1)	5.0	L	27	6	3	3	6	6	1	0	0	0	0	66	111	5.40	2.400
41 Robbie Erlin, L ERA: 4.15	(6, 1)	2.0		8	2	1	1	2	0	0	0	0	0	0	19	31	4.50	1.000
59 Phil Hughes, R ERA: 5.94	(8, 1)	1.0		5	0	0	0	1	2	0	0	0	0	0	10	20	0.00	2.000

PITCHER	IP	WLS	BF	H	R	ER	SO	BB	IBB	HBP	BLK	WP	HR	S	P	ERA	WHIP

AB	30
R	4
H	8
RBI	4
BB	9
SO	9
LOB	21

San Diego Padres @ Miami Marlins

Marlins Park, Miami, FL

Sat Jun 09 2018, 4:14 PM - 7:19 PM EDT

Att. 12,089 - Roof Closed - 76 F

TOP

livebaseballscorecards.com

Batter	1	2	3	4	5	6	7	8	9	AB	R	H	RBI	BB	SO	LOB
16 Travis Jankowski, L (1, 7) (6, 8) OBP: 0.376, SLG: 0.383	B FF 89 B FF 89 C FF 89 B FF 89 F FF 90 F FF 90 F FF 90 X FF 90 3-2 ① 1B	X FF 90 0-0 ③ B2-3		C FF 93 D SL 87 F FF 93 F CH 83 D FF 94 X FF 94 2-2 ③ FC4-6 1-2f			C FF 95 1 SAFE B FF 93 B FF 94 B FF 95 C FF 95 S FF 94 3-3 ① K 1-2	C FC 92 B FF 95 X FC 92 1-1 1-2 2-3 3-H 1B		5	0	2	1	0	1	2
30 Eric Hosmer, L (1, 3) OBP: 0.373, SLG: 0.466	X FF 90 0-0 2 1B 15 1B 1B	B SL 80 B SL 83 C FF 91 B FF 90 F SL 83 S CH 84 3-3 ① K			B FF 93 S FF 93 S SL 89 B CH 85 F CH 86 F CH 86 F CH 85 X FF 94 2-2 ① G5-3			C FF 94 B CH 85 F FC 91 B SL 85 X FF 95 2-2 ③ F7		4	1	1	0	1	1	3
2 José Pirela, R (1, 4) OBP: 0.328, SLG: 0.356	1 SAFE D SL 83 S SL 81 S CH 81 X FF 90 1-2 15 1B 13 PB 1B	C SL 84 F FF 90 B FF 90 F CH 83 F SL 85 X FF 90 1-2 ② F8			B FF 94 F FF 94 B FF 94 X CH 85 2-1 ② G6-3		C FF 96 B FF 94 B SL 90 B FF 96 C FF 95 C FF 96 3-3 ② K		X FC 89 0-0 ① F9	5	1	1	0	0	1	2
32 Franmil Reyes, R (1, 9) OBP: 0.264, SLG: 0.485	B SL 84 F FF 91 B CH 84 B CH 84 C FF 91 C FF 90 3-3 ② K	S CH 84 X SL 86 0-1 1B			B CH 84 C FF 94 S FF 94 B CH 86 F CH 85 B FF 94 X CH 85 3-2 ③ G6-3		F FF 96 B FF 94 S FF 94 F FF 95 S SL 90 1-3 ③ K		C FF 92 F CU 80 C FF 94 0-3 ② K	5	0	1	0	0	3	4
15 Cory Spangenberg, L (1, 5) OBP: 0.229, SLG: 0.395	C SL 83 S CH 84 D CH 84 B FF 90 B CH 84 X CH 84 3-2 13 S 13 2B 1-3 2-H 1B	F FF 89 C SL 82 X FF 90 0-2 ③ F8				B FF 92 X FF 91 1-0 1B		S FF 94 F FC 90 B SL 84 X FC 90 1-2 ① F9	B FF 92 B CU 79 X FF 94 2-0 ③ F8	5	1	2	1	0	0	1
13 Freddy Galvis, S (1, 6) OBP: 0.301, SLG: 0.348	S FF 91 B FF 91 1 SAFE S CH 84 B FF 91 X CH 84 2-2 1-H 3-H 2B	T SL 80 B CH 82 X FF 89 1-1 HR				X FF 91 0-0 ① P6		X FC 90 0-0 ② L4		4	1	2	2	0	0	1
7 Manuel Margot, R (1, 8) 34 Craig Stammen, R (6, 1) 10 Hunter Renfroe, R (8, PH) (8, 7) OBP: 0.282, SLG: 0.322 / OBP: 0.344, SLG: 0.500	F FF 90 S CH 83 D SL 86 X FF 89 1-2 ③ L8			B FF 90 B SL 84 F FF 89 B CH 83 X FF 89 3-1 0 CS 1B		B SL 82 B FF 91 X FF 90 2-0 ② F8		B SI 94 S FF 95 X FC 90 1-1 23 BB 16 1B 2B		3 0 1	0 0 1	1 0 1	0 0 0	0 0 0	0 0 0	2 0 0
0 Raffy Lopez, L (1, 2) OBP: 0.264, SLG: 0.293		C SL 81 B FF 89 S FF 89 F FF 90 B CH 84 B FF 90 F FF 89 F FF 90 X CH 83 3-2 ① F7		S CH 82 1 SAFE B FF 89 F FF 89 B CH 82 B FF 89 C SL 82 3-3 ① ② 1-2 K		B FF 92 B CH 84 B FF 92 C FF 91 C FF 93 X CH 86 3-2 ③ G1-3		0-0 16 1B 23 BB IBB		3	0	0	0	1	1	2
38 Tyson Ross, R (1, 1) OBP: 0.160, SLG: 0.125 23 Matt Szczur, R (6, 7) OBP: 0.282, SLG: 0.297 52 Brad Hand, L (8, 1) 39 Kirby Yates, L (9, 1)		F FF 90 C FF 90 B SL 85 B SL 84 F FF 89 F FF 89 C FF 91 2-3 ② K		B FF 90 C FF 88 B SL 82 B FF 89 X FF 90 3-1 16 FC4-6 1B			B SL 88 C FF 94 B FF 95 B FF 94 C FF 94 B FF 96 4-2 16 S BB	B FC 91 C FF 95 B FF 95 C FF 94 D FC 91 B FF 96 4-2 16 1B 1-2 2-3 BB		2 0 0	0 0 0	1 0 0	0 2 0	0 0 0	1 0 0
Inning Stats	R: 3 E: 0 K: 1 S: 21 H: 5 LOB: 1 BB: 0 P: 34	R: 0 E: 0 K: 1 S: 12 H: 0 LOB: 0 BB: 0 P: 17	R: 0 E: 0 K: 1 S: 13 H: 1 LOB: 1 BB: 0 P: 17	R: 1 E: 0 K: 1 S: 13 H: 3 LOB: 1 BB: 0 P: 25	R: 0 E: 0 K: 0 S: 12 H: 0 LOB: 0 BB: 0 P: 19	R: 0 E: 0 K: 0 S: 6 H: 1 LOB: 1 BB: 0 P: 12	R: 0 E: 0 K: 3 S: 12 H: 0 LOB: 2 BB: 2 P: 23	R: 1 E: 0 K: 0 S: 13 H: 2 LOB: 3 BB: 2 P: 22	R: 0 E: 0 K: 1 S: 5 H: 0 LOB: 0 BB: 0 P: 7	1B: 9 2B: 3 3B: 0 HR: 1	SF: 0 SAC: 0 DP: 1 HBP: 0					

AB	37
R	5
H	12
RBI	4
BB	4
SO	8
LOB	17

WP: 0 PA: 41
PB: 1
SB: 3
CS: 1

PITCHER		IP	WLS	BF	H	R	ER	SO	BB	IBB	HBP	BLK	WP	HR	S	P	ERA	WHIP
58 Dan Straily, R ERA: 4.08	(1, 1)	3.2		18	9	4	4	4	0	0	0	0	0	1	55	87	9.82	2.455
61 Adam Conley, L ERA: 2.08	(4, 1)	1.1		4	0	0	0	0	0	0	0	0	0	0	16	25	0.00	0.000
57 Elieser Hernández, R ERA: 4.09	(6, 1)	1.0		4	1	0	0	0	0	0	0	0	0	0	6	12	0.00	1.000
71 Drew Steckenrider, R ERA: 4.18	(7, 1)	1.0		5	0	0	0	3	1	1	0	0	0	0	12	23	0.00	1.000
55 Drew Rucinski, R ERA: 3.86	(8, 1)	2.0	L	10	2	1	1	1	1	1	0	0	0	0	18	29	4.50	1.500

PITCHER	IP	WLS	BF	H	R	ER	SO	BB	IBB	HBP	BLK	WP	HR	S	P	ERA	WHIP

BOTTOM

San Diego Padres @ Miami Marlins

Marlins Park, Miami, FL

Sat Jun 09 2018, 4:14 PM - 7:19 PM EDT

Att. 12,089 - Roof Closed - 76 F

Batter	1	2	3	4	5	6	7	8	9	AB	R	H	RBI	BB	SO	LOB
13 Starlin Castro, R (1, 4) OBP: 0.338, SLG: 0.407	C FF 88 B SL 83 B SL 85 B FF 90 B FC 89 4-1 BB		X SL 82 0-0 32 1B 2B		C CH 87 B FF 88 B FF 90 X FF 88 2-1 ③ G1		B SI 92 X FC 86 1-0 ② G5-3			3	1	1	0	1	0	0
32 Derek Dietrich, L (1, 7) OBP: 0.339, SLG: 0.465	C FF 88 D SL 83 1 SAFE S SL 83 S SL 85 1-3 ① K		C FF 90 F SL 81 F SL 84 X FF 90 0-2 2-H 1B			B CH 87 F SL 82 C FF 89 F FF 89 B SL 83 X FC 87 2-2 HR	B SI 92 X SI 92 1-0 ③ P6			4	1	2	2	0	1	1
11 J.T. Realmuto, R (1, 2) OBP: 0.364, SLG: 0.509	1 SAFE 1 SAFE X FF 89 0-0 ② F8		B FF 90 B SI 91 D SL 84 X FF 89 3-0 ③ F7			C FF 89 F SI 89 F FF 90 B SL 84 B FF 89 S SL 83 2-3 ① K		S ST 81 S ST 82 B ST 83 B FF 94 F ST 83 B ST 82 X ST 82 3-2 ① L6		4	0	0	0	0	1	2
41 Justin Bour, L (1, 3) OBP: 0.378, SLG: 0.441	C SL 84 B FC 91 B FF 90 B SL 84 F FF 91 C FF 90 3-3 ③ K			C FF 88 B SI 89 B SL 83 B FF 89 B FF 89 4-1 15 1B BB		B FF 89 C SL 83 B FF 90 B SL 83 X FF 89 3-1 15 1B 10 WP 2B		B ST 82 C ST 82 S FF 95 B FF 95 S FF 95 2-3 ② K		3	1	1	0	1	2	1
15 Brian Anderson, R (1, 9) OBP: 0.379, SLG: 0.427		C FF 88 B FF 91 B SL 84 C FF 90 X SL 84 2-2 ① G5-3		X SL 83 0-0 19 G4-6-3 1-2 1B		X FC 88 0-0 10 WP 19 E 2-3 1B		C ST 84 B FF 95 B ST 83 B SI 95 X SI 94 3-1 ③ G6-3		4	1	2	0	0	0	0
10 JT Riddle, L (1, 6) OBP: 0.217, SLG: 0.333 9 Lewis Brinson, R (9, PH) OBP: 0.213, SLG: 0.308		C FF 88 B SL 84 F SI 89 S SL 84 1-3 ② K		X SI 89 0-0 ① L6		B SI 91 F KC 80 F SI 92 S FC 87 1-3 ② K 1-2 3-H			X FF 94 0-0 E5 19 G6-3	3 1	0 0	0 0	0 0	0 0	2 0	3 0
19 Miguel Rojas, R (1, 5) OBP: 0.300, SLG: 0.354		F FF 91 B FF 91 F SL 83 C SL 84 1-3 ③ K		C FF 89 F FF 89 X SL 84 0-2 ②③ G4-6-3 1-2f		S FC 86 B SI 92 D KC 81 S FC 86 D FC 86 X FC 86 3-2 E4 2-H 1B			L FF 93 1 SAFE C FF 92 D FS 87 1 SAFE B FS 87 1 SAFE F FS 86 B FF 93 3-2 ① X FF 94 G6-3 1-2	4	0	1	0	0	1	3
3 JB Shuck, L (1, 8) OBP: 0.250, SLG: 0.216 71 Drew Steckenrider, R (7, 1) 55 Drew Rucinski, R (8, 1) 28 Bryan Holaday, R (9, PH) OBP: 0.217, SLG: 0.232			C FF 88 B SI 90 F SL 83 X SL 84 1-2 ① L9		C SL 84 X SI 89 0-1 ① L7	B SI 92 X FC 86 1-0 ③ F8			B SL 86 B FS 86 F FF 94 F FS 88 S FS 88 2-3 ② K	3 0 0 1	0 0 0 0	0 0 0 0	0 0 0 0	0 0 0 0	0 0 0 1	1 0 0 1
58 Dan Straily, R (1, 1) OBP: 0.154, SLG: 0.083 61 Adam Conley, L (4, 1) 2 Yadiel Rivera, R (5, PH) OBP: 0.328, SLG: 0.200 57 Elieser Hernández, R (6, 1) 1 Cameron Maybin, R (7, 8) OBP: 0.317, SLG: 0.317			C FC 89 S FF 89 S SL 85 0-3 ② K		B SL 81 S FF 87 C FC 88 S SL 84 1-3 ② K2-3		C SI 92 B FC 87 S SI 92 S FC 88 1-3 ① K		C FS 86 C FF 95 X FS 88 0-2 ③ L9	1 0 1 0 2	0 0 0 0 0	0 0 0 0 0	0 0 0 0 0	0 0 1 0 1	1 0 0 0 1	0 0 0 0 1
Inning Stats	R: 0 E: 0 K: 2 S: 8 H: 0 LOB: 1 BB: 1 P: 16	R: 0 E: 0 K: 2 S: 9 H: 0 LOB: 0 BB: 0 P: 13	R: 1 E: 0 K: 1 S: 12 H: 2 LOB: 1 BB: 0 P: 16	R: 0 E: 0 K: 0 S: 6 H: 1 LOB: 1 BB: 1 P: 10	R: 0 E: 0 K: 1 S: 7 H: 0 LOB: 0 BB: 0 P: 10	R: 3 E: 1 K: 2 S: 18 H: 4 LOB: 1 BB: 0 P: 30	R: 0 E: 0 K: 1 S: 5 H: 0 LOB: 0 BB: 0 P: 8	R: 0 E: 0 K: 1 S: 9 H: 0 LOB: 0 BB: 0 P: 17	R: 0 E: 1 K: 1 S: 11 H: 0 LOB: 1 BB: 0 P: 16	1B: 4 2B: 2 3B: 0 HR: 1 SF: 0 SAC: 0 DP: 1 HBP: 0						

livebaseballscorecards.com

AB	34
R	4
H	7
RBI	2
BB	2
SO	11
LOB	13

WP: 1 PA: 36
PB: 0
SB: 0
CS: 0

PITCHER		IP	WLS	BF	H	R	ER	SO	BB	IBB	HBP	BLK	WP	HR	S	P	ERA	WHIP
38 Tyson Ross, R ERA: 3.43	(1, 1)	5.1		23	6	4	3	7	2	0	0	0	0	1	53	83	5.06	1.500
34 Craig Stammen, R ERA: 1.78	(6, 1)	1.2	W	6	1	0	0	2	0	0	0	0	1	0	12	20	0.00	0.600
52 Brad Hand, L ERA: 1.95	(8, 1)	1.0	H	3	0	0	0	1	0	0	0	0	0	0	9	17	0.00	0.000
39 Kirby Yates, R ERA: 1.13	(9, 1)	1.0	S	4	0	0	0	1	0	0	0	0	0	0	11	16	0.00	0.000

PITCHER	IP	WLS	BF	H	R	ER	SO	BB	IBB	HBP	BLK	WP	HR	S	P	ERA	WHIP

Batter	1	2	3	4	5	6	7	8	9	AB	R	H	RBI	BB	SO	LOB
16 Travis Jankowski, L (1, 7) OBP: 0.372, SLG: 0.379	C FF 97 B SI 97 F SI 97 S CH 92 1-3 ① **K**		C SI 96 B CH 89 B SI 96 X CH 92 2-1 ③ F8			X SI 94 0-0 ① 30 HR 1B	B SL 83 3 SAFE 1-0 ③ CS 3-H	B FF 98 B FF 98 C FF 98 X FF 99 2-1 ① G2-3		4	1	1	0	0	1	0
30 Eric Hosmer, L (1, 3) OBP: 0.375, SLG: 0.479	B CU 84 F SI 96 X SI 97 1-1 ② G4-3			C SL 86 B CH 90 X CH 88 1-1 ① 22 1B 1B		S SL 85 1 SAFE B SI 95 1 SAFE B SI 94 F SI 96 B SL 89 X CH 92 3-2 1-H HR		B SL 86 C FF 99 B CH 93 X FF 100 2-1 ② G4-3		4	1	2	2	0	0	0
2 José Pirela, R (1, 4) OBP: 0.327, SLG: 0.354	B SI 96 S SI 97 X SI 97 1-1 ③ G6-3			B SI 96 S SI 96 1 SAFE 1 SAFE F SL 87 X SI 96 1-2 ① F9		C SL 86 B SL 86 B SL 88 X SI 96 2-1 ① 1B		F FF 101 B SL 85 B SL 84 T FF 100 B FF 99 F FF 99 S FF 98 3-3 ③ **K**		4	0	1	0	0	1	1
10 Hunter Renfroe, R (1, 9) OBP: 0.351, SLG: 0.512		B SI 96 X SI 96 1-0 13 WP 13 SF8 2B		1 SAFE B SL 86 B SL 84 F SI 96 F SI 96 X CH 91 2-2 ② F7		F SL 86 F SI 96 B CH 91 B SL 88 B SI 97 F CH 92 S SI 96 3-3 ② **K**			C FF 100 B SL 86 B FF 100 B FF 99 X FF 98 3-1 1B	4	1	2	0	0	1	1
22 Christian Villanueva, R (1, 5) OBP: 0.294, SLG: 0.519		B SI 97 F CH 89 B SI 96 B SI 97 C SI 96 F SI 96 F CH 90 F SI 97 S SL 87 3-3 ① **K**		F SL 86 S SI 97 X SI 97 0-2 1-2 1B		C SI 96 S SI 96 S SL 88 0-3 ③ **K**			S FF 100 T FF 101 S FF 101 0-3 ① **K**	4	0	1	0	0	3	2
13 Freddy Galvis, S (1, 6) OBP: 0.297, SLG: 0.343		B SL 87 B CH 90 D CH 90 X SI 96 3-0 ② SF8 2-H		T SI 95 X SL 86 0-1 ③ G4-3			C FF 91 F FF 91 B FF 92 F SL 80 B SL 82 X FF 90 2-2 ① L8		C FF 100 X SL 87 0-1 ② F8	3	0	0	1	0	0	3
7 Manuel Margot, R (1, 8) OBP: 0.281, SLG: 0.320		B SL 86 B SI 97 B SI 97 C FF 96 X FF 96 3-1 ③ F9			X SI 97 0-0 ① G5-3		C SL 80 B FF 92 C FF 91 B SL 82 F FF 92 X FF 92 2-2 3 SH1-4 0 BB 16 CS 1B		B SL 86 1 SAFE F FF 101 S FF 99 S FF 101 1-3 ③ **K**	4	0	1	0	0	1	1
0 Raffy Lopez, L (1, 2) OBP: 0.267, SLG: 0.286			C SI 95 B CH 89 X CH 88 1-1 ① G4-3		B SI 95 C SI 96 B SI 96 X CH 90 2-1 ② F8		F FF 91 B FF 92 T FF 91 B FF 92 D CH 84 B FF 92 4-2 3 SH1-4 1-2 BB			2	0	0	0	1	0	0
3 Clayton Richard, L (1, 1) OBP: 0.154, SLG: 0.280 39 Kirby Yates, L (8, 1) 52 Brad Hand, L (9, 1)			X SI 97 0-0 ② G6-3		B FF 97 B SI 95 C SI 94 F SI 96 C SI 97 2-3 ③ **K**		L FF 89 X FF 90 0-1 ② SH1-4 1-2 2-3			2 0 0	0 0 0	0 0 0	0 0 0	1 0 0	0 0 0	0 0 0
Inning Stats	R: 0 E: 0 K: 1 S: 7 H: 0 LOB: 0 BB: 0 P: 10	R: 1 E: 0 K: 1 S: 10 H: 1 LOB: 0 BB: 0 P: 20	R: 0 E: 0 K: 0 S: 5 H: 0 LOB: 0 BB: 0 P: 8	R: 0 E: 0 K: 0 S: 13 H: 2 LOB: 2 BB: 0 P: 17	R: 0 E: 0 K: 1 S: 6 H: 0 LOB: 0 BB: 0 P: 10	R: 2 E: 0 K: 2 S: 13 H: 3 LOB: 0 BB: 0 P: 21	R: 0 E: 0 K: 0 S: 12 H: 1 LOB: 1 BB: 1 P: 21	R: 0 E: 0 K: 1 S: 8 H: 0 LOB: 0 BB: 0 P: 15	R: 0 E: 0 K: 2 S: 10 H: 1 LOB: 1 BB: 0 P: 14	1B: 6 2B: 1 3B: 0 HR: 1 SF: 1 SAC: 1 DP: 0 HBP: 0						WP: 1 PB: 0 SB: 0 CS: 1 PA: 35

PITCHER		IP	WLS	BF	H	R	ER	SO	BB	IBB	HBP	BLK	WP	HR	S	P	ERA	WHIP
62 José Ureña, R ERA: 4.59	(1, 1)	6.0	L	23	6	3	3	5	0	0	0	0	1	1	54	86	4.50	1.000
57 Elieser Hernández, R ERA: 3.91	(7, 1)	1.0		4	1	0	0	0	1	0	0	0	0	0	12	21	0.00	2.000
56 Tayron Guerrero, R ERA: 5.28	(8, 1)	2.0		7	1	0	0	3	0	0	0	0	0	0	18	29	0.00	0.500

PITCHER		IP	WLS	BF	H	R	ER	SO	BB	IBB	HBP	BLK	WP	HR	S	P	ERA	WHIP

TOP

San Diego Padres @ Miami Marlins

Marlins Park, Miami, FL

Sun Jun 10 2018, 1:11 PM - 3:34 PM EDT

Att. 12,984 - Roof Closed - 76 F

livebaseballscorecards.com

AB	31
R	3
H	8
RBI	3
BB	1
SO	8
LOB	8

Batter	1	2	3	4	5	6	7	8	9	AB	R	H	RBI	BB	SO	LOB
13 Starlin Castro, R (1, 4) OBP: 0.337, SLG: 0.402	C SI 89 X SI 89 0-1 G5-3		C SI 91 F SL 81 C SI 90 0-3 K			B FF 89 B SL 81 B SI 89 B SI 90 4-0 15 FC1-4 BB		B FF 93 S FS 87 B FF 93 C FF 94 X FS 87 2-2 G5-3		3	0	0	0	1	1	0
15 Brian Anderson, R (1, 9) OBP: 0.377, SLG: 0.422 (8, 5)	B SI 90 B SI 89 B SI 89 C SI 89 B SI 89 4-1 11 HBP BB		B SI 90 C SI 91 X SL 82 1-1 G5-3			F SI 91 B SI 90 X SL 82 1-1 FC1-4 1-2f		T SL 87 B FS 88 S FS 88 C FF 94 1-3 K		3	0	0	0	1	1	1
11 J.T. Realmuto, R (1, 2) OBP: 0.361, SLG: 0.500	C FF 89 F FF 89 H SL 82 1-2 1-2 HBP			B SL 78 B SI 89 C FF 89 S SL 80 B SI 90 S SL 81 3-3 K		1 SAFE B FF 90 B SI 91 F SI 90 B FF 90 F SI 90 X SI 91 3-2 L8		C FF 95 B FF 94 F FS 88 S FS 87 1-3 K		3	0	0	0	0	2	1
41 Justin Bour, L (1, 3) OBP: 0.376, SLG: 0.434	F SI 89 S SI 90 B SI 90 B SL 81 S SL 81 2-3 K			C SI 90 T SL 82 B SL 82 X SI 91 1-2 G4-3			F SL 81 S SL 82 B SL 81 B SI 90 B SI 90 B SL 80 4-2 9 FC6-4 BB		B ST 82 B FF 92 X FF 92 2-0 G4-3	3	0	0	0	1	1	2
1 Cameron Maybin, R (1, 7) OBP: 0.310, SLG: 0.309 (8, 9)	X SL 79 0-0 L8			X SI 90 0-0 G6-3			B CH 83 X SI 90 1-0 F9		X SI 93 0-0 G6-3	4	0	0	0	0	0	3
9 Lewis Brinson, R (1, 8) OBP: 0.210, SLG: 0.302		B SI 89 X SI 89 1-0 G4-3			F SI 90 B CH 84 X SI 89 1-1 F9		X CH 83 0-0 FC6-4 19 1B 10 1B 1-2f		S SI 94 C ST 83 F FF 96 S ST 83 0-3 K	4	1	0	0	0	1	1
19 Miguel Rojas, R (1, 5) OBP: 0.300, SLG: 0.354 (8, 6)		C SI 90 B CH 83 B SI 89 B SI 89 F SI 90 F SI 90 X SI 90 3-2 F8			B CH 83 X SI 90 1-0 G5-3		C SI 91 B SL 84 X SI 90 1-1 10 1B 1-2 1B			3	0	1	0	0	0	0
10 JT Riddle, L (1, 6) OBP: 0.224, SLG: 0.333 56 Tayron Guerrero, R (8, 1)		C SI 90 S SL 81 X SL 82 0-2 G4-3			S SL 80 B SL 81 B SI 90 X SI 90 2-1 G4-3		C SI 90 B SI 90 B SI 90 X SL 81 2-1 1-2 2-H 1B			3 0	0 0	1 0	1 0	0 0	0 0	0 0
62 José Ureña, R (1, 1) OBP: 0.043, SLG: 0.087 2 Yadiel Rivera, R (6, PH) OBP: 0.323, SLG: 0.196 57 Elieser Hernández, R (7, 1) 32 Derek Dietrich, L (7, PH) OBP: 0.338, SLG: 0.463 (8, 7)			C SI 89 F SI 89 S SL 81 0-3 K			B SI 90 S SI 89 S SI 90 B SI 90 S SL 82 2-3 K2-3	D SI 91 S SL 81 X SI 89 1-1 G3			1 1 0 1	0 0 0 0	0 0 0 0	0 0 0 0	0 0 0 0	1 1 0 0	0 0 0 2
Inning Stats	R: 0 E: 0 K: 1 S: 9 H: 0 LOB: 2 BB: 1 P: 16	R: 0 E: 0 K: 0 S: 8 H: 0 LOB: 0 BB: 0 P: 12	R: 0 E: 0 K: 2 S: 8 H: 0 LOB: 0 BB: 0 P: 9	R: 0 E: 0 K: 1 S: 7 H: 0 LOB: 0 BB: 0 P: 11	R: 0 E: 0 K: 0 S: 5 H: 0 LOB: 0 BB: 0 P: 9	R: 0 E: 0 K: 1 S: 8 H: 0 LOB: 1 BB: 1 P: 18	R: 1 E: 0 K: 0 S: 10 H: 2 LOB: 2 BB: 1 P: 19	R: 0 E: 0 K: 2 S: 9 H: 0 LOB: 0 BB: 0 P: 13	R: 0 E: 0 K: 1 S: 6 H: 0 LOB: 0 BB: 0 P: 8	1B: 2 2B: 0 3B: 0 HR: 0	SF: 0 SAC: 0 DP: 0 HBP: 1		WP: 0 PB: 0 SB: 0 CS: 0	PA: 33			

PITCHER		IP	WLS	BF	H	R	ER	SO	BB	IBB	HBP	BLK	WP	HR	S	P	ERA	WHIP
3 Clayton Richard, L ERA: 4.4	(1, 1)	7.0	W	27	2	1	1	5	3	0	1	0	0	0	55	94	1.29	0.714
39 Kirby Yates, R ERA: 1.08	(8, 1)	1.0	H	3	0	0	0	2	0	0	0	0	0	0	9	13	0.00	0.000
52 Brad Hand, L ERA: 1.89	(9, 1)	1.0	S	3	0	0	0	1	0	0	0	0	0	0	6	8	0.00	0.000

PITCHER	IP	WLS	BF	H	R	ER	SO	BB	IBB	HBP	BLK	WP	HR	S	P	ERA	WHIP

BOTTOM

San Diego Padres @ Miami Marlins

Marlins Park, Miami, FL

Sun Jun 10 2018, 1:11 PM - 3:34 PM EDT

Att. 12,984 - Roof Closed - 76 F

livebaseballscorecards.com

AB	29
R	1
H	2
RBI	1
BB	3
SO	8
LOB	10

San Francisco Giants @ Miami Marlins

Marlins Park, Miami, FL

Mon Jun 11 2018, 7:12 PM - 10:13 PM EDT

Att. 6,023 - Roof Closed - 75 F

TOP

livebaseballscorecards.com

Batter	1	2	3	4	5	6	7	8	9	AB	R	H	RBI	BB	SO	LOB
7 Gorkys Hernández, R (1, 8) OBP: 0.344, SLG: 0.469	B FF 91 F FF 91 B CU 74 F CH 84 B FF 92 F SL 85 X CH 84 2-2 28 1B 1B		B FF 90 C FF 91 B SL 84 S CH 82 B FF 91 D FF 90 4-2 22 1B 28 F7 10 1B BB		B FF 90 B CU 70 B FF 88 B FF 88 4-0 28 1B 22 2B BB	C FF 93 S SI 94 B CH 86 S FF 93 1-3 ② K		B FF 95 F FF 95 B SL 89 X FF 96 2-1 1B		3	2	2	0	2	1	0
28 Buster Posey, R (1, 3) OBP: 0.366, SLG: 0.431	B FF 91 X SI 90 1-0 1-2 1B		B CH 81 B CH 81 X FF 89 2-0 ② F7 1-2		X FF 88 0-0 22 2B 35 BLK 1-2 1B	B FC 90 S FC 90 B SI 93 X FC 90 2-1 ③ G5-3		B SL 90 F FF 95 F FF 95 X SL 91 1-2 ③ F9		5	1	2	0	0	0	2
22 Andrew McCutchen, R (1, 9) OBP: 0.355, SLG: 0.438	C CU 74 X FF 90 0-1 ① F6		C SL 85 B SL 85 C FF 91 B SL 85 B FF 91 X FF 91 3-2 10 1B 2-3 1B		F SL 83 F FF 88 X FF 91 0-2 35 BLK 5 BB 1-3 2-H 2B		B FF 92 C FF 92 F FC 89 H CH 84 2-2 10 1B 35 SF7 HBP		F FF 94 F FF 94 F CH 88 B FF 94 X SL 79 1-2 ① G6-3	4	2	2	1	0	0	2
10 Evan Longoria, R (1, 5) OBP: 0.277, SLG: 0.441	B FF 92 X CU 72 1-0 ② L7		B FF 91 F CH 84 S CH 83 F FF 92 F FF 92 X CH 82 1-2 35 FC6 1-2 3-H 1B		0-0 5 BB 35 BLK IBB		1 SAFE C FF 93 F FC 89 B FF 93 F FC 88 B SI 94 X FF 94 2-2 1-3 1B		F FF 94 X FF 94 0-1 ② G3-1	4	0	2	1	1	0	2
35 Brandon Crawford, L (1, 6) OBP: 0.382, SLG: 0.529	C FF 91 B SL 85 F FF 90 B FF 92 B CH 81 X SL 85 3-2 ③ F8		B CH 82 C FF 90 B FF 90 S CH 82 F FF 90 X SL 84 2-2 ③ FC6 1-2f		0-0 5 BB 1-2 2-3 3-H IBB		X FF 94 0-0 ① SF7 3-H		C FF 94 C SL 78 B SL 79 S CH 88 1-3 ③ K	3	0	0	1	1	1	4
5 Nick Hundley, R (1, 2) OBP: 0.299, SLG: 0.539		C FF 89 F FF 90 F SL 86 F SL 84 B FF 91 B CH 80 S FF 90 2-3 ① K	C CU 73 F FF 89 B CU 76 S CH 82 1-3 ① K		B SI 84 B SI 85 B SI 85 B SI 83 4-0 1-2 2-3 3-H BB		F FF 94 F CH 84 F CH 85 B FF 94 F FF 93 1 SAFE T CH 85 1-2 ② K			3	0	0	1	1	3	1
51 Mac Williamson, R (1, 7) OBP: 0.307, SLG: 0.435		X FF 91 0-0 ② L7	C CU 72 B FF 90 F FF 90 S FF 91 1-3 ② K		C SI 86 F SI 85 S SI 85 0-3 ② K		S CH 84 S CH 83 S CH 84 0-3 ③ K			4	0	0	0	0	3	4
19 Alen Hanson, S (1, 4) OBP: 0.357, SLG: 0.677		C FF 90 B CH 83 F FF 90 B FF 91 B FF 91 S FF 91 3-3 ③ K	F FF 91 S FF 91 B CU 75 X FF 91 1-2 ③ G5-3		B SI 84 B SI 85 X SI 84 2-0 ③ F8			C FF 95 S FF 94 X FF 95 0-2 ① P6		4	0	0	0	0	1	3
40 Madison Bumgarner, R (1, 1) 54 Reyes Moronta, R (6, 1) 49 Sam Dyson, R (7, 1) 48 Pablo Sandoval, S (8, PH) OBP: 0.336, SLG: 0.441 26 Cory Gearrin, R (8, 1)			B FF 91 B SL 83 T FF 90 S FF 90 S SL 84 2-3 ① K		X FF 89 0-0 ① F8	X FF 92 0-0 ① G5-3		C FF 96 S SL 89 F FF 96 B FF 95 B SL 89 B FF 96 C FF 96 3-3 ② K		3 0 0 1 0	0 0 0 0 0	0 0 0 0 0	0 0 0 0 0	1 0 0 1 0	0 0 0 0 0	0 0 0 0 0
Inning Stats	R: 0 E: 0 K: 0 S: 12 H: 2 LOB: 2 BB: 0 P: 19	R: 0 E: 0 K: 2 S: 9 H: 0 LOB: 0 BB: 0 P: 14	R: 1 E: 0 K: 1 S: 18 H: 2 LOB: 2 BB: 1 P: 32	R: 0 E: 0 K: 2 S: 9 H: 0 LOB: 0 BB: 0 P: 12	R: 3 E: 0 K: 1 S: 9 H: 2 LOB: 3 BB: 4 P: 19	R: 0 E: 0 K: 1 S: 6 H: 0 LOB: 0 BB: 0 P: 9	R: 1 E: 0 K: 2 S: 15 H: 1 LOB: 1 BB: 0 P: 20	R: 0 E: 0 K: 1 S: 12 H: 1 LOB: 1 BB: 0 P: 18	R: 0 E: 0 K: 1 S: 9 H: 0 LOB: 0 BB: 0 P: 11	1B: 7 2B: 1 3B: 0 HR: 0 SF: 1 SAC: 0 DP: 0 HBP: 1						

	AB	34
	R	5
	H	8
	RBI	4
	BB	5
	SO	11
	LOB	18

WP: 0 PB: 0 SB: 0 CS: 0 PA: 41

PITCHER		IP	WLS	BF	H	R	ER	SO	BB	IBB	HBP	BLK	WP	HR	S	P	ERA	WHIP
54 Wei-Yin Chen, L ERA: 6.13	(1, 1)	4.1		23	6	4	4	5	2	2	0	1	0	0	53	86	8.31	1.846
29 Brad Ziegler, R ERA: 6.67	(5, 1)	0.2		3	0	0	0	1	1	0	0	0	0	0	4	10	0.00	1.500
55 Drew Rucinski, R ERA: 4.76	(6, 1)	1.0		5	1	1	1	1	0	0	1	0	0	0	12	19	9.00	1.000
61 Adam Conley, L ERA: 1.86	(7, 1)	1.0	W	3	0	0	0	2	0	0	0	0	0	0	9	10	0.00	0.000
71 Drew Steckenrider, R ERA: 4.03	(8, 1)	1.0	H	4	1	0	0	1	0	0	0	0	0	0	12	18	0.00	1.000

PITCHER		IP	WLS	BF	H	R	ER	SO	BB	IBB	HBP	BLK	WP	HR	S	P	ERA	WHIP
46 Kyle Barraclough, R ERA: 1.27	(9, 1)	1.0	S	3	0	0	0	1	0	0	0	0	0	0	9	11	0.00	0.000

San Francisco Giants @ Miami Marlins

Marlins Park, Miami, FL

Mon Jun 11 2018, 7:12 PM - 10:13 PM EDT

Att. 6,023 - Roof Closed - 75 F

BOTTOM

livebaseballscorecards.com

Batter	1	2	3	4	5	6	7	8	9	AB	R	H	RBI	BB	SO	LOB
13 Starlin Castro, R (1, 4) OBP: 0.332, SLG: 0.395	C FF 90 B FF 90 B CH 83 F FC 85 S FC 86 2-3 **K** ①		X CH 82 0-0 F8 ③		C FF 91 B CU 75 T FC 84 X FF 91 1-2 F7 ③		C SI 93 X SI 93 0-1 G5-3 ②			4	0	0	0	0	1	1
15 Brian Anderson, R (1, 9) OBP: 0.383, SLG: 0.448	C FF 90 F CU 77 B FC 85 F FF 91 X FC 83 1-2 E5			C CU 75 B FC 85 B FF 89 X FC 85 2-1 HR		X FC 85 0-0 11 1B 1 SF9 2B	X SI 93 0-0 11 HR 2B 2-H			4	3	3	2	0	0	0
11 J.T. Realmuto, R (1, 2) OBP: 0.369, SLG: 0.528	B FC 84 C FC 84 B FF 89 X CH 82 2-1 L9 ②			B FF 90 S CH 81 X FF 91 1-1 41 G3 9 3B 2B		B CH 81 B FC 85 X CH 81 2-0 41 BB 9 1B 1B 2-3	C FC 89 F CH 86 B FC 89 B FC 89 X SI 94 2-2 HR 2-H			4	3	3	2	0	0	1
1 Cameron Maybin, R (1, 7) OBP: 0.302, SLG: 0.303	X FC 84 0-0 P3 ③			X FC 84 0-0 G6-3 ①		B CH 81 X CH 81 1-0 SF9 ① 3-H	B SI 94 F SI 94 B CH 86 X FC 88 2-1 G6-3 ③			3	0	0	1	0	0	2
41 Justin Bour, L (1, 3) OBP: 0.375, SLG: 0.430 71 Drew Steckenrider, R (8, 1) 32 Derek Dietrich, L (8, PH) OBP: 0.336, SLG: 0.461 46 Kyle Barraclough, R (9, 1)		B FC 85 B FC 85 C FF 90 B FC 87 X FF 91 3-1 G3 ①		C FC 86 X FC 86 0-1 G3 ② 2-3		B FF 91 B FC 85 B FC 85 B FF 90 4-0 9 1B 1-2 BB		B CH 86 F SI 93 F FF 92 F SL 84 X SI 92 1-2 F7 ①		2 0 1 0	0 0 0 0	0 0 0 0	0 0 0 0	1 0 0 0	0 0 0 0	1 0 0 0
9 Lewis Brinson, R (1, 8) OBP: 0.215, SLG: 0.315		B FF 90 B FF 91 B FC 86 C FF 90 T FC 84 F FC 85 X FF 91 3-2 P4 ②		B FC 86 F FF 90 B CH 82 B FC 85 X FC 84 3-1 3B 3-H		B FF 91 F CH 82 B FF 89 X FF 90 2-1 19 L4-3 1B 1-2 2-H		B SL 85 B SL 82 B SI 92 C SI 91 C SI 91 F SI 92 X SL 82 3-2 P2 ②		4	0	2	2	0	0	0
19 Miguel Rojas, R (1, 6) OBP: 0.295, SLG: 0.348 (8, 3)	C FF 91 B CH 84 B FC 85 S FC 86 X FF 90 2-2 L9 ③			B FF 90 B FC 84 F FF 91 B CU 76 X FF 90 3-1 F9 ③		S FF 97 S SL 84 B SL 84 B FF 96 D SL 82 X SL 83 3-2 L4-3 ②③ 1-1		C SI 91 F SL 82 S SL 84 0-3 **K** ③		4	0	0	0	0	1	3
2 Yadiel Rivera, R (1, 5) OBP: 0.323, SLG: 0.189			B FF 89 C FF 89 F FC 86 B CU 76 B FF 91 C FF 91 3-3 **K** ①		C FC 85 B FF 90 B CU 74 B FF 90 X FF 89 3-1 G6-3 ①		B SL 84 B FF 96 B FF 96 B FF 97 4-0 10 S 15 2B BB			2	1	0	0	1	1	0
54 Wei-Yin Chen, R (1, 1) OBP: 0.143, SLG: 0.143 29 Brad Ziegler, R (5, 1) 3 JB Shuck, L (5, PH) OBP: 0.247, SLG: 0.213 55 Drew Rucinski, R (6, 1) 61 Adam Conley, L (7, 1) 10 JT Riddle, L (7, PH) OBP: 0.220, SLG: 0.327 (8, 6)			F FF 90 B FC 85 S FC 86 S CU 77 1-3 **K** ②		B FC 85 B FF 91 C FF 90 F FC 86 X FF 90 2-2 P4 ②		B FF 97 1 SAFE B FF 97 L FF 98 F SL 82 B SL 81 1 SAFE S SL 82 3-3 **K** ① 1-2			1 0 1 0 0 1	0 0 0 0 0 0	0 0 0 0 0 0	0 0 0 0 0 0	1 0 0 0 0 1	0 0 0 0 0 1	0 0 0 0 0 1

Inning Stats	1	2	3	4	5	6	7	8	9
	R: 0 E: 1 K: 1 S: 10	H: 0 LOB: 1 BB: 0 P: 15	R: 0 E: 0 K: 0 S: 9	H: 0 LOB: 0 BB: 0 P: 17	R: 0 E: 0 K: 2 S: 7	H: 0 LOB: 0 BB: 0 P: 11	R: 2 E: 0 K: 0 S: 11	H: 3 LOB: 1 BB: 0 P: 20	R: 0 E: 0 K: 0 S: 8	H: 0 LOB: 0 BB: 0 P: 14	R: 2 E: 0 K: 0 S: 8	H: 3 LOB: 1 BB: 0 P: 20	R: 3 E: 0 K: 1 S: 11	H: 2 LOB: 0 BB: 1 P: 22	R: 0 E: 0 K: 1 S: 11	H: 0 LOB: 0 BB: 0 P: 15

1B: 2	SF: 1
2B: 4	SAC: 0
3B: 1	DP: 1
HR: 2	HBP: 0

WP: 0 PA: 34
PB: 0
SB: 1
CS: 0

	AB	31
	R	7
	H	8
	RBI	7
	BB	2
	SO	5
	LOB	9

PITCHER		IP	WLS	BF	H	R	ER	SO	BB	IBB	HBP	BLK	WP	HR	S	P	ERA	WHIP
40 Madison Bumgarner, L ERA: 4.76	(1, 1)	5.1		24	6	4	4	3	1	0	0	0	0	1	50	91	6.75	1.312
54 Reyes Moronta, R ERA: 1.76	(6, 1)	1.0		3	0	1	1	1	1	0	0	0	0	0	6	16	9.00	1.000
49 Sam Dyson, R ERA: 2.7	(7, 1)	0.2	L	4	2	2	2	0	0	0	0	0	0	1	8	12	27.00	3.000
26 Cory Gearrin, R ERA: 4.91	(8, 1)	1.0		3	0	0	0	1	0	0	0	0	0	0	11	15	0.00	0.000

PITCHER	IP	WLS	BF	H	R	ER	SO	BB	IBB	HBP	BLK	WP	HR	S	P	ERA	WHIP

Batter	1	2	3	4	5	6	7	8	9	AB	R	H	RBI	BB	SO	LOB
12 Joe Panik, L (1, 4) OBP: 0.329, SLG: 0.354	B FF 90 B FF 90 C FF 90 B CH 81 B FF 90 4-1 22 WP 28 BB 35 G6-3 BB		F FF 90 F CH 82 B CH 82 B FF 90 F FF 91 F CH 82 F SL 80 F CH 82 B FF 92 3-2 ① X FF 91 L8		B CH 82 C CH 83 B FF 93 2 SAFE 2-1 ③ PO 2-3	B SL 78 C FF 91 C FF 91 B CH 84 F FF 92 X FF 92 2-2 ① L9			C FF 93 C SL 78 X SL 78 0-2 ① G3-1	3	1	0	0	1	0	1
28 Buster Posey, R (1, 2) OBP: 0.364, SLG: 0.424	B FF 92 B FF 92 B FF 91 C FF 90 D FF 92 4-1 22 WP 1-2 BB		X FF 91 0-0 ② P4			C SL 81 B SL 81 B FF 91 B CH 84 X FF 92 3-1 ② G6-3			B FF 94 B FF 92 C FF 94 X FF 93 2-1 ② G5-3	3	0	0	0	1	0	1
22 Andrew McCutchen, R (1, 9) OBP: 0.350, SLG: 0.431	F FF 92 B FF 91 B SL 81 B CH 82 F FF 91 F FF 93 S CH 83 3-3 ① K 1-2 2-3		B SL 80 C FF 91 X CH 82 1-1 ③ L4			B FF 93 C FF 91 X FF 92 1-1 ③ G4-3			B FF 94 S FF 94 F FF 93 F FF 94 B SL 77 F FF 95 S CH 86 2-3 ③ K	4	0	0	0	0	2	3
35 Brandon Crawford, L (1, 6) OBP: 0.377, SLG: 0.522	F CH 84 X FF 91 0-1 ② G6-3 3-H			C FF 90 F SL 79 X CH 83 0-2 ① G4-3			B SL 85 F FF 94 S CH 85 X SL 88 1-2 ① L6			3	0	0	1	0	0	1
10 Evan Longoria, R (1, 5) OBP: 0.278, SLG: 0.440	B FF 90 B FF 91 F FF 91 B CH 83 X FF 91 3-1 ③ G6-3			F FF 91 S CH 82 X CH 82 0-2 48 G6-3 1B			C FF 94 F FF 94 B SL 87 X CH 85 1-2 ② F8			3	0	1	0	0	0	1
48 Pablo Sandoval, S (1, 3) OBP: 0.328, SLG: 0.430		B FF 91 C FF 91 F SL 80 B CH 82 X CH 83 2-2 ① L9		C FF 91 X CH 83 0-1 ②③ G6-3 1-2f			B FF 94 B FF 94 F FF 94 B CH 85 S FF 95 X CH 86 3-2 ③ F8			3	0	0	0	0	0	1
8 Hunter Pence, R (1, 7) OBP: 0.250, SLG: 0.230		C FF 91 X SL 79 0-1 ② G6-3			S SL 79 S CH 83 S CH 83 0-3 ① K			B SI 85 S SI 85 X SI 84 1-1 19 G4-6-3 1B		3	0	1	0	0	1	0
7 Gorkys Hernández, R (1, 8) OBP: 0.344, SLG: 0.463		C FF 91 B FF 91 F FF 92 F SL 80 B CH 84 F FF 92 B FF 92 F FF 91 X FF 91 3-2 ③ G4-3			C FF 91 B CH 83 F SL 79 B FF 91 B CH 84 F FF 92 B FF 91 4-2 12 PO 34 SH5-3 BB			B SI 85 S SI 85 F SI 85 F SI 86 F SI 86 S CU 74 1-3 ① K		2	0	0	0	1	1	1
34 Chris Stratton, R (1, 1) OBP: 0.120, SLG: 0.120 19 Alen Hanson, S (8, PH) OBP: 0.352, SLG: 0.667 26 Cory Gearrin, R (8, 1) 13 Will Smith, R (8, 1)			C FF 90 F FF 90 B SL 79 X FF 91 1-2 1B		L FF 90 L FF 91 X CH 84 0-2 ② SH5-3 1-2			F SI 86 B SI 85 F SI 86 B SI 85 X SI 86 2-2 ②③ G4-6-3 1-2f		1 1 0 0	0 0 0 0	1 0 0 0	0 0 0 0	0 0 0 0	0 0 0 0	0 1 0 0
Inning Stats	R: 1 E: 0 K: 1 S: 10 H: 0 LOB: 1 BB: 2 P: 24	R: 0 E: 0 K: 0 S: 11 H: 0 LOB: 0 BB: 0 P: 16	R: 0 E: 0 K: 0 S: 13 H: 1 LOB: 1 BB: 0 P: 18	R: 0 E: 0 K: 0 S: 8 H: 1 LOB: 0 BB: 0 P: 8	R: 0 E: 0 K: 1 S: 10 H: 0 LOB: 0 BB: 1 P: 16	R: 0 E: 0 K: 0 S: 8 H: 0 LOB: 0 BB: 0 P: 14	R: 0 E: 0 K: 0 S: 9 H: 0 LOB: 0 BB: 0 P: 14	R: 0 E: 0 K: 1 S: 10 H: 1 LOB: 0 BB: 0 P: 14	R: 0 E: 0 K: 1 S: 10 H: 0 LOB: 0 BB: 0 P: 14	1B: 3 2B: 0 3B: 0 HR: 0 SF: 0 SAC: 1 DP: 2 HBP: 0						

PITCHER		IP	WLS	BF	H	R	ER	SO	BB	IBB	HBP	BLK	WP	HR	S	P	ERA	WHIP
36 Trevor Richards, R ERA: 4.41	(1, 1)	6.0	W	21	2	1	1	2	3	0	0	0	1	0	60	96	1.50	0.833
61 Adam Conley, L ERA: 1.69	(7, 1)	1.0	H	3	0	0	0	0	0	0	0	0	0	0	9	14	0.00	0.000
29 Brad Ziegler, R ERA: 6.44	(8, 1)	1.0	H	3	1	0	0	1	0	0	0	0	0	0	10	14	0.00	1.000
46 Kyle Barraclough, R ERA: 1.23	(9, 1)	1.0	S	3	0	0	0	1	0	0	0	0	0	0	10	14	0.00	0.000

PITCHER	IP	WLS	BF	H	R	ER	SO	BB	IBB	HBP	BLK	WP	HR	S	P	ERA	WHIP

TOP

San Francisco Giants @ Miami Marlins

Marlins Park, Miami, FL

Tue Jun 12 2018, 7:11 PM - 9:45 PM EDT

Att. 5,928 - Roof Closed - 75 F

livebaseballscorecards.com

AB	26
R	1
H	3
RBI	1
BB	3
SO	4
LOB	10

WP: 1 PA: 31
PB: 0
SB: 0
CS: 0

BOTTOM

Batter	1	2	3	4	5	6	7	8	9	AB	R	H	RBI	BB	SO	LOB
32 Derek Dietrich, L (1, 7) OBP: 0.335, SLG: 0.457	C SI 92 F FF 92 X FF 92 0-2 ① F7		B CH 84 F FF 91 B FF 91 S CH 85 F FF 91 X FF 91 2-2 41 BB 15 HBP 13 1B 1B	B FF 89 F CH 84 B CU 76 F SI 89 X SL 84 2-2 ③ G3			B CU 77 S CH 84 B FF 90 X SI 89 2-1 ③ L7			4	1	1	0	0	0	0
29 Brad Ziegler, R (8, 1)										0	0	0	0	0	0	0
2 Yadiel Rivera, R (9, 5) OBP: 0.323, SLG: 0.189										0	0	0	0	0	0	0
15 Brian Anderson, R (1, 9) OBP: 0.384, SLG: 0.446	C FF 92 B FF 92 F FF 93 F FF 93 X CU 78 1-2 ② L7		B CU 78 C FF 91 H FF 91 2-1 13 1B 41 BB 10 2B 1-2 HBP		F SL 83 C FF 91 F CU 78 T FF 92 0-2 ① K			B SI 91 F SL 83 F SI 91 X SL 84 1-2 11 1B 1B		3	1	1	0	0	1	0
11 J.T. Realmuto, R (1, 2) OBP: 0.367, SLG: 0.522	X FF 92 0-0 ③ G6-3		B SI 91 F CU 79 B CU 76 T CU 78 F FF 92 X CU 78 2-2 ① L7		C FF 91 B CH 86 S FF 91 B FF 91 X SL 83 2-2 ② F8			B SI 92 C SI 91 X SI 92 1-1 1-2 1B 1B		4	0	1	0	0	0	2
41 Justin Bour, L (1, 3) OBP: 0.377, SLG: 0.426		C FF 92 B FF 93 B CH 86 B FF 92 B FF 92 4-1 10 SH5-3 13 1B BB	C FF 91 B CU 77 F CH 84 F FF 90 F FF 92 D SL 84 D CH 86 B CU 79 4-2 13 1B 10 2B 1-2 2-3 BB		C CH 84 X CH 84 0-1 ③ F8			B CU 78 T FF 93 F FF 92 S SL 81 1-3 ① K		2	1	0	0	2	1	2
46 Kyle Barraclough, R (9, 1)										0	0	0	0	0	0	0
13 Starlin Castro, R (1, 4) OBP: 0.335, SLG: 0.397		C FF 91 S FF 92 F FF 93 B FF 91 F CU 78 F CU 78 B FF 90 X CH 85 2-2 10 SH5-3 1-2 1B	F FF 91 X CU 79 0-1 10 2B 19 L1-5 1-2 2-3 3-H 1B			F SL 82 X SL 83 0-1 ① F8		B FF 93 C CU 78 B FF 93 F SL 82 F FF 92 S SL 83 2-3 ② K		4	0	2	1	0	1	2
10 JT Riddle, L (1, 6) OBP: 0.226, SLG: 0.346		X FF 92 0-0 ① SH5-3 1-2 2-3	S FF 91 B FF 90 S FF 91 X FF 92 1-2 1-3 2-H 3-H 2B			B SI 88 F CH 83 X FF 90 1-1 ② G3		C SL 80 B FF 93 C SL 82 S SL 83 1-3 ③ K		3	0	1	2	0	1	2
19 Miguel Rojas, R (1, 5) OBP: 0.292, SLG: 0.343		C CU 78 X FF 91 0-1 ② G5-3	C CU 77 D CU 78 X FF 91 1-1 ② ③ L1-5 3-3			B FF 90 B SL 82 F FF 90 S SL 82 X FF 91 2-2 ③ G4-3				3	0	0	0	0	0	4
(9, 3)																
3 JB Shuck, L (1, 8) OBP: 0.250, SLG: 0.209		0-0 IBB		B FF 89 X FF 89 1-0 ① G4-3			L CH 83 X CH 83 0-1 ① G4-3			2	0	0	0	1	0	0
(8, 7)																
36 Trevor Richards, R (1, 1)		B FF 92 C FF 91 C FF 91 F FF 92 C CU 79 1-3 ③ K		F FF 89 S SL 82 B CU 77 C SL 81 1-3 ② K			C SL 84 F FF 90 F FF 90 B CU 76 B FF 91 X FF 91 2-2 ② F9			2	0	0	0	0	2	3
61 Adam Conley, L (7, 1)										0	0	0	0	0	0	0
9 Lewis Brinson, R (7, PH) OBP: 0.214, SLG: 0.314										1	0	0	0	0	0	0
(8, 8)																
Inning Stats	R: 0 E: 0 K: 0 S: 8 H: 0 LOB: 0 BB: 0 P: 9	R: 0 E: 0 K: 1 S: 14 H: 1 LOB: 3 BB: 2 P: 21	R: 3 E: 0 K: 0 S: 20 H: 3 LOB: 1 BB: 1 P: 32	R: 0 E: 0 K: 1 S: 7 H: 0 LOB: 0 BB: 0 P: 11	R: 0 E: 0 K: 1 S: 9 H: 0 LOB: 0 BB: 0 P: 11	R: 0 E: 0 K: 0 S: 7 H: 0 LOB: 0 BB: 0 P: 10	R: 0 E: 0 K: 0 S: 8 H: 0 LOB: 0 BB: 0 P: 12	R: 0 E: 0 K: 3 S: 15 H: 2 LOB: 2 BB: 0 P: 21		1B: 5 2B: 2 3B: 0 HR: 0 SF: 0 SAC: 1 DP: 1 HBP: 1						

PITCHER		IP	WLS	BF	H	R	ER	SO	BB	IBB	HBP	BLK	WP	HR	S	P	ERA	WHIP
34 Chris Stratton, R ERA: 4.56	(1, 1)	7.0	L	28	4	3	3	3	2	1	1	0	0	0	73	106	3.86	0.857
26 Cory Gearrin, R ERA: 4.91	(8, 1)	0.0		2	2	0	0	0	0	0	0	0	0	0	5	7	∞	∞
13 Will Smith, L ERA: 1.13	(8, 1)	1.0		3	0	0	0	3	0	0	0	0	0	0	10	14	0.00	0.000

PITCHER	IP	WLS	BF	H	R	ER	SO	BB	IBB	HBP	BLK	WP	HR	S	P	ERA	WHIP

San Francisco Giants @ Miami Marlins

Marlins Park, Miami, FL

Tue Jun 12 2018, 7:11 PM - 9:45 PM EDT

Att. 5,928 - Roof Closed - 75 F

livebaseballscorecards.com

AB	28
R	3
H	6
RBI	3
BB	3
SO	6
LOB	15

MIAMI

Batter	1	2	3	4	5	6	7	8	9	AB	R	H	RBI	BB	SO	LOB
12 Joe Panik, L (1, 4) OBP: 0.324, SLG: 0.348	B FF 93 B FF 94 B FF 94 C FF 93 F FF 94 X FF 93 3-2 ① P5		B FF 93 C SL 82 X FF 94 1-1 ② P5		X FF 94 0-0 1B		B FF 92 B FF 93 C FF 93 B FF 92 F FF 91 X SL 80 3-2 ① P4	X FF 93 0-0 ③ F8		5	0	1	0	0	0	2
28 Buster Posey, R (1, 3) OBP: 0.373, SLG: 0.435	C FF 94 B SL 82 F FF 95 X FF 95 1-2 ② 22 HR 2B		B CH 85 B CH 84 F FF 94 B FF 93 C FF 93 X SL 82 3-2 22 2B 1B		F FF 92 C SL 80 D CH 84 F SL 79 X FF 92 1-2 ② P6		B SI 99 F FF 96 B SL 85 B FF 99 B FF 99 4-1 22 G6-3 10 1B BB		X FF 94 0-0 22 S 1B	4	2	3	0	1	0	1
22 Andrew McCutchen, R (1, 9) OBP: 0.351, SLG: 0.447	X FF 95 0-0 2-H HR		C SL 82 B FF 93 B CH 85 B SL 82 X FF 93 3-1 1-3 2B		B SL 81 X CH 84 1-0 ③ P3		X FF 98 0-0 ② G6-3 1-2		B SL 88 C FF 95 B SL 88 F FF 94 B FF 96 S FF 95 3-3 ① K 1-2	5	1	2	2	0	1	3
10 Evan Longoria, R (1, 5) OBP: 0.276, SLG: 0.435	B SL 84 B FF 95 B FF 95 C FF 94 X FF 94 3-1 ② P4		B CH 84 F FF 93 X FF 94 1-1 ③ F9			B SL 80 F CH 84 F FF 93 B FF 94 X CH 84 2-2 ① G6-3	C FF 99 F FF 99 B FF 101 F FF 100 F SL 86 F FF 100 X FF 101 1-2 2-H 1B		C FF 96 B FF 95 X SL 89 1-1 ② F9	5	0	1	1	0	0	3
35 Brandon Crawford, L (1, 6) OBP: 0.377, SLG: 0.517	C SL 82 C FF 94 S SL 82 0-3 ③ K			S SL 82 X CH 84 0-1 ① G3		C FF 92 B FF 93 S CH 84 X FF 94 1-2 5 1B 16 1B 1B	S FF 100 B FF 101 B FF 98 F FF 98 B SL 85 X FF 99 3-2 ③ G6-3		0-0 IBB	4	1	1	0	1	1	1
5 Nick Hundley, R (1, 2) OBP: 0.295, SLG: 0.523		B FF 92 B FF 93 X FF 92 2-0 ① F7		B FF 93 F CH 85 B FF 94 S SL 82 F CH 86 B FF 94 X CH 85 3-2 ② P3		X CH 84 0-0 8 FC5 16 1B 1-3 1B		X FF 97 0-0 ① G5-3	B FF 96 D FF 96 S FF 95 F FF 95 X FF 95 2-2 ③ P6	5	0	1	0	0	0	2
16 Austin Jackson, R (1, 7) OBP: 0.327, SLG: 0.306		B FF 93 C CH 85 B FF 92 F FF 93 X SL 82 2-2 ② G6-3		C SL 83 H SL 83 1-1 HBP		F FF 92 1 SAFE F SL 81 D SL 82 X SL 81 1-2 8 FC5 1-2 3-H 1B		B FF 100 B FF 100 C FF 98 F FF 97 B SL 83 X FF 98 3-2 ② G6-3		3	0	1	1	0	0	0
7 Gorkys Hernández, R (1, 8) OBP: 0.341, SLG: 0.458		X FF 93 0-0 ③ P3		1 SAFE B FF 92 B CH 84 C CH 84 1 SAFE S FF 92 X FF 93 2-2 ③ L7		C SL 82 S CH 84 S FF 93 0-3 ② K		C CH 94 F SL 85 B SI 100 B SI 100 B FF 100 X FF 98 3-2 19 BB 1B		4	0	1	0	0	1	3
59 Andrew Suárez, L (1, 1) 8 Hunter Pence, R (6, PH) OFF FLBT SUS SAFF 41 Mark Melancon, R (6, 1) 56 Tony Watson, L (7, 1) 19 Alen Hanson, S (8, PH) OFF FLBT SUS SAFF 49 Sam Dyson, R (8, 1) 13 Will Smith, R (8, 1) 54 Reyes Moronta, R (9, 1) 60 Hunter Strickland, R (9, 1)			C FF 92 B FF 92 S SL 82 C SL 82 1-3 ① K		B FF 91 C FF 92 B FF 93 F FF 92 F FF 93 F SL 82 C FF 94 2-3 ① K	F SL 82 B FF 92 S FF 93 2 SAFE X CH 84 1-2 ③ FC5 1-2 2-3f		D FF 97 C FF 98 B FF 100 B FF 97 B FF 98 4-1 1-2 BB		2 0 0 0 0 2 0 1 0 0 0 0 0 2 0 0 0 0 0 0 0 0 0 0 0 0 0 0 0 0 0 0 1 0 0 0 0 0 0 0 0 0 0 0 0 0 0 0 0 0 0 0 0 0 0 0						
Inning Stats	R: 2 E: 0 K: 1 S: 12 H: 2 LOB: 0 BB: 0 P: 19	R: 0 E: 0 K: 0 S: 5 H: 0 LOB: 0 BB: 0 P: 9	R: 0 E: 0 K: 1 S: 12 H: 2 LOB: 2 BB: 0 P: 21	R: 0 E: 0 K: 0 S: 10 H: 0 LOB: 1 BB: 0 P: 16	R: 0 E: 0 K: 1 S: 11 H: 1 LOB: 1 BB: 0 P: 15	R: 1 E: 0 K: 1 S: 16 H: 3 LOB: 2 BB: 0 P: 21	R: 1 E: 0 K: 0 S: 14 H: 1 LOB: 1 BB: 1 P: 25	R: 0 E: 0 K: 0 S: 9 H: 1 LOB: 2 BB: 1 P: 19	R: 0 E: 0 K: 1 S: 9 H: 1 LOB: 2 BB: 1 P: 15	1B: 8 2B: 2 3B: 0 HR: 1 SF: 0 SAC: 0 DP: 0 HBP: 1						WP: 0 PB: 0 SB: 1 CS: 0 PA: 42

TOP

San Francisco Giants @ Miami Marlins

Marlins Park, Miami, FL

Wed Jun 13 2018, 7:12 PM - 10:24 PM EDT

Att. 6,075 - Partly Cloudy - 83 F

livebaseballscorecards.com

AB	38
R	4
H	11
RBI	4
BB	3
SO	5
LOB	17

PITCHER		IP	WLS	BF	H	R	ER	SO	BB	IBB	HBP	BLK	WP	HR	S	P	ERA	WHIP
31 Caleb Smith, L ERA: 3.75	(1, 1)	6.1		28	8	3	3	4	0	0	1	0	0	1	69	107	4.26	1.263
56 Tayron Guerrero, R ERA: 5.34	(7, 1)	1.1		8	2	1	1	0	2	0	0	0	0	0	19	37	6.75	3.000
55 Drew Rucinski, R ERA: 4.5	(8, 1)	0.1		1	0	0	0	0	0	0	0	0	0	0	1	1	0.00	0.000
71 Drew Steckenrider, R ERA: 3.9	(9, 1)	1.0	W	5	1	0	0	1	0	1	0	0	0	0	9	15	0.00	1.000

PITCHER	IP	WLS	BF	H	R	ER	SO	BB	IBB	HBP	BLK	WP	HR	S	P	ERA	WHIP

Batter	1	2	3	4	5	6	7	8	9	AB	R	H	RBI	BB	SO	LOB
13 Starlin Castro, R (1, 4) OBP: 0.333, SLG: 0.392	B SI 92 C SI 93 S SL 90 B SL 88 X FF 93 2-2 G6-3 ①		C FF 94 C SL 89 X FF 93 0-2 L8 ③		B FF 93 B FF 92 B SL 90 B FF 92 4-0 15 G6-4-3 1-2 BB		F SI 93 S CH 87 S CH 85 0-3 K ③		B CH 87 S CH 87 X FF 93 1-1 1-2 2-3 1B	3	0	0	0	1	1	2
55 Drew Rucinski, R (8, 1)										0	0	0	0	0	0	0
71 Drew Steckenrider, R (9, 1)										0	0	0	0	0	0	0
3 JB Shuck, L (9, PH) OBP: 0.257, SLG: 0.217										1	0	1	0	0	0	0
15 Brian Anderson, R (1, 9) OBP: 0.385, SLG: 0.443	T FF 94 F FF 95 B CU 76 X SL 89 1-2 G5-3 ②			B CH 86 B FF 91 B SL 88 C FF 92 B SI 92 4-1 11 1B 1 1B BB	D FF 93 B FF 92 B FF 92 C FF 91 X FF 91 3-1 G6-4-3 ② ③ 1-2f			B SI 94 B SI 93 C SI 93 B SI 93 B SI 94 4-1 10 G4-3 41 2B 11 PB BB	B FF 94 F FF 94 B FF 93 B CH 87 X FF 91 3-1 SF8 ② 3-H	2	2	0	1	2	0	2
11 J.T. Realmuto, R (1, 2) OBP: 0.369, SLG: 0.522	C SI 94 B CU 78 B SI 93 B SL 87 F SI 93 S SL 89 3-3 K ③			1 SAFE C SI 92 C CH 86 X FF 93 0-2 1 1B 9 1B 1-2 1B		C FC 90 X KC 82 0-1 1 G1-3 41 1B 1B		C SI 93 1 SAFE F FC 91 B FC 91 B FC 90 T FC 88 2-2 K ① 1-2		4	2	2	0	0	2	1
1 Cameron Maybin, R (1, 7) OBP: 0.303, SLG: 0.303		C SI 93 B FF 94 F SL 90 B SL 90 B CU 79 X FF 94 3-2 G5-3 ①		X SL 88 0-0 9 1B 1-3 2-H 1B	B FC 91 C FC 91 X FC 92 1-1 G1-3 ① 1-2			S SL 80 X SL 80 0-1 G4-3 ② 2-3		3	0	1	1	0	0	1
56 Tayron Guerrero, R (7, 1)										0	0	0	0	0	0	0
10 JT Riddle, L (8, 6) OBP: 0.222, SLG: 0.340										1	0	0	0	0	0	1
41 Justin Bour, L (1, 3) OBP: 0.379, SLG: 0.432		C FF 94 B FF 95 F FF 94 F SL 90 B FF 94 X SI 93 2-2 G6-3 ②		B SI 92 C SL 89 B SI 92 S SI 93 B SI 93 S SI 93 3-3 K ①		C FC 91 F FC 90 X FC 92 0-2 9 G4-6-3 2-H 1B		X FF 94 0-0 3-H 2B		4	0	2	2	0	1	2
9 Lewis Brinson, R (1, 8) OBP: 0.214, SLG: 0.313		F SI 93 B CH 86 X SI 93 1-1 F9 ③		D FF 93 X SL 90 1-0 2-H 3-H 1B ②		C KC 82 S FC 92 D KC 82 X FC 91 1-2 G4-6-3 ② ③ 1-2f		F FF 92 S SL 80 S SL 80 0-3 K ③		4	0	1	1	0	1	2
19 Miguel Rojas, R (1, 6) OBP: 0.291, SLG: 0.342			B CH 85 X FF 92 1-0 P3 ①	C CU 78 X FF 94 0-1 F8 ③			C CH 84 F SI 92 B CH 85 F CH 86 S CH 85 1-3 K ①		C FF 97 C SL 82 X SL 84 0-2 3 1B 2 BB 15 SF8 1B	4	1	1	0	0	1	1
(8, 5)																
2 Yadiel Rivera, R (1, 5) OBP: 0.333, SLG: 0.182			C FF 93 S SL 91 F FF 93 F CU 76 B SL 88 S SL 90 1-3 K ②		F FF 92 B CU 74 B SL 86 X FF 92 2-1 G6-3 ①		C SI 93 B SI 93 F CH 85 B CH 86 B SI 93 B SI 92 4-2 BB		B FF 97 B FF 96 B FF 95 B FF 98 4-0 3 1B 1-2 BB	2	0	0	0	2	1	0
(8, 4)																
31 Caleb Smith, R (1, 1) OBP: 0.150, SLG: 0.150			X FF 93 0-0 1B		B SL 89 B FF 93 X FF 92 2-0 13 BB 1B		F SI 92 C SI 92 S SL 84 0-3 K ②		B FF 96 F FF 95 F CH 89 B FF 96 F FF 95 F CH 87 S CH 86 2-3 K ①	2	0	2	0	0	0	0
32 Derek Dietrich, L (7, 7) OBP: 0.332, SLG: 0.453										2	0	0	0	0	2	3
Inning Stats	R: 0 E: 0 K: 1 S: 9 H: 0 LOB: 0 BB: 0 P: 15	R: 0 E: 0 K: 0 S: 9 H: 0 LOB: 0 BB: 0 P: 15	R: 0 E: 0 K: 1 S: 10 H: 1 LOB: 1 BB: 0 P: 12	R: 2 E: 0 K: 1 S: 11 H: 3 LOB: 1 BB: 1 P: 19	R: 0 E: 0 K: 0 S: 5 H: 1 LOB: 1 BB: 1 P: 16	R: 1 E: 0 K: 0 S: 10 H: 2 LOB: 0 BB: 0 P: 12	R: 0 E: 0 K: 3 S: 12 H: 0 LOB: 1 BB: 1 P: 17	R: 1 E: 0 K: 2 S: 10 H: 1 LOB: 1 BB: 1 P: 16	R: 1 E: 0 K: 1 S: 12 H: 2 LOB: 2 BB: 1 P: 22	1B: 9 2B: 1 3B: 0 HR: 0 SF: 1 SAC: 0 DP: 2 HBP: 0	WP: 0 PB: 1 SB: 0 CS: 0 PA: 38					

PITCHER		IP	WLS	BF	H	R	ER	SO	BB	IBB	HBP	BLK	WP	HR	S	P	ERA	WHIP
59 Andrew Suárez, L ERA: 4.92	(1, 1)	5.0		20	5	2	2	3	2	0	0	0	0	0	44	77	3.60	1.400
41 Mark Melancon, R ERA: 3.6	(6, 1)	1.0	B	4	2	1	1	0	0	0	0	0	0	0	10	12	9.00	2.000
56 Tony Watson, L ERA: 2.03	(7, 1)	1.0	H	4	0	0	0	3	1	0	0	0	0	0	12	17	0.00	1.000
49 Sam Dyson, R ERA: 2.67	(8, 1)	0.1	H	2	0	1	0	1	1	0	0	0	0	0	4	10	0.00	3.000
13 Will Smith, L ERA: 1.08	(8, 1)	0.2	B	3	1	0	0	1	0	0	0	0	0	0	6	6	0.00	1.500

PITCHER		IP	WLS	BF	H	R	ER	SO	BB	IBB	HBP	BLK	WP	HR	S	P	ERA	WHIP
54 Reyes Moronta, R ERA: 2.05	(9, 1)	0.0	L	2	1	1	1	0	1	0	0	0	0	0	3	7	∞	∞
60 Hunter Strickland, R ERA: 2.12	(9, 1)	0.2		3	1	0	0	1	0	0	0	0	0	0	9	15	0.00	1.500

BOTTOM

San Francisco Giants @ Miami Marlins

Marlins Park, Miami, FL

Wed Jun 13 2018, 7:12 PM - 10:24 PM EDT

Att. 6,075 - Partly Cloudy - 83 F

livebaseballscorecards.com

AB	32
R	5
H	10
RBI	5
BB	5
SO	9
LOB	15

MIAMI

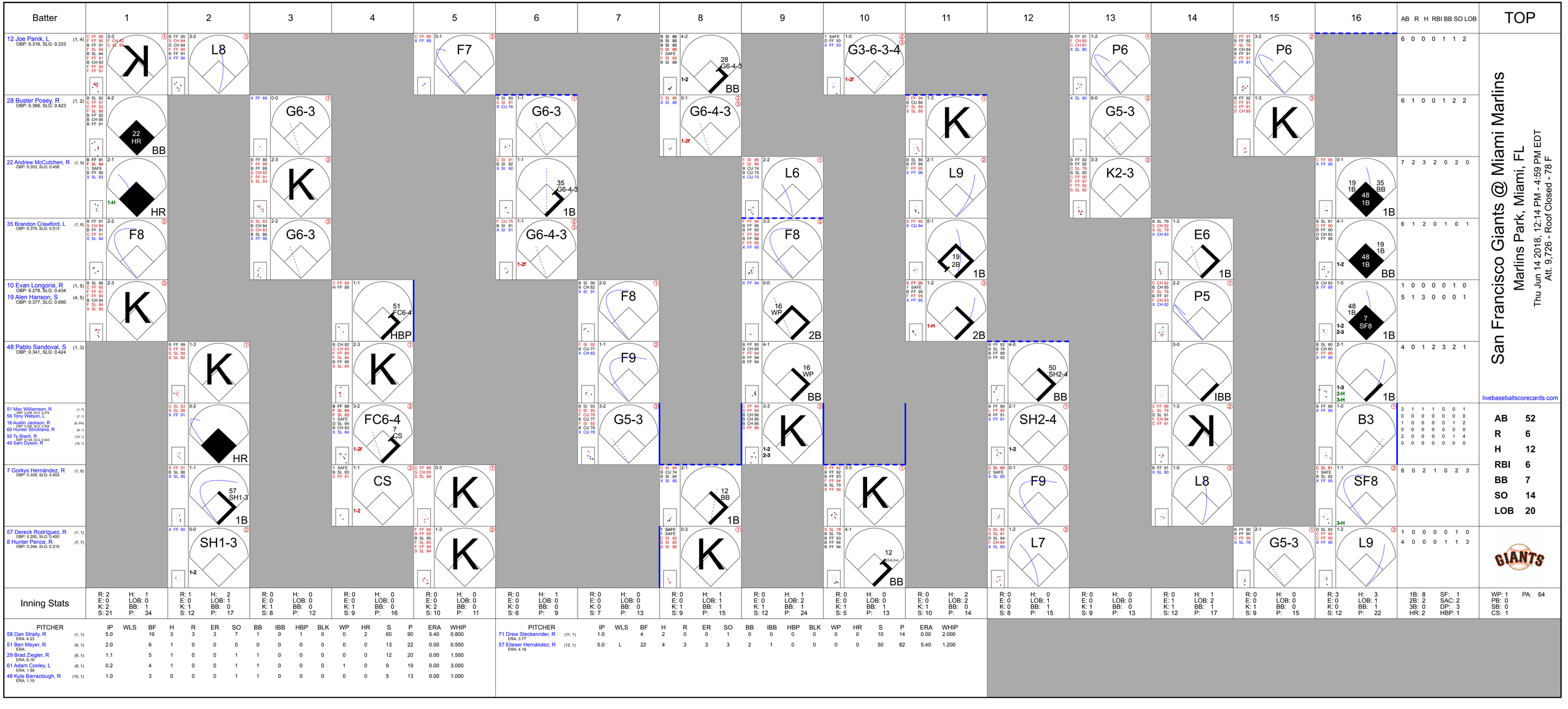
Batter
1
2
3
4
5
6
7
8
9
10
11
12
13
14
15
16
AB R H RBI BB SO LOB
TOP
12 Joe Panik, L (1, 4) OBP: 0.316, SLG: 0.333
28 Buster Posey, R (1, 2) OBP: 0.366, SLG: 0.423
22 Andrew McCutchen, R (1, 9) OBP: 0.353, SLG: 0.458
35 Brandon Crawford, L (1, 6) OBP: 0.379, SLG: 0.513
10 Evan Longoria, R (1, 5) OBP: 0.278, SLG: 0.434
19 Alen Hanson, S (4, 5) OBP: 0.377, SLG: 0.690
48 Pablo Sandoval, S (1, 3) OBP: 0.341, SLG: 0.424
51 Mac Williamson, R (1, 7)
56 Tony Watson, L (7, 1)
16 Austin Jackson, R (9, PH) OBP: 0.139, SLG: 0.139
60 Hunter Strickland, R (9, 1)
50 Ty Blach, R (10, 1) OBP: 0.125, SLG: 0.043
49 Sam Dyson, R (16, 1)
7 Gorkys Hernández, R (1, 8) OBP: 0.339, SLG: 0.453
57 Dereck Rodriguez, R (1, 1) OBP: 0.200, SLG: 0.400
8 Hunter Pence, R (7, 7) OBP: 0.244, SLG: 0.215
Inning Stats
PITCHER IP WLS BF H R ER SO BB IBB HBP BLK WP HR S P ERA WHIP
58 Dan Straily, R (1, 1) ERA: 4.23 5.0 19 3 3 3 7 1 0 1 0 0 2 60 90 5.40 0.800
51 Ben Meyer, R (6, 1) ERA: 2.0 6 1 0 0 0 0 0 0 0 0 0 0 13 22 0.00 0.500
29 Brad Ziegler, R (8, 1) ERA: 6.16 1.1 5 1 0 0 1 1 0 0 0 0 0 12 20 0.00 1.500
61 Adam Conley, L (9, 1) ERA: 1.59 0.2 4 1 0 0 1 1 0 0 0 1 0 9 19 0.00 3.000
46 Kyle Barraclough, R (10, 1) ERA: 1.19 1.0 3 0 0 0 1 1 0 0 0 0 0 5 13 0.00 1.000
PITCHER IP WLS BF H R ER SO BB IBB HBP BLK WP HR S P ERA WHIP
71 Drew Steckenrider, R (11, 1) ERA: 3.77 1.0 4 2 0 0 1 0 0 0 0 0 0 0 0 0.00 2.000
57 Elieser Hernández, R (12, 1) ERA: 4.18 5.0 L 22 4 3 3 3 2 1 0 0 0 0 50 82 5.40 1.200
San Francisco Giants @ Miami Marlins
Marlins Park, Miami, FL
Thu Jun 14 2018, 12:14 PM - 4:59 PM EDT
Att. 9,726 - Roof Closed - 78 F
livebaseballscorecards.com
AB 52
R 6
H 12
RBI 6
BB 7
SO 14
LOB 20
1B: 8 SF: 1
2B: 2 SAC: 2
3B: 0 DP: 3
HR: 2 HBP: 1
WP: 1 PA: 64
PB: 0
SB: 0
CS: 1

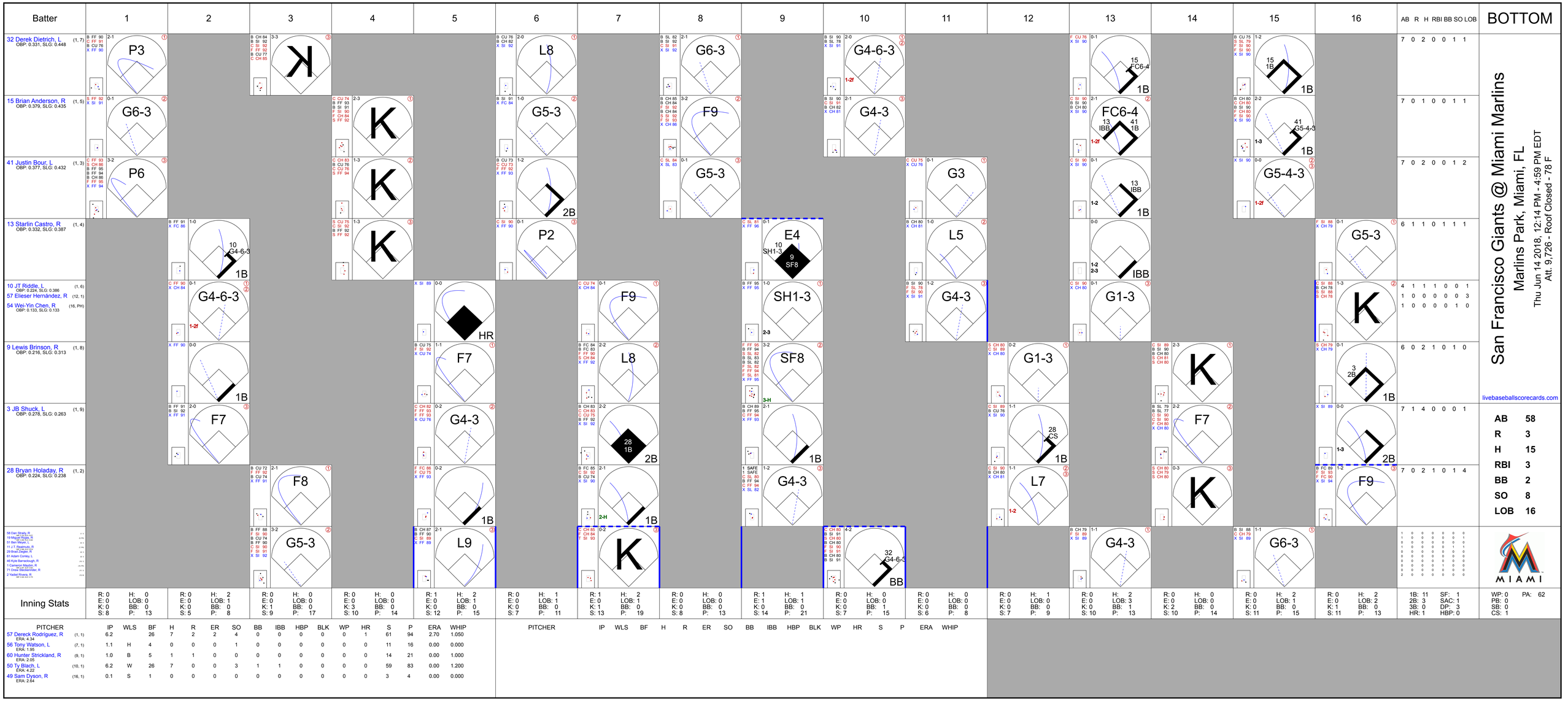
Batter
1
2
3
4
5
6
7
8
9
10
11
12
13
14
15
16
AB R H RBI BB SO LOB
BOTTOM
32 Derek Dietrich, L (1, 7) OBP: 0.331, SLG: 0.448
15 Brian Anderson, R (1, 5) OBP: 0.379, SLG: 0.435
41 Justin Bour, L (1, 3) OBP: 0.377, SLG: 0.432
13 Starlin Castro, R (1, 4) OBP: 0.332, SLG: 0.387
10 JT Riddle, L (1, 6) OBP: 0.224, SLG: 0.386
57 Elieser Hernández, R (12, 1)
54 Wei-Yin Chen, R (16, PH) OBP: 0.133, SLG: 0.133
9 Lewis Brinson, R (1, 8) OBP: 0.216, SLG: 0.313
3 JB Shuck, L (1, 9) OBP: 0.278, SLG: 0.263
28 Bryan Holaday, R (1, 2) OBP: 0.224, SLG: 0.238
58 Dan Straily, R
19 Miguel Rojas, R
51 Sam Dyson, R
11 J.T. Realmuto, R
29 Brad Ziegler, R
61 Adam Conley, L
48 Kyle Barraclough, R
1 Cameron Maybin, R
71 Drew VerHagen, R
2 Yadiel Rivera, R
Inning Stats
PITCHER IP WLS BF H R ER SO BB IBB HBP BLK WP HR S P ERA WHIP
57 Dereck Rodríguez, R (1, 1) ERA: 4.34
56 Tony Watson, L (7, 1) ERA: 1.95
60 Hunter Strickland, R (9, 1) ERA: 2.05
50 Ty Blach, L (10, 1) ERA: 4.22
49 Sam Dyson, R (16, 1) ERA: 2.64
1B: 11 2B: 3 3B: 0 HR: 1
SF: 1 SAC: 1 DP: 3 HBP: 0
WP: 0 PB: 0 SB: 0 CS: 1
PA: 62
AB 58
R 3
H 15
RBI 3
BB 2
SO 8
LOB 16
San Francisco Giants @ Miami Marlins
Marlins Park, Miami, FL
Thu Jun 14 2018, 12:14 PM - 4:59 PM EDT
Att. 9,726 - Roof Closed - 78 F
livebaseballscorecards.com
MIAMI

Batter	1	2	3	4	5	6	7	8	9	AB	R	H	RBI	BB	SO	LOB
32 Derek Dietrich, L (1, 3) OBP: 0.328, SLG: 0.440	B FF 94 B FF 95 B FF 96 B FF 92 4-0 11 FC5-4 15 BB BB	F FF 95 B FS 84 F FF 96 F FS 84 B FF 97 X FF 97 2-2 ③ F7 1-2			B FS 82 B FS 83 X CH 83 2-0 ② G1-3		X FF 97 0-0 ① G6-3		F SL 80 F FF 86 T FF 86 0-2 ② K	4	0	0	0	1	1	3
15 Brian Anderson, R (1, 9) OBP: 0.383, SLG: 0.439	B FF 94 B SL 84 1 SAFE C FF 94 F FF 95 D FS 85 B FF 96 4-2 11 FC5-4 1-2 BB		B SL 80 C FF 94 B FF 93 B SL 81 X FF 93 3-1 ① L9		S SL 82 S SL 83 B SL 85 X FS 85 1-2 3-H 1B		B SI 96 C SI 95 F SL 86 S SL 85 1-3 ② K		B SL 80 S SL 79 B SL 79 F SI 85 B SL 79 X SL 79 3-2 2B	4	0	2	1	1	1	0
11 J.T. Realmuto, R (1, 2) OBP: 0.364, SLG: 0.511	C SL 84 F FF 96 F FS 85 X FF 96 0-2 ① FC5-4 1-2f 2-3		C SL 81 B SL 82 F FF 95 S FS 85 1-3 ② K		S FF 95 F FF 95 F FF 96 D SL 86 X FS 86 1-2 ③ G6-3		X SI 97 0-0 41 1B 1B		C SL 79 F SL 78 X SL 78 0-2 ③ L9	5	0	1	0	0	1	4
41 Justin Bour, L (1, 10) OBP: 0.375, SLG: 0.429	B FS 84 F FF 95 S FS 84 S FS 85 1-3 ② K		B FF 95 C FF 94 F FS 85 B FS 88 C FF 97 2-3 ③ K			S SL 79 F FF 94 X FS 85 0-2 ① G1-3	1 SAFE C SI 93 D CH 87 S CH 84 B CH 85 X SI 92 2-2 1-3 1B			4	0	1	0	0	2	2
13 Starlin Castro, R (1, 4) OBP: 0.328, SLG: 0.381	C FF 94 F FF 95 B FS 85 S FS 85 1-3 ③ K			C FF 93 F SL 81 X SL 85 0-2 ① G1-3		C FF 94 X SL 84 0-1 ② P6	S SL 84 B SL 83 F SL 80 X SL 82 1-2 ③ L8			4	0	0	0	0	1	4
10 JT Riddle, L (1, 6) OBP: 0.226, SLG: 0.377		C FF 91 B FF 94 F CH 82 S FS 84 1-3 ① K		B SL 76 F FF 94 C FF 95 X FS 85 1-2 ② G6-3		C FF 93 S FF 95 X FF 98 0-2 9 3B 1B		B SI 93 S SI 93 F SI 94 S SI 94 1-3 ① K		4	1	1	0	0	2	0
9 Lewis Brinson, R (1, 8) OBP: 0.221, SLG: 0.333		F FF 93 F FF 95 X FF 97 0-2 3B		T FF 94 B SL 82 F SL 82 S FS 85 1-3 ③ K		D SL 82 B SL 82 1 SAFE F FF 94 X FF 94 2-1 1-H 3B		B SI 94 B SI 94 C SI 93 X SI 94 2-1 ② G6-3		4	0	2	1	0	1	0
19 Miguel Rojas, R (1, 5) OBP: 0.298, SLG: 0.347 2 Yadiel Rivera, R (6, PR) OBP: 0.319, SLG: 0.172 (6, 5)		C SL 83 D FS 84 F FS 82 B FF 96 B FS 84 F FS 84 F FF 97 F FS 84 B FS 85 4-2 32 S BB			C FF 93 C FF 93 X FS 85 0-2 3 PB 15 1B 2B	C FF 94 F FF 96 H FF 97 1-2 HBP		B SI 94 C SI 93 F SI 93 S SI 94 1-3 ③ K		1 1	1 0	1 0	0 0	1 0	0 1	0 0
3 JB Shuck, L (1, 7) OBP: 0.268, SLG: 0.252		C FF 94 B FS 84 B FF 95 C FF 94 C FF 95 2-3 ② K			B FF 92 B CH 83 X FS 82 2-0 ① G1-3 2-3	B FF 96 B FF 97 B FF 97 C FF 97 F FF 98 X FF 98 3-2 ③ G4-3			C SL 80 B FF 87 B FF 87 F FF 86 X FF 87 2-2 ① P6	4	0	0	0	0	1	5
Inning Stats	R: 0 E: 0 K: 2 S: 12 H: 0 LOB: 2 BB: 2 P: 22	R: 0 E: 0 K: 2 S: 18 H: 1 LOB: 2 BB: 1 P: 27	R: 0 E: 0 K: 2 S: 8 H: 0 LOB: 0 BB: 0 P: 14	R: 0 E: 0 K: 1 S: 9 H: 0 LOB: 0 BB: 0 P: 11	R: 1 E: 0 K: 0 S: 12 H: 2 LOB: 1 BB: 0 P: 18	R: 1 E: 0 K: 0 S: 15 H: 2 LOB: 2 BB: 0 P: 21	R: 0 E: 0 K: 1 S: 11 H: 2 LOB: 2 BB: 0 P: 15	R: 0 E: 0 K: 2 S: 9 H: 0 LOB: 0 BB: 0 P: 13	R: 0 E: 0 K: 1 S: 12 H: 1 LOB: 1 BB: 0 P: 17	1B: 4 2B: 2 3B: 2 HR: 0 SF: 0 SAC: 0 DP: 0 HBP: 1						

TOP

Miami Marlins @ Baltimore Orioles

Oriole Park at Camden Yards, Baltimore, MD

Fri Jun 15 2018, 7:08 PM - 9:49 PM EDT

Att. 23,968 - Clear - 81 F

livebaseballscorecards.com

AB	35
R	2
H	8
RBI	2
BB	3
SO	11
LOB	18

MIAMI

WP: 0 PB: 1 SB: 1 CS: 0 PA: 39

PITCHER		IP	WLS	BF	H	R	ER	SO	BB	IBB	HBP	BLK	WP	HR	S	P	ERA	WHIP
34 Kevin Gausman, R ERA: 4.48	(1, 1)	5.2	L	26	5	2	2	7	3	0	1	0	0	0	71	107	3.18	1.412
66 Tanner Scott, L ERA: 4.76	(6, 1)	0.2		2	0	0	0	0	0	0	0	0	0	0	4	7	0.00	0.000
50 Miguel Castro, R ERA: 2.83	(7, 1)	0.2		4	2	0	0	1	0	0	0	0	0	0	10	14	0.00	3.000
53 Zack Britton, L ERA:	(8, 1)	1.0		3	0	0	0	2	0	0	0	0	0	0	9	13	0.00	0.000
56 Darren O'Day, R ERA: 3.12	(9, 1)	1.0		4	1	0	0	1	0	0	0	0	0	0	12	17	0.00	1.000

PITCHER	IP	WLS	BF	H	R	ER	SO	BB	IBB	HBP	BLK	WP	HR	S	P	ERA	WHIP

Miami Marlins @ Baltimore Orioles

Oriole Park at Camden Yards, Baltimore, MD

Fri Jun 15 2018, 7:08 PM - 9:49 PM EDT

Att. 23,968 - Clear - 81 F

livebaseballscorecards.com

BOTTOM

Batter	1	2	3	4	5	6	7	8	9	AB	R	H	RBI	BB	SO	LOB
51 Corban Joseph, L (1, 3) OBP: 0.250, SLG: 0.250	C FF 93 B CH 90 B SL 84 X CH 92 2-1 ① G4-3			S CH 91 X CH 89 0-1 10 FC6-4 1B		B SL 88 B SI 97 F SI 97 C SI 97 X SI 97 2-2 ③ G5-3			C FF 93 C SL 79 S CH 88 0-3 ① K	4	0	1	0	0	1	1
10 Adam Jones, R (1, 8) OBP: 0.306, SLG: 0.448	B SI 96 C SI 94 C CH 88 B SI 95 X SI 94 2-2 ② L9			B SI 96 S SL 85 X SI 96 1-1 ① FC6-4 13 G6-4-3 1-2f			X SL 83 0-0 2 G6-4-3 13 1B 1B		B SL 78 C FF 94 F FF 93 B CH 88 X CH 88 2-2 ② G1-3	4	0	1	0	0	0	1
13 Manny Machado, R (1, 6) OBP: 0.377, SLG: 0.574	F SI 94 C SL 85 B SI 96 F CH 90 B SL 86 X FF 96 2-2 ③ F9			B SI 97 F CH 90 B SL 86 F SI 96 1 SAFE F SI 97 F CH 92 X SL 87 2-2 ② ③ G6-4-3 1-2f			1 SAFE B SI 96 F SI 96 B CH 90 S CH 90 X CH 91 2-2 2 G6-4-3 1-2 1B		S FF 94 S FF 94 F FF 94 B FF 93 B CH 87 T FF 95 2-2 ③ K	4	0	1	0	0	1	1
2 Danny Valencia, R (1, 5) OBP: 0.346, SLG: 0.461		C SI 94 B SL 82 S SL 82 X 1-2 ① G5-3			B SL 84 B SI 95 X SI 95 2-0 ① G5-3		B SI 96 F SL 86 X FF 96 1-1 ① ② G6-4-3 1-2f 2-3			3	0	0	0	0	0	2
16 Trey Mancini, R (1, 7) OBP: 0.301, SLG: 0.365		B SI 96 F SI 94 F SI 95 F CU 84 F CH 88 F SI 96 B SI 96 B SI 95 X SI 96 3-2 ② G4-3			B SL 85 F SL 85 F SI 95 X CH 90 1-2 ② F9		B CH 92 B SI 97 C SI 97 F SI 97 S SI 93 2-3 ③ K			3	0	0	0	0	1	1
6 Jonathan Schoop, R (1, 4) OBP: 0.248, SLG: 0.343		C SI 97 B SI 95 B SI 96 X CH 90 2-1 ③ G5-3			S SI 96 S SI 97 B SI 98 S SI 98 1-3 ③ K			B SL 84 B CH 89 B SI 96 C SI 96 B SI 95 4-1 45 FC6-4 BB		2	0	0	0	1	1	0
45 Mark Trumbo, R (1, 9) OBP: 0.305, SLG: 0.377			B SL 83 B SI 94 C SI 94 X SL 85 2-1 ① F7			X SI 93 0-0 ① G1-3		C SI 96 X SI 96 0-1 ① FC6-4 24 G3 1-2f		3	0	0	0	0	0	1
24 Pedro Alvarez, L (1, 10) OBP: 0.283, SLG: 0.414			B SI 96 B SI 95 C SI 93 B CH 88 S SI 94 T SI 96 3-2 ② K			C SI 95 B CH 89 C SI 96 C SI 96 1-3 ② K		F CH 90 B SI 96 B CH 90 X CH 91 2-1 ② G3 1-2		3	0	0	0	0	2	1
15 Chance Sisco, L (1, 2) OBP: 0.340, SLG: 0.328			F SI 95 B SI 96 B CH 89 B CH 89 F SI 96 X SI 97 3-2 ③ G1-3			F SL 87 B CH 91 B SI 96 F CH 91 H SI 96 3-2 HBP		X CH 92 0-0 ③ G6-3		2	0	0	0	0	0	1

Inning Stats																				
	R: 0	H: 0	R: 0	H: 0	R: 0	H: 0	R: 0	H: 1	R: 0	H: 0	R: 0	H: 0	R: 0	H: 2	R: 0	H: 0	R: 0	H: 0	1B: 3	SF: 0	WP: 0	PA: 30
	E: 0	LOB: 0	E: 0	LOB: 0	E: 0	LOB: 0	E: 0	LOB: 0	E: 0	LOB: 1	E: 0	LOB: 1	E: 0	LOB: 1	E: 0	LOB: 0	E: 0	LOB: 0	2B: 0	SAC: 0	PB: 0	
	K: 0	BB: 0	K: 0	BB: 0	K: 1	BB: 0	K: 0	BB: 0	K: 1	BB: 0	K: 1	BB: 0	K: 1	BB: 0	K: 0	BB: 1	K: 2	BB: 0	3B: 0	DP: 2	SB: 0	
	S: 9	P: 15	S: 11	P: 17	S: 8	P: 16	S: 9	P: 12	S: 7	P: 11	S: 9	P: 15	S: 9	P: 14	S: 6	P: 12	S: 10	P: 14	HR: 0	HBP: 1	CS: 0	

PITCHER		IP	WLS	BF	H	R	ER	SO	BB	IBB	HBP	BLK	WP	HR	S	P	ERA	WHIP
62 José Ureña, R ERA: 4.18	(1, 1)	8.0	W	27	3	0	0	4	1	0	1	0	0	0	68	112	0.00	0.500
46 Kyle Barraclough, R ERA: 1.15	(9, 1)	1.0	S	3	0	0	0	2	0	0	0	0	0	0	10	14	0.00	0.000

PITCHER		IP	WLS	BF	H	R	ER	SO	BB	IBB	HBP	BLK	WP	HR	S	P	ERA	WHIP

AB	28
R	0
H	3
RBI	0
BB	1
SO	6
LOB	9

Miami Marlins @ Baltimore Orioles

Oriole Park at Camden Yards, Baltimore, MD

Sat Jun 16 2018, 4:07 PM - 6:49 PM EDT

Att. 23,948 - Sunny - 85 F

TOP

livebaseballscorecards.com

Batter	1	2	3	4	5	6	7	8	9	AB	R	H	RBI	BB	SO	LOB
32 Derek Dietrich, L (1, 10) OBP: 0.331, SLG: 0.445	X SI 92 0-0 15 G4-3 11 1B 2B		S FS 87 C SI 92 S FS 87 0-3 ① K		X FS 86 0-0 ① ② G4-6-3 1-2f		B KC 81 C KC 81 B SI 92 B FS 86 S FS 87 X FS 88 3-2 1B			4	1	2	0	0	1	1
15 Brian Anderson, R (1, 9) OBP: 0.381, SLG: 0.434	X SI 91 0-0 ① G4-3 2-3		B KC 82 B SI 92 B SI 93 B SI 92 4-0 11 HR BB		B SI 92 B KC 82 C KC 81 X KC 82 2-1 ③ G3-1		F SI 92 1 SAFE B SI 91 X SI 92 1-1 ③ G5-3			3	1	0	0	1	0	2
11 J.T. Realmuto, R (1, 2) OBP: 0.371, SLG: 0.546	C SI 92 X SI 92 0-1 3-H 1B		X SI 92 0-0 1-H HR			C SI 92 B KC 82 B KC 82 B FS 86 X SI 92 3-1 HR		B FF 93 B FF 95 X FF 93 2-0 ① F8		4	2	3	4	0	0	0
41 Justin Bour, L (1, 3) OBP: 0.370, SLG: 0.421	C SI 92 X FS 87 0-1 ② F7		C FS 87 F FS 87 B SI 92 B KC 82 F FS 87 C SI 91 2-3 ② K			C SI 92 F FS 87 B FS 86 F FS 87 S KC 83 1-3 ① K		B FF 94 C FF 95 F FF 96 B CH 87 F FF 97 B FF 96 S FF 96 3-3 ② K		4	0	0	0	0	3	1
13 Starlin Castro, R (1, 4) OBP: 0.323, SLG: 0.376	D SI 92 F SI 92 B FS 86 F SI 92 S KC 82 2-3 ③ K2-3		C KC 81 F KC 82 S KC 82 0-3 ③ K			X KC 82 0-0 ② G4-3		S SL 87 S SL 86 F FF 97 F FF 98 B SL 88 X FF 94 1-2 ③ F7		4	0	0	0	0	2	1
10 JT Riddle, L (1, 6) OBP: 0.258, SLG: 0.406		X SI 92 0-0 9 G6-3 3 G4-3 2B		C KC 81 C SI 92 X SI 92 0-2 ① F8		C KC 82 B FS 86 S FS 87 B FS 87 B SI 92 F FS 88 B SI 92 4-2 BB			B FF 94 X SI 93 1-0 3 FC4-6 1B	3	1	2	0	1	0	0
9 Lewis Brinson, R (1, 8) OBP: 0.217, SLG: 0.328		F SI 92 B KC 82 B KC 81 F FF 92 F KC 81 B SI 92 X SI 91 3-2 ① G6-3 2-3		S KC 82 S KC 82 X SI 93 0-2 ② G5-3		1 SAFE X SI 92 0-0 ③ G5-3			1 SAFE S FF 94 F FF 94 B SL 85 S FF 94 1-3 ① K	4	0	0	0	0	1	3
3 JB Shuck, L (1, 7) OBP: 0.259, SLG: 0.243		B SI 92 X FS 86 1-0 ② G4-3 3-H		B KC 83 B FS 86 C SI 91 X SI 92 2-1 ③ L9			B SI 92 B SI 92 B FS 87 C SI 92 X SI 92 3-1 ① P5		C SI 93 B CH 87 C FF 94 F CH 87 X FF 95 1-2 ② FC4-6 1-2f	4	0	0	1	0	0	1
2 Yadiel Rivera, R (1, 5) OBP: 0.316, SLG: 0.177		C SI 92 S KC 82 C SI 93 0-3 ③ K			X SI 91 0-0 32 G4-6-3 1B		C SI 92 B KC 82 B KC 82 C KC 81 F KC 82 X SI 93 2-2 ② G6-3		1 SAFE 1 SAFE S FF 94 C FF 94 F FF 95 D CH 89 S FF 95 1-3 ③ K	4	0	1	0	0	2	1

Inning Stats	1	2	3	4	5	6	7	8	9
	R: 1 E: 0 K: 1 S: 9	R: 1 E: 0 K: 1 S: 9	R: 2 E: 0 K: 3 S: 11	R: 0 E: 0 K: 0 S: 8	R: 0 E: 0 K: 0 S: 4	R: 1 E: 0 K: 1 S: 11	R: 0 E: 0 K: 0 S: 11	R: 0 E: 0 K: 1 S: 10	R: 0 E: 0 K: 2 S: 12
	H: 2 LOB: 1 BB: 0 P: 11	H: 1 LOB: 0 BB: 0 P: 13	H: 1 LOB: 0 BB: 1 P: 17	H: 0 LOB: 0 BB: 0 P: 10	H: 1 LOB: 0 BB: 0 P: 6	H: 1 LOB: 1 BB: 1 P: 19	H: 1 LOB: 1 BB: 0 P: 20	H: 0 LOB: 0 BB: 0 P: 16	H: 1 LOB: 1 BB: 0 P: 16

1B: 4	SF: 0	WP: 0
2B: 2	SAC: 0	PB: 0
3B: 0	DP: 1	SB: 0
HR: 2	HBP: 0	CS: 0

PA: 36

AB	34
R	5
H	8
RBI	5
BB	2
SO	9
LOB	10

MIAMI

PITCHER		IP	WLS	BF	H	R	ER	SO	BB	IBB	HBP	BLK	WP	HR	S	P	ERA	WHIP
17 Alex Cobb, R ERA: 7.14	(1, 1)	7.0	L	29	7	5	5	6	2	0	0	0	0	2	63	96	6.43	1.286
60 Mychal Givens, R ERA: 4.11	(8, 1)	1.0		3	0	0	0	1	0	0	0	0	0	0	10	16	0.00	0.000
35 Brad Brach, R ERA: 3.71	(9, 1)	1.0		4	1	0	0	2	0	0	0	0	0	0	12	16	0.00	1.000

PITCHER	IP	WLS	BF	H	R	ER	SO	BB	IBB	HBP	BLK	WP	HR	S	P	ERA	WHIP

Batter	1	2	3	4	5	6	7	8	9	AB	R	H	RBI	BB	SO	LOB
14 Craig Gentry, R (1, 9) OBP: 0.308, SLG: 0.290 51 Corban Joseph, L (9, PH) OBP: 0.400, SLG: 0.250 29 Jace Peterson, L (9, PR) OBP: 0.315, SLG: 0.262	X FF 91 0-0 10 G5-4-3 1B		B CU 74 B FF 92 C FF 90 S SL 84 F FF 90 X SL 83 2-2 ② P3		C CH 81 B CH 80 F FF 89 B CU 72 X CH 81 2-2 ① G5-3		B FF 100 B FF 98 B FF 100 C FF 99 F FF 97 F FF 95 C FF 97 3-3 ② K		C FF 95 B CH 90 F FF 96 F FF 96 B CH 90 F FF 95 B FF 95 F FF 96 F FF 96 4-2 B FF 96 10 G4-3 BB	4 0 0	0 0 0	1 0 0	0 0 0	0 1 0	1 0 0	1 0 0
10 Adam Jones, R (1, 8) OBP: 0.311, SLG: 0.455	F FF 91 X SL 86 0-1 ① ② G5-4-3 1-2f		B FF 91 X FF 90 1-0 13 1B 1-3 2B		F FF 90 X SL 84 0-1 2 FC6-4 1B		C SL 90 B FF 101 B FF 99 X FF 99 2-1 13 1B 2 1B 1B		F FF 96 1 SAFE X SL 89 0-1 ① ② G4-3 1-2f	5	2	3	0	0	0	2
13 Manny Machado, R (1, 6) OBP: 0.377, SLG: 0.570	B CU 75 X FF 91 1-0 ③ G4-3		B SL 85 B FF 92 X SL 86 2-0 2 1B 2-H 3-H 1B		X FF 88 0-0 ② F7		B FF 101 B SI 100 X FF 99 2-0 2 1B 1-2 1B		B SL 90 X FF 96 1-0 ③ F8	5	0	2	2	0	0	2
2 Danny Valencia, R (1, 5) OBP: 0.350, SLG: 0.462		C CU 73 F FF 91 F FF 91 B SL 86 X FF 92 1-2 ① P3	B FF 92 C SL 85 D FF 91 F CH 83 X FF 92 2-2 1-2 1B		B CU 71 B CH 80 X FF 89 2-0 ③ FC6-4 1-2f		B SL 86 C FF 98 D FF 97 F FF 100 X FF 100 2-2 1-3 2-H 1B			4	0	2	1	0	0	1
16 Trey Mancini, R (1, 3) OBP: 0.297, SLG: 0.359		C FF 90 F CH 83 F FF 93 B FF 92 B CU 76 X CH 84 2-2 ② G4-3	C CH 83 B FF 90 S SL 83 F CH 81 B FF 90 F CH 83 X CH 84 2-2 ③ G5-3			C CH 80 F FF 88 F CU 72 C CH 82 0-3 ① K	F CU 74 C CU 73 B CU 73 B CU 74 B CU 74 F SI 85 X SI 86 3-2 ③ G6-3			4	0	0	0	0	1	4
6 Jonathan Schoop, R (1, 4) OBP: 0.252, SLG: 0.358	B CU 75 B FF 92 C FF 92 B FF 92 F FF 91 B FF 92 4-2 BB		B CU 73 S CH 82 F FF 90 F SL 84 F CH 84 B FF 92 X FF 91 2-2 ① L8			B CH 81 B SL 83 F FF 90 B FF 90 X FF 89 3-1 HR		B SI 85 B SI 84 C SI 84 X SI 85 2-1 ① G5-3		3	1	1	1	1	0	0
45 Mark Trumbo, R (1, 10) OBP: 0.310, SLG: 0.383	B FF 92 X CH 83 1-0 ③ P6		B CH 82 X FF 91 1-0 2B			C SL 86 X FF 90 0-1 ② P4		B SI 85 B SI 84 B SI 86 B SI 85 4-0 23 G4-3 BB		3	0	1	0	1	0	1
23 Joey Rickard, R (1, 7) OBP: 0.253, SLG: 0.355			C FF 91 X FF 91 0-1 ① L4		X FF 90 0-0 ② F7	C FF 90 B CH 82 F SL 84 F FF 91 S SL 85 1-3 ③ K		C SI 85 B SI 84 F SI 85 X SI 86 1-2 ② G4-3 1-2		4	0	0	0	0	1	2
61 Austin Wynns, R (1, 2) OBP: 0.222, SLG: 0.389			C FF 91 B CU 75 X FF 92 1-1 ① 10 2B 13 1B 1B		D SL 84 C SL 83 S CU 74 F SL 84 X FF 91 1-2 ③ G5-3		C FF 98 F FF 100 F SL 86 S SL 85 0-3 ① K	C CU 74 S CU 73 2 SAFE S CU 74 0-3 ③ K		4	1	1	0	0	2	2
Inning Stats	R: 0 E: 0 K: 0 S: 4 H: 1 LOB: 0 BB: 0 P: 5	R: 0 E: 0 K: 0 S: 11 H: 0 LOB: 1 BB: 1 P: 19	R: 2 E: 0 K: 0 S: 18 H: 4 LOB: 2 BB: 0 P: 28	R: 0 E: 0 K: 0 S: 11 H: 1 LOB: 1 BB: 0 P: 15	R: 0 E: 0 K: 0 S: 7 H: 1 LOB: 1 BB: 0 P: 11	R: 1 E: 0 K: 2 S: 12 H: 1 LOB: 0 BB: 0 P: 16	R: 1 E: 0 K: 2 S: 18 H: 3 LOB: 2 BB: 0 P: 30	R: 0 E: 0 K: 1 S: 8 H: 0 LOB: 1 BB: 1 P: 15	R: 0 E: 0 K: 0 S: 9 H: 0 LOB: 1 BB: 1 P: 14	1B: 8 2B: 2 3B: 0 HR: 1 SF: 0 SAC: 0 DP: 2 HBP: 0						

BOTTOM

Miami Marlins @ Baltimore Orioles

Oriole Park at Camden Yards, Baltimore, MD

Sat Jun 16 2018, 4:07 PM - 6:49 PM EDT

Att. 23,948 - Sunny - 85 F

livebaseballscorecards.com

AB	36
R	4
H	11
RBI	4
BB	3
SO	5
LOB	15

PITCHER		IP	WLS	BF	H	R	ER	SO	BB	IBB	HBP	BLK	WP	HR	S	P	ERA	WHIP
54 Wei-Yin Chen, L ERA: 5.91	(1, 1)	6.0	W	26	8	3	3	2	1	0	0	0	0	1	63	94	4.50	1.500
56 Tayron Guerrero, R ERA: 5.52	(7, 1)	0.2	H	5	3	1	1	2	0	0	0	0	0	0	14	23	13.50	4.500
29 Brad Ziegler, R ERA: 5.91	(7, 1)	1.1	H	5	0	0	0	1	1	0	0	0	0	0	12	22	0.00	0.750
71 Drew Steckenrider, R ERA: 3.66	(9, 1)	1.0	S	3	0	0	0	0	1	0	0	0	0	0	9	14	0.00	1.000

PITCHER	IP	WLS	BF	H	R	ER	SO	BB	IBB	HBP	BLK	WP	HR	S	P	ERA	WHIP

Batter	1	2	3	4	5	6	7	8	9	AB	R	H	RBI	BB	SO	LOB
32 Derek Dietrich, L (1, 7) OBP: 0.340, SLG: 0.448	B FF 90 B FF 92 B CH 84 C FF 90 F FF 91 B CH 84 4-2 BB		C CH 84 B FF 93 F FF 93 B SL 78 S CH 84 2-3 ② K			B FF 91 F CH 83 F FF 92 B SL 80 F CH 87 X FF 92 2-2 11 FC5-4 15 BB 41 HR 1B	D CH 88 B SI 92 B SI 94 C SI 93 C SI 93 B SI 92 4-2 1-2 2-3 BB		C SI 94 B SI 93 X SI 94 1-1 15 FC1-6 1B	3	1	2	0	2	1	0
15 Brian Anderson, R (1, 9) (8, 5) OBP: 0.378, SLG: 0.428	X SI 91 0-0 ① F8		B CU 74 B SI 92 C FF 92 C SL 80 C SL 81 2-3 ③ K			S FF 93 F SI 93 F SL 80 D SL 81 B FF 93 B FF 92 B FF 94 4-2 11 FC5-4 1-2 BB	B FF 91 S FF 92 F FF 92 T FF 95 1-2 ① K		F SI 94 X SI 94 0-1 ① FC1-6 1-2f	4	0	0	0	1	2	5
11 J.T. Realmuto, R (1, 3) OBP: 0.362, SLG: 0.533	1 SAFE C SL 79 B SL 80 F SI 93 F SL 80 S FF 93 1-3 ② K			X FF 90 0-0 ① F8		F SI 92 F FF 93 X SL 81 0-2 ① FC5-4 41 HR 1-2f 2-3	B SL 83 F FF 94 X FF 94 1-1 ② F7		C SI 94 C SL 79 X SI 95 0-2 ② F8	5	1	0	0	0	1	7
41 Justin Bour, L (1, 10) OBP: 0.370, SLG: 0.446	1 SAFE B FF 92 F FF 92 X CH 84 1-1 ③ G6-3			B FF 92 X FF 92 1-0 HR		C CH 82 B FF 93 X CH 83 1-1 1-H 3-H HR	D SL 89 C FF 96 B SL 90 F FF 97 C SL 89 2-3 ③ K		X SI 94 0-0 ③ G5-3	5	2	2	4	0	1	5
13 Starlin Castro, R (1, 4) OBP: 0.326, SLG: 0.385		F FF 93 B SI 91 S SL 77 X SL 78 1-2 ① G5-3		X SL 81 0-0 ② P3		X FF 93 0-0 2B		X SL 82 0-0 2B		4	0	2	0	0	0	0
1 Cameron Maybin, R (1, 8) OBP: 0.306, SLG: 0.302		B FF 92 B FF 92 S FF 92 F FF 91 X SL 80 2-2 2 S 10 BLK 1B		C FF 92 C CU 76 F FF 93 X SL 80 0-2 ③ G5-3		C SL 80 B FF 92 B SL 80 B FF 92 X FF 90 3-1 ② P3		B FF 91 C FF 92 B FF 92 F FF 93 C FF 92 2-3 ① K		4	0	1	0	0	1	2
10 JT Riddle, L (1, 6) OBP: 0.257, SLG: 0.388		F FF 90 F FF 91 F FF 94 X CH 84 0-2 ② L9 1-2			B SI 92 C FF 89 F FF 92 X CU 76 1-2 ① L8	F FF 92 B FF 92 X CH 83 1-1 ③ F7		B CH 86 B FF 94 B SI 93 B FF 94 4-0 BB		3	0	0	0	1	0	2
2 Yadiel Rivera, R (1, 5) OBP: 0.316, SLG: 0.185 3 JB Shuck, L (8, PH) (8, 9) OBP: 0.256, SLG: 0.241		F FF 91 S SL 80 S SL 80 0-3 ③ K2-3 2-3			S SL 80 X FF 92 0-1 ② L9		B SI 98 B SI 96 C SI 95 C SI 94 X SL 84 2-2 32 BB 28 1B 1B	C FF 94 X CH 85 0-1 ② F6		3 1	0 0	1 0	0 0	0 0	1 0	1 2
28 Bryan Holaday, R (1, 2) OBP: 0.225, SLG: 0.239			B FF 91 S FF 92 C FF 92 B SL 80 X FF 93 2-2 ① F9		C FF 93 B SL 80 F FF 92 C SL 81 1-3 ③ K2-3		X SI 95 0-0 32 BB 1-2 1B	X FF 94 0-0 ③ G5-3		4	0	1	0	0	1	2
Inning Stats	R: 0 E: 0 K: 1 S: 9 H: 0 LOB: 1 BB: 1 P: 15	R: 0 E: 0 K: 1 S: 13 H: 1 LOB: 1 BB: 0 P: 16	R: 0 E: 0 K: 2 S: 9 H: 0 LOB: 0 BB: 0 P: 15	R: 1 E: 0 K: 0 S: 7 H: 1 LOB: 0 BB: 0 P: 8	R: 0 E: 0 K: 1 S: 8 H: 0 LOB: 0 BB: 0 P: 10	R: 3 E: 0 K: 0 S: 17 H: 3 LOB: 1 BB: 1 P: 28	R: 0 E: 0 K: 2 S: 14 H: 2 LOB: 3 BB: 1 P: 24	R: 0 E: 0 K: 1 S: 7 H: 1 LOB: 2 BB: 1 P: 13	R: 0 E: 0 K: 0 S: 8 H: 1 LOB: 1 BB: 0 P: 9	1B: 5 2B: 2 3B: 0 HR: 2 SF: 0 SAC: 0 DP: 0 HBP: 0						

PITCHER		IP	WLS	BF	H	R	ER	SO	BB	IBB	HBP	BLK	WP	HR	S	P	ERA	WHIP
37 Dylan Bundy, R ERA: 3.81	(1, 1)	6.0	W	25	5	4	4	5	2	0	0	1	0	2	63	92	6.00	1.167
50 Miguel Castro, R ERA: 2.83	(7, 1)	0.0		3	2	0	0	0	1	0	0	0	0	0	6	12	∞	∞
60 Mychal Givens, R ERA: 4.04	(7, 1)	0.2	H	2	0	0	0	1	0	0	0	0	0	0	5	7	0.00	0.000
66 Tanner Scott, L ERA: 4.67	(7, 1)	0.1	H	1	0	0	0	1	0	0	0	0	0	0	3	5	0.00	0.000
35 Brad Brach, R ERA: 3.58	(8, 1)	1.0		5	1	0	0	1	1	0	0	0	0	0	7	13	0.00	2.000

PITCHER		IP	WLS	BF	H	R	ER	SO	BB	IBB	HBP	BLK	WP	HR	S	P	ERA	WHIP
53 Zack Britton, L ERA:	(9, 1)	1.0		4	1	0	0	0	0	0	0	0	0	0	8	9	0.00	1.000

TOP

Miami Marlins @ Baltimore Orioles

Oriole Park at Camden Yards, Baltimore, MD

Sun Jun 17 2018, 1:09 PM - 4:17 PM EDT

Att. 21,421 - Sunny - 88 F

livebaseballscorecards.com

AB	36
R	4
H	9
RBI	4
BB	4
SO	8
LOB	26

MIAMI

PA: 40

WP: 0
PB: 0
SB: 1
CS: 0

Miami Marlins @ Baltimore Orioles

Oriole Park at Camden Yards, Baltimore, MD

Sun Jun 17 2018, 1:09 PM - 4:17 PM EDT

Att. 21,421 - Sunny - 88 F

livebaseballscorecards.com

BOTTOM

Batter	1	2	3	4	5	6	7	8	9	AB	R	H	RBI	BB	SO	LOB
51 Corban Joseph, L (1, 3) OBP: 0.222, SLG: 0.125	C FF 90 B FF 91 B CH 82 X FF 91 2-1 F7 ①		C SL 80 X FF 91 0-1 F7 ①	B SL 81 X CH 82 1-0 F9 ①		C FF 94 B CU 76 S FC 94 S FC 96 1-3 K ①		C FC 92 B FC 94 B CU 76 B FC 93 X FF 92 3-1 10 1B 13 1B 1B		4	0	0	0	0	1	2
23 Joey Rickard, R (7, 7) OBP: 0.262, SLG: 0.364										1	1	1	0	0	0	0
10 Adam Jones, R (1, 8) OBP: 0.313, SLG: 0.457	F FF 92 C CH 83 B FF 92 F CH 84 F SL 83 F CH 84 X FF 91 1-2 P4 ②		B FF 91 F FF 91 S CH 84 B FF 92 F SL 82 B FF 92 X FF 92 3-2 L9 ②	B SL 81 X SL 80 1-0 1-H 3-H 2B		C FF 96 B FC 96 B CU 78 S FC 96 F FC 97 X FF 96 2-2 G4-3 ②		B CH 86 F FC 92 X FC 92 1-1 13 1B 1-2 1B		5	0	2	2	0	0	0
13 Manny Machado, R (1, 6) OBP: 0.377, SLG: 0.567	X FF 91 0-0 P3 ③		C FF 92 X FF 91 0-1 45 2B 1B	B CU 76 D FF 95 B FF 95 C FF 96 F FF 95 F CU 76 F FF 97 F FF 97 C CU 79 3-3 K ②		F FF 95 B FC 96 F CU 77 S FC 95 1-3 K ③		S CU 77 B FC 93 D CU 77 B FC 93 X FC 92 3-1 1-2 2-H 1B		5	1	2	1	0	2	1
45 Mark Trumbo, R (1, 10) OBP: 0.320, SLG: 0.420		B FF 91 C SL 81 C FF 92 F CH 83 B SL 82 X SL 80 2-2 6 2B 29 2B 1B	F FF 92 F FF 92 D SL 82 F SL 82 X FF 91 1-2 1-H 16 1B 2B	X CU 76 0-0 F7 ③			C FF 92 B FC 94 S FC 94 F FC 96 X FF 96 1-2 HR	C FF 92 X SL 87 0-1 G4-3 ③		5	3	3	2	0	0	3
6 Jonathan Schoop, R (1, 4) OBP: 0.261, SLG: 0.365		B FF 92 F FF 92 B CH 84 X FF 92 2-1 29 2B 1-3 2B	B CH 85 C FF 91 B FF 92 D CH 85 B FF 92 4-1 16 1B BB		B FF 96 B FF 95 F FF 96 B FF 96 B FF 96 4-1 16 G6-3 29 HR BB		B CU 74 C CU 75 B FC 94 F FC 93 B CU 78 F FF 94 X FF 94 3-2 G6-3 ①			2	2	1	0	2	0	0
16 Trey Mancini, R (1, 7) OBP: 0.297, SLG: 0.358 (7, 3)	B SL 81 S CH 83 C FF 92 S FF 92 1-3 K ①	B SL 81 B FF 92 2 SAFE B FF 91 C FF 92 X FF 92 3-1 1-3 2-H 1B			C CU 76 T FF 97 X CU 78 0-2 G6-3 ① 1-2		F CH 83 B CU 76 X CU 76 1-1 G6-3 ②			4	0	1	1	0	1	3
29 Jace Peterson, L (1, 5) OBP: 0.320, SLG: 0.308		2 SAFE B SL 81 F SL 82 C FF 92 F CH 85 D CH 84 D SL 82 X CH 84 3-2 2-H 3-H 2B	C FF 90 F FF 91 B FF 91 F SL 80 X FF 91 1-2 F8 ③		F FF 95 B CH 86 X CH 86 1-1 2-H HR		C CU 77 F FC 95 X CU 79 0-2 G6-3 ③			4	1	2	4	0	0	2
14 Craig Gentry, R (1, 9) OBP: 0.306, SLG: 0.288		X FF 91 0-0 F8 ②		X FF 90 0-0 61 1B 10 2B 1B	B FF 96 F FF 95 B CU 78 F FC 95 S FF 96 2-3 K ②			B CU 78 B CU 77 B FC 93 C FC 93 S FC 93 F FC 94 F FC 94 X FC 94 3-2 G6-3 ①		4	1	1	0	0	1	1
61 Austin Wynns, R (1, 2) OBP: 0.227, SLG: 0.364		C FF 91 C SL 80 S SL 81 0-3 K ③		1 SAFE B SL 80 X FF 91 1-0 10 2B 1-3 1B	B FC 96 C CU 77 B CU 78 F FC 94 S CU 79 2-3 K ③			S FC 93 C CU 78 F CU 80 F CU 79 B FF 91 B FC 94 X CU 77 2-2 L5 ②		4	1	1	0	0	2	1
Inning Stats	R: 0 E: 0 K: 0 S: 9 H: 0 LOB: 0 BB: 0 P: 12	R: 2 E: 0 K: 2 S: 17 H: 3 LOB: 1 BB: 0 P: 25	R: 2 E: 0 K: 0 S: 19 H: 3 LOB: 2 BB: 1 P: 31	R: 2 E: 0 K: 1 S: 11 H: 3 LOB: 1 BB: 0 P: 17	R: 2 E: 0 K: 2 S: 12 H: 1 LOB: 0 BB: 1 P: 21	R: 0 E: 0 K: 2 S: 10 H: 0 LOB: 0 BB: 0 P: 14	R: 1 E: 0 K: 0 S: 13 H: 1 LOB: 0 BB: 0 P: 18	R: 1 E: 0 K: 0 S: 18 H: 3 LOB: 2 BB: 0 P: 30		1B: 8 2B: 4 3B: 0 HR: 2 SF: 0 SAC: 0 DP: 0 HBP: 0						

	AB	38
	R	10
	H	14
	RBI	10
	BB	2
	SO	7
	LOB	13

PITCHER		IP	WLS	BF	H	R	ER	SO	BB	IBB	HBP	BLK	WP	HR	S	P	ERA	WHIP
36 Trevor Richards, R ERA: 5.45	(1, 1)	3.1	L	20	9	6	6	2	1	0	0	0	0	0	49	75	16.20	3.000
77 Merandy Gonzalez, R ERA: 5.71	(4, 1)	4.1		19	5	4	4	5	1	0	0	0	0	2	58	91	8.31	1.385
53 Brett Graves, R ERA:	(8, 1)	0.1		1	0	0	0	0	0	0	0	0	0	0	2	2	0.00	0.000

PITCHER	IP	WLS	BF	H	R	ER	SO	BB	IBB	HBP	BLK	WP	HR	S	P	ERA	WHIP

Miami Marlins @ San Francisco Giants

AT&T Park, San Francisco, CA

Mon Jun 18 2018, 7:15 PM - 10:02 PM PDT

Att. 36,743 - Partly Cloudy - 61 F

TOP

livebaseballscorecards.com

Batter	1	2	3	4	5	6	7	8	9	AB	R	H	RBI	BB	SO	LOB
13 Starlin Castro, R (1, 4) OBP: 0.321, SLG: 0.379	B SI 92 B SI 94 C FF 93 F FF 93 S SL 88 2-3 K ①		F FF 92 F SL 88 B CU 74 X SL 88 1-2 G6-3 ③		1 SAFE 1 SAFE B SI 92 C SI 93 B CU 76 F CU 77 S SL 88 2-3 K ③			B SI 95 C SI 95 B SI 93 S SI 94 S SI 94 2-3 K ③		4	0	0	0	0	3	2
56 Tayron Guerrero, R (8, 1)										0	0	0	0	0	0	0
46 Kyle Barraclough, R (9, 1)										0	0	0	0	0	0	0
15 Brian Anderson, R (1, 9) OBP: 0.376, SLG: 0.423	B FF 93 F FF 93 C FF 93 C FF 94 1-3 K ②			B FF 92 X FF 92 1-0 F9 ①		F FF 92 S CH 86 B SL 88 X FF 92 1-2 F8 ①			C SL 82 B FF 95 C FF 96 B SL 82 F SL 82 B CH 89 F FF 95 B FF 96 4-2 11 2B BB	3	1	0	0	1	1	0
(8, 5)																
11 J.T. Realmuto, R (1, 2) OBP: 0.360, SLG: 0.532	X FF 93 0-0 L9 ③			C SI 92 F CH 86 B FF 93 F CU 76 F FF 92 B FF 92 C FF 92 2-3 K ②		B SL 88 C CH 87 B CU 77 B SL 88 X SI 91 3-1 G6-3 ②			X SL 83 0-0 1 FC6-4 9 1B 1-H 2B	4	1	1	1	0	1	0
(9, 3)																
41 Justin Bour, L (1, 3) OBP: 0.368, SLG: 0.441		X FF 92 0-0 G3-1 ①		B FF 93 C FF 92 F SL 89 X FF 92 1-2 G6-3 ③		C SL 88 F SI 92 S SL 88 0-3 K ③			B FF 96 B FF 96 B FF 95 C FF 95 B CH 90 4-1 1 FC6-4 BB	3	0	0	0	1	1	0
62 José Ureña, R (9, PR) OBP: 0.043, SLG: 0.087										0	0	0	0	0	0	0
28 Bryan Holaday, R (9, 2) OBP: 0.225, SLG: 0.239										0	0	0	0	0	0	0
1 Cameron Maybin, R (1, 7) OBP: 0.304, SLG: 0.301		F FF 93 X FF 93 0-1 L8 ②			B SI 91 X SI 91 1-0 9 2B 19 1B 1B		C CU 77 C SL 88 B SL 88 S SL 87 1-3 K ①		C FF 95 L FF 95 F FF 95 X SL 83 0-2 FC6-4 9 1B 19 1B 1-2f 2-3	4	2	1	0	0	1	2
(8, 9)																
9 Lewis Brinson, R (1, 8) OBP: 0.226, SLG: 0.336		S FF 93 F FF 93 F SL 88 S SL 89 0-3 K ③			C CU 76 X FF 92 0-1 19 1B 1-3 2B		B CH 87 B CH 87 B SI 92 B SI 91 4-0 19 G6-4-3 BB		B FF 95 F FF 94 F FF 94 X FF 95 1-2 19 1B 1-3 3-H 1B	3	1	2	1	1	1	0
19 Miguel Rojas, R (1, 6) OBP: 0.301, SLG: 0.350			B FF 92 F SI 92 X CU 78 1-1 F8 ①		B FF 91 F FF 92 B FF 92 B CU 76 X FF 91 3-1 2-H 3-H 1B ①		X SI 90 0-0 G6-4-3 ② ③ 1-2f		C SL 84 B SL 83 1 SAFE X FF 96 1-1 10 SH5-3 1-3 3-H 1B	4	0	2	3	0	0	1
(8, 4)																
2 Yadiel Rivera, R (1, 5) OBP: 0.333, SLG: 0.224			F FF 93 C CU 77 X FF 92 0-2 2B		C CU 77 X CH 86 0-1 3 FC4-6 1B			B SI 92 B CH 85 F SI 91 B CH 84 S FF 91 F FF 92 X CH 85 3-2 G3-1 ①	X SI 92 0-0 SH5-3 ② 1-2	2	0	2	0	0	0	0
10 JT Riddle, L (8, PH) OBP: 0.254, SLG: 0.382										1	0	0	0	0	0	0
(8, 6)																
31 Caleb Smith, R (1, 1) OBP: 0.143, SLG: 0.143			X SI 92 0-0 G1-3 ②		C SL 90 X CU 77 0-1 FC4-6 ② 1-2f			B FF 91 C CH 85 C SI 92 F CH 86 X CH 86 1-2 G4-3 ②	S SI 92 F SL 84 B SI 93 C SI 92 1-3 K ③	1	0	0	0	0	0	1
3 JB Shuck, L (5, PH) OBP: 0.254, SLG: 0.239										1	0	0	0	0	0	1
55 Drew Rucinski, R (5, 1)										0	0	0	0	0	0	0
32 Derek Dietrich, L (8, PH) OBP: 0.337, SLG: 0.444										2	0	0	0	0	1	3
(8, 7)																
Inning Stats	R: 0 E: 0 K: 2 S: 7 H: 0 LOB: 0 BB: 0 P: 10	R: 0 E: 0 K: 1 S: 7 H: 0 LOB: 0 BB: 0 P: 7	R: 0 E: 0 K: 0 S: 9 H: 1 LOB: 1 BB: 0 P: 11	R: 0 E: 0 K: 1 S: 9 H: 0 LOB: 0 BB: 0 P: 13	R: 2 E: 0 K: 1 S: 12 H: 4 LOB: 1 BB: 0 P: 18	R: 0 E: 0 K: 1 S: 8 H: 0 LOB: 0 BB: 0 P: 12	R: 0 E: 0 K: 1 S: 4 H: 0 LOB: 0 BB: 1 P: 9	R: 0 E: 0 K: 1 S: 11 H: 0 LOB: 0 BB: 0 P: 17	R: 3 E: 0 K: 1 S: 19 H: 3 LOB: 3 BB: 2 P: 30	1B: 5 2B: 3 3B: 0 HR: 0 SF: 0 SAC: 1 DP: 1 HBP: 0						

	AB	32
	R	5
	H	8
	RBI	5
	BB	3
	SO	9
	LOB	10

PITCHER		IP	WLS	BF	H	R	ER	SO	BB	IBB	HBP	BLK	WP	HR	S	P	ERA	WHIP
59 Andrew Suárez, L ERA: 4.7	(1, 1)	6.1		24	5	2	2	7	1	0	0	0	0	0	55	79	2.84	0.947
49 Sam Dyson, R ERA: 2.51	(7, 1)	1.2	H	4	0	0	0	1	0	0	0	0	0	0	12	18	0.00	0.000
60 Hunter Strickland, R ERA: 2.84	(9, 1)	0.1	L	6	3	3	3	0	2	0	0	0	0	0	15	25	81.00	15.000
56 Tony Watson, L ERA: 1.87	(9, 1)	0.2		2	0	0	0	1	0	0	0	0	0	0	4	5	0.00	0.000

PITCHER		IP	WLS	BF	H	R	ER	SO	BB	IBB	HBP	BLK	WP	HR	S	P	ERA	WHIP

Miami Marlins @ San Francisco Giants

AT&T Park, San Francisco, CA

Mon Jun 18 2018, 7:15 PM - 10:02 PM PDT

Att. 36,743 - Partly Cloudy - 61 F

livebaseballscorecards.com

BOTTOM

Batter	1	2	3	4	5	6	7	8	9	AB	R	H	RBI	BB	SO	LOB
7 Gorkys Hernández, R (1, 8) OBP: 0.330, SLG: 0.427	F FF 93 S CH 84 X FF 93 0-2 ① L8	S CH 85 B CH 84 C FF 92 S CH 84 1-3 ③ K		C FF 91 S FF 92 D CH 83 B FF 91 C FF 91 2-3 ② K			X FF 93 0-0 ① B3		C FF 94 S SL 80 X SL 80 0-2 ③ G1-3	5	0	0	0	0	2	2
9 Brandon Belt, L (1, 3) OBP: 0.395, SLG: 0.542	B FF 94 F FF 94 B SL 84 T FF 94 X FF 94 2-2 ② P6		C SL 81 C SL 82 B SL 85 F FF 94 F CH 85 B SL 84 B FF 95 X FF 94 3-2 ① G6-3	C FF 92 S SL 82 B SL 82 X FF 92 1-2 1-3 1B			S FF 94 C CU 81 F FF 94 S CH 86 0-3 ② K			4	0	1	0	0	1	0
22 Andrew McCutchen, R (1, 9) OBP: 0.348, SLG: 0.444	C FF 94 S CH 86 X CH 86 0-2 E1 28 CS		B CH 86 F FF 93 B FF 94 B CH 85 B FF 93 4-1 28 E 28 1B 51 1B BB	B FF 92 B FF 91 F FF 91 X CH 84 2-1 ③ F7			F FC 91 B FC 91 C FF 93 F FF 93 B CH 85 F SI 93 X CH 85 2-2 ③ G5-3			3	1	0	0	1	0	2
28 Buster Posey, R (1, 2) OBP: 0.361, SLG: 0.420	S FF 93 C FF 93 1 SAFE 0-2 ③ CS 1-2	B SL 81 X CH 84 1-0 12 1B 2B	F FF 93 B SL 83 C FF 93 B CH 85 1 SAFE F CH 85 B FF 93 F FF 92 1 SAFE 3-2 E6 12 F9 51 1B 1-3 1B		B FC 90 C FF 94 X SI 93 1-1 ① G6-3			X FF 96 0-0 ① G6-3		4	1	2	0	0	0	0
51 Mac Williamson, R (1, 7) OBP: 0.312, SLG: 0.429		F FF 92 S CH 84 F FF 94 B SL 82 X CH 84 1-2 ① G5-3	D CH 84 F FF 92 S FF 92 B SL 83 X CH 84 2-2 1-2 3-H 1B		C FC 91 F SI 94 S CH 84 0-3 ② K			C CH 94 B CH 93 B FF 97 B FF 99 F FF 98 F SL 82 D FF 98 4-2 48 WP BB		3	0	1	1	1	1	1
12 Joe Panik, L (1, 4) OBP: 0.317, SLG: 0.336		C FF 93 B FF 93 X FF 94 1-1 48 HR 2-H 1B	B FF 92 B SL 82 X FF 92 2-0 ② F9 2-3		C SI 94 S FC 91 B CH 87 S CH 85 1-3 ③ K			1 SAFE B FF 96 X FF 98 1-0 ② F7		4	1	1	1	0	1	3
48 Pablo Sandoval, S (1, 5) OBP: 0.340, SLG: 0.457		B FF 92 X SL 83 1-0 1-H HR	B FF 92 X FF 92 1-0 ③ F7		B SI 92 X FC 91 1-0 ① L8			B CH 93 F FF 98 S CH 95 B CH 95 B FF 96 C FF 97 3-3 ③ 1-3		4	1	1	2	0	1	3
37 Kelby Tomlinson, R (1, 6) OBP: 0.282, SLG: 0.278		S FF 94 B CH 86 B FF 93 B FF 94 S FF 93 F FF 94 B FF 93 4-2 BB		H FF 91 1-0 9 1B HBP			C FF 93 F CU 81 B FF 94 X FC 90 1-2 ② G4-3		B FF 94 S FF 93 F FF 95 C SL 80 1-3 ① K	2	0	0	0	1	1	0
59 Andrew Suárez, L (1, 1) 49 Sam Dyson, R (7, 1) 60 Hunter Strickland, R (9, 1) 56 Tony Watson, L (9, 1) 19 Alen Hanson, S (9, PH) OBP: 0.326, SLG: 0.598		C FF 92 T FF 92 M SL 83 0-3 ② K		B FF 90 C FF 90 C FF 91 M FF 91 1-3 ① K			S FF 93 S FF 93 S CH 86 0-3 ③ K		B SL 80 F FF 94 F CH 87 X FF 95 1-2 ② F7	3 0 0 0 1	0 0 0 0 0	0 0 0 0 0	0 0 0 0 0	0 0 0 0 0	3 0 0 0 0	2 0 0 0 0
Inning Stats	R: 0 E: 1 K: 0 S: 11 H: 0 LOB: 0 BB: 0 P: 13	R: 3 E: 0 K: 2 S: 17 H: 3 LOB: 1 BB: 1 P: 26	R: 1 E: 1 K: 0 S: 16 H: 2 LOB: 2 BB: 1 P: 31	R: 0 E: 0 K: 2 S: 11 H: 1 LOB: 2 BB: 0 P: 18	R: 0 E: 0 K: 2 S: 8 H: 0 LOB: 0 BB: 0 P: 10	R: 0 E: 0 K: 1 S: 7 H: 0 LOB: 0 BB: 0 P: 9	R: 0 E: 0 K: 1 S: 10 H: 0 LOB: 0 BB: 0 P: 12	R: 0 E: 0 K: 1 S: 8 H: 0 LOB: 1 BB: 1 P: 16	R: 0 E: 0 K: 1 S: 9 H: 0 LOB: 0 BB: 0 P: 11	1B: 4 2B: 1 3B: 0 HR: 1 SF: 0 SAC: 0 DP: 0 HBP: 1						

AB	33
R	4
H	6
RBI	4
BB	3
SO	10
LOB	13

PITCHER		IP	WLS	BF	H	R	ER	SO	BB	IBB	HBP	BLK	WP	HR	S	P	ERA	WHIP
31 Caleb Smith, L ERA: 4.03	(1, 1)	4.0		21	6	4	4	4	2	0	1	0	0	1	55	88	9.00	2.000
55 Drew Rucinski, R ERA: 3.0	(5, 1)	3.0		9	0	0	0	4	0	0	0	0	0	0	25	31	0.00	0.000
56 Tayron Guerrero, R ERA: 5.34	(8, 1)	1.0	W	4	0	0	0	1	1	0	0	0	1	0	8	16	0.00	1.000
46 Kyle Barraclough, R ERA: 1.11	(9, 1)	1.0	S	3	0	0	0	1	0	0	0	0	0	0	9	11	0.00	0.000

PITCHER	IP	WLS	BF	H	R	ER	SO	BB	IBB	HBP	BLK	WP	HR	S	P	ERA	WHIP

WP: 2 PB: 0 SB: 0 CS: 1 PA: 38

Miami Marlins @ San Francisco Giants

AT&T Park, San Francisco, CA

Tue Jun 19 2018, 7:16 PM - 10:05 PM PDT

Att. 37,242 - Partly Cloudy - 58 F

TOP

livebaseballscorecards.com

Batter	1	2	3	4	5	6	7	8	9	AB	R	H	RBI	BB	SO	LOB
32 Derek Dietrich, L (1, 7) OBP: 0.335, SLG: 0.437	B FF 91 B FF 91 B FF 91 C FF 92 F FF 94 S CH 86 3-3 ① K	X CH 86 0-0 ③ L8		B SI 92 C SI 94 S CH 85 B FF 94 H SI 93 3-2 15 2B HBP		F SI 90 D SL 80 F CU 76 S CH 80 1-3 ③ K			B CU 78 F FF 92 S SL 82 S SL 81 1-3 ① K	4	0	0	0	0	3	5
15 Brian Anderson, R (1, 9) OBP: 0.373, SLG: 0.423 (5, 5)	B FF 93 B SI 91 F FF 93 F FC 88 F CH 86 S CH 86 2-3 ② K		B CU 73 X FF 91 1-0 ① L9	X SI 92 0-0 1-3 3-H 2B			B FF 90 C FC 90 X KC 81 1-1 ① F9		B SI 92 X SI 92 1-0 ② G4-6-3 1-2f ③	5	0	1	1	0	1	1
11 J.T. Realmuto, R (1, 2) OBP: 0.358, SLG: 0.531	B FF 92 B FC 89 X FC 88 2-0 2B		C SI 90 X CU 75 0-1 ② G5-3	B CU 76 F CU 75 S FF 92 S FF 94 1-3 ③ K			B FC 91 F FC 91 C FC 91 B KC 83 X KC 82 2-2 ② L8			4	0	1	0	0	1	2
41 Justin Bour, L (1, 3) OBP: 0.370, SLG: 0.439	D CU 78 C FF 94 B CH 86 F CH 86 X FF 95 2-2 ③ F7		B CH 85 B CH 85 C SI 93 F SI 93 B CH 86 X SI 94 3-2 ③ G1-3		C CU 73 X CH 84 0-1 13 G6-4-3 1B		B FF 91 C FF 92 B FS 81 B FF 91 B FC 90 4-1 BB			3	0	1	0	1	0	1
13 Starlin Castro, R (1, 4) OBP: 0.321, SLG: 0.378		F SI 90 B CU 76 C CU 76 F CH 86 X FF 93 1-2 ① G1-3		C SI 90 B CH 83 B CU 75 X SI 91 2-1 19 1B 10 3B 1B	B SI 89 X SI 90 1-0 ① ② G6-4-3 1-2f		B FC 90 X FC 90 1-0 ③ L9			4	1	1	0	0	0	2
19 Miguel Rojas, R (1, 5) OBP: 0.301, SLG: 0.350 61 Adam Conley, L (7, 1) 1 Cameron Maybin, R (8, PH) OBP: 0.303, SLG: 0.299 (8, 8)		B CU 76 C SI 92 B CH 85 F FC 87 X SI 92 2-2 E4 10 1B		C FC 85 X CH 83 0-1 10 3B 1B 1-3	C SI 89 F CU 74 F FF 91 B CU 75 F FF 93 F FC 86 X FF 91 1-2 ③ L9			C CU 76 C CU 78 S SL 79 0-3 ① K		3 0 1	1 0 0	1 0 0	0 0 0	0 0 0	0 0 1	0 0 0
10 JT Riddle, L (1, 6) OBP: 0.267, SLG: 0.417		C SI 91 B CH 84 F SI 92 B FF 93 X CH 85 2-2 1-3 1B		F SI 91 B SI 90 F SI 92 X CH 84 1-2 1-H 3-H 15 2B 3B		F SI 89 F CU 75 X SI 91 0-2 ① G1-3		B FF 92 S FF 92 C CU 79 F SL 80 F FF 94 S SL 82 1-3 ② K		4	1	2	2	0	1	0
9 Lewis Brinson, R (1, 8) OBP: 0.226, SLG: 0.332 71 Drew Steckenrider, R (8, 1)		H SI 92 1-0 HBP		B CU 76 B CU 76 F SI 93 S CU 77 S CH 85 2-3 ① K		B CH 79 S CH 80 F SI 89 B CH 80 S CH 80 2-3 ② K		C FF 93 X SL 79 0-1 ③ G6-3		3 0	0 0	0 0	0 0	0 0	2 0	1 0
58 Dan Straily, R (1, 1) OBP: 0.133, SLG: 0.071 57 Elieser Hernández, R (2, 1) 3 JB Shuck, L (5, 9) OBP: 0.261, SLG: 0.245 29 Brad Ziegler, R (5, 1) 2 Yadiel Rivera, R (9, PH) OBP: 0.341, SLG: 0.224		F FC 86 B SI 94 F SI 91 S CU 77 1-3 ② K		C CU 74 S SI 94 F FF 94 B CU 76 S CU 76 1-3 ② K		B SL 78 B SI 90 C SI 91 X SL 79 2-1 1B			B FF 92 F FF 91 F CU 78 B SL 82 B SL 80 F FF 92 B FF 93 4-2 15 G4-6-3 BB	1 1 1 0 0	0 0 0 0 0	0 0 1 0 0	0 0 0 0 0	0 0 0 0 1	1 1 0 0 0	3 1 0 0 0
Inning Stats	R: 0 H: 1 E: 0 LOB: 1 K: 2 BB: 0 S: 11 P: 20	R: 0 H: 1 E: 1 LOB: 3 K: 1 BB: 0 S: 14 P: 21	R: 0 H: 0 E: 0 LOB: 0 K: 0 BB: 0 S: 6 P: 10	R: 3 H: 4 E: 0 LOB: 2 K: 3 BB: 0 S: 20 P: 30	R: 0 H: 1 E: 0 LOB: 1 K: 0 BB: 0 S: 9 P: 11	R: 0 H: 1 E: 0 LOB: 1 K: 2 BB: 0 S: 11 P: 16	R: 0 H: 0 E: 0 LOB: 1 K: 0 BB: 1 S: 7 P: 15	R: 0 H: 0 E: 0 LOB: 0 K: 2 BB: 0 S: 10 P: 11	R: 0 H: 0 E: 0 LOB: 0 K: 1 BB: 1 S: 7 P: 13	1B: 5 SF: 0 2B: 2 SAC: 0 3B: 1 DP: 2 HR: 0 HBP: 2						

	AB	34
	R	3
	H	8
	RBI	3
	BB	2
	SO	11
	LOB	16

	WP: 0	PA: 38
	PB: 0	
	SB: 0	
	CS: 0	

PITCHER		IP	WLS	BF	H	R	ER	SO	BB	IBB	HBP	BLK	WP	HR	S	P	ERA	WHIP
57 Dereck Rodríguez, R ERA: 4.56	(1, 1)	5.0	W	24	7	3	3	6	0	0	2	0	0	0	60	92	5.40	1.400
50 Ty Blach, L ERA: 4.16	(6, 1)	1.0	H	4	1	0	0	2	0	0	0	0	0	0	11	16	0.00	1.000
41 Mark Melancon, R ERA: 2.7	(7, 1)	1.0	H	4	0	0	0	0	1	0	0	0	0	0	7	15	0.00	1.000
13 Will Smith, L ERA: 0.9	(8, 1)	1.1	H	5	0	0	0	3	1	0	0	0	0	0	16	22	0.00	0.750
49 Sam Dyson, R ERA: 2.45	(9, 1)	0.2	S	1	0	0	0	0	0	0	0	0	0	0	1	2	0.00	0.000

PITCHER	IP	WLS	BF	H	R	ER	SO	BB	IBB	HBP	BLK	WP	HR	S	P	ERA	WHIP

Miami Marlins @ San Francisco Giants

AT&T Park, San Francisco, CA

Tue Jun 19 2018, 7:16 PM - 10:05 PM PDT

Att. 37,242 - Partly Cloudy - 58 F

livebaseballscorecards.com

BOTTOM

Batter	1	2	3	4	5	6	7	8	9	AB	R	H	RBI	BB	SO	LOB
12 Joe Panik, L (1, 4) OBP: 0.320, SLG: 0.329	C FF 90 C FF 90 F FF 91 B SL 83 B SL 82 X FF 91 2-2 L9 ①	B FF 92 B FF 91 C SL 84 F FF 91 B CH 84 B FF 90 4-2 22 1B, 28 HBP, 9 BB BB	C SL 81 B CH 80 C FF 90 X SL 80 1-2 F8 ③		0-0 IBB			B FF 93 X FF 93 1-0 P6 ①		3	1	0	0	2	0	2
28 Buster Posey, R (1, 2) OBP: 0.362, SLG: 0.430	X FF 90 0-0 HR	H FF 91 1-0 9 BB, 22 1B 1-2 HBP		F SL 77 S FF 90 B SL 78 B FF 90 B FF 90 S SL 81 3-3 K ①	F SI 84 F SI 84 B CU 73 X SI 84 1-2 G1-2-3 ② ③ 3-Hf			C SL 86 B SL 88 C FF 94 X FF 94 1-2 G4-3 ②		4	1	1	1	0	1	3
22 Andrew McCutchen, R (1, 9) OBP: 0.348, SLG: 0.443	B FF 91 C SL 83 F FF 91 X SL 84 1-2 P3 ②	X SL 76 0-0 9 BB 1-2 2-3 1B		C SL 79 B SL 79 T FF 91 B SL 81 F FF 91 B CH 79 F FF 90 X FF 92 3-2 P4 ②		C SI 83 F SI 83 S CU 73 0-3 K ①		C FF 92 S SL 87 X FF 94 0-2 1B		5	0	2	0	0	1	0
9 Brandon Belt, L (1, 3) OBP: 0.395, SLG: 0.534	S SL 84 C SL 84 B FF 91 B CH 84 B SL 84 B CH 85 4-2 48 1B BB	C SL 76 B FF 90 B FF 90 C CH 81 B FF 90 D CH 83 4-2 48 G4-6-3 1-2 2-3 3-H BB		B SL 79 S CH 82 B CH 84 F FF 89 B FF 91 X FF 90 3-2 L6 ③		B SI 84 B SI 83 X SI 84 2-0 L7 ②		B FF 93 B FF 93 X FF 94 2-0 F7 ③		3	0	0	1	2	0	1
48 Pablo Sandoval, S (1, 5) OBP: 0.351, SLG: 0.462	B FF 90 1 SAFE B FF 91 C CH 84 1 SAFE X FF 91 2-1 1B 1-3	B FF 88 C FF 90 X SL 78 1-1 G4-6-3 ② ③ 1-2f			B FF 89 B FF 88 B CH 80 C FF 89 B FF 87 4-1 51 BB, 19 2B BB	C SI 84 X CH 76 0-1 1B				3	1	2	0	1	0	3
51 Mac Williamson, R (1, 7) OBP: 0.309, SLG: 0.414	S SL 85 X SL 84 0-1 F8 ③		B SL 81 B FF 88 C FF 88 F SL 80 X SL 79 2-2 G5-3 ①		B FF 88 C SL 80 B SL 81 B FF 88 S FF 88 B SL 80 4-2 19 2B, 7 2B BB 1-2	F SI 83 S SI 83 F CU 73 B CU 72 B CU 73 X SI 85 2-2 G4-3 ③				3	1	0	0	1	0	3
19 Alen Hanson, S (1, 6) OBP: 0.344, SLG: 0.628		X FF 90 0-0 7 HR 2B	C SL 79 B CH 84 B FF 91 B SL 79 X FF 90 3-1 7 1B 1B		S CH 81 D CH 81 B CH 82 F FF 89 F CH 82 X SL 79 2-2 7 2B, 28 G1-2-3 1-3 2-H 2B		X FF 95 0-0 L8 ①			4	1	3	1	0	0	0
7 Gorkys Hernández, R (1, 8) OBP: 0.339, SLG: 0.457		B SL 85 X SL 83 1-0 2-H HR	B FF 90 B FF 89 X FF 89 2-0 1-2 1B		F SI 84 B CU 72 X CU 73 1-1 2-3 3-H 2B		S FF 96 S CH 84 S CH 85 0-3 K ②			4	1	3	3	0	1	0
57 Dereck Rodríguez, R (1, 1) OBP: 0.143, SLG: 0.286 8 Hunter Pence, R (5, PH) OBP: 0.233, SLG: 0.205 50 Ty Blach, R (6, 1) OBP: 0.120, SLG: 0.043 41 Mark Melancon, R (7, 1) 16 Austin Jackson, R (7, PH) OBP: 0.314, SLG: 0.293 13 Will Smith, R (8, 1) 49 Sam Dyson, R (9, 1)		C FF 91 B SL 84 F FF 91 F FF 91 B SL 86 C SL 82 2-3 K ①	2 SAFE X FF 89 0-0 B2 ②		X SI 84 0-0 G6-3 ①		F FF 96 B FF 96 S CH 86 B CH 85 S SL 87 2-3 K ③			2 1 0 0 1 0 0 0	0 0 0 0 0 0 0 0	0 0 0 0 0 0 0 0	0 0 0 0 0 0 0 0	0 0 0 0 0 0 0 0	1 0 0 0 1 0 0 0	2 2 0 0 0 0 0 0
Inning Stats	R: 1 H: 2 E: 0 LOB: 2 K: 0 BB: 1 S: 14 P: 23	R: 3 H: 3 E: 0 LOB: 2 K: 1 BB: 2 S: 13 P: 26	R: 0 H: 2 E: 0 LOB: 2 K: 0 BB: 0 S: 10 P: 18	R: 0 H: 0 E: 0 LOB: 0 K: 1 BB: 0 S: 11 P: 20	R: 2 H: 2 E: 0 LOB: 2 K: 0 BB: 3 S: 13 P: 25	R: 0 H: 1 E: 0 LOB: 1 K: 1 BB: 0 S: 10 P: 14	R: 0 H: 0 E: 0 LOB: 0 K: 2 BB: 0 S: 7 P: 9	R: 0 H: 1 E: 0 LOB: 1 K: 0 BB: 0 S: 8 P: 12		1B: 6 SF: 0 2B: 3 SAC: 0 3B: 0 DP: 2 HR: 2 HBP: 1						

	AB	33
	R	6
	H	11
	RBI	6
	BB	6
	SO	5
	LOB	16

PITCHER		IP	WLS	BF	H	R	ER	SO	BB	IBB	HBP	BLK	WP	HR	S	P	ERA	WHIP
58 Dan Straily, R ERA: 4.89	(1, 1)	1.1	L	11	4	4	4	1	2	0	1	0	0	2	22	39	27.00	4.500
57 Elieser Hernández, R ERA: 4.4	(2, 1)	2.2		14	4	2	2	1	3	0	0	0	0	0	33	65	6.75	2.625
29 Brad Ziegler, R ERA: 5.56	(5, 1)	2.0		8	2	0	0	1	0	1	0	0	0	0	16	22	0.00	1.000
61 Adam Conley, L ERA: 1.46	(7, 1)	1.0		3	0	0	0	2	0	0	0	0	0	0	7	9	0.00	0.000
71 Drew Steckenrider, R ERA: 3.55	(8, 1)	1.0		4	1	0	0	0	0	0	0	0	0	0	8	12	0.00	1.000

PITCHER	IP	WLS	BF	H	R	ER	SO	BB	IBB	HBP	BLK	WP	HR	S	P	ERA	WHIP

Miami Marlins @ San Francisco Giants

AT&T Park, San Francisco, CA

Wed Jun 20 2018, 12:46 PM - 3:49 PM PDT

Att. 35,903 - Cloudy - 61 F

TOP

livebaseballscorecards.com

Batter	1	2	3	4	5	6	7	8	9	AB	R	H	RBI	BB	SO	LOB
13 Starlin Castro, R (1, 4) OBP: 0.319, SLG: 0.376	F SI 92 B SI 91 S SL 81 C SL 82 1-3 ① K		B SI 91 F SI 92 X SI 91 1-1 ①② F8-4-3 1-2		B KC 79 S SL 79 S SL 80 S SL 82 1-3 ③ K		F SI 92 D SL 85 F CH 85 X CH 84 1-2 1-2 2-H 1B		B SI 93 S SI 93 F SI 92 X FC 89 1-2 ② SF8 3-H	4	0	1	2	0	2	1
15 Brian Anderson, R (1, 9) OBP: 0.377, SLG: 0.426	C SI 92 B SI 92 C SI 91 F SI 92 S SI 92 1-3 ② K		C SI 92 B SL 82 B CH 84 F SI 92 X SI 93 2-2 11 E 1B			C SI 90 X SL 79 0-1 1 BB 1B	X CH 85 0-0 ② F9 2-3		F SI 92 F FC 89 X SI 94 0-2 11 1B 2-H 1B	5	0	3	1	0	1	2
11 J.T. Realmuto, R (1, 2) OBP: 0.355, SLG: 0.524	S SL 81 B SL 82 F SL 81 T SI 92 1-2 ③ K		1 SAFE C CH 82 F SI 91 B SL 81 F SL 80 X SI 92 1-2 ③ G4-3 1-2			B KC 78 F SI 90 F KC 76 S SL 80 1-3 ① K	B CH 86 F CH 86 X CH 85 1-1 ③ P6		1 SAFE X SI 92 0-0 1-2 1B	5	0	1	0	0	2	4
1 Cameron Maybin, R (1, 7) OBP: 0.314, SLG: 0.313 61 Adam Conley, L (6, 1) 3 JB Shuck, L (8, PH) OBP: 0.256, SLG: 0.241 (8, 8)		C KC 78 S SL 81 B SL 80 X SI 92 1-2 9 G5-4-3 19 1B 2B		F SI 91 C KC 78 F SL 80 X SL 80 0-2 41 G1-3 1B		C KC 78 B KC 77 B SI 90 C SI 90 F SL 81 1 SAFE D SL 80 F SL 81 B SL 81 4-2 41 G4-6-3 1-2 BB		C CH 80 C SL 78 B CU 77 F CU 76 X SI 91 1-2 ① G4-3	C SL 80 B SL 84 C SL 82 S SL 83 1-3 ③ K	2 0 2	1 0 0	2 0 0	0 0 0	1 0 0	0 0 1	0 0 2
41 Justin Bour, L (1, 3) OBP: 0.369, SLG: 0.434		B SI 91 B SL 81 2 SAFE B SI 90 C SI 92 B SI 91 4-1 9 G5-4-3 BB		C SI 92 F X SI 92 0-2 ① G1-3 1-2		B SI 92 B SL 80 F SI 91 2 SAFE X SI 91 2-1 ②③ G4-6-3 1-2f		S CH 80 F SI 90 B CU 77 F SI 92 B CH 81 X SI 90 2-2 ② F8		3	0	0	0	1	0	3
9 Lewis Brinson, R (1, 8) OBP: 0.226, SLG: 0.335 56 Tayron Guerrero, R (8, 1)		S CH 83 S SI 92 X SL 82 0-2 ①② G5-4-3 1-2f 2-3		S KC 78 F SL 80 F SI 93 D SL 81 B SI 93 S KC 79 2-3 ② K			B SI 91 X CH 83 1-0 19 1B 2 SF8 2B	B CH 80 C CH 79 B CH 80 X SI 90 2-1 ③ G6-3		4 0	1 0	1 0	0 0	1 0	0 0	3 0
19 Miguel Rojas, R (1, 5) OBP: 0.308, SLG: 0.356 (7, 6)		S KC 79 X KC 80 0-1 3-H 1B		B SI 92 X KC 78 1-0 ③ F9			B CH 81 B SI 90 S SL 90 D KC 78 C SI 91 F SI 92 F KC 79 X SI 91 3-2 32 13 1B 2-3 1B		B SI 92 C SI 90 B SI 92 X SI 91 2-1 32 2B 13 SF8 1B	4	2	3	1	0	0	1
10 JT Riddle, L (1, 6) OBP: 0.260, SLG: 0.405 2 Yadiel Rivera, R (7, PH) OBP: 0.333, SLG: 0.221 (7, 5)		B SI 91 B SI 92 F SI 91 1 SAFE X SI 91 2-1 ③ G4-3			L SL 80 X SI 90 0-1 ① G4-3		F SI 91 X CH 84 0-1 ① SF8 3-H		F SI 91 C SI 91 F SI 92 B FC 88 B SI 91 S SI 90 2-3 ① K	2 1	0 0	0 0	0 1	0 0	0 1	1 1
62 José Ureña, R (1, 1) OBP: 0.040, SLG: 0.080 32 Derek Dietrich, L (6, 7) OBP: 0.339, SLG: 0.446			C SI 89 S SI 91 X SI 93 0-2 E2 13 F8-4-3		B SI 91 C SI 90 C KC 79 S SL 81 1-3 ② K		B CH 84 X SI 91 1-0 15 F9 13 1B 1-2 1B		B CH 84 C SI 90 F CH 82 F CH 85 F CH 86 D SI 91 B CH 84 X FF 90 3-2 15 1B 1-3 2B	2 2	0 1	0 2	0 0	0 0	1 0	0 0
Inning Stats	R: 0 E: 0 K: 3 S: 10 H: 0 LOB: 0 BB: 0 P: 13	R: 1 E: 0 K: 0 S: 11 H: 2 LOB: 1 BB: 1 P: 18	R: 0 E: 2 K: 0 S: 12 H: 1 LOB: 1 BB: 0 P: 16	R: 0 E: 0 K: 1 S: 12 H: 1 LOB: 1 BB: 0 P: 15	R: 0 E: 0 K: 2 S: 8 H: 0 LOB: 0 BB: 0 P: 10	R: 0 E: 0 K: 1 S: 11 H: 1 LOB: 1 BB: 1 P: 18	R: 2 E: 0 K: 0 S: 15 H: 4 LOB: 2 BB: 0 P: 22	R: 0 E: 0 K: 0 S: 10 H: 0 LOB: 0 BB: 0 P: 15	R: 2 E: 0 K: 2 S: 21 H: 4 LOB: 2 BB: 0 P: 30	1B: 10 2B: 4 3B: 0 HR: 0 SF: 2 SAC: 0 DP: 3 HBP: 0						WP: 0 PB: 0 SB: 0 CS: 0 PA: 40

AB	36
R	5
H	13
RBI	5
BB	2
SO	9
LOB	18

PITCHER		IP	WLS	BF	H	R	ER	SO	BB	IBB	HBP	BLK	WP	HR	S	P	ERA	WHIP
45 Derek Holland, L ERA: 4.48	(1, 1)	6.0	W	25	7	3	3	7	2	0	0	0	0	0	70	100	4.50	1.500
56 Tony Watson, L ERA: 1.82	(7, 1)	1.0	H	5	2	0	0	0	0	0	0	0	0	0	9	12	0.00	2.000
50 Ty Blach, L ERA: 4.11	(8, 1)	1.0	H	3	0	0	0	0	0	0	0	0	0	0	10	15	0.00	0.000
49 Sam Dyson, R ERA: 2.94	(9, 1)	0.2	H	6	4	2	2	1	0	0	0	0	0	0	18	26	27.00	6.000
54 Reyes Moronta, R ERA: 1.91	(9, 1)	0.1	S	1	0	0	0	1	0	0	0	0	0	0	3	4	0.00	0.000

PITCHER	IP	WLS	BF	H	R	ER	SO	BB	IBB	HBP	BLK	WP	HR	S	P	ERA	WHIP

Miami Marlins @ San Francisco Giants

AT&T Park, San Francisco, CA

Wed Jun 20 2018, 12:46 PM - 3:49 PM PDT

Att. 35,903 - Cloudy - 61 F

livebaseballscorecards.com

BOTTOM

Batter	1	2	3	4	5	6	7	8	9	AB	R	H	RBI	BB	SO	LOB
19 Alen Hanson, S (1, 6) OBP: 0.344, SLG: 0.628 37 Kelby Tomlinson, R (1, PH) OBP: 0.281, SLG: 0.270 (2, 6)	C CH 93 B SI 96 S SI 95 F SI 96 B CH 90 F SI 98 F SL 88 X CU 84 2-2 G4-3 ①		C SI 96 C SI 97 F SL 88 X CH 92 0-2 G4-3 ②			B SL 82 B SI 95 B SI 96 C SI 95 F SI 94 B SI 96 4-2 12 1B 9 2B BB	B FF 92 S CH 82 X CH 84 1-1 G6-3 ①			0 0 0 0 0 0 0 3 1 0 0 1 0 0	
12 Joe Panik, L (1, 4) OBP: 0.324, SLG: 0.329	B SI 96 X SI 95 1-0 L7 ②		B SI 96 X CH 90 1-0 G4-3 ③			B SI 94 B CH 89 1 SAFE X 2-0 9 2B 51 FC5-4 1-2 1B	B FF 93 B FF 94 B FF 94 B FF 95 4-0 48 FC6-4 BB			3 1 1 0 1 0 0	
9 Brandon Belt, L (1, 3) OBP: 0.401, SLG: 0.543	X SI 96 0-0 48 1B 1B			C SL 85 B CH 90 X SL 85 1-1 48 G4-6-3 1B		B SL 82 B SL 84 F SI 95 F SI 95 B CH 91 X SI 96 3-2 51 FC5-4 8 1B 1-3 2-H 2B	B FF 94 C FF 94 1 SAFE X CH 85 1-1 F8 ②			4 1 3 1 0 0 1	
48 Pablo Sandoval, S (1, 5) OBP: 0.355, SLG: 0.459	C SI 96 B SL 85 F SL 86 1 SAFE F SI 97 X CH 90 1-2 1-3 1B			B SI 94 1 SAFE F SI 95 1 SAFE X SL 85 1-1 G4-6-3 ① ② 1-2f		0-0 51 FC5-4 IBB	C FF 94 F CH 85 F SL 88 1 SAFE F FF 96 F SL 88 X CH 86 0-2 FC6-4 ③ 1-2f			3 0 1 0 1 0 2	
5 Nick Hundley, R (1, 2) OBP: 0.301, SLG: 0.538	C SI 97 F SI 97 X SL 87 0-2 P4 ③			B SL 89 S SI 96 X SI 97 1-1 1B		F SI 96 F SI 97 3 SAFE B SI 97 S SI 96 1-3 K ①		X FF 97 0-0 E8 8 1B 2B		4 1 2 0 0 1 5	
51 Mac Williamson, R (1, 9) OBP: 0.297, SLG: 0.396		B SL 84 C SI 96 F SL 84 S SI 97 1-3 K ①		S SI 97 X SI 97 0-1 G6-3 ③		F SI 96 F CU 84 B SI 97 F SI 97 X SI 97 1-2 FC5-4 ② 8 1B 7 1B 1-2f 2-3 3-H		F SL 84 F SL 86 D FF 98 B FF 99 B SL 85 F FF 97 F FF 98 F FF 98 F SL 85 3-2 T FF 99 K ①		4 1 0 1 0 2 4	
8 Hunter Pence, R (1, 7) OBP: 0.245, SLG: 0.218		X SI 96 0-0 G6-3 ②			B SI 95 F SI 96 S CU 85 S SL 85 1-3 K ①	X SI 97 0-0 7 S 7 1B 1-3 3-H 1B		S SL 85 D C FF 98 X SL 83 1-2 3-H 1B		4 1 2 2 0 1 0	
7 Gorkys Hernández, R (1, 8) OBP: 0.337, SLG: 0.453		C SI 97 X SI 96 0-1 G1-3 ③			B SI 97 B SI 96 T SI 97 X SI 97 2-1 G6-3 ②	C CU 84 S SL 86 F SI 96 F SL 89 3 SAFE F SL 84 F SI 96 B SI 97 F SL 87 3-2 B SI 97 D CH 91 F SL 89 F SI 97 F SI 97 X SI 97 1-H 3-H 1B		C FF 99 B FF 99 S FF 98 F FF 100 X FF 98 1-2 P3 ②		4 0 1 2 0 0 1	
45 Derek Holland, S (1, 1) OBP: 0.040, SLG: 0.040 56 Tony Watson, L (7, 1) 50 Ty Blach, R (8, 1) OBP: 0.120, SLG: 0.043 22 Andrew McCutchen, R (8, PH) OBP: 0.347, SLG: 0.441 49 Sam Dyson, R (9, 1) 54 Reyes Moronta, R (9, 1)			B SI 95 C SI 96 F SI 96 S SL 88 1-3 K ①		C SI 97 B SL 88 F SI 97 B CU 87 T SI 97 2-2 K ③	1 SAFE C FF 93 B FF 94 X FF 93 1-1 L9 ③		F CH 95 B SL 84 S FF 100 C FF 98 1-3 K ③		3 0 0 0 0 2 1 0 0 0 0 0 0 0 0 0 0 0 0 0 0 1 0 0 0 0 1 1 0 0 0 0 0 0 0 0 0 0 0 0 0 0	
Inning Stats	R: 0 H: 2 E: 0 LOB: 2 K: 0 BB: 0 S: 15 P: 19	R: 0 H: 0 E: 0 LOB: 0 K: 1 BB: 0 S: 6 P: 7	R: 0 H: 0 E: 0 LOB: 0 K: 1 BB: 0 S: 8 P: 10	R: 0 H: 2 E: 0 LOB: 1 K: 0 BB: 0 S: 8 P: 11	R: 0 H: 0 E: 0 LOB: 0 K: 2 BB: 0 S: 8 P: 13	R: 5 H: 4 E: 0 LOB: 1 K: 1 BB: 2 S: 27 P: 42	R: 0 H: 0 E: 0 LOB: 1 K: 0 BB: 1 S: 10 P: 16	R: 1 H: 2 E: 1 LOB: 1 K: 2 BB: 0 S: 18 P: 24		1B: 8 SF: 0 2B: 2 SAC: 0 3B: 0 DP: 1 HR: 0 HBP: 0		WP: 0 PA: 36 PB: 0 SB: 1 CS: 0	

	AB	33
	R	6
	H	10
	RBI	6
	BB	3
	SO	7
	LOB	15

PITCHER		IP	WLS	BF	H	R	ER	SO	BB	IBB	HBP	BLK	WP	HR	S	P	ERA	WHIP
62 José Ureña, R ERA: 4.4	(1, 1)	5.2	L	26	8	5	5	5	1	1	0	0	0	0	70	99	7.94	1.588
61 Adam Conley, L ERA: 1.32	(6, 1)	1.1		5	0	0	0	0	1	0	0	0	0	0	12	19	0.00	0.750
56 Tayron Guerrero, R ERA: 5.18	(8, 1)	1.0		5	2	1	0	2	0	0	0	0	0	0	18	24	0.00	2.000

PITCHER	IP	WLS	BF	H	R	ER	SO	BB	IBB	HBP	BLK	WP	HR	S	P	ERA	WHIP

Batter	1	2	3	4	5	6	7	8	9	AB	R	H	RBI	BB	SO	LOB
32 Derek Dietrich, L (1, 7) OBP: 0.344, SLG: 0.465	C FF 93 C FF 94 B CU 80 S CU 82 1-3 ① K		B CU 80 B CH 86 X FF 94 2-0 HR		B CU 79 B FF 93 F SL 84 F SL 85 B SL 88 F FF 94 X FF 94 3-2 15 FC6-4 1B		C FF 93 B FF 93 X FF 93 1-1 ② F7		X FF 93 0-0 15 L9 2B	5	1	3	1	0	1	0
15 Brian Anderson, R (1, 9) OBP: 0.374, SLG: 0.422	S FF 95 F FF 94 X FF 95 0-2 11 2B 1B		C SL 87 C FF 95 F CU 81 F SL 88 X CU 81 0-2 ② G6-3		S FF 95 X FF 95 0-1 ② FC6-4 11 1B 1-2f		B FF 95 X SL 87 1-0 ③ G5-3		B SL 87 B SL 86 F FF 94 X FF 92 2-1 ② L9 2-3	5	0	1	0	0	0	2
11 J.T. Realmuto, R (1, 2) OBP: 0.360, SLG: 0.535	X FF 95 0-0 1-3 2B		S FF 94 X CU 81 0-1 2B		B SL 87 F SL 87 X FF 94 1-1 1-2 1B			B FF 96 B FF 96 X FF 97 2-0 E4 13 FC4-6 41 BB 10 G3	B FF 93 B CH 87 S SL 87 B FF 92 F SL 88 F FF 94 F FF 94 X FF 95 3-2 ③ P3	5	1	3	0	0	0	1
41 Justin Bour, L (1, 3) OBP: 0.367, SLG: 0.429	D CU 82 C FF 94 F CU 81 B SL 88 S SL 87 2-3 ② K		B FF 95 F FF 94 F FF 94 D CU 81 T SL 89 2-2 ③ K		F CU 80 S SL 84 S SL 87 0-3 ③ K			B FF 96 B FF 97 B FF 96 B FF 97 4-0 13 FC4-6 1-2 BB		3	0	0	0	1	3	5
13 Starlin Castro, R (1, 4) OBP: 0.318, SLG: 0.374	D SL 88 C SL 87 D CU 82 F FF 95 X SL 89 2-2 ③ L8			F FF 93 B FF 94 F CU 80 S SL 87 1-3 ① K		B SL 86 X FF 93 1-0 1B		X FF 96 0-0 ① FC4-6 19 1B 10 G3 9 WP 1-2f 2-3		4	1	1	0	0	1	4
10 JT Riddle, L (1, 6) OBP: 0.247, SLG: 0.385		B FF 92 F FF 92 B FF 93 F FF 94 C FF 95 2-3 ① K		B FF 94 C FF 93 X SL 87 1-1 ② L7		B CU 78 B SL 85 F FF 93 F FF 94 S SL 87 2-3 ① K		B CH 90 X CH 90 1-0 ② G3 1-2 3-H		4	0	0	1	0	2	2
19 Miguel Rojas, R (1, 5) OBP: 0.311, SLG: 0.358		B FF 95 S SL 86 B SL 88 S SL 88 B CU 82 C FF 95 3-3 ② K		X FF 95 0-0 1B		B CU 80 B SL 86 C FF 94 F SL 85 S SL 88 2-3 ② K		B FF 97 X FF 98 1-0 9 WP 9 DI 1B 2-3		4	0	2	0	0	2	1
9 Lewis Brinson, R (1, 8) OBP: 0.223, SLG: 0.329		X FF 95 0-0 ③ G4-3		S SL 87 D SL 87 B FF 95 S SL 87 S SL 86 2-3 ③ K		S CU 78 B FF 95 F FF 95 S SL 88 1-3 ③ K		C SL 88 S SL 88 F SL 91 D SL 90 F FF 97 B SL 89 S FF 97 2-3 ③ K 1-3 3-H		4	0	0	0	0	3	3
54 Wei-Yin Chen, R (1, 1) OBP: 0.125, SLG: 0.125 2 Yadiel Rivera, R (5, PH) OBP: 0.329, SLG: 0.217 64 Nick Wittgren, R (5, 1) 56 Tayron Guerrero, R (6, 1) 3 JB Shuck, L (7, PH) OBP: 0.254, SLG: 0.239 57 Eliesér Hernández, R (7, 1) 53 Brett Graves, R (8, 1) 1 Cameron Maybin, R (9, PH) OBP: 0.312, SLG: 0.311			C FF 91 C FF 92 S SL 86 0-3 ① K		X FF 93 0-0 ① G3		X FF 94 0-0 ① G6-3		B FF 94 B SL 87 C FF 93 C SL 86 B SL 87 F SL 87 C FF 94 3-3 ① K	1 1 0 0 0 1 0 0 0 1	0 0 0 0 0 0 0 0 0 0	0 0 0 0 0 0 0 0 0 0	0 0 0 0 0 0 0 0 0 0	0 0 0 0 0 0 0 0 0 1	1 0 0 0 0 0 0 0 0 0	0 0 0 0 0 0 0 0 0 0
Inning Stats	R: 0 E: 0 K: 2 S: 13 H: 2 LOB: 2 BB: 0 P: 18	R: 0 E: 0 K: 2 S: 7 H: 0 LOB: 0 BB: 0 P: 12	R: 1 E: 0 K: 2 S: 14 H: 2 LOB: 1 BB: 0 P: 18	R: 0 E: 0 K: 2 S: 9 H: 1 LOB: 1 BB: 0 P: 13	R: 0 E: 0 K: 1 S: 12 H: 2 LOB: 2 BB: 0 P: 16	R: 0 E: 0 K: 3 S: 10 H: 1 LOB: 1 BB: 0 P: 16	R: 0 E: 0 K: 0 S: 4 H: 0 LOB: 0 BB: 0 P: 6	R: 2 E: 1 K: 1 S: 9 H: 1 LOB: 1 BB: 1 P: 19	R: 0 E: 0 K: 1 S: 12 H: 1 LOB: 1 BB: 0 P: 20	1B: 6 2B: 3 3B: 0 HR: 1	SF: 0 SAC: 0 DP: 0 HBP: 0					

PITCHER	IP	WLS	BF	H	R	ER	SO	BB	IBB	HBP	BLK	WP	HR	S	P	ERA	WHIP
55 Jon Gray, R (1, 1) ERA: 5.52	7.0	W	29	8	1	1	12	0	0	0	0	0	1	69	99	1.29	1.143
62 Yency Almonte, R (8, 1) ERA:	1.0		6	1	2	0	1	1	0	0	0	1	0	9	19	0.00	2.000
50 Brooks Pounders, R (9, 1) ERA: 7.63	1.0		4	1	0	0	1	0	0	0	0	0	0	12	20	0.00	1.000

PITCHER	IP	WLS	BF	H	R	ER	SO	BB	IBB	HBP	BLK	WP	HR	S	P	ERA	WHIP

TOP

Miami Marlins @ Colorado Rockies

Coors Field, Denver, CO

Fri Jun 22 2018, 6:41 PM - 9:35 PM MDT

Att. 35,468 - Partly Cloudy - 81 F

livebaseballscorecards.com

AB	38
R	3
H	10
RBI	2
BB	1
SO	14
LOB	18

MIAMI

Batter	1	2	3	4	5	6	7	8	9	AB	R	H	RBI	BB	SO	LOB
9 DJ LeMahieu, R (1, 4) OBP: 0.329, SLG: 0.445	B FF 90 C FF 91 B SL 86 B FF 90 B FF 90 4-1 19 G3-6-1 BB		C CU 74 B CH 84 B CH 84 X FF 91 2-1 ① G5-3	F FF 90 B FF 91 X CH 84 1-1 ② SF8 1-2 2-H		F FF 99 X SL 86 0-1 ② P4	F FF 90 B SL 80 X SL 80 1-1 ② F7			3	0	0	1	1	0	1
19 Charlie Blackmon, L (1, 8) OBP: 0.363, SLG: 0.490 62 Yency Almonte, R (8, 1) 50 Brooks Pounders, R (9, 1)	C FF 90 X SL 83 0-1 ①② G3-6-1 1-2f		C SL 86 B SL 84 X SL 84 1-1 ② F9	F CU 76 B CH 82 B FF 91 F FF 90 F SL 84 F FF 92 F SL 85 F SL 87 X CH 82 2-2 28 HR 2-H 1B		C CH 94 F FF 95 X FF 99 0-2 2B	C FF 90 S CH 83 X CH 84 0-2 ③ L8			5 0 0	1 0 0	2 0 0	1 0 0	0 0 0	0 0 0	2 0 0
28 Nolan Arenado, R (1, 5) OBP: 0.410, SLG: 0.598	F FF 91 X CU 72 0-1 1B		B FF 92 B FF 91 S CH 84 X FF 91 2-1 1B	S FF 91 X SI 91 0-1 1-H HR		C SL 86 B FF 99 D FF 98 B SL 86 B FF 98 4-1 BB		B FF 92 B FF 91 C SL 86 F SL 87 B FF 94 S SL 87 3-3 ① K		4	1	3	2	1	1	0
27 Trevor Story, R (1, 6) OBP: 0.334, SLG: 0.522	X FF 89 0-0 ③ P3		B FF 91 X FF 91 1-0 ③ L8	C SL 86 B CH 84 B FF 91 B SL 85 F FF 90 F FF 91 S SL 85 3-3 ③ K		X FF 99 0-0 ③ G6-3		C SL 88 C CU 82 F CU 79 B FF 95 F SL 88 B FF 95 F SL 88 X CU 81 2-2 23 1B 2B		5	1	1	0	0	1	4
20 Ian Desmond, R (1, 3) OBP: 0.297, SLG: 0.430		X FF 90 0-0 23 2B 1B		B CH 83 B CH 83 F FF 91 B CH 83 C FF 91 F FF 91 X FF 92 3-2 5 2B 5 E 1B	C FF 92 C FF 94 B SL 84 F FF 94 B FF 94 B FF 94 S FF 93 3-3 ① K		S SL 79 B FF 91 B FF 91 B SL 78 S FF 89 B FF 89 4-2 23 2B 56 FC5-2 BB	C CU 80 X SL 86 0-1 ② F9		4	2	2	0	1	1	1
23 Tom Murphy, R (1, 2) OBP: 0.364, SLG: 0.469		F FF 91 X CH 81 0-1 1-H 2B		C SL 83 S SL 83 B FF 91 S SL 86 1-3 ① K	C FF 94 F SL 84 F FF 94 F CH 85 F FF 94 S FF 94 0-3 ② K		X FF 88 0-0 56 FC5-2 8 2B 1-3 2B	B FF 92 X SL 87 1-0 2-H 1B		5	1	3	2	0	2	1
5 Carlos González, L (1, 9) OBP: 0.332, SLG: 0.453		C SL 84 B SL 84 C FF 90 B FF 91 S SL 83 2-3 ① K		C FF 91 B FF 91 B SL 84 1 SAFE X FF 91 2-1 E4 56 1B 55 SH 1-H 2B	F FF 92 B FF 93 X SL 84 1-1 1B		0-0 56 FC5-2 8 2B IBB	S CU 79 S CU 81 S FF 95 0-3 ③ K		4	2	2	0	1	2	2
56 Noel Cuevas, R (1, 7) OBP: 0.304, SLG: 0.357 (8, 8)		X CU 74 0-0 ② L8		X FF 91 0-0 9 WP 55 SH 9 SF8 2-3 1B	S FF 93 B FF 92 F FF 93 X FF 92 1-2 ③ F8		F FF 90 F CH 80 X SL 80 0-2 ① FC5-2 8 2B 1-2 2-3 3-Hf			4	2	1	0	0	0	5
55 Jon Gray, R (1, 1) OBP: 0.192, SLG: 0.167 8 Gerardo Parra, L (7, PH) OBP: 0.343, SLG: 0.403 (8, 7)		C SL 82 F FF 90 X FF 91 0-2 ③ L8		B SL 84 X FF 90 1-0 SH 9 WP 19 1B 1-2 3-H		C FF 98 F FF 98 B FF 97 S SL 85 1-3 ① K	X CH 81 0-0 8 2B 1-H 2-H 3-H 2B			2 1	1 0	0 1	1 3	0 0	1 0	1 0
Inning Stats	R: 0 E: 0 K: 0 S: 6 H: 1 LOB: 1 BB: 1 P: 10	R: 1 E: 0 K: 1 S: 10 H: 2 LOB: 1 BB: 0 P: 12	R: 0 E: 0 K: 0 S: 7 H: 1 LOB: 1 BB: 0 P: 13	R: 6 E: 1 K: 2 S: 26 H: 5 LOB: 0 BB: 0 P: 39	R: 0 E: 0 K: 2 S: 15 H: 1 LOB: 1 BB: 0 P: 20	R: 0 E: 0 K: 1 S: 10 H: 1 LOB: 2 BB: 1 P: 15	R: 3 E: 0 K: 0 S: 12 H: 2 LOB: 1 BB: 2 P: 17	R: 1 E: 0 K: 2 S: 15 H: 2 LOB: 1 BB: 0 P: 21		1B: 8 2B: 6 3B: 0 HR: 1 SF: 1 SAC: 1 DP: 1 HBP: 0				WP: 1 PB: 0 SB: 0 CS: 0 PA: 43	

PITCHER		IP	WLS	BF	H	R	ER	SO	BB	IBB	HBP	BLK	WP	HR	S	P	ERA	WHIP
54 Wei-Yin Chen, L ERA: 6.7	(1, 1)	4.0	L	22	9	7	7	3	1	0	0	0	1	1	49	74	15.75	2.500
64 Nick Wittgren, R ERA: 2.89	(5, 1)	1.0		4	1	0	0	2	0	0	0	0	0	0	15	20	0.00	1.000
56 Tayron Guerrero, R ERA: 5.03	(6, 1)	1.0		5	1	0	0	1	1	0	0	0	0	0	10	15	0.00	2.000
57 Elieser Hernández, R ERA: 5.12	(7, 1)	1.0		7	2	3	3	0	1	1	0	0	0	0	12	17	27.00	3.000
53 Brett Graves, R ERA: 6.75	(8, 1)	1.0		5	2	1	1	2	0	0	0	0	0	0	15	21	9.00	2.000

PITCHER	IP	WLS	BF	H	R	ER	SO	BB	IBB	HBP	BLK	WP	HR	S	P	ERA	WHIP

BOTTOM

Miami Marlins @ Colorado Rockies

Coors Field, Denver, CO

Fri Jun 22 2018, 6:41 PM - 9:35 PM MDT

Att. 35,468 - Partly Cloudy - 81 F

livebaseballscorecards.com

AB	37
R	11
H	15
RBI	10
BB	4
SO	8
LOB	17

Miami Marlins @ Colorado Rockies

Coors Field, Denver, CO

Sat Jun 23 2018, 1:13 PM - 4:00 PM MDT

Att. 39,032 - Partly Cloudy - 82 F

TOP

Batter	1	2	3	4	5	6	7	8	9	AB	R	H	RBI	BB	SO	LOB
13 Starlin Castro, R (1, 4) OBP: 0.319, SLG: 0.372	0-1 P3 ①		1-0 FC5-4 ② 1-2f		4-2 15 FC6-4 1-2 BB		3-2 15 FC4-2 11 HR 1-2 1B		0-0 F9 ①	4	1	1	0	1	0	1
15 Brian Anderson, R (1, 5) OBP: 0.372, SLG: 0.418	0-1 1 FC6-4 1B		3-3 K ③		0-0 FC6-4 ③ 1-2f		2-2 FC4-2 ① 11 HR 1-2 2-3 3-Hf		1-3 K ②	5	1	1	0	0	2	6
11 J.T. Realmuto, R (1, 3) OBP: 0.365, SLG: 0.548	0-3 K ②			2-3 K ①		3-2 1 FC6-4 1B	2-2 HR 1-H 2-H 3-H		4-2 BB	4	1	2	4	1	2	1
1 Cameron Maybin, R (1, 9) (7, 7) OBP: 0.304, SLG: 0.302	2-2 FC6-4 ③ 1-2f			2-3 K ②		1-1 FC6-4 ① 1-2f	1-2 G6-3 ②		0-0 L8 ③	5	0	0	0	0	1	3
32 Derek Dietrich, L (1, 7) OBP: 0.346, SLG: 0.475		1-2 K ①		0-0 HR		0-2 P5 ②	4-1 BB			3	1	1	1	1	1	1
29 Brad Ziegler, R (7, 1)										0	0	0	0	0	0	0
71 Drew Steckenrider, R (8, 1)										0	0	0	0	0	0	0
46 Kyle Barraclough, R (9, 1)										0	0	0	0	0	0	0
9 Lewis Brinson, R (1, 8) OBP: 0.220, SLG: 0.324		0-3 K2-3 ②		0-0 L5 ③		0-1 F8 ③	0-0 F7 ③			4	0	0	0	0	1	2
2 Yadiel Rivera, R (1, 6) OBP: 0.326, SLG: 0.219		2-3 K ③			3-3 K ①		1-0 28 1B 41 1B 1B	0-0 P5 ①		4	1	1	0	0	2	0
28 Bryan Holaday, R (1, 2) OBP: 0.227, SLG: 0.239			0-0 L7 ①		1-1 G5-3 ②		1-2 41 1B 15 FC4-2 1-2 1B	1-1 G6-3 ②		4	0	1	0	0	0	0
36 Trevor Richards, R (1, 1) OBP: 0.143, SLG: 0.077			4-0 13 FC5-4 BB		0-0 13 WP 1B		2-1 15 FC4-2 13 1B 11 HR 1-3 2-H 1B	1-0 G4-3 ③		1	0	1	0	1	0	0
41 Justin Bour, L (7, PH) OBP: 0.369, SLG: 0.431										1	1	1	1	0	0	0
3 JB Shuck, L (7, 9) OBP: 0.252, SLG: 0.237										1	0	0	0	0	0	0
Inning Stats	R: 0 H: 1 E: 0 LOB: 1 K: 1 BB: 0 S: 11 P: 13	R: 0 H: 0 E: 0 LOB: 0 K: 3 BB: 0 S: 9 P: 12	R: 0 H: 0 E: 0 LOB: 1 K: 1 BB: 1 S: 5 P: 13	R: 1 H: 1 E: 0 LOB: 0 K: 2 BB: 0 S: 8 P: 12	R: 0 H: 1 E: 0 LOB: 2 K: 1 BB: 1 S: 12 P: 20	R: 0 H: 1 E: 0 LOB: 1 K: 0 BB: 0 S: 11 P: 15	R: 5 H: 5 E: 0 LOB: 1 K: 0 BB: 1 S: 23 P: 39	R: 0 H: 0 E: 0 LOB: 0 K: 0 BB: 0 S: 4 P: 6	R: 0 H: 0 E: 0 LOB: 1 K: 1 BB: 1 S: 7 P: 12	1B: 7 2B: 0 3B: 0 HR: 2	SF: 0 SAC: 0 DP: 0 HBP: 0					

AB	36
R	6
H	9
RBI	6
BB	4
SO	9
LOB	14

WP: 1 PA: 40
PB: 0
SB: 0
CS: 0

livebaseballscorecards.com

PITCHER		IP	WLS	BF	H	R	ER	SO	BB	IBB	HBP	BLK	WP	HR	S	P	ERA	WHIP
44 Tyler Anderson, L ERA: 4.62	(1, 1)	6.0	L	27	7	4	4	8	2	0	0	0	1	1	62	95	6.00	1.500
29 Bryan Shaw, R ERA: 7.57	(7, 1)	0.2		5	2	2	2	0	1	0	0	0	0	1	16	28	27.00	4.500
59 Harrison Musgrave, L ERA: 4.24	(7, 1)	1.1		4	0	0	0	0	0	0	0	0	0	0	5	7	0.00	0.000
34 Jeff Hoffman, R ERA: 10.13	(9, 1)	1.0		4	0	0	0	1	1	0	0	0	0	0	7	12	0.00	1.000

PITCHER	IP	WLS	BF	H	R	ER	SO	BB	IBB	HBP	BLK	WP	HR	S	P	ERA	WHIP

MIAMI

Batter	1	2	3	4	5	6	7	8	9	AB	R	H	RBI	BB	SO	LOB
9 DJ LeMahieu, R (1, 4) OBP: 0.328, SLG: 0.439	B FF 90 B FF 91 C FF 91 F FF 92 B FF 91 X CH 84 3-2 ① F9		D SL 82 B FF 91 B FF 91 B FF 92 4-0 BB		X FF 91 0-0 ③ F9			C FF 94 B SL 88 B FF 92 X FF 94 2-1 ② L9		3	0	0	0	1	0	0
19 Charlie Blackmon, L (1, 8) OBP: 0.362, SLG: 0.486	F FF 91 B FF 90 S SL 81 B CH 83 F CH 83 B FF 92 T FF 92 3-2 ② K		D SL 81 F CH 84 F SL 81 B FF 92 X CH 85 2-2 ③ G4-3			B SL 80 B FF 90 C CH 82 F CH 83 X FF 92 2-2 28 G6-4-3 1B		C FF 93 B CU 81 C FF 94 B FF 94 X CH 90 2-2 ③ L7		4	0	1	0	0	1	2
28 Nolan Arenado, R (1, 5) OBP: 0.404, SLG: 0.589	C SL 79 B FF 91 F FF 92 B FF 92 S CH 85 2-3 ③ K			B CH 83 B FF 91 F CH 83 C FF 91 B CH 85 S FF 93 3-3 ① K		1 SAFE B FF 91 T FF 90 X SL 81 1-1 ①② G6-4-3 1-2f			B FF 92 F FF 93 S FF 93 X SL 79 1-2 ① F7	4	0	0	0	0	2	1
5 Carlos González, L (1, 9) OBP: 0.330, SLG: 0.449		B FF 89 S SL 80 S CH 83 B SL 80 S CH 84 2-3 ① K		C FF 92 S CH 84 B FF 92 B CH 85 X SL 81 2-2 27 2B 8 SF8 1B		B CH 84 X FF 92 1-0 ③ G1-3			C FF 92 B FF 94 C SL 78 S FF 93 1-3 ② K	4	1	1	0	0	2	0
27 Trevor Story, R (1, 6) OBP: 0.333, SLG: 0.522		S SL 80 B SL 81 X FF 91 1-1 ② F9		B FF 92 X CH 84 1-0 8 SF8 1-3 2B			C SI 85 X SI 84 0-1 ① G5-3		C FF 92 S SL 79 B SL 79 B CH 88 F FF 93 F FF 93 B FF 94 X SL 78 3-2 ③ F8	4	0	1	0	0	0	0
8 Gerardo Parra, L (1, 7) OBP: 0.343, SLG: 0.417		C SL 79 F FF 92 B CH 85 T CH 84 1-2 ③ K		X SL 79 0-0 ② SF8 2-3 3-H			X SI 85 0-0 HR			2	1	1	2	0	1	0
20 Ian Desmond, R (1, 3) OBP: 0.297, SLG: 0.427			B FF 91 B SL 80 B FF 92 B FF 91 4-0 44 SH1-4 BB	C SL 80 S CH 84 F CH 84 B FF 92 D CH 84 B CH 85 C CH 84 3-3 ③ K			F SI 85 C SI 86 B CU 74 B SI 86 S SI 86 2-3 ② K			2	0	0	0	1	2	1
14 Tony Wolters, L (1, 2) OBP: 0.269, SLG: 0.218			C SL 80 1 SAFE F FF 93 S CH 84 0-3 ① K		B FF 90 X FF 91 1-0 ① F7		X SI 86 0-0 ③ G3			3	0	0	0	0	1	1
44 Tyler Anderson, L (1, 1) OBP: 0.185, SLG: 0.083 29 Bryan Shaw, S (7, 1) 59 Harrison Musgrave, L (7, 1) 56 Noel Cuevas, R (8, PH) OBP: 0.301, SLG: 0.354 34 Jeff Hoffman, R (9, 1)			X FF 91 0-0 ② SH1-4 1-2		B FF 90 F FF 91 B CH 84 S FF 90 S CH 83 2-3 ② K			C FF 93 X FF 93 0-1 ① F9		1 0 0 1 0	0 0 0 0 0	0 0 0 0 0	0 0 0 0 0	0 0 0 0 0	1 0 0 0 0	0 0 0 0 0
Inning Stats	R: 0 E: 0 K: 2 S: 10 H: 0 LOB: 0 BB: 0 P: 18	R: 0 E: 0 K: 2 S: 8 H: 0 LOB: 0 BB: 0 P: 12	R: 0 E: 0 K: 1 S: 7 H: 0 LOB: 2 BB: 2 P: 17	R: 1 E: 0 K: 2 S: 12 H: 2 LOB: 1 BB: 0 P: 21	R: 0 E: 0 K: 1 S: 5 H: 0 LOB: 0 BB: 0 P: 8	R: 0 E: 0 K: 0 S: 6 H: 1 LOB: 0 BB: 0 P: 10	R: 1 E: 0 K: 1 S: 7 H: 1 LOB: 0 BB: 0 P: 9	R: 0 E: 0 K: 0 S: 7 H: 0 LOB: 0 BB: 0 P: 11	R: 0 E: 0 K: 1 S: 11 H: 0 LOB: 0 BB: 0 P: 16	1B: 2 2B: 1 3B: 0 HR: 1	SF: 1 SAC: 1 DP: 1 HBP: 0			WP: 0 PB: 0 SB: 0 CS: 0	PA: 32	

PITCHER		IP	WLS	BF	H	R	ER	SO	BB	IBB	HBP	BLK	WP	HR	S	P	ERA	WHIP
36 Trevor Richards, R ERA: 4.91	(1, 1)	6.0	W	22	3	1	1	8	2	0	0	0	0	0	48	86	1.50	0.833
29 Brad Ziegler, R ERA: 5.66	(7, 1)	1.0		4	1	1	1	1	0	0	0	0	0	1	7	9	9.00	1.000
71 Drew Steckenrider, R ERA: 3.44	(8, 1)	1.0		3	0	0	0	0	0	0	0	0	0	0	7	11	0.00	0.000
46 Kyle Barraclough, R ERA: 1.08	(9, 1)	1.0		3	0	0	0	1	0	0	0	0	0	0	11	16	0.00	0.000

PITCHER	IP	WLS	BF	H	R	ER	SO	BB	IBB	HBP	BLK	WP	HR	S	P	ERA	WHIP

BOTTOM

Miami Marlins @ Colorado Rockies

Coors Field, Denver, CO

Sat Jun 23 2018, 1:13 PM - 4:00 PM MDT

Att. 39,032 - Partly Cloudy - 82 F

livebaseballscorecards.com

AB	28
R	2
H	4
RBI	2
BB	2
SO	10
LOB	5

Miami Marlins @ Colorado Rockies

Coors Field, Denver, CO

Sun Jun 24 2018, 2:41 PM - 5:55 PM MDT

Att. 34,172 - Cloudy - 57 F

TOP

Batter	1	2	3	4	5	6	7	8	9
32 Derek Dietrich, L (1, 7) OBP: 0.354, SLG: 0.496; 61 Adam Conley, L (7, 1); 29 Brad Ziegler, R (8, 1); 19 Miguel Rojas, R (9, 3) OBP: 0.311, SLG: 0.358	0-0 2B	1-2 HR	0-0 1B		1-3 K		0-1 1B		
15 Brian Anderson, R (1, 9) OBP: 0.369, SLG: 0.415	0-0 1B	0-3 K	3-2 G6-3		3-2 L9		2-0 G4-3		
11 J.T. Realmuto, R (1, 2) OBP: 0.367, SLG: 0.549	1-1 2B	4-1 BB		1-1 CI	2-3 K			3-3 K	
41 Justin Bour, L (1, 3) OBP: 0.373, SLG: 0.432; 46 Kyle Barraclough, R (9, 1)	1-0 1B	2-1 1B		4-1 BB		0-1 G1-3		1-3 K	
13 Starlin Castro, R (1, 4) OBP: 0.314, SLG: 0.366	1-0 FC6	1-3 K		2-2 FC4-6		3-2 G5-3		2-2 G4-3	
10 JT Riddle, L (1, 6) OBP: 0.244, SLG: 0.386	1-3 ꓘ	2-1 F8		3-2 2B		1-2 G4-3			1-1 G6-3
3 JB Shuck, L (1, 8) OBP: 0.256, SLG: 0.241; 1 Cameron Maybin, R (4, PH) OBP: 0.299, SLG: 0.297	0-0 G3-1		1-1 1B	0-1 G4-3			1-1 P3		0-0 G4-3
2 Yadiel Rivera, R (1, 5) OBP: 0.340, SLG: 0.224	0-0 IBB		1-3 K	4-1 BB			1-0 1B		2-3 ꓘ
31 Caleb Smith, R (1, 1) OBP: 0.136, SLG: 0.136; 55 Drew Rucinski, R (2, 1); 56 Tayron Guerrero, R (5, 1); 9 Lewis Brinson, R (7, PH) OBP: 0.223, SLG: 0.335	0-3 K		1-3 K	0-0 B3-1			3-1 3B		

Batter	AB	R	H	RBI	BB	SO	LOB
Derek Dietrich	5	2	4	2	0	1	0
Adam Conley	0	0	0	0	0	0	0
Brad Ziegler	0	0	0	0	0	0	0
Miguel Rojas	0	0	0	0	0	0	0
Brian Anderson	5	1	1	0	0	1	3
J.T. Realmuto	3	2	1	1	1	2	0
Justin Bour	4	0	2	2	1	1	0
Kyle Barraclough	0	0	0	0	0	0	0
Starlin Castro	5	1	0	0	0	1	5
JT Riddle	5	0	1	1	0	1	4
JB Shuck	2	0	1	0	0	0	2
Cameron Maybin	3	0	0	1	0	0	1
Yadiel Rivera	3	1	1	0	2	2	1
Caleb Smith	1	0	0	0	0	1	3
Drew Rucinski	2	0	0	0	0	1	3
Tayron Guerrero	0	0	0	0	0	0	0
Lewis Brinson	1	1	1	1	0	0	0

AB	39
R	8
H	12
RBI	8
BB	4
SO	11
LOB	22

livebaseballscorecards.com

MIAMI

Inning Stats

Inning	R	E	K	S	H	LOB	BB	P
1	3	1	2	13	4	3	1	17
2	1	0	2	14	2	2	1	24
3	0	0	2	14	2	2	0	20
4	2	1	0	15	1	2	2	29
5	0	0	2	13	0	0	0	19
6	0	0	0	10	0	0	0	14
7	2	0	0	8	3	0	0	15
8	0	0	2	10	0	0	0	16
9	0	0	1	6	0	0	0	9

1B: 7, 2B: 3, 3B: 1, HR: 1, SF: 0, SAC: 0, DP: 1, HBP: 0

WP: 0, PB: 0, SB: 0, CS: 0, PA: 44

PITCHER	IP	WLS	BF	H	R	ER	SO	BB	IBB	HBP	BLK	WP	HR	S	P	ERA	WHIP
48 Germán Márquez, R (1, 1) ERA: 5.53	3.1	L	24	9	6	5	6	2	1	0	0	0	1	52	82	13.50	3.300
52 Chris Rusin, L (4, 1) ERA: 6.96	2.2		9	0	0	0	2	1	0	0	0	0	0	27	41	0.00	0.375
51 Jake McGee, L (7, 1) ERA: 5.9	0.1		4	3	2	2	0	0	0	0	0	0	0	7	12	54.00	9.000
0 Adam Ottavino, R (7, 1) ERA: 0.79	1.2		4	0	0	0	2	0	0	0	0	0	0	11	19	0.00	0.000
71 Wade Davis, R (9, 1) ERA: 4.4	1.0		3	0	0	0	1	0	0	0	0	0	0	6	9	0.00	0.000

PITCHER	IP	WLS	BF	H	R	ER	SO	BB	IBB	HBP	BLK	WP	HR	S	P	ERA	WHIP

BOTTOM

Miami Marlins @ Colorado Rockies

Coors Field, Denver, CO

Sun Jun 24 2018, 2:41 PM - 5:55 PM MDT

Att. 34,172 - Cloudy - 57 F

livebaseballscorecards.com

Batter	1	2	3	4	5	6	7	8	9	AB	R	H	RBI	BB	SO	LOB
9 DJ LeMahieu, R (1, 4) OBP: 0.331, SLG: 0.438	C FF 93 F FF 93 B CH 85 B FF 94 B FF 95 F FF 94 F FF 94 B CH 84 4-2 28 HR BB		B FF 94 B SI 94 C FF 94 X FC 92 2-1 28 WP 27 1B 19 1B 1B	C FF 93 B SI 93 X FC 91 1-1 ② L9			C FF 94 S CH 84 S CH 86 0-3 ② K			3	2	1	0	1	1	1
19 Charlie Blackmon, L (1, 8) OBP: 0.361, SLG: 0.483	C FF 93 S FF 94 D SL 84 B FF 95 1 SAFE B FF 94 1 SAFE X FF 94 3-2 ① F7		S SI 94 S SI 94 F SI 94 F SL 86 B FC 91 F CH 86 X SI 94 1-2 28 WP 27 1B 1-2 1B	X FC 94 0-0 ③ F8			B FF 95 C FF 95 B SL 89 F FF 95 S SL 90 2-3 ③ K			4	1	1	0	0	1	2
28 Nolan Arenado, R (1, 5) OBP: 0.403, SLG: 0.595	B FF 94 S CH 85 B FF 94 F FF 93 D CH 86 X FF 94 3-2 1-H HR		C FC 92 S FC 90 B FF 94 B FC 92 S SL 86 2-3 ② K 1-2 2-3		B SL 85 B FF 96 F FF 97 B FF 97 F FF 98 F FF 99 X FF 97 3-2 ① F7			B SI 85 B SI 86 B SI 87 C SI 86 X SI 85 3-1 ① G4-3		4	1	1	2	0	1	2
27 Trevor Story, R (1, 6) OBP: 0.332, SLG: 0.518	C SL 83 B FF 94 F FF 94 X FF 94 1-2 ② P4		B FC 92 F FF 95 X FC 92 1-1 20 S 2-H 3-H 1B		B SL 86 B FF 98 X FF 97 2-0 ② F9			B SI 86 X SI 85 1-0 ② G6-3		4	0	1	2	0	0	0
20 Ian Desmond, R (1, 3) OBP: 0.296, SLG: 0.422	S CH 86 X CH 86 0-1 ③ G5-3		1 SAFE C FC 92 B FF 94 F CU 80 B SL 85 D SL 85 B FF 94 4-2 23 FC6-4 1-2 BB		B FF 99 F FF 98 S FF 98 F SL 86 S FF 100 1-3 ③ K			S SI 85 B SI 85 S SI 86 B CU 74 S SI 86 2-3 ③ K		3	0	0	0	1	2	0
23 Tom Murphy, R (1, 2) OBP: 0.324, SLG: 0.417		B FF 93 F FF 94 S SL 82 S SL 81 1-3 ① K	X FC 90 0-0 ③ FC6-4 1-2f			C CH 92 F SL 84 F FF 98 B FF 99 S FF 99 1-3 ① K			C FF 92 S SL 79 X FF 93 0-2 ① F7	4	0	0	0	0	2	2
8 Gerardo Parra, L (1, 7) OBP: 0.342, SLG: 0.427		B CU 75 F FF 93 X FC 90 1-1 ② G3-1		C CU 81 X CH 85 0-1 HR		B FF 99 B FF 98 S FF 97 F FF 98 F FF 99 S SL 86 2-3 ② K			C FF 93 X SL 79 0-1 ② G4-1	4	1	1	1	0	1	0
56 Noel Cuevas, R (1, 9) OBP: 0.292, SLG: 0.343 0 Adam Ottavino, S (7, 1) 71 Wade Davis, R (9, 1) 42 Chris Iannetta, R (9, PH) OBP: 0.343, SLG: 0.390		X FF 93 0-0 ③ G6-3		B FF 93 X FC 90 1-0 ① G6-3		F FF 100 S SL 86 S SL 87 0-3 ③ K			B FF 92 B FF 93 C FF 92 B FF 93 X FF 93 3-1 ③ F9	3 0 0 1	0 0 0 0	0 0 0 0	0 0 0 0	1 0 0 0	0 0 0 0	0 0 0 0
48 Germán Márquez, R (1, 1) OBP: 0.296, SLG: 0.296 52 Chris Rusin, L (4, 1) OBP: 0.500, SLG: 0.500 51 Jake McGee, L (7, 1) 5 Carlos González, L (7, 9) OBP: 0.329, SLG: 0.447			C FF 93 F FC 91 X FF 93 0-2 ① G4-3	C FF 93 B SI 93 X FF 93 1-1 1B			X FF 94 0-0 ① G4-3			1 1 0 1	0 0 0 0	0 1 0 0	0 0 0 0	0 0 0 0	0 0 0 0	0 0 0 0
Inning Stats	R: 2 E: 0 K: 0 S: 15 H: 1 LOB: 0 BB: 1 P: 26	R: 0 E: 0 K: 1 S: 6 H: 0 LOB: 0 BB: 0 P: 8	R: 2 E: 0 K: 1 S: 20 H: 3 LOB: 2 BB: 1 P: 30	R: 1 E: 0 K: 0 S: 8 H: 2 LOB: 1 BB: 0 P: 11	R: 0 E: 0 K: 1 S: 9 H: 0 LOB: 0 BB: 0 P: 15	R: 0 E: 0 K: 3 S: 11 H: 0 LOB: 0 BB: 0 P: 14	R: 0 E: 0 K: 2 S: 7 H: 0 LOB: 0 BB: 0 P: 9	R: 0 E: 0 K: 1 S: 6 H: 0 LOB: 0 BB: 0 P: 12	R: 0 E: 0 K: 0 S: 7 H: 0 LOB: 0 BB: 0 P: 10	1B: 4 2B: 0 3B: 0 HR: 2 SF: 0 SAC: 0 DP: 0 HBP: 0						

AB	33
R	5
H	6
RBI	5
BB	2
SO	9
LOB	7

WP: 1 PA: 35
PB: 0
SB: 1
CS: 0

PITCHER		IP	WLS	BF	H	R	ER	SO	BB	IBB	HBP	BLK	WP	HR	S	P	ERA	WHIP
31 Caleb Smith, L ERA: 4.19	(1, 1)	1.1		6	1	2	2	1	1	0	0	0	0	1	18	30	13.50	1.500
55 Drew Rucinski, R ERA: 4.63	(2, 1)	2.2	W	14	5	3	3	1	1	0	0	0	1	1	31	45	10.12	2.250
56 Tayron Guerrero, R ERA: 4.75	(5, 1)	2.0		6	0	0	0	4	0	0	0	0	0	0	20	29	0.00	0.000
61 Adam Conley, L ERA: 1.23	(7, 1)	1.0	H	3	0	0	0	2	0	0	0	0	0	0	7	9	0.00	0.000
29 Brad Ziegler, R ERA: 5.5	(8, 1)	1.0	H	3	0	0	0	1	0	0	0	0	0	0	6	12	0.00	0.000

PITCHER		IP	WLS	BF	H	R	ER	SO	BB	IBB	HBP	BLK	WP	HR	S	P	ERA	WHIP
46 Kyle Barraclough, R ERA: 1.05	(9, 1)	1.0	S	3	0	0	0	0	0	0	0	0	0	0	7	10	0.00	0.000

Arizona Diamondbacks @ Miami Marlins

Marlins Park, Miami, FL

Mon Jun 25 2018, 7:11 PM - 10:25 PM EDT

Att. 6,105 - Partly Cloudy - 86 F

livebaseballscorecards.com

Batter	1	2	3	4	5	6	7	8	9	AB	R	H	RBI	BB	SO	LOB
9 Jon Jay, L (1, 7) OBP: 0.372, SLG: 0.388	B SI 90 F FF 91 X FF 90 1-1 L6 ①	B CH 84 C SL 85 F SI 90 S SL 85 1-3 K ③			B FF 88 F CH 82 S SL 81 B SI 89 B SL 82 X SI 90 3-2 L9 ①		X SI 86 0-0 G1 ③		C FF 95 B FF 96 B SL 88 F FF 96 X FF 96 2-2 G5-3 ③ 1-2	5	0	0	0	0	1	2
44 Paul Goldschmidt, R (1, 3) OBP: 0.374, SLG: 0.525	X FF 91 0-0 F8 ②		C SI 89 C CH 82 B CH 83 X FF 90 1-2 22 FC4 1B		C SL 83 F SL 84 S SL 84 0-3 K ②			B FF 95 B FF 94 B CH 84 C FF 95 X FF 94 3-1 L7 ①		4	0	1	0	0	1	0
22 Jake Lamb, L (1, 5) OBP: 0.318, SLG: 0.397	B FF 90 C SL 83 X FF 90 1-1 HR		C SL 84 X CH 84 0-1 FC4 16 FC6-4 1-2		C CH 83 S SL 84 B SI 90 B SL 84 F FF 90 S SL 85 2-3 K ③			B FF 94 C FF 94 C FF 95 S SL 87 1-3 K ②		4	1	1	1	0	2	1
3 Daniel Descalso, L (1, 4) OBP: 0.359, SLG: 0.490	B FF 90 F FF 89 T SL 84 B CH 85 F SL 87 B FF 92 F FF 92 X SL 84 3-2 P4 ③		2 SAFE C SI 91 B SL 84 B CH 84 B SI 90 C FF 89 F SL 84 F FF 90 S SL 83 3-3 K ①			B FF 89 S CH 82 S SL 84 X SL 82 1-2 F7 ①		X FF 95 0-0 G4-3 ③		4	0	0	0	0	1	2
4 Ketel Marte, S (1, 6) OBP: 0.295, SLG: 0.411		B FF 90 C SL 82 B SL 83 X SI 90 2-1 G4-3 ①	B SL 83 B CH 83 X SI 90 2-0 F8 ②			C SI 90 B SI 89 X SI 90 1-1 E4 16 FC5-4			C FF 92 F FF 92 B FF 92 B CH 85 X FF 91 2-2 16 2B 3B	4	1	1	0	0	0	2
16 Chris Owings, R (1, 9) OBP: 0.263, SLG: 0.291		B SL 84 F SI 91 F SI 90 H CH 84 2-2 1 1B 2 1B HBP	C SL 84 B SL 83 X SI 91 1-1 FC6-4 ③ 1-2f			X SL 82 0-0 FC5-4 ② 1-2f			X FF 94 0-0 1 G3-1 2 SF7 2B 3-H	3	2	1	1	0	0	3
1 Jarrod Dyson, L (1, 8) OBP: 0.279, SLG: 0.259		F SI 90 1 SAFE C SL 84 1 SAFE X CH 84 0-2 2 1B 26 SF7 1B 1-3		C FF 89 B FF 89 C SL 83 X SI 90 1-2 G4-3 ①		1 SAFE C SI 90 F SL 84 B SI 90 1 SAFE B FF 90 1 SAFE B SL 83 S CH 84 3-3 K ③			B FF 92 B CH 84 C FF 92 C FF 92 B SL 82 X FF 92 3-2 G3-1 ① 2-3	4	1	1	0	0	1	2
2 Jeff Mathis, R (1, 2) OBP: 0.293, SLG: 0.234		B SL 85 C SI 92 3 SAFE C FF 89 1 SAFE D SL 87 X SL 83 2-2 1B 1-3 3-H		C SI 90 X SI 89 0-1 L6 ②			B SI 89 F SL 82 X CH 82 1-1 G5-3 ①		B FF 93 B FF 93 X FF 92 2-0 SF7 ② 3-H	3	0	1	2	0	0	0
26 Shelby Miller, R (1, 1) 30 T.J. McFarland, L (4, 1) 13 Nick Ahmed, R (7, PH) OBP: 0.276, SLG: 0.411 34 Braden Shipley, R (7, 1) 6 David Peralta, L (9, PH) OBP: 0.343, SLG: 0.509		C SI 92 1 SAFE 1 SAFE C FF 91 B SL 85 F SI 90 B FF 91 X SI 91 2-2 SF7 3-H		C SI 89 C FF 90 C SI 90 0-3 K ③			B SI 84 C SI 84 B SI 85 F SI 85 F SI 86 X SI 85 2-2 G5-3 ②		B FF 94 C CH 86 B CH 86 B FF 92 B FF 92 4-1 9 DI BB	1 0 1 0 0	0 0 0 0 0	0 0 0 0 0	1 0 0 0 0	0 0 0 0 1	1 0 0 0 0	0 0 0 0 0

	AB	33
	R	5
	H	6
	RBI	5
	BB	1
	SO	7
	LOB	12

Inning Stats	1	2	3	4	5	6	7	8	9	1B: 3	SF: 2	WP: 0	PA: 37
	R: 1 E: 0 K: 0 S: 10	R: 2 E: 0 K: 1 S: 17	R: 0 E: 0 K: 1 S: 13	R: 0 E: 0 K: 1 S: 8	R: 0 E: 0 K: 2 S: 10	R: 0 E: 1 K: 1 S: 9	R: 0 E: 0 K: 0 S: 7	R: 0 E: 0 K: 1 S: 6	R: 2 E: 0 K: 0 S: 12	2B: 1 3B: 1 HR: 1	SAC: 0 DP: 0 HBP: 1	PB: 0 SB: 0 CS: 0	
	H: 1 LOB: 0 BB: 0 P: 15	H: 2 LOB: 1 BB: 0 P: 26	H: 1 LOB: 2 BB: 0 P: 20	H: 0 LOB: 0 BB: 0 P: 9	H: 0 LOB: 0 BB: 0 P: 15	H: 0 LOB: 1 BB: 0 P: 14	H: 0 LOB: 0 BB: 0 P: 10	H: 0 LOB: 0 BB: 0 P: 10	H: 2 LOB: 1 BB: 1 P: 25				

PITCHER		IP	WLS	BF	H	R	ER	SO	BB	IBB	HBP	BLK	WP	HR	S	P	ERA	WHIP
58 Dan Straily, R ERA: 4.82	(1, 1)	6.1	W	26	4	3	3	6	0	0	1	0	0	1	69	102	4.26	0.632
29 Brad Ziegler, R ERA: 5.4	(7, 1)	0.2	H	2	0	0	0	0	0	0	0	0	0	0	5	7	0.00	0.000
61 Adam Conley, L ERA: 1.15	(8, 1)	1.0	H	3	0	0	0	1	0	0	0	0	0	0	6	10	0.00	0.000
64 Nick Wittgren, R ERA: 3.72	(9, 1)	0.2		5	2	2	2	0	1	0	0	0	0	0	9	20	27.00	4.500
71 Drew Steckenrider, R ERA: 3.41	(9, 1)	0.1		1	0	0	0	0	0	0	0	0	0	0	3	5	0.00	0.000

PITCHER	IP	WLS	BF	H	R	ER	SO	BB	IBB	HBP	BLK	WP	HR	S	P	ERA	WHIP

BOTTOM

Arizona Diamondbacks @ Miami Marlins

Marlins Park, Miami, FL

Mon Jun 25 2018, 7:11 PM - 10:25 PM EDT

Att. 6,105 - Partly Cloudy - 86 F

livebaseballscorecards.com

Batter	1	2	3	4	5	6	7	8	9	AB	R	H	RBI	BB	SO	LOB
32 Derek Dietrich, L (1, 7) OBP: 0.353, SLG: 0.492	B FF 94 B FF 94 F FF 94 C FF 94 X CU 80 2-2 ① F7		B FF 94 F FF 94 X FF 94 1-1 ① L5	X FF 94 0-0 1-2 2-H 15 2B 1B			F CH 85 S CU 79 B FF 94 S CU 79 1-3 ① K	B CH 85 D FF 93 C CH 86 F SI 94 S CH 86 2-3 ① K		4	1	1	1	0	1	1
61 Adam Conley, L (8, 1)										0	0	0	0	0	0	0
3 JB Shuck, L (8, PH) OBP: 0.254, SLG: 0.239										1	0	0	0	0	1	2
2 Yadiel Rivera, R (9, 5) OBP: 0.340, SLG: 0.224										0	0	0	0	0	0	0
15 Brian Anderson, R (1, 9) OBP: 0.370, SLG: 0.418	B SI 96 S FF 95 F FF 96 F FF 95 B CU 82 C FF 95 2-3 ② K		S FF 95 B FF 94 X FF 96 1-1 ② 13 1B 2-3 1B	B CH 82 X SI 90 1-0 1-H 2-H 2B			B CU 80 B FF 96 C FF 96 X FF 95 2-1 ② L7	B SI 95 C FF 94 C CH 86 D CU 80 X SI 95 2-2 ② L7		5	0	2	2	0	1	2
41 Justin Bour, L (1, 3) OBP: 0.370, SLG: 0.439	B CU 80 C FF 96 F FF 95 B CU 81 B FF 96 X FF 96 3-2 HR		B FF 94 B FF 94 B CU 79 C FF 94 F FF 94 C FF 96 3-3 ② K	C SI 91 S SI 90 T SI 91 0-2 ③ K			C CH 86 X FF 94 0-1 ③ G3	B FF 94 C CH 86 X CH 86 1-1 ③ P5		5	1	1	1	0	2	5
64 Nick Wittgren, R (9, 1)										0	0	0	0	0	0	0
71 Drew Steckenrider, R (9, 1)										0	0	0	0	0	0	0
13 Starlin Castro, R (1, 4) OBP: 0.316, SLG: 0.368	C CU 82 F FF 96 B CU 82 B FF 96 X FF 96 2-2 ③ F9		B CU 80 B FF 95 C FF 94 X CU 81 2-1 ① 1B 1-2 3-H		X SI 91 0-0 ① G6-3			B CU 79 C FF 93 F FF 95 F FF 95 F CU 80 X CH 86 1-2 10 1B 19 1B 1B		4	1	2	1	0	0	0
10 JT Riddle, L (1, 6) OBP: 0.256, SLG: 0.384		C FF 94 B FF 95 F FF 94 F FF 96 B CU 79 F FF 95 B FF 95 B FF 95 4-2 19 G4-3 19 WP BB	C FF 94 B FF 94 F FF 94 B CU 81 C FF 95 2-3 ③ K		C SI 91 B SL 81 S SI 91 S SI 91 1-3 ② K			B CH 85 1 SAFE 1 SAFE X FF 93 1-0 19 1B 1-3 28 BB 1B		3	1	1	0	1	2	2
19 Miguel Rojas, R (1, 5) OBP: 0.313, SLG: 0.360		1 SAFE C FF 94 B CU 78 C CU 78 D CU 79 X FF 96 2-2 ① G4-3 1-3		C CU 77 F CU 78 X FF 96 0-2 9 G1-3 32 1B 1B	B SI 91 X SI 91 1-0 ③ G6-3			1 SAFE C CU 79 F CU 78 D CU 78 X CU 80 1-2 28 BB 9 BB 1 1B 1-3 3-H 1B		4	2	2	1	0	0	1
(9, 3)																
9 Lewis Brinson, R (1, 8) OBP: 0.223, SLG: 0.331		F CU 78 X CU 81 0-1 ② G2-3		C FF 95 X SI 94 0-1 ① G1-3 1-2		S SI 89 B CH 82 B SI 91 T SI 91 S SI 92 2-3 ① K		B FF 94 B CU 80 B FF 94 B FF 95 4-0 28 BB 1 1B 1-2 BB		3	1	0	0	1	1	2
28 Bryan Holaday, R (1, 2) OBP: 0.228, SLG: 0.230		B FF 95 S FF 95 B FF 95 C CU 78 F FF 96 S CU 81 2-3 ③ K2-3		C FF 94 F FF 95 B FF 94 B CU 80 F CU 80 B FF 96 S FF 96 3-3 ② K		B SI 91 S SI 91 F SI 91 B SI 91 F SI 91 X SI 91 2-2 ② G6-3		B CU 80 B CU 80 D FF 95 B FF 94 4-0 1 1B 1-2 2-3 3-H BB		3	0	0	1	1	2	2
58 Dan Straily, R (1, 1) OBP: 0.222, SLG: 0.188			X FF 92 0-0 15 1B 13 1B 2B	B FF 94 B FF 95 B FF 94 C FF 92 S FF 93 F FF 93 B FF 93 4-2 32 1B 15 2B BB		B SI 91 B SI 90 C SI 91 S SI 90 S SI 90 2-3 ③ K		B CU 80 S CH 86 B FF 94 F CH 86 X CU 80 2-2 1-2 2-H 3-H 1B		2	2	1	0	1	1	0
29 Brad Ziegler, R (7, 1)										0	0	0	0	0	0	0
1 Cameron Maybin, R (8, 7) OBP: 0.303, SLG: 0.301										1	0	1	2	0	0	0

Inning Stats	1	2	3	4	5	6	7	8	9
	R: 1 E: 0 K: 1 S: 13 H: 1 LOB: 0 BB: 0 P: 22	R: 0 E: 0 K: 1 S: 13 H: 0 LOB: 1 BB: 1 P: 21	R: 1 E: 0 K: 2 S: 13 H: 3 LOB: 2 BB: 0 P: 22	R: 3 E: 0 K: 2 S: 17 H: 3 LOB: 1 BB: 1 P: 25	R: 0 E: 0 K: 1 S: 5 H: 0 LOB: 0 BB: 0 P: 7	R: 0 E: 0 K: 2 S: 10 H: 0 LOB: 0 BB: 0 P: 16	R: 0 E: 0 K: 1 S: 7 H: 0 LOB: 0 BB: 0 P: 10	R: 4 E: 0 K: 1 S: 20 H: 4 LOB: 2 BB: 2 P: 38	

1B: 8	SF: 0
2B: 2	SAC: 0
3B: 0	DP: 0
HR: 1	HBP: 0

WP: 1	PA: 39
PB: 0	
SB: 0	
CS: 0	

AB	35
R	9
H	11
RBI	9
BB	4
SO	11
LOB	17

PITCHER		IP	WLS	BF	H	R	ER	SO	BB	IBB	HBP	BLK	WP	HR	S	P	ERA	WHIP
26 Shelby Miller, R ERA: 12.27	(1, 1)	3.2	L	19	6	5	5	5	2	0	0	0	1	1	52	85	12.27	2.182
30 T.J. McFarland, L ERA: 2.13	(4, 1)	2.1		8	1	0	0	4	0	0	0	0	0	0	19	28	0.00	0.429
34 Braden Shipley, R ERA: 7.2	(7, 1)	2.0		12	4	4	4	2	2	0	0	0	0	0	27	48	18.00	3.000

PITCHER	IP	WLS	BF	H	R	ER	SO	BB	IBB	HBP	BLK	WP	HR	S	P	ERA	WHIP

TOP

Arizona Diamondbacks @ Miami Marlins

Marlins Park, Miami, FL

Tue Jun 26 2018, 7:11 PM - 10:34 PM EDT

Att. 6,159 - Roof Closed - 78 F

livebaseballscorecards.com

Batter	1	2	3	4	5	6	7	8	9	AB	R	H	RBI	BB	SO	LOB
9 Jon Jay, L (1, 9) OBP: 0.369, SLG: 0.383	C FF 91 C FF 92 B FF 92 T SL 79 1-2 ① **K**		B SL 78 C SL 77 H CH 80 2-1 44 F7 22 2B **HBP**	B FF 90 C CH 83 B FF 91 S CH 84 S FF 90 2-3 ③ **K**		S CU 76 B CH 86 F CU 77 T SI 93 1-2 ③ **K**		C SI 91 B CU 77 F CU 75 X CH 83 1-2 ③ **G3-1**		4	1	0	0	0	3	1
44 Paul Goldschmidt, R (1, 3) OBP: 0.375, SLG: 0.524	C FF 92 X FF 90 0-1 22 G4-3 **2B**		C SL 80 C FF 90 X FF 93 0-2 ① **F7** **1-2**		C SI 93 B CU 78 B CU 78 B SI 94 F SI 93 F SI 94 X SI 94 3-2 ① **G6-3**		B CU 76 B SI 91 B SI 90 B SI 91 4-0 22 E 22 WP 36 SF9 **BB**		C FF 92 F FF 93 X CH 86 0-2 ① **G5-3**	4	1	1	0	1	0	1
22 Jake Lamb, L (1, 5) OBP: 0.327, SLG: 0.407	C FF 91 C FF 92 B FF 92 F SL 80 B CH 82 D CH 82 X FF 90 3-2 ② **G4-3** **2-3**		S SL 79 X FF 91 0-1 6 2B **2-H** **2B**		B SI 96 B SI 94 C SI 93 F SI 95 B CU 78 F SI 94 B SI 93 4-2 6 1B 36 2B **BB**		B SI 91 B CH 84 C SI 90 F SI 91 X CU 76 2-2 **E4** 36 SF9 6 G1-3 **1-3**		F FF 92 X CH 87 0-1 6 1B **1B**	4	2	2	1	1	0	2
6 David Peralta, L (1, 7) OBP: 0.347, SLG: 0.514	C SL 82 F FF 92 C FF 91 0-3 ③ **K**		X SL 78 0-0 **2-H** **2B**		C SI 92 X SI 92 0-1 **1-2** 36 2B **1B**		F CU 76 X CU 75 0-1 ① **G1-3** **1-2**		1 SAFE F SL 82 B FF 91 X CH 84 1-1 4 G3-1 **1-3** **1B**	5	1	3	1	0	1	3
4 Ketel Marte, S (1, 4) OBP: 0.293, SLG: 0.405		C SL 79 F FF 90 B FF 91 B FF 92 B SL 80 T FF 91 3-2 ① **K**	C CH 83 B SL 78 F FF 89 X FF 89 1-2 ② **F7**		S CU 78 B CU 77 B SI 92 F SI 93 C CU 78 2-3 ② **K**		0-0 **IBB**		F SL 82 1 SAFE F SL 82 X FF 92 0-2 ② **G3-1** **1-2**	4	0	0	0	1	2	5
36 John Ryan Murphy, R (1, 2) OBP: 0.301, SLG: 0.520		C FF 92 C FF 93 X SL 82 0-2 52 BLK 13 BB **1B**	C SL 80 F FF 90 S CH 82 0-3 ③ **K**		C SI 93 F CU 78 B SI 93 F SI 93 X CU 78 1-2 **1-H** **2-H** **2B**		X SI 91 0-0 ② **SF9** **2-3** **3-H**		B FF 92 B FF 93 B CH 86 3-0 **IBB**	3	0	2	3	1	1	1
13 Nick Ahmed, R (1, 6) OBP: 0.275, SLG: 0.404		F FF 90 B SL 79 F SL 79 B FF 91 D CH 82 F FF 88 B SL 79 4-2 52 BLK **1-2** **BB**		S SL 79 C SL 81 B CH 83 B FF 91 B SL 81 C FF 90 3-3 ① **K**	C CU 78 X SI 93 0-1 ③ **G6-3**		C SI 91 F SI 90 1 SAFE X CU 77 0-2 ③ **F8**		C FF 93 D CH 86 F FF 93 B CH 86 F FF 94 T FF 92 2-2 ③ **K**	4	0	0	0	1	2	6
1 Jarrod Dyson, L (1, 8) OBP: 0.274, SLG: 0.254		F FF 90 X FF 91 0-1 ② **F6**		L FF 92 C CH 84 B SL 79 B FF 88 S CH 84 2-3 ② **K**		B SI 92 B SI 91 F SI 93 X SI 93 2-1 ① **G6-3**		C SI 90 F CU 76 X SI 92 0-2 ① **L8**		4	0	0	0	0	1	2
52 Zack Godley, R (1, 1) OBP: 0.133, SLG: 0.103 57 Fernando Salas, R (6, 1) 25 Archie Bradley, R (7, 1) 3 Daniel Descalso, L (8, PH) OBP: 0.357, SLG: 0.487 66 Yoshihisa Hirano, R (8, 1) 31 Brad Boxberger, R (9, 1)		B SL 80 C FF 89 D FF 91 F FF 89 S FF 90 2-3 ③ **K** **1-2** **2-3**		B FF 92 B FF 90 C FF 89 B FF 88 B FF 89 4-1 **BB**		B SI 92 C SI 92 C SI 92 B SI 93 X SI 92 2-2 ② **G1-3**		B CU 76 X SI 90 1-0 ② **F9**		2 0 0 0 1 1 2 0 0 0 0 0 0 0 0 0 0 0 0 0 0 1 0 0 0 0 0 0 0 0 0 0 0 0 0 0 0 0 0 0 0 0						
Inning Stats	R: 0 E: 0 K: 2 S: 12 H: 1 LOB: 1 BB: 0 P: 16	R: 0 E: 0 K: 2 S: 14 H: 1 LOB: 2 BB: 1 P: 23	R: 2 E: 0 K: 1 S: 13 H: 2 LOB: 1 BB: 0 P: 16	R: 0 E: 0 K: 3 S: 10 H: 0 LOB: 1 BB: 1 P: 21	R: 2 E: 0 K: 1 S: 18 H: 2 LOB: 1 BB: 1 P: 28	R: 0 E: 1 K: 1 S: 8 H: 0 LOB: 2 BB: 2 P: 15	R: 1 E: 1 K: 0 S: 9 H: 0 LOB: 0 BB: 0 P: 13	R: 0 E: 0 K: 0 S: 7 H: 0 LOB: 0 BB: 0 P: 9	R: 0 E: 0 K: 1 S: 14 H: 2 LOB: 3 BB: 1 P: 20	1B: 4 2B: 4 3B: 0 HR: 0 SF: 1 SAC: 0 DP: 0 HBP: 1						

	AB	35
	R	5
	H	8
	RBI	5
	BB	6
	SO	11
	LOB	23

WP: 1 PA: 43
PB: 0
SB: 0
CS: 0

PITCHER		IP	WLS	BF	H	R	ER	SO	BB	IBB	HBP	BLK	WP	HR	S	P	ERA	WHIP
57 Elieser Hernández, R ERA: 5.05	(1, 1)	4.0	L	19	4	2	2	8	2	0	1	1	0	0	49	76	4.50	1.500
51 Ben Meyer, R ERA: 2.57	(5, 1)	4.0		18	2	3	2	2	2	1	0	0	1	0	42	65	4.50	1.000
64 Nick Wittgren, R ERA: 3.54	(9, 1)	1.0		6	2	0	0	1	0	1	0	0	0	0	14	20	0.00	2.000

PITCHER	IP	WLS	BF	H	R	ER	SO	BB	IBB	HBP	BLK	WP	HR	S	P	ERA	WHIP

Batter	1	2	3	4	5	6	7	8	9	AB	R	H	RBI	BB	SO	LOB
32 Derek Dietrich, L (1, 7) OBP: 0.354, SLG: 0.491	X SI 89 0-0 15 G5-4-3 1B		B KC 82 C KC 82 F FC 90 F CH 82 S KC 82 1-3 ② K	S KC 81 F KC 80 F KC 82 T KC 82 0-2 ③ K			B KC 79 B FF 95 C FF 95 C FF 95 C FF 96 2-3 ① K	F FS 84 B FF 89 B FS 83 X FS 82 2-1 15 1B 1-2 1B		5	0	2	0	0	3	2
15 Brian Anderson, R (1, 9) OBP: 0.373, SLG: 0.419 (9, 5)	C SI 91 B SI 91 S KC 82 D KC 83 F KC 83 X SI 91 2-2 ①② G5-4-3 1-2f		C SI 90 B KC 82 B FC 89 B KC 81 F SI 90 B SI 90 4-2 41 BB BB		B SI 88 C FC 88 B KC 80 S KC 82 X SI 91 2-2 ① L7		S FF 96 X FF 96 0-1 13 WP 10 E 1B	S FS 83 T FS 84 F FS 84 X FS 85 0-2 1-2 2-3 1B		4	1	2	0	1	0	1
41 Justin Bour, L (1, 3) OBP: 0.371, SLG: 0.434 64 Nick Wittgren, R (9, 1)	B SI 90 C KC 82 F KC 82 B KC 82 B FC 89 F KC 82 F FC 90 D KC 82 4-2 BB		B FC 90 B FC 89 B CH 81 B SI 90 4-0 13 FC5-4 1-2 BB		S KC 80 S CH 81 B KC 82 B CH 80 X KC 81 2-2 ② G3-1		B FF 96 C FF 97 1 SAFE C FF 96 S FF 98 1-3 ② K	F SL 85 B FF 90 X FS 84 1-1 ③ F8		3 0	0 0	0 0	0 0	2 0	1 0	4 0
13 Starlin Castro, R (1, 4) OBP: 0.318, SLG: 0.376	C KC 82 B KC 82 B KC 82 B SI 90 X FC 89 3-1 ③ G2-3		X FC 88 0-0 ③ FC5-4 1-2f		B SI 90 B FC 89 B FC 89 C SI 90 C KC 82 X KC 82 3-2 HR		C FF 97 B SI 95 1 SAFE B FF 95 F FF 96 B FF 96 B FF 96 4-2 10 E 1-2 BB		B SL 82 C FF 92 X CH 81 1-1 ① G1-3	4	1	1	1	1	0	3
10 JT Riddle, L (1, 6) OBP: 0.263, SLG: 0.396		B SI 90 X SI 90 1-0 ① 2B		B SI 88 C KC 81 S FC 89 X KC 82 1-2 9 1B 19 G6-3 28 G6-3 1B	C FC 88 F FC 88 B KC 82 X KC 82 1-2 ③ G4-3		C KC 80 X FF 97 0-1 E4 1-3 2-H		B FF 92 C CH 80 X CH 79 1-1 ② G4-3	5	1	2	0	0	0	1
19 Miguel Rojas, R (1, 5) OBP: 0.311, SLG: 0.357 (9, 3)		C SI 90 B KC 82 X SI 92 1-1 E6 9 F7	X KC 81 0-0 ① G6-3 1-2	T FC 89 S KC 81 F KC 82 X KC 81 0-2 1B	C FF 95 C FF 95 B FF 96 F FF 96 D KC 82 S FF 96 2-3 ③ K				B FF 92 B FF 93 F FF 92 F FF 93 T CH 81 2-2 ③ K	5	0	1	0	0	2	3
9 Lewis Brinson, R (1, 8) OBP: 0.223, SLG: 0.330		B FC 89 F SI 90 X FC 90 1-1 ② F7 1-2	C KC 80 S FC 88 X FC 89 0-2 28 G6-3 2-3 1B	X KC 80 0-0 ① F7				B FF 91 X FF 91 1-0 ① F9		4	0	1	0	0	0	2
28 Bryan Holaday, R (1, 2) OBP: 0.229, SLG: 0.221		C KC 81 F KC 81 F KC 81 B FC 89 F KC 83 S KC 81 1-3 ③ K	X FC 88 0-0 ② G6-3 2-3 3-H	C KC 80 X FF 90 0-1 ② F7				B FF 90 H FS 82 2-0 15 1B 32 1B HBP		3	0	0	1	0	1	3
57 Elieser Hernández, R (1, 1) 3 JB Shuck, L (4, PH) OBP: 0.260, SLG: 0.239 51 Ben Meyer, L (5, 1) 1 Cameron Maybin, R (8, PH) OBP: 0.302, SLG: 0.299 (9, 9)			C SI 89 B SI 90 C SI 89 F SI 90 B KC 80 F FC 88 S KC 82 2-3 ① K	D KC 82 B KC 80 B FC 88 B FC 89 4-0 BB	C FF 89 D CH 86 B FF 89 S FF 89 X FF 89 2-2 ③ G5-3		S FS 82 D FS 83 F FF 92 D FS 84 B FS 82 C FF 90 3-3 ② K		1 0 1 1	0 0 0 0	0 0 0 0	0 0 0 0	1 1 0 1	0 0 0 1	0 0 1 1
Inning Stats	R: 0 E: 0 K: 0 S: 11 H: 1 LOB: 1 BB: 1 P: 20	R: 0 E: 1 K: 1 S: 10 H: 1 LOB: 1 BB: 0 P: 14	R: 0 E: 0 K: 2 S: 12 H: 0 LOB: 2 BB: 2 P: 23	R: 1 E: 0 K: 1 S: 12 H: 2 LOB: 2 BB: 1 P: 17	R: 1 E: 0 K: 0 S: 12 H: 1 LOB: 0 BB: 0 P: 20	R: 0 E: 0 K: 0 S: 10 H: 1 LOB: 1 BB: 0 P: 12	R: 1 E: 1 K: 3 S: 16 H: 1 LOB: 2 BB: 1 P: 25	R: 0 E: 0 K: 1 S: 12 H: 2 LOB: 3 BB: 0 P: 21	R: 0 E: 0 K: 1 S: 7 H: 0 LOB: 0 BB: 0 P: 11	1B: 7 2B: 1 3B: 0 HR: 1 SF: 0 SAC: 0 DP: 1 HBP: 1						

PITCHER		IP	WLS	BF	H	R	ER	SO	BB	IBB	HBP	BLK	WP	HR	S	P	ERA	WHIP
52 Zack Godley, R ERA: 4.58	(1, 1)	5.0	W	24	6	2	2	4	4	0	0	0	0	1	61	98	3.60	2.000
57 Fernando Salas, R ERA: 3.75	(6, 1)	1.0	H	3	0	0	0	0	0	0	0	0	0	0	6	8	0.00	0.000
25 Archie Bradley, R ERA: 2.13	(7, 1)	1.0	H	6	1	1	0	3	1	0	0	0	1	0	16	25	0.00	2.000
66 Yoshihisa Hirano, R ERA: 1.29	(8, 1)	1.0	H	6	2	0	0	1	0	0	1	0	0	0	12	21	0.00	2.000
31 Brad Boxberger, R ERA: 3.49	(9, 1)	1.0	S	3	0	0	0	1	0	0	0	0	0	0	7	11	0.00	0.000

PITCHER	IP	WLS	BF	H	R	ER	SO	BB	IBB	HBP	BLK	WP	HR	S	P	ERA	WHIP

BOTTOM

Arizona Diamondbacks @ Miami Marlins

Marlins Park, Miami, FL

Tue Jun 26 2018, 7:11 PM - 10:34 PM EDT

Att. 6,159 - Roof Closed - 78 F

livebaseballscorecards.com

AB	36
R	3
H	9
RBI	2
BB	5
SO	9
LOB	21

MIAMI

WP: 1 PA: 42
PB: 0
SB: 0
CS: 0

Batter	1	2	3	4	5	6	7	8	9	AB	R	H	RBI	BB	SO	LOB
9 Jon Jay, L (1, 9) OBP: 0.365, SLG: 0.378	B FF 92 F FF 91 B CU 73 F FF 91 X SL 85 2-2 ① G4-3			X FF 91 0-0 ① G6-3	F CU 76 S SL 86 B FF 91 F FF 91 D CU 76 F SL 85 S CH 84 2-3 ③ K			X SL 87 0-0 ① G3		4	0	0	0	0	1	1
13 Nick Ahmed, R (1, 6) OBP: 0.274, SLG: 0.402	S FF 92 B FF 93 B SL 84 F FF 92 X FF 92 2-2 ② G3			B CU 72 X CH 82 1-0 ② G4-3		S CU 76 B SL 86 X FF 92 1-1 1B		C FF 94 B FF 94 F CH 86 B FF 96 B CH 86 F FF 95 F CH 86 X CH 86 3-2 ② P4		4	0	1	0	0	0	0
44 Paul Goldschmidt, R (1, 3) OBP: 0.373, SLG: 0.519	C FF 92 B FF 93 F FF 93 F CH 83 S CH 82 1-3 ③ K			B SL 86 B FF 92 B CH 84 C FF 92 C SL 85 B FF 92 4-2 36 1B BB		B FF 92 C CH 84 X FF 92 2-1 ① P6		B SL 88 C FF 95 F FF 95 B FF 95 X FF 96 2-2 ③ F8		3	0	0	0	1	1	1
36 John Ryan Murphy, R (1, 2) OBP: 0.299, SLG: 0.512		C FF 90 S CH 84 F FF 92 B FF 93 F SL 84 F CU 77 F FF 93 X FF 93 1-2 ① P6		C CU 75 1 SAFE F FF 91 F CU 74 X CH 83 0-2 **1-2** 1B		X SL 85 0-0 ② F7			C FF 97 B FF 98 C SL 84 B FF 98 F FF 96 X SL 86 2-2 ① G1-3	4	0	1	0	0	0	1
6 David Peralta, L (1, 7) OBP: 0.346, SLG: 0.509		B CU 77 C FF 92 C FF 92 S FF 92 1-3 ② K		B FF 90 S FF 90 S FF 90 B FF 91 X FF 90 2-2 ③ G4-3		X SL 87 0-0 ③ G4-3			F SL 86 B CH 94 B CH 92 B FF 98 B FF 97 4-1 BB	3	0	0	0	1	1	3
4 Ketel Marte, S (1, 4) OBP: 0.292, SLG: 0.406		X FF 92 0-0 ③ L6			C FF 91 B SL 86 F CH 83 X FF 92 1-2 16 1B 10 1B 2B		M SI 84 B SI 84 T SI 85 B CU 74 F SI 84 B CU 74 F SI 85 S SI 86 3-3 ① K		C FF 97 D FF 99 X SL 82 1-1 ② P4	4	1	1	0	0	1	1
16 Chris Owings, R (1, 8) OBP: 0.262, SLG: 0.290			B CU 71 X FF 92 1-0 ① F9		2 SAFE B CU 72 F FF 90 S CH 82 X CH 82 1-2 10 1B 2-3 1B		C SI 86 X SI 85 0-1 ② G1-3		B FF 99 1 SAFE S FF 98 D SL 87 T FF 98 F FF 100 S SL 84 2-3 ③ K2-3	4	0	1	0	0	1	1
10 Deven Marrero, R (1, 5) OBP: 0.224, SLG: 0.205			C FF 91 B SI 92 X FF 92 1-1 ② F9		D CU 75 B CH 81 B FF 91 C FF 92 X FF 91 3-1 ① 2-H 3-H 1B		X SI 85 0-0 ③ G6-3			3	0	1	1	0	0	0
38 Robbie Ray, L (1, 1) 66 Yoshihisa Hirano, R (7, 1) 3 Daniel Descalso, L (8, PH) OBP: 0.360, SLG: 0.505 25 Archie Bradley, R (8, 1) 31 Brad Boxberger, R (9, 1)			C FF 92 B FF 93 C FF 92 C CU 76 1-3 ③ K		B FF 90 L FF 88 C FF 89 M CU 77 1-3 ② K			B FF 95 B FF 95 X FF 94 2-0 HR		2	0	0	0	0	2	1
										0	0	0	0	0	0	0
										1	1	1	1	0	0	0
										0	0	0	0	0	0	0
										0	0	0	0	0	0	0

TOP

Arizona Diamondbacks @ Miami Marlins

Marlins Park, Miami, FL

Wed Jun 27 2018, 7:12 PM - 10:03 PM EDT

Att. 6,382 - Roof Closed - 78 F

livebaseballscorecards.com

AB	32
R	2
H	6
RBI	2
BB	2
SO	7
LOB	9

Inning Stats	1	2	3	4	5	6	7	8	9
	R: 0 E: 0 K: 1 S: 10	R: 0 E: 0 K: 1 S: 11	R: 0 E: 0 K: 1 S: 6	R: 0 E: 0 K: 0 S: 11	R: 1 E: 0 K: 2 S: 16	R: 0 E: 0 K: 0 S: 6	R: 0 E: 0 K: 1 S: 8	R: 1 E: 0 K: 0 S: 10	R: 0 E: 0 K: 1 S: 11
	H: 0 LOB: 0 BB: 0 P: 15	H: 0 LOB: 0 BB: 0 P: 13	H: 0 LOB: 0 BB: 0 P: 9	H: 1 LOB: 2 BB: 1 P: 18	H: 3 LOB: 1 BB: 0 P: 24	H: 1 LOB: 1 BB: 0 P: 9	H: 0 LOB: 0 BB: 0 P: 11	H: 1 LOB: 0 BB: 0 P: 17	H: 0 LOB: 1 BB: 1 P: 20

1B: 4	SF: 0	WP: 0
2B: 1	SAC: 0	PB: 0
3B: 0	DP: 0	SB: 0
HR: 1	HBP: 0	CS: 0

PA: 34

PITCHER		IP	WLS	BF	H	R	ER	SO	BB	IBB	HBP	BLK	WP	HR	S	P	ERA	WHIP
54 Wei-Yin Chen, L ERA: 6.14	(1, 1)	6.0	L	23	5	1	1	5	1	0	0	0	0	0	60	88	1.50	1.000
29 Brad Ziegler, R ERA: 5.26	(7, 1)	1.0		3	0	0	0	1	0	0	0	0	0	0	8	11	0.00	0.000
61 Adam Conley, L ERA: 1.65	(8, 1)	0.2		3	1	1	1	0	0	0	0	0	0	1	7	12	13.50	1.500
71 Drew Steckenrider, R ERA: 3.38	(8, 1)	0.1		1	0	0	0	0	0	0	0	0	0	0	3	5	0.00	0.000
56 Tayron Guerrero, R ERA: 4.62	(9, 1)	1.0		4	0	0	0	1	1	0	0	0	0	0	11	20	0.00	1.000

PITCHER	IP	WLS	BF	H	R	ER	SO	BB	IBB	HBP	BLK	WP	HR	S	P	ERA	WHIP

Batter	1	2	3	4	5	6	7	8	9	AB	R	H	RBI	BB	SO	LOB
13 Starlin Castro, R (1, 4) OBP: 0.323, SLG: 0.389	F FF 93 C SL 83 B SL 84 B FF 94 X SL 85 2-2 ① G6-3			C KC 82 B SL 85 B FF 93 B SL 84 B FF 92 4-1 1 G6-3 15 BB BB		T FF 92 B KC 75 B KC 82 X FF 93 2-1 1B			B SL 82 B FF 91 C FF 91 X FF 92 2-1 HR	3	1	2	1	1	0	0
15 Brian Anderson, R (1, 9) OBP: 0.374, SLG: 0.416	B FF 94 C FF 94 X KC 85 1-1 ② L9			B KC 83 B SL 85 B FF 92 B FF 92 4-0 1 G6-3 1-2 BB		B FF 92 1 SAFE X FF 90 1-0 ② F9			B FF 92 C CH 80 B CH 79 B FF 93 S FF 92 F FF 91 B FF 93 4-2 9 WP BB	2	0	0	0	2	0	1
1 Cameron Maybin, R (1, 7) OBP: 0.297, SLG: 0.294 41 Justin Bour, L (9, PH) OBP: 0.369, SLG: 0.432	C FF 94 B KC 83 S KC 84 X FF 94 1-2 ③ F9			C KC 81 S SL 84 X SL 84 0-2 ① G6-3 1-2 2-3		1 SAFE B KC 82 B FF 91 B FF 93 C FF 92 F FF 92 X FF 94 3-2 ③ F9			B FF 92 B CH 81 C CH 80 S CH 80 C CH 80 2-3 ① K	3 1	0 0	0 0	0 0	0 0	0 1	3 1
9 Lewis Brinson, R (1, 8) OBP: 0.220, SLG: 0.325		S FF 92 S FF 92 C KC 84 0-3 ① K		S SL 85 S FF 93 D SL 85 F FF 94 F FF 93 D SL 85 S SL 85 2-3 ② K			B FS 83 S FS 83 F FS 82 X FF 92 1-2 ① G4-3		B CH 81 B FF 92 C FF 91 F FF 92 X CH 80 2-2 ② G5-3 1-2	4	0	0	0	0	2	3
32 Derek Dietrich, L (1, 3) OBP: 0.349, SLG: 0.484		F FF 93 F FF 93 B FF 94 B SL 85 F FF 94 F KC 84 S KC 84 2-3 ② K		F SL 84 S SL 85 B SL 86 F SL 86 C FF 94 1-3 ③ K			C FF 90 F FF 92 B FF 90 B FS 84 S FS 84 2-3 ② K		F CH 80 X CH 80 0-1 ③ F9	4	0	0	0	0	3	3
19 Miguel Rojas, R (1, 6) OBP: 0.308, SLG: 0.353		C FF 93 F KC 82 X FF 93 0-2 ③ F9			C FF 89 B SL 81 X FF 91 1-1 ① P3		F FF 92 B FF 92 X FS 83 1-1 ③ G6-3			3	0	0	0	0	0	0
2 Yadiel Rivera, R (1, 5) OBP: 0.340, SLG: 0.228			B KC 83 F FF 92 X KC 85 1-1 28 G5-4-3 1B		S KC 79 C KC 81 F FF 92 X SL 82 0-2 ② L6			C FF 95 C KC 80 F FF 96 S FF 95 0-3 ① K		3	0	1	0	0	1	0
28 Bryan Holaday, R (1, 2) OBP: 0.221, SLG: 0.213			C KC 84 B FF 94 1 SAFE D KC 84 1 SAFE X FF 93 2-1 ① ② G5-4-3 1-2f		F FF 92 X FF 92 0-1 ③ G6-3			B KC 80 F FF 95 F FF 95 F FF 96 X KC 82 1-2 ② G5-3		3	0	0	0	0	0	1
54 Wei-Yin Chen, R (1, 1) OBP: 0.118, SLG: 0.118 3 JB Shuck, L (6, PH) OBP: 0.258, SLG: 0.237 29 Brad Ziegler, R (7, 1) 61 Adam Conley, L (8, 1) 71 Drew Steckenrider, R (8, 1) 10 JT Riddle, L (8, PH) OBP: 0.260, SLG: 0.391 56 Tayron Guerrero, R (9, 1)			C FF 92 F FF 93 C KC 84 0-3 ③ K			C FF 91 F KC 79 S SL 84 0-3 ① K		C FF 96 F FF 96 F FF 96 B KC 84 S SI 96 1-3 ③ K		1 1 0 0 0 0 1 0	0 0 0 0 0 0 0 0	0 0 0 0 0 0 0 0	0 0 0 0 0 0 0 0	0 0 0 0 0 0 0 0	1 1 0 0 0 0 1 0	0 0 0 0 0 0 0 0
Inning Stats	R: 0 E: 0 K: 0 S: 8 H: 0 LOB: 0 BB: 0 P: 12	R: 0 E: 0 K: 2 S: 11 H: 0 LOB: 0 BB: 0 P: 13	R: 0 E: 0 K: 1 S: 7 H: 1 LOB: 0 BB: 0 P: 10	R: 0 E: 0 K: 2 S: 13 H: 0 LOB: 2 BB: 2 P: 24	R: 0 E: 0 K: 0 S: 8 H: 0 LOB: 0 BB: 0 P: 9	R: 0 E: 0 K: 1 S: 9 H: 1 LOB: 1 BB: 0 P: 15	R: 0 E: 0 K: 1 S: 8 H: 0 LOB: 0 BB: 0 P: 12	R: 0 E: 0 K: 2 S: 12 H: 0 LOB: 0 BB: 0 P: 14	R: 1 E: 0 K: 1 S: 13 H: 1 LOB: 1 BB: 1 P: 23	1B: 2 2B: 0 3B: 0 HR: 1	SF: 0 SAC: 0 DP: 1 HBP: 0					

PITCHER		IP	WLS	BF	H	R	ER	SO	BB	IBB	HBP	BLK	WP	HR	S	P	ERA	WHIP
38 Robbie Ray, L ERA: 4.01	(1, 1)	6.0	W	21	2	0	0	6	2	0	0	0	0	0	56	83	0.00	0.667
66 Yoshihisa Hirano, R ERA: 1.25	(7, 1)	1.0	H	3	0	0	0	1	0	0	0	0	0	0	8	12	0.00	0.000
25 Archie Bradley, R ERA: 2.08	(8, 1)	1.0	H	3	0	0	0	2	0	0	0	0	0	0	12	14	0.00	0.000
31 Brad Boxberger, R ERA: 3.68	(9, 1)	1.0	S	5	1	1	1	1	1	0	0	0	1	1	13	23	9.00	2.000

PITCHER	IP	WLS	BF	H	R	ER	SO	BB	IBB	HBP	BLK	WP	HR	S	P	ERA	WHIP

BOTTOM

Arizona Diamondbacks @ Miami Marlins

Marlins Park, Miami, FL

Wed Jun 27 2018, 7:12 PM - 10:03 PM EDT

Att. 6,382 - Roof Closed - 78 F

livebaseballscorecards.com

AB	29
R	1
H	3
RBI	1
BB	3
SO	10
LOB	12

WP: 1 PA: 32
PB: 0
SB: 0
CS: 0

Batter	1	2	3	4	5	6	7	8	9	AB	R	H	RBI	BB	SO	LOB
9 Jon Jay, L (1, 9) OBP: 0.360, SLG: 0.372	C FF 90 X FF 90 0-1 ① G4-3	B FF 91 X CH 83 1-0 ② F7		C SL 80 B CH 82 S CH 82 F FF 92 F FF 91 F CH 82 F SL 80 B FF 92 X FF 92 2-2 ③ G3		B FF 92 S CH 84 X CH 85 1-1 ③ FC6-4 1-2f			S SI 89 B SL 88 B SI 90 F FF 90 X SI 89 2-2 ①② G4-6-3 1-2f	5	0	0	0	0	0	3
44 Paul Goldschmidt, R (1, 3) OBP: 0.376, SLG: 0.524	C FF 90 S SL 81 X SL 80 0-2 6 BB, 22 1B, 3 FC4-6 1B	B FF 91 1 SAFE B FF 92 X FF 91 2-0 1-H 1B			X FF 91 0-0 6 G4-6-3 2B		B FF 97 C SL 85 B FF 98 B FF 97 C FF 97 S FF 97 3-3 ① K		B SL 88 X SI 90 1-0 ③ L5	5	1	3	1	0	1	0
22 Jake Lamb, L (1, 5) OBP: 0.338, SLG: 0.409	B SL 79 C FF 91 X FF 91 1-1 3 FC4-6, 6 BB, 13 2B, 1-2 1B	F SL 80 1 SAFE B CH 82 S CH 82 B FF 91 C FF 91 2-3 ③ K			B SL 81 B CH 83 B CH 84 C FF 91 C FF 91 F CH 83 B FF 92 4-2 6 G4-6-3 BB		B SL 87 B FF 98 B FF 98 B FF 97 4-0 3 CS BB			2	1	1	0	2	1	1
6 David Peralta, L (1, 7) OBP: 0.345, SLG: 0.503	D FF 91 B CH 83 B CH 82 C FF 91 B FF 90 4-1 3 FC4-6 1-2 2-3 BB		B FF 91 B CH 83 S FF 91 B FF 91 F FF 91 F FF 90 C FF 90 3-3 ① K		B CH 85 X FF 91 1-0 ①② G4-6-3 1-2f 2-3		X FF 97 0-0 ② P6			3	0	0	0	1	1	3
3 Daniel Descalso, L (1, 4) OBP: 0.358, SLG: 0.498 29 Jorge De La Rosa, L (8, 1) 57 Fernando Salas, R (9, 1) 40 Andrew Chafin, R (9, 1)	B SL 81 C FF 91 S CH 84 X CH 83 1-2 ② FC4-6 13 2B 1-2f 2-3 3-H		B SL 82 F CH 91 S CH 83 B CH 83 B SL 80 B FF 91 4-2 13 FC6-4 BB		C SL 82 F CH 85 X SI 92 0-2 ③ P3		C FF 97 S SL 85 D CH 93 1-2 ③ CS 1-2	X SI 90 0-0 ① G4-3		3 0 0 0	0 0 0 0	0 0 0 0	1 0 0 0	1 0 0 0	0 0 0 0	3 0 0 0
13 Nick Ahmed, R (1, 6) OBP: 0.278, SLG: 0.407	F FF 90 X CH 83 0-1 1-3 3-H 2B		C FF 92 F FF 92 B SL 79 F FF 93 F FF 92 X CH 83 1-2 ② FC6-4 1-2f			C FF 91 B FF 90 B FF 92 S FF 92 B FF 92 F FF 92 F FF 92 F FF 91 X FF 93 3-2 1 G6-3 21 1B 1B		B FF 92 X FF 92 1-0 ② G5-3		4	1	2	1	0	0	1
1 Jarrod Dyson, L (1, 8) OBP: 0.274, SLG: 0.254	C FF 91 X FF 92 0-1 ③ P4		B CH 82 B FF 90 1 SAFE X FF 91 2-0 ③ G4-3			B FF 92 F CH 84 B FF 92 F FF 90 D SL 83 1 SAFE X FF 90 3-2 ① G6-3 1-2		X SI 90 0-0 2 S 1B		4	0	1	0	0	0	4
2 Jeff Mathis, R (1, 2) OBP: 0.292, SLG: 0.235		B FF 90 F FF 91 B SL 81 F FF 92 C FF 92 2-3 ① K		B SL 79 X SL 80 1-0 ① 1B		B FF 92 B FF 92 C FF 92 X SL 82 2-1 ② L7		1 SAFE 1 SAFE C FF 90 B FF 92 S SL 90 B CU 84 X CU 82 2-2 ③ G5-3 1-2		4	0	1	0	0	1	2
21 Zack Greinke, R (1, 1) OBP: 0.364, SLG: 0.400 4 Ketel Marte, S (8, 4) OBP: 0.295, SLG: 0.409		X FF 90 0-0 44 S, 44 1B 1B		C SL 81 B CH 84 B FF 90 C FF 92 X CH 84 2-2 ② F9		X SL 83 0-0 9 FC6-4 2-H 1B			X SI 89 0-0 9 G4-6-3 1B	3 1	1 0	2 1	1 0	0 0	0 0	0 0
Inning Stats	R: 2 H: 3 E: 0 LOB: 2 K: 0 BB: 1 S: 15 P: 21	R: 1 H: 2 E: 0 LOB: 1 K: 2 BB: 0 S: 9 P: 16	R: 0 H: 0 E: 0 LOB: 1 K: 1 BB: 1 S: 12 P: 22	R: 0 H: 1 E: 0 LOB: 0 K: 0 BB: 0 S: 11 P: 16	R: 0 H: 1 E: 0 LOB: 1 K: 0 BB: 1 S: 8 P: 13	R: 1 H: 2 E: 0 LOB: 1 K: 0 BB: 0 S: 14 P: 23	R: 0 H: 0 E: 0 LOB: 0 K: 1 BB: 1 S: 6 P: 14	R: 0 H: 1 E: 0 LOB: 1 K: 0 BB: 0 S: 6 P: 9	R: 0 H: 1 E: 0 LOB: 0 K: 0 BB: 0 S: 5 P: 8	1B: 9 SF: 0 2B: 2 SAC: 0 3B: 0 DP: 2 HR: 0 HBP: 0						

PITCHER		IP	WLS	BF	H	R	ER	SO	BB	IBB	HBP	BLK	WP	HR	S	P	ERA	WHIP
36 Trevor Richards, R ERA: 5.06	(1, 1)	4.0	L	19	6	3	3	3	2	0	0	0	0	0	47	75	6.75	2.000
Nick Wittgren, R ERA: 3.63	(5, 1)	2.0		9	3	1	1	0	1	0	0	0	0	0	22	36	4.50	2.000
56 Tayron Guerrero, R ERA: 4.5	(7, 1)	1.0		3	0	0	0	1	1	0	0	0	0	0	6	14	0.00	1.000
53 Brett Graves, R ERA: 2.7	(8, 1)	2.0		7	2	0	0	0	0	0	0	0	0	0	11	17	0.00	1.000

PITCHER	IP	WLS	BF	H	R	ER	SO	BB	IBB	HBP	BLK	WP	HR	S	P	ERA	WHIP

TOP

Arizona Diamondbacks @ Miami Marlins

Marlins Park, Miami, FL

Thu Jun 28 2018, 12:11 PM - 3:17 PM EDT

Att. 12,715 - Roof Closed - 78 F

livebaseballscorecards.com

AB	34
R	4
H	11
RBI	4
BB	4
SO	4
LOB	17

1B: 9	SF: 0	WP: 0	PA: 39
2B: 2	SAC: 0	PB: 0	
3B: 0	DP: 2	SB: 2	
HR: 0	HBP: 0	CS: 1	

Batter	1	2	3	4	5	6	7	8	9	AB	R	H	RBI	BB	SO	LOB
32 Derek Dietrich, L (1, 7) OBP: 0.347, SLG: 0.477	S CH 87 H FF 88 1-1 15 FC5-4 HBP		F CH 86 B EP 69 X FF 90 1-1 E4 41 1B 15 F9		S CH 85 S CH 85 B CH 86 B CH 87 B FF 90 S EP 68 3-3 ① K		F CH 86 D CH 86 X EP 69 1-1 ② F7		B SI 93 S FF 94 B FF 93 X FF 93 2-1 ③ G6-3	4	0	0	0	0	1	2
15 Brian Anderson, R (1, 9) OBP: 0.370, SLG: 0.411	C FF 89 F CH 86 X CH 87 0-2 ① FC5-4 1-2f		S SL 82 X SI 90 0-1 ② F9 1-2		C EP 67 X SI 90 0-1 ② P3		B FF 89 S SL 84 F FF 90 D CH 86 X CU 70 2-2 ③ F7			4	0	0	0	0	0	3
41 Justin Bour, L (1, 3) OBP: 0.368, SLG: 0.430	X FF 90 0-0 ② P5		C EP 69 X FF 90 0-1 2-3 1B		B FF 89 C FF 90 X CH 86 1-1 ③ L4			B FF 92 C FS 82 F FF 92 B FS 87 S FS 84 2-3 ① K		4	0	1	0	0	1	1
13 Starlin Castro, R (1, 4) OBP: 0.322, SLG: 0.387	B SL 84 C FF 90 B FF 90 S CU 71 1 SAFE X SL 84 2-2 ③ G6-3		S CH 87 B CU 70 C FF 89 F EP 69 D SL 83 X FF 90 2-2 ③ G4-3			X SL 83 0-0 ① L8		B FC 88 B FS 83 C FS 82 F FF 92 B FC 87 F FS 84 F FF 93 F FF 92 X FF 92 3-2 10 1B		4	0	1	0	0	0	3
10 JT Riddle, L (1, 6) OBP: 0.280, SLG: 0.406		C FF 88 X SI 88 0-1 3 1B		B FF 88 F CH 85 F FF 89 B SL 82 X EP 68 2-2 ① G2-3		C FF 88 B EP 69 X CU 70 1-1 1B		X FF 92 0-0 19 G4-6-3 1-2 1B		4	0	3	0	0	0	0
19 Miguel Rojas, R (1, 5) OBP: 0.307, SLG: 0.352		C CU 69 B SL 83 1 SAFE 1 SAFE B SI 90 F SL 85 S SI 88 2-3 ① K		B FF 89 S SL 81 B CH 86 C FF 90 F FF 90 F SL 82 B CH 88 F CH 88 F CU 70 3-2 X SL 83 28 1B		D CH 87 C FF 89 F FF 89 F CH 87 C FF 90 1-3 ② K		B FS 83 X FS 83 1-0 ②③ G4-6-3 1-2f		4	0	1	0	0	2	4
3 JB Shuck, L (1, 8) OBP: 0.258, SLG: 0.238		B FF 89 B CH 87 C FF 90 B FF 90 X CH 86 3-1 28 G5-4-3 1-3 1B		B CH 86 B FF 89 X FF 88 2-0 ② F8		B FF 90 C CU 70 C FF 89 S CH 86 1-3 ③ K			C FF 91 B FS 85 X FS 82 1-1 ① P5	4	0	1	0	0	1	2
28 Bryan Holaday, R (1, 2) OBP: 0.233, SLG: 0.226		X SL 84 0-0 ②③ G5-4-3 1-2f		F FF 90 X CU 70 0-1 1-2 1B			C FF 89 S CH 86 F CH 86 X FF 91 0-2 1B		C FF 90 S KC 81 B FF 89 B KC 83 S FF 90 2-3 ② K	4	0	2	0	0	1	2
36 Trevor Richards, R (1, 1) OBP: 0.133, SLG: 0.071 1 Cameron Maybin, R (4, PH) OBP: 0.296, SLG: 0.293 Nick Wittgren, R (5, 1) 56 Tayron Guerrero, R (7, 1) 2 Yadiel Rivera, R (7, PH) OBP: 0.337, SLG: 0.225 53 Brett Graves, R (8, 1) 9 Lewis Brinson, R (9, PH) OBP: 0.223, SLG: 0.327			C FF 87 S SL 82 S SL 81 0-3 ① K	C SL 84 D SL 85 C FF 90 B FF 91 S SL 84 2-3 ③ K			S SL 85 X SL 84 0-1 ① L7		F KC 82 X FF 91 0-1 E1 1B	1 1 0 0 1 0 1	0 0 0 0 0 0 0	0 0 0 0 0 0 0	0 0 0 0 0 0 0	0 0 0 0 0 0 0	1 1 0 0 0 0 0	0 2 0 0 1 0 0
Inning Stats	R: 0 E: 0 K: 0 S: 8 H: 0 LOB: 1 BB: 0 P: 11	R: 0 E: 0 K: 1 S: 8 H: 2 LOB: 1 BB: 0 P: 13	R: 0 E: 1 K: 1 S: 13 H: 1 LOB: 2 BB: 0 P: 16	R: 0 E: 0 K: 1 S: 16 H: 2 LOB: 2 BB: 0 P: 25	R: 0 E: 0 K: 1 S: 7 H: 0 LOB: 0 BB: 0 P: 11	R: 0 E: 0 K: 2 S: 10 H: 1 LOB: 1 BB: 0 P: 13	R: 0 E: 0 K: 0 S: 11 H: 1 LOB: 1 BB: 0 P: 14	R: 0 E: 0 K: 1 S: 11 H: 2 LOB: 1 BB: 0 P: 17	R: 0 E: 1 K: 1 S: 9 H: 1 LOB: 1 BB: 0 P: 14	1B: 10 2B: 0 3B: 0 HR: 0	SF: 0 SAC: 0 DP: 2 HBP: 1			WP: 0 PB: 0 SB: 0 CS: 0	PA: 37		

PITCHER		IP	WLS	BF	H	R	ER	SO	BB	IBB	HBP	BLK	WP	HR	S	P	ERA	WHIP
21 Zack Greinke, R ERA: 3.41	(1, 1)	7.0	W	29	7	0	0	6	0	0	1	0	0	0	73	103	0.00	1.000
29 Jorge De La Rosa, L ERA: 3.28	(8, 1)	1.1		5	2	0	0	1	0	0	0	0	0	0	13	20	0.00	1.500
57 Fernando Salas, R ERA: 3.72	(9, 1)	0.1		2	1	0	0	1	0	0	0	0	0	0	5	7	0.00	3.000
40 Andrew Chafin, L ERA: 1.55	(9, 1)	0.1		1	0	0	0	0	0	0	0	0	0	0	2	4	0.00	0.000

PITCHER	IP	WLS	BF	H	R	ER	SO	BB	IBB	HBP	BLK	WP	HR	S	P	ERA	WHIP

BOTTOM

Arizona Diamondbacks @ Miami Marlins

Marlins Park, Miami, FL

Thu Jun 28 2018, 12:11 PM - 3:17 PM EDT

Att. 12,715 - Roof Closed - 78 F

livebaseballscorecards.com

AB	36
R	0
H	10
RBI	0
BB	0
SO	8
LOB	20

MIAMI

Batter	1	2	3	4	5	6	7	8	9	AB	R	H	RBI	BB	SO	LOB
9 Brandon Nimmo, L (1, 8) OBP: 0.395, SLG: 0.551	B FF 95 B FF 95 C FF 96 F FF 95 B FF 96 B FF 95 4-2 BB		C CU 79 C FF 94 B CH 90 B CH 90 B SI 95 S CH 89 3-3 ② K		F FF 93 B SL 82 S CH 87 X CH 89 1-2 ① G1-6-3		B CU 76 B SI 91 T SI 90 T SI 91 X CH 84 2-2 ②③ G1-6-3 1-2f		X FF 94 0-0 1-2 1B	4	0	1	0	1	1	1
11 José Bautista, R (1, 9) OBP: 0.390, SLG: 0.436	B SI 93 1 SAFE C SL 85 F SI 93 B CH 89 B SL 88 1 SAFE X FF 95 3-2 ① P4		S SL 88 F SI 95 B SL 88 B SL 88 F CH 89 F SI 94 X SI 94 3-2 2B		B CH 87 B SL 83 B FF 94 B FF 94 4-0 13 G4-6-3 BB			C SI 91 B CU 76 X SI 92 1-1 13 1B 4 G6-4-3 1B	S FF 95 B SL 79 F FF 94 D SL 81 S FF 95 2-3 ② K	4	1	2	0	1	1	3
13 Asdrúbal Cabrera, S (1, 4) OBP: 0.325, SLG: 0.477	F SI 95 B SI 93 X SI 94 1-1 ② F7		B SI 93 X SI 93 1-0 ③ G6-3		B SI 92 C CH 87 B CH 87 X SI 92 2-1 ②③ G4-6-3 1-2f			B SI 90 X SI 90 1-0 4 G6-4-3 30 BB 1-3 1B	B FF 93 C FF 94 C FF 94 S SL 81 1-3 ③ K	5	0	1	0	0	1	5
30 Michael Conforto, L (1, 7) OBP: 0.349, SLG: 0.388	B SI 94 B SI 94 S SI 94 C CH 89 B SI 94 F SI 96 X CH 90 3-2 ③ G3			B CU 76 B SI 92 C SI 92 B SI 93 X SI 92 3-1 ① G6-3		B FF 93 F SI 93 B FC 90 B FC 92 F FF 94 S FF 95 3-3 ① K		B CU 77 1 SAFE C CH 82 F SI 93 D CU 78 B CH 84 1 SAFE F SI 94 B SI 92 4-2 4 G6-4-3 1-2 BB		3	0	0	0	1	1	1
4 Wilmer Flores, R (1, 3) OBP: 0.324, SLG: 0.443		F FF 95 B CU 82 B FF 95 B FF 95 X FF 93 3-1 ① F9		B SL 84 C FF 93 B SL 83 F FF 93 F SL 85 F CH 88 B FF 96 B CU 81 4-2 29 E BB		X FF 95 0-0 1B		C SI 85 B SI 84 X SI 85 1-1 ①② G6-4-3 1-2f 2-3 3-H		3	1	1	0	1	0	2
21 Todd Frazier, R (1, 5) OBP: 0.305, SLG: 0.373		X FF 94 0-0 55 PO 1 BB 1B		B SI 93 C SI 92 X SL 85 1-1 ② F8		C SI 95 B SI 94 B SI 94 X FC 92 2-1 ② P3		B SI 85 B SI 85 S SI 85 B SI 85 B SI 85 4-1 BB		3	0	1	0	1	0	2
29 Devin Mesoraco, R (1, 2) OBP: 0.313, SLG: 0.410 39 Jerry Blevins, L (6, 1) 7 José Reyes, S (8, PH) OBP: 0.263, SLG: 0.252 62 Drew Smith, R (8, 1)	B SI 93 1 SAFE B SL 86 C FF 93 X SL 84 2-1 ② P5			X SL 85 0-0 1-H E6 2B		C FF 95 B SI 95 B SI 95 X FC 92 2-1 ③ F9		C SI 84 S CH 78 B CH 77 S CU 75 1-3 ③ K		3 0 1 0	0 0 0 0	1 0 0 0	1 0 0 0	0 0 1 0	0 0 2 0	2 0 2 0
1 Amed Rosario, R (1, 6) OBP: 0.281, SLG: 0.362	C FF 94 T FF 95 F FF 96 B SL 87 B FF 96 B CH 89 B FF 94 4-2 1-2 BB			B FF 94 B FF 92 B FF 92 C FF 93 T FF 94 F FF 94 B FF 95 4-2 BB			C SI 90 C SI 92 S CU 78 0-3 ① K	B FF 92 B FF 93 B FF 93 C FF 94 F FF 94 B FF 95 4-2 9 1B BB	1	0	0	0	3	1	0
55 Corey Oswalt, R (1, 1) 61 Chris Beck, R (3, 1) 22 Dominic Smith, L (4, PH) OBP: 0.255, SLG: 0.400 49 Tyler Bashlor, R (4, 1) 26 Kevin Plawecki, R (6, 2) OBP: 0.358, SLG: 0.380		B FF 94 C FF 94 2 SAFE 1-1 ③ PO 2-3	C FF 93 S SL 83 S SL 84 0-3 ① K	B SI 93 X CH 87 1-0 ③ G4-3			B SI 91 B SI 91 C SI 91 B CU 78 B SI 91 4-1 9 G1-6-3 BB	B FF 94 C FF 94 B SL 80 X FF 93 2-1 ① P3	1 0 1 0 1	0 0 0 0 0	0 0 0 0 1	0 0 0 0 0	1 0 0 0 1	0 0 2 0 0	0 0 0 0 1
Inning Stats	R: 0 E: 0 K: 0 S: 11 H: 0 LOB: 1 BB: 1 P: 22	R: 0 E: 0 K: 0 S: 9 H: 1 LOB: 1 BB: 1 P: 19	R: 0 E: 0 K: 2 S: 12 H: 1 LOB: 1 BB: 0 P: 19	R: 1 E: 1 K: 0 S: 13 H: 1 LOB: 2 BB: 2 P: 26	R: 0 E: 0 K: 0 S: 5 H: 0 LOB: 0 BB: 1 P: 12	R: 0 E: 0 K: 1 S: 8 H: 1 LOB: 1 BB: 0 P: 15	R: 0 E: 0 K: 1 S: 7 H: 0 LOB: 0 BB: 1 P: 13	R: 1 E: 0 K: 1 S: 12 H: 2 LOB: 2 BB: 2 P: 24	R: 0 E: 0 K: 2 S: 11 H: 1 LOB: 2 BB: 1 P: 20	1B: 5 2B: 2 3B: 0 HR: 0 SF: 0 SAC: 0 DP: 3 HBP: 0						WP: 0 PB: 0 SB: 0 CS: 0 PA: 40

PITCHER		IP	WLS	BF	H	R	ER	SO	BB	IBB	HBP	BLK	WP	HR	S	P	ERA	WHIP
22 Sandy Alcantara, R ERA: 1.8	(1, 1)	5.0	W	21	3	1	1	2	5	0	0	0	0	0	50	98	1.80	1.600
55 Drew Rucinski, R ERA: 4.26	(6, 1)	1.0		4	1	0	0	1	0	0	0	0	0	0	8	15	0.00	1.000
51 Ben Meyer, R ERA: 3.38	(7, 1)	1.0		6	2	1	1	1	2	0	0	0	0	0	13	25	9.00	4.000
29 Brad Ziegler, R ERA: 5.12	(8, 1)	1.0		3	0	0	0	1	1	0	0	0	0	0	6	12	0.00	1.000
46 Kyle Barraclough, R ERA: 1.02	(9, 1)	1.0		5	1	0	0	2	1	0	0	0	0	0	11	20	0.00	2.000

PITCHER	IP	WLS	BF	H	R	ER	SO	BB	IBB	HBP	BLK	WP	HR	S	P	ERA	WHIP

TOP

New York Mets @ Miami Marlins

Marlins Park, Miami, FL

Fri Jun 29 2018, 7:14 PM - 10:09 PM EDT

Att. 8,211 - Roof Closed - 75 F

livebaseballscorecards.com

AB	30
R	2
H	7
RBI	1
BB	9
SO	7
LOB	21

New York Mets @ Miami Marlins

Marlins Park, Miami, FL

Fri Jun 29 2018, 7:14 PM - 10:09 PM EDT

Att. 8,211 - Roof Closed - 75 F

livebaseballscorecards.com

BOTTOM

Batter	1	2	3	4	5	6	7	8	9	AB	R	H	RBI	BB	SO	LOB
32 Derek Dietrich, L (1, 7) OBP: 0.349, SLG: 0.473	F FF 89 F FF 90 B FF 91 B FF 91 F FF 91 B CH 84 B FF 92 4-2 15 G5-4-3 BB		C CH 82 B FF 91 B CH 85 B CH 84 B CH 84 4-1 15 1B 11 1B BB	B CH 87 B FF 95 X FF 97 2-0 ② F7		B FF 90 1 SAFE 1 SAFE S FF 90 B CH 83 C FF 90 X CU 73 2-2 ③ P4				2	1	0	0	2	0	2
51 Ben Meyer, L (7, 1)										0	0	0	0	0	0	0
29 Brad Ziegler, R (8, 1)										0	0	0	0	0	0	0
2 Yadiel Rivera, R (9, 5) OBP: 0.337, SLG: 0.225										0	0	0	0	0	0	0
15 Brian Anderson, R (1, 9) OBP: 0.369, SLG: 0.409	S SI 90 1 SAFE F SI 90 X SI 90 0-2 ①② G5-4-3 1-2f		C CU 77 B SI 89 F SI 89 D CH 83 1 SAFE F SI 88 B SI 90 X SI 90 3-2 11 1B 13 1B 1-3 1B	B FF 99 F FF 96 F FF 97 X SL 83 1-2 ③ G5-3			C CU 72 B CU 73 B FF 90 F CH 84 S FF 90 2-3 ① K		4	1	1	0	0	1	2
11 J.T. Realmuto, R (1, 2) OBP: 0.365, SLG: 0.544	X FF 91 0-0 ③ G5-3		B SI 89 D CU 81 X SI 89 2-0 13 1B 10 HR 1-2 3-H 1B		C FF 95 C SL 82 B SL 83 C SL 82 1-3 ① K		B FF 90 B CH 83 C FF 89 F CH 84 X FF 90 2-2 ② F8			4	1	1	1	0	1	0
41 Justin Bour, L (1, 3) OBP: 0.366, SLG: 0.427 46 Kyle Barraclough, R (9, 1)		C SI 90 B FF 92 C FF 91 X CU 80 1-2 1B	B FF 90 C CH 83 B FF 89 B CH 83 F SI 90 S FF 90 3-3 ② K		X CH 86 0-0 ② L9		C FF 89 B CH 84 B CH 83 X CU 73 2-1 ③ G4-3			4	0	1	0	0	1	2
										0	0	0	0	0	0	0
13 Starlin Castro, R (1, 4) OBP: 0.324, SLG: 0.388		X FF 91 0-0 ① L8	C SI 89 X SI 89 0-1 10 S 10 HR 1-3 2-H 1B		B SL 82 F FF 97 F FF 96 F SL 81 S SL 82 1-3 ③ K			B CU 79 B X FF 95 2-0 10 1B 19 SF7 1B		4	2	2	1	0	1	1
10 JT Riddle, L (1, 6) OBP: 0.288, SLG: 0.440		C SI 90 B FF 91 X FF 92 1-1 ② P6	F FF 90 C FF 90 B FF 90 F CU 80 X FF 90 1-2 1-H 3-H HR			B FF 96 F FF 95 F SL 82 B FF 95 X SL 82 2-2 ① L7		B SI 95 X FF 95 1-0 9 G6-4-3 1-3 1B		4	1	2	3	0	0	1
19 Miguel Rojas, R (1, 5) OBP: 0.303, SLG: 0.348 (9, 3)		B FF 92 B FF 92 F FF 91 B FF 91 F FF 90 X FF 91 3-2 ③ L4	C FF 95 B SL 89 X SL 89 1-1 ③ G5-3			F FF 95 B SL 84 B FF 94 F FF 94 B FF 95 X FF 95 3-2 ② F9		F FF 96 D CU 82 B FF 96 X CH 86 2-1 ① SF7 3-H		3	0	0	1	0	0	1
9 Lewis Brinson, R (1, 8) OBP: 0.230, SLG: 0.348			X FF 90 0-0 HR	B FF 96 C FF 94 B SL 81 X FF 94 2-1 22 FC1-6 1B		X FF 95 0-0 1 1B 2B		B CU 81 B FF 96 X FF 96 2-0 ②③ G6-4-3 1-2f		4	2	3	1	0	0	1
22 Sandy Alcantara, R (1, 1)			F FF 91 B CU 79 B CU 78 C FF 90 X FF 91 2-2 ① G3-1	1 SAFE M FF 94 X FF 96 0-1 ① FC1-6 1-2f		X FF 94 0-0 2-H 1B				2	0	0	0	0	0	1
55 Drew Rucinski, R (6, 1)										0	0	0	0	0	0	0
1 Cameron Maybin, R (6, PH) OBP: 0.299, SLG: 0.297 (7, 7)										1	0	1	1	0	0	0

	AB	32
	R	8
	H	11
	RBI	8
	BB	2
	SO	4
	LOB	11

MIAMI

Inning Stats	1	2	3	4	5	6	7	8	9
	R: 0 H: 0 E: 0 LOB: 0 K: 0 BB: 1 S: 7 P: 11	R: 0 H: 1 E: 0 LOB: 1 K: 0 BB: 0 S: 9 P: 14	R: 6 H: 5 E: 0 LOB: 0 K: 1 BB: 1 S: 21 P: 37	R: 0 H: 1 E: 0 LOB: 1 K: 0 BB: 0 S: 8 P: 13	R: 0 H: 0 E: 0 LOB: 0 K: 2 BB: 0 S: 8 P: 10	R: 1 H: 2 E: 0 LOB: 1 K: 0 BB: 0 S: 11 P: 18	R: 0 H: 0 E: 0 LOB: 0 K: 1 BB: 0 S: 8 P: 14	R: 1 H: 2 E: 0 LOB: 0 K: 0 BB: 0 S: 5 P: 12	

	1B: 8	SF: 1	WP: 0	PA: 35
	2B: 1	SAC: 0	PB: 0	
	3B: 0	DP: 2	SB: 1	
	HR: 2	HBP: 0	CS: 0	

PITCHER		IP	WLS	BF	H	R	ER	SO	BB	IBB	HBP	BLK	WP	HR	S	P	ERA	WHIP
55 Corey Oswalt, R ERA: 9.82	(1, 1)	2.2	L	15	6	6	6	1	2	0	0	0	0	2	35	59	20.25	3.000
61 Chris Beck, R ERA: 4.35	(3, 1)	0.1		1	0	0	0	0	0	0	0	0	0	0	2	3	0.00	0.000
49 Tyler Bashlor, R ERA: 5.79	(4, 1)	2.2		11	3	1	1	2	0	0	0	0	0	0	24	36	3.38	1.125
39 Jerry Blevins, L ERA: 4.95	(6, 1)	1.1		4	0	0	0	1	0	0	0	0	0	0	11	19	0.00	0.000
62 Drew Smith, R ERA: 3.0	(8, 1)	1.0		4	2	1	1	0	0	0	0	0	0	0	5	12	9.00	2.000

PITCHER	IP	WLS	BF	H	R	ER	SO	BB	IBB	HBP	BLK	WP	HR	S	P	ERA	WHIP

Batter	1	2	3	4	5	6	7	8	9	AB	R	H	RBI	BB	SO	LOB
9 Brandon Nimmo, L (1, 8) OBP: 0.389, SLG: 0.540	C SI 92 S FF 94 S FF 94 0-3 ① K	C CU 78 T CH 86 S FF 92 0-3 ③ K			B CH 85 B CH 85 X SI 91 2-0 ① G4-3		B SL 89 X FF 96 1-0 ③ F7			4	0	0	0	0	2	2
11 José Bautista, R (1, 9) OBP: 0.386, SLG: 0.456	X FF 92 0-0 HR		B SI 92 C CH 85 C CU 79 B CH 88 B CH 86 X SI 92 3-2 ① G5-3		F CH 86 B SI 92 C CU 80 B FF 93 B CH 87 C CU 79 3-3 ② K			C SI 87 C FF 96 B SL 88 B FF 96 C FF 97 2-3 ① K		4	1	1	1	0	2	0
13 Asdrúbal Cabrera, S (1, 4) OBP: 0.321, SLG: 0.471	X SI 92 0-0 ② G4-3		C FF 94 B FF 92 B CU 79 F FF 93 S FF 92 2-3 ② K		F CU 78 T CH 86 X CH 86 0-2 ③ G4-3			B FF 95 F FF 96 X FF 96 1-1 ② P4		4	0	0	0	0	1	0
30 Michael Conforto, L (1, 7) OBP: 0.348, SLG: 0.385	C SI 93 B CH 87 B CH 87 X SI 93 2-1 1B		C CU 79 S CH 87 F FF 92 X CH 86 0-2 ③ G5-3			B CU 78 F SI 91 F FF 91 F FF 91 B CH 86 S SI 92 2-3 ① K		B FF 96 B FF 96 C FF 96 T FF 96 F FF 95 S FF 97 2-3 ③ K		4	0	1	0	0	2	0
4 Wilmer Flores, R (1, 3) OBP: 0.322, SLG: 0.444	1 SAFE B CU 78 X SI 92 1-0 ③ L8			B SI 90 C CU 78 C FF 92 X CU 78 1-2 2B		B FF 92 C FF 93 S CU 79 B FF 91 X CU 78 2-2 ② F7			C FF 93 B FF 93 S FF 94 X FF 94 1-2 ① P4	4	0	1	0	0	0	1
21 Todd Frazier, R (1, 5) OBP: 0.304, SLG: 0.385		B SI 93 F SI 93 B CU 79 X SI 93 2-1 ① G5-3		C FF 92 X SI 91 0-1 ① G5-3		C FF 92 C CU 78 X SI 92 0-2 HR			C FF 94 F FF 94 S SL 80 0-3 ② K	4	1	1	1	0	1	1
29 Devin Mesoraco, R (1, 2) OBP: 0.311, SLG: 0.405		F SI 92 B CH 88 F SI 92 F CU 81 F CH 87 F SI 93 F FF 94 X SI 92 1-2 48 SH2-3 1 1B 1B		C SI 92 D CH 86 C SI 91 X SI 93 1-2 ② G5-3		X FF 92 0-0 ③ F8			C FF 92 S SL 79 S SL 80 0-3 ③ K	4	0	1	0	0	1	1
1 Amed Rosario, R (1, 6) OBP: 0.285, SLG: 0.363		F FF 94 F SI 93 F CH 86 F FF 93 F FF 94 X CU 79 0-2 48 SH2-3 1-2 1B		0-0 IBB			C FF 96 S CH 86 B CH 87 X CH 87 1-2 ① G5-3			2	0	1	0	1	0	0
48 Jacob deGrom, L (1, 1) OBP: 0.139, SLG: 0.088 7 José Reyes, S (7, PH) OBP: 0.261, SLG: 0.250 65 Robert Gsellman, R (7, 1) 38 Anthony Swarzak, R (8, 1)		L SI 92 B FF 92 2 SAFE L SI 92 F CU 81 F CH 84 B SI 92 F SI 92 B FF 92 3-2 X SI 92 ② SH2-3 1-2 2-3		T CU 79 B FF 93 F FF 92 X CH 85 1-2 ③ F7			B FF 96 S FF 96 S CH 86 B FF 98 B CH 87 X FF 95 3-2 ② G6-3			1 1 0 0	0 0 0 0	0 0 0 0	0 0 0 0	0 0 0 0	0 0 0 0	2 0 0 0
Inning Stats	R: 1 E: 0 K: 1 S: 8 H: 2 LOB: 1 BB: 0 P: 11	R: 0 E: 0 K: 1 S: 24 H: 2 LOB: 2 BB: 0 P: 30	R: 0 E: 0 K: 1 S: 10 H: 0 LOB: 0 BB: 0 P: 15	R: 0 E: 0 K: 0 S: 11 H: 1 LOB: 2 BB: 1 P: 14	R: 0 E: 0 K: 1 S: 7 H: 0 LOB: 0 BB: 0 P: 12	R: 1 E: 0 K: 1 S: 11 H: 1 LOB: 0 BB: 0 P: 15	R: 0 E: 0 K: 0 S: 7 H: 0 LOB: 0 BB: 0 P: 12	R: 0 E: 0 K: 2 S: 9 H: 0 LOB: 0 BB: 0 P: 14	R: 0 E: 0 K: 2 S: 9 H: 0 LOB: 0 BB: 0 P: 10	1B: 3 2B: 1 3B: 0 HR: 2 SF: 0 SAC: 1 DP: 0 HBP: 0						

PITCHER		IP	WLS	BF	H	R	ER	SO	BB	IBB	HBP	BLK	WP	HR	S	P	ERA	WHIP
49 Pablo López, R ERA: 3.0	(1, 1)	6.0	W	25	6	2	2	5	0	1	0	0	0	2	71	97	3.00	1.000
61 Adam Conley, L ERA: 1.56	(7, 1)	1.0	H	3	0	0	0	0	0	0	0	0	0	0	7	12	0.00	0.000
71 Drew Steckenrider, R ERA: 3.28	(8, 1)	1.0	H	3	0	0	0	2	0	0	0	0	0	0	9	14	0.00	0.000
46 Kyle Barraclough, R ERA: 0.99	(9, 1)	1.0	S	3	0	0	0	2	0	0	0	0	0	0	9	10	0.00	0.000

PITCHER	IP	WLS	BF	H	R	ER	SO	BB	IBB	HBP	BLK	WP	HR	S	P	ERA	WHIP

TOP

New York Mets @ Miami Marlins

Marlins Park, Miami, FL

Sat Jun 30 2018, 4:11 PM - 6:34 PM EDT

Att. 10,523 - Roof Closed - 75 F

livebaseballscorecards.com

AB	32
R	2
H	6
RBI	2
BB	1
SO	9
LOB	7

BOTTOM

New York Mets @ Miami Marlins
Marlins Park, Miami, FL
Sat Jun 30 2018, 4:11 PM - 6:34 PM EDT
Att. 10,523 - Roof Closed - 75 F

Batter	1	2	3	4	5	6	7	8	9	AB R H RBI BB SO LOB
32 Derek Dietrich, L (1, 7) OBP: 0.350, SLG: 0.472 19 Miguel Rojas, R (8, 3) OBP: 0.303, SLG: 0.348	B FF 96 B FF 95 C FF 95 C CU 83 S FF 97 2-3 ① K		F CH 89 1 SAFE B CH 87 H FF 96 2-1 15 FC6-4 1-2 HBP			B CH 89 B CU 82 B CH 89 C FF 93 X FF 94 3-1 15 HR 1B	1 SAFE X SI 94 0-0 ② FC4-6 15 E 1-2f 11 2B			3 2 1 0 0 1 1 0 0 0 0 0 0 0
15 Brian Anderson, R (1, 9) OBP: 0.367, SLG: 0.416	B CU 83 F SL 90 F FF 95 X FF 96 1-2 ② F8		F CU 83 X SI 94 0-1 ③ FC6-4 1-2f			F CH 88 C FF 94 B CH 89 D CH 89 X CH 87 2-2 1-H HR	C SI 95 X SI 93 0-1 E6 1-2 11 2B			4 2 1 2 0 0 3
11 J.T. Realmuto, R (1, 2) OBP: 0.364, SLG: 0.543	C FF 96 X SI 95 0-1 ③ G5-3			S CH 89 C CH 87 B CH 88 S CH 88 1-3 ① K		F SL 90 B SI 94 X SI 94 1-1 ② G6-3	B SI 94 B SL 90 C SI 95 F SI 95 X SI 93 2-2 1-H 2-H 2B			4 0 1 2 0 1 0
41 Justin Bour, L (1, 3) OBP: 0.365, SLG: 0.422 71 Drew Steckenrider, R (8, 1) 46 Kyle Barraclough, R (9, 1)		B CU 82 F FF 96 X CH 88 1-1 ① G6-3		C CH 90 X CH 90 0-1 ② G4-3		B SL 92 B CH 90 B SI 94 B FF 94 4-0 13 1B 10 1B BB	B SI 94 C SI 94 F CH 87 C SI 95 1-3 ③ ꓘ			3 1 0 0 1 1 1 0 0 0 0 0 0 0 0 0 0 0 0 0 0
13 Starlin Castro, R (1, 4) OBP: 0.329, SLG: 0.393		B SL 92 X SI 94 1-0 10 CS 1B		X CH 88 0-0 ③ G5-3		C SI 93 X SI 93 0-1 10 1B 1-3 1B		F SL 84 F FF 95 B FF 95 X FF 95 1-2 10 FC6-4 1B		4 0 3 0 0 0 0
10 JT Riddle, L (1, 6) OBP: 0.287, SLG: 0.433		1 SAFE B SI 95 C SI 95 1 SAFE S SL 91 B FF 96 S SL 91 2-3 ② ③ K 1-2			S CH 88 S FF 95 S SL 90 0-3 ① K	B FF 94 S SL 90 X SL 89 1-1 1-2 3-H 1B		S SL 84 S SL 84 B FF 94 X SL 85 1-2 ① FC6-4 2 CS 1-2f		4 0 1 1 0 2 2
9 Lewis Brinson, R (1, 8) OBP: 0.231, SLG: 0.347			C CU 81 F SI 94 X SL 89 0-2 32 HBP 1B		B SL 90 B CH 88 S SL 90 F FF 94 S CH 88 2-3 ② K	X SI 94 0-0 ③ L7		1 SAFE C SL 85 C SL 85 S SL 85 0-3 ② K		4 0 1 0 0 2 3
2 Yadiel Rivera, R (1, 5) OBP: 0.327, SLG: 0.217			C FF 95 D SI 95 B SI 95 1 SAFE S SL 90 X SL 90 2-2 ① F9		S CH 87 T CH 87 F FF 95 C CH 88 0-3 ③ ꓘ		C CU 80 B SI 95 B SI 94 F SI 95 F SI 95 B SI 95 F SI 95 F SI 95 X SI 95 3-2 ① G5-3	C FF 94 0-1 ③ CS 1-2		3 0 0 0 0 1 1
49 Pablo López, L (1, 1) 3 JB Shuck, L (6, PH) OBP: 0.256, SLG: 0.236 61 Adam Conley, L (7, 1) 1 Cameron Maybin, R (7, PH) OBP: 0.302, SLG: 0.301 (8, 7)			L CU 81 D CU 84 M CU 81 M SL 89 1-3 ② K			C CU 81 B FF 94 S FF 94 S SL 89 1-3 ① K	C SI 95 S SL 90 B SI 95 B SL 92 B SL 92 X SI 96 3-2 32 FC4-6 1B			1 0 0 0 0 1 1 1 0 0 0 0 1 0 0 0 0 0 0 0 0 1 0 1 0 0 0 0
Inning Stats	R: 0 H: 0 E: 0 LOB: 0 K: 1 BB: 0 S: 8 P: 11	R: 0 H: 1 E: 0 LOB: 0 K: 1 BB: 0 S: 6 P: 10	R: 0 H: 1 E: 0 LOB: 2 K: 1 BB: 0 S: 12 P: 17	R: 0 H: 0 E: 0 LOB: 0 K: 1 BB: 0 S: 6 P: 7	R: 0 H: 0 E: 0 LOB: 0 K: 3 BB: 0 S: 10 P: 12	R: 3 H: 4 E: 0 LOB: 2 K: 1 BB: 1 S: 15 P: 27	R: 2 H: 2 E: 1 LOB: 1 K: 1 BB: 0 S: 18 P: 27	R: 0 H: 1 E: 0 LOB: 0 K: 1 BB: 0 S: 10 P: 12		1B: 7 SF: 0 2B: 1 SAC: 0 3B: 0 DP: 0 HR: 1 HBP: 1

livebaseballscorecards.com

AB	32
R	5
H	9
RBI	5
BB	1
SO	10
LOB	12

WP: 0 PA: 35
PB: 0
SB: 0
CS: 2

PITCHER	IP	WLS	BF	H	R	ER	SO	BB	IBB	HBP	BLK	WP	HR	S	P	ERA	WHIP
48 Jacob deGrom, R (1, 1) ERA: 1.84	6.0	L	25	6	3	3	8	1	0	1	0	0	1	57	84	4.50	1.167
65 Robert Gsellman, R (7, 1) ERA: 4.28	1.0		6	2	2	0	1	0	0	0	0	0	0	18	27	0.00	2.000
38 Anthony Swarzak, R (8, 1) ERA: 4.5	1.0		3	1	0	0	1	0	0	0	0	0	0	10	12	0.00	1.000

PITCHER	IP	WLS	BF	H	R	ER	SO	BB	IBB	HBP	BLK	WP	HR	S	P	ERA	WHIP

Batter	1	2	3	4	5	6	7	8	9	AB	R	H	RBI	BB	SO	LOB
9 Brandon Nimmo, L (1, 8) OBP: 0.381, SLG: 0.528	C FF 90 B CH 85 F FF 91 B CH 84 B FF 91 X SI 91 3-2 ① P6		B FF 89 F SL 83 B CH 83 C SL 83 F SL 84 C CH 84 2-3 ① K	S CH 84 B CH 83 B SL 85 B SL 83 X FF 90 3-1 ③ P6			B SL 84 F CH 82 B FF 88 F CH 82 X CH 83 2-2 ② G4-3		F CU 82 B FF 94 B CH 85 C FF 94 B FF 94 S FF 94 3-3 ② K	5	0	0	0	0	2	2
11 José Bautista, R (1, 9) OBP: 0.373, SLG: 0.437	C SL 85 S SL 84 S SL 84 0-3 ② K		C SL 85 X SL 84 0-1 ② F9		X SL 81 0-0 ① P6		B CH 82 C FF 90 S SL 83 B SL 84 S SL 82 2-3 ③ K		S FC 90 B FF 94 S FC 91 C FC 92 1-3 ③ K	5	0	0	0	0	3	0
13 Asdrúbal Cabrera, S (1, 4) OBP: 0.323, SLG: 0.479	B FF 91 C FF 91 C SL 83 C CH 85 1-3 ③ K		B FF 91 B SI 90 B SL 84 C FF 90 X FF 90 3-1 HR		C SL 82 B SI 90 S CH 84 X CH 85 1-2 ② G5-3			B FF 96 B SL 83 B FF 97 B FF 97 4-0 21 E BB		3	2	1	1	1	1	0
30 Michael Conforto, L (1, 7) OBP: 0.347, SLG: 0.381		B SI 90 C SL 82 F SL 83 B FF 90 B SL 84 S FF 91 3-3 ① K	C SL 84 F CH 84 B SL 85 F FF 91 B FF 90 S SL 85 2-3 ③ K		B CH 84 B CH 83 F SI 89 B SL 82 F CH 84 B SI 90 4-2 4 FC6-4 BB			C FF 97 F CH 93 F SL 83 T FF 99 0-2 ① K		3	0	0	0	1	3	1
4 Wilmer Flores, R (1, 3) OBP: 0.321, SLG: 0.440 63 Tim Peterson, R (8, 1) 27 Jeurys Familia, R (9, 1)		X SI 91 0-0 ② L7		S SL 82 X SL 81 0-1 26 G5-3 21 1B 1B	1 SAFE F SL 83 X CH 82 0-1 ③ FC6-4 1-2f			F FF 99 1 SAFE X FF 99 0-1 ② F8		4 0 0	0 0 0	1 0 0	0 0 0	0 0 0	0 0 0	2 0 0
21 Todd Frazier, R (1, 5) OBP: 0.307, SLG: 0.385		B SI 91 B FF 91 C SL 85 S SL 86 B SL 86 F SL 85 B FF 91 4-2 26 2B BB	D SL 83 1 SAFE X SI 89 1-0 26 G5-3 32 1B 1-2 1B		B FF 88 S CH 82 B CH 81 S SL 83 X SL 83 2-2 ① F9		B SL 87 B FF 100 C FF 99 1 SAFE X FF 98 2-1 E8 1-H 26 E		3	3	1	0	1	0	0
26 Kevin Plawecki, R (1, 2) OBP: 0.364, SLG: 0.390		B SI 90 1 SAFE F SI 91 C SL 83 1 SAFE B SL 85 D SL 85 X SI 90 3-2 1-H 2B	B SI 88 X CH 82 1-0 ① ② G5-3 1-2 2-3f		F SL 82 B CH 81 X SL 83 1-1 ② G5-3		C FF 100 C SL 86 F SL 88 B FF 101 B FF 101 B FF 99 B SL 84 3 SAFE 4-2 E2 3-H BB		3	0	1	1	1	0	2
1 Amed Rosario, R (1, 6) OBP: 0.289, SLG: 0.361 67 Seth Lugo, R (6, 1) OBP: 0.167, SLG: 0.091 22 Dominic Smith, L (8, PH) OBP: 0.250, SLG: 0.391 (8, 3)		0-0 IBB	0-0 32 1B IBB		C SL 84 F SI 90 X SL 84 0-2 ③ P3			B FF 97 C FF 99 D CH 92 X FF 97 2-1 ③ F9		1 0 1	0 0 0	0 0 0	0 0 0	2 0 0	0 0 0	0 0 1
32 Steven Matz, R (1, 1) OBP: 0.143, SLG: 0.148 7 José Reyes, S (6, 6) OBP: 0.256, SLG: 0.245		F FF 91 X SI 90 0-1 ③ L6	B SL 80 B FF 89 C FF 89 X SI 90 2-1 1-3 1B 2-H				S CH 81 C SL 82 S CH 82 0-3 ① K		F FF 94 X FC 90 0-1 ① G6-3	2 2	0 0	1 0	1 0	0 0	0 1	2 0
Inning Stats	R: 0 E: 0 K: 2 S: 9 H: 0 LOB: 0 BB: 0 P: 13	R: 1 E: 0 K: 1 S: 12 H: 1 LOB: 2 BB: 2 P: 22	R: 1 E: 0 K: 2 S: 12 H: 1 LOB: 0 BB: 0 P: 19	R: 1 E: 0 K: 0 S: 8 H: 3 LOB: 2 BB: 1 P: 15	R: 0 E: 0 K: 0 S: 8 H: 0 LOB: 1 BB: 1 P: 13	R: 0 E: 0 K: 0 S: 8 H: 0 LOB: 0 BB: 0 P: 11	R: 0 E: 0 K: 2 S: 9 H: 0 LOB: 0 BB: 0 P: 13	R: 2 E: 3 K: 1 S: 13 H: 0 LOB: 1 BB: 2 P: 25	R: 0 E: 0 K: 2 S: 8 H: 0 LOB: 0 BB: 0 P: 12	1B: 3 2B: 1 3B: 0 HR: 1 SF: 0 SAC: 0 DP: 1 HBP: 0						

PITCHER	IP	WLS	BF	H	R	ER	SO	BB	IBB	HBP	BLK	WP	HR	S	P	ERA	WHIP
58 Dan Straily, R (1, 1) ERA: 4.7	7.0	L	29	5	3	3	7	2	2	0	0	0	1	66	106	3.86	1.000
56 Tayron Guerrero, R (8, 1) ERA: 4.38	1.0		6	0	2	0	1	2	0	0	0	0	0	13	25	0.00	2.000
55 Drew Rucinski, R (9, 1) ERA: 3.95	1.0		3	0	0	0	2	0	0	0	0	0	0	8	12	0.00	0.000

PITCHER	IP	WLS	BF	H	R	ER	SO	BB	IBB	HBP	BLK	WP	HR	S	P	ERA	WHIP

TOP

New York Mets @ Miami Marlins

Marlins Park, Miami, FL

Sun Jul 01 2018, 1:11 PM - 4:03 PM EDT

Att. 9,611 - Roof Closed - 74 F

livebaseballscorecards.com

AB	32
R	5
H	5
RBI	3
BB	6
SO	10
LOB	10

WP: 0 PA: 38
PB: 0
SB: 0
CS: 0

New York Mets @ Miami Marlins

Marlins Park, Miami, FL

Sun Jul 01 2018, 1:11 PM - 4:03 PM EDT

Att. 9,611 - Roof Closed - 74 F

BOTTOM

Batter	1	2	3	4	5	6	7	8	9	AB	R	H	RBI	BB	SO	LOB
13 Starlin Castro, R (1, 4) OBP: 0.328, SLG: 0.389	S SI 94 B SI 94 C SI 94 X SI 93 1-2 E4 15 G5-4-3	B SI 93 S CH 84 F SI 92 D CU 80 S CU 78 2-3 K ③		B SI 92 B CH 84 C CH 84 S SL 88 B SI 94 S CH 83 3-3 K ③			B SL 89 S CU 80 B CU 82 F CU 81 B FF 94 B SI 94 4-2 BB			3	0	0	0	1	2	4
15 Brian Anderson, R (1, 9) OBP: 0.363, SLG: 0.411	B SI 92 C SL 89 B SI 93 S SL 87 F SI 93 F CU 78 1 SAFE X CU 79 2-2 G5-4-3 ① ② 1-2f		C CU 78 B SI 93 X CH 85 1-1 G6-3 ①		C SI 93 B SL 88 B SL 89 F CH 84 X CU 79 2-2 G2-3 ①		C CH 87 B FF 94 X CU 79 1-1 L7 ③			4	0	0	0	0	0	2
11 J.T. Realmuto, R (1, 2) OBP: 0.366, SLG: 0.542	C SI 93 C SI 94 X CU 80 0-2 1B		B SI 92 B SL 88 C SI 93 C SI 93 X SI 93 2-2 1B		S SI 93 F CH 85 S SL 87 0-3 K ②			B FF 90 F FF 90 S FF 90 F CH 82 B CH 83 F FF 90 S CH 82 2-3 K ①		4	0	2	0	0	2	0
1 Cameron Maybin, R (1, 7) OBP: 0.301, SLG: 0.316	C SI 93 B SI 93 B CH 84 S CH 83 X SL 88 2-2 P5 ③		B SI 91 C CH 82 F SI 92 F SI 92 F CU 78 1 SAFE X SI 92 1-2 F9 ②		B SI 94 S CH 84 B SI 94 B CH 83 F SI 94 X SI 94 3-2 F9 ③			B SL 82 B FF 90 F FF 91 X FF 90 2-1 HR		4	1	1	1	0	0	2
41 Justin Bour, L (1, 3) OBP: 0.361, SLG: 0.416		F SI 94 B SL 87 F SI 93 X SI 94 1-2 P5 ①	B SI 92 S CH 84 X SI 93 1-1 P4 ③			C CU 78 B CH 85 B SI 93 B CU 77 F SI 94 S CH 83 3-3 K ①		C FF 90 S CH 83 B CH 84 F FF 90 F CH 82 F SL 82 B CH 83 F CH 81 S FF 91 2-3 K ②		4	0	0	0	0	2	1
9 Lewis Brinson, R (1, 8) OBP: 0.231, SLG: 0.343		C SI 94 C SI 94 B SI 92 F SL 88 B SI 94 B SI 93 B SI 93 4-2 19 E BB		F SI 94 B SI 93 X CH 84 1-1 G1-3 ①		C CU 80 B CU 81 B SL 88 B CU 80 C SI 95 S FF 95 3-3 K ②		F SL 82 F FF 91 F CH 83 X FF 91 0-2 G6-3 ③		3	0	0	0	1	1	0
19 Miguel Rojas, R (1, 6) OBP: 0.303, SLG: 0.350 (8, 5)		S CH 83 X SI 92 0-1 E5 58 S 1-3	B CU 78 B SI 93 C CH 83 B SI 92 C SI 93 F CH 84 X SI 93 3-2 2 S 58 E 2B			C SL 88 S SI 94 F CU 81 X CU 81 1-2 G5-3 ③			C SI 95 B SI 96 F SI 95 B SI 97 B SL 86 S FF 97 3-3 K ①	4	1	1	0	0	1	1
2 Yadiel Rivera, R (1, 5) OBP: 0.320, SLG: 0.212 10 JT Riddle, L (7, PH) OBP: 0.282, SLG: 0.425 (8, 6)		C SI 92 S SI 93 B SI 92 C SI 92 1-3 K ②		F SI 93 B SI 92 B SI 92 C SI 93 F CU 79 C SI 93 2-3 K ② 2-3			C CU 79 X CU 79 0-1 L7 ①		C SI 96 X FF 94 0-1 F7 ②	2 2	0 0	0 0	0 0	0 0	2 0	3 0
58 Dan Straily, R (1, 1) OBP: 0.250, SLG: 0.176 3 JB Shuck, L (7, PH) OBP: 0.254, SLG: 0.234 56 Tayron Guerrero, R (8, 1) 55 Drew Rucinski, R (9, 1) 32 Derek Dietrich, L (9, PH) OBP: 0.349, SLG: 0.470		B SI 92 C SI 93 B SI 92 B SI 92 C SI 92 B SI 93 4-2 1-2 BB	B SI 94 F SI 94 X SI 93 1-1 E1 3-H				B SI 94 B SI 94 C FF 95 B CH 89 X SI 94 3-1 F7 ②		C SI 96 B SI 94 S FF 97 S FF 97 1-3 K ③	1 1 0 0 1	0 0 0 0 0	0 0 0 0 0	0 0 0 0 0	1 0 0 0 0	0 0 0 0 1	0 0 0 0 0
Inning Stats	R: 0 H: 1 E: 1 LOB: 1 K: 0 BB: 0 S: 14 P: 19	R: 0 H: 0 E: 1 LOB: 3 K: 2 BB: 2 S: 16 P: 28	R: 0 H: 1 E: 0 LOB: 1 K: 0 BB: 0 S: 12 P: 17	R: 1 H: 1 E: 1 LOB: 1 K: 2 BB: 0 S: 15 P: 25	R: 0 H: 0 E: 0 LOB: 0 K: 1 BB: 0 S: 9 P: 14	R: 0 H: 0 E: 0 LOB: 0 K: 2 BB: 0 S: 10 P: 17	R: 0 H: 0 E: 0 LOB: 1 K: 0 BB: 1 S: 8 P: 16	R: 1 H: 1 E: 0 LOB: 0 K: 2 BB: 0 S: 18 P: 24	R: 0 H: 0 E: 0 LOB: 0 K: 2 BB: 0 S: 8 P: 12	1B: 2 SF: 0 2B: 1 SAC: 0 3B: 0 DP: 1 HR: 1 HBP: 0					WP: 0 PA: 36 PB: 0 SB: 2 CS: 0	

livebaseballscorecards.com

AB	33
R	2
H	4
RBI	1
BB	3
SO	11
LOB	13

MIAMI

PITCHER		IP	WLS	BF	H	R	ER	SO	BB	IBB	HBP	BLK	WP	HR	S	P	ERA	WHIP
32 Steven Matz, L ERA: 3.46	(1, 1)	5.1	W	23	3	1	0	6	2	0	0	0	0	0	69	109	0.00	0.938
67 Seth Lugo, R ERA: 2.83	(6, 1)	1.2	H	6	0	0	0	1	1	0	0	0	0	0	15	27	0.00	0.600
63 Tim Peterson, R ERA: 2.19	(8, 1)	1.0		4	1	1	1	2	0	0	0	0	0	1	18	24	9.00	1.000
27 Jeurys Familia, R ERA: 3.38	(9, 1)	1.0	S	3	0	0	0	2	0	0	0	0	0	0	8	12	0.00	0.000

PITCHER	IP	WLS	BF	H	R	ER	SO	BB	IBB	HBP	BLK	WP	HR	S	P	ERA	WHIP

Tampa Bay Rays @ Miami Marlins

Marlins Park, Miami, FL

Mon Jul 02 2018, 7:12 PM - 10:16 PM EDT

Att. 6,004 - Partly Cloudy - 86 F

livebaseballscorecards.com

TOP

Batter	1	2	3	4	5	6	7	8	9	10	AB	R	H	RBI	BB	SO	LOB
39 Kevin Kiermaier, L (1, 8) OBP: 0.263, SLG: 0.244	F FF 93 B SL 88 F FF 92 S SL 87 1-3 **K** ①		1 SAFE S FF 92 C FF 92 C FF 92 0-3 **K** ②			B CU 74 B SL 84 F FF 92 X FF 92 2-1 **F8** ①		B FF 95 C FF 95 B SL 89 B FF 95 B FF 96 4-1 5 FC6-4 BB		C CU 81 B FF 95 B CH 86 B FF 96 X FF 94 3-1 **G4-3** ②	4	0	0	0	1	2	1
5 Matt Duffy, R (1, 5) OBP: 0.359, SLG: 0.422	C FF 93 B FF 93 X FF 92 1-1 **G6-3** ②		D CU 75 B SL 85 C FF 92 B FF 91 F CH 84 X FF 91 3-2 **G6-3** ③			X CU 74 0-0 **F9** ②		1 SAFE B SI 84 1 SAFE B SI 83 X SI 84 2-0 **FC6-4** ③ 1-2f		B FC 91 X FC 92 1-0 **F9** ③	5	0	0	0	0	0	2
28 Daniel Robertson, R (1, 7) (9, 6) OBP: 0.380, SLG: 0.412	C FF 93 C SL 87 B FF 94 B SL 87 F FF 94 X FF 94 2-2 **G5-3** ③			F FF 93 S SL 86 B SL 87 F FF 94 B CU 76 X SL 84 2-2 **E4** 40 G4-3 11 SF9		C SL 86 B CH 84 X FF 93 1-1 **G5-3** ③			B FF 92 F FF 92 B CH 87 C FF 93 X SL 78 2-2 9 FC5-6 1B		4	1	1	0	0	0	0
40 Wilson Ramos, R (1, 2) OBP: 0.336, SLG: 0.459		B FF 92 X FF 92 1-0 44 1B 2B		D CU 71 X FF 91 1-0 **G4-3** ① 2-3			C FF 94 B FF 95 F SL 88 X FF 95 1-2 **G4-3** ①		B FF 93 X FF 93 1-0 **F7** ①		4	0	1	0	0	0	2
11 Adeiny Hechavarría, R (1, 6) OBP: 0.282, SLG: 0.335 9 Jake Bauers, L (9, PH) (9, 7) OBP: 0.398, SLG: 0.468		C FF 92 D CH 85 F SL 87 F FF 93 F CH 84 X CH 84 1-2 **G6-3** ①		F SL 86 X FF 90 0-1 **SF9** ② 3-H			F SL 86 S FF 94 F FF 95 X SL 87 0-2 **G6-3** ②		B FF 92 C FF 93 C SL 78 X CH 86 1-2 **FC5-6** 44 2B ② 1-2f		2 1	0 1	0 1	1 0	0 0	0 0	1 1
44 C.J. Cron, R (1, 3) OBP: 0.315, SLG: 0.443		B SL 86 X FF 92 1-0 27 G5-4-3 1B 2-3		B CH 84 S CH 84 B SL 87 B FF 93 F CH 84 X FF 93 3-2 **G5-3** ③			B FF 95 B FF 95 F FF 95 F SL 88 B FF 93 F FF 95 F FF 96 X FF 96 3-2 1B		D FF 93 1 SAFE 1 SAFE 1 SAFE S SL 78 X SL 78 1-1 2B 1-H		4	0	3	1	0	0	0
27 Carlos Gómez, R (1, 9) OBP: 0.274, SLG: 0.331 35 Matt Andriese, R (7, 1) 18 Joey Wendle, L (9, PH) (9, 4) OBP: 0.308, SLG: 0.346		B SL 88 B SL 87 X CH 84 2-0 **G5-4-3** ② ③ 1-2f			B FF 93 X FF 92 1-0 **L6** ①		1 SAFE F SL 87 S FF 95 F FF 95 S FF 96 0-3 **K** ③		0-0 IBB		3 0 0	0 0 0	0 0 0	0 0 1	1 0 0	3 0 0	0 0 0
1 Willy Adames, R (1, 4) OBP: 0.282, SLG: 0.338 63 Diego Castillo, R (9, 1) 55 Ryne Stanek, R (10, 1)			B FF 92 C FF 91 F FF 92 F FF 94 F SL 85 X FF 93 1-2 1B		C CU 74 T FF 92 S FF 93 0-3 **K** ②			X FF 94 0-0 **P3** ①	B FF 91 C FF 91 B FF 92 B FF 92 X FF 92 3-1 **F9** ③		4 0 0	0 0 0	1 0 0	0 0 0	0 0 0	1 0 0	2 0 0
24 Nathan Eovaldi, R (1, 1) 0 Mallex Smith, L (7, 9) OBP: 0.333, SLG: 0.363 10 Johnny Field, R (8, PH) (8, 9) OBP: 0.261, SLG: 0.385			C FF 93 L FF 92 B SL 85 C FF 91 1-3 **K** ①		S FF 92 S SL 86 S FF 93 0-3 **K** ③			C FF 94 S CH 85 B CH 84 F FF 97 F CH 85 C CH 85 1-3 **K** ②		C FC 90 B FF 94 B FC 89 S FC 91 F FC 91 X FC 92 2-2 **F8** ①	2 0 2	0 0 0	0 0 0	0 0 0	0 0 1	2 0 0	1 0 0
Inning Stats	R: 0 H: 0 E: 0 LOB: 0 K: 1 BB: 0 S: 9 P: 13	R: 0 H: 2 E: 0 LOB: 1 K: 0 BB: 0 S: 8 P: 13	R: 0 H: 1 E: 0 LOB: 1 K: 2 BB: 0 S: 14 P: 19	R: 1 H: 0 E: 1 LOB: 0 K: 0 BB: 0 S: 10 P: 16	R: 0 H: 0 E: 0 LOB: 0 K: 2 BB: 0 S: 7 P: 8	R: 0 H: 0 E: 0 LOB: 0 K: 0 BB: 0 S: 5 P: 8	R: 0 H: 1 E: 0 LOB: 1 K: 1 BB: 0 S: 16 P: 20	R: 0 H: 0 E: 0 LOB: 1 K: 1 BB: 1 S: 8 P: 15	R: 1 H: 2 E: 0 LOB: 2 K: 0 BB: 1 S: 11 P: 19	R: 0 H: 0 E: 0 LOB: 0 K: 0 BB: 0 S: 7 P: 13	1B: 4 2B: 2 3B: 0 HR: 0	SF: 1 SAC: 0 DP: 1 HBP: 0					

	AB	35
	R	2
	H	6
	RBI	2
	BB	2
	SO	7
	LOB	13

WP: 0 PA: 38
PB: 0
SB: 0
CS: 0

PITCHER		IP	WLS	BF	H	R	ER	SO	BB	IBB	HBP	BLK	WP	HR	S	P	ERA	WHIP
54 Wei-Yin Chen, L ERA: 5.55	(1, 1)	6.0		21	3	1	0	5	0	0	0	0	0	0	53	77	0.00	0.500
71 Drew Steckenrider, R ERA: 3.19	(7, 1)	1.0	H	4	1	0	0	1	0	0	0	0	0	0	16	20	0.00	1.000
61 Adam Conley, L ERA: 1.5	(8, 1)	0.2	H	3	0	0	0	1	1	0	0	0	0	0	7	12	0.00	1.500
29 Brad Ziegler, R ERA: 5.08	(8, 1)	0.1	H	1	0	0	0	0	0	0	0	0	0	0	1	3	0.00	0.000
46 Kyle Barraclough, R ERA: 1.21	(9, 1)	1.0	B	6	2	1	1	0	0	1	0	0	0	0	11	19	9.00	2.000

PITCHER		IP	WLS	BF	H	R	ER	SO	BB	IBB	HBP	BLK	WP	HR	S	P	ERA	WHIP
55 Drew Rucinski, R ERA: 3.68	(10, 1)	1.0	W	3	0	0	0	0	0	0	0	0	0	0	7	13	0.00	0.000

Tampa Bay Rays @ Miami Marlins

Marlins Park, Miami, FL

Mon Jul 02 2018, 7:12 PM - 10:16 PM EDT

Att. 6,004 - Partly Cloudy - 86 F

livebaseballscorecards.com

BOTTOM

Batter	1	2	3	4	5	6	7	8	9	10	AB	R	H	RBI	BB	SO	LOB
32 Derek Dietrich, L (1, 7) OBP: 0.345, SLG: 0.464 61 Adam Conley, L (8, 1) 29 Brad Ziegler, R (8, 1) 46 Kyle Barraclough, R (9, 1) 1 Cameron Maybin, R (9, PH) OBP: 0.300, SLG: 0.314 55 Drew Rucinski, R (10, 1)	S FF 97 F FF 97 B FS 87 X FC 94 1-2 G6-3		F FF 96 F FS 86 F FS 88 B FF 98 X FC 93 1-2 G6-3		T FF 97 X FS 86 0-1 F8		C CU 80 B CH 87 S FF 93 B CH 85 F CH 86 X FF 93 2-2 G3-1		B SL 88 B SL 88 C SI 96 B SI 97 C SL 88 S SL 89 3-3 K		4 0 0 0 0 0 0 0 0 0 0 0 0 0 0 0 0 0 0 0 0 0 0 0 0 0 0 0 1 0 0 0 0 1 1 0 0 0 0 0 0 0						
15 Brian Anderson, R (1, 9) OBP: 0.361, SLG: 0.406	C FF 98 B FC 94 S FC 93 F FF 99 B FS 88 S SL 85 2-3 K		B SL 87 X FC 94 1-0 G4-3		X SL 88 0-0 G6-3		B FF 93 B CH 86 B FF 92 C FF 91 F FF 93 X CH 87 3-2 G4-3			B FF 99 B FF 98 B FF 98 B FF 97 4-0 11 1B 2 1B BB	4 1 0 0 1 1 0						
11 J.T. Realmuto, R (1, 2) OBP: 0.366, SLG: 0.552	B FF 98 X FF 98 1-0 G4-3		B FC 93 F FC 93 S FF 98 S FS 87 1-3 K		B FF 95 C FC 93 F FF 98 F FC 94 F FF 98 X FS 86 1-2 HR			X FF 91 0-0 F9		C SL 90 F FF 99 B FF 99 X SL 90 1-2 2 1B 1-3 1B	5 1 2 1 0 1 0						
41 Justin Bour, L (1, 3) OBP: 0.356, SLG: 0.410 2 Yadiel Rivera, R (9, 5) OBP: 0.327, SLG: 0.221		B FC 91 F FC 94 B FF 98 B FC 93 F FC 93 S FF 98 3-3 K	C X FS 87 0-1 G5-3		B FF 97 F FC 93 S FS 87 F FF 95 S FS 86 1-3 K			B CH 85 B CH 86 X FF 92 2-0 G3-1		S SL 90 D SL 90 B FF 99 X SL 88 2-1 1-2 3-H 1B	4 0 0 0 0 2 0 1 0 1 1 0 0 0						
13 Starlin Castro, R (1, 4) OBP: 0.335, SLG: 0.396		C SL 87 S FC 94 X FC 92 0-2 19 2B 1B	B FF 98 B FF 98 S FC 90 X FF 97 2-1 19 1B 10 BB 9 FC6-2 1B			B FC 91 X FC 91 1-0 10 G4-3 1B		B FF 92 C FF 92 B CH 87 X CH 87 2-1 1B			4 1 4 0 0 0 0						
10 JT Riddle, L (1, 6) OBP: 0.281, SLG: 0.413		B FF 98 X FC 92 1-0 F8	B FF 95 1 SAFE 1 SAFE B FC 91 B FF 94 B FF 94 4-0 9 FC6-2 19 1B 1-2 BB			F FF 94 B FC 89 F FF 95 X FS 82 1-2 G4-3 1-2f		B FF 91 B FF 91 B FF 91 C FF 91 X FF 91 3-1 F9			3 0 0 0 1 0 3						
19 Miguel Rojas, R (1, 5) OBP: 0.308, SLG: 0.359 (9, 3)		C FF 96 1 SAFE X SL 88 0-1 9 1B 1-H 2B	F FF 96 X FF 96 0-1 9 FC6-2 1-2 2-3 1B			F FF 96 X FC 91 0-1 1B				C SI 97 C SI 97 C SL 90 0-3	4 0 3 1 0 1 0						
9 Lewis Brinson, R (1, 8) OBP: 0.231, SLG: 0.342		B FC 94 T FF 98 F FC 93 X FF 98 1-2 2-3 1B	S SL 87 S SL 87 X SL 88 0-2 FC6-2 54 FC4-6 1-2 2-3 3-Hf			B FC 92 S SL 86 S FC 90 F SL 85 B FF 96 B SL 85 X FC 91 3-2 G4-3				B SL 89 C SI 98 S SL 89 B SI 99 B SL 90 S SL 90 3-3 K	4 0 1 0 0 1 4						
54 Wei-Yin Chen, R (1, 1) OBP: 0.105, SLG: 0.105 71 Drew Steckenrider, R (7, 1) 3 JB Shuck, L (7, PH) OBP: 0.257, SLG: 0.238 (8, 7)		F FC 93 F FC 92 S FF 97 0-3 K	F FC 92 C FC 92 F SL 87 F FC 92 B FF 98 X FF 97 1-2 FC4-6 1-2f				B FF 92 C FF 91 X CH 85 1-1 G3			B SI 99 C SI 97 B SI 98 B SI 98 C SI 97 X SI 99 3-2 1B	2 0 0 0 0 1 5 0 0 0 0 0 0 0 2 0 1 0 0 0 0						

Inning Stats																						
	R: 0 E: 0 K: 1 S: 8	H: 0 LOB: 0 BB: 0 P: 12	R: 1 E: 0 K: 2 S: 15	H: 3 LOB: 2 BB: 0 P: 20	R: 0 E: 0 K: 1 S: 8	H: 0 LOB: 0 BB: 0 P: 11	R: 0 E: 0 K: 0 S: 14	H: 2 LOB: 3 BB: 1 P: 21	R: 1 E: 0 K: 1 S: 12	H: 1 LOB: 0 BB: 0 P: 14	R: 0 E: 0 K: 0 S: 10	H: 2 LOB: 1 BB: 0 P: 15	R: 0 E: 0 K: 0 S: 9	H: 0 LOB: 0 BB: 0 P: 15	R: 0 E: 0 K: 0 S: 6	H: 1 LOB: 1 BB: 0 P: 13	R: 0 E: 0 K: 3 S: 12	H: 1 LOB: 1 BB: 0 P: 21	R: 1 E: 0 K: 0 S: 5	H: 2 LOB: 2 BB: 1 P: 12	1B: 10 2B: 1 3B: 0 HR: 1	SF: 0 SAC: 0 DP: 1 HBP: 0	WP: 0 PB: 0 SB: 0 CS: 0	PA: 40

PITCHER		IP	WLS	BF	H	R	ER	SO	BB	IBB	HBP	BLK	WP	HR	S	P	ERA	WHIP
24 Nathan Eovaldi, R ERA: 3.92	(1, 1)	6.0		26	8	2	2	5	1	0	0	0	0	1	67	93	3.00	1.500
35 Matt Andriese, R ERA: 3.86	(7, 1)	2.0		7	1	0	0	0	0	0	0	0	0	0	15	28	0.00	0.500
63 Diego Castillo, R ERA: 1.69	(9, 1)	1.0		4	1	0	0	3	0	0	0	0	0	0	12	21	0.00	1.000
55 Ryne Stanek, R ERA: 2.13	(10, 1)	0.0	L	3	2	1	1	0	1	0	0	0	0	0	5	12	∞	∞

PITCHER	IP	WLS	BF	H	R	ER	SO	BB	IBB	HBP	BLK	WP	HR	S	P	ERA	WHIP

AB	38
R	3
H	12
RBI	3
BB	2
SO	8
LOB	13

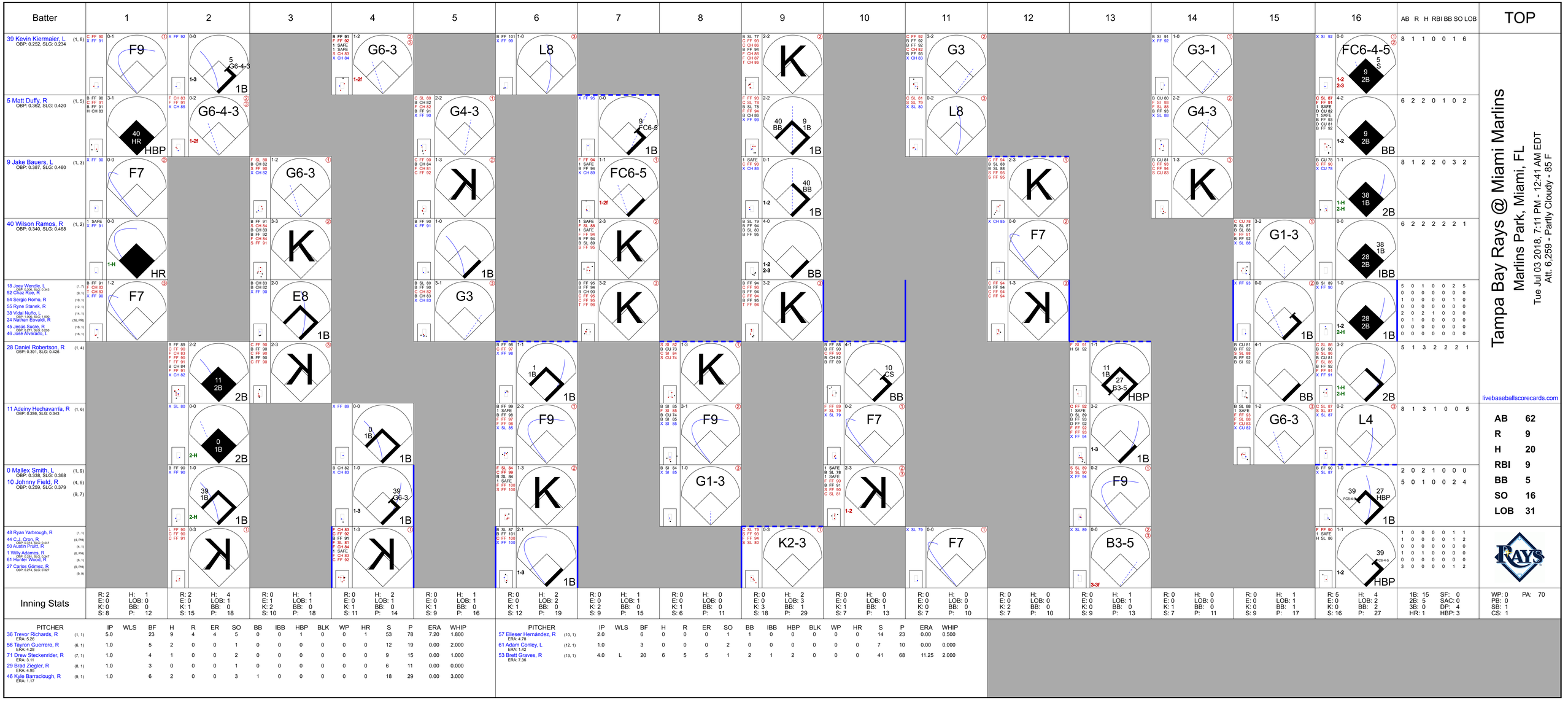

PITCHER	IP	WLS	BF	H	R	ER	SO	BB	IBB	HBP	BLK	WP	HR	S	P	ERA	WHIP
36 Trevor Richards, R (1, 1) ERA: 5.26	5.0		23	9	4	4	5	0	0	1	0	0	1	53	78	7.20	1.800
56 Tayron Guerrero, R (6, 1) ERA: 4.28	1.0		5	2	0	0	1	0	0	0	0	0	0	12	19	0.00	2.000
71 Drew Steckenrider, R (7, 1) ERA: 3.11	1.0		4	1	0	0	2	0	0	0	0	0	0	9	15	0.00	1.000
29 Brad Ziegler, R (8, 1) ERA: 4.95	1.0		3	0	0	0	1	0	0	0	0	0	0	6	11	0.00	0.000
46 Kyle Barraclough, R (9, 1) ERA: 1.17	1.0		6	2	0	0	3	1	0	0	0	0	0	18	29	0.00	3.000

PITCHER	IP	WLS	BF	H	R	ER	SO	BB	IBB	HBP	BLK	WP	HR	S	P	ERA	WHIP
57 Elieser Hernández, R (10, 1) ERA: 4.76	2.0		6	0	0	0	1	1	0	0	0	0	0	14	23	0.00	0.500
61 Adam Conley, L (12, 1) ERA: 1.42	1.0		3	0	0	0	2	0	0	0	0	0	0	7	10	0.00	0.000
53 Brett Graves, R (13, 1) ERA: 7.36	4.0	L	20	6	5	5	1	2	1	2	0	0	0	41	68	11.25	2.000

Tampa Bay Rays @ Miami Marlins

Marlins Park, Miami, FL

Tue Jul 03 2018, 7:11 PM - 12:41 AM EDT

Att. 6,259 - Partly Cloudy - 85 F

livebaseballscorecards.com

BOTTOM

Batter	1	2	3	4	5	6	7	8	9	10	11	12	13	14	15	16	AB	R	H	RBI	BB	SO	LOB
13 Starlin Castro, R (1, 4) OBP: 0.336, SLG: 0.394	G6-3	L6			11 SF9 1B		G6-3		11 DI BB		F9			G6-3		11 FC5-4 1B	7	1	2	0	1	0	3
15 Brian Anderson, R (1, 9) OBP: 0.359, SLG: 0.403	K		K		19 F8-2 1B		G5-3		F9		P3			G6-3		SF8	5	0	1	1	0	2	2
57 Elieser Hernández, R (10, 1)																	0	0	0	0	0	0	0
2 Yadiel Rivera, R (11, PH) OBP: 0.324, SLG: 0.218																	1	0	0	0	0	0	1
61 Adam Conley, L (12, 1)																	0	0	0	0	0	0	0
28 Bryan Holaday, R (13, 2) OBP: 0.228, SLG: 0.224																	1	0	0	1	0	0	0
11 J.T. Realmuto, R (1, 2) (13, 3) OBP: 0.359, SLG: 0.544	G5-3	G5-3			SF9		G6-3		K			K			2B	FC5-4 58 DI	7	0	1	2	0	2	3
41 Justin Bour, L (1, 3) OBP: 0.359, SLG: 0.412		36 1B 1B						G1-3		G6-3 L8		K			B2	BB	6	1	3	0	0	1	0
53 Brett Graves, R (13, 1)																	1	0	0	0	0	0	1
58 Dan Straily, R (16, PH) OBP: 0.266, SLG: 0.176																	0	0	0	0	1	0	0
1 Cameron Maybin, R (1, 7) OBP: 0.294, SLG: 0.306 (10, 9)		K	FC6-4					G6-3			K	K			K	G4-3	8	0	1	0	0	3	5
19 Miguel Rojas, R (1, 5) OBP: 0.314, SLG: 0.360	L9			10 FC3-6 1B	F8-2			BB		1B			G4-3		IBB		5	0	2	0	2	0	4
10 JT Riddle, L (1, 6) OBP: 0.273, SLG: 0.405	36 1B 2B			FC3-6 9 G6-3		F9		F8		K2-3			G4-3		F7		7	1	1	0	0	1	5
9 Lewis Brinson, R (1, 8) OBP: 0.232, SLG: 0.338	36 1B IBB			G6-3		G5-3			G6-3		K		G5-3			13 1B 32 1B 28 SF8 1B	6	1	1	0	1	1	1
36 Trevor Richards, R 3 JB Shuck, LF 58 Taylon Guerrero, R 49 Pablo Lopez, L 71 Drew Steckenrider, R 29 Brad Ziegler, R 48 Kyle Barraclough, R 32 Derek Dietrich, L					13 1B 15 1B BB		G6-3		15 F9 13 BB HBP		2 E 1B			K		28 SF8 13 1B 11 FC5-4 1B							
Inning Stats	R: 0 E: 0 K: 1 S: 7 H: 0 LOB: 0 P: 10	R: 2 E: 0 K: 1 S: 16 H: 3 LOB: 2 BB: 1 P: 22	R: 0 E: 0 K: 1 S: 10 H: 1 LOB: 1 BB: 0 P: 14	R: 0 E: 0 K: 0 S: 8 H: 1 LOB: 1 BB: 0 P: 14	R: 2 E: 0 K: 0 S: 14 H: 4 LOB: 2 BB: 1 P: 20	R: 0 E: 0 K: 0 S: 7 H: 0 LOB: 0 BB: 0 P: 15	R: 0 E: 0 K: 0 S: 4 H: 0 LOB: 0 BB: 0 P: 7	R: 0 E: 0 K: 0 S: 8 H: 0 LOB: 1 BB: 1 P: 15	R: 0 E: 0 K: 1 S: 10 H: 0 LOB: 2 BB: 1 P: 21	R: 0 E: 0 K: 1 S: 12 H: 1 LOB: 1 BB: 0 P: 21	R: 0 E: 1 K: 1 S: 14 H: 1 LOB: 1 BB: 0 P: 21	R: 0 E: 0 K: 3 S: 9 H: 0 LOB: 0 BB: 0 P: 11	R: 0 E: 0 K: 0 S: 8 H: 0 LOB: 0 BB: 0 P: 12	R: 0 E: 0 K: 1 S: 10 H: 0 LOB: 0 BB: 0 P: 15	R: 0 E: 0 K: 1 S: 9 H: 1 LOB: 2 BB: 1 P: 11	R: 2 E: 0 K: 0 S: 17 H: 3 LOB: 2 BB: 1 P: 28	1B: 13 2B: 3 3B: 0 HR: 0	SF: 2 SAC: 0 DP: 1 HBP: 1	WP: 0 PB: 0 SB: 0 CS: 0	PA: 68

	AB	59
	R	6
	H	15
	RBI	6
	BB	6
	SO	11
	LOB	25

PITCHER		IP	WLS	BF	H	R	ER	SO	BB	IBB	HBP	BLK	WP	HR	S	P	ERA	WHIP
48 Ryan Yarbrough, L ERA: 3.84	(1, 1)	3.0		14	4	2	2	3	0	1	0	0	0	0	33	46	6.00	1.333
50 Austin Pruitt, R ERA: 4.18	(4, 1)	2.0		10	5	2	2	0	1	0	0	0	0	0	22	34	9.00	3.000
61 Hunter Wood, R ERA: 1.69	(6, 1)	3.0		10	0	0	0	0	1	0	0	0	0	0	19	37	0.00	0.333
52 Chaz Roe, R ERA: 2.65	(9, 1)	1.0		5	0	0	0	1	1	0	1	0	0	0	10	21	0.00	1.000
54 Sergio Romo, R ERA: 4.34	(10, 1)	2.0		8	2	0	0	2	0	0	0	0	0	0	26	42	0.00	1.000

PITCHER		IP	WLS	BF	H	R	ER	SO	BB	IBB	HBP	BLK	WP	HR	S	P	ERA	WHIP
55 Ryne Stanek, R ERA: 1.98	(12, 1)	2.0		6	0	0	0	2	0	1	0	0	0	0	19	26	0.00	0.500
38 Vidal Nuño, L ERA: 1.5	(14, 1)	2.0	W	8	1	0	0	2	0	1	0	0	0	0	19	26	0.00	0.500
45 Jesús Sucre, R ERA: 54.0	(16, 1)	0.1		4	3	2	2	0	0	0	0	0	0	0	10	14	54.00	9.000
46 José Alvarado, L ERA: 2.83	(16, 1)	0.2	S	3	0	0	0	0	0	1	0	0	0	0	7	14	0.00	1.500

Batter	1	2	3	4	5	6	7	8	9	AB	R	H	RBI	BB	SO	LOB
39 Kevin Kiermaier, L (1, 8) OBP: 0.243, SLG: 0.224	F SI 95 B SI 96 F SI 95 B CH 91 X SI 97 2-2 ① P6		1 SAFE B CH 88 1 SAFE 1 SAFE X CH 89 1-0 ② FC4-6 28 CS 1-2f			C FC 89 B FF 93 S FC 90 S CH 85 1-3 ① K			X SI 84 0-0 ① G3	4	0	0	0	0	1	1
28 Daniel Robertson, R (1, 4) OBP: 0.389, SLG: 0.420 (8, 6)	C SI 97 B SI 97 F CH 90 B CU 84 S SI 96 2-3 ② K		B SI 96 B CH 89 C SI 96 2-1 ③ CS 1-2	F CH 86 B CH 87 F SI 95 F SI 96 B SL 84 F CH 89 B SI 96 S SI 96 3-3 ① K		C FF 94 B FC 89 F SI 94 B SL 85 F FF 94 S SL 85 2-3 ② K			C SI 84 B SI 84 C SI 84 B CU 75 B CU 73 B SI 84 4-2 9 G1-3 BB	3	0	0	0	1	3	0
9 Jake Bauers, L (1, 7) OBP: 0.373, SLG: 0.440	B SI 96 F SI 95 C SI 96 B SI 96 B CH 90 C SI 97 3-3 ③ K			F CH 89 X CH 88 0-1 ② F8		X FC 90 0-0 ③ G1-3			B SI 85 F SI 84 C SI 85 B SI 84 X SI 85 2-2 ② G1-3 1-2	4	0	0	0	0	1	1
44 C.J. Cron, R (1, 3) OBP: 0.314, SLG: 0.442		B SI 93 C CH 92 B CH 92 S CH 87 B CH 90 X CH 90 3-2 2B		C SI 96 B SL 84 B CH 91 X SI 96 2-1 ③ G6-3			B FF 94 B SI 94 C FC 91 X SI 93 2-1 ① G5-3		S SI 85 F SI 84 F CU 73 F SI 86 B CU 75 B CU 74 S CU 74 2-3 ③ K	4	0	1	0	0	1	1
18 Joey Wendle, L (1, 5) OBP: 0.314, SLG: 0.349 (8, 4)		B SI 94 B SI 94 F SI 96 B SI 96 B SI 95 4-1 1 G5-4-3 BB			B SI 93 X SI 93 1-0 1 S 1B		B FF 94 S FC 91 X FF 94 1-1 27 F9-3 1B			2	0	2	0	1	0	0
27 Carlos Gómez, R (1, 9) OBP: 0.271, SLG: 0.323		L SI 96 L SI 95 S SL 83 0-3 ① K			F SL 85 1 SAFE X SI 95 0-1 ① F9		B FF 92 C FC 91 T FF 95 B FF 96 1 SAFE B FF 95 X FC 91 3-2 ②③ F9-3 1-1			3	0	0	0	0	1	4
1 Willy Adames, R (1, 6) OBP: 0.284, SLG: 0.338 0 Mallex Smith, L (8, PH) OBP: 0.341, SLG: 0.368 61 Hunter Wood, R (8, 1)		X SI 96 0-0 ②③ G5-4-3 1-2f			C SI 95 B SI 96 F CH 89 B SI 96 B SL 85 S CH 92 3-3 ② K 1-2			B SL 77 B FF 90 B FF 91 B FF 90 4-0 5 G5-4-3 BB		2 0 0	0 0 0	0 0 0	0 0 0	1 1 0	3 0 0
45 Jesús Sucre, R (1, 2) OBP: 0.284, SLG: 0.259			B SI 95 B SI 95 B SI 95 C SI 94 F SI 96 X SI 95 3-2 10 FC6-4 1B		0-0 IBB			C FF 90 X SL 77 0-1 ① F8		2	0	1	0	1	0	1
35 Matt Andriese, R (1, 1) 10 Johnny Field, R (3, PH) OBP: 0.257, SLG: 0.377 47 Ryan Weber, R (3, 1) 5 Matt Duffy, R (8, PH) OBP: 0.361, SLG: 0.419 (8, 5)			C SI 96 F SI 96 F CU 83 B SI 96 B SI 97 B SI 98 F FF 97 F CH 89 X SI 96 3-2 ① FC6-4 39 FC4-6 1-2f		F SI 96 F SI 96 S SL 86 0-3 ③ K			1 SAFE C FF 90 1 SAFE B FF 92 1 SAFE B CH 80 X CH 80 2-1 ②③ G5-4-3 1-2f		0 1 1 1	0 0 0 0	0 0 0 0	0 0 0 0	0 0 1 0	0 1 2 1	0 1 0 1
Inning Stats	R: 0 E: 0 K: 2 S: 9 H: 0 LOB: 0 BB: 0 P: 16	R: 0 E: 0 K: 1 S: 8 H: 1 LOB: 1 BB: 1 P: 15	R: 0 E: 0 K: 0 S: 11 H: 1 LOB: 0 BB: 0 P: 20	R: 0 E: 0 K: 1 S: 9 H: 0 LOB: 0 BB: 0 P: 14	R: 0 E: 0 K: 2 S: 9 H: 1 LOB: 2 BB: 1 P: 13	R: 0 E: 0 K: 2 S: 8 H: 0 LOB: 0 BB: 0 P: 11	R: 0 E: 0 K: 0 S: 7 H: 1 LOB: 0 BB: 0 P: 13	R: 0 E: 0 K: 0 S: 4 H: 0 LOB: 0 BB: 1 P: 10	R: 0 E: 0 K: 1 S: 11 H: 0 LOB: 1 BB: 1 P: 19	1B: 3 2B: 2 3B: 0 HR: 0 SF: 0 SAC: 0 DP: 3 HBP: 0						

TOP

Tampa Bay Rays @ Miami Marlins

Marlins Park, Miami, FL

Wed Jul 04 2018, 1:12 PM - 3:38 PM EDT

Att. 7,572 - Roof Closed - 77 F

livebaseballscorecards.com

AB	27
R	0
H	4
RBI	0
BB	4
SO	9
LOB	15

WP: 0 PA: 32
PB: 0
SB: 1
CS: 1

PITCHER		IP	WLS	BF	H	R	ER	SO	BB	IBB	HBP	BLK	WP	HR	S	P	ERA	WHIP
62 José Ureña, R ERA: 4.18	(1, 1)	5.0		18	3	0	0	6	1	1	0	0	0	0	46	78	0.00	0.800
55 Drew Rucinski, R ERA: 3.24	(6, 1)	2.0	W	6	1	0	0	2	0	0	0	0	0	0	15	24	0.00	0.500
57 Elieser Hernández, R ERA: 4.66	(8, 1)	1.0	H	3	0	0	0	0	1	0	0	0	0	0	4	10	0.00	1.000
29 Brad Ziegler, R ERA: 4.83	(9, 1)	1.0	S	4	0	0	0	1	1	0	0	0	0	0	11	19	0.00	1.000

PITCHER	IP	WLS	BF	H	R	ER	SO	BB	IBB	HBP	BLK	WP	HR	S	P	ERA	WHIP

Tampa Bay Rays @ Miami Marlins

Marlins Park, Miami, FL

Wed Jul 04 2018, 1:12 PM - 3:38 PM EDT

Att. 7,572 - Roof Closed - 77 F

livebaseballscorecards.com

BOTTOM

Batter	1	2	3	4	5	6	7	8	9	AB	R	H	RBI	BB	SO	LOB
32 Derek Dietrich, L (1, 7) OBP: 0.346, SLG: 0.459 57 Elieser Hernández, R (8, 1) 29 Brad Ziegler, R (9, 1)	C FF 89 F CH 84 F FF 91 F CH 84 S FF 92 0-3 ① K		B SI 88 X SI 88 1-0 ① F9		C SI 89 B CU 75 X CU 76 1-1 ② G6-3		C SI 87 X CH 79 0-1 ② F7			4 0 0	0 0 0	0 0 0	0 0 0	0 0 0	1 0 0	1 0 0
15 Brian Anderson, R (1, 9) OBP: 0.358, SLG: 0.399	S FF 91 X CU 82 0-1 ② G5-3		C SI 89 C SI 90 C SI 90 0-3 ② K		C SI 89 B CU 76 F SI 89 X CU 77 1-2 ③ G6-3		F SI 88 1 SAFE H SI 87 1-1 1-2 HBP			3	0	0	0	0	1	0
41 Justin Bour, L (1, 3) OBP: 0.360, SLG: 0.409	B FF 92 B CH 86 B CH 85 C FF 90 B FF 91 4-1 10 1B 13 BB BB		B SI 90 F SI 90 B SI 90 B SI 90 B SI 88 4-1 13 1B BB			B SI 88 B CU 76 S SI 89 X SI 89 2-1 ① G4-3	C CU 76 B SI 89 B CH 80 X SI 89 2-1 ③ G4-3			2	0	0	0	2	0	2
13 Starlin Castro, R (1, 4) OBP: 0.340, SLG: 0.397	B FF 91 B FF 92 C CH 85 B CH 85 F FF 91 F FF 92 B FF 93 4-2 1-2 10 1B BB		B SI 89 C SI 89 X SI 90 1-1 1-2 1B			C SI 89 C CU 77 B CU 78 F SI 90 F SI 89 F SI 89 X CU 78 1-2 10 3B 1B		C FF 93 C SL 88 F CU 73 S SL 87 0-3 ① K		3	1	2	0	1	1	0
10 JT Riddle, L (1, 6) OBP: 0.288, SLG: 0.458	D CU 81 F FF 91 F CH 86 F FF 92 D CH 87 X FF 92 2-2 1-2 2-3 1B		C SI 89 X SI 89 0-1 ③ G6-3			1 SAFE X SI 89 0-0 3 1-H FC6 3B		B FF 93 F SL 86 B CH 85 B SL 86 X FF 91 3-1 HR		4	2	3	2	0	0	2
3 JB Shuck, L (1, 8) OBP: 0.255, SLG: 0.231	C CH 86 X CH 86 0-1 ③ G4-3			C SI 89 X CU 76 0-1 ① G3		B CU 76 B SI 88 C SI 89 X SI 89 2-1 2 3-H FC6 CS		B FF 92 F SL 86 C CH 85 B CU 72 B CH 86 F SL 87 S CH 86 3-3 ② K		4	0	0	1	0	1	3
2 Yadiel Rivera, R (1, 5) OBP: 0.312, SLG: 0.209		B FF 89 X FF 89 1-0 ① L8		X SI 88 0-0 ② L4		1 SAFE S CH 85 F SI 88 X SI 89 0-2 ② ③ 1-2 G3		S SL 84 B SL 86 B FF 91 S SL 85 B SL 87 X SL 87 3-2 ③ G4-3		4	0	0	0	0	0	1
28 Bryan Holaday, R (1, 2) OBP: 0.221, SLG: 0.216		C FF 90 C FF 90 S CH 85 0-3 ② K		B SI 88 X SI 89 1-0 ③ F9			X SI 88 0-0 ① L9			3	0	0	0	0	1	0
62 José Ureña, R (1, 1) OBP: 0.038, SLG: 0.077 19 Miguel Rojas, R (5, PH) OBP: 0.313, SLG: 0.359 55 Drew Rucinski, R (6, 1) 1 Cameron Maybin, R (7, PH) OBP: 0.297, SLG: 0.310 (8, 7)		C FF 90 M FF 91 F FF 92 S CH 86 0-3 ③ K			C SI 88 X SI 88 0-1 ① F9		X SI 88 0-0 15 HBP 1B			1 1 0 1	0 0 0 0	0 0 0 1	0 0 0 0	0 0 0 0	1 0 0 0	0 0 0 0
Inning Stats	R: 0 E: 0 K: 1 S: 17 H: 1 LOB: 3 BB: 2 P: 27	R: 0 E: 0 K: 2 S: 8 H: 0 LOB: 0 BB: 0 P: 9	R: 0 E: 0 K: 1 S: 9 H: 1 LOB: 2 BB: 1 P: 15	R: 0 K: 0 S: 4 H: 0 LOB: 0 BB: 0 P: 5	R: 0 E: 0 K: 0 S: 7 H: 0 LOB: 0 BB: 0 P: 9	R: 2 E: 0 K: 0 S: 14 H: 2 LOB: 0 BB: 0 P: 19	R: 0 E: 0 K: 0 S: 7 H: 1 LOB: 2 BB: 0 P: 10	R: 1 E: 0 K: 2 S: 13 H: 1 LOB: 0 BB: 0 P: 22		1B: 4 2B: 0 3B: 1 HR: 1	SF: 0 SAC: 0 DP: 0 HBP: 1		WP: 0 PB: 0 SB: 0 CS: 1	PA: 34		

	AB	30
	R	3
	H	6
	RBI	3
	BB	3
	SO	6
	LOB	9

MIAMI

PITCHER		IP	WLS	BF	H	R	ER	SO	BB	IBB	HBP	BLK	WP	HR	S	P	ERA	WHIP
35 Matt Andriese, R ERA: 3.71	(1, 1)	2.0		9	1	0	0	3	2	0	0	0	0	0	25	36	0.00	1.500
47 Ryan Weber, R ERA: 5.06	(3, 1)	5.0	L	21	4	2	2	1	1	0	1	0	0	0	41	58	3.60	1.000
61 Hunter Wood, R ERA: 2.84	(8, 1)	1.0		4	1	1	1	2	0	0	0	0	0	1	13	22	9.00	1.000

PITCHER	IP	WLS	BF	H	R	ER	SO	BB	IBB	HBP	BLK	WP	HR	S	P	ERA	WHIP

Batter	1	2	3	4	5	6	7	8	9	AB	R	H	RBI	BB	SO	LOB
32 Derek Dietrich, L (1, 7) OBP: 0.348, SLG: 0.458	F SI 88 B SI 89 B KC 76 X CH 83 2-1 11 F8 15 G6-3 14 E 1B	B KC 77 B SI 89 X SI 90 2-0 15 HBP 11 1B 1-2 1B	D KC 75 S CH 78 X FC 88 1-1 ③ G3			B FF 89 F SL 80 F SL 81 B FF 91 S FF 91 2-3 ① K		F FF 93 T FF 94 F SL 88 D SL 85 B FF 94 F FF 93 B CH 88 F FF 94 F FF 93 4-2 B SL 85 15 HR BB	T FF 93 S SL 82 S FF 95 0-3 ③ K	5	3	2	0	1	2	3
15 Brian Anderson, R (1, 9) OBP: 0.361, SLG: 0.412	B KC 73 F SI 91 1 SAFE B SI 89 1 SAFE X SI 90 2-1 ① G6-3 1-2	C CH 81 H SI 91 1-1 11 1B 41 1B 1-2 HBP 2-3		X KC 76 0-0 ① G5-3		C SL 82 X SL 83 0-1 2B		C SL 77 X FF 94 0-1 1-H HR 2-H		4	2	2	3	0	0	1
11 J.T. Realmuto, R (1, 2) OBP: 0.364, SLG: 0.544	B SI 90 B SI 90 F CH 83 B SI 88 X CH 82 3-1 ② F8 2-3	F SI 90 B SI 91 X SI 90 1-1 41 1B 14 HR 1B 1-2 2-H 3-H		C SI 88 X FC 85 0-1 41 HR 1B		F SL 82 B FF 89 H FF 90 2-1 HBP		C FF 96 F SL 81 B FF 98 F CH 86 X SL 80 1-2 G5-3 ①		4	2	2	2	0	0	1
41 Justin Bour, L (1, 3) OBP: 0.364, SLG: 0.421	D KC 75 B SI 90 B CH 81 C SI 90 B SI 89 4-1 14 E BB	F FC 89 X FC 88 0-1 14 HR 1B 1-3 2-H		C CH 78 B SI 90 C SI 90 1 SAFE X KC 79 1-2 1-H HR		B FF 91 C FF 91 B SL 81 S SL 82 F SL 83 S SL 82 2-3 ② K		S SI 96 C FF 96 S CH 87 0-3 ② K		4	2	2	3	1	2	2
14 Martín Prado, R (1, 5) OBP: 0.240, SLG: 0.255	C SI 90 X SI 90 0-1 E5 1 FC5-4 1-2 3-H	C KC 75 X SI 90 0-1 1-H HR 3-H		C FC 83 C SI 89 B FF 88 X CH 80 1-2 ② F7		B FF 92 C FF 92 X FF 91 1-1 ③ P3		C SL 81 B SL 85 C SL 79 S FF 97 1-3 ③ K		5	1	1	3	0	1	3
1 Cameron Maybin, R (1, 8) OBP: 0.295, SLG: 0.307	B SI 90 C CH 81 X CH 81 1-1 ③ FC5-4 1-2f	C SI 86 C FC 86 B CH 80 S CH 79 1-3 ③ K		X KC 75 0-0 ③ L5			C SI 91 B SI 92 S CH 88 F SI 93 T SL 87 1-2 ① K		X FF 93 0-0 13 1B	5	0	1	0	0	2	2
19 Miguel Rojas, R (1, 4) OBP: 0.312, SLG: 0.356 (7, 6)		B KC 73 C KC 73 X KC 78 1-1 ① G6-3	C SI 88 X CH 80 0-1 2 FC6-4 1B		B FF 92 B FF 93 X FF 95 2-0 ① G4-3		X SI 93 0-0 ② G6-3		C FF 94 S FS 84 S FF 94 0-3 ① K	5	0	1	0	0	1	1
2 Yadiel Rivera, R (1, 6) OBP: 0.310, SLG: 0.211 76 Dillon Peters, L (7, 1) OBP: 0.250, SLG: 0.143 28 Bryan Holaday, R (9, PH) OBP: 0.219, SLG: 0.213		C KC 72 B CH 78 S CH 80 B SI 90 X KC 77 2-2 15 HBP 32 1B 11 1B 1B	C KC 75 C KC 77 F KC 77 F SI 89 B SI 89 F CH 80 X SI 91 1-2 ① FC6-4 1-2f		F FF 95 B CU 80 B CU 80 F FF 95 X SI 94 2-2 ② G6-3		C SI 92 C SI 93 X SI 94 0-2 ③ G3-1		1 SAFE B FF 94 F FF 94 X FF 95 1-1 ② F8	4 0 1	1 0 0	1 0 0	0 0 0	0 0 0	0 0 0	1 0 1
49 Pablo López, L (1, 1) 61 Adam Conley, L (6, 1) 55 Drew Rucinski, R (6, 1) 13 Starlin Castro, R (7, 4) OBP: 0.344, SLG: 0.403		X FF 88 0-0 ② B5	M KC 73 C KC 76 M KC 76 0-3 ② K		S FF 94 C FF 95 F FF 96 B CU 79 C CU 80 1-3 ③ K			C FF 94 B FF 94 B SL 86 B FF 94 X FF 94 3-1 15 HR 2B	C FF 95 F FF 96 X FF 96 0-2 1-2 1B	3 0 0 2	0 0 0 1	0 0 0 2	0 0 0 1	0 0 0 2	2 0 0 2	2 0 0 0
Inning Stats	R: 1 E: 1 K: 0 S: 11 H: 1 LOB: 2 BB: 1 P: 23	R: 6 E: 0 K: 1 S: 17 H: 5 LOB: 0 BB: 0 P: 25	R: 0 E: 0 K: 1 S: 13 H: 1 LOB: 1 BB: 0 P: 15	R: 2 E: 0 K: 0 S: 10 H: 2 LOB: 0 BB: 0 P: 12	R: 0 E: 0 K: 1 S: 8 H: 0 LOB: 0 BB: 0 P: 13	R: 0 E: 0 K: 2 S: 12 H: 1 LOB: 2 BB: 0 P: 19	R: 0 E: 0 K: 1 S: 8 H: 0 LOB: 0 BB: 0 P: 9	R: 3 E: 0 K: 2 S: 20 H: 2 LOB: 0 BB: 1 P: 29	R: 0 E: 0 K: 2 S: 12 H: 2 LOB: 2 BB: 0 P: 13	1B: 9 2B: 2 3B: 0 HR: 3	SF: 0 SAC: 0 DP: 0 HBP: 2					WP: 0 PB: 0 SB: 0 CS: 0	PA: 46

PITCHER		IP	WLS	BF	H	R	ER	SO	BB	IBB	HBP	BLK	WP	HR	S	P	ERA	WHIP
58 Jeremy Hellickson, R ERA: 3.81	(1, 1)	4.0		24	9	9	8	2	1	0	1	0	0	2	51	75	18.00	2.500
68 Jefry Rodriguez, R ERA: 5.52	(5, 1)	1.0		3	0	0	0	1	0	0	0	0	0	0	8	13	0.00	0.000
27 Shawn Kelley, R ERA: 3.09	(6, 1)	1.0	W	5	1	0	0	2	0	0	1	0	0	0	12	19	0.00	1.000
21 Brandon Kintzler, R ERA: 4.05	(7, 1)	1.0	H	3	0	0	0	1	0	0	0	0	0	0	8	9	0.00	0.000
60 Justin Miller, R ERA: 3.57	(8, 1)	0.0		2	1	2	2	0	1	0	0	0	0	0	8	15	∞	∞

PITCHER		IP	WLS	BF	H	R	ER	SO	BB	IBB	HBP	BLK	WP	HR	S	P	ERA	WHIP
40 Kelvin Herrera, R ERA: 1.89	(8, 1)	1.0		4	1	1	1	2	0	0	0	0	0	1	12	14	9.00	1.000
62 Sean Doolittle, L ERA: 1.49	(9, 1)	1.0	S	5	2	0	0	2	0	0	0	0	0	0	12	13	0.00	2.000

TOP

Miami Marlins @ Washington Nationals

Nationals Park, Washington, DC

Thu Jul 05 2018, 7:10 PM - 10:24 PM EDT

Att. 24,314 - Partly Cloudy - 89 F

livebaseballscorecards.com

AB	42
R	12
H	14
RBI	11
BB	2
SO	10
LOB	17

MIAMI

Batter	1	2	3	4	5	6	7	8	9	AB	R	H	RBI	BB	SO	LOB
7 Trea Turner, R (1, 6) OBP: 0.357, SLG: 0.427	B FF 92 X FF 90 1-0 ① G5-3			B CU 76 X FF 92 1-0 HR	C SI 93 B CH 87 S CH 87 F SI 94 X FF 95 1-2 ② FC3-6 22 2B 1-2f 2-3 3-H	F CH 86 D SL 88 C CH 86 X FF 97 1-2 HR 1-H 2-H 3-H	X CU 77 0-0 22 1B 1B 1-2 2-H 3-H			5	3	3	8	0	0	2
22 Juan Soto, L (1, 7) OBP: 0.424, SLG: 0.558	B FF 94 B FF 93 F SI 92 B SI 93 X SI 91 3-1 ② G3-1			F FF 94 X CH 87 0-1 ① L8	X FF 91 0-0 2B 1-H 3-H	S SL 85 B SL 88 B FF 95 B CH 85 F FF 95 B FF 94 4-2 BB	C SL 86 X SL 86 0-1 6 FC6-4 1B 1-2 2-H			4	0	2	3	1	0	0
6 Anthony Rendon, R (1, 5) OBP: 0.346, SLG: 0.516	C FF 92 B CU 77 F CU 77 B FF 92 F FF 93 X FF 93 2-2 ③ G4-3			F FF 93 S SI 94 X SI 93 0-2 ② G6-3	C CU 77 B CH 84 F FF 94 B CU 78 S SI 94 2-3 ③ K	1 SAFE B FC 91 X FF 93 1-0 ③ L8	C FF 92 B FF 93 X CU 78 1-1 ③ FC6-4 1-2f			5	0	0	0	0	1	4
34 Bryce Harper, L (1, 9) OBP: 0.363, SLG: 0.473		B SI 92 F SI 92 B CU 75 S CH 85 B CH 86 X SI 91 3-2 ① F7		X CU 77 0-0 ③ G4-3		C FF 95 B SL 88 B SL 87 S FF 97 B FF 97 B FF 97 4-2 15 2B 20 SF7 BB	F FF 94 S CU 79 T FF 94 0-2 ① K	B FF 92 B SL 86 C FF 92 S CU 79 B FF 92 B FF 92 4-2 15 56-3-5-6 BB		3	1	0	0	2	1	0
15 Matt Adams, L (1, 3) OBP: 0.364, SLG: 0.589		X SI 92 0-0 20 G4-6-3 1B			X FF 93 0-0 3 1B 20 BB 2 BB 1B	X FF 96 0-0 20 SF7 7 HR 1-3 2B	C FF 88 S CU 78 B CU 78 F FF 93 B FF 93 X CU 78 2-2 3 1B 64 1B 1B	F CU 78 X SL 87 0-1 ① ② G6-3-5-6 1-2f		5	3	4	0	0	0	1
20 Daniel Murphy, L (1, 4) OBP: 0.233, SLG: 0.265		B SI 91 C FF 92 F FF 92 X FF 93 1-2 ② ③ G4-6-3 1-2f			B CH 86 B SI 93 B FF 93 C SI 93 B SI 92 4-1 2 BB 3 1B 7 FC3-6 1-2 BB	B CH 86 C CH 86 X FF 97 1-1 ① SF7 2-3 3-H	B FF 93 X FF 92 1-0 ② L9 0-0 ③ L8	X FF 94		3	1	0	1	1	0	2
3 Michael Taylor, R (1, 8) OBP: 0.307, SLG: 0.386			F FF 91 B SI 92 B CU 76 S SI 91 X FF 92 2-2 ① G4-3		C CH 86 F SI 93 F CH 86 B FF 94 F SI 93 F CH 87 F CU 78 F CH 87 X FF 93 1-2 7 FC3-6 22 2B 2 BB 1B 2-3	B CH 88 B FF 97 B FF 96 B FF 95 4-0 7 HR 14 BB BB	D CU 78 C FF 93 X CU 78 1-1 8 BB 64 1B 7 1B 1-2 1B			3	3	2	0	1	0	0
29 Pedro Severino, R (1, 2) OBP: 0.258, SLG: 0.239 14 Mark Reynolds, R (6, PH) OBP: 0.325, SLG: 0.470 64 Spencer Kieboom, R (7, 2) OBP: 0.313, SLG: 0.279			C SI 94 B SI 92 B SI 92 S SI 92 F SI 91 X CU 76 2-2 ② L7		F SI 93 F SI 93 F SI 94 F CH 86 S FF 95 0-3 ① K	B FF 94 B CH 86 S FF 95 D CH 86 F FF 96 B FF 96 4-2 7 HR 1-2 BB	B FF 92 C FF 92 B FF 93 X FF 93 2-1 8 BB 7 1B 1-2 2-H 1B			2 0 1	0 1 1	0 0 1	0 1 1	1 0 0	0 0 0	3 0 0
58 Jeremy Hellickson, R (1, 1) 68 Jefry Rodriguez, R (6, 1) 2 Adam Eaton, L (5, PH) 27 Shawn Kelley, R (6, 1) 1 Wilmer Difo, S (6, PH) 21 Brandon Kintzler, R (7, 1) 8 Brian Goodwin, L (7, PH) 60 Justin Miller, R (8, 1) 40 Kelvin Herrera, R (8, 1) 62 Sean Doolittle, L (9, 1)			C FF 93 S CU 78 F FF 94 C SI 92 0-3 ③ K		B FF 93 S CH 86 B SI 94 B FF 93 B SI 92 4-1 7 FC3-6 1-2 2-3 3-H BB	B FF 96 S FF 96 F FF 95 D CH 85 S CH 86 2-3 ② K	B FF 92 B CU 78 B FF 92 B FF 92 4-0 7 1B 22 1B BB 1-2 2-3			1 0 0 0 0 1 0 0 0 0	0 0 0 0 0 0 0 0 0 0	0 0 0 1 0 0 0 1 0 0	0 0 1 1 0 0 1 0 0 0	0 0 0 0 0 0 0 0 0 0	1 0 0 0 0 1 0 0 0 0	0 0 0 0 0 3 0 0 0 0
Inning Stats	R: 0 E: 0 K: 0 S: 7 H: 0 LOB: 0 BB: 0 P: 13	R: 0 E: 0 K: 0 S: 7 H: 1 LOB: 0 BB: 0 P: 11	R: 0 E: 0 K: 1 S: 11 H: 0 LOB: 0 BB: 0 P: 15	R: 1 E: 0 K: 0 S: 7 H: 1 LOB: 0 BB: 0 P: 8	R: 4 E: 0 K: 2 S: 24 H: 3 LOB: 1 BB: 2 P: 36	R: 5 E: 0 K: 1 S: 16 H: 2 LOB: 2 BB: 4 P: 37	R: 4 E: 0 K: 1 S: 17 H: 5 LOB: 2 BB: 1 P: 28	R: 0 E: 0 K: 0 S: 5 H: 0 LOB: 0 BB: 1 P: 9		1B: 8 2B: 2 3B: 0 HR: 2	SF: 1 SAC: 0 DP: 2 HBP: 0			WP: 0 PB: 0 SB: 0 CS: 0	PA: 42	

PITCHER		IP	WLS	BF	H	R	ER	SO	BB	IBB	HBP	BLK	WP	HR	S	P	ERA	WHIP
49 Pablo López, R ERA: 5.73	(1, 1)	5.0		21	5	5	5	3	2	0	0	0	0	1	56	83	9.00	1.400
61 Adam Conley, L ERA: 3.66	(6, 1)	0.2	L	8	2	5	5	1	4	0	0	0	0	1	15	35	67.50	9.000
55 Drew Rucinski, R ERA: 3.18	(6, 1)	0.1		1	0	0	0	0	0	0	0	0	0	0	1	2	0.00	0.000
76 Dillon Peters, L ERA: 7.16	(7, 1)	2.0		12	5	4	4	1	2	0	0	0	0	0	22	37	18.00	3.500

PITCHER	IP	WLS	BF	H	R	ER	SO	BB	IBB	HBP	BLK	WP	HR	S	P	ERA	WHIP

BOTTOM

Miami Marlins @ Washington Nationals

Nationals Park, Washington, DC

Thu Jul 05 2018, 7:10 PM - 10:24 PM EDT

Att. 24,314 - Partly Cloudy - 89 F

livebaseballscorecards.com

AB	33
R	14
H	12
RBI	14
BB	8
SO	5
LOB	15

Miami Marlins @ Washington Nationals

Nationals Park, Washington, DC

Fri Jul 06 2018, 7:07 PM - 10:18 PM EDT

Att. 32,652 - Cloudy - 85 F

livebaseballscorecards.com

TOP

Batter	1	2	3	4	5	6	7	8	9	AB	R	H	RBI	BB	SO	LOB
13 Starlin Castro, R (1, 4) OBP: 0.345, SLG: 0.406	B SI 90 C SI 90 B CU 77 S CH 84 B FF 91 X SI 91 3-2 G6-3 ①		B CU 74 B CH 84 C CH 83 X CH 83 2-1 2-H 2B		F FF 90 B CU 77 D CU 76 X CH 83 2-1 11 FC6-2 15 1B 14 BB 1-2 1B		C SI 92 B CH 88 X SI 92 1-1 G5-3 ①		X FF 93 0-0 L4 ③	5	1	2	1	0	0	0
15 Brian Anderson, R (1, 9) OBP: 0.362, SLG: 0.412	B FF 91 B CU 78 B FF 90 C SI 91 C SI 91 B FF 91 4-2 11 CS BB		B FF 90 S CU 75 S FF 90 F FF 90 B FF 91 B CU 77 F FF 91 X FF 92 3-2 F9 ②		T FF 90 X CH 84 0-1 14 BB 11 FC6-2 1-2 2-3 1B		B SI 93 B SI 94 B SI 93 C SI 92 S SI 93 X SI 94 3-2 L9 ②			3	0	1	0	1	0	1
11 J.T. Realmuto, R (1, 2) OBP: 0.358, SLG: 0.535	B SI 91 C SI 91 F CH 84 F SI 90 B CU 78 F CH 85 F SI 91 F FF 92 F SI 90 3-3 D CU 78 1 SAFE F CU 76 S SI 91 1-2 K ② ③		C FF 90 B SI 90 B FF 91 S CU 77 S CU 78 2-3 K ③		C SI 90 B SI 90 X SI 90 1-1 FC6-2 ① 14 BB 1-2 2-3 3-Hf		C SI 93 S SL 88 X SI 93 0-2 F7 ③			4	0	0	0	0	2	5
14 Martín Prado, R (1, 5) OBP: 0.250, SLG: 0.250		B SI 90 F SI 90 C CU 76 B FF 89 B SI 90 B CU 76 4-2 41 G6-3 BB		B FF 89 C CU 75 F CU 76 X SI 90 1-2 F8 ①	B CU 77 B SI 91 C CH 84 C SI 90 F SI 90 D SI 92 B CU 75 4-2 1-2 2-3 3-H BB			C FF 95 B CH 87 X CH 85 1-1 G5-3 ①		2	0	0	1	2	0	0
41 Justin Bour, L (1, 3) OBP: 0.363, SLG: 0.416		S FF 92 C SI 90 F CH 83 X FF 92 0-2 G6-3 ① ② 1-2f		B CU 76 B SI 89 C FF 91 B CH 85 F CH 85 B SI 91 4-2 19 1B 30 1B BB	B FF 91 B CU 77 B FF 91 C FF 90 C FF 90 S FF 90 3-3 K ②			C CU 83 F FF 96 B FF 96 X CU 84 1-2 F7 ②		3	0	0	0	1	1	4
30 Garrett Cooper, R (1, 7) OBP: 0.462, SLG: 0.300		B SI 91 B SI 91 C SI 91 B SI 90 X SI 91 3-1 1B		B SI 91 C CH 84 F FF 90 B CU 77 X CU 77 2-2 1 G5-3 19 1B 1-2 1B	F SI 90 B FF 91 D CU 78 C FF 88 S FF 91 2-3 K ③			B FF 97 B FF 97 B SI 96 C FF 97 S SI 96 B FF 94 4-2 BB		3	0	2	0	1	1	3
19 Miguel Rojas, R (1, 6) OBP: 0.314, SLG: 0.358		D CU 78 B SI 91 X CH 84 2-0 G1-3 ③		X SI 90 0-0 1-2 2-3 1B		B FF 94 F FF 95 F FF 95 F FF 94 B SL 86 F SL 84 X SL 86 2-2 1 G6-4-3 1B		X FF 96 0-0 L8 ③		4	0	2	0	0	0	2
1 Cameron Maybin, R (1, 8) OBP: 0.294, SLG: 0.306			S CH 82 X CH 84 0-1 58 SH1-3 13 2B 1B	C CH 85 B SI 90 F SI 90 D CU 78 X CH 84 2-2 G5-3 ② ③ 2-3f		B FF 94 C FF 95 1 SAFE B SL 87 X SL 85 2-1 G6-4-3 ① ② 1-2f			B FF 93 F FF 93 X FF 93 1-1 F8 ①	4	1	1	0	0	0	4
58 Dan Straily, R (1, 1) OBP: 0.304, SLG: 0.211 29 Brad Ziegler, R (7, 1) 71 Drew Steckenrider, R (8, 1) 32 Derek Dietrich, L (9, PH) OBP: 0.347, SLG: 0.457 46 Kyle Barraclough, R (9, 1)			L SI 87 1 SAFE B FF 88 X SI 87 1-1 SH1-3 ① 1-2		F SI 89 X SI 88 0-1 15 1B 13 1B 11 FC6-2 1B		C FF 93 C SL 86 B SL 87 B FF 94 S FF 93 2-3 K ③		C SL 82 B SL 82 S FF 94 S FF 94 1-3 K ②	2 0 0 0 1 0	0 0 0 0 0 0	1 0 0 0 0 0	0 0 0 0 0 0	0 0 0 0 0 0	1 0 0 1 0 0	0 0 0 0 0 0
Inning Stats	R: 0 E: 0 K: 1 S: 14 H: 0 LOB: 1 BB: 1 P: 24	R: 0 E: 0 K: 0 S: 9 H: 1 LOB: 1 BB: 1 P: 18	R: 1 E: 0 K: 1 S: 14 H: 2 LOB: 1 BB: 0 P: 22	R: 0 E: 0 K: 0 S: 12 H: 2 LOB: 2 BB: 1 P: 21	R: 1 E: 0 K: 2 S: 17 H: 3 LOB: 3 BB: 1 P: 29	R: 0 E: 0 K: 1 S: 10 H: 1 LOB: 0 BB: 0 P: 16	R: 0 E: 0 K: 0 S: 8 H: 0 LOB: 0 BB: 0 P: 12	R: 0 E: 0 K: 0 S: 8 H: 0 LOB: 1 BB: 1 P: 14	R: 0 E: 0 K: 1 S: 6 H: 0 LOB: 0 BB: 0 P: 8	1B: 8 2B: 2 3B: 0 HR: 0 SF: 0 SAC: 1 DP: 4 HBP: 0						

AB	31
R	2
H	9
RBI	2
BB	5
SO	6
LOB	19

WP: 0 PA: 37
PB: 0
SB: 0
CS: 1

MIAMI

PITCHER		IP	WLS	BF	H	R	ER	SO	BB	IBB	HBP	BLK	WP	HR	S	P	ERA	WHIP
47 Gio González, L ERA: 3.76	(1, 1)	5.0		24	8	2	2	4	4	0	0	0	0	0	66	114	3.60	2.400
60 Justin Miller, R ERA: 3.42	(6, 1)	1.0		3	1	0	0	1	0	0	0	0	0	0	10	16	0.00	1.000
21 Brandon Kintzler, R ERA: 3.93	(7, 1)	1.0		3	0	0	0	0	0	0	0	0	0	0	8	12	0.00	0.000
44 Ryan Madson, R ERA: 4.4	(8, 1)	1.0		4	0	0	0	0	1	0	0	0	0	0	8	14	0.00	1.000
62 Sean Doolittle, L ERA: 1.45	(9, 1)	1.0	W	3	0	0	0	1	0	0	0	0	0	0	6	8	0.00	0.000

PITCHER		IP	WLS	BF	H	R	ER	SO	BB	IBB	HBP	BLK	WP	HR	S	P	ERA	WHIP

Miami Marlins @ Washington Nationals

Nationals Park, Washington, DC

Fri Jul 06 2018, 7:07 PM - 10:18 PM EDT

Att. 32,652 - Cloudy - 85 F

livebaseballscorecards.com

BOTTOM

Batter	1	2	3	4	5	6	7	8	9	AB	R	H	RBI	BB	SO	LOB
7 Trea Turner, R (1, 6) OBP: 0.359, SLG: 0.427	C FF 90 S SL 84 B SL 86 F SL 83 X SI 92 1-2 G6-3 ①		B SL 84 F SL 84 B CH 84 X FF 90 2-1 6 CS 1B		C FF 88 S CH 82 B CH 82 B SL 85 B SL 85 F FF 92 X SI 91 3-2 G6-3 ①		L SI 86 X SI 84 0-1 1B			4	0	2	0	0	0	0
22 Juan Soto, L (1, 7) OBP: 0.420, SLG: 0.546	B FF 91 B SL 84 B FF 91 B FF 91 4-0 BB		1 SAFE X FF 91 0-0 F8 ②		B SL 85 B CH 85 X SI 92 2-0 G3-1 ②		B SI 86 C SI 85 1 SAFE B SI 85 B SI 84 S SI 86 F SI 86 X SI 87 3-2 F7 ③			3	0	0	0	1	0	2
6 Anthony Rendon, R (1, 5) OBP: 0.348, SLG: 0.512	1 SAFE B SI 92 B FF 91 D SL 85 C FF 91 X SI 92 3-1 F9 ②		B SI 92 B SL 84 2-0 CS ③ 1-2	B FF 89 B SL 83 B SI 89 C FF 90 F FF 91 B FF 91 4-2 34 BB 2 1B BB	F SL 86 B CH 83 X SL 84 1-1 P4 ③			B FF 95 F FF 95 F FF 96 B FF 94 B SL 89 F FF 96 B FF 96 4-2 15 1B 34 BB BB		2	1	0	0	2	0	1
34 Bryce Harper, L (1, 8) OBP: 0.364, SLG: 0.470	S SL 84 F SL 84 B SL 83 B FF 92 1 SAFE X FF 91 2-2 F7 ③			B SL 84 B SL 83 B SL 84 C SI 91 D CH 85 4-1 2 1B 1 1B 1-2 BB	C SL 82 F CH 82 X CH 83 0-2 G3 ①			C FF 96 1 SAFE B FF 96 B FF 96 F FF 94 F FF 96 D SL 90 F FF 97 B FF 96 4-2 15 1B 1-2 BB		2	1	0	0	2	0	1
15 Matt Adams, L (1, 3) OBP: 0.361, SLG: 0.580		F FF 90 C CH 84 B CH 83 X FF 90 1-2 F7 ①		C CH 84 S CH 84 B SL 85 S FF 91 1-3 K ①	C CH 83 F SL 84 F SL 87 X FF 90 0-2 G6-3 ②			F FF 95 X CH 90 0-1 1-2 2-3 1B		4	0	1	0	0	1	2
2 Adam Eaton, L (1, 9) OBP: 0.377, SLG: 0.402		C FF 90 B FF 91 B CH 83 X FF 90 2-1 G3 ②		B CH 85 2 SAFE C FF 91 X SL 84 1-1 1 1B 64 FC1-2 1-3 2-H 1B	C FF 91 F FF 90 F CH 84 F FF 91 B SI 91 F CH 85 F SL 86 B CH 84 X SL 85 2-2 1 S 1B			C FF 96 X FF 96 0-1 L7 ①		4	0	2	1	0	0	3
1 Wilmer Difo, S (1, 4) OBP: 0.304, SLG: 0.346		C SL 84 B CH 84 X FF 92 1-1 1B		C SL 84 B SI 91 B SI 90 1 SAFE C SL 84 B CH 85 1 SAFE F SL 85 F SL 84 3-2 X FF 91 47 E 64 FC1-2 1-3 3-H 1B	1 SAFE 1 SAFE B SI 91 F FF 90 T SL 84 D CH 84 B SL 85 X SL 82 3-2 L8 ③ 1-2			B FF 96 F FF 95 B SL 89 X FF 97 2-1 P6 ②		4	0	2	1	0	0	4
64 Spencer Kieboom, R (1, 2) OBP: 0.294, SLG: 0.261 20 Daniel Murphy, L (8, PH) OBP: 0.230, SLG: 0.261 29 Pedro Severino, R (9, 2) OBP: 0.258, SLG: 0.239		C SI 92 1 SAFE C FF 92 1 SAFE X SL 85 0-2 G6-3 ③		1 SAFE X SL 85 0-0 FC1-2 ② 1-2 3-H			C SI 84 X SI 84 0-1 G5-3 ①	T FF 96 X FF 96 0-1 F8 ③		3 1 0	0 0 0	0 0 0	0 0 0	0 0 0	0 0 0	3 3 0
47 Gio González, R (1, 1) OBP: 0.034, SLG: 0.034 60 Justin Miller, R (6, 1) 21 Brandon Kintzler, R (7, 1) 8 Brian Goodwin, L (7, PH) OBP: 0.319, SLG: 0.357 44 Ryan Madson, L (8, 1) 62 Sean Doolittle, L (9, 1) 14 Mark Reynolds, R (9, PH) OBP: 0.330, SLG: 0.505			B FF 89 C FF 89 X SL 82 1-1 F8 ①	B SL 83 C FF 90 2 SAFE S FF 90 B SL 83 F FF 90 X SI 90 2-2 L9 ③ 2-3			C SI 84 C SI 84 S SI 85 0-3 K ②		B FF 93 B FF 94 B FF 94 T FF 94 X FF 95 3-1 HR	2 0 0 1 0 0 1	0 0 0 0 0 0 1	0 0 0 0 0 0 1	0 0 0 0 0 0 1	0 0 0 1 0 0 0	0 0 0 0 0 0 0	2 0 0 0 0 0 0
Inning Stats	R: 0 E: 0 K: 0 S: 9 H: 0 LOB: 1 BB: 1 P: 19	R: 0 E: 0 K: 0 S: 10 H: 1 LOB: 1 BB: 0 P: 14	R: 0 E: 0 K: 0 S: 5 H: 1 LOB: 0 BB: 0 P: 10	R: 2 E: 1 K: 1 S: 18 H: 2 LOB: 2 BB: 2 P: 33	R: 0 E: 0 K: 0 S: 7 H: 0 LOB: 0 BB: 0 P: 13	R: 0 E: 0 K: 0 S: 17 H: 1 LOB: 1 BB: 0 P: 22	R: 0 E: 0 K: 1 S: 11 H: 1 LOB: 1 BB: 0 P: 14	R: 0 E: 0 K: 0 S: 15 H: 1 LOB: 3 BB: 2 P: 25	R: 1 E: 0 K: 0 S: 2 H: 1 LOB: 0 BB: 0 P: 5	1B: 7 2B: 0 3B: 0 HR: 1	SF: 0 SAC: 0 DP: 0 HBP: 0	WP: 0 PB: 0 SB: 1 CS: 1	PA: 37				

	AB	31
	R	3
	H	8
	RBI	3
	BB	5
	SO	2
	LOB	21

PITCHER		IP	WLS	BF	H	R	ER	SO	BB	IBB	HBP	BLK	WP	HR	S	P	ERA	WHIP
58 Dan Straily, R ERA: 4.55	(1, 1)	6.0		25	5	2	2	1	3	0	0	0	0	0	66	111	3.00	1.333
29 Brad Ziegler, R ERA: 4.71	(7, 1)	1.0		4	1	0	0	1	0	0	0	0	0	0	11	14	0.00	1.000
71 Drew Steckenrider, R ERA: 3.03	(8, 1)	1.0		6	1	0	0	0	2	0	0	0	0	0	15	25	0.00	3.000
46 Kyle Barraclough, R ERA: 1.41	(9, 1)	0.0	L	1	1	1	1	0	0	0	0	0	0	1	2	5	∞	∞

PITCHER	IP	WLS	BF	H	R	ER	SO	BB	IBB	HBP	BLK	WP	HR	S	P	ERA	WHIP

Batter	1	2	3	4	5	6	7	8	9	AB	R	H	RBI	BB	SO	LOB
32 Derek Dietrich, L (1, 7) OBP: 0.346, SLG: 0.454	C CU 79 B FF 94 F FF 94 F FF 94 B CH 85 B CH 86 F FC 89 X FF 96 3-2 11 G6-4-3 1B			F FC 88 B FF 93 X CU 80 1-1 ① G4-3	F FF 95 F FF 96 B FF 96 X CH 83 1-2 ③ G3		F CU 79 B CH 84 F FF 94 X FC 89 1-2 ③ P6			4	0	1	0	0	0	1
13 Starlin Castro, R (1, 4) OBP: 0.346, SLG: 0.414	X SL 86 0-0 ① F8			B FF 92 B FF 94 C SL 86 F SL 86 X CU 79 2-2 HR		B FF 92 C SL 83 B FF 94 B FF 92 B FF 94 4-1 30 BB BB		C SL 78 X FF 90 0-1 ① F8		3	1	1	1	1	0	1
11 J.T. Realmuto, R (1, 2) OBP: 0.358, SLG: 0.544 28 Bryan Holaday, R (6, 2) OBP: 0.216, SLG: 0.211	B SL 86 B FF 95 C SL 86 B FF 95 X FF 95 3-1 ② ③ G6-4-3 1-2f			S FF 95 S FF 94 X SL 86 0-2 HR		C FF 94 X SL 86 0-1 ① P2		B SL 81 C SL 79 B FF 91 X FF 90 2-1 ② G6-3		3 1	1 0	1 0	1 0	0 0	0 0	2 0
41 Justin Bour, L (1, 3) OBP: 0.359, SLG: 0.411		C FF 93 S FF 94 F CU 80 S CH 85 0-3 ① K		S FF 95 S FF 95 S FF 96 0-3 ② K		C CH 83 F FC 89 B FF 95 X FF 96 1-2 ② P3		C FF 90 F SL 79 X SL 80 0-2 ③ F8		4	0	0	0	0	2	1
30 Garrett Cooper, R (1, 9) OBP: 0.412, SLG: 0.231		C SL 84 C FF 95 B FF 96 X CH 84 1-2 ② G5-3		S FF 95 S FF 96 B FF 96 S SL 87 1-3 ③ K		C SL 85 B SL 86 B FF 95 S FF 95 B CH 83 F FF 96 F SL 87 B FF 95 4-2 1-2 BB			C SL 79 F FF 90 B SL 82 F SL 81 X SL 79 1-2 ① P4	3	0	0	0	1	1	0
10 JT Riddle, L (1, 6) OBP: 0.287, SLG: 0.468		C FF 94 X CH 85 0-1 ③ G4-3			C CU 79 F FF 94 B CH 85 F CH 84 B FF 94 F FF 94 F FC 90 F CH 84 B FC 90 3-2 X CH 83 19 1B 3B	C FF 96 D CU 79 X FF 94 1-1 ③ P5			C SL 80 X SL 80 0-1 ② P5	4	1	1	0	0	0	2
19 Miguel Rojas, R (1, 5) OBP: 0.313, SLG: 0.357			C SL 85 X FF 93 0-1 ① P4		D FF 93 S SL 87 F SL 87 X FF 97 1-2 2 G6-4-3 3-H 1B		B FF 92 S SL 84 C FF 92 X CH 83 1-2 ① G5-3		C FF 91 X SL 84 0-1 ③ F8	4	0	1	1	0	0	0
2 Yadiel Rivera, R (1, 8) OBP: 0.310, SLG: 0.245			F FF 94 X SL 86 0-1 ② G5-3		T SL 85 S FF 95 F FF 96 F CH 83 D SL 87 1 SAFE X SL 87 1-2 ① ② G6-4-3 1-2f		B FF 93 C FF 93 X CH 82 1-1 HR			3	1	1	1	0	0	1
54 Wei-Yin Chen, R (1, 1) OBP: 0.143, SLG: 0.143 57 Elieser Hernández, R (5, 1) 51 Ben Meyer, L (7, 1)			X FF 91 0-0 ③ G4-3		C SL 85 S FF 94 X SL 86 0-2 1B		B FF 92 X FF 93 1-0 ② G4-3			2 1 0	0 0 0	1 0 0	0 0 0	0 0 0	0 0 0	0 0 0
Inning Stats	R: 0 E: 0 K: 0 S: 8 H: 1 LOB: 0 BB: 0 P: 14	R: 0 E: 0 K: 1 S: 9 H: 0 LOB: 0 BB: 0 P: 10	R: 0 E: 0 K: 0 S: 5 H: 0 LOB: 0 BB: 0 P: 5	R: 2 E: 0 K: 2 S: 14 H: 2 LOB: 0 BB: 0 P: 18	R: 1 E: 0 K: 0 S: 21 H: 3 LOB: 1 BB: 0 P: 27	R: 0 E: 0 K: 0 S: 12 H: 0 LOB: 2 BB: 2 P: 22	R: 1 E: 0 K: 0 S: 9 H: 1 LOB: 0 BB: 0 P: 13	R: 0 E: 0 K: 0 S: 7 H: 0 LOB: 0 BB: 0 P: 9	R: 0 E: 0 K: 0 S: 8 H: 0 LOB: 0 BB: 0 P: 9	1B: 3 2B: 0 3B: 1 HR: 3 SF: 0 SAC: 0 DP: 2 HBP: 0						

PITCHER	IP	WLS	BF	H	R	ER	SO	BB	IBB	HBP	BLK	WP	HR	S	P	ERA	WHIP
31 Max Scherzer, R (1, 1) ERA: 2.33	7.0	W	28	7	4	4	3	2	0	0	0	0	3	78	109	5.14	1.286
27 Shawn Kelley, R (8, 1) ERA: 2.84	2.0		6	0	0	0	0	0	0	0	0	0	0	15	18	0.00	0.000

PITCHER	IP	WLS	BF	H	R	ER	SO	BB	IBB	HBP	BLK	WP	HR	S	P	ERA	WHIP

TOP

Miami Marlins @ Washington Nationals

Nationals Park, Washington, DC

Sat Jul 07 2018, 7:18 PM - 10:17 PM EDT

Att. 34,364 - Clear - 79 F

livebaseballscorecards.com

AB	32
R	4
H	7
RBI	4
BB	2
SO	3
LOB	8

WP: 0 PA: 34
PB: 0
SB: 0
CS: 0

Batter	1	2	3	4	5	6	7	8	9	AB	R	H	RBI	BB	SO	LOB
7 Trea Turner, R (1, 6) OBP: 0.359, SLG: 0.425	B FF 93 B FF 92 C FF 93 S FF 93 F FF 93 B SL 84 F FF 92 X FF 92 3-2 ① P4		B CH 82 C FF 93 B SL 86 X CH 84 2-1 ② P4		X CH 83 0-0 ① FC4-6 22 1B 6 E 1-2f	B FF 90 B CH 77 B FF 90 B FF 90 4-0 34 1B 14 HR BB	X SL 80 0-0 22 2B 64 SF8 1B 1-2 2-3			4	3	1	0	1	0	1
22 Juan Soto, L (1, 7) OBP: 0.420, SLG: 0.548 27 Shawn Kelley, R (8, 1)	C SL 87 X SI 93 0-1 ② G6-3		C FF 93 F SL 87 F SL 88 C FF 93 0-3 ③ K		S SL 85 F SL 86 F FF 92 B SL 86 B SL 86 F SI 91 X CU 74 2-2 6 E 1B 1-2	B FF 90 X FF 90 1-0 ① F7	B CH 83 B CH 82 F FF 89 B FF 89 X FF 89 3-1 8 1B 14 1B 2B 1-3 2-H 3-H			5 0	2 0	2 0	2 0	0 0	1 0	1 0
6 Anthony Rendon, R (1, 5) OBP: 0.347, SLG: 0.511 64 Spencer Kieboom, R (7, PH) OBP: 0.288, SLG: 0.261 (8, 3)	F FF 94 B SL 87 F FF 93 B SL 87 F SL 86 C FF 95 2-3 ③ K			C CU 72 B CH 85 X FF 92 1-1 ① G5-3	B CH 83 F FF 92 F FF 92 D SL 85 B FF 92 F FF 92 F FF 92 X CH 83 3-2 E4 14 1B 2B 1-H 2-H	B FF 90 C CH 81 B CH 80 S FF 90 F FF 90 X SL 80 2-2 ② F9	B SL 79 C FF 89 F FF 89 X FF 88 1-2 ② SF8 3-H			4 0	1 0	1 0	2 1	0 0	1 0	1 0
34 Bryce Harper, L (1, 9) OBP: 0.371, SLG: 0.475 8 Brian Goodwin, L (7, 9) OBP: 0.329, SLG: 0.368		B SL 87 B FF 92 B FF 92 C FF 93 C FF 92 X SL 87 3-2 14 HR 1B		C FF 93 B SL 85 B FF 93 X FF 92 2-1 14 2B 1B	0-0 14 WP 14 1B IBB	F CH 82 B CH 83 X FF 89 1-1 14 HR 1B 1-3	C SI 91 B SI 92 B CH 84 F SI 92 X SI 93 2-2 14 1B 1B 2-3			3 1	4 1	3 1	0 0	1 0	0 0	0 0
14 Mark Reynolds, R (1, 3) OBP: 0.358, SLG: 0.594 (8, 5)		X FF 92 0-0 1-H HR		B FF 88 X CH 84 1-0 1 G6-3 1-H 2B	B FF 90 B CH 74 F FF 88 S SL 76 X SL 79 2-2 1 29 HR 1B 1-H 3-H	B FF 89 S FF 89 B CH 80 C FF 89 X FF 90 2-2 1-H HR 3-H	C SI 92 B CU 78 X SI 93 1-1 2-H 1B 3-H			5	3	5	10	0	0	0
3 Michael Taylor, R (1, 8) OBP: 0.305, SLG: 0.380		X SL 88 0-0 ① G5-3		B FF 92 S FF 92 B CH 84 C FF 92 B FF 92 B CH 84 4-2 1 G6-3 BB	B SL 77 T FF 88 S SL 78 X FF 90 1-2 ② F9 1-H 3-H	C SL 79 S CH 80 B FF 91 X SL 81 1-2 ③ P4	B SI 92 B CU 76 F SI 92 B SI 91 X SI 92 3-1 ③ F8			4	0	0	0	1	0	2
1 Wilmer Difo, S (1, 4) OBP: 0.305, SLG: 0.345		B FF 93 X CH 83 1-0 ② G5-3		B SL 84 T FF 92 X FF 91 1-1 ② G6-3 1-2 2-3	C SL 78 B CH 77 C FF 89 X CH 80 1-2 29 HR 1B 1-2		B FF 91 B CH 81 F FF 90 B CH 80 C FF 90 B FF 90 4-2 7 1B 15 1B 22 2B BB	C SI 93 B CU 79 B SI 93 B SI 93 C SI 93 F SI 95 X SI 94 3-2 ① F7		4	2	1	0	1	0	2
29 Pedro Severino, R (1, 2) OBP: 0.256, SLG: 0.254		C FF 91 L CH 84 T FF 94 0-2 ③ K		B FF 93 C FF 92 B SL 86 C FF 92 X FF 91 2-2 ③ P4	B SL 78 F FF 89 X FF 89 1-1 1-H 2-H HR		C SL 80 F SL 80 B FF 89 B SL 78 X CH 80 2-2 ① P6	B SI 94 X SI 93 1-0 ② F7		5	1	1	3	0	1	3
31 Max Scherzer, R (1, 1) OBP: 0.279, SLG: 0.268 15 Matt Adams, L (7, PH) OBP: 0.363, SLG: 0.579 (8, 7)			C FF 91 B CU 74 X FF 91 1-1 ① F8		C SI 85 B SI 92 B SL 84 F FF 92 X FF 92 1-2 7 FC4-8 1B B FF 90 C SL 77 X SL 77 1-1 ③ G6-3		B FF 90 S SL 78 X CH 83 1-1 7 1B 22 2B 1B 1-2	X SI 94 0-0 ③ P5		3 2	0 1	1 1	0 0	0 0	0 0	0 0
Inning Stats	R: 0 E: 0 K: 1 S: 11 H: 0 LOB: 0 BB: 0 P: 16	R: 2 E: 0 K: 1 S: 9 H: 2 LOB: 0 BB: 0 P: 13	R: 0 E: 0 K: 1 S: 8 H: 0 LOB: 0 BB: 0 P: 11	R: 1 E: 0 K: 0 S: 12 H: 2 LOB: 2 BB: 1 P: 23	R: 7 E: 1 K: 0 S: 28 H: 6 LOB: 6 BB: 1 P: 40	R: 3 E: 0 K: 0 S: 13 H: 2 LOB: 1 BB: 1 P: 24	R: 5 E: 0 K: 0 S: 20 H: 5 LOB: 1 BB: 1 P: 37	R: 0 E: 0 K: 0 S: 6 H: 0 LOB: 0 BB: 0 P: 10		1B: 11 2B: 3 3B: 0 HR: 3 SF: 1 SAC: 0 DP: 0 HBP: 0				WP: 1 PB: 0 SB: 0 CS: 0 PA: 45	

BOTTOM

Miami Marlins @ Washington Nationals

Nationals Park, Washington, DC

Sat Jul 07 2018, 7:18 PM - 10:17 PM EDT

Att. 34,364 - Clear - 79 F

livebaseballscorecards.com

AB	40
R	18
H	17
RBI	18
BB	4
SO	3
LOB	10

PITCHER		IP	WLS	BF	H	R	ER	SO	BB	IBB	HBP	BLK	WP	HR	S	P	ERA	WHIP
54 Wei-Yin Chen, L ERA: 6.14	(1, 1)	4.1	L	22	7	7	7	3	1	1	0	0	0	1	55	84	14.54	1.846
57 Elieser Hernández, R ERA: 6.59	(5, 1)	2.1		17	8	10	10	0	2	0	0	0	1	2	39	67	38.57	4.286
51 Ben Meyer, R ERA: 3.86	(7, 1)	1.1		6	2	1	1	0	0	0	0	0	0	0	13	23	6.75	1.500

PITCHER	IP	WLS	BF	H	R	ER	SO	BB	IBB	HBP	BLK	WP	HR	S	P	ERA	WHIP

Batter	1	2	3	4	5	6	7	8	9	AB	R	H	RBI	BB	SO	LOB
32 Derek Dietrich, L (1, 7) OBP: 0.355, SLG: 0.455	C SI 91 H FF 92 1-1 15 G6-4-3 HBP	B CH 83 S SI 92 F CH 84 D CU 76 F SI 92 F FC 91 B CH 85 F CH 84 H SI 94 4-2 41 BB 11 1B HBP	B CH 85 B SI 92 B CH 84 C SI 92 C CU 74 F SI 92 F CU 76 B CU 76 4-2 15 FC5 BB		B SI 91 C SI 92 X SL 83 1-1 ① P2		1 SAFE F FF 94 B FF 94 X FF 95 1-1 15 1B 11 1B 1-H 1B		C FF 96 F CU 84 B CU 84 F FF 97 B CH 87 F CH 86 B FF 96 B FF 97 4-2 11 1B 41 2B BB	2	2	1	1	2	0	1
15 Brian Anderson, R (1, 9) OBP: 0.359, SLG: 0.407	B SI 92 C SI 92 1 SAFE B SI 91 S CH 84 F SI 93 B SI 93 X SI 92 3-2 ①② G6-4-3 1-2f	B CU 76 F SI 92 X SI 92 1-1 ② F3	S CU 75 X CU 75 0-1 ③ FC5 1-2 2-3f		C SI 92 C SI 92 X SI 92 0-2 ② L9		B FF 95 1 SAFE F FF 95 B FF 94 B FF 93 X FF 94 3-1 11 1B 1-2 1B		X SI 96 0-0 ① L9	6	0	1	0	0	0	9
11 J.T. Realmuto, R (1, 2) (9, 3) OBP: 0.368, SLG: 0.551	B FF 93 C SI 92 X SI 93 1-1 41 E 41 1B 1B	B SI 93 X SI 92 1-0 41 BB 1-2 2-H 3-H 1B		B SL 86 B SL 85 X SI 92 2-0 13 1B 10 1B 1B	B SL 83 X SI 92 1-0 ③ F9		S SL 86 F SL 85 X FF 95 0-2 13 CS 1-3 2-H 1B		C CU 84 S CH 86 X CU 84 0-2 41 2B 1-2 1B	6	2	5	3	0	0	1
41 Justin Bour, L (1, 3) OBP: 0.361, SLG: 0.414 46 Kyle Barraclough, R (9, 1)	B CU 76 F CU 75 F FF 92 X CH 84 1-2 E5 13 S 1-3 1B	B SI 93 C SI 92 D CU 76 B CU 76 B FF 92 4-1 1-2 2-3 BB		F FF 92 B CH 84 C CH 84 B FF 90 F SI 92 C SI 93 2-3 ① K		B SL 82 C SI 90 B SI 91 X SI 92 2-1 ① G3	S FF 95 F FF 94 S FF 94 0-3 ① K		C FF 97 S CH 86 X FF 96 0-2 14 2B 1-H 2-H 2B	5 0	1 0	2 0	2 0	1 0	2 0	3 0
13 Starlin Castro, R (1, 4) OBP: 0.346, SLG: 0.412	F FC 89 B SI 93 C SI 93 F CU 76 B SI 92 S CU 76 2-3 ③ K 1-2	C FC 89 C SL 88 B FF 93 F FF 92 S CU 75 1-3 ③ K		1 SAFE X SI 92 0-0 10 1B 1-3 1B		B SI 92 B SI 92 B SI 93 C SI 92 X SI 93 3-1 14 1B 1B	C SL 85 F SL 87 C SL 88 0-3 ②③ K 1-2		S CU 85 B CU 87 S FF 97 B CU 84 F CH 85 F FF 95 X FF 96 2-2 ② P4	6	0	2	0	0	3	8
14 Martín Prado, R (1, 5) OBP: 0.272, SLG: 0.283		B SI 90 X SI 90 1-0 10 1B 1 1B 1B	C FF 92 F SL 85 X FF 89 0-2 10 FC6-4 1B	B SL 86 F SL 86 B SI 93 C CH 83 1 SAFE 1 SAFE B SL 86 C SL 86 3-3 ② K		C SI 94 X SI 94 0-1 1-2 1B		C CH 89 B SI 92 F SL 87 B SI 93 X SI 93 2-2 ① G1-3	B SI 97 X SI 96 1-0 10 WP 10 1B 2-H 2B	6	2	4	1	0	1	2
10 JT Riddle, L (1, 6) OBP: 0.296, SLG: 0.469		C SI 90 X CU 75 0-1 36 SH1-4 1 1B 11 1B 1-2 1B	X SI 91 0-0 ① FC6-4 36 SH1-4 1 BB 1-2f	B CH 83 X FF 92 1-0 1-3 3-H 1B		B SI 94 S SL 83 X SL 82 1-1 ② F6		F SI 91 F SI 93 B SL 87 C SI 92 1-3 ② K	B CU 86 X FF 96 1-0 1 BB 2-H 1B	6	1	3	2	0	1	3
1 Cameron Maybin, R (1, 8) OBP: 0.303, SLG: 0.310		C FC 88 D CH 84 B SI 92 X SI 92 2-1 36 SH1-4 11 1B 1-2 2-H 1B	C SI 92 C SI 92 F FF 93 1 SAFE B SL 84 F SL 85 B SI 93 F FF 93 B SI 93 4-2 B CH 85 15 FC5 36 SH1-4 1-2 BB	B SL 86 C SI 92 B SL 88 1 SAFE F SL 86 S CU 76 2-3 ③ K		F SI 92 S SL 84 F SL 83 C SI 93 0-3 ③ K		S SL 87 X SL 87 0-1 1B	B FF 96 B CH 87 F FF 97 B FF 96 C SI 95 B FF 97 4-2 1-2 BB	4	1	2	1	2	2	4
36 Trevor Richards, R 55 Drew Rucinski, R 19 Miguel Rojas, R 61 Adam Conley, L 2 Yadiel Rivera, R 71 Drew Steckenrider, R 30 Garrett Cooper, R 29 Brad Ziegler, R 28 Bryan Holaday, R		X SI 91 0-0 ① SH1-4 1-2 2-3	X SL 83 0-0 ② SH1-4 1-2 2-3		B SI 90 X SL 81 1-0 1B		S FF 94 C FF 95 B SL 85 F SL 86 F FF 95 F FF 95 X SL 87 1-2 32 S 32 1B 1B	C SI 92 S SI 92 1 SAFE B SI 94 B SL 87 F SI 94 X SI 94 2-2 G4-3	B SI 78 B FF 77 X FF 74 2-0 ③ G3	0 0 1 0 0 1 0 1 0	0 0 0 0 1 1 0 0 1	0 0 1 0 0 1 0 0 0	0 0 0 0 0 0 0 0 0	0 0 0 0 0 0 0 0 0	0 0 0 0 0 0 0 0 1	0 0 0 0 0 0 0 0 2

TOP

Miami Marlins @ Washington Nationals

Nationals Park, Washington, DC

Sun Jul 08 2018, 1:35 PM - 5:18 PM EDT

Att. 30,464 - Sunny - 77 F

livebaseballscorecards.com

AB	45
R	10
H	22
RBI	10
BB	5
SO	9
LOB	34

MIAMI

Inning Stats	1	2	3	4	5	6	7	8	9	1B: 20 SF: 0	WP: 1 PA: 54
	R: 0 H: 2 E: 1 LOB: 2 K: 1 BB: 0 S: 14 P: 22	R: 3 H: 4 E: 0 LOB: 3 K: 1 BB: 1 S: 19 P: 33	R: 0 H: 1 E: 0 LOB: 2 K: 0 BB: 2 S: 16 P: 24	R: 1 H: 3 E: 0 LOB: 2 K: 3 BB: 0 S: 13 P: 23	R: 0 H: 1 E: 0 LOB: 1 K: 0 BB: 0 S: 7 P: 10	R: 0 H: 2 E: 0 LOB: 2 K: 1 BB: 0 S: 12 P: 18	R: 2 H: 4 E: 0 LOB: 1 K: 2 BB: 0 S: 19 P: 24	R: 0 H: 1 E: 0 LOB: 1 K: 1 BB: 0 S: 12 P: 17	R: 4 H: 4 E: 0 LOB: 2 K: 0 BB: 2 S: 21 P: 35	2B: 2 SAC: 2 3B: 0 DP: 1 HR: 0 HBP: 2	PB: 0 SB: 2 CS: 1

PITCHER		IP	WLS	BF	H	R	ER	SO	BB	IBB	HBP	BLK	WP	HR	S	P	ERA	WHIP
57 Tanner Roark, R ERA: 4.76	(1, 1)	4.0	L	26	10	4	4	5	3	0	2	0	0	0	62	102	9.00	3.250
33 Matt Grace, L ERA: 3.13	(5, 1)	2.0		9	3	0	0	1	0	0	0	0	0	0	19	28	0.00	1.500
60 Justin Miller, R ERA: 4.01	(7, 1)	1.0		6	4	2	2	2	0	0	0	0	0	0	19	24	18.00	4.000
21 Brandon Kintzler, R ERA: 3.82	(8, 1)	1.0		4	1	0	0	1	0	0	0	0	0	0	12	17	0.00	1.000
44 Ryan Madson, R ERA: 5.46	(9, 1)	0.2		8	4	4	4	0	2	0	0	0	1	0	20	32	54.00	9.000

PITCHER		IP	WLS	BF	H	R	ER	SO	BB	IBB	HBP	BLK	WP	HR	S	P	ERA	WHIP
14 Mark Reynolds, R ERA:	(9, 1)	0.1		1	0	0	0	0	0	0	0	0	0	0	1	3	0.00	0.000

Batter	1	2	3	4	5	6	7	8	9	AB	R	H	RBI	BB	SO	LOB
2 Adam Eaton, L (1, 9) OBP: 0.370, SLG: 0.387	C FF 90 X CH 84 0-1 ① G3	B CH 83 X CH 84 1-0 ② F6		D SL 80 1 SAFE C CH 84 B FF 91 F FF 91 B FF 90 B CH 84 4-2 22 G3-1 1-2 BB		C FF 95 L SL 89 S SL 89 0-3 ② K		F SI 84 S CH 78 B SI 86 S CH 77 1-3 ③ K		4	0	0	0	1	2	3
44 Ryan Madson, L (9, 1)										0	0	0	0	0	0	0
29 Pedro Severino, R (9, 2) OBP: 0.256, SLG: 0.254										0	0	0	0	0	0	0
7 Trea Turner, R (1, 6) OBP: 0.355, SLG: 0.419	B SL 80 B FF 92 F SL 81 S CH 83 S CH 83 2-3 ② K	B CH 84 C FF 92 C FF 91 S CH 85 1-3 ③ K		F FF 91 B CH 83 B FF 91 B FF 91 F FF 91 T FF 91 3-2 ① K		C SL 85 F FF 96 B SL 88 B CH 86 F CH 85 B SL 89 F CH 85 S SL 87 3-3 K			X FF 92 0-0 ① G1-3	5	0	0	0	0	4	5
22 Juan Soto, L (1, 7) OBP: 0.419, SLG: 0.537	B FF 92 B FF 92 C CH 83 S CH 83 B FF 92 F CH 83 B CH 83 4-2 34 WP BB		B SL 80 B CH 84 C CH 84 B FF 92 C FF 92 B FF 93 4-2 14 2B 20 SF7 BB	B FF 91 B FF 91 C CH 84 X CH 83 2-1 ② G3-1 1-2 2-3		1 SAFE B SL 87 S CH 84 B FF 94 X CH 84 2-1 ③ L8			B FF 92 C FF 93 B FF 94 F FF 93 B FF 94 S FF 94 3-3 ② K	3	1	0	0	2	1	3
34 Bryce Harper, L (1, 8) OBP: 0.374, SLG: 0.472	C FF 91 F FF 91 B CH 84 T CH 82 1-2 ③ K 1-2		F CH 85 X FF 92 0-1 ① F7	S FC 92 X FC 91 0-0 14 FC6-4 IBB			B FF 96 B FF 96 B FF 95 B FF 95 4-0 BB		B FF 94 B FF 94 B FF 94 C FF 93 B FF 94 4-1 14 1B BB	2	0	0	0	3	1	2
14 Mark Reynolds, R (1, 5) OBP: 0.368, SLG: 0.600 (9, 1)		C FF 91 B FF 90 B CH 84 S CH 84 B CH 84 F CH 84 B FF 92 4-2 15 1B 20 1B BB	X FF 93 0-0 1-3 2B	S FC 92 X FC 91 0-1 ③ FC6-4 1-2f			B SL 88 S FF 96 C FF 96 F FF 96 B SL 89 B FF 96 C FF 96 3-3 ① K		X FF 94 0-0 1-2 1B	4	1	2	0	1	1	4
15 Matt Adams, L (1, 3) OBP: 0.364, SLG: 0.571		X CH 83 0-0 64 1B 20 1B 1-2 1B	B CH 84 S CH 83 F FF 92 B FF 92 D CH 84 F CH 84 F CH 84 B FF 94 4-2 BB		C FF 94 B SL 88 S CH 85 X FF 95 1-2 ① G5-3		X FF 96 0-0 ② F8		X FF 94 0-0 ③ G3-1	4	0	1	0	1	0	3
20 Daniel Murphy, L (1, 4) OBP: 0.231, SLG: 0.264		B FF 91 X FF 91 1-0 ② 64 1B 1-2 2-H 1B	B CH 84 C FF 91 B CH 83 X CH 84 2-1 ② SF7 3-H		C SL 88 X FF 95 0-1 ② G3-1		B FF 95 C FF 96 1 SAFE B FF 95 X FF 96 2-1 ③ G3			3	0	1	2	0	0	1
64 Spencer Kieboom, R (1, 2) OBP: 0.286, SLG: 0.260 (9, 5)		X SL 81 0-0 1-2 2-3 1B	F FF 91 B CH 84 B FF 90 B CH 84 X FF 91 3-1 ③ L7		C FF 95 B CH 85 C SL 87 B CH 85 S CH 86 2-3 ③ K			F SI 84 S SI 84 F CU 73 B CU 74 F SI 85 T SI 86 1-2 ① K		4	0	1	0	0	2	2
57 Tanner Roark, R (1, 1) OBP: 0.182, SLG: 0.156 3 Michael Taylor, R (4, PH) OBP: 0.307, SLG: 0.380 33 Matt Grace, L (5, 1) 1 Wilmer Difo, S (6, PH) OBP: 0.304, SLG: 0.344 60 Justin Miller, R (7, 1) 21 Brandon Kintzler, R (8, 1) 8 Brian Goodwin, L (8, PH) OBP: 0.324, SLG: 0.362 (9, 9)		C FF 91 B CH 85 F FF 90 F FF 91 S CH 84 1-3 ① K	L SL 79 B CH 84 B CH 85 B FF 92 B FF 91 4-1 22 G3-1 2 BB BB		C CH 84 B CH 84 B FF 94 C CH 85 F FF 94 B CH 85 S CH 86 3-3 ① K		C SI 85 B SI 86 S SI 86 S CH 77 1-3 ② K		1	0	0	0	0	1	3
										0	0	0	0	1	0	0
										0	0	0	0	0	0	0
										1	0	0	0	0	1	0
										0	0	0	0	0	0	0
										0	0	0	0	0	0	0
										1	0	0	0	0	1	0
Inning Stats	R: 0 E: 0 K: 2 S: 11 H: 0 LOB: 1 BB: 1 P: 18	R: 1 E: 0 K: 2 S: 14 H: 3 LOB: 3 BB: 1 P: 22	R: 1 E: 0 K: 0 S: 13 H: 1 LOB: 2 BB: 2 P: 26	R: 0 E: 0 K: 1 S: 10 H: 0 LOB: 3 BB: 3 P: 23	R: 0 E: 0 K: 1 S: 8 H: 0 LOB: 0 BB: 0 P: 11	R: 0 E: 0 K: 3 S: 14 H: 0 LOB: 1 BB: 0 P: 22	R: 0 E: 0 K: 1 S: 7 H: 0 LOB: 1 BB: 1 P: 16	R: 0 E: 0 K: 3 S: 11 H: 0 LOB: 0 BB: 0 P: 14	R: 0 E: 0 K: 1 S: 7 H: 1 LOB: 2 BB: 1 P: 14	1B: 4 2B: 1 3B: 0 HR: 0	SF: 1 SAC: 0 DP: 0 HBP: 0						

PITCHER		IP	WLS	BF	H	R	ER	SO	BB	IBB	HBP	BLK	WP	HR	S	P	ERA	WHIP
36 Trevor Richards, R ERA: 5.24	(1, 1)	3.2		22	4	2	2	5	6	1	0	0	1	0	46	87	4.91	2.727
55 Drew Rucinski, R ERA: 3.12	(4, 1)	0.1		1	0	0	0	0	0	0	0	0	0	0	2	2	0.00	0.000
61 Adam Conley, L ERA: 3.32	(5, 1)	2.0	W	7	0	0	0	4	0	0	0	0	0	0	22	33	0.00	0.000
71 Drew Steckenrider, R ERA: 2.95	(7, 1)	1.0		4	0	0	0	1	1	0	0	0	0	0	7	16	0.00	1.000
29 Brad Ziegler, R ERA: 4.6	(8, 1)	1.0		3	0	0	0	3	0	0	0	0	0	0	11	14	0.00	0.000

PITCHER		IP	WLS	BF	H	R	ER	SO	BB	IBB	HBP	BLK	WP	HR	S	P	ERA	WHIP
46 Kyle Barraclough, R ERA: 1.37	(9, 1)	1.0		5	1	0	0	1	1	0	0	0	0	0	7	14	0.00	2.000

BOTTOM

Miami Marlins @ Washington Nationals

Nationals Park, Washington, DC

Sun Jul 08 2018, 1:35 PM - 5:18 PM EDT

Att. 30,464 - Sunny - 77 F

livebaseballscorecards.com

AB	32
R	2
H	5
RBI	2
BB	9
SO	14
LOB	26

WP: 1 PA: 42
PB: 1
SB: 0
CS: 0

Batter	1	2	3	4	5	6	7	8	9	10	AB	R	H	RBI	BB	SO	LOB
7 Eric Thames, L (1, 9) OBP: 0.343, SLG: 0.572	C SI 94 B SI 94 B SI 95 F SI 95 S SI 97 2-3 ① **K**		B SI 97 F SL 87 F CH 90 B SI 96 B SL 89 X SI 98 3-2 **6 1B 3B**		B SI 95 D SL 89 C SI 95 F SI 96 F SI 97 X SI 97 2-2 ②③ **L1-3** 1-1		D CU 79 X CH 84 1-0 ③ **G3-1**		B FF 93 B FF 94 S FF 94 X FF 93 2-1 ③ **F9**		4 0 1	1 0 0	1 0 0	0 0 0	0 0 0	1 0 0	2 0 0
6 Lorenzo Cain, R (1, 8) OBP: 0.401, SLG: 0.440	F SI 96 C SI 96 B CH 89 F SL 85 X SI 97 1-2 ② **G3-1**		X SI 97 0-0 **22 FC6 1B** 3-H			B SI 95 S SI 96 B SI 98 C CH 92 B SI 98 X SI 97 3-2 **21 F8 24 S 1B**		B FF 94 C FF 95 S FF 96 B FF 94 X SL 90 2-2 **22 FC4-6 1B**		B SI 86 B CH 78 C SI 86 B SI 86 C SI 86 B SI 86 4-2 **22 1B BB**	4	0	3	1	1	0	0
22 Christian Yelich, L (1, 7) OBP: 0.362, SLG: 0.458	F SI 96 F SI 96 B CH 89 B SL 90 X SI 97 2-2 **1B**		1 SAFE 1 SAFE S CH 89 X CH 92 0-1 ③ **FC6** 1-2f			C SI 96 1 SAFE B SI 97 1 SAFE C CH 88 F SI 96 F SL 86 B SI 96 T SI 97 2-2 ① **K**		C FF 96 S SL 89 X FF 96 0-2 ① **FC4-6 24 S 21 1B** 1-2f		X SI 86 0-0 **1B** 1-3	5	1	2	0	0	1	3
24 Jesús Aguilar, R (1, 3) OBP: 0.368, SLG: 0.639	1 SAFE B SI 96 C SI 96 X SI 96 1-1 ③ **F7**			F SI 94 B SL 87 B CH 90 B SI 96 X SI 97 3-1 **HR**		B SI 96 B CH 90 B CH 88 C SI 96 C CH 90 B SL 87 4-2 **1-2 BB**		1 SAFE C FF 96 D CH 91 B SL 90 S SL 90 2 SAFE B SL 92 C FF 97 3-3 ② **K** 1-2		F SI 87 F SI 87 S CU 76 0-3 ① **K**	4	1	1	1	1	2	4
21 Travis Shaw, L (1, 5) OBP: 0.339, SLG: 0.459		B CH 91 C CH 90 B SI 96 X CH 91 2-1 ① **G3**		B SI 95 X CH 88 1-0 ① **G3-1**		C SI 95 B SI 96 X CH 89 1-1 ② **F8** 2-3		X FF 97 0-0 **2-H 1B**		0-0 **10 G6-4-3 IBB**	4	0	1	1	1	0	2
10 Brad Miller, L (1, 4) OBP: 0.330, SLG: 0.443 46 Corey Knebel, R (10, 1)		B SL 86 B CH 87 F SI 94 X SI 96 2-1 ② **G6-3**		B SL 86 S CH 88 B SI 96 C SI 95 B CH 90 C SI 96 3-3 ② **K**		F SL 89 X SL 90 0-1 ③ **G4-3**		0-0 **14 FC6-4 IBB**		X SI 87 0-0 ②③ **G6-4-3** 1-2f	4 0	0 0	0 0	0 0	1 0	1 0	5 0
14 Hernán Pérez, R (1, 6) OBP: 0.281, SLG: 0.398 54 Taylor Williams, S (8, 1) OBP: 0.500, SLG: 0.500 5 Jonathan Villar, S (10, 4) OBP: 0.312, SLG: 0.388		B SI 97 C SI 97 B CH 90 F SI 97 S SL 86 2-3 ③ **K**		C SL 85 B SI 97 B CH 90 X SI 97 2-1 **26 CS 1B**			B FF 93 F SL 87 F FF 94 S FF 94 1-3 ① **K**	B FF 96 F SL 89 X SL 87 1-1 ③ **FC6-4** 1-2f			4 0 0	0 0 0	1 0 0	0 0 0	0 0 0	2 0 0	2 0 0
26 Jacob Nottingham, R (1, 2) OBP: 0.364, SLG: 0.333			C SI 96 B SL 87 X CH 90 1-1 ① **G6-3**	B SL 86 C SI 97 1-1 ③ **CS** 1-2	C SI 94 F SI 96 B SL 87 X CH 89 1-2 **57 FC1-6 1B**		C FF 92 S SL 84 B FF 94 B CU 80 X FF 94 2-2 **2B**		C FF 93 B SL 80 B FF 95 S FF 94 S FF 95 S FF 95 3-3 ① **K**		4	0	2	0	0	1	0
57 Chase Anderson, R (1, 1) OBP: 0.120, SLG: 0.120 32 Jeremy Jeffress, R (5, 1) 2 Nate Orf, R (7, PH) OBP: 0.231, SLG: 0.364 23 Keon Broxton, R (7, 9) OBP: 0.278, SLG: 0.387			C SI 97 X SI 98 0-1 ② **G1-3**		L SI 93 X SI 94 0-1 ① **FC1-6** 7 L1-3 1-2f		B SL 89 F FF 93 F SL 87 S SL 86 1-3 ② **K**		C SL 78 B SL 80 X SL 80 1-1 ② **G4-3**		2 0 1 1	0 0 0 0	0 0 0 0	0 0 0 0	0 0 1 0	0 0 1 0	1 0 1 0
Inning Stats	R: 0 H: 1 E: 0 LOB: 1 K: 1 BB: 0 S: 12 P: 18	R: 0 H: 0 E: 0 LOB: 0 K: 1 BB: 0 S: 7 P: 13	R: 1 H: 2 E: 0 LOB: 1 K: 0 BB: 0 S: 10 P: 14	R: 1 H: 2 E: 0 LOB: 0 K: 1 BB: 0 S: 9 P: 19	R: 0 H: 1 E: 0 LOB: 1 K: 0 BB: 0 S: 9 P: 12	R: 0 H: 1 E: 0 LOB: 2 K: 1 BB: 1 S: 14 P: 24	R: 0 H: 1 E: 0 LOB: 1 K: 2 BB: 0 S: 10 P: 15	R: 1 H: 2 E: 0 LOB: 2 K: 1 BB: 1 S: 12 P: 18	R: 0 H: 0 E: 0 LOB: 0 K: 1 BB: 0 S: 7 P: 13	R: 0 H: 1 E: 0 LOB: 2 K: 1 BB: 2 S: 7 P: 11	1B: 8 2B: 2 3B: 1 HR: 1	SF: 0 SAC: 0 DP: 2 HBP: 0						

PITCHER		IP	WLS	BF	H	R	ER	SO	BB	IBB	HBP	BLK	WP	HR	S	P	ERA	WHIP
62 José Ureña, R ERA: 4.13	(1, 1)	5.2		23	7	2	2	4	1	0	0	0	0	1	59	98	3.18	1.412
40 Javy Guerra, R ERA:	(6, 1)	1.1		5	1	0	0	2	0	0	0	0	0	0	12	17	0.00	0.750
71 Drew Steckenrider, R ERA: 3.1	(8, 1)	1.0	B	6	2	1	1	1	0	1	0	0	0	0	12	18	9.00	2.000
46 Kyle Barraclough, R ERA: 1.34	(9, 1)	1.0		3	0	0	0	1	0	0	0	0	0	0	7	13	0.00	0.000
29 Brad Ziegler, R ERA: 4.5	(10, 1)	1.0	W	5	1	0	0	1	1	1	0	0	0	0	7	11	0.00	2.000

PITCHER	IP	WLS	BF	H	R	ER	SO	BB	IBB	HBP	BLK	WP	HR	S	P	ERA	WHIP

TOP

Milwaukee Brewers @ Miami Marlins

Marlins Park, Miami, FL

Mon Jul 09 2018, 7:11 PM - 10:45 PM EDT

Att. 5,996 - Partly Cloudy - 87 F

livebaseballscorecards.com

AB	38
R	3
H	11
RBI	3
BB	4
SO	9
LOB	20

1B: 8 SF: 0
2B: 2 SAC: 0
3B: 1 DP: 2
HR: 1 HBP: 0

WP: 0 PA: 43
PB: 0
SB: 2
CS: 1

Milwaukee Brewers @ Miami Marlins

Marlins Park, Miami, FL

Mon Jul 09 2018, 7:11 PM - 10:45 PM EDT

Att. 5,996 - Partly Cloudy - 87 F

livebaseballscorecards.com

Batter	1	2	3	4	5	6	7	8	9	10	AB	R	H	RBI	BB	SO	LOB
13 Starlin Castro, R (1, 4) OBP: 0.347, SLG: 0.423	X FF 92 0-0 41 G6-3 2B		B SI 92 F CU 76 B FF 93 C CH 82 S FF 93 2-3 ① K	B CU 77 B CU 78 C FF 93 S FF 94 X FF 94 2-2 ③ FC6-4 1-2f			F SI 92 S SI 93 F SI 93 B SI 94 F SI 94 F SI 95 F SL 79 F SI 94 B CH 87 3-2 B SI 94 X SF 93 HR	B FF 96 X SL 85 1-0 ③ P3			5	1	2	1	0	1	4
15 Brian Anderson, R (1, 9) OBP: 0.360, SLG: 0.416	F CU 77 F FF 94 D CU 78 X FF 94 1-2 ① L9		F SI 92 X SI 93 0-1 14 L5 41 1B 1B		B CU 76 B SI 92 S CH 81 X FF 94 2-1 ① F8		X SI 93 0-0 HR		C SL 84 C SL 83 F SL 84 B FF 95 F FF 95 X SL 85 1-2 ① F9		5	1	2	1	0	0	1
41 Justin Bour, L (1, 3) OBP: 0.360, SLG: 0.412 71 Drew Steckenrider, R (8, 1) 46 Kyle Barraclough, R (9, 1) 2 Yadiel Rivera, R (9, PH) OBP: 0.314, SLG: 0.250 (10, 5)	B FF 93 F FC 90 F FF 94 X CU 78 1-2 ② G6-3 2-3		B CH 83 1 SAFE B FF 92 B CH 84 C SI 92 C CH 83 F CU 77 X FF 94 3-2 1-2 1B		C FF 93 S FF 93 F FF 92 B CU 76 F CU 78 B CH 83 F FC 90 B CH 82 F CH 83 3-3 ② K		C SL 80 B SI 93 S SL 80 S SL 79 1-3 ① K		B FF 96 S FF 96 B FF 96 B FF 96 X FF 97 3-1 ② F8		4 0 0 1	0 0 0 0	1 0 0 0	0 0 0 0	0 0 0 0	2 0 0 0	1 0 0 0
14 Martín Prado, R (1, 5) OBP: 0.277, SLG: 0.288 29 Brad Ziegler, R (10, 1)	C CU 78 F FF 94 F FC 88 B CU 78 B CU 78 S FC 88 2-3 ③ K		C SI 94 D CU 78 C CU 78 B FF 93 F FF 94 F CU 78 X CH 82 2-2 ②③ L5 2-2		C CU 77 F FC 89 X FF 94 0-2 10 1B 1B		B SI 92 C SI 93 B SL 80 B SI 94 X SI 93 3-1 ② 1B		C SL 86 X FF 97 0-1 ③ G4-3		5 0	0 0	2 0	0 0	0 0	1 0	3 0
10 JT Riddle, L (1, 6) OBP: 0.307, SLG: 0.470		X FF 90 0-0 30 G6-4-3 1B		B CH 81 B SI 91 B CH 82 C FF 92 F FF 92 B FF 93 4-2 1 1B 30 E 28 SF7 BB	C CH 81 S FF 93 D CU 78 X CH 82 1-2 1-2 1B		S SL 83 X SL 81 0-1 ③ G3-1			B FF 97 B FF 97 B FF 97 C FF 97 S KC 82 X KC 82 3-2 ① G3	4	1	2	0	1	0	0
30 Garrett Cooper, R (1, 7) OBP: 0.333, SLG: 0.176 40 Javy Guerra, R (6, 1) 19 Miguel Rojas, R (8, 3) OBP: 0.319, SLG: 0.361		B SI 92 F FC 88 X SI 92 1-1 ①② G6-4-3 1-2f	1 SAFE B FF 92 X SI 92 1-0 FC3 1 1B 1-2	D SI 95 X SI 96 1-0 ③ G4-3			X SI 91 0-0 28 SH5-4 1 BB 1B		C KC 82 B KC 82 B FF 97 F FF 98 H FF 97 3-2 28 S 1 BB 28 1B HBP	3 0 1	0 0 1	0 0 1	0 0 1	0 0 0	0 0 0	4 0 0
1 Cameron Maybin, R (1, 8) OBP: 0.314, SLG: 0.315	C FF 94 B FF 92 F FF 92 X CU 77 1-2 28 S 1B		B CU 76 X CU 76 1-0 13 FC6-4 1-2 2-3 1B	C SI 95 C SI 95 X KC 82 0-2 ① G1-3			B SI 92 1 SAFE B SI 93 B SI 91 B SI 91 4-0 28 SH5-4 1-2 BB		1 SAFE 1 SAFE B FF 94 B KC 81 1 SAFE B FF 97 B FF 98 4-0 28 1B 28 S 1-2 BB	3	0	2	0	2	0	0
28 Bryan Holaday, R (1, 2) OBP: 0.225, SLG: 0.215	B FC 87 B SI 92 C CU 76 B FC 89 B FF 94 4-1 1-2 BB		X SI 92 0-0 ① SF7 3-H	B SI 94 S FF 95 C SI 95 B FF 94 C SI 95 2-3 ② K			X SI 91 0-0 ① SH5-4 1-2 2-3		B KC 82 F FF 96 X KC 81 1-1 1-3 2-H 1B	2	0	1	2	1	1	0
62 José Ureña, R (1, 1) OBP: 0.036, SLG: 0.071 32 Derek Dietrich, L (6, 7) OBP: 0.353, SLG: 0.452	B FC 88 B FF 93 S FF 93 X FF 92 2-1 ③ B1-3		L FF 92 L FF 90 C CU 77 0-3 ② K	S KC 82 B KC 81 B KC 80 X SI 96 2-1 ③ F7			B SI 92 C SI 92 F SI 92 F SL 80 B SI 94 S SL 80 2-3 ② K			2 2	0 0	0 0	0 0	0 0	1 1	4 2
Inning Stats	R: 0 H: 1 E: 0 LOB: 1 K: 1 BB: 0 S: 11 P: 15	R: 0 H: 2 E: 0 LOB: 2 K: 0 BB: 1 S: 9 P: 17	R: 0 H: 2 E: 0 LOB: 1 K: 1 BB: 0 S: 14 P: 21	R: 1 H: 1 E: 1 LOB: 2 K: 1 BB: 1 S: 11 P: 19	R: 0 H: 2 E: 0 LOB: 2 K: 1 BB: 0 S: 19 P: 26		R: 2 H: 3 E: 0 LOB: 0 K: 1 BB: 0 S: 16 P: 23	R: 0 H: 1 E: 0 LOB: 2 K: 1 BB: 1 S: 7 P: 14	R: 0 H: 0 E: 0 LOB: 0 K: 0 BB: 0 S: 9 P: 13	R: 1 H: 1 E: 0 LOB: 2 K: 0 BB: 1 S: 7 P: 18	1B: 10 2B: 2 3B: 0 HR: 2	SF: 1 SAC: 1 DP: 2 HBP: 1	WP: 0 PB: 0 SB: 3 CS: 0	PA: 44				

PITCHER	IP	WLS	BF	H	R	ER	SO	BB	IBB	HBP	BLK	WP	HR	S	P	ERA	WHIP
57 Chase Anderson, R (1, 1) ERA: 3.81	4.2		23	8	1	0	4	2	0	0	0	0	0	63	96	0.00	2.143
32 Jeremy Jeffress, R (5, 1) ERA: 1.02	1.1		4	0	0	0	1	0	0	0	0	0	0	9	14	0.00	0.000
71 Josh Hader, L (7, 1) ERA: 1.55	1.2	B	9	4	2	2	2	1	0	0	0	0	2	22	35	10.80	3.000
54 Taylor Williams, R (8, 1) ERA: 2.57	1.1		4	0	0	0	0	0	0	0	0	0	0	10	15	0.00	0.000
46 Corey Knebel, R (10, 1) ERA: 3.52	0.1	L	4	1	1	1	0	1	0	1	0	0	0	7	18	27.00	6.000

PITCHER	IP	WLS	BF	H	R	ER	SO	BB	IBB	HBP	BLK	WP	HR	S	P	ERA	WHIP

BOTTOM	
AB	37
R	4
H	13
RBI	4
BB	4
SO	7
LOB	19

MIAMI

Batter	1	2	3	4	5	6	7	8	9	AB	R	H	RBI	BB	SO	LOB
7 Eric Thames, L (1, 9) OBP: 0.345, SLG: 0.573	C SI 92 X SI 94 0-1 22 2B 21 FC6 1B	X FF 93 0-0 22 1B 1-3 2B		C CU 75 X CH 84 0-1 ② G4-3			S SL 87 S SL 89 S SL 90 0-3 ② K		S CU 77 S CH 84 F SI 93 B CU 77 S CU 77 1-3 ② K	5	2	2	0	0	2	2
14 Hernán Pérez, R (9, 9) OBP: 0.281, SLG: 0.398										0	0	0	0	0	0	0
22 Christian Yelich, L (1, 7) OBP: 0.366, SLG: 0.467	X SI 92 0-0 21 FC6 1-3 2B	B CU 78 X CH 84 1-0 21 WP 24 BB 13 1B 2-H 3-H 1B		C FF 92 S FF 92 B FF 91 C FF 93 1-3 ③ K			B SL 89 F FF 94 B FF 95 B CH 84 F FF 95 X FF 96 3-2 G4-3		C CU 77 S CH 84 F SI 92 B CU 78 X SI 92 1-2 1-H 2-H 2B	5	1	3	4	0	1	0
24 Jesús Aguilar, R (1, 3) OBP: 0.369, SLG: 0.631	B CU 78 B SI 93 B CH 86 B FF 94 4-0 21 FC6 BB	B FF 93 C CH 85 B SI 92 B SI 93 C CH 85 F CH 85 F FF 92 F CU 77 B CH 85 4-2 21 WP 13 1B 1-2 BB			B CU 75 F FF 91 B FF 92 C FF 92 B SI 93 X CU 76 3-2 ① P6			C SL 88 F FF 94 F CU 80 F FF 93 B SL 86 B FF 93 X FF 93 2-2 ① G1-3	C CU 78 S SI 92 B CU 78 S CH 83 1-3 ③ K	3	1	0	0	2	1	1
21 Travis Shaw, L (1, 5) OBP: 0.341, SLG: 0.468	D CU 79 X SI 93 1-0 ① FC6 10 S 1-2f 2-3 3-H	B CU 78 1-0 13 1B 1-2 2-3 IBB			B FF 93 B CU 76 S CH 85 S CH 83 X CH 84 2-2 E1 13 FC6-4			C FF 94 B SL 91 B FF 95 B FF 93 F FF 93 X SL 87 3-2 HR		3	1	1	2	1	0	2
13 Tyler Saladino, R (1, 6) OBP: 0.333, SLG: 0.525	C FF 94 B FF 94 S CU 78 1 SAFE F CU 79 F SI 93 F CH 86 F FF 95 1 SAFE 1-3 ② F CU 79 S FF 93 K	C SI 92 X CH 85 0-1 ③ 1-3 2-H 3-H 1B			C FF 92 D CU 76 X CU 76 1-1 ② FC6-4 10 CS 1-2f			C SL 87 X FF 95 0-1 ② L8		4	0	1	2	0	1	3
10 Brad Miller, L (1, 4) OBP: 0.325, SLG: 0.434	B CU 77 B FF 93 C CH 85 S CH 86 F FF 94 B CU 78 S CH 85 3-3 ③ K 1-2		X SI 90 0-0 ① G4-3		C CH 83 S FF 93 0-2 ③ CS 1-2	C C CH 84 F FF 93 S FF 93 0-3 ① K		C FF 93 C CU 80 F FF 95 B CU 79 B CH 85 S FF 94 2-3 ③ K		4	0	0	0	0	3	2
39 Corbin Burnes, R (8, 1)										0	0	0	0	0	0	0
23 Keon Broxton, R (1, 8) OBP: 0.275, SLG: 0.371		B FF 90 C FF 90 X CU 75 1-1 45 FC6-5 15 G4-3 1B	C SI 91 B FF 93 B CH 84 F SI 91 B CU 77 F SI 90 C SI 91 3-3 ② K			S CU 76 B CU 79 B SI 93 X FF 91 2-1 ② F9			B SI 92 B SI 91 F SI 92 X SI 92 2-1 ① F9	4	0	1	0	0	1	0
15 Erik Kratz, R (1, 2) OBP: 0.258, SLG: 0.387		B SI 91 F FF 92 1 SAFE B SI 92 X SI 91 2-1 ① G4-3 1-2	C SI 91 S SI 92 B FF 92 F SI 91 F CU 77 X CU 77 1-2 ③ G5-3			C CU 78 S SI 93 B SI 94 F FF 92 T CH 84 1-2 ③ K			X SI 92 0-0 22 2B 2B	4	1	1	0	0	1	1
45 Jhoulys Chacín, R (1, 1) OBP: 0.265, SLG: 0.194		C FF 92 S CU 77 B CU 77 X FF 93 1-2 ② FC6-5 7 2B 22 1B 2-3		B SI 89 F SI 89 X CU 75 1-1 ① P5			F FF 96 S CH 85 B CH 86 X FF 96 1-2 ① F8		C CU 77 B SI 92 S CH 83 B SI 92 2 SAFE F CH 84 F SI 92 F CU 77 B CH 84 4-2 F SI 92 H SI 92 22 2B HBP	2	1	0	0	0	0	1
38 Dan Jennings, L (6, 1) OBP: 0.667, SLG: 1.000										0	0	0	0	0	0	0
2 Nate Orf, R (7, PH) OBP: 0.214, SLG: 0.333										1	0	0	0	0	0	0
32 Jeremy Jeffress, R (7, 1)										0	0	0	0	0	0	0
5 Jonathan Villar, S (8, 4) OBP: 0.314, SLG: 0.388										0	1	0	0	0	0	0

TOP

Milwaukee Brewers @ Miami Marlins

Marlins Park, Miami, FL

Tue Jul 10 2018, 7:12 PM - 10:15 PM EDT

Att. 5,624 - Roof Closed - 76 F

livebaseballscorecards.com

AB	35
R	8
H	9
RBI	8
BB	3
SO	10
LOB	12

Inning Stats	1	2	3	4	5	6	7	8	9
	R: 1 E: 0 K: 2 S: 16	R: 4 E: 0 K: 0 S: 16	R: 0 E: 0 K: 1 S: 10	R: 0 E: 0 K: 1 S: 7	R: 0 E: 1 K: 0 S: 10	R: 0 E: 0 K: 2 S: 10	R: 0 E: 0 K: 1 S: 9	R: 1 E: 0 K: 1 S: 14	R: 2 E: 0 K: 2 S: 20
	H: 2 LOB: 2 BB: 1 P: 25	H: 4 LOB: 2 BB: 2 P: 26	H: 0 LOB: 0 BB: 0 P: 14	H: 0 LOB: 0 BB: 0 P: 9	H: 0 LOB: 0 BB: 0 P: 16	H: 0 LOB: 0 BB: 0 P: 13	H: 0 LOB: 0 BB: 0 P: 13	H: 1 LOB: 0 BB: 0 P: 21	H: 2 LOB: 1 BB: 0 P: 29

1B: 4	SF: 0	WP: 1
2B: 4	SAC: 0	PB: 0
3B: 0	DP: 0	SB: 1
HR: 1	HBP: 1	CS: 1

PA: 40

PITCHER		IP	WLS	BF	H	R	ER	SO	BB	IBB	HBP	BLK	WP	HR	S	P	ERA	WHIP
49 Pablo López, R ERA: 6.35	(1, 1)	6.0	L	26	6	5	5	6	2	1	0	0	1	0	69	103	7.50	1.333
61 Adam Conley, L ERA: 3.18	(7, 1)	1.0		3	0	0	0	1	0	0	0	0	0	0	9	13	0.00	0.000
40 Javy Guerra, R ERA: 3.86	(8, 1)	1.0		4	1	1	1	1	0	0	0	0	0	1	14	21	9.00	1.000
51 Ben Meyer, R ERA: 5.23	(9, 1)	1.0		6	2	2	2	2	0	0	1	0	0	0	20	29	18.00	2.000

PITCHER	IP	WLS	BF	H	R	ER	SO	BB	IBB	HBP	BLK	WP	HR	S	P	ERA	WHIP

BOTTOM

Batter	1	2	3	4	5	6	7	8	9	AB	R	H	RBI	BB	SO	LOB
32 Derek Dietrich, L (1, 7) OBP: 0.353, SLG: 0.455	B SI 89 X SI 90 1-0 30 1B 2B	C SL 80 X SI 92 0-1 ① SF7 3-H		X SI 90 0-0 ① 1-3 1B		1 SAFE B SL 82 X SI 91 1-0 ③ G6-3			C FF 95 S CU 82 X SL 87 0-2 ② G5-3	4	1	2	1	0	0	1
15 Brian Anderson, R (1, 9) OBP: 0.360, SLG: 0.416	C SL 80 X SI 89 0-1 ① G5-3	B SL 79 F SL 80 F SL 81 X SL 79 1-2 13 E 1-2 1B		X SI 92 0-0 ② G6-3 3-H			C KC 81 C KC 81 X FS 90 0-2 13 CS 1B		C SL 87 B FF 96 X CU 81 1-1 ③ F9	5	0	2	1	0	0	1
13 Starlin Castro, R (1, 4) OBP: 0.346, SLG: 0.420	B SL 78 D SI 90 B SL 79 B SI 91 4-0 30 1B 10 1B BB	B SI 91 C SL 79 X SI 91 1-1 FC6 1-2 2-3		B SI 90 C SL 79 X SL 78 1-1 ③ F8			D KC 81 C KC 81 B KC 81 B SI 97 C SI 97 S SI 96 3-3 ①② K 1-2			3	1	0	0	1	1	3
30 Garrett Cooper, R (1, 3) OBP: 0.360, SLG: 0.238	C SL 78 X SI 91 0-1 10 1B 1-3 2-H 1B	B SL 80 C SL 81 S SL 81 T SL 82 1-2 ② K			C SL 78 B SI 90 F SL 81 S SL 81 1-3 ① K		S KC 82 C FF 98 B FF 96 F FF 96 B KC 83 B FF 97 X KC 82 3-2 1B			4	0	2	1	0	2	3
10 JT Riddle, L (1, 6) OBP: 0.306, SLG: 0.464	B SI 90 B SL 79 C SL 79 X SL 78 2-1 1-2 3-H 1B	B SL 81 F SL 79 B SL 80 X SL 78 2-1 ③ G4-3			X SI 91 0-0 ② G3-1		D KC 83 C KC 82 F SI 97 F SI 96 X SI 97 1-2 ③ G6-3			4	0	1	1	0	0	4
19 Miguel Rojas, R (1, 5) OBP: 0.315, SLG: 0.356	B SI 91 C SL 78 S SL 80 S SI 90 1-3 ② K		C FS 88 B SL 77 F SL 80 B SL 77 B SL 81 X SI 91 3-2 ① G1-3		B SL 80 C SI 91 F SI 91 X SL 82 1-2 ③ L6			B FF 96 F FF 95 F FF 95 B SL 90 F FF 96 X SL 88 2-2 ① G6-3		4	0	0	0	0	1	2
1 Cameron Maybin, R (1, 8) OBP: 0.309, SLG: 0.309	B SL 80 C SL 80 F SL 80 X SL 82 1-2 ③ P4		C SI 91 B SI 91 C SI 91 X SL 79 1-2 ② G5-3			B SL 78 F SL 79 X SL 80 1-1 ① G6-3		B CU 80 X FF 96 1-0 ② L8		4	0	0	0	0	0	2
28 Bryan Holaday, R (1, 2) OBP: 0.226, SLG: 0.216		C FF 88 B SI 90 F SI 90 X SI 91 1-2 49 1B 32 SF7 1B	X SI 90 0-0 ③ G6-3			B SL 81 S SL 80 C SL 81 F SL 80 B SL 81 B SL 81 X SI 92 3-2 ② G6-3		F FF 95 S SL 88 F SL 87 S SL 88 0-3 ③ K		4	1	1	0	0	1	0
49 Pablo López, L (1, 1) OBP: 0.286, SLG: 0.167 2 Yadiel Rivera, R (6, PH) OBP: 0.319, SLG: 0.250 61 Adam Conley, L (7, 1) 40 Javy Guerra, R (8, 1) 51 Ben Meyer, L (9, 1) 14 Martín Prado, R (9, PH) OBP: 0.275, SLG: 0.286		L FS 88 B FS 88 B SI 91 B SI 91 X SI 91 3-1 13 E 15 1B 1-3 1B		B SI 90 B SI 90 B SI 90 C FF 88 F SI 90 B SI 92 4-2 32 1B 15 G6-3 BB		B SI 92 B SI 92 F SI 90 B SI 91 B SI 91 4-1 BB			C FF 95 B SL 89 B FF 95 B FF 94 F FF 95 F FF 94 X FF 95 3-2 ① G6-3	1 0 0 0 0 0 1	1 0 0 0 0 0 0	1 0 0 0 0 0 0	0 1 0 0 0 0 0	1 0 0 0 0 0 0	0 0 0 0 0 0 0	0 0 0 0 0 0 0
Inning Stats	R: 2 E: 0 K: 1 S: 13 H: 3 LOB: 2 BB: 1 P: 22	R: 1 E: 1 K: 1 S: 17 H: 3 LOB: 3 BB: 0 P: 26	R: 0 E: 0 K: 0 S: 7 H: 0 LOB: 0 BB: 0 P: 11	R: 1 E: 0 K: 0 S: 6 H: 1 LOB: 0 BB: 1 P: 11	R: 0 E: 0 K: 1 S: 7 H: 0 LOB: 0 BB: 0 P: 9	R: 0 E: 0 K: 0 S: 8 H: 0 LOB: 1 BB: 1 P: 17	R: 0 E: 0 K: 1 S: 14 H: 2 LOB: 1 BB: 0 P: 21	R: 0 E: 0 K: 1 S: 9 H: 0 LOB: 0 BB: 0 P: 12	R: 0 E: 0 K: 0 S: 9 H: 0 LOB: 0 BB: 0 P: 13	1B: 8 2B: 2 3B: 0 HR: 0 SF: 1 SAC: 0 DP: 1 HBP: 0						

PITCHER		IP	WLS	BF	H	R	ER	SO	BB	IBB	HBP	BLK	WP	HR	S	P	ERA	WHIP
45 Jhoulys Chacín, R ERA: 3.78	(1, 1)	5.2	W	27	7	4	4	3	3	0	0	0	0	0	57	94	6.35	1.765
38 Dan Jennings, L ERA: 3.2	(6, 1)	0.1	H	1	0	0	0	0	0	0	0	0	0	0	1	2	0.00	0.000
32 Jeremy Jeffress, R ERA: 0.99	(7, 1)	1.0	H	4	2	0	0	1	0	0	0	0	0	0	14	21	0.00	2.000
39 Corbin Burnes, R ERA:	(8, 1)	2.0	S	6	0	0	0	1	0	0	0	0	0	0	18	25	0.00	0.000

PITCHER	IP	WLS	BF	H	R	ER	SO	BB	IBB	HBP	BLK	WP	HR	S	P	ERA	WHIP

Milwaukee Brewers @ Miami Marlins

Marlins Park, Miami, FL

Tue Jul 10 2018, 7:12 PM - 10:15 PM EDT

Att. 5,624 - Roof Closed - 76 F

livebaseballscorecards.com

AB	34
R	4
H	9
RBI	4
BB	3
SO	5
LOB	16

WP: 0 PB: 0 SB: 0 CS: 1 PA: 38

Milwaukee Brewers @ Miami Marlins

Marlins Park, Miami, FL

Wed Jul 11 2018, 7:11 PM - 11:33 PM EDT

Att. 5,265 - Roof Closed - 76 F

livebaseballscorecards.com

TOP

Batter	1	2	3	4	5	6	7	8	9	10	11	12	AB	R	H	RBI	BB	SO	LOB
7 Eric Thames, L (1, 9) OBP: 0.350, SLG: 0.571	B FF 90 B FF 90 B SI 91 B FF 91 4-0 6 E 24 2B BB		B FF 90 C SL 84 F SL 84 X CH 84 1-2 22 1B 2B		B FF 89 S CH 83 F FF 91 X SL 86 1-2 ② L8			C FF 93 B CU 84 F SL 87 B FF 93 F FF 94 B SL 87 F FF 95 F FF 96 B SL 88 4-2 22 FC6-4 6 1B 24 2B BB	B SL 79 C FF 93 B FF 95 F FF 94 S CH 86 2-3 ② K			C FF 91 B FF 91 F CH 84 S FF 92 1-3 ① K	4	3	1	0	2	2	2
6 Lorenzo Cain, R (1, 8) OBP: 0.402, SLG: 0.439	B FF 90 1 SAFE C FF 91 B SL 81 C FF 90 B SL 85 S FF 92 3-3 ① K 1-2		B SL 85 F SI 92 C FF 91 S CH 84 1-3 ② K		B FF 91 X SL 84 1-0 ③ L9			X SL 88 0-0 22 FC6-4 1-2 1B	B FF 94 B FF 93 B FF 94 C CH 86 D SL 80 D SL 79 4-2 1-2 2-3 BB			F FF 91 F FF 92 B FF 91 X SL 83 1-2 22 FC4-6 1B	5	0	2	0	1	2	2
22 Christian Yelich, L (1, 7) OBP: 0.362, SLG: 0.461	2 SAFE B SL 82 S SL 84 F FF 91 T CH 83 1-2 ② K		S SL 86 S CH 83 B FF 92 X SI 92 1-2 24 CS 2-H 1B			B CH 82 B CH 82 C FF 89 F SL 84 S SL 86 2-3 ① K		F FF 94 F FF 94 X FF 94 0-2 ① FC6-4 24 2B 1-2f 2-3	B SL 78 D FF 94 F FF 94 S CH 86 2-3 ③ K			F FF 91 F FF 91 X FF 91 0-2 ② FC4-6 24 BB 1-2f	6	1	1	1	0	3	7
24 Jesús Aguilar, R (1, 3) OBP: 0.375, SLG: 0.638	C FF 91 F SI 92 X SL 84 0-2 2-H 2B		B FF 92 1 SAFE F FF 91 1 SAFE B FF 92 2-1 ③ CS 1-2	C SL 84 F FF 91 F FF 91 F CH 84 F SL 86 B FF 90 F SL 87 X FF 92 2-2 21 BB 1B		C FF 90 B CH 84 X FF 91 1-1 ② G6-3		X SL 87 0-0 1-H 3-H 2B		C FF 94 C SL 86 S CH 84 0-3 ① K		B FF 87 B FF 90 D CH 83 B FF 89 4-0 1-2 BB	5	0	3	3	1	1	0
21 Travis Shaw, L (1, 5) 38 Dan Jennings, L (6, 1) OBP: 0.667, SLG: 1.000 10 Brad Miller, L (8, PH) OBP: 0.323, SLG: 0.432 54 Taylor Williams, S (8, 1) OBP: 0.000, SLG: 0.000 46 Corey Knebel, R (9, 1) 23 Keon Broxton, R (10, PH) OBP: 0.268, SLG: 0.361 28 Jorge López, R (10, 1) OBP: 0.500, SLG: 1.000	B SL 82 B FF 91 C CH 84 X FF 92 2-1 ③ P5			F FF 91 B CH 82 S CH 82 B SL 85 B SL 83 B FF 90 4-2 1-2 BB		C FF 90 F FF 90 B SL 85 B CH 85 B SL 85 F CH 83 X SL 84 3-2 ③ F9		C FF 94 S SL 88 B FF 94 B FF 94 S SL 88 2-3 ② K		B FF 95 S FF 95 B CH 85 S FF 96 2-3 ② K		C FF 90 S FF 90 S FF 91 0-3 ③ K	2 0 1 0 0 0 1	0 0 0 0 0 0 0	0 0 0 0 0 0 0	0 0 0 0 0 0 0	1 0 1 0 0 0 1	0 0 1 0 0 0 0	1 0 1 0 0 0 2
13 Tyler Saladino, R (1, 6) OBP: 0.324, SLG: 0.492		C SL 81 S SL 85 B SL 86 B FF 91 F FF 92 S SL 84 2-3 ① K		C FF 91 F FF 91 S SL 84 0-3 ① K			H SI 84 1-0 2 CS HBP	C FF 96 B SL 89 S SL 89 C FF 96 1-3 ③ K		F FF 94 S CH 86 B CH 86 X CH 85 1-2 ③ P5			4	0	0	0	0	3	3
14 Hernán Pérez, R (1, 4) OBP: 0.278, SLG: 0.394 50 Jacob Barnes, R (4, 1) 2 Nate Orf, R (6, 5) OBP: 0.235, SLG: 0.286	C FF 91 X SI 91 0-1 ② F8			F SL 84 C SL 84 X SL 85 0-2 ② F8			C SI 84 D SI 84 B SI 83 S SI 84 X CU 74 2-2 ① ② G5-3 1-2		C FF 93 F FF 94 B SL 79 B SL 80 B FF 94 B FF 94 4-2 6 BB 5 BB BB		C FF 90 B FF 91 S SL 79 F SL 78 F FF 90 X CH 80 1-2 ① G6-3	2 0 2	0 0 0	0 0 0	0 0 0	0 0 1	0 0 0	2 0 1
26 Jacob Nottingham, R (1, 2) OBP: 0.313, SLG: 0.286	C FF 91 B SL 86 X SL 85 1-1 ③ P4			S SL 83 S SL 84 F SL 84 B FF 90 D SL 84 C FF 90 2-3 ③ K			C SI 85 B SI 84 F SI 85 B CU 75 X SI 85 2-2 5 FC4-6 1B		1 SAFE C FF 94 S FF 94 B FF 93 B FF 93 C SL 79 2-3 ① K		F SL 79 F FF 93 B FF 92 C FF 92 1-3 ② K	5	0	1	0	0	3	3
51 Freddy Peralta, R (1, 1) 5 Jonathan Villar, S (4, 4) OBP: 0.313, SLG: 0.383			C FF 90 F FF 89 X SL 82 0-2 ① P6		C SL 81 F FF 89 X SL 83 0-2 ① G6-3		X SI 86 0-0 ③ FC4-6 1-2f		C SL 79 B CH 86 B FF 93 1 SAFE B FF 94 B FF 94 4-1 6 BB 1-2 BB		B FF 93 C FF 92 S FF 91 B CH 85 X CH 82 2-2 ③ G4-3	1 3	0 0	0 0	0 0	0 1	0 0	0 1
Inning Stats	R: 1 E: 1 K: 2 S: 11 H: 1 LOB: 1 BB: 1 P: 21	R: 0 E: 0 K: 1 S: 8 H: 0 LOB: 0 BB: 0 P: 11	R: 1 E: 0 K: 1 S: 13 H: 2 LOB: 0 BB: 0 P: 18	R: 0 E: 0 K: 2 S: 19 H: 1 LOB: 2 BB: 1 P: 27	R: 0 E: 0 K: 0 S: 7 H: 0 LOB: 0 BB: 0 P: 9	R: 0 E: 0 K: 1 S: 9 H: 0 LOB: 0 BB: 0 P: 15	R: 0 E: 0 K: 0 S: 7 H: 1 LOB: 1 BB: 0 P: 12	R: 2 E: 0 K: 2 S: 16 H: 2 LOB: 1 BB: 1 P: 23	R: 0 E: 0 K: 3 S: 14 H: 0 LOB: 3 BB: 3 P: 32	R: 0 E: 0 K: 2 S: 9 H: 0 LOB: 0 BB: 0 P: 12	R: 0 E: 0 K: 1 S: 11 H: 0 LOB: 0 BB: 0 P: 15	R: 0 E: 0 K: 2 S: 12 H: 1 LOB: 2 BB: 1 P: 18	1B: 5 2B: 3 3B: 0 HR: 0 SF: 0 SAC: 0 DP: 0 HBP: 1	WP: 0 PB: 0 SB: 0 CS: 2 PA: 51					

	AB	42
	R	4
	H	8
	RBI	4
	BB	7
	SO	17
	LOB	25

PITCHER	IP	WLS	BF	H	R	ER	SO	BB	IBB	HBP	BLK	WP	HR	S	P	ERA	WHIP
58 Dan Straily, R (1, 1) ERA: 4.29	6.0		23	4	2	1	7	2	0	0	0	0	0	67	101	1.50	1.000
29 Brad Ziegler, R (7, 1) ERA: 4.4	1.0	H	4	1	0	0	0	0	0	1	0	0	0	7	12	0.00	1.000
71 Drew Steckenrider, R (8, 1) ERA: 3.46	1.0	B	6	2	2	2	2	1	0	0	0	0	0	16	23	18.00	3.000
46 Kyle Barraclough, R (9, 1) ERA: 1.31	1.0		6	0	0	0	3	3	0	0	0	0	0	14	32	0.00	3.000
61 Adam Conley, L (10, 1) ERA: 3.04	1.0		3	0	0	0	2	0	0	0	0	0	0	9	12	0.00	0.000

PITCHER	IP	WLS	BF	H	R	ER	SO	BB	IBB	HBP	BLK	WP	HR	S	P	ERA	WHIP
57 Elieser Hernández, R (11, 1) ERA: 6.28	2.0	W	8	1	0	0	3	1	0	0	0	0	0	23	33	0.00	1.000

Batter	1	2	3	4	5	6	7	8	9	10	11	12	AB	R	H	RBI	BB	SO	LOB
32 Derek Dietrich, L (1, 7) OBP: 0.349, SLG: 0.450 29 Brad Ziegler, R (7, 1) 10 JT Riddle, L (8, 6) OBP: 0.301, SLG: 0.457	B FF 87 B FF 88 C FF 89 F FF 89 F FF 91 B CH 88 F FF 89 X FF 91 3-2 F8 ①		C CU 77 S FF 92 F FF 93 B CU 77 C FF 94 1-3 K ③ 1-2	F FC 89 F FF 95 F FC 90 X FC 90 0-2 F8 ③		C SL 80 S SL 82 X SL 82 0-2 G4-3 ③			B KC 81 B FF 96 X FF 96 2-0 G6-3 ②			B CH 86 X SI 94 1-0 G1-3 ① 1-2	4	0	0	0	1	6
													0	0	0	0	0	0	0
													2	0	0	0	0	0	1
15 Brian Anderson, R (1, 9) OBP: 0.365, SLG: 0.422	B CU 76 C CU 75 F FF 91 X CU 77 1-2 P4 ②			F CU 75 B CH 87 S FF 92 X FF 93 1-2 13 SF8 3B	B FF 94 B FC 90 C FF 94 F FC 90 T FF 94 2-2 K ①		B SI 90 B SI 90 B SI 90 B SI 91 4-0 13 FC5-4 BB		B FF 95 T FF 96 C FF 97 X FF 97 1-2 13 CS 1B			0-0 13 1B IBB	4	1	2	0	2	1	0
13 Starlin Castro, R (1, 4) OBP: 0.343, SLG: 0.417	B CU 76 B FF 91 C FF 90 B FF 91 F FF 92 F CU 75 F FF 91 X FF 91 3-2 F9 ③			F CU 75 B FF 91 B FF 93 B FF 92 X FF 92 3-1 SF8 ① 3-H	X FC 88 0-0 G5-3 ②		C SL 83 X SI 92 0-1 FC5-4 ① 14 FC6-4 1-2f		B FF 96 1 SAFE 1 SAFE F FF 96 B KC 81 F FF 97 1 SAFE F FF 97 B FF 97 3-2 CS ③ 1-2	B KC 84 S KC 82 B FF 95 B FF 95 X FF 96 3-1 F9 ①		X KC 81 0-0 1-2 2-H 1B	5	0	1	2	0	0	1
41 Justin Bour, L (1, 3) OBP: 0.358, SLG: 0.419 71 Drew Steckenrider, R (8, 1) 46 Kyle Barraclough, R (9, 1) 61 Adam Conley, L (10, 1) 2 Yadiel Rivera, R (10, PH) OBP: 0.317, SLG: 0.248 (11, 5)		B FF 88 F FF 89 B FF 91 F CH 86 S FF 92 2-3 K ①		C FF 88 B CH 87 B FF 93 F FF 92 X CU 76 2-2 HR	C FF 93 F FC 90 S FC 89 1-3 K ③		1 SAFE C SI 91 B SI 91 F SI 92 D SL 83 X SL 83 2-2 P5 ②			B SI 95 B FF 96 X FF 96 2-0 F7 ②			4	1	1	1	0	2	1
													0	0	0	0	0	0	0
													0	0	0	0	0	0	0
													0	0	0	0	0	0	0
													1	0	0	0	0	0	0
14 Martín Prado, R (1, 5) OBP: 0.272, SLG: 0.282 57 Elieser Hernández, R (11, 1)		C FF 91 F FF 93 B CU 78 C CU 78 1-3 K ②		B FF 90 B FF 90 X FF 91 2-0 L8 ②		C FC 87 S FC 89 B FF 94 B FF 95 X FC 91 2-2 1 BB 19 E 28 1B 1B	F SI 92 1 SAFE B SI 91 X SI 92 1-1 FC6-4 ③ 1-2f			B FF 96 C KC 81 C SL 89 S CH 90 1-3 K ③			5	1	1	0	0	2	1
													0	0	0	0	0	0	0
19 Miguel Rojas, R (1, 6) OBP: 0.314, SLG: 0.354 (8, 3)		C CU 76 B FF 92 F FF 90 B CU 78 F FF 92 F FF 95 B CU 78 X CU 76 3-2 G5-3 ③	C CU 77 B CU 78 X FF 92 1-1 28 HBP 1 BB 58 BB 1B	1 SAFE D FF 96 X FC 89 1-0 FC5 1 BB 1-2	X FF 96 0-0 F9 ①				C SI 95 S SL 90 B KC 82 X CH 90 1-2 G5-3 ①				5	1	1	0	0	0	1
1 Cameron Maybin, R (1, 8) OBP: 0.310, SLG: 0.305		B FF 89 C FF 89 B FF 89 F FF 91 X FF 92 2-2 F9 ①		B FF 91 B FF 91 1 SAFE F FF 91 F FF 93 F FF 92 D CU 78 B CU 77 4-2 58 BB 28 HBP 1-2 BB		B FC 88 D FC 89 1 SAFE D FC 91 D FF 95 B FC 89 4-1 28 1B 28 S 1-2 2-3 BB		S FF 96 C FF 96 X FF 98 0-2 G4-3 ②			C FF 95 F SL 88 F KC 82 S SI 94 1-3 K ②		3	0	0	0	2	1	0
28 Bryan Holaday, R (1, 2) OBP: 0.243, SLG: 0.220		B FF 92 C FF 90 B CU 79 B CU 79 C FF 90 B FF 92 4-2 32 WP BB	S FF 91 B FF 92 B FF 90 H FF 90 3-1 58 BB HBP 1-2 2-3		1 SAFE 1 SAFE B FF 94 C FF 95 C FF 94 X FC 90 1-2 1B 1-3 3-H	B FF 97 B FF 97 X FF 98 2-0 F8 ③					X SI 94 0-0 L8 ③		3	0	1	1	1	0	0
58 Dan Straily, R (1, 1) OBP: 0.320, SLG: 0.200 30 Garrett Cooper, R (6, PH) OBP: 0.357, SLG: 0.250 (7, 7)		B FF 88 L FF 87 L FF 86 L CU 75 1-3 K ②	C FF 89 B FF 91 D CU 76 B FF 90 B FF 89 4-1 BB 1-2 2-3 3-H		C FF 95 1 SAFE F FF 95 B FF 95 F FC 90 F FF 94 1 SAFE S FF 95 1-3 K ②		B FF 95 S FF 95 F FF 96 C FF 97 1-3 K ①				X FF 92 0-0 10 G1-3 13 1B 1B	1	0	0	1	1	1	1
													3	1	1	0	0	2	2
Inning Stats	R: 0 E: 0 K: 0 S: 13 H: 0 LOB: 0 BB: 0 P: 20	R: 0 E: 0 K: 2 S: 11 H: 0 LOB: 0 BB: 0 P: 17	R: 0 E: 0 K: 2 S: 12 H: 0 LOB: 1 BB: 1 P: 20	R: 3 E: 0 K: 0 S: 20 H: 3 LOB: 3 BB: 2 P: 40	R: 0 E: 0 K: 2 S: 7 H: 0 LOB: 0 BB: 0 P: 10	R: 1 E: 1 K: 1 S: 16 H: 2 LOB: 2 BB: 1 P: 25	R: 0 E: 0 K: 0 S: 7 H: 0 LOB: 1 BB: 1 P: 14	R: 0 E: 0 K: 0 S: 5 H: 0 LOB: 0 BB: 0 P: 7	R: 0 E: 0 K: 1 S: 11 H: 1 LOB: 0 BB: 0 P: 18	R: 0 E: 0 K: 1 S: 6 H: 0 LOB: 0 BB: 0 P: 12	R: 0 E: 0 K: 1 S: 8 H: 0 LOB: 0 BB: 0 P: 10	R: 1 E: 0 K: 0 S: 3 H: 2 LOB: 2 BB: 1 P: 4	1B: 6 2B: 0 3B: 1 HR: 1 SF: 1 SAC: 0 DP: 0 HBP: 1	WP: 1 PB: 0 SB: 1 CS: 1 PA: 49					

PITCHER	IP	WLS	BF	H	R	ER	SO	BB	IBB	HBP	BLK	WP	HR	S	P	ERA	WHIP
51 Freddy Peralta, R (1, 1) ERA: 2.65	3.2		18	3	3	3	4	3	0	1	0	1	1	52	93	7.36	1.636
50 Jacob Barnes, R (4, 1) ERA: 3.5	2.0		9	2	1	0	3	1	0	0	0	0	0	24	36	0.00	1.500
38 Dan Jennings, L (6, 1) ERA: 3.11	1.1		5	0	0	0	0	1	0	0	0	0	0	10	17	0.00	0.750
54 Taylor Williams, R (8, 1) ERA: 2.5	1.0		3	0	0	0	0	0	0	0	0	0	0	5	7	0.00	0.000
46 Corey Knebel, R (9, 1) ERA: 3.38	1.0		3	1	0	0	1	0	0	0	0	0	0	11	18	0.00	1.000

PITCHER	IP	WLS	BF	H	R	ER	SO	BB	IBB	HBP	BLK	WP	HR	S	P	ERA	WHIP
28 Jorge López, R (10, 1) ERA: 3.24	2.1	L	10	2	1	1	2	0	1	0	0	0	0	17	26	3.86	0.857

BOTTOM

Milwaukee Brewers @ Miami Marlins

Marlins Park, Miami, FL

Wed Jul 11 2018, 7:11 PM - 11:33 PM EDT

Att. 5,265 - Roof Closed - 76 F

livebaseballscorecards.com

AB	40
R	5
H	8
RBI	5
BB	6
SO	10
LOB	14

MIAMI

Philadelphia Phillies @ Miami Marlins

Marlins Park, Miami, FL

Fri Jul 13 2018, 7:13 PM - 9:46 PM EDT
Att. 8,090 - Roof Closed - 76 F

TOP

Batter	1	2	3	4	5	6	7	8	9	AB	R	H	RBI	BB	SO	LOB
16 César Hernández, S (1, 4) OBP: 0.378, SLG: 0.378	B FF 93, C FF 92, B SL 88, B FF 92, C FF 92, X FF 92; 3-2; L8 ①		B CU 75, C FF 91, X CH 85; 1-1; 1B ①		B CU 73, C FF 90, F FF 91, C SL 87; 1-3; K (backwards) ③			T FF 92, B CU 79, B SL 88, F FF 92, B FF 94, F FF 94, B FF 93; 4-2; 37 WP; BB		3	0	1	0	1	1	0
17 Rhys Hoskins, R (1, 7) OBP: 0.363, SLG: 0.460	C SL 86, S CH 84, F FF 94, B SL 87, B CH 84, F FF 93, X FF 93; 2-2; F7 ②		B CU 74, B SL 86, C SL 86, B SI 92, B CH 84; 4-1; BB			C FF 90, B SL 86, C CH 83, B SL 87, X SL 86; 2-2; G6-3 ①		B FF 94, C SL 84, 1 SAFE, F FF 94, B SL 86, C CU 78; 2-3; K (backwards) ②		3	0	0	0	1	1	1
10 Trevor Plouffe, R (1, 9) OBP: 0.250, SLG: 0.250	B FF 92, C FF 93, F FF 93, C SL 85; 1-3; K (backwards) ③		C SL 85, 1 SAFE, F FF 92, B CH 85, F SL 87, S CH 85; 1-3; K ②							3	0	0	0	0	2	1
37 Odúbel Herrera, L (6, 8) OBP: 0.328, SLG: 0.462						C CU 73, X FF 92; 0-1; F9 ②		F FF 94, F SL 90, 1 SAFE, F FF 95, S CU 80; 0-3; K; 1-2		1	0	0	0	0	1	1
41 Carlos Santana, S (1, 3) OBP: 0.358, SLG: 0.406		B FF 91, X FF 90; 1-0; G6-3 ①	B FF 92, C CU 74, B CH 84, F CH 84, 1 SAFE, F FF 93, B SL 87, X FF 92; 3-2; P3 ③			C CH 84, B CH 84, C FF 92, X FF 93; 1-2; 1B		B CU 79, C FF 93, B CU 78, F FF 94, B SL 88, F FF 94, X FF 94; 3-2; G3 ③		4	0	1	0	0	0	3
4 Scott Kingery, R (1, 6) OBP: 0.279, SLG: 0.337		F FF 92, X FF 91; 0-1; 1B; 38 1B; 23 2B		C SL 85, B CH 84, B SL 86, F FF 92, C SL 87; 2-3; K (backwards) ①		1 SAFE, C SL 85, B FF 90, B SL 85, X CH 83; 2-1; P4 ③			L SI 83, X SI 84; 0-1; G1-3 ①	4	1	1	0	0	1	1
38 Jorge Alfaro, R (1, 2) OBP: 0.300, SLG: 0.396		C SL 85, X CH 83; 0-1; 1B; 23 2B; 1-2		C FF 92, B SI 93, C SL 87, C FF 93; 1-3; K (backwards) ②			C SL 87, B CU 80, F SL 88, S FF 94; 1-3; K ①		B SI 84, X SI 84; 1-0; G5-3 ②	4	0	1	0	0	2	0
7 Maikel Franco, R (1, 5) OBP: 0.319, SLG: 0.467		X FF 92; 0-0; L8 ②		S CU 74, B FF 92, B FF 92, X FF 92; 2-1; P6 ③			X SL 86; 0-0; P4 ②		F SI 84, X SI 84; 0-1; HR	4	1	1	1	0	0	2
23 Aaron Altherr, R (1, 8) (6, 9) OBP: 0.296, SLG: 0.312		B SI 92, X CH 84; 1-0; 2B; 1-3; 2-H			C CU 72, S FF 91, B CU 75, S FF 92; 1-3; K ①		C FF 94, C CU 82, B FF 94, B CU 80, B SL 86, T FF 93; 3-2; K ③		F SI 85, X SI 84; 0-1; 1B; 15 1B	4	0	2	1	0	2	0
49 Jake Arrieta, R (1, 1) OBP: 0.219, SLG: 0.267		B FF 92, C FF 92, S SL 85, D SL 84, C FF 92; 2-3; K (backwards) ③			C FF 91, C SL 84, C FF 92; 0-3; K (backwards) ②					2	0	0	0	0	2	2
5 Nick Williams, L (8, PH) OBP: 0.324, SLG: 0.442								B FF 92, S CU 78, B FF 92, X FF 92; 2-1; F7 ①		1	0	0	0	0	0	0
64 Víctor Arano, R (8, 1)										0	0	0	0	0	0	0
15 Andrew Knapp, S (9, PH) OBP: 0.322, SLG: 0.400									B SI 85, B SI 82, X SI 84; 2-0; 1B; 1-3 ③	1	0	1	0	0	0	0
93 Pat Neshek, S (9, 1)										0	0	0	0	0	0	0

livebaseballscorecards.com

AB	R	H	RBI	BB	SO	LOB
34	2	8	2	2	12	11

Inning Stats

Inning	R	E	K	S	H	LOB	BB	P
1	0	0	1	11	0	0	0	17
2	1	0	1	10	3	2	0	14
3	0	0	1	11	1	1	1	20
4	0	0	2	8	0	0	0	13
5	0	0	3	9	0	0	0	11
6	0	0	0	10	1	1	0	15
7	0	0	2	7	0	0	0	11
8	0	0	2	16	0	2	1	27
9	1	0	0	8	3	2	0	11

1B: 6, 2B: 1, 3B: 0, HR: 1, SF: 0, SAC: 0, DP: 0, HBP: 0

WP: 1, PB: 0, SB: 0, CS: 0, PA: 36

PITCHER		IP	WLS	BF	H	R	ER	SO	BB	IBB	HBP	BLK	WP	HR	S	P	ERA	WHIP
54 Wei-Yin Chen, L (ERA: 5.75)	(1, 1)	6.0	L	23	5	1	1	8	1	0	0	0	0	0	59	90	1.50	1.000
40 Javy Guerra, R (ERA: 2.08)	(7, 1)	2.0		8	0	0	0	4	1	0	0	0	1	0	23	38	0.00	0.500
29 Brad Ziegler, R (ERA: 4.5)	(9, 1)	1.0		5	3	1	1	0	0	0	0	0	0	1	8	11	9.00	3.000

PITCHER	IP	WLS	BF	H	R	ER	SO	BB	IBB	HBP	BLK	WP	HR	S	P	ERA	WHIP

Batter	1	2	3	4	5	6	7	8	9	AB	R	H	RBI	BB	SO	LOB
13 Starlin Castro, R (1, 4) OBP: 0.340, SLG: 0.412	X SI 93 0-0 ① L6			B SL 90 X SI 92 1-0 ① G6-3		B SI 92 C SL 90 C SI 92 D CU 82 F CH 88 X SL 89 2-2 ③ F8			C SL 80 B SL 83 S SL 82 X SL 82 1-2 ① P4	4	0	0	0	0	0	1
15 Brian Anderson, R (1, 9) OBP: 0.361, SLG: 0.417	B SI 94 B SL 90 T SI 94 F SI 94 X SL 90 2-2 ② G5-3			F SI 92 F SI 92 F SL 90 B SL 91 X SI 92 1-2 ② G6-3			S SL 88 X SI 92 0-1 ① G6-3		C SI 89 F SL 81 X SL 82 0-2 ② L9	4	0	0	0	0	0	0
11 J.T. Realmuto, R (1, 2) OBP: 0.363, SLG: 0.543	B SL 91 C SI 94 S SL 90 B SL 91 B SI 94 X SL 89 3-2 ③ F9			B SI 93 C SI 93 B CU 81 B SI 93 C SI 92 F SI 92 X SI 93 3-2 ③ G6-3			F SL 89 B SI 92 B SI 91 B SI 91 C SI 91 F CH 87 S SL 90 3-3 ② K		C SL 82 B SL 83 C SI 89 F SL 83 B SL 77 X SI 88 2-2 ③ L8	4	0	0	0	0	1	0
41 Justin Bour, L (1, 3) OBP: 0.364, SLG: 0.421		B SI 94 B SL 91 C CH 87 B SI 94 X SI 94 3-1 14 G6-4-3 1B			B SI 92 T SI 92 B CU 79 B SL 90 B SI 92 4-1 14 G5-4-3 BB		C SI 94 F CU 81 B SL 89 B SI 92 B SI 92 B SL 89 4-2 BB			1	0	1	0	2	0	0
14 Martín Prado, R (1, 5) OBP: 0.266, SLG: 0.275		B SI 94 C SI 94 B SL 91 X SL 90 2-1 ①② G6-4-3 1-2f			C SI 93 X SI 91 0-1 ①② G5-4-3 1-2f		B SL 89 X SI 93 1-0 ③ L9			3	0	0	0	0	0	3
30 Garrett Cooper, R (1, 7) OBP: 0.323, SLG: 0.222		B SI 94 B SL 90 C SI 93 F SI 93 F SI 93 B CU 82 T SL 90 3-2 ③ K			C SI 92 X CU 81 0-1 ③ G6-3			B FF 93 S SL 82 F SL 84 F SL 85 B FF 94 X SL 84 2-2 ① F9		3	0	0	0	0	1	0
10 JT Riddle, L (1, 6) OBP: 0.295, SLG: 0.448			C SI 92 F SI 93 B CU 81 T SL 90 1-2 ① K			X SI 91 0-0 ① L4		B SI 93 B SI 93 F SI 92 X CH 88 2-1 ② G4-3		3	0	0	0	0	1	0
1 Cameron Maybin, R (1, 8) OBP: 0.319, SLG: 0.308			X SL 90 0-0 54 G1-3 1B			B SI 92 B SI 91 C SI 92 B SI 93 B SI 92 4-1 32 2B BB		C SL 84 C SL 82 B SL 82 B FF 95 B SL 85 B SL 82 4-2 BB		1	0	1	0	2	0	0
54 Wei-Yin Chen, R (1, 1) OBP: 0.136, SLG: 0.136 32 Derek Dietrich, L (6, PH) OBP: 0.351, SLG: 0.455 40 Javy Guerra, R (7, 1) 19 Miguel Rojas, R (8, PH) OBP: 0.313, SLG: 0.353 29 Brad Ziegler, R (9, 1)			1 SAFE 1 SAFE B FF 93 F SI 91 B SI 92 C SI 92 F SI 92 X SI 92 2-2 ②③ G1-3 1-2			1 SAFE 1 SAFE B SI 93 F SI 91 B SI 93 X SI 92 2-1 ② 1-H 2B		1 SAFE B FF 95 C SL 83 F SL 83 S SL 85 1-3 ③ K		1 1 0 1 0	0 0 0 0 0	0 1 0 0 0	0 0 0 0 0	0 0 0 1 0	0 0 0 1 0	1 0 0 1 0
Inning Stats	R: 0 E: 0 K: 0 S: 7 H: 0 LOB: 0 BB: 0 P: 12	R: 0 E: 0 K: 1 S: 8 H: 1 LOB: 0 BB: 0 P: 16	R: 0 E: 0 K: 1 S: 8 H: 1 LOB: 0 BB: 0 P: 11	R: 0 E: 0 K: 0 S: 9 H: 0 LOB: 0 BB: 0 P: 14	R: 0 E: 0 K: 0 S: 5 H: 0 LOB: 0 BB: 1 P: 9	R: 0 E: 0 K: 0 S: 8 H: 1 LOB: 1 BB: 1 P: 16	R: 0 E: 0 K: 1 S: 9 H: 0 LOB: 1 BB: 1 P: 17	R: 0 E: 0 K: 1 S: 11 H: 0 LOB: 1 BB: 1 P: 20	R: 0 E: 0 K: 0 S: 10 H: 0 LOB: 0 BB: 0 P: 13	1B: 2 2B: 1 3B: 0 HR: 0 SF: 0 SAC: 0 DP: 2 HBP: 0						

PITCHER		IP	WLS	BF	H	R	ER	SO	BB	IBB	HBP	BLK	WP	HR	S	P	ERA	WHIP
49 Jake Arrieta, R ERA: 3.23	(1, 1)	7.0	W	23	3	0	0	3	3	0	0	0	0	0	54	95	0.00	0.857
64 Víctor Arano, R ERA: 2.38	(8, 1)	1.0	H	4	0	0	0	1	1	0	0	0	0	0	11	20	0.00	1.000
93 Pat Neshek, R ERA:	(9, 1)	1.0	S	3	0	0	0	0	0	0	0	0	0	0	10	13	0.00	0.000

PITCHER	IP	WLS	BF	H	R	ER	SO	BB	IBB	HBP	BLK	WP	HR	S	P	ERA	WHIP

BOTTOM

Philadelphia Phillies @ Miami Marlins

Marlins Park, Miami, FL

Fri Jul 13 2018, 7:13 PM - 9:46 PM EDT

Att. 8,090 - Roof Closed - 76 F

livebaseballscorecards.com

AB	26
R	0
H	3
RBI	0
BB	4
SO	4
LOB	6

MIAMI

WP: 0 PA: 30
PB: 0
SB: 0
CS: 0

Batter	1	2	3	4	5	6	7	8	9	AB	R	H	RBI	BB	SO	LOB
16 César Hernández, S (1, 4) OBP: 0.377, SLG: 0.376	C FF 90 B FF 90 S CH 84 B CH 84 F FF 91 X FF 91 2-2 ① L8		B FF 90 X FF 91 1-0 ① L8		C FF 90 B CH 83 S CH 82 B CH 84 B FF 91 F FF 91 X FF 91 3-2 ② P6			B FF 92 C FF 92 X CU 81 1-1 1B		4	0	1	0	0	0	1
17 Rhys Hoskins, R (1, 7) OBP: 0.364, SLG: 0.461	C FF 91 C FF 92 X CH 84 0-2 37 1B 1B		C FF 90 B SL 83 F CH 84 X FF 92 1-2 1B		X FF 91 0-0 ③ F8			B CU 85 B FF 93 F FF 93 C FF 93 X FF 93 2-2 ① P6		4	0	2	0	0	0	2
37 Odúbel Herrera, L (1, 8) OBP: 0.327, SLG: 0.460	T FF 90 1 SAFE S CH 83 F FF 91 X CH 83 0-2 1-2 1B		F FF 91 C FF 91 X CH 83 0-2 ② F8			C CH 83 S CH 83 X CH 83 0-2 ① G4-3		C FF 95 F FF 95 F FF 94 B FF 93 F FF 94 1 SAFE B FF 94 X FF 94 2-2 ② F8		4	0	1	0	0	0	2
41 Carlos Santana, S (1, 3) OBP: 0.355, SLG: 0.401	B FF 90 B CH 81 C FF 91 C FF 91 C FF 91 2-3 ② K		S CH 82 S CH 82 X CH 83 0-2 ③ G4-3			C CH 82 B FF 91 X CH 84 1-1 ② L9		B FF 94 B FF 93 B FF 94 F FF 94 F FF 94 S FF 94 3-3 ③ K		4	0	0	0	0	2	4
7 Maikel Franco, R (1, 5) OBP: 0.318, SLG: 0.462	B FF 90 C SL 81 B FF 91 S CH 83 F FF 92 B CH 84 T CH 83 3-2 ③ K			B CH 82 S CH 82 B FF 91 B FF 90 F CH 83 X FF 92 3-2 ① G4-3		F SL 81 B CH 82 B FF 91 C SL 81 B FF 92 B CH 84 4-2 BB			C FF 93 B SL 80 X FF 93 1-1 ① P4	3	0	0	0	1	1	2
5 Nick Williams, L (1, 9) OBP: 0.323, SLG: 0.436		C FF 90 B FF 90 S FF 90 F CH 84 B FF 91 B FF 91 B FF 92 4-2 BB		B SL 79 B FF 92 C FF 91 X FF 92 2-1 ② L7		1 SAFE B FF 90 1 SAFE S CH 84 S CH 84 D CH 84 S CH 83 2-3 ③ K			S FF 93 C FF 94 B FF 93 X SL 80 1-2 ② G3-1	3	0	0	0	1	1	1
4 Scott Kingery, R (1, 6) OBP: 0.282, SLG: 0.339		M FF 91 X FF 92 0-1 ① F9		B FF 91 X FF 92 1-0 ③ L8			B SI 84 B SI 83 X SI 84 2-0 38 FC4-6 1B		B FF 93 F FF 93 B FF 94 F FF 94 F CH 87 X FF 94 2-2 15 1B 1B	4	0	2	0	0	0	1
38 Jorge Alfaro, R (1, 2) OBP: 0.300, SLG: 0.399 15 Andrew Knapp, S (9, PH) OBP: 0.326, SLG: 0.405		C SL 80 B FF 92 B FF 91 S CH 84 F CH 84 B FF 92 S FF 91 3-3 ② K			F CH 82 F FF 90 F CH 82 X FF 91 0-2 27 SH1-4 2B		X SI 84 0-0 ① FC4-6 23 G6-4-3 1-2f		C FF 93 B CH 87 S CH 86 B CH 87 X CH 88 2-2 1-3 1B	3 1	0 0	1 1	0 0	0 0	1 0	2 0
27 Aaron Nola, R (1, 1) OBP: 0.105, SLG: 0.108 23 Aaron Altherr, R (7, PH) OBP: 0.295, SLG: 0.311 31 Mark Leiter Jr., R (7, 1) 54 Austin Davis, L (7, 1) 9 Jesmuel Valentín, S (9, PH) OBP: 0.257, SLG: 0.323		F FF 90 B SL 81 X FF 91 1-1 ③ G4-3			X FF 90 0-0 ① SH1-4 2-3		B SI 84 D SI 84 F SI 85 F SI 86 X SI 85 2-2 ②③ G6-4-3 1-2f		D FF 94 B FF 94 B FF 95 C FF 95 X FF 94 3-1 ③ P6	1 1 0 0 1	0 0 0 0 0	0 0 0 0 0	0 0 0 0 0	0 0 0 0 0	0 0 0 0 0	1 1 0 0 2

Inning Stats																																	
	R: 0	E: 0	K: 2	S: 18	H: 2	LOB: 2	BB: 0	P: 25	R: 0	E: 0	K: 1	S: 11	H: 0	LOB: 1	BB: 1	P: 19	R: 0	E: 0	K: 0	S: 10	H: 1	LOB: 1	BB: 0	P: 12	R: 0	E: 0	K: 0	S: 6	H: 0	LOB: 0	BB: 0	P: 12
	R: 0	E: 0	K: 0	S: 10	H: 1	LOB: 1	BB: 0	P: 13	R: 0	E: 0	K: 1	S: 10	H: 0	LOB: 1	BB: 1	P: 17	R: 0	E: 0	K: 0	S: 5	H: 1	LOB: 0	BB: 0	P: 9	R: 0	E: 0	K: 1	S: 13	H: 1	LOB: 1	BB: 0	P: 21
	R: 0	E: 0	K: 0	S: 14	H: 2	LOB: 2	BB: 0	P: 23	1B: 7 2B: 1 3B: 0 HR: 0				SF: 0 SAC: 1 DP: 1 HBP: 0				WP: 0 PB: 0 SB: 0 CS: 0				PA: 36											

PITCHER		IP	WLS	BF	H	R	ER	SO	BB	IBB	HBP	BLK	WP	HR	S	P	ERA	WHIP
36 Trevor Richards, R ERA: 4.74	(1, 1)	6.0	W	24	4	0	0	4	2	0	0	0	0	0	65	98	0.00	1.000
29 Brad Ziegler, R ERA: 4.4	(7, 1)	1.0	H	3	1	0	0	0	0	0	0	0	0	0	5	9	0.00	1.000
71 Drew Steckenrider, R ERA: 3.38	(8, 1)	1.0	H	4	1	0	0	1	0	0	0	0	0	0	13	21	0.00	1.000
46 Kyle Barraclough, R ERA: 1.28	(9, 1)	1.0	S	5	2	0	0	0	0	0	0	0	0	0	14	23	0.00	2.000

PITCHER	IP	WLS	BF	H	R	ER	SO	BB	IBB	HBP	BLK	WP	HR	S	P	ERA	WHIP

TOP

Philadelphia Phillies @ Miami Marlins

Marlins Park, Miami, FL

Sat Jul 14 2018, 4:11 PM - 7:10 PM EDT

Att. 14,793 - Roof Closed - 76 F

livebaseballscorecards.com

AB	33
R	0
H	8
RBI	0
BB	2
SO	5
LOB	19

Batter	1	2	3	4	5	6	7	8	9	AB	R	H	RBI	BB	SO	LOB
32 Derek Dietrich, L (1, 7) OBP: 0.350, SLG: 0.452 71 Drew Steckenrider, R (8, 1) 10 JT Riddle, L (9, 6) OBP: 0.295, SLG: 0.448	C FF 92 F FF 92 B KC 78 B SI 91 B KC 78 X FF 93 3-2 11 BB 15 1B 13 FC5-4 1B	C KC 78 B SI 92 S CH 85 F KC 80 X SI 93 1-2 ③ F7			B KC 78 S CH 87 C KC 79 F SI 93 F KC 80 T FF 94 1-2 ② K		C SL 84 S FF 93 F SL 85 X SL 88 0-2 ③ G4-3			4 1 1 0 0 1 1 0 0 0 0 0 0 0 0 0 0 0 0 0 0						
15 Brian Anderson, R (1, 9) OBP: 0.360, SLG: 0.416	F FF 93 X KC 78 0-1 13 FC5-4 11 BB 14 1B 1-2 1B	C KC 77 B CH 85 F KC 77 X FF 92 1-2 ① G6-3			X KC 80 0-0 ③ G6-3			B FF 92 B CH 82 F SL 85 X CH 84 2-1 ① P4		4 1 1 0 0 0 0						
11 J.T. Realmuto, R (1, 2) OBP: 0.365, SLG: 0.539	C CH 85 B SI 92 C SI 93 D KC 80 F CH 85 F SI 93 B KC 78 B CH 85 4-2 13 FC5-4 1-2 2-3 BB	F CH 86 F CH 84 X SI 93 0-2 ② G3-1				C KC 76 B KC 78 C KC 78 F FF 92 X CH 85 1-2 ① G5-3		C SL 84 F FF 94 B SL 87 H SL 87 2-2 13 WP HBP		2 0 0 0 1 0 0						
41 Justin Bour, L (1, 3) OBP: 0.360, SLG: 0.416 46 Kyle Barraclough, R (9, 1)	C KC 78 S KC 80 S KC 80 0-3 ① K	C KC 79 B CH 86 F CH 86 C SI 93 1-3 ③ K				X CH 85 0-0 ② G6-3		C FF 92 S SL 86 C SL 85 0-3 ② K		4 0 0 0 0 3 4 0 0 0 0 0 0 0						
13 Starlin Castro, R (1, 4) OBP: 0.337, SLG: 0.408	B KC 79 C SI 94 C SI 94 X KC 80 1-2 ② FC5-4 14 1B 1-2f 2-3 3-H			X FF 93 0-0 ① L9		B CH 85 B CH 85 B KC 78 C SI 92 X CH 86 3-1 E5		B FF 94 C CH 84 B SL 85 X FF 93 2-1 ③ G6-3 1-2		4 0 0 1 0 0 3						
14 Martin Prado, R (1, 5) OBP: 0.275, SLG: 0.285	C SI 93 B CH 86 X SI 94 1-1 19 FC6-4 1-3 3-H 1B			C FF 94 C FF 92 B FF 93 X KC 79 1-2 1B		C FF 93 B KC 79 X FF 92 1-1 ③ P4				3 0 2 1 0 0 1						
19 Miguel Rojas, R (1, 6) OBP: 0.310, SLG: 0.349 (9, 3)	B KC 79 F FF 92 F SI 93 1 SAFE B FF 93 X KC 80 2-2 ③ FC6-4 1-2f			B FF 92 B CH 86 1 SAFE X CH 85 2-0 ② F8			C CU 71 F SI 91 F FS 84 B FS 84 B FF 90 F FS 84 X FF 90 2-2 ① L4			3 0 0 0 0 0 3						
1 Cameron Maybin, R (1, 8) OBP: 0.319, SLG: 0.305		C SI 91 B SI 92 B CH 85 F SI 92 B FF 94 C KC 77 3-3 ① K		B KC 78 D KC 78 B FF 92 X SI 92 3-0 ③ G5-3			B FF 90 B FF 90 C FF 90 B FC 88 B SI 90 4-1 30 G5-3 30 S BB			2 0 0 0 1 1 1						
36 Trevor Richards, R (1, 1) OBP: 0.167, SLG: 0.118 29 Brad Ziegler, R (7, 1) 30 Garrett Cooper, R (7, PH) OBP: 0.313, SLG: 0.214 (8, 7)		C FF 93 C SI 92 C KC 77 0-3 ② K			C FF 92 C KC 77 F FF 93 X KC 78 0-2 ① G6-3		1 SAFE C FF 90 C FF 91 X FS 84 0-2 ② G5-3 1-3			2 0 0 0 0 1 0 0 0 0 0 0 0 0 1 0 0 0 0 0 1						
Inning Stats	R: 2 E: 0 K: 1 S: 20 H: 3 LOB: 2 BB: 1 P: 31	R: 0 E: 0 K: 2 S: 10 H: 0 LOB: 0 BB: 0 P: 14	R: 0 E: 0 K: 1 S: 9 H: 0 LOB: 0 BB: 0 P: 11	R: 0 E: 0 K: 0 S: 6 H: 1 LOB: 1 BB: 0 P: 12	R: 0 E: 0 K: 1 S: 10 H: 0 LOB: 0 BB: 0 P: 11	R: 0 E: 1 K: 0 S: 9 H: 0 LOB: 1 BB: 0 P: 14	R: 0 E: 0 K: 0 S: 13 H: 0 LOB: 1 BB: 1 P: 19	R: 0 E: 0 K: 1 S: 9 H: 0 LOB: 1 BB: 0 P: 15		1B: 4 2B: 0 3B: 0 HR: 0 SF: 0 SAC: 0 DP: 0 HBP: 1						

PITCHER		IP	WLS	BF	H	R	ER	SO	BB	IBB	HBP	BLK	WP	HR	S	P	ERA	WHIP
27 Aaron Nola, R ERA: 2.3	(1, 1)	6.0	L	24	4	2	2	5	1	0	0	0	0	0	64	93	3.00	0.833
31 Mark Leiter Jr., R ERA: 4.61	(7, 1)	0.2		3	0	0	0	0	1	0	0	0	0	0	9	15	0.00	1.500
54 Austin Davis, L ERA: 3.27	(7, 1)	1.1		5	0	0	0	1	0	0	1	0	1	0	13	19	0.00	0.000

PITCHER	IP	WLS	BF	H	R	ER	SO	BB	IBB	HBP	BLK	WP	HR	S	P	ERA	WHIP

BOTTOM

Philadelphia Phillies @ Miami Marlins

Marlins Park, Miami, FL

Sat Jul 14 2018, 4:11 PM - 7:10 PM EDT

Att. 14,793 - Roof Closed - 76 F

livebaseballscorecards.com

AB	29
R	2
H	4
RBI	2
BB	2
SO	6
LOB	14

MIAMI

WP: 1 PB: 0 SB: 1 CS: 0 PA: 32

Philadelphia Phillies @ Miami Marlins

Marlins Park, Miami, FL

Sun Jul 15 2018, 1:11 PM - 4:09 PM EDT

Att. 8,829 - Roof Closed - 76 F

TOP

Batter	1	2	3	4	5	6	7	8	9	AB	R	H	RBI	BB	SO	LOB
16 César Hernández, S (1, 4) OBP: 0.378, SLG: 0.382	2-2 G4-3 (1)		1-1 F9 (2)	1-2 3B 1-H 2-H 3-H			4-2 BB			3	0	1	3	1	0	1
17 Rhys Hoskins, R (1, 7) OBP: 0.363, SLG: 0.456	4-1 BB		1-2 FC6-4 (3) 1-2f	3-3 K (3)			2-3 K (2)			3	0	0	0	1	2	3
37 Odúbel Herrera, L (1, 8) OBP: 0.327, SLG: 0.460	3-3 K (2)			3-2 2B 41 G3 7 1B	0-0 P5 (1)		2-2 K (3)			4	1	1	0	0	2	2
41 Carlos Santana, S (1, 3) OBP: 0.351, SLG: 0.396	3-2 G3 (3)			2-1 G3 (1) 2-3	3-3 K (2)			0-0 P6 (1)		4	0	0	0	0	1	2
5 Nick Williams, L (1, 9) OBP: 0.322, SLG: 0.430		2-1 L9 (1)		4-0 BB 4 1B 7 1B	0-1 F8 (3)			1-0 G2-3 (2)		3	1	0	0	1	0	0
7 Maikel Franco, R (1, 5) OBP: 0.317, SLG: 0.459		0-0 G6-3 (2)		0-0 1B 15 BB 4 1B 16 3B 1-2 3-H		0-1 G3-1 (1)		3-2 F9 (3)		4	1	1	1	0	0	0
4 Scott Kingery, R (1, 6) OBP: 0.282, SLG: 0.338		0-2 G5-3 (3)		1-2 1B 15 BB 16 3B 1-2 2-H		0-1 F9 (2)			1-3 K (1)	4	1	1	1	0	1	0
51 Enyel De Los Santos, R (1, 1)			0-3 K (1)	0-3 K (2)		2-3 K (3)			3-3 K (2)	2	0	0	0	0	2	2
61 Edubray Ramos, R (5, 1)										0	0	0	0	0	0	0
46 Adam Morgan, L (5, 1)										0	0	0	0	0	0	0
23 Aaron Altherr, R (6, PH) OBP: 0.294, SLG: 0.309										1	0	0	0	0	1	0
40 Tommy Hunter, R (6, 1)										0	0	0	0	0	0	0
93 Pat Neshek, S (7, 1)										0	0	0	0	0	0	0
54 Austin Davis, L (7, 1)										0	0	0	0	0	0	0
9 Jesmuel Valentín, S (8, 5) OBP: 0.254, SLG: 0.317										1	0	0	0	0	1	0
64 Víctor Arano, R (8, 1)										0	0	0	0	0	0	0
15 Andrew Knapp, S (1, 2) OBP: 0.331, SLG: 0.398			4-0 BB 17 FC6-4	4-2 BB 16 3B 1-2 2-3			1-0 L4 (1)		1-1 L9 (3)	2	1	0	0	2	0	0

livebaseballscorecards.com

AB	31
R	5
H	4
RBI	5
BB	5
SO	10
LOB	10

Inning Stats

Inning	R	E	K	S	H	LOB	BB	P
1	0	0	1	12	0	1	1	24
2	0	0	0	6	0	0	0	8
3	0	0	1	8	0	1	1	14
4	5	0	2	24	4	1	2	42
5	0	0	1	6	0	0	0	9
6	0	0	1	7	0	0	0	9
7	0	0	2	9	0	1	1	18
8	0	0	0	6	0	0	0	10
9	0	0	2	10	0	0	0	15

1B: 2, 2B: 1, 3B: 1, HR: 0, SF: 0, SAC: 0, DP: 0, HBP: 0

WP: 0, PB: 0, SB: 0, CS: 0, PA: 36

PITCHER		IP	WLS	BF	H	R	ER	SO	BB	IBB	HBP	BLK	WP	HR	S	P	ERA	WHIP
62 José Ureña, R (ERA: 4.39)	(1, 1)	4.0		20	4	5	5	4	4	0	0	0	0	0	50	88	11.25	2.000
57 Elieser Hernández, R (ERA: 6.14)	(5, 1)	1.0	W	3	0	0	0	1	0	0	0	0	0	0	6	9	0.00	0.000
40 Javy Guerra, R (ERA: 1.5)	(6, 1)	1.2	H	6	0	0	0	2	1	0	0	0	0	0	13	22	0.00	0.600
61 Adam Conley, L (ERA: 2.88)	(7, 1)	1.1	H	4	0	0	0	1	0	0	0	0	0	0	9	15	0.00	0.000
51 Ben Meyer, R (ERA: 4.76)	(9, 1)	1.0		3	0	0	0	2	0	0	0	0	0	0	10	15	0.00	0.000

PITCHER	IP	WLS	BF	H	R	ER	SO	BB	IBB	HBP	BLK	WP	HR	S	P	ERA	WHIP

BOTTOM

Batter	1	2	3	4	5	6	7	8	9	AB	R	H	RBI	BB	SO	LOB
32 Derek Dietrich, L (1, 7) OBP: 0.354, SLG: 0.451	F FF 90 B CU 76 F FF 93 B FF 92 B CH 86 B CH 87 4-2 11 PB 15 1B BB	F FF 91 C FF 92 B FF 94 B CU 78 S FF 93 2-3 ① K	X CU 77 0-0 15 HR 1-2 1B X SL 80 0-0 ③ F8					H FF 91 1-0 15 2B 11 PB HBP		3	2	1	0	1	1	2
15 Brian Anderson, R (1, 9) OBP: 0.363, SLG: 0.429	C FF 94 F CH 85 F FF 96 F FF 96 F CH 89 X CU 81 0-2 11 PB 1-2 1B	X FF 93 0-0 ② G5-3			B FF 96 B FF 94 X FF 94 2-0 1-H 2-H HR	B SI 94 B FC 93 C SI 95 X SI 95 2-1 ① G5-3		X SL 81 0-0 11 PB 11 SF7 1-3 2B		5	2	3	3	0	0	0
11 J.T. Realmuto, R (1, 2) OBP: 0.365, SLG: 0.536	B CH 86 F CH 86 S CU 77 F CH 89 X FF 94 1-2 ① L6 1-2 2-3	B CU 76 S CH 86 B FF 92 F FF 95 X FF 96 2-2 13 PO 1B			S CH 86 F FF 95 F CH 88 H CH 89 1-2 10 G3 13 1B 19 1B HBP	X FC 93 0-0 ② L8		B SI 92 X SI 91 1-0 ① SF7 2-H 3-H		3	1	1	1	0	0	2
13 Starlin Castro, R (1, 4) OBP: 0.337, SLG: 0.408	B CH 88 B FF 94 B CH 88 F FF 96 F FF 95 S CH 89 3-3 ② K	1 SAFE 0-0 ③ PO 1-2	C FF 92 B CU 77 F FF 91 X FF 96 1-2 ① G1-3	C SL 81 F SL 83 X FF 94 0-2 10 G3 19 1B 1-2 1B	C CU 84 B SI 94 B SI 94 B FC 94 X FC 94 3-1 1B		S SL 84 S SI 93 S SL 86 S SL 84 1-3 ② K		5	1	2	0	0	2	2
10 JT Riddle, L (1, 6) OBP: 0.288, SLG: 0.435 61 Adam Conley, L (7, 1) 49 Pablo López, L (8, PH) OBP: 0.375, SLG: 0.286 51 Ben Meyer, L (9, 1)	C FF 94 X FF 95 0-1 ③ F7		C FF 92 F CU 76 F FF 94 F CU 77 B FF 93 B CH 87 X CH 88 2-2 ② G6-3	F FF 93 X SL 83 0-1 ② G3 1-2 2-3	1 SAFE C SI 94 B FC 92 T FC 93 F FC 92 X CU 84 1-2 ③ G1-3		B SI 92 F SL 83 B SL 86 X FF 93 2-1 1B		4 0 1 0	0 0 0 0	0 0 1 0	0 0 0 0	0 0 0 0	0 0 0 0	5 0 0 0
30 Garrett Cooper, R (1, 3) OBP: 0.324, SLG: 0.267 57 Elieser Hernández, R (5, 1) 14 Martín Prado, R (5, PH) OBP: 0.280, SLG: 0.285 40 Javy Guerra, R (6, 1) 2 Yadiel Rivera, R (7, 6) OBP: 0.311, SLG: 0.243		B FF 92 F FF 93 X FF 95 1-1 19 G1-3 2B	B FF 92 F FF 93 S FF 94 B FF 93 B FF 95 X FF 95 3-2 ③ G4-3	B SL 83 C SL 83 B SL 81 B SL 82 C SL 81 B FF 92 4-2 1 1B 19 1B 41 1B BB		B SL 79 S SL 80 B SL 82 X SI 85 2-1 ① L8	B SL 82 S SL 84 B SL 83 C FF 94 S SL 86 2-3 ③ K		2 0 0 0 2	0 0 0 0 0	1 0 0 0 0	0 0 0 0 0	0 0 1 0 1	0 0 0 0 1	0 0 0 0 1
19 Miguel Rojas, R (1, 5) OBP: 0.309, SLG: 0.348		C CU 78 X CU 78 0-1 ① G1-3 2-3	C FF 92 B CH 87 X FF 93 1-1 ① G6-3 X SL 84 0-0 1 1B 1-2 2-H 3-H 41 1B 1B			B SL 80 C SL 79 F SL 81 S SL 82 1-3 ② K			4	1	1	2	0	1	1
1 Cameron Maybin, R (1, 8) OBP: 0.326, SLG: 0.326		C CU 79 X CU 79 0-1 ② P4	B FF 93 B FF 93 X FF 93 2-0 HR C SL 86 C FF 93 X FF 92 1-1 41 1B 1-2 2-3 1B			C SI 88 C SL 82 B SL 82 X SL 83 1-2 41 E 41 S 1B			4	1	3	1	0	0	1
62 José Ureña, R (1, 1) OBP: 0.034, SLG: 0.069 41 Justin Bour, L (5, 3) OBP: 0.362, SLG: 0.418		B FF 95 X FF 94 1-0 ③ G1-3	F FF 93 C FF 92 B CH 88 1-1 32 1B 15 HR 1B C FF 93 D SL 81 X FF 93 1-1 1-3 2-H 3-H 1B			1 SAFE 1 SAFE B SL 84 C SL 83 X SL 83 1-1 ③ F9 1-3			1 3	0 1	0 2	0 2	0 0	0 0	1 1
Inning Stats	R: 0 E: 0 K: 1 S: 17 H: 1 LOB: 2 BB: 1 P: 25	R: 0 E: 0 K: 0 S: 7 H: 1 LOB: 1 BB: 0 P: 9	R: 0 E: 0 K: 1 S: 7 H: 1 LOB: 0 BB: 0 P: 11	R: 0 E: 0 K: 0 S: 11 H: 0 LOB: 0 BB: 0 P: 17	R: 8 E: 0 K: 0 S: 23 H: 8 LOB: 2 BB: 1 P: 36	R: 0 E: 0 K: 0 S: 9 H: 1 LOB: 1 BB: 0 P: 15	R: 0 E: 0 K: 1 S: 10 H: 1 LOB: 1 BB: 0 P: 15	R: 2 E: 0 K: 2 S: 10 H: 2 LOB: 1 BB: 0 P: 17		1B: 11 2B: 2 3B: 0 HR: 2 SF: 1 SAC: 0 DP: 0 HBP: 2						

PITCHER	IP	WLS	BF	H	R	ER	SO	BB	IBB	HBP	BLK	WP	HR	S	P	ERA	WHIP
51 Enyel De Los Santos, R (1, 1) ERA: 6.75	4.1		21	7	5	5	2	1	0	1	0	0	2	52	79	10.38	1.846
61 Edubray Ramos, R (5, 1) ERA: 1.93	0.1	L	5	3	1	1	0	1	0	0	0	0	0	10	15	27.00	12.000
46 Adam Morgan, L (5, 1) ERA: 5.11	0.1		2	1	2	2	0	0	0	0	0	0	0	3	4	54.00	3.000
40 Tommy Hunter, R (6, 1) ERA: 4.65	1.0		4	1	0	0	0	0	0	0	0	0	0	9	15	0.00	1.000
93 Pat Neshek, R (7, 1) ERA:	0.2		3	1	0	0	1	0	0	0	0	0	0	8	12	0.00	1.500

PITCHER	IP	WLS	BF	H	R	ER	SO	BB	IBB	HBP	BLK	WP	HR	S	P	ERA	WHIP
54 Austin Davis, L (7, 1) ERA: 3.97	0.1		2	0	1	1	0	0	0	1	0	0	0	2	4	27.00	0.000
64 Víctor Arano, R (8, 1) ERA: 2.57	1.0		5	2	1	1	2	0	0	0	0	0	0	10	16	9.00	2.000

Philadelphia Phillies @ Miami Marlins

Marlins Park, Miami, FL

Sun Jul 15 2018, 1:11 PM - 4:09 PM EDT

Att. 8,829 - Roof Closed - 76 F

livebaseballscorecards.com

AB	37
R	10
H	15
RBI	9
BB	2
SO	5
LOB	16

WP: 0 PA: 43
PB: 2
SB: 1
CS: 0

MIAMI

Batter	1	2	3	4	5	6	7	8	9	AB	R	H	RBI	BB	SO	LOB
32 Derek Dietrich, L (1, 7) OBP: 0.357, SLG: 0.471 19 Miguel Rojas, R (9, 3) OBP: 0.309, SLG: 0.348	S FF 97 C FC 94 S FF 98 0-3 ① K		F FC 95 B FS 90 B FS 90 F FC 94 X FS 86 2-2 HR		X FF 98 0-0 15 S 1-3 1B		C ST 79 B ST 79 X ST 79 1-1 1-H 2-H HR		C FF 95 B FF 95 C CU 81 T FF 96 1-2 ② K	5 0	2 0	3 0	4 0	0 0	2 0	0 0
15 Brian Anderson, R (1, 9) OBP: 0.361, SLG: 0.424	C FF 98 F FC 90 F FF 98 B FF 99 S FC 95 1-3 ② K		B FF 98 S SL 90 F FF 98 F FS 89 S FC 94 1-3 ② K		B FC 96 F FC 95 B FF 98 F FC 94 F FF 96 1 SAFE B SL 88 X FC 96 3-2 ③ F8 1-2		C SI 90 C SI 89 B ST 79 B CH 82 B FF 90 F SI 89 F FF 89 B CH 82 4-2 11 E BB		C FF 94 S FF 96 B FF 96 B CU 82 F FF 95 B FF 95 S FF 95 3-3 ③ K	4	1	0	0	1	3	2
11 J.T. Realmuto, R (1, 2) OBP: 0.367, SLG: 0.540	F FF 98 B FF 98 C FC 96 B FF 98 F FF 99 F FC 95 X FF 99 2-2 1B		B FF 98 C FF 99 F FC 96 X FF 98 1-2 ③ F9			B SL 89 C FC 94 X FF 98 1-1 ① L9	X FF 89 0-0 E6 1-H 2B			4	1	2	0	0	0	0
41 Justin Bour, L (1, 10) OBP: 0.358, SLG: 0.413	B FF 97 S FC 94 S FC 94 S FF 96 1-3 ③ K			B FF 96 B FC 93 B FC 95 C FF 97 X FC 94 3-1 ① G4-3		S FC 96 F FF 96 T FF 97 0-2 ② K	C FF 89 X FF 88 0-1 ② P6			4	0	0	0	0	2	1
13 Starlin Castro, R (1, 4) OBP: 0.339, SLG: 0.409		F FC 93 F FF 97 B FF 96 X FC 95 1-2 1B		X FF 98 0-0 ② L9		C FC 90 F FF 98 B SL 88 B FF 98 X SL 88 2-2 1B	B FF 88 C FF 88 S CH 81 X SI 89 1-2 ③ G6-3			4	0	2	0	0	0	0
14 Martín Prado, R (1, 5) OBP: 0.272, SLG: 0.276		B FC 93 X FC 93 1-0 ① F9		C FF 97 X FC 90 0-1 ③ G4-3		F FF 97 B FF 97 B FC 94 X FC 93 2-1 ③ L5		C FF 95 B CU 81 C SL 88 B FF 96 F SL 82 B FF 95 S FF 95 3-3 ① K		4	0	0	0	0	1	2
10 JT Riddle, L (1, 6) OBP: 0.280, SLG: 0.424		B FF 96 F FC 93 F FC 93 B FC 94 C FC 93 2-3 ② K			C FC 94 S FF 97 B FF 97 S FC 95 1-3 ① K		B SI 94 F SL 86 S SL 88 F SL 90 F SI 98 B SL 90 S SL 88 2-3 ① K	C FF 96 S CU 82 S CU 82 0-3 ② K		4	0	0	0	0	4	1
30 Garrett Cooper, R (1, 3) OBP: 0.316, SLG: 0.242 (9, 7)		C FF 97 C SL 89 X FF 97 0-2 ③ G6-3			S FC 90 S FF 98 F FF 97 B FF 97 S FC 96 1-3 ② K		B FF 96 B SL 88 C SL 87 B SI 97 B SL 87 4-1 1 BB 32 HR BB	S FF 95 B FF 96 B CU 81 B FF 95 C FF 94 F FF 95 S FF 94 3-3 ③ K		3	1	0	0	1	2	1
1 Cameron Maybin, R (1, 8) OBP: 0.328, SLG: 0.326			C SL 89 B FF 97 C FC 95 F FF 97 B SL 89 B FC 96 X FC 96 3-2 ① P2		B FC 91 C FC 96 X FF 99 1-1 32 1B 1B		C SL 87 B SI 95 C SL 86 B SL 88 B SL 88 B SL 89 4-2 32 HR 1-2 BB		B FF 93 C FF 93 B SL 87 B FF 94 X FF 93 3-1 ① P3	3	1	1	0	1	0	0
Inning Stats	R: 0 E: 0 K: 3 S: 15 H: 1 LOB: 1 BB: 0 P: 19	R: 0 E: 0 K: 1 S: 10 H: 1 LOB: 1 BB: 0 P: 14	R: 1 E: 0 K: 1 S: 14 H: 1 LOB: 0 BB: 0 P: 21	R: 0 E: 0 K: 0 S: 5 H: 0 LOB: 0 BB: 0 P: 8	R: 0 E: 0 K: 2 S: 14 H: 2 LOB: 2 BB: 0 P: 20	R: 0 E: 0 K: 1 S: 10 H: 1 LOB: 1 BB: 0 P: 15	R: 5 E: 1 K: 1 S: 20 H: 2 LOB: 0 BB: 3 P: 36	R: 0 E: 0 K: 3 S: 11 H: 0 LOB: 0 BB: 0 P: 17	R: 0 E: 0 K: 2 S: 9 H: 0 LOB: 0 BB: 0 P: 16	1B: 5 2B: 1 3B: 0 HR: 2	SF: 0 SAC: 0 DP: 0 HBP: 0		WP: 0 PB: 0 SB: 1 CS: 0	PA: 38			

PITCHER		IP	WLS	BF	H	R	ER	SO	BB	IBB	HBP	BLK	WP	HR	S	P	ERA	WHIP
24 Nathan Eovaldi, R ERA: 4.26	(1, 1)	6.0		24	6	1	1	8	0	0	0	0	0	1	68	97	1.50	1.000
63 Diego Castillo, R ERA: 3.38	(7, 1)	0.1	L	3	0	2	2	1	2	0	0	0	0	0	8	18	54.00	6.000
60 Hoby Milner, L ERA: 7.5	(7, 1)	0.2		5	2	3	1	0	1	0	0	0	0	1	12	18	13.50	4.500
57 Jaime Schultz, R ERA: 3.52	(8, 1)	2.0		6	0	0	0	5	0	0	0	0	0	0	20	33	0.00	0.000

PITCHER	IP	WLS	BF	H	R	ER	SO	BB	IBB	HBP	BLK	WP	HR	S	P	ERA	WHIP

Miami Marlins @ Tampa Bay Rays

Tropicana Field, St. Petersburg, FL

Fri Jul 20 2018, 7:10 PM - 10:04 PM EDT

Att. 13,248 - Dome - 72 F

TOP

livebaseballscorecards.com

AB	35
R	6
H	8
RBI	4
BB	3
SO	14
LOB	7

MIAMI

Batter	1	2	3	4	5	6	7	8	9	AB	R	H	RBI	BB	SO	LOB
39 Kevin Kiermaier, L (1, 8) OBP: 0.259, SLG: 0.289 44 C.J. Cron, R (5, 3) OBP: 0.327, SLG: 0.478	F FF 90 B SL 84 C SL 83 B FF 90 X SL 85 2-2 11 1B 2B		1 SAFE C SI 91 X CH 84 0-1 ② FC3-6 1-2f		1 SAFE B SI 88 X SL 83 1-0 ② F7 1-3			C SI 84 B CU 74 B SI 85 B SI 84 B SI 84 4-1 9 G3 11 G3 BB	F SL 87 B FF 94 F FF 94 F FF 94 X SL 88 1-2 ② SF7 3-H	2 1	1 0	1 0	0 1	0 1	0 0	1 1
11 Adeiny Hechavarría, R (1, 6) OBP: 0.298, SLG: 0.341	F SL 84 B SI 90 F FF 91 D SL 84 X SL 85 2-2 28 G6-4-3 2-H 1B		F SI 90 F FF 89 F FF 91 1 SAFE B SL 85 S SL 84 1-3 ③ K		C SL 84 C FF 89 S SL 82 0-3 ③ K			X SI 84 0-0 ① G3 1-2	X FF 93 0-0 9 1B 1B	5	0	2	1	0	2	3
9 Jake Bauers, L (1, 3) OBP: 0.363, SLG: 0.485 (5, 7)	1 SAFE S FF 91 C SL 85 S CH 84 0-3 ① K			F SL 82 S CH 82 B SI 90 X CH 83 1-2 ① G4-3		B SL 79 C FF 87 C CH 80 F CH 82 X CH 83 1-2 ① G5-3		C SI 84 S CH 77 B FF 86 F CH 77 B CU 74 X CH 77 2-2 ② G3 2-3	X FF 95 0-0 1-2 1B	5	0	1	0	0	1	2
28 Daniel Robertson, R (1, 5) OBP: 0.377, SLG: 0.384	1 SAFE C FF 92 1 SAFE C FF 91 F CH 84 X SI 91 0-2 ②③ G6-4-3 1-2f			B SL 84 X FF 90 1-0 ② G6-3		B FF 90 S FF 89 B CH 83 X SI 89 2-1 ② F9		C CU 73 B CU 73 X CU 74 1-1 ③ G1	B FF 95 S CH 83 S CH 85 B CH 86 B CH 85 S CH 86 3-3 ③ K	5	0	0	0	0	1	4
26 Ji Man Choi, L (1, 10) OBP: 0.255, SLG: 0.409		X FF 89 0-0 ① G3		B SL 84 B FF 89 B CH 83 B SI 90 4-0 27 1B BB		C SI 89 B CH 84 S CH 83 X CH 83 1-2 ③ F7			C CU 79 X FF 94 0-1 ① G6-3	3	0	0	0	1	0	0
27 Carlos Gómez, R (1, 9) OBP: 0.302, SLG: 0.360		S FF 90 B CH 84 X SL 84 1-1 ② F7		X SL 84 0-0 1-2 1B			B SL 80 B FF 88 B SI 89 B FF 88 4-0 18 G5-3 BB		B FF 95 F SL 87 B SL 89 S FF 93 F FF 95 B CU 80 B FF 94 4-2 18 2B 0 3B BB	2	1	1	0	2	0	0
18 Joey Wendle, L (1, 4) OBP: 0.330, SLG: 0.396		B FF 90 B SL 82 C FF 90 X FF 90 2-1 ③ P5		B FF 90 S CH 83 2 SAFE X CH 84 1-1 ③ L9			F FF 89 1 SAFE X CH 82 0-1 ① G5-3 1-2		X FF 94 0-0 1-3 0 3B 2B	4	1	1	0	0	0	3
45 Jesús Sucre, R (1, 2) OBP: 0.266, SLG: 0.250			B FF 89 C SL 84 F SL 83 F FF 90 B FF 90 X SL 84 2-2 ① G4-3		F FF 88 B FF 88 F CH 81 F FF 90 X SL 82 1-2 ① F9			X FF 88 0-0 ② F8	X SL 89 0-0 0 3B E1	4	1	0	0	0	0	3
0 Mallex Smith, L (1, 7) OBP: 0.353, SLG: 0.399 (5, 8)			F SL 83 F CH 85 B FF 91 B FF 90 B CH 83 F FF 90 X SI 90 3-2 39 FC3-6 1B		B CH 82 S CH 82 B FF 89 B CH 82 B SI 89 4-1 44 F7 44 S BB			B FF 88 X CH 82 1-0 ③ G4-3	S FF 92 F FF 92 X FF 94 0-2 44 SF7 1-H 2-H 3-H 3B	3	1	2	3	1	0	1
Inning Stats	R: 1 E: 0 K: 1 S: 13 H: 2 LOB: 0 BB: 0 P: 17	R: 0 E: 0 K: 0 S: 5 H: 0 LOB: 0 BB: 0 P: 8	R: 0 E: 0 K: 1 S: 14 H: 1 LOB: 1 BB: 0 P: 20	R: 0 E: 0 K: 0 S: 7 H: 1 LOB: 2 BB: 1 P: 14	R: 0 E: 0 K: 1 S: 9 H: 0 LOB: 1 BB: 1 P: 15	R: 0 E: 0 K: 0 S: 9 H: 0 LOB: 0 BB: 0 P: 13	R: 0 E: 0 K: 0 S: 4 H: 0 LOB: 1 BB: 1 P: 9	R: 0 E: 0 K: 0 S: 8 H: 0 LOB: 1 BB: 1 P: 15	R: 4 E: 1 K: 1 S: 19 H: 4 LOB: 2 BB: 1 P: 27	1B: 5 2B: 2 3B: 1 HR: 0	SF: 1 SAC: 0 DP: 1 HBP: 0	WP: 0 PB: 0 SB: 1 CS: 0	PA: 40				

PITCHER		IP	WLS	BF	H	R	ER	SO	BB	IBB	HBP	BLK	WP	HR	S	P	ERA	WHIP
58 Dan Straily, R ERA: 4.02	(1, 1)	7.0	W	27	4	1	1	3	3	0	0	0	0	0	61	96	1.29	1.000
29 Brad Ziegler, R ERA: 4.31	(8, 1)	1.0		4	0	0	0	0	1	0	0	0	0	0	8	15	0.00	1.000
40 Javy Guerra, R ERA: 4.26	(9, 1)	0.1		4	1	3	3	0	1	0	0	0	0	0	7	11	81.00	6.000
71 Drew Steckenrider, R ERA: 3.56	(9, 1)	0.1	H	3	2	1	0	0	0	0	0	0	0	0	8	9	0.00	6.000
61 Adam Conley, L ERA: 2.84	(9, 1)	0.1	S	2	1	0	0	1	0	0	0	0	0	0	4	7	0.00	3.000

PITCHER	IP	WLS	BF	H	R	ER	SO	BB	IBB	HBP	BLK	WP	HR	S	P	ERA	WHIP

BOTTOM

Miami Marlins @ Tampa Bay Rays

Tropicana Field, St. Petersburg, FL

Fri Jul 20 2018, 7:10 PM - 10:04 PM EDT

Att. 13,248 - Dome - 72 F

livebaseballscorecards.com

AB	34
R	5
H	8
RBI	5
BB	5
SO	4
LOB	18

Miami Marlins @ Tampa Bay Rays

Tropicana Field, St. Petersburg, FL

Sat Jul 21 2018, 6:12 PM - 8:58 PM EDT

Att. 13,808 - Dome - 72 F

TOP

livebaseballscorecards.com

Batter	1	2	3	4	5	6	7	8	9	AB	R	H	RBI	BB	SO	LOB
32 Derek Dietrich, L (1, 7) OBP: 0.358, SLG: 0.467	B FF 96 F FF 97 C FS 87 B FF 97 B FS 88 B FF 97 4-2 11 1B BB		B FF 90 F FC 87 S FC 88 S CU 76 1-3 ② K		B FF 88 X FC 86 1-0 ① F8		B FF 95 S FF 94 B CH 87 B FF 95 B FF 94 4-1 BB		F SI 86 C SL 77 F CH 81 1 SAFE D CH 80 1 SAFE 1 SAFE B CH 81 X SI 87 2-2 ② F8	3	0	0	0	2	1	1
2 Yadiel Rivera, R (9, 7) OBP: 0.311, SLG: 0.243										0	0	0	0	0	0	0
15 Brian Anderson, R (1, 9) OBP: 0.359, SLG: 0.420	C FF 97 S FF 97 X FF 96 0-2 ① F7		B FF 90 B FC 87 B FC 86 C FF 90 C FF 90 F SI 91 F FF 90 B FC 87 4-2 BB		C FF 89 C CU 75 F FF 91 B CU 72 X CH 82 1-2 ② P4		F FF 93 X SL 88 0-1 ① L8		F SL 78 X SL 76 0-1 ③ G6-3	4	0	0	0	1	0	3
11 J.T. Realmuto, R (1, 2) OBP: 0.366, SLG: 0.535	B SL 87 B SL 86 F FF 98 F FF 97 B FF 97 X SL 86 3-2 1-3 1B		B FF 91 C FC 88 F CH 82 X FC 88 1-2 ③ F9		B FF 90 X FC 87 1-0 ③ G5-3		F FF 94 F FF 95 B SL 90 S CU 74 1-3 ② K			4	0	1	0	0	1	2
41 Justin Bour, L (1, 3) OBP: 0.357, SLG: 0.409	F FF 97 S FS 87 X FF 97 0-2 ② P6			B FF 88 C FC 85 F FF 90 B FF 92 B CU 74 F FF 91 F CU 76 B FF 91 4-2 13 1B 14 2B BB		C FF 96 B CU 74 S FF 95 B CU 75 S FF 96 2-3 ① K	C FF 94 F FF 94 C CU 75 0-3 ③ K			3	1	0	0	1	2	3
13 Starlin Castro, R (1, 4) OBP: 0.338, SLG: 0.407	F FF 98 B FF 97 F FF 97 D FS 88 F FF 97 F FF 98 S FS 86 2-3 ③ K			B FC 88 F FC 87 S CH 82 F CH 81 B FC 86 F FC 87 F CH 82 F CU 76 X FF 91 2-2 14 2B 19 G4-3 1-2 1B		C CU 73 S SL 89 B CU 76 S SL 89 1-3 ② K		F SI 95 B SI 95 B CU 80 C SI 96 S CU 82 2-3 ① K		4	1	1	0	0	3	2
14 Martín Prado, R (1, 10) OBP: 0.279, SLG: 0.290		C FF 87 F FC 84 B CH 80 S FC 86 1-3 ① K		C FC 87 B CH 81 F FC 85 X CH 81 1-2 19 G4-3 1-3 2-H 2B		C FF 97 F FF 96 X SL 90 0-2 10 1B		B SI 96 X SI 95 1-0 ② F9		4	0	2	1	0	1	0
10 JT Riddle, L (1, 6) OBP: 0.280, SLG: 0.419		B FF 89 X FC 86 1-0 ② F7		C FF 89 X CU 74 0-1 ① P3		F FF 95 X FF 96 0-1 1-2 1B		C SI 97 C SI 96 B SI 96 X CU 84 1-2 ③ L8		4	0	1	0	0	0	2
19 Miguel Rojas, R (1, 5) OBP: 0.309, SLG: 0.347		C FC 86 B CH 81 F FC 86 X CU 75 1-2 ③ F7		B FC 86 X FC 88 1-0 ② G4-3 2-3 3-H		B SL 89 F SL 88 F FF 96 F SL 89 X CU 76 1-2 ③ G6-3			X SL 78 0-0 1B	4	0	1	1	0	0	3
1 Cameron Maybin, R (1, 8) OBP: 0.327, SLG: 0.338			L FC 86 B CH 80 B CH 81 X FC 87 2-1 ① G3	B CU 74 B CH 82 C FC 86 F FC 86 S CH 83 2-3 ③ K			B FF 95 B SL 88 F FF 94 B SL 88 X FF 93 3-1 HR		C FF 87 S SL 78 1 SAFE 1 SAFE B SL 77 F SL 76 1 SAFE B SL 73 S SL 76 2-3 ① K	4	1	1	1	0	2	2
Inning Stats	R: 0 E: 0 K: 1 S: 16 H: 1 LOB: 2 BB: 1 P: 25	R: 0 E: 0 K: 1 S: 7 H: 0 LOB: 0 BB: 0 P: 10	R: 0 E: 0 K: 1 S: 12 H: 0 LOB: 1 BB: 1 P: 20	R: 2 E: 0 K: 1 S: 20 H: 2 LOB: 1 BB: 1 P: 30	R: 0 E: 0 K: 0 S: 6 H: 0 LOB: 0 BB: 0 P: 9	R: 0 E: 0 K: 2 S: 15 H: 2 LOB: 2 BB: 0 P: 19	R: 1 E: 0 K: 2 S: 11 H: 1 LOB: 1 BB: 1 P: 19	R: 0 E: 0 K: 1 S: 7 H: 0 LOB: 0 BB: 0 P: 11	R: 0 E: 0 K: 1 S: 11 H: 1 LOB: 1 BB: 0 P: 15	1B: 5 2B: 1 3B: 0 HR: 1 SF: 0 SAC: 0 DP: 0 HBP: 0	WP: 0 PB: 0 SB: 0 CS: 0 PA: 38					

	AB	34
	R	3
	H	7
	RBI	3
	BB	4
	SO	10
	LOB	18

PITCHER		IP	WLS	BF	H	R	ER	SO	BB	IBB	HBP	BLK	WP	HR	S	P	ERA	WHIP
55 Ryne Stanek, R ERA: 2.02	(1, 1)	1.0		5	1	0	0	1	1	0	0	0	0	0	16	25	0.00	2.000
48 Ryan Yarbrough, L ERA: 3.65	(2, 1)	4.0	L	16	2	2	2	3	2	0	0	0	0	0	45	69	4.50	1.000
61 Hunter Wood, R ERA: 2.7	(6, 1)	2.0		10	3	1	1	4	1	0	0	0	0	1	26	38	4.50	2.000
46 José Alvarado, L ERA: 2.52	(8, 1)	1.0		3	0	0	0	1	0	0	0	0	0	0	7	11	0.00	0.000
54 Sergio Romo, R ERA: 3.74	(9, 1)	1.0		4	1	0	0	1	0	0	0	0	0	0	11	15	0.00	1.000

PITCHER	IP	WLS	BF	H	R	ER	SO	BB	IBB	HBP	BLK	WP	HR	S	P	ERA	WHIP

Miami Marlins @ Tampa Bay Rays

Tropicana Field, St. Petersburg, FL

Sat Jul 21 2018, 6:12 PM - 8:58 PM EDT

Att. 13,808 - Dome - 72 F

BOTTOM

livebaseballscorecards.com

Batter	1	2	3	4	5	6	7	8	9	AB	R	H	RBI	BB	SO	LOB
18 Joey Wendle, L (1, 4) (8, 5) OBP: 0.332, SLG: 0.408	F SI 92 F FF 95 F FF 94 F CH 88 X FF 95 0-2 ① G4-3			B FF 92 F CH 85 B CH 86 X FF 93 2-1 HR		B CU 77 C SI 91 B CH 85 F CH 86 F CH 86 F FF 94 B FF 93 X CH 86 3-2 ① L9		C FF 94 S SL 88 B SL 87 X FF 94 1-2 28 G6-3 1B		4	1	2	1	0	0	0
28 Daniel Robertson, R (1, 5) (8, 6) OBP: 0.376, SLG: 0.386	C FF 95 F SI 94 F SI 95 S SI 95 0-3 ② K			S SI 92 B CU 80 S SI 94 B SI 94 X SI 93 2-2 ① G5-3		C CU 79 B FF 94 X SI 91 1-1 9 G6-3 2B		S FF 95 B FF 94 F FF 95 B SL 88 B FF 96 F FF 95 1 SAFE X FF 95 3-2 ② G6-3 1-2		4	0	1	0	0	1	1
9 Jake Bauers, L (1, 7) OBP: 0.354, SLG: 0.471	B SI 94 B SI 94 F CH 88 C FF 96 S CH 88 2-3 ③ K			C CU 80 B CH 87 B CH 87 F FF 93 F CH 87 C CH 88 2-3 ② K		X CH 86 0-0 ② G6-3 2-3		C FF 95 B FF 95 B FF 95 B FF 95 F FF 94 F FF 95 C FF 94 3-3 ③ K		4	0	0	0	0	3	2
44 C.J. Cron, R (1, 3) OBP: 0.326, SLG: 0.474		C FF 93 X CU 80 0-1 ① G5-3		C CU 81 B FF 94 B FF 94 B FF 93 B FF 92 4-1 BB		C FF 94 B FF 91 X CU 80 1-1 ③ P5			B FF 93 F FF 94 F FF 94 B FF 92 B SL 79 F FF 94 S FF 94 3-3 ① K	3	0	0	0	1	1	1
26 Ji Man Choi, L (1, 10) OBP: 0.255, SLG: 0.458		S SI 94 B CH 88 B CH 87 F FF 94 B CH 88 X FF 94 3-2 ② G4-3		C CH 86 B FF 94 D CU 80 S CH 87 C FF 92 2-3 ③ K			B SL 87 X FF 95 1-0 ① G6-3		B FF 94 X FF 94 1-0 HR	4	1	1	1	0	1	1
27 Carlos Gómez, R (1, 9) (8, 4) OBP: 0.304, SLG: 0.357		F SI 94 S FF 96 B FF 95 X SI 94 1-2 ③ G6-3			C FF 93 H CU 79 1-1 11 11 S FC6-5-4-6 HBP		H FF 96 1-0 0 1B HBP		F SL 79 S SL 80 B SL 80 F SL 79 S FF 94 1-3 ② K	2	0	0	0	0	1	0
0 Mallex Smith, L (1, 8) OBP: 0.352, SLG: 0.396			F FF 93 B FF 93 B CH 87 S FF 94 S FF 93 2-3 ① K		1 SAFE X FF 93 0-0 ① F8		B FF 94 X FF 95 1-0 6 G6-3 1-2 1B		X FF 94 0-0 ③ F7	4	0	1	0	0	1	1
11 Adeiny Hechavarría, R (1, 6) OBP: 0.295, SLG: 0.338 6 Justin Williams, L (7, PH) (8, 9)			B CU 80 B FF 93 X FF 93 2-0 ② P4		C FF 94 B SI 91 2 SAFE C CU 81 F FF 92 B CU 78 X FF 92 2-2 ② FC6-5-4-6 1-3		D FF 94 B FF 94 C FF 95 X FF 94 2-1 ② ③ G6-3 1-2f			2	0	0	0	0	0	1
										1	0	0	0	0	0	2
45 Jesús Sucre, R (1, 2) OBP: 0.259, SLG: 0.243			C FF 95 S SI 94 S FF 92 0-3 ③ K2-3		B SI 92 B FF 93 X FF 93 2-0 ③ F9			B FF 95 X FF 94 1-0 ① G5-3		3	0	0	0	0	1	1
Inning Stats	R: 0 E: 0 K: 2 S: 12 H: 0 LOB: 0 BB: 0 P: 14	R: 0 E: 0 K: 0 S: 8 H: 0 LOB: 0 BB: 0 P: 12	R: 0 E: 0 K: 2 S: 7 H: 0 LOB: 0 BB: 0 P: 11	R: 1 E: 0 K: 2 S: 13 H: 1 LOB: 1 BB: 1 P: 25	R: 0 E: 0 K: 0 S: 7 H: 0 LOB: 1 BB: 0 P: 12	R: 0 E: 0 K: 0 S: 10 H: 1 LOB: 1 BB: 0 P: 15	R: 0 E: 0 K: 0 S: 4 H: 1 LOB: 1 BB: 0 P: 9	R: 0 E: 0 K: 1 S: 12 H: 1 LOB: 1 BB: 0 P: 20	R: 1 E: 0 K: 2 S: 10 H: 1 LOB: 0 BB: 0 P: 15	1B: 2 2B: 1 3B: 0 HR: 2 SF: 0 SAC: 0 DP: 1 HBP: 2							WP: 0 PB: 0 SB: 1 CS: 0 PA: 34

	AB	31
	R	2
	H	5
	RBI	2
	BB	1
	SO	9
	LOB	10

PITCHER		IP	WLS	BF	H	R	ER	SO	BB	IBB	HBP	BLK	WP	HR	S	P	ERA	WHIP
49 Pablo López, R (1, 1) ERA: 5.09		6.0	W	22	2	1	1	6	1	0	1	0	0	1	57	89	1.50	0.500
61 Adam Conley, L (7, 1) ERA: 2.73		1.0	H	4	1	0	0	0	0	0	1	0	0	0	4	9	0.00	1.000
71 Drew Steckenrider, R (8, 1) ERA: 3.48		1.0	H	4	1	0	0	1	0	0	0	0	0	0	12	20	0.00	1.000
46 Kyle Barraclough, R (9, 1) ERA: 1.45		1.0	S	4	1	1	1	2	0	0	0	0	0	1	10	15	9.00	1.000

PITCHER	IP	WLS	BF	H	R	ER	SO	BB	IBB	HBP	BLK	WP	HR	S	P	ERA	WHIP

Miami Marlins @ Tampa Bay Rays

Tropicana Field, St. Petersburg, FL

Sun Jul 22 2018, 1:11 PM - 4:15 PM EDT

Att. 11,828 - Dome - 72 F

TOP

livebaseballscorecards.com

Batter	1	2	3	4	5	6	7	8	9	AB	R	H	RBI	BB	SO	LOB
32 Derek Dietrich, L (1, 7) OBP: 0.355, SLG: 0.466	C SI 94 C CH 87 B SL 88 S SL 89 1-3 ① K	B CH 89 S SI 95 S CH 89 D SL 90 F SL 89 B FF 95 C SL 86 3-3 ② K			C CH 86 S CH 89 C FF 96 0-3 ① K	F CH 88 F FF 96 S SL 90 0-3 ③ K			B SL 75 X SL 75 1-0 11 FC5 2B	5	0	1	0	0	4	3
15 Brian Anderson, R (1, 9) OBP: 0.360, SLG: 0.418	B SI 94 B FF 95 C FF 94 S SL 89 F SL 89 C FF 96 2-3 ② K	C FF 95 X SL 88 0-1 ③ FC5-4 1-2f			S CU 84 X FF 96 0-1 13 E 1B		B FF 97 X FF 97 1-0 ① F8		B SI 90 B SI 90 B CH 82 S SI 91 B SI 91 4-1 11 FC5 BB	4	0	1	0	1	1	1
11 J.T. Realmuto, R (1, 10) OBP: 0.360, SLG: 0.526	C CU 84 B SI 97 B SL 90 S SL 88 S FF 97 2-3 ③ K		C FF 94 F FF 95 S SL 88 0-3 ① K		F SL 86 S SL 87 F FF 95 S SL 89 0-3 ② K		F FF 98 S SL 90 B SL 90 F FS 89 S FS 87 1-3 ② K		S CH 83 D SL 75 F CH 84 F FF 92 B CH 82 X CH 83 2-2 ③ FC5 1-2 2-3f	5	0	0	0	0	4	3
13 Starlin Castro, R (1, 4) OBP: 0.335, SLG: 0.403		C SI 94 B SL 88 X FF 95 1-1 ① G5-3	X CU 82 0-0 ② F9		B FF 95 X SL 86 1-0 E6 1-3		X SL 88 0-0 ③ G5-3			4	0	0	0	0	0	1
41 Justin Bour, L (1, 3) OBP: 0.356, SLG: 0.407 10 JT Riddle, L (8, 6) OBP: 0.280, SLG: 0.419		B CU 85 F SI 96 F CH 90 X FF 96 1-2 14 2B 19 2B 1B	C CH 87 F FF 96 S SL 89 0-3 ③ K		F CH 88 S CH 87 F SL 88 X SL 89 0-2 ③ G4-3			B SI 88 S SL 77 X SL 77 1-1 ① G4-3		4 0	1 0	1 0	0 0	1 0	2 0	
14 Martín Prado, R (1, 5) OBP: 0.285, SLG: 0.304		B FF 94 B SL 88 X FF 93 2-0 19 2B 1-3 2B		B CU 82 B FF 93 C SL 86 X SL 86 2-1 28 FC6-4 1B		C FF 93 C FF 94 S SL 89 0-3 ① K		C SI 90 C CH 82 F FF 91 B SL 76 X FF 91 1-2 ② G4-3		4	1	2	0	0	1	0
1 Cameron Maybin, R (1, 8) OBP: 0.328, SLG: 0.336 2 Yadiel Rivera, R (4, 8) OBP: 0.315, SLG: 0.248		F SL 87 C SL 89 F SL 89 B FF 96 F SL 88 H FF 96 2-2 19 2B 19 E HBP		C FF 94 B SL 88 C SL 87 B SL 88 C FF 94 2-3 ① K		B CU 83 F FF 95 B SL 88 S SL 86 B FF 96 X SL 86 3-2 19 1B 1B		B FF 92 B CH 82 F SI 90 F SI 91 B FF 91 F SI 90 X SI 90 3-2 ③ G6-3		1 2	1 0	0 1	0 0	0 0	1 0	1 0
19 Miguel Rojas, R (1, 6) OBP: 0.311, SLG: 0.352 (8, 3)		X SL 87 0-0 E9 28 1B 1-H 2-H 3-H 2B		C FF 95 S SI 96 D SL 90 S SL 89 1-3 ② K		C FF 93 X SL 87 0-1 1-2 1B			C CU 72 X SI 90 0-1 ① L9	4	1	2	2	0	1	1
28 Bryan Holaday, R (1, 2) OBP: 0.243, SLG: 0.221		C FF 95 S SL 89 F SL 90 B FF 96 X SL 89 1-2 15 FC5-4 3-H 1B		C FF 95 X SL 89 0-1 ③ FC6-4 1-2f		B SL 85 C SL 85 F FF 94 S SL 89 1-3 ② K			X SI 88 0-0 ② G5-3	4	0	1	1	0	1	3
Inning Stats	R: 0 E: 0 K: 3 S: 10 H: 0 LOB: 0 BB: 0 P: 15	R: 4 E: 1 K: 1 S: 21 H: 4 LOB: 1 BB: 0 P: 31	R: 0 E: 0 K: 2 S: 7 H: 0 LOB: 0 BB: 0 P: 7	R: 0 E: 0 K: 2 S: 10 H: 1 LOB: 1 BB: 0 P: 15	R: 0 E: 1 K: 2 S: 14 H: 1 LOB: 2 BB: 0 P: 15	R: 0 E: 0 K: 3 S: 14 H: 2 LOB: 2 BB: 0 P: 18	R: 0 E: 0 K: 1 S: 6 H: 0 LOB: 0 BB: 0 P: 8	R: 0 E: 0 K: 0 S: 10 H: 0 LOB: 0 BB: 0 P: 15	R: 0 E: 0 K: 0 S: 9 H: 1 LOB: 2 BB: 1 P: 16	1B: 6 2B: 3 3B: 0 HR: 0 SF: 0 SAC: 0 DP: 0 HBP: 1						

	AB	37
	R	4
	H	9
	RBI	3
	BB	1
	SO	14
	LOB	15

WP: 0 PB: 0 SB: 0 CS: 0 PA: 39

MIAMI

PITCHER		IP	WLS	BF	H	R	ER	SO	BB	IBB	HBP	BLK	WP	HR	S	P	ERA	WHIP
22 Chris Archer, R ERA: 4.3	(1, 1)	6.0		28	8	4	3	13	0	0	1	0	0	0	76	101	4.50	1.333
55 Ryne Stanek, R ERA: 1.96	(7, 1)	1.0		3	0	0	0	1	0	0	0	0	0	0	6	8	0.00	0.000
56 Adam Kolarek, L ERA: 9.72	(8, 1)	2.0	W	8	1	0	0	0	1	0	0	0	0	0	19	31	0.00	1.000

PITCHER	IP	WLS	BF	H	R	ER	SO	BB	IBB	HBP	BLK	WP	HR	S	P	ERA	WHIP

Batter	1	2	3	4	5	6	7	8	9	AB	R	H	RBI	BB	SO	LOB
18 Joey Wendle, L (1, 4) OBP: 0.328, SLG: 0.402	C FF 90 B FF 90 F CH 83 X CH 82 1-2 F7 ①		B FF 91 C FF 90 X FF 91 1-1 F8 ②		X SL 80 0-0 F8 ③			B SI 85 C SI 85 B CH 78 B SI 85 F SI 86 F SI 86 X SI 86 3-2 G1-3 ②		4	0	0	0	0	0	0
5 Matt Duffy, R (1, 5) OBP: 0.369, SLG: 0.410	B FF 90 C FF 91 B FF 91 C FF 91 B CH 84 X FF 91 3-2 G3-1 ②		F FF 91 F FF 91 B FF 90 F FF 91 H CH 83 2-2 HBP			C CH 82 C FF 89 B CH 83 B CH 83 F FF 92 B FF 91 X FF 90 3-2 L9 ①		C SI 86 C CU 74 X CU 75 0-2 G5-3 ③		3	0	0	0	0	0	0
9 Jake Bauers, L (1, 7) OBP: 0.351, SLG: 0.472	X SL 80 0-0 F7 ③		X FF 90 0-0 G6-3 ③			C FF 90 S SL 80 F CH 83 B FF 90 C FF 90 1-3 K ②			B FF 93 C FF 94 B FF 94 B FF 94 C FF 94 X FF 94 3-2 44 1B 26 1B 2B	4	1	1	0	0	1	1
44 C.J. Cron, R (1, 3) OBP: 0.328, SLG: 0.472		C FF 89 B FF 91 B SL 82 B FF 90 C FF 91 B FF 92 4-2 27 1B 0 SF7 BB		B FF 89 S CH 82 C FF 90 F CH 84 F CH 83 F FF 91 X FF 91 1-2 L1 ①		S SL 80 B SL 80 F CH 82 F CH 82 S CH 84 1-3 K ③			B FF 95 B FF 94 B FF 94 C FF 94 C FF 94 F FF 94 X FF 95 3-2 0 FC4 26 1B 28 HR 2-3 1B	3	2	1	0	1	1	0
26 Ji Man Choi, L (1, 10) OBP: 0.255, SLG: 0.442 61 Hunter Wood, R (9, PR)		B FF 91 S CH 84 C CH 83 S CH 83 1-3 K ①		B SL 82 C CH 83 B FF 90 B FF 90 F FF 91 S CH 83 3-3 K ②			F SL 78 B FF 89 S CH 83 B CH 83 F FF 89 S CH 84 2-3 K ①		C SL 80 B CH 88 D CH 87 X FF 94 2-1 0 FC4 1-2 3-H 1B	4 0	0 0	1 0	1 0	0 0	3 0	1 0
27 Carlos Gómez, R (1, 9) OBP: 0.307, SLG: 0.363		C FF 91 F FF 91 D CH 83 B FF 91 F FF 92 X SL 80 2-2 0 SF7 1-3 1B		F CH 83 B FF 90 X FF 90 1-1 0 WP 2B			B SL 80 B FF 90 X FF 90 2-0 G6-3 ②		B SL 79 S FF 95 F SL 79 S FF 93 1-3 K ① 3-H	4	0	2	0	0	1	2
0 Mallex Smith, L (1, 8) OBP: 0.351, SLG: 0.403	C SL 80 1 SAFE B CH 83 B CH 83 B FF 91 X FF 91 3-1 SF7 ② 1-2 3-H			B FF 90 C CH 83 X CH 82 1-1 L6 ③ 2-3			B CH 83 B FF 90 X FF 90 2-0 3B		B SL 79 B FF 94 F FF 94 C FF 93 F SL 79 F FF 94 B CH 86 F FF 95 F FF 94 3-2 F FF 94 X FF 94 FC4 ② 1 BB 28 HR 1-2f 2-3	3	1	1	1	0	0	3
1 Willy Adames, R (1, 6) OBP: 0.263, SLG: 0.330	B FF 91 C CH 83 F CH 84 X FF 90 1-2 G6-3 ③				X FF 88 0-0 G6-3 ①		C CU 74 S CU 74 B CU 75 B CU 74 F CU 74 S CU 73 2-3 K ③		D FF 92 B FF 93 S FF 93 1 SAFE B FF 93 S FF 94 B FF 94 4-2 28 HR 1-2 BB	3	1	0	0	1	1	2
31 Adam Moore, R (1, 2) 28 Daniel Robertson, R (9, PH) OBP: 0.378, SLG: 0.400			X FF 89 0-0 G5-3 ①		C FF 89 S CH 84 B CH 84 B FF 90 F FF 91 S CH 83 2-3 K ②			C SI 84 B SI 83 B SI 84 F SI 85 X SI 86 2-2 G1-3 ①	B FF 93 X FF 94 1-0 1-H 2-H 3-H HR	3 1	0 1	0 1	0 4	0 0	1 0	0 0
Inning Stats	R: 0 E: 0 K: 0 S: 7 H: 0 LOB: 0 BB: 0 P: 11	R: 1 E: 0 K: 1 S: 14 H: 1 LOB: 1 BB: 1 P: 25	R: 0 E: 0 K: 0 S: 7 H: 0 LOB: 1 BB: 0 P: 10	R: 0 E: 0 K: 1 S: 13 H: 1 LOB: 1 BB: 0 P: 19	R: 0 E: 0 K: 1 S: 6 H: 0 LOB: 0 BB: 0 P: 8	R: 0 E: 0 K: 2 S: 12 H: 0 LOB: 0 BB: 0 P: 17	R: 0 E: 0 K: 2 S: 10 H: 1 LOB: 1 BB: 0 P: 18	R: 0 E: 0 K: 0 S: 10 H: 0 LOB: 0 BB: 0 P: 15	R: 5 E: 0 K: 1 S: 23 H: 4 LOB: 1 BB: 1 P: 40	1B: 3 2B: 2 3B: 1 HR: 1 SF: 1 SAC: 0 DP: 0 HBP: 1						

PITCHER		IP	WLS	BF	H	R	ER	SO	BB	IBB	HBP	BLK	WP	HR	S	P	ERA	WHIP
36 Trevor Richards, R ERA: 4.41	(1, 1)	6.2		25	3	1	1	6	1	0	1	0	1	0	65	102	1.35	0.600
29 Brad Ziegler, R ERA: 4.2	(7, 1)	1.1	H	4	0	0	0	1	0	0	0	0	0	0	14	21	0.00	0.000
46 Kyle Barraclough, R ERA: 2.45	(9, 1)	0.2	L	7	4	5	5	1	1	0	0	0	0	1	23	40	67.50	7.500

PITCHER	IP	WLS	BF	H	R	ER	SO	BB	IBB	HBP	BLK	WP	HR	S	P	ERA	WHIP

BOTTOM

Miami Marlins @ Tampa Bay Rays

Tropicana Field, St. Petersburg, FL

Sun Jul 22 2018, 1:11 PM - 4:15 PM EDT

Att. 11,828 - Dome - 72 F

livebaseballscorecards.com

AB	32
R	6
H	7
RBI	6
BB	2
SO	8
LOB	9

WP: 1 PA: 36
PB: 0
SB: 0
CS: 0

Batter	1	2	3	4	5	6	7	8	9	AB	R	H	RBI	BB	SO	LOB
13 Ronald Acuña Jr., R (1, 7) OBP: 0.335, SLG: 0.484	C SI 95 F SI 96 X SL 84 0-2 ① L8		B SL 86 C SL 85 B SI 96 B CH 89 F SI 95 S SI 97 3-3 ① K	B SI 97 C SL 87 S SL 87 B SI 97 B SI 97 B SL 89 4-2 8 1B BB		X SI 92 0-0 8 2B 2-H 1B		B FF 92 F SL 88 C FF 92 F CU 80 X CU 81 1-2 8 1B 2B	B SL 87 B SL 85 B SI 91 C FF 90 B FF 90 4-1 8 G5-3 1-2 2-3 3-H BB	4	2	2	2	2	1	0
8 Charlie Culberson, R (1, 4) OBP: 0.340, SLG: 0.467	C SI 95 B SI 97 X SI 97 1-1 5 HR 2B		C SI 97 F CH 91 X SI 97 0-2 ② G5-3	F FF 96 1 SAFE B SI 95 B CH 89 1 SAFE X SI 96 2-1 1-2 1B		D CH 83 X SI 92 1-0 2-H 2B		S FF 91 F FF 91 B FF 93 B SI 91 B CU 81 X SI 92 3-2 2-H 1B	X SI 89 0-0 ② G5-3 1-2 2-3 3-H	6	1	4	3	0	0	2
5 Freddie Freeman, L (1, 3) OBP: 0.402, SLG: 0.538 27 Ryan Flaherty, L (9, PH) OBP: 0.317, SLG: 0.322 (9, 3)	F SL 83 B CH 88 B SI 94 B SL 86 F CH 88 X SL 86 3-2 2-H HR		X CH 92 0-0 24 HBP 17 1B 2B	F CH 88 B SI 97 F SI 96 B CH 92 S SI 96 2-3 ③ K		X CU 77 0-0 ③ G6-3		X FF 90 0-0 ① L7	B SI 90 B FF 90 C FF 90 F FF 90 S CU 78 2-3 ③ K	5 1	2 0	2 0	2 0	0 0	1 1	4 2
22 Nick Markakis, L (1, 9) OBP: 0.386, SLG: 0.483	C SI 96 C SI 96 B SL 89 B SI 95 F SI 96 B CH 89 C SI 96 3-3 ② K		0-0 24 HBP 17 1B IBB		C SI 92 F CU 78 B SI 93 X CU 78 1-2 ① G6-3		C SI 90 B CH 84 B CU 77 X SI 91 2-1 24 F9 11 2B 2B	C FF 91 F FF 93 F CU 79 B FF 92 B SI 92 B SI 90 X SI 90 3-2 ② L6		4	2	1	0	1	1	1
24 Kurt Suzuki, R (1, 2) OBP: 0.335, SLG: 0.436	B SL 86 X SI 97 1-0 ③ F7		B SI 97 B SL 90 F SI 96 H CH 89 3-1 17 1B 1-2 2-3 HBP		B SI 92 B SI 93 B SI 93 C SI 92 F SI 92 B CH 82 4-2 17 G6-4-3 BB		X CU 76 0-0 ① F9 2-3	F FF 91 F FF 92 B FF 91 X SL 88 1-2 ③ F8		3	0	0	0	1	0	2
17 Johan Camargo, S (1, 5) OBP: 0.355, SLG: 0.427		B SI 93 F SI 94 S CH 86 F SI 96 B SI 96 F CH 89 F SL 87 X SI 96 2-2 ① G6-3	X SI 95 0-0 1-2 2-H 3-H 1B		B CU 77 B SI 91 F SI 92 B SI 92 X SI 92 3-1 ② ③ G6-4-3 1-2f		B CU 77 B SI 92 H CH 83 3-0 11 2B HBP		C FF 89 X CU 77 0-1 7 FC6-4 11 13 1B BB 1B	4	2	2	2	0	0	1
11 Ender Inciarte, L (1, 8) OBP: 0.318, SLG: 0.347		B SI 95 C CH 90 C SI 96 B SI 97 F SI 97 X CH 90 2-2 ② F9	B CH 88 F SI 95 X SI 96 1-1 ③ L8			X CU 77 0-0 15 SH2-3 13 1B 1B	X SI 90 0-0 ② 1-H 3-H 2B		B SI 89 C SI 90 X SI 88 1-1 7 FC6-4 1-2 1B	5	1	3	2	0	0	2
7 Dansby Swanson, R (1, 6) OBP: 0.309, SLG: 0.410		X SL 84 0-0 HR		B SI 96 C SI 96 X SL 87 1-1 ① G5-3		B SI 91 C CU 77 X SI 92 1-1 ① F8	C CU 78 B CU 77 B CU 78 F SI 92 X CU 77 2-2 1B		X SL 87 0-0 ① FC6-4 13 BB 20 HBP 8 G5-3 1-2f 2-3	5	2	2	1	0	0	3
15 Sean Newcomb, L (1, 1) OBP: 0.097, SLG: 0.100 57 Michael Reed, R (7, PH) 51 Shane Carle, R (7, 1) 30 Peter Moylan, R (8, 1) 20 Preston Tucker, L (9, PH) OBP: 0.304, SLG: 0.435 61 Evan Phillips, R (9, 1)	F SI 97 B SI 97 B SI 97 F SI 96 F SI 97 B CH 92 C SI 96 3-3 ③ K		C SI 97 S SL 89 B SL 89 X SI 97 1-2 ② G5-3		X SI 91 0-0 ② SH2-3 1-2	F SI 90 C CU 76 B SI 92 S SI 92 1-3 ③ K		B FF 90 C SI 90 H SL 88 2-1 8 G5-3 13 BB 1-2 HBP	2 1 0 0 0 0	0 0 0 0 0 0	0 0 0 0 0 0	0 0 0 0 0 0	1 0 0 0 0 0	0 1 0 0 0 0	0 1 0 0 0 0
Inning Stats	R: 2 E: 0 K: 1 S: 13 H: 2 LOB: 0 BB: 0 P: 21	R: 1 E: 0 K: 1 S: 15 H: 1 LOB: 0 BB: 0 P: 22	R: 2 E: 0 K: 1 S: 11 H: 2 LOB: 2 BB: 1 P: 18	R: 0 E: 0 K: 1 S: 12 H: 1 LOB: 2 BB: 1 P: 22	R: 0 E: 0 K: 0 S: 7 H: 0 LOB: 0 BB: 1 P: 15	R: 2 E: 0 K: 0 S: 7 H: 3 LOB: 1 BB: 0 P: 9	R: 2 E: 0 K: 1 S: 10 H: 3 LOB: 1 BB: 0 P: 18	R: 1 E: 0 K: 0 S: 15 H: 2 LOB: 1 BB: 0 P: 23	R: 2 E: 0 K: 1 S: 11 H: 2 LOB: 2 BB: 1 P: 20	1B: 8 2B: 6 3B: 0 HR: 2	SF: 0 SAC: 1 DP: 1 HBP: 3					WP: 0 PB: 0 SB: 0 CS: 0	PA: 48	

PITCHER		IP	WLS	BF	H	R	ER	SO	BB	IBB	HBP	BLK	WP	HR	S	P	ERA	WHIP
62 José Ureña, R ERA: 4.63	(1, 1)	4.0	L	21	6	5	5	4	1	1	1	0	0	2	51	83	11.25	1.750
51 Ben Meyer, R ERA: 6.28	(5, 1)	3.0		15	6	4	4	1	1	0	1	0	0	0	24	42	12.00	2.333
53 Brett Graves, R ERA: 8.68	(8, 1)	2.0		12	4	3	3	1	1	0	1	0	0	0	26	43	13.50	2.500

PITCHER	IP	WLS	BF	H	R	ER	SO	BB	IBB	HBP	BLK	WP	HR	S	P	ERA	WHIP

Atlanta Braves @ Miami Marlins

Marlins Park, Miami, FL

Mon Jul 23 2018, 7:12 PM - 9:59 PM EDT

Att. 8,259 - Roof Closed - 76 F

TOP

livebaseballscorecards.com

AB	40
R	12
H	16
RBI	12
BB	4
SO	6
LOB	18

Atlanta Braves @ Miami Marlins

Marlins Park, Miami, FL

Mon Jul 23 2018, 7:12 PM - 9:59 PM EDT

Att. 8,259 - Roof Closed - 76 F

livebaseballscorecards.com

BOTTOM

Batter	1	2	3	4	5	6	7	8	9	AB	R	H	RBI	BB	SO	LOB
13 Starlin Castro, R (1, 4) OBP: 0.334, SLG: 0.400	C FF 92 B FF 93 B FF 93 B FF 93 B FF 93 4-1 15 G1-6-3 BB		B CU 77 X CH 86 1-0 ② G4-3		T FF 91 B FF 92 B FF 91 F FF 92 B CU 76 S CH 86 3-3 ① K		X FF 95 0-0 ③ F9			3	0	0	0	1	1	1
15 Brian Anderson, R (1, 9) OBP: 0.359, SLG: 0.415	B FF 93 X CH 87 1-0 ①② G1-6-3 1-2f		B FF 94 B FF 92 B CH 86 B FF 92 4-0 BB		C FF 94 F FF 93 B CH 85 F FF 92 F FF 93 X CU 76 1-2 ② G5-3			B SI 89 F SI 89 B SI 89 X SI 90 2-1 ① G1-3		3	0	0	0	1	0	1
11 J.T. Realmuto, R (1, 2) OBP: 0.356, SLG: 0.521 28 Bryan Holaday, R (8, 2) OBP: 0.241, SLG: 0.219	C FF 94 B CU 78 B CU 78 B FF 93 S CH 87 X CH 86 3-2 ③ G6-3		B CU 76 B FF 93 C FF 92 X FF 92 2-1 ③ P4		B CU 78 C CU 77 B FF 92 B FF 92 X FF 92 3-1 ③ F8			B SI 88 B SI 89 F SI 90 F SI 90 X SI 90 2-2 ② L8		3 1	0 0	0 0	0 0	0 0	0 0	1 0
41 Justin Bour, L (1, 3) OBP: 0.355, SLG: 0.414		C FF 93 B FF 94 X SL 80 1-1 HR		C FF 92 S FF 94 X SL 81 0-2 ① G6-3		C FF 92 C SL 81 B FF 93 B FF 93 S FF 92 2-3 ① K		C SI 90 S CH 84 X SL 78 0-2 ③ F8		4	1	1	1	0	1	0
14 Martín Prado, R (1, 5) OBP: 0.284, SLG: 0.302		C FF 95 B CU 78 B CH 87 B CH 86 F FF 93 X FF 94 3-2 ① G5-3		C FF 94 B CH 88 X CH 86 1-1 19 1B 1 1B 1B		C FF 93 B FF 92 C CU 77 X FF 91 1-2 ② F8			C FF 95 B FF 95 B SI 95 S SL 89 X FF 94 2-2 ① F9	4	0	1	0	0	0	0
1 Cameron Maybin, R (1, 8) OBP: 0.335, SLG: 0.340		B CU 77 B FF 94 B CH 86 B FF 92 4-0 19 WP BB		B CU 77 B CH 87 C FF 92 B FF 93 X CH 87 3-1 19 1B 1-2 1B		B CH 84 B FF 92 C FF 92 S CH 87 X FF 93 2-2 ③ L7			F FF 95 X FF 95 0-1 1B	3	0	2	0	1	0	0
19 Miguel Rojas, R (1, 6) OBP: 0.314, SLG: 0.353 53 Brett Graves, R (8, 1)		B FF 91 B FF 92 C FF 94 B CH 88 B FF 92 4-1 2 G5-4-3 1-2 BB		B FF 92 C FF 92 F FF 93 X CH 87 1-2 1-2 2-3 1B			B FF 94 F FF 94 C CU 81 F FF 94 X SL 87 1-2 ① G6-3		C FF 94 B FF 95 F SI 95 S SL 88 1-3 ② K	2 1	0 0	1 0	0 0	1 1	0 1	0 1
2 Yadiel Rivera, R (1, 7) OBP: 0.310, SLG: 0.243 51 Ben Meyer, L (5, 1) 10 JT Riddle, L (7, PH) OBP: 0.282, SLG: 0.417 (8, 6)	C FF 91 S FF 93 B FF 93 D CU 79 X CH 87 2-2 ②③ G5-4-3 1-2f			C CU 77 F FF 93 S FF 94 0-3 ② K			B CU 80 B FF 93 B FF 94 B FF 93 4-0 BB		F FF 94 T CH 88 X SL 89 0-2 ③ G4-3	2 0 1	0 0 0	0 0 0	0 0 0	0 0 1	1 0 0	5 0 1
62 José Ureña, R (1, 1) OBP: 0.033, SLG: 0.067 32 Derek Dietrich, L (4, PH) OBP: 0.354, SLG: 0.463 (5, 7)			C FF 90 B CU 75 F FF 90 B FF 92 S FF 90 2-3 ① K	S FF 94 C FF 95 C FF 95 0-3 ③ K			C FF 93 F CH 86 B FF 93 S CU 81 1-3 ② K			1 2	0 0	0 0	0 0	0 0	1 2	0 4
Inning Stats	R: 0 E: 0 K: 0 S: 5 H: 0 LOB: 0 BB: 1 P: 13	R: 1 E: 0 K: 0 S: 9 H: 1 LOB: 1 BB: 2 P: 23	R: 0 E: 0 K: 1 S: 6 H: 0 LOB: 1 BB: 1 P: 15	R: 0 E: 0 K: 2 S: 16 H: 3 LOB: 3 BB: 0 P: 21	R: 0 E: 0 K: 1 S: 10 H: 0 LOB: 0 BB: 0 P: 17	R: 0 E: 0 K: 1 S: 9 H: 0 LOB: 0 BB: 0 P: 14	R: 0 E: 0 K: 1 S: 8 H: 0 LOB: 1 BB: 1 P: 14	R: 0 E: 0 K: 0 S: 8 H: 0 LOB: 0 BB: 0 P: 12	R: 0 E: 0 K: 1 S: 11 H: 1 LOB: 1 BB: 0 P: 14	1B: 4 2B: 0 3B: 0 HR: 1	SF: 0 SAC: 0 DP: 2 HBP: 0		WP: 1 PB: 0 SB: 0 CS: 0	PA: 35			

	AB	30
	R	1
	H	5
	RBI	1
	BB	5
	SO	7
	LOB	14

PITCHER		IP	WLS	BF	H	R	ER	SO	BB	IBB	HBP	BLK	WP	HR	S	P	ERA	WHIP
15 Sean Newcomb, L ERA: 3.41	(1, 1)	6.0	W	24	4	1	1	5	4	0	0	0	1	1	55	103	1.50	1.333
51 Shane Carle, R ERA: 2.68	(7, 1)	1.0		4	0	0	0	1	1	0	0	0	0	0	8	14	0.00	1.000
30 Peter Moylan, R ERA: 4.67	(8, 1)	1.0		3	0	0	0	0	0	0	0	0	0	0	8	12	0.00	0.000
61 Evan Phillips, R ERA: 11.57	(9, 1)	1.0		4	1	0	0	1	0	0	0	0	0	0	11	14	0.00	1.000

PITCHER	IP	WLS	BF	H	R	ER	SO	BB	IBB	HBP	BLK	WP	HR	S	P	ERA	WHIP

Batter	1	2	3	4	5	6	7	8	9	AB	R	H	RBI	BB	SO	LOB
13 Ronald Acuña Jr., R (1, 7) OBP: 0.333, SLG: 0.476	S FF 93 B FF 91 X SL 87 1-1 ① G6-3		C SL 84 B SL 84 D SL 86 C FF 91 F FF 92 B SL 86 X FF 90 3-2 ①② L6-3 1-1		B SL 84 B SL 84 B CH 83 C FF 90 B FF 89 4-1 8 2B BB		C SI 83 B CU 73 B SI 84 B SI 85 F SI 85 F SI 85 X SI 85 3-2 ③ G5-3			3	1	0	0	1	0	1
8 Charlie Culberson, R (1, 4) OBP: 0.338, SLG: 0.467	C FF 93 X SL 87 0-1 ② G6-3		B CU 73 B CH 84 C FF 91 S CH 84 F CH 83 S FF 92 2-3 ③ K		C CH 83 B CH 83 X SL 85 1-1 1-H 2-H 2B			B FF 94 S FF 95 F FF 96 S CH 84 1-3 ① K		4	0	1	2	0	2	0
5 Freddie Freeman, L (1, 3) OBP: 0.403, SLG: 0.538	B SL 88 S FF 93 X FF 91 1-1 1B			C SL 86 B SL 84 B CH 83 S FF 91 X CH 83 2-2 ① L9	X SL 84 0-0 ③ L6			X FF 95 0-0 25 G5-3 22 WP 1B		4	0	2	0	0	0	1
22 Nick Markakis, L (1, 9) OBP: 0.384, SLG: 0.479	C FF 91 B FF 91 F SL 85 S SL 86 1-3 ③ K			B FF 91 C SL 85 X CH 84 1-1 ② G6-3		C FF 91 F FF 90 B FF 92 X SL 85 1-2 ① G4-3		B SL 90 S FF 95 B FF 94 B FF 94 B FF 94 4-1 1-2 BB		3	0	0	0	1	1	1
25 Tyler Flowers, R (1, 2) OBP: 0.364, SLG: 0.365		B FF 90 B FF 91 B FF 92 C FF 93 F FF 92 C FF 93 3-3 ① K		B CU 72 B CH 82 S FF 91 B FF 90 B FF 91 4-1 17 FC5-4 BB		F FF 91 S SL 87 B CH 84 B CH 84 B FF 91 F FF 92 S CU 75 3-3 ② K		B CH 84 S CH 84 C FF 94 B CH 86 X CH 86 2-2 ②③ G5-3 2-3f		3	0	0	0	1	2	2
17 Johan Camargo, S (1, 5) OBP: 0.357, SLG: 0.441		S FF 92 F SL 88 B SL 85 X FF 92 1-2 HR		X CH 83 0-0 ③ FC5-4 1-2f		C CU 74 B CH 85 F FF 90 X SL 86 1-2 1B			C FF 92 X FF 92 0-1 ① F7	4	1	2	1	0	0	1
11 Ender Inciarte, L (1, 8) OBP: 0.318, SLG: 0.346		L FF 91 B CU 73 X CH 83 1-1 ② P5			S FF 90 S FF 91 F FF 92 X SL 85 0-2 49 SH1-4 8 2B 1B	L SL 85 B FF 91 F CH 83 B FF 93 B FF 91 X FF 91 3-2 ③ G6-3			C FF 91 S CU 85 B FF 94 X FF 93 1-2 ② F7	4	1	1	0	0	0	1
7 Dansby Swanson, R (1, 6) OBP: 0.305, SLG: 0.405		C FF 91 B FF 92 B CH 82 S CH 83 B SL 88 F FF 92 X CH 84 3-2 ③ G5-3			X CH 83 0-0 ① F8		C SI 84 X CU 72 0-1 ① G3-1		S FF 92 X CU 85 0-1 ③ P3	4	0	0	0	0	0	1
49 Julio Teheran, R (1, 1) OBP: 0.192, SLG: 0.167			B FF 90 B FF 91 B FF 91 C FF 90 C FF 90 B FF 90 4-2 13 L6-3 BB		X FF 90 0-0 ② SH1-4 1-2		X SI 84 0-0 ② G1-3			0	0	0	0	1	0	0
39 Sam Freeman, R (5, 1)										0	0	0	0	0	0	0
20 Preston Tucker, L (7, PH) OBP: 0.302, SLG: 0.431										1	0	0	0	0	0	0
58 Dan Winkler, R (7, 1)										0	0	0	0	0	0	0
63 Jesse Biddle, L (8, 1) OBP: 0.500, SLG: 1.000										0	0	0	0	0	0	0
Inning Stats	R: 0 E: 0 K: 1 S: 9 H: 1 LOB: 1 BB: 0 P: 12	R: 1 E: 0 K: 1 S: 12 H: 1 LOB: 0 BB: 0 P: 20	R: 0 E: 0 K: 1 S: 10 H: 0 LOB: 0 BB: 1 P: 19	R: 0 E: 0 K: 0 S: 7 H: 0 LOB: 1 BB: 1 P: 14	R: 2 E: 0 K: 0 S: 10 H: 2 LOB: 1 BB: 1 P: 15	R: 0 E: 0 K: 1 S: 13 H: 1 LOB: 1 BB: 0 P: 21	R: 0 E: 0 K: 0 S: 7 H: 0 LOB: 0 BB: 0 P: 10	R: 0 E: 0 K: 1 S: 8 H: 1 LOB: 1 BB: 1 P: 15	R: 0 E: 0 K: 0 S: 7 H: 0 LOB: 0 BB: 0 P: 8	1B: 4 2B: 2 3B: 0 HR: 1 SF: 0 SAC: 1 DP: 2 HBP: 0						

PITCHER		IP	WLS	BF	H	R	ER	SO	BB	IBB	HBP	BLK	WP	HR	S	P	ERA	WHIP
54 Wei-Yin Chen, L ERA: 5.65	(1, 1)	6.0	W	25	5	3	3	4	3	0	0	0	0	1	61	101	4.50	1.333
29 Brad Ziegler, R ERA: 4.11	(7, 1)	1.0		3	0	0	0	0	0	0	0	0	0	0	7	10	0.00	0.000
61 Adam Conley, L ERA: 2.63	(8, 1)	1.0		4	1	0	0	1	1	0	0	0	1	0	8	15	0.00	2.000
71 Drew Steckenrider, R ERA: 3.4	(9, 1)	1.0		3	0	0	0	0	0	0	0	0	0	0	7	8	0.00	0.000

PITCHER	IP	WLS	BF	H	R	ER	SO	BB	IBB	HBP	BLK	WP	HR	S	P	ERA	WHIP

TOP

Atlanta Braves @ Miami Marlins

Marlins Park, Miami, FL

Tue Jul 24 2018, 12:11 PM - 2:48 PM EDT

Att. 21,673 - Roof Closed - 78 F

livebaseballscorecards.com

AB	30
R	3
H	6
RBI	3
BB	4
SO	5
LOB	8

WP: 1	PA: 35
PB: 0	
SB: 0	
CS: 0	

Batter	1	2	3	4	5	6	7	8	9	AB	R	H	RBI	BB	SO	LOB
32 Derek Dietrich, L (1, 7) OBP: 0.352, SLG: 0.461 29 Brad Ziegler, R (7, 1) 19 Miguel Rojas, R (8, 3) OBP: 0.313, SLG: 0.352	F FF 89 B SI 88 F CU 73 F SL 81 F FF 91 F CH 84 S FF 91 1-3 K ①		C CU 71 B FF 90 X CU 71 1-1 15 1B 15 E 1B		X SI 89 0-0 G3 ① 2-3	B CU 85 B FF 95 B FF 94 C FF 94 F FF 95 X FF 96 3-2 E4 15 E		B FF 93 C SL 86 B SL 86 X FF 93 2-1 G4-3 ③		4 0 1	1 0 0	1 0 0	0 0 0	0 0 0	1 0 0	1 0 1
15 Brian Anderson, R (1, 9) OBP: 0.365, SLG: 0.419	F FF 90 X FF 91 0-1 11 HR 1B		S FF 91 1 SAFE 1 SAFE B FF 92 X SI 92 1-1 E8 11 SF7 1-H 1B		B SI 91 H SI 91 2-0 11 FC6 41 1B HBP	B SI 94 X SI 94 1-0 E5 1-3 1B				3	3	3	0	0	0	0
11 J.T. Realmuto, R (1, 2) OBP: 0.355, SLG: 0.529	1 SAFE B SI 91 C SL 81 X SL 82 1-1 1-H HR		B FF 91 B SI 91 X CH 85 2-0 SF7 ① 3-H		1 SAFE B SI 92 B SI 92 B SI 92 X SI 94 3-0 FC6 41 1B 13 HR 1-2 3-H	C FF 96 B FF 96 C FF 96 X FF 95 1-2 F8 ③				3	2	1	4	0	0	3
41 Justin Bour, L (1, 3) OBP: 0.359, SLG: 0.415 61 Adam Conley, L (8, 1) 71 Drew Steckenrider, R (9, 1)	B FF 91 B FF 90 C SI 91 F SI 91 F SL 82 B FF 91 B CU 73 4-2 BB		B FF 91 B FF 91 B CH 83 B FF 92 4-0 13 G6-4-3 BB		2 SAFE X SI 91 0-0 13 HR 1-2 2-H 1B		C FC 88 B FC 89 S FC 88 B CU 81 C FC 90 2-3 K ①			2 0 0	1 0 0	1 0 0	1 0 0	2 0 0	1 0 0	0 0 0
13 Starlin Castro, R (1, 4) OBP: 0.333, SLG: 0.406	X FF 91 0-0 F8 ② BB		B SL 80 D SL 82 X SI 92 2-0 G6-4-3 ② ③ 1-2f		F SL 82 C SL 82 X FF 91 0-2 1-H 2-H HR		X FF 92 0-0 F8 ② 1B			4	1	1	3	0	0	2
14 Martín Prado, R (1, 5) OBP: 0.283, SLG: 0.301	C SI 90 B FF 91 S FF 92 X FF 92 1-2 G4-3 ③		B SL 81 C SL 79 B CH 82 S SI 92 X SI 92 2-2 G2-3 ① 1B		C SI 93 B SI 94 C FS 85 X FF 95 1-2 10 G4-6-3 1B		C FF 92 C FC 90 B CU 83 B CU 83 B FF 92 X FC 88 3-2 P3 ③			4	0	1	0	0	0	1
10 JT Riddle, L (1, 6) OBP: 0.275, SLG: 0.406		C FF 90 B CU 73 X CH 80 1-1 L8 ① 2B	B FF 91 X SI 91 1-0 G1-3 ② 1B		X FF 95 0-0 G4-6-3 ② ③ 1-2f			C FF 93 F SL 87 B CU 74 F SL 87 X CU 76 1-2 L5 ① 1B		4	0	0	0	0	0	1
34 Magneuris Sierra, L (1, 8)		C CU 72 S SI 91 S SI 91 0-3 K ② 2B	F SI 90 X CU 76 0-1 G4-3 ③ 1B			C CU 87 F SI 95 B CU 86 S FS 87 1-3 K2-3 ① 2B		X SL 87 0-0 G3 ② 1B		4	0	0	0	0	2	0
54 Wei-Yin Chen, R (1, 1) OBP: 0.167, SLG: 0.208 1 Cameron Maybin, R (6, PH) (7, 7) OBP: 0.336, SLG: 0.342		C FF 91 C FF 92 C SL 79 0-3 K ③ 2B			X FF 89 0-0 32 G3 11 FC6 2B	C CU 86 B FS 86 B FS 84 B SI 94 F FF 95 C FF 95 3-3 K ②		C FC 76 F SL 87 B CU 76 B FF 93 F SL 86 F FF 94 B CU 75 F SL 87 X FF 94 3-2 1B		2 2	1 0	1 1	0 0	0 0	1 1	0 0
Inning Stats	R: 2 E: 0 K: 1 S: 17 H: 2 LOB: 1 BB: 1 P: 24	R: 0 E: 0 K: 2 S: 8 H: 0 LOB: 0 BB: 0 P: 9	R: 2 E: 1 K: 0 S: 6 H: 2 LOB: 0 BB: 1 P: 16	R: 0 E: 0 K: 0 S: 6 H: 0 LOB: 0 BB: 0 P: 9	R: 5 E: 0 K: 0 S: 11 H: 4 LOB: 0 BB: 0 P: 17	R: 0 E: 2 K: 2 S: 13 H: 1 LOB: 2 BB: 0 P: 22	R: 0 E: 0 K: 1 S: 7 H: 0 LOB: 0 BB: 0 P: 12	R: 0 E: 0 K: 0 S: 13 H: 1 LOB: 1 BB: 0 P: 19		1B: 7 2B: 1 3B: 0 HR: 2	SF: 1 SAC: 0 DP: 2 HBP: 1		WP: 0 PB: 0 SB: 0 CS: 0	PA: 37	

BOTTOM

Atlanta Braves @ Miami Marlins

Marlins Park, Miami, FL

Tue Jul 24 2018, 12:11 PM - 2:48 PM EDT
Att. 21,673 - Roof Closed - 78 F

livebaseballscorecards.com

AB	33
R	9
H	10
RBI	8
BB	2
SO	6
LOB	9

PITCHER		IP	WLS	BF	H	R	ER	SO	BB	IBB	HBP	BLK	WP	HR	S	P	ERA	WHIP
49 Julio Teheran, R ERA: 4.42	(1, 1)	4.1	L	23	7	9	7	3	2	0	1	0	0	2	44	70	14.54	2.077
39 Sam Freeman, L ERA: 4.85	(5, 1)	1.2		7	2	0	0	2	0	0	0	0	0	0	17	27	0.00	1.200
58 Dan Winkler, R ERA: 3.07	(7, 1)	1.0		3	0	0	0	1	0	0	0	0	0	0	7	12	0.00	0.000
63 Jesse Biddle, L ERA: 2.61	(8, 1)	1.0		4	1	0	0	0	0	0	0	0	0	0	13	19	0.00	1.000

PITCHER	IP	WLS	BF	H	R	ER	SO	BB	IBB	HBP	BLK	WP	HR	S	P	ERA	WHIP

Washington Nationals @ Miami Marlins

Marlins Park, Miami, FL

Thu Jul 26 2018, 7:12 PM - 10:24 PM EDT

Att. 8,506 - Roof Closed - 77 F

livebaseballscorecards.com

Batter	1	2	3	4	5	6	7	8	9	AB	R	H	RBI	BB	SO	LOB
2 Adam Eaton, L (1, 9) OBP: 0.404, SLG: 0.416 21 Brandon Kintzler, R (7, 1) 20 Daniel Murphy, L (8, PH) OBP: 0.305, SLG: 0.361 44 Ryan Madson, L (8, 1) 15 Matt Adams, L (9, PH) OBP: 0.358, SLG: 0.554 27 Shawn Kelley, R (9, 1)	B FF 89 B FF 89 C FF 90 S SL 85 F FF 90 B CH 83 B FF 90 4-2 22 PO 7 1B BB	B SL 84 C SL 82 B CH 85 F FF 90 B FF 90 X SL 86 3-2 ③ F7	B SI 87 B FF 89 B SI 88 B FF 89 4-0 11 2B BB	B FF 92 B FF 93 X FF 93 2-0 ① F8 2-3	X FF 93 0-0 2B	H CU 77 1-0 7 FC6-4 HBP	2	1	0	0	2	0	2
										0	0	0	0	0	0	0
										1	0	1	0	0	0	0
										0	0	0	0	0	0	0
										0	0	0	0	0	0	0
										0	0	0	0	0	0	0
7 Trea Turner, R (1, 6) OBP: 0.337, SLG: 0.411	C SL 84 1 SAFE F SI 90 B SL 84 1 SAFE D CH 82 X SI 90 2-2 1-2 1B			B FF 89 B SL 84 X FF 89 2-0 HR		F SL 83 ① C SL 83 D CH 82 1 SAFE F SL 83 1 SAFE S SL 84 1-3 K	C SL 88 B FF 94 1 SAFE D CH 86 B CH 86 X CH 86 3-1 1-H 3-H 34 2B 3B	X SL 79 0-0 ③ G5-3	F SI 91 C CU 76 X SI 91 0-2 ③ FC6-4 1-2f	6	2	3	3	0	1	4
34 Bryce Harper, L (1, 8) OBP: 0.364, SLG: 0.476 (7, 9)	C SL 84 C SL 84 D CH 83 S FF 89 1-3 ① K			F FF 91 B CH 84 S CH 83 B SL 85 F CH 84 S FF 91 2-3 ① K		F SL 84 B CH 82 B FF 87 B SL 83 S SL 85 F SL 84 T CH 83 3-2 ② K	B SL 91 B SL 89 B FF 94 X FF 93 3-0 11 G6-3 3-H 2B		B SI 92 B CH 81 S SI 92 B CU 77 D SI 93 4-1 22 1B 32 2B BB	4	1	1	1	1	3	3
11 Ryan Zimmerman, R (1, 3) OBP: 0.286, SLG: 0.419	C SI 91 B FF 89 F SI 90 B CH 82 F FF 91 X FF 92 2-2 ② F4			B SL 86 B FF 91 X SL 85 2-0 ② G6-3		1 SAFE B SL 84 F FF 89 X CH 82 1-1 14 BB 1-H 2B	C FF 93 C FF 93 F CU 80 B FF 94 B FF 95 X SL 87 2-2 ② G6-3 2-3		F SI 92 X SI 92 0-1 ① F8	5	0	1	1	0	0	4
22 Juan Soto, L (1, 7) OBP: 0.419, SLG: 0.556	2 SAFE 0-0 ③ PO 2-3	B FF 88 C SL 84 B CH 83 C FF 90 X SL 85 2-2 ① G6-3		C SL 84 B FF 89 X FF 89 1-1 HR		0-0 14 BB IBB	0-0 14 WP IBB		B CU 77 F SI 91 C SI 92 B CU 77 F SI 92 F SI 92 X CH 81 2-2 1-3 32 2B 1B	3	2	2	1	2	0	0
14 Mark Reynolds, R (1, 5) OBP: 0.369, SLG: 0.557		F FF 91 B FF 91 X SI 90 1-1 32 G4-6-3 1B		S SL 86 S CH 84 B SL 85 F SI 90 X CH 83 1-2 ③ G4-3		B CU 74 B SI 85 B SI 84 B SI 85 4-0 1-2 2-3 BB	B FF 93 C SL 84 F FF 93 F FF 94 B CU 80 B SL 87 F FF 92 B FF 94 4-2 1-2 BB		0-0 32 2B IBB	2	0	1	0	3	0	0
32 Matt Wieters, S (1, 2) OBP: 0.302, SLG: 0.324		F SL 83 B FF 89 F SI 91 X CH 84 1-2 ②③ G4-6-3 1-2f	B SL 81 B SL 82 X FF 89 2-0 ① L9	C SI 84 X CH 76 0-1 ③ G4-3		C FF 94 F SL 89 X FF 95 0-2 ③ G4-3			C SI 92 B SI 91 B CH 80 X SI 92 2-1 ② 1 3B 1-H 2-H 3-H 2B	5	1	1	2	0	0	7
1 Wilmer Difo, S (1, 4) OBP: 0.300, SLG: 0.339		B FF 88 C SL 81 S CH 83 F FF 89 X CH 85 1-2 ① F8	C SL 84 B CH 83 S CH 82 F CH 84 C SL 84 1-3 ② K			L SL 86 S CH 85 B CH 87 F FF 96 B CH 86 F CH 86 F FF 96 B SL 88 F FF 95 4-2 B FF 95 2 F8 3 1B 7 3B BB	F FF 90 C CU 77 F FF 94 B CU 78 F SL 85 F FF 93 X CU 78 1-2 ① F7	B CU 76 C SI 92 F CH 83 F SI 92 F CU 75 B CU 77 X SI 92 2-2 3 2B 2-H 3B	4	2	1	1	1	1	0
46 Tommy Milone, L (1, 1) 60 Justin Miller, R (6, 1) 3 Michael Taylor, R (7, PH) OBP: 0.299, SLG: 0.370 (7, 8)		B FF 90 F FF 90 X SL 84 1-1 ② G3-1	B SI 90 C SL 83 F FF 90 S CH 83 1-3 ③ K			L CH 88 1 SAFE D CH 84 1 SAFE S FF 94 F CH 85 X SL 85 1-2 7 3B 1-2 1B	B SL 86 F SL 86 B FF 94 F SL 86 F FF 94 X CU 79 2-2 ② G6-3		S CH 81 F SI 91 F SI 92 X CH 82 0-2 3-H 2B	2	0	0	0	0	1	0
										0	0	0	0	0	0	0
										3	1	2	1	0	0	0
Inning Stats	R: 0 E: 0 K: 1 S: 13 H: 1 LOB: 1 BB: 1 P: 22	R: 0 E: 0 K: 0 S: 8 H: 1 LOB: 0 BB: 0 P: 12	R: 0 E: 0 K: 0 S: 9 H: 0 LOB: 0 BB: 0 P: 14	R: 2 E: 0 K: 1 S: 12 H: 2 LOB: 0 BB: 0 P: 20	R: 0 E: 0 K: 2 S: 8 H: 0 LOB: 0 BB: 0 P: 12	R: 1 E: 0 K: 2 S: 12 H: 1 LOB: 3 BB: 3 P: 25	R: 3 E: 0 K: 0 S: 25 H: 3 LOB: 3 BB: 3 P: 44	R: 0 E: 0 K: 0 S: 12 H: 1 LOB: 1 BB: 0 P: 15	R: 4 E: 0 K: 0 S: 22 H: 4 LOB: 2 BB: 2 P: 33	1B: 4 2B: 5 3B: 2 HR: 2 SF: 0 SAC: 0 DP: 1 HBP: 1	WP: 1 PB: 0 SB: 0 CS: 0 PA: 48					

PITCHER		IP	WLS	BF	H	R	ER	SO	BB	IBB	HBP	BLK	WP	HR	S	P	ERA	WHIP
58 Dan Straily, R ERA: 4.07	(1, 1)	5.2		23	5	3	3	6	2	1	0	0	0	2	60	99	4.76	1.235
29 Brad Ziegler, R ERA: 4.09	(6, 1)	0.1		2	0	0	0	0	1	0	0	0	0	0	2	6	0.00	3.000
61 Adam Conley, L ERA: 3.58	(7, 1)	0.1	L	5	3	3	3	0	1	0	0	0	0	0	14	27	81.00	12.000
40 Javy Guerra, R ERA: 3.52	(7, 1)	1.1		7	1	0	0	0	1	1	0	0	1	0	22	31	0.00	1.500
57 Elieser Hernández, R ERA: 6.09	(8, 1)	0.1		1	0	0	0	0	0	0	0	0	0	0	1	1	0.00	0.000

PITCHER		IP	WLS	BF	H	R	ER	SO	BB	IBB	HBP	BLK	WP	HR	S	P	ERA	WHIP
51 Ben Meyer, R ERA: 8.22	(9, 1)	1.0		9	4	4	4	0	1	1	1	0	0	0	22	33	36.00	5.000

TOP

AB	37
R	10
H	13
RBI	10
BB	9
SO	6
LOB	20

Washington Nationals @ Miami Marlins

Marlins Park, Miami, FL

Thu Jul 26 2018, 7:12 PM - 10:24 PM EDT

Att. 8,506 - Roof Closed - 77 F

livebaseballscorecards.com

BOTTOM

Batter	1	2	3	4	5	6	7	8	9	AB	R	H	RBI	BB	SO	LOB
13 Starlin Castro, R (1, 4) OBP: 0.335, SLG: 0.409	C FF 87 S CH 78 B FF 87 X FF 87 1-2 15 1B 11 2B 1B	B CH 79 B FF 87 B FF 87 C FF 87 X FF 88 3-1 1-3 2B			C FF 86 B SL 78 X FF 88 1-1 ① L5		S SL 87 C SI 93 B SI 93 S SI 93 1-3 ③ K			4	1	2	0	0	1	0
15 Brian Anderson, R (1, 9) OBP: 0.364, SLG: 0.418	B FF 88 B CH 79 X FF 87 2-0 11 2B 41 SF9 1-2 1B	F CU 75 S FF 87 B FF 87 S FF 88 1-3 ③ K			F CU 75 F CH 76 S FF 87 0-3 ② K			C SI 95 S CH 84 B CH 86 C FF 97 1-3 ① K		4	1	1	0	0	3	2
11 J.T. Realmuto, R (1, 2) OBP: 0.360, SLG: 0.539	B FF 88 C FF 88 C FF 88 X SL 77 1-2 41 SF9 1-3 2-H 1 1B 2B	B CH 77 F CH 77 B FF 87 X FF 87 2-1 ① F7			X FF 88 0-0 2B			C SI 96 F CH 86 B CH 88 B CU 83 F FF 97 B CU 85 X SI 96 3-2 41 G3-4-3 1B		4	1	3	1	0	0	0
41 Justin Bour, L (1, 3) OBP: 0.356, SLG: 0.411	F FF 88 C FF 88 D CH 79 B CH 78 X FF 88 2-2 ① SF9 2-3 3-H	C SL 77 S CH 78 S FF 86 0-3 ② K			C FF 87 C FF 87 D SL 76 B SL 78 S CH 78 2-3 ③ K			X CU 84 0-0 ② G3-4-3 1-2		3	0	0	1	0	2	2
14 Martín Prado, R (1, 5) OBP: 0.276, SLG: 0.293	S CH 78 B FF 88 C FF 88 C FF 88 D CH 79 F CH 79 X CH 78 3-2 ② F9	C CU 73 B FF 87 C FF 88 F SL 78 F FF 88 B FF 88 B CH 79 X CH 79 3-2 ③ G5-3				C SL 85 S SL 87 B FF 94 B FF 93 B FF 94 X FF 95 3-2 ① G1-3		C CH 84 F FF 97 F FC 95 B FC 96 D CH 87 S FC 95 2-3 ③ K		4	0	0	0	0	1	2
1 Cameron Maybin, R (1, 7) OBP: 0.338, SLG: 0.344	X FF 87 0-0 19 CS 3-H 1B			B CH 78 F FF 86 X CH 79 1-1 ① G6-3		B FF 94 C SL 85 B SL 87 S FF 94 F FF 94 X FF 93 2-2 ② L7			B SL 80 C FF 89 X SL 80 1-1 32 L3 1B	4	0	2	1	0	0	0
19 Miguel Rojas, R (1, 6) OBP: 0.310, SLG: 0.348 40 Javy Guerra, R (7, 1) 57 Elieser Hernández, R (8, 1) 51 Ben Meyer, L (9, 1) 32 Derek Dietrich, L (9, PH) OBP: 0.352, SLG: 0.460	1 SAFE 0-0 CS 1-2	C FF 86 B FF 86 X FF 86 1-1 G5-3		S CH 78 F FF 87 F FF 87 F CH 77 X FF 87 0-2 ② L7		C FF 93 X FF 94 0-1 ③ P5			F FF 89 X FF 90 0-1 ①② L3 1-1	3 0 0 0 1	0 0 0 0 0	0 0 0 0 0	0 0 0 0 0	0 0 0 0 0	0 0 0 0 0	0 0 0 0 1
34 Magneuris Sierra, L (1, 8) OBP: 0.125, SLG: 0.125		S SL 79 F FF 87 S SL 77 0-3 ② K2-3		C SL 78 S SL 78 X SL 77 0-2 1B			L SI 91 B SI 91 C SI 90 C SI 92 1-3 ① K		C SL 81 C FF 92 T FF 91 0-2 ③ K	4	0	1	0	0	3	0
58 Dan Straily, R (1, 1) OBP: 0.333, SLG: 0.227 29 Brad Ziegler, R (6, 1) 61 Adam Conley, L (7, 1) 10 JT Riddle, L (7, 6) OBP: 0.274, SLG: 0.404		B FF 86 X FF 86 1-0 13 2B 1B		1 SAFE C FF 86 B CH 77 C CH 77 B FF 86 S FF 87 2-3 ③ K			S SI 92 X SI 93 0-1 ② F8			2 0 0 1	0 0 0 0	1 0 0 0	0 0 0 0	0 0 0 0	1 0 0 0	1 0 0 0

Inning Stats																								
	R: 3 E: 0 K: 0 S: 15	H: 4 LOB: 0 BB: 0 P: 24		R: 0 E: 0 K: 2 S: 11	H: 2 LOB: 2 BB: 0 P: 17		R: 0 E: 0 K: 1 S: 10	H: 0 LOB: 0 BB: 0 P: 15		R: 0 E: 0 K: 1 S: 13	H: 1 LOB: 1 BB: 0 P: 16		R: 0 E: 0 K: 2 S: 9	H: 1 LOB: 1 BB: 0 P: 12		R: 0 E: 0 K: 0 S: 9	H: 0 LOB: 0 BB: 0 P: 14		R: 0 E: 0 K: 2 S: 8	H: 0 LOB: 0 BB: 0 P: 10		R: 0 E: 0 K: 2 S: 12	H: 1 LOB: 1 BB: 0 P: 18		R: 0 E: 0 K: 1 S: 7	H: 1 LOB: 0 BB: 0 P: 8	1B: 7 2B: 4 3B: 0 HR: 0	SF: 1 SAC: 0 DP: 1 HBP: 0	WP: 0 PB: 0 SB: 0 CS: 1	PA: 36

PITCHER		IP	WLS	BF	H	R	ER	SO	BB	IBB	HBP	BLK	WP	HR	S	P	ERA	WHIP
46 Tommy Milone, L ERA: 5.4	(1, 1)	5.0		22	8	3	3	6	0	0	0	0	0	0	58	84	5.40	1.600
60 Justin Miller, R ERA: 3.77	(6, 1)	1.0	W	3	0	0	0	0	0	0	0	0	0	0	9	14	0.00	0.000
21 Brandon Kintzler, R ERA: 3.67	(7, 1)	1.0	H	3	0	0	0	2	0	0	0	0	0	0	8	10	0.00	0.000
44 Ryan Madson, R ERA: 4.66	(8, 1)	1.0	H	4	1	0	0	2	0	0	0	0	0	0	12	18	0.00	1.000
27 Shawn Kelley, R ERA: 2.59	(9, 1)	1.0		3	1	0	0	1	0	0	0	0	0	0	7	8	0.00	1.000

PITCHER	IP	WLS	BF	H	R	ER	SO	BB	IBB	HBP	BLK	WP	HR	S	P	ERA	WHIP

AB	34
R	3
H	10
RBI	3
BB	0
SO	11
LOB	8

Batter	1	2	3	4	5	6	7	8	9	AB	R	H	RBI	BB	SO	LOB
2 Adam Eaton, L (1, 9) OBP: 0.407, SLG: 0.418	B SI 92 B SI 92 C SI 92 X FF 94 2-1 ① L7		B FF 94 B SI 94 X SI 93 2-0 7 WP, 34 SF7, 1-3 2B		B CH 84 C CH 84 S FF 92 B FF 91 F CH 86 B CU 78 B FF 90 4-2 34 1B, BB	B FF 91 B FF 91 C FF 92 D CH 84 F FF 92 B FF 91 4-2 1-2 2-3, BB		C SL 89 F SL 88 B FF 95 F FF 93 F CU 79 F SL 90 F FF 95 B FF 92 X CU 78 2-2 ② F8	X FF 93 0-0 ② L8	4	1	1	0	2	0	2
7 Trea Turner, R (1, 6) OBP: 0.337, SLG: 0.412	C FF 94 C SI 95 B SI 95 B CH 88 X FF 94 2-2 15 1B, 2B		B CU 80 B SI 93 C SI 94 X CH 86 2-1 ① G5-3, 2-3 3-H		F CH 84 S SI 92 S FF 91 0-3 ① K	F SL 79 D SL 82 B FF 92 B FF 91 C FF 91 C FF 92 3-3 ③ K		B SL 88 S SL 84 X SL 87 1-1 34 1B, 15 1B, 2-3 1B	C SL 78 X SL 77 0-1 ③ FC6-4, 1-2f	6	2	2	0	0	2	6
34 Bryce Harper, L (1, 8) OBP: 0.364, SLG: 0.476 3 Michael Taylor, R (8, 8) OBP: 0.299, SLG: 0.370	S FF 94 F SI 94 B FF 93 S CU 80 1-3 ② K		B CU 81 X CH 85 1-0 ② SF7, 3-H		C SI 92 F FF 91 X CH 85 0-2 1-2, 1B		B SL 80 B FF 91 S CH 83 B FF 92 S FF 91 S FF 93 3-3 ① K	F SL 91 F FF 94 X FF 94 0-2 15 1B, 22 3B, 1-2 3-H 1B		4 0	1 0	2 0	2 0	0 0	2 0	1 0
15 Matt Adams, L (1, 3) OBP: 0.363, SLG: 0.555	X SI 93 0-0 ③ 2-H 1B		B CU 80 B CH 85 B SI 94 X SI 92 3-0 1B		C CH 85 B FF 92 B SI 92 T FF 93 X CU 78 2-2 ② F9		X CH 84 0-0 ② P2	B CH 86 X FF 93 1-0 22 3B, 1-3 2-H 1B		5	1	3	2	0	0	2
22 Juan Soto, L (1, 7) OBP: 0.423, SLG: 0.581		T SI 93 B FF 94 B CU 81 S CH 87 X FF 95 2-2 HR	X CH 85 0-0 ③ G3-1		C CH 84 D FF 93 X CH 84 1-1 ③ G3-1		C CH 85 B FF 92 C SL 82 F FF 93 F SL 80 B SL 80 X FF 93 2-2 E8	B SL 91 X SL 90 1-0 20 1B, 1-H 3-H 3B		5	2	3	3	0	0	3
20 Daniel Murphy, L (1, 4) OBP: 0.325, SLG: 0.384 1 Wilmer Difo, S (8, 4) OBP: 0.300, SLG: 0.339		B SI 95 B SI 94 C SI 93 X SI 93 2-1 ① L7	X FF 92 0-0 32 FC4-6, 14 BB, 1B			F FF 91 S CU 80 F CU 79 F FF 92 B CU 81 B CH 86 X FF 91 2-2 2 BB, 2B		C CU 81 B FF 94 B CU 79 X SL 95 0-0 IBB	2-1 3-H 1B	4 0	0 0	3 0	1 0	1 0	0 0	0 0
14 Mark Reynolds, R (1, 5) OBP: 0.363, SLG: 0.540 36 Sammy Solís, R (9, 1)		X FF 95 0-0 ② F9	B CU 78 B FF 94 B FF 93 C FF 92 B FF 92 4-1 32 FC4-6, 1-2 BB			C CH 84 B SI 91 B CH 84 X CH 85 2-1 ① G5-3	C FF 92 B SL 80 X FF 92 1-1 ③ F8	C FF 94 F FF 94 F FF 95 B SL 87 X CU 80 1-2 ③ G6-3		4 0	0 0	0 0	0 0	1 0	0 0	4 0
32 Matt Wieters, S (1, 2) OBP: 0.300, SLG: 0.314 64 Spencer Kieboom, R (9, PH) OBP: 0.294, SLG: 0.262 (9, 2)		C FF 94 C CU 81 F CU 81 B FF 93 B FF 94 X CH 87 2-2 ③ G6-3	S CH 86 X CH 86 0-1 ① FC4-6, 31 G5-4-3, 1-2f 2-3			B FF 92 F CH 84 F CH 84 S FF 91 1-3 ② K		B SL 89 B SL 87 B FF 92 B FF 90 4-0 7 1B, 31 SH1-4, 34 1B, BB	B FF 91 F FF 93 S SL 78 C SL 77 1-3 ① K	3 1	1 0	0 0	0 0	1 0	1 1	3 0
31 Max Scherzer, R (1, 1) OBP: 0.320, SLG: 0.298 19 Matt Reynolds, R (9, PH) OBP: 0.214, SLG: 0.154 (9, 5)			C FF 93 X CU 80 0-1 2 2B, 7 WP, 1B	C SI 92 B SI 92 1 SAFE B SI 92 B SI 91 X FF 91 3-1 ② ③ G5-4-3, 1-2f		S FF 91 H FF 90 1-1 2 BB, HBP		X FF 91 0-0 ① SH1-4, 1-2	X FF 93 0-0 7 FC6-4, 1B	2 1	1 0	1 1	0 0	0 0	0 0	2 0
Inning Stats	R: 1 E: 0 K: 1 S: 9 H: 2 LOB: 1 BB: 0 P: 14	R: 1 E: 0 K: 0 S: 10 H: 1 LOB: 0 BB: 0 P: 16	R: 2 E: 0 K: 0 S: 8 H: 3 LOB: 0 BB: 0 P: 16	R: 0 E: 0 K: 0 S: 6 H: 1 LOB: 1 BB: 1 P: 13	R: 0 E: 0 K: 1 S: 14 H: 1 LOB: 2 BB: 1 P: 21	R: 0 E: 0 K: 2 S: 17 H: 1 LOB: 3 BB: 1 P: 30	R: 0 E: 1 K: 1 S: 11 H: 1 LOB: 2 BB: 1 P: 17	R: 5 E: 0 K: 0 S: 21 H: 5 LOB: 1 BB: 1 P: 33	R: 0 E: 0 K: 1 S: 7 H: 1 LOB: 1 BB: 0 P: 8	1B: 11 2B: 3 3B: 1 HR: 1	SF: 1 SAC: 1 DP: 1 HBP: 1					

PITCHER		IP	WLS	BF	H	R	ER	SO	BB	IBB	HBP	BLK	WP	HR	S	P	ERA	WHIP
49 Pablo López, R ERA: 5.34	(1, 1)	5.2	L	27	9	4	4	3	2	0	1	0	1	1	58	97	6.35	1.941
57 Elieser Hernández, R ERA: 5.91	(6, 1)	1.1		7	1	0	0	2	1	1	0	0	0	0	17	30	0.00	1.500
40 Javy Guerra, R ERA: 8.31	(8, 1)	1.0		9	5	5	5	0	1	0	0	0	0	0	21	33	45.00	6.000
46 Kyle Barraclough, R ERA: 2.4	(9, 1)	1.0		4	1	0	0	1	0	0	0	0	0	0	7	8	0.00	1.000

PITCHER	IP	WLS	BF	H	R	ER	SO	BB	IBB	HBP	BLK	WP	HR	S	P	ERA	WHIP

TOP

Washington Nationals @ Miami Marlins

Marlins Park, Miami, FL

Fri Jul 27 2018, 7:12 PM - 9:57 PM EDT

Att. 9,297 - Roof Closed - 77 F

livebaseballscorecards.com

AB	39
R	9
H	16
RBI	8
BB	5
SO	6
LOB	23

WP: 1 PB: 0 SB: 0 CS: 0 PA: 47

Batter	1	2	3	4	5	6	7	8	9	AB	R	H	RBI	BB	SO	LOB
32 Derek Dietrich, L (1, 7) OBP: 0.348, SLG: 0.454	X FF 94 0-0 ① G6-3			F FC 89 B FF 94 F FF 95 C CU 80 1-3 ① K		S CH 85 S FF 94 C FF 96 0-3 ① K		C CU 79 B CH 85 F CH 86 S FC 89 1-3 ① K		4	0	0	0	0	3	2
15 Brian Anderson, R (1, 9) OBP: 0.363, SLG: 0.414	C FF 94 S FF 95 B SL 87 X FF 95 1-2 ② P4			B CU 78 C FF 94 C FF 96 H CH 86 2-2 11 FC6-4 HBP		B CU 78 C SL 86 C FF 93 D SL 87 B CH 84 F FF 95 C FF 95 3-3 ② K		F FF 95 B CU 81 S CH 84 F FF 95 X FF 96 1-2 ② L6		3	0	0	0	0	1	2
11 J.T. Realmuto, R (1, 2) OBP: 0.359, SLG: 0.535	X FF 95 0-0 ③ L8			C SL 85 C SL 86 X SL 84 0-2 ② FC6-4 1-2f		S SL 87 C FF 95 F FF 95 T CH 83 0-2 ③ K		F FF 94 X FF 95 0-1 1-2 1B		4	0	1	0	0	1	2
41 Justin Bour, L (1, 3) OBP: 0.352, SLG: 0.406		B CU 78 B FC 90 X CH 83 2-0 ① F8		F FF 95 S FF 94 S FC 89 0-3 ③ K			X FC 88 0-0 ① F9	F CH 85 S FF 96 T FF 95 0-2 ③ K		4	0	0	0	0	2	3
13 Starlin Castro, R (1, 4) OBP: 0.332, SLG: 0.405		B FF 95 B SL 87 C FF 95 F SL 87 S FF 96 2-3 ② K			X SL 84 0-0 ① L8		C FF 94 B CH 84 X CH 85 1-1 E5 14 2B		X SI 93 0-0 ① F9	4	1	0	0	0	1	0
14 Martín Prado, R (1, 5) OBP: 0.281, SLG: 0.305		B FF 94 B FF 95 X FF 96 2-0 ③ G6-3			B FF 94 B FF 94 B SL 86 C FF 94 X FF 95 3-1 1B		C FF 94 X FF 94 0-1 10 G3 2-H 2B		C SI 93 B CH 85 B SI 93 C SI 93 F SI 92 B CH 85 X SI 93 3-2 ② G4-3	4	0	2	1	0	0	0
10 JT Riddle, L (1, 6) OBP: 0.267, SLG: 0.394			C CU 80 F FF 95 S FC 89 0-3 ① K		C CH 85 B CH 86 X FC 89 1-1 ② L8		D CU 80 S CH 84 T FF 95 F FC 90 X FC 90 1-2 ② G3 2-3		X SI 94 0-0 ③ L7	4	0	0	0	0	1	2
34 Magneuris Sierra, L (1, 8) OBP: 0.100, SLG: 0.100 57 Elieser Hernández, R (6, 1) 19 Miguel Rojas, R (7, PH) OBP: 0.310, SLG: 0.347 40 Javy Guerra, R (8, 1) 46 Kyle Barraclough, R (9, 1)			F FF 94 F CU 82 B CH 85 B CH 86 S FF 96 2-3 ② K		S FF 94 X CH 85 0-1 ③ G4-3		C SL 86 X FF 95 0-1 ③ F7			2 0 1 0 0	0 0 0 0 0	0 0 0 0 0	0 0 0 0 0	0 0 0 0 0	1 0 0 0 0	1 0 1 0 0
49 Pablo López, L (1, 1) OBP: 0.333, SLG: 0.250 1 Cameron Maybin, R (6, 8) OBP: 0.339, SLG: 0.343			C FF 94 B FF 95 B FF 96 S FF 94 S FF 96 2-3 ③ K			B SL 85 B FF 94 C SL 86 C SL 87 B FF 95 X FF 95 3-2 E4		B SL 85 B FF 92 B FF 94 B FF 93 4-0 11 1B BB		1 1	0 0	0 0	0 0	0 1	1 0	0 0
Inning Stats	R: 0 E: 0 K: 0 S: 5 H: 0 LOB: 0 BB: 0 P: 6	R: 0 E: 0 K: 1 S: 5 H: 0 LOB: 0 BB: 0 P: 11	R: 0 E: 0 K: 3 S: 9 H: 0 LOB: 0 BB: 0 P: 13	R: 0 E: 0 K: 2 S: 11 H: 0 LOB: 1 BB: 0 P: 14	R: 0 E: 0 K: 0 S: 7 H: 1 LOB: 1 BB: 0 P: 11	R: 0 E: 1 K: 3 S: 14 H: 0 LOB: 1 BB: 0 P: 20	R: 1 E: 1 K: 0 S: 11 H: 1 LOB: 1 BB: 0 P: 13	R: 0 E: 0 K: 2 S: 12 H: 1 LOB: 2 BB: 1 P: 18	R: 0 E: 0 K: 0 S: 6 H: 0 LOB: 0 BB: 0 P: 9	1B: 2 2B: 1 3B: 0 HR: 0		SF: 0 SAC: 0 DP: 0 HBP: 1		WP: 0 PB: 0 SB: 0 CS: 0	PA: 34	

PITCHER	IP	WLS	BF	H	R	ER	SO	BB	IBB	HBP	BLK	WP	HR	S	P	ERA	WHIP
31 Max Scherzer, R (1, 1) ERA: 2.3	8.0	W	31	3	1	0	11	1	0	1	0	0	0	74	106	0.00	0.500
36 Sammy Solís, L (9, 1) ERA: 5.04	1.0		3	0	0	0	0	0	0	0	0	0	0	6	9	0.00	0.000

PITCHER	IP	WLS	BF	H	R	ER	SO	BB	IBB	HBP	BLK	WP	HR	S	P	ERA	WHIP

BOTTOM

Washington Nationals @ Miami Marlins

Marlins Park, Miami, FL

Fri Jul 27 2018, 7:12 PM - 9:57 PM EDT

Att. 9,297 - Roof Closed - 77 F

livebaseballscorecards.com

AB	32
R	1
H	3
RBI	1
BB	1
SO	11
LOB	13

Batter	1	2	3	4	5	6	7	8	9	10	AB	R	H	RBI	BB	SO	LOB
7 Trea Turner, R (1, 6) OBP: 0.338, SLG: 0.412	X FF 90 0-0 11 S 34 S 1B		C FF 92 B CH 83 X CH 85 1-1 ③ F7			X SL 80 0-0 11 G5-3 34 BB 1B		B CU 84 C FF 93 B FF 94 S FF 95 F FF 95 B FF 94 F FF 94 X FF 95 3-2 ③ P5		C CU 79 B SL 88 B SI 91 X FF 92 2-1 ③ F8	5	0	2	0	0	0	0
34 Bryce Harper, L (1, 9) OBP: 0.365, SLG: 0.473 (10, 3)	B FF 91 C FF 91 F CH 84 B CH 84 F FF 92 F FF 91 S CH 83 2-3 ① K 1-2	B SL 80 B FF 91 B CH 84 X FF 91 3-0 ① L8				1 SAFE F CH 83 B CH 81 1 SAFE B CH 82 F FF 91 1 SAFE B FF 91 B CH 82 4-2 1-2 BB			B SL 78 T FF 94 H SL 80 2-1 22 FC4-6 11 1B 20 1B HBP		2	1	0	0	1	1	1
11 Ryan Zimmerman, R (1, 3) OBP: 0.285, SLG: 0.414 19 Matt Reynolds, R (9, PR) OBP: 0.214, SLG: 0.154 (9, 5)	B FF 92 S CH 83 S CH 84 S CH 84 1-3 ② K 2-3	B FF 92 C FF 91 B FF 92 F FF 92 X FF 91 2-2 ② G1-3				B CH 82 X CH 83 1-0 ②③ G5-3 2-3f			F FF 94 B FF 95 B FF 94 B FF 95 X FF 95 3-1 22 FC4-6 1B 1-2		4 0	0 0	1 0	0 0	0 0	1 0	3 0
22 Juan Soto, L (1, 7) OBP: 0.420, SLG: 0.575	B FF 92 B CH 84 X CH 84 2-0 ③ G3	C SL 82 S CH 84 B CH 84 B CH 84 F FF 92 F FF 90 F FF 91 X SL 83 2-2 20 BLK 1B					C FF 95 B FF 96 X SL 86 1-1 ① G4-3		B SL 79 F FF 94 F CH 86 F SL 78 X SL 78 1-2 ① FC4-6 20 1B 1-2f 2-3		4	0	1	0	0	0	3
20 Daniel Murphy, L (1, 4) OBP: 0.331, SLG: 0.383		C FF 90 B FF 90 B FF 91 B CH 84 C FF 92 F FF 91 D FF 92 4-2 3 G4-3 BB		B FF 90 B SL 78 C FF 92 F FF 92 F CH 83 S CH 83 2-3 ③ K 1-2			X FF 96 0-0 ② G4-3		B SL 79 B FF 94 S CH 87 X FF 93 2-1 3 S 1B 1-3 3-H		3	0	1	1	1	1	1
14 Mark Reynolds, R (1, 5) OBP: 0.360, SLG: 0.527 (9, 3) (10, 9)		B FF 92 B FF 92 C FF 92 S CH 85 B FF 92 C CH 84 3-3 ① K		C FF 90 B FF 90 S CH 83 S CH 83 1-3 ① K			B FF 96 B FF 95 S FF 96 B FF 95 C CH 86 B CH 85 4-2 BB		C SL 79 B SL 78 B SL 77 F SL 77 X CH 87 2-2 ② F9		3	0	0	0	1	2	3
3 Michael Taylor, R (1, 8) OBP: 0.296, SLG: 0.365		B SL 82 X CH 85 1-0 ②③ G4-3 1-2f		B SL 81 F FF 92 F FF 91 S CH 84 1-3 ② K			X SI 85 0-0 ③ G3		B FF 93 S SL 78 F SL 78 B SL 77 X SL 78 2-2 ③ G5-3 1-2		4	0	0	0	0	1	4
32 Matt Wieters, S (1, 2) OBP: 0.295, SLG: 0.308 2 Adam Eaton, L (8, PH) OBP: 0.404, SLG: 0.416 21 Brandon Kintzler, R (8, 1) 44 Ryan Madson, L (9, 1) 1 Wilmer Difo, S (10, PH) OBP: 0.295, SLG: 0.338 40 Kelvin Herrera, R (10, 1)			C FF 90 B FF 91 X CH 84 1-1 ① G3		B SL 80 B FF 90 C FF 91 C FF 90 B FF 91 C CH 83 3-3 ③ K			B FF 93 B FF 92 C FF 92 S FF 94 F FF 93 B FF 93 X FF 94 3-2 ① F7		C CU 78 S FF 91 S FF 92 0-3 ① K	2 1 0 0 1 0	0 0 0 0 0 0	0 0 0 0 0 0	0 0 0 0 0 1	1 0 0 0 0 0	0 0 0 0 1 0	0 0 0 0 0 0
47 Gio González, R (1, 1) OBP: 0.057, SLG: 0.086 15 Matt Adams, L (8, PH) OBP: 0.362, SLG: 0.552 64 Spencer Kieboom, R (8, 2) OBP: 0.290, SLG: 0.258			C FF 91 B FF 91 C SL 82 C FF 92 1-3 ② K			C FF 89 B FF 90 B FF 90 F FF 90 X CH 83 2-2 ① G5-3		C CU 83 B FF 93 C FF 94 B FF 92 F FF 94 F SL 88 X CH 89 2-2 ② G1-6-3		B FF 93 C FF 92 B CU 80 X SI 92 2-1 ② G6-3	2 1 1	0 0 0	0 0 0	0 0 0	0 0 0	1 0 0	0 0 0

TOP

Washington Nationals @ Miami Marlins

Marlins Park, Miami, FL

Sat Jul 28 2018, 7:10 PM - 10:36 PM EDT

Att. 11,779 - Roof Closed - 76 F

livebaseballscorecards.com

AB	33
R	1
H	5
RBI	1
BB	3
SO	9
LOB	15

Inning Stats	1	2	3	4	5	6	7	8	9	10
	R: 0 E: 0 K: 2 S: 10	H: 1 LOB: 1 BB: 0 P: 15	R: 0 E: 0 K: 1 S: 7	H: 0 LOB: 0 BB: 1 P: 15	R: 0 E: 0 K: 1 S: 7	H: 0 LOB: 0 BB: 0 P: 10	R: 0 E: 0 K: 1 S: 14	H: 1 LOB: 1 BB: 1 P: 23	R: 0 E: 0 K: 3 S: 9	H: 0 LOB: 0 BB: 0 P: 14
	R: 0 E: 0 K: 0 S: 7	H: 1 LOB: 1 BB: 1 P: 14	R: 0 E: 0 K: 0 S: 6	H: 0 LOB: 1 BB: 1 P: 11	R: 0 E: 0 K: 0 S: 14	H: 0 LOB: 0 BB: 0 P: 22	R: 1 E: 0 K: 0 S: 15	H: 2 LOB: 3 BB: 0 P: 27	R: 0 E: 0 K: 1 S: 7	H: 0 LOB: 0 BB: 0 P: 11

1B: 5	SF: 0	WP: 0	PA: 37
2B: 0	SAC: 0	PB: 0	
3B: 0	DP: 2	SB: 3	
HR: 0	HBP: 1	CS: 0	

PITCHER		IP	WLS	BF	H	R	ER	SO	BB	IBB	HBP	BLK	WP	HR	S	P	ERA	WHIP
36 Trevor Richards, R ERA: 4.06	(1, 1)	6.0		21	3	0	0	8	2	0	0	1	0	0	54	91	0.00	0.833
61 Adam Conley, L ERA: 3.49	(7, 1)	0.2	H	3	0	0	0	0	1	0	0	0	0	0	5	10	0.00	1.500
29 Brad Ziegler, R ERA: 4.06	(7, 1)	0.1	H	1	0	0	0	0	0	0	0	0	0	0	1	1	0.00	0.000
71 Drew Steckenrider, R ERA: 3.33	(8, 1)	1.0	H	3	0	0	0	0	0	0	0	0	0	0	14	22	0.00	0.000
46 Kyle Barraclough, R ERA: 2.54	(9, 1)	1.0	B	6	2	1	1	0	0	0	1	0	0	0	15	27	9.00	2.000

PITCHER		IP	WLS	BF	H	R	ER	SO	BB	IBB	HBP	BLK	WP	HR	S	P	ERA	WHIP
53 Brett Graves, R ERA: 7.84	(10, 1)	1.0	W	3	0	0	0	1	0	0	0	0	0	0	7	11	0.00	0.000

Batter	1	2	3	4	5	6	7	8	9	10	AB	R	H	RBI	BB	SO	LOB
19 Miguel Rojas, R (1, 5) OBP: 0.312, SLG: 0.349	C FF 90 S CU 78 X CU 77 0-2 G5-3		C CH 85 X FF 92 0-1 1B		B CH 83 X CH 83 1-0 G6-3			X SI 91 0-0 15 G6-4-3 1B		1 SAFE B SL 78 X FF 94 1-0 E2 11 1B 15 1B 1-2	5	0	2	0	0	0	1
15 Brian Anderson, R (1, 9) OBP: 0.363, SLG: 0.413	B CU 76 B FF 91 B FF 90 C FF 90 F FF 91 D SI 90 4-2 BB		C FF 90 B CU 77 X FF 91 1-1 P2		B SI 88 S CH 83 F FF 90 F FF 90 F FF 90 B CH 84 F CH 85 B CU 77 X CH 84 3-2 L5			L SI 92 1 SAFE F SI 92 X SI 93 0-2 G6-4-3 1-2f		B SL 80 B FF 97 X FF 95 2-0 11 1B 1-2 2-3 1B	4	0	1	0	1	0	1
11 J.T. Realmuto, R (1, 3) OBP: 0.362, SLG: 0.534	B CH 83 B CH 84 X CH 85 2-0 L7			B CU 77 B CU 76 B SI 90 B FF 89 4-0 1 BB 13 BB 2 SF9 BB		X CH 83 0-0 G6-3		C SI 93 X SI 93 0-1 13 BB 1B		B FF 96 B FF 94 F FF 97 X SI 96 2-1 1-2 2-3 3-H 1B	4	1	2	1	1	0	1
13 Starlin Castro, R (1, 4) OBP: 0.336, SLG: 0.406	C FF 90 B FF 90 F CU 75 S FF 90 1-3 K			B CH 83 B CH 82 C FF 90 F SI 90 F CU 75 F FF 90 B CU 76 D CH 83 4-2 2 SF9 1 BB 1-2 BB		C SI 90 B CU 76 S CU 75 B CU 77 X CH 83 2-2 1 FC5-4 1B		D SI 93 C SI 93 B SI 93 B SL 87 B SI 92 4-1 1-2 BB			2	0	1	0	2	1	1
1 Cameron Maybin, R (1, 8) OBP: 0.338, SLG: 0.339 (7, 7)		B CH 84 B CU 76 C SI 90 B CH 84 C SI 90 X SI 91 3-2 G5-3		B CU 74 C SI 91 B FF 91 D CH 85 B SI 90 4-1 1-2 2-3 BB		B SI 90 C SI 89 S CU 75 F FF 90 B CU 75 B CU 75 F CH 82 X SI 90 3-2 FC5-4 1-2f		F SI 93 B SI 93 X SI 93 1-1 G3-1			3	0	0	0	1	0	3
2 Yadiel Rivera, R (1, 7) OBP: 0.310, SLG: 0.248 29 Brad Ziegler, R (7, 1) 71 Drew Steckenrider, R (8, 1) 46 Kyle Barraclough, R (9, 1) 32 Derek Dietrich, L (9, PH) OBP: 0.347, SLG: 0.453 53 Brett Graves, R (10, 1)		C FF 92 X FF 90 0-1 1B		B SI 90 F FF 89 B SI 90 X FF 90 2-1 SF9 2-3 3-H		1 SAFE 1 SAFE S CU 76 F FF 90 B FF 89 X FF 90 1-2 F7			F FF 94 X CH 84 0-1 P2		2 0 0 0 0 1	0 0 0 0 0 0	1 0 0 0 0 0	1 0 0 0 0 0	0 0 0 0 0 0	0 0 0 0 0 0	1 0 0 0 0 0
10 JT Riddle, L (1, 6) OBP: 0.261, SLG: 0.385	1 SAFE B CU 76 F CU 75 B FF 90 1 SAFE F FF 90 B SI 90 1 SAFE T SI 90 3-2 K			1 SAFE F SI 89 X SI 90 0-1 P6		B CU 74 C FF 90 B CU 76 F SI 89 X SI 90 2-2 L7			C CU 83 B CH 86 S CH 85 S FF 96 1-3 K		4	0	0	0	0	2	3
28 Bryan Holaday, R (1, 2) OBP: 0.233, SLG: 0.211	1 SAFE B SI 89 D CU 77 B SI 90 C SI 90 S SI 91 X SI 89 3-2 F9			B CU 75 X FF 90 1-0 F7		B SI 91 B CU 76 X FF 90 2-0 P6			F FF 97 B CU 83 X FF 95 1-1 F9		4	0	0	0	0	0	3
36 Trevor Richards, R (1, 1) OBP: 0.150, SLG: 0.105 61 Adam Conley, L (7, 1) 34 Magneuris Sierra, L (7, 8) OBP: 0.167, SLG: 0.167			C SI 90 C CU 76 C SI 90 0-3 K		C C CU 75 F SI 89 S SI 90 0-3 K		B CU 77 F FF 91 C CU 75 X CU 76 1-2 L7			X FF 94 0-0 15 1B 19 E 11 1B 1B	2 0 2	0 0 1	0 0 1	0 0 0	0 0 0	2 0 0	0 0 0
Inning Stats	R: 0 E: 0 K: 1 S: 9 H: 0 LOB: 1 BB: 1 P: 16	R: 0 E: 0 K: 1 S: 11 H: 1 LOB: 1 BB: 0 P: 20	R: 0 E: 0 K: 1 S: 7 H: 1 LOB: 0 BB: 0 P: 8	R: 1 E: 0 K: 0 S: 10 H: 0 LOB: 2 BB: 3 P: 25	R: 0 E: 0 K: 1 S: 11 H: 0 LOB: 0 BB: 0 P: 15	R: 0 E: 0 K: 0 S: 12 H: 1 LOB: 1 BB: 0 P: 18	R: 0 E: 0 K: 0 S: 7 H: 0 LOB: 0 BB: 0 P: 12	R: 0 E: 0 K: 0 S: 9 H: 2 LOB: 2 BB: 1 P: 14	R: 0 E: 0 K: 1 S: 7 H: 0 LOB: 0 BB: 0 P: 9	R: 1 E: 1 K: 0 S: 5 H: 3 LOB: 3 BB: 0 P: 10	1B: 8 2B: 0 3B: 0 HR: 0	SF: 1 SAC: 0 DP: 1 HBP: 0	WP: 0 PB: 0 SB: 0 CS: 0	PA: 39			

PITCHER		IP	WLS	BF	H	R	ER	SO	BB	IBB	HBP	BLK	WP	HR	S	P	ERA	WHIP
47 Gio González, L ERA: 3.78	(1, 1)	7.0		27	3	1	1	4	4	0	0	0	0	0	67	114	1.29	1.000
21 Brandon Kintzler, R ERA: 3.59	(8, 1)	1.0		5	2	0	0	0	1	0	0	0	0	0	9	14	0.00	3.000
44 Ryan Madson, R ERA: 4.54	(9, 1)	1.0		3	0	0	0	1	0	0	0	0	0	0	7	9	0.00	0.000
40 Kelvin Herrera, R ERA: 2.06	(10, 1)	0.0	L	4	3	1	1	0	0	0	0	0	0	0	5	10	∞	∞

PITCHER	IP	WLS	BF	H	R	ER	SO	BB	IBB	HBP	BLK	WP	HR	S	P	ERA	WHIP

BOTTOM

Washington Nationals @ Miami Marlins

Marlins Park, Miami, FL

Sat Jul 28 2018, 7:10 PM - 10:36 PM EDT

Att. 11,779 - Roof Closed - 76 F

livebaseballscorecards.com

AB	33
R	2
H	8
RBI	2
BB	5
SO	5
LOB	14

MIAMI

Batter	1	2	3	4	5	6	7	8	9	AB	R	H	RBI	BB	SO	LOB
2 Adam Eaton, L (1, 9) OBP: 0.396, SLG: 0.405	F SI 95 C SI 96 F SI 96 X SI 97 0-2 ① G5-3		C SI 96 S SL 88 B SI 97 C SI 96 1-3 ② K		B SI 96 B SI 95 X SI 95 2-0 ③ L4			C SI 86 S CU 74 F CH 78 B CU 75 B SI 87 X CH 78 2-2 ③ F8		4	0	0	0	0	1	0
7 Trea Turner, R (1, 6) OBP: 0.337, SLG: 0.409	C SI 97 B SI 97 B SI 96 B CH 90 S SI 96 S SI 96 3-3 ② K		H SI 96 1-0 34 BB HBP			F SI 93 B CU 82 B CU 82 B SI 94 X SI 94 3-1 ① F7			F SL 86 C FF 93 X SL 88 0-2 ① G6-3	3	0	0	0	0	1	0
34 Bryce Harper, L (1, 8) OBP: 0.369, SLG: 0.473	F SI 96 F SI 96 F SL 86 X SI 97 0-2 1B		S SI 95 1 SAFE B SI 97 B CH 90 B SI 95 D CH 91 4-1 1-2 BB			B CU 85 T SI 95 F CU 87 B SI 95 S SI 96 2-3 ② K			C FF 94 B FF 93 B SL 87 B FF 94 B FF 94 4-1 15 1B BB	2	0	1	0	2	1	0
15 Matt Adams, L (1, 3) OBP: 0.360, SLG: 0.547	B SI 96 1 SAFE X SI 94 1-0 ③ F7		B SI 95 X CH 90 1-0 ③ P5			B CH 90 C SI 96 B SI 96 F CH 91 X SI 96 2-2 ③ G1-3			C FF 94 S FF 93 F FF 94 X FF 95 0-2 1-2 1B	4	0	1	0	0	0	3
22 Juan Soto, L (1, 7) OBP: 0.418, SLG: 0.567		B SI 96 C SI 95 B SI 95 F CH 89 F SI 96 X CH 90 2-2 ① L8		B CH 88 B SI 93 C SI 94 B CH 90 C CH 89 D SI 96 4-2 64 CS BB			X FF 94 0-0 ① G4-3		B FF 94 C FF 93 D SL 88 B FF 94 F FF 94 S FF 95 3-3 ② K	3	0	0	0	1	1	2
20 Daniel Murphy, L (1, 4) OBP: 0.328, SLG: 0.373		F SI 96 B SI 96 F SI 96 F SI 96 B SL 89 B SI 97 B SI 96 4-2 14 BB BB		B SI 94 F SI 95 F SL 88 B SI 96 C SI 96 2-3 ① K			B FF 94 F FF 95 B SL 88 B SL 88 X FF 94 3-2 ② F7		T FF 94 F FF 95 F FF 94 B SL 87 X FF 94 1-2 ③ L4	3	0	0	0	1	1	3
14 Mark Reynolds, R (1, 5) OBP: 0.359, SLG: 0.519		F FF 96 B SI 97 B SL 86 1 SAFE F SL 86 B SI 96 B SI 96 4-2 64 G5-4-3 1-2 BB		S CU 85 1 SAFE C SI 96 B SL 90 B SL 88 S CH 91 2-3 ② K			S SL 86 S CH 86 B SL 88 S SL 89 1-3 ③ K			2	0	0	0	1	2	1
64 Spencer Kieboom, R (1, 2) OBP: 0.278, SLG: 0.246		X SI 95 0-0 ②③ G5-4-3 1-2f		C SL 88 C SI 96 D SI 97 B CU 86 2-2 ③ CS 1-2	S SL 84 B CH 90 F SI 96 X CU 85 1-2 ① G6-3			C SI 85 C CU 74 S CU 75 0-3 ① K		3	0	0	0	0	1	2
58 Jeremy Hellickson, R (1, 1) OBP: 0.080, SLG: 0.120 33 Matt Grace, L (5, 1) 60 Justin Miller, R (7, 1) 1 Wilmer Difo, S (8, PH) OBP: 0.298, SLG: 0.337 36 Sammy Solís, R (8, 1)			C SI 96 C SI 96 F SI 97 X SI 96 0-2 ① G5-3		X SI 95 0-0 ② F8			F SI 85 B CH 78 F SI 85 S CH 78 1-3 ② K		2 0 0 1 0	0 0 0 0 0	0 0 0 0 0	0 0 0 0 0	0 0 0 1 0	0 0 0 0 0	0 0 0 0 0
Inning Stats	R: 0 E: 0 K: 1 S: 12 H: 1 LOB: 1 BB: 0 P: 16	R: 0 E: 0 K: 0 S: 10 H: 0 LOB: 1 BB: 2 P: 20	R: 0 E: 0 K: 1 S: 9 H: 0 LOB: 2 BB: 1 P: 16	R: 0 E: 0 K: 2 S: 10 H: 0 LOB: 0 BB: 1 P: 20	R: 0 E: 0 K: 0 S: 6 H: 0 LOB: 0 BB: 0 P: 9	R: 0 E: 0 K: 1 S: 8 H: 0 LOB: 0 BB: 0 P: 15	R: 0 E: 0 K: 1 S: 7 H: 0 LOB: 0 BB: 0 P: 11	R: 0 E: 0 K: 2 S: 10 H: 0 LOB: 0 BB: 0 P: 13	R: 0 E: 0 K: 1 S: 15 H: 1 LOB: 2 BB: 1 P: 23	1B: 2 2B: 0 3B: 0 HR: 0 SF: 0 SAC: 0 DP: 1 HBP: 1						

PITCHER		IP	WLS	BF	H	R	ER	SO	BB	IBB	HBP	BLK	WP	HR	S	P	ERA	WHIP
62 José Ureña, R ERA: 4.4	(1, 1)	6.0	W	22	1	0	0	5	4	0	1	0	0	0	55	96	0.00	0.833
61 Adam Conley, L ERA: 3.38	(7, 1)	1.0		3	0	0	0	1	0	0	0	0	0	0	7	11	0.00	0.000
29 Brad Ziegler, R ERA: 3.98	(8, 1)	1.0		3	0	0	0	2	0	0	0	0	0	0	10	13	0.00	0.000
71 Drew Steckenrider, R ERA: 3.26	(9, 1)	1.0		5	1	0	0	1	1	0	0	0	0	0	15	23	0.00	2.000

PITCHER	IP	WLS	BF	H	R	ER	SO	BB	IBB	HBP	BLK	WP	HR	S	P	ERA	WHIP

TOP

Washington Nationals @ Miami Marlins

Marlins Park, Miami, FL

Sun Jul 29 2018, 1:12 PM - 3:56 PM EDT

Att. 12,112 - Roof Closed - 74 F

livebaseballscorecards.com

AB	27
R	0
H	2
RBI	0
BB	5
SO	9
LOB	11

WP: 0	PA: 34
PB: 0	
SB: 0	
CS: 1	

Washington Nationals @ Miami Marlins

Marlins Park, Miami, FL

Sun Jul 29 2018, 1:12 PM - 3:56 PM EDT

Att. 12,112 - Roof Closed - 74 F

livebaseballscorecards.com

BOTTOM

Batter	1	2	3	4	5	6	7	8	9	AB	R	H	RBI	BB	SO	LOB
32 Derek Dietrich, L (1, 7) OBP: 0.344, SLG: 0.448	C SI 89 F FF 89 B CH 80 X SI 90 1-2 ① P5	S FC 87 X CH 82 0-1 ③ G4-3			C KC 76 B FF 88 F KC 75 C FC 86 1-3 ① K	B SI 90 C SI 91 X SI 91 1-1 ② G3-1				4	0	0	0	0	1	2
61 Adam Conley, L (7, 1)										0	0	0	0	0	0	0
2 Yadiel Rivera, R (8, 4) OBP: 0.310, SLG: 0.248										0	0	0	0	0	0	0
15 Brian Anderson, R (1, 9) OBP: 0.366, SLG: 0.415	B SI 89 X SI 89 1-0 1B		B KC 76 C KC 73 F CH 82 H CH 81 2-2 14 2B HBP		B CH 82 F CH 82 S CH 81 F CH 80 B CH 82 F CH 82 X SI 90 2-2 11 1B 14 1B 1B	X SL 82 0-0 ③ L9				3	2	2	0	0	0	0
11 J.T. Realmuto, R (1, 2) OBP: 0.361, SLG: 0.531	C SI 89 X CH 81 0-1 ② F9		C KC 74 D KC 76 B SI 88 X SI 90 2-1 ① L6		C KC 78 B SI 92 1 SAFE S KC 78 B KC 79 X CH 81 2-2 14 1B 10 E 1-2 1B		C SL 87 F FF 94 F SL 86 F FF 93 X FF 94 0-2 ① F7			4	1	1	0	0	0	2
41 Justin Bour, L (1, 3) OBP: 0.349, SLG: 0.402	C KC 74 X CH 80 0-1 ③ F8		C SI 90 1 SAFE C SI 90 F SI 89 X CH 82 0-2 ② F8		B FC 88 C FC 87 S FF 90 S FF 90 1-3 ② K		S FF 93 S FF 95 F FF 94 X FF 94 0-2 ② P5			4	0	0	0	0	1	4
29 Brad Ziegler, R (8, 1)										0	0	0	0	0	0	0
71 Drew Steckenrider, R (9, 1)										0	0	0	0	0	0	0
14 Martín Prado, R (1, 5) OBP: 0.287, SLG: 0.316		C SI 89 C CH 82 F FF 90 B CH 81 T CH 80 1-2 ① K	C KC 74 F SI 90 1 SAFE F CH 82 B CH 78 X SI 90 1-2 1-H 2B		C KC 76 B KC 76 F CH 82 B KC 80 B KC 80 X SI 92 3-2 10 E 19 2B 1-3 2-H 1B		B SL 86 C SL 86 X SL 86 1-1 ③ G5-3			4	1	2	2	0	1	0
10 JT Riddle, L (1, 6) OBP: 0.256, SLG: 0.376	L SI 89 B FC 87 X FC 87 1-1 ② P3		D CH 82 D CH 81 F FC 88 F FF 90 F KC 79 F CH 82 X CH 80 2-2 ③ G4-3		B SL 80 C SI 90 C SL 81 X SI 90 1-2 E4 19 2B 1-2 3-H			C SI 92 F SI 92 X KC 78 0-2 ① G4-3		4	0	0	0	0	0	2
19 Miguel Rojas, R (1, 4) OBP: 0.314, SLG: 0.354	C KC 74 B KC 76 X CH 81 1-1 34 1B 62 1B 1B			X CH 82 0-0 ① F7	B SI 91 C SI 91 B SL 82 X SL 81 2-1 1-3 2-H 2B			B CH 84 F SI 94 X SI 93 1-1 ② F8		4	1	2	1	0	0	0
(8, 3)																
34 Magneuris Sierra, L (1, 8) OBP: 0.188, SLG: 0.188	1 SAFE X FF 90 0-0 62 1B 1-3 1B			C SI 88 X KC 78 0-1 ② G3	F SL 81 D SL 83 X SI 92 1-1 ③ G1-3			C KC 76 F KC 78 S KC 78 0-3 ③ K2-3		4	0	1	0	0	1	2
62 José Ureña, R (1, 1) OBP: 0.063, SLG: 0.094	X SI 90 0-0 1-3 3-H 1B			C FF 89 F SI 90 S KC 79 0-3 ③ K		X SI 90 0-0 ① F8				2	0	1	1	0	1	0
1 Cameron Maybin, R (6, PH) OBP: 0.337, SLG: 0.337										1	0	0	0	0	0	0
(7, 7)																
Inning Stats	R: 0 E: 0 K: 0 S: 8 H: 1 LOB: 1 BB: 0 P: 10	R: 1 E: 0 K: 1 S: 12 H: 3 LOB: 2 BB: 0 P: 15	R: 1 E: 0 K: 0 S: 17 H: 1 LOB: 1 BB: 0 P: 24	R: 0 E: 0 K: 1 S: 6 H: 0 LOB: 0 BB: 0 P: 6	R: 3 E: 1 K: 2 S: 24 H: 4 LOB: 2 BB: 0 P: 37	R: 0 E: 0 K: 0 S: 4 H: 0 LOB: 0 BB: 0 P: 5	R: 0 E: 0 K: 0 S: 11 H: 0 LOB: 0 BB: 0 P: 12	R: 0 E: 0 K: 1 S: 8 H: 0 LOB: 0 BB: 0 P: 9		1B: 7 2B: 2 3B: 0 HR: 0 SF: 0 SAC: 0 DP: 0 HBP: 1						

	AB	R	H	RBI	BB	SO	LOB
AB	34						
R	5						
H	9						
RBI	4						
BB	0						
SO	5						
LOB	12						

WP: 0 PB: 0 SB: 0 CS: 0 PA: 35

MIAMI

PITCHER

PITCHER		IP	WLS	BF	H	R	ER	SO	BB	IBB	HBP	BLK	WP	HR	S	P	ERA	WHIP
58 Jeremy Hellickson, R ERA: 3.59	(1, 1)	4.2	L	23	8	5	3	4	0	0	1	0	0	0	60	81	5.79	1.714
33 Matt Grace, L ERA: 2.77	(5, 1)	1.1		6	1	0	0	0	0	0	0	0	0	0	11	16	0.00	0.750
60 Justin Miller, R ERA: 3.66	(7, 1)	1.0		3	0	0	0	0	0	0	0	0	0	0	11	12	0.00	0.000
36 Sammy Solís, L ERA: 4.88	(8, 1)	1.0		3	0	0	0	1	0	0	0	0	0	0	8	9	0.00	0.000

PITCHER	IP	WLS	BF	H	R	ER	SO	BB	IBB	HBP	BLK	WP	HR	S	P	ERA	WHIP

Miami Marlins @ Atlanta Braves

SunTrust Park, Atlanta, GA

Mon Jul 30 2018, 7:38 PM - 10:26 PM EDT

Att. 21,230 - Partly Cloudy - 82 F

TOP

Batter	1	2	3	4	5	6	7	8	9	AB	R	H	RBI	BB	SO	LOB
32 Derek Dietrich, L (1, 7) OBP: 0.347, SLG: 0.447	B FF 88, B FF 89, B FF 89, C FF 90, F SI 88, B FF 90; 4-2; BB; 15 HR		F FF 90, X FF 90; 0-1; P5; ①		B CH 81, B SL 80, B CH 80, C FF 89, C FF 90, B FF 91; 4-2; BB; 11 2B		F FF 95, X FF 95; 0-1; F8; 2-3; ①		F FC 93, B FC 93, X FC 93; 1-1; 1B; 11 DI	3	2	1	0	2	0	1
15 Brian Anderson, R (1, 9) OBP: 0.365, SLG: 0.419	B FF 89, B FF 91, 1 SAFE, C FF 90, X FF 90; 2-1; HR; 1-H		C SL 80, B FF 90, B CU 74, C FF 91, X SL 83; 2-2; G6-3; ②		B FF 90, D CU 76, X FF 92; 2-0; F9; ②		S CU 77, X FF 96; 0-1; FC1-5-2-6; 3-H; ②		F FF 97, B FF 97, F FF 97, S FC 94; 1-3; K; ②	5	1	1	2	0	1	3
11 J.T. Realmuto, R (1, 2) OBP: 0.359, SLG: 0.529	F FF 90, B CH 84, C CH 84, F FF 91, F SL 82, B CH 85, F SI 91, X FF 92; 2-2; P4; ①		C FF 92, C FF 92, F FF 91, B FF 92, S FF 92; 1-3; K; ③		C SI 91, B FF 92, B FF 91, 1 SAFE, C SI 90, X FF 92; 2-2; 2B; 1-H		C CU 78, F FF 96, X CU 77; 0-2; G4-3; ③		B FC 93, X FF 97; 1-0; G5-3; 1-2; ③	5	0	1	1	0	1	2
41 Justin Bour, L (1, 3) OBP: 0.350, SLG: 0.399	B FF 91, B CU 72, F FF 91, S FF 90, X SL 80; 2-2; G3; ②			S CU 72, B CH 83, B FF 90, C SL 80, F FF 91, B SL 81, D CU 73; 4-2; BB; 14 1B	0-0; IBB			C SL 84, F CH 86, X SL 84; 0-2; G3; ①		2	0	0	0	2	0	0
13 Starlin Castro, R (1, 4) OBP: 0.337, SLG: 0.407	C FF 91, B SI 88, F SL 81, X SL 80; 1-2; 1B; 14 S			X FF 92; 0-0; L8; ①	D SL 84, B SL 82, C SI 92, C FF 92, B SL 82, C FF 93; 3-3; K; ③			B FF 95, B FF 95, X FF 95; 2-0; 1B; 19 FC3-6; 14 E		4	0	2	0	0	1	3
14 Martín Prado, R (1, 5) OBP: 0.292, SLG: 0.321	F FF 91, F FF 91, B SL 81, X SL 82; 1-2; G5-3; 1-2; ③			B CU 74, S SL 82, B SL 82, F FF 90, F SI 91, X FF 91; 2-2; 1B; 1-2		C CU 78, B SL 86, X SL 86; 1-1; 1B; 19 G5-4-3		B FF 94, B FF 95, C SL 85, B SL 87, S SL 85, X FF 95; 3-2; FC5; 19 FC3-6; 1-2		4	0	2	0	0	0	2
19 Miguel Rojas, R (1, 6) OBP: 0.310, SLG: 0.350		C FF 90, C FF 89, F FF 89, X CU 72; 0-2; F9; ①		S SL 82, F CH 81, X FF 90; 0-2; F8; ②		C FF 94, X FF 94; 0-1; G5-4-3; 1-2f; ① ②		C SL 84, F FF 96, F FF 94, X FF 96; 0-2; FC3-6; 1-2f; 2-3; ②		4	0	0	0	0	0	5
34 Magneuris Sierra, L (1, 8) OBP: 0.158, SLG: 0.158		L CU 72, B SI 89, X SL 80; 1-1; F8; ②		C CU 75, B SL 80, F SI 90, S SL 80; 1-3; K; ③		B CU 81, X CU 81; 1-0; B2; ③		B SL 85, B FF 94, X FF 95; 2-0; G4-3; ③		3	0	0	0	0	1	2
57 Elieser Hernández, R (6, 1)										0	0	0	0	0	0	0
10 JT Riddle, L (8, PH) OBP: 0.254, SLG: 0.374										1	0	0	0	0	0	2
40 Javy Guerra, R (8, 1)										0	0	0	0	0	0	0
54 Wei-Yin Chen, R (1, 1) OBP: 0.154, SLG: 0.192		C SL 79, S SL 80, C FF 90; 0-3; K; ③			B SL 78, F FF 90, S FF 90, X FF 90; 1-2; G4-3; ①		B FF 92, B FF 95, C FF 94, X FF 94; 2-1; 2B; 32 F8; 15; FC1-5-2-6		C FC 93, B FF 97, S FC 92, B FC 93, C FF 97; 2-3; K; ①	2	0	0	0	0	1	0
Cameron Maybin, R (6, 8) OBP: 0.338, SLG: 0.343										2	0	1	0	0	1	0

Inning Stats	1	2	3	4	5	6	7	8	9
R	2	0	0	0	1	0	0	0	0
H	2	0	0	1	1	1	1	1	1
E	0	0	0	0	0	0	0	1	0
LOB	1	0	0	2	2	0	1	2	1
K	0	1	1	1	1	0	0	0	2
BB	1	0	0	1	2	0	0	0	0
S	19	9	9	14	12	5	9	12	9
P	31	10	12	21	24	7	11	19	14

1B: 5, 2B: 2, 3B: 0, HR: 1, SF: 0, SAC: 0, DP: 1, HBP: 0

WP: 0, PB: 0, SB: 1, CS: 0, PA: 39

AB	35
R	3
H	8
RBI	3
BB	4
SO	6
LOB	20

livebaseballscorecards.com

MIAMI

PITCHER		IP	WLS	BF	H	R	ER	SO	BB	IBB	HBP	BLK	WP	HR	S	P	ERA	WHIP
49 Julio Teheran, R (ERA: 4.46)	(1, 1)	5.0	W	23	4	3	3	4	3	1	0	0	0	1	63	98	5.40	1.400
51 Shane Carle, R (ERA: 2.58)	(6, 1)	1.0	H	4	2	0	0	0	0	0	0	0	0	0	7	11	0.00	2.000
63 Jesse Biddle, L (ERA: 2.48)	(7, 1)	1.0	H	3	0	0	0	0	0	0	0	0	0	0	7	7	0.00	0.000
46 Brad Brach, R (ERA: 4.73)	(8, 1)	1.0	H	5	1	0	0	0	0	0	0	0	0	0	12	19	0.00	1.000
33 A.J. Minter, L (ERA: 2.98)	(9, 1)	1.0	S	4	1	0	0	2	0	0	0	0	0	0	9	14	0.00	1.000

PITCHER	IP	WLS	BF	H	R	ER	SO	BB	IBB	HBP	BLK	WP	HR	S	P	ERA	WHIP

Batter	1	2	3	4	5	6	7	8	9	AB	R	H	RBI	BB	SO	LOB
13 Ronald Acuña Jr., R (1, 7) OBP: 0.321, SLG: 0.473	C FF 91 S FF 92 B FF 92 X FF 92 1-2 F9 ①	X SL 86 0-0 F9 ③			F SL 85 B SI 91 X FF 90 1-1 HR		C FF 92 X FF 92 0-1 L9 ②			4	1	1	1	0	0	2
1 Ozzie Albies, S (1, 4) OBP: 0.314, SLG: 0.506	C FF 93 B CH 85 T FF 92 F FF 93 B CH 86 B SI 92 X SL 86 3-2 P2 ②		X CH 84 0-0 G6-3 ①		B CH 84 B CH 84 S FF 92 X FF 92 2-1 L5 ①		X FF 93 0-0 F9 ③			4	0	0	0	0	0	0
5 Freddie Freeman, L (1, 3) OBP: 0.397, SLG: 0.530	B SI 92 C FF 93 C SL 87 F FF 93 B FF 93 F SL 88 X CH 84 2-2 G4-3 ③		B FF 93 B FF 93 F CH 84 B SL 87 F FF 92 F SI 91 X SI 92 3-2 HR		C FF 93 B CU 80 B FF 93 B FF 93 S SL 86 S CH 85 3-3 K ②			B CU 80 B SL 90 X FF 93 2-0 F7 ①		4	1	1	1	0	1	0
22 Nick Markakis, L (1, 9) OBP: 0.383, SLG: 0.483		C FF 92 X SI 92 0-1 G4-3 ①	C SL 83 B FF 92 B CH 84 X SI 90 2-1 P3 ②		C SL 75 F SL 85 B FF 93 X FF 92 2-1 F7 ③			B CU 80 F FF 92 B SL 87 X SL 89 2-1 G3-1 ②		4	0	0	0	0	0	0
25 Tyler Flowers, R (1, 2) OBP: 0.376, SLG: 0.362		C FF 92 B FF 92 B CU 76 B FF 92 B FF 92 4-1 17 2B 11 SF7 BB	B FF 91 B CH 83 F FF 92 B SL 86 F FF 92 B FF 93 4-2 17 2B BB		B SL 79 B FF 89 S FF 89 B FF 90 F FF 90 X FF 90 3-2 11 G4-3 1B			F FF 94 C CU 82 B SL 94 C FF 94 1-3 K ③		2	2	1	0	2	1	0
17 Johan Camargo, S (1, 5) OBP: 0.348, SLG: 0.443		X FF 91 0-0 11 SF7 49 1B 1-3 2B	C SL 85 B FF 90 X SL 87 1-1 1-H 2B ③		F FF 89 S SL 80 B FF 91 F SL 79 X CH 81 1-2 P5 ①					3	1	2	1	0	0	1
11 Ender Inciarte, L (1, 8) OBP: 0.312, SLG: 0.342		X FF 91 0-0 SF7 ② 2-3 3-H	C FF 90 S CU 74 X FF 92 0-2 G6-3 ①		X FF 90 0-0 G4-3 ② 1-2					2	0	0	1	0	0	1
7 Dansby Swanson, R (1, 6) OBP: 0.303, SLG: 0.396		0-0 49 1B IBB	C SL 82 S FF 90 F FF 91 B SL 86 X SL 87 1-2 F9 ②		B SL 81 B SL 81 B FF 91 C FF 91 C FF 91 S FF 92 3-3 K ③					2	0	0	0	1	1	1
49 Julio Teheran, R (1, 1) OBP: 0.214, SLG: 0.192 51 Shane Carle, R (6, 1) 63 Jesse Biddle, L (7, 1) OBP: 0.500, SLG: 1.000 27 Ryan Flaherty, L (7, PH) OBP: 0.315, SLG: 0.319 46 Brad Brach, R (8, 1) 33 A.J. Minter, L (9, 1)		F SL 85 F SL 85 F FF 92 B CU 73 F FF 92 F SL 84 B FF 91 X SL 84 2-2 1-3 3-H 1B	C FF 90 X CU 74 0-1 G5-3 ③				X FF 90 0-0 G3-1 ①			2 0 0 1 0 0	0 0 0 0 0 0	1 0 0 0 0 0	1 0 0 0 0 0	0 0 0 0 0 0	0 0 0 0 0 0	0 0 0 0 0 0
Inning Stats	R: 0 E: 0 K: 0 S: 12 H: 0 LOB: 0 BB: 0 P: 18	R: 2 E: 0 K: 0 S: 12 H: 2 LOB: 2 BB: 2 P: 18	R: 2 E: 0 K: 0 S: 11 H: 2 LOB: 1 BB: 1 P: 21	R: 0 E: 0 K: 0 S: 9 H: 0 LOB: 0 BB: 0 P: 10	R: 1 E: 0 K: 1 S: 9 H: 1 LOB: 0 BB: 0 P: 17	R: 0 E: 0 K: 1 S: 11 H: 1 LOB: 1 BB: 0 P: 18	R: 0 E: 0 K: 0 S: 4 H: 0 LOB: 0 BB: 0 P: 4	R: 0 E: 0 K: 1 S: 6 H: 0 LOB: 0 BB: 0 P: 11		1B: 2 2B: 2 3B: 0 HR: 2 SF: 1 SAC: 0 DP: 0 HBP: 0				WP: 0 PB: 0 SB: 0 CS: 0 PA: 32	

PITCHER		IP	WLS	BF	H	R	ER	SO	BB	IBB	HBP	BLK	WP	HR	S	P	ERA	WHIP
54 Wei-Yin Chen, L ERA: 5.86	(1, 1)	5.0	L	22	5	5	5	1	2	1	0	0	0	2	53	84	9.00	1.400
57 Elieser Hernández, R ERA: 5.66	(6, 1)	2.0		7	1	0	0	1	0	0	0	0	0	0	15	22	0.00	0.500
40 Javy Guerra, R ERA: 7.45	(8, 1)	1.0		3	0	0	0	1	0	0	0	0	0	0	6	11	0.00	0.000

PITCHER	IP	WLS	BF	H	R	ER	SO	BB	IBB	HBP	BLK	WP	HR	S	P	ERA	WHIP

BOTTOM

Miami Marlins @ Atlanta Braves

SunTrust Park, Atlanta, GA

Mon Jul 30 2018, 7:38 PM - 10:26 PM EDT

Att. 21,230 - Partly Cloudy - 82 F

livebaseballscorecards.com

AB	28
R	5
H	6
RBI	5
BB	3
SO	3
LOB	5

Batter	1	2	3	4	5	6	7	8	9	AB	R	H	RBI	BB	SO	LOB
13 Starlin Castro, R (1, 4) OBP: 0.336, SLG: 0.405	C FF 90 C FF 90 B CH 79 X FF 90 1-2 15 1B 1B		X FF 89 0-0 ② G4-3 2-3	B CU 73 X CH 81 1-0 ③ F8		X FF 94 0-0 ② G4-3 1-2			C FF 92 B FC 90 X FC 88 1-1 15 2B 1B	4	0	1	0	0	0	3
56 Tayron Guerrero, R (6, 1)										0	0	0	0	0	0	0
79 Isaac Galloway, R (7, 7) OBP: 1.000, SLG: 1.000										1	1	1	0	0	0	0
15 Brian Anderson, R (1, 9) OBP: 0.367, SLG: 0.422	X FF 90 0-0 14 G5-4-3 1-2 1B		B CH 81 B FF 90 B FF 89 B FF 89 4-0 11 BB BB		B FF 88 B CH 78 F FF 87 X FF 88 2-1 ① F9	B SL 86 F SL 86 S SL 86 F SL 87 F SL 86 X SL 87 1-2 ③ G5-3			X FC 90 0-0 1-H 2B	4	0	2	0	1	0	1
11 J.T. Realmuto, R (1, 2) OBP: 0.359, SLG: 0.535	B CU 73 F CU 72 X FF 89 1-1 ① P5		F FF 89 B CH 80 B CH 80 B CH 80 F FF 90 B FF 90 4-2 1-2 BB		B FF 90 B CH 80 F CH 80 B FF 88 X FF 88 3-1 HR		C FF 95 B SL 86 B SL 86 B SL 85 X FF 94 3-1 ① G5-3		S FC 90 F FC 90 X FC 90 0-2 ② G5-3	4	1	1	1	1	0	3
14 Martín Prado, R (1, 5) OBP: 0.283, SLG: 0.311	B CU 72 C FF 89 B CH 80 X FF 90 2-1 ②③ G5-4-3 1-2f		C FF 89 B FF 89 C FF 90 X CH 80 1-2 ③ G3-1		C FF 89 X FF 89 0-1 ② L9		F FF 95 S SL 86 S SL 88 0-3 ② K		F FC 92 F CU 81 D CU 83 F FC 93 S FC 90 1-3 ③ K	5	0	0	0	0	2	6
32 Derek Dietrich, L (1, 7) OBP: 0.346, SLG: 0.443		B FF 89 X FF 89 1-0 ① G5-3		C FF 89 B CU 73 H CU 73 2-1 19 E 10 1B HBP	C FF 89 X FF 89 0-1 ③ F7		B CU 82 B FF 94 F FF 92 C CU 82 S SL 88 2-3 ③ K2-3			3	1	0	0	0	1	0
53 Brett Graves, R (7, 1)										0	0	0	0	0	0	0
19 Miguel Rojas, R (1, 3) OBP: 0.310, SLG: 0.349		B FF 90 B CH 79 B FF 88 C CH 84 X FF 89 3-1 ② G4-3		C FF 87 B CH 80 F FF 88 F FF 89 X CH 81 1-2 FC4 10 1B 34 2B 1-2		B FF 89 C FF 88 B CH 80 S CH 80 X CH 79 2-2 10 1B 34 1B 1B		B FF 95 B FF 95 F FF 95 B SL 86 X FF 94 3-1 ① G5-3		4	2	1	0	0	0	1
10 JT Riddle, L (1, 6) OBP: 0.259, SLG: 0.376		C FF 91 S FF 90 B CU 76 B FF 90 B FF 90 X FF 89 3-2 ③ F7		X FF 89 0-0 ① 1-3 2-H 1B	B CU 73 F FF 88 X CH 79 1-1 34 1B 41 SF9 1-2 1B			C CU 82 B SL 87 S SL 86 B SL 86 F SL 86 F FF 95 C FF 95 2-3 ② K		4	1	2	1	0	1	0
34 Magneuris Sierra, L (1, 8) OBP: 0.261, SLG: 0.304			B FF 89 X FF 89 1-0 13 G4-3 58 SH2-4 1B	X FF 89 0-0 3-H 2B	X CU 73 0-0 13 G4-3 1-3 2-H 1B			F CU 82 S SL 87 S SL 87 0-3 ③ K2-3		4	0	3	2	0	1	0
58 Dan Straily, R (1, 1) OBP: 0.321, SLG: 0.217			M FF 89 1 SAFE X FF 89 0-1 ① SH2-4 1-2	F FF 89 F FF 89 S FF 88 0-3 ② K	X CU 79 0-0 ① SF9 3-H				B FF 92 C FF 92 F FC 89 B FF 94 X CU 81 2-2 ① P6	1	0	0	0	0	1	1
40 Javy Guerra, R (4, 1)										0	0	0	0	0	0	0
2 Yadiel Rivera, R (6, PH) OBP: 0.310, SLG: 0.248										0	0	0	0	0	0	0
41 Justin Bour, L (6, PH) OBP: 0.348, SLG: 0.398										1	0	0	1	0	0	0
(6, 3)																
Inning Stats	R: 0 E: 0 K: 0 S: 8 H: 2 LOB: 1 BB: 0 P: 12	R: 0 E: 0 K: 0 S: 6 H: 0 LOB: 0 BB: 0 P: 13	R: 0 E: 0 K: 0 S: 9 H: 1 LOB: 3 BB: 2 P: 19	R: 2 E: 1 K: 1 S: 11 H: 2 LOB: 1 BB: 0 P: 15	R: 1 E: 0 K: 0 S: 8 H: 1 LOB: 0 BB: 0 P: 13	R: 2 E: 0 K: 0 S: 13 H: 3 LOB: 1 BB: 0 P: 17	R: 0 E: 0 K: 2 S: 8 H: 0 LOB: 0 BB: 0 P: 13	R: 0 E: 0 K: 2 S: 10 H: 0 LOB: 0 BB: 0 P: 15	R: 1 E: 0 K: 1 S: 13 H: 2 LOB: 1 BB: 0 P: 17	1B: 8 2B: 2 3B: 0 HR: 1 SF: 1 SAC: 1 DP: 1 HBP: 1						

PITCHER		IP	WLS	BF	H	R	ER	SO	BB	IBB	HBP	BLK	WP	HR	S	P	ERA	WHIP
36 Kolby Allard, L ERA: 7.2	(1, 1)	5.0	W	26	9	5	4	1	2	0	1	0	0	1	48	81	7.20	2.200
64 Luke Jackson, R ERA: 4.29	(6, 1)	3.0		9	0	0	0	4	0	0	0	0	0	0	25	36	0.00	0.000
58 Dan Winkler, R ERA: 3.12	(9, 1)	1.0		5	2	1	1	1	0	0	0	0	0	0	13	17	9.00	2.000

PITCHER	IP	WLS	BF	H	R	ER	SO	BB	IBB	HBP	BLK	WP	HR	S	P	ERA	WHIP

TOP

Miami Marlins @ Atlanta Braves

SunTrust Park, Atlanta, GA

Tue Jul 31 2018, 9:03 PM - 11:55 PM EDT

Att. 18,627 - Rain - 70 F

livebaseballscorecards.com

AB	35
R	6
H	11
RBI	5
BB	2
SO	6
LOB	15

MIAMI

WP: 0 PB: 0 SB: 0 CS: 0 PA: 40

Miami Marlins @ Atlanta Braves

SunTrust Park, Atlanta, GA

Tue Jul 31 2018, 9:03 PM - 11:55 PM EDT

Att. 18,627 - Rain - 70 F

BOTTOM

Batter	1	2	3	4	5	6	7	8	9	AB	R	H	RBI	BB	SO	LOB
13 Ronald Acuña Jr., R (1, 7) OBP: 0.328, SLG: 0.490	F FF 90 C CH 83 B SL 85 B SL 86 X FF 92 2-2 HR	C SI 91 F CH 83 C FF 92 0-3 ③ K		F SL 84 B SI 90 B CH 83 D SL 85 F SL 82 C FF 91 3-3 ① K	C SL 87 F SL 85 B FF 94 X FF 94 1-2 1 1B 2-H 1B		X CU 79 0-0 1 G4-6-3 1-2 1B			5	1	3	2	0	2	4
1 Ozzie Albies, S (1, 4) OBP: 0.315, SLG: 0.505	B SI 92 B SI 91 S SL 84 C SL 85 X FF 92 2-2 ① G3		S SL 84 B CH 82 C CH 82 S FF 90 1-3 ① K	B CH 84 X CH 83 1-0 22 BB 24 2B 1-2 3-H 1B	B FF 94 S FF 93 F CU 79 X CU 80 1-2 1-3 1B		B FF 91 X FF 91 1-0 ①② G4-6-3 1-2f 2-3			5	1	2	1	0	1	2
5 Freddie Freeman, L (1, 3) OBP: 0.399, SLG: 0.531	X SL 85 0-0 22 1B 1B		B SL 84 X CH 84 1-0 22 HR 1B	S CH 83 2 SAFE X FF 91 0-1 ② F8	X FF 94 0-0 ③ G3		S SL 88 S FF 92 X SL 90 0-2 3-H 1B			5	1	3	1	0	0	4
22 Nick Markakis, L (1, 9) OBP: 0.385, SLG: 0.490	C FF 90 B FF 89 1 SAFE F SL 83 B SI 91 X CH 83 2-2 24 G1-4-3 1-3 1B		1 SAFE B SI 90 B CH 82 1 SAFE B SL 83 C SI 90 F SI 91 1 SAFE X FF 90 3-2 1-H HR	D SL 85 B SL 82 B SL 81 C FF 90 B FF 89 4-1 24 2B 1-2 2-3 BB		B FF 99 F FF 100 F FF 101 X SL 85 1-2 ① G4-3	C FF 91 D CU 81 B SL 91 X SL 91 2-1 ③ G4-3			4	2	2	2	1	0	1
24 Kurt Suzuki, R (1, 2) OBP: 0.332, SLG: 0.432	C SL 84 X SL 85 0-1 ②③ G1-4-3 1-2f		X SL 85 0-0 ② P3	X FF 90 0-0 1-H 2-H 3-H 2B		B FF 102 F FF 102 F SL 86 B FF 102 B FF 99 F FF 99 X FF 98 3-2 ② P4		B SL 86 B FF 92 B FF 89 C FF 90 X FF 91 3-1 ① L8		5	0	1	3	0	0	2
17 Johan Camargo, S (1, 5) OBP: 0.349, SLG: 0.451		B SL 81 B FF 88 S SI 91 F CH 82 S CH 85 2-3 ① K	C SI 91 X CH 84 0-1 ③ F7	X SL 90 0-0 ③ G4-3		X CH 94 0-0 HR		B FF 92 B SL 90 F SI 90 B FF 91 F SI 92 B SL 90 4-2 11 1B BB		4	1	1	1	1	1	1
11 Ender Inciarte, L (1, 8) OBP: 0.318, SLG: 0.350		X SI 90 0-0 7 FC5-4 1B		B SL 82 C SL 82 S CH 82 B SI 89 F FF 89 B CH 83 X CH 82 3-2 7 2B 2B	C FF 89 C FF 92 S CU 78 0-3 ① K	F FF 101 S FF 101 X FF 101 0-2 1B		X FF 91 0-0 7 G1-4-3 1-2 1B		5	1	4	0	0	1	0
7 Dansby Swanson, R (1, 6) OBP: 0.304, SLG: 0.399		1 SAFE F SL 84 B SI 89 F SI 90 X SL 83 1-2 ② FC5-4 36 1B 1-2f		F SL 83 F SI 90 B FF 90 B SL 84 D SL 84 F FF 90 X SI 90 3-2 36 SH 1 1B 2-H 2B	T FF 93 B SL 86 C FF 92 F FF 94 X FF 94 1-2 36 SH1-3 13 1B 1B	B SL 88 B FF 101 T FF 100 S FF 99 X FF 99 2-2 ③ P3		C SL 88 B CU 79 S SL 90 F SI 91 X SL 88 1-2 ②③ G1-4-3 1-2f		5	2	2	1	0	0	4
36 Kolby Allard, L (1, 1) OBP: 1.000, SLG: 1.000 64 Luke Jackson, R (6, 1) 58 Dan Winkler, R (9, 1)		B FF 90 1 SAFE B SI 89 X FF 91 2-0 1-3 1B		L FF 90 X FF 90 0-1 SH 22 BB 1 1B 24 2B 2-3	C FF 92 X FF 92 0-1 ② SH1-3 1-2		B FF 89 B FF 90 B FF 90 B SL 87 4-0 1 G4-6-3 13 1B 5 1B BB			1 0 0	1 1 0	1 0 0	0 0 0	0 1 0	0 0 0	0 0 0
Inning Stats	R: 1 E: 0 K: 0 S: 12 H: 3 LOB: 1 BB: 0 P: 18	R: 0 E: 0 K: 2 S: 11 H: 2 LOB: 2 BB: 0 P: 16	R: 2 E: 0 K: 1 S: 10 H: 2 LOB: 0 BB: 0 P: 15	R: 5 E: 1 K: 1 S: 19 H: 4 LOB: 1 BB: 1 P: 33	R: 1 E: 0 K: 1 S: 16 H: 3 LOB: 2 BB: 0 P: 19	R: 1 E: 0 K: 0 S: 14 H: 2 LOB: 0 BB: 0 P: 20	R: 1 E: 0 K: 0 S: 7 H: 2 LOB: 1 BB: 1 P: 14	R: 0 E: 0 K: 0 S: 9 H: 1 LOB: 1 BB: 1 P: 17		1B: 13 2B: 3 3B: 0 HR: 3 SF: 0 SAC: 2 DP: 3 HBP: 0				WP: 0 PB: 0 SB: 0 CS: 0 PA: 44		

livebaseballscorecards.com

AB	39
R	11
H	19
RBI	11
BB	3
SO	5
LOB	18

PITCHER		IP	WLS	BF	H	R	ER	SO	BB	IBB	HBP	BLK	WP	HR	S	P	ERA	WHIP
58 Dan Straily, R ERA: 4.41	(1, 1)	3.2	L	23	11	8	5	4	1	0	0	0	0	2	51	81	12.27	3.273
40 Javy Guerra, R ERA: 7.36	(4, 1)	1.1		7	3	1	1	1	0	0	0	0	0	0	17	20	6.75	2.250
56 Tayron Guerrero, R ERA: 4.39	(6, 1)	1.0		5	2	1	1	0	0	0	0	0	0	1	14	20	9.00	2.000
53 Brett Graves, R ERA: 7.3	(7, 1)	2.0		9	3	1	1	0	2	0	0	0	0	0	16	31	4.50	2.500

PITCHER	IP	WLS	BF	H	R	ER	SO	BB	IBB	HBP	BLK	WP	HR	S	P	ERA	WHIP

Miami Marlins @ Philadelphia Phillies

Citizens Bank Park, Philadelphia, PA

Thu Aug 02 2018, 7:08 PM - 10:17 PM EDT

Att. 26,050 - Cloudy - 86 F

TOP

livebaseballscorecards.com

Batter	1	2	3	4	5	6	7	8	9	AB	R	H	RBI	BB	SO	LOB
32 Derek Dietrich, L (1, 7) OBP: 0.347, SLG: 0.444 79 Isaac Galloway, R (9, PR) OBP: 1.000, SLG: 1.000 (9, 7)	B FF 95 C FF 95 S FF 96 X FF 96 1-2 11 FC5-4 1B		C SL 85 B FF 94 C SL 85 S FF 96 1-3 ②③ K 1-2			F SL 88 F FF 94 F SI 95 B SL 89 B FF 94 F KC 79 C FF 96 2-3 ① K			F FC 92 F FC 92 X SI 95 0-2 11 FC5-4 1B	4 0	0 0	2 0	0 0	0 0	2 0	1 0
15 Brian Anderson, R (1, 9) OBP: 0.364, SLG: 0.418	B FF 95 F FF 95 S SL 88 F SL 88 B FF 96 X FF 96 2-2 ① P5			B KC 79 S KC 79 C FF 94 X FF 95 1-2 ① G3		X FF 94 0-0 ② G5-3			1 SAFE B FC 94 B SI 95 S FC 93 X FC 93 2-1 ① F8	4	0	0	0	0	0	2
11 J.T. Realmuto, R (1, 2) OBP: 0.358, SLG: 0.531	C KC 81 X SL 85 0-1 ② FC5-4 1-2f			B SL 90 X SL 89 1-0 41 WP 41 HR 1B		C FF 95 B FF 94 F FF 95 F KC 80 F FF 96 F FF 96 B FF 95 B SL 86 F SL 86 3-3 C FF 95 K			1 SAFE X SI 95 0-0 ② FC5-4 1-2f	4	1	1	0	0	1	2
41 Justin Bour, L (1, 3) OBP: 0.348, SLG: 0.405 46 Kyle Barraclough, R (9, 1)	C FF 96 B FF 96 D SL 90 F SI 95 F KC 80 X FF 96 2-2 ③ F8			B SI 95 B SL 90 B SI 95 C FF 94 S CH 90 X CH 90 3-2 1-H HR			C SL 82 X FF 92 0-1 ① P6		B FC 94 C FC 93 X FC 94 1-1 ③ F7	4 0	1 0	1 0	2 0	0 0	0 0	2 0
13 Starlin Castro, R (1, 4) OBP: 0.334, SLG: 0.402		X FF 95 0-0 ① F8		C SL 87 B FF 94 X FF 94 1-1 ② G5-3			B CH 82 X CH 83 1-0 ② G5-3			3	0	0	0	0	0	0
14 Martín Prado, R (1, 5) OBP: 0.278, SLG: 0.305		B FF 94 B FF 95 C FF 95 B SL 86 F SI 96 C KC 81 3-3 ② K		C FF 95 S KC 81 S KC 81 0-3 ③ K			C FF 91 B FF 92 F CH 84 X FF 94 1-2 ③ G5-3			3	0	0	0	0	2	0
10 JT Riddle, L (1, 6) OBP: 0.255, SLG: 0.370		C FF 95 X SL 87 0-1 ③ F9			S FF 93 X FF 94 0-1 ① G6-3			B SL 80 B FF 91 X FF 91 2-0 ① G4-3		3	0	0	0	0	0	0
34 Magneuris Sierra, L (1, 8) OBP: 0.269, SLG: 0.308			F FF 93 F SL 86 F FF 95 F KC 78 F FF 93 X KC 79 0-2 32 CS 1B		B KC 80 F FF 94 B FF 95 S FF 94 X FF 94 2-2 ② G6-3			B FF 90 M SL 84 S SL 86 B SL 85 T SL 82 2-2 ② K		3	0	1	0	0	1	0
49 Pablo López, L (1, 1) OBP: 0.273, SLG: 0.200 61 Adam Conley, L (7, 1) 2 Yadiel Rivera, R (8, PH) OBP: 0.308, SLG: 0.245 71 Drew Steckenrider, R (8, 1) 19 Miguel Rojas, R (9, 3) OBP: 0.310, SLG: 0.349			1 SAFE 1 SAFE L FF 93 L FF 92 B KC 79 C FF 94 1-3 ① K		B FF 94 C FF 94 F FF 94 F SL 88 S FF 95 1-3 ③ K			B CH 83 X FF 94 1-0 ③ G6-3		2 0 1 0 0	0 0 0 0 0	0 0 0 0 0	0 0 0 0 0	2 0 0 0 0	1 0 0 0 0

Inning Stats	1	2	3	4	5	6	7	8	9
R:	0	0	0	2	0	0	0	0	0
E:	0	0	0	0	0	0	0	0	0
K:	0	1	2	1	1	2	0	1	0
S:	13	6	12	12	9	13	6	5	8
H:	1	0	1	2	0	0	0	0	1
LOB:	1	0	0	0	0	0	0	1	1
BB:	0	0	0	0	0	0	0	0	0
P:	18	9	14	18	12	18	8	10	11

1B:	4
2B:	0
3B:	0
HR:	1
SF:	0
SAC:	0
DP:	0
HBP:	0
WP:	1
PB:	0
SB:	0
CS:	1
PA:	31

AB	31
R	2
H	5
RBI	2
BB	0
SO	8
LOB	8

PITCHER		IP	WLS	BF	H	R	ER	SO	BB	IBB	HBP	BLK	WP	HR	S	P	ERA	WHIP
43 Nick Pivetta, R ERA: 4.75	(1, 1)	6.0		21	4	2	2	7	0	0	0	0	1	1	65	89	3.00	0.667
54 Austin Davis, L ERA: 3.38	(7, 1)	2.0		6	0	0	0	1	0	0	0	0	0	0	11	18	0.00	0.000
96 Tommy Hunter, R ERA: 4.28	(9, 1)	1.0	W	4	1	0	0	0	0	0	0	0	0	0	8	11	0.00	1.000

PITCHER	IP	WLS	BF	H	R	ER	SO	BB	IBB	HBP	BLK	WP	HR	S	P	ERA	WHIP

BOTTOM

Miami Marlins @ Philadelphia Phillies

Citizens Bank Park, Philadelphia, PA

Thu Aug 02 2018, 7:08 PM - 10:17 PM EDT

Att. 26,050 - Cloudy - 86 F

livebaseballscorecards.com

Batter	1	2	3	4	5	6	7	8	9	AB	R	H	RBI	BB	SO	LOB
16 César Hernández, S (1, 4) OBP: 0.368, SLG: 0.366	C SI 92 X FF 94 0-1 ① F7			B SI 92 B SI 91 C SI 91 F CH 86 B FF 93 X FF 93 3-2 ① F7		F SI 92 B FF 92 B CU 77 B SI 92 C SI 91 X SI 90 3-2 ② F8		L FF 93 B CH 87 B FF 92 B FF 93 C FF 93 F FF 94 F FF 94 F FF 93 X FF 94 3-2 ③ F7		4	0	0	0	0	0	0
17 Rhys Hoskins, R (1, 7) OBP: 0.376, SLG: 0.524 4 Scott Kingery, R (9, PR) OBP: 0.270, SLG: 0.329	B FF 95 B SI 94 C FF 95 X FF 94 2-1 ② L8			B SI 92 B CU 79 B SI 93 C SI 93 X SI 92 3-1 1B		C FF 94 X SI 94 0-1 HR			B FF 94 C SL 78 B FF 94 B SL 78 B FF 95 4-1 13 BB 41 1B 5 G5-3 BB	3 0	1 1	2 0	1 0	1 0	0 0	0 0
37 Odúbel Herrera, L (1, 8) OBP: 0.333, SLG: 0.465	B FF 94 B SI 94 C SI 92 S CH 87 B FF 94 X FF 93 3-2 41 PO 1B			S CU 78 F CH 86 F FF 94 F FF 93 X CU 78 0-2 ② F8		B CH 85 S CH 86 C SI 94 F CH 87 F FF 94 T CH 86 1-2 ③ K			B SL 77 X SL 77 1-0 ① P4	4	0	1	0	0	1	2
41 Carlos Santana, S (1, 3) OBP: 0.352, SLG: 0.402	C SI 92 B FF 94 F FF 92 1 SAFE 1-2 ③ PO 1-2	F SI 90 C CU 78 F FF 93 X CU 79 0-2 13 G1-6-3 1B		C SI 92 B FF 91 S FF 91 C CH 85 1-3 ③ K			C FF 94 X SL 84 0-1 ① G6-3		1 SAFE B SL 77 S SL 78 F FF 92 X SL 76 1-2 5 G5-3 13 BB 7 HR 1-2 1B	4	1	2	0	0	1	1
13 Asdrúbal Cabrera, S (1, 6) OBP: 0.321, SLG: 0.471		X SI 93 0-0 ①② G1-6-3 1-2f			B SI 88 C SI 90 B CU 76 X FF 92 2-1 ① G4-3		S FF 94 S CH 86 T CH 86 0-2 ② K		D SL 79 D FF 93 B SL 76 B FF 93 4-0 5 G5-3 7 HR 1-2 2-3 BB	3	1	0	0	1	1	1
5 Nick Williams, L (1, 9) OBP: 0.333, SLG: 0.449		C SI 92 B FF 93 X FF 92 1-1 ③ G6-3			S CU 76 B CU 78 B SI 92 X FF 92 2-1 1B		S SL 86 B CH 84 B SL 89 B FF 96 S FF 94 F FF 96 B CH 86 4-2 BB		B FF 94 C SL 77 B SL 79 C SL 78 B SL 78 X SL 78 3-2 ② G5-3 1-2 2-3 3-H	3	0	1	1	1	0	2
7 Maikel Franco, R (1, 5) OBP: 0.322, SLG: 0.491			C CU 77 B SI 92 B SI 91 C FF 92 B SI 93 X FF 92 3-2 ① G3-1		F SI 90 F CH 84 C FF 93 0-3 ② K		C CH 85 D SL 89 X FF 95 1-1 ③ F9		B SL 76 B FF 94 X SL 77 2-0 2-H 3-H HR	4	1	1	3	0	1	2
38 Jorge Alfaro, R (1, 2) OBP: 0.305, SLG: 0.397			S FF 92 X SI 93 0-1 ② G6-3		F CU 76 F CH 85 S FF 92 0-3 ③ K			F SL 87 F FF 92 S FF 93 0-3 ① K		3	0	0	0	0	2	1
43 Nick Pivetta, R (1, 1) OBP: 0.161, SLG: 0.167 24 Roman Quinn, S (6, PH) OBP: 0.333, SLG: 0.417 54 Austin Davis, L (7, 1) 15 Andrew Knapp, S (8, PH) OBP: 0.316, SLG: 0.369 96 Tommy Hunter, R (9, 1)			C FF 92 B FF 92 F FF 91 C CU 79 1-3 ③ K			C CU 76 F FF 91 B CU 81 X CH 85 1-2 ① G3		C FF 93 B SL 87 F FF 94 B FF 93 S SL 87 2-3 ② K		1 1 0 1 0	0 0 0 0 0	0 0 0 0 0	0 0 0 0 0	0 0 0 0 0	1 0 0 1 0	0 0 0 0 0
Inning Stats	R: 0 E: 0 K: 0 S: 9 H: 1 LOB: 0 BB: 0 P: 15	R: 0 E: 0 K: 0 S: 7 H: 1 LOB: 0 BB: 0 P: 8	R: 0 E: 0 K: 1 S: 8 H: 0 LOB: 0 BB: 0 P: 12	R: 0 E: 0 K: 1 S: 13 H: 1 LOB: 1 BB: 0 P: 20	R: 0 E: 0 K: 2 S: 10 H: 1 LOB: 1 BB: 0 P: 14	R: 1 E: 0 K: 1 S: 13 H: 1 LOB: 0 BB: 0 P: 18	R: 0 E: 0 K: 1 S: 10 H: 0 LOB: 1 BB: 1 P: 15	R: 0 E: 0 K: 2 S: 12 H: 0 LOB: 0 BB: 0 P: 17	R: 4 E: 0 K: 0 S: 9 H: 2 LOB: 1 BB: 2 P: 24	1B: 5 2B: 0 3B: 0 HR: 2 SF: 0 SAC: 0 DP: 1 HBP: 0						

AB	31
R	5
H	7
RBI	5
BB	3
SO	8
LOB	9

WP: 0 PB: 0 SB: 0 CS: 0 PA: 35

PITCHER		IP	WLS	BF	H	R	ER	SO	BB	IBB	HBP	BLK	WP	HR	S	P	ERA	WHIP
49 Pablo López, R ERA: 4.67	(1, 1)	6.0		21	5	1	1	5	0	0	0	0	0	1	60	87	1.50	0.833
61 Adam Conley, L ERA: 3.26	(7, 1)	1.0	H	4	0	0	0	1	1	0	0	0	0	0	10	15	0.00	1.000
71 Drew Steckenrider, R ERA: 3.19	(8, 1)	1.0	H	3	0	0	0	2	0	0	0	0	0	0	12	17	0.00	0.000
46 Kyle Barraclough, R ERA: 3.28	(9, 1)	0.2	L	6	2	4	4	0	2	0	0	0	0	1	9	24	54.00	6.000

PITCHER	IP	WLS	BF	H	R	ER	SO	BB	IBB	HBP	BLK	WP	HR	S	P	ERA	WHIP

Miami Marlins @ Philadelphia Phillies

Citizens Bank Park, Philadelphia, PA

Fri Aug 03 2018, 7:07 PM - 10:17 PM EDT

Att. 33,737 - Partly Cloudy - 75 F

TOP

livebaseballscorecards.com

Batter	1	2	3	4	5	6	7	8	9	AB	R	H	RBI	BB	SO	LOB
13 Starlin Castro, R (1, 4) OBP: 0.333, SLG: 0.401	C FF 92 F FF 93 X FF 95 0-2 ① F8			C KC 81 B SL 85 S SL 84 X FF 94 1-2 ① G4-3		F FF 92 B SI 92 B SL 84 F KC 82 B SL 86 S SL 83 3-3 ③ K		B SL 80 F SL 80 X SL 81 1-1 ① 15 1B 1-2 1B		4	0	1	0	0	1	0
40 Javy Guerra, R (8, 1)										0	0	0	0	0	0	0
15 Brian Anderson, R (1, 9) OBP: 0.367, SLG: 0.423	B FF 93 F FF 94 S SL 84 X FF 93 1-2 ② F8			B FF 92 F FF 96 B KC 78 C SL 83 B KC 80 F FF 94 F FF 94 B FF 95 4-2 BB			X FF 91 0-0 11 G6-3 2B	F SL 81 B SL 81 B SI 88 B SL 80 C SL 80 X SL 81 3-2 1-3 2-H 1B		3	0	2	1	1	0	0
11 J.T. Realmuto, R (1, 2) OBP: 0.354, SLG: 0.525	X FF 93 0-0 ③ F7			F FF 93 C FF 94 X FF 93 0-2 ② L8			C SL 84 S SL 84 X FF 95 0-2 ① G6-3 2-3	F SL 91 S FF 98 S FF 98 0-3 ③ K		4	0	0	0	0	1	4
41 Justin Bour, L (1, 3) OBP: 0.347, SLG: 0.402		C SI 92 X SI 93 0-1 ① F7		X KC 81 0-0 ③ G1-3			B CU 75 H SI 91 2-0 HBP		C FF 97 F SL 89 B CH 90 F SL 89 B SL 88 B FF 96 X FF 96 3-2 ① G4-3	3	0	0	0	0	0	1
14 Martín Prado, R (1, 5) OBP: 0.272, SLG: 0.298		C FF 93 X SL 85 0-1 ② G1-3			C FF 92 B KC 80 C FF 92 F FF 94 C KC 83 1-3 ① K		S SL 84 C SL 85 D SL 86 F SL 85 S SL 86 1-3 ② K		B FF 98 C FF 98 B SI 98 X FF 97 2-1 ② F7	4	0	0	0	0	2	2
32 Derek Dietrich, L (1, 7) OBP: 0.346, SLG: 0.444		B FF 93 T SI 92 S FF 94 B SI 93 S FF 94 2-3 ③ K			C KC 80 C KC 80 F FF 94 F FF 92 B FF 95 S SI 93 1-3 ② K		B SI 94 X FF 93 1-0 ③ P3		B FF 97 B FF 98 C FF 96 C FF 97 X FF 97 2-2 2B	4	0	1	0	0	2	2
19 Miguel Rojas, R (1, 6) OBP: 0.309, SLG: 0.347			F FF 93 S FF 93 F FF 94 F FF 93 S FF 96 0-3 ① K		B SL 84 C KC 82 X SL 84 1-1 34 CS 1B			B SI 88 C SL 80 F SL 84 F SL 83 X SI 89 1-2 ① G6-3	B SL 90 C FF 97 F FF 98 X SL 89 1-2 ③ G6-3	4	0	1	0	0	1	1
(8, 4)																
34 Magneuris Sierra, L (1, 8) OBP: 0.276, SLG: 0.310			T FF 95 S FF 95 S FF 94 0-3 ② K		C FF 93 S KC 83 B FF 92 1 SAFE F FF 94 B FF 94 2-2 ③ CS 1-2	L SI 90 S KC 79 F KC 78 F FF 93 F SI 92 X FF 93 0-2 ① G5-3		B SI 88 B SL 79 C SL 80 X SL 79 2-1 13 1B 15 1B 1B		3	1	1	0	0	1	0
36 Trevor Richards, R (1, 1) OBP: 0.143, SLG: 0.100			C FF 94 S FF 94 B FF 93 B FF 95 C FF 94 2-3 ③ K			C FF 92 B FF 94 F SL 86 X SL 85 1-2 ② G4-3		C SL 80 S SI 88 S SI 90 0-3 ② K		1	0	0	0	0	1	0
2 Yadiel Rivera, R (6, PH) OBP: 0.305, SLG: 0.243										1	0	0	0	0	0	0
56 Tayron Guerrero, R (6, 1)										0	0	0	0	0	0	0
57 Elieser Hernández, R (7, 1)										0	0	0	0	0	0	0
61 Adam Conley, L (7, 1)										0	0	0	0	0	0	0
10 JT Riddle, L (8, PH) OBP: 0.254, SLG: 0.368										1	0	0	0	0	1	1
(8, 6)																
Inning Stats	R: 0 E: 0 K: 0 S: 7 H: 0 LOB: 0 BB: 0 P: 8	R: 0 E: 0 K: 1 S: 7 H: 0 LOB: 0 BB: 0 P: 9	R: 0 E: 0 K: 3 S: 11 H: 0 LOB: 0 BB: 0 P: 13	R: 0 E: 0 K: 0 S: 11 H: 0 LOB: 1 BB: 1 P: 16	R: 0 E: 0 K: 2 S: 14 H: 1 LOB: 0 BB: 0 P: 19	R: 0 E: 0 K: 1 S: 12 H: 0 LOB: 0 BB: 0 P: 16	R: 0 E: 0 K: 1 S: 9 H: 1 LOB: 2 BB: 0 P: 13	R: 1 E: 0 K: 2 S: 17 H: 3 LOB: 2 BB: 0 P: 24	R: 0 E: 0 K: 0 S: 12 H: 1 LOB: 1 BB: 0 P: 20	1B: 4 2B: 2 3B: 0 HR: 0 SF: 0 SAC: 0 DP: 0 HBP: 1						

	AB	32
	R	1
	H	6
	RBI	1
	BB	1
	SO	10
	LOB	11

PITCHER		IP	WLS	BF	H	R	ER	SO	BB	IBB	HBP	BLK	WP	HR	S	P	ERA	WHIP
21 Vince Velasquez, R ERA: 3.8	(1, 1)	6.1	W	21	2	0	0	7	1	0	0	0	0	0	66	85	0.00	0.474
47 Aaron Loup, L ERA: 4.54	(7, 1)	0.0		1	0	0	0	0	0	0	1	0	0	0	0	2	∞	∞
64 Víctor Arano, R ERA: 2.18	(7, 1)	0.2	H	2	0	0	0	1	0	0	0	0	0	0	5	7	0.00	0.000
93 Pat Neshek, R ERA: 0.87	(8, 1)	0.2	H	5	3	1	1	1	0	0	0	0	0	0	14	21	13.50	4.500
58 Seranthony Domínguez, R ERA: 1.85	(8, 1)	1.1	S	5	1	0	0	1	0	0	0	0	0	0	15	23	0.00	0.750

PITCHER	IP	WLS	BF	H	R	ER	SO	BB	IBB	HBP	BLK	WP	HR	S	P	ERA	WHIP

Miami Marlins @ Philadelphia Phillies

Citizens Bank Park, Philadelphia, PA

Fri Aug 03 2018, 7:07 PM - 10:17 PM EDT

Att. 33,737 - Partly Cloudy - 75 F

livebaseballscorecards.com

BOTTOM

Batter	1	2	3	4	5	6	7	8	9	AB	R	H	RBI	BB	SO	LOB
16 César Hernández, S (1, 4) OBP: 0.368, SLG: 0.364	C FF 90 B FF 91 F FF 90 B CH 83 F FF 90 F FF 90 S CH 83 2-3 K ①		C FF 91 B CH 83 X FF 90 1-1 F8 ① 2-3		S SL 81 S CH 83 B FF 90 X CH 84 1-2 F8 ①		B FF 93 B FF 92 B FF 91 C FF 92 B FF 91 4-1 17 2B 37 WP BB	0-0 IBB		3	1	0	0	2	1	1
17 Rhys Hoskins, R (1, 7) OBP: 0.377, SLG: 0.526 93 Pat Neshek, S (8, 1) 58 Seranthony Domínguez, R (8, 1)	S FF 89 F FF 90 F CH 83 S FF 91 0-3 K ②		C CH 82 B CH 83 S CH 83 X CH 82 1-2 1B 3-H		C SL 82 B FF 91 B FF 91 B SL 81 S CH 85 X FF 91 3-2 G5-3 ②		D FF 92 1 SAFE X SL 76 1-0 37 WP 2B 1-3	C FF 94 B FF 94 B FF 92 C FF 91 F FF 90 S FF 92 2-3 K ③		4 0 1	0 0 0	2 0 0	1 0 0	0 0 0	1 0 1	0 0 2
37 Odúbel Herrera, L (1, 8) OBP: 0.330, SLG: 0.460	C FF 91 S CH 84 B CH 85 S CH 83 1-3 K ③		1 SAFE C FF 91 C FF 90 D CH 83 F FF 90 S CH 82 1-3 K ②		S CH 83 B CH 83 S CH 82 B FF 90 B CH 82 X CH 82 3-2 G4-3 ③		B FF 94 C FF 94 X FF 94 1-1 G3 ③ 2-3 3-H			4	0	0	0	0	2	2
41 Carlos Santana, S (1, 3) OBP: 0.351, SLG: 0.399		F FF 90 B CH 82 B FF 91 B FF 91 X FF 91 3-1 G4-3 ①	F FF 90 B FF 90 B FF 90 C CH 82 1 SAFE F CH 83 C CH 83 2-3 K ③			B FF 99 F FF 98 B FF 98 B FF 98 F FF 98 B FF 99 4-2 7 G6-3 BB		C FF 91 S CU 79 X FF 94 0-2 L7 ①		3	0	0	0	1	1	1
7 Maikel Franco, R (1, 5) OBP: 0.321, SLG: 0.488		X FF 90 0-0 38 BB 1B		B FF 90 F CH 82 C FF 90 F CH 83 B CH 84 S CH 83 2-3 K ①		B FF 99 F FF 98 X SL 85 1-1 G6-3 ①② 1-2f		X SL 90 0-0 E6 5 1B 38 1B		4	1	1	0	0	1	1
5 Nick Williams, L (1, 9) OBP: 0.335, SLG: 0.449		C SL 81 F FF 91 B CH 82 F CH 83 B FF 91 C FF 91 2-3 K ②		X CH 83 0-0 L9 ②		C FF 100 B SL 85 B FF 99 X FF 98 2-1 1B		B SL 91 X FF 94 1-0 24 PB 38 1B 24 2B 1-3 1B		4	1	2	0	0	1	1
38 Jorge Alfaro, R (1, 2) OBP: 0.311, SLG: 0.400		B SL 81 F FF 91 B FF 91 F CH 83 B FF 90 F CH 83 B FF 91 4-2 BB 1-2		B CH 83 B SL 83 F CH 84 F FF 91 X FF 92 2-2 4 BB 1B		C SL 83 F FF 98 C SL 84 0-3 K ③		F SL 86 B FF 94 X CU 79 1-1 24 PB 24 2B 1-2 1B 3-H		3	1	2	1	1	1	1
4 Scott Kingery, R (1, 6) OBP: 0.270, SLG: 0.326		C CH 83 B FF 91 2 SAFE C FF 91 F CH 84 F CH 82 X FF 90 1-2 F9 ③		B SL 82 B FF 90 B FF 90 C FF 90 B FF 91 4-1 BB 1-2			C SL 78 B FF 92 C FF 91 S FF 93 1-3 K ①	B SL 88 C SL 86 X FF 93 1-1 F9 ②		3	0	0	0	1	1	4
21 Vince Velasquez, R (1, 1) OBP: 0.206, SLG: 0.235 47 Aaron Loup, L (7, 1) 64 Víctor Arano, R (7, 1) 13 Asdrúbal Cabrera, S (7, PH) OBP: 0.320, SLG: 0.470 24 Roman Quinn, S (8, 7) OBP: 0.385, SLG: 0.538			B FF 90 F FF 90 B SL 80 B FF 90 X FF 90 3-1 16 F8 17 1B 2B	B CH 83 F FF 90 F CH 83 F FF 91 X CH 83 1-2 L7 ③			C CH 83 X FF 94 0-1 P6 ②	B CU 80 B FF 93 B FF 92 C FF 93 X FF 92 3-1 1-H 2-H 2B		2 0 0 1 1	1 0 0 0 0	1 0 0 0 1	0 0 0 0 2	0 0 0 0 0	0 0 0 0 0	2 0 0 0 0
Inning Stats	R: 0 E: 0 K: 3 S: 12 H: 0 LOB: 0 BB: 0 P: 15	R: 0 E: 0 K: 1 S: 15 H: 1 LOB: 2 BB: 1 P: 25	R: 1 E: 0 K: 2 S: 15 H: 2 LOB: 1 BB: 0 P: 23	R: 0 E: 0 K: 1 S: 13 H: 1 LOB: 2 BB: 1 P: 22	R: 0 E: 0 K: 0 S: 9 H: 0 LOB: 0 BB: 0 P: 16	R: 0 E: 0 K: 1 S: 9 H: 1 LOB: 1 BB: 1 P: 16	R: 1 E: 0 K: 1 S: 9 H: 1 LOB: 1 BB: 1 P: 16	R: 3 E: 1 K: 1 S: 15 H: 3 LOB: 2 BB: 1 P: 23		1B: 6 2B: 3 3B: 0 HR: 0 SF: 0 SAC: 0 DP: 1 HBP: 0					WP: 1 PB: 1 SB: 0 CS: 0 PA: 38	

	AB	33
	R	5
	H	9
	RBI	4
	BB	5
	SO	10
	LOB	15

PITCHER		IP	WLS	BF	H	R	ER	SO	BB	IBB	HBP	BLK	WP	HR	S	P	ERA	WHIP
36 Trevor Richards, R ERA: 3.92	(1, 1)	5.0	L	21	4	1	1	7	2	0	0	0	0	0	64	101	1.80	1.200
56 Tayron Guerrero, R ERA: 4.29	(6, 1)	1.0		4	1	0	0	1	1	0	0	0	0	0	9	16	0.00	2.000
57 Elieser Hernández, R ERA: 5.77	(7, 1)	0.2		4	1	1	1	1	1	0	0	0	0	0	7	13	13.50	3.000
61 Adam Conley, L ERA: 3.23	(7, 1)	0.1		1	0	0	0	0	0	0	0	0	1	0	2	3	0.00	0.000
40 Javy Guerra, R ERA: 6.75	(8, 1)	1.0		8	3	3	0	1	0	1	0	0	0	0	15	23	0.00	3.000

PITCHER		IP	WLS	BF	H	R	ER	SO	BB	IBB	HBP	BLK	WP	HR	S	P	ERA	WHIP

Batter	1	2	3	4	5	6	7	8	9	AB	R	H	RBI	BB	SO	LOB
34 Magneuris Sierra, L (1, 8) OBP: 0.242, SLG: 0.273	B FF 94 C SI 92 B FF 95 X SI 93 2-1 ① P4			M CU 75 F SI 95 F FF 95 X SL 84 0-2 ① L1-3		C FF 94 F FF 95 B FF 94 F SL 85 S CU 81 1-3 ③ K			C SL 80 C SL 82 F SL 82 S SL 82 0-3 ① K	4	0	0	0	0	2	0
15 Brian Anderson, R (1, 9) OBP: 0.366, SLG: 0.420	F FF 95 X SI 93 0-1 ② G1-3			C FF 96 X SL 84 0-1 ② G6-3			B SI 92 B SI 92 C FF 94 B CU 75 F FF 94 X FF 95 3-2 ① G6-3		B FF 95 C FF 93 B CH 85 B CH 87 B SI 94 4-1 41 DI BB	3	0	0	0	1	0	0
11 J.T. Realmuto, R (1, 2) OBP: 0.351, SLG: 0.520 28 Bryan Holaday, R (7, 2) OBP: 0.231, SLG: 0.209	C FF 95 S SL 83 B SL 83 S FF 95 1-3 ③ K			B CU 76 X SI 93 1-0 ③ G6-3			B SL 85 X FF 95 1-0 ② L9		B SI 95 S CH 86 F SI 94 B CH 85 F SI 95 F SL 81 X SI 95 2-2 ② L9	3 1	0 0	0 0	0 0	0 0	1 0	0 1
41 Justin Bour, L (1, 3) OBP: 0.346, SLG: 0.408		B FF 93 C SI 92 B SL 83 B FF 94 F FF 93 X SI 95 3-2 ① F7			X SI 93 0-0 HR		C SL 84 X SL 83 0-1 ③ G3-1		B SL 80 S SL 82 F SL 80 F SL 81 S FF 96 1-3 ③ K 1-2	4	1	1	1	0	1	1
13 Starlin Castro, R (1, 4) OBP: 0.335, SLG: 0.403		C SL 84 B SI 92 F CU 82 S FF 94 1-3 ② K			B SI 92 B SL 82 X SI 94 2-0 19 G6-4-3 1B			F FF 92 X CU 80 0-1 19 HR 1B		3	1	2	0	0	1	0
19 Miguel Rojas, R (1, 5) OBP: 0.309, SLG: 0.356		B FF 95 B FF 94 F SI 94 B FF 95 X SI 93 3-1 ③ G5-3			C FF 94 X SL 85 0-1 ①② G6-4-3 1-2f			C SL 84 X FF 94 0-1 1-H HR		3	1	1	2	0	0	1
10 JT Riddle, L (1, 6) OBP: 0.250, SLG: 0.362			C FF 93 X CU 76 0-1 ① G5-3		C CU 77 B CU 77 B SI 96 S FF 95 S FF 96 2-3 ③ K			F FF 95 B CU 76 B CU 76 X FF 94 2-1 ① P5		3	0	0	0	0	1	0
79 Isaac Galloway, R (1, 7) OBP: 0.250, SLG: 0.250			C FF 94 X SL 83 0-1 ② L8			X SL 84 0-0 ① B1-3		C FF 92 X SL 82 0-1 ② F8		3	0	0	0	0	0	0
62 José Ureña, R (1, 1) OBP: 0.061, SLG: 0.091 2 Yadiel Rivera, R (6, PH) OBP: 0.303, SLG: 0.241 66 Jarlín García, L (6, 1) 32 Derek Dietrich, L (8, PH) OBP: 0.345, SLG: 0.443 40 Javy Guerra, R (8, 1)			C FF 93 C CU 81 S CU 79 0-3 ③ K2-3			B FF 94 X SL 83 1-0 ② F8		B CU 75 F FF 95 C SL 83 F FF 95 B FF 95 C SL 83 2-3 ③ K		1 1 0 1 0	0 0 0 0 0	0 0 0 0 0	0 0 0 0 0	1 0 0 1 0	0 0 0 0 0	0 0 0 0 0
Inning Stats	R: 0 E: 0 K: 1 S: 7 H: 0 LOB: 0 BB: 0 P: 10	R: 0 E: 0 K: 1 S: 8 H: 0 LOB: 0 BB: 0 P: 15	R: 0 E: 0 K: 1 S: 7 H: 0 LOB: 0 BB: 0 P: 7	R: 0 E: 0 K: 0 S: 7 H: 0 LOB: 0 BB: 0 P: 8	R: 1 E: 0 K: 1 S: 7 H: 2 LOB: 0 BB: 0 P: 11	R: 0 E: 0 K: 1 S: 6 H: 0 LOB: 0 BB: 0 P: 8	R: 0 E: 0 K: 0 S: 6 H: 0 LOB: 0 BB: 0 P: 10	R: 2 E: 0 K: 1 S: 12 H: 2 LOB: 0 BB: 0 P: 16	R: 0 E: 0 K: 2 S: 14 H: 0 LOB: 1 BB: 1 P: 21	1B: 2 2B: 0 3B: 0 HR: 2 SF: 0 SAC: 0 DP: 1 HBP: 0						

PITCHER		IP	WLS	BF	H	R	ER	SO	BB	IBB	HBP	BLK	WP	HR	S	P	ERA	WHIP
56 Zach Eflin, R ERA: 3.61	(1, 1)	8.0	W	27	4	3	3	6	0	0	0	0	0	2	60	85	3.38	0.500
46 Adam Morgan, L ERA: 4.6	(9, 1)	1.0		4	0	0	0	2	1	0	0	0	0	0	14	21	0.00	1.000

PITCHER	IP	WLS	BF	H	R	ER	SO	BB	IBB	HBP	BLK	WP	HR	S	P	ERA	WHIP

TOP

Miami Marlins @ Philadelphia Phillies

Citizens Bank Park, Philadelphia, PA

Sat Aug 04 2018, 7:46 PM - 10:05 PM EDT

Att. 35,194 - Clear - 86 F

livebaseballscorecards.com

AB	30
R	3
H	4
RBI	3
BB	1
SO	8
LOB	3

MIAMI

Miami Marlins @ Philadelphia Phillies

Citizens Bank Park, Philadelphia, PA

Sat Aug 04 2018, 7:46 PM - 10:05 PM EDT

Att. 35,194 - Clear - 86 F

BOTTOM

livebaseballscorecards.com

Batter	1	2	3	4	5	6	7	8	9	AB	R	H	RBI	BB	SO	LOB
16 César Hernández, S (1, 4) OBP: 0.369, SLG: 0.371	C SI 94 B SI 95 F SI 96 X SI 97 1-2 17 BB 5 HR 1B	B SL 87 X SI 96 1-0 ② G4-3		C CH 92 B CH 88 F CH 88 S SI 95 1-3 ① K		1 SAFE F FF 92 B CH 86 B FF 91 B FF 93 F FF 94 X FF 92 3-2 1-H HR		X FF 93 0-0 ③ F8		5	2	2	2	0	1	0
17 Rhys Hoskins, R (1, 7) OBP: 0.378, SLG: 0.523	1 SAFE B SI 95 C SI 95 B SL 86 B SI 95 B SI 97 4-1 1-2 5 HR BB	B SL 87 B CU 85 B SI 97 B SI 96 4-0 BB		C SI 95 F CH 90 X CU 86 0-2 ② G5-3		X SL 82 0-0 ② P2				2	1	0	0	2	0	0
5 Nick Williams, L (1, 9) OBP: 0.334, SLG: 0.457	T SI 95 B SL 86 X SI 96 1-1 1-H 2-H HR	B SL 88 D CH 92 X SI 96 2-0 ③ G6-3		X CU 84 0-0 ③ G1-3		B SL 85 C SL 83 F SL 83 B FF 94 C FF 93 2-3 ③ K				4	1	1	3	0	1	1
41 Carlos Santana, S (1, 3) OBP: 0.354, SLG: 0.410	X SI 95 0-0 15 1B 1B		C FF 93 C SL 85 B SL 85 B CH 89 B SI 96 X SI 96 3-2 13 HR 1B		B CH 92 B CH 88 X SI 94 2-0 HR		F FF 92 B FF 93 B CH 86 F CH 86 B SL 85 X FF 93 3-2 ① G6-3			4	2	3	1	0	0	0
13 Asdrúbal Cabrera, S (1, 6) OBP: 0.322, SLG: 0.478	S SL 86 F CH 90 F SI 96 B SL 86 B CH 90 F SI 96 S CH 90 2-3 ① K		B SI 95 F FF 95 S SL 85 X CH 91 1-2 1-H HR		F SI 95 C SL 86 F SL 86 X SL 85 0-2 ① F7		B SL 84 F SL 84 S CH 87 X SL 85 1-2 1B			4	1	2	2	0	1	1
7 Maikel Franco, R (1, 5) OBP: 0.318, SLG: 0.482	C SL 84 B SL 86 B SI 96 X SI 95 2-1 ② P2		C CH 88 X SL 86 0-1 ① G6-3		X SL 83 0-0 ② P2		B SL 85 F CH 84 B CH 86 X FF 94 2-1 ② F9			4	0	0	0	0	0	2
15 Andrew Knapp, S (1, 2) OBP: 0.320, SLG: 0.373	F SI 96 B SI 96 D CH 90 S CH 90 X SI 97 2-2 1-2 1B		B SL 85 X SI 95 1-0 56 SH3-4 1B		C SL 85 B CH 91 B CH 89 F CH 91 S SL 87 2-3 ③ K		F SL 85 B FF 93 F CH 86 B FF 94 B FF 93 F CH 86 C FF 93 3-3 ③ K			4	0	2	0	0	2	1
56 Zach Eflin, R (1, 1) OBP: 0.143, SLG: 0.250 25 Dylan Cozens, L (8, PH) OBP: 0.227, SLG: 0.263 46 Adam Morgan, L (9, 1)	X SI 96 0-0 ③ G5-3		X SI 94 0-0 ② SH3-4 1-2			C FF 92 F FF 93 S CH 88 0-3 ① K		C FF 91 S CU 78 B FF 94 F CU 78 B FF 94 S FF 93 2-3 ① K		2 1 0	0 0 0	0 0 0	0 0 0	1 0 0	2 0 0	2 0 0
24 Roman Quinn, S (1, 8) OBP: 0.353, SLG: 0.471		C SI 95 S SL 84 B SI 97 X SI 96 1-2 ① F8	B CH 87 B CH 89 B SI 95 C SI 94 X SI 95 3-1 ③ G4-3			B FF 94 C CH 87 F CH 87 X FF 94 1-2 16 S 16 HR 1B		F SL 89 S FF 94 B FF 94 X FF 93 1-2 ② G4-3		4	1	1	0	0	0	1
Inning Stats	R: 3 E: 0 K: 1 S: 18 H: 4 LOB: 2 BB: 1 P: 30	R: 0 E: 0 K: 0 S: 5 H: 0 LOB: 1 BB: 1 P: 13	R: 2 E: 0 K: 0 S: 12 H: 3 LOB: 1 BB: 0 P: 20	R: 0 E: 0 K: 1 S: 7 H: 0 LOB: 0 BB: 0 P: 8	R: 1 E: 0 K: 1 S: 9 H: 1 LOB: 0 BB: 0 P: 13	R: 2 E: 0 K: 2 S: 13 H: 2 LOB: 0 BB: 0 P: 19	R: 0 E: 0 K: 1 S: 12 H: 1 LOB: 1 BB: 0 P: 21	R: 0 E: 0 K: 1 S: 8 H: 0 LOB: 0 BB: 0 P: 11		1B: 7 2B: 0 3B: 0 HR: 4 SF: 0 SAC: 1 DP: 0 HBP: 0				WP: 0 PB: 0 SB: 1 CS: 0 PA: 37		

	AB	34
	R	8
	H	11
	RBI	8
	BB	2
	SO	7
	LOB	8

PITCHER		IP	WLS	BF	H	R	ER	SO	BB	IBB	HBP	BLK	WP	HR	S	P	ERA	WHIP
62 José Ureña, R ERA: 4.66	(1, 1)	5.0	L	25	8	6	6	3	2	0	0	0	0	3	51	84	10.80	2.000
66 Jarlín García, L ERA: 4.58	(6, 1)	2.0		9	3	2	2	3	0	0	0	0	0	1	25	40	9.00	1.500
40 Javy Guerra, R ERA: 6.23	(8, 1)	1.0		3	0	0	0	1	0	0	0	0	0	0	8	11	0.00	0.000

PITCHER	IP	WLS	BF	H	R	ER	SO	BB	IBB	HBP	BLK	WP	HR	S	P	ERA	WHIP

Batter	1	2	3	4	5	6	7	8	9	AB	R	H	RBI	BB	SO	LOB
32 Derek Dietrich, L (1, 7) OBP: 0.346, SLG: 0.451	X FF 93 0-0 ① P5		S SI 88 S CH 83 B FF 91 X CH 83 1-2 ① G3		S KC 78 B CH 84 F FF 92 X KC 77 1-2 15 G6-3 1B		X CH 82 0-0 1-H HR		F FC 94 S FC 94 X FC 93 0-2 ② G3	5	1	2	2	0	0	0
15 Brian Anderson, R (1, 9) OBP: 0.369, SLG: 0.422	C FF 93 X SI 93 0-1 41 L9 13 BB 1B		C FF 90 C FF 91 B CH 84 B FF 92 B KC 78 X CH 84 3-2 1B		F SI 91 B KC 77 C FF 90 X FF 92 1-2 ② G6-3 1-2 2-3		S SL 90 F SL 88 S SL 88 0-3 ① K		X SI 94 0-0 1B	5	0	3	0	0	1	2
13 Starlin Castro, R (1, 4) OBP: 0.334, SLG: 0.399	B FF 91 1 SAFE B FF 92 1 SAFE C CH 84 B KC 78 C SI 91 1 SAFE F FF 94 4-2 F FF 93 1 SAFE F FF 94 B KC 78 1-2 BB		B CH 83 F CH 83 1 SAFE S CH 83 T FF 92 1-2 ② K		X FF 90 0-0 ③ G6-3		C FF 97 S SL 88 C FF 96 0-3 ② K		X FC 93 0-0 ③ F9	4	0	0	0	1	2	4
41 Justin Bour, L (1, 3) OBP: 0.345, SLG: 0.415	F KC 77 B FF 93 B FF 94 X KC 78 2-1 ② L9 2-3		C SI 89 B FF 92 1 SAFE F CH 84 F KC 77 F SI 92 X CH 84 1-2 ③ G3-1			B CH 83 B KC 76 F FF 92 B SI 90 C CH 84 S FF 93 3-3 ① K	B FF 98 C FF 96 X SL 88 1-1 HR			4	1	1	1	0	1	3
14 Martín Prado, R (1, 5) OBP: 0.272, SLG: 0.297	C FF 93 B KC 79 F FF 92 F FF 93 X KC 80 1-2 ③ F8			B CH 88 F SI 90 X CH 84 1-1 ① L7		C FF 93 X FF 92 0-1 34 E 1B	C SL 89 S SL 87 B SL 89 S SL 89 1-3 ③ K			4	0	1	0	0	1	2
19 Miguel Rojas, R (1, 6) OBP: 0.306, SLG: 0.352		C FF 91 X KC 78 0-1 ① L7		F FF 90 X FF 92 0-1 ② L7		C KC 77 S CH 84 D CH 84 X FF 93 1-2 ② L9		C SI 88 X SI 89 0-1 ① G6-3		4	0	0	0	0	0	1
34 Magneuris Sierra, L (1, 8) OBP: 0.222, SLG: 0.250 61 Adam Conley, L (6, 1) 56 Tayron Guerrero, R (7, 1) 10 JT Riddle, L (8, PH) OBP: 0.249, SLG: 0.360 71 Drew Steckenrider, R (8, 1)		X FF 92 0-0 ② G6-3		F CH 83 B SI 91 X CH 84 1-1 ③ P6		X CH 84 0-0 E1 1-2		S SI 89 F SI 91 B SI 90 F SI 90 F SI 90 X SI 91 1-2 ② G6-3		3 0 0 1 0	0 0 0 0 0	0 0 0 0 0	0 0 0 0 0	0 0 0 0 0	0 0 0 0 0	1 0 0 0 0
28 Bryan Holaday, R (1, 2) OBP: 0.232, SLG: 0.211		C FF 92 C FF 92 B FF 93 B KC 79 X FF 92 2-2 1B			C KC 76 X KC 78 0-1 ① G6-3	X KC 78 0-0 ③ G5-3		C SI 89 S SL 81 B SI 90 B SL 82 S SL 81 2-3 ③ K		4	0	1	0	0	1	2
58 Dan Straily, R (1, 1) OBP: 0.333, SLG: 0.208 79 Isaac Galloway, R (6, 8) OBP: 0.333, SLG: 0.333		X FF 91 0-0 ③ L9			B SI 92 S SI 90 C KC 77 B KC 78 B FF 92 B FF 92 4-2 15 G6-3 32 1B BB		X FF 91 0-0 32 HR 1B		C FC 93 C SI 95 S CU 86 0-3 ① K	1 2	0 1	0 1	0 1	1 0	0 1	1 0
Inning Stats	R: 0 E: 0 K: 0 S: 14 H: 1 LOB: 2 BB: 1 P: 21	R: 0 E: 0 K: 0 S: 7 H: 1 LOB: 1 BB: 0 P: 9	R: 0 E: 0 K: 1 S: 14 H: 1 LOB: 1 BB: 0 P: 20	R: 0 E: 0 K: 0 S: 6 H: 0 LOB: 0 BB: 0 P: 8	R: 0 E: 0 K: 0 S: 11 H: 1 LOB: 2 BB: 1 P: 17	R: 0 E: 1 K: 1 S: 10 H: 1 LOB: 2 BB: 0 P: 14	R: 3 E: 0 K: 3 S: 13 H: 3 LOB: 0 BB: 0 P: 15	R: 0 E: 0 K: 1 S: 10 H: 0 LOB: 0 BB: 0 P: 13	R: 0 E: 0 K: 1 S: 8 H: 1 LOB: 1 BB: 0 P: 8	1B: 7 2B: 0 3B: 0 HR: 2 SF: 0 SAC: 0 DP: 0 HBP: 0						

TOP

Miami Marlins @ Philadelphia Phillies

Citizens Bank Park, Philadelphia, PA

Sun Aug 05 2018, 1:39 PM - 4:54 PM EDT

Att. 42,343 - Sunny - 90 F

livebaseballscorecards.com

AB	37
R	3
H	9
RBI	3
BB	2
SO	7
LOB	16

WP: 0 PA: 39
PB: 0
SB: 0
CS: 0

PITCHER		IP	WLS	BF	H	R	ER	SO	BB	IBB	HBP	BLK	WP	HR	S	P	ERA	WHIP
27 Aaron Nola, R ERA: 2.37	(1, 1)	6.0		28	7	2	2	2	2	0	0	0	0	1	64	91	3.00	1.500
58 Seranthony Domínguez, R ERA: 2.03	(7, 1)	1.0	B	4	1	1	1	3	0	0	0	0	0	1	11	13	9.00	1.000
93 Pat Neshek, R ERA: 0.79	(8, 1)	1.0	W	3	0	0	0	1	0	0	0	0	0	0	10	13	0.00	0.000
96 Tommy Hunter, R ERA: 4.17	(9, 1)	1.0	S	4	1	0	0	1	0	0	0	0	0	0	8	8	0.00	1.000

BOTTOM

Miami Marlins @ Philadelphia Phillies

Citizens Bank Park, Philadelphia, PA

Sun Aug 05 2018, 1:39 PM - 4:54 PM EDT

Att. 42,343 - Sunny - 90 F

livebaseballscorecards.com

Batter	1	2	3	4	5	6	7	8	9	AB	R	H	RBI	BB	SO	LOB
16 César Hernández, S (1, 4) OBP: 0.370, SLG: 0.370	C FF 88 C SL 82 B FF 89 C SL 84 1-3 ① K		B FF 89 B FF 90 B FF 90 B SI 91 4-0 BB			B CU 75 B CH 82 C FF 89 B FF 90 B FF 89 4-1 41 BB 5 BB 37 1B BB	C SL 86 B CH 94 F FF 100 F FF 100 B SL 84 B SL 85 X FF 99 3-2 ② G3-1			2	1	0	0	2	1	0
17 Rhys Hoskins, R (1, 7) OBP: 0.375, SLG: 0.518	B SL 83 B CH 82 C FF 91 C FF 91 X SL 83 2-2 ② P6		F FF 92 B FF 91 1 SAFE D CH 83 X SL 84 2-1 ③ F8			B SL 84 1 SAFE 1 SAFE S FF 90 C FF 92 D CH 84 X CH 82 2-2 ① F7	B SL 88 B FF 101 C FF 100 B SL 85 C FF 100 X FF 100 3-2 ③ F9			4	0	0	0	0	0	2
5 Nick Williams, L (1, 9) OBP: 0.336, SLG: 0.456	B SL 84 S CH 83 B SI 91 C FF 91 B FF 91 X FF 91 3-2 ③ L8			C CU 76 B FF 90 B FF 90 F CH 83 C SL 85 2-3 ① K		B SI 91 1 SAFE B FF 91 F SL 84 B SL 83 1 SAFE 1 SAFE F FF 90 1 SAFE 4-2 B FF 89 41 BB 37 1B 1-2 BB		F CU 83 X FF 93 0-1 13 HR 1B		3	2	1	0	1	1	0
41 Carlos Santana, S (1, 3) OBP: 0.356, SLG: 0.408		C FF 88 B FF 89 C SL 83 B FF 92 F SL 84 S CH 85 2-3 ① K		F SI 91 B FF 91 B CH 84 B CH 83 B FF 91 4-1 13 G4-6-3 BB		B FF 94 B CH 84 B FF 94 B FF 94 4-0 37 1B 7 1B 1-2 2-3 BB		F FF 94 C CU 83 F SL 88 F FF 95 X FF 95 0-2 ① F7		2	1	0	0	2	1	1
13 Asdrúbal Cabrera, S (1, 6) OBP: 0.321, SLG: 0.483 4 Scott Kingery, R (9, 6) OBP: 0.270, SLG: 0.326		C FF 92 C FF 92 B FF 91 B SL 85 B SL 84 F SL 86 S FF 92 3-3 ② K		F SL 84 S SL 85 F SL 85 B CH 84 1 SAFE B SL 83 X SL 84 2-2 ② ③ G4-6-3 1-2f		C CH 86 S FF 95 X FF 96 0-2 ② P3		B SL 88 B FF 95 X SL 88 2-0 1-H HR		4 0	1 0	1 0	2 0	0 0	1 0	4 0
37 Odúbel Herrera, L (1, 8) OBP: 0.333, SLG: 0.460 93 Pat Neshek, S (8, 1) 15 Andrew Knapp, S (8, PH) OBP: 0.318, SLG: 0.370 96 Tommy Hunter, R (9, 1)		B CU 75 B CH 84 C CH 84 B FF 91 B FF 90 4-1 BB			B CU 74 C SL 85 B CH 84 S FF 91 F FF 91 X SL 84 2-2 ① F8	S SL 86 S SL 88 F CH 85 D SL 89 X FF 96 1-2 7 1B 1-2 2-H 3-H 1B		B CU 83 B FF 94 S FF 94 C FF 95 S FF 95 2-3 ② K		2 0 1 0	0 0 0 0	1 0 0 0	2 0 0 0	1 0 0 0	0 0 1 0	0 0 0 0
7 Maikel Franco, R (1, 5) OBP: 0.320, SLG: 0.482		B FF 92 F FF 89 C FF 91 1 SAFE S SL 84 1-3 ③ K			F SL 83 B CH 83 S CH 83 X FF 91 1-2 ② P4	F CH 85 F FF 95 B SL 87 X CH 86 1-2 1-2 2-H 1B		C FF 95 B CU 84 S SL 89 X FF 95 1-2 1B		4	0	2	1	0	1	1
38 Jorge Alfaro, R (1, 2) OBP: 0.314, SLG: 0.399			B FF 87 S SL 83 B SL 84 S SL 83 X SL 85 2-2 27 1B 2-3-2		F SL 82 S CH 83 B FF 90 F FF 91 H CH 83 2-2 HBP	S FF 92 X CH 85 0-1 ③ L5		S FF 94 F FF 95 S FF 95 0-3 ③ K		3	0	1	0	0	1	3
27 Aaron Nola, R (1, 1) OBP: 0.098, SLG: 0.100 24 Roman Quinn, S (7, 8) OBP: 0.333, SLG: 0.444 58 Seranthony Domínguez, R (8, 1)			L FF 90 L CH 82 C SL 84 1 SAFE 0-3 ① ② K2-3-2 1-1		C FF 90 S SL 84 C FF 90 0-3 ③ K		B FF 98 F FF 99 S FF 96 B FF 99 F FF 98 F SL 84 X FF 100 2-2 ① G4-3			2 1 0	0 0 0	0 0 0	0 0 0	0 0 0	2 0 0	2 0 0
Inning Stats	R: 0 E: 0 K: 1 S: 9 H: 0 LOB: 0 BB: 0 P: 15	R: 0 E: 0 K: 3 S: 12 H: 0 LOB: 1 BB: 1 P: 22	R: 0 E: 0 K: 1 S: 8 H: 1 LOB: 1 BB: 1 P: 16	R: 0 E: 0 K: 1 S: 8 H: 0 LOB: 0 BB: 1 P: 16	R: 0 E: 0 K: 1 S: 13 H: 0 LOB: 1 BB: 0 P: 18	R: 3 E: 0 K: 0 S: 18 H: 2 LOB: 2 BB: 3 P: 34	R: 0 E: 0 K: 0 S: 12 H: 0 LOB: 0 BB: 0 P: 20	R: 2 E: 0 K: 2 S: 17 H: 3 LOB: 1 BB: 0 P: 22		1B: 5 2B: 1 3B: 0 HR: 1	SF: 0 SAC: 0 DP: 2 HBP: 1		WP: 0 PB: 0 SB: 0 CS: 0	PA: 35		

PITCHER		IP	WLS	BF	H	R	ER	SO	BB	IBB	HBP	BLK	WP	HR	S	P	ERA	WHIP
58 Dan Straily, R ERA: 4.35	(1, 1)	5.1		21	1	2	2	7	5	0	1	0	0	0	56	103	3.38	1.125
61 Adam Conley, L ERA: 3.45	(6, 1)	0.2		5	2	1	1	0	1	0	0	0	0	0	12	18	13.50	4.500
56 Tayron Guerrero, R ERA: 4.19	(7, 1)	1.0		3	0	0	0	0	0	0	0	0	0	0	12	20	0.00	0.000
71 Drew Steckenrider, R ERA: 3.49	(8, 1)	1.0	L	6	3	2	2	2	0	0	0	0	0	1	17	22	18.00	3.000

PITCHER	IP	WLS	BF	H	R	ER	SO	BB	IBB	HBP	BLK	WP	HR	S	P	ERA	WHIP

Batter	1	2	3	4	5	6	7	8	9	AB	R	H	RBI	BB	SO	LOB
13 Matt Carpenter, L (1, 3) OBP: 0.394, SLG: 0.590	C FF 92 B SI 92 B SL 86 F FF 92 F FF 92 C SL 87 2-3 K ①		B FF 92 X FF 93 1-0 F7 ②			C CU 73 F CU 76 B SL 88 B CU 75 B FF 93 S SL 86 3-3 K ①		B CU 83 B FF 94 C FF 95 C FF 94 B FF 94 F FF 95 X FF 95 3-2 23 1B 1B	B SL 77 B FF 95 F FF 94 B SL 77 D FF 94 4-1 4 G6-4-3 1-2 2-3 3-H BB	4	0	1	1	1	2	0
4 Yadier Molina, R (1, 2) OBP: 0.329, SLG: 0.464	C FF 92 S CU 77 B CU 77 B FF 92 X FF 91 2-2 G6-3 ②		F FF 92 X SL 87 0-1 L7 ③			C CU 74 B SL 85 B SL 85 B FF 92 F SL 84 B FF 93 4-2 38 FC6-4 BB		C FF 95 B SL 88 F FF 96 B SL 88 X FF 95 2-2 L7 ①	F SL 87 X SL 90 0-1 G6-4-3 ②③ 1-2f	4	0	0	0	1	0	4
38 José Martínez, R (1, 9) OBP: 0.360, SLG: 0.459	F FF 92 B CU 75 B SL 83 X FF 92 2-1 L9 ③			B CU 75 C SL 86 F SL 87 F FF 93 B FF 94 B SL 85 B SL 86 4-2 3 FC5-4 BB		C SL 85 B FF 91 X CH 83 1-1 FC6-4 23 1B 1-2f ②		1 SAFE B SL 89 B FF 95 F FF 95 S FF 95 X FF 96 2-2 F9 ②		3	0	0	0	1	0	2
23 Marcell Ozuna, R (1, 7) OBP: 0.314, SLG: 0.391		B FF 92 B SL 84 C SL 85 X FF 92 2-1 48 F8 12 CI 1B		B CH 84 B CH 84 C SI 90 1 SAFE X SL 84 2-1 F8 ①		C FF 90 B FF 92 B FF 92 S SL 81 F FF 92 F SL 80 X FF 92 2-2 1-2 1B		B FF 96 S SL 89 B SL 89 C FF 95 F FF 95 F FF 94 X SL 89 2-2 1-2 1B		4	0	3	0	0	0	1
3 Jedd Gyorko, R (1, 5) OBP: 0.330, SLG: 0.408		C FF 91 F FF 92 B CU 74 F SL 83 X SL 85 1-2 L9 ①		X SL 86 0-0 FC5-4 ② 1-2f		C FF 91 F FF 92 S FF 91 0-3 K ③		C FF 96 B FF 95 X FF 96 1-1 F8 ③		4	0	0	0	0	1	6
12 Paul DeJong, R (1, 6) OBP: 0.322, SLG: 0.404		1 SAFE C FF 92 B SL 86 B SL 86 F FF 92 X SL 84 2-2 CI 1-2		C SL 84 S FF 91 F SL 85 D CU 73 F FF 91 B CH 84 S SL 84 2-3 K ③			C FF 98 C FF 99 X SL 83 0-2 G5-3 ①		B FF 94 C FF 94 X FF 94 1-1 34 BB 48 1B 13 BB 1B	3	1	1	0	0	1	1
48 Harrison Bader, R (1, 8) OBP: 0.340, SLG: 0.405		X CU 74 0-0 F8 ② 2-3			C FF 92 B SL 86 B CH 84 X SL 84 2-1 F9 ①		F FF 100 B SL 84 F FF 99 B FF 100 F FF 100 X FF 98 2-2 34 G5-3 1B		B SL 78 C FF 95 X SL 79 1-1 13 BB 34 BB 1-2 1B	4	0	2	0	0	0	2
34 Yairo Muñoz, R (1, 4) OBP: 0.354, SLG: 0.433		B FF 91 F SL 84 S FF 91 C FF 92 1-3 K ③			B CU 76 B FF 92 F SI 91 F SL 86 B FF 92 X SL 85 3-2 F9 ②		B FF 99 B FF 97 C FF 95 1 SAFE C FF 97 B FF 99 F FF 99 F FF 96 F FF 97 3-2 F FF 98 F FF 98 1 SAFE F FF 97 F FF 97 1 SAFE X FF 99 X SL 86 G5-3 ② 1-2		B SL 78 B SL 78 D FF 93 B FF 94 4-0 13 BB 1-2 2-3 BB	3	0	0	0	1	1	3
7 Luke Weaver, R (1, 1) 35 Greg Garcia, L (7, PH) OBP: 0.320, SLG: 0.338 30 Tyler Webb, L (7, 1) 16 Kolten Wong, L (9, PH) OBP: 0.308, SLG: 0.365			C FF 90 B FF 91 X SL 84 1-1 G6-3 ①		B FF 92 S FF 91 C FF 92 B SL 87 F FF 92 X CU 74 2-2 G5-3 ③		B FF 98 C FF 97 B SL 82 F FF 99 F SL 86 S FF 99 2-3 K ③		B SL 78 C FF 94 T SL 78 B CH 87 B SL 78 C SL 77 3-3 K ①	2 1 0 1	0 0 0 0	0 0 0 0	0 0 0 0	0 0 0 0	0 1 0 3	0 1 0 3
Inning Stats	R: 0 E: 0 K: 1 S: 9 H: 0 LOB: 0 BB: 0 P: 15	R: 0 E: 1 K: 1 S: 13 H: 1 LOB: 2 BB: 0 P: 19	R: 0 E: 0 K: 0 S: 5 H: 0 LOB: 0 BB: 0 P: 7	R: 0 E: 0 K: 1 S: 11 H: 0 LOB: 1 BB: 1 P: 19	R: 0 E: 0 K: 0 S: 9 H: 0 LOB: 0 BB: 0 P: 16	R: 0 E: 0 K: 2 S: 15 H: 1 LOB: 2 BB: 1 P: 25	R: 0 E: 0 K: 1 S: 22 H: 1 LOB: 1 BB: 0 P: 29	R: 0 E: 0 K: 0 S: 17 H: 2 LOB: 2 BB: 0 P: 27	R: 1 E: 0 K: 1 S: 10 H: 2 LOB: 2 BB: 2 P: 23	1B: 7 2B: 0 3B: 0 HR: 0 SF: 0 SAC: 0 DP: 1 HBP: 0						WP: 0 PB: 0 SB: 0 CS: 0 PA: 38	

PITCHER		IP	WLS	BF	H	R	ER	SO	BB	IBB	HBP	BLK	WP	HR	S	P	ERA	WHIP
54 Wei-Yin Chen, L ERA: 5.48	(1, 1)	5.2	W	21	1	0	0	4	2	0	0	0	0	0	54	91	0.00	0.529
57 Elieser Hernández, R ERA: 5.73	(6, 1)	0.1	H	2	1	0	0	1	0	0	0	0	0	0	8	10	0.00	3.000
56 Tayron Guerrero, R ERA: 4.09	(7, 1)	1.0	H	4	1	0	0	1	0	0	0	0	0	0	22	29	0.00	1.000
71 Drew Steckenrider, R ERA: 3.42	(8, 1)	1.0	H	5	2	0	0	0	0	0	0	0	0	0	17	27	0.00	2.000
46 Kyle Barraclough, R ERA: 3.45	(9, 1)	0.1	H	5	2	1	1	1	2	0	0	0	0	0	8	21	27.00	12.000

PITCHER		IP	WLS	BF	H	R	ER	SO	BB	IBB	HBP	BLK	WP	HR	S	P	ERA	WHIP
40 Javy Guerra, R ERA: 5.93	(9, 1)	0.2	S	1	0	0	0	0	0	0	0	0	0	0	2	2	0.00	0.000

TOP

St. Louis Cardinals @ Miami Marlins

Marlins Park, Miami, FL

Mon Aug 06 2018, 7:13 PM - 10:15 PM EDT

Att. 8,563 - Partly Cloudy - 86 F

livebaseballscorecards.com

AB	33
R	1
H	7
RBI	1
BB	4
SO	7
LOB	23

Batter	1	2	3	4	5	6	7	8	9	AB	R	H	RBI	BB	SO	LOB
32 Derek Dietrich, L (1, 7) OBP: 0.345, SLG: 0.451 71 Drew Steckenrider, R (8, 1) 19 Miguel Rojas, R (9, 3) OBP: 0.306, SLG: 0.352	C FF 92 B CH 83 X CH 84 1-1 15 1B 2B	S FF 94 B FF 93 C FF 93 F FF 95 B CH 85 C FF 95 2-3 ②	S FF 93 X CH 84 0-1 ③ P6	C FF 90 C FF 90 X CU 76 0-2 ③ P4						4 0 0	1 0 0	1 0 0	0 0 0	0 0 0	1 0 0	2 0 0
15 Brian Anderson, R (1, 9) OBP: 0.368, SLG: 0.420	F FF 93 S FF 93 F FF 93 D CH 84 F FF 94 D CH 85 X CH 85 2-2 41 1B 2-H 1B	B CU 79 X CU 81 1-0 ③ G4-3	S FF 94 B FF 93 B FF 94 S FF 93 F FF 94 X FF 95 2-2 ① G3	C CH 77 B CH 78 F FF 89 X FF 90 1-2 ① P4						4	0	1	1	0	0	0
11 J.T. Realmuto, R (1, 2) OBP: 0.347, SLG: 0.514	C FF 93 1 SAFE D CH 85 B CU 79 1 SAFE C CH 85 B CU 80 F FF 93 C CH 84 3-3 ①	B CU 80 X CU 78 1-0 ① G1-3	F FF 94 X FF 94 0-1 ② F9	C CH 78 B CH 79 S CH 78 X FF 90 1-2 ② F8						4	0	0	0	0	1	1
41 Justin Bour, L (1, 3) OBP: 0.346, SLG: 0.416 46 Kyle Barraclough, R (9, 1) 40 Javy Guerra, R (9, 1)	1 SAFE B FF 93 C FF 92 F FF 92 1 SAFE F FF 95 X CH 84 1-2 13 G6-4-3 1-2 1B	B CH 84 X CH 85 1-0 ② G1-3	X CU 76 0-0 13 1B	B FF 89 F FF 90 B FF 90 S FF 91 B CU 77 X FF 90 3-2 ③ F8						4 0 0	0 0 0	2 0 0	0 0 0	0 0 0	0 0 0	0 0 0
13 Starlin Castro, R (1, 4) OBP: 0.336, SLG: 0.408	C CU 80 X FF 95 0-1 ② ③ G6-4-3 1-2f	B FF 94 X CH 84 1-0 HR	1 SAFE X FF 94 0-0 1-2 1B							3	1	2	1	0	0	2
14 Martín Prado, R (1, 5) OBP: 0.267, SLG: 0.292	C FF 92 B CU 77 X FF 94 1-1 ① G4-3	C FF 93 F FF 95 F FF 97 B CU 81 X CU 80 1-2 ③ L8	B CU 81 X CU 81 1-0 ③ G6-3							3	0	0	0	0	0	2
10 JT Riddle, L (1, 6) OBP: 0.250, SLG: 0.360	B FF 94 F FF 94 F CU 79 F CH 85 B FF 95 F FF 95 X FF 95 2-2 ② G6-3	B FF 94 F FF 94 F FF 93 B FF 95 T FF 93 2-2 ① K	B FF 89 X CU 77 1-0 1B							3	0	1	0	0	1	0
34 Magneuris Sierra, L (1, 8) OBP: 0.231, SLG: 0.282	B CU 80 S CU 78 B FF 94 B FF 92 C FF 92 X FF 92 3-2 ③ G4-3	M FF 94 B FF 93 X CU 80 1-1 2B	1 SAFE X FF 89 0-0 ① B1							3	0	1	0	0	0	1
54 Wei-Yin Chen, R (1, 1) OBP: 0.143, SLG: 0.179 57 Elieser Hernández, R (6, 1) 56 Tayron Guerrero, R (7, 1) 79 Isaac Galloway, R (7, PH) OBP: 0.286, SLG: 0.286 (8, 7)	S FF 91 S CU 79 F FF 93 C FF 93 0-3 ① K	F FF 94 F FF 93 S FF 94 0-3 ② K	F FF 90 1 SAFE 1 SAFE S FF 90 C FF 90 0-3 ② K							2 0 0 1	0 0 0 0	0 0 0 0	0 0 0 0	2 0 0 0	1 0 0 1	1 0 0 1
Inning Stats	R: 1 E: 0 K: 1 S: 17 H: 3 LOB: 1 BB: 0 P: 24	R: 0 E: 0 K: 0 S: 10 H: 0 LOB: 0 BB: 0 P: 16	R: 0 E: 0 K: 2 S: 9 H: 0 LOB: 0 BB: 0 P: 12	R: 1 E: 0 K: 0 S: 7 H: 1 LOB: 0 BB: 0 P: 11	R: 0 E: 0 K: 2 S: 10 H: 1 LOB: 1 BB: 0 P: 13	R: 0 E: 0 K: 0 S: 9 H: 2 LOB: 2 BB: 0 P: 12	R: 0 E: 0 K: 1 S: 8 H: 1 LOB: 1 BB: 0 P: 9	R: 0 E: 0 K: 0 S: 9 H: 0 LOB: 0 BB: 0 P: 14		1B: 5 2B: 2 3B: 0 HR: 1	SF: 0 SAC: 0 DP: 1 HBP: 0			WP: 0 PB: 0 SB: 0 CS: 0	PA: 31

PITCHER		IP	WLS	BF	H	R	ER	SO	BB	IBB	HBP	BLK	WP	HR	S	P	ERA	WHIP
7 Luke Weaver, R ERA: 4.66	(1, 1)	6.0	L	24	7	2	2	5	0	0	0	0	0	1	62	88	3.00	1.167
30 Tyler Webb, L ERA: 5.73	(7, 1)	2.0		7	1	0	0	1	0	0	0	0	0	0	17	23	0.00	0.500

PITCHER	IP	WLS	BF	H	R	ER	SO	BB	IBB	HBP	BLK	WP	HR	S	P	ERA	WHIP

BOTTOM

St. Louis Cardinals @ Miami Marlins

Marlins Park, Miami, FL

Mon Aug 06 2018, 7:13 PM - 10:15 PM EDT

Att. 8,563 - Partly Cloudy - 86 F

livebaseballscorecards.com

AB	31
R	2
H	8
RBI	2
BB	0
SO	6
LOB	10

St. Louis Cardinals @ Miami Marlins

Marlins Park, Miami, FL

Tue Aug 07 2018, 7:12 PM - 9:45 PM EDT

Att. 7,230 - Roof Closed - 77 F

livebaseballscorecards.com

Batter	1	2	3	4	5	6	7	8	9	AB	R	H	RBI	BB	SO	LOB
13 Matt Carpenter, L (1, 3) OBP: 0.393, SLG: 0.594	B SI 92 B SI 92 C SI 92 S CH 86 B FF 93 S CH 86 3-3 K ①		B CU 79 C CH 84 C CH 85 F CH 85 B FF 91 C FF 92 2-3 K ②			B CH 85 B SI 91 X SI 90 2-0 G4-3 ①		B SL 80 F FF 92 B CH 82 B CH 79 C FF 91 X FF 92 3-2 HR		4	1	1	1	0	2	1
4 Yadier Molina, R (1, 2) OBP: 0.326, SLG: 0.458	F SI 93 B CH 87 B FF 94 F FF 92 F FF 93 X SI 93 2-2 G5-3 ②		F CU 78 B CH 84 X FF 92 1-1 F8 ③			C CU 80 B FF 95 F FF 94 X CH 86 1-2 G5-3 ②		B SL 79 F FF 91 F FF 91 S FF 92 1-3 K ②		4	0	0	0	0	1	1
38 José Martínez, R (1, 9) OBP: 0.356, SLG: 0.454 43 Dakota Hudson, R (8, 1) 26 Bud Norris, R (9, 1)	F FF 93 B CU 80 F FF 93 C FF 94 1-3 K ③			B FF 92 B FF 92 X FF 92 2-0 G5-3 ①		B CH 85 C FF 92 B FF 91 F FF 92 F FF 91 B CU 78 X FF 91 3-2 G5-3 ③		C SL 80 S FF 92 B FF 91 F SL 81 F FF 92 B FF 91 F SL 79 B FF 91 X FF 90 3-2 F9 ③		4 0 0	0 0 0	0 0 0	0 0 0	0 0 0	1 0 0	0 0 0
23 Marcell Ozuna, R (1, 7) OBP: 0.315, SLG: 0.392		B FF 93 S CU 78 F CU 79 X FF 93 1-2 1B		C FF 92 F CU 79 X SI 93 0-2 G4-3 ②			B FF 91 S CU 78 S CU 79 B CU 80 X CU 78 2-2 F7 ①		C SL 88 B FF 94 X SL 87 1-1 16 1B 1B	4	0	2	0	0	0	0
3 Jedd Gyorko, R (1, 5) OBP: 0.329, SLG: 0.403		B CU 80 X FF 92 1-0 F9 ①		F FF 92 B CH 87 S CU 80 B CU 81 B CU 78 C FF 91 3-3 K ③			B CU 80 B CH 85 B FF 91 C FF 89 B SI 90 4-1 12 HR BB		C FF 94 C FF 93 X CU 79 0-2 F9 ①	3	1	0	0	1	1	2
12 Paul DeJong, R (1, 6) OBP: 0.324, SLG: 0.421		B SI 92 X FF 92 1-0 L9 ②			B CU 78 B FF 92 X FF 91 2-0 16 G6-3 2B		C SI 90 X CU 78 0-1 1-H HR		C FF 93 F SL 85 S FF 94 0-3 K ②	4	1	2	2	0	1	2
16 Kolten Wong, L (1, 4) OBP: 0.307, SLG: 0.363		C SI 92 B FF 92 S CU 81 F FF 92 1 SAFE B CH 84 B CU 80 X SI 92 3-2 G4-3 ③			S CU 79 B CU 79 D SI 92 X SI 90 2-1 G6-3 ① 2-3		B CH 83 C SI 91 X SI 91 1-1 G4-3 ②		C FF 94 B FF 94 B CU 78 X FF 93 2-1 1-2 1B	4	0	1	0	0	0	2
48 Harrison Bader, R (1, 8) OBP: 0.335, SLG: 0.398			F FF 91 C SI 91 F CU 79 X CU 80 0-2 P5 ①		S CH 85 X FF 92 0-1 P6 ②		B FF 92 F FF 91 B SI 91 B CH 85 X FF 90 3-1 L7 ③		B FF 94 C FF 93 C SL 86 F SL 86 F FF 94 X SL 88 1-2 G4-3 ③	4	0	0	0	0	0	3
39 Miles Mikolas, R (1, 1) OBP: 0.163, SLG: 0.195 34 Yairo Muñoz, R (8, PH) OBP: 0.353, SLG: 0.431 (8, 9)			C FF 92 B CU 80 C CU 78 B FF 92 X FF 91 2-2 1B		F CU 79 S SI 90 B CU 80 S CU 80 1-3 K ③			B FF 92 B FF 90 C FF 91 F FF 91 S FF 90 2-3 K ①		2 1	0 0	1 0	0 0	0 0	1 1	1 0
Inning Stats	R: 0 E: 0 K: 2 S: 10 H: 0 LOB: 0 BB: 0 P: 16	R: 0 E: 0 K: 0 S: 9 H: 1 LOB: 1 BB: 0 P: 15	R: 0 E: 0 K: 1 S: 13 H: 1 LOB: 1 BB: 0 P: 18	R: 0 E: 0 K: 1 S: 7 H: 0 LOB: 0 BB: 0 P: 12	R: 0 E: 0 K: 1 S: 8 H: 1 LOB: 1 BB: 0 P: 13	R: 0 E: 0 K: 0 S: 8 H: 0 LOB: 0 BB: 0 P: 14	R: 2 E: 0 K: 0 S: 10 H: 1 LOB: 0 BB: 1 P: 20	R: 1 E: 0 K: 2 S: 15 H: 1 LOB: 0 BB: 0 P: 24	R: 0 E: 0 K: 1 S: 15 H: 2 LOB: 2 BB: 0 P: 19	1B: 4 2B: 1 3B: 0 HR: 2 SF: 0 SAC: 0 DP: 0 HBP: 0						

PITCHER		IP	WLS	BF	H	R	ER	SO	BB	IBB	HBP	BLK	WP	HR	S	P	ERA	WHIP
49 Pablo López, R ERA: 4.32	(1, 1)	7.0		26	4	2	2	5	1	0	0	0	0	1	65	108	2.57	0.714
57 Elieser Hernández, R ERA: 5.8	(8, 1)	1.0	L	4	1	1	1	2	0	0	0	0	0	1	15	24	9.00	1.000
40 Javy Guerra, R ERA: 5.52	(9, 1)	1.0		5	2	0	0	1	0	0	0	0	0	0	15	19	0.00	2.000

PITCHER	IP	WLS	BF	H	R	ER	SO	BB	IBB	HBP	BLK	WP	HR	S	P	ERA	WHIP

TOP	
AB	34
R	3
H	7
RBI	3
BB	1
SO	8
LOB	12

WP: 0 PB: 0 SB: 0 CS: 0 PA: 35

St. Louis Cardinals @ Miami Marlins

Marlins Park, Miami, FL

Tue Aug 07 2018, 7:12 PM - 9:45 PM EDT

Att. 7,230 - Roof Closed - 77 F

BOTTOM

livebaseballscorecards.com

Batter	1	2	3	4	5	6	7	8	9	AB	R	H	RBI	BB	SO	LOB
32 Derek Dietrich, L (1, 7) OBP: 0.349, SLG: 0.454 79 Isaac Galloway, R (8, PR) (9, 7) OBP: 0.286, SLG: 0.286	B CU 78 F FF 94 B SL 90 S SL 90 X FF 96 2-2 15 G1-3 41 1B 1B		B SL 90 S SL 90 B CU 81 X SI 95 2-1 15 G1-6-3 1B		B SL 88 B CU 79 S SL 89 X FF 95 2-1 ③ P3			B SI 95 F SI 96 X SI 96 1-1 1B		4 0	1 0	3 0	0 0	0 0	0 0	1 0
15 Brian Anderson, R (1, 9) OBP: 0.365, SLG: 0.416	C SI 93 X SI 94 0-1 ① G1-3 1-2		F FF 93 1 SAFE X SI 94 0-1 ② ③ G1-6-3 1-2f			C SL 89 B CU 78 X SL 88 1-1 ① G3-1		1 SAFE X SI 95 0-0 ③ G5-3		4	0	0	0	0	0	3
11 J.T. Realmuto, R (1, 2) OBP: 0.343, SLG: 0.507	C SI 95 B CU 78 T SI 95 F SL 88 B SL 89 X SL 89 2-2 ② F9			X SI 95 0-0 ① G5-3		C SL 88 B CU 78 X SL 89 1-1 ② G6-3			C FF 94 X FC 89 0-1 ① G6-3	4	0	0	0	0	0	1
41 Justin Bour, L (1, 3) OBP: 0.348, SLG: 0.415 2 Yadiel Rivera, R (9, PR) OBP: 0.303, SLG: 0.241	B SL 90 C CU 79 F SL 89 X FF 95 1-2 2-H 1B			B CU 79 C SL 90 C CU 79 X CU 79 1-2 ② G6-3		B CU 80 X SL 89 1-0 ③ G4-3			B FC 89 B SI 94 C SI 95 B SI 95 B FC 91 4-1 13 WP BB	3 0	0 0	1 0	1 0	1 0	0 0	0 0
13 Starlin Castro, R (1, 4) OBP: 0.333, SLG: 0.404	C SI 96 1 SAFE F FF 95 B SL 88 F CU 80 F SL 88 X FF 96 1-2 ③ F8			B FF 95 C FF 94 F SI 94 F FF 96 S SL 90 1-3 ③ K			B SL 89 X SL 88 1-0 ① L9		B SI 92 C FF 94 S FC 90 1 SAFE B FC 91 X FC 90 2-2 ② G5-3 1-2	4	0	0	0	0	1	2
10 JT Riddle, L (1, 6) OBP: 0.250, SLG: 0.368		L SL 88 X SI 94 0-1 ① G1-3			B SI 94 F SL 90 F SL 88 F CU 79 B CU 80 X SL 89 2-2 19 1B 3B		C SI 92 B SI 95 F SI 95 X CU 79 1-2 ② G6-3		C SI 94 F FC 90 F SI 95 S SL 84 0-3 ③ K2-3	4	1	1	0	0	1	2
19 Miguel Rojas, R (1, 5) OBP: 0.306, SLG: 0.352		X FF 94 0-0 ② G6-3			X SI 95 0-0 34 FC4-6 3-H 1B		B FF 94 C SL 87 F CU 78 X FF 94 1-2 ③ P6			3	0	1	1	0	0	0
34 Magneuris Sierra, L (1, 8) OBP: 0.214, SLG: 0.262		S SL 90 X FF 94 0-1 ③ G5-3			1 SAFE C SI 92 F SL 89 B FF 92 X CU 79 1-2 ① FC4-6 49 SH1-3 1-2f			M SI 94 X SI 94 0-1 ① B2-3		3	0	0	0	0	0	1
49 Pablo López, L (1, 1) OBP: 0.250, SLG: 0.182 57 Elieser Hernández, R (8, 1) 14 Martín Prado, R (8, PH) OBP: 0.266, SLG: 0.291 40 Javy Guerra, R (9, 1)			B SI 94 X SL 89 1-0 ① G4-3		L SI 91 1 SAFE X FF 92 0-1 ② SH1-3 1-2			C SI 95 X SL 90 0-1 ② F8		1 0 1 0	0 0 0 0	0 0 0 0	0 0 0 0	0 0 0 0	0 0 0 0	0 0 0 0
Inning Stats	R: 1 E: 0 K: 0 S: 17 H: 2 LOB: 1 BB: 0 P: 23	R: 0 E: 0 K: 0 S: 5 H: 0 LOB: 0 BB: 0 P: 5	R: 0 E: 0 K: 0 S: 5 H: 1 LOB: 0 BB: 0 P: 8	R: 0 E: 0 K: 1 S: 8 H: 0 LOB: 0 BB: 0 P: 10	R: 1 E: 0 K: 0 S: 12 H: 2 LOB: 1 BB: 0 P: 17	R: 0 E: 0 K: 0 S: 5 H: 0 LOB: 0 BB: 0 P: 8	R: 0 E: 0 K: 0 S: 7 H: 0 LOB: 0 BB: 0 P: 10	R: 0 E: 0 K: 0 S: 7 H: 1 LOB: 1 BB: 0 P: 8	R: 0 E: 0 K: 1 S: 10 H: 0 LOB: 2 BB: 1 P: 16	1B: 5 2B: 0 3B: 1 HR: 0 SF: 0 SAC: 1 DP: 1 HBP: 0						

	AB	31
	R	2
	H	6
	RBI	2
	BB	1
	SO	2
	LOB	10

WP: 1 PA: 33
PB: 0
SB: 0
CS: 0

PITCHER		IP	WLS	BF	H	R	ER	SO	BB	IBB	HBP	BLK	WP	HR	S	P	ERA	WHIP
39 Miles Mikolas, R ERA: 2.74	(1, 1)	7.0	W	25	5	2	2	1	0	0	0	0	0	0	59	81	2.57	0.714
43 Dakota Hudson, R ERA:	(8, 1)	1.0	H	4	1	0	0	0	0	0	0	0	0	0	7	8	0.00	1.000
26 Bud Norris, R ERA: 2.87	(9, 1)	1.0	S	4	0	0	0	1	1	0	0	0	1	0	10	16	0.00	1.000

PITCHER	IP	WLS	BF	H	R	ER	SO	BB	IBB	HBP	BLK	WP	HR	S	P	ERA	WHIP

St. Louis Cardinals @ Miami Marlins

Marlins Park, Miami, FL

Wed Aug 08 2018, 7:11 PM - 9:52 PM EDT

Att. 7,306 - Roof Closed - 78 F

TOP

livebaseballscorecards.com

Batter	1	2	3	4	5	6	7	8	9	AB	R	H	RBI	BB	SO	LOB
13 Matt Carpenter, L (1, 3) OBP: 0.393, SLG: 0.598	C FF 90 C FF 90 S CH 83 0-3 ① K		C FF 90 B FF 90 F CH 84 B CH 82 X CH 82 2-2 ② F9			B CH 83 B FF 91 B CH 83 C FF 90 X CH 84 3-1 HR		B FF 94 X FF 94 1-0 ① F8	0-0 4 2B IBB	4	2	1	1	1	1	0
4 Yadier Molina, R (1, 2) OBP: 0.329, SLG: 0.472	F FF 90 X FF 90 0-1 HR		C FF 90 B CH 84 C CH 82 F CH 83 B FF 92 X FF 91 2-2 ③ L9			B SL 82 S CH 84 B FF 92 S FF 91 B FF 91 X CH 84 3-2 ② L6		B FF 93 T FF 94 B SL 80 F FF 94 H FF 94 3-2 38 CS HBP	B SL 89 X FF 93 1-0 1-H 2-H 2B	4	1	2	3	0	0	0
38 José Martínez, R (1, 9) OBP: 0.358, SLG: 0.453 48 Harrison Bader, R (8, PR) OBP: 0.333, SLG: 0.396 (8, 8)	C FF 91 F CH 84 F CH 83 C FF 91 0-3 ② K			T CH 82 C FF 90 S CH 83 0-3 ① K		B SL 82 B FF 91 B FF 91 B FF 90 4-0 23 2B BB		C FF 92 B SL 78 1 SAFE S SL 80 X SL 79 1-2 ② 23 S 12 2B 1B	S FF 94 F SL 90 B FF 94 S CU 80 1-3 ③ K	3 1	1 1	1 0	0 0	1 0	2 1	0 1
23 Marcell Ozuna, R (1, 7) OBP: 0.317, SLG: 0.394	S CH 82 B CH 83 X FF 91 1-1 ③ P4			X SL 81 0-0 ② G5-3		C CH 82 B FF 90 D SL 81 B FF 91 S CH 83 F CH 83 X CH 83 3-2 1-H 2B		D FF 93 1-0 1-2 12 2B IBB		3	1	1	1	1	0	0
12 Paul DeJong, R (1, 6) OBP: 0.323, SLG: 0.422		B FF 90 F FF 90 B CH 81 B FF 90 X FF 91 3-1 ① P4		B FF 90 S CH 83 B CH 84 X FF 91 2-1 ③ F7		B SL 86 S CH 86 D FF 94 B CH 87 X FF 94 3-1 ③ P3		B FF 93 C SL 79 X SL 78 1-1 1-H 2-H 2B		4	0	1	2	0	0	1
34 Yairo Muñoz, R (1, 5) OBP: 0.351, SLG: 0.432		B FF 90 X FF 90 1-0 16 CS 2B			S CH 82 S CH 83 F CH 83 C FF 90 0-3 ① K		F FF 93 B FF 89 S FF 89 F SL 85 S FF 94 1-3 ① K	F FF 94 C CH 87 F SL 78 X CH 88 0-2 ③ G6-3		4	0	1	0	0	2	2
16 Kolten Wong, L (1, 4) OBP: 0.313, SLG: 0.370		B CH 82 F CH 83 B FF 91 B FF 92 C FF 92 F FF 91 F CH 83 B CH 83 4-2 ② 2-3 BB			C SL 80 C FF 90 S CH 83 0-3 ② K		B FF 93 X FF 93 1-0 3 FC5-4 1B		C FF 93 B CU 81 B CU 80 C FF 92 X FF 93 2-2 4 2B 2B	3	1	2	0	1	1	0
28 Adolis García, R (1, 8) (8, 9)		C FF 91 S CH 83 F CH 83 B FF 91 B FF 92 1 SAFE S CH 83 2-3 ③ K			S CH 82 C FF 91 F FF 90 S FF 92 0-3 ③ K		D FF 91 1 SAFE B FF 93 B FF 94 C FF 92 1 SAFE X FF 94 3-1 ② P4		B FF 92 F FF 92 D SL 90 F FF 94 X SL 90 2-2 ① G6-3	4	0	0	0	0	2	3
53 John Gant, R (1, 1) 3 Jedd Gyorko, R (7, PH) OBP: 0.328, SLG: 0.402 40 Chasen Shreve, L (7, 1) 43 Dakota Hudson, R (7, 1) 35 Greg Garcia, L (9, PH) OBP: 0.318, SLG: 0.336 59 Mike Mayers, R (9, 1)			C FF 90 B SL 82 B FF 90 X FF 91 2-1 ① G6-3			C FF 89 B CH 82 S SL 80 F CH 82 B FF 90 B FF 90 F FF 90 X FF 91 3-2 ① F9	S CH 86 B CH 86 F SL 85 X FF 94 1-2 ③ FC5-4 1-2f		C FF 93 S CU 80 B CU 81 S FF 94 1-3 ② K	2 1 0 0 1 0	0 0 0 0 0 0	0 0 0 0 0 0	0 0 0 0 0 0	0 0 0 0 1 0	0 1 0 0 0 0	0 1 0 0 1 0
Inning Stats	R: 1 E: 0 K: 2 S: 11 H: 1 LOB: 0 BB: 0 P: 12	R: 0 E: 0 K: 1 S: 11 H: 1 LOB: 1 BB: 1 P: 21	R: 0 E: 0 K: 0 S: 9 H: 0 LOB: 0 BB: 0 P: 15	R: 0 E: 0 K: 1 S: 6 H: 0 LOB: 0 BB: 0 P: 8	R: 0 E: 0 K: 3 S: 11 H: 0 LOB: 0 BB: 0 P: 11	R: 2 E: 0 K: 0 S: 16 H: 2 LOB: 1 BB: 1 P: 35	R: 0 E: 0 K: 1 S: 10 H: 1 LOB: 1 BB: 0 P: 16	R: 2 E: 0 K: 0 S: 12 H: 2 LOB: 2 BB: 1 P: 19	R: 2 E: 0 K: 2 S: 13 H: 2 LOB: 1 BB: 1 P: 20	1B: 2 2B: 5 3B: 0 HR: 2 SF: 0 SAC: 0 DP: 0 HBP: 1						

AB	34
R	7
H	9
RBI	7
BB	4
SO	10
LOB	9

WP: 0 PA: 39
PB: 0
SB: 1
CS: 2

PITCHER		IP	WLS	BF	H	R	ER	SO	BB	IBB	HBP	BLK	WP	HR	S	P	ERA	WHIP
36 Trevor Richards, R ERA: 3.98	(1, 1)	5.2	L	22	4	3	3	7	2	0	0	0	0	2	62	97	4.76	1.059
66 Jarlín García, L ERA: 4.47	(6, 1)	1.1		5	1	0	0	1	0	0	0	0	0	0	12	21	0.00	0.750
46 Kyle Barraclough, R ERA: 3.75	(8, 1)	1.0		6	2	2	2	0	0	1	1	0	0	0	12	19	18.00	2.000
53 Brett Graves, R ERA: 8.1	(9, 1)	1.0		6	2	2	2	2	0	1	0	0	0	0	13	20	18.00	2.000

PITCHER	IP	WLS	BF	H	R	ER	SO	BB	IBB	HBP	BLK	WP	HR	S	P	ERA	WHIP

Batter	1	2	3	4	5	6	7	8	9	AB	R	H	RBI	BB	SO	LOB
32 Derek Dietrich, L (1, 7) OBP: 0.346, SLG: 0.450	X SI 93 0-0 ① F7		C SI 92 F SL 83 F CH 81 F FF 96 X CH 82 0-2 ① F9			C CU 75 B CH 82 F FF 94 S FF 95 1-3 ① K			C FF 96 B SL 89 C SL 88 F SL 88 S FF 98 1-3 ① K	4	0	0	0	0	2	0
15 Brian Anderson, R (1, 9) OBP: 0.364, SLG: 0.417	C SI 94 X SI 95 0-1 ② G6-3		C SI 95 B SI 95 B SI 95 F CH 82 X FF 95 2-2 ② L8			B CU 77 C CU 77 X CH 81 1-1 ② F8			B SL 88 C FF 96 F FF 97 F SL 89 B SL 87 F SL 88 F FF 98 X FF 98 2-2 2B	4	0	1	0	0	0	0
11 J.T. Realmuto, R (1, 2) OBP: 0.340, SLG: 0.501	B SI 94 F SI 94 C CH 82 S SL 86 1-3 ③ K		F CH 82 C CH 81 B SL 84 F C SL 84 1-3 ③ K			X SI 95 0-0 ③ P2			C FF 96 S SL 89 D SL 89 X SL 89 1-2 ② G6-3	4	0	0	0	0	2	1
41 Justin Bour, L (1, 3) OBP: 0.347, SLG: 0.412		B SI 93 B CH 81 B CH 82 C SI 94 F SI 94 B FF 95 4-2 13 FC6-4 BB		B CU 76 X CH 83 1-0 ① G6-3			C FF 93 B FS 85 S SL 86 S SL 87 1-3 ① K		X FF 98 0-0 ③ G4-3	3	0	0	0	1	1	1
13 Starlin Castro, R (1, 4) OBP: 0.331, SLG: 0.401		X SI 94 0-0 ① FC6-4 14 1B 19 1B 1-2f		C SI 94 F SI 95 T SL 84 0-2 ② K			B SI 95 C SL 90 B CU 87 X SI 94 2-1 ② G6-3			3	1	0	0	0	1	1
14 Martín Prado, R (1, 5) OBP: 0.267, SLG: 0.291		C SI 94 X SI 95 0-1 19 1B 1-3 1B		C SI 95 X SI 95 0-1 ③ G4-3			B SI 95 C SI 94 B SL 90 S SL 90 X CU 86 2-2 ③ G6-3			3	0	1	0	0	0	0
19 Miguel Rojas, R (1, 6) OBP: 0.307, SLG: 0.351		B SL 85 B CH 81 1 SAFE B SL 85 F SI 94 X SL 84 3-1 1-2 1B 3-H			C CH 82 X SI 94 0-1 ① P3			B SI 93 C SI 94 X SL 90 1-1 ① L8		3	0	1	1	0	0	0
34 Magneuris Sierra, L (1, 8) OBP: 0.200, SLG: 0.244		S FF 94 X CH 83 0-1 ② L3			C SI 95 F FF 94 B FF 96 X CU 79 1-2 ② G5-3			C SI 94 B SI 94 F SL 91 X SI 95 1-2 ② L6		3	0	0	0	0	0	2
36 Trevor Richards, R (1, 1) OBP: 0.130, SLG: 0.091 66 Jarlín García, L (6, 1) 46 Kyle Barraclough, R (8, 1) 10 JT Riddle, L (8, PH) OBP: 0.249, SLG: 0.366 53 Brett Graves, R (9, 1)		X SI 94 0-0 ③ G3			B SI 93 C SI 94 X SI 94 1-1 ③ G3			B SI 94 X SI 94 1-0 ③ L8		2 0 0 1 0	0 0 0 0 0	0 0 0 0 0	0 0 0 0 0	0 0 0 0 0	0 0 0 0 0	2 0 0 0 0
Inning Stats	R: 0 E: 0 K: 1 S: 6 H: 0 LOB: 0 BB: 0 P: 7	R: 1 E: 0 K: 0 S: 10 H: 2 LOB: 2 BB: 1 P: 17	R: 0 E: 0 K: 1 S: 12 H: 0 LOB: 0 BB: 0 P: 15	R: 0 E: 0 K: 1 S: 6 H: 0 LOB: 0 BB: 0 P: 7	R: 0 E: 0 K: 0 S: 7 H: 0 LOB: 0 BB: 0 P: 9	R: 0 E: 0 K: 1 S: 6 H: 0 LOB: 0 BB: 0 P: 8	R: 0 E: 0 K: 1 S: 8 H: 0 LOB: 0 BB: 0 P: 13	R: 0 E: 0 K: 0 S: 6 H: 0 LOB: 0 BB: 0 P: 9	R: 0 E: 0 K: 1 S: 14 H: 1 LOB: 1 BB: 0 P: 18	1B: 2 2B: 1 3B: 0 HR: 0 SF: 0 SAC: 0 DP: 0 HBP: 0						

PITCHER		IP	WLS	BF	H	R	ER	SO	BB	IBB	HBP	BLK	WP	HR	S	P	ERA	WHIP
53 John Gant, R ERA: 3.89	(1, 1)	6.0	W	21	2	1	1	4	1	0	0	0	0	0	47	63	1.50	0.500
40 Chasen Shreve, L ERA: 4.2	(7, 1)	0.1	H	1	0	0	0	1	0	0	0	0	0	0	3	4	0.00	0.000
43 Dakota Hudson, R ERA:	(7, 1)	1.2	H	5	0	0	0	0	0	0	0	0	0	0	11	18	0.00	0.000
59 Mike Mayers, R ERA: 3.51	(9, 1)	1.0		4	1	0	0	1	0	0	0	0	0	0	14	18	0.00	1.000

PITCHER	IP	WLS	BF	H	R	ER	SO	BB	IBB	HBP	BLK	WP	HR	S	P	ERA	WHIP

BOTTOM

St. Louis Cardinals @ Miami Marlins

Marlins Park, Miami, FL

Wed Aug 08 2018, 7:11 PM - 9:52 PM EDT

Att. 7,306 - Roof Closed - 78 F

St.

livebaseballscorecards.com

AB	30
R	1
H	3
RBI	1
BB	1
SO	6
LOB	7

MIAMI

WP: 0 PA: 31
PB: 0
SB: 0
CS: 0

New York Mets @ Miami Marlins

Marlins Park, Miami, FL

Fri Aug 10 2018, 7:12 PM - 9:54 PM EDT

Att. 6,993 - Roof Closed - 76 F

TOP

livebaseballscorecards.com

Batter	1	2	3	4	5	6	7	8	9	AB	R	H	RBI	BB	SO	LOB
1 Amed Rosario, R (1, 6) OBP: 0.278, SLG: 0.349	B SI 95 B SI 95 C SI 95 X SI 95 2-1 1B		C SI 96 X CU 86 0-1 ② G4-3		F SI 96 X SI 96 0-1 1B	B FC 89 S FF 93 B FF 94 F FC 90 X SI 93 2-2 ③ 1-3 2-H 3-H 1B		C FF 94 B FF 94 F CU 82 T FF 94 1-2 ③ K		5	0	3	2	0	1	1
68 Jeff McNeil, L (1, 4) OBP: 0.396, SLG: 0.467	1 SAFE F SI 95 X CH 87 0-1 ① F8		X SI 94 0-0 4 1B 30 1B 1B		1 SAFE B CH 90 X CH 90 1-0 ② P6		C SL 84 B FF 92 X FF 94 1-1 ① G6-3		F FF 94 X SL 90 0-1 ① L6	5	1	1	0	0	0	2
4 Wilmer Flores, R (1, 3) OBP: 0.330, SLG: 0.450	1 SAFE C SI 96 S SI 95 B SL 84 B CU 84 X CH 90 2-2 ② P3		B SL 84 1 SAFE B SL 84 X SI 95 2-0 30 1B 1-3 1B		B SI 96 1 SAFE B CH 91 B SI 94 C SI 95 X SI 95 3-1 ③ L5		C FF 93 B SL 84 B CH 87 X FF 93 2-1 ② P6		F FF 94 B CH 86 F CH 86 F FF 97 B SL 89 X CH 87 2-2 2B	5	0	2	0	0	0	2
30 Michael Conforto, L (1, 7) OBP: 0.351, SLG: 0.393	B SI 96 1 SAFE S CH 90 F CH 90 B SI 95 X CH 90 2-2 ③ F8		B SL 85 B SI 94 B CH 90 C SI 96 T SL 88 F SL 89 X SI 96 3-2 1-2 3-H 1B			B CH 87 F SI 93 C SL 86 F SL 88 B SI 95 B SL 86 B CH 91 4-2 21 1B 9 G4-3 16 1B BB	B SL 86 B FF 94 X FF 92 2-0 ③ G3		F FF 95 C SL 87 B SL 86 B SL 88 S SL 89 2-3 ② K	4	1	1	1	1	1	2
9 Brandon Nimmo, L (1, 9) OBP: 0.373, SLG: 0.469		X SI 94 0-0 ① G4-3	B SL 86 2 SAFE S SI 95 B SL 86 F CH 89 B SI 95 X CH 89 3-2 ③ F8			B SI 94 B SI 94 C SI 94 C SL 87 F SI 96 B SI 95 X SI 96 3-2 ① 1-2 G4-3		B SL 89 B SL 89 C FF 92 F FF 92 S FF 93 2-3 ① K	B SL 87 B FF 95 C FF 96 C FF 96 B SL 88 S SL 88 3-3 ③ K	5	0	0	0	0	2	4
21 Todd Frazier, R (1, 5) OBP: 0.297, SLG: 0.368		C SI 95 C SL 84 C SI 96 0-3 ② K		B CU 83 S CH 87 B SI 96 X SL 86 2-1 ① G2-3		C SL 84 S SL 86 D CH 91 X SI 96 1-2 16 1B 1 1B 2-3 1B		C FF 93 F SL 87 X FF 95 0-2 16 2B 26 1B 1B		4	2	2	0	0	1	0
16 Austin Jackson, R (1, 8) OBP: 0.348, SLG: 0.378		X SI 96 0-0 1B		B SI 95 B CH 90 B CH 89 C SI 95 F SI 95 S CH 91 3-3 ② K		D SI 95 B CH 89 S CH 88 B SI 95 X SI 96 3-1 26 HBP 1 1B 1-3 3-H 1B		C SL 88 S SL 85 X CU 78 0-2 1-3 26 1B 2B		4	2	3	1	0	1	0
26 Kevin Plawecki, R (1, 2) OBP: 0.333, SLG: 0.370		B SI 96 F SI 96 X SL 85 1-1 ③ L8		X SL 88 0-0 ③ F7		H SI 93 1-0 1 1B 1-2 HBP		F FF 94 X CU 82 0-1 2-H 3-H 1B		3	0	1	2	0	0	1
45 Zack Wheeler, L (1, 1) OBP: 0.190, SLG: 0.244			C SI 94 F SL 85 T SI 95 0-2 ① K		X SI 94 0-0 ① G3	S FF 93 C SI 92 S FC 91 0-3 ② K		C C FF 94 B FF 94 S CU 78 1-3 ② K		3	0	0	0	0	2	3
7 José Reyes, S (8, PH) OBP: 0.259, SLG: 0.280										1	0	0	0	0	1	1
67 Seth Lugo, R (8, 1) OBP: 0.167, SLG: 0.091										0	0	0	0	0	0	0
39 Jerry Blevins, L (9, 1)										0	0	0	0	0	0	0
62 Drew Smith, R (9, 1)										0	0	0	0	0	0	0
Inning Stats	R: 0 E: 0 K: 0 S: 10 H: 1 LOB: 1 BB: 0 P: 16	R: 0 E: 0 K: 1 S: 7 H: 1 LOB: 1 BB: 0 P: 8	R: 1 E: 0 K: 1 S: 14 H: 3 LOB: 2 BB: 0 P: 22	R: 0 E: 0 K: 1 S: 6 H: 0 LOB: 0 BB: 0 P: 11	R: 0 E: 0 K: 0 S: 6 H: 1 LOB: 1 BB: 0 P: 10	R: 3 E: 0 K: 1 S: 18 H: 3 LOB: 2 BB: 1 P: 32	R: 0 E: 0 K: 0 S: 5 H: 0 LOB: 0 BB: 0 P: 10	R: 2 E: 0 K: 3 S: 17 H: 3 LOB: 1 BB: 0 P: 21	R: 0 E: 0 K: 2 S: 12 H: 1 LOB: 1 BB: 0 P: 19	1B: 11 2B: 2 3B: 0 HR: 0 SF: 0 SAC: 0 DP: 0 HBP: 1						

AB	39
R	6
H	13
RBI	6
BB	1
SO	9
LOB	16

WP: 0 PB: 0 SB: 0 CS: 0 PA: 41

PITCHER		IP	WLS	BF	H	R	ER	SO	BB	IBB	HBP	BLK	WP	HR	S	P	ERA	WHIP
62 José Ureña, R ERA: 4.74	(1, 1)	5.1	L	25	8	4	4	3	1	0	0	0	0	0	55	90	6.75	1.688
55 Drew Rucinski, R ERA: 3.0	(6, 1)	0.2		3	1	0	0	1	0	0	1	0	0	0	6	9	0.00	1.500
66 Jarlín García, L ERA: 4.39	(7, 1)	1.0		3	0	0	0	0	0	0	0	0	0	0	5	10	0.00	0.000
40 Javy Guerra, R ERA: 6.32	(8, 1)	1.0		6	3	2	2	3	0	0	0	0	0	0	17	21	18.00	3.000
61 Adam Conley, L ERA: 3.34	(9, 1)	1.0		4	1	0	0	2	0	0	0	0	0	0	12	19	0.00	1.000

PITCHER	IP	WLS	BF	H	R	ER	SO	BB	IBB	HBP	BLK	WP	HR	S	P	ERA	WHIP

BOTTOM

New York Mets @ Miami Marlins

Marlins Park, Miami, FL

Fri Aug 10 2018, 7:12 PM - 9:54 PM EDT
Att. 6,993 - Roof Closed - 76 F

livebaseballscorecards.com

Batter	1	2	3	4	5	6	7	8	9	AB	R	H	RBI	BB	SO	LOB
34 Magneuris Sierra, L (1, 8) OBP: 0.184, SLG: 0.224	L FF 95 X FF 96 0-1 ① G5-3		T SI 96 C FF 96 D CU 78 F FF 97 D CU 80 F FS 90 B FC 90 X FF 97 3-2 ③ L7			B CU 75 C FF 95 X FF 94 1-1 ① G1-3		F FF 93 S CU 80 X FF 95 0-2 ① G5-3		4	0	0	0	0	0	1
15 Brian Anderson, R (1, 9) OBP: 0.363, SLG: 0.414	B SI 95 S FC 91 B SI 95 C SI 97 S FS 90 2-3 ② K			B FF 94 F CU 78 B FF 97 B FC 88 B FF 96 4-1 32 WP BB		S FC 87 B SI 96 S FF 96 F CU 79 F SI 96 B CU 80 F FS 90 B FC 89 S CU 79 3-3 ② K		C CU 80 B FF 96 X CH 88 1-1 ② G5-3		3	0	0	0	1	2	0
11 J.T. Realmuto, R (1, 2) OBP: 0.339, SLG: 0.501	C FF 97 B SI 96 B FC 91 B FF 97 S FC 90 S CU 81 3-3 ③ K			C SI 96 C SI 95 B FS 89 1 SAFE F FC 90 F SI 96 X CH 90 1-2 ① F8		C CU 79 X CU 78 0-1 2B		B SL 90 B SI 96 B FF 95 C SI 93 S SL 88 F FF 94 X CU 80 3-2 ③ F9		4	0	1	0	0	1	1
32 Derek Dietrich, L (1, 3) OBP: 0.345, SLG: 0.446		C FF 95 F FS 88 B FS 90 S FC 90 1-3 ① K		S FC 90 B CH 88 F FF 96 B CU 79 B FC 89 S CU 79 3-3 ② K 1-2		B FF 97 F CH 88 F FC 89 X FF 97 1-2 ③ F7			H FF 89 1-0 13 G1-4-3 HBP	3	0	0	0	0	2	2
13 Starlin Castro, R (1, 4) OBP: 0.329, SLG: 0.398		B FC 90 C SI 96 B FF 97 B FC 90 X FF 97 3-1 ② F9		B FC 90 S CU 78 X FF 96 1-1 ③ G5-3			C FF 94 B FC 90 S CH 86 F FF 96 B CU 79 B FS 91 S CU 80 3-3 ① K		C FF 96 F CU 80 X FF 98 0-2 ①② G1-4-3 1-2f	4	0	0	0	0	1	2
14 Martín Prado, R (1, 5) OBP: 0.272, SLG: 0.292		C FF 96 X FF 96 0-1 ③ L9		C SI 95 B FC 90 F SI 95 X FS 89 1-2 52 FC3-6 1B			B FF 94 F SI 96 C CU 78 S FF 96 1-3 ② K		B FF 97 B FF 96 B FF 96 D FF 96 4-0 52 DI BB	3	0	1	0	1	1	0
52 Rafael Ortega, L (1, 7) OBP: 0.250, SLG: 0.250			C SI 93 X FF 93 0-1 ① P5	X FF 94 0-0 ① FC3-6 19 G4-3 1-2f			C FF 93 X CH 88 0-1 19 HR 1B		C FF 97 F FF 97 D CU 81 B FF 98 X FF 97 2-2 ③ G3 1-2	4	1	1	0	0	0	2
19 Miguel Rojas, R (1, 6) OBP: 0.307, SLG: 0.359			C FF 94 B FC 90 X SI 95 1-1 E6 62 SH3-4	1 SAFE 1 SAFE B SI 96 1 SAFE F SI 95 X SI 96 1-1 ② G4-3 1-2			B SI 95 1 SAFE X SI 94 1-0 1-H HR			3	1	1	2	0	0	1
62 José Ureña, R (1, 1) OBP: 0.059, SLG: 0.088 55 Drew Rucinski, R (6, 1) 66 Jarlín García, L (7, 1) 10 JT Riddle, L (7, PH) OBP: 0.248, SLG: 0.364 40 Javy Guerra, R (8, 1) 61 Adam Conley, L (9, 1)			B CU 79 L FF 95 1 SAFE X SI 96 1-1 ② SH3-4 1-2	S FC 88 X FC 90 0-1 ③ P4			C SI 95 S CH 91 F CU 80 B FF 96 S FC 90 1-3 ③ K			1 0 0 1 0 0	0 0 0 0 0 0	0 0 0 0 0 0	0 0 0 0 0 0	0 0 0 1 0 0	0 0 0 0 0 0	1 0 0 0 0 0
Inning Stats	R: 0 E: 0 K: 2 S: 8 H: 0 LOB: 0 BB: 0 P: 13	R: 0 E: 0 K: 1 S: 7 H: 0 LOB: 0 BB: 0 P: 11	R: 0 E: 1 K: 0 S: 11 H: 0 LOB: 1 BB: 1 P: 16	R: 0 E: 0 K: 1 S: 11 H: 0 LOB: 1 BB: 1 P: 20	R: 0 E: 0 K: 0 S: 8 H: 1 LOB: 1 BB: 0 P: 10	R: 0 E: 0 K: 1 S: 13 H: 1 LOB: 1 BB: 0 P: 18	R: 2 E: 0 K: 3 S: 14 H: 2 LOB: 0 BB: 0 P: 20	R: 0 E: 0 K: 0 S: 9 H: 0 LOB: 0 BB: 0 P: 13	R: 0 E: 0 K: 0 S: 6 H: 0 LOB: 1 BB: 1 P: 13	1B: 2 2B: 1 3B: 0 HR: 1 SF: 0 SAC: 1 DP: 1 HBP: 1				WP: 1 PB: 0 SB: 0 CS: 0		PA: 34

	AB	30
	R	2
	H	4
	RBI	2
	BB	2
	SO	8
	LOB	10

PITCHER		IP	WLS	BF	H	R	ER	SO	BB	IBB	HBP	BLK	WP	HR	S	P	ERA	WHIP
45 Zack Wheeler, R ERA: 3.82	(1, 1)	7.0	W	27	4	2	2	8	1	0	0	0	1	1	72	108	2.57	0.714
67 Seth Lugo, R ERA: 2.8	(8, 1)	1.0		3	0	0	0	0	0	0	0	0	0	0	9	13	0.00	0.000
39 Jerry Blevins, L ERA: 3.94	(9, 1)	0.0		1	0	0	0	0	0	0	1	0	0	0	0	1	∞	∞
62 Drew Smith, R ERA: 2.25	(9, 1)	1.0		3	0	0	0	0	1	0	0	0	0	0	6	12	0.00	1.000

PITCHER	IP	WLS	BF	H	R	ER	SO	BB	IBB	HBP	BLK	WP	HR	S	P	ERA	WHIP

Batter	1	2	3	4	5	6	7	8	9	10	11	AB	R	H	RBI	BB	SO	LOB
1 Amed Rosario, R (1, 6) OBP: 0.277, SLG: 0.350	B FF 90 B FF 91 F FF 91 S SL 84 X SL 84 2-2 ① L4		C FF 91 B SL 85 F SL 85 X FF 91 1-2 68 PO 2B		M SL 84 S SL 83 F SL 81 X FF 90 0-2 ① G6-3		B FF 99 F FF 99 B FF 99 F FF 97 X SL 84 2-2 ① G4-3			F FF 93 F FC 90 F FC 89 B SL 85 B FC 89 F FC 89 X FF 93 2-2 ① L8		5	0	1	0	0	0	0
68 Jeff McNeil, L (1, 4) OBP: 0.362, SLG: 0.420	C FF 91 F CH 83 F FF 91 B CH 85 X SL 84 1-2 ② G6-3		2 SAFE 0-0 ③ PO 2-3	B SL 81 X FF 90 1-0 ① F9	S CH 84 X CH 84 0-1 ② F8		S FF 99 S FF 99 X FF 100 0-2 ② L8			B FF 92 F FF 93 B FC 90 X SI 93 2-1 ② F7		5	0	0	0	0	0	0
4 Wilmer Flores, R (1, 3) OBP: 0.334, SLG: 0.458	B SL 86 B FF 91 S FF 92 C FF 92 S SL 85 2-3 ③ K			B FF 91 X FF 90 1-0 ① 9 BB 21 2B 2B	C FF 90 F SL 85 B FF 91 F FF 91 B FF 91 F SL 85 H CH 84 3-2 ③ 30 1B HBP		C FF 102 C FF 103 F FF 102 B SL 87 B SL 85 X FF 103 2-2 ③ F9			C FF 93 F SI 92 B CH 85 X CH 86 1-2 2B		4	1	2	0	0	1	0
30 Michael Conforto, L (1, 7) OBP: 0.356, SLG: 0.394		C FF 90 F FF 90 B SL 84 B SL 85 S FF 92 2-3 ① K		F SL 84 F CH 84 B CH 85 B FF 91 F FF 91 B SL 85 D SL 84 4-2 ① 9 BB 21 2B BB	1 SAFE C SL 84 X SL 84 0-1 ② 1-2 1B			C FF 94 B FF 95 F SL 88 B SL 87 B FF 96 B FF 95 4-2 ① 9 G4-6-3 BB			0-0 ① IBB	2	1	1	0	3	1	0
9 Brandon Nimmo, L (1, 8) OBP: 0.371, SLG: 0.464		C SL 83 S CH 85 B FF 91 B SL 85 B FF 91 C SL 86 3-3 ② K		B SI 90 B SL 82 B SL 84 C FF 90 C SL 84 B SL 84 4-2 ① 21 2B 1-2 2-3 BB	B CU 79 X FF 89 1-0 ③ G3			C FF 95 C FF 95 X SL 89 0-2 ①② G4-6-3 1-2f		S FC 90 F SI 93 F FF 93 B CH 85 B FC 90 F FF 93 F FC 90 F FF 94 X SI 93 2-2 ③ G1-3		4	1	0	0	1	1	5
21 Todd Frazier, R (1, 5) OBP: 0.299, SLG: 0.370		B SI 92 B SI 91 C SL 86 B SI 92 D SL 87 4-1 ① 11 S BB		B SL 85 C SL 85 F FF 91 X CH 85 1-2 1-H 2-H 3-H 2B		C FF 92 B SL 80 B FF 93 X FF 91 2-1 ① F9		C SL 85 B SL 84 S CH 86 S CH 86 1-3 ③ K			C CU 80 B SL 88 B FF 92 C FF 92 X FF 94 2-2 ① F8	4	0	1	3	1	1	0
11 José Bautista, R (1, 9) OBP: 0.341, SLG: 0.363		C FF 92 T SL 85 B FF 92 D CH 85 B FF 91 C FF 92 3-3 ③ K 1-2		C SL 86 C SL 86 F SL 84 F SL 83 B FF 92 B FF 91 D SL 86 F FF 91 X SL 84 3-2 ② P5		F FF 93 B FF 92 B SL 79 X FF 90 2-1 1B			F SL 88 C FF 94 B FF 93 B FF 93 B FF 95 S FF 95 3-3 ① K		B FF 93 X FF 94 1-0 ② F8	5	0	1	0	0	2	2
29 Devin Mesoraco, R (1, 2) OBP: 0.303, SLG: 0.383			B FF 90 F FF 90 F FF 90 X SL 84 1-2 ① G4-3		0-0 ③ IBB	B FF 90 X FF 90 1-0 ② F7			C FF 94 B FF 95 S FF 94 S FF 93 1-3 ② K		C CU 80 T FF 94 X FF 96 0-2 ③ P6	4	0	0	0	1	1	1
55 Corey Oswalt, R (1, 1) 61 Bobby Wahl, R (7, 1) 51 Paul Sewald, R (8, 1) 16 Austin Jackson, R (0, PH) OBP: 0.346, SLG: 0.376 49 Tyler Bashlor, R (9, 1) 35 Jacob Rhame, R (11, 1)			X FF 90 0-0 ② P3	S SL 83 S SL 83 B SL 82 C FF 90 1-3 ③ K		S FF 91 B FF 92 C FF 90 B FF 92 X FF 91 2-2 ③ G4-3			C FF 95 B FF 92 B FF 95 S FF 94 S FF 94 B FF 94 F FF 94 C CH 89 3-3 ③ K			3 0 0 1 0 0	0 0 0 0 0 0	0 0 0 0 0 0	0 0 0 0 0 0	1 0 0 0 0 0	3 0 0 1 0 0	0 0 0 0 0 0
Inning Stats	R: 0 E: 0 K: 1 S: 10 H: 0 LOB: 0 BB: 0 P: 15	R: 0 E: 0 K: 3 S: 10 H: 0 LOB: 1 BB: 1 P: 22	R: 0 E: 0 K: 0 S: 7 H: 1 LOB: 0 BB: 0 P: 9	R: 3 E: 0 K: 1 S: 19 H: 2 LOB: 2 BB: 3 P: 34	R: 0 E: 0 K: 0 S: 13 H: 1 LOB: 2 BB: 0 P: 17	R: 0 E: 0 K: 0 S: 8 H: 1 LOB: 1 BB: 0 P: 15	R: 0 E: 0 K: 0 S: 10 H: 0 LOB: 0 BB: 0 P: 14	R: 0 E: 0 K: 1 S: 8 H: 0 LOB: 0 BB: 1 P: 13	R: 0 E: 0 K: 3 S: 10 H: 0 LOB: 0 BB: 0 P: 17	R: 0 E: 0 K: 0 S: 17 H: 1 LOB: 2 BB: 1 P: 24	R: 0 E: 0 K: 0 S: 7 H: 0 LOB: 0 BB: 0 P: 10	1B: 2 2B: 4 3B: 0 HR: 0	SF: 0 SAC: 0 DP: 1 HBP: 1		WP: 0 PB: 0 SB: 1 CS: 0	PA: 45		

PITCHER		IP	WLS	BF	H	R	ER	SO	BB	IBB	HBP	BLK	WP	HR	S	P	ERA	WHIP
58 Dan Straily, R ERA: 4.42	(1, 1)	4.2		22	4	3	3	5	3	1	1	0	0	0	58	95	5.79	1.500
66 Jarlín García, L ERA: 4.37	(5, 1)	0.1		1	0	0	0	0	0	0	0	0	0	0	1	2	0.00	0.000
57 Elieser Hernández, R ERA: 5.68	(6, 1)	1.0		4	1	0	0	0	0	0	0	0	0	0	8	15	0.00	1.000
56 Tayron Guerrero, R ERA: 4.0	(7, 1)	1.0		3	0	0	0	0	0	0	0	0	0	0	10	14	0.00	0.000
61 Adam Conley, L ERA: 3.24	(8, 1)	1.0		3	0	0	0	1	1	0	0	0	0	0	8	13	0.00	1.000

PITCHER		IP	WLS	BF	H	R	ER	SO	BB	IBB	HBP	BLK	WP	HR	S	P	ERA	WHIP
71 Drew Steckenrider, R ERA: 3.35	(9, 1)	1.0		3	0	0	0	3	0	0	0	0	0	0	10	17	0.00	0.000
55 Drew Rucinski, R ERA: 2.84	(10, 1)	1.0		5	1	0	0	0	0	1	0	0	0	0	17	24	0.00	1.000
40 Javy Guerra, R ERA: 5.94	(11, 1)	1.0	W	3	0	0	0	0	0	0	0	0	0	0	7	10	0.00	0.000

TOP

New York Mets @ Miami Marlins

Marlins Park, Miami, FL

Sat Aug 11 2018, 7:11 PM - 10:36 PM EDT

Att. 11,478 - Roof Closed - 75 F

livebaseballscorecards.com

AB	37
R	3
H	6
RBI	3
BB	6
SO	9
LOB	11

Batter	1	2	3	4	5	6	7	8	9	10	11	AB	R	H	RBI	BB	SO	LOB
52 Rafael Ortega, L (1, 7) OBP: 0.333, SLG: 0.250	C FF 89 B FF 89 X FF 90 1-1 F9 ①		F SI 90 B CH 83 F CH 84 B FF 90 X CH 84 2-2 G3-1 ③		1 SAFE C SI 90 F SI 91 F FF 91 B FF 91 F CU 81 B FF 92 D CH 84 B SI 92 4-2 11 1B 1-2 BB		C FF 98 B SL 86 B FF 95 F FF 96 F FF 97 X FF 96 2-2 11 BB 1B		B FF 97 T FF 96 B FF 98 F FF 96 B FF 98 X FF 97 3-2 F7 ①			4	0	1	0	1	0	1
11 J.T. Realmuto, R (1, 2) OBP: 0.339, SLG: 0.499	C FF 90 F CU 82 B CH 83 S CH 84 1-3 K ②			B FF 89 C FF 90 F CH 84 F FF 91 X CU 79 1-2 G5-3 ①	B CU 78 B CH 83 X FF 91 2-0 1-3 2-H 1B		B FF 96 D FC 91 B FF 95 B FF 94 4-0 1-2 BB		C FF 98 B SL 85 B SL 84 B FF 98 S FF 98 F FF 98 X FF 97 3-2 F8 ②			4	0	1	1	1	1	0
13 Starlin Castro, R (1, 4) OBP: 0.327, SLG: 0.396	B FF 91 C FF 91 B SI 89 X FF 92 2-1 G4-3 ③			F FF 91 B SI 88 X SI 90 1-1 15 FC1-6 1B	C SI 88 B FF 88 X SI 88 1-1 G5-3 ③		C FF 95 S FC 90 S SL 84 0-3 K ③		X FF 97 0-0 G6-3 ③			5	0	1	0	0	1	4
15 Brian Anderson, R (1, 9) OBP: 0.361, SLG: 0.412		C FF 90 B FF 88 B CU 80 F FF 91 F FF 91 B FF 92 C FF 90 3-3 K ①		X CU 81 0-0 FC1-6 32 2B 14 1B 1-2f ②	X FF 90 0-0 G6-3 ①			C FF 90 C SL 82 B FF 91 X SL 81 1-2 19 WP 14 1B 1B		F FF 94 B SL 85 B SL 84 F FF 96 X FF 97 2-2 L7 ①		5	1	1	0	0	1	1
32 Derek Dietrich, L (1, 3) OBP: 0.343, SLG: 0.446		X FF 90 0-0 G6-3 ②		B SI 89 B CH 84 X SI 91 2-0 14 1B 1-3 2B	C SI 89 B CH 84 B FF 90 F FF 91 X CU 79 2-2 G3 ②			B FF 91 S CH 82 C FF 90 X SL 81 1-2 F8 ①		S SL 85 S SL 84 F FF 96 S SL 85 0-3 K ②		5	1	1	0	0	1	1
14 Martín Prado, R (1, 5) OBP: 0.280, SLG: 0.296		C FF 92 B SI 89 B SI 90 X FF 90 2-1 G4-3 ③		C FF 92 X FF 93 0-1 2-H 3-H 1B		B FF 90 F FF 90 B SI 88 H SI 88 3-1 HBP		X FF 92 0-0 19 WP 1-2 1B		X FF 97 0-0 F9 ③		4	0	2	2	0	0	0
19 Miguel Rojas, R (1, 6) OBP: 0.308, SLG: 0.358			X FF 90 0-0 F7 ①		C FF 90 X SI 88 0-1 G1-3 ①	D FF 88 F FF 90 F CU 78 X FF 91 1-2 L8 ③		B FF 90 B SL 81 S SL 82 B SL 81 S SL 81 F FF 91 B SL 82 4-2 1-2 2-3 BB			B FF 97 C SL 86 X FF 96 1-1 34 SH3-4 28 2B 1B	4	1	1	0	1	0	1
34 Magneuris Sierra, L (1, 8) OBP: 0.189, SLG: 0.226			C SI 90 B FF 90 X FF 91 1-1 P5 ②		B CU 79 X CH 83 1-0 52 BB 11 1B 1B		C FF 95 S FC 90 S SL 84 0-2 K ①	F FF 90 F FF 91 B FF 90 F FF 91 F FF 90 F SL 83 S FF 92 1-3 K ②			X FF 95 0-0 SH3-4 ① 1-2	4	1	1	0	0	2	3
58 Dan Straily, R (1, 1) 66 Jarlin Garcia, L (6, 1) 2 Yadiel Rivera, R (5, PH) 57 Elieser Hernández, R (6, 1) 56 Tayron Guerrero, R (7, 1) 10 JT Riddle, L (7, PH) 61 Adam Conley, L (8, 1) 79 Isaac Galloway, R (8, PH) 71 Drew Steckenrider, R (8, 1) 55 Drew Rucinski, R (10, 1) 40 Javy Guerra, R (11, 1) 28 Bryan Holaday, R (11, PH)			X FF 90 0-0 1B		1 SAFE S FF 91 1 SAFE 1 SAFE B FF 88 D CU 81 F FF 91 S FF 91 2-3 K ②		X FF 97 0-0 F7 ②	C SL 82 C SL 83 B SL 82 X SL 82 1-2 L8 ③			C SL 87 B FF 96 X SL 88 1-1 2-H 2B	1 0 0 1 0 0 1 0 0 0 1 0	0 0 0 0 0 0 0 0 0 0 0 1	1 0 0 0 0 0 0 0 0 0 0 1	0 0 0 0 0 0 0 0 0 0 0 1	0 0 1 0 0 0 0 3 0 0 0 0	0 0 1 0 0 0 0 0 0 0 0 0
Inning Stats	R: 0 E: 0 K: 1 S: 7 H: 0 LOB: 0 BB: 0 P: 11	R: 0 E: 0 K: 1 S: 7 H: 0 LOB: 0 BB: 0 P: 12	R: 0 E: 0 K: 0 S: 7 H: 1 LOB: 1 BB: 0 P: 10	R: 2 E: 0 K: 0 S: 10 H: 3 LOB: 1 BB: 0 P: 14	R: 1 E: 0 K: 1 S: 13 H: 2 LOB: 2 BB: 1 P: 23	R: 0 E: 0 K: 0 S: 8 H: 0 LOB: 1 BB: 0 P: 14	R: 0 E: 0 K: 2 S: 11 H: 1 LOB: 2 BB: 1 P: 17	R: 0 E: 0 K: 1 S: 19 H: 2 LOB: 3 BB: 1 P: 27	R: 0 E: 0 K: 0 S: 8 H: 0 LOB: 0 BB: 0 P: 14	R: 0 E: 0 K: 1 S: 8 H: 0 LOB: 0 BB: 0 P: 10	R: 1 E: 0 K: 0 S: 5 H: 2 LOB: 1 BB: 0 P: 7	1B: 9 2B: 2 3B: 0 HR: 0	SF: 0 SAC: 1 DP: 0 HBP: 1	WP: 1 PB: 0 SB: 0 CS: 0	PA: 45

PITCHER		IP	WLS	BF	H	R	ER	SO	BB	IBB	HBP	BLK	WP	HR	P	ERA	WHIP
55 Corey Oswalt, R ERA: 5.03	(1, 1)	6.0		25	6	3	3	3	1	0	1	0	0	0	84	4.50	1.167
61 Bobby Wahl, R ERA: 4.91	(7, 1)	1.0		5	1	0	0	2	1	0	0	0	0	0	17	0.00	2.000
51 Paul Sewald, R ERA: 4.63	(8, 1)	1.0		6	2	0	0	1	1	0	0	0	1	0	27	0.00	3.000
49 Tyler Bashlor, R ERA: 4.32	(9, 1)	2.0		6	0	0	0	1	0	0	0	0	0	0	24	0.00	0.000
35 Jacob Rhame, R ERA: 7.97	(11, 1)	0.1	L	3	2	1	1	0	0	0	0	0	0	0	7	27.00	6.000

PITCHER	IP	WLS	BF	H	R	ER	SO	BB	IBB	HBP	BLK	WP	HR	P	ERA	WHIP

BOTTOM

New York Mets @ Miami Marlins

Marlins Park, Miami, FL

Sat Aug 11 2018, 7:11 PM - 10:36 PM EDT
Att. 11,478 - Roof Closed - 75 F

livebaseballscorecards.com

AB	40
R	4
H	11
RBI	4
BB	3
SO	7
LOB	15

Batter	1	2	3	4	5	6	7	8	9	AB	R	H	RBI	BB	SO	LOB
1 Amed Rosario, R (1, 6) OBP: 0.279, SLG: 0.348	F FF 93 B CU 75 C CH 84 B SI 86 F FF 94 B FF 92 B FF 92 4-2 16 F9 16 S 4 SF8 BB		B SL 85 S CH 84 B CH 84 B SL 86 B FF 91 4-1 4 G1-3 BB		B SL 85 B CH 84 B CH 82 C FF 91 X CH 83 3-1 ② G5-3		B FF 92 D SL 78 C FF 90 F FF 91 T FF 93 2-2 ③ K			2	1	0	0	2	1	2
16 Austin Jackson, R (1, 8) OBP: 0.340, SLG: 0.368	1 SAFE F FF 91 B FF 91 C CH 84 F FF 91 X CH 84 1-2 ① F9 1-3		B SL 85 F FF 91 S FF 91 C SL 84 1-3 ① K		F SL 86 B FF 90 S CH 83 F CH 83 F FF 91 S SL 83 1-3 ③ K			C FF 90 B SL 79 B FF 90 X FF 90 2-1 ① L8		4	0	0	0	0	2	3
4 Wilmer Flores, R (1, 3) OBP: 0.330, SLG: 0.453	B SL 85 S FF 93 X FF 92 1-1 ② SF8 3-H		C FF 91 X CH 82 0-1 ② G1-3 1-2			B FF 92 B SI 90 B SL 85 F FF 91 X CH 83 3-1 ① P5		F FF 92 F SL 80 B SL 79 X FF 92 1-2 ② L8		3	0	0	1	0	0	1
30 Michael Conforto, L (1, 7) OBP: 0.355, SLG: 0.401	S FF 92 F FF 94 F FF 93 S SL 85 0-3 ③ K		C SL 84 D SL 84 S SL 85 B FF 90 X FF 90 2-2 ③ F8			B CU 71 C SL 84 F SL 84 X SL 86 1-2 HR		C SL 76 S FF 91 B FF 92 S SL 78 1-3 ③ K		4	1	1	1	0	2	1
21 Todd Frazier, R (1, 5) OBP: 0.298, SLG: 0.368		B FF 91 S FF 92 C CH 85 B FF 93 B FF 93 F FF 92 C SL 85 3-3 ① K		B FF 91 C CH 82 T CH 84 X CH 85 1-2 ① 1B		C FF 90 B CH 83 C CH 83 F SL 85 F CH 83 X FF 93 1-2 ② P6			C SL 79 X FF 91 0-1 ① F7	4	0	1	0	0	1	0
11 José Bautista, R (1, 9) OBP: 0.337, SLG: 0.358 68 Jeff McNeil, L (9, PH) OBP: 0.356, SLG: 0.412 67 Seth Lugo, R (9, 1) OBP: 0.167, SLG: 0.091		B CU 74 F FF 93 B CH 85 X CH 85 2-1 E3 7 WP 7 HR		B CH 84 B CH 83 C SI 90 B CH 84 C FF 92 C FF 91 3-3 ② K		B FF 91 X SL 85 1-0 ③ G4-3			F SL 78 F FF 91 B FF 90 X FF 91 1-2 ② L8	3 1 0	1 0 0	0 0 0	0 0 0	0 0 0	1 0 0	0 0 0
26 Kevin Plawecki, R (1, 2) OBP: 0.325, SLG: 0.360		C FF 92 B FF 91 B CH 84 B SI 91 X FF 90 3-1 ② F7		C SL 85 S CH 84 F FF 92 B CH 84 X CH 84 1-2 ③ L8			C FF 91 F FF 92 B FF 93 B SL 80 B CH 82 C FF 92 3-3 ① K		X SL 77 0-0 ③ G1-3	4	0	0	0	0	1	1
7 José Reyes, S (1, 4) OBP: 0.266, SLG: 0.304		C FF 90 C FF 91 B SL 86 F CH 82 X FF 90 1-2 1-H HR			B FF 91 C FF 90 X SL 85 1-1 34 SH1-3 1B		F FF 92 B FF 91 B CH 85 S CH 80 X FF 92 2-2 ② F9			3	1	2	2	0	0	0
34 Noah Syndergaard, L (1, 1) OBP: 0.156, SLG: 0.226 65 Robert Gsellman, R (8, 1) 9 Brandon Nimmo, L (9, 9) OBP: 0.371, SLG: 0.464		C FF 93 C FF 91 S CU 74 0-3 ③ K			B FF 92 1 SAFE L SL 86 X SL 83 1-1 ① SH1-3 1-2		S FF 92 X CH 81 0-1 1B			2 0 0	0 0 0	1 0 0	0 0 0	0 0 0	1 0 0	0 0 0
Inning Stats	R: 1 E: 0 K: 1 S: 13 H: 0 LOB: 0 BB: 1 P: 19	R: 2 E: 1 K: 2 S: 15 H: 1 LOB: 0 BB: 0 P: 24	R: 0 E: 0 K: 1 S: 9 H: 0 LOB: 1 BB: 1 P: 16	R: 0 E: 0 K: 1 S: 10 H: 1 LOB: 0 BB: 0 P: 15	R: 0 E: 0 K: 1 S: 11 H: 1 LOB: 1 BB: 0 P: 17	R: 1 E: 0 K: 0 S: 11 H: 1 LOB: 0 BB: 0 P: 17	R: 0 E: 0 K: 2 S: 11 H: 1 LOB: 1 BB: 0 P: 18	R: 0 E: 0 K: 1 S: 8 H: 0 LOB: 0 BB: 0 P: 12	R: 0 E: 0 K: 0 S: 6 H: 0 LOB: 0 BB: 0 P: 7	1B: 3 2B: 0 3B: 0 HR: 2 SF: 1 SAC: 1 DP: 0 HBP: 0						

TOP

New York Mets @ Miami Marlins

Marlins Park, Miami, FL

Sun Aug 12 2018, 1:13 PM - 4:08 PM EDT

Att. 8,964 - Roof Closed - 76 F

livebaseballscorecards.com

AB	30
R	4
H	5
RBI	4
BB	2
SO	9
LOB	8

PITCHER		IP	WLS	BF	H	R	ER	SO	BB	IBB	HBP	BLK	WP	HR	S	P	ERA	WHIP	PITCHER	IP	WLS	BF	H	R	ER	SO	BB	IBB	HBP	BLK	WP	HR	S	P	ERA	WHIP
54 Wei-Yin Chen, L ERA: 5.32	(1, 1)	6.0	L	24	4	4	2	6	2	0	0	0	1	2	69	108	3.00	1.000																	
57 Elieser Hernández, R ERA: 5.37	(7, 1)	3.0		10	1	0	0	3	0	0	0	0	0	0	25	37	0.00	0.333																	

BOTTOM

Batter	1	2	3	4	5	6	7	8	9	AB	R	H	RBI	BB	SO	LOB
52 Rafael Ortega, L (1, 7) OBP: 0.357, SLG: 0.308	C SI 98 X FF 98 0-1 19 S 13 1B 1B		B CU 82 C SI 98 B SI 98 X CH 91 2-1 ② L6		F SI 97 C SI 98 B SL 88 F SL 90 B SI 98 F SL 90 X SI 99 2-2 19 G6-3 19 S 1B		C SI 96 B CH 90 F CH 88 F SL 90 F SI 98 S CU 81 1-3 ① K		1 SAFE 1 SAFE B FF 94 B SI 94 F FF 94 B CU 81 F SI 93 F CH 88 X SI 94 3-2 ①② G4-6-3 1-2f	5	1	2	0	0	1	1
19 Miguel Rojas, R (1, 6) OBP: 0.307, SLG: 0.356 79 Isaac Galloway, R (9, PR) OBP: 0.250, SLG: 0.250	1 SAFE C SI 97 B SL 91 X SI 98 1-1 ① G1-3 1-2		C SI 99 S SL 92 B SL 92 B SI 99 S CH 90 2-3 ③ K		1 SAFE 1 SAFE 1 SAFE C SI 96 F SL 90 X SI 97 0-2 ② G6-3 1-3		F SL 90 S SL 90 S SL 91 0-3 ② K		C CU 82 X SL 90 0-1 1B	5 0	0 0	1 0	0 0	0 0	2 0	2 0
13 Starlin Castro, R (1, 4) OBP: 0.328, SLG: 0.394	S SL 92 S SL 92 X CU 83 0-2 15 G5-3 2-H 1B			C SI 97 S SL 90 B SL 90 B SI 98 S SL 92 2-3 ① K	S SI 98 X SL 92 0-1 ③ G5-3		C SL 91 F SL 88 B SL 90 B SI 97 F SL 91 B FF 97 F SL 89 B CH 90 4-2 BB		1 SAFE 1 SAFE C SL 90 C FF 95 B FF 96 F CU 83 X CU 83 1-2 ③ G5-3	4	0	1	1	1	1	2
15 Brian Anderson, R (1, 9) OBP: 0.360, SLG: 0.410	1 SAFE X SI 97 0-0 ② G5-3 1-2			C CU 81 B SI 97 B SL 91 X SI 98 2-1 32 FC5-6 1B		B CU 82 X SL 90 1-0 ① G2-3	1 SAFE 1 SAFE B SL 90 B SI 96 1 SAFE C X SL 89 2-1 ③ G5-3			4	0	1	0	0	0	2
32 Derek Dietrich, L (1, 3) OBP: 0.340, SLG: 0.441	B FF 98 B CH 90 X FF 98 2-0 ③ P6			1 SAFE 1 SAFE X SL 90 0-0 ② FC5-6 14 1B 28 1B 1-2f		B SI 97 X CH 91 1-0 ② G4-3		C SI 95 S SL 91 B CU 85 F SI 96 B CU 82 X SL 91 2-2 ① G4-3		4	1	0	0	0	0	2
14 Martín Prado, R (1, 5) OBP: 0.289, SLG: 0.302 2 Yadiel Rivera, R (8, PR) OBP: 0.301, SLG: 0.239 (9, 5)		C SI 98 S SL 91 S SL 90 0-3 ① K		S SL 92 B SL 92 X SI 98 1-1 28 1B 1-2 1B		C SL 92 B CU 82 B SI 97 F CH 90 B FF 98 B SL 91 4-2 28 S 28 1B BB		C SI 96 C SI 96 B CU 86 X SI 96 1-2 28 G6-3 1B		3 0	1 0	2 0	0 0	1 0	1 0	0 0
28 Bryan Holaday, R (1, 2) OBP: 0.246, SLG: 0.235		X SI 99 0-0 ② G5-3		B SI 98 X SI 98 1-0 1-2 2-H 1B		B SL 93 C SL 92 X SL 92 1-1 34 E 1-H 1B		1 SAFE B SI 95 1 SAFE X SI 96 1-0 ② G6-3 1-2		4	0	2	2	0	0	1
34 Magneuris Sierra, L (1, 8) OBP: 0.175, SLG: 0.211		X SI 98 0-0 ③ B2-3		S FF 100 X FF 99 0-1 ③ L8		X SI 99 0-0 E1 1-2		C SI 96 B SL 92 X SI 96 1-1 ③ G3		4	0	0	0	0	0	5
54 Wei-Yin Chen, R (1, 1) OBP: 0.133, SLG: 0.167 10 JT Riddle, L (6, PH) OBP: 0.245, SLG: 0.360 57 Elieser Hernández, R (7, 1) 11 J.T. Realmuto, R (9, PH) OBP: 0.341, SLG: 0.500			C FF 97 F SL 92 S SL 92 0-3 ① K		B FF 96 S SI 97 C SI 97 S SL 89 1-3 ① K		C SL 91 B SL 90 B FF 98 X CH 90 2-1 ③ F8		B FF 94 F SL 87 X SI 95 1-1 52 G4-6-3 1B	2 1 0 1	0 0 0 0	0 0 0 1	0 0 0 0	0 0 0 0	2 0 0 0	0 2 0 0
Inning Stats	R: 1 E: 0 K: 0 S: 9 H: 2 LOB: 1 BB: 0 P: 12	R: 0 E: 0 K: 1 S: 5 H: 0 LOB: 0 BB: 0 P: 5	R: 0 E: 0 K: 2 S: 8 H: 0 LOB: 0 BB: 0 P: 12	R: 1 E: 0 K: 1 S: 11 H: 3 LOB: 2 BB: 0 P: 17	R: 0 E: 0 K: 1 S: 13 H: 1 LOB: 1 BB: 0 P: 16	R: 1 E: 1 K: 0 S: 9 H: 1 LOB: 2 BB: 1 P: 18	R: 0 E: 0 K: 2 S: 14 H: 0 LOB: 1 BB: 1 P: 21	R: 0 E: 0 K: 0 S: 10 H: 1 LOB: 2 BB: 0 P: 15	R: 0 E: 0 K: 0 S: 12 H: 2 LOB: 1 BB: 0 P: 17	1B: 10 2B: 0 3B: 0 HR: 0	SF: 0 SAC: 0 DP: 1 HBP: 0					

PITCHER		IP	WLS	BF	H	R	ER	SO	BB	IBB	HBP	BLK	WP	HR	S	P	ERA	WHIP
34 Noah Syndergaard, R ERA: 3.22	(1, 1)	7.0	W	31	7	3	3	7	2	0	0	0	0	0	69	101	3.86	1.286
65 Robert Gsellman, R ERA: 3.9	(8, 1)	1.0	H	4	1	0	0	0	0	0	0	0	0	0	10	15	0.00	1.000
67 Seth Lugo, R ERA: 2.77	(9, 1)	1.0	S	4	2	0	0	0	0	0	0	0	0	0	12	17	0.00	2.000

PITCHER	IP	WLS	BF	H	R	ER	SO	BB	IBB	HBP	BLK	WP	HR	S	P	ERA	WHIP

New York Mets @ Miami Marlins

Marlins Park, Miami, FL

Sun Aug 12 2018, 1:13 PM - 4:08 PM EDT

Att. 8,964 - Roof Closed - 76 F

livebaseballscorecards.com

AB	37
R	3
H	10
RBI	3
BB	2
SO	7
LOB	17

MIAMI

WP: 0		PB: 0	
SB: 3		CS: 0	PA: 39

Miami Marlins @ Atlanta Braves

SunTrust Park, Atlanta, GA

Mon Aug 13 2018, 1:37 PM - 4:15 PM EDT

Att. 16,049 - Sunny - 86 F

TOP

livebaseballscorecards.com

Batter	1	2	3	4	5	6	7	8	9	AB	R	H	RBI	BB	SO	LOB
52 Rafael Ortega, L (1, 7) (7, 9) OBP: 0.278, SLG: 0.235	B SI 92 B SI 92 C SI 94 X SI 96 2-1 G5-3		C FS 84 C FS 85 B CU 78 B FF 94 B FS 87 X FS 86 3-2 G1-3		B SI 93 X FS 85 1-0 G1-3			B FF 97 C FF 95 S FF 97 F SL 87 B FF 97 B SL 86 X FF 97 3-2 L8		4	0	0	0	0	0	0
14 Martín Prado, R (1, 5) OBP: 0.288, SLG: 0.301 19 Miguel Rojas, R (3, PH) (3, 5) OBP: 0.304, SLG: 0.353	C FF 94 X CU 76 0-1 F9		F FF 93 F FF 95 F CU 78 F FS 87 S FS 86 0-3 K			C FF 92 F FF 92 X FS 86 0-2 G5-3		B FF 97 X FF 95 1-0 P3		1 3	0 0	0 0	0 0	0 0	0 1	0 0
11 J.T. Realmuto, R (1, 2) (7, 3) OBP: 0.345, SLG: 0.499	C FF 95 F FF 96 B CU 78 B CU 78 B CU 77 X FF 96 3-2 P4		H FS 84 1-0 HBP			B FF 91 C FF 93 S CU 75 B CU 76 B FS 84 D CU 76 4-2 32 G3-6-1 BB			B FF 95 B FF 96 B FF 94 B FF 96 4-0 15 BB 10 BB BB	1	0	0	0	2	0	0
32 Derek Dietrich, L (1, 3) (7, 7) OBP: 0.339, SLG: 0.438		B SI 92 B FS 83 B SI 93 B SI 94 4-0 10 1B 79 2B BB	C CU 75 B FS 85 B FF 94 S FS 86 X FS 86 2-2 P3			D FS 82 D SI 92 D SI 92 C FF 92 X SI 91 3-1 G3-6-1 1-2f			C FF 97 B FF 96 C SL 84 D SL 86 X FF 97 2-2 L8	3	1	0	0	1	0	3
10 JT Riddle, L (1, 6) OBP: 0.255, SLG: 0.362		C SI 93 F CU 75 F CU 76 B FF 94 X CU 76 1-2 79 2B 1-2 1B		C SI 92 X FS 86 0-1 G4-3			F FF 95 B SL 86 B CU 77 F FF 95 B CU 78 F FF 95 B FF 95 4-2 34 FC5-4 79 1B BB		B FF 97 F FF 97 B SL 82 S FF 96 F FF 97 B SL 85 F FF 97 B FF 96 4-2 15 BB 1-2 BB	2	0	1	0	2	0	0
79 Isaac Galloway, R (1, 9) (7, 8) OBP: 0.333, SLG: 0.417		X FF 94 0-0 1-3 2-H 2B		B CU 74 F SI 92 C SI 95 S CU 78 1-3 K			F CU 77 X FF 94 0-1 34 FC5-4 1-2 1B		C FF 97 C SL 84 D SL 86 S SL 84 1-3 K	4	0	2	1	0	2	2
34 Magneuris Sierra, L (1, 8) OBP: 0.167, SLG: 0.200 66 Jarlín García, L (7, 1) 15 Brian Anderson, R (9, PH) OBP: 0.362, SLG: 0.410		F FS 87 C CU 78 F CU 76 F FF 95 B CU 77 X FS 88 1-2 L7		S FS 86 X FS 87 0-1 G3			F FF 95 X FF 95 0-1 FC5-4 2 G4-3 1-2f 2-3		S FF 96 B FF 97 S FF 95 D SL 85 B FF 97 B FF 96 4-2 1-2 2-3 BB	3 0 0	0 0 0	0 0 0	0 0 0	0 0 1	0 0 0	4 0 0
2 Yadiel Rivera, R (1, 4) OBP: 0.292, SLG: 0.231		C CU 76 C CU 76 S CU 78 0-3 K			C FF 91 B CU 73 X 1-1 L9		B CU 78 S CU 77 B FF 95 F SI 95 B CU 77 F FF 95 X FF 95 3-2 G4-3 1-2f		F FF 96 F FF 96 S SL 85 0-3 K	4	0	0	0	0	2	7
49 Pablo López, L (1, 1) OBP: 0.214, SLG: 0.154 40 Javy Guerra, R (6, 1) 28 Bryan Holaday, R (7, 2) OBP: 0.244, SLG: 0.233		F SI 95 C CU 76 B CU 78 B FF 95 B CU 77 C FF 96 3-3 K			B SI 92 X FF 91 1-0 L7			B FF 96 C FF 96 S FF 97 F SL 88 S SL 88 1-3 K		2 0 1	0 0 0	0 0 0	0 0 0	1 0 1	0 0 0	2 0 0
Inning Stats	R: 0 E: 0 K: 0 S: 7 H: 0 LOB: 0 BB: 0 P: 12	R: 1 E: 0 K: 2 S: 16 H: 2 LOB: 2 BB: 1 P: 25	R: 0 E: 0 K: 1 S: 11 H: 0 LOB: 1 BB: 0 P: 17	R: 0 E: 0 K: 1 S: 7 H: 0 LOB: 0 BB: 0 P: 8	R: 0 E: 0 K: 0 S: 4 H: 0 LOB: 0 BB: 0 P: 7	R: 0 E: 0 K: 0 S: 7 H: 0 LOB: 0 BB: 1 P: 14	R: 0 E: 0 K: 0 S: 11 H: 1 LOB: 1 BB: 1 P: 18	R: 0 E: 0 K: 1 S: 9 H: 0 LOB: 0 BB: 0 P: 14	R: 0 E: 0 K: 2 S: 15 H: 0 LOB: 3 BB: 3 P: 30	1B: 2 2B: 1 3B: 0 HR: 0 SF: 0 SAC: 0 DP: 2 HBP: 1						

	AB	28
	R	1
	H	3
	RBI	1
	BB	6
	SO	7
	LOB	18

WP: 0 PB: 0 SB: 0 CS: 0 PA: 35

PITCHER		IP	WLS	BF	H	R	ER	SO	BB	IBB	HBP	BLK	WP	HR	S	P	ERA	WHIP
62 Touki Toussaint, R ERA: 1.5	(1, 1)	6.0	W	22	2	1	1	4	2	0	1	0	0	0	52	83	1.50	0.667
63 Jesse Biddle, L ERA: 2.54	(7, 1)	1.0		4	1	0	0	0	1	0	0	0	0	0	11	18	0.00	2.000
61 Chad Sobotka, R ERA:	(8, 1)	2.0		9	0	0	0	3	3	0	0	0	0	0	24	44	0.00	1.500

PITCHER	IP	WLS	BF	H	R	ER	SO	BB	IBB	HBP	BLK	WP	HR	S	P	ERA	WHIP

Miami Marlins @ Atlanta Braves

SunTrust Park, Atlanta, GA

Mon Aug 13 2018, 1:37 PM - 4:15 PM EDT

Att. 16,049 - Sunny - 86 F

BOTTOM

Batter	1	2	3	4	5	6	7	8	9	AB	R	H	RBI	BB	SO	LOB
13 Ronald Acuña Jr., R (1, 7) OBP: 0.337, SLG: 0.539	B FF 93 F FF 93 B SI 92 B CH 86 X FF 93 3-1 HR		B SI 93 S CH 85 B CH 85 B SI 92 B CH 86 4-1 BB		B CU 78 C FF 92 X SI 90 1-1 E6 1 1 G6-3 1 S 5 SF7	B SL 88 X FF 93 1-0 1 E 1-3 2-H 3-H 2B		F SL 86 C CH 84 B SL 86 D SL 87 B CH 87 B CH 87 4-2 1 1B 1-2 2-3 BB		3	3	2	3	2	0	0
1 Ozzie Albies, S (1, 4) OBP: 0.313, SLG: 0.493	F SI 93 F FF 94 B FF 92 X CH 86 1-2 F7 ①		F CH 84 X FF 91 0-1 P4 ②		B CU 78 B SI 91 2 SAFE X CH 84 2-0 G6-3 ① 1-3	C CU 81 B FF 93 S FF 95 X CU 80 1-2 E8 5 F7-4 2-H 3-H 1B		F CH 88 X FF 93 0-1 5 G4-6-3 1-2 2-3 3-H 1B		5	0	2	2	0	0	2
5 Freddie Freeman, L (1, 3) OBP: 0.397, SLG: 0.523	B FF 94 B FF 93 C SI 93 S CH 86 F FF 94 B SI 92 S FF 92 3-3 K ②		1 SAFE B FF 91 F CH 84 F SI 92 1 SAFE F FF 90 B FF 91 S CH 83 2-3 K ③		F FF 90 B FF 91 3 SAFE F FF 90 F CH 85 X FF 90 1-2 SF7 ② 3-H	S CH 85 B FF 95 B FF 94 B CH 84 S CH 84 F CH 84 F FF 93 X CH 84 3-2 F7-4 ②③ 2-2		F FF 92 F FF 93 X FF 93 0-2 G4-6-3 ②③ 1-2f		4	0	0	1	0	2	5
22 Nick Markakis, L (1, 9) OBP: 0.389, SLG: 0.509	C SI 93 B FF 92 B CU 79 F SI 92 X CH 85 2-2 G5-3 ③			B SI 92 S CU 78 X CU 78 1-1 17 2B 2B	B CH 85 B CH 85 X SI 90 2-0 G3 ③		S FF 92 B SL 83 S SL 84 S FF 92 1-3 K ①			4	1	1	0	0	1	0
17 Johan Camargo, S (1, 5) OBP: 0.343, SLG: 0.454		C SI 92 B CH 85 S CH 85 B FF 92 X CH 86 2-2 G4-3 ①		D CU 78 S CH 84 B FF 90 F CH 83 X FF 92 2-2 2-H 2B		C CU 76 B CH 82 S CH 82 X CH 83 1-2 11 G3 8 2B 2B	C FF 92 F FF 93 S SL 84 0-3 K ②			4	1	2	1	0	1	0
11 Ender Inciarte, L (1, 8) OBP: 0.308, SLG: 0.351		B FF 94 X SI 92 1-0 1B		L FF 92 S CH 84 S CU 79 0-3 K ①		B CU 79 B SI 89 X SI 89 2-0 G3 ① 2-3	B FF 92 X SL 83 1-0 G4-3 ③			4	0	1	0	0	1	2
24 Kurt Suzuki, R (1, 2) OBP: 0.319, SLG: 0.406		B SI 91 X SI 92 1-0 L9 ②		B SI 90 S CH 84 X FF 90 1-1 G5-3 ②		B CH 84 H CH 83 2-0 8 2B 13 2B HBP		F FF 90 B CH 86 X CH 85 1-1 13 BB 61 1B 1 1B 1B		3	2	1	0	0	0	2
8 Charlie Culberson, R (1, 6) OBP: 0.332, SLG: 0.491		B FF 94 1 SAFE S SI 92 F CH 86 B FF 90 X SI 91 2-2 P3 ③		0-0 IBB		F SI 89 F SI 91 X SI 91 0-2 13 2B 1-3 3-H 2B		F FF 91 X FF 92 0-1 L8 ①		3	1	1	1	1	0	2
62 Touki Toussaint, R (1, 1) 23 Adam Duvall, R (6, PH) OBP: 0.283, SLG: 0.385 63 Jesse Biddle, L (7, 1) OBP: 0.500, SLG: 1.000 61 Chad Sobotka, R (8, 1) OBP: 1.000, SLG: 1.000			B FF 92 C FF 92 B CU 76 F FF 91 C CU 78 2-3 K ①	S CU 79 S CU 79 S CU 79 0-3 K ③		B SL 90 F FF 95 D SL 88 S FF 94 B CU 79 D FF 89 4-2 13 2B 1 1B BB		C FF 92 X FF 92 0-1 1 1B 13 BB 1-2 1B		2 0 0 1	0 1 0 0	0 0 0 0	0 1 0 0	2 0 0 0	2 0 0 0	2 0 0 0
Inning Stats	R: 1 E: 0 K: 1 S: 12 H: 1 LOB: 0 BB: 0 P: 21	R: 0 E: 0 K: 0 S: 8 H: 1 LOB: 1 BB: 0 P: 14	R: 0 E: 0 K: 2 S: 10 H: 0 LOB: 1 BB: 1 P: 18	R: 1 E: 0 K: 2 S: 13 H: 2 LOB: 2 BB: 1 P: 17	R: 1 E: 1 K: 0 S: 8 H: 0 LOB: 0 BB: 0 P: 14	R: 5 E: 1 K: 0 S: 18 H: 4 LOB: 0 BB: 1 P: 32	R: 0 E: 0 K: 2 S: 7 H: 0 LOB: 0 BB: 0 P: 9	R: 1 E: 0 K: 0 S: 13 H: 3 LOB: 2 BB: 1 P: 18		1B: 5 2B: 6 3B: 0 HR: 1	SF: 1 SAC: 0 DP: 2 HBP: 1					

livebaseballscorecards.com

AB	33
R	9
H	11
RBI	8
BB	4
SO	7
LOB	15

		WP: 0	PA: 39
		PB: 0	
		SB: 1	
		CS: 0	

PITCHER		IP	WLS	BF	H	R	ER	SO	BB	IBB	HBP	BLK	WP	HR	S	P	ERA	WHIP
49 Pablo López, R ERA: 4.79	(1, 1)	5.1	L	26	6	6	5	5	1	1	1	0	0	1	58	96	8.44	1.312
40 Javy Guerra, R ERA: 6.23	(6, 1)	0.2		4	2	2	1	0	1	0	0	0	0	0	11	20	13.50	4.500
66 Jarlín García, L ERA: 4.37	(7, 1)	2.0		9	3	1	1	2	1	0	0	0	0	0	20	27	4.50	2.000

PITCHER	IP	WLS	BF	H	R	ER	SO	BB	IBB	HBP	BLK	WP	HR	S	P	ERA	WHIP

Batter	1	2	3	4	5	6	7	8	9	AB	R	H	RBI	BB	SO	LOB
52 Rafael Ortega, L (1, 7) OBP: 0.227, SLG: 0.190	C FF 98 B FF 98 C CU 82 B FF 99 F FF 98 B FF 98 S SL 90 3-3 ① K		C CU 82 B CU 80 X FF 96 1-1 ② B1-3			B CU 79 C CH 85 F FF 96 X FF 96 1-2 ① P5		C FF 94 C FF 95 X FF 97 0-2 ①② G4-6-3 1-2f		4	0	0	0	0	1	1
11 J.T. Realmuto, R (1, 3) OBP: 0.350, SLG: 0.503	B FF 98 X SI 98 1-0 2B		C CU 78 X SL 90 0-1 1B			B FF 96 C CU 80 B CH 87 S CH 87 B FF 97 B SL 87 4-2 13 2B BB		F FF 97 B FF 96 B CH 86 F SI 95 F FF 95 X SL 90 2-2 ③ F8		3	1	2	0	1	0	0
13 Starlin Castro, R (1, 4) OBP: 0.329, SLG: 0.396	B FF 97 C SL 87 S SL 85 B FF 97 B SI 97 B SL 89 4-2 15 G5-4-3 BB		F SL 86 B CH 88 S SL 88 B FF 97 T SI 98 2-2 ③ K			F FF 96 X CU 78 0-1 1-H 2B			F FC 88 B FC 88 F CU 80 B CU 84 B FC 89 X FC 90 3-2 ① G5-3	3	0	1	1	1	1	1
15 Brian Anderson, R (1, 9) OBP: 0.359, SLG: 0.407	B FF 96 X SL 87 1-0 ②③ G5-4-3 1-2f			B FF 96 C FF 96 B FF 95 X SL 88 2-1 ① F9		C FF 95 F SL 85 B SI 96 F SI 97 D CU 77 X CU 78 2-2 ② F8			C FC 90 C FF 92 B CU 83 S CU 82 1-3 ② K	4	0	0	0	0	1	3
10 JT Riddle, L (1, 6) OBP: 0.255, SLG: 0.356		B FF 94 B CU 78 C SI 95 X SI 96 2-1 ① G1-3		C CU 81 S CH 89 X CU 83 0-2 ② P6		B CU 79 C FF 96 X CU 79 1-1 ③ G4-3			B CU 83 B CU 82 C FC 88 B FF 93 F FC 88 F FC 89 B FF 92 4-2 BB	3	0	0	0	1	0	1
19 Miguel Rojas, R (1, 5) OBP: 0.306, SLG: 0.355		B CU 77 S SL 86 X FF 94 1-1 28 1B 1B		C FF 97 F FF 98 B SI 98 B SL 90 S CU 81 2-3 ③ K			C FF 94 F CU 82 B FF 96 S SI 97 1-3 ① K		S CU 82 B FC 89 S CU 81 S CU 84 1-3 ③ K	1	0	1	0	0	0	0
2 Yadiel Rivera, R (2, 5) OBP: 0.288, SLG: 0.227										2	0	0	0	0	2	0
32 Derek Dietrich, L (9, PH) OBP: 0.339, SLG: 0.437										1	0	0	0	0	1	1
79 Isaac Galloway, R (1, 8) OBP: 0.267, SLG: 0.333		C SL 86 S SL 84 D SL 87 1 SAFE S SL 87 1-3 ② K			X CU 78 0-0 ① P5		B FF 96 X CU 79 1-0 ② F7			3	0	0	0	0	1	1
28 Bryan Holaday, R (1, 2) OBP: 0.246, SLG: 0.236		D SL 84 C FF 96 S FF 97 X SL 86 1-2 ③ 1-3 1B			B FF 96 C CU 81 X CU 79 1-1 ② P4		B CU 80 C CH 86 S CH 88 F SI 98 B FF 98 C SL 88 2-3 ③ K			3	0	1	0	0	1	0
77 Merandy Gonzalez, R (1, 1) OBP: 0.250, SLG: 0.250			B FF 92 C FF 94 X FF 95 1-1 ① G4-3		B FF 95 C FF 95 C CU 78 S SL 85 1-3 ③ K			B FF 94 B FF 94 F SI 93 B SL 86 F SI 94 B SI 95 4-2 52 G4-6-3 BB		2	0	0	0	0	1	0
55 Drew Rucinski, R (5, 1)										0	0	0	0	0	0	0
56 Tayron Guerrero, R (7, 1)										0	0	0	0	0	0	0
48 Christopher Bostick, R (8, PH)										0	0	0	0	1	0	0
53 Brett Graves, R (8, 1)										0	0	0	0	0	0	0
Inning Stats	R: 0 E: 0 K: 1 S: 8 H: 1 LOB: 1 BB: 1 P: 17	R: 0 E: 0 K: 1 S: 10 H: 2 LOB: 2 BB: 0 P: 15	R: 0 E: 0 K: 1 S: 9 H: 1 LOB: 1 BB: 0 P: 13	R: 0 E: 0 K: 1 S: 8 H: 0 LOB: 0 BB: 0 P: 12	R: 0 E: 0 K: 1 S: 6 H: 0 LOB: 0 BB: 0 P: 8	R: 1 E: 0 K: 0 S: 13 H: 1 LOB: 1 BB: 1 P: 21	R: 0 E: 0 K: 2 S: 8 H: 0 LOB: 0 BB: 0 P: 12	R: 0 E: 0 K: 0 S: 9 H: 0 LOB: 0 BB: 1 P: 15	R: 0 E: 0 K: 2 S: 12 H: 0 LOB: 1 BB: 1 P: 21	1B: 3 2B: 2 3B: 0 HR: 0 SF: 0 SAC: 0 DP: 2 HBP: 0						

PITCHER		IP	WLS	BF	H	R	ER	SO	BB	IBB	HBP	BLK	WP	HR	S	P	ERA	WHIP
26 Mike Foltynewicz, R ERA: 2.86	(1, 1)	8.0	W	29	5	1	1	7	3	0	0	0	0	0	71	113	1.12	1.000
58 Dan Winkler, R ERA: 2.74	(9, 1)	1.0		4	0	0	0	2	1	0	0	0	0	0	12	21	0.00	1.000

PITCHER		IP	WLS	BF	H	R	ER	SO	BB	IBB	HBP	BLK	WP	HR	S	P	ERA	WHIP

TOP

Miami Marlins @ Atlanta Braves

SunTrust Park, Atlanta, GA

Mon Aug 13 2018, 7:38 PM - 10:34 PM EDT

Att. 18,186 - Clear - 84 F

livebaseballscorecards.com

AB	29
R	1
H	5
RBI	1
BB	4
SO	9
LOB	8

MIAMI

PA: 33

WP: 0
PB: 0
SB: 0
CS: 0

Miami Marlins @ Atlanta Braves

SunTrust Park, Atlanta, GA

Mon Aug 13 2018, 7:38 PM - 10:34 PM EDT

Att. 18,186 - Clear - 84 F

BOTTOM

Batter	1	2	3	4	5	6	7	8	9	AB	R	H	RBI	BB	SO	LOB
13 Ronald Acuña Jr., R (1, 7) OBP: 0.342, SLG: 0.552	X FF 93 0-0 HR		B CU 79 B CU 76 S FC 93 B CU 76 F FC 94 X FC 93 3-2 ① G6-3		B CH 82 X CH 81 1-0 1 1B 5 1B 1B	B FC 91 C FC 92 X SI 94 1-1 1-2 3-H 1B		C SL 91 F CU 83 B FF 95 B FF 95 D CU 82 C SL 91 3-3 ③ K		5	2	3	2	0	1	1
1 Ozzie Albies, S (1, 4) OBP: 0.315, SLG: 0.493	B FF 93 X FF 94 1-0 22 1B 17 1B 5 G3 1B		B CU 78 B CH 83 C FF 93 B FF 94 S FF 92 X FF 94 3-2 ② G4-3		1 SAFE 1 SAFE B FC 90 B CH 82 B CH 82 C FF 90 X FF 90 3-1 5 1B 1-3 1B	B FF 93 F SI 93 X CH 86 1-1 ③ L3				4	1	2	0	0	0	2
5 Freddie Freeman, L (1, 3) OBP: 0.398, SLG: 0.530	B FF 95 S CH 85 B FF 94 B CU 76 X FF 94 3-1 ① G3 1-2		B CU 75 X CU 76 1-0 ③ P6		D CH 82 B CH 82 B CU 75 1 SAFE X FC 90 3-0 1-2 3-H 1B		C FF 99 B FF 100 X SL 86 1-1 HR			4	1	2	2	0	0	1
22 Nick Markakis, L (1, 9) OBP: 0.388, SLG: 0.507	C FF 93 B CU 76 C CU 76 F FF 95 2 SAFE F FF 94 B CU 77 B CU 82 F FF 94 3-2 X CU 77 17 1B 2-3 1B			C CU 74 B CH 83 B CH 84 F FC 91 F CU 77 C CU 76 2-3 ① K	B SI 92 F FF 92 F SI 94 B CH 86 X CH 86 2-2 ③ G1-3		F FF 100 B FF 102 S FF 100 F FF 102 B CH 95 X FF 103 2-2 ① G4-3			4	0	1	0	0	1	2
17 Johan Camargo, S (1, 5) OBP: 0.345, SLG: 0.457	C CU 78 S CH 84 X FF 93 0-2 11 G4-6-3 1-2 3-H 1B			B CU 73 X CU 75 1-0 ② P5		F SI 93 B CU 80 F FC 91 F CH 86 B CH 85 B FF 93 X FC 91 3-2 26 1B 2B	C FF 102 B SL 90 S FF 103 X FF 103 1-2 ② F9			4	1	2	1	0	0	0
11 Ender Inciarte, L (1, 8) OBP: 0.308, SLG: 0.350	F CH 83 S CH 84 D CH 86 F FF 95 B CH 85 F CH 86 F CU 79 X CH 86 2-2 ② ③ G4-6-3 1-2f			C FF 90 F CU 77 B CH 86 B CH 85 F CU 77 F FC 93 X CU 77 2-2 1B	B SI 94 B FF 93 F FC 92 X FF 94 2-1 ① F7	B SI 102 F FF 103 F FF 104 X FF 104 1-2 ③ F8				4	0	1	0	0	0	3
25 Tyler Flowers, R (1, 2) OBP: 0.368, SLG: 0.365		C CU 78 B CU 80 B FF 94 B CU 77 X FF 95 3-1 ① G6-3		B FF 91 F CU 74 1 SAFE F FC 91 F CH 84 X CU 78 1-2 ③ F7		C FF 94 D FF 93 S SI 94 F CH 86 X FF 93 1-2 ② L5		B FF 94 B FF 93 C FF 93 X SL 92 2-1 1B		4	0	1	0	0	0	2
7 Dansby Swanson, R (1, 6) OBP: 0.296, SLG: 0.383		B FF 94 C CU 80 B CU 79 B FC 93 T FF 93 S FF 94 3-3 ② K			C FC 90 X CU 76 0-1 ① L5	26 1B 13 1B 0-0 IBB		S SL 90 B FF 94 B SL 91 C FF 94 F SI 94 B FF 94 F FF 94 S SL 90 3-3 ① K		3	1	0	0	1	2	1
26 Mike Foltynewicz, R (1, 1) OBP: 0.071, SLG: 0.095 27 Ryan Flaherty, L (8, PH) OBP: 0.304, SLG: 0.307 58 Dan Winkler, R (9, 1)		B FF 92 T FC 92 B FF 93 S FC 92 B FF 94 F FC 92 S FC 93 3-3 ③ K			C FF 90 B FF 92 C FF 90 X CU 77 1-2 ② F9	X SI 94 0-0 13 1B 1-3 2-H 1B		C FF 93 B SL 91 F CU 81 B FF 95 X CU 82 2-2 ② L8		3 1 0	0 0 0	1 0 0	1 0 0	0 0 0	1 0 0	0 1 0
Inning Stats	R: 2 E: 0 K: 0 S: 19 H: 4 LOB: 1 BB: 0 P: 28	R: 0 E: 0 K: 2 S: 9 H: 0 LOB: 0 BB: 0 P: 18	R: 0 E: 0 K: 0 S: 7 H: 0 LOB: 0 BB: 0 P: 14	R: 0 E: 0 K: 1 S: 14 H: 1 LOB: 1 BB: 0 P: 20	R: 1 E: 0 K: 0 S: 12 H: 3 LOB: 2 BB: 0 P: 22	R: 2 E: 0 K: 0 S: 15 H: 3 LOB: 2 BB: 1 P: 23	R: 1 E: 0 K: 0 S: 12 H: 1 LOB: 0 BB: 0 P: 17	R: 0 E: 0 K: 2 S: 13 H: 1 LOB: 1 BB: 0 P: 23		1B: 10 2B: 1 3B: 0 HR: 2 SF: 0 SAC: 0 DP: 1 HBP: 0		WP: 0 PB: 0 SB: 0 CS: 0 PA: 37				

livebaseballscorecards.com

AB	36
R	6
H	13
RBI	6
BB	1
SO	5
LOB	13

PITCHER		IP	WLS	BF	H	R	ER	SO	BB	IBB	HBP	BLK	WP	HR	S	P	ERA	WHIP
77 Merandy Gonzalez, R ERA: 5.73	(1, 1)	4.2	L	21	8	3	3	3	0	0	0	0	0	1	58	97	5.79	1.714
55 Drew Rucinski, R ERA: 3.54	(5, 1)	1.1		8	3	2	2	0	0	1	0	0	0	0	18	28	13.50	2.250
56 Tayron Guerrero, R ERA: 4.11	(7, 1)	1.0		4	1	1	1	0	0	0	0	0	0	1	12	17	9.00	1.000
53 Brett Graves, R ERA: 7.53	(8, 1)	1.0		4	1	0	0	2	0	0	0	0	0	0	13	23	0.00	1.000

PITCHER	IP	WLS	BF	H	R	ER	SO	BB	IBB	HBP	BLK	WP	HR	S	P	ERA	WHIP

Miami Marlins @ Atlanta Braves

SunTrust Park, Atlanta, GA

Tue Aug 14 2018, 7:36 PM - 10:27 PM EDT

Att. 19,409 - Partly Cloudy - 85 F

TOP

livebaseballscorecards.com

Batter	1	2	3	4	5	6	7	8	9	AB	R	H	RBI	BB	SO	LOB
52 Rafael Ortega, L (1, 7) OBP: 0.333, SLG: 0.320	B FF 90 X FF 90 1-0 15 S 1B		B CU 78 B CU 77 B FS 84 B FF 87 4-0 11 HR BB	X FF 91 0-0 11 1B 1-3 2-H 2B		B FF 95 X FF 95 1-0 11 HBP 2-3 1B		C SI 94 B SI 93 C SI 93 D SL 86 S SL 86 2-3 ② K		4	2	3	1	1	1	1
11 J.T. Realmuto, R (1, 2) OBP: 0.353, SLG: 0.511	B FF 90 1 SAFE C FC 88 S FS 85 D FS 86 F FC 89 1 SAFE S CH 71 2-3 ① K		B FC 90 X FS 84 1-0 1-H HR	C FC 90 F FC 89 X CH 73 0-2 15 G6-3 2-H 3-H 1B		B CU 77 C FF 95 H CU 78 2-1 32 G4-6-3 1-2 HBP		C SI 94 B SI 93 B SI 93 B SI 95 X SI 93 3-1 ③ L5		4	1	2	4	0	1	2
15 Brian Anderson, R (1, 9) OBP: 0.357, SLG: 0.405	1 SAFE F FC 86 1 SAFE B FC 88 S FF 90 B FF 90 S FC 90 2-3 ② K 1-2		X FF 90 0-0 ① G6-3	F FC 89 S FF 91 B SL 83 F FF 91 B FS 86 X FC 89 2-2 ② G6-3 1-2		S FF 95 F FF 95 B CU 79 C CU 78 1-3 ① K			C FF 96 B FF 96 S FC 93 X FF 97 1-2 13 FC5-4 1B	5	0	1	0	0	2	5
32 Derek Dietrich, L (1, 3) OBP: 0.335, SLG: 0.431	C CU 79 F FF 91 B CH 74 B FS 85 C FC 90 2-3 ③ K		B FF 91 X CU 78 1-0 ② G4-3	F FC 88 X FS 84 0-1 ③ G4-3		B CU 77 B FF 95 F SI 95 X SI 95 2-1 ②③ G4-6-3 1-2f			D FC 93 C FC 93 F FC 93 S FC 94 1-3 ① K	5	0	0	0	0	2	6
13 Starlin Castro, R (1, 4) OBP: 0.330, SLG: 0.395		B FF 90 X FC 87 1-0 34 1B 10 G4-3 1B	C FC 87 B SL 84 B FS 85 B FC 88 B SI 92 4-1 10 S BB		C FF 90 C FC 89 F FF 90 B SL 82 B FC 89 T FS 84 2-2 ① K		C CU 77 C CU 77 B FF 94 B CU 77 S CU 77 2-3 ① K		F FF 97 F FC 93 B FF 97 D FC 92 F FF 97 D FF 98 X FF 97 3-2 ② FC5-4 10 DI 1-2f	4	0	1	0	1	2	1
10 JT Riddle, L (1, 6) OBP: 0.249, SLG: 0.348		C FF 91 X FS 85 0-1 ① G4-3 1-2	B CU 80 S FS 84 B CH 72 F FS 84 C SI 91 2-3 ③ K 1-2		B CU 78 X CU 78 1-0 ② F8		F FF 94 B FF 94 F FF 94 F CU 77 B SL 88 S CU 75 2-3 ② K		B FF 98 D FF 94 C FC 92 X FC 93 2-1 ③ F8 1-2	5	0	0	0	0	2	3
2 Yadiel Rivera, R (1, 5) OBP: 0.287, SLG: 0.228		C FF 90 B CU 79 X FS 86 1-1 ② G5-3		B FF 90 B FC 89 F FF 90 X FF 91 2-1 34 FC6-4 1B	B CU 76 X CU 78 1-0 ③ G5-3		B CU 78 C CU 76 F CU 77 S CU 77 1-3 ③ K			4	0	1	0	0	1	1
34 Magneuris Sierra, L (1, 8) OBP: 0.188, SLG: 0.219		X CU 80 0-0 36 S 2-3 1B		C CU 80 X FS 85 0-1 ① FC6-4 36 SH 52 2B 1-2f		C FF 94 X CU 77 0-1 48 2B 1B		C SI 95 S SL 87 S SL 86 0-3 ① K		4	2	2	0	0	1	1
36 Trevor Richards, R (1, 1) OBP: 0.125, SLG: 0.087 40 Javy Guerra, R (5, 1) 48 Christopher Bostick, R (6, PH) OBP: 0.500, SLG: 0.667 61 Adam Conley, L (6, 1) 79 Isaac Galloway, R (8, PH) OBP: 0.313, SLG: 0.333 71 Drew Steckenrider, R (8, 1)		S FF 92 1 SAFE C FF 93 B FF 94 F FF 91 F FS 88 S FC 90 1-3 ③ K 1-2		1 SAFE 1 SAFE 1 SAFE B FF 90 L FF 89 X FF 89 1-1 SH 52 2B 11 1B 1-2		C CU 76 X SL 87 0-1 52 1B 1-H 2B		B SI 94 B SI 94 B SI 94 B SI 94 4-0 BB		1 0 1 0 0 0	1 0 0 0 0 0	0 0 1 0 0 0	0 0 1 0 1 0	0 0 0 0 0 0	1 0 0 0 0 0	2 0 0 0 0 0
Inning Stats	R: 0 E: 0 K: 3 S: 11 H: 1 LOB: 1 BB: 0 P: 18	R: 0 E: 0 K: 1 S: 11 H: 2 LOB: 2 BB: 0 P: 14	R: 2 E: 0 K: 1 S: 7 H: 1 LOB: 1 BB: 2 P: 19	R: 3 E: 1 K: 0 S: 16 H: 3 LOB: 1 BB: 0 P: 21	R: 0 E: 0 K: 1 S: 6 H: 0 LOB: 0 BB: 0 P: 10	R: 1 E: 0 K: 1 S: 11 H: 3 LOB: 2 BB: 0 P: 17	R: 0 E: 0 K: 3 S: 10 H: 0 LOB: 0 BB: 0 P: 15	R: 0 E: 0 K: 2 S: 8 H: 0 LOB: 1 BB: 1 P: 17	R: 0 E: 0 K: 1 S: 12 H: 1 LOB: 1 BB: 0 P: 19	1B: 8 2B: 2 3B: 0 HR: 1	SF: 0 SAC: 1 DP: 1 HBP: 1					

	AB	37
	R	6
	H	11
	RBI	6
	BB	3
	SO	13
	LOB	22

WP: 0 PB: 0 SB: 3 CS: 0 PA: 42

PITCHER		IP	WLS	BF	H	R	ER	SO	BB	IBB	HBP	BLK	WP	HR	S	P	ERA	WHIP
19 Aníbal Sánchez, R ERA: 3.07	(1, 1)	5.0		25	7	5	4	6	2	0	0	0	0	1	51	82	7.20	1.800
63 Jesse Biddle, L ERA: 2.63	(6, 1)	2.0	W	9	3	1	1	4	0	0	1	0	0	0	21	32	4.50	1.500
48 Jonny Venters, L ERA: 2.7	(8, 1)	1.0		4	0	0	0	2	1	0	0	0	0	0	8	17	0.00	1.000
33 A.J. Minter, L ERA: 2.79	(9, 1)	1.0		4	1	0	0	1	0	0	0	0	0	0	12	19	0.00	1.000

PITCHER	IP	WLS	BF	H	R	ER	SO	BB	IBB	HBP	BLK	WP	HR	S	P	ERA	WHIP

Miami Marlins @ Atlanta Braves

SunTrust Park, Atlanta, GA

Tue Aug 14 2018, 7:36 PM - 10:27 PM EDT

Att. 19,409 - Partly Cloudy - 85 F

BOTTOM

Batter	1	2	3	4	5	6	7	8	9	AB	R	H	RBI	BB	SO	LOB
13 Ronald Acuña Jr., R (1, 7) OBP: 0.346, SLG: 0.576	X FF 90 0-0 HR	X SL 80 0-0 ③ G6-3		B CH 82 C FF 91 B FF 91 B CH 82 F CH 82 X FF 90 3-2 8 E 8 1B 1B		B FF 95 S FF 96 X CH 86 1-1 ① F8	X CH 86 0-0 1-H 3-H HR			5	2	3	4	0	0	0
8 Charlie Culberson, R (1, 4) OBP: 0.333, SLG: 0.502 48 Jonny Venters, L (8, 1) 33 A.J. Minter, L (9, 1)	X FF 91 0-0 HR		B SL 81 B FF 89 X FF 90 2-0 ① F8	1 SAFE X FF 91 0-0 E8 1-3 1B		B SL 86 F FF 96 B CH 87 B CH 86 F FF 97 S CH 87 3-3 ② K	F FF 97 B FF 97 B FF 97 X FF 97 2-1 ③ L9			5 0 0	1 0 0	2 0 0	1 0 0	0 0 0	1 0 0	0 0 0
5 Freddie Freeman, L (1, 3) OBP: 0.400, SLG: 0.536	B CH 82 C CH 82 B CH 82 S FF 91 X FF 92 2-2 22 1B 1B		S CH 81 B FF 90 B FF 90 F CH 82 F CH 82 B FF 91 B CH 83 4-2 17 WP 17 1B BB	F FF 90 S CH 81 S CH 81 0-3 ③ K		B SL 90 X FF 96 1-0 HR		C FF 95 B FF 95 F FF 95 X FF 96 1-2 ① F9		4	2	2	1	1	1	2
22 Nick Markakis, L (1, 9) OBP: 0.386, SLG: 0.503	D FF 92 1 SAFE B FF 91 C FF 91 B CH 83 C FF 91 X CH 83 3-2 1-3 1B		C SL 79 X FF 91 0-1 ② F9		C SL 78 B CH 80 F CH 81 F FF 89 X CH 83 1-2 ① G1-3	B FF 96 X FF 96 1-0 ③ F7		C FF 95 B SL 89 X FF 95 1-1 ② F7		5	0	1	0	0	0	1
17 Johan Camargo, S (1, 5) OBP: 0.345, SLG: 0.457	S CH 82 S CH 83 S CH 83 B FF 91 F FF 91 F CH 82 X FF 91 1-2 ① F7		1 SAFE B CH 82 S CH 82 B FF 90 B CH 81 S CH 82 X FF 90 3-2 1-H 11 3B 1B		B CH 81 B FF 90 S CH 81 X FF 90 2-1 11 BB 24 1B 1B		B FF 93 F CH 86 F FF 94 X SL 88 1-2 ① G3-1	B FF 95 S CH 90 X CH 90 1-1 ③ G3-1		5	2	2	1	0	0	2
11 Ender Inciarte, L (1, 8) OBP: 0.312, SLG: 0.359	X CH 83 0-0 ② L4		X FF 89 0-0 1-H 3B		B FF 89 D CH 81 B FF 90 B FF 89 4-0 24 1B 1-2 BB		X FF 94 0-0 7 1B 2B			3	1	2	1	1	0	2
24 Kurt Suzuki, R (1, 2) OBP: 0.318, SLG: 0.404	F CH 84 B FF 91 B FF 91 X CH 82 2-1 ③ G5-3		C CH 82 B CH 82 B FF 90 B CH 83 X FF 90 3-1 ③ L7		F SL 80 B FF 89 B CH 82 X FF 89 2-1 1-2 2-H 1B		S CH 86 X CH 86 0-1 ② P6			4	0	1	1	0	0	4
7 Dansby Swanson, R (1, 6) OBP: 0.296, SLG: 0.381		C SL 79 B CH 81 F FF 90 B FF 90 F CH 83 B CH 83 S FF 91 3-3 ① K		C CH 82 X CH 81 0-1 ① F7	B FF 93 S SL 92 X SL 87 1-1 ② F9		S CH 84 X FF 95 0-1 1 1B 13 HR 2-H 1B			4	1	1	1	0	1	2
19 Aníbal Sánchez, R (1, 1) 23 Adam Duvall, R (5, PH) OBP: 0.282, SLG: 0.384 63 Jesse Biddle, L (6, 1) OBP: 0.500, SLG: 1.000 1 Ozzie Albies, S (7, PH) OBP: 0.316, SLG: 0.494 (8, 4)		B SL 81 C FF 89 X SL 80 1-1 ② G6-3		C FF 90 B SL 80 B FF 90 S FF 90 F CH 82 C FF 91 2-3 ② K	F SL 89 X SL 88 0-1 ③ F9		F CH 86 F CH 86 B CH 87 X CH 85 1-2 13 HR 2-3 1B			2 1 0 1	0 0 0 1	0 0 0 1	0 0 0 1	1 0 0 0	0 0 0 0	0 2 0 0
Inning Stats	R: 2 E: 0 K: 0 S: 17 H: 4 LOB: 2 BB: 0 P: 25	R: 0 E: 0 K: 1 S: 7 H: 0 LOB: 0 BB: 0 P: 11	R: 2 E: 0 K: 0 S: 12 H: 2 LOB: 1 BB: 1 P: 24	R: 0 E: 1 K: 2 S: 13 H: 2 LOB: 2 BB: 0 P: 18	R: 1 E: 0 K: 0 S: 12 H: 2 LOB: 2 BB: 1 P: 22	R: 1 E: 0 K: 1 S: 7 H: 1 LOB: 0 BB: 0 P: 13	R: 4 E: 0 K: 0 S: 14 H: 4 LOB: 0 BB: 0 P: 18	R: 0 E: 0 K: 0 S: 7 H: 0 LOB: 0 BB: 0 P: 10		1B: 9 2B: 1 3B: 1 HR: 4 SF: 0 SAC: 0 DP: 0 HBP: 0				WP: 1 PB: 0 SB: 0 CS: 0 PA: 41		

livebaseballscorecards.com

AB	39
R	10
H	15
RBI	10
BB	2
SO	4
LOB	15

PITCHER	IP	WLS	BF	H	R	ER	SO	BB	IBB	HBP	BLK	WP	HR	S	P	ERA	WHIP
36 Trevor Richards, R (1, 1) ERA: 4.28	4.1		25	10	5	5	3	2	0	0	0	1	2	57	95	10.38	2.769
40 Javy Guerra, R (5, 1) ERA: 6.0	0.2		2	0	0	0	0	0	0	0	0	0	0	4	5	0.00	0.000
61 Adam Conley, L (6, 1) ERA: 4.33	2.0	L	11	5	5	5	1	0	0	0	0	0	2	21	31	22.50	2.500
71 Drew Steckenrider, R (8, 1) ERA: 3.29	1.0		3	0	0	0	0	0	0	0	0	0	0	7	10	0.00	0.000

PITCHER	IP	WLS	BF	H	R	ER	SO	BB	IBB	HBP	BLK	WP	HR	S	P	ERA	WHIP

Miami Marlins @ Atlanta Braves

SunTrust Park, Atlanta, GA

Wed Aug 15 2018, 7:38 PM - 10:26 PM EDT

Att. 19,045 - Partly Cloudy - 86 F

livebaseballscorecards.com

Batter	1	2	3	4	5	6	7	8	9	AB	R	H	RBI	BB	SO	LOB
52 Rafael Ortega, L (1, 9) OBP: 0.355, SLG: 0.321	B FF 92 B FF 91 C FF 92 B CH 83 B FF 92 4-1 11 S 15 1B BB		B FF 91 C FF 90 B FF 93 S FF 92 F FF 94 B FS 82 X FS 82 3-2 ① P5		B FS 80 X FS 82 1-0 1B			B SL 84 C CH 86 C FF 95 B CH 84 B X CH 85 3-2 ② G3		3	1	1	0	1	0	0
11 J.T. Realmuto, R (1, 2) OBP: 0.349, SLG: 0.506	C FF 92 D FS 82 B FS 81 X FF 93 2-1 ① L4 1-2		B FS 80 X FF 95 1-0 ② G3		C FF 94 F FF 95 F FF 97 B SL 83 S FS 82 1-3 ③ K			B SL 85 C CH 86 X SL 85 1-1 ③ L8		4	0	0	0	0	1	2
15 Brian Anderson, R (1, 5) OBP: 0.357, SLG: 0.403	B FF 93 C FF 94 F SL 83 F FF 96 X FF 95 1-2 13 G6-4-3 2-H 1B		C SL 81 F SL 82 F FF 96 X FF 95 0-2 ③ G6-3			B FF 92 B FF 92 C FF 92 B FF 94 C FF 93 X FF 94 3-2 ① G6-3			C FF 96 C CH 85 S FC 93 0-3 ① K	4	0	1	1	0	1	0
13 Starlin Castro, R (1, 4) OBP: 0.329, SLG: 0.400	C FF 94 1 SAFE F FF 94 B FS 83 X SL 84 1-2 ②③ G6-4-3 1-2f			B CH 80 X FF 92 1-0 HR		C FF 93 F SL 82 B FS 81 B FS 83 X FS 82 2-2 ② G5-3			C FC 92 B FF 97 B FC 93 F FF 96 X FF 96 2-2 ② P3	4	1	1	1	0	0	1
32 Derek Dietrich, L (1, 3) OBP: 0.334, SLG: 0.430		T FF 91 B FF 92 C FF 93 F FS 82 X FS 82 1-2 10 BB 1B		B SL 80 F FS 82 S FS 82 B FS 83 F FF 95 X FS 83 2-2 ① G4-3		B FS 82 C FF 94 S FF 94 F FF 95 S FF 97 1-3 ③ K			C FF 96 F FF 96 S FC 92 0-3 ③ K	4	0	1	0	0	2	0
44 Austin Dean, R (1, 7)		C FF 92 F FF 94 B FF 95 X FS 83 1-2 ① F8		C SL 82 B FS 82 B FS 83 C FF 95 X FF 96 2-2 ② G5-3			B SI 94 X SI 94 1-0 ① F9			3	0	0	0	0	0	1
10 JT Riddle, L (1, 6) OBP: 0.250, SLG: 0.344		1 SAFE D SL 80 B FF 91 1 SAFE B FF 92 C FF 91 B FS 82 4-1 1-2 BB		X FF 94 0-0 ③ L8			B SI 96 B SI 95 F SI 94 B SL 87 F SI 95 X SI 94 3-2 ② G4-3			2	0	0	0	1	0	0
34 Magneuris Sierra, L (1, 8) OBP: 0.179, SLG: 0.209 53 Brett Graves, R (7, 1)		B SL 79 C FF 94 F FF 93 B FF 95 F FF 95 B FF 96 X FF 96 3-2 ② L7			C FF 90 B FF 92 X FS 80 1-1 ① F9		S SI 95 B SI 94 C SL 86 B SI 95 B SL 86 C SI 95 3-3 ③ K			3 0	0 0	0 0	0 0	0 0	1 0	2 0
62 José Ureña, R (1, 1) OBP: 0.059, SLG: 0.088 57 Elieser Hernandez, R (1, 1) 66 Jarlin García, L (4, 1) 19 Miguel Rojas, R (5, PH) OBP: 0.305, SLG: 0.354 40 Javy Guerra, R (5, 1) 55 Drew Rucinski, R (6, 1) 79 Isaac Galloway, R (7, 8) OBP: 0.294, SLG: 0.313		C FF 95 F FF 94 D FS 81 X FF 95 1-2 ③ G4-3			F SL 81 X FS 82 0-1 ② L7			S FF 93 B SL 85 X SL 83 1-1 ① P3		0 1 0 1 0 0 1	0 0 0 0 0 0 0	0 0 0 0 0 0 0	0 0 0 0 0 0 0	0 0 0 0 0 0 0	0 2 0 0 0 0 0	0 0 0 0 0 0 0
Inning Stats	R: 1 E: 0 K: 0 S: 10 H: 1 LOB: 0 BB: 1 P: 18	R: 0 E: 0 K: 0 S: 15 H: 1 LOB: 2 BB: 1 P: 25	R: 0 E: 0 K: 0 S: 9 H: 0 LOB: 0 BB: 0 P: 13	R: 1 E: 0 K: 0 S: 9 H: 1 LOB: 0 BB: 0 P: 14	R: 0 E: 0 K: 1 S: 9 H: 1 LOB: 1 BB: 0 P: 12	R: 0 E: 0 K: 1 S: 10 H: 0 LOB: 0 BB: 0 P: 16	R: 0 E: 0 K: 1 S: 7 H: 0 LOB: 0 BB: 0 P: 14	R: 0 E: 0 K: 0 S: 7 H: 0 LOB: 0 BB: 0 P: 12	R: 0 E: 0 K: 2 S: 9 H: 0 LOB: 0 BB: 0 P: 11	1B: 3 2B: 0 3B: 0 HR: 1	SF: 0 SAC: 0 DP: 1 HBP: 0			WP: 0 PB: 0 SB: 1 CS: 0	PA: 32		

PITCHER		IP	WLS	BF	H	R	ER	SO	BB	IBB	HBP	BLK	WP	HR	S	P	ERA	WHIP
45 Kevin Gausman, R ERA: 4.22	(1, 1)	6.0	W	23	4	2	2	2	2	0	0	0	0	1	62	98	3.00	1.000
48 Jonny Venters, L ERA: 2.57	(7, 1)	1.0	H	3	0	0	0	1	0	0	0	0	0	0	7	14	0.00	0.000
46 Brad Brach, R ERA: 4.11	(8, 1)	1.0	H	3	0	0	0	0	0	0	0	0	0	0	7	12	0.00	0.000
33 A.J. Minter, L ERA: 2.74	(9, 1)	1.0	S	3	0	0	0	2	0	0	0	0	0	0	9	11	0.00	0.000

PITCHER	IP	WLS	BF	H	R	ER	SO	BB	IBB	HBP	BLK	WP	HR	S	P	ERA	WHIP

AB	30
R	2
H	4
RBI	2
BB	2
SO	5
LOB	8

MIAMI

BOTTOM

Miami Marlins @ Atlanta Braves

SunTrust Park, Atlanta, GA

Wed Aug 15 2018, 7:38 PM - 10:26 PM EDT

Att. 19,045 - Partly Cloudy - 86 F

livebaseballscorecards.com

Batter	1	2	3	4	5	6	7	8	9	AB	R	H	RBI	BB	SO	LOB
13 Ronald Acuña Jr., R (1, 7) OBP: 0.348, SLG: 0.576 23 Adam Duvall, R (2, 7) OBP: 0.280, SLG: 0.381	H SI 98 1-0 5 1B HBP		B SL 79 B SL 81 B FF 91 C FF 90 F FF 91 X FF 90 3-2 ① F9		F FF 93 S CH 85 S FF 94 0-3 ① K		B FF 93 X FF 92 1-0 ① F8			0 3	0 0	0 0	0 0	0 0	0 1	0 1
1 Ozzie Albies, S (1, 4) OBP: 0.314, SLG: 0.490	F FF 90 X FF 90 0-1 ① P4		C CH 84 B CH 83 X FF 91 1-1 ② P6		B CH 85 X FF 93 1-0 ② F9		X FF 93 0-0 ② G4-3			4	0	0	0	0	0	2
5 Freddie Freeman, L (1, 3) OBP: 0.403, SLG: 0.537	1 SAFE 1 SAFE B FF 92 X CH 82 1-0 1-2 1B		S FF 92 X FF 92 0-1 ③ F8		H SL 92 1-0 HBP		B FF 93 F FF 93 B SL 91 B FF 94 X SI 92 3-1 1B			3	0	2	0	0	0	1
22 Nick Markakis, L (1, 9) OBP: 0.383, SLG: 0.499	B FF 91 B FF 92 F FF 92 F FF 91 B FF 92 X FF 92 3-2 ② F7			C FF 93 B SL 86 C SL 86 X SL 85 1-2 ① F8	B FF 94 B CH 85 C FF 95 B SL 89 X FF 93 3-1 ③ P5		C FF 93 1 SAFE X SL 91 0-1 ③ G3			4	0	0	0	0	0	4
8 Charlie Culberson, R (1, 5) OBP: 0.340, SLG: 0.516	C SL 79 F FF 93 C FF 92 0-3 ③ K			X FF 93 0-0 11 S 11 G3 2B		C CU 80 S FC 88 X FF 92 0-2 11 E 2B		B SL 89 B FF 92 F SI 92 X SL 88 2-1 1B		4	2	3	0	0	1	2
11 Ender Inciarte, L (1, 8) OBP: 0.311, SLG: 0.358		B FF 90 F FF 90 B CH 82 X FF 90 2-1 ① G4-3		B FF 93 B FF 90 B FF 93 C FF 93 X FF 93 3-1 ② G3 2-H		F FC 90 X FF 92 0-1 E8 25 S 7 SF8 2-H 1B		X SI 91 0-0 ① L5		4	1	1	2	0	0	1
25 Tyler Flowers, R (1, 2) OBP: 0.366, SLG: 0.359		C FF 92 F SL 81 B SL 83 X FF 92 1-2 ② F9		B SL 83 B FF 92 B FF 93 B FF 92 4-0 7 HR BB		F FC 89 B FC 89 F SI 92 S SL 85 1-3 ① K 2-3		B SL 90 S SL 91 S SI 93 S CU 81 1-3 ② K		3	1	0	0	1	2	2
7 Dansby Swanson, R (1, 6) OBP: 0.295, SLG: 0.389		F FF 92 S SL 80 B SL 81 C SL 80 1-3 ③ K		D CH 87 X FF 94 1-0 1-H HR		X SI 92 0-0 ② SF8 3-H		B SL 91 B SL 91 F FF 94 X SL 90 2-1 ③ F8		3	1	1	3	0	1	1
45 Kevin Gausman, L (1, 1) OBP: 0.273, SLG: 0.111 27 Ryan Flaherty, L (6, PH) OBP: 0.302, SLG: 0.305 48 Jonny Venters, L (7, 1) 46 Brad Brach, R (8, 1) 33 A.J. Minter, L (9, 1)			B FF 91 C FF 90 X FF 90 1-1 1B	C FF 92 X SL 84 0-1 ③ G4-3		S CU 80 C FF 92 B SL 84 B FC 90 X SL 85 2-2 ③ G1-3				2 1 0 0 0	0 0 0 0 0	1 0 0 0 0	0 0 0 0 0	0 0 0 0 0	0 0 0 0 0	0 0 0 0 0

	AB	31
	R	5
	H	8
	RBI	5
	BB	1
	SO	5
	LOB	14

Inning Stats	1	2	3	4	5	6	7	8	9
	R: 0 E: 0 K: 1 S: 9 H: 1 LOB: 2 BB: 0 P: 14	R: 0 E: 0 K: 1 S: 8 H: 0 LOB: 0 BB: 0 P: 12	R: 0 E: 0 K: 0 S: 9 H: 1 LOB: 1 BB: 0 P: 14	R: 3 E: 0 K: 0 S: 9 H: 2 LOB: 0 BB: 1 P: 18	R: 0 E: 0 K: 1 S: 6 H: 0 LOB: 1 BB: 0 P: 11	R: 2 E: 1 K: 1 S: 12 H: 2 LOB: 0 BB: 0 P: 15	R: 0 E: 0 K: 0 S: 6 H: 1 LOB: 1 BB: 0 P: 10	R: 0 E: 0 K: 1 S: 8 H: 1 LOB: 1 BB: 0 P: 13	

1B: 5	SF: 1	WP: 0	PA: 35
2B: 2	SAC: 0	PB: 0	
3B: 0	DP: 0	SB: 2	
HR: 1	HBP: 2	CS: 0	

PITCHER		IP	WLS	BF	H	R	ER	SO	BB	IBB	HBP	BLK	WP	HR	S	P	ERA	WHIP
62 José Ureña, R ERA: 4.74	(1, 1)	0.0		1	0	0	0	0	0	0	1	0	0	0	0	1	∞	∞
57 Elieser Hernández, R ERA: 5.08	(1, 1)	3.0		11	2	0	0	2	0	0	0	0	0	0	26	39	0.00	0.667
66 Jarlín García, L ERA: 4.76	(4, 1)	1.0	L	6	2	3	3	0	1	0	0	0	0	1	9	18	27.00	3.000
40 Javy Guerra, R ERA: 5.68	(5, 1)	1.0		4	0	0	0	1	0	0	1	0	0	0	6	11	0.00	0.000
55 Drew Rucinski, R ERA: 3.8	(6, 1)	1.0		5	2	2	1	1	0	0	0	0	0	0	12	15	9.00	2.000

PITCHER		IP	WLS	BF	H	R	ER	SO	BB	IBB	HBP	BLK	WP	HR	S	P	ERA	WHIP
53 Brett Graves, R ERA: 6.61	(7, 1)	2.0		8	2	0	0	1	0	0	0	0	0	0	14	23	0.00	1.000

Batter	1	2	3	4	5	6	7	8	9	AB	R	H	RBI	BB	SO	LOB
52 Rafael Ortega, L (1, 9) OBP: 0.371, SLG: 0.344	B FF 94 C FF 94 X FF 94 1-1 ① G6-3			C FF 94 F FC 89 B CH 85 X CH 86 1-2 15 CS 11 BB 1B		B CU 76 B FF 93 B FF 94 C FF 93 X FF 94 3-1 1B	C SL 84 D SL 84 B SL 83 F SI 91 B SL 85 S SL 85 3-3 ③ K			4	0	2	0	0	1	1
11 J.T. Realmuto, R (1, 2) OBP: 0.351, SLG: 0.504	C SL 85 C FF 95 B FF 95 X FC 88 1-2 ② G6-3			C FF 95 B CH 85 S SL 87 B FF 95 B FF 95 F CH 86 F FF 96 B FF 96 4-2 15 CS 1-2 BB		C FF 94 B FF 94 X CH 84 1-1 ① L8		B FC 92 F FC 91 B FC 92 F FC 93 F FC 93 X FF 91 2-2 1B		3	0	1	0	1	0	1
15 Brian Anderson, R (1, 5) OBP: 0.354, SLG: 0.400	B FF 94 C CU 80 F FF 95 B CH 86 S SL 87 2-3 ③ K			F SL 87 F FF 95 S FF 96 0-3 ① ② K 1-2 2-3		B FF 94 S CH 83 B FF 94 F FF 94 X CU 80 2-2 ② F9		B CU 81 S FC 93 X FC 92 1-1 ① P3		4	0	0	0	0	2	4
32 Derek Dietrich, L (1, 3) OBP: 0.333, SLG: 0.428		B FC 89 C CU 78 B CH 84 X FF 95 2-1 13 G5-4-3 1B		B FF 96 S FF 96 F FC 90 B CU 80 F FF 96 B FF 96 C FC 89 3-3 ③ K		B CH 84 S FC 89 F FF 95 B FF 95 X CH 83 2-2 ③ P3		B CH 88 F FC 92 F CU 79 F FC 93 F CU 80 S FC 92 1-3 ② K		4	0	1	0	0	2	3
13 Starlin Castro, R (1, 4) OBP: 0.329, SLG: 0.399		X FF 95 0-0 ① ② G5-4-3 1-2f			B SL 84 C SL 84 B SL 86 S FF 94 F FF 97 X FF 96 2-2 10 1B		C CU 79 F FF 95 X FF 95 0-2 ① G6-3	F FC 92 B CU 77 X FC 91 1-1 ③ F8		4	0	1	0	0	0	2
44 Austin Dean, R (1, 7) OBP: 0.143, SLG: 0.571		B FF 95 F FF 95 X SL 87 1-1 ③ P6			C SL 86 F FF 94 X SL 84 0-2 ① P3		B FF 95 B CU 80 X FF 94 2-0 HR		F FF 92 B SL 86 S SL 86 X SL 86 1-2 ① L4	4	1	1	1	0	0	1
10 JT Riddle, L (1, 6) OBP: 0.254, SLG: 0.347			B CU 76 B FF 93 F FF 94 B CH 84 T FC 90 C FF 96 3-3 ① K		B FF 93 F CH 84 C FF 94 F FC 89 X FC 89 1-2 1-2 1B		B CU 80 B CH 89 F SI 95 X SI 94 2-1 34 G4-3 19 1B		C CU 77 B CU 79 B FF 94 F FF 92 X FF 92 2-2 ② G3	4	1	2	0	0	1	0
34 Magneuris Sierra, L (1, 8) OBP: 0.169, SLG: 0.197			B FF 95 T FF 94 X FF 95 1-1 ② G6-3		S CH 83 B FF 95 D CH 84 B CH 83 F FF 95 T FC 90 3-2 ② K		C SI 94 S FF 93 B SI 93 B SI 94 X SI 94 2-2 ② G4-3 1-2		B FF 94 S SL 88 B SL 88 F FF 92 T SL 87 2-2 ③ K	4	0	0	0	0	2	3
58 Dan Straily, R (1, 1) OBP: 0.333, SLG: 0.222			C FF 94 C SL 84 C FF 95 0-3 ③ K		C SL 85 C SL 86 D SL 86 S SL 86 1-3 ③ K		C CU 79 X FF 94 0-1 2-H 1B			2	0	0	0	0	2	2
19 Miguel Rojas, R (7, PH) OBP: 0.307, SLG: 0.356										1	0	1	1	0	0	0
66 Jarlín García, L (7, 1)										0	0	0	0	0	0	0
56 Tayron Guerrero, R (7, 1)										0	0	0	0	0	0	0
40 Javy Guerra, R (8, 1)										0	0	0	0	0	0	0
Inning Stats	R: 0 E: 0 K: 1 S: 8 H: 0 LOB: 0 BB: 0 P: 12	R: 0 E: 0 K: 0 S: 5 H: 1 LOB: 0 BB: 0 P: 8	R: 0 E: 0 K: 2 S: 8 H: 0 LOB: 0 BB: 0 P: 12	R: 0 E: 0 K: 2 S: 14 H: 1 LOB: 1 BB: 1 P: 22	R: 0 E: 0 K: 2 S: 17 H: 2 LOB: 2 BB: 0 P: 24	R: 0 E: 0 K: 0 S: 10 H: 1 LOB: 1 BB: 0 P: 18	R: 2 E: 0 K: 1 S: 14 H: 3 LOB: 1 BB: 0 P: 23	R: 0 E: 0 K: 1 S: 13 H: 1 LOB: 1 BB: 0 P: 18	R: 0 E: 0 K: 1 S: 9 H: 0 LOB: 0 BB: 0 P: 14	1B: 8 2B: 1 3B: 0 HR: 1 SF: 0 SAC: 0 DP: 2 HBP: 0						

PITCHER		IP	WLS	BF	H	R	ER	SO	BB	IBB	HBP	BLK	WP	HR	S	P	ERA	WHIP
31 Max Scherzer, R ERA: 2.11	(1, 1)	6.0	W	22	5	0	0	7	1	0	0	0	0	0	62	96	0.00	1.000
26 Trevor Gott, R ERA: 5.68	(7, 1)	0.2		5	3	2	2	0	0	0	0	0	0	1	11	17	27.00	4.500
33 Matt Grace, L ERA: 2.6	(7, 1)	0.1	H	1	0	0	0	1	0	0	0	0	0	0	3	6	0.00	0.000
51 Wander Suero, R ERA: 3.38	(8, 1)	1.0		4	1	0	0	1	0	0	0	0	0	0	13	18	0.00	1.000
56 Greg Holland, R ERA: 6.6	(9, 1)	1.0		3	0	0	0	1	0	0	0	0	0	0	9	14	0.00	0.000

PITCHER	IP	WLS	BF	H	R	ER	SO	BB	IBB	HBP	BLK	WP	HR	S	P	ERA	WHIP

TOP

Miami Marlins @ Washington Nationals

Nationals Park, Washington, DC

Fri Aug 17 2018, 7:06 PM - 10:08 PM EDT

Att. 37,106 - Cloudy - 87 F

livebaseballscorecards.com

AB	34
R	2
H	9
RBI	2
BB	1
SO	10
LOB	17

MIAMI

Miami Marlins @ Washington Nationals

Nationals Park, Washington, DC

Fri Aug 17 2018, 7:06 PM - 10:08 PM EDT

Att. 37,106 - Cloudy - 87 F

livebaseballscorecards.com

BOTTOM

Batter	1	2	3	4	5	6	7	8	9	AB	R	H	RBI	BB	SO	LOB
2 Adam Eaton, L (1, 9) OBP: 0.374, SLG: 0.376	L FF 90 B SI 91 X FF 89 1-1 ① L6		X SL 86 0-0 34 1B 1-2 1B	B FF 91 B SL 82 C SL 84 B CH 85 C FF 90 2 SAFE X CH 84 3-2 2-H 2B			F FF 92 X SL 86 0-1 7 E 34 1B	B SL 90 X SL 88 1-0 ② G6-3		4	1	3	1	0	0	0
3 Michael Taylor, R (8, 8) OBP: 0.300, SLG: 0.377							1B			1	0	0	0	0	0	0
7 Trea Turner, R (1, 6) OBP: 0.336, SLG: 0.407	B FF 90 B SL 83 F FF 90 S SL 82 X SL 84 2-2 ② G6-3		C SL 85 B SL 83 F SL 85 X FF 93 1-2 ② F3	C FF 92 X SL 83 0-1 ③ F7			1 SAFE B CH 87 B CH 87 B FF 94 C FF 94 F FF 92 X CH 87 3-2 ① G1-3 1-3	B CU 79 C FF 94 X FF 95 1-1 ③ P5		5	0	0	0	0	0	4
34 Bryce Harper, L (1, 8) OBP: 0.384, SLG: 0.518	X SL 84 0-0 ③ F7		B FF 92 B CH 85 X SL 85 2-0 6 HBP 1-3 2-H 1B		B SL 82 B CH 83 B SL 82 C FF 90 F CH 83 X SI 91 3-2 6 WP 6 SF7 2B		B SL 84 B SL 85 B SL 86 X FF 94 3-0 6 E 6 1B 3-H 1B			4	2	3	2	0	0	0
(8, 9)																
6 Anthony Rendon, R (1, 5) OBP: 0.356, SLG: 0.508		B FF 89 C FF 90 C SL 84 X CH 84 1-2 22 G6-3 1B	F FF 91 1 SAFE H FF 90 1-1 1-2 HBP		2 SAFE B SL 83 B SL 82 C FF 90 B FF 90 X FF 92 3-1 ① SF7 2-H		C FF 100 X FF 101 0-1 E9 22 1B 1-H 1B			2	1	2	1	0	0	0
22 Juan Soto, L (1, 7) OBP: 0.414, SLG: 0.530		B SI 90 B FF 91 C SL 83 1 SAFE C SL 84 F FF 91 F CH 85 X SL 85 2-2 ①② G6-3 1-2f	C SL 84 C CH 85 B CH 84 B FF 92 B SL 86 S SL 85 3-3 ③ K		B SL 84 X CH 84 1-0 ② G4-3		F FF 101 B SL 86 B FF 101 F FF 101 F FF 101 F SL 89 D SL 87 X FF 101 3-2 20 1B 2-H 1B			4	0	1	1	0	1	4
11 Ryan Zimmerman, R (1, 3) OBP: 0.327, SLG: 0.503		B FF 90 X FF 90 1-0 HR	C SL 82 C FF 91 X FF 91 0-2 ① G1-3	C FF 91 B SL 86 S SL 84 F FF 92 F SL 84 X SL 86 1-2 ③ F8			C FF 102 B FF 102 B FF 101 X FF 101 2-1 ② F9			4	1	1	1	0	0	1
20 Daniel Murphy, L (1, 4) OBP: 0.348, SLG: 0.454		F SL 84 B CH 85 F CH 84 F FF 91 B SL 86 X FF 91 2-2 ③ F7	C CU 76 X FF 90 0-1 ② G5-3		B SL 81 F FF 89 X CH 83 1-1 ① F7		X FF 101 0-0 1-2 1B			4	0	1	0	0	0	0
51 Wander Suero, R (8, 1)										0	0	0	0	0	0	0
56 Greg Holland, R (9, 1)										0	0	0	0	0	0	0
32 Matt Wieters, S (1, 2) OBP: 0.315, SLG: 0.355			B SL 81 X SL 82 1-0 31 FC1-6 1B	F FF 90 C CH 83 X FF 91 0-2 HR			F CU 73 B CH 84 B CH 84 B SL 83 X FF 91 3-1 ② G4-3	C FF 102 F FF 102 B FF 101 C FF 100 1-3 ③ K		4	1	2	1	0	1	2
31 Max Scherzer, R (1, 1) OBP: 0.333, SLG: 0.333			L FF 89 X SL 82 0-1 ① FC1-6 2 1B 34 1B 1-2f	C FF 90 B FF 91 B CH 84 X FF 91 2-1 2 2B 2B			F SL 84 S CH 84 B SL 83 B FF 91 F CH 84 S FF 90 2-3 ③ K	B FF 92 F FF 93 C CU 81 S FF 95 1-3 ① K		2	2	1	0	0	0	1
14 Mark Reynolds, R (6, PH) OBP: 0.343, SLG: 0.507										1	0	0	0	0	1	0
26 Trevor Gott, R (7, 1)										0	0	0	0	0	0	0
33 Matt Grace, L (7, 1)										0	0	0	0	0	0	0
1 Wilmer Difo, S (8, 4) OBP: 0.300, SLG: 0.343										1	0	0	0	0	1	0
Inning Stats	R: 0 E: 0 K: 0 S: 6 H: 0 LOB: 0 BB: 0 P: 9	R: 1 E: 0 K: 0 S: 13 H: 2 LOB: 0 BB: 0 P: 19	R: 1 E: 0 K: 1 S: 12 H: 3 LOB: 3 BB: 0 P: 20	R: 2 E: 0 K: 0 S: 15 H: 3 LOB: 1 BB: 0 P: 20	R: 1 E: 0 K: 0 S: 11 H: 1 LOB: 0 BB: 0 P: 19		R: 0 E: 0 K: 1 S: 8 H: 0 LOB: 0 BB: 0 P: 14	R: 3 E: 2 K: 1 S: 19 H: 5 LOB: 2 BB: 0 P: 31	R: 0 E: 0 K: 1 S: 6 H: 0 LOB: 0 BB: 0 P: 9		1B: 9 2B: 3 3B: 0 HR: 2 SF: 1 SAC: 0 DP: 1 HBP: 1					

	AB	36
	R	8
	H	14
	RBI	7
	BB	0
	SO	4
	LOB	12

WP: 1 PB: 0 SB: 0 CS: 0 PA: 38

PITCHER		IP	WLS	BF	H	R	ER	SO	BB	IBB	HBP	BLK	WP	HR	S	P	ERA	WHIP
58 Dan Straily, R ERA: 4.6	(1, 1)	6.0	L	27	9	5	5	2	0	0	1	0	1	2	65	101	7.50	1.500
66 Jarlín García, L ERA: 5.03	(7, 1)	0.1		3	2	2	2	0	0	0	0	0	0	0	6	12	54.00	6.000
56 Tayron Guerrero, R ERA: 4.24	(7, 1)	0.2		5	3	1	1	1	0	0	0	0	0	0	13	19	13.50	4.500
40 Javy Guerra, R ERA: 5.4	(8, 1)	1.0		3	0	0	0	1	0	0	0	0	0	0	6	9	0.00	0.000

PITCHER	IP	WLS	BF	H	R	ER	SO	BB	IBB	HBP	BLK	WP	HR	S	P	ERA	WHIP

Batter	1	2	3	4	5	6	7	8	9	10	AB	R	H	RBI	BB	SO	LOB
52 Rafael Ortega, L (1, 9) OBP: 0.359, SLG: 0.333 61 Adam Conley, L (7, 1) 2 Yadiel Rivera, R (9, PH) OBP: 0.285, SLG: 0.226 (9, 3) (10, 5)	B FF 94 C SI 93 X FF 94 1-1 F7 ①		B CU 80 B FF 95 F FF 96 D FF 96 X SI 95 3-1 L3 ②		X CH 90 0-0 F7 ③		C FF 98 F CH 90 B FF 98 B FF 98 F CH 90 X FF 97 2-2 11 FC6-4 1B		B FF 95 1 SAFE 1 SAFE X FF 93 1-0 P4 ②		4 0 1	0 0 0	1 0 0	0 0 0	0 0 0	0 0 0	2 0 1
11 J.T. Realmuto, R (1, 2) OBP: 0.349, SLG: 0.500 (10, 3)	C FF 95 X SI 96 0-1 G6-3 ②		X CU 80 0-0 G6-3 ③			B FF 95 C CU 79 B CU 81 F SI 95 F SI 97 X CU 82 2-2 13 E 15 1B 10 1B 1B	1 SAFE B FF 96 B FF 96 C FF 97 X FF 97 2-1 FC6-4 ② 1-2f		C SL 86 C SL 87 B FF 93 1 SAFE 1 SAFE X FF 94 1-2 F9 ③		5	1	1	0	0	0	3
15 Brian Anderson, R (1, 5) OBP: 0.354, SLG: 0.400 (10, 9)	C FF 96 C CU 81 B CU 83 S FF 96 1-3 K ③			C CU 79 F SI 96 X SI 96 0-2 32 G3 1B		D FF 96 1 SAFE X SI 95 1-0 13 E 10 1B 1-2 1B	B SL 84 X FF 96 1-0 F8 ③			B CU 79 F SI 96 S SL 91 B SL 93 C SL 91 2-3 K ①	5	1	2	0	0	2	1
32 Derek Dietrich, L (1, 3) OBP: 0.333, SLG: 0.433 71 Drew Steckenrider, R (9, 1) 28 Bryan Holaday, R (10, PH) OBP: 0.252, SLG: 0.242 (10, 2)		B SI 93 X SI 94 1-0 HR		B CH 88 F CH 89 B FF 97 1 SAFE X CH 86 2-1 G3 ① ② 1-2		B SL 88 S SL 88 F FF 93 T SL 90 1-2 K ①		F SL 82 B SI 91 S SI 91 F SL 84 X SI 92 1-2 G5-3 ①		B SL 91 B FF 95 C SL 90 S SL 90 X SL 94 2-2 44 FC6-4 13 1B 79 1B 1B	4 0 1	1 0 1	1 0 1	1 0 0	0 0 0	1 0 0	3 0 0
13 Starlin Castro, R (1, 4) OBP: 0.330, SLG: 0.397		B FF 93 S CU 80 X CU 80 1-1 F8 ①		B CU 82 F CU 81 B FF 97 B FF 97 B SI 96 4-1 44 CS BB		D SL 85 X FF 97 1-0 FC4 10 1B 1-2 2-3		X FF 95 0-0 F8 ②		B SL 92 X SI 95 1-0 44 FC6-4 1-2 1B	4	0	1	0	1	0	2
44 Austin Dean, R (1, 7) OBP: 0.167, SLG: 0.364		B CU 80 X FF 95 1-0 G5-3 ②		B FF 97 C FF 95 1-1 CS ③ 1-2	B CU 79 F CH 89 B FF 96 B CU 81 C FF 96 F FF 96 B FF 97 4-2 10 2B BB	F FF 98 S SL 84 F SL 84 B FF 98 S SL 86 1-3 K ②		C SL 86 F FF 94 X SL 86 0-2 G5-3 ③		C SL 90 B SL 90 B SL 91 X SL 91 2-1 FC6-4 ② 1-2f 10 IBB 79 1B 2-3	4	2	0	0	1	1	5
10 JT Riddle, L (1, 6) OBP: 0.266, SLG: 0.373		C SI 96 S FF 97 X CU 81 0-2 G6-3 ③			B CH 90 C SI 96 B SI 96 X CH 89 2-1 1-H 2B	D FF 99 X FF 96 1-0 1-2 2-H 3-H 1B			F SI 94 B SI 95 S SL 86 X FF 95 1-2 HR	0-0 79 1B 1-2 IBB	4	1	3	4	1	0	0
79 Isaac Galloway, R (1, 8) OBP: 0.364, SLG: 0.316 (7, 9) (10, 8)			B FF 95 B FF 96 C SI 94 B FF 96 B SI 95 4-1 54 SH3-4 BB		B FF 96 S FF 96 F SI 95 F CU 83 T FF 96 1-2 K ①	F FF 99 B FF 98 F FF 97 S FF 99 1-3 K ③			S SL 87 S FF 95 B FF 95 B FF 95 B FF 95 B SL 84 4-2 BB	B CU 78 B SL 92 X SL 91 2-0 1-2 2-H 3-H 1B	3	0	1	2	2	2	3
54 Wei-Yin Chen, R (1, 1) OBP: 0.129, SLG: 0.161 55 Drew Rucinski, R (6, 1) 19 Miguel Rojas, R (7, PH) OBP: 0.306, SLG: 0.355 56 Tayron Guerrero, R (7, 1) 34 Magneuris Sierra, L (7, 8) OBP: 0.164, SLG: 0.192 53 Brett Graves, R (10, 1)			B FF 93 L FF 93 B FF 94 1 SAFE C SI 93 X SI 96 2-2 SH3-4 ① 1-2		C CU 80 S CU 82 C CU 81 0-3 ②		S CH 89 X FF 98 0-1 G4-3 ①		1 SAFE X FF 94 0-0 B5 ①	X CH 84 0-0 L8 ③	1 0 1 0 2 0	0 0 0 0 0 0	0 0 0 0 0 0	0 0 0 0 0 0	1 0 0 0 0 0	1 0 0 0 3 0	1 0 0 0 0 0
Inning Stats	R: 0 E: 0 K: 1 S: 7 H: 0 LOB: 0 BB: 0 P: 9	R: 1 E: 0 K: 0 S: 7 H: 1 LOB: 0 BB: 0 P: 10	R: 0 E: 0 K: 0 S: 7 H: 0 LOB: 1 BB: 1 P: 16	R: 0 E: 0 K: 0 S: 7 H: 1 LOB: 0 BB: 1 P: 14	R: 1 E: 0 K: 2 S: 13 H: 1 LOB: 1 BB: 1 P: 20	R: 2 E: 1 K: 3 S: 17 H: 3 LOB: 2 BB: 0 P: 25	R: 0 E: 0 K: 0 S: 9 H: 1 LOB: 1 BB: 0 P: 14	R: 0 E: 0 K: 0 S: 8 H: 0 LOB: 0 BB: 0 P: 9	R: 1 E: 0 K: 0 S: 10 H: 1 LOB: 1 BB: 1 P: 17	R: 2 E: 0 K: 1 S: 11 H: 3 LOB: 2 BB: 1 P: 20	1B: 8 2B: 1 3B: 0 HR: 2	SF: 0 SAC: 1 DP: 0 HBP: 0	WP: 0 PB: 0 SB: 0 CS: 1	PA: 46			

PITCHER		IP	WLS	BF	H	R	ER	SO	BB	IBB	HBP	BLK	WP	HR	S	P	ERA	WHIP
68 Jefry Rodriguez, R ERA: 5.46	(1, 1)	5.0		21	5	4	2	3	3	0	0	0	0	1	46	77	3.60	1.600
55 Tim Collins, L ERA: 2.45	(6, 1)	0.1		1	0	0	0	1	0	0	0	0	0	0	3	4	0.00	0.000
52 Jimmy Cordero, R ERA: 4.5	(6, 1)	1.2		8	2	0	0	2	0	0	0	0	0	0	18	27	0.00	1.200
33 Matt Grace, L ERA: 2.58	(8, 1)	0.1		1	0	0	0	0	0	0	0	0	0	0	4	5	0.00	0.000
60 Justin Miller, R ERA: 3.83	(8, 1)	1.2		7	1	1	1	0	1	0	0	0	0	1	14	21	5.40	1.200

PITCHER		IP	WLS	BF	H	R	ER	SO	BB	IBB	HBP	BLK	WP	HR	S	P	ERA	WHIP
30 Koda Glover, R ERA: 7.36	(10, 1)	1.0	L	7	3	2	2	1	0	1	0	0	0	0	11	20	18.00	3.000

TOP

Miami Marlins @ Washington Nationals

Nationals Park, Washington, DC

Sat Aug 18 2018, 7:06 PM - 10:43 PM EDT

Att. 30,900 - Cloudy - 85 F

livebaseballscorecards.com

AB	39
R	7
H	11
RBI	7
BB	5
SO	7
LOB	24

MIAMI

Miami Marlins @ Washington Nationals

Nationals Park, Washington, DC

Sat Aug 18 2018, 7:06 PM - 10:43 PM EDT

Att. 30,900 - Cloudy - 85 F

livebaseballscorecards.com

BOTTOM

Batter	1	2	3	4	5	6	7	8	9	10	AB	R	H	RBI	BB	SO	LOB
7 Trea Turner, R (1, 6) OBP: 0.336, SLG: 0.413	B FF 92 C FF 92 B SL 87 X FF 91 2-1 ① L8		C FF 92 B SL 86 X FF 92 1-1 1-H HR		C SL 86 B FF 92 F FF 92 B FF 92 S SL 86 2-3 ③ K		X FF 101 0-0 22 G4-6-3 2-3 3-H 1B		B SL 89 1 SAFE C FF 95 B FF 95 X FF 95 2-1 ② F8		5	1	2	3	0	1	2
22 Juan Soto, L (1, 7) OBP: 0.411, SLG: 0.524	C FF 93 B SL 87 B SL 86 C FF 92 X SL 86 2-2 1B		C CU 76 X SI 92 0-1 ② G1-3			C FF 92 X SL 86 0-1 ① G5-3	X FF 96 0-0 ②③ G4-6-3 1-2f		B FF 95 C FF 95 C FF 96 B FF 95 F FF 95 S FF 94 2-3 ③ K		5	0	1	0	0	1	3
6 Anthony Rendon, R (1, 5) OBP: 0.352, SLG: 0.501	B FF 93 F FF 93 B SL 89 X FF 93 2-1 ② F7		C CU 76 F FF 92 F FF 94 B FF 94 B FF 94 X SL 84 2-2 ③ G6-3			B CU 71 C FF 92 X SL 86 1-1 ② F8		S FF 96 S CH 87 X CH 89 0-2 ① G4-3		C SL 90 B SL 92 F FF 93 B CU 81 X SL 90 2-2 ① G6-3	5	0	0	0	0	0	1
34 Bryce Harper, L (1, 9) OBP: 0.383, SLG: 0.514 (8, 8)	C FF 92 F SI 91 1 SAFE B SI 92 B SL 86 D SL 86 C SL 87 3-3 ③ K			F SL 85 F SI 92 F FF 93 F FF 92 X CU 78 0-2 ① G5-3		S FF 93 B CH 85 B FF 94 T FF 93 B SL 88 X SL 85 3-2 1B		F FF 97 F CH 88 S FF 98 0-3 ② K		S CU 82 B CU 83 B FF 94 B SL 90 X SI 92 3-1 ② G3	5	0	1	0	0	2	1
11 Ryan Zimmerman, R (1, 3) OBP: 0.324, SLG: 0.492		B FF 92 B CU 74 C FF 93 B FF 92 F FF 93 X FF 94 3-2 ① P6		B CU 74 S CH 86 B FF 93 X CU 75 2-1 ② G5-3		C FC 90 B FC 90 C FC 90 1 SAFE X FF 94 1-2 ③ L8		B SL 86 B FF 98 S CH 88 B CH 88 B CH 87 4-1 BB		B CU 83 C SL 90 B FF 92 X SL 90 2-1 ③ G1-4-3	4	0	0	0	1	0	1
20 Daniel Murphy, L (1, 4) OBP: 0.347, SLG: 0.449		B SL 87 B SI 92 X FF 92 2-0 ② L8		X CU 74 0-0 ③ G4-3			C FF 100 T FF 99 F FF 100 B SI 101 F SL 88 F FF 102 F FF 101 F SL 88 B FF 102 3-2 B FF 102 X FF 100 32 HBP 2 1B 15 WP 1B		B FF 96 C FF 97 B SL 91 C FF 98 X CH 88 2-2 ③ G5-3		4	1	1	0	0	0	1
3 Michael Taylor, R (1, 8) OBP: 0.299, SLG: 0.374		C FF 93 C FF 92 X SL 87 0-2 ③ G5-3			F FF 92 C FF 92 S FF 92 0-3 ① K		F FF 100 F SL 90 X FF 100 0-2 15 WP 32 HBP 7 1B 1-2 1B		B FF 94 C FF 94 F FF 95 F FF 95 F SL 89 F FF 96 B FF 95 F FF 96 X SL 89 2-2 HR		2	0	0	0	0	1	0
2 Adam Eaton, L (7, PH) OBP: 0.379, SLG: 0.396 (8, 9)											2	2	2	1	0	0	0
64 Spencer Kieboom, R (1, 2) OBP: 0.283, SLG: 0.247			X FF 92 0-0 ① F9		F FF 93 B CU 73 F FF 93 X CU 74 1-2 2B		C FF 101 F FF 101 H SL 87 1-2 7 1B 15 WP 1-2 2-3 HBP		F FF 95 B FF 94 X FF 94 1-1 1B		2	0	1	0	0	0	0
32 Matt Wieters, S (7, PH) OBP: 0.322, SLG: 0.359 (8, 2)											1	0	1	0	0	0	0
68 Jefry Rodriguez, R (1, 1) OBP: 0.000, SLG: 0.000			C FF 92 B SL 86 B FF 92 X FF 92 2-1 7 HR 1B		S FF 92 B FF 92 X FF 91 1-1 ② G5-3		B FF 101 S FF 101 B FF 101 B FF 101 X FF 100 3-1 ① P6 1-2 2-3 3-H		F FF 95 B CH 90 C FF 95 B FF 94 F FF 96 S FF 96 2-3 ① K		2	1	1	0	0	0	1
55 Tim Collins, L (6, 1)											0	0	0	0	0	0	0
52 Jimmy Cordero, R (6, 1)											0	0	0	0	0	0	0
15 Matt Adams, L (7, PH) OBP: 0.336, SLG: 0.516											1	0	0	0	0	0	2
33 Matt Grace, L (8, 1)											0	0	0	0	0	0	0
60 Justin Miller, R (8, 1)											0	0	0	0	0	0	0
14 Mark Reynolds, R (9, PH) OBP: 0.347, SLG: 0.503											1	0	0	0	0	1	1
30 Koda Glover, R (10, 1)											0	0	0	0	0	0	0
Inning Stats	R: 0 E: 0 K: 1 S: 10 H: 1 LOB: 1 BB: 0 P: 19	R: 0 E: 0 K: 0 S: 7 H: 0 LOB: 0 BB: 0 P: 12	R: 2 E: 0 K: 0 S: 11 H: 2 LOB: 0 BB: 0 P: 16	R: 0 E: 0 K: 0 S: 8 H: 0 LOB: 0 BB: 0 P: 10	R: 0 E: 0 K: 2 S: 11 H: 1 LOB: 1 BB: 0 P: 15	R: 0 E: 0 K: 0 S: 10 H: 1 LOB: 1 BB: 0 P: 15	R: 2 E: 0 K: 0 S: 17 H: 3 LOB: 1 BB: 0 P: 24	R: 0 E: 0 K: 1 S: 10 H: 0 LOB: 1 BB: 1 P: 16	R: 1 E: 0 K: 2 S: 19 H: 2 LOB: 1 BB: 0 P: 28	R: 0 E: 0 K: 0 S: 7 H: 0 LOB: 0 BB: 0 P: 14	1B: 7 2B: 1 3B: 0 HR: 2 SF: 0 SAC: 0 DP: 1 HBP: 1	WP: 1 PB: 0 SB: 0 CS: 0 PA: 41					

	AB	39
	R	5
	H	10
	RBI	4
	BB	1
	SO	6
	LOB	13

PITCHER		IP	WLS	BF	H	R	ER	SO	BB	IBB	HBP	BLK	WP	HR	S	P	ERA	WHIP
54 Wei-Yin Chen, L ERA: 5.2	(1, 1)	5.2		22	5	2	2	3	0	0	0	0	0	1	54	83	3.18	0.882
55 Drew Rucinski, R ERA: 3.74	(6, 1)	0.1	H	1	0	0	0	0	0	0	0	0	0	0	3	4	0.00	0.000
56 Tayron Guerrero, R ERA: 4.6	(7, 1)	0.1	B	5	3	2	2	0	0	0	1	0	1	0	16	23	54.00	9.000
61 Adam Conley, L ERA: 4.14	(7, 1)	1.2		5	0	0	0	1	1	0	0	0	0	0	11	17	0.00	0.600
71 Drew Steckenrider, R ERA: 3.4	(9, 1)	1.0	W	5	2	1	1	2	0	0	0	0	0	1	19	28	9.00	2.000

PITCHER		IP	WLS	BF	H	R	ER	SO	BB	IBB	HBP	BLK	WP	HR	S	P	ERA	WHIP
53 Brett Graves, R ERA: 6.23	(10, 1)	1.0	S	3	0	0	0	0	0	0	0	0	0	0	7	14	0.00	0.000

Miami Marlins @ Washington Nationals

Nationals Park, Washington, DC

Sun Aug 19 2018, 1:36 PM - 4:15 PM EDT

Att. 31,435 - Partly Cloudy - 82 F

TOP

livebaseballscorecards.com

Batter	1	2	3	4	5	6	7	8	9	AB	R	H	RBI	BB	SO	LOB
52 Rafael Ortega, L (1, 9) OBP: 0.378, SLG: 0.366	C FF 88 X FF 89 0-1 ① F7		B FF 91 B FF 89 F FF 90 B SI 90 B SI 91 4-1 ③ 15 BB, 13 1B BB	X SI 90 0-0 11 BB 2-3 1B	B SI 90 X SI 90 1-0 11 1B 1-3 2-H 3-H 2B		C SL 78 B FF 86 B CH 79 X SL 78 2-1 ② F7	X SL 77 0-0 ③ F8		5	2	2	2	1	0	1
11 J.T. Realmuto, R (1, 3) OBP: 0.351, SLG: 0.507	B SI 89 X CH 82 1-0 ② L5		1 SAFE B CU 75 C SI 90 F FF 91 F SI 90 C SI 91 1-3 ② K	B FF 91 B FF 90 F SI 91 S SI 91 B CH 82 D CU 75 4-2 1-2 BB	B SL 86 S SL 86 F FF 93 B FF 93 X SL 86 2-2 2-H 3-H 1B		B CH 78 X FF 85 1-0 HR		B FF 83 C FF 84 X FF 84 1-1 ① F9	5	1	2	3	1	1	1
15 Brian Anderson, R (1, 5) OBP: 0.352, SLG: 0.396	B FF 90 X FF 89 1-0 ③ F9		D CH 84 1 SAFE C CH 82 D CU 76 1 SAFE B CH 84 B FF 91 4-1 13 1B, 44 2B 1-2 BB	B FF 90 X CH 82 1-0 ③ L7	C CU 78 C FF 93 D SL 86 T SL 86 1-2 ③ K		C FF 87 B FF 86 F FF 86 B FF 85 F CU 74 B CH 78 X CH 80 3-2 E8, 13 1B		F CU 72 C FF 84 B CU 72 F FF 86 T FF 85 1-2 ② K	5	1	0	0	1	2	4
13 Starlin Castro, R (1, 4) OBP: 0.335, SLG: 0.407		B SI 89 X SI 89 1-0 ① G6-3	B FF 91 X FF 90 1-0 1-3 2-H 44 2B 1B		C CH 80 B SI 88 F FF 90 X FF 91 1-2 44 1B, 10 SF7 2B	B CH 77 B FF 85 B FF 86 C FF 86 X FF 86 3-1 10 HR 1B	C FF 84 F FF 86 B FF 85 X CH 80 1-2 2-3 1B		B FF 85 X FF 85 1-0 2B	6	3	5	1	0	0	0
44 Austin Dean, R (1, 7) OBP: 0.222, SLG: 0.412		C SI 89 F CU 76 F CU 77 S CH 82 0-3 ② K	C CH 83 C FF 91 D CH 84 1 SAFE B SI 91 F SI 92 X CH 84 2-2 1-H 3-H 2B		B CH 82 B CH 83 X FF 92 2-0 79 2B, 52 2B 2-3 1B	S FF 86 B CH 79 C FF 86 F FF 87 F FF 88 B CH 78 S CH 78 2-3 ① K	C CH 80 B FF 85 X FF 85 1-1 ③ L8		C CH 78 B FF 84 B FF 84 F FF 84 D CU 72 X CH 78 3-2 ③ P4	6	1	2	2	0	2	4
10 JT Riddle, L (1, 6) OBP: 0.269, SLG: 0.394		B FF 91 B CU 76 F FF 91 C SI 91 X CU 77 2-2 79 1B, 2B	X CU 76 0-0 ③ P6		X SI 89 0-0 ① SF7 3-H	C FF 87 D FF 86 X FF 87 1-1 1-H HR		B SL 78 S CH 78 F FF 86 B CH 79 B CH 80 X SL 79 3-2 ① L8		4	1	2	3	0	0	1
79 Isaac Galloway, R (1, 8) OBP: 0.407, SLG: 0.542		B FF 91 D CH 83 S CH 83 C FF 91 D CH 83 X CH 83 3-2 28 S 2-3 1B		B CH 86 B SI 89 X CH 81 2-0 ① L7	C SI 89 X CU 75 0-1 52 2B 1-3 2B	X CH 79 0-0 ② F9		B FF 86 X CH 79 1-0 HR		5	2	3	1	0	0	0
28 Bryan Holaday, R (1, 2) OBP: 0.257, SLG: 0.250		B FF 91 C FF 91 F FF 91 1 SAFE B FF 90 F CU 76 S SI 91 2-3 ③ K 1-2		B CU 74 X SI 90 1-0 52 1B 2B	0-0 52 2B, 11 1B IBB	C CH 79 X FF 87 0-1 ③ P4		S CH 78 B FF 86 B FF 86 C FF 86 F SL 78 F CH 78 F CH 80 X FF 86 2-2 ② F9		4	1	1	0	1	1	2
62 José Ureña, R (1, 1) OBP: 0.051, SLG: 0.077			S FF 89 X FF 90 0-1 ① B1-3	B FF 90 S FF 90 C CU 76 S FF 91 1-3 ② K	S SI 90 S SI 90 S SI 90 0-3 ② K		C FF 84 S CH 78 S FF 85 0-3 ① K	X FF 85 0-0 E6		5	0	0	0	0	3	4

	AB	45
	R	12
	H	17
	RBI	12
	BB	4
	SO	9
	LOB	17

Inning Stats	1	2	3	4	5	6	7	8	9	1B: 7	SF: 1	WP: 0	PA: 50
	R: 0 E: 0 K: 0 S: 4	R: 0 E: 0 K: 2 S: 15	R: 3 E: 0 K: 1 S: 14	R: 0 E: 0 K: 1 S: 9	R: 5 E: 0 K: 2 S: 17	R: 2 E: 0 K: 1 S: 12	R: 1 E: 1 K: 1 S: 15	R: 1 E: 1 K: 0 S: 12	R: 0 E: 0 K: 1 S: 10	2B: 7 3B: 0 HR: 3	SAC: 0 DP: 0 HBP: 0	PB: 0 SB: 1 CS: 0	
	H: 0 LOB: 0 BB: 0 P: 6	H: 2 LOB: 2 BB: 0 P: 23	H: 2 LOB: 2 BB: 1 P: 26	H: 2 LOB: 3 BB: 1 P: 18	H: 5 LOB: 1 BB: 1 P: 24	H: 2 LOB: 0 BB: 0 P: 18	H: 2 LOB: 2 BB: 0 P: 23	H: 1 LOB: 1 BB: 0 P: 18	H: 1 LOB: 1 BB: 0 P: 16				

PITCHER		IP	WLS	BF	H	R	ER	SO	BB	IBB	HBP	BLK	WP	HR	S	P	ERA	WHIP
47 Gio González, L ERA: 4.51	(1, 1)	4.2	L	28	10	8	8	5	3	1	0	0	0	0	53	88	15.43	2.786
56 Greg Holland, R ERA: 6.53	(5, 1)	0.1		2	1	0	0	1	0	0	0	0	0	0	6	9	0.00	3.000
46 Tommy Milone, L ERA: 5.81	(6, 1)	4.0		20	6	4	4	3	0	0	0	0	0	3	49	75	9.00	1.500

PITCHER	IP	WLS	BF	H	R	ER	SO	BB	IBB	HBP	BLK	WP	HR	S	P	ERA	WHIP

Batter	1	2	3	4	5	6	7	8	9	AB	R	H	RBI	BB	SO	LOB
2 Adam Eaton, L (1, 9) OBP: 0.377, SLG: 0.398	C SI 96 X SI 97 0-1 ① F8		L SL 84 X CH 91 0-1 ② 2B 3-H			C SI 95 F SL 88 B SI 97 B SI 97 X SL 88 2-2 ① G3-1			C SI 96 X CH 91 0-1 ① G4-3	4	0	1	1	0	0	0
7 Trea Turner, R (1, 6) OBP: 0.334, SLG: 0.409	C SI 97 C SI 97 B SL 91 B SL 87 B SL 87 F SL 90 F SI 98 X SI 98 3-2 ② L4		C SL 88 X SI 98 0-1 ③ L8			X CH 90 0-0 ② G5-3			C SI 98 B SL 88 X SI 97 1-1 ② G5-3	4	0	0	0	0	0	0
34 Bryce Harper, L (1, 8) OBP: 0.380, SLG: 0.511 3 Michael Taylor, R (8, 8) OBP: 0.298, SLG: 0.373	B SL 90 X CH 91 1-0 ③ G5-3			F SI 95 B SI 97 B SI 97 B CH 92 S SI 98 X SI 99 3-2 ① G6-3		X SL 84 0-0 ③ F8			C SI 97 F SI 98 B SI 98 F CH 92 B SL 87 B SL 87 S SI 98 3-3 ③ K	3 1	0 0	0 0	0 0	0 0	0 1	0 0
6 Anthony Rendon, R (1, 5) OBP: 0.350, SLG: 0.499 1 Wilmer Difo, S (7, 5) OBP: 0.299, SLG: 0.342		B SL 86 C SI 97 X CH 90 1-1 ① G5-3		C SI 99 F SI 98 F SI 99 B SL 90 F CH 92 S SI 98 1-3 ② K			C SI 95 F SI 96 B SI 97 X SI 98 1-2 ① G3			2 1	0 0	0 0	0 0	0 0	1 0	0 0
22 Juan Soto, L (1, 7) OBP: 0.413, SLG: 0.522		B SI 97 B SL 89 B SI 98 C SI 98 B SI 98 4-1 BB		B CH 92 S CH 92 B SI 98 S SL 88 B SL 88 B SI 98 4-2 BB			C SI 97 C SI 97 F SI 98 C SI 98 0-3 ② K			1	0	0	0	2	1	0
20 Daniel Murphy, L (1, 4) OBP: 0.341, SLG: 0.442		C SI 97 X CH 92 0-1 ② F7		X SI 98 0-0 ③ L5			B SL 89 B CH 90 B SI 97 C SI 97 X SI 97 3-1 ③ G4-3			3	0	0	0	0	0	2
15 Matt Adams, L (1, 3) OBP: 0.332, SLG: 0.510		1 SAFE S SL 90 X CH 91 0-1 ③ G5-3			B SI 95 C SI 96 B SI 96 C SI 96 X SI 97 2-2 ① G6-3			F SI 94 B CH 91 B SI 98 X SI 97 2-1 ① L7		3	0	0	0	0	0	1
32 Matt Wieters, S (1, 2) OBP: 0.324, SLG: 0.367 64 Spencer Kieboom, R (8, PH) OBP: 0.280, SLG: 0.244 (9, 2)			C SI 96 B SI 96 B FF 97 X CH 90 2-1 47 SH1-4 2 2B		B SI 97 C SI 97 F SI 98 X SL 90 1-2 ② G1-3			B SI 98 B SI 98 C SI 98 S SI 98 S SL 88 2-3 ② K		2 1	1 0	1 0	0 0	0 0	0 1	0 0
47 Gio González, R (1, 1) OBP: 0.075, SLG: 0.100 56 Greg Holland, R (5, 1) 14 Mark Reynolds, R (5, PH) OBP: 0.339, SLG: 0.500 46 Tommy Milone, L (6, 1)			X SI 96 0-0 ① SH1-4 2-3		C SI 96 C SI 98 X CH 92 0-2 ③ G6-3			C SI 98 B SI 99 X SI 97 1-1 ③ F8		0 0 1 1	0 0 0 0	0 0 0 0	0 0 0 0	0 0 0 0	0 0 0 0	0 0 0 0
Inning Stats	R: 0 H: 0 E: 0 LOB: 0 K: 0 BB: 0 S: 8 P: 12	R: 0 H: 0 E: 0 LOB: 1 K: 0 BB: 1 S: 7 P: 12	R: 1 H: 2 E: 0 LOB: 0 K: 0 BB: 0 S: 7 P: 9	R: 0 H: 0 E: 0 LOB: 1 K: 1 BB: 1 S: 11 P: 19	R: 0 H: 0 E: 0 LOB: 0 K: 0 BB: 0 S: 9 P: 12	R: 0 H: 0 E: 0 LOB: 0 K: 0 BB: 0 S: 5 P: 7	R: 0 H: 0 E: 0 LOB: 0 K: 1 BB: 0 S: 9 P: 13	R: 0 H: 0 E: 0 LOB: 0 K: 1 BB: 0 S: 7 P: 12	R: 0 H: 0 E: 0 LOB: 0 K: 1 BB: 0 S: 8 P: 12	1B: 0 2B: 2 3B: 0 HR: 0	SF: 0 SAC: 1 DP: 0 HBP: 0				WP: 0 PB: 0 SB: 0 CS: 0	PA: 30	

PITCHER	IP	WLS	BF	H	R	ER	SO	BB	IBB	HBP	BLK	WP	HR	S	P	ERA	WHIP
62 José Ureña, R (1, 1) ERA: 4.5	9.0	W	30	2	1	1	4	2	0	0	0	0	0	71	108	1.00	0.444

PITCHER	IP	WLS	BF	H	R	ER	SO	BB	IBB	HBP	BLK	WP	HR	S	P	ERA	WHIP

BOTTOM

Miami Marlins @ Washington Nationals

Nationals Park, Washington, DC

Sun Aug 19 2018, 1:36 PM - 4:15 PM EDT

Att. 31,435 - Partly Cloudy - 82 F

livebaseballscorecards.com

AB	27
R	1
H	2
RBI	1
BB	2
SO	4
LOB	3

Batter	1	2	3	4	5	6	7	8	9	10	11	12	AB	R	H	RBI	BB	SO	LOB
11 Brett Gardner, L (1, 7) OBP: 0.335, SLG: 0.370	C SI 92 B FF 93 F FF 93 S CU 79 1-3 K ①		B SI 92 C SI 91 C CH 86 B FF 93 B FF 94 B FF 93 4-2 27 S BB	B CU 79 B SI 92 C FF 91 X FF 92 2-1 F9 ③			B FF 100 C FF 101 F FF 102 B FF 102 X FF 99 2-2 1B		B FF 95 B FF 94 F FF 95 B FF 95 X FF 95 3-1 F9 ③		B FF 95 B FF 94 B FF 95 C FF 94 1 SAFE B SL 89 4-1 33 WP 31 HBP 1-2 BB	4	0	1	0	2	1	4
27 Giancarlo Stanton, R (1, 9) OBP: 0.353, SLG: 0.542	C FF 95 B FF 93 B FF 94 C CU 81 X FF 96 2-2 31 L3 1B		F FF 92 D CU 80 S CH 86 1 SAFE B FF 92 S CU 80 2-3 K ② 1-2		F CU 80 F FF 95 B CH 87 X FF 94 1-2 31 G3 2B		C FF 102 F FF 102 B SL 94 S FF 101 1-3 K ②			C FC 89 S FC 90 B FC 90 F FC 90 B SI 94 X FC 90 2-2 G3 ①		F FF 95 B SL 87 B SL 90 B SL 86 F FF 96 T SL 89 3-2 K ①	6	0	2	0	0	3	4
31 Aaron Hicks, S (1, 8) OBP: 0.367, SLG: 0.466	X SI 93 0-0 L3 ② ③ 1-1		C CH 85 B FF 92 F CH 86 C FF 93 1-3 K ③		B SI 93 X CH 85 1-0 G3 ① 2-3		1 SAFE C FF 100 1 SAFE S FF 101 S FF 102 0-3 K ③			B CU 79 B SI 93 B FF 93 C FF 93 F FC 89 F FF 94 X FC 91 3-2 G4-3 ②		H SL 91 1-0 33 WP HBP 1-2 2-3	5	0	0	0	0	2	4
41 Miguel Andujar, R (1, 5) OBP: 0.328, SLG: 0.526		X FF 93 0-0 F9 ①		C CU 77 F FF 92 B CH 87 X FF 95 1-2 25 1B 14 1B 1B	S CH 85 X FF 93 0-1 L4 ②			B SL 86 X FF 97 1-0 P4 ①		B FC 89 B FC 89 F SI 94 X FC 90 2-1 G6-3 ③		B SL 86 B SL 86 F FF 93 F FF 93 F SL 86 X FF 95 2-2 SF7 ② 3-H	5	1	1	1	0	0	1
33 Greg Bird, L (1, 3) OBP: 0.296, SLG: 0.403		C SI 93 C FF 92 S FF 92 0-3 K ②		C FF 92 B CU 79 B CH 86 X FF 92 2-1 P4 ①	X CU 80 0-0 F9 ③			C FF 97 X FF 96 0-1 G6-3 ②			C CU 80 S FC 90 S CH 87 0-3 K ①	B FF 94 B SL 88 B SL 91 C SL 91 F SL 91 S FF 94 3-3 K ③ 1-2 2-3	6	0	0	0	0	3	4
25 Gleyber Torres, R (1, 6) OBP: 0.331, SLG: 0.489		C FF 95 C CU 80 X SI 93 0-2 28 PB 14 1B 1B		S CU 80 D CU 81 X CU 78 1-1 28 HBP 14 1B 1B 1-2		B FF 92 S CU 77 F FF 93 B FF 92 X CH 85 2-2 G6-3 ①		B CH 88 S CH 87 S CH 86 B CH 86 X FF 97 2-2 F8 ③			B FC 90 C FC 90 B SI 93 B FC 90 X FC 90 3-1 G5-3 ②		5	0	2	0	0	0	0
14 Neil Walker, S (1, 4) OBP: 0.308, SLG: 0.339		X SI 93 0-0 1-2 1B		B FF 93 B CH 85 S CH 86 B FF 94 C FF 92 X CH 86 3-2 28 HBP 1-2 2-H 1B		B CU 78 F CH 85 X FF 94 1-1 L9 ②			C FF 95 B FF 96 B CH 89 B FF 96 B FF 95 4-1 BB		C FC 90 C CH 87 B CH 87 B SI 93 B SI 92 B FC 90 4-2 BB	3	0	2	1	2	0	0
28 Austin Romine, R (1, 2) OBP: 0.304, SLG: 0.439 67 A.J. Cole, R (11, 1) OBP: 0.333, SLG: 1.333 54 Aroldis Chapman, L (12, 1) 48 Tommy Kahnle, R (12, 1)		B CU 80 2 SAFE S CU 79 B FF 94 D CU 82 S CU 81 F FF 93 X CU 80 3-2 G5-3 ③ 2-3		F FF 94 H SI 92 1-1 1-2 2-3 HBP		B FF 94 S CU 79 X CU 79 1-1 G1-3 ③			F FF 95 1 SAFE S FF 95 B SL 88 B FF 96 S FF 96 2-3 K ①		C FC 90 S FF 93 B FC 89 X FC 90 1-2 L4 ③	4 0 0 0 0	0 0 0 0 0	0 0 0 0 0	0 0 0 0 0	1 0 0 0 0	4 0 0 0 0	4 0 0 0 0
19 Masahiro Tanaka, R (1, 1) 45 Luke Voit, R (7, PH) OBP: 0.298, SLG: 0.286 53 Zack Britton, L (7, 1) 68 Dellin Betances, R (8, 1) 74 Ronald Torreyes, R (9, PH) OBP: 0.342, SLG: 0.419 57 Chad Green, L (9, 1) 56 Jonathan Holder, R (10, 1) 66 Kyle Higashioka, R (11, 2) OBP: 0.277, SLG: 0.390			C FF 91 B CU 80 X FF 93 1-1 G3 ①	F SI 92 M SI 91 X SI 91 0-2 F4 ②			B FF 100 C FF 100 B SL 87 B FF 102 S FF 99 S FF 100 3-3 K ①		1 SAFE B FF 96 F FF 96 B SL 88 F FF 96 X FF 96 2-2 L9 ②		B FF 95 X SL 89 1-0 31 HBP 11 BB 41 SF7 1B	2 1 0 0 0 1 0 1	0 0 0 0 0 0 0 1	0 0 0 0 0 0 0 1	0 0 0 0 0 0 0 1	0 1 0 0 0 0 0 0	0 0 0 0 0 0 0 0	3 0 0 0 1 0 0 0

Inning Stats																								
	R: 0 E: 0 K: 1 S: 7	H: 1 LOB: 0 BB: 0 P: 10	R: 0 E: 0 K: 1 S: 12	H: 2 LOB: 2 BB: 0 P: 15	R: 0 E: 0 K: 2 S: 10	H: 0 LOB: 1 BB: 1 P: 18	R: 1 E: 0 K: 0 S: 16	H: 3 LOB: 3 BB: 0 P: 26	R: 0 E: 0 K: 0 S: 7	H: 1 LOB: 0 BB: 0 P: 9	R: 0 E: 0 K: 0 S: 7	H: 0 LOB: 0 BB: 0 P: 11	R: 0 E: 0 K: 3 S: 12	H: 1 LOB: 1 BB: 0 P: 18	R: 0 E: 0 K: 0 S: 6	H: 0 LOB: 0 BB: 0 P: 9	R: 0 E: 0 K: 1 S: 9	H: 0 LOB: 1 BB: 1 P: 20	R: 0 E: 0 K: 0 S: 10	H: 0 LOB: 0 BB: 0 P: 17	R: 0 E: 0 K: 1 S: 10	H: 0 LOB: 1 BB: 1 P: 18	R: 1 E: 0 K: 2 S: 12	H: 1 LOB: 2 BB: 1 P: 26	1B: 8 2B: 2 3B: 0 HR: 0	SF: 1 SAC: 0 DP: 1 HBP: 2	WP: 1 PB: 1 SB: 1 CS: 0	PA: 50

PITCHER		IP	WLS	BF	H	R	ER	SO	BB	IBB	HBP	BLK	WP	HR	S	P	ERA	WHIP
49 Pablo López, R ERA: 4.42	(1, 1)	6.0		26	7	1	1	4	1	0	1	0	0	0	59	89	1.50	1.333
56 Tayron Guerrero, R ERA: 4.5	(7, 1)	1.0		4	1	0	0	3	0	0	0	0	0	0	12	18	0.00	1.000
61 Adam Conley, L ERA: 4.03	(8, 1)	1.0		3	0	0	0	0	0	0	0	0	0	0	6	9	0.00	0.000
71 Drew Steckenrider, R ERA: 3.33	(9, 1)	1.0		4	0	0	0	1	1	0	0	0	0	0	9	20	0.00	1.000
55 Drew Rucinski, R ERA: 3.42	(10, 1)	2.0		7	0	0	0	1	1	0	0	0	0	0	20	35	0.00	0.500

PITCHER		IP	WLS	BF	H	R	ER	SO	BB	IBB	HBP	BLK	WP	HR	S	P	ERA	WHIP
40 Javy Guerra, R ERA: 5.57	(12, 1)	1.0	L	6	1	1	1	2	1	0	1	0	1	0	12	26	9.00	2.000

TOP

New York Yankees @ Miami Marlins

Marlins Park, Miami, FL

Tue Aug 21 2018, 7:11 PM - 11:23 PM EDT

Att. 26,275 - Roof Closed - 76 F

livebaseballscorecards.com

AB	43
R	2
H	9
RBI	2
BB	4
SO	11
LOB	25

York Yankees @ Miami Marlins

Marlins Park, Miami, FL

Tue Aug 21 2018, 7:11 PM - 11:23 PM EDT

Att. 26,275 - Roof Closed - 76 F

livebaseballscorecards.com

Batter	1	2	3	4	5	6	7	8	9	10	11	12	AB	R	H	RBI	BB	SO	LOB
52 Rafael Ortega, L (1, 9) (10, 7) OBP: 0.373, SLG: 0.348	B FF 91 F FF 91 F FS 87 B SL 85 F FF 91 B FS 87 B FS 87 4-2 15 G1-3 BB			B SL 82 B FF 91 C SL 84 X FS 86 2-1 15 1B 32 FC3-2-5 1B		B FS 86 C FF 97 B SL 84 C SL 84 B SI 91 X SL 84 3-2 ① F8		B KC 86 C FF 97 B KC 86 F KC 85 B SV 87 F KC 85 X FF 97 3-2 ③ L7		B FF 93 F FF 93 X CH 86 1-1 E4		B FF 97 C FF 95 F FF 95 F FF 94 F CH 89 F FF 96 D CH 90 X FF 96 2-2 ① F7	5	0	1	0	1	0	2
11 J.T. Realmuto, R (1, 2) OBP: 0.348, SLG: 0.500	S FF 91 B FS 87 1 SAFE S SL 83 F FS 87 F FF 91 1 SAFE X SL 84 1-2 ① P3			B FC 89 1 SAFE F FF 92 1 SAFE S SL 82 S SL 84 1-3 ① K		S FS 88 X SL 83 0-1 ② L7			B FF 96 B FF 96 C FF 96 B FF 96 F FF 96 F FF 97 B FF 97 4-2 15 1B BB	1 SAFE C FF 93 1 SAFE F SL 80 B SL 80 S FF 93 1-3 ③ K		C FF 96 S FF 95 B FF 95 C CH 89 1-3 ② K	5	0	0	0	1	3	4
15 Brian Anderson, R (1, 5) OBP: 0.355, SLG: 0.397	1 SAFE F FC 88 B SL 83 B SL 83 B FS 86 S FC 89 F FF 92 X SL 85 3-2 ②③ G1-3 1-2			X SL 83 0-0 32 FC3-2-5 1-3 1B		C FS 86 F FS 88 B SL 85 S FS 88 1-3 ③ K			X SL 87 0-0 13 IBB 1-3 1B		B FF 94 B SL 83 B C SL 84 D SL 85 4-1 32 1B 2 FC6-2 BB	1 SAFE S FF 95 B CH 89 F FF 96 F FF 95 B CH 91 1 SAFE B FF 96 3-2 ③ CS 1-2	4	0	2	0	1	1	1
32 Derek Dietrich, L (1, 3) OBP: 0.333, SLG: 0.433		C FF 91 C SL 83 X FS 88 0-2 13 L6-3 1B		C SL 84 X SL 83 0-1 ② FC3-2-5 1-2 3-3			B SI 95 B SI 94 B SI 95 C FF 95 X SI 95 3-1 ① G6-3		F FF 97 S FF 96 F FF 96 F FF 97 B FF 97 B FS 88 F FF 97 B FF 97 S FF 98 3-3 ① K		C FF 94 S CU 80 B CU 79 1 SAFE X CU 80 1-2 2 FC6-2 13 IBB 1-3 1B		5	0	2	0	0	1	4
13 Starlin Castro, R (1, 4) OBP: 0.336, SLG: 0.405		X FC 90 0-0 ①② L6-3 1-1		B SL 84 S FS 88 X SL 85 1-1 ③ G6-3			C SI 96 S SI 95 B SI 94 C SI 95 1-3 ② K		0-0 10 FC4-6 1-2 IBB		D SL 84 S SL 82 D SL 83 B SL 84 3-1 2 FC6-2 1-2 IBB		3	0	0	0	2	1	3
44 Austin Dean, R (1, 7) OBP: 0.227, SLG: 0.524 55 Drew Rucinski, R (10, 1) 2 Yadiel Rivera, R (11, PH) OBP: 0.283, SLG: 0.224 40 Javy Guerra, R (12, 1)	C FF 89 B SL 82 X SL 84 1-1 ③ G5-3			X FC 87 0-0 HR			C SI 96 S SI 95 F SI 96 B SI 95 X SI 94 2-2 ③ G2		B FF 97 S FF 96 C FF 97 S FF 97 1-3 ② K		B SL 84 X SL 83 1-0 ① FC6-2 1-2 2-3 3-Hr		4	1	1	1	0	1	3
													0	0	0	0	0	0	0
													1	0	0	0	0	0	3
													0	0	0	0	0	0	0
10 JT Riddle, L (1, 6) OBP: 0.268, SLG: 0.389		C FF 91 B SL 82 X FS 86 1-1 ① L7		B CU 76 B FF 92 C SL 83 S FS 88 X SL 84 2-2 ① P4				C FF 96 C KC 84 F FF 97 X SV 86 0-2 34 SH1-4 1B	B FF 97 S FF 98 B FF 96 F FF 97 X FF 97 2-2 ③ FC4-6 1-2f		F CU 80 F CU 80 B CU 80 S CU 80 1-3 ② K		5	0	1	0	0	1	6
34 Magneuris Sierra, L (1, 8) OBP: 0.156, SLG: 0.182		C SL 83 B SL 84 F FS 86 B FS 88 F SL 85 B FF 91 F SL 84 F SI 90 C SL 84 3-3 ② K		F FF 92 X FS 87 0-1 ② L8				X FF 97 0-0 ① SH1-4 1-2		L CH 84 C FF 93 S CH 84 0-3 ① K	B CU 79 F CU 79 X CU 80 1-1 ③ P5		4	0	0	0	0	2	3
49 Pablo López, L (1, 1) OBP: 0.188, SLG: 0.133 56 Tayron Guerrero, R (7, 1) 61 Adam Conley, L (8, 1) 19 Miguel Rojas, R (8, PH) OBP: 0.309, SLG: 0.354 71 Drew Steckenrider, R (9, 1) 79 Isaac Galloway, R (10, 9) OBP: 0.414, SLG: 0.520		B FF 92 S FS 86 S SL 82 B FS 88 S SL 83 2-3 ③ K		S FF 91 B FS 86 B FS 86 X SL 83 2-1 ③ G5-3				C FF 99 F FF 98 S KC 86 0-3 ② K		B SL 80 S FF 93 B SL 80 S FF 94 B FF 93 C FF 93 3-3 ② K		B FF 96 C FF 97 B FF 95 B FF 95 B FF 96 4-1 15 CS BB	2 0 0 1 0 4	0 0 0 0 0 1	0 0 0 0 0 1	0 0 0 1 0 1	0 0 0 1 0 1	1 0 0 1 0 0	0 0 0 1 0 0
Inning Stats	R: 0 E: 0 K: 0 S: 12 H: 0 LOB: 0 BB: 1 P: 20	R: 0 E: 0 K: 0 S: 6 H: 1 LOB: 0 BB: 0 P: 7	R: 0 E: 2 K: 2 S: 11 H: 0 LOB: 0 BB: 0 P: 17	R: 0 E: 0 K: 1 S: 10 H: 2 LOB: 2 BB: 0 P: 14	R: 1 E: 0 K: 0 S: 8 H: 1 LOB: 0 BB: 0 P: 12	R: 0 E: 0 K: 1 S: 8 H: 0 LOB: 0 BB: 0 P: 12	R: 0 E: 0 K: 1 S: 8 H: 0 LOB: 0 BB: 0 P: 14	R: 0 E: 0 K: 1 S: 12 H: 1 LOB: 1 BB: 0 P: 15	R: 0 E: 0 K: 2 S: 16 H: 1 LOB: 3 BB: 2 P: 26	R: 0 E: 1 K: 3 S: 11 H: 0 LOB: 1 BB: 0 P: 16	R: 0 E: 0 K: 1 S: 11 H: 1 LOB: 3 BB: 2 P: 22	R: 0 E: 0 K: 1 S: 13 H: 0 LOB: 0 BB: 1 P: 23	1B: 6 2B: 1 3B: 0 HR: 1	SF: 0 SAC: 1 DP: 1 HBP: 0	WP: 0 PB: 0 SB: 0 CS: 1	PA: 48

PITCHER	IP	WLS	BF	H	R	ER	SO	BB	IBB	HBP	BLK	WP	HR	S	P	ERA	WHIP
19 Masahiro Tanaka, R (1, 1) ERA: 3.9	6.0		21	4	1	1	4	1	0	0	0	0	1	55	82	1.50	0.833
53 Zack Britton, L (7, 1) ERA: 4.15	1.0		3	0	0	0	1	0	0	0	0	0	0	8	14	0.00	0.000
68 Dellin Betances, R (8, 1) ERA: 2.24	1.0		4	1	0	0	1	0	0	0	0	0	0	12	15	0.00	1.000
57 Chad Green, R (9, 1) ERA: 2.7	1.0		6	1	0	0	2	1	1	0	0	0	0	16	26	0.00	2.000
56 Jonathan Holder, R (10, 1) ERA: 3.12	1.0		4	0	0	0	3	0	0	0	0	0	0	11	16	0.00	0.000

PITCHER	IP	WLS	BF	H	R	ER	SO	BB	IBB	HBP	BLK	WP	HR	S	P	ERA	WHIP
67 A.J. Cole, R (11, 1) ERA: 5.53	1.0	W	6	1	0	0	1	1	1	0	0	0	0	11	22	0.00	2.000
54 Aroldis Chapman, L (12, 1) ERA: 2.11	0.0		1	0	0	0	0	1	0	0	0	0	0	1	5	∞	∞
48 Tommy Kahnle, R ERA: 6.39	1.0	S	2	0	0	0	1	0	0	0	0	0	0	12	18	0.00	0.000

BOTTOM

AB	40
R	1
H	7
RBI	1
BB	6
SO	13
LOB	30

Batter	1	2	3	4	5	6	7	8	9	AB	R	H	RBI	BB	SO	LOB
11 Brett Gardner, L (1, 7) OBP: 0.336, SLG: 0.369	B FF 90 X FF 91 1-0 ① F7		C FF 90 B CH 84 B FF 91 C FF 91 F CH 84 X CH 84 2-2 ③ P4			C FF 89 C SL 80 X CH 82 0-2 31 1B, 27 S, 14 SF8, 1B	1 SAFE 1 SAFE B FF 94 B FF 94 B FF 95 B FF 95 4-0 27 1B, 27 WP 1-2 BB		B FF 92 B FF 91 B FF 92 C FF 92 X FF 91 3-1 ②③ G3-6-3 1-2f	4	1	1	0	1	0	2
27 Giancarlo Stanton, R (1, 9) OBP: 0.354, SLG: 0.541	B FF 91 B SL 82 B FF 91 B FF 91 4-0 BB			F CH 83 B FF 90 B CH 83 S CH 83 B FF 92 S CH 84 3-3 ① K		**B FF 91** **C FF 90** **F SL 81** 1 SAFE 1 SAFE B FF 91 B SL 82 S CH 83 3-3 ① K 1-2	B FF 99 B FF 100 X FF 100 2-0 1B 1-3 2-H			3	0	1	1	1	2	1
31 Aaron Hicks, S (1, 8) OBP: 0.368, SLG: 0.464	C FF 91 S CH 84 D CH 84 T FF 91 1-2 ② K			B SL 82 C FF 91 B CH 83 C CH 83 B CH 83 B FF 92 4-2 BB		C FF 90 2 SAFE B CH 84 2 SAFE B FF 90 B FF 90 X FF 91 3-1 14 SF8 2-3 1B	C FF 101 B FF 100 B FF 100 B FF 100 F FF 100 C FF 101 3-3 ③ K			3	1	1	0	1	2	3
41 Miguel Andujar, R (1, 5) OBP: 0.327, SLG: 0.523	C SL 82 B FF 92 1 SAFE B FF 90 F CH 84 F FF 92 X CH 85 2-2 ③ G1-3			F FF 90 1 SAFE F FF 91 D SL 82 S CH 83 1-3 ② K		B CH 83 D FF 91 2-0 IBB		F FF 100 B SL 85 X FF 100 1-1 ① G4-3		3	0	0	0	1	1	2
14 Neil Walker, S (1, 4) OBP: 0.308, SLG: 0.343		X FF 90 0-0 ① P4		C FF 90 X FF 90 0-1 1-H 2B		C FF 93 X CH 86 0-1 ② SF8 2-3 3-H		B FF 100 B FF 98 C FF 100 F FF 99 F FF 98 X FF 101 2-2 ② F7		3	0	1	2	0	0	0
25 Gleyber Torres, R (1, 6) OBP: 0.328, SLG: 0.482		C FF 90 X SL 79 0-1 ② F8		F CH 82 D SL 80 C FF 90 F SL 81 S FF 90 1-3 ③ K		S CH 85 X FF 94 0-1 ③ F9		B FF 101 X FF 102 1-0 ③ F9		4	0	0	0	0	1	3
33 Greg Bird, L (1, 3) OBP: 0.292, SLG: 0.397		C FF 90 B CH 83 F FF 91 B FF 91 S CH 84 2-3 ③ K		B FF 88 B FF 88 F FF 89 B CH 81 C CH 82 X CH 82 3-2 ① G1-3			B FF 94 F FF 95 S CH 87 B SL 89 F SL 91 B FF 96 X FF 96 3-2 ① G3		B FF 90 S FF 90 B SL 83 F FF 90 F FF 93 X FF 92 2-2 ① G4-3	4	0	0	0	0	1	0
28 Austin Romine, R (1, 2) OBP: 0.303, SLG: 0.435			F SL 80 B FF 90 S CH 84 S CH 82 1-3 ① K		C FF 90 B FF 90 X CH 82 1-1 ② G5-3		C FF 95 B FF 96 F SL 88 S CH 87 1-3 ② K		C FF 90 X CU 80 0-1 74 1B, 1B	4	0	1	0	0	2	0
36 Lance Lynn, S (1, 1) 48 Tommy Kahnle, R (6, 1) 45 Luke Voit, R (7, PH) OBP: 0.281, SLG: 0.310 43 Chance Adams, R (7, 1) 67 A.J. Cole, R (8, 1) OBP: 0.333, SLG: 1.333 74 Ronald Torreyes, R (9, PH) OBP: 0.351, SLG: 0.427			B FF 91 C FF 91 S CH 82 C FF 90 1-3 ② K		C FF 90 B SL 80 S FF 90 F FF 89 F CH 83 F FF 90 B FF 90 C FF 90 2-3 ③ K		B SL 89 X FF 95 1-0 27 WP, 11 BB, 27 1B, 1B		C FF 92 X SL 87 0-1 11 G3-6-3, 1B 1-2	2 0 1 0 0 0	0 0 1 0 0 1	0 0 1 0 0 0	0 0 0 0 0 0	2 0 0 0 0 0	0 0 0 0 0 0	0 0 0 0 0 0
Inning Stats	R: 0 E: 0 K: 1 S: 8 H: 0 LOB: 1 BB: 1 P: 16	R: 0 E: 0 K: 1 S: 6 H: 0 LOB: 0 BB: 0 P: 8	R: 0 E: 0 K: 2 S: 10 H: 0 LOB: 0 BB: 0 P: 14	R: 1 E: 0 K: 3 S: 14 H: 1 LOB: 1 BB: 1 P: 23	R: 0 E: 0 K: 1 S: 11 H: 0 LOB: 0 BB: 0 P: 17	R: 1 E: 0 K: 1 S: 12 H: 2 LOB: 2 BB: 1 P: 20	R: 1 E: 0 K: 2 S: 12 H: 2 LOB: 2 BB: 1 P: 26	R: 0 E: 0 K: 0 S: 7 H: 0 LOB: 0 BB: 0 P: 11	R: 0 E: 0 K: 0 S: 10 H: 2 LOB: 1 BB: 0 P: 15	1B: 6 2B: 1 3B: 0 HR: 0 SF: 1 SAC: 0 DP: 1 HBP: 0						

PITCHER		IP	WLS	BF	H	R	ER	SO	BB	IBB	HBP	BLK	WP	HR	S	P	ERA	WHIP
36 Trevor Richards, R ERA: 4.23	(1, 1)	5.1		22	3	2	2	9	2	1	0	0	0	0	57	94	3.38	0.938
66 Jarlín García, L ERA: 4.98	(6, 1)	0.2	W	2	0	0	0	0	0	0	0	0	0	0	4	4	0.00	0.000
61 Adam Conley, L ERA: 4.19	(7, 1)	0.2	H	4	1	1	1	1	1	0	0	0	0	0	8	17	13.50	3.000
56 Tayron Guerrero, R ERA: 4.38	(7, 1)	1.1	H	5	1	0	0	1	0	0	0	0	1	0	11	20	0.00	0.750
40 Javy Guerra, R ERA: 5.32	(9, 1)	1.0		4	2	0	0	0	0	0	0	0	0	0	10	15	0.00	2.000

PITCHER	IP	WLS	BF	H	R	ER	SO	BB	IBB	HBP	BLK	WP	HR	S	P	ERA	WHIP

TOP

New York Yankees @ Miami Marlins

Marlins Park, Miami, FL

Wed Aug 22 2018, 7:10 PM - 10:36 PM EDT

Att. 25,547 - Roof Closed - 75 F

livebaseballscorecards.com

AB	32
R	3
H	7
RBI	3
BB	4
SO	11
LOB	11

WP: 1 PA: 37
PB: 0
SB: 1
CS: 0

Batter	1	2	3	4	5	6	7	8	9	AB	R	H	RBI	BB	SO	LOB
52 Rafael Ortega, L (1, 9) OBP: 0.375, SLG: 0.340 79 Isaac Galloway, R (9, 9) OBP: 0.414, SLG: 0.520	C FF 92 F FF 92 F FF 93 C FF 94 0-3 ① K		C FF 94 F FF 94 B FF 93 B FC 89 F FF 94 F FF 94 B FF 94 B SI 95 4-2 11 FC5-4 BB		B SI 91 B SI 91 C FF 93 X FF 94 2-1 11 G4-6-3 1B	C FF 94 B FF 94 C CH 88 S CH 88 1-3 ② K		C FF 93 X SL 87 0-1 ① G3-1		4	0	1	0	1	2	1
										0	0	0	0	0	0	0
11 J.T. Realmuto, R (1, 2) OBP: 0.347, SLG: 0.495	B SI 91 C FF 94 F SI 93 B FC 89 B FF 94 T FF 94 3-2 ② K		B FF 95 F SI 94 B SI 92 1 SAFE X SI 94 2-1 ② FC5-4 1-2f		F FF 94 B SI 91 B SI 92 X SI 93 2-1 ②③ G4-6-3 1-2f	C FF 94 B FF 94 B FF 93 F CH 88 F CH 88 B SL 85 F CH 89 S FF 94 3-3 ③ K		B FF 93 B SL 85 F FF 93 C SL 84 B SL 85 B FF 94 4-2 15 1B 13 1B BB		4	1	0	0	1	2	3
15 Brian Anderson, R (1, 5) OBP: 0.357, SLG: 0.398	B SI 94 S SI 94 F FF 95 X FC 88 1-2 E1		X SI 93 0-0 ③ G6-3			C FF 91 S FF 92 B CU 79 B FF 94 X SI 93 2-2 32 G3-1 13 1B 44 1B 1B	B FF 94 F FF 93 F CU 80 B FF 93 B SL 86 B FF 93 4-2 13 E 13 BB 32 FC4-6 BB	S SL 84 F FF 93 B SL 84 B SL 84 B FF 93 X FF 92 3-2 32 F9 13 1B 1-2 1B		4	2	2	0	1	0	1
13 Starlin Castro, R (1, 4) OBP: 0.338, SLG: 0.405	B SI 92 S FF 94 B FC 86 X SI 93 2-1 ③ G4-3			B CU 80 B SI 91 X SI 93 2-0 ① F9		B SI 91 F SI 92 D SI 92 S SI 93 X SI 92 2-2 32 G3-1 19 HR 1-2 1B	C FF 94 B SL 86 S SL 86 B SL 86 B FF 95 B FF 93 4-2 E2 32 FC4-6 1-3 BB	B FF 94 B FF 93 X FF 93 2-0 1-2 2-H 1B		4	1	2	1	1	0	1
32 Derek Dietrich, L (1, 3) OBP: 0.332, SLG: 0.433 40 Javy Guerra, R (9, 1)		C FF 92 B FF 93 B FC 88 F FF 94 X FF 94 2-2 ① F7		X SI 92 0-0 44 1B 2B		X SI 92 0-0 ① G3-1 1-2 2-3	F CU 81 X FF 94 0-1 ① FC4-6 44 E 1-2f 3-H	F SL 85 C FF 93 X SL 86 0-2 ② F9 2-3		5	0	1	1	0	0	5
										0	0	0	0	0	0	0
44 Austin Dean, R (1, 7) OBP: 0.296, SLG: 0.538		C FF 94 B FF 94 C FC 88 X FF 94 1-2 1B		B SI 92 B SI 93 F SI 94 B FC 88 F FF 94 X SI 94 3-2 2-3 1B		T FF 94 D CU 82 B FF 94 C FF 94 F FF 95 X CU 81 2-2 19 HR 3-H 1B	1 SAFE F FF 94 B SL 85 X SL 86 1-1 FC6 19 G4-6-3 1-2	D SL 84 C SL 83 F SL 83 F SL 81 X SL 82 1-2 ③ F7		5	1	3	1	0	0	3
19 Miguel Rojas, R (1, 6) OBP: 0.305, SLG: 0.361 (9, 3)	B SI 91 F FF 94 F SI 93 S SI 93 1-3 ② K		F SI 93 B FF 96 B SI 95 1 SAFE X SI 94 2-1 ② P4		B SI 92 S FF 94 F FF 94 F SI 92 X FF 95 1-2 1-H 2-H HR	B FF 95 F FF 93 B SL 86 X SL 84 2-1 ②③ G4-6-3 1-2f				4	1	1	3	0	1	5
34 Magneuris Sierra, L (1, 8) OBP: 0.173, SLG: 0.198	F FF 94 B FF 93 S FF 95 T FF 94 1-2 ③ K		F FF 95 B FF 95 F FF 96 F FF 96 S CU 81 1-3 ③ K		L FF 93 B FF 94 B FF 93 F FF 93 F FF 93 X CU 81 2-2 2 2B 1B			L FF 92 C FF 92 B FF 94 X FF 93 1-2 10 HR 1B		4	2	2	0	0	2	3
36 Trevor Richards, R (1, 1) OBP: 0.115, SLG: 0.080 66 Jarlin Garcia, L (6, 1) 2 Yadiel Rivera, R (6, PH) OBP: 0.288, SLG: 0.238 61 Adam Conley, L (7, 1) 56 Tayron Guerrero, R (7, 1) 10 JT Riddle, L (8, PH) OBP: 0.271, SLG: 0.405 (9, 6)			C FF 91 F SI 92 S FF 94 0-3 ① K		S FF 91 F FF 93 B FF 94 X FF 93 1-2 ① G3-1	X FF 93 0-0 1-H 2B		X FF 94 0-0 1-H HR		2 0 1 0 0 1	0 0 0 0 0 1	0 0 1 0 0 1	0 0 1 0 0 2	1 0 0 0 0 0	0 0 0 0 0 0	0 0 0 0 0 0
Inning Stats	R: 0 E: 1 K: 2 S: 12 H: 0 LOB: 1 BB: 0 P: 18	R: 0 E: 0 K: 2 S: 12 H: 1 LOB: 1 BB: 0 P: 17	R: 0 E: 0 K: 1 S: 10 H: 0 LOB: 1 BB: 1 P: 16	R: 0 E: 0 K: 1 S: 11 H: 2 LOB: 2 BB: 0 P: 19	R: 0 E: 0 K: 0 S: 7 H: 1 LOB: 0 BB: 0 P: 12	R: 5 E: 0 K: 2 S: 28 H: 6 LOB: 1 BB: 0 P: 41	R: 1 E: 2 K: 0 S: 10 H: 0 LOB: 1 BB: 2 P: 21	R: 3 E: 0 K: 0 S: 19 H: 4 LOB: 2 BB: 1 P: 30		1B: 10 2B: 2 3B: 0 HR: 2 SF: 0 SAC: 0 DP: 2 HBP: 0		WP: 0 PB: 0 SB: 0 CS: 0 PA: 42			

PITCHER		IP	WLS	BF	H	R	ER	SO	BB	IBB	HBP	BLK	WP	HR	S	P	ERA	WHIP
36 Lance Lynn, R ERA: 4.84	(1, 1)	5.1	L	26	9	5	5	6	1	0	0	0	0	1	71	110	8.44	1.875
48 Tommy Kahnle, R ERA: 6.08	(6, 1)	0.2		3	1	0	0	2	0	0	0	0	0	0	9	13	0.00	1.500
43 Chance Adams, R ERA: 8.1	(7, 1)	1.2		12	4	4	3	0	3	0	0	0	0	1	25	46	16.20	4.200
67 A.J. Cole, R ERA: 5.48	(8, 1)	0.1		1	0	0	0	0	0	0	0	0	0	0	4	5	0.00	0.000

PITCHER	IP	WLS	BF	H	R	ER	SO	BB	IBB	HBP	BLK	WP	HR	S	P	ERA	WHIP

BOTTOM

New York Yankees @ Miami Marlins

Marlins Park, Miami, FL

Wed Aug 22 2018, 7:10 PM - 10:36 PM EDT

Att. 25,547 - Roof Closed - 75 F

livebaseballscorecards.com

AB	38
R	9
H	14
RBI	9
BB	4
SO	8
LOB	22

MIAMI

Atlanta Braves @ Miami Marlins

Marlins Park, Miami, FL

Thu Aug 23 2018, 7:12 PM - 10:10 PM EDT

Att. 6,587 - Roof Closed - 77 F

livebaseballscorecards.com

Batter	1	2	3	4	5	6	7	8	9	AB	R	H	RBI	BB	SO	LOB
13 Ronald Acuña Jr., R (1, 7) OBP: 0.355, SLG: 0.571	B SL 81 C FF 91 C SL 82 B SL 83 F FF 91 F SL 80 B CH 81 X FF 92 3-2 ① F8		B FF 91 F FF 90 C SL 82 B FF 91 X SL 81 2-2 HR		B FF 92 B FF 92 C FF 92 X FF 92 2-1 ① L9	C SL 88 F SL 88 F CU 80 H FF 94 1-2 11 FC6 HBP		X FF 92 0-0 ③ G6-3		4	1	1	1	0	0	1
11 Ender Inciarte, L (1, 8) OBP: 0.309, SLG: 0.360	C FF 92 B SL 80 X FF 91 1-1 ② G3-1		B SL 82 B FF 92 B FF 91 C FF 90 F FF 91 X FF 91 3-2 5 G6-3 1B		B FF 93 F FF 92 B CH 85 B FF 91 X FF 91 3-1 HR	F FF 92 X SL 90 0-1 ③ FC6 1-2f			B FF 90 B SI 91 B FF 92 B FF 91 4-0 17 1B BB	4	1	2	1	1	0	1
5 Freddie Freeman, L (1, 3) OBP: 0.401, SLG: 0.524	B CH 84 C FF 92 F FF 91 B FF 92 F FF 91 B CH 85 B CH 85 4-2 BB		F CH 82 X FF 91 0-1 ① ② G6-3 1-2f		F SL 84 B FF 92 B CH 86 B CH 87 B FF 93 4-1 22 1B 17 2B BB		X FF 91 0-0 ① F8		F SL 88 B SI 92 S FF 91 F FF 92 F CU 80 B SL 90 X FF 93 2-2 ① F8	3	1	0	0	2	0	2
22 Nick Markakis, L (1, 9) OBP: 0.376, SLG: 0.483	B FF 91 C FF 91 1 SAFE X FF 91 1-1 ③ F7		C FF 92 B SL 83 B CH 85 F CH 82 F FF 91 F FF 91 B SL 81 X FF 89 3-2 ③ P3		B FF 92 B FF 90 B FF 91 C FF 91 X FF 90 3-1 17 2B 1-2 1B		B FF 90 C FF 92 X CU 80 1-1 17 1B 2B		B SL 90 C FF 92 B FF 91 X SL 89 2-1 ② F9	5	0	2	0	0	0	2
17 Johan Camargo, S (1, 5) OBP: 0.351, SLG: 0.447		C SL 81 S CH 83 B CH 86 F FF 92 S FF 91 1-3 ① K		C SL 84 B FF 91 B SL 87 S CH 86 S CH 86 2-3 ① K	F X FF 92 0-1 1-3 2-H 2B		X CU 79 0-0 1 G6-3 2-3 1B		X SL 88 0-0 1-3 1B	5	0	3	1	0	2	0
1 Ozzie Albies, S (1, 4) OBP: 0.308, SLG: 0.470		B SL 83 F FF 91 S CH 84 B FF 91 B FF 91 B FF 92 4-2 8 HR BB		B FF 93 F CH 86 X FF 92 1-1 25 1B	F FC 89 S FC 89 B SI 93 F CH 85 B FC 89 S SI 93 2-3 ② K		B FF 92 B SI 91 C SL 89 B FF 92 X SI 91 3-1 ② ③ G6-3 1-2f		S FF 92 X SL 90 0-1 ③ F9	4	1	1	0	1	1	6
8 Charlie Culberson, R (1, 6) OBP: 0.336, SLG: 0.513		X FF 90 0-0 1-H HR		C CH 84 S CH 84 1 SAFE B CH 87 S CH 85 1-3 ② K	B FC 90 X FC 90 1-0 ③ F9			C SL 88 S FF 92 X FF 95 0-2 23 G1-3 1B		4	1	2	2	0	1	3
25 Tyler Flowers, R (1, 2) OBP: 0.356, SLG: 0.337		F FF 91 F SL 82 F FF 92 F SL 81 X SL 81 0-2 ② G2-3		B FF 93 D CH 87 X FF 90 2-0 15 FC6-4 1-2 1B		X SL 88 0-0 ① G4-3		S SI 91 B SL 90 X SL 89 1-1 ① L8		4	0	1	0	0	0	1
15 Sean Newcomb, L (1, 1) OBP: 0.073, SLG: 0.075 64 Luke Jackson, R (7, 1) 23 Adam Duvall, R (8, PH) OBP: 0.282, SLG: 0.379 63 Jesse Biddle, L (8, 1) OBP: 0.500, SLG: 1.000		C FF 90 C FF 91 B SL 80 F FF 90 T FF 90 1-2 ③ K		B FF 92 F FF 92 S SL 86 B SL 84 X FF 92 2-2 ③ FC6-4		C FF 91 S FF 92 S FF 94 0-3 ② K		X SL 89 0-0 ② G1-3 1-2		3 0 1 0	0 0 0 0	0 0 0 0	0 0 0 0	2 0 0 0	2 0 1 0

Inning Stats	1	2	3	4	5	6	7	8	9
	R: 0 E: 0 K: 0 S: 12	R: 2 E: 0 K: 2 S: 16	R: 1 E: 0 K: 0 S: 13	R: 0 E: 0 K: 2 S: 12	R: 2 E: 0 K: 1 S: 14	R: 0 E: 0 K: 1 S: 9	R: 0 E: 0 K: 0 S: 6	R: 0 E: 0 K: 0 S: 7	R: 0 E: 0 K: 0 S: 10
	H: 0 LOB: 1 BB: 1 P: 21	H: 1 LOB: 0 BB: 1 P: 22	H: 2 LOB: 0 BB: 0 P: 21	H: 2 LOB: 2 BB: 0 P: 20	H: 3 LOB: 2 BB: 1 P: 29	H: 0 LOB: 1 BB: 0 P: 10	H: 2 LOB: 1 BB: 0 P: 10	H: 1 LOB: 1 BB: 0 P: 8	H: 1 LOB: 2 BB: 1 P: 18

	AB	37
	R	5
	H	12
	RBI	5
	BB	4
	SO	6
	LOB	19

	1B: 7	SF: 0	WP: 0	PA: 42
	2B: 2	SAC: 0	PB: 0	
	3B: 0	DP: 2	SB: 0	
	HR: 3	HBP: 1	CS: 0	

PITCHER		IP	WLS	BF	H	R	ER	SO	BB	IBB	HBP	BLK	WP	HR	S	P	ERA	WHIP
57 Elieser Hernández, R ERA: 5.28	(1, 1)	3.0	L	13	3	3	3	2	2	0	0	0	0	2	41	64	9.00	1.667
66 Jarlín García, L ERA: 5.16	(4, 1)	1.1		9	4	2	2	2	1	0	0	0	0	1	19	39	13.50	3.750
55 Drew Rucinski, R ERA: 3.33	(5, 1)	0.2		3	1	0	0	1	0	0	0	0	0	0	7	10	0.00	1.500
40 Javy Guerra, R ERA: 5.09	(6, 1)	1.0		4	0	0	0	1	0	0	1	0	0	0	9	10	0.00	0.000
53 Brett Graves, R ERA: 5.31	(7, 1)	3.0		13	4	0	0	0	1	0	0	0	0	0	23	36	0.00	1.667

PITCHER	IP	WLS	BF	H	R	ER	SO	BB	IBB	HBP	BLK	WP	HR	S	P	ERA	WHIP

Atlanta Braves @ Miami Marlins

Marlins Park, Miami, FL

Thu Aug 23 2018, 7:12 PM - 10:10 PM EDT

Att. 6,587 - Roof Closed - 77 F

BOTTOM

Batter	1	2	3	4	5	6	7	8	9	AB	R	H	RBI	BB	SO	LOB
52 Rafael Ortega, L (1, 9) OBP: 0.383, SLG: 0.340	C FF 93 C FF 94 B SL 81 B CU 79 B FF 92 B FF 93 4-2 BB		B CU 77 S FF 94 S SL 82 B FF 95 C FF 94 2-3 ③ K			F FF 95 X FF 96 0-1 13 BB 15 HBP 1B		B SL 85 X SI 93 1-0 ① G1-3		3	0	1	0	1	1	0
11 J.T. Realmuto, R (1, 2) OBP: 0.343, SLG: 0.490	C FF 93 B FF 92 C FF 93 X CH 88 1-2 ① P6			C CU 78 B FF 93 B FF 92 F FF 94 F FF 93 C SL 80 2-3 ① K		B FF 95 B FF 94 C FF 94 S CH 88 S FF 94 2-3 ② K		C CU 76 B SL 84 B CU 77 B FF 94 F FF 94 X FF 94 3-2 ② G4-3		4	0	0	0	0	2	2
15 Brian Anderson, R (1, 5) OBP: 0.358, SLG: 0.396	C FF 94 B FF 94 B FF 93 C FF 93 F FF 92 1 SAFE B CU 77 F FF 93 1 SAFE 3-2 ② X FF 83 P2			C CU 78 F CU 77 B FF 92 F FF 93 B CH 87 B SL 81 X CH 87 3-2 ② G2-3		B CU 78 H FF 94 2-0 13 BB 1-2 HBP		H CU 78 1-0 HBP		2	0	0	0	0	0	1
13 Starlin Castro, R (1, 4) OBP: 0.338, SLG: 0.403	F FF 93 D CU 78 B CU 76 F CH 86 X FF 94 2-2 ③ F7			S CH 87 B FF 94 F SL 80 B CU 79 X CH 86 2-2 ③ G2		B FF 94 B CH 87 B FF 94 C FF 94 B FF 94 4-1 1-2 2-3 BB		S CU 77 F CU 77 B SL 85 S SL 86 1-3 ③ K		3	0	0	0	1	1	2
44 Austin Dean, R (1, 7) OBP: 0.333, SLG: 0.571 53 Brett Graves, R (7, 1) 28 Bryan Holaday, R (9, PH) OBP: 0.255, SLG: 0.248		B FF 93 B FF 93 C CH 87 B FF 93 B FF 93 4-1 19 G6-4-3 BB			C FF 91 B FF 90 B FF 91 F FF 92 B FF 91 F CH 85 X FF 92 3-2 2B	B CH 87 F FF 95 C FF 94 F FF 94 X FF 94 1-2 ③ G4-3			B CU 77 C FF 94 S SL 88 F SL 87 F FF 94 F SL 88 S CU 78 1-3 ① K	2 0 1	0 0 0	1 0 0	0 0 0	1 0 0	0 0 1	3 0 0
19 Miguel Rojas, R (1, 3) OBP: 0.304, SLG: 0.359		C X FF 93 0-1 ①② G6-4-3 1-2f			B CH 85 B CH 84 C FF 92 F FF 92 S FF 93 2-3 ① K		S SL 87 B SL 86 C SL 86 B FF 96 B FF 95 S SL 88 3-3 ① K		C FF 95 B SL 87 X FF 94 1-1 10 1B 1B	4	0	1	0	0	2	2
10 JT Riddle, L (1, 6) OBP: 0.270, SLG: 0.403		B FF 94 F FF 94 B FF 93 F CH 87 B SL 80 F CH 87 S FF 93 3-3 ③ K			B SL 82 S FF 91 X CU 76 1-1 ② L9		B CU 84 X FF 94 1-0 ② P5		C FF 94 X SL 85 0-1 1-2 1B	4	0	1	0	0	1	1
79 Isaac Galloway, R (1, 8) OBP: 0.394, SLG: 0.483			C CU 76 X CH 85 0-1 ① L9		B FF 92 B FF 92 S FF 92 S FF 90 C FF 93 2-3 ③ K		B SL 87 B SL 85 X FF 94 2-0 1B		C FF 94 C FF 94 S CU 77 0-3 ② K	4	0	1	0	0	2	3
57 Elieser Hernández, R (1, 1) 58 Dan Straily, R (3, PH) OBP: 0.324, SLG: 0.214 66 Jarlin García, L (4, 1) 55 Drew Rucinski, R (5, 1) 40 Javy Guerra, R (6, 1) 2 Yadiel Rivera, R (6, PH) OBP: 0.282, SLG: 0.233 (7, 7)			C FF 91 B CU 76 F FF 92 B FF 93 S FF 92 2-3 ② K			B CU 77 B FF 92 C FF 91 F FF 92 S FF 94 2-3 ① K	B FF 95 X FF 95 1-0 ③ G5-3		C CU 78 C FF 94 C CU 78 0-3 ③ K	0 1 0 0 0 3	0 0 0 0 0 0	0 0 0 0 0 2	0 0 0 0 0 2	0 1 0 0 0 2	0 0 0 0 0 3	0 0 0 0 0 3
Inning Stats	R: 0 E: 0 K: 0 S: 13 H: 0 LOB: 1 BB: 1 P: 23	R: 0 E: 0 K: 1 S: 7 H: 0 LOB: 0 BB: 1 P: 14	R: 0 E: 0 K: 2 S: 8 H: 0 LOB: 0 BB: 0 P: 12	R: 0 E: 0 K: 1 S: 11 H: 0 LOB: 0 BB: 0 P: 18	R: 0 E: 0 K: 2 S: 12 H: 1 LOB: 1 BB: 0 P: 20	R: 0 E: 0 K: 2 S: 13 H: 1 LOB: 3 BB: 1 P: 24	R: 0 E: 0 K: 1 S: 6 H: 1 LOB: 1 BB: 0 P: 13	R: 0 E: 0 K: 1 S: 7 H: 0 LOB: 1 BB: 0 P: 13	R: 0 E: 0 K: 3 S: 16 H: 2 LOB: 2 BB: 0 P: 18	1B: 4 2B: 1 3B: 0 HR: 0	SF: 0 SAC: 0 DP: 1 HBP: 2			WP: 0 PB: 0 SB: 0 CS: 0		PA: 36	

livebaseballscorecards.com

AB	31
R	0
H	5
RBI	0
BB	3
SO	13
LOB	17

PITCHER		IP	WLS	BF	H	R	ER	SO	BB	IBB	HBP	BLK	WP	HR	S	P	ERA	WHIP
15 Sean Newcomb, L ERA: 3.57	(1, 1)	6.0	W	23	2	0	0	8	3	0	1	0	0	0	64	111	0.00	0.833
64 Luke Jackson, R ERA: 4.25	(7, 1)	1.0		4	1	0	0	1	0	0	0	0	0	0	6	13	0.00	1.000
63 Jesse Biddle, L ERA: 2.49	(8, 1)	2.0		9	2	0	0	4	0	0	1	0	0	0	23	31	0.00	1.000

PITCHER	IP	WLS	BF	H	R	ER	SO	BB	IBB	HBP	BLK	WP	HR	S	P	ERA	WHIP

Atlanta Braves @ Miami Marlins

Marlins Park, Miami, FL

Fri Aug 24 2018, 7:10 PM - 9:58 PM EDT

Att. 7,792 - Roof Closed - 77 F

TOP

livebaseballscorecards.com

Batter	1	2	3	4	5	6	7	8	9	AB	R	H	RBI	BB	SO	LOB
13 Ronald Acuña Jr., R (1, 7) OBP: 0.353, SLG: 0.570	C SL 83 X FF 91 0-1 ① F7		B CH 84 B FF 91 B SL 85 X FF 90 3-0 2B			X FF 89 0-0 ① B1-3		C FF 96 C FF 96 C FF 96 0-3 ③ K		4	0	1	0	0	1	0
11 Ender Inciarte, L (1, 8) OBP: 0.307, SLG: 0.357 23 Adam Duvall, R (9, PH) OBP: 0.281, SLG: 0.378	C FF 92 F FF 92 B FF 92 B SL 86 X SL 85 2-2 ② P6		C FF 91 B CH 84 S SL 86 B SL 84 F FF 90 B CH 83 F SL 85 X FF 91 3-2 ③ P5			F FF 89 B FF 88 F SL 82 X FF 90 1-2 ② F9			S FF 96 S CH 87 B CH 88 F CH 87 X FF 96 1-2 ① F9	3 1	0 0	0 0	0 0	0 0	0 0	1 0
5 Freddie Freeman, L (1, 3) OBP: 0.400, SLG: 0.521	C SL 85 S CH 84 S FF 91 0-3 ③ K			B CU 75 B FF 90 F FF 90 X CH 84 2-1 1B		B CH 83 B SL 84 C SL 85 B SI 90 X CH 83 3-1 ③ L8			F FF 96 B FF 96 X FF 94 1-1 ② F8	4	0	1	0	0	1	0
22 Nick Markakis, L (1, 9) OBP: 0.375, SLG: 0.480		F FF 88 F SI 91 B SL 86 F FF 91 B SL 83 F SL 85 F FF 92 B CH 84 X FF 91 3-2 ① G3		B SI 90 1 SAFE C FF 90 C SL 84 1 SAFE F FF 90 B SL 84 F SL 83 B FF 90 3-2 F SL 84 F FF 90 1 SAFE X FF 90 ① F7			B FF 98 B FF 98 B FF 97 C FF 98 C FF 99 B FF 99 4-2 BB		F FF 96 X FF 95 0-1 ③ G6-3	3	0	0	0	1	0	1
17 Johan Camargo, S (1, 5) OBP: 0.351, SLG: 0.449		X SL 83 0-0 2B		C FF 90 1 SAFE 1 SAFE D CH 84 X FF 89 1-1 ② F9			S FF 100 S FF 100 F FF 101 F FF 100 B SL 88 X FF 101 1-2 ① P5			3	0	1	0	0	0	2
1 Ozzie Albies, S (1, 4) OBP: 0.309, SLG: 0.468		2 SAFE B FF 91 B SI 91 C SL 85 B FF 91 S SL 85 B SL 84 4-2 25 G6-4-3 BB		1 SAFE X CH 84 0-0 ③ G4-3			B FF 99 S FF 100 S FF 100 B FF 100 F FF 100 X FF 100 2-2 ② F8			2	0	0	0	1	0	2
25 Tyler Flowers, R (1, 2) OBP: 0.351, SLG: 0.332		C SL 83 S SL 84 X SL 84 0-2 ② ③ G6-4-3 1-2f			S FF 90 C SL 83 B SL 85 X SL 85 1-2 ① G6-3		C FF 101 F FF 102 X FF 101 0-2 ③ F7			3	0	0	0	0	0	3
7 Dansby Swanson, R (1, 6) OBP: 0.298, SLG: 0.405			S FF 90 F FF 91 B SL 84 F SL 83 B FF 91 F FF 92 F FF 91 F CH 84 B SL 85 3-2 T SL 84 ① K		C SL 84 B SL 84 S FF 91 F FF 92 B SL 83 X FF 91 2-2 ② P4			S SL 88 X FF 95 0-1 ① P6		3	0	0	0	0	1	0
26 Mike Foltynewicz, R (1, 1) OBP: 0.065, SLG: 0.087 39 Sam Freeman, R (7, 1) 58 Dan Winkler, R (7, 1) 8 Charlie Culberson, R (8, PH) OBP: 0.335, SLG: 0.511 46 Brad Brach, R (8, 1)			B FF 89 B FF 89 F FF 90 F FF 88 T SL 84 2-2 ② K		F FF 89 F SL 82 F FF 90 S SL 84 0-3 ③ K			S SL 88 S SL 88 B SL 88 F FF 95 C FF 96 1-3 ② K		2 0 0 1 0	0 0 0 0 0	0 0 0 0 0	0 0 0 0 0	2 0 0 1 0	0 0 0 0 0
Inning Stats	R: 0 E: 0 K: 1 S: 8 H: 0 LOB: 0 BB: 0 P: 10	R: 0 E: 0 K: 0 S: 12 H: 1 LOB: 1 BB: 1 P: 19	R: 0 E: 0 K: 2 S: 16 H: 1 LOB: 1 BB: 0 P: 27	R: 0 E: 0 K: 0 S: 12 H: 1 LOB: 1 BB: 0 P: 18	R: 0 E: 0 K: 1 S: 11 H: 0 LOB: 0 BB: 0 P: 14	R: 0 E: 0 K: 0 S: 6 H: 0 LOB: 0 BB: 0 P: 10	R: 0 E: 0 K: 0 S: 14 H: 0 LOB: 1 BB: 1 P: 21	R: 0 E: 0 K: 2 S: 9 H: 0 LOB: 0 BB: 0 P: 10	R: 0 E: 0 K: 0 S: 8 H: 0 LOB: 0 BB: 0 P: 10	1B: 1 2B: 2 3B: 0 HR: 0	SF: 0 SAC: 0 DP: 1 HBP: 0			WP: 0 PB: 0 SB: 0 CS: 0	PA: 31	

	AB	29
	R	0
	H	3
	RBI	0
	BB	2
	SO	6
	LOB	9

PITCHER		IP	WLS	BF	H	R	ER	SO	BB	IBB	HBP	BLK	WP	HR	S	P	ERA	WHIP
58 Dan Straily, R ERA: 4.35	(1, 1)	6.0	W	21	3	0	0	4	1	0	0	0	0	0	65	98	0.00	0.667
56 Tayron Guerrero, R ERA: 4.29	(7, 1)	1.0	H	4	0	0	0	0	1	0	0	0	0	0	14	21	0.00	1.000
71 Drew Steckenrider, R ERA: 3.27	(8, 1)	1.0	H	3	0	0	0	2	0	0	0	0	0	0	9	10	0.00	0.000
61 Adam Conley, L ERA: 4.08	(9, 1)	1.0	S	3	0	0	0	0	0	0	0	0	0	0	8	10	0.00	0.000

PITCHER		IP	WLS	BF	H	R	ER	SO	BB	IBB	HBP	BLK	WP	HR	S	P	ERA	WHIP

BOTTOM

Atlanta Braves @ Miami Marlins

Marlins Park, Miami, FL

Fri Aug 24 2018, 7:10 PM - 9:58 PM EDT

Att. 7,792 - Roof Closed - 77 F

livebaseballscorecards.com

Batter	1	2	3	4	5	6	7	8	9	AB	R	H	RBI	BB	SO	LOB
52 Rafael Ortega, L (1, 9) OBP: 0.359, SLG: 0.316	C FF 96 B SI 98 X CU 82 1-1 ① L8			B FF 95 B SI 96 C FF 95 B FF 96 F SI 96 F FF 97 C SI 97 3-3 ① K	T SL 88 B SI 98 B SL 88 S CH 85 B SL 90 S SI 97 3-3 ③ K			L FF 94 X FF 94 0-1 ① F9		4	0	0	0	0	2	2
11 J.T. Realmuto, R (1, 2) OBP: 0.343, SLG: 0.486	C FF 98 C SL 88 B SL 89 B FF 97 B SI 97 S SL 90 3-3 ② K			B FF 97 F SI 98 X FF 96 1-1 ② F9		F CU 76 B CH 86 B SI 96 X FF 94 2-1 ① F8		C FF 94 B SL 85 C CH 85 B FF 94 B SL 86 F FF 95 B FF 94 4-2 32 WP 15 S BB		3	0	0	0	1	1	0
15 Brian Anderson, R (1, 5) OBP: 0.359, SLG: 0.398	C CU 81 S FF 98 F SI 98 B SL 89 B SL 89 F SL 90 F SL 87 X FF 98 2-2 ③ F8			B FF 97 B SL 88 C SL 86 X SL 88 2-1 32 1B 2B		B CU 80 B SL 86 F SI 96 B SL 87 X SL 86 3-1 E5 44 WP		B FF 95 B FF 94 B CH 87 C FF 95 B SL 87 4-1 32 WP 1-2 BB		3	1	1	0	1	0	0
32 Derek Dietrich, L (1, 3) OBP: 0.333, SLG: 0.432 61 Adam Conley, L (9, 1)		X FF 96 0-0 ① F8		B CU 78 C CU 77 B SI 97 S SL 87 B FF 98 X SI 98 3-2 2-H 1B		B FF 95 B CH 86 F FF 96 F SL 88 F SL 88 S SI 97 2-3 ② K		B FF 94 S CH 86 1-1 1-2 2-3 IBB		3 0	0 0	1 0	1 0	1 0	1 0	1 0
44 Austin Dean, R (1, 7) OBP: 0.294, SLG: 0.500		C FF 96 F FF 97 B FF 97 B SL 87 S SL 89 2-3 ② K		X SL 87 0-0 ③ P4		C SI 96 B FF 96 C SL 87 C SL 86 1-3 ③ K 1-2		S SL 85 F FF 95 S FF 95 0-3 ② K		4	0	0	0	0	3	5
10 JT Riddle, L (1, 6) OBP: 0.270, SLG: 0.397		C FF 97 F FF 98 X FF 98 0-2 ③ F7			B FF 96 S SL 87 B FF 97 B SI 96 B SL 88 4-1 34 FC4-6 BB		B FF 94 B CU 85 B FF 95 C FF 95 C SI 96 S SI 95 3-3 ① K	B SL 86 X FF 95 1-0 ③ F7		3	0	0	0	1	1	3
19 Miguel Rojas, R (1, 4) OBP: 0.305, SLG: 0.359 (9, 3)			B SL 86 S SL 87 B FF 97 X SL 87 2-1 ① P3	C SL 85 C SI 96 F SI 97 B CU 76 D SL 87 S CU 81 2-3 ① K			F SI 97 B FS 88 X FS 86 1-1 79 FC6-4 1B			3	0	1	0	0	1	1
34 Magneuris Sierra, L (1, 8) OBP: 0.169, SLG: 0.193 79 Isaac Galloway, R (7, PH) OBP: 0.382, SLG: 0.467 (8, 8)			C FF 97 B FF 97 M FF 98 X SL 90 1-2 ② P3	C CU 78 B FF 96 X SL 88 1-1 ② FC4-6 58 BB 1-2f			1 SAFE C FC 88 B CU 80 S CU 83 B CU 82 X FC 90 2-2 ② FC6-4 1-2f			2 1	0 0	0 0	0 0	0 0	0 0	1 1
58 Dan Straily, R (1, 1) OBP: 0.333, SLG: 0.207 56 Tayron Guerrero, R (7, 1) 13 Starlin Castro, R (7, PH) OBP: 0.337, SLG: 0.402 71 Drew Steckenrider, R (8, 1) 2 Yadiel Rivera, R (9, 4) OBP: 0.282, SLG: 0.233			C FF 96 B FF 97 B FF 94 C FF 95 F FF 95 C FF 96 2-3 ③ K	B SL 86 S FF 94 F FF 94 B SL 88 1 SAFE F FF 96 F FF 95 D SL 88 B SL 86 4-2 1-2 BB			B FC 90 F FC 89 C FC 88 F FC 90 S FC 91 1-3 ③ K			1 0 1 0 0	0 0 0 0 0	0 0 0 0 0	0 0 0 0 0	1 0 0 0 0	1 0 1 0 0	0 0 1 0 0
Inning Stats	R: 0 E: 0 K: 1 S: 11 H: 0 LOB: 0 BB: 0 P: 17	R: 0 E: 0 K: 1 S: 7 H: 0 LOB: 0 BB: 0 P: 9	R: 0 E: 0 K: 1 S: 9 H: 0 LOB: 0 BB: 0 P: 14	R: 1 E: 0 K: 1 S: 12 H: 2 LOB: 1 BB: 0 P: 21	R: 0 E: 0 K: 2 S: 14 H: 0 LOB: 2 BB: 2 P: 28	R: 0 E: 1 K: 2 S: 11 H: 0 LOB: 1 BB: 0 P: 19	R: 0 E: 0 K: 2 S: 12 H: 1 LOB: 1 BB: 0 P: 19	R: 0 E: 0 K: 1 S: 11 H: 0 LOB: 3 BB: 3 P: 21		1B: 2 2B: 1 3B: 0 HR: 0	SF: 0 SAC: 0 DP: 0 HBP: 0		WP: 2 PB: 0 SB: 1 CS: 0	PA: 33		

	AB	28
	R	1
	H	3
	RBI	1
	BB	5
	SO	11
	LOB	15

PITCHER		IP	WLS	BF	H	R	ER	SO	BB	IBB	HBP	BLK	WP	HR	S	P	ERA	WHIP
26 Mike Foltynewicz, R ERA: 2.67	(1, 1)	6.0	L	23	2	1	1	8	2	0	0	0	1	0	64	108	1.50	0.667
39 Sam Freeman, L ERA: 5.27	(7, 1)	0.1		2	1	0	0	1	0	0	0	0	0	0	5	9	0.00	3.000
58 Dan Winkler, R ERA: 2.58	(7, 1)	0.2		2	0	0	0	1	0	0	0	0	0	0	7	10	0.00	0.000
46 Brad Brach, R ERA: 3.93	(8, 1)	1.0		6	0	0	0	1	2	1	0	0	1	0	11	21	0.00	2.000

PITCHER	IP	WLS	BF	H	R	ER	SO	BB	IBB	HBP	BLK	WP	HR	S	P	ERA	WHIP

Atlanta Braves @ Miami Marlins

Marlins Park, Miami, FL

Sat Aug 25 2018, 7:13 PM - 10:04 PM EDT

Att. 7,823 - Roof Closed - 75 F

livebaseballscorecards.com

TOP

Batter	1	2	3	4	5	6	7	8	9	AB	R	H	RBI	BB	SO	LOB
13 Ronald Acuña Jr., R (1, 8) (8, 7) OBP: 0.357, SLG: 0.573	S FF 94 B FF 94 B FF 92 B FF 93 F FF 93 F FF 94 F SL 88 X FF 92 / 3-2 1B		C SL 87 B FF 93 B FF 94 X CH 84 / 2-1 2B		C FF 92 F SI 92 B FF 92 B SL 85 F SL 87 B SI 91 F FF 93 F FF 93 B FF 94 / 4-2 5 BB BB		S FC 90 S FC 89 X FC 89 / 0-2 ① F9		F SL 90 S FF 95 S FF 95 / 0-3 ② K	4	0	2	0	1	1	0
17 Johan Camargo, S (1, 5) OBP: 0.347, SLG: 0.443	B SI 91 B CH 83 B FF 91 C FF 91 S FF 91 X FF 91 / 3-2 ① F7		B CU 72 S FF 91 B SL 82 F FF 91 F FF 92 B FF 91 S SL 85 / 3-3 ② K		C SL 85 1 SAFE X SI 89 / 0-1 ② F8		B SI 92 B SI 93 S FC 90 F FF 94 F CH 85 B CH 86 F FC 89 F SI 94 S FF 94 / 3-3 ② K		C FF 94 B CH 89 B FF 94 S FF 94 X FF 94 / 2-2 ③ F7	5	0	0	0	0	2	3
5 Freddie Freeman, L (1, 3) OBP: 0.400, SLG: 0.520	B SL 86 X SL 85 / 1-0 ② F7		C SL 86 S FF 92 F SL 86 S SL 86 / 0-3 ③ K		F SL 86 1 SAFE F SL 86 1 SAFE B FF 91 F FF 92 B FF 93 B SL 85 B FF 93 / 4-2 1-2 BB		X FF 94 / 0-0 ③ 1B			3	0	1	0	1	1	2
22 Nick Markakis, L (1, 9) OBP: 0.374, SLG: 0.478	1 SAFE X FF 92 / 0-0 ③ L8			C FF 92 X SL 85 / 0-1 1 1B 1B	B FF 91 C SL 85 D SI 89 C FF 90 S FF 90 / 2-3 ③ K			F FF 94 X FF 94 / 0-1 ① G6-3		4	0	1	0	0	1	3
24 Kurt Suzuki, R (1, 2) OBP: 0.327, SLG: 0.427		F FF 92 F FF 91 S FF 92 / 0-3 ① K		B FF 91 1 SAFE X SL 84 / 1-0 ① F9		F FF 91 B FF 90 X FF 90 / 1-1 23 FC6-4 1B		C FF 93 B FF 93 B FF 93 X FF 94 / 2-1 1B		4	0	2	0	0	1	1
1 Ozzie Albies, S (1, 4) OBP: 0.308, SLG: 0.467		S FF 92 B FF 92 C SL 86 S FF 92 / 1-3 ② K		F CH 84 F FF 91 F FF 91 F FF 91 X CU 74 / 0-2 1-2 1B		1 SAFE C SL 84 1 SAFE C SL 86 F FF 90 S FF 91 / 0-3 ① K		C SL 79 B CH 86 X FF 94 / 1-1 ② P5		4	0	1	0	0	2	2
23 Adam Duvall, R (1, 7) OBP: 0.279, SLG: 0.375		X FF 92 / 0-0 E6		X CH 84 / 0-0 ② L8		C SL 85 B FF 91 X CH 82 / 1-1 ② FC6-4 7 1B 1-2f		C FF 94 C CH 87 S CH 87 / 0-3 ③ K		3	0	0	0	0	0	3
11 Ender Inciarte, L (8, PH) (8, 8) OBP: 0.307, SLG: 0.357										1	0	0	0	0	1	1
7 Dansby Swanson, R (1, 6) OBP: 0.300, SLG: 0.414		C CU 74 B CH 84 B CH 83 X FF 92 / 2-1 ③ F7		C SL 86 B CH 84 C SL 85 D SL 85 S FF 91 / 2-3 ③ K		C SL 83 B SL 84 C FF 90 X SL 86 / 1-2 1-2 1B			C FF 94 B SL 89 F SL 89 F FF 95 B FF 94 F SL 88 X FF 95 / 2-2 HR	4	1	2	1	0	1	3
19 Aníbal Sánchez, R (1, 1)			C FF 91 B FF 91 B SL 84 S FF 90 C CU 73 / 2-3 ① K		C FF 91 C CU 72 B FF 91 F CU 71 S FF 92 / 1-3 ① K	C CU 72 F SL 85 S FF 91 / 0-3 ③ K			X SL 88 / 0-0 ① P4	3	0	0	0	0	3	2
61 Chad Sobotka, R (6, 1) OBP: 1.000, SLG: 1.000										0	0	0	0	0	0	0
64 Luke Jackson, R (8, 1)										0	0	0	0	0	0	0
8 Charlie Culberson, R (9, PH) OBP: 0.333, SLG: 0.508										1	0	0	0	0	0	0

	AB	36
	R	1
	H	9
	RBI	1
	BB	2
	SO	13
	LOB	20

Inning Stats	1	2	3	4	5	6	7	8	9	1B: 7	SF: 0	WP: 0	PA: 38
	R: 0 E: 0 K: 0 S: 10	R: 0 E: 1 K: 2 S: 9	R: 0 E: 0 K: 3 S: 13	R: 0 E: 0 K: 1 S: 12	R: 0 E: 0 K: 2 S: 17	R: 0 E: 0 K: 2 S: 14	R: 0 E: 0 K: 1 S: 10	R: 0 E: 0 K: 1 S: 9	R: 1 E: 0 K: 1 S: 12	2B: 1	SAC: 0	PB: 0	
	H: 1 LOB: 1 BB: 0 P: 17	H: 0 LOB: 1 BB: 0 P: 12	H: 1 LOB: 1 BB: 0 P: 20	H: 2 LOB: 2 BB: 0 P: 15	H: 0 LOB: 2 BB: 2 P: 28	H: 2 LOB: 2 BB: 0 P: 17	H: 1 LOB: 1 BB: 0 P: 13	H: 1 LOB: 1 BB: 0 P: 12	H: 1 LOB: 0 BB: 0 P: 16	3B: 0	DP: 0	SB: 0	
										HR: 1	HBP: 0	CS: 0	

PITCHER		IP	WLS	BF	H	R	ER	SO	BB	IBB	HBP	BLK	WP	HR	S	P	ERA	WHIP
54 Wei-Yin Chen, L ERA: 4.91	(1, 1)	6.0	W	27	6	0	0	10	2	0	0	0	0	0	75	109	0.00	1.333
55 Drew Rucinski, R ERA: 3.24	(7, 1)	0.2	H	2	0	0	0	1	0	0	0	0	0	0	9	12	0.00	0.000
61 Adam Conley, L ERA: 4.05	(7, 1)	0.1	H	1	1	0	0	0	0	0	0	0	0	0	1	1	0.00	3.000
46 Kyle Barraclough, R ERA: 3.67	(8, 1)	1.0	H	4	1	0	0	1	0	0	0	0	0	0	9	12	0.00	1.000
71 Drew Steckenrider, R ERA: 3.38	(9, 1)	1.0	S	4	1	1	1	1	0	0	0	0	0	1	12	16	9.00	1.000

PITCHER	IP	WLS	BF	H	R	ER	SO	BB	IBB	HBP	BLK	WP	HR	S	P	ERA	WHIP

BOTTOM

Batter	1	2	3	4	5	6	7	8	9	AB	R	H	RBI	BB	SO	LOB
52 Rafael Ortega, L (1, 9) OBP: 0.353, SLG: 0.344 46 Kyle Barraclough, R (8, 1) 71 Drew Steckenrider, R (9, 1)	B FF 89 C FF 90 B FF 91 C FS 85 B FC 87 X SI 92 3-2 ① **L8**		C CU 78 C FC 87 B FF 91 B FC 89 F SI 91 X CH 74 2-2 ② **F8**			B CU 76 X CU 77 1-0 11 SF8 3B	B FF 97 X FF 96 1-0 ② **G3-1**			4 0 0	1 0 0	1 0 0	0 0 0	0 0 0	0 0 0	0 0 0
11 J.T. Realmuto, R (1, 2) OBP: 0.344, SLG: 0.486	F FF 91 B FC 89 B SI 91 X FC 89 2-1 13 1B 1B		B FF 90 B FS 85 B SI 91 C FF 90 B FC 88 4-1 32 S BB			X FC 88 0-0 ① **SF8** 3-H	B SL 82 C SL 83 F FF 95 B SL 85 F SL 83 B FF 96 S SL 84 3-3 ③ **K**			2	0	1	1	1	1	0
32 Derek Dietrich, L (1, 3) OBP: 0.333, SLG: 0.430 2 Yadiel Rivera, R (9, 5) OBP: 0.282, SLG: 0.233	**1 SAFE** **B CU 78** **1 SAFE** **D FS 83** 1 SAFE D FS 84 C FF 90 1 SAFE C FS 84 3-2 X FC 88 ② **P5**		S FC 87 B FF 92 2 SAFE D FS 84 X FS 86 2-1 ③ **G1-3** **1-2**			B CU 79 B FF 90 C FF 90 B CH 76 S FS 85 X FC 88 3-2 10 BB 1B		B FF 95 S FF 95 F CU 84 B SL 87 F SL 87 X FF 95 2-2 ① **F8**		4 0	0 0	1 0	0 0	0 0	0 0	2 0
13 Starlin Castro, R (1, 4) OBP: 0.336, SLG: 0.401	C FC 88 C FC 88 D FS 86 X FC 89 1-2 **1-3** 1B			X FF 90 0-0 ① **G6-3**		1 SAFE B FF 90 1 SAFE X FC 88 1-0 ② **F8**		S FF 95 S SL 87 F SL 87 S SL 87 0-3 ② **K**		4	0	1	0	0	1	1
10 JT Riddle, L (1, 6) OBP: 0.270, SLG: 0.392	C CU 78 1 SAFE F FC 89 X CH 75 0-2 ③ **G3**			C SI 90 F FS 84 B FC 88 F FS 85 B FF 89 F SI 92 X FC 89 2-2 ② **G4-3**		B CU 78 B FC 86 1 SAFE B FS 81 1 SAFE C FF 87 D FF 87 4-1 **1-2** BB		C CU 83 B SL 86 X SL 86 1-1 ③ **L7**		3	0	0	0	1	0	2
44 Austin Dean, R (1, 7) OBP: 0.270, SLG: 0.457		S FF 90 B FF 90 S FF 91 F FF 92 X FC 89 1-2 ① **P3**		C FF 92 F FC 88 X CH 71 0-2 ③ **G6-3**		C FF 96 F FF 97 F SL 86 B FF 97 B FF 97 S SL 86 2-3 ③ **K**				3	0	0	0	0	1	2
19 Miguel Rojas, R (1, 5) OBP: 0.305, SLG: 0.359 (9, 3)		C CU 78 B CU 78 B FC 88 B FS 86 X FC 88 3-1 ② **L7**			B CU 77 C FS 83 C FC 87 F FF 90 B FS 85 B FS 84 X FS 85 3-2 ① **G5-3**		B FF 94 X FF 95 1-0 34 SH2-4 15 HR 1B			3	1	1	0	0	0	0
34 Magneuris Sierra, L (1, 8) OBP: 0.165, SLG: 0.188		S FC 88 B FC 86 B FS 85 F FS 86 B FF 91 T FS 84 3-2 ③ **K**			B CU 78 B CU 79 C FC 88 F CU 79 B FC 87 S FS 82 3-3 ② **K**		1 SAFE X FF 96 0-0 ① **SH2-4** **1-2**			2	0	0	0	0	2	0
54 Wei-Yin Chen, R (1, 1) OBP: 0.121, SLG: 0.152 55 Drew Rucinski, R (7, 1) 61 Adam Conley, L (7, 1) 15 Brian Anderson, R (7, PH) OBP: 0.360, SLG: 0.405 79 Isaac Galloway, R (8, 9) OBP: 0.382, SLG: 0.467			S FF 89 C FC 88 X FC 88 0-2 ① **G6-3**		X FC 87 0-0 ③ **G1-3**		D SL 84 B FF 96 D FF 97 C FF 95 F FF 97 X FF 96 3-2 **2-H** HR			2 0 0 1 0	0 0 0 1 0	0 0 0 1 0	0 0 0 2 0	0 0 0 0 0	0 0 0 0 0	0 0 0 0 0
Inning Stats	R: 0 E: 0 K: 0 S: 14 H: 2 LOB: 2 BB: 0 P: 23	R: 0 E: 0 K: 1 S: 9 H: 0 LOB: 0 BB: 0 P: 16	R: 0 E: 0 K: 0 S: 10 H: 0 LOB: 1 BB: 1 P: 18	R: 0 E: 0 K: 0 S: 9 H: 0 LOB: 0 BB: 0 P: 11	R: 0 E: 0 K: 1 S: 8 H: 0 LOB: 0 BB: 0 P: 14	R: 1 E: 0 K: 1 S: 11 H: 2 LOB: 2 BB: 1 P: 22	R: 2 E: 0 K: 1 S: 10 H: 2 LOB: 0 BB: 0 P: 18	R: 0 E: 0 K: 1 S: 10 H: 0 LOB: 0 BB: 0 P: 13		1B: 4 2B: 0 3B: 1 HR: 1	SF: 1 SAC: 1 DP: 0 HBP: 0			WP: 0 PB: 0 SB: 1 CS: 0	PA: 32	

Atlanta Braves @ Miami Marlins

Marlins Park, Miami, FL

Sat Aug 25 2018, 7:13 PM - 10:04 PM EDT

Att. 7,823 - Roof Closed - 75 F

livebaseballscorecards.com

AB	28
R	3
H	6
RBI	3
BB	2
SO	5
LOB	7

MIAMI

PITCHER		IP	WLS	BF	H	R	ER	SO	BB	IBB	HBP	BLK	WP	HR	S	P	ERA	WHIP
19 Aníbal Sánchez, R ERA: 3.05	(1, 1)	5.2	L	23	4	1	1	2	2	0	0	0	0	0	57	98	1.59	1.059
61 Chad Sobotka, R ERA: 3.68	(6, 1)	1.1		6	2	2	2	2	0	0	0	0	0	1	14	24	13.50	1.500
64 Luke Jackson, R ERA: 4.11	(8, 1)	1.0		3	0	0	0	1	0	0	0	0	0	0	10	13	0.00	0.000

PITCHER	IP	WLS	BF	H	R	ER	SO	BB	IBB	HBP	BLK	WP	HR	S	P	ERA	WHIP

Atlanta Braves @ Miami Marlins

Marlins Park, Miami, FL

Sun Aug 26 2018, 1:12 PM - 4:27 PM EDT

Att. 12,770 - Roof Closed - 75 F

TOP

livebaseballscorecards.com

Batter	1	2	3	4	5	6	7	8	9	AB	R	H	RBI	BB	SO	LOB
13 Ronald Acuña Jr., R (1, 7) OBP: 0.358, SLG: 0.570	B CU 77 B CH 84 C FF 94 F FF 93 B FF 93 X FF 93 3-2 11 2B 1B	C CH 85 F SI 92 D CU 78 X CU 77 1-2 ③ G1-3			X CU 78 0-0 11 BB 1B	C SL 87 B FF 93 F FF 92 X CU 78 1-2 ③ F9		B CH 84 X FC 90 1-0 FC3 11 SF7 11 S 1-3 2-H 3-H		5	0	2	0	0	0	5
11 Ender Inciarte, L (1, 8) OBP: 0.310, SLG: 0.361	1 SAFE B SI 92 F FF 93 B SI 92 B CH 85 X SI 92 3-1 1-3 2B		X SI 91 0-0 5 G1-6-3 1B		B CH 84 F CH 84 B SI 92 B SI 92 1 SAFE B SI 91 4-1 1-2 BB		C FF 92 X SL 89 0-1 ① G3	B SI 93 C FF 94 1 SAFE F SI 93 B SL 84 B FF 94 F FC 91 X SI 93 3-2 ② SF7 1-3 3-H		3	0	2	1	1	0	0
5 Freddie Freeman, L (1, 3) OBP: 0.397, SLG: 0.515	S FF 92 B FF 92 F CH 85 B FF 93 X FF 93 2-2 ① G1-3		X SI 91 0-0 ①② G1-6-3 1-2f		C SI 92 X CH 84 0-1 ③ F8		B FF 94 B CH 84 X CH 86 2-0 ② G6-3	B SI 93 B FF 92 B FC 89 C FC 88 F SI 92 S FF 93 3-3 ③ K		5	0	0	0	0	1	6
22 Nick Markakis, L (1, 9) OBP: 0.376, SLG: 0.477	0-0 IBB		C SI 92 B CU 79 X CH 85 1-1 ③ F7			B SI 91 C CU 77 B CH 83 B CH 83 C FF 92 B CH 84 4-2 17 G3 25 1B BB	C FF 93 B CU 79 B CH 85 B SL 86 X FF 93 3-1 1B		B FF 90 C FF 91 B FF 91 F SL 89 F CU 80 X FF 92 2-2 ① F7	3	1	1	0	2	0	0
17 Johan Camargo, S (1, 5) OBP: 0.345, SLG: 0.442	C CU 79 X CH 85 0-1 ② F7			B CU 77 S CH 84 C CH 85 X CH 85 1-2 ① F7		X SI 92 0-0 ① G3 1-2	C FF 94 S CU 79 B CH 84 B FF 94 F FF 94 F CU 77 F CH 85 T SL 86 2-2 ③ K		X SL 89 0-0 2B	5	0	1	0	0	1	5
8 Charlie Culberson, R (1, 4) OBP: 0.332, SLG: 0.504 46 Brad Brach, R (8, 1) 23 Adam Duvall, R (9, PH) OBP: 0.278, SLG: 0.374 33 A.J. Minter, L (9, 1)	B CU 81 S CU 80 C FF 94 D CU 80 B FF 96 X FF 94 3-2 ③ G6-3			C SI 93 B CU 79 F SI 93 S CU 77 1-3 ② K		C CU 77 S CU 76 D CU 78 B CH 83 F FF 92 X CU 78 2-2 ② G1-3		X FC 88 0-0 7 SH5-4 25 HBP 13 FC3 1B	F SL 90 B FF 94 D CU 81 F SL 88 T FF 93 2-2 ② K	4 0 1 0	1 0 0 0	1 0 0 0	0 0 0 0	1 0 0 0	1 0 1 0	4 0 1 0
25 Tyler Flowers, R (1, 2) OBP: 0.357, SLG: 0.335		C FF 91 B FF 94 T SI 90 F CU 79 B CU 80 F FF 94 X SI 91 2-2 1B		F CU 78 B FF 93 C SI 92 B CU 78 B CU 78 F FF 91 F FF 91 T SI 90 3-2 ③ K		C CU 78 S FF 93 B CU 77 B CU 78 X FF 92 2-2 14 BB 2-H 1B		F FC 89 1 SAFE B SI 92 T FC 89 F SI 92 B CH 85 1 SAFE F SI 93 H CH 85 3-2 13 FC3 7 SH5-4 13 E 1-2 HBP	B SL 89 X SL 89 1-0 ③ F8	4	1	2	1	0	1	1
7 Dansby Swanson, R (1, 6) OBP: 0.300, SLG: 0.411		C SI 92 F SI 90 X CU 78 0-2 ① P4			B CU 75 C CU 76 B SI 92 F SI 91 F SI 91 T CH 84 2-2 ① K	0-0 14 BB IBB		L FC 89 X FF 92 0-1 ① SH5-4 1-2 2-3		2	0	0	0	1	1	1
45 Kevin Gausman, L (1, 1) OBP: 0.188, SLG: 0.071 14 Rio Ruiz, L (6, PH) 63 Jesse Biddle, L (6, 1) OBP: 0.500, SLG: 1.000 58 Dan Winkler, R (7, 1) 1 Ozzie Albies, S (8, PH) OBP: 0.309, SLG: 0.467 (8, 4)		C SI 90 C CU 78 B FF 89 M SI 91 1-3 ② K			S SI 89 X SI 91 0-1 ② G2-3	B CU 76 B CH 83 B SI 93 B SI 92 4-0 1-2 2-3 BB		S FC 90 B FC 90 S SL 84 D CH 87 B SI 94 B SI 93 4-2 13 E 11 SF7 BB		2 0 0 0 0	0 0 0 0 1	0 0 0 0 0	0 1 0 0 0	1 0 0 0 1	1 0 0 0 0	1 0 0 0 0
Inning Stats	R: 0 E: 0 K: 0 S: 13 H: 2 LOB: 3 BB: 1 P: 24	R: 0 E: 0 K: 1 S: 14 H: 1 LOB: 1 BB: 0 P: 18	R: 0 E: 0 K: 0 S: 4 H: 1 LOB: 0 BB: 0 P: 5	R: 0 E: 0 K: 2 S: 11 H: 0 LOB: 0 BB: 0 P: 16	R: 0 E: 0 K: 1 S: 10 H: 1 LOB: 2 BB: 1 P: 16	R: 1 E: 0 K: 0 S: 13 H: 1 LOB: 3 BB: 3 P: 26	R: 0 E: 0 K: 1 S: 11 H: 1 LOB: 1 BB: 0 P: 18	R: 3 E: 1 K: 1 S: 17 H: 1 LOB: 1 BB: 1 P: 31	R: 0 E: 0 K: 1 S: 9 H: 1 LOB: 1 BB: 0 P: 14	1B: 7 2B: 2 3B: 0 HR: 0 SF: 1 SAC: 1 DP: 1 HBP: 1						

AB	34
R	4
H	9
RBI	2
BB	6
SO	7
LOB	24

WP: 0 PA: 43
PB: 0
SB: 1
CS: 0

PITCHER		IP	WLS	BF	H	R	ER	SO	BB	IBB	HBP	BLK	WP	HR	S	P	ERA	WHIP
49 Pablo López, R ERA: 4.14	(1, 1)	5.2	L	27	6	1	1	4	3	2	0	0	0	0	62	101	1.59	1.588
40 Javy Guerra, R ERA: 4.81	(6, 1)	1.1		5	1	0	0	1	0	0	0	0	0	0	14	22	0.00	0.750
55 Drew Rucinski, R ERA: 3.12	(8, 1)	1.0		7	1	3	0	1	1	0	1	0	0	0	17	31	0.00	2.000
53 Brett Graves, R ERA: 5.06	(9, 1)	1.0		4	1	0	0	1	0	0	0	0	0	0	9	14	0.00	1.000

PITCHER	IP	WLS	BF	H	R	ER	SO	BB	IBB	HBP	BLK	WP	HR	S	P	ERA	WHIP

Batter	1	2	3	4	5	6	7	8	9	AB	R	H	RBI	BB	SO	LOB
52 Rafael Ortega, L (1, 9) OBP: 0.333, SLG: 0.323	C FF 89 C FF 90 B FF 93 X FF 93 1-2 ① G1-3		B FF 93 F FF 92 X FF 93 1-1 ③ L8			L FF 94 X SL 88 0-1 ① L7			B FF 96 C FF 96 X FC 93 1-1 ① G4-3	4	0	0	0	0	0	2
15 Brian Anderson, R (1, 5) OBP: 0.357, SLG: 0.402	C SL 80 B FF 92 F FF 92 X FF 93 1-2 ② F9			B FF 91 C FF 92 B FF 93 C FF 92 S FS 82 2-3 ① K		C FF 95 S CU 79 F CU 77 B FF 94 F FF 95 C CU 77 1-3 ② K			B FF 97 C FF 97 S FC 94 C FC 93 1-3 ② K	4	0	0	0	0	3	1
32 Derek Dietrich, L (1, 3) OBP: 0.332, SLG: 0.429	C FF 91 B FF 92 B FS 80 B FS 81 S FS 79 F FF 95 X FF 95 3-2 ③ L8			B FS 81 B FS 81 S CH 81 F FF 94 F FF 96 F FS 84 X FF 93 2-2 ② L9		B SL 87 F FF 95 C FF 96 F CU 78 X CU 78 1-2 ③ G3			C FF 96 S FF 96 B FF 96 X FC 92 1-2 13 DI 1B	4	0	1	0	0	0	1
13 Starlin Castro, R (1, 4) OBP: 0.334, SLG: 0.398		C FF 91 S SL 80 T FF 94 0-2 ① K		C FF 93 F FF 93 B FS 83 B FS 82 B FS 83 X CH 83 3-2 ③ G5-3			F FC 90 B FC 89 X CU 81 1-1 ① F7		F FC 92 B FF 97 S FC 92 B FC 93 F FC 92 B FF 96 S FC 92 3-3 ③ K 1-2	4	0	0	0	0	2	1
10 JT Riddle, L (1, 6) OBP: 0.267, SLG: 0.388		B SL 79 S FS 79 F FS 82 X FF 94 1-2 ② G6-3			C CH 80 B FS 81 C FF 91 X FS 82 1-2 ① G4-3		B FF 92 B SI 92 S FC 90 X FF 92 2-1 ② F7			3	0	0	0	0	0	0
44 Austin Dean, R (1, 7) OBP: 0.250, SLG: 0.421		C SL 80 B FF 94 F FF 94 X SL 83 1-2 ③ F8			B FF 92 S FF 92 S CH 83 B FF 94 F FF 96 S FS 84 2-3 ② K		C CU 80 C FC 90 X FC 89 0-2 ③ G3			3	0	0	0	0	1	0
28 Bryan Holaday, R (1, 2) OBP: 0.257, SLG: 0.244			C FF 90 B CH 79 S FS 79 F CH 80 F FF 94 S FF 95 1-3 ① K		S FS 81 B FF 93 S FF 93 B SL 83 B FS 82 B CH 83 4-2 BB			C FF 92 F FF 93 B SL 86 B CH 86 C FF 94 2-3 ① K		2	0	0	0	1	2	0
34 Magneuris Sierra, L (1, 8) OBP: 0.161, SLG: 0.184 40 Javy Guerra, R (6, 1) 55 Drew Rucinski, R (8, 1) 19 Miguel Rojas, R (8, PH) OBP: 0.304, SLG: 0.358 53 Brett Graves, R (9, 1)			C FF 93 C FF 94 B FS 84 F FF 95 C FF 95 1-3 ② K		C FF 93 F FF 93 B FF 96 X FF 96 1-2 ③ G6-3			B SL 84 B SL 85 C FF 94 F FF 94 X FF 94 2-2 ② G4-3		2 0 0 1 0	0 0 0 0 0	0 0 0 0 0	0 0 0 0 0	1 0 0 0 0	1 0 0 0 0
49 Pablo López, L (1, 1) OBP: 0.235, SLG: 0.188 79 Isaac Galloway, R (6, 8) OBP: 0.389, SLG: 0.452			B FF 93 X FF 93 1-0 1B			B FF 95 B FF 95 F FF 95 B FF 95 S FF 93 F FF 94 B FF 94 4-2 BB		B FF 94 C FF 94 B FF 95 X SL 85 2-1 ③ L6		1 1	0 0	1 0	0 0	0 1	0 0	0 0
Inning Stats	R: 0 E: 0 K: 0 S: 10 H: 0 LOB: 0 BB: 0 P: 15	R: 0 E: 0 K: 1 S: 9 H: 0 LOB: 0 BB: 0 P: 11	R: 0 E: 0 K: 2 S: 12 H: 1 LOB: 1 BB: 0 P: 16	R: 0 E: 0 K: 1 S: 11 H: 0 LOB: 0 BB: 0 P: 18	R: 0 E: 0 K: 1 S: 12 H: 0 LOB: 1 BB: 1 P: 20	R: 0 E: 0 K: 1 S: 14 H: 0 LOB: 1 BB: 1 P: 20	R: 0 E: 0 K: 0 S: 7 H: 0 LOB: 0 BB: 0 P: 10	R: 0 E: 0 K: 1 S: 8 H: 0 LOB: 0 BB: 0 P: 14	R: 0 E: 0 K: 2 S: 12 H: 1 LOB: 1 BB: 0 P: 18	1B: 2 2B: 0 3B: 0 HR: 0 SF: 0 SAC: 0 DP: 0 HBP: 0						

PITCHER	IP	WLS	BF	H	R	ER	SO	BB	IBB	HBP	BLK	WP	HR	S	P	ERA	WHIP
45 Kevin Gausman, R (1, 1) ERA: 3.87	5.0	W	17	1	0	0	5	1	0	0	0	0	0	54	80	0.00	0.400
63 Jesse Biddle, L (6, 1) ERA: 2.44	1.0	H	4	0	0	0	1	1	0	0	0	0	0	14	20	0.00	1.000
58 Dan Winkler, R (7, 1) ERA: 2.53	1.0	H	3	0	0	0	0	0	0	0	0	0	0	7	10	0.00	0.000
46 Brad Brach, R (8, 1) ERA: 3.86	1.0		3	0	0	0	1	0	0	0	0	0	0	8	14	0.00	0.000
33 A.J. Minter, L (9, 1) ERA: 3.18	1.0		4	1	0	0	2	0	0	0	0	0	0	12	18	0.00	1.000

PITCHER	IP	WLS	BF	H	R	ER	SO	BB	IBB	HBP	BLK	WP	HR	S	P	ERA	WHIP

BOTTOM

Atlanta Braves @ Miami Marlins

Marlins Park, Miami, FL

Sun Aug 26 2018, 1:12 PM - 4:27 PM EDT

Att. 12,770 - Roof Closed - 75 F

livebaseballscorecards.com

AB	29
R	0
H	2
RBI	0
BB	2
SO	9
LOB	6

WP: 0 PA: 31
PB: 0
SB: 0
CS: 0

Miami Marlins @ Boston Red Sox

Fenway Park, Boston, MA

Tue Aug 28 2018, 7:13 PM - 10:41 PM EDT

Att. 36,708 - Partly Cloudy - 92 F

livebaseballscorecards.com

Batter	1	2	3	4	5	6	7	8	9	AB	R	H	RBI	BB	SO	LOB
52 Rafael Ortega, L (1, 9) (8, 7) OBP: 0.338, SLG: 0.329	C FF 87 B CU 72 B CU 74 X FF 88 2-1 F8		S SL 78 B FF 87 F SL 78 C FF 89 1-3 K		B SL 76 X SL 77 1-0 15 CS 1B		C FF 100 B FF 100 B SL 88 S CH 89 B CH 88 X FF 98 3-2 L8	X FF 94 0-0 1-2 2-H 3-H 1B		5	0	2	2	0	1	1
15 Brian Anderson, R (1, 5) OBP: 0.360, SLG: 0.404	C FF 88 B FF 88 B CU 76 F CU 75 X FF 92 2-2 G4-3		F SL 79 X FF 87 0-1 1-3 2B		1 SAFE C KC 80 S FF 90 B FF 92 B KC 82 B FC 87 B KC 82 4-2 13 FC5 11 1B 1-2 BB			B CU 82 F FF 95 X FF 95 B KC 86 X SL 91 2-2 11 HR 1B B CU 82 F FF 95 X FF 95 B KC 86 X SL 91 1-2 G1-3		4	1	2	0	1	0	2
11 J.T. Realmuto, R (1, 3) (8, 2) OBP: 0.345, SLG: 0.492	B FF 91 X CU 75 1-0 G5-3		D CU 75 B FF 89 X CU 74 2-0 L4		B FC 86 F FF 91 S FC 87 X KC 80 1-2 13 FC5 1B 1-2			B KC 86 B KC 84 X FF 97 2-0 1-H HR	C FF 99 B KC 87 S KC 87 X KC 88 1-2 L6	5	1	2	2	0	0	2
13 Starlin Castro, R (1, 4) OBP: 0.336, SLG: 0.408 2 Yadiel Rivera, R (9, PR) OBP: 0.282, SLG: 0.233 (9, 4)		C FF 88 B CU 74 F CU 74 F SL 77 B FF 87 X CU 75 2-2 G6-3		C FF 87 X CU 73 0-1 3B	X FF 90 0-0 1-2 2-3f FC5			B FF 99 S KC 87 X FF 98 1-1 HR	B KC 87 B FF 97 C FF 99 S KC 87 B KC 88 B FF 99 4-2 32 BB 34 1B BB	4 0	1 1	2 0	1 0	1 0	0 0	2 0
32 Derek Dietrich, L (1, 10) OBP: 0.331, SLG: 0.425		C SL 79 S FF 90 B SL 80 B FF 91 F SL 78 F CU 74 F FF 91 C SL 80 2-3 K		C FF 88 S SL 80 B FF 90 C FF 90 1-3 K		B KC 80 F FF 92 C KC 83 X FF 93 2-2 P6		C KC 86 F KC 86 B FF 97 S KC 86 1-3 K	B FF 98 1 SAFE B FF 99 B FF 98 C FF 99 1 SAFE D KC 88 4-1 79 WP 34 1B 1-2 BB	4	0	0	0	1	3	1
44 Austin Dean, R (1, 7) OBP: 0.273, SLG: 0.415 34 Magneuris Sierra, L (8, PR) OBP: 0.170, SLG: 0.193 (8, 8)		B FF 88 B FF 89 C FF 90 B CU 75 C FF 90 X FF 90 3-2 F8		D SL 79 B FF 89 C CU 75 B FF 91 B CU 75 4-1 BB		B FF 92 B FF 90 X FF 90 2-0 L8		B FF 97 B KC 84 C KC 84 X FF 97 2-1 10 BB 19 1B 52 1B 1B	F FF 98 B FF 98 S KC 87 F FF 98 F KC 87 X FF 98 1-2 2-H 79 WP 1B	3 1	0 1	1 1	0 1	1 0	0 0	0 0
19 Miguel Rojas, R (1, 6) OBP: 0.303, SLG: 0.356 (8, 3)			X FF 87 0-0 G5-3 B CU 74 B FF 88 X SL 78 2-0 P3			C FC 88 X KC 82 0-1 G5-3		C SL 89 B FF 94 1 SAFE F FF 95 F FF 95 B FF 94 X SL 90 2-2 10 BB 52 1B 1-2 1B	X KC 87 0-0 L4	5	1	1	0	0	0	4
79 Isaac Galloway, R (1, 8) OBP: 0.366, SLG: 0.500 (8, 9)			C FF 86 B CH 82 X CU 72 1-1 HR 1 SAFE B FF 89 F SL 79 D SL 77 B FF 87 X SL 81 3-1 P4				C FF 98 B FF 99 F SL 88 F FF 99 F CH 87 C FF 100 1-3 K	X SL 90 0-0 F8	D KC 86 S KC 87 B KC 87 C FF 97 B FF 98 S KC 88 3-3 K2-3 1-2 2-3	5	1	1	1	0	2	6
28 Bryan Holaday, R (1, 2) OBP: 0.259, SLG: 0.246 10 JT Riddle, L (8, PH) OBP: 0.270, SLG: 0.388 (8, 6)			B FF 87 C CU 74 C FF 87 X CU 74 1-2 15 2B 1B		F SL 76 C SL 77 B FF 86 X FF 90 1-2 F9		X SL 88 0-0 P3	B FF 94 B SL 88 C FF 96 B FF 94 D SL 89 4-1 52 1B 1-2 2-3 BB		3 0	0 0	1 0	0 0	0 1	0 0	0 0
Inning Stats	R: 0 E: 0 K: 0 S: 6 H: 0 LOB: 0 BB: 0 P: 11	R: 0 E: 0 K: 1 S: 13 H: 0 LOB: 0 BB: 0 P: 20	R: 1 E: 0 K: 1 S: 12 H: 3 LOB: 2 BB: 0 P: 17	R: 0 E: 0 K: 1 S: 9 H: 1 LOB: 2 BB: 1 P: 19	R: 0 E: 0 K: 0 S: 10 H: 2 LOB: 2 BB: 1 P: 17	R: 0 E: 0 K: 0 S: 6 H: 0 LOB: 0 BB: 0 P: 10	R: 0 E: 0 K: 1 S: 9 H: 0 LOB: 0 BB: 0 P: 13	R: 5 E: 0 K: 1 S: 21 H: 6 LOB: 2 BB: 1 P: 36	R: 1 E: 0 K: 1 S: 15 H: 1 LOB: 3 BB: 2 P: 28	1B: 8 2B: 1 3B: 1 HR: 3 SF: 0 SAC: 0 DP: 0 HBP: 0					WP: 1 PB: 0 SB: 0 CS: 1	PA: 44	

TOP

AB	39
R	7
H	13
RBI	7
BB	5
SO	6
LOB	18

MIAMI

PITCHER		IP	WLS	BF	H	R	ER	SO	BB	IBB	HBP	BLK	WP	HR	S	P	ERA	WHIP
61 Brian Johnson, L ERA: 4.02	(1, 1)	4.1		19	5	1	1	3	1	0	0	0	0	1	44	73	2.08	1.385
44 Brandon Workman, R ERA: 2.61	(5, 1)	1.2		6	1	0	0	0	1	0	0	0	0	0	12	21	0.00	1.200
56 Joe Kelly, R ERA: 3.86	(7, 1)	1.0	H	3	0	0	0	1	0	0	0	0	0	0	9	13	0.00	0.000
32 Matt Barnes, R ERA: 3.51	(8, 1)	0.1	B	5	4	4	4	1	0	0	0	0	0	2	11	19	108.00	12.000
37 Heath Hembree, R ERA: 4.1	(8, 1)	0.2		5	2	1	1	0	1	0	0	0	0	0	10	17	13.50	4.500

PITCHER		IP	WLS	BF	H	R	ER	SO	BB	IBB	HBP	BLK	WP	HR	S	P	ERA	WHIP
46 Craig Kimbrel, R ERA: 2.55	(9, 1)	1.0	W	6	1	1	1	1	2	0	0	0	1	0	15	28	9.00	3.000

BOTTOM

Miami Marlins @ Boston Red Sox

Fenway Park, Boston, MA

Tue Aug 28 2018, 7:13 PM - 10:41 PM EDT

Att. 36,708 - Partly Cloudy - 92 F

Batter	1	2	3	4	5	6	7	8	9	AB	R	H	RBI	BB	SO	LOB
50 Mookie Betts, R (1, 9) OBP: 0.425, SLG: 0.627	C SI 94 X SI 95 0-1 1B		C SL 96 C SL 85 B SL 87 B CH 90 F SI 97 B CH 88 B CH 90 4-2 16 2B 2 SF7 1-2 BB		B SL 84 F CH 88 B CH 88 B SL 86 X SI 94 3-1 ① F8		C FF 94 B SL 80 B SL 80 B FF 93 F FF 94 F CH 87 2 SAFE B CH 86 4-2 16 G5-3 1-2 BB	C FF 101 B SL 88 B FF 101 B FF 100 B FF 98 4-1 1-2 3-H BB		2	1	1	0	3	0	0
16 Andrew Benintendi, L (1, 7) OBP: 0.374, SLG: 0.486	B SI 95 1 SAFE B CH 87 X SI 94 2-0 ① F7		S SL 86 F CU 85 B SI 96 X SI 96 1-2 1-3 2-H 2B		X CH 87 0-0 ② G1-3		D SL 79 X FF 94 1-0 ①② G5-3 1-2 2-3f	B FF 96 F FF 96 B SL 91 B FF 96 X FF 96 3-1 ③ G6-3		5	0	1	1	0	0	5
18 Mitch Moreland, L (1, 3) OBP: 0.322, SLG: 0.460 25 Steve Pearce, R (9, PH) OBP: 0.380, SLG: 0.542	1 SAFE B SI 94 X SI 94 1-0 ② L9		B SL 83 S CH 88 B CH 88 S CH 89 S CH 90 2-3 ① K		B SL 87 B SI 95 B CH 89 B SI 96 4-0 BB		C SL 78 X SL 78 0-1 ③ F9		C SL 87 B FF 95 X FF 95 1-1 ① F9	3 1	0 0	0 0	0 0	1 0	1 0	4 0
28 J.D. Martinez, R (1, 10) OBP: 0.409, SLG: 0.656	C SI 96 1 SAFE 1 SAFE S SI 96 F SI 97 X CH 90 0-2 ③ F8		0-0 IBB		F CH 90 F SI 96 X CH 92 0-2 ③ F9			B FF 99 C FF 99 B FF 101 B FF 101 X FF 99 3-1 5 1B 36 1B 19 1B 1B	C FF 96 B FF 97 X SL 90 1-1 2 1B 36 E 1B	4	2	2	0	1	0	2
2 Xander Bogaerts, R (1, 6) OBP: 0.355, SLG: 0.525		B FF 95 B SI 96 F SI 95 B CH 89 C SI 95 X SI 96 3-2 36 G4-3 5 1B 2B	X SL 84 0-0 ② SF7 3-H			B SL 88 S SL 89 X SI 96 1-1 ① G5-3		B FF 99 B FF 100 B FF 100 C FF 99 C FF 99 X FF 100 3-2 ① L9	C FF 96 1 SAFE S FF 96 X FF 97 0-2 1-2 36 FC6 1B	4	1	2	1	0	0	1
36 Eduardo Núñez, R (1, 5) OBP: 0.286, SLG: 0.380		F SL 81 B SI 95 F SI 96 X SL 82 1-2 ① G4-3 2-3	C SL 85 B SL 87 D SL 85 X SI 96 2-1 ③ G6-3			F SL 86 X SI 96 0-1 HR		C FF 101 S SL 87 B FF 101 D SL 88 X FF 100 2-2 5 1B 19 1B 1-2 1B	F SL 89 X SL 90 0-1 ② FC6 1-2f 2-H	5	2	2	1	0	0	4
5 Ian Kinsler, R (1, 4) OBP: 0.305, SLG: 0.393		B SL 82 X SI 96 1-0 23 G4-6-3 3-H 1B	X SI 95 0-0 ① G6-3			C SI 96 F SL 87 X SI 96 0-2 ② G6-3		C FF 100 B FF 98 X FF 99 1-1 19 1B 50 WP 1-2 2-3 1B		4	1	2	1	0	0	0
23 Blake Swihart, S (1, 2) OBP: 0.268, SLG: 0.288		B SI 95 S CH 88 B CH 88 1 SAFE B SI 96 F SI 96 F SI 96 X SI 97 3-2 ②③ G4-6-3 1-2f	C SI 94 X SL 88 0-1 ② F7			B CH 89 B CH 89 B SI 96 F SI 96 F SI 96 X CH 91 3-2 ③ G3		B FF 98 C FF 99 D SL 87 B FF 98 C FF 100 S FF 99 3-3 ② K		4	0	0	0	0	1	4
19 Jackie Bradley Jr., L (1, 8) OBP: 0.308, SLG: 0.390			F SI 93 B SL 85 S CH 87 X CH 89 1-2 50 BB 16 2B 1B	B SI 95 B SL 89 C SI 96 S SI 95 S SL 90 2-3 ③ K			B SL 79 B FF 93 C FF 94 B FF 92 B FF 94 4-1 16 G5-3 50 S BB	B FF 100 C FF 100 B SL 88 F FF 100 B FF 100 F FF 101 X FF 99 3-2 50 WP 1-3 2-H 3-H 1B		3	1	2	2	1	1	0

Inning Stats																								
	R: 0 E: 0 K: 0 S: 8	H: 1 LOB: 1 BB: 0 P: 11	R: 1 E: 0 K: 0 S: 11	H: 2 LOB: 0 BB: 0 P: 19	R: 2 E: 0 K: 1 S: 15	H: 2 LOB: 2 BB: 2 P: 25	R: 0 E: 0 K: 1 S: 6	H: 0 LOB: 0 BB: 0 P: 8	R: 0 E: 0 K: 0 S: 6	H: 0 LOB: 1 BB: 1 P: 13	R: 1 E: 0 K: 0 S: 10	H: 1 LOB: 0 BB: 0 P: 14	R: 0 E: 0 K: 0 S: 7	H: 0 LOB: 1 BB: 2 P: 16	R: 3 E: 0 K: 1 S: 20	H: 4 LOB: 2 BB: 1 P: 42	R: 1 E: 1 K: 0 S: 9	H: 2 LOB: 2 BB: 0 P: 11	1B: 9 2B: 2 3B: 0 HR: 1	SF: 1 SAC: 0 DP: 2 HBP: 0	WP: 1 PB: 0 SB: 1 CS: 0	PA: 42				

PITCHER		IP	WLS	BF	H	R	ER	SO	BB	IBB	HBP	BLK	WP	HR	S	P	ERA	WHIP
62 José Ureña, R ERA: 4.56	(1, 1)	6.0		26	6	4	4	2	2	1	0	0	0	1	56	90	6.00	1.333
46 Kyle Barraclough, R ERA: 3.6	(7, 1)	1.0		4	0	0	0	0	2	0	0	0	0	0	7	16	0.00	2.000
56 Tayron Guerrero, R ERA: 4.76	(8, 1)	0.2	B	7	4	3	3	1	1	0	0	0	1	0	18	37	40.50	7.500
61 Adam Conley, L ERA: 4.02	(8, 1)	0.1		1	0	0	0	0	0	0	0	0	0	0	2	5	0.00	0.000
71 Drew Steckenrider, R ERA: 3.34	(9, 1)	0.2	L	4	2	1	0	0	0	0	0	0	0	0	9	11	0.00	3.000

PITCHER	IP	WLS	BF	H	R	ER	SO	BB	IBB	HBP	BLK	WP	HR	S	P	ERA	WHIP

livebaseballscorecards.com

AB	35
R	8
H	12
RBI	6
BB	6
SO	3
LOB	20

Miami Marlins @ Boston Red Sox

Fenway Park, Boston, MA

Wed Aug 29 2018, 6:37 PM - 9:46 PM EDT

Att. 36,628 - Partly Cloudy - 94 F

livebaseballscorecards.com

Batter	1	2	3	4	5	6	7	8	9	AB	R	H	RBI	BB	SO	LOB
52 Rafael Ortega, L (1, 9) OBP: 0.341, SLG: 0.333	B SI 91 C FF 92 X SI 92 1-1 G4-3		B SI 93 X CH 85 1-0 15 FC3-6 1B		B CU 74 X CH 84 1-0 G3-1		B CH 87 1 SAFE 1 SAFE F SI 90 B SI 88 1 SAFE 1 SAFE B CH 86 X SL 85 3-1 11 G6-3 1-2 1B		B FF 92 C FF 92 S FF 92 S FF 92 1-3 K	5	0	2	0	0	1	1
15 Brian Anderson, R (1, 5) OBP: 0.358, SLG: 0.401	F SI 93 S SI 92 C FC 90 0-3 K		C CH 87 S FC 91 X SI 94 0-2 FC3-6 11 2B 1-2f		B SI 91 F SI 91 H FF 88 2-1 13 WP 13 1B HBP		X FF 92 0-0 F9 2-3		C FF 93 X KC 81 0-1 G6-4-3 1-2f	4	2	0	0	0	1	4
11 J.T. Realmuto, R (1, 2) OBP: 0.346, SLG: 0.495 28 Bryan Holaday, R (8, 2) OBP: 0.259, SLG: 0.246	C SI 93 B CH 85 S CH 85 X FC 90 1-2 1B		C FC 91 X CH 86 0-1 13 1B 1-H 2B		C CH 86 F CH 85 D CH 86 D CH 86 1 SAFE S CH 84 2-3 K		C CH 84 B FF 93 B CU 79 X CU 78 2-1 G6-3 1-2 3-H			4 0	1 0	2 0	2 0	0 0	1 0	2 0
13 Starlin Castro, R (1, 4) OBP: 0.338, SLG: 0.409	C CH 86 X FF 94 0-1 F9		B SI 94 C FC 89 B SI 94 X FC 90 2-1 32 HBP 2-H 1B		F SI 88 C SI 90 F SI 92 B CH 87 B CH 86 B SI 89 X SI 92 3-2 1-H 1B		D FF 93 C CU 77 B FF 92 X FF 92 2-1 L8			4	0	2	2	0	0	2
32 Derek Dietrich, L (1, 10) OBP: 0.332, SLG: 0.431		C FF 92 X CH 85 0-1 HR	C SI 94 H FF 93 1-1 1-2 HBP		B CU 77 F CH 87 B FF 91 1 SAFE B SI 89 B FF 86 F SI 91 X SI 91 3-2 F8			X FF 98 0-0 F9		3	1	1	1	0	0	1
44 Austin Dean, R (1, 7) OBP: 0.271, SLG: 0.467		C FC 89 C FF 93 B SI 94 S CH 86 1-3 K	C FC 89 F FF 93 F FC 90 X CH 87 0-2 L1-3-1			B CH 86 X CH 86 1-0 G5-3		C FF 98 F FF 98 B FF 98 B FF 98 B SL 88 F FF 97 F FF 96 F FF 97 X SL 84 3-2 HR		4	1	1	1	0	1	2
19 Miguel Rojas, R (1, 3) OBP: 0.300, SLG: 0.353		B CH 86 C FC 90 S CH 85 F SI 95 B FC 91 X SI 94 2-2 G3		B SI 89 X SI 90 1-0 G6-3		C SL 84 X CH 85 0-1 G6-3		C FF 96 X FF 96 0-1 P3		4	0	0	0	0	0	0
10 JT Riddle, L (1, 6) OBP: 0.269, SLG: 0.385		C FF 93 X FF 94 0-1 P6		X FF 90 0-0 79 CS 1B		C SL 84 F CU 76 S FF 92 0-3 K		B SI 96 X SI 97 1-0 F8		4	0	1	0	0	1	0
79 Isaac Galloway, R (1, 8) OBP: 0.378, SLG: 0.474			B FC 88 S CH 84 C FF 92 C SI 93 1-3 K	B SI 88 S CH 85 B SI 91 B CH 86 C SI 90 S SI 90 3-3 K 1-2			B SI 89 B SI 89 S SI 89 F CH 85 B SI 90 B SI 89 4-2 15 F9 52 1B 11 G6-3 BB		B FF 91 C FF 91 S KC 81 B KC 81 F FF 93 B KC 81 F FF 92 F FF 93 4-2 D KC 81 15 G6-4-3 BB	2	1	0	0	2	2	1
Inning Stats	R: 0 E: 0 K: 1 S: 10 H: 1 LOB: 1 BB: 0 P: 12	R: 1 E: 0 K: 1 S: 11 H: 1 LOB: 0 BB: 0 P: 14	R: 2 E: 0 K: 1 S: 16 H: 3 LOB: 2 BB: 0 P: 21	R: 0 E: 0 K: 1 S: 5 H: 1 LOB: 0 BB: 0 P: 9	R: 1 E: 0 K: 1 S: 13 H: 1 LOB: 1 BB: 0 P: 24	R: 0 E: 0 K: 1 S: 6 H: 0 LOB: 0 BB: 0 P: 7	R: 1 E: 0 K: 0 S: 9 H: 1 LOB: 1 BB: 1 P: 20	R: 1 E: 0 K: 0 S: 10 H: 1 LOB: 0 BB: 0 P: 14	R: 0 E: 0 K: 1 S: 11 H: 0 LOB: 0 BB: 1 P: 16	1B: 6 2B: 1 3B: 0 HR: 2 SF: 0 SAC: 0 DP: 1 HBP: 2	WP: 1 PB: 0 SB: 0 CS: 1 PA: 38					

PITCHER		IP	WLS	BF	H	R	ER	SO	BB	IBB	HBP	BLK	WP	HR	S	P	ERA	WHIP
24 David Price, L ERA: 3.6	(1, 1)	3.0		15	5	3	3	3	0	0	1	0	0	1	37	47	9.00	1.667
76 Hector Velázquez, R ERA: 3.15	(4, 1)	3.0		13	3	2	2	3	1	0	1	0	1	0	28	51	6.00	1.333
47 Tyler Thornburg, R ERA: 4.19	(7, 1)	1.0	W	3	0	0	0	0	0	0	0	0	0	0	5	9	0.00	0.000
70 Ryan Brasier, R ERA: 1.29	(8, 1)	1.0		4	1	1	1	0	0	0	0	0	0	1	10	14	9.00	1.000
31 Drew Pomeranz, L ERA: 5.89	(9, 1)	1.0		3	0	0	0	1	1	0	0	0	0	0	11	16	0.00	1.000

PITCHER	IP	WLS	BF	H	R	ER	SO	BB	IBB	HBP	BLK	WP	HR	S	P	ERA	WHIP

TOP

AB	34
R	6
H	9
RBI	6
BB	2
SO	7
LOB	13

Batter	1	2	3	4	5	6	7	8	9	AB	R	H	RBI	BB	SO	LOB
50 Mookie Betts, R (1, 9) OBP: 0.429, SLG: 0.637	C FF 92 X SL 80 0-1 L9 ①		C FF 91 B FF 90 S CH 82 B FF 91 F CH 82 B FF 92 X FF 91 3-2 HR			B FF 90 B FF 91 B CH 83 B FF 91 4-0 16 BB 28 1B BB	C FF 95 X CH 86 0-1 16 SH1-3 12 3B 2B S FF 94 X SL 90 2-0 16 G6-3 1-3 1B			4	3	3	3	1	0	0
16 Andrew Benintendi, L (1, 7) OBP: 0.373, SLG: 0.483	B FF 90 F FF 90 C FF 90 S CH 84 1-3 K ②		B CH 82 F CH 83 B FF 91 B FF 91 X CH 81 3-1 G3-1 ③			B FF 91 1 SAFE B FF 91 1 SAFE C FF 91 B FF 92 B FF 91 4-1 28 1B 1-2 BB	X SL 88 0-0 SH1-3 2-3 S SL 90 X SL 90 1-0 G6-3 1-2f			3	0	0	0	1	1	2
25 Steve Pearce, R (1, 3) OBP: 0.374, SLG: 0.533 12 Brock Holt, L (7, PH) OBP: 0.348, SLG: 0.372 (8, 3)	C FF 90 S CH 83 C FF 92 0-3 K ③			B FF 89 B FF 90 S CH 82 B CH 83 C FF 91 S CH 83 3-3 K ①		S CH 83 B CH 84 F CH 84 B CH 84 F FF 91 C FF 90 2-3 K ②	3 SAFE S FF 96 B FF 95 F FF 96 B FF 97 F FF 97 B FF 96 F FF 97 X FF 97 3-2 2 1B 3-H 3B	C FF 93 B SL 91 B SI 93 X SI 92 2-1 28 G4-6-3 1B		3	0	0	0	0	3	2
										2	1	2	1	0	0	0
28 J.D. Martinez, R (1, 10) OBP: 0.409, SLG: 0.652		B FF 91 B FF 90 C FF 91 F CH 84 B CH 83 S FF 91 3-3 K ①		S CH 82 X FF 91 0-1 L4 ②		F CH 84 X FF 91 0-1 2 FC6-4 1-2 2-H 1B	0-0 2 1B 36 1B IBB	B SL 91 C FF 93 F FF 95 D CU 82 B SL 90 X SL 92 3-2 G4-6-3 1-2f ①②		4	1	1	1	1	1	1
2 Xander Bogaerts, R (1, 6) OBP: 0.353, SLG: 0.521		C FF 92 B CH 83 X FF 91 1-1 L4 ②		C FF 91 B FF 90 S CH 83 B CH 84 S CH 81 2-3 K ③		F FC 89 X FC 91 0-1 FC6-4 1-2f ③	B FF 97 D SL 89 B FF 97 X FF 96 3-0 36 1B 5 1B 1-2 3-H 1B	B SL 91 C FF 93 F FF 95 D CU 82 B SL 90 X SL 92 2-2 L4 ③		5	1	1	1	0	1	2
36 Eduardo Núñez, R (1, 5) OBP: 0.290, SLG: 0.390		C FF 91 B SL 82 F CH 82 F FF 91 B FF 91 F CH 82 F CH 82 B CH 82 F FF 91 3-2 F FF 91 F FF 91 X CH 83 HR			B SL 79 C FF 90 B FF 90 B CH 82 C FF 90 X FF 90 3-2 G6-3 ①		X FC 89 0-0 5 2B 23 1B 1B S CU 82 S SL 87 F FF 96 X SL 86 1-2 5 1B 1-2 3-H 23 2B 1B			4	3	3	2	0	0	0
5 Ian Kinsler, R (1, 4) OBP: 0.307, SLG: 0.397		X FF 91 0-0 L9 ③			C SL 79 F CH 82 X FF 90 0-2 L6 ②		B FC 89 B SI 93 X FC 89 2-0 23 1B 1-3 19 2B 2B F FF 94 X FF 94 0-1 23 2B 23 E 1-2 2-H 1B			4	2	2	1	0	0	0
3 Sandy León, S (1, 2) OBP: 0.253, SLG: 0.313 23 Blake Swihart, S (7, PH) OBP: 0.278, SLG: 0.305 (8, 2)			C FF 90 B FF 89 X CH 82 1-1 F7 ①		S CH 83 X CH 82 0-1 P6 ③		C CH 87 X CH 86 3-2 19 2B 2-3 3-H 50 2B 1B X CU 81 0-0 E9 19 1B 1-H 2-H 2B			2	0	0	0	0	0	0
										2	2	2	2	0	0	0
19 Jackie Bradley Jr., L (1, 8) OBP: 0.309, SLG: 0.394			C FF 90 X CH 82 0-1 F7 ②			F SL 78 B CH 83 X CH 81 1-1 G4-3 ①	B SL 89 X SL 87 0-1 50 2B 1-3 3-H 2B C CH 87 F FF 94 B CU 80 B SL 87 B CH 82 X FF 96 3-2 50 1B 3-H 1B			4	1	2	2	0	0	0
Inning Stats	R: 0 E: 0 K: 2 S: 8 H: 0 LOB: 0 BB: 0 P: 9	R: 1 E: 0 K: 1 S: 15 H: 1 LOB: 0 BB: 0 P: 22	R: 1 E: 0 K: 0 S: 10 H: 1 LOB: 0 BB: 0 P: 17	R: 0 E: 0 K: 2 S: 8 H: 0 LOB: 0 BB: 0 P: 13	R: 0 E: 0 K: 0 S: 8 H: 0 LOB: 0 BB: 0 P: 11	R: 1 E: 0 K: 1 S: 11 H: 1 LOB: 2 BB: 2 P: 22	R: 11 E: 1 K: 0 S: 29 H: 12 LOB: 1 BB: 1 P: 45	R: 0 E: 0 K: 0 S: 8 H: 1 LOB: 0 BB: 0 P: 15		1B: 9 2B: 4 3B: 1 HR: 2 SF: 0 SAC: 1 DP: 2 HBP: 0						

PITCHER		IP	WLS	BF	H	R	ER	SO	BB	IBB	HBP	BLK	WP	HR	S	P	ERA	WHIP
36 Trevor Richards, R ERA: 4.26	(1, 1)	5.2		22	3	3	3	6	2	0	0	0	0	2	58	92	4.76	0.882
55 Drew Rucinski, R ERA: 3.76	(6, 1)	0.1	H	3	2	2	2	0	0	0	0	0	0	0	4	6	54.00	6.000
61 Adam Conley, L ERA: 4.65	(7, 1)	0.1	L	4	3	2	2	0	0	0	0	0	0	0	8	8	54.00	9.000
71 Drew Steckenrider, R ERA: 3.81	(7, 1)	0.0		3	2	2	2	0	0	1	0	0	0	0	6	12	∞	∞
40 Javy Guerra, R ERA: 5.76	(7, 1)	0.2		6	5	5	5	0	0	0	0	0	0	0	13	21	67.50	7.500

PITCHER		IP	WLS	BF	H	R	ER	SO	BB	IBB	HBP	BLK	WP	HR	S	P	ERA	WHIP
53 Brett Graves, R ERA: 4.84	(8, 1)	1.0		3	1	0	0	0	0	0	0	0	0	0	8	15	0.00	1.000

BOTTOM

Miami Marlins @ Boston Red Sox

Fenway Park, Boston, MA

Wed Aug 29 2018, 6:37 PM - 9:46 PM EDT

Att. 36,628 - Partly Cloudy - 94 F

livebaseballscorecards.com

AB	37
R	14
H	16
RBI	13
BB	3
SO	6
LOB	7

Toronto Blue Jays @ Miami Marlins

Marlins Park, Miami, FL

Fri Aug 31 2018, 7:12 PM - 10:23 PM EDT

Att. 8,871 - Roof Closed - 76 F

livebaseballscorecards.com

Batter	1	2	3	4	5	6	7	8	9	AB	R	H	RBI	BB	SO	LOB
28 Billy McKinney, L (1, 7) OBP: 0.460, SLG: 0.714	C FF 90 B CU 76 C SL 85 F FF 90 S SL 85 1-3 K ①			C FF 89 F CU 76 S SL 85 0-3 K ①		B SL 83 C SL 82 B FF 90 F SL 82 X CH 84 2-2 13 SF9 1-3 2B		F CU 75 X FF 89 0-1 1B	B FF 95 B FF 94 X FF 95 2-0 1B	5	0	3	0	0	2	0
13 Lourdes Gurriel Jr., R (1, 6) OBP: 0.316, SLG: 0.449	X FF 90 0-0 F7 ②			C SL 84 B CH 84 X SL 85 1-1 8 F8 1B		F SL 85 X FF 91 0-1 SF9 ② 2-3 3-H		F FF 90 T FF 90 X SL 83 0-2 P3 ③	B SL 88 1 SAFE F FF 94 B FF 95 X SL 88 2-1 G3-1 ③	4	0	1	1	0	0	2
8 Kendrys Morales, S (1, 3) OBP: 0.337, SLG: 0.471 51 Ken Giles, R (9, 1)	B FF 90 F SL 83 X FF 90 1-1 F8 ③			B SL 82 C SL 84 1 SAFE C SI 90 F SL 85 X FF 91 1-2 F8 ② 1-2		B SL 84 S SL 85 B SL 84 B SL 84 S SL 83 F SL 84 X SL 81 3-2 G4-1 ③			C FF 94 C SL 79 X FF 94 0-2 9 1B 15 WP 29 BB 1B	4 0	1 0	1 0	0 0	0 0	0 0	2 0
15 Randal Grichuk, R (1, 9) OBP: 0.305, SLG: 0.484		C SL 82 B FF 90 B CH 83 B SL 84 X FF 90 3-1 L8 ①		S FF 91 2 SAFE S FF 91 S CH 84 0-3 K2-3 ③			C SL 81 S CH 82 B CH 82 B FF 89 B SL 82 F SL 85 X FF 90 3-2 F7 ①		B FF 94 B FF 94 T FF 94 B FF 94 B FF 94 4-1 29 BB 9 1B 14 HR 1-2 BB	3	1	0	0	1	1	1
11 Kevin Pillar, R (1, 8) OBP: 0.281, SLG: 0.419		C FF 89 F SL 84 X SL 84 0-2 G5-3 ②			F FF 89 X CH 82 0-1 L6 ①		C FF 89 B FF 90 S CH 84 X SL 85 1-2 G5-3 ②		B FF 93 C FF 93 C SL 78 B SL 79 B FF 93 S FF 95 3-3 K ①	4	0	0	0	0	1	2
9 Danny Jansen, R (1, 2) OBP: 0.419, SLG: 0.556		X FF 90 0-0 F7 ③			B FF 89 C SL 83 B SL 84 F FF 91 S CH 83 2-3 K ②		B SL 83 B SL 83 B SL 85 B FF 90 4-0 BB		C FF 94 D SL 78 F FF 94 F CH 87 X CH 87 1-2 29 BB 14 HR 1-2 2-3 1B	3	1	1	0	1	1	0
1 Aledmys Díaz, R (1, 5) OBP: 0.288, SLG: 0.443			B FF 89 B FF 89 X FF 90 2-0 P6 ①		B SL 85 X SI 90 1-0 G6-3 ③		X FF 90 0-0 F9 ③		S FF 94 B FF 95 S FF 95 C FF 96 1-3 K ②	4	0	0	0	0	1	4
29 Devon Travis, R (1, 4) OBP: 0.280, SLG: 0.386			C FF 90 B CU 76 S SL 85 B SL 83 B SL 85 X FF 90 3-2 F8 ②			C FF 88 B SL 83 F SL 82 X FF 90 1-2 G6-3 ①		F FF 87 S SL 82 F SL 82 B SL 82 X FF 90 1-2 F8 ①	B FF 96 B FF 96 F FF 96 F FF 95 B SL 88 B FF 96 4-2 14 HR 1-2 2-3 3-H BB	3	1	0	1	1	0	0
41 Aaron Sanchez, R (1, 1) 24 Danny Barnes, L (8, 1) Curtis Granderson, L (8, PH) 64 Murphy Smith, R (8, 1) 58 Tim Mayza, L (7, 1) 37 Teoscar Hernández, R (8, PH) OBP: 0.364, SLG: 0.621 31 Joe Biagini, R (8, 1) 14 Justin Smoak, S (8, PH) OBP: 0.309, SLG: 0.472 (8, 2)			B SI 90 C FF 89 X FF 91 1-1 G3 ③			C CU 75 X CH 83 0-1 28 2B 13 SF9 1B		S SL 83 C SL 84 B SL 83 F FF 89 X FF 90 1-2 F8 ②	S SL 88 C FF 95 X FF 94 0-2 1-H 2-H 3-H HR	1 0 1 0 0 1 0 0 1	0 0 1 0 0 0 0 0 1	0 0 1 0 0 0 0 0 4	0 0 0 0 0 0 0 0 0	0 0 0 0 0 0 0 0 0	0 0 0 0 0 0 0 0 0	0 0 0 0 0 0 0 0 0
Inning Stats	R: 0 E: 0 K: 1 S: 7 H: 0 LOB: 0 BB: 0 P: 9	R: 0 E: 0 K: 0 S: 6 H: 0 LOB: 0 BB: 0 P: 9	R: 0 E: 0 K: 0 S: 6 H: 0 LOB: 0 BB: 0 P: 12	R: 0 E: 0 K: 2 S: 12 H: 1 LOB: 1 BB: 0 P: 14	R: 0 E: 0 K: 1 S: 6 H: 0 LOB: 0 BB: 0 P: 9	R: 1 E: 0 K: 0 S: 14 H: 2 LOB: 1 BB: 0 P: 20	R: 0 E: 0 K: 0 S: 8 H: 0 LOB: 1 BB: 1 P: 16	R: 0 E: 0 K: 0 S: 13 H: 1 LOB: 1 BB: 0 P: 15	R: 5 E: 0 K: 2 S: 22 H: 4 LOB: 1 BB: 2 P: 39	1B: 6 2B: 1 3B: 0 HR: 1 SF: 1 SAC: 0 DP: 0 HBP: 0						

TOP	
AB	34
R	6
H	8
RBI	6
BB	3
SO	6
LOB	11

		WP: 1	PA: 38
		PB: 0	
		SB: 0	
		CS: 0	

PITCHER		IP	WLS	BF	H	R	ER	SO	BB	IBB	HBP	BLK	WP	HR	S	P	ERA	WHIP
58 Dan Straily, R ERA: 4.13	(1, 1)	8.0		29	4	1	1	4	1	0	0	0	0	0	72	104	1.12	0.625
46 Kyle Barraclough, R ERA: 4.11	(9, 1)	0.1		4	2	3	3	1	1	0	0	0	1	0	11	19	81.00	9.000
71 Drew Steckenrider, R ERA: 4.08	(9, 1)	0.2	L	5	2	2	2	1	1	0	0	0	0	1	11	20	27.00	4.500

PITCHER	IP	WLS	BF	H	R	ER	SO	BB	IBB	HBP	BLK	WP	HR	S	P	ERA	WHIP

BOTTOM

Batter	1	2	3	4	5	6	7	8	9	AB	R	H	RBI	BB	SO	LOB
52 Rafael Ortega, L (1, 9) OBP: 0.333, SLG: 0.325 46 Kyle Barraclough, R (9, 1) 71 Drew Steckenrider, R (9, 1)	C FF 93 X CH 89 0-1 F8		B CU 78 B CU 78 X SI 95 2-0 F7		F SI 92 C CH 88 B FF 92 X CU 80 1-2 G5-3	S FF 90 X FF 91 0-1 F9 2-3		B SI 92 C SI 92 X CH 86 1-1 1B		5 0 0	0 0 0	1 0 0	0 0 0	0 0 0	0 0 0	2 0 0
15 Brian Anderson, R (1, 5) OBP: 0.362, SLG: 0.407	C FF 96 B CU 81 B CU 82 F SI 92 B SI 95 B SI 96 4-2 11 FC5-4 BB			C CU 78 X CU 79 0-1 11 G6-3 32 1B 2B	B SI 95 B FF 94 X CH 89 2-0 11 1B 2B	S CU 82 B FF 92 B FF 92 D CU 82 B FF 92 4-1 11 G6-4-3 1-2 BB		X SI 92 0-0 F7		3	2	2	0	2	0	1
11 J.T. Realmuto, R (1, 2) OBP: 0.344, SLG: 0.491	C SI 94 C CU 82 B CH 91 X CU 80 1-2 FC5-4 1-2f			B SI 94 B CH 87 2 SAFE F SI 93 F SI 93 X CH 89 2-2 G6-3 2-3	F CH 87 F SI 93 F FF 92 X CU 79 0-2 32 1B 13 1B 2-H 1B	F FF 92 X CU 79 0-1 G6-4-3 1-2f		F SI 92 B FC 88 B SI 93 F SI 93 F FF 93 D CU 80 X SI 94 3-2 G5-3		5	1	1	1	0	0	6
32 Derek Dietrich, L (1, 3) OBP: 0.333, SLG: 0.431 19 Miguel Rojas, R (8, 3) OBP: 0.302, SLG: 0.354 2 Yadiel Rivera, R (9, PR) OBP: 0.282, SLG: 0.233	B FF 94 B SI 94 S CH 90 X CH 90 2-1 G3			D CH 89 S CH 88 B CH 89 X CH 88 2-1 13 1B 10 1B 3-H 1B	B SI 92 B CU 78 B SI 92 C SI 92 X SI 92 3-1 13 1B 1-2 1B		F SL 86 B SI 95 B SL 88 T SL 87 F FF 94 B SL 88 X SL 88 3-2 G4-3		B FF 96 X FF 97 1-0 10 BB 1B	4 1 0	1 0 0	2 1 0	1 0 0	0 0 0	0 0 0	1 0 0
13 Starlin Castro, R (1, 4) OBP: 0.342, SLG: 0.414		B SI 94 B SI 94 C CH 91 B SI 95 C SI 93 B CH 90 4-2 44 CS BB	X SI 93 0-0 10 1B 44 G6-3 1-2 1B	F SI 92 B SI 92 C CH 87 B SI 92 B SI 93 X SI 92 3-2 1-2 2-H 1B		B FF 94 C FF 94 S CH 87 B SL 86 B SL 87 X SL 88 3-2 10 G3-1 2B		B SL 85 F FF 96 C SL 85 C SL 86 1-3 K		4	1	3	1	1	1	1
10 JT Riddle, L (1, 6) OBP: 0.272, SLG: 0.383		B FF 94 B SI 95 F FF 94 S CH 89 X SI 95 2-2 L7	B CH 88 X SI 93 1-0 44 G6-3 1-3 2-H 1B	C FF 89 B CH 78 B FF 91 B CH 78 S FF 90 F FF 90 X FF 90 3-2 F7		C FF 93 X SL 88 0-1 G3-1 2-3		B FF 97 B FF 97 B FF 98 B FF 96 4-0 1-2 BB		4	0	1	1	1	0	4
44 Austin Dean, R (1, 7) OBP: 0.264, SLG: 0.429		B SI 94 B SI 94 B FF 94 C FF 94 C FF 94 S FF 94 3-3 K 1-2	F SI 93 X SI 92 0-1 G6-3 2-3 3-H	B SL 83 B FF 92 B FF 92 C FF 91 F FF 91 X FF 92 3-2 P4		H SL 88 1-0 HBP		B SL 87 B FF 96 F FF 98 X FF 98 2-1 P3		4	0	0	1	0	1	6
34 Magneuris Sierra, L (1, 8) OBP: 0.183, SLG: 0.196			B FF 93 X FF 94 1-0 G4-3	0-0 IBB	L FF 90 S CH 82 B FF 92 F FF 93 B FF 92 X CH 83 2-2 52 F9 58 HBP 1B	C FF 93 X SL 87 0-1 G3			B FF 97 S FF 97 T FF 96 F FF 97 F SL 87 X FF 97 1-2 L7	4	0	1	0	1	0	4
58 Dan Straily, R (1, 1) OBP: 0.333, SLG: 0.194 79 Isaac Galloway, R (8, PH) OBP: 0.370, SLG: 0.462 (9, 9)			B SI 93 C SI 94 X SI 94 1-1 G4-3	C SI 93 C SI 93 C CU 79 0-3 K	H FF 90 1-0 15 BB 1-2 HBP			C SI 95 B SI 95 F SI 94 B CU 82 F SI 95 F SI 95 F SI 96 F SI 95 X CH 87 2-2 G5-3		2 1	0 0	0 0	0 0	0 0	1 0	2 0
Inning Stats	R: 0 E: 0 K: 0 S: 9 H: 0 LOB: 1 BB: 1 P: 16	R: 0 E: 0 K: 1 S: 8 H: 0 LOB: 1 BB: 1 P: 17	R: 0 E: 0 K: 0 S: 4 H: 0 LOB: 0 BB: 0 P: 8	R: 3 E: 0 K: 1 S: 14 H: 4 LOB: 2 BB: 1 P: 19	R: 2 E: 0 K: 0 S: 20 H: 4 LOB: 2 BB: 0 P: 35	R: 0 E: 0 K: 0 S: 9 H: 1 LOB: 2 BB: 1 P: 16	R: 0 E: 0 K: 0 S: 11 H: 1 LOB: 2 BB: 0 P: 18	R: 0 E: 0 K: 0 S: 14 H: 1 LOB: 1 BB: 0 P: 20	R: 0 E: 0 K: 1 S: 11 H: 1 LOB: 2 BB: 1 P: 20	1B: 9 2B: 4 3B: 0 HR: 0	SF: 0 SAC: 0 DP: 2 HBP: 2			WP: 0 PB: 0 SB: 0 CS: 1	PA: 44		

PITCHER		IP	WLS	BF	H	R	ER	SO	BB	IBB	HBP	BLK	WP	HR	S	P	ERA	WHIP
41 Aaron Sanchez, R ERA: 5.22	(1, 1)	4.1		23	8	5	5	2	2	1	0	0	0	0	48	82	10.38	2.308
24 Danny Barnes, R ERA: 5.5	(5, 1)	0.2		2	0	0	0	0	0	0	0	0	0	0	7	13	0.00	0.000
64 Murphy Smith, R ERA: 8.1	(6, 1)	1.0		5	1	0	0	0	1	0	1	0	0	0	9	16	0.00	2.000
58 Tim Mayza, L ERA: 4.56	(7, 1)	1.0		5	1	0	0	0	0	0	1	0	0	0	11	18	0.00	1.000
31 Joe Biagini, R ERA: 5.79	(8, 1)	1.0	W	4	1	0	0	0	0	0	0	0	0	0	14	20	0.00	1.000

PITCHER		IP	WLS	BF	H	R	ER	SO	BB	IBB	HBP	BLK	WP	HR	S	P	ERA	WHIP
51 Ken Giles, R ERA: 5.62	(9, 1)	1.0	S	5	1	0	0	1	1	0	0	0	0	0	11	20	0.00	2.000

Toronto Blue Jays @ Miami Marlins

Marlins Park, Miami, FL

Fri Aug 31 2018, 7:12 PM - 10:23 PM EDT
Att. 8,871 - Roof Closed - 76 F

livebaseballscorecards.com

AB	37
R	5
H	12
RBI	5
BB	5
SO	3
LOB	27

MIAMI

Toronto Blue Jays @ Miami Marlins

Marlins Park, Miami, FL

Sat Sep 01 2018, 7:11 PM - 9:47 PM EDT

Att. 11,174 - Roof Closed - 77 F

TOP

livebaseballscorecards.com

Batter	1	2	3	4	5	6	7	8	9	AB	R	H	RBI	BB	SO	LOB
13 Lourdes Gurriel Jr., R (1, 6) OBP: 0.315, SLG: 0.444	B FF 91 F FF 92 F CU 75 C FF 92 1-3 ① K		X CU 74 0-0 ③ G5-3			B CH 84 C FF 90 B SL 85 F SL 86 C FF 93 2-3 ② K			B FF 98 B FF 99 B FF 97 C FF 98 C FF 97 X FF 96 3-2 29 DI 14 HR 1B	4	1	1	0	0	2	0
29 Devon Travis, R (1, 4) OBP: 0.282, SLG: 0.391	B FF 91 F FF 92 F FF 92 B SL 87 F FF 92 X FF 93 2-2 1B			C FF 90 B SL 83 F SL 84 X FF 91 1-2 14 F9 15 SF7 2B		B FF 92 C FF 91 B CU 74 X FF 91 2-1 ③ F9			B FF 99 B FF 98 B FF 97 C FF 98 C FF 98 X FF 97 3-2 ① G6-3 1-2	4	1	2	0	0	0	1
14 Justin Smoak, S (1, 3) OBP: 0.357, SLG: 0.477	C FF 91 S CU 74 D SL 84 D SL 81 S SL 81 2-3 ② K			F CU 72 C FF 90 D SL 82 X FF 91 1-2 ① F9 2-3			F SL 86 F FF 92 B SL 86 X SL 86 1-2 ① L8		B FF 100 X FF 99 1-0 2-H HR	4	1	1	2	0	1	2
15 Randal Grichuk, R (1, 9) OBP: 0.301, SLG: 0.480	C FF 91 S FF 89 X FF 90 0-2 ③ F8			F SL 85 B FF 89 F FF 90 B SL 83 F FF 90 F CU 73 F FF 90 X FF 90 2-2 ② SF7 3-H			C CU 72 C SL 86 B FF 90 S FF 91 1-3 ② K		C FF 99 B SL 88 B SL 89 X FF 98 2-1 ② L4	3	0	0	1	0	1	1
11 Kevin Pillar, R (1, 8) OBP: 0.279, SLG: 0.416		B FF 91 C FF 91 B FF 91 X FF 91 2-1 ① L6		X CH 84 0-0 ③ G5-3			F FF 91 X FF 92 0-1 ③ F9		B FF 100 X FF 100 1-0 ③ F8	4	0	0	0	0	0	0
55 Russell Martin, R (1, 5) OBP: 0.338, SLG: 0.328		X FF 92 0-0 ② P3			C FF 91 C SL 85 B SL 85 B CH 86 F FF 92 B SL 87 X FF 91 3-2 ① F9			B CH 82 C FF 90 B SL 84 B CH 84 F FF 90 X FF 92 3-2 ① G4-3		3	0	0	0	0	0	0
9 Danny Jansen, R (1, 2) OBP: 0.391, SLG: 0.513		C FF 91 F CU 74 B FF 91 X SL 86 1-2 ③ F8			B CH 84 C FF 92 F SL 86 B FF 93 F CU 76 S FF 93 2-3 ② K			X FF 91 0-0 ② P3		3	0	0	0	0	1	0
37 Teoscar Hernández, R (1, 7) OBP: 0.299, SLG: 0.466		C SL 85 B CU 73 X FF 91 1-1 ① G6-3			B CH 84 X CH 84 1-0 ③ G1-3			F SL 86 B FF 92 S CU 73 B FF 91 X FF 92 2-2 1B		3	0	1	0	0	0	0
25 Marco Estrada, R (1, 1) 24 Danny Barnes, L (5, 1) 1 Aledmys Díaz, R (6, PH) OBP: 0.287, SLG: 0.441 65 Taylor Guerrieri, R (6, 1) 8 Kendrys Morales, S (8, PH) OBP: 0.336, SLG: 0.470 50 José Manuel Fernández, L (8, 1)			C FF 92 C FF 92 C FF 92 0-3 ② K			C CU 74 B SI 89 C SL 86 B CU 75 C SL 86 2-3 ① K		B FF 91 F FF 90 S CU 72 F FF 91 X CU 69 1-2 ③ G3-1		1 0 0 0 0 1 0 0 0 0 0 0 0 0 1 0 0 0 0 1 0 0 0 0 0 0 0 0 1 0 0 0 0 0 1 0 0 0 0 0 0 0						
Inning Stats	R: 0 E: 0 K: 2 S: 13 H: 1 LOB: 1 BB: 0 P: 18	R: 0 E: 0 K: 0 S: 6 H: 0 LOB: 0 BB: 0 P: 9	R: 0 E: 0 K: 1 S: 6 H: 0 LOB: 0 BB: 0 P: 7	R: 1 E: 0 K: 0 S: 13 H: 1 LOB: 0 BB: 0 P: 17	R: 0 E: 0 K: 1 S: 9 H: 0 LOB: 0 BB: 0 P: 15	R: 0 E: 0 K: 2 S: 8 H: 0 LOB: 0 BB: 0 P: 14	R: 0 E: 0 K: 1 S: 8 H: 0 LOB: 0 BB: 0 P: 10	R: 0 E: 0 K: 0 S: 11 H: 1 LOB: 1 BB: 0 P: 17	R: 2 E: 0 K: 0 S: 10 H: 2 LOB: 0 BB: 0 P: 20	1B: 3 2B: 1 3B: 0 HR: 1 SF: 1 SAC: 0 DP: 0 HBP: 0						

PITCHER		IP	WLS	BF	H	R	ER	SO	BB	IBB	HBP	BLK	WP	HR	S	P	ERA	WHIP
54 Wei-Yin Chen, L ERA: 4.64	(1, 1)	8.0	W	27	3	1	1	7	0	0	0	0	0	0	74	107	1.12	0.375
56 Tayron Guerrero, R ERA: 5.02	(9, 1)	1.0		5	2	2	2	0	0	0	0	0	0	1	10	20	18.00	2.000

PITCHER	IP	WLS	BF	H	R	ER	SO	BB	IBB	HBP	BLK	WP	HR	S	P	ERA	WHIP

AB	31
R	3
H	5
RBI	3
BB	0
SO	7
LOB	5

WP: 0 PB: 0 SB: 0 CS: 0 PA: 32

Toronto Blue Jays @ Miami Marlins

Marlins Park, Miami, FL

Sat Sep 01 2018, 7:11 PM - 9:47 PM EDT

Att. 11,174 - Roof Closed - 77 F

livebaseballscorecards.com

Batter	1	2	3	4	5	6	7	8	9	AB	R	H	RBI	BB	SO	LOB
10 JT Riddle, L (1, 6) OBP: 0.279, SLG: 0.390	B FF 87 F FF 88 C CH 75 F FF 88 F CU 75 F CH 77 X CH 76 1-2 9 1B 15 SF9 2B	C CU 76 F FF 89 F FF 88 B FF 88 X CU 78 1-2 ③ G4-3			B FF 86 B FC 84 C FF 87 B FF 87 B FF 87 4-1 15 BB 11 1B 14 2B 1-2 BB	B CU 79 X SI 93 1-0 1B				3	2	2	0	1	0	1
9 Lewis Brinson, R (1, 8) OBP: 0.232, SLG: 0.337	B FF 88 S FF 88 S FC 85 B FF 89 B FC 86 X FC 86 3-2 14 F9 11 BB 2-3 1B		C CU 73 F FF 87 B FF 88 B FC 85 T FF 88 2-2 ① K		B FC 84 F FF 87 X FF 88 1-1 ① F8	B FF 92 B SI 92 F SI 93 S SI 93 F SI 93 1 SAFE F FF 91 X SI 93 2-2 ③ G6-3				4	0	1	0	0	1	3
11 J.T. Realmuto, R (1, 2) OBP: 0.348, SLG: 0.500	1 SAFE F FF 88 1 SAFE F CH 77 F FF 88 F CH 77 F FC 84 D CU 77 B FF 88 4-2 B FF 89 D CH 77 1-2 BB		B FF 88 C CH 77 F FF 89 B FF 89 X FF 88 2-2 HR		X CU 75 0-0 15 BB 14 2B 1-2 2-3 1B		B SI 92 B SI 92 X SI 92 2-0 ① P4			3	2	2	1	1	0	0
15 Brian Anderson, R (1, 5) OBP: 0.361, SLG: 0.405	B FC 84 D CH 78 X FF 89 2-0 ① SF9 3-H		B FF 88 B FC 84 S CH 77 F FF 88 F CH 76 B CH 78 F CH 77 X FF 89 3-2 ② G6-3		B FC 82 B CH 76 B FF 88 B FF 87 4-0 14 2B 1-2 2-3 3-H BB		B FF 91 B FF 91 C SI 92 B SI 91 C SI 93 X SI 93 3-2 ② L9			2	1	0	2	1	0	0
14 Martín Prado, R (1, 3) OBP: 0.287, SLG: 0.305	F FF 89 B FC 84 F FF 88 B FF 88 X CH 77 2-2 ② F9 2-3		C FF 88 X FC 84 0-1 ③ L8		F FF 87 B FC 81 X FF 86 1-1 1-H 2-H 3-H 2B		S CH 85 F FF 92 C CU 78 0-3 ③ K			4	0	1	3	0	1	2
44 Austin Dean, R (1, 7) OBP: 0.246, SLG: 0.396 79 Isaac Galloway, R (9, 7) OBP: 0.370, SLG: 0.462	C FF 89 B FF 88 X FF 89 1-1 ③ F8			C CH 75 X FF 87 0-1 ① F7	X SL 80 0-0 ② G6-3			B FF 93 C FF 94 B CU 80 X FF 93 2-1 ① P3		4 0	0 0	0 0	0 0	0 0	0 0	3 0
19 Miguel Rojas, R (1, 4) OBP: 0.301, SLG: 0.353		B FF 87 S CH 77 X FF 88 1-1 ① L3		B CU 75 B FF 88 X FF 88 2-0 34 L3 1B	B FF 88 X SL 82 1-0 ③ G6-3			B CU 81 B CU 82 F FF 94 X FF 94 2-1 ② G5-3		4	0	1	0	0	0	1
34 Magneuris Sierra, L (1, 9) OBP: 0.186, SLG: 0.198		X FF 87 0-0 54 SH2-4 1B		C CH 75 F FF 88 B FF 88 B FF 88 F CH 75 X FF 88 2-2 ②③ L3 1-1		B SI 93 B FF 92 X SI 92 2-0 ① G3		C FF 96 X SL 89 0-1 ③ G4-3		4	0	1	0	0	0	1
54 Wei-Yin Chen, R (1, 1) OBP: 0.143, SLG: 0.171 56 Tayron Guerrero, R (9, 1)		C FF 87 M FF 89 X FF 89 0-2 ② SH2-4 1-2			X FF 86 0-0 11 1B 10 BB 15 BB 1B	C SI 92 F FF 93 X SI 94 0-2 ② G1-3				2 0	1 0	1 0	0 0	0 0	0 0	0 0
Inning Stats	R: 1 E: 0 K: 0 S: 20 H: 2 LOB: 2 BB: 1 P: 33	R: 0 E: 0 K: 0 S: 10 H: 1 LOB: 1 BB: 0 P: 12	R: 1 E: 0 K: 1 S: 13 H: 1 LOB: 0 BB: 0 P: 20	R: 0 E: 0 K: 0 S: 7 H: 1 LOB: 0 BB: 0 P: 11	R: 4 E: 0 K: 0 S: 9 H: 3 LOB: 1 BB: 2 P: 20	R: 0 E: 0 K: 0 S: 10 H: 1 LOB: 1 BB: 0 P: 15	R: 0 E: 0 K: 1 S: 7 H: 0 LOB: 0 BB: 0 P: 12	R: 0 E: 0 K: 0 S: 6 H: 0 LOB: 0 BB: 0 P: 10		1B: 6 2B: 3 3B: 0 HR: 1 SF: 1 SAC: 1 DP: 1 HBP: 0				WP: 0 PB: 0 SB: 0 CS: 0 PA: 35		

	AB	30
	R	6
	H	9
	RBI	6
	BB	3
	SO	2
	LOB	11

MIAMI

PITCHER	IP	WLS	BF	H	R	ER	SO	BB	IBB	HBP	BLK	WP	HR	S	P	ERA	WHIP
25 Marco Estrada, R (1, 1) ERA: 5.43	4.1	L	23	8	6	6	1	3	0	0	0	0	1	57	93	12.46	2.538
24 Danny Barnes, R (5, 1) ERA: 5.4	0.2		2	0	0	0	0	0	0	0	0	0	0	2	3	0.00	0.000
65 Taylor Guerrieri, R (6, 1) ERA:	2.0		7	1	0	0	1	0	0	0	0	0	0	17	27	0.00	0.500
50 José Manuel Fernández, L (8, 1) ERA:	1.0		3	0	0	0	0	0	0	0	0	0	0	6	10	0.00	0.000

PITCHER	IP	WLS	BF	H	R	ER	SO	BB	IBB	HBP	BLK	WP	HR	S	P	ERA	WHIP

Toronto Blue Jays @ Miami Marlins

Marlins Park, Miami, FL

Sun Sep 02 2018, 1:13 PM - 4:02 PM EDT

Att. 9,617 - Roof Closed - 73 F

TOP

livebaseballscorecards.com

Batter	1	2	3	4	5	6	7	8	9	AB	R	H	RBI	BB	SO	LOB
28 Billy McKinney, L (1, 9) (8, 7) OBP: 0.455, SLG: 0.674	B FF 91 F FF 90 B ST 77 S FF 93 B ST 79 F FF 93 X FF 93 3-2 29 1B 8 SF9 1B	B ST 79 F FF 92 B ST 77 B FF 92 B FF 91 4-1 1-2 2-3 BB		S CU 80 X SL 90 0-1 ② G4-3		C SI 90 X SL 84 0-1 ① G3		C SL 90 F SL 89 F CU 79 F FF 96 X FF 96 0-2 ③ G6-3		4	1	1	0	1	0	1
29 Devon Travis, R (1, 4) OBP: 0.281, SLG: 0.388	C FF 92 B ST 79 1 SAFE S ST 79 B FF 92 B ST 79 X FF 93 3-2 1-3 8 E 1B	X ST 78 0-0 ③ F8		B FF 93 C FF 92 X SI 91 1-1 ③ G4-3		B SL 83 F FF 92 S FF 91 S FF 90 1-3 ② K			C SI 90 F SI 92 B SI 92 X SI 93 1-2 E6 8 G2-3	5	0	1	0	0	1	3
8 Kendrys Morales, S (1, 3) OBP: 0.334, SLG: 0.466 14 Justin Smoak, S (9, 3) OBP: 0.357, SLG: 0.477	C ST 79 T FF 92 B FF 94 F ST 81 B ST 78 B FF 93 X FF 92 3-2 ① SF9 1-2 3-H		C FF 92 B CH 86 S ST 80 F ST 80 B FF 92 B FF 91 F ST 79 B CH 86 4-2 15 2B 13 SF9 BB		C FF 92 C SL 90 S CU 81 0-3 ① K	F SI 91 B SI 92 S CH 86 B FF 92 F CH 86 B FC 86 X SI 90 3-2 ③ F7			C SI 91 D CU 77 F SI 91 B SI 92 X CU 77 2-2 ① G2-3 1-2	3 0	1 0	0 0	1 0	1 0	1 0	1 0
15 Randal Grichuk, R (1, 8) (8, 9) OBP: 0.303, SLG: 0.480	B FF 92 C ST 79 S ST 79 D ST 80 B FF 93 S ST 79 3-3 ② K		B FF 91 F FF 90 S ST 77 F ST 78 B CH 84 X ST 79 2-2 13 SF9 1 SF8 1-3 2B		B CU 79 H SI 89 2-0 1 G6-3 13 1B 37 HR HBP		F FF 91 S FF 92 B FF 92 X CH 85 1-2 ① G5-3		F SI 91 X SI 91 0-1 ② L7	4	2	1	0	0	1	2
13 Lourdes Gurriel Jr., R (1, 6) OBP: 0.311, SLG: 0.440	B FF 92 B ST 78 C FF 89 X FF 92 2-1 ③ F9		B ST 75 B FF 92 F FF 90 S ST 78 X FF 92 2-2 ① SF9 2-3 3-H		F SL 90 T FF 92 F CU 81 B CU 81 X SL 89 1-2 1 G6-3 37 HR 1-2 1B		F FF 92 F SL 83 B SI 90 T FF 93 1-2 ② K		D CH 82 X SI 91 1-0 ③ L4	4	1	1	1	0	1	2
1 Aledmys Díaz, R (1, 5) OBP: 0.284, SLG: 0.438		C FF 91 X ST 80 0-1 ① P4	X FF 90 0-0 ② SF8 3-H		B FF 93 S SL 89 D CU 82 X SI 92 2-1 ② G6-3 1-2 2-3		X SL 83 0-0 ③ P6			3	0	0	1	0	0	2
37 Teoscar Hernández, R (1, 7) OBP: 0.303, SLG: 0.474 45 Thomas Pannone, L (8, 1)		B FF 94 B FF 94 C FF 93 B ST 80 F FF 93 B ST 79 4-2 28 BB 21 HBP BB	F ST 79 B ST 75 B FF 90 F FF 92 F ST 79 F FF 89 B FF 89 B ST 77 4-2 21 2B BB		D CU 81 C SI 92 S SL 89 X CU 83 1-2 2-H 3-H HR			X FF 93 0-0 ① F8		2 0	1 0	1 0	3 0	2 0	0 0	0 0
21 Luke Maile, R (1, 2) OBP: 0.330, SLG: 0.372		1 SAFE H FF 91 1-0 28 BB 1-2 HBP	B FF 89 F FF 89 S ST 76 1 SAFE F ST 78 X FF 91 1-2 ③ 1-H 2B		B FF 93 X SL 90 1-0 2B			C FF 93 F SL 87 F FF 94 F CU 79 B CU 80 X FF 95 1-2 11 G4-3 2B		3	0	3	0	0	0	0
54 Sean Reid-Foley, R (1, 1) 11 Kevin Pillar, R (8, PH) (8, 8) OBP: 0.278, SLG: 0.415		C ST 78 M ST 79 B ST 79 S FF 92 1-3 ② K		C FF 91 B FF 92 S FF 91 S FF 93 1-3 ① K	C FF 92 S SI 92 F FF 93 S CU 80 0-3 ③ K			C SL 88 F FF 95 F CU 80 X CU 80 0-2 ② G4-3 2-3		3 1	0 0	0 0	0 0	0 0	3 0	3 1
Inning Stats	R: 1 E: 1 K: 1 S: 16 H: 2 LOB: 1 BB: 0 P: 30	R: 0 E: 0 K: 1 S: 9 H: 0 LOB: 3 BB: 2 P: 19	R: 2 E: 0 K: 0 S: 20 H: 2 LOB: 2 BB: 2 P: 33	R: 0 E: 0 K: 1 S: 7 H: 0 LOB: 0 BB: 0 P: 9	R: 3 E: 0 K: 2 S: 17 H: 3 LOB: 1 BB: 0 P: 24	R: 0 E: 0 K: 1 S: 9 H: 0 LOB: 0 BB: 0 P: 13	R: 0 E: 0 K: 1 S: 7 H: 0 LOB: 0 BB: 0 P: 9	R: 0 E: 0 K: 0 S: 15 H: 1 LOB: 1 BB: 0 P: 16	R: 0 E: 1 K: 0 S: 9 H: 0 LOB: 1 BB: 0 P: 13	1B: 3 2B: 4 3B: 0 HR: 1	SF: 3 SAC: 0 DP: 0 HBP: 2					

	AB	32
	R	6
	H	8
	RBI	6
	BB	4
	SO	7
	LOB	15

WP: 0 PB: 0 SB: 0 CS: 0 PA: 41

PITCHER	IP	WLS	BF	H	R	ER	SO	BB	IBB	HBP	BLK	WP	HR	S	P	ERA	WHIP
43 Jeff Brigham, R (1, 1) ERA: 9.0	3.0	L	17	4	3	3	2	4	0	1	0	0	0	45	82	9.00	2.667
53 Brett Graves, R (4, 1) ERA: 5.55	2.0		10	3	3	3	3	0	0	1	0	0	1	24	33	13.50	1.500
64 Nick Wittgren, R (6, 1) ERA: 3.33	2.0		6	0	0	0	2	0	0	0	0	0	0	16	22	0.00	0.000
40 Javy Guerra, R (8, 1) ERA: 5.54	1.0		4	1	0	0	0	0	0	0	0	0	0	15	16	0.00	1.000
51 Ben Meyer, R (9, 1) ERA: 7.71	1.0		4	0	0	0	0	0	0	0	0	0	0	9	13	0.00	0.000

PITCHER	IP	WLS	BF	H	R	ER	SO	BB	IBB	HBP	BLK	WP	HR	S	P	ERA	WHIP

Batter	1	2	3	4	5	6	7	8	9	AB	R	H	RBI	BB	SO	LOB
10 JT Riddle, L (1, 6) OBP: 0.278, SLG: 0.386	B FF 93 C SI 94 C SI 93 S FF 94 1-3 ① K		B SI 95 X FF 95 1-0 ③ F7		B FF 95 B SI 93 B FF 93 C SI 94 B SI 93 4-1 1-2 2-3 3-H BB			C FF 88 F CU 71 B FF 88 S FF 90 1-3 ② K		3	0	0	1	1	2	0
15 Brian Anderson, R (1, 5) OBP: 0.359, SLG: 0.402	C SL 84 S FF 95 S FF 95 0-3 ② K			C SL 84 B CU 80 F SL 84 B FF 95 S SL 84 2-3 ① K	S SL 83 F FF 94 B FF 94 F SL 82 B FF 95 S SL 83 2-3 ③ K			F CH 82 B FF 88 F FF 88 B CU 72 T CH 82 2-2 ③ K		4	0	0	0	0	4	3
11 J.T. Realmuto, R (1, 3) OBP: 0.347, SLG: 0.498	C FF 95 B CH 85 C FF 94 S FF 95 1-3 ③ K			F FF 94 C FF 95 B FF 95 X CH 82 1-2 13 L4-3 1B		B SL 84 F SL 84 X FF 95 1-1 ① F9			B FF 88 C FF 88 C FF 88 B FF 89 X CH 82 2-2 ① P4	4	0	1	0	0	1	0
13 Starlin Castro, R (1, 4) OBP: 0.341, SLG: 0.412		B FF 93 C SL 82 C FF 93 X SL 83 1-2 52 FC4-6 1B		C SL 82 1 SAFE F FF 93 B FF 92 B FF 94 X FF 92 2-2 ②③ L4-3 1-1		C SL 82 B CH 84 C SL 82 F SL 83 B FF 93 X CU 82 2-2 ② L9			C CH 82 B CU 72 X CH 82 1-1 ② P6	4	0	1	0	0	0	1
52 Rafael Ortega, L (1, 7) OBP: 0.341, SLG: 0.333		C CH 83 F SI 93 X SL 82 0-2 ① FC4-6 1-2f			C SI 94 X SI 94 0-1 9 1B 10 BB 1B	F CH 84 B SL 82 B SI 95 S SI 93 C SI 95 2-3 ③ K			C FF 89 X FF 89 0-1 9 2B 1B	4	1	2	0	0	1	1
9 Lewis Brinson, R (1, 8) OBP: 0.236, SLG: 0.342		S SL 82 F FF 91 B FF 90 X SL 81 1-2 ② L9			B SL 82 X FF 93 1-0 10 BB 17 HBP 1-3 1B		S FF 94 X CU 80 0-1 ① F9		C FF 88 X FF 88 0-1 1-3 2B	4	0	2	0	0	0	1
17 Chad Wallach, R (1, 2) OBP: 0.189, SLG: 0.147		F FF 92 B FF 92 F FF 92 B FF 93 T FF 92 2-2 ③ K			H SL 80 1-0 10 BB 1-2 HBP		S SL 86 B SL 83 S SL 83 F FF 95 B CU 82 S SL 84 2-3 ② K		B FF 89 F CH 82 F FF 88 S FF 89 1-3 ③ K	3	0	0	0	0	3	3
34 Magneuris Sierra, L (1, 9) OBP: 0.180, SLG: 0.192			C FF 93 F SL 82 B CH 83 B FF 94 X SL 83 2-2 ① L9		F FF 92 D FF 93 C FF 92 F SI 93 B FF 92 S SL 85 2-3 ① K		C SI 93 X CH 86 0-1 ③ G4-3			3	0	0	0	0	1	3
43 Jeff Brigham, R (1, 1)			C SL 85 F FF 94 S FF 94 0-3 ② K		F SI 94 B SI 93 F SL 83 X SL 83 1-2 ② L4			B FF 88 B FF 87 C FF 88 F FF 87 F FF 90 B CH 82 X FF 88 3-2 ① F9		0	0	0	0	0	0	0
2 Yadiel Rivera, R (3, PH) OBP: 0.280, SLG: 0.231										1	0	0	0	0	1	0
53 Brett Graves, R (4, 1)										0	0	0	0	0	0	0
32 Derek Dietrich, L (5, PH) OBP: 0.333, SLG: 0.430										1	0	0	0	0	0	3
64 Nick Wittgren, R (6, 1)										0	0	0	0	0	0	0
40 Javy Guerra, R (8, 1)										0	0	0	0	0	0	0
19 Miguel Rojas, R (8, PH) OBP: 0.301, SLG: 0.353										1	0	0	0	0	0	0
51 Ben Meyer, L (9, 1)										0	0	0	0	0	0	0
Inning Stats	R: 0 E: 0 K: 3 S: 9 H: 0 LOB: 0 BB: 0 P: 11	R: 0 E: 0 K: 1 S: 12 H: 1 LOB: 1 BB: 0 P: 16	R: 0 E: 0 K: 1 S: 7 H: 0 LOB: 0 BB: 0 P: 10	R: 0 E: 0 K: 1 S: 9 H: 1 LOB: 0 BB: 0 P: 14	R: 1 E: 0 K: 2 S: 15 H: 2 LOB: 3 BB: 1 P: 26	R: 0 E: 0 K: 1 S: 9 H: 0 LOB: 0 BB: 0 P: 14	R: 0 E: 0 K: 1 S: 8 H: 0 LOB: 0 BB: 0 P: 10	R: 0 E: 0 K: 2 S: 10 H: 0 LOB: 0 BB: 0 P: 16	R: 0 E: 0 K: 1 S: 12 H: 2 LOB: 2 BB: 0 P: 16	1B: 5 2B: 2 3B: 0 HR: 0		SF: 0 SAC: 0 DP: 1 HBP: 1		WP: 0 PB: 0 SB: 0 CS: 0	PA: 34	

Toronto Blue Jays @ Miami Marlins

Marlins Park, Miami, FL

Sun Sep 02 2018, 1:13 PM - 4:02 PM EDT

Att. 9,617 - Roof Closed - 73 F

BOTTOM

livebaseballscorecards.com

AB	32
R	1
H	6
RBI	1
BB	1
SO	13
LOB	15

MIAMI

PITCHER	IP	WLS	BF	H	R	ER	SO	BB	IBB	HBP	BLK	WP	HR	S	P	ERA	WHIP
54 Sean Reid-Foley, R (1, 1) ERA: 5.51	7.0	W	26	4	1	1	10	1	0	1	0	0	0	69	101	1.29	0.714
45 Thomas Pannone, L (8, 1) ERA: 4.86	2.0		8	2	0	0	3	0	0	0	0	0	0	22	32	0.00	1.000

PITCHER	IP	WLS	BF	H	R	ER	SO	BB	IBB	HBP	BLK	WP	HR	S	P	ERA	WHIP

Philadelphia Phillies @ Miami Marlins

Marlins Park, Miami, FL

Mon Sep 03 2018, 1:11 PM - 3:35 PM EDT

Att. 7,771 - Roof Closed - 73 F

TOP

livebaseballscorecards.com

Batter	1	2	3	4	5	6	7	8	9	AB	R	H	RBI	BB	SO	LOB
24 Roman Quinn, S (1, 8) OBP: 0.363, SLG: 0.538	F SI 96 X SI 96 0-1 ① F9		C SI 97 B CH 91 X CH 87 1-1 ③ G4-3			B SI 97 B SI 98 X SI 97 2-0 1B			B FF 93 B FF 94 C FF 94 F FF 95 F CH 88 X FF 95 2-2 ① F9	4	0	1	0	0	0	0
41 Carlos Santana, S (1, 3) (8, 5) OBP: 0.348, SLG: 0.411	C SI 96 S CU 84 B SI 97 S SL 87 1-3 ② K			C SI 93 B CH 89 B CH 90 F SI 96 B CU 88 X SI 96 3-2 40 G6-4-3 1B		B CU 85 1 SAFE X CH 90 1-0 ③ L9			C FF 94 B SL 86 F FF 94 F SL 87 S FF 95 1-3 ② K	4	0	1	0	0	2	1
37 Odúbel Herrera, L (1, 7) OBP: 0.318, SLG: 0.441	S SI 96 S SI 97 S SI 97 0-3 ③ K			F SI 96 B CH 90 X SI 96 1-1 ① L9			B SL 87 B CH 89 B CH 91 C SI 96 X SI 96 3-1 ① L8		B FF 94 C FF 95 F CH 89 B FF 95 S FF 96 2-3 ③ K	4	0	0	0	0	2	1
40 Wilson Ramos, R (1, 2) OBP: 0.354, SLG: 0.506		F SI 96 B SI 97 S SL 85 S SL 88 1-3 ① K		S SI 97 B CH 92 B SL 88 F SI 96 X SI 96 2-2 ② ③ G6-4-3 1-2f			F SL 86 S SL 87 B SL 88 B SL 90 B SI 97 S SL 89 3-3 ② K			3	0	0	0	0	2	1
5 Nick Williams, L (1, 9) OBP: 0.332, SLG: 0.442		B SL 85 F SI 96 B CH 89 S CU 85 B SI 97 X SI 97 3-2 ② G4-3			F SI 96 S SL 86 B SI 97 F SI 97 S CU 88 1-3 ① K		B CH 90 F SI 96 B SI 97 C SL 86 F CH 92 F CU 87 B SI 97 F SI 96 X SI 97 3-2 1B			3	0	1	0	0	1	0
13 Asdrúbal Cabrera, S (1, 5) (8, 6) OBP: 0.313, SLG: 0.465		F SI 97 S CU 85 X SL 86 0-2 HR			F CH 91 F SI 97 B SI 97 X SI 97 1-2 ② G3-1		1 SAFE B SI 96 X SI 94 1-0 ③ F8			3	1	1	1	0	0	1
4 Scott Kingery, R (1, 6) OBP: 0.270, SLG: 0.338 17 Rhys Hoskins, R (8, PH) OBP: 0.360, SLG: 0.490 (8, 3)		C SI 97 B SI 96 B SI 96 S CH 89 X SL 87 2-2 ③ L7			B SI 97 S CH 91 S CH 92 F SI 97 F SI 98 C CU 89 1-3 ③ K			B FF 95 C FF 94 F FF 96 X SL 90 1-2 ① F7		2	0	0	0	0	1	0
										1	0	0	0	0	0	0
21 Vince Velasquez, R (1, 1) OBP: 0.189, SLG: 0.216 18 Pedro Florimón, S (6, PH) OBP: 0.303, SLG: 0.459 61 Edubray Ramos, R (6, 1) 46 Adam Morgan, L (6, 1) 64 Víctor Arano, R (7, 1) 19 José Bautista, R (8, PH) OBP: 0.342, SLG: 0.360 70 Luis Avilán, L (8, 1) 96 Tommy Hunter, R (8, 1)			C SI 96 F SI 97 X CU 85 0-2 ① P4			F SI 96 B CH 90 B CH 90 F SI 96 C SI 97 2-3 ① K		S FF 97 X CH 87 0-1 ② G5-3		1	0	0	0	0	0	0
										1	0	0	0	0	1	0
										0	0	0	0	0	0	0
										0	0	0	0	0	0	0
										0	0	0	0	0	0	0
										1	0	0	0	0	0	0
										0	0	0	0	0	0	0
										0	0	0	0	0	0	0
16 César Hernández, S (1, 4) OBP: 0.357, SLG: 0.353			B SI 96 X SI 96 1-0 ② G6-3			F SL 87 B SI 97 X SL 88 1-1 ② F7		B FF 96 F FF 96 B SL 87 X FF 95 2-1 ③ G6-3		3	0	0	0	0	0	0

	AB	30
	R	1
	H	4
	RBI	1
	BB	0
	SO	9
	LOB	4

Inning Stats	1	2	3	4	5	6	7	8	9
	R: 0 E: 0 K: 2 S: 8	R: 1 E: 0 K: 1 S: 12	R: 0 E: 0 K: 0 S: 6	R: 0 E: 0 K: 0 S: 8	R: 0 E: 0 K: 2 S: 12	R: 0 E: 0 K: 1 S: 7	R: 0 E: 0 K: 1 S: 12	R: 0 E: 0 K: 0 S: 7	R: 0 E: 0 K: 2 S: 11
	H: 0 LOB: 0 BB: 0 P: 9	H: 1 LOB: 0 BB: 0 P: 18	H: 0 LOB: 0 BB: 0 P: 8	H: 1 LOB: 0 BB: 0 P: 14	H: 0 LOB: 0 BB: 0 P: 15	H: 1 LOB: 1 BB: 0 P: 13	H: 1 LOB: 1 BB: 0 P: 22	H: 0 LOB: 0 BB: 0 P: 10	H: 0 LOB: 0 BB: 0 P: 16

1B: 3	SF: 0	WP: 0	PA: 30
2B: 0	SAC: 0	PB: 0	
3B: 0	DP: 1	SB: 0	
HR: 1	HBP: 0	CS: 0	

PITCHER		IP	WLS	BF	H	R	ER	SO	BB	IBB	HBP	BLK	WP	HR	S	P	ERA	WHIP
62 José Ureña, R ERA: 4.41	(1, 1)	7.0	W	24	4	1	1	7	0	0	0	0	0	1	65	99	1.29	0.571
61 Adam Conley, L ERA: 4.54	(8, 1)	1.0	H	3	0	0	0	0	0	0	0	0	0	0	7	10	0.00	0.000
71 Drew Steckenrider, R ERA: 4.01	(9, 1)	1.0	S	3	0	0	0	2	0	0	0	0	0	0	11	16	0.00	0.000

PITCHER	IP	WLS	BF	H	R	ER	SO	BB	IBB	HBP	BLK	WP	HR	S	P	ERA	WHIP

Batter	1	2	3	4	5	6	7	8	9	AB	R	H	RBI	BB	SO	LOB
52 Rafael Ortega, L (1, 9) OBP: 0.340, SLG: 0.333	C FF 91 X SI 94 0-1 ① L4	X CH 90 0-0 2-H 3-H 1B			C KC 80 F FF 94 B CH 90 B FF 92 X KC 82 2-2 ① L7			B SI 90 F CH 81 B CH 81 F SI 91 F CH 81 C SI 90 2-3 ① K		3	0	1	2	0	0	0
(8, 7)																
79 Isaac Galloway, R (8, PH)										1	0	0	0	0	1	0
OBP: 0.362, SLG: 0.450 (9, 7)																
15 Brian Anderson, R (1, 5) OBP: 0.356, SLG: 0.399	F FF 94 F FF 94 C SL 86 0-3 ② K	B SL 87 X FF 94 1-0 ③ F9			B SL 86 C KC 82 F FF 95 S FF 95 1-3 ② K			F FC 92 B SI 95 C FF 95 S FC 91 1-3 ② K		4	0	0	0	0	3	1
11 J.T. Realmuto, R (1, 2) OBP: 0.346, SLG: 0.495	S FF 93 X SL 86 0-1 13 WP 1B		X FF 93 0-0 ① P3		B SL 87 C SL 87 B FF 96 F KC 84 F FF 96 S SL 89 2-3 ③ K			B FC 93 X FC 92 1-0 ③ F9		4	0	1	0	0	1	0
13 Starlin Castro, R (1, 4) OBP: 0.339, SLG: 0.410	B SL 88 B KC 83 C FF 93 1 SAFE B FF 94 F SL 83 X FF 93 3-2 ③ L9 1-2		B SL 87 C SL 86 F FF 95 F FF 96 F FF 96 X FF 95 1-2 ② G6-3			B SL 81 C SL 80 B FF 92 X FF 91 2-1 ① G4-3				3	0	0	0	0	0	1
32 Derek Dietrich, L (1, 3) OBP: 0.335, SLG: 0.435		X SI 92 0-0 9 1B 3B	B KC 84 B FF 94 C SL 86 B SI 91 B SL 87 4-1 BB			B SL 80 X FF 93 1-0 ② F7				2	1	1	0	1	0	0
10 JT Riddle, L (9, 6) OBP: 0.278, SLG: 0.386										0	0	0	0	0	0	0
19 Miguel Rojas, R (1, 6) OBP: 0.299, SLG: 0.350		C SL 85 X CH 89 0-1 ① G5-3	F FF 94 B FF 93 B KC 81 F FF 94 F SL 87 S SL 85 2-3 ③ K			X SI 93 0-0 ③ L8				3	0	0	0	0	1	2
(9, 3)																
9 Lewis Brinson, R (1, 8) OBP: 0.240, SLG: 0.346		F FF 95 B CH 90 F FF 94 B FF 95 X FF 96 2-2 44 2B 52 1B 3-H 1B		C KC 82 S SL 84 B SL 83 X SL 83 1-2 ① G4-3			B SL 84 S SL 85 F FF 94 B SL 87 X SL 86 2-2 34 F8-3 1B			3	1	2	1	0	0	0
44 Austin Dean, R (1, 7) OBP: 0.250, SLG: 0.411		1 SAFE C KC 83 X CH 89 0-1 52 1B 1-3 2B		C FF 94 S FF 94 S FF 94 0-3 ② K			B FF 94 S FF 95 1 SAFE B FF 95 X FF 94 2-1 ① F8			3	1	1	0	0	1	1
61 Adam Conley, L (8, 1)										0	0	0	0	0	0	0
71 Drew Steckenrider, R (9, 1)										0	0	0	0	0	0	0
62 José Ureña, R (1, 1) OBP: 0.049, SLG: 0.073		S FF 94 D SL 86 C SL 86 S FF 95 1-3 ② K		C FF 96 S FF 94 X FF 94 0-2 ③ B1-3			B CH 87 X CH 88 1-0 ② ③ F8-3 1-1			2	0	0	0	0	1	2
34 Magneuris Sierra, L (7, PH) OBP: 0.178, SLG: 0.190 (8, 9)										1	0	0	0	0	0	1
Inning Stats	R: 0 E: 0 K: 1 S: 10 H: 1 LOB: 1 BB: 0 P: 13	R: 3 E: 0 K: 1 S: 13 H: 4 LOB: 1 BB: 0 P: 17	R: 0 E: 0 K: 1 S: 11 H: 0 LOB: 1 BB: 1 P: 18	R: 0 E: 0 K: 1 S: 9 H: 0 LOB: 0 BB: 0 P: 10	R: 0 E: 0 K: 2 S: 10 H: 0 LOB: 0 BB: 0 P: 15	R: 0 E: 0 K: 0 S: 4 H: 0 LOB: 0 BB: 0 P: 7	R: 0 E: 0 K: 0 S: 6 H: 1 LOB: 0 BB: 0 P: 11	R: 0 E: 0 K: 2 S: 8 H: 0 LOB: 0 BB: 0 P: 12		1B: 4 2B: 2 3B: 1 HR: 0 SF: 0 SAC: 0 DP: 1 HBP: 0						

BOTTOM

Philadelphia Phillies @ Miami Marlins

Marlins Park, Miami, FL

Mon Sep 03 2018, 1:11 PM - 3:35 PM EDT

Att. 7,771 - Roof Closed - 73 F

livebaseballscorecards.com

AB	29
R	3
H	6
RBI	3
BB	1
SO	8
LOB	8

WP: 1 PA: 30
PB: 0
SB: 0
CS: 0

MIAMI

PITCHER		IP	WLS	BF	H	R	ER	SO	BB	IBB	HBP	BLK	WP	HR	S	P	ERA	WHIP
21 Vince Velasquez, R ERA: 4.1	(1, 1)	5.0	L	21	5	3	3	6	1	0	0	0	1	0	53	73	5.40	1.200
61 Edubray Ramos, R ERA: 2.17	(6, 1)	0.1		1	0	0	0	0	0	0	0	0	0	0	2	4	0.00	0.000
46 Adam Morgan, L ERA: 3.83	(6, 1)	0.2		2	0	0	0	0	0	0	0	0	0	0	2	3	0.00	0.000
64 Víctor Arano, R ERA: 2.6	(7, 1)	1.0		3	1	0	0	0	0	0	0	0	0	0	6	11	0.00	1.000
70 Luis Avilán, L ERA: 3.67	(8, 1)	0.1		1	0	0	0	1	0	0	0	0	0	0	4	6	0.00	0.000

PITCHER		IP	WLS	BF	H	R	ER	SO	BB	IBB	HBP	BLK	WP	HR	S	P	ERA	WHIP
96 Tommy Hunter, R ERA: 3.74	(8, 1)	0.2		2	0	0	0	1	0	0	0	0	0	0	4	6	0.00	0.000

Philadelphia Phillies @ Miami Marlins

Marlins Park, Miami, FL

Tue Sep 04 2018, 7:12 PM - 10:24 PM EDT

Att. 7,131 - Roof Closed - 76 F

livebaseballscorecards.com

Batter	1	2	3	4	5	6	7	8	9	AB	R	H	RBI	BB	SO	LOB
41 Carlos Santana, S (1, 3) OBP: 0.349, SLG: 0.417	F FF 91 B FF 91 B CH 82 X FF 91 2-1 HR	X SL 79 0-0 40 BB, 17 WP, 13 2B, 1B	X FF 97 0-0 G4-3 ②		B CH 85 B SL 88 B FF 95 F SL 93 X FF 93 3-1 G3-4 ② 1-2 3-H		C SI 91 B SL 90 X SI 92 1-1 G6-3 ③		F SI 92 D CH 82 B SI 90 B SI 90 B SI 90 4-1 17 HBP 1-2 2-3 BB	5	2	2	2	1	0	2
17 Rhys Hoskins, R (1, 7) OBP: 0.360, SLG: 0.486 24 Roman Quinn, S (9, PR) OBP: 0.363, SLG: 0.538 (9, 8)	B SL 82 B FF 90 C FF 91 S CH 83 B CH 81 X CH 83 3-2 G5-3 ①	D FF 91 B CH 83 B CH 83 C FF 90 B FF 89 4-1 40 BB, 13 2B 1-2 BB	C SL 87 S SL 90 S SL 90 0-3 K ③		D SL 84 C SL 88 X FF 96 1-1 G5-3 ③			S FC 88 B FF 94 B SI 93 X SI 94 2-1 P5 ①	B CU 75 C SI 91 F CU 74 H CH 81 2-2 1-2 2-3 3-H HBP	4 0	1 0	0 0	1 0	1 0	1 0	1 0
37 Odúbel Herrera, L (1, 8) OBP: 0.316, SLG: 0.437 (9, 7)	B FF 90 S CH 83 C CH 82 F CH 83 B FF 90 B FF 91 X CH 83 3-2 5 HBP, 40 BB, 16 3B, 1B	F CH 83 C FF 90 F CH 82 T CH 82 0-2 K ①		C FF 93 C CU 82 T FF 95 0-2 K ①		C CU 79 C SL 89 B CU 81 F CU 80 X SI 93 1-2 G1-3 ①		S CU 80 C SI 94 B FF 94 F SL 86 X FF 93 1-2 P6 ②	X SI 90 0-0 F9 ③	6	1	1	0	0	2	5
40 Wilson Ramos, R (1, 2) OBP: 0.357, SLG: 0.504	B FF 91 B FF 90 T FF 90 1 SAFE B FF 90 S CH 83 B FF 91 4-2 5 HBP, 16 3B 1-2 BB	C FF 90 B CH 82 C FF 90 B FF 90 F CH 82 F CH 82 B SL 82 B FF 91 4-2 13 2B 1-2 2-3 BB		X FF 95 0-0 G4-3 ②		B FF 94 T SI 92 B SL 90 X SL 90 2-1 G6-3 ②		F FC 88 B FC 89 F FC 89 X FF 94 1-2 1B		3	1	1	0	2	0	0
13 Asdrúbal Cabrera, S (1, 5) OBP: 0.315, SLG: 0.473	B CH 83 C FF 91 X FF 90 1-1 L9 ②	B SL 82 S SI 92 S SI 92 B SI 93 X SL 82 2-2 4 FC6-5 1-3 2-H 3-H 2B		C FF 94 B CH 85 X FF 95 1-1 HR		B SI 92 B SL 90 C SI 92 B SI 92 F SL 90 F SL 91 F FF 94 B CU 82 4-2 BB		C FF 94 X SI 94 0-1 G6-3 ③		4	1	2	3	1	0	3
5 Nick Williams, L (1, 9) OBP: 0.333, SLG: 0.439	C CH 82 B CH 82 H FF 91 2-1 16 3B 1-2 2-3 HBP	B SI 92 C SI 92 B FF 90 X CH 86 2-1 G4-3 ②		C CU 80 X SL 91 0-1 F8 ③		B SI 92 X FF 92 1-0 F9 ③			B SI 91 B SI 91 F SI 91 B SI 92 B SI 91 4-1 41 BB, 16 BB, 17 HBP, BB	3	2	0	0	1	0	3
16 César Hernández, S (1, 4) OBP: 0.361, SLG: 0.359	B SL 79 S CH 84 B FF 91 D FF 91 X FF 91 3-1 1-H 2-H 3-H 3B	0-0 4 FC6-5 IBB			X CU 78 0-0 G4-3 ①		C FF 90 B SL 89 B CU 79 X SI 91 2-1 1B		B SI 91 C SI 90 B CH 80 F SI 90 B CU 76 B SI 91 4-2 17 HBP, 41 BB 1-2 BB	3	0	2	3	2	0	0
4 Scott Kingery, R (1, 6) OBP: 0.272, SLG: 0.342	0-0 IBB	S FF 91 F FF 92 F FF 91 B FF 91 F CH 85 F FF 92 B FF 93 X FF 92 2-2 FC6-5 ③ 1-2 2-3f			B FF 93 B FF 94 S FF 93 F SL 89 X FF 95 2-2 41 G3-4 3B		B SL 89 X SL 89 1-0 F8 ①		B SI 91 S SI 91 B SI 91 F SI 91 B SI 90 F SI 91 F SI 91 F SI 90 F SI 90 3-2 F CH 81 X SF 88 F5 ①	4	1	1	0	1	0	6
49 Jake Arrieta, R (1, 1) OBP: 0.205, SLG: 0.220 50 Héctor Neris, R (8, 1) 33 Justin Bour, L (9, PH) OBP: 0.345, SLG: 0.413 93 Pat Neshek, S (9, 1)	C SL 78 C FF 90 S CH 82 0-3 K ③		C FF 94 B SL 87 C FF 95 F SL 86 S FF 95 1-3 K ①		L SL 85 B SL 87 S FF 95 D CU 79 B FF 94 B FF 95 4-2 41 G3-4 BB		X FF 92 0-0 B5 ②		C SI 90 F SI 90 X SI 91 0-2 F5 ②	3 0 1 0	0 0 0 0	0 0 0 0	0 0 0 0	1 0 0 0	2 0 0 0	3 0 2 0

Inning Stats										
	R: 4 E: 0 K: 1 S: 19	H: 3 LOB: 2 BB: 2 P: 37	R: 2 E: 0 K: 1 S: 21	H: 2 LOB: 3 BB: 3 P: 35	R: 0 E: 0 K: 2 S: 8	H: 0 LOB: 0 BB: 0 P: 9	R: 1 E: 0 K: 1 S: 8	H: 1 LOB: 0 BB: 0 P: 9	R: 1 E: 0 K: 0 S: 10	H: 1 LOB: 1 BB: 1 P: 20
	R: 0 E: 0 K: 0 S: 11	H: 0 LOB: 1 BB: 1 P: 19	R: 0 E: 0 K: 0 S: 6	H: 1 LOB: 1 BB: 0 P: 10	R: 0 E: 0 K: 0 S: 11	H: 1 LOB: 1 BB: 0 P: 15	R: 1 E: 0 K: 0 S: 18	H: 0 LOB: 3 BB: 3 P: 35	1B: 4 2B: 1 3B: 2 HR: 2	SF: 0 SAC: 0 DP: 0 HBP: 2

WP: 1 PB: 0 SB: 0 CS: 0 PA: 48

PITCHER		IP	WLS	BF	H	R	ER	SO	BB	IBB	HBP	BLK	WP	HR	S	P	ERA	WHIP
36 Trevor Richards, R ERA: 4.73	(1, 1)	1.1	L	13	4	6	6	2	3	1	1	0	1	1	29	55	40.50	5.250
64 Nick Wittgren, R ERA: 3.24	(2, 1)	0.2		4	1	0	0	0	0	1	0	0	0	0	11	17	0.00	1.500
39 Tyler Kinley, R ERA: 18.69	(3, 1)	1.0		3	0	0	0	2	0	0	0	0	0	0	8	9	0.00	0.000
40 Javy Guerra, R ERA: 5.79	(4, 1)	2.0		9	2	2	2	1	1	0	0	0	0	1	18	29	9.00	1.500
53 Brett Graves, R ERA: 5.13	(6, 1)	2.0		8	1	0	0	0	1	0	0	0	0	0	17	29	0.00	1.000
55 Drew Rucinski, R ERA: 3.62	(8, 1)	1.0		4	1	0	0	0	0	0	0	0	0	0	11	15	0.00	1.000
51 Ben Meyer, R ERA: 7.79	(9, 1)	1.0		7	0	1	1	0	3	0	1	0	0	0	18	35	9.00	3.000

TOP	
AB	36
R	9
H	9
RBI	9
BB	10
SO	5
LOB	25

BOTTOM

Batter	1	2	3	4	5	6	7	8	9	AB	R	H	RBI	BB	SO	LOB
52 Rafael Ortega, L (1, 9) OBP: 0.343, SLG: 0.348	C SI 92 B SL 89 F SL 90 X CU 82 1-2 ① L8		C SL 90 F SI 93 B CU 84 C SI 94 1-3 ② K		S SL 90 X SI 93 0-1 11 BB, 13 1B, 32 G3, 1-3 1B		C SL 89 S CH 87 X CU 81 0-2 ①② G4-6-3, 1-2f		C SL 80 B SI 90 F SL 82 B SL 84 F SI 90 X SL 80 2-2 13 G4-3 2B	5	1	2	0	0	1	1
13 Starlin Castro, R (1, 4) OBP: 0.340, SLG: 0.412	C SI 94 F SI 94 S CU 82 0-3 ② K		X CU 82 0-0 11 WP, 2B		C SI 93 X SI 94 0-1 32 G3, 11 BB, 1-2, 3-H 1B		C SL 89 B SI 92 X SL 85 1-1 ③ G4-3		X SL 81 0-0 ② G4-3, 2-3	5	0	2	1	0	1	1
11 J.T. Realmuto, R (1, 2) OBP: 0.351, SLG: 0.511	C SI 94 B SL 89 B SL 90 X SI 93 2-1 HR		B SL 90 S SI 94 F SL 89 D CH 89 B CH 90 B SI 95 4-2 2-3 BB		B SI 92 B SL 91 B SI 94 B SI 93 4-0 32 G3, 1-2, 2-3 BB			S SI 92 B CU 82 B SL 89 B SL 90 C SI 92 F SL 89 X SI 94 3-2 HR	C SL 81 X SL 81 0-1 ③ L8	3	2	2	2	2	0	1
32 Derek Dietrich, L (1, 3) OBP: 0.332, SLG: 0.431	T SL 90 B SI 94 S SL 89 F SL 89 S CU 82 1-3 ③ K2-3		F SL 91 C SI 94 S CU 84 0-3 ③ K		X SL 91 0-0 ② G3, 1-2, 2-3, 3-H			C SL 90 F CH 89 F SI 93 F SL 89 F SI 92 S CU 80 0-3 ① K		4	0	0	1	0	3	4
15 Brian Anderson, R (1, 5) OBP: 0.354, SLG: 0.396		F SI 93 B SI 94 X SL 90 1-1 ① G5-3		C SI 94 B SI 93 C SI 93 F CH 88 B SI 95 B CH 90 X SI 94 3-2 ① G5-3	S SI 94 B SI 94 S SI 93 S CU 83 1-3 ③ K			F FF 95 F SL 88 B FF 94 S FS 86 1-3 ② K		4	0	0	0	0	2	2
19 Miguel Rojas, R (1, 6) OBP: 0.300, SLG: 0.351		X SL 92 0-0 9 FC2-4, 1B		B SI 94 X SI 94 1-0 ② F8		C SI 93 C SI 93 S SL 90 0-3 ① K		S FF 95 X FS 85 0-1 9 1B, 1B		4	0	2	0	0	1	0
9 Lewis Brinson, R (1, 8) OBP: 0.240, SLG: 0.344		C SI 93 X CH 88 0-1 ② FC2-4, 1-2f		C SL 89 F SL 91 S SI 93 0-3 ③ K		F SL 89 X SI 92 0-1 ② G6-3		B FS 86 X FF 94 1-0 1-2 1B		4	0	1	0	0	1	1
44 Austin Dean, R (1, 7) OBP: 0.250, SLG: 0.400		B SI 93 F SI 93 C SI 93 D CU 83 D CU 84 S SI 94 3-3 ③ K			X SI 93 0-0 52 1B, 13 1B, 1B		C SI 93 B SI 94 F SL 89 S SI 94 1-3 ③ K	C FF 95 B FF 96 X FF 95 1-1 ③ L8		4	1	1	0	0	2	3
36 Trevor Richards, R (1, 1) 64 Nick Wittgren, R (2, 1) 39 Tyler Kinley, R (3, 1) 34 Magneuris Sierra, L (3, PH) 40 Javy Guerra, R (4, 1) 79 Isaac Galloway, R (5, PH) 53 Brett Graves, R (6, 1) 48 Christopher Bostick, R (7, PH) 55 Drew Rucinski, R (8, 1) 51 Ben Meyer, L (9, 1) 45 Peter O'Brien, R (9, PH)			B SI 94 C SI 93 F SL 91 S CU 83 1-3 ① K		F SI 93 B SI 92 F SI 93 F SI 92 B CH 87 X CH 88 2-2 ① L5		B SI 92 X SI 92 1-0 52 G4-6-3, 1B		B SI 88 B SL 79 C SI 86 C SL 79 F SL 81 X SL 80 2-2 ① G6-3	0 0 0 1 0 1 0 1 0 0	0 0 0 0 0 0 0 0 0 0	0 0 0 0 0 0 0 0 0 0	0 0 0 0 0 0 0 0 0 0	0 0 0 0 1 0 0 0 0 0	0 0 0 1 0 0 0 0 0 0	0 0 0 0 0 1 0 1 0 0
Inning Stats	R: 1 E: 0 K: 2 S: 12 H: 1 LOB: 0 BB: 0 P: 16	R: 0 E: 0 K: 1 S: 8 H: 1 LOB: 1 BB: 0 P: 12	R: 0 E: 0 K: 3 S: 12 H: 1 LOB: 2 BB: 1 P: 18	R: 0 E: 0 K: 1 S: 8 H: 0 LOB: 0 BB: 0 P: 12	R: 2 E: 0 K: 1 S: 13 H: 3 LOB: 2 BB: 1 P: 20	R: 0 E: 0 K: 2 S: 8 H: 0 LOB: 0 BB: 0 P: 9	R: 0 E: 0 K: 0 S: 6 H: 1 LOB: 0 BB: 0 P: 8	R: 1 E: 0 K: 2 S: 18 H: 3 LOB: 2 BB: 0 P: 24	R: 0 E: 0 K: 0 S: 11 H: 1 LOB: 1 BB: 0 P: 15	1B: 7 2B: 2 3B: 0 HR: 2	SF: 0 SAC: 0 DP: 1 HBP: 0		WP: 1 PB: 0 SB: 0 CS: 0	PA: 39			

PITCHER		IP	WLS	BF	H	R	ER	SO	BB	IBB	HBP	BLK	WP	HR	S	P	ERA	WHIP
49 Jake Arrieta, R ERA: 3.61	(1, 1)	7.1	W	31	8	4	4	11	2	0	0	0	1	2	77	108	4.91	1.364
50 Héctor Neris, R ERA: 5.22	(8, 1)	0.2		4	2	0	0	1	0	0	0	0	0	0	8	11	0.00	3.000
93 Pat Neshek, R ERA: 1.4	(9, 1)	1.0		4	1	0	0	0	0	0	0	0	0	0	11	15	0.00	1.000

PITCHER	IP	WLS	BF	H	R	ER	SO	BB	IBB	HBP	BLK	WP	HR	S	P	ERA	WHIP

Philadelphia Phillies @ Miami Marlins

Marlins Park, Miami, FL

Tue Sep 04 2018, 7:12 PM - 10:24 PM EDT

Att. 7,131 - Roof Closed - 76 F

livebaseballscorecards.com

AB	37
R	4
H	11
RBI	4
BB	2
SO	12
LOB	14

MIAMI

Batter	1	2	3	4	5	6	7	8	9	AB	R	H	RBI	BB	SO	LOB
41 Carlos Santana, S (1, 5) (8, 3) OBP: 0.350, SLG: 0.418	B FF 95 B SI 95 B FF 95 C SI 94 S SI 95 B FF 97 4-2 33 FC3-6 BB		X SI 97 0-0 33 G5-3 2B		B SI 95 C SI 96 B CU 82 X FF 96 2-1 ③ G3 1-2			C FF 95 F FF 96 B CH 88 1 SAFE X SL 90 1-2 ① ② L4-3 1-1		3	0	1	0	1	0	2
33 Justin Bour, L (1, 3) OBP: 0.342, SLG: 0.410 19 José Bautista, R (8, PH) OBP: 0.344, SLG: 0.366 (8, 5)	X SI 93 0-0 ① FC3-6 13 G 1-2f		B SI 96 C SI 96 C SI 96 F SL 87 F FF 98 X SI 98 1-2 ② G5-3 2-3			B SI 95 C CH 88 S CH 89 B FF 97 X SI 98 2-2 ① G2-3		C CH 87 B FF 95 S SL 90 F CH 87 X CH 86 1-2 13 1B 2B		3 1	0 1	0 1	0 0	0 0	0 0	2 0
13 Asdrúbal Cabrera, S (1, 6) OBP: 0.315, SLG: 0.471 4 Scott Kingery, R (8, PR) OBP: 0.272, SLG: 0.342 (8, 6)	B SI 94 F FF 95 C CH 87 D SI 97 X SI 96 2-2 ② G 1-2		F SI 98 B SI 97 X SI 98 1-1 ③ G5-3			C CU 84 X SI 97 0-1 ② P6		C SL 78 C FF 94 X CH 89 0-2 2-H 1B		4 0	0 0	1 0	1 0	0 0	0 0	2 0
17 Rhys Hoskins, R (1, 7) OBP: 0.357, SLG: 0.482	B SL 85 C FF 96 C FF 97 2 SAFE S SI 97 1-3 ③ K			S SL 86 C SL 84 S SL 89 0-3 ① K2-3		C SI 98 B SL 87 B SI 98 B SI 97 F SI 97 F SL 87 X SL 86 3-2 ③ P2		C FF 94 F FF 94 S FF 93 0-3 ③ K		4	0	0	0	0	3	2
5 Nick Williams, L (1, 9) OBP: 0.329, SLG: 0.434		C FF 96 C CU 82 X FF 97 0-2 ① F9		B FF 97 X CH 89 1-0 ② F7			C CU 80 S FF 98 C FF 98 0-3 ① K		B FF 95 X FF 95 1-0 ① G4-3	4	0	0	0	0	1	0
16 César Hernández, S (1, 4) OBP: 0.360, SLG: 0.356		C FF 96 B CH 90 C CH 89 S SL 86 1-3 ② K		F SI 96 B CU 82 B SL 84 X SI 96 2-1 ③ G4-3			B CU 83 S CH 90 F SI 98 B SL 88 S CH 91 2-3 ② K		C FF 94 C CH 89 B FF 95 B CH 90 B FF 94 B FF 95 4-2 38 1B BB	3	0	0	0	1	2	0
38 Jorge Alfaro, R (1, 2) OBP: 0.318, SLG: 0.402		C FF 98 B SI 97 S SI 97 F SL 88 B SI 97 X CH 91 2-2 1B			C SL 84 S SI 96 X SI 98 0-2 37 G4-6-3 1B		C SI 98 H SI 99 1-1 HBP		F SL 88 C FF 95 X FF 95 0-2 1-2 1B	3	0	3	0	0	0	0
43 Nick Pivetta, R (1, 1) OBP: 0.162, SLG: 0.143 37 Odúbel Herrera, L (5, PH) OBP: 0.316, SLG: 0.436 96 Tommy Hunter, R (5, 1) 40 Wilson Ramos, R (7, PH) OBP: 0.356, SLG: 0.503 58 Seranthony Domínguez, R (7, 1) 18 Pedro Florimón, S (9, PH) OBP: 0.299, SLG: 0.452		C FF 97 B FF 97 S FF 96 X FF 97 1-2 ③ L9			X SI 96 0-0 ① ② G4-6-3 1-2f		C SL 84 S SL 87 S SL 87 0-3 ③ K		B FF 95 B FF 95 C FF 95 B FF 96 S FF 95 F FF 96 F FF 96 F CH 91 S FF 96 3-3 ② K	1 1 0 1 0 0 1	0 0 0 0 0 0 0	0 0 0 0 0 0 0	0 0 0 0 0 0 0	0 0 0 0 1 0 1	0 0 0 1 0 1 2	1 1 0 1 0 0 2
24 Roman Quinn, S (1, 8) OBP: 0.369, SLG: 0.525			B SI 95 B SI 95 X SI 95 2-0 ① P6		C SI 97 H SL 87 1-1 41 S HBP			B SI 96 F SI 96 B CU 82 B SI 95 B SI 97 4-1 41 L4-3 BB	S FF 97 B FF 96 S B FF 96 F FF 97 F FF 97 F FF 96 2-3 ③ K	2	0	0	0	1	1	2
Inning Stats	R: 0 E: 0 K: 1 S: 9 H: 0 LOB: 1 BB: 1 P: 16	R: 0 E: 0 K: 1 S: 13 H: 1 LOB: 1 BB: 0 P: 17	R: 0 E: 0 K: 0 S: 9 H: 1 LOB: 1 BB: 0 P: 13	R: 0 E: 0 K: 1 S: 6 H: 0 LOB: 0 BB: 0 P: 9	R: 0 E: 0 K: 0 S: 7 H: 1 LOB: 1 BB: 0 P: 10	R: 0 E: 0 K: 0 S: 9 H: 0 LOB: 0 BB: 0 P: 14	R: 0 E: 0 K: 3 S: 10 H: 0 LOB: 1 BB: 0 P: 13	R: 1 E: 0 K: 1 S: 14 H: 2 LOB: 1 BB: 1 P: 20	R: 0 E: 0 K: 2 S: 17 H: 1 LOB: 2 BB: 1 P: 27	1B: 4 2B: 3 3B: 0 HR: 0 SF: 0 SAC: 0 DP: 2 HBP: 2						WP: 0 PB: 0 SB: 1 CS: 0 PA: 36	

PITCHER		IP	WLS	BF	H	R	ER	SO	BB	IBB	HBP	BLK	WP	HR	S	P	ERA	WHIP
22 Sandy Alcantara, R ERA: 0.75	(1, 1)	7.0	W	27	3	1	1	6	2	0	2	0	0	0	64	97	1.29	0.714
61 Adam Conley, L ERA: 4.68	(8, 1)	0.2	H	2	1	0	0	0	0	0	0	0	0	0	7	9	0.00	1.500
46 Kyle Barraclough, R ERA: 4.09	(8, 1)	0.1	H	2	1	0	0	1	0	0	0	0	0	0	6	6	0.00	3.000
71 Drew Steckenrider, R ERA: 3.94	(9, 1)	1.0	S	5	1	0	0	2	1	0	0	0	0	0	17	27	0.00	2.000

PITCHER	IP	WLS	BF	H	R	ER	SO	BB	IBB	HBP	BLK	WP	HR	S	P	ERA	WHIP

TOP

Philadelphia Phillies @ Miami Marlins

Marlins Park, Miami, FL

Wed Sep 05 2018, 7:11 PM - 9:54 PM EDT

Att. 6,427 - Roof Closed - 76 F

livebaseballscorecards.com

AB	31
R	1
H	6
RBI	1
BB	3
SO	9
LOB	15

BOTTOM

Philadelphia Phillies @ Miami Marlins

Marlins Park, Miami, FL

Wed Sep 05 2018, 7:11 PM - 9:54 PM EDT

Att. 6,427 - Roof Closed - 76 F

livebaseballscorecards.com

Batter	1	2	3	4	5	6	7	8	9	AB	R	H	RBI	BB	SO	LOB
52 Rafael Ortega, L (1, 9) OBP: 0.330, SLG: 0.333 34 Magneuris Sierra, L (8, 9) OBP: 0.176, SLG: 0.188	C FF 94 F FF 94 F FF 96 B KC 79 X KC 80 1-2 G5-3 ①		C FF 95 F KC 81 X KC 79 0-2 G3 ①		B FC 92 B SI 95 C FC 93 X FC 92 2-1 G4-3 ①		C FF 98 B CH 91 X FF 97 1-1 G4-3 ③			4 0	0 0	0 0	0 0	0 0	0 0	0 0
13 Starlin Castro, R (1, 4) OBP: 0.337, SLG: 0.409	B FF 94 X FF 95 1-0 L8 ②		B KC 79 C SI 94 F SL 86 B KC 81 S SL 88 2-3 K ②		C SI 95 B SI 95 X FC 91 1-1 G6-3 ②			C SL 89 F SL 88 S SL 88 0-3 K ①		4	0	0	0	0	2	0
11 J.T. Realmuto, R (1, 2) OBP: 0.350, SLG: 0.507	C FF 96 F FF 96 X FF 95 0-2 P4 ③		C KC 80 C SL 87 F KC 82 B FF 96 S SL 87 1-3 K ③		C SI 95 B SI 95 S SI 95 F FC 89 X CU 86 1-2 G5-3 ③			C SL 88 B SL 90 B SI 98 B FF 97 F FF 96 B FF 98 4-2 32 G4-3 BB		3	0	0	0	1	1	0
32 Derek Dietrich, L (1, 3) OBP: 0.333, SLG: 0.430		B FF 96 B FF 96 B KC 80 C FF 96 C FF 96 B FF 96 4-2 9 1B 19 G4-3 44 FC5-4 BB		S SL 88 F FF 95 H SL 87 1-2 9 L8 19 1B 44 1B HBP		B FC 92 C FC 92 S FC 93 S CU 86 1-3 K ①		C FF 96 S CH 90 D CH 91 B SL 89 X CH 90 2-2 G4-3 ② 1-2		2	2	0	0	1	1	1
19 Miguel Rojas, R (1, 6) OBP: 0.300, SLG: 0.350		C FF 95 X SL 86 0-1 G4-3 ① 1-2		B SL 86 F FF 94 B SL 85 F FF 95 F FF 94 D KC 81 X FF 95 3-2 44 1B 1-2 1B		C SI 95 X CU 83 0-1 G5-3 ②		S SL 90 S SL 88 S SL 88 0-3 K ③		4	0	1	0	0	1	2
9 Lewis Brinson, R (1, 8) OBP: 0.244, SLG: 0.347		B SL 87 X SL 89 1-0 44 FC5-4 2-3 1B		C SL 86 B SL 86 B KC 80 X FF 96 2-1 L8 ① 2-3		C FC 93 B CU 83 F SI 96 X CU 87 1-2 1B				3	0	2	0	0	0	2
44 Austin Dean, R (1, 7) OBP: 0.254, SLG: 0.397 79 Isaac Galloway, R (8, 7) OBP: 0.354, SLG: 0.439		B SL 86 F FF 95 B SL 86 S SL 88 X SL 86 2-2 FC5-4 ② 2 BB 1-2f 3-H		B KC 81 X FF 94 1-0 1-2 3-H 1B		B FC 93 1 SAFE C FC 94 X SI 96 1-1 G4-3 ③				3 0	0 0	1 0	2 0	0 0	0 0	2 0
2 Yadiel Rivera, R (1, 5) OBP: 0.281, SLG: 0.227		B FF 96 B SI 93 B SL 86 C FF 95 F FF 94 B SL 88 4-2 1-2 BB		B SL 84 X SL 89 1-0 F8 ②			S FF 97 B SL 88 B SL 90 B FF 98 X FF 98 3-1 L6 ①			2	0	0	0	1	0	2
22 Sandy Alcantara, R (1, 1) 61 Adam Conley, L (8, 1) 46 Kyle Barraclough, R (8, 1) 71 Drew Steckenrider, R (9, 1)		C FF 95 S FF 95 S FF 95 0-3 K ③		S FF 95 C FF 93 F FF 95 S SL 85 0-3 K ③			C FF 98 S FF 98 S SL 90 0-3 K ②			3 0 0 0	0 0 0 0	0 0 0 0	0 0 0 0	0 0 0 0	3 0 0 0	4 0 0 0
Inning Stats	R: 0 E: 0 K: 0 S: 8 H: 0 LOB: 0 BB: 0 P: 10	R: 1 E: 0 K: 1 S: 13 H: 1 LOB: 2 BB: 2 P: 24	R: 0 E: 0 K: 2 S: 10 H: 0 LOB: 0 BB: 0 P: 13	R: 1 E: 0 K: 1 S: 14 H: 2 LOB: 2 BB: 0 P: 22	R: 0 E: 0 K: 0 S: 8 H: 0 LOB: 0 BB: 0 P: 12	R: 0 E: 0 K: 1 S: 10 H: 1 LOB: 1 BB: 0 P: 13	R: 0 E: 0 K: 1 S: 7 H: 0 LOB: 0 BB: 0 P: 11	R: 0 E: 0 K: 2 S: 11 H: 0 LOB: 1 BB: 1 P: 17		1B: 4 2B: 0 3B: 0 HR: 0	SF: 0 SAC: 0 DP: 0 HBP: 1			WP: 0 PB: 0 SB: 0 CS: 0	PA: 32	

	AB	R	H	RBI	BB	SO	LOB
AB	28						
R		2					
H			4				
RBI				2			
BB					3		
SO						8	
LOB							13

PITCHER		IP	WLS	BF	H	R	ER	SO	BB	IBB	HBP	BLK	WP	HR	S	P	ERA	WHIP
43 Nick Pivetta, R ERA: 4.66	(1, 1)	4.0	L	18	3	2	2	4	2	0	1	0	0	0	45	69	4.50	1.250
96 Tommy Hunter, R ERA: 3.6	(5, 1)	2.0		7	1	0	0	1	0	0	0	0	0	0	18	25	0.00	0.500
58 Seranthony Domínguez, R ERA: 2.92	(7, 1)	2.0		7	0	0	0	3	1	0	0	0	0	0	18	28	0.00	0.500

PITCHER	IP	WLS	BF	H	R	ER	SO	BB	IBB	HBP	BLK	WP	HR	S	P	ERA	WHIP

Batter	1	2	3	4	5	6	7	8	9	AB	R	H	RBI	BB	SO	LOB
52 Rafael Ortega, L (1, 7) OBP: 0.318, SLG: 0.320	B SI 92 T SI 93 F SI 94 B FF 94 F SL 89 S SL 90 2-3 K2-3		C SL 86 B FF 94 X SL 88 1-1 L8 1-2		X FF 95 0-0 P4		C FF 94 F SL 82 B FF 93 S SL 81 1-3 K			4	0	0	0	0	2	2
79 Isaac Galloway, R (7, 7) OBP: 0.354, SLG: 0.439										0	0	0	0	0	0	0
13 Starlin Castro, R (1, 4) OBP: 0.338, SLG: 0.411	B SL 88 B FF 95 C SI 95 B SL 90 C SL 89 S FF 96 3-3 K		C SI 94 B SI 95 F FF 96 B SL 90 B SI 95 X SI 95 3-2 2-3 1B			C SI 93 X CU 82 0-1 L7		C SI 94 F SL 88 X SL 88 0-2 2B		4	0	2	0	0	1	0
11 J.T. Realmuto, R (1, 2) OBP: 0.349, SLG: 0.507	B FF 98 B FF 95 S SL 90 S FF 96 B SL 90 C SL 89 3-3 K		F SL 87 X SI 95 0-1 G1-3			X SL 86 0-0 9 HR 2B		B SI 95 S SL 88 X SI 95 1-1 L7		4	1	1	0	0	1	3
15 Brian Anderson, R (1, 5) OBP: 0.355, SLG: 0.395		F FF 94 B CU 83 X CU 84 1-1 F9		S SL 86 X SI 94 0-1 19 G1-4-3 1B		B SI 94 C SL 88 F SL 88 B SL 90 F SI 95 B FF 96 B SL 88 4-2 9 HR BB		C SI 95 B SI 94 B SL 88 X SL 88 2-1 F9		3	1	1	0	1	0	1
19 Miguel Rojas, R (1, 6) OBP: 0.298, SLG: 0.348	B FF 95 X FF 95 1-0 G3		C SI 93 X SL 87 0-1 G1-4-3 1-2f			F SL 95 C SL 88 B SL 88 F SL 88 D SL 89 C SI 94 2-3		B SL 87 B SI 94 S SL 89 X SL 88 2-1 G3-1		3	0	0	0	0	1	3
32 Derek Dietrich, L (8, PH) OBP: 0.333, SLG: 0.429										1	0	0	0	0	0	1
2 Yadiel Rivera, R (8, 6) OBP: 0.281, SLG: 0.227										0	0	0	0	0	0	0
9 Lewis Brinson, R (1, 8) OBP: 0.250, SLG: 0.365		C FF 96 C SL 85 B SL 90 B SL 89 X FF 95 2-2 2B		C SL 88 F SL 89 S SL 89 0-3		B SL 88 B FF 95 X SL 87 2-0 1-H 2-H HR			B FF 100 B FF 99 X FF 98 2-0 45 PB 1B	4	1	3	3	0	1	0
45 Peter O'Brien, R (1, 3)		B SL 88 C SL 87 B SI 95 B SI 95 X SL 87 3-1 P3			X SL 86 0-0 G5-3	C FF 95 B SI 96 C FF 96 F FF 97 S SL 90 1-3			B CH 90 S FF 100 F FF 100 B FF 100 B CH 89 F CH 89 C FF 99 3-3 1-2	4	0	0	0	0	2	2
34 Magneuris Sierra, L (1, 9) OBP: 0.181, SLG: 0.184			C SI 92 X FF 93 0-1 B1-3		B SI 93 C SL 86 B CH 88 B FF 94 B SI 93 4-1 58 SH3-4 BB		B FF 92 C FF 91 S FF 93 S FF 94 1-3		F FF 99 C FF 100 B FF 100 B FF 101 F SL 88 B FF 100 X FF 99 3-2 P4	2	0	0	0	1	1	0
48 Christopher Bostick, R (9, PH) OBP: 0.500, SLG: 0.600										1	0	0	0	0	0	1
58 Dan Straily, R (1, 1) OBP: 0.350, SLG: 0.194			C SI 92 C SI 95 B FF 96 B SL 89 B FF 94 B SI 93 4-2 13 1B 52 WP BB		X FF 92 0-0 SH3-4 1-2		B FF 94 C FF 94 B SL 82 B FF 93 C FF 93 F FF 94 F FF 94 X FF 94 3-2 L8		C CU 82 B CH 89 S FF 99 B FF 100 B FF 99 X FF 99 3-2 G4-3	0	0	0	0	1	0	0
39 Tyler Kinley, R (5, 1)										0	0	0	0	0	0	0
66 Jarlín García, L (6, 1)										0	0	0	0	0	0	0
55 Drew Rucinski, R (6, 1)										0	0	0	0	0	0	0
44 Austin Dean, R (7, PH) OBP: 0.250, SLG: 0.391										1	0	0	0	0	0	0
56 Tayron Guerrero, R (7, 1)										0	0	0	0	0	0	0
64 Nick Wittgren, R (8, 1)										0	0	0	0	0	0	0
28 Bryan Holaday, R (9, PH) OBP: 0.257, SLG: 0.244										1	0	0	0	0	0	1
Inning Stats	R: 0 E: 0 K: 3 S: 10 H: 0 LOB: 0 BB: 0 P: 18	R: 0 E: 0 K: 0 S: 8 H: 1 LOB: 1 BB: 0 P: 15	R: 0 E: 0 K: 0 S: 11 H: 1 LOB: 2 BB: 1 P: 19	R: 0 E: 0 K: 1 S: 7 H: 1 LOB: 0 BB: 0 P: 7	R: 0 E: 0 K: 0 S: 4 H: 0 LOB: 1 BB: 1 P: 8	R: 3 E: 0 K: 2 S: 15 H: 2 LOB: 0 BB: 1 P: 24	R: 0 E: 0 K: 2 S: 11 H: 0 LOB: 0 BB: 0 P: 16	R: 0 E: 0 K: 0 S: 9 H: 1 LOB: 1 BB: 0 P: 14	R: 0 E: 0 K: 1 S: 12 H: 1 LOB: 1 BB: 0 P: 23	1B: 3 2B: 3 3B: 0 HR: 1 SF: 0 SAC: 1 DP: 1 HBP: 0	WP: 1 PB: 1 SB: 0 CS: 0 PA: 36					

PITCHER		IP	WLS	BF	H	R	ER	SO	BB	IBB	HBP	BLK	WP	HR	S	P	ERA	WHIP
24 Chris Archer, R ERA: 4.56	(1, 1)	6.0		25	5	3	3	6	3	0	0	0	1	1	55	91	4.50	1.333
48 Richard Rodríguez, R ERA: 2.7	(7, 1)	1.0	W	3	0	0	0	2	0	0	0	0	0	0	11	16	0.00	0.000
37 Edgar Santana, R ERA: 2.42	(8, 1)	1.0	H	4	1	0	0	0	0	0	0	0	0	0	9	14	0.00	1.000
73 Felipe Vázquez, L ERA: 2.55	(9, 1)	1.0	S	4	1	0	0	1	0	0	0	0	0	0	12	23	0.00	1.000

PITCHER	IP	WLS	BF	H	R	ER	SO	BB	IBB	HBP	BLK	WP	HR	S	P	ERA	WHIP

TOP

Miami Marlins @ Pittsburgh Pirates

PNC Park, Pittsburgh, PA

Fri Sep 07 2018, 7:10 PM - 10:12 PM EDT

Att. 19,515 - Cloudy - 78 F

livebaseballscorecards.com

AB	32
R	3
H	7
RBI	3
BB	3
SO	9
LOB	14

MIAMI

BOTTOM

Miami Marlins @ Pittsburgh Pirates

PNC Park, Pittsburgh, PA

Fri Sep 07 2018, 7:10 PM - 10:12 PM EDT

Att. 19,515 - Cloudy - 78 F

livebaseballscorecards.com

Batter	1	2	3	4	5	6	7	8	9	AB	R	H	RBI	BB	SO	LOB
6 Starling Marte, R (1, 8) OBP: 0.322, SLG: 0.455	F FF 90 B FF 90 B FF 91 F SL 84 F SL 85 B SL 84 X FF 90 3-2 ① P4		C FF 89 C CH 82 B SL 85 S SL 83 1-3 ② K		F FF 91 B SL 88 C SL 90 X SL 89 1-2 44 S 2-3 1B		X SL 86 0-0 ② F8 2-3			4	0	1	0	0	1	1
44 Kevin Kramer, L (1, 4) OBP: 0.400, SLG: 0.400 (7, 5) 37 Edgar Santana, R (8, 1) 73 Felipe Vázquez, L (9, 1)	C FF 90 B SL 84 F SL 83 F SL 84 F SI 91 B CH 82 X SL 85 2-2 ② L7		C CU 76 X CH 83 0-1 1B		1 SAFE F FF 97 B SL 87 B SL 88 T FF 98 F SL 90 F FF 98 B FF 97 X FF 98 3-2 ③ L9 1-2		B FF 102 S FF 100 X FF 101 1-1 47 HR 3-H 1B			4 0 0	1 0 0	2 0 0	1 0 0	0 0 0	0 0 0	2 0 0
25 Gregory Polanco, L (1, 9) OBP: 0.340, SLG: 0.499 47 Jordan Luplow, R (6, PR) OBP: 0.268, SLG: 0.412 (7, 9)	X FF 90 0-0 ③ F9		1 SAFE C SL 83 B SL 83 1 SAFE F SL 83 1 SAFE X SI 90 1-2 ③ P6			S SL 86 F SL 86 B SL 84 B SL 86 X SL 86 2-2 2B	C FF 101 B SL 88 S FF 102 X FF 100 1-2 1-H HR			3 1	0 1	1 1	0 2	0 0	0 0	1 0
29 Francisco Cervelli, R (1, 2) OBP: 0.387, SLG: 0.432		X FF 89 0-0 ① F7		C CU 74 S SL 84 B SL 82 C SL 85 1-3 ① K		C FF 92 X CH 86 0-1 ① L7	S SL 89 B FF 101 S SL 88 B SL 88 B FF 101 S FF 98 3-3 ③ K			4	0	0	0	0	2	1
12 Corey Dickerson, L (1, 7) OBP: 0.319, SLG: 0.451		B FF 89 B FF 90 X SL 84 2-0 55 HR 2B		F FF 91 B CH 83 B CH 84 B FF 91 C SL 83 T SL 84 3-2 ② K		X SL 84 0-0 ② P6		B SI 92 X CH 85 1-0 ① G4-3		4	1	1	0	0	1	1
55 Josh Bell, S (1, 3) OBP: 0.345, SLG: 0.397		2 SAFE C SL 82 F FF 90 B SL 82 B SL 82 D CH 84 X FF 91 3-2 2-H HR		C CU 77 B FF 90 B SL 85 S SL 83 B SL 85 C SL 84 3-3 ③ K		S CH 86 B FF 94 B CH 87 B CH 88 F CH 87 B FF 94 4-2 BB		B SI 92 X FF 92 1-0 ② G6-3		3	1	1	2	1	1	0
19 Colin Moran, L (1, 5) OBP: 0.336, SLG: 0.388 36 José Osuna, R (6, PH) OBP: 0.192, SLG: 0.310 26 Adam Frazier, L (6, PH) OBP: 0.356, SLG: 0.464 (7, 4)		B FF 90 X SL 85 1-0 ② L8			C CU 73 B FF 89 B FF 89 C SL 84 F SL 84 F FF 90 X SL 85 2-2 ① L8	B SI 94 F SI 94 2 SAFE B FC 90 F FC 92 F CH 86 B FF 95 S FF 95 3-3 ③ K		C SL 84 B CH 86 B FF 92 C CH 86 B SI 94 F SI 92 C SI 93 3-3 ③ K		2 0 2	0 0 0	0 0 0	0 0 0	0 0 0	0 0 2	0 0 2
10 Jordy Mercer, R (1, 6) OBP: 0.321, SLG: 0.389		C FF 89 X FF 90 0-1 ③ F8			C SL 82 X FF 90 0-1 ② F8		C FF 98 B SL 88 F FF 99 F FF 100 F FF 100 B SL 88 F FF 102 X SL 85 2-2 6 F8 44 1B 2B			3	1	1	0	0	0	0
24 Chris Archer, R (1, 1) OBP: 0.100, SLG: 0.200 48 Richard Rodríguez, R (7, 1) 15 Pablo Reyes, R (7, PH) OBP: 0.333, SLG: 0.500 (8, 5)			C SI 89 X FF 89 0-1 ① B2-3		C FF 88 B SL 84 C SL 82 B FF 90 B FF 90 X FF 90 3-2 6 1B 2B		B FF 100 F FF 100 F FF 101 F FF 99 S SL 87 1-3 ① K			2 0 1	0 0 0	1 0 0	0 0 0	0 0 0	0 0 1	0 0 1
Inning Stats	R: 0 E: 0 K: 0 S: 10 H: 0 LOB: 0 BB: 0 P: 15	R: 2 E: 0 K: 0 S: 8 H: 2 LOB: 0 BB: 0 P: 14	R: 0 E: 0 K: 1 S: 10 H: 1 LOB: 1 BB: 0 P: 12	R: 0 E: 0 K: 3 S: 9 H: 0 LOB: 0 BB: 0 P: 16	R: 0 E: 0 K: 0 S: 18 H: 2 LOB: 2 BB: 0 P: 27	R: 0 E: 0 K: 1 S: 12 H: 1 LOB: 2 BB: 1 P: 21	R: 3 E: 0 K: 2 S: 19 H: 3 LOB: 0 BB: 0 P: 27	R: 0 E: 0 K: 1 S: 6 H: 0 LOB: 0 BB: 0 P: 11		1B: 3 2B: 4 3B: 0 HR: 2 SF: 0 SAC: 0 DP: 0 HBP: 0				WP: 0 PB: 0 SB: 1 CS: 0 PA: 34		

	AB	33
	R	5
	H	9
	RBI	5
	BB	1
	SO	8
	LOB	9

PITCHER		IP	WLS	BF	H	R	ER	SO	BB	IBB	HBP	BLK	WP	HR	S	P	ERA	WHIP
58 Dan Straily, R ERA: 4.12	(1, 1)	4.2		18	4	2	2	4	0	0	0	0	0	1	47	72	3.86	0.857
39 Tyler Kinley, R ERA: 17.36	(5, 1)	0.1		2	1	0	0	0	0	0	0	0	0	0	8	12	0.00	3.000
66 Jarlín García, L ERA: 5.11	(6, 1)	0.2	H	4	1	0	0	0	1	0	0	0	0	0	8	14	0.00	3.000
55 Drew Rucinski, R ERA: 3.58	(6, 1)	0.1	H	1	0	0	0	1	0	0	0	0	0	0	4	7	0.00	0.000
56 Tayron Guerrero, R ERA: 5.43	(7, 1)	1.0	L	6	3	3	3	2	0	0	0	0	0	1	19	27	27.00	3.000

PITCHER		IP	WLS	BF	H	R	ER	SO	BB	IBB	HBP	BLK	WP	HR	S	P	ERA	WHIP
64 Nick Wittgren, R ERA: 3.12	(8, 1)	1.0		3	0	0	0	1	0	0	0	0	0	0	6	11	0.00	0.000

Batter	1	2	3	4	5	6	7	8	9	AB	R	H	RBI	BB	SO	LOB
19 Miguel Rojas, R (1, 6) OBP: 0.300, SLG: 0.348	C FF 92 X SI 91 0-1 ① L7		B SI 92 X FF 93 1-0 13 FC5-4 1B		C CU 80 C CU 81 S CU 82 0-3 ③ K			B FC 89 C FF 93 F FC 88 B KC 79 F KC 79 B SI 93 B FF 93 4-2 13 2B 44 WP BB		3	1	1	0	1	1	1
13 Starlin Castro, R (1, 4) OBP: 0.338, SLG: 0.412	B FF 91 F SI 90 B FF 93 X CH 86 2-1 ② F8		C SI 92 D CU 81 X CU 80 1-1 ③ FC5-4 1-2f			C CU 78 C CH 84 B CU 80 B FF 91 X SI 91 2-2 E1		D SI 91 X FF 89 1-0 44 WP 1-3 2B		4	0	1	0	0	0	1
15 Brian Anderson, R (1, 5) OBP: 0.356, SLG: 0.394	F SI 92 B FF 92 F CU 80 B FF 91 B SI 93 F FF 93 B FF 94 4-2 BB			F SI 91 B CH 86 F FF 91 B SI 93 F CU 80 S CU 82 2-3 ① K		B SI 92 C CH 85 B CU 80 S SI 92 1-3 ① K		F FC 89 D KC 78 D SL 86 B SI 92 F FF 92 B FC 89 4-2 44 WP BB		2	0	0	0	2	2	1
9 Lewis Brinson, R (1, 8) OBP: 0.247, SLG: 0.361	T SI 91 B SI 92 S CH 86 D CU 82 F SI 92 S CU 80 2-3 ③ K			B CH 87 F SI 93 X SI 92 1-1 ② G5-3		C CU 80 S CU 81 D CU 82 B CU 81 F SI 92 S SI 92 2-3 ② K		D FC 87 D CH 84 C FF 91 D FF 92 X FF 91 3-1 ② F7		4	0	0	0	0	2	5
44 Austin Dean, R (1, 7) OBP: 0.250, SLG: 0.382		B SI 91 X FF 91 1-0 ① L9		B SI 92 B CH 85 F FF 92 X SI 92 2-1 1B		C SI 91 B CU 80 X SI 91 1-1 ③ F9		B FC 88 C FF 91 C FC 89 B KC 79 F FF 93 B SL 80 X FF 90 3-2 ③ P3 1-2 2-3 3-H		4	0	1	0	0	0	3
45 Peter O'Brien, R (1, 3) OBP: 0.111, SLG: 0.222		X CU 80 0-0 ② F8		S SI 92 B SI 92 D CU 81 F SI 91 1 SAFE B SI 94 S SI 92 3-3 ③ K			B FF 97 B FF 97 S FF 96 S FC 92 C FC 92 2-3 ① K		C FF 91 B FC 89 S CH 84 B FC 88 B FF 91 X FF 92 3-2 2B	4	0	1	0	0	2	1
28 Bryan Holaday, R (1, 2) OBP: 0.257, SLG: 0.245		C FF 92 F SI 91 C CU 80 0-3 ③ K			B FF 91 F SI 90 F SI 92 X CU 80 1-2 34 WP 1B		C FF 98 S CU 86 S FF 98 0-3 ② K		F FF 90 S FC 88 X FC 88 0-2 ① P4	4	0	1	0	0	2	1
34 Magneuris Sierra, L (1, 9) OBP: 0.176, SLG: 0.179 57 Elieser Hernández, R (7, 1) 40 Javy Guerra, R (8, 1) 79 Isaac Galloway, R (9, PH) OBP: 0.347, SLG: 0.429			B SI 92 C FF 92 B FF 92 F SI 91 S CU 81 2-3 ① K2-3		B FF 93 L SI 91 L SI 92 F CU 82 S CU 82 1-3 ① K 1-2		C FF 98 F FF 97 B CU 86 F CU 84 X FF 99 1-2 ③ L4		D FF 92 D CH 84 F FF 90 F FF 90 F FC 88 F KC 77 S FF 92 2-3 ② K	3 0 0 1	0 0 0 0	0 0 0 0	0 0 0 0	0 0 0 0	2 0 0 1	1 0 0 1
54 Wei-Yin Chen, R (1, 1) OBP: 0.139, SLG: 0.167 32 Derek Dietrich, L (5, PH) OBP: 0.332, SLG: 0.428 53 Brett Graves, R (5, 1) 52 Rafael Ortega, L (7, 9) OBP: 0.312, SLG: 0.314			C FF 92 F SI 91 B CU 80 B SI 92 X SI 91 2-2 ② G6-3		X CH 87 0-0 ② F7			B FF 92 F FF 92 B SL 81 F FF 92 F KC 80 X FF 92 2-2 ① G5-3	F FF 90 F FC 89 S FF 90 0-3 ③ K	1 1 0 2	0 0 0 0	0 0 0 0	0 0 0 0	0 0 0 0	0 0 0 1	0 1 0 1
Inning Stats	R: 0 E: 0 K: 1 S: 11 H: 0 LOB: 1 BB: 1 P: 19	R: 0 E: 0 K: 1 S: 5 H: 0 LOB: 0 BB: 0 P: 6	R: 0 E: 0 K: 1 S: 9 H: 1 LOB: 1 BB: 0 P: 15	R: 0 E: 0 K: 2 S: 11 H: 1 LOB: 1 BB: 0 P: 19	R: 0 E: 0 K: 2 S: 11 H: 1 LOB: 1 BB: 0 P: 13	R: 0 E: 1 K: 2 S: 12 H: 0 LOB: 1 BB: 0 P: 18	R: 0 E: 0 K: 2 S: 10 H: 0 LOB: 0 BB: 0 P: 13	R: 1 E: 0 K: 0 S: 16 H: 1 LOB: 2 BB: 2 P: 33	R: 0 E: 0 K: 2 S: 14 H: 1 LOB: 1 BB: 0 P: 19	1B: 3 2B: 2 3B: 0 HR: 0	SF: 0 SAC: 0 DP: 0 HBP: 0			WP: 2 PB: 0 SB: 0 CS: 0	PA: 36		

PITCHER		IP	WLS	BF	H	R	ER	SO	BB	IBB	HBP	BLK	WP	HR	S	P	ERA	WHIP
46 Iván Nova, R ERA: 4.17	(1, 1)	6.0	W	23	3	0	0	9	1	0	0	0	1	0	59	90	0.00	0.667
66 Dovydas Neverauskas, R ERA: 9.5	(7, 1)	1.0		3	0	0	0	2	0	0	0	0	0	0	10	13	0.00	0.000
49 Nick Kingham, R ERA: 4.69	(8, 1)	2.0		10	2	1	1	2	2	0	0	0	1	0	30	52	4.50	2.000

PITCHER	IP	WLS	BF	H	R	ER	SO	BB	IBB	HBP	BLK	WP	HR	S	P	ERA	WHIP

TOP

Miami Marlins @ Pittsburgh Pirates

PNC Park, Pittsburgh, PA

Sat Sep 08 2018, 1:07 PM - 4:06 PM EDT

Att. 16,110 - Rain - 60 F

livebaseballscorecards.com

AB	33
R	1
H	5
RBI	0
BB	3
SO	13
LOB	17

MIAMI

Batter	1	2	3	4	5	6	7	8	9	AB	R	H	RBI	BB	SO	LOB
26 Adam Frazier, L (1, 4) OBP: 0.358, SLG: 0.469	C FF 90 B SI 90 C FF 91 S SL 84 1-3 ① K		B SL 84 F FF 90 B SI 89 X SL 84 2-1 ① G3		C FF 91 F CU 80 B CU 80 B FF 93 F FF 91 X CU 81 2-2 47 G3 2B		X FF 92 0-0 6 E 1B			4	1	2	0	0	1	0
6 Starling Marte, R (1, 8) OBP: 0.321, SLG: 0.455	B FF 91 F FF 91 S SL 85 C FF 92 1-3 ② K		F CH 83 B FF 90 C FF 90 F FF 91 F SL 83 X SL 82 1-2 ② F7		B SL 89 F FF 92 X SI 92 1-1 ① G5-3		B FF 92 X FF 91 1-0 E8 1-H 2B			4	0	1	1	0	1	1
47 Jordan Luplow, R (1, 7) OBP: 0.283, SLG: 0.426	B SL 84 B CH 85 C FF 91 B FF 90 F FF 90 F SL 84 X FF 90 3-2 2B		C FF 91 X SL 84 1-1 ③ G1-3		C CU 81 B SL 90 2 SAFE F SL 91 B FF 91 X FF 95 2-2 ②③ G3 2-3		C SL 79 B SL 79 H CH 79 2-1 55 BB HBP			3	0	1	0	0	0	1
55 Josh Bell, S (1, 3) OBP: 0.349, SLG: 0.404	C SL 83 C FF 89 D SL 84 S SL 83 1-3 ③ K			B CU 68 B FF 90 B CH 82 C FF 90 S FF 90 B FF 90 4-2 36 1B 58 1B BB	F FF 91 B SL 90 S SL 89 F FF 94 B CU 81 B SL 90 X FF 92 3-2 HR		D CH 81 B SL 78 S CH 80 B FF 91 B FF 91 4-1 1-2 BB			2	2	1	1	2	1	1
36 José Osuna, R (1, 5) OBP: 0.208, SLG: 0.333 49 Nick Kingham, R (8, 1) OBP: 0.167, SLG: 0.136		B FF 90 F FF 90 X CH 83 1-1 27 1B 2B		B SI 88 C SL 82 D SL 82 C FF 89 X SL 84 2-2 58 1B 1-2 58 E 1B	B FF 93 C SL 89 B SL 90 B SL 89 X SI 91 3-1 ① P4		F SL 79 C CH 81 B FF 93 F FF 92 S SL 80 1-3 ③ K			4 0	2 0	2 0	0 0	0 0	1 0	3 0
15 Pablo Reyes, R (1, 9) OBP: 0.300, SLG: 0.333		B SL 82 B FF 89 B CH 83 B FF 89 4-0 58 G1-4-3 27 1B BB		B CH 83 F FF 88 X SL 81 1-1 ① P2	C FF 92 X CU 80 0-1 ② G3			B FF 92 F SL 85 F FF 92 F CU 80 T FF 93 1-2 ① K		3	0	0	0	1	1	2
27 Kevin Newman, R (1, 6) OBP: 0.209, SLG: 0.154		C FF 89 C SL 84 D SL 83 X FF 89 1-2 58 G1-4-3 1-2 2-H 1B		C SL 83 C CH 82 B SL 84 F FF 90 B FF 89 S SL 82 2-3 ② K	B SL 88 C FF 91 C CU 81 S SL 90 1-3 ③ K			X SL 88 0-0 ② L7		4	0	1	1	0	2	2
58 Jacob Stallings, R (1, 2) OBP: 0.238, SLG: 0.200		B SL 84 B SL 82 C FF 88 B FF 88 S SL 86 F SL 83 X FF 89 3-2 ①② G1-4-3 1-2f 2-3		D SL 84 B CH 81 S SL 83 F CH 82 D SL 83 X SL 83 3-2 E8 46 WP 1-H 2-H 1B			B FF 91 F SL 76 F FF 91 F FF 92 X CH 81 1-2 ① G6-3	C FF 93 C FF 93 B CU 81 F FF 93 X CU 80 1-2 ③ G6-3		4	0	1	1	0	0	2
46 Iván Nova, R (1, 1) OBP: 0.020, SLG: 0.020 66 Dovydas Neverauskas, R (7, 1) 19 Colin Moran, L (7, PH) OBP: 0.335, SLG: 0.387 44 Kevin Kramer, L (8, 5) OBP: 0.400, SLG: 0.400		D SL 83 B FF 88 C FF 88 C FF 88 B SL 82 C FF 87 3-3 ③ K		C FF 88 S CH 80 B SL 83 T FF 88 1-2 ③ K 2-3			B SL 77 X CH 81 1-0 ② G4-3			2 0 1 0	0 0 0 0	0 0 0 0	0 0 0 0	0 0 0 0	2 0 0 0	2 0 0 0
Inning Stats	R: 0 E: 0 K: 3 S: 13 H: 1 LOB: 1 BB: 0 P: 19	R: 1 E: 0 K: 1 S: 12 H: 2 LOB: 1 BB: 1 P: 24	R: 0 E: 0 K: 0 S: 9 H: 0 LOB: 0 BB: 0 P: 13	R: 2 E: 1 K: 2 S: 17 H: 2 LOB: 1 BB: 1 P: 30	R: 0 E: 0 K: 0 S: 9 H: 1 LOB: 0 BB: 0 P: 14	R: 1 E: 0 K: 1 S: 11 H: 1 LOB: 0 BB: 0 P: 18	R: 1 E: 1 K: 1 S: 13 H: 2 LOB: 3 BB: 1 P: 23	R: 0 E: 0 K: 1 S: 9 H: 0 LOB: 0 BB: 0 P: 11		1B: 4 2B: 4 3B: 0 HR: 1	SF: 0 SAC: 0 DP: 1 HBP: 1			WP: 1 PB: 0 SB: 0 CS: 0	PA: 35	

PITCHER		IP	WLS	BF	H	R	ER	SO	BB	IBB	HBP	BLK	WP	HR	S	P	ERA	WHIP
54 Wei-Yin Chen, L ERA: 4.72	(1, 1)	4.0	L	18	5	3	3	6	2	0	0	0	1	0	51	86	6.75	1.750
53 Brett Graves, R ERA: 5.08	(5, 1)	2.0		7	2	1	1	1	0	0	0	0	0	1	20	32	4.50	1.000
57 Elieser Hernández, R ERA: 5.34	(7, 1)	1.0		7	2	1	1	1	1	0	1	0	0	0	13	23	9.00	3.000
40 Javy Guerra, R ERA: 5.59	(8, 1)	1.0		3	0	0	0	1	0	0	0	0	0	0	9	11	0.00	0.000

PITCHER	IP	WLS	BF	H	R	ER	SO	BB	IBB	HBP	BLK	WP	HR	S	P	ERA	WHIP

BOTTOM

Miami Marlins @ Pittsburgh Pirates

PNC Park, Pittsburgh, PA

Sat Sep 08 2018, 1:07 PM - 4:06 PM EDT

Att. 16,110 - Rain - 60 F

livebaseballscorecards.com

AB	31
R	5
H	9
RBI	4
BB	3
SO	9
LOB	14

Batter	1	2	3	4	5	6	7	8	9	AB	R	H	RBI	BB	SO	LOB
Inning Stats										1B: 0 2B: 0 3B: 0 HR: 0		SF: 0 SAC: 0 DP: 0 HBP: 0		WP: 0 PB: 0 SB: 0 CS: 0		PA: 0	

Miami Marlins @ Pittsburgh Pirates

PNC Park, Pittsburgh, PA

Sun Sep 09 2018, 3:33 AM EDT

TOP

livebaseballscorecards.com

AB	0
R	0
H	0
RBI	0
BB	0
SO	0
LOB	0

MIAMI

PITCHER	IP	WLS	BF	H	R	ER	SO	BB	IBB	HBP	BLK	WP	HR	S	P	ERA	WHIP

PITCHER	IP	WLS	BF	H	R	ER	SO	BB	IBB	HBP	BLK	WP	HR	S	P	ERA	WHIP

Batter	1	2	3	4	5	6	7	8	9	AB	R	H	RBI	BB	SO	LOB
Inning Stats										1B: 0 2B: 0 3B: 0 HR: 0		SF: 0 SAC: 0 DP: 0 HBP: 0					

BOTTOM

Miami Marlins @ Pittsburgh Pirates

PNC Park, Pittsburgh, PA

Sun Sep 09 2018, 3:33 AM EDT

livebaseballscorecards.com

AB	**0**
R	**0**
H	**0**
RBI	**0**
BB	**0**
SO	**0**
LOB	**0**

WP: 0 PA: 0
PB: 0
SB: 0
CS: 0

PITCHER	IP	WLS	BF	H	R	ER	SO	BB	IBB	HBP	BLK	WP	HR	S	P	ERA	WHIP

PITCHER	IP	WLS	BF	H	R	ER	SO	BB	IBB	HBP	BLK	WP	HR	S	P	ERA	WHIP

Miami Marlins @ New York Mets

Citi Field, Flushing, NY

Tue Sep 11 2018, 7:14 PM - 9:51 PM EDT

Att. 20,849 - Cloudy - 73 F

TOP

livebaseballscorecards.com

Batter	1	2	3	4	5	6	7	8	9	AB	R	H	RBI	BB	SO	LOB
52 Rafael Ortega, L (1, 9) OBP: 0.310, SLG: 0.305 34 Magneuris Sierra, L (8, 9) OBP: 0.176, SLG: 0.179	B FF 97 C FF 97 B FF 96 F FF 97 B FF 98 B FF 97 4-2 BB		C CH 90 S SL 93 C FF 98 0-3 ③ K		C CU 82 B SL 92 X CH 90 1-1 ③ F8			C FF 94 B SL 87 B SL 87 B SL 86 C FF 93 X FF 94 3-2 ② P4		3 0	0 0	0 0	0 0	1 0	1 0	0 0
13 Starlin Castro, R (1, 4) OBP: 0.337, SLG: 0.410	S FF 97 F FF 97 C FF 97 0-3 ① K			B SL 91 B FF 97 B SL 92 B FF 96 4-0 11 G3-6 BB		F FF 96 X SL 91 0-1 ① G4-3		B SL 87 B SL 86 C FF 93 C FF 93 B FF 94 C FF 94 3-3 ③ K		3	0	0	0	1	2	1
11 J.T. Realmuto, R (1, 2) OBP: 0.349, SLG: 0.505	D SL 91 C FF 97 T FF 98 C FF 99 1-3 ② K			C FF 96 S CH 90 X FF 97 0-2 ①② G3-6 1-2f		B SL 91 X SL 91 1-0 ② P2			C SI 95 B SL 89 X SI 95 1-1 15 3B 1B	4	1	1	0	0	1	2
15 Brian Anderson, R (1, 5) OBP: 0.357, SLG: 0.399	B FF 98 F FF 98 C SL 92 S FF 98 1-3 ③ K			X FF 97 0-0 32 1B 9 2B 1B		S FF 96 B FF 97 S SL 91 X FF 98 1-2 ③ G4-3			B SI 96 1 SAFE C SI 96 1 SAFE X SI 95 1-1 1-H 32 2B 3B	4	2	2	1	0	1	1
32 Derek Dietrich, L (1, 3) OBP: 0.333, SLG: 0.430 2 Yadiel Rivera, R (9, PR) OBP: 0.281, SLG: 0.227 (9, 3)		B FF 96 C FF 96 B FF 97 C FF 97 F FF 97 B FF 96 X FF 97 3-2 ① P2		B FF 96 F CH 88 S FF 97 B FF 98 F SL 93 F FF 97 X FF 97 2-2 9 2B 1-2 1B			B SL 91 B CH 88 S FF 95 S FF 95 C FF 97 2-3 ① K		B CU 80 F SI 95 X CU 81 1-1 3-H 2B	4 0	1 0	2 0	1 0	0 0	1 0	0 0
9 Lewis Brinson, R (1, 8) OBP: 0.247, SLG: 0.363		S FF 97 S FF 96 F FF 97 F FF 97 S SL 92 0-3 ② K		C SL 92 S FF 97 X FF 97 0-2 1-H 2-H 2B			B SL 92 C SL 92 F SL 92 B SL 91 B SL 92 F SL 92 X FF 97 3-2 ② F9		B SI 96 X SI 95 1-0 ① G5-3	4	0	1	2	0	1	1
19 Miguel Rojas, R (1, 6) OBP: 0.298, SLG: 0.346 61 Adam Conley, L (7, 1) 45 Peter O'Brien, R (9, PH) OBP: 0.100, SLG: 0.200 71 Drew Steckenrider, R (9, 1)		F FF 97 B FF 98 B FF 98 F FF 97 B FF 98 X SL 92 3-2 ③ G6-3		C SL 93 S SL 92 F FF 97 B SL 93 F CH 90 S SL 92 1-3 ③ K			C CU 83 C FF 96 B SI 97 F SI 97 F FF 97 X CH 90 1-2 ③ G6-3		F SI 96 B SL 89 C SI 96 S CU 82 1-3 ② K	3 0 1 0	0 0 0 0	0 0 0 0	0 0 0 0	0 0 0 0	1 0 1 0	1 0 1 0
44 Austin Dean, R (1, 7) OBP: 0.240, SLG: 0.366 79 Isaac Galloway, R (8, 7) OBP: 0.340, SLG: 0.419			C FF 95 X SL 91 0-1 ① G4-3		C CU 82 B CU 85 B FF 95 F SL 92 F FF 97 X SL 92 2-2 ① G3-1			B FF 94 X FF 93 1-0 ① F9	X SI 96 0-0 ③ G5-3	3 1	0 0	0 0	0 0	0 0	0 0	0 1
62 José Ureña, R (1, 1) OBP: 0.047, SLG: 0.070 10 JT Riddle, L (7, 6) OBP: 0.281, SLG: 0.400			C FF 96 B FF 97 C FF 96 L FF 97 1-3 ② K		C FF 96 S SL 92 S FF 96 0-3 ② K			C FF 94 B FF 95 B SL 86 X FF 93 2-1 HR		2 1	0 1	0 1	0 1	0 0	2 0	0 0
Inning Stats	R: 0 E: 0 K: 3 S: 11 H: 0 LOB: 1 BB: 1 P: 17	R: 0 E: 0 K: 1 S: 12 H: 0 LOB: 0 BB: 0 P: 18	R: 0 E: 0 K: 2 S: 8 H: 0 LOB: 0 BB: 0 P: 9	R: 2 E: 0 K: 1 S: 17 H: 3 LOB: 1 BB: 1 P: 24	R: 0 E: 0 K: 1 S: 9 H: 0 LOB: 0 BB: 0 P: 12	R: 0 E: 0 K: 0 S: 6 H: 0 LOB: 0 BB: 0 P: 8	R: 0 E: 0 K: 1 S: 12 H: 0 LOB: 0 BB: 0 P: 18	R: 1 E: 0 K: 1 S: 9 H: 1 LOB: 0 BB: 0 P: 18	R: 2 E: 0 K: 1 S: 11 H: 3 LOB: 1 BB: 0 P: 16	1B: 3 2B: 2 3B: 1 HR: 1 SF: 0 SAC: 0 DP: 1 HBP: 0						

	AB	33
	R	5
	H	7
	RBI	5
	BB	2
	SO	11
	LOB	8

WP: 0 PB: 0 SB: 0 CS: 0 PA: 35

MIAMI

PITCHER	IP	WLS	BF	H	R	ER	SO	BB	IBB	HBP	BLK	WP	HR	S	P	ERA	WHIP
48 Jacob deGrom, R (1, 1) ERA: 1.71	7.0	L	25	3	2	2	9	2	0	0	0	0	0	75	106	2.57	0.714
38 Anthony Swarzak, R (8, 1) ERA: 6.14	1.0		4	1	1	1	1	0	0	0	0	0	1	9	18	9.00	1.000
65 Robert Gsellman, R (9, 1) ERA: 4.08	1.0		6	3	2	2	1	0	0	0	0	0	0	11	16	18.00	3.000

PITCHER	IP	WLS	BF	H	R	ER	SO	BB	IBB	HBP	BLK	WP	HR	S	P	ERA	WHIP

BOTTOM

Batter	1	2	3	4	5	6	7	8	9	AB	R	H	RBI	BB	SO	LOB
1 Amed Rosario, R (1, 6) OBP: 0.295, SLG: 0.382	C SI 95 B SI 96 S SL 84 S SI 96 1-3 ① **K**		X SL 87 0-0 ② **FC1-4** 1-2f		C SL 86 X SL 86 0-1 ③ **F9**		C FF 98 1 SAFE S CH 87 X FF 98 0-2 ③ **G4-3**		X SL 87 0-0 ③ **FC4-6** 1-2f	5	0	0	0	0	1	4
68 Jeff McNeil, L (1, 4) (7, 5) OBP: 0.392, SLG: 0.477	C SI 96 C SI 96 X SI 97 0-2 ② **F8**		1 SAFE T SI 96 B SL 88 B SI 96 1 SAFE X SI 95 2-1 ③ **F7**			F CH 89 X SI 96 0-1 ① **F7**		B SL 92 F FF 96 B SL 93 F FF 97 X FF 97 2-2 ① **G3**		4	0	0	0	0	0	1
30 Michael Conforto, L (1, 7) OBP: 0.341, SLG: 0.427	B SI 97 B SI 96 S CH 89 X SI 95 2-1 ③ **F7**			C FF 94 X SL 87 0-1 9 G3 **2B**		B SI 95 B CH 91 X SI 96 2-0 **HR**		F FF 97 B SL 91 B SL 92 F CH 86 C FF 98 2-3 ② **K**		4	1	2	1	0	1	0
21 Todd Frazier, R (1, 5) OBP: 0.301, SLG: 0.412 4 Wilmer Flores, R (7, 4) OBP: 0.321, SLG: 0.423		C SL 81 C SI 96 B SL 85 B CH 91 X SI 97 2-2 ① **F8**		C SL 86 B SI 96 F CH 90 B SI 97 X SL 86 2-2 ① **L6**		B SI 97 C SL 86 C SL 88 B SL 87 X SL 88 2-2 ② **P6**		F SL 89 S CH 87 T FF 98 0-2 ③ **K**		3 1	0 0	0 0	0 0	0 0	0 1	1 0
9 Brandon Nimmo, L (1, 9) OBP: 0.394, SLG: 0.501		B SI 97 C SI 96 B SL 87 S SI 96 C SI 96 2-3 ② **K**		B SI 95 B SI 96 C SI 95 C SI 96 X SI 96 3-2 ② **G3** 2-3		B SI 96 B CH 90 D CH 90 C SI 97 C CH 92 B SI 98 4-2 **BB**			S FF 93 X CH 89 0-1 ① **F7**	3	0	0	0	1	1	1
22 Dominic Smith, L (1, 3) OBP: 0.245, SLG: 0.411		B SI 96 B SI 96 S CH 89 X CH 90 2-1 16 FC6-4 **1B**		S SI 96 S SI 97 X SI 98 0-2 ③ **L9**		B CH 90 1 SAFE F SI 96 F SI 96 S SL 87 1-3 ③ **K**			C FF 93 B CH 90 S FF 94 F FF 94 B FF 92 F FF 94 S FF 95 2-3 ② **K**	4	0	1	0	0	2	2
16 Austin Jackson, R (1, 8) OBP: 0.322, SLG: 0.341		B FF 98 B SL 86 X SI 97 2-0 ③ **FC6-4** 1-2f			C SL 85 F SI 95 B SL 86 S SL 87 1-3 ① **K**		S SL 83 B SI 95 B SI 95 B SL 87 B SI 96 4-1 **BB**		C FF 94 B SL 88 C SL 87 B FF 94 F FF 95 B SL 87 B FF 95 4-2 26 DI 26 HR **BB**	2	1	0	0	2	1	1
26 Kevin Plawecki, R (1, 2) OBP: 0.338, SLG: 0.399			C SI 96 B SI 96 B SI 95 F SI 96 B SL 85 F SI 97 B SI 97 4-2 1 FC1-4 **BB**		C SI 96 B SI 97 X SL 87 1-1 ② **G6-3**		F SI 95 F SI 95 X SI 97 0-2 ① **P6**		F FF 94 F FF 94 F FF 95 B SL 88 X FF 96 1-2 1-H **HR**	3	1	1	2	1	0	1
48 Jacob deGrom, L (1, 1) OBP: 0.215, SLG: 0.194 19 Jay Bruce, L (7, PH) OBP: 0.303, SLG: 0.358 38 Anthony Swarzak, R (8, 1) 65 Robert Gsellman, R (9, 1) 72 Jack Reinheimer, R (9, PH) OBP: 0.318, SLG: 0.211			F SI 96 1 SAFE B SI 96 L SI 96 F SI 96 T SL 88 1-2 ① **K**		X SI 97 0-0 **1B**		B FF 97 1 SAFE F FF 97 B SL 92 1 SAFE X FF 98 2-1 ② **L4**		C FF 94 B SL 87 F FF 95 B FF 92 B FF 93 B FF 95 4-2 1 FC4-6 **BB**	2 1 0 0 0	0 0 0 0 0	1 0 0 0 0	0 0 0 0 0	0 0 0 0 1	1 0 0 0 0	1 1 0 0 0
Inning Stats	R: 0 E: 0 K: 1 S: 8 H: 0 LOB: 0 BB: 0 P: 11	R: 0 E: 0 K: 1 S: 9 H: 1 LOB: 1 BB: 0 P: 17	R: 0 E: 0 K: 1 S: 10 H: 0 LOB: 1 BB: 1 P: 17	R: 0 E: 0 K: 0 S: 11 H: 1 LOB: 1 BB: 0 P: 16	R: 0 E: 0 K: 1 S: 8 H: 1 LOB: 1 BB: 0 P: 10	R: 1 E: 0 K: 1 S: 11 H: 1 LOB: 1 BB: 1 P: 20	R: 0 E: 0 K: 0 S: 9 H: 0 LOB: 1 BB: 1 P: 15	R: 0 E: 0 K: 2 S: 9 H: 0 LOB: 0 BB: 0 P: 13	R: 2 E: 0 K: 1 S: 17 H: 1 LOB: 1 BB: 2 P: 28	1B: 2 2B: 1 3B: 0 HR: 2 SF: 0 SAC: 0 DP: 0 HBP: 0						

PITCHER	IP	WLS	BF	H	R	ER	SO	BB	IBB	HBP	BLK	WP	HR	S	P	ERA	WHIP
62 José Ureña, R (1, 1) ERA: 4.29	6.1	W	26	4	1	1	5	3	0	0	0	0	1	61	99	1.42	1.105
61 Adam Conley, L (7, 1) ERA: 4.5	1.2	H	5	0	0	0	2	0	0	0	0	0	0	14	20	0.00	0.000
71 Drew Steckenrider, R (9, 1) ERA: 4.18	1.0		6	1	2	2	1	2	0	0	0	0	1	17	28	18.00	3.000

PITCHER	IP	WLS	BF	H	R	ER	SO	BB	IBB	HBP	BLK	WP	HR	S	P	ERA	WHIP

Miami Marlins @ New York Mets

Citi Field, Flushing, NY

Tue Sep 11 2018, 7:14 PM - 9:51 PM EDT

Att. 20,849 - Cloudy - 73 F

livebaseballscorecards.com

AB	32
R	3
H	5
RBI	3
BB	5
SO	8
LOB	13

WP: 0 PB: 0 SB: 0 CS: 0 PA: 37

Batter	1	2	3	4	5	6	7	8	9	AB	R	H	RBI	BB	SO	LOB
52 Rafael Ortega, L (1, 7) OBP: 0.299, SLG: 0.294	C FF 96 F FF 96 X CH 88 0-2 P5		X FF 95 0-0 G4-3			C CU 79 X CH 87 0-1 L7			B SI 88 C FF 89 B SI 89 X FF 89 2-1 G3	4	0	0	0	0	0	1
13 Starlin Castro, R (1, 4) OBP: 0.337, SLG: 0.409 2 Yadiel Rivera, R (7, 4) OBP: 0.279, SLG: 0.226	B FF 96 X SI 96 1-0 G5-3			C CU 78 B SI 95 F SI 94 B CU 79 C FF 96 2-3 K			C FF 92 B FC 89 X FF 93 1-1 32 1B 15 1B 1B		C SL 82 C SL 81 B SL 81 C SI 89 1-3 K	3 1	0 0	1 0	0 0	0 0	1 1	0 0
11 J.T. Realmuto, R (1, 2) OBP: 0.347, SLG: 0.502 28 Bryan Holaday, R (7, PH) OBP: 0.260, SLG: 0.248 (7, 2)	B FF 96 F FF 96 B FF 96 B FC 92 X FF 97 3-1 F8			C CU 78 C CU 79 C FF 96 0-3 K			F SI 93 B SI 93 C CU 77 F FF 94 S FF 94 1-3 K		B SI 89 X SL 81 1-0 1B	2 2	0 0	0 1	0 0	0 0	1 1	0 1
15 Brian Anderson, R (1, 5) OBP: 0.357, SLG: 0.398 45 Peter O'Brien, R (7, 3) OBP: 0.091, SLG: 0.182		C SI 93 X FF 95 0-1 G3-1		B SI 95 X CU 78 1-0 F9			B SI 94 B CU 76 B FF 93 C FF 93 X SI 94 3-1 32 1B 1-2 1B		F FF 90 C FF 91 B FF 89 F SL 81 F FF 90 F FF 91 F SL 82 C FF 91 1-3 K	3 1	0 0	1 0	0 0	0 0	0 1	0 1
32 Derek Dietrich, L (1, 3) OBP: 0.333, SLG: 0.430 (7, 5)		C FF 94 C FF 95 T FF 95 0-2 K			X CH 86 0-0 G3		S FF 94 B FS 86 F FF 94 B CU 78 F FF 94 X FF 93 2-2 9 G5-4-3 1-2 2-3 1B			3	0	1	0	0	1	0
9 Lewis Brinson, R (1, 8) OBP: 0.245, SLG: 0.359		C FF 95 X FF 95 0-1 L8			B FF 94 B CH 87 B CU 78 C FF 97 F SI 96 C FF 96 3-3 K		S CH 87 X SI 94 0-1 G5-4-3 1-2f			3	0	0	0	0	1	3
10 JT Riddle, L (1, 6) OBP: 0.282, SLG: 0.399			B FF 93 X FF 95 1-0 36 SH3 1B		B CU 78 C CU 78 B SI 94 X CH 88 2-1 F8			C FS 90 B CH 86 T CU 77 B CU 78 B FF 94 X FF 94 3-2 G3		3	0	1	0	0	0	0
34 Magneuris Sierra, L (1, 9) OBP: 0.171, SLG: 0.174			B FF 95 X CH 87 1-0 F9			L FF 92 B CH 86 F CU 79 B FC 91 B SI 95 X FF 96 3-2 F7		F FS 92 X CH 85 0-1 F7		3	0	0	0	0	0	1
36 Trevor Richards, R (1, 1) OBP: 0.115, SLG: 0.080 48 Christopher Bostick, R (6, PH) OBP: 0.429, SLG: 0.500 51 Ben Meyer, L (6, 1) 40 Javy Guerra, R (6, 1) 44 Austin Dean, R (8, PH) OBP: 0.237, SLG: 0.361 64 Nick Wittgren, R (8, 1)			B FF 96 1 SAFE L FF 95 X SI 95 1-1 SH3 1-2			C CU 78 F FC 90 S FF 94 0-3 K		C FF 92 C FC 88 C FF 93 0-3 K		0 1 0 0 1 0	0 0 0 0 0 0	0 0 0 0 0 0	0 0 0 0 0 0	0 1 0 0 1 0	0 0 0 0 0 0	0 0 0 0 0 0
Inning Stats	R: 0 E: 0 K: 0 S: 6 H: 0 LOB: 0 BB: 0 P: 10	R: 0 E: 0 K: 1 S: 7 H: 0 LOB: 0 BB: 0 P: 7	R: 0 E: 0 K: 0 S: 5 H: 1 LOB: 1 BB: 0 P: 8	R: 0 E: 0 K: 2 S: 7 H: 0 LOB: 0 BB: 0 P: 10	R: 0 E: 0 K: 1 S: 6 H: 0 LOB: 0 BB: 0 P: 11	R: 0 E: 0 K: 1 S: 8 H: 0 LOB: 0 BB: 0 P: 11	R: 0 E: 0 K: 1 S: 14 H: 3 LOB: 2 BB: 0 P: 21	R: 0 E: 0 K: 1 S: 8 H: 0 LOB: 0 BB: 0 P: 11	R: 0 E: 0 K: 2 S: 13 H: 1 LOB: 1 BB: 0 P: 18	1B: 5 2B: 0 3B: 0 HR: 0	SF: 0 SAC: 1 DP: 1 HBP: 0					

PITCHER		IP	W/L/S	BF	H	R	ER	SO	BB	IBB	HBP	BLK	WP	HR	S	P	ERA	WHIP
45 Zack Wheeler, R ERA: 3.23	(1, 1)	8.0	W	27	4	0	0	7	0	0	0	0	0	0	61	89	0.00	0.500
51 Paul Sewald, R ERA: 5.54	(9, 1)	1.0		4	1	0	0	2	0	0	0	0	0	0	13	18	0.00	1.000

PITCHER	IP	W/L/S	BF	H	R	ER	SO	BB	IBB	HBP	BLK	WP	HR	S	P	ERA	WHIP

TOP

Miami Marlins @ New York Mets

Citi Field, Flushing, NY

Wed Sep 12 2018, 9:46 PM - 12:15 AM EDT

Att. 20,423 - Cloudy - 73 F

livebaseballscorecards.com

AB	30
R	0
H	5
RBI	0
BB	0
SO	9
LOB	7

MIAMI

Batter	1	2	3	4	5	6	7	8	9	AB	R	H	RBI	BB	SO	LOB
1 Amed Rosario, R (1, 6) OBP: 0.294, SLG: 0.386	C FF 91 X SL 80 0-1 P3	S FF 90 C FF 90 F FF 90 C FF 90 0-3 K		X CH 83 0-0 1-H 3-H HR		C SI 91 X SI 90 0-1 G6-3 1-2 2-3	C SL 88 F FF 93 X CU 78 0-2 G6-3			5	1	1	3	0	1	3
68 Jeff McNeil, L (1, 4) OBP: 0.398, SLG: 0.494	B FF 91 F FF 91 S CH 83 X CH 83 1-2 30 G5-3 1B	S CH 83 B FF 90 F FF 90 F FF 90 B FF 90 F FF 90 D CH 83 F CH 82 X FF 90 3-2 2-H 3B		X SL 81 0-0 F9		F SI 88 B CU 75 X SI 91 1-1 30 BB 19 HR 2-3 3-H 1B	F SL 90 B CH 85 F FF 93 F FF 94 B CU 80 B CU 81 X FF 93 3-2 G4-3			5	1	3	2	0	0	0
30 Michael Conforto, L (1, 7) OBP: 0.341, SLG: 0.425 (7, 9)	B FF 92 S FF 91 D CH 83 S FF 91 1 SAFE D CH 83 F FF 92 X CH 82 3-2 G5-3 1-2	F CH 81 X CH 83 0-1 G1-3		B SL 80 F CH 82 B FF 89 X CH 82 2-1 G4-3		B CH 82 C SI 91 B SI 91 F SI 90 B CH 82 B SI 91 4-2 19 HR 1-2 BB		B FF 92 X SI 90 1-0 22 E 1B		4	1	1	0	1	0	2
19 Jay Bruce, L (1, 9) OBP: 0.306, SLG: 0.369 72 Jack Reinheimer, R (7, 7) OBP: 0.304, SLG: 0.200	B CH 84 B FF 90 C FF 90 T FF 90 D CH 82 F CH 84 B FF 90 4-2 BB	B SL 78 X FF 88 1-0 F8	B CH 81 X CH 82 1-0 F9		B SI 91 T SI 91 F SI 91 D CH 83 X SI 91 2-2 1-H 2-H 3-H HR		B SL 82 S FF 91 C FF 92 X FF 92 1-2 F9		3	1	1	4	1	0	0
										1	0	0	0	0	0	1
9 Brandon Nimmo, L (1, 8) OBP: 0.392, SLG: 0.497	C FF 91 B FF 90 S CH 83 B FF 90 X CH 83 2-2 G3	B SL 80 C FF 90 C FF 90 B FF 89 X CH 83 2-2 G3-1		F CH 82 B FF 89 B SL 79 S CH 81 X CH 82 2-2 F9		C SI 90 B CU 75 B SI 90 B SI 91 X SI 91 3-1 22 HR 1B		X CH 86 0-0 F9		5	1	1	0	0	0	3
22 Dominic Smith, L (1, 3) OBP: 0.253, SLG: 0.453		C FF 90 C FF 90 F FF 90 X CH 84 0-2 7 2B 2B	X FF 88 0-0 F8		C CH 81 B FF 89 C FF 88 B FF 89 C FF 89 2-3 K	F SI 90 B SI 90 D CH 82 F SI 91 X SI 92 2-2 1-H HR		S SI 91 X CH 85 0-1 E7 1-3		5	2	2	2	0	1	1
7 José Reyes, S (1, 5) OBP: 0.267, SLG: 0.335		X FF 90 0-0 3 E 2-H 2B	B FF 89 C CH 82 F CH 82 F FF 90 X FF 89 1-2 45 1B 1 HR 1B			K BB		B CH 87 F CH 86 S FF 93 S FF 93 1-3 K		4	2	2	1	1	2	2
3 Tomás Nido, R (1, 2) OBP: 0.217, SLG: 0.231		F SL 80 S CH 83 X CH 84 0-2 E5 45 SH3-4 68 3B 2-H	1 SAFE B FF 90 1 SAFE X SL 80 1-0 L8			1-0 1 PB 45 1B 68 1B 1B K				4	2	1	0	0	1	2
45 Zack Wheeler, L (1, 1) OBP: 0.185, SLG: 0.226 51 Paul Sewald, R (9, 1)		L FF 89 X FF 90 0-1 SH3-4 1-2	F FF 89 C CH 82 F CH 82 1 SAFE F FF 91 D CH 82 X CH 82 1-2 1 HR 1-3 1B		C SI 91 X SI 91 0-1 68 1B 1 PB 19 HR 1-2 1B	F FF 91 F FF 92 B FF 92 S CU 79 1-3 K			3	2	2	0	0	1	0
										0	0	0	0	0	0	0
Inning Stats	R: 0 E: 0 K: 0 S: 15 H: 1 LOB: 2 BB: 1 P: 25	R: 3 E: 1 K: 1 S: 22 H: 3 LOB: 1 BB: 0 P: 25	R: 0 E: 0 K: 0 S: 5 H: 0 LOB: 0 BB: 0 P: 8	R: 3 E: 0 K: 0 S: 14 H: 3 LOB: 0 BB: 0 P: 19	R: 0 E: 0 K: 1 S: 7 H: 0 LOB: 0 BB: 0 P: 12	R: 7 E: 0 K: 2 S: 26 H: 6 LOB: 1 BB: 2 P: 44	R: 0 E: 0 K: 1 S: 10 H: 0 LOB: 0 BB: 0 P: 14	R: 0 E: 1 K: 1 S: 10 H: 1 LOB: 2 BB: 0 P: 13		1B: 8 2B: 2 3B: 1 HR: 3 SF: 0 SAC: 1 DP: 0 HBP: 0				WP: 0 PB: 1 SB: 0 CS: 0 PA: 43		

PITCHER		IP	WLS	BF	H	R	ER	SO	BB	IBB	HBP	BLK	WP	HR	S	P	ERA	WHIP
36 Trevor Richards, R ERA: 4.85	(1, 1)	5.0	L	24	7	6	4	2	1	0	0	0	0	1	63	89	7.20	1.600
51 Ben Meyer, R ERA: 11.0	(6, 1)	0.2		10	6	7	7	1	2	0	0	0	0	2	22	40	94.50	12.000
40 Javy Guerra, R ERA: 5.34	(6, 1)	1.1		4	0	0	0	2	0	0	0	0	0	0	14	18	0.00	0.000
64 Nick Wittgren, R ERA: 3.0	(8, 1)	1.0		5	1	0	0	1	0	0	0	0	0	0	10	13	0.00	1.000

PITCHER	IP	WLS	BF	H	R	ER	SO	BB	IBB	HBP	BLK	WP	HR	S	P	ERA	WHIP

BOTTOM

Miami Marlins @ New York Mets

Citi Field, Flushing, NY

Wed Sep 12 2018, 9:46 PM - 12:15 AM EDT

Att. 20,423 - Cloudy - 73 F

livebaseballscorecards.com

AB	39
R	13
H	14
RBI	12
BB	3
SO	6
LOB	14

Miami Marlins @ New York Mets

Citi Field, Flushing, NY

Thu Sep 13 2018, 3:12 PM - 5:44 PM EDT

Cloudy - 75 F

TOP

livebaseballscorecards.com

Batter	1	2	3	4	5	6	7	8	9	AB	R	H	RBI	BB	SO	LOB
19 Miguel Rojas, R (1, 6) (8, 3) OBP: 0.295, SLG: 0.342	F SI 94 X SI 94 0-1 ① F9		B SI 93 X SI 94 1-0 ① F8			C CU 77 B SL 87 C SI 95 F SI 94 F SI 94 X CU 78 1-2 ① G1-3	B CU 82 F FF 97 S CU 82 D CU 82 F FF 97 X CU 81 2-2 ③ L6			4	0	0	0	0	0	3
13 Starlin Castro, R (1, 4) OBP: 0.335, SLG: 0.406	C SI 94 S SI 93 F CU 79 F SI 94 B CU 77 B SI 94 F CU 78 X SI 94 2-2 ② G4-3		C SL 88 B SI 94 C CU 78 X SI 94 1-2 ② G4-3			B SI 95 X CH 86 1-0 ② G5-3		S FF 93 C FF 94 B SL 87 C FF 94 1-3 ① K		4	0	0	0	0	1	0
11 J.T. Realmuto, R (1, 2) OBP: 0.348, SLG: 0.500	F SI 94 B CH 88 F CH 86 B SI 94 F SI 94 B CU 78 B CH 84 4-2 BB		S SI 94 C SL 87 X SI 93 0-2 ③ F8			F SL 89 B SI 94 X SI 94 1-1 ③ F8		S SL 87 B SL 87 F FF 94 B SL 87 F FF 94 F FF 93 F FF 94 F SL 86 B SL 86 4-2 BB B FF 94		2	0	0	0	2	0	0
15 Brian Anderson, R (1, 5) OBP: 0.356, SLG: 0.399	1 SAFE C SI 94 B SI 94 S SL 87 S SI 94 1-3 ③ K			B SL 87 F SI 94 S CH 86 B CU 78 F SI 94 F SI 94 X CH 85 2-2 ① F7			S SI 94 B SI 94 F SL 89 X SI 94 1-2 45 1B 2B	B SL 86 X FF 92 1-0 ② L7		4	1	1	0	0	1	2
9 Lewis Brinson, R (1, 8) OBP: 0.242, SLG: 0.355		C SI 94 B CH 87 B SI 94 S SI 94 F SI 94 S CU 78 2-3 ① K		C SL 87 B SI 94 B SI 94 B SI 94 X SI 94 3-1 ② G6-3			B SI 92 F SI 92 B SL 88 F SI 93 F SI 93 F SI 93 X SL 89 2-2 ① L8	B FF 94 C SL 85 C FF 93 D SL 86 D SL 87 X FF 94 3-2 ③ L8		4	0	0	0	0	1	2
45 Peter O'Brien, R (1, 3) OBP: 0.214, SLG: 0.500 10 JT Riddle, L (8, 6) OBP: 0.281, SLG: 0.398		B SI 94 F SI 94 X SI 94 1-1 HR		C SI 94 B CU 80 B SL 88 X SL 88 2-1 ③ F7			X FF 96 0-0 79 FC6-4 1B 2-H		C CU 71 B CU 72 F FF 88 B CU 73 F CU 72 B FF 89 S FF 90 3-3 ① K	3 1	1 0	2 0	2 0	0 0	0 1	0 0
79 Isaac Galloway, R (1, 9) (9, 7) OBP: 0.352, SLG: 0.478		B SI 94 C SI 93 B CH 86 X CH 85 2-1 HR			B SI 94 B SI 94 S SI 95 C SI 94 B SI 94 F SI 94 B SI 94 4-2 52 G6-4-3 BB	F FF 96 B FF 96 X CU 81 1-1 ② FC6-4 52 1B 1-2f			S FF 89 C FF 90 B CU 73 S CU 73 1-3 ② K	3	1	1	1	1	1	1
52 Rafael Ortega, L (1, 7) OBP: 0.298, SLG: 0.292 34 Magneuris Sierra, L (9, 9) OBP: 0.171, SLG: 0.174		B SI 95 X SI 95 1-0 ② G4-3			C SI 94 B SI 94 1 SAFE X SL 87 1-1 ① ② G6-4-3 1-2f	1 SAFE X SI 96 0-0 22 S 1B 1-3			B FF 89 S CH 82 B FF 89 C FF 90 B CU 74 S CU 71 3-3 ③ K	4 0	0 0	1 0	0 0	0 0	1 0	1 0
22 Sandy Alcantara, R (1, 1) 61 Adam Conley, L (8, 1) 46 Kyle Barraclough, R (9, 1)		C SI 94 S SI 93 M SI 94 0-3 ③ K			C SI 94 S CU 78 B CU 77 S SI 94 1-3 ③ K	C FF 97 B CU 80 B FF 97 B FF 97 B FF 97 4-1 1-2 BB				2 0 0	0 0 0	0 0 0	0 0 0	1 0 0	2 0 0	0 0 0
Inning Stats	R: 0 E: 0 K: 1 S: 14 H: 0 LOB: 1 BB: 1 P: 21	R: 2 E: 0 K: 2 S: 12 H: 2 LOB: 0 BB: 0 P: 18	R: 0 E: 0 K: 0 S: 7 H: 0 LOB: 0 BB: 0 P: 9	R: 0 E: 0 K: 0 S: 9 H: 0 LOB: 0 BB: 0 P: 16	R: 0 E: 0 K: 1 S: 8 H: 0 LOB: 0 BB: 1 P: 14	R: 0 E: 0 K: 0 S: 8 H: 0 LOB: 0 BB: 0 P: 11	R: 1 E: 0 K: 0 S: 17 H: 3 LOB: 3 BB: 1 P: 27	R: 0 E: 0 K: 1 S: 13 H: 0 LOB: 1 BB: 1 P: 22	R: 0 E: 0 K: 3 S: 10 H: 0 LOB: 0 BB: 0 P: 17	1B: 2 2B: 1 3B: 0 HR: 2 SF: 0 SAC: 0 DP: 1 HBP: 0						WP: 0 PB: 0 SB: 1 CS: 0 PA: 35	

	AB	31
	R	3
	H	5
	RBI	3
	BB	4
	SO	8
	LOB	9

PITCHER		IP	WLS	BF	H	R	ER	SO	BB	IBB	HBP	BLK	WP	HR	S	P	ERA	WHIP
32 Steven Matz, L ERA: 4.18	(1, 1)	6.1		23	3	3	3	4	2	0	0	0	0	2	66	100	4.26	0.789
62 Drew Smith, R ERA: 2.05	(7, 1)	0.2		5	2	0	0	0	1	0	0	0	0	0	9	16	0.00	4.500
38 Anthony Swarzak, R ERA: 5.87	(8, 1)	1.0		4	0	0	0	1	1	0	0	0	0	0	13	22	0.00	1.000
39 Jerry Blevins, L ERA: 3.55	(9, 1)	1.0	W	3	0	0	0	3	0	0	0	0	0	0	10	17	0.00	0.000

PITCHER		IP	WLS	BF	H	R	ER	SO	BB	IBB	HBP	BLK	WP	HR	S	P	ERA	WHIP

BOTTOM

Miami Marlins @ New York Mets

Citi Field, Flushing, NY

Thu Sep 13 2018, 3:12 PM - 5:44 PM EDT

Cloudy - 75 F

Batter	1	2	3	4	5	6	7	8	9	AB	R	H	RBI	BB	SO	LOB
9 Brandon Nimmo, L (1, 9) OBP: 0.391, SLG: 0.497	C FF 95 B SI 96 F FF 95 X FF 98 1-2 19 G6-3 2B	B CU 84 X SI 95 1-0 ① G6-3	X SI 95 0-0 ① G4-3	X FF 96 0-0 ③ P6		4	0	1	0	0	0	1
19 Jay Bruce, L (1, 3) OBP: 0.302, SLG: 0.363	B SI 96 F FF 96 S CH 89 X FF 98 1-2 ① G6-3 2-3	S SI 96 S SI 97 B SI 97 X CH 90 1-2 ② G4-3	C SI 95 F SI 95 B SL 87 F SI 97 B CH 91 S SL 87 2-3 ② K	S FF 96 B SL 86 B SL 88 X FF 96 2-1 ① P3		4	0	0	0	0	1	1
4 Wilmer Flores, R (1, 4) OBP: 0.318, SLG: 0.420 62 Drew Smith, R (7, 1) 38 Anthony Swarzak, R (8, 1) 39 Jerry Blevins, L (9, 1) OBP: 0.500, SLG: 0.500 1 Amed Rosario, R (9, PH) OBP: 0.294, SLG: 0.386 22 Dominic Smith, L (9, PH) OBP: 0.250, SLG: 0.448	B SL 87 B SL 86 B SI 95 C FF 95 F SI 95 X FF 98 3-2 ② G5-3	F CU 85 X CH 90 0-1 ③ G6-3	B SL 85 F CH 90 S SL 86 C SL 89 1-3 ③	S FF 94 S CH 88 B FF 94 B FF 95 X CH 88 2-2 ② G2-3		3 0 0 0 0 1	0 0 0 0 0 0	0 0 0 0 0 0	0 0 0 0 0 0	1 0 0 0 0 0	1 0 0 0 0 0
30 Michael Conforto, L (1, 7) OBP: 0.340, SLG: 0.430	B FF 96 X CH 90 1-0 ③ P5	B CU 79 C CU 81 X SI 95 1-1 ① G3	X SI 95 0-0 ① G3-1	B SL 78 X CH 87 1-0 HR		4	1	1	1	0	0	1
21 Todd Frazier, R (1, 5) OBP: 0.303, SLG: 0.419	F FF 94 S CH 88 X FF 96 0-2 ① P3	B FF 95 B CU 84 B FF 94 B FF 93 4-0 16 CS BB	C FF 96 B SL 86 F SL 85 B SI 98 X SI 97 2-2 ② G4-3	C SL 79 B SL 80 X FF 94 1-1 HR		3	1	1	1	1	0	0
16 Austin Jackson, R (1, 8) OBP: 0.319, SLG: 0.338	C FF 95 X FF 96 0-1 ② L8	C SL 84 B SL 86 S SI 96 B SL 87 S CH 91 2-3 ②③ K 1-2	C SL 87 S SL 89 B SL 89 B SL 89 F SI 97 B CH 91 S SL 87 3-3 ③ K			3	0	0	0	0	2	1
26 Kevin Plawecki, R (1, 2) OBP: 0.342, SLG: 0.397	C FF 96 B SL 87 B SL 86 B SI 95 S FF 94 B FF 96 4-2 32 HR BB	B SI 96 F FF 96 S CH 90 F SI 98 F CH 90 B SL 88 B SL 86 S SI 98 3-3 ① K	F SI 94 B SL 86 B FF 95 S SI 95 B SI 97 F SI 95 B SI 95 4-2 72 G3 BB			1	1	0	0	2	1	0
32 Steven Matz, R (1, 1) OBP: 0.133, SLG: 0.186 68 Jeff McNeil, L (7, 4) OBP: 0.395, SLG: 0.490	X FF 95 0-0 1-H HR	C FF 98 B SL 86 X SL 86 1-1 ② F8	B FF 95 F FF 95 L FF 96 D SL 89 B FF 96 C FF 96 3-3 ① K			2 1	1 0	1 0	2 0	0 0	0 1	0 1
72 Jack Reinheimer, R (1, 6) OBP: 0.269, SLG: 0.174	C SL 85 C CU 84 C CU 85 0-3 ③ K	C SL 85 C FF 97 B SL 88 B SL 88 F FF 97 X FF 98 2-2 ③ L8	B FF 96 C CH 86 D CH 86 S FF 96 B CH 86 F FF 97 X FF 97 3-2 ② G3 1-2			3	0	0	0	0	1	1
Inning Stats	R: 0 E: 0 K: 0 S: 10 H: 1 LOB: 1 BB: 0 P: 16	R: 2 E: 0 K: 1 S: 11 H: 1 LOB: 0 BB: 1 P: 15	R: 0 E: 0 K: 0 S: 6 H: 0 LOB: 0 BB: 0 P: 8	R: 0 E: 0 K: 1 S: 5 H: 0 LOB: 0 BB: 1 P: 12	R: 0 E: 0 K: 1 S: 11 H: 0 LOB: 0 BB: 0 P: 17	R: 0 E: 0 K: 2 S: 8 H: 0 LOB: 0 BB: 0 P: 11	R: 0 E: 0 K: 1 S: 8 H: 0 LOB: 0 BB: 0 P: 13	R: 0 E: 0 K: 1 S: 11 H: 0 LOB: 1 BB: 1 P: 21	R: 2 E: 0 K: 0 S: 8 H: 2 LOB: 0 BB: 0 P: 14	1B: 0 2B: 1 3B: 0 HR: 3 SF: 0 SAC: 0 DP: 0 HBP: 0				WP: 0 PB: 0 SB: 0 CS: 1		PA: 32

PITCHER		IP	WLS	BF	H	R	ER	SO	BB	IBB	HBP	BLK	WP	HR	S	P	ERA	WHIP
22 Sandy Alcantara, R ERA: 1.42	(1, 1)	7.0		25	2	2	2	6	3	0	0	0	0	1	62	99	2.57	0.714
61 Adam Conley, L ERA: 4.37	(8, 1)	1.1	H	4	0	0	0	1	0	0	0	0	0	0	10	18	0.00	0.000
46 Kyle Barraclough, R ERA: 4.41	(9, 1)	0.1	L	3	2	2	2	0	0	0	0	0	0	2	6	10	54.00	6.000

PITCHER	IP	WLS	BF	H	R	ER	SO	BB	IBB	HBP	BLK	WP	HR	S	P	ERA	WHIP

livebaseballscorecards.com

AB	29
R	4
H	4
RBI	4
BB	3
SO	7
LOB	7

Batter	1	2	3	4	5	6	7	8	9	AB	R	H	RBI	BB	SO	LOB
19 Miguel Rojas, R (1, 4) OBP: 0.295, SLG: 0.348	C SI 84 C SI 86 S KC 73 0-3 ① K		B CH 80 F SI 86 B KC 74 X SI 87 2-1 1-H HR		B SI 84 C CH 79 X KC 74 1-1 ① G3-1			B SL 88 C SI 94 B SL 89 C FF 94 F FF 97 F SI 95 S FF 96 2-3 ① K		4	1	1	2	0	2	0
9 Lewis Brinson, R (1, 8) OBP: 0.245, SLG: 0.355	X SI 86 0-0 15 E 15 S 1B		C KC 73 S CH 81 B KC 73 B CH 81 B KC 75 B SI 85 4-2 BB		C CH 80 S KC 73 B CH 79 X SI 85 1-2 ② F8			C CU 80 F CH 89 F CU 82 S FF 96 0-3 ② K		3	0	1	0	1	1	0
15 Brian Anderson, R (1, 5) OBP: 0.355, SLG: 0.398	C KC 74 B CH 81 F SI 87 B SI 87 B SI 87 S SI 87 3-3 ② K 1-3		T CH 80 S CH 80 F SI 86 S SI 86 0-3 ① K		C KC 73 C KC 73 S CH 80 0-3 ③ K			B FF 95 B SI 93 F SL 89 S CU 81 X FF 96 2-2 1B		4	0	1	0	0	3	2
45 Peter O'Brien, R (1, 3) OBP: 0.222, SLG: 0.412	C KC 74 B SI 86 D CH 82 S CH 82 B SI 88 F KC 76 D CH 82 4-2 BB		B SI 85 1 SAFE C SI 86 X CH 78 1-1 ② F9			C CH 82 S CH 76 B CH 77 B SI 84 X CH 79 2-2 ① G6-3		B CU 78 C CU 80 B SL 89 B FF 93 F SI 95 F FF 95 X SI 94 3-2 ③ F8		3	0	0	0	1	0	2
79 Isaac Galloway, R (1, 9) OBP: 0.333, SLG: 0.449 39 Tyler Kinley, R (6, 1) 55 Drew Rucinski, R (7, 1) 57 Elieser Hernández, R (8, 1) 13 Starlin Castro, R (9, PH) OBP: 0.334, SLG: 0.405	B SI 87 1 SAFE F KC 74 X CH 80 1-1 ③ F8		C SI 86 F CH 82 B SI 86 S SI 88 1-3 ③ K			C SI 84 X CH 77 0-1 ② G5-3			C SI 94 B CU 81 F SI 95 F SI 95 S CU 82 1-3 ① K	3 0 0 0 1	0 0 0 0 0	0 0 0 0 0	0 0 0 0 0	0 0 0 0 1	1 0 0 0 0	3 0 0 0 0
10 JT Riddle, L (1, 6) OBP: 0.277, SLG: 0.392		C FF 86 F SI 84 F CH 80 X SI 86 0-2 ① L8		F FF 84 B KC 73 F SI 85 X SI 87 1-2 ① G4-3		C FF 85 F KC 73 B CH 79 F FF 85 X SI 85 1-2 ③ F9			B CU 80 C SI 95 X CH 88 1-1 ② G6-3	4	0	0	0	0	0	0
48 Christopher Bostick, R (1, 7) OBP: 0.333, SLG: 0.375 32 Derek Dietrich, L (7, PH) OBP: 0.334, SLG: 0.429 (7, 7)		C KC 73 S CH 80 B SI 85 S CH 80 1-3 ② K		C SI 85 C KC 73 B CH 80 F KC 74 B SI 86 F SI 86 C CH 80 2-3 ② K			F CU 77 S CU 78 C FF 96 0-3 ① K		B FF 95 B CU 80 C SI 94 B CH 86 B SI 95 4-1 BB	2 1	0 0	0 0	0 1	0 1	2 1	0 0
17 Chad Wallach, R (1, 2) OBP: 0.200, SLG: 0.139 11 J.T. Realmuto, R (9, PH) OBP: 0.348, SLG: 0.499		F SI 85 C KC 74 X SI 86 0-2 ③ F9		B SI 86 C KC 73 H FF 86 2-1 HBP			C CU 80 F SL 89 B FF 95 S CU 81 1-3 ② K		F SI 96 X SL 89 0-1 ③ F7	2 1	0 0	0 0	0 0	0 0	1 0	0 1
43 Jeff Brigham, R (1, 1) OBP: 0.500, SLG: 0.500 66 Jarlín García, L (5, 1) 52 Rafael Ortega, L (6, 9) OBP: 0.295, SLG: 0.289			C FF 84 T KC 73 F SI 85 B CH 80 X SI 86 1-2 19 HR 1B	X SI 86 0-0 ③ B2			C SI 95 B CH 89 S CU 80 F FF 97 F FF 96 B CU 82 B FF 98 C SI 97 3-3 ③ K			2 0 1	1 0 0	1 0 0	0 0 0	0 0 0	0 0 1	1 0 0
Inning Stats	R: 0 H: 1 E: 1 LOB: 2 K: 2 BB: 1 S: 12 P: 20	R: 0 H: 0 E: 0 LOB: 0 K: 1 BB: 0 S: 10 P: 11	R: 2 H: 2 E: 0 LOB: 1 K: 2 BB: 1 S: 17 P: 26	R: 0 H: 0 E: 0 LOB: 1 K: 1 BB: 0 S: 10 P: 15	R: 0 H: 0 E: 0 LOB: 0 K: 1 BB: 0 S: 8 P: 10	R: 0 H: 0 E: 0 LOB: 0 K: 0 BB: 0 S: 9 P: 12	R: 0 H: 0 E: 0 LOB: 0 K: 3 BB: 0 S: 11 P: 15	R: 0 H: 1 E: 0 LOB: 1 K: 2 BB: 0 S: 16 P: 23	R: 0 H: 0 E: 0 LOB: 1 K: 1 BB: 1 S: 9 P: 15	1B: 3 SF: 0 2B: 0 SAC: 0 3B: 0 DP: 0 HR: 1 HBP: 1					WP: 0 PA: 35 PB: 0 SB: 1 CS: 0	

PITCHER	IP	WLS	BF	H	R	ER	SO	BB	IBB	HBP	BLK	WP	HR	S	P	ERA	WHIP
40 Jason Vargas, L (1, 1) ERA: 6.47	6.0	W	24	3	2	2	7	2	0	1	0	0	1	66	94	3.00	0.833
67 Seth Lugo, R (7, 1) ERA: 2.69	2.0	H	7	1	0	0	5	0	0	0	0	0	0	27	38	0.00	0.500
65 Robert Gsellman, R (9, 1) ERA: 4.03	1.0	S	4	0	0	0	1	1	0	0	0	0	0	9	15	0.00	1.000

PITCHER	IP	WLS	BF	H	R	ER	SO	BB	IBB	HBP	BLK	WP	HR	S	P	ERA	WHIP

Miami Marlins @ New York Mets

Citi Field, Flushing, NY

Thu Sep 13 2018, 6:17 PM - 9:03 PM EDT

Att. 22,640 - Cloudy - 75 F

TOP

livebaseballscorecards.com

AB	31
R	2
H	4
RBI	2
BB	3
SO	13
LOB	9

MIAMI

Miami Marlins @ New York Mets

Citi Field, Flushing, NY

Thu Sep 13 2018, 6:17 PM - 9:03 PM EDT

Att. 22,640 - Cloudy - 75 F

livebaseballscorecards.com

BOTTOM

Batter	1	2	3	4	5	6	7	8	9	AB	R	H	RBI	BB	SO	LOB
1 Amed Rosario, R (1, 6) OBP: 0.298, SLG: 0.389	B FF 92 B FF 92 C FF 92 F FF 93 F FF 94 X ST 80 2-2 ① F8		B ST 81 F FF 94 F FF 95 X ST 82 1-2 1B		1 SAFE F FF 92 B ST 78 1 SAFE X FF 91 1-1 68 FC4-6 1-2 1B		C FC 90 S FC 89 F FF 94 B FF 95 F SL 86 B FC 90 X SI 94 2-2 68 1B 30 1B 1B			4	1	3	0	0	0	0
68 Jeff McNeil, L (1, 4) (7, 5) OBP: 0.392, SLG: 0.484	C FF 94 B ST 80 B FF 93 F FF 93 F ST 81 X ST 81 2-2 ② G1-3		1 SAFE F FF 93 F CH 85 F FF 92 1 SAFE X FF 91 0-2 ② P6		F FF 91 S FF 92 F FF 92 X SL 84 0-2 ② FC4-6 1-2f 2-3 30 2B		F FF 95 1 SAFE X SI 95 0-1 30 1B 22 G3-1 1-2 1B			4	2	1	0	0	0	3
30 Michael Conforto, L (1, 7) OBP: 0.342, SLG: 0.433	C ST 79 X CH 86 0-1 ③ F7		C FF 94 B ST 80 X ST 80 1-1 ③ L4		B SL 85 X SL 83 1-0 1-H 3-H 2B		B FC 91 C SI 95 C FC 89 X FF 95 1-2 22 G3-1 1-3 2-H 1B			4	0	2	3	0	0	1
22 Dominic Smith, L (1, 3) OBP: 0.250, SLG: 0.440		C FF 93 C FF 94 F FF 95 F ST 82 X ST 80 0-2 9 BB 1B		C ST 80 X CH 83 0-1 ① F7	C FF 91 S SL 87 F FF 91 F FF 93 B SL 84 B SL 85 F SL 85 F FF 92 F CH 86 2-2 ③ L5 X FF 93		F SI 94 F FC 92 X SL 85 0-2 ② G3-1 1-2 3-H			4	0	1	1	0	0	2
9 Brandon Nimmo, L (1, 9) OBP: 0.392, SLG: 0.495		B FF 94 B FF 91 B FF 92 C FF 91 B FF 94 4-1 1-2 BB		C FF 94 B FF 94 S CH 85 X ST 82 1-2 ② P6		X SI 98 0-0 ① G4-3	0-0 IBB			2	0	0	0	2	0	0
16 Austin Jackson, R (1, 8) OBP: 0.315, SLG: 0.333		C ST 81 C ST 80 F FF 94 B ST 80 B ST 81 F FF 93 C CH 86 2-3 ① K		B FF 95 S FF 94 B ST 82 S CH 86 C FF 94 2-3 ③ K		C SI 97 B SL 90 C SL 89 B SL 93 T FF 98 2-2 ② K	X FC 89 0-0 ③ G3			4	0	0	0	0	3	4
7 José Reyes, S (1, 5) OBP: 0.268, SLG: 0.332 67 Seth Lugo, R (7, 1) OBP: 0.167, SLG: 0.091 72 Jack Reinheimer, R (8, PH) OBP: 0.259, SLG: 0.167 65 Robert Gsellman, R (9, 1)		T FF 94 B FF 95 B ST 81 X CH 87 2-1 ② F6			C FF 93 C FF 94 X FF 94 0-2 ① G4-3	F FF 98 B FF 97 C SL 90 B SL 90 B SL 88 D SL 90 4-2 BB		B FF 91 X FF 89 1-0 ① F8		2 0 1 0	0 0 0 0	0 0 0 0	0 0 0 0	1 0 0 0	0 0 0 0	2 0 0 0
3 Tomás Nido, R (1, 2) OBP: 0.219, SLG: 0.275		F ST 81 X FF 94 0-1 ③ L9			F FF 94 F FF 94 B FF 95 F ST 82 F CH 87 X CH 87 1-2 HR	B FF 97 X FF 96 1-0 ③ P3		X SL 77 0-0 ② L5		4	1	1	1	0	0	3
40 Jason Vargas, L (1, 1) OBP: 0.167, SLG: 0.130 4 Wilmer Flores, R (7, 4) OBP: 0.317, SLG: 0.418			B FF 93 F FF 92 X FF 94 1-1 ① F7		B FF 93 B FF 92 F FF 91 F FF 93 X FF 93 2-2 68 FC4-6 1 1B 30 2B 1B		B FC 90 C FC 90 C SI 94 B CH 86 F FF 94 X SI 94 2-2 ① G6-3	C FF 92 B FF 92 C CH 82 F FF 93 T SL 79 1-2 ③ K		2 2	1 0	1 0	0 0	0 1	0 0	0 0
Inning Stats	R: 0 E: 0 K: 0 S: 10 H: 0 LOB: 0 BB: 0 P: 14	R: 0 E: 0 K: 1 S: 15 H: 1 LOB: 2 BB: 1 P: 23	R: 0 E: 0 K: 0 S: 11 H: 1 LOB: 1 BB: 0 P: 14	R: 0 E: 0 K: 1 S: 8 H: 0 LOB: 0 BB: 0 P: 11	R: 3 E: 0 K: 0 S: 26 H: 4 LOB: 1 BB: 0 P: 33	R: 0 E: 0 K: 1 S: 7 H: 0 LOB: 1 BB: 1 P: 14	R: 2 E: 0 K: 0 S: 18 H: 3 LOB: 2 BB: 1 P: 23	R: 0 E: 0 K: 1 S: 6 H: 0 LOB: 0 BB: 0 P: 8		1B: 7 2B: 1 3B: 0 HR: 1 SF: 0 SAC: 0 DP: 0 HBP: 0				WP: 0 PB: 0 SB: 0 CS: 0 PA: 36		

	AB	R	H	RBI	BB	SO	LOB
BOTTOM	**33**	**5**	**9**	**5**	**3**	**4**	**15**

PITCHER		IP	WLS	BF	H	R	ER	SO	BB	IBB	HBP	BLK	WP	HR	S	P	ERA	WHIP
43 Jeff Brigham, R ERA: 7.36	(1, 1)	4.1	L	19	5	3	3	2	1	0	0	0	0	1	57	79	6.23	1.385
66 Jarlín García, L ERA: 5.05	(5, 1)	0.2		3	1	0	0	0	0	0	0	0	0	0	13	16	0.00	1.500
39 Tyler Kinley, R ERA: 14.29	(6, 1)	1.0		4	0	0	0	1	1	0	0	0	0	0	7	14	0.00	1.000
55 Drew Rucinski, R ERA: 4.08	(7, 1)	1.0		7	3	2	2	0	0	1	0	0	0	0	18	23	18.00	3.000
57 Elieser Hernández, R ERA: 5.25	(8, 1)	1.0		3	0	0	0	1	0	0	0	0	0	0	6	8	0.00	0.000

PITCHER	IP	WLS	BF	H	R	ER	SO	BB	IBB	HBP	BLK	WP	HR	S	P	ERA	WHIP

Batter	1	2	3	4	5	6	7	8	9	AB	R	H	RBI	BB	SO	LOB
10 JT Riddle, L (1, 6) OBP: 0.282, SLG: 0.393	C FF 95 B FF 96 F FF 95 B SL 87 X FF 95 2-2 11 FC5-4 1B		B SI 93 B CH 88 B CH 88 B FF 94 4-0 1-2 BB		C CU 78 B CH 86 F FF 95 F SL 85 F FF 96 B FF 96 S CH 87 2-3 ③ K		F FF 94 X CH 84 0-1 1-2 2-3 1B		C SI 93 B CU 73 X FF 94 1-1 ② L8	4	0	2	0	1	1	1
19 Miguel Rojas, R (1, 5) OBP: 0.293, SLG: 0.346 2 Yadiel Rivera, R (7, PH) OBP: 0.276, SLG: 0.222 (7, 5)	L FF 95 1 SAFE 1 SAFE X SL 87 0-1 ① L7		C FF 96 B SL 88 C SL 87 S SL 86 1-3 ② K			B FF 93 F FF 93 X SL 84 1-1 ① F8	B FF 94 X SL 83 1-0 ② F7		F FF 94 F SL 83 S SL 81 0-3 ③ K	3 2	0 0	0 0	0 0	0 0	1 1	3 3
11 J.T. Realmuto, R (1, 2) OBP: 0.348, SLG: 0.505 17 Chad Wallach, R (7, PH) OBP: 0.195, SLG: 0.135 (7, 2)	1 SAFE C SL 88 X SL 87 0-1 ② FC5-4 1-2f		B FF 95 C SL 87 S SL 86 S SL 86 1-3 ③ K			X FF 94 0-0 HR	C SL 84 X SL 83 0-1 ③ P3			3 1	1 0	1 0	1 0	0 0	1 0	3 3
13 Starlin Castro, R (1, 4) OBP: 0.333, SLG: 0.403 45 Peter O'Brien, R (7, 3) OBP: 0.263, SLG: 0.500	X FF 97 0-0 ③ P4			B SL 86 F FF 92 X SL 86 1-1 ① F9		X FF 95 0-0 ② L4		B FF 92 F FF 92 X SL 82 1-1 2B		3 1	0 0	0 1	0 0	0 0	0 0	1 0
32 Derek Dietrich, L (1, 3) OBP: 0.333, SLG: 0.426 (7, 4)		C FF 94 C SL 85 B SL 84 B FF 96 X CH 88 2-2 ① F8		C SL 87 X SI 94 0-1 ② G5-3		X CH 86 0-0 ③ L9		C FF 93 D CH 85 B SI 93 B SI 94 H FF 94 4-1 HBP		3	0	0	0	0	0	0
9 Lewis Brinson, R (1, 8) OBP: 0.243, SLG: 0.351 64 Nick Wittgren, R (7, 1) 28 Bryan Holaday, R (8, PH) OBP: 0.258, SLG: 0.246 (8, 1)		C SL 85 C FF 95 B SL 85 B SL 88 B FF 96 X SL 87 3-2 ② G5-3		B SL 86 S SL 86 B FF 95 F SI 92 B SL 87 X FF 95 3-2 ③ P5			C FF 94 T SL 86 B SL 87 B SL 86 X FF 94 2-2 ① L9	C CU 73 B FF 93 X SL 82 1-1 ① F6		3 0 1	0 0 0	0 0 0	0 0 0	0 0 0	0 0 0	0 0 2
44 Austin Dean, R (1, 7) OBP: 0.250, SLG: 0.382		X FF 96 0-0 ③ G4-3			C FF 94 X SL 86 0-1 52 1B 1B		B FF 92 B FF 92 C FF 92 X FF 92 2-1 34 1B 34 E 2B	B FF 93 X SL 82 1-0 ② F7		4	1	2	0	0	0	2
52 Rafael Ortega, L (1, 9) OBP: 0.302, SLG: 0.291			C FF 94 B CU 78 B FF 95 B FF 94 C FF 94 F FF 96 F FF 95 F FF 95 F FF 94 3-3 ① F FF 96 F SL 87 S FF 96 K		B SI 92 X SI 93 1-0 ① 1-3 1B		B CU 71 B FF 92 B SI 93 B FF 93 4-0 10 1B 34 E BB	B CU 72 X FF 93 1-0 ③ F8		3	0	1	0	1	1	2
54 Wei-Yin Chen, R (1, 1) OBP: 0.162, SLG: 0.189 48 Christopher Bostick, R (5, PH) OBP: 0.300, SLG: 0.333 56 Tayron Guerrero, R (5, 1) 40 Javy Guerra, R (6, 1) 34 Magneuris Sierra, L (7, PH) OBP: 0.177, SLG: 0.180 (7, 8)			C FF 94 S SL 86 X FF 95 0-2 10 BB 1B		X SI 93 0-0 ② G1-3		B SI 92 C SI 92 B SL 82 B SI 91 C FF 94 X FF 95 3-2 E6 10 1B 1-2 2-H 1B		B FF 92 B CH 83 B FF 92 C FF 90 X SI 90 3-1 ① P5	1 1 0 0 2	0 0 0 0 0	1 0 0 0 1	0 0 0 0 0	0 0 0 0 0	0 0 0 0 0	0 1 0 0 0
Inning Stats	R: 0 E: 0 K: 0 S: 8 H: 1 LOB: 1 BB: 0 P: 10	R: 0 E: 0 K: 0 S: 7 H: 0 LOB: 0 BB: 0 P: 12	R: 0 E: 0 K: 3 S: 18 H: 1 LOB: 2 BB: 1 P: 27	R: 0 E: 0 K: 0 S: 7 H: 0 LOB: 0 BB: 0 P: 11	R: 0 E: 0 K: 1 S: 9 H: 2 LOB: 1 BB: 0 P: 12	R: 1 E: 0 K: 0 S: 5 H: 1 LOB: 0 BB: 0 P: 6	R: 1 E: 1 K: 0 S: 13 H: 3 LOB: 3 BB: 1 P: 25	R: 0 E: 0 K: 0 S: 7 H: 1 LOB: 2 BB: 0 P: 15	R: 0 E: 0 K: 1 S: 7 H: 0 LOB: 0 BB: 0 P: 11	1B: 6 2B: 2 3B: 0 HR: 1 SF: 0 SAC: 0 DP: 0 HBP: 1						

PITCHER		IP	WLS	BF	H	R	ER	SO	BB	IBB	HBP	BLK	WP	HR	S	P	ERA	WHIP
56 Zach Eflin, R ERA: 4.26	(1, 1)	6.1	W	24	5	1	1	4	1	0	0	0	0	1	57	83	1.42	0.947
63 Drew Anderson, R ERA: 5.19	(7, 1)	2.2		14	4	1	1	1	1	0	1	0	0	0	24	46	3.38	1.875

PITCHER		IP	WLS	BF	H	R	ER	SO	BB	IBB	HBP	BLK	WP	HR	S	P	ERA	WHIP

TOP

Miami Marlins @ Philadelphia Phillies

Citizens Bank Park, Philadelphia, PA

Fri Sep 14 2018, 7:08 PM - 10:00 PM EDT

Att. 21,671 - Cloudy - 74 F

livebaseballscorecards.com

AB	35
R	2
H	9
RBI	1
BB	2
SO	5
LOB	21

WP: 0 PA: 38
PB: 0
SB: 0
CS: 0

Batter	1	2	3	4	5	6	7	8	9	AB	R	H	RBI	BB	SO	LOB
16 César Hernández, S (1, 4) OBP: 0.361, SLG: 0.356 18 Pedro Florimón, S (8, 4) OBP: 0.290, SLG: 0.438	B FF 90 C FF 90 B CU 73 X FF 91 2-1 G6-3 ①	C CH 84 B FF 93 B FF 91 C SL 87 X FF 91 2-2 G1-3 ③		1 SAFE B FF 91 F FF 91 X SL 85 1-1 1-2 1B		C CU 80 X SL 92 0-1 17 HR 1B	C CH 87 F SI 93 B SI 92 D SL 84 C CH 87 2-3 K ③			5 0	1 0	2 0	0 0	0 0	1 0	1 0
17 Rhys Hoskins, R (1, 3) OBP: 0.362, SLG: 0.506	C FF 92 B FF 92 C FF 91 B SL 87 X FF 91 2-2 P3 ②		X FF 90 0-0 P3 ①	C FF 91 B CU 74 B CH 84 C SI 91 X FF 91 2-2 G6-3 ③		B SL 88 B SL 88 F FF 94 X FF 94 2-1 1-H HR		B CU 59 X FA 75 1-0 19 2B 2B		5	2	2	2	0	0	2
19 José Bautista, R (1, 9) OBP: 0.344, SLG: 0.375	B CU 73 B FF 91 F FF 91 B CU 73 B CH 83 4-1 41 CS 40 BB BB		C FF 90 F SL 84 B CU 77 T FF 91 1-2 K ②		B FF 97 B FF 98 B FF 97 C FF 99 B FF 95 4-1 41 BB 23 HR BB	C CU 82 B FF 94 B FF 94 X FF 93 2-1 40 1B 2B		B FA 72 X FA 73 1-0 29 HR 2-H 2B		3	3	2	1	2	1	0
40 Wilson Ramos, R (1, 2) OBP: 0.365, SLG: 0.507 15 Andrew Knapp, S (8, 2) OBP: 0.314, SLG: 0.345	B FF 91 B CH 84 B CH 82 B FF 91 4-0 1-2 BB		B CH 85 C FF 91 B FF 92 S SI 92 F FF 91 X FF 93 2-2 F9 ③		B SL 87 B FF 97 F FF 97 F FF 98 B FF 99 S FF 97 3-3 K ①	S SL 88 B SL 90 X SL 88 1-1 41 1B 2-H 1B		B FA 72 F FA 70 B SL 71 X FA 70 2-1 F8 ①		3 1	0 0	1 0	1 0	1 0	1 0	1 1
41 Carlos Santana, S (1, 5) OBP: 0.354, SLG: 0.429 29 Mitch Walding, L (8, 5) OBP: 0.176, SLG: 0.267	B SL 86 F SL 86 B FF 91 2-1 CS 2-3 ③	C FF 90 F CU 75 F FF 93 X SL 87 0-2 23 HR 1B		B FF 92 C FF 91 X SL 86 1-1 4 1B 23 1B 24 FC4-6 1B	B FF 98 B FF 97 B FF 99 C FF 97 B FF 97 4-1 1-2 23 HR BB	C CH 87 X FF 93 0-1 1-3 1B ②		C FA 72 S CU 58 X CU 61 0-2 2-H HR		3 1	3 1	3 1	0 2	1 0	0 0	0 0
23 Aaron Altherr, R (1, 7) OBP: 0.296, SLG: 0.342		B SI 90 C FF 91 B CU 74 S CH 82 B FF 91 X CH 82 3-2 1-H HR		X SI 90 0-0 4 1B 24 FC4-6 1-2 1B	B FF 99 B FF 96 F FF 96 X FF 96 2-1 1-H 2-H HR	B CU 80 X SL 88 1-0 L9 ③		B SL 69 F FA 71 B FA 71 F FA 74 X FA 78 2-2 1B		5	3	4	5	0	0	1
4 Scott Kingery, R (1, 6) OBP: 0.268, SLG: 0.335		B CU 73 S FF 92 C FF 91 B SL 86 F SL 85 S FF 92 2-3 K ①		X SL 86 0-0 24 FC4-6 1-2 2-3 1B	B FF 99 X SL 88 1-0 G5-3 ②		C SL 84 B FF 94 S FF 94 F FF 94 X FF 93 1-2 F8 ①	D FA 72 B FA 73 D FA 75 C FA 74 X FA 76 3-1 L8 ②		5	0	1	0	0	1	1
56 Zach Eflin, R (1, 1) OBP: 0.098, SLG: 0.171 63 Drew Anderson, R (7, 1)		C FF 91 S FF 91 B FF 90 S FF 91 1-3 K ②		F FF 90 S CU 70 B CU 69 S FF 90 1-3 K ①	C FF 98 S SL 87 B SL 89 S FF 98 1-3 K ③		C FF 93 S FF 93 X FF 93 0-2 G6-3 ②	C FA 76 X SL 74 0-1 G5-3 ③		3 2	0 0	0 0	0 0	0 0	3 0	3 1
24 Roman Quinn, S (1, 8) OBP: 0.375, SLG: 0.560		X FF 90 0-0 HR		B CU 73 B FF 90 F FF 92 X SL 86 2-1 FC4-6 16 1B 1-2f 2-H 3-H ②		C FF 92 B CU 81 F FF 93 F FF 92 B CH 86 S CH 87 2-3 K ①	B SI 91 C CH 86 T CH 87 B SI 91 B SI 93 F SI 91 X SI 92 3-2 1B			4	1	2	3	0	1	1
Inning Stats	R: 0 E: 0 K: 0 S: 7 H: 0 LOB: 1 BB: 2 P: 21	R: 3 E: 0 K: 2 S: 18 H: 3 LOB: 0 BB: 0 P: 26	R: 0 E: 0 K: 1 S: 8 H: 0 LOB: 0 BB: 0 P: 11	R: 2 E: 0 K: 1 S: 14 H: 4 LOB: 2 BB: 0 P: 21	R: 3 E: 0 K: 2 S: 11 H: 1 LOB: 0 BB: 2 P: 26	R: 3 E: 0 K: 1 S: 15 H: 5 LOB: 1 BB: 0 P: 23	R: 0 E: 0 K: 1 S: 14 H: 1 LOB: 1 BB: 0 P: 20	R: 3 E: 0 K: 0 S: 14 H: 4 LOB: 1 BB: 0 P: 23		1B: 10 2B: 3 3B: 0 HR: 5 SF: 0 SAC: 0 DP: 0 HBP: 0						

PITCHER	IP	WLS	BF	H	R	ER	SO	BB	IBB	HBP	BLK	WP	HR	S	P	ERA	WHIP
54 Wei-Yin Chen, L (1, 1) ERA: 4.93	4.0	L	20	7	5	5	4	2	0	0	0	0	2	47	79	11.25	2.250
56 Tayron Guerrero, R (5, 1) ERA: 5.83	1.0		6	1	3	3	2	2	0	0	0	0	1	11	26	27.00	3.000
40 Javy Guerra, R (6, 1) ERA: 6.03	1.0		7	5	3	3	1	0	0	0	0	0	1	15	23	27.00	5.000
64 Nick Wittgren, R (7, 1) ERA: 2.89	1.0		4	1	0	0	1	0	0	0	0	0	0	14	20	0.00	1.000
28 Bryan Holaday, R (8, 1) ERA: 13.5	1.0		7	4	3	3	0	0	0	0	0	0	1	14	23	27.00	4.000

PITCHER	IP	WLS	BF	H	R	ER	SO	BB	IBB	HBP	BLK	WP	HR	S	P	ERA	WHIP

BOTTOM

Miami Marlins @ Philadelphia Phillies

Citizens Bank Park, Philadelphia, PA

Fri Sep 14 2018, 7:08 PM - 10:00 PM EDT

Att. 21,671 - Cloudy - 74 F

livebaseballscorecards.com

AB	40
R	14
H	18
RBI	14
BB	4
SO	8
LOB	12

Batter	1	2	3	4	5	6	7	8	9	AB	R	H	RBI	BB	SO	LOB
10 JT Riddle, L (1, 6) OBP: 0.285, SLG: 0.402	C FF 94 B KC 82 F FF 95 S FF 94 1-3 ① K	B FF 95 C FF 95 F FF 94 F FF 95 X FF 94 1-2 15 CS 1-H 2-H 3-H 2B			B SL 84 S SL 86 B SL 85 B FF 93 X FF 91 3-1 ① G3-1		X FF 95 0-0 ① 2B			4	0	2	3	0	1	0
15 Brian Anderson, R (1, 5) OBP: 0.353, SLG: 0.395	B FF 95 F FF 94 X FF 92 1-1 ② G6-3	B FF 94 S SL 86 S SL 85 1-2 ③ CS 2-3	C FF 95 B SL 87 S SL 87 F SI 95 B SL 86 F SL 86 F FF 95 S FF 96 2-3 ① K		C SL 83 F SI 97 B SL 85 B SL 85 B FF 98 X SL 86 3-2 ② G5-3		C FF 96 S FS 86 S FS 86 0-3 ③ K			4	0	0	0	0	2	1
11 J.T. Realmuto, R (1, 2) OBP: 0.345, SLG: 0.500	C FF 94 B SI 93 B KC 82 B SL 85 S FF 94 S FF 94 3-3 ③ K		C SL 86 S SL 85 F FF 96 X SL 86 0-2 ② F8		B SL 85 B SI 97 S SL 86 C SL 85 C FF 98 2-3 ③ K			S FC 94 B SI 96 B FC 93 X SI 96 2-1 ① G6-3		4	0	0	0	0	2	0
13 Starlin Castro, R (1, 4) OBP: 0.331, SLG: 0.400		C SL 85 F SI 92 F FF 93 T SL 87 0-2 ① K	B SL 86 B SL 86 C FF 94 X FF 94 2-1 ③ F8			B FF 92 C FF 91 B SL 80 F SL 79 S SL 84 2-3 ① K		C SI 97 B FC 94 F FC 95 X CU 86 1-2 ② G4-3		4	0	0	0	0	2	0
32 Derek Dietrich, L (1, 3) OBP: 0.333, SLG: 0.427		S FF 95 X CH 90 0-1 44 1B 2B		C FF 90 B SL 86 S SL 83 S SL 86 1-3 ① K		C SL 82 B CH 90 F CH 87 B FF 94 F SL 81 F SL 83 S SL 84 2-3 K		C SI 96 B SI 96 X FF 96 1-1 ③ F8		4	1	1	0	0	2	0
9 Lewis Brinson, R (1, 8) OBP: 0.240, SLG: 0.347		B SL 85 B SL 85 B FF 93 C KC 79 S KC 83 S FF 95 3-3 ② K		B CH 83 B CH 84 F FF 94 F FF 92 X CH 83 2-2 ② G6-3		B FF 93 B SL 81 C SL 81 X FF 92 2-1 ② P3			C SL 80 X SL 82 0-1 E6 44 G6-4-3	4	0	0	0	0	1	2
44 Austin Dean, R (1, 7) OBP: 0.250, SLG: 0.375		B SL 85 C FF 94 B FF 95 F SL 86 X FF 95 2-2 45 BB 34 1B 10 2B 2-H 1B		C FF 92 F CH 84 B FF 92 F FF 94 X CH 82 1-2 E4 34 1B		X FF 93 0-0 ③ P3			C SI 89 S SL 81 F SI 90 B SL 82 F SI 90 X SL 80 1-2 ① ② G6-4-3 1-2f	4	1	1	1	0	0	2
34 Magneuris Sierra, L (1, 9) OBP: 0.188, SLG: 0.191		1 SAFE C FF 95 F FF 94 D SL 84 X FF 95 1-2 45 BB 10 2B 1-2 1B		X SL 84 0-0 1-2 1B			C FF 95 B FS 86 B FF 94 F FF 95 B FS 87 T FF 96 3-2 ① K		L SI 90 C SI 90 X SI 90 0-2 ③ G5-3	4	1	2	0	0	1	0
66 Jarlín García, L (1, 1) 45 Peter O'Brien, R (2, PH) OBP: 0.364, SLG: 0.727 53 Brett Graves, R (2, 1) 48 Christopher Bostick, R (4, PH) OBP: 0.474, SLG: 0.526 64 Nick Wittgren, R (4, 1) 55 Drew Rucinski, R (5, 1) 39 Tyler Kinley, R (6, 1) 52 Rafael Ortega, L (7, PH) OBP: 0.364, SLG: 0.636 46 Kyle Barraclough, R (7, 1) 71 Drew Steckenrider, R (8, 1)		B SL 87 B SL 84 B FF 94 B FF 93 4-0 10 2B 1-2 2-3 BB		C CH 83 C FF 94 2 SAFE D CH 83 F FF 93 B CH 83 S CH 84 2-3 ③ K		C FF 94 X FF 95 0-1 ② P5			0 0 0 0 0 0 0 0 0 1 0 0 1 0 0 0 0 0 0 0 0 0 1 0 0 0 0 1 2 0 0 0 0 0 0 0 0 0 0 0 0 0 0 0 0 0 0 0 0 0 1 0 0 0 0 0 0 0 0 0 0 0 0 0							
Inning Stats	R: 0 E: 0 K: 2 S: 8 H: 0 LOB: 0 BB: 0 P: 13	R: 4 E: 0 K: 2 S: 21 H: 4 LOB: 0 BB: 1 P: 33	R: 0 E: 0 K: 1 S: 12 H: 0 LOB: 0 BB: 0 P: 16	R: 0 E: 1 K: 2 S: 15 H: 1 LOB: 2 BB: 0 P: 21	R: 0 E: 0 K: 1 S: 8 H: 0 LOB: 0 BB: 0 P: 16	R: 0 E: 0 K: 2 S: 11 H: 0 LOB: 1 BB: 0 P: 17	R: 0 E: 0 K: 2 S: 9 H: 1 LOB: 1 BB: 0 P: 12	R: 0 E: 0 K: 0 S: 7 H: 0 LOB: 0 BB: 0 P: 11	R: 0 E: 1 K: 0 S: 10 H: 0 LOB: 0 BB: 0 P: 11	1B: 3 2B: 3 3B: 0 HR: 0 SF: 0 SAC: 0 DP: 1 HBP: 0						

PITCHER		IP	WLS	BF	H	R	ER	SO	BB	IBB	HBP	BLK	WP	HR	S	P	ERA	WHIP
21 Vince Velasquez, R ERA: 4.5	(1, 1)	2.0		10	4	4	4	4	1	0	0	0	0	0	29	46	18.00	2.500
64 Víctor Arano, R ERA: 2.45	(3, 1)	1.0		3	0	0	0	1	0	0	0	0	0	0	12	16	0.00	0.000
54 Austin Davis, L ERA: 3.48	(4, 1)	1.1		6	1	0	0	2	0	0	0	0	0	0	17	26	0.00	0.750
57 Luis García, R ERA: 4.43	(5, 1)	0.2	W	2	0	0	0	1	0	0	0	0	0	0	6	11	0.00	0.000
61 Edubray Ramos, R ERA: 2.04	(6, 1)	1.0	H	4	0	0	0	2	0	0	0	0	1	0	11	17	0.00	0.000
50 Héctor Neris, R ERA: 5.06	(7, 1)	1.0	H	4	1	0	0	2	0	0	0	0	0	0	9	12	0.00	1.000
96 Tommy Hunter, R ERA: 3.51	(8, 1)	1.0	H	3	0	0	0	0	0	0	0	0	0	0	7	11	0.00	0.000
93 Pat Neshek, R ERA: 1.23	(9, 1)	1.0	S	3	0	0	0	0	0	0	0	0	0	0	10	11	0.00	0.000

TOP

Miami Marlins @ Philadelphia Phillies

Citizens Bank Park, Philadelphia, PA

Sat Sep 15 2018, 7:08 PM - 9:55 PM EDT

Att. 24,695 - Partly Cloudy - 76 F

livebaseballscorecards.com

AB	34
R	4
H	6
RBI	4
BB	1
SO	12
LOB	7

MIAMI

WP: 1 PB: 0 SB: 0 CS: 1 PA: 36

Batter	1	2	3	4	5	6	7	8	9	AB	R	H	RBI	BB	SO	LOB
16 César Hernández, S (1, 4) OBP: 0.360, SLG: 0.361	C FF 92 B SL 83 F FF 92 X CH 88 1-2 L9 ①	B SL 90 F CU 81 S FF 93 X SL 91 1-2 FC6-4 ③ 1-2f			F FC 90 B FC 90 X SI 93 1-1 HR 1-H 2-H		C FF 93 B SL 79 X SL 78 1-1 G4-3 ①			4	1	1	3	0	0	2
17 Rhys Hoskins, R (1, 3) OBP: 0.360, SLG: 0.502 18 Pedro Florimón, S (9, 6) OBP: 0.290, SLG: 0.438	C FF 94 C FF 94 F SL 86 B FF 94 X CH 88 1-2 G4-3 ②		C SL 87 B CU 80 C SL 90 B FF 91 S SL 87 2-3 K ①		F FC 89 B FF 94 X SI 94 1-1 F7 ①		C SL 79 C SL 80 B SL 80 S SL 79 1-3 K ②			4 0	0 0	0 0	0 0	0 0	2 0	0 0
19 José Bautista, R (1, 9) OBP: 0.340, SLG: 0.370	B FF 94 B CH 87 X FF 93 2-0 G1 ③		C CU 80 F SI 90 B CU 80 B SL 89 X SL 89 2-2 P4 ②		B SI 93 S FC 90 F FC 90 B FF 94 S SL 86 2-3 K ②		C FF 94 B SL 80 C CH 88 B FF 94 C SL 80 2-3 K ③			4	0	0	0	0	2	0
40 Wilson Ramos, R (1, 2) OBP: 0.366, SLG: 0.506		B FF 94 B FF 92 B SL 89 C FF 92 B SI 92 4-1 41 E 33 1B BB	S SL 89 F SL 89 B CU 81 B SI 90 X SL 89 2-2 G6-3 ③		B FC 89 S CU 81 X FC 89 1-1 41 BB 1B			B FF 94 F SL 87 B FF 95 F FF 95 X FF 94 2-2 G4-3 ①		3	1	1	0	1	0	0
41 Carlos Santana, S (1, 5) OBP: 0.353, SLG: 0.427 (9, 3)		C SI 91 B SL 89 X SI 92 1-1 E7 1-3 33 1B		F SI 92 X CH 86 0-1 F8 ①	B FF 93 B FC 90 B FF 93 F FF 93 B FC 91 4-1 1-2 BB			B CH 89 B FF 93 B FF 96 C FF 95 F FF 94 X FF 94 3-2 F9 ②		3	1	0	0	1	0	1
23 Aaron Altherr, R (1, 7) OBP: 0.295, SLG: 0.338		C FF 93 S CU 81 D CU 82 B SL 90 B SL 90 B SL 89 4-2 33 1B BB		C FF 94 C FC 89 B FF 94 S FF 93 1-3 K ② C FC 91 S SI 94 B CH 85 S CH 85 1-3 K ③				F FF 95 F SL 88 F SL 88 X FF 95 0-2 P3 ③		3	0	0	0	1	2	2
24 Roman Quinn, S (1, 8) OBP: 0.363, SLG: 0.540		F SL 89 S FF 92 S FF 94 0-3 K ①		C FF 92 B CH 87 B CH 86 B CH 85 X SI 92 3-1 L8 ③		B FF 98 F FF 97 C SL 88 F SL 90 B FF 97 S SL 88 2-3 K ①				3	0	0	0	0	2	3
4 Scott Kingery, R (1, 6) OBP: 0.268, SLG: 0.335 13 Asdrúbal Cabrera, S (2, PH) OBP: 0.315, SLG: 0.466 (3, 6) (9, 5)		B SI 92 T SI 92 F SI 93 D CU 83 T SI 94 2-2 K ②			B CU 80 F SI 93 X FF 93 1-1 16 HR 2B		B CH 89 C FF 98 F FF 98 S SL 90 1-3 K ②			0 3	0 1	0 1	0 0	0 0	0 2	0 3
21 Vince Velasquez, R (1, 1) 33 Justin Bour, L (2, PH) 64 Víctor Arano, R (3, 1) 54 Austin Davis, L (4, 1) 57 Luis García, R (5, 1) 37 Odúbel Herrera, L (5, PH) 61 Edubray Ramos, R (6, 1) 2 J.P. Crawford, L (6, PH) 50 Héctor Neris, R (7, 1) 96 Tommy Hunter, R (8, 1) 93 Pat Neshek, S (9, 1)		F SL 92 B SI 93 X SI 92 1-1 16 FC6-4 1B 1-3 2-H 3-H			B FF 94 H FF 94 2-0 16 HR HBP		B FF 98 X FF 98 1-0 F8 ③			0 1 0 0 0 0 0 1 0 1 0 0 0	0 0 1 0 0 0 0 0 0 0 0 0 0	0 0 1 2 0 0 0 0 0 0 0 0 0	0 0 0 0 0 0 0 0 0 0 0 0 0	0 0 0 0 0 0 0 0 0 0 0 0 0	0 0 0 0 0 0 0 0 0 0 0 0 0	0 0 0 0 0 0 0 0 0 0 0 0 0
Inning Stats	R: 0 E: 0 K: 0 S: 8 H: 0 LOB: 0 BB: 0 P: 12	R: 2 E: 1 K: 2 S: 16 H: 1 LOB: 2 BB: 2 P: 29	R: 0 E: 0 K: 1 S: 9 H: 0 LOB: 0 BB: 0 P: 15	R: 0 E: 0 K: 1 S: 7 H: 0 LOB: 0 BB: 0 P: 11	R: 3 E: 0 K: 2 S: 15 H: 3 LOB: 2 BB: 1 P: 28	R: 0 E: 0 K: 2 S: 8 H: 0 LOB: 0 BB: 0 P: 12	R: 0 E: 0 K: 2 S: 8 H: 0 LOB: 0 BB: 0 P: 12	R: 0 E: 0 K: 0 S: 10 H: 0 LOB: 0 BB: 0 P: 15		1B: 2 2B: 1 3B: 0 HR: 1 SF: 0 SAC: 0 DP: 0 HBP: 1		WP: 0 PB: 0 SB: 0 CS: 0 PA: 33		

PITCHER		IP	WLS	BF	H	R	ER	SO	BB	IBB	HBP	BLK	WP	HR	S	P	ERA	WHIP
66 Jarlín García, L ERA: 4.97	(1, 1)	1.0		3	0	0	0	0	0	0	0	0	0	0	8	12	0.00	0.000
53 Brett Graves, R ERA: 4.75	(2, 1)	2.0		10	1	2	0	3	2	0	0	0	0	0	25	44	0.00	1.500
64 Nick Wittgren, R ERA: 2.79	(4, 1)	1.0		3	0	0	0	1	0	0	0	0	0	0	7	11	0.00	0.000
55 Drew Rucinski, R ERA: 4.85	(5, 1)	1.0	L	8	3	3	3	2	1	0	1	0	0	1	15	28	27.00	4.000
39 Tyler Kinley, R ERA: 12.15	(6, 1)	1.0		3	0	0	0	2	0	0	0	0	0	0	8	12	0.00	0.000

PITCHER		IP	WLS	BF	H	R	ER	SO	BB	IBB	HBP	BLK	WP	HR	S	P	ERA	WHIP
46 Kyle Barraclough, R ERA: 4.33	(7, 1)	1.0		3	0	0	0	2	0	0	0	0	0	0	8	12	0.00	0.000
71 Drew Steckenrider, R ERA: 4.11	(8, 1)	1.0		3	0	0	0	0	0	0	0	0	0	0	10	15	0.00	0.000

BOTTOM

Miami Marlins @ Philadelphia Phillies

Citizens Bank Park, Philadelphia, PA

Sat Sep 15 2018, 7:08 PM - 9:55 PM EDT

Att. 24,695 - Partly Cloudy - 76 F

livebaseballscorecards.com

AB	29
R	5
H	4
RBI	5
BB	3
SO	10
LOB	11

Batter	1	2	3	4	5	6	7	8	9	AB	R	H	RBI	BB	SO	LOB
10 JT Riddle, L (1, 6) OBP: 0.284, SLG: 0.399	B FF 93 F FF 94 S FF 94 X FF 95 1-2 F7		C KC 81 B FF 95 X KC 80 1-1 G1-3		B SI 95 X KC 82 1-0 G1-3		C FF 92 F CH 86 B CH 89 X CH 86 1-2 19 G6-4-3 1B		S SL 79 S SL 80 F SL 79 S SL 82 0-3 K	5	0	1	0	0	1	3
19 Miguel Rojas, R (1, 5) OBP: 0.293, SLG: 0.345 (8, 3)	C FF 95 S KC 82 S KC 83 0-3 K2-3			F FF 94 B SL 86 F FF 94 B KC 82 B SL 88 X FF 96 3-2 13 FC1-6 1B	B KC 83 C KC 82 F FF 95 D KC 82 F FF 95 B FF 97 X KC 81 3-2 L4		C CU 80 D CH 88 X CH 86 1-1 G6-4-3 1-2f			4	0	1	0	0	1	2
13 Starlin Castro, R (1, 4) OBP: 0.330, SLG: 0.399	C FF 95 F SL 88 S KC 82 0-3 K			X SI 94 0-0 FC1-6 45 HR 1-2f		C FF 97 B SL 84 B SI 96 B SI 97 C FF 96 F FF 98 X SL 87 3-2 32 1B 45 SF3 1B	B SL 83 C FF 94 B FF 96 B CH 84 X FF 96 3-1 G6-3			4	2	1	0	0	1	1
32 Derek Dietrich, L (1, 3) OBP: 0.332, SLG: 0.425 2 Yadiel Rivera, R (8, 5) OBP: 0.276, SLG: 0.222		B FF 93 B FF 94 S FF 96 C KC 80 S KC 82 2-3 K		B KC 81 C FF 95 C FF 95 S KC 79 1-3 K		1 SAFE F SI 98 D FS 87 B SI 97 X FF 98 2-1 9 3B 1-3 1B		B FF 94 X CH 86 1-0 G1-3		4 0	1 0	1 0	0 0	0 0	2 0	1 0
45 Peter O'Brien, R (1, 9) OBP: 0.292, SLG: 0.619 71 Drew Steckenrider, R (8, 1) 61 Adam Conley, L (9, 1)		F FF 96 C KC 82 S KC 81 0-3 K		S KC 82 B KC 83 B SI 96 X FF 94 2-1 2-H HR		D SL 84 X SI 97 1-0 SF3 3-H		B SL 82 F CH 88 B CH 87 S FF 96 B FF 97 T FF 96 3-2 K		3 0 0	1 0 0	1 0 0	3 0 0	0 0 0	2 0 0	0 0 0
9 Lewis Brinson, R (1, 8) OBP: 0.240, SLG: 0.352		C KC 81 B KC 82 S FF 95 B KC 83 F FF 97 S KC 84 2-3 K		C KC 80 B SL 88 F FF 94 B FF 94 B KC 81 X KC 76 3-2 G5-3		C SL 85 X SL 85 0-1 44 WP 1-H 3B		S SL 84 S SL 85 X SL 85 0-2 G6-3		4	1	1	1	0	1	0
44 Austin Dean, R (1, 7) OBP: 0.253, SLG: 0.373 34 Magneuris Sierra, L (8, 9) OBP: 0.195, SLG: 0.191			S FF 94 B KC 82 F FF 95 B FF 96 B KC 82 C KC 81 3-3 K		C FF 93 X SL 87 0-1 28 2B 1B	B SI 98 C SL 84 S SI 96 X SL 84 1-2 P3 3-H			B SL 79 C SL 79 F SI 94 B FF 94 B SL 80 F FF 94 B FF 94 4-2 28 BLK BB	3 0	1 0	1 0	0 0	0 1	1 0	0 0
28 Bryan Holaday, R (1, 2) OBP: 0.270, SLG: 0.269			B KC 82 B FF 96 B FF 96 C FF 95 B SI 95 4-1 BB		B FF 94 C KC 77 B KC 77 F FF 94 B FF 96 X FF 94 3-2 62 SH1-4 1-H 2B	X FF 98 0-0 2B			B SI 93 B CH 81 S CH 83 S CH 83 B SI 94 F CH 84 F CU 77 X CU 77 3-2 F7 1-2	3	0	2	1	1	0	1
62 José Ureña, R (1, 1) OBP: 0.045, SLG: 0.068 52 Rafael Ortega, L (6, PH) OBP: 0.297, SLG: 0.286 39 Tyler Kinley, R (6, 1) 46 Kyle Barraclough, R (7, 1) 79 Isaac Galloway, R (8, 7) OBP: 0.328, SLG: 0.440			T FF 94 L FF 94 L KC 81 0-3 K		X FF 93 0-0 SH1-4 2-3	C SL 81 F FS 88 D FS 88 B FS 88 B SL 86 F SI 97 S SI 98 3-3 K			B CU 76 S SI 94 X SI 94 1-1 F8	1 1 0 0 1	0 0 0 0 0	0 0 0 0 0	0 0 0 0 0	0 0 0 0 0	1 1 0 0 0	1 1 0 0 1
Inning Stats	R: 0 E: 0 K: 2 S: 9 H: 0 LOB: 0 BB: 0 P: 10	R: 0 E: 0 K: 3 S: 10 H: 0 LOB: 0 BB: 0 P: 14	R: 0 E: 0 K: 2 S: 9 H: 0 LOB: 1 BB: 1 P: 17	R: 2 E: 1 K: 1 S: 12 H: 2 LOB: 0 BB: 0 P: 21	R: 1 E: 0 K: 0 S: 11 H: 2 LOB: 1 BB: 0 P: 18	R: 3 E: 0 K: 1 S: 17 H: 4 LOB: 1 BB: 0 P: 27	R: 0 E: 0 K: 0 S: 7 H: 1 LOB: 0 BB: 0 P: 12	R: 0 E: 0 K: 1 S: 7 H: 0 LOB: 0 BB: 0 P: 11	R: 0 E: 0 K: 1 S: 14 H: 0 LOB: 1 BB: 1 P: 22	1B: 5 2B: 2 3B: 1 HR: 1	SF: 1 SAC: 1 DP: 1 HBP: 0	WP: 1 PB: 0 SB: 0 CS: 0	PA: 37			

PITCHER	IP	WLS	BF	H	R	ER	SO	BB	IBB	HBP	BLK	WP	HR	S	P	ERA	WHIP
43 Nick Pivetta, R (1, 1) ERA: 4.67	5.0	L	20	4	3	3	8	1	0	0	0	0	1	51	80	5.40	1.000
57 Luis García, R (6, 1) ERA: 4.95	1.0		7	4	3	3	1	0	0	0	0	1	0	17	27	27.00	4.000
51 Enyel De Los Santos, R (7, 1) ERA: 4.5	2.0		6	1	0	0	1	0	0	0	0	0	0	14	23	0.00	0.500
46 Adam Morgan, L (9, 1) ERA: 4.06	1.0		4	0	0	0	1	1	0	0	1	0	0	14	22	0.00	1.000

PITCHER	IP	WLS	BF	H	R	ER	SO	BB	IBB	HBP	BLK	WP	HR	S	P	ERA	WHIP

TOP

Miami Marlins @ Philadelphia Phillies

Citizens Bank Park, Philadelphia, PA

Sun Sep 16 2018, 1:40 PM - 4:43 PM EDT

Att. 30,040 - Sunny - 84 F

livebaseballscorecards.com

AB	33
R	6
H	9
RBI	5
BB	2
SO	11
LOB	11

MIAMI

Miami Marlins @ Philadelphia Phillies

Citizens Bank Park, Philadelphia, PA

Sun Sep 16 2018, 1:40 PM - 4:43 PM EDT

Att. 30,040 - Sunny - 84 F

livebaseballscorecards.com

BOTTOM

Batter	1	2	3	4	5	6	7	8	9	AB	R	H	RBI	BB	SO	LOB
16 César Hernández, S (1, 4) OBP: 0.359, SLG: 0.364	X FF 96 0-0 HR		B SI 94 1 SAFE B CH 89 F SI 97 X SI 97 2-1 ① ② G4-6-3 1-2f		B SI 95 C SI 96 F CU 87 F SL 89 S CH 92 1-3 ③ K		1 SAFE D SL 79 C CH 88 B CH 87 X FF 94 2-1 ② L7 1-2		B FF 96 B CH 87 T FF 96 F CH 86 X FF 97 2-2 E4 17 DI 1-H	5	1	1	1	0	1	3
17 Rhys Hoskins, R (1, 7) OBP: 0.360, SLG: 0.503	B SI 96 B SL 87 B SI 97 S SI 96 X SI 97 3-1 ① F8		X CH 91 0-0 1B			B FF 97 B FF 98 F FF 98 B SL 88 S FF 98 F FF 99 F SL 91 F SL 90 X FF 98 3-2 2B	B FF 94 B CH 87 C FF 95 F FF 95 C CH 89 2-3 ③ K		B FF 95 F FF 97 B CH 87 D CH 88 C FF 96 S FF 97 3-3 ③ K 1-2	5	0	2	0	0	2	3
13 Asdrúbal Cabrera, S (1, 5) OBP: 0.313, SLG: 0.463	C SL 87 X CH 89 0-1 ② F8		B SI 97 T SI 97 X SI 97 1-1 ③ L8			B SL 88 S SL 89 F SL 89 X FF 96 1-2 ① G6-3		C FF 95 F CH 91 B FF 97 S FF 97 1-3 ① K		4	0	0	0	0	1	2
41 Carlos Santana, S (1, 3) OBP: 0.351, SLG: 0.424	B SI 95 C CH 89 S SI 96 B SL 87 X SL 86 2-2 ③ P6			B SL 86 B SL 86 B SI 96 F SI 95 T SI 96 X SI 98 3-2 ① G4-3		S SL 89 F SL 90 S FF 97 0-3 ② K		X FF 96 0-0 ② F7		4	0	0	0	0	1	1
37 Odúbel Herrera, L (1, 9) 51 Enyel De Los Santos, R (7, 1) 15 Andrew Knapp, S (8, PH) OBP: 0.313, SLG: 0.343 46 Adam Morgan, L (9, 1)		B SI 96 F SI 96 B SI 96 S SI 97 F SI 98 B SI 98 X SI 98 3-2 ① P5		S CH 91 F CH 91 B SI 98 X SL 87 1-2 ② G3-1		B FF 97 F FF 98 S FF 96 X FF 97 1-2 ③ P5		F FF 96 B CH 91 S CH 91 S FF 96 B FF 96 X FF 96 3-2 ③ F8		3 0 1 0	0 0 0 0	0 0 0 0	0 0 0 0	0 0 0 0	0 0 0 0	1 0 0 0
2 J.P. Crawford, L (1, 6) OBP: 0.333, SLG: 0.388 19 José Bautista, R (9, PH) OBP: 0.340, SLG: 0.369		B SI 98 C SL 87 B CH 91 B SI 97 F SI 98 F SI 98 X SI 98 3-2 ② G3		C SL 86 C SI 98 B SL 88 B SL 88 X SI 98 2-2 1B			B SL 78 C FF 94 S CH 88 H SL 80 2-2 23 2B 24 FC6 HBP		B FF 96 B FF 96 C FF 96 X CH 87 2-1 ① F7	2 1	1 0	1 0	0 0	0 0	0 0	0 0
38 Jorge Alfaro, R (1, 2) OBP: 0.318, SLG: 0.390 40 Wilson Ramos, R (9, PH) OBP: 0.365, SLG: 0.504		B SL 86 B SL 87 B SL 86 C SI 98 B CH 92 4-1 BB		C SI 98 X SI 98 0-1 ③ G6-3			S FF 93 B FF 93 C FF 94 T FF 94 1-2 ① K		F FF 97 F FF 96 B CH 88 S CH 87 1-3 ② K	2 1	0 0	0 0	0 0	1 0	1 0	2 0
43 Nick Pivetta, R (1, 1) OBP: 0.154, SLG: 0.135 33 Justin Bour, L (5, PH) OBP: 0.344, SLG: 0.411 57 Luis García, R (6, 1) 23 Aaron Altherr, R (7, 9) OBP: 0.301, SLG: 0.352	B SI 98 C SI 97 C SI 98 B SI 98 C SI 98 2-3 ③ K				C SI 97 S SL 87 B SL 90 S CH 91 1-3 ① K		B FF 94 C FF 94 D CH 88 S FF 94 F FF 93 X FF 94 2-2 24 FC6 1-3 2B		C FF 97 B CH 86 B CH 88 F FF 96 X FF 96 2-2 24 1B 2B	1 1 0 2	0 0 0 1	0 0 0 2	0 0 0 0	0 1 0 0	1 0 0 0	1 0 0 0
24 Roman Quinn, S (1, 8) OBP: 0.358, SLG: 0.527			B SL 84 F SI 96 X CH 90 1-1 E3 16 G4-6-3		B SL 86 B SI 97 S SI 96 F SI 97 S SL 89 2-3 ② K		B SL 80 X FF 95 1-0 FC6 16 S 2-3 3-H		X FF 95 0-0 16 DI 16 E 2-H 1B	4	1	1	2	0	1	1
Inning Stats	R: 1 E: 0 K: 0 S: 8 H: 1 LOB: 0 BB: 0 P: 13	R: 0 E: 0 K: 1 S: 12 H: 0 LOB: 1 BB: 1 P: 24	R: 0 E: 1 K: 0 S: 7 H: 1 LOB: 1 BB: 0 P: 11	R: 0 E: 0 K: 0 S: 11 H: 1 LOB: 1 BB: 0 P: 17	R: 0 E: 0 K: 3 S: 10 H: 0 LOB: 0 BB: 0 P: 14	R: 0 E: 0 K: 1 S: 15 H: 1 LOB: 1 BB: 0 P: 20	R: 1 E: 0 K: 2 S: 15 H: 1 LOB: 2 BB: 0 P: 25	R: 0 E: 0 K: 1 S: 7 H: 0 LOB: 0 BB: 0 P: 11	R: 2 E: 1 K: 2 S: 15 H: 2 LOB: 1 BB: 0 P: 25	1B: 3 2B: 3 3B: 0 HR: 1		SF: 0 SAC: 0 DP: 1 HBP: 1		WP: 0 PB: 0 SB: 1 CS: 0		PA: 38

AB	36
R	4
H	7
RBI	3
BB	1
SO	10
LOB	14

PITCHER		IP	WLS	BF	H	R	ER	SO	BB	IBB	HBP	BLK	WP	HR	S	P	ERA	WHIP
62 José Ureña, R ERA: 4.21	(1, 1)	5.0	W	19	3	1	1	4	1	0	0	0	0	1	48	79	1.80	0.800
39 Tyler Kinley, R ERA: 10.57	(6, 1)	1.0		4	1	0	0	1	0	0	0	0	0	0	15	20	0.00	1.000
46 Kyle Barraclough, R ERA: 4.42	(7, 1)	1.0		6	1	1	1	2	0	0	1	0	0	0	15	25	9.00	1.000
71 Drew Steckenrider, R ERA: 4.04	(8, 1)	1.0		3	0	0	0	1	0	0	0	0	0	0	7	11	0.00	0.000
61 Adam Conley, L ERA: 4.47	(9, 1)	1.0		6	2	2	1	2	0	0	0	0	0	0	15	25	9.00	2.000

PITCHER	IP	WLS	BF	H	R	ER	SO	BB	IBB	HBP	BLK	WP	HR	S	P	ERA	WHIP

Washington Nationals @ Miami Marlins

Marlins Park, Miami, FL

Mon Sep 17 2018, 7:12 PM - 10:28 PM EDT

Att. 8,440 - Roof Closed - 78 F

livebaseballscorecards.com

TOP

Batter	1	2	3	4	5	6	7	8	9	AB	R	H	RBI	BB	SO	LOB
16 Victor Robles, R (1, 8) OBP: 0.286, SLG: 0.333	C FF 90 B FF 91 B FF 92 X FF 92 2-1 F9 ①		B FF 90 X FF 90 1-0 HR		F SL 79 B FF 87 F CH 82 X CH 83 1-2 L8 ①		B FC 90 X FC 90 1-0 7 FC4-6 1-3 1B			4	1	2	1	0	0	0
7 Trea Turner, R (1, 6) OBP: 0.336, SLG: 0.402	C FF 91 B FF 92 X SL 83 1-1 F8 ②		B FF 91 B CH 84 S CH 83 B FF 91 S CH 83 F CH 84 X FF 92 3-2 6 HR 1B		T SL 80 S CH 83 B FF 90 C FF 91 1-3 K ②		B FC 89 1 SAFE 1 SAFE X SI 94 1-0 FC4-6 ② 1-2f 3-H			4	1	1	1	0	1	1
34 Bryce Harper, L (1, 9) OBP: 0.389, SLG: 0.501	B FF 91 S SL 83 B FF 92 S FF 92 S CH 84 2-3 K ③		S CH 84 B FF 92 S FF 92 L CH 83 1-3 K ①		B FF 90 C FF 91 B FF 90 F FF 91 B FF 90 S CH 83 3-3 K ③		1 SAFE B FF 92 X FF 91 1-0 G4-3 ③			4	0	0	0	0	3	2
6 Anthony Rendon, R (1, 5) OBP: 0.369, SLG: 0.520		C FF 91 X SL 83 0-1 11 2B 64 E 1B	1 SAFE 1 SAFE C FF 91 F FF 92 B FF 91 X CH 84 1-2 1-H HR			C FF 91 B FF 93 F SL 79 B SL 81 B FF 92 X FF 91 3-2 22 G3 1B		C FF 92 C FC 87 B FF 93 T FF 93 1-2 K ①		4	2	3	2	0	1	0
22 Juan Soto, L (1, 7) OBP: 0.417, SLG: 0.527		C FF 92 B FF 91 F FF 92 1 SAFE S CH 84 1-3 K ①	S CH 83 F CH 84 B CH 83 B FF 91 B FF 91 X CH 83 3-2 G1-4-3 ②			B FF 93 C FF 91 F CH 84 X FF 92 1-2 G3 ① 1-2		X SI 93 0-0 G5-3 ②		4	0	0	0	0	1	2
11 Ryan Zimmerman, R (1, 3) OBP: 0.339, SLG: 0.500		F FF 91 B FF 91 B FF 92 F CH 83 F FF 92 X FF 91 2-2 64 E 1-3 2B	X FF 90 0-0 F9 ③			C SL 78 B FF 93 C FF 91 F FF 91 B SL 78 B FF 91 C FF 90 3-3 K ②		B FF 93 C FF 93 B FC 90 S FF 93 F FF 94 C FF 93 2-3 K ③		4	0	1	0	0	2	1
1 Wilmer Difo, S (1, 4) OBP: 0.301, SLG: 0.365		0-0 64 E IBB		S CH 82 B CH 83 B FF 90 X CH 82 2-1 G3 ①		2 SAFE C FF 91 X FF 92 0-1 G3 ③			B FF 95 B FF 96 C FF 95 F FF 96 B CH 87 S FF 97 3-3 K ①	3	0	0	0	1	1	1
64 Spencer Kieboom, R (1, 2) OBP: 0.284, SLG: 0.306 2 Adam Eaton, L (7, PH) OBP: 0.380, SLG: 0.404 30 Koda Glover, R (7, 1) 55 Tim Collins, L (8, 1) 53 Austen Williams, R (8, 1) 14 Mark Reynolds, R (9, PH) OBP: 0.336, SLG: 0.508		B FF 90 C FF 91 F CH 82 B FF 90 B CH 84 X CH 84 3-2 E5 23 G6-3 1-2 2-3 3-H	B FF 89 C CH 83 F FF 91 C FF 90 1-3 K ②			C CU 81 B FF 93 B SI 94 B FF 94 C FF 94 F FF 94 B FF 94 4-2 16 1B 7 FC4-6 BB		B FF 96 X FF 97 1-0 F8 ②	2 0 0 0 0 1	0 1 0 0 0 0	0 0 0 0 0 0	1 0 0 0 0 0	0 1 0 0 0 0	1 0 0 0 0 0	2 0 0 0 0 0
23 Erick Fedde, R (1, 1) OBP: 0.143, SLG: 0.077 60 Justin Miller, R (5, 1) 52 Jimmy Cordero, R (6, 1) 51 Wander Suero, R (6, 1) 32 Matt Wieters, S (7, PH) OBP: 0.313, SLG: 0.346 (7, 2)		C SL 81 X FF 91 0-1 ② ③ G6-3 1-2f	C FF 89 X FF 91 0-1 L9 ③			B FC 90 F SI 94 X FC 91 1-1 F9 ①		F FF 97 B SL 85 B CH 85 F CH 87 X FF 97 2-2 F8 ③		2 0 0 0 2	0 0 0 0 0	0 0 0 0 0	0 0 0 0 0	0 0 0 0 0	0 0 0 0 0	3 0 0 0 1

	AB	34
	R	5
	H	7
	RBI	5
	BB	2
	SO	10
	LOB	13

Inning Stats																								
	R: 0	H: 0	R: 1	H: 2	R: 3	H: 3	R: 0	H: 0	R: 0	H: 0	R: 0	H: 1	R: 1	H: 1	R: 0	H: 0	R: 0	H: 0	1B: 4	SF: 0	WP: 0	PA: 36
	E: 0	LOB: 0	E: 1	LOB: 2	E: 0	LOB: 0	E: 0	LOB: 0	E: 0	LOB: 1	E: 0	LOB: 1	E: 0	LOB: 1	E: 0	LOB: 0	E: 0	LOB: 0	2B: 1	SAC: 0	PB: 0	
	K: 1	BB: 0	K: 1	BB: 1	K: 1	BB: 0	K: 1	BB: 0	K: 1	BB: 0	K: 1	BB: 0	K: 0	BB: 1	K: 2	BB: 0	K: 1	BB: 0	3B: 0	DP: 1	SB: 0	
	S: 7	P: 12	S: 14	P: 20	S: 15	P: 24	S: 7	P: 10	S: 9	P: 14	S: 12	P: 19	S: 8	P: 16	S: 8	P: 11	S: 7	P: 13	HR: 2	HBP: 0	CS: 0	

PITCHER		IP	WLS	BF	H	R	ER	SO	BB	IBB	HBP	BLK	WP	HR	S	P	ERA	WHIP
36 Trevor Richards, R ERA: 4.95	(1, 1)	5.0		21	5	4	4	6	0	1	0	0	0	2	52	80	7.20	1.000
57 Elieser Hernández, R ERA: 5.17	(6, 1)	1.0		4	1	0	0	1	0	0	0	0	0	0	12	19	0.00	1.000
55 Drew Rucinski, R ERA: 5.04	(7, 1)	0.2	B	4	1	1	1	0	1	0	0	0	0	0	7	14	13.50	3.000
66 Jarlín García, L ERA: 4.95	(7, 1)	0.1	W	1	0	0	0	0	0	0	0	0	0	0	1	2	0.00	0.000
64 Nick Wittgren, R ERA: 2.7	(8, 1)	1.0	H	3	0	0	0	2	0	0	0	0	0	0	8	11	0.00	0.000

PITCHER		IP	WLS	BF	H	R	ER	SO	BB	IBB	HBP	BLK	WP	HR	S	P	ERA	WHIP
61 Adam Conley, L ERA: 4.37	(9, 1)	1.0	S	3	0	0	0	1	0	0	0	0	0	0	7	13	0.00	0.000

BOTTOM

Washington Nationals @ Miami Marlins

Marlins Park, Miami, FL

Mon Sep 17 2018, 7:12 PM - 10:28 PM EDT

Att. 8,440 - Roof Closed - 78 F

livebaseballscorecards.com

Batter	1	2	3	4	5	6	7	8	9	AB	R	H	RBI	BB	SO	LOB
13 Starlin Castro, R (1, 4) OBP: 0.332, SLG: 0.407	C SI 91 B SL 80 B CH 86 B SI 93 X SI 93 3-1 ① G1-3		B SI 94 B CH 89 B SI 94 C SI 94 S SL 81 F SL 82 B SI 94 4-2 BB		X SL 81 0-0 1-H 2-H 2B	B FC 92 B FC 92 B CH 88 C FC 93 X CH 88 3-1 ③ F8 2-3		B FF 93 X SL 79 1-0 HR		4	1	2	3	1	0	1
15 Brian Anderson, R (1, 5) OBP: 0.352, SLG: 0.393	C SI 93 B CH 89 C SI 94 B SL 82 X SI 93 2-2 ② G3-1		C SI 93 F SL 82 F SI 94 B SL 82 X SL 81 2-2 ③ G6-3		F FF 94 F SL 87 S SL 87 0-3 ② K		B CU 80 S SI 95 F SI 96 X CH 87 1-2 45 BB 11 BB 9 1B 1B	B SL 81 S FF 95 F FF 95 S SL 82 1-3 ② K		5	1	1	0	0	2	2
11 J.T. Realmuto, R (1, 2) OBP: 0.345, SLG: 0.497	B SI 94 C SL 82 F SI 93 S CH 89 1-3 ③ K			T CH 88 B SI 94 B CU 76 B SI 94 B SI 93 4-1 BB	C FF 94 B FF 95 F SL 89 S SL 86 2-3 ③ K		B SL 91 B SL 90 B CH 85 B SI 96 4-0 9 1B 45 BB 19 SF8 1-2 BB	S SL 81 B FF 95 S FF 94 B FF 95 F SL 81 C SL 80 2-3 ③ K		3	1	0	0	2	3	1
45 Peter O'Brien, R (1, 3) OBP: 0.321, SLG: 0.625 79 Isaac Galloway, R (8, 7) OBP: 0.328, SLG: 0.440		B CU 76 B SI 92 C SI 92 S SL 81 X SI 94 2-2 19 G6-3 2B		C SL 82 B SL 82 T SI 94 B SL 81 C SL 83 2-3 ① K		B SL 82 X FF 96 1-0 ① G5-3	B SI 94 B SI 94 B SL 92 C SI 95 D SI 96 4-1 44 FC6-4 9 1B 1-2 2-3 BB			3 0	0 0	1 0	0 0	1 0	1 0	1 0
9 Lewis Brinson, R (1, 8) OBP: 0.243, SLG: 0.354		C SL 80 B SI 93 B SI 93 F SL 80 B SI 94 S SL 81 3-3 ① K		1 SAFE C SI 93 F SI 94 S SL 81 0-3 ② K		F FF 95 S SL 83 X SL 84 0-2 44 1B 19 1B 34 1B 1B	B SI 96 C SI 95 B SI 96 B SI 96 C SI 96 X SI 95 3-2 44 FC6-4 1-2 2-3 3-H 1B			4	1	2	1	0	2	2
19 Miguel Rojas, R (1, 6) OBP: 0.292, SLG: 0.345 (8, 3)		C SL 81 C SI 94 X SI 93 0-2 ② G6-3 2-3		S CU 72 B SI 93 X SI 93 1-1 ③ G5-3		F FF 96 F FF 97 X FC 89 0-2 44 1B 34 1B 1-2 1B	C SI 96 C CH 87 B SL 92 X CH 87 1-2 ① SF8 3-H			3	1	1	1	0	0	2
44 Austin Dean, R (1, 7) OBP: 0.264, SLG: 0.372 64 Nick Wittgren, R (8, 1) 61 Adam Conley, L (9, 1)		B SL 79 B SL 82 C SL 82 B SI 94 C SL 82 X SL 82 3-2 ③ G6-3			B SI 92 B CH 86 B SI 93 B SI 93 4-0 34 BB 13 2B BB	C SL 83 B FF 97 1 SAFE X FC 89 1-1 34 1B 52 BLK 1-2 2-3 1B	C CU 80 C SI 94 B CH 86 X CH 85 1-2 ② FC6-4 1-2f 2-3			3 0 0	2 0 0	1 0 0	0 0 0	1 0 0	0 0 0	3 0 0
34 Magneuris Sierra, L (1, 9) OBP: 0.205, SLG: 0.195			L SI 90 B SI 93 B FC 88 B SI 93 S SI 92 S SI 92 3-3 ① K		M SI 92 C FC 88 1 SAFE B SI 93 B SL 81 F SI 93 F SI 94 F SI 94 B FC 88 4-2 B SI 93 13 2B 1-2 BB	B SI 97 F SL 85 D CH 92 X SI 97 2-1 13 S 52 BLK 1-3 2-H 3-H 1B	B SI 92 F SI 92 C SL 89 F CH 86 B SI 94 X CH 86 2-2 ③ L4			3	1	1	2	1	1	2
36 Trevor Richards, R (1, 1) OBP: 0.111, SLG: 0.077 32 Derek Dietrich, L (5, PH) OBP: 0.331, SLG: 0.424 57 Elieser Hernández, R (6, 1) 52 Rafael Ortega, L (6, PH) OBP: 0.295, SLG: 0.283 55 Drew Rucinski, R (7, 1) 66 Jarlín García, L (7, 1) 10 JT Riddle, L (8, 6) OBP: 0.283, SLG: 0.397			B SI 94 S SI 94 C SL 81 X SL 82 1-2 ② P4		F FC 89 B CH 88 F SI 93 B CH 88 F FC 88 B SL 81 S SL 81 3-3 ① K	1 SAFE 1 SAFE 1 SAFE S FC 91 X CH 87 0-1 ② G2-3 1-2 3-H		B FF 92 B CU 74 X FF 91 2-0 ① F8		1 1 0 1 0 0 1	0 0 0 0 0 0 0	0 0 0 0 0 0 0	0 0 0 0 0 0 0	0 1 0 0 0 0 0	0 2 0 1 0 0 0	0 0 0 0 1 0 0
Inning Stats	R: 0 E: 0 K: 1 S: 8 H: 0 LOB: 0 BB: 0 P: 14	R: 0 E: 0 K: 1 S: 12 H: 1 LOB: 1 BB: 0 P: 20	R: 0 E: 0 K: 1 S: 12 H: 0 LOB: 1 BB: 1 P: 22	R: 0 E: 0 K: 2 S: 9 H: 0 LOB: 1 BB: 1 P: 16	R: 2 E: 0 K: 3 S: 16 H: 1 LOB: 1 BB: 2 P: 29	R: 3 E: 0 K: 0 S: 15 H: 4 LOB: 1 BB: 0 P: 22	R: 2 E: 0 K: 0 S: 17 H: 2 LOB: 2 BB: 2 P: 33	R: 1 E: 0 K: 2 S: 9 H: 1 LOB: 0 BB: 0 P: 15		1B: 6 2B: 2 3B: 0 HR: 1	SF: 1 SAC: 0 DP: 0 HBP: 0			WP: 0 PB: 0 SB: 1 CS: 0	PA: 39	

	AB	32
	R	8
	H	9
	RBI	7
	BB	6
	SO	10
	LOB	17

PITCHER		IP	WLS	BF	H	R	ER	SO	BB	IBB	HBP	BLK	WP	HR	S	P	ERA	WHIP
23 Erick Fedde, R ERA: 5.02	(1, 1)	4.1		19	2	2	2	6	4	0	0	0	0	0	51	93	4.15	1.385
60 Justin Miller, R ERA: 3.86	(5, 1)	0.2		2	0	0	0	2	0	0	0	0	0	0	6	8	0.00	0.000
52 Jimmy Cordero, R ERA: 8.31	(6, 1)	0.1	B	5	4	3	3	0	0	0	0	0	0	0	11	15	81.00	12.000
51 Wander Suero, R ERA: 3.09	(6, 1)	0.2		2	0	0	0	0	0	0	0	1	0	0	4	7	0.00	0.000
30 Koda Glover, R ERA: 3.77	(7, 1)	1.0	L	7	2	2	2	0	2	0	0	0	0	0	17	33	18.00	4.000

PITCHER		IP	WLS	BF	H	R	ER	SO	BB	IBB	HBP	BLK	WP	HR	S	P	ERA	WHIP
55 Tim Collins, L ERA: 3.15	(8, 1)	0.1		1	0	0	0	0	0	0	0	0	0	0	1	3	0.00	0.000
53 Austen Williams, R ERA: 6.43	(8, 1)	0.2		3	1	1	1	2	0	0	0	0	0	1	8	12	13.50	1.500

Batter	1	2	3	4	5	6	7	8	9	AB	R	H	RBI	BB	SO	LOB
2 Adam Eaton, L (1, 9) OBP: 0.384, SLG: 0.407	C FF 95 S FF 96 B FF 98 X FF 98 1-2 6 1B 34 BB 1B	X SL 84 0-0 34 BB 7 1B 2-3 3-H 1B		L FF 96 B CU 81 B CU 83 B FF 96 B FF 94 4-1 34 BB 7 1B 6 SF9 BB		X FF 97 0-0 ② G1-3		B CH 86 C CH 86 F FF 92 B FF 94 F CH 87 F CH 87 B CH 88 D CH 87 4-2 7 G5-4-3 BB		3	1	2	1	1	0	0
16 Victor Robles, R (8, PH) OBP: 0.310, SLG: 0.333										0	0	0	0	1	0	0
(8, 8)																
7 Trea Turner, R (1, 6) OBP: 0.338, SLG: 0.403	C SI 95 B SL 86 D SL 86 F FF 95 D SI 97 S SI 95 3-3 ① K	X SI 98 0-0 34 BB 1-2 3-H 1B		C CU 83 B SL 84 B SL 84 X FF 93 2-1 6 SF9 34 BB 1-2 1B		C FF 98 C SL 89 B SL 94 H SL 87 2-2 34 S 6 E HBP		1 SAFE 1 SAFE D FF 93 C FF 91 1 SAFE X CH 85 1-1 ①② G5-4-3 1-2f		4	1	2	1	0	1	2
34 Bryce Harper, L (1, 8) OBP: 0.394, SLG: 0.501	1 SAFE B SI 95 C SI 96 C CH 90 F FF 97 D SL 87 F SI 97 B FF 97 B FF 97 4-2 6 1B 1-2 BB	B SI 97 B SI 95 B SI 95 B SI 95 4-0 1-2 2-3 BB		C FF 97 F CH 87 B FF 98 B SL 85 B FF 95 B FF 95 4-2 1-2 2-3 BB		S SL 88 B SL 89 C FF 98 B FF 98 D SL 89 B FF 98 4-2 6 E 1-2 BB		B SL 84 B SL 84 B FF 93 C FF 92 B FF 94 4-1 BB		0	0	0	0	5	0	0
(8, 9)																
6 Anthony Rendon, R (1, 5) OBP: 0.369, SLG: 0.519	B SI 96 X FF 96 1-0 1-2 2-3 1B	B CH 88 B SL 84 C FF 95 B FF 96 F FF 94 X SL 86 3-2 ② L6		B CU 83 F FF 95 X FF 95 1-1 ② SF9 2-3 3-H		B FF 98 F FF 98 X FF 98 1-1 E5 1-3 2-H 1B		1 SAFE C FF 92 B SL 88 X SL 88 1-1 ③ P3		4	0	2	2	0	0	4
22 Juan Soto, L (1, 7) OBP: 0.413, SLG: 0.520	B CU 85 S SI 95 T SI 96 S SI 98 1-3 ② K	B SI 96 B SI 95 B SI 94 C SI 93 F SI 96 X SI 96 3-2 ③ G4-3		B FF 93 X CH 86 1-0 ③ G4-3		F FF 98 F SL 88 F FF 98 C SL 89 0-3 ③ K			B CU 79 B CH 85 B FF 92 F FF 92 C FF 92 X CH 87 3-2 ① G4-3	5	0	0	0	0	2	10
11 Ryan Zimmerman, R (1, 3) OBP: 0.337, SLG: 0.498	C SL 85 X FF 97 0-1 ③ P4		C FF 95 C SL 86 X SL 87 0-2 ① F8		C SL 88 B SL 87 F FF 100 X SL 88 1-2 ① G1-3		C FF 93 X FC 90 0-1 ① G6-3		X SL 90 0-0 1 FC4-6 2B	5	0	1	0	0	0	3
32 Matt Wieters, S (1, 2) OBP: 0.319, SLG: 0.346		B SI 93 B CH 88 B SI 92 C FF 94 B FF 95 4-1 37 SH1-4 1 1B 2 1B BB	B SI 95 X SI 95 1-0 ② F8		B SL 88 C FF 100 B FF 101 F FF 98 F SL 88 S SL 87 2-3 ② K		B CU 82 B CU 79 X SI 93 2-0 1B		B CH 88 B FF 93 B CH 85 B FF 94 4-0 1 FC4-6 BB	3	1	1	0	2	1	0
1 Wilmer Difo, S (1, 4) OBP: 0.302, SLG: 0.364		C FF 95 D CU 83 X CU 80 1-1 2 1B 37 SH1-4 7 1B 1-2 1B	C SI 96 B FF 97 B CH 89 B SI 95 B SI 94 4-1 37 CS BB		B FF 101 B FF 99 F FF 98 X FF 97 2-1 ③ L5		S SI 93 F FF 93 C CH 85 0-3 ② K		B CU 81 X FF 92 1-0 ② FC4-6 1-2f 2-3	4	1	1	0	1	1	3
37 Stephen Strasburg, R (1, 1) OBP: 0.146, SLG: 0.103 45 Andrew Stevenson, L (7, PH) OBP: 0.295, SLG: 0.319 33 Matt Grace, L (7, 1) OBP: 0.500, SLG: 0.500 60 Justin Miller, R (7, 1) 56 Greg Holland, R (8, 1) 14 Mark Reynolds, R (9, PH) OBP: 0.335, SLG: 0.505 62 Sean Doolittle, L (9, 1)	X FF 97 0-0 ① SH1-4 1-2 2-3	1 SAFE T SI 94 C CU 84 B SL 85 1-2 ③ CS 1-2	B FF 95 F FF 95 F SI 94 B SL 84 C CU 84 2-3 ① K		C FF 97 F FF 98 C SL 87 0-3 ① K	X FF 93 0-0 ③ L9		S FF 95 F FF 95 D CU 82 F FF 93 X CU 82 1-2 ③ L6	2 1 0 0 0 0 1	0 0 0 0 0 0 0	0 0 0 0 0 0 0	0 0 0 0 0 0 0	2 0 0 0 0 0 0	0 1 0 0 0 0 2	0 0 0 0 0 0 0

TOP

Washington Nationals @ Miami Marlins

Marlins Park, Miami, FL

Tue Sep 18 2018, 7:11 PM - 10:24 PM EDT

Att. 7,726 - Roof Closed - 78 F

livebaseballscorecards.com

AB	32
R	4
H	9
RBI	4
BB	10
SO	7
LOB	25

Inning Stats	1	2	3	4	5	6	7	8	9
	R: 0 E: 0 K: 2 S: 16	H: 2 LOB: 3 BB: 1 P: 26	R: 2 E: 0 K: 0 S: 12	H: 3 LOB: 3 BB: 2 P: 27	R: 0 E: 0 K: 0 S: 7	H: 0 LOB: 0 BB: 1 P: 13	R: 1 E: 0 K: 1 S: 11	H: 1 LOB: 2 BB: 2 P: 25	R: 0 E: 0 K: 1 S: 9	H: 0 LOB: 0 BB: 0 P: 14
	R: 1 E: 1 K: 2 S: 14	H: 1 LOB: 2 BB: 1 P: 21	R: 0 E: 0 K: 1 S: 7	H: 1 LOB: 1 BB: 0 P: 9	R: 0 E: 0 K: 0 S: 9	H: 0 LOB: 1 BB: 2 P: 19	R: 0 E: 0 K: 0 S: 9	H: 1 LOB: 2 BB: 1 P: 18	1B: 8 2B: 1 3B: 0 HR: 0	SF: 1 SAC: 1 DP: 1 HBP: 1

WP: 0 PA: 46
PB: 0
SB: 1
CS: 1

PITCHER		IP	WLS	BF	H	R	ER	SO	BB	IBB	HBP	BLK	WP	HR	S	P	ERA	WHIP
22 Sandy Alcantara, R ERA: 2.35	(1, 1)	4.0	L	23	6	3	3	3	6	0	0	0	0	0	46	91	6.75	3.000
56 Tayron Guerrero, R ERA: 5.73	(5, 1)	1.0		3	0	0	0	1	0	0	0	0	0	0	9	14	0.00	0.000
39 Tyler Kinley, R ERA: 10.38	(6, 1)	1.0		6	1	1	1	2	1	0	1	0	0	0	14	21	9.00	2.000
55 Drew Rucinski, R ERA: 4.88	(7, 1)	1.0		4	1	0	0	1	0	0	0	0	0	0	7	9	0.00	1.000
66 Jarlín García, L ERA: 4.9	(8, 1)	0.2		3	0	0	0	0	2	0	0	0	0	0	7	16	0.00	3.000

PITCHER		IP	WLS	BF	H	R	ER	SO	BB	IBB	HBP	BLK	WP	HR	S	P	ERA	WHIP
40 Javy Guerra, R ERA: 5.79	(8, 1)	1.1		6	1	0	0	0	1	0	0	0	0	0	11	21	0.00	1.500

Batter	1	2	3	4	5	6	7	8	9	AB	R	H	RBI	BB	SO	LOB
10 JT Riddle, L (1, 6) OBP: 0.282, SLG: 0.395	C FF 92 C CU 80 S CH 88 0-3 K ①		S CU 80 S CH 87 S CH 87 0-3 K ②		B CH 87 C FF 94 C FF 94 X FF 94 1-2 19 1B 11 1B 1B		B SI 89 M SL 80 X SL 82 1-1 L7 ②			4	1	1	0	0	2	0
19 Miguel Rojas, R (1, 4) OBP: 0.292, SLG: 0.344	F FF 93 X SI 93 0-1 G6-3 ②		B CU 80 C CU 81 B CH 86 S SL 87 F FF 94 S CH 88 2-3 K ③		X SL 87 0-0 11 1B 1-2 1B		C SI 93 S FF 94 B FF 94 X FF 94 1-2 F9 ③			4	0	1	0	0	1	0
11 J.T. Realmuto, R (1, 2) OBP: 0.347, SLG: 0.497	F FF 93 X FF 94 0-1 F9 ③			B SL 86 B SL 86 F CH 87 F FF 93 X FF 92 2-2 45 BB 1B	B SL 86 X SI 93 1-0 45 BB 1-3 2-H 1B			C SL 86 B SL 85 C SL 85 X FF 93 1-2 F9 ①		4	0	2	1	0	0	0
45 Peter O'Brien, R (1, 3) OBP: 0.406, SLG: 0.769		B FF 93 B FF 93 X FF 93 2-0 HR		C FF 93 C CU 79 B FF 93 D CH 86 B CH 86 B CU 81 4-2 1-2 BB	S FF 93 B FF 93 B CH 87 B CU 79 F SL 88 B FF 94 4-2 1-2 BB			S FF 93 F CU 80 X SL 85 0-2 1B		2	1	2	1	2	0	0
15 Brian Anderson, R (1, 5) OBP: 0.351, SLG: 0.391		B CU 80 H SI 92 2-0 HBP		F SI 92 B CH 85 C CH 85 D CH 86 S SI 92 2-3 K ①	F SI 94 T SI 94 D CH 88 B CH 88 B SI 94 F FF 95 S SI 94 3-3 K ③			C FF 93 B FF 93 S CU 78 S FF 92 1-3 K ②		3	0	0	0	0	3	6
9 Lewis Brinson, R (1, 8) OBP: 0.241, SLG: 0.350		S FF 92 C FF 92 S CH 85 0-3 K ①		B CH 84 S CH 85 B FF 93 F FF 94 C FF 94 2-3 K ②		C FF 94 B SL 87 F FF 94 B CH 87 S CH 87 2-3 K ①		C SL 85 S SL 86 D SL 85 S SL 84 1-3 K ③		4	0	0	0	0	4	4
44 Austin Dean, R (1, 7) OBP: 0.253, SLG: 0.356		C SL 85 B FF 91 F FF 92 F FF 93 D CH 87 1 SAFE S CH 86 2-3 K ②		B FF 93 X FF 93 1-0 F9 ③	X FF 94 0-0 G3-1 ②			C FF 93 F FF 93 X FF 94 0-2 G6-3 ①		4	0	0	0	0	1	3
34 Magneuris Sierra, L (1, 9) OBP: 0.200, SLG: 0.190 66 Jarlín García, L (8, 1) 40 Javy Guerra, R (8, 1) 13 Starlin Castro, R (9, PH) OBP: 0.332, SLG: 0.406		C FF 92 D CH 87 C FF 92 S CH 87 1-3 K ③			X FF 93 0-0 B5-3 ①	B CH 87 B FF 93 B FF 93 C FF 93 X FF 93 3-1 L8 ③		C FS 86 B FF 94 S FF 93 S FF 95 1-3 K ②		3 0 0 1	0 0 0 0	0 0 0 0	0 0 0 0	1 0 0 0	1 0 0 0	1 0 0 0
22 Sandy Alcantara, R (1, 1) 56 Tayron Guerrero, R (5, 1) 52 Rafael Ortega, L (5, PH) OBP: 0.292, SLG: 0.281 39 Tyler Kinley, R (6, 1) 55 Drew Rucinski, R (7, 1) 79 Isaac Galloway, R (7, PH) OBP: 0.317, SLG: 0.423 (8, 9)			B FF 92 C FF 92 B CU 79 F FF 94 C CU 80 2-3 K ①		C CU 79 B CH 87 B CH 87 F CU 79 F FF 93 F FF 94 X FF 95 2-2 F8 ②		X SI 90 0-0 F8 ①		B FF 93 S FF 93 F FF 95 S FF 94 1-3 K ③	1 0 1 0 0 0 2	0 0 0 0 0 0 0	0 0 0 0 0 0 0	0 0 0 0 0 0 0	0 0 0 0 0 0 0	1 0 0 0 0 0 1	0 0 0 0 0 0 0
Inning Stats	R: 0 E: 0 K: 1 S: 7 H: 0 LOB: 0 BB: 0 P: 7	R: 1 E: 0 K: 3 S: 11 H: 1 LOB: 1 BB: 0 P: 18	R: 0 E: 0 K: 3 S: 10 H: 0 LOB: 0 BB: 0 P: 14	R: 0 E: 0 K: 2 S: 12 H: 1 LOB: 2 BB: 1 P: 23	R: 1 E: 0 K: 1 S: 17 H: 3 LOB: 3 BB: 1 P: 28	R: 0 E: 0 K: 1 S: 6 H: 0 LOB: 0 BB: 0 P: 11	R: 0 E: 0 K: 0 S: 6 H: 0 LOB: 0 BB: 0 P: 8	R: 0 E: 0 K: 2 S: 12 H: 1 LOB: 1 BB: 0 P: 15	R: 0 E: 0 K: 2 S: 9 H: 0 LOB: 0 BB: 0 P: 11	1B: 5 2B: 0 3B: 0 HR: 1	SF: 0 SAC: 0 DP: 0 HBP: 1		WP: 0 PB: 0 SB: 0 CS: 0	PA: 36		

PITCHER		IP	WLS	BF	H	R	ER	SO	BB	IBB	HBP	BLK	WP	HR	S	P	ERA	WHIP
37 Stephen Strasburg, R ERA: 3.83	(1, 1)	6.0	W	26	5	2	2	11	2	0	1	0	0	1	63	101	3.00	1.167
33 Matt Grace, L ERA: 2.77	(7, 1)	0.2	H	2	0	0	0	0	0	0	0	0	0	0	3	4	0.00	0.000
60 Justin Miller, R ERA: 3.83	(7, 1)	0.1	H	1	0	0	0	0	0	0	0	0	0	0	3	4	0.00	0.000
56 Greg Holland, R ERA: 4.98	(8, 1)	1.0	H	4	1	0	0	2	0	0	0	0	0	0	12	15	0.00	1.000
62 Sean Doolittle, L ERA: 1.7	(9, 1)	1.0	S	3	0	0	0	2	0	0	0	0	0	0	9	11	0.00	0.000

PITCHER	IP	WLS	BF	H	R	ER	SO	BB	IBB	HBP	BLK	WP	HR	S	P	ERA	WHIP

BOTTOM

Washington Nationals @ Miami Marlins

Marlins Park, Miami, FL

Tue Sep 18 2018, 7:11 PM - 10:24 PM EDT

Att. 7,726 - Roof Closed - 78 F

livebaseballscorecards.com

AB	33
R	2
H	6
RBI	2
BB	2
SO	15
LOB	14

Cincinnati Reds @ Miami Marlins

Marlins Park, Miami, FL

Thu Sep 20 2018, 7:12 PM - 9:52 PM EDT

Att. 9,863 - Roof Closed - 77 F

livebaseballscorecards.com

Batter	1	2	3	4	5	6	7	8	9	AB	R	H	RBI	BB	SO	LOB
43 Scott Schebler, L (1, 9) OBP: 0.345, SLG: 0.466	C FF 94 B FF 94 S FF 93 B ST 83 S FF 94 2-3 ① **K**		B FF 93 B FF 92 F FF 92 F FF 92 1 SAFE B FF 92 B ST 82 4-2 1-3 3 2B **BB**		B ST 82 X CH 86 1-0 **1B**		C SL 79 C FF 92 B SL 80 B FF 91 B FF 91 X FF 91 3-2 ① **F8**		1 SAFE D SL 90 B FF 92 B SI 92 F FF 92 X SI 92 3-1 ①② **G2-6-3** 1-2f	4	1	1	0	1	1	1
9 José Peraza, R (1, 6) OBP: 0.328, SLG: 0.419	B FF 94 B FF 93 X FF 93 2-0 ② **F9**		D ST 81 C ST 80 X FF 94 1-1 ① **F9**		B CH 86 X FF 92 1-0 ① **L8**		B SL 78 B FF 91 X FF 91 2-0 3 HR **1B**		B CU 80 B SL 89 X FF 92 2-0 ③ **P3**	5	1	1	0	0	0	3
19 Joey Votto, L (1, 3) OBP: 0.420, SLG: 0.426	F FF 94 C FF 95 T FF 82 B FF 93 S FF 95 1-3 ③ **K**		C FF 93 B FF 93 T FF 94 S FF 94 1-3 ② **K**		F FF 93 C ST 81 X FF 93 0-2 ② **F7**		X FF 91 0-0 ② **L9**			4	0	0	0	0	2	4
3 Scooter Gennett, L (1, 4) OBP: 0.367, SLG: 0.503		B FF 94 S FF 93 B ST 81 F FF 94 B FF 95 B FF 95 4-2 46 BB **BB**	B FF 95 X FF 95 1-0 7 1B 1-H 3-H **2B**		B ST 82 B FF 93 C CH 86 X FF 93 2-1 ③ **G4-3**		1 SAFE B SL 79 X FF 91 1-0 1-H **HR**			3	1	2	4	1	0	1
7 Eugenio Suárez, R (1, 5) OBP: 0.370, SLG: 0.529		B FF 93 X FF 92 1-0 ① **F9**	C ST 81 B CH 86 F ST 82 B FF 94 X FF 94 2-2 2-3 **1B**			C FF 91 X FF 91 0-1 6 FC5 25 BB **1B**	X SL 78 0-0 ③ **F9**			4	0	2	0	0	0	1
46 Mason Williams, L (1, 7) OBP: 0.331, SLG: 0.411		F FF 93 B CH 85 B CH 84 B FF 94 B FF 92 4-1 1-2 **BB**	C CH 86 T FF 93 B CH 87 X CH 87 1-2 ③ **L9**			F FF 91 X FF 92 0-1 ① **F7**		F FF 98 F SL 87 B FF 99 B FF 99 B SL 87 X FF 97 3-2 16 G4-6-3 **1B**		3	0	1	0	1	0	3
16 Tucker Barnhart, L (1, 2) OBP: 0.327, SLG: 0.361		X FF 94 0-0 ② **F9**		F FF 93 C ST 79 F FF 93 B FF 95 S ST 81 1-3 ① **K**		B FF 93 F FF 92 C CH 85 X FF 94 1-2 ② **F9**		B FF 99 X FF 98 1-0 ①② **G4-6-3** 1-2f		4	0	0	0	0	1	4
25 Cody Reed, L (1, 1) 37 David Hernandez, R (7, 1) 61 Gabriel Guerrero, R (8, PH) OBP: 0.111, SLG: 0.111 48 Jared Hughes, R (8, 1) 26 Raisel Iglesias, R (8, 1)		B ST 79 B FF 94 C FF 92 C FF 93 F FF 94 S FF 95 2-3 ③ **K**		C FF 94 B ST 80 S FF 94 C ST 81 1-3 ② **K**		B FF 93 C FF 92 B FF 92 B FF 92 C FF 92 B FF 93 4-2 1-2 **BB**		B SL 88 B FF 100 B FF 99 C FF 99 F FF 98 X FF 99 3-2 ③ **G4-3**		2 0 1 0 0	0 0 0 0 0	0 0 0 0 0	0 0 0 0 0	1 0 0 0 0	2 0 0 0 0	2 0 0 0 0
6 Billy Hamilton, S (1, 8) OBP: 0.299, SLG: 0.325			B FF 94 B FF 93 F FF 93 B FF 94 B FF 92 4-1 43 E 43 S 3 2B **BB**	C ST 80 F CH 87 B FF 94 X ST 81 1-2 ③ **L8**		F FF 92 C SL 78 B FF 94 X CH 84 1-2 ③ **FC5** 2-3f			X FF 92 0-0 43 G2-6-3 **1B**	3	1	1	0	1	0	2
Inning Stats	R: 0 E: 0 K: 2 S: 8 H: 0 LOB: 0 BB: 0 P: 13	R: 0 E: 0 K: 1 S: 9 H: 0 LOB: 2 BB: 2 P: 20	R: 2 E: 0 K: 1 S: 15 H: 2 LOB: 2 BB: 2 P: 29	R: 0 E: 0 K: 2 S: 10 H: 0 LOB: 0 BB: 0 P: 13	R: 0 E: 0 K: 0 S: 7 H: 1 LOB: 1 BB: 0 P: 11	R: 0 E: 0 K: 0 S: 12 H: 1 LOB: 2 BB: 1 P: 18	R: 2 E: 0 K: 0 S: 7 H: 2 LOB: 0 BB: 0 P: 13	R: 0 E: 0 K: 0 S: 7 H: 1 LOB: 0 BB: 0 P: 14	R: 0 E: 0 K: 0 S: 4 H: 1 LOB: 0 BB: 0 P: 9	1B: 6 2B: 1 3B: 0 HR: 1 SF: 0 SAC: 0 DP: 2 HBP: 0						

TOP

AB	33
R	4
H	8
RBI	4
BB	5
SO	6
LOB	21

WP: 0 PA: 38
PB: 0
SB: 1
CS: 0

PITCHER		IP	WLS	BF	H	R	ER	SO	BB	IBB	HBP	BLK	WP	HR	S	P	ERA	WHIP
43 Jeff Brigham, R ERA: 5.84	(1, 1)	5.0	L	22	3	2	2	6	4	0	0	0	0	0	49	86	3.60	1.400
57 Elieser Hernández, R ERA: 5.29	(6, 1)	2.0		10	3	2	2	0	1	0	0	0	0	1	19	31	9.00	2.000
56 Tayron Guerrero, R ERA: 5.63	(8, 1)	1.0		3	1	0	0	0	0	0	0	0	0	0	7	14	0.00	1.000
53 Brett Graves, R ERA: 4.6	(9, 1)	1.0		3	1	0	0	0	0	0	0	0	0	0	4	9	0.00	1.000

PITCHER		IP	WLS	BF	H	R	ER	SO	BB	IBB	HBP	BLK	WP	HR	S	P	ERA	WHIP

Cincinnati Reds @ Miami Marlins

Marlins Park, Miami, FL

Thu Sep 20 2018, 7:12 PM - 9:52 PM EDT

Att. 9,863 - Roof Closed - 77 F

livebaseballscorecards.com

BOTTOM

Batter	1	2	3	4	5	6	7	8	9	AB	R	H	RBI	BB	SO	LOB
19 Miguel Rojas, R (1, 5) OBP: 0.295, SLG: 0.344	B SI 93 S SI 92 B SL 84 F SI 93 F SL 88 X SL 90 2-2 11 FC6-4 1B		C SL 86 H CH 87 1-1 11 FC5-4 13 1B HBP		X SI 93 0-0 ③ G5-3			C SI 90 B SI 91 F SI 90 F SI 91 B SI 92 F SL 85 F SI 91 F SI 91 B SL 86 4-2 B SI 92 13 G1-3 11 2B BB	X SI 96 0-0 ③ G4-3	3	1	1	0	1	0	2
13 Starlin Castro, R (1, 4) OBP: 0.333, SLG: 0.407	T SI 92 C SL 87 S SL 87 0-3 ① K		C SI 94 B SI 95 X CH 86 1-1 11 FC5-4 1-2 1B			B SL 84 X SI 91 1-0 45 G5-4-3 11 1B		X SI 90 0-0 ② G1-3 1-2		4	0	2	0	0	1	2
11 J.T. Realmuto, R (1, 2) OBP: 0.348, SLG: 0.499	C SI 93 X CH 87 0-1 ② FC6-4 45 1B 1-2f		C SI 95 B SL 88 X SL 88 1-1 ② FC5-4 1-2f 2-3			B SI 92 X SI 92 1-0 45 G5-4-3 1-2 1B		B SI 91 S SI 91 X SI 92 1-1 45 1B 2-H 2B		4	1	2	1	0	0	3
45 Peter O'Brien, R (1, 3) OBP: 0.417, SLG: 0.733	X SI 94 0-0 44 FC6-4 1-3 1B		S CH 89 C SL 89 S SL 87 0-3 ③ K			C SI 94 X SI 94 0-1 ① ② G5-4-3 1-2f 2-3		B FF 95 B SI 93 C SI 96 X SL 85 2-1 32 WP 2-H 1B		4	0	2	1	0	1	4
44 Austin Dean, R (1, 7) OBP: 0.245, SLG: 0.344 32 Derek Dietrich, L (8, PH) OBP: 0.331, SLG: 0.424 (9, 7)	B SL 87 B SI 94 X SI 93 2-0 ③ FC6-4 1-2f			B SI 90 B SL 84 X CH 89 2-0 ① G5-3		C SL 89 D SL 89 F CH 87 F SL 87 X FF 90 1-2 ③ F8		F CH 89 F CH 90 B FF 96 F CH 90 X CH 89 1-2 ③ F8 1-2		3 1	0 0	0 0	0 0	0 0	0 0	3 1
9 Lewis Brinson, R (1, 8) OBP: 0.241, SLG: 0.347		B SI 92 S SI 92 X CH 86 1-1 ① L7		S SL 83 X SL 87 0-1 ② F8			B SI 93 F SI 91 B FF 93 B FF 93 C SI 93 B FC 87 4-2 52 G6-4-3 BB		B SL 85 B SI 95 X FF 95 2-0 ① P2	3	0	0	0	1	0	0
79 Isaac Galloway, R (1, 9) OBP: 0.306, SLG: 0.407 52 Rafael Ortega, L (7, PH) OBP: 0.295, SLG: 0.279 (8, 9)		C SI 93 C SL 88 S SL 88 0-3 ② K		X SI 93 0-0 ③ G6-3			F SI 93 F FF 93 F FF 93 B CU 82 F SI 93 B CH 89 X SI 93 2-2 ① ② G6-4-3 1-2f		B FF 97 B SI 96 B SI 95 B FF 95 4-0 15 BB BB	2 1	0 0	0 0	0 0	0 1	1 0	0 1
10 JT Riddle, L (1, 6) OBP: 0.279, SLG: 0.389		S SL 87 S SL 88 B SL 88 F SL 87 X FF 96 1-2 ③ G1-3			C FF 93 F FF 94 B FF 96 B FF 95 F SL 86 S SL 87 2-3 ① K		B FF 93 S FF 93 X CU 81 1-1 ③ P5		C CH 88 F CH 88 B SI 96 F CH 89 S SL 84 1-3 ② K	4	0	0	0	0	2	1
43 Jeff Brigham, R (1, 1) OBP: 0.333, SLG: 0.333 48 Christopher Bostick, R (5, PH) OBP: 0.250, SLG: 0.273 57 Elieser Hernandez, R (6, 1) 56 Tayron Guerrero, R (8, 1) 34 Magneuris Sierra, L (8, PH) OBP: 0.198, SLG: 0.189 53 Brett Graves, R (9, 1) 15 Brian Anderson, R (9, PH) OBP: 0.352, SLG: 0.391			B SI 90 F SI 91 B SI 92 F SI 90 S SL 85 2-3 ① K		B SL 87 B SI 93 C SL 84 S SL 86 S CH 86 2-3 ② K			L SI 90 X SI 90 0-1 ① L3	B SL 86 F SI 95 B SL 87 C SI 96 B SL 87 B SL 87 4-2 1-2 BB	1 1 0 0 1 0 0	0 0 0 0 0 0 0	0 0 0 0 0 0 0	0 0 0 0 0 0 0	0 1 0 0 0 0 1	1 0 0 0 0 0 0	0 0 0 0 0 0 0
Inning Stats	R: 0 E: 0 K: 1 S: 11 H: 2 LOB: 2 BB: 0 P: 15	R: 0 E: 0 K: 1 S: 9 H: 0 LOB: 0 BB: 0 P: 11	R: 0 E: 0 K: 2 S: 11 H: 1 LOB: 2 BB: 0 P: 16	R: 0 E: 0 K: 0 S: 4 H: 0 LOB: 0 BB: 0 P: 6	R: 0 E: 0 K: 2 S: 8 H: 0 LOB: 0 BB: 0 P: 12	R: 0 E: 0 K: 0 S: 8 H: 2 LOB: 1 BB: 0 P: 11	R: 0 E: 0 K: 0 S: 9 H: 0 LOB: 0 BB: 1 P: 16	R: 2 E: 0 K: 0 S: 17 H: 2 LOB: 1 BB: 1 P: 25	R: 0 E: 0 K: 1 S: 8 H: 0 LOB: 2 BB: 2 P: 19	1B: 6 2B: 1 3B: 0 HR: 0 SF: 0 SAC: 0 DP: 2 HBP: 1						

	AB	32
	R	2
	H	7
	RBI	2
	BB	4
	SO	7
	LOB	17

WP: 1 PA: 37
PB: 0
SB: 0
CS: 0

PITCHER		IP	WLS	BF	H	R	ER	SO	BB	IBB	HBP	BLK	WP	HR	S	P	ERA	WHIP
25 Cody Reed, L ERA: 3.66	(1, 1)	6.0	W	23	5	0	0	6	0	0	1	0	0	0	51	71	0.00	0.833
37 David Hernandez, R ERA: 2.56	(7, 1)	1.0		3	0	0	0	0	1	0	0	0	0	0	9	16	0.00	1.000
48 Jared Hughes, R ERA: 2.04	(8, 1)	0.2		4	1	2	2	0	1	0	0	0	0	0	11	16	27.00	3.000
26 Raisel Iglesias, R ERA: 2.38	(8, 1)	1.1	S	7	1	0	0	1	2	0	0	0	1	0	14	28	0.00	2.250

PITCHER	IP	WLS	BF	H	R	ER	SO	BB	IBB	HBP	BLK	WP	HR	S	P	ERA	WHIP

Batter	1	2	3	4	5	6	7	8	9	10	AB	R	H	RBI	BB	SO	LOB
6 Billy Hamilton, S (1, 8) OBP: 0.297, SLG: 0.322	B FF 91 F FF 91 C CU 73 F FF 92 S FF 92 1-3 K ①		D CU 74 X FF 90 1-0 F9 ③			C SL 85 B SL 86 F FF 91 X FF 91 1-2 P3 ①			F CH 85 F FF 96 B FF 97 T FF 97 1-2 K ①		4	0	0	0	0	2	1
15 Dilson Herrera, R (1, 7) OBP: 0.262, SLG: 0.347 46 Mason Williams, L (9, 7) OBP: 0.331, SLG: 0.411	S FF 92 B FF 92 B CU 74 S FF 92 B FF 92 F FF 92 F FF 92 X FF 91 3-2 P4 ②			B FF 90 C CU 74 B SL 84 B CU 73 F FF 91 X SL 83 3-2 L7 ①		C SL 85 B FF 91 L CU 74 S SL 82 1-3 K2-3 ②			B SL 88 S CH 86 B CH 87 B CH 87 F FF 97 F CH 87 X CH 88 3-2 F8 ②		4 0	0 0	0 0	0 0	0 0	1 0	0 0
19 Joey Votto, L (1, 3) OBP: 0.419, SLG: 0.423	F SL 87 B FF 92 C FF 92 B FF 92 X SL 84 2-2 L7 ③			B SL 86 F SL 84 B CU 74 X FF 92 2-1 F7 ②		X SL 86 0-0 G6-3 ③			C SL 87 F SL 87 B SL 89 B FF 98 B FF 98 B FF 96 4-2 BB		3	0	0	0	1	0	0
7 Eugenio Suárez, R (1, 5) OBP: 0.369, SLG: 0.527		B FF 91 X CU 72 1-0 G6-3 ①		B CU 73 C FF 91 B FF 92 X SL 84 2-1 1B			C FF 91 F FF 91 F SL 86 B SL 84 F FF 93 C CU 74 1-3 K ①		X SL 85 0-0 F7 ③		4	0	1	0	0	1	1
3 Scooter Gennett, L (1, 4) OBP: 0.365, SLG: 0.499		X FF 90 0-0 F8 ②		S SL 85 B SL 85 B FF 91 C FF 91 F FF 91 F SL 85 F CU 74 F FF 92 F FF 92 2-3 K ③			B CU 74 S SL 84 B FF 92 S SL 84 F SL 85 S SL 84 2-3 K ②			C SL 86 F FF 95 B SL 88 B SL 88 S SL 88 2-3 K ①	4	0	0	0	0	3	1
27 Phillip Ervin, R (1, 9) OBP: 0.329, SLG: 0.419		C FF 92 F FF 90 S SL 83 0-3 K ③			C SL 84 X FF 90 0-1 38 F9 51 FC6-2 2B		B FF 91 F SL 85 B CU 76 X FF 92 2-1 P3 ③			B SL 78 C FF 94 B FF 93 X CH 88 2-1 F7 ②	4	0	1	0	0	1	0
38 Curt Casali, R (1, 2) OBP: 0.366, SLG: 0.473			B FF 90 S CH 84 S CU 73 B CU 74 B CH 84 X FF 90 3-2 2B		2 SAFE X CU 73 0-0 F9 ① 2-3			F FF 95 C FF 96 B FF 96 B FF 96 X FF 97 2-2 G4-3 ①		B SL 79 B FF 94 X FF 94 2-0 F9 ③	4	0	1	0	0	0	1
51 Blake Trahan, R (1, 6) OBP: 0.273, SLG: 0.273			C CU 74 B FF 90 C FF 90 F SL 84 D SL 84 S CU 72 2-3 K ①		C SL 85 X SL 85 0-1 FC6-2 3-H			B SL 89 C FF 96 S SL 89 F FF 96 F SL 89 C FF 97 1-3 K ②			3	0	0	0	0	2	2
58 Luis Castillo, R (1, 1) OBP: 0.131, SLG: 0.119 37 David Hernandez, R (9, 1)			F FF 90 F CU 74 C SL 85 0-3 K ②		X FF 90 0-0 F9 ③			B FF 96 B FF 95 B FF 95 C FF 95 C FF 95 X FF 96 3-2 L4 ③			3 0	0 0	0 0	0 0	0 0	1 0	2 0
Inning Stats	R: 0 H: 0 E: 0 LOB: 0 K: 1 BB: 0 S: 12 P: 18	R: 0 H: 0 E: 0 LOB: 0 K: 1 BB: 0 S: 5 P: 6	R: 0 H: 1 E: 0 LOB: 1 K: 2 BB: 0 S: 11 P: 17	R: 0 H: 1 E: 0 LOB: 1 K: 1 BB: 0 S: 15 P: 24	R: 0 H: 1 E: 0 LOB: 1 K: 0 BB: 0 S: 6 P: 6	R: 0 H: 0 E: 0 LOB: 0 K: 1 BB: 0 S: 7 P: 9	R: 0 H: 0 E: 0 LOB: 0 K: 2 BB: 0 S: 11 P: 16	R: 0 H: 0 E: 0 LOB: 0 K: 1 BB: 0 S: 11 P: 17	R: 0 H: 0 E: 0 LOB: 1 K: 1 BB: 1 S: 10 P: 18	R: 0 H: 0 E: 0 LOB: 0 K: 1 BB: 0 S: 6 P: 12	1B: 1 2B: 2 3B: 0 HR: 0	SF: 0 SAC: 0 DP: 0 HBP: 0	WP: 0 PB: 0 SB: 0 CS: 0	PA: 34			

PITCHER		IP	WLS	BF	H	R	ER	SO	BB	IBB	HBP	BLK	WP	HR	S	P	ERA	WHIP
54 Wei-Yin Chen, L ERA: 4.66	(1, 1)	7.0		24	3	0	0	8	0	0	0	0	0	0	67	96	0.00	0.429
71 Drew Steckenrider, R ERA: 3.98	(8, 1)	1.0		3	0	0	0	1	0	0	0	0	0	0	11	17	0.00	0.000
61 Adam Conley, L ERA: 4.25	(9, 1)	1.1		5	0	0	0	2	1	0	0	0	0	0	13	23	0.00	0.750
46 Kyle Barraclough, R ERA: 4.36	(10, 1)	0.2	W	2	0	0	0	0	0	0	0	0	0	0	3	7	0.00	0.000

PITCHER	IP	WLS	BF	H	R	ER	SO	BB	IBB	HBP	BLK	WP	HR	S	P	ERA	WHIP

TOP

Cincinnati Reds @ Miami Marlins

Marlins Park, Miami, FL

Fri Sep 21 2018, 7:12 PM - 9:47 PM EDT

Att. 11,471 - Clear - 77 F

livebaseballscorecards.com

AB	33
R	0
H	3
RBI	0
BB	1
SO	11
LOB	8

Batter	1	2	3	4	5	6	7	8	9	10	AB	R	H	RBI	BB	SO	LOB
10 JT Riddle, L (1, 6) OBP: 0.275, SLG: 0.384	B FF 98 X SI 99 1-0 ① G1-3		C SL 88 X CH 89 0-1 ③ G3-1			C SI 96 F FF 96 B CH 87 X CH 87 1-2 ① G4-3			B SI 97 F SI 98 X CH 87 1-1 ① L8		4	0	0	0	0	0	0
13 Starlin Castro, R (1, 4) OBP: 0.332, SLG: 0.406	B SI 98 B SI 98 C SI 98 F SI 98 X CH 88 2-2 ② G5-3			B SL 85 X SL 84 1-0 ① L7		X SI 96 0-0 ② G1-3			B SI 97 C FF 98 F FF 98 B CH 88 F CH 87 X FF 98 2-2 11 BB 1B		4	0	1	0	0	0	0
11 J.T. Realmuto, R (1, 2) OBP: 0.349, SLG: 0.498	C FF 99 S SL 86 F SI 99 F CH 89 S CH 89 0-3 ③ K			C FF 96 B SI 96 F SI 96 X SL 86 1-2 1B		X FF 97 0-0 ③ L9			B CH 88 F CH 88 B FF 98 B FF 98 F FF 98 F CH 88 B CH 87 4-2 45 G6-4-3 1-2 BB		3	0	1	0	1	1	0
45 Peter O'Brien, R (1, 3) OBP: 0.375, SLG: 0.647		F SI 98 S SL 87 B SL 86 B CH 89 F CH 88 X SI 98 2-2 ① L8		C SL 85 D SI 97 F SI 98 S CH 88 1-3 ② K			C SL 86 B CH 87 B CH 87 F CH 86 B FF 98 S CH 87 3-3 ① K		B FC 87 F FC 86 S FC 86 X FC 88 1-2 ②③ G6-4-3 1-2f		4	0	0	0	0	2	3
32 Derek Dietrich, L (1, 7) OBP: 0.330, SLG: 0.424		C SL 86 C SI 97 X CH 89 0-2 ③ 15 FC6-5 2B		X CH 88 0-0 ③ G3			C SI 98 S SI 97 F FF 96 F CH 89 F CH 89 B FF 98 X CH 88 1-2 ② P4			F FC 85 S FF 93 B CH 89 B FF 94 B CU 82 F FF 94 S SI 95 3-3 ① K	4	0	1	0	0	1	1
15 Brian Anderson, R (1, 5) OBP: 0.352, SLG: 0.392		X SI 98 0-0 ② FC6-5 2-3		B SL 86 C FF 97 B SI 97 S CH 88 S CH 88 2-3 ① K			X SI 98 0-0 ③ G4-3			X FC 88 0-0 79 2B 2B	4	1	1	0	0	1	1
52 Rafael Ortega, L (1, 9) OBP: 0.296, SLG: 0.280 79 Isaac Galloway, R (8, PR) OBP: 0.317, SLG: 0.436 (9, 9)		C SI 98 X SI 98 0-1 ③ F8		X SI 97 0-0 ② G3-1				B CH 88 C FF 97 X CH 88 1-1 34 B1-6-3 1B	F SI 95 F FC 87 B FF 94 D CU 82 B CU 81 F SI 95 X FC 86 3-2 2-H 2B		3 1	0 0	1 1	0 1	0 0	0 0	1 0
34 Magneuris Sierra, L (1, 8) OBP: 0.202, SLG: 0.192			M SI 96 B SL 87 B SL 86 X SI 97 2-1 ① G1-3	B FF 97 C FF 98 F FF 98 B FF 96 X CH 88 2-2 1B				X SI 97 0-0 ①② B1-6-3 1-2f			3	0	1	0	0	0	1
54 Wei-Yin Chen, R (1, 1) OBP: 0.154, SLG: 0.179 71 Drew Steckenrider, R (8, 1) 19 Miguel Rojas, R (8, PH) OBP: 0.295, SLG: 0.343 61 Adam Conley, L (9, 1) 46 Kyle Barraclough, R (10, 1)			C FF 95 S FF 96 F FF 96 C FF 96 0-3 ② K	1 SAFE C FF 96 B FF 97 F FF 95 X SI 95 1-2 ③ G1-3				B CH 87 X FF 97 1-0 ③ L6			2 0 1 0 0	0 0 0 0 0	0 0 0 0 0	0 0 0 0 0	1 0 0 0 0	1 0 1 0 0	1 0 1 0 0
Inning Stats	R: 0 E: 0 K: 1 S: 9 H: 0 LOB: 0 BB: 0 P: 12	R: 0 E: 0 K: 0 S: 10 H: 1 LOB: 1 BB: 0 P: 12	R: 0 E: 0 K: 1 S: 8 H: 0 LOB: 0 BB: 0 P: 10	R: 0 E: 0 K: 1 S: 8 H: 1 LOB: 1 BB: 0 P: 11	R: 0 E: 0 K: 1 S: 10 H: 1 LOB: 1 BB: 0 P: 15	R: 0 E: 0 K: 0 S: 5 H: 0 LOB: 0 BB: 0 P: 6	R: 0 E: 0 K: 1 S: 10 H: 0 LOB: 0 BB: 0 P: 14	R: 0 E: 0 K: 0 S: 4 H: 1 LOB: 1 BB: 0 P: 6	R: 0 E: 0 K: 0 S: 12 H: 1 LOB: 1 BB: 1 P: 20	R: 1 E: 0 K: 1 S: 9 H: 2 LOB: 1 BB: 0 P: 15	1B: 4 2B: 4 3B: 0 HR: 0	SF: 0 SAC: 0 DP: 2 HBP: 0	WP: 0 PB: 0 SB: 0 CS: 0	PA: 34			

PITCHER	IP	WLS	BF	H	R	ER	SO	BB	IBB	HBP	BLK	WP	HR	S	P	ERA	WHIP
58 Luis Castillo, R (1, 1) ERA: 4.3	8.1		30	5	0	0	5	1	0	0	0	0	0	73	102	0.00	0.720
37 David Hernandez, R (9, 1) ERA: 2.67	1.0	L	4	2	1	1	1	0	0	0	0	0	0	12	19	9.00	2.000

PITCHER	IP	WLS	BF	H	R	ER	SO	BB	IBB	HBP	BLK	WP	HR	S	P	ERA	WHIP

BOTTOM

Cincinnati Reds @ Miami Marlins

Marlins Park, Miami, FL

Fri Sep 21 2018, 7:12 PM - 9:47 PM EDT

Att. 11,471 - Clear - 77 F

livebaseballscorecards.com

AB	33
R	1
H	7
RBI	1
BB	1
SO	6
LOB	9

MIAMI

Batter	1	2	3	4	5	6	7	8	9	AB	R	H	RBI	BB	SO	LOB
43 Scott Schebler, L (1, 7) OBP: 0.342, SLG: 0.461	B SI 95 S SI 93 B SI 95 X SI 94 2-1 F8 ①			S CU 83 C SI 95 B SI 95 B CU 86 F SI 96 F CH 90 B SI 96 X SI 96 3-2 P6 ①		B CH 89 X CH 88 1-0 G4-3 ②		B SI 92 B CH 86 B SI 91 C FF 92 S FF 93 X FF 92 3-2 F7 ②		4	0	0	0	0	0	0
9 José Peraza, R (1, 6) OBP: 0.329, SLG: 0.418	B SI 96 C SI 96 B SL 88 F SI 96 B SI 96 X SI 96 3-2 G1-3 ②			B SI 96 H SL 85 2-0 3 1B HBP		C SI 96 B SL 88 X SL 89 1-1 19 1B 1B		C FF 93 X FC 87 0-1 F8 ③		3	0	1	0	0	0	0
19 Joey Votto, L (1, 3) OBP: 0.418, SLG: 0.422	B SI 96 B SI 96 C CH 89 B SI 97 F SI 96 F SI 96 S SI 97 3-3 K ③			F SI 96 X SI 94 0-1 F7 ②		S CH 89 B SI 96 S SI 96 X SI 97 1-2 1-2 1B			X FF 94 0-0 F8 ①	4	0	1	0	0	1	1
3 Scooter Gennett, L (1, 4) OBP: 0.364, SLG: 0.497		B CH 91 X CH 92 1-0 F7 ①		B CU 84 B SI 94 B SI 94 C SI 95 F SI 95 X SI 96 3-2 1-3 1B		B CU 80 C FF 91 B SL 82 X FF 92 2-1 L4 ③			B FF 95 F FF 94 B SL 85 X FF 96 2-1 G6-3 ②	4	0	1	0	0	0	2
7 Eugenio Suárez, R (1, 5) OBP: 0.370, SLG: 0.526		B SI 95 B SI 95 B CH 89 B SI 96 4-0 16 CS BB		X SL 86 0-0 P6 ③			C FF 92 X FC 86 0-1 F8 ①		C FF 96 C FF 94 X CH 86 0-2 16 1B 1B	3	0	1	0	1	0	2
16 Tucker Barnhart, L (1, 2) OBP: 0.326, SLG: 0.360		1 SAFE F SI 95 C SI 96 B CU 86 B SI 96 F SI 96 B SI 94 C SI 95 3-3 K ② ③ 1-2			B CH 92 X CH 87 1-0 G4-1 ①		B SI 93 C FF 93 X FF 93 1-1 L4 ②		B FF 95 B CH 86 X FF 95 2-0 1-2 1B	4	0	1	0	0	1	1
46 Mason Williams, L (1, 9) OBP: 0.322, SLG: 0.400 38 Curt Casali, R (9, PH) OBP: 0.363, SLG: 0.470			B SI 94 X SL 87 1-0 G3-1 ①		C CH 87 F SI 95 B SI 95 X CH 90 1-2 G5-3 ②		F SI 92 B CH 86 B CH 86 X SI 93 2-1 G5-3 ③		C FF 95 B FF 94 F FF 96 X SL 88 1-2 G1-3 ③	3 1	0 0	0 0	0 0	0 0	0 0	0 2
28 Anthony DeSclafani, R (1, 1) OBP: 0.146, SLG: 0.220 50 Amir Garrett, R (6, 1) 47 Sal Romano, L (6, 1) OBP: 0.057, SLG: 0.086 62 Jackson Stephens, R (7, 1) 61 Gabriel Guerrero, R (8, PH) OBP: 0.200, SLG: 0.500 41 Matt Wisler, R (8, 1)			C SI 96 X SI 96 0-1 G1-3 ②		B SI 96 X SI 96 1-0 F9 ③			X FC 86 0-0 HR		2 0 0 0 1 0	0 0 0 0 1 0	0 0 0 0 1 0	0 0 0 0 1 0	0 0 0 0 0 0	0 0 0 0 0 0	0 0 0 0 0 0
6 Billy Hamilton, S (1, 8) OBP: 0.295, SLG: 0.320			S SI 97 B SI 96 B CH 91 B SI 96 X SI 96 3-1 F7 ③			C SL 84 F SI 95 F SL 87 B SI 95 X CH 89 1-2 G4-3 ①		X SI 92 0-0 L7 ①		3	0	0	0	0	0	0

TOP

Cincinnati Reds @ Miami Marlins

Marlins Park, Miami, FL

Sat Sep 22 2018, 7:12 PM - 9:33 PM EDT

Att. 12,559 - Roof Closed - 80 F

livebaseballscorecards.com

AB	32
R	1
H	6
RBI	1
BB	1
SO	2
LOB	8

Inning Stats	1	2	3	4	5	6	7	8	9	1B	SF	WP	PA
	R: 0 E: 0 K: 1 S: 9	R: 0 E: 0 K: 1 S: 5	R: 0 E: 0 K: 0 S: 5	R: 0 E: 0 K: 0 S: 11	R: 0 E: 0 K: 0 S: 5	R: 0 E: 0 K: 0 S: 12	R: 0 E: 0 K: 0 S: 6	R: 1 E: 0 K: 0 S: 7	R: 0 E: 0 K: 0 S: 10	1B: 5 2B: 1 3B: 0 HR: 1	SF: 0 SAC: 0 DP: 1 HBP: 1	WP: 0 PB: 0 SB: 0 CS: 1	PA: 34
	H: 0 LOB: 0 BB: 0 P: 17	H: 0 LOB: 1 BB: 1 P: 13	H: 0 LOB: 0 BB: 0 P: 9	H: 1 LOB: 2 BB: 0 P: 19	H: 0 LOB: 0 BB: 0 P: 8	H: 2 LOB: 2 BB: 0 P: 18	H: 0 LOB: 0 BB: 0 P: 9	H: 1 LOB: 0 BB: 0 P: 10	H: 2 LOB: 2 BB: 0 P: 15				

PITCHER		IP	WLS	BF	H	R	ER	SO	BB	IBB	HBP	BLK	WP	HR	S	P	ERA	WHIP
62 José Ureña, R ERA: 4.07	(1, 1)	5.2	W	21	3	0	0	2	1	0	1	0	0	0	45	80	0.00	0.706
66 Jarlín García, L ERA: 4.87	(6, 1)	0.1	H	1	0	0	0	0	0	0	0	0	0	0	2	4	0.00	0.000
64 Nick Wittgren, R ERA: 2.81	(7, 1)	2.0		7	1	1	1	0	0	0	0	0	0	1	13	19	4.50	0.500
61 Adam Conley, L ERA: 4.2	(9, 1)	0.2		4	2	0	0	0	0	0	0	0	0	0	7	11	0.00	3.000
71 Drew Steckenrider, R ERA: 3.96	(9, 1)	0.1	S	1	0	0	0	0	0	0	0	0	0	0	3	4	0.00	0.000

PITCHER	IP	WLS	BF	H	R	ER	SO	BB	IBB	HBP	BLK	WP	HR	S	P	ERA	WHIP

Cincinnati Reds @ Miami Marlins

Marlins Park, Miami, FL

Sat Sep 22 2018, 7:12 PM - 9:33 PM EDT

Att. 12,559 - Roof Closed - 80 F

BOTTOM

Batter	1	2	3	4	5	6	7	8	9	AB	R	H	RBI	BB	SO	LOB
19 Miguel Rojas, R (1, 6) (9, 3) OBP: 0.292, SLG: 0.340	C FF 95 X FF 95 0-1 L8 ①		B FF 95 X SL 88 1-0 L7 ③		C SI 95 X SI 95 0-1 L6 ②		C FF 94 B CU 74 X FF 94 1-1 F9 ①			4	0	0	0	0	0	1
13 Starlin Castro, R (1, 4) OBP: 0.330, SLG: 0.403	B FF 94 C SL 87 S SL 88 B SI 95 S SI 95 2-3 K ②			F SI 94 S SL 88 C SI 95 0-3 K ①	X SI 95 0-0 G1-3 ③		C FF 94 X CU 75 0-1 G5-3 ②			4	0	0	0	0	2	0
11 J.T. Realmuto, R (1, 2) OBP: 0.348, SLG: 0.498	F FF 96 B SI 95 F SI 96 B SL 89 S SI 95 2-3 K ③			C SL 88 X SL 89 0-1 E1 15 BB 9 1B ①		X SI 93 0-0 15 1B 2B	B SL 89 B SL 90 F FF 95 X SI 94 2-1 L6 ③			4	2	1	0	0	1	0
45 Peter O'Brien, R (1, 3) OBP: 0.341, SLG: 0.579 71 Drew Steckenrider, R (9, 1)		C SL 86 S SL 87 B SI 94 C SI 94 1-3 K ①		S SL 88 B SI 94 F SI 95 1 SAFE S SL 88 1-3 K ②		C SL 88 B FF 93 B SI 94 C SL 86 D SL 89 X SL 86 3-2 G6-3 ①		B SL 79 X FF 91 1-0 G4-3 ①		4 0	0 0	0 0	0 0	0 0	2 0	2 0
15 Brian Anderson, R (1, 5) OBP: 0.352, SLG: 0.392		C FF 95 B SL 88 S SL 89 F SI 95 C SI 95 1-3 K ②		F SI 95 B SI 94 B FF 96 D SL 87 B FF 95 4-1 44 E 9 1B 44 1B 1-2 BB		F SL 86 B SI 94 X SI 93 1-1 9 FC6-4 2-H 1B		S SL 79 S SL 80 X FF 91 0-2 G6-3 ②		3	1	1	1	1	1	0
9 Lewis Brinson, R (1, 8) OBP: 0.241, SLG: 0.346		F FF 95 C SI 94 C SL 87 0-3 K ③		X SI 95 0-0 44 1B 1-2 2-H 1B		C SL 88 F SI 94 B SI 94 X SI 94 1-2 FC6-4 44 HR 1-2f ②		F FF 90 B SL 81 B SL 82 C SL 80 X SL 80 2-2 G4-3 ③		4	1	1	1	0	1	1
44 Austin Dean, R (1, 7) OBP: 0.257, SLG: 0.385 64 Nick Wittgren, R (7, 1) 61 Adam Conley, L (9, 1) 10 JT Riddle, L (9, 6) OBP: 0.275, SLG: 0.384			B FF 95 F FF 95 X SI 96 1-1 L4 ① 1-3 2-H 1B	C SL 87 2 SAFE X SL 89 0-1		C SI 93 1 SAFE X SL 88 0-1 1-H HR				3 0 0 0	1 0 0 0	2 0 0 0	3 0 0 0	0 0 0 0	0 0 0 0	0 0 0 0
34 Magneuris Sierra, L (1, 9) OBP: 0.212, SLG: 0.203			B FF 95 C FF 94 B SL 86 X FF 94 2-1 1B	F FF 94 F FF 95 C SL 87 0-3 K ③		S SL 85 S SL 84 B SL 86 F FF 96 F SL 86 B FF 97 X SL 85 2-2 1B				3	0	2	0	0	1	2
62 José Ureña, R (1, 1) OBP: 0.043, SLG: 0.065 66 Jarlín García, L (6, 1) 79 Isaac Galloway, R (6, PH) OBP: 0.313, SLG: 0.429 (7, 7)			1 SAFE L FF 94 L SL 86 1 SAFE M SL 87 0-3 K ②		S FF 94 C FF 94 B SL 88 B SL 89 S FF 96 2-3 K ①	X SI 95 0-0 P4 ③				2 0 1	0 0 0	0 0 0	0 0 0	0 0 0	2 0 0	1 0 1
Inning Stats	R: 0 E: 0 K: 2 S: 8 H: 0 LOB: 0 BB: 0 P: 12	R: 0 E: 0 K: 3 S: 10 H: 0 LOB: 0 BB: 0 P: 12	R: 0 E: 0 K: 1 S: 8 H: 1 LOB: 1 BB: 0 P: 12	R: 2 E: 2 K: 3 S: 15 H: 2 LOB: 2 BB: 1 P: 20	R: 0 E: 0 K: 1 S: 6 H: 0 LOB: 0 BB: 0 P: 8	R: 3 E: 0 K: 0 S: 17 H: 4 LOB: 1 BB: 0 P: 24	R: 0 E: 0 K: 0 S: 6 H: 0 LOB: 0 BB: 0 P: 9	R: 0 E: 0 K: 0 S: 7 H: 0 LOB: 0 BB: 0 P: 10		1B: 5 2B: 1 3B: 0 HR: 1	SF: 0 SAC: 0 DP: 0 HBP: 0			WP: 0 PB: 0 SB: 0 CS: 0	PA: 33	

livebaseballscorecards.com

AB	32
R	5
H	7
RBI	5
BB	1
SO	10
LOB	8

MIAMI

PITCHER		IP	WLS	BF	H	R	ER	SO	BB	IBB	HBP	BLK	WP	HR	S	P	ERA	WHIP
28 Anthony DeSclafani, R ERA: 4.91	(1, 1)	5.2	L	25	6	5	3	10	1	0	0	0	0	1	58	80	4.76	1.235
50 Amir Garrett, L ERA: 4.37	(6, 1)	0.0		1	1	0	0	0	0	0	0	0	0	0	5	7	∞	∞
47 Sal Romano, R ERA: 5.32	(6, 1)	0.1		1	0	0	0	0	0	0	0	0	0	0	1	1	0.00	0.000
62 Jackson Stephens, R ERA: 5.2	(7, 1)	1.0		3	0	0	0	0	0	0	0	0	0	0	6	9	0.00	0.000
41 Matt Wisler, R ERA: 4.14	(8, 1)	1.0		3	0	0	0	0	0	0	0	0	0	0	7	10	0.00	0.000

PITCHER	IP	WLS	BF	H	R	ER	SO	BB	IBB	HBP	BLK	WP	HR	S	P	ERA	WHIP

Cincinnati Reds @ Miami Marlins

Marlins Park, Miami, FL

Sun Sep 23 2018, 1:12 PM - 3:41 PM EDT
Att. 13,595 - Roof Closed - 78 F

TOP

Batter	1	2	3	4	5	6	7	8	9	AB	R	H	RBI	BB	SO	LOB
43 Scott Schebler, L (1, 7) OBP: 0.341, SLG: 0.457	F FF 90 B FF 90 S CH 83 X CH 82 1-2 F9 ①		B SL 81 S CH 82 B FF 90 S CH 83 B FF 90 F FF 91 B CH 82 4-2 BB		B FF 91 B FF 91 S CH 82 X CH 83 2-1 F8 ③			B FF 98 S SL 88 X SL 88 1-1 G3 ③		3	0	0	0	1	0	0
9 José Peraza, R (1, 6) OBP: 0.328, SLG: 0.417	C FF 91 F FF 91 X CH 83 0-2 P3 ②		1 SAFE C FF 91 F SL 84 F CH 82 1 SAFE S CH 82 0-3 K ③			X SL 82 0-0 G6-3 ①			C FF 94 X CU 81 0-1 1B 3 FC4-6	4	0	1	0	0	1	1
3 Scooter Gennett, L (1, 4) OBP: 0.363, SLG: 0.496	B FF 90 B CH 83 S FF 91 X CH 84 2-1 1B			S FF 90 B FF 90 F CH 82 F CH 83 B FF 91 F FF 91 X CH 83 2-2 F7 ①		C FF 89 B SL 79 S CH 82 B FF 90 F CH 83 F SL 82 X CH 82 2-2 G3-1 ②			F FF 94 S SI 94 X CH 86 0-2 FC4-6 ① 1-2f 7 G6-4-3	4	0	1	0	0	0	1
7 Eugenio Suárez, R (1, 5) OBP: 0.369, SLG: 0.524	C SL 83 D CH 82 B FF 91 S CH 83 S CH 83 2-3 K ③			C FF 91 X FF 91 0-1 1B 16 1B		B FF 90 B CH 83 F FF 91 F SL 82 F CH 82 X CH 82 2-2 P6 ③			C FC 90 B FF 94 B FF 91 B FC 91 C FF 94 X FF 95 3-2 G6-4-3 ② ③ 1-2f	4	0	1	0	0	1	2
16 Tucker Barnhart, L (1, 3) OBP: 0.326, SLG: 0.360		F FF 89 F SL 79 T CH 83 0-2 K ①		B FF 91 C CH 83 F CH 83 B FF 90 F CH 82 1 SAFE X CH 82 2-2 1B 1-2			C FF 89 C SL 81 X CH 83 0-2 G4-3 ①			3	0	1	0	0	1	0
27 Phillip Ervin, R (1, 9) OBP: 0.325, SLG: 0.413		X FF 90 0-0 G5-3 ②		B SL 82 C FF 91 D CH 83 C FF 90 C CH 83 2-3 ꓘ ②			X FF 89 0-0 G5-3 ②			3	0	0	0	0	1	2
38 Curt Casali, R (1, 2) OBP: 0.356, SLG: 0.459		F FF 90 C FF 91 B SL 84 S CH 84 1-3 K ③		C FF 90 2 SAFE S CH 83 C CH 82 0-3 ꓘ ③			C FF 90 S FF 89 S SL 83 0-3 K ③			3	0	0	0	0	3	2
61 Gabriel Guerrero, R (1, 8) OBP: 0.154, SLG: 0.385			B FF 89 B FF 90 S CH 82 B SL 83 C FF 90 S CH 83 3-3 K ①		X SL 83 0-0 G5-3 ①			B FF 97 S SL 86 B SL 90 S FF 97 X FF 98 2-2 F8 ①		3	0	0	0	0	1	0
21 Michael Lorenzen, R (1, 1) OBP: 0.333, SLG: 0.750 46 Mason Williams, L (5, PH) OBP: 0.320, SLG: 0.397 47 Sal Romano, L (5, 1) OBP: 0.057, SLG: 0.086 53 Wandy Peralta, L (5, 1) 57 Jesús Reyes, R (7, 1) 15 Dilson Herrera, R (8, PH) OBP: 0.259, SLG: 0.342 48 Jared Hughes, R (8, 1)			C FF 91 X SL 83 0-1 G4-3 ②		C FF 90 S CH 83 S CH 83 0-3 K2-3 ②			B FF 97 B FF 97 C FF 98 B FF 98 C FF 96 X FF 97 3-2 G6-3 ②		1 1 0 0 0 1 0	0 0 0 0 0 0 0	0 0 0 0 0 0 0	0 0 0 0 0 0 0	0 0 0 0 0 0 0	0 1 0 0 0 0 0	0 0 0 0 0 0 0
Inning Stats	R: 0 H: 1 E: 0 LOB: 1 K: 1 BB: 0 S: 11 P: 16	R: 0 H: 0 E: 0 LOB: 0 K: 2 BB: 0 S: 7 P: 8	R: 0 H: 0 E: 0 LOB: 1 K: 2 BB: 1 S: 12 P: 19	R: 0 H: 2 E: 0 LOB: 2 K: 2 BB: 0 S: 17 P: 23	R: 0 H: 0 E: 0 LOB: 0 K: 1 BB: 0 S: 6 P: 8	R: 0 H: 0 E: 0 LOB: 0 K: 0 BB: 0 S: 10 P: 14	R: 0 H: 0 E: 0 LOB: 0 K: 1 BB: 0 S: 7 P: 7	R: 0 H: 0 E: 0 LOB: 0 K: 0 BB: 0 S: 8 P: 14	R: 0 H: 1 E: 0 LOB: 0 K: 0 BB: 0 S: 8 P: 11	1B: 4 SF: 0 2B: 0 SAC: 0 3B: 0 DP: 1 HR: 0 HBP: 0						

livebaseballscorecards.com

AB	30
R	0
H	4
RBI	0
BB	1
SO	9
LOB	8

WP: 0 PA: 31
PB: 0
SB: 0
CS: 0

PITCHER		IP	WLS	BF	H	R	ER	SO	BB	IBB	HBP	BLK	WP	HR	S	P	ERA	WHIP
36 Trevor Richards, R ERA: 4.66	(1, 1)	7.0	W	25	3	0	0	9	1	0	0	0	0	0	70	95	0.00	0.571
39 Tyler Kinley, R ERA: 9.31	(8, 1)	1.0		3	0	0	0	0	0	0	0	0	0	0	8	14	0.00	0.000
55 Drew Rucinski, R ERA: 4.73	(9, 1)	1.0		3	1	0	0	0	0	0	0	0	0	0	8	11	0.00	1.000

PITCHER	IP	WLS	BF	H	R	ER	SO	BB	IBB	HBP	BLK	WP	HR	S	P	ERA	WHIP

Cincinnati Reds @ Miami Marlins

Marlins Park, Miami, FL

Sun Sep 23 2018, 1:12 PM - 3:41 PM EDT

Att. 13,595 - Roof Closed - 78 F

livebaseballscorecards.com

BOTTOM

Batter	1	2	3	4	5	6	7	8	9	AB	R	H	RBI	BB	SO	LOB
10 JT Riddle, L (1, 6) OBP: 0.277, SLG: 0.384	B SI 96 X SI 94 1-0 13 G6-4-3 44 1B 1B	B FC 93 S FC 91 X FC 92 1-1 ③ G4-3		1 SAFE 1 SAFE C SI 92 1 SAFE P PO 85 S CH 84 X CH 85 1-2 1-2 1B	B FF 97 C FF 97 B SL 86 T SL 87 X SI 98 2-2 ③ G4-3			C SI 90 X SI 88 0-1 ① G1-3		5	0	2	0	0	0	5
44 Austin Dean, R (1, 7) OBP: 0.255, SLG: 0.376 79 Isaac Galloway, R (9, 7) OBP: 0.313, SLG: 0.429	B SI 93 X FC 89 1-0 13 G6-4-3 1-2 1B		B FC 89 X FC 90 1-0 ① G6-3	B CU 78 C CU 78 F FF 94 F CH 85 F FF 95 X SI 94 1-2 ①② L6-4 2-2		X SL 86 0-0 ① L8		B SI 91 B SI 91 F SI 91 F SI 92 X SL 86 2-2 ② F8		5 0	0 0	1 0	0 0	0 0	0 0	2 0
13 Starlin Castro, R (1, 4) OBP: 0.329, SLG: 0.400	B SI 94 B SI 94 B FC 92 C SI 94 S FC 92 X FC 91 3-2 ①② G6-4-3 1-2f 2-3		B FF 94 C SI 94 B CH 86 B FC 90 B SI 94 4-1 15 1B 9 1B BB	X FC 89 0-0 ③ G4-3		C SI 97 B SI 98 B FF 97 X CH 89 2-1 ② G6-3		C SI 93 S SL 86 F SI 92 F SL 86 B FF 94 S SI 93 1-3 ③ K2-3		4	1	0	0	1	1	3
45 Peter O'Brien, R (1, 3) OBP: 0.333, SLG: 0.548 39 Tyler Kinley, R (8, 1) 55 Drew Rucinski, R (9, 1)	F FC 91 F FF 96 F FF 97 X CU 82 0-2 ③ F7		F FC 92 S FC 91 X FF 95 0-2 ② L8		B KC 83 B SL 86 F FF 95 X SL 86 2-1 ① G1-3	B CH 89 X CH 89 1-0 15 1B 1B				4 0 0	0 0 0	1 0 0	0 0 0	0 0 0	0 0 0	2 0 0
15 Brian Anderson, R (1, 5) OBP: 0.355, SLG: 0.394		C SI 94 B CU 82 B CU 80 X FC 92 2-1 ① G6-3	B CU 80 X FC 90 1-0 9 1B 17 HR 1-3 1B		X SI 95 0-0 9 WP 17 WP 1B	D SL 88 B SL 86 F FF 96 1 SAFE C SI 98 F SI 97 B CH 91 X CH 90 3-2 1-2 1B				4	2	3	0	0	0	0
9 Lewis Brinson, R (1, 8) OBP: 0.243, SLG: 0.347		X SI 95 0-0 36 FC2-5 17 1B 1B	C FC 90 X SI 94 0-1 17 HR 1-2 3-H 1B		C SI 95 F SI 95 B SL 88 S SL 87 1-3 ② K 1-3	S FF 97 F FF 97 F SL 90 S SI 96 0-3 ③ K				4	1	2	1	0	2	3
17 Chad Wallach, R (1, 2) OBP: 0.244, SLG: 0.268	B SI 94 X SI 94 1-0 34 BB 36 FC2-5 1-2 1B		C FC 89 B FC 91 D FF 94 X FC 90 2-1 1-H 2-H HR		C SI 96 D SL 88 S SL 89 B SL 88 X SI 98 2-2 36 E 34 1B 3-H 1B		C SL 85 B SI 95 X SI 95 1-1 ① G5-3			4	2	3	3	0	0	0
36 Trevor Richards, R (1, 1) OBP: 0.100, SLG: 0.069 19 Miguel Rojas, R (7, PH) OBP: 0.292, SLG: 0.340 (8, 3)	X FC 90 0-0 ② FC2-5 34 BB 1-2 2-3f		C SI 94 C SI 94 X FC 90 0-2 ③ G4-3		F SI 95 F SI 95 D SL 87 D SL 87 X SI 95 2-2 E4 34 1B 1-2		B CH 87 S CH 87 S SI 96 B FF 97 F SL 84 F SI 89 X SI 96 2-2 ② G5-3			3 1	0 0	0 0	0 0	0 0	0 0	3 0
34 Magneuris Sierra, L (1, 9) OBP: 0.228, SLG: 0.214	C FF 95 B FC 91 S CH 89 B FF 96 B CH 87 B SI 97 4-2 1-2 2-3 BB			B SI 91 X FF 93 1-0 44 L6-4 10 1B 1B	C SI 96 X SI 95 0-1 1-3 2-H 1B		B SI 96 B SI 95 S SI 95 S SI 95 B SI 90 C SI 94 3-3 ③ K			3	0	2	1	1	1	0
Inning Stats	R: 0 E: 0 K: 0 S: 9 H: 2 LOB: 1 BB: 0 P: 14	R: 0 E: 0 K: 0 S: 9 H: 2 LOB: 3 BB: 1 P: 17	R: 4 E: 0 K: 0 S: 13 H: 3 LOB: 0 BB: 1 P: 21	R: 0 E: 0 K: 0 S: 11 H: 2 LOB: 1 BB: 0 P: 13	R: 2 E: 1 K: 1 S: 17 H: 3 LOB: 2 BB: 0 P: 26	R: 0 E: 0 K: 1 S: 12 H: 2 LOB: 2 BB: 0 P: 18	R: 0 E: 0 K: 1 S: 10 H: 0 LOB: 0 BB: 0 P: 16	R: 0 E: 0 K: 1 S: 10 H: 0 LOB: 0 BB: 0 P: 13		1B: 13 2B: 1 3B: 0 HR: 1 SF: 0 SAC: 0 DP: 2 HBP: 0					WP: 2 PB: 0 SB: 0 CS: 0 PA: 39	

	AB	37
	R	6
	H	14
	RBI	5
	BB	2
	SO	4
	LOB	18

PITCHER		IP	WLS	BF	H	R	ER	SO	BB	IBB	HBP	BLK	WP	HR	S	P	ERA	WHIP
21 Michael Lorenzen, R ERA: 3.35	(1, 1)	4.0	L	21	9	4	4	0	2	0	0	0	0	1	42	65	9.00	2.750
47 Sal Romano, R ERA: 5.36	(5, 1)	0.2		6	3	2	1	1	0	0	0	0	2	0	14	21	13.50	4.500
53 Wandy Peralta, L ERA: 4.87	(5, 1)	1.1		6	2	0	0	1	0	0	0	0	0	0	15	23	0.00	1.500
57 Jesús Reyes, R ERA: 1.93	(7, 1)	1.0		3	0	0	0	1	0	0	0	0	0	0	10	16	0.00	0.000
48 Jared Hughes, R ERA: 2.01	(8, 1)	1.0		3	0	0	0	1	0	0	0	0	0	0	10	13	0.00	0.000

PITCHER	IP	WLS	BF	H	R	ER	SO	BB	IBB	HBP	BLK	WP	HR	S	P	ERA	WHIP

Batter	1	2	3	4	5	6	7	8	9	AB	R	H	RBI	BB	SO	LOB
10 JT Riddle, L (1, 6) OBP: 0.279, SLG: 0.383	B FF 92 B CU 80 S FF 93 B CH 88 F FF 94 X CU 81 3-2 19 2B 1B	S SI 93 B FF 94 C FF 93 D CH 87 F FF 94 D CH 88 C FF 94 3-3 ②		C FF 92 B FF 92 S CH 87 F CH 87 D CH 88 B CH 86 B FF 93 4-2 1-3 BB		B SI 90 B SL 83 X SL 82 2-0 ① G1-3		C FF 93 X CU 79 0-1 ③ G1-3		4	1	1	0	1	1	2
19 Miguel Rojas, R (1, 4) OBP: 0.293, SLG: 0.341	C SL 86 B FF 93 B SI 92 1 SAFE X FF 93 2-1 1-H 2B	B SL 87 B CH 86 B CU 78 B FF 93 4-0 1-2 2-3 BB		B SL 84 F FF 93 F FF 92 F FF 92 F FF 92 D CH 87 1 SAFE X CU 78 2-2 ③ P4		B SI 92 B SI 92 C SL 83 F SL 84 B SI 92 X SL 84 3-2 ② F9			F FF 91 F SL 81 B FF 92 X FF 92 1-2 ① G6-3	4	0	1	1	1	0	2
11 J.T. Realmuto, R (1, 2) OBP: 0.345, SLG: 0.493	B SI 92 C SL 88 B SI 93 F SI 93 F CH 88 S CH 86 2-3 ① K	F FF 94 F SL 88 C SL 89 0-3 ③ K			F SL 85 X SL 86 0-1 E1 45 1B 15 1B	X SI 93 0-0 ③ F9			X FF 93 0-0 ② F7	5	1	0	0	0	2	4
45 Peter O'Brien, R (1, 3) OBP: 0.340, SLG: 0.553	C CU 80 F SI 94 F FF 94 F FF 93 F CH 87 S CH 87 0-3 ② K		B CU 79 X SL 86 1-0 ① G1-3		F FF 93 B SL 84 X SL 85 1-1 44 BB 15 1B 1-3 1B		C SL 82 B SI 90 B SI 91 S SL 83 X SI 90 2-2 15 G4-3 9 G3 2B		B FF 94 F FF 93 F FF 93 B FF 94 F FS 86 S FF 94 2-3 ③ K	5	1	2	0	0	2	1
15 Brian Anderson, R (1, 5) OBP: 0.356, SLG: 0.394	C CU 78 F FF 94 D CH 87 F FF 94 F SI 93 F CU 81 B CH 87 F CH 88 H SI 92 3-2 HBP		X FF 93 0-0 ② F9		C SI 93 B FF 93 C FF 93 B FF 94 X FF 93 2-2 44 BB 1-2 3-H 1B		B SL 83 B SI 91 C SL 84 C SL 84 X SI 92 2-2 ① G4-3 2-3			3	0	1	1	0	0	1
9 Lewis Brinson, R (1, 8) OBP: 0.241, SLG: 0.343	T CH 87 B FF 92 F CH 86 F FF 94 D CH 88 F CH 87 X SL 87 2-2 ③ G5-3		C SL 88 S FF 94 B CH 88 F FF 95 B FF 94 B CH 88 F CH 87 X FF 93 3-2 ③ G4-3		B FF 93 F SL 85 F FF 94 C FF 95 1-3 ① K		X SI 92 0-0 ② G3 3-H			4	0	0	1	0	1	4
44 Austin Dean, R (1, 7) OBP: 0.273, SLG: 0.379		C FF 93 B FF 93 C CU 79 B SI 94 X CH 88 2-2 19 WP 34 BB 1B		B CU 79 C CH 86 B FF 93 B FF 94 B SL 86 4-1 10 E 10 S BB	B FF 93 B FF 94 B FF 94 B FF 93 4-0 1-2 2-3 BB		C SI 92 B CH 88 B CH 85 B SI 90 C SL 83 X SI 92 3-2 ③ G5-3			2	0	1	0	2	0	0
34 Magneuris Sierra, L (1, 9) OBP: 0.229, SLG: 0.209		B FF 92 F FF 93 B CH 86 B FF 93 B FF 92 4-1 19 WP 1-2 BB		C FF 91 X FF 92 0-1 ① L4	C FF 94 S FF 93 C FF 93 0-3 ② K			B FF 93 B FF 93 F FF 93 C CU 78 B SL 86 X SL 86 3-2 ① G5-3		3	0	0	0	1	1	4
22 Sandy Alcantara, R (1, 1) 52 Rafael Ortega, L (5, PH) OBP: 0.294, SLG: 0.278 40 Javy Guerra, R (5, 1) 32 Derek Dietrich, L (8, PH) OBP: 0.330, SLG: 0.423 53 Brett Graves, R (8, 1)		X FF 92 0-0 ① B1		B FF 92 C FF 91 B FF 92 L FF 91 L CU 79 2-3 ② K	B SL 87 F SL 86 X SI 93 1-1 ③ G4-3			C CU 79 C CU 79 B SL 86 S SL 86 1-3 ② K		2 1 0 1 0	0 0 0 0 0	0 0 0 0 0	0 0 0 0 0	1 0 0 1 0	3 3 0 0 0	3 0 0 0 0
Inning Stats	R: 1 E: 0 K: 2 S: 26 H: 2 LOB: 2 BB: 0 P: 38	R: 0 E: 0 K: 2 S: 12 H: 1 LOB: 3 BB: 2 P: 25	R: 0 E: 0 K: 0 S: 7 H: 0 LOB: 0 BB: 0 P: 11	R: 0 E: 0 K: 1 S: 14 H: 0 LOB: 2 BB: 2 P: 26	R: 1 E: 1 K: 2 S: 15 H: 2 LOB: 3 BB: 1 P: 24	R: 0 E: 0 K: 0 S: 5 H: 0 LOB: 0 BB: 0 P: 10	R: 1 E: 0 K: 0 S: 10 H: 1 LOB: 0 BB: 0 P: 17	R: 0 E: 0 K: 1 S: 8 H: 0 LOB: 0 BB: 0 P: 12	R: 0 E: 0 K: 1 S: 8 H: 0 LOB: 0 BB: 0 P: 11	1B: 4 2B: 2 3B: 0 HR: 0 SF: 0 SAC: 0 DP: 0 HBP: 1						

PITCHER		IP	WLS	BF	H	R	ER	SO	BB	IBB	HBP	BLK	WP	HR	S	P	ERA	WHIP
37 Stephen Strasburg, R ERA: 3.77	(1, 1)	4.0		20	3	1	1	5	4	0	1	0	1	0	59	100	2.25	1.750
60 Justin Miller, R ERA: 3.68	(5, 1)	1.0	W	7	2	1	0	2	1	0	0	0	0	0	15	24	0.00	3.000
33 Matt Grace, L ERA: 2.91	(6, 1)	2.0		7	1	1	1	0	0	0	0	0	0	0	15	27	4.50	0.500
56 Greg Holland, R ERA: 4.76	(8, 1)	1.0		3	0	0	0	1	0	0	0	0	0	0	8	12	0.00	0.000
62 Sean Doolittle, L ERA: 1.62	(9, 1)	1.0		3	0	0	0	1	0	0	0	0	0	0	8	11	0.00	0.000

PITCHER	IP	WLS	BF	H	R	ER	SO	BB	IBB	HBP	BLK	WP	HR	S	P	ERA	WHIP

TOP

Miami Marlins @ Washington Nationals

Nationals Park, Washington, DC

Mon Sep 24 2018, 7:08 PM - 10:15 PM EDT

Att. 22,428 - Rain - 63 F

livebaseballscorecards.com

AB	34
R	3
H	6
RBI	3
BB	5
SO	9
LOB	24

MIAMI

WP: 1 PA: 40
PB: 0
SB: 1
CS: 0

BOTTOM

Miami Marlins @ Washington Nationals

Nationals Park, Washington, DC

Mon Sep 24 2018, 7:08 PM - 10:15 PM EDT

Att. 22,428 - Rain - 63 F

livebaseballscorecards.com

Batter	1	2	3	4	5	6	7	8	9	AB	R	H	RBI	BB	SO	LOB
2 Adam Eaton, L (1, 9) OBP: 0.388, SLG: 0.405	B FF 93 B FF 95 B FF 93 C FF 95 C FF 94 B FF 97 4-2 34 2B 6 2B BB	C FF 94 F CU 84 B FF 96 F FF 97 X CH 89 1-2 2-3 1B		B SI 94 C CH 88 F CU 84 B CU 84 F CU 85 B FF 94 B FF 94 4-2 7 2B 34 SF7 BB	C CU 79 B CH 87 F FF 94 F FF 93 S SL 90 1-3 ③ K			C FF 92 T FF 93 F SL 90 S CU 82 0-3 ② K		3	2	1	0	2	2	0
62 Sean Doolittle, L (9, 1)										0	0	0	0	0	0	0
7 Trea Turner, R (1, 6) OBP: 0.346, SLG: 0.415	C FF 96 T SI 95 S SI 97 0-3 ① K	B SL 86 X CU 83 1-0 ③ G4-3		C SL 84 B SI 94 X FF 95 1-1 6 HR 1-3 2B		X SL 86 0-0 ① G3		B SL 88 X SL 88 1-0 34 S 1B		5	1	2	0	0	1	3
34 Bryce Harper, L (1, 8) OBP: 0.390, SLG: 0.495 (9, 9)	X SI 96 0-0 6 2B 1-3 2B		B CH 87 X CH 89 1-0 ① G4-3	X CU 83 0-0 ② SF7 3-H		X CU 79 0-0 ② G4-3		B FF 92 F SI 92 B SL 89 F CU 82 B FF 94 T FF 94 3-2 ③ K 1-2		4	1	1	1	0	1	1
6 Anthony Rendon, R (1, 5) OBP: 0.373, SLG: 0.529	X SI 97 0-0 2-H 3-H 2B		B FF 96 F FF 95 B CU 85 S SL 84 F SL 85 X SI 97 2-2 ② P4	X CH 87 0-0 2-H HR		C FF 90 C SL 84 X FF 94 0-2 ③ G3				4	1	2	4	0	0	0
22 Juan Soto, L (1, 7) OBP: 0.406, SLG: 0.516	C CU 81 C CH 90 B SI 97 F SI 95 F SL 87 B CH 89 S CH 91 2-3 ② K		F SI 94 X SL 83 0-1 32 BB 11 BB 1B	X SI 93 0-0 HR			B CU 76 S CH 84 S FF 92 B SL 86 B FF 93 F FF 92 X FF 93 3-2 ① F8			4	1	2	1	0	1	1
11 Ryan Zimmerman, R (1, 3) OBP: 0.338, SLG: 0.491 60 Justin Miller, R (5, 1) 33 Matt Grace, L (6, 1) OBP: 0.500, SLG: 0.500 16 Victor Robles, R (7, PH) OBP: 0.280, SLG: 0.422 56 Greg Holland, R (8, 1) 3 Michael Taylor, R (9, 8) OBP: 0.285, SLG: 0.352	C SL 86 B SL 87 X FF 96 1-1 ③ G6-3		1 SAFE B CU 83 C SI 95 B SI 96 B SI 93 B SL 84 4-1 32 BB 1-2 BB	C FF 95 C CU 83 C CU 85 0-3 ③ K			X SL 86 0-0 ② G6-3		2 0 0 1 0 0 0	0 0 0 0 0 0 0	0 0 0 0 0 0 0	0 0 0 0 0 0 0	1 0 0 0 0 0 0	1 0 0 0 0 0 0	1 0 0 0 0 0 0
32 Matt Wieters, S (1, 2) OBP: 0.322, SLG: 0.366		B SI 92 C CU 80 B CH 88 B CH 88 B FF 94 4-1 2 1B 37 SH3 BB	B FF 95 C FF 94 S CU 83 B FF 96 D SL 86 F CH 88 2 SAFE B CH 89 4-2 1-2 2-3 BB		C CU 78 C SL 91 B CH 83 F FF 94 F CU 78 F FF 93 B SL 88 X FF 92 2-2 HR		B FF 93 B FF 93 B FF 90 B FF 93 4-0 BB		1	1	1	1	3	0	0
1 Wilmer Difo, S (1, 4) OBP: 0.299, SLG: 0.354		X SI 94 0-0 ① F9	B CH 89 B SI 94 X SI 94 2-0 ③ G3-1		X FF 93 0-0 ① F8		B CU 78 X FF 92 1-0 ③ F9			4	0	0	0	0	0	5
37 Stephen Strasburg, R (1, 1) OBP: 0.146, SLG: 0.103 45 Andrew Stevenson, L (4, PH) OBP: 0.301, SLG: 0.324 14 Mark Reynolds, R (5, 3) OBP: 0.327, SLG: 0.487		X FF 95 0-0 ② SH3 1-2		C CU 78 S SI 94 F SL 85 F CH 89 B SI 96 F SI 95 B SI 95 X CH 88 2-2 ① F7	F SL 91 S FF 94 B FF 93 F FF 94 B CU 80 S FF 94 2-3 ② K			C CU 78 B SL 88 B SL 88 B FF 92 X FF 92 3-1 ① F8		0 1 2	0 0 0	0 0 0	0 0 0	0 0 0	0 0 1	0 0 0
Inning Stats	R: 2 E: 0 K: 2 S: 14 H: 2 LOB: 1 BB: 1 P: 21	R: 0 E: 0 K: 0 S: 8 H: 1 LOB: 2 BB: 1 P: 14	R: 0 E: 0 K: 0 S: 12 H: 1 LOB: 3 BB: 2 P: 25	R: 4 E: 0 K: 1 S: 17 H: 3 LOB: 0 BB: 1 P: 24	R: 1 E: 0 K: 2 S: 15 H: 1 LOB: 0 BB: 0 P: 20	R: 0 E: 0 K: 0 S: 5 H: 0 LOB: 0 BB: 0 P: 5	R: 0 E: 0 K: 0 S: 6 H: 0 LOB: 1 BB: 1 P: 14	R: 0 E: 0 K: 2 S: 10 H: 1 LOB: 1 BB: 0 P: 17		1B: 3 2B: 3 3B: 0 HR: 3	SF: 1 SAC: 1 DP: 0 HBP: 0	WP: 0 PB: 0 SB: 1 CS: 0	PA: 39			

	AB	31
	R	7
	H	9
	RBI	7
	BB	6
	SO	7
	LOB	11

PITCHER		IP	WLS	BF	H	R	ER	SO	BB	IBB	HBP	BLK	WP	HR	S	P	ERA	WHIP
22 Sandy Alcantara, R ERA: 4.0	(1, 1)	4.0	L	24	7	6	6	3	5	0	0	0	0	2	51	84	13.50	3.000
40 Javy Guerra, R ERA: 5.55	(5, 1)	3.0		11	1	1	1	2	1	0	0	0	0	1	26	39	3.00	0.667
53 Brett Graves, R ERA: 4.45	(8, 1)	1.0		4	1	0	0	2	0	0	0	0	0	0	10	17	0.00	1.000

PITCHER	IP	WLS	BF	H	R	ER	SO	BB	IBB	HBP	BLK	WP	HR	S	P	ERA	WHIP

Miami Marlins @ Washington Nationals

Nationals Park, Washington, DC

Tue Sep 25 2018, 7:06 PM - 10:17 PM EDT

Att. 26,483 - Partly Cloudy - 78 F

livebaseballscorecards.com

TOP

Batter	1	2	3	4	5	6	7	8	9	AB	R	H	RBI	BB	SO	LOB
10 JT Riddle, L (1, 6) OBP: 0.279, SLG: 0.381	C FF 93 S FF 94 S CH 84 0-3 ① K		B CH 84 C SL 86 S FF 94 F FC 88 B SL 87 C FF 94 2-3 ③ K		X CU 76 0-0 ③ P6			B FF 91 F CU 74 S FF 92 F FF 93 X SL 89 1-2 45 HR 1B	F FF 97 B FF 98 C SL 86 F FF 97 X FC 90 1-2 ③ FC6-4 1-2f	4	1	1	0	0	2	2
79 Isaac Galloway, R (8, 7) OBP: 0.308, SLG: 0.421										1	0	0	0	0	0	1
19 Miguel Rojas, R (1, 4) OBP: 0.293, SLG: 0.341	B FF 94 B SL 84 F FF 94 S SL 86 B CH 84 F FF 95 X FF 95 3-2 ② L9			B FF 94 C CU 75 X SL 85 1-1 15 2B 1B		X FF 93 0-0 ① P3		C FF 92 F FF 92 F CU 75 F CU 75 S FF 92 0-3 ① K		3	1	1	0	0	0	0
2 Yadiel Rivera, R (8, PH) OBP: 0.274, SLG: 0.221										1	0	0	0	0	1	1
11 J.T. Realmuto, R (1, 2) OBP: 0.342, SLG: 0.488	C SL 85 X FF 94 0-1 ③ F7			B FF 92 F FF 94 X SL 84 1-1 ① F7		C FF 94 S SL 83 S CH 85 0-3 ② K		S CH 84 D CH 86 B CU 75 F CH 84 B FF 91 F FF 91 F FF 92 X SL 88 3-2 ② L7		4	0	0	0	0	1	2
51 Ben Meyer, L (8, 1)										0	0	0	0	0	0	0
45 Peter O'Brien, R (1, 3) OBP: 0.351, SLG: 0.608		B FF 94 S FF 95 S SL 85 B SL 85 S SL 86 2-3 ① K		B FF 94 B FF 94 C SL 84 F SL 84 S FF 96 2-3 ② K		F CU 73 S FF 94 B SL 85 B SL 84 F FF 95 B CH 84 X SL 86 3-2 1B		D SL 82 X FF 94 1-0 1-H HR		4	1	2	2	0	2	1
15 Brian Anderson, R (1, 5) OBP: 0.355, SLG: 0.394		B FF 94 X FF 95 1-0 ② F9		C FF 95 1 SAFE X CU 77 0-1 1-H 2B		C FF 94 T FF 95 X SL 86 0-2 ③ P4		B FF 94 S SL 81 F SL 81 B FF 95 S SL 81 2-3 ③ K		4	0	1	1	0	1	1
9 Lewis Brinson, R (1, 8) OBP: 0.241, SLG: 0.342		C FF 94 S SL 85 B CU 78 B SL 86 S CH 83 2-3 ③ K		S SL 84 B FF 96 F FF 95 S FF 97 1-3 ③ K			S FF 95 B SL 84 C SL 86 T FF 96 1-2 ① K		C SL 82 X FF 97 0-1 E1 48 1B 1B	4	1	1	0	0	3	1
44 Austin Dean, R (1, 7) OBP: 0.274, SLG: 0.371			B FF 93 C CU 74 F FF 94 B FF 96 H CH 84 3-2 43 SH3-4 HBP		C CU 76 F FF 94 B SL 83 S SL 84 1-3 ① K		B FF 96 F FF 95 B FF 96 B SL 83 S SL 83 F FF 96 F FF 97 F FF 97 F FF 95 3-3 ② K		D SL 85 B FF 98 C FF 96 C SL 85 X FF 98 2-2 ① P3	2	0	0	0	0	2	0
28 Bryan Holaday, R (8, 2) OBP: 0.269, SLG: 0.267										1	0	0	0	0	0	1
34 Magneuris Sierra, L (1, 9) OBP: 0.229, SLG: 0.210			L FF 92 B FF 93 X CU 77 1-1 ① P5		B FF 93 C FF 94 T FC 88 F FF 96 X CH 83 1-2 ② G6-3		X FF 94 0-0 1B		S SL 85 X SI 97 0-1 ② F7	4	0	1	0	0	0	2
43 Jeff Brigham, R (1, 1) OBP: 0.333, SLG: 0.333			X FF 91 0-0 ② SH3-4 1-2		B FF 93 B FF 95 C FF 93 X CU 76 2-1 1B		X CH 84 0-0 ③ F7		C SL 86 B SL 84 X FF 96 1-1 79 FC6-4 2-H 1B	0	0	0	0	0	0	0
52 Rafael Ortega, L (5, PH) OBP: 0.299, SLG: 0.283										1	0	1	0	0	0	0
55 Drew Rucinski, R (5, 1)										0	0	0	0	0	0	0
32 Derek Dietrich, L (7, PH) OBP: 0.328, SLG: 0.422										1	0	0	0	0	0	1
39 Tyler Kinley, R (7, 1)										0	0	0	0	0	0	0
64 Nick Wittgren, R (7, 1)										0	0	0	0	0	0	0
48 Christopher Bostick, R (8, 4) OBP: 0.308, SLG: 0.333										1	0	1	1	0	0	0

	AB	35
	R	4
	H	9
	RBI	4
	BB	0
	SO	12
	LOB	13

Inning Stats	1	2	3	4	5	6	7	8	9
	R: 0 E: 0 K: 1 S: 9	R: 0 E: 0 K: 2 S: 7	R: 0 E: 0 K: 1 S: 9	R: 1 E: 0 K: 2 S: 12	R: 0 E: 0 K: 1 S: 10	R: 0 E: 0 K: 1 S: 11	R: 0 E: 0 K: 2 S: 12	R: 2 E: 0 K: 2 S: 18	R: 1 E: 1 K: 0 S: 13
	H: 0 LOB: 0 BB: 0 P: 12	H: 0 LOB: 0 BB: 0 P: 12	H: 0 LOB: 0 BB: 0 P: 15	H: 2 LOB: 1 BB: 0 P: 17	H: 1 LOB: 1 BB: 0 P: 14	H: 1 LOB: 1 BB: 0 P: 14	H: 1 LOB: 1 BB: 0 P: 16	H: 2 LOB: 0 BB: 0 P: 25	H: 2 LOB: 1 BB: 0 P: 17

1B: 7	SF: 0	WP: 0	PA: 37
2B: 1	SAC: 1	PB: 0	
3B: 0	DP: 0	SB: 0	
HR: 1	HBP: 1	CS: 0	

PITCHER		IP	WLS	BF	H	R	ER	SO	BB	IBB	HBP	BLK	WP	HR	S	P	ERA	WHIP
31 Max Scherzer, R ERA: 2.53	(1, 1)	7.0	W	27	5	1	1	10	0	0	1	0	0	0	70	100	1.29	0.714
55 Tim Collins, L ERA: 3.18	(8, 1)	0.2		3	1	1	1	1	0	0	0	0	0	0	14	18	13.50	1.500
53 Austen Williams, R ERA: 5.79	(8, 1)	0.1		2	1	1	1	1	0	0	0	0	0	1	4	7	27.00	3.000
52 Jimmy Cordero, R ERA: 6.35	(9, 1)	1.0		5	2	1	0	0	0	0	0	0	0	0	13	17	0.00	2.000

PITCHER		IP	WLS	BF	H	R	ER	SO	BB	IBB	HBP	BLK	WP	HR	S	P	ERA	WHIP

BOTTOM

Batter	1	2	3	4	5	6	7	8	9	AB	R	H	RBI	BB	SO	LOB
2 Adam Eaton, L (1, 9) OBP: 0.393, SLG: 0.410	F FF 93 B ST 80 B FF 93 B FF 91 B FF 92 4-1 34 S 6 HR BB	B FF 93 B ST 80 B FF 94 C FF 92 B FF 91 4-1 7 G5-4-3 BB		B FF 93 X ST 81 1-0 ③ P5						3	2	2	2	2	0	1
55 Tim Collins, L (8, 1)										0	0	0	0	0	0	0
53 Austen Williams, R (8, 1)										0	0	0	0	0	0	0
52 Jimmy Cordero, R (9, 1)										0	0	0	0	0	0	0
7 Trea Turner, R (1, 6) OBP: 0.344, SLG: 0.412	F FF 92 X FF 93 0-1 ① F8	B ST 82 B FF 94 X FF 93 2-0 ②③ G5-4-3 1-2f			C CU 80 F SI 93 B FF 93 S SL 85 1-3 ① K		B SL 89 B FF 97 C FF 96 X FF 96 3-1 ③ G6-3 F FC 86 S SL 82 C FF 93 F FF 92 B FF 93 S FF 97 3-3 ③ K			5	0	0	0	0	2	7
34 Bryce Harper, L (1, 8) OBP: 0.393, SLG: 0.498	C ST 81 F FF 93 B ST 82 B CH 86 B CH 85 F FF 94 B FF 94 4-2 6 HR 1-2 BB	F CH 86 B FF 92 C ST 80 B ST 83 X FF 95 2-2 22 G3-6-1 2B			B CU 80 B SI 93 B FF 94 F FF 94 B SI 93 4-1 22 FC4 6 1B BB		B SL 90 1-0 6 2B 11 1B 2-3 IBB	C SI 92 B SI 93 F CU 78 X SI 92 1-2 ① L1		1	2	1	0	3	0	0
16 Victor Robles, R (8, 8) OBP: 0.275, SLG: 0.413										1	0	0	0	0	0	0
6 Anthony Rendon, R (1, 5) OBP: 0.378, SLG: 0.540	B ST 82 C ST 81 X FF 93 1-1 1-H 2-H HR	H FF 92 1-0 22 G3-6-1 HBP			F FF 94 X FC 90 0-1 22 FC4 1-2 1B		1 SAFE F SL 91 1 SAFE B FF 96 F SL 90 F SL 89 F SL 89 F SL 90 F SL 88 3-2 B FF 97 F FF 97 D SL 91 V SAFE X SL 91 1-3 3-H 2B	C SI 93 B SI 93 F CU 78 B CU 78 X SI 92 2-2 22 BB 1B		3	2	3	4	0	0	0
5 Adrián Sanchez, R (8, 5) OBP: 0.224, SLG: 0.292										1	0	1	0	0	0	0
22 Juan Soto, L (1, 7) OBP: 0.405, SLG: 0.513	T FF 92 B FF 93 X ST 80 1-1 ② G4-3	B FF 93 B ST 79 F FF 92 T FF 93 X ST 81 2-2 ①② G3-6-1 1-2f 2-3			B SI 94 X FC 90 1-0 ② FC4 1-2f 2-3			B SI 90 B SI 90 B SI 91 D SI 91 4-0 11 G6-4-3 1-2 BB		3	1	0	0	2	0	4
11 Ryan Zimmerman, R (1, 3) OBP: 0.335, SLG: 0.486	C FF 95 B ST 82 F ST 82 F FF 95 S FF 94 1-3 ③ K	C FF 94 B ST 83 B FF 94 F CH 88 C ST 80 2-3 ③ K			C FC 89 X FC 90 0-1 ③ G6-3		X FF 96 0-0 11 1B 32 1B IBB	C SI 90 F SI 90 X CU 76 0-2 ②③ G6-4-3 1-2f		5	1	1	2	0	2	5
32 Matt Wieters, S (1, 2) OBP: 0.328, SLG: 0.377		F FF 93 B FF 93 B FF 93 X CH 87 2-1 31 FC1-5 1 BB 1B		S FF 92 B ST 81 B ST 80 X FF 93 2-1 2B			B FF 92 F FC 89 B SI 93 B FF 94 X FC 90 3-1 ① G1-3	D SI 92 X SI 91 1-0 1 FC4-6 1-2 3-H 1B		4	0	3	1	0	0	0
1 Wilmer Difo, S (1, 4) OBP: 0.298, SLG: 0.352		B ST 81 B FF 93 B FF 93 B FF 93 4-0 31 E 1-2 BB		F FF 92 F FF 94 X FF 92 0-2 ① F8			F FC 90 B SI 93 F FC 89 B SL 85 B FF 93 S FC 90 3-3 ② K	F FF 92 C CH 86 X SI 92 0-2 ② FC4-6 45 BB 1-2f 2-3 2 1B		3	1	0	0	1	1	3
31 Max Scherzer, R (1, 1) OBP: 0.274, SLG: 0.271		X FF 93 0-0 FC1-5 ① 1-3 2-3f		C FF 93 X FF 92 0-1 ② F9			B FC 89 F FC 88 C FF 94 B SL 86 B FC 89 X FC 90 3-2 ③ G6-3	B CH 86 B SI 93 B FF 92 C FF 92 B FF 92 4-1 2 1B 1-2 BB		3	0	0	0	0	0	3
45 Andrew Stevenson, L (7, PH) OBP: 0.310, SLG: 0.324 (8, 9)										0	0	0	0	1	0	0
Inning Stats	R: 3 E: 0 K: 1 S: 14 H: 1 LOB: 0 BB: 2 P: 25	R: 0 E: 1 K: 0 S: 5 H: 1 LOB: 2 BB: 2 P: 17	R: 0 E: 0 K: 1 S: 9 H: 1 LOB: 1 BB: 0 P: 16	R: 0 E: 0 K: 0 S: 8 H: 1 LOB: 1 BB: 0 P: 11	R: 0 E: 0 K: 1 S: 9 H: 1 LOB: 2 BB: 1 P: 15	R: 0 E: 0 K: 1 S: 8 H: 0 LOB: 0 BB: 0 P: 17	R: 6 E: 0 K: 1 S: 24 H: 5 LOB: 2 BB: 3 P: 42	R: 0 E: 0 K: 0 S: 9 H: 1 LOB: 1 BB: 1 P: 16		1B: 6 2B: 4 3B: 0 HR: 1 SF: 0 SAC: 0 DP: 3 HBP: 1					

PITCHER		IP	WLS	BF	H	R	ER	SO	BB	IBB	HBP	BLK	WP	HR	S	P	ERA	WHIP
43 Jeff Brigham, R ERA: 6.06	(1, 1)	4.0	L	19	4	3	3	2	4	0	1	0	0	1	36	69	6.75	2.000
55 Drew Rucinski, R ERA: 4.46	(5, 1)	2.0		8	1	0	0	2	1	0	0	0	0	0	17	32	0.00	1.000
39 Tyler Kinley, R ERA: 13.5	(7, 1)	0.1		6	3	5	5	0	0	2	0	0	1	0	12	19	135.00	9.000
64 Nick Wittgren, R ERA: 3.03	(7, 1)	0.2		5	2	1	1	1	1	0	0	0	0	0	12	23	13.50	4.500
51 Ben Meyer, R ERA: 10.42	(8, 1)	1.0		4	1	0	0	0	1	0	0	0	0	0	9	16	0.00	2.000

PITCHER	IP	WLS	BF	H	R	ER	SO	BB	IBB	HBP	BLK	WP	HR	S	P	ERA	WHIP

Miami Marlins @ Washington Nationals

Nationals Park, Washington, DC

Tue Sep 25 2018, 7:06 PM - 10:17 PM EDT

Att. 26,483 - Partly Cloudy - 78 F

livebaseballscorecards.com

AB	32
R	9
H	11
RBI	9
BB	9
SO	5
LOB	23

WP: 1 PA: 42
PB: 0
SB: 1
CS: 0

Miami Marlins @ Washington Nationals

Nationals Park, Washington, DC

Wed Sep 26 2018, 4:05 PM EDT

Att. 28,680 - Cloudy - 88 F

TOP

livebaseballscorecards.com

Batter	1	2	3	4	5	6	7	8	9	AB	R	H	RBI	BB	SO	LOB
10 JT Riddle, L (1, 6) OBP: 0.277, SLG: 0.378	C SI 92 B CH 84 S CH 83 C SI 92 1-3 ① K			B SL 82 F CH 82 B SI 91 X SI 89 2-1 ① F7	B SI 91 C SI 92 D SL 84 F SL 84 S SI 92 2-3 ③ K		C FF 98 S CU 85 S CU 85 0-3 ② K			2	0	0	0	0	1	0
11 J.T. Realmuto, R (5, PH) OBP: 0.342, SLG: 0.487										1	0	0	0	0	1	2
53 Brett Graves, R (5, 1)										0	0	0	0	0	0	0
56 Tayron Guerrero, R (6, 1)										0	0	0	0	0	0	0
44 Austin Dean, R (7, PH) OBP: 0.272, SLG: 0.368										1	0	0	0	0	1	2
57 Elieser Hernandez, R (7, 1)										0	0	0	0	0	0	0
15 Brian Anderson, R (1, 5) OBP: 0.356, SLG: 0.400	C FF 92 B FF 92 T FF 92 B SL 83 B SL 82 X FF 92 3-2 ② G1-3			B SI 91 X FF 90 1-0 ② G5-3		B SI 89 X SI 91 1-0 32 1B 1B	B SI 96 B SI 93 F SI 97 F CH 89 F CU 85 B FF 100 X FF 97 3-2 1-H 3-H HR			4	1	2	3	0	0	0
32 Derek Dietrich, L (1, 3) OBP: 0.330, SLG: 0.423	X SI 92 0-0 ③ G4-3			B CH 83 B FF 92 X SI 91 2-0 45 BB 1B		X SL 83 1-2 0-0 1B	F SI 92 F FF 98 B FF 99 X CU 85 1-2 ③ G5-3			4	0	2	0	0	0	0
45 Peter O'Brien, R (1, 9) OBP: 0.350, SLG: 0.585		B SL 82 B FF 92 F FF 92 B SL 81 F FF 92 C FF 92 3-3 ① K		S SL 82 B SL 82 B SL 82 B FF 91 C SL 81 B SL 81 4-2 1-2 BB		C FC 91 B CU 81 C FC 93 B CU 81 T FC 93 2-2 ① K				2	0	0	0	1	2	2
52 Rafael Ortega, L (1, 7) OBP: 0.293, SLG: 0.277		C SL 81 X SI 91 0-1 ② L7		D CH 82 B SI 89 S SI 90 X SI 90 2-1 ③ G4-3		B CH 89 B FC 93 C FC 93 S CH 89 C CH 90 2-3 ② K				3	0	0	0	0	1	4
48 Christopher Bostick, R (1, 4) OBP: 0.313, SLG: 0.286		B FF 91 C SL 82 B CH 85 X FF 91 2-1 ③ F9			B FF 91 B SL 82 B FF 90 C SI 90 S SI 89 B SI 89 4-2 17 BB BB	C FC 93 F FC 93 B CU 80 F FC 92 B FC 94 C FC 94 2-3 ③ K				2	0	0	0	1	1	2
17 Chad Wallach, R (1, 2) OBP: 0.271, SLG: 0.262			B FF 92 C FF 91 B SL 83 X FF 92 2-1 ① F9		C SI 90 B CH 82 B FF 90 B SI 89 B SI 89 4-1 1-2 BB		B FF 94 B FF 95 B FF 96 C FF 96 B FF 96 4-1 9 FC5-4 19 1B 15 HR BB			1	1	0	0	2	0	0
54 Wei-Yin Chen, R (1, 1) OBP: 0.150, SLG: 0.175		B FF 91 B SI 91 C FF 90 B FF 91 C SI 90 S FF 91 3-3 ② K			F SI 90 X SI 90 0-1 ① L8		B FF 97 C CH 90 F SI 95 X CU 83 1-2 9 FC5-4 1B			1	0	0	0	0	1	0
19 Miguel Rojas, R (5, PH) OBP: 0.294, SLG: 0.342										2	0	1	0	0	0	2
(5, 6)																
34 Magneuris Sierra, L (1, 8) OBP: 0.228, SLG: 0.209			L SI 91 B SL 81 C SL 80 F SL 80 C SI 91 1-3 ③ K		B SL 83 C SI 92 B SI 91 B SL 84 X SI 92 3-1 ② L6		B FF 98 S FF 92 X FF 91 1-1 ① FC5-4 15 HR 1-2f 2-3			1	0	0	0	0	1	0
9 Lewis Brinson, R (5, PH) OBP: 0.240, SLG: 0.341										2	1	0	0	0	0	4
(5, 8)																
Inning Stats	R: 0 E: 0 K: 1 S: 7 H: 0 LOB: 0 BB: 0 P: 11	R: 0 E: 0 K: 1 S: 7 H: 0 LOB: 0 BB: 0 P: 12	R: 0 E: 0 K: 2 S: 9 H: 0 LOB: 0 BB: 0 P: 15	R: 0 E: 0 K: 0 S: 8 H: 1 LOB: 2 BB: 1 P: 19	R: 0 E: 0 K: 1 S: 10 H: 0 LOB: 2 BB: 2 P: 23	R: 0 E: 0 K: 3 S: 12 H: 2 LOB: 2 BB: 0 P: 19	R: 3 E: 0 K: 1 S: 16 H: 2 LOB: 0 BB: 1 P: 26			1B: 4 2B: 0 3B: 0 HR: 1 SF: 0 SAC: 0 DP: 0 HBP: 0						

	AB	26
	R	3
	H	5
	RBI	3
	BB	4
	SO	9
	LOB	18

WP: 0 PB: 0 SB: 0 CS: 0 PA: 30

PITCHER		IP	WLS	BF	H	R	ER	SO	BB	IBB	HBP	BLK	WP	HR	S	P	ERA	WHIP
61 Kyle McGowin, R ERA: 2.7	(1, 1)	4.0		16	1	0	0	4	3	0	0	0	0	0	34	68	0.00	1.000
33 Matt Grace, L ERA: 2.87	(5, 1)	1.0		5	2	0	0	1	0	0	0	0	0	0	9	15	0.00	2.000
51 Wander Suero, R ERA: 3.66	(6, 1)	1.0	W	3	0	0	0	3	0	0	0	0	0	0	10	16	0.00	0.000
68 Jefry Rodriguez, R ERA: 5.71	(7, 1)	1.0		6	2	3	3	1	1	0	0	0	0	1	16	26	27.00	3.000

PITCHER	IP	WLS	BF	H	R	ER	SO	BB	IBB	HBP	BLK	WP	HR	S	P	ERA	WHIP

Batter	1	2	3	4	5	6	7	8	9	AB	R	H	RBI	BB	SO	LOB
16 Victor Robles, R (1, 8) OBP: 0.321, SLG: 0.529	X FF 92 0-0 6 S 1B	B FF 92 F SL 85 X FF 92 1-1 2-H 3-H 2B		X FF 93 0-0 1B	C CU 81 B CU 83 X SI 93 1-1 1-H 2-H HR		C SL 79 S SL 82 F FF 93 X SL 80 0-2 ② P6			5	1	4	5	0	0	1
7 Trea Turner, R (1, 6) OBP: 0.344, SLG: 0.410	C FF 92 F SL 86 B FF 92 X SL 83 1-2 ① L6	C SI 91 B SL 85 B FF 92 B CH 83 B FF 92 4-1 6 L9-3 BB		1 SAFE X SI 91 0-0 ① P3	B CU 80 B SL 89 F SI 91 B SL 89 B FF 94 4-1 BB		B FF 94 B SL 79 X FF 91 2-0 ③ FC6-4 1-2f			3	0	0	0	2	0	3
34 Bryce Harper, L (1, 9) OBP: 0.391, SLG: 0.494	F SL 87 1 SAFE B SI 89 X FF 91 1-1 ② L7	F SL 86 X SL 87 0-1 ① F7		C FF 91 F FF 89 B FF 91 B FF 91 D SL 86 S CH 83 3-3 ② K	S SI 86 B SI 86 B FF 94 B SL 90 F SI 93 C SI 86 3-3 ③ K					4	0	0	0	0	2	5
6 Anthony Rendon, R (1, 5) OBP: 0.375, SLG: 0.536	B FF 91 C SL 86 C FF 91 F FF 91 F SL 84 B FF 92 F SL 86 D CU 72 X SL 82 3-2 ③ G6-3 1-2	S CU 72 F SL 86 F FF 91 B SL 84 X FF 91 1-2 ② ③ L9-3 1-1		T SL 85 X FF 91 0-1 ③ F9		C FF 97 X SL 86 0-1 ① P3				4	0	0	0	0	0	4
22 Juan Soto, L (1, 7) OBP: 0.406, SLG: 0.515		X FF 92 0-0 5 1B 11 BB 64 1B 1B	B SI 89 B CU 72 C FF 91 X SL 85 2-1 ① L8		B FF 93 B FF 94 S SL 90 B CU 82 C SI 93 X FF 95 3-2 ① F8	C SL 86 S SL 87 X FF 100 0-2 2B				4	1	2	0	0	0	0
11 Ryan Zimmerman, R (1, 3) OBP: 0.337, SLG: 0.486 14 Mark Reynolds, R (3, 3) OBP: 0.332, SLG: 0.492		C FF 92 D SL 84 B CH 83 F SL 84 F FF 91 B FF 91 F SL 84 B SL 86 4-2 5 1B 64 1B 1-2 BB	B FF 92 C SL 84 B CH 83 B FF 92 B FF 92 4-1 5 1B BB		X SL 92 0-0 5 1B 64 1B 2B	D SL 87 X FF 97 1-0 ② G5-3				0 2	1 1	0 1	0 0	1 1	0 0	0 1
5 Adrián Sanchez, R (1, 4) OBP: 0.264, SLG: 0.327		B FF 91 X FF 92 1-0 64 1B 61 E 1-2 2-3 1B	X SI 90 0-0 1-3 1B		B CU 82 C SL 91 F SI 94 F FF 95 F CU 82 B FF 96 X SL 91 2-2 16 WP 64 1B 16 HR 2-3 1B	C SL 86 D SL 86 F FF 98 X SL 86 1-2 ③ G6-3				4	2	3	0	0	0	1
64 Spencer Kieboom, R (1, 2) OBP: 0.321, SLG: 0.319		F CU 73 B FF 91 X SL 85 1-1 61 E 16 2B 1-3 2-H 3-H 1B	B FF 91 X FF 91 1-0 ② F9		X SL 90 0-0 16 WP 16 HR 1-2 3-H 1B		B FF 92 B FF 91 F FF 91 B CH 81 B FF 89 4-1 7 FC6-4 BB			3	2	2	3	1	0	2
61 Kyle McGowin, R (1, 1) 33 Matt Grace, L (5, 1) OBP: 0.333, SLG: 0.333 51 Wander Suero, R (6, 1) 68 Jefry Rodriguez, R (7, 1) OBP: 0.188, SLG: 0.250 2 Adam Eaton, L (7, PH) OBP: 0.392, SLG: 0.409		B FF 91 F FF 91 X SI 90 1-1 FC1 16 2B 1-3 3-H	X FF 90 0-0 G1-3		M FF 93 X FF 94 0-1 ② F7		S FF 91 F SL 80 S FF 92 0-3 ① K			2 1 0 0 1	1 0 0 0 0	0 0 0 0 0	0 0 0 0 0	0 0 0 0 1	0 0 0 0 1	3 2 0 0 1
Inning Stats	R: 0 E: 0 K: 0 S: 12 H: 1 LOB: 1 BB: 0 P: 17	R: 5 E: 1 K: 0 S: 19 H: 4 LOB: 1 BB: 2 P: 32	R: 0 E: 0 K: 0 S: 6 H: 1 LOB: 2 BB: 1 P: 13	R: 0 E: 0 K: 1 S: 7 H: 1 LOB: 1 BB: 0 P: 10	R: 4 E: 0 K: 1 S: 18 H: 4 LOB: 1 BB: 1 P: 31	R: 0 E: 0 K: 0 S: 9 H: 1 LOB: 1 BB: 0 P: 11	R: 0 E: 0 K: 1 S: 9 H: 0 LOB: 1 BB: 1 P: 15			1B: 8 2B: 4 3B: 0 HR: 1 SF: 0 SAC: 0 DP: 1 HBP: 0						

PITCHER		IP	WLS	BF	H	R	ER	SO	BB	IBB	HBP	BLK	WP	HR	S	P	ERA	WHIP
54 Wei-Yin Chen, L ERA: 4.79	(1, 1)	4.0	L	22	7	5	4	1	3	0	0	0	0	0	44	72	9.00	2.500
53 Brett Graves, R ERA: 5.4	(5, 1)	1.0		8	4	4	4	1	1	0	0	0	1	1	18	31	36.00	5.000
56 Tayron Guerrero, R ERA: 5.53	(6, 1)	1.0		4	1	0	0	0	0	0	0	0	0	0	9	11	0.00	1.000
57 Elieser Hernández, R ERA: 5.21	(7, 1)	1.0		4	0	0	0	1	1	0	0	0	0	0	9	15	0.00	1.000

PITCHER	IP	WLS	BF	H	R	ER	SO	BB	IBB	HBP	BLK	WP	HR	S	P	ERA	WHIP

BOTTOM

Miami Marlins @ Washington Nationals

Nationals Park, Washington, DC

Wed Sep 26 2018, 4:05 PM EDT

Att. 28,680 - Cloudy - 88 F

livebaseballscorecards.com

AB	33
R	9
H	12
RBI	8
BB	5
SO	3
LOB	23

WP: 1 PA: 38
PB: 0
SB: 1
CS: 0

Miami Marlins @ New York Mets

Citi Field, Flushing, NY

Fri Sep 28 2018, 7:10 PM - 10:17 PM EDT

Att. 27,045 - Partly Cloudy - 63 F

TOP

livebaseballscorecards.com

Batter	1	2	3	4	5	6	7	8	9	AB	R	H	RBI	BB	SO	LOB
19 Miguel Rojas, R (1, 6) OBP: 0.298, SLG: 0.348	C FF 89 X CU 81 0-1 13 CS 1B		B FF 89 C FF 91 B CH 84 B FF 92 F FF 91 X FF 91 3-2 ② G3		X FF 89 0-0 45 2B 2B	X FF 91 0-0 13 E 1-2 1B	B SL 85 X FF 91 1-0 13 1B 11 1B 2-H 1B		S CH 82 B FF 90 C FF 91 X CH 83 1-2 ② L7	6	2	4	1	0	0	1
13 Starlin Castro, R (1, 4) OBP: 0.329, SLG: 0.399	D CU 80 1 SAFE B CU 83 B FF 92 C FF 91 F FF 92 C FF 93 3-3 ①② K 1-2		F CU 80 B CU 82 B FF 92 B CU 81 B FF 90 4-1 BB		C SL 79 B SL 80 C SI 88 B SI 89 F SI 89 X SL 81 2-2 ① G6-3	C SL 84 X SL 85 0-1 FC5 1-3 2-H	C CU 78 X CU 77 0-1 11 1B 1-3 1B		X SL 82 0-0 ③ F8	5	0	1	0	1	1	4
11 J.T. Realmuto, R (1, 2) OBP: 0.340, SLG: 0.484	B FF 92 C FF 91 F CH 84 B CH 84 S CU 82 2-3 ③ K		B FF 89 S CH 84 1 SAFE B CU 82 B SI 89 1 SAFE F FF 91 X CH 83 3-2 ③ P4		C FF 91 B SL 81 B SL 82 S SI 90 X SI 90 2-2 ② G5-3	C SL 84 F FF 92 B FF 92 S CH 84 1-3 ② K	C FF 96 C FF 96 X FS 87 0-2 1-2 3-H 1B			5	0	1	1	0	2	4
45 Peter O'Brien, R (1, 3) OBP: 0.354, SLG: 0.586		C CH 87 B CU 79 X SI 88 1-1 ① F8		X CU 78 0-0 44 1B 15 BB 34 FC4-6 1B	C SI 90 X SI 90 0-1 2-H 9 2B 2B	F FF 93 F SL 85 X FF 92 0-2 ③ F9	F FF 94 B SL 88 C SL 89 B FF 96 F FF 96 S FF 97 2-3 ③ K			5	2	2	1	0	1	4
15 Brian Anderson, R (1, 5) OBP: 0.359, SLG: 0.403		F FF 91 B SI 89 B CH 83 S FF 90 X FF 91 2-2 9 G4-3 2B		F SI 88 B SI 89 B CU 79 S SI 88 F SI 89 B CH 84 B SI 89 4-2 34 FC4-6 44 1B 1-2 BB	B SL 83 B SI 90 C FF 91 B FF 90 B FF 90 4-1 9 2B BB		X FF 92 0-0 9 E 9 FC6 44 1B 1B	B FF 92 B FF 92 B FF 92 C FF 91 X FF 91 3-1 ① P4		3	1	2	0	2	0	0
9 Lewis Brinson, R (1, 8) OBP: 0.239, SLG: 0.341		C CU 81 X SI 89 0-1 ② G4-3 2-3		C FF 90 B CU 81 X FF 89 1-1 ① F8	C SI 89 B SL 81 F FF 91 X SL 81 1-2 1-3 2-H 2B		B CU 77 B FF 92 X FF 91 2-0 FC6 44 1B 34 WP 1-3	B SL 81 X FF 91 1-0 ② F9		5	1	1	1	0	0	4
44 Austin Dean, R (1, 7) OBP: 0.286, SLG: 0.373 66 Jarlín García, L (8, 1) 64 Nick Wittgren, R (9, 1)		B SI 90 B SI 89 B CH 84 B FF 91 4-0 34 WP BB		C FF 90 F FF 90 B SI 90 F CU 78 F FF 90 D CU 79 F SI 89 X CH 83 2-2 34 FC4-6 1-2 2-3 1B	B SL 81 B SI 90 C FF 91 C SL 81 B SL 81 C FF 91 3-3 ③ K		C FF 92 1 SAFE X FF 91 0-1 34 WP 19 1B 1-3 3-H 1B	C FF 92 F CH 83 S FF 91 0-3 ③ K		4 0 0	1 0 0	2 0 0	1 0 0	1 0 0	2 0 0	2 0 0
34 Magneuris Sierra, L (1, 9) OBP: 0.220, SLG: 0.201		C CU 80 F FF 91 B CU 83 D CU 84 F CU 82 F CU 82 B FF 91 X CU 80 3-2 ③ G3-1 1-2		B CU 78 S FF 90 B FF 92 B FF 90 X FF 91 3-1 ② FC4-6 62 S 1-2f 2-3 3-H		C FF 92 S CH 83 F CH 83 B SL 84 B FF 93 X CH 84 2-2 ① G4-3	S CH 82 S CH 83 B FF 91 B CH 83 F CH 83 B FF 92 F FF 90 S CH 82 3-3 ① K 1-2 3-H		C FF 91 B CH 82 B CH 82 X FF 91 2-1 E4	5	0	0	1	0	1	5
62 José Ureña, R (1, 1) OBP: 0.061, SLG: 0.063 32 Derek Dietrich, L (7, PH) OBP: 0.330, SLG: 0.422 46 Kyle Barraclough, R (7, 1) 79 Isaac Galloway, R (8, 7) OBP: 0.303, SLG: 0.414			C FF 91 S CU 80 B CU 81 B CH 84 F FF 91 S FF 91 2-3 ① K	F FF 90 C CU 80 S CU 81 0-3 ③ K 1-2		C FF 92 B FF 93 B FF 93 S FF 92 B FF 94 B FF 92 4-2 13 FC5 19 1B 13 E BB	B FF 92 S CH 82 F CH 82 F CU 78 F FF 92 B CH 83 S CH 82 2-3 ② K		S FF 91 C FF 90 X FF 90 0-2 ① F9	2 1 0 1	1 0 0 0	0 0 0 0	0 0 0 0	1 0 0 0	2 1 0 0	2 1 0 1
Inning Stats	R: 0 E: 0 K: 2 S: 8 H: 1 LOB: 0 BB: 0 P: 13	R: 0 E: 0 K: 0 S: 12 H: 1 LOB: 2 BB: 1 P: 22	R: 0 E: 0 K: 1 S: 11 H: 0 LOB: 1 BB: 1 P: 23	R: 1 E: 0 K: 1 S: 17 H: 2 LOB: 2 BB: 1 P: 27	R: 2 E: 0 K: 1 S: 17 H: 3 LOB: 2 BB: 1 P: 29	R: 1 E: 1 K: 1 S: 15 H: 1 LOB: 2 BB: 1 P: 22	R: 4 E: 1 K: 3 S: 24 H: 5 LOB: 2 BB: 0 P: 34	R: 0 E: 0 K: 1 S: 6 H: 0 LOB: 0 BB: 0 P: 10	R: 0 E: 1 K: 0 S: 9 H: 0 LOB: 1 BB: 0 P: 12	1B: 9 2B: 5 3B: 0 HR: 0 SF: 0 SAC: 0 DP: 1 HBP: 0						

	AB	42
	R	8
	H	13
	RBI	6
	BB	5
	SO	10
	LOB	28

WP: 2 PB: 0 SB: 1 CS: 1 PA: 47

PITCHER		IP	WLS	BF	H	R	ER	SO	BB	IBB	HBP	BLK	WP	HR	S	P	ERA	WHIP
55 Corey Oswalt, R ERA: 5.85	(1, 1)	4.0		18	4	1	1	4	3	0	0	0	1	0	48	85	2.25	1.750
51 Paul Sewald, R ERA: 6.07	(5, 1)	1.0	L	7	3	2	2	1	1	0	0	0	0	0	17	29	18.00	4.000
47 Drew Gagnon, R ERA: 5.25	(6, 1)	1.2		13	5	5	1	3	1	0	0	0	1	0	32	47	5.40	3.600
35 Jacob Rhame, R ERA: 6.23	(7, 1)	0.1		2	1	0	0	1	0	0	0	0	0	0	7	9	0.00	3.000
63 Tim Peterson, R ERA: 6.18	(8, 1)	2.0		7	0	0	0	1	0	0	0	0	0	0	15	22	0.00	0.000

PITCHER	IP	WLS	BF	H	R	ER	SO	BB	IBB	HBP	BLK	WP	HR	S	P	ERA	WHIP

BOTTOM

Miami Marlins @ New York Mets

Citi Field, Flushing, NY

Fri Sep 28 2018, 7:10 PM - 10:17 PM EDT

Att. 27,045 - Partly Cloudy - 63 F

Batter	1	2	3	4	5	6	7	8	9	AB	R	H	RBI	BB	SO	LOB
9 Brandon Nimmo, L (1, 8) OBP: 0.404, SLG: 0.484	C SI 93 F SI 95 F SL 85 B SI 95 B SI 96 X CH 88 2-2 68 FC4-6 1B		B SI 95 C SI 96 B SL 86 B SI 96 C SI 96 B SI 95 4-2 68 1B BB		B SI 96 C FF 96 B SL 88 F SI 96 X SI 95 2-2 1B		C FF 94 X SL 79 0-1 ③ G3			3	0	2	0	1	0	1
68 Jeff McNeil, L (1, 4) OBP: 0.379, SLG: 0.475	F SI 95 B CH 88 F SI 96 B SI 96 X SI 96 2-2 ① FC4-6 19 S 1 1B 1-2f		F CH 88 B SI 95 F SI 95 F SI 96 1 SAFE X SI 94 1-2 1B		S SI 94 B CH 88 X CH 89 1-1 ② F8			X FF 93 0-0 ① F7		4	1	1	0	0	0	2
30 Michael Conforto, L (1, 9) OBP: 0.351, SLG: 0.451	1 SAFE B SI 94 B SI 95 X SI 96 2-0 ② F7		X SI 96 0-0 ② L7		C FF 95 C SI 94 D SL 88 B SI 96 D SI 96 X SI 96 3-2 ③ F8			B FF 94 C FF 92 B SL 84 F FF 92 B SL 85 X FF 92 3-2 ② G6-3		4	0	0	0	0	0	4
19 Jay Bruce, L (1, 3) OBP: 0.315, SLG: 0.379	S SL 83 B SI 95 B SL 86 D CH 89 B SI 96 4-1 1 1B 1-2 BB		X SI 95 0-0 ③ F8			C SI 93 B CH 89 S SL 85 B SL 87 F SL 86 B CH 90 B SI 96 4-2 1 G6-4-3 BB		C FF 94 C SL 84 X FF 93 0-2 ③ G5-3		2	0	0	0	2	0	2
1 Amed Rosario, R (1, 6) OBP: 0.296, SLG: 0.383	C SI 96 X SL 83 0-1 ③ 1-3 2-H 1B			C SI 94 F FF 96 B SL 86 F CH 89 B SI 97 F SI 96 B SI 96 F CH 90 S CH 90 3-3 ① K		B SL 83 C SI 95 X SI 95 1-1 ①② G6-4-3 1-2f			C FF 94 B FF 93 C FF 92 F FF 93 B SL 85 F FF 93 F FF 94 B SL 86 S FF 94 3-3 ① K	4	0	1	1	0	2	1
22 Dominic Smith, L (1, 7) OBP: 0.255, SLG: 0.424		F SL 84 B SI 94 F SI 94 F SL 88 B SI 96 X SI 96 2-2 ① L8		C SI 95 B SL 87 X CH 90 1-1 26 FC6-4 1B	C SI 96 F SI 96 B SI 97 F SI 96 B CH 91 X SI 96 2-2 ③ L7				C FF 93 B FF 93 S FF 93 X CH 88 1-2 E3 21 HBP	4	0	1	0	0	0	0
21 Todd Frazier, R (1, 5) OBP: 0.301, SLG: 0.386		B SI 96 C SI 96 B SI 96 B CH 89 B SI 96 4-1 26 CS BB	F SI 95 X SL 85 0-1 ② P4				C FF 92 B FF 93 B SL 79 C SL 78 B SL 80 B FF 94 4-2 59 FC3-6 BB		B FF 92 F FF 93 H FF 90 2-1 1-2 HBP	1	0	0	0	2	0	1
26 Kevin Plawecki, R (1, 2) OBP: 0.321, SLG: 0.378 59 Jose Lobaton, S (7, PH) OBP: 0.246, SLG: 0.224 (8, 2)		C SI 95 F SL 85 S SI 97 0-3 ②③ K 1-2	F SI 96 X SI 96 0-1 ③ FC6-4 1-2f				S FF 93 F FF 92 X CH 88 0-2 ① FC3-6 1-2f		S FF 92 S FF 93 S FF 93 0-3 ② K	2 2	0 0	0 0	0 0	0 0	1 1	2 3
55 Corey Oswalt, R (1, 1) 51 Paul Sewald, R (5, 1) 5 David Wright, R (5, PH) 47 Drew Gagnon, R (6, 1) 35 Jacob Rhame, R (7, 1) 7 José Reyes, S (7, PH) OBP: 0.262, SLG: 0.320 63 Tim Peterson, R (8, 1) 72 Jack Reinheimer, R (9, PH) OBP: 0.219, SLG: 0.138			X SI 95 0-0 ① G4-3		X SI 96 0-0 ① G5-3		B FF 92 C FF 93 X FF 93 1-1 ② F7		B FF 93 F FF 93 B SL 84 C FF 94 F FF 94 F FF 94 X FF 94 2-2 ③ G6-3	1 0 1 0 0 0 1 0 1	0 0 0 0 0 0 0 0 0	0 0 0 0 0 0 0 0 0	0 0 0 0 0 0 0 0 0	0 0 0 0 0 0 0 0 0	0 0 0 0 0 0 1 0 0	0 0 0 0 0 0 1 0 2
Inning Stats	R: 1 E: 0 K: 0 S: 11 H: 2 LOB: 2 BB: 1 P: 21	R: 0 E: 0 K: 1 S: 8 H: 0 LOB: 0 BB: 1 P: 14	R: 0 E: 0 K: 0 S: 9 H: 1 LOB: 2 BB: 1 P: 14	R: 0 E: 0 K: 1 S: 12 H: 1 LOB: 1 BB: 0 P: 16	R: 0 E: 0 K: 0 S: 9 H: 1 LOB: 1 BB: 0 P: 15	R: 0 E: 0 K: 0 S: 9 H: 0 LOB: 0 BB: 1 P: 16	R: 0 E: 0 K: 0 S: 9 H: 0 LOB: 1 BB: 1 P: 14	R: 0 E: 0 K: 0 S: 7 H: 0 LOB: 0 BB: 0 P: 10	R: 0 E: 1 K: 2 S: 18 H: 0 LOB: 2 BB: 0 P: 26	1B: 5 2B: 0 3B: 0 HR: 0 SF: 0 SAC: 0 DP: 1 HBP: 1						WP: 0 PB: 0 SB: 1 CS: 1 PA: 36	

livebaseballscorecards.com

AB	30
R	1
H	5
RBI	1
BB	5
SO	4
LOB	19

PITCHER		IP	WLS	BF	H	R	ER	SO	BB	IBB	HBP	BLK	WP	HR	S	P	ERA	WHIP
62 José Ureña, R ERA: 3.98	(1, 1)	6.0	W	24	5	1	1	2	4	0	0	0	0	0	58	96	1.50	1.500
46 Kyle Barraclough, R ERA: 4.28	(7, 1)	1.0		4	0	0	0	0	1	0	0	0	0	0	9	14	0.00	1.000
66 Jarlín García, L ERA: 4.8	(8, 1)	1.0		3	0	0	0	0	0	0	0	0	0	0	7	10	0.00	0.000
64 Nick Wittgren, R ERA: 2.94	(9, 1)	1.0		5	0	0	0	2	0	0	1	0	0	0	18	26	0.00	0.000

PITCHER	IP	WLS	BF	H	R	ER	SO	BB	IBB	HBP	BLK	WP	HR	S	P	ERA	WHIP

Batter	1	2	3	4	5	6	7	8	9	10	11	12	13	AB	R	H	RBI	BB	SO	LOB
19 Miguel Rojas, R (1, 6) OBP: 0.297, SLG: 0.346	B SI 96 F SI 95 B SL 90 F SI 95 F CH 85 X SI 95 2-2 13 FC6-4 1B		C CU 79 F SI 94 F CU 80 B SL 90 X CU 81 1-2 G4-3 ②			B CH 84 B SI 94 F SI 95 X CU 78 2-1 G6-3 ①		C CU 80 B FF 96 F SI 96 B SI 97 S CH 88 2-3 K			B SL 88 B FF 97 F FF 96 X FF 96 2-1 F8 ②			5	0	1	0	0	1	0
15 Brian Anderson, R (1, 5) OBP: 0.357, SLG: 0.400	B SI 93 F SI 94 1 SAFE T SL 88 B SI 93 S CU 79 2-3 K ①		B CH 85 S CU 80 C SI 95 B SI 95 B SI 94 C CH 85 3-3 K ③			F SI 95 B SI 95 C SI 94 X SL 90 1-2 G6-3 ②			B SL 86 S SL 86 F FF 93 S FF 95 1-3 K ①		C SL 88 X FF 96 0-1 G6-3 ③			5	0	0	0	0	3	1
13 Starlin Castro, R (1, 4) OBP: 0.330, SLG: 0.400	B SI 94 C CH 85 X CU 80 1-1 FC6-4 45 BB ② 1-2f			B SL 90 B SI 95 C SI 95 C CH 86 B CU 81 X SI 94 3-2 2B		B SI 94 B FF 94 C CH 84 B CU 79 F SI 94 S CU 77 3-3 K ③			B SL 88 X FF 93 1-0 45 CS 1B			B FF 95 X FF 95 1-0 L9 ①		5	0	2	0	0	1	1
45 Peter O'Brien, R (1, 3) OBP: 0.357, SLG: 0.565 34 Magneuris Sierra, L (12, PR) OBP: 0.220, SLG: 0.201 56 Tayron Guerrero, R (12, 1) 66 Jarlin García, L (13, 1) 40 Javy Guerra, R (13, 1)	B SI 94 F SL 89 B SL 90 B SI 94 S SI 94 B SI 94 4-2 1-2 BB			B SI 94 C SL 89 C SI 94 B CU 80 S SI 94 2-3 K ①		C SL 84 B FF 97 C FF 98 F FF 99 B FF 98 B FF 97 F FF 97 X FF 97 3-2 F8 ①		B SL 85 C SL 87 C FF 94 X SL 88 1-2 G1-3 ②③ 1-2			B SL 89 S FF 95 C FF 96 X FF 96 1-2 9 CS 1B		4	0	1	0	1	1	2
9 Lewis Brinson, R (1, 8) OBP: 0.239, SLG: 0.338	C SL 90 B CU 80 B SI 93 S SI 94 S SI 94 2-3 K ③			B SI 94 F SI 93 F CU 78 C SI 94 1-3 K ②		B SL 86 B SL 83 S FF 97 F FF 96 F SL 83 B SL 84 F FF 96 F FF 97 B SL 85 4-2 BB				C FF 90 B CU 73 X CU 72 1-1 G6-3 ①		1 SAFE B FF 94 1 SAFE 1 SAFE S FF 95 X SL 90 1-1 P3 ②③ 1-2		4	0	0	0	1	2	4
44 Austin Dean, R (1, 7) OBP: 0.276, SLG: 0.383 61 Adam Conley, L (7, 1) 71 Drew Steckenrider, R (9, 1) 48 Christopher Bostick, R (10, PH) OBP: 0.294, SLG: 0.357 46 Kyle Barraclough, R (10, 1) 55 Drew Rucinski, R (11, 1) 32 Derek Dietrich, L (12, 3) OBP: 0.331, SLG: 0.422		C SI 95 C CH 87 X CU 81 0-2 G6-3 ①								C FF 89 B CH 84 C FF 89 X CU 72 1-2 P3 ②			B SL 78 B SL 77 F FF 88 H SL 76 3-1 28 G6-3 79 SH1-4 HBP	3	0	0	0	0	0	2
79 Isaac Galloway, R (1, 9) OBP: 0.314, SLG: 0.410		C SI 94 B SL 91 X SL 90 1-1 G6-3 ②			C CU 78 B SI 94 S SL 89 X SL 89 1-2 28 G5-4-3 1B		1 SAFE 1 SAFE B FF 93 F FF 93 1 SAFE C SL 82 S FF 94 1-3 K ③			B FF 89 B CH 83 B FF 89 C FF 87 B FF 88 4-1 BB			B SL 76 F FF 88 X FF 88 1-1 SH1-4 ① 1-2	3	0	1	0	1	1	1
28 Bryan Holaday, R (1, 2) OBP: 0.261, SLG: 0.258		C SL 91 B FF 94 F SI 94 F CU 80 B SI 94 X SL 90 2-2 G5-3 ③			1 SAFE F SI 93 1 SAFE B SI 92 1 SAFE F SL 88 X SI 93 1-2 G5-4-3 ①② 1-2f			F FF 95 B CU 80 F CU 78 B CU 78 X SI 96 2-2 F8 ①		1 SAFE 1 SAFE B FF 88 F FF 88 1 SAFE B FF 87 B FF 87 F FF 88 F FF 89 3-2 X FF 88 P3 ③			S SL 77 B SL 76 S SL 77 F SL 77 X SL 78 1-2 G6-3 ② 2-3	5	0	0	0	0	0	3
36 Trevor Richards, R (1, 1) OBP: 0.094, SLG: 0.065 52 Rafael Ortega, L (7, 7) OBP: 0.289, SLG: 0.273 2 Yadiel Rivera, R (13, PH) OBP: 0.272, SLG: 0.219 (13, 7)			C SI 94 S SI 95 S CU 81 0-3 K ①		B SI 92 C SI 93 C SI 94 B SI 94 F SI 93 S SI 94 2-3 K ③			X FF 97 0-0 F9 ②			L FF 95 B FF 95 B FS 86 C FF 95 C FF 96 2-3 K ①		B SL 77 C SL 78 B SL 76 C FF 89 S SL 77 2-3 K2-3 ③	2 2 1	0 0 0	0 0 0	0 0 0	2 1 1	0 0 1	0 0 1
Inning Stats	R: 0 E: 0 K: 2 S: 14 H: 1 LOB: 2 BB: 1 P: 25	R: 0 E: 0 K: 0 S: 9 H: 0 LOB: 0 BB: 0 P: 12	R: 0 E: 0 K: 2 S: 10 H: 0 LOB: 0 BB: 0 P: 14	R: 0 E: 0 K: 2 S: 10 H: 1 LOB: 1 BB: 0 P: 18	R: 0 E: 0 K: 1 S: 10 H: 1 LOB: 0 BB: 0 P: 14	R: 0 E: 0 K: 1 S: 8 H: 0 LOB: 0 BB: 0 P: 14	R: 0 E: 0 K: 1 S: 17 H: 0 LOB: 1 BB: 1 P: 28	R: 0 E: 0 K: 1 S: 7 H: 0 LOB: 0 BB: 0 P: 11	R: 0 E: 0 K: 1 S: 7 H: 1 LOB: 0 BB: 0 P: 10	R: 0 E: 0 K: 0 S: 10 H: 0 LOB: 1 BB: 1 P: 19	R: 0 E: 0 K: 1 S: 7 H: 0 LOB: 0 BB: 0 P: 11	R: 0 E: 0 K: 0 S: 6 H: 1 LOB: 1 BB: 0 P: 9	R: 0 E: 0 K: 1 S: 10 H: 0 LOB: 1 BB: 0 P: 17	1B: 4 2B: 1 3B: 0 HR: 0 SF: 0 SAC: 1 DP: 1 HBP: 1			WP: 0 PB: 0 SB: 0 CS: 2	PA: 45		

PITCHER		IP	WLS	BF	H	R	ER	SO	BB	IBB	HBP	BLK	WP	HR	S	P	ERA	WHIP
32 Steven Matz, L ERA: 3.97	(1, 1)	6.0		21	3	0	0	8	1	0	0	0	0	0	61	97	0.00	0.667
49 Tyler Bashlor, R ERA: 4.22	(7, 1)	1.0		4	0	0	0	1	1	0	0	0	0	0	17	28	0.00	1.000
62 Drew Smith, R ERA: 3.54	(8, 1)	1.0		3	0	0	0	1	0	0	0	0	0	0	7	11	0.00	0.000
38 Anthony Swarzak, R ERA: 6.15	(9, 1)	1.0		3	1	0	0	1	0	0	0	0	0	0	7	10	0.00	1.000
39 Jerry Blevins, L ERA: 4.85	(10, 1)	1.0		4	0	0	0	0	1	0	0	0	0	0	10	19	0.00	1.000

PITCHER		IP	WLS	BF	H	R	ER	SO	BB	IBB	HBP	BLK	WP	HR	S	P	ERA	WHIP
35 Jacob Rhame, R ERA: 5.85	(11, 1)	2.0		6	1	0	0	1	0	0	1	0	0	0	13	20	0.00	0.500
73 Daniel Zamora, L ERA: 3.0	(13, 1)	1.0	W	4	0	0	0	1	0	0	0	0	0	0	10	17	0.00	0.000

TOP

Miami Marlins @ New York Mets

Citi Field, Flushing, NY

Sat Sep 29 2018, 7:14 PM - 11:27 PM EDT

Att. 43,928 - Cloudy - 69 F

livebaseballscorecards.com

AB	40
R	0
H	5
RBI	0
BB	3
SO	13
LOB	15

MIAMI

Miami Marlins @ New York Mets

Citi Field, Flushing, NY

Sat Sep 29 2018, 7:14 PM - 11:27 PM EDT

Att. 43,928 - Cloudy - 69 F

BOTTOM

Batter	1	2	3	4	5	6	7	8	9	10	11	12	13	AB	R	H	RBI	BB	SO	LOB
7 José Reyes, S (1, 6) (5, 5) OBP: 0.261, SLG: 0.322	B FF 90 F FF 90 B CH 83 X CH 83 2-1 68 SH5-4 2B		F CH 81 X FF 89 0-1 ② F7		B SL 79 C FF 91 B FF 90 F FF 89 C FF 90 2-3 ③ K		T FF 97 F FF 97 F FF 98 X FF 97 0-2 ③ L8			X FF 94 0-0 ① SH1-4 1-2		X FF 99 0-0 ② F8		5	0	1	0	0	1	3
68 Jeff McNeil, L (1, 4) OBP: 0.379, SLG: 0.471	X FF 90 0-0 ① SH5-4 2-3		F SL 83 B CH 82 X CH 82 1-1 ③ F8			B FF 88 B FF 90 C FF 90 B SL 82 X FF 90 3-1 1 FC6-4 1B		C FF 95 F SL 88 B SL 91 B SL 92 S CH 86 2-3 ① K		B SL 80 F FF 94 X SL 80 1-1 ② G6-3 2-3		B SL 87 B FF 99 B FF 98 B FF 98 4-0 BB		4	0	1	0	1	1	1
5 David Wright, R (1, 5) 1 Amed Rosario, R (5, 6) OBP: 0.297, SLG: 0.383	C SL 84 B FF 91 B CH 84 F FF 91 B CH 83 B FF 90 4-2 30 G1-6-3 BB			B FF 90 X FF 91 1-0 ① P3		1 SAFE C FF 90 S SL 83 1 SAFE X SL 83 0-2 ① FC6-4 19 S 30 G4-3 1-2f		F FF 97 B FF 97 B CH 88 B FF 95 S FF 95 F FF 96 X FF 96 3-2 30 CS 1B		F SL 80 D SL 80 B FF 94 D SL 81 S FF 95 B FF 94 4-2 30 S BB		B FF 98 C FF 96 F FF 96 F FF 97 X FF 98 1-2 ③ L8		1 3	0 0	0 1	0 0	1 1	0 2	0 2
30 Michael Conforto, L (1, 7) (8, 9) OBP: 0.351, SLG: 0.460	X SL 84 0-0 ② ③ G1-6-3 1-2f			C FF 90 B SL 85 X CH 83 1-1 ② 1B		C CH 83 1 SAFE B CH 83 B FF 91 B CH 83 X CH 83 3-1 ② G4-3 1-2		1 SAFE 1 SAFE 1 SAFE B FF 96 S FF 96 B SL 90 F FF 96 S CH 88 2-3 ② ③ K 1-2		B SL 79 F CH 88 C FF 94 S FF 94 1-3 ③ K 1-2			B SL 84 X FF 93 1-0 72 BB 16 2B 1B	6	1	2	0	0	2	6
19 Jay Bruce, L (1, 3) OBP: 0.310, SLG: 0.372		F FF 90 B FF 90 C FF 90 S CH 83 1-3 ① K		X CH 82 0-0 ② F8		C FF 91 D CH 83 B CH 84 F FF 90 S FF 91 2-3 ③ K 2-3		B FF 93 B FF 93 S FF 94 F FF 94 F FF 94 B FF 95 X FF 95 3-2 ① P4		F FF 92 F FC 89 S CH 85 0-3 ① K			D SL 84 X SL 84 1-0 ① L9	6	0	0	0	0	3	3
9 Brandon Nimmo, L (1, 9) OBP: 0.404, SLG: 0.483 72 Jack Reinheimer, R (7, PR) OBP: 0.286, SLG: 0.167 (8, 7)	B FF 90 B FF 90 C FF 90 C CH 83 C CH 83 2-3 ② K		B FF 92 B FF 90 C CH 82 C FF 90 T FF 91 2-2 ③ K				S FF 89 B FF 88 X SL 82 1-1 21 1B 1B	B SL 87 F FF 95 S FF 94 F FF 94 X FF 96 1-2 1B		S FC 90 B FC 89 B FC 90 B SI 93 B FF 94 4-1 16 S BB			B FF 92 B CH 86 1 SAFE F FF 93 B CH 85 B FF 93 4-1 16 2B 1-2 BB	3 1	0 0	1 1	0 0	0 2	2 0	1 0
16 Austin Jackson, R (1, 8) OBP: 0.301, SLG: 0.328	C FF 90 B FF 90 S SL 82 B CH 82 F FF 90 X SL 83 2-2 1B				B FF 90 B FF 90 C FF 90 S CH 83 S CH 83 2-3 ① K		C SL 82 1 SAFE L CH 83 B FF 89 X CH 83 1-2 F7		S FF 96 F FF 94 F FF 94 F FF 96 C SL 88 0-3 ② K		D FC 90 B FF 93 F FF 94 1 SAFE S FF 94 D FC 91 D SI 94 4-2 26 G6-3 1-2 BB		X SL 87 0-0 1-3 2-H 2B	5	0	2	1	1	2	2
26 Kevin Plawecki, R (1, 2) OBP: 0.315, SLG: 0.370	F FF 90 X CH 84 0-1 ③ G5-3				B SL 84 S CH 82 B FF 89 S SL 82 C FF 91 2-3 ② K		B FF 90 B FF 90 F CH 83 T FF 91 X SL 82 2-2 ② F8		1 SAFE X FF 95 0-0 ③ L9		B FC 92 X SI 94 1-0 ② ③ G6-3 1-2f			5	0	0	0	0	1	5
32 Steven Matz, R (-1) 48 Jason Vargas, L (-2) 49 Tyler Bashlor, R (-2) 21 Todd Frazier, R (-2, PH) 62 Drew Smith, R (-1) 38 Anthony Swarzak, R (-3) 39 Jerry Blevins, L (-3, -1) 22 Dominic Smith, L (-3, PH) 35 Jacob Rhame, R (-1, -1) 29 Devin Mesoraco, R (-2, PH) 73 Daniel Zamora, L (-3, -1)			C FF 89 F SL 83 F CH 82 S FF 90 0-3 ① K		B FF 89 B CH 83 B FF 89 C FF 90 B FF 90 4-1 BB		C CH 83 B FF 89 B FF 90 F CH 84 X FF 91 2-2 1-3 1B			B FF 93 B CH 88 X FF 94 2-0 68 G6-3 7 SH1-4 1B		S FF 98 S FF 98 B FF 98 C FF 99 1-3 ① K		1 0 1 0 0 0 0 0 0 0	0 0 0 0 0 0 0 0 0 0	0 0 1 0 0 0 0 0 0 0	0 0 0 0 0 0 0 0 0 0	1 0 0 0 0 0 0 0 0 0	1 0 0 0 0 0 0 0 1 0	0 0 0 0 0 0 0 0 0 0
Inning Stats	R: 0 E: 0 K: 0 S: 6 H: 1 LOB: 1 BB: 1 P: 12	R: 0 E: 0 K: 2 S: 12 H: 1 LOB: 1 BB: 0 P: 17	R: 0 E: 0 K: 1 S: 8 H: 0 LOB: 0 BB: 0 P: 9	R: 0 E: 0 K: 1 S: 7 H: 1 LOB: 1 BB: 0 P: 11	R: 0 E: 0 K: 3 S: 10 H: 0 LOB: 1 BB: 1 P: 20	R: 0 E: 0 K: 1 S: 10 H: 1 LOB: 1 BB: 0 P: 18	R: 0 E: 0 K: 0 S: 15 H: 2 LOB: 2 BB: 0 P: 21	R: 0 E: 0 K: 2 S: 10 H: 1 LOB: 0 BB: 0 P: 17	R: 0 E: 0 K: 1 S: 13 H: 1 LOB: 1 BB: 0 P: 17	R: 0 E: 0 K: 1 S: 9 H: 1 LOB: 2 BB: 1 P: 17	R: 0 E: 0 K: 1 S: 7 H: 0 LOB: 1 BB: 2 P: 16	R: 0 E: 0 K: 1 S: 8 H: 0 LOB: 1 BB: 1 P: 14	R: 1 E: 0 K: 0 S: 4 H: 2 LOB: 2 BB: 1 P: 10	1B: 9 2B: 2 3B: 0 HR: 0	SF: 0 SAC: 2 DP: 2 HBP: 0	WP: 0 PB: 0 SB: 3 CS: 1	PA: 52			

PITCHER		IP	WLS	BF	H	R	ER	SO	BB	IBB	HBP	BLK	WP	HR	S	P	ERA	WHIP
36 Trevor Richards, R ERA: 4.42	(1, 1)	6.2		27	6	0	0	8	2	0	0	0	0	0	64	104	0.00	1.200
61 Adam Conley, L ERA: 4.09	(7, 1)	1.1		4	1	0	0	2	0	0	0	0	0	0	14	21	0.00	0.750
71 Drew Steckenrider, R ERA: 3.9	(9, 1)	1.0		4	1	0	0	1	0	0	0	0	0	0	13	17	0.00	1.000
46 Kyle Barraclough, R ERA: 4.2	(10, 1)	1.0		5	1	0	0	1	1	0	0	0	0	0	9	17	0.00	2.000
55 Drew Rucinski, R ERA: 4.33	(11, 1)	1.0		4	0	0	0	1	2	0	0	0	0	0	7	16	0.00	2.000

PITCHER		IP	WLS	BF	H	R	ER	SO	BB	IBB	HBP	BLK	WP	HR	S	P	ERA	WHIP
56 Tayron Guerrero, R ERA: 5.43	(12, 1)	1.0		4	0	0	0	1	1	0	0	0	0	0	8	14	0.00	1.000
66 Jarlín García, L ERA: 4.91	(13, 1)	0.1	L	3	1	1	1	0	1	0	0	0	0	0	3	9	27.00	6.000
40 Javy Guerra, R ERA: 5.55	(13, 1)	0.0		1	1	0	0	0	0	0	0	0	0	0	1	1	∞	∞

AB	43
R	1
H	11
RBI	1
BB	7
SO	14
LOB	23

livebaseballscorecards.com

Miami Marlins @ New York Mets

Citi Field, Flushing, NY

Sun Sep 30 2018, 3:11 PM - 5:20 PM EDT

Att. 28,346 - Sunny - 71 F

TOP

livebaseballscorecards.com

Batter	1	2	3	4	5	6	7	8	9	AB	R	H	RBI	BB	SO	LOB
10 JT Riddle, L (1, 6) OBP: 0.277, SLG: 0.377	C FF 97 F FF 98 X FF 98 0-2 13 G5-4-3 1B			C CH 89 X CH 89 0-1 ① L9		C CU 81 F SI 97 B CH 90 X SL 90 1-2 ② G3		B CU 81 C SL 88 F FF 96 F FF 97 S SL 89 1-3 ③ K		4	0	1	0	0	1	1
13 Starlin Castro, R (1, 4) OBP: 0.329, SLG: 0.400 2 Yadiel Rivera, R (2, 5) OBP: 0.269, SLG: 0.216 48 Christopher Bostick, R (9, PH) OBP: 0.278, SLG: 0.250	1 SAFE F SI 96 X SI 97 0-1 ① ② G5-4-3 1-2f			S SI 97 F SI 98 S SI 98 0-3 ② K		S SL 91 B SI 97 S SL 91 C SI 98 1-3 ③ K			C SL 91 B SL 91 C SI 97 B SL 92 X SI 98 2-2 ① G1-3	1 2 1	0 0 0	0 0 0	0 0 0	0 0 0	0 2 0	1 0 0
32 Derek Dietrich, L (1, 5) OBP: 0.330, SLG: 0.421 (2, 4)	C CU 84 F FF 97 X SL 91 0-2 ③ G3			X SI 98 0-0 1B			B SI 96 X CH 90 1-0 ① G3		B CH 91 B FF 96 B CH 91 C SI 97 X SI 97 3-1 ② G5-3	4	0	1	0	0	0	0
45 Peter O'Brien, R (1, 3) OBP: 0.338, SLG: 0.530		T FF 97 C CU 83 X SL 92 0-2 ① L8		B SI 96 B FF 96 C SI 96 C SL 90 F CH 90 X SL 90 2-2 ③ F8			B SL 92 S SL 92 B SI 97 F FF 97 X SL 91 2-2 ② F9		C CU 84 B SL 92 B SL 92 X FF 98 2-1 ③ L9	4	0	0	0	0	0	1
9 Lewis Brinson, R (1, 8) OBP: 0.240, SLG: 0.338		B SI 97 X SI 98 1-0 ② G5-3			C SL 90 X CU 82 0-1 ① G1-3		C SI 98 S SL 92 X SL 92 0-2 1B			3	0	1	0	0	0	0
79 Isaac Galloway, R (1, 7) OBP: 0.301, SLG: 0.391		C CU 84 S SI 98 F CU 82 X SI 98 0-2 ③ G5-3			C CU 82 F SL 90 X SL 92 0-2 ② G5-3		1 SAFE 1 SAFE C SI 97 F SI 95 X SI 97 0-2 ③ G4-3			3	0	0	0	0	0	1
17 Chad Wallach, R (1, 2) OBP: 0.275, SLG: 0.267			B SI 96 S SI 96 C CU 83 B SL 92 F SI 97 B SL 92 S SI 97 3-3 ① K		C SI 96 B CU 82 X SI 97 1-1 1B			C SI 96 S SL 91 S SL 91 0-3 ① K		3	0	1	0	0	2	0
22 Sandy Alcantara, R (1, 1) 52 Rafael Ortega, L (8, PH) OBP: 0.287, SLG: 0.271 39 Tyler Kinley, R (8, 1)			C SI 97 C SI 97 C SI 98 0-3 ② K		X SI 96 0-0 ③ G3			C CU 81 F SL 91 B FF 97 B CH 91 X SI 97 2-2 ② G4-3		2 1 0	0 0 0	0 0 0	0 0 0	0 0 0	1 0 0	1 0 0
34 Magneuris Sierra, L (1, 9) OBP: 0.222, SLG: 0.211			X SI 98 0-0 ③ G4-3			X CU 81 0-0 ① B1-3		B CH 90 F FF 96 X SI 97 1-1 2B		3	0	1	0	0	0	0
Inning Stats	R: 0 E: 0 K: 0 S: 8 H: 1 LOB: 0 BB: 0 P: 8	R: 0 E: 0 K: 0 S: 8 H: 0 LOB: 0 BB: 0 P: 9	R: 0 E: 0 K: 2 S: 8 H: 0 LOB: 0 BB: 0 P: 11	R: 0 E: 0 K: 1 S: 10 H: 1 LOB: 1 BB: 0 P: 12	R: 0 E: 0 K: 0 S: 8 H: 1 LOB: 1 BB: 0 P: 9	R: 0 E: 0 K: 1 S: 7 H: 0 LOB: 0 BB: 0 P: 9	R: 0 E: 0 K: 0 S: 10 H: 1 LOB: 1 BB: 0 P: 13	R: 0 E: 0 K: 2 S: 12 H: 1 LOB: 1 BB: 0 P: 16	R: 0 E: 0 K: 0 S: 7 H: 0 LOB: 0 BB: 0 P: 14	1B: 4 2B: 1 3B: 0 HR: 0 SF: 0 SAC: 0 DP: 1 HBP: 0						

	AB	31
	R	0
	H	5
	RBI	0
	BB	0
	SO	6
	LOB	5

WP: 0 PB: 0 SB: 0 CS: 0 PA: 31

PITCHER	IP	WLS	BF	H	R	ER	SO	BB	IBB	HBP	BLK	WP	HR	S	P	ERA	WHIP
34 Noah Syndergaard, R (1, 1) ERA: 3.03	9.0	W	31	5	0	0	6	0	0	0	0	0	0	78	101	0.00	0.556

PITCHER	IP	WLS	BF	H	R	ER	SO	BB	IBB	HBP	BLK	WP	HR	S	P	ERA	WHIP

Batter	1	2	3	4	5	6	7	8	9	AB	R	H	RBI	BB	SO	LOB
7 José Reyes, S (1, 6) OBP: 0.260, SLG: 0.320 1 Amed Rosario, R (2, 6) OBP: 0.295, SLG: 0.381	C FF 96 B FF 96 F FF 96 B FF 97 B SL 88 X FF 95 3-2 G4-3 ①		C CU 84 B FF 97 F FF 96 S SL 90 1-3 K ③		F CU 85 X FF 97 0-1 FC5 ③ 1-2 2-3f			S SL 88 S SL 91 X SL 88 0-2 G5-3 ②		1 3	0 0	0 0	0 0	0 0	0 1	0 2
68 Jeff McNeil, L (1, 4) OBP: 0.381, SLG: 0.471	S FF 96 F FF 96 F FF 96 B SL 88 F CU 85 X CH 90 1-2 G1-4-3 ②			T CU 84 F SL 86 B SI 92 X FF 97 1-2 21 2B 1B		B FF 95 X FF 95 1-0 1B		X FF 97 0-0 P5 ③		4	1	2	0	0	0	0
30 Michael Conforto, L (1, 9) OBP: 0.350, SLG: 0.448	C SL 84 X CH 89 0-1 G4-3 ③			C FF 96 1 SAFE B CH 88 B SI 94 F FF 95 S CH 90 2-3 K ①		B CH 90 C CH 89 1 SAFE X FF 95 1-1 P5 ①				3	0	0	0	0	1	2
19 Jay Bruce, L (1, 3) OBP: 0.310, SLG: 0.370		B FF 96 B FF 95 B FF 94 B FF 93 4-0 21 G5-3 BB		1 SAFE X FF 95 0-0 F9 ②		B FF 95 X CU 82 1-0 F9 ②				2	0	0	0	1	0	2
21 Todd Frazier, R (1, 5) OBP: 0.303, SLG: 0.390		C CU 82 F FF 96 X FF 98 0-2 G5-3 ① 1-2		1 SAFE 1 SAFE S FF 97 C SL 88 F FF 98 F FF 98 F SI 92 1 SAFE F SL 90 0-2 F SL 80 X FF 98 1-H 2B ③		F SL 85 S CH 91 S FF 96 0-3 K ③				3	0	1	1	0	1	2
22 Dominic Smith, L (1, 7) OBP: 0.255, SLG: 0.420		B FF 96 B CH 88 S FF 94 F FF 95 S CH 90 2-3 K ②			F CU 82 X CH 89 0-1 G4-3 ①		X CU 79 0-0 F7 ①			3	0	0	0	0	1	1
16 Austin Jackson, R (1, 8) OBP: 0.299, SLG: 0.326		C SL 85 C FF 97 B FF 97 F FF 96 S CH 90 1-3 K ③			F FF 97 B CH 91 C CH 90 F FF 98 S FF 97 1-3 K ②		C CU 82 F CH 89 S FF 96 0-3 K ②			3	0	0	0	0	3	1
3 Tomás Nido, R (1, 2) OBP: 0.200, SLG: 0.238			B FF 94 F FF 95 S SL 87 F SL 88 S FF 96 1-3 K ①		F CU 84 B CH 90 B CU 86 F FF 95 B FF 98 B FF 98 4-2 1 FC5 34 1B BB		F FF 94 T CH 89 T FF 95 0-2 K ③			2	0	0	0	1	2	0
34 Noah Syndergaard, L (1, 1) OBP: 0.143, SLG: 0.170			C FF 96 S SI 92 B FF 97 S FF 97 1-3 K ②		B FF 95 F FF 94 S FF 95 X FF 97 1-2 1 FC5 1-2 1B			B FF 96 C FF 95 B FF 97 S FF 95 S SL 88 2-3 K ①		3	0	1	0	0	2	0
Inning Stats	R: 0 E: 0 K: 0 S: 10 H: 0 LOB: 0 BB: 0 P: 14	R: 0 E: 0 K: 2 S: 10 H: 0 LOB: 1 BB: 1 P: 17	R: 0 E: 0 K: 3 S: 10 H: 0 LOB: 0 BB: 0 P: 13	R: 1 E: 0 K: 1 S: 15 H: 2 LOB: 1 BB: 0 P: 18	R: 0 E: 0 K: 1 S: 13 H: 1 LOB: 2 BB: 1 P: 19	R: 0 E: 0 K: 1 S: 7 H: 1 LOB: 1 BB: 0 P: 10	R: 0 E: 0 K: 2 S: 7 H: 0 LOB: 0 BB: 0 P: 7	R: 0 E: 0 K: 1 S: 7 H: 0 LOB: 0 BB: 0 P: 9		1B: 3 2B: 1 3B: 0 HR: 0 SF: 0 SAC: 0 DP: 0 HBP: 0						

PITCHER		IP	WLS	BF	H	R	ER	SO	BB	IBB	HBP	BLK	WP	HR	S	P	ERA	WHIP
22 Sandy Alcantara, R ERA: 3.44	(1, 1)	7.0	L	26	4	1	1	10	2	0	0	0	0	0	72	98	1.29	0.857
39 Tyler Kinley, R ERA: 12.27	(8, 1)	1.0		3	0	0	0	1	0	0	0	0	0	0	7	9	0.00	0.000

PITCHER	IP	WLS	BF	H	R	ER	SO	BB	IBB	HBP	BLK	WP	HR	S	P	ERA	WHIP

BOTTOM

Miami Marlins @ New York Mets

Citi Field, Flushing, NY

Sun Sep 30 2018, 3:11 PM - 5:20 PM EDT

Att. 28,346 - Sunny - 71 F

livebaseballscorecards.com

AB	27
R	1
H	4
RBI	1
BB	2
SO	11
LOB	10