

Miami Marlins - 2018

Batter	1	2	3	4	5	6	7	8	9	AB	R	H	RBI	BB	SO	LOB	TOP			
12 Juan Lagares, R (1, 8) OBP: 0.333, SLG: 0.333 83 Patrick Biondi, L (4, 8) OBP: 0.333, SLG: 0.286	F9		G6-4-3 1B			K		F7		2	0	1	0	0	0	0				
4 Wilmer Flores, R (1, 10) OBP: 0.222, SLG: 0.176	1B		G6-4-3 1-2			F9		1B		4	0	2	0	0	0	1				
26 Kevin Plawecki, R (1, 2) OBP: 0.500, SLG: 0.500 70 Patrick Mazeika, L (7, 2) OBP: 0.500, SLG: 0.333	K		L7			G5-3		K		3	0	0	0	0	1	1				
72 Phillip Evans, R (1, 5) OBP: 0.500, SLG: 0.800 84 Michael Paez, R (8, 6)	G6-3			HBP				F7		2	0	0	0	0	0	1				
74 Pete Alonso, R (1, 3) OBP: 0.357, SLG: 0.182			K			K		G3		1	0	0	0	0	0	0				
1 Amed Rosario, R (1, 6) OBP: 0.398, SLG: 0.333 75 David Thompson, R (3, 5) OBP: 0.421, SLG: 0.375			G5-3 HBP			FC6-4 CS		G5-3		3	0	0	0	1	2	1				
2 Gavin Cecchini, R (1, 4) OBP: 0.571, SLG: 1.091			G5-3			FC6-4 CS		BB		0	0	0	0	0	0	0				
71 Zach Borenstein, L (1, 7) OBP: 0.286, SLG: 0.421 80 Arnaldo Berrios, S (8, 7) OBP: 0.286, SLG: 0.657			BB			F8		1B		0	0	0	0	0	0	0				
16 Matthew den Dekker, L (1, 9) OBP: 0.294, SLG: 0.200 86 Jay Jabbs, L (8, 9) OBP: 0.333, SLG: 0.333	G3-1					G3		G3-6-1		2	0	0	0	1	0	3				
						K		L4		0	0	0	0	0	0	0				
Inning Stats	R: 0 E: 0 K: 1 S: 7	H: 1 LOB: 1 BB: 0 P: 7	R: 0 E: 0 K: 1 S: 5	H: 0 LOB: 2 BB: 1 P: 10	R: 0 E: 0 K: 0 S: 3	H: 1 LOB: 0 BB: 0 P: 3	R: 0 E: 0 K: 1 S: 4	H: 0 LOB: 0 BB: 0 P: 6	R: 0 E: 0 K: 1 S: 5	H: 0 LOB: 0 BB: 0 P: 5	R: 0 E: 0 K: 1 S: 5	H: 2 LOB: 2 BB: 1 P: 8	R: 0 E: 0 K: 1 S: 6	H: 1 LOB: 1 BB: 1 P: 6	R: 0 E: 0 K: 1 S: 5	H: 0 LOB: 1 BB: 1 P: 9	1B: 5 2B: 0 3B: 0 HR: 0	SF: 0 SAC: 0 DP: 2 HBP: 2	WP: 0 PB: 0 SB: 0 CS: 1	PA: 35
PITCHER	IP WLS BF H R ER SO BB IBB HBP BLK WP HR S P ERA WHIP																			
62 José Ureña, R (1, 1) ERA: 1.8	2.0 W 9 1 0 0 2 1 0 0 1 0 0 0 12 17 0.00 1.000																			
66 Jarlin García, L (3, 1) ERA: 2.25	2.0 H 6 1 0 0 1 0 0 0 1 0 0 0 7 9 0.00 0.500																			
31 Caleb Smith, L (5, 1) ERA: 3.00	2.0 H 6 0 0 0 2 0 0 0 0 0 0 0 10 10 0.00 0.000																			
37 Jumbo Diaz, R (7, 1) ERA: 3.00	1.0 H 5 2 0 0 0 1 0 0 0 0 0 0 4 8 0.00 3.000																			
75 Miguel Del Pozo, L (8, 1) ERA: 1.00	1.0 H 4 1 0 0 1 0 0 0 0 0 0 0 6 6 0.00 1.000																			

New York Mets @ Miami Marlins
Roger Dean Chevrolet Stadium, Jupiter, FL
Sat Mar 03 2018, 1:08 PM - 3:28 PM EST
Att: 4,371 - Sunny - 75 F

AB 29
R 0
H 5
RBI 0
BB 3
SO 7
LOB 13



Batter	1	2	3	4	5	6	7	8	9	AB	R	H	RBI	BB	SO	LOB	BOTTOM			
74 Braxton Lee, L (1, 9) OBP: 0.286, SLG: 0.231 34 Magneuris Sierra, L (6, 9) OBP: 0.333, SLG: 0.400	G5-3 1B		K			G4-3		1B		2	1	0	0	1	1	1				
11 J.T. Realmuto, R (1, 2) OBP: 0.333, SLG: 0.615 28 Bryan Holaday, R (6, 2) ERA: 3.00	G5-3		K					G1-6-3		2	0	0	0	0	1	1				
13 Starlin Castro, R (1, 4) OBP: 0.143, SLG: 0.143 91 Isan Diaz, L (6, 4) OBP: 0.083, SLG: 0.167	F9		G1-6-3			K		K		2	0	0	0	0	1	0				
41 Justin Bour, L (1, 3) OBP: 0.154, SLG: 0.154 30 Garrett Cooper, R (6, 3) OBP: 0.300, SLG: 0.556	1B		F8			F9		F9		2	0	1	1	0	0	0				
9 Lewis Brinson, R (1, 8) OBP: 0.438, SLG: 0.667 79 Isaac Galloway, R (6, 8) OBP: 0.500, SLG: 0.545	K		2B			K		K		2	0	1	0	0	1	1				
32 Derek Dietrich, L (1, 7) OBP: 0.287, SLG: 0.385 5 Scott Van Slyke, R (6, 7) OBP: 0.438, SLG: 0.933	K		K			K		1B		2	0	0	0	0	2	1				
18 Tomás Telis, S (1, 10) OBP: 0.273, SLG: 0.300 73 Austin Nola, R (7, PH) (8, 10)	G6-3					F8		F9		1	0	0	0	0	1	0				
35 Eric Campbell, R (1, 5) OBP: 0.250, SLG: 0.333 2 Yadiel Rivera, R (6, 5) OBP: 0.154, SLG: 0.231	G3-1					F8		G6-3		2	0	1	0	0	0	0				
19 Miguel Rojas, R (1, 6) OBP: 0.182, SLG: 0.182 81 Peter Mooney, L (5, PR) OBP: 0.286, SLG: 0.167	G1-3					FC6-4 1B		P6		2	0	0	0	0	1	0				
Inning Stats	R: 1 E: 0 K: 1 S: 6	H: 1 LOB: 1 BB: 1 P: 10	R: 0 E: 0 K: 1 S: 5	H: 0 LOB: 0 BB: 0 P: 5	R: 0 E: 0 K: 2 S: 7	H: 0 LOB: 0 BB: 0 P: 7	R: 0 E: 0 K: 1 S: 6	H: 1 LOB: 1 BB: 0 P: 6	R: 0 E: 0 K: 1 S: 5	H: 1 LOB: 1 BB: 0 P: 4	R: 0 E: 0 K: 1 S: 5	H: 0 LOB: 0 BB: 0 P: 5	R: 0 E: 0 K: 1 S: 6	H: 1 LOB: 1 BB: 0 P: 6	R: 0 E: 0 K: 0 S: 3	H: 1 LOB: 0 BB: 0 P: 3	1B: 4 2B: 1 3B: 0 HR: 0	SF: 0 SAC: 0 DP: 1 HBP: 0	WP: 0 PB: 0 SB: 0 CS: 0	PA: 29
PITCHER	IP WLS BF H R ER SO BB IBB HBP BLK WP HR S P ERA WHIP																			
34 Noah Syndergaard, R (1, 1) ERA: 1.8	3.0 L 11 1 1 1 4 1 0 0 0 0 0 0 18 22 3.00 0.667																			
51 Paul Sewald, R (4, 1) ERA: 2.25	1.0 4 1 0 0 1 0 0 0 0 0 0 0 6 6 0.00 1.000																			
27 Jeury Familia, R (5, 1) ERA: 3.0	1.0 4 1 0 0 0 0 0 0 0 0 0 0 4 4 0.00 1.000																			
44 A.J. Ramos, R (6, 1) ERA: 3.0	1.0 3 0 0 0 1 0 0 0 0 0 0 0 5 5 0.00 0.000																			
64 Chris Flexen, R (7, 1) ERA: 1.8	2.0 7 2 0 0 1 0 0 0 0 0 0 0 9 9 0.00 1.000																			

New York Mets @ Miami Marlins
Roger Dean Chevrolet Stadium, Jupiter, FL
Sat Mar 03 2018, 1:08 PM - 3:28 PM EST
Att: 4,371 - Sunny - 75 F

AB 28
R 1
H 5
RBI 1
BB 1
SO 7
LOB 9



Batter	1	2	3	4	5	6	7	8	9	AB	R	H	RBI	BB	SO	LOB					
19 Miquel Rojas, R OBP: 0.143, SLG: 0.143 81 Peter Mooney, L OBP: 0.333, SLG: 0.231	L7		F7			G6-3		1B		3	0	0	0	0	0	0					
3 JB Shuck, L OBP: 0.429, SLG: 0.333 80 Corey Bird, L OBP: 1.000, SLG: 1.000	G1			G4-3		G1-6-3		1B		3	0	0	0	0	0	0					
13 Starlin Castro, R OBP: 0.188, SLG: 0.188 91 Ispan Diaz, L OBP: 0.143, SLG: 0.214	1B			E5		K		1B		2	0	1	0	0	0	0					
41 Justin Bour, L OBP: 0.200, SLG: 0.200 28 Bryan Holaday, R OBP: 0.100, SLG: 0.400	G4-3			1B			HR	1B		2	0	1	0	0	0	1					
30 Garrett Cooper, R OBP: 0.444, SLG: 0.455 17 Chad Wallach, R OBP: 0.273, SLG: 0.600	G6-3			G6-4-3			G5-3		2B	2	0	0	0	0	0	2					
18 Tomás Telis, S OBP: 0.231, SLG: 0.250 73 Austin Nola, R OBP: 0.154, SLG: 0.358	K					G3-1		G5-3		2	0	0	0	0	1	0					
15 Brian Anderson, R OBP: 0.429, SLG: 0.500 2 Yadiel Rivera, R OBP: 0.200, SLG: 0.214	G5-3						F7			1	0	0	0	1	0	0					
74 Braxton Lee, L OBP: 0.313, SLG: 0.267 93 Monte Harrison, R OBP: 0.154, SLG: 0.358	G4-3							K		2	0	1	0	0	0	0					
79 Isaac Galloway, R OBP: 0.429, SLG: 0.462 26 Cristhian Adames, S OBP: 0.286, SLG: 0.251	L8							F9		2	0	0	0	0	0	2					
Inning Stats	R: 0 E: 0 K: 0 S: 4	H: 1 LOB: 1 BB: 0 P: 4	R: 0 E: 0 K: 1 S: 5	H: 0 LOB: 0 BB: 5 P: 5	R: 0 E: 0 K: 0 S: 3	H: 0 LOB: 0 BB: 0 P: 3	R: 0 E: 1 K: 0 S: 4	H: 1 LOB: 2 BB: 0 P: 4	R: 0 E: 0 K: 1 S: 5	H: 0 LOB: 0 BB: 0 P: 5	R: 1 E: 0 K: 0 S: 5	H: 1 LOB: 0 BB: 0 P: 6	R: 1 E: 1 K: 0 S: 6	H: 3 LOB: 2 BB: 0 P: 6	R: 0 E: 0 K: 1 S: 6	H: 1 LOB: 2 BB: 1 P: 10	1B: 6 2B: 1 3B: 0 HR: 1	SF: 0 SAC: 0 DP: 2 HBP: 0	WP: 0 PB: 0 CS: 0	PA: 36	
PITCHER	IP	WLS	BF	H	R	ER	SO	BB	IBB	HBP	BLK	WP	HR	S	P	ERA	WHIP				
26 Mike Folynewicz, R ERA: 3.00	3.0		10	1	0	0	1	0	0	0	0	0	0	12	12	0.00	0.333				
36 Aaron Blair, R ERA: 2.0	2.0	W	8	2	0	0	0	1	0	0	0	0	0	7	11	0.00	1.500				
30 Peter Moylan, R ERA: 1.0	1.0	H	3	0	0	0	1	0	0	0	0	0	0	5	5	0.00	0.000				
67 Anyelo Gómez, R ERA: 2.08	1.1	H	5	1	1	1	0	0	0	0	0	0	1	6	7	6.75	0.750				
66 Adam McCreery, L ERA: 3.38	0.2		5	3	1	1	0	0	0	0	0	0	0	5	5	13.50	4.500				
PITCHER	IP	WLS	BF	H	R	ER	SO	BB	IBB	HBP	BLK	WP	HR	S	P	ERA	WHIP				
64 Luke Jackson, R ERA: 15.43	1.0	S	5	1	0	0	1	1	0	0	0	0	0	6	10	0.00	2.000				

Miami Marlins @ Atlanta Braves
 Stadium at the ESPN Wide World of Sports, Lake Buena Vista
 Sun Mar 04 2018, 1:07 PM - 3:35 PM EST
 Att: 5,414 - Sunny - 71 F

MIAMI

AB 34
 R 2
 H 8
 RBI 2
 BB 2
 SO 3
 LOB 12

Batter	1	2	3	4	5	6	7	8	9	AB	R	H	RBI	BB	SO	LOB					
11 Ender Inciarte, L OBP: 0.143, SLG: 0.143 86 Cristian Pache, R OBP: 0.200, SLG: 0.200	G4-3		P6		G4-3		K			3	0	0	0	0	0	0					
1 Ozzie Albies, S OBP: 0.455, SLG: 0.450 94 Alay Lago, R OBP: 0.500, SLG: 0.500	F8			5 2B	1B		74 1B			3	1	2	0	0	0	0					
5 Freddie Freeman, L OBP: 0.333, SLG: 0.533 73 Sean Kazmar Jr., R	1B			24 1B	G4-3		P3			3	1	2	1	0	0	1					
24 Kurt Suzuki, R OBP: 0.500, SLG: 0.667 88 Ray-Patrick Diddler, R	F7			22 1B			22 1B			3	0	1	0	0	0	2					
22 Nick Markakis, L OBP: 0.636, SLG: 0.600 98 Xavier Avery, L OBP: 0.125, SLG: 0.125	K			8 1B	G6-3		K			3	0	1	1	0	1	1					
82 Ronald Acuña Jr., R OBP: 0.500, SLG: 0.571 87 Dustin Peterson, R OBP: 0.182, SLG: 0.273	L6			8 1B	G4-6-3		K			1	0	0	0	0	1	1					
8 Charlie Culberson, R OBP: 0.263, SLG: 0.289 30 Peter Moylan, R OBP: 0.333, SLG: 0.333 8 Anyelo Gómez, R OBP: 0.286, SLG: 0.286 66 Adam McCreery, L OBP: 0.286, SLG: 0.286 8 Charlie Culberson, R OBP: 0.263, SLG: 0.289 64 Luke Jackson, R	G1-3			8 1B	G3-1		P3			4	0	0	0	0	1	3					
7 Dansby Swanson, R OBP: 0.381, SLG: 0.412 27 Christian Colon, R OBP: 0.400, SLG: 0.571	G5-3			8 1B	F8		G6-3			2	1	0	0	1	0	2					
14 Rio Ruiz, L OBP: 0.227, SLG: 0.286	F8						86 1B			2	1	0	0	1	0	0					
Inning Stats	R: 0 E: 0 K: 0 S: 4	H: 1 LOB: 1 BB: 0 P: 4	R: 0 E: 0 K: 1 S: 5	H: 0 LOB: 0 BB: 0 P: 5	R: 0 E: 0 K: 0 S: 3	H: 0 LOB: 0 BB: 0 P: 3	R: 2 E: 1 K: 0 S: 6	H: 3 LOB: 2 BB: 1 P: 10	R: 0 E: 0 K: 0 S: 4	H: 1 LOB: 1 BB: 0 P: 4	R: 0 E: 0 K: 2 S: 9	H: 2 LOB: 1 BB: 2 P: 18	R: 0 E: 0 K: 1 S: 5	H: 0 LOB: 0 BB: 0 P: 5	1B: 8 2B: 1 3B: 0 HR: 0	SF: 0 SAC: 0 DP: 1 HBP: 0	WP: 1 PB: 0 CS: 0	PA: 35			
PITCHER	IP	WLS	BF	H	R	ER	SO	BB	IBB	HBP	BLK	WP	HR	S	P	ERA	WHIP				
58 Dan Strally, R ERA: 5.4	3.0	L	15	6	2	2	0	1	0	0	0	0	0	14	18	6.00	2.333				
49 Brian Ellington, R ERA: 5.4	0.2		2	0	2	2	0	2	0	0	0	0	0	0	8	∞	∞				
89 Chris Mazza, R ERA: 5.4	0.2		3	1	0	0	1	0	0	0	0	1	0	5	6	0.00	1.500				
48 Severino González, R ERA: 5.4	0.1		2	1	1	1	1	0	0	0	0	0	0	4	4	27.00	3.000				
PITCHER	IP	WLS	BF	H	R	ER	SO	BB	IBB	HBP	BLK	WP	HR	S	P	ERA	WHIP				
77 Merandy González, R ERA: 2.7	1.0		3	0	0	0	1	0	0	0	0	0	0	5	5	0.00	0.000				

Miami Marlins @ Atlanta Braves
 Stadium at the ESPN Wide World of Sports, Lake Buena Vista
 Sun Mar 04 2018, 1:07 PM - 3:35 PM EST
 Att: 5,414 - Sunny - 71 F

Braves

AB 32
 R 5
 H 9
 RBI 5
 BB 3
 SO 4
 LOB 13

Batter	1	2	3	4	5	6	7	8	9	AB	R	H	RBI	BB	SO	LOB	TOP									
25 Dexter Fowler, S OBP: 0.313, SLG: 0.231 75 Adolis Garcia, R OBP: 0.444, SLG: 0.625	4-0 12 F9 4 S 28 HBP BB	0-0 L7		0-1 P6 1-2 3-H			0-0 48 G5-3 2B	0-3 K		1 1 0 0 1 0 0 3 0 1 0 0 1 4																
28 Tommy Pham, R OBP: 0.400, SLG: 0.692 48 Harrison Bader, R OBP: 0.385, SLG: 0.458	1-0 4 S 2B HBP	0-3 K					0-0 G5-3	4-0 80 FC6-4 BB		2 1 0 0 0 2 0 1 0 0 0 1 0 1																
12 Paul DeJong, R OBP: 0.278, SLG: 0.313 80 Edmundo Sosa, R OBP: 0.471, SLG: 0.385	0-0 F9		0-0 F7			1-0 93 FC6-4 78 HBP	0-3 K2-3	0-0 FC6-4 78 S		2 0 0 0 0 0 2 2 0 0 0 0 1 2																
74 Oscar Mercado, R OBP: 0.400, SLG: 0.313 41 Brevic Valera, S OBP: 0.222, SLG: 0.125	2-3					1-0 93 FC6-4 HBP		1-2 F9		0 0 0 0 0 0 0 0 0 0 0 0 0 0																
23 Marcell Ozuna, R OBP: 0.227, SLG: 0.421 78 Randy Arozarena, R OBP: 0.375, SLG: 0.455	0-3 K		4-0			1-0 93 FC6-4 HBP		0-0 F9	0-3 K	1 0 0 0 1 1 2 2 0 0 0 0 1 2																
4 Yadier Molina, R OBP: 0.222, SLG: 0.412 93 Andrew Knizner, R OBP: 0.474, SLG: 0.846	1-0 3 F9 16 1B 2B		0-0 F9			0-0 FC6-4		1-1 HR	0-0 G5-3	2 1 1 1 0 0 1 3 1 1 1 0 0 4																
3 Jedd Gyorko, R OBP: 0.200, SLG: 0.200 54 Alex Mejia, R OBP: 0.313, SLG: 0.333	0-0 E6 16 1B		0-3 K			0-0 F8		1-0 66 FC1-5 73 1B HBP		2 0 0 0 0 1 2 1 0 0 0 0 0 2																
16 Kolten Wong, L OBP: 0.278, SLG: 0.286 73 Patrick Wisdom, R OBP: 0.261, SLG: 0.238	0-0 1-2 3-H 1B			4-0 19 WP 75 S CS BB		0-0 F8		0-0 66 FC1-5 1B		2 0 1 1 1 0 0 1 0 1 0 0 0 0							AB 32 R 4 H 5 RBI 3 BB 5 SO 8 LOB 29									
40 Luke Voit, R OBP: 0.345, SLG: 0.370 66 Wilfredo Tovar, R OBP: 0.400, SLG: 0.500	0-3 K		0-0 F9			0-0 P5		0-0 FC1-5		3 0 0 0 0 1 3 1 0 0 0 0 0 2																
19 Carson Kelly, R OBP: 0.300, SLG: 0.250		0-0 F7		4-0 75 CS BB		0-0 P3		0-0 F7		3 0 0 0 1 0 2																
Inning Stats	R: 3 E: 1 K: 2 S: 10	H: 2 LOB: 2 BB: 1 P: 16	R: 0 E: 0 K: 1 S: 5	H: 0 LOB: 0 BB: 0 P: 5	R: 0 E: 0 K: 1 S: 5	H: 0 LOB: 1 BB: 1 P: 9	R: 0 E: 0 K: 0 S: 3	H: 0 LOB: 1 BB: 2 P: 11	R: 0 E: 0 K: 1 S: 5	H: 0 LOB: 2 BB: 0 P: 7	R: 0 E: 0 K: 1 S: 6	H: 1 LOB: 1 BB: 0 P: 6	R: 1 E: 0 K: 1 S: 8	H: 2 LOB: 2 BB: 1 P: 10	R: 0 E: 0 K: 1 S: 5	H: 0 LOB: 1 BB: 1 P: 9	1B: 2 2B: 2 3B: 0 HR: 1	SF: 0 SAC: 0 DP: 0 HBP: 4	WP: 1 PB: 0 SB: 5 CS: 2	PA: 41						
PITCHER	IP WLS BF H R ER SO BB IBB HBP BLK WP HR S P ERA WHIP	0.2 5 1 3 2 1 1 0 0 1 0 0 0 5 11 27.00 3.000	0.1 3 1 0 0 1 0 0 0 0 0 0 0 5 5 0.00 0.000	1.0 3 0 0 0 1 0 0 0 0 0 0 0 5 5 0.00 0.000	1.0 4 0 0 0 1 1 0 0 0 0 0 0 5 9 0.00 1.000	3.0 12 0 0 0 1 2 0 2 0 1 0 0 11 21 0.00 0.667	PITCHER					IP WLS BF H R ER SO BB IBB HBP BLK WP HR S P ERA WHIP	3.0 14 3 1 1 3 1 0 1 0 0 1 19 25 3.00 1.333													
53 Brett Graves, R ERA: 4.78 55 Drew Rucinski, R ERA: 37 Jumbo Diaz, R ERA: 46 Kyle Barraclough, R ERA: 22 Sandy Alcantara, R ERA: 1.13	(1, 1) (1, 1) (2, 1) (3, 1) (4, 1)	0.2 3 1.0 4 3.0	5 3 3 4 12	1 0 0 0 0	3 0 0 0 0	2 1 0 0 0	1 1 0 0 1	0 0 0 0 0	0 0 0 0 0	0 0 0 0 1	0 0 0 0 0	0 0 0 0 0	5 5 5 9 11	11 3.000 0.000 1.000 0.667	PITCHER					IP WLS BF H R ER SO BB IBB HBP BLK WP HR S P ERA WHIP	7.1 14 3 1 1 3 1 0 1 0 0 1 19 25 3.00 1.333					

St. Louis Cardinals @ Miami Marlins
Roger Dean Chevrolet Stadium, Jupiter, FL
Tue Mar 06 2018, 1:07 PM - 4:22 PM EST
Att: 3,206 - Partly Cloudy - 75 F

AB 32
R 4
H 5
RBI 3
BB 5
SO 8
LOB 29



Batter	1	2	3	4	5	6	7	8	9	AB	R	H	RBI	BB	SO	LOB	BOTTOM											
1 Cameron Maybin, R OBP: 0.333, SLG: 0.111 74 Braxton Lee, L OBP: 0.278, SLG: 0.235	0-0 F7		0-3 K		4-0 11 S BB		0-2 K		0-3 K	2 0 0 0 1 1 0 2 0 0 0 0 2 2																		
11 J.T. Realmuto, R OBP: 0.286, SLG: 0.471 73 Austin Nola, R ERA: (8, 10)	0-3 K		0-3 K		1-3 K		0-3 K		0-3 K2-3	3 0 0 0 0 3 2 2 0 0 0 0 2 2																		
13 Starlin Castro, R OBP: 0.271, SLG: 0.167 26 Cristhian Adames, S OBP: 0.353, SLG: 0.375 93 Monte Harrison, R OBP: 0.133, SLG: 0.267	1-0 HBP			0-3 K	0-0 P3		0-0 34 BB 5 BB 1B		0-0 5 CS 2B	2 0 0 0 0 1 3 2 0 2 1 0 0 0 0 0 0 0 0 0 0																		
41 Justin Bour, L OBP: 0.235, SLG: 0.188 5 Scott Van Slyke, R OBP: 0.400, SLG: 0.778	0-3 K			4-0 9 HR BB		0-0 G6-3	4-0 34 BB BB		0-1 CS	1 1 0 0 1 1 1 1 0 0 0 1 0 0																		
32 Derek Dietrich, L OBP: 0.250, SLG: 0.333 34 Magneuris Sierra, L OBP: 0.421, SLG: 0.500		0-0 G5-3		0-3 K		0-0 K	4-0 2B		1-2 2-3 3-H BB	2 0 0 0 0 1 1 1 0 1 1 1 0 0																		
9 Lewis Brinson, R OBP: 0.381, SLG: 0.700 30 Garrett Cooper, R OBP: 0.235, SLG: 0.333		0-3 K2-3		0-1 HR		0-3 K	0-0 G6-3		0-0 G6-3	2 1 1 2 0 1 0 2 0 0 0 0 1 4																		
18 Tomás Telis, S OBP: 0.303, SLG: 0.308 28 Bryan Holaday, R OBP: 0.167, SLG: 0.417		1-0 15 FC6-4 HBP		0-0 15 2-4 1B		0-3 K		0-0 81 FC6-4 1B		1 0 1 0 0 0 0 2 0 1 0 0 1 1							AB 33 R 4 H 9 RBI 4 BB 4 SO 14 LOB 20											
15 Brian Anderson, R OBP: 0.450, SLG: 0.571 2 Yadiel Rivera, R OBP: 0.300, SLG: 0.278		0-0 FC6-4		1-0 2-4	0-0 19 L9 2B			0-0 81 1B 26 1B 1B	0-0 P4	2 0 1 0 0 0 1 2 1 1 0 0 0 1																		
19 Miguel Rojas, R OBP: 0.125, SLG: 0.125 81 Peter Mooney, L OBP: 0.400, SLG: 0.294			0-0 G5-3		0-0 L9		0-0 5 BB 26 1B 34 BB 1B		1-2 G3-6-3-4	2 0 0 0 0 0 1 2 1 1 0 0 0 1																		
Inning Stats	R: 0 E: 0 K: 2 S: 7	H: 0 LOB: 0 BB: 0 P: 8	R: 0 E: 0 K: 1 S: 5	H: 0 LOB: 0 BB: 0 P: 6	R: 0 E: 0 K: 2 S: 7	H: 0 LOB: 0 BB: 0 P: 7	R: 2 E: 0 K: 2 S: 9	H: 2 LOB: 1 BB: 1 P: 14	R: 0 E: 0 K: 1 S: 6	H: 1 LOB: 3 BB: 1 P: 11	R: 0 E: 0 K: 2 S: 8	H: 1 LOB: 1 BB: 0 P: 8	R: 2 E: 0 K: 2 S: 10	H: 3 LOB: 3 BB: 2 P: 18	R: 0 E: 0 K: 0 S: 3	H: 1 LOB: 1 BB: 0 P: 3	R: 0 E: 0 K: 2 S: 8	H: 1 LOB: 1 BB: 0 P: 8	1B: 5 2B: 3 3B: 0 HR: 1	SF: 0 SAC: 0 DP: 1 HBP: 2	WP: 0 PB: 0 SB: 1 CS: 1	PA: 40						
PITCHER	IP WLS BF H R ER SO BB IBB HBP BLK WP HR S P ERA WHIP	4.0 5 1 0 0 1 1 0 0 0 0 0 6 11 0.00 2.000	1.0 5 1 0 0 1 0 0 0 0 0 0 8 8 0.00 1.000	1.0 4 1 0 0 2 0 0 0 0 0 0 9 13 27.00 6.000	7.1 5 1 0 0 0 1 0 0 0 0 0 4 8 0.00 1.500	PITCHER					IP WLS BF H R ER SO BB IBB HBP BLK WP HR S P ERA WHIP	1.0 3 1 1 0 2 0 0 0 0 0 8 8 0.00 1.000																
32 Jack Flaherty, R ERA: 6.75 60 John Brebbia, R ERA: 58 Preston Guilmet, R ERA: 86 Arturo Reyes, R ERA: 27.0 71 Derian González, R ERA:	(1, 1) (5, 1) (6, 1) (7, 1) (7, 1)	4.0 1.0 1.0 0.2 1.1	5 5 4 6 5	1 0 1 3 0	0 0 0 2 0	2 0 0 2 1	2 0 0 2 0	2 0 0 0 0	0 0 0 0 0	0 0 0 0 0	0 0 0 0 0	0 0 0 0 0	6 8 8 9 4	11 8 13 8	0.00 0.00 27.00 0.00	2.000 1.000 6.000 1.500	PITCHER					IP WLS BF H R ER SO BB IBB HBP BLK WP HR S P ERA WHIP	9.1 3 1 1 0 2 0 0 0 0 0 8 8 0.00 1.000					

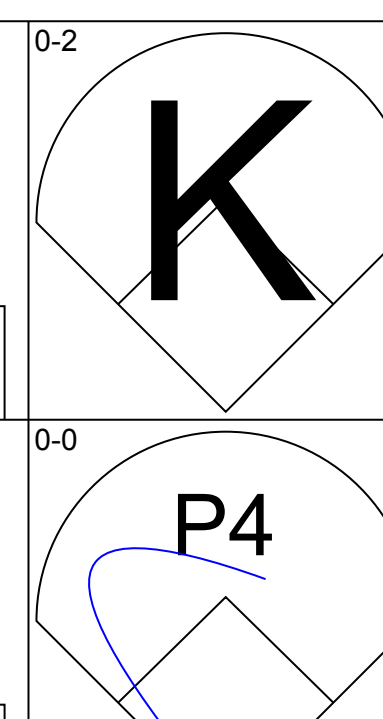
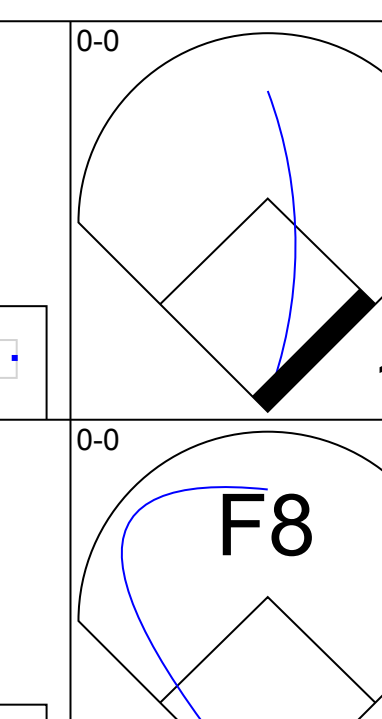
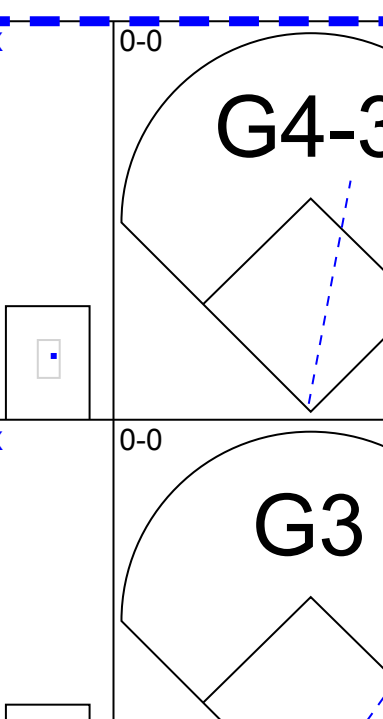
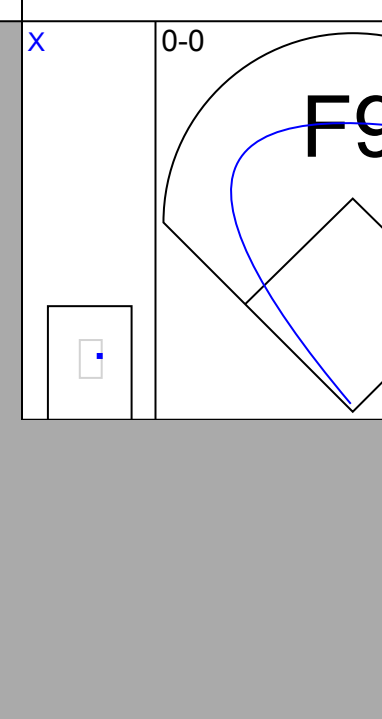
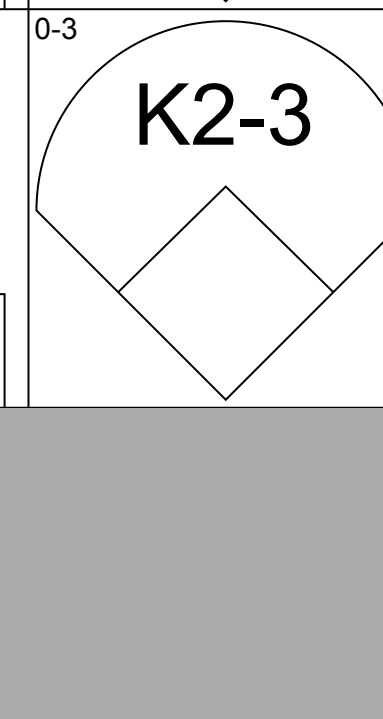
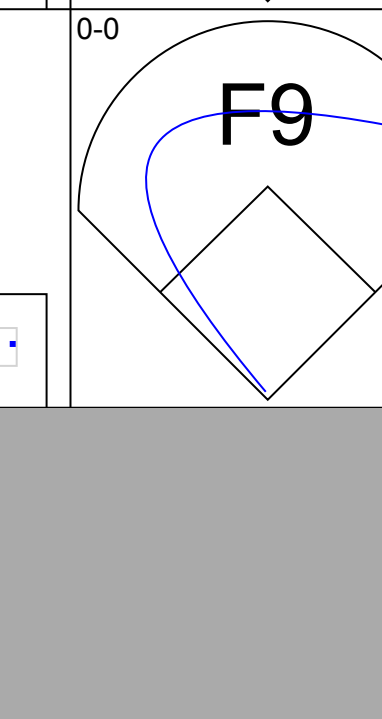

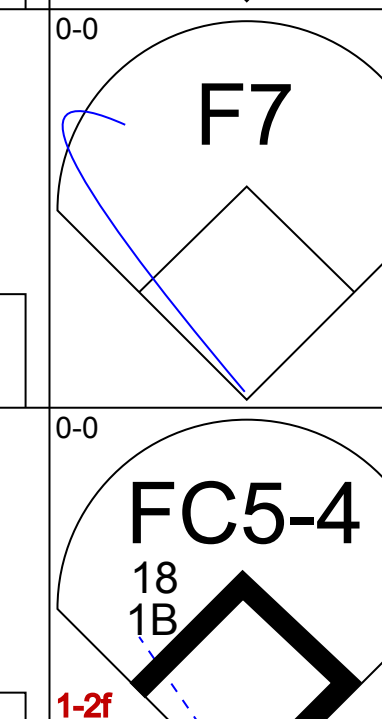



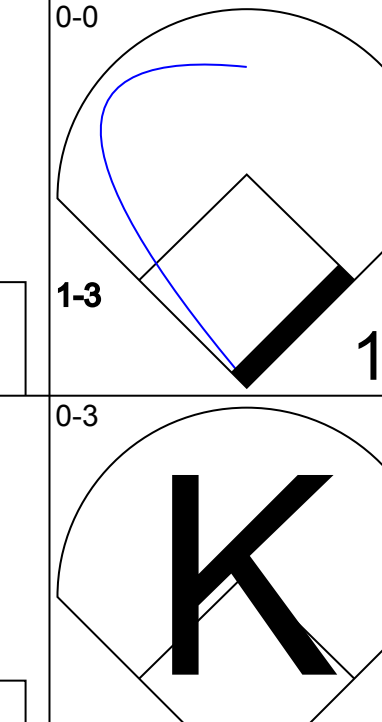
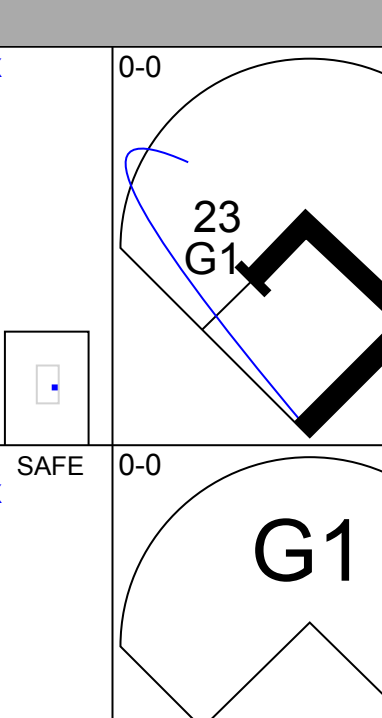
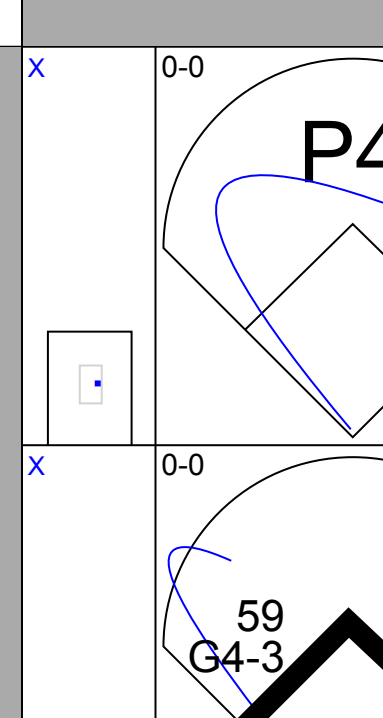
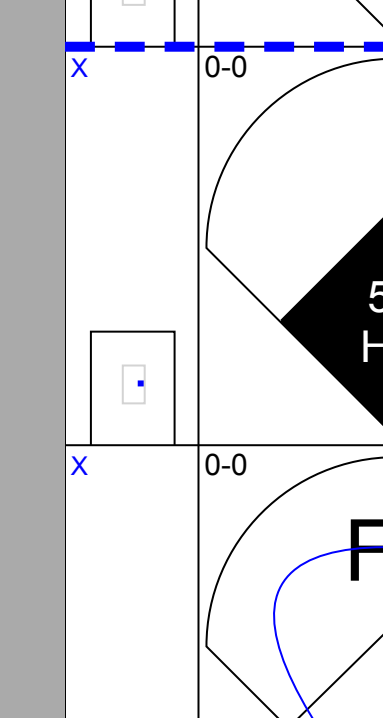
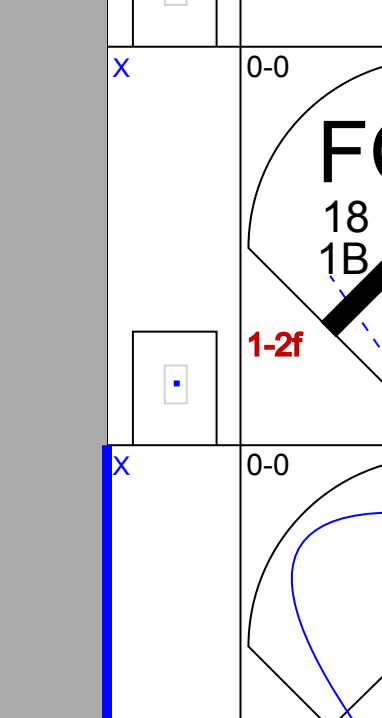

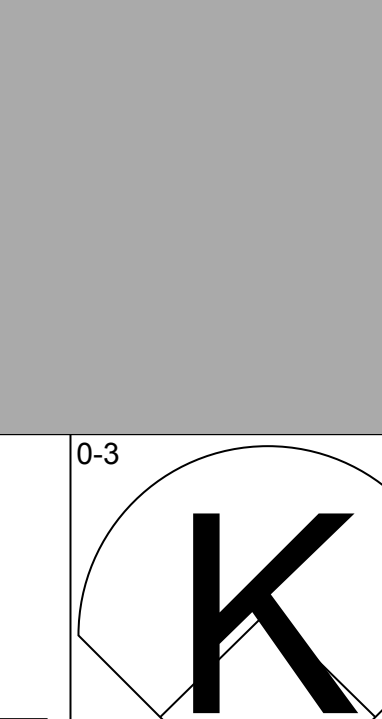

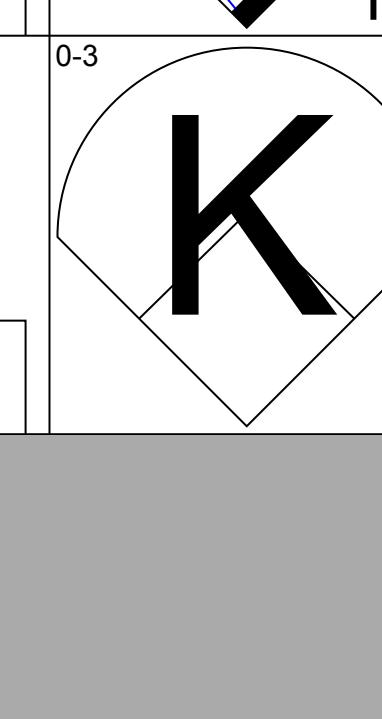

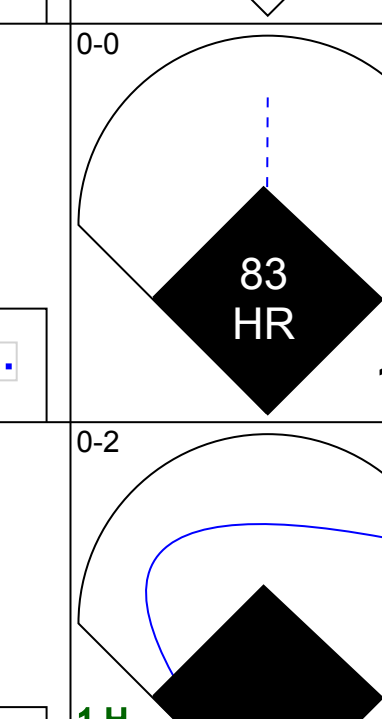
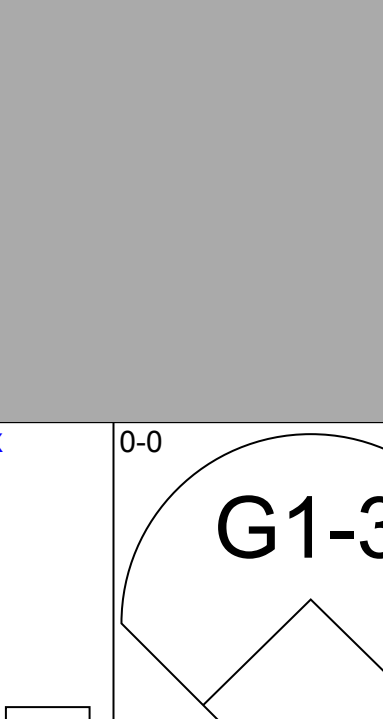

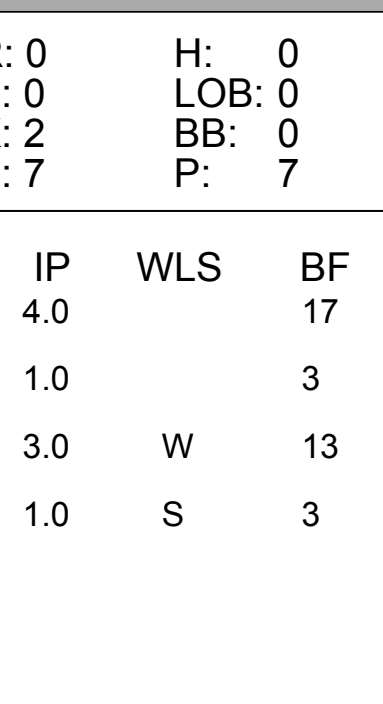
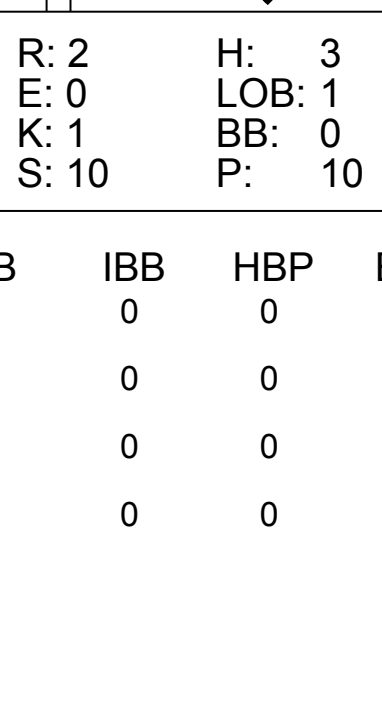
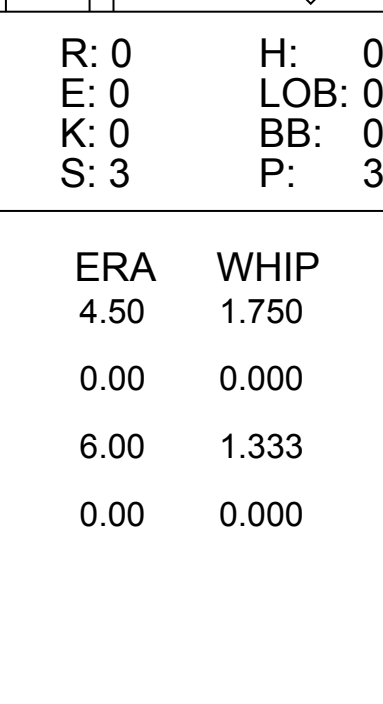
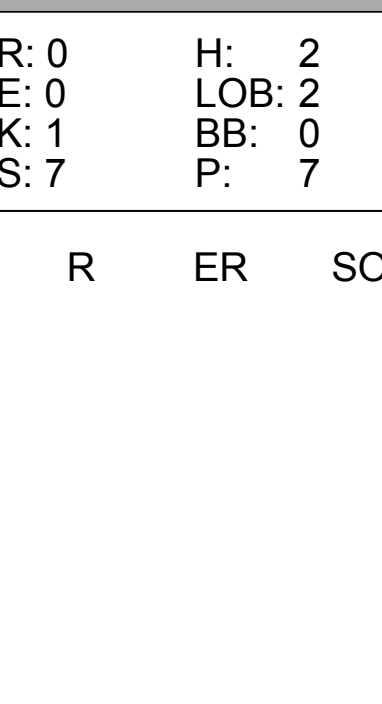



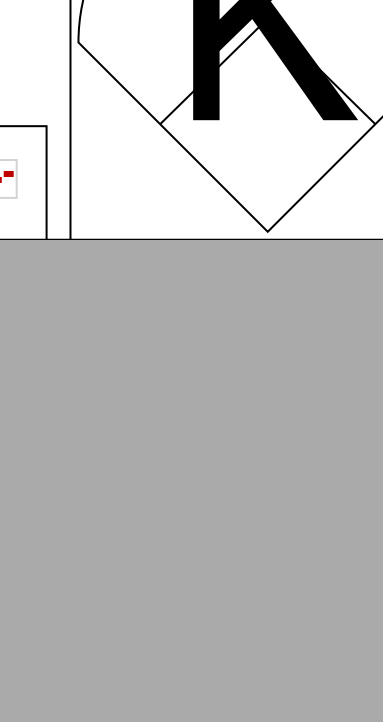

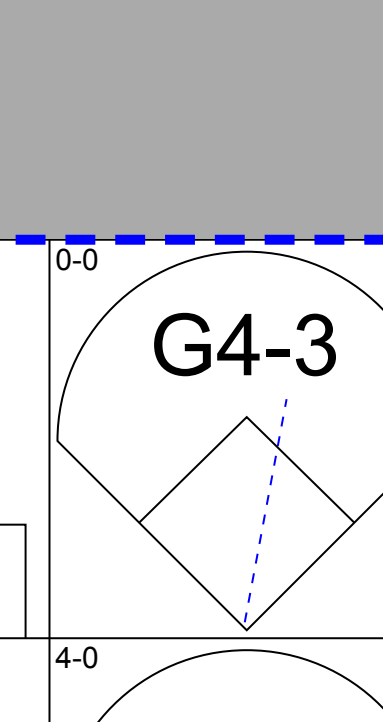
St. Louis Cardinals @ Miami Marlins
Roger Dean Chevrolet Stadium, Jupiter, FL
Tue Mar 06 2018, 1:07 PM - 4:22 PM EST
Att: 3,206 - Partly Cloudy - 75 F

AB 33
R 4
H 9
RBI 4
BB 4
SO 14
LOB 20




Batter	1	2	3	4	5	6	7	8	9	AB	R	H	RBI	BB	SO	LOB	TOP	
74 Braxton Lee, L (1,8) OBP: 0.391, SLG: 0.300 79 Isaac Galloway, R (6, FH) OBP: 0.474, SLG: 0.667 (6,8)										2 1 2 0 1 0 0 2 0 1 0 0 1 1							Miami Marlins @ St. Louis Cardinals Roger Dean Chevrolet Stadium, Jupiter, FL Thu Mar 08 2018, 1:07 PM - 3:56 PM EST Att: 5,100 - Sunny - 69 F livebaseballscorecards.com	
11 J.T. Realmuto, R (1,2) OBP: 0.292, SLG: 0.421 28 Bryan Holaday, R (5,2)										2 0 0 0 1 0 3 2 0 0 0 0 0 1								
32 Derek Dietrich, L (1,7) OBP: 0.348, SLG: 0.490 3 JB Shuck, L (6,7)										2 0 2 1 1 0 0 1 0 0 0 0 1 0								
1 Cameron Maybin, R (1,9) OBP: 0.267, SLG: 0.091 5 Scott Van Slyke, R (6,9)										2 0 0 1 0 1 3 1 0 0 0 0 0 0								
30 Garrett Cooper, R (1,10) OBP: 0.190, SLG: 0.263										4 0 0 0 0 2 4								
18 Tomás Tatis, S (1,3) OBP: 0.385, SLG: 0.375 94 John Silvano, L (6, PR) (6,3)										3 0 2 0 0 0 0 1 1 0 0 0 0 0								
91 Isan Díaz, L (1,4) OBP: 0.250, SLG: 0.250 90 Riley Mahan, L (6, PR) (6,4)										1 0 0 0 2 1 1 1 0 0 0 0 0 0								
35 Eric Campbell, R (1,5) OBP: 0.292, SLG: 0.318 26 Christian Adames, S (6,5)										3 0 0 0 0 0 4 1 0 0 0 0 0 0								
2 Yadiel Rivera, R (1,6) OBP: 0.348, SLG: 0.400 81 Peter Mooney, L (6,6)										2 2 1 1 1 1 0 1 0 0 0 0 0 0								
Inning Stats	R: 0 H: 2 E: 0 LOB: 1 K: 1 BB: 0 S: 5 P: 5	R: 0 H: 1 E: 0 LOB: 1 K: 1 BB: 0 S: 6 P: 6	R: 1 H: 2 E: 0 LOB: 2 K: 3 BB: 1 S: 11 P: 15	R: 0 H: 0 E: 0 LOB: 0 K: 0 BB: 1 S: 2 P: 6	R: 1 H: 0 E: 0 LOB: 2 K: 1 BB: 1 S: 3 P: 14	R: 2 H: 2 E: 0 LOB: 1 K: 1 BB: 1 S: 6 P: 11	R: 0 H: 0 E: 0 LOB: 0 K: 1 BB: 0 S: 5 P: 5	R: 0 H: 0 E: 0 LOB: 0 K: 1 BB: 0 S: 5 P: 5	R: 0 H: 1 E: 0 LOB: 1 K: 0 BB: 0 S: 4 P: 4	1B: 7 SF: 1 2B: 1 SAC: 0 3B: 1 DP: 3 HR: 0 HBP: 0	WP: 2 PA: 38 PB: 1 SB: 1 CS: 0							
PITCHER	IP WLS BF H R ER SO BB IBB HBP BLK WP HR S P ERA WHIP																	
18 Carlos Martínez, R (1,1) ERA: 3.38	4.0	17	5	1	1	4	2	0	0	0	1	0	24	32	2.25	1.750		
88 Ryan Helsley, R (5,1) ERA: 7.71	1.0	6	0	1	1	0	3	0	0	0	1	0	3	14	9.00	3.000		
65 Ryan Sherriff, L (6,1) ERA: 1.8	1.0	5	2	2	1	1	1	0	0	0	0	0	6	11	9.00	3.000		
70 Tyler Lyons, L (7,1) ERA: 4.5	2.0	W 6	0	0	0	2	0	0	0	0	0	0	10	10	0.00	0.000		
55 Dominic Leone, R (9,1) ERA: 2.25	1.0	S 4	1	0	0	0	0	0	0	0	0	0	4	4	0.00	1.000		

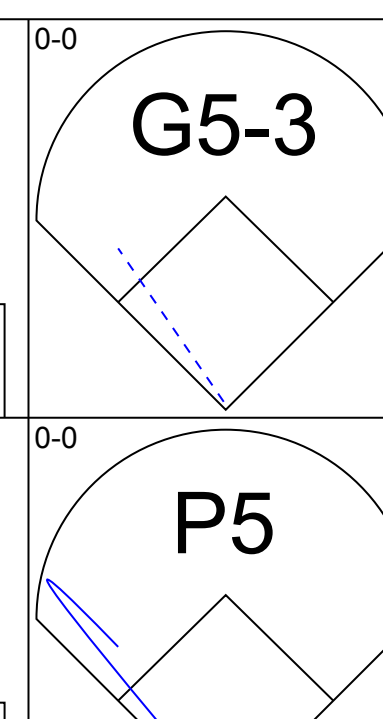
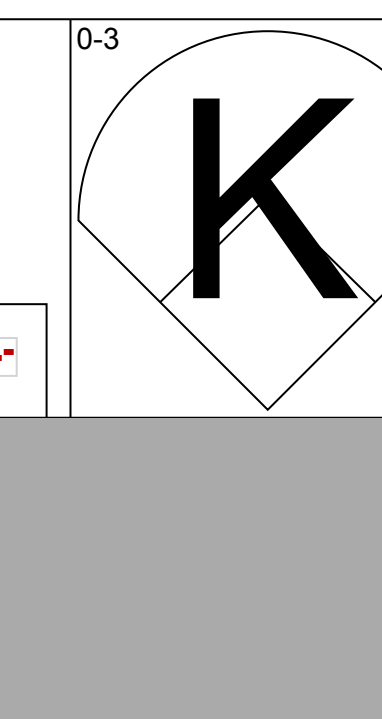

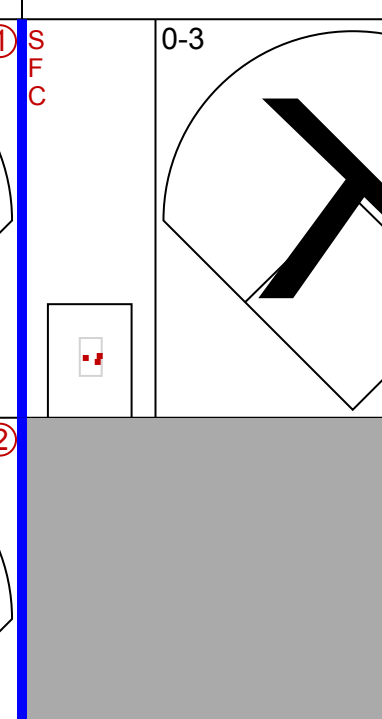
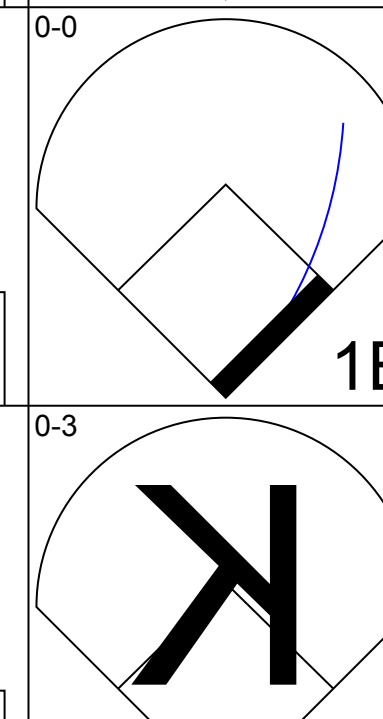
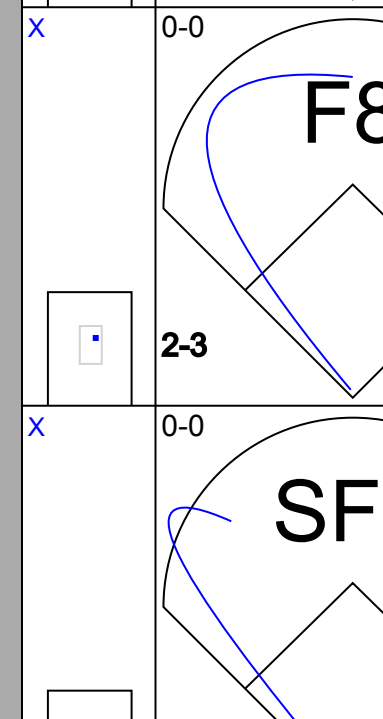

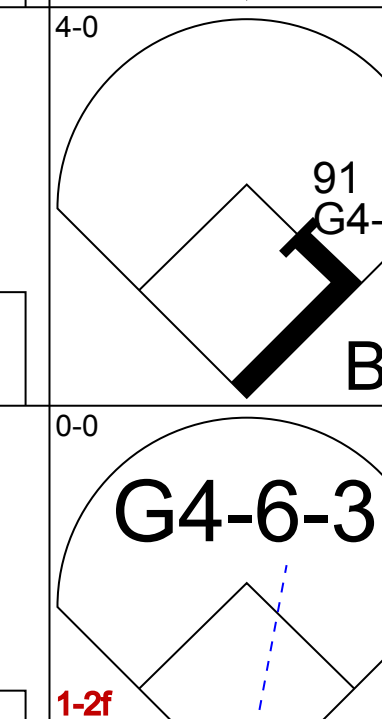

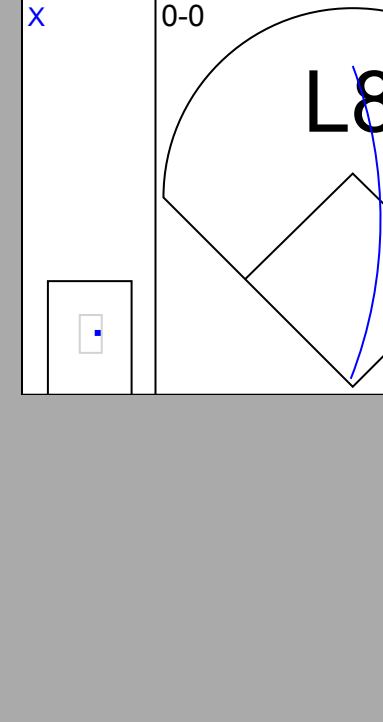
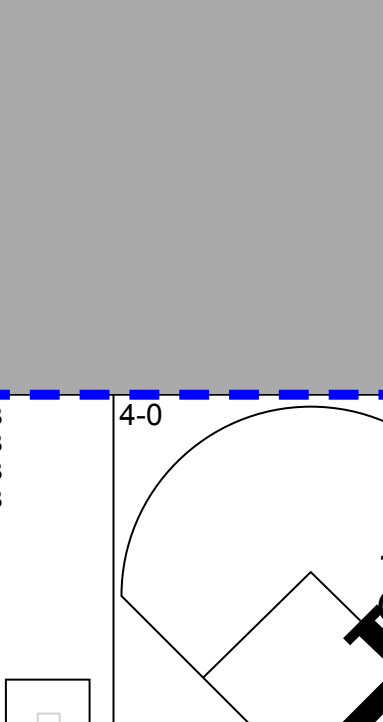



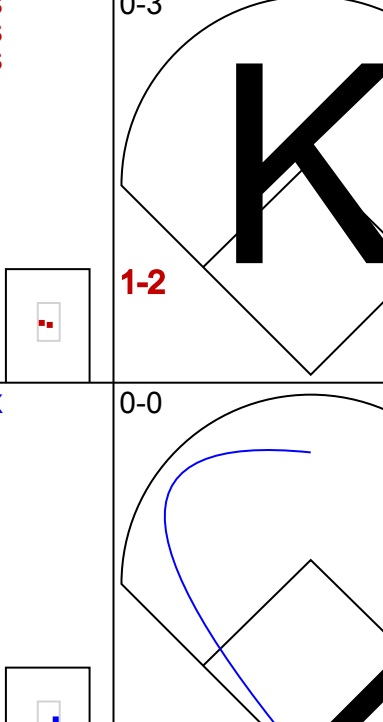

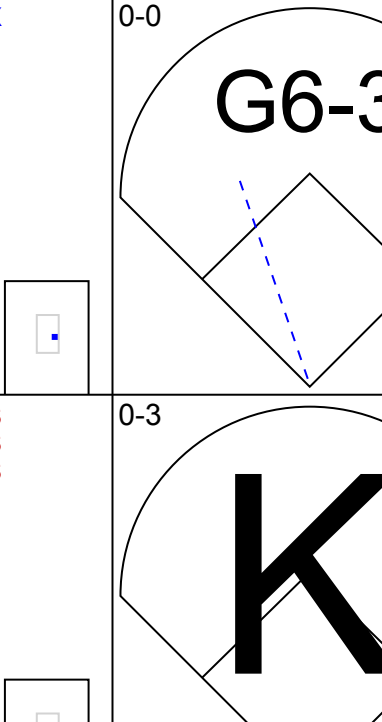
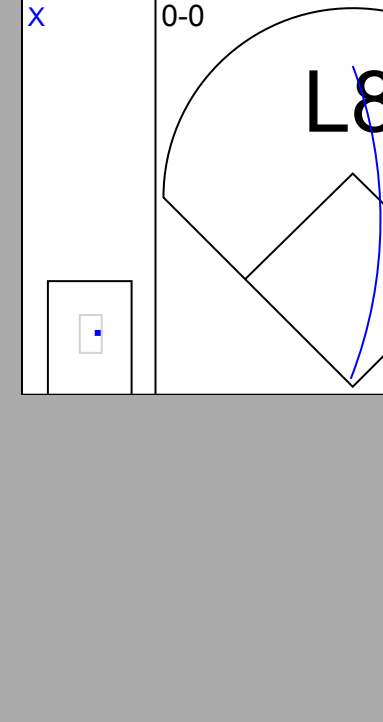
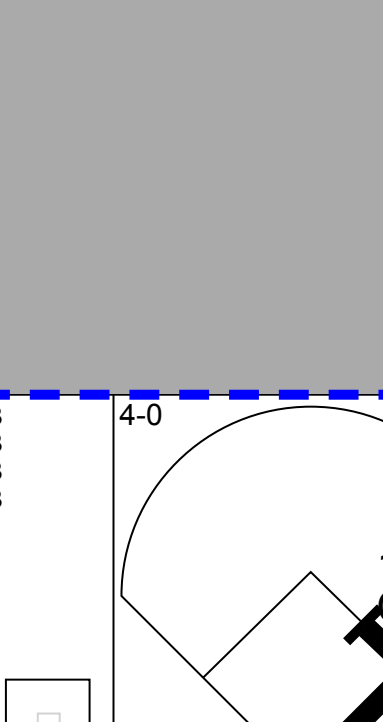

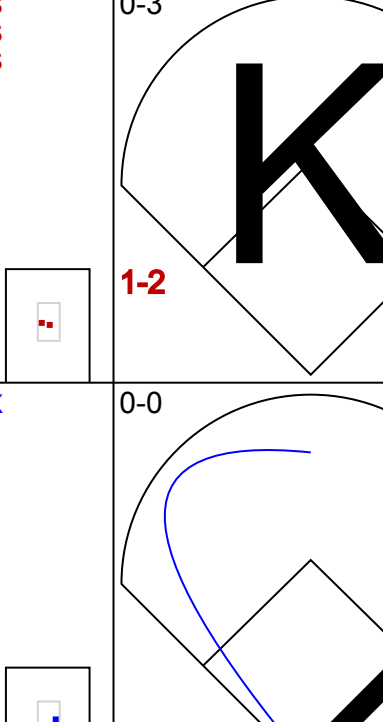
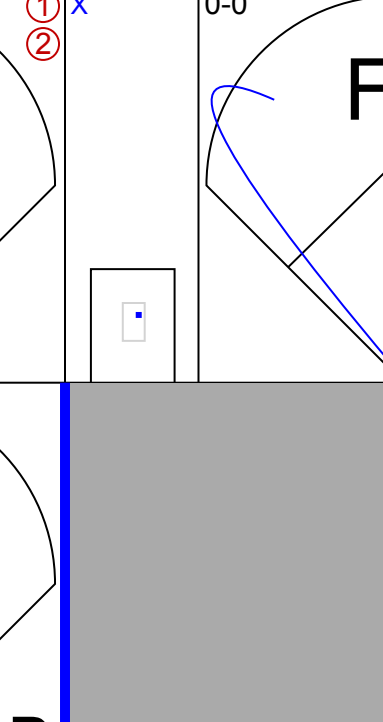
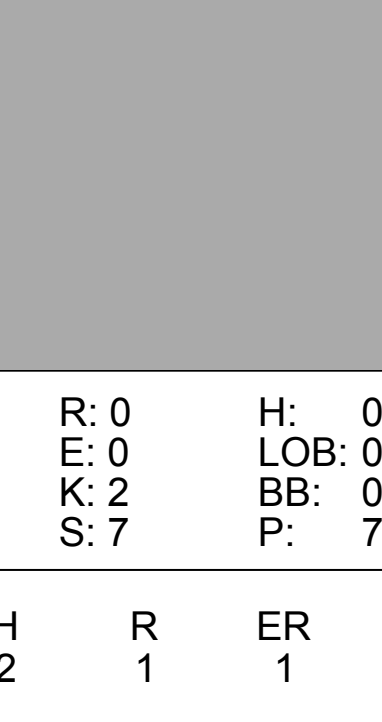
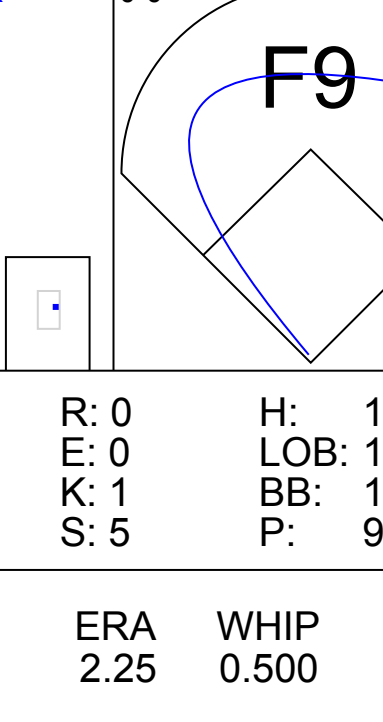
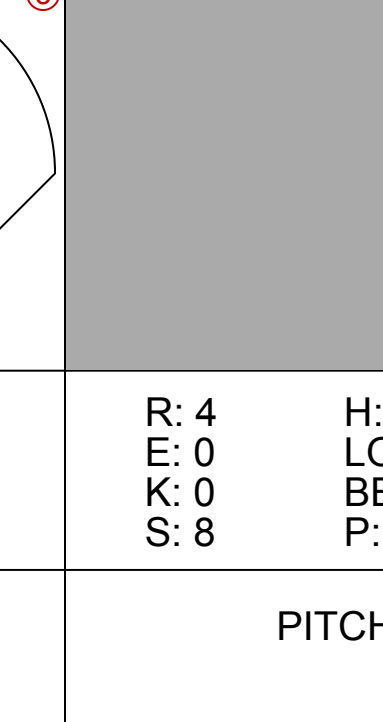
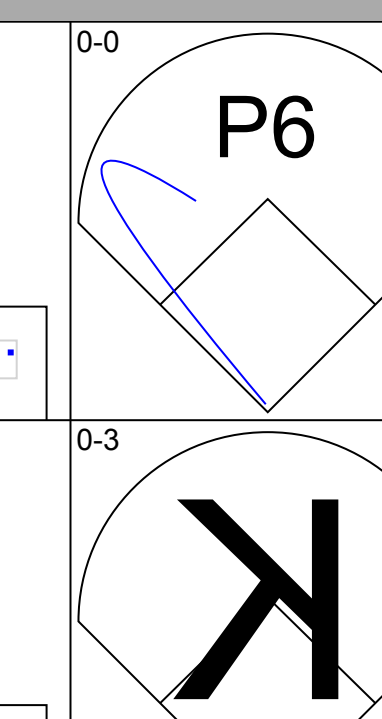
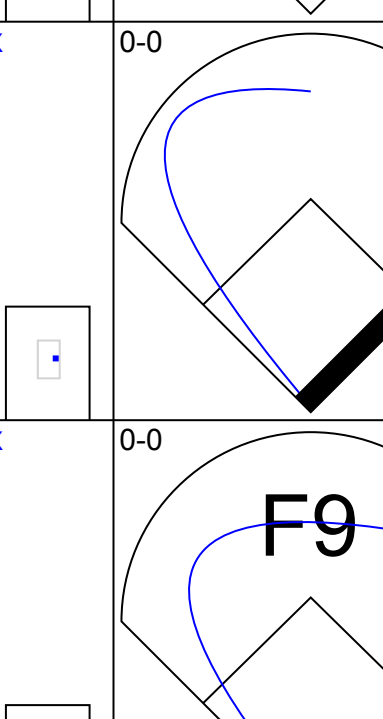
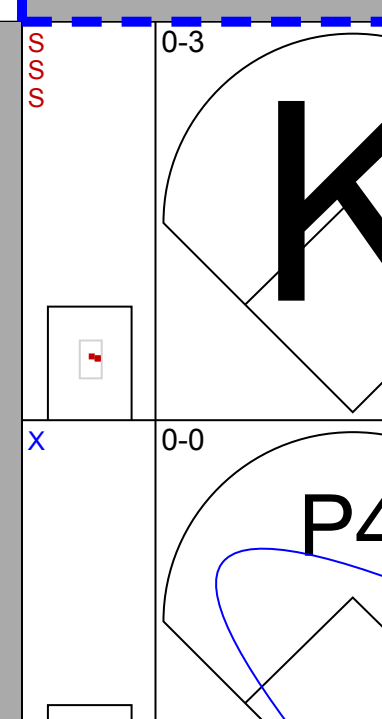
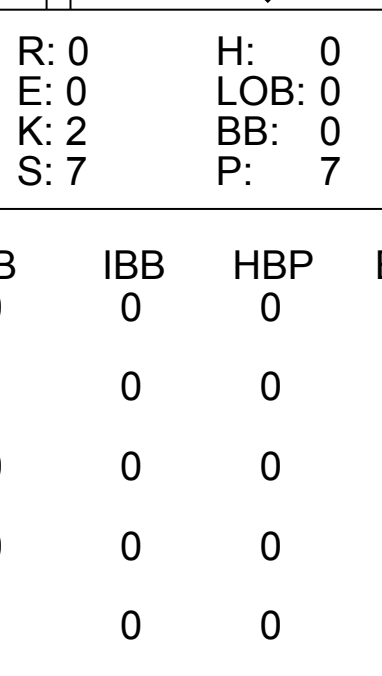
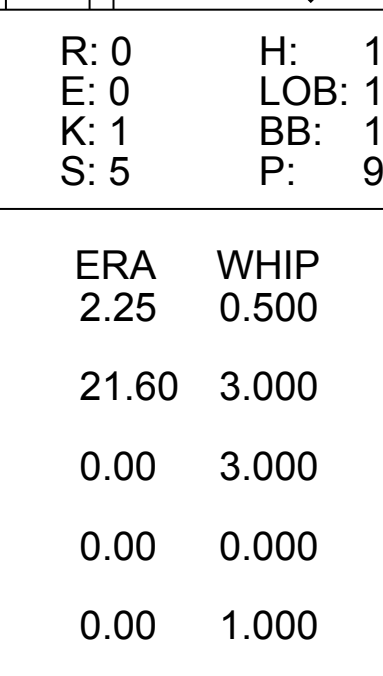
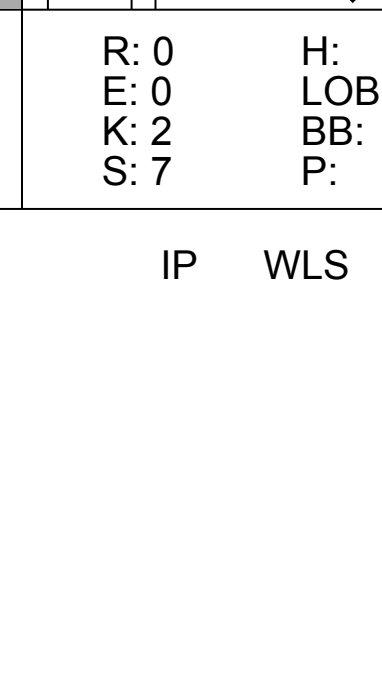
Batter	1	2	3	4	5	6	7	8	9	AB	R	H	RBI	BB	SO	LOB	BOTTOM	
25 Dexter Fowler, S (1,9) OBP: 0.316, SLG: 0.200 61 Steven Baron, R (6,2)										2 1 0 0 1 1 1 2 1 1 1 0 0 0							Miami Marlins @ St. Louis Cardinals Roger Dean Chevrolet Stadium, Jupiter, FL Thu Mar 08 2018, 1:07 PM - 3:56 PM EST Att: 5,100 - Sunny - 69 F livebaseballscorecards.com	
38 José Martínez, R (1,10) OBP: 0.292, SLG: 0.522										4 1 1 2 0 0 2								
4 Yadier Molina, R (1,2) OBP: 0.286, SLG: 0.474 54 Alex Mejia, R (6,5)										2 0 1 1 1 0 2 1 0 0 0 0 0 0								
23 Marcell Ozuna, R (1,7) OBP: 0.240, SLG: 0.381 63 Tyler O'Neill, R (6, PR) (6,7)										2 0 0 0 1 1 2 1 0 1 0 0 0 0								
3 Jedd Gyorko, R (1,5) OBP: 0.154, SLG: 0.154 90 Delvin Pérez, R (6,6)										3 0 0 0 0 0 6 1 0 0 0 0 0 1								
40 Luke Voit, R (1,3) OBP: 0.333, SLG: 0.355 93 Andrew Knizner, R (7,3) OBP: 0.435, SLG: 0.706 73 Patrick Wisdom, R (9,3)										3 0 0 0 0 2 0 1 0 0 0 0 0 1 0 0 0 0 0 0 0								
41 Breyvic Valera, S (1,4) OBP: 0.273, SLG: 0.200 82 Tommy Edman, S (7,4)										3 0 1 0 0 1 0 1 0 0 0 0 1 0								
78 Randy Arozarena, R (1,8) OBP: 0.393, SLG: 0.538										4 1 2 0 0 0 1								
80 Edmundo Sosa, R (1,6) OBP: 0.474, SLG: 0.400 75 Adolis García, R (6,9)										2 0 1 0 0 1 1 1 1 1 1 0 0 0								
Inning Stats	R: 0 H: 0 E: 1 LOB: 2 K: 1 BB: 1 S: 6 P: 10	R: 0 H: 1 E: 0 LOB: 1 K: 1 BB: 0 S: 6 P: 6	R: 1 H: 1 E: 0 LOB: 1 K: 0 BB: 1 S: 4 P: 8	R: 0 H: 1 E: 0 LOB: 0 K: 1 BB: 0 S: 6 P: 6	R: 0 H: 1 E: 0 LOB: 3 K: 1 BB: 1 S: 7 P: 11	R: 0 H: 0 E: 0 LOB: 0 K: 2 BB: 0 S: 7 P: 7	R: 3 H: 4 E: 0 LOB: 1 K: 0 BB: 0 S: 7 P: 7	R: 0 H: 1 E: 0 LOB: 0 K: 1 BB: 0 S: 6 P: 6	1B: 5 SF: 1 2B: 1 SAC: 0 3B: 2 DP: 0 HR: 1 HBP: 0	WP: 0 PA: 38 PB: 0 SB: 0 CS: 1								
PITCHER	IP WLS BF H R ER SO BB IBB HBP BLK WP HR S P ERA WHIP																	
62 José Ureña, R (1,1) ERA: 1.29	3.0	14	2	1	1	2	2	0	0	0	0	0	6	6	0.00	1.000		
29 Brad Ziegler, R (4,1) ERA: 3.86	1.0	3	1	0	0	1	0	0	0	0	0	0	6	6	0.00	1.000		
31 Caleb Smith, L (5,1) ERA: 3.86	3.0	B 16	5	3	3	3	1	0	0	0	0	1	21	25	9.00	2.000		
25 Junichi Tazawa, R (8,1) ERA: 9.0	1.0	L 4	1	1	1	1	0	0	0	0	0	0	6	6	9.00	1.000		

Batter	1	2	3	4	5	6	7	8	9	AB	R	H	RBI	BB	SO	LOB	TOP							
38 Rusney Castillo, R OBP: 0.344, SLG: 0.414 75 Jeremy Barfield, R OBP: 0.304, SLG: 0.474										4	0	1	0	0	1	0								
18 Mitch Moreland, L OBP: 0.133, SLG: 0.143 55 Ivan De Jesus Jr., R OBP: 0.400, SLG: 0.429										3	0	0	0	0	0	1								
11 Rafael Devers, L OBP: 0.346, SLG: 0.654 5 Tzu-Wei Lin, L OBP: 0.345, SLG: 0.174										3	0	0	0	0	1	1								
7 Christian Vázquez, R OBP: 0.267, SLG: 0.357 77 Oscar Hernández, R OBP: 0.444, SLG: 0.667										3	1	2	0	0	0	0								
23 Blake Swihart, S OBP: 0.455, SLG: 0.724 18 Nick Lovullo, R OBP: 0.250, SLG: 0.250										3	0	1	0	0	0	2								
59 Sam Travis, R OBP: 0.289, SLG: 0.622 68 Steve Selsky, R OBP: 0.200, SLG: 0.136										3	1	2	2	0	0	1								
17 Deven Marrero, R OBP: 0.289, SLG: 0.231 65 Esteban Quiroz, R OBP: 0.273, SLG: 0.421										2	0	0	0	1	1	0								
80 Chad De La Guerra, L OBP: 0.300, SLG: 0.471 38 Luke Tiedler, L										3	1	1	0	0	0	2								
83 Aneurys Tavárez, L OBP: 0.310, SLG: 0.464 19 Jordan Betts, R										3	1	1	2	0	0	0								
Inning Stats	R: 0 E: 0 K: 2 S: 7	H: 0 LOB: 0 BB: 0 P: 7	R: 0 E: 0 K: 0 S: 3	H: 2 LOB: 0 BB: 0 P: 3	R: 2 E: 0 K: 1 S: 10	H: 3 LOB: 1 BB: 0 P: 10	R: 0 E: 0 K: 0 S: 4	H: 1 LOB: 2 BB: 0 P: 8	R: 0 E: 0 K: 0 S: 3	H: 0 LOB: 0 BB: 0 P: 3	R: 2 E: 0 K: 0 S: 6	H: 2 LOB: 0 BB: 0 P: 6	R: 0 E: 0 K: 0 S: 3	H: 0 LOB: 0 BB: 0 P: 3	R: 0 E: 0 K: 1 S: 7	H: 2 LOB: 2 BB: 0 P: 7	R: 0 E: 0 K: 1 S: 5	H: 0 LOB: 0 BB: 0 P: 5	1B: 6 2B: 2 3B: 0 HR: 2	SF: 0 SAC: 0 DP: 0 HBP: 0	WP: 0 PB: 0 SB: 0 CS: 0	PA: 37		
PITCHER	IP WLS BF H R ER SO BB IBB HBP BLK WP HR S P ERA WHIP	IP WLS BF H R ER SO BB IBB HBP BLK WP HR S P ERA WHIP	IP WLS BF H R ER SO BB IBB HBP BLK WP HR S P ERA WHIP	IP WLS BF H R ER SO BB IBB HBP BLK WP HR S P ERA WHIP	IP WLS BF H R ER SO BB IBB HBP BLK WP HR S P ERA WHIP	IP WLS BF H R ER SO BB IBB HBP BLK WP HR S P ERA WHIP	IP WLS BF H R ER SO BB IBB HBP BLK WP HR S P ERA WHIP	IP WLS BF H R ER SO BB IBB HBP BLK WP HR S P ERA WHIP	IP WLS BF H R ER SO BB IBB HBP BLK WP HR S P ERA WHIP	IP WLS BF H R ER SO BB IBB HBP BLK WP HR S P ERA WHIP	IP WLS BF H R ER SO BB IBB HBP BLK WP HR S P ERA WHIP	IP WLS BF H R ER SO BB IBB HBP BLK WP HR S P ERA WHIP	IP WLS BF H R ER SO BB IBB HBP BLK WP HR S P ERA WHIP	IP WLS BF H R ER SO BB IBB HBP BLK WP HR S P ERA WHIP	IP WLS BF H R ER SO BB IBB HBP BLK WP HR S P ERA WHIP	IP WLS BF H R ER SO BB IBB HBP BLK WP HR S P ERA WHIP	IP WLS BF H R ER SO BB IBB HBP BLK WP HR S P ERA WHIP	IP WLS BF H R ER SO BB IBB HBP BLK WP HR S P ERA WHIP	IP WLS BF H R ER SO BB IBB HBP BLK WP HR S P ERA WHIP	IP WLS BF H R ER SO BB IBB HBP BLK WP HR S P ERA WHIP	IP WLS BF H R ER SO BB IBB HBP BLK WP HR S P ERA WHIP	IP WLS BF H R ER SO BB IBB HBP BLK WP HR S P ERA WHIP	IP WLS BF H R ER SO BB IBB HBP BLK WP HR S P ERA WHIP	IP WLS BF H R ER SO BB IBB HBP BLK WP HR S P ERA WHIP

Boston Red Sox @ Miami Marlins
Roger Dean Chevrolet Stadium, Jupiter, FL
Fri Mar 09 2018, 1:09 PM - 3:32 PM EST
Att: 5,017 - Sunny - 67 F


AB 35
R 4
H 10
RBI 4
BB 1
SO 5
LOB 11



Batter	1	2	3	4	5	6	7	8	9	AB	R	H	RBI	BB	SO	LOB	BOTTOM							
9 Lewis Brinson, R OBP: 0.407, SLG: 0.680 34 Magneuris Sierra, L OBP: 0.346, SLG: 0.469										3	0	0	0	0	1	0								
32 Derek Dietrich, L OBP: 0.346, SLG: 0.435 35 Eric Campbell, R OBP: 0.280, SLG: 0.304										3	1	1	0	0	0	0								
13 Starlin Castro, R OBP: 0.320, SLG: 0.292 2 Yadiel Rivera, R OBP: 0.375, SLG: 0.400										3	0	2	0	0	0	1								
41 Justin Bour, L OBP: 0.217, SLG: 0.238 91 Isan Diaz, L OBP: 0.250, SLG: 0.235										2	0	1	2	0	1	1								
18 Tomás Telis, S OBP: 0.381, SLG: 0.368 28 Bryan Holaday, R OBP: 0.143, SLG: 0.357										3	1	1	1	0	0	0								
1 Cameron Maybin, R OBP: 0.294, SLG: 0.083 3 JB Shuck, L OBP: 0.381, SLG: 0.526										1	0	0	0	1	1	0								
15 Brian Anderson, R OBP: 0.395, SLG: 0.450 26 Cristhian Adames, S OBP: 0.400, SLG: 0.389										3	0	0	0	0	2	3								
30 Garrett Cooper, R OBP: 0.217, SLG: 0.286 17 Chad Wallach, R OBP: 0.375, SLG: 0.550										2	0	1	0	0	0	0								
19 Miguel Rojas, R OBP: 0.095, SLG: 0.095 81 Bobby Mooney, L OBP: 0.417, SLG: 0.333										3	0	0	0	0	1	1								
Inning Stats	R: 0 E: 0 K: 1 S: 6	H: 1 LOB: 1 BB: 0 P: 6	R: 0 E: 0 K: 2 S: 7	H: 0 LOB: 0 BB: 0 P: 7	R: 0 E: 0 K: 2 S: 7	H: 0 LOB: 0 BB: 0 P: 7	R: 1 E: 0 K: 0 S: 4	H: 1 LOB: 0 BB: 0 P: 4	R: 0 E: 0 K: 1 S: 5	H: 1 LOB: 1 BB: 1 P: 9	R: 4 E: 0 K: 0 S: 8	H: 4 LOB: 2 BB: 0 P: 11	R: 0 E: 0 K: 2 S: 7	H: 0 LOB: 0 BB: 0 P: 7	R: 0 E: 0 K: 0 S: 2	H: 0 LOB: 0 BB: 1 P: 6	1B: 4 2B: 2 3B: 0 HR: 1	SF: 1 SAC: 0 DP: 1 HBP: 0	WP: 0 PB: 0 SB: 0 CS: 1	PA: 31				
PITCHER	IP WLS BF H R ER SO BB IBB HBP BLK WP HR S P ERA WHIP	IP WLS BF H R ER SO BB IBB HBP BLK WP HR S P ERA WHIP	IP WLS BF H R ER SO BB IBB HBP BLK WP HR S P ERA WHIP	IP WLS BF H R ER SO BB IBB HBP BLK WP HR S P ERA WHIP	IP WLS BF H R ER SO BB IBB HBP BLK WP HR S P ERA WHIP	IP WLS BF H R ER SO BB IBB HBP BLK WP HR S P ERA WHIP	IP WLS BF H R ER SO BB IBB HBP BLK WP HR S P ERA WHIP	IP WLS BF H R ER SO BB IBB HBP BLK WP HR S P ERA WHIP	IP WLS BF H R ER SO BB IBB HBP BLK WP HR S P ERA WHIP	IP WLS BF H R ER SO BB IBB HBP BLK WP HR S P ERA WHIP	IP WLS BF H R ER SO BB IBB HBP BLK WP HR S P ERA WHIP	IP WLS BF H R ER SO BB IBB HBP BLK WP HR S P ERA WHIP	IP WLS BF H R ER SO BB IBB HBP BLK WP HR S P ERA WHIP	IP WLS BF H R ER SO BB IBB HBP BLK WP HR S P ERA WHIP	IP WLS BF H R ER SO BB IBB HBP BLK WP HR S P ERA WHIP	IP WLS BF H R ER SO BB IBB HBP BLK WP HR S P ERA WHIP	IP WLS BF H R ER SO BB IBB HBP BLK WP HR S P ERA WHIP	IP WLS BF H R ER SO BB IBB HBP BLK WP HR S P ERA WHIP	IP WLS BF H R ER SO BB IBB HBP BLK WP HR S P ERA WHIP	IP WLS BF H R ER SO BB IBB HBP BLK WP HR S P ERA WHIP	IP WLS BF H R ER SO BB IBB HBP BLK WP HR S P ERA WHIP	IP WLS BF H R ER SO BB IBB HBP BLK WP HR S P ERA WHIP	IP WLS BF H R ER SO BB IBB HBP BLK WP HR S P ERA WHIP	IP WLS BF H R ER SO BB IBB HBP BLK WP HR S P ERA WHIP

Boston Red Sox @ Miami Marlins
Roger Dean Chevrolet Stadium, Jupiter, FL
Fri Mar 09 2018, 1:09 PM - 3:32 PM EST
Att: 5,017 - Sunny - 67 F

AB 28
R 5
H 7
RBI 5
BB 2
SO 8
LOB 7



Batter	1	2	3	4	5	6	7	8	9	AB	R	H	RBI	BB	SO	LOB	TOP			
34 Magneuris Sierra, L OBP: 0.296, SLG: 0.348 74 Braxton Lee, L OBP: 0.417, SLG: 0.333	G3		FC3-6 30 S 30 1B	K		K			3 1B 81 2B	4	1	0	0	0	2	5	Miami Marlins @ St. Louis Cardinals Roger Dean Chevrolet Stadium, Jupiter, FL Sat Mar 10 2018, 1:06 PM - 3:42 PM EST Att: 6,483 - Partly Cloudy - 75 F			
30 Garrett Cooper, R OBP: 0.231, SLG: 0.292 3 JB Shuck, L OBP: 0.435, SLG: 0.571	G3		1B		G6-3		81 FC3-6 1B		81 2B 28 G6-2-3 1B	3	0	1	1	0	0	0				
13 Starlin Castro, R OBP: 0.321, SLG: 0.497 81 Peter Mooney, L OBP: 0.423, SLG: 0.391	G1-3		K		HR		FC3-6 28 G3-1 28 F 1-2		1-3 3-H 2B	3	1	1	1	0	1	1				
91 Isan Diaz, L OBP: 0.304, SLG: 0.421 28 Bryan Holaday, R OBP: 0.125, SLG: 0.313		HR		9 F8 17 1B 17 G2-3 BB	K		G3-1		G6-2-3	2	2	1	1	1	1	0				
15 Brian Anderson, R OBP: 0.379, SLG: 0.435 26 Cristhian Adames, S OBP: 0.364, SLG: 0.350	L4		5 WP 19 1B 17 G2-3 1B	G4-3		G6-3		3-H G4-3	3	1	1	0	0	0	0	0				
9 Lewis Brinson, R OBP: 0.433, SLG: 0.679 79 Isaac Galloway, R OBP: 0.450, SLG: 0.632			F8			17 1B		G5-3		3	0	2	0	0	0	2				
17 Chad Wallach, R OBP: 0.467, SLG: 0.467 83 Chris Hoo, R	K		G2-3			1B		G3-1		3	0	1	1	0	1	2				
5 Scott Van Slyke, R OBP: 0.370, SLG: 0.680 35 Eric Campbell, R OBP: 0.269, SLG: 0.292			K		K		K		K	3	0	1	0	0	2	3				
19 Miguel Rojas, R OBP: 0.125, SLG: 0.125 2 Yadiel Rivera, R OBP: 0.360, SLG: 0.381			F8			F9		G1-3		3	0	1	1	0	0	3				
										1	0	0	0	0	0	0				
Inning Stats	R: 0 E: 0 K: 0 S: 4	H: 0 LOB: 0 BB: 0 P: 4	R: 1 E: 0 K: 1 S: 6	H: 2 LOB: 1 BB: 0 P: 7	R: 1 E: 0 K: 1 S: 7	H: 2 LOB: 1 BB: 1 P: 8	R: 2 E: 0 K: 2 S: 10	H: 2 LOB: 2 BB: 1 P: 14	R: 1 E: 0 K: 1 S: 7	H: 1 LOB: 0 BB: 0 P: 7	R: 0 E: 0 K: 0 S: 4	H: 0 LOB: 0 BB: 0 P: 5	R: 0 E: 0 K: 1 S: 5	H: 0 LOB: 0 BB: 0 P: 5	R: 2 E: 0 K: 0 S: 6	H: 3 LOB: 1 BB: 0 P: 6	1B: 10 2B: 2 3B: 0 HR: 2	SF: 0 SAC: 0 DP: 1 HBP: 0	WP: 1 PB: 0 SB: 1 CS: 1	PA: 41
PITCHER	IP WLS BF H R ER SO BB IBB HBP BLK WP HR S P ERA WHIP																			
52 Michael Wacha, R ERA: 6.0	4.0 L 19 6 4 4 4 4 1 0 0 0 0 1 1 27 33 9.00 1.750																			
27 Brett Cecil, L ERA: 9.0	1.0 4 1 1 1 1 0 0 0 0 0 0 1 7 7 9.00 1.000																			
30 Jason Motte, R ERA: 13.5	1.0 5 2 0 0 2 0 0 0 0 0 0 0 9 9 0.00 2.000																			
91 Dakota Hudson, R ERA: 1.93	2.0 7 1 0 0 1 0 0 0 0 0 0 0 9 10 0.00 0.500																			
67 Matt Bowman, R ERA: 3.39	1.0 6 3 2 2 0 0 0 0 0 0 0 0 6 6 18.00 3.000																			

Batter	1	2	3	4	5	6	7	8	9	AB	R	H	RBI	BB	SO	LOB	BOTTOM			
25 Dexter Fowler, S OBP: 0.318, SLG: 0.333 73 Patrick Wisdom, R OBP: 0.226, SLG: 0.241	K		F8			3 3B G6-3		G6-3		3	1	1	1	0	1	0	Miami Marlins @ St. Louis Cardinals Roger Dean Chevrolet Stadium, Jupiter, FL Sat Mar 10 2018, 1:06 PM - 3:42 PM EST Att: 6,483 - Partly Cloudy - 75 F			
3 Jedd Gyorko, R OBP: 0.125, SLG: 0.125 54 Alex Mejia, R OBP: 0.238, SLG: 0.250	F9				G5-3		G6-3		L9	3	0	0	1	0	0	1				
38 Jose Martinez, R OBP: 0.296, SLG: 0.480 78 Randy Arozarena, R OBP: 0.378, SLG: 0.519	K				F9				P5	2	0	0	0	1	1	0				
40 Luke Voit, R OBP: 0.314, SLG: 0.333 61 Steven Baron, R OBP: 0.143, SLG: 0.143		F8			F9				G5-3	2	0	0	0	0	0	1				
19 Carson Kelly, R OBP: 0.250, SLG: 0.217 93 Andrew Knizner, R OBP: 0.400, SLG: 0.632		G5-3				G4-3		K	G6-3	2	0	0	0	0	0	0				
35 Greg Garcia, L OBP: 0.407, SLG: 0.429					G1-3				G6-3	3	0	1	0	1	0	0				
48 Harrison Bader, R OBP: 0.324, SLG: 0.496		P4			G1-3				G6-3	3	1	1	0	0	0	1				
75 Adolis Garcia, R OBP: 0.424, SLG: 0.655			E6 41 G6-3			K			G6-3	3	0	1	1	0	1	0				
41 Breyvic Valera, S OBP: 0.292, SLG: 0.190 34 Yairo Muñoz, R OBP: 0.346, SLG: 0.654			G6-3			25 3B HBP			K	1	0	0	0	0	1	1				
Inning Stats	R: 0 E: 0 K: 2 S: 7	H: 0 LOB: 0 BB: 0 P: 7	R: 0 E: 0 K: 0 S: 4	H: 1 LOB: 1 BB: 0 P: 4	R: 0 E: 1 K: 0 S: 3	H: 0 LOB: 0 BB: 0 P: 3	R: 0 E: 0 K: 0 S: 3	H: 0 LOB: 0 BB: 0 P: 3	R: 2 E: 0 K: 2 S: 8	H: 1 LOB: 1 BB: 1 P: 13	R: 1 E: 0 K: 2 S: 8	H: 2 LOB: 1 BB: 1 P: 12	R: 0 E: 0 K: 0 S: 3	H: 0 LOB: 0 BB: 0 P: 3	R: 0 E: 0 K: 0 S: 3	H: 0 LOB: 0 BB: 0 P: 3	1B: 1 2B: 2 3B: 1 HR: 0	SF: 0 SAC: 0 DP: 1 HBP: 1	WP: 0 PB: 0 SB: 0 CS: 0	PA: 33
PITCHER	IP WLS BF H R ER SO BB IBB HBP BLK WP HR S P ERA WHIP																			
57 Eliaser Hernández, R ERA: 2.7	1.0 W 10 1 0 0 2 0 0 0 0 0 0 0 3 3 0.00 0.000																			
56 Tayron Guerrero, R ERA:	1.0 3 0 0 0 0 0 0 0 0 0 0 0 3 3 0.00 0.000																			
76 Dillon Peters, L ERA: 0.35	2.0 9 1 2 2 2 1 0 1 0 0 0 0 11 16 9.00 1.000																			
43 Odrisamer Despaigne, R ERA: 3.27	3.0 S 11 2 1 1 2 1 0 0 0 0 0 0 14 18 3.00 1.000																			

AB	40
R	7
H	13
RBI	7
BB	1
SO	8
LOB	21



AB	30
R	3
H	4
RBI	3
BB	2
SO	6
LOB	5



Batter	1	2	3	4	5	6	7	8	9	AB	R	H	RBI	BB	SO	LOB	TOP										
31 Aaron Hicks, S OBP: 0.467, SLG: 0.478 92 Estevan Florial, L OBP: 0.391, SLG: 0.600	G4-3		SAFE 4-0 BB				L3		K	3	0	0	0	1	1	1											
99 Aaron Judge, R OBP: 0.398, SLG: 0.500 25 Shane Robinson, R OBP: 0.273, SLG: 0.176	G6-3		K				K		HR	4	1	1	1	0	2	2											
33 Greg Bird, L OBP: 0.310, SLG: 0.130 96 Chris Gittens, R										2	1	1	0	1	0	0											
24 Gary Sánchez, R OBP: 0.455, SLG: 0.750 38 Kyle Higashino, R OBP: 0.471, SLG: 0.590	G5-3									1	0	0	0	0	0	0											
18 Didi Gregorius, L OBP: 0.280, SLG: 0.520 14 Danny Espinosa, S OBP: 0.276, SLG: 0.320										3	1	1	3	0	0	1											
67 Miguel Andujar, R OBP: 0.294, SLG: 0.781 66 Abiatel Avelino, R OBP: 0.667, SLG: 0.600	G6-3									2	0	1	1	1	0	0											
41 Adam Lind, L OBP: 0.154, SLG: 0.154	G6-3									4	0	0	0	0	0	3											
81 Gleyber Torres, R OBP: 0.200, SLG: 0.217 12 Jace Peterson, L OBP: 0.426, SLG: 0.143										3	0	0	0	0	2	2											
70 Jake Cave, L OBP: 0.304, SLG: 0.211 71 Billy McKinney, L OBP: 0.464, SLG: 0.850										2	0	1	0	0	1	0											
Inning Stats	R: 0 E: 0 K: 0 S: 3	H: 0 LOB: 1 BB: 1 P: 7	R: 0 E: 0 K: 0 S: 3	H: 0 LOB: 0 BB: 0 P: 3	R: 0 E: 0 K: 2 S: 7	H: 1 LOB: 1 BB: 1 P: 11	R: 2 E: 0 K: 0 S: 5	H: 2 LOB: 0 BB: 0 P: 5	R: 0 E: 0 K: 3 S: 9	H: 0 LOB: 1 BB: 0 P: 10	R: 2 E: 1 K: 0 S: 8	H: 2 LOB: 2 BB: 0 P: 10	R: 1 E: 0 K: 1 S: 7	H: 1 LOB: 0 BB: 0 P: 10	R: 0 E: 0 K: 0 S: 3	H: 0 LOB: 0 BB: 1 P: 7	R: 0 E: 0 K: 2 S: 7	H: 0 LOB: 0 BB: 0 P: 7	1B: 3 2B: 0 3B: 1 HR: 2	SF: 1 SAC: 0 DP: 0 HBP: 1	WP: 0 PB: 1 SB: 0 CS: 0	PA: 37					
PITCHER	IP	WLS	BF	H	R	ER	SO	BB	IBB	HBP	BLK	WP	HR	S	P	ERA	WHIP										
44 Jacob Turner, R ERA: 2.31 46 Kyle Barraclough, R ERA: 22 Sandy Alcantara, R ERA: 2.25	4.0	W	16	3	2	1	2	2	0	0	0	0	0	18	26	2.25	1.250										
11 J.T. Realmuto, R OBP: 0.296, SLG: 0.409 18 Tomás Telis, S OBP: 0.348, SLG: 0.333	1.0	H	4	0	0	0	3	0	0	1	0	0	0	9	10	0.00	0.000										
13 Starlin Castro, R OBP: 0.323, SLG: 0.467 91 Isan Diaz, L OBP: 0.333, SLG: 0.421	4.0	S	17	3	3	2	3	1	0	0	0	0	2	25	34	4.50	1.000										
5 Scott Van Slyke, R OBP: 0.367, SLG: 0.630 17 Chad Wallach, R OBP: 0.350, SLG: 0.438	4.0	L	14	4	4	3	2	2	0	0	0	0	1	12	15	5.40	1.800										
9 Lewis Brinson, R OBP: 0.424, SLG: 0.645 74 Braxton Lee, L OBP: 0.400, SLG: 0.318	2.0		2	2	2	2	0	0	0	0	0	0	1	12	13	9.00	1.000										
15 Brian Anderson, R OBP: 0.438, SLG: 0.640 2 Yadiel Rivera, R OBP: 0.346, SLG: 0.364	1.0		4	0	0	0	3	1	0	0	0	0	0	9	13	0.00	1.000										
1 Cameron Maybin, R OBP: 0.300, SLG: 0.333 34 Magneuris Sierra, L OBP: 0.286, SLG: 0.333	2.0		8	2	2	2	2	0	0	0	0	0	1	12	13	9.00	1.000										
30 Garrett Cooper, R OBP: 0.300, SLG: 0.357	1.0		5	1	0	0	1	1	0	0	0	0	0	6	10	0.00	2.000										
19 Miguel Rojas, R OBP: 0.154, SLG: 0.192 81 Peter Mooney, L OBP: 0.393, SLG: 0.360	1.0		5	1	0	0	1	1	0	0	0	0	0	6	10	0.00	2.000										
Inning Stats	R: 0 E: 0 K: 1 S: 6	H: 1 LOB: 1 BB: 0 P: 6	R: 2 E: 0 K: 1 S: 8	H: 3 LOB: 2 BB: 1 P: 12	R: 3 E: 0 K: 2 S: 11	H: 3 LOB: 1 BB: 1 P: 18	R: 0 E: 0 K: 1 S: 5	H: 1 LOB: 0 BB: 0 P: 5	R: 2 E: 0 K: 1 S: 7	H: 2 LOB: 0 BB: 0 P: 7	R: 0 E: 0 K: 1 S: 5	H: 0 LOB: 0 BB: 0 P: 5	R: 0 E: 0 K: 3 S: 9	H: 0 LOB: 1 BB: 1 P: 13	R: 0 E: 0 K: 1 S: 6	H: 1 LOB: 2 BB: 1 P: 10	R: 0 E: 0 K: 1 S: 6	H: 0 LOB: 0 BB: 0 P: 10	1B: 6 2B: 2 3B: 1 HR: 2	SF: 0 SAC: 0 DP: 0 HBP: 0	WP: 0 PB: 0 SB: 1 CS: 0	PA: 39					
PITCHER	IP	WLS	BF	H	R	ER	SO	BB	IBB	HBP	BLK	WP	HR	S	P	ERA	WHIP										
47 Jordan Montgomery, L ERA: 4.05 84 Brady Lail, R ERA: 3.68 35 Wade LeBlanc, L ERA: 5.23 95 Cody Carroll, R ERA: 1.8 90 Joe Harvey, R ERA:	2.1	L	14	4	4	4	3	2	0	0	0	0	1	12	15	5.40	1.800										

New York Yankees @ Miami Marlins
Roger Dean Chevrolet Stadium, Jupiter, FL
Sun Mar 11 2018, 1:06 PM - 3:57 PM EDT
Att. 7,648 - Partly Cloudy - 77 F

AB 32
R 5
H 6
RBI 5
BB 3
SO 8
LOB 10



Batter	1	2	3	4	5	6	7	8	9	AB	R	H	RBI	BB	SO	LOB	BOTTOM										
32 Derek Dietrich, L OBP: 0.345, SLG: 0.423 35 Eric Campbell, R OBP: 0.288, SLG: 0.280	K2-3									3	0	1	0	0	2	0											
11 J.T. Realmuto, R OBP: 0.296, SLG: 0.409 18 Tomás Telis, S OBP: 0.348, SLG: 0.333	F8									3	0	1	0	0	0	2											
13 Starlin Castro, R OBP: 0.323, SLG: 0.467 91 Isan Diaz, L OBP: 0.333, SLG: 0.421										3	0	1	0	0	1	1											
5 Scott Van Slyke, R OBP: 0.367, SLG: 0.630 17 Chad Wallach, R OBP: 0.350, SLG: 0.438	G6-3									2	1	0	0	1	0	1											
9 Lewis Brinson, R OBP: 0.424, SLG: 0.645 74 Braxton Lee, L OBP: 0.400, SLG: 0.318	K2-3									3	1	1	0	0	2	0											
15 Brian Anderson, R OBP: 0.438, SLG: 0.640 2 Yadiel Rivera, R OBP: 0.346, SLG: 0.364										2	3	2	3	1	0	0											
1 Cameron Maybin, R OBP: 0.300, SLG: 0.333 34 Magneuris Sierra, L OBP: 0.286, SLG: 0.333	F7									3	1	1	2	0	0	1											
30 Garrett Cooper, R OBP: 0.300, SLG: 0.357										4	1	3	0	0	0	0											
19 Miguel Rojas, R OBP: 0.154, SLG: 0.192 81 Peter Mooney, L OBP: 0.393, SLG: 0.360										2	0	1	2	0	1	1											
Inning Stats	R: 0 E: 0 K: 1 S: 6	H: 1 LOB: 1 BB: 0 P: 6	R: 2 E: 0 K: 1 S: 8	H: 3 LOB: 2 BB: 1 P: 12	R: 3 E: 0 K: 2 S: 11	H: 3 LOB: 1 BB: 1 P: 18	R: 0 E: 0 K: 1 S: 5	H: 1 LOB: 0 BB: 0 P: 5	R: 2 E: 0 K: 1 S: 7	H: 2 LOB: 0 BB: 0 P: 7	R: 0 E: 0 K: 1 S: 5	H: 0 LOB: 0 BB: 0 P: 5	R: 0 E: 0 K: 3 S: 9	H: 0 LOB: 1 BB: 1 P: 13	R: 0 E: 0 K: 1 S: 6	H: 1 LOB: 2 BB: 1 P: 10	R: 0 E: 0 K: 1 S: 6	H: 0 LOB: 0 BB: 0 P: 10	1B: 6 2B: 2 3B: 1 HR: 2	SF: 0 SAC: 0 DP: 0 HBP: 0	WP: 0 PB: 0 SB: 1 CS: 0	PA: 39					
PITCHER	IP	WLS	BF	H	R	ER	SO	BB	IBB	HBP	BLK	WP	HR	S	P	ERA	WHIP										
47 Jordan Montgomery, L ERA: 4.05 84 Brady Lail, R ERA: 3.68 35 Wade LeBlanc, L ERA: 5.23 95 Cody Carroll, R ERA: 1.8 90 Joe Harvey, R ERA:	2.1	L	14	4	4	4	3	2	0	0	0	0	1	12	15	5.40	1.800										

New York Yankees @ Miami Marlins
Roger Dean Chevrolet Stadium, Jupiter, FL
Sun Mar 11 2018, 1:06 PM - 3:57 PM EDT
Att. 7,648 - Partly Cloudy - 77 F

AB 34
R 7
H 11
RBI 7
BB 4
SO 11
LOB 12



Batter	1	2	3	4	5	6	7	8	9	AB	R	H	RBI	BB	SO	LOB	TOP	
25 Dexter Fowler, S OBP: 0.300, SLG: 0.360 75 Adolis Garcia, R OBP: 0.400, SLG: 0.613										3	1	2	3	0	0	1	St. Louis Cardinals @ Miami Marlins Roger Dean Chevrolet Stadium, Jupiter, FL Tue Mar 13 2018, 1:09 PM - 4:07 PM EDT Att.: 4,950 - Sunny - 64 F	
28 Tommy Pham, R OBP: 0.310, SLG: 0.400 48 Harrison Bader, R OBP: 0.324, SLG: 0.382										3	0	0	0	1	2	3		
13 Matt Carpenter, L (1, 10)										0	2	0	0	2	0	0		
40 Luke Voit, R OBP: 0.289, SLG: 0.306 (2, PH) (2, 10)										2	0	0	0	0	0	2		
19 Carson Kelly, R OBP: 0.241, SLG: 0.208 (7, PH) (7, 10)										1	0	0	0	0	1	1		
23 Marcell Ozuna, R OBP: 0.250, SLG: 0.375 74 Oscar Mercado, R OBP: 0.346, SLG: 0.238										4	2	2	1	0	0	0		
38 José Martínez, R OBP: 0.353, SLG: 0.625 93 Andrew Knizner, R OBP: 0.407, SLG: 0.600										3	1	2	3	0	0	0		
4 Yadier Molina, R OBP: 0.290, SLG: 0.464 61 Steven Baron, R OBP: 0.125, SLG: 0.125										3	1	2	2	0	0	0		
3 Jedd Gyorko, R OBP: 0.143 73 Patrick Wisdom, R OBP: 0.235, SLG: 0.281										3	2	1	0	0	0	1		
35 Greg Garcia, L OBP: 0.452, SLG: 0.409 66 Wilfredo Tovar, R OBP: 0.308, SLG: 0.385										1	1	0	0	3	0	0		
34 Yairo Muñoz, R OBP: 0.412, SLG: 0.625										3	1	2	2	2	0	2		
Inning Stats	R: 6 E: 0 K: 1 S: 12	H: 6 LOB: 2 BB: 2 P: 20	R: 5 E: 0 K: 0 S: 7	H: 4 LOB: 2 BB: 3 P: 19	R: 0 E: 0 K: 0 S: 3	H: 0 LOB: 1 BB: 1 P: 7	R: 0 E: 0 K: 1 S: 5	H: 1 LOB: 2 BB: 2 P: 11	R: 0 E: 0 K: 3 S: 9	H: 0 LOB: 1 BB: 1 P: 13	R: 0 E: 0 K: 1 S: 5	H: 0 LOB: 0 BB: 1 P: 5	R: 0 E: 0 K: 0 S: 3	H: 0 LOB: 1 BB: 1 P: 7	1B: 7 2B: 4 3B: 0 HR: 0	SF: 2 SAC: 0 DP: 0 HBP: 0	WP: 0 PB: 0 SB: 0 CS: 0	PA: 47
PITCHER	IP: 0.1 WLS: 0 BF: 1 ERA: 13.5	H: 0 R: 0 ER: 0 SO: 0 BB: 0 IBB: 0 HBP: 0 BLK: 0 WP: 0 HR: 0 S: 10 P: 18	IP: 1.2 WLS: 0 BF: 4 ERA: 4.5	H: 5 R: 5 ER: 5 SO: 0 BB: 0 IBB: 0 HBP: 0 BLK: 0 WP: 0 HR: 0 S: 3 P: 21	IP: 1.0 WLS: 0 BF: 3 ERA: 4.5	H: 0 R: 0 ER: 0 SO: 0 BB: 0 IBB: 0 HBP: 0 BLK: 0 WP: 0 HR: 0 S: 3 P: 7	IP: 1.0 WLS: 0 BF: 3 ERA: 0.000	H: 0 R: 0 ER: 0 SO: 0 BB: 0 IBB: 0 HBP: 0 BLK: 0 WP: 0 HR: 0 S: 5 P: 5	IP: 4.0 WLS: 16 BF: 1 ERA: 2.45	H: 0 R: 0 ER: 0 SO: 4 BB: 4 IBB: 0 HBP: 0 BLK: 0 WP: 0 HR: 0 S: 20 P: 36	ERA: 162.00 WHIP: 24.000	ERA: 27.00 WHIP: 4.200	ERA: 0.00 WHIP: 0.000	ERA: 0.00 WHIP: 1.000	ERA: 0.00 WHIP: 0.000	ERA: 0.00 WHIP: 1.250		

Batter	1	2	3	4	5	6	7	8	9	AB	R	H	RBI	BB	SO	LOB	BOTTOM					
1 Cameron Maybin, R OBP: 0.292, SLG: 0.421 34 Magneuris Sierra, L OBP: 0.286, SLG: 0.333										4	1	1	2	0	1	1	St. Louis Cardinals @ Miami Marlins Roger Dean Chevrolet Stadium, Jupiter, FL Tue Mar 13 2018, 1:09 PM - 4:07 PM EDT Att.: 4,950 - Sunny - 64 F					
9 Lewis Brinson, R OBP: 0.389, SLG: 0.588 79 Isaac Galloway, R OBP: 0.429, SLG: 0.600										3	0	0	1	0	2	0						
13 Starlin Castro, R OBP: 0.324, SLG: 0.485 81 Peter Mooney, L OBP: 0.414, SLG: 0.423										3	0	1	0	0	0	0						
32 Derek Dietrich, L OBP: 0.375, SLG: 0.536 35 Eric Campbell, R OBP: 0.276, SLG: 0.289										2	1	1	1	1	0	0						
18 Tomás Telis, S OBP: 0.320, SLG: 0.304 25 Junichi Tazawa, R ERA: 4.5 71 Drew Steckenrider, R ERA: 4.5 31 Caleb Smith, R ERA: 4.5										2	0	0	0	0	1	2						
15 Brian Anderson, R OBP: 0.400, SLG: 0.571 26 Cristhian Adames, S OBP: 0.349, SLG: 0.333										3	0	0	0	0	1	2						
30 Garrett Cooper, R OBP: 0.303, SLG: 0.355 5 Scott Van Slyke, R OBP: 0.355, SLG: 0.607										3	0	1	0	0	2	0						
19 Miguel Rojas, R OBP: 0.207, SLG: 0.214 2 Yadier Rivera, R OBP: 0.370, SLG: 0.391										2	1	1	0	1	0	1						
62 José Ureña, R ERA: 4.82 89 Chris Mazza, R ERA: 2.84 56 Tayron Guerrero, R ERA: 4.5 3 JB Shuck, L OBP: 0.417, SLG: 0.545 28 Bryan Holaday, R OBP: 0.105, SLG: 0.283										0	0	0	0	0	0	0						
Inning Stats	R: 0 E: 0 K: 2 S: 7	H: 0 LOB: 0 BB: 0 P: 7	R: 1 E: 0 K: 2 S: 10	H: 1 LOB: 0 BB: 0 P: 12	R: 3 E: 1 K: 1 S: 8	H: 2 LOB: 2 BB: 2 P: 16	R: 0 E: 0 K: 0 S: 3	H: 1 LOB: 0 BB: 0 P: 3	R: 0 E: 0 K: 1 S: 5	H: 0 LOB: 0 BB: 0 P: 5	R: 0 E: 0 K: 0 S: 3	H: 0 LOB: 0 BB: 0 P: 3	R: 0 E: 0 K: 1 S: 6	H: 1 LOB: 1 BB: 0 P: 6	R: 0 E: 0 K: 1 S: 6	H: 1 LOB: 1 BB: 0 P: 6		R: 0 E: 0 K: 1 S: 6	H: 1 LOB: 1 BB: 0 P: 6	1B: 3 2B: 2 3B: 1 HR: 1	SF: 0 SAC: 0 DP: 1 HBP: 0	WP: 0 PB: 0 SB: 0 CS: 0
PITCHER	IP: 4.0 WLS: 18 BF: 18 ERA: 4.82	H: 4 R: 4 ER: 3 SO: 5 BB: 2 IBB: 0 HBP: 0 BLK: 0 WP: 0 HR: 1 S: 28 P: 38	IP: 1.0 WLS: 3 BF: 0 ERA: 2.84	H: 0 R: 0 ER: 0 SO: 1 BB: 0 IBB: 0 HBP: 0 BLK: 0 WP: 0 HR: 0 S: 5 P: 5	IP: 1.0 WLS: 3 BF: 0 ERA: 4.5	H: 0 R: 0 ER: 0 SO: 3 BB: 0 IBB: 0 HBP: 0 BLK: 0 WP: 0 HR: 0 S: 3 P: 7	IP: 1.0 WLS: 4 BF: 1 ERA: 9.95	H: 0 R: 0 ER: 0 SO: 1 BB: 0 IBB: 0 HBP: 0 BLK: 0 WP: 0 HR: 0 S: 6 P: 6	IP: 1.0 WLS: 4 BF: 1 ERA: 9.95	H: 0 R: 0 ER: 0 SO: 1 BB: 0 IBB: 0 HBP: 0 BLK: 0 WP: 0 HR: 0 S: 6 P: 6	ERA: 6.75 WHIP: 1.500	ERA: 0.00 WHIP: 0.000	ERA: 0.00 WHIP: 0.000	ERA: 0.00 WHIP: 1.000	ERA: 0.00 WHIP: 1.000	ERA: 0.00 WHIP: 1.000						

livebaseballscores.com



Batter	1	2	3	4	5	6	7	8	9	AB	R	H	RBI	BB	SO	LOB	TOP					
9 Brandon Nimmo, L (1, 8) OBP: 0.391, SLG: 0.718 83 Patrick Biondi, L (8, PR) OBP: 0.368, SLG: 0.333	F7		P4		P5			E3		4	0	0	0	0	0	0						
19 Jay Bruce, L (1, 9) OBP: 0.296, SLG: 0.500 16 Matthew den Dekker, L (7, 9) OBP: 0.297, SLG: 0.133	P5		G4-6-3 1B		K			G4-3		3	0	1	0	0	1	0						
23 Adrián González, L (1, 3) OBP: 0.276, SLG: 0.242 85 JJ Franco, R (7, 5) OBP: 0.333, SLG: 0.333	1B		G4-6-3 1-2		G5-4-3 1B					3	0	2	0	0	0	1						
72 Phillip Evans, R (1, 5) OBP: 0.406, SLG: 0.577	K				G5-4-3 1-2					3	0	0	0	0	1	2						
18 Travis d'Arnaud, R (1, 2) OBP: 0.484, SLG: 0.542 59 Jose Lobaton, S (8, 2) OBP: 0.263, SLG: 0.474					F8			G5-3		3	0	1	0	0	0	0						
60 Luis Guillorme, L (1, 6) OBP: 0.436, SLG: 0.452										2	0	2	0	2	0	0						
2 Gavin Cecchini, R (1, 4) OBP: 0.344, SLG: 0.571										4	0	0	0	0	2	7						
11 Ty Kelly, S (1, 7) OBP: 0.324, SLG: 0.241										3	0	0	1	1	1	2						
32 Steven Matz, R (1, 1) 50 Rafael Montero, R (5, 1) 51 Paul Sewald, R (6, 1) 82 Tyler Moore, L (6, PH) 35 Jacob Rhamer, R (8, 1) 84 Andrés Giménez, L (9, PH) OBP: 0.500, SLG: 0.938										2	0	0	0	0	0	2						
Inning Stats	R: 0 E: 0 K: 1 S: 6	H: 1 LOB: 1 BB: 7	R: 0 E: 0 K: 1 S: 6	H: 1 LOB: 2 BB: 1 P: 10	R: 0 E: 0 K: 0 S: 3	H: 1 LOB: 0 BB: 0 P: 3	R: 0 E: 0 K: 0 S: 4	H: 1 LOB: 1 BB: 0 P: 4	R: 0 E: 0 K: 1 S: 5	H: 0 LOB: 0 BB: 0 P: 5	R: 0 E: 0 K: 0 S: 3	H: 1 LOB: 0 BB: 0 P: 3	R: 0 E: 1 K: 0 S: 4	H: 0 LOB: 2 BB: 0 P: 4	R: 1 E: 0 K: 1 S: 6	H: 1 LOB: 3 BB: 2 P: 15	1B: 6 2B: 1 3B: 0 HR: 0	SF: 0 SAC: 0 DP: 3 HBP: 1	WP: 0 PB: 0 SB: 1 CS: 0	PA: 36		
PITCHER	IP WLS BF H R ER SO BB IBB HBP BLK WP HR S P ERA WHIP	5.0 W 19 4 0 0 3 1 0 0 0 0 0 24 29 0.00 1.000	1.0 H 3 1 0 0 1 0 0 0 0 0 0 5 5 0.00 1.000	1.0 3 1 0 0 0 0 0 0 0 0 0 3 3 0.00 1.000	2.0 11 1 1 1 1 2 0 1 0 0 0 10 19 4.50 1.500																	

New York Mets @ Miami Marlins
Roger Dean Chevrolet Stadium, Jupiter, FL
Wed Mar 14, 2018, 1:07 PM - 3:43 PM EDT
Att: 3,737 - Sunny - 70 F

AB 32
R 1
H 7
RBI 1
BB 3
SO 5
LOB 20



Batter	1	2	3	4	5	6	7	8	9	AB	R	H	RBI	BB	SO	LOB	BOTTOM			
34 Magneuris Sierra, L (1, 8) OBP: 0.300, SLG: 0.321 74 Braxton Lee, L (3, 8) OBP: 0.357, SLG: 0.280	F9 1B	G1-3			G4-3	K		F7		1	1	0	0	1	0	0				
19 Miguel Rojas, R (1, 6) OBP: 0.250, SLG: 0.258 26 Cristhian Adames, S (6, 4) OBP: 0.375, SLG: 0.455 61 Adam Conley, L (8, 1)	BB				G4-3					3	1	2	0	0	0	0				
13 Starlin Castro, R (1, 4) OBP: 0.251, SLG: 0.528 29 Brad Ziegler, R (6, 1) 46 Kyle Barracough, R (7, 1) 18 Tomás Telis, S (7, PH) OBP: 0.349, SLG: 0.333	1B									3	0	2	0	0	1	2				
41 Justin Bour, L (1, 3) OBP: 0.231, SLG: 0.217 3 JB Shuck, L (6, PR) OBP: 0.440, SLG: 0.565	F9				G3-6-1					2	0	0	0	1	0	3				
1 Cameron Maybin, R (1, 7) OBP: 0.333, SLG: 0.400 5 Scott Van Slyke, R (6, PR) OBP: 0.344, SLG: 0.586	BB									1	0	0	0	2	0	0				
32 Derek Dietrich, L (1, 9) OBP: 0.428, SLG: 0.567 30 Garrett Cooper, R (7, 3) OBP: 0.294, SLG: 0.344	1B									2	0	2	2	1	0	0				
17 Chad Wallach, R (1, 2) OBP: 0.348, SLG: 0.389 91 Isan Díaz, L (8, 4) OBP: 0.320, SLG: 0.400	G1-3									2	0	0	1	0	1	3				
35 Eric Campbell, R (1, 5) OBP: 0.250, SLG: 0.250 81 Peter Mooney, L (7, 5) OBP: 0.400, SLG: 0.407										2	0	0	1	0	1	1				
58 Dan Straily, R (1, 1) 2 Yadiel Rivera, R (5, PH) OBP: 0.333, SLG: 0.346										1	0	0	0	0	1	0				
Inning Stats	R: 2 E: 0 K: 1 S: 7	H: 2 LOB: 2 BB: 2 P: 15	R: 0 E: 0 K: 2 S: 7	H: 0 LOB: 0 BB: 0 P: 7	R: 0 E: 0 K: 0 S: 3	H: 1 LOB: 0 BB: 0 P: 3	R: 0 E: 0 K: 1 S: 5	H: 0 LOB: 1 BB: 1 P: 9	R: 0 E: 0 K: 1 S: 6	H: 2 LOB: 2 BB: 0 P: 6	R: 2 E: 0 K: 0 S: 5	H: 1 LOB: 3 BB: 2 P: 15	R: 1 E: 0 K: 0 S: 5	H: 3 LOB: 1 BB: 0 P: 5	R: 0 E: 1 K: 1 S: 6	H: 0 LOB: 1 BB: 0 P: 6	1B: 7 2B: 1 3B: 1 HR: 0	SF: 1 SAC: 0 DP: 2 HBP: 1	WP: 0 PB: 0 SB: 2 CS: 0	PA: 37
PITCHER	IP WLS BF H R ER SO BB IBB HBP BLK WP HR S P ERA WHIP	4.1 L 18 3 2 2 0 2 0 1 0 0 0 4 13 27.00 7.500	0.2 7 3 2 2 0 2 0 1 0 0 0 4 13 27.00 7.500	2.0 8 3 1 1 1 0 0 0 0 0 0 10 10 4.50 1.500	1.0 4 0 0 0 1 0 0 0 0 0 0 6 6 0.00 0.000															

New York Mets @ Miami Marlins
Roger Dean Chevrolet Stadium, Jupiter, FL
Wed Mar 14, 2018, 1:07 PM - 3:43 PM EDT
Att: 3,737 - Sunny - 70 F

AB 30
R 5
H 9
RBI 5
BB 5
SO 7
LOB 20



Batter	1	2	3	4	5	6	7	8	9	AB	R	H	RBI	BB	SO	LOB	TOP										
3 JB Shuck, L (1.7) 79 Isaac Galloway, R (5.7) OBP: 0.429, SLG: 0.538 OBP: 0.435, SLG: 0.591	G4-3		15 F9 18 1B 74 FC5 1B		K			35 F 35 2B 1B	L9	3	1	1	1	0	1	0											
74 Braxton Lee, L (1.9) 35 Eric Campbell, R (5.9) OBP: 0.323, SLG: 0.250 OBP: 0.294, SLG: 0.310	K		18 1B 9 WP FC5		K			43 SH5-4 28 2B 1-H	87 1B BB	3	1	0	0	0	2	2											
15 Brian Anderson, R (1.5) 43 Odrisamer Despaigne, R (5.1) 87 Brian Miller, L (8.8) OBP: 0.369, SLG: 0.516 OBP: 1.000, SLG: 1.000	K		F9		K			SH5-4		3	0	0	0	0	2	2											
18 Tomás Telis, S (1.2) 28 Bryan Holaday, R (6.2) OBP: 0.345, SLG: 0.333 OBP: 0.143, SLG: 0.333		L8	9 WP 1B			G4-3		5 F 2B	G6-3	3	0	1	1	0	0	0											
9 Lewis Brinson, R (1.8) 80 Corey Bird, L (7.8) 51 Alex Wimmers, L (8.1) 55 Drew Rucinski, R (9.1) OBP: 0.385, SLG: 0.568 OBP: 0.500, SLG: 0.500			F9			G5-3				3	0	1	0	0	0	1											
30 Garrett Cooper, R (1.3) 5 Scott Van Slyke, R (6.3) OBP: 0.297, SLG: 0.343 OBP: 0.333, SLG: 0.567			30 1B 91 BB 1B			F9				3	0	1	0	0	0	0											
91 Isan Díaz, L (1.4) 81 Peter Mooney, L (7.4) OBP: 0.321, SLG: 0.391 OBP: 0.387, SLG: 0.393			1B			F9				3	0	1	0	0	2	2											
2 Yadiel Rivera, R (1.6) 85 Joe Dunand, R (7.6) OBP: 0.333, SLG: 0.345 OBP: 0.333, SLG: 0.333			76 BB 3 1B 1B			K				3	1	1	0	0	1	1											
76 Dillon Peters, L (1.1) 56 Tayron Guerrero, R (3.1) 37 Jumbo Diaz, R (4.1) 26 Cristhian Adames, S (5.5) OBP: 0.385, SLG: 0.500			74 FC5 3 1B 1B			K				0	0	0	0	1	0	0											
										79 L9 87 1B 2B																	
Inning Stats	R: 0 E: 0 K: 2 S: 7	H: 0 LOB: 0 BB: 0 P: 7	R: 0 E: 0 K: 1 S: 6	H: 2 LOB: 2 BB: 0 P: 7	R: 3 E: 0 K: 0 S: 6	H: 3 LOB: 1 BB: 1 P: 11	R: 0 E: 0 K: 2 S: 8	H: 1 LOB: 1 BB: 0 P: 8	R: 0 E: 0 K: 3 S: 9	H: 0 LOB: 0 BB: 0 P: 9	R: 0 E: 0 K: 2 S: 7	H: 0 LOB: 0 BB: 0 P: 7	R: 0 E: 0 K: 0 S: 7	H: 0 LOB: 1 BB: 0 P: 8	R: 3 E: 1 K: 0 S: 5	H: 3 LOB: 1 BB: 1 P: 9	1B: 8 2B: 3 3B: 0 HR: 0	SF: 0 SAC: 1 DP: 0 HBP: 0	WP: 1 PB: 0 SB: 0 CS: 0	PA: 40							
PITCHER	IP	WLS	BF	H	R	ER	SO	BB	IBB	HBP	BLK	WP	HR	S	P	ERA	WHIP										
33 Matt Harvey, R (1.1) ERA: 5.52	5.0	L	21	6	3	3	8	1	0	0	0	1	0	36	42	5.40	1.400										
27 Jeurys Familia, R (6.1) ERA: 7.11	1.0		3	0	0	0	0	0	0	0	0	0	0	3	3	0.00	0.000										
39 Jerry Blevins, L (7.1) ERA: 3.0	1.0		3	0	0	0	2	0	0	0	0	0	0	7	7	0.00	0.000										
44 AJ Ramos, R (8.1) ERA: 5.87	1.0		7	3	3	2	0	0	0	0	0	0	0	7	8	18.00	3.000										
73 Matt Purke, L (9.1) ERA: 3.6	1.0		6	2	1	1	0	1	0	0	0	0	0	5	9	9.00	3.000										

Miami Marlins @ New York Mets
First Data Field, Port St. Lucie, FL
Thu Mar 15 2018, 1:12 PM - 4:31 PM EDT
Att: 5,744 - Sunny - 68 F

AB	37
R	7
H	11
RBI	5
BB	2
SO	10
LOB	14



Batter	1	2	3	4	5	6	7	8	9	AB	R	H	RBI	BB	SO	LOB	BOTTOM										
9 Brandon Nimmo, L (1.7) 16 Matthew den Dekker, L (7.7) OBP: 0.367, SLG: 0.667 OBP: 0.270, SLG: 0.129	P5		K			K		F9	60 BB 77 BB 2 BB BB	3	0	0	0	2	1	0											
13 Adriúbal Cabrera, S (1.4) 2 Gavin Cecchini, R (8.4) OBP: 0.300, SLG: 0.259 OBP: 0.353, SLG: 0.552	G5-4-3 BB				F8	21 1B 1B		E5 4 BB 26 HBP 1 BB	77 BB 60 BB 4 SF9 BB	2	0	1	0	1	0	0											
21 Todd Frazier, R (1.5) 60 Luis Guillorme, L (8.5) OBP: 0.242, SLG: 0.344 OBP: 0.438, SLG: 0.438	G5-4-3				K			K	77 BB 1 BB BB	3	0	1	0	0	1	1											
26 Kevin Plawecki, R (1.2) 85 J.J. Franco, R (6. PR) 77 Tomás Nido, R (9.2) 87 Jacob Zanon, R (9. PR) OBP: 0.419, SLG: 0.519 OBP: 0.333, SLG: 0.333 OBP: 0.294, SLG: 0.467	G6-3				P6			F8	12 F 12 E4 1 BB BB	3	0	0	0	0	2	0											
4 Wilmer Flores, R (1.3) OBP: 0.333, SLG: 0.405	1 CS 1B							F7	1 BB BB	3	0	1	1	1	1	0											
1 Amed Rosario, R (1.6) OBP: 0.357, SLG: 0.538	G5-3				P4			11 F9 12 BB 1B	12 E4 1B	4	0	2	2	1	0	1											
12 Juan Lagares, R (1.8) OBP: 0.258, SLG: 0.214			G4-3					L8	E4	4	0	1	0	1	0	5											
11 Ty Kelly, S (1.9) OBP: 0.308, SLG: 0.235			P6		G4-3				16 BB 87 BB 1B G4-3	5	1	1	0	0	5												
33 Matt Harvey, R (1.1) 27 Jeurys Familia, R (6.1) 7 José Reyes, S (6. PR) 39 Jerry Blevins, L (7.1) 59 Jose Lobaton, S (7. PR) 44 AJ Ramos, R (8.1) 73 Matt Purke, L (9.1) 81 John Mora, L (9. PR) OBP: 0.367, SLG: 0.667 OBP: 0.270, SLG: 0.129 OBP: 0.353, SLG: 0.552 OBP: 0.294, SLG: 0.467						G4-3		K	2 BB 16 BB 60 BB BB	0	0	0	0	1	0	0											
Inning Stats	R: 0 E: 0 K: 0 S: 2	H: 0 LOB: 0 BB: 1 P: 6	R: 0 E: 0 K: 0 S: 3	H: 1 LOB: 0 BB: 0 P: 4	R: 0 E: 0 K: 1 S: 5	H: 0 LOB: 1 BB: 1 P: 9	R: 0 E: 0 K: 1 S: 5	H: 0 LOB: 0 BB: 0 P: 5	R: 0 E: 0 K: 1 S: 6	H: 1 LOB: 1 BB: 0 P: 6	R: 0 E: 0 K: 1 S: 7	H: 2 LOB: 2 BB: 0 P: 7	R: 0 E: 0 K: 1 S: 6	H: 1 LOB: 2 BB: 1 P: 10	R: 1 E: 1 K: 1 S: 6	H: 0 LOB: 3 BB: 2 P: 15	R: 5 E: 1 K: 0 S: 5	H: 2 LOB: 5 BB: 5 P: 25	1B: 7 2B: 0 3B: 0 HR: 0	SF: 1 SAC: 0 DP: 1 HBP: 1	WP: 1 PB: 0 SB: 0 CS: 1	PA: 44					
PITCHER	IP	WLS	BF	H	R	ER	SO	BB	IBB	HBP	BLK	WP	HR	S	P	ERA	WHIP										
76 Dillon Peters, L (1.1) ERA: 4.7	2.0	W	6	1	0	0	0	1	0	0	0	0	0	6	10	0.00	0.750										
56 Tayron Guerrero, R (3.1) ERA: 4.7	1.1	H	5	0	0	0	1	1	0	0	0	0	0	7	7	0.00	0.000										
37 Jumbo Diaz, R (4.1) ERA: 4.7	1.0	H	3	0	0	0	2	0	0	0	0	0	0	7	7	0.00	0.000										
43 Odrisamer Despaigne, R (5.1) ERA: 2.51	3.1	H	16	4	1	0	3	1	0	0	0	0	0	21	25	0.00	1.000										
51 Alex Wimmers, R (8.1) ERA: 10.13	0.1		7	1	3	3	0	4	0	1	0	1	0	2	19	81.00	15.000										
PITCHER	IP	WLS	BF	H	R	ER	SO	BB	IBB	HBP	BLK	WP	HR	S	P	ERA	WHIP										
55 Drew Rucinski, R (9.1) ERA: 6.0	1.0		7	1	2	2	0	3	0	0	0	0	0	4	16	18.00	4.000										

Miami Marlins @ New York Mets
First Data Field, Port St. Lucie, FL
Thu Mar 15 2018, 1:12 PM - 4:31 PM EDT
Att: 5,744 - Sunny - 68 F

AB	32
R	6
H	7
RBI	6
BB	10
SO	6
LOB	18



Batter	1	2	3	4	5	6	7	8	9	AB	R	H	RBI	BB	SO	LOB	TOP										
4 George Springer, R (1.10) OBP: 0.410, SLG: 0.559 Jamie Ritchie, R (8, FH) OBP: 0.500, SLG: 0.375 (8, 10)										3	0	1	0	0	0	0	Houston Astros @ Miami Marlins Roger Dean Chevrolet Stadium, Jupiter, FL Sat Mar 17 2018, 1:07 PM - 4:16 PM EDT Att: 3,673 - Sunny - 78 F										
22 Josh Reddick, L (1.9) OBP: 0.344, SLG: 0.286 79 Kyle Tucker, L (6.9) OBP: 0.429, SLG: 0.795										2	0	0	0	1	0	1											
27 Jose Altuve, R (1.4) OBP: 0.364, SLG: 0.517 96 Antonio Nunez, R (6.4) OBP: 0.417, SLG: 0.222										3	0	0	0	0	1	2											
1 Carlos Correa, R (1.6) OBP: 0.317, SLG: 0.243 97 Anibal Sierra, R (7, PR) OBP: 0.200, SLG: 0.400 (7, 6)										1	0	0	0	2	0	0											
9 Marwin Gonzalez, S (1.3) OBP: 0.395, SLG: 0.514 Randy César, R (7, PR) OBP: 0.143, SLG: 0.143 (7, 3)										3	0	0	0	0	1	3											
2 Alex Bregman, R (1.5) OBP: 0.372, SLG: 0.429 76 Jack Mayfield, R (7, PR) OBP: 0.400, SLG: 0.556 (7, 5)										2	0	0	0	1	0	0											
11 Evan Gattis, R (1.2) OBP: 0.436, SLG: 0.323 77 Garrett Stubbs, L (6.2) OBP: 0.259, SLG: 0.407										2	0	0	0	0	0	0											
74 Jon Kemmer, L (1.7) OBP: 0.433, SLG: 0.600 Alejandro Garcia, R (8.7) OBP: 0.143, SLG: 0.214										3	0	1	0	0	1	0											
6 Jake Marisnick, R (1.8) OBP: 0.293, SLG: 0.333 Drew Ferguson, R (6.8) OBP: 0.286, SLG: 0.091										2	0	0	0	0	1	0											
Inning Stats	R: 0 E: 0 K: 1 S: 6	H: 1 LOB: 2 BB: 1 P: 10	R: 0 E: 0 K: 0 S: 3	H: 0 LOB: 0 BB: 0 P: 3	R: 0 E: 0 K: 0 S: 3	H: 0 LOB: 0 BB: 0 P: 3	R: 0 E: 0 K: 2 S: 7	H: 0 LOB: 0 BB: 0 P: 7	R: 0 E: 0 K: 1 S: 5	H: 0 LOB: 0 BB: 0 P: 5	R: 0 E: 0 K: 1 S: 6	H: 1 LOB: 3 BB: 2 P: 14	R: 0 E: 0 K: 0 S: 5	H: 2 LOB: 2 BB: 0 P: 5	R: 6 E: 0 K: 0 S: 9	H: 4 LOB: 0 BB: 2 P: 18		1B: 6 2B: 1 3B: 0 HR: 1	SF: 0 SAC: 0 DP: 0 HBP: 0	WP: 0 PB: 0 SB: 0 CS: 0	PA: 41						
PITCHER	IP	WLS	BF	H	R	ER	SO	BB	IBB	HBP	BLK	WP	HR	S	P	ERA	WHIP										
62 José Ureña, R (1.1) ERA: 6.1	3.0		12	1	0	0	1	2	0	0	0	0	0	12	20	0.00	1.000										
56 Tayron Guerrero, R (4.1) ERA:	1.0	H	3	0	0	0	0	0	0	0	0	0	0	3	3	0.00	0.000										
46 Kyle Barraclough, R (5.1) ERA:	1.0	H	3	0	0	0	2	0	0	0	0	0	0	7	7	0.00	0.000										
44 Jacob Turner, R (6.1) ERA: 4.7	3.2	H	21	6	5	5	2	4	0	0	0	0	0	21	37	12.27	2.727										
37 Jumbo Diaz, R (9.1) ERA: 2.7	0.1	B	2	1	1	1	0	0	0	0	0	0	1	4	5	27.00	3.000										

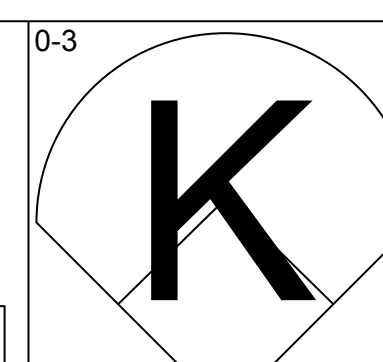
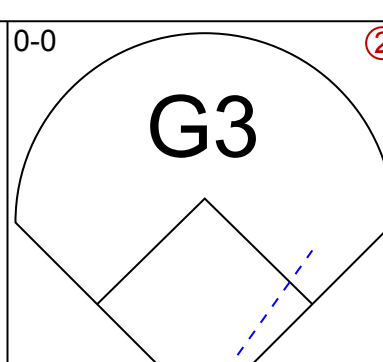
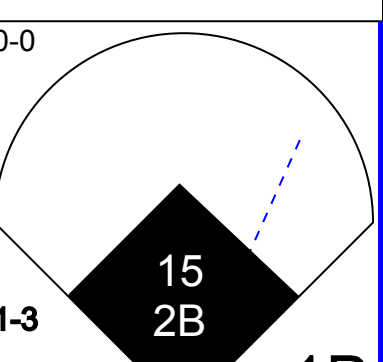
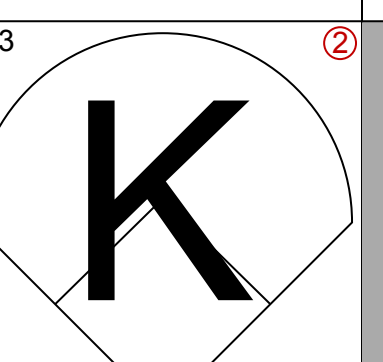
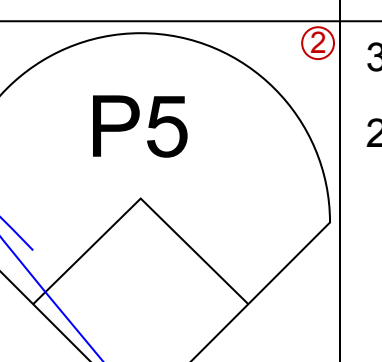
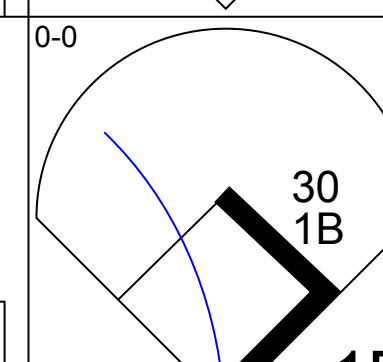
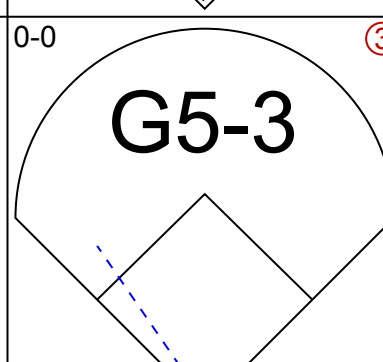
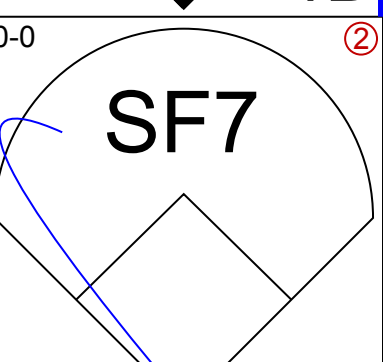
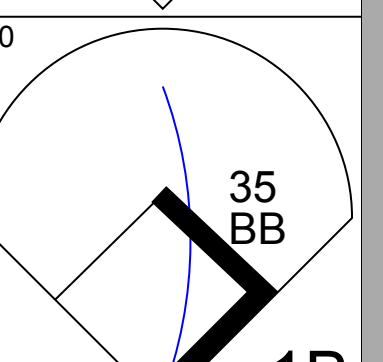
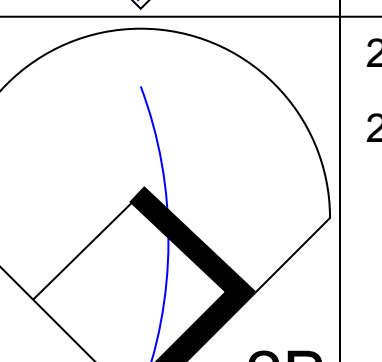
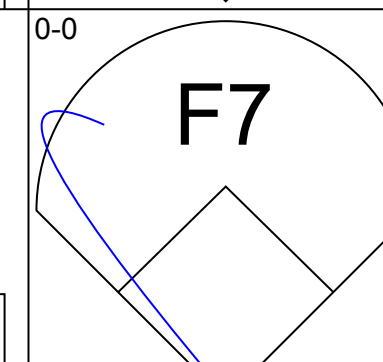
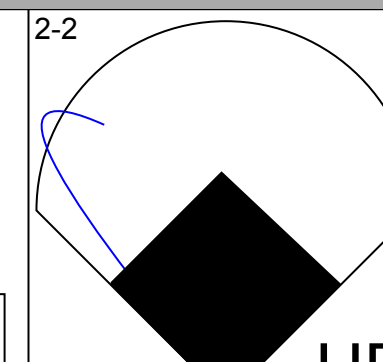
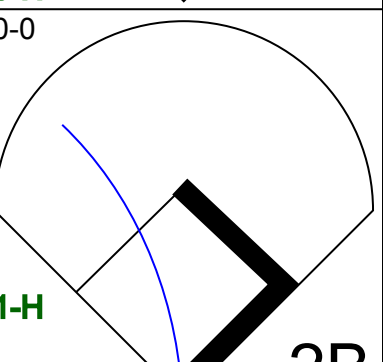
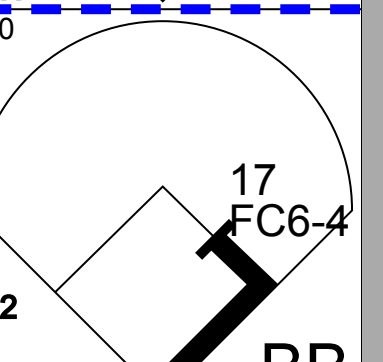
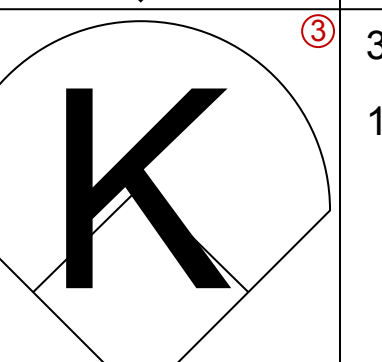
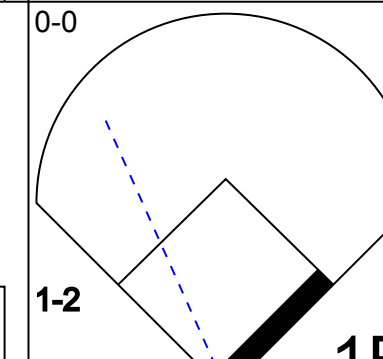
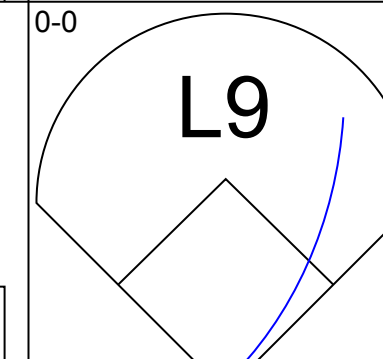
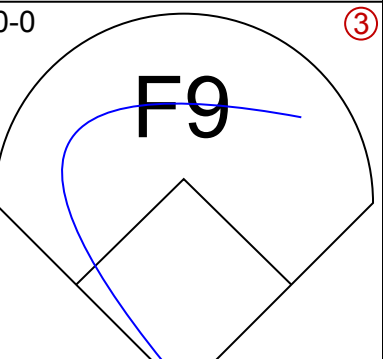
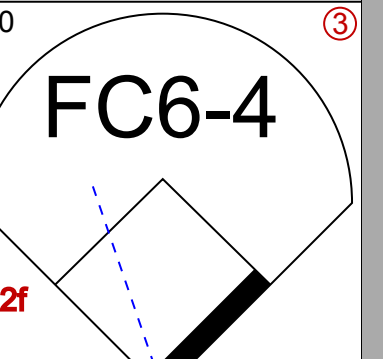
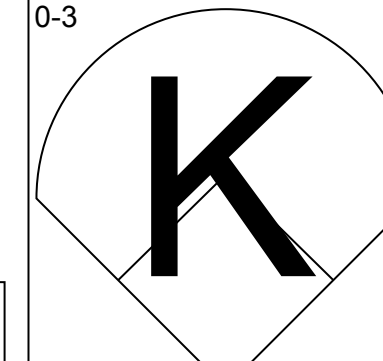
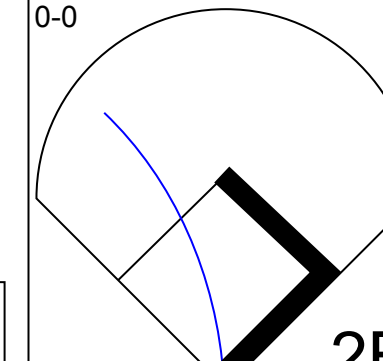
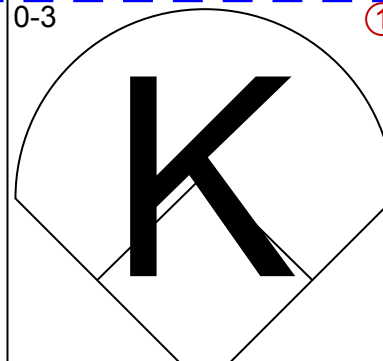
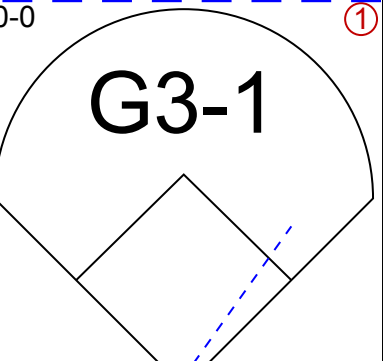
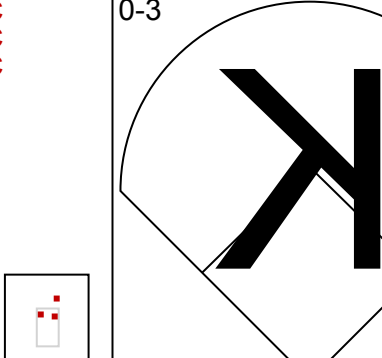
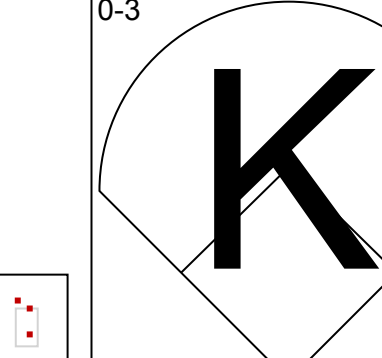
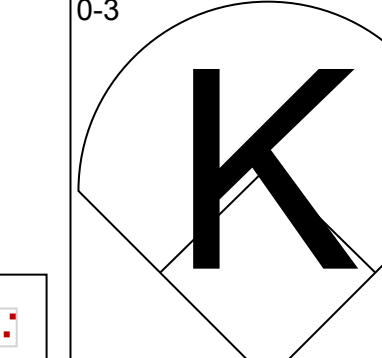
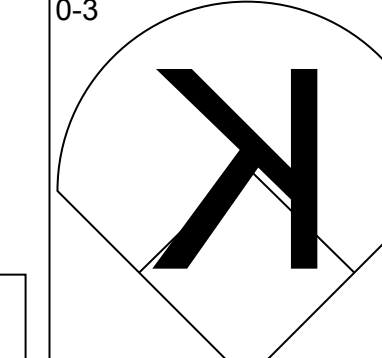
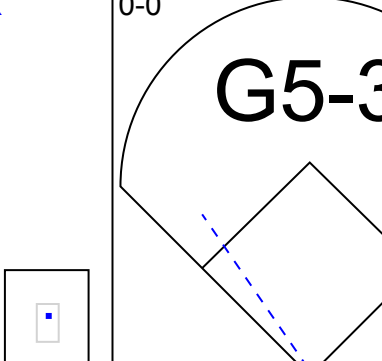
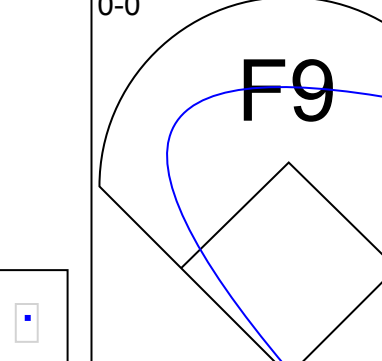
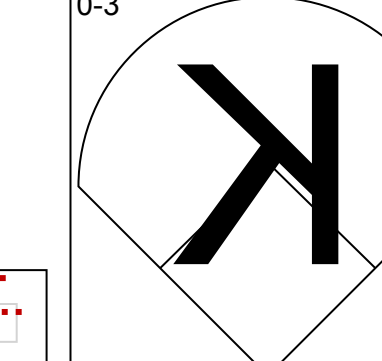
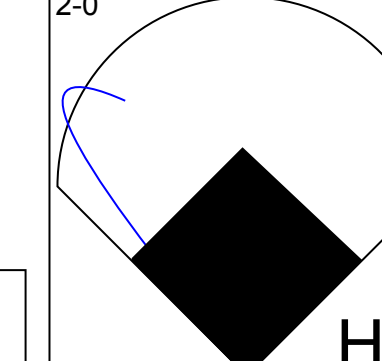
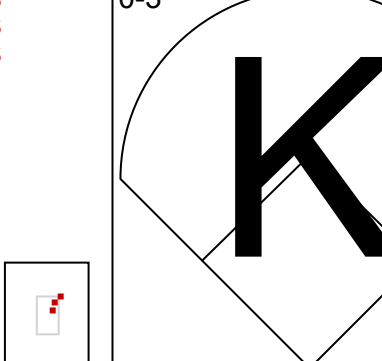
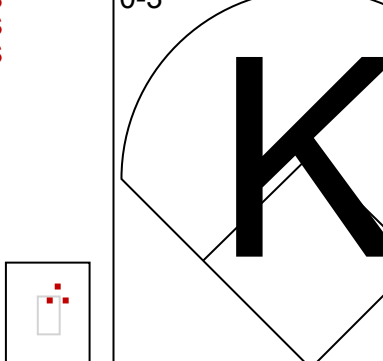
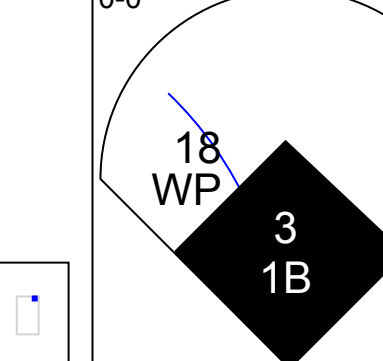

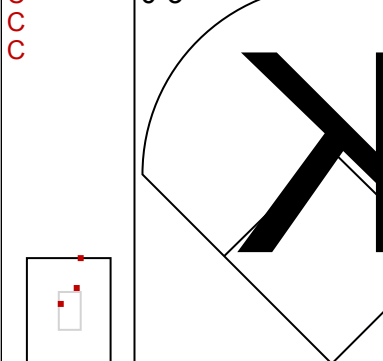
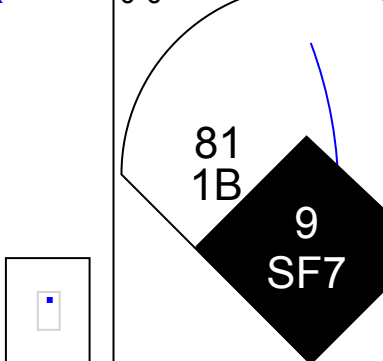
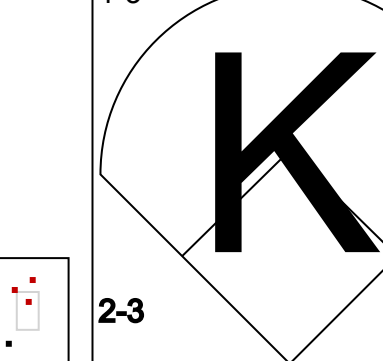
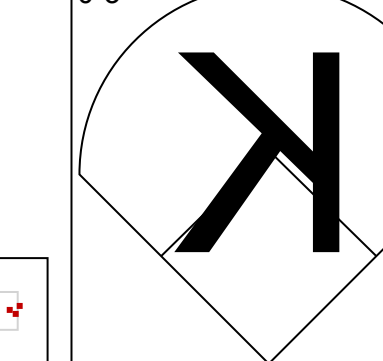
AB 35
R 6
H 8
RBI 6
BB 6
SO 5
LOB 14

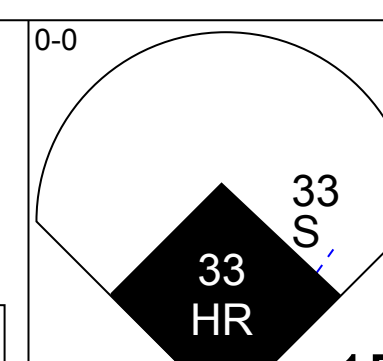
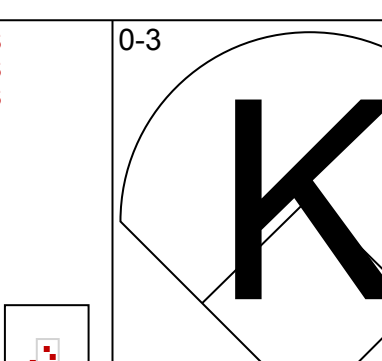
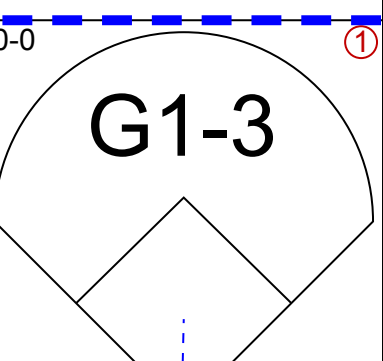
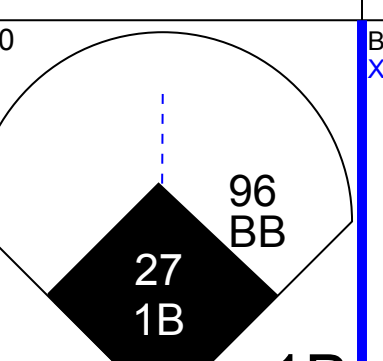

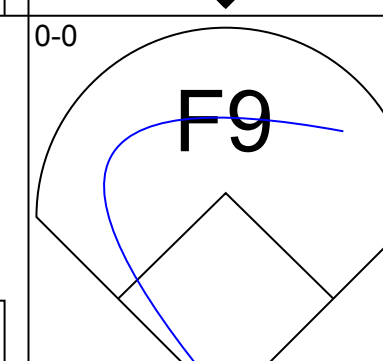
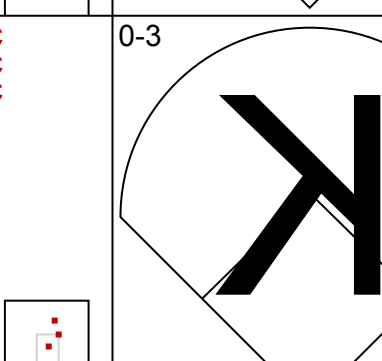
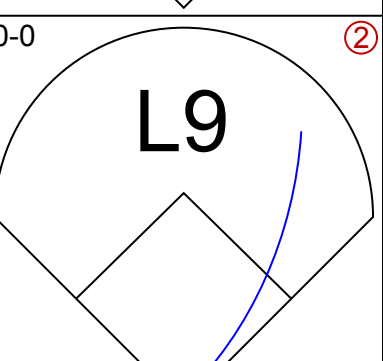
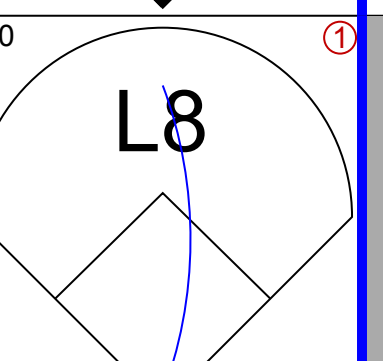
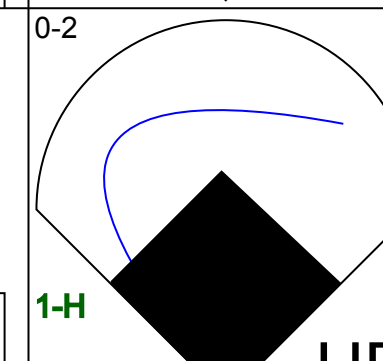
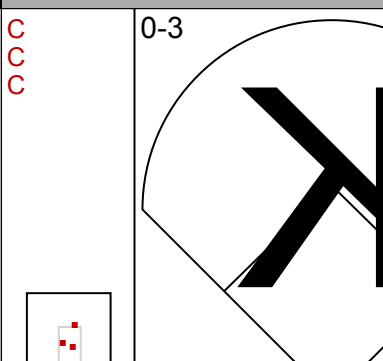
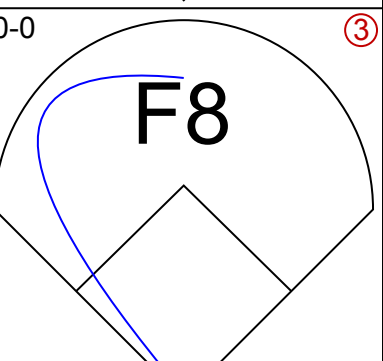
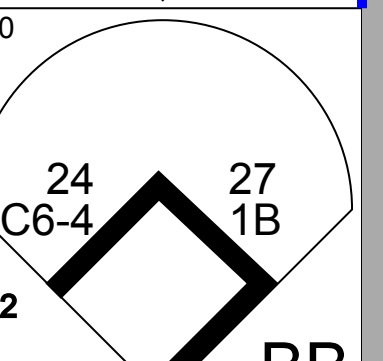

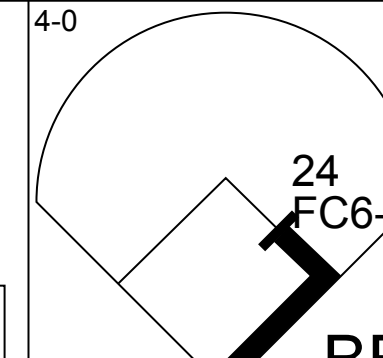
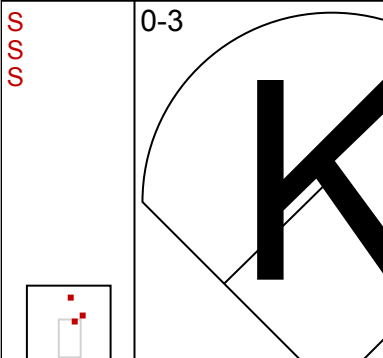
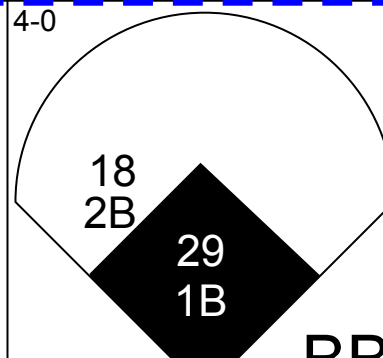
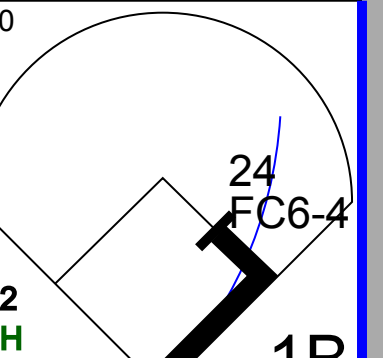

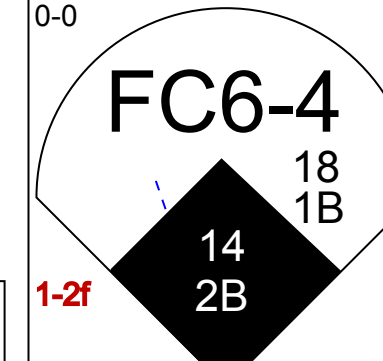
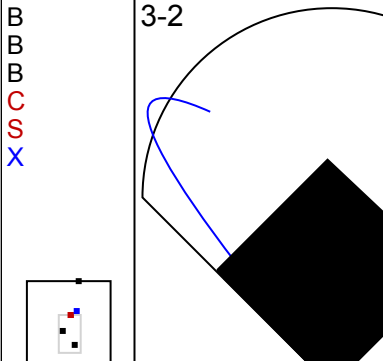
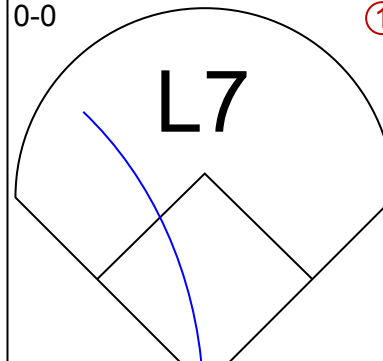
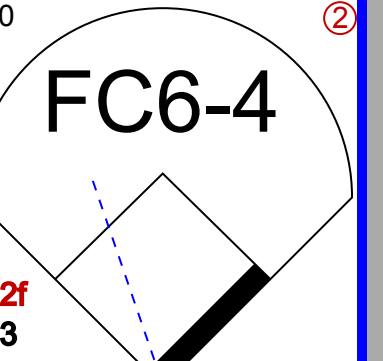
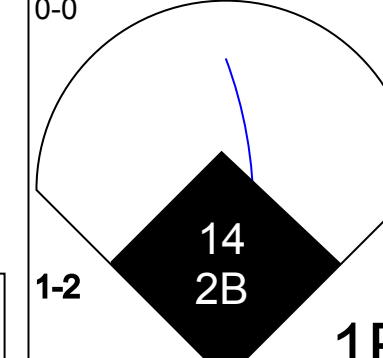
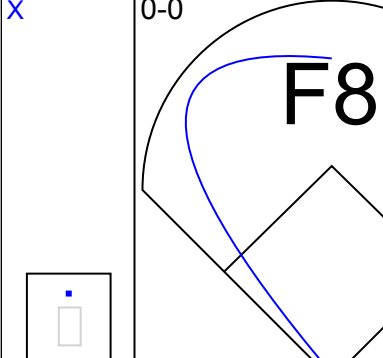
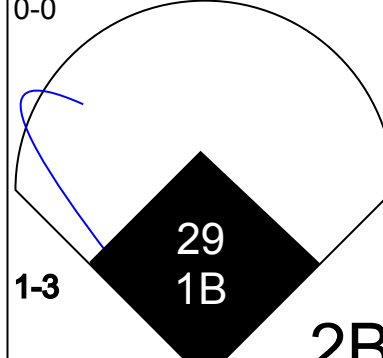
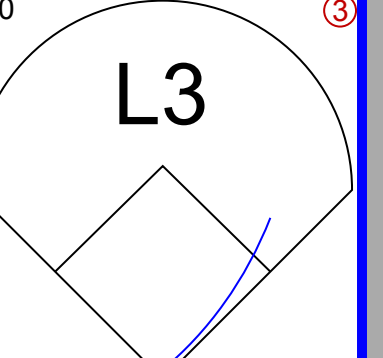
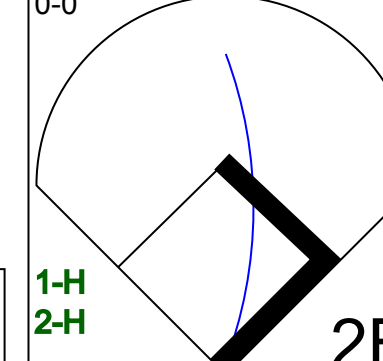
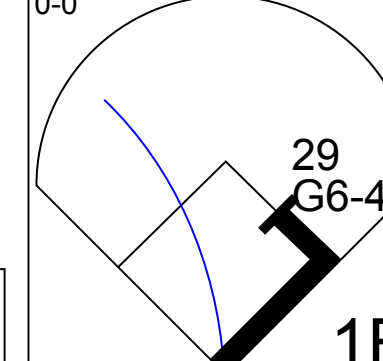
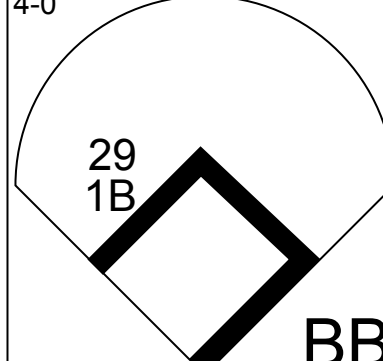
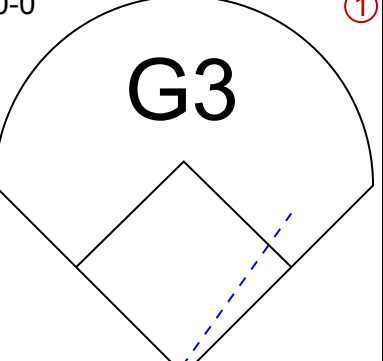
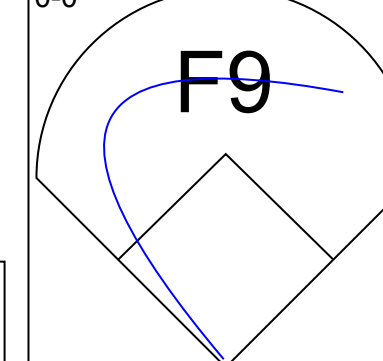
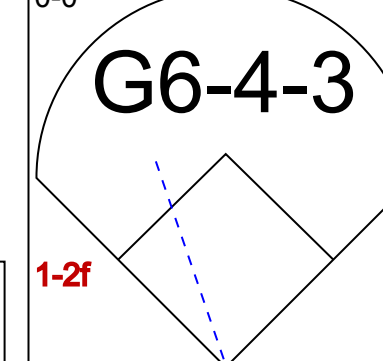
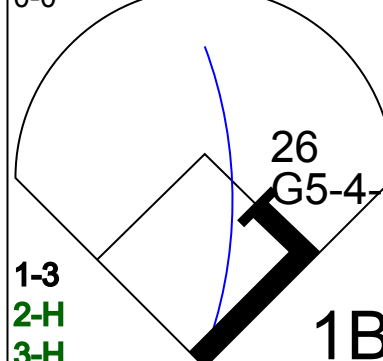
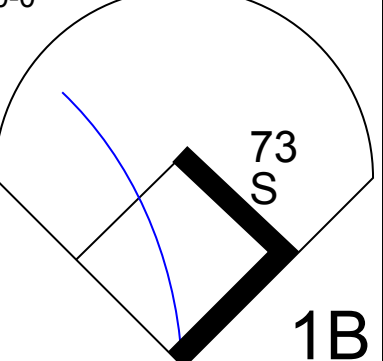

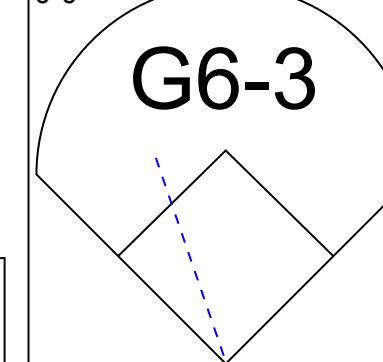
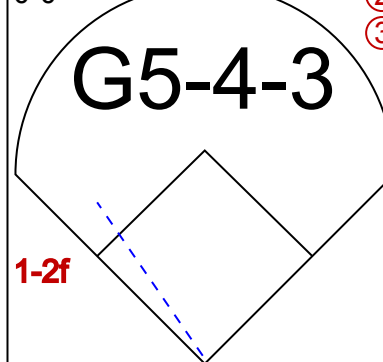
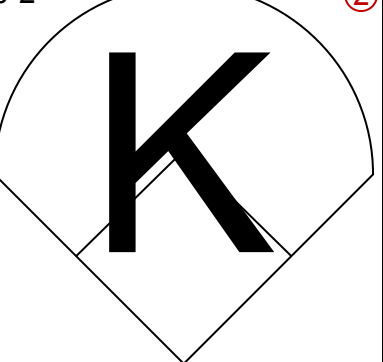


Batter	1	2	3	4	5	6	7	8	9	AB	R	H	RBI	BB	SO	LOB	BOTTOM										
74 Braxton Lee, L (1.9) OBP: 0.343, SLG: 0.233 44 Jacob Turner, R (6.1) OBP: 0.394, SLG: 0.488 37 Jumbo Diaz, R (9.1) OBP: 0.324, SLG: 0.333										1	0	0	0	1	0	2	Houston Astros @ Miami Marlins Roger Dean Chevrolet Stadium, Jupiter, FL Sat Mar 17 2018, 1:07 PM - 4:16 PM EDT Att: 3,673 - Sunny - 78 F										
1 Cameron Maybin, R (1.8) OBP: 0.303, SLG: 0.346 3 JB Shuck, L (7.8) OBP: 0.452, SLG: 0.536										3	0	1	1	0	1	2											
13 Starlin Castro, R (1.4) OBP: 0.341, SLG: 0.488 2 Yadiel Rivera, R (6.4) OBP: 0.324, SLG: 0.333										4	0	0	0	0	1	4											
41 Justin Bour, L (1.3) OBP: 0.242, SLG: 0.179 81 Peter Mooney, L (8.6) OBP: 0.394, SLG: 0.379										3	1	0	0	1	3	2											
32 Derek Dietrich, L (1.7) OBP: 0.415, SLG: 0.639 30 Garrett Cooper, R (7.7) OBP: 0.300, SLG: 0.368										3	1	1	0	0	2	0											
35 Eric Campbell, R (1.5) OBP: 0.324, SLG: 0.323 79 Isaac Galloway, R (6.9) OBP: 0.423, SLG: 0.560										1	0	0	1	1	0	0											
17 Chad Wallach, R (1.2) OBP: 0.333, SLG: 0.333 26 Cristhian Adames, S (6.5) OBP: 0.379, SLG: 0.462										1	0	0	0	0	0	1											
19 Miguel Rojas, R (1.6) OBP: 0.289, SLG: 0.278 5 Scott Van Slyke, R (8.3) OBP: 0.371, SLG: 0.567										2	1	1	0	1	0	2											
62 José Ureña, R (1.1) ERA: 0.93 41 Brad Peacock, R (5.1) ERA: 1.09 51 James Hoyt, R (7.1) ERA: 8.64 71 Matt Ramsey, R (8.1) ERA: 12.0 Reymin Guduan, L (8.1) ERA: 1.42										0	0	0	0	0	0	0											
Inning Stats	R: 0 E: 0 K: 0 S: 2	H: 0 LOB: 0 BB: 0 P: 3	R: 2 E: 1 K: 1 S: 6	H: 1 LOB: 1 BB: 1 P: 11	R: 0 E: 0 K: 1 S: 4	H: 0 LOB: 0 BB: 1 P: 8	R: 0 E: 0 K: 2 S: 7	H: 0 LOB: 1 BB: 1 P: 11	R: 2 E: 1 K: 1 S: 9	H: 2 LOB: 1 BB: 0 P: 9	R: 0 E: 0 K: 2 S: 8	H: 1 LOB: 2 BB: 1 P: 12	R: 0 E: 0 K: 1 S: 8	H: 1 LOB: 1 BB: 0 P: 9	R: 2 E: 0 K: 1 S: 7	H: 2 LOB: 3 BB: 3 P: 19		R: 0 E: 0 K: 2 S: 7	H: 0 LOB: 0 BB: 0 P: 7	1B: 4 2B: 3 3B: 0 HR: 0	SF: 0 SAC: 0 DP: 3 HBP: 2	WP: 0 PB: 0 SB: 3 CS: 0	PA: 42				
PITCHER	IP	WLS	BF	H	R	ER	SO	BB	IBB	HBP	BLK	WP	HR	S	P	ERA	WHIP										
50 Charlie Morton, R (1.1) ERA: 0.93	1.1		6	1	0	0	3	1	0	0	0	0	0	11	15	0.00	1.500										
41 Brad Peacock, R (5.1) ERA: 1.09	1.0		4	1	0	0	2	0	0	0	0	0	0	8	9	0.00	1.000										
51 James Hoyt, R (7.1) ERA: 8.64	0.2		6	2	2	2	1	2	0	0	0	0	0	6	14	27.00	6.000										
71 Matt Ramsey, R (8.1) ERA: 12.0	1.1		5	0	0	0	2	1	0	0	0	0	0	8	12	0.00	0.750										

AB 33
R 6
H 7
RBI 4
BB 7
SO 12
LOB 24



Batter	1	2	3	4	5	6	7	8	9	AB	R	H	RBI	BB	SO	LOB	TOP					
81 Peter Mooney, L (1,4) OBP: 0.389, SLG: 0.375 90 Riley Mahan, L (5,4)										3	1	1	0	0	1	1	<p>Miami Marlins @ New York Yankees George M. Steinbrenner Field, Tampa, FL Sun Mar 18 20:18, 1:07 PM - 3:51 PM EDT Att: 9,819 - Partly Cloudy - 76 F</p> <p>livebaseballscorecards.com</p>					
9 Lewis Brinson, R (1,8) OBP: 0.400, SLG: 0.585 3 JB Shuck, L (6,8)										2	0	1	1	0	0	0						
15 Brian Anderson, R (1,5) OBP: 0.396, SLG: 0.622 35 Eric Campbell, R (6,5)										3	1	2	2	0	0	1						
30 Garrett Cooper, R (1,9) OBP: 0.302, SLG: 0.366 17 Chad Wallach, R (6,3)										3	0	1	0	0	0	1						
5 Scott Van Slyke, R (1,3) OBP: 0.368, SLG: 0.576 74 Braxton Lee, L (6,7)										3	0	1	0	0	2	2						
79 Isaac Galloway, R (1,7) OBP: 0.379, SLG: 0.500 80 Corey Bird, L (6,9)										3	0	0	0	0	3	1						
28 Bryan Holaday, R (1,2) 20 Justin Nicolino, L (6,1) 85 Joe Dunand, R (8,PH) 48 Severino González, R (8,1)										3	0	0	0	0	1	1						
2 Yadiel Rivera, R (1,6) 26 Christian Adames, S (7,6)										3	1	1	0	0	2	0						
31 Caleb Smith, R (1,1) 64 Nick Wittgren, R (4,1) 84 John Norwood, R (5,PH) 50 Chris O'Grady, R (5,1) 18 Tomás Telis, S (6,2)										1	0	0	0	0	1	0						
Inning Stats	R: 0 E: 0 K: 2 S: 9	H: 2 LOB: 2 BB: 0 P: 9	R: 0 E: 0 K: 2 S: 7	H: 0 LOB: 0 BB: 0 P: 7	R: 0 E: 0 K: 1 S: 5	H: 0 LOB: 0 BB: 0 P: 5	R: 1 E: 0 K: 1 S: 9	H: 2 LOB: 1 BB: 0 P: 11	R: 2 E: 0 K: 3 S: 8	H: 3 LOB: 1 BB: 0 P: 8	R: 0 E: 0 K: 3 S: 9	H: 0 LOB: 0 BB: 0 P: 9	R: 1 E: 0 K: 2 S: 9	H: 2 LOB: 2 BB: 1 P: 14	R: 1 E: 0 K: 1 S: 6	H: 1 LOB: 0 BB: 0 P: 8		R: 0 E: 0 K: 2 S: 8	H: 1 LOB: 1 BB: 0 P: 8	1B: 5 2B: 4 3B: 0 HR: 2	SF: 1 SAC: 0 DP: 0 HBP: 0	WP: 1 PB: 0 CS: 0
PITCHER	IP WLS BF H R ER SO BB IBB HBP BLK WP HR S P ERA WHIP																					
40 Luis Severino, R (1,1) ERA: 3.24 65 Jonathan Holder, R (6,1) ERA: 2.25 45 Chasen Shreve, L (7,1) ERA: 5.27 35 Wade LeBlanc, L (8,1)	5.0 W 22 7 3 3 7 0 0 0 0 0 1 0 17 18 5.40 1.400																					

Batter	1	2	3	4	5	6	7	8	9	AB	R	H	RBI	BB	SO	LOB	BOTTOM	
11 Brett Gardner, L (1,8) OBP: 0.306, SLG: 0.219 73 Rashad Crawford, L (7, PR) (8,8)										4	1	2	0	0	1	0	<p>Miami Marlins @ New York Yankees George M. Steinbrenner Field, Tampa, FL Sun Mar 18 20:18, 1:07 PM - 3:51 PM EDT Att: 9,819 - Partly Cloudy - 76 F</p> <p>livebaseballscorecards.com</p>	
99 Aaron Judge, R (1,9) OBP: 0.324, SLG: 0.379 71 Billy McKinney, L (8,9)										4	0	0	0	0	1	2		
33 Greg Bird, L (1,3) OBP: 0.292, SLG: 0.268 96 Chris Gittens, R (7,3)										3	1	1	2	0	1	0		
27 Giancarlo Stanton, R (1,7) OBP: 0.325, SLG: 0.429 87 Zack Zehner, R (7, PR) (8,7)										2	1	1	1	2	1	0		
24 Gary Sánchez, R (1,2) OBP: 0.371, SLG: 0.758 80 Jorge Saez, R (7, PR) (8,2)										4	2	1	1	0	0	4		
18 Didi Gregorius, L (1,6) OBP: 0.282, SLG: 0.526 66 Abiatel Avelino, R (8,6)										4	2	2	0	0	0	2		
14 Neil Walker, S (1,4) ERA: 5.14 12 Jace Peterson, L (4, PR) (5,4)										2	0	2	2	0	0	0		
29 Brandon Drury, R (1,5) OBP: 0.386, SLG: 0.500 76 Angel Aguilar, R (6, PR) (7,5)										3	0	1	2	0	0	2		
26 Tyler Austin, R (1,10)										4	0	0	0	0	1	4		
Inning Stats	R: 4 E: 0 K: 0 S: 9	H: 4 LOB: 1 BB: 1 P: 13	R: 0 E: 0 K: 2 S: 7	H: 0 LOB: 0 BB: 0 P: 7	R: 1 E: 0 K: 2 S: 10	H: 1 LOB: 0 BB: 0 P: 13	R: 0 E: 0 K: 0 S: 3	H: 1 LOB: 1 BB: 0 P: 3	R: 0 E: 0 K: 0 S: 4	H: 2 LOB: 2 BB: 2 P: 12	R: 1 E: 0 K: 0 S: 5	H: 2 LOB: 2 BB: 1 P: 9	R: 0 E: 0 K: 1 S: 6	H: 1 LOB: 1 BB: 0 P: 7	1B: 7 2B: 2 3B: 0 HR: 2	SF: 0 SAC: 0 DP: 2 HBP: 0		WP: 0 PB: 0 CS: 0
PITCHER	IP WLS BF H R ER SO BB IBB HBP BLK WP HR S P ERA WHIP																	
31 Caleb Smith, L (1,1) ERA: 5.14 64 Nick Wittgren, R (4,1) 50 Chris O'Grady, L (5,1) 20 Justin Nicolino, L (6,1) 48 Severino González, R (8,1)	3.0 L 15 5 5 5 4 1 0 0 0 0 0 0 0 3 3 0.00 1.000																	

Batter	1	2	3	4	5	6	7	8	9	AB	R	H	RBI	BB	SO	LOB	TOP					
2 Adam Eaton, L (1.7) OBP: 0.800, SLG: 1.500 45 Andrew Stevenson, L (5. PR) OBP: 0.304, SLG: 0.405	4-0 FC4-6 BB		0-0 2H 1B		0-0 1B		0-0 L7			2	0	2	0	1	0	0						
3 Michael Taylor, R (1.8) OBP: 0.222, SLG: 0.235 14 Victor Robles, R (5.8) OBP: 0.216, SLG: 0.313	0-3 K		0-0 2-3		0-0 P4		0-0 F8			3	0	0	0	0	1	3						
15 Matt Adams, L (1.3) OBP: 0.313, SLG: 0.484 64 Spencer Kieboom, R (5.3) OBP: 0.400, SLG: 0.323	0-0 FC4-6 1-2			0-0 F9	0-0 G4-3		0-0 G4-3			3	0	0	0	0	0	2						
6 Anthony Rendon, R (1.5) OBP: 0.441, SLG: 0.429 61 Chris Dominguez, R (6. PR) OBP: 0.342, SLG: 0.656	0-3 K			0-0 32 G4-3 49 1B	2B		0-0 32 F7-3 1B		0-0 G6-3	3	1	2	0	0	1	1						
32 Matt Wieters, S (1.2) OBP: 0.444, SLG: 0.455 18 Zach Collier, L (6.9)		0-0 G6-3		0-0 G4-3		0-0 F7-3		4-0 17 G5-4-3 BB		3	0	0	0	0	0	2						
49 Moisés Sierra, R (1.9) OBP: 0.417, SLG: 0.512 70 Austin Adams, R (6.1) 17 Reid Brignac, L (7.4) OBP: 0.444, SLG: 0.174		0-0 G6-3		0-0 19 BB 1B		0-3 K		0-0 G5-4-3 1-2		3	0	1	1	0	1	1						
19 Matt Reynolds, R (1.6) OBP: 0.457, SLG: 0.364 63 Osvaldo Abreu, R (7.6) OBP: 0.214, SLG: 0.083		0-0 G1-3		0-0 BB 1-2		0-0 K		0-0 29 FC5-4 1B		2	0	1	0	1	0	0						
5 Adrián Sanchez, R (1.4) OBP: 0.241, SLG: 0.222 27 Shawn Kelley, R (7.1) 62 Sean Doolittle, L (8.1)			0-0 31 SH3-4 1B	0-3 K		0-0 F8				3	0	1	0	0	1	3						
31 Max Scherzer, R (1.1) 29 Pedro Severino, R (6.2) OBP: 0.208, SLG: 0.136			0-0 SH3-4 1-2		0-3 K		0-0 FC5-4 1-2			1	0	0	0	0	1	0						
Inning Stats	R: 0 E: 0 K: 2 S: 7	H: 0 LOB: 1 BB: 1 P: 11	R: 0 E: 0 K: 0 S: 3	H: 0 LOB: 0 BB: 0 P: 3	R: 0 E: 1 K: 0 S: 4	H: 2 LOB: 1 BB: 0 P: 4	R: 1 E: 0 K: 1 S: 7	H: 2 LOB: 2 BB: 1 P: 11	R: 0 E: 0 K: 1 S: 6	H: 1 LOB: 1 BB: 0 P: 6	R: 0 E: 0 K: 0 S: 5	H: 1 LOB: 1 BB: 0 P: 5	R: 0 E: 0 K: 0 S: 4	H: 0 LOB: 0 BB: 0 P: 4	R: 0 E: 0 K: 0 S: 2	H: 0 LOB: 0 BB: 1 P: 6	1B: 6 2B: 2 3B: 0 HR: 0	SF: 0 SAC: 1 DP: 2 HBP: 0	WP: 0 PB: 0 SB: 0 CS: 0	PA: 34		
PITCHER	IP WLS BF H R ER SO BB IBB HBP BLK WP HR S P ERA WHIP	IP WLS BF H R ER SO BB IBB HBP BLK WP HR S P ERA WHIP	IP WLS BF H R ER SO BB IBB HBP BLK WP HR S P ERA WHIP	IP WLS BF H R ER SO BB IBB HBP BLK WP HR S P ERA WHIP	IP WLS BF H R ER SO BB IBB HBP BLK WP HR S P ERA WHIP	IP WLS BF H R ER SO BB IBB HBP BLK WP HR S P ERA WHIP	IP WLS BF H R ER SO BB IBB HBP BLK WP HR S P ERA WHIP	IP WLS BF H R ER SO BB IBB HBP BLK WP HR S P ERA WHIP	IP WLS BF H R ER SO BB IBB HBP BLK WP HR S P ERA WHIP	IP WLS BF H R ER SO BB IBB HBP BLK WP HR S P ERA WHIP	IP WLS BF H R ER SO BB IBB HBP BLK WP HR S P ERA WHIP	IP WLS BF H R ER SO BB IBB HBP BLK WP HR S P ERA WHIP	IP WLS BF H R ER SO BB IBB HBP BLK WP HR S P ERA WHIP	IP WLS BF H R ER SO BB IBB HBP BLK WP HR S P ERA WHIP	IP WLS BF H R ER SO BB IBB HBP BLK WP HR S P ERA WHIP	IP WLS BF H R ER SO BB IBB HBP BLK WP HR S P ERA WHIP	IP WLS BF H R ER SO BB IBB HBP BLK WP HR S P ERA WHIP	IP WLS BF H R ER SO BB IBB HBP BLK WP HR S P ERA WHIP	IP WLS BF H R ER SO BB IBB HBP BLK WP HR S P ERA WHIP	IP WLS BF H R ER SO BB IBB HBP BLK WP HR S P ERA WHIP	IP WLS BF H R ER SO BB IBB HBP BLK WP HR S P ERA WHIP	IP WLS BF H R ER SO BB IBB HBP BLK WP HR S P ERA WHIP

Washington Nationals @ Miami Marlins
Roger Dean Chevrolet Stadium, Jupiter, FL
Mon Mar 19, 2018, 1:07 PM - 3:40 PM EDT
Att. 4,686 - Partly Cloudy - 80 F

AB 30
R 1
H 7
RBI 1
BB 3
SO 5
LOB 15



Batter	1	2	3	4	5	6	7	8	9	AB	R	H	RBI	BB	SO	LOB	BOTTOM					
19 Miguel Rojas, R (1.6) OBP: 0.317, SLG: 0.359 2 Yadiel Rivera, R (6.6) OBP: 0.342, SLG: 0.382	0-0 32 SF7 3B		0-0 32 HR 1B		0-0 F8		0-0 5 HR 1B			3	2	2	0	0	0	0						
32 Derek Dietrich, L (1.9) OBP: 0.408, SLG: 0.711 5 Scott Van Slyke, R (6.9) OBP: 0.385, SLG: 0.676	0-0 SF7		0-0 1-1 HR		0-3 K		1-1 HR			2	1	1	4	0	1	0						
13 Starlin Castro, R (1.4) OBP: 0.319, SLG: 0.457 26 Cristian Adames, S (6.4) OBP: 0.355, SLG: 0.429	0-0 G4-3		0-3 K		0-3 K		0-0 F9			3	0	0	0	0	2	0						
41 Justin Bour, L (1.3) OBP: 0.250, SLG: 0.194 29 Brad Ziegler, R (6.1) 3 JB Shuck, L (7.7) OBP: 0.471, SLG: 0.581	0-0 L8		0-0 1B		0-3 K		0-0 G6-3			3	0	1	0	0	1	0						
30 Garrett Cooper, R (1.7) OBP: 0.304, SLG: 0.432 79 Isaac Galloway, R (7.8) OBP: 0.400, SLG: 0.517	1-2 HR		0-0 F8		0-0 G6-3		0-0 81 FC3-6 1B			3	1	1	1	0	0	1						
9 Lewis Brinson, R (1.8) OBP: 0.375, SLG: 0.545 28 Bryan Holaday, R (7.2) OBP: 0.148, SLG: 0.333	0-0 F8		0-0 F7		0-3 K		0-0 F7			3	0	0	0	0	1	1						
17 Chad Wallach, R (1.2) OBP: 0.290, SLG: 0.280 25 Junichi Tazawa, R (7.1) 81 Peter Mooney, L (8.5) OBP: 0.378, SLG: 0.364	0-3 K			0-0 P4		0-0 F8		0-0 FC3-6 74 E 1-2		3	0	0	0	0	1	0						
35 Eric Campbell, R (1.5) OBP: 0.310, SLG: 0.286 56 Tayron Guerrero, R (8.1) 74 Braxton Lee, L (8. PH) OBP: 0.324, SLG: 0.219 71 Drew Steckenrider, R (9.1)	0-0 L9		0-3 K		0-0 G5-3		0-0 E6			3	0	0	0	0	1	0						
Trevor Richards, R (1.1) 15 Brian Anderson, R (4. PH) OBP: 0.400, SLG: 0.711 37 Jumbo Diaz, R (5.1) 89 Eric Jagielo, L (6.3) OBP: 0.500, SLG: 2.000			4-0 32 HR BB		0-0 HR		2-2 HR		0-3 K	0	1	0	0	1	0	0						
Inning Stats	R: 1 E: 0 K: 0 S: 4	H: 1 LOB: 0 BB: 0 P: 4	R: 1 E: 0 K: 1 S: 8	H: 1 LOB: 0 BB: 0 P: 9	R: 3 E: 0 K: 1 S: 8	H: 3 LOB: 1 BB: 1 P: 12	R: 1 E: 0 K: 1 S: 6	H: 1 LOB: 0 BB: 0 P: 6	R: 0 E: 0 K: 3 S: 9	H: 0 LOB: 0 BB: 0 P: 9	R: 0 E: 0 K: 1 S: 5	H: 0 LOB: 0 BB: 0 P: 5	R: 3 E: 0 K: 0 S: 9	H: 3 LOB: 0 BB: 0 P: 12	R: 0 E: 1 K: 1 S: 7	H: 1 LOB: 2 BB: 0 P: 7	1B: 4 2B: 0 3B: 1 HR: 5	SF: 1 SAC: 0 DP: 0 HBP: 0	WP: 0 PB: 0 SB: 0 CS: 0	PA: 36		
PITCHER	IP WLS BF H R ER SO BB IBB HBP BLK WP HR S P ERA WHIP	IP WLS BF H R ER SO BB IBB HBP BLK WP HR S P ERA WHIP	IP WLS BF H R ER SO BB IBB HBP BLK WP HR S P ERA WHIP	IP WLS BF H R ER SO BB IBB HBP BLK WP HR S P ERA WHIP	IP WLS BF H R ER SO BB IBB HBP BLK WP HR S P ERA WHIP	IP WLS BF H R ER SO BB IBB HBP BLK WP HR S P ERA WHIP	IP WLS BF H R ER SO BB IBB HBP BLK WP HR S P ERA WHIP	IP WLS BF H R ER SO BB IBB HBP BLK WP HR S P ERA WHIP	IP WLS BF H R ER SO BB IBB HBP BLK WP HR S P ERA WHIP	IP WLS BF H R ER SO BB IBB HBP BLK WP HR S P ERA WHIP	IP WLS BF H R ER SO BB IBB HBP BLK WP HR S P ERA WHIP	IP WLS BF H R ER SO BB IBB HBP BLK WP HR S P ERA WHIP	IP WLS BF H R ER SO BB IBB HBP BLK WP HR S P ERA WHIP	IP WLS BF H R ER SO BB IBB HBP BLK WP HR S P ERA WHIP	IP WLS BF H R ER SO BB IBB HBP BLK WP HR S P ERA WHIP	IP WLS BF H R ER SO BB IBB HBP BLK WP HR S P ERA WHIP	IP WLS BF H R ER SO BB IBB HBP BLK WP HR S P ERA WHIP	IP WLS BF H R ER SO BB IBB HBP BLK WP HR S P ERA WHIP	IP WLS BF H R ER SO BB IBB HBP BLK WP HR S P ERA WHIP	IP WLS BF H R ER SO BB IBB HBP BLK WP HR S P ERA WHIP	IP WLS BF H R ER SO BB IBB HBP BLK WP HR S P ERA WHIP	IP WLS BF H R ER SO BB IBB HBP BLK WP HR S P ERA WHIP

Washington Nationals @ Miami Marlins
Roger Dean Chevrolet Stadium, Jupiter, FL
Mon Mar 19, 2018, 1:07 PM - 3:40 PM EDT
Att. 4,686 - Partly Cloudy - 80 F

AB 34
R 9
H 10
RBI 9
BB 1
SO 8
LOB 7



Batter	1	2	3	4	5	6	7	8	9	AB	R	H	RBI	BB	SO	LOB	TOP				
9 Lewis Brinson, R (1.8) OBP: 0.365, SLG: 0.583 3 JB Shuck, L (7.8) OBP: 0.457, SLG: 0.563	1-2 HR		0-3 K	0-0 FC5-2	0-0 FC5-2-5 32 1B				0-0 F8	4	1	1	1	0	1	4	Miami Marlins @ Washington Nationals TEAM Ballpark of the Palm Beaches, West Palm Beach, FL Tue Mar 20 2018, 1:09 PM - 3:58 PM EDT Att: 3,427 - Partly Cloudy - 86 F				
32 Derek Dietrich, L (1.7) OBP: 0.438, SLG: 0.714 5 Scott Van Slyke, R (7.7) OBP: 0.375, SLG: 0.657	0-0		0-0	0-0 F8	0-0	0-0 1B			0-0 F9	4	0	3	0	0	0	2					
13 Starlin Castro, R (1.4) OBP: 0.324, SLG: 0.460 50 Chris O'Grady, R (6.1) 40 Javy Guerra, R (8.1) 26 Cristhian Adames, S (9. PH) OBP: 0.344, SLG: 0.414	0-0 G6-4-3		0-0 G6-3		0-0 2B	0-0 G6-4-3			0-0 G6-3	4	1	1	0	0	0	5					
41 Justin Bour, L (1.3) OBP: 0.275, SLG: 0.206 2 Yadiel Rivera, R (7.6) OBP: 0.342, SLG: 0.382	0-0 P6		4-0 BB		0-0 15 FC5-4 1B				0-0 F8	3	0	1	1	1	0	0					
15 Brian Anderson, R (1.5) OBP: 0.388, SLG: 0.667 35 Eric Campbell, R (7.5) OBP: 0.310, SLG: 0.286		0-0 F9	0-0 F9		0-0 FC5-4 1B				0-0 1B	4	0	1	0	0	0	3					
1 Cameron Maybin, R (1.9) OBP: 0.351, SLG: 0.379 79 Isaac Galloway, R (7.9) OBP: 0.400, SLG: 0.517		0-0 1B		4-0 19 BB 18 WP 43 G5-3 BB	0-0 18 G5-4-3 1B				0-0 L5-3	3	1	2	0	1	0	1					
18 Tomás Telis, S (1.2) 30 Garrett Cooper, R (7.3) OBP: 0.319, SLG: 0.444		0-0 1B		1-0 43 G5-3 19 BB 9 FC5-2 1B	0-0 18 G5-4-3 1B				0-0 G1-6-3	3	0	2	0	0	0	2					
19 Miguel Rojas, R (1.6) 17 Chad Wallach, R (7.2) OBP: 0.291, SLG: 0.269		0-0 P3		4-0 9 FC5-2 43 G5-3 BB		0-0 E6 43 1B 9 FC5-2-5 1B			0-0 G1-6-3	2	0	0	0	1	0	2					
43 Odrisamer Despaigne, R (1.1) OBP: 0.333, SLG: 0.533 81 Peter Mooney, L (6.4) OBP: 0.368, SLG: 0.553		0-3 K		0-0 G5-3		0-0 32 1B 9 FC5-2-5 1B			0-3 K	3	0	1	1	0	1	4					
Inning Stats	R: 1 E: 0 K: 0 S: 7	H: 2 LOB: 0 BB: 0 P: 8	R: 0 E: 0 K: 1 S: 7	H: 2 LOB: 2 BB: 0 P: 7	R: 0 E: 0 K: 1 S: 6	H: 1 LOB: 2 BB: 1 P: 10	R: 1 E: 0 K: 0 S: 4	H: 3 LOB: 1 BB: 0 P: 13	R: 0 E: 1 K: 0 S: 5	H: 2 LOB: 2 BB: 0 P: 5	R: 0 E: 0 K: 0 S: 3	H: 1 LOB: 0 BB: 0 P: 3	R: 0 E: 0 K: 1 S: 5	H: 1 LOB: 0 BB: 0 P: 5	R: 0 E: 0 K: 0 S: 3	H: 0 LOB: 0 BB: 0 P: 3		1B: 11 2B: 2 3B: 0 HR: 1	SF: 0 SAC: 0 DP: 5 HBP: 0	WP: 1 PB: 0 SB: 0 CS: 0	PA: 39
PITCHER	IP WLS BF H R ER SO	IP WLS BF H R ER SO	IP WLS BF H R ER SO	IP WLS BF H R ER SO	IP WLS BF H R ER SO	IP WLS BF H R ER SO	IP WLS BF H R ER SO	IP WLS BF H R ER SO	IP WLS BF H R ER SO	IP WLS BF H R ER SO	IP WLS BF H R ER SO	IP WLS BF H R ER SO	IP WLS BF H R ER SO	IP WLS BF H R ER SO	IP WLS BF H R ER SO	IP WLS BF H R ER SO		ERA WHIP	ERA WHIP		
37 Stephen Strasburg, R (1.1) ERA: 5.99 33 Matt Grace, L (5.1) ERA: 2.53 44 Ryan Madson, R (7.1) ERA: 4.5 26 Trevor Gott, R (8.1) ERA: 36 Sammy Solis, L (9.1) ERA: 2.25	4.1 23 7 3 3 3 2	1.2 W 7 3 0 0 0	1.0 H 3 1 0 0 0	1.0 3 1 0 0 1	1.0 3 0 0 0 0	4.0 23 7 3 3 4	0.0 7 7 0 0 3 3	0.0 1.000 1.000 1.000 0.000	0.0 1.000 1.000 0.000	0.0 1.000 1.000 0.000	0.0 1.000 1.000 0.000	0.0 1.000 1.000 0.000	0.0 1.000 1.000 0.000	0.0 1.000 1.000 0.000	0.0 1.000 1.000 0.000	0.0 1.000 1.000 0.000		6.23 2.538	6.23 2.538		

Batter	1	2	3	4	5	6	7	8	9	AB	R	H	RBI	BB	SO	LOB	BOTTOM				
8 Brian Goodwin, L (1.7) OBP: 0.293, SLG: 0.171 49 Moisés Sierra, R (6.7) OBP: 0.420, SLG: 0.533	0-0 F8		0-0 G4-3		0-0 L3				0-0 E6	3	0	0	0	0	0	1	Miami Marlins @ Washington Nationals TEAM Ballpark of the Palm Beaches, West Palm Beach, FL Tue Mar 20 2018, 1:09 PM - 3:58 PM EDT Att: 3,427 - Partly Cloudy - 86 F				
3 Michael Taylor, R (1.8) OBP: 0.286, SLG: 0.316 18 Ryan Raburn, R (7.9) OBP: 0.182, SLG: 0.053	4-0 BB			0-0 F8		0-0 34 HR 2B			0-0 G1-3	2	1	1	0	1	0	0					
34 Bryce Harper, L (1.9) OBP: 0.450, SLG: 0.629 17 Reid Brignac, L (7.4) OBP: 0.458, SLG: 0.208	4-0 BB			0-0 G4-3		1-0 34 HR 2B			0-0 G1-3	2	1	1	2	1	0	0					
12 Howie Kendrick, R (1.4) OBP: 0.379, SLG: 0.400 61 Chris Dominguez, R (7.3) OBP: 0.333, SLG: 0.659	0-0 G5-4-3			0-0 G5-3		0-0 HR			0-0 1B	3	0	0	0	0	0	2					
32 Matt Wieters, S (1.2) OBP: 0.400, SLG: 0.400 45 Andrew Stevenson, L (7.8) OBP: 0.298, SLG: 0.395		0-3 K				0-3 K			0-0 F7	3	0	0	0	0	3	0					
19 Matt Reynolds, R (1.3) OBP: 0.469, SLG: 0.417 64 Spencer Kieboom, R (7.2) OBP: 0.389, SLG: 0.313		0-3 K				0-0 33 SH2-4 5 1B 1B			0-0 G6-3	3	1	2	0	0	1	0					
5 Adrián Sanchez, R (1.5) OBP: 0.250, SLG: 0.233 17 Drew Ward, L (7.5) OBP: 0.333, SLG: 0.667		0-0 G6-3				0-0 33 SH2-4 1B			0-0 2B	3	1	1	0	0	0	0					
37 Stephen Strasburg, R (1.1) 33 Matt Grace, L (5.1) 44 Ryan Madson, L (7.1) 14 Miguel Montero, L (7. PH) 5 Yasiel Antuna, S (8.4)			0-0 L3			0-0 SH2-4			0-0 K	1	0	0	0	0	0	0					
1 Wilmer Difo, S (1.6) OBP: 0.200, SLG: 0.186 26 Trevor Gott, R (8.1) 29 Pedro Severino, R (8. PH) OBP: 0.240, SLG: 0.136 36 Sammy Solis, R (9.1)			0-0 L7			0-0 1B			0-0 K	2	0	1	2	0	0	0					
Inning Stats	R: 0 E: 0 K: 0 S: 2	H: 0 LOB: 0 BB: 2 P: 10	R: 0 E: 0 K: 2 S: 7	H: 0 LOB: 0 BB: 0 P: 7	R: 0 E: 0 K: 0 S: 3	H: 0 LOB: 0 BB: 0 P: 3	R: 2 E: 0 K: 1 S: 8	H: 3 LOB: 1 BB: 0 P: 8	R: 2 E: 0 K: 2 S: 10	H: 3 LOB: 1 BB: 0 P: 12	R: 3 E: 0 K: 0 S: 6	H: 3 LOB: 2 BB: 1 P: 10	R: 1 E: 1 K: 1 S: 7	H: 1 LOB: 2 BB: 1 P: 11	R: 1 E: 0 K: 0 S: 6	H: 0 LOB: 0 BB: 0 P: 3		1B: 4 2B: 5 3B: 0 HR: 1	SF: 1 SAC: 2 DP: 1 HBP: 0	WP: 1 PB: 0 SB: 0 CS: 0	PA: 38
PITCHER	IP WLS BF H R ER SO	IP WLS BF H R ER SO	IP WLS BF H R ER SO	IP WLS BF H R ER SO	IP WLS BF H R ER SO	IP WLS BF H R ER SO	IP WLS BF H R ER SO	IP WLS BF H R ER SO	IP WLS BF H R ER SO	IP WLS BF H R ER SO	IP WLS BF H R ER SO	IP WLS BF H R ER SO	IP WLS BF H R ER SO	IP WLS BF H R ER SO	IP WLS BF H R ER SO	IP WLS BF H R ER SO		ERA WHIP	ERA WHIP		
43 Odrisamer Despaigne, R (1.1) ERA: 3.6 50 Chris O'Grady, L (6.1) ERA: 7.5 40 Javy Guerra, R (8.1) ERA: 2.45	5.2 L 23 4 4 4 4	1.1 9 4 3 3 1	1.1 6 1 1 0 1	1.0 4 4 4	1.0 6 1 1 0 1	29 1 29 38	15 10 15 20.25 3.750	0.00 2.000	0.00 2.000	0.00 2.000	0.00 2.000	0.00 2.000	0.00 2.000	0.00 2.000	0.00 2.000	0.00 2.000		20.25 3.750	20.25 3.750		



Batter	1	2	3	4	5	6	7	8	9	AB	R	H	RBI	BB	SO	LOB	TOP								
35 Greg Garcia, L OBP: 0.391, SLG: 0.343	4-1 28 2B	0-0 28 FC5 23 SF7 2B	0-3 K			0-3 K		0-0 G3	0-0 FC4-6 28 FC5-4	5	2	1	0	1	2	2	St. Louis Cardinals @ Miami Marlins Roger Dean Chevrolet Stadium, Jupiter, FL Wed Mar 21 2018, 1:08 PM - 4:02 PM EDT Att: 4,066 - Partly Cloudy - 74 F								
28 Tommy Pham, R OBP: 0.283, SLG: 0.383	0-0 13 1B 23 G5-4-3 2B	0-0 FC5 38 BB 4 1B 2B	0-0 G5-3			0-3 K		0-0 L6	0-0 FC5-4	6	2	1	2	0	1	3									
13 Matt Carpenter, L OBP: 0.349, SLG: 0.923	0-0 23 G5-4-3 1B	4-0 38 BB 4 1B BB				0-0 G4-3		4-0 23 1B BB		3	2	2	1	1	0	0									
54 Alex Mejia, R OBP: 0.207, SLG: 0.185	2-3 1B	1-2 4 1B BB				0-0 G4-3		0-0 HR		0	0	0	0	0	1	0									
23 Marcell Ozuna, R OBP: 0.340, SLG: 0.542	0-0 G5-4-3	0-0 SF7				0-0 F8		0-0 HR		4	1	2	2	0	0	1									
38 José Martínez, R OBP: 0.388, SLG: 0.628	0-0 F7	0-0 4 1B BB				0-0 F8		0-0 HR		1	0	0	0	1	0	0									
34 Yairo Muñoz, R OBP: 0.417, SLG: 0.578	0-0 F7	1-2 2-3 BB				0-0 48 2B 1B		0-0 F9		3	1	1	0	0	0	2									
4 Yadier Molina, R OBP: 0.356, SLG: 0.625		0-0 12 HR BB				0-0 1B		0-0 61 FC6-4 1B		1	1	1	2	1	0	0									
48 Harrison Bader, R OBP: 0.353, SLG: 0.511		0-0 12 HR BB				0-0 2B		0-0 61 FC6-4 1B		3	1	3	1	0	0	0									
12 Paul DeJong, R OBP: 0.349, SLG: 0.711		0-0 HR				0-0 F8		0-0 FC6-4		2	1	1	2	0	0	2									
61 Steven Baron, R OBP: 0.231, SLG: 0.308		0-0 HR				0-0 F8		1-2 FC6-4		3	1	1	1	0	0	1									
3 Jedd Gyorko, R OBP: 0.265, SLG: 0.290		4-0 35 2B 28 FC5 BB				0-0 F8		0-0 L9		1	1	0	0	2	0	0									
73 Patrick Wisdom, R OBP: 0.235, SLG: 0.200		0-2 K				0-0 B1-3		0-0 P4		1	0	0	0	0	1	1									
67 Matt Bowman, R 40 Luke Voit, R Jordan Hicks, R 70 Tyler Lyons, L 83 Andrew Knauer, R 27 Brett Cecil, L 36 Sean Gilmartin, L 79 Adolis García, R 84 Sean Taylor, R		0-2 K				0-3 K		0-0 P3		1	0	0	0	0	0	1									
Inning Stats	R: 2 E: 0 K: 0 S: 5	H: 2 LOB: 0 BB: 1 P: 9	R: 6 E: 0 K: 1 S: 11	H: 3 LOB: 2 BB: 4 P: 27	R: 0 E: 0 K: 2 S: 7	H: 0 LOB: 1 BB: 1 P: 11	R: 1 E: 0 K: 0 S: 4	H: 2 LOB: 1 BB: 0 P: 4	R: 0 E: 0 K: 2 S: 3	H: 0 LOB: 0 BB: 0 P: 3	R: 2 E: 0 K: 0 S: 10	H: 2 LOB: 0 BB: 0 P: 11	R: 0 E: 0 K: 0 S: 4	H: 1 LOB: 1 BB: 0 P: 4	R: 0 E: 0 K: 0 S: 4	H: 1 LOB: 2 BB: 1 P: 8	R: 2 E: 1 K: 0 S: 5	H: 2 LOB: 1 BB: 1 P: 9	1B: 6 2B: 4 3B: 0 HR: 3	SF: 1 SAC: 0 DP: 1 HBP: 0	WP: 0 PB: 0 SB: 0 CS: 0	PA: 47			
PITCHER	IP WLS BF H R ER SO BB IBB HBP BLK WP HR S P ERA WHIP	IP WLS BF H R ER SO BB IBB HBP BLK WP HR S P ERA WHIP	IP WLS BF H R ER SO BB IBB HBP BLK WP HR S P ERA WHIP	IP WLS BF H R ER SO BB IBB HBP BLK WP HR S P ERA WHIP	IP WLS BF H R ER SO BB IBB HBP BLK WP HR S P ERA WHIP	IP WLS BF H R ER SO BB IBB HBP BLK WP HR S P ERA WHIP	IP WLS BF H R ER SO BB IBB HBP BLK WP HR S P ERA WHIP	IP WLS BF H R ER SO BB IBB HBP BLK WP HR S P ERA WHIP	IP WLS BF H R ER SO BB IBB HBP BLK WP HR S P ERA WHIP	IP WLS BF H R ER SO BB IBB HBP BLK WP HR S P ERA WHIP	IP WLS BF H R ER SO BB IBB HBP BLK WP HR S P ERA WHIP	IP WLS BF H R ER SO BB IBB HBP BLK WP HR S P ERA WHIP	IP WLS BF H R ER SO BB IBB HBP BLK WP HR S P ERA WHIP	IP WLS BF H R ER SO BB IBB HBP BLK WP HR S P ERA WHIP	IP WLS BF H R ER SO BB IBB HBP BLK WP HR S P ERA WHIP	IP WLS BF H R ER SO BB IBB HBP BLK WP HR S P ERA WHIP	IP WLS BF H R ER SO BB IBB HBP BLK WP HR S P ERA WHIP	IP WLS BF H R ER SO BB IBB HBP BLK WP HR S P ERA WHIP	IP WLS BF H R ER SO BB IBB HBP BLK WP HR S P ERA WHIP	IP WLS BF H R ER SO BB IBB HBP BLK WP HR S P ERA WHIP	IP WLS BF H R ER SO BB IBB HBP BLK WP HR S P ERA WHIP	IP WLS BF H R ER SO BB IBB HBP BLK WP HR S P ERA WHIP	IP WLS BF H R ER SO BB IBB HBP BLK WP HR S P ERA WHIP	IP WLS BF H R ER SO BB IBB HBP BLK WP HR S P ERA WHIP	IP WLS BF H R ER SO BB IBB HBP BLK WP HR S P ERA WHIP

AB	38
R	13
H	13
RBI	11
BB	8
SO	5
LOB	17



Batter	1	2	3	4	5	6	7	8	9	AB	R	H	RBI	BB	SO	LOB	BOTTOM								
2 Yadier Rivera, R OBP: 0.357, SLG: 0.378	0-3 K		0-3 K						0-0 P4	3	1	1	0	1	2	0	St. Louis Cardinals @ Miami Marlins Roger Dean Chevrolet Stadium, Jupiter, FL Wed Mar 21 2018, 1:08 PM - 4:02 PM EDT Att: 4,066 - Partly Cloudy - 74 F								
82 Chris Diaz, R	0-3 K		0-3 K						0-0 P4	1	1	0	0	0	0	0									
30 Garrett Cooper, R OBP: 0.320, SLG: 0.458	0-3 K		0-0 13 1B 2B						0-0 G4-3	3	1	1	0	0	1	2									
81 Peter Mooney, L OBP: 0.375, SLG: 0.343	0-3 K		0-0 13 1B 2B						0-0 G4-3	1	1	0	0	1	0	0									
13 Starlin Castro, R OBP: 0.316, SLG: 0.453	0-0 G4-3		0-0 2H 1B						0-0 FC5-2 15 FC5 41 1B	3	0	1	1	0	0	2									
26 Cristhian Adames, S OBP: 0.364, SLG: 0.467	0-0 G4-3		0-0 2H 1B						0-0 FC5-2 15 FC5 41 1B	1	0	1	2	0	0	0									
41 Justin Bour, L OBP: 0.279, SLG: 0.216	0-3 K		0-0 L7						0-0 F9	3	0	1	1	0	1	1									
35 Eric Campbell, R OBP: 0.302, SLG: 0.276	0-0 K		0-0 L7						0-0 F9	1	0	0	0	0	0	2									
15 Brian Anderson, R OBP: 0.365, SLG: 0.622	0-0 E6 5 1B 2B		0-3 K						0-0 FC5	3	1	0	0	0	1	3									
37 Jumbo Diaz, R	0-0 E6 5 1B 2B		0-3 K						0-0 FC5	0	0	0	0	0	0	0									
84 John Norwood, R OBP: 0.530, SLG: 0.500	0-0 E6 5 1B 2B		0-3 K						0-0 FC5	1	0	0	0	0	1	2									
48 Severino González, R	0-0 E6 5 1B 2B		0-3 K						0-0 FC5	0	0	0	0	0	0	0									
5 Scott Van Slyke, R OBP: 0.372, SLG: 0.632	0-0 1 2B 28 G6-3 1B		0-3 K						0-0 P6	3	1	1	0	0	2	0									
79 Isaac Galloway, R OBP: 0.387, SLG: 0.500	0-0 1 2B 28 G6-3 1B		0-3 K						0-0 P6	1	0	0	0	0	0	0									
1 Cameron Maybin, R OBP: 0.350, SLG: 0.406	0-0 1 2B 28 G6-3 1B		0-3 K						0-0 G1-3	3	0	1	1	0	2	0									
87 Brian Miller, L OBP: 0.500, SLG: 0.500	0-0 1 2B 28 G6-3 1B		0-3 K						0-0 G1-3	1	0	0	0	0	0	0									
28 Bryan Holaday, R OBP: 0.138, SLG: 0.310	0-0 G6-3		0-0 G5-3						0-0 F9	2	0	0	1	0	0	1									
3 JB Shuck, L OBP: 0.432, SLG: 0.529	0-0 G6-3		0-0 G5-3						0-0 F9	2	0	0	0	0	0	0									
Zac Gallen, R	0-0 G6-3		0-0 G5-3						0-0 G6-3	0	0	0	0	0	0	0									
20 Justin Nicolino, L	0-0 G6-3		0-0 G5-3						0-0 G4-3	1	0	0	0	0	1	1									
46 Kyle Barraclough, R	0-0 G6-3		0-0 G5-3						0-0 G4-3	0	0	0	0	0	0	0									
18 Tomás Telis, S OBP: 0.325, SLG: 0.306	0-0 G6-3		0-0 G5-3						0-0 G4-3	2	0	0	0	0	0	0									
Inning Stats	R: 0 E: 0 K: 2 S: 7	H: 0 LOB: 0 BB: 0 P: 7	R: 2 E: 1 K: 2 S: 10	H: 2 LOB: 1 BB: 0 P: 10	R: 1 E: 0 K: 2 S: 9	H: 2 LOB: 1 BB: 0 P: 9	R: 0 E: 0 K: 2 S: 7	H: 0 LOB: 0 BB: 0 P: 7	R: 1 E: 0 K: 0 S: 4	H: 1 LOB: 2 BB: 1 P: 9	R: 0 E: 0 K: 2 S: 7	H: 0 LOB: 0 BB: 0 P: 7	R: 2 E: 0 K: 1 S: 7	H: 2 LOB: 2 BB: 1 P: 11	R: 0 E: 0 K: 0 S: 3	H: 0 LOB: 0 BB: 0 P: 3	R: 0 E: 0 K: 0 S: 3	H: 0 LOB: 0 BB: 0 P: 3	1B: 4 2B: 3 3B: 0 HR: 0	SF: 0 SAC: 0 DP: 0 HBP: 1	WP: 1 PB: 0 SB: 0 CS: 0	PA: 38			
PITCHER	IP WLS BF H R ER SO BB IBB HBP BLK WP HR S P ERA WHIP	IP WLS BF H R ER SO BB IBB HBP BLK WP HR S P ERA WHIP	IP WLS BF H R ER SO BB IBB HBP BLK WP HR S P ERA WHIP	IP WLS BF H R ER SO BB IBB HBP BLK WP HR S P ERA WHIP	IP WLS BF H R ER SO BB IBB HBP BLK WP HR S P ERA WHIP	IP WLS BF H R ER SO BB IBB HBP BLK WP HR S P ERA WHIP	IP WLS BF H R ER SO BB IBB HBP BLK WP HR S P ERA WHIP	IP WLS BF H R ER SO BB IBB HBP BLK WP HR S P ERA WHIP	IP WLS BF H R ER SO BB IBB HBP BLK WP HR S P ERA WHIP	IP WLS BF H R ER SO BB IBB HBP BLK WP HR S P ERA WHIP	IP WLS BF H R ER SO BB IBB HBP BLK WP HR S P ERA WHIP	IP WLS BF H R ER SO BB IBB HBP BLK WP HR S P ERA WHIP	IP WLS BF H R ER SO BB IBB HBP BLK WP HR S P ERA WHIP	IP WLS BF H R ER SO BB IBB HBP BLK WP HR S P ERA WHIP	IP WLS BF H R ER SO BB IBB HBP BLK WP HR S P ERA WHIP	IP WLS BF H R ER SO BB IBB HBP BLK WP HR S P ERA WHIP	IP WLS BF H R ER SO BB IBB HBP BLK WP HR S P ERA WHIP	IP WLS BF H R ER SO BB IBB HBP BLK WP HR S P ERA WHIP	IP WLS BF H R ER SO BB IBB HBP BLK WP HR S P ERA WHIP	IP WLS BF H R ER SO BB IBB HBP BLK WP HR S P ERA WHIP	IP WLS BF H R ER SO BB IBB HBP BLK WP HR S P ERA WHIP	IP WLS BF H R ER SO BB IBB HBP BLK WP HR S P ERA WHIP	IP WLS BF H R ER SO BB IBB HBP BLK WP HR S P ERA WHIP	IP WLS BF H R ER SO BB IBB HBP BLK WP HR S P ERA WHIP	IP WLS BF H R ER SO BB IBB HBP BLK WP HR S P ERA WHIP


AB	35
R	6
H	7
RBI	6
BB	2
SO	11
LOB	14



Batter	1	2	3	4	5	6	7	8	9	AB	R	H	RBI	BB	SO	LOB				
32 Derek Dietrich, L (1, 7) 89 Eric Jagielo, L (4, 3) OBP: 0.431, SLG: 0.689 OBP: 0.400, SLG: 1.200	L7	K		19 1B 9 2B 1B	G4-3		K		2 WP 79 1B 2B	3	1	1	0	0	1	0				
19 Miguel Rojas, R (1, 6) 2 Yadiel Rivera, R (5, PR) OBP: 0.354, SLG: 0.378 OBP: 0.341, SLG: 0.359	G5-3			9 2B 15 G4-3 1B			K			4	1	3	1	0	0	0				
9 Lewis Brinson, R (1, 8) 79 Isaac Galloway, R (5, PR) OBP: 0.393, SLG: 0.654 OBP: 0.424, SLG: 0.516		G4-3		15 G4-3 18 SH1-3 2B						4	2	3	3	0	0	1				
15 Brian Anderson, R (1, 5) 26 Christian Adames, S (5, 5) OBP: 0.375, SLG: 0.617 OBP: 0.371, SLG: 0.500	E7			18 FC3-6 5 1B G6-3	G4-3	SF9				2	2	1	2	1	0	1				
3 JB Shuck, L (1, 9) 80 Corey Bird, L (6, 9) OBP: 0.463, SLG: 0.528 OBP: 0.400, SLG: 0.400				18 FC3-6 5 1B BB						2	2	1	1	0	1	1				
18 Tomás Telis, S (1, 2) 85 Joe Dunand, R (6, 6) OBP: 0.326, SLG: 0.308 OBP: 0.400, SLG: 1.000				81 1B 5 1B 1B	FC3-6	SH1-3				3	2	1	2	0	0	2				
5 Scott Van Slyke, R (1, 3) 56 Tayron Guerrero, R (4, 1) OBP: 0.370, SLG: 0.610 OBP: 0.265, SLG: 0.250				81 1B 5 1B 1B	G6-3	K				3	0	1	2	0	1	2				
81 Peter Mooney, L (1, 4) 25 Junichi Tazawa, R (6, 1) 94 Matt Juengel, R (8, PH) 86 Kolton Mahoney, R (8, 1)				89 G4-3 19 1B 35 1B 1B	G6-3	K				4	1	4	2	0	0	0				
Nick Neidert, R (1, 1) 40 Javy Guerra, R (2, 1) 35 Eric Campbell, R (4, 7) OBP: 0.304, SLG: 0.282	G4-3			19 1B 9 3B G4-3 1B	G5-3					1	0	0	0	0	0	2				
Inning Stats	R: 4 E: 2 K: 0 S: 8	H: 5 LOB: 2 BB: 1 P: 12	R: 0 E: 0 K: 1 S: 5	H: 1 LOB: 0 BB: 0 P: 5	R: 2 E: 0 K: 0 S: 5	H: 2 LOB: 1 BB: 1 P: 9	R: 3 E: 0 K: 1 S: 8	H: 3 LOB: 1 BB: 1 P: 12	R: 4 E: 0 K: 1 S: 9	H: 4 LOB: 2 BB: 0 P: 9	R: 0 E: 0 K: 3 S: 4	H: 0 LOB: 1 BB: 1 P: 13	R: 0 E: 0 K: 3 S: 10	H: 1 LOB: 1 BB: 0 P: 10	R: 2 E: 0 K: 1 S: 8	H: 3 LOB: 1 BB: 0 P: 9	1B: 14 2B: 4 3B: 2 HR: 0	SF: 1 SAC: 1 DP: 1 HBP: 0	WP: 1 PB: 0 SB: 0 CS: 0	PA: 50
PITCHER	IP WLS BF H R ER SO	IP WLS BF H R ER SO	IP WLS BF H R ER SO	IP WLS BF H R ER SO	IP WLS BF H R ER SO	IP WLS BF H R ER SO	IP WLS BF H R ER SO	IP WLS BF H R ER SO	IP WLS BF H R ER SO	IP WLS BF H R ER SO	IP WLS BF H R ER SO	IP WLS BF H R ER SO	IP WLS BF H R ER SO	IP WLS BF H R ER SO	IP WLS BF H R ER SO	IP WLS BF H R ER SO	ERA WHIP	ERA WHIP	ERA WHIP	ERA WHIP
50 Charlie Morton, R (1, 1) ERA: 6.92	3.1 L 23 11 9 9 1	1.2 9 4 4 4 2	1.0 4 1 0 0 0	1.0 4 1 0 0 3	1.0 4 1 0 0 3	1.0 4 1 0 0 3	1.0 4 1 0 0 3	1.0 4 1 0 0 3	1.0 4 1 0 0 3	1.0 4 1 0 0 3	1.0 4 1 0 0 3	1.0 4 1 0 0 3	1.0 4 1 0 0 3	1.0 4 1 0 0 3	1.0 4 1 0 0 3	1.0 4 1 0 0 3	24.30 4.200	21.60 2.400	0.00 1.000	0.00 1.000
89 Yoanys Quiñana, R (4, 1) ERA: 13.5	1.2 9 4 4 4 2	1.0 4 1 0 0 0	1.0 4 1 0 0 0	1.0 4 1 0 0 3	1.0 4 1 0 0 3	1.0 4 1 0 0 3	1.0 4 1 0 0 3	1.0 4 1 0 0 3	1.0 4 1 0 0 3	1.0 4 1 0 0 3	1.0 4 1 0 0 3	1.0 4 1 0 0 3	1.0 4 1 0 0 3	1.0 4 1 0 0 3	1.0 4 1 0 0 3	1.0 4 1 0 0 3	21.60 2.400	0.00 1.000	0.00 1.000	0.00 1.000
3B Joe Smith, R (6, 1) ERA: 1.42	1.0 4 1 0 0 0	1.0 4 1 0 0 0	1.0 4 1 0 0 0	1.0 4 1 0 0 3	1.0 4 1 0 0 3	1.0 4 1 0 0 3	1.0 4 1 0 0 3	1.0 4 1 0 0 3	1.0 4 1 0 0 3	1.0 4 1 0 0 3	1.0 4 1 0 0 3	1.0 4 1 0 0 3	1.0 4 1 0 0 3	1.0 4 1 0 0 3	1.0 4 1 0 0 3	1.0 4 1 0 0 3	0.00 1.000	0.00 1.000	0.00 1.000	0.00 1.000
36 Will Harris, R (7, 1) ERA: 2.45	1.0 4 1 0 0 0	1.0 4 1 0 0 0	1.0 4 1 0 0 0	1.0 4 1 0 0 3	1.0 4 1 0 0 3	1.0 4 1 0 0 3	1.0 4 1 0 0 3	1.0 4 1 0 0 3	1.0 4 1 0 0 3	1.0 4 1 0 0 3	1.0 4 1 0 0 3	1.0 4 1 0 0 3	1.0 4 1 0 0 3	1.0 4 1 0 0 3	1.0 4 1 0 0 3	1.0 4 1 0 0 3	0.00 1.000	0.00 1.000	0.00 1.000	0.00 1.000
53 Ken Giles, R (8, 1) ERA: 1.35	1.0 4 1 0 0 0	1.0 4 1 0 0 0	1.0 4 1 0 0 0	1.0 4 1 0 0 3	1.0 4 1 0 0 3	1.0 4 1 0 0 3	1.0 4 1 0 0 3	1.0 4 1 0 0 3	1.0 4 1 0 0 3	1.0 4 1 0 0 3	1.0 4 1 0 0 3	1.0 4 1 0 0 3	1.0 4 1 0 0 3	1.0 4 1 0 0 3	1.0 4 1 0 0 3	1.0 4 1 0 0 3	0.00 1.000	0.00 1.000	0.00 1.000	0.00 1.000

MIAMI MARLINS @ HOUSTON ASTROS
 TEAM Ballpark of the Palm Beaches, West Palm Beach, FL
 Thu Mar 22 2018, 1:07 PM - 4:34 PM EDT
 Att: 3,992 - Sunny - 65 F


AB 44
 R 15
 H 20
 RBI 14
 BB 4
 SO 10
 LOB 20



Batter	1	2	3	4	5	6	7	8	9	AB	R	H	RBI	BB	SO	LOB						
18 Tony Kemp, L (1, 8) 95 Jake Meyers, R (8, 8) OBP: 0.305, SLG: 0.250	27 HBP 21 E G5-4-3 BB	21 2B 1B				G1-3				2	1	0	0	2	1	1						
21 Derek Fisher, L (1, 7) 95 Bryan De La Cruz, R (8, 7) OBP: 0.359, SLG: 0.381	1 27 HBP G5-4-3 BB				27 1B 1 G3 1B	F8				3	1	2	2	1	0	0						
27 Jose Altuve, R (1, 4) Jack Mayfield, R (4, PR) OBP: 0.370, SLG: 0.450 OBP: 0.381, SLG: 0.526	1 27 HBP G5-4-3 HBP				1 G3 1B					1	0	1	0	1	0	0						
1 Carlos Correa, R (1, 10) 91 Gabriel Bracamonte, R (7, PR) OBP: 0.333, SLG: 0.390	G5-4-3	G5-3			G3					4	0	1	0	0	0	6						
9 Marwin Gonzalez, S (1, 6) 96 Antonio Nunez, R (5, 6) OBP: 0.377, SLG: 0.457 OBP: 0.357, SLG: 0.182					E3 22 3B	L8				3	1	0	0	0	1	2						
22 Josh Reddick, L (1, 9) 65 Ronnie Dawson, L (4, 9) OBP: 0.400, SLG: 0.583										2	1	1	1	0	0	0						
28 J.D. Davis, R (1, 5) 44 Tim Federowicz, R (7, PH) 93 Ryne Birk, L (7, PR) OBP: 0.333, SLG: 0.310 OBP: 0.692, SLG: 0.800										3	1	2	1	0	0	0						
13 Tyler White, R (1, 3) 93 Taylor Jones, R (7, PH) OBP: 0.367, SLG: 0.514 OBP: 0.400, SLG: 0.500										3	0	1	0	0	1	2						
12 Max Stassi, R (1, 2) Garrett Stubbs, L (6, 2) OBP: 0.308, SLG: 0.375 OBP: 0.286, SLG: 0.464										2	1	0	0	1	1	2						
Inning Stats	R: 1 E: 1 K: 1 S: 4	H: 0 LOB: 1 BB: 2 P: 13	R: 2 E: 0 K: 0 S: 5	H: 2 LOB: 3 BB: 3 P: 17	R: 2 E: 1 K: 3 S: 12	H: 2 LOB: 1 BB: 0 P: 13	R: 1 E: 0 K: 0 S: 4	H: 2 LOB: 1 BB: 0 P: 5	R: 0 E: 0 K: 1 S: 6	H: 1 LOB: 1 BB: 0 P: 6	R: 0 E: 0 K: 1 S: 5	H: 0 LOB: 0 BB: 0 P: 5	R: 1 E: 0 K: 1 S: 7	H: 2 LOB: 2 BB: 0 P: 7	R: 0 E: 0 K: 1 S: 6	H: 1 LOB: 1 BB: 0 P: 6	R: 0 E: 0 K: 1 S: 5	H: 0 LOB: 1 BB: 1 P: 9	1B: 5 2B: 4 3B: 1 HR: 0	SF: 0 SAC: 0 DP: 1 HBP: 1	WP: 1 PB: 0 SB: 0 CS: 0	PA: 43
PITCHER	IP WLS BF H R ER SO	IP WLS BF H R ER SO	IP WLS BF H R ER SO	IP WLS BF H R ER SO	IP WLS BF H R ER SO	IP WLS BF H R ER SO	IP WLS BF H R ER SO	IP WLS BF H R ER SO	IP WLS BF H R ER SO	IP WLS BF H R ER SO	IP WLS BF H R ER SO	IP WLS BF H R ER SO	IP WLS BF H R ER SO	IP WLS BF H R ER SO	IP WLS BF H R ER SO	IP WLS BF H R ER SO	ERA WHIP	ERA WHIP	ERA WHIP	ERA WHIP		
Nick Neidert, R (1, 1) ERA: 9.82	1.2 W 12 2 3 3	1.1 H 7 2 2 1	2.0 8 3 1 1 1	2.0 8 2 1 1 2	2.0 8 1 0 0 2	2.0 8 1 0 0 2	2.0 8 1 0 0 2	2.0 8 1 0 0 2	2.0 8 1 0 0 2	2.0 8 1 0 0 2	2.0 8 1 0 0 2	2.0 8 1 0 0 2	2.0 8 1 0 0 2	2.0 8 1 0 0 2	2.0 8 1 0 0 2	2.0 8 1 0 0 2	16.20 4.200	6.75 1.500	4.50 1.500	4.50 1.000		
40 Javy Guerra, R (2, 1) ERA: 3.6	1.1 H 7 2 2 1	1.1 H 7 2 2 1	2.0 8 3 1 1 1	2.0 8 2 1 1 2	2.0 8 1 0 0 2	2.0 8 1 0 0 2	2.0 8 1 0 0 2	2.0 8 1 0 0 2	2.0 8 1 0 0 2	2.0 8 1 0 0 2	2.0 8 1 0 0 2	2.0 8 1 0 0 2	2.0 8 1 0 0 2	2.0 8 1 0 0 2	2.0 8 1 0 0 2	2.0 8 1 0 0 2	6.75 1.500	4.50 1.500	4.50 1.000	4.50 1.000		
56 Tayron Guerrero, R (4, 1) ERA: 0.79	2.0 8 3 1 1 1	2.0 8 2 1 1 2	2.0 8 1 0 0 2	2.0 8 1 0 0 2	2.0 8 1 0 0 2	2.0 8 1 0 0 2	2.0 8 1 0 0 2	2.0 8 1 0 0 2	2.0 8 1 0 0 2	2.0 8 1 0 0 2	2.0 8 1 0 0 2	2.0 8 1 0 0 2	2.0 8 1 0 0 2	2.0 8 1 0 0 2	2.0 8 1 0 0 2	2.0 8 1 0 0 2	4.50 1.500	4.50 1.000	4.50 1.000	4.50 1.000		
25 Junichi Tazawa, R (6, 1) ERA: 4.5	2.0 8 2 1 1 2	2.0 8 1 0 0 2	2.0 8 1 0 0 2	2.0 8 1 0 0 2	2.0 8 1 0 0 2	2.0 8 1 0 0 2	2.0 8 1 0 0 2	2.0 8 1 0 0 2	2.0 8 1 0 0 2	2.0 8 1 0 0 2	2.0 8 1 0 0 2	2.0 8 1 0 0 2	2.0 8 1 0 0 2	2.0 8 1 0 0 2	2.0 8 1 0 0 2	2.0 8 1 0 0 2	4.50 1.000	4.50 1.000	4.50 1.000	4.50 1.000		
86 Kolton Mahoney, R (8, 1) ERA: 0.00	2.0 8 1 0 0 2	2.0 8 1 0 0 2	2.0 8 1 0 0 2	2.0 8 1 0 0 2	2.0 8 1 0 0 2	2.0 8 1 0 0 2	2.0 8 1 0 0 2	2.0 8 1 0 0 2	2.0 8 1 0 0 2	2.0 8 1 0 0 2	2.0 8 1 0 0 2	2.0 8 1 0 0 2	2.0 8 1 0 0 2	2.0 8 1 0 0 2	2.0 8 1 0 0 2	2.0 8 1 0 0 2	0.00 1.000	0.00 1.000	0.00 1.000	0.00 1.000		

MIAMI MARLINS @ HOUSTON ASTROS
 TEAM Ballpark of the Palm Beaches, West Palm Beach, FL
 Thu Mar 22 2018, 1:07 PM - 4:34 PM EDT
 Att: 3,992 - Sunny - 65 F

AB 36
 R 7
 H 10
 RBI 5
 BB 6
 SO 9
 LOB 21



Batter	1	2	3	4	5	6	7	8	9	AB	R	H	RBI	BB	SO	LOB	TOP							
7 Trea Turner, R OBP: 0.404, SLG: 0.325	0-1 8 2B	4-0		0-0 G6-3		0-3 K		0-0 7 2B		3	1	1	0	1	1	2	Washington Nationals @ Miami Marlins Roger Dean Chevrolet Stadium, Jupiter, FL Fri Mar 23 2018, 7:07 PM - 10:07 PM EDT Att. 3,378 - Clear - 71 F							
5 Yasel Antuna, S OBP: 0.200, SLG: 0.200	1B	1-2 BB		1-2				1-3 1B		1	0	1	0	0	0	0								
1 Wilmer Difo, S OBP: 0.208, SLG: 0.216	0-3	0-3		0-0 F9				0-0		4	0	1	0	0	2	3								
7 Luis García Jr., L OBP: 0.500, SLG: 0.750	K	K						0-0 2B		1	0	1	1	0	0	0								
8 Brian Goodwin, L OBP: 0.292, SLG: 0.190	0-0 49 2B							0-0 19 CS		4	1	2	0	0	1	0								
17 Drew Ward, L OBP: 0.250, SLG: 0.500	1B			0-3 K				0-3 K		1	0	0	0	0	1	2								
49 Moisés Sierra, R OBP: 0.411, SLG: 0.520	0-0			4-0 19 S						3	0	1	2	1	2	2								
27 Alex Dunlap, R OBP: 0.464, SLG: 0.476	1-H 2-H 2B			0-3 BB						1	0	0	0	0	1	0								
19 Matt Reynolds, R OBP: 0.464, SLG: 0.476	0-3			0-3 K						4	0	1	0	0	2	4								
20 Telmito Agustin, L OBP: 0.226, SLG: 0.111	K			1-2 K				0-0 F7		1	0	0	0	0	0	0								
29 Pedro Severino, R OBP: 0.226, SLG: 0.111	0-0 F8			0-0 F8						3	1	0	0	1	0	3								
13 Ian Sagdal, L OBP: 0.750, SLG: 1.000								0-0 25 1B		0	0	0	0	1	0	0								
61 Chris Dominguez, R OBP: 0.333, SLG: 0.614				0-0 F8				0-3 25 CS		4	1	1	0	0	1	1								
26 Kameron Esthay, L OBP: 0.500, SLG: 0.875				0-0 G4-3				0-0 K		1	0	0	0	0	0	1								
14 Jakson Reetz, R OBP: 0.500, SLG: 0.286				1-H HR				1-0 27 FC3-6		4	1	2	3	0	1	0								
27 Blake Perkins, S OBP: 0.500, SLG: 0.286				0-0 7 BB				0-0 FC3-6		3	1	2	0	1	0	1								
				0-0 7 G6-3				1-2 7 2B																
Inning Stats	R: 2 E: 0 K: 2 S: 11	H: 3 LOB: 1 BB: 0 P: 11	R: 0 E: 0 K: 1 S: 6	H: 1 LOB: 2 BB: 1 P: 10	R: 0 E: 0 K: 0 S: 7	H: 0 LOB: 1 BB: 1 P: 11	R: 2 E: 0 K: 0 S: 4	H: 2 LOB: 0 BB: 1 P: 8	R: 0 E: 0 K: 1 S: 6	H: 1 LOB: 1 BB: 0 P: 6	R: 0 E: 0 K: 1 S: 8	H: 1 LOB: 1 BB: 0 P: 8	R: 0 E: 0 K: 1 S: 7	H: 2 LOB: 0 BB: 0 P: 7	R: 2 E: 0 K: 2 S: 10	H: 3 LOB: 2 BB: 1 P: 15	R: 0 E: 0 K: 1 S: 5	H: 0 LOB: 1 BB: 1 P: 9	1B: 9 2B: 3 3B: 0 HR: 1	SF: 0 SAC: 0 DP: 1 HBP: 0	WP: 0 PB: 0 SB: 2 CS: 2	PA: 43		
PITCHER	IP WLS BF H R ER SO BB IBB HBP BLK WP HR S P ERA WHIP	IP WLS BF H R ER SO BB IBB HBP BLK WP HR S P ERA WHIP	IP WLS BF H R ER SO BB IBB HBP BLK WP HR S P ERA WHIP	IP WLS BF H R ER SO BB IBB HBP BLK WP HR S P ERA WHIP	IP WLS BF H R ER SO BB IBB HBP BLK WP HR S P ERA WHIP	IP WLS BF H R ER SO BB IBB HBP BLK WP HR S P ERA WHIP	IP WLS BF H R ER SO BB IBB HBP BLK WP HR S P ERA WHIP	IP WLS BF H R ER SO BB IBB HBP BLK WP HR S P ERA WHIP	IP WLS BF H R ER SO BB IBB HBP BLK WP HR S P ERA WHIP	IP WLS BF H R ER SO BB IBB HBP BLK WP HR S P ERA WHIP	IP WLS BF H R ER SO BB IBB HBP BLK WP HR S P ERA WHIP	IP WLS BF H R ER SO BB IBB HBP BLK WP HR S P ERA WHIP	IP WLS BF H R ER SO BB IBB HBP BLK WP HR S P ERA WHIP	IP WLS BF H R ER SO BB IBB HBP BLK WP HR S P ERA WHIP	IP WLS BF H R ER SO BB IBB HBP BLK WP HR S P ERA WHIP	IP WLS BF H R ER SO BB IBB HBP BLK WP HR S P ERA WHIP	IP WLS BF H R ER SO BB IBB HBP BLK WP HR S P ERA WHIP	IP WLS BF H R ER SO BB IBB HBP BLK WP HR S P ERA WHIP	IP WLS BF H R ER SO BB IBB HBP BLK WP HR S P ERA WHIP	IP WLS BF H R ER SO BB IBB HBP BLK WP HR S P ERA WHIP	IP WLS BF H R ER SO BB IBB HBP BLK WP HR S P ERA WHIP	IP WLS BF H R ER SO BB IBB HBP BLK WP HR S P ERA WHIP	IP WLS BF H R ER SO BB IBB HBP BLK WP HR S P ERA WHIP	IP WLS BF H R ER SO BB IBB HBP BLK WP HR S P ERA WHIP

AB	38
R	6
H	13
RBI	6
BB	5
SO	12
LOB	19



Batter	1	2	3	4	5	6	7	8	9	AB	R	H	RBI	BB	SO	LOB	BOTTOM								
9 Lewis Brinson, R OBP: 0.390, SLG: 0.630	0-3 K			4-0 32 CS				0-0 35 CS		2	0	0	0	1	1	1	Washington Nationals @ Miami Marlins Roger Dean Chevrolet Stadium, Jupiter, FL Fri Mar 23 2018, 7:07 PM - 10:07 PM EDT Att. 3,378 - Clear - 71 F								
79 Isaac Galloway, R OBP: 0.441, SLG: 0.531				0-1 BB				1-0 1B		1	1	0	0	0	0	1									
32 Derek Dietrich, L OBP: 0.444, SLG: 0.674	1-0			0-3 G4-3				0-0 G4-3		1	1	0	0	0	0	1									
35 Eric Campbell, R OBP: 0.298, SLG: 0.275	13 1B			1-2 HBP				1-2 CS		1	0	0	0	0	0	0									
13 Starlin Castro, R OBP: 0.333, SLG: 0.464	0-0			0-0 41 PO				0-0 E6		3	0	2	0	0	1	1									
26 Cristhian Adames, S OBP: 0.389, SLG: 0.515	1-2 1B			1-2 1B				0-0 1B		1	0	1	0	0	0	0									
41 Justin Bour, L OBP: 0.283, SLG: 0.205	0-0 F8			0-0 PO				0-0 P4		2	0	0	0	0	0	2									
18 Tomás Telis, S OBP: 0.316, SLG: 0.300	6, PR			1-2				0-0 HBP		1	0	0	0	0	0	1									
15 Brian Anderson, R OBP: 0.373, SLG: 0.600	0-0			0-3 K				0-0 F7		3	0	1	1	0	1	1									
50 Chris O'Grady, R OBP: 0.452, SLG: 0.514	1-2 2-H 1B							0-0 G5-3		0	0	0	0	0	0	0									
30 Garrett Cooper, R OBP: 0.321, SLG: 0.510	0-0 F9			0-0 F8				0-2 HR		1	0	1	1	0	0	2									
2 Yadiel Rivera, R OBP: 0.356, SLG: 0.375								0-0 81 S		1	0	1	0	0	0	0									
19 Miguel Rojas, R OBP: 0.353, SLG: 0.375				0-3 K				0-0 G6-3		3	0	1	0	0	1	0									
48 Severino González, R OBP: 0.333, SLG: 0.333								0-0 9 WP		0	0	0	0	0	0	0									
85 Esmerling De La Rosa, R OBP: 0.333, SLG: 0.333								0-0 17 G5-3		0	0	0	0	0	0	0									
84 John Norwood, R OBP: 0.333, SLG: 0.333								0-0 1B		1	0	0	0	0	0	1									
17 Chad Wallach, R OBP: 0.250, SLG: 0.233	0-0 G4-3			0-0 G5-3				0-0 F9		2	0	0	0	0	0	1									
83 Chris Hoo, R				1-2				0-0 K		2	0	0	0	0	1	1									
31 Caleb Smith, R	0-3 K			0-0 P6				0-0 79 WP		1	0	0	0	0	1	0									
5 Scott Van Slyke, R OBP: 0.362, SLG: 0.595	5, PH							0-0 79 1B		1	0	0	0	0	0	1									
29 Brad Ziegler, R	6, PH							1-2 K		0	0	0	0	0	0	0									
81 Peter Mooney, L OBP: 0.435, SLG: 0.488	7, PH							0-0 1B		2	1	1	0	0	1	1									
Inning Stats	R: 1 E: 0 K: 1 S: 7	H: 2 LOB: 2 BB: 0 P: 8	R: 0 E: 0 K: 2 S: 7	H: 0 LOB: 0 BB: 0 P: 7	R: 0 E: 0 K: 0 S: 3	H: 1 LOB: 0 BB: 1 P: 7	R: 0 E: 0 K: 1 S: 5	H: 0 LOB: 0 BB: 0 P: 5	R: 0 E: 0 K: 0 S: 4	H: 1 LOB: 1 BB: 0 P: 4	R: 0 E: 0 K: 1 S: 4	H: 0 LOB: 1 BB: 0 P: 6	R: 2 E: 0 K: 0 S: 7	H: 3 LOB: 0 BB: 0 P: 8	R: 0 E: 0 K: 0 S: 4	H: 1 LOB: 1 BB: 0 P: 4	R: 0 E: 0 K: 2 S: 8	H: 1 LOB: 1 BB: 0 P: 9	1B: 8 2B: 0 3B: 0 HR: 1	SF: 0 SAC: 0 DP: 0 HBP: 3	WP: 2 PB: 0 SB: 1 CS: 2	PA: 38			
PITCHER	IP WLS BF H R ER SO BB IBB HBP BLK WP HR S P ERA WHIP	IP WLS BF H R ER SO BB IBB HBP BLK WP HR S P ERA WHIP	IP WLS BF H R ER SO BB IBB HBP BLK WP HR S P ERA WHIP	IP WLS BF H R ER SO BB IBB HBP BLK WP HR S P ERA WHIP	IP WLS BF H R ER SO BB IBB HBP BLK WP HR S P ERA WHIP	IP WLS BF H R ER SO BB IBB HBP BLK WP HR S P ERA WHIP	IP WLS BF H R ER SO BB IBB HBP BLK WP HR S P ERA WHIP	IP WLS BF H R ER SO BB IBB HBP BLK WP HR S P ERA WHIP	IP WLS BF H R ER SO BB IBB HBP BLK WP HR S P ERA WHIP	IP WLS BF H R ER SO BB IBB HBP BLK WP HR S P ERA WHIP	IP WLS BF H R ER SO BB IBB HBP BLK WP HR S P ERA WHIP	IP WLS BF H R ER SO BB IBB HBP BLK WP HR S P ERA WHIP	IP WLS BF H R ER SO BB IBB HBP BLK WP HR S P ERA WHIP	IP WLS BF H R ER SO BB IBB HBP BLK WP HR S P ERA WHIP	IP WLS BF H R ER SO BB IBB HBP BLK WP HR S P ERA WHIP	IP WLS BF H R ER SO BB IBB HBP BLK WP HR S P ERA WHIP	IP WLS BF H R ER SO BB IBB HBP BLK WP HR S P ERA WHIP	IP WLS BF H R ER SO BB IBB HBP BLK WP HR S P ERA WHIP	IP WLS BF H R ER SO BB IBB HBP BLK WP HR S P ERA WHIP	IP WLS BF H R ER SO BB IBB HBP BLK WP HR S P ERA WHIP	IP WLS BF H R ER SO BB IBB HBP BLK WP HR S P ERA WHIP	IP WLS BF H R ER SO BB IBB HBP BLK WP HR S P ERA WHIP	IP WLS BF H R ER SO BB IBB HBP BLK WP HR S P ERA WHIP	IP WLS BF H R ER SO BB IBB HBP BLK WP HR S P ERA WHIP	IP WLS BF H R ER SO BB IBB HBP BLK WP HR S P ERA WHIP

AB	32
R	3
H	9
RBI	3
BB	1
SO	7
LOB	15



Batter	1	2	3	4	5	6	7	8	9	AB	R	H	RBI	BB	SO	LOB						
9 Lewis Brinson, R OBP: 0.377, SLG: 0.607 79 Isaac Galloway, R OBP: 0.417, SLG: 0.500	(1,8) 0-3 K		(3) 0-3 K				(2) 0-0 F7			2	0	0	0	0	2	1						
3 JB Shuck, L OBP: 0.444, SLG: 0.500 81 Peter Mooney, L OBP: 0.426, SLG: 0.476	(1,7) 0-0 F9						(3) 0-0 L8			3	1	1	0	0	1	0						
1 Cameron Maybin, R OBP: 0.326, SLG: 0.371 30 Garrett Cooper, R OBP: 0.315, SLG: 0.500	(1,9) 0-2 K						(1) 0-0 P6			3	0	0	0	0	1	1						
41 Justin Bour, L OBP: 0.271, SLG: 0.195 5 Scott Van Slyke, R OBP: 0.347, SLG: 0.568	(1,3) 0-0 F7						(2) 0-3 K			2	0	0	0	0	1	0						
35 Eric Campbell, R OBP: 0.320, SLG: 0.302 82 Mason Davis, S	(1,5) 0-3 K						(1) 0-0 P6			3	2	2	0	0	1	0						
26 Cristhian Adames, S OBP: 0.385, SLG: 0.500 90 Riley Mahan, L	(1,4) 0-0 F7						(1) 0-0 P5			3	0	1	1	0	0	1						
2 Yadiel Rivera, R OBP: 0.388, SLG: 0.477	(1,6) 0-0 SH1-4 1B						(1) 0-1 HR			4	1	3	3	0	0	0						
28 Bryan Holaday, R OBP: 0.156, SLG: 0.344 37 Jumbo Diaz, R 91 Jeff Kinley, L 18 Tomás Telis, S 95 Joe Gunkel, R	(1,2) (7,1) (8,1) (9,PH) (9,1)						(1) 0-0 P4			3	0	1	0	0	0	3						
Trevor Richards, R 83 Chris Hoo, R	(1,1) (7,PH) (7,2)						(2) 0-3 SH1-4			1	0	0	0	0	1	1						
Inning Stats	R: 0 E: 0 K: 2 S: 7	H: 0 LOB: 0 BB: 0 P: 7	R: 0 E: 0 K: 1 S: 5	H: 0 LOB: 0 BB: 0 P: 5	R: 0 E: 0 K: 1 S: 6	H: 1 LOB: 1 BB: 0 P: 6	R: 0 E: 0 K: 2 S: 7	H: 0 LOB: 0 BB: 0 P: 7	R: 2 E: 0 K: 1 S: 9	H: 3 LOB: 1 BB: 0 P: 9	R: 2 E: 0 K: 1 S: 9	H: 4 LOB: 2 BB: 0 P: 10	R: 0 E: 0 K: 1 S: 5	H: 0 LOB: 0 BB: 0 P: 5	R: 0 E: 0 K: 0 S: 3	H: 0 LOB: 0 BB: 0 P: 3	R: 0 E: 0 K: 0 S: 3	H: 0 LOB: 0 BB: 0 P: 3	1B: 6 2B: 1 HR: 1	SF: 0 SAC: 1 HBP: 0	WP: 0 PB: 0 SB: 1 CS: 1	PA: 35
PITCHER	IP WLS BF H R ER SO BB IBB HBP BLK WP HR S P ERA WHIP	IP WLS BF H R ER SO BB IBB HBP BLK WP HR S P ERA WHIP	IP WLS BF H R ER SO BB IBB HBP BLK WP HR S P ERA WHIP	IP WLS BF H R ER SO BB IBB HBP BLK WP HR S P ERA WHIP	IP WLS BF H R ER SO BB IBB HBP BLK WP HR S P ERA WHIP	IP WLS BF H R ER SO BB IBB HBP BLK WP HR S P ERA WHIP	IP WLS BF H R ER SO BB IBB HBP BLK WP HR S P ERA WHIP	IP WLS BF H R ER SO BB IBB HBP BLK WP HR S P ERA WHIP	IP WLS BF H R ER SO BB IBB HBP BLK WP HR S P ERA WHIP	IP WLS BF H R ER SO BB IBB HBP BLK WP HR S P ERA WHIP	IP WLS BF H R ER SO BB IBB HBP BLK WP HR S P ERA WHIP	IP WLS BF H R ER SO BB IBB HBP BLK WP HR S P ERA WHIP	IP WLS BF H R ER SO BB IBB HBP BLK WP HR S P ERA WHIP	IP WLS BF H R ER SO BB IBB HBP BLK WP HR S P ERA WHIP	IP WLS BF H R ER SO BB IBB HBP BLK WP HR S P ERA WHIP	IP WLS BF H R ER SO BB IBB HBP BLK WP HR S P ERA WHIP						

TOP


Miami Marlins @ Washington Nationals

TEAM Ballpark of the Palm Beaches, West Palm Beach, FL

Sat Mar 24 2018, 1:08 PM - 3:35 PM EDT
Att. 1 - Partly Cloudy - 74 F

livebaseballscorecards.com

AB	34
R	4
H	8
RBI	4
BB	0
SO	9
LOB	9



Batter	1	2	3	4	5	6	7	8	9	AB	R	H	RBI	BB	SO	LOB				
2 Adam Eaton, L OBP: 0.429, SLG: 0.615 49 Moisés Sierra, R OBP: 0.397, SLG: 0.500	(1,7) 0-0 F7									3	0	0	0	0	0	3				
7 Trea Turner, R OBP: 0.373, SLG: 0.295 1 Benjie González, S OBP: 1.000, SLG: 1.000	(1,6) 0-0 F9									4	0	0	1	0	1	1				
34 Bryce Harper, L OBP: 0.400, SLG: 0.512 11 Anderson Franco, R OBP: 0.231, SLG: 0.174	(1,9) 0-0 E9									3	0	0	0	1	0	0				
15 Matt Adams, L OBP: 0.333, SLG: 0.463 8 Rhett Wiseman, L	(1,3) 1-0 CS									4	1	3	0	0	0	1				
14 Miguel Montero, L OBP: 0.333, SLG: 0.345 27 Shawn Kelley, R 10 Irving Falu, S OBP: 1.000, SLG: 3.000	(1,2) (8,1) (9,4)									4	0	1	0	0	0	4				
8 Brian Goodwin, L OBP: 0.289, SLG: 0.174 18 Zach Collier, L	(1,8) (9,8)									4	0	0	0	0	0	2				
1 Wilmer Difo, S OBP: 0.218, SLG: 0.218 21 Brandon Kintzler, R	(1,4) (9,1)									4	0	1	0	0	0	2				
19 Matt Reynolds, R OBP: 0.458, SLG: 0.467 64 Spencer Kieboom, R OBP: 0.390, SLG: 0.324	(1,5) (8,2)									3	1	1	1	0	1	2				
31 Max Scherzer, R 61 Chris Dominguez, R OBP: 0.319, SLG: 0.587	(1,1) (8,5)									2	0	0	0	0	1	3				
Inning Stats	R: 0 E: 1 K: 0 S: 3	H: 0 LOB: 0 BB: 0 P: 4	R: 1 E: 2 K: 1 S: 9	H: 2 LOB: 3 BB: 0 P: 9	R: 0 E: 0 K: 0 S: 3	H: 1 LOB: 2 BB: 1 P: 7	R: 0 E: 0 K: 1 S: 5	H: 0 LOB: 0 BB: 0 P: 5	R: 0 E: 0 K: 0 S: 5	H: 1 LOB: 2 BB: 0 P: 5	R: 2 E: 2 K: 0 S: 7	H: 2 LOB: 2 BB: 0 P: 7	R: 0 E: 0 K: 0 S: 4	H: 1 LOB: 1 BB: 0 P: 4	R: 0 E: 0 K: 1 S: 6	H: 1 LOB: 1 BB: 0 P: 6	1B: 8 2B: 0 3B: 0 HR: 0	SF: 0 SAC: 0 DP: 0 HBP: 0	WP: 0 PB: 0 SB: 0 CS: 1	PA: 41
PITCHER	IP WLS BF H R ER SO BB IBB HBP BLK WP HR S P ERA WHIP	IP WLS BF H R ER SO BB IBB HBP BLK WP HR S P ERA WHIP	IP WLS BF H R ER SO BB IBB HBP BLK WP HR S P ERA WHIP	IP WLS BF H R ER SO BB IBB HBP BLK WP HR S P ERA WHIP	IP WLS BF H R ER SO BB IBB HBP BLK WP HR S P ERA WHIP	IP WLS BF H R ER SO BB IBB HBP BLK WP HR S P ERA WHIP	IP WLS BF H R ER SO BB IBB HBP BLK WP HR S P ERA WHIP	IP WLS BF H R ER SO BB IBB HBP BLK WP HR S P ERA WHIP	IP WLS BF H R ER SO BB IBB HBP BLK WP HR S P ERA WHIP	IP WLS BF H R ER SO BB IBB HBP BLK WP HR S P ERA WHIP	IP WLS BF H R ER SO BB IBB HBP BLK WP HR S P ERA WHIP	IP WLS BF H R ER SO BB IBB HBP BLK WP HR S P ERA WHIP	IP WLS BF H R ER SO BB IBB HBP BLK WP HR S P ERA WHIP	IP WLS BF H R ER SO BB IBB HBP BLK WP HR S P ERA WHIP	IP WLS BF H R ER SO BB IBB HBP BLK WP HR S P ERA WHIP	IP WLS BF H R ER SO BB IBB HBP BLK WP HR S P ERA WHIP				

BOTTOM


Miami Marlins @ Washington Nationals

TEAM Ballpark of the Palm Beaches, West Palm Beach, FL

Sat Mar 24 2018, 1:08 PM - 3:35 PM EDT
Att. 1 - Partly Cloudy - 74 F

livebaseballscorecards.com

AB	39
R	3
H	8
RBI	2
BB	1
SO	4
LOB	23



Batter	1	2	3	4	5	6	7	8	9	AB	R	H	RBI	BB	SO	LOB	TOP										
2 Alex Bregman, R OBP: 0.403, SLG: 0.440 (1,5)	F8		K			F9	L7		P3	3	0	1	0	0	1	1	Houston Astros @ Miami Marlins Roger Dean Chevrolet Stadium, Jupiter, FL Sun Mar 25 2018, 1:08 PM - 3:44 PM EDT Att: 3,622 - Partly Cloudy - 79 F										
Jack Mayfield, R OBP: 0.360, SLG: 0.511 (6,6)						27 F9 92 BB 1B				2	1	0	0	0	0	2											
22 Josh Reddick, L OBP: 0.435, SLG: 0.575 Kyle Tucker, L OBP: 0.455, SLG: 0.800 (1,9) (4,9) (5,8)	4-0			K		4-0				1	0	0	0	1	1	0											
27 Jose Altuve, R OBP: 0.321, SLG: 0.383 91 Josh Rojas, L (1,4) (6,4)	0-3			G6-3		0-0	F9		K	3	0	0	0	0	1	3											
1 Carlos Correa, R OBP: 0.350, SLG: 0.455 92 Alex De Gori, R OBP: 0.346, SLG: 0.500 (1,6) (4,5)	0-1	F8		HR		0-0	16 HR 1B		FC1-4	2	1	1	1	0	0	0											
9 Marwin Gonzalez, S OBP: 0.368, SLG: 0.491 90 Troy Sieber, L 31 Collin McHugh, R (1,3) (6,3) (8,1)	0-0			F8		0-0	K		FC1-6	3	1	1	1	0	1	2											
16 Brian McCann, L OBP: 0.219, SLG: 0.185 96 Carlos Machado, R (1,2) (8,9)	0-0			F9		0-0	1-2 3-H HR		K	3	1	1	3	0	0	0											
11 Evan Gattis, R OBP: 0.404, SLG: 0.270 44 Tim Federowicz, R OBP: 0.297, SLG: 0.273 (1,10) (5,PH) (5,10) (8,2)	1-0			HBP		0-0	G6-3		F7	0	0	0	0	0	0	0											
28 J.D. Davis, R OBP: 0.397, SLG: 0.678 (1,7) (5,9) (8,3)	0-3			K		0-0	F9		89 1B	4	0	2	0	0	1	1											
6 Jake Marisnick, R OBP: 0.267, SLG: 0.264 89 J.J. Matijevic, L OBP: 0.500, SLG: 0.500 (1,8) (5,7)	0-0			F8		0-0	F8		G4-6-3	2	0	0	0	0	0	1											
Inning Stats	R: 0 E: 0 K: 1 S: 6	H: 0 LOB: 0 BB: 1 P: 10	R: 0 E: 0 K: 0 S: 3	H: 0 LOB: 0 BB: 0 P: 3	R: 0 E: 0 K: 2 S: 7	H: 0 LOB: 1 BB: 0 P: 8	R: 2 E: 0 K: 1 S: 11	H: 2 LOB: 0 BB: 0 P: 17	R: 0 E: 0 K: 0 S: 3	H: 0 LOB: 0 BB: 0 P: 3	R: 4 E: 0 K: 1 S: 10	H: 3 LOB: 1 BB: 1 P: 17	R: 0 E: 0 K: 0 S: 3	H: 1 LOB: 0 BB: 0 P: 3	R: 0 E: 0 K: 1 S: 6	H: 1 LOB: 1 BB: 0 P: 6	R: 0 E: 0 K: 1 S: 7	H: 2 LOB: 2 BB: 0 P: 7	1B: 6 2B: 0 3B: 0 HR: 3	SF: 0 SAC: 0 DP: 1 HBP: 1	WP: 0 PB: 0 SB: 0 CS: 1	PA: 38					
PITCHER	IP	WLS	BF	H	R	ER	SO	BB	IBB	HBP	BLK	WP	HR	S	P	ERA	WHIP										
43 Odrisamer Despaigne, R ERA: 3.75 25 Junichi Tazawa, R ERA: 3.86 44 Jacob Turner, R ERA: 0.23 71 Drew Steckenrider, R ERA: 40 Javy Guerra, R ERA: 3.0	(1,1) (5,1) (6,1) (8,1) (9,1)	4.0 1.0 2.0 1.0 1.0	15 3 10 4 5	2 0 4 1 2	2 0 4 0 0	2 0 4 0 0	2 0 1 0 1	0 0 1 0 0	0 0 0 0 0	0 0 0 0 0	0 0 0 0 0	0 0 0 0 0	2 0 1 0 0	27 3 13 6 7	38 3 20 6 7	4.50 0.00 18.00 0.00 0.00	0.750 0.000 2.500 1.000 2.000										

AB	34
R	6
H	9
RBI	6
BB	2
SO	7
LOB	15



Batter	1	2	3	4	5	6	7	8	9	AB	R	H	RBI	BB	SO	LOB	BOTTOM										
9 Lewis Brinson, R OBP: 0.365, SLG: 0.586 Monte Harrison, R OBP: 0.167, SLG: 0.444 (1,8) (3,8)	G6-3	P6			HR		K		K	2	0	0	0	0	0	1	Houston Astros @ Miami Marlins Roger Dean Chevrolet Stadium, Jupiter, FL Sun Mar 25 2018, 1:08 PM - 3:44 PM EDT Att: 3,622 - Partly Cloudy - 79 F										
19 Miguel Rojas, R OBP: 0.340, SLG: 0.360 82 Chris Diaz, R OBP: 0.333, SLG: 0.333 (1,6) (4,6)	G5-3			G6-3			K			2	0	0	0	0	0	0											
30 Garrett Cooper, R OBP: 0.321, SLG: 0.500 Rodrigo Vigil, R (1,10) (5,PH) (6,10)	41 BB 1B			F8			F8		K	2	1	1	0	0	0	0											
41 Justin Bour, L OBP: 0.280, SLG: 0.190 89 Eric Jagielo, L OBP: 0.296, SLG: 0.857 (1,3) (4,3)	1 BB 2B			K			G4-3		F8	1	0	0	0	1	1	0											
1 Cameron Maybin, R OBP: 0.333, SLG: 0.405 87 Brian Miller, L OBP: 0.250, SLG: 0.250 (1,9) (5,9)	1-3 2-H 2B			K			K		K	2	0	1	1	0	1	0											
18 Tomás Telis, S OBP: 0.286, SLG: 0.279 28 Bryan Holaday, R OBP: 0.147, SLG: 0.324 (1,2) (5,2)	G4-3			G6-3			P3		F8	2	0	0	0	0	0	0											
35 Eric Campbell, R OBP: 0.321, SLG: 0.394 91 Brian Schales, R (1,5) (7,5)				K			G4-3		K	3	0	1	0	0	1	0											
26 Cristhian Adames, S OBP: 0.381, SLG: 0.513 88 Luis Pirtor, R OBP: 1.000, SLG: 1.000 (1,4) (8,4)				K2-3			F7		83 CS 1B	3	0	1	0	0	1	1											
2 Yadiel Rivera, R OBP: 0.373, SLG: 0.457 83 Austin Dean, R OBP: 1.000, SLG: 1.500 (1,7) (6,7)				G6-3			82 WP 2B		DI 1B	2	0	0	0	0	1	1											
Inning Stats	R: 1 E: 0 K: 0 S: 5	H: 2 LOB: 2 BB: 1 P: 9	R: 0 E: 0 K: 1 S: 6	H: 1 LOB: 0 BB: 0 P: 6	R: 0 E: 0 K: 1 S: 5	H: 0 LOB: 0 BB: 0 P: 5	R: 0 E: 0 K: 2 S: 8	H: 1 LOB: 1 BB: 0 P: 8	R: 1 E: 0 K: 1 S: 8	H: 2 LOB: 1 BB: 0 P: 10	R: 0 E: 0 K: 1 S: 5	H: 0 LOB: 0 BB: 0 P: 5	R: 0 E: 0 K: 1 S: 5	H: 0 LOB: 0 BB: 0 P: 5	R: 0 E: 0 K: 2 S: 9	H: 2 LOB: 1 BB: 0 P: 10		1B: 5 2B: 3 3B: 0 HR: 1	SF: 0 SAC: 0 DP: 0 HBP: 0	WP: 1 PB: 0 SB: 0 CS: 1	PA: 37						
PITCHER	IP	WLS	BF	H	R	ER	SO	BB	IBB	HBP	BLK	WP	HR	S	P	ERA	WHIP										
60 Dallas Keuchel, L ERA: 2.35 41 Brad Peacock, R ERA: 0.96 47 Chris Devenski, R ERA: 3.38 31 Collin McHugh, R ERA: 5.91	(1,1) (6,1) (7,1) (8,1)	5.0 1.0 1.0 2.0	22 3 5 7	6 0 1 2	2 0 0 0	2 0 0 0	2 0 3 3	0 0 0 0	0 0 0 0	0 0 0 0	0 0 0 0	0 0 1 0	1 5 11 14	32 5 11 15	3 5 11 15	3.60 0.00 0.00 0.00	1.400 0.000 1.000 1.000										


AB	36
R	2
H	9
RBI	2
BB	1
SO	12
LOB	12



Batter	1	2	3	4	5	6	7	8	9	AB	R	H	RBI	BB	SO	LOB	TOP					
34 Magneuris Sierra, L (1.7) OBP: 0.281, SLG: 0.300 83 Stone Garrett, R (5. PH) OBP: 0.500, SLG: 1.000 (5.7)	G3			G1-3	2B		CI		K	2	0	0	0	0	0	0						
3 JB Shuck, L (1.8) OBP: 0.429, SLG: 0.477 80 Corey Bird, L (7.8) OBP: 0.500, SLG: 0.500	K2-3			15 BB 1B	F7		G4-6-3		1B	4	0	1	0	0	1	4						
15 Brian Anderson, R (1.5) OBP: 0.377, SLG: 0.588 94 Matt Juengel, R (4. PR) (4.5)	K			5 BB 1B			F8		K	1	0	0	0	1	1	0						
5 Scott Van Slyke, R (1.3) OBP: 0.346, SLG: 0.553 Drew Rucinski, R (6.1) 82 Mason Davis, S (8. PH) 82 James Buckelew, L (8.1)		P4					K		G3-1	3	0	1	0	0	1	0						
17 Chad Wallach, R (1.2) OBP: 0.237, SLG: 0.219 83 Chris Hoo, R (4.2) OBP: 0.143, SLG: 0.143 92 Michael Hernandez, R (8.2)	K			1-2 2H 1B	F7		K		84 E 1B	2	0	0	0	0	1	2						
79 Isaac Galloway, R (1.9) OBP: 0.436, SLG: 0.556 84 John Norwood, R (7.9) OBP: 0.250, SLG: 0.250	F8						81 SF9 3B		E5	2	2	1	0	0	0	0						
81 Peter Mooney, L (1.6) OBP: 0.420, SLG: 0.477 85 Joe Dunand, R (7.6) OBP: 0.333, SLG: 0.833			G1-6-3		SF9		88 FC4-6 90 BB 1B		K	2	0	1	1	0	0	0						
90 Riley Mahan, L (1.4) OBP: 0.286, SLG: 0.667 87 Junior Arroje, R (7.4)	K				3H		88 FC4-6 1B		P3	2	1	1	1	1	1	0						
Tyler Clout, R (1.1) 88 Colby Lusignan, L (6.3)	G4-3				HR		88 FC4-6 BB		80 1B BB	1	0	0	0	0	1	0						
Inning Stats	R: 0 E: 0 K: 2 S: 7	H: 0 LOB: 0 BB: 0 P: 7	R: 0 E: 0 K: 1 S: 5	H: 0 LOB: 0 BB: 0 P: 5	R: 0 E: 0 K: 1 S: 5	H: 0 LOB: 0 BB: 0 P: 5	R: 0 E: 0 K: 0 S: 4	H: 2 LOB: 2 BB: 1 P: 8	R: 2 E: 0 K: 1 S: 8	H: 3 LOB: 1 BB: 0 P: 8	R: 0 E: 0 K: 2 S: 7	H: 0 LOB: 0 BB: 0 P: 7	R: 1 E: 1 K: 0 S: 4	H: 1 LOB: 2 BB: 1 P: 9	R: 0 E: 1 K: 2 S: 9	H: 1 LOB: 2 BB: 0 P: 9	R: 0 E: 0 K: 1 S: 6	H: 1 LOB: 2 BB: 1 P: 10	1B: 5 2B: 1 3B: 1 HR: 1	SF: 1 SAC: 0 DP: 1 HBP: 1	WP: 0 PB: 0 CS: 0	PA: 39
PITCHER	IP	WLS	BF	H	R	ER	SO	BB	IBB	HBP	BLK	WP	HR	S	P	ERA	WHIP					
32 Steven Matz, L (1.1) ERA: 6.3	4.0		14	2	0	0	4	1	0	0	0	0	0	21	25	0.00	0.750					
81 Corey Taylor, R (5.1) ERA: 4.0	2.0	W	9	3	2	2	3	0	0	0	0	0	1	15	15	9.00	1.500					
82 Drew Smith, R (7.1) ERA: 6.14	2.0	H	11	2	1	1	2	1	0	1	0	0	0	13	18	4.50	1.500					
94 Kelly Secrest, L (9.1) ERA:	1.0	S	5	1	0	0	1	1	0	0	0	0	0	6	10	0.00	2.000					

Miami Marlins @ New York Mets
First Data Field, Port St. Lucie, FL
Sun Mar 25 2018, 12:12 PM - 2:35 PM EDT
Att: 6,109 - Partly Cloudy - 80 F


AB 33
R 3
H 8
RBI 3
BB 3
SO 10
LOB 14



Batter	1	2	3	4	5	6	7	8	9	AB	R	H	RBI	BB	SO	LOB	BOTTOM					
9 Brandon Nimmo, L (1.10) OBP: 0.371, SLG: 0.613	2B		K			G3				4	0	1	0	0	2	2						
52 Yoenis Cespedes, R (1.7) OBP: 0.388, SLG: 0.882 84 Jeff McNeil, L (6.7) OBP: 0.333, SLG: 0.200 (7.3)	K		P6		HR		G6-3			3	1	1	1	0	1	1						
19 Jay Bruce, L (1.9) OBP: 0.326, SLG: 0.595 87 Jacob Zanon, R (6.9)	L7		L9		HR		K			3	1	1	1	0	0	1						
21 Todd Frazier, R (1.5) OBP: 0.283, SLG: 0.418 85 J.J. Franco, R (6.5) OBP: 0.250, SLG: 0.250	F8			F8			G1-3			3	0	0	0	0	1	1						
13 Asdrubal Cabrera, S (1.4) OBP: 0.333, SLG: 0.404 82 Luis Carpio, R (6. PR) OBP: 0.143, SLG: 0.143 (7.4)	G1-3			26 BB 1B		23 G1-3 1B BB			87 WP 1B	2	0	1	0	1	0	0						
23 Adrián González, L (1.3) OBP: 0.270, SLG: 0.293 87 Kevin Taylor, L (7.7)		1 BB 3B		F7		G1-3			F7	2	1	0	0	1	0	2						
26 Kevin Plawewski, R (1.2) OBP: 0.341, SLG: 0.405 82 Tyler Moore, L (7.2) OBP: 0.125, SLG: 0.125	P4			1B		G5-3			F9	3	0	1	0	0	0	3						
1 Amed Rosario, R (1.6) OBP: 0.353, SLG: 0.542 83 Edgardo Fermin, R (8.6)				G1-3		12 BB 1B			K	3	0	2	2	0	0	2						
12 Juan Lagares, R (1.8) OBP: 0.299, SLG: 0.220	K				F9		1-2 1B			3	0	1	0	0	1	1						
Inning Stats	R: 0 E: 0 K: 1 S: 6	H: 1 LOB: 1 BB: 0 P: 6	R: 1 E: 0 K: 1 S: 6	H: 1 LOB: 1 BB: 1 P: 10	R: 0 E: 0 K: 1 S: 5	H: 0 LOB: 0 BB: 0 P: 5	R: 0 E: 0 K: 0 S: 5	H: 2 LOB: 2 BB: 0 P: 5	R: 2 E: 0 K: 2 S: 11	H: 2 LOB: 0 BB: 0 P: 14	R: 1 E: 0 K: 0 S: 5	H: 2 LOB: 2 BB: 1 P: 9	R: 0 E: 0 K: 1 S: 5	H: 0 LOB: 0 BB: 0 P: 5	R: 0 E: 0 K: 1 S: 6	H: 1 LOB: 1 BB: 0 P: 7	1B: 5 2B: 1 3B: 1 HR: 2	SF: 0 SAC: 0 DP: 0 HBP: 0	WP: 1 PB: 0 CS: 0	PA: 35		
PITCHER	IP	WLS	BF	H	R	ER	SO	BB	IBB	HBP	BLK	WP	HR	S	P	ERA	WHIP					
Tyler Clout, R (1.1) ERA: 10.8	5.0	L	22	6	3	3	5	1	0	0	0	0	0	2	33	40	5.40	1.400				
Drew Rucinski, R (6.1) ERA: 5.4	2.0		9	2	1	1	1	1	0	0	0	0	0	10	14	4.50	1.500					
82 James Buckelew, L (8.1) ERA:	1.0		4	1	0	0	1	0	0	0	0	1	0	6	7	0.00	1.000					


Miami Marlins @ New York Mets
First Data Field, Port St. Lucie, FL
Sun Mar 25 2018, 12:12 PM - 2:35 PM EDT
Att: 6,109 - Partly Cloudy - 80 F

AB 33
R 4
H 9
RBI 4
BB 2
SO 7
LOB 16



Batter	1	2	3	4	5	6	7	8	9	AB	R	H	RBI	BB	SO	LOB	TOP
16 Freddy Zamora, R (1,6)										2	0	0	1	0	1	0	Miami Hurricanes @ Miami Marlins Marlins Park, Miami, FL Tue Mar 27 2018, 3:10 PM - 5:44 PM EDT Att: 1,776 - Partly Cloudy - 73 F
44 Dylan Cloonan, L (1,7)										2	0	0	0	0	2	0	
51 Tony Jenkins, R (5,7)										1	0	0	0	0	1	0	
21 Hunter Tackett, R (1,9)										2	0	0	0	0	1	0	
43 Gabe Rivera, R (5,9)										1	0	0	0	0	1	0	
4 Michael Burns, R (1,8)										1	0	0	0	1	0	1	
37 Kam Lane, R (5,8)										1	0	0	0	0	0	0	
31 Isaac Quinones, R (1,2)										2	0	0	0	0	1	1	
45 Joe Sparber, R (5,2)										1	0	0	0	0	0	0	
10 Romy Gonzalez, R (1,5)										3	0	0	0	0	0	0	
47 Mike Perez, L (1,10)										1	1	1	0	0	0	0	
38 Connor Allen, L (5,10)										0	0	0	0	0	0	0	
9 William Escala, R (1,4)										1	1	1	1	0	0	0	
13 Tyler Paige, R (5,4)										1	0	0	0	0	1	1	
28 Raymond Gil, R (1,3)										1	0	0	0	0	1	1	
30 Alex Toral, L (5,3)										1	0	0	0	0	1	1	
Inning Stats	R: 0 E: 0 K: 3 S: 11	H: 0 LOB: 0 BB: 0 P: 17	R: 0 E: 0 K: 1 S: 9	H: 0 LOB: 0 BB: 1 P: 18	R: 2 E: 0 K: 2 S: 14	H: 2 LOB: 0 BB: 0 P: 21	R: 0 E: 1 K: 0 S: 6	H: 0 LOB: 1 BB: 0 P: 7	R: 0 E: 0 K: 2 S: 10	H: 0 LOB: 1 BB: 0 P: 16	R: 0 E: 0 K: 1 S: 7	H: 0 LOB: 0 BB: 0 P: 11	R: 0 E: 0 K: 1 S: 9	H: 0 LOB: 0 BB: 0 P: 13			
PITCHER	IP WLS BF H R ER SO BB IBB HBP BLK WP HR S P ERA WHIP	IP WLS BF H R ER SO BB IBB HBP BLK WP HR S P ERA WHIP	IP WLS BF H R ER SO BB IBB HBP BLK WP HR S P ERA WHIP	IP WLS BF H R ER SO BB IBB HBP BLK WP HR S P ERA WHIP	IP WLS BF H R ER SO BB IBB HBP BLK WP HR S P ERA WHIP	IP WLS BF H R ER SO BB IBB HBP BLK WP HR S P ERA WHIP	IP WLS BF H R ER SO BB IBB HBP BLK WP HR S P ERA WHIP	IP WLS BF H R ER SO BB IBB HBP BLK WP HR S P ERA WHIP	IP WLS BF H R ER SO BB IBB HBP BLK WP HR S P ERA WHIP	IP WLS BF H R ER SO BB IBB HBP BLK WP HR S P ERA WHIP	IP WLS BF H R ER SO BB IBB HBP BLK WP HR S P ERA WHIP	IP WLS BF H R ER SO BB IBB HBP BLK WP HR S P ERA WHIP	IP WLS BF H R ER SO BB IBB HBP BLK WP HR S P ERA WHIP	IP WLS BF H R ER SO BB IBB HBP BLK WP HR S P ERA WHIP	IP WLS BF H R ER SO BB IBB HBP BLK WP HR S P ERA WHIP	IP WLS BF H R ER SO BB IBB HBP BLK WP HR S P ERA WHIP	IP WLS BF H R ER SO BB IBB HBP BLK WP HR S P ERA WHIP

AB	21
R	2
H	2
RBI	2
BB	1
SO	11
LOB	5



Batter	1	2	3	4	5	6	7	8	9	AB	R	H	RBI	BB	SO	LOB	BOTTOM
9 Lewis Brinson, R (1,8)										1	2	1	1	1	0	0	Miami Hurricanes @ Miami Marlins Marlins Park, Miami, FL Tue Mar 27 2018, 3:10 PM - 5:44 PM EDT Att: 1,776 - Partly Cloudy - 73 F
Braxton Lee, L (4,8)										3	0	1	1	0	1	2	
32 Derek Dietrich, L (1,7)										3	0	0	0	0	0	3	
83 Stone Garrett, R (4,7)										2	1	0	0	1	2	5	
13 Starlin Castro, R (1,4)										3	1	1	0	0	2	1	
82 Chris Diaz, R (4,4)										2	1	1	3	1	0	0	
41 Justin Bour, L (1,3)										1	3	1	0	2	0	0	
89 Eric Jagielo, L (4,3)										2	1	0	0	1	1	3	
15 Brian Anderson, R (1,5)										2	2	2	1	1	0	0	
87 Junior Arrojto, R (4,5)										1	1	0	0	0	0	0	
30 Garrett Cooper, R (1,9)										3	1	2	4	0	0	1	
80 Corey Bird, L (4,9)										0	2	0	1	2	0	0	
1 Cameron Maybin, R (1,10)										3	1	1	2	0	1	2	
18 Tomas Telis, S (4,10)										2	2	2	2	0	0	0	
19 Miguel Rojas, R (1,6)										2	1	1	1	1	0	0	
2 Yadiel Rivera, R (4,PR)										1	2	1	1	0	0	0	
85 Joe Dunand, R (6,PR)										0	0	0	0	0	0	0	
17 Chad Wallach, R (1,2)										3	1	1	3	0	1	2	
28 Bryan Holaday, R (4,PH)										2	0	1	0	0	0	3	
Inning Stats	R: 6 E: 0 K: 0 S: 23	H: 5 LOB: 2 BB: 2 P: 42	R: 1 E: 0 K: 1 S: 15	H: 2 LOB: 1 BB: 0 P: 19	R: 5 E: 1 K: 2 S: 23	H: 3 LOB: 1 BB: 2 P: 41	R: 8 E: 1 K: 3 S: 22	H: 4 LOB: 2 BB: 4 P: 47	R: 0 E: 0 K: 1 S: 6	H: 0 LOB: 0 BB: 0 P: 12	R: 2 E: 0 K: 1 S: 15	H: 2 LOB: 3 BB: 2 P: 30	R: 0 E: 0 K: 1 S: 15	H: 0 LOB: 0 BB: 0 P: 30			
PITCHER	IP WLS BF H R ER SO BB IBB HBP BLK WP HR S P ERA WHIP	IP WLS BF H R ER SO BB IBB HBP BLK WP HR S P ERA WHIP	IP WLS BF H R ER SO BB IBB HBP BLK WP HR S P ERA WHIP	IP WLS BF H R ER SO BB IBB HBP BLK WP HR S P ERA WHIP	IP WLS BF H R ER SO BB IBB HBP BLK WP HR S P ERA WHIP	IP WLS BF H R ER SO BB IBB HBP BLK WP HR S P ERA WHIP	IP WLS BF H R ER SO BB IBB HBP BLK WP HR S P ERA WHIP	IP WLS BF H R ER SO BB IBB HBP BLK WP HR S P ERA WHIP	IP WLS BF H R ER SO BB IBB HBP BLK WP HR S P ERA WHIP	IP WLS BF H R ER SO BB IBB HBP BLK WP HR S P ERA WHIP	IP WLS BF H R ER SO BB IBB HBP BLK WP HR S P ERA WHIP	IP WLS BF H R ER SO BB IBB HBP BLK WP HR S P ERA WHIP	IP WLS BF H R ER SO BB IBB HBP BLK WP HR S P ERA WHIP	IP WLS BF H R ER SO BB IBB HBP BLK WP HR S P ERA WHIP	IP WLS BF H R ER SO BB IBB HBP BLK WP HR S P ERA WHIP	IP WLS BF H R ER SO BB IBB HBP BLK WP HR S P ERA WHIP	IP WLS BF H R ER SO BB IBB HBP BLK WP HR S P ERA WHIP

AB	36
R	22
H	16
RBI	20
BB	10
SO	8
LOB	22



Batter	1	2	3	4	5	6	7	8	9	AB	R	H	RBI	BB	SO	LOB	TOP				
8 Ian Happ, S OBP: 0.200, SLG: 0.800										5	1	1	1	0	3	1					
17 Kris Bryant, R OBP: 0.400, SLG: 0.650										4	2	1	0	1	1	0					
44 Anthony Rizzo, L OBP: 0.400, SLG: 1.000										4	2	1	1	0	2	1					
40 Wilson Contreras, R OBP: 0.200, SLG: 0.400										5	0	1	1	0	3	2					
12 Kyle Schwarber, L 5 Albert Almora Jr., R										3	1	1	1	1	0	2					
27 Addison Russell, R OBP: 0.300, SLG: 0.667										3	1	2	0	1	0	2					
22 Jason Heyward, L										3	1	1	1	1	0	1					
9 Javier Báez, R										3	0	0	1	1	1	3					
34 Jon Lester, L 41 Steve Cishek, R 32 Brian Duensing, L 2 Tommy La Stella, L 46 Pedro Strop, R 37 Justin Wilson, L 38 Mike Montgomery, L										2	0	0	0	0	0	6					
Inning Stats	R: 3 H: 1 E: 0 K: 1 S: 17	H: 1 LOB: 3 BB: 2 P: 36	R: 1 H: 1 E: 0 K: 1 S: 12	H: 1 LOB: 0 BB: 0 P: 16	R: 0 H: 2 E: 0 K: 0 S: 6	H: 2 LOB: 2 BB: 1 P: 9	R: 1 H: 2 E: 0 K: 0 S: 9	H: 2 LOB: 2 BB: 1 P: 13	R: 0 H: 0 E: 0 K: 3 S: 11	H: 0 LOB: 0 BB: 0 P: 17	R: 0 H: 0 E: 0 K: 3 S: 11	H: 0 LOB: 1 BB: 0 P: 40	R: 0 H: 0 E: 0 K: 2 S: 7	H: 0 LOB: 0 BB: 0 P: 10	R: 0 H: 0 E: 1 K: 0 S: 6	H: 0 LOB: 1 BB: 1 P: 10	1B: 2 2B: 4 3B: 0 HR: 3	SF: 0 SAC: 0 DP: 1 HBP: 3	WP: 0 PB: 0 SB: 1 CS: 0	PA: 44	
PITCHER	IP WLS BF H R ER SO BB IBB HBP BLK WP HR S P ERA WHIP	IP WLS BF H R ER SO BB IBB HBP BLK WP HR S P ERA WHIP	IP WLS BF H R ER SO BB IBB HBP BLK WP HR S P ERA WHIP	IP WLS BF H R ER SO BB IBB HBP BLK WP HR S P ERA WHIP	IP WLS BF H R ER SO BB IBB HBP BLK WP HR S P ERA WHIP	IP WLS BF H R ER SO BB IBB HBP BLK WP HR S P ERA WHIP	IP WLS BF H R ER SO BB IBB HBP BLK WP HR S P ERA WHIP	IP WLS BF H R ER SO BB IBB HBP BLK WP HR S P ERA WHIP	IP WLS BF H R ER SO BB IBB HBP BLK WP HR S P ERA WHIP	IP WLS BF H R ER SO BB IBB HBP BLK WP HR S P ERA WHIP	IP WLS BF H R ER SO BB IBB HBP BLK WP HR S P ERA WHIP	IP WLS BF H R ER SO BB IBB HBP BLK WP HR S P ERA WHIP	IP WLS BF H R ER SO BB IBB HBP BLK WP HR S P ERA WHIP	IP WLS BF H R ER SO BB IBB HBP BLK WP HR S P ERA WHIP	IP WLS BF H R ER SO BB IBB HBP BLK WP HR S P ERA WHIP	IP WLS BF H R ER SO BB IBB HBP BLK WP HR S P ERA WHIP	IP WLS BF H R ER SO BB IBB HBP BLK WP HR S P ERA WHIP	IP WLS BF H R ER SO BB IBB HBP BLK WP HR S P ERA WHIP	IP WLS BF H R ER SO BB IBB HBP BLK WP HR S P ERA WHIP	IP WLS BF H R ER SO BB IBB HBP BLK WP HR S P ERA WHIP	IP WLS BF H R ER SO BB IBB HBP BLK WP HR S P ERA WHIP

Chicago Cubs @ Miami Marlins
Marlins Park, Miami, FL
Thu Mar 29 2018, 12:43 PM - 4:01 PM EDT
Att: 32,151 - Partly Cloudy - 75 F

AB	35
R	8
H	9
RBI	8
BB	5
SO	10
LOB	18



Batter	1	2	3	4	5	6	7	8	9	AB	R	H	RBI	BB	SO	LOB	BOTTOM				
9 Lewis Brinson, R										5	0	0	0	0	2						
32 Derek Dietrich, L OBP: 0.600, SLG: 1.000										4	1	2	0	0	1	0					
13 Starlin Castro, R OBP: 0.600, SLG: 0.333										3	2	1	0	2	1	3					
41 Justin Bour, L										4	0	0	1	1	0	5					
15 Brian Anderson, R OBP: 0.750, SLG: 0.667										3	1	2	2	1	0	0					
30 Garrett Cooper, R OBP: 0.500, SLG: 0.333										3	0	1	1	1	1	3					
19 Miguel Rojas, R OBP: 0.250, SLG: 0.500										4	0	1	0	0	0	2					
25 Junichi Tazawa, R										0	0	0	0	0	0	0					
17 Chad Wallach, R										3	0	0	0	1	3	3					
62 José Ureña, R 1 Cameron Maybin, R 50 Chris O'Grady, R 18 Tomás Telis, S 56 Tayron Guerrero, R 71 Drew Steckenrider, R 2 Yadiel Rivera, R										1	0	0	0	0	1	1					
Inning Stats	R: 1 H: 2 E: 1 K: 0 S: 12	H: 2 LOB: 1 BB: 1 P: 21	R: 0 H: 0 E: 0 K: 1 S: 9	H: 0 LOB: 1 BB: 1 P: 17	R: 3 H: 3 E: 1 K: 1 S: 15	H: 3 LOB: 1 BB: 1 P: 27	R: 0 H: 2 E: 0 K: 1 S: 12	H: 2 LOB: 2 BB: 0 P: 16	R: 0 H: 1 E: 0 K: 1 S: 10	H: 1 LOB: 2 BB: 1 P: 18	R: 0 H: 0 E: 0 K: 1 S: 9	H: 0 LOB: 1 BB: 1 P: 17	R: 0 H: 0 E: 0 K: 1 S: 8	H: 0 LOB: 0 BB: 0 P: 13	R: 0 H: 0 E: 0 K: 1 S: 11	H: 0 LOB: 0 BB: 0 P: 19	1B: 5 2B: 2 3B: 1 HR: 0	SF: 0 SAC: 0 DP: 2 HBP: 1	WP: 0 PB: 0 SB: 0 CS: 0	PA: 40	
PITCHER	IP WLS BF H R ER SO BB IBB HBP BLK WP HR S P ERA WHIP	IP WLS BF H R ER SO BB IBB HBP BLK WP HR S P ERA WHIP	IP WLS BF H R ER SO BB IBB HBP BLK WP HR S P ERA WHIP	IP WLS BF H R ER SO BB IBB HBP BLK WP HR S P ERA WHIP	IP WLS BF H R ER SO BB IBB HBP BLK WP HR S P ERA WHIP	IP WLS BF H R ER SO BB IBB HBP BLK WP HR S P ERA WHIP	IP WLS BF H R ER SO BB IBB HBP BLK WP HR S P ERA WHIP	IP WLS BF H R ER SO BB IBB HBP BLK WP HR S P ERA WHIP	IP WLS BF H R ER SO BB IBB HBP BLK WP HR S P ERA WHIP	IP WLS BF H R ER SO BB IBB HBP BLK WP HR S P ERA WHIP	IP WLS BF H R ER SO BB IBB HBP BLK WP HR S P ERA WHIP	IP WLS BF H R ER SO BB IBB HBP BLK WP HR S P ERA WHIP	IP WLS BF H R ER SO BB IBB HBP BLK WP HR S P ERA WHIP	IP WLS BF H R ER SO BB IBB HBP BLK WP HR S P ERA WHIP	IP WLS BF H R ER SO BB IBB HBP BLK WP HR S P ERA WHIP	IP WLS BF H R ER SO BB IBB HBP BLK WP HR S P ERA WHIP	IP WLS BF H R ER SO BB IBB HBP BLK WP HR S P ERA WHIP	IP WLS BF H R ER SO BB IBB HBP BLK WP HR S P ERA WHIP	IP WLS BF H R ER SO BB IBB HBP BLK WP HR S P ERA WHIP	IP WLS BF H R ER SO BB IBB HBP BLK WP HR S P ERA WHIP	IP WLS BF H R ER SO BB IBB HBP BLK WP HR S P ERA WHIP

Chicago Cubs @ Miami Marlins
Marlins Park, Miami, FL
Thu Mar 29 2018, 12:43 PM - 4:01 PM EDT
Att: 32,151 - Partly Cloudy - 75 F

AB	33
R	4
H	8
RBI	4
BB	6
SO	7
LOB	21




Batter	1	2	3	4	5	6	7	8	9	AB	R	H	RBI	BB	SO	LOB	TOP			
5 Albert Almora Jr., R OBP: 0.231, SLG: 0.167	G6-3		1B		F9		F9		K	5	0	1	0	0	1	1	Chicago Cubs @ Miami Marlins Marlins Park, Miami, FL Sun Apr 01 2018, 1:12 PM - 3:47 PM EDT Att: 10,428 - Partly Cloudy - 79 F			
17 Kris Bryant, R OBP: 0.522, SLG: 0.722	BB		1B		G4-3		K			3	0	1	0	1	1					
44 Anthony Rizzo, L OBP: 0.261, SLG: 0.300	1B		P6		L9		L9			3	0	1	0	0	0	3				
27 Addison Russell, R OBP: 0.526, SLG: 0.500	L8		FC6-4		HBP				G1-3	4	0	1	0	0	0	4				
12 Kyle Schwarber, L OBP: 0.375, SLG: 0.867	L8				2B				1B	4	0	2	0	0	0	4				
7 Victor Caratini, S	F9		G5-3		L7				K	4	0	0	0	0	1	2				
22 Jason Heyward, L OBP: 0.313, SLG: 0.357	G6-3		1B		F8				G1-3	4	0	1	0	0	0	1				
9 Javier Báez, R OBP: 0.176, SLG: 0.133	L9		FC3-2-5		G6-3				K	4	0	0	0	0	1	2				
62 Jose Quintana, R			K		K				P6	2	0	0	0	0	2	2				
2 Tommy La Stella, L OBP: 0.500, SLG: 0.750										1	0	1	0	0	0	0				
32 Brian Duensing, L										0	0	0	0	0	0	0				
18 Ben Zobrist, S OBP: 0.462, SLG: 0.455										1	0	0	0	0	0	0				
Inning Stats	R: 0 E: 0 K: 0 S: 15	H: 1 LOB: 2 BB: 1 P: 24	R: 0 E: 0 K: 0 S: 9	H: 0 LOB: 0 BB: 0 P: 12	R: 0 E: 0 K: 1 S: 9	H: 2 LOB: 2 BB: 0 P: 12	R: 0 E: 0 K: 1 S: 9	H: 2 LOB: 2 BB: 0 P: 14	R: 0 E: 0 K: 0 S: 5	H: 0 LOB: 0 BB: 0 P: 8	R: 0 E: 0 K: 1 S: 9	H: 1 LOB: 1 BB: 0 P: 14	R: 0 E: 0 K: 1 S: 12	H: 1 LOB: 1 BB: 0 P: 18	R: 0 E: 0 K: 2 S: 7	H: 0 LOB: 0 BB: 0 P: 10	1B: 6 2B: 2 HR: 0	SF: 0 SAC: 0 DP: 0 HBP: 1	WP: 0 PB: 0 SB: 0 CS: 0	PA: 37
PITCHER	IP WLS BF H R ER SO BB IBB HBP BLK WP HR S P ERA WHIP	IP WLS BF H R ER SO BB IBB HBP BLK WP HR S P ERA WHIP	IP WLS BF H R ER SO BB IBB HBP BLK WP HR S P ERA WHIP	IP WLS BF H R ER SO BB IBB HBP BLK WP HR S P ERA WHIP	IP WLS BF H R ER SO BB IBB HBP BLK WP HR S P ERA WHIP	IP WLS BF H R ER SO BB IBB HBP BLK WP HR S P ERA WHIP	IP WLS BF H R ER SO BB IBB HBP BLK WP HR S P ERA WHIP	IP WLS BF H R ER SO BB IBB HBP BLK WP HR S P ERA WHIP	IP WLS BF H R ER SO BB IBB HBP BLK WP HR S P ERA WHIP	IP WLS BF H R ER SO BB IBB HBP BLK WP HR S P ERA WHIP	IP WLS BF H R ER SO BB IBB HBP BLK WP HR S P ERA WHIP	IP WLS BF H R ER SO BB IBB HBP BLK WP HR S P ERA WHIP	IP WLS BF H R ER SO BB IBB HBP BLK WP HR S P ERA WHIP	IP WLS BF H R ER SO BB IBB HBP BLK WP HR S P ERA WHIP	IP WLS BF H R ER SO BB IBB HBP BLK WP HR S P ERA WHIP	IP WLS BF H R ER SO BB IBB HBP BLK WP HR S P ERA WHIP	IP WLS BF H R ER SO BB IBB HBP BLK WP HR S P ERA WHIP			
76 Dillon Peters, L ERA: 7.71	6.0	W	26	6	0	0	2	1	0	1	0	0	0	0	56	89	0.00	1.167		
71 Drew Steckenrider, R ERA: 7.71	1.0		4	1	0	0	1	0	0	0	0	0	0	0	9	14	0.00	1.000		
56 Tayron Guerrero, R ERA: 7.71	1.0		4	1	0	0	1	0	0	0	0	0	0	0	12	18	0.00	1.000		
46 Kyle Barraclough, R ERA: 7.71	1.0		3	0	0	0	2	0	0	0	0	0	0	0	7	10	0.00	0.000		

Batter	1	2	3	4	5	6	7	8	9	AB	R	H	RBI	BB	SO	LOB	BOTTOM			
9 Lewis Brinson, R OBP: 0.318, SLG: 0.250	G4-3		F7				K			3	1	0	0	1	1	0	Chicago Cubs @ Miami Marlins Marlins Park, Miami, FL Sun Apr 01 2018, 1:12 PM - 3:47 PM EDT Att: 10,428 - Partly Cloudy - 79 F			
32 Derek Dietrich, L OBP: 0.409, SLG: 0.579	F8				F8		F8			4	1	1	1	0	0	0				
13 Starlin Castro, R OBP: 0.455, SLG: 0.294	BB				F7					2	1	1	0	2	0	0				
15 Brian Anderson, R OBP: 0.429, SLG: 0.389	G5-3				BB		BB		K	3	0	1	3	1	1	2				
30 Garrett Cooper, R OBP: 0.333, SLG: 0.143	G6-3									2	0	0	0	0	1	1				
19 Miguel Rojas, R OBP: 0.444, SLG: 0.467					K		L7		G3-1	2	0	1	0	0	0	0				
1 Cameron Maybin, R OBP: 0.375, SLG: 0.385	F8						F8		K	4	1	1	0	0	1	1				
2 Yadiel Rivera, R OBP: 0.167, SLG: 0.167	G6-3				BB					4	1	1	0	0	0	2				
17 Chad Wallach, R OBP: 0.267, SLG: 0.231	G4-3									3	1	2	1	1	0	0				
76 Dillon Peters, L OBP: 0.295, SLG: 0.295										1	0	0	0	0	0	0				
18 Tomás Telis, S OBP: 0.295, SLG: 0.295										1	0	0	0	0	0	1				
71 Drew Steckenrider, R ERA: 7.71										0	0	0	0	0	0	0				
56 Tayron Guerrero, R ERA: 7.71										0	0	0	0	0	0	0				
41 Justin Bour, L OBP: 0.220, SLG: 0.163										1	0	0	0	0	0	2				
46 Kyle Barraclough, R ERA: 7.71										0	0	0	0	0	0	0				
Inning Stats	R: 0 E: 0 K: 0 S: 13	H: 0 LOB: 1 BB: 1 P: 25	R: 0 E: 0 K: 0 S: 10	H: 0 LOB: 0 BB: 0 P: 15	R: 0 E: 0 K: 0 S: 9	H: 0 LOB: 0 BB: 0 P: 13	R: 0 E: 0 K: 1 S: 8	H: 0 LOB: 1 BB: 1 P: 12	R: 5 E: 0 K: 0 S: 12	H: 4 LOB: 1 BB: 2 P: 21	R: 1 E: 0 K: 1 S: 11	H: 2 LOB: 1 BB: 0 P: 18	R: 0 E: 0 K: 2 S: 9	H: 1 LOB: 1 BB: 0 P: 15	R: 0 E: 0 K: 1 S: 8	H: 1 LOB: 2 BB: 1 P: 17	1B: 4 2B: 4 HR: 0	SF: 0 SAC: 1 DP: 0 HBP: 0	WP: 1 PB: 0 SB: 0 CS: 0	PA: 36
PITCHER	IP WLS BF H R ER SO BB IBB HBP BLK WP HR S P ERA WHIP	IP WLS BF H R ER SO BB IBB HBP BLK WP HR S P ERA WHIP	IP WLS BF H R ER SO BB IBB HBP BLK WP HR S P ERA WHIP	IP WLS BF H R ER SO BB IBB HBP BLK WP HR S P ERA WHIP	IP WLS BF H R ER SO BB IBB HBP BLK WP HR S P ERA WHIP	IP WLS BF H R ER SO BB IBB HBP BLK WP HR S P ERA WHIP	IP WLS BF H R ER SO BB IBB HBP BLK WP HR S P ERA WHIP	IP WLS BF H R ER SO BB IBB HBP BLK WP HR S P ERA WHIP	IP WLS BF H R ER SO BB IBB HBP BLK WP HR S P ERA WHIP	IP WLS BF H R ER SO BB IBB HBP BLK WP HR S P ERA WHIP	IP WLS BF H R ER SO BB IBB HBP BLK WP HR S P ERA WHIP	IP WLS BF H R ER SO BB IBB HBP BLK WP HR S P ERA WHIP	IP WLS BF H R ER SO BB IBB HBP BLK WP HR S P ERA WHIP	IP WLS BF H R ER SO BB IBB HBP BLK WP HR S P ERA WHIP	IP WLS BF H R ER SO BB IBB HBP BLK WP HR S P ERA WHIP	IP WLS BF H R ER SO BB IBB HBP BLK WP HR S P ERA WHIP	IP WLS BF H R ER SO BB IBB HBP BLK WP HR S P ERA WHIP			
62 Jose Quintana, L ERA: 9.0	6.0	L	27	6	6	6	2	3	1	0	0	0	0	3	1	0	0			
32 Brian Duensing, L ERA: 9.0	2.0		9	2	0	0	3	1	0	0	0	0	0	0	17	32	0.00	1.500		


livebaseballscores.com

AB 35
R 0
H 8
RBI 0
BB 1
SO 6
LOB 20



livebaseballscores.com

AB 30
R 6
H 8
RBI 5
BB 5
SO 5
LOB 9



Batter	1	2	3	4	5	6	7	8	9	10	11	12	13	AB	R	H	RBI	BB	SO	LOB	TOP						
36 Eduardo Núñez, R OBP: 0.227, SLG: 0.260														6	1	1	0	0	0	2							
16 Andrew Benintendi, L OBP: 0.333, SLG: 0.158														4	2	2	1	2	1	0							
13 Hanley Ramirez, R OBP: 0.333, SLG: 0.522														6	0	2	2	0	1	2							
28 J.D. Martinez, R OBP: 0.273, SLG: 0.250														5	0	1	1	0	2	3							
32 Matt Barnes, R OBP: 0.200, SLG: 0.200														6	0	0	0	0	2	3							
2 Xander Bogaerts, R OBP: 0.357, SLG: 0.643														5	0	2	0	0	0	0							
11 Rafael Devers, L OBP: 0.348, SLG: 0.455														5	0	1	0	0	0	2							
7 Christian Vázquez, R OBP: 0.316, SLG: 0.333														5	0	1	0	0	0	2							
37 Heath Hembree, R														5	0	1	0	0	1	2							
19 Jackie Bradley Jr., L OBP: 0.250, SLG: 0.176														2	0	0	0	0	2	1							
41 Chris Sale, L														2	0	0	0	0	2	1							
66 Bobby Poyner, L														2	0	0	0	0	2	1							
39 Carson Smith, R														2	0	0	0	0	2	1							
18 Mitch Moreland, L														2	0	0	0	0	2	1							
56 Joe Kelly, R														2	0	0	0	0	2	1							
46 Craig Kimbrel, R														2	0	0	0	0	2	1							
60 Mookie Betts, R OBP: 0.442, SLG: 0.524														2	0	0	0	0	2	1							
Inning Stats	R: 1 E: 0 K: 1 S: 12	H: 1 LOB: 1 BB: 1 P: 26	R: 0 E: 0 K: 0 S: 8	H: 0 LOB: 0 BB: 0 P: 10	R: 0 E: 0 K: 2 S: 9	H: 0 LOB: 0 BB: 0 P: 10	R: 0 E: 0 K: 2 S: 10	H: 1 LOB: 1 BB: 0 P: 14	R: 0 E: 0 K: 0 S: 9	H: 2 LOB: 1 BB: 0 P: 16	R: 0 E: 0 K: 0 S: 10	H: 0 LOB: 0 BB: 0 P: 13	R: 0 E: 0 K: 1 S: 7	H: 0 LOB: 1 BB: 0 P: 11	R: 0 E: 0 K: 0 S: 9	H: 1 LOB: 1 BB: 0 P: 15	R: 0 E: 0 K: 1 S: 13	H: 2 LOB: 1 BB: 0 P: 20	R: 0 E: 0 K: 0 S: 9	H: 1 LOB: 0 BB: 0 P: 10	R: 2 E: 0 K: 0 S: 12	H: 3 LOB: 2 BB: 1 P: 17	1B: 8 2B: 4 3B: 0 HR: 0	SF: 0 SAC: 2 DP: 2 HBP: 0	WIP: 0 PB: 0 SB: 1 CS: 1	PA: 51	
PITCHER	IP 7.0	WLS 0	BF 25	H 4	R 1	ER 1	SO 7	BB 1	IBB 0	HBP 0	BLK 0	WP 0	HR 0	S 72	P 109	ERA 1.29	WHIP 0.714										
62 José Ureña, R ERA: 4.91																											
71 Drew Steckenrider, R ERA:																											
46 Kyle Barradough, R ERA:																											
29 Brad Ziegler, R ERA: 9.02																											
43 Odrisamer Despaigne, R ERA: 5.63																											
PITCHER	IP 1.0	WLS L	BF 7	H 3	R 2	ER 2	SO 0	BB 0	IBB 0	HBP 0	BLK 0	WP 0	HR 0	S 12	P 17	ERA 18.00	WHIP 3.000										
56 TAYRON GUERRERO, R (13.1) ERA: 10.8																											

Boston Red Sox @ Miami Marlins
Marlins Park, Miami, FL
Tue Apr 03 2018, 6:11 PM - 10:37 PM EDT
Att. 14,953 - Partly Cloudy - 77 F

AB 48
R 4
H 12
RBI 4
BB 2
SO 9
LOB 16



Batter	1	2	3	4	5	6	7	8	9	10	11	12	13	AB	R	H	RBI	BB	SO	LOB	BOTTOM						
9 Lewis Brinson, R OBP: 0.273, SLG: 0.226														6	0	0	0	0	2	2							
32 Derek Dietrich, L OBP: 0.375, SLG: 0.454														6	0	2	0	0	3	0							
13 Starlin Castro, R OBP: 0.424, SLG: 0.357														6	0	1	0	0	2								
15 Brian Anderson, R OBP: 0.469, SLG: 0.480														4	2	1	0	2	2								
41 Justin Bour, L OBP: 0.250, SLG: 0.227														4	0	1	1	1	1								
1 Cameron Maybin, R OBP: 0.440, SLG: 0.300														5	0	3	1	0	1								
19 Miguel Rojas, R OBP: 0.333, SLG: 0.333														5	0	1	0	0	1	2							
17 Chad Wallach, R OBP: 0.190, SLG: 0.158														5	0	0	0	0	3	1							
60 José Ureña, R														2	0	0	0	0	1	0							
71 Drew Steckenrider, R														1	0	0	0	0	0	0							
46 Kyle Barradough, R														1	0	0	0	0	0	0							
29 Brad Ziegler, R														1	0	0	0	0	0	0							
46 Odrisamer Despaigne, R														1	0	0	0	0	0	0							
56 TAYRON GUERRERO, R														1	0	0	0	0	0	0							
Inning Stats	R: 0 E: 0 K: 2 S: 18	H: 1 LOB: 1 BB: 0 P: 27	R: 0 E: 0 K: 0 S: 10	H: 1 LOB: 0 BB: 0 P: 16	R: 0 E: 0 K: 2 S: 11	H: 1 LOB: 3 BB: 0 P: 21	R: 0 E: 0 K: 1 S: 10	H: 0 LOB: 0 BB: 0 P: 15	R: 0 E: 0 K: 2 S: 13	H: 0 LOB: 1 BB: 0 P: 20	R: 0 E: 0 K: 0 S: 12	H: 1 LOB: 1 BB: 1 P: 16	R: 0 E: 0 K: 1 S: 7	H: 1 LOB: 2 BB: 2 P: 20	R: 0 E: 0 K: 1 S: 9	H: 0 LOB: 0 BB: 0 P: 12	R: 0 E: 0 K: 1 S: 15	H: 1 LOB: 1 BB: 1 P: 20	1B: 7 2B: 3 3B: 0 HR: 0	SF: 0 SAC: 0 DP: 2 HBP: 0	WIP: 0 PB: 0 SB: 2 CS: 0	PA: 49					
PITCHER	IP 5.0	WLS 0	BF 18	H 5	R 1	ER 1	SO 6	BB 0	IBB 0	HBP 0	BLK 0	WP 0	HR 0	S 62	P 93	ERA 1.80	WHIP 1.000										
41 Chris Sale, L ERA: 0.82																											
66 Bobby Poyner, L ERA: 3.86																											
39 Carson Smith, R ERA: 10.8																											
56 Joe Kelly, R ERA: 10.8																											
46 Craig Kimbrel, R ERA:																											
PITCHER	IP 1.0	WLS B	BF 5	H 1	R 1	ER 1	SO 1	BB 2	IBB 0	HBP 0	BLK 0	WP 0	HR 0	S 10	P 20	ERA 9.00	WHIP 3.000										
32 Matt Barnes, R (11.1) ERA: 2.45																											
37 Heath Hembree, R (12.1) ERA:																											

Boston Red Sox @ Miami Marlins
Marlins Park, Miami, FL
Tue Apr 03 2018, 6:11 PM - 10:37 PM EDT
Att. 14,953 - Partly Cloudy - 77 F

AB 45
R 2
H 9
RBI 2
BB 4
SO 16
LOB 11



Batter	1	2	3	4	5	6	7	8	9	AB	R	H	RBI	BB	SO	LOB	TOP			
9 Lewis Brinson, R (1, 8) OBP: 0.243, SLG: 0.200										4	0	0	0	0	4	0	<p>Miami Marlins @ Philadelphia Phillies Citizens Bank Park, Philadelphia, PA Thu Apr 05 2018, 3:13 PM - 6:14 PM EDT Att: 44,488 - Partly Cloudy - 46 F</p> <p>livebaseballscorecards.com</p> <p>AB 31 R 0 H 4 RBI 0 BB 0 SO 12 LOB 6</p>			
32 Derek Dietrich, L (1, 7) OBP: 0.381, SLG: 0.438										4	0	1	0	0	1	0				
13 Starlin Castro, R (1, 4) OBP: 0.405, SLG: 0.344										4	0	1	0	0	0	1				
41 Justin Bour, L (1, 3) OBP: 0.250, SLG: 0.231										4	0	1	0	0	1	2				
15 Brian Anderson, R (1, 5) OBP: 0.257, SLG: 0.500										3	0	1	0	0	0	0				
1 Cameron Maybin, R (1, 9) OBP: 0.393, SLG: 0.440										3	0	0	0	0	2	2				
19 Miguel Rojas, R (1, 6) OBP: 0.300, SLG: 0.296										3	0	0	0	0	1	0				
28 Bryan Holaday, R (1, 2) OBP: 0.200, SLG: 0.111										2	0	0	0	0	1	0				
12 Braxton Lee, L (8, PH)										1	0	0	0	0	0	0				
56 Tayron Guerrero, R (8, 1)										0	0	0	0	0	0	0				
31 Caleb Smith, R (1, 1)										1	0	0	0	0	1	0				
66 Jarlin Garcia, L (4, 1)										1	0	0	0	0	1	0				
18 Tomás Telis, S (8, PH)										1	0	0	0	0	1	0				
50 Héctor Neris, R (8, 2)										1	0	0	0	0	1	0				
Inning Stats	R: 0 E: 0 K: 1 S: 11	H: 1 LOB: 1 BB: 0 P: 17	R: 0 E: 0 K: 2 S: 10	H: 0 LOB: 0 BB: 0 P: 15	R: 0 E: 0 K: 3 S: 9	H: 0 LOB: 0 BB: 0 P: 14	R: 0 E: 0 K: 1 S: 17	H: 2 LOB: 2 BB: 0 P: 24	R: 0 E: 0 K: 1 S: 10	H: 0 LOB: 0 BB: 0 P: 14	R: 0 E: 0 K: 2 S: 12	H: 1 LOB: 1 BB: 0 P: 16	R: 0 E: 1 K: 1 S: 7	H: 0 LOB: 0 BB: 0 P: 10	R: 0 E: 0 K: 1 S: 9	H: 0 LOB: 0 BB: 0 P: 15	1B: 3 2B: 1 3B: 0 HR: 0	SF: 0 SAC: 0 DP: 1 HBP: 0	WP: 0 PB: 0 SB: 0 CS: 0	PA: 31
PITCHER	IP WLS BF H R ER SO BB IBB HBP BLK WP HR S P ERA WHIP																			
43 Nick Pietvetta, R (1, 1) ERA: 2.79	5.2 W 21 4 0 0 9 0 0 0 0 0 0 66 97 0.00 0.706																			
46 Adam Morgan, L (8, 1) ERA: 5.4	1.1 H 4 0 0 0 1 0 0 0 0 0 0 8 10 0.00 0.000																			
57 Luis García, R (8, 1) ERA: 2.25	1.0 3 0 0 0 1 0 0 0 0 0 0 7 10 0.00 0.000																			
50 Héctor Neris, R (9, 1) ERA: 10.13	1.0 3 0 0 0 1 0 0 0 0 0 0 9 15 0.00 0.000																			

Batter	1	2	3	4	5	6	7	8	9	AB	R	H	RBI	BB	SO	LOB	BOTTOM			
16 César Hernández, S (1, 4) OBP: 0.429, SLG: 0.478										2	1	1	0	3	0	0	<p>Miami Marlins @ Philadelphia Phillies Citizens Bank Park, Philadelphia, PA Thu Apr 05 2018, 3:13 PM - 6:14 PM EDT Att: 44,488 - Partly Cloudy - 46 F</p> <p>livebaseballscorecards.com</p> <p>AB 30 R 5 H 6 RBI 5 BB 9 SO 9 LOB 16</p>			
41 Carlos Santana, S (1, 3) OBP: 0.250, SLG: 0.364										4	0	0	0	1	2	4				
4 Scott Kingery, R (1, 9) OBP: 0.263, SLG: 0.333										4	1	0	0	1	1	4				
17 Rhys Hoskins, R (1, 7) OBP: 0.500, SLG: 0.700										3	1	0	0	1	2	1				
37 Odúbel Herrera, L (1, 8) OBP: 0.333, SLG: 0.313										3	1	2	1	1	0	0				
7 Maikel Franco, R (1, 5) OBP: 0.353, SLG: 0.600										4	1	3	4	0	0	1				
38 Jorge Alfaro, R (1, 2) OBP: 0.333, SLG: 0.111										2	0	0	0	2	1	2				
43 Nick Pietvetta, R (1, 1) ERA: 4.32										3	0	0	0	0	2	4				
23 Aaron Altherr, R (7, PH) OBP: 0.227, SLG: 0.056										0	0	0	0	0	0	0				
57 Luis García, R (8, 1) ERA: 8.31										1	0	0	0	0	0	0				
2 J.P. Crawford, L (1, 6) OBP: 0.100, SLG: 0.053										4	0	0	0	0	1	0				
Inning Stats	R: 2 E: 0 K: 1 S: 16	H: 1 LOB: 2 BB: 3 P: 34	R: 0 E: 0 K: 1 S: 7	H: 0 LOB: 1 BB: 1 P: 15	R: 1 E: 0 K: 2 S: 17	H: 1 LOB: 2 BB: 2 P: 28	R: 0 E: 0 K: 1 S: 11	H: 1 LOB: 1 BB: 0 P: 21	R: 0 E: 0 K: 1 S: 13	H: 1 LOB: 2 BB: 1 P: 18	R: 0 E: 1 K: 0 S: 11	H: 0 LOB: 1 BB: 1 P: 18	R: 2 E: 0 K: 0 S: 12	H: 2 LOB: 0 BB: 0 P: 16	R: 0 E: 0 K: 3 S: 18	H: 0 LOB: 1 BB: 1 P: 27	1B: 4 2B: 0 3B: 1 HR: 1	SF: 0 SAC: 0 DP: 0 HBP: 0	WP: 0 PB: 0 SB: 4 CS: 1	PA: 39
PITCHER	IP WLS BF H R ER SO BB IBB HBP BLK WP HR S P ERA WHIP																			
31 Caleb Smith, L (1, 1) ERA: 4.32	3.0 L 17 4 2 2 2 1 1 0 0 0 1 40 77 9.00 2.333																			
66 Jarlin Garcia, L (4, 1) ERA: 1.5	4.0 18 4 2 2 2 1 1 0 0 0 1 47 73 4.50 1.250																			
56 Tayron Guerrero, R (8, 1) ERA: 8.31	1.0 4 0 0 0 3 1 0 0 0 0 0 18 27 0.00 1.000																			

Batter	1	2	3	4	5	6	7	8	9	AB	R	H	RBI	BB	SO	LOB	TOP					
30 Michael Conforto, L (1.8) OBP: 0.438, SLG: 0.563										3	0	1	0	1	0	1						
52 Yoenis Cespedes, R (1.7) OBP: 0.286, SLG: 0.432										4	0	0	0	0	3	5						
19 Jay Bruce, L (1.9) OBP: 0.350, SLG: 0.472										3	0	1	1	1	1	4						
21 Todd Frazier, R (1.5) OBP: 0.385, SLG: 0.310										2	1	0	0	2	0	2						
13 Asdrubal Cabrera, S (1.4) OBP: 0.390, SLG: 0.486										4	1	1	0	0	0	2						
23 Adrian González, L (1.3) OBP: 0.387, SLG: 0.423										3	1	1	1	1	0	1						
26 Kevin Plawecki, R (1.2) OBP: 0.381, SLG: 0.250										4	0	0	0	0	1	2						
34 Noah Syndergaard, L (1.1) 9 Brandon Nimmo, L (7.7) 47 Hansel Robles, R (8.1) 39 Jerry Blevins, L (8.1) 44 AJ Ramos, R (8.1) 7 José Reyes, S (8.1) 27 Jeury Familia, R (8.1)										2	0	0	0	0	0	0						
1 Amed Rosario, R (1.6) OBP: 0.321, SLG: 0.407										4	1	2	1	0	2	0						
Inning Stats	R: 0 E: 0 K: 0 S: 7	H: 1 LOB: 0 BB: 0 P: 11	R: 2 E: 0 K: 1 S: 10	H: 2 LOB: 0 BB: 1 P: 20	R: 1 E: 0 K: 1 S: 15	H: 2 LOB: 1 BB: 0 P: 24	R: 0 E: 0 K: 0 S: 7	H: 0 LOB: 0 BB: 0 P: 10	R: 0 E: 0 K: 2 S: 10	H: 0 LOB: 1 BB: 1 P: 15	R: 0 E: 0 K: 1 S: 11	H: 0 LOB: 1 BB: 1 P: 17	R: 1 E: 1 K: 3 S: 17	H: 1 LOB: 3 BB: 2 P: 36	R: 0 E: 0 K: 0 S: 5	H: 0 LOB: 0 BB: 0 P: 13	R: 0 E: 0 K: 1 S: 6	H: 0 LOB: 0 BB: 0 P: 9	1B: 5 2B: 2 3B: 0 HR: 0	SF: 0 SAC: 0 DP: 2 HBP: 0	WP: 0 PB: 0 SB: 0 CS: 1	PA: 36
PITCHER	IP WLS BF H R ER SO BB IBB HBP BLK WP HR S P ERA WHIP																					
62 José Ureña, R (1.1) ERA: 5.08	5.0 L 19 5 3 3 4 1 0 0 0 0 0 0 49 80 5.40 1.200																					
25 Junichi Tazawa, R (6.1) ERA: 1.29	1.1 6 0 1 0 2 2 0 0 0 0 0 0 16 28 0.00 1.500																					
46 Kyle Barraclough, R (7.1) ERA: 4.09	0.2 5 1 0 0 2 1 0 0 0 0 0 0 12 25 0.00 3.000																					
43 Odrisamer Despaigne, R (8.1) ERA: 4.09	1.0 3 0 0 0 0 1 0 0 0 0 0 0 5 13 0.00 1.000																					
56 Tayron Guerrero, R (9.1) ERA: 8.53	1.0 3 0 0 0 1 0 0 0 0 0 0 0 6 9 0.00 0.000																					

New York Mets @ Miami Marlins
Marlins Park, Miami, FL
Mon Apr 09 2018, 7:11 PM - 10:21 PM EDT
Att. 7,003 - Clear - 83 F

AB	31
R	4
H	6
RBI	3
BB	5
SO	9
LOB	18



Batter	1	2	3	4	5	6	7	8	9	AB	R	H	RBI	BB	SO	LOB	BOTTOM					
32 Derek Dietrich, L (1.7) OBP: 0.380, SLG: 0.444										4	0	3	1	0	0	0						
19 Miguel Rojas, R (1.6) OBP: 0.326, SLG: 0.385										5	0	2	0	0	1	5						
13 Starlin Castro, R (1.4) OBP: 0.388, SLG: 0.333										5	1	1	0	0	3	6						
41 Justin Bour, L (1.3) OBP: 0.225, SLG: 0.189										4	0	0	0	0	1	2						
15 Brian Anderson, R (1.5) OBP: 0.426, SLG: 0.474										3	1	1	1	1	0	0						
1 Cameron Maybin, R (1.8) OBP: 0.381, SLG: 0.375										4	0	0	0	0	1	3						
12 Braxton Lee, L (1.9) OBP: 0.333, SLG: 0.250										3	0	1	0	0	1	2						
46 Kyle Barraclough, R (7.1) ERA: 2.25										0	0	0	0	0	0	0						
43 Odrisamer Despaigne, R (8.1) OBP: 0.333, SLG: 0.533										0	0	0	0	0	0	0						
2 Yadiel Rivera, R (8.1) OBP: 0.167, SLG: 0.091										0	0	0	0	0	0	1						
56 Tayron Guerrero, R (9.1)										0	0	0	0	0	0	0						
28 Bryan Holaday, R (1.2) OBP: 0.263, SLG: 0.176										3	0	1	0	1	0	0						
62 José Ureña, R (1.1) ERA: 3.94										1	0	0	0	0	1	0						
18 Tomás Telis, S (5.1) OBP: 0.333, SLG: 0.200										0	0	0	0	1	0	0						
25 Junichi Tazawa, R (6.1) ERA: 2.25										0	0	0	0	0	0	0						
9 Lewis Brinson, R (7.8) OBP: 0.217, SLG: 0.163										2	0	0	0	0	1	1						
Inning Stats	R: 0 E: 0 K: 1 S: 7	H: 0 LOB: 0 BB: 0 P: 12	R: 0 E: 0 K: 1 S: 8	H: 0 LOB: 0 BB: 0 P: 10	R: 0 E: 0 K: 1 S: 8	H: 1 LOB: 0 BB: 0 P: 13	R: 0 E: 0 K: 0 S: 6	H: 1 LOB: 1 BB: 0 P: 11	R: 1 E: 1 K: 1 S: 14	H: 1 LOB: 3 BB: 2 P: 27	R: 0 E: 0 K: 1 S: 11	H: 2 LOB: 1 BB: 0 P: 17	R: 0 E: 0 K: 1 S: 15	H: 2 LOB: 2 BB: 0 P: 22	R: 0 E: 0 K: 0 S: 8	H: 0 LOB: 1 BB: 1 P: 13	R: 0 E: 0 K: 3 S: 14	H: 2 LOB: 2 BB: 0 P: 18	1B: 7 2B: 2 3B: 0 HR: 0	SF: 0 SAC: 0 DP: 1 HBP: 1	WP: 0 PB: 0 SB: 1 CS: 0	PA: 39
PITCHER	IP WLS BF H R ER SO BB IBB HBP BLK WP HR S P ERA WHIP																					
34 Noah Syndergaard, R (1.1) ERA: 3.94	6.0 W 25 5 2 1 5 2 0 1 0 0 0 0 54 90 1.50 1.167																					
47 Hansel Robles, R (7.1) ERA: 2.25	1.0 H 5 2 0 0 1 0 0 0 0 0 0 0 15 22 0.00 2.000																					
39 Jerry Blevins, L (8.1) ERA: 2.25	0.1 H 1 0 0 0 0 0 0 0 0 0 0 0 3 3 0.00 0.000																					
44 AJ Ramos, R (8.1) ERA: 2.25	0.2 H 3 0 0 0 0 1 0 0 0 0 0 0 5 10 0.00 1.500																					
27 Jeury Familia, R (9.1) ERA: 8.53	1.0 S 5 2 0 0 3 0 0 0 0 0 0 0 14 18 0.00 2.000																					

New York Mets @ Miami Marlins
Marlins Park, Miami, FL
Mon Apr 09 2018, 7:11 PM - 10:21 PM EDT
Att. 7,003 - Clear - 83 F

AB	35
R	2
H	9
RBI	2
BB	3
SO	9
LOB	20



Batter	1	2	3	4	5	6	7	8	9	AB	R	H	RBI	BB	SO	LOB	TOP					
30 Michael Conforto, L OBP: 0.476, SLG: 0.563										4	2	2	1	1	2	0	New York Mets @ Miami Marlins Marlins Park, Miami, FL Tue Apr 10 2018, 7:10 PM - 10:09 PM EDT Att: 6,516 - Roof Closed - 79 F					
52 Yoenis Cespedes, R OBP: 0.277, SLG: 0.425										5	0	1	2	0	3	2						
4 Wilmer Flores, R OBP: 0.278, SLG: 0.438										5	1	2	2	0	0	2						
21 Todd Frazier, R OBP: 0.386, SLG: 0.333										4	1	1	0	1	1	1						
13 Asdrubal Cabrera, S OBP: 0.400, SLG: 0.634										4	2	2	2	0	1	3						
26 Kevin Plawecki, R OBP: 0.360, SLG: 0.211										3	0	0	0	1	1	2						
12 Juan Lagares, R OBP: 0.421, SLG: 0.412										3	0	0	1	0	1	0						
48 Jacob deGrom, L 35 Jacob Rhamer, R 51 Paul Sewald, R 47 Hansel Robles, R 19 Jay Bruce, L 27 Jeurys Familia, R										3	0	0	0	0	0	1						
1 Amed Rosario, R OBP: 0.313, SLG: 0.419										4	2	1	0	0	1	0						
Inning Stats	R: 1 E: 0 K: 3 S: 21	H: 2 LOB: 2 BB: 1 P: 27	R: 0 E: 0 K: 0 S: 5	H: 0 LOB: 0 BB: 0 P: 6	R: 0 E: 0 K: 1 S: 10	H: 0 LOB: 0 BB: 0 P: 17	R: 1 E: 0 K: 1 S: 13	H: 1 LOB: 0 BB: 0 P: 18	R: 1 E: 0 K: 2 S: 13	H: 2 LOB: 1 BB: 0 P: 17	R: 1 E: 0 K: 0 S: 11	H: 1 LOB: 1 BB: 1 P: 21	R: 0 E: 0 K: 3 S: 9	H: 0 LOB: 0 BB: 0 P: 11	R: 2 E: 0 K: 1 S: 11	H: 2 LOB: 0 BB: 0 P: 17		R: 2 E: 1 K: 0 S: 13	H: 1 LOB: 1 BB: 1 P: 20	1B: 2 2B: 4 3B: 0 HR: 3	SF: 1 SAC: 0 DP: 0 HBP: 0	WP: 1 PB: 0 SB: 0 CS: 0
PITCHER	IP WLS BF H R ER SO BB IBB HBP BLK WP HR S P ERA WHIP																					
31 Caleb Smith, L ERA: 4.73	5.0	21	5	3	3	7	1	0	0	0	0	0	1	62	85	5.40	1.200					
43 Odrisamer Despaigne, R ERA: 4.5	1.0	B	5	1	1	1	0	0	0	0	0	0	0	11	21	9.00	2.000					
71 Drew Steckenrider, R ERA: 4.5	1.0	B	3	0	0	0	0	0	0	0	0	0	0	9	11	0.00	0.000					
46 Kyle Barraclough, R ERA: 3.86	1.0	B	5	2	2	2	1	0	0	0	0	0	2	11	17	18.00	2.000					
29 Brad Ziegler, R ERA: 7.94	1.0	L	6	1	2	1	0	1	0	0	0	1	0	13	20	9.00	2.000					

AB	36
R	8
H	9
RBI	8
BB	3
SO	11
LOB	11



Batter	1	2	3	4	5	6	7	8	9	AB	R	H	RBI	BB	SO	LOB	BOTTOM					
32 Derek Dietrich, L OBP: 0.400, SLG: 0.449										4	2	2	0	1	0	0	New York Mets @ Miami Marlins Marlins Park, Miami, FL Tue Apr 10 2018, 7:10 PM - 10:09 PM EDT Att: 6,516 - Roof Closed - 79 F					
19 Miguel Rojas, R OBP: 0.319, SLG: 0.372										4	1	1	1	0	1	2						
13 Starlin Castro, R OBP: 0.389, SLG: 0.348										4	0	2	1	0	0	1						
41 Justin Bour, L OBP: 0.244, SLG: 0.357										5	2	2	4	0	2	2						
15 Brian Anderson, R OBP: 0.462, SLG: 0.488										3	0	2	0	1	0	0						
9 Lewis Brinson, R OBP: 0.200, SLG: 0.149										4	0	0	0	0	1	5						
12 Braxton Lee, L OBP: 0.235, SLG: 0.188										4	0	0	0	0	3	3						
28 Bryan Holaday, R OBP: 0.261, SLG: 0.238										4	0	1	0	0	0	1						
31 Caleb Smith, R 2 Yadiel Rivera, R 43 Odrisamer Despaigne, R 18 Tomas Torres, R 71 Drew Steckenrider, R 46 Kyle Barraclough, R 1 Cameron Maybin, R 29 Brad Ziegler, R										1	0	0	0	0	1	0						
Inning Stats	R: 0 E: 0 K: 0 S: 8	H: 1 LOB: 1 BB: 0 P: 13	R: 0 E: 0 K: 0 S: 6	H: 0 LOB: 0 BB: 0 P: 12	R: 0 E: 0 K: 1 S: 9	H: 0 LOB: 0 BB: 0 P: 13	R: 0 E: 0 K: 2 S: 19	H: 2 LOB: 2 BB: 0 P: 27	R: 4 E: 0 K: 1 S: 13	H: 4 LOB: 1 BB: 1 P: 19	R: 0 E: 0 K: 2 S: 11	H: 0 LOB: 0 BB: 0 P: 17	R: 2 E: 0 K: 0 S: 10	H: 3 LOB: 1 BB: 0 P: 11	R: 0 E: 0 K: 2 S: 12	H: 1 LOB: 2 BB: 1 P: 18		R: 0 E: 0 K: 1 S: 7	H: 0 LOB: 0 BB: 0 P: 13	1B: 8 2B: 1 3B: 0 HR: 2	SF: 0 SAC: 1 DP: 0 HBP: 1	WP: 0 PB: 0 SB: 0 CS: 0
PITCHER	IP WLS BF H R ER SO BB IBB HBP BLK WP HR S P ERA WHIP																					
48 Jacob deGrom, R ERA: 3.06	6.0	27	7	4	4	6	1	0	0	0	0	0	1	66	101	6.00	1.333					
35 Jacob Rhamer, R ERA: 7.39	0.2	5	3	2	2	0	0	0	0	0	0	0	1	9	9	27.00	4.500					
51 Paul Sewald, R ERA: 3.86	0.1	1	0	0	0	0	0	0	0	0	0	0	1	2	0.00	0.000						
47 Hansel Robles, R ERA: 1.8	1.0	W	5	1	0	0	2	0	1	0	0	0	0	12	18	0.00	1.000					
27 Jeurys Familia, R ERA: 7.94	1.0	S	3	0	0	0	1	0	0	0	0	0	0	7	13	0.00	0.000					

AB	36
R	6
H	11
RBI	6
BB	2
SO	9
LOB	15



Batter	1	2	3	4	5	6	7	8	9	AB	R	H	RBI	BB	SO	LOB	TOP											
5 Josh Harrison, R OBP: 0.328, SLG: 0.351 26 Adam Frazier, L OBP: 0.300, SLG: 0.393 73 Felipe Vázquez, L (9, 1)	F7		HBP	G4-3		F8		G3		1	0	0	0	0	0	0	Pittsburgh Pirates @ Miami Marlins Marlins Park, Miami, FL Sun Apr 15 2018, 1:10 PM - 4:13 PM EDT Att: 10,621 - Roof Closed - 79 F											
25 Gregory Polanco, L OBP: 0.323, SLG: 0.564 6 Starling Marte, R OBP: 0.388, SLG: 0.559 55 Josh Bell, S OBP: 0.373, SLG: 0.424	L9		P5	K		K		K		5	1	1	0	0	2	1												
12 Corey Dickerson, L OBP: 0.386, SLG: 0.585 29 Francisco Cervelli, R OBP: 0.382, SLG: 0.522 19 Colin Moran, L OBP: 0.383, SLG: 0.429 3 Sean Rodríguez, R OBP: 0.263, SLG: 0.353 46 Iván Nova, R 45 Michael Feliz, R 23 David Freese, R OBP: 0.333, SLG: 0.579 70 George Kontos, R 10 Jordy Mercer, R OBP: 0.327, SLG: 0.318	1B		2B	K		K		K		5	4	5	1	0	0	0												
Inning Stats	R: 0 H: 1 E: 0 K: 1 S: 9	H: 1 LOB: 0 BB: 0 P: 16	R: 0 H: 1 E: 0 K: 2 S: 10	H: 1 LOB: 2 BB: 1 P: 17	R: 3 H: 4 E: 0 K: 0 S: 15	H: 0 LOB: 0 BB: 0 P: 24	R: 0 H: 0 E: 0 K: 1 S: 10	H: 0 LOB: 1 BB: 0 P: 13	R: 1 H: 2 E: 0 K: 1 S: 11	H: 2 LOB: 1 BB: 0 P: 20	R: 0 H: 0 E: 0 K: 2 S: 10	H: 0 LOB: 0 BB: 0 P: 15	R: 2 H: 3 E: 0 K: 1 S: 17	H: 3 LOB: 2 BB: 0 P: 26	R: 0 H: 0 E: 0 K: 2 S: 8	H: 0 LOB: 0 BB: 0 P: 13		R: 1 H: 2 E: 0 K: 1 S: 7	H: 2 LOB: 0 BB: 0 P: 10	1B: 11 2B: 2 3B: 0 HR: 1	SF: 2 SAC: 0 DP: 1 HBP: 2	WP: 0 PB: 1 SB: 0 CS: 0	PA: 42					
PITCHER	IP	WLS	BF	H	R	ER	SO	BB	IBB	HBP	BLK	WP	HR	S	P	ERA		WHIP										
62 José Ureña, R ERA: 9.57 43 Odrisamer Despaigne, R ERA: 5.14 56 Tayron Guerrero, R ERA: 7.27 25 Junichi Tazawa, R ERA: 1.86	5.0	L	25	8	4	4	5	1	0	1	0	0	0	55	90	7.20		1.800										
3 JB Shuck, L OBP: 0.583, SLG: 0.700 56 Tayron Guerrero, R 25 Junichi Tazawa, R	E4		HBP	P5		E4				3	1	1	0	0	0	1		Pittsburgh Pirates @ Miami Marlins Marlins Park, Miami, FL Sun Apr 15 2018, 1:10 PM - 4:13 PM EDT Att: 10,621 - Roof Closed - 79 F										
19 Miguel Rojas, R OBP: 0.344, SLG: 0.424 13 Starlin Castro, R OBP: 0.357, SLG: 0.328 32 Derek Dietrich, L OBP: 0.347, SLG: 0.379 15 Brian Anderson, R OBP: 0.388, SLG: 0.393 1 Cameron Maybin, R OBP: 0.326, SLG: 0.341	1B		K	F9		K		K		4	0	1	0	0	2	3												
Inning Stats	R: 1 H: 3 E: 0 K: 2 S: 18	H: 0 LOB: 0 BB: 0 P: 24	R: 0 H: 0 E: 0 K: 2 S: 8	H: 0 LOB: 0 BB: 0 P: 12	R: 0 H: 0 E: 0 K: 1 S: 9	H: 0 LOB: 1 BB: 0 P: 12	R: 0 H: 0 E: 0 K: 2 S: 10	H: 0 LOB: 0 BB: 0 P: 14	R: 0 H: 1 E: 0 K: 0 S: 7	H: 1 LOB: 1 BB: 0 P: 14	R: 0 H: 0 E: 0 K: 0 S: 5	H: 0 LOB: 0 BB: 0 P: 10	R: 2 H: 2 E: 1 K: 3 S: 21	H: 2 LOB: 1 BB: 0 P: 28	R: 0 H: 1 E: 0 K: 1 S: 12	H: 1 LOB: 0 BB: 0 P: 17			R: 0 H: 0 E: 0 K: 2 S: 8	H: 0 LOB: 0 BB: 0 P: 12	1B: 5 2B: 1 3B: 0 HR: 1	SF: 0 SAC: 0 DP: 0 HBP: 1	WP: 0 PB: 0 SB: 0 CS: 0	PA: 36				
PITCHER	IP	WLS	BF	H	R	ER	SO	BB	IBB	HBP	BLK	WP	HR	S	P	ERA			WHIP									
46 Iván Nova, R ERA: 4.88 45 Michael Feliz, R ERA: 5.68 70 George Kontos, R ERA: 4.5 73 Felipe Vázquez, L ERA: 4.5	6.2	W	27	6	3	3	9	0	0	0	0	0	0	7	8	4.05	0.900											

Batter	1	2	3	4	5	6	7	8	9	AB	R	H	RBI	BB	SO	LOB	BOTTOM											
3 JB Shuck, L OBP: 0.583, SLG: 0.700 56 Tayron Guerrero, R 25 Junichi Tazawa, R	G1-5-3		HBP	P5		E4				3	1	1	0	0	0	1	Pittsburgh Pirates @ Miami Marlins Marlins Park, Miami, FL Sun Apr 15 2018, 1:10 PM - 4:13 PM EDT Att: 10,621 - Roof Closed - 79 F											
19 Miguel Rojas, R OBP: 0.344, SLG: 0.424 13 Starlin Castro, R OBP: 0.357, SLG: 0.328 32 Derek Dietrich, L OBP: 0.347, SLG: 0.379 15 Brian Anderson, R OBP: 0.388, SLG: 0.393 1 Cameron Maybin, R OBP: 0.326, SLG: 0.341	1B		K	F9		K		K		4	0	1	0	0	2	3												
Inning Stats	R: 1 H: 3 E: 0 K: 2 S: 18	H: 0 LOB: 0 BB: 0 P: 24	R: 0 H: 0 E: 0 K: 2 S: 8	H: 0 LOB: 0 BB: 0 P: 12	R: 0 H: 0 E: 0 K: 1 S: 9	H: 0 LOB: 1 BB: 0 P: 12	R: 0 H: 0 E: 0 K: 2 S: 10	H: 0 LOB: 0 BB: 0 P: 14	R: 0 H: 1 E: 0 K: 0 S: 7	H: 1 LOB: 1 BB: 0 P: 14	R: 0 H: 0 E: 0 K: 0 S: 5	H: 0 LOB: 0 BB: 0 P: 10	R: 2 H: 2 E: 1 K: 3 S: 21	H: 2 LOB: 1 BB: 0 P: 28	R: 0 H: 1 E: 0 K: 1 S: 12	H: 1 LOB: 0 BB: 0 P: 17		R: 0 H: 0 E: 0 K: 2 S: 8	H: 0 LOB: 0 BB: 0 P: 12	1B: 5 2B: 1 3B: 0 HR: 1	SF: 0 SAC: 0 DP: 0 HBP: 1	WP: 0 PB: 0 SB: 0 CS: 0	PA: 36					
PITCHER	IP	WLS	BF	H	R	ER	SO	BB	IBB	HBP	BLK	WP	HR	S	P	ERA		WHIP										
46 Iván Nova, R ERA: 4.88 45 Michael Feliz, R ERA: 5.68 70 George Kontos, R ERA: 4.5 73 Felipe Vázquez, L ERA: 4.5	6.2	W	27	6	3	3	9	0	0	0	0	0	0	7	8	4.05		0.900										

Batter	1	2	3	4	5	6	7	8	9	AB	R	H	RBI	BB	SO	LOB	TOP														
32 Derek Dietrich, L (1.7) OBP: 0.325, SLG: 0.352	F7		G3			K		K	G1-3	5	0	0	0	0	2	2															
19 Miguel Rojas, R (1.6) OBP: 0.353, SLG: 0.444	P4			41 F7 2B		F9		41 FC3-6 2B		4	0	2	0	0	0	0															
13 Starlin Castro, R (1.4) OBP: 0.286, SLG: 0.167	K			L9			F9	41 FC3-6 BB		3	0	0	0	0	1	1															
41 Justin Bour, L (1.3) OBP: 0.306, SLG: 0.464		BB		F7			18 1B 18 WP	FC3-6 15 BB		3	0	1	1	1	0	3															
15 Brian Anderson, R (1.5) OBP: 0.380, SLG: 0.373	K			K						3	0	0	0	1	3	3															
18 Tomás Telis, S (1.10) OBP: 0.300, SLG: 0.222	K			L8						4	0	1	0	0	1	4															
1 Cameron Maybin, R (1.8) OBP: 0.320, SLG: 0.318	K			K						3	0	0	0	1	3	1															
3 JB Shuck, L (1.9) OBP: 0.438, SLG: 0.500			L9							4	0	0	0	0	3	3															
28 Bryan Holaday, R (1.2) OBP: 0.258, SLG: 0.214			F9			F9		E5 2 BB 41 FC3-6 19 BB		4	1	1	0	0	0	0															
Inning Stats	R: 0 E: 0 K: 1 S: 10	H: 0 LOB: 0 BB: 0 P: 16	R: 0 E: 0 K: 3 S: 11	H: 0 LOB: 1 BB: 1 P: 20	R: 0 E: 0 K: 0 S: 10	H: 0 LOB: 0 BB: 0 P: 12	R: 0 E: 0 K: 1 S: 12	H: 1 LOB: 1 BB: 0 P: 18	R: 0 E: 0 K: 2 S: 8	H: 0 LOB: 2 BB: 0 P: 10	R: 0 E: 0 K: 2 S: 16	H: 2 LOB: 3 BB: 1 P: 30	R: 1 E: 0 K: 1 S: 22	H: 1 LOB: 3 BB: 2 P: 41	R: 0 E: 0 K: 2 S: 11	H: 1 LOB: 1 BB: 0 P: 15	1B: 4 2B: 1 3B: 0 HR: 0	SF: 0 SAC: 0 DP: 0 HBP: 0	WP: 1 PB: 0 SB: 0 CS: 0	PA: 37											
PITCHER	IP WLS BF H R ER SO BB IBB HBP BLK WP HR S P ERA WHIP	IP WLS BF H R ER SO BB IBB HBP BLK WP HR S P ERA WHIP	IP WLS BF H R ER SO BB IBB HBP BLK WP HR S P ERA WHIP	IP WLS BF H R ER SO BB IBB HBP BLK WP HR S P ERA WHIP	IP WLS BF H R ER SO BB IBB HBP BLK WP HR S P ERA WHIP	IP WLS BF H R ER SO BB IBB HBP BLK WP HR S P ERA WHIP	IP WLS BF H R ER SO BB IBB HBP BLK WP HR S P ERA WHIP	IP WLS BF H R ER SO BB IBB HBP BLK WP HR S P ERA WHIP	IP WLS BF H R ER SO BB IBB HBP BLK WP HR S P ERA WHIP	IP WLS BF H R ER SO BB IBB HBP BLK WP HR S P ERA WHIP	IP WLS BF H R ER SO BB IBB HBP BLK WP HR S P ERA WHIP	IP WLS BF H R ER SO BB IBB HBP BLK WP HR S P ERA WHIP	IP WLS BF H R ER SO BB IBB HBP BLK WP HR S P ERA WHIP	IP WLS BF H R ER SO BB IBB HBP BLK WP HR S P ERA WHIP	IP WLS BF H R ER SO BB IBB HBP BLK WP HR S P ERA WHIP	IP WLS BF H R ER SO BB IBB HBP BLK WP HR S P ERA WHIP	IP WLS BF H R ER SO BB IBB HBP BLK WP HR S P ERA WHIP														
40 Luis Severino, R (1.1) ERA: 2.63	6.0	1.0	1.0	1.0	1.0	1.0	1.0	1.0	1.0	6	2	0	0	2	1	0	0	0	8	1	0	0	0	0	0	1	0	16	30	0.00	3.000
43 Adam Warren, R (7.1) ERA: 3.18	1.0	7	1	1	0	1	2	0	0	0	0	0	0	0	0	0	0	0	0	0	0	0	0	0	0	0	0	22	41	0.00	3.000
45 Chasen Shreve, L (8.1) ERA: 7.04	1.0	4	1	0	0	2	0	0	0	0	0	0	0	0	0	0	0	0	0	0	0	0	0	0	0	0	11	15	0.00	1.000	

Miami Marlins @ New York Yankees
Yankee Stadium, Bronx, NY
Mon Apr 16 2018, 6:42 PM - 10:17 PM EDT
Att: 32,525 - Cloudy - 53 F


AB 33
R 1
H 5
RBI 1
BB 4
SO 13
LOB 17



Batter	1	2	3	4	5	6	7	8	9	AB	R	H	RBI	BB	SO	LOB	BOTTOM			
11 Brett Gardner, L (1.7) OBP: 0.391, SLG: 0.379	27 BB 24 1B 99 BB	K		G3		24 1B BB		F9		5	2	0	1	1	0					
99 Aaron Judge, R (1.9) OBP: 0.479, SLG: 0.614	24 1B 27 BB 26 BB			F8		24 1B BB		G5-3		4	2	2	1	0	2					
34 Jace Peterson, L (7.9) OBP: 0.364, SLG: 0.300	26 BB	HR			24 1B BB			K		1	0	0	0	0	1	0				
27 Giancarlo Stanton, R (1.10) OBP: 0.324, SLG: 0.452	26 BB 24 1B	K		18 HR	P3			K		3	1	0	0	1	2	3				
18 Didi Gregorius, L (1.6) OBP: 0.446, SLG: 0.796	F2			31 2B BB				HR		4	3	2	3	1	1	6				
12 Tyler Wade, L (8.4) OBP: 0.171, SLG: 0.156				31 2B BB	HR			HR		0	0	0	0	0	0	0				
24 Gary Sánchez, R (1.2) OBP: 0.214, SLG: 0.426				31 2B BB				K		4	1	3	3	1	1	0				
28 Austin Romine, R (8.2) OBP: 0.350, SLG: 0.316	26 BB			31 2B BB				K		0	0	0	0	0	0	0				
31 Aaron Hicks, S (1.8) OBP: 0.444, SLG: 0.800	F6							26 2B BB		4	0	1	2	1	2	6				
26 Tyler Austin, R (1.3) OBP: 0.386, SLG: 0.553				G5-3		41 2B 2B		K		4	1	2	1	1	1	1				
41 Miguel Andujar, R (1.5) OBP: 0.231, SLG: 0.333	F9					74 1B 99 1B		F8		4	1	2	1	1	0	5				
74 Ronald Torreyes, R (1.4) OBP: 0.385, SLG: 0.500	K			G6-3		99 1B 24 1B		P6		5	1	1	0	0	2	3				
Inning Stats	R: 2 E: 0 K: 0 S: 23	H: 2 LOB: 3 BB: 3 P: 42	R: 1 E: 0 K: 3 S: 11	H: 1 LOB: 0 BB: 0 P: 19	R: 2 E: 0 K: 0 S: 15	H: 2 LOB: 1 BB: 2 P: 25	R: 2 E: 0 K: 1 S: 15	H: 1 LOB: 1 BB: 1 P: 28	R: 4 E: 0 K: 2 S: 24	H: 5 LOB: 2 BB: 1 P: 38	R: 0 E: 0 K: 1 S: 16	H: 2 LOB: 2 BB: 0 P: 23	R: 1 E: 0 K: 2 S: 16	H: 2 LOB: 2 BB: 1 P: 31	R: 0 E: 0 K: 2 S: 8	H: 0 LOB: 0 BB: 0 P: 11	1B: 7 2B: 5 3B: 0 HR: 3	SF: 0 SAC: 0 DP: 1 HBP: 1	WP: 0 PB: 0 SB: 0 CS: 0	PA: 47
PITCHER	IP WLS BF H R ER SO BB IBB HBP BLK WP HR S P ERA WHIP	IP WLS BF H R ER SO BB IBB HBP BLK WP HR S P ERA WHIP	IP WLS BF H R ER SO BB IBB HBP BLK WP HR S P ERA WHIP	IP WLS BF H R ER SO BB IBB HBP BLK WP HR S P ERA WHIP	IP WLS BF H R ER SO BB IBB HBP BLK WP HR S P ERA WHIP	IP WLS BF H R ER SO BB IBB HBP BLK WP HR S P ERA WHIP	IP WLS BF H R ER SO BB IBB HBP BLK WP HR S P ERA WHIP	IP WLS BF H R ER SO BB IBB HBP BLK WP HR S P ERA WHIP	IP WLS BF H R ER SO BB IBB HBP BLK WP HR S P ERA WHIP	IP WLS BF H R ER SO BB IBB HBP BLK WP HR S P ERA WHIP	IP WLS BF H R ER SO BB IBB HBP BLK WP HR S P ERA WHIP	IP WLS BF H R ER SO BB IBB HBP BLK WP HR S P ERA WHIP	IP WLS BF H R ER SO BB IBB HBP BLK WP HR S P ERA WHIP	IP WLS BF H R ER SO BB IBB HBP BLK WP HR S P ERA WHIP	IP WLS BF H R ER SO BB IBB HBP BLK WP HR S P ERA WHIP	IP WLS BF H R ER SO BB IBB HBP BLK WP HR S P ERA WHIP				
31 Caleb Smith, L (1.1) ERA: 6.89	2.1	1	1	1	1	1	1	1	1	2	1	0	0	0	0	0	0			
67 Tyler Cloudf, R (3.1) ERA: 12.46	3.1	20	8	6	6	4	2	0	1	0	0	0	0	0	0	0	0			
50 Chris O'Grady, L (6.1) ERA: 6.43	1.1	7	2	1	1	2	1	0	0	0	0	0	0	0	0	0	0			
25 Junichi Tazawa, R (8.1) ERA: 1.69	1.0	3	0	0	0	2	0	0	0	0	0	0	0	0	0	0	0			

Miami Marlins @ New York Yankees
Yankee Stadium, Bronx, NY
Mon Apr 16 2018, 6:42 PM - 10:17 PM EDT
Att: 32,525 - Cloudy - 53 F

AB 38
R 12
H 15
RBI 12
BB 8
SO 11
LOB 26



Batter	1	2	3	4	5	6	7	8	9	AB	R	H	RBI	BB	SO	LOB	TOP																			
32 Derek Dietrich, L OBP: 0.328, SLG: 0.342 77 Merandy Gonzalez, R OBP: 0.286, SLG: 0.167	G1-3		G4-6-3 19 HBP		G6-3		G1-3			3	0	0	0	0	0	2																				
19 Miguel Rojas, R OBP: 0.338, SLG: 0.408 2 Yadiel Rivera, R OBP: 0.286, SLG: 0.167	G5-3		G4-6-3		F7			G4-3		4	0	0	0	0	0	2																				
13 Starlin Castro, R OBP: 0.341, SLG: 0.315	G6-3		K					K		4	0	1	0	0	2	1																				
41 Justin Bour, L OBP: 0.310, SLG: 0.438		G5-3 15 1B		G3		F9		G3-1		4	0	1	0	0	0	1																				
11 J.T. Realmuto, R OBP: 0.286, SLG: 0.714 18 Tomás Telis, S OBP: 0.320, SLG: 0.304	L9		K		L6			K		3	0	0	0	0	1	2																				
15 Brian Anderson, R OBP: 0.367, SLG: 0.338	G5-3		K		FC6-4			G6-3		4	0	0	0	0	1	2																				
1 Cameron Maybin, R OBP: 0.310, SLG: 0.286	L7							G1-3		2	1	0	0	2	0	1																				
9 Lewis Brinson, R OBP: 0.206, SLG: 0.250			HR		HR			K		3	2	2	3	0	1	1																				
76 Dillon Peters, L OBP: 0.333, SLG: 0.200 43 Odrisamer Despaigne, R OBP: 0.333, SLG: 0.357 25 Junichi Tazawa, R OBP: 0.367, SLG: 0.368 3 JB Shuck, L OBP: 0.333, SLG: 0.368			HR		HR			G4-3		1	0	1	0	1	0	0																				
Inning Stats	R: 0 E: 0 K: 0 S: 11	H: 0 LOB: 0 BB: 0 P: 18	R: 0 E: 0 K: 0 S: 6	H: 1 LOB: 1 BB: 0 P: 12	R: 1 E: 0 K: 1 S: 17	H: 1 LOB: 1 BB: 1 P: 29	R: 0 E: 0 K: 2 S: 8	H: 0 LOB: 0 BB: 0 P: 13	R: 2 E: 0 K: 0 S: 9	H: 2 LOB: 0 BB: 1 P: 18	R: 0 E: 0 K: 0 S: 8	H: 1 LOB: 1 BB: 0 P: 15	R: 0 E: 0 K: 1 S: 10	H: 0 LOB: 0 BB: 1 P: 19	R: 0 E: 0 K: 1 S: 6	H: 0 LOB: 0 BB: 0 P: 9	R: 0 E: 0 K: 1 S: 10	H: 0 LOB: 0 BB: 0 P: 17	1B: 3 2B: 0 3B: 0 HR: 2	SF: 0 SAC: 0 DP: 2 HBP: 1	WP: 0 PB: 1 SB: 0 CS: 0	PA: 34														
PITCHER	IP	WLS	BF	H	R	ER	SO	BB	IBB	HBP	BLK	WP	HR	S	P	ERA	WHIP	PITCHER	IP	WLS	BF	H	R	ER	SO	BB	IBB	HBP	BLK	WP	HR	S	P	ERA	WHIP	
57 Chase Anderson, R ERA: 3.25	5.1	W	22	5	3	3	3	2	0	1	0	0	2	55	97	5.06	1.312																			
32 Jeremy Jeffress, R ERA: 0.54	0.2	H	2	0	0	0	0	0	0	0	0	0	0	4	8	0.00	0.000																			
54 Taylor Williams, R ERA: 3.6	1.0		4	0	0	0	1	1	0	0	0	0	0	10	19	0.00	1.000																			
51 Oliver Drake, R ERA: 6.3	1.0		3	0	0	0	1	0	0	0	0	0	0	6	9	0.00	0.000																			
43 Matt Albers, R ERA: 1.93	1.0		3	0	0	0	1	0	0	0	0	0	0	10	17	0.00	0.000																			

Miami Marlins @ Milwaukee Brewers
Miller Park, Milwaukee, WI
Thu Apr 19 2018, 7:14 PM - 10:31 PM CDT
Att: 26,087 - Roof Closed - 67 F

AB 30
R 3
H 5
RBI 3
BB 3
SO 6
LOB 13



Batter	1	2	3	4	5	6	7	8	9	AB	R	H	RBI	BB	SO	LOB	BOTTOM																			
6 Lorenzo Cain, R OBP: 0.390, SLG: 0.485	22 WP 21 CS BB		16 WP 22 G3-1 2B		HR	22 PB 24 1B 2B	K			4	4	3	2	1	1	0																				
22 Christian Yelich, L OBP: 0.444, SLG: 0.531	E4 21 CS		G3-1		G3-1	16 BB 24 1B IBB	1B			4	1	1	0	1	0	2																				
16 Domingo Santana, R OBP: 0.309, SLG: 0.236	K		21 BB		K	24 1B 8 HR BB	F9			3	1	0	0	2	2	3																				
21 Travis Shaw, L OBP: 0.345, SLG: 0.427	24 2B BB		BB		24 2B BB	K	7 1B 1B			2	1	1	0	3	1	3																				
24 Jesús Aguilar, R OBP: 0.485, SLG: 0.552	F6		F6		14 1B 2B	8 HR 1B	F7			5	2	3	3	0	0	3																				
14 Harold Píntos, R OBP: 0.248, SLG: 0.350 32 Jeremy Jeffress, R ERA: 0.54 8 Ryan Braun, R OBP: 0.370, SLG: 0.465 54 Taylor Williams, S OBP: 0.367, SLG: 0.368 51 Oliver Drake, R ERA: 6.3 7 Eric Thames, L OBP: 0.333, SLG: 0.679 43 Matt Albers, L ERA: 1.93	P4		K		FC4-6 1B	HR	G6-4-3 1B			3	0	1	1	0	1	4																				
3 Orlando Arcia, R OBP: 0.239, SLG: 0.313	G5-3		G3-1		FC4-6	HR	G6-4-3			5	1	1	1	0	0	3																				
47 Jett Bandy, R OBP: 0.316, SLG: 0.382	K		G6-3		G6-3	L9				4	1	1	0	0	1	0																				
57 Chase Anderson, R OBP: 0.125, SLG: 0.125 18 Eric Sogard, L OBP: 0.200, SLG: 0.237	G1-6-3		F9		G4-3	L7				2	0	0	0	0	0	0																				
Inning Stats	R: 1 E: 1 K: 1 S: 14	H: 1 LOB: 2 BB: 2 P: 26	R: 0 E: 0 K: 1 S: 8	H: 0 LOB: 0 BB: 0 P: 10	R: 1 E: 0 K: 1 S: 16	H: 1 LOB: 2 BB: 2 P: 31	R: 0 E: 0 K: 0 S: 7	H: 0 LOB: 0 BB: 0 P: 10	R: 3 E: 0 K: 1 S: 13	H: 3 LOB: 1 BB: 1 P: 26	R: 7 E: 0 K: 1 S: 21	H: 5 LOB: 2 BB: 2 P: 38	R: 0 E: 0 K: 1 S: 9	H: 1 LOB: 1 BB: 0 P: 15	R: 0 E: 0 K: 0 S: 11	H: 2 LOB: 1 BB: 0 P: 13	1B: 5 2B: 5 3B: 0 HR: 3	SF: 0 SAC: 0 DP: 1 HBP: 0	WP: 2 PB: 1 SB: 0 CS: 2	PA: 43																
PITCHER	IP	WLS	BF	H	R	ER	SO	BB	IBB	HBP	BLK	WP	HR	S	P	ERA	WHIP	PITCHER	IP	WLS	BF	H	R	ER	SO	BB	IBB	HBP	BLK	WP	HR	S	P	ERA	WHIP	
76 Dillon Peters, L ERA: 0.98	4.2	L	22	3	4	4	4	5	0	0	0	0	2	54	95	7.71	1.714																			
43 Odrisamer Despaigne, R ERA: 6.14	0.2		5	3	2	2	0	0	0	0	0	0	0	6	12	27.00	4.500																			
25 Junichi Tazawa, R ERA: 0.35	0.2		8	4	6	6	1	1	1	0	0	0	2	19	34	81.00	7.500																			
77 Merandy Gonzalez, R ERA: 1.93	2.0		8	3	0	0	1	0	0	0	0	0	0	20	28	0.00	1.500																			

Miami Marlins @ Milwaukee Brewers
Miller Park, Milwaukee, WI
Thu Apr 19 2018, 7:14 PM - 10:31 PM CDT
Att: 26,087 - Roof Closed - 67 F

AB 36
R 12
H 13
RBI 10
BB 7
SO 6
LOB 19



Batter	1	2	3	4	5	6	7	8	9	AB	R	H	RBI	BB	SO	LOB	TOP	
32 Derek Dietrich, L OBP: 0.319, SLG: 0.333										5	0	1	0	0	0	4	Miami Marlins @ Milwaukee Brewers Miller Park, Milwaukee, WI Fri Apr 20, 2018, 7:13 PM - 10:29 PM CDT Att: 28,233 - Roof Closed - 66 F	
19 Miguel Rojas, R OBP: 0.321, SLG: 0.387										4	0	0	0	0	1	2		
13 Starlin Castro, R OBP: 0.337, SLG: 0.303										3	0	0	0	1	2	0		
41 Justin Bour, L OBP: 0.307, SLG: 0.418										3	0	0	0	1	2	2		
11 J.T. Realmuto, R OBP: 0.364, SLG: 0.600										3	0	1	0	1	1	3		
15 Brian Anderson, R OBP: 0.337, SLG: 0.338										3	0	1	0	1	0	2		
9 Lewis Brinson, R OBP: 0.295, SLG: 0.295										2	0	0	0	0	2	2		
56 Tayron Guerrero, R										0	0	0	0	0	0	0		
18 Tomas Telis, S										4	0	2	0	0	0	1		
7 Drew Steckenrider, R										1	0	0	0	0	0	1		
46 Kyle Barraclough, R										3	0	0	0	0	2	4		
29 Brad Ziegler, R																		
28 Bryan Holaday, R OBP: 0.281, SLG: 0.241																		
3 JB Shuck, L OBP: 0.360, SLG: 0.391										4	0	2	0	0	0	1		
63 Trevor Richards, R (1, 1)										1	0	0	0	0	0	1		
1 Cameron Maybin, R OBP: 0.295, SLG: 0.269										3	0	0	0	0	2	4		
Inning Stats	R: 0 E: 0 K: 2 S: 18	H: 1 LOB: 2 BB: 1 P: 27	R: 0 E: 0 K: 1 S: 8	H: 0 LOB: 1 BB: 1 P: 14	R: 0 E: 0 K: 1 S: 9	H: 0 LOB: 0 BB: 0 P: 11	R: 0 E: 0 K: 1 S: 13	H: 1 LOB: 1 BB: 0 P: 18	R: 0 E: 0 K: 0 S: 12	H: 1 LOB: 2 BB: 0 P: 20	R: 0 E: 0 K: 3 S: 10	H: 0 LOB: 0 BB: 0 P: 16	R: 0 E: 0 K: 3 S: 11	H: 2 LOB: 3 BB: 1 P: 22	1B: 6 2B: 0 3B: 0 HR: 0	SF: 0 SAC: 0 DP: 0 HBP: 0	WP: 0 PB: 0 SB: 0 CS: 0	PA: 37
PITCHER	IP WLS BF H R ER SO BB IBB HBP BLK WP HR S P ERA WHIP	PITCHER																
45 Jhoulys Chacin, R ERA: 4.18	6.0 W 25 4 0 0 5 3 0 0 0 0 0 0 68 102 0.00 1.167																	
38 Dan Jennings, L ERA: 1.69	7.1 1.0 3 0 0 0 1 0 0 0 0 0 0 8 15 0.00 0.000																	
54 Taylor Williams, R ERA: 2.84	8.1 1.1 7 2 0 0 3 1 0 0 0 0 0 0 17 31 0.00 2.250																	
51 Oliver Drake, R ERA: 5.91	9.1 0.2 2 0 0 0 1 0 0 0 0 0 0 0 4 7 0.00 0.000																	

Batter	1	2	3	4	5	6	7	8	9	AB	R	H	RBI	BB	SO	LOB	BOTTOM			
6 Lorenzo Cain, R OBP: 0.402, SLG: 0.478										3	2	1	0	2	2	0	Miami Marlins @ Milwaukee Brewers Miller Park, Milwaukee, WI Fri Apr 20, 2018, 7:13 PM - 10:29 PM CDT Att: 28,233 - Roof Closed - 66 F			
22 Christian Yelich, L OBP: 0.488, SLG: 0.588										2	2	1	1	2	0	0				
8 Ryan Braun, R OBP: 0.262, SLG: 0.508										5	2	2	2	0	2	4				
21 Travis Shaw, L OBP: 0.371, SLG: 0.494										4	1	3	2	1	0	0				
7 Eric Thames, L OBP: 0.354, SLG: 0.679										3	1	1	1	2	2	3				
5 Jonathan Villar, S OBP: 0.303, SLG: 0.333										4	0	0	0	1	4	7				
3 Orlando Arcia, R OBP: 0.471, SLG: 0.533										5	0	2	1	0	1	5				
18 Eric Sogard, L OBP: 0.200, SLG: 0.237										0	0	0	0	0	0	0				
47 Jett Bandy, R OBP: 0.310, SLG: 0.351										3	0	0	0	0	1	0				
45 Jhoulys Chacin, R (1, 1)										3	0	0	0	0	2	0				
24 Jesus Aguilar, R OBP: 0.471, SLG: 0.533										1	0	0	0	0	0	3				
38 Dan Jennings, L OBP: 1.000, SLG: 2.000										0	0	0	0	0	0	0				
54 Taylor Williams, S (8, 1)										0	0	0	0	0	0	0				
51 Oliver Drake, R (9, 1)										0	0	0	0	0	0	0				
Inning Stats	R: 1 E: 0 K: 2 S: 21	H: 1 LOB: 3 BB: 3 P: 39	R: 0 E: 0 K: 1 S: 13	H: 0 LOB: 1 BB: 1 P: 22	R: 0 E: 0 K: 2 S: 12	H: 1 LOB: 0 BB: 0 P: 17	R: 5 E: 0 K: 1 S: 19	H: 3 LOB: 1 BB: 3 P: 33	R: 0 E: 0 K: 3 S: 11	H: 0 LOB: 0 BB: 0 P: 15	R: 2 E: 0 K: 2 S: 18	H: 3 LOB: 3 BB: 1 P: 27	R: 0 E: 0 K: 2 S: 7	H: 0 LOB: 0 BB: 0 P: 13	R: 0 E: 0 K: 1 S: 9	H: 2 LOB: 2 BB: 0 P: 13	1B: 5 2B: 2 3B: 1 HR: 2	SF: 0 SAC: 0 DP: 0 HBP: 2	WP: 2 PB: 0 SB: 0 CS: 0	PA: 43
PITCHER	IP WLS BF H R ER SO BB IBB HBP BLK WP HR S P ERA WHIP	PITCHER																		
63 Trevor Richards, R (1, 1)	3.2 L 23 5 0 0 4 6 0 1 0 0 0 1 0 15 24 0.00 0.750																			
56 Tayron Guerrero, R ERA: 5.73	4.1 1.1 5 0 0 0 4 1 0 0 0 0 0 0 15 24 0.00 0.750																			
71 Drew Steckenrider, R ERA: 1.96	6.1 1.0 8 3 2 2 2 1 0 1 0 0 0 0 18 27 18.00 4.000																			
46 Kyle Barraclough, R ERA: 2.35	7.1 1.0 3 0 0 0 2 0 0 0 0 0 0 0 7 13 0.00 0.000																			
29 Brad Ziegler, R ERA: 7.27	8.1 1.0 4 2 0 0 1 0 0 0 0 0 0 0 9 13 0.00 2.000																			

Miami Marlins @ Milwaukee Brewers
 Miller Park, Milwaukee, WI
 Fri Apr 20, 2018, 7:13 PM - 10:29 PM CDT
 Att: 28,233 - Roof Closed - 66 F

livebaseballscorecards.com

AB 33
R 0
H 6
RBI 0
BB 4
SO 10
LOB 23

Miami Marlins @ Milwaukee Brewers
 Miller Park, Milwaukee, WI
 Fri Apr 20, 2018, 7:13 PM - 10:29 PM CDT
 Att: 28,233 - Roof Closed - 66 F

livebaseballscorecards.com

AB 33
R 8
H 10
RBI 7
BB 8
SO 14
LOB 22

Batter	1	2	3	4	5	6	7	8	9	AB	R	H	RBI	BB	SO	LOB	TOP					
19 Miquel Rojas, R OBP: 0.318, SLG: 0.372	F7				L5		L9			3	0	0	0	1	0	0	Miami Marlins @ Milwaukee Brewers Miller Park, Milwaukee, WI Sat Apr 21 2018, 6:10 PM - 9:08 PM CDT Att: 37,175 - Roof Closed - 64 F					
32 Derek Dietrich, L OBP: 0.316, SLG: 0.364	HR	F9			P4		K			4	1	1	1	0	1	1						
13 Starlin Castro, R OBP: 0.325, SLG: 0.325	G4-3				1B		15 HBP 15 1B			4	1	3	0	0	0	0						
15 Brian Anderson, R OBP: 0.391, SLG: 0.366	K				2B		1B			3	0	2	1	0	1	0						
41 Justin Bour, L OBP: 0.304, SLG: 0.408										4	1	1	0	0	0	4						
2 Yadiel Rivera, R OBP: 0.286, SLG: 0.167					F7					0	0	0	0	0	0	0						
1 Cameron Maybin, R OBP: 0.292, SLG: 0.268					F7					4	1	1	0	0	1	3						
9 Lewis Brinson, R OBP: 0.203, SLG: 0.286										4	1	1	3	0	3	0						
28 Bryan Holaday, R OBP: 0.250, SLG: 0.212										4	0	0	0	0	0	0						
62 José Ureña, R 64 Nick Wittgren, R 18 Tomás Telis, S 71 Drew Steckenrider, R 46 Kyle Barraclough, R 3 JB Shuck, L 25 Junichi Tazawa, R										2	0	0	0	0	2	0						
Inning Stats	R: 1 E: 0 K: 1 S: 10	H: 1 LOB: 0 BB: 0 P: 17	R: 3 E: 0 K: 1 S: 14	H: 3 LOB: 1 BB: 1 P: 22	R: 0 E: 0 K: 2 S: 15	H: 2 LOB: 0 BB: 0 P: 24	R: 0 E: 0 K: 2 S: 7	H: 0 LOB: 0 BB: 0 P: 8	R: 1 E: 0 K: 0 S: 10	H: 2 LOB: 1 BB: 0 P: 16	R: 0 E: 0 K: 2 S: 9	H: 0 LOB: 0 BB: 0 P: 17	R: 0 E: 0 K: 1 S: 9	H: 0 LOB: 0 BB: 0 P: 12	R: 0 E: 0 K: 0 S: 10	H: 1 LOB: 1 BB: 0 P: 16	R: 0 E: 0 K: 1 S: 7	H: 0 LOB: 0 BB: 0 P: 10	1B: 6 2B: 1 3B: 0 HR: 2	SF: 0 SAC: 0 DP: 1 HBP: 1	WP: 1 PB: 0 SB: 0 CS: 0	PA: 36
PITCHER	IP WLS BF H R ER SO BB IBB HBP BLK WP HR S P ERA WHIP	IP WLS BF H R ER SO BB IBB HBP BLK WP HR S P ERA WHIP	IP WLS BF H R ER SO BB IBB HBP BLK WP HR S P ERA WHIP	IP WLS BF H R ER SO BB IBB HBP BLK WP HR S P ERA WHIP	IP WLS BF H R ER SO BB IBB HBP BLK WP HR S P ERA WHIP	IP WLS BF H R ER SO BB IBB HBP BLK WP HR S P ERA WHIP	IP WLS BF H R ER SO BB IBB HBP BLK WP HR S P ERA WHIP	IP WLS BF H R ER SO BB IBB HBP BLK WP HR S P ERA WHIP	IP WLS BF H R ER SO BB IBB HBP BLK WP HR S P ERA WHIP	IP WLS BF H R ER SO BB IBB HBP BLK WP HR S P ERA WHIP	IP WLS BF H R ER SO BB IBB HBP BLK WP HR S P ERA WHIP	IP WLS BF H R ER SO BB IBB HBP BLK WP HR S P ERA WHIP	IP WLS BF H R ER SO BB IBB HBP BLK WP HR S P ERA WHIP	IP WLS BF H R ER SO BB IBB HBP BLK WP HR S P ERA WHIP	IP WLS BF H R ER SO BB IBB HBP BLK WP HR S P ERA WHIP	IP WLS BF H R ER SO BB IBB HBP BLK WP HR S P ERA WHIP	IP WLS BF H R ER SO BB IBB HBP BLK WP HR S P ERA WHIP	IP WLS BF H R ER SO BB IBB HBP BLK WP HR S P ERA WHIP	IP WLS BF H R ER SO BB IBB HBP BLK WP HR S P ERA WHIP			
35 Brent Suter, L ERA: 5.88	5.0	23	8	5	5	4	1	0	0	0	0	0	0	0	0	0	9.00	1.800				
50 Jacob Barnes, R ERA: 1.39	1.0	3	0	0	0	2	0	0	0	0	0	0	0	0	0	0	0.00	0.000				
71 Josh Hader, L ERA: 1.42	1.0	3	0	0	0	1	0	0	0	0	0	0	0	0	0	0	0.00	0.000				
43 Matt Albers, R ERA: 1.74	1.0	4	1	0	0	0	0	0	1	0	0	0	0	10	16	0.00	1.000					
32 Jeremy Jeffress, R ERA: 0.77	1.0	W	3	0	0	0	1	0	0	0	0	0	0	7	10	0.00	0.000					

Batter	1	2	3	4	5	6	7	8	9	AB	R	H	RBI	BB	SO	LOB	BOTTOM					
6 Lorenzo Cain, R OBP: 0.395, SLG: 0.466	G6-3				E5		G5-4-3			4	0	1	0	0	0	1	Miami Marlins @ Milwaukee Brewers Miller Park, Milwaukee, WI Sat Apr 21 2018, 6:10 PM - 9:08 PM CDT Att: 37,175 - Roof Closed - 64 F					
22 Christian Yelich, L OBP: 0.444, SLG: 0.526	K				G6-3		F9			4	0	0	0	0	1	3						
8 Ryan Braun, R OBP: 0.261, SLG: 0.516	G5-3						SF8			3	1	1	1	0	0	0						
21 Travis Shaw, L OBP: 0.387, SLG: 0.531					HR		F9			2	3	1	1	2	0	1						
7 Eric Thames, L OBP: 0.362, SLG: 0.661							F9			3	0	1	1	1	0	0						
32 Jeremy Jeffress, R ERA: 0.77										0	0	0	0	0	0	0						
18 Eric Sogard, L OBP: 0.382, SLG: 0.214										4	0	0	1	0	1	2						
5 Jonathan Villar, S OBP: 0.304, SLG: 0.333										3	0	1	0	0	0	1						
71 Josh Hader, L OBP: 1.000, SLG: 1.000										0	0	0	0	0	0	0						
43 Matt Albers, R OBP: 0.488, SLG: 0.645										1	1	1	1	0	0	0						
47 Jett Bandy, R OBP: 0.289, SLG: 0.325										3	0	0	0	0	2	1						
35 Brent Suter, L ERA: 5.88										1	0	0	0	0	1	0						
16 Domingo Santana, R, PH OBP: 0.317, SLG: 0.236										0	1	0	0	1	0	0						
50 Jacob Barnes, R ERA: 1.39										0	0	0	0	0	0	0						
14 Hernán Pérez, R OBP: 0.256, SLG: 0.366										1	0	1	0	0	0	0						
Inning Stats	R: 0 E: 0 K: 1 S: 7	H: 0 LOB: 0 BB: 0 P: 11	R: 1 E: 0 K: 0 S: 13	H: 1 LOB: 0 BB: 0 P: 21	R: 0 E: 1 K: 2 S: 9	H: 0 LOB: 1 BB: 0 P: 13	R: 2 E: 0 K: 0 S: 16	H: 2 LOB: 1 BB: 1 P: 30	R: 1 E: 0 K: 0 S: 14	H: 1 LOB: 1 BB: 1 P: 24	R: 0 E: 0 K: 1 S: 14	H: 1 LOB: 0 BB: 0 P: 23	R: 0 E: 0 K: 1 S: 8	H: 1 LOB: 0 BB: 0 P: 10	R: 1 E: 1 K: 0 S: 9	H: 0 LOB: 2 BB: 2 P: 21	R: 1 E: 0 K: 0 S: 10	H: 1 LOB: 0 BB: 0 P: 13	1B: 4 2B: 1 3B: 0 HR: 2	SF: 1 SAC: 0 DP: 1 HBP: 0	WP: 1 PB: 0 SB: 0 CS: 1	PA: 35
PITCHER	IP WLS BF H R ER SO BB IBB HBP BLK WP HR S P ERA WHIP	IP WLS BF H R ER SO BB IBB HBP BLK WP HR S P ERA WHIP	IP WLS BF H R ER SO BB IBB HBP BLK WP HR S P ERA WHIP	IP WLS BF H R ER SO BB IBB HBP BLK WP HR S P ERA WHIP	IP WLS BF H R ER SO BB IBB HBP BLK WP HR S P ERA WHIP	IP WLS BF H R ER SO BB IBB HBP BLK WP HR S P ERA WHIP	IP WLS BF H R ER SO BB IBB HBP BLK WP HR S P ERA WHIP	IP WLS BF H R ER SO BB IBB HBP BLK WP HR S P ERA WHIP	IP WLS BF H R ER SO BB IBB HBP BLK WP HR S P ERA WHIP	IP WLS BF H R ER SO BB IBB HBP BLK WP HR S P ERA WHIP	IP WLS BF H R ER SO BB IBB HBP BLK WP HR S P ERA WHIP	IP WLS BF H R ER SO BB IBB HBP BLK WP HR S P ERA WHIP	IP WLS BF H R ER SO BB IBB HBP BLK WP HR S P ERA WHIP	IP WLS BF H R ER SO BB IBB HBP BLK WP HR S P ERA WHIP	IP WLS BF H R ER SO BB IBB HBP BLK WP HR S P ERA WHIP	IP WLS BF H R ER SO BB IBB HBP BLK WP HR S P ERA WHIP	IP WLS BF H R ER SO BB IBB HBP BLK WP HR S P ERA WHIP	IP WLS BF H R ER SO BB IBB HBP BLK WP HR S P ERA WHIP	IP WLS BF H R ER SO BB IBB HBP BLK WP HR S P ERA WHIP			
62 José Ureña, R ERA: 5.88	5.0	22	4	4	4	3	2	0	0	0	0	0	0	0	0	0	7.20	1.200				
64 Nick Wittgren, R ERA: 1.59	1.0	H	3	1	0	0	1	0	0	0	0	0	0	0	0	0	0.00	1.000				
71 Drew Steckenrider, R ERA: 1.59	1.0	H	3	1	0	0	1	0	0	0	0	0	0	0	0	0	0.00	1.000				
46 Kyle Barraclough, R ERA: 2.08	1.0	B	5	0	1	0	0	2	0	0	0	0	0	1	0	0	0.00	2.000				
25 Junichi Tazawa, R ERA: 7.15	0.0	L	1	1	1	1	0	0	0	0	0	0	0	1	10	13	-	-				

Batter	1	2	3	4	5	6	7	8	9	AB	R	H	RBI	BB	SO	LOB	TOP					
32 Derek Dietrich, L (1,7) 2 Yadiel Rivera, R (9,6)										4	1	1	0	0	2	1						
11 J.T. Realmuto, R (1,2) 13 Starlin Castro, R (1,4)										4	1	1	1	1	0	0						
41 Justin Bour, L (1,3) 29 Brad Ziegler, R (9,1)										3	0	1	0	1	1	1						
15 Brian Anderson, R (1,5)										4	1	1	0	0	2	2						
1 Cameron Maybin, R (1,9) 19 Miguel Rojas, R (1,6)										4	0	2	1	0	1	0						
9 Lewis Brinson, R (1,8)										4	0	0	0	0	0	3						
76 Dillon Peters, L (1,1) 64 Nick Wittgren, R (6,1) 56 Tayron Guerrero, R (7,1) 18 Tomás Telis, S (6,PH) 71 Drew Steckenrider, R (8,1) 3 JB Shuck, L (9,PH)										2	0	0	0	0	1	1						
Inning Stats	R: 0 E: 0 K: 1 S: 7	H: 0 LOB: 0 BB: 0 P: 13	R: 0 E: 0 K: 2 S: 14	H: 2 LOB: 2 BB: 0 P: 18	R: 1 E: 0 K: 3 S: 12	H: 1 LOB: 0 BB: 0 P: 15	R: 0 E: 0 K: 1 S: 10	H: 0 LOB: 0 BB: 0 P: 15	R: 0 E: 0 K: 0 S: 5	H: 0 LOB: 1 BB: 1 P: 11	R: 0 E: 0 K: 2 S: 7	H: 0 LOB: 0 BB: 0 P: 11	R: 1 E: 0 K: 2 S: 15	H: 2 LOB: 1 BB: 0 P: 24	R: 1 E: 0 K: 1 S: 14	H: 2 LOB: 1 BB: 0 P: 21	1B: 4 2B: 3 HR: 1	SF: 0 SAC: 0 DP: 0 HBP: 0	WP: 0 PB: 0 SB: 0 CS: 0	PA: 36		
PITCHER	IP WLS BF H R ER SO BB IBB HBP BLK WP HR S P ERA WHIP	IP WLS BF H R ER SO BB IBB HBP BLK WP HR S P ERA WHIP	IP WLS BF H R ER SO BB IBB HBP BLK WP HR S P ERA WHIP	IP WLS BF H R ER SO BB IBB HBP BLK WP HR S P ERA WHIP	IP WLS BF H R ER SO BB IBB HBP BLK WP HR S P ERA WHIP	IP WLS BF H R ER SO BB IBB HBP BLK WP HR S P ERA WHIP	IP WLS BF H R ER SO BB IBB HBP BLK WP HR S P ERA WHIP	IP WLS BF H R ER SO BB IBB HBP BLK WP HR S P ERA WHIP	IP WLS BF H R ER SO BB IBB HBP BLK WP HR S P ERA WHIP	IP WLS BF H R ER SO BB IBB HBP BLK WP HR S P ERA WHIP	IP WLS BF H R ER SO BB IBB HBP BLK WP HR S P ERA WHIP	IP WLS BF H R ER SO BB IBB HBP BLK WP HR S P ERA WHIP	IP WLS BF H R ER SO BB IBB HBP BLK WP HR S P ERA WHIP	IP WLS BF H R ER SO BB IBB HBP BLK WP HR S P ERA WHIP	IP WLS BF H R ER SO BB IBB HBP BLK WP HR S P ERA WHIP	IP WLS BF H R ER SO BB IBB HBP BLK WP HR S P ERA WHIP	IP WLS BF H R ER SO BB IBB HBP BLK WP HR S P ERA WHIP	IP WLS BF H R ER SO BB IBB HBP BLK WP HR S P ERA WHIP	IP WLS BF H R ER SO BB IBB HBP BLK WP HR S P ERA WHIP	IP WLS BF H R ER SO BB IBB HBP BLK WP HR S P ERA WHIP	IP WLS BF H R ER SO BB IBB HBP BLK WP HR S P ERA WHIP	
18 Kenta Maeda, R (1,1) 41 Daniel Hudson, R (7,1) 54 Tony Cingrani, L (8,1) 52 Pedro Báez, R (9,1)	6.0 23 4 1 1 7 1 0 0 0 0 1 55 82 1.50 0.833	1.0 3 0 0 0 2 0 0 0 0 0 0 7 11 0.00 0.000	1.0 B 5 2 1 1 2 0 0 0 0 1 0 0 15 24 9.00 2.000	1.0 L 5 2 1 1 1 0 0 0 0 0 0 0 14 21 9.00 2.000																		

Miami Marlins @ Los Angeles Dodgers
Dodger Stadium, Los Angeles, CA
Tue Apr 24 2018, 7:12 PM - 10:17 PM PDT
Att: 39,284 - Partly Cloudy - 65 F

AB	35
R	3
H	8
RBI	3
BB	1
SO	12
LOB	13



Batter	1	2	3	4	5	6	7	8	9	AB	R	H	RBI	BB	SO	LOB	BOTTOM					
3 Chris Taylor, R (1,8) 5 Corey Seager, L (1,6)										5	0	1	0	0	0	1						
14 Enrique Hernández, R (1,4) 26 Chase Utley, L (7,PH) 54 Tony Cingrani, L (8,1) 52 Pedro Báez, R (9,1)										3	0	1	0	1	0	1						
35 Cody Bellinger, L (1,3)										2	0	0	0	1	0	2						
27 Matt Kemp, R (1,7)										3	0	0	0	1	2	4						
15 Austin Barnes, R (1,2)										4	1	1	0	0	1	2						
66 Yasiel Puig, R (1,9)										4	0	1	1	0	1	0						
17 Kyle Farmer, R (1,5) 13 Max Muncy, L (7,PH)										4	0	0	0	0	0	1						
18 Kenta Maeda, R (1,1) 41 Daniel Hudson, R (7,1) 31 Joc Pederson, L (7,PH)										2	0	0	0	0	1	1						
										2	0	0	0	0	1	0						
Inning Stats	R: 0 E: 0 K: 1 S: 10	H: 0 LOB: 1 BB: 1 P: 19	R: 1 E: 0 K: 1 S: 21	H: 2 LOB: 1 BB: 0 P: 31	R: 0 E: 0 K: 0 S: 9	H: 1 LOB: 2 BB: 1 P: 19	R: 0 E: 0 K: 1 S: 7	H: 0 LOB: 0 BB: 0 P: 10	R: 0 E: 0 K: 0 S: 6	H: 1 LOB: 1 BB: 0 P: 10	R: 0 E: 0 K: 2 S: 14	H: 0 LOB: 0 BB: 0 P: 22	R: 1 E: 0 K: 1 S: 17	H: 1 LOB: 3 BB: 3 P: 31	R: 0 E: 0 K: 1 S: 8	H: 0 LOB: 0 BB: 0 P: 12	R: 0 E: 0 K: 0 S: 5	H: 0 LOB: 0 BB: 0 P: 8	1B: 2 2B: 3 HR: 0	SF: 0 SAC: 0 DP: 0 HBP: 0	WP: 1 PB: 0 SB: 0 CS: 0	PA: 37
PITCHER	IP WLS BF H R ER SO BB IBB HBP BLK WP HR S P ERA WHIP	IP WLS BF H R ER SO BB IBB HBP BLK WP HR S P ERA WHIP	IP WLS BF H R ER SO BB IBB HBP BLK WP HR S P ERA WHIP	IP WLS BF H R ER SO BB IBB HBP BLK WP HR S P ERA WHIP	IP WLS BF H R ER SO BB IBB HBP BLK WP HR S P ERA WHIP	IP WLS BF H R ER SO BB IBB HBP BLK WP HR S P ERA WHIP	IP WLS BF H R ER SO BB IBB HBP BLK WP HR S P ERA WHIP	IP WLS BF H R ER SO BB IBB HBP BLK WP HR S P ERA WHIP	IP WLS BF H R ER SO BB IBB HBP BLK WP HR S P ERA WHIP	IP WLS BF H R ER SO BB IBB HBP BLK WP HR S P ERA WHIP	IP WLS BF H R ER SO BB IBB HBP BLK WP HR S P ERA WHIP	IP WLS BF H R ER SO BB IBB HBP BLK WP HR S P ERA WHIP	IP WLS BF H R ER SO BB IBB HBP BLK WP HR S P ERA WHIP	IP WLS BF H R ER SO BB IBB HBP BLK WP HR S P ERA WHIP	IP WLS BF H R ER SO BB IBB HBP BLK WP HR S P ERA WHIP	IP WLS BF H R ER SO BB IBB HBP BLK WP HR S P ERA WHIP	IP WLS BF H R ER SO BB IBB HBP BLK WP HR S P ERA WHIP	IP WLS BF H R ER SO BB IBB HBP BLK WP HR S P ERA WHIP	IP WLS BF H R ER SO BB IBB HBP BLK WP HR S P ERA WHIP	IP WLS BF H R ER SO BB IBB HBP BLK WP HR S P ERA WHIP	IP WLS BF H R ER SO BB IBB HBP BLK WP HR S P ERA WHIP	
76 Dillon Peters, L (1,1) 64 Nick Wittgren, R (6,1) 56 Tayron Guerrero, R (7,1) 71 Drew Steckenrider, R (8,1) 29 Brad Ziegler, R (9,1)	5.1 22 6 1 1 4 2 0 0 0 0 0 20 31 6.75 1.500	1.1 6 1 1 1 2 1 0 0 0 0 0 7 15 0.00 6.000	1.0 W 3 0 0 0 1 0 0 0 0 0 0 0 8 12 0.00 0.000	1.0 S 3 0 0 0 0 0 0 0 0 0 0 0 5 8 0.00 0.000																		

Miami Marlins @ Los Angeles Dodgers
Dodger Stadium, Los Angeles, CA
Tue Apr 24 2018, 7:12 PM - 10:17 PM PDT
Att: 39,284 - Partly Cloudy - 65 F

AB	32
R	2
H	5
RBI	2
BB	5
SO	7
LOB	13



Batter	1	2	3	4	5	6	7	8	9	AB	R	H	RBI	BB	SO	LOB	TOP								
19 Charlie Blackmon, L (1,8) OBP: 0.360, SLG: 0.618										4	1	1	1	0	1	1	Colorado Rockies @ Miami Marlins Marlins Park, Miami, FL Sat Apr 28 2018, 7:11 PM - 9:54 PM EDT Att: 9,659 - Partly Cloudy - 78 F								
20 Ian Desmond, R (1,3) OBP: 0.230, SLG: 0.355										2	0	1	0	0	0	1									
28 Nolan Arenado, R (1,5) OBP: 0.421, SLG: 0.544										3	0	0	0	1	1	3									
27 Trevor Story, R (1,6) OBP: 0.333, SLG: 0.485										4	0	1	0	0	1	3									
42 Chris Iannetta, R (1,2) OBP: 0.304, SLG: 0.343										3	0	0	0	1	2	2									
8 Gerardo Parra, L (1,7) OBP: 0.289, SLG: 0.303										4	0	0	0	0	1	4									
56 Noel Cuevas, R (1,9) ERA: 1.69										3	0	0	0	0	0	0									
26 David Dahl, L (9, PH) OBP: 0.409, SLG: 0.526										0	0	0	0	0	0	0									
4 Pat Valaika, R (1,4) OBP: 0.143, SLG: 0.170										4	0	1	0	0	1	1									
48 Germán Márquez, R (1,1) OBP: 0.444, SLG: 0.444										2	0	0	0	0	0	1									
24 Ryan McMahon, L (7, PH) OBP: 0.322, SLG: 0.204										1	0	0	0	0	1	0									
38 Mike Dunn, L (7,1) ERA: 1.42										0	0	0	0	0	0	0									
50 Brooks Pounders, R (8,1) ERA: 2.31										0	0	0	0	0	0	0									
Inning Stats	R: 0 H: 0 E: 0 K: 3 S: 12	H: 0 LOB: 1 BB: 0 P: 15	R: 0 H: 0 E: 0 K: 0 S: 6	H: 0 LOB: 0 BB: 0 P: 10	R: 0 H: 1 E: 0 K: 0 S: 11	H: 1 LOB: 1 BB: 0 P: 15	R: 0 H: 0 E: 0 K: 0 S: 5	H: 0 LOB: 0 BB: 2 P: 13	R: 0 H: 0 E: 0 K: 1 S: 4	H: 0 LOB: 0 BB: 0 P: 7	R: 1 H: 3 E: 0 K: 1 S: 12	H: 3 LOB: 2 BB: 0 P: 18	R: 0 H: 0 E: 0 K: 1 S: 6	H: 0 LOB: 0 BB: 0 P: 8	R: 0 H: 0 E: 0 K: 0 S: 10	H: 0 LOB: 1 BB: 0 P: 16	R: 0 H: 0 E: 0 K: 3 S: 11	H: 0 LOB: 1 BB: 0 P: 21	1B: 1 2B: 2 3B: 0 HR: 1	SF: 0 SAC: 0 DP: 1 HBP: 3	WP: 0 PB: 0 SB: 1 CS: 0	PA: 35			
PITCHER	IP WLS BF H R ER SO BB IBB HBP BLK WP HR S P ERA WHIP	5.1 W 22 4 1 1 3 2 0 1 0 0 1 43 68 1.69 1.125	0.2 H 2 0 0 0 1 0 0 0 0 0 0 7 10 0.00 0.000	1.0 H 3 0 0 0 1 0 0 0 0 0 0 6 8 0.00 0.000	1.0 H 4 0 0 0 0 0 0 0 1 0 0 0 10 16 0.00 0.000	1.0 S 4 0 0 0 3 0 0 0 1 0 0 0 11 21 0.00 0.000																			

Batter	1	2	3	4	5	6	7	8	9	AB	R	H	RBI	BB	SO	LOB	BOTTOM							
32 Derek Dietrich, L (1,3) OBP: 0.296, SLG: 0.370										4	1	2	2	0	1	1	Colorado Rockies @ Miami Marlins Marlins Park, Miami, FL Sat Apr 28 2018, 7:11 PM - 9:54 PM EDT Att: 9,659 - Partly Cloudy - 78 F							
11 J.T. Realmuto, R (1,2) OBP: 0.421, SLG: 0.706										3	1	1	0	1	1	0								
13 Starlin Castro, R (1,4) OBP: 0.357, SLG: 0.340										3	1	1	0	1	0	3								
15 Brian Anderson, R (1,9) OBP: 0.386, SLG: 0.330										4	0	1	0	0	1	1								
71 Drew Steckenrider, R (8,1) ERA: 1.42										0	0	0	0	0	0	0								
46 Kyle Barraclough, R (9,1) ERA: 2.31										0	0	0	0	0	0	0								
14 Martín Prado, R (1,5) OBP: 0.250, SLG: 0.375										4	0	2	2	0	1	2								
3 JB Shuck, L (1,7) OBP: 0.286, SLG: 0.282										4	0	0	0	0	1	4								
19 Miguel Rojas, R (1,6) OBP: 0.287, SLG: 0.350										4	0	0	0	0	0	1								
9 Lewis Brinson, R (1,8) OBP: 0.227, SLG: 0.281										3	1	1	0	1	1	1								
54 Wei-Yin Chen, R (1,1) ERA: 1.69										2	0	0	0	0	0	3								
64 Nick Wittgren, R (6,1) ERA: 1.8										0	0	0	0	0	0	0								
2 Yadiel Rivera, R (6, PH) OBP: 0.190, SLG: 0.105										1	0	0	0	0	1	0								
56 Tayron Guerrero, R (7,1) ERA: 4.73										0	0	0	0	0	0	0								
1 Cameron Maybin, R (8,7) OBP: 0.329, SLG: 0.304										0	0	0	0	0	0	0								
Inning Stats	R: 1 H: 1 E: 0 K: 1 S: 16	H: 1 LOB: 2 BB: 2 P: 29	R: 0 H: 1 E: 0 K: 0 S: 7	H: 1 LOB: 1 BB: 0 P: 11	R: 1 H: 2 E: 1 K: 1 S: 11	H: 2 LOB: 1 BB: 0 P: 16	R: 1 H: 2 E: 1 K: 0 S: 16	H: 2 LOB: 2 BB: 1 P: 25	R: 0 H: 0 E: 0 K: 2 S: 10	H: 0 LOB: 0 BB: 0 P: 15	R: 0 H: 0 E: 0 K: 2 S: 10	H: 0 LOB: 0 BB: 0 P: 17	R: 1 H: 1 E: 0 K: 0 S: 9	H: 1 LOB: 0 BB: 0 P: 14	R: 0 H: 1 E: 0 K: 1 S: 11	H: 1 LOB: 1 BB: 0 P: 16	1B: 5 2B: 2 3B: 0 HR: 1	SF: 0 SAC: 0 DP: 1 HBP: 0	WP: 0 PB: 0 SB: 1 CS: 0	PA: 35				
PITCHER	IP WLS BF H R ER SO BB IBB HBP BLK WP HR S P ERA WHIP	6.0 L 27 6 3 1 6 3 0 0 0 0 0 1 70 113 1.50 1.500	1.0 4 1 1 1 0 0 0 0 0 0 0 1 9 14 9.00 1.000	1.0 4 1 0 0 1 0 0 0 0 0 0 0 11 16 0.00 1.000																				



Batter	1	2	3	4	5	6	7	8	9	AB	R	H	RBI	BB	SO	LOB	TOP			
16 César Hernández, S (1.4) OBP: 0.415, SLG: 0.394										4	0	1	0	1	0	1				
17 Rhys Hoskins, R (1.7) OBP: 0.457, SLG: 0.528										4	0	0	0	1	1	3				
37 Odúbel Herrera, L (1.8) OBP: 0.400, SLG: 0.505										4	0	2	0	1	0	0				
23 Aaron Altherr, R (1.9) OBP: 0.306, SLG: 0.397										3	0	0	0	1	1	3				
41 Carlos Santana, S (1.3) OBP: 0.295, SLG: 0.276										4	0	0	0	0	0	5				
4 Scott Kingery, R (1.6) OBP: 0.278, SLG: 0.382										4	1	1	0	0	0	3				
40 Tommy Hunter, R (7.1)										0	0	0	0	0	0	0				
52 Zac Curtis, L (8.1)										0	0	0	0	0	0	0				
7 Maikel Franco, R (1.5) OBP: 0.307, SLG: 0.488										3	2	1	2	1	0	0				
38 Jorge Alfaro, R (1.2) OBP: 0.273, SLG: 0.361										4	1	2	2	0	1	0				
49 Jake Arrieta, R (1.1) OBP: 0.250, SLG: 0.143										1	0	1	0	1	0	0				
53 Yackel Rios, R (4.1)										0	0	0	0	0	0	0				
5 Nick Williams, L (6. PH) OBP: 0.254, SLG: 0.278										1	0	0	0	0	0	1				
61 Edubray Ramos, R (6.1)										0	0	0	0	0	0	0				
18 Pedro Florimón, S (7.6) OBP: 0.318, SLG: 0.263										1	0	0	0	0	1	0				
Inning Stats	R: 0 E: 0 K: 0 S: 11	H: 1 LOB: 2 BB: 1 P: 18	R: 2 E: 0 K: 0 S: 10	H: 2 LOB: 0 BB: 1 P: 18	R: 0 E: 0 K: 1 S: 8	H: 0 LOB: 0 BB: 1 P: 18	R: 2 E: 0 K: 0 S: 13	H: 3 LOB: 2 BB: 1 P: 24	R: 0 E: 0 K: 0 S: 9	H: 1 LOB: 1 BB: 0 P: 14	R: 0 E: 0 K: 1 S: 13	H: 1 LOB: 3 BB: 2 P: 28	R: 0 E: 0 K: 2 S: 8	H: 0 LOB: 0 BB: 0 P: 12	R: 0 E: 0 K: 0 S: 8	H: 0 LOB: 0 BB: 0 P: 10	1B: 4 2B: 2 3B: 0 HR: 2	SF: 0 SAC: 0 DP: 1 HBP: 0	WP: 1 PB: 0 SB: 0 CS: 1	PA: 40
PITCHER	IP WLS BF H R ER SO BB IBB HBP BLK WP HR S P ERA WHIP																			
58 Dan Straily, R (1.1) ERA: 9.0	4.0	20	6	4	4	1	4	0	0	0	0	0	2	42	78	9.00	2.500			
77 Merandy Gonzalez, R (5.1) ERA: 4.5	2.0	7	1	0	0	0	0	0	0	0	0	0	18	27	0.00	0.500				
46 Kyle Barraclough, R (7.1) ERA: 2.13	1.0	6	1	0	0	1	2	0	0	0	0	1	13	28	0.00	3.000				
56 Tayron Guerrero, R (8.1) ERA: 4.4	1.0	3	0	0	0	2	0	0	0	0	0	0	8	12	0.00	0.000				
29 Brad Ziegler, R (9.1) ERA: 7.11	1.0	3	0	0	0	0	0	0	0	0	0	0	8	10	0.00	0.000				

Philadelphia Phillies @ Miami Marlins
Marlins Park, Miami, FL
Mon Apr 30 2018, 7:11 PM - 10:16 PM EDT
Att: 5,415 - Roof Closed - 74 F

AB 33
R 4
H 8
RBI 4
BB 6
SO 4
LOB 16



Batter	1	2	3	4	5	6	7	8	9	AB	R	H	RBI	BB	SO	LOB	BOTTOM			
11 J T Realmuto, R (1.2) OBP: 0.426, SLG: 0.667										5	1	2	0	0	0	3				
14 Martín Prado, R (1.5) OBP: 0.250, SLG: 0.333										4	1	1	0	0	1	1				
13 Starlin Castro, R (1.4) OBP: 0.366, SLG: 0.367										3	2	3	1	1	0	0				
32 Derek Dietrich, L (1.3) OBP: 0.285, SLG: 0.362										4	1	1	1	0	2	3				
15 Brian Anderson, R (1.9) OBP: 0.375, SLG: 0.382										4	2	3	4	0	0	0				
1 Cameron Maybin, R (1.7) OBP: 0.326, SLG: 0.293										4	1	1	0	0	0	2				
19 Miguel Rojas, R (1.6) OBP: 0.287, SLG: 0.374										4	0	1	1	0	0	1				
9 Lewis Brinson, R (1.8) OBP: 0.231, SLG: 0.281										4	0	1	1	0	1	1				
58 Dan Straily, R (1.1) OBP: 0.296, SLG: 0.290										0	0	0	0	1	0	0				
3 JB Shuck, L (4. PH) OBP: 0.266, SLG: 0.290										1	0	0	0	0	0	0				
77 Merandy Gonzalez, R (5.1) ERA: 2.84										0	0	0	0	0	0	0				
2 Yadiel Rivera, R (6. PH) OBP: 0.302, SLG: 0.389										0	0	0	0	0	0	0				
46 Kyle Barraclough, R (7.1) ERA: 0.71										0	0	0	0	0	0	0				
56 Tayron Guerrero, R (8.1) OBP: 0.306, SLG: 0.412										0	0	0	0	0	0	0				
41 Justin Bour, L (8. PH) OBP: 0.296, SLG: 0.412										1	0	0	0	0	0	1				
29 Brad Ziegler, R (9.1) ERA: 7.11										0	0	0	0	0	0	0				
Inning Stats	R: 0 E: 0 K: 0 S: 8	H: 1 LOB: 1 BB: 0 P: 16	R: 1 E: 0 K: 0 S: 14	H: 2 LOB: 2 BB: 1 P: 28	R: 4 E: 0 K: 0 S: 14	H: 3 LOB: 0 BB: 1 P: 26	R: 1 E: 0 K: 3 S: 11	H: 2 LOB: 1 BB: 0 P: 12	R: 0 E: 0 K: 0 S: 7	H: 1 LOB: 0 BB: 0 P: 8	R: 0 E: 0 K: 2 S: 13	H: 1 LOB: 0 BB: 0 P: 21	R: 2 E: 0 K: 1 S: 13	H: 2 LOB: 0 BB: 0 P: 18	R: 0 E: 0 K: 0 S: 8	H: 1 LOB: 1 BB: 0 P: 11	1B: 7 2B: 5 3B: 0 HR: 1	SF: 0 SAC: 0 DP: 1 HBP: 0	WP: 0 PB: 0 SB: 0 CS: 1	PA: 38
PITCHER	IP WLS BF H R ER SO BB IBB HBP BLK WP HR S P ERA WHIP																			
49 Jake Arrieta, R (1.1) ERA: 3.49	3.2	21	8	6	6	2	2	0	0	0	0	0	10	11	0.00	0.750				
53 Yackel Rios, R (4.1) ERA: 2.84	1.1	4	1	0	0	1	0	0	0	0	0	0	10	11	0.00	1.000				
61 Edubray Ramos, R (6.1) ERA: 0.71	1.0	3	1	0	0	2	0	0	0	0	0	0	13	21	0.00	1.000				
40 Tommy Hunter, R (7.1) ERA: 4.91	1.0	5	2	2	2	1	0	0	0	0	0	1	13	18	18.00	2.000				
52 Zac Curtis, L (8.1) ERA: 7.11	1.0	4	1	0	0	0	0	0	0	0	0	0	8	11	0.00	1.000				

Philadelphia Phillies @ Miami Marlins
Marlins Park, Miami, FL
Mon Apr 30 2018, 7:11 PM - 10:16 PM EDT
Att: 5,415 - Roof Closed - 74 F

AB 35
R 8
H 13
RBI 8
BB 2
SO 6
LOB 12



Batter	1	2	3	4	5	6	7	8	9	10	AB	R	H	RBI	BB	SO	LOB	TOP						
16 César Hernández, S (1.4) OBP: 0.406, SLG: 0.385	L8																							
17 Rhys Hoskins, R (1.7) OBP: 0.455, SLG: 0.527	K																							
37 Odúbel Herrera, L (1.8) OBP: 0.391, SLG: 0.490	F8																							
23 Aaron Altherr, R (1.9) OBP: 0.300, SLG: 0.385																								
41 Carlos Santana, S (1.3) OBP: 0.307, SLG: 0.287	P6																							
7 Maikel Franco, R (1.5) OBP: 0.230, SLG: 0.440	P4																							
4 Scott Kingery, R (1.6) OBP: 0.277, SLG: 0.370																								
9 Jesmuel Valentin, S (10.6)																								
38 Jorge Alfaro, R (1.2) OBP: 0.286, SLG: 0.369																								
56 Zach Eflin, R (7.7) ERA: 1.09																								
5 Nick Williams, L (7.7) ERA: 1.23																								
40 Tommy Hunter, R (7.1) ERA: 4.11																								
57 Luis García, L (8.1) ERA: 3.29																								
46 Adam Morgan, L (8.1) ERA: 3.29																								
81 Edubray Ramos, R (8.1) ERA: 3.29																								
18 Pedro Florido, S (8.1) ERA: 3.29																								
53 Yackel Rios, R (8.1) ERA: 3.29																								
Inning Stats	R: 0 E: 0 K: 1 S: 7	H: 0 LOB: 0 BB: 0 P: 10	R: 0 E: 0 K: 1 S: 5	H: 0 LOB: 0 BB: 0 P: 8	R: 0 E: 0 K: 1 S: 11	H: 2 LOB: 2 BB: 0 P: 16	R: 0 E: 0 K: 0 S: 9	H: 1 LOB: 2 BB: 1 P: 16	R: 1 E: 0 K: 0 S: 12	H: 2 LOB: 1 BB: 0 P: 20	R: 0 E: 0 K: 0 S: 6	H: 0 LOB: 0 BB: 0 P: 10	R: 0 E: 0 K: 1 S: 10	H: 1 LOB: 1 BB: 0 P: 11	R: 0 E: 0 K: 3 S: 10	H: 0 LOB: 0 BB: 0 P: 13	R: 0 E: 0 K: 2 S: 10	H: 1 LOB: 2 BB: 2 P: 14	R: 0 E: 0 K: 0 S: 10	H: 1 LOB: 3 BB: 2 P: 19	1B: 6 2B: 2 3B: 0 HR: 0	SF: 0 SAC: 1 DP: 0 HBP: 1	WP: 0 PB: 0 SB: 0 CS: 0	PA: 42
PITCHER	IP WLS BF H R ER SO BB IBB HBP BLK WP HR S P ERA WHIP	66 Jarlin García, L (1.1) ERA: 1.09	64 Nick Wittgren, R (7.1) ERA: 1.5	71 Drew Steckenrider, R (8.1) ERA: 1.23	56 Taysen Guerrero, R (9.1) ERA: 4.11	25 Junichi Tazawa, R (10.1) ERA: 3.29	PITCHER	IP WLS BF H R ER SO BB IBB HBP BLK WP HR S P ERA WHIP	53 Yackel Rios, R (9.1) ERA: 3.21															

Philadelphia Phillies @ Miami Marlins
Marlins Park, Miami, FL
Tue May 01 2018, 7:11 PM - 10:03 PM EDT
Att. 5,844 - Roof Closed - 76 F

AB	37
R	1
H	8
RBI	1
BB	3
SO	9
LOB	20



Batter	1	2	3	4	5	6	7	8	9	10	AB	R	H	RBI	BB	SO	LOB	BOTTOM						
11 J.T. Realmuto, R (1.2) OBP: 0.412, SLG: 0.630	F8																							
14 Martín Prado, R (1.5) OBP: 0.188, SLG: 0.290	G6-3																							
13 Starlin Castro, R (1.4) OBP: 0.362, SLG: 0.363	F9																							
32 Derek Dietrich, L (1.3) OBP: 0.276, SLG: 0.350																								
15 Brian Anderson, R (1.9) OBP: 0.371, SLG: 0.377																								
1 Cameron Mavrin, R (1.7) OBP: 0.323, SLG: 0.316																								
19 Miguel Rojas, R (1.6) OBP: 0.294, SLG: 0.382																								
0 Lewis Brinson, R (1.8) OBP: 0.270, SLG: 0.279																								
64 Nick Wittgren, R (7.1) ERA: 1.5																								
71 Drew Steckenrider, R (8.1) ERA: 1.23																								
3 JB Shuck, L (8.1) ERA: 2.92																								
56 Taysen Guerrero, R (9.1) ERA: 4.11																								
25 Junichi Tazawa, R (10.1) ERA: 3.29																								
66 Jarlin García, L (1.1) ERA: 1.09																								
41 Justin Bour, L (6.7) OBP: 0.356, SLG: 0.448																								
Inning Stats	R: 0 E: 0 K: 0 S: 6	H: 0 LOB: 0 BB: 0 P: 8	R: 0 E: 0 K: 2 S: 11	H: 0 LOB: 0 BB: 0 P: 16	R: 0 E: 0 K: 1 S: 7	H: 0 LOB: 0 BB: 0 P: 10	R: 0 E: 0 K: 0 S: 11	H: 0 LOB: 0 BB: 0 P: 14	R: 0 E: 0 K: 1 S: 7	H: 0 LOB: 0 BB: 0 P: 12	R: 1 E: 0 K: 0 S: 8	H: 3 LOB: 1 BB: 0 P: 12	R: 0 E: 0 K: 1 S: 12	H: 2 LOB: 2 BB: 0 P: 16	R: 0 E: 0 K: 1 S: 9	H: 0 LOB: 0 BB: 0 P: 9	R: 0 E: 0 K: 1 S: 9	H: 0 LOB: 0 BB: 0 P: 12	R: 1 E: 0 K: 1 S: 7	H: 2 LOB: 2 BB: 1 P: 11	1B: 4 2B: 1 3B: 1 HR: 1	SF: 0 SAC: 0 DP: 0 HBP: 0	WP: 0 PB: 0 SB: 0 CS: 0	PA: 35
PITCHER	IP WLS BF H R ER SO BB IBB HBP BLK WP HR S P ERA WHIP	56 Zach Eflin, R (1.1) ERA: 1.5	40 Tommy Hunter, R (7.1) ERA: 4.15	57 Luis García, R (7.1) ERA: 2.92	46 Adam Morgan, L (8.1) ERA: 2.61	61 Edubray Ramos, R (8.1) ERA: 0.69	PITCHER	IP WLS BF H R ER SO BB IBB HBP BLK WP HR S P ERA WHIP	53 Yackel Rios, R (9.1) ERA: 3.21															

Philadelphia Phillies @ Miami Marlins
Marlins Park, Miami, FL
Tue May 01 2018, 7:11 PM - 10:03 PM EDT
Att. 5,844 - Roof Closed - 76 F

AB	34
R	2
H	7
RBI	2
BB	1
SO	8
LOB	7



Batter	1	2	3	4	5	6	7	8	9	AB	R	H	RBI	BB	SO	LOB	TOP					
32 Derek Dietrich, L OBP: 0.280, SLG: 0.347										3	0	1	0	0	1	0	Miami Marlins @ Cincinnati Reds Great American Ball Park, Cincinnati, OH Fri May 04 2018, 7:12 PM - 10:05 PM EDT Att: 22,610 - Overcast - 68 F					
11 J.T. Realmuto, R OBP: 0.390, SLG: 0.574										4	0	1	0	0	0	1						
13 Starlin Castro, R OBP: 0.359, SLG: 0.353										3	0	0	0	1	1	2						
41 Justin Bour, L OBP: 0.343, SLG: 0.419										3	0	0	0	1	0	1						
15 Brian Anderson, R OBP: 0.366, SLG: 0.372										4	0	2	0	0	1	3						
14 Martin Prado, R OBP: 0.208, SLG: 0.217										3	0	0	0	1	0	4						
19 Miguel Rojas, R OBP: 0.288, SLG: 0.371										3	0	0	0	0	0	2						
9 Lewis Brinson, R OBP: 0.241, SLG: 0.311										3	1	1	1	0	1	1						
54 Wei-Yin Chen, R 2 Yadiel Rivera, R 77 Merandy Gonzalez, R 3 JB Shuck, L 64 Nick Wittgren, R 25 Junichi Tazawa, R										1	0	0	0	0	0	0						
Inning Stats	R: 0 E: 0 K: 1 S: 9	H: 0 LOB: 1 BB: 1 P: 17	R: 0 E: 0 K: 0 S: 11	H: 1 LOB: 1 BB: 1 P: 24	R: 0 E: 0 K: 0 S: 8	H: 0 LOB: 0 BB: 0 P: 11	R: 0 E: 0 K: 1 S: 9	H: 1 LOB: 0 BB: 0 P: 14	R: 1 E: 0 K: 0 S: 12	H: 1 LOB: 0 BB: 0 P: 18	R: 0 E: 0 K: 0 S: 12	H: 1 LOB: 0 BB: 1 P: 20	R: 0 E: 0 K: 1 S: 9	H: 0 LOB: 0 BB: 0 P: 15	R: 0 E: 0 K: 1 S: 9	H: 1 LOB: 0 BB: 0 P: 14		R: 0 E: 0 K: 0 S: 7	H: 1 LOB: 0 BB: 0 P: 11	1B: 4 2B: 0 3B: 0 HR: 1	SF: 0 SAC: 0 DP: 3 HBP: 1	WP: 0 PB: 0 SB: 0 CS: 0
PITCHER	IP WLS BF H R ER SO BB IBB HBP BLK WP HR S P ERA WHIP																					
47 Sal Romano, R ERA: 4.21	5.1 W 21 3 1 1 2 2 0 1 0 0 0 1 57 93 1.69 0.938																					
53 Wandy Peralta, L ERA: 4.2	0.0 1 0 0 0 0 1 0 0 0 0 0 0 0 4 7 0.00 0.000																					
37 David Hernandez, R ERA: 4.5	0.2 H 2 0 0 0 0 0 0 0 0 0 0 0 0 4 7 0.00 0.000																					
48 Jared Hughes, R ERA: 1.89	2.0 H 6 1 0 0 2 0 0 0 0 0 0 0 0 18 29 0.00 0.500																					
26 Raisel Iglesias, R ERA: 1.89	1.0 S 3 1 0 0 0 0 0 0 0 0 0 0 0 7 11 0.00 1.000																					

AB	29
R	1
H	5
RBI	1
BB	3
SO	4
LOB	14



Batter	1	2	3	4	5	6	7	8	9	AB	R	H	RBI	BB	SO	LOB	BOTTOM			
9 José Peraza, R OBP: 0.321, SLG: 0.403										5	1	2	0	0	0	3	Miami Marlins @ Cincinnati Reds Great American Ball Park, Cincinnati, OH Fri May 04 2018, 7:12 PM - 10:05 PM EDT Att: 22,610 - Overcast - 68 F			
2 Alex Blandino, R OBP: 0.322, SLG: 0.302										3	1	0	0	1	0	3				
19 Joey Volto, L OBP: 0.391, SLG: 0.393										4	0	1	0	0	2	2				
7 Eugenio Suárez, R OBP: 0.435, SLG: 0.643										2	1	1	3	2	1	0				
23 Adam Duvall, R OBP: 0.248, SLG: 0.380										4	1	1	1	0	0	3				
43 Scott Schebler, L OBP: 0.344, SLG: 0.492										3	0	0	0	1	1	2				
16 Tucker Barnhart, L OBP: 0.346, SLG: 0.353										3	0	0	0	1	0	2				
47 Sal Romano, L 53 Wandy Peralta, L 37 David Hernandez, R 3 Scooter Gennett, L 48 Jared Hughes, R 33 Jesse Winker, L 26 Raisel Iglesias, R										2	0	0	0	0	1	3				
6 Billy Hamilton, S OBP: 0.306, SLG: 0.271										2	0	1	0	2	0	0				
Inning Stats	R: 4 E: 0 K: 1 S: 16	H: 3 LOB: 0 BB: 1 P: 28	R: 0 E: 0 K: 1 S: 11	H: 1 LOB: 1 BB: 1 P: 18	R: 0 E: 0 K: 0 S: 14	H: 1 LOB: 3 BB: 2 P: 26	R: 0 E: 0 K: 0 S: 6	H: 0 LOB: 0 BB: 0 P: 10	R: 0 E: 0 K: 0 S: 12	H: 0 LOB: 2 BB: 2 P: 24	R: 0 E: 0 K: 1 S: 7	H: 0 LOB: 1 BB: 1 P: 14	R: 0 E: 0 K: 2 S: 8	H: 0 LOB: 0 BB: 0 P: 12	R: 0 E: 0 K: 1 S: 11	H: 2 LOB: 2 BB: 0 P: 17		1B: 3 2B: 2 3B: 0 HR: 2	SF: 0 SAC: 0 DP: 1 HBP: 0	WP: 0 PB: 1 SB: 0 CS: 0
PITCHER	IP WLS BF H R ER SO BB IBB HBP BLK WP HR S P ERA WHIP																			
54 Wei-Yin Chen, L ERA: 4.83	4.0 L 20 5 4 4 2 4 0 0 0 0 0 0 2 47 82 9.00 2.250																			
77 Merandy Gonzalez, R ERA: 3.6	2.0 9 0 0 0 1 3 0 0 0 0 0 0 0 19 38 0.00 1.500																			
64 Nick Wittgren, R ERA: 1.29	1.0 3 0 0 0 2 0 0 0 0 0 0 0 0 8 12 0.00 0.000																			
25 Junichi Tazawa, R ERA: 6.75	1.0 5 2 0 0 1 0 0 0 0 0 0 0 0 11 17 0.00 2.000																			

AB	30
R	4
H	7
RBI	4
BB	7
SO	6
LOB	18



Batter	1	2	3	4	5	6	7	8	9	AB	R	H	RBI	BB	SO	LOB	TOP			
11 J.T. Realmuto, R OBP: 0.406, SLG: 0.557	14 E 13 FC5 1B BB	14 G3 13 SF7 2B						K	FC1-2	4	2	2	0	2	1	3				
14 Martin Prado, R OBP: 0.176, SLG: 0.182	FC5 13 1B	G3		K			F9	G5-3	G4-3	6	1	0	0	0	1	8				
13 Starlin Castro, R OBP: 0.364, SLG: 0.395	41 G4-3 1 1B	SF7		G6-3				K		4	2	2	3	0	1	2				
15 Brian Anderson, R OBP: 0.364, SLG: 0.358	1 1B 9 G1-4-3 1B BB	G6-3			K			K	41 1B 19 1B BB	3	2	0	0	2	2	1				
41 Justin Bour, L OBP: 0.345, SLG: 0.440	G4-3			F9						4	1	1	0	1	1	2				
25 Junichi Tazawa, R					K					0	0	0	0	0	0	0				
29 Brad Ziegler, R										0	0	0	0	0	0	0				
1 Cameron Maybin, R OBP: 0.330, SLG: 0.330	G6-3			G6-3						4	0	2	2	0	1	2				
9 Lewis Brinson, R OBP: 0.222, SLG: 0.299	G1-4-3			F9						3	0	0	1	0	1	2				
64 Nick Wittgren, R ERA: 0.69					K2-3					0	0	0	0	0	0	0				
32 Derek Dietrich, L ERA: 0.73										1	0	0	0	0	0	0				
46 Kyle Barraclough, R ERA: 1.84										0	0	0	0	0	0	0				
19 Miguel Rojas, R OBP: 0.262, SLG: 0.372										1	0	1	1	0	0	0				
2 Yadiel Rivera, R OBP: 0.258, SLG: 0.148										3	0	1	0	2	1	0				
58 Dan Straily, R OBP: 0.667, SLG: 0.500										2	0	1	0	0	1	2				
3 JB Shuck, L OBP: 0.269, SLG: 0.265										3	0	0	1	0	2	5				
Inning Stats	R: 4 H: 2 E: 0 K: 1 S: 22	H: 2 LOB: 2 BB: 3 P: 39	R: 1 H: 1 E: 0 K: 0 S: 8	H: 1 LOB: 0 BB: 0 P: 10	R: 0 H: 0 E: 0 K: 0 S: 4	H: 0 LOB: 0 BB: 0 P: 5	R: 0 H: 2 E: 0 K: 2 S: 13	H: 2 LOB: 2 BB: 0 P: 19	R: 0 H: 0 E: 0 K: 3 S: 15	H: 0 LOB: 1 BB: 0 P: 24	R: 0 H: 0 E: 0 K: 1 S: 8	H: 2 LOB: 3 BB: 2 P: 30	R: 0 H: 0 E: 0 K: 2 S: 8	H: 0 LOB: 0 BB: 0 P: 11	R: 2 H: 3 E: 1 K: 1 S: 23	H: 3 LOB: 3 BB: 1 P: 37	1B: 8 2B: 2 3B: 0 HR: 0	SF: 1 SAC: 0 DP: 0 HBP: 1	WP: 0 PB: 1 SB: 0 CS: 0	PA: 47
PITCHER	IP WLS BF H R ER SO BB IBB HBP BLK WP HR S P ERA WHIP																			
29 Brandon Finnegan, L ERA: 7.4	3.1 L 18 4 5 3 2 2 1 0 0 0 0 0 40 63 8.10 1.800																			
63 Dylan Floro, R ERA: 0.69	0.2 3 1 0 0 1 0 0 0 0 0 0 7 10 0.00 1.500																			
37 David Hernandez, R ERA: 9.0	2.0 8 0 0 0 4 1 0 1 1 0 0 23 38 0.00 0.500																			
41 Kevin Shackelford, R ERA: 9.0	0.1 4 2 1 1 1 0 1 0 0 0 0 11 14 27.00 6.000																			
50 Amir Garrett, L ERA: 1.98	0.2 3 0 0 0 2 1 0 0 0 0 0 9 16 0.00 1.500																			
40 Austin Brice, R ERA: 4.28	1.0 3 0 0 0 2 0 0 0 0 0 0 7 11 0.00 0.000																			
53 Wandy Peralta, L ERA: 5.06	1.0 8 3 2 2 1 1 0 0 0 0 0 23 37 18.00 4.000																			
Batter	1	2	3	4	5	6	7	8	9	AB	R	H	RBI	BB	SO	LOB	BOTTOM			
9 José Peraza, R OBP: 0.314, SLG: 0.398	G6-3		F7	L3						5	1	1	0	0	0	3				
33 Jesse Winker, L OBP: 0.404, SLG: 0.362	F8									4	1	0	1	1	0	2				
19 Joey Volto, L OBP: 0.408, SLG: 0.455										5	1	4	4	0	1	0				
3 Scooter Gennett, L OBP: 0.331, SLG: 0.395										4	0	1	0	1	2	2				
7 Eugenio Suárez, R OBP: 0.385, SLG: 0.554	G6-3									5	0	0	0	0	0	4				
43 Scott Schebler, L OBP: 0.333, SLG: 0.455	G1-3									4	0	0	0	1	2	2				
16 Tucker Barnhart, L OBP: 0.352, SLG: 0.360	K									4	0	2	0	0	1	1				
29 Brandon Finnegan, L ERA: 7.4										1	0	0	0	0	0	0				
63 Dylan Floro, R ERA: 0.69										0	0	0	0	0	0	0				
37 David Hernandez, R ERA: 9.0										0	0	0	0	0	0	0				
41 Kevin Shackelford, R ERA: 9.0										0	0	0	0	0	0	0				
50 Amir Garrett, L ERA: 1.98										1	0	0	0	0	0	0				
6 Billy Hamilton, S OBP: 0.322, SLG: 0.286	G4-3									2	2	1	0	2	0	0				
Inning Stats	R: 0 H: 1 E: 0 K: 0 S: 15	H: 0 LOB: 0 BB: 0 P: 10	R: 2 H: 2 E: 0 K: 0 S: 16	H: 2 LOB: 1 BB: 1 P: 23	R: 0 H: 0 E: 0 K: 0 S: 12	H: 0 LOB: 2 BB: 2 P: 20	R: 0 H: 1 E: 0 K: 2 S: 12	H: 1 LOB: 1 BB: 0 P: 15	R: 1 H: 2 E: 0 K: 1 S: 11	H: 2 LOB: 1 BB: 0 P: 19	R: 0 H: 1 E: 0 K: 0 S: 10	H: 1 LOB: 1 BB: 0 P: 17	R: 2 H: 2 E: 2 K: 1 S: 17	H: 2 LOB: 2 BB: 1 P: 32	1B: 4 2B: 4 3B: 0 HR: 1	SF: 0 SAC: 1 DP: 0 HBP: 0	WP: 0 PB: 0 SB: 0 CS: 0	PA: 42		
PITCHER	IP WLS BF H R ER SO BB IBB HBP BLK WP HR S P ERA WHIP																			
58 Dan Straily, R ERA: 6.28	4.0 3 2 2 2 0 4 0 0 0 0 0 22 29 0.00 0.500																			
64 Nick Wittgren, R ERA: 1.0	2.0 W 7 1 0 0 4 0 0 0 0 0 0 22 29 0.00 0.500																			
56 Tayron Guerrero, R ERA: 4.41	1.0 5 2 1 1 1 0 0 0 0 0 0 11 19 9.00 2.000																			
46 Kyle Barraclough, R ERA: 1.84	1.0 H 4 1 0 0 0 0 0 0 0 0 0 10 17 0.00 1.000																			
25 Junichi Tazawa, R ERA: 7.8	0.1 4 2 2 2 0 1 0 0 0 0 0 9 18 54.00 9.000																			

Miami Marlins @ Cincinnati Reds
Great American Ball Park, Cincinnati, OH
Sun May 06 2018, 4:11 PM - 9:00 PM EDT
Att: 19,800 - Sunny - 79 F

AB 38
R 8
H 10
RBI 8
BB 7
SO 13
LOB 29



Miami Marlins @ Cincinnati Reds
Great American Ball Park, Cincinnati, OH
Sun May 06 2018, 4:11 PM - 9:00 PM EDT
Att: 19,800 - Sunny - 79 F


AB 36
R 5
H 9
RBI 5
BB 5
SO 8
LOB 16



Batter	1	2	3	4	5	6	7	8	9	AB	R	H	RBI	BB	SO	LOB	TOP																					
11 J.T. Realmuto, R OBP: 0.403, SLG: 0.547 28 Bryan Holaday, R OBP: 0.250, SLG: 0.194	F8		F9					G5-3		3	0	1	0	0	0	1																						
14 Martín Prado, R OBP: 0.156, SLG: 0.162	L9			G5-3		F8		G5-3		4	0	0	0	0	0	1																						
13 Starlin Castro, R OBP: 0.357, SLG: 0.386 2 Yadiel Rivera, R OBP: 0.250, SLG: 0.143	L9			G6-3		G6-4-3		K		3	0	0	0	0	0	1																						
41 Justin Bour, L OBP: 0.333, SLG: 0.423		L9		K			G4-3		G6-3	4	0	0	0	0	1	0																						
15 Brian Anderson, R OBP: 0.364, SLG: 0.366		L8			F8					3	1	1	0	0	0	0																						
32 Derek Dietrich, L OBP: 0.279, SLG: 0.348		G4-3				F9				3	1	1	0	0	0	1																						
1 Cameron Maybin, R OBP: 0.340, SLG: 0.341			K							3	0	2	1	0	1	0																						
19 Miguel Rojas, R OBP: 0.293, SLG: 0.371					FC5-4			G4-3		3	0	1	1	0	0	1																						
66 Jarlin García, L (1, 1)										0	0	0	0	0	0	0																						
3 JB Shuck, L OBP: 0.284, SLG: 0.260 67 Tyler Cloyd, R (5, PH) 25 Junichi Tazawa, R (8, 1)			SH1-3		G3			K		1	0	0	0	0	0	1																						
Inning Stats	R: 0 E: 0 K: 0 S: 9	H: 0 LOB: 0 BB: 0 P: 15	R: 0 E: 0 K: 0 S: 8	H: 0 LOB: 0 BB: 0 P: 12	R: 0 E: 0 K: 1 S: 8	H: 1 LOB: 1 BB: 0 P: 8	R: 0 E: 0 K: 1 S: 6	H: 0 LOB: 0 BB: 0 P: 9	R: 1 E: 0 K: 0 S: 13	H: 2 LOB: 1 BB: 0 P: 21	R: 0 E: 0 K: 0 S: 7	H: 1 LOB: 0 BB: 0 P: 10	R: 1 E: 0 K: 0 S: 10	H: 2 LOB: 1 BB: 0 P: 14	R: 0 E: 0 K: 1 S: 7	H: 0 LOB: 0 BB: 0 P: 9	R: 0 E: 0 K: 1 S: 7	H: 0 LOB: 0 BB: 0 P: 11	1B: 4 2B: 2 3B: 0 HR: 0	SF: 0 SAC: 1 DP: 1 HBP: 0	WP: 0 PB: 0 SB: 0 CS: 0	PA: 31																
PITCHER	IP	WLS	BF	H	R	ER	SO	BB	IBB	HBP	BLK	WP	HR	S	P	ERA	WHIP	PITCHER				IP	WLS	BF	H	R	ER	SO	BB	IBB	HBP	BLK	WP	HR	S	P	ERA	WHIP
28 Kyle Hendricks, R ERA: 3.02 60 Cory Mazzoni, R ERA:	8.0	W	28	6	2	2	3	0	0	0	0	0	0	68	98	2.25	0.750					1.0	3	0	0	0	1	0	0	0	0	0	0	7	11	0.00	0.000	

Miami Marlins @ Chicago Cubs
Wrigley Field, Chicago, IL
Mon May 07 2018, 7:08 PM - 9:55 PM CDT
Att: 37,333 - Clear - 61 F


AB 30
R 2
H 6
RBI 2
BB 0
SO 4
LOB 6

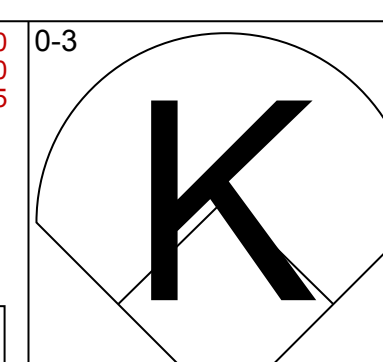
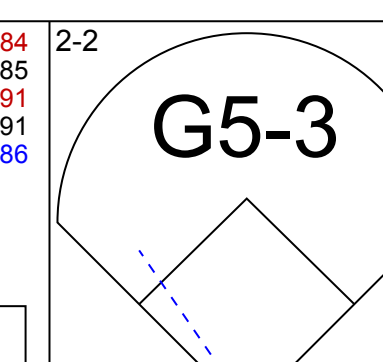
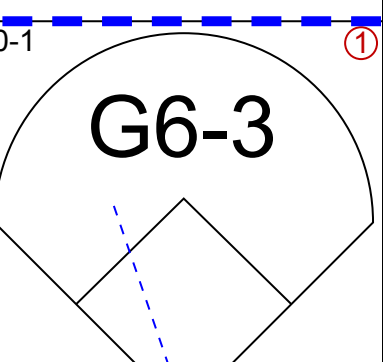
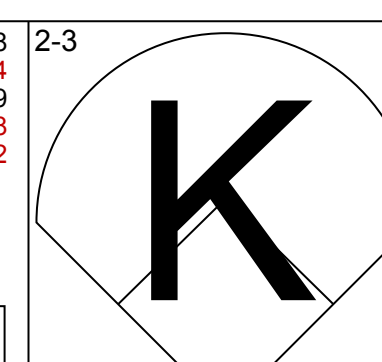
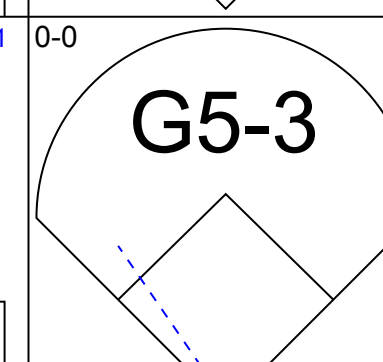
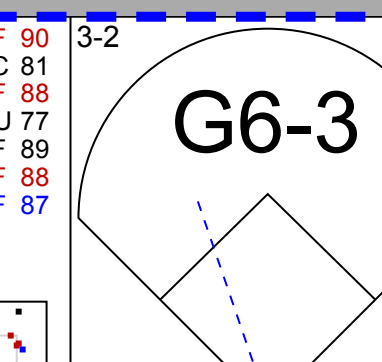
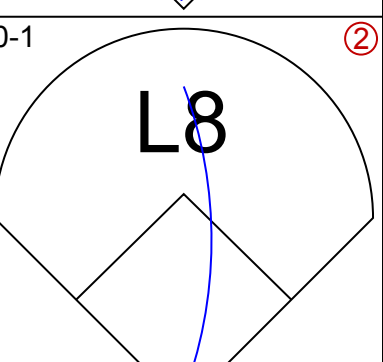
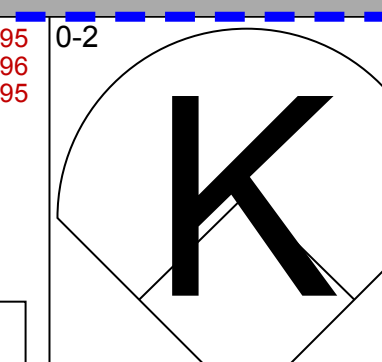
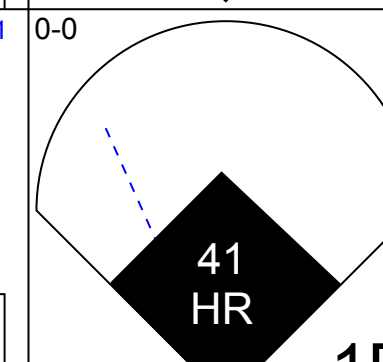
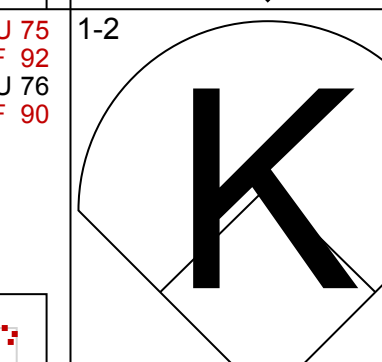
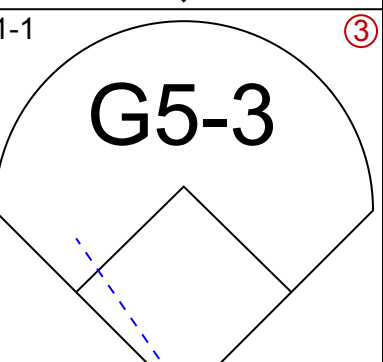
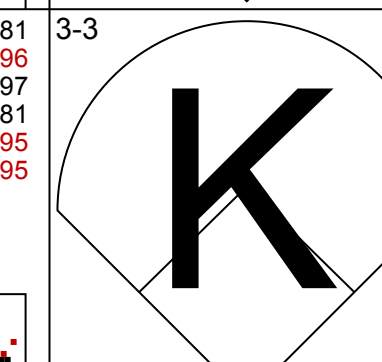
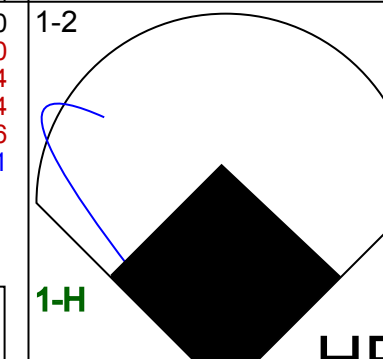
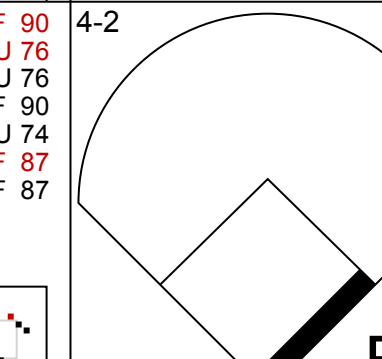
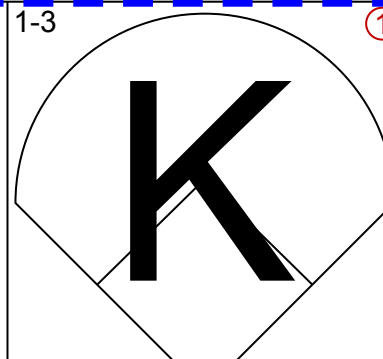
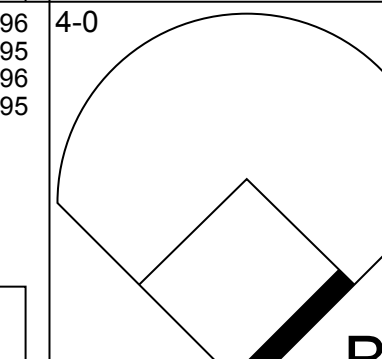
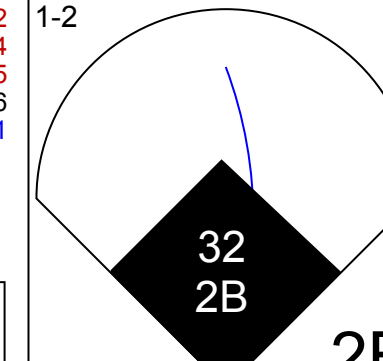
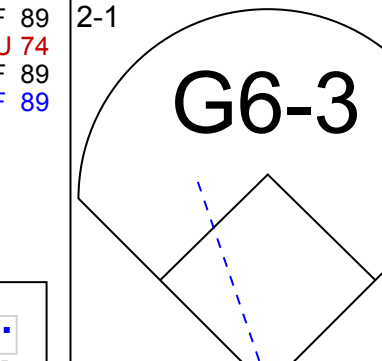
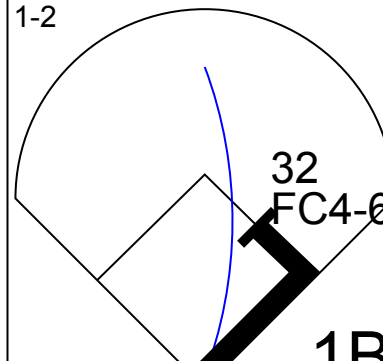
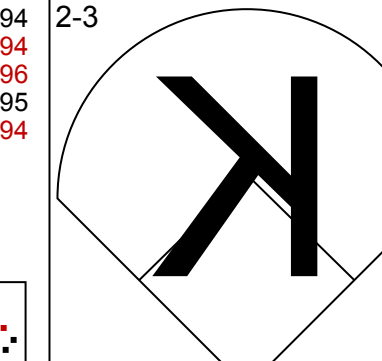
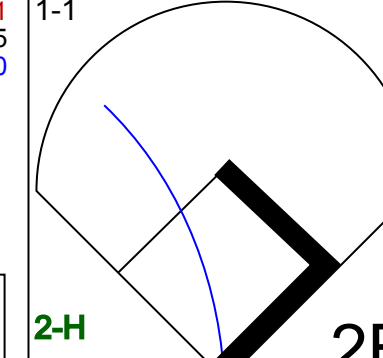
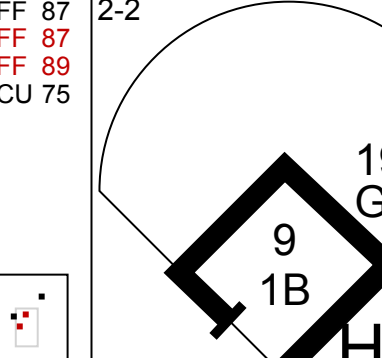
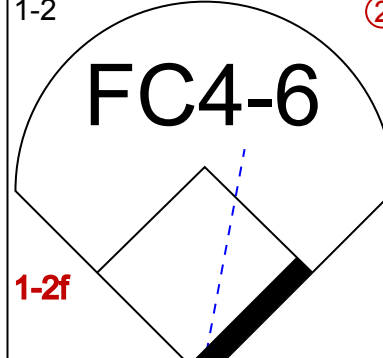
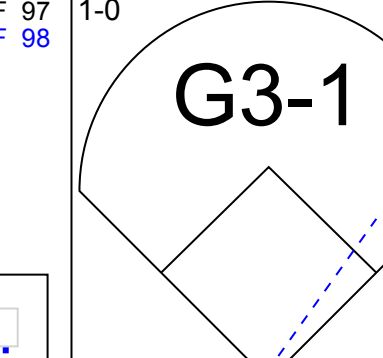
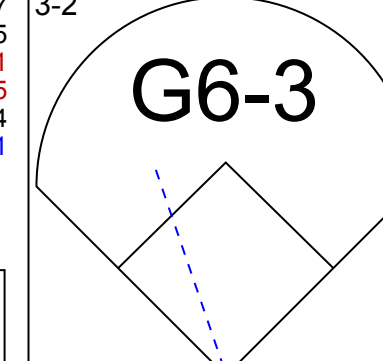
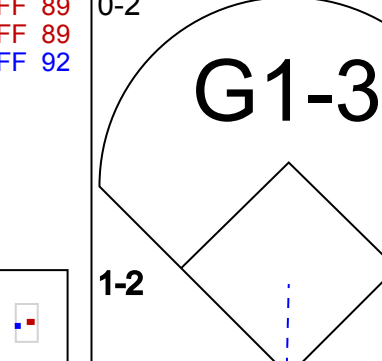
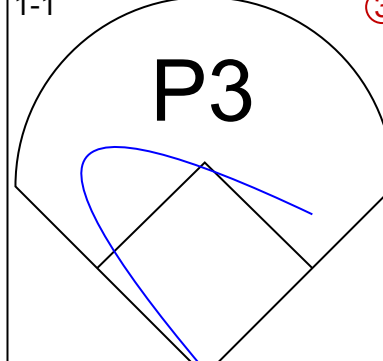
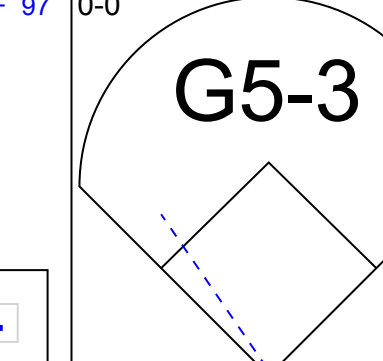
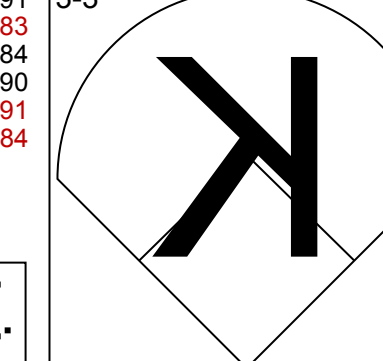
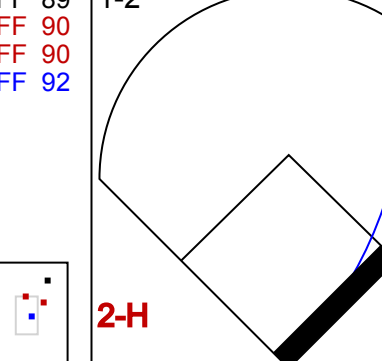
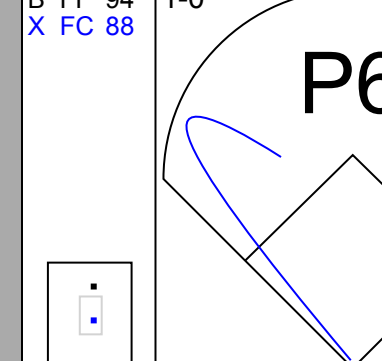
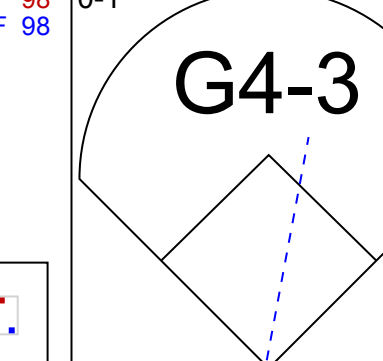
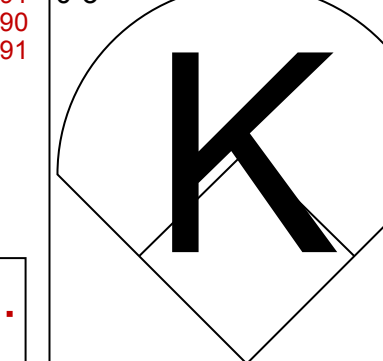
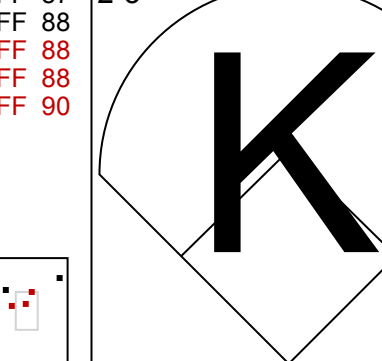
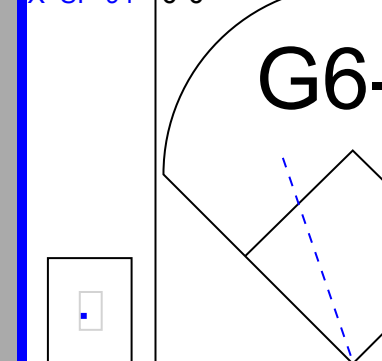


Batter	1	2	3	4	5	6	7	8	9	AB	R	H	RBI	BB	SO	LOB	BOTTOM																					
5 Albert Almora Jr., R OBP: 0.301, SLG: 0.389	F9									4	1	1	0	1	0	0																						
18 Ben Zobrist, S OBP: 0.386, SLG: 0.423					G6-3					4	3	2	0	1	0	1																						
17 Kris Bryant, R OBP: 0.412, SLG: 0.561										4	3	3	2	1	1	2																						
9 Javier Báez, R OBP: 0.328, SLG: 0.650 2 Tommy La Stella, L OBP: 0.336, SLG: 0.341	G5-3									4	1	1	3	0	0	3																						
40 Wilson Contreras, R OBP: 0.315, SLG: 0.354	L8									5	0	1	1	0	0	1																						
7 Victor Caratini, S OBP: 0.346, SLG: 0.354										4	2	2	0	1	1	2																						
27 Addison Russell, R OBP: 0.319, SLG: 0.337										4	2	2	2	1	2	3																						
8 Ian Happ, S OBP: 0.297, SLG: 0.452										5	2	2	5	0	2	4																						
28 Kyle Hendricks, R OBP: 0.063, SLG: 0.063 60 Cory Mazzoni, R ERA: 7.31	FC6-4									4	0	0	0	0	1	1																						
Inning Stats	R: 2 E: 0 K: 0 S: 11	H: 1 LOB: 0 BB: 1 P: 21	R: 0 E: 0 K: 2 S: 12	H: 1 LOB: 0 BB: 0 P: 16	R: 3 E: 0 K: 1 S: 17	H: 3 LOB: 0 BB: 0 P: 26	R: 2 E: 0 K: 0 S: 13	H: 1 LOB: 0 BB: 1 P: 20	R: 2 E: 0 K: 1 S: 12	H: 2 LOB: 1 BB: 1 P: 18	R: 0 E: 0 K: 1 S: 16	H: 1 LOB: 2 BB: 1 P: 25	R: 3 E: 0 K: 0 S: 16	H: 3 LOB: 0 BB: 0 P: 30	R: 2 E: 0 K: 2 S: 22	H: 3 LOB: 2 BB: 1 P: 32	1B: 8 2B: 3 3B: 0 HR: 4	SF: 0 SAC: 0 DP: 0 HBP: 0	WP: 1 PB: 0 SB: 0 CS: 0	PA: 44																		
PITCHER	IP	WLS	BF	H	R	ER	SO	BB	IBB	HBP	BLK	WP	HR	S	P	ERA	WHIP	PITCHER				IP	WLS	BF	H	R	ER	SO	BB	IBB	HBP	BLK	WP	HR	S	P	ERA	WHIP
66 Jarlin García, L ERA: 2.88 67 Tyler Cloyd, R ERA: 15.95 25 Junichi Tazawa, R ERA: 7.31	4.0	L	20	6	7	7	3	2	0	0	0	1	1	53	86	21.00	3.667					3.0	20	8	7	7	2	3	0	0	0	1	1	53	86	21.00	3.667	
	1.0		4	1	0	0	2	0	0	0	0	0	0	13	19	0.00	1.000					1.0	4	1	0	0	2	0	0	0	0	0	13	19	0.00	1.000		

Miami Marlins @ Chicago Cubs
Wrigley Field, Chicago, IL
Mon May 07 2018, 7:08 PM - 9:55 PM CDT
Att: 37,333 - Clear - 61 F

AB 39
R 14
H 15
RBI 14
BB 5
SO 7
LOB 17

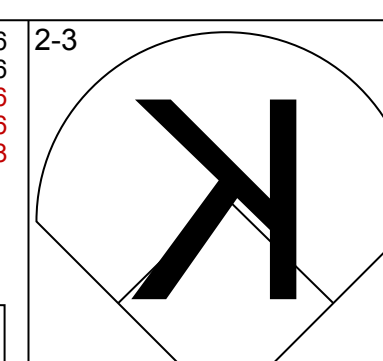
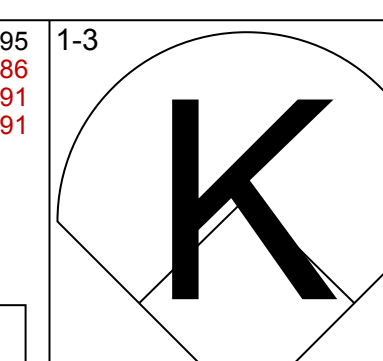
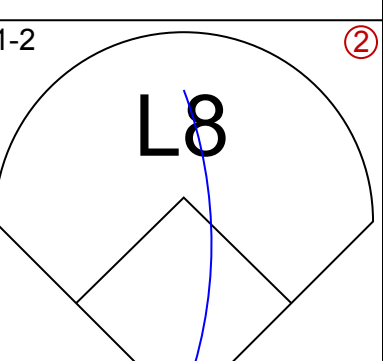
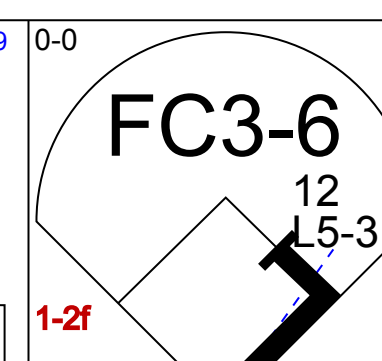
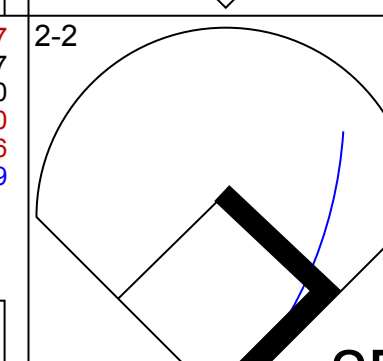
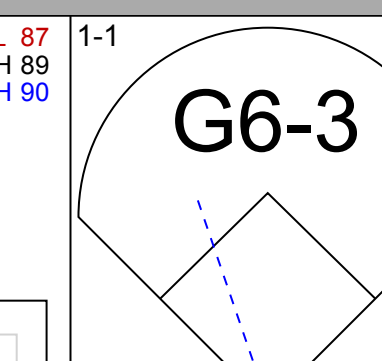
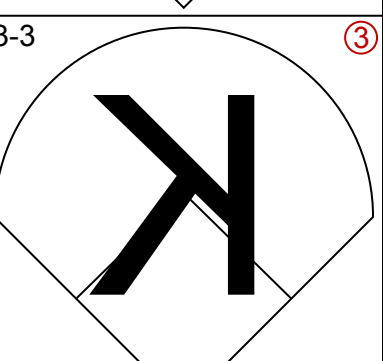
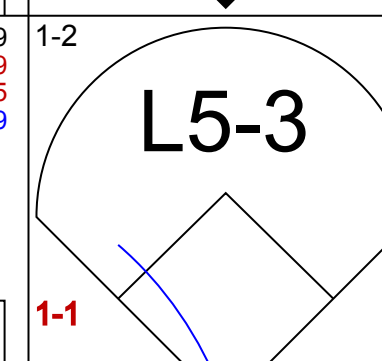
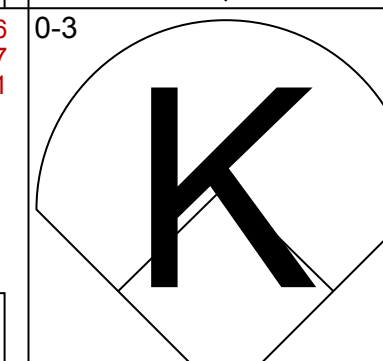
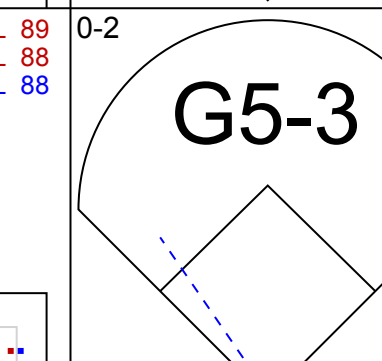
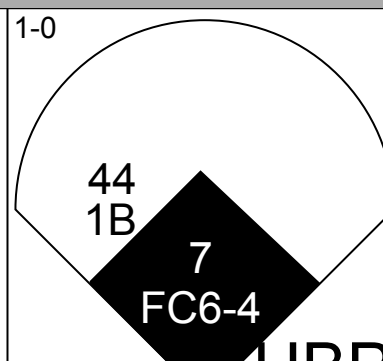
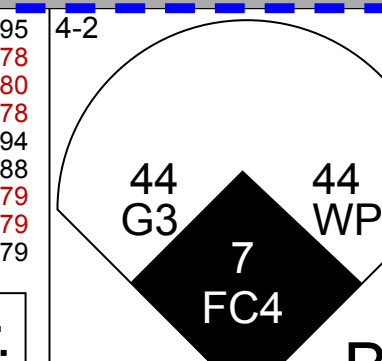
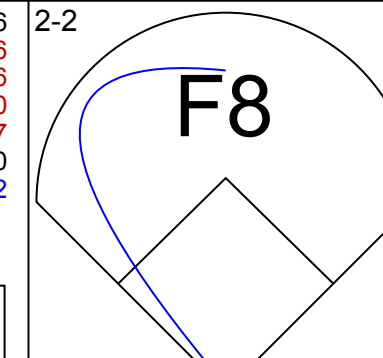

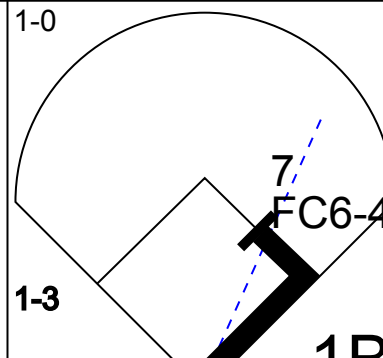
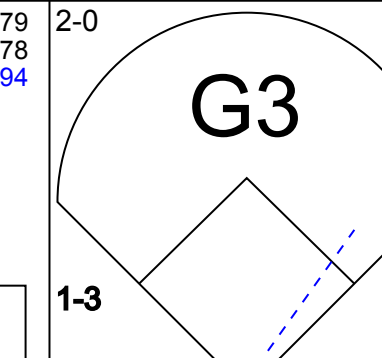
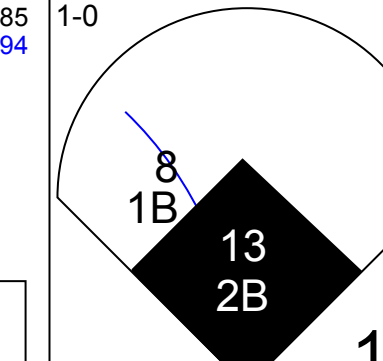
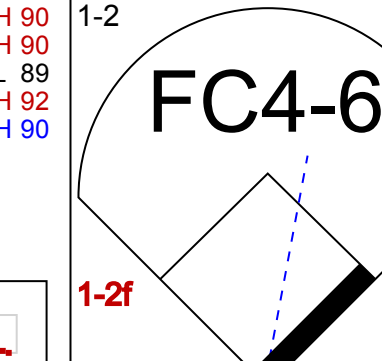
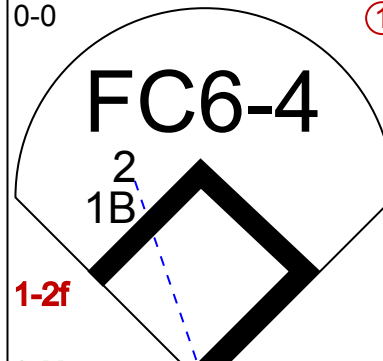
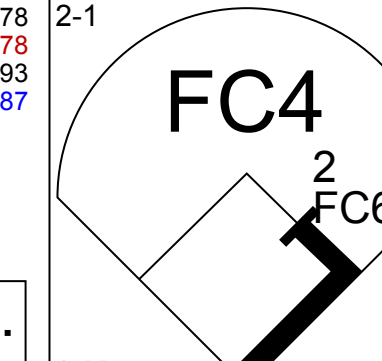

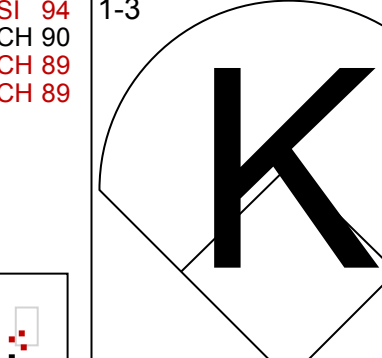
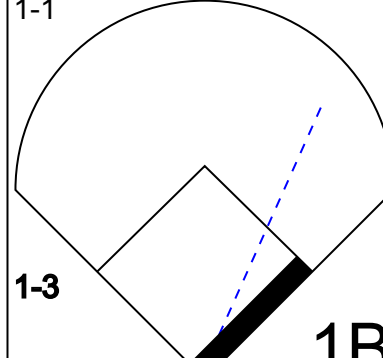
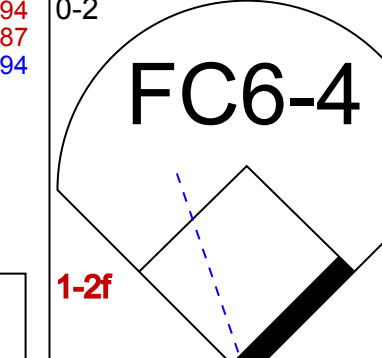
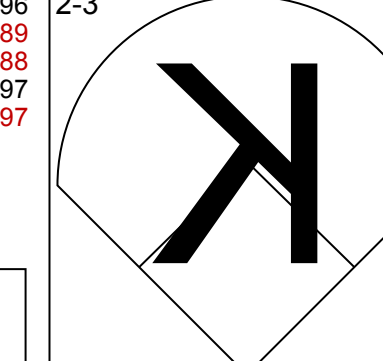
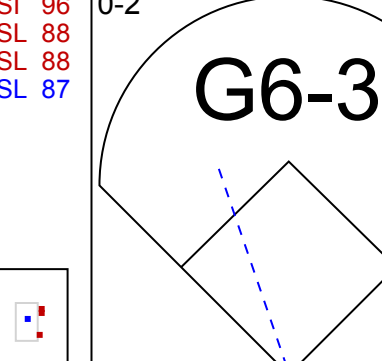
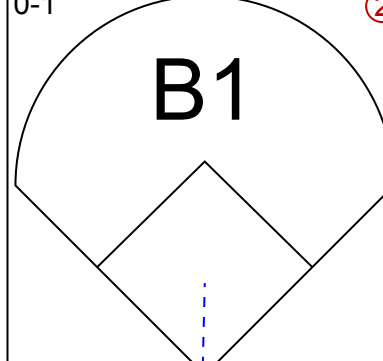
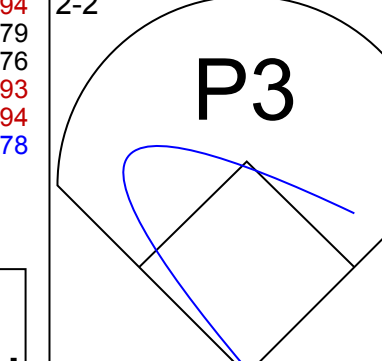
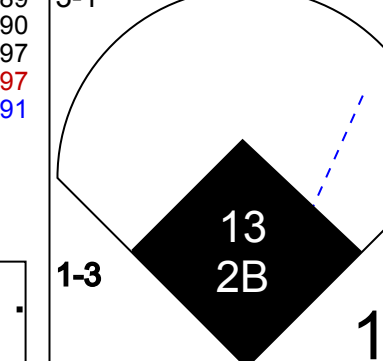
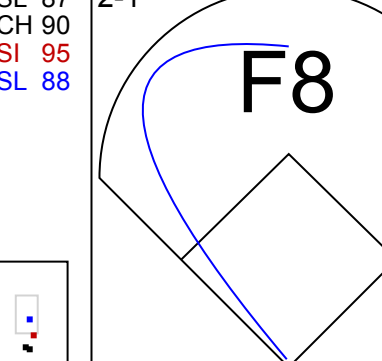
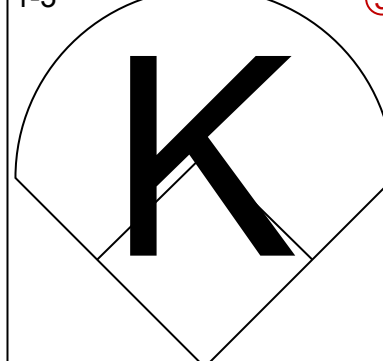


Batter	1	2	3	4	5	6	7	8	9	AB	R	H	RBI	BB	SO	LOB	TOP					
11 J.T. Realmuto, R OBP: 0.382, SLG: 0.515										4	0	0	0	0	2	0						
1 Cameron Maybin, R OBP: 0.327, SLG: 0.326										4	0	0	0	0	1	0						
13 Starlin Castro, R OBP: 0.354, SLG: 0.382										4	1	1	0	0	2	0						
41 Justin Bour, L OBP: 0.347, SLG: 0.453										2	1	1	2	2	1	0						
15 Brian Anderson, R OBP: 0.367, SLG: 0.378										4	1	2	0	0	1	2						
32 Derek Dietrich, L OBP: 0.285, SLG: 0.356										3	0	1	1	0	0	1						
19 Miguel Rojas, R OBP: 0.285, SLG: 0.359										4	0	0	0	0	0	3						
9 Lewis Brinson, R OBP: 0.228, SLG: 0.289										4	0	1	0	0	1	0						
62 José Ureña, R OBP: 0.077, SLG: 0.154										2	0	0	0	0	2	1						
71 Drew Steckenrider, R ERA: 13.5										0	0	0	0	0	0	0						
3 JB Shuck, L OBP: 0.259, SLG: 0.255										0	0	0	0	0	0	0						
56 Tayron Guerrero, R ERA: 4.05										0	0	0	0	0	0	0						
46 Kyle Barraclough, R ERA: 1.8										0	0	0	0	0	0	0						
Inning Stats	R: 3 E: 0 K: 1 S: 19	H: 4 LOB: 1 BB: 0 P: 25	R: 0 E: 0 K: 2 S: 9	H: 0 LOB: 0 BB: 0 P: 14	R: 0 E: 0 K: 1 S: 12	H: 0 LOB: 1 BB: 1 P: 22	R: 0 E: 0 K: 1 S: 11	H: 1 LOB: 1 BB: 0 P: 16	R: 0 E: 0 K: 0 S: 6	H: 0 LOB: 0 BB: 0 P: 7	R: 0 E: 0 K: 1 S: 15	H: 1 LOB: 1 BB: 0 P: 19	R: 0 E: 0 K: 3 S: 5	H: 0 LOB: 1 BB: 1 P: 8	R: 0 E: 0 K: 0 S: 9	H: 0 LOB: 1 BB: 0 P: 18	R: 0 E: 0 K: 0 S: 4	H: 0 LOB: 0 BB: 0 P: 5	1B: 3 2B: 2 3B: 0 HR: 1	SF: 0 SAC: 0 DP: 0 HBP: 1	WP: 0 PB: 0 SB: 0 CS: 0	PA: 35
PITCHER	IP WLS BF H R ER SO BB IBB HBP BLK WP HR S P ERA WHIP	IP WLS BF H R ER SO BB IBB HBP BLK WP HR S P ERA WHIP																				
52 Jen-Ho Tseng, R ERA: 13.5	(1, 1) 2.0 10 4 3 3 3 0 0 0 0 0 0 1 28 39 13.50 2.000																					
29 Rob Zastryzny, L ERA: 2.16	(3, 1) 2.0 8 1 0 0 2 1 0 1 0 0 0 0 23 38 0.00 1.000																					
41 Steve Cishek, R ERA: 4.05	(5, 1) 1.0 3 0 0 0 0 0 0 0 0 0 0 0 6 7 0.00 0.000																					
37 Justin Wilson, L ERA: 1.8	(6, 1) 1.0 4 1 0 0 1 0 0 0 0 0 0 0 15 19 0.00 1.000																					
46 Pedro Strop, R ERA: 1.8	(7, 1) 1.0 3 0 0 0 1 0 0 0 0 0 0 0 5 8 0.00 0.000																					
6 Carl Edwards Jr., R ERA: 0.53	(8, 1) 1.0 W 4 0 0 0 3 1 0 0 0 0 0 0 0 0 0 0.00 1.000																					
15 Brandon Morrow, R ERA: 1.38	(9, 1) 1.0 S 3 0 0 0 0 0 0 0 0 0 0 0 0 0 0 0.00 0.000																					

Miami Marlins @ Chicago Cubs
Wrigley Field, Chicago, IL
Tue May 08 2018, 7:07 PM - 9:44 PM CDT
Att: 40,051 - Partly Cloudy - 71 F

AB 32
R 3
H 6
RBI 3
BB 2
SO 10
LOB 7



Batter	1	2	3	4	5	6	7	8	9	AB	R	H	RBI	BB	SO	LOB	BOTTOM					
18 Ben Zobrist, S OBP: 0.369, SLG: 0.400										4	0	0	0	0	2	2						
12 Kyle Schwarber, L OBP: 0.372, SLG: 0.546										4	0	1	0	0	1	1						
6 Carl Edwards Jr., R ERA: 13.5										0	0	0	0	0	0	0						
15 Brandon Morrow, R ERA: 1.38										0	0	0	0	0	0	0						
17 Kris Bryant, R OBP: 0.415, SLG: 0.550										2	2	0	0	1	1	1						
44 Anthony Rizzo, L OBP: 0.268, SLG: 0.310										4	0	2	0	0	0	2						
7 Victor Caratini, S OBP: 0.339, SLG: 0.346										4	1	1	2	0	0	2						
2 Tommy La Stella, L OBP: 0.347, SLG: 0.333										4	0	1	0	0	1	2						
27 Addison Russell, R OBP: 0.308, SLG: 0.324										4	0	0	0	0	1	4						
8 Ian Happ, S OBP: 0.298, SLG: 0.448										3	1	1	0	0	1	2						
62 José Ureña, R ERA: 4.37										0	0	0	0	0	0	0						
71 Drew Steckenrider, R ERA: 1.08										0	0	0	0	0	0	0						
56 Tayron Guerrero, R ERA: 4.15										0	0	0	0	0	0	0						
46 Kyle Barraclough, R ERA: 2.3										0	0	0	0	0	0	0						
Inning Stats	R: 0 E: 0 K: 2 S: 15	H: 1 LOB: 1 BB: 0 P: 21	R: 2 E: 0 K: 2 S: 13	H: 3 LOB: 1 BB: 0 P: 20	R: 0 E: 0 K: 0 S: 11	H: 1 LOB: 1 BB: 0 P: 14	R: 0 E: 0 K: 1 S: 9	H: 0 LOB: 0 BB: 0 P: 12	R: 0 E: 0 K: 1 S: 8	H: 0 LOB: 0 BB: 0 P: 13	R: 1 E: 0 K: 1 S: 9	H: 2 LOB: 2 BB: 0 P: 13	R: 0 E: 0 K: 0 S: 6	H: 1 LOB: 0 BB: 0 P: 8	R: 1 E: 0 K: 0 S: 15	H: 0 LOB: 1 BB: 1 P: 25	R: 1 E: 0 K: 0 S: 4	H: 0 LOB: 1 BB: 0 P: 5	1B: 6 2B: 3 3B: 0 HR: 0	SF: 0 SAC: 0 DP: 1 HBP: 1	WP: 1 PB: 0 SB: 0 CS: 0	PA: 34
PITCHER	IP WLS BF H R ER SO BB IBB HBP BLK WP HR S P ERA WHIP	IP WLS BF H R ER SO BB IBB HBP BLK WP HR S P ERA WHIP																				
62 José Ureña, R ERA: 4.37	(1, 1) 5.1 24 7 3 3 6 0 0 0 0 0 0 0 60 87 5.06 1.312																					
71 Drew Steckenrider, R ERA: 1.08	(6, 1) 0.2 2 0 0 0 1 0 0 0 0 0 0 0 5 6 0.00 0.000																					
56 Tayron Guerrero, R ERA: 4.15	(7, 1) 1.0 3 1 0 0 0 0 0 0 0 0 0 0 6 8 0.00 1.000																					
46 Kyle Barraclough, R ERA: 2.3	(8, 1) 1.0 L 5 0 1 1 0 1 0 0 0 0 0 0 1 0 15 25 9.00 1.000																					

Miami Marlins @ Chicago Cubs
Wrigley Field, Chicago, IL
Tue May 08 2018, 7:07 PM - 9:44 PM CDT
Att: 40,051 - Partly Cloudy - 71 F


AB 32
R 4
H 8
RBI 4
BB 1
SO 7
LOB 16



Batter	1	2	3	4	5	6	7	8	9	AB	R	H	RBI	BB	SO	LOB	TOP				
19 Miguel Rojas, R OBP: 0.296, SLG: 0.391	0-1 FC6-4 1B		L8		3-1 1B		0-1 HR		0-1 P4	5	1	3	2	0	0	1					
14 Martín Prado, R OBP: 0.140, SLG: 0.143	3-2 FC6-4 1-2 CS		P6		1-1 F8		2-3 K		0-2 G1	5	0	0	0	0	1	3					
13 Starlin Castro, R OBP: 0.344, SLG: 0.370	3-3 K		FC4		0-0 F9				1-2 L8	4	0	0	0	0	1	2					
15 Brian Anderson, R OBP: 0.364, SLG: 0.389		3-3 K		1-0 41 G4-3 3B		2-2 F8			1-1 F9	4	1	1	0	0	1	0					
41 Justin Bour, L OBP: 0.352, SLG: 0.444		0-0 G6-3		2-1 G4-3		4-1 BB			4-2 77 1B BB	2	0	0	1	2	0	0					
1 Cameron Maybin, R OBP: 0.327, SLG: 0.320		4-2 9 1B BB		3-1 L9		2-2 G5-3			0-1 9 FC6-4 1B	2	0	0	0	1	0	1					
77 Merandy Gonzalez, R OBP: 0.500, SLG: 0.900									1-2	1	0	1	0	0	0	0					
9 Lewis Brinson, R OBP: 0.228, SLG: 0.288		3-2 G6-3		2-2 G6-3					0-0 FC6-4	4	0	1	0	0	1	2					
28 Bryan Holaday, R OBP: 0.250, SLG: 0.275		1-3 1B		2-3 K					2-2 F9	4	1	1	1	0	2	2					
54 Wei-Yin Chen, R OBP: 0.250, SLG: 0.250									2-2 HR	1	0	1	0	0	0	0					
25 Junichi Tazawa, R OBP: 0.242, SLG: 0.138									0-0 G4-3	0	0	0	0	0	0	0					
2 Yadiel Rivera, R OBP: 0.242, SLG: 0.138										1	0	0	0	0	1	0					
64 Nick Wittgren, R OBP: 0.288, SLG: 0.250										0	0	0	0	0	0	0					
3 JB Shuck, L										1	1	0	0	1	0	0					
Inning Stats	R: 0 E: 0 K: 1 S: 9	H: 1 LOB: 1 BB: 0 P: 15	R: 0 E: 0 K: 2 S: 16	H: 1 LOB: 2 BB: 1 P: 29	R: 0 E: 0 K: 0 S: 6	H: 1 LOB: 0 BB: 0 P: 11	R: 1 E: 0 K: 0 S: 8	H: 1 LOB: 1 BB: 0 P: 16	R: 0 E: 0 K: 2 S: 11	H: 0 LOB: 1 BB: 0 P: 19	R: 2 E: 0 K: 2 S: 14	H: 1 LOB: 0 BB: 1 P: 23	R: 0 E: 0 K: 0 S: 11	H: 1 LOB: 2 BB: 1 P: 17	R: 1 E: 0 K: 0 S: 10	H: 1 LOB: 0 BB: 0 P: 12	1B: 5 2B: 1 3B: 1 HR: 2	SF: 0 SAC: 0 DP: 1 HBP: 0	WP: 0 PB: 0 SB: 0 CS: 1	PA: 38	
PITCHER	IP WLS BF H R ER SO BB IBB HBP BLK WP HR S P ERA WHIP	6.0 W 24 5 1 1 5 2 0 0 0 0 0 61 108 1.50 1.167	1.2 8 1 2 2 2 2 0 0 0 0 0 1 22 37 10.80 1.800	1.1 6 2 1 1 0 0 0 0 0 0 1 13 15 6.75 1.500																	

Miami Marlins @ Chicago Cubs
Wrigley Field, Chicago, IL
Wed May 09 2018, 1:21 PM - 4:34 PM CDT
Att: 34,486 - Cloudy - 78 F


AB 34
R 4
H 8
RBI 4
BB 4
SO 7
LOB 11



Batter	1	2	3	4	5	6	7	8	9	AB	R	H	RBI	BB	SO	LOB	BOTTOM				
5 Albert Almora Jr., R OBP: 0.350, SLG: 0.400	2-2 G4-3		4-0 9 1B BB	0-0 44 2B 1B		3-2 44 1B	1-1 1-2 2-3 1B			4	3	3	0	1	0	0					
17 Kris Bryant, R OBP: 0.417, SLG: 0.584	1-2		2-0 9 1B BB	2-2 L7		2-3 K	3-3 K			4	2	2	2	0	1	2					
54 Justin Hancock, R			1-3 44 HR 2B							1	0	0	0	0	1	3					
38 Mike Montgomery, L			3-H							0	0	0	0	0	0	0					
9 Javier Báez, R OBP: 0.328, SLG: 0.636	2-1 G6-3		0-1 44 HR 1B	1-1 P2		1-0 P2	0-3 K			5	1	1	1	0	1	5					
2 Tommy La Stella, L OBP: 0.347, SLG: 0.333			2-3 44 HR 1B							0	0	0	0	0	0	0					
44 Anthony Rizzo, L OBP: 0.282, SLG: 0.371	2-3 K		0-0 HR	2-2 2B						5	2	3	5	0	1	0					
40 Wilson Contreras, R OBP: 0.282, SLG: 0.407		2-1 G4-3	1-1 13 SF9 3B	3-2 F7		0-0 40 2B 2B			0-2 13 1B 3B	5	2	3	1	0	0	1					
13 David Bote, R OBP: 0.200, SLG: 0.357	1-1 G6-3		1-2 SF9			1-0 G6-3	2-3 K		0-0 27 BB 1B	4	0	1	2	0	1	1					
8 Ian Happ, S OBP: 0.293, SLG: 0.429	3-2 F9		4-2 27 HR BB			3-3 K			3-3 K	4	1	0	0	1	3	1					
27 Addison Russell, R OBP: 0.336, SLG: 0.378			3-H							3	2	3	2	2	0	0					
62 Jose Quintana, R			SH1-4							2	0	0	0	0	0	1					
20 Mark Zagunis, R OBP: 0.500, SLG: 0.500			L9							2	0	1	0	0	1	2					
Inning Stats	R: 1 E: 0 K: 1 S: 12	H: 1 LOB: 0 BB: 0 P: 19	R: 0 E: 0 K: 0 S: 7	H: 0 LOB: 0 BB: 0 P: 13	R: 8 E: 0 K: 0 S: 20	H: 6 LOB: 2 BB: 3 P: 36	R: 1 E: 0 K: 0 S: 14	H: 2 LOB: 1 BB: 0 P: 22	R: 0 E: 0 K: 1 S: 6	H: 0 LOB: 1 BB: 1 P: 15	R: 2 E: 0 K: 2 S: 13	H: 3 LOB: 0 BB: 0 P: 21	R: 0 E: 0 K: 3 S: 16	H: 3 LOB: 3 BB: 0 P: 26	R: 1 E: 0 K: 2 S: 12	H: 2 LOB: 2 BB: 1 P: 21	1B: 7 2B: 5 3B: 2 HR: 3	SF: 1 SAC: 1 DP: 0 HBP: 0	WP: 0 PB: 0 SB: 0 CS: 0	PA: 45	
PITCHER	IP WLS BF H R ER SO BB IBB HBP BLK WP HR S P ERA WHIP	3.0 L 18 7 9 9 1 2 0 0 0 0 0 39 68 27.00 3.000	1.0 5 2 1 1 0 0 0 0 0 0 0 0 14 22 9.00 2.000	1.0 4 0 0 0 1 1 0 0 0 0 0 0 6 15 0.00 1.000	3.0 18 8 3 3 7 1 0 0 0 0 0 0 41 68 9.00 3.000																

Miami Marlins @ Chicago Cubs
Wrigley Field, Chicago, IL
Wed May 09 2018, 1:21 PM - 4:34 PM CDT
Att: 34,486 - Cloudy - 78 F

AB 39
R 13
H 17
RBI 13
BB 4
SO 9
LOB 16



Batter	1	2	3	4	5	6	7	8	9	AB	R	H	RBI	BB	SO	LOB	TOP						
1 Ozzie Albies, S OBP: 0.320, SLG: 0.589										6	1	2	5	0	1	2	Atlanta Braves @ Miami Marlins Marlins Park, Miami, FL Thu May 10 2018, 7:14 PM - 10:11 PM EDT Att: 8,277 - Partly Cloudy - 79 F						
13 Ronald Acuña Jr., R OBP: 0.349, SLG: 0.534										5	1	1	0	1	1	2							
5 Freddie Freeman, L OBP: 0.424, SLG: 0.558										5	1	5	2	0	0	0							
22 Nick Markakis, L OBP: 0.418, SLG: 0.549										5	2	2	0	0	0	5							
24 Kurt Suzuki, R OBP: 0.362, SLG: 0.505										4	0	0	0	1	2	2							
11 Ender Inciarte, L OBP: 0.313, SLG: 0.338										5	1	3	1	0	0	1							
23 José Bautista, R 39 Sam Freeman, R 53 Luiz Gohara, L										4	0	0	1	0	0	4		AB 42 R 9 H 16 RBI 9 BB 5 SO 6 LOB 20					
17 Johan Camargo, S										3	2	2	0	2	0	0							
26 Mike Folynevicz, R 20 Preston Tucker, L 27 Ryan Flaherty, L										2	0	0	0	0	1	3							
Inning Stats	R: 0 H: 1 E: 0 K: 2 S: 13	H: 1 LOB: 0 BB: 0 P: 19	R: 1 H: 2 E: 0 K: 2 S: 11	H: 2 LOB: 2 BB: 1 P: 16	R: 0 H: 1 E: 0 K: 0 S: 17	H: 1 LOB: 1 BB: 0 P: 20	R: 0 H: 0 E: 0 K: 1 S: 11	H: 0 LOB: 0 BB: 0 P: 18	R: 0 H: 2 E: 0 K: 0 S: 14	H: 2 LOB: 3 BB: 1 P: 20	R: 7 H: 6 E: 0 K: 0 S: 24	H: 6 LOB: 2 BB: 3 P: 44	R: 0 H: 1 E: 0 K: 0 S: 9	H: 1 LOB: 1 BB: 0 P: 13	R: 0 H: 1 E: 0 K: 0 S: 12	H: 1 LOB: 1 BB: 0 P: 19		R: 1 H: 2 E: 0 K: 1 S: 12	H: 2 LOB: 1 BB: 0 P: 16	1B: 12 2B: 2 3B: 0 HR: 2	SF: 0 SAC: 0 DP: 0 HBP: 0	WP: 0 PB: 0 SB: 1 CS: 1	PA: 48
PITCHER	IP WLS BF H R ER SO BB IBB HBP BLK WP HR S P ERA WHIP	IP WLS BF H R ER SO BB IBB HBP BLK WP HR S P ERA WHIP	IP WLS BF H R ER SO BB IBB HBP BLK WP HR S P ERA WHIP	IP WLS BF H R ER SO BB IBB HBP BLK WP HR S P ERA WHIP	IP WLS BF H R ER SO BB IBB HBP BLK WP HR S P ERA WHIP	IP WLS BF H R ER SO BB IBB HBP BLK WP HR S P ERA WHIP	IP WLS BF H R ER SO BB IBB HBP BLK WP HR S P ERA WHIP	IP WLS BF H R ER SO BB IBB HBP BLK WP HR S P ERA WHIP	IP WLS BF H R ER SO BB IBB HBP BLK WP HR S P ERA WHIP	IP WLS BF H R ER SO BB IBB HBP BLK WP HR S P ERA WHIP	IP WLS BF H R ER SO BB IBB HBP BLK WP HR S P ERA WHIP	IP WLS BF H R ER SO BB IBB HBP BLK WP HR S P ERA WHIP	IP WLS BF H R ER SO BB IBB HBP BLK WP HR S P ERA WHIP	IP WLS BF H R ER SO BB IBB HBP BLK WP HR S P ERA WHIP	IP WLS BF H R ER SO BB IBB HBP BLK WP HR S P ERA WHIP	IP WLS BF H R ER SO BB IBB HBP BLK WP HR S P ERA WHIP	IP WLS BF H R ER SO BB IBB HBP BLK WP HR S P ERA WHIP	IP WLS BF H R ER SO BB IBB HBP BLK WP HR S P ERA WHIP	IP WLS BF H R ER SO BB IBB HBP BLK WP HR S P ERA WHIP	IP WLS BF H R ER SO BB IBB HBP BLK WP HR S P ERA WHIP	IP WLS BF H R ER SO BB IBB HBP BLK WP HR S P ERA WHIP	IP WLS BF H R ER SO BB IBB HBP BLK WP HR S P ERA WHIP	IP WLS BF H R ER SO BB IBB HBP BLK WP HR S P ERA WHIP

Batter	1	2	3	4	5	6	7	8	9	AB	R	H	RBI	BB	SO	LOB	BOTTOM						
11 J.T. Realmuto, R OBP: 0.383, SLG: 0.500										4	0	1	0	1	2	1	Atlanta Braves @ Miami Marlins Marlins Park, Miami, FL Thu May 10 2018, 7:14 PM - 10:11 PM EDT Att: 8,277 - Partly Cloudy - 79 F						
14 Martín Prado, R OBP: 0.170, SLG: 0.174										4	0	2	1	0	0	1							
13 Starlin Castro, R OBP: 0.335, SLG: 0.360										4	0	0	0	0	1	4							
41 Justin Bour, L										2	0	0	0	2	1	0							
15 Brian Anderson, R										3	0	0	0	1	0	2							
32 Derek Dietrich, L 57 Eliesser Hernández, R 2 Yadiel Rivera, R 29 Brad Ziegler, R										3	0	0	0	0	0	0							
19 Miguel Rojas, R OBP: 0.288, SLG: 0.380										4	0	0	0	0	0	0							
9 Lewis Brinson, R OBP: 0.229, SLG: 0.311										4	2	1	1	0	1	0							
31 Caleb Smith, R 71 Drew Steckenrider, R 64 Nick Wittgren, R 1 Cameron Maybin, R										1	0	0	0	0	1	0							
Inning Stats	R: 0 H: 1 E: 1 K: 0 S: 13	H: 0 LOB: 0 BB: 0 P: 19	R: 0 H: 1 E: 0 K: 3 S: 12	H: 1 LOB: 0 BB: 0 P: 19	R: 0 H: 0 E: 0 K: 0 S: 8	H: 0 LOB: 0 BB: 0 P: 14	R: 1 H: 1 E: 1 K: 0 S: 14	H: 1 LOB: 2 BB: 1 P: 25	R: 0 H: 0 E: 0 K: 1 S: 9	H: 0 LOB: 0 BB: 0 P: 13	R: 0 H: 1 E: 0 K: 1 S: 10	H: 1 LOB: 1 BB: 0 P: 14	R: 0 H: 0 E: 0 K: 1 S: 11	H: 0 LOB: 2 BB: 2 P: 20	R: 1 H: 1 E: 0 K: 0 S: 8	H: 1 LOB: 0 BB: 0 P: 10		1B: 4 2B: 0 3B: 0 HR: 1	SF: 0 SAC: 1 DP: 0 HBP: 0	WP: 0 PB: 0 SB: 0 CS: 0	PA: 37		
PITCHER	IP WLS BF H R ER SO BB IBB HBP BLK WP HR S P ERA WHIP	IP WLS BF H R ER SO BB IBB HBP BLK WP HR S P ERA WHIP	IP WLS BF H R ER SO BB IBB HBP BLK WP HR S P ERA WHIP	IP WLS BF H R ER SO BB IBB HBP BLK WP HR S P ERA WHIP	IP WLS BF H R ER SO BB IBB HBP BLK WP HR S P ERA WHIP	IP WLS BF H R ER SO BB IBB HBP BLK WP HR S P ERA WHIP	IP WLS BF H R ER SO BB IBB HBP BLK WP HR S P ERA WHIP	IP WLS BF H R ER SO BB IBB HBP BLK WP HR S P ERA WHIP	IP WLS BF H R ER SO BB IBB HBP BLK WP HR S P ERA WHIP	IP WLS BF H R ER SO BB IBB HBP BLK WP HR S P ERA WHIP	IP WLS BF H R ER SO BB IBB HBP BLK WP HR S P ERA WHIP	IP WLS BF H R ER SO BB IBB HBP BLK WP HR S P ERA WHIP	IP WLS BF H R ER SO BB IBB HBP BLK WP HR S P ERA WHIP	IP WLS BF H R ER SO BB IBB HBP BLK WP HR S P ERA WHIP	IP WLS BF H R ER SO BB IBB HBP BLK WP HR S P ERA WHIP	IP WLS BF H R ER SO BB IBB HBP BLK WP HR S P ERA WHIP	IP WLS BF H R ER SO BB IBB HBP BLK WP HR S P ERA WHIP	IP WLS BF H R ER SO BB IBB HBP BLK WP HR S P ERA WHIP	IP WLS BF H R ER SO BB IBB HBP BLK WP HR S P ERA WHIP	IP WLS BF H R ER SO BB IBB HBP BLK WP HR S P ERA WHIP	IP WLS BF H R ER SO BB IBB HBP BLK WP HR S P ERA WHIP	IP WLS BF H R ER SO BB IBB HBP BLK WP HR S P ERA WHIP	IP WLS BF H R ER SO BB IBB HBP BLK WP HR S P ERA WHIP



Batter	1	2	3	4	5	6	7	8	9	AB	R	H	RBI	BB	SO	LOB	TOP				
1 Ozzie Albies, S OBP: 0.322, SLG: 0.599										4	2	1	1	1	1	1					
13 Ronald Acuña Jr., R OBP: 0.328, SLG: 0.550										4	0	0	0	0	2	1					
5 Freddie Freeman, L OBP: 0.420, SLG: 0.546										3	0	0	0	1	0	1					
22 Nick Markakis, L OBP: 0.420, SLG: 0.554										4	1	2	1	0	0	1					
24 Kurt Suzuki, R OBP: 0.349, SLG: 0.484										4	0	0	0	0	0	2					
11 Ender Inciarte, L OBP: 0.305, SLG: 0.329										4	0	0	0	0	1	1					
17 Johan Camargo, S OBP: 0.305, SLG: 0.432										3	0	0	0	0	1	0					
27 Ryan Flaherty, L OBP: 0.411, SLG: 0.435										3	0	1	1	1	1	0					
32 Brandon McCarthy, R OBP: 0.067, SLG: 0.133										2	0	0	0	0	1	3					
23 José Bautista, R OBP: 0.250, SLG: 0.190										1	0	0	0	0	1	1					
30 Peter Moylan, R ERA: 3.93										0	0	0	0	0	0	0					
63 Jesse Biddle, L OBP: 1.000, SLG: 2.000										0	0	0	0	0	0	0					
20 Preston Tucker, L OBP: 0.316, SLG: 0.476										1	0	1	0	0	0	0					
Inning Stats	R: 0 E: 0 K: 0 S: 12	H: 0 LOB: 1 BB: 1 P: 19	R: 0 E: 0 K: 1 S: 8	H: 0 LOB: 0 BB: 0 P: 11	R: 1 E: 0 K: 3 S: 13	H: 1 LOB: 3 BB: 1 P: 20	R: 1 E: 0 K: 1 S: 16	H: 1 LOB: 1 BB: 1 P: 26	R: 1 E: 0 K: 2 S: 13	H: 1 LOB: 1 BB: 0 P: 20	R: 0 E: 0 K: 1 S: 9	H: 0 LOB: 0 BB: 0 P: 14	R: 0 E: 0 K: 0 S: 8	H: 0 LOB: 0 BB: 0 P: 12	R: 0 E: 0 K: 0 S: 7	H: 1 LOB: 1 BB: 0 P: 12	1B: 3 2B: 1 3B: 0 HR: 1	SF: 0 SAC: 0 DP: 0 HBP: 1	WP: 0 PB: 0 SB: 1 CS: 0	PA: 37	
PITCHER	IP	WLS	BF	H	R	ER	SO	BB	IBB	HBP	BLK	WP	HR	S	P	ERA	WHIP				
58 Dan Straily, R ERA: 5.54	5.0	W	23	3	3	2	5	3	0	1	0	0	1	64	102	3.60	1.200				
25 Junichi Tazawa, R ERA: 7.0	1.0	H	4	1	0	0	2	0	0	0	0	0	0	13	20	0.00	1.000				
56 Tayron Guerrero, R ERA: 3.93	1.0	H	3	0	0	0	1	0	0	0	0	0	0	9	14	0.00	0.000				
46 Kyle Barraclough, R ERA: 2.16	1.0	H	3	0	0	0	0	0	0	0	0	0	0	8	12	0.00	0.000				
29 Brad Ziegler, R ERA: 6.96	1.0	S	4	1	0	0	0	0	0	0	0	0	0	7	12	0.00	1.000				

Atlanta Braves @ Miami Marlins
Marlins Park, Miami, FL
Fri May 11 2018, 7:11 PM - 9:52 PM EDT
Att. 9,149 - Partly Cloudy - 79 F

AB 33
R 3
H 5
RBI 3
BB 3
SO 8
LOB 11



Batter	1	2	3	4	5	6	7	8	9	AB	R	H	RBI	BB	SO	LOB	BOTTOM				
11 J T Realmuto, R OBP: 0.395, SLG: 0.558										5	2	3	2	0	0	2					
14 Martín Prado, R OBP: 0.176, SLG: 0.163										3	0	0	0	1	0	3					
13 Starlin Castro, R OBP: 0.333, SLG: 0.378										4	1	1	2	0	0	2					
41 Justin Bour, L OBP: 0.360, SLG: 0.429										2	0	0	0	2	0	0					
2 Yadier Rivera, R OBP: 0.235, SLG: 0.133										0	0	0	0	0	0	0					
15 Brian Anderson, R OBP: 0.358, SLG: 0.377										4	1	1	0	0	0	2					
32 Derek Dietrich, L OBP: 0.291, SLG: 0.359										4	1	3	0	0	1	0					
46 Kyle Barraclough, R ERA: 5.58										0	0	0	0	0	0	0					
29 Brad Ziegler, R ERA: 6.96										0	0	0	0	0	0	0					
19 Miguel Rojas, R OBP: 0.300, SLG: 0.390										4	1	3	1	0	0	1					
9 Lewis Brinson, R OBP: 0.230, SLG: 0.310										4	0	1	1	0	2	3					
58 Dan Straily, R OBP: 0.400, SLG: 0.250										2	0	0	0	0	1	3					
25 Junichi Tazawa, R ERA: 3.46										0	0	0	0	0	0	0					
3 JB Shuck, L OBP: 0.281, SLG: 0.264										1	0	1	0	0	0	0					
56 Tayron Guerrero, R ERA: 3.93										0	0	0	0	0	0	0					
1 Cameron Maybin, R OBP: 0.336, SLG: 0.340										1	0	1	0	0	0	0					
Inning Stats	R: 1 E: 0 K: 0 S: 9	H: 1 LOB: 1 BB: 1 P: 16	R: 0 E: 0 K: 3 S: 13	H: 1 LOB: 1 BB: 0 P: 15	R: 1 E: 0 K: 0 S: 9	H: 1 LOB: 1 BB: 1 P: 16	R: 2 E: 0 K: 0 S: 13	H: 4 LOB: 1 BB: 0 P: 19	R: 2 E: 0 K: 0 S: 14	H: 4 LOB: 1 BB: 0 P: 19	R: 0 E: 0 K: 0 S: 8	H: 1 LOB: 1 BB: 1 P: 17	R: 0 E: 0 K: 0 S: 6	H: 1 LOB: 1 BB: 0 P: 8	R: 0 E: 0 K: 1 S: 6	H: 1 LOB: 0 BB: 0 P: 7	1B: 10 2B: 4 3B: 0 HR: 2	SF: 0 SAC: 0 DP: 4 HBP: 0	WP: 0 PB: 0 SB: 1 CS: 0	PA: 37	
PITCHER	IP	WLS	BF	H	R	ER	SO	BB	IBB	HBP	BLK	WP	HR	S	P	ERA	WHIP				
32 Brandon McCarthy, R ERA: 5.58	5.0	L	26	11	6	6	3	2	0	0	0	0	2	58	85	10.80	2.600				
30 Peter Moylan, R ERA: 3.46	1.0		4	1	0	0	0	1	0	0	0	0	0	8	17	0.00	2.000				
63 Jesse Biddle, L ERA: 1.64	2.0		7	2	0	0	1	0	0	0	0	0	0	12	15	0.00	1.000				

Atlanta Braves @ Miami Marlins
Marlins Park, Miami, FL
Fri May 11 2018, 7:11 PM - 9:52 PM EDT
Att. 9,149 - Partly Cloudy - 79 F

AB 34
R 6
H 14
RBI 6
BB 3
SO 4
LOB 16



Batter	1	2	3	4	5	6	7	8	9	AB	R	H	RBI	BB	SO	LOB	TOP					
3 Chris Taylor, R OBP: 0.305, SLG: 0.415										3	0	1	0	1	0	1	Los Angeles Dodgers @ Miami Marlins Marlins Park, Miami, FL Tue May 15 2018, 7:11 PM - 10:04 PM EDT Att: 6,242 - Roof Closed - 78 F					
14 Enrique Hernández, R 31 Joc Pederson, L OBP: 0.351, SLG: 0.355										2	0	0	0	0	1	2						
10 Justin Turner, R OBP: 0.250, SLG: 0.250										4	0	1	0	0	0	3						
27 Matt Kemp, R OBP: 0.346, SLG: 0.484										4	0	0	0	0	2	2						
15 Austin Barnes, R 9 Yasmani Grandal, S OBP: 0.379, SLG: 0.492										2	0	1	0	0	0	0						
35 Cody Bellinger, L OBP: 0.326, SLG: 0.474										4	1	1	1	0	1	2						
11 Logan Forsythe, R OBP: 0.208, SLG: 0.260										4	0	0	0	0	0	2						
66 Yasiel Puig, R OBP: 0.270, SLG: 0.314										2	1	1	1	2	1	0						
57 Alex Wood, R										1	0	0	0	0	0	1						
13 Max Muncy, L 36 Adam Liberatore, L 47 JT Chargois, S 43 Pat Venditte, L										1	0	0	0	0	0	0						
Inning Stats	R: 0 H: 0 E: 0 K: 1 S: 12	H: 0 LOB: 1 BB: 1 P: 20	R: 0 H: 0 E: 0 K: 1 S: 9	H: 0 LOB: 0 BB: 0 P: 14	R: 0 H: 0 E: 0 K: 1 S: 9	H: 0 LOB: 1 BB: 1 P: 19	R: 0 H: 2 E: 0 K: 0 S: 13	H: 1 LOB: 2 BB: 1 P: 22	R: 0 H: 0 E: 0 K: 0 S: 8	H: 0 LOB: 0 BB: 0 P: 12	R: 1 H: 1 E: 0 K: 0 S: 8	H: 1 LOB: 0 BB: 0 P: 13	R: 0 H: 0 E: 0 K: 1 S: 12	H: 0 LOB: 0 BB: 0 P: 15	R: 1 H: 1 E: 0 K: 1 S: 10	H: 1 LOB: 0 BB: 0 P: 15	1B: 3 2B: 0 3B: 0 HR: 2	SF: 0 SAC: 1 DP: 0 HBP: 0	WP: 0 PB: 0 SB: 0 CS: 0	PA: 35		
PITCHER	IP WLS BF H R ER SO BB IBB HBP BLK WP HR S P ERA WHIP	4.1 19 3 0 0 3 3 0 0 0 0 0 48 23 0.00 1.385	1.2 5 0 0 0 0 0 0 0 0 0 0 15 24 0.00 0.000	1.0 4 1 1 1 0 0 0 0 0 0 0 8 13 9.00 1.000	1.0 3 0 0 0 1 0 0 0 0 0 0 12 15 0.00 0.000	1.0 4 1 1 1 1 0 0 0 0 0 0 10 15 9.00 1.000																

AB	31
R	2
H	5
RBI	2
BB	3
SO	5
LOB	15



Batter	1	2	3	4	5	6	7	8	9	AB	R	H	RBI	BB	SO	LOB	BOTTOM			
14 Martín Prado, R OBP: 0.219, SLG: 0.183										4	1	2	0	0	1	1	Los Angeles Dodgers @ Miami Marlins Marlins Park, Miami, FL Tue May 15 2018, 7:11 PM - 10:04 PM EDT Att: 6,242 - Roof Closed - 78 F			
11 J.T. Realmuto, R OBP: 0.384, SLG: 0.544										4	1	3	1	0	1	0				
13 Starlin Castro, R OBP: 0.331, SLG: 0.368										3	0	0	0	1	2	4				
15 Brian Anderson, R OBP: 0.359, SLG: 0.389										4	1	2	1	0	0	3				
41 Justin Bour, L OBP: 0.379, SLG: 0.462										4	0	2	0	0	1	1				
1 Cameron Maybin, R OBP: 0.320, SLG: 0.321										4	0	1	0	0	0	3				
19 Miguel Rojas, R OBP: 0.304, SLG: 0.389										3	0	0	1	0	0	2				
9 Lewis Brinson, R 64 Nick Wittgren, R 56 Tayron Guerrero, R 2 Yadiel Rivera, R 46 Kyle Barraclough, R 29 Brad Ziegler, R										2	0	1	0	0	1	1				
54 Wei-Yin Chen, R 3 JB Shuck, L OBP: 0.283, SLG: 0.268										1	0	0	0	0	0	2				
Inning Stats	R: 1 H: 2 E: 1 K: 2 S: 12	H: 2 LOB: 1 BB: 0 P: 17	R: 0 H: 2 E: 0 K: 0 S: 10	H: 2 LOB: 1 BB: 0 P: 12	R: 0 H: 0 E: 0 K: 1 S: 6	H: 0 LOB: 0 BB: 0 P: 9	R: 1 H: 2 E: 0 K: 1 S: 15	H: 2 LOB: 1 BB: 0 P: 26	R: 0 H: 2 E: 0 K: 1 S: 11	H: 2 LOB: 2 BB: 0 P: 16	R: 0 H: 1 E: 0 K: 0 S: 9	H: 1 LOB: 0 BB: 0 P: 13	R: 2 H: 3 E: 0 K: 1 S: 12	H: 3 LOB: 1 BB: 1 P: 25	R: 0 H: 0 E: 0 K: 0 S: 7	H: 0 LOB: 0 BB: 0 P: 12		1B: 10 2B: 3 3B: 0 HR: 0	SF: 1 SAC: 1 DP: 2 HBP: 0	WP: 0 PB: 0 SB: 0 CS: 0
PITCHER	IP WLS BF H R ER SO BB IBB HBP BLK WP HR S P ERA WHIP	6.0 L 25 9 2 1 5 0 0 0 0 0 0 63 93 1.50 1.500	0.1 2 1 1 1 0 0 0 0 0 0 0 2 3 27.00 3.000	0.2 4 2 1 1 1 1 0 0 0 0 0 10 22 13.50 4.500	1.0 3 0 0 0 0 0 0 0 0 0 0 7 12 0.00 0.000															


AB	31
R	4
H	12
RBI	3
BB	1
SO	6
LOB	17



Batter	1	2	3	4	5	6	7	8	9	AB	R	H	RBI	BB	SO	LOB	TOP						
3 Chris Taylor, R OBP: 0.317, SLG: 0.419										4	2	2	0	1	1	0							
15 Austin Barnes, R OBP: 0.404, SLG: 0.299										3	2	0	0	2	0	1							
10 Justin Turner, R OBP: 0.462, SLG: 0.615										4	1	3	5	0	1	0							
13 Max Muncy, L OBP: 0.333, SLG: 0.450										1	0	0	0	0	0	1							
27 Matt Kemp, R OBP: 0.355, SLG: 0.504										4	0	3	1	0	0	0							
31 Joc Pederson, L OBP: 0.354, SLG: 0.354										1	0	0	0	0	0	1							
14 Enrique Hernández, R OBP: 0.284, SLG: 0.402										5	0	0	0	0	1	5							
35 Cody Bellinger, L OBP: 0.331, SLG: 0.469										3	0	0	0	2	0	1							
11 Logan Forsythe, R OBP: 0.190, SLG: 0.236										5	0	0	0	0	2	2							
66 Yasiel Puig, R OBP: 0.282, SLG: 0.339										3	2	2	1	2	1	1							
18 Kenta Maeda, R OBP: 0.133, SLG: 0.133										3	0	0	0	0	1	2							
74 Kenley Jansen, S (9, 1)										0	0	0	0	0	0	0							
Inning Stats	R: 0 E: 0 K: 2 S: 8	H: 0 LOB: 0 BB: 0 P: 15	R: 0 E: 0 K: 1 S: 12	H: 0 LOB: 1 BB: 1 P: 21	R: 4 E: 0 K: 1 S: 23	H: 2 LOB: 1 BB: 3 P: 41	R: 3 E: 0 K: 2 S: 20	H: 4 LOB: 2 BB: 1 P: 32	R: 0 E: 0 K: 0 S: 9	H: 0 LOB: 1 BB: 1 P: 16	R: 0 E: 0 K: 0 S: 12	H: 2 LOB: 2 BB: 0 P: 14	R: 0 E: 0 K: 0 S: 9	H: 1 LOB: 1 BB: 0 P: 14	R: 0 E: 0 K: 0 S: 10	H: 1 LOB: 1 BB: 0 P: 15	R: 0 E: 0 K: 1 S: 14	H: 0 LOB: 1 BB: 1 P: 24	1B: 5 2B: 4 3B: 0 HR: 1	SF: 0 SAC: 1 DP: 0 HBP: 0	WP: 0 PB: 1 SB: 0 CS: 0	PA: 44	
PITCHER	IP WLS BF H R ER SO BB IBB HBP BLK WP HR S P ERA WHIP	IP WLS BF H R ER SO BB IBB HBP BLK WP HR S P ERA WHIP	IP WLS BF H R ER SO BB IBB HBP BLK WP HR S P ERA WHIP	IP WLS BF H R ER SO BB IBB HBP BLK WP HR S P ERA WHIP	IP WLS BF H R ER SO BB IBB HBP BLK WP HR S P ERA WHIP	IP WLS BF H R ER SO BB IBB HBP BLK WP HR S P ERA WHIP	IP WLS BF H R ER SO BB IBB HBP BLK WP HR S P ERA WHIP	IP WLS BF H R ER SO BB IBB HBP BLK WP HR S P ERA WHIP	IP WLS BF H R ER SO BB IBB HBP BLK WP HR S P ERA WHIP	IP WLS BF H R ER SO BB IBB HBP BLK WP HR S P ERA WHIP	IP WLS BF H R ER SO BB IBB HBP BLK WP HR S P ERA WHIP	IP WLS BF H R ER SO BB IBB HBP BLK WP HR S P ERA WHIP	IP WLS BF H R ER SO BB IBB HBP BLK WP HR S P ERA WHIP	IP WLS BF H R ER SO BB IBB HBP BLK WP HR S P ERA WHIP	IP WLS BF H R ER SO BB IBB HBP BLK WP HR S P ERA WHIP	IP WLS BF H R ER SO BB IBB HBP BLK WP HR S P ERA WHIP	IP WLS BF H R ER SO BB IBB HBP BLK WP HR S P ERA WHIP	IP WLS BF H R ER SO BB IBB HBP BLK WP HR S P ERA WHIP	IP WLS BF H R ER SO BB IBB HBP BLK WP HR S P ERA WHIP	IP WLS BF H R ER SO BB IBB HBP BLK WP HR S P ERA WHIP	IP WLS BF H R ER SO BB IBB HBP BLK WP HR S P ERA WHIP	IP WLS BF H R ER SO BB IBB HBP BLK WP HR S P ERA WHIP	IP WLS BF H R ER SO BB IBB HBP BLK WP HR S P ERA WHIP

Los Angeles Dodgers @ Miami Marlins
Marlins Park, Miami, FL
Thu May 17 2018, 12:12 PM - 3:16 PM EDT
Att: 13,820 - Roof Closed - 76 F


AB 36
R 7
H 10
RBI 7
BB 7
SO 7
LOB 14



Batter	1	2	3	4	5	6	7	8	9	AB	R	H	RBI	BB	SO	LOB	BOTTOM							
14 Martín Prado, R OBP: 0.225, SLG: 0.182										2	0	0	0	0	1	1								
3 JB Shuck, L OBP: 0.281, SLG: 0.267										2	0	1	0	0	0	0								
13 Starlin Castro, R OBP: 0.341, SLG: 0.383										2	0	0	0	0	1	1								
1 Cameron Maybin, R OBP: 0.320, SLG: 0.321										2	0	1	0	0	0	0								
41 Justin Bour, L OBP: 0.377, SLG: 0.468										4	0	0	0	0	1	2								
15 Brian Anderson, R OBP: 0.354, SLG: 0.382										4	0	0	0	0	3	2								
32 Derek Dietrich, L OBP: 0.294, SLG: 0.366										3	0	1	0	0	0	0								
19 Miguel Rojas, R OBP: 0.304, SLG: 0.390										3	0	0	0	0	2	1								
9 Lewis Brinson, R OBP: 0.217, SLG: 0.287										3	0	0	0	0	1	1								
28 Bryan Holaday, R OBP: 0.234, SLG: 0.256										3	0	0	0	0	0	0								
31 Caleb Smith, R (3, PH)										0	0	0	0	0	0	0								
2 Yadiel Rivera, R OBP: 0.275, SLG: 0.200										1	0	1	0	0	0	0								
25 Junichi Tazawa, R (4, 1)										0	0	0	0	0	0	0								
67 Tyler Cloyd, R (5, 1)										1	0	0	0	0	1	0								
11 J.T. Realmuto, R OBP: 0.371, SLG: 0.552										1	0	0	0	0	1	0								
Inning Stats	R: 0 E: 0 K: 0 S: 9	H: 0 LOB: 0 BB: 0 P: 14	R: 0 E: 0 K: 3 S: 10	H: 1 LOB: 1 BB: 0 P: 13	R: 0 E: 0 K: 2 S: 11	H: 1 LOB: 1 BB: 0 P: 14	R: 0 E: 0 K: 1 S: 9	H: 0 LOB: 0 BB: 0 P: 14	R: 0 E: 0 K: 0 S: 8	H: 0 LOB: 0 BB: 0 P: 10	R: 0 E: 0 K: 1 S: 9	H: 0 LOB: 0 BB: 0 P: 13	R: 0 E: 0 K: 0 S: 7	H: 0 LOB: 0 BB: 0 P: 9	R: 0 E: 0 K: 1 S: 8	H: 0 LOB: 0 BB: 0 P: 9	R: 0 E: 0 K: 1 S: 8	H: 2 LOB: 2 BB: 0 P: 24	1B: 3 2B: 1 3B: 0 HR: 0	SF: 0 SAC: 0 DP: 0 HBP: 0	WP: 0 PB: 0 SB: 0 CS: 0	PA: 31		
PITCHER	IP WLS BF H R ER SO BB IBB HBP BLK WP HR S P ERA WHIP	IP WLS BF H R ER SO BB IBB HBP BLK WP HR S P ERA WHIP	IP WLS BF H R ER SO BB IBB HBP BLK WP HR S P ERA WHIP	IP WLS BF H R ER SO BB IBB HBP BLK WP HR S P ERA WHIP	IP WLS BF H R ER SO BB IBB HBP BLK WP HR S P ERA WHIP	IP WLS BF H R ER SO BB IBB HBP BLK WP HR S P ERA WHIP	IP WLS BF H R ER SO BB IBB HBP BLK WP HR S P ERA WHIP	IP WLS BF H R ER SO BB IBB HBP BLK WP HR S P ERA WHIP	IP WLS BF H R ER SO BB IBB HBP BLK WP HR S P ERA WHIP	IP WLS BF H R ER SO BB IBB HBP BLK WP HR S P ERA WHIP	IP WLS BF H R ER SO BB IBB HBP BLK WP HR S P ERA WHIP	IP WLS BF H R ER SO BB IBB HBP BLK WP HR S P ERA WHIP	IP WLS BF H R ER SO BB IBB HBP BLK WP HR S P ERA WHIP	IP WLS BF H R ER SO BB IBB HBP BLK WP HR S P ERA WHIP	IP WLS BF H R ER SO BB IBB HBP BLK WP HR S P ERA WHIP	IP WLS BF H R ER SO BB IBB HBP BLK WP HR S P ERA WHIP	IP WLS BF H R ER SO BB IBB HBP BLK WP HR S P ERA WHIP	IP WLS BF H R ER SO BB IBB HBP BLK WP HR S P ERA WHIP	IP WLS BF H R ER SO BB IBB HBP BLK WP HR S P ERA WHIP	IP WLS BF H R ER SO BB IBB HBP BLK WP HR S P ERA WHIP	IP WLS BF H R ER SO BB IBB HBP BLK WP HR S P ERA WHIP	IP WLS BF H R ER SO BB IBB HBP BLK WP HR S P ERA WHIP	IP WLS BF H R ER SO BB IBB HBP BLK WP HR S P ERA WHIP	IP WLS BF H R ER SO BB IBB HBP BLK WP HR S P ERA WHIP

Los Angeles Dodgers @ Miami Marlins
Marlins Park, Miami, FL
Thu May 17 2018, 12:12 PM - 3:16 PM EDT
Att: 13,820 - Roof Closed - 76 F

AB 31
R 0
H 4
RBI 0
BB 0
SO 11
LOB 8



Batter	1	2	3	4	5	6	7	8	9	AB	R	H	RBI	BB	SO	LOB	TOP					
14 Martin Prado, R OBP: 0.240, SLG: 0.188										3	1	1	0	1	1	0						
11 J.T. Realmuto, R OBP: 0.376, SLG: 0.566										3	1	1	1	1	0	1						
13 Starlin Castro, R OBP: 0.344, SLG: 0.392										4	0	2	1	0	1	1						
41 Justin Bour, L 29 Brad Ziegler, R										4	0	1	0	0	1	3						
15 Brian Anderson, R										4	0	1	0	0	0	3						
32 Derek Dietrich, L 46 Kyle Barraclough, R 2 Yadiel Rivera, R										3	0	0	0	0	1	1						
19 Miguel Rojas, R										2	0	0	0	1	0	1						
9 Lewis Brinson, R										3	0	0	0	0	0	1						
58 Dan Straily, R 1 Cameron Maybin, R (8,PH)										2	0	0	0	0	2	0						
Inning Stats	R: 0 H: 0 E: 0 K: 3 S: 18	H: 0 LOB: 1 BB: 1 P: 24	R: 0 H: 1 E: 0 K: 0 S: 8	H: 1 LOB: 0 BB: 0 P: 12	R: 0 H: 0 E: 0 K: 1 S: 8	H: 0 LOB: 0 BB: 0 P: 11	R: 0 H: 1 E: 0 K: 0 S: 6	H: 1 LOB: 1 BB: 0 P: 9	R: 0 H: 0 E: 0 K: 0 S: 9	H: 0 LOB: 0 BB: 1 P: 18	R: 2 H: 3 E: 0 K: 1 S: 12	H: 3 LOB: 1 BB: 0 P: 18	R: 0 H: 0 E: 0 K: 1 S: 8	H: 0 LOB: 0 BB: 0 P: 14	R: 0 H: 0 E: 0 K: 1 S: 4	H: 0 LOB: 0 BB: 0 P: 10	R: 0 H: 1 E: 0 K: 0 S: 6	H: 1 LOB: 0 BB: 0 P: 8	1B: 4 2B: 1 3B: 1 HR: 0	SF: 0 SAC: 0 DP: 3 HBP: 0	WP: 0 PB: 0 CS: 1	PA: 32
PITCHER	IP WLS BF H R ER SO BB IBB HBP BLK WP HR S P ERA WHIP																					
45 Matt Wisler, R ERA: 3.63	5.1 L 21 5 2 2 5 2 0 0 0 0 0 0 57 85 3.38 1.312																					
53 Luiz Gohara, L ERA: 1.29	1.2 5 0 0 0 1 0 0 0 0 0 0 12 21 0.00 0.000																					
30 Peter Moylan, R ERA: 3.14	1.0 3 0 0 0 1 1 0 0 0 0 0 6 10 0.00 1.000																					
39 Sam Freeman, L ERA: 2.89	1.0 3 1 0 0 0 0 0 0 0 0 0 6 8 0.00 1.000																					

Miami Marlins @ Atlanta Braves
SunTrust Park, Atlanta, GA
Fri May 18 2018, 7:37 PM - 10:13 PM EDT
Att: 27,705 - Partly Cloudy - 76 F

livebaseballscorecards.com

AB 29
R 2
H 6
RBI 2
BB 3
SO 7
LOB 11

Batter	1	2	3	4	5	6	7	8	9	AB	R	H	RBI	BB	SO	LOB	BOTTOM					
1 Ozzie Albies, S OBP: 0.318, SLG: 0.588										3	0	0	0	1	1	0						
13 Ronald Acuña Jr., R OBP: 0.333, SLG: 0.476										4	0	0	0	0	1	1						
5 Freddie Freeman, L OBP: 0.431, SLG: 0.556										3	0	0	0	1	0	1						
22 Nick Markakis, L OBP: 0.415, SLG: 0.529										4	0	3	0	0	0	0						
25 Tyler Flowers, R OBP: 0.395, SLG: 0.406										4	0	0	0	0	0	5						
11 Ender Inciarte, L OBP: 0.318, SLG: 0.375										2	0	0	0	1	2	0						
23 José Bautista, R OBP: 0.250, SLG: 0.343										3	0	0	0	0	1	3						
17 Johan Camargo, S OBP: 0.342, SLG: 0.367										3	0	1	0	0	0	3						
45 Matt Wisler, R 53 Luiz Gohara, L 30 Peter Moylan, R 20 Preston Tucker, L (8,PH) 39 Sam Freeman, R										2	0	0	0	1	0	0						
Inning Stats	R: 0 H: 1 E: 0 K: 0 S: 9	H: 1 LOB: 2 BB: 1 P: 16	R: 0 H: 1 E: 0 K: 1 S: 9	H: 1 LOB: 1 BB: 0 P: 12	R: 0 H: 0 E: 0 K: 2 S: 10	H: 0 LOB: 0 BB: 0 P: 15	R: 0 H: 1 E: 0 K: 1 S: 10	H: 1 LOB: 2 BB: 2 P: 20	R: 0 H: 0 E: 0 K: 1 S: 7	H: 0 LOB: 0 BB: 0 P: 9	R: 0 H: 0 E: 0 K: 0 S: 8	H: 0 LOB: 0 BB: 0 P: 13	R: 0 H: 0 E: 0 K: 1 S: 8	H: 0 LOB: 0 BB: 0 P: 13	R: 0 H: 0 E: 0 K: 0 S: 8	H: 0 LOB: 0 BB: 0 P: 13	R: 0 H: 1 E: 0 K: 0 S: 6	H: 1 LOB: 0 BB: 0 P: 12	1B: 3 2B: 1 3B: 0 HR: 0	SF: 0 SAC: 0 DP: 1 HBP: 0	WP: 0 PB: 0 CS: 0	PA: 32
PITCHER	IP WLS BF H R ER SO BB IBB HBP BLK WP HR S P ERA WHIP																					
58 Dan Straily, R ERA: 3.8	7.0 W 26 3 0 0 0 2 1 0 0 0 0 61 98 0.00 0.714																					
46 Kyle Barraclough, R ERA: 1.74	1.0 H 3 0 0 0 0 0 0 0 0 0 0 8 13 0.00 0.000																					
29 Brad Ziegler, R ERA: 5.59	1.0 S 3 1 0 0 0 0 0 0 0 0 0 6 12 0.00 1.000																					

Miami Marlins @ Atlanta Braves
SunTrust Park, Atlanta, GA
Fri May 18 2018, 7:37 PM - 10:13 PM EDT
Att: 27,705 - Partly Cloudy - 76 F


livebaseballscorecards.com

AB 29
R 0
H 4
RBI 0
BB 3
SO 6
LOB 13

Batter	1	2	3	4	5	6	7	8	9	AB	R	H	RBI	BB	SO	LOB	TOP					
14 Martín Prado, R OBP: 0.228, SLG: 0.178	G5-3		L9		F7			L9		4	0	0	0	0	0	0	Miami Marlins @ Atlanta Braves SunTrust Park, Atlanta, GA Sat May 19 2018, 7:11 PM - 9:38 PM EDT Att: 37,715 - Partly Cloudy - 86 F					
19 Miguel Rojas, R OBP: 0.303, SLG: 0.381	1B		G3		G1-3			K		4	0	1	0	0	1	0						
13 Starlin Castro, R OBP: 0.377, SLG: 0.382	K		G5-3		F9			G5-3		4	0	0	0	0	1	1						
15 Brian Anderson, R OBP: 0.355, SLG: 0.382	K				1B			G6-3		4	0	2	0	0	1	1						
41 Justin Bour, L OBP: 0.383, SLG: 0.462	BB				1B			L8		2	1	1	0	2	0	1						
1 Cameron Maybin, R OBP: 0.316, SLG: 0.325			L4		F8			P3		4	0	1	0	0	0	4						
9 Lewis Brinson, R OBP: 0.208, SLG: 0.273	G6-3		F8		G6-3			G5-3		4	0	0	0	0	0	5						
28 Bryan Holaday, R OBP: 0.220, SLG: 0.239	G6-3		L9		L9			L9		3	0	0	1	0	0	3						
62 José Ureña, R OBP: 0.063, SLG: 0.125	K				K			G3		2	0	0	0	0	2	1						
3 JB Shuck, L OBP: 0.277, SLG: 0.262										1	0	0	0	0	0	0						
66 Jarin Garcia, L OBP: 0.277, SLG: 0.262										0	0	0	0	0	0	0						
Inning Stats	R: 0 E: 0 K: 2 S: 13	H: 1 LOB: 1 BB: 0 P: 18	R: 1 E: 0 K: 1 S: 8	H: 1 LOB: 1 BB: 1 P: 14	R: 0 E: 0 K: 0 S: 9	H: 0 LOB: 0 BB: 0 P: 14	R: 0 E: 0 K: 0 S: 15	H: 1 LOB: 2 BB: 1 P: 26	R: 0 E: 0 K: 1 S: 9	H: 0 LOB: 0 BB: 0 P: 14	R: 0 E: 0 K: 0 S: 9	H: 1 LOB: 1 BB: 0 P: 13	R: 0 E: 0 K: 0 S: 5	H: 0 LOB: 0 BB: 0 P: 7	R: 0 E: 0 K: 1 S: 7	H: 0 LOB: 0 BB: 0 P: 12	R: 0 E: 0 K: 0 S: 10	H: 1 LOB: 1 BB: 0 P: 19	1B: 4 2B: 1 3B: 0 HR: 0	SF: 0 SAC: 0 DP: 0 HBP: 0	WP: 0 PB: 0 SB: 0 CS: 0	PA: 34
PITCHER	IP WLS BF H R ER SO BB IBB HBP BLK WP HR S P ERA WHIP																					
15 Sean Newcomb, L ERA: 2.39	6.0 W 24 4 1 1 4 2 0 0 0 0 0 0 63 99 1.50 1.000																					
51 Shane Carle, R ERA: 0.69	7.1 1.0 H 3 0 0 0 0 0 0 0 0 0 0 5 7 0.00 0.000																					
58 Dan Winkler, R ERA: 0.93	8.1 1.0 3 0 0 0 1 0 0 0 0 0 0 7 12 0.00 0.000																					
63 Jesse Biddle, L ERA: 3.0	9.1 1.0 4 1 0 0 0 0 0 0 0 0 0 10 19 0.00 1.000																					

Batter	1	2	3	4	5	6	7	8	9	AB	R	H	RBI	BB	SO	LOB	BOTTOM			
1 Ozzie Albies, S OBP: 0.317, SLG: 0.581	L7		F7		1B			G5-3		4	0	1	2	0	0	1	Miami Marlins @ Atlanta Braves SunTrust Park, Atlanta, GA Sat May 19 2018, 7:11 PM - 9:38 PM EDT Att: 37,715 - Partly Cloudy - 86 F			
13 Ronald Acuña Jr., R OBP: 0.330, SLG: 0.460	G5-3		K		L9			5 HR		3	1	0	0	1	1	0				
5 Freddie Freeman, L OBP: 0.427, SLG: 0.567	K		G6-3		F8			HR		4	1	1	2	0	1	0				
22 Nick Markakis, L OBP: 0.412, SLG: 0.523	G6-3				L5			F7		4	0	1	0	0	0	0				
24 Kurt Suzuki, R OBP: 0.339, SLG: 0.481	G5-3		FC6-4		1B			11 BB		3	2	1	1	1	0	1				
11 Ender Inciarte, L OBP: 0.327, SLG: 0.383	1B		E4		1B			G4-6-3		4	2	3	0	0	0	1				
17 Johan Camargo, S OBP: 0.368, SLG: 0.403	CS		G6-4-3		1B			2B		2	1	2	2	1	0	0				
7 Dansby Swanson, R OBP: 0.331, SLG: 0.422	G6-4-3		G6-4-3		1B			L7		2	1	0	1	0	0	2				
15 Sean Newcomb, L OBP: 0.188, SLG: 0.200	G6-3		G6-3		SH2-4			G4-3		1	0	0	0	0	0	0				
51 Shane Carle, R ERA: 4.55								G4-3		0	0	0	0	0	0	0				
8 Charlie Culberson, R OBP: 0.284, SLG: 0.292										1	0	0	0	0	0	1				
58 Dan Winkler, R ERA: 0.93										0	0	0	0	0	0	0				
63 Jesse Biddle, L OBP: 1.000, SLG: 2.000										0	0	0	0	0	0	0				
Inning Stats	R: 0 E: 0 K: 1 S: 8	H: 0 LOB: 0 BB: 0 P: 11	R: 0 E: 0 K: 0 S: 6	H: 1 LOB: 0 BB: 0 P: 11	R: 0 E: 0 K: 0 S: 8	H: 0 LOB: 0 BB: 1 P: 13	R: 0 E: 0 K: 1 S: 8	H: 0 LOB: 0 BB: 0 P: 10	R: 4 E: 1 K: 0 S: 10	H: 4 LOB: 1 BB: 0 P: 16	R: 0 E: 0 K: 0 S: 6	H: 0 LOB: 0 BB: 0 P: 11	R: 2 E: 0 K: 0 S: 12	H: 3 LOB: 1 BB: 0 P: 22	R: 2 E: 0 K: 0 S: 9	H: 1 LOB: 0 BB: 2 P: 20	1B: 6 2B: 1 3B: 0 HR: 2	SF: 0 SAC: 2 DP: 2 HBP: 0	WP: 0 PB: 0 SB: 0 CS: 1	PA: 34
PITCHER	IP WLS BF H R ER SO BB IBB HBP BLK WP HR S P ERA WHIP																			
62 José Ureña, R ERA: 4.55	6.0 L 22 4 4 4 0 1 0 0 0 0 0 2 21 42 6.00 3.000																			
66 Jarin Garcia, L ERA: 3.6	7.1 2.0 11 4 4 4 0 2 0 0 0 0 0 2 21 42 18.00 3.000																			

AB 32
R 1
H 5
RBI 1
BB 2
SO 5
LOB 16



AB 28
R 8
H 9
RBI 8
BB 3
SO 2
LOB 6



livebaseballscorecards.com

livebaseballscorecards.com

Batter	1	2	3	4	5	6	7	8	9	AB	R	H	RBI	BB	SO	LOB	TOP				
14 Martín Prado, R OBP: 0.225, SLG: 0.181	F8			1B		P4		G6-3		4	0	1	0	0	0	0					
11 J.T. Realmuto, R OBP: 0.394, SLG: 0.542	G4-3			P3		F9		L5		4	0	0	0	0	0	1					
13 Starlin Castro, R OBP: 0.337, SLG: 0.397	G5-3			P3		41 S 15 BB		3B		4	0	2	0	0	0	1					
15 Brian Anderson, R OBP: 0.354, SLG: 0.376	K			G6-3		41 BB		L7		3	0	0	0	1	1	2					
41 Justin Bour, L OBP: 0.398, SLG: 0.471	K			G6-3		BB				3	0	0	0	1	2	0					
1 Cameron Maybin, R OBP: 0.316, SLG: 0.319	G5-3			BB		19 BB				1	0	0	0	1	0	0					
32 Derek Dietrich, L OBP: 0.297, SLG: 0.366	G5-3			BB						2	0	1	0	0	1	3					
19 Miguel Rojas, R OBP: 0.326, SLG: 0.428	K			1B		3 G1-6-3		K		3	0	1	0	1	2	1					
9 Lewis Brinson, R OBP: 0.208, SLG: 0.289	F9			K		K		G6-3		4	0	0	0	0	2	4					
57 Eliaser Hernández, R ERA: 9.87	K			K		G1-6-3				2	0	0	0	0	2	2					
61 Adam Conley, L ERA: 3.91										0	0	0	0	0	0	0					
3 JB Shuck, L OBP: 0.253, SLG: 0.250										1	0	0	0	0	0	1					
64 Nick Wittgren, R ERA: 4.5										0	0	0	0	0	0	0					
56 Tayron Guerrero, R ERA: 1.91										0	0	0	0	0	0	0					
Inning Stats	R: 0 H: 0 E: 0 K: 0 S: 9	H: 0 LOB: 0 BB: 0 P: 17	R: 0 H: 0 E: 0 K: 2 S: 9	H: 0 LOB: 0 BB: 0 P: 15	R: 0 H: 0 E: 0 K: 2 S: 8	H: 0 LOB: 1 BB: 0 P: 11	R: 0 H: 1 E: 0 K: 0 S: 11	H: 1 LOB: 1 BB: 0 P: 19	R: 0 H: 1 E: 0 K: 1 S: 16	H: 1 LOB: 2 BB: 1 P: 24	R: 0 H: 1 E: 0 K: 1 S: 16	H: 1 LOB: 0 BB: 2 P: 30	R: 0 H: 0 E: 0 K: 1 S: 9	H: 0 LOB: 0 BB: 1 P: 13	R: 0 H: 1 E: 0 K: 1 S: 11	H: 1 LOB: 1 BB: 0 P: 14	1B: 3 2B: 1 3B: 0 HR: 0	SF: 0 SAC: 0 DP: 1 HBP: 0	WP: 0 PB: 0 SB: 1 CS: 0	PA: 35	
PITCHER	IP WLS BF H R ER SO BB IBB HBP BLK WP HR S P ERA WHIP	IP WLS BF H R ER SO BB IBB HBP BLK WP HR S P ERA WHIP	IP WLS BF H R ER SO BB IBB HBP BLK WP HR S P ERA WHIP	IP WLS BF H R ER SO BB IBB HBP BLK WP HR S P ERA WHIP	IP WLS BF H R ER SO BB IBB HBP BLK WP HR S P ERA WHIP	IP WLS BF H R ER SO BB IBB HBP BLK WP HR S P ERA WHIP	IP WLS BF H R ER SO BB IBB HBP BLK WP HR S P ERA WHIP	IP WLS BF H R ER SO BB IBB HBP BLK WP HR S P ERA WHIP	IP WLS BF H R ER SO BB IBB HBP BLK WP HR S P ERA WHIP	IP WLS BF H R ER SO BB IBB HBP BLK WP HR S P ERA WHIP	IP WLS BF H R ER SO BB IBB HBP BLK WP HR S P ERA WHIP	IP WLS BF H R ER SO BB IBB HBP BLK WP HR S P ERA WHIP	IP WLS BF H R ER SO BB IBB HBP BLK WP HR S P ERA WHIP	IP WLS BF H R ER SO BB IBB HBP BLK WP HR S P ERA WHIP	IP WLS BF H R ER SO BB IBB HBP BLK WP HR S P ERA WHIP	IP WLS BF H R ER SO BB IBB HBP BLK WP HR S P ERA WHIP	IP WLS BF H R ER SO BB IBB HBP BLK WP HR S P ERA WHIP	IP WLS BF H R ER SO BB IBB HBP BLK WP HR S P ERA WHIP	IP WLS BF H R ER SO BB IBB HBP BLK WP HR S P ERA WHIP	IP WLS BF H R ER SO BB IBB HBP BLK WP HR S P ERA WHIP	IP WLS BF H R ER SO BB IBB HBP BLK WP HR S P ERA WHIP
9 Brandon Nimmo, L OBP: 0.417, SLG: 0.440	L8			P4		G6-3		F9		4	0	0	0	0	0	3					
13 Adrián Cabrera, S OBP: 0.371, SLG: 0.552	F9			2B		1B		G3		4	0	2	1	0	0	0					
19 Jay Bruce, L OBP: 0.308, SLG: 0.369	1B			G3		K		G4-3		4	0	1	0	0	1	2					
30 Michael Conforto, L OBP: 0.350, SLG: 0.374	G3			23 CS		P5		23 BB		4	0	2	0	0	0	2					
23 Adrián González, L OBP: 0.323, SLG: 0.404	G4-3			1B		G6-3		29 FC6-4		3	0	0	0	1	1	1					
29 Devin Mesoraco, R OBP: 0.307, SLG: 0.439	K			F9		15 F 4 BB		FC6-4		4	1	1	0	0	1	2					
15 Luis Guillorme, L OBP: 0.308, SLG: 0.385	F7			F8		E5 F8 4 BB				3	0	0	0	0	0	1					
40 Jason Vargas, L ERA: 2.08	K			1B		1 G6-4-3				1	0	0	0	0	0	0					
28 Phillip Evans, R OBP: 0.253, SLG: 0.250										0	0	1	0	0	0	0					
51 Paul Sewald, R ERA: 3.91										0	0	0	0	0	0	0					
39 Jerry Blevins, L ERA: 5.4										0	0	0	0	0	0	0					
44 AJ Ramos, R ERA: 4.5										0	0	0	0	0	0	0					
4 Wilmer Flores, R OBP: 0.253, SLG: 0.421										1	0	1	1	0	0	0					
67 Seth Lugo, R ERA: 1.91										0	0	0	0	0	0	0					
27 Jeury Familia, R ERA: 1.64										0	0	0	0	0	0	0					
1 Amed Rosario, R OBP: 0.275, SLG: 0.368	13 BB			G6-4-3		F8				3	1	1	0	0	0	3					
Inning Stats	R: 0 H: 1 E: 0 K: 0 S: 12	H: 1 LOB: 1 BB: 0 P: 17	R: 0 H: 0 E: 0 K: 1 S: 8	H: 0 LOB: 0 BB: 0 P: 12	R: 1 H: 2 E: 0 K: 1 S: 15	H: 2 LOB: 1 BB: 0 P: 24	R: 0 H: 1 E: 0 K: 1 S: 8	H: 1 LOB: 0 BB: 0 P: 12	R: 0 H: 1 E: 0 K: 1 S: 13	H: 1 LOB: 1 BB: 0 P: 16	R: 0 H: 1 E: 0 K: 1 S: 16	H: 2 LOB: 2 BB: 0 P: 25	R: 0 H: 1 E: 0 K: 0 S: 8	H: 1 LOB: 2 BB: 1 P: 13	1B: 7 2B: 2 3B: 0 HR: 0	SF: 0 SAC: 0 DP: 1 HBP: 0	WP: 0 PB: 0 SB: 0 CS: 1	PA: 33			
PITCHER	IP WLS BF H R ER SO BB IBB HBP BLK WP HR S P ERA WHIP	IP WLS BF H R ER SO BB IBB HBP BLK WP HR S P ERA WHIP	IP WLS BF H R ER SO BB IBB HBP BLK WP HR S P ERA WHIP	IP WLS BF H R ER SO BB IBB HBP BLK WP HR S P ERA WHIP	IP WLS BF H R ER SO BB IBB HBP BLK WP HR S P ERA WHIP	IP WLS BF H R ER SO BB IBB HBP BLK WP HR S P ERA WHIP	IP WLS BF H R ER SO BB IBB HBP BLK WP HR S P ERA WHIP	IP WLS BF H R ER SO BB IBB HBP BLK WP HR S P ERA WHIP	IP WLS BF H R ER SO BB IBB HBP BLK WP HR S P ERA WHIP	IP WLS BF H R ER SO BB IBB HBP BLK WP HR S P ERA WHIP	IP WLS BF H R ER SO BB IBB HBP BLK WP HR S P ERA WHIP	IP WLS BF H R ER SO BB IBB HBP BLK WP HR S P ERA WHIP	IP WLS BF H R ER SO BB IBB HBP BLK WP HR S P ERA WHIP	IP WLS BF H R ER SO BB IBB HBP BLK WP HR S P ERA WHIP	IP WLS BF H R ER SO BB IBB HBP BLK WP HR S P ERA WHIP	IP WLS BF H R ER SO BB IBB HBP BLK WP HR S P ERA WHIP	IP WLS BF H R ER SO BB IBB HBP BLK WP HR S P ERA WHIP	IP WLS BF H R ER SO BB IBB HBP BLK WP HR S P ERA WHIP	IP WLS BF H R ER SO BB IBB HBP BLK WP HR S P ERA WHIP	IP WLS BF H R ER SO BB IBB HBP BLK WP HR S P ERA WHIP	IP WLS BF H R ER SO BB IBB HBP BLK WP HR S P ERA WHIP

Miami Marlins @ New York Mets
Citi Field, Flushing, NY
Mon May 21 2018, 7:13 PM - 10:03 PM EDT
Att: 22,505 - Clear - 69 F

AB	31
R	0
H	5
RBI	0
BB	4
SO	10
LOB	15



Miami Marlins @ New York Mets
Citi Field, Flushing, NY
Mon May 21 2018, 7:13 PM - 10:03 PM EDT
Att: 22,505 - Clear - 69 F

AB	32
R	2
H	9
RBI	2
BB	1
SO	4
LOB	14



Batter	1	2	3	4	5	6	7	8	9	AB R H RBI BB SO LOB	TOP											
32 Derek Dietrich, L OBP: 0.309, SLG: 0.350										3 0 1 0 0 2 0	Miami Marlins @ New York Mets Citi Field, Flushing, NY Wed May 23 2018, 7:11 PM - 9:58 PM EDT Att: 24,808 - Clear - 80 F											
29 Brad Ziegler, R										0 0 0 0 0 0 0												
11 J.T. Realmuto, R OBP: 0.375, SLG: 0.538										5 1 2 1 0 1 3												
41 Justin Bour, L OBP: 0.398, SLG: 0.458										4 0 1 0 1 2 4												
13 Starlin Castro, R OBP: 0.332, SLG: 0.388										5 0 1 1 0 1 2												
15 Brian Anderson, R OBP: 0.358, SLG: 0.381										5 0 2 0 0 1 2												
19 Miguel Rojas, R OBP: 0.328, SLG: 0.419										2 0 0 0 2 0 3												
3 JB Shuck, L OBP: 0.241, SLG: 0.232										4 0 0 0 0 0 5												
9 Lewis Brinson, R OBP: 0.205, SLG: 0.281										4 0 1 0 0 1 3												
58 Dan Straily, R OBP: 0.225, SLG: 0.125										2 0 0 0 0 0 2												
1 Cameron Keyser, R OBP: 0.174, SLG: 0.217										1 0 0 0 0 0 0												
64 Nick Wittgren, R ERA: 0.57										0 0 0 0 0 0 0												
61 Adam Conley, L ERA: 0.57										0 0 0 0 0 0 0												
14 Martin Prado, R OBP: 0.225, SLG: 0.280										1 0 1 0 0 0 0												
2 Yadiel Rivera, R OBP: 0.275, SLG: 0.220										0 1 0 0 0 0 0												
Inning Stats	R: 0 H: 0 E: 0 K: 1 S: 11	H: 0 LOB: 1 BB: 0 P: 15	R: 0 H: 0 E: 0 K: 1 S: 11	H: 0 LOB: 1 BB: 1 P: 17	R: 0 H: 0 E: 0 K: 2 S: 8	H: 0 LOB: 0 BB: 0 P: 13	R: 0 H: 2 E: 0 K: 0 S: 8	H: 2 LOB: 2 BB: 0 P: 11	R: 0 H: 1 E: 0 K: 3 S: 10	H: 1 LOB: 2 BB: 0 P: 17	R: 0 H: 0 E: 1 K: 0 S: 11	H: 0 LOB: 2 BB: 1 P: 20	R: 0 H: 1 E: 0 K: 1 S: 11	H: 1 LOB: 1 BB: 0 P: 16	R: 0 H: 1 E: 0 K: 1 S: 9	H: 1 LOB: 1 BB: 0 P: 13	R: 2 H: 4 E: 0 K: 1 S: 15	H: 4 LOB: 2 BB: 1 P: 23	1B: 8 2B: 1 3B: 0 HR: 0	SF: 0 SAC: 0 DP: 0 HBP: 2	WP: 0 PB: 0 SB: 0 CS: 0	PA: 41
PITCHER	IP WLS BF H R ER SO BB IBB HBP BLK WP HR S P ERA WHIP											IP WLS BF H R ER SO BB IBB HBP BLK WP HR S P ERA WHIP										
48 Jacob deGrom, R ERA: 1.54	7.0 0 30 4 0 0 8 2 0 2 0 0 0 0 70 109 0.00 0.857																					
67 Seth Lugo, R ERA: 1.94	1.0 H 4 1 0 0 1 0 0 0 0 0 0 0 9 13 0.00 1.000																					
27 Jeury Familia, R ERA: 2.35	1.0 L 7 4 2 2 1 0 1 0 0 0 0 0 15 23 18.00 4.000																					

AB	36
R	2
H	9
RBI	2
BB	3
SO	10
LOB	23




Batter	1	2	3	4	5	6	7	8	9	AB R H RBI BB SO LOB	BOTTOM											
9 Brandon Nimmo, L OBP: 0.423, SLG: 0.469										3 1 2 1 1 0 0	Miami Marlins @ New York Mets Citi Field, Flushing, NY Wed May 23 2018, 7:11 PM - 9:58 PM EDT Att: 24,808 - Clear - 80 F											
13 Adrián Cabrera, S OBP: 0.350, SLG: 0.500										4 0 0 0 0 1 2												
30 Michael Conforto, L OBP: 0.330, SLG: 0.352										3 0 0 0 1 0 2												
19 Jay Bruce, L OBP: 0.304, SLG: 0.363										4 0 1 0 0 1 2												
29 Devin Mesoraco, R OBP: 0.288, SLG: 0.408										4 0 0 0 0 0 1												
23 Adrián González, L OBP: 0.341, SLG: 0.425										3 0 2 0 1 1 0												
7 José Reyes, S OBP: 0.203, SLG: 0.200										0 0 0 0 0 0 0												
15 Luis Guillorme, L OBP: 0.222, SLG: 0.278										4 0 0 0 0 2 4												
48 Jacob deGrom, L OBP: 0.150, SLG: 0.105										2 0 0 0 0 1 3												
11 José Bautista, R OBP: 0.250, SLG: 0.359										1 0 0 0 0 0 0												
67 Seth Lugo, R										0 0 0 0 0 0 0												
27 Jeury Familia, R										0 0 0 0 0 0 0												
4 Wilmer Flores, R OBP: 0.315, SLG: 0.408										1 0 0 0 0 0 2												
1 Amed Rosario, R OBP: 0.270, SLG: 0.359										3 0 1 0 0 0 0												
Inning Stats	R: 0 H: 0 E: 0 K: 1 S: 10	H: 1 LOB: 1 BB: 0 P: 19	R: 0 H: 1 E: 0 K: 2 S: 11	H: 1 LOB: 0 BB: 0 P: 16	R: 0 H: 0 E: 0 K: 0 S: 14	H: 0 LOB: 1 BB: 1 P: 19	R: 0 H: 1 E: 0 K: 1 S: 14	H: 1 LOB: 2 BB: 1 P: 21	R: 1 H: 2 E: 0 K: 0 S: 11	H: 2 LOB: 0 BB: 0 P: 13	R: 0 H: 0 E: 0 K: 1 S: 8	H: 0 LOB: 0 BB: 0 P: 12	R: 0 H: 0 E: 0 K: 0 S: 9	H: 0 LOB: 0 BB: 0 P: 15	R: 0 H: 1 E: 0 K: 1 S: 9	H: 1 LOB: 1 BB: 0 P: 14	R: 0 H: 1 E: 0 K: 0 S: 9	H: 1 LOB: 2 BB: 0 P: 15	1B: 5 2B: 0 3B: 0 HR: 1	SF: 0 SAC: 0 DP: 0 HBP: 0	WP: 0 PB: 0 SB: 0 CS: 1	PA: 35
PITCHER	IP WLS BF H R ER SO BB IBB HBP BLK WP HR S P ERA WHIP											IP WLS BF H R ER SO BB IBB HBP BLK WP HR S P ERA WHIP										
58 Dan Straily, R ERA: 3.12	6.0 0 24 4 1 1 5 3 0 0 0 0 0 0 68 100 1.50 1.167																					
64 Nick Wittgren, R ERA: 0.57	1.0 0 3 0 0 0 0 0 0 0 0 0 0 9 15 0.00 0.000																					
61 Adam Conley, L ERA: 0.57	1.0 W 4 1 0 0 1 0 0 0 0 0 0 0 9 14 0.00 1.000																					
29 Brad Ziegler, R ERA: 6.55	1.0 S 4 1 0 0 0 0 0 0 0 0 0 0 9 15 0.00 1.000																					

AB	32
R	1
H	6
RBI	1
BB	3
SO	6
LOB	16




Batter	1	2	3	4	5	6	7	8	9	AB	R	H	RBI	BB	SO	LOB	TOP								
7 Trea Turner, R OBP: 0.366, SLG: 0.431	G6-3		K		K		1B	E6		5	0	1	1	0	2	0	Washington Nationals @ Miami Marlins Marlins Park, Miami, FL Fri May 25 2018, 7:12 PM - 10:49 PM EDT Att: 7,512 - Roof Closed - 76 F								
34 Bryce Harper, L OBP: 0.388, SLG: 0.535	K		G6-3		K		2B	1B		5	0	2	2	0	2	0									
6 Anthony Rendon, R OBP: 0.359, SLG: 0.443	1B		1B		15 HR		IBB	F9		4	1	3	0	1	0	2									
15 Matt Adams, L OBP: 0.368, SLG: 0.626	G4-3		F8		2H		K			5	1	1	2	0	1	5									
22 Juan Soto, L OBP: 0.421, SLG: 0.667			K		29 G5-4-3		G3			3	0	0	0	1	1	3									
55 Tim Collins, L							G6-4-3			0	0	0	0	0	0	0									
61 Wander Suero, R							G6-3			0	0	0	0	0	0	0									
36 Sammy Solis, R										0	0	0	0	0	0	0									
21 Brandon Kintzler, R										0	0	0	0	0	0	0									
5 Adrian Sanchez, R OBP: 0.188, SLG: 0.226										1	0	0	0	0	0	0									
29 Pedro Severino, R OBP: 0.333, SLG: 0.304			3 HR		G5-4-3		G6-3			4	1	0	0	0	1	1									
3 Michael Taylor, R OBP: 0.254, SLG: 0.339			HBP		K					4	2	2	2	0	2	0									
31 Max Scherzer, R OBP: 0.310, SLG: 0.321			HR							2	0	0	0	0	1	0									
45 Andrew Stevenson, L OBP: 0.315, SLG: 0.298			G1-3							0	2	0	0	0	2	0									
1 Wilmer Difo, S OBP: 0.345, SLG: 0.341			G5-3							3	2	1	0	1	0	0									
62 Sean Doolittle, L										0	0	0	0	0	0	0									
Inning Stats	R: 0 E: 0 K: 1 S: 10	H: 1 LOB: 1 BB: 0 P: 16	R: 2 E: 0 K: 1 S: 12	H: 1 LOB: 0 BB: 23 P: 23	R: 0 E: 0 K: 1 S: 11	H: 1 LOB: 1 BB: 0 P: 17	R: 0 E: 0 K: 1 S: 6	H: 0 LOB: 0 BB: 1 P: 12	R: 0 E: 0 K: 2 S: 8	H: 0 LOB: 0 BB: 0 P: 13	R: 2 E: 0 K: 1 S: 10	H: 2 LOB: 2 BB: 0 P: 17	R: 3 E: 0 K: 1 S: 25	H: 3 LOB: 2 BB: 3 P: 40	R: 2 E: 2 K: 1 S: 17	H: 2 LOB: 2 BB: 1 P: 30	R: 0 E: 0 K: 1 S: 8	H: 0 LOB: 0 BB: 0 P: 13	1B: 5 2B: 3 3B: 0 HR: 2	SF: 0 SAC: 0 DP: 2 HBP: 1	WP: 1 PB: 0 SB: 0 CS: 0	PA: 42			
PITCHER	IP	WLS	BF	H	R	ER	SO	BB	IBB	HBP	BLK	WP	HR	S	P	ERA	WHIP								
62 José Ureña, R ERA: 4.68	6.0		24	5	4	4	7	1	0	1	0	0	2	57	98	6.00	1.000								
64 Nick Wittgren, R ERA: 2.3	0.0	L	4	2	3	3	0	2	0	0	0	1	0	16	28	∞	∞								
61 Adam Conley, L ERA:	1.0		4	1	0	0	1	0	1	0	0	0	0	9	12	0.00	1.000								
43 Odrisamer Despaigne, R ERA: 5.74	1.0		7	2	2	0	1	1	0	0	0	0	0	17	30	0.00	3.000								
56 Tayron Guerrero, R ERA: 4.45	1.0		3	0	0	0	1	0	0	0	0	0	0	8	13	0.00	0.000								

AB	36
R	9
H	10
RBI	7
BB	5
SO	10
LOB	11



Batter	1	2	3	4	5	6	7	8	9	AB	R	H	RBI	BB	SO	LOB	BOTTOM									
14 Martín Prado, R OBP: 0.242, SLG: 0.286	1B		2B		41 G4-3		E6			4	0	3	0	0	0	1	Washington Nationals @ Miami Marlins Marlins Park, Miami, FL Fri May 25 2018, 7:12 PM - 10:49 PM EDT Att: 7,512 - Roof Closed - 76 F									
56 Dignor Inui, R OBP: 0.222, SLG: 0.225							1B			0	0	0	0	0	0	0										
64 Nick Wittgren, R ERA: 2.3										0	0	0	0	0	0	0										
61 Adam Conley, L ERA:										0	0	0	0	0	0	0										
43 Odrisamer Despaigne, R ERA: 5.74										0	0	0	0	0	0	0										
2 Yadiel Rivera, R OBP: 0.299, SLG: 0.296										0	0	0	0	1	0	0										
56 Tayron Guerrero, R ERA: 4.45										0	0	0	0	0	0	0										
11 J.T. Realmuto, R OBP: 0.388, SLG: 0.525	K		P6		K		F8			5	0	1	0	0	2	5										
41 Justin Bour, L OBP: 0.387, SLG: 0.443	P3		2B		G4-3		K			5	0	0	0	0	3	4										
13 Starlin Castro, R OBP: 0.333, SLG: 0.389	G5-3		1B		F7		1B			5	2	2	0	0	0	4										
15 Brian Anderson, R OBP: 0.364, SLG: 0.386	P3		1B		32 G3		HR			3	2	1	1	1	0	0										
32 Derek Dietrich, L OBP: 0.308, SLG: 0.407	G3-1		HBP		G3		2B			4	1	1	2	0	1	3										
1 Cameron Maybin, R OBP: 0.312, SLG: 0.314							HR			1	0	0	0	0	1	0										
19 Miguel Rojas, R OBP: 0.330, SLG: 0.415	P3		1B		9 BB		P3			4	0	1	2	1	0	0										
9 Lewis Brinson, R OBP: 0.206, SLG: 0.276	F8		1B		2H		L9			3	0	0	0	1	1	2										
62 José Ureña, R OBP: 0.056, SLG: 0.111	K		F9				14 E			2	0	0	0	0	1	2										
3 JB Shuck, L OBP: 0.253, SLG: 0.239										2	0	1	0	0	0	0										
Inning Stats	R: 0 E: 0 K: 1 S: 10	H: 1 LOB: 1 BB: 0 P: 14	R: 0 E: 0 K: 0 S: 8	H: 0 LOB: 0 BB: 0 P: 13	R: 0 E: 0 K: 1 S: 9	H: 1 LOB: 1 BB: 0 P: 16	R: 2 E: 0 K: 1 S: 18	H: 2 LOB: 2 BB: 1 P: 28	R: 0 E: 0 K: 1 S: 8	H: 1 LOB: 1 BB: 0 P: 11	R: 2 E: 1 K: 0 S: 22	H: 2 LOB: 2 BB: 1 P: 32	R: 1 E: 0 K: 3 S: 18	H: 2 LOB: 2 BB: 1 P: 31	R: 0 E: 0 K: 1 S: 14	H: 1 LOB: 2 BB: 1 P: 19	R: 0 E: 0 K: 1 S: 6	H: 0 LOB: 0 BB: 0 P: 7	1B: 6 2B: 3 3B: 0 HR: 1	SF: 0 SAC: 0 DP: 0 HBP: 1	WP: 0 PB: 0 SB: 0 CS: 0	PA: 43				
PITCHER	IP	WLS	BF	H	R	ER	SO	BB	IBB	HBP	BLK	WP	HR	S	P	ERA	WHIP									
31 Max Scherzer, R ERA: 2.13	6.0		29	7	4	4	4	2	0	1	0	0	0	4	6	0.00	0.000									
55 Tim Collins, L ERA:	0.1	H	1	0	0	0	1	0	0	0	0	0	0	0	5	8	∞	∞								
51 Wander Suero, R ERA: 3.24	0.0		2	2	1	1	0	0	0	0	0	0	0	0	0	∞	∞									
36 Sammy Solis, L ERA: 3.86	0.1	H	2	0	0	0	1	1	0	0	0	0	0	4	9	0.00	3.000									
21 Brandon Kintzler, R ERA: 4.18	0.2	H	4	1	0	0	1	1	0	0	0	0	0	13	21	0.00	3.000									

AB	38
R	5
H	10
RBI	5
BB	4
SO	9
LOB	21



Batter	1	2	3	4	5	6	7	8	9	AB	R	H	RBI	BB	SO	LOB	TOP										
7 Trea Turner, R OBP: 0.367, SLG: 0.430	F7		1B			P3		G5-3	1B	5	0	2	1	0	0	0											
34 Bryce Harper, L OBP: 0.384, SLG: 0.523	K		K			K		BB	K	4	0	0	0	1	4	3											
6 Anthony Rendon, R OBP: 0.348, SLG: 0.429	G5-3		P3			F7		L5		4	0	0	0	0	0	2											
14 Mark Reynolds, R OBP: 0.500, SLG: 1.036	G5-3					G6-3		K		4	1	1	1	0	1	0											
22 Juan Soto, L OBP: 0.435, SLG: 0.737		2B				G6-3		G6-3	HR	4	1	2	0	0	0	0											
3 Michael Taylor, R OBP: 0.259, SLG: 0.335	K					G2-3			2B	2	0	0	0	2	1	1											
29 Pedro Severino, R OBP: 0.330, SLG: 0.295						G4-3		F9	K	3	0	0	0	1	1	3											
57 Tanner Roark, R 5 Adrian Sanchez, R 55 Tim Collins, L 60 Justin Miller, R 15 Matt Adams, R 62 Sean Doolittle, L	K					G5-3		F8	1B	2	0	0	0	0	0	1											
1 Wilmer Difo, S OBP: 0.342, SLG: 0.361	F7					L9		HR	FC1-2	4	1	1	1	0	0	2											
Inning Stats	R: 0 E: 0 K: 1 S: 10	H: 0 LOB: 0 BB: 0 P: 14	R: 0 E: 0 K: 2 S: 10	H: 1 LOB: 2 BB: 1 P: 14	R: 0 E: 0 K: 1 S: 11	H: 1 LOB: 1 BB: 0 P: 16	R: 0 E: 0 K: 0 S: 5	H: 0 LOB: 0 BB: 0 P: 5	R: 0 E: 0 K: 0 S: 7	H: 0 LOB: 0 BB: 0 P: 10	R: 0 E: 0 K: 1 S: 10	H: 0 LOB: 1 BB: 1 P: 11	R: 0 E: 0 K: 1 S: 9	H: 0 LOB: 1 BB: 1 P: 16	R: 1 E: 0 K: 0 S: 15	H: 1 LOB: 1 BB: 1 P: 25	R: 3 E: 0 K: 2 S: 20	H: 4 LOB: 2 BB: 1 P: 31	1B: 3 2B: 2 3B: 0 HR: 2	SF: 0 SAC: 0 DP: 0 HBP: 0	WP: 0 PB: 0 SB: 1 CS: 0	PA: 38					
PITCHER	IP	WLS	BF	H	R	ER	SO	BB	IBB	HBP	BLK	WP	HR	S	P	ERA	WHIP										
54 Wei-Yin Chen, L ERA: 5.22	7.1		27	3	1	1	6	1	1	0	0	0	1	67	94	1.23	0.545										
46 Kyle Barraclough, R ERA: 1.54	0.2		3	0	0	0	0	1	0	0	0	0	0	10	17	0.00	1.500										
29 Brad Ziegler, R ERA: 7.54	0.2	L	7	4	3	3	1	0	0	0	0	0	1	17	27	40.50	7.500										
43 Odrisamer Despaigne, R ERA: 5.63	0.1		1	0	0	0	1	0	0	0	0	0	0	3	4	0.00	0.000										

Washington Nationals @ Miami Marlins
Marlins Park, Miami, FL
Sat May 26 2018, 4:11 PM - 7:06 PM EDT
Att. 11,646 - Roof Closed - 73 F

AB 34
R 4
H 7
RBI 4
BB 4
SO 8
LOB 13



Batter	1	2	3	4	5	6	7	8	9	AB	R	H	RBI	BB	SO	LOB	BOTTOM										
32 Derek Dietrich, L OBP: 0.307, SLG: 0.400	G5-3		F9			41 S BB		L8		3	0	0	0	1	0	1											
11 J.T. Realmuto, R OBP: 0.380, SLG: 0.548	1B					F9		FC3-2	2B	4	1	3	0	0	0	1											
41 Justin Bour, L OBP: 0.379, SLG: 0.431	L8					K		FC3-2		4	0	0	0	0	2	5											
13 Starlin Castro, R OBP: 0.332, SLG: 0.383	G6-3					G6-3		K		3	0	0	0	1	1	4											
15 Brian Anderson, R OBP: 0.366, SLG: 0.388	E5					10 G6-3 19 SH1-3 1B		P2		4	0	2	1	0	0	0											
19 Miguel Rojas, R OBP: 0.325, SLG: 0.408	G6-4-3					G6-4-3		F9		3	0	0	0	0	0	3											
10 JT Riddle, L	L7					K		G6-3		4	0	0	0	0	2	1											
9 Lewis Brinson, R OBP: 0.202, SLG: 0.272						K		F9		3	0	0	0	0	1	1											
54 Wei-Yin Chen, R 46 Kyle Barraclough, R 1 Cameron Maybin, R 29 Brad Ziegler, R 43 Odrisamer Despaigne, R	G1-3					K		11 2B FC3-2 1B		2	0	0	0	0	1	0											
Inning Stats	R: 0 E: 0 K: 0 S: 12	H: 1 LOB: 1 BB: 0 P: 17	R: 0 E: 0 K: 0 S: 8	H: 0 LOB: 0 BB: 0 P: 13	R: 0 E: 0 K: 0 S: 9	H: 0 LOB: 0 BB: 0 P: 13	R: 1 E: 0 K: 1 S: 14	H: 2 LOB: 1 BB: 1 P: 24	R: 0 E: 0 K: 3 S: 11	H: 0 LOB: 0 BB: 0 P: 14	R: 0 E: 0 K: 1 S: 7	H: 0 LOB: 1 BB: 1 P: 15	R: 0 E: 0 K: 0 S: 10	H: 1 LOB: 1 BB: 0 P: 15	R: 0 E: 0 K: 1 S: 12	H: 2 LOB: 2 BB: 0 P: 14	R: 0 E: 0 K: 1 S: 8	H: 0 LOB: 0 BB: 0 P: 11	1B: 4 2B: 2 3B: 0 HR: 0	SF: 0 SAC: 1 DP: 2 HBP: 0	WP: 0 PB: 0 SB: 1 CS: 0	PA: 34					
PITCHER	IP	WLS	BF	H	R	ER	SO	BB	IBB	HBP	BLK	WP	HR	S	P	ERA	WHIP										
57 Tanner Roark, R ERA: 3.17	7.0		26	4	1	1	5	2	0	0	0	0	0	9	11	0.00	3.000										
55 Tim Collins, L ERA:	0.2		4	2	0	0	0	0	0	0	0	0	0	9	11	0.00	3.000										
60 Justin Miller, R ERA:	0.1	W	1	0	0	0	1	0	0	0	0	0	0	3	3	0.00	0.000										
62 Sean Doolittle, L ERA: 1.85	1.0	S	3	0	0	0	1	0	0	0	0	0	0	8	11	0.00	0.000										

Washington Nationals @ Miami Marlins
Marlins Park, Miami, FL
Sat May 26 2018, 4:11 PM - 7:06 PM EDT
Att. 11,646 - Roof Closed - 73 F


AB 31
R 1
H 6
RBI 1
BB 2
SO 7
LOB 16



Batter	1	2	3	4	5	6	7	8	9	AB	R	H	RBI	BB	SO	LOB	TOP				
19 Miguel Rojas, R OBP: 0.335, SLG: 0.409										4	0	2	1	1	1	0					
15 Brian Anderson, R OBP: 0.360, SLG: 0.386										5	1	2	0	0	1	1					
13 Starlin Castro, R OBP: 0.327, SLG: 0.380										5	2	2	1	0	1	2					
41 Justin Bour, L 10 JT Riddle, L										4	1	2	0	0	0	1					
1 Cameron Maybin, R										4	1	3	2	0	0	1					
2 Yadiel Rivera, R										3	1	2	2	1	0	1					
9 Lewis Brinson, R										4	0	0	0	0	1	5					
28 Bryan Holaday, R										4	0	1	0	0	1	1					
31 Caleb Smith, R 71 Drew Steckenrider, R 32 Derek Dietrich, L 64 Nick Wittgren, R										3	0	0	0	0	2	1					
Inning Stats	R: 4 H: 5 E: 0 K: 1 S: 24	H: 5 LOB: 0 BB: 0 P: 34	R: 0 H: 0 E: 0 K: 2 S: 8	H: 0 LOB: 1 BB: 1 P: 15	R: 1 H: 2 E: 0 K: 0 S: 9	H: 2 LOB: 1 BB: 1 P: 16	R: 0 H: 0 E: 0 K: 1 S: 12	H: 0 LOB: 0 BB: 0 P: 17	R: 0 H: 1 E: 0 K: 1 S: 7	H: 1 LOB: 0 BB: 0 P: 9	R: 0 H: 2 E: 0 K: 0 S: 7	H: 2 LOB: 0 BB: 0 P: 11	R: 0 H: 1 E: 0 K: 1 S: 10	H: 1 LOB: 1 BB: 0 P: 18	R: 2 H: 4 E: 0 K: 1 S: 22	H: 4 LOB: 2 BB: 0 P: 30	1B: 11 2B: 4 3B: 0 HR: 0	SF: 0 SAC: 0 DP: 2 HBP: 0	WP: 0 PB: 0 SB: 1 CS: 2	PA: 41	
PITCHER	IP WLS BF H R ER SO BB IBB HBP BLK WP HR S P ERA WHIP	IP WLS BF H R ER SO BB IBB HBP BLK WP HR S P ERA WHIP	IP WLS BF H R ER SO BB IBB HBP BLK WP HR S P ERA WHIP	IP WLS BF H R ER SO BB IBB HBP BLK WP HR S P ERA WHIP	IP WLS BF H R ER SO BB IBB HBP BLK WP HR S P ERA WHIP	IP WLS BF H R ER SO BB IBB HBP BLK WP HR S P ERA WHIP	IP WLS BF H R ER SO BB IBB HBP BLK WP HR S P ERA WHIP	IP WLS BF H R ER SO BB IBB HBP BLK WP HR S P ERA WHIP	IP WLS BF H R ER SO BB IBB HBP BLK WP HR S P ERA WHIP	IP WLS BF H R ER SO BB IBB HBP BLK WP HR S P ERA WHIP	IP WLS BF H R ER SO BB IBB HBP BLK WP HR S P ERA WHIP	IP WLS BF H R ER SO BB IBB HBP BLK WP HR S P ERA WHIP	IP WLS BF H R ER SO BB IBB HBP BLK WP HR S P ERA WHIP	IP WLS BF H R ER SO BB IBB HBP BLK WP HR S P ERA WHIP	IP WLS BF H R ER SO BB IBB HBP BLK WP HR S P ERA WHIP	IP WLS BF H R ER SO BB IBB HBP BLK WP HR S P ERA WHIP	IP WLS BF H R ER SO BB IBB HBP BLK WP HR S P ERA WHIP	IP WLS BF H R ER SO BB IBB HBP BLK WP HR S P ERA WHIP	IP WLS BF H R ER SO BB IBB HBP BLK WP HR S P ERA WHIP	IP WLS BF H R ER SO BB IBB HBP BLK WP HR S P ERA WHIP	IP WLS BF H R ER SO BB IBB HBP BLK WP HR S P ERA WHIP

Miami Marlins @ San Diego Padres
Petco Park, San Diego, CA
Mon May 28 2018, 1:15 PM - 3:52 PM PDT
Att: 27,932 - Partly Cloudy - 70 F


AB 37
R 7
H 15
RBI 7
BB 2
SO 7
LOB 13



Batter	1	2	3	4	5	6	7	8	9	AB	R	H	RBI	BB	SO	LOB	BOTTOM					
2 José Pirela, R OBP: 0.330, SLG: 0.362										4	0	0	0	0	0	1						
30 Eric Hosmer, L OBP: 0.350, SLG: 0.441										4	0	1	0	0	0	0						
22 Christian Villanueva, R OBP: 0.360, SLG: 0.556										3	1	1	0	1	1	1						
10 Hunter Renfroe, R OBP: 0.279, SLG: 0.426										4	0	1	1	0	1	1						
32 Franmil Reyes, R OBP: 0.222, SLG: 0.353										4	1	1	1	0	2	1						
13 Freddy Galvis, S OBP: 0.299, SLG: 0.338										4	0	1	0	0	0	1						
17 A.J. Ellis, R OBP: 0.397, SLG: 0.431										3	0	0	0	0	0	1						
7 Manuel Margot, R OBP: 0.248, SLG: 0.308 41 Robbie Erlin, R OBP: 0.250, SLG: 0.250 16 Travis Jankowski, L OBP: 0.396, SLG: 0.419										1	0	0	0	0	0	0						
46 Eric Lauer, R OBP: 0.222, SLG: 0.333 23 Matt Szczur, R OBP: 0.274, SLG: 0.316 50 Bryan Mitchell, L OBP: 0.200, SLG: 0.200										0	0	0	0	0	0	0						
Inning Stats	R: 0 H: 0 E: 0 K: 0 S: 8	H: 0 LOB: 1 BB: 0 P: 18	R: 1 H: 1 E: 0 K: 0 S: 6	H: 1 LOB: 0 BB: 0 P: 9	R: 0 H: 1 E: 0 K: 1 S: 10	H: 1 LOB: 1 BB: 0 P: 14	R: 0 H: 1 E: 0 K: 1 S: 10	H: 1 LOB: 0 BB: 0 P: 17	R: 0 H: 0 E: 0 K: 0 S: 6	H: 0 LOB: 0 BB: 0 P: 11	R: 0 H: 0 E: 0 K: 1 S: 8	H: 0 LOB: 0 BB: 0 P: 14	R: 0 H: 0 E: 0 K: 1 S: 10	H: 0 LOB: 0 BB: 0 P: 16	R: 0 H: 1 E: 0 K: 0 S: 7	H: 1 LOB: 1 BB: 0 P: 9	R: 1 H: 2 E: 0 K: 0 S: 11	H: 2 LOB: 1 BB: 0 P: 17	1B: 3 2B: 2 3B: 0 HR: 1	SF: 0 SAC: 0 DP: 1 HBP: 0	WP: 1 PB: 0 SB: 0 CS: 0	PA: 33
PITCHER	IP WLS BF H R ER SO BB IBB HBP BLK WP HR S P ERA WHIP	IP WLS BF H R ER SO BB IBB HBP BLK WP HR S P ERA WHIP	IP WLS BF H R ER SO BB IBB HBP BLK WP HR S P ERA WHIP	IP WLS BF H R ER SO BB IBB HBP BLK WP HR S P ERA WHIP	IP WLS BF H R ER SO BB IBB HBP BLK WP HR S P ERA WHIP	IP WLS BF H R ER SO BB IBB HBP BLK WP HR S P ERA WHIP	IP WLS BF H R ER SO BB IBB HBP BLK WP HR S P ERA WHIP	IP WLS BF H R ER SO BB IBB HBP BLK WP HR S P ERA WHIP	IP WLS BF H R ER SO BB IBB HBP BLK WP HR S P ERA WHIP	IP WLS BF H R ER SO BB IBB HBP BLK WP HR S P ERA WHIP	IP WLS BF H R ER SO BB IBB HBP BLK WP HR S P ERA WHIP	IP WLS BF H R ER SO BB IBB HBP BLK WP HR S P ERA WHIP	IP WLS BF H R ER SO BB IBB HBP BLK WP HR S P ERA WHIP	IP WLS BF H R ER SO BB IBB HBP BLK WP HR S P ERA WHIP	IP WLS BF H R ER SO BB IBB HBP BLK WP HR S P ERA WHIP	IP WLS BF H R ER SO BB IBB HBP BLK WP HR S P ERA WHIP	IP WLS BF H R ER SO BB IBB HBP BLK WP HR S P ERA WHIP	IP WLS BF H R ER SO BB IBB HBP BLK WP HR S P ERA WHIP	IP WLS BF H R ER SO BB IBB HBP BLK WP HR S P ERA WHIP	IP WLS BF H R ER SO BB IBB HBP BLK WP HR S P ERA WHIP	IP WLS BF H R ER SO BB IBB HBP BLK WP HR S P ERA WHIP	

Miami Marlins @ San Diego Padres
Petco Park, San Diego, CA
Mon May 28 2018, 1:15 PM - 3:52 PM PDT
Att: 27,932 - Partly Cloudy - 70 F

AB 32
R 2
H 6
RBI 2
BB 1
SO 4
LOB 7



Batter	1	2	3	4	5	6	7	8	9	AB	R	H	RBI	BB	SO	LOB	TOP					
32 Derek Dietrich, L (1.7) OBP: 0.312, SLG: 0.402										4	1	1	0	0	2	0	Miami Marlins @ San Diego Padres Petco Park, San Diego, CA Tue May 29 2018, 7:12 PM - 10:12 PM PDT Att: 16,321 - Overcast - 62 F					
11 J.T. Realmuto, R (1.2) OBP: 0.377, SLG: 0.552										4	1	1	1	0	1	0						
41 Justin Bour, L (1.3) OBP: 0.386, SLG: 0.467										4	1	2	0	0	2	1						
15 Brian Anderson, R (1.5) OBP: 0.363, SLG: 0.388										4	1	2	1	0	1	1						
10 JT Riddle, L (1.6) OBP: 0.093, SLG: 0.333										4	1	1	1	0	1	2						
3 JB Shuck, L (1.9) OBP: 0.253, SLG: 0.253										3	0	1	1	0	0	0						
61 Adam Conley, L (6.1)										0	0	0	0	0	0	0						
56 Tayron Guerrero, R (8.1)										0	0	0	0	0	0	0						
19 Miguel Rojas, R (8.5) OBP: 0.338, SLG: 0.412										1	0	1	0	0	0	0						
66 Jarlin Garcia, L (8.1)										0	0	0	0	0	0	0						
9 Lewis Brinson, R (1.8) OBP: 0.200, SLG: 0.265										4	0	1	0	0	1	2						
2 Yadiel Rivera, R (1.4) OBP: 0.320, SLG: 0.214										3	0	0	0	1	1	2						
58 Dan Straily, R (1.1) OBP: 0.182, SLG: 0.100										2	0	0	0	0	0	1						
1 Cameron Maybin, R (6.9) OBP: 0.329, SLG: 0.333										2	0	0	0	0	0	1						
Inning Stats	R: 0 H: 1 E: 0 K: 2 S: 13	H: 1 LOB: 1 BB: 0 P: 21	R: 0 H: 1 E: 0 K: 1 S: 11	H: 1 LOB: 1 BB: 0 P: 19	R: 0 H: 0 E: 0 K: 0 S: 5	H: 0 LOB: 0 BB: 0 P: 8	R: 1 H: 2 E: 0 K: 0 S: 7	H: 2 LOB: 0 BB: 0 P: 9	R: 0 H: 0 E: 0 K: 0 S: 6	H: 0 LOB: 1 BB: 1 P: 11	R: 3 H: 4 E: 0 K: 2 S: 24	H: 4 LOB: 1 BB: 0 P: 37	R: 0 H: 0 E: 0 K: 1 S: 11	H: 0 LOB: 0 BB: 0 P: 13	R: 0 H: 0 E: 0 K: 2 S: 8	H: 0 LOB: 1 BB: 0 P: 14	R: 1 H: 2 E: 0 K: 1 S: 15	H: 2 LOB: 1 BB: 0 P: 18	1B: 6 2B: 2 3B: 1 HR: 1	SF: 0 SAC: 0 DP: 2 HBP: 0	WP: 0 PB: 0 SB: 0 CS: 0	PA: 36
PITCHER	IP: 5.1 WLS: 2 BF: 21 ERA: 3.29	H: 6 R: 3 ER: 3 SO: 4	BB: 1 IBB: 0 HBP: 0 BLK: 0	WP: 0 HR: 0 S: 55 P: 87	ERA: 5.06 WHIP: 1.312	PITCHER	IP: 1.0 WLS: 3 BF: 3	H: 0 R: 0 ER: 0 SO: 1	BB: 0 IBB: 0 HBP: 0 BLK: 0	WP: 0 HR: 0 S: 7 P: 10	ERA: 0.00 WHIP: 0.000											

Batter	1	2	3	4	5	6	7	8	9	AB	R	H	RBI	BB	SO	LOB	BOTTOM			
16 Travis Jankowski, L (1.7) OBP: 0.390, SLG: 0.411										4	1	1	0	0	1	1	Miami Marlins @ San Diego Padres Petco Park, San Diego, CA Tue May 29 2018, 7:12 PM - 10:12 PM PDT Att: 16,321 - Overcast - 62 F			
15 Cory Spangenberg, L (1.5) OBP: 0.250, SLG: 0.337										4	2	2	0	0	1	1				
30 Eric Hosmer, L (1.3) OBP: 0.357, SLG: 0.452										4	2	3	1	0	0	0				
2 José Pirela, R (1.4) OBP: 0.329, SLG: 0.356										3	2	0	0	1	1	2				
0 Rafly Lopez, L (1.2) OBP: 0.258, SLG: 0.283										3	1	1	2	1	1	1				
32 Franklin Reyes, R (1.9) OBP: 0.251, SLG: 0.433										3	1	1	2	0	1	1				
60 Adam Cimber, R (7.1)										0	0	0	0	0	0	0				
52 Brad Hand, L (8.1)										1	0	1	2	0	0	0				
22 Christian Villanueva, R (8.1) OBP: 0.312, SLG: 0.591										0	0	0	0	0	0	0				
53 Kazuhisa Makita, R (8.1) OBP: 0.312, SLG: 0.591										0	0	0	0	0	0	0				
39 Kirby Yates, L (8.1)										0	0	0	0	0	0	0				
13 Freddy Galvis, S (1.6) OBP: 0.294, SLG: 0.332										4	0	0	0	0	1	2				
7 Manuel Margot, R (1.8) OBP: 0.248, SLG: 0.306										4	0	1	0	0	0	2				
38 Tyson Ross, R (1.1) OBP: 0.136, SLG: 0.095										1	0	0	0	0	0	0				
34 Craig Stammen, R (6.1)										0	0	0	0	0	0	0				
23 Matt Szwarz, R (7.7) OBP: 0.266, SLG: 0.305										2	0	0	0	0	2	1				
Inning Stats	R: 3 H: 4 E: 1 K: 1 S: 18	H: 4 LOB: 1 BB: 0 P: 27	R: 0 H: 1 E: 0 K: 0 S: 9	H: 1 LOB: 1 BB: 0 P: 13	R: 0 H: 0 E: 0 K: 1 S: 10	H: 0 LOB: 0 BB: 0 P: 17	R: 0 H: 0 E: 0 K: 0 S: 9	H: 0 LOB: 0 BB: 0 P: 13	R: 0 H: 0 E: 0 K: 1 S: 13	H: 0 LOB: 0 BB: 0 P: 17	R: 2 H: 2 E: 0 K: 2 S: 17	H: 2 LOB: 0 BB: 0 P: 27	R: 0 H: 0 E: 0 K: 2 S: 9	H: 0 LOB: 0 BB: 0 P: 10	R: 4 H: 3 E: 1 K: 1 S: 17	H: 3 LOB: 1 BB: 2 P: 27	1B: 8 2B: 1 3B: 0 HR: 1	SF: 0 SAC: 1 DP: 1 HBP: 0	WP: 0 PB: 0 SB: 0 CS: 0	PA: 36
PITCHER	IP: 5.2 WLS: 2 BF: 24 ERA: 3.69	H: 7 R: 5 ER: 4 SO: 4	BB: 0 IBB: 0 HBP: 0 BLK: 0	WP: 0 HR: 1 S: 71 P: 108	ERA: 6.35 WHIP: 1.235	PITCHER	IP: 1.0 WLS: 3 BF: 3	H: 0 R: 0 ER: 0 SO: 1	BB: 0 IBB: 0 HBP: 0 BLK: 0	WP: 0 HR: 0 S: 7 P: 10	ERA: 0.00 WHIP: 0.000									

Batter	1	2	3	4	5	6	7	8	9	AB	R	H	RBI	BB	SO	LOB	TOP										
19 Miquel Rojas, R OBP: 0.332, SLG: 0.403	G1-3			F7	F4			P4		4	0	0	0	0	0	2	Miami Marlins @ San Diego Padres Petco Park, San Diego, CA Wed May 30 2018, 7:11 PM - 9:30 PM PDT Att: 15,733 - Partly Cloudy - 64 F										
11 J.T. Realmuto, R OBP: 0.380, SLG: 0.547	G4-3			13 HR	1B			G5-3		3	1	1	0	1	0	0											
13 Starlin Castro, R OBP: 0.326, SLG: 0.392	G4-3			1B	G4-3			K		4	1	1	2	0	1	3											
15 Brian Anderson, R OBP: 0.361, SLG: 0.385		G6-3		41 G3	1B			G6-3		4	0	1	0	0	0	0											
41 Justin Bour, L OBP: 0.379, SLG: 0.456	K			G3				G1-3		4	0	0	0	0	1	1											
29 Brad Ziegler, R	K			G3				G1-3		0	0	0	0	0	0	0											
1 Cameron Maybin, R OBP: 0.320, SLG: 0.323	K			G3				G5-3		4	0	0	0	0	1	1											
9 Lewis Brinson, R OBP: 0.202, SLG: 0.262				K				G4-3		2	0	0	0	0	1	0											
10 JT Riddle, L OBP: 0.133, SLG: 0.333				G6-3				K		3	0	1	0	0	1	0											
62 José Ureña, R OBP: 0.050, SLG: 0.100				K				G6-3		2	0	0	0	0	1	2											
3 JB Shuck, L OBP: 0.250, SLG: 0.250				K				K		1	0	0	0	0	0	0											
71 Drew Steckenrider, R				K				K		0	0	0	0	0	0	0											
46 Kyle Barraclough, R				K				K		0	0	0	0	0	0	0											
2 Yadiel Rivera, R OBP: 0.320, SLG: 0.214				K				K		0	0	0	0	0	0	0											
Inning Stats	R: 0 E: 0 K: 0 S: 8	H: 0 LOB: 0 BB: 0 P: 13	R: 0 E: 0 K: 2 S: 8	H: 0 LOB: 0 BB: 0 P: 15	R: 0 E: 0 K: 2 S: 9	H: 0 LOB: 0 BB: 0 P: 13	R: 2 E: 0 K: 0 S: 11	H: 3 LOB: 1 BB: 0 P: 19	R: 0 E: 0 K: 0 S: 8	H: 1 LOB: 3 BB: 1 P: 16	R: 0 E: 0 K: 0 S: 6	H: 0 LOB: 0 BB: 0 P: 11	R: 0 E: 0 K: 1 S: 10	H: 0 LOB: 0 BB: 0 P: 12	R: 0 E: 0 K: 0 S: 7	H: 0 LOB: 0 BB: 0 P: 12	R: 0 E: 0 K: 0 S: 9	H: 0 LOB: 0 BB: 0 P: 11	1B: 3 2B: 0 3B: 0 HR: 1	SF: 0 SAC: 0 DP: 0 HBP: 1	WP: 0 PB: 0 SB: 0 CS: 0	PA: 33					
PITCHER	IP	WLS	BF	H	R	ER	SO	BB	IBB	HBP	BLK	WP	HR	S	P	ERA	WHIP										
3 Clayton Richard, L ERA: 4.74	7.0		27	4	2	2	5	1	0	1	0	0	1	60	99	2.57	0.714										
55 Matt Strahm, L ERA: 3.18	2.0	W	6	0	0	0	1	0	0	0	0	0	0	16	23	0.00	0.000										

Batter	1	2	3	4	5	6	7	8	9	AB	R	H	RBI	BB	SO	LOB	BOTTOM										
16 Travis Jankowski, L OBP: 0.375, SLG: 0.394	G4-3			P5	G1-3			G3-1		4	0	0	0	0	0	2	Miami Marlins @ San Diego Padres Petco Park, San Diego, CA Wed May 30 2018, 7:11 PM - 9:30 PM PDT Att: 15,733 - Partly Cloudy - 64 F										
15 Cory Spangenberg, L OBP: 0.250, SLG: 0.322	G1-3			L8				F7		4	0	0	0	0	1	1											
30 Eric Hosmer, L OBP: 0.364, SLG: 0.455	1B			K				1B		3	0	2	0	1	1	0											
22 Christian Villanueva, R OBP: 0.305, SLG: 0.547	P3			K				P3		4	0	0	0	0	1	3											
32 Franmil Reyes, R OBP: 0.256, SLG: 0.500	F7			HR				K		3	1	1	1	1	1	1											
23 Matt Szczur, R OBP: 0.266, SLG: 0.305				K				K		0	1	0	0	0	0	0											
0 Raffy Lopez, L OBP: 0.242, SLG: 0.263	F8			K				K		4	0	0	0	0	2	1											
13 Freddy Galvis, S OBP: 0.297, SLG: 0.337	L6							G6-3		3	1	1	0	1	0	0											
7 Manuel Margot, R OBP: 0.261, SLG: 0.315				BB				K		2	0	1	0	2	1	1											
3 Clayton Richard, L OBP: 0.136, SLG: 0.318				BB				K		1	0	0	0	0	1	1											
2 José Pirela, R OBP: 0.328, SLG: 0.355	K			K				K		1	0	0	0	0	0	0											
55 Matt Strahm, R	K			K				K		0	0	0	0	0	0	0											
10 Hunter Renfroe, R OBP: 0.290, SLG: 0.436				K				K		1	0	1	1	0	0	0											
Inning Stats	R: 0 E: 0 K: 0 S: 7	H: 1 LOB: 1 BB: 0 P: 11	R: 0 E: 0 K: 0 S: 5	H: 0 LOB: 0 BB: 0 P: 11	R: 0 E: 0 K: 1 S: 8	H: 0 LOB: 1 BB: 1 P: 16	R: 1 E: 0 K: 3 S: 14	H: 1 LOB: 0 BB: 0 P: 23	R: 0 E: 0 K: 1 S: 11	H: 0 LOB: 1 BB: 1 P: 18	R: 0 E: 0 K: 1 S: 10	H: 1 LOB: 1 BB: 0 P: 14	R: 0 E: 0 K: 2 S: 10	H: 1 LOB: 0 BB: 0 P: 12	R: 0 E: 0 K: 1 S: 8	H: 0 LOB: 1 BB: 1 P: 15	R: 2 E: 1 K: 0 S: 6	H: 2 LOB: 2 BB: 2 P: 11	1B: 3 2B: 2 3B: 0 HR: 1	SF: 0 SAC: 1 DP: 0 HBP: 0	WP: 0 PB: 0 SB: 0 CS: 0	PA: 36					
PITCHER	IP	WLS	BF	H	R	ER	SO	BB	IBB	HBP	BLK	WP	HR	S	P	ERA	WHIP										
62 José Ureña, R ERA: 4.41	6.0		23	3	1	1	6	2	0	0	0	0	0	10	12	0.00	1.000										
71 Drew Steckenrider, R ERA: 5.01	1.0	H	4	1	0	0	2	0	0	0	0	0	0	8	15	0.00	1.000										
46 Kyle Barraclough, R ERA: 1.48	1.0	H	4	0	0	0	1	1	0	0	0	0	0	6	11	27.00	9.000										
29 Brad Ziegler, R ERA: 7.83	0.1	L	5	2	2	1	0	1	1	0	0	0	0	6	11	27.00	9.000										

AB	31
R	2
H	4
RBI	2
BB	1
SO	6
LOB	9



AB	30
R	3
H	6
RBI	2
BB	5
SO	9
LOB	11



livebaseballscores.com

livebaseballscores.com

Batter	1	2	3	4	5	6	7	8	9	AB	R	H	RBI	BB	SO	LOB	TOP			
32 Derek Dietrich, L (1.7)										4	1	3	1	1	0	0	Miami Marlins @ San Diego Padres Petco Park, San Diego, CA Thu May 31 2018, 6:11 PM - 9:09 PM PDT Att: 17,373 - Partly Cloudy - 66 F			
11 J.T. Realmuto, R (1.2)										4	0	0	0	1	3	6				
41 Justin Bour, L (1.3)										4	0	0	0	0	2	1				
13 Starlin Castro, R (1.4)										4	0	1	0	0	3	1				
15 Brian Anderson, R (1.9)										4	1	2	0	0	0	1				
19 Miguel Rojas, R (1.5)										4	0	0	0	0	0	2				
10 JT Riddle, L (1.6)										4	1	2	0	0	0	0				
9 Lewis Brinson, R (1.8)										4	0	0	0	0	2	3				
54 Wei-Yin Chen, R (1.1)										1	0	1	2	0	0	0				
43 Odrisamer Despaigne, R (2.1)										1	0	0	0	0	0	0				
3 JB Shuck, R (7. Ph)										1	0	0	0	0	1	0				
56 Tayron Guerrero, R (7.1)										0	0	0	0	0	0	0				
64 Nick Wittgren, R (8.1)										0	0	0	0	0	0	0				
2 Yadier Rivera, R (8. Ph)										1	0	1	0	0	0	0				
Inning Stats	R: 0 E: 0 K: 1 S: 9	H: 0 LOB: 1 BB: 1 P: 17	R: 2 E: 0 K: 2 S: 18	H: 4 LOB: 2 BB: 0 P: 28	R: 0 E: 0 K: 2 S: 11	H: 1 LOB: 1 BB: 0 P: 18	R: 0 E: 0 K: 0 S: 5	H: 0 LOB: 0 BB: 0 P: 7	R: 0 E: 0 K: 1 S: 7	H: 0 LOB: 0 BB: 0 P: 11	R: 0 E: 0 K: 1 S: 11	H: 0 LOB: 0 BB: 0 P: 16	R: 1 E: 0 K: 2 S: 14	H: 2 LOB: 1 BB: 0 P: 22	R: 0 E: 0 K: 2 S: 17	H: 2 LOB: 3 BB: 1 P: 27	1B: 9 2B: 1 3B: 0 HR: 1	SF: 0 SAC: 0 DP: 1 HBP: 0	WP: 1 PB: 1 SB: 0 CS: 0	PA: 38
PITCHER	IP WLS BF H R ER SO BB IBB HBP BLK WP HR S P ERA WHIP																			
27 Jordan Lyles, R (1.1)	7.0 W 27 6 2 2 7 1 0 0 0 0 1 0 69 106 2.57 1.000																			
39 Kirby Yates, R (8.1)	1.0 5 2 1 1 2 0 0 0 0 0 1 14 22 9.00 2.000																			
59 Phil Hughes, R (9.1)	0.2 5 2 0 0 1 0 0 0 0 0 0 14 24 0.00 4.500																			
52 Brad Hand, L (9.1)	0.1 S 1 0 0 0 1 0 0 0 0 0 0 3 3 0.00 0.000																			

Batter	1	2	3	4	5	6	7	8	9	AB	R	H	RBI	BB	SO	LOB	BOTTOM			
2 José Pirela, R (1.4)										4	2	2	0	1	0	0	Miami Marlins @ San Diego Padres Petco Park, San Diego, CA Thu May 31 2018, 6:11 PM - 9:09 PM PDT Att: 17,373 - Partly Cloudy - 66 F			
30 Eric Hosmer, L (1.3)										4	1	3	3	1	1	1				
22 Christian Villanueva, R (1.5)										5	2	2	2	0	0	4				
10 Hunter Renfroe, R (1.7)										3	1	2	1	2	1	0				
32 Franmil Reyes, R (1.9)										4	0	0	0	0	3	5				
16 Travis Jankowski, L (7.9)										1	0	0	0	0	0	2				
13 Freddy Galvis, S (1.6)										4	0	0	0	1	3	3				
17 AJ Ellis, R (1.2)										4	1	1	1	0	1	3				
7 Manuel Margot, R (1.8)										3	0	0	1	1	0	3				
27 Jordan Lyles, R (1.1)										2	1	0	0	1	1	2				
15 Cory Spangenberg, L (7. Ph)										1	0	0	0	0	1	1				
39 Kirby Yates, L (8.1)										0	0	0	0	0	0	0				
59 Phil Hughes, R (9.1)										0	0	0	0	0	0	0				
52 Brad Hand, L (9.1)										0	0	0	0	0	0	0				
Inning Stats	R: 2 E: 0 K: 3 S: 15	H: 2 LOB: 0 BB: 0 P: 23	R: 2 E: 0 K: 1 S: 15	H: 2 LOB: 2 BB: 2 P: 29	R: 0 E: 0 K: 1 S: 7	H: 1 LOB: 1 BB: 0 P: 11	R: 0 E: 0 K: 1 S: 8	H: 0 LOB: 0 BB: 0 P: 10	R: 3 E: 1 K: 1 S: 17	H: 2 LOB: 2 BB: 2 P: 29	R: 0 E: 0 K: 1 S: 11	H: 1 LOB: 2 BB: 1 P: 21	R: 0 E: 0 K: 3 S: 9	H: 0 LOB: 1 BB: 1 P: 15	R: 1 E: 0 K: 0 S: 12	H: 2 LOB: 2 BB: 1 P: 21	1B: 7 2B: 2 3B: 0 HR: 1	SF: 0 SAC: 0 DP: 0 HBP: 0	WP: 0 PB: 0 SB: 0 CS: 0	PA: 42
PITCHER	IP WLS BF H R ER SO BB IBB HBP BLK WP HR S P ERA WHIP																			
54 Wei-Yin Chen, L (1.1)	1.2 L 11 4 4 4 4 2 0 0 0 0 0 0 46 76 4.15 1.385																			
43 Odrisamer Despaigne, R (2.1)	4.1 21 4 3 2 4 2 1 0 0 0 0 0 9 15 0.00 1.000																			
56 Tayron Guerrero, R (7.1)	1.0 4 0 0 0 3 1 0 0 0 0 0 0 9 15 0.00 1.000																			
64 Nick Wittgren, R (8.1)	1.0 6 2 1 1 0 1 0 0 0 0 0 0 12 21 9.00 3.000																			

AB	36
R	3
H	10
RBI	3
BB	2
SO	11
LOB	14

AB	35
R	8
H	10
RBI	8
BB	7
SO	11
LOB	24

Batter	1	2	3	4	5	6	7	8	9	AB	R	H	RBI	BB	SO	LOB	TOP											
13 Starlin Castro, R OBP: 0.322, SLG: 0.385										5	0	1	0	0	0	4												
11 J.T. Realmuto, R OBP: 0.373, SLG: 0.535										3	0	1	0	0	0	1												
28 Bryan Holaday, R OBP: 0.218, SLG: 0.235										1	0	0	0	0	1	3												
41 Justin Bour, L OBP: 0.374, SLG: 0.443										3	0	1	0	1	1	1												
15 Brian Anderson, R OBP: 0.357, SLG: 0.380										4	0	0	0	0	2	4												
32 Derek Dietrich, L OBP: 0.332, SLG: 0.438										4	1	3	0	0	1	0												
19 Miguel Rojas, R OBP: 0.231, SLG: 0.387										4	0	0	0	0	1	3												
10 JT Riddle, L OBP: 0.217, SLG: 0.348										4	0	1	0	0	0	1												
9 Lewis Brinson, R OBP: 0.204, SLG: 0.258										3	0	1	1	1	2	1												
57 Eliaser Hernández, R ERA: 4.29										1	0	0	0	0	1	0												
66 Jarlin García, L ERA: 4.41										1	0	0	0	0	1	0												
3 JB Shuck, L OBP: 0.248, SLG: 0.344										1	0	0	0	0	2	0												
56 Tayron Guerrero, R ERA: 4.97										0	0	0	0	0	0	0												
29 Brad Ziegler, R ERA: 7.88										0	0	0	0	0	0	0												
1 Cameron Maybin, R OBP: 0.316, SLG: 0.321										1	0	0	0	0	1	0												
Inning Stats	R: 0 E: 0 K: 0 S: 10	H: 1 LOB: 1 BB: 0 P: 16	R: 0 E: 0 K: 1 S: 12	H: 1 LOB: 1 BB: 0 P: 15	R: 0 E: 0 K: 2 S: 10	H: 1 LOB: 2 BB: 1 P: 14	R: 0 E: 0 K: 1 S: 7	H: 0 LOB: 0 BB: 0 P: 9	R: 0 E: 0 K: 2 S: 9	H: 0 LOB: 0 BB: 0 P: 12	R: 0 E: 0 K: 2 S: 7	H: 0 LOB: 0 BB: 0 P: 11	R: 1 E: 1 K: 1 S: 16	H: 3 LOB: 3 BB: 0 P: 22	R: 0 E: 0 K: 1 S: 11	H: 2 LOB: 1 BB: 0 P: 14	R: 0 E: 0 K: 0 S: 10	H: 0 LOB: 1 BB: 1 P: 17	1B: 6 2B: 2 3B: 0 HR: 0	SF: 0 SAC: 0 DP: 1 HBP: 0	WP: 1 PB: 0 SB: 0 CS: 0	PA: 37						
PITCHER	IP	WLS	BF	H	R	ER	SO	BB	IBB	HBP	BLK	WP	HR	S	P	ERA	WHIP											
32 Clay Buchholz, R ERA: 1.5	(1, 1)	7.0	W	29	6	1	1	9	1	0	0	0	0	0	71	99	1.29	1.000										
29 Jorge De La Rosa, L ERA: 3.54	(8, 1)	1.1		5	2	0	0	1	0	0	0	0	0	13	16	0.00	1.500											
57 Fernando Salas, R ERA: 4.45	(9, 1)	0.2		3	0	0	0	0	1	0	0	0	0	8	15	0.00	1.500											

Miami Marlins @ Arizona Diamondbacks
Chase Field, Phoenix, AZ
Fri Jun 01 2018, 6:41 PM - 9:20 PM MST
Att: 25,866 - Clear - 89 F

AB 35
R 1
H 8
RBI 1
BB 2
SO 10
LOB 21

Batter	1	2	3	4	5	6	7	8	9	AB	R	H	RBI	BB	SO	LOB	BOTTOM											
3 Daniel Descalso, L OBP: 0.355, SLG: 0.521										3	2	1	2	1	0	1												
44 Paul Goldschmidt, R OBP: 0.335, SLG: 0.500										4	0	1	0	0	1	1												
10 Deven Marrero, R OBP: 0.238, SLG: 0.241										0	0	0	0	0	0	0												
22 Jake Lamb, L OBP: 0.338, SLG: 0.411										4	2	2	1	0	1	2												
36 John Ryan Murphy, R OBP: 0.305, SLG: 0.646										4	1	2	2	0	0	2												
6 David Peralta, L OBP: 0.329, SLG: 0.431										4	1	2	2	0	0	1												
4 Ketel Marte, S OBP: 0.277, SLG: 0.343										4	2	2	2	0	0	2												
16 Chris Owings, R OBP: 0.245, SLG: 0.291										4	0	0	0	0	0	0												
1 Jarrod Dyson, L OBP: 0.296, SLG: 0.310										2	1	1	0	1	0	0												
19 Sócrates Brito, L OBP: 0.116, SLG: 0.118										1	0	0	0	0	0	0												
32 Clay Buchholz, L ERA: 1.5										2	0	0	0	0	0	1												
29 Jorge De La Rosa, L ERA: 3.54										1	0	0	0	0	0	0												
57 Fernando Salas, R ERA: 4.45										0	0	0	0	0	0	0												
Inning Stats	R: 1 E: 0 K: 1 S: 14	H: 2 LOB: 2 BB: 1 P: 22	R: 2 E: 0 K: 0 S: 9	H: 1 LOB: 0 BB: 1 P: 22	R: 2 E: 0 K: 0 S: 13	H: 2 LOB: 0 BB: 0 P: 23	R: 0 E: 1 K: 0 S: 7	H: 1 LOB: 1 BB: 0 P: 10	R: 3 E: 0 K: 0 S: 15	H: 3 LOB: 0 BB: 0 P: 21	R: 0 E: 0 K: 1 S: 9	H: 0 LOB: 0 BB: 0 P: 10	R: 0 E: 0 K: 0 S: 9	H: 1 LOB: 0 BB: 0 P: 14	R: 1 E: 0 K: 0 S: 11	H: 1 LOB: 0 BB: 0 P: 15	1B: 5 2B: 0 3B: 0 HR: 6	SF: 0 SAC: 1 DP: 1 HBP: 0	WP: 0 PB: 0 SB: 0 CS: 0	PA: 36								
PITCHER	IP	WLS	BF	H	R	ER	SO	BB	IBB	HBP	BLK	WP	HR	S	P	ERA	WHIP											
57 Eliaser Hernández, R ERA: 4.29	(1, 1)	3.0	L	16	5	5	5	1	2	0	0	0	0	3	36	67	15.00	2.333										
66 Jarlin García, L ERA: 4.41	(4, 1)	3.0		13	4	3	3	1	0	0	0	0	0	2	31	41	9.00	1.333										
56 Tayron Guerrero, R ERA: 4.97	(7, 1)	1.0		3	1	0	0	0	0	0	0	0	0	9	14	0.00	1.000											
29 Brad Ziegler, R ERA: 7.88	(8, 1)	1.0		4	1	1	1	0	0	0	0	0	0	1	11	15	9.00	1.000										

Miami Marlins @ Arizona Diamondbacks
Chase Field, Phoenix, AZ
Fri Jun 01 2018, 6:41 PM - 9:20 PM MST
Att: 25,866 - Clear - 89 F


AB 33
R 9
H 11
RBI 9
BB 2
SO 2
LOB 10

Batter	1	2	3	4	5	6	7	8	9	AB	R	H	RBI	BB	SO	LOB	TOP					
13 Starlin Castro, R OBP: 0.324, SLG: 0.395	L7		2B			15 3B	G6-3		FC5-4	5	1	2	0	0	0	3						
11 J.T. Realmuto, R OBP: 0.388, SLG: 0.523	K		L8			P3		15 BB	F9	5	0	1	0	0	1	3						
41 Justin Bour, L OBP: 0.372, SLG: 0.439	1B		G1-3			K		F7		4	0	1	0	0	1	3						
15 Brian Anderson, R OBP: 0.364, SLG: 0.394	F9					32 FC5-6		BB		3	0	2	1	1	0	1						
32 Derek Dietrich, L OBP: 0.325, SLG: 0.429	G4-3		FC5-6			19 G5-4-3		K		4	0	0	0	0	2	4						
19 Miguel Rojas, R OBP: 0.319, SLG: 0.384	10 FC3-6		G5-4-3					K	L9	4	0	1	0	0	1	3						
10 JT Riddle, L OBP: 0.222, SLG: 0.333	FC3-6					L6		G1-3		4	0	1	0	0	0	1						
3 JB Shuck, L OBP: 0.235, SLG: 0.235	L7					L8		G4-3		3	0	0	0	0	0	2						
9 Lewis Brinson, R OBP: 0.208, SLG: 0.277						L8		G4-3	HR	1	1	1	1	0	0	0						
31 Caleb Smith, R 2 Yadiel Rivera, R 67 Tyler Ochoa, R 1 Cameron Maybin, R 71 Drew Steckenrider, R 46 Kyle Barraclough, R 28 Bryan Holaday, R			K			K		BB	13 FC5-4	1	0	0	0	0	1	0						
Inning Stats	R: 0 E: 0 K: 1 S: 13	H: 1 LOB: 1 BB: 0 P: 20	R: 0 E: 0 K: 0 S: 11	H: 1 LOB: 1 BB: 0 P: 13	R: 0 E: 0 K: 1 S: 7	H: 1 LOB: 1 BB: 0 P: 9	R: 0 E: 0 K: 0 S: 10	H: 0 LOB: 0 BB: 0 P: 16	R: 0 E: 0 K: 1 S: 7	H: 0 LOB: 0 BB: 0 P: 10	R: 1 E: 0 K: 2 S: 13	H: 2 LOB: 1 BB: 0 P: 20	R: 0 E: 0 K: 1 S: 15	H: 1 LOB: 2 BB: 1 P: 25	R: 0 E: 0 K: 1 S: 14	H: 1 LOB: 2 BB: 1 P: 23	R: 1 E: 0 K: 0 S: 12	H: 2 LOB: 1 BB: 0 P: 21	1B: 6 2B: 2 3B: 1 HR: 1	SF: 0 SAC: 0 DP: 1 HBP: 0	WP: 0 PB: 0 SB: 0 CS: 0	PA: 38
PITCHER	IP WLS BF H R ER SO BB IBB HBP BLK WP HR S P ERA WHIP																					
21 Zack Greinke, R ERA: 3.44	(1, 1) 6.2 W 27 7 1 1 6 1 0 0 0 0 0 0 0 73 109 1.35 1.200																					
66 Yoshinisa Hirano, R ERA: 1.82	(7, 1) 0.1 2 1 0 0 0 0 0 0 0 0 0 0 0 9 12 0.00 3.000																					
40 Andrew Chafin, L ERA: 1.83	(8, 1) 0.2 3 0 0 0 1 1 0 0 0 0 0 0 6 13 0.00 1.500																					
25 Archie Bradley, R ERA: 2.7	(8, 1) 0.1 1 0 0 0 0 0 0 0 0 0 0 0 2 2 0.00 0.000																					
30 T.J. McFarland, L ERA: 1.98	(9, 1) 1.0 5 2 1 1 0 0 0 0 0 0 0 1 12 21 9.00 2.000																					

Miami Marlins @ Arizona Diamondbacks
Chase Field, Phoenix, AZ
Sat Jun 02 2018, 7:12 PM - 10:11 PM MST
Att: 34,117 - Roof Closed - 78 F

livebaseballscorecards.com

AB 36
R 2
H 10
RBI 2
BB 2
SO 7
LOB 20




Batter	1	2	3	4	5	6	7	8	9	AB	R	H	RBI	BB	SO	LOB	BOTTOM			
1 Jarrod Dyson, L OBP: 0.295, SLG: 0.308	F7		13 CS	G3-1		G2-3				4	0	1	0	0	0	2				
13 Nick Ahmed, R OBP: 0.257, SLG: 0.401	K		F8			G5-3				4	1	1	0	0	1	1				
44 Paul Goldschmidt, R OBP: 0.329, SLG: 0.494	HR		6 HR	HBP		F8		G6-3		3	2	1	1	0	0	1				
6 David Peralta, L OBP: 0.332, SLG: 0.444	G4-3		1 HR	HR		10 BB	16 G1	K		3	1	1	2	1	1	0				
16 Chris Owings, R OBP: 0.246, SLG: 0.290			4 3B	1B		G1		F7		4	1	1	0	0	1	2				
25 Archie Bradley, R			K							0	0	0	0	0	0	0				
30 T.J. McFarland, L										0	0	0	0	0	0	0				
4 Ketel Marte, S OBP: 0.281, SLG: 0.353	2 SF7		1 H	F8		10 BB		G4-3		3	1	1	1	1	0	0				
10 Deven Marrero, R OBP: 0.239, SLG: 0.230	K			K				G6-3		3	0	0	1	1	2	1				
2 Jeff Mathis, R OBP: 0.313, SLG: 0.200	SF7		21 BB	BB		K		P2		2	0	0	1	1	1	3				
21 Zack Greinke, R ERA: 4.03	(1, 1) 4.0 L 19 5 5 5 5 2 0 1 0 0 0 0 0 18 31 4.50 1.000																			
66 Yoshinisa Hirano, R ERA: 9.98	(7, 1) 1.0 3 0 0 0 1 0 0 0 0 0 0 0 9 13 0.00 0.000																			
40 Andrew Chafin, L ERA: 4.51	(8, 1) 1.0 3 0 0 0 0 0 0 0 0 0 0 0 10 16 0.00 0.000																			
19 Socrates Brito, L ERA: 1.42	(8, 1) 1.0 3 0 0 0 0 0 0 0 0 0 0 0 10 16 0.00 0.000																			
Inning Stats	R: 1 E: 0 K: 1 S: 9	H: 1 LOB: 0 BB: 0 P: 13	R: 2 E: 0 K: 2 S: 13	H: 2 LOB: 0 BB: 0 P: 16	R: 2 E: 0 K: 1 S: 17	H: 2 LOB: 0 BB: 0 P: 27	R: 0 E: 0 K: 1 S: 11	H: 0 LOB: 2 BB: 2 P: 22	R: 1 E: 0 K: 1 S: 10	H: 1 LOB: 3 BB: 3 P: 22	R: 0 E: 0 K: 0 S: 8	H: 0 LOB: 0 BB: 0 P: 9	R: 0 E: 0 K: 1 S: 9	H: 0 LOB: 0 BB: 0 P: 13	R: 0 E: 0 K: 0 S: 10	H: 0 LOB: 0 BB: 0 P: 16	1B: 2 2B: 1 3B: 1 HR: 2	SF: 1 SAC: 0 DP: 0 HBP: 1	WP: 0 PB: 0 SB: 0 CS: 1	PA: 35
PITCHER	IP WLS BF H R ER SO BB IBB HBP BLK WP HR S P ERA WHIP																			
31 Caleb Smith, L ERA: 4.03	(1, 1) 4.0 L 19 5 5 5 5 2 0 1 0 0 0 0 0 18 31 4.50 1.000																			
67 Tyler Ochoa, R ERA: 9.98	(5, 1) 2.0 10 1 1 1 1 1 2 0 0 0 0 0 18 31 4.50 1.000																			
71 Drew Steckenrider, R ERA: 4.51	(7, 1) 1.0 3 0 0 0 1 0 0 0 0 0 0 0 9 13 0.00 0.000																			
46 Kyle Barraclough, R ERA: 1.42	(8, 1) 1.0 3 0 0 0 0 0 0 0 0 0 0 0 10 16 0.00 0.000																			

Miami Marlins @ Arizona Diamondbacks
Chase Field, Phoenix, AZ
Sat Jun 02 2018, 7:12 PM - 10:11 PM MST
Att: 34,117 - Roof Closed - 78 F

livebaseballscorecards.com

AB 28
R 6
H 6
RBI 6
BB 5
SO 7
LOB 10



Batter	1	2	3	4	5	6	7	8	9	AB	R	H	RBI	BB	SO	LOB	TOP										
13 Starlin Castro, R OBP: 0.327, SLG: 0.394										3	0	1	0	1	1	0	Miami Marlins @ Arizona Diamondbacks Chase Field, Phoenix, AZ Sun Jun 03 2018, 1:12 PM - 3:58 PM MST Att: 31,727 - Roof Closed - 76 F										
11 J.T. Realmuto, R OBP: 0.389, SLG: 0.510										4	1	0	0	0	2												
41 Justin Bour, L OBP: 0.369, SLG: 0.440										4	0	1	1	0	0	1											
15 Brian Anderson, R OBP: 0.366, SLG: 0.400										4	0	2	0	0	0	0											
32 Derek Dietrich, L OBP: 0.324, SLG: 0.425										4	0	1	0	0	0	3											
1 Cameron Maybin, R OBP: 0.314, SLG: 0.312										4	0	0	0	0	1	4											
19 Miguel Rojas, R OBP: 0.310, SLG: 0.380 61 Adam Conley, L										2	0	0	0	0	1	2											
71 Drew Steckenrider, R 3 JB Shuck, L OBP: 0.244, SLG: 0.235										0	0	0	0	0	0	0											
9 Lewis Brinson, R OBP: 0.210, SLG: 0.283 56 Tayron Guerrero, R 55 Drew Rucinski, R										3	0	1	0	0	1	0											
58 Dan Straily, R OBP: 0.167, SLG: 0.091 10 JT Riddle, L OBP: 0.207, SLG: 0.310										1	0	0	0	0	1	0											
Inning Stats	R: 0 E: 0 K: 0 S: 9	H: 1 LOB: 0 BB: 0 P: 11	R: 0 E: 0 K: 1 S: 8	H: 1 LOB: 1 BB: 0 P: 15	R: 0 E: 0 K: 2 S: 8	H: 0 LOB: 0 BB: 0 P: 12	R: 0 E: 0 K: 0 S: 8	H: 0 LOB: 0 BB: 0 P: 12	R: 0 E: 0 K: 1 S: 7	H: 1 LOB: 0 BB: 0 P: 8	R: 0 E: 0 K: 2 S: 13	H: 0 LOB: 0 BB: 0 P: 18	R: 0 E: 0 K: 0 S: 5	H: 0 LOB: 0 BB: 0 P: 8	R: 0 E: 0 K: 1 S: 11	H: 1 LOB: 2 BB: 1 P: 16	R: 1 E: 0 K: 0 S: 16	H: 2 LOB: 2 BB: 1 P: 25	1B: 3 2B: 3 HR: 0	SF: 0 SAC: 0 DP: 2 HBP: 0	WP: 0 PB: 0 CS: 0	PA: 33					
PITCHER	IP	WLS	BF	H	R	ER	SO	BB	IBB	HBP	BLK	WP	HR	S	P	ERA	WHIP										
55 Matt Koch, R ERA: 3.76	7.0	W	22	3	0	0	6	0	0	0	0	0	0	58	84	0.00	0.429										
25 Archie Bradley, R ERA: 2.5	1.0	H	5	1	0	0	1	1	0	0	0	0	0	11	16	0.00	2.000										
33 Jake Barrett, R ERA: 4.5	1.0		6	2	1	1	0	1	0	0	0	0	0	16	25	9.00	3.000										

Batter	1	2	3	4	5	6	7	8	9	AB	R	H	RBI	BB	SO	LOB	BOTTOM										
3 Daniel Descalso, L OBP: 0.353, SLG: 0.514 25 Archie Bradley, R										2	0	0	2	1	1	2	Miami Marlins @ Arizona Diamondbacks Chase Field, Phoenix, AZ Sun Jun 03 2018, 1:12 PM - 3:58 PM MST Att: 31,727 - Roof Closed - 76 F										
5 Alex Avila, L OBP: 0.253, SLG: 0.200 33 Jake Barrett, R										4	0	0	0	1	0	3											
44 Paul Goldschmidt, R OBP: 0.325, SLG: 0.396										2	0	0	0	2	1	3											
22 Jake Lamb, L OBP: 0.347, SLG: 0.397										2	0	0	0	2	1	3											
36 John Ryan Murphy, R OBP: 0.291, SLG: 0.614										4	0	0	0	0	1	3											
6 David Peralta, L OBP: 0.335, SLG: 0.465										4	1	2	1	0	0	1											
16 Chris Owings, R OBP: 0.246, SLG: 0.285										3	1	0	0	1	1	1											
13 Nick Ahmed, R OBP: 0.282, SLG: 0.403										4	2	2	0	0	1	0											
1 Jarrod Dyson, L OBP: 0.300, SLG: 0.303										2	1	0	0	2	0	2											
55 Matt Koch, L OBP: 0.267, SLG: 0.083 4 Ketel Marte, S OBP: 0.288, SLG: 0.374										1	0	0	0	1	1	0											
Inning Stats	R: 0 E: 0 K: 1 S: 10	H: 0 LOB: 1 BB: 1 P: 20	R: 0 E: 0 K: 0 S: 11	H: 0 LOB: 0 BB: 0 P: 15	R: 0 E: 0 K: 1 S: 10	H: 0 LOB: 1 BB: 1 P: 14	R: 0 E: 0 K: 2 S: 12	H: 1 LOB: 1 BB: 0 P: 19	R: 1 E: 0 K: 0 S: 9	H: 1 LOB: 2 BB: 3 P: 23	R: 0 E: 1 K: 1 S: 7	H: 0 LOB: 0 BB: 0 P: 9	R: 2 E: 1 K: 1 S: 13	H: 1 LOB: 2 BB: 2 P: 24	R: 3 E: 0 K: 1 S: 12	H: 3 LOB: 1 BB: 1 P: 25	1B: 2 2B: 2 HR: 1	SF: 1 SAC: 0 DP: 2 HBP: 0	WP: 1 PB: 0 CS: 0	PA: 38							
PITCHER	IP	WLS	BF	H	R	ER	SO	BB	IBB	HBP	BLK	WP	HR	S	P	ERA	WHIP										
58 Dan Straily, R ERA: 3.8	4.1	L	20	2	1	1	4	5	0	0	0	0	0	16	27	4.50	1.000										
61 Adam Conley, L ERA: 1.42	2.0		8	1	2	1	2	1	0	0	0	0	0	6	10	0.00	1.500										
71 Drew Steckenrider, R ERA: 4.58	0.2		3	0	0	0	0	1	0	0	0	0	0	6	10	0.00	1.500										
56 Tayron Guerrero, R ERA: 5.88	0.2		6	3	3	3	1	1	0	0	0	1	1	11	23	40.50	6.000										
55 Drew Rucinski, R ERA: 5.88	0.1		1	0	0	0	0	0	0	0	0	0	0	1	2	0.00	0.000										

Batter	1	2	3	4	5	6	7	8	9	AB	R	H	RBI	BB	SO	LOB	TOP			
2 José Pirela, R OBP: 0.331, SLG: 0.359										4	0	2	0	0	1	1	San Diego Padres @ Miami Marlins Marlins Park, Miami, FL Fri Jun 08 2018, 7:12 PM - 10:11 PM EDT Att: 10,654 - Roof Closed - 77 F			
30 Eric Hosmer, L OBP: 0.373, SLG: 0.470										4	0	2	0	0	0	2				
10 Hunter Renfroe, R OBP: 0.337, SLG: 0.481										2	0	0	0	1	0					
41 Robbie Erlin, R OBP: 0.250, SLG: 0.250										0	0	0	0	0	0					
0 Ralfy Lopez, L OBP: 0.265, SLG: 0.306										1	0	0	0	1	1					
59 Phil Hughes, R OBP: 0.269, SLG: 0.508										0	0	0	0	0	0					
22 Christian Villanueva, R OBP: 0.294, SLG: 0.525										2	0	0	0	0	1					
15 Cory Spangenberg, L OBP: 0.221, SLG: 0.394										2	0	0	0	0	1					
32 Franmil Reyes, R OBP: 0.269, SLG: 0.508										4	0	0	0	0	2					
13 Freddy Galvis, S OBP: 0.298, SLG: 0.328										3	0	0	0	1	0					
17 A.J. Ellis, R OBP: 0.402, SLG: 0.406										3	0	1	0	0	1					
7 Manuel Margot, R OBP: 0.281, SLG: 0.321										3	0	1	0	0	1					
46 Eric Lauer, R OBP: 0.182, SLG: 0.300										0	0	0	0	0	0					
16 Travis Jankowski, L OBP: 0.375, SLG: 0.355										2	0	0	0	0	1					
Inning Stats	R: 0 E: 0 K: 0 S: 8	H: 1 LOB: 0 BB: 0 P: 11	R: 0 E: 0 K: 2 S: 17	H: 0 LOB: 1 BB: 1 P: 29	R: 0 E: 0 K: 1 S: 8	H: 1 LOB: 0 BB: 0 P: 15	R: 0 E: 0 K: 0 S: 7	H: 0 LOB: 0 BB: 0 P: 9	R: 0 E: 0 K: 2 S: 8	H: 2 LOB: 2 BB: 1 P: 16	R: 0 E: 0 K: 2 S: 10	H: 1 LOB: 1 BB: 0 P: 16	R: 0 E: 0 K: 2 S: 12	H: 1 LOB: 0 BB: 0 P: 17	R: 0 E: 0 K: 1 S: 8	H: 0 LOB: 0 BB: 0 P: 12	1B: 4 2B: 3 3B: 0 HR: 0	SF: 0 SAC: 1 DP: 2 HBP: 0	WP: 0 PB: 0 SB: 0 CS: 0	PA: 33
PITCHER	IP WLS BF H R ER SO BB IBB HBP BLK WP HR S P ERA WHIP	IP WLS BF H R ER SO BB IBB HBP BLK WP HR S P ERA WHIP	IP WLS BF H R ER SO BB IBB HBP BLK WP HR S P ERA WHIP	IP WLS BF H R ER SO BB IBB HBP BLK WP HR S P ERA WHIP	IP WLS BF H R ER SO BB IBB HBP BLK WP HR S P ERA WHIP	IP WLS BF H R ER SO BB IBB HBP BLK WP HR S P ERA WHIP	IP WLS BF H R ER SO BB IBB HBP BLK WP HR S P ERA WHIP	IP WLS BF H R ER SO BB IBB HBP BLK WP HR S P ERA WHIP	IP WLS BF H R ER SO BB IBB HBP BLK WP HR S P ERA WHIP	IP WLS BF H R ER SO BB IBB HBP BLK WP HR S P ERA WHIP	IP WLS BF H R ER SO BB IBB HBP BLK WP HR S P ERA WHIP	IP WLS BF H R ER SO BB IBB HBP BLK WP HR S P ERA WHIP	IP WLS BF H R ER SO BB IBB HBP BLK WP HR S P ERA WHIP	IP WLS BF H R ER SO BB IBB HBP BLK WP HR S P ERA WHIP	IP WLS BF H R ER SO BB IBB HBP BLK WP HR S P ERA WHIP	IP WLS BF H R ER SO BB IBB HBP BLK WP HR S P ERA WHIP				

Batter	1	2	3	4	5	6	7	8	9	AB	R	H	RBI	BB	SO	LOB	BOTTOM			
13 Starlin Castro, R OBP: 0.336, SLG: 0.403										3	1	1	0	2	0	0	San Diego Padres @ Miami Marlins Marlins Park, Miami, FL Fri Jun 08 2018, 7:12 PM - 10:11 PM EDT Att: 10,654 - Roof Closed - 77 F			
15 Brian Anderson, R OBP: 0.377, SLG: 0.426										5	0	3	0	0	2					
11 J.T. Realmuto, R OBP: 0.372, SLG: 0.521										4	0	0	1	1	3					
41 Justin Bour, L OBP: 0.376, SLG: 0.437										3	2	1	0	2	1					
46 Kyle Barraclough, R OBP: 0.375, SLG: 0.355										0	0	0	0	0	0					
1 Cameron Maybin, R OBP: 0.321, SLG: 0.322										4	1	2	0	0	0					
19 Miguel Rojas, R OBP: 0.300, SLG: 0.356										4	0	0	0	0	2					
9 Lewis Brinson, R OBP: 0.214, SLG: 0.310										2	0	0	1	1	2					
2 Yadiel Rivera, R OBP: 0.333, SLG: 0.204										1	0	0	1	3	0					
31 Caleb Smith, R OBP: 0.056, SLG: 0.056										3	0	1	1	0	1					
29 Brad Ziegler, R OBP: 0.250, SLG: 0.250										0	0	0	0	0	0					
71 Drew Steckenrider, R OBP: 0.258, SLG: 0.224										0	0	0	0	0	0					
10 JT Riddle, L OBP: 0.233, SLG: 0.357										0	0	0	0	0	0					
Inning Stats	R: 0 E: 0 K: 0 S: 11	H: 1 LOB: 2 BB: 1 P: 18	R: 0 E: 0 K: 2 S: 13	H: 0 LOB: 1 BB: 1 P: 21	R: 0 E: 0 K: 1 S: 8	H: 1 LOB: 0 BB: 0 P: 13	R: 2 E: 0 K: 2 S: 15	H: 2 LOB: 3 BB: 3 P: 27	R: 1 E: 0 K: 1 S: 19	H: 2 LOB: 3 BB: 2 P: 32	R: 1 E: 0 K: 1 S: 14	H: 2 LOB: 1 BB: 0 P: 24	R: 0 E: 0 K: 1 S: 5	H: 0 LOB: 0 BB: 0 P: 7	R: 0 E: 0 K: 1 S: 10	H: 0 LOB: 2 BB: 2 P: 20	1B: 6 2B: 2 3B: 0 HR: 0	SF: 1 SAC: 0 DP: 0 HBP: 0	WP: 0 PB: 0 SB: 1 CS: 0	PA: 41
PITCHER	IP WLS BF H R ER SO BB IBB HBP BLK WP HR S P ERA WHIP	IP WLS BF H R ER SO BB IBB HBP BLK WP HR S P ERA WHIP	IP WLS BF H R ER SO BB IBB HBP BLK WP HR S P ERA WHIP	IP WLS BF H R ER SO BB IBB HBP BLK WP HR S P ERA WHIP	IP WLS BF H R ER SO BB IBB HBP BLK WP HR S P ERA WHIP	IP WLS BF H R ER SO BB IBB HBP BLK WP HR S P ERA WHIP	IP WLS BF H R ER SO BB IBB HBP BLK WP HR S P ERA WHIP	IP WLS BF H R ER SO BB IBB HBP BLK WP HR S P ERA WHIP	IP WLS BF H R ER SO BB IBB HBP BLK WP HR S P ERA WHIP	IP WLS BF H R ER SO BB IBB HBP BLK WP HR S P ERA WHIP	IP WLS BF H R ER SO BB IBB HBP BLK WP HR S P ERA WHIP	IP WLS BF H R ER SO BB IBB HBP BLK WP HR S P ERA WHIP	IP WLS BF H R ER SO BB IBB HBP BLK WP HR S P ERA WHIP	IP WLS BF H R ER SO BB IBB HBP BLK WP HR S P ERA WHIP	IP WLS BF H R ER SO BB IBB HBP BLK WP HR S P ERA WHIP	IP WLS BF H R ER SO BB IBB HBP BLK WP HR S P ERA WHIP				

San Diego Padres @ Miami Marlins
 Marlins Park, Miami, FL
 Fri Jun 08 2018, 7:12 PM - 10:11 PM EDT
 Att: 10,654 - Roof Closed - 77 F

San Diego Padres @ Miami Marlins
 Marlins Park, Miami, FL
 Fri Jun 08 2018, 7:12 PM - 10:11 PM EDT
 Att: 10,654 - Roof Closed - 77 F



AB	30
R	0
H	6
RBI	0
BB	2
SO	10
LOB	10

AB	30
R	4
H	8
RBI	4
BB	9
SO	9
LOB	21

Batter	1	2	3	4	5	6	7	8	9	AB	R	H	RBI	BB	SO	LOB	TOP			
16 Travis Jankowski, L OBP: 0.376, SLG: 0.383		B2-3		FC4-6			K			5	0	2	1	0	1	2	San Diego Padres @ Miami Marlins Marlins Park, Miami, FL Sat Jun 09 2018, 4:14 PM - 7:19 PM EDT Att: 12,089 - Roof Closed - 76 F			
30 Eric Hosmer, L OBP: 0.373, SLG: 0.466			K		G5-3			F7		4	1	1	0	1	1	3				
2 José Pirela, R OBP: 0.328, SLG: 0.356			F8		G6-3		IBB			5	1	1	0	0	1	2				
32 Frammil Reyes, R OBP: 0.264, SLG: 0.485					G6-3					5	0	1	0	0	3	4				
15 Cory Spangenberg, L OBP: 0.229, SLG: 0.395			F8					F9		5	1	2	1	0	0	1				
13 Freddy Galvis, S OBP: 0.301, SLG: 0.348								L4		4	1	2	2	0	0	1				
7 Manuel Margot, R OBP: 0.160, SLG: 0.125										3	0	1	0	0	0	2				
34 Craig Stammen, R										0	0	0	0	0	0	0				
10 Hunter Renfroe, R (8, PH)										1	1	1	0	0	0	0				
0 Ralfy Lopez, L OBP: 0.264, SLG: 0.293			F7		G1-3					3	0	0	0	1	1	2				
38 Tyson Ross, R OBP: 0.160, SLG: 0.125										2	0	1	0	0	1	0				
23 Matt Szczur, R OBP: 0.282, SLG: 0.297										0	0	0	0	2	0	0				
52 Brad Hand, L										0	0	0	0	0	0	0				
39 Kirby Yates, L										0	0	0	0	0	0	0				
Inning Stats	R: 3 E: 0 K: 1 S: 21	H: 5 LOB: 1 BB: 0 P: 34	R: 0 E: 0 K: 1 S: 12	H: 0 LOB: 0 BB: 0 P: 17	R: 0 E: 0 K: 1 S: 13	H: 1 LOB: 1 BB: 0 P: 17	R: 1 E: 0 K: 1 S: 13	H: 3 LOB: 1 BB: 0 P: 25	R: 0 E: 0 K: 0 S: 12	H: 1 LOB: 1 BB: 0 P: 10	R: 0 E: 0 K: 3 S: 12	H: 0 LOB: 0 BB: 2 P: 23	R: 1 E: 0 K: 0 S: 13	H: 2 LOB: 3 BB: 2 P: 22	R: 0 E: 0 K: 1 S: 5	H: 0 LOB: 0 BB: 0 P: 7	1B: 9 2B: 3 3B: 0 HR: 1	SF: 0 SAC: 0 DP: 1 HBP: 0	WP: 0 PB: 1 SB: 3 CS: 1	PA: 41
PITCHER	IP WLS BF H R ER SO BB IBB HBP BLK WP HR S P ERA WHIP																			
58 Dan Straily, R ERA: 4.88	(1, 1) 3.2 18 9 4 4 4 0 0 0 0 0 0 1 55 87 9.82 2.455																			
61 Adam Conley, L ERA: 2.08	(4, 1) 1.1 4 0 0 0 0 0 0 0 0 0 0 0 6 25 0.00 0.000																			
57 Eliaser Hernández, R ERA: 4.08	(6, 1) 1.0 4 1 0 0 0 0 0 0 0 0 0 0 6 12 0.00 1.000																			
71 Drew Steckenrider, R ERA: 4.18	(7, 1) 1.0 5 0 0 0 3 1 1 0 0 0 0 0 12 23 0.00 1.000																			
55 Drew Rucinski, R ERA: 3.86	(8, 1) 2.0 L 10 2 1 1 1 1 1 0 0 0 0 0 18 29 4.50 1.500																			

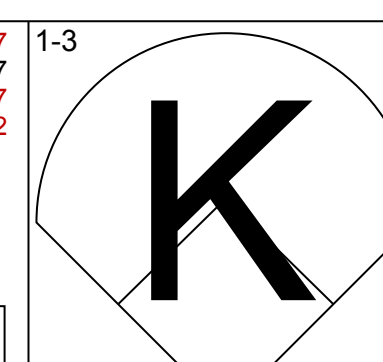
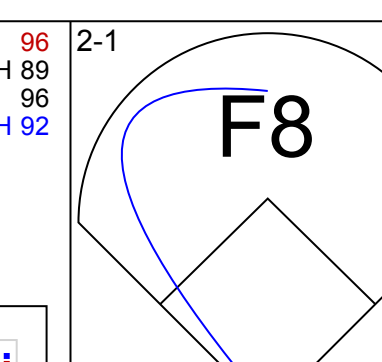
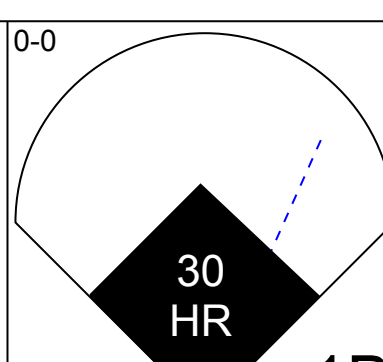
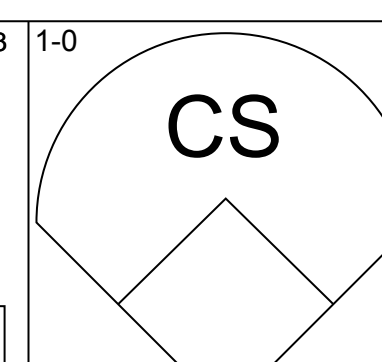
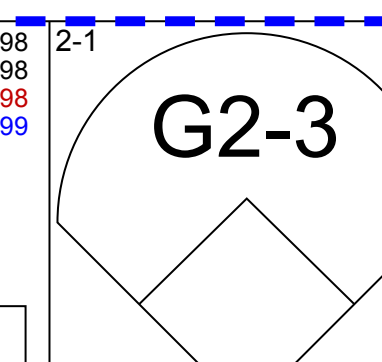
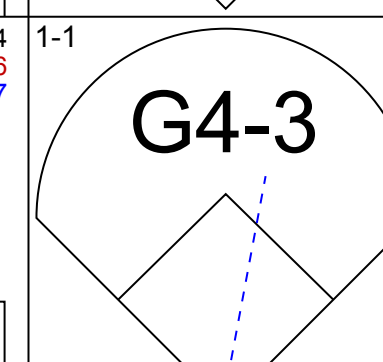
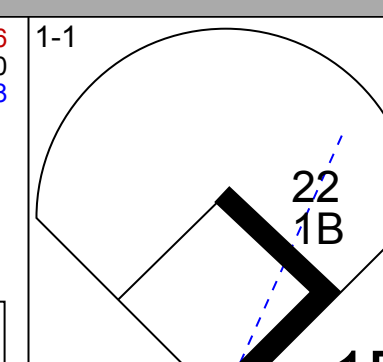
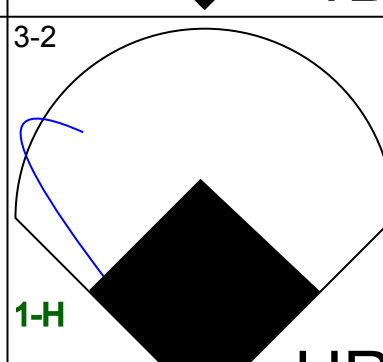
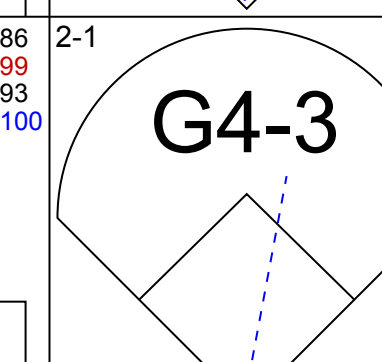
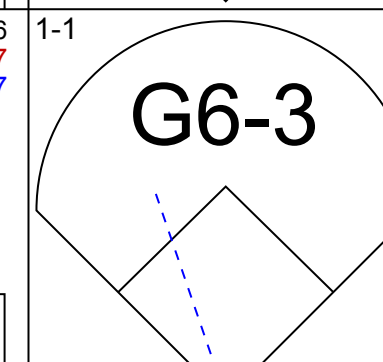
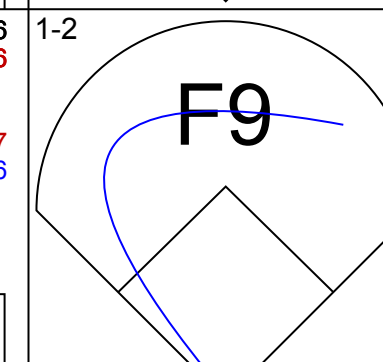
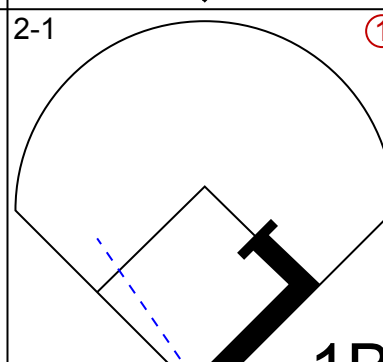
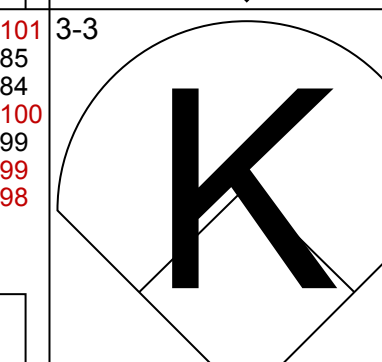
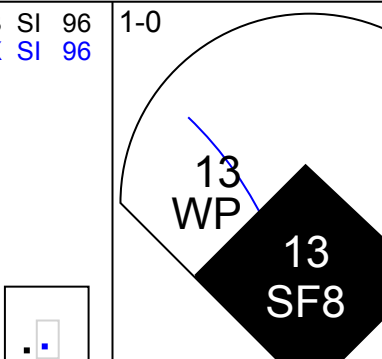
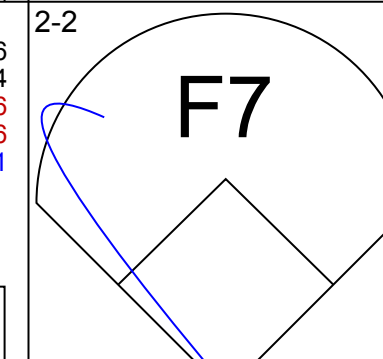
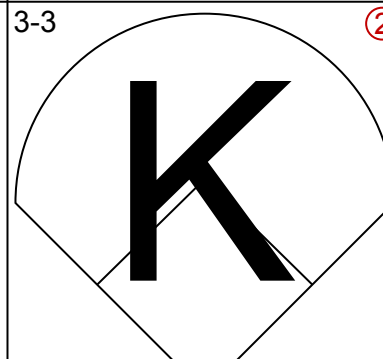
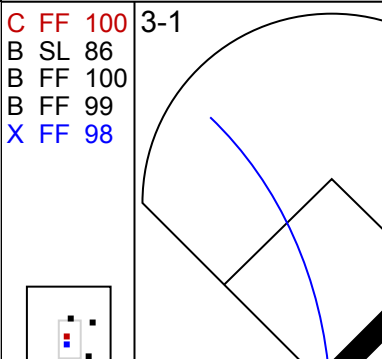

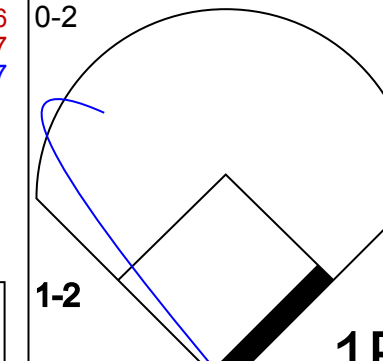
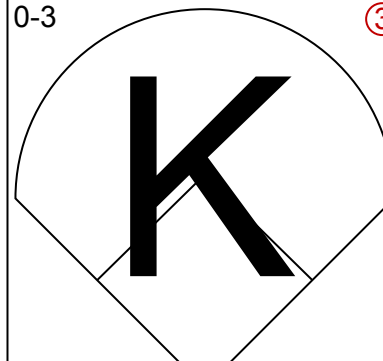
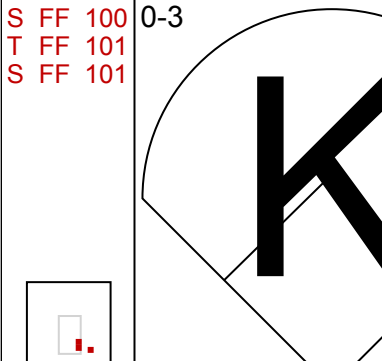

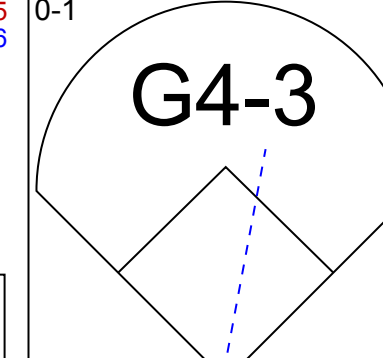
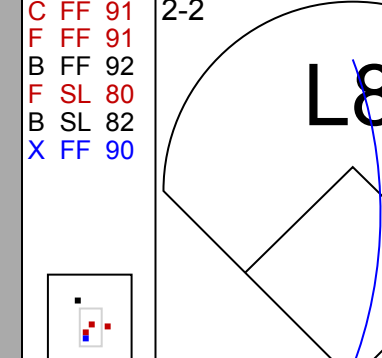
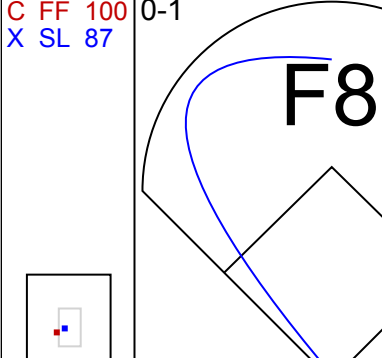

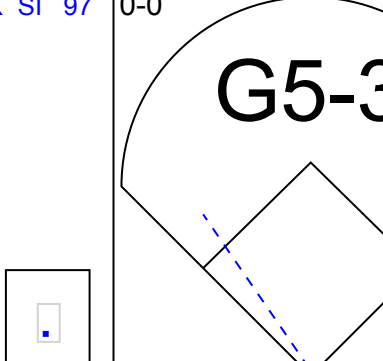
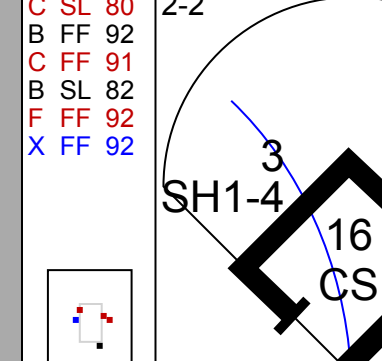
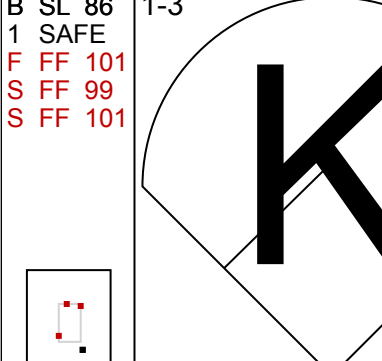
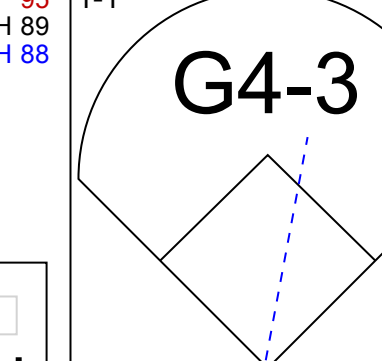
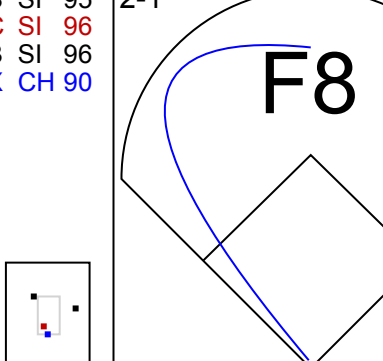
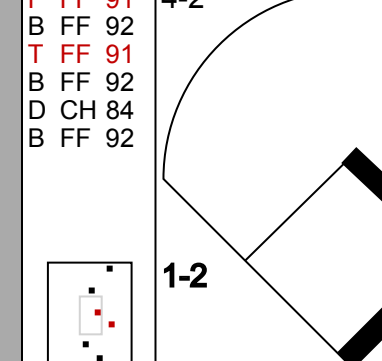
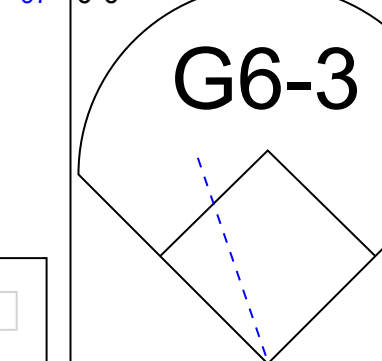
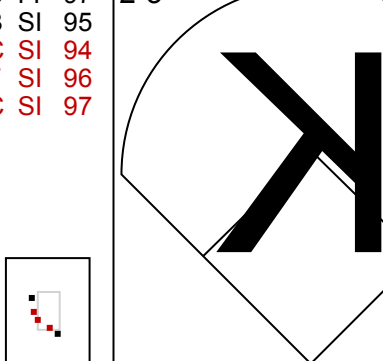
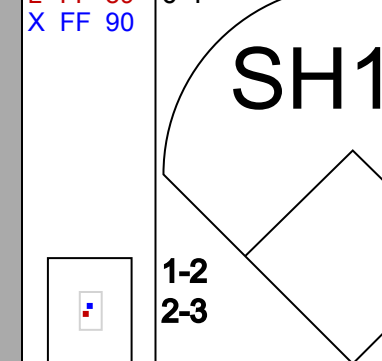
AB	37
R	5
H	12
RBI	4
BB	4
SO	8
LOB	17



Batter	1	2	3	4	5	6	7	8	9	AB	R	H	RBI	BB	SO	LOB	BOTTOM					
13 Starlin Castro, R OBP: 0.338, SLG: 0.407										3	1	1	0	1	0	0	San Diego Padres @ Miami Marlins Marlins Park, Miami, FL Sat Jun 09 2018, 4:14 PM - 7:19 PM EDT Att: 12,089 - Roof Closed - 76 F					
32 Derek Dietrich, L OBP: 0.339, SLG: 0.465										4	1	2	2	0	1	1						
11 J.T. Realmuto, R OBP: 0.364, SLG: 0.509										4	0	0	0	0	1	2						
41 Justin Bour, L OBP: 0.378, SLG: 0.441										3	1	1	0	1	2	1						
15 Brian Anderson, R OBP: 0.379, SLG: 0.427										4	1	2	0	0	0	0						
10 JT Riddle, L OBP: 0.217, SLG: 0.333										3	0	0	0	0	2	3						
9 Lewis Brinson, R OBP: 0.213, SLG: 0.308										1	0	0	0	0	0	0						
19 Miguel Rojas, R OBP: 0.300, SLG: 0.354										4	0	1	0	0	1	3						
3 JB Shuck, L OBP: 0.250, SLG: 0.216										3	0	0	0	0	0	1						
71 Drew Steckenrider, R ERA: 1.73										0	0	0	0	0	0	0						
55 Drew Rucinski, R OBP: 0.217, SLG: 0.232										1	0	0	0	0	1	1						
58 Dan Straily, R OBP: 0.154, SLG: 0.083										1	0	0	0	0	1	0						
61 Adam Conley, L										0	0	0	0	0	0	0						
2 Yadiel Rivera, R (5, PH)										1	0	0	0	0	1	0						
57 Eliaser Hernández, R										0	0	0	0	0	0	0						
1 Cameron Maybin, R OBP: 0.317, SLG: 0.317										2	0	0	0	0	1	1						
Inning Stats	R: 0 E: 0 K: 2 S: 8	H: 0 LOB: 1 BB: 0 P: 16	R: 0 E: 0 K: 2 S: 9	H: 0 LOB: 0 BB: 0 P: 13	R: 1 E: 0 K: 1 S: 12	H: 2 LOB: 1 BB: 0 P: 16	R: 0 E: 0 K: 0 S: 6	H: 1 LOB: 1 BB: 1 P: 10	R: 0 E: 0 K: 1 S: 7	H: 0 LOB: 0 BB: 0 P: 10	R: 3 E: 1 K: 2 S: 18	H: 4 LOB: 1 BB: 0 P: 30	R: 0 E: 0 K: 1 S: 5	H: 0 LOB: 0 BB: 0 P: 8	R: 0 E: 0 K: 1 S: 9	H: 0 LOB: 0 BB: 0 P: 17	R: 0 E: 1 K: 1 S: 11	H: 0 LOB: 1 BB: 0 P: 16	1B: 4 2B: 2 3B: 0 HR: 1	SF: 0 SAC: 0 DP: 1 HBP: 0	WP: 1 PB: 0 SB: 0 CS: 0	PA: 36
PITCHER	IP WLS BF H R ER SO BB IBB HBP BLK WP HR S P ERA WHIP																					
38 Tyson Ross, R ERA: 3.43	(1, 1) 5.1 23 6 4 3 7 2 0 0 0 0 0 1 53 83 5.06 1.500																					
34 Craig Stammen, R ERA: 1.73	(6, 1) 1.2 W 6 1 0 0 2 0 0 0 0 0 0 0 12 20 0.00 0.600																					
52 Brad Hand, L ERA: 1.95	(8, 1) 1.0 H 3 0 0 0 1 0 0 0 0 0 0 0 9 17 0.00 0.000																					
39 Kirby Yates, R ERA: 1.13	(9, 1) 1.0 S 4 0 0 0 1 0 0 0 0 0 0 0 11 16 0.00 0.000																					

AB	34
R	4
H	7
RBI	2
BB	2
SO	11
LOB	13

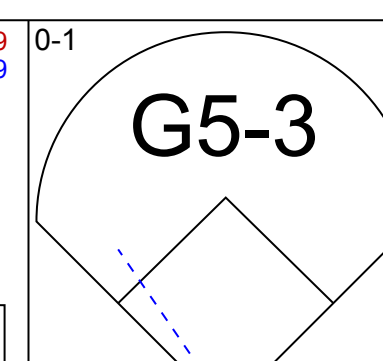
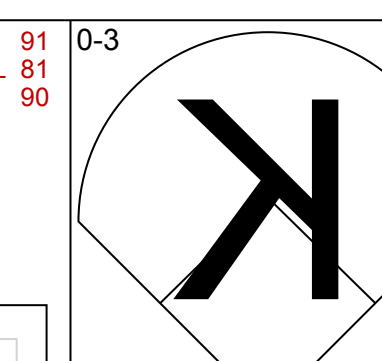
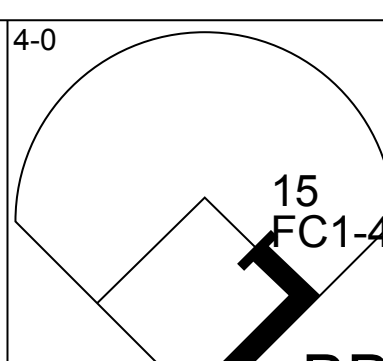
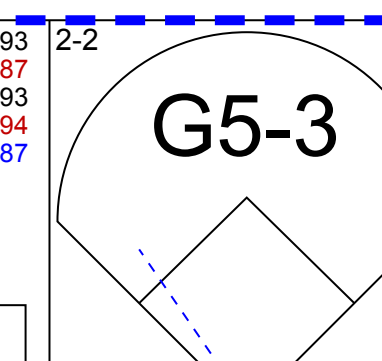
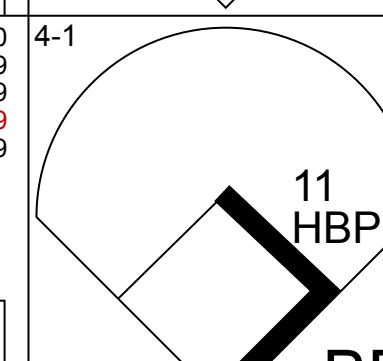
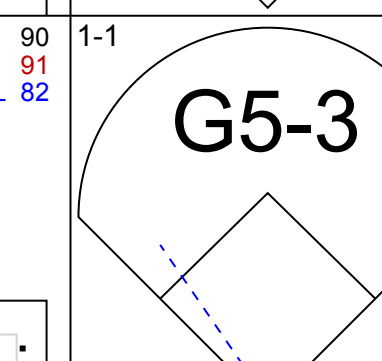
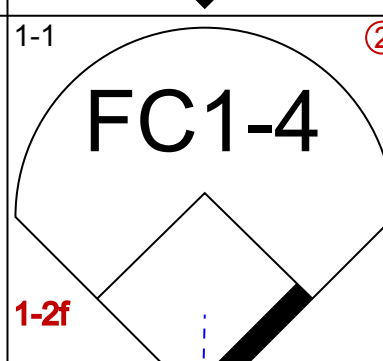
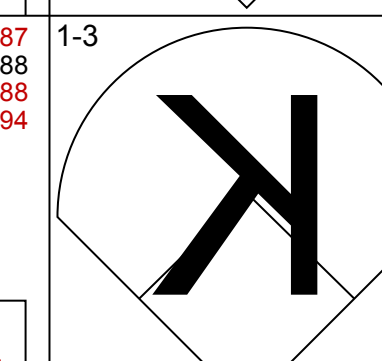
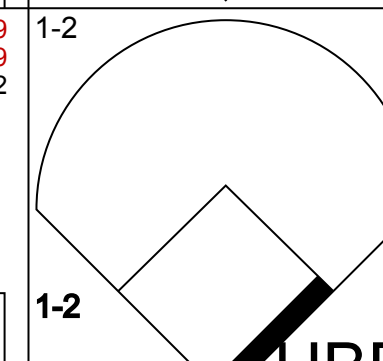
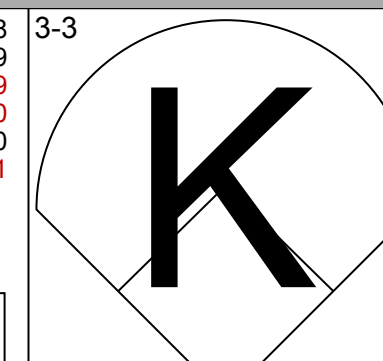
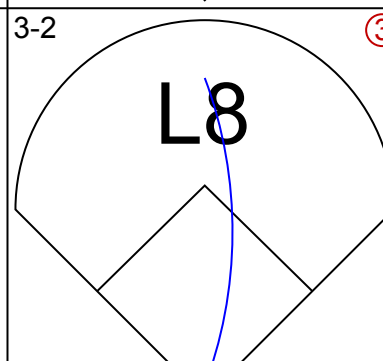
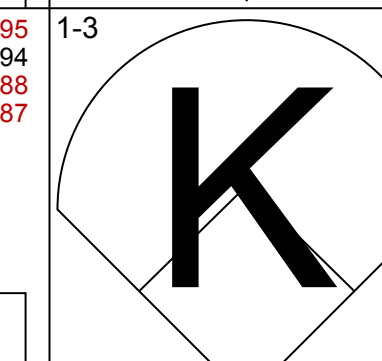
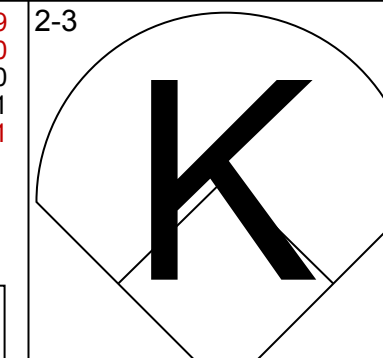
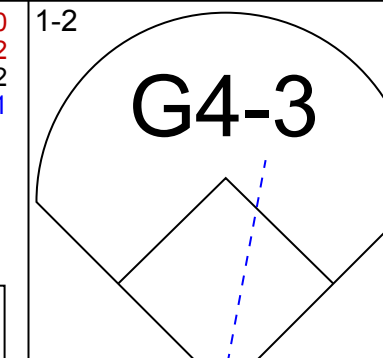
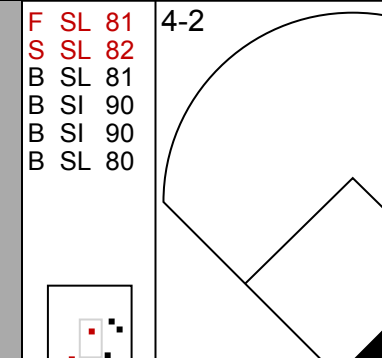
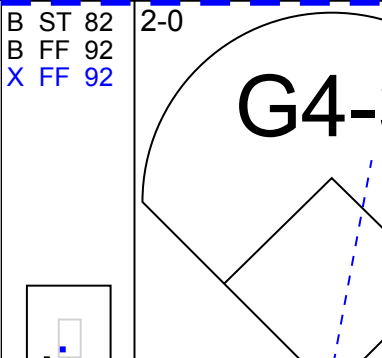
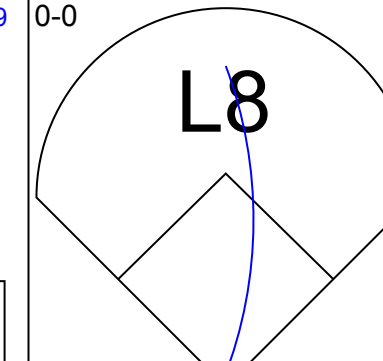
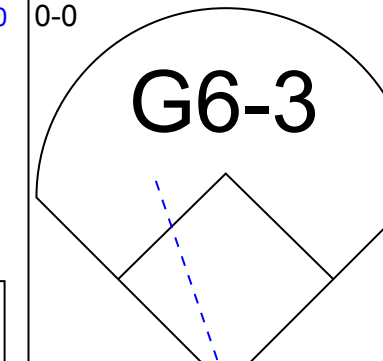
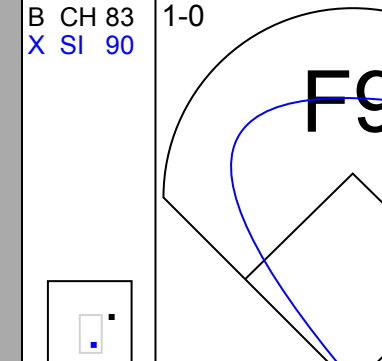
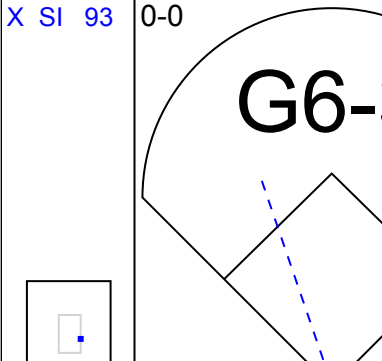
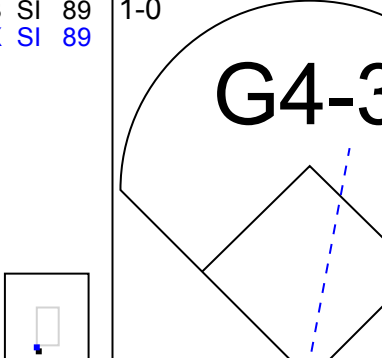
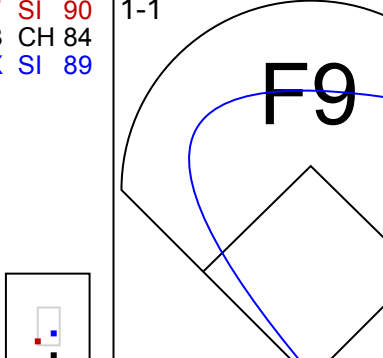
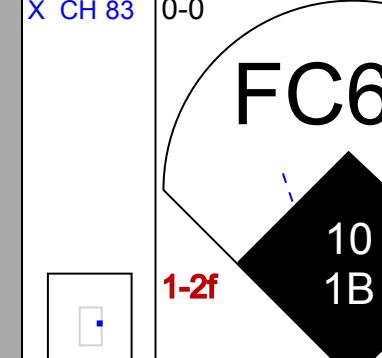
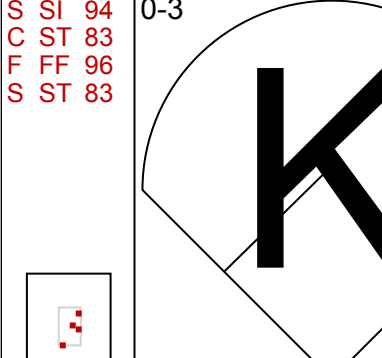
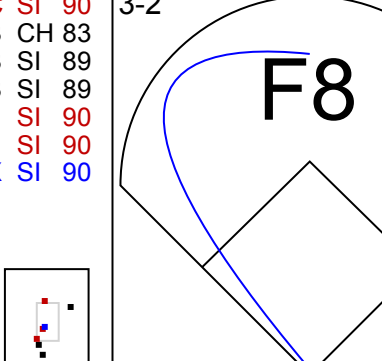
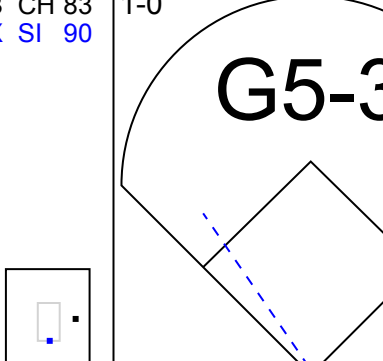
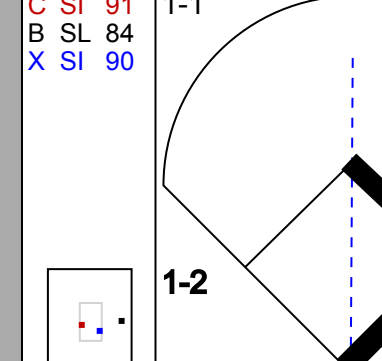
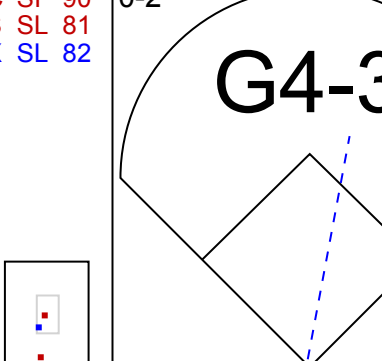
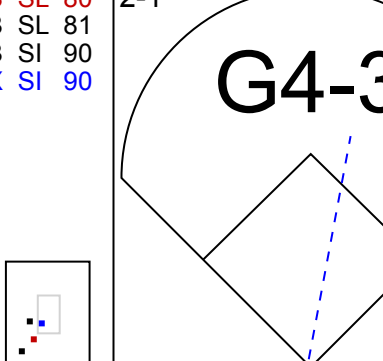
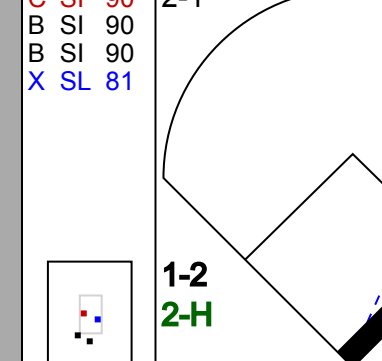
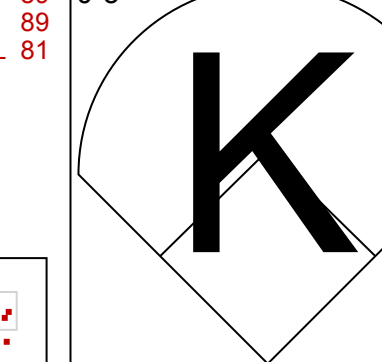
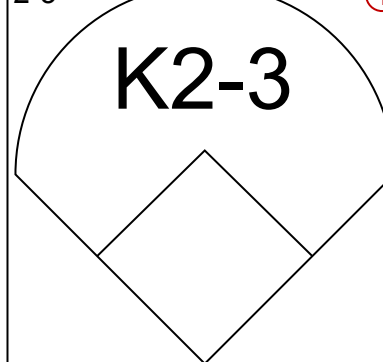



Batter	1	2	3	4	5	6	7	8	9	AB	R	H	RBI	BB	SO	LOB	TOP			
16 Travis Jankowski, L OBP: 0.372, SLG: 0.379										4	1	1	0	0	1	0				
30 Eric Hosmer, L OBP: 0.375, SLG: 0.479										4	1	2	2	0	0	0				
2 José Pirela, R OBP: 0.327, SLG: 0.354										4	0	1	0	0	1	1				
10 Hunter Renfroe, R OBP: 0.351, SLG: 0.512										4	1	2	0	0	1	1				
22 Christian Villanueva, R OBP: 0.294, SLG: 0.519										4	0	1	0	0	3	2				
13 Freddy Galvis, S OBP: 0.297, SLG: 0.343										3	0	0	1	0	0	3				
7 Manuel Margot, R OBP: 0.281, SLG: 0.320										4	0	1	0	0	1	1				
0 Rafly Lopez, L OBP: 0.267, SLG: 0.286										2	0	0	0	1	0	0				
3 Clayton Richard, L OBP: 0.154, SLG: 0.280										2	0	0	0	0	1	0				
39 Kirby Yates, L OBP: 0.154, SLG: 0.280										0	0	0	0	0	0	0				
52 Brad Hand, L OBP: 0.154, SLG: 0.280										0	0	0	0	0	0	0				
Inning Stats	R: 0 H: 0 E: 0 K: 1 S: 7	H: 0 LOB: 0 BB: 0 P: 10	R: 1 H: 1 E: 0 K: 1 S: 10	H: 1 LOB: 0 BB: 0 P: 20	R: 0 H: 0 E: 0 K: 0 S: 5	H: 0 LOB: 0 BB: 0 P: 8	R: 0 H: 2 E: 0 K: 0 S: 13	H: 2 LOB: 2 BB: 0 P: 17	R: 0 H: 0 E: 0 K: 1 S: 6	H: 0 LOB: 0 BB: 0 P: 10	R: 2 H: 3 E: 0 K: 2 S: 13	H: 3 LOB: 0 BB: 0 P: 21	R: 0 H: 1 E: 0 K: 0 S: 12	H: 1 LOB: 1 BB: 1 P: 21	R: 0 H: 0 E: 0 K: 1 S: 8	H: 0 LOB: 0 BB: 0 P: 15	R: 0 H: 1 E: 0 K: 2 S: 10	H: 1 LOB: 1 BB: 0 P: 14	1B: 6 SF: 1 2B: 1 3B: 0 HR: 1	WP: 1 PA: 35 PB: 0 SB: 0 CS: 1
PITCHER	IP WLS BF H R ER SO BB IBB HBP BLK WP HR S P ERA WHIP	IP WLS BF H R ER SO BB IBB HBP BLK WP HR S P ERA WHIP	IP WLS BF H R ER SO BB IBB HBP BLK WP HR S P ERA WHIP	IP WLS BF H R ER SO BB IBB HBP BLK WP HR S P ERA WHIP	IP WLS BF H R ER SO BB IBB HBP BLK WP HR S P ERA WHIP	IP WLS BF H R ER SO BB IBB HBP BLK WP HR S P ERA WHIP	IP WLS BF H R ER SO BB IBB HBP BLK WP HR S P ERA WHIP	IP WLS BF H R ER SO BB IBB HBP BLK WP HR S P ERA WHIP	IP WLS BF H R ER SO BB IBB HBP BLK WP HR S P ERA WHIP	IP WLS BF H R ER SO BB IBB HBP BLK WP HR S P ERA WHIP	IP WLS BF H R ER SO BB IBB HBP BLK WP HR S P ERA WHIP	IP WLS BF H R ER SO BB IBB HBP BLK WP HR S P ERA WHIP	IP WLS BF H R ER SO BB IBB HBP BLK WP HR S P ERA WHIP	IP WLS BF H R ER SO BB IBB HBP BLK WP HR S P ERA WHIP	IP WLS BF H R ER SO BB IBB HBP BLK WP HR S P ERA WHIP	IP WLS BF H R ER SO BB IBB HBP BLK WP HR S P ERA WHIP	IP WLS BF H R ER SO BB IBB HBP BLK WP HR S P ERA WHIP	IP WLS BF H R ER SO BB IBB HBP BLK WP HR S P ERA WHIP	IP WLS BF H R ER SO BB IBB HBP BLK WP HR S P ERA WHIP	IP WLS BF H R ER SO BB IBB HBP BLK WP HR S P ERA WHIP

San Diego Padres @ Miami Marlins
Marlins Park, Miami, FL
Sun Jun 10 2018, 1:11 PM - 3:34 PM EDT
Att. 12,984 - Roof Closed - 76 F

AB	31
R	3
H	8
RBI	3
BB	1
SO	8
LOB	8



Batter	1	2	3	4	5	6	7	8	9	AB	R	H	RBI	BB	SO	LOB	BOTTOM			
13 Starlin Castro, R OBP: 0.337, SLG: 0.402										3	0	0	0	1	1	0				
15 Brian Anderson, R OBP: 0.377, SLG: 0.422										3	0	0	0	1	1	1				
11 J.T. Realmuto, R OBP: 0.361, SLG: 0.500										3	0	0	0	0	2	1				
41 Justin Bour, L OBP: 0.376, SLG: 0.434										3	0	0	0	1	1	2				
1 Cameron Maybin, R OBP: 0.310, SLG: 0.309										4	0	0	0	0	0	3				
9 Lewis Brinson, R OBP: 0.210, SLG: 0.302										4	1	0	0	0	1	1				
19 Miguel Rojas, R OBP: 0.300, SLG: 0.354										3	0	1	0	0	0	0				
10 JT Riddle, L OBP: 0.224, SLG: 0.333										3	0	1	1	0	0	0				
56 Tayron Guerrero, R OBP: 0.338, SLG: 0.463										1	0	0	0	0	1	0				
62 José Ureña, R OBP: 0.043, SLG: 0.087										1	0	0	0	0	1	0				
2 Yadiel Rivera, R OBP: 0.323, SLG: 0.196										0	0	0	0	0	0	0				
57 Eliesser Hernández, R OBP: 0.338, SLG: 0.463										0	0	0	0	0	0	0				
32 Derek Dietrich, L OBP: 0.338, SLG: 0.463										1	0	0	0	0	0	2				
Inning Stats	R: 0 H: 0 E: 0 K: 1 S: 9	H: 0 LOB: 2 BB: 1 P: 16	R: 0 H: 0 E: 0 K: 0 S: 8	H: 0 LOB: 0 BB: 0 P: 12	R: 0 H: 0 E: 0 K: 2 S: 8	H: 0 LOB: 0 BB: 0 P: 9	R: 0 H: 0 E: 0 K: 1 S: 7	H: 0 LOB: 0 BB: 0 P: 11	R: 0 H: 0 E: 0 K: 0 S: 5	H: 0 LOB: 0 BB: 0 P: 9	R: 0 H: 0 E: 0 K: 1 S: 8	H: 0 LOB: 1 BB: 1 P: 18	R: 1 H: 2 E: 0 K: 0 S: 10	H: 2 LOB: 2 BB: 1 P: 19	R: 0 H: 0 E: 0 K: 2 S: 9	H: 0 LOB: 0 BB: 0 P: 13	R: 0 H: 0 E: 0 K: 1 S: 6	H: 0 LOB: 0 BB: 0 P: 8	1B: 2 SF: 0 2B: 0 3B: 0 HR: 0	WP: 0 PA: 33 PB: 0 SB: 0 CS: 0
PITCHER	IP WLS BF H R ER SO BB IBB HBP BLK WP HR S P ERA WHIP	IP WLS BF H R ER SO BB IBB HBP BLK WP HR S P ERA WHIP	IP WLS BF H R ER SO BB IBB HBP BLK WP HR S P ERA WHIP	IP WLS BF H R ER SO BB IBB HBP BLK WP HR S P ERA WHIP	IP WLS BF H R ER SO BB IBB HBP BLK WP HR S P ERA WHIP	IP WLS BF H R ER SO BB IBB HBP BLK WP HR S P ERA WHIP	IP WLS BF H R ER SO BB IBB HBP BLK WP HR S P ERA WHIP	IP WLS BF H R ER SO BB IBB HBP BLK WP HR S P ERA WHIP	IP WLS BF H R ER SO BB IBB HBP BLK WP HR S P ERA WHIP	IP WLS BF H R ER SO BB IBB HBP BLK WP HR S P ERA WHIP	IP WLS BF H R ER SO BB IBB HBP BLK WP HR S P ERA WHIP	IP WLS BF H R ER SO BB IBB HBP BLK WP HR S P ERA WHIP	IP WLS BF H R ER SO BB IBB HBP BLK WP HR S P ERA WHIP	IP WLS BF H R ER SO BB IBB HBP BLK WP HR S P ERA WHIP	IP WLS BF H R ER SO BB IBB HBP BLK WP HR S P ERA WHIP	IP WLS BF H R ER SO BB IBB HBP BLK WP HR S P ERA WHIP	IP WLS BF H R ER SO BB IBB HBP BLK WP HR S P ERA WHIP	IP WLS BF H R ER SO BB IBB HBP BLK WP HR S P ERA WHIP	IP WLS BF H R ER SO BB IBB HBP BLK WP HR S P ERA WHIP	IP WLS BF H R ER SO BB IBB HBP BLK WP HR S P ERA WHIP

San Diego Padres @ Miami Marlins
Marlins Park, Miami, FL
Sun Jun 10 2018, 1:11 PM - 3:34 PM EDT
Att. 12,984 - Roof Closed - 76 F

AB	29
R	1
H	2
RBI	1
BB	3
SO	8
LOB	10



Batter	1	2	3	4	5	6	7	8	9	AB	R	H	RBI	BB	SO	LOB	TOP																	
12 Joe Panik, L (1,4) OBP: 0.328, SLG: 0.354										3	1	0	0	1	0	1	San Francisco Giants @ Miami Marlins Marlins Park, Miami, FL Tue Jun 12 2018, 7:11 PM - 9:45 PM EDT Att: 5,928 - Roof Closed - 75 F																	
28 Buster Posey, R (1,2) OBP: 0.364, SLG: 0.424										3	0	0	0	1	0	1																		
22 Andrew McCutchen, R (1,9) OBP: 0.350, SLG: 0.431										4	0	0	0	0	2	3																		
35 Brandon Crawford, L (1,6) OBP: 0.377, SLG: 0.522										3	0	0	1	0	0	1																		
10 Evan Longoria, R (1,5) OBP: 0.278, SLG: 0.440										3	0	1	0	0	0	1																		
48 Pablo Sandoval, S (1,3) OBP: 0.282, SLG: 0.430										3	0	0	0	0	0	1																		
8 Hunter Pence, R (1,7) OBP: 0.250, SLG: 0.230										3	0	1	0	0	1	0																		
7 Gorkys Hernández, R (1,8) OBP: 0.344, SLG: 0.463										2	0	0	0	1	1	1																		
34 Chris Stratton, R (1,1) OBP: 0.120, SLG: 0.120										1	0	1	0	0	0	0																		
19 Aïen Hanson, S (8,PH) OBP: 0.352, SLG: 0.667										1	0	0	0	0	0	1																		
26 Cory Gearrin, R (8,1)										0	0	0	0	0	0	0																		
13 Will Smith, R (8,1)										0	0	0	0	0	0	0																		
Inning Stats	R: 1 E: 0 K: 1 S: 10	H: 0 LOB: 1 BB: 2 P: 24	R: 0 E: 0 K: 0 S: 11	H: 0 LOB: 0 BB: 0 P: 16	R: 0 E: 0 K: 0 S: 13	H: 1 LOB: 1 BB: 0 P: 18	R: 0 E: 0 K: 0 S: 8	H: 1 LOB: 0 BB: 0 P: 8	R: 0 E: 0 K: 1 S: 10	H: 0 LOB: 0 BB: 1 P: 16	R: 0 E: 0 K: 0 S: 8	H: 0 LOB: 0 BB: 0 P: 14	R: 0 E: 0 K: 0 S: 9	H: 0 LOB: 0 BB: 0 P: 14	R: 0 E: 0 K: 1 S: 10	H: 1 LOB: 0 BB: 0 P: 14	R: 0 E: 0 K: 1 S: 10	H: 0 LOB: 0 BB: 0 P: 14	1B: 3 2B: 0 3B: 0 HR: 0	SF: 0 SAC: 1 DP: 2 HBP: 0	WP: 1 PB: 0 SB: 0 CS: 0	PA: 31												
PITCHER	IP WLS BF H R ER SO BB IBB HBP BLK WP HR S P ERA WHIP																																	
36 Trevor Richards, R (1,1) ERA: 4.41	6.0	W	21	2	1	1	2	3	0	0	0	0	1	0	60	96	1.50	0.833																
61 Adam Conley, L (7,1) ERA: 1.69	1.0	H	3	0	0	0	0	0	0	0	0	0	0	0	9	14	0.00	0.000																
29 Brad Ziegler, R (8,1) ERA: 6.44	1.0	H	3	1	0	0	1	0	0	0	0	0	0	0	10	14	0.00	1.000																
46 Kyle Barraclough, R (9,1) ERA: 1.23	1.0	S	3	0	0	0	1	0	0	0	0	0	0	0	10	14	0.00	0.000																

Batter	1	2	3	4	5	6	7	8	9	AB	R	H	RBI	BB	SO	LOB	BOTTOM																	
32 Derek Dietrich, L (1,7) OBP: 0.335, SLG: 0.457										4	1	1	0	0	0	0	San Francisco Giants @ Miami Marlins Marlins Park, Miami, FL Tue Jun 12 2018, 7:11 PM - 9:45 PM EDT Att: 5,928 - Roof Closed - 75 F																	
29 Brad Ziegler, R (8,1)										0	0	0	0	0	0	0																		
2 Yadiel Rivera, R (9,5) OBP: 0.323, SLG: 0.189										0	0	0	0	0	0	0																		
15 Brian Anderson, R (1,9) OBP: 0.384, SLG: 0.446										3	1	1	0	0	1	0																		
11 J.T. Realmuto, R (1,2) OBP: 0.367, SLG: 0.522										4	0	1	0	0	0	2																		
41 Justin Bour, L (1,3) OBP: 0.377, SLG: 0.426										2	1	0	0	2	1	2																		
46 Kyle Barraclough, R (9,1)										0	0	0	0	0	0	0																		
13 Starlin Castro, R (1,4) OBP: 0.335, SLG: 0.397										4	0	2	1	0	1	2																		
10 JT Riddle, L (1,6) OBP: 0.226, SLG: 0.346										3	0	1	2	0	1	2																		
19 Miguel Rojas, R (1,5) OBP: 0.292, SLG: 0.343										3	0	0	0	0	0	4																		
3 JB Shuck, L (1,8) OBP: 0.250, SLG: 0.209										2	0	0	0	1	0	0																		
36 Trevor Richards, R (1,1) ERA: 4.56										2	0	0	0	0	2	3																		
61 Adam Conley, L (7,1) ERA: 4.91										0	0	0	0	0	0	0																		
9 Lewis Brinson, R (7,PH) OBP: 0.214, SLG: 0.314										1	0	0	0	0	0	0																		
Inning Stats	R: 0 E: 0 K: 0 S: 8	H: 0 LOB: 0 BB: 0 P: 9	R: 0 E: 0 K: 1 S: 14	H: 1 LOB: 3 BB: 2 P: 21	R: 3 E: 0 K: 0 S: 20	H: 3 LOB: 1 BB: 1 P: 32	R: 0 E: 0 K: 1 S: 7	H: 0 LOB: 0 BB: 0 P: 11	R: 0 E: 0 K: 0 S: 9	H: 0 LOB: 0 BB: 0 P: 11	R: 0 E: 0 K: 0 S: 7	H: 0 LOB: 0 BB: 0 P: 10	R: 0 E: 0 K: 0 S: 8	H: 0 LOB: 0 BB: 0 P: 12	R: 0 E: 0 K: 3 S: 15	H: 2 LOB: 2 BB: 0 P: 21	R: 0 E: 0 K: 3 S: 15	H: 0 LOB: 0 BB: 0 P: 21	1B: 5 2B: 2 3B: 0 HR: 0	SF: 0 SAC: 1 DP: 1 HBP: 1	WP: 0 PB: 0 SB: 0 CS: 0	PA: 33												
PITCHER	IP WLS BF H R ER SO BB IBB HBP BLK WP HR S P ERA WHIP																																	
34 Chris Stratton, R (1,1) ERA: 4.56	7.0	L	28	4	3	3	3	2	1	1	0	0	0	0	73	106	3.86	0.857																
26 Cory Gearrin, R (8,1) ERA: 4.91	0.0		2	2	0	0	0	0	0	0	0	0	0	5	7																			
13 Will Smith, L (8,1) ERA: 1.13	1.0		3	0	0	0	3	0	0	0	0	0	0	10	14	0.00	0.000																	



Batter	1	2	3	4	5	6	7	8	9	AB	R	H	RBI	BB	SO	LOB	TOP								
12 Joe Panik, L OBP: 0.324, SLG: 0.348										5	0	1	0	0	0	2	San Francisco Giants @ Miami Marlins Marlins Park, Miami, FL Wed Jun 13 2018, 7:12 PM - 10:24 PM EDT Att: 6,075 - Partly Cloudy - 83 F								
28 Buster Posey, R OBP: 0.373, SLG: 0.435										4	2	3	0	1	0	1									
22 Andrew McCutchen, R OBP: 0.351, SLG: 0.447										5	1	2	2	0	1	3									
10 Evan Longoria, R OBP: 0.276, SLG: 0.435										5	0	1	1	0	0	3									
35 Brandon Crawford, L OBP: 0.377, SLG: 0.517										4	1	1	0	1	1	1									
5 Nick Hundley, R OBP: 0.295, SLG: 0.523										5	0	1	0	0	0	2									
16 Austin Jackson, R OBP: 0.327, SLG: 0.309										3	0	1	1	0	0	0									
7 Gorkys Hernández, R OBP: 0.341, SLG: 0.458										4	0	1	0	0	1	3									
59 Andrew Suárez, L ERA: 3.75										3	0	0	0	0	0	0									
41 Mark Melancon, R ERA: 5.34										3	0	0	0	0	0	0									
19 Alan Diaz, R ERA: 4.5										3	0	0	0	0	0	0									
49 Sam Dyson, R ERA: 2.67										3	0	0	0	0	0	0									
13 Will Smith, L ERA: 1.08										3	0	0	0	0	0	0									
Inning Stats	R: 2 E: 0 K: 1 S: 12	H: 2 LOB: 0 BB: 0 P: 19	R: 0 E: 0 K: 0 S: 5	H: 0 LOB: 0 BB: 0 P: 9	R: 0 E: 0 K: 1 S: 12	H: 2 LOB: 2 BB: 0 P: 21	R: 0 E: 0 K: 0 S: 10	H: 0 LOB: 1 BB: 0 P: 16	R: 0 E: 0 K: 1 S: 11	H: 1 LOB: 2 BB: 0 P: 15	R: 1 E: 0 K: 1 S: 16	H: 3 LOB: 2 BB: 0 P: 21	R: 1 E: 0 K: 0 S: 14	H: 1 LOB: 1 BB: 1 P: 25	R: 0 E: 0 K: 0 S: 9	H: 1 LOB: 2 BB: 1 P: 19	R: 0 E: 0 K: 1 S: 9	H: 1 LOB: 2 BB: 1 P: 15	1B: 8 2B: 2 3B: 0 HR: 1	SF: 0 SAC: 0 DP: 0 HBP: 1	WP: 0 PB: 0 SB: 1 CS: 0	PA: 42			
PITCHER	IP	WLS	BF	H	R	ER	SO	BB	IBB	HBP	BLK	WP	HR	S	P	ERA	WHIP								
31 Caleb Smith, L ERA: 3.75	(1, 1)	6.1	28	8	3	3	4	0	0	1	0	0	1	69	107	4.26	1.263								
56 Tayron Guerrero, R ERA: 5.34	(7, 1)	1.1	8	2	1	1	0	2	0	0	0	0	0	19	37	6.75	3.000								
55 Drew Rucinski, R ERA: 4.5	(8, 1)	0.1	1	0	0	0	0	0	0	0	0	0	0	1	1	0.00	0.000								
71 Drew Steckenrider, R ERA: 3.9	(9, 1)	1.0	W	5	1	0	0	1	0	1	0	0	0	9	15	0.00	1.000								

Batter	1	2	3	4	5	6	7	8	9	AB	R	H	RBI	BB	SO	LOB	BOTTOM								
13 Starlin Castro, R OBP: 0.333, SLG: 0.392										3	0	0	0	1	1	2	San Francisco Giants @ Miami Marlins Marlins Park, Miami, FL Wed Jun 13 2018, 7:12 PM - 10:24 PM EDT Att: 6,075 - Partly Cloudy - 83 F								
55 Drew Rucinski, R										2	2	0	1	2	0	2									
71 Drew Steckenrider, R										4	2	2	0	0	2	1									
3 JB Shuck, L OBP: 0.257, SLG: 0.217										3	0	1	1	0	0	1									
15 Brian Anderson, R OBP: 0.385, SLG: 0.443										4	0	2	2	0	1	2									
11 J.T. Realmuto, R OBP: 0.369, SLG: 0.522										3	0	1	1	0	0	1									
1 Cameron Maybin, R OBP: 0.303, SLG: 0.303										4	0	2	2	0	1	2									
56 Tayron Guerrero, R										4	0	2	2	0	1	2									
10 JT Riddle, L OBP: 0.222, SLG: 0.340										4	0	2	2	0	1	2									
41 Justin Bour, L OBP: 0.379, SLG: 0.432										4	0	1	1	0	1	2									
9 Lewis Brinson, R OBP: 0.214, SLG: 0.313										4	0	1	1	0	1	2									
19 Miguel Rojas, R OBP: 0.291, SLG: 0.342										4	1	1	0	0	1	1									
2 Yadiel Rivera, R OBP: 0.333, SLG: 0.182										2	0	0	0	2	1	0									
31 Caleb Smith, R OBP: 0.150, SLG: 0.150										2	0	2	0	0	0	0									
32 Derek Dietrich, L OBP: 0.332, SLG: 0.453										2	0	0	0	0	2	3									
Inning Stats	R: 0 E: 0 K: 1 S: 9	H: 0 LOB: 0 BB: 0 P: 15	R: 0 E: 0 K: 0 S: 9	H: 0 LOB: 0 BB: 0 P: 15	R: 0 E: 0 K: 1 S: 10	H: 1 LOB: 1 BB: 0 P: 12	R: 2 E: 0 K: 1 S: 11	H: 3 LOB: 1 BB: 1 P: 19	R: 0 E: 0 K: 0 S: 10	H: 1 LOB: 1 BB: 1 P: 16	R: 1 E: 0 K: 0 S: 10	H: 2 LOB: 0 BB: 0 P: 12	R: 0 E: 0 K: 3 S: 12	H: 0 LOB: 1 BB: 1 P: 17	R: 1 E: 0 K: 2 S: 10	H: 1 LOB: 1 BB: 1 P: 16	R: 1 E: 0 K: 1 S: 12	H: 2 LOB: 2 BB: 1 P: 22	1B: 9 2B: 1 3B: 0 HR: 0	SF: 1 SAC: 0 DP: 2 HBP: 0	WP: 0 PB: 1 SB: 0 CS: 0	PA: 38			
PITCHER	IP	WLS	BF	H	R	ER	SO	BB	IBB	HBP	BLK	WP	HR	S	P	ERA	WHIP								
59 Andrew Suárez, L ERA: 4.92	(1, 1)	5.0	20	5	2	2	3	2	0	0	0	0	0	44	77	3.60	1.400								
41 Mark Melancon, R ERA: 3.6	(6, 1)	1.0	B	4	2	1	0	0	0	0	0	0	0	10	12	9.00	2.000								
56 Tony Watson, L ERA: 2.03	(7, 1)	1.0	H	4	0	0	3	1	0	0	0	0	0	12	17	0.00	1.000								
49 Sam Dyson, R ERA: 2.67	(8, 1)	0.1	H	2	0	1	0	1	0	0	0	0	0	4	10	0.00	3.000								
13 Will Smith, L ERA: 1.08	(8, 1)	0.2	B	3	1	0	0	1	0	0	0	0	0	6	6	0.00	1.500								
PITCHER	IP	WLS	BF	H	R	ER	SO	BB	IBB	HBP	BLK	WP	HR	S	P	ERA	WHIP								
54 Reyes Moronta, R ERA: 2.05	(9, 1)	0.0	L	2	1	1	0	0	0	0	0	0	0	9	15	0.00	1.500								
60 Hunter Strickland, R ERA: 2.12	(9, 1)	0.2		3	1	0	0	1	0	0	0	0	0	9	15	0.00	1.500								

AB	38
R	4
H	11
RBI	4
BB	3
SO	5
LOB	17



Batter	1	2	3	4	5	6	7	8	9	10	11	12	13	14	15	16	AB	R	H	RBI	BB	SO	LOB	TOP
12 Joe Panik, L OBP: 0.316, SLG: 0.333																	6	0	0	0	1	1	2	
28 Buster Posey, R OBP: 0.366, SLG: 0.423																	6	1	0	0	1	2	2	
22 Andrew McCutchen, R OBP: 0.393, SLG: 0.458																	7	2	3	2	0	2	0	
35 Brandon Crawford, L OBP: 0.379, SLG: 0.513																	6	1	2	0	1	0	1	
10 Evan Longoria, R OBP: 0.276, SLG: 0.434																	1	0	0	0	0	1	0	
19 Aroldis Chapman, S OBP: 0.377, SLG: 0.690																	5	1	3	0	0	0	1	
48 Pablo Sandoval, S OBP: 0.341, SLG: 0.424																	4	0	1	2	3	2	1	
41 Max Wilentz, R OBP: 0.280, SLG: 0.440																	3	1	1	1	0	0	1	
16 Austin Jackson, R OBP: 0.280, SLG: 0.440																	0	0	0	0	0	0	0	
80 Ty Blach, S OBP: 0.280, SLG: 0.440																	2	0	0	0	0	0	0	
7 Gorkys Hernández, R OBP: 0.339, SLG: 0.463																	6	0	2	1	0	2	3	
57 Derek Rodríguez, R OBP: 0.200, SLG: 0.340																	1	0	0	0	0	1	0	
8 Hunter Pence, R OBP: 0.294, SLG: 0.215																	4	0	0	0	1	1	3	
Inning Stats	R: 2 H: 1 LOB: 0 K: 2 S: 21	R: 1 H: 2 LOB: 1 K: 1 S: 12	R: 0 H: 0 LOB: 0 K: 1 S: 8	R: 0 H: 0 LOB: 0 K: 1 S: 9	R: 0 H: 0 LOB: 0 K: 2 S: 10	R: 0 H: 1 LOB: 0 K: 0 S: 6	R: 0 H: 0 LOB: 0 K: 0 S: 7	R: 0 H: 1 LOB: 1 K: 1 S: 9	R: 0 H: 0 LOB: 0 K: 1 S: 12	R: 0 H: 2 LOB: 2 K: 1 S: 12	R: 0 H: 0 LOB: 0 K: 1 S: 5	R: 0 H: 2 LOB: 2 K: 1 S: 10	R: 0 H: 0 LOB: 1 K: 0 S: 9	R: 0 H: 0 LOB: 0 K: 1 S: 12	R: 0 H: 1 LOB: 2 K: 1 S: 17	R: 0 H: 0 LOB: 0 K: 1 S: 9	R: 3 H: 3 LOB: 1 K: 0 S: 12	1B: 8 2B: 2 3B: 0 HR: 2	SF: 1 SAC: 2 DP: 3 HBP: 1	WP: 1 PB: 0 SB: 0 CS: 1	PA: 64			
PITCHER	IP: 5.0 WLS: 19 BF: 3	IP: 2.0 WLS: 6 BF: 1	IP: 1.0 WLS: 3 BF: 0	IP: 1.0 WLS: 3 BF: 0	IP: 1.0 WLS: 3 BF: 0	IP: 1.0 WLS: 3 BF: 0	IP: 1.0 WLS: 3 BF: 0	IP: 1.0 WLS: 3 BF: 0	IP: 1.0 WLS: 3 BF: 0	IP: 1.0 WLS: 3 BF: 0	IP: 1.0 WLS: 3 BF: 0	IP: 1.0 WLS: 3 BF: 0	IP: 1.0 WLS: 3 BF: 0	IP: 1.0 WLS: 3 BF: 0	IP: 1.0 WLS: 3 BF: 0	IP: 1.0 WLS: 3 BF: 0	ERA: 2.000	WHIP: 0.800						

San Francisco Giants @ Miami Marlins
Marlins Park, Miami, FL
Thu Jun 14 2018, 12:14 PM - 4:59 PM EDT
Att. 9,726 - Roof Closed - 78 F

AB 52
R 16
H 12
RBI 6
BB 7
SO 14
LOB 20



Batter	1	2	3	4	5	6	7	8	9	10	11	12	13	14	15	16	AB	R	H	RBI	BB	SO	LOB	BOTTOM
32 Derek Dietrich, L OBP: 0.331, SLG: 0.448																	7	0	2	0	0	1	1	
15 Brian Anderson, R OBP: 0.379, SLG: 0.435																	7	0	1	0	0	1	1	
41 Justin Bour, L OBP: 0.377, SLG: 0.432																	7	0	2	0	0	1	2	
13 Starlin Castro, R OBP: 0.332, SLG: 0.397																	6	1	1	0	1	1	1	
10 JT Realmuto, L OBP: 0.224, SLG: 0.386																	4	1	1	1	0	0	1	
57 Eleaser Hernández, R OBP: 0.330, SLG: 0.133																	1	0	0	0	0	0	3	
9 Lewis Brinson, R OBP: 0.216, SLG: 0.313																	6	0	2	1	0	1	0	
3 JB Shuck, L OBP: 0.278, SLG: 0.283																	7	1	4	0	0	0	1	
28 Bryan Holaday, R OBP: 0.224, SLG: 0.238																	7	0	2	1	0	1	4	
49 Sam Dyson, R OBP: 0.280, SLG: 0.440																	1	0	0	0	0	0	0	
Inning Stats	R: 0 H: 0 LOB: 0 K: 0 S: 8	R: 0 H: 1 LOB: 1 K: 0 S: 8	R: 0 H: 0 LOB: 0 K: 1 S: 9	R: 0 H: 0 LOB: 0 K: 3 S: 10	R: 1 H: 2 LOB: 1 K: 0 S: 12	R: 0 H: 1 LOB: 1 K: 0 S: 7	R: 0 H: 0 LOB: 0 K: 0 S: 7	R: 0 H: 2 LOB: 1 K: 0 S: 13	R: 0 H: 0 LOB: 0 K: 1 S: 9	R: 1 H: 1 LOB: 1 K: 0 S: 14	R: 0 H: 0 LOB: 0 K: 0 S: 7	R: 0 H: 0 LOB: 0 K: 0 S: 6	R: 0 H: 1 LOB: 0 K: 0 S: 7	R: 0 H: 2 LOB: 3 K: 0 S: 10	R: 0 H: 0 LOB: 0 K: 2 S: 10	R: 0 H: 2 LOB: 1 K: 0 S: 11	R: 0 H: 2 LOB: 2 K: 1 S: 11	1B: 11 2B: 3 3B: 0 HR: 1	SF: 1 SAC: 1 DP: 3 HBP: 0	WP: 0 PB: 0 SB: 0 CS: 1	PA: 62			
PITCHER	IP: 6.2 WLS: 26 BF: 7	IP: 1.1 WLS: 4 BF: 1	IP: 1.0 WLS: 5 BF: 1	IP: 1.0 WLS: 3 BF: 0	IP: 1.0 WLS: 3 BF: 0	IP: 1.0 WLS: 3 BF: 0	IP: 1.0 WLS: 3 BF: 0	IP: 1.0 WLS: 3 BF: 0	IP: 1.0 WLS: 3 BF: 0	IP: 1.0 WLS: 3 BF: 0	IP: 1.0 WLS: 3 BF: 0	IP: 1.0 WLS: 3 BF: 0	IP: 1.0 WLS: 3 BF: 0	IP: 1.0 WLS: 3 BF: 0	IP: 1.0 WLS: 3 BF: 0	IP: 1.0 WLS: 3 BF: 0	ERA: 1.050	WHIP: 0.800						

San Francisco Giants @ Miami Marlins
Marlins Park, Miami, FL
Thu Jun 14 2018, 12:14 PM - 4:59 PM EDT
Att. 9,726 - Roof Closed - 78 F

AB 58
R 15
H 13
RBI 3
BB 2
SO 8
LOB 16



Batter	1	2	3	4	5	6	7	8	9	AB R H RBI BB SO LOB	TOP											
32 Derek Dietrich, L (1,3) OBP: 0.328, SLG: 0.440	1-0 FC5-4 BB	2-2 F7			2-0 G1-3		0-0 G6-3		0-2 K	4 0 0 0 1 1 3	<p>Miami Marlins @ Baltimore Orioles</p> <p>Oriole Park at Camden Yards, Baltimore, MD</p> <p>Fri Jun 15 2018, 7:08 PM - 9:49 PM EDT</p> <p>Att: 23,968 - Clear - 81 F</p> <p>livebaseballscores.com</p>											
15 Brian Anderson, R (1,9) OBP: 0.383, SLG: 0.439	4-2 FC5-4 BB		3-1 L9		1-2 1B		1-3 K		3-2 2B	4 0 2 1 1 1 0												
11 J.T. Realmuto, R (1,2) OBP: 0.364, SLG: 0.511	0-2 FC5-4		1-3 K		1-2 G6-3		0-0 1B		0-2 L9	5 0 1 0 0 1 4												
41 Justin Bour, L (1,10) OBP: 0.375, SLG: 0.429	1-3 K		2-3 K		0-2 G1-3		2-2 1B			4 0 1 0 0 2 2												
13 Starlin Castro, R (1,4) OBP: 0.328, SLG: 0.381	1-3 K				0-2 G1-3		1-2 L8			4 0 0 0 0 1 4												
10 JT Riddle, L (1,6) OBP: 0.226, SLG: 0.377		1-3 K			1-2 G6-3				1-3 K	4 1 1 0 0 2 0												
9 Lewis Brinson, R (1,8) OBP: 0.221, SLG: 0.333		0-2 3B			1-3 K					4 0 2 1 0 1 0												
19 Miguel Rojas, R (1,5) OBP: 0.298, SLG: 0.347		4-2 32 S BB			0-2 15 1B 2B		1-2 HBP			1 1 1 0 1 0 0												
2 Yadiel Rivera, R (6,PR) OBP: 0.319, SLG: 0.172										1 0 0 0 0 1 0												
3 JB Shuck, L (1,7) OBP: 0.268, SLG: 0.252		2-3 K			2-0 G1-3		3-2 G4-3		2-2 P6	4 0 0 0 0 1 5												
Inning Stats	R: 0 H: 0 E: 0 K: 2 S: 12	H: 0 LOB: 2 P: 22	R: 0 H: 1 E: 0 K: 2 S: 18	H: 1 LOB: 2 BB: 1 P: 27	R: 0 H: 0 E: 0 K: 2 S: 8	H: 0 LOB: 0 BB: 0 P: 14	R: 0 H: 1 E: 0 K: 1 S: 9	H: 0 LOB: 0 BB: 0 P: 11	R: 1 H: 2 E: 0 K: 0 S: 12	H: 2 LOB: 1 BB: 0 P: 18	R: 1 H: 2 E: 0 K: 0 S: 15	H: 2 LOB: 2 BB: 0 P: 21	R: 0 H: 2 E: 0 K: 1 S: 11	H: 2 LOB: 0 BB: 0 P: 15	R: 0 H: 0 E: 0 K: 2 S: 9	H: 0 LOB: 0 BB: 0 P: 13	R: 0 H: 1 E: 0 K: 1 S: 12	H: 1 LOB: 1 BB: 0 P: 17	1B: 4 2B: 2 3B: 2 HR: 0	SF: 0 SAC: 0 DP: 0 HBP: 1	WP: 0 PB: 1 SB: 1 CS: 0	PA: 39
PITCHER	IP WLS BF H R ER SO BB IBB HBP BLK WP HR S P ERA WHIP											IP WLS BF H R ER SO BB IBB HBP BLK WP HR S P ERA WHIP										
34 Kevin Gausman, R (1,1) ERA: 4.48	5.2 L 26 5 2 2 7 3 0 1 0 0 0 0 71 107 3.18 1.412																					
66 Tanner Scott, L (6,1) ERA: 4.75	0.2 2 0 0 0 0 0 0 0 0 0 0 4 7 0.00 0.000																					
50 Miguel Castro, R (7,1) ERA: 2.83	0.2 2 0 0 0 1 0 0 0 0 0 0 10 14 0.00 3.000																					
53 Zack Britton, L (8,1) ERA: 3.12	1.0 3 0 0 0 2 0 0 0 0 0 0 9 13 0.00 0.000																					
56 Darren O'Day, R (9,1) ERA: 3.12	1.0 4 1 0 0 1 0 0 0 0 0 0 12 17 0.00 1.000																					

Batter	1	2	3	4	5	6	7	8	9	AB R H RBI BB SO LOB	BOTTOM											
51 Corban Joseph, L (1,3) OBP: 0.250, SLG: 0.250	2-1 G4-3			0-1 10 FC6-4 1B		2-2 G5-3			0-3 K	4 0 1 0 0 1 1	<p>Miami Marlins @ Baltimore Orioles</p> <p>Oriole Park at Camden Yards, Baltimore, MD</p> <p>Fri Jun 15 2018, 7:08 PM - 9:49 PM EDT</p> <p>Att: 23,968 - Clear - 81 F</p> <p>livebaseballscores.com</p>											
10 Adam Jones, R (1,8) OBP: 0.306, SLG: 0.448	2-2 L9			1-1 FC6-4 13 G6-4-3			0-0 G6-4-3 13 1B		2-2 G1-3	4 0 1 0 0 0 1												
13 Manny Machado, R (1,6) OBP: 0.377, SLG: 0.574	2-2 F9			2-2 G6-4-3			2-2 G6-4-3 2 1B		2-2 K	4 0 1 0 0 1 1												
2 Danny Valencia, R (1,5) OBP: 0.346, SLG: 0.461		1-2 G5-3			2-0 G5-3				1-1 G6-4-3	3 0 0 0 0 0 2												
16 Trey Mancini, R (1,7) OBP: 0.301, SLG: 0.365		3-2 G4-3			1-2 F9				2-3 K	3 0 0 0 0 1 1												
6 Jonathan Schoop, R (1,4) OBP: 0.248, SLG: 0.343		2-1 G5-3			1-3 K				4-1 45 FC6-4 BB	2 0 0 0 1 1 0												
45 Mark Trumbo, R (1,9) OBP: 0.305, SLG: 0.377			2-1 F7			0-0 G1-3			0-1 FC6-4 24 G3	3 0 0 0 0 0 1												
24 Pedro Alvarez, L (1,10) OBP: 0.283, SLG: 0.414			3-2 K			1-3 K			2-1 G3	3 0 0 0 0 2 1												
15 Chance Sisco, L (1,2) OBP: 0.340, SLG: 0.328			3-2 G1-3			3-2 HBP			0-0 G6-3	2 0 0 0 0 0 1												
Inning Stats	R: 0 H: 0 E: 0 K: 0 S: 9	H: 0 LOB: 0 BB: 0 P: 15	R: 0 H: 0 E: 0 K: 0 S: 11	H: 0 LOB: 0 BB: 0 P: 17	R: 0 H: 0 E: 0 K: 1 S: 8	H: 0 LOB: 0 BB: 0 P: 16	R: 0 H: 1 E: 0 K: 0 S: 9	H: 1 LOB: 0 BB: 0 P: 12	R: 0 H: 0 E: 0 K: 1 S: 7	H: 0 LOB: 0 BB: 0 P: 11		R: 0 H: 0 E: 0 K: 1 S: 9	H: 0 LOB: 1 BB: 0 P: 15	R: 0 H: 2 E: 0 K: 1 S: 9	H: 2 LOB: 1 BB: 0 P: 14	R: 0 H: 0 E: 0 K: 0 S: 6	H: 0 LOB: 1 BB: 1 P: 12	R: 0 H: 0 E: 0 K: 2 S: 10	H: 0 LOB: 0 BB: 0 P: 14	1B: 3 2B: 0 3B: 0 HR: 0	SF: 0 SAC: 0 DP: 2 HBP: 1	WP: 0 PB: 0 SB: 0 CS: 0
PITCHER	IP WLS BF H R ER SO BB IBB HBP BLK WP HR S P ERA WHIP											IP WLS BF H R ER SO BB IBB HBP BLK WP HR S P ERA WHIP										
62 José Ureña, R (1,1) ERA: 1.15	8.0 W 27 3 0 0 4 1 0 1 0 0 0 68 112 0.00 0.500																					
46 Kyle Barraclough, R (9,1) ERA: 1.15	1.0 S 3 0 0 0 2 0 0 0 0 0 0 10 14 0.00 0.000																					

AB 35
R 2
H 8
RBI 2
BB 3
SO 11
LOB 18



AB 28
R 0
H 3
RBI 0
BB 1
SO 6
LOB 9



Batter	1	2	3	4	5	6	7	8	9	AB	R	H	RBI	BB	SO	LOB	TOP
32 Derek Dietrich, L OBP: 0.335, SLG: 0.437										4	0	0	0	0	3	5	
15 Brian Anderson, R OBP: 0.373, SLG: 0.423										5	0	1	1	0	1	1	
11 J.T. Realmuto, R OBP: 0.358, SLG: 0.531										4	0	1	0	0	1	2	
41 Justin Bour, L OBP: 0.370, SLG: 0.439										3	0	1	0	1	0	1	
13 Starlin Castro, R OBP: 0.321, SLG: 0.378										4	1	1	0	0	0	2	
19 Miguel Rojas, R OBP: 0.301, SLG: 0.350										3	1	1	0	0	0	0	
61 Adam Conley, L										1	0	0	0	0	0	0	
1 Cameron Maybin, R OBP: 0.303, SLG: 0.299										1	0	0	0	0	0	0	
10 JT Riddle, L OBP: 0.267, SLG: 0.417										4	1	2	2	0	1	0	
9 Lewis Brinson, R OBP: 0.226, SLG: 0.332										3	0	0	0	0	2	1	
71 Drew Steckenrider, R										0	0	0	0	0	0	0	
58 Dan Straily, R OBP: 0.133, SLG: 0.071										1	0	0	0	0	1	3	
57 Eleiser Hernández, R										1	0	0	0	0	1	1	
3 JB Shuck, L OBP: 0.251, SLG: 0.245										1	0	1	0	0	0	0	
29 Brad Ziegler, R										0	0	0	0	0	0	0	
2 Yadiel Rivera, R OBP: 0.341, SLG: 0.224										0	0	0	0	1	0	0	
Inning Stats	R: 0 E: 0 K: 2 S: 11	H: 1 LOB: 1 BB: 0 P: 2															

Batter	1	2	3	4	5	6	7	8	9	AB	R	H	RBI	BB	SO	LOB	TOP			
32 Derek Dietrich, L (1,7) OBP: 0.344, SLG: 0.465										5	1	3	1	0	1	0	Miami Marlins @ Colorado Rockies Coors Field, Denver, CO Fri Jun 22 2018, 6:41 PM - 9:35 PM MDT Att: 35,468 - Partly Cloudy - 81 F			
15 Brian Anderson, R (1,9) OBP: 0.374, SLG: 0.422										5	0	1	0	0	0	2				
11 J.T. Realmuto, R (1,2) OBP: 0.360, SLG: 0.535										5	1	3	0	0	0	1				
41 Justin Bour, L (1,3) OBP: 0.367, SLG: 0.429										3	0	0	0	1	3	5				
13 Starlin Castro, R (1,4) OBP: 0.318, SLG: 0.374										4	1	1	0	0	1	4				
10 JT Riddle, L (1,6) OBP: 0.247, SLG: 0.385										4	0	0	1	0	2	2				
19 Miguel Rojas, R (1,5) OBP: 0.311, SLG: 0.358										4	0	2	0	0	2	1				
9 Lewis Brinson, R (1,8) OBP: 0.223, SLG: 0.329										4	0	0	0	0	3	3				
54 Wei-Yin Chen, R (1,1) 2 Yadier Rivera, R (5,PH) 64 Nick Wittgren, R (5,1) 56 Tayron Guerrero, R (6,1) 3 JB Shuck, (7,PH) 57 Elieser Hernández, R (7,1) 53 Brett Graves, R (8,1) 1 Cameron Maybin, R (9,PH)										1	0	0	0	0	0	0				
Inning Stats	R: 0 E: 0 K: 2 S: 13	H: 2 LOB: 2 BB: 0 P: 18	R: 0 E: 0 K: 2 S: 7	H: 0 LOB: 0 BB: 0 P: 12	R: 1 E: 0 K: 2 S: 14	H: 2 LOB: 1 BB: 0 P: 18	R: 0 E: 0 K: 2 S: 9	H: 1 LOB: 2 BB: 0 P: 13	R: 0 E: 0 K: 1 S: 12	H: 2 LOB: 2 BB: 0 P: 16	R: 0 E: 0 K: 3 S: 10	H: 0 LOB: 0 BB: 0 P: 6	R: 2 E: 1 K: 1 S: 9	H: 1 LOB: 1 BB: 0 P: 19	R: 0 E: 0 K: 1 S: 12	H: 1 LOB: 0 BB: 0 P: 20	1B: 6 2B: 3 3B: 0 HR: 1	SF: 0 SAC: 0 DP: 0 HBP: 0	WP: 1 PB: 0 SB: 0 CS: 0	PA: 39
PITCHER	IP WLS BF H R ER SO BB IBB HBP BLK WP HR S P ERA WHIP																			
55 Jon Gray, R (1,1) ERA: 5.52	7.0 W 29 8 1 1 12 0 0 0 0 0 1 69 99 1.29 1.143																			
62 Yency Almonte, R (8,1) ERA: 7.63	1.0 6 1 2 0 1 1 0 0 0 0 1 9 19 0.00 2.000																			
50 Brooks Pounders, R (9,1) ERA: 7.63	1.0 4 1 0 0 1 0 0 0 0 0 0 12 20 0.00 1.000																			

Batter	1	2	3	4	5	6	7	8	9	AB	R	H	RBI	BB	SO	LOB	BOTTOM			
9 DJ LeMahieu, R (1,4) OBP: 0.329, SLG: 0.445										3	0	0	1	1	0	1	Miami Marlins @ Colorado Rockies Coors Field, Denver, CO Fri Jun 22 2018, 6:41 PM - 9:35 PM MDT Att: 35,468 - Partly Cloudy - 81 F			
19 Charlie Blackmon, L (1,8) OBP: 0.363, SLG: 0.490										5	1	2	1	0	0	2				
62 Yency Almonte, R (8,1) 50 Brooks Pounders, R (9,1)										0	0	0	0	0	0	0				
28 Nolan Arenado, R (1,5) OBP: 0.410, SLG: 0.598										4	1	3	2	1	1	0				
27 Trevor Story, R (1,6) OBP: 0.334, SLG: 0.522										5	1	1	0	0	1	4				
20 Ian Desmond, R (1,3) OBP: 0.297, SLG: 0.430										4	2	2	0	1	1	1				
23 Tom Murphy, R (1,2) OBP: 0.364, SLG: 0.469										5	1	3	2	0	2	1				
5 Carlos González, L (1,9) OBP: 0.332, SLG: 0.453										4	2	2	0	1	2	2				
56 Noel Cuevas, R (1,7) OBP: 0.304, SLG: 0.357										4	2	1	0	0	0	5				
55 Jon Gray, R (1,1) OBP: 0.192, SLG: 0.167										2	1	0	1	0	1	1				
8 Gerardo Parra, L (7,PH) OBP: 0.343, SLG: 0.403										1	0	1	3	0	0	0				
Inning Stats	R: 0 E: 0 K: 0 S: 6	H: 1 LOB: 1 BB: 1 P: 10	R: 1 E: 0 K: 1 S: 10	H: 2 LOB: 1 BB: 0 P: 12	R: 0 E: 0 K: 0 S: 7	H: 1 LOB: 1 BB: 0 P: 13	R: 6 E: 1 K: 2 S: 26	H: 5 LOB: 0 BB: 0 P: 39	R: 0 E: 0 K: 2 S: 15	H: 1 LOB: 1 BB: 1 P: 15	R: 3 E: 0 K: 0 S: 12	H: 2 LOB: 1 BB: 2 P: 17	R: 1 E: 0 K: 2 S: 15	H: 2 LOB: 1 BB: 0 P: 21	R: 1 E: 0 K: 2 S: 15	H: 2 LOB: 1 BB: 0 P: 21	1B: 8 2B: 6 3B: 0 HR: 1	SF: 1 SAC: 1 DP: 1 HBP: 0	WP: 1 PB: 0 SB: 0 CS: 0	PA: 43
PITCHER	IP WLS BF H R ER SO BB IBB HBP BLK WP HR S P ERA WHIP																			
54 Wei-Yin Chen, L (1,1) ERA: 6.7	4.0 L 22 9 7 7 3 1 0 0 0 0 0 49 74 15.75 2.500																			
64 Nick Wittgren, R (5,1) ERA: 2.89	1.0 4 1 0 0 2 0 0 0 0 0 0 15 20 0.00 1.000																			
56 Tayron Guerrero, R (6,1) ERA: 5.03	1.0 5 1 0 0 1 1 0 0 0 0 0 10 15 0.00 2.000																			
57 Elieser Hernández, R (7,1) ERA: 5.12	1.0 7 2 3 3 0 1 1 0 0 0 0 12 17 27.00 3.000																			
53 Brett Graves, R (8,1) ERA: 6.75	1.0 5 2 1 1 2 0 0 0 0 0 0 15 21 9.00 2.000																			

Batter	1	2	3	4	5	6	7	8	9	AB	R	H	RBI	BB	SO	LOB	TOP							
13 Starlin Castro, R OBP: 0.319, SLG: 0.372										4	1	1	0	1	0	1								
15 Brian Anderson, R OBP: 0.372, SLG: 0.418										5	1	1	0	0	2	6								
11 J.T. Realmuto, R OBP: 0.365, SLG: 0.548										4	1	2	4	1	2	1								
1 Cameron Maybin, R OBP: 0.304, SLG: 0.302										5	0	0	0	0	1	3								
32 Derek Dietrich, L OBP: 0.346, SLG: 0.475																								
29 Brad Ziegler, R																								
71 Drew Steckenrider, R																								
46 Kyle Barraclough, R																								
9 Lewis Brinson, R OBP: 0.220, SLG: 0.324																								
2 Yadiel Rivera, R OBP: 0.326, SLG: 0.219																								
28 Bryan Holaday, R OBP: 0.227, SLG: 0.239																								
36 Trevor Richards, R OBP: 0.143, SLG: 0.077																								
41 Justin Bour, L OBP: 0.369, SLG: 0.431																								
3 JB Shuck, L OBP: 0.252, SLG: 0.237																								
Inning Stats	R: 0 E: 0 K: 1 S: 11	H: 1 LOB: 1 BB: 0 P: 13	R: 0 E: 0 K: 3 S: 9	H: 0 LOB: 0 BB: 0 P: 12	R: 0 E: 0 K: 1 S: 5	H: 0 LOB: 1 BB: 1 P: 13	R: 1 E: 0 K: 2 S: 8	H: 1 LOB: 0 BB: 0 P: 12	R: 0 E: 0 K: 1 S: 12	H: 1 LOB: 2 BB: 1 P: 20	R: 0 E: 0 K: 0 S: 11	H: 1 LOB: 1 BB: 0 P: 15	R: 5 E: 0 K: 0 S: 23	H: 5 LOB: 1 BB: 1 P: 39	R: 0 E: 0 K: 0 S: 4	H: 0 LOB: 0 BB: 0 P: 6	R: 0 E: 0 K: 1 S: 7	H: 0 LOB: 1 BB: 1 P: 12	1B: 7 2B: 0 3B: 0 HR: 2	SF: 0 SAC: 0 DP: 0 HBP: 0	WP: 1 PB: 0 SB: 0 CS: 0	PA: 40		
PITCHER	IP WLS BF H R ER SO BB IBB HBP BLK WP HR S P ERA WHIP	IP WLS BF H R ER SO BB IBB HBP BLK WP HR S P ERA WHIP	IP WLS BF H R ER SO BB IBB HBP BLK WP HR S P ERA WHIP	IP WLS BF H R ER SO BB IBB HBP BLK WP HR S P ERA WHIP	IP WLS BF H R ER SO BB IBB HBP BLK WP HR S P ERA WHIP	IP WLS BF H R ER SO BB IBB HBP BLK WP HR S P ERA WHIP	IP WLS BF H R ER SO BB IBB HBP BLK WP HR S P ERA WHIP	IP WLS BF H R ER SO BB IBB HBP BLK WP HR S P ERA WHIP	IP WLS BF H R ER SO BB IBB HBP BLK WP HR S P ERA WHIP	IP WLS BF H R ER SO BB IBB HBP BLK WP HR S P ERA WHIP	IP WLS BF H R ER SO BB IBB HBP BLK WP HR S P ERA WHIP	IP WLS BF H R ER SO BB IBB HBP BLK WP HR S P ERA WHIP	IP WLS BF H R ER SO BB IBB HBP BLK WP HR S P ERA WHIP	IP WLS BF H R ER SO BB IBB HBP BLK WP HR S P ERA WHIP	IP WLS BF H R ER SO BB IBB HBP BLK WP HR S P ERA WHIP	IP WLS BF H R ER SO BB IBB HBP BLK WP HR S P ERA WHIP	IP WLS BF H R ER SO BB IBB HBP BLK WP HR S P ERA WHIP	IP WLS BF H R ER SO BB IBB HBP BLK WP HR S P ERA WHIP	IP WLS BF H R ER SO BB IBB HBP BLK WP HR S P ERA WHIP	IP WLS BF H R ER SO BB IBB HBP BLK WP HR S P ERA WHIP	IP WLS BF H R ER SO BB IBB HBP BLK WP HR S P ERA WHIP	IP WLS BF H R ER SO BB IBB HBP BLK WP HR S P ERA WHIP	IP WLS BF H R ER SO BB IBB HBP BLK WP HR S P ERA WHIP	IP WLS BF H R ER SO BB IBB HBP BLK WP HR S P ERA WHIP

Miami Marlins @ Colorado Rockies
Coors Field, Denver, CO
Sat Jun 23 2018, 1:13 PM - 4:00 PM MDT
Att: 39,032 - Partly Cloudy - 82 F

AB	36
R	6
H	9
RBI	6
BB	4
SO	9
LOB	14



Batter	1	2	3	4	5	6	7	8	9	AB	R	H	RBI	BB	SO	LOB	BOTTOM							
9 DJ LeMahieu, R OBP: 0.328, SLG: 0.439																								
19 Charlie Blackmon, L OBP: 0.362, SLG: 0.486																								
28 Nolan Arenado, R OBP: 0.404, SLG: 0.589																								
5 Carlos González, L OBP: 0.330, SLG: 0.449																								
27 Trevor Story, R OBP: 0.333, SLG: 0.522																								
8 Gerardo Parra, L OBP: 0.343, SLG: 0.417																								
20 Ian Desmond, R OBP: 0.297, SLG: 0.427																								
14 Tony Wolters, L OBP: 0.269, SLG: 0.218																								
44 Tyler Anderson, L OBP: 0.185, SLG: 0.083																								
29 Bryan Shaw, S																								
59 Harrison Musgrave, L																								
56 Noel Cuevas, R OBP: 0.301, SLG: 0.354																								
34 Jeff Hoffman, R																								
Inning Stats	R: 0 E: 0 K: 2 S: 10	H: 0 LOB: 0 BB: 0 P: 18	R: 0 E: 0 K: 2 S: 8	H: 0 LOB: 0 BB: 0 P: 12	R: 0 E: 0 K: 1 S: 7	H: 0 LOB: 2 BB: 2 P: 17	R: 1 E: 0 K: 2 S: 12	H: 2 LOB: 1 BB: 0 P: 21	R: 0 E: 0 K: 1 S: 5	H: 0 LOB: 0 BB: 0 P: 8	R: 0 E: 0 K: 0 S: 6	H: 1 LOB: 0 BB: 0 P: 10	R: 1 E: 0 K: 1 S: 7	H: 1 LOB: 0 BB: 0 P: 9	R: 0 E: 0 K: 0 S: 7	H: 0 LOB: 0 BB: 0 P: 11	R: 0 E: 0 K: 1 S: 11	H: 0 LOB: 0 BB: 0 P: 16	1B: 2 2B: 1 3B: 0 HR: 1	SF: 1 SAC: 1 DP: 1 HBP: 0	WP: 0 PB: 0 SB: 0 CS: 0	PA: 32		
PITCHER	IP WLS BF H R ER SO BB IBB HBP BLK WP HR S P ERA WHIP	IP WLS BF H R ER SO BB IBB HBP BLK WP HR S P ERA WHIP	IP WLS BF H R ER SO BB IBB HBP BLK WP HR S P ERA WHIP	IP WLS BF H R ER SO BB IBB HBP BLK WP HR S P ERA WHIP	IP WLS BF H R ER SO BB IBB HBP BLK WP HR S P ERA WHIP	IP WLS BF H R ER SO BB IBB HBP BLK WP HR S P ERA WHIP	IP WLS BF H R ER SO BB IBB HBP BLK WP HR S P ERA WHIP	IP WLS BF H R ER SO BB IBB HBP BLK WP HR S P ERA WHIP	IP WLS BF H R ER SO BB IBB HBP BLK WP HR S P ERA WHIP	IP WLS BF H R ER SO BB IBB HBP BLK WP HR S P ERA WHIP	IP WLS BF H R ER SO BB IBB HBP BLK WP HR S P ERA WHIP	IP WLS BF H R ER SO BB IBB HBP BLK WP HR S P ERA WHIP	IP WLS BF H R ER SO BB IBB HBP BLK WP HR S P ERA WHIP	IP WLS BF H R ER SO BB IBB HBP BLK WP HR S P ERA WHIP	IP WLS BF H R ER SO BB IBB HBP BLK WP HR S P ERA WHIP	IP WLS BF H R ER SO BB IBB HBP BLK WP HR S P ERA WHIP	IP WLS BF H R ER SO BB IBB HBP BLK WP HR S P ERA WHIP	IP WLS BF H R ER SO BB IBB HBP BLK WP HR S P ERA WHIP	IP WLS BF H R ER SO BB IBB HBP BLK WP HR S P ERA WHIP	IP WLS BF H R ER SO BB IBB HBP BLK WP HR S P ERA WHIP	IP WLS BF H R ER SO BB IBB HBP BLK WP HR S P ERA WHIP	IP WLS BF H R ER SO BB IBB HBP BLK WP HR S P ERA WHIP	IP WLS BF H R ER SO BB IBB HBP BLK WP HR S P ERA WHIP	IP WLS BF H R ER SO BB IBB HBP BLK WP HR S P ERA WHIP

Miami Marlins @ Colorado Rockies
Coors Field, Denver, CO
Sat Jun 23 2018, 1:13 PM - 4:00 PM MDT
Att: 39,032 - Partly Cloudy - 82 F

AB	28
R	2
H	4
RBI	2
BB	2
SO	10
LOB	5



Batter	1	2	3	4	5	6	7	8	9	AB	R	H	RBI	BB	SO	LOB	TOP							
32 Derek Dietrich, L (1,7) OBP: 0.354, SLG: 0.496										5	2	4	2	0	1	0	Miami Marlins @ Colorado Rockies Coors Field, Denver, CO Sun Jun 24 2018, 2:41 PM - 5:55 PM MDT Att: 34,172 - Cloudy - 57 F							
61 Adam Conley, L (7,1)										0	0	0	0	0	0	0								
29 Brad Ziegler, R (8,1)										0	0	0	0	0	0	0								
19 Miguel Rojas, R (9,3) OBP: 0.311, SLG: 0.358										0	0	0	0	0	0	0								
15 Brian Anderson, R (1,9) OBP: 0.369, SLG: 0.415										5	1	1	0	0	1	3								
11 J.T. Realmuto, R (1,2) OBP: 0.367, SLG: 0.549										3	2	1	1	1	2	0								
41 Justin Bour, L (1,3) OBP: 0.373, SLG: 0.432										4	0	2	2	1	1	0								
46 Kyle Barraclough, R (9,1)										0	0	0	0	0	0	0								
13 Starlin Castro, R (1,4) OBP: 0.314, SLG: 0.366										5	1	0	0	0	1	5								
10 J.T. Riddle, L (1,6) OBP: 0.244, SLG: 0.386										5	0	1	1	0	1	4								
3 JB Shuck, L (1,8) OBP: 0.256, SLG: 0.241										2	0	1	0	0	0	2								
1 Cameron Maybin, R (4,PH) OBP: 0.299, SLG: 0.297										3	0	0	1	0	0	1								
2 Yadiel Rivera, R (1,5) OBP: 0.340, SLG: 0.224										3	1	1	0	2	2	1								
31 Caleb Smith, R (1,1) OBP: 0.136, SLG: 0.136										1	0	0	0	0	1	3								
55 Drew Rucinski, R (2,1)										2	0	0	0	0	1	3								
56 Tayron Guerrero, R (5,1)										0	0	0	0	0	0	0								
9 Lewis Brinson, R (7,PH) OBP: 0.223, SLG: 0.335										1	1	1	1	0	0	0								
Inning Stats	R: 3 E: 1 K: 2 S: 13	H: 4 LOB: 3 BB: 1 P: 17	R: 1 E: 0 K: 2 S: 14	H: 2 LOB: 2 BB: 1 P: 24	R: 0 E: 0 K: 2 S: 14	H: 2 LOB: 0 BB: 2 P: 20	R: 2 E: 1 K: 0 S: 15	H: 1 LOB: 2 BB: 2 P: 29	R: 0 E: 0 K: 2 S: 13	H: 0 LOB: 0 BB: 0 P: 19	R: 0 E: 0 K: 0 S: 10	H: 0 LOB: 0 BB: 0 P: 14	R: 2 E: 0 K: 0 S: 8	H: 3 LOB: 0 BB: 0 P: 15	R: 0 E: 0 K: 2 S: 10	H: 0 LOB: 0 BB: 0 P: 16	R: 0 E: 0 K: 1 S: 6	H: 0 LOB: 0 BB: 0 P: 9	1B: 7 2B: 3 3B: 1 HR: 1	SF: 0 SAC: 0 DP: 1 HBP: 0	WP: 0 PB: 0 SB: 0 CS: 0	PA: 44		
PITCHER	IP WLS BF H R ER SO BB IBB HBP BLK WP HR S P ERA WHIP	IP WLS BF H R ER SO BB IBB HBP BLK WP HR S P ERA WHIP	IP WLS BF H R ER SO BB IBB HBP BLK WP HR S P ERA WHIP	IP WLS BF H R ER SO BB IBB HBP BLK WP HR S P ERA WHIP	IP WLS BF H R ER SO BB IBB HBP BLK WP HR S P ERA WHIP	IP WLS BF H R ER SO BB IBB HBP BLK WP HR S P ERA WHIP	IP WLS BF H R ER SO BB IBB HBP BLK WP HR S P ERA WHIP	IP WLS BF H R ER SO BB IBB HBP BLK WP HR S P ERA WHIP	IP WLS BF H R ER SO BB IBB HBP BLK WP HR S P ERA WHIP	IP WLS BF H R ER SO BB IBB HBP BLK WP HR S P ERA WHIP	IP WLS BF H R ER SO BB IBB HBP BLK WP HR S P ERA WHIP	IP WLS BF H R ER SO BB IBB HBP BLK WP HR S P ERA WHIP	IP WLS BF H R ER SO BB IBB HBP BLK WP HR S P ERA WHIP	IP WLS BF H R ER SO BB IBB HBP BLK WP HR S P ERA WHIP	IP WLS BF H R ER SO BB IBB HBP BLK WP HR S P ERA WHIP	IP WLS BF H R ER SO BB IBB HBP BLK WP HR S P ERA WHIP	IP WLS BF H R ER SO BB IBB HBP BLK WP HR S P ERA WHIP	IP WLS BF H R ER SO BB IBB HBP BLK WP HR S P ERA WHIP	IP WLS BF H R ER SO BB IBB HBP BLK WP HR S P ERA WHIP	IP WLS BF H R ER SO BB IBB HBP BLK WP HR S P ERA WHIP	IP WLS BF H R ER SO BB IBB HBP BLK WP HR S P ERA WHIP	IP WLS BF H R ER SO BB IBB HBP BLK WP HR S P ERA WHIP	IP WLS BF H R ER SO BB IBB HBP BLK WP HR S P ERA WHIP	
48 Germán Márquez, R (1,1) ERA: 5.53	3.1 L 24 9 6 5 6 2 1 0 0 0 0 1 52 82 13.50 3.300	4.1 9 0 0 0 2 1 0 0 0 0 0 27 41 0.00 0.375	7.1 0.1 4 3 2 2 0 0 0 0 0 0 7 12 54.00 9.000	7.1 1.2 4 0 0 0 2 0 0 0 0 0 11 19 0.00 0.000	9.1 1.0 3 0 0 0 1 0 0 0 0 0 6 9 0.00 0.000																			
52 Chris Rusin, L (4,1) ERA: 5.95																								
51 Jake McGee, L (7,1) ERA: 5.9																								
0 Adam Ottavino, R (7,1) ERA: 0.79																								
71 Wade Davis, R (9,1) ERA: 4.4																								

Batter	1	2	3	4	5	6	7	8	9	AB	R	H	RBI	BB	SO	LOB	BOTTOM							
9 DJ LeMahieu, R (1,4) OBP: 0.331, SLG: 0.438										3	2	1	0	1	1	1	Miami Marlins @ Colorado Rockies Coors Field, Denver, CO Sun Jun 24 2018, 2:41 PM - 5:55 PM MDT Att: 34,172 - Cloudy - 57 F							
19 Charlie Blackmon, L (1,8) OBP: 0.361, SLG: 0.483										4	1	1	0	0	1	2								
28 Nolan Arenado, R (1,5) OBP: 0.403, SLG: 0.595										4	1	1	2	0	1	2								
27 Trevor Story, R (1,6) OBP: 0.332, SLG: 0.518										4	0	1	2	0	0	0								
20 Ian Desmond, R (1,3) OBP: 0.296, SLG: 0.422										3	0	0	0	1	2	0								
23 Tom Murphy, R (1,2) OBP: 0.324, SLG: 0.417										4	0	0	0	0	2	2								
8 Gerardo Parra, L (1,7) OBP: 0.342, SLG: 0.427										4	1	1	1	0	1	0								
56 Noel Cuevas, R (1,9) OBP: 0.292, SLG: 0.343										3	0	0	0	0	1	0								
0 Adam Ottavino, S (7,1) ERA: 4.63										0	0	0	0	0	0	0								
71 Wade Davis, R (9,1) OBP: 0.343, SLG: 0.390										1	0	0	0	0	0	0								
48 Germán Márquez, R (1,1) OBP: 0.296, SLG: 0.296										1	0	0	0	0	0	0								
52 Chris Rusin, L (4,1) OBP: 0.500, SLG: 0.500										1	0	1	0	0	0	0								
51 Jake McGee, L (7,1) ERA: 5.5										0	0	0	0	0	0	0								
5 Carlos González, L (7,9) OBP: 0.329, SLG: 0.447										1	0	0	0	0	0	0								
Inning Stats	R: 2 E: 0 K: 0 S: 15	H: 1 LOB: 0 BB: 1 P: 26	R: 0 E: 0 K: 1 S: 6	H: 0 LOB: 0 BB: 0 P: 8	R: 2 E: 0 K: 1 S: 20	H: 3 LOB: 2 BB: 1 P: 30	R: 1 E: 0 K: 0 S: 8	H: 2 LOB: 1 BB: 0 P: 11	R: 0 E: 0 K: 1 S: 9	H: 0 LOB: 0 BB: 0 P: 15	R: 0 E: 0 K: 3 S: 11	H: 0 LOB: 0 BB: 0 P: 14	R: 0 E: 0 K: 2 S: 7	H: 0 LOB: 0 BB: 0 P: 9	R: 0 E: 0 K: 1 S: 6	H: 0 LOB: 0 BB: 0 P: 12	R: 0 E: 0 K: 0 S: 7	H: 0 LOB: 0 BB: 0 P: 10	1B: 4 2B: 0 3B: 0 HR: 2	SF: 0 SAC: 0 DP: 0 HBP: 0	WP: 1 PB: 0 SB: 1 CS: 0	PA: 35		
PITCHER	IP WLS BF H R ER SO BB IBB HBP BLK WP HR S P ERA WHIP	IP WLS BF H R ER SO BB IBB HBP BLK WP HR S P ERA WHIP	IP WLS BF H R ER SO BB IBB HBP BLK WP HR S P ERA WHIP	IP WLS BF H R ER SO BB IBB HBP BLK WP HR S P ERA WHIP	IP WLS BF H R ER SO BB IBB HBP BLK WP HR S P ERA WHIP	IP WLS BF H R ER SO BB IBB HBP BLK WP HR S P ERA WHIP	IP WLS BF H R ER SO BB IBB HBP BLK WP HR S P ERA WHIP	IP WLS BF H R ER SO BB IBB HBP BLK WP HR S P ERA WHIP	IP WLS BF H R ER SO BB IBB HBP BLK WP HR S P ERA WHIP	IP WLS BF H R ER SO BB IBB HBP BLK WP HR S P ERA WHIP	IP WLS BF H R ER SO BB IBB HBP BLK WP HR S P ERA WHIP	IP WLS BF H R ER SO BB IBB HBP BLK WP HR S P ERA WHIP	IP WLS BF H R ER SO BB IBB HBP BLK WP HR S P ERA WHIP	IP WLS BF H R ER SO BB IBB HBP BLK WP HR S P ERA WHIP	IP WLS BF H R ER SO BB IBB HBP BLK WP HR S P ERA WHIP	IP WLS BF H R ER SO BB IBB HBP BLK WP HR S P ERA WHIP	IP WLS BF H R ER SO BB IBB HBP BLK WP HR S P ERA WHIP	IP WLS BF H R ER SO BB IBB HBP BLK WP HR S P ERA WHIP	IP WLS BF H R ER SO BB IBB HBP BLK WP HR S P ERA WHIP	IP WLS BF H R ER SO BB IBB HBP BLK WP HR S P ERA WHIP	IP WLS BF H R ER SO BB IBB HBP BLK WP HR S P ERA WHIP	IP WLS BF H R ER SO BB IBB HBP BLK WP HR S P ERA WHIP	IP WLS BF H R ER SO BB IBB HBP BLK WP HR S P ERA WHIP	
31 Caleb Smith, L (1,1) ERA: 4.19	1.1 W 14 5 3 3 1 1 0 0 0 0 1 1 31 45 10.12 2.250	2.0 6 0 0 0 4 0 0 0 0 0 0 20 29 0.00 0.000	1.0 H 3 0 0 0 2 0 0 0 0 0 0 7 9 0.00 0.000	1.0 H 3 0 0 0 1 0 0 0 0 0 0 6 12 0.00 0.000																				
55 Drew Rucinski, R (2,1) ERA: 4.63																								
56 Tayron Guerrero, R (5,1) ERA: 4.75																								
61 Adam Conley, L (7,1) ERA: 1.23																								
29 Brad Ziegler, R (8,1) ERA: 5.5																								

Miami Marlins @ Colorado Rockies
Coors Field, Denver, CO
Sun Jun 24 2018, 2:41 PM - 5:55 PM MDT
Att: 34,172 - Cloudy - 57 F

AB 39
R 8
H 12
RBI 8
BB 4
SO 11
LOB 22



Miami Marlins @ Colorado Rockies
Coors Field, Denver, CO
Sun Jun 24 2018, 2:41 PM - 5:55 PM MDT
Att: 34,172 - Cloudy - 57 F

AB 33
R 5
H 6
RBI 5
BB 2
SO 9
LOB 7



Batter	1	2	3	4	5	6	7	8	9	AB	R	H	RBI	BB	SO	LOB	TOP									
9 Jon Jay, L OBP: 0.360, SLG: 0.372	G4-3	F7	G3	FC6-4	FC6-4	FC6-4	FC6-4	G4-6-3	G4-6-3	5	0	0	0	0	0	3	Arizona Diamondbacks @ Miami Marlins Marlins Park, Miami, FL Thu Jun 28 2018, 12:11 PM - 3:17 PM EDT Att: 12,715 - Roof Closed - 78 F									
44 Paul Goldschmidt, R OBP: 0.376, SLG: 0.524	FC4-6	FC4-6	FC4-6	FC4-6	FC4-6	FC4-6	FC4-6	FC4-6	FC4-6	5	1	3	1	0	1	0										
22 Jake Lamb, L OBP: 0.338, SLG: 0.409	FC4-6	FC4-6	FC4-6	FC4-6	FC4-6	FC4-6	FC4-6	FC4-6	FC4-6	2	1	1	0	2	1	1										
6 David Peralta, L OBP: 0.345, SLG: 0.503	FC4-6	FC4-6	FC4-6	FC4-6	FC4-6	FC4-6	FC4-6	FC4-6	FC4-6	3	0	0	0	1	1	3										
3 Daniel Descalso, L OBP: 0.359, SLG: 0.498	FC4-6	FC4-6	FC4-6	FC4-6	FC4-6	FC4-6	FC4-6	FC4-6	FC4-6	3	0	0	1	1	0	3										
29 Jorge De La Rosa, L	FC4-6	FC4-6	FC4-6	FC4-6	FC4-6	FC4-6	FC4-6	FC4-6	FC4-6	0	0	0	0	0	0	0										
57 Fernando Salas, R	FC4-6	FC4-6	FC4-6	FC4-6	FC4-6	FC4-6	FC4-6	FC4-6	FC4-6	0	0	0	0	0	0	0										
40 Andrew Chafin, R	FC4-6	FC4-6	FC4-6	FC4-6	FC4-6	FC4-6	FC4-6	FC4-6	FC4-6	0	0	0	0	0	0	0										
13 Nick Ahmed, R OBP: 0.278, SLG: 0.407	FC4-6	FC4-6	FC4-6	FC4-6	FC4-6	FC4-6	FC4-6	FC4-6	FC4-6	4	1	2	1	0	0	1										
1 Jarrod Dyson, L OBP: 0.274, SLG: 0.254	P4	P4	P4	P4	P4	P4	P4	P4	P4	4	0	1	0	0	0	4										
2 Jeff Mathis, R OBP: 0.292, SLG: 0.235	K	K	K	K	K	K	K	K	K	4	0	1	0	0	1	2										
21 Zack Greinke, R OBP: 0.364, SLG: 0.400	F9	F9	F9	F9	F9	F9	F9	F9	F9	3	1	2	1	0	0	0										
4 Ketel Marte, S OBP: 0.295, SLG: 0.409	FC4-6	FC4-6	FC4-6	FC4-6	FC4-6	FC4-6	FC4-6	FC4-6	FC4-6	1	0	1	0	0	0	0										
Inning Stats	R: 2 H: 3 E: 0 K: 0 S: 15	H: 3 R: 2 BB: 1 P: 21	R: 1 H: 2 E: 0 K: 2 S: 9	H: 2 R: 1 BB: 0 P: 16	R: 0 H: 0 E: 0 K: 1 S: 12	H: 0 R: 0 BB: 1 P: 22	R: 0 H: 1 E: 0 K: 0 S: 11	H: 1 R: 0 BB: 0 P: 16	R: 0 H: 1 E: 0 K: 0 S: 8	H: 1 R: 0 BB: 1 P: 13	R: 1 H: 2 E: 0 K: 0 S: 14	H: 2 R: 0 BB: 0 P: 20	R: 0 H: 0 E: 0 K: 1 S: 6	H: 0 R: 0 BB: 1 P: 14	R: 0 H: 1 E: 0 K: 0 S: 6	H: 1 R: 0 BB: 0 P: 9	R: 0 H: 1 E: 0 K: 0 S: 5	H: 1 R: 0 BB: 0 P: 8	1B: 9 2B: 2 3B: 0 HR: 0	SF: 0 SAC: 0 DP: 2 HBP: 0	WP: 0 PB: 0 SB: 0 CS: 1	PA: 39				
PITCHER	IP WLS BF H R ER SO BB IBB HBP BLK WP HR S P ERA WHIP	IP WLS BF H R ER SO BB IBB HBP BLK WP HR S P ERA WHIP	IP WLS BF H R ER SO BB IBB HBP BLK WP HR S P ERA WHIP	IP WLS BF H R ER SO BB IBB HBP BLK WP HR S P ERA WHIP	IP WLS BF H R ER SO BB IBB HBP BLK WP HR S P ERA WHIP	IP WLS BF H R ER SO BB IBB HBP BLK WP HR S P ERA WHIP	IP WLS BF H R ER SO BB IBB HBP BLK WP HR S P ERA WHIP	IP WLS BF H R ER SO BB IBB HBP BLK WP HR S P ERA WHIP	IP WLS BF H R ER SO BB IBB HBP BLK WP HR S P ERA WHIP	IP WLS BF H R ER SO BB IBB HBP BLK WP HR S P ERA WHIP	IP WLS BF H R ER SO BB IBB HBP BLK WP HR S P ERA WHIP	IP WLS BF H R ER SO BB IBB HBP BLK WP HR S P ERA WHIP	IP WLS BF H R ER SO BB IBB HBP BLK WP HR S P ERA WHIP	IP WLS BF H R ER SO BB IBB HBP BLK WP HR S P ERA WHIP	IP WLS BF H R ER SO BB IBB HBP BLK WP HR S P ERA WHIP	IP WLS BF H R ER SO BB IBB HBP BLK WP HR S P ERA WHIP	IP WLS BF H R ER SO BB IBB HBP BLK WP HR S P ERA WHIP	IP WLS BF H R ER SO BB IBB HBP BLK WP HR S P ERA WHIP	IP WLS BF H R ER SO BB IBB HBP BLK WP HR S P ERA WHIP	IP WLS BF H R ER SO BB IBB HBP BLK WP HR S P ERA WHIP	IP WLS BF H R ER SO BB IBB HBP BLK WP HR S P ERA WHIP	IP WLS BF H R ER SO BB IBB HBP BLK WP HR S P ERA WHIP	IP WLS BF H R ER SO BB IBB HBP BLK WP HR S P ERA WHIP	IP WLS BF H R ER SO BB IBB HBP BLK WP HR S P ERA WHIP	IP WLS BF H R ER SO BB IBB HBP BLK WP HR S P ERA WHIP	IP WLS BF H R ER SO BB IBB HBP BLK WP HR S P ERA WHIP

Batter	1	2	3	4	5	6	7	8	9	AB	R	H	RBI	BB	SO	LOB	BOTTOM									
32 Derek Dietrich, L OBP: 0.347, SLG: 0.477	FC5-4	FC5-4	FC5-4	FC5-4	FC5-4	FC5-4	FC5-4	FC5-4	FC5-4	4	0	0	0	0	1	2	Arizona Diamondbacks @ Miami Marlins Marlins Park, Miami, FL Thu Jun 28 2018, 12:11 PM - 3:17 PM EDT Att: 12,715 - Roof Closed - 78 F									
15 Brian Anderson, R OBP: 0.370, SLG: 0.411	FC5-4	FC5-4	FC5-4	FC5-4	FC5-4	FC5-4	FC5-4	FC5-4	FC5-4	4	0	0	0	0	3											
41 Justin Bour, L OBP: 0.368, SLG: 0.430	P5	P5	P5	P5	P5	P5	P5	P5	P5	4	0	1	0	0	1	1										
13 Starlin Castro, R OBP: 0.322, SLG: 0.387	G6-3	G6-3	G6-3	G6-3	G6-3	G6-3	G6-3	G6-3	G6-3	4	0	1	0	0	0	3										
10 JT Riddle, L OBP: 0.280, SLG: 0.406	G2-3	G2-3	G2-3	G2-3	G2-3	G2-3	G2-3	G2-3	G2-3	4	0	3	0	0	0	0										
19 Miguel Rojas, R OBP: 0.307, SLG: 0.352	K	K	K	K	K	K	K	K	K	4	0	1	0	0	2	4										
3 JB Shuck, L OBP: 0.258, SLG: 0.238	FC5-4	FC5-4	FC5-4	FC5-4	FC5-4	FC5-4	FC5-4	FC5-4	FC5-4	4	0	1	0	0	1	2										
28 Bryan Holaday, R OBP: 0.233, SLG: 0.226	G5-4-3	G5-4-3	G5-4-3	G5-4-3	G5-4-3	G5-4-3	G5-4-3	G5-4-3	G5-4-3	4	0	2	0	0	1	2										
36 Trevor Richards, R OBP: 0.133, SLG: 0.071	K	K	K	K	K	K	K	K	K	1	0	0	0	0	1	0										
1 Cameron Maybin, R OBP: 0.296, SLG: 0.293	K	K	K	K	K	K	K	K	K	1	0	0	0	0	1	2										
Inning Stats	R: 0 H: 0 E: 0 K: 0 S: 8	H: 0 R: 0 BB: 0 P: 11	R: 0 H: 2 E: 0 K: 1 S: 8	H: 2 R: 0 BB: 0 P: 13	R: 0 H: 1 E: 1 K: 1 S: 13	H: 1 R: 0 BB: 0 P: 16	R: 0 H: 2 E: 0 K: 1 S: 16	H: 2 R: 0 BB: 0 P: 25	R: 0 H: 0 E: 0 K: 1 S: 7	H: 0 R: 0 BB: 0 P: 11	R: 0 H: 1 E: 0 K: 2 S: 10	H: 1 R: 0 BB: 0 P: 13	R: 0 H: 1 E: 0 K: 0 S: 11	H: 1 R: 0 BB: 0 P: 14	R: 0 H: 2 E: 0 K: 1 S: 11	H: 2 R: 0 BB: 0 P: 17	R: 0 H: 1 E: 1 K: 1 S: 9	H: 1 R: 0 BB: 0 P: 14	1B: 10 2B: 0 3B: 0 HR: 0	SF: 0 SAC: 0 DP: 2 HBP: 1	WP: 0 PB: 0 SB: 0 CS: 0	PA: 37				
PITCHER	IP WLS BF H R ER SO BB IBB HBP BLK WP HR S P ERA WHIP	IP WLS BF H R ER SO BB IBB HBP BLK WP HR S P ERA WHIP	IP WLS BF H R ER SO BB IBB HBP BLK WP HR S P ERA WHIP	IP WLS BF H R ER SO BB IBB HBP BLK WP HR S P ERA WHIP	IP WLS BF H R ER SO BB IBB HBP BLK WP HR S P ERA WHIP	IP WLS BF H R ER SO BB IBB HBP BLK WP HR S P ERA WHIP	IP WLS BF H R ER SO BB IBB HBP BLK WP HR S P ERA WHIP	IP WLS BF H R ER SO BB IBB HBP BLK WP HR S P ERA WHIP	IP WLS BF H R ER SO BB IBB HBP BLK WP HR S P ERA WHIP	IP WLS BF H R ER SO BB IBB HBP BLK WP HR S P ERA WHIP	IP WLS BF H R ER SO BB IBB HBP BLK WP HR S P ERA WHIP	IP WLS BF H R ER SO BB IBB HBP BLK WP HR S P ERA WHIP	IP WLS BF H R ER SO BB IBB HBP BLK WP HR S P ERA WHIP	IP WLS BF H R ER SO BB IBB HBP BLK WP HR S P ERA WHIP	IP WLS BF H R ER SO BB IBB HBP BLK WP HR S P ERA WHIP	IP WLS BF H R ER SO BB IBB HBP BLK WP HR S P ERA WHIP	IP WLS BF H R ER SO BB IBB HBP BLK WP HR S P ERA WHIP	IP WLS BF H R ER SO BB IBB HBP BLK WP HR S P ERA WHIP	IP WLS BF H R ER SO BB IBB HBP BLK WP HR S P ERA WHIP	IP WLS BF H R ER SO BB IBB HBP BLK WP HR S P ERA WHIP	IP WLS BF H R ER SO BB IBB HBP BLK WP HR S P ERA WHIP	IP WLS BF H R ER SO BB IBB HBP BLK WP HR S P ERA WHIP	IP WLS BF H R ER SO BB IBB HBP BLK WP HR S P ERA WHIP	IP WLS BF H R ER SO BB IBB HBP BLK WP HR S P ERA WHIP	IP WLS BF H R ER SO BB IBB HBP BLK WP HR S P ERA WHIP	IP WLS BF H R ER SO BB IBB HBP BLK WP HR S P ERA WHIP

AB	34
R	4
H	11
RBI	4
BB	4
SO	4
LOB	17



AB	36
R	0
H	10
RBI	0
BB	0
SO	8
LOB	20



Batter	1	2	3	4	5	6	7	8	9	AB	R	H	RBI	BB	SO	LOB	TOP				
9 Brandon Nimmo, L (1,8) OBP: 0.381, SLG: 0.528										5	0	0	0	0	2	2					
11 José Bautista, R (1,9) OBP: 0.373, SLG: 0.437										5	0	0	0	0	3	0					
13 Asdrúbal Cabrera, S (1,4) OBP: 0.323, SLG: 0.479										3	2	1	1	1	1	0					
30 Michael Conforto, L (1,7) OBP: 0.347, SLG: 0.381										3	0	0	0	1	3	1					
4 Wilmer Flores, R (1,3) OBP: 0.321, SLG: 0.440										4	0	1	0	0	0	2					
63 Tim Peterson, R (8,1)										0	0	0	0	0	0	0					
27 Jeury Familia, R (9,1)										0	0	0	0	0	0	0					
21 Todd Frazier, R (1,5) OBP: 0.307, SLG: 0.385										3	3	1	0	1	0	0					
26 Kevin Plawewski, R (1,2) OBP: 0.364, SLG: 0.390										3	0	1	1	1	0	2					
1 Amed Rosario, R (1,6) OBP: 0.289, SLG: 0.361										1	0	0	0	2	0						
67 Seth Lugo, R (6,1) ERA: 4.38										0	0	0	0	0	0						
22 Dominic Smith, L (8,PH) OBP: 0.250, SLG: 0.391										1	0	0	0	0	1						
32 Steven Matz, R (1,1) OBP: 0.143, SLG: 0.148										2	0	1	1	0	0	2					
7 José Reyes, S (6,6) OBP: 0.256, SLG: 0.245										2	0	0	0	0	1	0					
Inning Stats	R: 0 H: 0 K: 2 S: 9	H: 0 LOB: 0 BB: 0 P: 13	R: 1 H: 1 K: 1 S: 12	H: 1 LOB: 2 BB: 2 P: 22	R: 1 H: 1 K: 2 S: 12	H: 1 LOB: 0 BB: 0 P: 19	R: 1 H: 3 K: 0 S: 8	H: 3 LOB: 2 BB: 1 P: 15	R: 0 H: 0 K: 0 S: 8	H: 0 LOB: 1 BB: 1 P: 11	R: 0 H: 0 K: 2 S: 9	H: 0 LOB: 0 BB: 0 P: 13	R: 2 H: 0 K: 1 S: 13	H: 0 LOB: 1 BB: 2 P: 25	R: 0 H: 0 K: 2 S: 8	H: 0 LOB: 0 BB: 0 P: 12	1B: 3 2B: 1 3B: 0 HR: 1	SF: 0 SAC: 0 DP: 1 HBP: 0	WP: 0 PB: 0 SB: 0 CS: 0	PA: 38	
PITCHER	IP: 7.0 WLS: L BF: 29	H: 5 R: 3 ER: 3 SO: 7	BB: 2 IBB: 2 HBP: 0 BLK: 0	WP: 0 HR: 1 S: 66 P: 106	ERA: 3.86 WHIP: 1.000	IP: 1.0 WLS: 0 BF: 6	H: 0 R: 2 ER: 0 SO: 1	BB: 2 IBB: 0 HBP: 0 BLK: 0	WP: 0 HR: 0 S: 13 P: 25	ERA: 0.00 WHIP: 2.000	IP: 1.0 WLS: 0 BF: 3	H: 0 R: 0 ER: 0 SO: 2	BB: 0 IBB: 0 HBP: 0 BLK: 0	WP: 0 HR: 0 S: 8 P: 12	ERA: 0.00 WHIP: 0.000						

New York Mets @ Miami Marlins
Marlins Park, Miami, FL
Sun Jul 01 2018, 1:11 PM - 4:03 PM EDT
Att: 9,611 - Roof Closed - 74 F

AB 32
R 5
H 5
RBI 3
BB 6
SO 10
LOB 10



Batter	1	2	3	4	5	6	7	8	9	AB	R	H	RBI	BB	SO	LOB	BOTTOM					
13 Starlin Castro, R (1,4) OBP: 0.328, SLG: 0.389										3	0	0	0	1	2	4						
15 Brian Anderson, R (1,9) OBP: 0.363, SLG: 0.411										4	0	0	0	0	0	2						
11 J.T. Realmuto, R (1,2) OBP: 0.366, SLG: 0.542										4	0	2	0	0	2	0						
1 Cameron Maybin, R (1,7) OBP: 0.301, SLG: 0.316										4	1	1	1	0	0	2						
41 Justin Bour, L (1,3) OBP: 0.361, SLG: 0.416										4	0	0	0	0	2	1						
9 Lewis Brinson, R (1,8) OBP: 0.231, SLG: 0.343										3	0	0	0	1	1	0						
19 Miguel Rojas, R (1,6) OBP: 0.303, SLG: 0.350										4	1	1	0	0	1	1						
2 Yadiel Rivera, R (1,5) OBP: 0.320, SLG: 0.212										2	0	0	0	0	2	3						
10 JT Riddle, L (7,PH) OBP: 0.282, SLG: 0.425										2	0	0	0	0	0	0						
58 Dan Straily, R (1,1) OBP: 0.250, SLG: 0.176										1	0	0	0	1	0	0						
3 JB Shuck, L (7,PH) ERA: 2.83										1	0	0	0	0	0	0						
56 Tayron Guerrero, R (8,1)										0	0	0	0	0	0	0						
55 Drew Rucinski, R (9,1)										0	0	0	0	0	0	0						
32 Derek Dietrich, L (9,PH) OBP: 0.349, SLG: 0.470										1	0	0	0	1	0	0						
Inning Stats	R: 0 H: 1 K: 0 S: 14	H: 0 LOB: 1 BB: 2 P: 19	R: 0 H: 0 K: 2 S: 16	H: 0 LOB: 2 BB: 2 P: 28	R: 0 H: 1 K: 0 S: 12	H: 1 LOB: 1 BB: 0 P: 17	R: 1 H: 1 K: 1 S: 15	H: 1 LOB: 1 BB: 0 P: 25	R: 0 H: 0 K: 1 S: 9	H: 0 LOB: 0 BB: 0 P: 14	R: 0 H: 0 K: 2 S: 10	H: 0 LOB: 0 BB: 0 P: 17	R: 0 H: 0 K: 0 S: 8	H: 0 LOB: 1 BB: 1 P: 16	R: 1 H: 1 K: 2 S: 18	H: 1 LOB: 0 BB: 0 P: 24	R: 0 H: 0 K: 2 S: 8	H: 0 LOB: 0 BB: 0 P: 12	1B: 2 2B: 1 3B: 0 HR: 1	SF: 0 SAC: 0 DP: 1 HBP: 0	WP: 0 PB: 0 SB: 2 CS: 0	PA: 36
PITCHER	IP: 5.1 WLS: W BF: 23	H: 3 R: 1 ER: 0 SO: 6	BB: 2 IBB: 0 HBP: 0 BLK: 0	WP: 0 HR: 0 S: 69 P: 109	ERA: 0.00 WHIP: 0.938	IP: 1.2 WLS: H BF: 6	H: 0 R: 0 ER: 0 SO: 1	BB: 1 IBB: 0 HBP: 0 BLK: 0	WP: 0 HR: 1 S: 18 P: 24	ERA: 0.00 WHIP: 0.600	IP: 1.0 WLS: 0 BF: 4	H: 1 R: 1 ER: 1 SO: 2	BB: 1 IBB: 0 HBP: 0 BLK: 0	WP: 0 HR: 0 S: 8 P: 12	ERA: 9.00 WHIP: 1.000							

New York Mets @ Miami Marlins
Marlins Park, Miami, FL
Sun Jul 01 2018, 1:11 PM - 4:03 PM EDT
Att: 9,611 - Roof Closed - 74 F

AB 33
R 2
H 4
RBI 1
SO 11
LOB 13

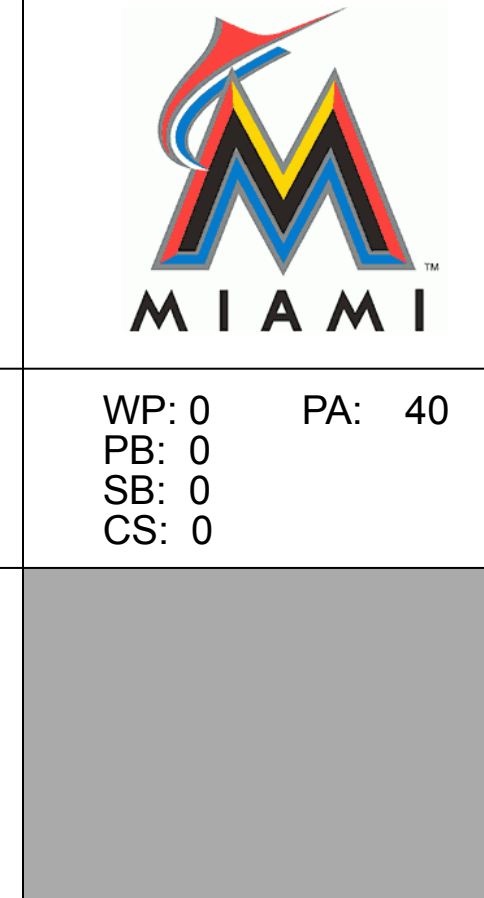


Batter	1	2	3	4	5	6	7	8	9	10	AB	R	H	RBI	BB	SO	LOB	TOP																
39 Kevin Kiermaier, L OBP: 0.263, SLG: 0.244											4	0	0	0	1	2	1	Tampa Bay Rays @ Miami Marlins Marlins Park, Miami, FL Mon Jul 02 2018, 7:12 PM - 10:16 PM EDT Att: 6,004 - Partly Cloudy - 86 F																
5 Matt Duffy, R OBP: 0.359, SLG: 0.422											5	0	0	0	0	0	2																	
28 Daniel Robertson, R OBP: 0.380, SLG: 0.412											4	1	1	0	0	0	0																	
40 Wilson Ramos, R OBP: 0.336, SLG: 0.459											4	0	1	0	0	0	2																	
11 Adeny Hechavarria, R OBP: 0.262, SLG: 0.335											2	0	0	1	0	0	1																	
9 Jake Bauers, L OBP: 0.398, SLG: 0.468											1	1	0	0	0	0	1																	
44 C.J. Cron, R OBP: 0.315, SLG: 0.443											4	0	3	1	0	0	0																	
27 Carlos Gómez, R OBP: 0.274, SLG: 0.331											3	0	0	0	0	0	1																	
35 Matt Andriese, R											0	0	0	0	0	0	0																	
18 Joey Wendle, L OBP: 0.308, SLG: 0.346											4	0	1	0	0	1	2																	
1 Willy Adames, R OBP: 0.282, SLG: 0.338											0	0	0	0	0	0	0																	
63 Diego Castillo, R											2	0	0	0	0	1	0																	
55 Ryne Stanek, R											0	0	0	0	0	0	0																	
24 Nathan Eovaldi, R											4	0	1	0	0	1	2																	
0 Mallek Smith, L											0	0	0	0	0	0	0																	
10 Johnny Field, R OBP: 0.261, SLG: 0.385											2	0	0	0	0	1	0																	
Inning Stats	R: 0 E: 0 K: 1 S: 9	H: 0 LOB: 0 BB: 0 P: 13	R: 0 E: 0 K: 0 S: 8	H: 2 LOB: 1 BB: 0 P: 13	R: 0 E: 0 K: 2 S: 14	H: 1 LOB: 0 BB: 0 P: 19	R: 1 E: 1 K: 0 S: 10	H: 0 LOB: 0 BB: 0 P: 16	R: 0 E: 0 K: 2 S: 7	H: 0 LOB: 0 BB: 0 P: 8	R: 0 E: 0 K: 1 S: 16	H: 1 LOB: 1 BB: 1 P: 20	R: 0 E: 0 K: 1 S: 8	H: 0 LOB: 1 BB: 1 P: 15	R: 1 E: 0 K: 0 S: 11	H: 2 LOB: 2 BB: 1 P: 19	R: 0 E: 0 K: 0 S: 7	H: 0 LOB: 0 BB: 0 P: 13	1B: 4 2B: 2 3B: 0 HR: 0	SF: 1 SAC: 0 DP: 1 HBP: 0	WP: 0 PB: 0 SB: 0 CS: 0	PA: 38												
PITCHER	IP WLS BF H R ER SO BB IBB HBP BLK WP HR S P ERA WHIP	6.0 1.0 1.0 0.1 1.0	21 4 3 1 6	3 1 0 0 2	1 0 0 0 1	0 0 0 0 0	5 1 0 0 0	0 0 0 0 0	0 0 0 0 0	0 0 0 0 0	0 0 0 0 0	0 0 0 0 0	0 0 0 0 0	0 0 0 0 0	0 0 0 0 0	0 0 0 0 0	0 0 0 0 0	0 0 0 0 0	0 0 0 0 0	0.00 0.00 0.00 0.00 9.00	0.500 1.000 1.500 0.000 2.000	PITCHER	IP WLS BF H R ER SO BB IBB HBP BLK WP HR S P ERA WHIP	10.1 1.0 1.0 0 0 0 0 0 0 0 0 0 0 0 0 0	3 3 3 0 0	3 0 0 0 0	0 0 0 0 0	0 0 0 0 0	0 0 0 0 0	0 0 0 0 0	0 0 0 0 0	0 0 0 0 0	0.00 0.00 0.00 0.00 0.00	0.000 1.000 1.500 0.000 2.000

Batter	1	2	3	4	5	6	7	8	9	10	AB	R	H	RBI	BB	SO	LOB	BOTTOM															
32 Derek Dietrich, L OBP: 0.345, SLG: 0.444											4	0	0	0	0	0	0	Tampa Bay Rays @ Miami Marlins Marlins Park, Miami, FL Mon Jul 02 2018, 7:12 PM - 10:16 PM EDT Att: 6,004 - Partly Cloudy - 86 F															
61 Adam Conley, L ERA: 1.5											4	1	0	0	1	1	0																
29 Brad Ziegler, R ERA: 5.08											5	1	2	1	0	1	0																
46 Kyle Barraclough, R ERA: 1.21											4	0	0	0	0	2	0																
15 Brian Anderson, R OBP: 0.361, SLG: 0.406											4	1	0	0	1	1	0																
11 J.T. Realmuto, R OBP: 0.366, SLG: 0.552											5	1	2	1	0	1	0																
41 Justin Bour, L OBP: 0.195, SLG: 0.410											4	0	0	0	0	2	0																
2 Yadiel Rivera, R OBP: 0.327, SLG: 0.221											1	0	1	1	0	0	0																
13 Starlin Castro, R OBP: 0.335, SLG: 0.396											4	1	4	0	0	0	0																
10 JT Riddle, L OBP: 0.281, SLG: 0.413											3	0	0	0	1	0	3																
19 Miguel Rojas, R OBP: 0.308, SLG: 0.359											4	0	3	1	0	1	0																
9 Lewis Brinson, R OBP: 0.231, SLG: 0.342											4	0	1	0	0	1	4																
54 Wei-Yin Chen, R OBP: 0.195, SLG: 0.195											2	0	0	0	0	1	5																
71 Drew Steckenrider, R ERA: 3.92											2	0	1	0	0	0	0																
3 JB Shuck, L OBP: 0.237, SLG: 0.238											2	0	1	0	0	0	0																
Inning Stats	R: 0 E: 0 K: 1 S: 8	H: 0 LOB: 0 BB: 0 P: 12	R: 1 E: 0 K: 2 S: 15	H: 3 LOB: 2 BB: 0 P: 20	R: 0 E: 0 K: 1 S: 8	H: 0 LOB: 0 BB: 0 P: 11	R: 0 E: 0 K: 0 S: 14	H: 2 LOB: 3 BB: 1 P: 21	R: 1 E: 0 K: 1 S: 12	H: 1 LOB: 0 BB: 0 P: 14	R: 0 E: 0 K: 0 S: 9	H: 0 LOB: 0 BB: 0 P: 15	R: 0 E: 0 K: 0 S: 6	H: 1 LOB: 1 BB: 0 P: 13	R: 0 E: 0 K: 3 S: 12	H: 1 LOB: 1 BB: 0 P: 21	R: 1 E: 0 K: 0 S: 5	H: 2 LOB: 2 BB: 1 P: 12	1B: 10 2B: 1 3B: 0 HR: 1	SF: 0 SAC: 0 DP: 1 HBP: 0	WP: 0 PB: 0 SB: 0 CS: 0	PA: 40											
PITCHER	IP WLS BF H R ER SO BB IBB HBP BLK WP HR S P ERA WHIP	6.0 2.0 1.0 0.0 0.0	26 7 4 1 3	8 1 0 0 2	2 0 0 0 0	5 0 0 0 0	0 0 0 0 0	0 0 0 0 0	0 0 0 0 0	0 0 0 0 0	0 0 0 0 0	0 0 0 0 0	0 0 0 0 0	0 0 0 0 0	0 0 0 0 0	0 0 0 0 0	0 0 0 0 0	0 0 0 0 0	0 0 0 0 0	3.00 0.00 0.00 0.00 ∞	1.500 0.500 1.000 0.000 ∞	PITCHER	IP WLS BF H R ER SO BB IBB HBP BLK WP HR S P ERA WHIP	9.0 2.0 1.0 0 0 0 0 0 0 0 0 0 0 0 0	3 3 3 0 0	3 0 0 0 0	0 0 0 0 0	0 0 0 0 0	0 0 0 0 0	0 0 0 0 0	0 0 0 0 0	0.00 0.00 0.00 0.00 ∞	0.000 0.500 1.000 0.000 ∞

AB	35
R	2
H	6
RBI	2
BB	2
SO	7
LOB	13

AB	38
R	3
H	12
RBI	3
BB	2
SO	8
LOB	13



Batter	1	2	3	4	5	6	7	8	9	10	11	12	13	14	15	16	AB	R	H	RBI	BB	SO	LOB	TOP								
39 Kevin Kiermaier, L OBP: 0.282, SLG: 0.234	F9	G6-3	G6-3	G6-3	G4-3	L8	K	K	K	G3	G3-1	G3-1	G3-1	G3-1	G3-1	FC6-4-5	8	1	1	0	0	1	6									
5 Matt Duffy, R OBP: 0.352, SLG: 0.420	HBP	G6-4-3	G6-4-3	G6-4-3	G4-3	G4-3	FC6-5	FC6-5	FC6-5	L8	L8	L8	L8	L8	L8	G4-3	6	2	2	0	1	0	2									
9 Jake Bauers, L OBP: 0.387, SLG: 0.460	F7	F7	F7	F7	G6-3	G6-3	K	K	K	K	K	K	K	K	K	K	8	1	2	2	0	3	2									
40 Wilson Ramos, R OBP: 0.340, SLG: 0.468	HR	HR	HR	HR	K	K	K	K	K	K	K	K	K	K	K	K	6	2	2	2	2	2	1									
18 Jony Vanover, L OBP: 0.290, SLG: 0.343	F7	F7	F7	F7	G6-3	G6-3	G6-3	G6-3	G6-3	G6-3	G6-3	G6-3	G6-3	G6-3	G6-3	G6-3	5	0	1	0	0	0	2									
64 Sergio Romo, R ERA: 4.26	F7	F7	F7	F7	G6-3	G6-3	G6-3	G6-3	G6-3	G6-3	G6-3	G6-3	G6-3	G6-3	G6-3	G6-3	5	0	1	0	0	0	1									
55 Ryne Stanek, R ERA: 1.69	F7	F7	F7	F7	G6-3	G6-3	G6-3	G6-3	G6-3	G6-3	G6-3	G6-3	G6-3	G6-3	G6-3	G6-3	5	0	1	0	0	0	1									
24 Nolan Gorman, R OBP: 0.275, SLG: 0.274	F7	F7	F7	F7	G6-3	G6-3	G6-3	G6-3	G6-3	G6-3	G6-3	G6-3	G6-3	G6-3	G6-3	G6-3	5	0	1	0	0	0	1									
46 Jesus Suarez, R ERA: 2.05	F7	F7	F7	F7	G6-3	G6-3	G6-3	G6-3	G6-3	G6-3	G6-3	G6-3	G6-3	G6-3	G6-3	G6-3	5	0	1	0	0	0	1									
46 Jose Alvarado, L ERA: 2.83	F7	F7	F7	F7	G6-3	G6-3	G6-3	G6-3	G6-3	G6-3	G6-3	G6-3	G6-3	G6-3	G6-3	G6-3	5	0	1	0	0	0	1									
28 Daniel Robertson, R OBP: 0.391, SLG: 0.426	2B	2B	2B	2B	K	K	K	K	K	K	K	K	K	K	K	K	5	1	3	2	2	2	1									
11 Adenry Hechavaria, R OBP: 0.286, SLG: 0.343	0 1B	0 1B	0 1B	0 1B	F9	F9	F9	F9	F9	F9	F9	F9	F9	F9	F9	F9	8	1	3	1	0	0	5									
0 Mallex Smith, L OBP: 0.338, SLG: 0.368	2B	2B	2B	2B	1B	1B	1B	1B	1B	1B	1B	1B	1B	1B	1B	1B	2	0	2	1	0	0	0									
10 Johnny Field, R OBP: 0.269, SLG: 0.379	1B	1B	1B	1B	K	K	K	K	K	K	K	K	K	K	K	K	5	0	1	0	0	2	4									
48 Ryan Yarbrough, R ERA: 3.11	1B	1B	1B	1B	K	K	K	K	K	K	K	K	K	K	K	K	1	0	0	0	0	1	1									
1 Willy Adams, R ERA: 4.16	1B	1B	1B	1B	K	K	K	K	K	K	K	K	K	K	K	K	1	0	0	0	0	0	0									
61 Hunter Wood, R ERA: 1.77	1B	1B	1B	1B	K	K	K	K	K	K	K	K	K	K	K	K	1	0	0	0	0	0	0									
27 Carter Giamber, R OBP: 0.276, SLG: 0.327	1B	1B	1B	1B	K	K	K	K	K	K	K	K	K	K	K	K	1	0	0	0	0	0	1									
Inning Stats	R: 2 E: 0 K: 1 S: 8	H: 1 LOB: 0 BB: 0 P: 12	R: 2 E: 0 K: 1 S: 15	H: 4 LOB: 1 BB: 0 P: 18	R: 0 E: 0 K: 2 S: 10	H: 1 LOB: 1 BB: 0 P: 18	R: 0 E: 0 K: 1 S: 11	H: 2 LOB: 1 BB: 0 P: 14	R: 0 E: 0 K: 1 S: 9	H: 1 LOB: 1 BB: 0 P: 16	R: 0 E: 0 K: 2 S: 12	H: 2 LOB: 2 BB: 0 P: 19	R: 0 E: 0 K: 1 S: 9	H: 1 LOB: 1 BB: 0 P: 15	R: 0 E: 0 K: 2 S: 6	H: 0 LOB: 0 BB: 0 P: 11	R: 0 E: 0 K: 3 S: 16	H: 2 LOB: 3 BB: 1 P: 29	R: 0 E: 0 K: 2 S: 7	H: 0 LOB: 0 BB: 1 P: 13	R: 0 E: 0 K: 2 S: 7	H: 1 LOB: 1 BB: 0 P: 13	R: 0 E: 0 K: 1 S: 7	H: 0 LOB: 0 BB: 0 P: 11	R: 0 E: 0 K: 0 S: 9	H: 1 LOB: 1 BB: 0 P: 17	R: 5 E: 0 K: 0 S: 16	H: 4 LOB: 2 BB: 2 P: 27	1B: 15 2B: 5 3B: 0 HR: 1	SF: 0 SAC: 0 DP: 4 HBP: 3	WP: 0 PB: 0 SB: 1 CS: 1	PA: 70
PITCHER	IP	WLS	BF	H	R	ER	SO	BB	IBB	HBP	BLK	WP	HR	S	P	ERA	WHIP															
36 Trevor Richards, R ERA: 5.20	2.0	0	5	2	0	0	1	0	0	0	0	0	0	0	0	1.00	2.000															
56 Tayron Guerrero, R ERA: 4.26	1.0	0	4	1	0	0	2	0	0	0	0	0	0	0	0	1.00	1.000															
71 Drew Steckenrider, R ERA: 3.11	1.0	0	3	0	0	0	1	0	0	0	0	0	0	0	0	0.00	0.000															
26 Brad Ziegler, R ERA: 4.30	1.0	0	6	2	0	0	3	1	0	0	0	0	0	0	0	1.00	3.000															
46 Kyle Barracough, R ERA: 1.77	1.0	0	4	1	0	0	1	0	0	0	0	0	0	0	0	0.00	0.000															

Tampa Bay Rays @ Miami Marlins
Marlins Park, Miami, FL
Tue Jul 03 2018, 7:11 PM - 12:41 AM EDT
Att. 6,259 - Partly Cloudy - 85 F

AB 62
R 20
H 9
RBI 9
BB 5
SO 16
LOB 31



Batter	1	2	3	4	5	6	7	8	9	10	11	12	13	14	15	16	AB	R	H	RBI	BB	SO	LOB	BOTTOM								
13 Starlin Castro, R OBP: 0.336, SLG: 0.394	G6-3	L6	G6-3	G6-3	G6-3	G6-3	G6-3	G6-3	G6-3	G6-3	F9	F9	F9	G6-3	G6-3	G6-3	7	1	2	0	1	0	3									
15 Brian Anderson, R OBP: 0.359, SLG: 0.403	K	K	K	K	K	K	K	K	K	K	K	K	K	K	K	K	5	0	1	1	0	2	2									
57 Eleaser Hernández, R ERA: 4.76	K	K	K	K	K	K	K	K	K	K	K	K	K	K	K	K	5	0	0	0	0	0	0									
2 Yadier Rivera, R OBP: 0.320, SLG: 0.278	K	K	K	K	K	K	K	K	K	K	K	K	K	K	K	K	1	0	0	0	0	0	1									
61 Adam Conley, L ERA: 1.42	K	K	K	K	K	K	K	K	K	K	K	K	K	K	K	K	1	0	0	0	0	0	0									
28 Bryan Holaday, R OBP: 0.228, SLG: 0.224	K	K	K	K	K	K	K	K	K	K	K	K	K	K	K	K	1	0	0	0	0	0	0									
11 J.T. Realmuto, R OBP: 0.359, SLG: 0.544	G5-3	G5-3	G5-3	G5-3	G5-3	G5-3	G5-3	G5-3	G5-3	G5-3	G5-3	G5-3	G5-3	G5-3	G5-3	G5-3	7	0	1	2	0	2	3									
41 Justin Bour, L OBP: 0.359, SLG: 0.412	1B	1B	1B	1B	1B	1B	1B	1B	1B	1B	1B	1B	1B	1B	1B	1B	6	1	3	0	0	1	0									
53 Brett Graves, R ERA: 4.16	1B	1B	1B	1B	1B	1B	1B	1B	1B	1B	1B	1B	1B	1B	1B	1B	1	0	0	0	0	0	1									
58 Dan Straily, R OBP: 0.286, SLG: 0.176	1B	1B	1B	1B	1B	1B	1B	1B	1B	1B	1B	1B	1B	1B	1B	1B	0	0	0	0	0	1	0									
1 Cameron Mavrin, R OBP: 0.294, SLG: 0.306	K	K	K	K	K	K	K	K	K	K	K	K	K	K	K	K	8	0	1	0	0	3	5									
19 Miguel Rojas, R OBP: 0.314, SLG: 0.360	L9	L9	L9	L9	L9	L9	L9	L9	L9	L9	L9	L9	L9	L9	L9	L9	5	0	2	0	2	0	4									
10 JT Riddle, L OBP: 0.273, SLG: 0.405	FC3-6	FC3-6	FC3-6	FC3-6	FC3-6	FC3-6	FC3-6	FC3-6	FC3-6	FC3-6	FC3-6	FC3-6	FC3-6	FC3-6	FC3-6	FC3-6	7	1	1	0	0	1	5									
9 Lewis Brinson, R OBP: 0.232, SLG: 0.338	2B	2B	2B	2B	2B	2B	2B	2B	2B	2B	2B	2B	2B	2B	2B	2B	6	1	1	0	1	1	1									
36 Trevor Richards, R ERA: 5.20	1B	1B	1B	1B	1B	1B	1B	1B	1B	1B	1B	1B	1B	1B	1B	1B	1	0	0	0	0	0	0									
56 Tayron Guerrero, R ERA: 4.26	1B	1B	1B	1B	1B	1B	1B	1B	1B	1B	1B	1B	1B	1B	1B	1B	1	0	0	0	0	0	0									
71 Drew Steckenrider, R ERA: 3.11	1B	1B	1B	1B	1B	1B	1B	1B	1B	1B	1B	1B	1B	1B	1B	1B	1	0	0	0	0	0	0									
26 Brad Ziegler, R ERA: 4.30	1B	1B	1B	1B	1B	1B	1B	1B	1B	1B	1B	1B	1B	1B	1B	1B	1	0	0	0	0	0	0									
46 Kyle Barracough, R ERA: 1.77	1B	1B	1B	1B	1B	1B	1B	1B	1B	1B	1B	1B	1B	1B	1B	1B	1	0	0	0	0	0	0									
Inning Stats	R: 0 E: 0 K: 1 S: 7	H: 0 LOB: 0 BB: 0 P: 10	R: 0 E: 0 K: 1 S: 16	H: 3 LOB: 2 BB: 1 P: 22	R: 0 E: 0 K: 1 S: 10	H: 1 LOB: 1 BB: 0 P: 14	R: 0 E: 0 K: 0 S: 8	H: 1 LOB: 1 BB: 0 P: 14	R: 0 E: 0 K: 1 S: 14	H: 2 LOB: 2 BB: 1 P: 20	R: 0 E: 0 K: 0 S: 7	H: 0 LOB: 0 BB: 0 P: 15	R: 0 E: 0 K: 4 S: 4	H: 0 LOB: 0 BB: 0 P: 7	R: 0 E: 0 K: 0 S: 8	H: 0 LOB: 0 BB: 0 P: 11	R: 0 E: 0 K: 3 S: 9	H: 1 LOB: 1 BB: 0 P: 21	R: 0 E: 0 K: 2 S: 7	H: 0 LOB: 0 BB: 1 P: 13	R: 0 E: 0 K: 0 S: 9	H: 1 LOB: 1 BB: 0 P: 13	R: 0 E: 0 K: 1 S: 7	H: 0 LOB: 0 BB: 0 P: 11	R: 0 E: 0 K: 0 S: 9	H: 1 LOB: 1 BB: 0 P: 17	R: 2 E: 0 K: 0 S: 17	H: 3 LOB: 2 BB: 2 P: 28	1B: 13 2B: 3 3B: 0 HR: 0	SF: 2 SAC: 0 DP: 1 HBP: 1	WP: 0 PB: 0 SB: 0 CS: 0	PA: 68
PITCHER	IP	WLS	BF	H	R	ER	SO	BB	IBB	HBP	BLK	WP	HR	S	P	ERA	WHIP															
48 Ryan Yarbrough, L ERA: 3.11	3.0	0	14	4	2	2	3	0	0	0	0	0	0	0	0	6.00	1.333															
50 Austin Pruitt, R ERA: 4.16	2.0	1	5	2	2	0	1	0	0	0	0	0	0	0	2.00	3.000																
61 Hunter Wood, R ERA: 1.69	3.0	1	10	0	0	0	1	0	0	0	0	0	0	0	2.00	0.333																
52 Chaz Roe, R ERA: 2.05	1.0	0	5	0	0	1	1	0	0	0	0	0	0	0	1.00	1.000																
54 Sergio Romo, R ERA: 4.34	2.0	0	8	2	0	0	2	0	0	0	0	0	0	0	2.00	1.000																
55 Ryne Stanek, R ERA: 1.69	12.1	0	50	12	3	3	4	0	0	0	0	0	0	0	0	0.00	0.000															
38 Vidal Nuno, L ERA: 1.5																																

Batter	1	2	3	4	5	6	7	8	9	AB	R	H	RBI	BB	SO	LOB	TOP					
39 Kevin Kiermaier, L (1, 8) OBP: 0.243, SLG: 0.224										4	0	0	0	0	1	1						
28 Daniel Robertson, R (1, 4) OBP: 0.369, SLG: 0.420										3	0	0	0	1	3	0						
9 Jake Bauers, L (1, 7) OBP: 0.373, SLG: 0.440										4	0	0	0	0	1	1						
44 C.J. Cron, R (1, 3) OBP: 0.314, SLG: 0.442										4	0	1	0	0	1	1						
18 Joey Wendle, L (1, 5) OBP: 0.314, SLG: 0.349										2	0	2	0	1	0	0						
27 Carlos Gómez, R (1, 9) OBP: 0.271, SLG: 0.323										3	0	0	0	0	1	4						
1 Willy Adames, R (1, 6) OBP: 0.294, SLG: 0.338										2	0	0	0	0	1	3	AB 27					
0 Mallex Smith, L (8, PH)										0	0	0	0	1	0	0	R 0					
61 Hunter Wood, R (8, 1)										0	0	0	0	0	0	0	H 4					
45 Jesús Sucre, R (1, 2) OBP: 0.284, SLG: 0.259										2	0	1	0	1	0	1	RBI 0					
35 Matt Andriese, R (1, 1) ERA: 4.18										0	0	0	0	0	0	0	BB 4					
10 Johnny Field, R (3, PH) OBP: 0.257, SLG: 0.377										1	0	0	0	0	0	1	SO 9					
47 Ryan Weber, R (3, 1) ERA: 4.83										1	0	0	0	0	1	2	LOB 15					
5 Matt Duffy, R (8, PH) OBP: 0.361, SLG: 0.419										1	0	0	0	0	0	1						
Inning Stats	R: 0 E: 0 K: 2 S: 9	H: 0 LOB: 0 BB: 0 P: 16	R: 0 E: 0 K: 1 S: 8	H: 1 LOB: 1 BB: 1 P: 15	R: 0 E: 0 K: 0 S: 11	H: 1 LOB: 0 BB: 0 P: 20	R: 0 E: 0 K: 1 S: 9	H: 0 LOB: 0 BB: 0 P: 14	R: 0 E: 0 K: 2 S: 9	H: 1 LOB: 2 BB: 1 P: 13	R: 0 E: 0 K: 0 S: 8	H: 0 LOB: 0 BB: 0 P: 11	R: 0 E: 0 K: 0 S: 7	H: 1 LOB: 0 BB: 0 P: 13	R: 0 E: 0 K: 0 S: 4	H: 0 LOB: 0 BB: 1 P: 10	R: 0 E: 0 K: 1 S: 11	H: 0 LOB: 1 BB: 1 P: 19	1B: 3 2B: 2 3B: 0 HR: 0	SF: 0 SAC: 0 DP: 3 HBP: 0	WP: 0 PB: 0 SB: 1 CS: 1	PA: 32
PITCHER	IP	WLS	BF	H	R	ER	SO	BB	IBB	HBP	BLK	WP	HR	S	P	ERA	WHIP					
62 José Ureña, R (1, 1) ERA: 4.18	5.0		18	3	0	0	6	1	1	0	0	0	0	46	78	0.00	0.800					
55 Drew Rucinski, R (8, 1) ERA: 3.24	2.0	W	6	1	0	0	2	0	0	0	0	0	0	15	24	0.00	0.500					
57 Eliesser Hernández, R (8, 1) ERA: 4.86	1.0	H	3	0	0	0	0	1	0	0	0	0	0	4	10	0.00	1.000					
29 Brad Ziegler, R (9, 1) ERA: 4.83	1.0	S	4	0	0	0	1	1	0	0	0	0	0	11	19	0.00	1.000					

Tampa Bay Rays @ Miami Marlins
Marlins Park, Miami, FL
Wed Jul 04 2018, 1:12 PM - 3:38 PM EDT
Att. 7,572 - Roof Closed - 77 F

AB	27
R	0
H	4
RBI	0
BB	4
SO	9
LOB	15



Batter	1	2	3	4	5	6	7	8	9	AB	R	H	RBI	BB	SO	LOB	BOTTOM				
32 Derek Dietrich, L (1, 7) OBP: 0.346, SLG: 0.459										4	0	0	0	0	1	1					
57 Eliesser Hernández, R (8, 1) ERA: 4.86										0	0	0	0	0	0	0					
29 Brad Ziegler, R (9, 1) ERA: 4.83										0	0	0	0	0	0	0					
15 Brian Anderson, R (1, 9) OBP: 0.358, SLG: 0.399										3	0	0	0	0	1	0					
41 Justin Bour, L (1, 3) OBP: 0.360, SLG: 0.409										2	0	0	0	2	0	2					
13 Starlin Castro, R (1, 4) OBP: 0.340, SLG: 0.397										3	1	2	0	1	1	0					
10 JT Riddle, L (1, 6) OBP: 0.288, SLG: 0.458										4	2	3	2	0	0	2					
3 JB Shuck, L (1, 8) OBP: 0.255, SLG: 0.231										4	0	0	1	0	1	3					
2 Yadiel Rivera, R (1, 5) OBP: 0.312, SLG: 0.209										4	0	0	0	0	0	1	AB 30				
28 Bryan Holaday, R (1, 2) OBP: 0.221, SLG: 0.216										3	0	0	0	0	1	0	R 3				
62 José Ureña, R (1, 1) OBP: 0.038, SLG: 0.077										1	0	0	0	1	0	0	H 6				
19 Miguel Rojas, R (5, PH) OBP: 0.313, SLG: 0.359										1	0	0	0	0	0	0	RBI 3				
55 Drew Rucinski, R (6, 1) ERA: 5.06										0	0	0	0	0	0	0	BB 3				
1 Cameron Maybin, R (7, PH) OBP: 0.297, SLG: 0.310										1	0	1	0	0	0	0	SO 6				
Inning Stats	R: 0 E: 0 K: 1 S: 17	H: 1 LOB: 3 BB: 2 P: 27	R: 0 E: 0 K: 2 S: 8	H: 0 LOB: 0 BB: 0 P: 9	R: 0 E: 0 K: 1 S: 9	H: 1 LOB: 2 BB: 1 P: 15	R: 0 E: 0 K: 0 S: 4	H: 0 LOB: 0 BB: 0 P: 5	R: 0 E: 0 K: 0 S: 7	H: 0 LOB: 0 BB: 0 P: 9	R: 2 E: 0 K: 0 S: 14	H: 2 LOB: 0 BB: 0 P: 19	R: 0 E: 0 K: 0 S: 7	H: 1 LOB: 2 BB: 0 P: 10	R: 1 E: 0 K: 2 S: 13	H: 1 LOB: 0 BB: 0 P: 22	1B: 4 2B: 0 3B: 1 HR: 1	SF: 0 SAC: 0 DP: 0 HBP: 1	WP: 0 PB: 0 SB: 0 CS: 1	PA: 34	
PITCHER	IP	WLS	BF	H	R	ER	SO	BB	IBB	HBP	BLK	WP	HR	S	P	ERA	WHIP				
35 Matt Andriese, R (1, 1) ERA: 3.71	2.0		21	4	2	2	1	1	0	1	0	0	0	41	58	3.60	1.000				
47 Ryan Weber, R (3, 1) ERA: 5.06	5.0	L	21	4	2	2	1	1	0	1	0	0	0	41	58	3.60	1.000				
61 Hunter Wood, R (8, 1) ERA: 2.84	1.0		4	1	1	1	2	0	0	0	0	0	1	13	22	9.00	1.000				

Tampa Bay Rays @ Miami Marlins
Marlins Park, Miami, FL
Wed Jul 04 2018, 1:12 PM - 3:38 PM EDT
Att. 7,572 - Roof Closed - 77 F

AB	30
R	3
H	6
RBI	3
BB	3
SO	6
LOB	9



Batter	1	2	3	4	5	6	7	8	9	AB	R	H	RBI	BB	SO	LOB	TOP			
32 Derek Dietrich, L (1,7) OBP: 0.348, SLG: 0.458										5	3	2	0	1	2	3	Miami Marlins @ Washington Nationals Nationals Park, Washington, DC Thu Jul 05 2018, 7:10 PM - 10:24 PM EDT Att: 24,314 - Partly Cloudy - 89 F			
15 Brian Anderson, R (1,9) OBP: 0.361, SLG: 0.412										4	2	2	3	0	0	1				
11 J.T. Realmuto, R (1,2) OBP: 0.364, SLG: 0.544										4	2	2	2	0	0	1				
41 Justin Bour, L (1,3) OBP: 0.364, SLG: 0.421										4	2	2	3	1	2	2				
14 Martín Prado, R (1,5) OBP: 0.240, SLG: 0.255										5	1	1	3	0	1	3				
1 Cameron Maybin, R (1,8) OBP: 0.295, SLG: 0.307										5	0	1	0	0	2	2				
19 Miguel Rojas, R (1,4) OBP: 0.312, SLG: 0.356										5	0	1	0	0	1	1				
2 Yadiel Rivera, R (1,6) OBP: 0.310, SLG: 0.211										4	1	1	0	0	0	1				
76 Dillon Peters, L (7,1) OBP: 0.250, SLG: 0.143										0	0	0	0	0	0	0				
28 Bryan Holaday, R (9,PH) OBP: 0.219, SLG: 0.213										1	0	0	0	0	0	1				
49 Pablo López, L (1,1)										3	0	0	0	0	2	2				
61 Adam Conley, L (6,1)										0	0	0	0	0	0	0				
55 Drew Rucinski, R (6,1)										0	0	0	0	0	0	0				
13 Starlin Castro, R (7,4) OBP: 0.344, SLG: 0.403										2	1	2	0	0	0	0				
Inning Stats	R: 1 E: 1 K: 0 S: 11	H: 1 LOB: 2 BB: 1 P: 23	R: 6 E: 0 K: 1 S: 17	H: 5 LOB: 0 BB: 0 P: 25	R: 0 E: 0 K: 1 S: 13	H: 1 LOB: 1 BB: 0 P: 15	R: 2 E: 0 K: 0 S: 10	H: 2 LOB: 0 BB: 0 P: 12	R: 0 E: 0 K: 2 S: 12	H: 0 LOB: 2 BB: 0 P: 13	R: 0 E: 0 K: 1 S: 8	H: 0 LOB: 0 BB: 0 P: 9	R: 3 E: 0 K: 2 S: 20	H: 2 LOB: 0 BB: 1 P: 29	R: 0 E: 0 K: 2 S: 12	H: 2 LOB: 2 BB: 0 P: 13	1B: 9 2B: 2 3B: 0 HR: 3	SF: 0 SAC: 0 DP: 0 HBP: 2	WP: 0 PB: 0 SB: 0 CS: 0	PA: 46
PITCHER	IP: 4.0 WLS: 1.0 BF: 24 ERA: 3.91	WLS: 3.0 BF: 5 ERA: 5.52	H: 9 R: 0 ER: 0 SO: 2	R: 9 R: 0 ER: 0 SO: 1	H: 9 R: 0 ER: 0 SO: 1	R: 8 R: 0 ER: 0 SO: 1	H: 5 R: 0 ER: 0 SO: 1	R: 8 R: 0 ER: 0 SO: 1	H: 7 R: 0 ER: 0 SO: 1	R: 7 R: 0 ER: 0 SO: 1	H: 5 R: 0 ER: 0 SO: 1	R: 5 R: 0 ER: 0 SO: 1	H: 5 R: 0 ER: 0 SO: 1	R: 5 R: 0 ER: 0 SO: 1	H: 5 R: 0 ER: 0 SO: 1	R: 5 R: 0 ER: 0 SO: 1	ERA: 1.89	WHIP: 1.000	ERA: 1.49	WHIP: 2.000

Batter	1	2	3	4	5	6	7	8	9	AB	R	H	RBI	BB	SO	LOB	BOTTOM			
7 Trea Turner, R (1,6) OBP: 0.357, SLG: 0.427										5	3	3	8	0	0	2	Miami Marlins @ Washington Nationals Nationals Park, Washington, DC Thu Jul 05 2018, 7:10 PM - 10:24 PM EDT Att: 24,314 - Partly Cloudy - 89 F			
22 Juan Soto, L (1,7) OBP: 0.424, SLG: 0.558										4	0	2	3	1	0	0				
6 Anthony Rendon, R (1,5) OBP: 0.346, SLG: 0.516										5	0	0	0	0	1	4				
34 Bryce Harper, L (1,9) OBP: 0.363, SLG: 0.473										3	1	0	0	2	1	0				
15 Matt Adams, L (1,3) OBP: 0.364, SLG: 0.589										5	3	4	0	0	0	1				
20 Daniel Murphy, L (1,4) OBP: 0.233, SLG: 0.265										3	1	0	1	1	0	2				
3 Michael Taylor, R (1,8) OBP: 0.307, SLG: 0.386										3	3	2	0	1	0	0				
29 Pedro Severino, R (1,2) OBP: 0.258, SLG: 0.239										2	0	0	0	0	1	3				
14 Mark Reynolds, R (6,PH) OBP: 0.325, SLG: 0.470										0	1	0	0	1	0	0				
64 Spencer Kieboom, R (7,2) OBP: 0.313, SLG: 0.279										1	1	1	1	0	0	0				
Inning Stats	R: 0 E: 0 K: 0 S: 7	H: 0 LOB: 0 BB: 0 P: 13	R: 0 E: 0 K: 1 S: 7	H: 1 LOB: 0 BB: 0 P: 11	R: 0 E: 0 K: 1 S: 11	H: 0 LOB: 0 BB: 0 P: 15	R: 1 E: 0 K: 0 S: 7	H: 1 LOB: 0 BB: 0 P: 8	R: 4 E: 0 K: 2 S: 24	H: 3 LOB: 1 BB: 2 P: 36	R: 5 E: 0 K: 1 S: 16	H: 2 LOB: 1 BB: 4 P: 37	R: 4 E: 0 K: 1 S: 17	H: 5 LOB: 2 BB: 1 P: 28	R: 0 E: 0 K: 0 S: 5	H: 0 LOB: 0 BB: 1 P: 9	1B: 8 2B: 2 3B: 0 HR: 2	SF: 1 SAC: 0 DP: 2 HBP: 0	WP: 0 PB: 0 SB: 0 CS: 0	PA: 42
PITCHER	IP: 5.0 WLS: 0.2 BF: 21 ERA: 5.73	WLS: 1.0 BF: 8 ERA: 3.66	H: 5 R: 2 ER: 5 SO: 1	R: 5 R: 2 ER: 5 SO: 1	H: 5 R: 2 ER: 5 SO: 1	R: 5 R: 2 ER: 5 SO: 1	H: 5 R: 2 ER: 5 SO: 1	R: 5 R: 2 ER: 5 SO: 1	H: 5 R: 2 ER: 5 SO: 1	H: 5 R: 2 ER: 5 SO: 1	H: 5 R: 2 ER: 5 SO: 1	H: 5 R: 2 ER: 5 SO: 1	H: 5 R: 2 ER: 5 SO: 1	H: 5 R: 2 ER: 5 SO: 1	H: 5 R: 2 ER: 5 SO: 1	H: 5 R: 2 ER: 5 SO: 1	ERA: 9.00	WHIP: 9.000	ERA: 0.00	WHIP: 0.000



Batter	1	2	3	4	5	6	7	8	9	AB	R	H	RBI	BB	SO	LOB	TOP																	
13 Starlin Castro, R OBP: 0.345, SLG: 0.406	G6-3						G5-3		L4	5	1	2	1	0	0	0	Miami Marlins @ Washington Nationals Nationals Park, Washington, DC Fri Jul 06 20:18, 7:07 PM - 10:18 PM EDT Att: 32,652 - Cloudy - 85 F																	
15 Brian Anderson, R OBP: 0.362, SLG: 0.412			F9				L9			3	0	1	0	1	0	1																		
11 J.T. Realmuto, R OBP: 0.358, SLG: 0.535	K		K				F7			4	0	0	0	0	2	5																		
14 Martin Prado, R OBP: 0.250, SLG: 0.250					F8		G5-3			2	0	0	1	2	0	0																		
41 Justin Bour, L OBP: 0.363, SLG: 0.416	G6-3						F7			3	0	0	0	1	1	4																		
30 Garrett Cooper, R OBP: 0.462, SLG: 0.300										3	0	2	0	1	1	3																		
19 Miguel Rojas, R OBP: 0.314, SLG: 0.358	G1-3						L8			4	0	2	0	0	0	2																		
1 Cameron Maybin, R OBP: 0.294, SLG: 0.306					G5-3		G6-4-3		F8	4	1	1	0	0	0	4																		
58 Dan Straily, R OBP: 0.304, SLG: 0.211			SH1-3						K	2	0	1	0	0	1	0																		
29 Brad Ziegler, R ERA: 3.78										0	0	0	0	0	0	0																		
71 Drew Steckenrider, R ERA: 3.93										0	0	0	0	0	0	0																		
32 Derek Dietrich, L OBP: 0.347, SLG: 0.457										1	0	0	0	0	1	0																		
46 Kyle Barraclough, R ERA: 4.4										0	0	0	0	0	0	0																		
Inning Stats	R: 0 E: 0 K: 1 S: 14	H: 0 LOB: 1 BB: 1 P: 24	R: 0 E: 0 K: 0 S: 9	H: 1 LOB: 1 BB: 1 P: 18	R: 1 E: 0 K: 1 S: 14	H: 2 LOB: 1 BB: 0 P: 22	R: 0 E: 0 K: 0 S: 12	H: 2 LOB: 2 BB: 1 P: 21	R: 1 E: 0 K: 2 S: 17	H: 3 LOB: 3 BB: 1 P: 29	R: 0 E: 0 K: 1 S: 10	H: 1 LOB: 0 BB: 0 P: 16	R: 0 E: 0 K: 0 S: 8	H: 0 LOB: 1 BB: 0 P: 12	R: 0 E: 0 K: 0 S: 8	H: 0 LOB: 1 BB: 1 P: 14	R: 0 E: 0 K: 1 S: 6	H: 0 LOB: 0 BB: 0 P: 8	1B: 8 2B: 2 3B: 0 HR: 0	SF: 0 SAC: 1 DP: 4 HBP: 0	WP: 0 PB: 0 SB: 0 CS: 1	PA: 37												
PITCHER	IP WLS BF H R ER SO BB IBB HBP BLK WP HR S P ERA WHIP																																	
47 Gio González, L ERA: 3.78	(1, 1)	5.0	24	8	2	2	4	4	0	0	0	0	0	0	66	114	3.60	2.400																
60 Justin Miller, R ERA: 3.42	(6, 1)	1.0	3	1	0	0	1	0	0	0	0	0	0	0	10	16	0.00	1.000																
21 Brandon Kintzler, R ERA: 3.93	(7, 1)	1.0	3	0	0	0	0	0	0	0	0	0	0	8	12	0.00	0.000																	
44 Ryan Madson, R ERA: 4.4	(8, 1)	1.0	4	0	0	0	0	1	0	0	0	0	0	8	14	0.00	1.000																	
62 Sean Doolittle, L ERA: 1.45	(9, 1)	1.0	W	3	0	0	0	0	0	0	0	0	0	6	8	0.00	0.000																	

Batter	1	2	3	4	5	6	7	8	9	AB	R	H	RBI	BB	SO	LOB	BOTTOM																	
7 Trea Turner, R OBP: 0.359, SLG: 0.427	G6-3						G6-3			4	0	2	0	0	0	0	Miami Marlins @ Washington Nationals Nationals Park, Washington, DC Fri Jul 06 20:18, 7:07 PM - 10:18 PM EDT Att: 32,652 - Cloudy - 85 F																	
22 Juan Soto, L OBP: 0.420, SLG: 0.546							F7			3	0	0	0	1	0	2																		
6 Anthony Rendon, R OBP: 0.348, SLG: 0.512	F9						P4			2	1	0	0	2	0	1																		
34 Bryce Harper, L OBP: 0.364, SLG: 0.470	F7						G3			2	1	0	0	2	0	1																		
15 Matt Adams, L OBP: 0.361, SLG: 0.580	F7						G6-3			4	0	1	0	0	1	2																		
2 Adam Eaton, L OBP: 0.377, SLG: 0.402	G3						L7			4	0	2	1	0	0	3																		
1 Wilmer Difo, S OBP: 0.304, SLG: 0.346							L8			4	0	2	1	0	0	4																		
64 Spencer Kieboom, R OBP: 0.294, SLG: 0.261	G6-3						G5-3			3	0	0	0	0	0	3																		
20 Daniel Murphy, L OBP: 0.230, SLG: 0.261							F8			1	0	0	0	0	0	3																		
29 Pedro Severino, R OBP: 0.258, SLG: 0.239										0	0	0	0	0	0	0																		
47 Gio González, R OBP: 0.238, SLG: 0.234	(1, 1)	6.0	25	5	2	2	1	3	0	0	0	0	0	0	0	2																		
60 Justin Miller, R ERA: 4.55	(6, 1)	1.0	4	1	0	0	1	0	0	0	0	0	0	0	0	0																		
21 Brandon Kintzler, R ERA: 4.71	(7, 1)	1.0	6	1	0	0	0	2	0	0	0	0	0	0	0	0																		
8 Brian Goodwin, L ERA: 3.03	(8, 1)	1.0	6	1	0	0	0	2	0	0	0	0	0	0	0	0																		
44 Ryan Madson, L ERA: 3.93	(9, 1)	0.0	L	1	1	1	0	0	0	0	0	0	0	0	0	0																		
62 Sean Doolittle, L OBP: 0.330, SLG: 0.330	(9, PH)									1	1	1	1	0	0	0																		
14 Mark Reynolds, R ERA: 1.41	(9, PH)									1	1	1	1	0	0	0																		
Inning Stats	R: 0 E: 0 K: 0 S: 9	H: 0 LOB: 1 BB: 1 P: 19	R: 0 E: 0 K: 0 S: 10	H: 1 LOB: 1 BB: 0 P: 14	R: 0 E: 0 K: 0 S: 5	H: 1 LOB: 0 BB: 0 P: 10	R: 2 E: 1 K: 1 S: 18	H: 2 LOB: 2 BB: 2 P: 33	R: 0 E: 0 K: 0 S: 7	H: 0 LOB: 0 BB: 0 P: 13	R: 0 E: 0 K: 0 S: 17	H: 1 LOB: 1 BB: 0 P: 22	R: 0 E: 0 K: 1 S: 11	H: 1 LOB: 1 BB: 0 P: 14	R: 0 E: 0 K: 0 S: 15	H: 1 LOB: 3 BB: 2 P: 25	R: 1 E: 0 K: 0 S: 2	H: 1 LOB: 0 BB: 0 P: 5	1B: 7 2B: 0 3B: 0 HR: 1	SF: 0 SAC: 0 DP: 0 HBP: 0	WP: 0 PB: 0 SB: 1 CS: 1	PA: 37												
PITCHER	IP WLS BF H R ER SO BB IBB HBP BLK WP HR S P ERA WHIP																																	
58 Dan Straily, R ERA: 4.55	(1, 1)	6.0	25	5	2	2	1	3	0	0	0	0	0	0	0	2	3.00	1.333																
29 Brad Ziegler, R ERA: 4.71	(7, 1)	1.0	4	1	0	0	1	0	0	0	0	0	0	0	0	0	0.00	1.000																
71 Drew Steckenrider, R ERA: 3.03	(8, 1)	1.0	6	1	0	0	0	2	0	0	0	0	0	0	0	0	0.00	3.000																
46 Kyle Barraclough, R ERA: 1.41	(9, 1)	0.0	L	1	1	1	0	0	0	0	0	0	0	0	0	0	=	=																

Batter	1	2	3	4	5	6	7	8	9	AB	R	H	RBI	BB	SO	LOB	TOP					
32 Derek Dietrich, L (1,7) OBP: 0.346, SLG: 0.454										4	0	1	0	0	0	1	Miami Marlins @ Washington Nationals Nationals Park, Washington, DC Sat Jul 07 2018, 7:18 PM - 10:17 PM EDT Att: 34,364 - Clear - 79 F					
13 Starlin Castro, R (1,4) OBP: 0.346, SLG: 0.414										3	1	1	1	1	0	1						
11 J.T. Realmuto, R (1,2) OBP: 0.358, SLG: 0.544										3	1	1	1	0	0	2						
28 Bryan Holaday, R (6,2) OBP: 0.216, SLG: 0.211										1	0	0	0	0	0	0						
41 Justin Bour, L (1,3) OBP: 0.359, SLG: 0.411										4	0	0	0	0	2	1						
30 Garrett Cooper, R (1,9) OBP: 0.412, SLG: 0.231										3	0	0	0	1	1	0						
10 JT Riddle, L (1,6) OBP: 0.287, SLG: 0.468										4	1	1	0	0	0	2						
19 Miguel Rojas, R (1,5) OBP: 0.313, SLG: 0.357											4	0	1	1	0	0		0				
2 Yadiel Rivera, R (1,8) OBP: 0.310, SLG: 0.245										3	1	1	1	0	0	1						
54 Wei-Yin Chen, R (1,1) OBP: 0.143, SLG: 0.143										2	0	1	0	0	0	0						
57 Elieser Hernández, R (5,1)										1	0	0	0	0	0	0						
51 Ben Meyer, L (7,1)										0	0	0	0	0	0	0						
Inning Stats	R: 0 E: 0 K: 0 S: 8	H: 1 LOB: 0 BB: 0 P: 14	R: 0 E: 0 K: 1 S: 9	H: 0 LOB: 0 BB: 0 P: 10	R: 0 E: 0 K: 0 S: 5	H: 0 LOB: 0 BB: 0 P: 5	R: 2 E: 0 K: 2 S: 14	H: 2 LOB: 0 BB: 0 P: 18	R: 1 E: 0 K: 0 S: 21	H: 3 LOB: 1 BB: 0 P: 27	R: 0 E: 0 K: 0 S: 12	H: 0 LOB: 2 BB: 2 P: 22	R: 1 E: 0 K: 0 S: 9	H: 1 LOB: 0 BB: 0 P: 13	R: 0 E: 0 K: 0 S: 7	H: 0 LOB: 0 BB: 0 P: 9	R: 0 E: 0 K: 0 S: 8	H: 0 LOB: 0 BB: 0 P: 9	1B: 3 2B: 0 3B: 1 HR: 3	SF: 0 SAC: 0 DP: 2 HBP: 0	WP: 0 PB: 0 SB: 0 CS: 0	PA: 34
PITCHER	IP WLS BF H R ER SO BB IBB HBP BLK WP HR S P ERA WHIP																					
31 Max Scherzer, R (1,1) ERA: 2.33	7.0 W 28 7 4 4 3 2 0 0 0 0 3 78 109 5.14 1.286																					
27 Shawn Kelley, R (8,1) ERA: 2.64	2.0 6 0 0 0 0 0 0 0 0 0 0 15 18 0.00 0.000																					

AB	32
R	4
H	7
RBI	4
BB	2
SO	3
LOB	8



Batter	1	2	3	4	5	6	7	8	9	AB	R	H	RBI	BB	SO	LOB	BOTTOM			
7 Trea Turner, R (1,6) OBP: 0.359, SLG: 0.425										4	3	1	0	1	0	1	Miami Marlins @ Washington Nationals Nationals Park, Washington, DC Sat Jul 07 2018, 7:18 PM - 10:17 PM EDT Att: 34,364 - Clear - 79 F			
22 Juan Soto, L (1,7) OBP: 0.420, SLG: 0.548										5	2	2	2	0	1	1				
27 Shawn Kelley, R (8,1)										0	0	0	0	0	0	0				
6 Anthony Rendon, R (1,5) OBP: 0.347, SLG: 0.511										4	1	1	2	0	1	1				
64 Spencer Kieboom, R (7,PH) OBP: 0.288, SLG: 0.261										0	0	0	1	0	0	0				
34 Bryce Harper, L (1,9) OBP: 0.371, SLG: 0.475										3	4	3	0	1	0	0				
8 Brian Goodwin, L (7,9) OBP: 0.329, SLG: 0.368										1	1	1	0	0	0	0				
14 Mark Reynolds, R (1,3) OBP: 0.356, SLG: 0.594										5	3	5	10	0	0	0				
3 Michael Taylor, R (1,8) OBP: 0.305, SLG: 0.380										4	0	0	0	1	0	2				
1 Wilmer Difo, S (1,4) OBP: 0.305, SLG: 0.345										4	2	1	0	1	0	2				
29 Pedro Severino, R (1,2) OBP: 0.256, SLG: 0.254										5	1	1	3	0	1	3				
31 Max Scherzer, R (1,1) OBP: 0.279, SLG: 0.268										3	0	1	0	0	0	0				
15 Matt Adams, L (7,PH) OBP: 0.363, SLG: 0.579										2	1	1	0	0	0	0				
Inning Stats	R: 0 E: 0 K: 1 S: 11	H: 0 LOB: 0 BB: 0 P: 16	R: 2 E: 0 K: 1 S: 9	H: 2 LOB: 0 BB: 0 P: 13	R: 0 E: 0 K: 1 S: 8	H: 0 LOB: 0 BB: 0 P: 11	R: 1 E: 0 K: 0 S: 12	H: 2 LOB: 2 BB: 1 P: 23	R: 7 E: 1 K: 0 S: 28	H: 6 LOB: 0 BB: 1 P: 40	R: 3 E: 0 K: 0 S: 13	H: 2 LOB: 0 BB: 1 P: 24	R: 5 E: 0 K: 0 S: 20	H: 5 LOB: 1 BB: 1 P: 37	R: 0 E: 0 K: 0 S: 6	H: 0 LOB: 0 BB: 0 P: 10	1B: 11 2B: 3 3B: 0 HR: 3	SF: 1 SAC: 0 DP: 0 HBP: 0	WP: 1 PB: 0 SB: 0 CS: 0	PA: 45
PITCHER	IP WLS BF H R ER SO BB IBB HBP BLK WP HR S P ERA WHIP																			
54 Wei-Yin Chen, L (1,1) ERA: 6.14	4.1 L 22 7 7 7 3 1 1 0 0 0 1 55 84 14.54 1.846																			
57 Elieser Hernández, R (5,1) ERA: 6.59	2.1 17 8 10 10 0 2 0 0 0 0 1 2 39 67 38.57 4.286																			
51 Ben Meyer, R (7,1) ERA: 3.86	1.1 6 2 1 1 0 0 0 0 0 0 0 13 23 6.75 1.500																			

AB	40
R	18
H	17
RBI	18
BB	4
SO	3
LOB	10



Batter	1	2	3	4	5	6	7	8	9	10	11	12	AB	R	H	RBI	BB	SO	LOB	TOP			
7 Eric Thames, L OBP: 0.350, SLG: 0.571													4	3	1	0	2	2	2				
6 Lorenzo Cain, R OBP: 0.402, SLG: 0.439													5	0	2	0	1	2	2				
22 Christian Yelich, L OBP: 0.362, SLG: 0.461													6	1	1	1	1	0	3	7			
24 Jesús Aguilar, R OBP: 0.375, SLG: 0.638													5	0	3	3	1	1	0				
21 Travis Shaw, L OBP: 0.341, SLG: 0.446													2	0	0	0	1	0	1				
38 Dan Jennings, L OBP: 0.311, SLG: 0.352													0	0	0	0	0	0	0				
10 Brad Miller, L OBP: 0.311, SLG: 0.352													0	0	0	0	0	0	0				
54 Taylor Williams, R OBP: 0.311, SLG: 0.352													0	0	0	0	0	0	0				
46 Kyle Barmes, R OBP: 0.311, SLG: 0.352													1	0	0	0	0	0	0				
23 Keon Broxton, R OBP: 0.311, SLG: 0.352													1	0	0	0	0	0	0				
28 Jhonny Peralta, R OBP: 0.311, SLG: 0.352													1	0	0	0	0	0	0				
13 Tyler Saladino, R OBP: 0.324, SLG: 0.492													4	0	0	0	0	0	3	3			
14 Hernán Pérez, R OBP: 0.278, SLG: 0.394													2	0	0	0	0	0	0	2			
50 Jacob Barnes, R													2	0	0	0	1	0	1				
2 Nate Olf, R OBP: 0.236, SLG: 0.286													5	0	1	0	0	3	3				
26 Jacob Nottingham, R OBP: 0.313, SLG: 0.286													1	0	0	0	0	0	0				
51 Freddy Peralta, R													3	0	0	0	1	0	1				
5 Jonathan Villar, S													3	0	0	0	1	0	1				
Inning Stats	R: 1 E: 0 K: 2 S: 11	H: 1 LOB: 1 BB: 21	R: 0 E: 0 K: 1 S: 8	H: 0 LOB: 0 BB: 0	R: 0 E: 0 K: 1 S: 13	H: 1 LOB: 2 BB: 1	R: 0 E: 0 K: 0 S: 7	H: 0 LOB: 0 BB: 0	R: 0 E: 0 K: 0 S: 9	H: 1 LOB: 1 BB: 0	R: 2 E: 0 K: 2 S: 16	H: 2 LOB: 1 BB: 3	R: 0 E: 0 K: 3 S: 14	R: 0 E: 0 K: 2 S: 9	H: 0 LOB: 0 BB: 0	R: 0 E: 0 K: 1 S: 11	H: 0 LOB: 0 BB: 0	R: 0 E: 0 K: 1 S: 12	H: 1 LOB: 2 BB: 18	1B: 5 2B: 3 3B: 0 HR: 0	SF: 0 SAC: 0 DP: 0 HBP: 1	WP: 0 PB: 0 CS: 0	PA: 51
PITCHER	IP: 6.0 WLS: 23 BF: 4	H: 2 ER: 1 SO: 7	BB: 0 IBB: 0 HBP: 0 BLK: 0	WP: 0 HR: 0 S: 67 P: 101	ERA: 1.50 WHIP: 1.000	IP: 2.0 WLS: 8 BF: 10	H: 1 ER: 0 SO: 3	BB: 1 IBB: 0 HBP: 0 BLK: 0	WP: 0 HR: 0 S: 23 P: 33	ERA: 0.00 WHIP: 1.000													
58 Dan Straily, R ERA: 3.29	1.1	6.0	23	4	2	1	7	0	0	0	0	0	0	0	7	12	0.00	1.000					
29 Brad Ziegler, R ERA: 4.4	7.1	1.0	H: 4	1	0	0	0	0	0	0	0	0	0	0	7	12	0.00	1.000					
71 Drew Steckenrider, R ERA: 3.48	8.1	1.0	B: 6	2	2	2	2	1	0	0	0	0	0	0	16	23	18.00	3.000					
46 Kyle Barmes, R ERA: 1.31	8.1	1.0	6	0	0	0	3	3	0	0	0	0	0	0	14	32	0.00	3.000					
61 Adam Conley, L ERA: 3.04	10.1	1.0	3	0	0	0	2	0	0	0	0	0	0	0	9	12	0.00	0.000					

Milwaukee Brewers @ Miami Marlins
Marlins Park, Miami, FL
Wed Jul 11 2018, 7:11 PM - 11:33 PM EDT
Att. 5,265 - Roof Closed - 76 F

AB 42
R 4
H 8
RBI 4
BB 7
SO 17
LOB 25



Batter	1	2	3	4	5	6	7	8	9	10	11	12	AB	R	H	RBI	BB	SO	LOB	BOTTOM	
32 Derek Dietrich, L OBP: 0.349, SLG: 0.450													4	0	0	0	0	1	6		
29 Brad Ziegler, R													0	0	0	0	0	0	0		
10 JT Riddle, L OBP: 0.301, SLG: 0.457													2	0	0	0	0	0	1		
15 Brian Anderson, R OBP: 0.365, SLG: 0.422													4	1	2	0	2	1	0		
13 Starlin Castro, R OBP: 0.343, SLG: 0.417													5	0	1	2	0	0	1		
41 Justin Bour, L OBP: 0.311, SLG: 0.352													4	1	1	1	0	2	1		
71 Drew Steckenrider, R ERA: 3.48													0	0	0	0	0	0	0		
46 Kyle Barmes, R OBP: 0.311, SLG: 0.352													0	0	0	0	0	0	0		
2 Yadiel Rivera, R OBP: 0.317, SLG: 0.248													1	0	0	0	0	0	0		
14 Martín Prado, R OBP: 0.272, SLG: 0.282													5	1	1	0	0	2	1		
57 Eleaser Hernández, R													0	0	0	0	0	0	0		
19 Miguel Rojas, R OBP: 0.314, SLG: 0.354													5	1	1	0	0	0	1		
1 Cameron Maybin, R OBP: 0.310, SLG: 0.305													3	0	0	0	2	1	0		
28 Bryan Holaday, R OBP: 0.243, SLG: 0.220													3	0	1	1	1	0	0		
58 Dan Straily, R OBP: 0.320, SLG: 0.200													1	0	0	1	1	1	1		
30 Garrett Cooper, R OBP: 0.357, SLG: 0.250													3	1	1	0	0	2	2		
Inning Stats	R: 0 E: 0 K: 0 S: 13	H: 0 LOB: 0 BB: 20	R: 0 E: 0 K: 2 S: 11	H: 0 LOB: 0 BB: 0	R: 0 E: 0 K: 2 S: 20	H: 3 LOB: 3 BB: 40	R: 0 E: 0 K: 0 S: 7	H: 0 LOB: 0 BB: 0	R: 0 E: 0 K: 0 S: 5	H: 0 LOB: 1 BB: 0	R: 0 E: 0 K: 1 S: 6	H: 0 LOB: 0 BB: 0	R: 0 E: 0 K: 1 S: 8	R: 0 E: 0 K: 1 S: 8	H: 0 LOB: 0 BB: 0	R: 0 E: 0 K: 1 S: 10	H: 2 LOB: 2 BB: 4	1B: 6 2B: 0 3B: 1 HR: 1	SF: 1 SAC: 0 DP: 0 HBP: 1	WP: 1 PB: 0 CS: 1	PA: 49
PITCHER	IP: 3.2 WLS: 18 BF: 3	H: 3 ER: 3 SO: 4	BB: 3 IBB: 0 HBP: 1 BLK: 0	WP: 1 HR: 1 S: 52 P: 93	ERA: 7.36 WHIP: 1.636	IP: 2.1 WLS: 10 BF: 10	H: 2 ER: 1 SO: 2	BB: 0 IBB: 0 HBP: 0 BLK: 0	WP: 0 HR: 0 S: 17 P: 26	ERA: 3.86 WHIP: 0.857											
51 Freddy Peralta, R ERA: 3.5	1.1	3.2	18	3	3	3	4	0	0	0	0	0	0	0	24	36	0.00	1.500			
50 Jacob Barnes, R ERA: 3.5	6.1	2.0	9	2	1	0	3	1	0	0	0	0	0	0	10	17	0.00	0.750			
38 Dan Jennings, L ERA: 2.5	8.1	1.0	5	0	0	0	0	0	0	0	0	0	0	5	7	0.00	0.000				
54 Taylor Williams, R ERA: 2.5	8.1	1.0	3	0	0	0	0	0	0	0	0	0	0	11	18	0.00	1.000				
46 Corey Knebel, R ERA: 3.58	9.1	1.0	3	1	0	0	1	0	0	0	0	0	0	0	0	0	0	0	0		

Milwaukee Brewers @ Miami Marlins
Marlins Park, Miami, FL
Wed Jul 11 2018, 7:11 PM - 11:33 PM EDT
Att. 5,265 - Roof Closed - 76 F

AB 40
R 5
H 8
RBI 5
BB 6
SO 10
LOB 14



Batter	1	2	3	4	5	6	7	8	9	AB	R	H	RBI	BB	SO	LOB	TOP					
16 César Hernández, S (1,4) OBP: 0.378, SLG: 0.378	L8		1B		K			37 WP BB		3	0	1	0	1	1	0						
17 Rhys Hoskins, R (1,7) OBP: 0.363, SLG: 0.460	F7		BB			G6-3				3	0	0	0	1	1	1						
10 Trevor Plouffe, R (1,9) OBP: 0.250, SLG: 0.250	K		K			F9		K		3	0	0	0	0	2	1						
37 Odóbel Herrera, L (6,8)								1-2		1	0	0	0	0	1	1						
41 Carlos Santana, S (1,3) OBP: 0.358, SLG: 0.406		G6-3	P3					G3		4	0	1	0	0	0	3						
4 Scott Kingery, R (1,6) OBP: 0.278, SLG: 0.337		38 1B 23 2B			K			P4		4	1	1	0	0	1	1						
38 Jorge Alfaro, R (1,2) OBP: 0.300, SLG: 0.396		23 1B 23 2B			K			G5-3		4	0	1	0	0	2	0						
7 Maikel Franco, R (1,5) OBP: 0.319, SLG: 0.467		L8			P6			P4		4	1	1	1	0	0	2						
23 Aaron Altherr, R (1,8) OBP: 0.296, SLG: 0.312					K			K		4	0	2	1	0	2	0						
49 Jake Arrieta, R (1,1) OBP: 0.219, SLG: 0.267								15 1B		2	0	0	0	0	2	2						
5 Nick Williams, L (8,PH) OBP: 0.324, SLG: 0.442										1	0	0	0	0	0	0						
64 Victor Arano, R (8,1)										0	0	0	0	0	0	0						
15 Andrew Knapp, S (9,PH) OBP: 0.322, SLG: 0.400										1	0	1	0	0	0	0						
93 Pat Neshek, S (9,1)										0	0	0	0	0	0	0						
Inning Stats	R: 0 E: 0 K: 1 S: 11	H: 0 LOB: 0 BB: 0 P: 17	R: 1 E: 0 K: 1 S: 10	H: 3 LOB: 2 BB: 0 P: 14	R: 0 E: 0 K: 1 S: 11	H: 1 LOB: 1 BB: 1 P: 20	R: 0 E: 0 K: 2 S: 8	H: 0 LOB: 0 BB: 0 P: 13	R: 0 E: 0 K: 3 S: 9	H: 0 LOB: 0 BB: 0 P: 11	R: 0 E: 0 K: 0 S: 10	H: 1 LOB: 1 BB: 0 P: 15	R: 0 E: 0 K: 2 S: 7	H: 0 LOB: 0 BB: 0 P: 11	R: 0 E: 0 K: 2 S: 16	H: 0 LOB: 2 BB: 1 P: 27	R: 1 E: 0 K: 0 S: 8	H: 3 LOB: 3 BB: 0 P: 11	1B: 6 2B: 1 3B: 0 HR: 1	SF: 0 SAC: 0 DP: 0 HBP: 0	WP: 1 PB: 0 SB: 0 CS: 0	PA: 36
PITCHER	IP WLS BF H R ER SO BB IBB HBP BLK WP HR S P ERA WHIP																					
54 Wei-Yin Chen, L (1,1) ERA: 5.75	6.0 L 23 5 1 1 8 1 0 0 0 0 0 0 59 90 1.50 1.000																					
40 Javy Guerra, R (7,1) ERA: 2.09	2.0 8 0 0 0 4 1 0 0 0 1 0 23 38 0.00 0.500																					
29 Brad Ziegler, R (9,1) ERA: 4.5	1.0 5 3 1 1 0 0 0 0 0 0 1 8 11 9.00 3.000																					

Philadelphia Phillies @ Miami Marlins
Marlins Park, Miami, FL
Fri Jul 13 2018, 7:13 PM - 9:46 PM EDT
Att: 8,090 - Roof Closed - 76 F

AB 34
R 2
H 8
RBI 2
BB 2
SO 12
LOB 11



Batter	1	2	3	4	5	6	7	8	9	AB	R	H	RBI	BB	SO	LOB	BOTTOM					
13 Starlin Castro, R (1,4) OBP: 0.340, SLG: 0.412	L6				G6-3			F8		4	0	0	0	0	0	1						
15 Brian Anderson, R (1,9) OBP: 0.361, SLG: 0.417	G5-3				G6-3			G6-3		4	0	0	0	0	0	0						
11 J.T. Realmuto, R (1,2) OBP: 0.363, SLG: 0.543	F9				G6-3			K		4	0	0	0	0	1	0						
41 Justin Bour, L (1,3) OBP: 0.364, SLG: 0.421			14 1B G6-4-3							1	0	1	0	2	0	0						
14 Martín Prado, R (1,5) OBP: 0.266, SLG: 0.275					G5-4-3			L9		3	0	0	0	0	0	3						
30 Garrett Cooper, R (1,7) OBP: 0.323, SLG: 0.222					G6-3					3	0	0	0	0	1	0						
10 JT Reddick, L (1,6) OBP: 0.295, SLG: 0.448					K			L4		3	0	0	0	0	1	0						
1 Cameron Maybin, R (1,8) OBP: 0.319, SLG: 0.308										1	0	1	0	2	0	0						
54 Wei-Yin Chen, R (1,1) OBP: 0.136, SLG: 0.136										1	0	0	0	0	0	1						
32 Derek Dietrich, L (6,PH) OBP: 0.351, SLG: 0.455					G1-3					1	0	1	0	0	0	0						
40 Javy Guerra, R (7,1) ERA: 2.39										0	0	0	0	0	0	0						
19 Miguel Rojas, R (8,PH) OBP: 0.313, SLG: 0.353										1	0	0	0	0	1	1						
29 Brad Ziegler, R (9,1) ERA: 4.5										0	0	0	0	0	0	0						
Inning Stats	R: 0 E: 0 K: 0 S: 7	H: 0 LOB: 0 BB: 0 P: 12	R: 0 E: 0 K: 1 S: 8	H: 1 LOB: 0 BB: 0 P: 16	R: 0 E: 0 K: 1 S: 8	H: 1 LOB: 0 BB: 0 P: 11	R: 0 E: 0 K: 0 S: 9	H: 0 LOB: 0 BB: 0 P: 14	R: 0 E: 0 K: 0 S: 5	H: 0 LOB: 0 BB: 1 P: 9	R: 0 E: 0 K: 0 S: 8	H: 1 LOB: 1 BB: 1 P: 16	R: 0 E: 0 K: 1 S: 9	H: 0 LOB: 1 BB: 1 P: 17	R: 0 E: 0 K: 1 S: 11	H: 0 LOB: 1 BB: 1 P: 20	R: 0 E: 0 K: 0 S: 10	H: 0 LOB: 0 BB: 0 P: 13	1B: 2 2B: 1 3B: 0 HR: 0	SF: 0 SAC: 0 DP: 2 HBP: 0	WP: 0 PB: 0 SB: 0 CS: 0	PA: 30
PITCHER	IP WLS BF H R ER SO BB IBB HBP BLK WP HR S P ERA WHIP																					
49 Jake Arrieta, R (1,1) ERA: 3.23	7.0 W 23 3 0 0 3 3 0 0 0 0 0 0 54 95 0.00 0.857																					
64 Victor Arano, R (8,1) ERA: 2.39	1.0 H 4 0 0 0 1 1 0 0 0 0 0 0 11 20 0.00 1.000																					
93 Pat Neshek, R (9,1) ERA: 4.5	1.0 S 3 0 0 0 0 0 0 0 0 0 0 0 10 13 0.00 0.000																					

Philadelphia Phillies @ Miami Marlins
Marlins Park, Miami, FL
Fri Jul 13 2018, 7:13 PM - 9:46 PM EDT
Att: 8,090 - Roof Closed - 76 F

AB 26
R 0
H 3
RBI 0
BB 4
SO 4
LOB 6



Batter	1	2	3	4	5	6	7	8	9	AB	R	H	RBI	BB	SO	LOB	TOP	
16 César Hernández, S (1,4) OBP: 0.377, SLG: 0.376										4	0	1	0	0	0	1	Philadelphia Phillies @ Miami Marlins Marlins Park, Miami, FL Sat Jul 14 2018, 4:11 PM - 7:10 PM EDT Att: 14,793 - Roof Closed - 76 F	
17 Rhys Hoskins, R (1,7) OBP: 0.364, SLG: 0.461										4	0	2	0	0	0	2		
37 Odúbel Herrera, L (1,8) OBP: 0.327, SLG: 0.460										4	0	1	0	0	0	2		
41 Carlos Santana, S (1,3) OBP: 0.355, SLG: 0.401										4	0	0	0	0	2	4		
7 Maikel Franco, R (1,5) OBP: 0.318, SLG: 0.462										3	0	0	0	1	1	2		
5 Nick Williams, L (1,9) OBP: 0.323, SLG: 0.436										3	0	0	0	1	1	1		
4 Scott Kingery, R (1,6) OBP: 0.282, SLG: 0.339										4	0	2	0	0	0	1		
38 Jorge Alfaro, R (1,2) OBP: 0.300, SLG: 0.399										3	0	1	0	0	1	2		
15 Andrew Knapp, S (9,PH) OBP: 0.256, SLG: 0.405										1	0	1	0	0	0	0		
27 Aaron Nola, R (1,1) OBP: 0.105, SLG: 0.108										1	0	0	0	0	0	1		
23 Aaron Altherr, R (7,PH) OBP: 0.255, SLG: 0.311										1	0	0	0	0	0	0		
31 Mark Leiter Jr., R (7,1) OBP: 0.255, SLG: 0.311										0	0	0	0	0	0	0		
54 Austin Davis, L (7,1) OBP: 0.255, SLG: 0.311										0	0	0	0	0	0	0		
9 Jasmuel Valentin, S (9,PH) OBP: 0.257, SLG: 0.323										1	0	0	0	0	0	2		
Inning Stats	R: 0 H: 2 E: 0 K: 2 S: 18	H: 2 BB: 0 P: 25	R: 0 H: 0 E: 0 K: 1 S: 11	H: 0 BB: 1 P: 19	R: 0 H: 1 E: 0 K: 0 S: 10	H: 0 BB: 0 P: 12	R: 0 H: 0 E: 0 K: 0 S: 6	H: 1 BB: 0 P: 12	R: 0 H: 1 E: 0 K: 1 S: 10	H: 0 BB: 1 P: 17	R: 0 H: 1 E: 0 K: 1 S: 13	H: 1 BB: 0 P: 21	R: 0 H: 2 E: 0 K: 0 S: 14	H: 2 BB: 0 P: 23	1B: 7 2B: 1 3B: 0 HR: 0	SF: 0 SAC: 1 DP: 1 HBP: 0	WP: 0 PA: 36 PB: 0 SB: 0 CS: 0	
PITCHER	IP WLS BF H R ER SO BB IBB HBP BLK WP HR S P ERA WHIP																	
36 Trevor Richards, R (1,1) ERA: 4.74	6.0	W	24	4	0	0	4	2	0	0	0	0	0	0	65	98	0.00	1.000
29 Brad Ziegler, R (7,1) ERA: 4.4	1.0	H	3	1	0	0	0	0	0	0	0	0	0	0	5	9	0.00	1.000
71 Drew Steckenrider, R (8,1) ERA: 3.38	1.0	H	4	1	0	0	1	0	0	0	0	0	0	0	13	21	0.00	1.000
46 Kyle Barraclough, R (9,1) ERA: 1.28	1.0	S	5	2	0	0	0	0	0	0	0	0	0	0	14	23	0.00	2.000

Batter	1	2	3	4	5	6	7	8	9	AB	R	H	RBI	BB	SO	LOB	BOTTOM	
32 Derek Dietrich, L (1,7) OBP: 0.350, SLG: 0.452										4	1	1	0	0	1	1	Philadelphia Phillies @ Miami Marlins Marlins Park, Miami, FL Sat Jul 14 2018, 4:11 PM - 7:10 PM EDT Att: 14,793 - Roof Closed - 76 F	
71 Drew Steckenrider, R (8,1) OBP: 0.350, SLG: 0.452										0	0	0	0	0	0	0		
10 JT Riddle, L (9,6) OBP: 0.295, SLG: 0.448										0	0	0	0	0	0	0		
15 Brian Anderson, R (1,9) OBP: 0.360, SLG: 0.416										4	1	1	0	0	0	0		
11 J.T. Realmuto, R (1,2) OBP: 0.365, SLG: 0.539										2	0	0	0	1	0	0		
41 Justin Bour, L (1,3) OBP: 0.360, SLG: 0.416										4	0	0	0	0	3	4		
46 Kyle Barraclough, R (9,1) OBP: 0.360, SLG: 0.416										0	0	0	0	0	0	0		
13 Starlin Castro, R (1,4) OBP: 0.337, SLG: 0.408										4	0	0	1	0	0	3		
14 Martín Prado, R (1,5) OBP: 0.275, SLG: 0.285										3	0	2	1	0	0	1		
19 Miguel Rojas, R (1,6) OBP: 0.310, SLG: 0.349										3	0	0	0	0	0	3		
1 Cameron Maybin, R (1,8) OBP: 0.319, SLG: 0.305										2	0	0	0	1	1	1		
36 Trevor Richards, R (1,1) OBP: 0.167, SLG: 0.118										2	0	0	0	0	1	0		
29 Brad Ziegler, R (7,1) ERA: 4.4										0	0	0	0	0	0	0		
30 Garrett Cooper, R (7,PH) OBP: 0.313, SLG: 0.214										1	0	0	0	0	0	1		
Inning Stats	R: 2 H: 3 E: 0 K: 1 S: 20	H: 3 LOB: 2 BB: 1 P: 31	R: 0 H: 0 E: 0 K: 2 S: 10	H: 0 LOB: 0 BB: 0 P: 14	R: 0 H: 0 E: 0 K: 1 S: 9	H: 0 LOB: 0 BB: 0 P: 11	R: 0 H: 1 E: 0 K: 0 S: 6	H: 1 LOB: 1 BB: 0 P: 12	R: 0 H: 0 E: 0 K: 1 S: 10	H: 0 LOB: 1 BB: 0 P: 11	R: 0 H: 0 E: 1 K: 0 S: 9	H: 0 LOB: 1 BB: 1 P: 14	R: 0 H: 0 E: 0 K: 1 S: 9	H: 0 LOB: 1 BB: 0 P: 15	1B: 4 2B: 0 3B: 0 HR: 0	SF: 0 SAC: 0 DP: 0 HBP: 1	WP: 1 PA: 32 PB: 0 SB: 1 CS: 0	
PITCHER	IP WLS BF H R ER SO BB IBB HBP BLK WP HR S P ERA WHIP																	
27 Aaron Nola, R (1,1) ERA: 2.3	6.0	L	24	4	2	2	5	1	0	0	0	0	0	0	64	93	3.00	0.833
31 Mark Leiter Jr., R (7,1) ERA: 4.4	0.2		3	0	0	0	0	1	0	0	0	0	0	9	15	0.00	1.500	
54 Austin Davis, L (7,1) ERA: 3.27	1.1		5	0	0	0	1	0	0	1	0	0	0	13	19	0.00	0.000	

AB 33
R 0
H 8
RBI 0
BB 2
SO 5
LOB 19



Batter	1	2	3	4	5	6	7	8	9	AB R H RBI BB SO LOB	TOP																	
32 Derek Dietrich, L (1,7) OBP: 0.358, SLG: 0.467 2 Yadiel Rivera, R (9,7) OBP: 0.311, SLG: 0.243	4-2 11 BB		1-3 K		1-0 F8		4-1 BB		2-2 F8	3 0 0 0 2 1 1 0 0 0 0 0 0 0																		
15 Brian Anderson, R (1,9) OBP: 0.359, SLG: 0.420	0-2 F7		4-2 BB		1-2 P4		0-1 L8		0-1 G6-3	4 0 0 0 1 0 3																		
11 J.T. Realmuto, R (1,2) OBP: 0.366, SLG: 0.535	3-2 1B		1-2 F9		1-0 G5-3		1-3 K			4 0 1 0 0 1 2																		
41 Justin Bour, L (1,3) OBP: 0.357, SLG: 0.409	0-2 P6			4-2 13 14 2B BB		2-3 K				3 1 0 0 1 2 3																		
13 Starlin Castro, R (1,4) OBP: 0.338, SLG: 0.407	2-3 K			2-2 14 19 G4-3 1B		1-3 K		2-3 K		4 1 1 0 0 3 2																		
14 Martin Prado, R (1,10) OBP: 0.279, SLG: 0.290	1-3 K			1-2 19 G4-3 2B		0-2 10 1B		1-0 F9		4 0 2 1 0 1 0																		
10 JT Riddle, L (1,6) OBP: 0.280, SLG: 0.419	1-0 F7			0-1 P3		0-1 1B		1-2 L8		4 0 1 0 0 0 2																		
19 Miguel Rojas, R (1,5) OBP: 0.309, SLG: 0.347	1-2 F7			1-0 G4-3		1-2 G6-3			0-0 1B	4 0 1 1 0 0 3																		
1 Cameron Maybin, R (1,8) OBP: 0.327, SLG: 0.338			2-1 G3		2-3 K		3-1 HR		2-3 K	4 1 1 1 0 2 2																		
Inning Stats	R: 0 E: 0 K: 1 S: 16	H: 1 LOB: 2 BB: 1 P: 25	R: 0 E: 0 K: 1 S: 7	H: 0 LOB: 0 BB: 0 P: 10	R: 0 E: 0 K: 1 S: 12	H: 0 LOB: 1 BB: 1 P: 20	R: 2 E: 0 K: 1 S: 20	H: 2 LOB: 1 BB: 1 P: 30	R: 0 E: 0 K: 0 S: 6	H: 2 LOB: 0 BB: 0 P: 9	R: 0 E: 0 K: 2 S: 15	H: 2 LOB: 2 BB: 0 P: 19	R: 1 E: 0 K: 2 S: 11	H: 1 LOB: 1 BB: 1 P: 19	R: 0 E: 0 K: 1 S: 7	H: 0 LOB: 0 BB: 0 P: 11	R: 0 E: 0 K: 1 S: 11	H: 1 LOB: 1 BB: 0 P: 15	1B: 5 2B: 1 3B: 0 HR: 1	SF: 0 SAC: 0 DP: 0 HBP: 0	WP: 0 PB: 0 SB: 0 CS: 0	PA: 38						
PITCHER	IP WLS BF H R ER SO BB IBB HBP BLK WP HR S P ERA WHIP											PITCHER	IP WLS BF H R ER SO BB IBB HBP BLK WP HR S P ERA WHIP															
55 Ryne Stanek, R (1,1) ERA: 2.02	1.0	5	1	0	0	1	1	0	0	0	0	0	0	0	0	0	0.00	2.000										
48 Ryan Yarbrough, L (2,1) ERA: 3.55	4.0	L	16	2	2	2	3	2	0	0	0	0	0	0	0	0	4.50	1.000										
61 Hunter Wood, R (6,1) ERA: 2.7	2.0		10	3	1	1	4	1	0	0	0	0	0	0	0	0	2.6	3.8										
46 José Alvarado, L (8,1) ERA: 2.52	1.0		3	0	0	0	1	0	0	0	0	0	0	0	0	0	0.00	0.000										
54 Sergio Romo, R (9,1) ERA: 3.74	1.0		4	1	0	0	1	0	0	0	0	0	0	0	0	0	0.00	1.000										

Miami Marlins @ Tampa Bay Rays
Tropicana Field, St. Petersburg, FL
Sat Jul 21 2018, 6:12 PM - 8:58 PM EDT
Att: 13,808 - Dome - 72 F

AB 34
R 3
H 7
RBI 3
BB 4
SO 10
LOB 18



Batter	1	2	3	4	5	6	7	8	9	AB R H RBI BB SO LOB	BOTTOM																	
18 Joey Wendle, L (1,4) OBP: 0.332, SLG: 0.408 (8,5)	0-2 G4-3			2-1 HR		3-2 L9		1-2 28 G6-3 1B		4 1 2 1 0 0 0																		
28 Daniel Robertson, R (1,5) OBP: 0.376, SLG: 0.396 (8,6)	0-3 K			2-2 G5-3		1-1 9 G6-3 2B		3-2 G6-3		4 0 1 0 0 1 1																		
9 Jake Bauers, L (1,7) OBP: 0.354, SLG: 0.471 (1,7)	2-3 K			2-3 K		0-0 G6-3		3-3 K		4 0 0 0 0 3 2																		
44 C.J. Cron, R (1,3) OBP: 0.326, SLG: 0.474		0-1 G5-3		4-1 BB		1-1 P5		3-3 K		3 0 0 0 1 1 1																		
26 Ji Man Choi, L (1,10) OBP: 0.255, SLG: 0.458	3-2 G4-3			2-3 K		1-0 G6-3		1-0 HR		4 1 1 1 0 1 1																		
27 Carlos Gómez, R (1,9) OBP: 0.304, SLG: 0.357 (8,4)	1-2 G6-3				1-1 11 11 S HBP		1-0 0 1B HBP		1-3 K	2 0 0 0 0 1 0																		
0 Mallex Smith, L (1,8) OBP: 0.352, SLG: 0.396			2-3 K		0-0 F8		1-0 6 G6-3 1B		0-0 F7	4 0 1 0 0 1 1																		
11 Adeiny Hechavarria, R (1,6) ERA: 5.09 6 Justin Williams, L (7,PH) (8,9)			2-0 P4		2-2 FC6-5-4-6		2-1 G6-3			2 0 0 0 0 0 1 1 0 0 0 0 0 2																		
45 Jesus Sucre, R (1,2) OBP: 0.259, SLG: 0.243			0-3 K2-3		2-0 F9		1-0 G5-3			3 0 0 0 0 1 1																		
Inning Stats	R: 0 E: 0 K: 2 S: 12	H: 0 LOB: 0 BB: 0 P: 14	R: 0 E: 0 K: 0 S: 8	H: 0 LOB: 0 BB: 0 P: 12	R: 0 E: 0 K: 2 S: 7	H: 0 LOB: 0 BB: 0 P: 11	R: 1 E: 0 K: 2 S: 13	H: 1 LOB: 1 BB: 1 P: 25	R: 0 E: 0 K: 0 S: 7	H: 0 LOB: 1 BB: 0 P: 12	R: 0 E: 0 K: 0 S: 10	H: 1 LOB: 1 BB: 0 P: 15	R: 0 E: 0 K: 0 S: 4	H: 1 LOB: 1 BB: 0 P: 9	R: 0 E: 0 K: 1 S: 12	H: 1 LOB: 0 BB: 0 P: 20	R: 1 E: 0 K: 2 S: 10	H: 1 LOB: 0 BB: 0 P: 15	1B: 2 2B: 1 3B: 0 HR: 2	SF: 0 SAC: 0 DP: 1 HBP: 2	WP: 0 PB: 0 SB: 1 CS: 0	PA: 34						
PITCHER	IP WLS BF H R ER SO BB IBB HBP BLK WP HR S P ERA WHIP											PITCHER	IP WLS BF H R ER SO BB IBB HBP BLK WP HR S P ERA WHIP															
49 Pablo López, R (1,1) ERA: 5.09	6.0	W	22	2	1	1	6	1	0	1	0	0	0	0	0	0	1.50	0.500										
61 Adam Conley, L (7,1) ERA: 2.73	1.0	H	4	1	0	0	0	0	0	1	0	0	0	0	0	0	0.00	1.000										
71 Drew Steckenrider, R (8,1) ERA: 3.45	1.0	H	4	1	0	0	1	0	0	0	0	0	0	0	0	0	0.00	1.000										
46 Kyle Barraclough, R (9,1) ERA: 1.45	1.0	S	4	1	1	1	2	0	0	0	0	0	0	0	0	0	1.0	1.000										

Miami Marlins @ Tampa Bay Rays
Tropicana Field, St. Petersburg, FL
Sat Jul 21 2018, 6:12 PM - 8:58 PM EDT
Att: 13,808 - Dome - 72 F

AB 31
R 2
H 5
RBI 2
BB 1
SO 9
LOB 10

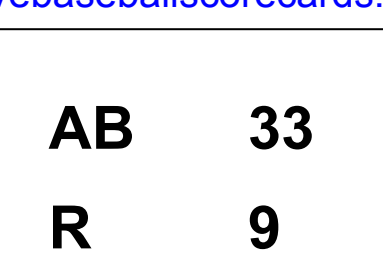


Batter	1	2	3	4	5	6	7	8	9	AB	R	H	RBI	BB	SO	LOB	TOP			
13 Ronald Acuña Jr., R OBP: 0.333, SLG: 0.476	G6-3		L6-3				G5-3			3	1	0	0	1	0	1	Atlanta Braves @ Miami Marlins Marlins Park, Miami, FL Tue Jul 24 2018, 12:11 PM - 2:48 PM EDT Att: 21,673 - Roof Closed - 78 F			
8 Charlie Culberson, R OBP: 0.336, SLG: 0.467	G6-3		K					K		4	0	1	2	0	2	0				
5 Freddie Freeman, L OBP: 0.403, SLG: 0.538					L9		L6			4	0	2	0	0	0	1				
22 Nick Markakis, L OBP: 0.384, SLG: 0.479	K				G6-3		G4-3			3	0	0	0	1	1					
25 Tyler Flowers, R OBP: 0.364, SLG: 0.365		K						K		3	0	0	0	1	2					
17 Johan Camargo, S OBP: 0.318, SLG: 0.441					FC5-4			G5-3		4	1	2	1	0	0	1				
11 Ender Inciarte, L OBP: 0.318, SLG: 0.346								F7		4	1	1	0	0	0	1				
7 Dansby Swanson, R OBP: 0.305, SLG: 0.405								P3		4	0	0	0	0	0	1				
49 Julio Teheran, R OBP: 0.192, SLG: 0.167										0	0	0	0	1	0	0				
39 Sam Freeman, R OBP: 0.302, SLG: 0.431										0	0	0	0	0	0	0				
20 Preston Tucker, L OBP: 0.302, SLG: 0.431										1	0	0	0	0	0	0				
58 Dan Winkler, R OBP: 0.307, SLG: 0.342										2	0	1	0	0	0	0				
63 Jesse Biddle, L OBP: 0.500, SLG: 1.000										0	0	0	0	0	0	0				
Inning Stats	R: 0 E: 0 K: 1 S: 9	H: 1 LOB: 1 BB: 0 P: 12	R: 1 E: 0 K: 1 S: 12	H: 1 LOB: 0 BB: 0 P: 20	R: 0 E: 0 K: 1 S: 10	H: 0 LOB: 0 BB: 1 P: 19	R: 0 E: 0 K: 0 S: 7	H: 0 LOB: 1 BB: 1 P: 14	R: 2 E: 0 K: 0 S: 10	H: 2 LOB: 1 BB: 1 P: 15	R: 0 E: 0 K: 1 S: 13	H: 1 LOB: 1 BB: 0 P: 21	R: 0 E: 0 K: 1 S: 8	H: 1 LOB: 1 BB: 1 P: 15	R: 0 E: 0 K: 0 S: 7	H: 0 LOB: 0 BB: 0 P: 8	1B: 4 2B: 2 3B: 0 HR: 1	SF: 0 SAC: 1 DP: 2 HBP: 0	WP: 1 PB: 0 SB: 0 CS: 0	PA: 35
PITCHER	IP WLS BF H R ER SO BB IBB HBP BLK WP HR S P ERA WHIP																			
54 Wei-Yin Chen, L ERA: 5.65	(1, 1)	6.0 W 25 5 3 3 4 3 0 0 0 0 0 1 61 101 4.50 1.333																		
29 Brad Ziegler, R ERA: 4.11	(7, 1)	1.0 3 0 0 0 0 0 0 0 0 0 0 0 7 10 0.00 0.000																		
61 Adam Conley, L ERA: 2.63	(8, 1)	1.0 4 1 0 0 1 1 0 0 0 0 0 0 8 15 0.00 2.000																		
71 Drew Steckenrider, R ERA: 3.4	(9, 1)	1.0 3 0 0 0 0 0 0 0 0 0 0 0 7 8 0.00 0.000																		

AB	30
R	3
H	6
RBI	3
BB	4
SO	5
LOB	8



Batter	1	2	3	4	5	6	7	8	9	AB	R	H	RBI	BB	SO	LOB	BOTTOM			
32 Derek Dietrich, L OBP: 0.352, SLG: 0.461	K							G4-3		4	1	1	0	0	1	1	Atlanta Braves @ Miami Marlins Marlins Park, Miami, FL Tue Jul 24 2018, 12:11 PM - 2:48 PM EDT Att: 21,673 - Roof Closed - 78 F			
29 Brad Ziegler, R ERA: 4.11										0	0	0	0	0	0	0				
19 Miguel Rojas, R OBP: 0.313, SLG: 0.352										1	0	0	0	0	0	1				
15 Brian Anderson, R OBP: 0.365, SLG: 0.419										3	3	3	0	0	0	0				
11 J.T. Realmuto, R OBP: 0.355, SLG: 0.529										3	2	1	4	0	0	3				
41 Justin Bour, L OBP: 0.359, SLG: 0.415										2	1	1	1	2	1	0				
61 Adam Conley, L ERA: 2.63										0	0	0	0	0	0	0				
71 Drew Steckenrider, R ERA: 3.4										0	0	0	0	0	0	0				
13 Starlin Castro, R OBP: 0.333, SLG: 0.406										4	1	1	3	0	0	2				
14 Martin Prado, R OBP: 0.283, SLG: 0.301										4	0	1	0	0	0	1				
10 JT Riddle, L OBP: 0.275, SLG: 0.406										4	0	0	0	0	0	1				
34 Magneuris Sierra, L OBP: 0.336, SLG: 0.342										4	0	0	0	0	2	0				
54 Wei-Yin Chen, R ERA: 4.42	(1, 1)	4.1 L 23 7 9 7 3 2 0 0 0 0 0 0 0 17 27 0.00 1.200																		
39 Sam Freeman, L ERA: 4.85	(5, 1)	1.2 7 2 0 0 2 0 0 0 0 0 0 0 7 12 0.00 0.000																		
58 Dan Winkler, R ERA: 3.07	(7, 1)	1.0 3 0 0 0 1 0 0 0 0 0 0 0 7 12 0.00 0.000																		
63 Jesse Biddle, L ERA: 2.61	(8, 1)	1.0 4 1 0 0 0 0 0 0 0 0 0 0 13 19 0.00 1.000																		
Inning Stats	R: 2 E: 0 K: 1 S: 17	H: 2 LOB: 1 BB: 1 P: 24	R: 0 E: 0 K: 2 S: 8	H: 0 LOB: 0 BB: 0 P: 9	R: 2 E: 1 K: 0 S: 6	H: 2 LOB: 0 BB: 1 P: 16	R: 0 E: 0 K: 0 S: 6	H: 0 LOB: 0 BB: 0 P: 9	R: 5 E: 0 K: 0 S: 11	H: 4 LOB: 0 BB: 0 P: 17	R: 0 E: 0 K: 2 S: 13	H: 1 LOB: 2 BB: 0 P: 22	R: 0 E: 0 K: 1 S: 7	H: 0 LOB: 0 BB: 0 P: 12	R: 0 E: 0 K: 0 S: 13	H: 1 LOB: 1 BB: 0 P: 19	1B: 7 2B: 1 3B: 0 HR: 2	SF: 1 SAC: 0 DP: 2 HBP: 1	WP: 0 PB: 0 SB: 0 CS: 0	PA: 37
PITCHER	IP WLS BF H R ER SO BB IBB HBP BLK WP HR S P ERA WHIP																			



Batter	1	2	3	4	5	6	7	8	9	AB	R	H	RBI	BB	SO	LOB	TOP				
2 Adam Eaton, L OBP: 0.396, SLG: 0.405	G5-3		K		L4			F8		4	0	0	0	0	1	0	Washington Nationals @ Miami Marlins Marlins Park, Miami, FL Sun Jul 29 2018, 1:12 PM - 3:56 PM EDT Att: 12,112 - Roof Closed - 74 F				
7 Trea Turner, R OBP: 0.337, SLG: 0.409	K		HBP			F7		G6-3		3	0	0	0	0	1	0					
34 Bryce Harper, L OBP: 0.369, SLG: 0.473	1B					K		15B		2	0	1	0	2	1	0					
15 Matt Adams, L OBP: 0.360, SLG: 0.547	F7					G1-3		1B		4	0	1	0	0	0	3					
22 Juan Soto, L OBP: 0.418, SLG: 0.567	L8					G4-3		K		3	0	0	0	1	1	2					
20 Daniel Murphy, L OBP: 0.328, SLG: 0.373	14BB					F7		L4		3	0	0	0	1	1	3					
14 Mark Reynolds, R OBP: 0.359, SLG: 0.519	64G5-4-3					K				2	0	0	0	1	2	1					
64 Spencer Kieboom, R (1,2) OBP: 0.278, SLG: 0.246	G5-4-3					CS		G6-3		3	0	0	0	0	1	2					
58 Jeremy Hellickson, R OBP: 0.580, SLG: 0.120	G5-3					F8		K		2	0	0	0	0	0	0					
33 Matt Grace, L ERA: 4.4								K		0	0	0	0	0	0	0					
60 Justin Miller, R ERA: 3.98										0	0	0	0	0	0	0					
1 Wilmer Difo, S OBP: 0.298, SLG: 0.337										1	0	0	0	0	1	0					
36 Sammy Solis, R ERA: 3.26										0	0	0	0	0	0	0					
Inning Stats	R: 0 H: 1 E: 0 K: 1 S: 12	H: 1 LOB: 1 BB: 0 P: 16	R: 0 H: 0 E: 0 K: 0 S: 10	H: 0 LOB: 1 BB: 2 P: 20	R: 0 H: 0 E: 0 K: 1 S: 9	H: 0 LOB: 2 BB: 1 P: 16	R: 0 H: 0 E: 0 K: 2 S: 10	H: 0 LOB: 0 BB: 0 P: 20	R: 0 H: 0 E: 0 K: 1 S: 6	H: 0 LOB: 0 BB: 0 P: 9	R: 0 H: 0 E: 0 K: 1 S: 8	H: 0 LOB: 0 BB: 0 P: 15	R: 0 H: 0 E: 0 K: 2 S: 10	H: 0 LOB: 0 BB: 0 P: 13	R: 0 H: 1 E: 0 K: 1 S: 15	H: 1 LOB: 2 BB: 1 P: 23	1B: 2 2B: 0 3B: 0 HR: 0	SF: 0 SAC: 0 DP: 1 HBP: 1	WP: 0 PB: 0 SB: 0 CS: 1	PA: 34	
PITCHER	IP WLS BF H R ER SO BB IBB HBP BLK WP HR S P ERA WHIP	IP WLS BF H R ER SO BB IBB HBP BLK WP HR S P ERA WHIP	IP WLS BF H R ER SO BB IBB HBP BLK WP HR S P ERA WHIP	IP WLS BF H R ER SO BB IBB HBP BLK WP HR S P ERA WHIP	IP WLS BF H R ER SO BB IBB HBP BLK WP HR S P ERA WHIP	IP WLS BF H R ER SO BB IBB HBP BLK WP HR S P ERA WHIP	IP WLS BF H R ER SO BB IBB HBP BLK WP HR S P ERA WHIP	IP WLS BF H R ER SO BB IBB HBP BLK WP HR S P ERA WHIP	IP WLS BF H R ER SO BB IBB HBP BLK WP HR S P ERA WHIP	IP WLS BF H R ER SO BB IBB HBP BLK WP HR S P ERA WHIP	IP WLS BF H R ER SO BB IBB HBP BLK WP HR S P ERA WHIP	IP WLS BF H R ER SO BB IBB HBP BLK WP HR S P ERA WHIP	IP WLS BF H R ER SO BB IBB HBP BLK WP HR S P ERA WHIP	IP WLS BF H R ER SO BB IBB HBP BLK WP HR S P ERA WHIP	IP WLS BF H R ER SO BB IBB HBP BLK WP HR S P ERA WHIP	IP WLS BF H R ER SO BB IBB HBP BLK WP HR S P ERA WHIP	IP WLS BF H R ER SO BB IBB HBP BLK WP HR S P ERA WHIP	IP WLS BF H R ER SO BB IBB HBP BLK WP HR S P ERA WHIP	IP WLS BF H R ER SO BB IBB HBP BLK WP HR S P ERA WHIP	IP WLS BF H R ER SO BB IBB HBP BLK WP HR S P ERA WHIP	IP WLS BF H R ER SO BB IBB HBP BLK WP HR S P ERA WHIP

Washington Nationals @ Miami Marlins
Marlins Park, Miami, FL
Sun Jul 29 2018, 1:12 PM - 3:56 PM EDT
Att: 12,112 - Roof Closed - 74 F

AB 27
R 0
H 2
RBI 0
BB 5
SO 9
LOB 11



Batter	1	2	3	4	5	6	7	8	9	AB	R	H	RBI	BB	SO	LOB	BOTTOM				
32 Derek Dietrich, L OBP: 0.344, SLG: 0.448	P5				K			G3-1		4	0	0	0	0	1	2	Washington Nationals @ Miami Marlins Marlins Park, Miami, FL Sun Jul 29 2018, 1:12 PM - 3:56 PM EDT Att: 12,112 - Roof Closed - 74 F				
61 Adam Conley, L ERA: 3.38	G4-3							L9		3	2	2	0	0	0	0					
2 Yadiel Rivera, R OBP: 0.310, SLG: 0.248	1B				14BB			10E		4	1	1	0	0	0	2					
15 Brian Anderson, R OBP: 0.366, SLG: 0.415	1B				14BB			F7		4	1	1	0	0	0	2					
41 Justin Bour, L OBP: 0.349, SLG: 0.402	F8				14BB			P5		4	0	0	0	0	1	4					
29 Brad Ziegler, R ERA: 3.98	F8				K			G5-3		4	1	2	2	0	1	0					
71 Drew Steckenrider, R ERA: 3.26					19E					4	1	2	2	0	1	0					
14 Martín Prado, R OBP: 0.287, SLG: 0.316	K				19E			G4-3		4	0	0	0	0	0	2					
10 JT Riddle, L OBP: 0.296, SLG: 0.376	P3				19BB			F8		4	1	2	1	0	0	0					
19 Miguel Rojas, R OBP: 0.314, SLG: 0.354	34BB				F7			F8		4	1	2	1	0	0	0					
34 Magneuris Sierra, L OBP: 0.188, SLG: 0.188	62BB				G3			K2-3		4	0	1	0	0	1	2					
62 José Ureña, R OBP: 0.063, SLG: 0.094	1B				K			F8		2	0	1	1	0	1	0					
1 Cameron Maybin, R OBP: 0.337, SLG: 0.337	1B									1	0	0	0	0	0	0					
Inning Stats	R: 0 H: 1 E: 0 K: 0 S: 8	H: 3 LOB: 3 BB: 0 P: 10	R: 1 H: 1 E: 0 K: 0 S: 17	H: 1 LOB: 1 BB: 0 P: 24	R: 0 H: 0 E: 0 K: 1 S: 6	H: 0 LOB: 0 BB: 0 P: 6	R: 3 H: 4 E: 1 K: 2 S: 24	H: 4 LOB: 2 BB: 0 P: 37	R: 0 H: 0 E: 0 K: 0 S: 4	H: 0 LOB: 0 BB: 0 P: 5	R: 0 H: 0 E: 0 K: 0 S: 11	H: 0 LOB: 0 BB: 0 P: 12	R: 0 H: 0 E: 0 K: 1 S: 8	H: 0 LOB: 0 BB: 0 P: 9	1B: 7 2B: 2 3B: 0 HR: 0	SF: 0 SAC: 0 DP: 0 HBP: 1	WP: 0 PB: 0 SB: 0 CS: 0	PA: 35			
PITCHER	IP WLS BF H R ER SO BB IBB HBP BLK WP HR S P ERA WHIP	IP WLS BF H R ER SO BB IBB HBP BLK WP HR S P ERA WHIP	IP WLS BF H R ER SO BB IBB HBP BLK WP HR S P ERA WHIP	IP WLS BF H R ER SO BB IBB HBP BLK WP HR S P ERA WHIP	IP WLS BF H R ER SO BB IBB HBP BLK WP HR S P ERA WHIP	IP WLS BF H R ER SO BB IBB HBP BLK WP HR S P ERA WHIP	IP WLS BF H R ER SO BB IBB HBP BLK WP HR S P ERA WHIP	IP WLS BF H R ER SO BB IBB HBP BLK WP HR S P ERA WHIP	IP WLS BF H R ER SO BB IBB HBP BLK WP HR S P ERA WHIP	IP WLS BF H R ER SO BB IBB HBP BLK WP HR S P ERA WHIP	IP WLS BF H R ER SO BB IBB HBP BLK WP HR S P ERA WHIP	IP WLS BF H R ER SO BB IBB HBP BLK WP HR S P ERA WHIP	IP WLS BF H R ER SO BB IBB HBP BLK WP HR S P ERA WHIP	IP WLS BF H R ER SO BB IBB HBP BLK WP HR S P ERA WHIP	IP WLS BF H R ER SO BB IBB HBP BLK WP HR S P ERA WHIP	IP WLS BF H R ER SO BB IBB HBP BLK WP HR S P ERA WHIP	IP WLS BF H R ER SO BB IBB HBP BLK WP HR S P ERA WHIP	IP WLS BF H R ER SO BB IBB HBP BLK WP HR S P ERA WHIP	IP WLS BF H R ER SO BB IBB HBP BLK WP HR S P ERA WHIP	IP WLS BF H R ER SO BB IBB HBP BLK WP HR S P ERA WHIP	IP WLS BF H R ER SO BB IBB HBP BLK WP HR S P ERA WHIP

Washington Nationals @ Miami Marlins
Marlins Park, Miami, FL
Sun Jul 29 2018, 1:12 PM - 3:56 PM EDT
Att: 12,112 - Roof Closed - 74 F

AB 34
R 5
H 9
RBI 4
BB 0
SO 5
LOB 12



Batter	1	2	3	4	5	6	7	8	9	AB	R	H	RBI	BB	SO	LOB	TOP					
32 Derek Dietrich, L (1,7) OBP: 0.347, SLG: 0.447										3	2	1	0	2	0	1	Miami Marlins @ Atlanta Braves SunTrust Park, Atlanta, GA Mon Jul 30 2018, 7:38 PM - 10:26 PM EDT Att: 21,230 - Partly Cloudy - 82 F					
15 Brian Anderson, R (1,9) OBP: 0.365, SLG: 0.419										5	1	1	2	0	1	3						
11 J.T. Realmuto, R (1,2) OBP: 0.359, SLG: 0.529										5	0	1	1	0	1	2						
41 Justin Bour, L (1,3) OBP: 0.350, SLG: 0.399										2	0	0	0	2	0	0						
13 Starlin Castro, R (1,4) OBP: 0.337, SLG: 0.407										4	0	2	0	0	1	3						
14 Martin Prado, R (1,5) OBP: 0.292, SLG: 0.321										4	0	2	0	0	0	2						
19 Miguel Rojas, R (1,6) OBP: 0.310, SLG: 0.350										4	0	0	0	0	0	5						
34 Magneuris Sierra, L (1,8) OBP: 0.158, SLG: 0.158										3	0	0	0	0	1	2						
57 Elieser Hernández, R (6,1)										3	0	0	0	0	0	0						
10 J.T. Riddle, L (8,PH) OBP: 0.254, SLG: 0.374										1	0	0	0	0	0	2						
40 Javy Guerra, R (8,1)										0	0	0	0	0	0	0						
54 Wei-Yin Chen, R (1,1) OBP: 0.154, SLG: 0.192										2	0	0	0	0	1	0						
Cameron Maybin, R (6,8) OBP: 0.338, SLG: 0.343										2	0	1	0	0	1	0						
Inning Stats	R: 2 E: 0 K: 0 S: 19	H: 2 LOB: 1 BB: 1 P: 31	R: 0 E: 0 K: 1 S: 9	H: 0 LOB: 0 BB: 0 P: 10	R: 0 E: 0 K: 1 S: 9	H: 0 LOB: 0 BB: 0 P: 12	R: 0 E: 0 K: 1 S: 14	H: 1 LOB: 2 BB: 1 P: 21	R: 1 E: 0 K: 1 S: 12	H: 1 LOB: 0 BB: 2 P: 24	R: 0 E: 0 K: 0 S: 5	H: 1 LOB: 0 BB: 0 P: 7	R: 0 E: 0 K: 0 S: 9	H: 1 LOB: 2 BB: 0 P: 11	R: 0 E: 1 K: 0 S: 12	H: 1 LOB: 2 BB: 0 P: 19	R: 0 E: 0 K: 2 S: 9	H: 1 LOB: 1 BB: 0 P: 14	1B: 5 2B: 2 3B: 0 HR: 1	SF: 0 SAC: 0 DP: 1 HBP: 0	WP: 0 PB: 0 SB: 1 CS: 0	PA: 39
PITCHER	IP WLS BF H R ER SO BB IBB HBP BLK WP HR S P ERA WHIP																					
49 Julio Teheran, R (1,1) ERA: 4.46	5.0 W 23 4 3 3 4 3 1 0 0 0 0 1 63 98 5.40 1.400																					
51 Shane Bieber, R (6,1) ERA: 2.59	1.0 H 4 2 0 0 0 0 0 0 0 0 0 0 7 11 0.00 2.000																					
63 Jesse Biddle, L (7,1) ERA: 2.48	1.0 H 3 0 0 0 0 0 0 0 0 0 0 0 7 7 0.00 0.000																					
46 Brad Brach, R (8,1) ERA: 4.73	1.0 H 5 1 0 0 0 0 0 0 0 0 0 0 12 19 0.00 1.000																					
33 A.J. Minter, L (9,1) ERA: 2.99	1.0 S 4 1 0 0 2 0 0 0 0 0 0 0 9 14 0.00 1.000																					

Batter	1	2	3	4	5	6	7	8	9	AB	R	H	RBI	BB	SO	LOB	BOTTOM					
13 Ronald Acuña Jr., R (1,7) OBP: 0.321, SLG: 0.473										4	1	1	1	0	0	2	Miami Marlins @ Atlanta Braves SunTrust Park, Atlanta, GA Mon Jul 30 2018, 7:38 PM - 10:26 PM EDT Att: 21,230 - Partly Cloudy - 82 F					
1 Ozzie Albies, S (1,4) OBP: 0.314, SLG: 0.506										4	0	0	0	0	0	0						
5 Freddie Freeman, L (1,3) OBP: 0.397, SLG: 0.530										4	1	1	1	0	1	0						
22 Nick Markakis, L (1,9) OBP: 0.383, SLG: 0.483										4	0	0	0	0	0	0						
25 Tyler Flowers, R (1,2) OBP: 0.376, SLG: 0.362										2	2	1	0	2	1	0						
17 Johan Camargo, S (1,5) OBP: 0.348, SLG: 0.443										3	1	2	1	0	0	1						
11 Ender Inciarte, L (1,8) OBP: 0.312, SLG: 0.342										2	0	0	1	0	0	1						
7 Dansby Swanson, R (1,6) OBP: 0.303, SLG: 0.396										2	0	0	0	1	1	1						
49 Julio Teheran, R (1,1) ERA: 5.86	5.0 L 22 5 5 5 1 2 1 0 0 0 0 0 2 53 84 9.00 1.400																					
51 Shane Bieber, R (6,1) ERA: 5.66	2.0 7 1 0 0 1 0 0 0 0 0 0 0 15 22 0.00 0.500																					
63 Jesse Biddle, L (7,1) ERA: 5.66	1.0 3 0 0 0 1 0 0 0 0 0 0 0 6 11 0.00 0.000																					
27 Ryan Flaherty, L (7,PH) OBP: 0.250, SLG: 0.319										2	0	1	1	0	0	0						
46 Brad Brach, R (8,1)										0	0	0	0	0	0	0						
33 A.J. Minter, L (9,1)										0	0	0	0	0	0	0						
Inning Stats	R: 0 E: 0 K: 0 S: 12	H: 0 LOB: 0 BB: 0 P: 18	R: 2 E: 0 K: 0 S: 12	H: 2 LOB: 2 BB: 2 P: 18	R: 2 E: 0 K: 0 S: 11	H: 2 LOB: 1 BB: 1 P: 21	R: 0 E: 0 K: 0 S: 9	H: 0 LOB: 0 BB: 0 P: 10	R: 1 E: 0 K: 1 S: 9	H: 1 LOB: 0 BB: 0 P: 17	R: 0 E: 0 K: 1 S: 11	H: 1 LOB: 1 BB: 0 P: 18	R: 0 E: 0 K: 0 S: 4	H: 0 LOB: 0 BB: 0 P: 4	R: 0 E: 0 K: 1 S: 6	H: 0 LOB: 0 BB: 0 P: 11	R: 0 E: 0 K: 2 S: 6	H: 0 LOB: 0 BB: 0 P: 11	1B: 2 2B: 2 3B: 0 HR: 2	SF: 1 SAC: 0 DP: 0 HBP: 0	WP: 0 PB: 0 SB: 0 CS: 0	PA: 32
PITCHER	IP WLS BF H R ER SO BB IBB HBP BLK WP HR S P ERA WHIP																					
54 Wei-Yin Chen, L (1,1) ERA: 5.86	5.0 L 22 5 5 5 1 2 1 0 0 0 0 0 2 53 84 9.00 1.400																					
57 Elieser Hernández, R (6,1) ERA: 5.66	2.0 7 1 0 0 1 0 0 0 0 0 0 0 15 22 0.00 0.500																					
40 Javy Guerra, R (8,1) ERA: 7.45	1.0 3 0 0 0 1 0 0 0 0 0 0 0 6 11 0.00 0.000																					

AB	35
R	3
H	8
RBI	3
BB	4
SO	6
LOB	20




AB	28
R	5
H	6
RBI	5
BB	3
SO	3
LOB	5



Batter	1	2	3	4	5	6	7	8	9	AB	R	H	RBI	BB	SO	LOB	TOP						
13 Starlin Castro, R OBP: 0.336, SLG: 0.405 56 Tayron Guerrero, R (6, 1)										4	0	1	0	0	0	3							
15 Brian Anderson, R OBP: 0.267, SLG: 0.422										4	0	2	0	1	0	1							
11 J.T. Realmuto, R OBP: 0.359, SLG: 0.535										4	1	1	1	1	0	3							
14 Martin Prado, R OBP: 0.283, SLG: 0.311										5	0	0	0	0	2	6							
32 Derek Dietrich, L OBP: 0.346, SLG: 0.443 53 Brett Graves, R (7, 1)										3	1	0	0	0	1	0							
19 Miguel Rojas, R OBP: 0.310, SLG: 0.349										4	2	1	0	0	0	1							
10 JT Riddle, L OBP: 0.259, SLG: 0.376										4	1	2	1	0	1	0							
34 Magneuris Sierra, L OBP: 0.261, SLG: 0.304										4	0	3	2	0	1	0							
58 Dan Straily, R OBP: 0.321, SLG: 0.217 40 Javy Guerra, R (4, 1)										1	0	0	0	0	1	1							
2 Yadiel Rivera, R OBP: 0.310, SLG: 0.248 41 Justin Bour, L OBP: 0.348, SLG: 0.398 (6, PH)										0	0	0	0	0	0	0							
										0	0	0	0	0	0	0							
										1	0	0	1	0	0	0							
Inning Stats	R: 0 E: 0 K: 0 S: 8	H: 2 LOB: 1 BB: 0 P: 12	R: 0 E: 0 K: 0 S: 6	H: 0 LOB: 0 BB: 0 P: 13	R: 0 E: 0 K: 0 S: 9	H: 1 LOB: 3 BB: 2 P: 19	R: 2 E: 1 K: 1 S: 11	H: 2 LOB: 1 BB: 0 P: 15	R: 1 E: 0 K: 0 S: 8	H: 1 LOB: 0 BB: 0 P: 13	R: 2 E: 0 K: 0 S: 13	H: 3 LOB: 1 BB: 0 P: 17	R: 0 E: 0 K: 2 S: 10	H: 0 LOB: 0 BB: 0 P: 15	R: 0 E: 0 K: 2 S: 10	H: 0 LOB: 0 BB: 0 P: 15	R: 1 E: 0 K: 1 S: 13	H: 2 LOB: 1 BB: 0 P: 17	1B: 8 2B: 2 3B: 0 HR: 1	SF: 1 SAC: 1 DP: 1 HBP: 1	WP: 0 PB: 0 SB: 0 CS: 0	PA: 40	
PITCHER	IP WLS BF H R ER SO BB IBB HBP BLK WP HR S P ERA WHIP	IP WLS BF H R ER SO BB IBB HBP BLK WP HR S P ERA WHIP	IP WLS BF H R ER SO BB IBB HBP BLK WP HR S P ERA WHIP	IP WLS BF H R ER SO BB IBB HBP BLK WP HR S P ERA WHIP	IP WLS BF H R ER SO BB IBB HBP BLK WP HR S P ERA WHIP	IP WLS BF H R ER SO BB IBB HBP BLK WP HR S P ERA WHIP	IP WLS BF H R ER SO BB IBB HBP BLK WP HR S P ERA WHIP	IP WLS BF H R ER SO BB IBB HBP BLK WP HR S P ERA WHIP	IP WLS BF H R ER SO BB IBB HBP BLK WP HR S P ERA WHIP	IP WLS BF H R ER SO BB IBB HBP BLK WP HR S P ERA WHIP	IP WLS BF H R ER SO BB IBB HBP BLK WP HR S P ERA WHIP	IP WLS BF H R ER SO BB IBB HBP BLK WP HR S P ERA WHIP	IP WLS BF H R ER SO BB IBB HBP BLK WP HR S P ERA WHIP	IP WLS BF H R ER SO BB IBB HBP BLK WP HR S P ERA WHIP	IP WLS BF H R ER SO BB IBB HBP BLK WP HR S P ERA WHIP	IP WLS BF H R ER SO BB IBB HBP BLK WP HR S P ERA WHIP	IP WLS BF H R ER SO BB IBB HBP BLK WP HR S P ERA WHIP	IP WLS BF H R ER SO BB IBB HBP BLK WP HR S P ERA WHIP	IP WLS BF H R ER SO BB IBB HBP BLK WP HR S P ERA WHIP	IP WLS BF H R ER SO BB IBB HBP BLK WP HR S P ERA WHIP	IP WLS BF H R ER SO BB IBB HBP BLK WP HR S P ERA WHIP	IP WLS BF H R ER SO BB IBB HBP BLK WP HR S P ERA WHIP	IP WLS BF H R ER SO BB IBB HBP BLK WP HR S P ERA WHIP

Miami Marlins @ Atlanta Braves
SunTrust Park, Atlanta, GA
Tue Jul 31 2018, 9:03 PM - 11:55 PM EDT
Att. 18,627 - Rain - 70 F


AB 35
R 6
H 11
RBI 5
BB 2
SO 6
LOB 15



Batter	1	2	3	4	5	6	7	8	9	AB	R	H	RBI	BB	SO	LOB	BOTTOM						
13 Ronald Acuña Jr., R OBP: 0.329, SLG: 0.490										5	1	3	2	0	2	4							
1 Ozzie Albies, S OBP: 0.315, SLG: 0.505										5	1	2	1	0	1	2							
5 Freddie Freeman, L OBP: 0.399, SLG: 0.531										5	1	3	1	0	0	4							
22 Nick Markakis, L OBP: 0.385, SLG: 0.490										4	2	2	2	1	0	1							
24 Kurt Suzuki, R OBP: 0.332, SLG: 0.432										5	0	1	3	0	0	2							
17 Johan Camargo, S OBP: 0.348, SLG: 0.451											4	1	1	1	1	1							
11 Ender Inciarte, L OBP: 0.318, SLG: 0.350											5	1	4	0	0	1							
7 Dansby Swanson, R OBP: 0.304, SLG: 0.399										5	2	2	1	0	0	4							
36 Kolby Allard, L OBP: 1.000, SLG: 1.000 64 Luke Jackson, R 58 Dan Winkler, R (9, 1)											1	1	1	0	0	0							
Inning Stats	R: 1 E: 0 K: 0 S: 12	H: 3 LOB: 1 BB: 0 P: 18	R: 0 E: 0 K: 2 S: 11	H: 2 LOB: 2 BB: 0 P: 16	R: 2 E: 0 K: 1 S: 10	H: 2 LOB: 0 BB: 0 P: 15	R: 2 E: 1 K: 1 S: 19	H: 2 LOB: 1 BB: 1 P: 33	R: 1 E: 0 K: 0 S: 14	H: 3 LOB: 1 BB: 0 P: 19	R: 1 E: 0 K: 0 S: 14	H: 2 LOB: 1 BB: 1 P: 20	R: 1 E: 0 K: 0 S: 7	H: 2 LOB: 1 BB: 1 P: 14	R: 0 E: 0 K: 0 S: 9	H: 1 LOB: 1 BB: 1 P: 17	R: 0 E: 0 K: 0 S: 9	H: 1 LOB: 1 BB: 1 P: 17	1B: 13 2B: 3 3B: 0 HR: 3	SF: 0 SAC: 2 DP: 3 HBP: 0	WP: 0 PB: 0 SB: 0 CS: 0	PA: 44	
PITCHER	IP WLS BF H R ER SO BB IBB HBP BLK WP HR S P ERA WHIP	IP WLS BF H R ER SO BB IBB HBP BLK WP HR S P ERA WHIP	IP WLS BF H R ER SO BB IBB HBP BLK WP HR S P ERA WHIP	IP WLS BF H R ER SO BB IBB HBP BLK WP HR S P ERA WHIP	IP WLS BF H R ER SO BB IBB HBP BLK WP HR S P ERA WHIP	IP WLS BF H R ER SO BB IBB HBP BLK WP HR S P ERA WHIP	IP WLS BF H R ER SO BB IBB HBP BLK WP HR S P ERA WHIP	IP WLS BF H R ER SO BB IBB HBP BLK WP HR S P ERA WHIP	IP WLS BF H R ER SO BB IBB HBP BLK WP HR S P ERA WHIP	IP WLS BF H R ER SO BB IBB HBP BLK WP HR S P ERA WHIP	IP WLS BF H R ER SO BB IBB HBP BLK WP HR S P ERA WHIP	IP WLS BF H R ER SO BB IBB HBP BLK WP HR S P ERA WHIP	IP WLS BF H R ER SO BB IBB HBP BLK WP HR S P ERA WHIP	IP WLS BF H R ER SO BB IBB HBP BLK WP HR S P ERA WHIP	IP WLS BF H R ER SO BB IBB HBP BLK WP HR S P ERA WHIP	IP WLS BF H R ER SO BB IBB HBP BLK WP HR S P ERA WHIP	IP WLS BF H R ER SO BB IBB HBP BLK WP HR S P ERA WHIP	IP WLS BF H R ER SO BB IBB HBP BLK WP HR S P ERA WHIP	IP WLS BF H R ER SO BB IBB HBP BLK WP HR S P ERA WHIP	IP WLS BF H R ER SO BB IBB HBP BLK WP HR S P ERA WHIP	IP WLS BF H R ER SO BB IBB HBP BLK WP HR S P ERA WHIP	IP WLS BF H R ER SO BB IBB HBP BLK WP HR S P ERA WHIP	IP WLS BF H R ER SO BB IBB HBP BLK WP HR S P ERA WHIP

Miami Marlins @ Atlanta Braves
SunTrust Park, Atlanta, GA
Tue Jul 31 2018, 9:03 PM - 11:55 PM EDT
Att. 18,627 - Rain - 70 F

AB 39
R 11
H 19
RBI 11
BB 3
SO 5
LOB 18



Batter	1	2	3	4	5	6	7	8	9	AB	R	H	RBI	BB	SO	LOB	TOP										
32 Derek Dietrich, L (1,7) 79 Isaac Galloway, R (9,FR) OBP: 1.000, SLG: 1.000										4	0	2	0	0	2	1											
15 Brian Anderson, R (1,9) OBP: 0.364, SLG: 0.418										4	0	0	0	0	0	2											
11 J.T. Realmuto, R (1,2) OBP: 0.358, SLG: 0.531										4	1	1	0	0	1	2											
41 Justin Bour, L (1,3) 46 Kyle Barraclough, R (9,1) OBP: 0.348, SLG: 0.405										4	1	1	2	0	0	2											
13 Starlin Castro, R (1,4) OBP: 0.334, SLG: 0.402										3	0	0	0	0	0	0											
14 Martin Prado, R (1,5) OBP: 0.278, SLG: 0.305										3	0	0	0	0	2	0											
10 JT Riddle, L (1,6) OBP: 0.255, SLG: 0.370										3	0	0	0	0	0	0											
34 Magneuris Sierra, L (1,8) OBP: 0.269, SLG: 0.308										3	0	1	0	0	1	0											
49 Pablo López, L (1,1) 61 Adam Conley, L (7,1) 2 Yadiel Rivera, R (8,PH) 71 Drew Steckenrider, R (8,1) 19 Miguel Rojas, R (9,3) OBP: 0.273, SLG: 0.200										2	0	0	0	0	2	1											
Inning Stats	R: 0 H: 1 E: 0 K: 0 S: 13	H: 1 LOB: 1 BB: 0 P: 18	R: 0 H: 0 E: 0 K: 1 S: 6	H: 0 LOB: 0 BB: 0 P: 9	R: 0 H: 1 E: 0 K: 2 S: 12	H: 1 LOB: 0 BB: 0 P: 14	R: 2 H: 2 E: 0 K: 1 S: 12	H: 2 LOB: 0 BB: 0 P: 18	R: 0 H: 0 E: 0 K: 2 S: 13	H: 0 LOB: 0 BB: 0 P: 18	R: 0 H: 0 E: 0 K: 0 S: 6	H: 0 LOB: 0 BB: 0 P: 8	R: 0 H: 0 E: 0 K: 1 S: 5	H: 0 LOB: 0 BB: 0 P: 10	R: 0 H: 1 E: 0 K: 0 S: 8	H: 1 LOB: 0 BB: 0 P: 11	1B: 4 2B: 0 3B: 0 HR: 1	SF: 0 SAC: 0 DP: 0 HBP: 0	WP: 1 PB: 0 SB: 0 CS: 1	PA: 31							
PITCHER	IP	WLS	BF	H	R	ER	SO	BB	IBB	HBP	BLK	WP	HR	S	P	ERA	WHIP										
43 Nick Pivetta, R (1,1) ERA: 4.75	6.0		21	4	2	2	7	0	0	0	0	1	1	65	89	3.00	0.667										
54 Austin Davis, L (7,1) ERA: 3.39	2.0		6	0	0	0	1	0	0	0	0	0	0	11	18	0.00	0.000										
96 Tommy Hunter, R (9,1) ERA: 4.28	1.0	W	4	1	0	0	0	0	0	0	0	0	0	8	11	0.00	1.000										

Miami Marlins @ Philadelphia Phillies
Citizens Bank Park, Philadelphia, PA
Thu Aug 02 2018, 7:08 PM - 10:17 PM EDT
Att: 26,050 - Cloudy - 86 F

AB 31
R 2
H 5
RBI 2
BB 0
SO 8
LOB 8



Batter	1	2	3	4	5	6	7	8	9	AB	R	H	RBI	BB	SO	LOB	BOTTOM										
16 César Hernández, S (1,4) OBP: 0.368, SLG: 0.366										4	0	0	0	0	0	0											
17 Rhys Hoskins, R (1,7) 4 Scott Kingery, R (9,FR) OBP: 0.376, SLG: 0.524										3	1	2	1	1	0	0											
37 Odúbel Herrera, L (1,8) OBP: 0.333, SLG: 0.465										4	0	1	0	0	1	2											
41 Carlos Santana, S (1,3) OBP: 0.352, SLG: 0.402										4	1	2	0	0	1	1											
13 Asdrúbal Cabrera, S (1,6) OBP: 0.321, SLG: 0.471										3	1	0	0	1	1	1											
5 Nick Williams, L (1,9) OBP: 0.333, SLG: 0.449										3	0	1	1	1	0	2											
7 Maikel Franco, R (1,5) OBP: 0.322, SLG: 0.491										4	1	1	3	0	1	2											
38 Jorge Alfaro, R (1,2) OBP: 0.305, SLG: 0.397										3	0	0	0	0	2	1											
43 Nick Pivetta, R (1,1) 24 Roman Quinn, S (6,PH) 54 Austin Davis, L (7,1) 15 Andrew Knapp, S (8,PH) 96 Tommy Hunter, R (9,1) ERA: 4.67										1	0	0	0	0	1	0											
Inning Stats	R: 0 H: 1 E: 0 K: 0 S: 9	H: 1 LOB: 0 BB: 0 P: 15	R: 0 H: 1 E: 0 K: 0 S: 7	H: 1 LOB: 0 BB: 0 P: 8	R: 0 H: 0 E: 0 K: 1 S: 8	H: 0 LOB: 0 BB: 0 P: 12	R: 0 H: 1 E: 0 K: 1 S: 13	H: 1 LOB: 0 BB: 0 P: 20	R: 0 H: 1 E: 0 K: 2 S: 10	H: 1 LOB: 1 BB: 0 P: 14	R: 1 H: 1 E: 0 K: 1 S: 13	H: 1 LOB: 0 BB: 0 P: 18	R: 0 H: 0 E: 0 K: 1 S: 10	H: 0 LOB: 1 BB: 1 P: 15	R: 0 H: 0 E: 0 K: 2 S: 12	H: 0 LOB: 0 BB: 0 P: 17	R: 4 H: 2 E: 0 K: 0 S: 9	H: 2 LOB: 1 BB: 2 P: 24	1B: 5 2B: 0 3B: 0 HR: 2	SF: 0 SAC: 0 DP: 1 HBP: 0	WP: 0 PB: 0 SB: 0 CS: 0	PA: 35					
PITCHER	IP	WLS	BF	H	R	ER	SO	BB	IBB	HBP	BLK	WP	HR	S	P	ERA	WHIP										
49 Pablo López, R (1,1) ERA: 4.67	6.0		21	5	1	1	5	0	0	0	0	0	1	60	87	1.50	0.833										
61 Adam Conley, L (7,1) ERA: 3.26	1.0	H	4	0	0	0	1	1	0	0	0	0	0	10	15	0.00	1.000										
71 Drew Steckenrider, R (8,1) ERA: 3.19	1.0	H	3	0	0	0	2	0	0	0	0	0	0	12	17	0.00	0.000										
46 Kyle Barraclough, R (9,1) ERA: 3.28	0.2	L	6	2	4	4	0	2	0	0	0	0	1	9	24	54.00	6.000										

Miami Marlins @ Philadelphia Phillies
Citizens Bank Park, Philadelphia, PA
Thu Aug 02 2018, 7:08 PM - 10:17 PM EDT
Att: 26,050 - Cloudy - 86 F

AB 31
R 5
H 7
RBI 5
BB 3
SO 8
LOB 9



Batter	1	2	3	4	5	6	7	8	9	AB	R	H	RBI	BB	SO	LOB	TOP
13 Starlin Castro, R OBP: 0.333, SLG: 0.401 40 Javy Guerra, R (8, 1)	F8			G4-3		K		15 1B		4	0	1	0	0	1	0	
15 Brian Anderson, R OBP: 0.367, SLG: 0.423	F8			BB			G6-3	1B		3	0	2	1	1	0	0	
11 J.T. Realmuto, R OBP: 0.354, SLG: 0.525	F7			L8			G6-3	K		4	0	0	0	0	1	4	
41 Justin Bour, L OBP: 0.347, SLG: 0.402		F7		G1-3			HBP		G4-3	3	0	0	0	0	0	1	
14 Martín Prado, R OBP: 0.272, SLG: 0.298		G1-3			K		K		F7	4	0	0	0	0	2	2	
32 Derek Dietrich, L OBP: 0.346, SLG: 0.444			K		K		P3			4	0	1	0	0	2	2	
19 Miguel Rojas, R OBP: 0.309, SLG: 0.347 (8, 4)			K			34 CS		G6-3	G6-3	4	0	1	0	0	1	1	
34 Magneuris Sierra, L OBP: 0.276, SLG: 0.310			K		CS	G5-3				3	1	1	0	0	1	0	
36 Trevor Richards, R 2 Yadiel Rivera, R 56 Tayron Guerrero, R 57 Eliaser Hernández, R 61 Adam Conley, L 10 JT Riddle, L (8, 6)			K			G4-3				1	0	0	0	0	1	0	
	R: 0 H: 0 E: 0 LOB: 0 K: 0 BB: 0 S: 7 P: 8	R: 0 H: 0 E: 0 LOB: 0 K: 1 BB: 0 S: 7 P: 9	R: 0 H: 0 E: 0 LOB: 0 K: 3 BB: 1 S: 11 P: 13	R: 0 H: 0 E: 0 LOB: 1 K: 0 BB: 1 S: 11 P: 16	R: 0 H: 1 E: 0 LOB: 0 K: 2 BB: 0 S: 14 P: 19	R: 0 H: 0 E: 0 LOB: 0 K: 1 BB: 0 S: 12 P: 16	R: 0 H: 1 E: 0 LOB: 2 K: 1 BB: 0 S: 9 P: 13	R: 1 H: 3 E: 0 LOB: 2 K: 2 BB: 0 S: 17 P: 24	R: 0 H: 1 E: 0 LOB: 1 K: 0 BB: 0 S: 12 P: 20	1B: 4 SF: 0 2B: 2 SAC: 0 3B: 0 DP: 0 HR: 0 HBP: 1	WP: 0 PA: 35 PB: 0 SB: 0 CS: 1						
PITCHER	IP WLS BF H R ER SO BB IBB HBP BLK WP HR S P ERA WHIP																
21 Vince Velasquez, R ERA: 3.8	6.1 W 21 2 0 0 7 1 0 0 0 0 0 66 85 0.00 0.474																
47 Aaron Loup, L ERA: 4.54	0.0 1 0 0 0 0 0 0 0 1 0 0 0 0 2 ∞ ∞																
64 Victor Arano, R ERA: 2.18	0.2 H 2 0 0 0 1 0 0 0 0 0 0 5 7 0.00 0.000																
93 Pat Neshek, R ERA: 0.87	0.2 H 5 3 1 1 1 0 0 0 0 0 0 14 21 13.50 4.500																
58 Seranthony Domínguez, R ERA: 1.88	1.1 S 5 1 0 0 1 0 0 0 0 0 0 0 15 23 0.00 0.750																

Miami Marlins @ Philadelphia Phillies
Citizens Bank Park, Philadelphia, PA
Fri Aug 03 2018, 7:07 PM - 10:17 PM EDT
Att: 33,737 - Partly Cloudy - 75 F

livebaseballscorecards.com

AB 32
R 1
H 6
RBI 1
BB 1
SO 10
LOB 11



Batter	1	2	3	4	5	6	7	8	9	AB	R	H	RBI	BB	SO	LOB	BOTTOM
16 César Hernández, S OBP: 0.368, SLG: 0.364	K		F8		F8		17 2B			3	1	0	0	2	1	1	
17 Rhys Hoskins, R OBP: 0.377, SLG: 0.526 93 Pat Neshek, S 58 Seranthony Domínguez, R	K		1B		G5-3		37 WP	IBB		4	0	2	1	0	1	0	
37 Odúbel Herrera, L OBP: 0.330, SLG: 0.460	K		K		G4-3		37 WP	K		1	0	0	0	0	1	2	
41 Carlos Santana, S OBP: 0.351, SLG: 0.399		G4-3		K		7 G6-3		L7		3	0	0	0	1	1	1	
7 Maikel Franco, R OBP: 0.321, SLG: 0.488		38 BB		K		G6-3		E6		4	1	1	0	0	1	1	
5 Nick Williams, L OBP: 0.335, SLG: 0.449		K		L9				5 1B		4	1	2	0	0	1	1	
38 Jorge Alfaro, R OBP: 0.311, SLG: 0.400		1B		4 BB		K		24 PB		3	1	2	1	1	1	1	
4 Scott Kingery, R OBP: 0.270, SLG: 0.326		F9						24 PB		3	0	0	0	1	1	4	
21 Vince Velasquez, R ERA: 3.82 47 Aaron Loup, L 64 Victor Arano, R 13 Asdrúbal Cabrera, S 24 Roman Quinn, S (8, 7)			16 F8		L7			F9		2	1	1	0	0	0	2	
	R: 0 H: 0 E: 0 LOB: 0 K: 3 BB: 0 S: 12 P: 15	R: 0 H: 1 E: 0 LOB: 2 K: 1 BB: 1 S: 15 P: 25	R: 1 H: 2 E: 0 LOB: 1 K: 2 BB: 0 S: 15 P: 23	R: 0 H: 1 E: 0 LOB: 2 K: 1 BB: 1 S: 13 P: 22	R: 0 H: 0 E: 0 LOB: 0 K: 0 BB: 0 S: 9 P: 16	R: 0 H: 1 E: 0 LOB: 1 K: 1 BB: 1 S: 9 P: 16	R: 1 H: 1 E: 0 LOB: 1 K: 1 BB: 1 S: 9 P: 16	R: 3 H: 3 E: 1 LOB: 2 K: 1 BB: 1 S: 15 P: 23	1B: 6 SF: 0 2B: 3 SAC: 0 3B: 0 DP: 1 HR: 0 HBP: 0	WP: 1 PA: 38 PB: 1 SB: 0 CS: 0							
PITCHER	IP WLS BF H R ER SO BB IBB HBP BLK WP HR S P ERA WHIP																
36 Trevor Richards, R ERA: 3.92	5.0 L 21 4 1 0 0 1 2 0 0 0 0 0 0 9 16 0.00 2.000																
56 Tayron Guerrero, R ERA: 4.29	1.0 4 1 0 0 1 1 0 0 0 0 0 0 0 9 16 0.00 2.000																
57 Eliaser Hernández, R ERA: 5.77	0.2 4 1 1 1 1 1 0 0 0 0 0 0 0 7 13 13.50 3.000																
61 Adam Conley, L ERA: 3.23	0.1 1 0 0 0 0 0 0 0 0 0 1 0 2 3 0.00 0.000																
40 Javy Guerra, R ERA: 0.75	1.0 8 3 3 0 1 0 1 0 0 0 0 0 15 23 0.00 3.000																

Miami Marlins @ Philadelphia Phillies
Citizens Bank Park, Philadelphia, PA
Fri Aug 03 2018, 7:07 PM - 10:17 PM EDT
Att: 33,737 - Partly Cloudy - 75 F

livebaseballscorecards.com

AB 33
R 5
H 9
RBI 4
BB 5
SO 10
LOB 15



Batter	1	2	3	4	5	6	7	8	9	AB	R	H	RBI	BB	SO	LOB	TOP																
13 Matt Carpenter, L (1,3) OBP: 0.393, SLG: 0.594										4	1	1	1	0	2	1	St. Louis Cardinals @ Miami Marlins Marlins Park, Miami, FL Tue Aug 07 2018, 7:12 PM - 9:45 PM EDT Att: 7,230 - Roof Closed - 77 F																
4 Yadier Molina, R (1,2) OBP: 0.326, SLG: 0.458										4	0	0	0	0	1	1																	
38 José Martínez, R (1,9) OBP: 0.356, SLG: 0.454 43 Dakota Hudson, R (8,1) 26 Bud Norris, R (9,1)										4	0	0	0	0	1	0																	
23 Marcell Ozuna, R (1,7) OBP: 0.315, SLG: 0.392										4	0	2	0	0	0	0																	
3 Jedd Gyorko, R (1,5) OBP: 0.329, SLG: 0.403										3	1	0	0	1	1	2																	
12 Paul DeJong, R (1,6) OBP: 0.324, SLG: 0.421										4	1	2	2	0	1	2																	
16 Kolten Wong, L (1,4) OBP: 0.307, SLG: 0.363										4	0	1	0	0	0	2																	
48 Harrison Bader, R (1,8) OBP: 0.335, SLG: 0.398										4	0	0	0	0	0	3																	
39 Miles Mikolas, R (1,1) OBP: 0.163, SLG: 0.195 34 Yairo Muñoz, R (8,PH) OBP: 0.353, SLG: 0.431										2	0	1	0	0	1	1																	
Inning Stats	R: 0 H: 0 E: 0 K: 2 S: 10	H: 0 LOB: 0 BB: 0 P: 16	R: 0 H: 1 E: 0 K: 0 S: 9	H: 1 LOB: 1 BB: 0 P: 15	R: 0 H: 1 E: 0 K: 1 S: 13	H: 1 LOB: 1 BB: 0 P: 18	R: 0 H: 0 E: 0 K: 1 S: 7	H: 0 LOB: 0 BB: 0 P: 12	R: 0 H: 1 E: 0 K: 1 S: 8	H: 1 LOB: 1 BB: 0 P: 13	R: 0 H: 0 E: 0 K: 0 S: 8	H: 0 LOB: 0 BB: 0 P: 14	R: 2 H: 1 E: 0 K: 0 S: 10	H: 1 LOB: 0 BB: 1 P: 20	R: 1 H: 1 E: 0 K: 2 S: 15	H: 1 LOB: 2 BB: 0 P: 24	R: 0 H: 2 E: 0 K: 1 S: 15	H: 2 LOB: 2 BB: 0 P: 19	1B: 4 2B: 1 HR: 2	SF: 0 SAC: 0 DP: 0 HBP: 0	WP: 0 PB: 0 SB: 0 CS: 0	PA: 35											
PITCHER	IP WLS BF H R ER SO BB IBB HBP BLK WP HR S P ERA WHIP																																
49 Pablo López, R (1,1) ERA: 4.32	7.0	26	4	2	2	5	1	0	0	0	0	0	1	65	108	2.57	0.714																
57 Elieser Hernández, R (8,1) ERA: 5.8	1.0	L	4	1	1	2	0	0	0	0	0	0	1	15	24	9.00	1.000																
40 Javy Guerra, R (9,1) ERA: 5.52	1.0	S	5	2	0	1	0	0	0	0	0	0	0	15	19	0.00	2.000																

Batter	1	2	3	4	5	6	7	8	9	AB	R	H	RBI	BB	SO	LOB	BOTTOM																	
32 Derek Dietrich, L (1,7) OBP: 0.349, SLG: 0.454 79 Isaac Galloway, R (8,PR) OBP: 0.286, SLG: 0.286										4	1	3	0	0	0	1	St. Louis Cardinals @ Miami Marlins Marlins Park, Miami, FL Tue Aug 07 2018, 7:12 PM - 9:45 PM EDT Att: 7,230 - Roof Closed - 77 F																	
15 Brian Anderson, R (1,9) OBP: 0.365, SLG: 0.416										4	0	0	0	0	0	3																		
11 J.T. Realmuto, R (1,2) OBP: 0.343, SLG: 0.507										4	0	0	0	0	0	1																		
41 Justin Bour, L (1,3) OBP: 0.348, SLG: 0.415 2 Yadier Rivera, R (9,PR) OBP: 0.303, SLG: 0.241										3	0	1	1	1	0	0																		
13 Starlin Castro, R (1,4) OBP: 0.333, SLG: 0.404										4	0	0	0	0	1	2																		
10 JT Riddle, L (1,6) OBP: 0.250, SLG: 0.368										4	1	1	0	0	1	2																		
19 Miguel Rojas, R (1,5) OBP: 0.306, SLG: 0.352										3	0	1	1	0	0	0																		
34 Magneuris Sierra, L (1,8) OBP: 0.214, SLG: 0.262										3	0	0	0	0	0	1																		
49 Pablo López, L (1,1) OBP: 0.250, SLG: 0.182 57 Elieser Hernández, R (8,1) 14 Martín Prado, R (8,PH) OBP: 0.290, SLG: 0.291 40 Javy Guerra, R (9,1) ERA: 2.87										1	0	0	0	0	0	0																		
Inning Stats	R: 1 H: 2 E: 0 K: 0 S: 17	H: 2 LOB: 1 BB: 0 P: 23	R: 0 H: 0 E: 0 K: 0 S: 5	H: 0 LOB: 0 BB: 0 P: 5	R: 0 H: 1 E: 0 K: 0 S: 5	H: 1 LOB: 0 BB: 0 P: 8	R: 0 H: 0 E: 0 K: 1 S: 8	H: 0 LOB: 0 BB: 0 P: 10	R: 1 H: 2 E: 0 K: 0 S: 12	H: 2 LOB: 1 BB: 0 P: 17	R: 0 H: 0 E: 0 K: 0 S: 5	H: 0 LOB: 0 BB: 0 P: 8	R: 0 H: 0 E: 0 K: 0 S: 7	H: 0 LOB: 0 BB: 0 P: 10	R: 0 H: 1 E: 0 K: 0 S: 7	H: 1 LOB: 1 BB: 0 P: 8	R: 0 H: 0 E: 0 K: 1 S: 10	H: 0 LOB: 2 BB: 1 P: 16	1B: 5 2B: 0 3B: 1 HR: 0	SF: 0 SAC: 1 DP: 1 HBP: 0	WP: 1 PB: 0 SB: 0 CS: 0	PA: 33												
PITCHER	IP WLS BF H R ER SO BB IBB HBP BLK WP HR S P ERA WHIP																																	
39 Miles Mikolas, R (1,1) ERA: 2.74	7.0	W	25	5	2	2	1	0	0	0	0	0	0	0	59	81	2.57	0.714																
43 Dakota Hudson, R (8,1) ERA: 2.74	1.0	H	4	1	0	0	0	0	0	0	0	0	7	8	0.00	1.000																		
26 Bud Norris, R (9,1) ERA: 2.87	1.0	S	4	0	0	0	1	1	0	0	0	0	1	0	10	16	0.00	1.000																

AB 34
R 3
H 7
RBI 3
BB 1
SO 8
LOB 12



AB 31
R 2
H 6
RBI 2
BB 1
SO 2
LOB 10



Batter	1	2	3	4	5	6	7	8	9	10	11	AB	R	H	RBI	BB	SO	LOB	TOP			
1 Amed Rosario, R OBP: 0.277, SLG: 0.350	L4		PO		G6-3		G4-3			L8		5	0	1	0	0	0	0				
68 Jeff McNeil, L OBP: 0.362, SLG: 0.420	G6-3		PO		F9		L8			F7		5	0	0	0	0	0	0				
4 Wilmer Flores, R OBP: 0.334, SLG: 0.458	K				2B		F9					4	1	2	0	0	1	0				
30 Michael Conforto, L OBP: 0.356, SLG: 0.394	K				2B		BB			IBB		2	1	1	0	3	1	0				
9 Brandon Nimmo, L OBP: 0.371, SLG: 0.464	K				G3		G4-6-3			G1-3		4	1	0	0	1	1	5				
21 Todd Frazier, R OBP: 0.259, SLG: 0.370	BB				BB		F9			K		4	0	1	3	1	1	0				
11 José Bautista, R OBP: 0.341, SLG: 0.363	K				P5		1B			K		5	0	1	0	0	2	2				
29 Devin Mesoraco, R OBP: 0.303, SLG: 0.383					G4-3		F7			K		4	0	0	0	1	1	1				
55 Corey Oswalt, R ERA: 4.42	P3				IBB		G4-3			K		3	0	0	0	0	1	3				
61 Bobby Wahl, R ERA: 4.91					K							0	0	0	0	0	0	0				
51 Paul Sewald, R ERA: 4.63					K							0	0	0	0	0	0	0				
49 Tyler Bashlor, R ERA: 4.32					K							0	0	0	0	0	0	0				
35 Jacob Rhamer, R ERA: 7.97					K							0	0	0	0	0	0	0				
Inning Stats	R: 0 E: 0 K: 1 S: 10	H: 0 LOB: 0 BB: 0 P: 15	R: 0 E: 0 K: 3 S: 10	H: 0 LOB: 1 BB: 1 P: 22	R: 0 E: 0 K: 0 S: 7	H: 1 LOB: 0 BB: 0 P: 9	R: 3 E: 0 K: 1 S: 19	H: 2 LOB: 2 BB: 3 P: 34	R: 0 E: 0 K: 0 S: 8	H: 1 LOB: 1 BB: 0 P: 15	R: 0 E: 0 K: 0 S: 10	H: 0 LOB: 0 BB: 0 P: 14	R: 0 E: 0 K: 1 S: 8	H: 0 LOB: 0 BB: 1 P: 13	R: 0 E: 0 K: 3 S: 10	H: 0 LOB: 0 BB: 0 P: 17	R: 0 E: 0 K: 0 S: 7	H: 0 LOB: 2 BB: 0 P: 10	1B: 2 2B: 4 3B: 0 HR: 0	SF: 0 SAC: 0 DP: 1 HBP: 1	WP: 0 PB: 0 SB: 1 CS: 0	PA: 45
PITCHER	IP: 6.0 WLS: 1 BF: 25 H: 6 R: 3 ER: 3 SO: 3 BB: 1 IBB: 0 HBP: 1 BLK: 0 WP: 0 HR: 0 S: 52 P: 84 ERA: 4.50 WHIP: 1.167	IP: 7.1 WLS: 1 BF: 25 H: 6 R: 3 ER: 3 SO: 3 BB: 1 IBB: 0 HBP: 1 BLK: 0 WP: 0 HR: 0 S: 52 P: 84 ERA: 4.50 WHIP: 1.167	IP: 7.1 WLS: 1 BF: 25 H: 6 R: 3 ER: 3 SO: 3 BB: 1 IBB: 0 HBP: 1 BLK: 0 WP: 0 HR: 0 S: 52 P: 84 ERA: 4.50 WHIP: 1.167	IP: 7.1 WLS: 1 BF: 25 H: 6 R: 3 ER: 3 SO: 3 BB: 1 IBB: 0 HBP: 1 BLK: 0 WP: 0 HR: 0 S: 52 P: 84 ERA: 4.50 WHIP: 1.167	IP: 7.1 WLS: 1 BF: 25 H: 6 R: 3 ER: 3 SO: 3 BB: 1 IBB: 0 HBP: 1 BLK: 0 WP: 0 HR: 0 S: 52 P: 84 ERA: 4.50 WHIP: 1.167	IP: 7.1 WLS: 1 BF: 25 H: 6 R: 3 ER: 3 SO: 3 BB: 1 IBB: 0 HBP: 1 BLK: 0 WP: 0 HR: 0 S: 52 P: 84 ERA: 4.50 WHIP: 1.167	IP: 7.1 WLS: 1 BF: 25 H: 6 R: 3 ER: 3 SO: 3 BB: 1 IBB: 0 HBP: 1 BLK: 0 WP: 0 HR: 0 S: 52 P: 84 ERA: 4.50 WHIP: 1.167	IP: 7.1 WLS: 1 BF: 25 H: 6 R: 3 ER: 3 SO: 3 BB: 1 IBB: 0 HBP: 1 BLK: 0 WP: 0 HR: 0 S: 52 P: 84 ERA: 4.50 WHIP: 1.167	IP: 7.1 WLS: 1 BF: 25 H: 6 R: 3 ER: 3 SO: 3 BB: 1 IBB: 0 HBP: 1 BLK: 0 WP: 0 HR: 0 S: 52 P: 84 ERA: 4.50 WHIP: 1.167	IP: 7.1 WLS: 1 BF: 25 H: 6 R: 3 ER: 3 SO: 3 BB: 1 IBB: 0 HBP: 1 BLK: 0 WP: 0 HR: 0 S: 52 P: 84 ERA: 4.50 WHIP: 1.167	IP: 7.1 WLS: 1 BF: 25 H: 6 R: 3 ER: 3 SO: 3 BB: 1 IBB: 0 HBP: 1 BLK: 0 WP: 0 HR: 0 S: 52 P: 84 ERA: 4.50 WHIP: 1.167	IP: 7.1 WLS: 1 BF: 25 H: 6 R: 3 ER: 3 SO: 3 BB: 1 IBB: 0 HBP: 1 BLK: 0 WP: 0 HR: 0 S: 52 P: 84 ERA: 4.50 WHIP: 1.167	IP: 7.1 WLS: 1 BF: 25 H: 6 R: 3 ER: 3 SO: 3 BB: 1 IBB: 0 HBP: 1 BLK: 0 WP: 0 HR: 0 S: 52 P: 84 ERA: 4.50 WHIP: 1.167	IP: 7.1 WLS: 1 BF: 25 H: 6 R: 3 ER: 3 SO: 3 BB: 1 IBB: 0 HBP: 1 BLK: 0 WP: 0 HR: 0 S: 52 P: 84 ERA: 4.50 WHIP: 1.167	IP: 7.1 WLS: 1 BF: 25 H: 6 R: 3 ER: 3 SO: 3 BB: 1 IBB: 0 HBP: 1 BLK: 0 WP: 0 HR: 0 S: 52 P: 84 ERA: 4.50 WHIP: 1.167	IP: 7.1 WLS: 1 BF: 25 H: 6 R: 3 ER: 3 SO: 3 BB: 1 IBB: 0 HBP: 1 BLK: 0 WP: 0 HR: 0 S: 52 P: 84 ERA: 4.50 WHIP: 1.167	IP: 7.1 WLS: 1 BF: 25 H: 6 R: 3 ER: 3 SO: 3 BB: 1 IBB: 0 HBP: 1 BLK: 0 WP: 0 HR: 0 S: 52 P: 84 ERA: 4.50 WHIP: 1.167	IP: 7.1 WLS: 1 BF: 25 H: 6 R: 3 ER: 3 SO: 3 BB: 1 IBB: 0 HBP: 1 BLK: 0 WP: 0 HR: 0 S: 52 P: 84 ERA: 4.50 WHIP: 1.167	IP: 7.1 WLS: 1 BF: 25 H: 6 R: 3 ER: 3 SO: 3 BB: 1 IBB: 0 HBP: 1 BLK: 0 WP: 0 HR: 0 S: 52 P: 84 ERA: 4.50 WHIP: 1.167	IP: 7.1 WLS: 1 BF: 25 H: 6 R: 3 ER: 3 SO: 3 BB: 1 IBB: 0 HBP: 1 BLK: 0 WP: 0 HR: 0 S: 52 P: 84 ERA: 4.50 WHIP: 1.167	IP: 7.1 WLS: 1 BF: 25 H: 6 R: 3 ER: 3 SO: 3 BB: 1 IBB: 0 HBP: 1 BLK: 0 WP: 0 HR: 0 S: 52 P: 84 ERA: 4.50 WHIP: 1.167	

New York Mets @ Miami Marlins
Marlins Park, Miami, FL
Sat Aug 11 2018, 7:11 PM - 10:36 PM EDT
Att: 11,478 - Roof Closed - 75 F

AB	37
R	3
H	6
RBI	3
BB	6
SO	9
LOB	11



Batter	1	2	3	4	5	6	7	8	9	10	11	AB	R	H	RBI	BB	SO	LOB	BOTTOM							
52 Rafael Ortega, L OBP: 0.333, SLG: 0.250	F9		G3-1		1B		1B			F7		4	0	1	0	1	0	1								
11 J.T. Realmuto, R OBP: 0.339, SLG: 0.499	K				G5-3		1B			F8		4	0	1	1	1	1	0								
13 Starlin Castro, R OBP: 0.327, SLG: 0.396	G4-3				1B		G5-3			K		5	0	1	0	0	1	4								
15 Brian Anderson, R OBP: 0.361, SLG: 0.412	K				FC1-6		G6-3			L7		5	1	1	0	0	1	1								
32 Derek Dietrich, L OBP: 0.343, SLG: 0.446	G6-3				2B		G3			F8		5	1	1	0	0	1	1								
14 Martín Prado, R OBP: 0.280, SLG: 0.296	G4-3				1B		HBP			F9		4	0	2	2	0	0	0								
19 Miguel Rojas, R OBP: 0.308, SLG: 0.358	F7				G1-3		L8			1B		4	1	1	0	1	0	1								
34 Magneuris Sierra, L OBP: 0.189, SLG: 0.226	P5				1B		K			K		4	1	1	0	0	2	3								
55 Corey Oswalt, R ERA: 5.03					K		F7			L8		1	0	1	0	0	0	0								
61 Bobby Wahl, R ERA: 4.91					K		F7			L8		1	0	1	0	0	0	0								
51 Paul Sewald, R ERA: 4.63					K		F7			L8		1	0	1	0	0	0	0								
49 Tyler Bashlor, R ERA: 4.32					K		F7			L8		1	0	1	0	0	0	0								
35 Jacob Rhamer, R ERA: 7.97					K		F7			L8		1	0	1	0	0	0	0								
Inning Stats	R: 0 E: 0 K: 1 S: 7	H: 0 LOB: 0 BB: 0 P: 11	R: 0 E: 0 K: 1 S: 7	H: 0 LOB: 0 BB: 0 P: 12	R: 0 E: 0 K: 0 S: 7	H: 1 LOB: 1 BB: 0 P: 10	R: 2 E: 0 K: 0 S: 10	H: 3 LOB: 1 BB: 0 P: 14	R: 1 E: 0 K: 1 S: 13	H: 2 LOB: 2 BB: 1 P: 23	R: 0 E: 0 K: 0 S: 8	H: 1 LOB: 1 BB: 0 P: 14	R: 0 E: 0 K: 2 S: 11	H: 1 LOB: 2 BB: 1 P: 17	R: 0 E: 0 K: 1 S: 19	H: 0 LOB: 3 BB: 1 P: 27	R: 0 E: 0 K: 0 S: 8	H: 0 LOB: 0 BB: 0 P: 14	R: 0 E: 0 K: 1 S: 8	H: 0 LOB: 0 BB: 0 P: 10	R: 1 E: 0 K: 0 S: 5	H: 2 LOB: 1 BB: 0 P: 7	1B: 9 2B: 2 3B: 0 HR: 0	SF: 0 SAC: 1 DP: 0 HBP: 1	WP: 1 PB: 0 SB: 0 CS: 0	PA: 45
PITCHER	IP: 6.0 WLS: 1 BF: 25 H: 6 R: 3 ER: 3 SO: 3 BB: 1 IBB: 0 HBP: 1 BLK: 0 WP: 0 HR: 0 S: 52 P: 84 ERA: 4.50 WHIP: 1.167	IP: 7.1 WLS: 1 BF: 25 H: 6 R: 3 ER: 3 SO: 3 BB: 1 IBB: 0 HBP: 1 BLK: 0 WP: 0 HR: 0 S: 52 P: 84 ERA: 4.50 WHIP: 1.167	IP: 7.1 WLS: 1 BF: 25 H: 6 R: 3 ER: 3 SO: 3 BB: 1 IBB: 0 HBP: 1 BLK: 0 WP: 0 HR: 0 S: 52 P: 84 ERA: 4.50 WHIP: 1.167	IP: 7.1 WLS: 1 BF: 25 H: 6 R: 3 ER: 3 SO: 3 BB: 1 IBB: 0 HBP: 1 BLK: 0 WP: 0 HR: 0 S: 52 P: 84 ERA: 4.50 WHIP: 1.167	IP: 7.1 WLS: 1 BF: 25 H: 6 R: 3 ER: 3 SO: 3 BB: 1 IBB: 0 HBP: 1 BLK: 0 WP: 0 HR: 0 S: 52 P: 84 ERA: 4.50 WHIP: 1.167	IP: 7.1 WLS: 1 BF: 25 H: 6 R: 3 ER: 3 SO: 3 BB: 1 IBB: 0 HBP: 1 BLK: 0 WP: 0 HR: 0 S: 52 P: 84 ERA: 4.50 WHIP: 1.167	IP: 7.1 WLS: 1 BF: 25 H: 6 R: 3 ER: 3 SO: 3 BB: 1 IBB: 0 HBP: 1 BLK: 0 WP: 0 HR: 0 S: 52 P: 84 ERA: 4.50 WHIP: 1.167	IP: 7.1 WLS: 1 BF: 25 H: 6 R: 3 ER: 3 SO: 3 BB: 1 IBB: 0 HBP: 1 BLK: 0 WP: 0 HR: 0 S: 52 P: 84 ERA: 4.50 WHIP: 1.167	IP: 7.1 WLS: 1 BF: 25 H: 6 R: 3 ER: 3 SO: 3 BB: 1 IBB: 0 HBP: 1 BLK: 0 WP: 0 HR: 0 S: 52 P: 84 ERA: 4.50 WHIP: 1.167	IP: 7.1 WLS: 1 BF: 25 H: 6 R: 3 ER: 3 SO: 3 BB: 1 IBB: 0 HBP: 1 BLK: 0 WP: 0 HR: 0 S: 52 P: 84 ERA: 4.50 WHIP: 1.167	IP: 7.1 WLS: 1 BF: 25 H: 6 R: 3 ER: 3 SO: 3 BB: 1 IBB: 0 HBP: 1 BLK: 0 WP: 0 HR: 0 S: 52 P: 84 ERA: 4.50 WHIP: 1.167	IP: 7.1 WLS: 1 BF: 25 H: 6 R: 3 ER: 3 SO: 3 BB: 1 IBB: 0 HBP: 1 BLK: 0 WP: 0 HR: 0 S: 52 P: 84 ERA: 4.50 WHIP: 1.167	IP: 7.1 WLS: 1 BF: 25 H: 6 R: 3 ER: 3 SO: 3 BB: 1 IBB: 0 HBP: 1 BLK: 0 WP: 0 HR: 0 S: 52 P: 84 ERA: 4.50 WHIP: 1.167	IP: 7.1 WLS: 1 BF: 25 H: 6 R: 3 ER: 3 SO: 3 BB: 1 IBB: 0 HBP: 1 BLK: 0 WP: 0 HR: 0 S: 52 P: 84 ERA: 4.50 WHIP: 1.167	IP: 7.1 WLS: 1 BF: 25 H: 6 R: 3 ER: 3 SO: 3 BB: 1 IBB: 0 HBP: 1 BLK: 0 WP: 0 HR: 0 S: 52 P: 84 ERA: 4.50 WHIP: 1.167	IP: 7.1 WLS: 1 BF: 25 H: 6 R: 3 ER: 3 SO: 3 BB: 1 IBB: 0 HBP: 1 BLK: 0 WP: 0 HR: 0 S: 52 P: 84 ERA: 4.50 WHIP: 1.167	IP: 7.1 WLS: 1 BF: 25 H: 6 R: 3 ER: 3 SO: 3 BB: 1 IBB: 0 HBP: 1 BLK: 0 WP: 0 HR: 0 S: 52 P: 84 ERA: 4.50 WHIP: 1.167	IP: 7.1 WLS: 1 BF: 25 H: 6 R: 3 ER: 3 SO: 3 BB: 1 IBB: 0 HBP: 1 BLK: 0 WP: 0 HR: 0 S: 52 P: 84 ERA: 4.50 WHIP: 1.167	IP: 7.1 WLS: 1 BF: 25 H: 6 R: 3 ER: 3 SO: 3 BB: 1 IBB: 0 HBP: 1 BLK: 0 WP: 0 HR: 0 S: 52 P: 84 ERA: 4.50 WHIP: 1.167	IP: 7.1 WLS: 1 BF: 25 H: 6 R: 3 ER: 3 SO: 3 BB: 1 IBB: 0 HBP: 1 BLK: 0 WP: 0 HR: 0 S: 52 P: 84 ERA: 4.50 WHIP: 1.167	IP: 7.1 WLS: 1 BF: 25 H: 6 R: 3 ER: 3 SO: 3 BB: 1 IBB: 0 HBP: 1 BLK: 0 WP: 0 HR: 0 S: 52 P: 84 ERA: 4.50 WHIP: 1.167					

New York Mets @ Miami Marlins
Marlins Park, Miami, FL
Sat Aug 11 2018, 7:11 PM - 10:36 PM EDT
Att: 11,478 - Roof Closed - 75 F

AB	40
R	4
H	11
RBI	4
BB	3
SO	7
LOB	15



Batter	1	2	3	4	5	6	7	8	9	AB	R	H	RBI	BB	SO	LOB	TOP																				
52 Rafael Ortega, L OBP: 0.278, SLG: 0.235	G5-3		G1-3		G1-3			L8		4	0	0	0	0	0	0																					
14 Martín Prado, R OBP: 0.288, SLG: 0.301	F9		K			G5-3		P3		1	0	0	0	0	0	0																					
19 Miguel Rojas, R OBP: 0.304, SLG: 0.353										3	0	0	0	0	1	0																					
11 J.T. Realmuto, R OBP: 0.345, SLG: 0.499	P4									1	0	0	0	2	0	0																					
32 Derek Dietrich, L OBP: 0.339, SLG: 0.438										3	1	0	0	1	0	3																					
10 JT Riddle, L OBP: 0.255, SLG: 0.362										2	0	1	0	2	0	0																					
79 Isaac Galloway, R OBP: 0.333, SLG: 0.417										4	0	2	1	0	2	2																					
34 Magneuris Sierra, L OBP: 0.167, SLG: 0.230										3	0	0	0	0	0	4	AB																				
66 Jarlin Garcia, L										0	0	0	0	0	0	0	R																				
15 Brian Anderson, R OBP: 0.362, SLG: 0.410										0	0	0	0	1	0	0	H																				
2 Yadiel Rivera, R OBP: 0.292, SLG: 0.231										4	0	0	0	0	2	7	RBI																				
49 Pablo López, L OBP: 0.214, SLG: 0.154										2	0	0	0	0	1	2	BB																				
40 Javy Guerra, R										0	0	0	0	0	0	0	SO																				
28 Bryan Holaday, R OBP: 0.244, SLG: 0.233										1	0	0	0	0	1	0	LOB																				
Inning Stats	R: 0 E: 0 K: 0 S: 7	H: 0 LOB: 0 BB: 0 P: 12	R: 1 E: 0 K: 2 S: 16	H: 2 LOB: 2 BB: 1 P: 25	R: 0 E: 0 K: 1 S: 11	H: 0 LOB: 0 BB: 0 P: 17	R: 0 E: 0 K: 1 S: 7	H: 0 LOB: 0 BB: 0 P: 8	R: 0 E: 0 K: 0 S: 4	H: 0 LOB: 0 BB: 0 P: 7	R: 0 E: 0 K: 0 S: 7	H: 0 LOB: 0 BB: 0 P: 14	R: 0 E: 0 K: 0 S: 11	H: 1 LOB: 1 BB: 1 P: 18	R: 0 E: 0 K: 1 S: 9	H: 0 LOB: 3 BB: 3 P: 14	R: 0 E: 0 K: 2 S: 15	H: 0 LOB: 0 BB: 0 P: 30	1B: 2 2B: 1 3B: 0 HR: 0	SF: 0 SAC: 0 DP: 2 HBP: 1	WP: 0 PB: 0 SB: 0 CS: 0	PA: 35															
PITCHER	IP	WLS	BF	H	R	ER	SO	BB	IBB	HBP	BLK	WP	HR	S	P	ERA	WHIP	PITCHER	IP	WLS	BF	H	R	ER	SO	BB	IBB	HBP	BLK	WP	HR	S	P	ERA	WHIP		
62 Touki Toussaint, R ERA: 1.5	6.0	W	22	2	1	1	4	2	0	1	0	0	0	52	83	1.50	0.667																				
63 Jesse Biddle, L ERA: 2.54	1.0		4	1	0	0	0	1	0	0	0	0	0	11	18	0.00	2.000																				
61 Chad Sobotka, R ERA:	2.0		9	0	0	0	3	3	0	0	0	0	0	24	44	0.00	1.500																				

Miami Marlins @ Atlanta Braves
SunTrust Park, Atlanta, GA
Mon Aug 13 2018, 1:37 PM - 4:15 PM EDT
Att: 16,049 - Sunny - 86 F

AB 28
R 1
H 3
RBI 1
BB 6
SO 7
LOB 18



Batter	1	2	3	4	5	6	7	8	9	AB	R	H	RBI	BB	SO	LOB	BOTTOM																			
13 Ronald Acuña Jr., R OBP: 0.337, SLG: 0.539	HR									3	3	2	3	2	0	0																				
1 Ozzie Albies, S OBP: 0.313, SLG: 0.493	F7		P4							5	0	2	2	0	0	2																				
5 Freddie Freeman, L OBP: 0.397, SLG: 0.523	K		K							4	0	0	1	0	2	5																				
22 Nick Markakis, L OBP: 0.389, SLG: 0.509	G5-3									4	1	1	0	0	1	0																				
17 Johan Camargo, S OBP: 0.343, SLG: 0.454										4	1	2	1	0	1	0																				
11 Ender Inciarte, L OBP: 0.306, SLG: 0.351										4	0	1	0	0	1	2																				
24 Kurt Suzuki, R OBP: 0.319, SLG: 0.406	L9									3	2	1	0	0	0	2																				
8 Charlie Culberson, R OBP: 0.332, SLG: 0.491										3	1	1	1	1	0	2																				
62 Touki Toussaint, R										2	0	0	0	0	2	2																				
23 Adam Duval, R OBP: 0.293, SLG: 0.385										0	1	0	0	1	0	0																				
63 Jesse Biddle, L OBP: 0.500, SLG: 1.000										0	0	0	0	0	0	0																				
61 Chad Sobotka, R OBP: 1.000, SLG: 1.000										1	0	1	0	0	0	0																				
Inning Stats	R: 1 E: 0 K: 1 S: 12	H: 1 LOB: 0 BB: 0 P: 21	R: 0 E: 0 K: 0 S: 8	H: 1 LOB: 1 BB: 0 P: 14	R: 0 E: 0 K: 2 S: 10	H: 0 LOB: 1 BB: 1 P: 18	R: 1 E: 0 K: 2 S: 13	H: 2 LOB: 2 BB: 1 P: 17	R: 1 E: 1 K: 0 S: 8	H: 4 LOB: 0 BB: 1 P: 14	R: 5 E: 1 K: 0 S: 18	H: 4 LOB: 0 BB: 1 P: 32	R: 0 E: 0 K: 2 S: 7	H: 0 LOB: 0 BB: 0 P: 9	R: 1 E: 0 K: 0 S: 13	H: 3 LOB: 2 BB: 1 P: 18	1B: 5 2B: 6 3B: 0 HR: 1	SF: 1 SAC: 0 DP: 2 HBP: 1	WP: 0 PB: 0 SB: 1 CS: 0	PA: 39																
PITCHER	IP	WLS	BF	H	R	ER	SO	BB	IBB	HBP	BLK	WP	HR	S	P	ERA	WHIP	PITCHER	IP	WLS	BF	H	R	ER	SO	BB	IBB	HBP	BLK	WP	HR	S	P	ERA	WHIP	
49 Pablo López, R ERA: 4.79	5.1	L	26	6	6	5	5	1	1	0	0	0	0	58	96	8.44	1.312																			
40 Javy Guerra, R ERA: 6.23	0.2		4	2	2	1	0	1	0	0	0	0	0	11	20	13.50	4.500																			
66 Jarlin Garcia, L ERA: 4.37	2.0		9	3	1	1	2	1	0	0	0	0	0	20	27	4.50	2.000																			

Miami Marlins @ Atlanta Braves
SunTrust Park, Atlanta, GA
Mon Aug 13 2018, 1:37 PM - 4:15 PM EDT
Att: 16,049 - Sunny - 86 F

AB 33
R 9
H 11
RBI 8
BB 4
SO 7
LOB 15



Batter	1	2	3	4	5	6	7	8	9	AB	R	H	RBI	BB	SO	LOB	TOP						
52 Rafael Ortega, L (1,7)										4	2	3	1	1	1	1							
11 J.T. Realmuto, R (1,2)										4	1	2	4	0	1	2							
15 Brian Anderson, R (1,9)										5	0	1	0	0	2	5							
32 Derek Dietrich, L (1,3)										5	0	0	0	0	2	6							
13 Starlin Castro, R (1,4)											4	0	1	0	1	2							
10 JT Riddle, L (1,6)											5	0	0	0	2	3							
2 Yadiel Rivera, R (1,5)											4	0	1	0	0	1							
34 Magneuris Sierra, L (1,8)											4	2	2	0	0	1							
36 Trevor Richards, R (1,1)											1	1	0	0	0	1							
40 Javy Guerra, R (5,1)										0	0	0	0	0	0	0							
48 Christopher Bostick, R (6,PH)										0	0	1	1	0	0	0							
61 Adam Conley, L (6,1)										0	0	0	0	0	0	0							
79 Isaac Galloway, R (8,PH)										0	0	0	0	1	0	0							
71 Drew Steckenrider, R (8,1)										0	0	0	0	0	0	0							
Inning Stats	R: 0 E: 0 K: 3 S: 11	H: 1 LOB: 1 BB: 0 P: 18	R: 0 E: 0 K: 1 S: 11	H: 2 LOB: 2 BB: 0 P: 14	R: 2 E: 0 K: 1 S: 7	H: 1 LOB: 1 BB: 2 P: 19	R: 3 E: 0 K: 0 S: 16	H: 3 LOB: 1 BB: 0 P: 21	R: 0 E: 0 K: 1 S: 6	H: 0 LOB: 0 BB: 0 P: 10	R: 1 E: 0 K: 1 S: 11	H: 3 LOB: 2 BB: 0 P: 17	R: 0 E: 0 K: 3 S: 10	H: 0 LOB: 0 BB: 0 P: 15	R: 0 E: 0 K: 2 S: 8	H: 0 LOB: 1 BB: 1 P: 17	R: 0 E: 0 K: 1 S: 12	H: 1 LOB: 0 BB: 0 P: 19	1B: 8 2B: 2 3B: 0 HR: 1	SF: 0 SAC: 1 DP: 1 HBP: 1	WP: 0 PB: 0 SB: 3 CS: 0	PA: 42	
PITCHER	IP WLS BF H R ER SO BB IBB HBP BLK WP HR S P ERA WHIP																						
19 Anibal Sánchez, R (1,1)	5.0		25	7	5	4	6	2	0	0	0	0	0	0	0	0	0	0	1	51	82	7.20	1.800
63 Jesse Biddle, L (6,1)	2.0	W	9	3	1	1	4	0	0	1	0	0	0	0	21	32	4.50	1.500					
48 Jonny Venters, L (8,1)	1.0		4	0	0	0	2	1	0	0	0	0	0	0	8	17	0.00	1.000					
33 A.J. Minter, L (9,1)	1.0		4	1	0	0	1	0	0	0	0	0	0	0	12	19	0.00	1.000					

Miami Marlins @ Atlanta Braves
SunTrust Park, Atlanta, GA
Tue Aug 14 2018, 7:36 PM - 10:27 PM EDT
Att: 19,409 - Partly Cloudy - 85 F

AB	37
R	6
H	11
RBI	6
BB	3
SO	13
LOB	22



Batter	1	2	3	4	5	6	7	8	9	AB	R	H	RBI	BB	SO	LOB	BOTTOM			
13 Ronald Acuña Jr., R (1,7)										5	2	3	4	0	0	0				
8 Charlie Culerson, R (1,4)										5	1	2	1	0	1	0				
48 Jonny Venters, L (8,1)										0	0	0	0	0	0	0				
33 A.J. Minter, L (9,1)										0	0	0	0	0	0	0				
5 Freddie Freeman, L (1,3)										4	2	2	1	1	1	2				
22 Nick Markakis, L (1,9)										5	0	1	0	0	0	1				
17 Johan Camargo, S (1,5)										5	2	2	1	0	0	2				
11 Ender Inciarte, L (1,8)										3	1	2	1	1	0	2				
24 Kurt Suzuki, R (1,2)										4	0	1	1	0	0	4				
7 Dansby Swanson, R (1,6)										4	1	1	1	0	1	2				
19 Anibal Sánchez, R (1,1)										2	0	0	0	0	1	0				
23 Adam Duvall, R (5,PH)										1	0	0	0	0	0	2				
63 Jesse Biddle, L (6,1)										0	0	0	0	0	0	0				
1 Ozzie Albies, S (7,PH)										1	1	1	0	0	0	0				
Inning Stats	R: 2 E: 0 K: 0 S: 17	H: 4 LOB: 2 BB: 0 P: 25	R: 0 E: 0 K: 1 S: 7	H: 0 LOB: 0 BB: 0 P: 11	R: 2 E: 0 K: 0 S: 12	H: 2 LOB: 1 BB: 1 P: 24	R: 0 E: 1 K: 2 S: 13	H: 2 LOB: 2 BB: 0 P: 18	R: 1 E: 0 K: 0 S: 12	H: 2 LOB: 2 BB: 1 P: 22	R: 1 E: 0 K: 1 S: 7	H: 1 LOB: 0 BB: 0 P: 13	R: 4 E: 0 K: 0 S: 14	H: 4 LOB: 0 BB: 0 P: 18	R: 0 E: 0 K: 0 S: 7	H: 0 LOB: 0 BB: 0 P: 10	1B: 9 2B: 1 3B: 1 HR: 4	SF: 0 SAC: 0 DP: 0 HBP: 0	WP: 1 PB: 0 SB: 0 CS: 0	PA: 41
PITCHER	IP WLS BF H R ER SO BB IBB HBP BLK WP HR S P ERA WHIP																			
36 Trevor Richards, R (1,1)	4.1		25	10	0	5	3	2	0	0	0	0	0	0	0	0	10.38	2.769		
40 Javy Guerra, R (5,1)	0.2		2	0	0	0	0	0	0	0	0	4	5	0.00	0.000					
61 Adam Conley, L (6,1)	2.0	L	11	5	5	5	1	0	0	0	0	2	21	31	22.50	2.500				
71 Drew Steckenrider, R (8,1)	1.0		3	0	0	0	0	0	0	0	0	7	10	0.00	0.000					

Miami Marlins @ Atlanta Braves
SunTrust Park, Atlanta, GA
Tue Aug 14 2018, 7:36 PM - 10:27 PM EDT
Att: 19,409 - Partly Cloudy - 85 F

AB	39
R	10
H	15
RBI	10
BB	2
SO	4
LOB	15



Batter	1	2	3	4	5	6	7	8	9	AB	R	H	RBI	BB	SO	LOB	TOP			
52 Rafael Ortega, L (1.9) OBP: 0.355, SLG: 0.321										3	1	1	0	1	0	0	Miami Marlins @ Atlanta Braves SunTrust Park, Atlanta, GA Wed Aug 15 2018, 7:38 PM - 10:26 PM EDT Att: 19,045 - Partly Cloudy - 86 F			
11 J.T. Realmuto, R (1.2) OBP: 0.348, SLG: 0.506										4	0	0	0	0	1	2				
15 Brian Anderson, R (1.5) OBP: 0.357, SLG: 0.403										4	0	1	1	0	1	0				
13 Starlin Castro, R (1.4) OBP: 0.329, SLG: 0.400										4	1	1	1	0	0	1				
32 Derek Dietrich, L (1.3) OBP: 0.334, SLG: 0.430										4	0	1	0	0	2	0				
44 Austin Dean, R (1.7)										3	0	0	0	0	0	1				
10 JT Riddle, L (1.6) OBP: 0.250, SLG: 0.344										2	0	0	0	1	0	0				
34 Magneuris Sierra, L (1.8) OBP: 0.179, SLG: 0.209										3	0	0	0	0	1	2				
53 Brett Graves, R (7.1)										0	0	0	0	0	0	0				
62 José Ureña, R (1.1) OBP: 0.299, SLG: 0.398										0	0	0	0	0	0	0				
57 Elieser Hernández, R (1.1) OBP: 0.335, SLG: 0.354										1	0	0	0	0	0	2				
66 Jarlin García, L (4.1) ERA: 4.76										0	0	0	0	0	0	0				
19 Miguel Rojas, R (6. PH) OBP: 0.335, SLG: 0.354										1	0	0	0	0	0	0				
40 Javy Guerra, R (5.1) ERA: 5.68										0	0	0	0	0	0	0				
55 Drew Rucinski, R (6.1) ERA: 3.8										0	0	0	0	0	0	0				
79 Isaac Galloway, R (7.8) OBP: 0.246, SLG: 0.333										1	0	0	0	0	0	0				
Inning Stats	R: 1 E: 0 K: 0 S: 10	H: 1 LOB: 0 BB: 1 P: 18	R: 0 E: 0 K: 0 S: 15	H: 1 LOB: 2 BB: 1 P: 25	R: 0 E: 0 K: 0 S: 9	H: 0 LOB: 0 BB: 0 P: 13	R: 1 E: 0 K: 0 S: 9	H: 1 LOB: 0 BB: 0 P: 14	R: 0 E: 0 K: 1 S: 9	H: 0 LOB: 0 BB: 0 P: 12	R: 0 E: 0 K: 1 S: 10	H: 0 LOB: 0 BB: 0 P: 16	R: 0 E: 0 K: 1 S: 7	H: 0 LOB: 0 BB: 0 P: 14	R: 0 E: 0 K: 2 S: 9	H: 0 LOB: 0 BB: 0 P: 11	1B: 3 2B: 0 3B: 0 HR: 1	SF: 0 SAC: 0 DP: 1 HBP: 0	WP: 0 PB: 0 SB: 1 CS: 0	PA: 32
PITCHER	IP WLS BF H R ER SO BB IBB HBP BLK WP HR S P ERA WHIP																			
45 Kevin Gausman, R (1.1) ERA: 4.22	6.0 W 23 4 2 2 2 2 2 0 0 0 0 0 1 62 98 3.00 1.000																			
48 Jonny Venters, L (7.1) ERA: 2.57	1.0 H 3 0 0 0 1 0 0 0 0 0 0 0 7 14 0.00 0.000																			
46 Brad Brach, R (8.1) ERA: 4.11	1.0 H 3 0 0 0 0 0 0 0 0 0 0 0 7 12 0.00 0.000																			
33 A.J. Minter, L (9.1) ERA: 2.74	1.0 S 3 0 0 0 2 0 0 0 0 0 0 0 9 11 0.00 0.000																			
Batter	1	2	3	4	5	6	7	8	9	AB	R	H	RBI	BB	SO	LOB	BOTTOM			
13 Ronald Acuña Jr., R (1.7) OBP: 0.348, SLG: 0.576										0	0	0	0	0	0	0	Miami Marlins @ Atlanta Braves SunTrust Park, Atlanta, GA Wed Aug 15 2018, 7:38 PM - 10:26 PM EDT Att: 19,045 - Partly Cloudy - 86 F			
23 Adam Duval, R (2.7) OBP: 0.280, SLG: 0.381										4	0	0	0	0	2					
1 Ozzie Albies, S (1.4) OBP: 0.314, SLG: 0.490										3	0	2	0	0	1					
5 Freddie Freeman, L (1.3) OBP: 0.403, SLG: 0.537										4	0	0	0	0	4					
22 Nick Markakis, L (1.9) OBP: 0.383, SLG: 0.499										4	0	0	0	0	4					
8 Charlie Culberson, R (1.5) OBP: 0.340, SLG: 0.516										4	2	3	0	0	1	2				
11 Ender Inciarte, L (1.8) OBP: 0.311, SLG: 0.358										4	1	1	2	0	1					
25 Tyler Flowers, R (1.2) OBP: 0.366, SLG: 0.359										3	1	0	0	1	2	2				
7 Dansby Swanson, R (1.6) OBP: 0.295, SLG: 0.389										3	1	1	3	0	1	1				
45 Kevin Gausman, L (1.1) OBP: 0.273, SLG: 0.111										2	0	1	0	0	0	0				
27 Ryan Flaherty, L (6. PH) OBP: 0.302, SLG: 0.305										1	0	0	0	0	0	0				
48 Jonny Venters, L (7.1) ERA: 4.76										0	0	0	0	0	0	0				
46 Brad Brach, R (8.1) ERA: 5.68										0	0	0	0	0	0	0				
33 A.J. Minter, L (9.1) ERA: 2.74										0	0	0	0	0	0	0				
Inning Stats	R: 0 E: 0 K: 1 S: 9	H: 1 LOB: 2 BB: 0 P: 14	R: 0 E: 0 K: 1 S: 8	H: 0 LOB: 0 BB: 0 P: 12	R: 0 E: 0 K: 0 S: 9	H: 1 LOB: 1 BB: 0 P: 14	R: 3 E: 0 K: 0 S: 9	H: 2 LOB: 0 BB: 1 P: 18	R: 0 E: 0 K: 1 S: 6	H: 0 LOB: 1 BB: 0 P: 11	R: 2 E: 1 K: 1 S: 12	H: 2 LOB: 0 BB: 0 P: 15	R: 0 E: 0 K: 0 S: 6	H: 1 LOB: 1 BB: 0 P: 10	R: 0 E: 0 K: 1 S: 8	H: 1 LOB: 1 BB: 0 P: 13	1B: 5 2B: 2 3B: 0 HR: 1	SF: 1 SAC: 0 DP: 0 HBP: 2	WP: 0 PB: 0 SB: 2 CS: 0	PA: 35
PITCHER	IP WLS BF H R ER SO BB IBB HBP BLK WP HR S P ERA WHIP																			
62 José Ureña, R (1.1) ERA: 4.74	0.0 1 0 0 0 0 0 0 0 0 0 0 0 26 39 0.00 0.667																			
57 Elieser Hernández, R (1.1) ERA: 5.08	3.0 11 2 0 0 2 0 0 0 0 0 0 0 26 39 0.00 0.667																			
66 Jarlin García, L (4.1) ERA: 4.76	1.0 L 6 2 3 3 0 1 0 0 0 0 0 1 9 18 27.00 3.000																			
40 Javy Guerra, R (5.1) ERA: 5.68	1.0 4 0 0 0 1 0 0 0 0 0 0 0 6 11 0.00 0.000																			
55 Drew Rucinski, R (6.1) ERA: 3.8	1.0 5 2 2 1 1 0 0 0 0 0 0 0 12 15 9.00 2.000																			
PITCHER	IP WLS BF H R ER SO BB IBB HBP BLK WP HR S P ERA WHIP																			
53 Brett Graves, R (7.1) ERA: 6.61	2.0 8 2 0 0 1 0 0 0 0 0 0 0 26 39 0.00 0.667																			
MIAMI																	AB 30 R 2 H 4 RBI 2 BB 2 SO 5 LOB 8			

Batter	1	2	3	4	5	6	7	8	9	10	11	12	AB	R	H	RBI	BB	SO	LOB	TOP										
11 Brett Gardner, L (1.7) OBP: 0.335, SLG: 0.370														4	0	1	0	2	1	4										
27 Giancarlo Stanton, R (1.0) OBP: 0.353, SLG: 0.542														6	0	2	0	0	3	4										
31 Aaron Hicks, S (1.8) OBP: 0.367, SLG: 0.466														5	0	0	0	0	2	4										
41 Miguel Andujar, R (1.5) OBP: 0.328, SLG: 0.526														5	1	1	1	0	0	1										
33 Greg Bird, L (1.3) OBP: 0.286, SLG: 0.403														6	0	0	0	0	3	4										
25 Gleyber Torres, R (1.6) OBP: 0.331, SLG: 0.489														5	0	2	0	0	0	0										
14 Neil Walker, S (1.4) OBP: 0.308, SLG: 0.339														3	0	2	1	2	0	0										
28 Austin Romine, R (1.2) OBP: 0.304, SLG: 0.439														4	0	0	0	0	1	4										
67 A.J. Cole, R (11.1) OBP: 0.333, SLG: 1.333														0	0	0	0	0	0	0										
54 Aroldis Chapman, L (12.1)														0	0	0	0	0	0	0										
48 Tommy Kahnle, R (12.1)														0	0	0	0	0	0	0										
19 Masahiro Tanaka, R (7.9) OBP: 0.296, SLG: 0.286														2	0	0	0	0	0	3										
45 Luke Voit, R (7.9) OBP: 0.296, SLG: 0.286														1	0	0	0	0	1	0										
53 Zack Britton, L (8.1)														0	0	0	0	0	0	0										
68 Dellin Betances, R (8.1)														0	0	0	0	0	0	0										
74 Ronald Torreyes, R (8.1)														1	0	0	0	0	0	1										
57 Chad Green, L (8.1)														0	0	0	0	0	0	0										
56 Jonathan Holder, R (10.1) OBP: 0.277, SLG: 0.350														1	1	1	0	0	0	0										
66 Kyle Higashioka, R (10.1) OBP: 0.277, SLG: 0.350														1	1	1	0	0	0	0										
Inning Stats	R: 0 E: 0 K: 7	H: 1 LOB: 0 BB: 10	R: 0 E: 0 K: 12	H: 2 LOB: 2 BB: 15	R: 0 E: 0 K: 2	H: 0 LOB: 1 BB: 18	R: 1 E: 0 K: 2	H: 3 LOB: 3 BB: 26	R: 0 E: 0 K: 0	H: 1 LOB: 0 BB: 9	R: 0 E: 0 K: 3	H: 0 LOB: 0 BB: 11	R: 0 E: 0 K: 12	H: 0 LOB: 0 BB: 17	R: 0 E: 0 K: 10	H: 0 LOB: 0 BB: 18	R: 1 E: 0 K: 12	H: 1 LOB: 2 BB: 26	1B: 8 2B: 2 3B: 0 HR: 0	SF: 1 SAC: 0 DP: 1 HBP: 2	WP: 1 PB: 1 SB: 0 CS: 0	PA: 50								
PITCHER	IP WLS BF H R ER SO BB IBB HBP BLK WP HR S P ERA WHIP	49 Pablo López, R (1.1) ERA: 4.42	56 Tayron Guerrero, R (7.1) ERA: 4.5	61 Adam Conley, L (8.1) ERA: 4.03	71 Drew Steckenrider, R (8.1) ERA: 3.33	55 Drew Rucinski, R (10.1) ERA: 3.42	PITCHER	40 Javy Guerra, R (12.1) ERA: 5.57	IP WLS BF H R ER SO BB IBB HBP BLK WP HR S P ERA WHIP	11 J.T. Realmuto, R (1.2) OBP: 0.348, SLG: 0.500	15 Brian Anderson, R (1.5) OBP: 0.355, SLG: 0.397	32 Derek Dietrich, L (1.3) OBP: 0.333, SLG: 0.433	13 Starlin Castro, R (1.4) OBP: 0.336, SLG: 0.405	44 Austin Dean, R (1.7) OBP: 0.227, SLG: 0.524	55 Drew Rucinski, R (10.1)	2 Yadiel Rivera, R (11.1) OBP: 0.283, SLG: 0.224	40 Javy Guerra, R (12.1)	10 JT Riddle, L (1.6) OBP: 0.268, SLG: 0.389	34 Magneuris Sierra, L (1.8) OBP: 0.156, SLG: 0.182	49 Pablo López, R (1.1) ERA: 3.9	53 Zack Britton, L (8.1) ERA: 4.15	68 Dellin Betances, R (8.1)	57 Chad Green, R (8.1)	71 Drew Steckenrider, R (10.1) ERA: 2.7	79 Isaac Calloway, R (10.9)	19 Masahiro Tanaka, R (1.1) ERA: 1.50	67 A.J. Cole, R (11.1) ERA: 5.53	54 Aroldis Chapman, L (12.1) ERA: 2.11	48 Tommy Kahnle, R (12.1) ERA: 6.39	IP WLS BF H R ER SO BB IBB HBP BLK WP HR S P ERA WHIP

New York Yankees @ Miami Marlins
Marlins Park, Miami, FL
Tue Aug 21 2018, 7:11 PM - 11:23 PM EDT
Att. 26,275 - Roof Closed - 76 F

AB 43
R 2
H 9
RBI 2
BB 4
SO 11
LOB 25



Batter	1	2	3	4	5	6	7	8	9	10	11	12	AB	R	H	RBI	BB	SO	LOB	BOTTOM							
52 Rafael Ortega, L (1.9) OBP: 0.373, SLG: 0.348														5	0	1	0	1	0	2							
11 J.T. Realmuto, R (1.2) OBP: 0.348, SLG: 0.500														5	0	0	0	1	3	4							
15 Brian Anderson, R (1.5) OBP: 0.355, SLG: 0.397														4	0	2	0	1	1	1							
32 Derek Dietrich, L (1.3) OBP: 0.333, SLG: 0.433														5	0	2	0	0	1	4							
13 Starlin Castro, R (1.4) OBP: 0.336, SLG: 0.405														3	0	0	0	2	1	3							
44 Austin Dean, R (1.7) OBP: 0.227, SLG: 0.524														4	1	1	1	0	1	3							
55 Drew Rucinski, R (10.1)														0	0	0	0	0	0	0							
2 Yadiel Rivera, R (11.1) OBP: 0.283, SLG: 0.224														1	0	0	0	0	0	3							
40 Javy Guerra, R (12.1)														0	0	0	0	0	0	0							
10 JT Riddle, L (1.6) OBP: 0.268, SLG: 0.389														5	0	1	0	0	1	6							
34 Magneuris Sierra, L (1.8) OBP: 0.156, SLG: 0.182														4	0	0	0	0	2	3							
49 Pablo López, R (1.1) ERA: 3.9														2	0	0	0	0	1	0							
53 Zack Britton, L (8.1) ERA: 4.15														0	0	0	0	0	0	0							
68 Dellin Betances, R (8.1)														1	0	0	0	0	1	1							
57 Chad Green, R (8.1)														0	0	0	0	0	0	0							
71 Drew Steckenrider, R (10.1) ERA: 2.7														1	0	0	0	1	1	0							
79 Isaac Calloway, R (10.9)														1	0	0	0	1	1	0							
Inning Stats	R: 0 E: 0 K: 12	H: 0 LOB: 1 BB: 20	R: 0 E: 0 K: 6	H: 1 LOB: 0 BB: 7	R: 0 E: 0 K: 11	H: 0 LOB: 0 BB: 17	R: 0 E: 0 K: 2	H: 2 LOB: 2 BB: 14	R: 1 E: 0 K: 0	H: 1 LOB: 0 BB: 12	R: 0 E: 0 K: 8	H: 0 LOB: 0 BB: 14	R: 0 E: 0 K: 12	H: 0 LOB: 0 BB: 16	R: 0 E: 0 K: 10	H: 0 LOB: 0 BB: 18	R: 0 E: 0 K: 11	H: 1 LOB: 3 BB: 22	R: 0 E: 0 K: 13	H: 1 LOB: 3 BB: 22	1B: 6 2B: 1 3B: 0 HR: 1	SF: 0 SAC: 1 DP: 1 HBP: 0	WP: 0 PB: 0 SB: 0 CS: 1	PA: 48			
PITCHER	IP WLS BF H R ER SO BB IBB HBP BLK WP HR S P ERA WHIP	19 Masahiro Tanaka, R (1.1) ERA: 1.50	67 A.J. Cole, R (11.1) ERA: 5.53	54 Aroldis Chapman, L (12.1) ERA: 2.11	48 Tommy Kahnle, R (12.1) ERA: 6.39	IP WLS BF H R ER SO BB IBB HBP BLK WP HR S P ERA WHIP	11 J.T. Realmuto, R (1.2) OBP: 0.348, SLG: 0.500	15 Brian Anderson, R (1.5) OBP: 0.355, SLG: 0.397	32 Derek Dietrich, L (1.3) OBP: 0.333, SLG: 0.433	13 Starlin Castro, R (1.4) OBP: 0.336, SLG: 0.405	44 Austin Dean, R (1.7) OBP: 0.227, SLG: 0.524	55 Drew Rucinski, R (10.1)	2 Yadiel Rivera, R (11.1) OBP: 0.283, SLG: 0.224	40 Javy Guerra, R (12.1)	10 JT Riddle, L (1.6) OBP: 0.268, SLG: 0.389	34 Magneuris Sierra, L (1.8) OBP: 0.156, SLG: 0.182	49 Pablo López, R (1.1) ERA: 3.9	53 Zack Britton, L (8.1) ERA: 4.15	68 Dellin Betances, R (8.1)	57 Chad Green, R (8.1)	71 Drew Steckenrider, R (10.1) ERA: 2.7	79 Isaac Calloway, R (10.9)	19 Masahiro Tanaka, R (1.1) ERA: 1.50	67 A.J. Cole, R (11.1) ERA: 5.53	54 Aroldis Chapman, L (12.1) ERA: 2.11	48 Tommy Kahnle, R (12.1) ERA: 6.39	IP WLS BF H R ER SO BB IBB HBP BLK WP HR S P ERA WHIP

New York Yankees @ Miami Marlins
Marlins Park, Miami, FL
Tue Aug 21 2018, 7:11 PM - 11:23 PM EDT
Att. 26,275 - Roof Closed - 76 F

AB 40
R 1
H 7
RBI 1
BB 6
SO 13
LOB 30



Batter	1	2	3	4	5	6	7	8	9	AB	R	H	RBI	BB	SO	LOB	TOP	
13 Ronald Acuña Jr., R OBP: 0.359, SLG: 0.571	F8		HR		L9	HBP		G6-3		4	1	1	1	0	0	1		
11 Ender Inciarte, L OBP: 0.305, SLG: 0.360	G3-1		1B		HR	FC6			BB	4	1	2	1	1	0	1		
5 Freddie Freeman, L OBP: 0.401, SLG: 0.524		BB	G6-3			22 1B		F8		3	1	0	0	2	0	2		
22 Nick Markakis, L OBP: 0.376, SLG: 0.483	F7		P3		1B	17 2B			F9	5	0	2	0	0	0	2		
17 Johan Camargo, S OBP: 0.351, SLG: 0.447		K		K						5	0	3	1	0	2	0		
1 Ozzie Albies, S OBP: 0.308, SLG: 0.470		8 HR		25 1B		K		G6-3	F9	4	1	1	0	1	1	6		
8 Charlie Culberson, R OBP: 0.336, SLG: 0.513			HR		F9					4	1	2	2	0	1	3	AB 37 R 5 H 12 RBI 5 BB 4 SO 6 LOB 19	
25 Tyler Flowers, R OBP: 0.356, SLG: 0.337	G2-3					G4-3		L8		4	0	1	0	0	0	1		
15 Sean Newcomb, L OBP: 0.073, SLG: 0.075					FC6-4			G1-3		3	0	0	0	0	2	2		
64 Luke Jackson, R OBP: 0.282, SLG: 0.379										0	0	0	0	0	0	0		
23 Adam Duvall, R OBP: 0.282, SLG: 0.379										1	0	0	0	0	0	1		
63 Jesse Biddle, L OBP: 0.500, SLG: 1.000										0	0	0	0	0	0	0		
Inning Stats	R: 0 H: 0 E: 0 K: 0 S: 12	H: 0 LOB: 1 BB: 1 P: 21	R: 2 H: 1 E: 0 K: 2 S: 16	H: 1 LOB: 0 BB: 2 P: 22	R: 1 H: 2 E: 0 K: 0 S: 13	H: 2 LOB: 0 BB: 0 P: 21	R: 0 H: 2 E: 0 K: 2 S: 12	H: 2 LOB: 2 BB: 0 P: 20	R: 2 H: 3 E: 0 K: 1 S: 14	H: 0 LOB: 1 BB: 1 P: 10	R: 0 H: 2 E: 0 K: 0 S: 6	H: 1 LOB: 1 BB: 0 P: 10	R: 0 H: 1 E: 0 K: 0 S: 7	H: 1 LOB: 2 BB: 1 P: 18	1B: 7 2B: 2 3B: 0 HR: 3	SF: 0 SAC: 0 DP: 2 HBP: 1	WP: 0 PB: 0 SB: 0 CS: 0	PA: 42
PITCHER	IP WLS BF H R ER SO BB IBB HBP BLK WP HR S P ERA WHIP																	
57 Eliaser Hernández, R ERA: 5.28	3.0 L 13 3 3 3 2 2 0 0 0 0 2 41 64 9.00 1.667																	
66 Jarlin García, L ERA: 5.16	4.1 1.1 9 4 2 2 2 1 0 0 0 0 1 19 39 13.50 3.750																	
55 Drew Rucinski, R ERA: 3.33	5.1 0.2 3 1 0 0 1 0 0 0 0 0 7 10 0.00 1.500																	
40 Javy Guerra, R ERA: 5.09	6.1 1.0 4 0 0 0 1 0 0 1 0 0 9 10 0.00 0.000																	
53 Brett Graves, R ERA: 5.31	7.1 3.0 13 4 0 0 0 1 0 0 0 0 23 36 0.00 1.667																	

Atlanta Braves @ Miami Marlins
Marlins Park, Miami, FL
Thu Aug 23 2018, 7:12 PM - 10:10 PM EDT
Att: 6,587 - Roof Closed - 77 F

livebaseballscores.com



Batter	1	2	3	4	5	6	7	8	9	AB	R	H	RBI	BB	SO	LOB	BOTTOM	
52 Rafael Ortega, L OBP: 0.383, SLG: 0.340			K			13 BB		G1-3		3	0	1	0	1	1	0		
11 J.T. Realmuto, R OBP: 0.343, SLG: 0.490	P6							G4-3		4	0	0	0	0	2	2		
15 Brian Anderson, R OBP: 0.358, SLG: 0.396	P2		G2-3							2	0	0	0	0	0	1		
13 Starlin Castro, R OBP: 0.338, SLG: 0.403	F7		G2							3	0	0	0	1	1	2		
44 Austin Dean, R OBP: 0.333, SLG: 0.571										2	0	1	0	1	0	3		
53 Brett Graves, R OBP: 0.255, SLG: 0.248			19 G6-4-3							0	0	0	0	0	0	0		
28 Bryan Holaday, R OBP: 0.255, SLG: 0.248										1	0	0	0	0	1	0		
19 Miguel Rojas, R OBP: 0.304, SLG: 0.359		G6-4-3								4	0	1	0	0	2	2		
10 JT Riddle, L OBP: 0.270, SLG: 0.403					L9					4	0	1	0	0	1	1	AB 31 R 0 H 5 RBI 0 BB 3 SO 13 LOB 17	
79 Isaac Galloway, R OBP: 0.394, SLG: 0.483			L9							4	0	1	0	0	2	3		
57 Eliaser Hernández, R ERA: 5.28										0	0	0	0	0	0	0		
58 Dan Straily, R ERA: 3.57										1	0	0	0	0	0	0		
66 Jarlin García, L ERA: 5.16										0	0	0	0	0	0	0		
55 Drew Rucinski, R ERA: 3.33										0	0	0	0	0	0	0		
40 Javy Guerra, R ERA: 5.09										0	0	0	0	0	0	0		
2 Yadiel Rivera, R OBP: 0.262, SLG: 0.233										3	0	0	0	0	2	3		
Inning Stats	R: 0 H: 0 E: 0 K: 0 S: 13	H: 0 LOB: 0 BB: 1 P: 23	R: 0 H: 0 E: 0 K: 1 S: 7	H: 0 LOB: 0 BB: 1 P: 14	R: 0 H: 0 E: 0 K: 2 S: 8	H: 0 LOB: 0 BB: 0 P: 12	R: 0 H: 0 E: 0 K: 1 S: 11	H: 0 LOB: 0 BB: 0 P: 18	R: 0 H: 1 E: 0 K: 2 S: 12	H: 1 LOB: 3 BB: 1 P: 20	R: 0 H: 1 E: 0 K: 2 S: 13	H: 1 LOB: 1 BB: 0 P: 13	R: 0 H: 0 E: 0 K: 1 S: 7	H: 0 LOB: 1 BB: 0 P: 13	1B: 4 2B: 1 3B: 0 HR: 0	SF: 0 SAC: 0 DP: 1 HBP: 2	WP: 0 PB: 0 SB: 0 CS: 0	PA: 36
PITCHER	IP WLS BF H R ER SO BB IBB HBP BLK WP HR S P ERA WHIP																	
15 Sean Newcomb, L ERA: 3.57	6.0 W 23 2 0 0 8 3 0 1 0 0 0 64 11 0.00 0.833																	
64 Luke Jackson, R ERA: 4.25	7.1 1.0 4 1 0 0 1 0 0 0 0 0 6 13 0.00 1.000																	
63 Jesse Biddle, L ERA: 2.49	8.1 2.0 9 2 0 0 4 0 0 1 0 0 23 31 0.00 1.000																	

Atlanta Braves @ Miami Marlins
Marlins Park, Miami, FL
Thu Aug 23 2018, 7:12 PM - 10:10 PM EDT
Att: 6,587 - Roof Closed - 77 F

livebaseballscores.com



Batter	1	2	3	4	5	6	7	8	9	AB	R	H	RBI	BB	SO	LOB	TOP			
13 Ronald Acuña Jr., R OBP: 0.353, SLG: 0.570	F7		2B			B1-3		K		4	0	1	0	0	1	0				
11 Ender Inciarte, L OBP: 0.307, SLG: 0.357	P6		P5			F9		F9		3	0	0	0	0	0	1				
23 Adam Duvall, R OBP: 0.281, SLG: 0.378										1	0	0	0	0	0	0				
5 Freddie Freeman, L OBP: 0.400, SLG: 0.521	K					L8				4	0	1	0	0	1	0				
22 Nick Markakis, L OBP: 0.375, SLG: 0.480	G3		F7			BB		G6-3		3	0	0	0	1	0	1				
17 Johan Camargo, S OBP: 0.351, SLG: 0.449						F9		P5		3	0	1	0	0	0	2				
1 Ozzie Albies, S OBP: 0.309, SLG: 0.468			2B			G4-3		F8		2	0	0	0	1	0	2				
25 Tyler Flowers, R OBP: 0.351, SLG: 0.332			BB			G6-4-3		F7		3	0	0	0	0	0	3				
7 Dansby Swanson, R OBP: 0.298, SLG: 0.405			K			P4		P6		3	0	0	0	0	1	0				
26 Mike Foltyniewicz, R OBP: 0.065, SLG: 0.087						K		K		2	0	0	0	0	0	0				
39 Sam Freeman, R ERA: 4.29										0	0	0	0	0	0	0				
58 Dan Winkler, R ERA: 2.27										0	0	0	0	0	0	0				
8 Charlie Culberson, R OBP: 0.335, SLG: 0.511										1	0	0	0	0	1	0				
46 Brad Brach, R ERA: 4.08										0	0	0	0	0	0	0				
Inning Stats	R: 0 E: 0 K: 1 S: 8	H: 0 LOB: 0 BB: 0 P: 10	R: 0 E: 0 K: 0 S: 12	H: 1 LOB: 1 BB: 1 P: 19	R: 0 E: 0 K: 2 S: 16	H: 1 LOB: 1 BB: 0 P: 27	R: 0 E: 0 K: 0 S: 12	H: 1 LOB: 1 BB: 0 P: 18	R: 0 E: 0 K: 1 S: 11	H: 0 LOB: 0 BB: 0 P: 14	R: 0 E: 0 K: 0 S: 6	H: 0 LOB: 0 BB: 0 P: 10	R: 0 E: 0 K: 0 S: 14	H: 0 LOB: 1 BB: 1 P: 21	R: 0 E: 0 K: 2 S: 9	H: 0 LOB: 0 BB: 0 P: 10	1B: 1 2B: 2 3B: 0 HR: 0	SF: 0 SAC: 0 DP: 1 HBP: 0	WP: 0 PB: 0 SB: 0 CS: 0	PA: 31
PITCHER	IP WLS BF H R ER SO BB IBB HBP BLK WP HR S P ERA WHIP																			
58 Dan Straily, R ERA: 4.35	6.0	W	21	3	0	0	4	1	0	0	0	0	0	0	65	98	0.00	0.667		
56 Tayron Guerrero, R ERA: 4.29	1.0	H	4	0	0	0	0	1	0	0	0	0	0	14	21	0.00	1.000			
71 Drew Steckenrider, R ERA: 2.27	1.0	H	3	0	0	0	2	0	0	0	0	0	0	9	10	0.00	0.000			
61 Adam Conley, L ERA: 4.08	1.0	S	3	0	0	0	0	0	0	0	0	0	0	8	10	0.00	0.000			

Atlanta Braves @ Miami Marlins
Marlins Park, Miami, FL
Fri Aug 24 2018, 7:10 PM - 9:58 PM EDT
Att. 7,792 - Roof Closed - 77 F

AB 29
R 0
H 3
RBI 0
BB 2
SO 6
LOB 9



Batter	1	2	3	4	5	6	7	8	9	AB	R	H	RBI	BB	SO	LOB	BOTTOM			
52 Rafael Ortega, L OBP: 0.359, SLG: 0.316	L8		K			K		F9		4	0	0	0	0	2	2				
11 J.T. Realmuto, R OBP: 0.343, SLG: 0.486	K		F9			F8		BB		3	0	0	0	1	1	0				
15 Brian Anderson, R OBP: 0.359, SLG: 0.398	F8		2B			E5		BB		3	1	1	0	1	0	0				
32 Derek Dietrich, L OBP: 0.333, SLG: 0.432										3	0	1	1	1	1	1				
61 Adam Conley, L ERA: 4.08										0	0	0	0	0	0	0				
44 Austin Dean, R OBP: 0.294, SLG: 0.500	K		P4			K		K		4	0	0	0	0	3	5				
10 JT Riddle, L OBP: 0.270, SLG: 0.397	F7		BB			K		F7		3	0	0	0	1	1	3				
19 Miguel Rojas, R OBP: 0.305, SLG: 0.359			P3			K		BB		3	0	1	0	0	1	1				
34 Magneuris Sierra, L OBP: 0.169, SLG: 0.193			P3			FC4-6		FC6-4		2	0	0	0	0	0	1				
79 Isaac Galloway, R OBP: 0.382, SLG: 0.467						BB		BB		1	0	0	0	0	0	1				
58 Dan Straily, R OBP: 0.333, SLG: 0.207										1	0	0	0	1	1	0				
56 Tayron Guerrero, R ERA: 5.27										0	0	0	0	0	0	0				
13 Starlin Castro, R OBP: 0.337, SLG: 0.402										1	0	0	0	0	1	1				
71 Drew Steckenrider, R ERA: 2.26										0	0	0	0	0	0	0				
2 Yadier Rivera, R OBP: 0.292, SLG: 0.233										0	0	0	0	0	0	0				
Inning Stats	R: 0 E: 0 K: 1 S: 11	H: 0 LOB: 0 BB: 0 P: 17	R: 0 E: 0 K: 1 S: 7	H: 0 LOB: 0 BB: 0 P: 9	R: 0 E: 0 K: 1 S: 9	H: 0 LOB: 0 BB: 0 P: 14	R: 1 E: 0 K: 1 S: 12	H: 2 LOB: 1 BB: 0 P: 21	R: 0 E: 0 K: 2 S: 14	H: 0 LOB: 2 BB: 2 P: 28	R: 0 E: 1 K: 2 S: 11	H: 0 LOB: 1 BB: 0 P: 19	R: 0 E: 0 K: 2 S: 12	H: 1 LOB: 1 BB: 0 P: 19	R: 0 E: 0 K: 1 S: 11	H: 0 LOB: 3 BB: 3 P: 21	1B: 2 2B: 1 3B: 0 HR: 0	SF: 0 SAC: 0 DP: 0 HBP: 0	WP: 2 PB: 0 SB: 1 CS: 0	PA: 33
PITCHER	IP WLS BF H R ER SO BB IBB HBP BLK WP HR S P ERA WHIP																			
26 Mike Foltyniewicz, R ERA: 2.67	6.0	L	23	2	1	1	8	2	0	0	0	0	0	64	108	1.50	0.667			
39 Sam Freeman, L ERA: 5.27	0.1		2	1	0	0	1	0	0	0	0	0	0	5	9	0.00	3.000			
58 Dan Winkler, R ERA: 2.26	0.2		2	0	0	0	1	0	0	0	0	0	0	7	10	0.00	0.000			
46 Brad Brach, R ERA: 3.93	1.0		6	0	0	0	1	2	1	0	0	1	0	11	21	0.00	2.000			

Atlanta Braves @ Miami Marlins
Marlins Park, Miami, FL
Fri Aug 24 2018, 7:10 PM - 9:58 PM EDT
Att. 7,792 - Roof Closed - 77 F

AB 28
R 1
H 3
RBI 1
BB 5
SO 11
LOB 15



Batter	1	2	3	4	5	6	7	8	9	AB	R	H	RBI	BB	SO	LOB	TOP							
13 Ronald Acuña Jr., R OBP: 0.359, SLG: 0.570										5	0	2	0	0	0	5	Atlanta Braves @ Miami Marlins Marlins Park, Miami, FL Sun Aug 26 2018, 1:12 PM - 4:27 PM EDT Att: 12,770 - Roof Closed - 75 F							
11 Ender Inciarte, L OBP: 0.310, SLG: 0.361										3	0	2	1	1	0	0								
5 Freddie Freeman, L OBP: 0.397, SLG: 0.515										5	0	0	0	0	1	6								
22 Nick Markakis, L OBP: 0.376, SLG: 0.477										3	1	1	0	2	0	0								
17 Johan Camargo, S OBP: 0.345, SLG: 0.442										5	0	1	0	0	1	5								
8 Charlie Culberson, R OBP: 0.332, SLG: 0.504										4	1	1	0	0	1	4								
46 Brad Brach, R										0	0	0	0	0	0	0								
23 Adam Duval, R OBP: 0.278, SLG: 0.374										1	0	0	0	0	1	1								
33 A.J. Minter, L										0	0	0	0	0	0	0								
25 Tyler Flowers, R OBP: 0.357, SLG: 0.335										4	1	2	1	0	1	1								
7 Dansby Swanson, R OBP: 0.300, SLG: 0.411										2	0	0	0	1	1	1								
45 Kevin Gausman, L OBP: 0.188, SLG: 0.071										2	0	0	0	0	1	1								
14 Ródriguez, L										0	0	0	0	0	0	0								
63 Jesse Biddle, L										0	0	0	0	0	0	0								
58 Dan Winkler, R										0	0	0	0	0	0	0								
1 Ozzie Albies, S OBP: 0.306, SLG: 0.457										0	1	0	0	1	0	0								
Inning Stats	R: 0 E: 0 K: 0 S: 13	H: 2 LOB: 3 BB: 1 P: 24	R: 0 E: 0 K: 1 S: 14	H: 1 LOB: 1 BB: 0 P: 18	R: 0 E: 0 K: 0 S: 4	H: 1 LOB: 0 BB: 0 P: 5	R: 0 E: 0 K: 2 S: 11	H: 0 LOB: 0 BB: 0 P: 16	R: 0 E: 0 K: 1 S: 10	H: 1 LOB: 2 BB: 1 P: 16	R: 1 E: 0 K: 0 S: 13	H: 1 LOB: 3 BB: 3 P: 26	R: 0 E: 0 K: 1 S: 11	H: 1 LOB: 1 BB: 0 P: 18	R: 3 E: 1 K: 1 S: 17	H: 1 LOB: 1 BB: 1 P: 31	R: 0 E: 0 K: 1 S: 9	H: 1 LOB: 0 BB: 0 P: 14	1B: 7 2B: 2 3B: 0 HR: 0	SF: 1 SAC: 1 DP: 1 HBP: 1	WP: 0 PB: 0 SB: 1 CS: 0	PA: 43		
PITCHER	IP: 5.2 WLS: L BF: 27 ERA: 4.14	IP: 1.1 WLS: 5 BF: 7 ERA: 4.51	IP: 1.0 WLS: 1 BF: 4 ERA: 3.12	IP: 0.9 WLS: 1 BF: 4 ERA: 5.06	IP: 0.0 WLS: 0 BF: 0 ERA: 0.00	IP: 0.0 WLS: 0 BF: 0 ERA: 0.00	IP: 0.0 WLS: 0 BF: 0 ERA: 0.00	IP: 0.0 WLS: 0 BF: 0 ERA: 0.00	IP: 0.0 WLS: 0 BF: 0 ERA: 0.00	IP: 0.0 WLS: 0 BF: 0 ERA: 0.00	IP: 0.0 WLS: 0 BF: 0 ERA: 0.00	IP: 0.0 WLS: 0 BF: 0 ERA: 0.00	IP: 0.0 WLS: 0 BF: 0 ERA: 0.00	IP: 0.0 WLS: 0 BF: 0 ERA: 0.00	IP: 0.0 WLS: 0 BF: 0 ERA: 0.00	IP: 0.0 WLS: 0 BF: 0 ERA: 0.00	IP: 0.0 WLS: 0 BF: 0 ERA: 0.00	IP: 0.0 WLS: 0 BF: 0 ERA: 0.00	IP: 0.0 WLS: 0 BF: 0 ERA: 0.00	IP: 0.0 WLS: 0 BF: 0 ERA: 0.00	IP: 0.0 WLS: 0 BF: 0 ERA: 0.00	IP: 0.0 WLS: 0 BF: 0 ERA: 0.00	IP: 0.0 WLS: 0 BF: 0 ERA: 0.00	IP: 0.0 WLS: 0 BF: 0 ERA: 0.00

AB	34
R	4
H	9
RBI	2
BB	6
SO	7
LOB	24

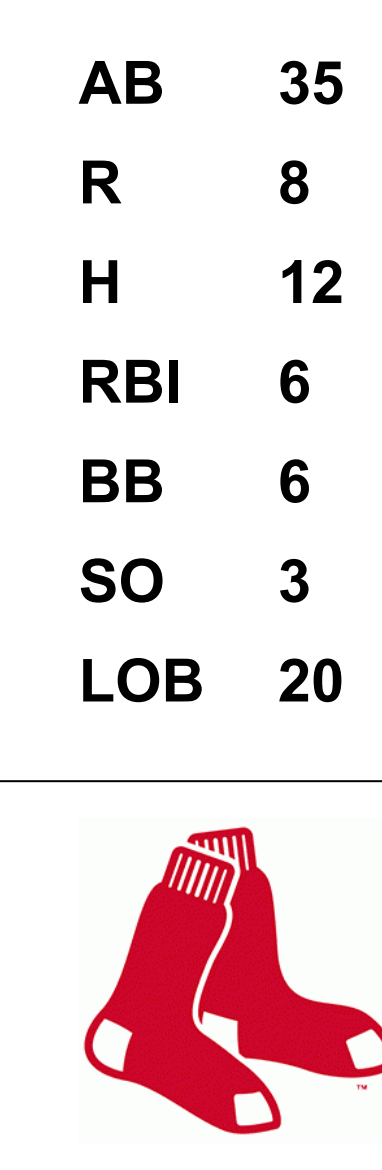


Batter	1	2	3	4	5	6	7	8	9	AB	R	H	RBI	BB	SO	LOB	BOTTOM
52 Rafael Ortega, L OBP: 0.333, SLG: 0.323										4	0	0	0	0	0	2	Atlanta Braves @ Miami Marlins Marlins Park, Miami, FL Sun Aug 26 2018, 1:12 PM - 4:27 PM EDT Att: 12,770 - Roof Closed - 75 F
15 Brian Anderson, R OBP: 0.357, SLG: 0.402										4	0	0	0	0	3	1	
32 Derek Dietrich, L OBP: 0.332, SLG: 0.429										4	0	1	0	0	0	1	
13 Starlin Castro, R OBP: 0.334, SLG: 0.398										4	0	0	0	0	2	1	
10 JT Riddle, L OBP: 0.267, SLG: 0.388										3	0	0	0	0	0	0	
44 Austin Dean, R OBP: 0.250, SLG: 0.421										3	0	0	0	0	1	0	
28 Bryan Holaday, R OBP: 0.257, SLG: 0.244										2	0	0	0	1	2	0	
34 Magneuris Sierra, L OBP: 0.161, SLG: 0.184										2	0	0	0	0	1	1	
40 Javy Guerra, R										0	0	0	0	0	0	0	
55 Drew Rucinski, R										0	0	0	0	0	0	0	
19 Miguel Rojas, R OBP: 0.304, SLG: 0.358										1	0	0	0	0	0	0	
53 Brett Graves, R										0	0	0	0	0	0	0	
49 Pablo López, L OBP: 0.235, SLG: 0.188																	

Batter	1	2	3	4	5	6	7	8	9	AB	R	H	RBI	BB	SO	LOB	TOP										
52 Rafael Ortega, L (1,9) OBP: 0.338, SLG: 0.329	F8		K		15 CS		L8	1B		5	0	2	2	0	1	1	Miami Marlins @ Boston Red Sox Fenway Park, Boston, MA Tue Aug 28 2018, 7:13 PM - 10:41 PM EDT Att: 36,708 - Partly Cloudy - 92 F										
15 Brian Anderson, R (1,5) OBP: 0.360, SLG: 0.404	G4-3				13 FC5	11 1B		1B		4	1	2	0	1	0	2											
11 J.T. Realmuto, R (1,3) OBP: 0.345, SLG: 0.492	G5-3		L4		13 FC5					5	1	2	2	0	0	2											
13 Starlin Castro, R (1,4) OBP: 0.336, SLG: 0.408	G6-3					FC5		HR		4	1	2	1	1	0	2											
2 Yadiel Rivera, R (9, PR) OBP: 0.292, SLG: 0.233									32 BB	0	1	0	0	0	0	0											
32 Derek Dietrich, L (1,10) OBP: 0.331, SLG: 0.425	K		K					HR		4	0	0	0	1	3	1											
44 Austin Dean, R (1,7) OBP: 0.273, SLG: 0.415	F8									3	0	1	0	1	0	0											
34 Magneuris Sierra, L (8, PR) OBP: 0.170, SLG: 0.193										1	1	1	1	0	0	0											
19 Miguel Rojas, R (1,6) OBP: 0.303, SLG: 0.356			G5-3		P3					5	1	1	0	0	0	4											
79 Isaac Galloway, R (1,8) OBP: 0.366, SLG: 0.500					P4					5	1	1	1	0	2	6											
28 Bryan Holaday, R (1,2) OBP: 0.259, SLG: 0.246										3	0	1	0	0	0	0											
10 JT Riddle, L (8, PH) OBP: 0.270, SLG: 0.388	15 2B									0	0	0	0	1	0	0											
Inning Stats	R: 0 E: 0 K: 0 S: 6	H: 0 LOB: 0 BB: 0 P: 11	R: 0 E: 0 K: 1 S: 13	H: 0 LOB: 0 BB: 0 P: 20	R: 1 E: 0 K: 1 S: 12	H: 3 LOB: 2 BB: 0 P: 17	R: 0 E: 0 K: 1 S: 9	H: 1 LOB: 2 BB: 1 P: 19	R: 0 E: 0 K: 0 S: 10	H: 2 LOB: 2 BB: 1 P: 17	R: 0 E: 0 K: 0 S: 6	H: 0 LOB: 0 BB: 0 P: 10	R: 0 E: 0 K: 1 S: 9	H: 0 LOB: 0 BB: 0 P: 13	R: 5 E: 0 K: 1 S: 21	H: 6 LOB: 2 BB: 2 P: 36	R: 1 E: 0 K: 1 S: 15	H: 1 LOB: 3 BB: 2 P: 28	1B: 8 2B: 1 3B: 1 HR: 3	SF: 0 SAC: 0 DP: 0 HBP: 0	WP: 1 PB: 0 SB: 0 CS: 1	PA: 44					
PITCHER	IP	WLS	BF	H	R	ER	SO	BB	IBB	HBP	BLK	WP	HR	S	P	ERA	WHIP										
61 Brian Johnson, L (1,1) ERA: 4.02	4.1		19	5	1	1	3	1	0	0	0	0	1	44	73	2.08	1.385										
44 Brandon Workman, R (5,1) ERA: 2.51	1.2		6	1	0	0	0	1	0	0	0	0	0	12	21	0.00	1.200										
56 Joe Kelly, R (7,1) ERA: 3.86	1.0	H	3	0	0	0	1	0	0	0	0	0	0	9	13	0.00	0.000										
32 Matt Barnes, R (8,1) ERA: 3.51	0.1	B	5	4	4	4	1	0	0	0	0	0	2	11	19	108.00	12.000										
37 Heath Hembree, R (8,1) ERA: 4.1	0.2		5	2	1	1	0	1	0	0	0	0	0	10	17	13.50	4.500										

Batter	1	2	3	4	5	6	7	8	9	AB	R	H	RBI	BB	SO	LOB	BOTTOM										
50 Mookie Betts, R (1,9) OBP: 0.425, SLG: 0.627	1B		16 2B		F8		16 G5-3	BB		2	1	1	0	3	0	0	Miami Marlins @ Boston Red Sox Fenway Park, Boston, MA Tue Aug 28 2018, 7:13 PM - 10:41 PM EDT Att: 36,708 - Partly Cloudy - 92 F										
16 Andrew Benintendi, L (1,7) OBP: 0.374, SLG: 0.489	F7				G1-3		G5-3	G6-3		5	0	1	1	0	0	5											
18 Mitch Moreland, L (1,3) OBP: 0.322, SLG: 0.460	L9									3	0	0	0	1	1	4											
25 Steve Pearce, R (9, PH) OBP: 0.380, SLG: 0.542										1	0	0	0	0	0	0											
28 J.D. Martinez, R (1,10) OBP: 0.409, SLG: 0.656	F8									4	2	2	0	1	0	2											
2 Xander Bogaerts, R (1,6) OBP: 0.355, SLG: 0.525			SF7							4	1	2	1	0	0	1											
36 Eduardo Nunez, R (1,5) OBP: 0.286, SLG: 0.380	G4-3		G6-3							5	2	2	1	0	0	4											
5 Ian Kinsler, R (1,4) OBP: 0.305, SLG: 0.393										4	1	2	1	0	0	0											
23 Blake Swihart, S (1,2) OBP: 0.268, SLG: 0.288	G4-6-3									4	0	0	0	0	1	4											
19 Jackie Bradley Jr., L (1,8) OBP: 0.308, SLG: 0.390										3	1	2	2	1	1	0											
Inning Stats	R: 0 E: 0 K: 0 S: 8	H: 1 LOB: 1 BB: 0 P: 11	R: 1 E: 0 K: 0 S: 11	H: 2 LOB: 0 BB: 0 P: 19	R: 2 E: 0 K: 1 S: 15	H: 2 LOB: 2 BB: 2 P: 25	R: 0 E: 0 K: 1 S: 6	H: 0 LOB: 0 BB: 0 P: 8	R: 0 E: 0 K: 0 S: 6	H: 0 LOB: 1 BB: 1 P: 13	R: 1 E: 0 K: 0 S: 10	H: 1 LOB: 1 BB: 0 P: 14	R: 0 E: 0 K: 0 S: 7	H: 0 LOB: 2 BB: 2 P: 16	R: 3 E: 0 K: 1 S: 20	H: 4 LOB: 2 BB: 1 P: 42	R: 1 E: 1 K: 0 S: 9	H: 2 LOB: 2 BB: 0 P: 11	1B: 9 2B: 2 3B: 0 HR: 1	SF: 1 SAC: 0 DP: 2 HBP: 0	WP: 1 PB: 0 SB: 1 CS: 0	PA: 42					
PITCHER	IP	WLS	BF	H	R	ER	SO	BB	IBB	HBP	BLK	WP	HR	S	P	ERA	WHIP										
62 José Ureña, R (1,1) ERA: 4.58	6.0		26	6	4	4	2	2	1	0	0	0	1	56	90	6.00	1.333										
46 Kyle Barraclough, R (7,1) ERA: 3.6	1.0		4	0	0	0	0	2	0	0	0	0	0	7	16	0.00	2.000										
56 Tayron Guerrero, R (8,1) ERA: 4.76	0.2	B	7	4	3	3	1	1	0	0	0	1	0	18	37	40.50	7.500										
61 Adam Conley, L (8,1) ERA: 4.02	0.1		1	0	0	0	0	0	0	0	0	0	0	2	5	0.00	0.000										
71 Drew Steckenrider, R (9,1) ERA: 3.34	0.2	L	4	2	1	0	0	0	0	0	0	0	0	9	11	0.00	3.000										

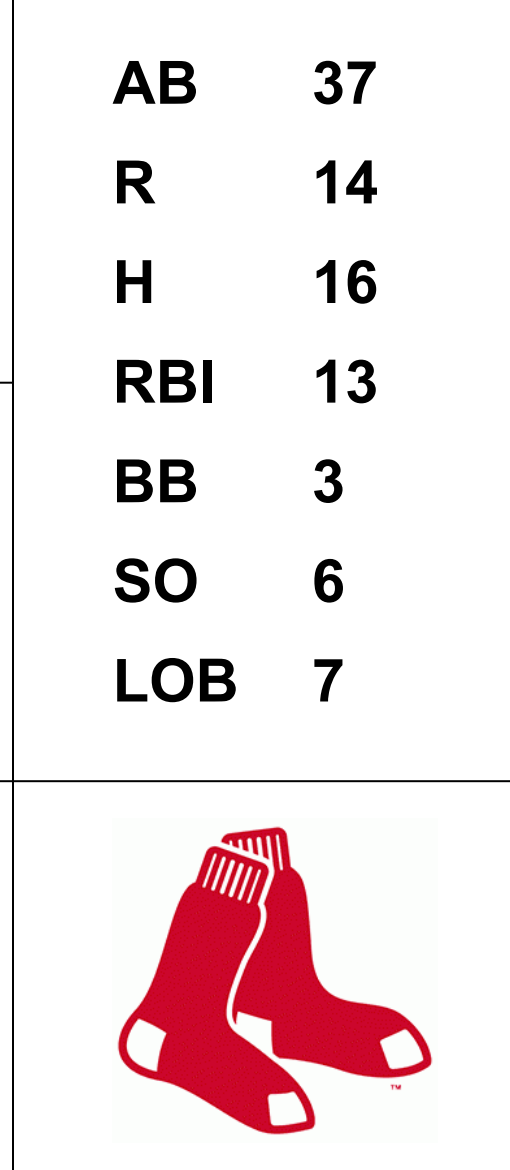
AB	39
R	7
H	13
RBI	7
BB	5
SO	6
LOB	18



Batter	1	2	3	4	5	6	7	8	9	AB	R	H	RBI	BB	SO	LOB	TOP										
52 Rafael Ortega, L (1.9)	G4-3		15 FC3-6 1B		G3-1		11 G6-3 1B		K	5	0	2	0	0	1	1	Miami Marlins @ Boston Red Sox Fenway Park, Boston, MA Wed Aug 29 2018, 6:37 PM - 9:46 PM EDT Att: 36,628 - Partly Cloudy - 94 F										
15 Brian Anderson, R (1.5)	K		11 2B FC3-6		13 WP 1B HBP		F9		G6-4-3	4	2	0	0	0	1	4											
11 J.T. Realmuto, R (1.2) 28 Bryan Holaday, R (8.2)	1B		13 1B 2B		K		G6-3			4	1	2	2	0	1	2											
13 Starlin Castro, R (1.4)	F9		32 HBP 1B		K		L8			0	0	0	0	0	0	0											
32 Derek Dietrich, L (1.10)					F8				F9	3	1	1	1	0	0	1											
44 Austin Dean, R (1.7)	K		L1-3-1							4	1	1	1	0	1	2											
19 Miguel Rojas, R (1.3)	G3				G6-3				HR	4	0	0	0	0	0	0											
10 JT Riddle, L (1.6)	P6								F8	4	0	1	0	0	1	0											
79 Isaac Galloway, R (1.8)										2	1	0	0	2	2	1											
Inning Stats	R: 0 E: 0 K: 1 S: 10	H: 1 LOB: 1 BB: 0 P: 12	R: 1 E: 0 K: 1 S: 11	H: 1 LOB: 0 BB: 0 P: 14	R: 2 E: 0 K: 1 S: 16	H: 3 LOB: 2 BB: 0 P: 21	R: 0 E: 0 K: 1 S: 5	H: 1 LOB: 0 BB: 0 P: 9	R: 1 E: 0 K: 1 S: 13	H: 1 LOB: 1 BB: 0 P: 24	R: 0 E: 0 K: 1 S: 6	H: 0 LOB: 0 BB: 0 P: 7	R: 1 E: 0 K: 0 S: 9	H: 1 LOB: 1 BB: 1 P: 20	R: 1 E: 0 K: 0 S: 10	H: 1 LOB: 0 BB: 0 P: 14	R: 0 E: 0 K: 1 S: 11	H: 0 LOB: 0 BB: 1 P: 16	1B: 6 2B: 1 3B: 0 HR: 2	SF: 0 SAC: 0 DP: 1 HBP: 2	WP: 1 PB: 0 SB: 0 CS: 1	PA: 38					
PITCHER	IP	WLS	BF	H	R	ER	SO	BB	IBB	HBP	BLK	WP	HR	S	P	ERA	WHIP										
24 David Price, L (1.1)	3.0		15	5	3	3	3	0	0	1	0	0	1	37	47	9.00	1.667										
76 Hector Velázquez, R (4.1)	3.0		13	3	2	2	3	1	0	1	0	1	0	28	51	6.00	1.333										
47 Tyler Thornburg, R (7.1)	1.0	W	3	0	0	0	0	0	0	0	0	0	0	5	9	0.00	0.000										
70 Ryan Brasier, R (8.1)	1.0		4	1	1	1	0	0	0	0	0	0	1	10	14	9.00	1.000										
31 Drew Pomeranz, L (9.1)	1.0		3	0	0	0	1	1	0	0	0	0	0	11	16	0.00	1.000										

Batter	1	2	3	4	5	6	7	8	9	AB	R	H	RBI	BB	SO	LOB	BOTTOM										
50 Mookie Betts, R (1.9)	L9		HR			16 BB 28 1B				4	3	3	3	1	0	0	Miami Marlins @ Boston Red Sox Fenway Park, Boston, MA Wed Aug 29 2018, 6:37 PM - 9:46 PM EDT Att: 36,628 - Partly Cloudy - 94 F										
16 Andrew Benintendi, L (1.7)	K		G3-1			28 1B				3	0	0	0	1	1	2											
25 Steve Pearce, R (1.3) 12 Brock Holt, L (7.7PH)	K									3	0	0	0	0	3	2											
28 J.D. Martinez, R (1.10)	K				L4					4	1	1	1	1	1	1											
2 Xander Bogaerts, R (1.6)	L4				K					5	1	1	1	0	1	2											
36 Eduardo Núñez, R (1.5)	HR				G6-3					4	3	3	2	0	0	0											
5 Ian Kinsler, R (1.4)	L9				L6					4	2	2	1	0	0	0											
3 Sandy León, S (1.2) 23 Blake Swihart, S (7.7PH)	F7				P6					2	0	0	0	0	0	0											
19 Jackie Bradley Jr., L (1.8)	F7									2	2	2	2	0	0	0											
Inning Stats	R: 0 E: 0 K: 2 S: 8	H: 0 LOB: 0 BB: 0 P: 9	R: 1 E: 0 K: 1 S: 15	H: 1 LOB: 0 BB: 0 P: 22	R: 1 E: 0 K: 0 S: 10	H: 1 LOB: 0 BB: 0 P: 17	R: 0 E: 0 K: 2 S: 8	H: 0 LOB: 0 BB: 0 P: 13	R: 0 E: 0 K: 0 S: 8	H: 0 LOB: 0 BB: 0 P: 11	R: 1 E: 0 K: 1 S: 11	H: 1 LOB: 2 BB: 2 P: 22	R: 11 E: 1 K: 0 S: 29	H: 12 LOB: 1 BB: 1 P: 45	R: 0 E: 0 K: 0 S: 8	H: 1 LOB: 0 BB: 0 P: 15	R: 0 E: 0 K: 1 S: 11	H: 0 LOB: 0 BB: 1 P: 16	1B: 9 2B: 4 3B: 1 HR: 2	SF: 0 SAC: 1 DP: 2 HBP: 0	WP: 0 PB: 0 SB: 0 CS: 0	PA: 41					
PITCHER	IP	WLS	BF	H	R	ER	SO	BB	IBB	HBP	BLK	WP	HR	S	P	ERA	WHIP										
36 Trevor Richards, R (1.1)	5.2		22	3	3	3	6	2	0	0	0	0	0	4	6	4.76	0.882										
55 Drew Rucinski, R (6.1)	0.1	H	3	2	2	2	0	0	0	0	0	0	0	8	8	54.00	6.000										
61 Adam Conley, L (7.1)	0.1	L	4	3	2	2	0	0	0	0	0	0	0	8	8	54.00	9.000										
71 Drew Steckenrider, R (7.1)	0.0		3	2	2	2	0	0	1	0	0	0	0	6	12	=	=										
40 Javy Guerra, R (7.1)	0.2		6	5	5	5	0	0	0	0	0	0	0	13	21	67.50	7.500										
PITCHER	IP	WLS	BF	H	R	ER	SO	BB	IBB	HBP	BLK	WP	HR	S	P	ERA	WHIP										
53 Brett Graves, R (8.1)	1.0		3	1	0	0	0	0	0	0	0	0	0	8	15	0.00	1.000										

AB	34
R	6
H	9
RBI	6
BB	2
SO	7
LOB	13



Batter	1	2	3	4	5	6	7	8	9	AB R H RBI BB SO LOB	TOP
13 Lourdes Gurriel Jr., R (1.6) OBP: 0.315, SLG: 0.444										4 1 1 0 0 2 0	Toronto Blue Jays @ Miami Marlins Marlins Park, Miami, FL Sat Sep 01 2018, 7:11 PM - 9:47 PM EDT Att. 11,174 - Roof Closed - 77 F
29 Devon Travis, R (1.4) OBP: 0.282, SLG: 0.391										4 1 2 0 0 0 1	
14 Justin Smoak, S (1.3) OBP: 0.357, SLG: 0.477									4 1 1 2 0 1 2		
15 Randal Grichuk, R (1.9) OBP: 0.301, SLG: 0.480									3 0 0 1 0 1 1		
11 Kevin Pillar, R (1.8) OBP: 0.279, SLG: 0.416									4 0 0 0 0 0 0		
55 Russell Martin, R (1.5) OBP: 0.338, SLG: 0.328									3 0 0 0 0 0 0		
9 Danny Jansen, R (1.2) OBP: 0.391, SLG: 0.513									3 0 0 0 0 1 0		
37 Teoscar Hernández, R (1.7) OBP: 0.299, SLG: 0.466									3 0 1 0 0 0 0		
25 Marco Estrada, R (1.1) 24 Danny Barnes, L (5.1) 1 Aledmys Diaz, R (6. Ph) 65 Taylor Guenther, R (6.1) 8 Kendrya Morales, S (6. Ph) 50 José Manuel Fernández, L (8.1)									1 0 0 0 0 1 0 0 0 0 0 0 0 0 1 0 0 0 0 1 0 0 0 0 0 0 0 0 1 0 0 0 0 0 1 0 0 0 0 0 0 0		
Inning Stats	R: 0 H: 1 E: 0 LOB: 1 K: 2 S: 13	R: 0 H: 0 E: 0 LOB: 0 K: 0 S: 6	R: 0 H: 0 E: 0 LOB: 0 K: 1 S: 6	R: 1 H: 1 E: 0 LOB: 0 K: 0 S: 13	R: 0 H: 0 E: 0 LOB: 0 K: 1 S: 9	R: 0 H: 0 E: 0 LOB: 0 K: 2 S: 8	R: 0 H: 0 E: 0 LOB: 0 K: 1 S: 8	R: 0 H: 1 E: 0 LOB: 1 K: 0 S: 11	R: 2 H: 2 E: 0 LOB: 0 K: 0 S: 10	1B: 3 SF: 1 2B: 1 SAC: 0 3B: 0 DP: 0 HR: 1 HBP: 0	
PITCHER	IP WLS BF H R ER SO BB IBB HBP BLK WP HR S P ERA WHIP	PITCHER									
54 Wei-Yin Chen, L (1.1) ERA: 4.64	8.0 W 27 3 1 1 7 0 0 0 0 0 0 74 107 1.12 0.375										
56 Tayron Guerrero, R (9.1) ERA: 5.02	1.0 5 2 2 2 0 0 0 0 0 0 1 10 20 18.00 2.000										

AB	31
R	3
H	5
RBI	3
BB	0
SO	7
LOB	5



Batter	1	2	3	4	5	6	7	8	9	AB R H RBI BB SO LOB	BOTTOM
10 JT Riddle, L (1.6) OBP: 0.279, SLG: 0.390										3 2 2 0 1 0 1	Toronto Blue Jays @ Miami Marlins Marlins Park, Miami, FL Sat Sep 01 2018, 7:11 PM - 9:47 PM EDT Att. 11,174 - Roof Closed - 77 F
9 Lewis Brinson, R (1.8) OBP: 0.232, SLG: 0.337										4 0 1 0 0 1 3	
11 J.T. Realmuto, R (1.2) OBP: 0.348, SLG: 0.500										3 2 2 1 1 0 0	
15 Brian Anderson, R (1.5) OBP: 0.361, SLG: 0.405										2 1 0 2 1 0 0	
14 Martín Prado, R (1.3) OBP: 0.287, SLG: 0.305										4 0 1 3 0 1 2	
44 Austin Dean, R (1.7) 79 Isaac Galloway, R (9.7)										4 0 0 0 0 0 3 0 0 0 0 0 0 0	
19 Miguel Rojas, R (1.4) OBP: 0.301, SLG: 0.353										4 0 1 0 0 0 1	
34 Magneuris Sierra, L (1.9) OBP: 0.186, SLG: 0.198										4 0 1 0 0 0 1	
54 Wei-Yin Chen, R (1.1) 56 Tayron Guerrero, R (9.1)										2 1 1 0 0 0 0 0 0 0 0 0 0 0	
Inning Stats	R: 1 H: 2 E: 0 LOB: 2 K: 0 S: 20	R: 0 H: 1 E: 0 LOB: 1 K: 0 S: 10	R: 1 H: 1 E: 0 LOB: 0 K: 1 S: 13	R: 0 H: 1 E: 0 LOB: 0 K: 0 S: 7	R: 4 H: 3 E: 0 LOB: 1 K: 0 S: 9	R: 0 H: 1 E: 0 LOB: 1 K: 0 S: 10	R: 0 H: 0 E: 0 LOB: 0 K: 1 S: 7	R: 0 H: 0 E: 0 LOB: 0 K: 0 S: 6	R: 0 H: 0 E: 0 LOB: 0 K: 0 S: 10	1B: 6 SF: 1 2B: 3 SAC: 1 3B: 0 DP: 1 HR: 1 HBP: 0	
PITCHER	IP WLS BF H R ER SO BB IBB HBP BLK WP HR S P ERA WHIP	PITCHER									
25 Marco Estrada, R (1.1) ERA: 5.43	4.1 L 23 8 6 6 1 3 0 0 0 0 0 0 57 93 12.46 2.538										
24 Danny Barnes, R (5.1) ERA: 5.4	0.2 2 0 0 0 0 0 0 0 0 0 0 2 3 0.00 0.000										
65 Taylor Guenther, R (6.1) ERA:	2.0 7 1 0 0 1 0 0 0 0 0 0 17 27 0.00 0.500										
50 José Manuel Fernández, L (8.1) ERA:	1.0 3 0 0 0 0 0 0 0 0 0 0 6 10 0.00 0.000										

AB	30
R	6
H	9
RBI	6
BB	3
SO	2
LOB	11



Batter	1	2	3	4	5	6	7	8	9	AB	R	H	RBI	BB	SO	LOB	TOP					
28 Billy McKinney, L OBP: 0.455, SLG: 0.674										4	1	1	0	1	0	1						
29 Devon Travis, R OBP: 0.281, SLG: 0.388										5	0	1	0	0	1	3						
8 Kendrys Morales, S OBP: 0.334, SLG: 0.496										3	1	0	1	1	1	1						
14 Justin Smoak, S OBP: 0.357, SLG: 0.477										0	0	0	0	0	0	0						
15 Randal Grichuk, R OBP: 0.303, SLG: 0.480										4	2	1	0	0	1	2						
13 Lourdes Gurriel Jr., R OBP: 0.311, SLG: 0.449										4	1	1	1	0	1	2						
1 Aledmys Diaz, R OBP: 0.284, SLG: 0.438										3	0	0	1	0	0	2						
37 Teoscar Hernández, R OBP: 0.303, SLG: 0.474										2	1	1	3	2	0	0						
45 Thomas Pannone, L										3	0	3	0	0	0	0						
21 Luke Maile, R OBP: 0.330, SLG: 0.372										3	0	3	0	0	0	0						
54 Sean Reid-Foley, R OBP: 0.278, SLG: 0.415										3	0	0	0	0	3	3						
11 Kevin Pillar, R OBP: 0.278, SLG: 0.415										1	0	0	0	0	0	1						
Inning Stats	R: 1 E: 0 K: 1 S: 16	H: 2 LOB: 1 BB: 0 P: 30	R: 0 E: 0 K: 1 S: 9	H: 0 LOB: 3 BB: 2 P: 19	R: 2 E: 0 K: 0 S: 20	H: 2 LOB: 2 BB: 2 P: 33	R: 0 E: 0 K: 1 S: 7	H: 0 LOB: 0 BB: 0 P: 9	R: 3 E: 0 K: 2 S: 17	H: 3 LOB: 1 BB: 0 P: 24	R: 0 E: 0 K: 1 S: 9	H: 0 LOB: 0 BB: 0 P: 13	R: 0 E: 0 K: 1 S: 7	H: 0 LOB: 0 BB: 0 P: 9	R: 0 E: 0 K: 0 S: 15	H: 1 LOB: 1 BB: 0 P: 16	R: 0 E: 1 K: 0 S: 9	H: 0 LOB: 1 BB: 0 P: 13	1B: 3 2B: 4 3B: 0 HR: 1	SF: 3 SAC: 0 DP: 0 HBP: 2	WP: 0 PB: 0 SB: 0 CS: 0	PA: 41
PITCHER	IP WLS BF H R ER SO BB IBB HBP BLK WP HR S P ERA WHIP	3.0 L 17 4 3 3 2 4 0 1 0 0 0 45 82 9.00 2.667	2.0 10 3 3 3 3 0 0 1 0 0 1 24 33 13.50 1.500	2.0 6 0 0 0 2 0 0 0 0 0 0 16 22 0.00 0.000	1.0 4 1 0 0 0 0 0 0 0 0 0 15 16 0.00 1.000	1.0 4 0 0 0 0 0 0 0 0 0 0 9 13 0.00 0.000											IP WLS BF H R ER SO BB IBB HBP BLK WP HR S P ERA WHIP					

Toronto Blue Jays @ Miami Marlins
Marlins Park, Miami, FL
Sun Sep 02 2018, 1:13 PM - 4:02 PM EDT
Att: 9,617 - Roof Closed - 73 F

AB	32
R	6
H	8
RBI	6
BB	4
SO	7
LOB	15



Batter	1	2	3	4	5	6	7	8	9	AB	R	H	RBI	BB	SO	LOB	BOTTOM					
10 JT Riddle, L OBP: 0.278, SLG: 0.386										3	0	0	1	1	2	0						
15 Brian Anderson, R OBP: 0.359, SLG: 0.402										4	0	0	0	0	4	3						
11 J.T. Realmuto, R OBP: 0.347, SLG: 0.498										4	0	1	0	0	1	0						
13 Starlin Castro, R OBP: 0.341, SLG: 0.412										4	0	1	0	0	0	1						
52 Rafael Ortega, L OBP: 0.341, SLG: 0.333										4	1	2	0	0	1	1						
9 Lewis Brinson, R OBP: 0.236, SLG: 0.342										4	0	2	0	0	0	1						
17 Chad Wallach, R OBP: 0.189, SLG: 0.147										3	0	0	0	0	3	3						
34 Magneuris Sierra, L OBP: 0.180, SLG: 0.192										3	0	0	0	0	1	3						
43 Jeff Bringham, R ERA: 9.0										0	0	0	0	0	0	0						
2 Yadiel Rivera, R OBP: 0.290, SLG: 0.229										1	0	0	0	0	1	0						
53 Brett Graves, R ERA: 5.55										0	0	0	0	0	0	0						
32 Derek Dietrich, L OBP: 0.333, SLG: 0.239										1	0	0	0	0	0	3						
64 Nick Wittgren, R ERA: 3.33										0	0	0	0	0	0	0						
40 Javy Guerra, R ERA: 5.54										0	0	0	0	0	0	0						
19 Miguel Rojas, R OBP: 0.200, SLG: 0.283										1	0	0	0	0	0	0						
51 Ben Meyer, L ERA: 7.71										0	0	0	0	0	0	0						
Inning Stats	R: 0 E: 0 K: 3 S: 9	H: 0 LOB: 0 BB: 0 P: 11	R: 0 E: 0 K: 1 S: 12	H: 1 LOB: 1 BB: 0 P: 16	R: 0 E: 0 K: 1 S: 7	H: 0 LOB: 0 BB: 0 P: 10	R: 0 E: 0 K: 1 S: 9	H: 1 LOB: 0 BB: 0 P: 14	R: 1 E: 0 K: 2 S: 15	H: 2 LOB: 3 BB: 1 P: 26	R: 0 E: 0 K: 1 S: 9	H: 0 LOB: 0 BB: 0 P: 14	R: 0 E: 0 K: 1 S: 8	H: 0 LOB: 0 BB: 0 P: 10	R: 0 E: 0 K: 2 S: 10	H: 0 LOB: 0 BB: 0 P: 16	R: 0 E: 0 K: 1 S: 12	H: 2 LOB: 2 BB: 0 P: 16	1B: 5 2B: 2 3B: 0 HR: 0	SF: 0 SAC: 0 DP: 1 HBP: 1	WP: 0 PB: 0 SB: 0 CS: 0	PA: 34
PITCHER	IP WLS BF H R ER SO BB IBB HBP BLK WP HR S P ERA WHIP	7.0 W 26 4 1 1 1 10 1 0 1 0 0 69 101 1.29 0.714	2.0 8 2 0 0 3 0 0 0 0 0 0 22 32 0.00 1.000											IP WLS BF H R ER SO BB IBB HBP BLK WP HR S P ERA WHIP								

Toronto Blue Jays @ Miami Marlins
Marlins Park, Miami, FL
Sun Sep 02 2018, 1:13 PM - 4:02 PM EDT
Att: 9,617 - Roof Closed - 73 F

AB	32
R	1
H	6
RBI	1
BB	1
SO	13
LOB	15



Batter	1	2	3	4	5	6	7	8	9	AB	R	H	RBI	BB	SO	LOB	TOP						
41 Carlos Santana, S OBP: 0.350, SLG: 0.418										3	0	1	0	1	0	2							
33 Justin Bour, L OBP: 0.342, SLG: 0.410										3	0	0	0	0	0	2							
19 José Bautista, R OBP: 0.344, SLG: 0.366										4	0	1	1	0	0	2							
13 Asdrubal Cabrera, S OBP: 0.272, SLG: 0.342										4	0	0	0	0	3	2							
17 Rhys Hoskins, R OBP: 0.357, SLG: 0.482																							
5 Nick Williams, L OBP: 0.329, SLG: 0.434											4	0	0	0	1	0							
16 César Hernández, S OBP: 0.360, SLG: 0.356											3	0	0	0	1	2							
38 Jorge Alfaro, R OBP: 0.318, SLG: 0.402											3	0	3	0	0	0							
43 Nick Pivetta, R OBP: 0.193, SLG: 0.141											1	0	0	0	0	1							
37 Colubel Herrera, L OBP: 0.286, SLG: 0.323											1	0	0	0	0	1							
96 Tommy Hunter, R OBP: 0.286, SLG: 0.323											0	0	0	0	0	0							
40 Wilson Ramos, R OBP: 0.286, SLG: 0.323											1	0	0	0	0	1							
58 Seranthony Dominguez, R OBP: 0.286, SLG: 0.323											0	0	0	0	0	0							
18 Pedro Florimon, S OBP: 0.286, SLG: 0.323											1	0	0	0	1	2							
24 Roman Quinn, S OBP: 0.369, SLG: 0.525											2	0	0	0	1	1							
Inning Stats	R: 0 E: 0 K: 1 S: 9	H: 0 LOB: 1 BB: 1 P: 16	R: 0 E: 0 K: 1 S: 13	H: 1 LOB: 1 BB: 0 P: 17	R: 0 E: 0 K: 0 S: 9	H: 1 LOB: 1 BB: 0 P: 13	R: 0 E: 0 K: 1 S: 6	H: 0 LOB: 0 BB: 0 P: 9	R: 0 E: 0 K: 0 S: 7	H: 1 LOB: 1 BB: 0 P: 10	R: 0 E: 0 K: 0 S: 9	H: 0 LOB: 0 BB: 0 P: 14	R: 0 E: 0 K: 3 S: 10	H: 0 LOB: 1 BB: 0 P: 13	R: 1 E: 0 K: 1 S: 14	H: 2 LOB: 1 BB: 1 P: 20	R: 0 E: 0 K: 2 S: 17	H: 1 LOB: 2 BB: 1 P: 27	1B: 4 2B: 3 3B: 0 HR: 0	SF: 0 SAC: 0 DP: 2 HBP: 2	WP: 0 PB: 0 SB: 1 CS: 0	PA: 36	
PITCHER	IP WLS BF H R ER SO BB IBB HBP BLK WP HR S P ERA WHIP	7.0 W 27 3 1 1 6 2 0 2 0 0 0 64 97 1.29 0.714	0.2 H 2 1 0 0 0 0 0 0 0 0 0 7 9 0.00 1.500	0.1 H 2 1 0 0 1 0 0 0 0 0 0 6 6 0.00 3.000	1.0 S 5 1 0 0 2 1 0 0 0 0 0 0 17 27 0.00 2.000																		

Philadelphia Phillies @ Miami Marlins
Marlins Park, Miami, FL
Wed Sep 05 2018, 7:11 PM - 9:54 PM EDT
Att. 6,427 - Roof Closed - 76 F

AB 31
R 1
H 6
RBI 1
BB 3
SO 9
LOB 15



Batter	1	2	3	4	5	6	7	8	9	AB	R	H	RBI	BB	SO	LOB	BOTTOM					
52 Rafael Ortega, L OBP: 0.330, SLG: 0.333										4	0	0	0	0	0	0						
34 Magneuris Sierra, L OBP: 0.176, SLG: 0.183										4	0	0	0	0	2	0						
13 Starlin Castro, R OBP: 0.337, SLG: 0.409										3	0	0	0	1	1	0						
11 J.T. Realmuto, R OBP: 0.350, SLG: 0.507											2	2	0	0	1	1						
32 Derek Dietrich, L OBP: 0.333, SLG: 0.430											2	2	0	0	1	1						
19 Miquel Rojas, R OBP: 0.300, SLG: 0.350										4	0	1	0	0	1	2						
9 Lewis Brinson, R OBP: 0.244, SLG: 0.347										3	0	2	0	0	0	2						
44 Austin Dean, R OBP: 0.254, SLG: 0.397										3	0	1	2	0	0	2						
79 Isaac Galloway, R OBP: 0.354, SLG: 0.439										0	0	0	0	0	0	0						
2 Yadiel Rivera, R OBP: 0.281, SLG: 0.227										2	0	0	0	1	0	2						
22 Sandy Alcantara, R ERA: 4.66										3	0	0	0	0	3	4						
61 Adam Conley, L ERA: 3.6										0	0	0	0	0	0	0						
46 Kyle Barraclough, R ERA: 3.6										0	0	0	0	0	0	0						
71 Drew Steckenrider, R ERA: 2.92										0	0	0	0	0	0	0						
Inning Stats	R: 0 E: 0 K: 0 S: 8	H: 0 LOB: 0 BB: 0 P: 10	R: 1 E: 0 K: 1 S: 13	H: 1 LOB: 2 BB: 2 P: 24	R: 0 E: 0 K: 2 S: 10	H: 0 LOB: 0 BB: 0 P: 13	R: 1 E: 0 K: 1 S: 14	H: 2 LOB: 2 BB: 0 P: 22	R: 0 E: 0 K: 0 S: 8	H: 0 LOB: 0 BB: 0 P: 12	R: 0 E: 0 K: 1 S: 10	H: 1 LOB: 1 BB: 0 P: 13	R: 0 E: 0 K: 1 S: 7	H: 0 LOB: 0 BB: 0 P: 11	R: 0 E: 0 K: 2 S: 11	H: 0 LOB: 1 BB: 1 P: 17	1B: 4 2B: 0 3B: 0 HR: 0	SF: 0 SAC: 0 DP: 0 HBP: 1	WP: 0 PB: 0 SB: 0 CS: 0	PA: 32		
PITCHER	IP WLS BF H R ER SO BB IBB HBP BLK WP HR S P ERA WHIP	4.0 L 18 3 2 2 4 2 0 1 0 0 0 45 69 4.50 1.250	2.0 7 1 0 0 1 0 0 0 0 0 0 18 25 0.00 0.500	2.0 7 0 0 0 3 1 0 0 0 0 0 18 28 0.00 0.500																		

Philadelphia Phillies @ Miami Marlins
Marlins Park, Miami, FL
Wed Sep 05 2018, 7:11 PM - 9:54 PM EDT
Att. 6,427 - Roof Closed - 76 F

AB 28
R 2
H 4
RBI 2
BB 3
SO 8
LOB 13




Batter	1	2	3	4	5	6	7	8	9	AB	R	H	RBI	BB	SO	LOB	TOP																					
52 Rafael Ortega, L (1,7) OBP: 0.318, SLG: 0.320 79 Isaac Galloway, R (7,7) OBP: 0.354, SLG: 0.439	K2-3		L8		P4		K			4	0	0	0	0	2	2	Miami Marlins @ Pittsburgh Pirates PNC Park, Pittsburgh, PA Fri Sep 07 2018, 7:10 PM - 10:12 PM EDT Att: 19,515 - Cloudy - 78 F																					
13 Starlin Castro, R (1,4) OBP: 0.338, SLG: 0.411	K		1B		L7		2B			4	0	2	0	0	1	0																						
11 J.T. Realmuto, R (1,2) OBP: 0.349, SLG: 0.507	K		G1-3		9 HR		L7			4	1	1	0	0	1	3																						
15 Brian Anderson, R (1,5) OBP: 0.355, SLG: 0.395		F9			19 G1-4-3		9 HR			3	1	1	0	1	0	1																						
19 Miquel Rojas, R (1,6) OBP: 0.298, SLG: 0.348 32 Derek Dietrich, L (8,PH) OBP: 0.333, SLG: 0.429 2 Yadiel Rivera, R (8,6) OBP: 0.281, SLG: 0.227	G3		G1-4-3		9 HR		K			3	0	0	0	0	1	3																						
9 Lewis Brinson, R (1,8) OBP: 0.250, SLG: 0.365		2B			K		HR			4	1	3	3	0	1	0																						
45 Peter O'Brien, R (1,3)					G5-3		K			4	0	0	0	0	2	2																						
34 Magneuris Sierra, L (1,9) OBP: 0.181, SLG: 0.184 48 Christopher Bostick, R (8,PH) OBP: 0.500, SLG: 0.600			B1-3		58 SH3-4		K			2	0	0	0	1	1	0																						
58 Dan Straily, R (1,1) OBP: 0.326, SLG: 0.194 39 Tyler Kinley, R (5,1) OBP: 0.340, SLG: 0.499 66 Jarlin Garcia, L (8,1) OBP: 0.354, SLG: 0.464 55 Drew Rucinski, R (8,1) OBP: 0.358, SLG: 0.397 44 Austin Dean, R (7,PH) OBP: 0.299, SLG: 0.325 56 Tayron Guerrero, R (7,1) OBP: 0.358, SLG: 0.464 64 Nick Wittgren, R (8,1) OBP: 0.333, SLG: 0.500 28 Bryan Holaday, R (8,PH) OBP: 0.257, SLG: 0.324			13 1B		52 WP		L8			0	0	0	0	0	0	0																						
	R: 0 E: 0 K: 3 S: 10	H: 0 LOB: 0 BB: 0 P: 18	R: 0 E: 0 K: 0 S: 8	H: 1 LOB: 1 BB: 0 P: 15	R: 0 E: 0 K: 0 S: 11	H: 1 LOB: 2 BB: 1 P: 19	R: 0 E: 0 K: 1 S: 7	H: 0 LOB: 0 BB: 0 P: 7	R: 0 E: 0 K: 0 S: 4	H: 0 LOB: 1 BB: 1 P: 8	R: 3 E: 0 K: 2 S: 15	H: 2 LOB: 0 BB: 1 P: 24	R: 0 E: 0 K: 2 S: 11	H: 0 LOB: 0 BB: 0 P: 16	R: 0 E: 0 K: 0 S: 9	H: 1 LOB: 1 BB: 0 P: 14		R: 0 E: 0 K: 0 S: 12	H: 1 LOB: 1 BB: 0 P: 23	1B: 3 2B: 3 3B: 0 HR: 1	SF: 0 SAC: 1 DP: 1 HBP: 0	WP: 1 PB: 1 SB: 0 CS: 0	PA: 36															
PITCHER	IP	WLS	BF	H	R	ER	SO	BB	IBB	HBP	BLK	WP	HR	S	P	ERA	WHIP	PITCHER				IP	WLS	BF	H	R	ER	SO	BB	IBB	HBP	BLK	WP	HR	S	P	ERA	WHIP
24 Chris Archer, R (1,1) ERA: 4.58	6.0		25	5	3	3	6	3	0	0	0	1	1	55	91	4.50	1.333					1.0		3	0	0	0	2	0	0	0	0	0	0	11	16	0.00	0.000
48 Richard Rodriguez, R (7,1) ERA: 2.7	1.0	W	3	0	0	0	2	0	0	0	0	0	0	9	14	0.00	1.000					1.0	H	4	1	0	0	0	0	0	0	0	0	0	12	23	0.00	1.000
37 Edgar Santana, R (8,1) ERA: 2.42	1.0		4	1	0	0	0	0	0	0	0	0	0	11	14	0.00	1.000					1.0	S	4	1	0	0	1	0	0	0	0	0	12	23	0.00	1.000	
73 Felipe Vázquez, L (9,1) ERA: 2.55	1.0	S	4	1	0	0	1	0	0	0	0	0	0	12	23	0.00	1.000					1.0		4	1	0	0	1	0	0	0	0	0	12	23	0.00	1.000	

Batter	1	2	3	4	5	6	7	8	9	AB	R	H	RBI	BB	SO	LOB	BOTTOM																					
6 Starling Marte, R (1,8) OBP: 0.322, SLG: 0.455	P4		K		44 S		F8			4	0	1	0	0	1	1	Miami Marlins @ Pittsburgh Pirates PNC Park, Pittsburgh, PA Fri Sep 07 2018, 7:10 PM - 10:12 PM EDT Att: 19,515 - Cloudy - 78 F																					
44 Kevin Kramer, L (1,4) OBP: 0.400, SLG: 0.400	L7		1B		L9		47 HR			4	1	2	1	0	0	2																						
37 Edgar Santana, R (8,1) 73 Felipe Vázquez, L (9,1)			1B				HR			0	0	0	0	0	0	0																						
25 Gregory Polanco, L (1,9) OBP: 0.340, SLG: 0.499 47 Jordan Luplow, R (6,PR) OBP: 0.288, SLG: 0.412	F9		P6				HR			3	0	1	0	0	0	1																						
29 Francisco Cervelli, R (1,2) OBP: 0.387, SLG: 0.432		F7					K			4	0	0	0	0	2	1																						
12 Corey Dickerson, L (1,7) OBP: 0.319, SLG: 0.451			55 HR				K			4	1	1	0	0	1	1																						
55 Josh Bell, S (1,3) OBP: 0.345, SLG: 0.397							K			3	1	1	2	1	1	0																						
19 Colin Moran, L (1,5) OBP: 0.336, SLG: 0.388 36 José Osuna, R (6,PH) OBP: 0.192, SLG: 0.310 26 Adam Frazier, L (6,PH) OBP: 0.356, SLG: 0.464			L8				K			2	0	0	0	0	0	0																						
10 Jordy Mercer, R (1,6) OBP: 0.321, SLG: 0.389			F8				F8			3	1	1	0	0	0	0																						
24 Chris Archer, R (1,1) OBP: 0.100, SLG: 0.200 48 Richard Rodriguez, R (7,1) 15 Pablo Reyes, R (7,PH) OBP: 0.333, SLG: 0.500			B2-3				6 1B			2	0	1	0	0	0	0																						
	R: 0 E: 0 K: 0 S: 10	H: 0 LOB: 0 BB: 0 P: 15	R: 2 E: 0 K: 0 S: 8	H: 2 LOB: 0 BB: 0 P: 14	R: 0 E: 0 K: 1 S: 10	H: 1 LOB: 1 BB: 0 P: 12	R: 0 E: 0 K: 3 S: 9	H: 0 LOB: 0 BB: 0 P: 16	R: 0 E: 0 K: 0 S: 18	H: 2 LOB: 2 BB: 0 P: 27	R: 0 E: 0 K: 1 S: 12	H: 1 LOB: 2 BB: 1 P: 21	R: 3 E: 0 K: 2 S: 19	H: 3 LOB: 0 BB: 0 P: 27	R: 0 E: 0 K: 1 S: 6	H: 0 LOB: 0 BB: 0 P: 11	1B: 3 2B: 4 3B: 0 HR: 2	SF: 0 SAC: 0 DP: 0 HBP: 0	WP: 0 PB: 0 SB: 1 CS: 0	PA: 34																		
PITCHER	IP	WLS	BF	H	R	ER	SO	BB	IBB	HBP	BLK	WP	HR	S	P	ERA	WHIP	PITCHER				IP	WLS	BF	H	R	ER	SO	BB	IBB	HBP	BLK	WP	HR	S	P	ERA	WHIP
58 Dan Straily, R (1,1) ERA: 4.12	4.2		18	4	2	2	4	0	0	0	0	0	0	0	0	0	3.86	0.857					1.0		3	0	0	0	1	0	0	0	0	6	11	0.00	0.000	
39 Tyler Kinley, R (5,1) ERA: 17.38	0.1		2	1	0	0	0	0	0	0	0	0	0	8	12	0.00	3.000					1.0		3	0	0	0	1	0	0	0	0	6	11	0.00	0.000		
66 Jarlin Garcia, L (6,1) ERA: 5.11	0.2	H	4	1	0	0	0	1	0	0	0	0	0	8	14	0.00	3.000					1.0		3	0	0	0	1	0	0	0	0	6	11	0.00	0.000		
55 Drew Rucinski, R (6,1) ERA: 3.58	0.1	H	1	0	0	0	1	0	0	0	0	0	0	4	7	0.00	0.000					1.0		3	0	0	0	1	0	0	0	0	6	11	0.00	0.000		
56 Tayron Guerrero, R (7,1) ERA: 5.43	1.0	L	6	3	3	3	2	0	0	0	0	0	1	19	27	27.00	3.000					1.0		3	0	0	0	1	0	0	0	0	6	11	0.00	0.000		


Batter	1	2	3	4	5	6	7	8	9	AB	R	H	RBI	BB	SO	LOB	TOP			
19 Miguel Rojas, R OBP: 0.300, SLG: 0.348	L7		1B		K			13 2B 44 WP BB		3	1	1	0	1	1	1	Miami Marlins @ Pittsburgh Pirates PNC Park, Pittsburgh, PA Sat Sep 08 2018, 1:07 PM - 4:06 PM EDT Att. 16,110 - Rain - 60 F			
13 Starlin Castro, R OBP: 0.338, SLG: 0.412	F8		FC5-4			E1		44 WP 2B		4	0	1	0	0	0	1				
15 Brian Anderson, R OBP: 0.356, SLG: 0.394					K			44 WP BB		2	0	0	0	2	2	1				
9 Lewis Brinson, R OBP: 0.247, SLG: 0.361	K				G5-3			F7		4	0	0	0	0	2	5				
44 Austin Dean, R OBP: 0.250, SLG: 0.382		L9				F9		P3		4	0	1	0	0	0	3				
45 Peter O'Brien, R OBP: 0.111, SLG: 0.222	F8				K			2B		4	0	1	0	0	2	1				
28 Bryan Holaday, R OBP: 0.257, SLG: 0.245						34 WP 1B		K		4	0	1	0	0	2	1				
34 Magneuris Sierra, L OBP: 0.176, SLG: 0.179			K2-3			K		L4		3	0	0	0	0	2	1				
57 Elieser Hernández, R OBP: 0.111, SLG: 0.222						K		K		0	0	0	0	0	0	0				
79 Isaac Galloway, R OBP: 0.347, SLG: 0.429								K		1	0	0	0	0	1	1				
54 Wei-Yin Chen, R OBP: 0.139, SLG: 0.167			G6-3			F7		G5-3		1	0	0	0	0	0	0				
32 Derek Dietrich, L OBP: 0.332, SLG: 0.428										1	0	0	0	0	0	1				
53 Brett Graves, R OBP: 0.312, SLG: 0.314										2	0	0	0	0	0	1				
52 Rafael Ortega, L OBP: 0.312, SLG: 0.314										2	0	0	0	0	0	1				
Inning Stats	R: 0 H: 0 E: 0 K: 1 S: 11	H: 0 LOB: 1 BB: 1 P: 19	R: 0 H: 0 E: 0 K: 1 S: 5	H: 0 LOB: 0 BB: 0 P: 6	R: 0 H: 1 E: 0 K: 1 S: 9	H: 1 LOB: 0 BB: 0 P: 15	R: 0 H: 1 E: 0 K: 2 S: 11	H: 1 LOB: 1 BB: 0 P: 19	R: 0 H: 1 E: 0 K: 2 S: 12	H: 0 LOB: 1 BB: 2 P: 18	R: 0 H: 0 E: 0 K: 2 S: 10	H: 0 LOB: 0 BB: 0 P: 13	R: 1 H: 1 E: 0 K: 0 S: 16	H: 1 LOB: 2 BB: 2 P: 33	R: 0 H: 1 E: 0 K: 2 S: 14	H: 1 LOB: 1 BB: 0 P: 19	1B: 3 2B: 2 3B: 0 HR: 0	SF: 0 SAC: 0 DP: 0 HBP: 0	WP: 2 PB: 0 SB: 0 CS: 0	PA: 36
PITCHER	IP WLS BF H R ER SO BB IBB HBP BLK WP HR S P ERA WHIP	IP WLS BF H R ER SO BB IBB HBP BLK WP HR S P ERA WHIP	IP WLS BF H R ER SO BB IBB HBP BLK WP HR S P ERA WHIP	IP WLS BF H R ER SO BB IBB HBP BLK WP HR S P ERA WHIP	IP WLS BF H R ER SO BB IBB HBP BLK WP HR S P ERA WHIP	IP WLS BF H R ER SO BB IBB HBP BLK WP HR S P ERA WHIP	IP WLS BF H R ER SO BB IBB HBP BLK WP HR S P ERA WHIP	IP WLS BF H R ER SO BB IBB HBP BLK WP HR S P ERA WHIP	IP WLS BF H R ER SO BB IBB HBP BLK WP HR S P ERA WHIP	IP WLS BF H R ER SO BB IBB HBP BLK WP HR S P ERA WHIP	IP WLS BF H R ER SO BB IBB HBP BLK WP HR S P ERA WHIP	IP WLS BF H R ER SO BB IBB HBP BLK WP HR S P ERA WHIP	IP WLS BF H R ER SO BB IBB HBP BLK WP HR S P ERA WHIP	IP WLS BF H R ER SO BB IBB HBP BLK WP HR S P ERA WHIP	IP WLS BF H R ER SO BB IBB HBP BLK WP HR S P ERA WHIP	IP WLS BF H R ER SO BB IBB HBP BLK WP HR S P ERA WHIP	IP WLS BF H R ER SO BB IBB HBP BLK WP HR S P ERA WHIP			
46 Iván Nova, R ERA: 4.17	6.0	W	23	3	0	0	9	1	0	0	0	0	1	0	59	90	0.00	0.667		
66 Dovydas Neverauskas, R ERA: 9.5	1.0		3	0	0	0	2	0	0	0	0	0	0	0	10	13	0.00	0.000		
49 Nick Kingham, R ERA: 4.69	2.0		10	2	1	1	2	2	0	0	0	0	1	0	30	52	4.50	2.000		

Batter	1	2	3	4	5	6	7	8	9	AB	R	H	RBI	BB	SO	LOB	BOTTOM			
26 Adam Frazier, L OBP: 0.358, SLG: 0.469	K		G3		47 G3 2B			6 1B		4	1	2	0	0	1	0	Miami Marlins @ Pittsburgh Pirates PNC Park, Pittsburgh, PA Sat Sep 08 2018, 1:07 PM - 4:06 PM EDT Att. 16,110 - Rain - 60 F			
6 Starlin Marte, R OBP: 0.321, SLG: 0.455	K		F7		G5-3		E8 2B			4	0	1	1	0	1	1				
47 Jordan Luplow, R OBP: 0.283, SLG: 0.426			G1-3		G3		55 BB HBP			3	0	1	0	0	0	1				
55 Josh Bell, S OBP: 0.349, SLG: 0.404	K				36 1B BB		HR			2	2	1	1	2	1	1				
36 José Osuna, R OBP: 0.208, SLG: 0.333			27 1B 2B		58 1B 1B		P4			4	2	2	0	0	1	3				
49 Nick Kingham, R OBP: 0.167, SLG: 0.136			58 1B 2B		58 E 1B		K			0	0	0	0	0	0	0				
15 Pablo Reyes, R OBP: 0.300, SLG: 0.333			58 1B BB		P2		G3			3	0	0	0	1	1	2				
27 Kevin Newman, R OBP: 0.209, SLG: 0.154			58 1B 1B		K		K			4	0	1	1	0	2	2				
58 Jacob Stallings, R OBP: 0.238, SLG: 0.200			G1-4-3 1B		E8 46 WP 1B		G6-3			4	0	1	1	0	0	2				
46 Iván Nova, R OBP: 0.020, SLG: 0.020							G4-3			2	0	0	0	0	2	2				
66 Dovydas Neverauskas, R ERA: 9.5										0	0	0	0	0	0	0				
19 Colin Moran, L OBP: 0.335, SLG: 0.387										1	0	0	0	0	0	0				
44 Kevin Kramer, L OBP: 0.400, SLG: 0.400										0	0	0	0	0	0	0				
Inning Stats	R: 0 H: 1 E: 0 K: 3 S: 13	H: 2 LOB: 1 BB: 0 P: 19	R: 1 H: 2 E: 0 K: 1 S: 12	H: 2 LOB: 1 BB: 1 P: 24	R: 0 H: 0 E: 0 K: 0 S: 9	H: 0 LOB: 0 BB: 0 P: 13	R: 2 H: 2 E: 1 K: 2 S: 17	H: 2 LOB: 1 BB: 1 P: 30	R: 0 H: 1 E: 0 K: 0 S: 9	H: 1 LOB: 0 BB: 0 P: 14	R: 1 H: 1 E: 0 K: 1 S: 11	H: 1 LOB: 0 BB: 0 P: 18	R: 1 H: 2 E: 1 K: 1 S: 13	H: 2 LOB: 3 BB: 1 P: 23	R: 0 H: 0 E: 0 K: 1 S: 9	H: 0 LOB: 0 BB: 0 P: 11	1B: 4 2B: 4 3B: 0 HR: 1	SF: 0 SAC: 0 DP: 1 HBP: 1	WP: 1 PB: 0 SB: 0 CS: 0	PA: 35
PITCHER	IP WLS BF H R ER SO BB IBB HBP BLK WP HR S P ERA WHIP	IP WLS BF H R ER SO BB IBB HBP BLK WP HR S P ERA WHIP	IP WLS BF H R ER SO BB IBB HBP BLK WP HR S P ERA WHIP	IP WLS BF H R ER SO BB IBB HBP BLK WP HR S P ERA WHIP	IP WLS BF H R ER SO BB IBB HBP BLK WP HR S P ERA WHIP	IP WLS BF H R ER SO BB IBB HBP BLK WP HR S P ERA WHIP	IP WLS BF H R ER SO BB IBB HBP BLK WP HR S P ERA WHIP	IP WLS BF H R ER SO BB IBB HBP BLK WP HR S P ERA WHIP	IP WLS BF H R ER SO BB IBB HBP BLK WP HR S P ERA WHIP	IP WLS BF H R ER SO BB IBB HBP BLK WP HR S P ERA WHIP	IP WLS BF H R ER SO BB IBB HBP BLK WP HR S P ERA WHIP	IP WLS BF H R ER SO BB IBB HBP BLK WP HR S P ERA WHIP	IP WLS BF H R ER SO BB IBB HBP BLK WP HR S P ERA WHIP	IP WLS BF H R ER SO BB IBB HBP BLK WP HR S P ERA WHIP	IP WLS BF H R ER SO BB IBB HBP BLK WP HR S P ERA WHIP	IP WLS BF H R ER SO BB IBB HBP BLK WP HR S P ERA WHIP	IP WLS BF H R ER SO BB IBB HBP BLK WP HR S P ERA WHIP			
54 Wei-Yin Chen, L ERA: 4.72	4.0	L	18	5	3	3	6	2	0	0	0	0	0	0	0	0	6.75	1.750		
53 Brett Graves, R ERA: 5.08	2.0		7	2	1	1	1	0	0	0	0	0	0	1	20	32	4.50	1.000		
57 Elieser Hernández, R ERA: 5.36	1.0		7	2	1	1	1	1	0	1	0	0	0	0	13	23	9.00	3.000		
40 Javy Guerra, R ERA: 5.59	1.0		3	0	0	0	1	0	0	0	0	0	0	9	11	0.00	0.000			


AB 33
R 1
H 5
RBI 0
BB 3
SO 13
LOB 17




AB 31
R 5
H 9
RBI 4
BB 3
SO 9
LOB 14



WP: 2
PB: 0
SB: 0
CS: 0

Batter	1	2	3	4	5	6	7	8	9	AB R H RBI BB SO LOB	TOP																								
											<p>Miami Marlins @ Pittsburgh Pirates PNC Park, Pittsburgh, PA Sun Sep 09 2018, 3:33 AM EDT</p> <p>livebaseballscorecards.com</p> <p>AB 0 R 0 H 0 RBI 0 BB 0 SO 0 LOB 0</p> 																								
Inning Stats											1B: 0 SF: 0 WP: 0 PA: 0 2B: 0 SAC: 0 FB: 0 3B: 0 DP: 0 SB: 0 HR: 0 HBP: 0 CS: 0																								
PITCHER	IP	WLS	BF	H	R	ER	SO	BB	IBB	HBP	BLK	WP	HR	S	P	ERA	WHIP	PITCHER	IP	WLS	BF	H	R	ER	SO	BB	IBB	HBP	BLK	WP	HR	S	P	ERA	WHIP

Batter	1	2	3	4	5	6	7	8	9	AB R H RBI BB SO LOB	BOTTOM																								
											<p>Miami Marlins @ Pittsburgh Pirates PNC Park, Pittsburgh, PA Sun Sep 09 2018, 3:33 AM EDT</p> <p>livebaseballscorecards.com</p> <p>AB 0 R 0 H 0 RBI 0 BB 0 SO 0 LOB 0</p> 																								
Inning Stats											1B: 0 SF: 0 WP: 0 PA: 0 2B: 0 SAC: 0 FB: 0 3B: 0 DP: 0 SB: 0 HR: 0 HBP: 0 CS: 0																								
PITCHER	IP	WLS	BF	H	R	ER	SO	BB	IBB	HBP	BLK	WP	HR	S	P	ERA	WHIP	PITCHER	IP	WLS	BF	H	R	ER	SO	BB	IBB	HBP	BLK	WP	HR	S	P	ERA	WHIP

Batter	1	2	3	4	5	6	7	8	9	AB	R	H	RBI	BB	SO	LOB	TOP					
52 Rafael Ortega, L (1,7) OBP: 0.299, SLG: 0.294	P5		G4-3			L7			G3	4	0	0	0	0	0	1	Miami Marlins @ New York Mets Citi Field, Flushing, NY Wed Sep 12 2018, 9:46 PM - 12:15 AM EDT Att: 20,423 - Cloudy - 73 F					
13 Starlin Castro, R (1,4) OBP: 0.337, SLG: 0.409	G5-3									3	0	1	0	0	1	0						
2 Yadiel Rivera, R (7,4) OBP: 0.279, SLG: 0.226										1	0	0	0	0	1	0						
11 J.T. Realmuto, R (1,2) OBP: 0.347, SLG: 0.502	F8									2	0	0	0	0	1	0						
28 Bryan Holaday, R (7,PH) OBP: 0.260, SLG: 0.248										2	0	1	0	0	1	1						
15 Brian Anderson, R (1,5) OBP: 0.357, SLG: 0.398										3	0	1	0	0	0	0						
45 Peter O'Brien, R (7,3) OBP: 0.091, SLG: 0.182										1	0	0	0	0	1	1						
32 Derek Dietrich, L (1,3) OBP: 0.333, SLG: 0.430										3	0	1	0	0	1	0						
9 Lewis Brinson, R (1,8) OBP: 0.245, SLG: 0.359										3	0	0	0	0	1	3						
10 JT Riddle, L (1,6) OBP: 0.282, SLG: 0.399										3	0	1	0	0	0	0						
34 Magneuris Sierra, L (1,9) OBP: 0.171, SLG: 0.174										3	0	0	0	0	0	1						
36 Trevor Richards, R (1,1) OBP: 0.115, SLG: 0.086										0	0	0	0	0	0	0						
48 Christopher Bostick, R (6,PH) OBP: 0.429, SLG: 0.500										1	0	0	0	0	1	0						
51 Ben Meyer, L (6,1) OBP: 0.269, SLG: 0.226										0	0	0	0	0	0	0						
40 Javy Guerra, R (6,1) OBP: 0.269, SLG: 0.226										0	0	0	0	0	0	0						
44 Austin Dean, R (8,PH) OBP: 0.227, SLG: 0.295										1	0	0	0	0	1	0						
64 Nick Wittgren, R (8,1) OBP: 0.227, SLG: 0.295										0	0	0	0	0	0	0						
Inning Stats	R: 0 E: 0 K: 0 S: 6	H: 0 LOB: 0 BB: 0 P: 10	R: 0 E: 0 K: 1 S: 7	H: 0 LOB: 0 BB: 0 P: 7	R: 0 E: 0 K: 0 S: 5	H: 1 LOB: 1 BB: 0 P: 8	R: 0 E: 0 K: 2 S: 7	H: 0 LOB: 0 BB: 0 P: 10	R: 0 E: 0 K: 1 S: 6	H: 0 LOB: 0 BB: 0 P: 11	R: 0 E: 0 K: 1 S: 8	H: 0 LOB: 0 BB: 0 P: 11	R: 0 E: 0 K: 1 S: 14	H: 3 LOB: 2 BB: 0 P: 21	R: 0 E: 0 K: 1 S: 8	H: 0 LOB: 0 BB: 0 P: 11	R: 0 E: 0 K: 2 S: 13	H: 1 LOB: 1 BB: 0 P: 18	1B: 5 2B: 0 3B: 0 HR: 0	SF: 0 SAC: 1 DP: 1 HBP: 0	WP: 0 PB: 0 SB: 0 CS: 0	PA: 31
PITCHER	IP WLS BF H R ER SO BB IBB HBP BLK WP HR S P ERA WHIP																					
45 Zack Wheeler, R (1,1) ERA: 3.23	8.0 W 27 4 0 0 7 0 0 0 0 0 0 0 61 89 0.00 0.500																					
51 Paul Sewald, R (9,1) ERA: 5.54	1.0 4 1 0 0 2 0 0 0 0 0 0 0 13 18 0.00 1.000																					

livebaseballscorecards.com

MIAMI

Batter	1	2	3	4	5	6	7	8	9	AB	R	H	RBI	BB	SO	LOB	BOTTOM			
1 Amed Rosario, R (1,6) OBP: 0.294, SLG: 0.386	P3					G6-3	G6-3			5	1	1	3	0	1	3	Miami Marlins @ New York Mets Citi Field, Flushing, NY Wed Sep 12 2018, 9:46 PM - 12:15 AM EDT Att: 20,423 - Cloudy - 73 F			
68 Jeff McNeil, L (1,4) OBP: 0.398, SLG: 0.494	G5-3									5	1	3	2	0	0	0				
30 Michael Conforto, L (1,7) OBP: 0.341, SLG: 0.425	G5-3									4	1	1	0	1	0	2				
19 Jay Bruce, L (1,9) OBP: 0.306, SLG: 0.369										3	1	1	4	1	0	0				
72 Jack Reinheimer, R (7,7) OBP: 0.304, SLG: 0.200										1	0	0	0	0	0	1				
9 Brandon Nimmo, L (1,8) OBP: 0.392, SLG: 0.497	G3									5	1	1	0	0	0	3				
22 Dominic Smith, L (1,3) OBP: 0.253, SLG: 0.453										5	2	2	2	0	1	1				
7 José Reyes, S (1,5) OBP: 0.287, SLG: 0.335										4	2	2	1	1	2	2				
3 Tomás Nido, R (1,2) OBP: 0.217, SLG: 0.231										4	2	1	0	0	1	2				
45 Zack Wheeler, L (1,1) OBP: 0.185, SLG: 0.226										3	2	2	0	0	1	0				
51 Paul Sewald, R (9,1) ERA: 5.54										0	0	0	0	0	0	0				
Inning Stats	R: 0 E: 0 K: 0 S: 15	H: 1 LOB: 2 BB: 1 P: 25	R: 3 E: 1 K: 1 S: 22	H: 3 LOB: 1 BB: 0 P: 25	R: 0 E: 0 K: 0 S: 5	H: 0 LOB: 0 BB: 0 P: 8	R: 3 E: 0 K: 0 S: 14	H: 3 LOB: 0 BB: 0 P: 19	R: 0 E: 0 K: 1 S: 7	H: 0 LOB: 0 BB: 0 P: 12	R: 7 E: 0 K: 2 S: 26	H: 6 LOB: 1 BB: 2 P: 44	R: 0 E: 0 K: 1 S: 10	H: 0 LOB: 0 BB: 0 P: 14	R: 0 E: 1 K: 1 S: 10	H: 1 LOB: 2 BB: 0 P: 13	1B: 8 2B: 2 3B: 1 HR: 3	SF: 0 SAC: 1 DP: 0 HBP: 0	WP: 0 PB: 1 SB: 0 CS: 0	PA: 43
PITCHER	IP WLS BF H R ER SO BB IBB HBP BLK WP HR S P ERA WHIP																			
36 Trevor Richards, R (1,1) ERA: 4.85	5.0 L 24 7 6 4 2 1 0 0 0 0 0 1 63 89 7.20 1.600																			
51 Ben Meyer, R (6,1) ERA: 11.0	0.2 10 6 7 7 1 2 0 0 0 0 0 2 22 40 94.50 12.000																			
40 Javy Guerra, R (6,1) ERA: 5.34	1.1 4 0 0 0 2 0 0 0 0 0 0 0 14 18 0.00 0.000																			
64 Nick Wittgren, R (8,1) ERA: 3.0	1.0 5 1 0 0 1 0 0 0 0 0 0 0 10 13 0.00 1.000																			

livebaseballscorecards.com

Mets

Batter	1	2	3	4	5	6	7	8	9	AB	R	H	RBI	BB	SO	LOB	TOP					
19 Miguel Rojas, R OBP: 0.295, SLG: 0.348										4	1	1	2	0	2	0	Miami Marlins @ New York Mets Citi Field, Flushing, NY Thu Sep 13 2018, 6:17 PM - 9:03 PM EDT Att: 22,640 - Cloudy - 75 F					
9 Lewis Brinson, R OBP: 0.355, SLG: 0.355										3	0	1	0	1	1	0						
15 Brian Anderson, R OBP: 0.395, SLG: 0.398										4	0	1	0	0	3	2						
45 Peter O'Brien, R OBP: 0.222, SLG: 0.412										3	0	0	0	1	0	2						
79 Isaac Galloway, R OBP: 0.333, SLG: 0.449										3	0	0	0	0	1	3						
39 Tyler Kinley, R										0	0	0	0	0	0	0						
55 Drew Rucinski, R										0	0	0	0	0	0	0						
57 Elieser Hernández, R										0	0	0	0	0	0	0						
13 Starlin Castro, R OBP: 0.334, SLG: 0.405										1	0	0	0	0	1	0						
10 JT Riddle, L OBP: 0.277, SLG: 0.392										4	0	0	0	0	0	0						
48 Christopher Bostick, R OBP: 0.334, SLG: 0.429										2	0	0	0	0	2	0						
32 Derek Dietrich, L OBP: 0.334, SLG: 0.429										1	0	0	0	0	0	1						
17 Chad Wallach, R OBP: 0.200, SLG: 0.139										2	0	0	0	0	1	0						
11 J.T. Realmuto, R OBP: 0.348, SLG: 0.499										1	0	0	0	0	0	1						
43 Jeff Brigham, R OBP: 0.500, SLG: 0.500										2	1	1	0	0	0	1						
66 Jarlin Garcia, L										0	0	0	0	0	0	0						
52 Rafael Ortega, L OBP: 0.295, SLG: 0.289										1	0	0	0	0	1	0						
Inning Stats	R: 0 E: 1 K: 2 S: 12	H: 1 LOB: 2 BB: 1 P: 20	R: 0 E: 0 K: 1 S: 10	H: 0 LOB: 0 BB: 0 P: 11	R: 2 E: 0 K: 2 S: 17	H: 2 LOB: 1 BB: 1 P: 26	R: 0 E: 0 K: 1 S: 10	H: 0 LOB: 1 BB: 0 P: 15	R: 0 E: 0 K: 0 S: 8	H: 0 LOB: 0 BB: 0 P: 10	R: 0 E: 0 K: 0 S: 9	H: 0 LOB: 0 BB: 0 P: 12	R: 0 E: 0 K: 3 S: 11	H: 0 LOB: 0 BB: 0 P: 15	R: 0 E: 0 K: 2 S: 16	H: 1 LOB: 1 BB: 0 P: 23	R: 0 E: 0 K: 1 S: 9	H: 0 LOB: 1 BB: 1 P: 15	1B: 3 2B: 0 3B: 0 HR: 1	SF: 0 SAC: 0 DP: 0 HBP: 1	WP: 0 PB: 0 SB: 1 CS: 0	PA: 35
PITCHER	IP	WLS	BF	H	R	ER	SO	BB	IBB	HBP	BLK	WP	HR	S	P	ERA	WHIP					
40 Jason Vargas, L ERA: 6.47	6.0	W	24	3	2	2	7	2	0	1	0	0	1	66	94	3.00	0.833					
67 Seth Lugo, R ERA: 2.59	2.0	H	7	1	0	0	5	0	0	0	0	0	0	27	38	0.00	0.500					
65 Robert Gsellman, R ERA: 4.03	1.0	S	4	0	0	0	1	1	0	0	0	0	0	9	15	0.00	1.000					

Batter	1	2	3	4	5	6	7	8	9	AB	R	H	RBI	BB	SO	LOB	BOTTOM				
1 Amed Rosario, R OBP: 0.298, SLG: 0.389										4	1	3	0	0	0	0	Miami Marlins @ New York Mets Citi Field, Flushing, NY Thu Sep 13 2018, 6:17 PM - 9:03 PM EDT Att: 22,640 - Cloudy - 75 F				
68 Jeff McNeil, L OBP: 0.392, SLG: 0.484										4	2	1	0	0	0	3					
30 Michael Conforto, L OBP: 0.342, SLG: 0.433										4	0	2	3	0	0	1					
22 Dominic Smith, L OBP: 0.250, SLG: 0.440										4	0	1	1	0	0	2					
9 Brandon Nimmo, L OBP: 0.392, SLG: 0.495										2	0	0	0	2	0	0					
16 Austin Jackson, R OBP: 0.315, SLG: 0.333										4	0	0	0	0	3	4					
7 José Reyes, S ERA: 7.36										2	0	0	0	1	0	2					
67 Seth Lugo, R OBP: 0.167, SLG: 0.091										4	1	1	1	0	0	3					
72 Jack Reinheimer, R OBP: 0.259, SLG: 0.167										2	1	1	0	0	0	0					
65 Robert Gsellman, R										2	0	0	0	0	1	0					
3 Tomás Nido, R OBP: 0.219, SLG: 0.275										1	0	0	0	0	0	0					
40 Jason Vargas, L OBP: 0.167, SLG: 0.130										2	0	0	0	0	0	0					
4 Wilmer Flores, R OBP: 0.317, SLG: 0.418										2	0	0	0	0	1	0					
Inning Stats	R: 0 E: 0 K: 0 S: 10	H: 0 LOB: 0 BB: 0 P: 14	R: 0 E: 0 K: 1 S: 15	H: 1 LOB: 2 BB: 1 P: 23	R: 0 E: 0 K: 0 S: 11	H: 1 LOB: 0 BB: 0 P: 14	R: 0 E: 0 K: 1 S: 8	H: 0 LOB: 0 BB: 0 P: 11	R: 3 E: 0 K: 0 S: 26	H: 4 LOB: 1 BB: 0 P: 33	R: 0 E: 0 K: 1 S: 7	H: 0 LOB: 1 BB: 1 P: 14	R: 2 E: 0 K: 0 S: 18	H: 3 LOB: 2 BB: 1 P: 23	R: 0 E: 0 K: 1 S: 6	H: 0 LOB: 0 BB: 0 P: 8	1B: 7 2B: 1 3B: 0 HR: 1	SF: 0 SAC: 0 DP: 0 HBP: 0	WP: 0 PB: 0 SB: 0 CS: 0	PA: 36	
PITCHER	IP	WLS	BF	H	R	ER	SO	BB	IBB	HBP	BLK	WP	HR	S	P	ERA	WHIP				
43 Jeff Brigham, R ERA: 5.05	4.1	L	19	5	3	3	2	1	0	0	0	0	0	13	16	0.00	1.500				
39 Tyler Kinley, R ERA: 14.29	1.0		4	0	0	0	1	1	0	0	0	0	0	7	14	0.00	1.000				
55 Drew Rucinski, R ERA: 4.08	1.0		7	3	2	2	0	0	1	0	0	0	0	18	23	18.00	3.000				
57 Elieser Hernández, R ERA: 5.25	1.0		3	0	0	0	1	0	0	0	0	0	0	6	8	0.00	0.000				

AB	31
R	2
H	4
RBI	2
BB	3
SO	13
LOB	9

AB	33
R	5
H	9
RBI	5
BB	3
SO	4
LOB	15



Batter	1	2	3	4	5	6	7	8	9	AB	R	H	RBI	BB	SO	LOB	TOP								
10 JT Riddle, L OBP: 0.282, SLG: 0.393										4	0	2	0	1	1	1	Miami Marlins @ Philadelphia Phillies Citizens Bank Park, Philadelphia, PA Fri Sep 14 2018, 7:08 PM - 10:00 PM EDT Att: 21,671 - Cloudy - 74 F								
19 Miguel Rojas, R OBP: 0.293, SLG: 0.346										3	0	0	0	0	1	3									
2 Yadiel Rivera, R OBP: 0.276, SLG: 0.222										3	1	1	1	0	1	3									
11 J.T. Realmuto, R OBP: 0.348, SLG: 0.595										3	0	0	0	0	0	1									
17 Chad Wallach, R OBP: 0.195, SLG: 0.135										3	0	0	0	0	0	0									
13 Starlin Castro, R OBP: 0.333, SLG: 0.403										3	0	0	0	0	0	0									
45 Peter O'Brien, R OBP: 0.258, SLG: 0.590										3	0	0	0	0	0	0									
32 Derek Dietrich, L OBP: 0.333, SLG: 0.426										3	0	0	0	0	0	0									
9 Lewis Brinson, R OBP: 0.243, SLG: 0.351										3	0	0	0	0	0	0									
64 Nick Wittgren, R OBP: 0.258, SLG: 0.246										4	1	2	0	0	0	2									
28 Bryan Holaday, R OBP: 0.258, SLG: 0.246										3	0	1	0	1	1	2									
44 Austin Dean, R OBP: 0.250, SLG: 0.382										3	0	1	0	1	1	2									
52 Rafael Ortega, L OBP: 0.302, SLG: 0.291										3	0	1	0	1	1	2									
54 Wei-Yin Chen, R OBP: 0.142, SLG: 0.185										1	0	1	0	0	0	0									
48 Christopher Bostick, R OBP: 0.305, SLG: 0.333										1	0	0	0	0	0	1									
56 Tayron Guerrero, R OBP: 0.305, SLG: 0.333										0	0	0	0	0	0	0									
40 Javy Guerra, R OBP: 0.177, SLG: 0.180										0	0	0	0	0	0	0									
34 Magnus Sierra, L OBP: 0.177, SLG: 0.180										2	0	1	0	0	0	0									
Inning Stats	R: 0 E: 0 K: 0 S: 8	H: 1 LOB: 1 BB: 0 P: 10	R: 0 E: 0 K: 0 S: 7	H: 0 LOB: 0 BB: 0 P: 12	R: 0 E: 0 K: 3 S: 18	H: 1 LOB: 2 BB: 1 P: 27	R: 0 E: 0 K: 0 S: 7	H: 0 LOB: 0 BB: 0 P: 11	R: 0 E: 0 K: 1 S: 9	H: 2 LOB: 1 BB: 0 P: 12	R: 1 E: 0 K: 0 S: 5	H: 1 LOB: 0 BB: 0 P: 6	R: 1 E: 1 K: 0 S: 13	H: 3 LOB: 3 BB: 1 P: 25	R: 0 E: 0 K: 0 S: 7	H: 1 LOB: 2 BB: 0 P: 15	R: 0 E: 0 K: 1 S: 7	H: 0 LOB: 0 BB: 0 P: 11	1B: 6 2B: 2 3B: 0 HR: 1	SF: 0 SAC: 0 DP: 0 HBP: 1	WP: 0 PB: 0 SB: 0 CS: 0	PA: 38			
PITCHER	IP WLS BF H R ER SO BB IBB HBP BLK WP HR S P ERA WHIP	6.1 W 24 5 1 1 4 1 0 0 0 0 1 57 83 1.42 0.947	2.2 14 4 1 1 1 1 0 1 0 0 0 24 46 3.38 1.875											6.1 W 24 5 1 1 4 1 0 0 0 0 1 57 83 1.42 0.947	2.2 14 4 1 1 1 1 0 1 0 0 0 24 46 3.38 1.875										

Batter	1	2	3	4	5	6	7	8	9	AB	R	H	RBI	BB	SO	LOB	BOTTOM
16 César Hernández, S OBP: 0.361, SLG: 0.356										5	1	2	0	0	1	1	Miami Marlins @ Philadelphia Phillies Citizens Bank Park, Philadelphia, PA Fri Sep 14 2018, 7:08 PM - 10:00 PM EDT Att: 21,671 - Cloudy - 74 F
18 Pedro Florimón, S OBP: 0.290, SLG: 0.438										5	2	2	2	0	0	2	
17 Rhys Hoskins, R OBP: 0.362, SLG: 0.506										3	3	2	1	2	1	0	
19 José Bautista, R OBP: 0.344, SLG: 0.375										3	3	2	1	2	1	0	
40 Wilson Ramos, R OBP: 0.365, SLG: 0.507										3	0	1	1	1	1	1	
15 Andrew Knapp, S OBP: 0.314, SLG: 0.345										3	0	1	1	1	1	1	
41 Carlos Santana, S OBP: 0.354, SLG: 0.429										1	0	0	0	0	0	1	
29 Mitch Walding, L OBP: 0.176, SLG: 0.267										3	3	3	0	1	0	0	
23 Aaron Altherr, R OBP: 0.296, SLG: 0.342										1	1	1	2	0	0	0	
4 Scott Kingery, R OBP: 0.268, SLG: 0.335										5	3	4	5	0	0	1	
56 Zach Eflin, R OBP: 0.098, SLG: 0.171									<								

Batter	1	2	3	4	5	6	7	8	9	AB	R	H	RBI	BB	SO	LOB	TOP				
10 JT Riddle, L OBP: 0.285, SLG: 0.402										4	0	2	3	0	1	0					
15 Brian Anderson, R OBP: 0.353, SLG: 0.395										4	0	0	0	0	2	1					
11 J.T. Realmuto, R OBP: 0.345, SLG: 0.500										4	0	0	0	0	2	0					
13 Starlin Castro, R OBP: 0.331, SLG: 0.400										4	0	0	0	0	2	0					
32 Derek Dietrich, L OBP: 0.333, SLG: 0.427										4	1	1	0	0	2	0					
9 Lewis Brinson, R OBP: 0.240, SLG: 0.347										4	0	0	0	0	1	2					
44 Austin Dean, R OBP: 0.375										4	1	1	1	0	0	2					
34 Magneuris Sierra, L OBP: 0.188, SLG: 0.191										4	1	2	0	0	1	0					
46 Jerin Garcia, L 45 Peter O'Brien, R 53 David Graves, R 44 Andrew Heaney, L 84 Nick Wittgen, R 55 Drew Rucinski, R 39 Tyler Kinley, R 82 Rafael Ortega, L 90 Wade Barfield, R 71 Drew Steckenrider, R										0	0	0	0	0	0	0					
Inning Stats	R: 0 E: 0 K: 2 S: 8	H: 0 LOB: 0 BB: 0 P: 13	R: 4 E: 0 K: 2 S: 21	H: 4 LOB: 0 BB: 1 P: 33	R: 0 E: 0 K: 1 S: 12	H: 0 LOB: 0 BB: 0 P: 16	R: 0 E: 1 K: 2 S: 15	H: 1 LOB: 2 BB: 0 P: 21	R: 0 E: 0 K: 2 S: 11	H: 0 LOB: 1 BB: 0 P: 17	R: 0 E: 0 K: 2 S: 9	H: 1 LOB: 0 BB: 0 P: 12	R: 0 E: 0 K: 0 S: 7	H: 0 LOB: 0 BB: 0 P: 11	R: 0 E: 1 K: 0 S: 10	H: 0 LOB: 0 BB: 0 P: 11	1B: 3 2B: 3 3B: 0 HR: 0	SF: 0 SAC: 0 DP: 1 HBP: 0	WP: 1 PB: 0 SB: 0 CS: 1	PA: 36	
PITCHER	IP WLS BF H R ER SO BB IBB HBP BLK WP HR S P ERA WHIP	IP WLS BF H R ER SO BB IBB HBP BLK WP HR S P ERA WHIP	IP WLS BF H R ER SO BB IBB HBP BLK WP HR S P ERA WHIP	IP WLS BF H R ER SO BB IBB HBP BLK WP HR S P ERA WHIP	IP WLS BF H R ER SO BB IBB HBP BLK WP HR S P ERA WHIP	IP WLS BF H R ER SO BB IBB HBP BLK WP HR S P ERA WHIP	IP WLS BF H R ER SO BB IBB HBP BLK WP HR S P ERA WHIP	IP WLS BF H R ER SO BB IBB HBP BLK WP HR S P ERA WHIP	IP WLS BF H R ER SO BB IBB HBP BLK WP HR S P ERA WHIP	IP WLS BF H R ER SO BB IBB HBP BLK WP HR S P ERA WHIP	IP WLS BF H R ER SO BB IBB HBP BLK WP HR S P ERA WHIP	IP WLS BF H R ER SO BB IBB HBP BLK WP HR S P ERA WHIP	IP WLS BF H R ER SO BB IBB HBP BLK WP HR S P ERA WHIP	IP WLS BF H R ER SO BB IBB HBP BLK WP HR S P ERA WHIP	IP WLS BF H R ER SO BB IBB HBP BLK WP HR S P ERA WHIP	IP WLS BF H R ER SO BB IBB HBP BLK WP HR S P ERA WHIP	IP WLS BF H R ER SO BB IBB HBP BLK WP HR S P ERA WHIP	IP WLS BF H R ER SO BB IBB HBP BLK WP HR S P ERA WHIP	IP WLS BF H R ER SO BB IBB HBP BLK WP HR S P ERA WHIP	IP WLS BF H R ER SO BB IBB HBP BLK WP HR S P ERA WHIP	IP WLS BF H R ER SO BB IBB HBP BLK WP HR S P ERA WHIP
21 Vince Velasquez, R ERA: 4.5	1.1	2.0	1.0	1.1	0.2	1.0	1.0	1.0	1.0	7.1	1.0	1.0	1.0	1.0	1.0	1.0	18.00	2.500			
64 Victor Arano, R ERA: 2.45	3.1	1.0	3.1	3.1	0.2	1.1	0.2	0.2	0.2	8.1	1.0	1.0	1.0	1.0	1.0	1.0	0.00	0.000			
54 Austin Davis, L ERA: 3.48	4.1	1.1	6.1	6.1	0.2	1.1	0.2	0.2	0.2	9.1	1.0	1.0	1.0	1.0	1.0	1.0	0.00	0.750			
57 Luis Garcia, R ERA: 4.43	5.1	0.2	2.0	2.0	0.2	0.2	0.2	0.2	0.2	6.1	0.2	0.2	0.2	0.2	0.2	0.2	0.00	0.000			
61 Edubray Ramos, R ERA: 2.04	6.1	1.0	4.0	4.0	0.2	0.2	0.2	0.2	0.2	11.1	1.0	1.0	1.0	1.0	1.0	1.0	0.00	0.000			
16 César Hernández, S OBP: 0.360, SLG: 0.361										4	1	1	3	0	0	2					
17 Rhys Hoskins, R OBP: 0.390, SLG: 0.502										4	0	0	0	0	2	0					
18 Pedro Florimón, S OBP: 0.290, SLG: 0.438										0	0	0	0	0	0	0					
19 José Bautista, R OBP: 0.340, SLG: 0.370										4	0	0	0	0	2	0					
40 Wilson Ramos, R OBP: 0.366, SLG: 0.506										3	1	1	0	1	0	0					
41 Carlos Santana, S OBP: 0.353, SLG: 0.427										3	1	0	0	1	0	1					
23 Aaron Altherr, R OBP: 0.295, SLG: 0.338										3	0	0	0	1	2	2					
24 Roman Quinn, S OBP: 0.363, SLG: 0.540										3	0	0	0	0	2	3					
4 Scott Kingery, R OBP: 0.268, SLG: 0.335										0	0	0	0	0	0	0					
13 Adriel Cabrera, S OBP: 0.315, SLG: 0.466										3	1	1	0	0	2	3					
21 Vince Velasquez, R 33 Justin Bour, L 84 Victor Arano, R 84 Austin Davis, L 57 Luis Garcia, R 37 Gage Kott, L 41 Edubray Ramos, R 2 J.P. Crawford, L 90 Wade Barfield, R 86 Tommy Hunter, R 93 Pat Neshek, S										0	0	0	0	0	0	0					
Inning Stats	R: 0 E: 0 K: 0 S: 8	H: 0 LOB: 0 BB: 0 P: 12	R: 2 E: 1 K: 2 S: 16	H: 1 LOB: 2 BB: 2 P: 29	R: 0 E: 0 K: 1 S: 9	H: 0 LOB: 0 BB: 0 P: 15	R: 0 E: 0 K: 1 S: 7	H: 0 LOB: 0 BB: 0 P: 11	R: 3 E: 0 K: 2 S: 15	H: 3 LOB: 2 BB: 1 P: 28	R: 0 E: 0 K: 2 S: 8	H: 0 LOB: 0 BB: 0 P: 12	R: 0 E: 0 K: 0 S: 10	H: 0 LOB: 0 BB: 0 P: 15	R: 0 E: 0 K: 0 S: 10	H: 0 LOB: 0 BB: 0 P: 10	1B: 2 2B: 1 3B: 0 HR: 1	SF: 0 SAC: 0 DP: 0 HBP: 1	WP: 0 PB: 0 SB: 0 CS: 0	PA: 33	
PITCHER	IP WLS BF H R ER SO BB IBB HBP BLK WP HR S P ERA WHIP	IP WLS BF H R ER SO BB IBB HBP BLK WP HR S P ERA WHIP	IP WLS BF H R ER SO BB IBB HBP BLK WP HR S P ERA WHIP	IP WLS BF H R ER SO BB IBB HBP BLK WP HR S P ERA WHIP	IP WLS BF H R ER SO BB IBB HBP BLK WP HR S P ERA WHIP	IP WLS BF H R ER SO BB IBB HBP BLK WP HR S P ERA WHIP	IP WLS BF H R ER SO BB IBB HBP BLK WP HR S P ERA WHIP	IP WLS BF H R ER SO BB IBB HBP BLK WP HR S P ERA WHIP	IP WLS BF H R ER SO BB IBB HBP BLK WP HR S P ERA WHIP	IP WLS BF H R ER SO BB IBB HBP BLK WP HR S P ERA WHIP	IP WLS BF H R ER SO BB IBB HBP BLK WP HR S P ERA WHIP	IP WLS BF H R ER SO BB IBB HBP BLK WP HR S P ERA WHIP	IP WLS BF H R ER SO BB IBB HBP BLK WP HR S P ERA WHIP	IP WLS BF H R ER SO BB IBB HBP BLK WP HR S P ERA WHIP	IP WLS BF H R ER SO BB IBB HBP BLK WP HR S P ERA WHIP	IP WLS BF H R ER SO BB IBB HBP BLK WP HR S P ERA WHIP	IP WLS BF H R ER SO BB IBB HBP BLK WP HR S P ERA WHIP	IP WLS BF H R ER SO BB IBB HBP BLK WP HR S P ERA WHIP	IP WLS BF H R ER SO BB IBB HBP BLK WP HR S P ERA WHIP	IP WLS BF H R ER SO BB IBB HBP BLK WP HR S P ERA WHIP	IP WLS BF H R ER SO BB IBB HBP BLK WP HR S P ERA WHIP
66 Jarlin Garcia, L ERA: 4.97	1.1	2.0	2.0	2.0	1.0	1.0	1.0	1.0	1.0	7.1	1.0	1.0	1.0	1.0	1.0	1.0	0.00	0.000			
53 Brett Graves, R ERA: 4.75	2.1	1.0	1.0	1.0	0.2	1.0	0.2	0.2	0.2	8.1	1.0	1.0	1.0	1.0	1.0	1.0	0.00	1.500			
64 Nick Wittgen, R ERA: 2.79	4.1	1.0	3.0	3.0	0.2	1.0	0.2	0.2	0.2	7.1	1.0	1.0	1.0	1.0	1.0	1.0	0.00	0.000			
55 Drew Rucinski, R ERA: 4.85	5.1	1.0	8.0	8.0	0.2	1.0	0.2	0.2	0.2	15.1	1.0	1.0	1.0	1.0	1.0	1.0	27.00	4.000			
39 Tyler Kinley, R ERA: 12.15	6.1	1.0	3.0	3.0	0.2	1.0	0.2	0.2	0.2	8.1	1.0	1.0	1.0	1.0	1.0	1.0	0.00	0.000			

Miami Marlins @ Philadelphia Phillies
Citizens Bank Park, Philadelphia, PA
Sat Sep 15 2018, 7:08 PM - 9:55 PM EDT
Att: 24,695 - Partly Cloudy - 76 F

AB	34
R	4
H	6
RBI	4
BB	1
SO	12
LOB	7



Miami Marlins @ Philadelphia Phillies
Citizens Bank Park, Philadelphia, PA
Sat Sep 15 2018, 7:08 PM - 9:55 PM EDT
Att: 24,695 - Partly Cloudy - 76 F

AB	29
R	5
H	4
RBI	5
BB	3
SO	10
LOB	11



Batter	1	2	3	4	5	6	7	8	9	AB	R	H	RBI	BB	SO	LOB	TOP			
10 JT Riddle, L (1,6) OBP: 0.284, SLG: 0.399	F7		G1-3		G1-3		G6-4-3		K	5	0	1	0	0	1	3				
19 Miguel Rojas, R (1,5) OBP: 0.293, SLG: 0.345	K2-3				L4		G6-4-3			4	0	1	0	0	1	2				
13 Starlin Castro, R (1,4) OBP: 0.330, SLG: 0.399	K				FC1-6		G6-3			4	2	1	0	0	1	1				
32 Derek Dietrich, L (1,3) OBP: 0.332, SLG: 0.425		K			K					4	1	1	0	0	2	1				
2 Yadiel Rivera, R (8,5)					K					0	0	0	0	0	0	0				
45 Peter O'Brien, R (1,9) OBP: 0.292, SLG: 0.619		K			K					3	1	1	3	0	2	0				
71 Drew Steckenrider, R (8,1)		K								0	0	0	0	0	0	0				
61 Adam Conley, L (9,1)		K			HR					0	0	0	0	0	0	0				
9 Lewis Brinson, R (1,8) OBP: 0.240, SLG: 0.352	K				G5-3					4	1	1	1	0	1	0				
44 Austin Dean, R (1,7) OBP: 0.253, SLG: 0.373										3	1	1	0	0	1	0				
34 Magneuris Sierra, L (8,9) OBP: 0.195, SLG: 0.191										0	0	0	0	1	0	0				
28 Bryan Holaday, R (1,2) OBP: 0.276, SLG: 0.269										3	0	2	1	1	0	1				
62 José Ureña, R (1,1) OBP: 0.045, SLG: 0.068										1	0	0	0	0	1	1				
52 Rafael Ortega, L (8,PH) OBP: 0.297, SLG: 0.296										1	0	0	0	0	1	1				
39 Tyler Kinley, R (6,1)										0	0	0	0	0	0	0				
46 Kyle Barraclough, R (7,1)										0	0	0	0	0	0	0				
79 Isaac Galloway, R (8,7) OBP: 0.328, SLG: 0.440										1	0	0	0	0	0	1				
Inning Stats	R: 0 E: 0 K: 2 S: 9	H: 0 LOB: 0 BB: 0 P: 10	R: 0 E: 0 K: 3 S: 10	H: 0 LOB: 0 BB: 0 P: 14	R: 0 E: 0 K: 2 S: 9	H: 0 LOB: 1 BB: 1 P: 17	R: 2 E: 1 K: 1 S: 12	H: 2 LOB: 0 BB: 0 P: 21	R: 1 E: 0 K: 0 S: 11	H: 2 LOB: 1 BB: 0 P: 18	R: 3 E: 0 K: 1 S: 17	H: 4 LOB: 1 BB: 0 P: 27	R: 0 E: 0 K: 0 S: 7	H: 1 LOB: 0 BB: 0 P: 12	R: 0 E: 0 K: 1 S: 14	H: 0 LOB: 1 BB: 1 P: 22	1B: 5 2B: 2 3B: 1 HR: 1	SF: 1 SAC: 1 DP: 1 HBP: 0	WP: 1 PB: 0 SB: 0 CS: 0	PA: 37
PITCHER	IP WLS BF H R ER SO	IP WLS BF H R ER SO	IP WLS BF H R ER SO	IP WLS BF H R ER SO	IP WLS BF H R ER SO	IP WLS BF H R ER SO	IP WLS BF H R ER SO	IP WLS BF H R ER SO	IP WLS BF H R ER SO	IP WLS BF H R ER SO	IP WLS BF H R ER SO	IP WLS BF H R ER SO	IP WLS BF H R ER SO	IP WLS BF H R ER SO	IP WLS BF H R ER SO	IP WLS BF H R ER SO	ERA WHIP	ERA WHIP	ERA WHIP	
43 Nick Pivetta, R (1,1) ERA: 4.67	5.0 L 20 4 3 3 8	1.0 L 7 4 3 3 1	2.0 L 6 1 0 0 1	1.0 L 4 0 0 0 1	1.0 L 6 0 0 0 1	1.0 L 4 0 0 0 1	1.0 L 4 0 0 0 1	1.0 L 4 0 0 0 1	1.0 L 4 0 0 0 1	1.0 L 4 0 0 0 1	1.0 L 4 0 0 0 1	1.0 L 4 0 0 0 1	1.0 L 4 0 0 0 1	1.0 L 4 0 0 0 1	1.0 L 4 0 0 0 1	1.0 L 4 0 0 0 1	0.00 1.000	0.00 1.000	0.00 1.000	
57 Luis García, R (6,1) ERA: 4.95	1.0 L 7 4 3 3 1	2.0 L 6 1 0 0 1	1.0 L 4 0 0 0 1	1.0 L 4 0 0 0 1	1.0 L 4 0 0 0 1	1.0 L 4 0 0 0 1	1.0 L 4 0 0 0 1	1.0 L 4 0 0 0 1	1.0 L 4 0 0 0 1	1.0 L 4 0 0 0 1	1.0 L 4 0 0 0 1	1.0 L 4 0 0 0 1	1.0 L 4 0 0 0 1	1.0 L 4 0 0 0 1	1.0 L 4 0 0 0 1	1.0 L 4 0 0 0 1	0.00 1.000	0.00 1.000	0.00 1.000	
51 Enyel De Los Santos, R (7,1) ERA: 4.5	2.0 L 6 1 0 0 1	1.0 L 4 0 0 0 1	1.0 L 4 0 0 0 1	1.0 L 4 0 0 0 1	1.0 L 4 0 0 0 1	1.0 L 4 0 0 0 1	1.0 L 4 0 0 0 1	1.0 L 4 0 0 0 1	1.0 L 4 0 0 0 1	1.0 L 4 0 0 0 1	1.0 L 4 0 0 0 1	1.0 L 4 0 0 0 1	1.0 L 4 0 0 0 1	1.0 L 4 0 0 0 1	1.0 L 4 0 0 0 1	1.0 L 4 0 0 0 1	0.00 1.000	0.00 1.000	0.00 1.000	
46 Adam Morgan, L (9,1) ERA: 4.06	1.0 L 4 0 0 0 1	1.0 L 4 0 0 0 1	1.0 L 4 0 0 0 1	1.0 L 4 0 0 0 1	1.0 L 4 0 0 0 1	1.0 L 4 0 0 0 1	1.0 L 4 0 0 0 1	1.0 L 4 0 0 0 1	1.0 L 4 0 0 0 1	1.0 L 4 0 0 0 1	1.0 L 4 0 0 0 1	1.0 L 4 0 0 0 1	1.0 L 4 0 0 0 1	1.0 L 4 0 0 0 1	1.0 L 4 0 0 0 1	1.0 L 4 0 0 0 1	0.00 1.000	0.00 1.000	0.00 1.000	

Miami Marlins @ Philadelphia Phillies
Citizens Bank Park, Philadelphia, PA
Sun Sep 16 2018, 1:40 PM - 4:43 PM EDT
Att: 30,040 - Sunny - 84 F

AB 33
R 6
H 9
RBI 5
BB 2
SO 11
LOB 11

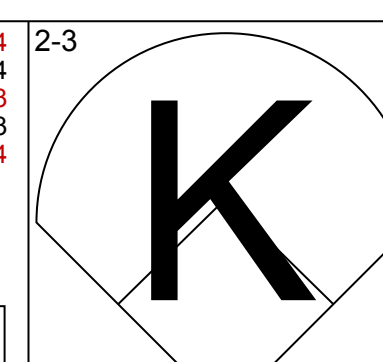
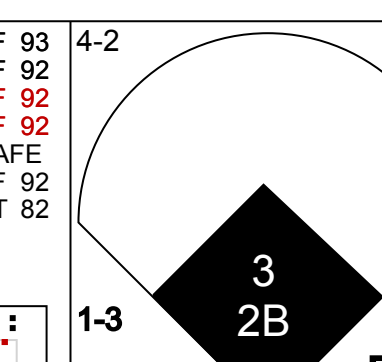
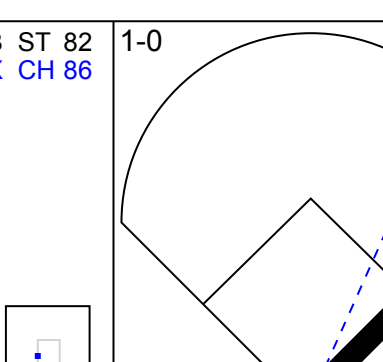
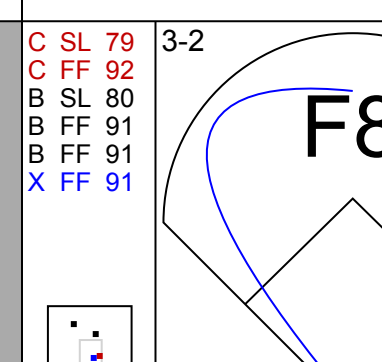
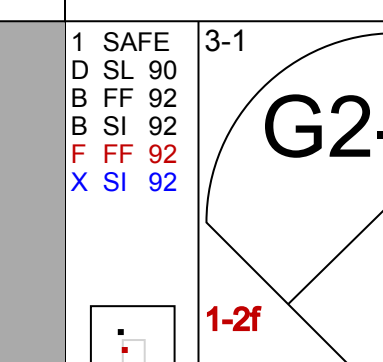
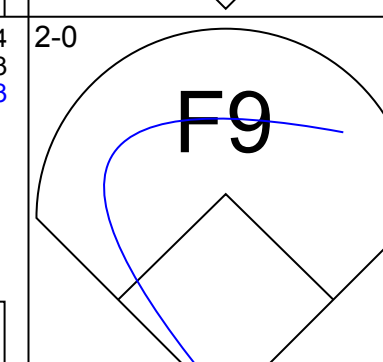
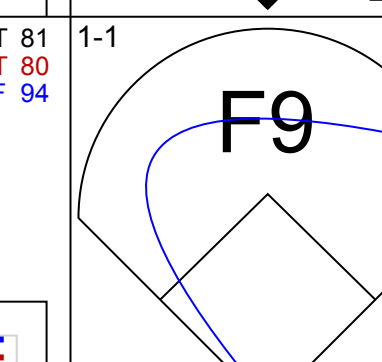
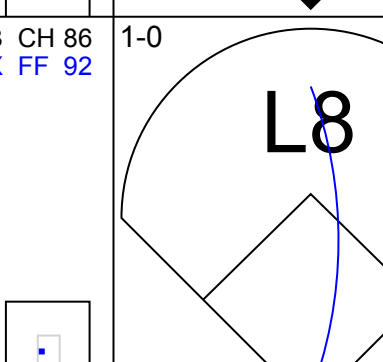
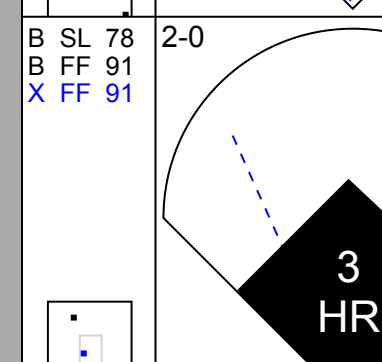
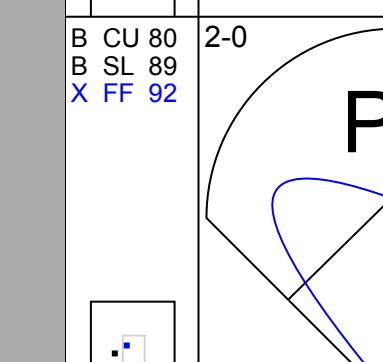
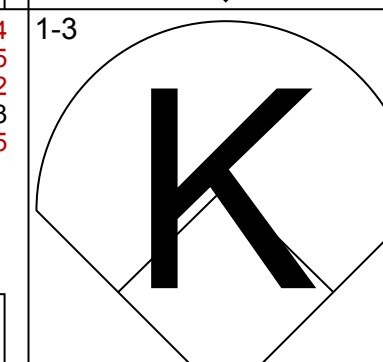
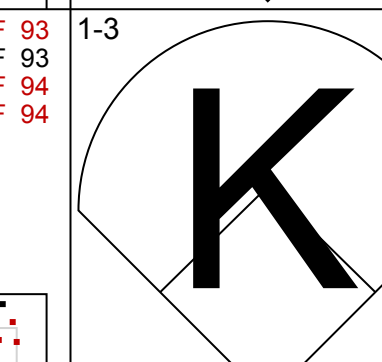
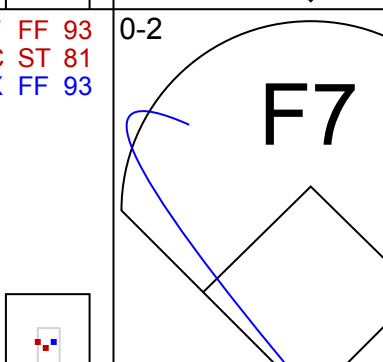
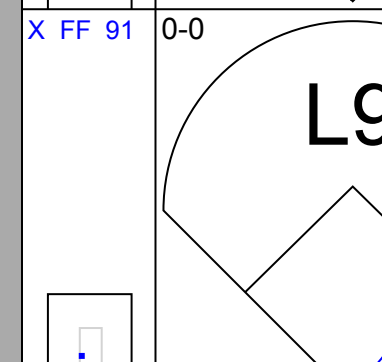
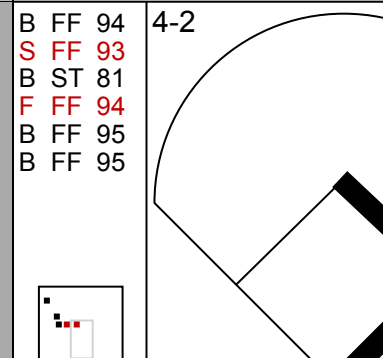
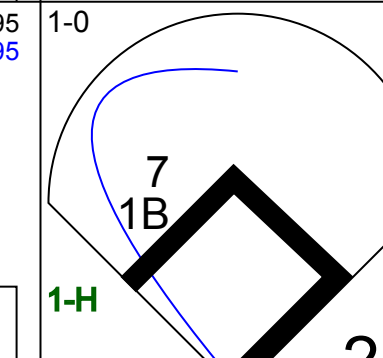
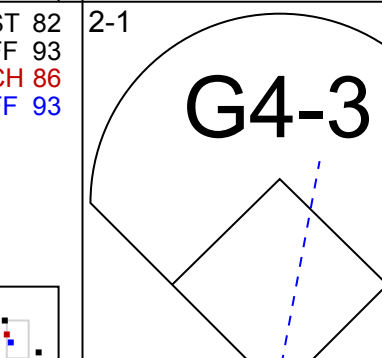
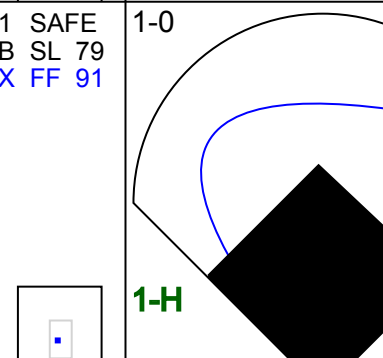

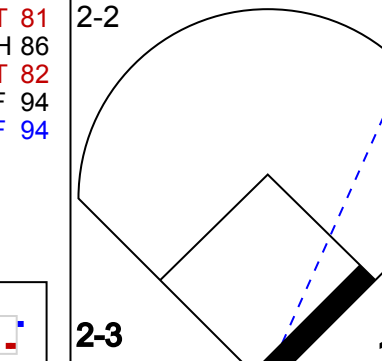

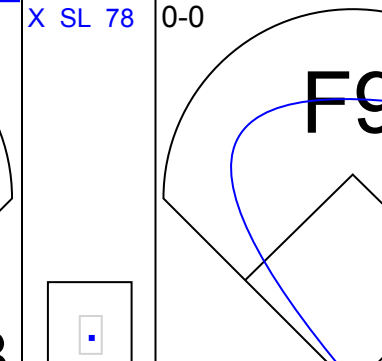
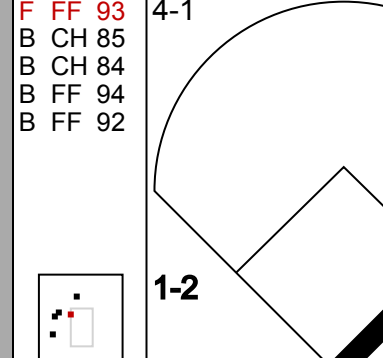
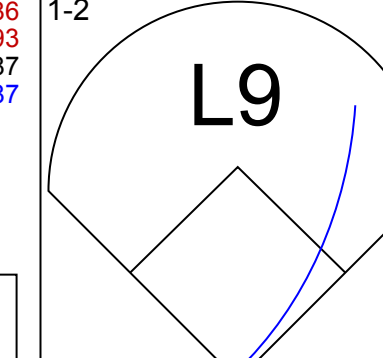



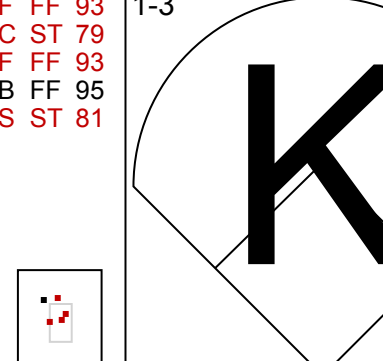
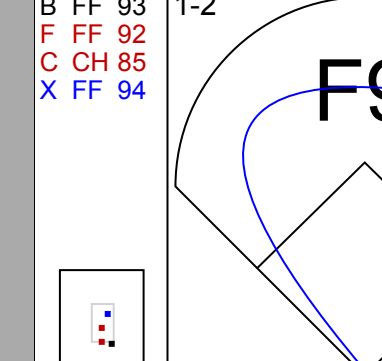
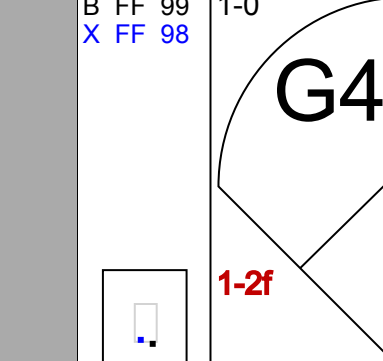
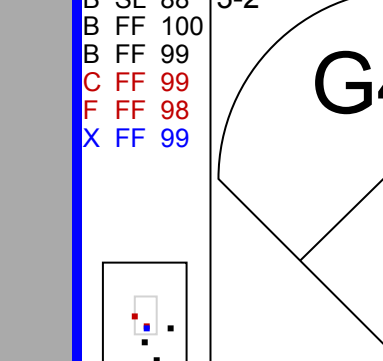
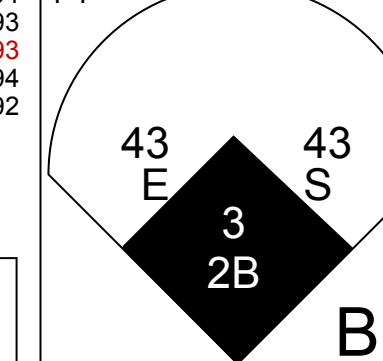
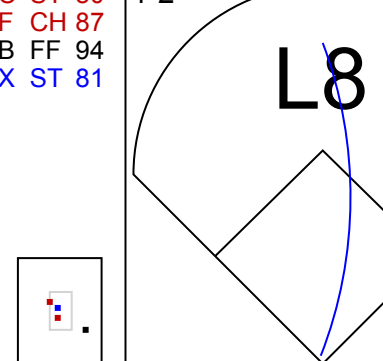
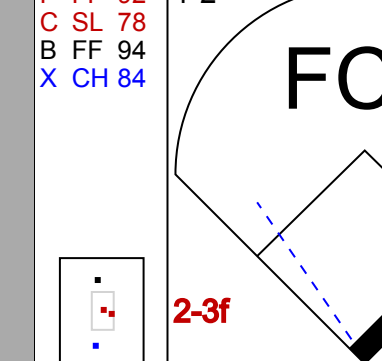



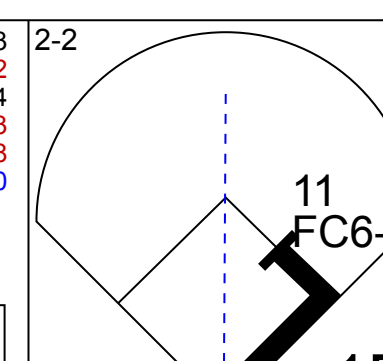
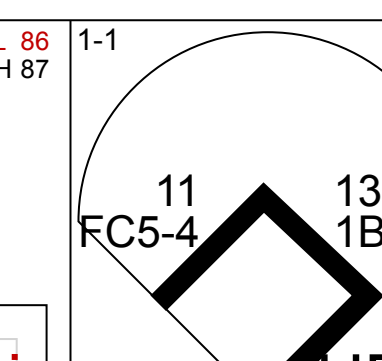
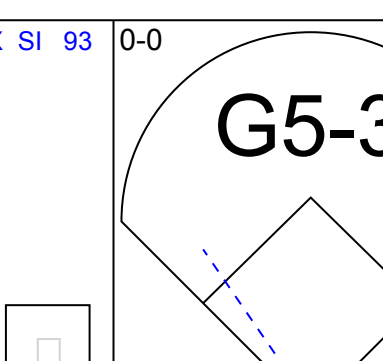
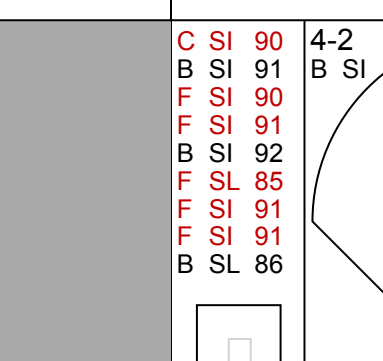
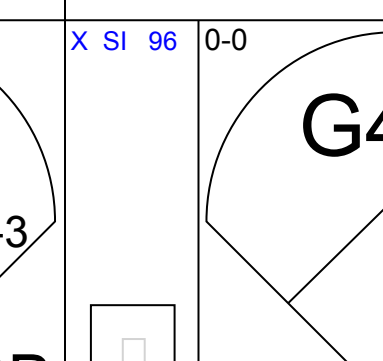
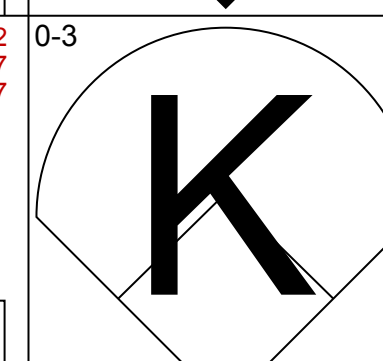
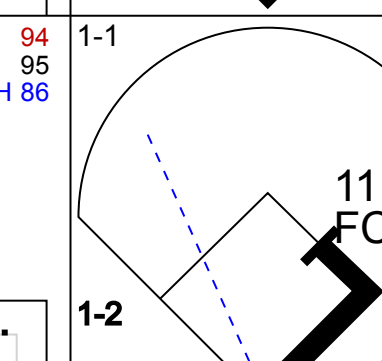

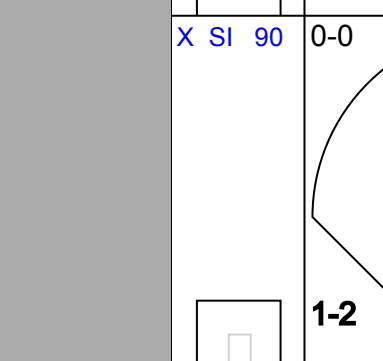
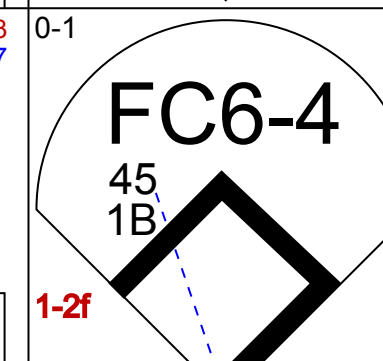
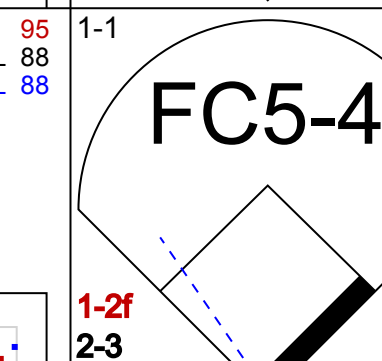

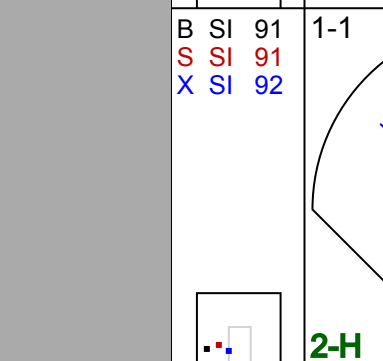
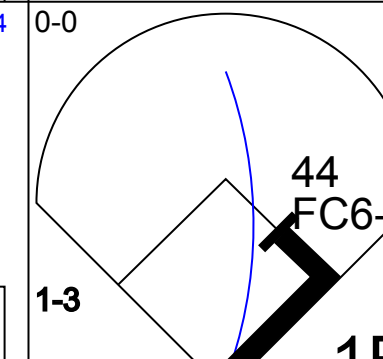
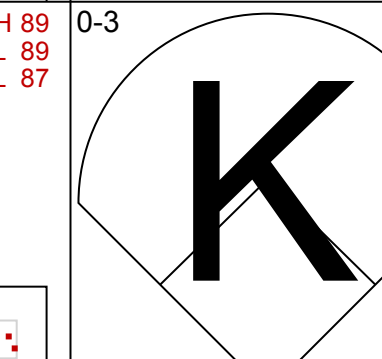

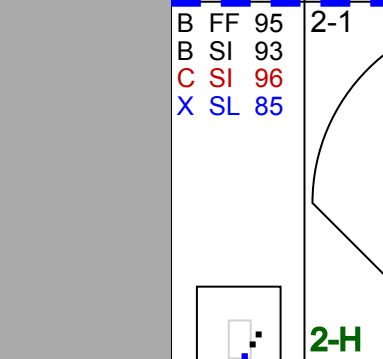
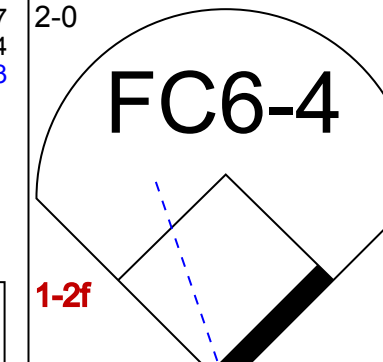
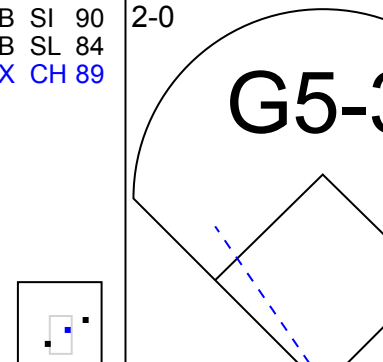
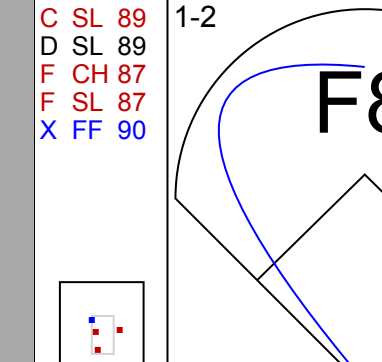
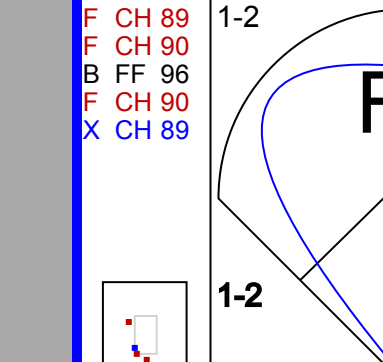


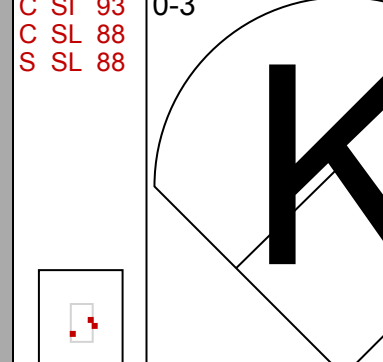
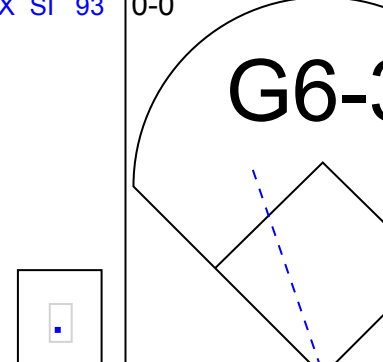

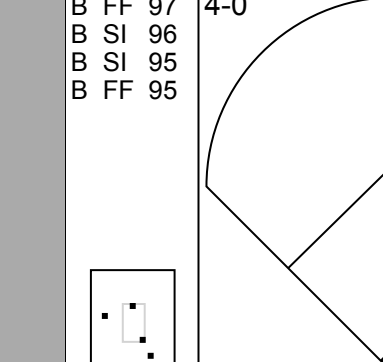



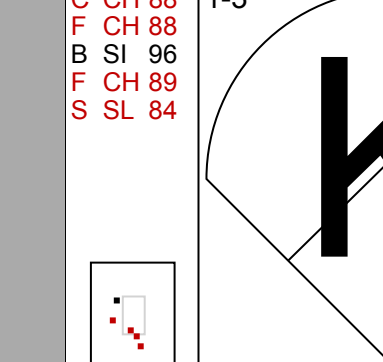

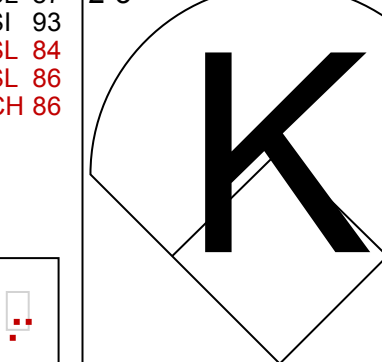

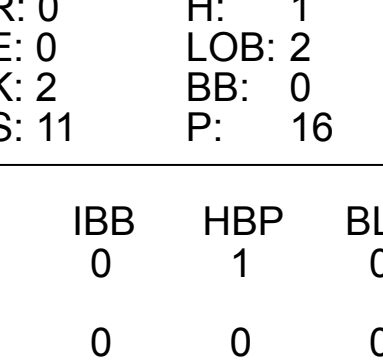
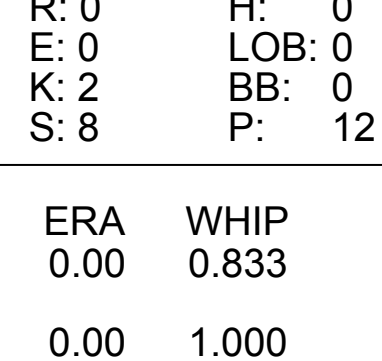
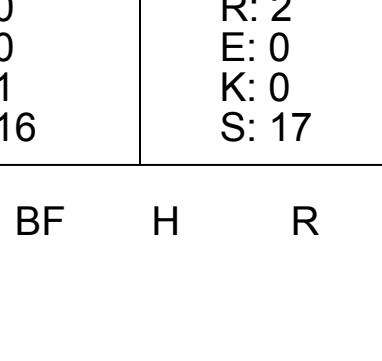
Batter	1	2	3	4	5	6	7	8	9	AB	R	H	RBI	BB	SO	LOB	BOTTOM					
16 César Hernández, S (1,4) OBP: 0.359, SLG: 0.364	HR		G4-6-3		K		L7		E4	5	1	1	1	0	1	3						
17 Rhys Hoskins, R (1,7) OBP: 0.360, SLG: 0.503	F8									5	0	2	0	0	2	3						
13 Asdrúbal Cabrera, S (1,5) OBP: 0.313, SLG: 0.463	F8									4	0	0	0	0	1	2						
41 Carlos Santana, S (1,3) OBP: 0.351, SLG: 0.424	P6									4	0	0	0	0	1	1						
37 Odúbel Herrera, L (1,9) OBP: 0.313, SLG: 0.424										3	0	0	0	0	0	1						
51 Enyel De Los Santos, R (7,1)										0	0	0	0	0	0	0						
15 Andrew Knapp, S (8,PH) OBP: 0.313, SLG: 0.343										1	0	0	0	0	0	0						
46 Adam Morgan, L (9,1) ERA: 4.06										0	0	0	0	0	0	0						
2 J.P. Crawford, L (1,6) OBP: 0.333, SLG: 0.388										2	1	1	0	0	0	0						
19 José Bautista, R (8,PH) OBP: 0.340, SLG: 0.369										1	0	0	0	0	0	0						
38 Jorge Alfaro, R (1,2) OBP: 0.319, SLG: 0.390										2	0	0	0	1	1	2						
40 Wilson Ramos, R (8,PH) OBP: 0.365, SLG: 0.504										1	0	0	0	0	1	0						
43 Nick Pivetta, R (1,1) OBP: 0.154, SLG: 0.135										1	0	0	0	0	1	1						
33 Justin Bour, L (6,PH) OBP: 0.344, SLG: 0.411										1	0	0	0	0	1	0						
57 Luis García, R (6,1) ERA: 4.95										0	0	0	0	0	0	0						
23 Aaron Altherr, R (7,9) OBP: 0.301, SLG: 0.352										2	1	2	0	0	0	0						
24 Roman Quinn, S (1,8) OBP: 0.358, SLG: 0.527										4	1	1	2	0	1	1						
Inning Stats	R: 1 E: 0 K: 0 S: 8	H: 1 LOB: 0 BB: 0 P: 13	R: 0 E: 0 K: 1 S: 12	H: 0 LOB: 1 BB: 1 P: 24	R: 0 E: 1 K: 0 S: 7	H: 1 LOB: 1 BB: 0 P: 11	R: 0 E: 0 K: 0 S: 11	H: 1 LOB: 0 BB: 0 P: 17	R: 0 E: 0 K: 3 S: 10	H: 0 LOB: 0 BB: 0 P: 14	R: 0 E: 0 K: 1 S: 15	H: 1 LOB: 1 BB: 0 P: 20	R: 1 E: 0 K: 2 S: 15	H: 1 LOB: 2 BB: 0 P: 25	R: 0 E: 0 K: 1 S: 7	H: 0 LOB: 0 BB: 0 P: 11	R: 2 E: 1 K: 2 S: 15	H: 2 LOB: 1 BB: 0 P: 25	1B: 3 2B: 3 3B: 0 HR: 1	SF: 0 SAC: 0 DP: 1 HBP: 1	WP: 0 PB: 0 SB: 1 CS: 0	PA: 38
PITCHER	IP WLS BF H R ER SO	IP WLS BF H R ER SO	IP WLS BF H R ER SO	IP WLS BF H R ER SO	IP WLS BF H R ER SO	IP WLS BF H R ER SO	IP WLS BF H R ER SO	IP WLS BF H R ER SO	IP WLS BF H R ER SO	IP WLS BF H R ER SO	IP WLS BF H R ER SO	IP WLS BF H R ER SO	IP WLS BF H R ER SO	IP WLS BF H R ER SO	IP WLS BF H R ER SO	IP WLS BF H R ER SO	ERA WHIP	ERA WHIP	ERA WHIP			
62 José Ureña, R (1,1) ERA: 4.21	5.0 L 19 3 1 1 4	1.0 L 4 1 0 0 1	2.0 L 6 1 1 1 2	1.0 L 4 0 0 0 1	1.0 L 4 0 0 0 1	1.0 L 4 0 0 0 1	1.0 L 4 0 0 0 1	1.0 L 4 0 0 0 1	1.0 L 4 0 0 0 1	1.0 L 4 0 0 0 1	1.0 L 4 0 0 0 1	1.0 L 4 0 0 0 1	1.0 L 4 0 0 0 1	1.0 L 4 0 0 0 1	1.0 L 4 0 0 0 1	1.0 L 4 0 0 0 1	1.80 0.800	1.80 0.800	1.80 0.800			
39 Tyler Kinley, R (6,1) ERA: 10.57	1.0 L 4 1 0 0 1	2.0 L 6 1 1 1 2	1.0 L 4 0 0 0 1	1.0 L 4 0 0 0 1	1.0 L 4 0 0 0 1	1.0 L 4 0 0 0 1	1.0 L 4 0 0 0 1	1.0 L 4 0 0 0 1	1.0 L 4 0 0 0 1	1.0 L 4 0 0 0 1	1.0 L 4 0 0 0 1	1.0 L 4 0 0 0 1	1.0 L 4 0 0 0 1	1.0 L 4 0 0 0 1	1.0 L 4 0 0 0 1	1.0 L 4 0 0 0 1	0.00 1.000	0.00 1.000	0.00 1.000			
46 Kyle Barraclough, R (7,1) ERA: 4.42	1.0 L 4 1 0 0 1	2.0 L 6 1 1 1 2	1.0 L 4 0 0 0 1	1.0 L 4 0 0 0 1	1.0 L 4 0 0 0 1	1.0 L 4 0 0 0 1	1.0 L 4 0 0 0 1	1.0 L 4 0 0 0 1	1.0 L 4 0 0 0 1	1.0 L 4 0 0 0 1	1.0 L 4 0 0 0 1	1.0 L 4 0 0 0 1	1.0 L 4 0 0 0 1	1.0 L 4 0 0 0 1	1.0 L 4 0 0 0 1	1.0 L 4 0 0 0 1	9.00 1.000	9.00 1.000	9.00 1.000			
71 Drew Steckenrider, R (8,1) ERA: 4.42	1.0 L 4 1 0 0 1	2.0 L 6 1 1 1 2	1.0 L 4 0 0 0 1	1.0 L 4 0 0 0 1	1.0 L 4 0 0 0 1	1.0 L 4 0 0 0 1	1.0 L 4 0 0 0 1	1.0 L 4 0 0 0 1	1.0 L 4 0 0 0 1	1.0 L 4 0 0 0 1	1.0 L 4 0 0 0 1	1.0 L 4 0 0 0 1	1.0 L 4 0 0 0 1	1.0 L 4 0 0 0 1	1.0 L 4 0 0 0 1	1.0 L 4 0 0 0 1	0.00 1.000	0.00 1.000	0.00 1.000			
61 Adam Conley, L (9,1) ERA: 4.47	1.0 L 4 1 0 0 1	2.0 L 6 1 1 1 2	1.0 L 4 0 0 0 1	1.0 L 4 0 0 0 1	1.0 L 4 0 0 0 1	1.0 L 4 0 0 0 1	1.0 L 4 0 0 0 1	1.0 L 4 0 0 0 1	1.0 L 4 0 0 0 1	1.0 L 4 0 0 0 1	1.0 L 4 0 0 0 1	1.0 L 4 0 0 0 1	1.0 L 4 0 0 0 1	1.0 L 4 0 0 0 1	1.0 L 4 0 0 0 1	1.0 L 4 0 0 0 1	9.00 2.000	9.00 2.000	9.00 2.000			

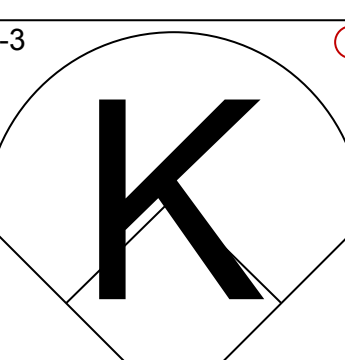
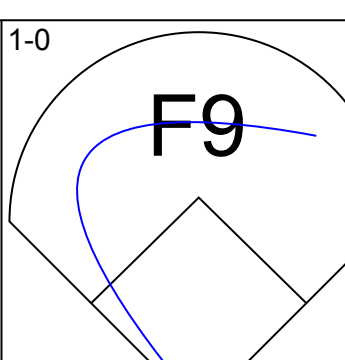
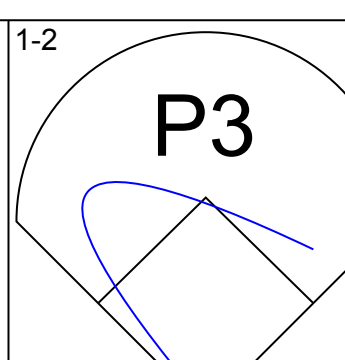
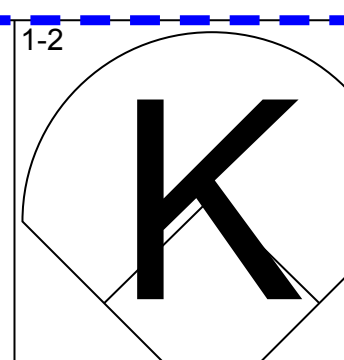
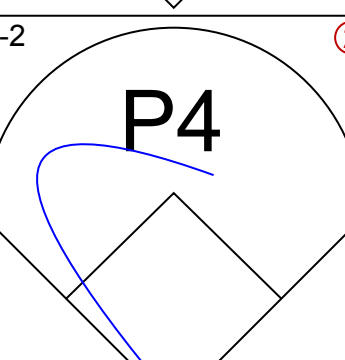
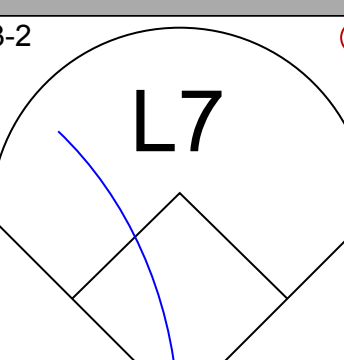
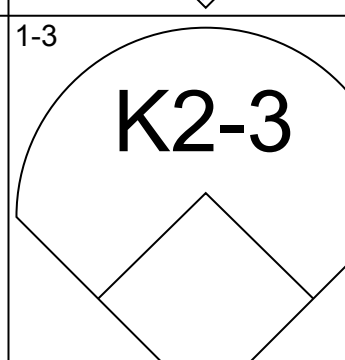
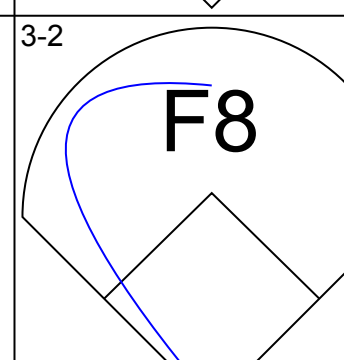
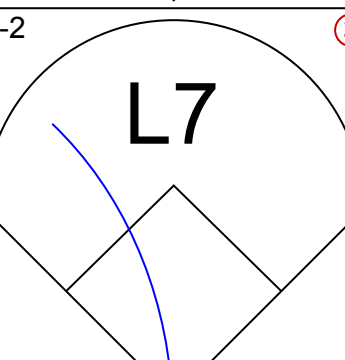
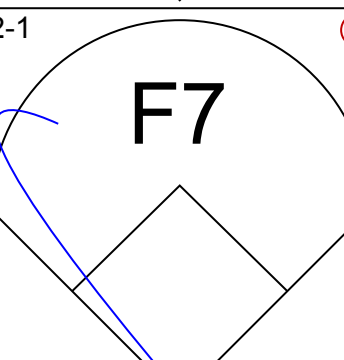
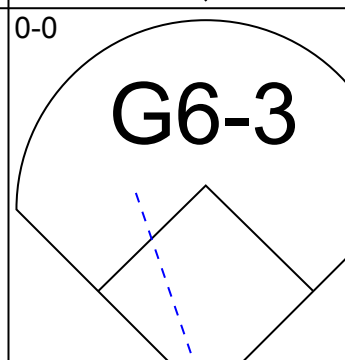

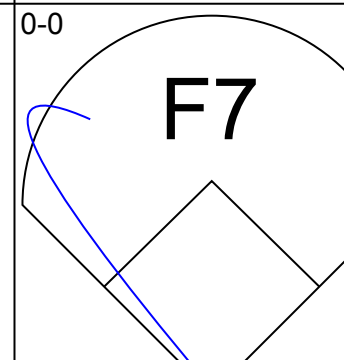
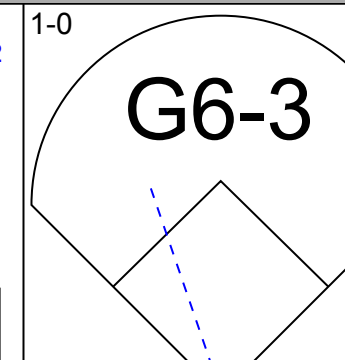
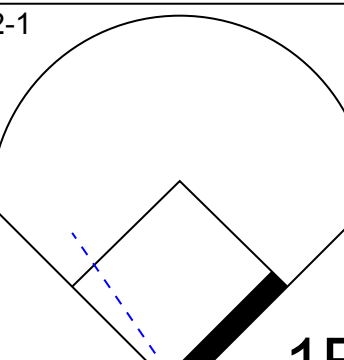
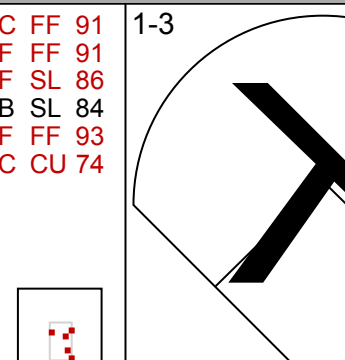
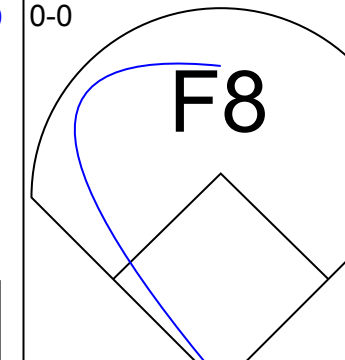
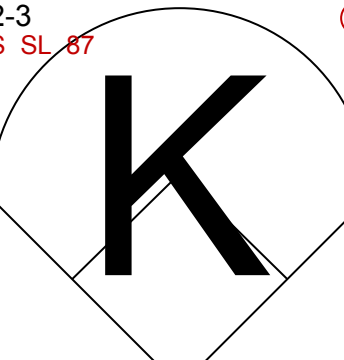
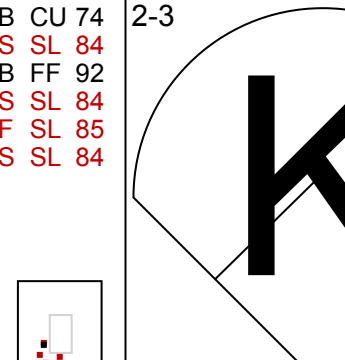
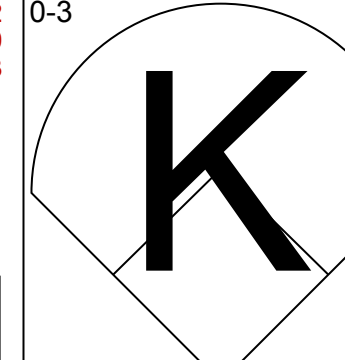

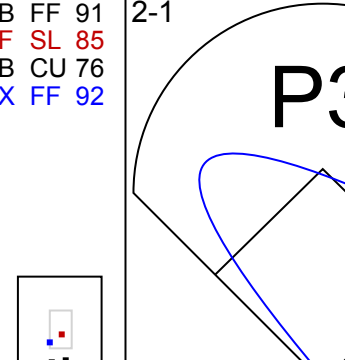
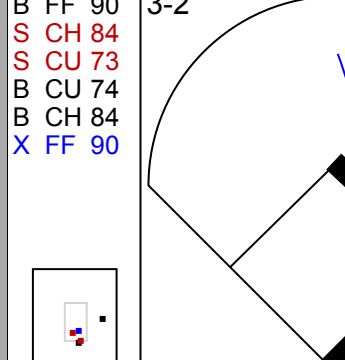

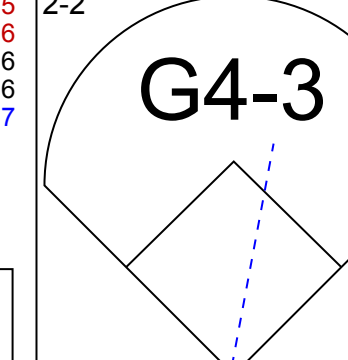
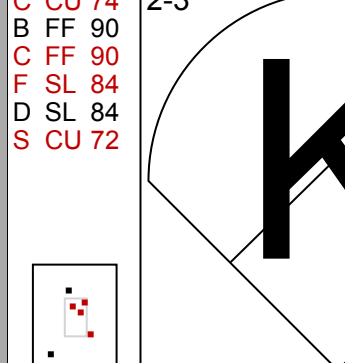

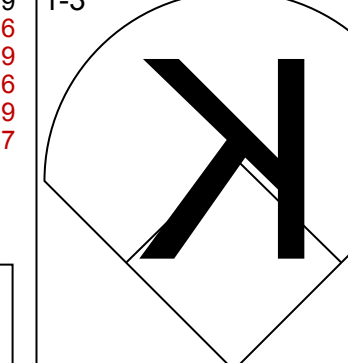
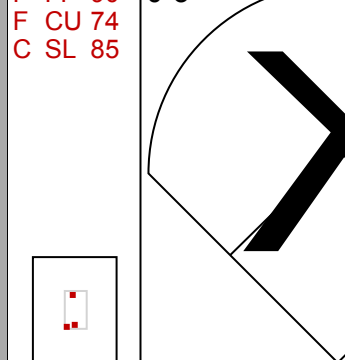

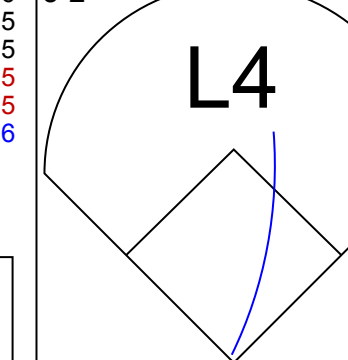
Miami Marlins @ Philadelphia Phillies
Citizens Bank Park, Philadelphia, PA
Sun Sep 16 2018, 1:40 PM - 4:43 PM EDT
Att: 30,040 - Sunny - 84 F

AB 36
R 4
H 7
RBI 3
BB 1
SO 10
LOB 14



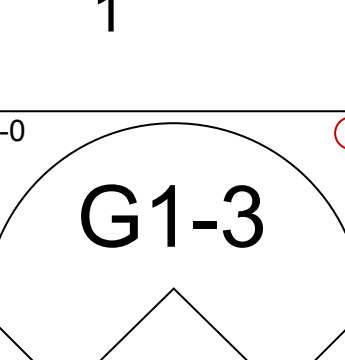
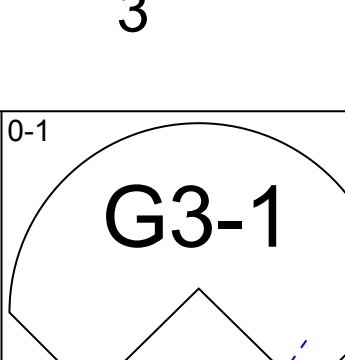
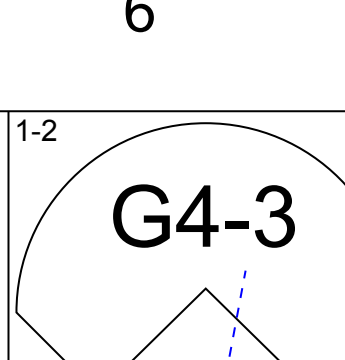
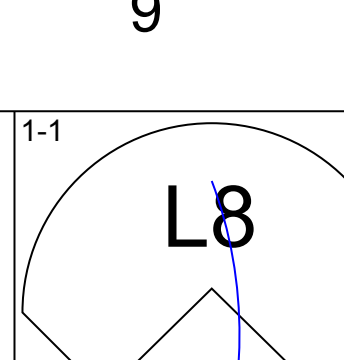
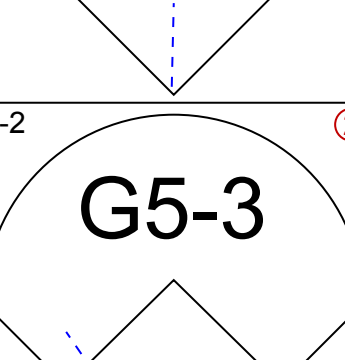
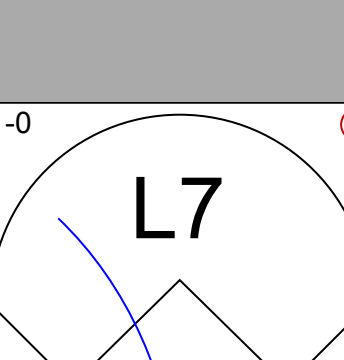
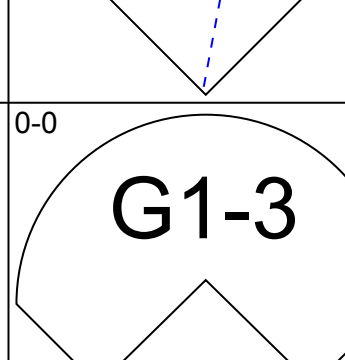
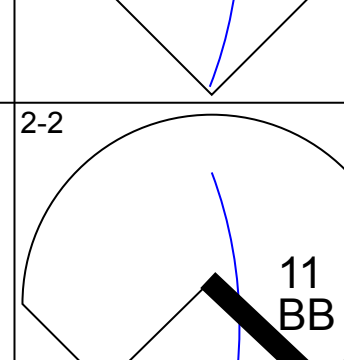
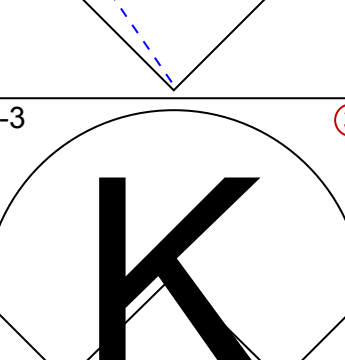
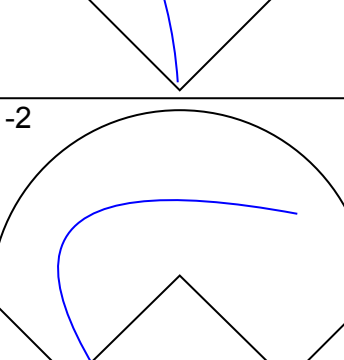
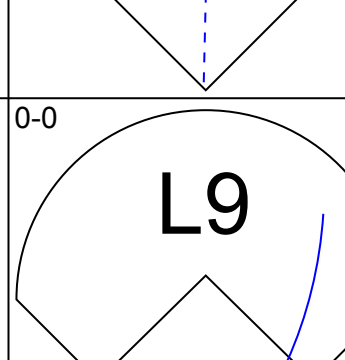
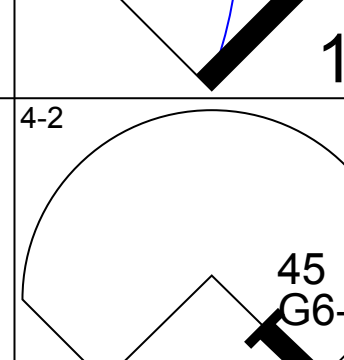

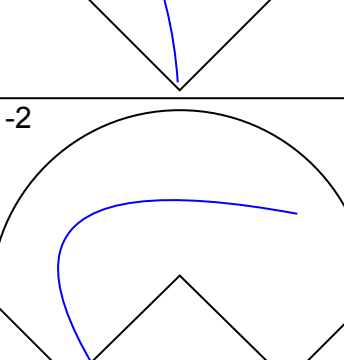

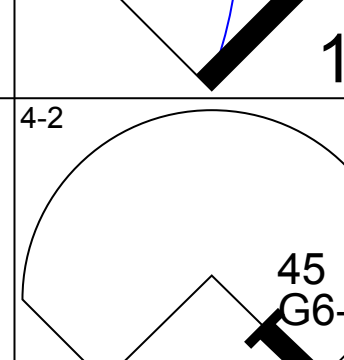
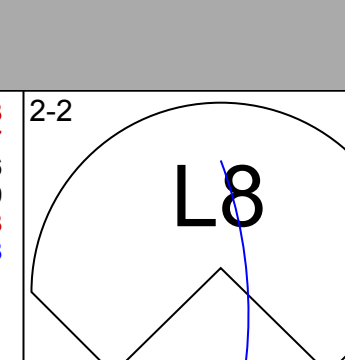
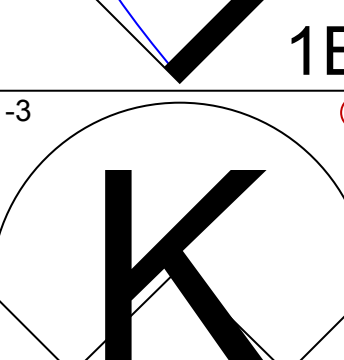
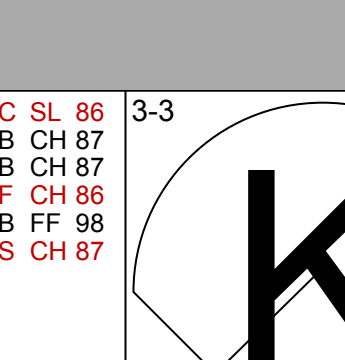
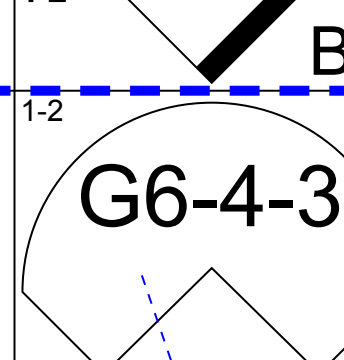

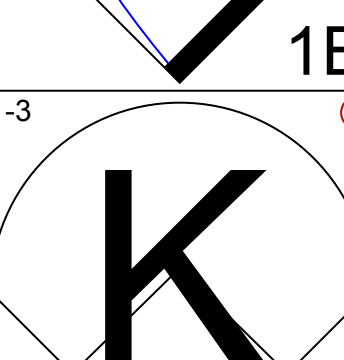
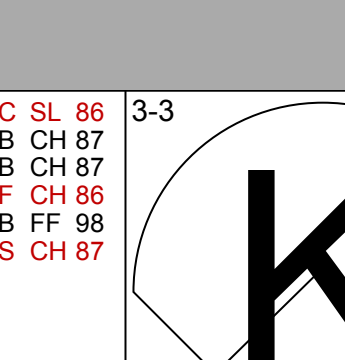
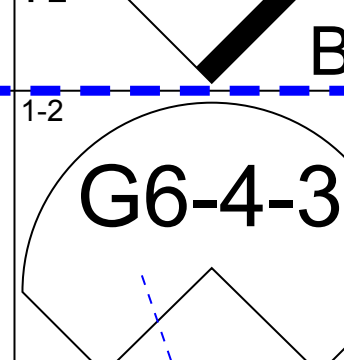


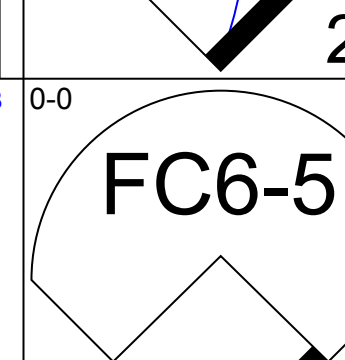
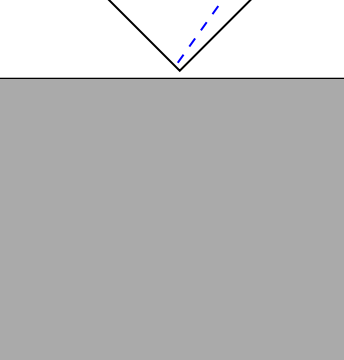



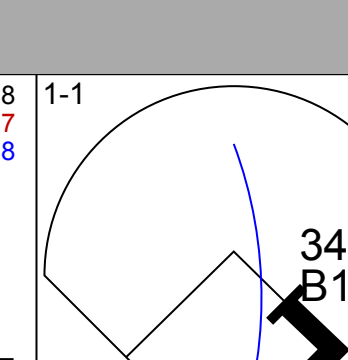
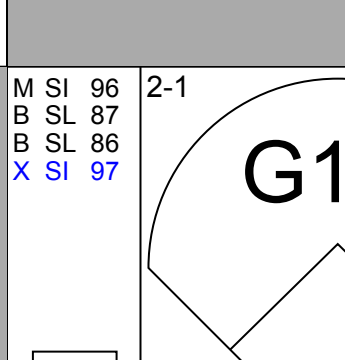

Batter	1	2	3	4	5	6	7	8	9	AB	R	H	RBI	BB	SO	LOB	TOP			
43 Scott Schebler, L (1,9) OBP: 0.345, SLG: 0.466										4	1	1	0	1	1	1	Cincinnati Reds @ Miami Marlins Marlins Park, Miami, FL Thu Sep 20 2018, 7:12 PM - 9:52 PM EDT Att: 9,863 - Roof Closed - 77 F			
9 José Peraza, R (1,6) OBP: 0.328, SLG: 0.419										5	1	1	0	0	0	3				
19 Joey Votto, L (1,3) OBP: 0.420, SLG: 0.426										4	0	0	0	0	2	4				
3 Scooter Gennett, L (1,4) OBP: 0.367, SLG: 0.503										3	1	2	4	1	0	1				
7 Eugenio Suárez, R (1,5) OBP: 0.370, SLG: 0.529										4	0	2	0	0	0	1				
46 Mason Williams, L (1,7) OBP: 0.331, SLG: 0.411										3	0	1	0	1	0	3				
16 Tucker Barnhart, L (1,2) OBP: 0.327, SLG: 0.361										4	0	0	0	0	1	4				
25 Cody Reed, L (1,1)										2	0	0	0	1	2	2				
37 David Hernandez, R (7,1)										0	0	0	0	0	0	0				
61 Gabriel Guerrero, R (8,PH)										1	0	0	0	0	0	0				
48 Jared Hughes, R (8,1)										0	0	0	0	0	0	0				
26 Raisel Iglesias, R (8,1)										0	0	0	0	0	0	0				
6 Billy Hamilton, S (1,8) OBP: 0.299, SLG: 0.325										3	1	1	0	1	0	2				
Inning Stats	R: 0 E: 0 K: 2 S: 8	H: 0 LOB: 0 BB: 0 P: 13	R: 0 E: 0 K: 1 S: 9	H: 0 LOB: 2 BB: 2 P: 20	R: 2 E: 0 K: 1 S: 15	H: 2 LOB: 2 BB: 2 P: 29	R: 0 E: 0 K: 2 S: 10	H: 0 LOB: 0 BB: 0 P: 13	R: 0 E: 0 K: 0 S: 7	H: 1 LOB: 1 BB: 1 P: 11	R: 2 E: 0 K: 0 S: 7	H: 2 LOB: 0 BB: 0 P: 13	R: 0 E: 0 K: 0 S: 7	H: 1 LOB: 0 BB: 0 P: 14	R: 0 E: 0 K: 0 S: 4	H: 1 LOB: 0 BB: 0 P: 9	1B: 6 2B: 1 3B: 0 HR: 1	SF: 0 SAC: 0 DP: 2 HBP: 0	WP: 0 PB: 0 SB: 1 CS: 0	PA: 38
PITCHER	IP WLS BF H R ER SO BB IBB HBP BLK WP HR S P ERA WHIP																			
43 Jeff Bringham, R (1,1) ERA: 5.84	5.0 L 22 3 2 2 6 4 0 0 0 0 0 0 49 86 3.60 1.400																			
57 Eleiser Hernández, R (8,PH) ERA: 5.29	2.0 10 3 2 2 0 1 0 0 0 0 0 1 19 31 9.00 2.000																			
56 Tayron Guerrero, R (8,1) ERA: 5.63	1.0 3 1 0 0 0 0 0 0 0 0 0 0 7 14 0.00 1.000																			
53 Brett Graves, R (9,1) ERA: 4.6	1.0 3 1 0 0 0 0 0 0 0 0 0 0 4 9 0.00 1.000																			

Batter	1	2	3	4	5	6	7	8	9	AB	R	H	RBI	BB	SO	LOB	BOTTOM					
19 Miguel Rojas, R (1,5) OBP: 0.295, SLG: 0.344										3	1	1	0	1	0	2	Cincinnati Reds @ Miami Marlins Marlins Park, Miami, FL Thu Sep 20 2018, 7:12 PM - 9:52 PM EDT Att: 9,863 - Roof Closed - 77 F					
13 Starlin Castro, R (1,4) OBP: 0.333, SLG: 0.407										4	0	2	0	0	1	2						
11 J.T. Realmuto, R (1,2) OBP: 0.348, SLG: 0.499										4	1	2	1	0	0	3						
45 Peter O'Brien, R (1,3) OBP: 0.417, SLG: 0.733										4	0	2	1	0	1	4						
44 Austin Dean, R (1,7) OBP: 0.245, SLG: 0.344										3	0	0	0	0	0	3						
32 Derek Dietrich, L (8,PH) OBP: 0.331, SLG: 0.424										1	0	0	0	0	0	1						
9 Lewis Brinson, R (1,8) OBP: 0.241, SLG: 0.347										3	0	0	0	1	0	0						
79 Isaac Galloway, R (1,9) OBP: 0.336, SLG: 0.407										2	0	0	0	0	1	0						
52 Rafael Ortega, L (7,PH) OBP: 0.295, SLG: 0.279										1	0	0	0	1	0	1						
10 JT Riddle, L (1,6) OBP: 0.279, SLG: 0.389										4	0	0	0	0	2	1						
43 Jeff Bringham, R (11,1) OBP: 0.333, SLG: 0.331										1	0	0	0	0	1	0						
48 Christopher Eustach, R (5,PH) OBP: 0.295, SLG: 0.279										1	0	0	0	0	1	0						
57 Eleiser Hernández, R (8,1)										0	0	0	0	0	0	0						
56 Tayron Guerrero, R (8,1)										0	0	0	0	0	0	0						
34 Magnus Sierra, L (8,PH) OBP: 0.295, SLG: 0.193										1	0	0	0	0	0	0						
53 Brett Graves, R (9,1) ERA: 4.6										0	0	0	0	0	0	0						
15 Brian Anderson, R (9,PH) OBP: 0.302, SLG: 0.339										0	0	0	0	1	0	0						
Inning Stats	R: 0 E: 0 K: 1 S: 11	H: 2 LOB: 2 BB: 0 P: 15	R: 0 E: 0 K: 1 S: 9	H: 0 LOB: 0 BB: 0 P: 11	R: 0 E: 0 K: 2 S: 11	H: 1 LOB: 2 BB: 0 P: 16	R: 0 E: 0 K: 0 S: 4	H: 0 LOB: 0 BB: 0 P: 6	R: 0 E: 0 K: 2 S: 8	H: 0 LOB: 0 BB: 0 P: 12	R: 0 E: 0 K: 0 S: 8	H: 2 LOB: 1 BB: 0 P: 11	R: 0 E: 0 K: 0 S: 9	H: 0 LOB: 0 BB: 1 P: 16	R: 2 E: 0 K: 0 S: 17	H: 2 LOB: 1 BB: 1 P: 25	R: 0 E: 0 K: 1 S: 8	H: 0 LOB: 2 BB: 2 P: 19	1B: 6 2B: 1 3B: 0 HR: 0	SF: 0 SAC: 0 DP: 2 HBP: 1	WP: 1 PB: 0 SB: 0 CS: 0	PA: 37
PITCHER	IP WLS BF H R ER SO BB IBB HBP BLK WP HR S P ERA WHIP																					
25 Cody Reed, L (1,1) ERA: 3.66	6.0 W 23 5 0 0 6 0 0 0 0 0 0 0 9 16 0.00 0.833																					
37 David Hernandez, R (7,1) ERA: 2.56	1.0 3 0 0 0 0 1 0 0 0 0 0 0 9 16 0.00 1.000																					
48 Jared Hughes, R (8,1) ERA: 2.04	0.2 4 1 2 2 0 1 0 0 0 0 0 0 11 16 27.00 3.000																					
26 Raisel Iglesias, R (8,1) ERA: 2.38	1.1 S 7 1 0 0 1 2 0 0 0 1 0 0 14 28 0.00 2.250																					

Batter	1	2	3	4	5	6	7	8	9	10	AB	R	H	RBI	BB	SO	LOB	TOP	
6 Billy Hamilton, S OBP: 0.297, SLG: 0.322											4	0	0	0	0	2	1	Cincinnati Reds @ Miami Marlins Marlins Park, Miami, FL Fri Sep 21 2018, 7:12 PM - 9:47 PM EDT Att: 11,471 - Clear - 77 F	
15 Dilson Herrera, R OBP: 0.262, SLG: 0.347											4	0	0	0	0	1	0		
46 Mason Williams, L OBP: 0.331, SLG: 0.411											3	0	0	0	1	0	0		
19 Joey Votto, L OBP: 0.419, SLG: 0.423											4	0	1	0	0	1	1		
7 Eugenio Suárez, R OBP: 0.309, SLG: 0.527											4	0	0	0	0	3	1		
3 Scooter Gennett, L OBP: 0.305, SLG: 0.499											4	0	1	0	0	1	0		
27 Phillip Ervin, R OBP: 0.329, SLG: 0.419											4	0	1	0	0	1	0		
38 Curt Casali, R OBP: 0.366, SLG: 0.473											4	0	1	0	0	0	1		
51 Blake Trahan, R OBP: 0.273, SLG: 0.273											3	0	0	0	0	2	2		
58 Luis Castillo, R OBP: 0.131, SLG: 0.119											3	0	0	0	0	1	2		
37 David Hernandez, R (9, 1)											0	0	0	0	0	0	0		
Inning Stats	R: 0 E: 0 K: 1 S: 12	H: 0 LOB: 0 BB: 0 P: 18	R: 0 E: 0 K: 1 S: 5	H: 0 LOB: 0 BB: 0 P: 6	R: 0 E: 0 K: 2 S: 11	H: 1 LOB: 1 BB: 0 P: 17	R: 0 E: 0 K: 1 S: 15	H: 1 LOB: 1 BB: 0 P: 24	R: 0 E: 0 K: 0 S: 6	H: 0 LOB: 0 BB: 0 P: 9	R: 0 E: 0 K: 2 S: 11	H: 0 LOB: 0 BB: 0 P: 16	R: 0 E: 0 K: 1 S: 10	H: 0 LOB: 1 BB: 0 P: 18	R: 0 E: 0 K: 1 S: 6	H: 0 LOB: 0 BB: 0 P: 12	1B: 1 2B: 2 3B: 0 HR: 0	SF: 0 SAC: 0 DP: 0 HBP: 0	WP: 0 PA: 34 PB: 0 SB: 0 CS: 0
PITCHER	IP 7.0	WLS 24	BF 3	H 0	R 0	ER 0	SO 8	BB 0	IBB 0	HBP 0	BLK 0	WP 0	HR 0	S 67	P 96	ERA 0.00	WHIP 0.429		
54 Wei-Yin Chen, L ERA: 4.66	1.0	3	0	0	0	1	0	0	0	0	0	0	0	11	17	0.00	0.000		
71 Drew Steckenrider, R ERA: 3.98	1.1	5	0	0	0	2	1	0	0	0	0	0	0	13	23	0.00	0.750		
61 Adam Conley, L ERA: 4.25	0.2	W	2	0	0	0	0	0	0	0	0	0	0	3	7	0.00	0.000		
46 Kyle Barraclough, R ERA: 4.36																			

AB	33
R	0
H	3
RBI	0
BB	1
SO	11
LOB	8



Batter	1	2	3	4	5	6	7	8	9	10	AB	R	H	RBI	BB	SO	LOB	BOTTOM			
10 JT Riddle, L OBP: 0.275, SLG: 0.384											4	0	0	0	0	0	0	Cincinnati Reds @ Miami Marlins Marlins Park, Miami, FL Fri Sep 21 2018, 7:12 PM - 9:47 PM EDT Att: 11,471 - Clear - 77 F			
13 Starlin Castro, R OBP: 0.332, SLG: 0.406											4	0	1	0	0	0	0				
11 JT Realmuto, R OBP: 0.349, SLG: 0.498											3	0	1	0	1	1	0				
45 Peter O'Brien, R OBP: 0.375, SLG: 0.647											4	0	0	0	0	2	3				
32 Derek Dietrich, L OBP: 0.330, SLG: 0.424											4	0	1	0	0	1	1				
15 Brian Anderson, R OBP: 0.352, SLG: 0.392											4	1	1	0	0	1	1				
52 Rafael Ortega, L OBP: 0.296, SLG: 0.280											3	0	1	0	0	0	1				
79 Isaac Galloway, R OBP: 0.317, SLG: 0.436											1	0	1	1	0	0	0				
34 Magneuris Sierra, L OBP: 0.202, SLG: 0.192											3	0	1	0	0	0	1				
54 Wei-Yin Chen, R OBP: 0.154, SLG: 0.179											2	0	0	0	0	1	1				
71 Drew Steckenrider, R ERA: 4.3	1.0	L	4	2	1	1	1	0	0	0	0	0	0	0	0	0	0				
19 Miguel Rojas, R OBP: 0.295, SLG: 0.343																					
61 Adam Conley, L ERA: 4.36																					
46 Kyle Barraclough, R ERA: 4.36																					
Inning Stats	R: 0 E: 0 K: 1 S: 9	H: 0 LOB: 0 BB: 0 P: 12	R: 0 E: 0 K: 0 S: 10	H: 1 LOB: 1 BB: 0 P: 12	R: 0 E: 0 K: 1 S: 8	H: 0 LOB: 0 BB: 0 P: 10	R: 0 E: 0 K: 1 S: 8	H: 1 LOB: 1 BB: 0 P: 11	R: 0 E: 0 K: 1 S: 10	H: 0 LOB: 0 BB: 0 P: 15	R: 0 E: 0 K: 0 S: 5	H: 0 LOB: 0 BB: 0 P: 6	R: 0 E: 0 K: 1 S: 10	H: 0 LOB: 0 BB: 0 P: 14	R: 0 E: 0 K: 0 S: 12	H: 1 LOB: 1 BB: 0 P: 20	R: 1 E: 0 K: 1 S: 9	H: 2 LOB: 1 BB: 0 P: 15	1B: 4 2B: 4 3B: 0 HR: 0	SF: 0 SAC: 0 DP: 2 HBP: 0	WP: 0 PA: 34 PB: 0 SB: 0 CS: 0
PITCHER	IP 8.1	WLS 30	BF 5	H 5	R 0	ER 0	SO 5	BB 1	IBB 0	HBP 0	BLK 0	WP 0	HR 0	S 73	P 102	ERA 0.00	WHIP 0.720				
58 Luis Castillo, R ERA: 4.3	1.0	L	4	2	1	1	1	0	0	0	0	0	0	0	0	0	0	0			
37 David Hernandez, R (9, 1) ERA: 2.67																					

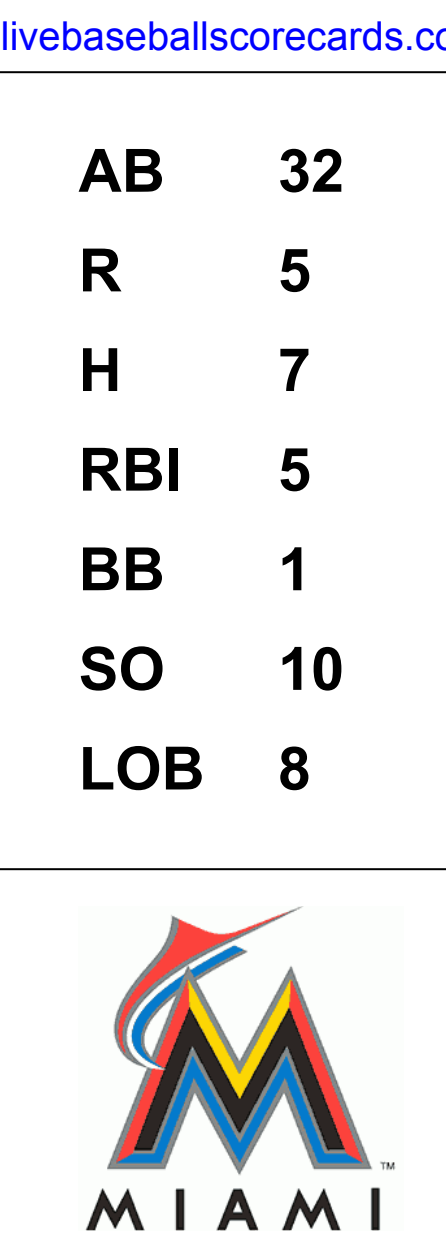
AB	33
R	1
H	7
RBI	1
BB	1
SO	6
LOB	9



Batter	1	2	3	4	5	6	7	8	9	AB	R	H	RBI	BB	SO	LOB	TOP
43 Scott Schebler, L (1,7) OBP: 0.342, SLG: 0.461	F8			P6		G4-3		F7		4	0	0	0	0	0	0	<p>Cincinnati Reds @ Miami Marlins</p> <p>Marlins Park, Miami, FL</p> <p>Sat Sep 22 2018, 7:12 PM - 9:33 PM EDT</p> <p>Att. 12,559 - Roof Closed - 80 F</p>
9 José Peraza, R (1,6) OBP: 0.329, SLG: 0.418	G1-3			HBP		1B		F8		3	0	1	0	0	0	0	
19 Joey Votto, L (1,3) OBP: 0.418, SLG: 0.422	K			F7		1B		F8		4	0	1	0	0	1	1	
3 Scooter Gennett, L (1,4) OBP: 0.364, SLG: 0.497		F7				L4		G6-3		4	0	1	0	0	0	2	
7 Eugenio Suárez, R (1,5) OBP: 0.370, SLG: 0.526		BB				P6		F8		3	0	1	0	1	0	2	
16 Tucker Barnhart, L (1,2) OBP: 0.326, SLG: 0.360		K				G4-1		L4		4	0	1	0	0	1	1	
46 Mason Williams, L (1,9) OBP: 0.322, SLG: 0.400				G3-1		G5-3		G5-3		3	0	0	0	0	0	0	
38 Curt Casali, R (0,PH) OBP: 0.363, SLG: 0.470				G1-3		F9		G1-3		1	0	0	0	0	0	2	
28 Anthony DeSclafani, R (1,1) ERA: 4.07				G1-3		F9		HR		2	0	0	0	0	0	0	
47 Sal Romano, L (0,PH) ERA: 5.35				G1-3		F9		HR		0	0	0	0	0	0	0	
61 Gabriel Guerrero, R (0,PH) ERA: 5.2				G1-3		F9		HR		0	0	0	0	0	0	0	
41 Matt Wisler, R (0,PH) ERA: 4.14				G1-3		F9		HR		0	0	0	0	0	0	0	
6 Billy Hamilton, S (1,8) OBP: 0.295, SLG: 0.320				F7		G4-3		L7		3	0	0	0	0	0	0	
Inning Stats	R: 0 H: 0 E: 0 K: 1 S: 9	H: 0 LOB: 0 BB: 0 P: 17	R: 0 H: 0 E: 0 K: 1 S: 5	H: 0 LOB: 1 BB: 1 P: 13	R: 0 H: 0 E: 0 K: 0 S: 5	H: 1 LOB: 2 BB: 0 P: 19	R: 0 H: 0 E: 0 K: 0 S: 5	H: 2 LOB: 2 BB: 0 P: 18	R: 0 H: 0 E: 0 K: 0 S: 6	H: 1 LOB: 0 BB: 0 P: 10	R: 0 H: 2 E: 0 K: 0 S: 10	H: 2 LOB: 2 BB: 0 P: 15	1B: 5 2B: 1 3B: 0 HR: 1	SF: 0 SAC: 0 DP: 1 HBP: 1	WP: 0 PB: 0 SB: 0 CS: 1	PA: 34	
PITCHER	IP WLS BF H R ER SO BB IBB HBP BLK WP HR S P ERA WHIP	5.2 W 21 3 0 0 2 1 0 0 1 0 0 0 45 80 0.00 0.706	0.1 H 1 0 0 0 0 0 0 0 0 0 0 0 1 13 19 4.50 0.000	2.0 7 1 1 1 0 0 0 0 0 0 0 0 7 11 0.00 3.000	0.1 S 1 0 0 0 0 0 0 0 0 0 0 0 0 3 4 0.00 0.000												

Batter	1	2	3	4	5	6	7	8	9	AB	R	H	RBI	BB	SO	LOB	BOTTOM			
19 Miguel Rojas, R (1,6) OBP: 0.292, SLG: 0.340	L8					L6		F9		4	0	0	0	0	0	1	<p>Cincinnati Reds @ Miami Marlins</p> <p>Marlins Park, Miami, FL</p> <p>Sat Sep 22 2018, 7:12 PM - 9:33 PM EDT</p> <p>Att. 12,559 - Roof Closed - 80 F</p>			
13 Starlin Castro, R (1,4) OBP: 0.330, SLG: 0.403	K				G1-3			G5-3		4	0	0	0	0	2	0				
11 J.T. Realmuto, R (1,2) OBP: 0.348, SLG: 0.498	K			E1		1B		L6		4	2	1	0	0	1	0				
45 Peter O'Brien, R (1,3) OBP: 0.341, SLG: 0.579				K		G6-3		G4-3		4	0	0	0	0	2	2				
71 Drew Steckenrider, R (0,PH) ERA: 3.98				K		G6-3		G4-3		0	0	0	0	0	0	0				
15 Brian Anderson, R (1,5) OBP: 0.352, SLG: 0.392				K		G6-3		G6-3		3	1	1	1	1	1	0				
9 Lewis Brinson, R (1,8) OBP: 0.241, SLG: 0.346				K		FC6-4		G4-3		4	1	1	1	0	1	1				
44 Austin Dean, R (1,7) ERA: 4.91				L4		HR				3	1	2	3	0	0	0				
64 Nick Wittgren, R (7,1) ERA: 4.37				L4		HR				0	0	0	0	0	0	0				
61 Adam Conley, L (0,PH) ERA: 5.2				L4		HR				0	0	0	0	0	0	0				
10 JT Riddle, L (0,PH) OBP: 0.275, SLG: 0.384				L4		HR				0	0	0	0	0	0	0				
34 Magneuris Sierra, L (1,9) OBP: 0.212, SLG: 0.203				L4		HR				3	0	2	0	0	1	2				
62 José Ureña, R (1,1) OBP: 0.043, SLG: 0.065				K		K		P4		2	0	0	0	0	2	1				
66 Jarlin García, L (6,1) ERA: 4.37				K		K		P4		0	0	0	0	0	0	0				
79 Isaac Galloway, R (6,PH) OBP: 0.313, SLG: 0.429				K		K		P4		1	0	0	0	0	0	1				
Inning Stats	R: 0 H: 0 E: 0 K: 2 S: 8	H: 0 LOB: 0 BB: 0 P: 12	R: 0 H: 0 E: 0 K: 3 S: 10	H: 0 LOB: 0 BB: 0 P: 12	R: 0 H: 1 E: 0 K: 1 S: 8	H: 1 LOB: 1 BB: 0 P: 12	R: 2 H: 2 E: 2 K: 3 S: 15	H: 2 LOB: 2 BB: 1 P: 20	R: 0 H: 0 E: 0 K: 1 S: 6	H: 0 LOB: 0 BB: 0 P: 8	R: 3 H: 4 E: 0 K: 0 S: 17	H: 4 LOB: 1 BB: 0 P: 24	R: 0 H: 0 E: 0 K: 0 S: 6	H: 0 LOB: 0 BB: 0 P: 9	R: 0 H: 0 E: 0 K: 0 S: 7	H: 0 LOB: 0 BB: 0 P: 10	1B: 5 2B: 1 3B: 0 HR: 1	SF: 0 SAC: 0 DP: 0 HBP: 0	WP: 0 PB: 0 SB: 0 CS: 0	PA: 33
PITCHER	IP WLS BF H R ER SO BB IBB HBP BLK WP HR S P ERA WHIP	5.2 L 25 6 5 3 10 1 0 0 0 0 0 0 5 7 - - -	0.0 1 1 0 0 0 0 0 0 0 0 0 0 0 1 1 0.00 0.000	1.0 3 0 0 0 0 0 0 0 0 0 0 0 0 6 9 0.00 0.000	1.0 3 0 0 0 0 0 0 0 0 0 0 0 0 7 10 0.00 0.000															

AB	32
R	1
H	6
RBI	1
BB	1
SO	2
LOB	8



Batter	1	2	3	4	5	6	7	8	9	AB	R	H	RBI	BB	SO	LOB	TOP					
43 Scott Schebler, L (1.7) OBP: 0.341, SLG: 0.457	F9		BB		F8			G3		3	0	0	0	1	0	0						
9 José Peraza, R (1.6) OBP: 0.328, SLG: 0.417	P3		K			G6-3			1B	4	0	1	0	0	1	1						
3 Scooter Gennett, L (1.4) OBP: 0.363, SLG: 0.496	1B				F7		G3-1		FC4-6	4	0	1	0	0	0	1						
7 Eugenio Suárez, R (1.5) OBP: 0.369, SLG: 0.524	K				1B		P6		G6-4-3	4	0	1	0	0	1	2						
16 Tucker Barnhart, L (1.3) OBP: 0.326, SLG: 0.360	K				1B			G4-3		3	0	1	0	0	1	0						
27 Phillip Ervin, R (1.9) OBP: 0.325, SLG: 0.413	G5-3				1B			G5-3		3	0	0	0	0	1	2						
38 Curt Casali, R (1.2) OBP: 0.356, SLG: 0.459	K				K			K		3	0	0	0	0	3	2						
61 Gabriel Guerrero, R (1.8) OBP: 0.154, SLG: 0.385			K			G5-3		F8		3	0	0	0	0	1	0						
21 Michael Lorenzen, R (1.1) OBP: 0.333, SLG: 0.795																						
46 Mason Williams, L (5. PH) OBP: 0.326, SLG: 0.397																						
47 Sai Romano, L (5.1) OBP: 0.287, SLG: 0.396																						
53 Wandy Peralta, L (5.1) OBP: 0.329, SLG: 0.496																						
57 Jesús Reyes, R (7.1) OBP: 0.296, SLG: 0.325																						
15 Dilson Herrera, R (8. PH) OBP: 0.296, SLG: 0.325																						
48 Jared Hughes, R (8.1) OBP: 0.296, SLG: 0.325																						
Inning Stats	R: 0 H: 1 E: 0 K: 1 S: 11	H: 1 LOB: 1 BB: 0 P: 16	R: 0 H: 0 E: 0 K: 2 S: 7	H: 0 LOB: 0 BB: 8 P: 8	R: 0 H: 0 E: 0 K: 2 S: 12	H: 0 LOB: 1 BB: 1 P: 19	R: 0 H: 2 E: 0 K: 2 S: 17	H: 2 LOB: 2 BB: 0 P: 23	R: 0 H: 0 E: 0 K: 1 S: 6	H: 0 LOB: 0 BB: 0 P: 8	R: 0 H: 0 E: 0 K: 0 S: 10	H: 0 LOB: 0 BB: 0 P: 14	R: 0 H: 0 E: 0 K: 1 S: 7	H: 0 LOB: 0 BB: 7 P: 7	R: 0 H: 0 E: 0 K: 0 S: 8	H: 0 LOB: 0 BB: 14 P: 14	R: 0 H: 1 E: 0 K: 0 S: 8	H: 1 LOB: 0 BB: 0 P: 11	1B: 4 2B: 0 3B: 0 HR: 0	SF: 0 SAC: 0 DP: 1 HBP: 0	WP: 0 PB: 0 CS: 0	PA: 31
PITCHER	IP	WLS	BF	H	R	ER	SO	BB	IBB	HBP	BLK	WP	HR	S	P	ERA	WHIP					
36 Trevor Richards, R (1.1) ERA: 4.66	7.0	W	25	3	0	0	9	1	0	0	0	0	0	70	95	0.00	0.571					
39 Tyler Kinley, R (8.1) ERA: 9.31	1.0		3	0	0	0	0	0	0	0	0	0	0	8	14	0.00	0.000					
55 Drew Rucinski, R (9.1) ERA: 4.73	1.0		3	1	0	0	0	0	0	0	0	0	0	8	11	0.00	1.000					

Cincinnati Reds @ Miami Marlins
Marlins Park, Miami, FL
Sun Sep 23 2018, 1:12 PM - 3:41 PM EDT
Att. 13,595 - Roof Closed - 78 F

AB 30
R 0
H 4
RBI 0
BB 1
SO 9
LOB 8



Batter	1	2	3	4	5	6	7	8	9	AB	R	H	RBI	BB	SO	LOB	BOTTOM					
10 JT Riddle, L (1.6) OBP: 0.277, SLG: 0.384	G4-3				G4-3			G1-3		5	0	2	0	0	0	5						
44 Austin Dean, R (1.7) OBP: 0.285, SLG: 0.376	1B					L8		F8		5	0	1	0	0	0	2						
79 Isaac Galloway, R (9.7) OBP: 0.313, SLG: 0.429	1B				L6-4					0	0	0	0	0	0	0						
13 Starlin Castro, R (1.4) OBP: 0.329, SLG: 0.400	G6-4-3				G4-3			K2-3		4	1	0	0	1	1	3						
45 Peter O'Brien, R (1.3) OBP: 0.333, SLG: 0.548	F7				L8					4	0	1	0	0	0	2						
39 Tyler Kinley, R (8.1) ERA: 9.31										0	0	0	0	0	0	0						
55 Drew Rucinski, R (9.1) ERA: 4.73										0	0	0	0	0	0	0						
15 Brian Anderson, R (1.5) OBP: 0.355, SLG: 0.394	G6-3				1B					4	2	3	0	0	0	0						
9 Lewis Brinson, R (1.8) OBP: 0.243, SLG: 0.347	1B				1B					4	1	2	1	0	2	3						
17 Chad Wallach, R (1.2) OBP: 0.244, SLG: 0.288	1B				1B					4	2	3	3	0	0	0						
36 Trevor Richards, R (1.1) ERA: 4.66	1B				HR					3	0	0	0	0	0	3						
19 Miguel Rojas, R (7. PH) OBP: 0.292, SLG: 0.340	1B				G4-3					1	0	0	0	0	0	0						
34 Magneuris Sierra, L (1.9) OBP: 0.228, SLG: 0.214	1B				1B					3	0	2	1	1	1	0						
Inning Stats	R: 0 H: 2 E: 0 K: 0 S: 9	H: 2 LOB: 3 BB: 1 P: 14	R: 0 H: 2 E: 0 K: 0 S: 9	H: 2 LOB: 3 BB: 1 P: 17	R: 4 H: 3 E: 0 K: 0 S: 13	H: 3 LOB: 0 BB: 1 P: 21	R: 0 H: 2 E: 0 K: 0 S: 11	H: 2 LOB: 1 BB: 0 P: 13	R: 2 H: 3 E: 1 K: 1 S: 17	H: 3 LOB: 2 BB: 0 P: 26	R: 0 H: 2 E: 0 K: 1 S: 12	H: 2 LOB: 2 BB: 0 P: 18	R: 0 H: 0 E: 0 K: 1 S: 10	H: 0 LOB: 0 BB: 0 P: 16	R: 0 H: 0 E: 0 K: 1 S: 10	H: 0 LOB: 0 BB: 0 P: 13	1B: 13 2B: 1 3B: 0 HR: 1	SF: 0 SAC: 0 DP: 2 HBP: 0	WP: 2 PB: 0 CS: 0	PA: 39		
PITCHER	IP	WLS	BF	H	R	ER	SO	BB	IBB	HBP	BLK	WP	HR	S	P	ERA	WHIP					
21 Michael Lorenzen, R (1.1) ERA: 3.35	4.0	L	21	9	4	4	0	2	0	0	0	0	1	42	65	9.00	2.750					
47 Sai Romano, R (5.1) ERA: 5.36	0.2		6	3	2	1	1	0	0	0	0	0	0	14	21	13.50	4.500					
53 Wandy Peralta, L (5.1) ERA: 4.97	1.1		6	2	0	0	1	0	0	0	0	0	0	15	23	0.00	1.500					
57 Jesús Reyes, R (7.1) ERA: 1.93	1.0		3	0	0	0	1	0	0	0	0	0	0	10	16	0.00	0.000					
48 Jared Hughes, R (8.1) ERA: 2.01	1.0		3	0	0	0	1	0	0	0	0	0	0	10	13	0.00	0.000					

Cincinnati Reds @ Miami Marlins
Marlins Park, Miami, FL
Sun Sep 23 2018, 1:12 PM - 3:41 PM EDT
Att. 13,595 - Roof Closed - 78 F

AB 37
R 6
H 14
RBI 5
BB 2
SO 4
LOB 18



Batter	1	2	3	4	5	6	7	8	9	AB	R	H	RBI	BB	SO	LOB	TOP				
10 JT Riddle, L OBP: 0.279, SLG: 0.381 79 Isaac Galloway, R OBP: 0.308, SLG: 0.421										4	1	1	0	0	2	2					
19 Miguel Rojas, R OBP: 0.283, SLG: 0.341 2 Yadiel Rivera, R OBP: 0.274, SLG: 0.221										3	1	1	0	0	0	0					
11 JT Realmuto, R OBP: 0.342, SLG: 0.488 51 Ben Meyer, L										4	0	0	0	0	1	2					
45 Peter O'Brien, R OBP: 0.351, SLG: 0.608										4	1	2	2	0	2	1					
15 Brian Anderson, R OBP: 0.355, SLG: 0.394										4	0	1	1	0	1	1					
9 Lewis Brinson, R OBP: 0.241, SLG: 0.342										4	1	1	0	0	3	1					
44 Austin Dean, R OBP: 0.274, SLG: 0.371 28 Bryan Holaday, R OBP: 0.269, SLG: 0.267										2	0	0	0	0	2	0					
34 Magneuris Sierra, L OBP: 0.229, SLG: 0.210										4	0	1	0	0	0	2					
43 Jeff Brigham, R OBP: 0.301, SLG: 0.330 52 Rafael Ortega, L OBP: 0.299, SLG: 0.290 55 Drew Rucinski, R OBP: 0.299, SLG: 0.290 32 Derek Dietrich, L OBP: 0.299, SLG: 0.290 39 Tyler Kinley, R OBP: 0.299, SLG: 0.290 64 Nick Wittgren, R OBP: 0.299, SLG: 0.290 48 Christopher Bostick, R OBP: 0.299, SLG: 0.290										0	0	0	0	0	0	0					
Inning Stats	R: 0 H: 0 E: 0 K: 1 S: 9	H: 0 LOB: 0 BB: 0 P: 12	R: 0 H: 0 E: 0 K: 2 S: 7	H: 0 LOB: 0 BB: 0 P: 12	R: 0 H: 0 E: 0 K: 1 S: 9	H: 0 LOB: 1 BB: 0 P: 15	R: 1 H: 2 E: 0 K: 2 S: 12	H: 1 LOB: 1 BB: 0 P: 17	R: 0 H: 1 E: 0 K: 1 S: 10	H: 1 LOB: 1 BB: 0 P: 14	R: 0 H: 1 E: 0 K: 2 S: 12	H: 1 LOB: 0 BB: 0 P: 16	R: 2 H: 2 E: 0 K: 2 S: 18	H: 2 LOB: 0 BB: 0 P: 25	R: 1 H: 2 E: 1 K: 0 S: 13	H: 2 LOB: 1 BB: 0 P: 17	1B: 7 2B: 1 3B: 0 HR: 1	SF: 0 SAC: 1 DP: 0 HBP: 1	WP: 0 PB: 0 SB: 0 CS: 0	PA: 37	
PITCHER	IP WLS BF H R ER SO BB IBB HBP BLK WP HR S P ERA WHIP	7.0 W 27 5 1 1 10 0 0 0 0 0 0 70 100 1.29 0.714	0.2 3 1 1 1 1 0 0 0 0 0 0 14 18 13.50 1.500	0.1 2 1 1 1 1 0 0 0 0 0 1 4 7 27.00 3.000	1.0 5 2 1 0 0 0 0 0 0 0 0 13 17 0.00 2.000																

Miami Marlins @ Washington Nationals
Nationals Park, Washington, DC
Tue Sep 25 2018, 7:06 PM - 10:17 PM EDT
Att: 26,483 - Partly Cloudy - 78 F


AB 35
R 4
H 9
RBI 4
BB 0
SO 12
LOB 13



Batter	1	2	3	4	5	6	7	8	9	AB	R	H	RBI	BB	SO	LOB	BOTTOM				
2 Adam Eaton, L OBP: 0.393, SLG: 0.410 55 Tim Collins, L										3	2	2	2	2	0	1					
53 Austen Williams, R ERA: 3.18 52 Jimmy Cordero, R ERA: 5.79										5	0	0	0	0	2	7					
34 Bryce Harper, L OBP: 0.393, SLG: 0.498 16 Victor Robles, R OBP: 0.275, SLG: 0.413										1	2	1	0	3	0	0					
6 Anthony Rendon, R OBP: 0.378, SLG: 0.540 5 Adrián Sánchez, R OBP: 0.224, SLG: 0.292										3	2	3	4	0	0	0					
22 Juan Soto, L OBP: 0.405, SLG: 0.513										3	1	0	0	2	0	4					
11 Ryan Zimmerman, R OBP: 0.335, SLG: 0.495										5	1	1	2	0	2	5					
32 Matt Wieters, S OBP: 0.328, SLG: 0.377										4	0	3	1	0	0	0					
1 Wilmer Difo, S OBP: 0.298, SLG: 0.352										3	1	0	0	1	1	3					
31 Max Scherzer, R ERA: 6.06 45 Andrew Stevenson, L OBP: 0.310, SLG: 0.354										3	0	0	0	0	3	0					
Inning Stats	R: 3 H: 1 E: 0 K: 1 S: 14	H: 1 LOB: 2 BB: 2 P: 17	R: 0 H: 1 E: 0 K: 1 S: 9	H: 1 LOB: 1 BB: 0 P: 16	R: 0 H: 1 E: 0 K: 0 S: 8	H: 1 LOB: 1 BB: 0 P: 11	R: 0 H: 1 E: 0 K: 1 S: 9	H: 1 LOB: 2 BB: 1 P: 15	R: 0 H: 0 E: 0 K: 1 S: 8	H: 0 LOB: 0 BB: 0 P: 17	R: 6 H: 5 E: 0 K: 1 S: 24	H: 5 LOB: 2 BB: 3 P: 42	R: 0 H: 1 E: 0 K: 0 S: 9	H: 1 LOB: 1 BB: 1 P: 16	1B: 6 2B: 4 3B: 0 HR: 1	SF: 0 SAC: 0 DP: 3 HBP: 1	WP: 1 PB: 0 SB: 1 CS: 0	PA: 42			
PITCHER	IP WLS BF H R ER SO BB IBB HBP BLK WP HR S P ERA WHIP	4.0 L 19 4 3 3 2 1 0 0 0 0 0 17 32 0.00 1.000	0.1 6 3 5 5 0 0 2 0 0 0 1 0 12 19 135.00 9.000	0.2 5 2 1 1 1 1 0 0 0 0 0 0 12 23 13.50 4.500	1.0 4 1 0 0 0 0 1 0 0 0 0 9 16 0.00 2.000																

Miami Marlins @ Washington Nationals
Nationals Park, Washington, DC
Tue Sep 25 2018, 7:06 PM - 10:17 PM EDT
Att: 26,483 - Partly Cloudy - 78 F

AB 32
R 9
H 11
RBI 9
BB 9
SO 5
LOB 23



Batter	1	2	3	4	5	6	7	8	9	AB	R	H	RBI	BB	SO	LOB	TOP	
10 JT Riddle, L (1, 0) 11 J. Roehlmann, R (5, PH) 53 Brett Graves, R (5, 1) 56 Tayron Guerrero, R (6, 1) 44 Austin Dean, R (7, PH) 57 Elieser Hernández, R (7, 1)											2	0	0	0	0	1	0	Miami Marlins @ Washington Nationals Nationals Park, Washington, DC Wed Sep 26 2018, 4:05 PM EDT Att: 28,680 - Cloudy - 88 F
15 Brian Anderson, R (1, 5) OBP: 0.356, SLG: 0.400										4	1	2	3	0	0	0		
32 Derek Dietrich, L (1, 3) OBP: 0.330, SLG: 0.423										4	0	2	0	0	0	0		
45 Peter O'Brien, R (1, 9) OBP: 0.350, SLG: 0.585										2	0	0	0	1	2	2		
52 Rafael Ortega, L (1, 7) OBP: 0.293, SLG: 0.277										3	0	0	0	0	1	4		
48 Christopher Bestick, R (1, 4) OBP: 0.313, SLG: 0.289										2	0	0	0	1	1	2		
17 Chad Wallach, R (1, 2) OBP: 0.271, SLG: 0.262										1	1	0	0	2	0	0		
54 Wei-Yin Chen, R (1, 1) OBP: 0.150, SLG: 0.175										1	0	0	0	0	1	0		
19 Miguel Rojas, R (5, PH) OBP: 0.294, SLG: 0.342										2	0	1	0	0	0	2		
34 Magneuris Sierra, L (1, 8) OBP: 0.228, SLG: 0.209										1	0	0	0	0	1	0		
9 Lewis Brinson, R (5, PH) OBP: 0.240, SLG: 0.341										2	1	0	0	0	0	4		
Inning Stats	R: 0 E: 0 K: 1 S: 7	H: 0 LOB: 0 BB: 0 P: 11	R: 0 E: 0 K: 1 S: 7	H: 0 LOB: 0 BB: 0 P: 12	R: 0 E: 0 K: 2 S: 9	H: 0 LOB: 0 BB: 0 P: 15	R: 0 E: 0 K: 0 S: 8	H: 1 LOB: 2 BB: 1 P: 19	R: 0 E: 0 K: 1 S: 10	H: 0 LOB: 2 BB: 2 P: 23	R: 0 E: 0 K: 3 S: 12	H: 2 LOB: 2 BB: 0 P: 19	R: 3 E: 0 K: 1 S: 16	H: 2 LOB: 0 BB: 1 P: 26				
PITCHER	IP WLS BF H R ER SO BB IBB HBP BLK WP HR S P ERA WHIP																	
61 Kyle McGowin, R (1, 1) ERA: 2.7	4.0																	
33 Matt Grace, L (5, 1) ERA: 2.97	1.0	5	2	0	0	1	0	0	0	0	0	9	15	0.00	2.000			
51 Wander Suero, R (6, 1) ERA: 3.66	1.0	W	3	0	0	3	0	0	0	0	0	10	16	0.00	0.000			
68 Jefry Rodríguez, R (7, 1) ERA: 5.71	1.0		6	2	3	3	1	0	0	0	0	1	16	27.00	3.000			

AB	26
R	3
H	5
RBI	3
BB	4
SO	9
LOB	18



Batter	1	2	3	4	5	6	7	8	9	AB	R	H	RBI	BB	SO	LOB	BOTTOM
16 Victor Robles, R (1, 8) OBP: 0.321, SLG: 0.529										5	1	4	5	0	0	1	Miami Marlins @ Washington Nationals Nationals Park, Washington, DC Wed Sep 26 2018, 4:05 PM EDT Att: 28,680 - Cloudy - 88 F
7 Trea Turner, R (1, 6) OBP: 0.344, SLG: 0.410										3	0	0	0	2	0	3	
34 Bryce Harper, L (1, 9) OBP: 0.391, SLG: 0.494										4	0	0	0	0	2	5	
6 Anthony Rendon, R (1, 5) OBP: 0.375, SLG: 0.536										4	0	0	0	0	0	4	
22 Juan Soto, L (1, 7) OBP: 0.406, SLG: 0.515										4	1	2	0	0	0	0	
11 Ryan Zimmerman, R (1, 3) ERA: 4.79										0	1	0	0	1	0	0	
14 Mark Reynolds, R (3, 3) OBP: 0.332, SLG: 0.492										2	1	1	0	1	0	1	
5 Adrián Sánchez, R (1, 4) OBP: 0.284, SLG: 0.327										4	2	3	0	0	0	1	
64 Spencer Kieboom, R (1, 2) OBP: 0.321, SLG: 0.319										3	2	2	3	1	0	2	
61 Kyle McGowin, R (1, 1) ERA: 4.79										2	1	0	0	0	0	3	
33 Matt Grace, L (5, 1) ERA: 5.4										1	0	0	0	0	0	2	
51 Wander Suero, R (6, 1) ERA: 5.63										0	0	0	0	0	0	0	
68 Jefry Rodríguez, R (7, 1) OBP: 0.188, SLG: 0.250										0	0	0	0	0	0	0	
2 Adam Eaton, L (7, PH) OBP: 0.392, SLG: 0.409										1	0	0	0	0	1	1	
Inning Stats	R: 0 E: 0 K: 0 S: 12	H: 1 LOB: 1 BB: 0 P: 17	R: 5 E: 1 K: 0 S: 19	H: 4 LOB: 1 BB: 2 P: 32	R: 0 E: 0 K: 0 S: 6	H: 1 LOB: 2 BB: 1 P: 13	R: 0 E: 0 K: 1 S: 7	H: 1 LOB: 1 BB: 0 P: 10	R: 4 E: 0 K: 1 S: 18	H: 4 LOB: 1 BB: 1 P: 31	R: 0 E: 0 K: 0 S: 9	H: 1 LOB: 1 BB: 0 P: 11	R: 0 E: 0 K: 1 S: 9	H: 0 LOB: 1 BB: 1 P: 15			
PITCHER	IP WLS BF H R ER SO BB IBB HBP BLK WP HR S P ERA WHIP																
54 Wei-Yin Chen, L (1, 1) ERA: 4.79	4.0	L	22	7	5	4	1	3	0	0	0	0	44	72	9.00	2.500	
53 Brett Graves, R (5, 1) ERA: 5.4	1.0		8	4	4	4	1	1	0	0	0	1	18	31	36.00	5.000	
56 Tayron Guerrero, R (6, 1) ERA: 5.63	1.0		4	1	0	0	0	0	0	0	0	0	9	11	0.00	1.000	
57 Elieser Hernández, R (7, 1) ERA: 5.21	1.0		4	0	0	0	1	1	0	0	0	0	9	15	0.00	1.000	

AB	33
R	9
H	12
RBI	8
BB	5
SO	3
LOB	23



Batter	1	2	3	4	5	6	7	8	9	AB	R	H	RBI	BB	SO	LOB	TOP															
19 Miguel Rojas, R OBP: 0.298, SLG: 0.348										6	2	4	1	0	0	1																
13 Starlin Castro, R OBP: 0.329, SLG: 0.399										5	0	1	0	1	1	4																
11 J.T. Realmuto, R OBP: 0.374, SLG: 0.484										5	0	1	1	0	2	4																
45 Peter O'Brien, R OBP: 0.354, SLG: 0.586										5	2	2	1	0	1	4																
15 Brian Anderson, R OBP: 0.359, SLG: 0.403										3	1	2	0	2	0	0																
9 Lewis Brinson, R OBP: 0.239, SLG: 0.341										5	1	1	1	0	0	4																
44 Austin Dean, R OBP: 0.061, SLG: 0.373										4	1	2	1	1	2	2																
66 Jarlin Garcia, L										0	0	0	0	0	0	0																
64 Nick Wittgren, R										0	0	0	0	0	0	0																
34 Magneuris Sierra, L OBP: 0.220, SLG: 0.201										5	0	0	1	0	1	5																
62 José Ureña, R OBP: 0.061, SLG: 0.063										2	1	0	0	1	2	2																
32 Derek Dietrich, L OBP: 0.330, SLG: 0.422										1	0	0	0	0	1	1																
46 Kyle Barraclough, R										0	0	0	0	0	0	0																
79 Isaac Galloway, R OBP: 0.303, SLG: 0.414										1	0	0	0	0	0	1																
Inning Stats	R: 0 E: 0 K: 2 S: 8	H: 1 LOB: 0 BB: 0 P: 13	R: 0 E: 0 K: 0 S: 12	H: 1 LOB: 2 BB: 1 P: 22	R: 0 E: 0 K: 1 S: 11	H: 0 LOB: 1 BB: 1 P: 23	R: 1 E: 0 K: 1 S: 17	H: 2 LOB: 2 BB: 1 P: 27	R: 2 E: 0 K: 1 S: 17	H: 3 LOB: 2 BB: 1 P: 29	R: 1 E: 1 K: 1 S: 15	H: 1 LOB: 2 BB: 1 P: 22	R: 4 E: 1 K: 3 S: 24	H: 5 LOB: 2 BB: 0 P: 34	R: 0 E: 0 K: 1 S: 6	H: 0 LOB: 0 BB: 0 P: 10	R: 0 E: 1 K: 0 S: 9	H: 0 LOB: 1 BB: 0 P: 12	1B: 9 2B: 5 3B: 0 HR: 0	SF: 0 SAC: 0 DP: 1 HBP: 0	WP: 2 PB: 0 SB: 1 CS: 1	PA: 47										
PITCHER	IP WLS BF H R ER SO BB IBB HBP BLK WP HR S P ERA WHIP																															
55 Corey Oswalt, R ERA: 5.85	4.0	18	4	1	1	4	3	0	0	0	1	0	48	85	2.25	1.750																
51 Paul Sewald, R ERA: 6.07	1.0	L 7	3	2	2	1	1	0	0	0	0	0	17	29	18.00	4.000																
47 Drew Gagnon, R ERA: 5.25	1.2	13	5	5	1	3	1	0	0	0	1	0	32	47	5.40	3.600																
35 Jacob Rhame, R ERA: 6.23	0.1	2	1	0	0	1	0	0	0	0	0	0	7	9	0.00	3.000																
63 Tim Peterson, R ERA: 6.19	2.0	7	0	0	0	1	0	0	0	0	0	0	15	22	0.00	0.000																
Batter	1	2	3	4	5	6	7	8	9	AB	R	H	RBI	BB	SO	LOB	BOTTOM															
9 Brandon Nimmo, L OBP: 0.404, SLG: 0.484										3	0	2	0	1	0	1																
68 Jeff McNeil, L OBP: 0.375, SLG: 0.475										4	1	1	0	0	0	2																
30 Michael Conforto, L OBP: 0.351, SLG: 0.451										4	0	0	0	0	0	4																
19 Jay Bruce, L OBP: 0.315, SLG: 0.379										2	0	0	0	2	0	2																
1 Amed Rosario, R OBP: 0.296, SLG: 0.383										4	0	1	1	0	2	1																
22 Dominic Smith, L OBP: 0.255, SLG: 0.424									4	0	1	0	0	0	0	0																
21 Todd Frazier, R OBP: 0.301, SLG: 0.386									1	0	0	0	2	0	1																	
26 Kevin Plawecki, R OBP: 0.321, SLG: 0.378									2	0	0	0	0	1	2																	
59 Jose Lobaton, S OBP: 0.246, SLG: 0.224									2	0	0	0	0	1	3																	
55 Corey Oswalt, R										1	0	0	0	0	0	0																
51 Paul Sewald, R										0	0	0	0	0	0	0																
5 David Wright, R										0	0	0	0	0	0	0																
47 Drew Gagnon, R										0	0	0	0	0	0	0																
35 Jacob Rhame, R										0	0	0	0	0	0	0																
7 José Reyes, S OBP: 0.262, SLG: 0.320										1	0	0	0	0	0	1																
63 Tim Peterson, R										0	0	0	0	0	0	0																
72 Jack Reinheimer, R OBP: 0.216, SLG: 0.184										1	0	0	0	0	0	2																
Inning Stats	R: 1 E: 0 K: 0 S: 11	H: 2 LOB: 2 BB: 1 P: 21	R: 0 E: 0 K: 1 S: 8	H: 0 LOB: 0 BB: 1 P: 14	R: 0 E: 0 K: 0 S: 9	H: 1 LOB: 2 BB: 1 P: 14	R: 0 E: 0 K: 1 S: 12	H: 1 LOB: 1 BB: 0 P: 16	R: 0 E: 0 K: 0 S: 9	H: 1 LOB: 1 BB: 0 P: 15	R: 0 E: 0 K: 0 S: 9	H: 0 LOB: 0 BB: 1 P: 16	R: 0 E: 0 K: 0 S: 9	H: 0 LOB: 1 BB: 1 P: 14	R: 0 E: 0 K: 2 S: 18	H: 0 LOB: 2 BB: 0 P: 26	1B: 5 2B: 0 3B: 0 HR: 0	SF: 0 SAC: 0 DP: 1 HBP: 1	WP: 0 PB: 0 SB: 1 CS: 1	PA: 36												
PITCHER	IP WLS BF H R ER SO BB IBB HBP BLK WP HR S P ERA WHIP																															
62 José Ureña, R ERA: 3.98	6.0	W 24	5	1	1	2	4	0	0	0	0	0	58	96	1.50	1.500																
46 Kyle Barraclough, R ERA: 4.28	1.0	4	0	0	0	0	1	0	0	0	0	0	9	14	0.00	1.000																
66 Jarlin Garcia, L ERA: 4.5	1.0	3	0	0	0	0	0	0	0	0	0	0	7	10	0.00	0.000																
64 Nick Wittgren, R ERA: 2.94	1.0	5	0	0	0	2	0	0	1	0	0	0	18	26	0.00	0.000																

Miami Marlins @ New York Mets
Citi Field, Flushing, NY
Fri Sep 28 2018, 7:10 PM - 10:17 PM EDT
Att: 27,045 - Partly Cloudy - 63 F

AB 42
R 8
H 13
RBI 6
BB 5
SO 10
LOB 28



Miami Marlins @ New York Mets
Citi Field, Flushing, NY
Fri Sep 28 2018, 7:10 PM - 10:17 PM EDT
Att: 27,045 - Partly Cloudy - 63 F

AB 30
R 1
H 5
RBI 1
BB 5
SO 4
LOB 19



Batter	1	2	3	4	5	6	7	8	9	10	11	12	13	AB	R	H	RBI	BB	SO	LOB	TOP	
19 Miguel Rojas, R OBP: 0.297, SLG: 0.346			G4-3			G6-3		K			F8			5	0	1	0	0	1	0		
15 Brian Anderson, R OBP: 0.357, SLG: 0.400						G6-3		G6-3		K		G6-3		5	0	0	0	0	3	1		
13 Starlin Castro, R OBP: 0.330, SLG: 0.400								K				L9		5	0	2	0	0	1	1		
45 Peter O'Brien, R OBP: 0.337, SLG: 0.365																						
34 Magneuris Sierra, L OBP: 0.220, SLG: 0.261																						
56 Tayron Guerrero, R																						
66 Jarlin Garcia, L																						
40 Javy Guerra, R																						
9 Lewis Brinson, R OBP: 0.239, SLG: 0.338																						
44 Austin Dean, R OBP: 0.181, SLG: 0.140																						
71 Drew Steckenrider, R ERA: 4.42																						
46 Christopher Beach, R ERA: 4.09																						
46 Kyle Barraclough, R ERA: 4.39																						
55 Drew Rucinski, R ERA: 4.33																						
79 Isaac Galloway, R OBP: 0.314, SLG: 0.410																						
28 Bryan Holaday, R OBP: 0.261, SLG: 0.258																						
36 Trevor Richards, R OBP: 0.094, SLG: 0.065																						
52 Rafael Ortega, L OBP: 0.289, SLG: 0.273																						
2 Yadiel Rivera, R OBP: 0.272, SLG: 0.219																						
Inning Stats	R: 0 E: 0 K: 2 S: 14	H: 1 LOB: 2 BB: 1 P: 25	R: 0 E: 0 K: 0 S: 9	H: 0 LOB: 0 BB: 0 P: 12	R: 0 E: 0 K: 2 S: 10	H: 0 LOB: 0 BB: 0 P: 14	R: 0 E: 0 K: 1 S: 10	H: 1 LOB: 1 BB: 0 P: 18	R: 0 E: 0 K: 1 S: 17	H: 0 LOB: 1 BB: 1 P: 28	R: 0 E: 0 K: 1 S: 8	H: 1 LOB: 0 BB: 0 P: 10	R: 0 E: 0 K: 1 S: 7	H: 0 LOB: 0 BB: 1 P: 19	R: 0 E: 0 K: 1 S: 6	H: 1 LOB: 1 BB: 0 P: 9	R: 0 E: 0 K: 1 S: 10	H: 0 LOB: 1 BB: 0 P: 17	1B: 4 2B: 1 3B: 0 HR: 0	SF: 0 SAC: 1 DP: 1 HBP: 1	WIP: 0 PB: 0 SB: 0 CS: 2	PA: 45
PITCHER	IP 6.0	WLS 21	BF 3	H 0	R 0	ER 0	SO 8	BB 1	IBB 0	HBP 0	BLK 0	WP 0	HR 0	S 61	P 97	ERA 0.00	WHIP 0.667					
32 Steven Matz, L ERA: 3.97	1.0	4	0	0	0	1	1	0	0	0	0	0	0	17	28	0.00	1.000					
49 Tyler Bashlor, R ERA: 4.22	1.0	3	0	0	0	1	0	0	0	0	0	0	0	7	11	0.00	0.000					
62 Drew Smith, R ERA: 3.54	1.0	3	1	0	0	1	0	0	0	0	0	0	0	7	10	0.00	1.000					
38 Anthony Swarzak, R ERA: 6.15	1.0	4	0	0	0	0	1	0	0	0	0	0	0	10	19	0.00	1.000					
39 Jerry Blevins, L ERA: 4.85																						

Miami Marlins @ New York Mets
Citi Field, Flushing, NY
Sat Sep 29 2018, 7:14 PM - 11:27 PM EDT
Att. 43,928 - Cloudy - 69 F

AB 40
R 0
H 5
RBI 0
BB 3
SO 13
LOB 15



Batter	1	2	3	4	5	6	7	8	9	10	11	12	13	AB	R	H	RBI	BB	SO	LOB	BOTTOM	
7 José Reyes, S OBP: 0.261, SLG: 0.322			F7											5	0	1	0	0	1	3		
66 Jeff McNeil, L OBP: 0.379, SLG: 0.471			F8											4	0	1	0	1	1	1		
5 David Wright, R																						
1 Amed Rosario, R OBP: 0.297, SLG: 0.383																						
30 Michael Conforto, L OBP: 0.351, SLG: 0.460																						
19 Jay Bruce, L OBP: 0.310, SLG: 0.372																						
9 Brandon Nimmo, L OBP: 0.404, SLG: 0.483																						
72 Jack Reinheimer, R OBP: 0.286, SLG: 0.167																						
16 Austin Jackson, R OBP: 0.301, SLG: 0.328																						
26 Kevin Plawecki, R OBP: 0.315, SLG: 0.370																						
30 Dioner Navaro, R ERA: 4.42																						
30 Anthony Swarzak, R ERA: 6.15																						
30 Drew Smith, R ERA: 3.54																						
30 Kyle Barraclough, R ERA: 4.39																						
30 Drew Rucinski, R ERA: 4.33																						
Inning Stats	R: 0 E: 0 K: 0 S: 6	H: 1 LOB: 1 BB: 1 P: 12	R: 0 E: 0 K: 2 S: 12	H: 1 LOB: 1 BB: 0 P: 17	R: 0 E: 0 K: 1 S: 7	H: 1 LOB: 1 BB: 0 P: 11	R: 0 E: 0 K: 3 S: 10	H: 0 LOB: 1 BB: 1 P: 20	R: 0 E: 0 K: 1 S: 10	H: 2 LOB: 2 BB: 0 P: 21	R: 0 E: 0 K: 2 S: 10	H: 1 LOB: 0 BB: 0 P: 17	R: 0 E: 0 K: 1 S: 13	H: 1 LOB: 1 BB: 2 P: 16	R: 0 E: 0 K: 1 S: 8	H: 0 LOB: 1 BB: 1 P: 14	R: 1 E: 0 K: 0 S: 4	H: 2 LOB: 2 BB: 1 P: 10	1B: 9 2B: 2 3B: 0 HR: 0	SF: 0 SAC: 2 DP: 2 HBP: 0	WIP: 0 PB: 0 SB: 3 CS: 1	PA: 52
PITCHER	IP 6.2	WLS 27	BF 6	H 0	R 0	ER 0	SO 8	BB 2	IBB 0	HBP 0	BLK 0	WP 0	HR 0	S 64	P 104	ERA 0.00	WHIP 1.250					
36 Trevor Richards, R ERA: 4.42	1.1	4	1	0	0	2	0	0	0	0	0	0	0	14	21	0.00	0.750					
61 Adam Conley, L ERA: 4.09	1.0	4	1	0	0	1	0	0	0	0	0	0	0	13	17	0.00	1.000					
71 Drew Steckenrider, R ERA: 3.9	1.0	5	1	0	0	1	1	0	0	0	0	0	0	9	17	0.00	2.000					
46 Kyle Barraclough, R ERA: 4.39	1.0	4	0	0	0	1	1	0	0	0	0	0	0	7	16	0.00	2.000					
55 Drew Rucinski, R ERA: 4.33																						

Miami Marlins @ New York Mets
Citi Field, Flushing, NY
Sat Sep 29 2018, 7:14 PM - 11:27 PM EDT
Att. 43,928 - Cloudy - 69 F

AB 43
R 1
H 11
RBI 1
BB 7
SO 14
LOB 23



Batter	1	2	3	4	5	6	7	8	9	AB	R	H	RBI	BB	SO	LOB	TOP							
10 JT Riddle, L (1,6) OBP: 0.277, SLG: 0.377											4	0	1	0	0	1	1							
13 Starlin Castro, R (1,4) OBP: 0.309, SLG: 0.400											1	0	0	0	0	0	1							
2 Yadriel Rivera, R (2,5) OBP: 0.269, SLG: 0.216											2	0	0	0	0	2	0							
48 Christopher Bostick, R (9, PH) OBP: 0.278, SLG: 0.250											1	0	0	0	0	0	0							
32 Derek Dietrich, L (1,5) OBP: 0.330, SLG: 0.421											4	0	1	0	0	0	0							
45 Peter O'Brien, R (1,3) OBP: 0.338, SLG: 0.530											4	0	0	0	0	0	1							
9 Lewis Brinson, R (1,8) OBP: 0.240, SLG: 0.338											3	0	1	0	0	0	0							
79 Isaac Galloway, R (1,7) OBP: 0.301, SLG: 0.391											3	0	0	0	0	0	1							
17 Chad Wallach, R (1,2) OBP: 0.275, SLG: 0.267											3	0	1	0	0	2	0							
22 Sandy Alcantara, R (1,1)											2	0	0	0	0	1	1							
52 Rafael Ortega, L (8, PH) OBP: 0.287, SLG: 0.271											1	0	0	0	0	0	0							
39 Tyler Kinley, R (8,1)											0	0	0	0	0	0	0							
34 Magneuris Sierra, L (1,9) OBP: 0.222, SLG: 0.211											3	0	1	0	0	0	0							
Inning Stats	R: 0 E: 0 K: 0 S: 8	H: 1 LOB: 0 BB: 0 P: 8	R: 0 E: 0 K: 0 S: 8	H: 0 LOB: 0 BB: 0 P: 9	R: 0 E: 0 K: 2 S: 8	H: 0 LOB: 0 BB: 0 P: 11	R: 0 E: 0 K: 1 S: 10	H: 1 LOB: 1 BB: 0 P: 12	R: 0 E: 0 K: 0 S: 8	H: 1 LOB: 1 BB: 0 P: 9	R: 0 E: 0 K: 1 S: 7	H: 0 LOB: 0 BB: 0 P: 9	R: 0 E: 0 K: 0 S: 10	H: 1 LOB: 1 BB: 0 P: 13	R: 0 E: 0 K: 2 S: 12	H: 1 LOB: 0 BB: 0 P: 16	R: 0 E: 0 K: 0 S: 7	H: 0 LOB: 0 BB: 0 P: 14	1B: 4 2B: 1 3B: 0 HR: 0	SF: 0 SAC: 0 DP: 1 HBP: 0	WP: 0 PB: 0 SB: 0 CS: 0	PA: 31		
PITCHER 34 Noah Syndergaard, R (1,1) ERA: 3.03	IP: 9.0 WLS: W BF: 31 H: 5 R: 0 ER: 0 SO: 6 BB: 0 IBB: 0 HBP: 0 BLK: 0 WP: 0 HR: 0 S: 78 P: 101 ERA: 0.00 WHIP: 0.556																							

Miami Marlins @ New York Mets
Citi Field, Flushing, NY
Sun Sep 30 2018, 3:11 PM - 5:20 PM EDT
Att: 28,346 - Sunny - 71 F

AB	31
R	0
H	5
RBI	0
BB	0
SO	6
LOB	5



Batter	1	2	3	4	5	6	7	8	9	AB	R	H	RBI	BB	SO	LOB	BOTTOM						
7 José Reyes, S (1,6) OBP: 0.260, SLG: 0.320											1	0	0	0	0	0	0						
1 Amed Rosario, R (2,6) OBP: 0.295, SLG: 0.381											3	0	0	0	0	1	2						
68 Jeff McNeil, L (1,4) OBP: 0.381, SLG: 0.471											4	1	2	0	0	0	0						
30 Michael Conforto, L (1,9) OBP: 0.350, SLG: 0.446											3	0	0	0	0	1	2						
19 Jay Bruce, L (1,3) OBP: 0.310, SLG: 0.370											2	0	0	0	1	0	2						
21 Todd Frazier, R (1,5) OBP: 0.303, SLG: 0.390											3	0	1	1	0	1	2						
22 Dominic Smith, L (1,7) OBP: 0.255, SLG: 0.420											3	0	0	0	0	1	1						
16 Austin Jackson, R (1,8) OBP: 0.299, SLG: 0.326											3	0	0	0	0	3	1						
3 Tomás Nido, R (1,2) OBP: 0.200, SLG: 0.238											2	0	0	0	1	2	0						
34 Noah Syndergaard, L (1,1) OBP: 0.143, SLG: 0.170											3	0	1	0	0	2	0						
Inning Stats	R: 0 E: 0 K: 0 S: 10	H: 0 LOB: 0 BB: 1 P: 14	R: 0 E: 0 K: 2 S: 10	H: 0 LOB: 1 BB: 1 P: 17	R: 0 E: 0 K: 3 S: 10	H: 0 LOB: 0 BB: 0 P: 13	R: 1 E: 0 K: 1 S: 15	H: 2 LOB: 1 BB: 0 P: 18	R: 0 E: 0 K: 1 S: 13	H: 1 LOB: 2 BB: 1 P: 19	R: 0 E: 0 K: 1 S: 7	H: 1 LOB: 0 BB: 0 P: 10	R: 0 E: 0 K: 2 S: 7	H: 0 LOB: 0 BB: 0 P: 7	R: 0 E: 0 K: 1 S: 7	H: 0 LOB: 0 BB: 0 P: 9	R: 0 E: 0 K: 1 S: 7	H: 0 LOB: 0 BB: 0 P: 9	1B: 3 2B: 1 3B: 0 HR: 0	SF: 0 SAC: 0 DP: 0 HBP: 0	WP: 0 PB: 0 SB: 0 CS: 0	PA: 29	
PITCHER 22 Sandy Alcantara, R (1,1) ERA: 3.44	IP: 7.0 WLS: L BF: 26 H: 4 R: 1 ER: 1 SO: 10 BB: 2 IBB: 0 HBP: 0 BLK: 0 WP: 0 HR: 0 S: 72 P: 98 ERA: 1.29 WHIP: 0.857																						
39 Tyler Kinley, R (8,1) ERA: 12.27	IP: 1.0 WLS: L BF: 3 H: 0 R: 0 ER: 0 SO: 1 BB: 0 IBB: 0 HBP: 0 BLK: 0 WP: 0 HR: 0 S: 7 P: 9 ERA: 0.00 WHIP: 0.000																						

Miami Marlins @ New York Mets
Citi Field, Flushing, NY
Sun Sep 30 2018, 3:11 PM - 5:20 PM EDT
Att: 28,346 - Sunny - 71 F

AB	27
R	1
H	4
RBI	1
BB	2
SO	11
LOB	10

