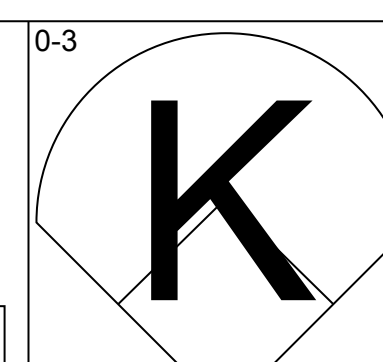
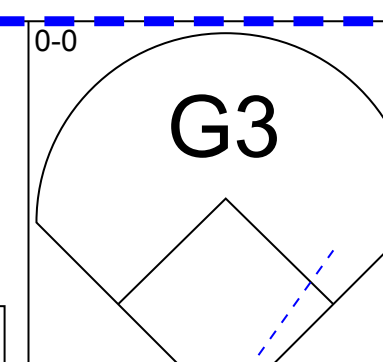
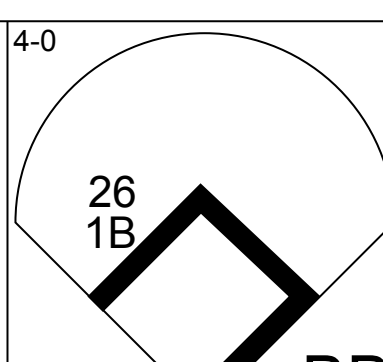
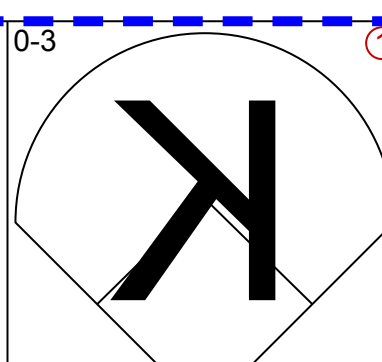
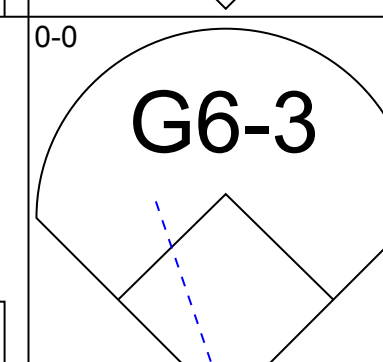
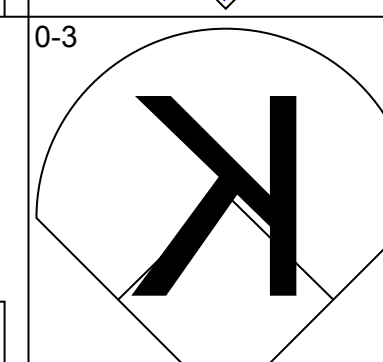
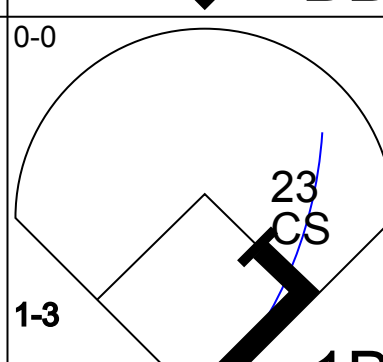
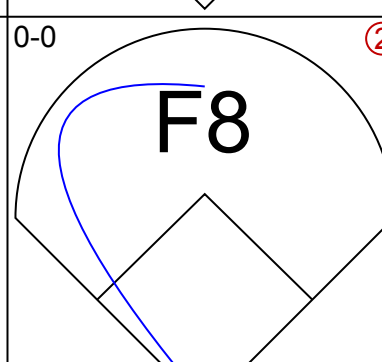
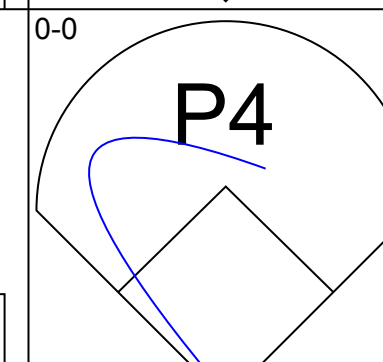
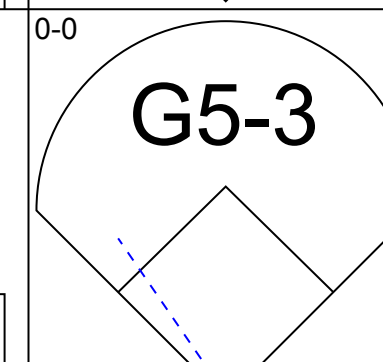
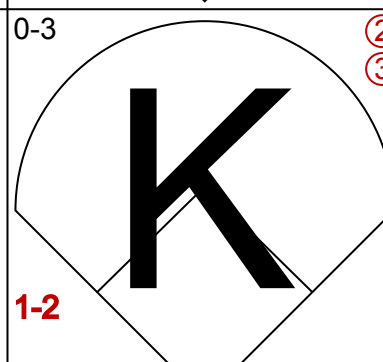
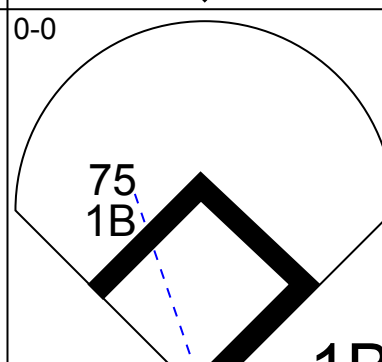
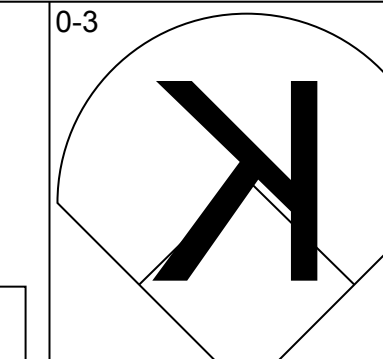
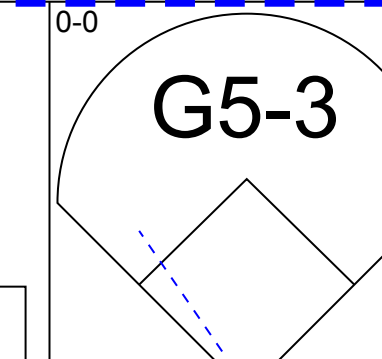
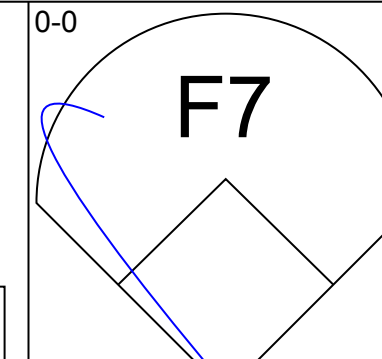
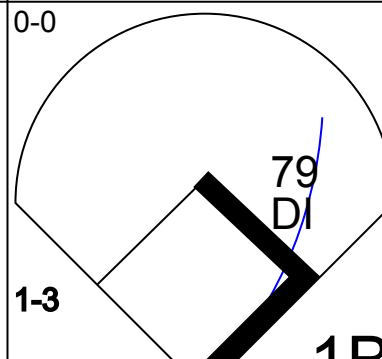
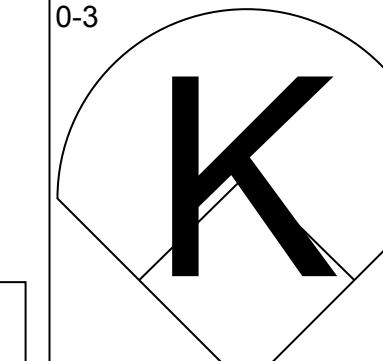
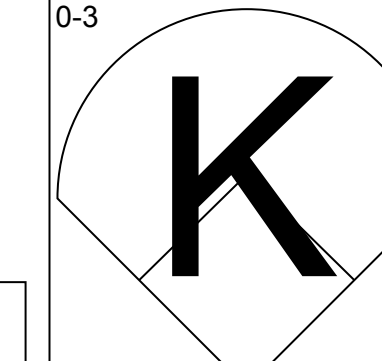
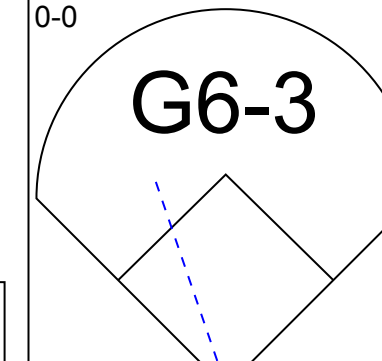
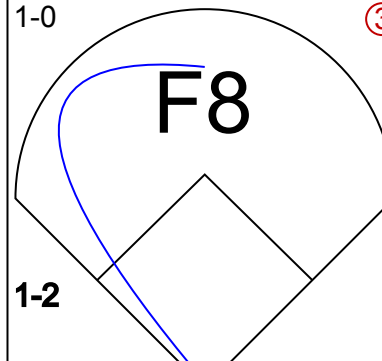
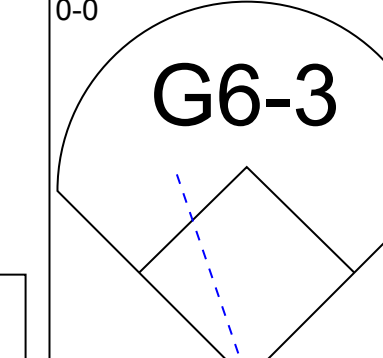
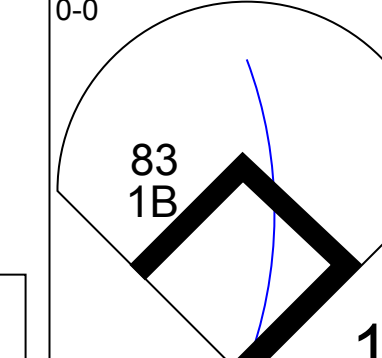
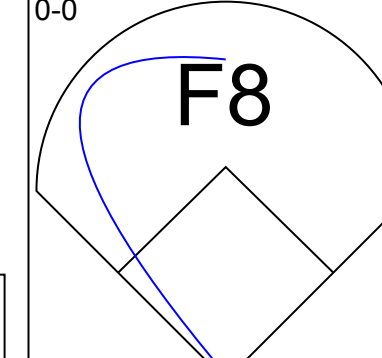
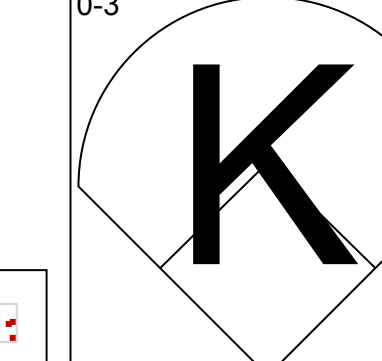
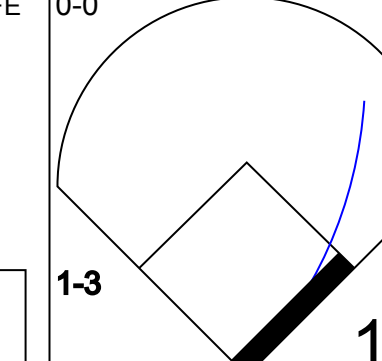
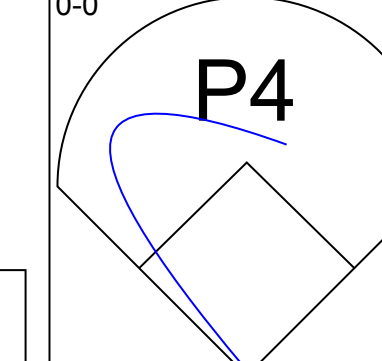
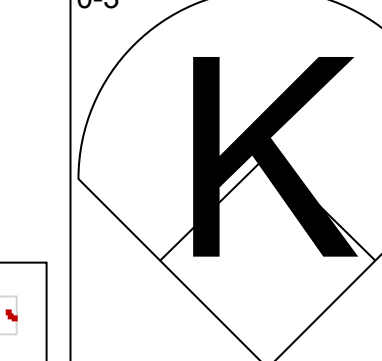
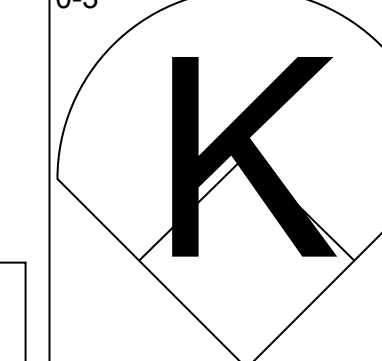
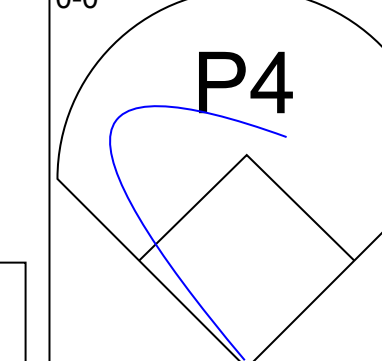
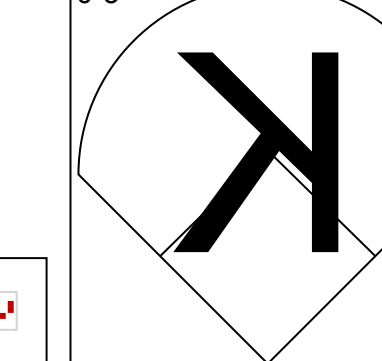
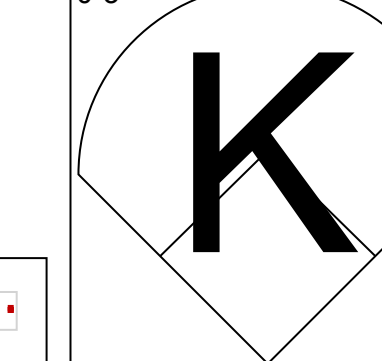
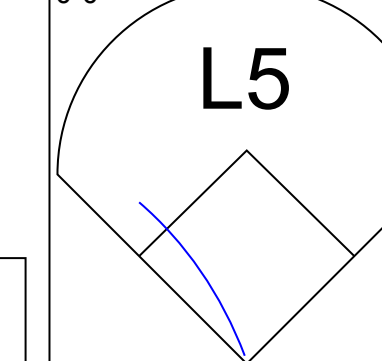
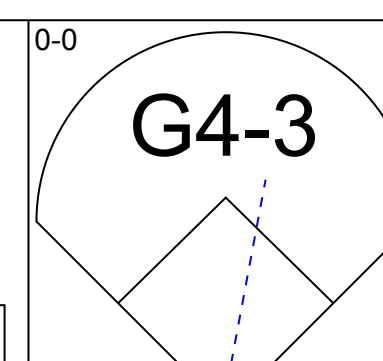
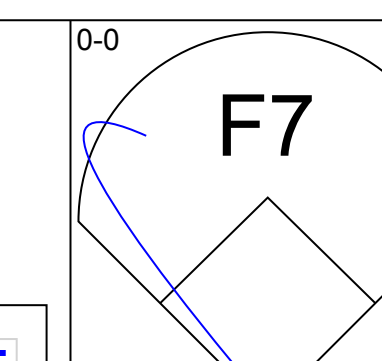
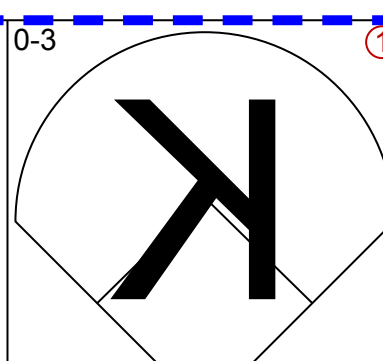
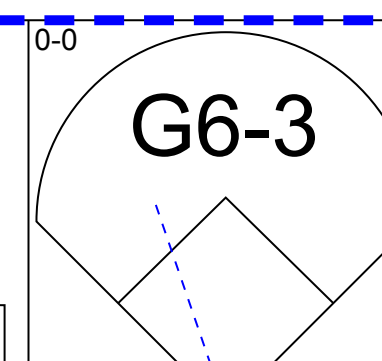
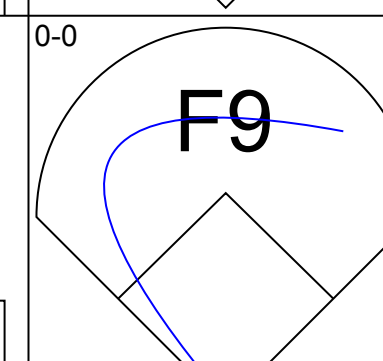
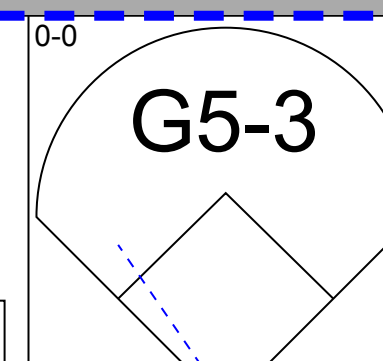
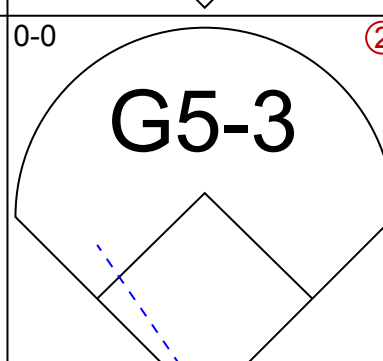
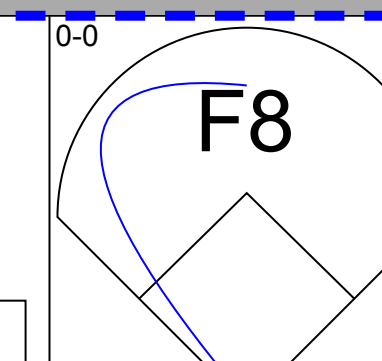
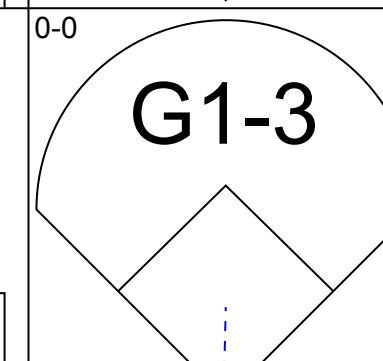
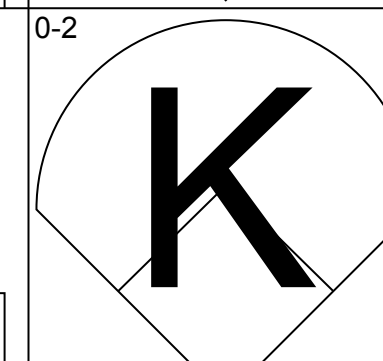
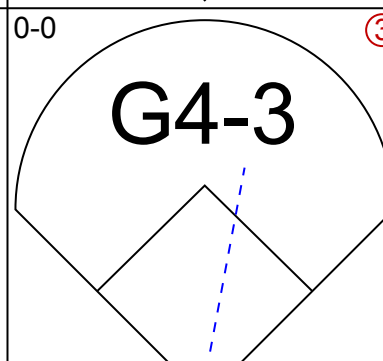
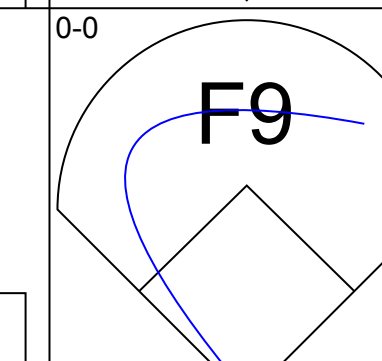
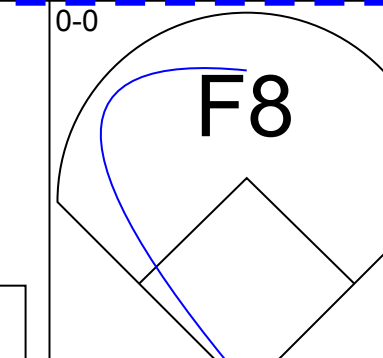
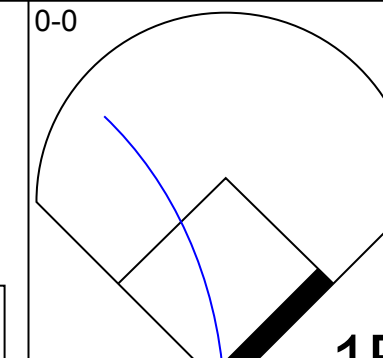

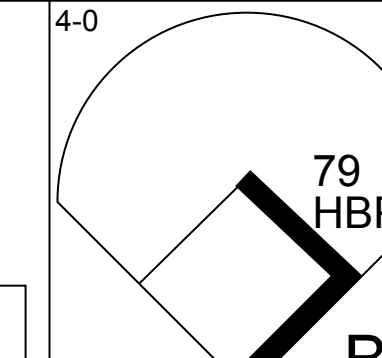
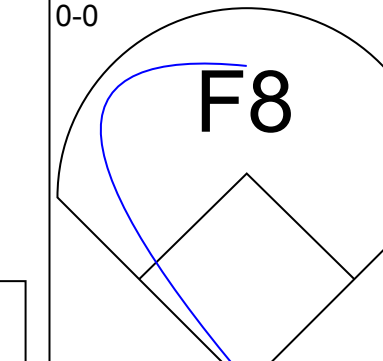
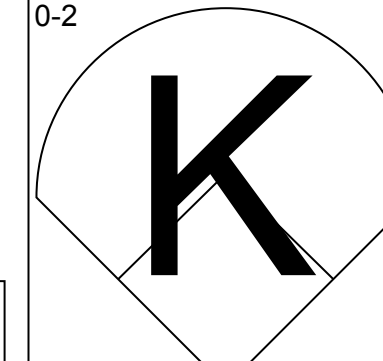

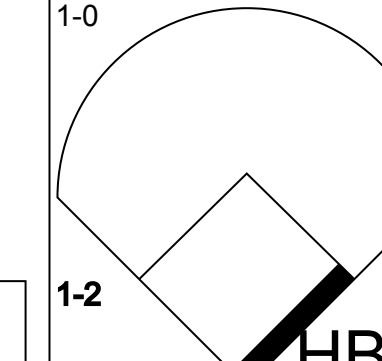
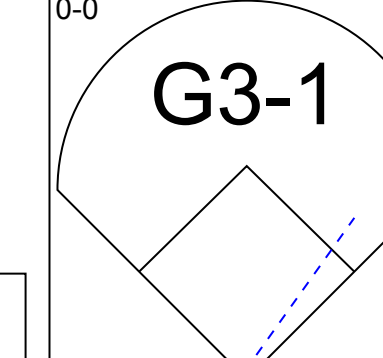

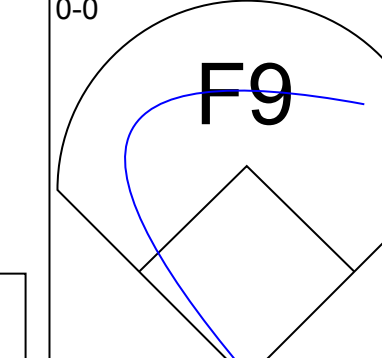
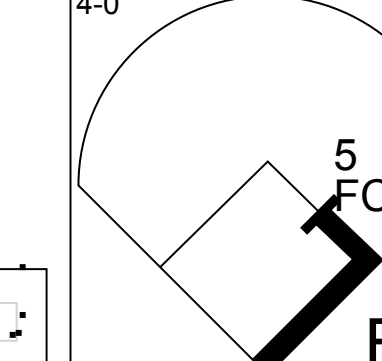
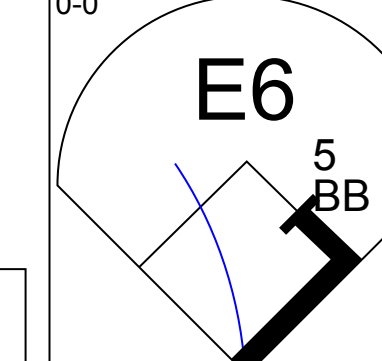
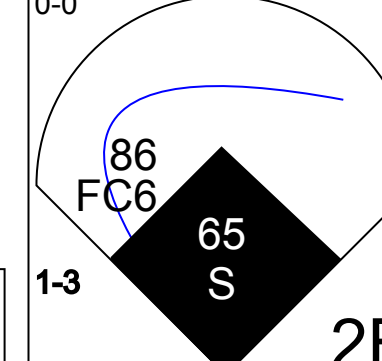
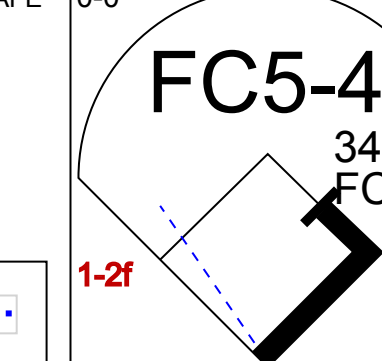
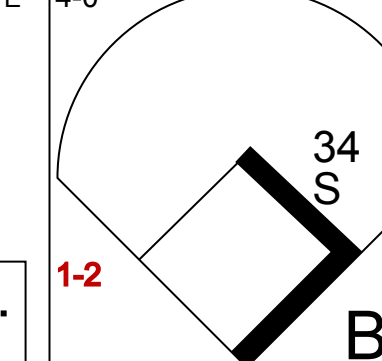
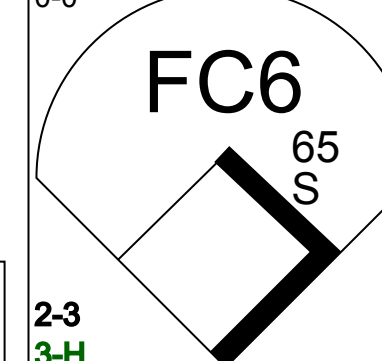
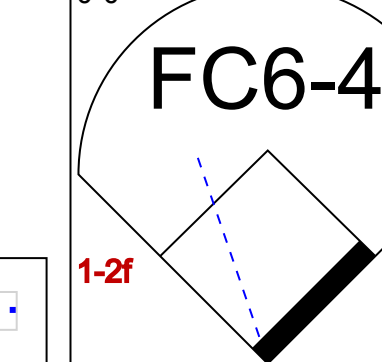
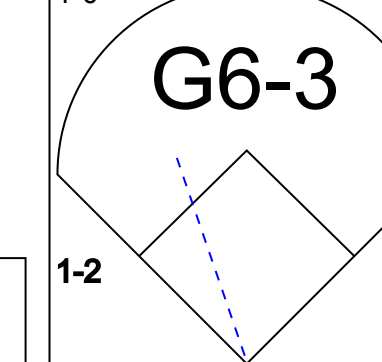
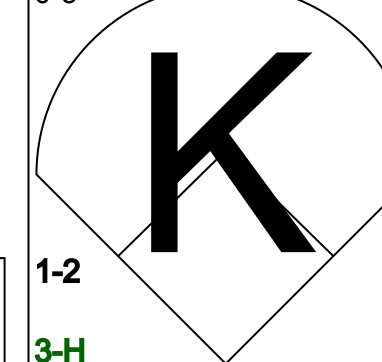


Miami Marlins - 2019

| Batter | 1 | 2 | 3 | 4 | 5 | 6 | 7 | 8 | 9 | AB | R | H | RBI | BB | SO | LOB | TOP | | | | | |
|---|---|---|---|---|---|---|------------------------------|---|---|----------------------------------|------------------------------|---------------------------------|------------------------------|---------------------------------|------------------------------|---------------------------------|---|----------------------------------|------------------------------------|----------------------------------|--------|--|
| 18 Tony Kemp, L OBP: 0.667, SLG: 1.250 3 Kyle Tucker, L OBP: 0.500, SLG: 0.500 |  | | |  | |  | | |  | 2 | 0 | 0 | 0 | 1 | 1 | 0 | Houston Astros @ Miami Marlins Roger Dean Chevrolet Stadium, Jupiter, FL Tue Feb 26 2019, 1:10 PM - 3:33 PM EST Att: 2,194 - Partly Cloudy - 78 F | | | | | |
| 26 Myles Straw, R OBP: 0.400, SLG: 0.400 |  | | |  | |  | | |  | 4 | 0 | 1 | 0 | 0 | 1 | 0 | | | | | | |
| 23 Michael Brantley, L OBP: 0.167, SLG: 0.167 74 Jamie Ritchie, R OBP: 0.667, SLG: 1.000 |  | | |  | |  | | |  | 3 | 0 | 0 | 0 | 0 | 1 | 2 | | | | | | |
| 1 Carlos Correa, R 95 Jeremy Peña, R 75 Chuckie Robinson, R OBP: 0.500, SLG: 1.250 | |  | | |  | | |  |  | 2 | 0 | 0 | 0 | 0 | 1 | 0 | | | | | | |
| 44 AJ Reed, L 79 Taylor Jones, R | |  | | |  | | |  |  | 2 | 0 | 0 | 0 | 0 | 2 | 0 | | | | | | |
| 6 Jake Marisnick, R OBP: 0.429, SLG: 0.857 21 Derek Fisher, L OBP: 0.375, SLG: 0.429 | |  | | |  | | |  | | 2 | 0 | 1 | 0 | 0 | 0 | 0 | | | | | | |
| 83 Abraham Toro, S OBP: 0.444, SLG: 0.444 91 Miguelangel Sierra, R (8, 5) | | |  | |  | | | |  | 3 | 0 | 1 | 0 | 0 | 1 | 0 | | | | | | |
| 12 Max Stassi, R OBP: 0.143, SLG: 0.143 76 Lorenzo Quintana, R OBP: 0.400, SLG: 0.250 | | |  | |  | | | |  | 2 | 0 | 0 | 0 | 0 | 2 | 2 | | | | | | |
| 78 Alex De Goti, R OBP: 0.273, SLG: 0.111 94 Jonathan Araúz, S (8, 4) | | |  | | |  | | |  | 3 | 0 | 0 | 0 | 0 | 2 | 0 | | | | | | |
| Inning Stats | R: 0 E: 0 K: 1 S: 5 | H: 0 LOB: 0 BB: 0 P: 5 | R: 0 E: 0 K: 2 S: 7 | H: 0 LOB: 0 BB: 0 P: 7 | R: 0 E: 0 K: 3 S: 9 | H: 0 LOB: 0 BB: 0 P: 9 | R: 0 E: 0 K: 1 S: 5 | H: 2 LOB: 2 BB: 0 P: 9 | R: 0 E: 0 K: 2 S: 7 | H: 1 LOB: 1 BB: 1 P: 11 | R: 0 E: 0 K: 0 S: 3 | H: 0 LOB: 0 BB: 0 P: 3 | R: 0 E: 0 K: 0 S: 3 | H: 0 LOB: 0 BB: 0 P: 3 | R: 0 E: 0 K: 1 S: 7 | H: 2 LOB: 2 BB: 0 P: 8 | | 1B: 5 2B: 0 3B: 0 HR: 0 | SF: 0 SAC: 0 DP: 0 HBP: 0 | WP: 0 PB: 0 SB: 0 CS: 1 | PA: 32 | |
| PITCHER | IP | WLS | BF | H | R | ER | SO | BB | IBB | HBP | BLK | WP | HR | S | P | ERA | | WHIP | | | | |
| 58 Dan Straily, R ERA: 0.000 | (1, 1) | 2.0 | 6 | 0 | 0 | 0 | 3 | 0 | 0 | 0 | 0 | 0 | 0 | 12 | 12 | 0.00 | | 0.000 | | | | |
| 54 Sergio Romo, R ERA: 0.000 | (3, 1) | 1.0 | 3 | 0 | 0 | 0 | 3 | 0 | 0 | 0 | 0 | 0 | 0 | 9 | 9 | 0.00 | 0.000 | | | | | |
| 56 Tayron Guerrero, R ERA: 0.000 | (4, 1) | 1.0 | 3 | 0 | 0 | 0 | 1 | 0 | 0 | 0 | 0 | 0 | 0 | 5 | 5 | 0.00 | 0.000 | | | | | |
| 37 Austin Brice, R ERA: 2.000 | (5, 1) | 1.0 | 5 | 2 | 0 | 0 | 2 | 0 | 0 | 0 | 0 | 0 | 0 | 9 | 9 | 0.00 | 2.000 | | | | | |
| 57 Eleiser Hernández, R ERA: 1.000 | (6, 1) | 2.0 | W | 7 | 1 | 0 | 0 | 2 | 1 | 0 | 0 | 0 | 0 | 10 | 14 | 0.00 | 1.000 | | | | | |
| 88 Brian Moran, L ERA: 27.0 | (8, 1) | 1.0 | H | 3 | 0 | 0 | 0 | 0 | 0 | 0 | 0 | 0 | 0 | 0 | 0 | 0 | 0.00 | 0.000 | | | | |
| 67 R.J. Alvarez, R ERA: 27.0 | (9, 1) | 1.0 | S | 5 | 2 | 0 | 0 | 1 | 0 | 0 | 0 | 0 | 0 | 0 | 0 | 0 | 0.00 | 2.000 | | | | |

| | |
|-----|----|
| AB | 31 |
| R | 0 |
| H | 5 |
| RBI | 0 |
| BB | 1 |
| SO | 12 |
| LOB | 6 |



| Batter | 1 | 2 | 3 | 4 | 5 | 6 | 7 | 8 | 9 | AB | R | H | RBI | BB | SO | LOB | BOTTOM | | | | | |
|--|---|---------------------------------|---|---|--|---|---|---------------------------------|---|---------------------------------|------------------------------|----------------------------------|------------------------------|---------------------------------|----------------------------------|------------------------------------|---|----------------------------------|--------|--|--|--|
| 10 JT Riddle, L (1, 10) 92 Brian Miller, L OBP: 0.200, SLG: 0.400 (8, 10) |  | |  | | |  |  | | | 3 | 0 | 0 | 0 | 0 | 1 | 1 | Houston Astros @ Miami Marlins Roger Dean Chevrolet Stadium, Jupiter, FL Tue Feb 26 2019, 1:10 PM - 3:33 PM EST Att: 2,194 - Partly Cloudy - 78 F | | | | | |
| 19 Miguel Rojas, R OBP: 0.250, SLG: 0.250 12 Dixon Machado, R OBP: 0.250, SLG: 0.375 |  | | |  | |  | | |  | 2 | 0 | 0 | 0 | 0 | 0 | 0 | | | | | | |
| 13 Starlin Castro, R (1, 4) 7 Deven Marrero, R OBP: 0.143, SLG: 0.143 (6, 4) |  | | |  | |  | | |  | 2 | 0 | 0 | 0 | 0 | 1 | 0 | | | | | | |
| 18 Neil Walker, S OBP: 0.250, SLG: 0.250 2 Yadiel Rivera, R OBP: 0.333, SLG: 0.200 (6, 3) |  | | |  | |  | | |  | 2 | 0 | 1 | 0 | 0 | 0 | 0 | | | | | | |
| 9 Lewis Brinson, R OBP: 0.429, SLG: 1.000 79 Isaac Galloway, R OBP: 0.500, SLG: 0.400 (8, 8) |  | | |  | |  | | |  | 2 | 0 | 0 | 0 | 0 | 1 | 1 | | | | | | |
| 26 Garrett Cooper, R OBP: 0.571, SLG: 0.667 81 Harold Ramirez, R OBP: 0.500, SLG: 0.400 (6, 7) |  | | | | |  | | |  | 2 | 0 | 0 | 0 | 0 | 0 | 2 | | | | | | |
| 17 Chad Wallach, R OBP: 0.400, SLG: 0.250 55 Jon Berti, R OBP: 0.400, SLG: 1.000 (6, 5) | | |  | |  | | | |  | 1 | 0 | 0 | 0 | 1 | 0 | 0 | | | | | | |
| 5 Rosell Herrera, S (1, 5) 86 B.J. López, R (6, 2) | | |  | |  | | | |  | 1 | 0 | 0 | 0 | 1 | 0 | 1 | | | | | | |
| 34 Magneuris Sierra, L OBP: 0.125, SLG: 0.125 65 Gabriel Guerrero, R (6, 9) | | |  | |  | | | |  | 2 | 0 | 0 | 0 | 0 | 2 | 1 | | | | | | |
| Inning Stats | R: 0 E: 0 K: 0 S: 3 | H: 0 LOB: 0 BB: 0 P: 3 | R: 0 E: 0 K: 0 S: 3 | H: 0 LOB: 0 BB: 0 P: 3 | R: 0 E: 0 K: 0 S: 3 | H: 0 LOB: 1 BB: 1 P: 7 | R: 0 E: 0 K: 2 S: 8 | H: 1 LOB: 1 BB: 0 P: 8 | R: 0 E: 0 K: 0 S: 3 | H: 0 LOB: 0 BB: 1 P: 8 | R: 3 E: 1 K: 1 S: 9 | H: 3 LOB: 1 BB: 0 P: 10 | R: 0 E: 0 K: 0 S: 3 | H: 0 LOB: 2 BB: 1 P: 8 | 1B: 3 2B: 1 3B: 0 HR: 0 | SF: 0 SAC: 0 DP: 0 HBP: 1 | | WP: 0 PB: 0 SB: 4 CS: 0 | PA: 33 | | | |
| PITCHER | IP | WLS | BF | H | R | ER | SO | BB | IBB | HBP | BLK | WP | HR | S | P | ERA | | WHIP | | | | |
| 45 Gerrit Cole, R ERA: 40.5 | (1, 1) | 1.0 | 3 | 0 | 0 | 0 | 0 | 0 | 0 | 0 | 0 | 0 | 0 | 6 | 10 | 0.00 | | 0.500 | | | | |
| 20 Wade Miley, L ERA: 1.000 | (2, 1) | 2.0 | 7 | 0 | 0 | 0 | 0 | 1 | 0 | 0 | 0 | 0 | 0 | 8 | 8 | 0.00 | 1.000 | | | | | |
| 54 Roberto Osuna, R ERA: 1.000 | (4, 1) | 1.0 | 4 | 1 | 0 | 0 | 2 | 0 | 0 | 0 | 0 | 0 | 0 | 3 | 8 | 0.00 | 1.000 | | | | | |
| 89 Erasmo Pinales, R ERA: 4.5 | (5, 1) | 1.0 | 4 | 0 | 0 | 0 | 0 | 1 | 0 | 0 | 0 | 0 | 0 | 3 | 8 | 0.00 | 1.000 | | | | | |
| 64 Reynin Guduan, L ERA: 4.5 | (6, 1) | 1.0 | 3 | 0 | 0 | 0 | 1 | 0 | 0 | 0 | 0 | 0 | 0 | 5 | 5 | 0.00 | 0.000 | | | | | |
| 92 Tyler Ivey, R ERA: 40.5 | (7, 1) | 0.2 | L | 6 | 3 | 3 | 1 | 0 | 0 | 0 | 0 | 0 | 0 | 0 | 0 | 0 | 0.00 | 4.500 | | | | |
| 70 Cy Sneed, R ERA: 3.66 | (7, 1) | 0.1 | 1 | 0 | 0 | 0 | 0 | 0 | 0 | 0 | 0 | 0 | 0 | 1 | 1 | 0.00 | 0.000 | | | | | |
| 94 Chad Donato, R ERA: | (8, 1) | 1.0 | 5 | 0 | 0 | 0 | 0 | 1 | 0 | 1 | 0 | 0 | 0 | 3 | 8 | 0.00 | 1.000 | | | | | |


| | |
|-----|----|
| AB | 29 |
| R | 3 |
| H | 4 |
| RBI | 1 |
| BB | 3 |
| SO | 4 |
| LOB | 10 |



| Batter | 1 | 2 | 3 | 4 | 5 | 6 | 7 | 8 | 9 | AB | R | H | RBI | BB | SO | LOB | TOP | | | | | | | | | | | | | | | | | | | | | | | | | | | | | | | | | | | | | | | | | | | | | | | | | | | | | | | | | | | | | | | | | | | | | | | | | | | | | | | | | | | | | | | | | | | | | | | | | | | | | | | | | | | | | | | | | |
|---|---|---|------------------------------|------------------------|------------------------------|------------------------|------------------------------|-------------------------|-------------------------------|-------------------------|------------------------------|-------------------------|------------------------------|------------------------|------------------------------|------------------------|---|-------------------------------------|------------------------------------|----------------------------------|--------|---|---|---|---|---|---|---|---|---|---|---|----|----|------|-------|---|-----|--|---|---|---|---|---|---|---|---|---|---|---|---|----|----|------|-------|-------------------------------------|-----|--|---|---|---|---|---|---|---|---|---|---|---|---|----|----|------|-------|--------------------------------------|-----|--|---|---|---|---|---|---|---|---|---|---|---|---|---|----|-------|-------|--|-----|---|---|---|---|---|---|---|---|---|---|---|---|---|---|---|------|-------|-----------------------------------|-----|---|---|---|---|---|---|---|---|---|---|---|---|---|---|------|-------|
| 10 JT Riddle, L (1,6) 2 Yadiel Rivera, R (6,FR) OBP: 0.286, SLG: 0.167 (6,6) | | G1-6-3 | | G3-1 | | | | FC5-4 | | 3 | 0 | 0 | 0 | 1 | 1 | 4 | Miami Marlins @ New York Mets First Data Field, Port St. Lucie, FL Wed Feb 27 2019, 1:11 PM - 4:10 PM EST Att: 3,688 - Cloudy - 80 F | | | | | | | | | | | | | | | | | | | | | | | | | | | | | | | | | | | | | | | | | | | | | | | | | | | | | | | | | | | | | | | | | | | | | | | | | | | | | | | | | | | | | | | | | | | | | | | | | | | | | | | | | | | | | | | | | |
| 15 Brian Anderson, R (1,5) 55 Jon Berti, R (6,FR) OBP: 0.333, SLG: 0.833 (6,5) | | | F8 | | F8 | | | | K | 4 | 0 | 2 | 2 | 0 | 0 | 0 | | | | | | | | | | | | | | | | | | | | | | | | | | | | | | | | | | | | | | | | | | | | | | | | | | | | | | | | | | | | | | | | | | | | | | | | | | | | | | | | | | | | | | | | | | | | | | | | | | | | | | | | | | | | | | | | | | |
| 76 Isan Diaz, L (1,4) 12 Dixon Machado, R (6,4) OBP: 0.222, SLG: 0.333 (6,4) | G5-3 | | K | | HR | G6-4-3 | | G5-3 | | 4 | 1 | 1 | 1 | 0 | 1 | 3 | | | | | | | | | | | | | | | | | | | | | | | | | | | | | | | | | | | | | | | | | | | | | | | | | | | | | | | | | | | | | | | | | | | | | | | | | | | | | | | | | | | | | | | | | | | | | | | | | | | | | | | | | | | | | | | | | | |
| 45 Peter O'Brien, R (1,9) 34 Magneuris Sierra, L (6,9) OBP: 0.100, SLG: 0.100 (6,9) | K | | F8 | | K | | | K | | 3 | 0 | 0 | 0 | 0 | 2 | 1 | | | | | | | | | | | | | | | | | | | | | | | | | | | | | | | | | | | | | | | | | | | | | | | | | | | | | | | | | | | | | | | | | | | | | | | | | | | | | | | | | | | | | | | | | | | | | | | | | | | | | | | | | | | | | | | | | | |
| 9 Lewis Brinson, R (1,10) 79 Isaac Galloway, R (7,PH) OBP: 0.429, SLG: 0.333 (7,10) | | HR | | HR | K | | | P3 | | 3 | 2 | 2 | 2 | 0 | 1 | 0 | | | | | | | | | | | | | | | | | | | | | | | | | | | | | | | | | | | | | | | | | | | | | | | | | | | | | | | | | | | | | | | | | | | | | | | | | | | | | | | | | | | | | | | | | | | | | | | | | | | | | | | | | | | | | | | | | | |
| 63 Monte Harrison, R (1,8) 92 Brian Miller, L (6,8) OBP: 0.167, SLG: 0.333 (6,8) | | G3-1 | | K | | | | G4-3 | | 2 | 1 | 0 | 0 | 1 | 1 | 0 | | | | | | | | | | | | | | | | | | | | | | | | | | | | | | | | | | | | | | | | | | | | | | | | | | | | | | | | | | | | | | | | | | | | | | | | | | | | | | | | | | | | | | | | | | | | | | | | | | | | | | | | | | | | | | | | | | |
| 24 Pedro Alvarez, L (1,3) 26 Garrett Cooper, R (6,3) OBP: 0.500, SLG: 0.571 (6,3) | | K2-3 | | K | | | | G5-3 | | 3 | 1 | 1 | 0 | 0 | 2 | 0 | | | | | | | | | | | | | | | | | | | | | | | | | | | | | | | | | | | | | | | | | | | | | | | | | | | | | | | | | | | | | | | | | | | | | | | | | | | | | | | | | | | | | | | | | | | | | | | | | | | | | | | | | | | | | | | | | | |
| 44 Austin Dean, R (1,7) 65 Gabriel Guerrero, R (6,7) | | E5 | | | | | | G4-3 | | 2 | 1 | 1 | 1 | 1 | 0 | 0 | | | | | | | | | | | | | | | | | | | | | | | | | | | | | | | | | | | | | | | | | | | | | | | | | | | | | | | | | | | | | | | | | | | | | | | | | | | | | | | | | | | | | | | | | | | | | | | | | | | | | | | | | | | | | | | | | | |
| 28 Bryan Holaday, R (1,2) 91 Santiago Chavez, R (6,2) OBP: 0.333, SLG: 0.333 (6,2) | | | | E5 | | F8 | | E5 | | 3 | 0 | 1 | 0 | 0 | 0 | 3 | | | | | | | | | | | | | | | | | | | | | | | | | | | | | | | | | | | | | | | | | | | | | | | | | | | | | | | | | | | | | | | | | | | | | | | | | | | | | | | | | | | | | | | | | | | | | | | | | | | | | | | | | | | | | | | | | | |
| Inning Stats | R: 0 E: 0 K: 2 S: 8 | H: 1 LOB: 1 P: 9 | R: 1 E: 1 K: 1 S: 8 | H: 2 LOB: 0 P: 9 | R: 0 E: 0 K: 1 S: 5 | H: 0 LOB: 0 P: 5 | R: 1 E: 1 K: 2 S: 9 | H: 1 LOB: 2 P: 15 | R: 1 E: 0 K: 1 S: 10 | H: 1 LOB: 0 P: 13 | R: 3 E: 0 K: 0 S: 5 | H: 3 LOB: 2 P: 13 | R: 0 E: 0 K: 1 S: 5 | H: 0 LOB: 0 P: 5 | R: 0 E: 0 K: 2 S: 7 | H: 0 LOB: 0 P: 7 | | 1B: 5 2B: 0 3B: 0 HR: 3 | SF: 0 SAC: 0 DP: 1 HBP: 0 | WP: 0 PB: 0 SB: 2 CS: 0 | PA: 40 | | | | | | | | | | | | | | | | | | | | | | | | | | | | | | | | | | | | | | | | | | | | | | | | | | | | | | | | | | | | | | | | | | | | | | | | | | | | | | | | | | | | | | | | | | | | | | | | | | | | | | | | | | | | | |
| PITCHER | IP WLS BF H R ER SO BB IBB HBP BLK WP HR S P ERA WHIP | <table border="0"> <tr> <td>32 Steven Matz, L (1,1) ERA: 4.5</td> <td>2.0</td> <td>W</td> <td>10</td> <td>3</td> <td>1</td> <td>1</td> <td>3</td> <td>0</td> <td>0</td> <td>0</td> <td>0</td> <td>0</td> <td>0</td> <td>1</td> <td>16</td> <td>18</td> <td>4.50</td> <td>1.500</td> </tr> <tr> <td>61 Walker Lockett, R (3,1) ERA: 7.36</td> <td>2.0</td> <td></td> <td>9</td> <td>1</td> <td>1</td> <td>1</td> <td>3</td> <td>1</td> <td>0</td> <td>0</td> <td>0</td> <td>0</td> <td>0</td> <td>1</td> <td>14</td> <td>20</td> <td>4.50</td> <td>1.000</td> </tr> <tr> <td>51 Paul Sewald, R (5,1) ERA: 4.5</td> <td>1.0</td> <td></td> <td>4</td> <td>1</td> <td>1</td> <td>1</td> <td>2</td> <td>0</td> <td>0</td> <td>0</td> <td>0</td> <td>0</td> <td>0</td> <td>1</td> <td>10</td> <td>13</td> <td>9.00</td> <td>1.000</td> </tr> <tr> <td>79 Anthony Kay, L (6,1) ERA: 13.5</td> <td>1.0</td> <td></td> <td>7</td> <td>3</td> <td>3</td> <td>3</td> <td>0</td> <td>2</td> <td>0</td> <td>0</td> <td>0</td> <td>0</td> <td>0</td> <td>0</td> <td>5</td> <td>13</td> <td>27.00</td> <td>5.000</td> </tr> <tr> <td>26 Arquimedes Caminero, R (7,1) ERA: 22.5</td> <td>1.0</td> <td>H</td> <td>3</td> <td>0</td> <td>0</td> <td>0</td> <td>1</td> <td>0</td> <td>0</td> <td>0</td> <td>0</td> <td>0</td> <td>0</td> <td>0</td> <td>5</td> <td>5</td> <td>0.00</td> <td>0.000</td> </tr> </table> | | | | | | | | | | | | | | | | 32 Steven Matz, L (1,1) ERA: 4.5 | 2.0 | W | 10 | 3 | 1 | 1 | 3 | 0 | 0 | 0 | 0 | 0 | 0 | 1 | 16 | 18 | 4.50 | 1.500 | 61 Walker Lockett, R (3,1) ERA: 7.36 | 2.0 | | 9 | 1 | 1 | 1 | 3 | 1 | 0 | 0 | 0 | 0 | 0 | 1 | 14 | 20 | 4.50 | 1.000 | 51 Paul Sewald, R (5,1) ERA: 4.5 | 1.0 | | 4 | 1 | 1 | 1 | 2 | 0 | 0 | 0 | 0 | 0 | 0 | 1 | 10 | 13 | 9.00 | 1.000 | 79 Anthony Kay, L (6,1) ERA: 13.5 | 1.0 | | 7 | 3 | 3 | 3 | 0 | 2 | 0 | 0 | 0 | 0 | 0 | 0 | 5 | 13 | 27.00 | 5.000 | 26 Arquimedes Caminero, R (7,1) ERA: 22.5 | 1.0 | H | 3 | 0 | 0 | 0 | 1 | 0 | 0 | 0 | 0 | 0 | 0 | 0 | 5 | 5 | 0.00 | 0.000 | 71 Ryan O'Rourke, L (8,1) ERA: | 1.0 | H | 4 | 0 | 0 | 0 | 0 | 0 | 0 | 0 | 0 | 0 | 0 | 4 | 4 | 0.00 | 0.000 |
| 32 Steven Matz, L (1,1) ERA: 4.5 | 2.0 | W | 10 | 3 | 1 | 1 | 3 | 0 | 0 | 0 | 0 | 0 | 0 | 1 | 16 | 18 | | 4.50 | 1.500 | | | | | | | | | | | | | | | | | | | | | | | | | | | | | | | | | | | | | | | | | | | | | | | | | | | | | | | | | | | | | | | | | | | | | | | | | | | | | | | | | | | | | | | | | | | | | | | | | | | | | | | | | | | | | | | |
| 61 Walker Lockett, R (3,1) ERA: 7.36 | 2.0 | | 9 | 1 | 1 | 1 | 3 | 1 | 0 | 0 | 0 | 0 | 0 | 1 | 14 | 20 | 4.50 | 1.000 | | | | | | | | | | | | | | | | | | | | | | | | | | | | | | | | | | | | | | | | | | | | | | | | | | | | | | | | | | | | | | | | | | | | | | | | | | | | | | | | | | | | | | | | | | | | | | | | | | | | | | | | | | | | | | | | |
| 51 Paul Sewald, R (5,1) ERA: 4.5 | 1.0 | | 4 | 1 | 1 | 1 | 2 | 0 | 0 | 0 | 0 | 0 | 0 | 1 | 10 | 13 | 9.00 | 1.000 | | | | | | | | | | | | | | | | | | | | | | | | | | | | | | | | | | | | | | | | | | | | | | | | | | | | | | | | | | | | | | | | | | | | | | | | | | | | | | | | | | | | | | | | | | | | | | | | | | | | | | | | | | | | | | | | |
| 79 Anthony Kay, L (6,1) ERA: 13.5 | 1.0 | | 7 | 3 | 3 | 3 | 0 | 2 | 0 | 0 | 0 | 0 | 0 | 0 | 5 | 13 | 27.00 | 5.000 | | | | | | | | | | | | | | | | | | | | | | | | | | | | | | | | | | | | | | | | | | | | | | | | | | | | | | | | | | | | | | | | | | | | | | | | | | | | | | | | | | | | | | | | | | | | | | | | | | | | | | | | | | | | | | | | |
| 26 Arquimedes Caminero, R (7,1) ERA: 22.5 | 1.0 | H | 3 | 0 | 0 | 0 | 1 | 0 | 0 | 0 | 0 | 0 | 0 | 0 | 5 | 5 | 0.00 | 0.000 | | | | | | | | | | | | | | | | | | | | | | | | | | | | | | | | | | | | | | | | | | | | | | | | | | | | | | | | | | | | | | | | | | | | | | | | | | | | | | | | | | | | | | | | | | | | | | | | | | | | | | | | | | | | | | | | |
| 63 Tim Peterson, R (9,1) ERA: | 1.0 | | 3 | 0 | 0 | 0 | 2 | 0 | 0 | 0 | 0 | 0 | 0 | 0 | 7 | 7 | 0.00 | 0.000 | | | | | | | | | | | | | | | | | | | | | | | | | | | | | | | | | | | | | | | | | | | | | | | | | | | | | | | | | | | | | | | | | | | | | | | | | | | | | | | | | | | | | | | | | | | | | | | | | | | | | | | | | | | | | | | | |

| Batter | 1 | 2 | 3 | 4 | 5 | 6 | 7 | 8 | 9 | AB | R | H | RBI | BB | SO | LOB | BOTTOM | | | | | | | | | | | | | | | | | | | | | | | | | | | | | | | | | | | | | | | | | | | | | | | | | | | | | | | | | | | | | | | | | | | | | | | | | | | | | | | | | | | | | | | | | | | | | | | | | | | | | | | | | | | | | | | | | |
|---|---|--|-------------------------------|-------------------------|------------------------------|------------------------|------------------------------|-------------------------|------------------------------|-------------------------|------------------------------|------------------------|------------------------------|-------------------------|----------------------------------|------------------------------------|---|--|--------|---|----|---|---|---|---|---|---|---|---|---|---|---|---|---|-------|-------|-------------------------------------|-----|--|---|---|---|---|---|---|---|---|---|---|---|---|----|----|------|-------|-------------------------------------|-----|--|---|---|---|---|---|---|---|---|---|---|---|---|---|---|------|-------|---------------------------------|-----|--|---|---|---|---|---|---|---|---|---|---|---|---|---|---|------|-------|-------------------------------------|-----|--|---|---|---|---|---|---|---|---|---|---|---|---|----|----|------|-------|--------------------------------------|-----|--|---|---|---|---|---|---|---|---|---|---|---|---|----|-------|-------|
| 1 Amed Rosario, R (1,6) 93 Braxton Lee, L (7,8) OBP: 0.333, SLG: 0.200 (7,8) | | | | K | | F9 | | | | 4 | 2 | 2 | 2 | 0 | 1 | 2 | Miami Marlins @ New York Mets First Data Field, Port St. Lucie, FL Wed Feb 27 2019, 1:11 PM - 4:10 PM EST Att: 3,688 - Cloudy - 80 F | | | | | | | | | | | | | | | | | | | | | | | | | | | | | | | | | | | | | | | | | | | | | | | | | | | | | | | | | | | | | | | | | | | | | | | | | | | | | | | | | | | | | | | | | | | | | | | | | | | | | | | | | | | | | | | | | |
| 24 Robinson Cano, L (1,4) 16 Dilson Herrera, R (4,FR) OBP: 0.444, SLG: 0.444 (4,FR) | | G6-3 | | | | | | | | 3 | 0 | 1 | 1 | 0 | 1 | 2 | | | | | | | | | | | | | | | | | | | | | | | | | | | | | | | | | | | | | | | | | | | | | | | | | | | | | | | | | | | | | | | | | | | | | | | | | | | | | | | | | | | | | | | | | | | | | | | | | | | | | | | | | | | | | | | | | | |
| 28 J.D. Davis, R (1,10) OBP: 0.333, SLG: 0.583 (1,10) | | | | G2-3 | | | | | | 5 | 2 | 3 | 4 | 0 | 0 | 1 | | | | | | | | | | | | | | | | | | | | | | | | | | | | | | | | | | | | | | | | | | | | | | | | | | | | | | | | | | | | | | | | | | | | | | | | | | | | | | | | | | | | | | | | | | | | | | | | | | | | | | | | | | | | | | | | | | |
| 23 Keon Broxton, R (1,8) 88 Danny Espinosa, S (7,6) OBP: 0.300, SLG: 0.125 (7,6) | B3 | K | | | | K | | | | 3 | 0 | 0 | 1 | 0 | 2 | 1 | | | | | | | | | | | | | | | | | | | | | | | | | | | | | | | | | | | | | | | | | | | | | | | | | | | | | | | | | | | | | | | | | | | | | | | | | | | | | | | | | | | | | | | | | | | | | | | | | | | | | | | | | | | | | | | | | | |
| 68 Rymer Liriano, R (1,9) 86 Quinn Brodey, L (7,9) OBP: 0.222, SLG: 0.556 (7,9) | K | | | K | | F8 | | | | 3 | 0 | 0 | 0 | 0 | 2 | 1 | | | | | | | | | | | | | | | | | | | | | | | | | | | | | | | | | | | | | | | | | | | | | | | | | | | | | | | | | | | | | | | | | | | | | | | | | | | | | | | | | | | | | | | | | | | | | | | | | | | | | | | | | | | | | | | | | | |
| 11 Rajai Davis, R (1,7) 86 Kevin Kaczmarski, L (6,7) OBP: 0.429, SLG: 1.143 (6,7) | | | | L4 | | P3 | | | | 3 | 1 | 1 | 0 | 0 | 0 | 0 | | | | | | | | | | | | | | | | | | | | | | | | | | | | | | | | | | | | | | | | | | | | | | | | | | | | | | | | | | | | | | | | | | | | | | | | | | | | | | | | | | | | | | | | | | | | | | | | | | | | | | | | | | | | | | | | | | |
| 3 Tomas Nido, R (1,2) 76 Patrick Mazeika, L (6,2) OBP: 0.556, SLG: 0.500 (6,2) | | G6-3 | | K | | | | FC4 | | 2 | 0 | 0 | 0 | 0 | 1 | 1 | | | | | | | | | | | | | | | | | | | | | | | | | | | | | | | | | | | | | | | | | | | | | | | | | | | | | | | | | | | | | | | | | | | | | | | | | | | | | | | | | | | | | | | | | | | | | | | | | | | | | | | | | | | | | | | | | | |
| 2 Gavin Cecchini, R (1,5) 88 Sam Haggerty, S (7,5) OBP: 0.556, SLG: 0.500 (7,5) | | | | | | | | F9-2 | | 2 | 2 | 1 | 0 | 1 | 1 | 0 | | | | | | | | | | | | | | | | | | | | | | | | | | | | | | | | | | | | | | | | | | | | | | | | | | | | | | | | | | | | | | | | | | | | | | | | | | | | | | | | | | | | | | | | | | | | | | | | | | | | | | | | | | | | | | | | | | |
| 89 Jeremy Vasquez, L (1,3) 92 Dario Pizzano, L (7,3) OBP: 0.400, SLG: 1.000 (7,3) | | | | G1 | | | | | | 1 | 1 | 0 | 0 | 2 | 0 | 1 | | | | | | | | | | | | | | | | | | | | | | | | | | | | | | | | | | | | | | | | | | | | | | | | | | | | | | | | | | | | | | | | | | | | | | | | | | | | | | | | | | | | | | | | | | | | | | | | | | | | | | | | | | | | | | | | | | |
| Inning Stats | R: 1 E: 0 K: 2 S: 9 | H: 2 LOB: 1 P: 9 | R: 5 E: 0 K: 1 S: 10 | H: 4 LOB: 0 P: 15 | R: 0 E: 0 K: 2 S: 7 | H: 0 LOB: 0 P: 7 | R: 1 E: 0 K: 1 S: 6 | H: 1 LOB: 1 P: 11 | R: 0 E: 0 K: 2 S: 7 | H: 0 LOB: 0 P: 11 | R: 0 E: 0 K: 0 S: 3 | H: 0 LOB: 0 P: 3 | R: 7 E: 0 K: 1 S: 9 | H: 3 LOB: 1 P: 28 | 1B: 4 2B: 5 3B: 0 HR: 2 | SF: 0 SAC: 0 DP: 1 HBP: 1 | | WP: 1 PB: 0 SB: 1 CS: 0 | PA: 42 | | | | | | | | | | | | | | | | | | | | | | | | | | | | | | | | | | | | | | | | | | | | | | | | | | | | | | | | | | | | | | | | | | | | | | | | | | | | | | | | | | | | | | | | | | | | | | | | | | | | | | | | | | | | | | | |
| PITCHER | IP WLS BF H R ER SO BB IBB HBP BLK WP HR S P ERA WHIP | <table border="0"> <tr> <td>20 Wei-Yin Chen, L (1,1) ERA: 33.75</td> <td>1.1</td> <td>L</td> <td>10</td> <td>5</td> <td>5</td> <td>5</td> <td>2</td> <td>1</td> <td>0</td> <td>0</td> <td>0</td> <td>0</td> <td>0</td> <td>0</td> <td>6</td> <td>7</td> <td>13.50</td> <td>1.500</td> </tr> <tr> <td>61 Adam Conley, L (2,1) ERA: 5.4</td> <td>0.2</td> <td></td> <td>3</td> <td>1</td> <td>1</td> <td>1</td> <td>1</td> <td>0</td> <td>0</td> <td>0</td> <td>0</td> <td>0</td> <td>0</td> <td>0</td> <td>13</td> <td>18</td> <td>4.50</td> <td>1.000</td> </tr> <tr> <td>49 Pablo Lopez, R (3,1) ERA: 4.5</td> <td>2.0</td> <td></td> <td>8</td> <td>1</td> <td>1</td> <td>1</td> <td>3</td> <td>1</td> <td>0</td> <td>0</td> <td>0</td> <td>0</td> <td>0</td> <td>0</td> <td>5</td> <td>5</td> <td>0.00</td> <td>0.000</td> </tr> <tr> <td>45 Tommy Eveld, R (5,1) ERA:</td> <td>1.0</td> <td></td> <td>3</td> <td>0</td> <td>0</td> <td>0</td> <td>1</td> <td>0</td> <td>0</td> <td>0</td> <td>0</td> <td>0</td> <td>0</td> <td>0</td> <td>5</td> <td>5</td> <td>0.00</td> <td>0.000</td> </tr> <tr> <td>68 Jordan Yamamoto, R (6,1) ERA:</td> <td>2.0</td> <td></td> <td>7</td> <td>0</td> <td>0</td> <td>0</td> <td>2</td> <td>1</td> <td>0</td> <td>0</td> <td>0</td> <td>0</td> <td>0</td> <td>0</td> <td>10</td> <td>14</td> <td>0.00</td> <td>0.500</td> </tr> </table> | | | | | | | | | | | | | | | | 20 Wei-Yin Chen, L (1,1) ERA: 33.75 | 1.1 | L | 10 | 5 | 5 | 5 | 2 | 1 | 0 | 0 | 0 | 0 | 0 | 0 | 6 | 7 | 13.50 | 1.500 | 61 Adam Conley, L (2,1) ERA: 5.4 | 0.2 | | 3 | 1 | 1 | 1 | 1 | 0 | 0 | 0 | 0 | 0 | 0 | 0 | 13 | 18 | 4.50 | 1.000 | 49 Pablo Lopez, R (3,1) ERA: 4.5 | 2.0 | | 8 | 1 | 1 | 1 | 3 | 1 | 0 | 0 | 0 | 0 | 0 | 0 | 5 | 5 | 0.00 | 0.000 | 45 Tommy Eveld, R (5,1) ERA: | 1.0 | | 3 | 0 | 0 | 0 | 1 | 0 | 0 | 0 | 0 | 0 | 0 | 0 | 5 | 5 | 0.00 | 0.000 | 68 Jordan Yamamoto, R (6,1) ERA: | 2.0 | | 7 | 0 | 0 | 0 | 2 | 1 | 0 | 0 | 0 | 0 | 0 | 0 | 10 | 14 | 0.00 | 0.500 | 72 Kyle Keller, R (8,1) ERA: 54.0 | 0.2 | | 5 | 2 | 3 | 3 | 1 | 0 | 0 | 0 | 0 | 0 | 1 | 6 | 13 | 81.00 | 9.000 |
| 20 Wei-Yin Chen, L (1,1) ERA: 33.75 | 1.1 | L | 10 | 5 | 5 | 5 | 2 | 1 | 0 | 0 | 0 | 0 | 0 | 0 | 6 | 7 | | 13.50 | 1.500 | | | | | | | | | | | | | | | | | | | | | | | | | | | | | | | | | | | | | | | | | | | | | | | | | | | | | | | | | | | | | | | | | | | | | | | | | | | | | | | | | | | | | | | | | | | | | | | | | | | | | | | | | | | | | | | |
| 61 Adam Conley, L (2,1) ERA: 5.4 | 0.2 | | 3 | 1 | 1 | 1 | 1 | 0 | 0 | 0 | 0 | 0 | 0 | 0 | 13 | 18 | 4.50 | 1.000 | | | | | | | | | | | | | | | | | | | | | | | | | | | | | | | | | | | | | | | | | | | | | | | | | | | | | | | | | | | | | | | | | | | | | | | | | | | | | | | | | | | | | | | | | | | | | | | | | | | | | | | | | | | | | | | | |
| 49 Pablo Lopez, R (3,1) ERA: 4.5 | 2.0 | | 8 | 1 | 1 | 1 | 3 | 1 | 0 | 0 | 0 | 0 | 0 | 0 | 5 | 5 | 0.00 | 0.000 | | | | | | | | | | | | | | | | | | | | | | | | | | | | | | | | | | | | | | | | | | | | | | | | | | | | | | | | | | | | | | | | | | | | | | | | | | | | | | | | | | | | | | | | | | | | | | | | | | | | | | | | | | | | | | | | |
| 45 Tommy Eveld, R (5,1) ERA: | 1.0 | | 3 | 0 | 0 | 0 | 1 | 0 | 0 | 0 | 0 | 0 | 0 | 0 | 5 | 5 | 0.00 | 0.000 | | | | | | | | | | | | | | | | | | | | | | | | | | | | | | | | | | | | | | | | | | | | | | | | | | | | | | | | | | | | | | | | | | | | | | | | | | | | | | | | | | | | | | | | | | | | | | | | | | | | | | | | | | | | | | | | |
| 68 Jordan Yamamoto, R (6,1) ERA: | 2.0 | | 7 | 0 | 0 | 0 | 2 | 1 | 0 | 0 | 0 | 0 | 0 | 0 | 10 | 14 | 0.00 | 0.500 | | | | | | | | | | | | | | | | | | | | | | | | | | | | | | | | | | | | | | | | | | | | | | | | | | | | | | | | | | | | | | | | | | | | | | | | | | | | | | | | | | | | | | | | | | | | | | | | | | | | | | | | | | | | | | | | |
| 51 Ben Meyer, R (8,1) ERA: 11.57 | 0.1 | | 5 | 2 | 3 | 3 | 1 | 0 | 0 | 0 | 0 | 0 | 0 | 1 | 6 | 13 | 81.00 | 9.000 | | | | | | | | | | | | | | | | | | | | | | | | | | | | | | | | | | | | | | | | | | | | | | | | | | | | | | | | | | | | | | | | | | | | | | | | | | | | | | | | | | | | | | | | | | | | | | | | | | | | | | | | | | | | | | | | |

| | |
|-----|----|
| AB | 37 |
| R | 6 |
| H | 8 |
| RBI | 6 |
| BB | 3 |
| SO | 11 |
| LOB | 12 |



| Batter | 1 | 2 | 3 | 4 | 5 | 6 | 7 | 8 | 9 | AB | R | H | RBI | BB | SO | LOB | | | | | | | | | |
|--|------------------------------|---------------------------------|------------------------------|---------------------------------|------------------------------|---------------------------------|------------------------------|----------------------------------|-------------------------------|---------------------------------|------------------------------|---------------------------------|------------------------------|---------------------------------|------------------------------|----------------------------------|------------------------------|----------------------------------|----------------------------------|------------------------------------|----------------------------------|--------|--|--|--|
| 5 Rosell Herrera, S (1,8) OBP: 0.200, SLG: 0.333 92 Brian Miller, L (6,8) OBP: 0.143, SLG: 0.286 | F8 | | G3 | | | 15 HR 3B | | F7 | | 3 | 1 | 1 | 0 | 0 | 0 | 1 | | | | | | | | | |
| 15 Brian Anderson, R (1,5) OBP: 0.417, SLG: 0.600 2 Yadiel Rivera, R (6,5) OBP: 0.375, SLG: 0.286 | F8 | | | BB | | HR | | F7 | | 2 | 1 | 1 | 2 | 1 | 0 | 0 | | | | | | | | | |
| 18 Neil Walker, S (1,3) OBP: 0.143, SLG: 0.143 24 Pedro Alvarez, L (6,3) OBP: 0.286, SLG: 0.200 | K | | | K | | G3-1 | | P4 | | 3 | 0 | 0 | 0 | 0 | 2 | 1 | | | | | | | | | |
| 45 Peter O'Brien, R (1,9) 63 Monte Harrison, R (6,9) OBP: 0.444, SLG: 0.286 | | K | | K | | K | | | 79 WP 76 E 7 BB | 3 | 0 | 0 | 0 | 0 | 3 | 1 | | | | | | | | | |
| 13 Starlin Castro, R (1,4) 76 Isan Diaz, L (6,4) OBP: 0.091, SLG: 0.364 | F8 | | | G5-3 | | G6-3 | | | FC6 7 79 WP 65 2B | 3 | 0 | 0 | 0 | 0 | 0 | 1 | | | | | | | | | |
| 44 Austin Dean, R (1,7) OBP: 0.500, SLG: 0.556 79 Isaac Galloway, R (6,7) OBP: 0.556, SLG: 0.429 | G6-3 | | | | | 19 1B 80 1B 2B | | | 7 7 7 HBP | 2 | 1 | 1 | 0 | 0 | 0 | 0 | | | | | | | | | |
| 19 Miguel Rojas, R (1,6) OBP: 0.500, SLG: 0.500 7 Deven Marrero, R (6,6) OBP: 0.111, SLG: 0.111 | | | | | | 80 CS 1B | | K | G1-4-6-3 | 2 | 0 | 2 | 0 | 0 | 0 | 0 | | | | | | | | | |
| 17 Chad Wallach, R (1,2) OBP: 0.333, SLG: 0.200 80 Rodrigo Vaziz, R (3,2) OBP: 0.250, SLG: 0.250 65 Gabriel Guerrero, R (9,PH) OBP: 0.125, SLG: 0.250 | | | | FC6-4 1B | | 2-3 1B | | | 1-2 2-3 3-H 1B | 2 | 0 | 2 | 0 | 0 | 0 | 0 | | | | | | | | | |
| 81 Harold Ramirez, R (1,10) OBP: 0.375, SLG: 0.286 12 Dixon Machado, R (8,PH) OBP: 0.200, SLG: 0.300 55 Jon Berti, R (9,PH) OBP: 0.286, SLG: 0.714 | | | | K | | 81 G6-4-3 1B | | G5-4-3 1B | F8 | 2 | 0 | 0 | 0 | 0 | 1 | 2 | | | | | | | | | |
| Inning Stats | R: 0 E: 0 K: 1 S: 5 | H: 0 LOB: 0 BB: 0 P: 6 | R: 0 E: 0 K: 1 S: 5 | H: 0 LOB: 0 BB: 0 P: 5 | R: 0 E: 0 K: 1 S: 6 | H: 1 LOB: 1 BB: 0 P: 6 | R: 0 E: 0 K: 2 S: 7 | H: 0 LOB: 1 BB: 1 P: 11 | R: 1 E: 0 K: 0 S: 4 | H: 3 LOB: 0 BB: 0 P: 5 | R: 2 E: 0 K: 1 S: 8 | H: 2 LOB: 0 BB: 0 P: 8 | R: 0 E: 0 K: 1 S: 5 | H: 1 LOB: 0 BB: 0 P: 5 | R: 0 E: 0 K: 0 S: 4 | H: 1 LOB: 1 BB: 1 P: 10 | R: 2 E: 1 K: 0 S: 4 | H: 1 LOB: 1 BB: 1 P: 10 | 1B: 5 2B: 2 3B: 1 HR: 1 | SF: 0 SAC: 0 DP: 3 HBP: 1 | WP: 1 PB: 0 SB: 0 CS: 0 | PA: 36 | | | |
| PITCHER | IP | WLS | BF | H | R | ER | SO | BB | IBB | HBP | BLK | WP | HR | S | P | ERA | WHIP | | | | | | | | |
| 41 Brad Peacock, R (1,1) ERA: 0.00 | 2.0 | W | 6 | 0 | 0 | 0 | 2 | 0 | 0 | 0 | 0 | 0 | 0 | 10 | 11 | 0.00 | 0.000 | | | | | | | | |
| 69 J.B. Bukauskas, R (3,1) ERA: 0.00 | 2.0 | H | 8 | 1 | 0 | 0 | 3 | 1 | 0 | 0 | 0 | 0 | 0 | 13 | 17 | 0.00 | 1.000 | | | | | | | | |
| 52 Brady Rodgers, R (5,1) ERA: 7.2 | 3.0 | H | 12 | 6 | 3 | 3 | 2 | 0 | 0 | 0 | 0 | 0 | 1 | 17 | 18 | 9.00 | 2.000 | | | | | | | | |
| 95 Brett Adcock, L (8,1) ERA: 0.00 | 1.0 | | 7 | 1 | 2 | 0 | 0 | 1 | 0 | 1 | 0 | 1 | 0 | 5 | 11 | 0.00 | 2.000 | | | | | | | | |
| 95 Brett Adcock, L (9,1) ERA: 0.00 | 1.0 | | 7 | 1 | 2 | 0 | 0 | 1 | 0 | 1 | 0 | 1 | 0 | 5 | 11 | 0.00 | 2.000 | | | | | | | | |

MIAMI MARLINS @ HOUSTON ASTROS
 TEAM Ballpark of the Palm Beaches, West Palm Beach, FL
 Thu Feb 28 2019, 1:06 PM - 12:34 AM EDT
 Att: 2,332 - Partly Cloudy - 78 F

MIAMI

AB 33
R 5
H 9
RBI 4
BB 2
SO 7
LOB 14

| Batter | 1 | 2 | 3 | 4 | 5 | 6 | 7 | 8 | 9 | AB | R | H | RBI | BB | SO | LOB | | | | | | | | | |
|--|------------------------------|----------------------------------|------------------------------|---------------------------------|------------------------------|---------------------------------|------------------------------|----------------------------------|------------------------------|---------------------------------|------------------------------|---------------------------------|------------------------------|---------------------------------|------------------------------|----------------------------------|------------------------------|----------------------------------|----------------------------------|------------------------------------|----------------------------------|--------|--|--|--|
| 4 George Springer, R (1,8) OBP: 0.444, SLG: 0.375 3 Kyle Tucker, L (4,FR) OBP: 0.364, SLG: 0.455 | P6 | | | | | F8 | | G3 | | 2 | 0 | 0 | 0 | 1 | 1 | | | | | | | | | | |
| 27 Jose Altuve, R (1,10) 72 Yordan Alvarez, L (6,PH) OBP: 0.615, SLG: 0.375 | K | | | BB | | 18 HBP 78 FC1-4 BB | | G3 | | 3 | 0 | 0 | 0 | 0 | 3 | | | | | | | | | | |
| 23 Michael Brantley, L (1,7) 18 Tony Kemp, L (5,7) 95 Brett Adcock, L (8,1) 76 Lorenzo Quintana, R (6,PH) 95 Brett Adcock, L (9,1) 89 Erasmo Pinales, R (9,1) | | | | | | 10 CS BB | | K | | 0 | 1 | 0 | 0 | 0 | 2 | | | | | | | | | | |
| 1 Carlos Correa, R (1,6) 78 Alex De Gori, R (5,6) OBP: 0.306, SLG: 0.182 | | | | L9 | | 78 FC1-4 HBP | | | | 2 | 1 | 1 | 1 | 0 | 0 | | | | | | | | | | |
| 10 Yuli Gurriel, R (1,5) 83 Abraham Toro, S (5,5) OBP: 0.462, SLG: 0.667 | | | | G4-3 | | 83 HR 1B | | | | 2 | 1 | 1 | 2 | 0 | 1 | | | | | | | | | | |
| 22 Josh Reddick, L (1,9) 6 Jake Marisnick, R (5,8) OBP: 0.333, SLG: 0.667 | | | | | | 1-2 2-3 3-H HR | | G6-3 | | 1 | 0 | 0 | 0 | 1 | 1 | | | | | | | | | | |
| 13 Tyler White, R (1,3) 79 Taylor Jones, R (5,3) OBP: 0.250, SLG: 0.250 | | | | K | | G5-3 | | G6-3 | | 1 | 0 | 0 | 0 | 1 | 0 | | | | | | | | | | |
| 28 Robinson Chirinos, R (1,2) 12 Max Stassi, R (5,2) OBP: 0.111, SLG: 0.111 | | | | | | 1-2 2-3 3-H HR | | G5-3 | | 2 | 0 | 1 | 0 | 0 | 0 | | | | | | | | | | |
| 16 Aledmys Diaz, R (1,4) 81 Nick Tanelu, R (5,4) OBP: 0.593, SLG: 1.100 | | | | | | 16 G5-3 16 WP 1B | | G1-3 | | 2 | 0 | 2 | 1 | 0 | 0 | | | | | | | | | | |
| Inning Stats | R: 2 E: 0 K: 1 S: 6 | H: 1 LOB: 2 BB: 3 P: 19 | R: 0 E: 0 K: 2 S: 8 | H: 1 LOB: 1 BB: 0 P: 9 | R: 0 E: 0 K: 0 S: 2 | H: 0 LOB: 0 BB: 1 P: 7 | R: 1 E: 1 K: 2 S: 9 | H: 1 LOB: 2 BB: 1 P: 13 | R: 2 E: 0 K: 0 S: 4 | H: 3 LOB: 1 BB: 0 P: 9 | R: 2 E: 1 K: 0 S: 4 | H: 1 LOB: 1 BB: 1 P: 9 | R: 0 E: 0 K: 0 S: 3 | H: 0 LOB: 0 BB: 0 P: 3 | R: 0 E: 0 K: 2 S: 7 | H: 0 LOB: 1 BB: 1 P: 11 | R: 0 E: 0 K: 0 S: 7 | H: 0 LOB: 1 BB: 1 P: 11 | 1B: 4 2B: 2 3B: 0 HR: 1 | SF: 0 SAC: 0 DP: 0 HBP: 1 | WP: 3 PB: 0 SB: 0 CS: 1 | PA: 39 | | | |
| PITCHER | IP | WLS | BF | H | R | ER | SO | BB | IBB | HBP | BLK | WP | HR | S | P | ERA | WHIP | | | | | | | | |
| 22 Sandy Alcantara, R (1,1) ERA: 0.00 | 2.0 | L | 11 | 2 | 2 | 2 | 3 | 3 | 0 | 0 | 0 | 0 | 0 | 14 | 28 | 9.00 | 2.500 | | | | | | | | |
| 71 Drew Steckenrider, R (3,1) ERA: 0.00 | 1.0 | | 3 | 0 | 0 | 0 | 0 | 1 | 0 | 0 | 0 | 0 | 0 | 2 | 7 | 0.00 | 1.000 | | | | | | | | |
| 39 Tyler Kinley, R (4,1) ERA: 0.00 | 1.0 | | 6 | 1 | 1 | 0 | 2 | 1 | 0 | 0 | 0 | 0 | 0 | 9 | 13 | 0.00 | 2.000 | | | | | | | | |
| 78 Jordan Holloway, R (5,1) ERA: 27.0 | 1.1 | | 10 | 4 | 4 | 4 | 0 | 1 | 0 | 1 | 0 | 0 | 1 | 9 | 16 | 27.00 | 3.750 | | | | | | | | |
| 33 Mike Kickham, L (6,1) ERA: 0.00 | 0.2 | | 2 | 0 | 0 | 0 | 0 | 0 | 0 | 0 | 0 | 0 | 0 | 2 | 2 | 0.00 | 0.000 | | | | | | | | |

MIAMI MARLINS @ HOUSTON ASTROS
 TEAM Ballpark of the Palm Beaches, West Palm Beach, FL
 Thu Feb 28 2019, 1:06 PM - 12:34 AM EDT
 Att: 2,332 - Partly Cloudy - 78 F

HOUSTON ASTROS

AB 31
R 7
H 7
RBI 6
BB 7
SO 7
LOB 15

| Batter | 1 | 2 | 3 | 4 | 5 | 6 | 7 | 8 | 9 | AB | R | H | RBI | BB | SO | LOB | | | | | | | | |
|---|---|---------------------------------------|---|---------------------------------------|--|--|---|--------------------------------------|--|--|---|--|--|---|--|--|---|--|----------------------------------|------------------------------------|----------------------------------|------------|------------|------------|
| 5 Rosell Herrera, S (1, 5) 55 Jon Berti, R (6, 5) OBP: 0.267, SLG: 0.308 OBP: 0.385, SLG: 0.545 | | | | | | | | | | 2 | 0 | 1 | 0 | 1 | 0 | 2 | | | | | | | | |
| 19 Miguel Rojas, R (1, 6) 7 Deven Marrero, R (5, PR) OBP: 0.384, SLG: 0.364 OBP: 0.133, SLG: 0.133 | | | | | | | | | | 3 | 0 | 1 | 1 | 0 | 1 | 3 | | | | | | | | |
| 13 Starlin Castro, R (1, 4) 12 Dixon Machado, R (5, PR) OBP: 0.167, SLG: 0.167 OBP: 0.143, SLG: 0.214 | | | | | | | | | | 3 | 0 | 1 | 1 | 0 | 2 | 0 | | | | | | | | |
| 18 Neil Walker, S (1, 3) 2 Yadiel Rivera, R (5, 3) OBP: 0.083, SLG: 0.083 OBP: 0.273, SLG: 0.222 | | | | | | | | | | 3 | 0 | 0 | 0 | 0 | 1 | 2 | | | | | | | | |
| 45 Peter O'Brien, R (1, 9) 66 Gabriel Guerrero, R (6, 9) OBP: 0.235, SLG: 0.200 OBP: 0.162, SLG: 0.213 | | | | | | | | | | 2 | 1 | 1 | 0 | 0 | 0 | 0 | | | | | | | | |
| 24 Pedro Alvarez, L (1, 10) 34 Corey Bird, L (8, PH) | | | | | | | | | | 3 | 0 | 0 | 0 | 0 | 2 | 2 | | | | | | | | |
| 63 Monte Harrison, R (1, 8) 92 Brian Miller, L (6, 8) OBP: 0.200, SLG: 0.273 OBP: 0.200, SLG: 0.222 | | | | | | | | | | 2 | 0 | 1 | 1 | 0 | 0 | 0 | | | | | | | | |
| 91 Santiago Chávez, R (1, 2) 80 Rodrigo Vigi, R (5, 2) OBP: 0.500, SLG: 0.750 OBP: 0.333, SLG: 0.333 | | | | | | | | | | 1 | 1 | 1 | 0 | 0 | 0 | 0 | | | | | | | | |
| 79 Isaac Galloway, R (1, 7) 81 Harold Ramírez, R (6, 7) OBP: 0.462, SLG: 0.364 OBP: 0.333, SLG: 0.273 | | | | | | | | | | 2 | 1 | 1 | 0 | 0 | 0 | 1 | | | | | | | | |
| Inning Stats | R: 0 E: 0 K: 1 S: 6 | H: 1 LOB: 0 BB: 0 P: 6 | R: 0 E: 0 K: 1 S: 5 | H: 0 LOB: 0 BB: 0 P: 5 | R: 0 E: 0 K: 1 S: 6 | H: 1 LOB: 2 BB: 1 P: 10 | R: 0 E: 0 K: 3 S: 9 | H: 0 LOB: 1 BB: 0 P: 10 | R: 2 E: 0 K: 0 S: 7 | H: 4 LOB: 2 BB: 0 P: 7 | R: 1 E: 0 K: 0 S: 4 | H: 1 LOB: 0 BB: 0 P: 4 | R: 0 E: 1 K: 1 S: 7 | H: 0 LOB: 1 BB: 0 P: 7 | R: 0 E: 0 K: 0 S: 3 | H: 0 LOB: 0 BB: 0 P: 3 | R: 2 E: 0 K: 1 S: 8 | H: 3 LOB: 2 BB: 1 P: 12 | 1B: 8 2B: 2 3B: 0 HR: 0 | SF: 1 SAC: 1 DP: 1 HBP: 1 | WP: 0 PB: 0 SB: 1 CS: 0 | PA: 40 | | |
| PITCHER | IP WLS BF H R ER SO BB IBB HBP BLK WP HR S P ERA WHIP | 15 Sean Newcomb, L (1, 1) ERA: 3.0 | 36 Aroldys Vizcaino, R (4, 1) ERA: 1.0 | 63 Jesse Biddle, L (5, 1) ERA: 6.0 | 48 Jonny Venters, L (6, 1) ERA: 4.5 | 82 Corbin Clouse, L (7, 1) ERA: 1.0 | 72 Patrick Weigel, R (8, 1) ERA: 5.4 | 80 Joey Wentz, L (9, 1) ERA: 7.71 | 99 Andres Santiago, R (9, 1) ERA: 0.2 | 1.0 H 3 0 0 0 0 0 0 0 0 0 17 21 0.00 1.000 | 0.1 B 5 3 2 2 0 1 0 0 0 0 0 0 4 8 18.00 4.000 | 0.2 W 2 0 0 0 0 1 0 0 0 0 0 0 0 4 4 9.00 1.000 | 1.0 H 3 0 0 0 0 0 0 0 0 0 0 0 0 3 3 0.00 0.000 | 0.1 B 5 3 2 2 0 0 0 0 0 0 0 0 0 4 8 18.00 4.000 | 0.2 W 2 0 0 0 0 1 0 0 0 0 0 0 0 0 4 4 9.00 1.000 | 1.0 H 3 0 0 0 0 0 0 0 0 0 0 0 0 3 3 0.00 0.000 | 0.1 B 5 3 2 2 0 0 0 0 0 0 0 0 0 4 8 18.00 4.000 | 0.2 W 2 0 0 0 0 1 0 0 0 0 0 0 0 0 4 4 9.00 1.000 | 0.00 0.000 | 0.00 0.000 | 0.00 0.000 | 0.00 0.000 | 0.00 0.000 | 0.00 0.000 |

Miami Marlins @ Atlanta Braves
 Stadium at the ESPN Wide World of Sports, Lake Buena Vista
 Sun Mar 03 2019, 1:08 PM - 3:57 PM EST
 Att: 6,287 - Sunny - 85 F

AB 35
R 5
H 10
RBI 5
BB 2
SO 8
LOB 16

| Batter | 1 | 2 | 3 | 4 | 5 | 6 | 7 | 8 | 9 | AB | R | H | RBI | BB | SO | LOB | | | | | | | |
|---|---|--------------------------------------|---------------------------------------|---|---------------------------------------|---------------------------------------|--|---|--------------------------------------|---|--|---|--|--|---|--|--|---|------------------------------------|----------------------------------|------------|------------|------------|
| 13 Ronald Acuña Jr., R (1, 8) 90 Drew Waters, S (6, 8) OBP: 0.333, SLG: 0.200 OBP: 0.273, SLG: 0.364 | | | | | | | | | | 3 | 0 | 1 | 0 | 0 | 2 | 1 | | | | | | | |
| 1 Ozzie Albies, S (1, 4) 78 Sean Kazmar Jr., R (6, 4) OBP: 0.385, SLG: 0.273 OBP: 0.375, SLG: 0.375 | | | | | | | | | | 3 | 0 | 0 | 0 | 0 | 1 | 1 | | | | | | | |
| 5 Freddie Freeman, L (1, 3) 96 Griffin Benson, S (4, 3) OBP: 0.300, SLG: 0.700 OBP: 0.250, SLG: 0.250 | | | | | | | | | | 2 | 1 | 1 | 0 | 0 | 0 | 0 | | | | | | | |
| 25 Tyler Flowers, R (1, 2) 85 William Contreras, R (3, PR) OBP: 0.550, SLG: 1.000 OBP: 0.429, SLG: 0.857 | | | | | | | | | | 1 | 1 | 1 | 2 | 0 | 0 | 0 | | | | | | | |
| 22 Nick Markakis, L (1, 9) 69 Rafael Ortega, L (4, 9) OBP: 0.333, SLG: 0.200 OBP: 0.333, SLG: 0.200 | | | | | | | | | | 1 | 0 | 0 | 0 | 1 | 0 | 0 | | | | | | | |
| 17 Johan Camargo, S (1, 6) 76 Luis Martí, R (7, 6) OBP: 0.313, SLG: 0.357 | | | | | | | | | | 3 | 0 | 0 | 0 | 0 | 0 | 2 | | | | | | | |
| 23 Adam Duvall, R (1, 7) 84 Tyler Nestony, L (7, 7) OBP: 0.287, SLG: 0.615 | | | | | | | | | | 3 | 2 | 2 | 2 | 0 | 0 | 0 | | | | | | | |
| 50 Pedro Florimón, S (1, 5) 24 Andrés Blanco, S (6, 5) OBP: 0.429, SLG: 0.923 OBP: 0.250, SLG: 0.857 | | | | | | | | | | 2 | 0 | 0 | 0 | 0 | 1 | 0 | | | | | | | |
| 70 Alex Jackson, R (1, 10) 71 Izzy Wilson, L (6, PH) OBP: 0.500, SLG: 1.000 OBP: 0.333, SLG: 0.200 | | | | | | | | | | 2 | 1 | 2 | 1 | 0 | 0 | 0 | | | | | | | |
| Inning Stats | R: 2 E: 0 K: 1 S: 9 | H: 2 LOB: 1 BB: 0 P: 11 | R: 1 E: 0 K: 1 S: 8 | H: 2 LOB: 0 BB: 0 P: 8 | R: 0 E: 0 K: 0 S: 3 | R: 1 E: 0 K: 2 S: 9 | H: 2 LOB: 1 BB: 0 P: 11 | R: 0 E: 0 K: 1 S: 5 | H: 0 LOB: 0 BB: 0 P: 5 | R: 1 E: 0 K: 0 S: 5 | H: 1 LOB: 0 BB: 0 P: 7 | R: 0 E: 0 K: 2 S: 7 | H: 0 LOB: 0 BB: 0 P: 7 | R: 0 E: 0 K: 1 S: 4 | H: 0 LOB: 0 BB: 1 P: 9 | R: 1 E: 0 K: 1 S: 4 | H: 1 LOB: 0 BB: 0 P: 4 | 1B: 2 2B: 1 3B: 0 HR: 5 | SF: 0 SAC: 0 DP: 0 HBP: 1 | WP: 0 PB: 0 SB: 0 CS: 1 | PA: 36 | | |
| PITCHER | IP WLS BF H R ER SO BB IBB HBP BLK WP HR S P ERA WHIP | 58 Dan Straily, R (1, 1) ERA: 2.1 | 72 Kyle Keller, R (3, 1) ERA: 27.0 | 71 Drew Steckenrider, R (4, 1) ERA: 3.38 | 61 Adam Conley, L (5, 1) ERA: 3.38 | 39 Tyler Kinley, R (6, 1) ERA: 3.0 | 45 Tommy Eveld, R (7, 1) ERA: 16.88 | 67 R.J. Alvarez, R (8, 1) ERA: 16.88 | 88 Brian Moran, L (9, 1) ERA: 5.4 | 1.0 H 3 0 0 0 0 0 0 0 0 0 2 18 20 11.57 1.714 | 1.0 3 0 0 0 0 1 1 0 0 0 0 0 4 9 0.00 1.000 | 0.1 L 2 1 1 1 1 1 0 0 0 0 0 0 1 4 4 27.00 3.000 | 1.0 H 3 0 0 0 0 0 0 0 0 0 0 0 0 3 3 0.00 0.000 | 1.0 3 0 0 0 0 1 1 0 0 0 0 0 0 4 9 0.00 1.000 | 0.1 L 2 1 1 1 1 1 0 0 0 0 0 0 0 1 4 4 27.00 3.000 | 1.0 H 3 0 0 0 0 0 0 0 0 0 0 0 0 3 3 0.00 0.000 | 1.0 3 0 0 0 0 1 1 0 0 0 0 0 0 4 9 0.00 1.000 | 0.1 L 2 1 1 1 1 1 0 0 0 0 0 0 0 1 4 4 27.00 3.000 | 0.00 0.000 | 0.00 0.000 | 0.00 0.000 | 0.00 0.000 | 0.00 0.000 |

Miami Marlins @ Atlanta Braves
 Stadium at the ESPN Wide World of Sports, Lake Buena Vista
 Sun Mar 03 2019, 1:08 PM - 3:57 PM EST
 Att: 6,287 - Sunny - 85 F

AB 32
R 6
H 8
RBI 6
BB 2
SO 9
LOB 5

| Batter | 1 | 2 | 3 | 4 | 5 | 6 | 7 | 8 | 9 | AB | R | H | RBI | BB | SO | LOB | TOP | | | | | | |
|--|---|---------------------------------|------------------------------|---------------------------------|-------------------------------|----------------------------------|------------------------------|---------------------------------|------------------------------|---------------------------------|------------------------------|---------------------------------|------------------------------|---------------------------------|------------------------------|---------------------------------|------------------------------|----------------------------------|----------------------------------|------------------------------------|----------------------------------|--------|---|
| 2 Adam Eaton, L (1, 9) 39 Brandon Snyder, R (5, 3) OBP: 0.529, SLG: 0.545 OBP: 0.389, SLG: 0.750 | P2 | L6 | | | | | | | | | | | | | | | | | | | | | |
| 6 Anthony Rendon, R (1, 5) 67 Hunter Jones, R (5, 9) OBP: 0.154, SLG: 0.333 OBP: 0.444, SLG: 0.333 | F8 | | | | | | | | | | | | | | | | | | | | | | |
| 11 Ryan Zimmerman, R (1, 3) 48 Jacob Wilson, R (5, 5) OBP: 0.600, SLG: 0.490 OBP: 0.385, SLG: 0.909 | P3 | | | | | | | | | | | | | | | | | | | | | | |
| 28 Kurt Suzuki, R (1, 2) 8 Carter Kieboom, R (6, 6) OBP: 0.455, SLG: 0.727 OBP: 0.471, SLG: 0.590 | | | | | | | | | | | | | | | | | | | | | | | |
| 10 Yan Gomes, R (1, 10) 16 Victor Robles, R (7, PH) OBP: 0.286, SLG: 0.571 OBP: 0.450, SLG: 0.600 | | | | | | | | | | | | | | | | | | | | | | | |
| 17 Andrew Stevenson, L (1, 7) 71 Jake Noll, R (6, 4) OBP: 0.254, SLG: 0.333 OBP: 0.647, SLG: 0.923 | | | | | | | | | | | | | | | | | | | | | | | |
| 3 Michael Taylor, R (1, 8) 68 Chuck Taylor, S (4, 8) OBP: 0.600, SLG: 1.000 OBP: 0.412, SLG: 0.625 | | | | | | | | | | | | | | | | | | | | | | | |
| 1 Wilmer Difo, S (1, 6) 27 Spencer Kieboom, R (6, 2) OBP: 0.250, SLG: 0.200 OBP: 0.375, SLG: 0.657 | | | | | | | | | | | | | | | | | | | | | | | |
| 5 Adrián Sánchez, R (1, 4) 55 José Marmolejos, L (6, 7) OBP: 0.389, SLG: 0.385 | | | | | | | | | | | | | | | | | | | | | | | |
| Inning Stats | R: 0 E: 0 K: 0 S: 4 | H: 0 LOB: 0 BB: 0 P: 4 | R: 2 E: 0 K: 0 S: 6 | H: 3 LOB: 2 BB: 0 P: 7 | R: 2 E: 1 K: 3 S: 11 | H: 2 LOB: 1 BB: 1 P: 15 | R: 0 E: 0 K: 0 S: 4 | H: 1 LOB: 1 BB: 0 P: 4 | R: 0 E: 0 K: 1 S: 5 | H: 0 LOB: 0 BB: 0 P: 5 | R: 0 E: 0 K: 0 S: 4 | H: 1 LOB: 0 BB: 0 P: 4 | R: 2 E: 0 K: 1 S: 7 | H: 2 LOB: 0 BB: 0 P: 8 | R: 0 E: 0 K: 1 S: 5 | H: 0 LOB: 0 BB: 0 P: 5 | R: 2 E: 0 K: 0 S: 4 | H: 1 LOB: 2 BB: 2 P: 13 | 1B: 8 2B: 1 3B: 0 HR: 1 | SF: 1 SAC: 0 DP: 1 HBP: 2 | WP: 1 PB: 0 SB: 1 CS: 0 | PA: 42 | AB 36 R 8 H 10 RBI 8 BB 3 SO 6 LOB 15 |
| PITCHER | IP WLS BF H R ER SO BB IBB HBP BLK WP HR S P ERA WHIP | | | | | | | | | | | | | | | | | | | | | | |
| 20 Wei-Yin Chen, L (1, 1) ERA: 24.3 | 2.0 | 13 | 5 | 4 | 4 | 0 | 1 | 0 | 1 | 0 | 0 | 0 | 0 | 12 | 17 | 18.00 | 3.000 | | | | | | |
| 33 Mike Kickham, L (3, 1) ERA: 1.8 | 3.0 | 11 | 2 | 0 | 0 | 1 | 0 | 0 | 0 | 0 | 0 | 0 | 9 | 9 | 0.00 | 0.000 | | | | | | | |
| 49 Pablo López, R (4, 1) ERA: 1.8 | 1.0 | 5 | 2 | 2 | 2 | 1 | 0 | 0 | 0 | 0 | 0 | 1 | 7 | 8 | 18.00 | 2.000 | | | | | | | |
| 70 Nick Anderson, R (7, 1) ERA: 7.71 | 2.0 | 10 | 1 | 2 | 2 | 1 | 2 | 0 | 1 | 0 | 1 | 0 | 9 | 18 | 9.00 | 1.500 | | | | | | | |
| 57 Eleaser Hernández, R (8, 1) ERA: 4.5 | | | | | | | | | | | | | | | | | | | | | | | |

Washington Nationals @ Miami Marlins
Roger Dean Chevrolet Stadium, Jupiter, FL
Mon Mar 04 2019, 1:11 PM - 4:07 PM EST
Att: 2,198 - Sunny - 82 F

| | |
|-----|----|
| AB | 36 |
| R | 8 |
| H | 10 |
| RBI | 8 |
| BB | 3 |
| SO | 6 |
| LOB | 15 |



| Batter | 1 | 2 | 3 | 4 | 5 | 6 | 7 | 8 | 9 | AB | R | H | RBI | BB | SO | LOB | BOTTOM | | | | | | |
|---|---|---------------------------------|------------------------------|---------------------------------|------------------------------|---------------------------------|------------------------------|---------------------------------|------------------------------|----------------------------------|-------------------------------|----------------------------------|------------------------------|---------------------------------|------------------------------|---------------------------------|------------------------------|----------------------------------|----------------------------------|------------------------------------|----------------------------------|--------|---|
| 21 Curtis Granderson, L (1, 7) 65 Gabriel Guerrero, R (5, 7) OBP: 0.357, SLG: 0.643 | K | | | | | | | | | | | | | | | | | | | | | | |
| 14 Martín Prado, R (1, 3) 24 Pedro Álvarez, L (4, 3) 92 Brian Miller, L (6, PR) OBP: 0.200, SLG: 0.154 OBP: 0.200, SLG: 0.222 | P4 | | | | | | | | | | | | | | | | | | | | | | |
| 15 Brian Anderson, R (1, 5) 55 Jon Berti, R (6, PR) OBP: 0.444, SLG: 0.667 OBP: 0.400, SLG: 0.500 | | | | | | | | | | | | | | | | | | | | | | | |
| 38 Jorge Alfaro, R (1, 10) 44 Austin Dean, R (6, PH) OBP: 0.467, SLG: 0.417 | | | | | | | | | | | | | | | | | | | | | | | |
| 10 JT Riddle, L (1, 6) 2 Yadiel Rivera, R (7, 6) OBP: 0.167, SLG: 0.063 OBP: 0.231, SLG: 0.182 | | | | | | | | | | | | | | | | | | | | | | | |
| 9 Lewis Brinson, R (1, 8) 79 Isaac Galloway, R (6, 8) OBP: 0.471, SLG: 1.438 OBP: 0.438, SLG: 0.357 | | | | | | | | | | | | | | | | | | | | | | | |
| 19 Miguel Rojas, R (1, 4) 76 Isan Díaz, L (5, PR) OBP: 0.357, SLG: 0.333 OBP: 0.294, SLG: 0.357 | | | | | | | | | | | | | | | | | | | | | | | |
| 26 Garrett Cooper, R (1, 9) 34 Magnus Sierra, L (6, 9) OBP: 0.357, SLG: 0.385 OBP: 0.267, SLG: 0.267 | | | | | | | | | | | | | | | | | | | | | | | |
| 28 Bryan Holaday, R (1, 2) 97 Nick Fortes, R (6, PH) OBP: 0.364, SLG: 0.364 OBP: 0.500, SLG: 0.500 | | | | | | | | | | | | | | | | | | | | | | | |
| Inning Stats | R: 0 E: 0 K: 2 S: 8 | H: 1 LOB: 1 BB: 0 P: 8 | R: 1 E: 0 K: 0 S: 4 | H: 1 LOB: 0 BB: 0 P: 6 | R: 0 E: 0 K: 2 S: 7 | H: 0 LOB: 0 BB: 0 P: 7 | R: 0 E: 0 K: 0 S: 3 | H: 0 LOB: 0 BB: 0 P: 3 | R: 1 E: 0 K: 1 S: 7 | H: 3 LOB: 3 BB: 1 P: 11 | R: 5 E: 1 K: 1 S: 11 | H: 3 LOB: 1 BB: 2 P: 20 | R: 0 E: 0 K: 2 S: 7 | H: 0 LOB: 0 BB: 0 P: 7 | R: 0 E: 0 K: 0 S: 4 | H: 1 LOB: 1 BB: 0 P: 4 | R: 2 E: 0 K: 1 S: 8 | H: 3 LOB: 3 BB: 1 P: 14 | 1B: 7 2B: 2 3B: 0 HR: 3 | SF: 0 SAC: 0 DP: 0 HBP: 1 | WP: 0 PB: 0 SB: 3 CS: 0 | PA: 42 | AB 37 R 9 H 12 RBI 9 BB 4 SO 9 LOB 17 |
| PITCHER | IP WLS BF H R ER SO BB IBB HBP BLK WP HR S P ERA WHIP | | | | | | | | | | | | | | | | | | | | | | |
| 58 Jeremy Hellickson, R (1, 1) ERA: 1.8 | 3.0 | 11 | 2 | 1 | 1 | 4 | 0 | 0 | 0 | 0 | 0 | 0 | 0 | 19 | 21 | 3.00 | 0.667 | | | | | | |
| 23 Erick Fedde, R (4, 1) ERA: 11.81 | 2.1 | 14 | 4 | 5 | 2 | 2 | 3 | 0 | 0 | 0 | 0 | 1 | 17 | 29 | 7.71 | 3.000 | | | | | | | |
| 52 Jimmy Cordero, R (6, 1) ERA: 3.0 | 0.2 | 4 | 2 | 1 | 0 | 0 | 0 | 0 | 0 | 0 | 0 | 0 | 4 | 5 | 0.00 | 3.000 | | | | | | | |
| 40 J.J. Hoover, R (7, 1) ERA: 13.5 | 1.0 | 3 | 0 | 0 | 0 | 2 | 0 | 0 | 0 | 0 | 0 | 0 | 7 | 7 | 0.00 | 0.000 | | | | | | | |
| 32 Aaron Barrett, R (8, 1) ERA: 12.0 | 1.0 | 4 | 1 | 0 | 0 | 0 | 0 | 0 | 0 | 0 | 0 | 0 | 4 | 4 | 0.00 | 1.000 | | | | | | | |
| 51 Wander Suero, R (9, 1) ERA: 7.71 | | | | | | | | | | | | | | | | | | | | | | | |

Washington Nationals @ Miami Marlins
Roger Dean Chevrolet Stadium, Jupiter, FL
Mon Mar 04 2019, 1:11 PM - 4:07 PM EST
Att: 2,198 - Sunny - 82 F

| | |
|-----|----|
| AB | 37 |
| R | 9 |
| H | 12 |
| RBI | 9 |
| BB | 4 |
| SO | 9 |
| LOB | 17 |



| Batter | 1 | 2 | 3 | 4 | 5 | 6 | 7 | 8 | 9 | AB | R | H | RBI | BB | SO | LOB | TOP | | | | | | | |
|---|------------------------------|---------------------------------|------------------------------|---------------------------------|------------------------------|---|------------------------------|----------------------------------|------------------------------|---------------------------------|------------------------------|---------------------------------|------------------------------|---------------------------------|------------------------------|---------------------------------|------------------------------|---------------------------------|----------------------------------|------------------------------------|----------------------------------|--------|--|--|
| 9 Brandon Nimmo, L (1, 10) OBP: 0.083, SLG: 0.083 68 Rymer Liriano, R (9, FH) OBP: 0.190, SLG: 0.316 | G4-3 | | K | | P5 | | E4 | | F8 | 4 | 0 | 0 | 0 | 0 | 1 | 3 | | | | | | | | |
| 88 Danny Espinosa, S (1, 6) OBP: 0.278, SLG: 0.286 15 Luis Guillorme, L (6, 6) | F8 | | CS 23 BB | | | 30 G4-3 28 1B 23 SH1-3 BB | G3-1 | | | 1 | 1 | 0 | 0 | 2 | 0 | 0 | | | | | | | | |
| 23 Keon Broxton, R (1, 8) OBP: 0.412, SLG: 0.231 | | | CS 1-2 | | G6-3 | | SH1-3 | | | 2 | 0 | 1 | 0 | 1 | 0 | 0 | | | | | | | | |
| 30 Michael Conforto, L (1, 9) OBP: 0.222, SLG: 0.313 93 Braxton Lee, L (8, 9) | G4-3 | | | | K | | G4-3 | | F7 | 4 | 0 | 0 | 0 | 0 | 1 | 3 | | | | | | | | |
| 28 J.D. Davis, R (1, 3) OBP: 0.333, SLG: 0.500 89 Jeremy Vasquez, L (8, 3) | | | | | | | | | L7 | 3 | 0 | 1 | 1 | 1 | 0 | 1 | | | | | | | | |
| 29 Devin Mesoraco, R (1, 2) OBP: 0.167, SLG: 0.417 74 Ali Sánchez, R (6, 2) | | | | | | | | | | 3 | 0 | 0 | 0 | 0 | 2 | 2 | | | | | | | | |
| 25 Adeiny Hechavarría, R (1, 5) OBP: 0.333, SLG: 0.500 87 Cody Bohanek, R (7, 5) | | | | | | | | | | 3 | 0 | 1 | 0 | 0 | 0 | 0 | | | | | | | | |
| 7 Grégor Blanco, L (1, 7) OBP: 0.261, SLG: 0.150 | | | | | | | | | | 3 | 0 | 1 | 0 | 1 | 2 | 2 | | | | | | | | |
| 16 Dilson Herrera, R (1, 4) OBP: 0.333, SLG: 0.176 | | | | | | | | | | 3 | 0 | 1 | 0 | 1 | 0 | 2 | | | | | | | | |
| Inning Stats | R: 0 E: 0 K: 0 S: 3 | H: 0 LOB: 1 BB: 1 P: 8 | R: 0 E: 0 K: 1 S: 5 | H: 0 LOB: 0 BB: 0 P: 5 | R: 0 E: 0 K: 1 S: 4 | H: 1 LOB: 1 BB: 2 P: 13 | R: 0 E: 0 K: 2 S: 7 | H: 0 LOB: 1 BB: 1 P: 11 | R: 0 E: 0 K: 1 S: 6 | H: 1 LOB: 1 BB: 0 P: 6 | R: 1 E: 0 K: 0 S: 4 | H: 1 LOB: 1 BB: 1 P: 8 | R: 0 E: 1 K: 0 S: 5 | H: 1 LOB: 2 BB: 1 P: 9 | R: 0 E: 0 K: 1 S: 6 | H: 1 LOB: 1 BB: 0 P: 6 | R: 0 E: 0 K: 1 S: 6 | H: 1 LOB: 1 BB: 0 P: 6 | 1B: 6 2B: 0 3B: 0 HR: 0 | SF: 0 SAC: 1 DP: 0 HBP: 0 | WP: 0 PB: 0 SB: 0 CS: 2 | PA: 38 | | |
| PITCHER | IP | WLS | BF | H | R | ER | SO | BB | IBB | HBP | BLK | WP | HR | S | P | ERA | WHIP | | | | | | | |
| 22 Sandy Alcantara, R (1, 1) ERA: 2.35 | 3.2 | | 14 | 1 | 0 | 0 | 3 | 4 | 0 | 0 | 0 | 0 | 0 | 16 | 34 | 0.00 | 1.364 | | | | | | | |
| 35 Riley Ferrell, R (4, 1) ERA: | 1.1 | | 5 | 1 | 0 | 0 | 2 | 0 | 0 | 0 | 0 | 0 | 0 | 9 | 9 | 0.00 | 0.750 | | | | | | | |
| 68 Jordan Yamamoto, R (6, 1) ERA: 2.25 | 2.0 | | 10 | 2 | 1 | 1 | 0 | 2 | 0 | 0 | 0 | 0 | 0 | 9 | 17 | 4.50 | 2.000 | | | | | | | |
| 66 Jarlin García, L (8, 1) ERA: | 1.0 | W | 4 | 1 | 0 | 0 | 1 | 0 | 0 | 0 | 0 | 0 | 0 | 6 | 6 | 0.00 | 1.000 | | | | | | | |
| 74 José Quijada, L (9, 1) ERA: 13.5 | 1.0 | S | 4 | 1 | 0 | 0 | 1 | 0 | 0 | 0 | 0 | 0 | 0 | 6 | 6 | 0.00 | 1.000 | | | | | | | |

New York Mets @ Miami Marlins
Roger Dean Chevrolet Stadium, Jupiter, FL
Tue Mar 05 2019, 1:09 PM - 4:31 PM EST
Att: 2,763 - Partly Cloudy - 75 F

AB 30
R 1
H 6
RBI 1
BB 6
SO 7
LOB 17



| Batter | 1 | 2 | 3 | 4 | 5 | 6 | 7 | 8 | 9 | AB | R | H | RBI | BB | SO | LOB | BOTTOM | | | | | | | |
|---|------------------------------|----------------------------------|------------------------------|---------------------------------|------------------------------|---------------------------------|-------------------------------|----------------------------------|------------------------------|---------------------------------|------------------------------|---------------------------------|------------------------------|---------------------------------|-------------------------------|----------------------------------|------------------------------|----------------------------------|----------------------------------|------------------------------------|----------------------------------|--------|--|--|
| 10 JT Riddle, L (1, 6) OBP: 0.143, SLG: 0.053 12 Dixon Machado, R (6, 6) | G4-3 | | P5 | | K | | | P4 | | 3 | 0 | 0 | 0 | 0 | 1 | 1 | | | | | | | | |
| 15 Brian Anderson, R (1, 5) OBP: 0.476, SLG: 0.722 2 Yadiel Rivera, R (6, 5) | | | | | | | 2B | | | 3 | 0 | 2 | 0 | 0 | 0 | 1 | | | | | | | | |
| 18 Neil Walker, S (1, 3) OBP: 0.133, SLG: 0.071 7 Devan Marrero, R (6, 3) | | | | | | | | | | 2 | 0 | 0 | 0 | 1 | 1 | 2 | | | | | | | | |
| 45 Peter O'Brien, R (1, 9) OBP: 0.200, SLG: 0.167 81 Harold Ramirez, R (7, 9) | | | | | | | | | | 2 | 0 | 0 | 0 | 1 | 1 | 0 | | | | | | | | |
| 13 Starlin Castro, R (1, 4) OBP: 0.133, SLG: 0.133 76 Isan Díaz, L (7, 4) | | | | | | | | | | 3 | 0 | 0 | 0 | 0 | 1 | 2 | | | | | | | | |
| 38 Jorge Alfaró, R (1, 2) OBP: 0.400, SLG: 0.400 79 Isaac Galloway, R (4, FR) OBP: 0.438, SLG: 0.357 91 Santiago Chávez, R (5, 2) OBP: 0.500, SLG: 0.667 | | | | | | | | | | 2 | 0 | 2 | 0 | 0 | 0 | 0 | | | | | | | | |
| 9 Lewis Brinson, R (1, 10) OBP: 0.450, SLG: 1.263 34 Magneuris Sierra, L (7, FR) OBP: 0.250, SLG: 0.250 | | | | | | | | | | 2 | 1 | 1 | 0 | 0 | 0 | 0 | | | | | | | | |
| 44 Austin Dean, R (1, 7) OBP: 0.412, SLG: 0.357 92 Brian Miller, L (6, 7) | | | | | | | | | | 3 | 0 | 1 | 0 | 0 | 1 | 1 | | | | | | | | |
| 5 Rosell Herrera, S (1, 8) OBP: 0.294, SLG: 0.400 63 Monte Harrison, R (6, 8) | | | | | | | | | | 2 | 0 | 1 | 0 | 0 | 0 | 2 | | | | | | | | |
| Inning Stats | R: 0 E: 0 K: 1 S: 6 | H: 1 LOB: 2 BB: 1 P: 12 | R: 0 E: 0 K: 1 S: 6 | H: 2 LOB: 1 BB: 0 P: 6 | R: 0 E: 0 K: 1 S: 6 | H: 1 LOB: 1 BB: 0 P: 6 | R: 0 E: 0 K: 3 S: 10 | H: 1 LOB: 2 BB: 0 P: 11 | R: 0 E: 0 K: 2 S: 8 | H: 1 LOB: 1 BB: 0 P: 9 | R: 0 E: 0 K: 0 S: 3 | H: 0 LOB: 0 BB: 0 P: 3 | R: 1 E: 2 K: 1 S: 7 | H: 1 LOB: 2 BB: 0 P: 7 | R: 2 E: 2 K: 2 S: 10 | H: 2 LOB: 2 BB: 2 P: 18 | R: 0 E: 0 K: 1 S: 6 | H: 2 LOB: 3 BB: 2 P: 18 | 1B: 6 2B: 4 3B: 0 HR: 0 | SF: 0 SAC: 0 DP: 1 HBP: 0 | WP: 1 PB: 0 SB: 2 CS: 1 | PA: 37 | | |
| PITCHER | IP | WLS | BF | H | R | ER | SO | BB | IBB | HBP | BLK | WP | HR | S | P | ERA | WHIP | | | | | | | |
| 44 Jason Vargas, L (1, 1) ERA: 2.08 | 2.1 | | 11 | 4 | 0 | 0 | 2 | 1 | 0 | 0 | 0 | 0 | 0 | 14 | 20 | 0.00 | 2.143 | | | | | | | |
| 43 Luis Avilán, L (3, 1) ERA: | 1.2 | | 6 | 1 | 0 | 0 | 4 | 0 | 0 | 0 | 0 | 0 | 0 | 14 | 15 | 0.00 | 0.600 | | | | | | | |
| 39 Edwin Díaz, R (5, 1) ERA: | 1.0 | | 4 | 1 | 0 | 0 | 2 | 0 | 0 | 0 | 0 | 0 | 0 | 8 | 9 | 0.00 | 1.000 | | | | | | | |
| 65 Robert Gsellman, R (6, 1) ERA: 3.6 | 2.0 | B | 8 | 1 | 1 | 0 | 1 | 0 | 0 | 0 | 0 | 1 | 0 | 10 | 10 | 0.00 | 0.500 | | | | | | | |
| 62 Drew Smith, R (8, 1) ERA: | 0.2 | L | 6 | 2 | 2 | 0 | 2 | 1 | 0 | 0 | 0 | 0 | 0 | 9 | 13 | 0.00 | 4.500 | | | | | | | |

New York Mets @ Miami Marlins
Roger Dean Chevrolet Stadium, Jupiter, FL
Tue Mar 05 2019, 1:09 PM - 4:31 PM EST
Att: 2,763 - Partly Cloudy - 75 F

AB 34
R 3
H 9
RBI 2
BB 3
SO 11
LOB 26



| Batter | 1 | 2 | 3 | 4 | 5 | 6 | 7 | 8 | 9 | AB | R | H | RBI | BB | SO | LOB | TOP | | | | | | |
|---|---|----------------------------------|---|---------------------------------|--|---------------------------------|--|-------------------------------------|---|---------------------------------|--|----------------------------------|---|---------------------------------|--|----------------------------------|---|----------------------------------|---|------------------------------------|----------------------------------|--------|--|
| 77 Cristian Pacheco, R OBP: 0.500, SLG: 0.643 90 Drew Waters, S OBP: 0.308, SLG: 0.385 | | | | | | | | | | 3 | 1 | 2 | 0 | 0 | 0 | 0 | | | | | | | |
| 69 Rafael Ortega, L OBP: 0.278, SLG: 0.188 97 Connor Lien, R OBP: 0.286, SLG: 0.667 | | | | | | | | | | 3 | 0 | 0 | 0 | 0 | 1 | 2 | | | | | | | |
| 74 Austin Riley, R OBP: 0.364, SLG: 0.263 59 Riley Unroe, S OBP: 0.250, SLG: 0.143 | | | | | | | | | | 2 | 0 | 1 | 0 | 1 | 0 | 1 | | | | | | | |
| 83 Greyson Jenista, L OBP: 0.316, SLG: 0.313 85 William Contreras, R OBP: 0.333, SLG: 0.667 | | | | | | | | | | 4 | 0 | 1 | 1 | 0 | 2 | 4 | | | | | | | |
| 8 Charlie Culberson, R OBP: 0.263, SLG: 0.235 60 Luis Valenzuela, L OBP: 0.400, SLG: 0.400 | | | | | | | | | | 2 | 1 | 2 | 0 | 1 | 0 | 0 | | | | | | | |
| 50 Pedro Florimán, S OBP: 0.350, SLG: 0.867 94 Ray-Patrick Diddler, R OBP: 0.500, SLG: 0.333 | | | | | | | | | | 2 | 0 | 0 | 0 | 1 | 2 | 4 | | | | | | | |
| 55 Raffy Lopez, L OBP: 0.442, SLG: 0.286 87 Jonathan Morales, R | | | | | | | | | | 2 | 0 | 1 | 2 | 1 | 0 | 0 | | | | | | | |
| 68 Ryan LaMarre, R OBP: 0.267, SLG: 0.250 84 Tyler Neslony, L | | | | | | | | | | 2 | 0 | 0 | 1 | 0 | 0 | 1 | | | | | | | |
| 96 Griffin Benson, S OBP: 0.182, SLG: 0.182 98 Daniel Lockhart, L (8, PH) | | | | | | | | | | 3 | 0 | 0 | 0 | 0 | 1 | 2 | | | | | | | |
| Inning Stats | R: 0 E: 0 K: 1 S: 6 | H: 1 LOB: 3 BB: 2 P: 15 | R: 0 E: 0 K: 0 S: 3 | H: 0 LOB: 0 BB: 0 P: 3 | R: 1 E: 0 K: 0 S: 5 | H: 2 LOB: 2 BB: 0 P: 5 | R: 1 E: 0 K: 1 S: 6 | H: 2 LOB: 0 BB: 0 P: 8 | R: 0 E: 0 K: 1 S: 5 | H: 0 LOB: 0 BB: 0 P: 5 | R: 2 E: 0 K: 2 S: 9 | H: 2 LOB: 2 BB: 2 P: 17 | R: 0 E: 0 K: 1 S: 6 | H: 1 LOB: 1 BB: 0 P: 6 | R: 0 E: 0 K: 2 S: 8 | H: 1 LOB: 2 BB: 1 P: 12 | R: 0 E: 0 K: 3 S: 9 | H: 0 LOB: 1 BB: 1 P: 13 | 1B: 7 2B: 2 3B: 0 HR: 0 | SF: 1 SAC: 0 DP: 0 HBP: 0 | WP: 0 PB: 2 SB: 3 CS: 1 | PA: 41 | |
| PITCHER | IP WLS BF H R ER SO BB IBB HBP BLK WP HR S P ERA WHIP | 87 Nick Neidert, R ERA: 6.0 | 2.0 9 1 0 0 1 2 0 0 0 0 0 0 5 18 0.00 1.500 | 54 Sergio Romo, R ERA: 3.0 | 1.0 L 4 2 1 1 0 0 0 0 0 0 0 0 5 8 9.00 2.000 | 61 Adam Conley, L ERA: 2.45 | 1.0 4 2 1 0 1 0 0 0 0 0 0 0 6 8 0.00 2.000 | 78 Jordan Holloway, R ERA: 20.25 | 1.1 8 2 2 2 2 2 0 0 0 0 0 0 10 18 13.50 3.000 | 39 Tyler Kinley, R ERA: 2.45 | 0.2 2 0 0 0 1 0 0 0 0 0 0 0 4 4 0.00 0.000 | PITCHER | IP WLS BF H R ER SO BB IBB HBP BLK WP HR S P ERA WHIP | 64 Dylan Lee, L ERA: 4.5 | 1.0 4 1 0 0 1 0 0 0 0 0 0 0 6 6 0.00 1.000 | 53 Brett Graves, R ERA: 16.88 | 1.0 5 1 0 0 2 1 0 0 0 0 0 0 8 12 0.00 2.000 | 43 Jeff Brigham, R ERA: | 1.0 4 0 0 0 3 1 0 0 0 0 0 0 9 13 0.00 1.000 | | | | |

Atlanta Braves @ Miami Marlins
Roger Dean Chevrolet Stadium, Jupiter, FL
Wed Mar 06 2019, 1:09 PM - 3:52 PM EST
Att. 2,172 - Partly Cloudy - 63 F

AB 33
R 4
H 9
RBI 4
BB 6
SO 11
LOB 22



| Batter | 1 | 2 | 3 | 4 | 5 | 6 | 7 | 8 | 9 | AB | R | H | RBI | BB | SO | LOB | BOTTOM | | | | | | | | |
|--|---|---------------------------------|---|---------------------------------|--|---------------------------------|---|---------------------------------|---|---------------------------------|--|---------------------------------|---|---------------------------------|------------------------------|----------------------------------|------------------------------|---------------------------------|----------------------------------|------------------------------------|----------------------------------|--------|--|--|--|
| 21 Curtis Granderson, L OBP: 0.333, SLG: 0.266 | | | | | | | | | | 2 | 0 | 0 | 0 | 0 | 0 | 0 | | | | | | | | | |
| 14 Martín Prado, R 7 Deven Marrero, R OBP: 0.111, SLG: 0.111 | | | | | | | | | | 2 | 0 | 0 | 0 | 0 | 1 | 0 | | | | | | | | | |
| 18 Neil Walker, S OBP: 0.176, SLG: 0.067 2 Yadiel Rivera, R OBP: 0.313, SLG: 0.231 | | | | | | | | | | 1 | 0 | 0 | 0 | 1 | 0 | 0 | | | | | | | | | |
| 13 Starlin Castro, R OBP: 0.118, SLG: 0.118 12 Dixon Machado, R OBP: 0.167, SLG: 0.276 | | | | | | | | | | 2 | 0 | 0 | 0 | 0 | 0 | 1 | | | | | | | | | |
| 63 Monte Harrison, R OBP: 0.333, SLG: 0.214 79 Isaac Galloway, R OBP: 0.389, SLG: 0.313 | | | | | | | | | | 2 | 0 | 0 | 0 | 0 | 2 | 0 | | | | | | | | | |
| 19 Miguel Rojas, R OBP: 0.400, SLG: 0.357 55 Jon Berti, R OBP: 0.375, SLG: 0.462 | | | | | | | | | | 2 | 0 | 1 | 0 | 0 | 0 | 0 | | | | | | | | | |
| 5 Rosell Herrera, S OBP: 0.350, SLG: 0.412 34 Corey Bird, L | | | | | | | | | | 2 | 0 | 1 | 0 | 1 | 0 | 1 | | | | | | | | | |
| 80 Rodrigo Vigil, R OBP: 0.250, SLG: 0.250 82 Sharif Othman, L OBP: 0.333, SLG: 0.333 | | | | | | | | | | 2 | 0 | 0 | 0 | 0 | 0 | 1 | | | | | | | | | |
| 34 Magneuris Sierra, L OBP: 0.222, SLG: 0.222 31 Stone Garrett, R | | | | | | | | | | 2 | 0 | 0 | 0 | 0 | 0 | 1 | | | | | | | | | |
| Inning Stats | R: 0 E: 0 K: 0 S: 3 | H: 0 LOB: 0 BB: 0 P: 3 | R: 0 E: 0 K: 1 S: 8 | H: 1 LOB: 1 BB: 0 P: 8 | R: 0 E: 0 K: 0 S: 3 | H: 0 LOB: 0 BB: 0 P: 3 | R: 0 E: 0 K: 1 S: 4 | H: 0 LOB: 1 BB: 1 P: 8 | R: 0 E: 0 K: 1 S: 6 | H: 1 LOB: 0 BB: 0 P: 6 | R: 0 E: 0 K: 1 S: 5 | H: 0 LOB: 0 BB: 0 P: 5 | R: 0 E: 0 K: 1 S: 4 | H: 0 LOB: 0 BB: 1 P: 8 | R: 0 E: 0 K: 1 S: 6 | H: 1 LOB: 2 BB: 1 P: 10 | R: 0 E: 1 K: 2 S: 8 | H: 1 LOB: 1 BB: 0 P: 8 | 1B: 4 2B: 0 3B: 0 HR: 0 | SF: 0 SAC: 0 DP: 1 HBP: 0 | WP: 0 PB: 0 SB: 0 CS: 1 | PA: 32 | | | |
| PITCHER | IP WLS BF H R ER SO BB IBB HBP BLK WP HR S P ERA WHIP | 66 Bryse Wilson, R ERA: 3.18 | 3.0 10 7 1 0 0 2 1 0 0 0 0 0 14 14 0.00 0.333 | 89 Kyle Muller, L ERA: 1.93 | 2.0 H 7 1 0 0 2 1 0 0 0 0 0 0 10 14 0.00 1.000 | 67 Wes Parsons, R ERA: | 2.0 6 0 0 0 2 1 0 0 0 0 0 0 9 13 0.00 0.500 | 84 Tucker Davidson, L ERA: | 1.0 5 1 0 0 1 1 0 0 0 0 0 0 6 10 0.00 2.000 | 77 Luke Jackson, R ERA: 9.82 | 1.0 4 1 0 0 2 0 0 0 0 0 0 0 8 8 0.00 1.000 | PITCHER | IP WLS BF H R ER SO BB IBB HBP BLK WP HR S P ERA WHIP | | | | | | | | | | | | |

Atlanta Braves @ Miami Marlins
Roger Dean Chevrolet Stadium, Jupiter, FL
Wed Mar 06 2019, 1:09 PM - 3:52 PM EST
Att. 2,172 - Partly Cloudy - 63 F


AB 29
R 0
H 4
RBI 0
BB 3
SO 8
LOB 10



| Batter | 1 | 2 | 3 | 4 | 5 | 6 | 7 | 8 | 9 | AB | R | H | RBI | BB | SO | LOB | TOP | | |
|--|---|---------------------------------|------------------------------|---------------------------------|------------------------------|----------------------------------|------------------------------|----------------------------------|------------------------------|---------------------------------|------------------------------|---------------------------------|------------------------------|---------------------------------|------------------------------|---------------------------------|----------------------------------|------------------------------------|----------------------------------|
| 10 JT Riddle, L (1,6) 22 Joe Dunand, R (6,6) | G3 | | FC6 15 G6-3 1-3 2-H | | SH1-3 1-2 | | G1-3 | | K | 2 | 0 | 0 | 0 | 0 | 0 | 1 | AB 2 | PA 38 | |
| 15 Brian Anderson, R (1,5) 67 James Nelson, R (5, PR) James: 1.000, SLG: 1.000 | G5-3 | | G6-3 | | 76 WP HBP | | 1B | | | 2 | 0 | 0 | 1 | 0 | 0 | 1 | R 5 | | |
| 76 Isan Diaz, L (1,4) 30 Bryson Brigman, R (6,4) | K | | K | | K | | K | | | 3 | 0 | 0 | 0 | 0 | 3 | 2 | H 6 | | |
| 45 Peter O'Brien, R (1,9) 36 Tristan Pompey, S (6,9) | | F8 | | 9 BB 24 1B | K | | | | G6-3 | 2 | 1 | 0 | 0 | 1 | 1 | 2 | RBI 3 | | |
| 9 Lewis Brinson, R (1,8) 65 Gabriel Guerrero, R (6, PR) Guerrero: 0.478, SLG: 1.190 Guerrero: 0.400, SLG: 0.643 | | F8 | | 24 1B 28 CS 1-2 | BB | | 26 G6-4-3 1B | | 14 FC4-6 BB | 2 | 0 | 1 | 0 | 1 | 0 | 0 | BB 4 | | |
| 24 Pedro Alvarez, L (1,10) 14 Justin Twine, R (8, PH) Twine: 0.222, SLG: 0.188 | F9 | | | 1-3 2-H 1B | | | F7 | | FC4-6 | 3 | 0 | 1 | 1 | 0 | 0 | 1 | SO 10 | | |
| 26 Garrett Cooper, R (1,3) 47 Sean Reynolds, L (6,3) | | | G5-3 | K | | | G6-4-3 1-2 | | K | 3 | 0 | 0 | 0 | 0 | 1 | 3 | LOB 17 | | |
| 44 Austin Dean, R (1,7) 92 Brian Miller, L (6,7) 37 Anfernee Seymour, S (9, PH) | | | 10 FC6 10 E 2B | K | | | | | 91 G4-3 67 1B 2B | 2 | 1 | 1 | 0 | 0 | 1 | 2 | | | |
| 28 Bryan Holaday, R (1,2) 91 Santiago Chavez, R (6,2) 20 Michael Hernandez, R (9, PH) | | | 10 E 15 G6-3 BB | CS | | 10 SH1-3 76 WP 1B | | | G4-3 | 1 | 2 | 1 | 0 | 1 | 0 | 0 | | | |
| Inning Stats | R: 0 E: 0 K: 1 S: 5 | H: 0 LOB: 0 BB: 0 P: 6 | R: 0 E: 0 K: 0 S: 3 | H: 0 LOB: 0 BB: 0 P: 3 | R: 2 E: 1 K: 1 S: 7 | H: 1 LOB: 1 BB: 1 P: 11 | R: 1 E: 0 K: 2 S: 8 | H: 1 LOB: 2 BB: 0 P: 11 | R: 0 E: 0 K: 0 S: 3 | H: 1 LOB: 1 BB: 0 P: 3 | R: 1 E: 0 K: 1 S: 7 | H: 2 LOB: 1 BB: 0 P: 7 | R: 0 E: 0 K: 1 S: 5 | H: 0 LOB: 0 BB: 0 P: 9 | R: 0 E: 0 K: 2 S: 7 | H: 0 LOB: 0 BB: 0 P: 7 | 1B: 4 2B: 2 3B: 0 HR: 0 | SF: 0 SAC: 1 DP: 1 HBP: 1 | WP: 2 PB: 0 SB: 0 CS: 1 |
| PITCHER | IP WLS BF H R ER SO BB IBB HBP BLK WP HR S P ERA WHIP | | | | | | | | | | | | | | | | | | |
| 41 Brad Peacock, R (1,1) ERA: 1.8 | 3.0 | 12 | 1 | 2 | 0 | 2 | 1 | 0 | 0 | 0 | 0 | 0 | 0 | 0 | 15 | 20 | 0.00 | 0.667 | |
| 69 J.B. Bukauskas, R (4,1) ERA: 1.8 | 1.0 | 5 | 1 | 1 | 1 | 2 | 2 | 0 | 0 | 0 | 0 | 0 | 0 | 7 | 15 | 9.00 | 3.000 | | |
| 64 Reymin Guduan, L (5,1) ERA: 4.5 | 1.0 | W | 5 | 1 | 1 | 1 | 2 | 0 | 0 | 1 | 0 | 1 | 0 | 8 | 11 | 9.00 | 1.000 | | |
| 59 Framber Valdez, L (6,1) ERA: 4.26 | 3.0 | H | 12 | 3 | 1 | 1 | 2 | 1 | 0 | 0 | 0 | 0 | 0 | 15 | 19 | 3.00 | 1.333 | | |
| 63 Brendan McCurry, R (9,1) ERA: 1.93 | 1.0 | 3 | 0 | 0 | 0 | 2 | 0 | 0 | 0 | 0 | 0 | 0 | 0 | 7 | 7 | 0.00 | 0.000 | | |

Miami Marlins @ Houston Astros
 TEAM Ballpark of the Palm Beaches, West Palm Beach, FL
 Wed Mar 06 2019, 1:07 PM - 4:09 PM EST
 Att: 2,562 - Sunny - 65 F


AB 31
 R 5
 H 6
 RBI 3
 BB 4
 SO 10
 LOB 17



| Batter | 1 | 2 | 3 | 4 | 5 | 6 | 7 | 8 | 9 | AB | R | H | RBI | BB | SO | LOB | BOTTOM | | |
|---|---|----------------------------------|------------------------------|---------------------------------|-------------------------------------|----------------------------------|------------------------------|---------------------------------|------------------------------|----------------------------------|------------------------------|----------------------------------|------------------------------|----------------------------------|------------------------------|---------------------------------|----------------------------------|------------------------------------|----------------------------------|
| 4 George Springer, R (1,8) 6 Jake Marisnick, R (5,8) Springer: 0.412, SLG: 0.500 Marisnick: 0.350, SLG: 0.500 | K | | P5 | | 44 2B 83 2B 1-2 2-3 BB | 44 S 44 1B 1-H | | E6 | | 2 | 0 | 0 | 0 | 0 | 1 | 0 | AB 33 | | |
| 27 Jose Altuve, R (1,10) 44 AJ Reed, L (5, PH) Altuve: 0.308, SLG: 0.182 Reed: 0.182, SLG: 0.368 | K | | K | | 83 2B 1-3 2-H 3-H 2B | 82 1B 83 BB 2-H | | F8 | | 2 | 0 | 0 | 0 | 0 | 2 | 0 | R 11 | | |
| 73 Ronnie Dawson, L (6, PR) 2 Alex Bregman, R (1,5) 83 Abraham Toro, S (3,5) Dawson: 0.400, SLG: 0.400 Bregman: 0.467, SLG: 1.667 Toro: 0.381, SLG: 0.526 | | | | K | 80 FC5 72 WP 2-H 3-H 2B | 82 1B BB | | F7 | | 0 | 0 | 0 | 0 | 1 | 0 | 0 | H 9 | | |
| 23 Michael Brantley, L (1,7) 82 Josh Rojas, L (5,4) Brantley: 0.333, SLG: 0.231 Rojas: 0.250, SLG: 0.267 | F8 | | | F7 | 72 WP 72 FC5 L1-3 BB | 80 G4-6-3 1B | | G4-3 | | 2 | 0 | 0 | 0 | 0 | 1 | 1 | RBI 10 | | |
| 1 Carlos Correa, R (1,6) 80 Jack Mayfield, R (5,6) Correa: 0.235, SLG: 0.353 Mayfield: 0.238, SLG: 0.250 | | F9 | | G6-3 | 72 L1-3 72 WP 1-2 2-3 | G4-6-3 | | | | 2 | 0 | 0 | 0 | 0 | 0 | 5 | BB 6 | | |
| 10 Yuli Gurriel, R (1,3) 72 Yordan Alvarez, L (5, PH) 77 Garrett Stubbs, L (6,2) Gurriel: 0.500, SLG: 0.667 Alvarez: 0.500, SLG: 0.357 Stubbs: 0.333, SLG: 0.800 | | | | | G5-3 | | 3-2 HR | | | 2 | 0 | 1 | 0 | 0 | 0 | 0 | SO 5 | | |
| 22 Josh Reddick, L (1,9) 21 Derek Fisher, L (5, PR) Reddick: 0.467, SLG: 0.636 Fisher: 0.391, SLG: 0.632 | | L4-6 | | | 28 BB 1B BB | G6-3 | | K | | 1 | 0 | 0 | 0 | 1 | 0 | 1 | LOB 13 | | |
| 28 Robinson Chirinos, R (1,2) 79 Taylor Jones, R (5, PR) Chirinos: 0.533, SLG: 0.750 Jones: 0.167, SLG: 0.091 | | | | | 6 BB 44 2B 1-2 HBP | G6-3 | | F9 | | 1 | 1 | 1 | 1 | 0 | 0 | 0 | | | |
| 16 Aledmys Diaz, R (1,4) 3 Kyle Tucker, L (6,7) Diaz: 0.158, SLG: 0.111 Tucker: 0.300, SLG: 0.316 | | G6-3 | | | 44 2B 1-2 2B | 6 BB 2B | | P6 | | 2 | 1 | 1 | 1 | 0 | 0 | 0 | | | |
| Inning Stats | R: 0 E: 0 K: 2 S: 7 | H: 0 LOB: 1 BB: 1 P: 11 | R: 0 E: 0 K: 0 S: 3 | H: 1 LOB: 0 BB: 0 P: 3 | R: 1 E: 0 K: 1 S: 8 | H: 1 LOB: 0 BB: 0 P: 10 | R: 0 E: 0 K: 1 S: 5 | H: 0 LOB: 0 BB: 0 P: 5 | R: 7 E: 0 K: 0 S: 7 | H: 3 LOB: 2 BB: 3 P: 21 | R: 2 E: 0 K: 0 S: 5 | H: 3 LOB: 3 BB: 2 P: 14 | R: 1 E: 0 K: 1 S: 8 | H: 1 LOB: 0 BB: 0 P: 11 | R: 0 E: 1 K: 0 S: 4 | H: 0 LOB: 1 BB: 0 P: 4 | 1B: 3 2B: 5 3B: 0 HR: 2 | SF: 0 SAC: 0 DP: 2 HBP: 1 | WP: 1 PB: 0 SB: 1 CS: 0 |
| PITCHER | IP WLS BF H R ER SO BB IBB HBP BLK WP HR S P ERA WHIP | | | | | | | | | | | | | | | | | | |
| 36 Trevor Richards, R (1,1) ERA: 4.32 | 0.2 | H | 2 | 0 | 0 | 0 | 0 | 0 | 0 | 0 | 0 | 2 | 2 | 0.00 | 0.000 | | | | |
| 56 Tayron Guerrero, R (4,1) ERA: 18.9 | 0.1 | L | 7 | 3 | 7 | 7 | 0 | 0 | 0 | 0 | 0 | 4 | 13 | 189.00 | 15.000 | | | | |
| 37 Austin Brice, R (5,1) ERA: 2.08 | 0.2 | 4 | 0 | 0 | 0 | 0 | 1 | 0 | 0 | 0 | 1 | 0 | 3 | 8 | 0.00 | 1.500 | | | |
| 89 Robert Dugger, R (6,1) ERA: 9.0 | 1.0 | 7 | 3 | 2 | 2 | 0 | 2 | 0 | 0 | 0 | 0 | 5 | 14 | 18.00 | 5.000 | | | | |
| PITCHER | IP WLS BF H R ER SO BB IBB HBP BLK WP HR S P ERA WHIP | | | | | | | | | | | | | | | | | | |
| 51 Ben Meyer, R (7,1) ERA: 10.8 | 1.0 | 4 | 1 | 1 | 1 | 1 | 0 | 0 | 0 | 0 | 0 | 0 | 0 | 0 | 4 | 4 | 0.00 | 0.000 | |
| 48 Hector Noesi, R (8,1) ERA: 6.35 | 1.0 | 4 | 0 | 0 | 0 | 0 | 0 | 0 | 0 | 0 | 0 | 0 | 0 | 0 | 4 | 4 | 0.00 | 0.000 | |

Miami Marlins @ Houston Astros
 TEAM Ballpark of the Palm Beaches, West Palm Beach, FL
 Wed Mar 06 2019, 1:07 PM - 4:09 PM EST
 Att: 2,562 - Sunny - 65 F

AB 33
 R 11
 H 9
 RBI 10
 BB 6
 SO 5
 LOB 13



| Batter | 1 | 2 | 3 | 4 | 5 | 6 | 7 | 8 | 9 | AB | R | H | RBI | BB | SO | LOB | TOP | | | | | |
|--|---|---------------------------------|------------------------------|---------------------------------|------------------------------|---------------------------------|------------------------------|---------------------------------|------------------------------|---------------------------------|------------------------------|---------------------------------|------------------------------|---------------------------------|------------------------------|---------------------------------|---|------------------------------|---------------------------------|----------------------------------|------------------------------------|-------------------------|
| 21 Curtis Granderson, L (1, 10) OBP: 0.091, SLG: 0.364 76 Isan Diaz, L (7, PH) OBP: 0.230, SLG: 0.238 | G3 | | K | | | | G6-3 | | K | 3 | 1 | 1 | 1 | 0 | 1 | 1 | Miami Marlins @ Washington Nationals TEAM Ballpark of the Palm Beaches, West Palm Beach, FL Sat Mar 09 2019, 6:36 PM - 8:56 PM EST Att. 4,807 - Clear - 76 F | | | | | |
| 14 Martin Prado, R (1, 3) 24 Pedro Alvarez, L (6, 3) OBP: 0.348, SLG: 0.368 | G1-3 | | G1-3 | | G4-3 | | 2B | | | 3 | 0 | 0 | 0 | 0 | 0 | 1 | | | | | | |
| 18 Neil Walker, S (1, 5) 2 Yadiel Rivera, R (6, PR) OBP: 0.286, SLG: 0.278 | G4-3 | | | | G6-3 | | G3 | | | 3 | 0 | 1 | 0 | 0 | 0 | 0 | | | | | | |
| 13 Starlin Castro, R (1, 4) 7 Deven Marrero, R (6, PR) OBP: 0.174, SLG: 0.174 OBP: 0.095, SLG: 0.095 | | SH1-3 1B | | | G5-3 | | | | F9 | 3 | 0 | 2 | 0 | 0 | 0 | 0 | | | | | | |
| 9 Lewis Brinson, R (1, 8) 65 Gabriel Guerrero, R (6, 8) OBP: 0.464, SLG: 1.038 OBP: 0.421, SLG: 0.697 | | SH1-3 1-2 | | | | | K | | K | 2 | 0 | 1 | 0 | 0 | 1 | 2 | | | | | | |
| 19 Miguel Rojas, R (1, 6) 12 Dixon Machado, R (6, PR) OBP: 0.476, SLG: 0.450 OBP: 0.217, SLG: 0.304 | | P3 | | | | | | | K | 3 | 0 | 2 | 1 | 0 | 0 | 1 | | | | | | |
| 26 Garrett Cooper, R (1, 7) 81 Harold Ramirez, R (6, PR) OBP: 0.333, SLG: 0.353 | | G4-1 | | | FC5 | | FC1-2-5 | | | 3 | 0 | 0 | 0 | 0 | 0 | 6 | | | | | | |
| 5 Rosell Herrera, S (1, 9) 63 Monte Harrison, R (6, 9) OBP: 0.259, SLG: 0.292 OBP: 0.292, SLG: 0.290 | | | | G3-1 | | | G5-3 | | K | 3 | 0 | 0 | 0 | 0 | 0 | 3 | | | | | | |
| 28 Bryan Holaday, R (1, 2) 80 Rodrigo Vigil, R (8, 2) OBP: 0.500, SLG: 0.500 OBP: 0.200, SLG: 0.200 | | | | | L8 | | G6-3 | | G5-3 | 3 | 0 | 1 | 0 | 0 | 0 | 0 | | | | | | |
| Inning Stats | R: 0 E: 0 K: 0 S: 4 | H: 0 LOB: 0 BB: 0 P: 4 | R: 0 E: 0 K: 0 S: 4 | H: 1 LOB: 1 BB: 0 P: 4 | R: 0 E: 0 K: 1 S: 6 | H: 1 LOB: 1 BB: 0 P: 6 | R: 0 E: 0 K: 0 S: 5 | H: 2 LOB: 2 BB: 0 P: 5 | R: 1 E: 0 K: 0 S: 4 | H: 1 LOB: 0 BB: 0 P: 6 | R: 1 E: 0 K: 1 S: 8 | H: 3 LOB: 3 BB: 0 P: 8 | R: 0 E: 0 K: 2 S: 4 | H: 1 LOB: 1 BB: 0 P: 4 | R: 0 E: 0 K: 2 S: 7 | H: 0 LOB: 0 BB: 0 P: 7 | | R: 0 E: 0 K: 2 S: 8 | H: 1 LOB: 1 BB: 0 P: 8 | 1B: 6 2B: 3 3B: 0 HR: 1 | SF: 0 SAC: 1 DP: 0 HBP: 0 | WP: 0 PB: 0 CS: 0 |
| PITCHER | IP WLS BF H R ER SO BB IBB HBP BLK WP HR S P ERA WHIP | | | | | | | | | | | | | | | | | | | | | |
| 19 Anibal Sánchez, R (1, 1) ERA: 2.25 | 4.0 | 16 | 4 | 0 | 0 | 1 | 0 | 0 | 0 | 0 | 0 | 0 | 0 | 0 | 1 | 4 | 6 | 9.00 | 1.000 | | | |
| 32 Aaron Barrett, R (5, 1) ERA: 11.25 | 1.0 | L 4 | 1 | 1 | 1 | 0 | 0 | 0 | 0 | 0 | 0 | 0 | 0 | 1 | 4 | 6 | 4.50 | 2.000 | | | | |
| 23 Erick Fedde, R (6, 1) ERA: 9.82 | 2.0 | 10 | 4 | 1 | 1 | 1 | 0 | 0 | 0 | 0 | 0 | 0 | 0 | 12 | 12 | 4.50 | 2.000 | | | | | |
| 61 Kyle McGowin, R (8, 1) ERA: 6.75 | 1.0 | 3 | 0 | 0 | 0 | 2 | 0 | 0 | 0 | 0 | 0 | 0 | 0 | 7 | 7 | 0.00 | 0.000 | | | | | |
| 49 Scott Copeland, R (9, 1) ERA: | 1.0 | 4 | 1 | 0 | 0 | 2 | 0 | 0 | 0 | 0 | 0 | 0 | 0 | 8 | 8 | 0.00 | 1.000 | | | | | |

| Batter | 1 | 2 | 3 | 4 | 5 | 6 | 7 | 8 | 9 | AB | R | H | RBI | BB | SO | LOB | BOTTOM | | | |
|---|---|---------------------------------|------------------------------|---------------------------------|------------------------------|---------------------------------|------------------------------|---------------------------------|------------------------------|---------------------------------|------------------------------|---------------------------------|------------------------------|---------------------------------|------------------------------|----------------------------------|---|----------------------------------|------------------------------------|-------------------------|
| 7 Trea Turner, R (1, 6) OBP: 0.348, SLG: 0.316 8 Carter Kieboom, R (7, 6) OBP: 0.429, SLG: 0.625 | P3 | | | | G6-3 | | F8 | | HR | 2 | 0 | 0 | 0 | 0 | 0 | 0 | Miami Marlins @ Washington Nationals TEAM Ballpark of the Palm Beaches, West Palm Beach, FL Sat Mar 09 2019, 6:36 PM - 8:56 PM EST Att. 4,807 - Clear - 76 F | | | |
| 2 Adam Eaton, L (1, 9) OBP: 0.545, SLG: 0.714 71 Jake Noll, R (7, 5) OBP: 0.500, SLG: 0.773 | K | | | | P3 | | K | | K | 2 | 0 | 0 | 0 | 1 | 0 | 0 | | | | |
| 6 Anthony Rendon, R (1, 5) 39 Brandon Snyder, R (7, 3) OBP: 0.167, SLG: 0.294 OBP: 0.333, SLG: 0.542 | G6-3 | | | | F8 | | G6-3 | | | 2 | 0 | 0 | 0 | 0 | 0 | 0 | | | | |
| 22 Juan Soto, L (1, 7) OBP: 0.423, SLG: 0.381 17 Andrew Stevenson, L (7, 7) OBP: 0.240, SLG: 0.281 | | G4-3 | | | | | G1 | | G5-3 | 2 | 0 | 0 | 0 | 0 | 0 | 0 | | | | |
| 11 Ryan Zimmerman, R (1, 3) 29 Pedro Severino, R (7, 2) OBP: 0.222, SLG: 0.286 OBP: 0.533, SLG: 0.692 | | G1-3 | | | | | G6-3 | | | 2 | 0 | 0 | 0 | 0 | 0 | 0 | | | | |
| 9 Brian Dozier, R (1, 4) 63 Luis Garcia Jr., L (7, 4) OBP: 0.318, SLG: 0.421 OBP: 0.278, SLG: 0.188 | | | | K | | | L1 | | K | 2 | 0 | 0 | 0 | 0 | 1 | 0 | | | | |
| 28 Kurt Suzuki, R (1, 10) OBP: 0.375, SLG: 0.625 14 Matt Reynolds, R (6, PH) OBP: 0.428, SLG: 0.273 | | | | K | | | G6-3 | | F7 | 2 | 0 | 0 | 0 | 0 | 1 | 0 | | | | |
| 10 Yan Gomes, R (1, 2) 67 Hunter Jones, R (7, 8) OBP: 0.316, SLG: 0.526 OBP: 0.429, SLG: 0.333 | | | | P4 | | | K | | | 2 | 0 | 0 | 0 | 0 | 1 | 0 | | | | |
| 3 Michael Taylor, R (1, 8) OBP: 0.500, SLG: 0.789 93 Jacob Rhinesmith, L (7, 9) OBP: 0.500, SLG: 0.500 | | | | K | | | G6-3 | | G6-4-3 1B | 2 | 0 | 0 | 0 | 0 | 1 | 0 | | | | |
| Inning Stats | R: 0 E: 0 K: 1 S: 5 | H: 0 LOB: 0 BB: 0 P: 5 | R: 0 E: 0 K: 1 S: 5 | H: 0 LOB: 0 BB: 0 P: 5 | R: 0 E: 0 K: 2 S: 7 | H: 0 LOB: 0 BB: 0 P: 7 | R: 0 E: 0 K: 0 S: 3 | H: 0 LOB: 0 BB: 0 P: 3 | R: 0 E: 0 K: 0 S: 3 | H: 0 LOB: 0 BB: 0 P: 3 | R: 0 E: 0 K: 1 S: 5 | H: 0 LOB: 0 BB: 0 P: 5 | R: 0 E: 0 K: 1 S: 6 | H: 1 LOB: 1 BB: 0 P: 6 | R: 1 E: 0 K: 1 S: 8 | H: 2 LOB: 2 BB: 0 P: 11 | | 1B: 2 2B: 0 3B: 0 HR: 1 | SF: 0 SAC: 0 DP: 1 HBP: 0 | WP: 0 PB: 0 CS: 0 |
| PITCHER | IP WLS BF H R ER SO BB IBB HBP BLK WP HR S P ERA WHIP | | | | | | | | | | | | | | | | | | | |
| 49 Pablo López, R (1, 1) ERA: 1.0 | 4.0 | W 12 | 1 | 0 | 0 | 3 | 0 | 0 | 0 | 0 | 0 | 0 | 0 | 19 | 19 | 0.00 | 0.250 | | | |
| 20 Wei-Yin Chen, L (5, 1) ERA: 11.05 | 4.0 | H 13 | 1 | 0 | 0 | 3 | 0 | 0 | 0 | 0 | 0 | 0 | 0 | 19 | 19 | 0.00 | 0.250 | | | |
| 61 Adam Conley, L (9, 1) ERA: 3.86 | 1.0 | S 4 | 2 | 1 | 1 | 1 | 0 | 0 | 0 | 0 | 0 | 0 | 1 | 8 | 11 | 9.00 | 2.000 | | | |



| Batter | 1 | 2 | 3 | 4 | 5 | 6 | 7 | 8 | 9 | AB | R | H | RBI | BB | SO | LOB | TOP | | | | | | | | |
|---|------------------------------|---------------------------------|------------------------------|---------------------------------|------------------------------|---------------------------------|------------------------------|---------------------------------|------------------------------|---------------------------------|------------------------------|---------------------------------|------------------------------|---------------------------------|------------------------------|---------------------------------|--|---------------------------------|----------------------------------|------------------------------------|----------------------------------|--------|--|--|--|
| 6 Jeff McNeil, L (1, 10) OBP: 0.238, SLG: 0.524 | G6-3 | | G3 | | | K | | | | 4 | 0 | 1 | 0 | 0 | 1 | 1 | <p>New York Mets @ Miami Marlins</p> <p>Roger Dean Chevrolet Stadium, Jupiter, FL</p> <p>Tue Mar 12 2019, 1:09 PM - 4:18 PM EDT</p> <p>Att: 3,427 - Sunny - 78 F</p> | | | | | | | | |
| 12 Juan Lagares, R (1, 8) OBP: 0.242, SLG: 0.281 | K | | K | | | | | L9 | | 4 | 1 | 1 | 0 | 0 | 2 | 2 | | | | | | | | | |
| 22 Dominic Smith, L (1, 3) OBP: 0.500, SLG: 0.600 | K | | | | | | | | | 3 | 0 | 2 | 1 | 1 | 1 | 0 | | | | | | | | | |
| 40 Wilson Ramos, R (1, 2) OBP: 0.417, SLG: 0.500 | | | | | | | | | | 2 | 0 | 0 | 0 | 0 | 1 | 1 | | | | | | | | | |
| 18 Travis d'Arnaud, R (5, 2) OBP: 0.400, SLG: 0.690 | | | | | | | | | | 2 | 0 | 0 | 0 | 0 | 1 | 2 | | | | | | | | | |
| 28 J.D. Davis, R (1, 5) OBP: 0.326, SLG: 0.400 | | | | | | | | | | 4 | 0 | 0 | 0 | 0 | 1 | 1 | | | | | | | | | |
| 11 Rajai Davis, R (1, 7) OBP: 0.346, SLG: 0.591 | | | | | | | | | | 4 | 0 | 1 | 0 | 0 | 2 | 1 | | | | | | | | | |
| 7 Grégor Blanco, L (1, 9) OBP: 0.228, SLG: 0.214 | | | | | | | | | | 3 | 0 | 0 | 0 | 0 | 0 | 1 | | | | | | | | | |
| 25 Adeiny Hechavarria, R (1, 6) OBP: 0.292, SLG: 0.409 | | | | | | | | | | 3 | 0 | 1 | 0 | 0 | 0 | 0 | | | | | | | | | |
| 88 Danny Espinosa, S (1, 4) OBP: 0.194, SLG: 0.185 | | | | | | | | | | 3 | 0 | 0 | 0 | 0 | 1 | 1 | | | | | | | | | |
| Inning Stats | R: 0 E: 0 K: 2 S: 7 | H: 0 LOB: 0 BB: 0 P: 7 | R: 0 E: 0 K: 2 S: 8 | H: 1 LOB: 1 BB: 0 P: 8 | R: 0 E: 0 K: 2 S: 8 | H: 1 LOB: 1 BB: 0 P: 8 | R: 0 E: 0 K: 0 S: 2 | H: 0 LOB: 0 BB: 1 P: 6 | R: 0 E: 0 K: 0 S: 3 | H: 0 LOB: 0 BB: 0 P: 3 | R: 1 E: 0 K: 1 S: 7 | H: 2 LOB: 1 BB: 0 P: 8 | R: 0 E: 0 K: 1 S: 5 | H: 0 LOB: 0 BB: 0 P: 5 | R: 0 E: 0 K: 0 S: 4 | H: 1 LOB: 1 BB: 0 P: 4 | R: 0 E: 0 K: 2 S: 8 | H: 1 LOB: 1 BB: 0 P: 9 | 1B: 3 2B: 3 3B: 0 HR: 0 | SF: 0 SAC: 0 DP: 1 HBP: 0 | WP: 1 PB: 0 SB: 1 CS: 0 | PA: 33 | | | |
| PITCHER | IP | WLS | BF | H | R | ER | SO | BB | IBB | HBP | BLK | WP | HR | S | P | ERA | WHIP | PITCHER | | | | | | | |
| 36 Trevor Richards, R (1, 1) ERA: 2.7 | 5.0 | W | 17 | 2 | 0 | 0 | 6 | 1 | 0 | 0 | 0 | 0 | 0 | 28 | 32 | 0.00 | 0.600 | | | | | | | | |
| 33 Mike Kickham, L (6, 1) ERA: 1.8 | 1.0 | H | 5 | 2 | 1 | 1 | 1 | 0 | 0 | 0 | 0 | 0 | 0 | 7 | 8 | 9.00 | 2.000 | | | | | | | | |
| 48 Hector Noesi, R (7, 1) ERA: 4.7 | 2.0 | H | 7 | 1 | 0 | 0 | 1 | 0 | 0 | 0 | 0 | 0 | 0 | 9 | 9 | 0.00 | 0.500 | | | | | | | | |
| 70 Nick Anderson, R (9, 1) ERA: 6.23 | 1.0 | | 4 | 1 | 0 | 0 | 2 | 0 | 0 | 0 | 0 | 1 | 0 | 8 | 9 | 0.00 | 1.000 | | | | | | | | |

| | |
|-----|----|
| AB | 32 |
| R | 1 |
| H | 6 |
| RBI | 1 |
| BB | 1 |
| SO | 10 |
| LOB | 10 |



| Batter | 1 | 2 | 3 | 4 | 5 | 6 | 7 | 8 | 9 | AB | R | H | RBI | BB | SO | LOB | BOTTOM | | | | | | | | |
|--|------------------------------|---------------------------------|------------------------------|---------------------------------|------------------------------|----------------------------------|------------------------------|---------------------------------|------------------------------|----------------------------------|------------------------------|---------------------------------|------------------------------|----------------------------------|-----------------------------------|------------------------------------|--|----------------|--|--|--|--|--|--|--|
| 21 Curtis Granderson, L (1, 7) OBP: 0.143, SLG: 0.357 | G4-3 | | | | | | | | | 3 | 1 | 1 | 0 | 0 | 1 | 0 | <p>New York Mets @ Miami Marlins</p> <p>Roger Dean Chevrolet Stadium, Jupiter, FL</p> <p>Tue Mar 12 2019, 1:09 PM - 4:18 PM EDT</p> <p>Att: 3,427 - Sunny - 78 F</p> | | | | | | | | |
| 5 Rosell Herrera, S (6, 8) OBP: 0.276, SLG: 0.308 | | | | | | | | | | 2 | 1 | 1 | 0 | 0 | 0 | 1 | | | | | | | | | |
| 15 Brian Anderson, R (1, 5) OBP: 0.455, SLG: 0.679 | | | | | | | | | | 3 | 1 | 2 | 2 | 0 | 1 | 0 | | | | | | | | | |
| 2 Yadiel Rivera, R (7, 5) OBP: 0.304, SLG: 0.300 | | | | | | | | | | 1 | 1 | 1 | 1 | 0 | 0 | 0 | | | | | | | | | |
| 18 Neil Walker, S (1, 3) OBP: 0.346, SLG: 0.522 | | | | | | | | | | 2 | 0 | 1 | 0 | 0 | 0 | 0 | | | | | | | | | |
| 26 Garrett Cooper, R (6, PR) OBP: 0.400, SLG: 0.435 | | | | | | | | | | 1 | 1 | 1 | 2 | 0 | 0 | 0 | | | | | | | | | |
| 13 Starlin Castro, R (1, 4) OBP: 0.192, SLG: 0.192 | | | | | | | | | | 3 | 0 | 1 | 0 | 0 | 2 | 1 | | | | | | | | | |
| 55 Jon Berti, R (7, 4) OBP: 0.391, SLG: 0.412 | | | | | | | | | | 1 | 0 | 1 | 1 | 0 | 0 | 0 | | | | | | | | | |
| 45 Peter O'Brien, R (1, 9) OBP: 0.219, SLG: 0.276 | | | | | | | | | | 3 | 0 | 0 | 0 | 0 | 1 | 3 | | | | | | | | | |
| 79 Isaac Galloway, R (7, 9) OBP: 0.417, SLG: 0.476 | | | | | | | | | | 0 | 1 | 0 | 0 | 1 | 0 | 0 | | | | | | | | | |
| 9 Lewis Brinson, R (1, 8) OBP: 0.433, SLG: 0.964 | | | | | | | | | | 2 | 0 | 0 | 0 | 0 | 1 | 0 | | | | | | | | | |
| 33 Mike Kickham, L (6, 1) ERA: 1.8 | | | | | | | | | | 1 | 0 | 0 | 0 | 0 | 1 | 1 | | | | | | | | | |
| 48 Hector Noesi, R (7, 1) ERA: 4.7 | | | | | | | | | | 0 | 0 | 0 | 0 | 0 | 0 | 0 | | | | | | | | | |
| 81 Harold Ramirez, R (8, PH) OBP: 0.350, SLG: 0.368 | | | | | | | | | | 1 | 1 | 1 | 0 | 0 | 0 | 0 | | | | | | | | | |
| 70 Nick Anderson, R (9, 1) ERA: 6.23 | | | | | | | | | | 0 | 0 | 0 | 0 | 0 | 0 | 0 | | | | | | | | | |
| 19 Miguel Rojas, R (1, 6) OBP: 0.478, SLG: 0.455 | | | | | | | | | | 2 | 0 | 1 | 0 | 0 | 0 | 0 | | | | | | | | | |
| 12 Dixon Machado, R (7, 6) OBP: 0.192, SLG: 0.269 | | | | | | | | | | 2 | 0 | 0 | 0 | 0 | 1 | 2 | | | | | | | | | |
| 17 Chad Wallach, R (1, 2) OBP: 0.200, SLG: 0.111 | | | | | | | | | | 2 | 0 | 0 | 0 | 0 | 1 | 1 | | | | | | | | | |
| 28 Bryan Holaday, R (6, 2) OBP: 0.500, SLG: 0.471 | | | | | | | | | | 1 | 0 | 0 | 0 | 1 | 0 | 0 | | | | | | | | | |
| 36 Trevor Richards, R (1, 1) ERA: 2.7 | | | | | | | | | | 1 | 0 | 0 | 0 | 0 | 1 | 0 | | | | | | | | | |
| 14 Martin Prado, R (5, PH) ERA: 1.5 | | | | | | | | | | 1 | 0 | 0 | 0 | 0 | 0 | 0 | | | | | | | | | |
| 44 Austin Dean, R (6, 7) OBP: 0.370, SLG: 0.375 | | | | | | | | | | 2 | 1 | 1 | 1 | 0 | 0 | 1 | | | | | | | | | |
| Inning Stats | R: 0 E: 0 K: 0 S: 5 | H: 3 LOB: 2 BB: 0 P: 5 | R: 0 E: 0 K: 2 S: 7 | H: 0 LOB: 0 BB: 0 P: 7 | R: 2 E: 0 K: 2 S: 9 | H: 2 LOB: 0 BB: 0 P: 10 | R: 0 E: 0 K: 0 S: 4 | H: 1 LOB: 1 BB: 0 P: 4 | R: 0 E: 0 K: 3 S: 9 | H: 0 LOB: 1 BB: 0 P: 10 | R: 4 E: 0 K: 0 S: 8 | H: 5 LOB: 1 BB: 0 P: 8 | R: 2 E: 1 K: 1 S: 6 | H: 1 LOB: 1 BB: 2 P: 14 | 1B: 10 2B: 1 3B: 0 HR: 1 | SF: 0 SAC: 0 DP: 0 HBP: 1 | WP: 0 PB: 0 SB: 2 CS: 0 | PA: 37 | | | | | | | |
| PITCHER | IP | WLS | BF | H | R | ER | SO | BB | IBB | HBP | BLK | WP | HR | S | P | ERA | WHIP | PITCHER | | | | | | | |
| 48 Jacob deGrom, R (1, 1) ERA: 3.75 | 5.0 | L | 20 | 6 | 2 | 2 | 6 | 0 | 0 | 0 | 0 | 0 | 0 | 9 | 10 | 0.00 | 0.000 | | | | | | | | |
| 46 Héctor Santiago, L (6, 1) ERA: 1.5 | 1.0 | | 4 | 0 | 0 | 0 | 3 | 0 | 0 | 1 | 0 | 0 | 0 | 9 | 10 | 0.00 | 0.000 | | | | | | | | |
| 49 Tyler Bashlor, R (7, 1) ERA: 6.43 | 1.0 | | 7 | 5 | 4 | 4 | 0 | 0 | 0 | 0 | 0 | 0 | 0 | 8 | 8 | 36.00 | 5.000 | | | | | | | | |
| 73 Daniel Zamora, L (8, 1) ERA: 10.38 | 0.1 | | 4 | 1 | 2 | 1 | 1 | 2 | 0 | 0 | 0 | 0 | 0 | 4 | 12 | 27.00 | 9.000 | | | | | | | | |
| 63 Tim Peterson, R (8, 1) ERA: 1.5 | 0.2 | | 2 | 0 | 0 | 0 | 0 | 0 | 0 | 0 | 0 | 0 | 0 | 2 | 2 | 0.00 | 0.000 | | | | | | | | |

| | |
|-----|----|
| AB | 34 |
| R | 8 |
| H | 12 |
| RBI | 7 |
| BB | 2 |
| SO | 10 |
| LOB | 10 |



| Batter | 1 | 2 | 3 | 4 | 5 | 6 | 7 | 8 | 9 | AB | R | H | RBI | BB | SO | LOB | TOP | |
|---|---|---------------------------------|------------------------------|---------------------------------|------------------------------|---------------------------------|------------------------------|---------------------------------|------------------------------|---------------------------------|------------------------------|---------------------------------|------------------------------|---------------------------------|----------------------------------|------------------------------------|----------------------------------|--------|
| 13 Matt Carpenter, L (1.5) OBP: 0.345, SLG: 0.583 84 Andrew Knizner, R (7.2) OBP: 0.273, SLG: 0.333 | 0-1 G4-3 | | 0-3 K | | 0-0 F8 | | | 0-0 F8 | | 3 | 0 | 0 | 0 | 0 | 1 | 1 | | |
| 25 Dexter Fowler, S (1.9) OBP: 0.214, SLG: 0.222 82 Tommy Edman, S (7.5) OBP: 0.379, SLG: 0.458 | 4-0 BB | | 0-0 L9 | | | 0-3 K | | | 0-0 P3 | 2 | 0 | 0 | 0 | 1 | 1 | 0 | | |
| 46 Paul Goldschmidt, R (1.3) OBP: 0.439, SLG: 0.385 33 Drew Robinson, L (7.6) OBP: 0.242, SLG: 0.355 | 0-0 P5 | | | 0-3 K | | 0-3 K | | | 0-0 G4-3 | 3 | 0 | 0 | 0 | 0 | 2 | 1 | | |
| 23 Marcell Ozuna, R (1.7) OBP: 0.231, SLG: 0.174 91 Dylan Carlson, S (7.9) OBP: 0.265, SLG: 0.355 | 0-0 1B | | | 0-0 K | | 0-3 K | | | 0-3 K | 3 | 0 | 2 | 0 | 0 | 1 | 0 | | |
| 41 Tyler O'Neill, R (1.8) OBP: 0.325, SLG: 0.588 83 Randy Arozarena, R (7.8) OBP: 0.409, SLG: 0.421 | 0-0 G5-3 | | | 0-0 F8-5 | | | | | | 3 | 0 | 0 | 0 | 0 | 1 | 3 | | |
| 12 Paul DeJong, R (1.6) OBP: 0.281, SLG: 0.333 16 Evan Mendoza, R (7.3) OBP: 0.375, SLG: 0.625 | | 0-0 F8 | | | 1-0 HBP | | | | 0-0 G2-3 | 2 | 1 | 0 | 0 | 0 | 0 | 0 | | |
| 32 Matt Wieters, S (1.2) OBP: 0.278, SLG: 0.250 44 Scott Hurst, L (7.7) OBP: 0.333, SLG: 0.818 | | 0-3 K | | | 0-3 K | | | | 0-0 F7 | 3 | 0 | 0 | 0 | 0 | 2 | 1 | | |
| 79 Max Schrock, L (1.4) OBP: 0.297, SLG: 0.333 | | 0-0 F8 | | | 2-0 1B | | | | 0-0 G6-3 | 3 | 0 | 1 | 1 | 0 | 0 | 0 | | |
| 81 Rangel Ravelo, R (1.10) OBP: 0.390, SLG: 0.514 | | | 0-0 G6-3 | | | | | | 0-3 K | 3 | 0 | 0 | 0 | 0 | 1 | 1 | | |
| Inning Stats | R: 0 E: 0 K: 0 S: 5 | H: 1 LOB: 2 BB: 1 P: 9 | R: 0 E: 0 K: 1 S: 5 | H: 0 LOB: 0 BB: 0 P: 5 | R: 0 E: 0 K: 1 S: 5 | H: 1 LOB: 0 BB: 0 P: 5 | R: 1 E: 0 K: 1 S: 6 | H: 1 LOB: 1 BB: 0 P: 9 | R: 0 E: 0 K: 1 S: 9 | H: 0 LOB: 0 BB: 0 P: 5 | R: 0 E: 0 K: 1 S: 5 | H: 0 LOB: 0 BB: 0 P: 5 | R: 0 E: 0 K: 1 S: 5 | H: 0 LOB: 0 BB: 0 P: 5 | 1B: 2 2B: 2 3B: 0 HR: 0 | SF: 0 SAC: 0 DP: 1 HBP: 1 | WP: 1 PB: 0 SB: 1 CS: 0 | PA: 31 |
| PITCHER | IP WLS BF H R ER SO BB IBB HBP BLK WP HR S P ERA WHIP | | | | | | | | | | | | | | | | | |
| 62 José Ureña, R (1.1) ERA: 3.38 | 4.0 | 15 | 2 | 1 | 1 | 3 | 1 | 0 | 1 | 0 | 0 | 0 | 0 | 20 | 25 | 2.25 | 0.750 | |
| 61 Adam Conley, L (5.1) ERA: 3.19 | 1.0 | 4 | 1 | 0 | 0 | 1 | 0 | 0 | 0 | 0 | 1 | 0 | 6 | 8 | 0.00 | 1.000 | | |
| 31 Caleb Smith, L (6.1) ERA: | 4.0 | 12 | 0 | 0 | 0 | 6 | 0 | 0 | 0 | 0 | 0 | 0 | 24 | 24 | 0.00 | 0.000 | | |

St. Louis Cardinals @ Miami Marlins
Roger Dean Chevrolet Stadium, Jupiter, FL
Wed Mar 13, 2019, 1:09 PM - 3:50 PM EDT
Att. 4,534 - Partly Cloudy - 78 F

AB 29
R 1
H 3
RBI 1
BB 1
SO 10
LOB 7



| Batter | 1 | 2 | 3 | 4 | 5 | 6 | 7 | 8 | 9 | AB | R | H | RBI | BB | SO | LOB | BOTTOM | | | |
|---|---|----------------------------------|------------------------------|----------------------------------|------------------------------|---------------------------------|------------------------------|----------------------------------|------------------------------|---------------------------------|------------------------------|----------------------------------|------------------------------|---------------------------------|------------------------------|----------------------------------|----------------------------------|------------------------------------|----------------------------------|--------|
| 21 Curtis Granderson, L (1.7) OBP: 0.176, SLG: 0.313 81 Harold Ramirez, R (6.7) OBP: 0.316, SLG: 0.350 | 0-0 G5-3 | 0-0 G4-3 | | 4-0 BB | | 0-0 SF8 | | 0-0 G5-3 | | 2 | 0 | 0 | 0 | 1 | 0 | 2 | | | | |
| 15 Brian Anderson, R (1.5) OBP: 0.444, SLG: 0.633 7 Deven Marrero, R (6.5) OBP: 0.125, SLG: 0.250 | 4-0 BB | | 0-0 E4 | 0-3 K | | 0-3 K | | 2-2 HR | | 2 | 0 | 0 | 0 | 1 | 1 | 3 | | | | |
| 13 Starlin Castro, R (1.4) OBP: 0.394, SLG: 0.172 12 Dixon Machado, R (6.4) OBP: 0.179, SLG: 0.250 | 1-3 K | | 0-0 G5-4-3 | | 0-0 F9 | | 0-0 L4 | 0-0 G6-3 | | 3 | 0 | 0 | 0 | 0 | 1 | 2 | | | | |
| 18 Neil Walker, S (1.3) OBP: 0.345, SLG: 0.480 91 Santiago Chavez, R (6.2) OBP: 0.353, SLG: 0.590 | 0-0 L4 | | 4-0 BB | | 0-3 K | | 0-0 2B | | | 2 | 0 | 0 | 0 | 1 | 1 | 1 | | | | |
| 10 JT Riddle, L (1.6) OBP: 0.219, SLG: 0.267 5 Rosell Herrera, S (5, PR) OBP: 0.300, SLG: 0.333 | | 0-0 1B | 0-0 G3 | | 0-0 1B | | 0-0 1B | | | 3 | 1 | 2 | 0 | 0 | 0 | 1 | | | | |
| 45 Peter O'Brien, R (1.9) OBP: 0.285, SLG: 0.333 31 Caleb Smith, R (6.1) ERA: | 0-0 2B | | 4-0 BB | 4-0 BB | 0-3 K | | 0-0 SH1-3 | | | 1 | 0 | 1 | 1 | 1 | 0 | 0 | | | | |
| 9 Lewis Brinson, R (1.8) OBP: 0.394, SLG: 0.671 65 Gabriel Guerrero, R (7.8) OBP: 0.381, SLG: 0.600 | 0-3 K | | 0-0 P3 | | 0-0 P3 | | 0-0 F9 | 0-0 F8 | | 3 | 0 | 0 | 0 | 0 | 1 | 2 | | | | |
| 28 Bryan Holaday, R (1.2) OBP: 0.455, SLG: 0.421 24 Pedro Alvarez, L (6.3) OBP: 0.357, SLG: 0.348 | 0-3 K | | 0-0 G1-3 | | 0-0 G1-3 | | 4-0 BB | 0-0 F7 | | 2 | 0 | 0 | 0 | 0 | 1 | 2 | | | | |
| 62 José Ureña, R (1.1) 61 Adam Conley, L (5.1) 26 Garrett Cooper, R (6.9) OBP: 0.444, SLG: 0.500 | 4-0 BB | | 4-0 BB | | 4-0 BB | | 0-0 2B | 4-0 BB | | 0 | 0 | 0 | 0 | 2 | 0 | 0 | | | | |
| Inning Stats | R: 0 E: 0 K: 1 S: 5 | H: 0 LOB: 1 BB: 1 P: 10 | R: 1 E: 0 K: 2 S: 9 | H: 2 LOB: 2 BB: 1 P: 13 | R: 0 E: 1 K: 0 S: 3 | H: 0 LOB: 1 BB: 1 P: 7 | R: 0 E: 0 K: 1 S: 5 | H: 0 LOB: 3 BB: 3 P: 17 | R: 0 E: 0 K: 2 S: 8 | H: 1 LOB: 1 BB: 0 P: 8 | R: 1 E: 0 K: 1 S: 6 | H: 1 LOB: 1 BB: 1 P: 10 | R: 0 E: 0 K: 0 S: 5 | H: 2 LOB: 2 BB: 0 P: 5 | R: 2 E: 0 K: 0 S: 6 | H: 1 LOB: 0 BB: 1 P: 12 | 1B: 3 2B: 3 3B: 0 HR: 1 | SF: 1 SAC: 1 DP: 1 HBP: 0 | WP: 1 PB: 0 SB: 0 CS: 0 | PA: 39 |
| PITCHER | IP WLS BF H R ER SO BB IBB HBP BLK WP HR S P ERA WHIP | | | | | | | | | | | | | | | | | | | |
| 43 Dakota Hudson, R (1.1) ERA: 2.53 | 3.0 | 14 | 2 | 1 | 1 | 3 | 3 | 0 | 0 | 0 | 0 | 0 | 5 | 17 | 3.00 | 1.667 | | | | |
| 49 Jordan Hicks, R (4.1) ERA: 5.79 | 1.0 | 6 | 0 | 0 | 0 | 1 | 3 | 0 | 0 | 0 | 0 | 0 | 8 | 8 | 0.00 | 1.000 | | | | |
| 21 Andrew Miller, L (5.1) ERA: 4.15 | 1.0 | 5 | 1 | 1 | 1 | 1 | 1 | 0 | 0 | 0 | 0 | 0 | 6 | 10 | 9.00 | 2.000 | | | | |
| 30 Tyler Webb, L (7.1) ERA: 1.5 | 1.0 | 5 | 2 | 0 | 0 | 0 | 0 | 0 | 0 | 0 | 0 | 0 | 5 | 5 | 0.00 | 2.000 | | | | |
| PITCHER | IP WLS BF H R ER SO BB IBB HBP BLK WP HR S P ERA WHIP | | | | | | | | | | | | | | | | | | | |
| 77 Mike Hauschild, R (8.1) ERA: 6.75 | 1.0 | 5 | 1 | 2 | 0 | 0 | 1 | 0 | 0 | 0 | 0 | 0 | 1 | 6 | 12 | 18.00 | 2.000 | | | |

St. Louis Cardinals @ Miami Marlins
Roger Dean Chevrolet Stadium, Jupiter, FL
Wed Mar 13, 2019, 1:09 PM - 3:50 PM EDT
Att. 4,534 - Partly Cloudy - 78 F

AB 29
R 4
H 7
RBI 4
BB 8
SO 7
LOB 18




| Batter | 1 | 2 | 3 | 4 | 5 | 6 | 7 | 8 | 9 | AB | R | H | RBI | BB | SO | LOB | TOTAL | | | | | | | | | | | | |
|---|---|---------------------------------|------------------------------|----------------------------------|------------------------------|---------------------------------|------------------------------|---------------------------------|------------------------------|---------------------------------|------------------------------|----------------------------------|------------------------------|----------------------------------|------------------------------|---------------------------------|----------------------------------|------------------------------------|----------------------------------|--------|--|--|--|--|--|--|--|--|--|
| 9 Lewis Brinson, R OBP: 0.378, SLG: 0.800 79 Isaac Galloway, R OBP: 0.407, SLG: 0.542 | G5-3 | 1B | | F9 | | G6-3 | | K | | 4 | 0 | 1 | 2 | 0 | 0 | 1 | 1 | 1 | | | | | | | | | | | |
| 15 Brian Anderson, R OBP: 0.450, SLG: 0.647 55 Jon Berti, R OBP: 0.346, SLG: 0.381 | G6-3 | G5-3 | | | | 14 G6-3 44 1B | | K | | 4 | 1 | 2 | 0 | 0 | 0 | 1 | 1 | 1 | | | | | | | | | | | |
| 14 Martin Prado, R OBP: 0.228, SLG: 0.250 24 Pedro Alvarez, L OBP: 0.355, SLG: 0.346 | 2B | | | F8 | | G6-3 | | 44 SF9 45 HBP | | 4 | 0 | 2 | 0 | 0 | 0 | 1 | 1 | 1 | | | | | | | | | | | |
| 45 Peter O'Brien, R OBP: 0.333, SLG: 0.375 65 Gabriel Guerrero, R OBP: 0.375, SLG: 0.545 | BB | | | 44 P4-6 44 1B | | 28 G5-3 44 1B | | | | 1 | 0 | 1 | 0 | 2 | 0 | 0 | 1 | 1 | | | | | | | | | | | |
| 44 Austin Dean, R OBP: 0.364, SLG: 0.357 81 Harold Ramirez, R OBP: 0.370, SLG: 0.375 | F8 | | | P4-6 | | 28 G5-3 | | SF9 | | 3 | 0 | 1 | 2 | 0 | 0 | 3 | 1 | 0 | | | | | | | | | | | |
| 28 Bryan Holaday, R OBP: 0.423, SLG: 0.364 14 Justin Twine, R | | 2B | | | | F7 | | K | | 3 | 0 | 0 | 0 | 1 | 1 | 4 | 1 | 0 | | | | | | | | | | | |
| 2 Yadiel Rivera, R OBP: 0.357, SLG: 0.320 91 Santiago Chavez, R OBP: 0.333, SLG: 0.500 | 1B | 9 S 7 1B | | 7 G4-3 20 1B | | F9 | | K | | 3 | 2 | 1 | 0 | 1 | 1 | 4 | 0 | 0 | | | | | | | | | | | |
| 7 Deven Marrero, R OBP: 0.172, SLG: 0.250 12 Dixon Machado, R OBP: 0.233, SLG: 0.379 | 1B | 9 S 9 1B | | G4-3 | | | | | | 3 | 1 | 1 | 0 | 0 | 0 | 1 | 0 | 0 | | | | | | | | | | | |
| 20 Wei-Yin Chen, R OBP: 0.500, SLG: 0.500 49 Pablo Lopez, L | K | | | | | | | 49 SH1-3 BB | | 2 | 0 | 1 | 1 | 0 | 1 | 2 | 1 | 0 | | | | | | | | | | | |
| Inning Stats | R: 0 E: 0 K: 0 S: 4 | H: 1 LOB: 2 BB: 1 P: 9 | R: 2 E: 0 K: 1 S: 8 | H: 3 LOB: 1 BB: 1 P: 13 | R: 0 E: 0 K: 0 S: 3 | H: 1 LOB: 0 BB: 0 P: 3 | R: 1 E: 0 K: 0 S: 5 | H: 2 LOB: 2 BB: 1 P: 9 | R: 0 E: 0 K: 0 S: 3 | H: 0 LOB: 0 BB: 0 P: 3 | R: 1 E: 0 K: 2 S: 9 | H: 2 LOB: 2 BB: 0 P: 10 | R: 0 E: 0 K: 2 S: 7 | H: 0 LOB: 1 BB: 1 P: 11 | R: 2 E: 0 K: 1 S: 6 | H: 2 LOB: 0 BB: 0 P: 6 | 1B: 9 2B: 4 3B: 0 HR: 0 | SF: 1 SAC: 1 DP: 2 HBP: 1 | WP: 0 PB: 0 SB: 3 CS: 0 | PA: 42 | | | | | | | | | |
| PITCHER | IP WLS BF H R ER SO BB IBB HBP BLK WP HR S P ERA WHIP | | | | | | | | | | | | | | | | | | | | | | | | | | | | |
| 15 Sean Newcomb, L ERA: 5.25 | 4.1 | 22 | 7 | 4 | 4 | 1 | 4 | 0 | 0 | 0 | 0 | 0 | 0 | 0 | 0 | 21 | 40 | 8.31 | 2.538 | | | | | | | | | | |
| 73 Josh Graham, R ERA: | 0.2 | 3 | 1 | 0 | 0 | 0 | 0 | 0 | 0 | 0 | 0 | 0 | 0 | 0 | 3 | 3 | 0.00 | 1.500 | | | | | | | | | | | |
| 38 Arodys Vizcaino, R ERA: 5.4 | 1.0 | 3 | 0 | 0 | 0 | 0 | 0 | 0 | 0 | 0 | 0 | 0 | 0 | 3 | 3 | 0.00 | 0.000 | | | | | | | | | | | | |
| 48 Jonny Venters, L ERA: 3.6 | 1.0 | 6 | 2 | 1 | 1 | 2 | 0 | 0 | 1 | 0 | 0 | 0 | 9 | 10 | 9.00 | 2.000 | | | | | | | | | | | | | |
| 63 Jesse Biddle, L ERA: 3.52 | 2.0 | L 8 | 2 | 2 | 1 | 3 | 1 | 0 | 0 | 0 | 0 | 0 | 13 | 17 | 4.50 | 1.500 | | | | | | | | | | | | | |

Miami Marlins @ Atlanta Braves
Stadium at the ESPN Wide World of Sports, Lake Buena Vista

Fri Mar 15 2019, 1:06 PM - 3:54 PM EDT
Att: 6,314 - Partly Cloudy - 80 F

livebaseballrecards.com

AB 34
R 7
H 12
RBI 7
BB 5
SO 6
LOB 21




| Batter | 1 | 2 | 3 | 4 | 5 | 6 | 7 | 8 | 9 | AB | R | H | RBI | BB | SO | LOB | TOTAL | | | | | | | | | |
|--|---|---------------------------------|------------------------------|---------------------------------|------------------------------|---------------------------------|------------------------------|---------------------------------|------------------------------|---------------------------------|------------------------------|---------------------------------|------------------------------|---------------------------------|------------------------------|---------------------------------|------------------------------|---------------------------------|-----------------------------------|------------------------------------|----------------------------------|--------|--|--|--|--|
| 1 Ozzie Albies, S OBP: 0.343, SLG: 0.300 8 Charlie Culberson, R OBP: 0.233, SLG: 0.222 | 1B | | 20 HR | | G3 | | E1 96 CS 74 1B | | P4 | 3 | 1 | 2 | 0 | 0 | 0 | 0 | 3 | 1 | | | | | | | | |
| 20 Josh Donaldson, R OBP: 0.333, SLG: 0.625 74 Austin Riley, R OBP: 0.341, SLG: 0.297 | G6-4-3 | | 1B | | K | | | | | 3 | 1 | 1 | 2 | 0 | 1 | 1 | 1 | 0 | | | | | | | | |
| 5 Freddie Freeman, L OBP: 0.357, SLG: 0.640 96 Andy Wilkins, L OBP: 0.250, SLG: 0.500 | F7 | | G4-3 | | | L7 | | CS | | 3 | 0 | 0 | 0 | 0 | 0 | 0 | 1 | 0 | | | | | | | | |
| 13 Ronald Acuña Jr., R OBP: 0.489, SLG: 0.833 68 Ryan LaMarre, R OBP: 0.333, SLG: 0.250 | BB | 16 F7 22 1B 11 E | L5 | | | K | | | | 2 | 1 | 0 | 0 | 1 | 1 | 0 | 0 | 0 | | | | | | | | |
| 22 Nick Markakis, L OBP: 0.471, SLG: 0.500 48 Jonny Venters, L | 1B | 11 E 11 1B | | | | G4-3 | | G3-6-1 | | 3 | 0 | 2 | 0 | 0 | 0 | 0 | 0 | 0 | | | | | | | | |
| 50 Pedro Florimón, S OBP: 0.323, SLG: 0.500 | 1B | 1-2 | | | | | | | | 0 | 0 | 0 | 0 | 0 | 0 | 0 | 0 | 0 | | | | | | | | |
| 16 Brian McCann, L OBP: 0.500, SLG: 0.500 55 Raffy Lopez, L OBP: 0.353, SLG: 0.533 | F7 | | | | | | | | | 2 | 0 | 1 | 0 | 0 | 0 | 2 | 2 | 1 | | | | | | | | |
| 11 Ender Inciarte, L OBP: 0.290, SLG: 0.355 77 Cristian Pacheco, R OBP: 0.481, SLG: 0.840 | 1B | 7 G6-4-3 | | | | F7 | | | | 3 | 0 | 2 | 1 | 0 | 0 | 2 | 1 | 1 | | | | | | | | |
| 7 Dansby Swanson, R OBP: 0.250, SLG: 0.182 63 Jesse Biddle, L | G6-4-3 | | | | | L1-3 | | | | 3 | 0 | 0 | 0 | 0 | 0 | 0 | 0 | 0 | | | | | | | | |
| 59 Riley Unroe, S OBP: 0.300, SLG: 0.222 | | | | | | | | | | 1 | 0 | 1 | 0 | 0 | 0 | 0 | 0 | 0 | | | | | | | | |
| 15 Sean Newcomb, L 73 Josh Graham, R | G6-3 | | | | | L5 | | | | 1 | 0 | 0 | 0 | 0 | 0 | 0 | 0 | 0 | | | | | | | | |
| 23 Adam Duvall, R OBP: 0.333, SLG: 0.379 38 Arodys Vizcaino, R | | | | | | | | | | 1 | 0 | 0 | 0 | 0 | 0 | 0 | 0 | 0 | | | | | | | | |
| 69 Rafael Ortega, L OBP: 0.231, SLG: 0.167 | | | | | | | | | | 2 | 0 | 1 | 0 | 0 | 0 | 2 | 0 | 0 | | | | | | | | |
| Inning Stats | R: 0 E: 0 K: 0 S: 3 | H: 1 LOB: 0 BB: 0 P: 3 | R: 1 E: 1 K: 0 S: 4 | H: 2 LOB: 1 BB: 1 P: 8 | R: 2 E: 0 K: 0 S: 7 | H: 2 LOB: 0 BB: 0 P: 9 | R: 0 E: 0 K: 0 S: 4 | H: 2 LOB: 1 BB: 0 P: 4 | R: 0 E: 0 K: 1 S: 5 | H: 0 LOB: 0 BB: 0 P: 5 | R: 0 E: 0 K: 1 S: 6 | H: 0 LOB: 0 BB: 0 P: 6 | R: 2 E: 1 K: 0 S: 8 | H: 3 LOB: 1 BB: 0 P: 8 | R: 0 E: 0 K: 1 S: 4 | H: 0 LOB: 0 BB: 0 P: 5 | R: 1 E: 0 K: 0 S: 5 | H: 2 LOB: 2 BB: 0 P: 5 | 1B: 10 2B: 1 3B: 0 HR: 2 | SF: 0 SAC: 0 DP: 4 HBP: 1 | WP: 0 PB: 0 SB: 0 CS: 1 | PA: 38 | | | | |
| PITCHER | IP WLS BF H R ER SO BB IBB HBP BLK WP HR S P ERA WHIP | | | | | | | | | | | | | | | | | | | | | | | | | |
| 20 Wei-Yin Chen, L ERA: 9.53 | 4.0 | 17 | 7 | 3 | 3 | 0 | 1 | 0 | 0 | 0 | 1 | 18 | 24 | 6.75 | 2.000 | | | | | | | | | | | |
| 49 Pablo Lopez, R ERA: 1.29 | 5.0 | W 20 | 5 | 3 | 1 | 3 | 0 | 0 | 1 | 0 | 0 | 1 | 28 | 29 | 1.80 | 1.000 | | | | | | | | | | |

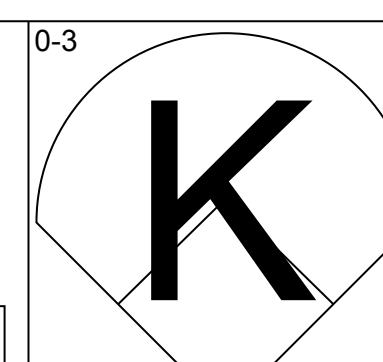
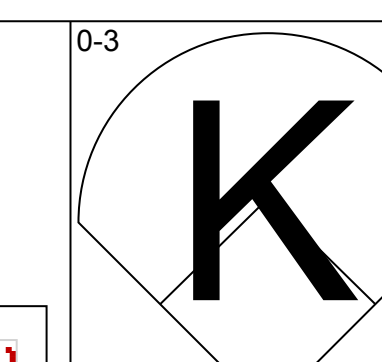
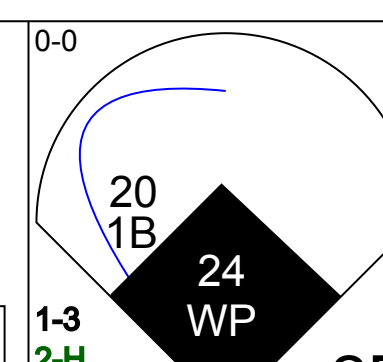
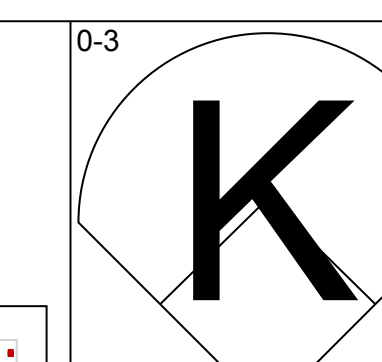
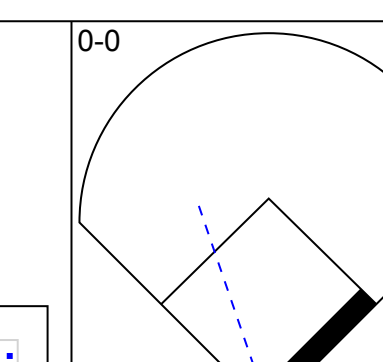
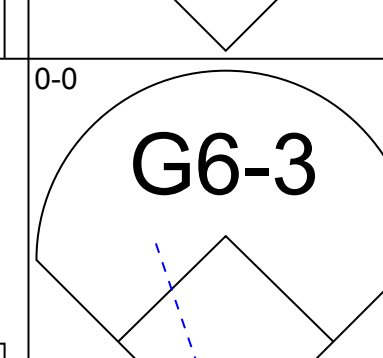
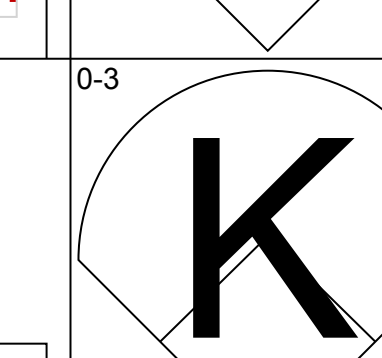
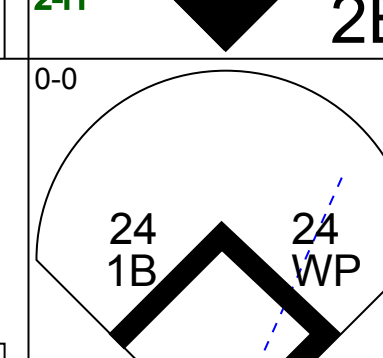
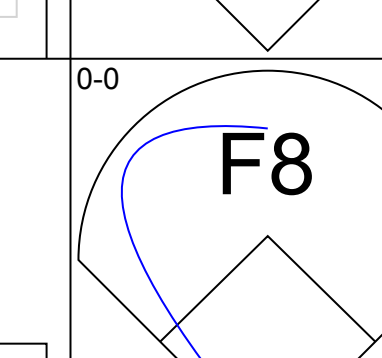
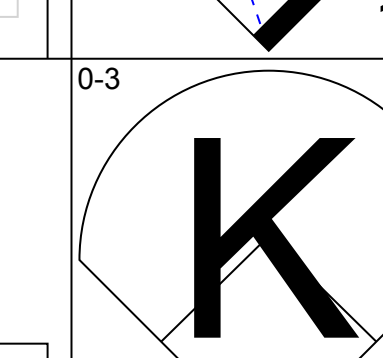
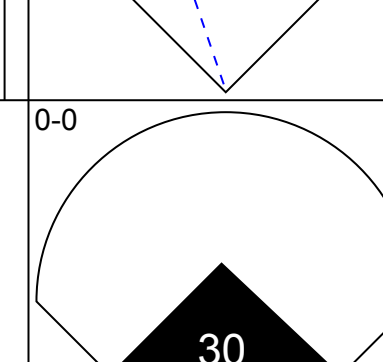
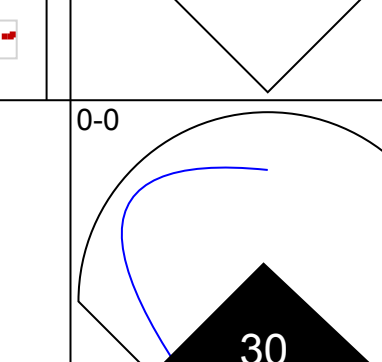
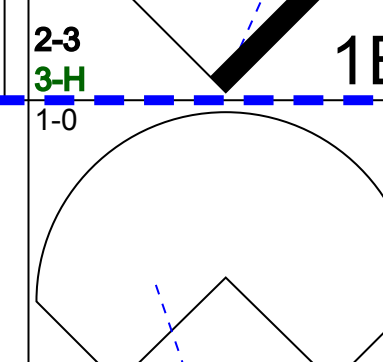

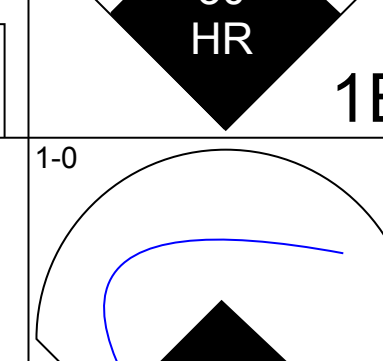
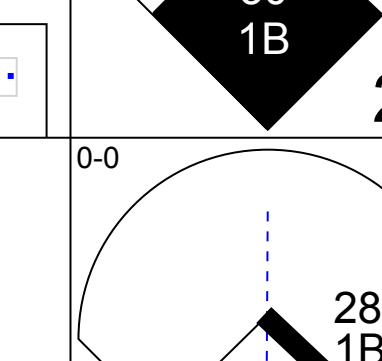
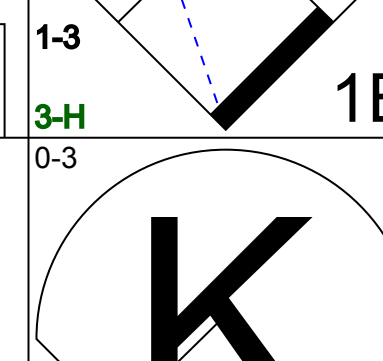

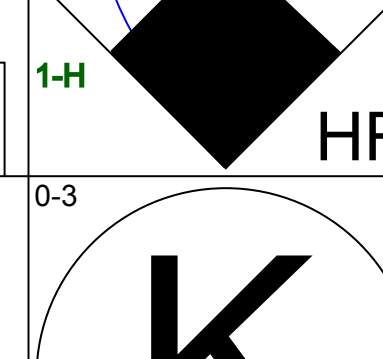
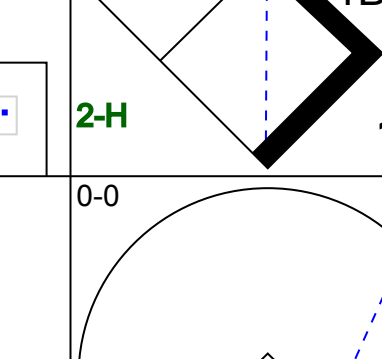
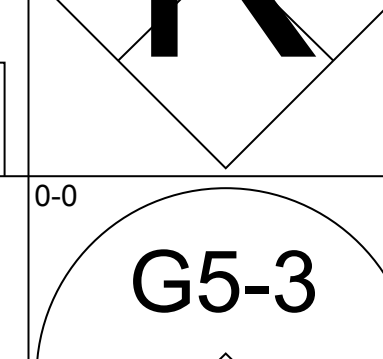


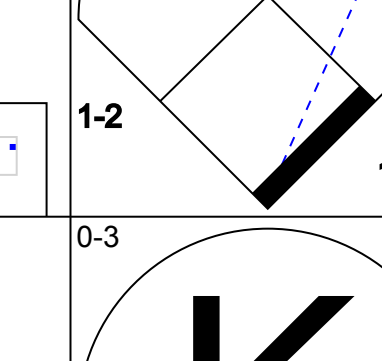
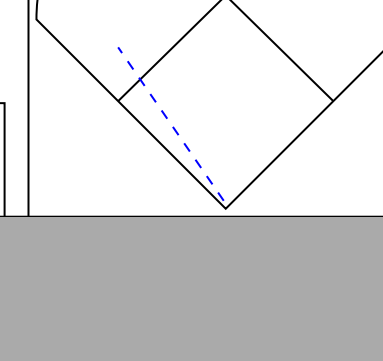


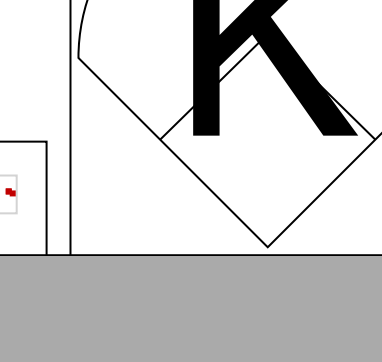
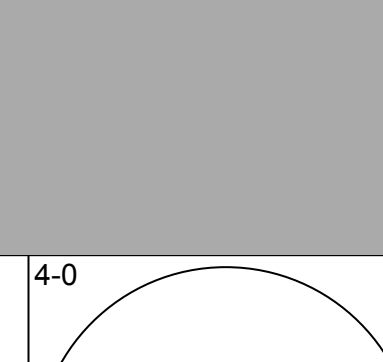



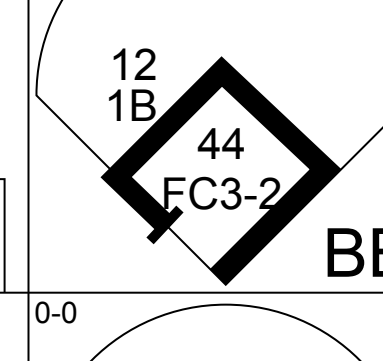



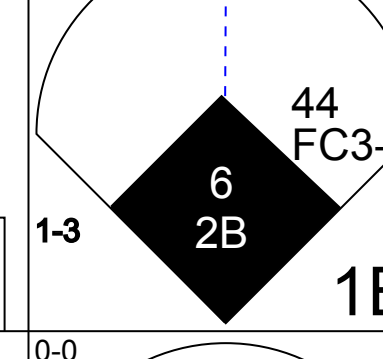
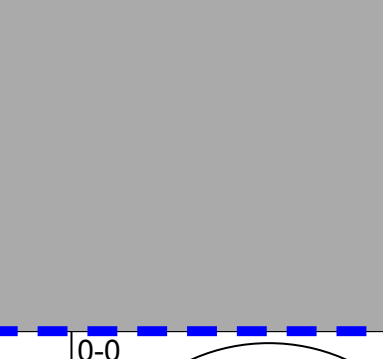


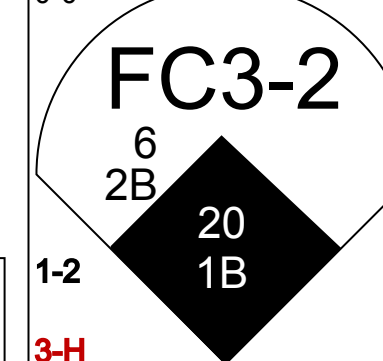
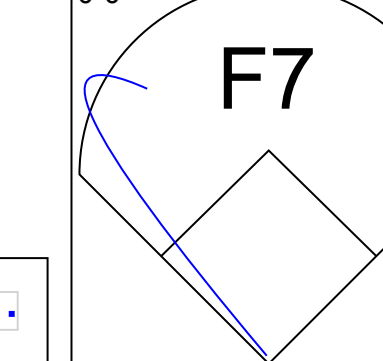
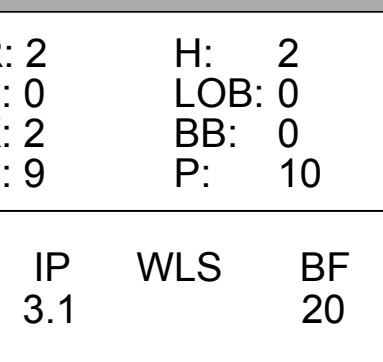
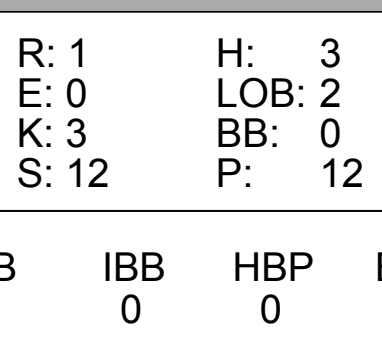
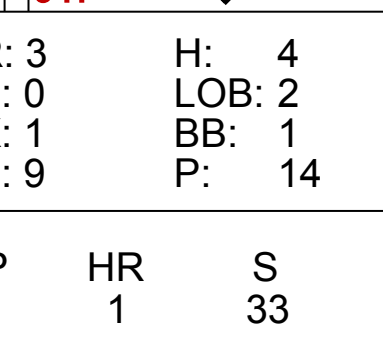
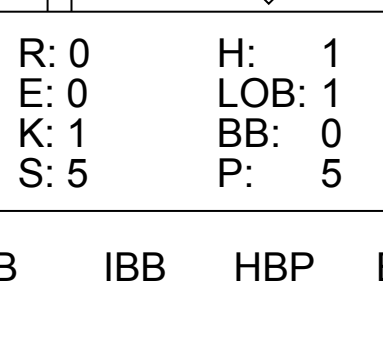




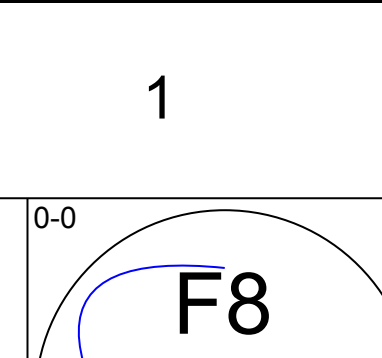
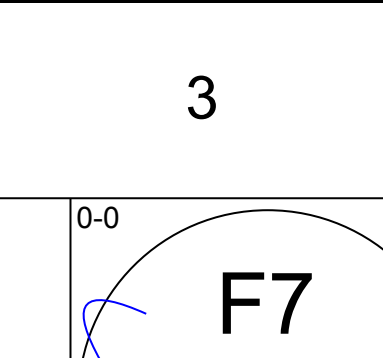


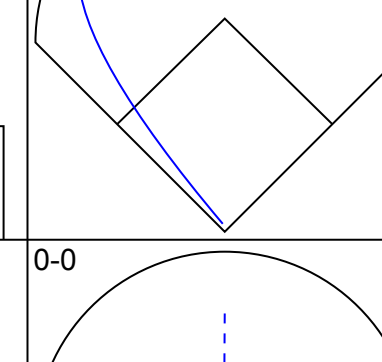
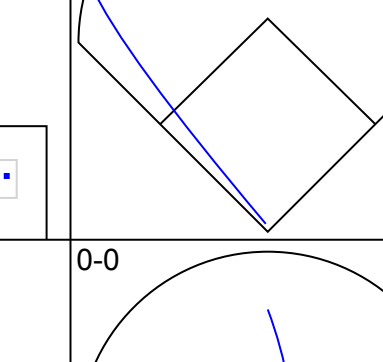


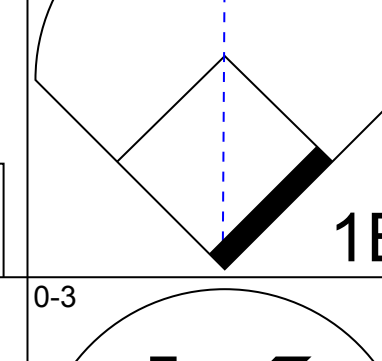
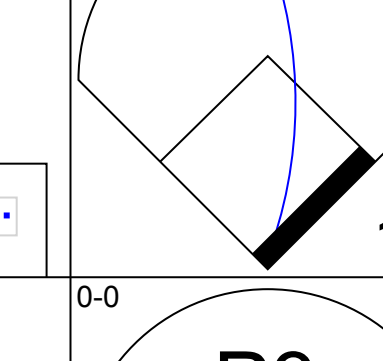


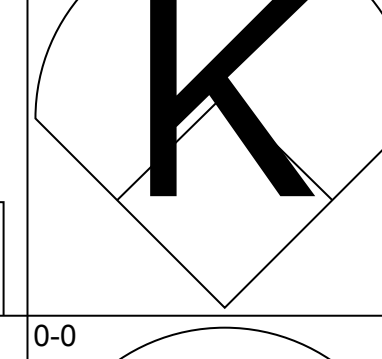
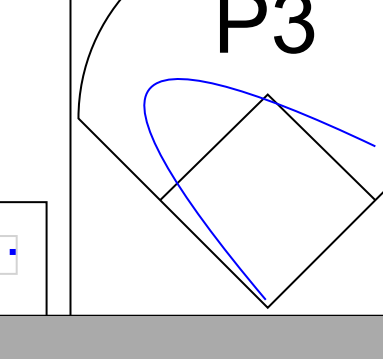
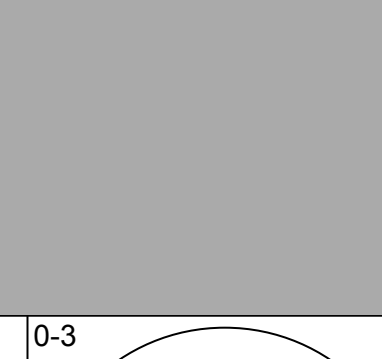

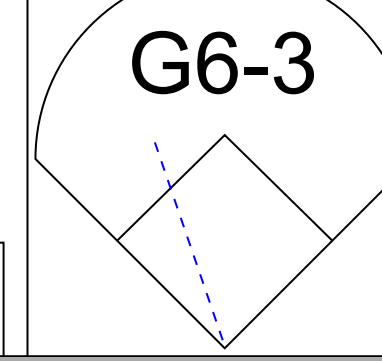

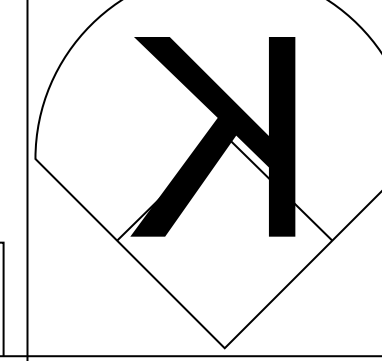



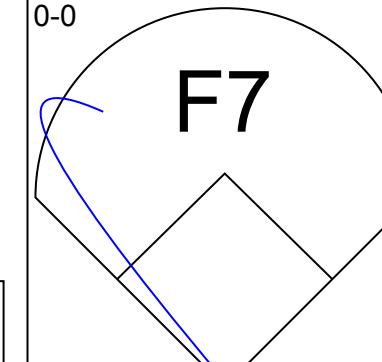



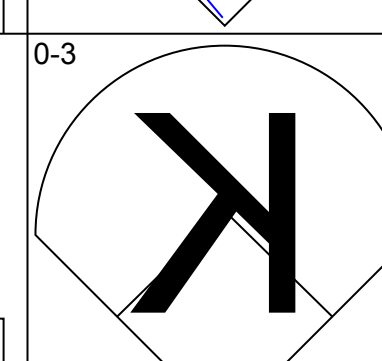



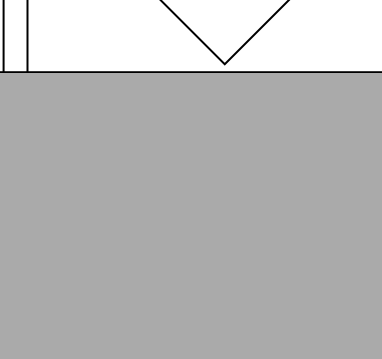





Miami Marlins @ Atlanta Braves
Stadium at the ESPN Wide World of Sports, Lake Buena Vista

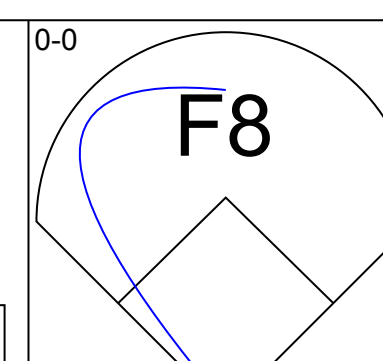
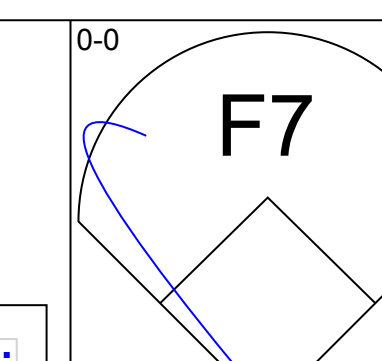
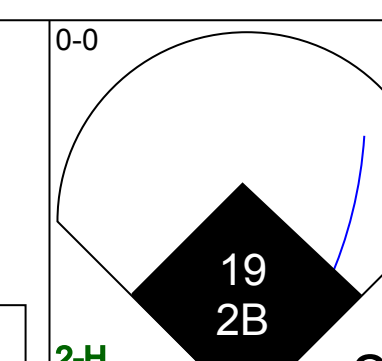
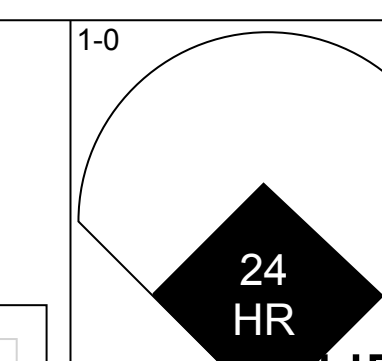

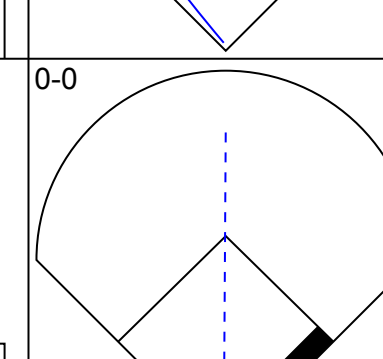
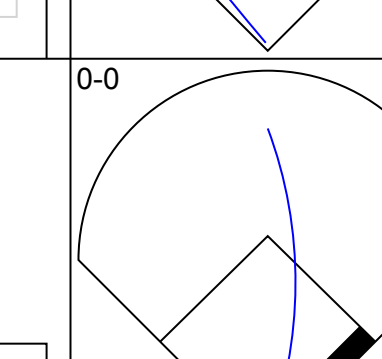
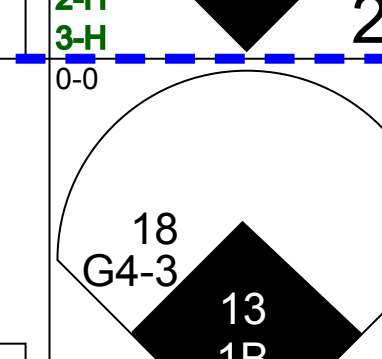
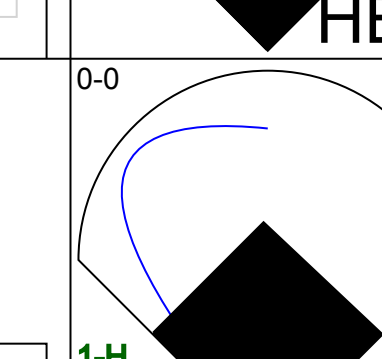

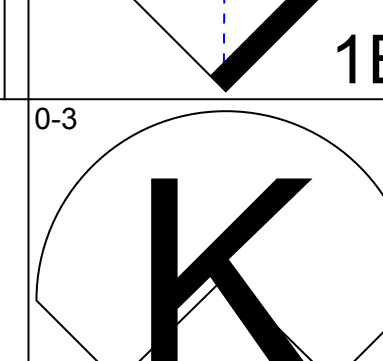
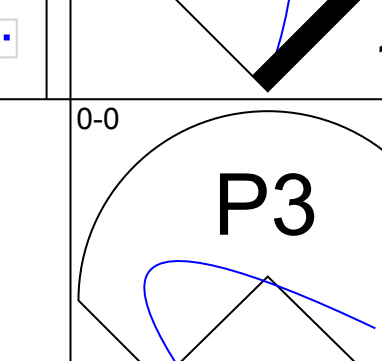
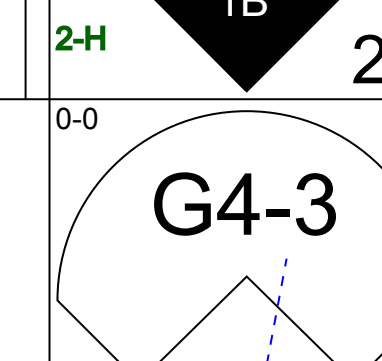
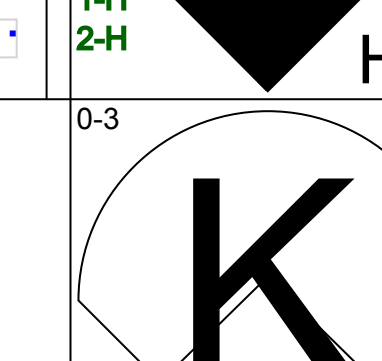

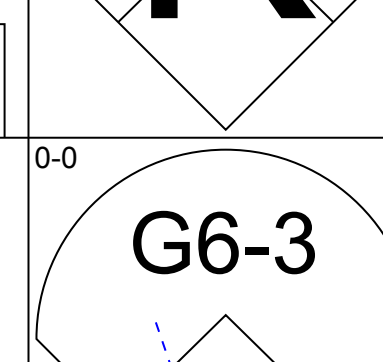
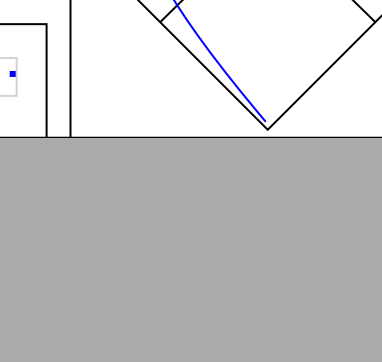
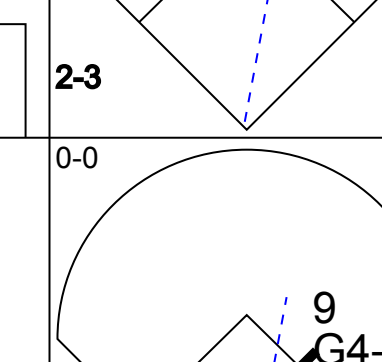
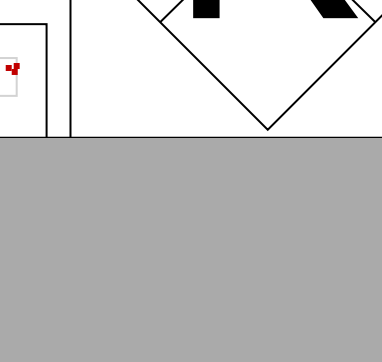

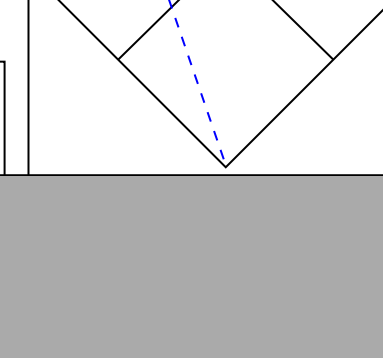

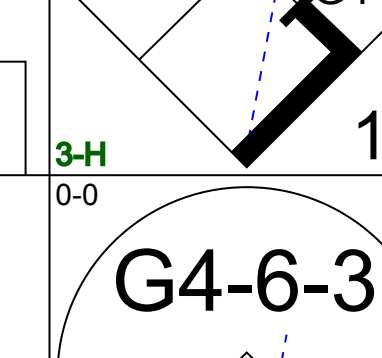




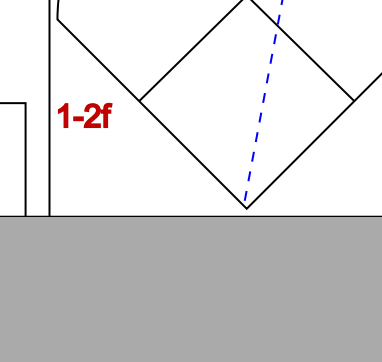
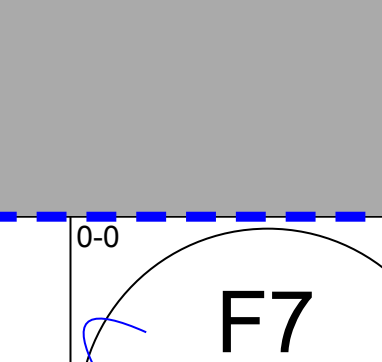



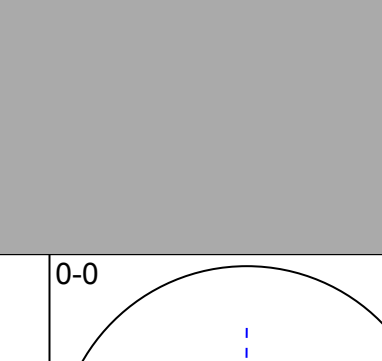
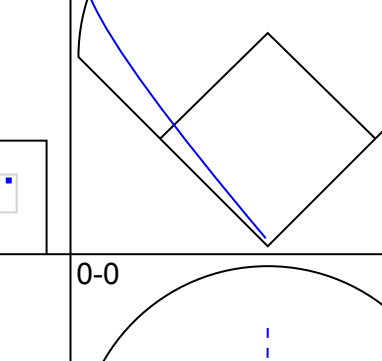



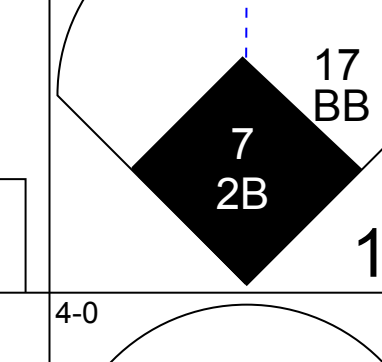
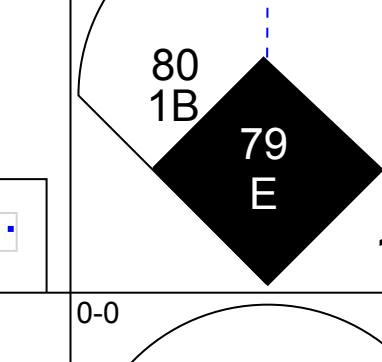



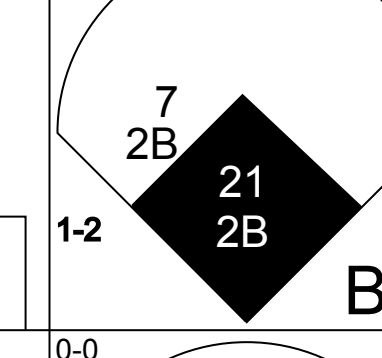
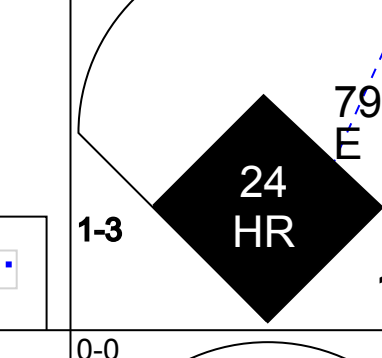


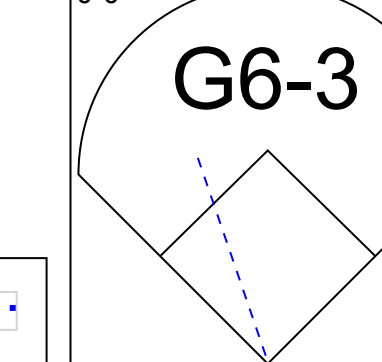
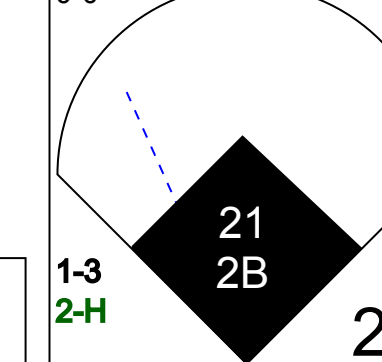
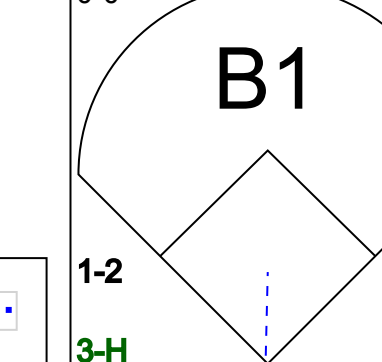

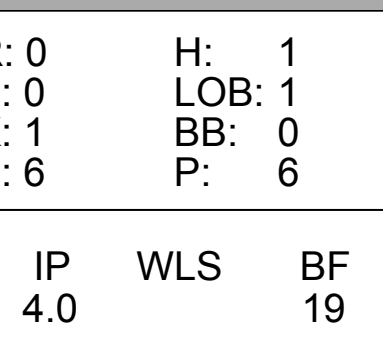
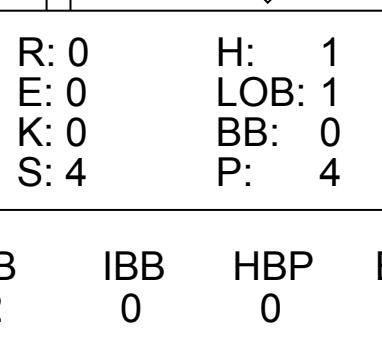
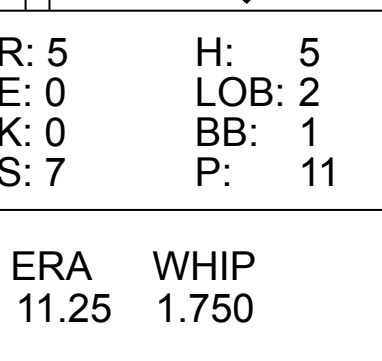
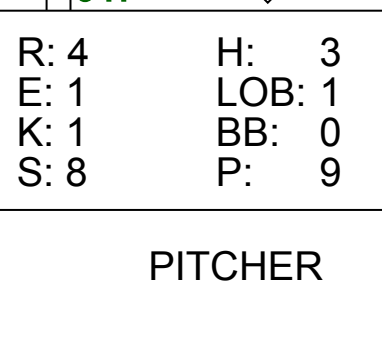



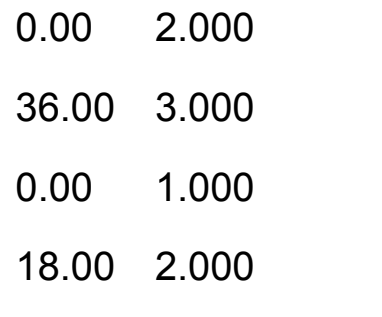


Fri Mar 15 2019, 1:06 PM - 3:54 PM EDT
Att: 6,314 - Partly Cloudy - 80 F

livebaseballrecards.com

AB 35
R 6
H 12
RBI 5
BB 1
SO 3
LOB 16



| Batter | 1 | 2 | 3 | 4 | 5 | 6 | 7 | 8 | 9 | AB | R | H | RBI | BB | SO | LOB | TOP | | | |
|--|---|----------------------------------|---|---|-------------------------------|---|------------------------------|----------------------------------|---|---------------------------------|------------------------------|---------------------------------|------------------------------|---------------------------------|------------------------------|---------------------------------|---|------------------------------------|----------------------------------|--------|
| 6 Jeff McNeil, L (1, 7) OBP: 0.324, SLG: 0.559 |  | |  |  | |  | | |  | 3 | 1 | 1 | 1 | 0 | 2 | 0 | New York Mets @ Miami Marlins Roger Dean Chevrolet Stadium, Jupiter, FL Sat Mar 16 2019, 1:11 PM - 3:59 PM EDT Att. 4,699 - Overcast - 76 F | | | |
| 11 Rajai Davis, R (6, PH) OBP: 0.344, SLG: 0.556 |  | |  |  | |  | | |  | 5 | 0 | 1 | 1 | 0 | 2 | 1 | | | | |
| 20 Pete Alonso, R (1, 3) OBP: 0.396, SLG: 0.644 |  | |  |  | | | | |  | 3 | 2 | 3 | 0 | 0 | 0 | 0 | | | | |
| 24 Robinson Cano, L (1, 4) OBP: 0.486, SLG: 0.686 |  | |  |  | | | | |  | 3 | 1 | 2 | 3 | 0 | 0 | 0 | | | | |
| 15 Luis Guillorme, L (6, 4) OBP: 0.486, SLG: 0.586 |  | |  |  | | | | |  | 1 | 0 | 0 | 0 | 0 | 0 | 0 | | | | |
| 30 Michael Conforto, L (1, 9) OBP: 0.483, SLG: 0.720 |  | |  |  | | | | |  | 3 | 0 | 1 | 0 | 0 | 0 | 1 | | | | |
| 23 Keon Broxton, R (6, 8) OBP: 0.452, SLG: 0.304 |  | |  |  | | | | |  | 1 | 0 | 0 | 0 | 0 | 0 | 0 | | | | |
| 28 J.D. Davis, R (1, 5) OBP: 0.333, SLG: 0.422 |  | |  |  | | | | |  | 3 | 0 | 0 | 0 | 0 | 2 | 2 | | | | |
| 83 Arismendy Alcántara, S (6, 5) OBP: 0.176, SLG: 0.071 |  | |  |  | | | | |  | 0 | 0 | 0 | 0 | 0 | 0 | 0 | | | | |
| 18 Travis d'Arnaud, R (1, 2) OBP: 0.250, SLG: 0.500 |  | |  |  | | | | |  | 0 | 0 | 0 | 0 | 0 | 0 | 0 | | | | |
| 67 Seth Lugo, R (6, 1) OBP: 0.214, SLG: 0.244 |  | |  |  | | | | |  | 2 | 0 | 1 | 0 | 1 | 0 | 0 | | | | |
| 73 Daniel Zamora, L (7, 1) OBP: 0.176, SLG: 0.167 |  | |  |  | | | | |  | 3 | 1 | 1 | 0 | 0 | 1 | 1 | | | | |
| 85 Dan Rizzie, R (8, PH) OBP: 0.197, SLG: 0.222 |  | |  |  | | | | |  | 1 | 0 | 0 | 0 | 0 | 0 | 0 | | | | |
| 63 Tim Peterson, R (8, 1) OBP: 0.206, SLG: 0.194 |  | |  |  | | | | |  | 2 | 1 | 0 | 0 | 0 | 1 | 3 | | | | |
| 1 Amed Rosario, R (1, 6) OBP: 0.245, SLG: 0.167 |  | |  |  | | | | |  | 0 | 0 | 0 | 0 | 0 | 0 | 0 | | | | |
| 88 Danny Espinosa, S (6, 6) OBP: 0.176, SLG: 0.167 |  | |  |  | | | | |  | 2 | 0 | 0 | 0 | 0 | 0 | 0 | | | | |
| 12 Juan Lagares, R (1, 8) OBP: 0.214, SLG: 0.244 |  | |  |  | | | | |  | 0 | 0 | 0 | 0 | 0 | 0 | 0 | | | | |
| 3 Tomás Nido, R (7, 2) OBP: 0.197, SLG: 0.222 |  | |  |  | | | | |  | 2 | 0 | 0 | 0 | 0 | 1 | 0 | | | | |
| 44 Jason Vargas, L (1, 1) OBP: 0.206, SLG: 0.194 |  | |  |  | | | | |  | 0 | 0 | 0 | 0 | 0 | 0 | 0 | | | | |
| 65 Robert Gsellman, R (5, 1) OBP: 0.206, SLG: 0.194 |  | |  |  | | | | |  | 2 | 0 | 0 | 0 | 0 | 1 | 0 | | | | |
| 7 Grégor Blanco, L (6, PH) OBP: 0.206, SLG: 0.194 |  | |  |  | | | | |  | 2 | 0 | 0 | 0 | 0 | 1 | 0 | | | | |
| Inning Stats | R: 2 E: 0 K: 2 S: 9 | H: 2 LOB: 0 BB: 0 P: 10 | R: 0 E: 0 K: 2 S: 8 | H: 1 LOB: 1 BB: 0 P: 8 | R: 1 E: 0 K: 3 S: 12 | H: 3 LOB: 2 BB: 0 P: 12 | R: 3 E: 0 K: 1 S: 9 | H: 4 LOB: 2 BB: 1 P: 14 | R: 0 E: 0 K: 1 S: 5 | H: 0 LOB: 0 BB: 0 P: 5 | R: 0 E: 0 K: 1 S: 7 | H: 0 LOB: 0 BB: 0 P: 7 | R: 0 E: 0 K: 1 S: 5 | H: 0 LOB: 0 BB: 0 P: 5 | R: 0 E: 0 K: 1 S: 5 | H: 1 LOB: 1 BB: 0 P: 5 | 1B: 8 2B: 2 3B: 0 HR: 1 | SF: 0 SAC: 0 DP: 0 HBP: 0 | WP: 1 PB: 0 SB: 1 CS: 0 | PA: 38 |
| PITCHER | IP WLS BF H R ER SO BB IBB HBP BLK WP HR S P ERA WHIP | | | | | | | | | | | | | | | | | | | |
| 22 Sandy Alcantara, R (1, 1) ERA: 4.7 | 3.1 | | 20 | 9 | 6 | 6 | 7 | 1 | 0 | 0 | 0 | 0 | 0 | 1 | 0 | 10 | 11 | 0.00 | 0.600 | |
| 61 Adam Conley, L (4, 1) ERA: 2.45 | 1.2 | W | 6 | 1 | 0 | 0 | 2 | 0 | 0 | 0 | 0 | 0 | 0 | 0 | 0 | 12 | 12 | 0.00 | 0.000 | |
| 70 Nick Anderson, R (6, 1) ERA: 4.26 | 2.0 | | 6 | 0 | 0 | 0 | 3 | 0 | 0 | 0 | 0 | 0 | 0 | 0 | 0 | 5 | 5 | 0.00 | 0.000 | |
| 67 R.J. Alvarez, R (8, 1) ERA: 9.0 | 1.0 | | 3 | 0 | 0 | 0 | 1 | 0 | 0 | 0 | 0 | 0 | 0 | 0 | 5 | 5 | 0.00 | 1.500 | | |
| 35 Riley Ferrell, R (9, 1) ERA: 1.5 | 0.2 | | 3 | 1 | 0 | 0 | 1 | 0 | 0 | 0 | 0 | 0 | 0 | 0 | 5 | 5 | 0.00 | 1.500 | | |

| Batter | 1 | 2 | 3 | 4 | 5 | 6 | 7 | 8 | 9 | AB | R | H | RBI | BB | SO | LOB | BOTTOM |
|--|---|---|---|--|---|---|---|---|---|----|---|---|-----|----|----|-----|--------|
| 21 Curtis Granderson, L (1, 7) OBP: 0.200, SLG: 0.368 |  | |  |  | |  | |  | | 3 | 0 | 1 | 2 | 0 | 0 | 0 | 0 |
| 26 Garrett Cooper, R (6, PR) OBP: 0.456, SLG: 0.517 |  | |  |  | |  | |  | | 1 | 2 | 0 | 0 | 0 | 0 | 1 | 0 |
| 19 Miguel Rojas, R (1, 3) OBP: 0.533, SLG: 0.586 |  | |  |  | |  | |  | | 3 | 0 | 3 | 1 | 0 | 0 | 0 | 0 |
| 24 Pedro Alvarez, L (5, PR) OBP: 0.394, SLG: 0.607 |  | |  |  | |  | |  | | 2 | 3 | 2 | 5 | 0 | 0 | 0 | 0 |
| 18 Neil Walker, S (1, 5) OBP: 0.313, SLG: 0.429 |  | |  |  | |  | |  | | 3 | 0 | 0 | 0 | 0 | 1 | 4 | 0 |
| 2 Yadiel Rivera, R (6, 5) OBP: 0.323, SLG: 0.296 |  | |  |  | |  | |  | | 2 | 0 | 0 | 0 | 0 | 1 | 1 | 0 |
| 13 Starlin Castro, R (1, 4) OBP: 0.188, SLG: 0.188 |  | |  |  | |  | |  | | 3 | 0 | 1 | 1 | 0 | 1 | 1 | 0 |
| 12 Dixon Machado, R (6, PR) OBP: 0.226, SLG: 0.387 |  | |  |  | |  | |  | | 1 | 0 | 0 | 0 | 0 | 1 | 0 | 0 |
| 9 Lewis Brinson, R (1, 8) OBP: 0.350, SLG: 0.737 |  | |  |  | |  | |  | | 3 | 0 | 0 | 0 | 0 | 0 | 2 | 0 |
| 70 Nick Anderson, R (6, 1) OBP: 0.370, SLG: 0.455 |  | |  |  | |  | |  | | 0 | 0 | 0 | 0 | 0 | 0 | 0 | 0 |
| 55 Jon Berti, R (7, PH) OBP: 0.370, SLG: 0.455 |  | |  |  | |  | |  | | 1 | 0 | 1 | 0 | 0 | 0 | 0 | 0 |
| 67 R.J. Alvarez, R (8, 1) ERA: 9.0 |  | |  |  | |  | |  | | 0 | 0 | 0 | 0 | 0 | 0 | 0 | 0 |
| 35 Riley Ferrell, R (9, 1) ERA: 1.5 | | | | | | | | | | 0 | 0 | 0 | 0 | 0 | 0 | 0 | 0 |
| 46 Peter O'Brien, R (1, 9) OBP: 0.333, SLG: 0.353 | | | | | | | | | | 2 | 0 | 0 | 0 | 1 | 1 | 0 | 0 |
| 65 Gabriel Guerrero, R (7, 9) OBP: 0.360, SLG: 0.522 | | | | | | | | | | 1 | 0 | 0 | 0 | 0 | 0 | 1 | 0 |
| 10 JT Riddle, L (1, 6) OBP: 0.256, SLG: 0.324 | | | | | | | | | | 3 | 1 | 2 | 0 | 0 | 0 | 1 | 0 |
| 5 Roseli Herrera, S (6, PR) OBP: 0.314, SLG: 0.323 | | | | | | | | | | 1 | 1 | 0 | 0 | 0 | 1 | 1 | 0 |
| 17 Chad Wallach, R (1, 2) OBP: 0.375, SLG: 0.462 | | | | | | | | | | | | | | | | | |

| Batter | 1 | 2 | 3 | 4 | 5 | 6 | 7 | 8 | 9 | AB | R | H | RBI | BB | SO | LOB | TOP | | | | | | | | |
|---|------------------------------|---------------------------------|------------------------------|---------------------------------|------------------------------|---------------------------------|------------------------------|---------------------------------|------------------------------|---------------------------------|------------------------------|---------------------------------|------------------------------|---------------------------------|------------------------------|---------------------------------|------------------------------|---------------------------------|----------------------------------|------------------------------------|----------------------------------|--------|--|--|--|
| 25 Dexter Fowler, S OBP: 0.237, SLG: 0.222 | F9 | | P6 | | | K | | | E | 4 | 1 | 1 | 0 | 0 | 1 | 1 | | | | | | | | | |
| 46 Paul Goldschmidt, R OBP: 0.365, SLG: 0.533 | F9 | | K | | | K | | | E9 | 4 | 1 | 1 | 0 | 0 | 2 | 1 | | | | | | | | | |
| 12 Paul DeJong, R OBP: 0.282, SLG: 0.394 | E5 | | | | P6 | | | | HBP | 3 | 0 | 0 | 0 | 0 | 0 | 0 | | | | | | | | | |
| 23 Marcell Ozuna, R OBP: 0.219, SLG: 0.143 84 Andrew Knizner, R OBP: 0.269, SLG: 0.440 | G5-3 | | | | K | | | | G5-3 | 3 | 0 | 0 | 0 | 0 | 1 | 1 | | | | | | | | | |
| 4 Yadier Molina, R OBP: 0.211, SLG: 0.211 30 Tyler Webb, L | | G5-3 | | | F9 | | | | G4-3 | 3 | 0 | 0 | 0 | 0 | 0 | 0 | | | | | | | | | |
| 76 Jose Martinez, S | | | | | | | | | | 3 | 0 | 0 | 0 | 0 | 0 | 0 | | | | | | | | | |
| 16 Kaiten Wong, L OBP: 0.300, SLG: 0.393 74 Ryan Meisinger, R | | G1-3 | | | | | F7 | | | 2 | 0 | 0 | 0 | 0 | 0 | 0 | | | | | | | | | |
| 68 Tommy Layne, L | | | | | | | | | | 0 | 0 | 0 | 0 | 0 | 0 | 0 | | | | | | | | | |
| 70 Chris Beck, R | | | | | | | | | | 0 | 0 | 0 | 0 | 0 | 0 | 0 | | | | | | | | | |
| 41 Tyler O'Neill, R OBP: 0.294, SLG: 0.500 | | | | | | | | | | 2 | 0 | 0 | 0 | 0 | 0 | 1 | | | | | | | | | |
| 33 Drew Robinson, L OBP: 0.250, SLG: 0.300 | | | | | | K | | | | 2 | 0 | 0 | 0 | 0 | 2 | 0 | | | | | | | | | |
| 48 Harrison Bader, R OBP: 0.286, SLG: 0.189 | | | | | | | | | | 3 | 0 | 0 | 0 | 0 | 0 | 1 | | | | | | | | | |
| 53 John Gant, R | | | | | | | | | | 0 | 0 | 0 | 0 | 0 | 0 | 0 | | | | | | | | | |
| 34 Yairo Muñoz, R OBP: 0.333, SLG: 0.394 | | | | | | | | | | 2 | 0 | 0 | 0 | 0 | 1 | 1 | | | | | | | | | |
| Inning Stats | R: 0 E: 1 K: 0 S: 5 | H: 0 LOB: 1 BB: 0 P: 5 | R: 0 E: 0 K: 1 S: 5 | H: 0 LOB: 0 BB: 0 P: 5 | R: 0 E: 1 K: 1 S: 7 | H: 0 LOB: 1 BB: 0 P: 8 | R: 0 E: 0 K: 1 S: 5 | H: 0 LOB: 0 BB: 0 P: 5 | R: 0 E: 0 K: 1 S: 5 | H: 0 LOB: 0 BB: 0 P: 5 | R: 0 E: 0 K: 2 S: 7 | H: 0 LOB: 0 BB: 0 P: 7 | R: 0 E: 0 K: 0 S: 3 | H: 0 LOB: 1 BB: 0 P: 3 | R: 0 E: 0 K: 1 S: 5 | H: 0 LOB: 1 BB: 0 P: 6 | R: 2 E: 1 K: 0 S: 5 | H: 2 LOB: 1 BB: 0 P: 6 | 1B: 2 2B: 0 3B: 0 HR: 0 | SF: 0 SAC: 1 DP: 0 HBP: 2 | WP: 0 PB: 0 SB: 1 CS: 0 | PA: 33 | | | |
| PITCHER | IP | WLS | BF | H | R | ER | SO | BB | IBB | HBP | BLK | WP | HR | S | P | ERA | WHIP | | | | | | | | |
| 36 Trevor Richards, R ERA: 1.88 | (1, 1) | 6.0 | W | 20 | 0 | 0 | 6 | 0 | 0 | 0 | 0 | 0 | 0 | 34 | 35 | 0.00 | 0.000 | | | | | | | | |
| 71 Drew Steckenrider, R ERA: 9.95 | (7, 1) | 1.0 | H | 3 | 0 | 0 | 0 | 0 | 0 | 0 | 0 | 0 | 0 | 3 | 3 | 0.00 | 0.000 | | | | | | | | |
| 37 Austin Brice, R ERA: 1.42 | (8, 1) | 1.0 | H | 4 | 0 | 0 | 1 | 0 | 0 | 1 | 0 | 0 | 0 | 5 | 6 | 0.00 | 0.000 | | | | | | | | |
| 56 Tayron Guerrero, R ERA: 3.18 | (9, 1) | 1.0 | | 6 | 2 | 2 | 2 | 0 | 0 | 0 | 1 | 0 | 0 | 5 | 6 | 18.00 | 2.000 | | | | | | | | |

St. Louis Cardinals @ Miami Marlins
Roger Dean Chevrolet Stadium, Jupiter, FL
Sun Mar 17 2019, 1:09 PM - 4:46 PM EDT
Att: 5,834 - Partly Cloudy - 77 F

AB 29
R 2
H 2
RBI 1
BB 0
SO 7
LOB 7





| Batter | 1 | 2 | 3 | 4 | 5 | 6 | 7 | 8 | 9 | AB | R | H | RBI | BB | SO | LOB | BOTTOM | | | | | | | | |
|--|------------------------------|---------------------------------|------------------------------|---------------------------------|------------------------------|---------------------------------|------------------------------|---------------------------------|------------------------------|---------------------------------|------------------------------|----------------------------------|------------------------------|---------------------------------|------------------------------|---------------------------------|------------------------------|---------------------------------|----------------------------------|------------------------------------|----------------------------------|--------|--|--|--|
| 21 Curtis Granderson, L OBP: 0.174, SLG: 0.318 44 Austin Dean, R OBP: 0.362, SLG: 0.379 | K | | | | | | | | | 3 | 0 | 0 | 0 | 0 | 1 | 2 | | | | | | | | | |
| 14 Martin Prado, R OBP: 0.250, SLG: 0.304 24 Pedro Alvarez, L OBP: 0.412, SLG: 0.724 | | F7 | | | | | | | | 1 | 1 | 1 | 0 | 0 | 0 | 0 | | | | | | | | | |
| 18 Neil Walker, S OBP: 0.314, SLG: 0.400 55 Jon Berti, R OBP: 0.357, SLG: 0.435 | | | | | | | | | | 3 | 1 | 1 | 0 | 0 | 1 | 1 | | | | | | | | | |
| 18 Neil Walker, S OBP: 0.314, SLG: 0.400 55 Jon Berti, R OBP: 0.357, SLG: 0.435 | | | | | | | | | | 1 | 1 | 1 | 2 | 0 | 0 | 0 | | | | | | | | | |
| 18 Neil Walker, S OBP: 0.314, SLG: 0.400 55 Jon Berti, R OBP: 0.357, SLG: 0.435 | | | | | | | | | | 2 | 0 | 0 | 0 | 1 | 0 | 1 | | | | | | | | | |
| 18 Neil Walker, S OBP: 0.314, SLG: 0.400 55 Jon Berti, R OBP: 0.357, SLG: 0.435 | | | | | | | | | | 1 | 1 | 0 | 0 | 0 | 0 | 0 | | | | | | | | | |
| 13 Starlin Castro, R OBP: 0.200, SLG: 0.200 7 Deven Marrero, R OBP: 0.194, SLG: 0.300 | | | | | | | | | | 3 | 0 | 1 | 1 | 0 | 0 | 1 | | | | | | | | | |
| 13 Starlin Castro, R OBP: 0.200, SLG: 0.200 7 Deven Marrero, R OBP: 0.194, SLG: 0.300 | | | | | | | | | | 1 | 0 | 0 | 0 | 0 | 0 | 0 | | | | | | | | | |
| 26 Garrett Cooper, R OBP: 0.444, SLG: 0.516 81 Harold Ramirez, R OBP: 0.357, SLG: 0.360 | | | | | | | | | | 2 | 0 | 1 | 1 | 0 | 0 | 0 | | | | | | | | | |
| 26 Garrett Cooper, R OBP: 0.444, SLG: 0.516 81 Harold Ramirez, R OBP: 0.357, SLG: 0.360 | | | | | | | | | | 1 | 0 | 0 | 0 | 0 | 0 | 0 | | | | | | | | | |
| 5 Rosell Herrera, S OBP: 0.289, SLG: 0.294 71 Drew Steckenrider, R ERA: 2.57 37 Austin Brice, R ERA: 1.42 56 Tayron Guerrero, R ERA: 3.18 | | | | | | | | | | 3 | 0 | 0 | 0 | 0 | 1 | 3 | | | | | | | | | |
| 5 Rosell Herrera, S OBP: 0.289, SLG: 0.294 71 Drew Steckenrider, R ERA: 2.57 37 Austin Brice, R ERA: 1.42 56 Tayron Guerrero, R ERA: 3.18 | | | | | | | | | | 0 | 0 | 0 | 0 | 0 | 0 | 0 | | | | | | | | | |
| 5 Rosell Herrera, S OBP: 0.289, SLG: 0.294 71 Drew Steckenrider, R ERA: 2.57 37 Austin Brice, R ERA: 1.42 56 Tayron Guerrero, R ERA: 3.18 | | | | | | | | | | 0 | 0 | 0 | 0 | 0 | 0 | 0 | | | | | | | | | |
| 5 Rosell Herrera, S OBP: 0.289, SLG: 0.294 71 Drew Steckenrider, R ERA: 2.57 37 Austin Brice, R ERA: 1.42 56 Tayron Guerrero, R ERA: 3.18 | | | | | | | | | | 0 | 0 | 0 | 0 | 0 | 0 | 0 | | | | | | | | | |
| 19 Miguel Rojas, R OBP: 0.465, SLG: 0.531 12 Dixon Machado, R OBP: 0.226, SLG: 0.367 | | | | | | | | | | 3 | 0 | 0 | 0 | 0 | 0 | 0 | | | | | | | | | |
| 19 Miguel Rojas, R OBP: 0.465, SLG: 0.531 12 Dixon Machado, R OBP: 0.226, SLG: 0.367 | | | | | | | | | | 0 | 0 | 0 | 0 | 0 | 0 | 0 | | | | | | | | | |
| 28 Bryan Holaday, R OBP: 0.414, SLG: 0.360 91 Santiago Chavez, R OBP: 0.333, SLG: 0.500 | | | | | | | | | | 3 | 0 | 1 | 0 | 0 | 2 | 0 | | | | | | | | | |
| 28 Bryan Holaday, R OBP: 0.414, SLG: 0.360 91 Santiago Chavez, R OBP: 0.333, SLG: 0.500 | | | | | | | | | | 0 | 0 | 0 | 0 | 0 | 0 | 0 | | | | | | | | | |
| 36 Trevor Richards, R OBP: 0.500, SLG: 0.500 65 Gabriel Guerrero, R OBP: 0.346, SLG: 0.500 | | | | | | | | | | 1 | 0 | 1 | 0 | 0 | 0 | 0 | | | | | | | | | |
| 36 Trevor Richards, R OBP: 0.500, SLG: 0.500 65 Gabriel Guerrero, R OBP: 0.346, SLG: 0.500 | | | | | | | | | | 1 | 0 | 0 | 0 | 0 | 0 | 0 | | | | | | | | | |
| Inning Stats | R: 1 E: 0 K: 1 S: 8 | H: 3 LOB: 2 BB: 0 P: 8 | R: 0 E: 0 K: 0 S: 4 | H: 1 LOB: 1 BB: 0 P: 4 | R: 0 E: 0 K: 0 S: 3 | H: 0 LOB: 0 BB: 0 P: 3 | R: 0 E: 0 K: 0 S: 3 | H: 0 LOB: 0 BB: 0 P: 3 | R: 0 E: 0 K: 2 S: 8 | H: 1 LOB: 1 BB: 0 P: 8 | R: 1 E: 0 K: 1 S: 5 | H: 0 LOB: 1 BB: 1 P: 10 | R: 0 E: 0 K: 1 S: 5 | H: 0 LOB: 0 BB: 0 P: 5 | R: 2 E: 0 K: 0 S: 6 | H: 2 LOB: 0 BB: 0 P: 7 | R: 2 E: 1 K: 0 S: 6 | H: 2 LOB: 1 BB: 0 P: 7 | 1B: 5 2B: 1 3B: 0 HR: 1 | SF: 1 SAC: 1 DP: 0 HBP: 0 | WP: 0 PB: 0 SB: 1 CS: 0 | PA: 32 | | | |
| PITCHER | IP | WLS | BF | H | R | ER | SO | BB | IBB | HBP | BLK | WP | HR | S | P | ERA | WHIP | | | | | | | | |
| 53 John Gant, R ERA: 3.46 | (1, 1) | 4.0 | L | 16 | 4 | 1 | 1 | 1 | 0 | 0 | 0 | 0 | 0 | 18 | 18 | 2.25 | 1.000 | | | | | | | | |
| 74 Ryan Meisinger, R ERA: 2.57 | (5, 1) | 0.1 | | 2 | 1 | 0 | 0 | 1 | 0 | 0 | 0 | 0 | 0 | 4 | 4 | 0.00 | 3.000 | | | | | | | | |
| 68 Tommy Layne, L ERA: 5.4 | (5, 1) | 0.1 | | 1 | 0 | 0 | 0 | 0 | 0 | 0 | 0 | 0 | 0 | 1 | 1 | 0.00 | 0.000 | | | | | | | | |
| 70 Chris Beck, R ERA: 1.13 | (5, 1) | 1.1 | | 5 | 0 | 1 | 1 | 2 | 1 | 0 | 0 | 0 | 0 | 8 | 13 | 6.75 | 0.750 | | | | | | | | |
| 30 Tyler Webb, L ERA: 4.0 | (7, 1) | 2.0 | | 8 | 2 | 2 | 2 | 1 | 0 | 0 | 0 | 0 | 1 | 11 | 12 | 9.00 | 1.000 | | | | | | | | |

St. Louis Cardinals @ Miami Marlins
Roger Dean Chevrolet Stadium, Jupiter, FL
Sun Mar 17 2019, 1:09 PM - 4:46 PM EDT
Att: 5,834 - Partly Cloudy - 77 F

AB 29
R 4
H 7
RBI 4
BB 1
SO 5
LOB 8



| Batter | 1 | 2 | 3 | 4 | 5 | 6 | 7 | 8 | 9 | AB R H RBI BB SO LOB | TOP | | | | | | | | | | | | | | | | | | | | | | | | |
|--------------|----|-----|----|---|---|----|----|----|-----|----------------------|---|----|----|---|---|-----|------|---------|----|-----|----|---|---|----|----|----|-----|-----|-----|----|----|---|---|-----|------|
| | | | | | | | | | | | <p>New York Mets @ Miami Marlins Roger Dean Chevrolet Stadium, Jupiter, FL Tue Mar 19 2019, 1:05 PM EDT</p> <p>livebaseballscorecards.com</p> <p>AB 0 R 0 H 0 RBI 0 BB 0 SO 0 LOB 0</p>  | | | | | | | | | | | | | | | | | | | | | | | | |
| | | | | | | | | | | | | | | | | | | | | | | | | | | | | | | | | | | | |
| | | | | | | | | | | | | | | | | | | | | | | | | | | | | | | | | | | | |
| | | | | | | | | | | | | | | | | | | | | | | | | | | | | | | | | | | | |
| | | | | | | | | | | | | | | | | | | | | | | | | | | | | | | | | | | | |
| | | | | | | | | | | | | | | | | | | | | | | | | | | | | | | | | | | | |
| | | | | | | | | | | | | | | | | | | | | | | | | | | | | | | | | | | | |
| | | | | | | | | | | | | | | | | | | | | | | | | | | | | | | | | | | | |
| | | | | | | | | | | | | | | | | | | | | | | | | | | | | | | | | | | | |
| | | | | | | | | | | | | | | | | | | | | | | | | | | | | | | | | | | | |
| Inning Stats | | | | | | | | | | | 1B: 0 SF: 0 WP: 0 PA: 0 2B: 0 SAC: 0 FB: 0 3B: 0 DP: 0 SB: 0 HR: 0 HBP: 0 CS: 0 | | | | | | | | | | | | | | | | | | | | | | | | |
| PITCHER | IP | WLS | BF | H | R | ER | SO | BB | IBB | HBP | BLK | WP | HR | S | P | ERA | WHIP | PITCHER | IP | WLS | BF | H | R | ER | SO | BB | IBB | HBP | BLK | WP | HR | S | P | ERA | WHIP |

| Batter | 1 | 2 | 3 | 4 | 5 | 6 | 7 | 8 | 9 | AB R H RBI BB SO LOB | BOTTOM | | | | | | | | | | | | | | | | | | | | | | | | |
|--------------|----|-----|----|---|---|----|----|----|-----|----------------------|---|----|----|---|---|-----|------|---------|----|-----|----|---|---|----|----|----|-----|-----|-----|----|----|---|---|-----|------|
| | | | | | | | | | | | <p>New York Mets @ Miami Marlins Roger Dean Chevrolet Stadium, Jupiter, FL Tue Mar 19 2019, 1:05 PM EDT</p> <p>livebaseballscorecards.com</p> <p>AB 0 R 0 H 0 RBI 0 BB 0 SO 0 LOB 0</p>  | | | | | | | | | | | | | | | | | | | | | | | | |
| | | | | | | | | | | | | | | | | | | | | | | | | | | | | | | | | | | | |
| | | | | | | | | | | | | | | | | | | | | | | | | | | | | | | | | | | | |
| | | | | | | | | | | | | | | | | | | | | | | | | | | | | | | | | | | | |
| | | | | | | | | | | | | | | | | | | | | | | | | | | | | | | | | | | | |
| | | | | | | | | | | | | | | | | | | | | | | | | | | | | | | | | | | | |
| | | | | | | | | | | | | | | | | | | | | | | | | | | | | | | | | | | | |
| | | | | | | | | | | | | | | | | | | | | | | | | | | | | | | | | | | | |
| | | | | | | | | | | | | | | | | | | | | | | | | | | | | | | | | | | | |
| | | | | | | | | | | | | | | | | | | | | | | | | | | | | | | | | | | | |
| Inning Stats | | | | | | | | | | | 1B: 0 SF: 0 WP: 0 PA: 0 2B: 0 SAC: 0 FB: 0 3B: 0 DP: 0 SB: 0 HR: 0 HBP: 0 CS: 0 | | | | | | | | | | | | | | | | | | | | | | | | |
| PITCHER | IP | WLS | BF | H | R | ER | SO | BB | IBB | HBP | BLK | WP | HR | S | P | ERA | WHIP | PITCHER | IP | WLS | BF | H | R | ER | SO | BB | IBB | HBP | BLK | WP | HR | S | P | ERA | WHIP |

| Batter | 1 | 2 | 3 | 4 | 5 | 6 | 7 | 8 | 9 | AB | R | H | RBI | BB | SO | LOB | TOP | | | | | | | | | | | | | | | | | |
|--|------------------------------|---------------------------------|------------------------------|---------------------------------|------------------------------|---------------------------------|------------------------------|---------------------------------|------------------------------|---------------------------------|------------------------------|---------------------------------|------------------------------|----------------------------------|------------------------------|---------------------------------|--|------------------------------|---------------------------------|----------------------------------|------------------------------------|----------------------------------|---------|---------|---------|----------|----------|----------|---------|---------|--------|--------|-------------|---------------|
| 2 Adam Eaton, L (1,9) OBP: 0.489, SLG: 0.743 5 Adrián Sánchez, R (7,3) OBP: 0.277, SLG: 0.244 | 1-0 SH5-3 6 SF7 2B | | 0-0 G6-3 22 SF7 2B | | 0-0 F8 | | 1-0 22 BB 1B | | 0-0 F7 | 4 | 2 | 3 | 2 | 0 | 0 | 1 | <p>Washington Nationals @ Miami Marlins</p> <p>Roger Dean Chevrolet Stadium, Jupiter, FL</p> <p>Fri Mar 22 2019, 7:09 PM - 10:18 PM EDT</p> <p>Att. 3,569 - Clear - 73 F</p> | | | | | | | | | | | | | | | | | |
| 7 Trea Turner, R (1,6) OBP: 0.333, SLG: 0.390 8 Carter Kieboom, R (7,4) OBP: 0.370, SLG: 0.615 | 0-0 SH5-3 2-3 | | 0-0 G6-3 | | 4-0 BB | | 4-0 22 BB BB | | 0-0 F8 | 1 | 0 | 0 | 0 | 2 | 0 | 1 | | | | | | | | | | | | | | | | | | |
| 22 Juan Soto, L (1,7) OBP: 0.462, SLG: 0.683 7 Collin Cowgill, R (7,9) OBP: 0.333, SLG: 0.625 | 4-0 CS BB | | 0-0 SF7 | | 0-0 F8 | | 4-0 6 FC6-4 BB | | | 1 | 0 | 0 | 1 | 2 | 0 | 2 | | | | | | | | | | | | | | | | | | |
| 6 Anthony Rendon, R (1,5) OBP: 0.262, SLG: 0.500 11 Bengie González, S (7,6) | 0-0 SF7 | | 0-0 G5-3 | | | | 0-0 P3 | | 0-0 FC6-4 | 3 | 0 | 0 | 1 | 0 | 0 | 3 | | | | | | | | | | | | | | | | | | |
| 11 Ryan Zimmerman, R (1,10) OBP: 0.444, SLG: 0.444 2 Tyler Goeddel, R (8,PH) OBP: 0.667, SLG: 2.000 | 1-0 CS 1-2 | 0-0 G6-3 | | 0-3 K | | | 0-0 G4-3 | | 0-0 P6 | 3 | 0 | 0 | 0 | 0 | 1 | 0 | | | | | | | | | | | | | | | | | | |
| 15 Matt Adams, L (1,3) OBP: 0.258, SLG: 0.585 17 Andrew Stevenson, L (7,7) OBP: 0.255, SLG: 0.286 | | 0-3 K | | 0-3 K | | | 0-0 F7 | | 0-0 P6 | 3 | 0 | 0 | 0 | 0 | 2 | 0 | | | | | | | | | | | | | | | | | | |
| 9 Brian Dozier, R (1,4) OBP: 0.436, SLG: 0.436 71 Jake Noll, R (7,5) OBP: 0.408, SLG: 0.558 | | 0-3 K | | 0-0 F8 | | | | | 0-0 G4-3 | 3 | 0 | 0 | 0 | 0 | 2 | 0 | | | | | | | | | | | | | | | | | | |
| 10 Yan Gomes, R (1,2) OBP: 0.432, SLG: 0.771 | | | 0-0 E4 16 3B | | 0-0 7 BB 1B | | 0-0 G5-3 | | 0-3 K | 4 | 1 | 1 | 0 | 0 | 1 | 0 | | | | | | | | | | | | | | | | | | |
| 16 Victor Robles, R (1,8) OBP: 0.456, SLG: 0.533 1 Wilmer Difo, S (7,8) OBP: 0.311, SLG: 0.386 | | | 0-0 1-H 2 2B 3B | | 0-0 P3 | | 4-0 2 S 1B BB | | 0-0 1B | 2 | 2 | 1 | 1 | 1 | 0 | 1 | | | | | | | | | | | | | | | | | | |
| Inning Stats | R: 1 E: 0 K: 0 S: 3 | H: 1 LOB: 0 BB: 1 P: 9 | R: 0 E: 0 K: 2 S: 7 | H: 0 LOB: 0 BB: 0 P: 7 | R: 3 E: 1 K: 0 S: 6 | H: 2 LOB: 0 BB: 0 P: 6 | R: 0 E: 0 K: 2 S: 7 | H: 0 LOB: 0 BB: 0 P: 7 | R: 0 E: 0 K: 0 S: 4 | H: 1 LOB: 2 BB: 1 P: 8 | R: 0 E: 0 K: 0 S: 3 | H: 0 LOB: 0 BB: 0 P: 3 | R: 1 E: 0 K: 1 S: 6 | H: 1 LOB: 3 BB: 3 P: 19 | R: 0 E: 0 K: 0 S: 3 | H: 0 LOB: 0 BB: 0 P: 3 | | R: 0 E: 0 K: 1 S: 6 | H: 1 LOB: 1 BB: 0 P: 6 | 1B: 3 2B: 2 3B: 1 HR: 0 | SF: 2 SAC: 1 DP: 0 HBP: 0 | WP: 0 PB: 0 SB: 1 CS: 1 | PA: 39 | | | | | | | | | | | |
| PITCHER | IP 5.1 | WLS 22 | BF 4 | H 4 | R 4 | ER 2 | SO 4 | BB 2 | IBB 0 | HBP 0 | BLK 0 | WP 0 | HR 0 | S 28 | P 38 | ERA 3.38 | WHIP 1.125 | IP 1.0 | WLS 4 | BF 1 | H 1 | R 0 | ER 0 | SO 1 | BB 0 | IBB 0 | HBP 0 | BLK 0 | WP 0 | HR 0 | S 6 | P 6 | ERA 0.00 | WHIP 1.000 |

| | |
|-----|----|
| AB | 30 |
| R | 5 |
| H | 6 |
| RBI | 5 |
| BB | 5 |
| SO | 6 |
| LOB | 10 |



| Batter | 1 | 2 | 3 | 4 | 5 | 6 | 7 | 8 | 9 | AB | R | H | RBI | BB | SO | LOB | BOTTOM | | | | | | | | | | | | | | | | | |
|---|------------------------------|---------------------------------|------------------------------|---------------------------------|------------------------------|---------------------------------|-------------------------------|----------------------------------|------------------------------|---------------------------------|------------------------------|---------------------------------|------------------------------|---------------------------------|------------------------------|---------------------------------|--|------------------------------|---------------------------------|-----------------------------------|------------------------------------|----------------------------------|---------|---------|---------|----------|----------|----------|---------|---------|--------|--------|-------------|---------------|
| 21 Curtis Granderson, L (1,7) OBP: 0.286, SLG: 0.310 35 Riley Ferrell, R (7,1) OBP: 0.277, SLG: 0.244 71 Drew Steckenrider, R (7,1) OBP: 0.394, SLG: 0.633 37 Austin Brice, R (8,1) OBP: 0.306, SLG: 0.281 | 0-0 13 2B 1B | | 0-3 K | | 0-3 K | | 1-2 K | | 0-3 K | 4 | 1 | 1 | 0 | 0 | 3 | 2 | <p>Washington Nationals @ Miami Marlins</p> <p>Roger Dean Chevrolet Stadium, Jupiter, FL</p> <p>Fri Mar 22 2019, 7:09 PM - 10:18 PM EDT</p> <p>Att. 3,569 - Clear - 73 F</p> | | | | | | | | | | | | | | | | | |
| 14 Martín Prado, R (1,3) OBP: 0.294, SLG: 0.394 55 Jon Berti, R (7,5) OBP: 0.344, SLG: 0.407 | 0-3 K | | 0-0 F8 | | 0-0 P6 | | 0-3 K | | 0-0 79 HR 1B | 3 | 0 | 0 | 0 | 0 | 1 | 2 | | | | | | | | | | | | | | | | | | |
| 18 Neil Walker, S (1,5) OBP: 0.310, SLG: 0.541 79 Isaac Galloway, R (7,7) OBP: 0.394, SLG: 0.633 | 0-3 K | | 0-0 F8 | | 0-0 HR | | 0-3 K | | 0-1 HR | 3 | 1 | 1 | 2 | 0 | 1 | 1 | | | | | | | | | | | | | | | | | | |
| 13 Starlin Castro, R (1,4) OBP: 0.238, SLG: 0.262 81 Harold Ramírez, R (7,9) OBP: 0.394, SLG: 0.400 | 0-0 1-H 2B | | | 0-0 26 1B 1B | 0-0 26 1B 1B | | 0-0 E3 | | 0-0 P3 | 3 | 0 | 3 | 1 | 0 | 0 | 0 | | | | | | | | | | | | | | | | | | |
| 26 Garrett Cooper, R (1,9) OBP: 0.485, SLG: 0.526 65 Gabriel Guerrero, R (7,8) OBP: 0.357, SLG: 0.460 | 0-0 F8 | | | 0-0 1-2 1B | 0-0 1-3 1B | | 0-0 F9 | | | 3 | 0 | 2 | 0 | 0 | 0 | 1 | | | | | | | | | | | | | | | | | | |
| 10 JT Riddle, L (1,6) OBP: 0.224, SLG: 0.277 39 Tyler Kinley, R (9,1) | | 0-0 1B | | 0-2 K | 0-0 F7 | | 0-0 F9 | | 0-0 F9 | 4 | 0 | 1 | 0 | 0 | 1 | 4 | | | | | | | | | | | | | | | | | | |
| 5 Rosell Herrera, S (1,8) OBP: 0.271, SLG: 0.256 7 Deven Marrero, R (7,4) OBP: 0.171, SLG: 0.265 | | 0-0 L7 | | 0-3 K | 0-3 K | | 0-0 G1-3 | | 0-3 K | 3 | 0 | 0 | 0 | 0 | 1 | 3 | | | | | | | | | | | | | | | | | | |
| 17 Chad Wallach, R (1,2) OBP: 0.296, SLG: 0.333 12 Dixon Machado, R (6,PR) OBP: 0.235, SLG: 0.344 43 Wilkin Castillo, S (7,2) | | 0-3 K | | 0-3 K | | 0-0 21 S 1B | | 0-0 P6 | | 3 | 0 | 1 | 0 | 0 | 2 | 3 | | | | | | | | | | | | | | | | | | |
| 58 Dan Straily, R (1,1) OBP: 0.750, SLG: 0.500 70 Nick Anderson, R (6,1) OBP: 0.400, SLG: 0.647 64 Thomas Jones, R (9,PR) | | 0-3 K | | | 0-0 18 HR 1B | | 0-0 P5 | | 0-0 55 1B 1B | 2 | 1 | 1 | 0 | 0 | 1 | 1 | | | | | | | | | | | | | | | | | | |
| Inning Stats | R: 1 E: 0 K: 2 S: 9 | H: 2 LOB: 1 BB: 0 P: 9 | R: 0 E: 0 K: 2 S: 8 | H: 1 LOB: 0 BB: 0 P: 8 | R: 0 E: 0 K: 1 S: 5 | H: 0 LOB: 0 BB: 0 P: 5 | R: 0 E: 0 K: 3 S: 11 | H: 2 LOB: 2 BB: 0 P: 11 | R: 2 E: 0 K: 1 S: 9 | H: 4 LOB: 2 BB: 0 P: 9 | R: 0 E: 0 K: 1 S: 6 | H: 1 LOB: 2 BB: 0 P: 7 | R: 0 E: 1 K: 2 S: 8 | H: 0 LOB: 1 BB: 0 P: 8 | R: 0 E: 0 K: 1 S: 5 | H: 0 LOB: 0 BB: 0 P: 5 | | R: 2 E: 0 K: 1 S: 8 | H: 3 LOB: 1 BB: 0 P: 8 | 1B: 10 2B: 1 3B: 0 HR: 2 | SF: 0 SAC: 0 DP: 0 HBP: 0 | WP: 0 PB: 0 SB: 1 CS: 0 | PA: 40 | | | | | | | | | | | |
| PITCHER | IP 7.0 | WLS 3 | BF 3 | H 3 | R 3 | ER 3 | SO 12 | BB 0 | IBB 0 | HBP 0 | BLK 0 | WP 0 | HR 1 | S 56 | P 57 | ERA 3.86 | WHIP 1.429 | IP 1.0 | WLS H | BF 3 | H 0 | R 0 | ER 0 | SO 5 | BB 0 | IBB 0 | HBP 0 | BLK 0 | WP 0 | HR 0 | S 5 | P 5 | ERA 0.00 | WHIP 0.000 |

| | |
|-----|----|
| AB | 40 |
| R | 5 |
| H | 13 |
| RBI | 5 |
| BB | 0 |
| SO | 14 |
| LOB | 21 |



| Batter | 1 | 2 | 3 | 4 | 5 | 6 | 7 | 8 | 9 | AB | R | H | RBI | BB | SO | LOB | TOP | | | | | | | |
|--|------------------------------|---------------------------------|------------------------------|---------------------------------|------------------------------|---------------------------------|------------------------------|----------------------------------|-------------------------------|----------------------------------|------------------------------|---------------------------------|------------------------------|---------------------------------|------------------------------|---------------------------------|------------------------------|---------------------------------|----------------------------------|------------------------------------|----------------------------------|--------|--|--|
| 4 George Springer, R (1, 9) OBP: 0.380, SLG: 0.381 73 Ronnie Dawson, L (8, FR) OBP: 0.323, SLG: 0.250 | G5-3 | | | G1-3 | K | | | | L7 | 4 | 0 | 1 | 2 | 0 | 1 | 1 | | | | | | | | |
| 27 Jose Altuve, R (1, 4) OBP: 0.379, SLG: 0.440 78 Alex De Gotti, R (8, 4) | P3 | | | K | | | | 27 HR | L7 | 4 | 1 | 2 | 2 | 0 | 1 | 0 | | | | | | | | |
| 23 Michael Brantley, L (1, 7) OBP: 0.397, SLG: 0.316 92 Seth Beer, L (8, 7) | F8 | | | 10 1B | | | | 2B | G6-3 | 4 | 1 | 1 | 0 | 0 | 0 | 2 | | | | | | | | |
| 10 Yuli Gurriel, R (1, 3) OBP: 0.419, SLG: 0.564 95 Jeremy Peña, R (8, 6) | | | | 22 BB | | | | | F8 | 4 | 0 | 1 | 1 | 0 | 1 | 2 | | | | | | | | |
| 22 Josh Reddick, L (1, 10) OBP: 0.400, SLG: 0.464 99 Granden Goetzman, R (8, PH) OBP: 0.500, SLG: 0.697 | K | | | 2H | | | | | | 2 | 0 | 0 | 0 | 1 | 1 | 0 | | | | | | | | |
| 28 Robinson Chirinos, R (1, 2) OBP: 0.400, SLG: 0.600 12 Max Stassi, R (7, 2) | F7 | | | 1-2 | | | | | 1B | 3 | 0 | 0 | 0 | 0 | 1 | 2 | | | | | | | | |
| 83 Abraham Toro, S (1, 5) OBP: 0.378, SLG: 0.571 | | | | | | | | | | 4 | 0 | 2 | 0 | 0 | 0 | 0 | | | | | | | | |
| 80 Jack Mayfield, R (1, 6) OBP: 0.267, SLG: 0.310 | | | | K | | | | | G5-3 | 4 | 1 | 1 | 0 | 0 | 2 | 2 | | | | | | | | |
| 18 Tony Kemp, L (1, 8) OBP: 0.458, SLG: 0.513 | L5 | | | | | | | | | 4 | 1 | 1 | 0 | 0 | 2 | 2 | | | | | | | | |
| Inning Stats | R: 0 E: 0 K: 0 S: 3 | H: 0 LOB: 0 BB: 0 P: 3 | R: 0 E: 0 K: 1 S: 5 | H: 0 LOB: 0 BB: 0 P: 5 | R: 0 E: 0 K: 1 S: 5 | H: 0 LOB: 0 BB: 0 P: 5 | R: 1 E: 0 K: 1 S: 7 | H: 2 LOB: 2 BB: 1 P: 11 | R: 0 E: 0 K: 3 S: 10 | H: 1 LOB: 1 BB: 0 P: 10 | R: 0 E: 0 K: 1 S: 5 | H: 0 LOB: 0 BB: 0 P: 5 | R: 0 E: 0 K: 1 S: 5 | H: 0 LOB: 0 BB: 0 P: 5 | R: 4 E: 0 K: 0 S: 8 | H: 5 LOB: 2 BB: 0 P: 9 | R: 0 E: 0 K: 1 S: 6 | H: 1 LOB: 1 BB: 0 P: 6 | 1B: 4 2B: 5 3B: 0 HR: 1 | SF: 0 SAC: 0 DP: 0 HBP: 0 | WP: 0 PB: 0 SB: 0 CS: 1 | PA: 37 | | |
| PITCHER | IP | WLS | BF | H | R | ER | SO | BB | IBB | HBP | BLK | WP | HR | S | P | ERA | WHIP | | | | | | | |
| 62 José Ureña, R (1, 1) ERA: 2.63 | 3.0 | | 9 | 0 | 0 | 0 | 2 | 0 | 0 | 0 | 0 | 0 | 0 | 13 | 13 | 0.00 | 0.000 | | | | | | | |
| 31 Caleb Smith, L (4, 1) ERA: 4.05 | 4.1 | L | 21 | 8 | 5 | 5 | 6 | 1 | 0 | 0 | 0 | 0 | 1 | 32 | 37 | 10.38 | 2.077 | | | | | | | |
| 37 Austin Brice, R (8, 1) ERA: 1.13 | 0.2 | | 3 | 1 | 0 | 0 | 0 | 0 | 0 | 0 | 0 | 0 | 0 | 3 | 3 | 0.00 | 1.500 | | | | | | | |
| 88 Brian Moran, L (9, 1) ERA: 1.93 | 1.0 | | 4 | 1 | 0 | 0 | 1 | 0 | 0 | 0 | 0 | 0 | 0 | 6 | 6 | 0.00 | 1.000 | | | | | | | |

Houston Astros @ Miami Marlins
Roger Dean Chevrolet Stadium, Jupiter, FL
Sat Mar 23 2019, 7:09 PM - 9:37 PM EDT
Att. 4,234 - Clear - 74 F

| | |
|-----|----|
| AB | 36 |
| R | 5 |
| H | 10 |
| RBI | 5 |
| BB | 1 |
| SO | 9 |
| LOB | 14 |



| Batter | 1 | 2 | 3 | 4 | 5 | 6 | 7 | 8 | 9 | AB | R | H | RBI | BB | SO | LOB | BOTTOM | | | | | | | |
|--|------------------------------|---------------------------------|-------------------------------|----------------------------------|------------------------------|---------------------------------|------------------------------|---------------------------------|------------------------------|---------------------------------|------------------------------|---------------------------------|------------------------------|---------------------------------|------------------------------|---------------------------------|----------------------------------|------------------------------------|----------------------------------|--------|--|--|--|--|
| 38 Jorge Alfaro, R (1, 2) OBP: 0.429, SLG: 0.429 65 Gabriel Guerrero, R (6, 9) OBP: 0.353, SLG: 0.444 | K | | | | | | | | F8 | 2 | 0 | 1 | 0 | 0 | 1 | 0 | | | | | | | | |
| 21 Curtis Granderson, L (1, 7) OBP: 0.206, SLG: 0.281 81 Harold Ramirez, R (7, 7) | L4-3 | | | 1B | | | | | K | 3 | 0 | 0 | 0 | 0 | 1 | 1 | | | | | | | | |
| 15 Brian Anderson, R (1, 5) OBP: 0.461, SLG: 0.667 7 Devan Marrero, R (8, 5) OBP: 0.167, SLG: 0.257 | K | | | | | | | | K | 3 | 0 | 0 | 0 | 0 | 2 | 0 | | | | | | | | |
| 18 Neil Walker, S (1, 3) OBP: 0.289, SLG: 0.500 2 Yadiel Rivera, R (8, 3) OBP: 0.306, SLG: 0.281 | | | | | | | | | | 3 | 0 | 0 | 0 | 0 | 2 | 0 | | | | | | | | |
| 13 Starlin Castro, R (1, 4) OBP: 0.222, SLG: 0.244 55 Jon Berti, R (8, 4) OBP: 0.344, SLG: 0.407 | | | | | | | | | | 0 | 0 | 0 | 0 | 0 | 0 | 0 | | | | | | | | |
| 26 Garrett Cooper, R (1, 9) OBP: 0.467, SLG: 0.525 91 Santiago Chávez, R (6, 2) OBP: 0.308, SLG: 0.462 | | | | | | | | | | 2 | 0 | 1 | 0 | 0 | 0 | 0 | | | | | | | | |
| 9 Lewis Brinson, R (1, 8) OBP: 0.302, SLG: 0.608 88 Brian Moran, L (9, 1) | | | | | | | | | | 3 | 0 | 1 | 0 | 0 | 2 | 1 | | | | | | | | |
| 19 Miguel Rojas, R (1, 6) OBP: 0.452, SLG: 0.488 12 Dixon Machado, R (8, 6) OBP: 0.229, SLG: 0.333 | | | | | | | | | | 1 | 0 | 0 | 0 | 0 | 0 | 1 | | | | | | | | |
| 62 José Ureña, R (1, 1) 31 Caleb Smith, R (4, 1) 37 Austin Brice, R (8, 1) 79 Isaac Galloway, R (8, PH) OBP: 0.382, SLG: 0.613 | | | | | | | | | | 1 | 0 | 0 | 0 | 0 | 0 | 0 | | | | | | | | |
| Inning Stats | R: 0 E: 0 K: 2 S: 7 | H: 0 LOB: 0 BB: 0 P: 7 | R: 0 E: 0 K: 3 S: 10 | H: 1 LOB: 1 BB: 0 P: 10 | R: 0 E: 0 K: 2 S: 8 | H: 1 LOB: 1 BB: 0 P: 8 | R: 0 E: 0 K: 2 S: 7 | H: 0 LOB: 0 BB: 0 P: 7 | R: 0 E: 0 K: 1 S: 5 | H: 0 LOB: 0 BB: 0 P: 5 | R: 0 E: 0 K: 2 S: 7 | H: 0 LOB: 0 BB: 0 P: 7 | R: 0 E: 0 K: 1 S: 6 | H: 1 LOB: 1 BB: 0 P: 6 | R: 0 E: 0 K: 2 S: 7 | H: 0 LOB: 0 BB: 0 P: 7 | 1B: 2 2B: 1 3B: 0 HR: 0 | SF: 0 SAC: 0 DP: 0 HBP: 0 | WP: 0 PB: 0 SB: 0 CS: 0 | PA: 30 | | | | |
| PITCHER | IP | WLS | BF | H | R | ER | SO | BB | IBB | HBP | BLK | WP | HR | S | P | ERA | WHIP | | | | | | | |
| 35 Justin Verlander, R (1, 1) ERA: 2.6 | 4.0 | | 14 | 2 | 0 | 0 | 9 | 0 | 0 | 0 | 0 | 0 | 0 | 5 | 5 | 0.00 | 0.000 | | | | | | | |
| 54 Roberto Osuna, R (5, 1) ERA: 1.78 | 1.0 | H | 3 | 0 | 0 | 0 | 1 | 0 | 0 | 0 | 0 | 0 | 0 | 7 | 7 | 0.00 | 0.000 | | | | | | | |
| 30 Hector Rondón, R (7, 1) ERA: 2.08 | 1.0 | H | 3 | 0 | 0 | 0 | 2 | 0 | 0 | 0 | 0 | 0 | 0 | 7 | 7 | 0.00 | 0.000 | | | | | | | |
| 39 Josh James, R (8, 1) ERA: 1.00 | 1.0 | | 4 | 1 | 0 | 0 | 1 | 0 | 0 | 0 | 0 | 0 | 0 | 6 | 6 | 0.00 | 1.000 | | | | | | | |

Houston Astros @ Miami Marlins
Roger Dean Chevrolet Stadium, Jupiter, FL
Sat Mar 23 2019, 7:09 PM - 9:37 PM EDT
Att. 4,234 - Clear - 74 F

| | |
|-----|----|
| AB | 30 |
| R | 0 |
| H | 3 |
| RBI | 0 |
| BB | 0 |
| SO | 17 |
| LOB | 4 |



| Batter | 1 | 2 | 3 | 4 | 5 | 6 | 7 | 8 | 9 | AB | R | H | RBI | BB | SO | LOB | TOP | | | | | |
|--|------------------------------|---------------------------------|------------------------------|---------------------------------|------------------------------|---------------------------------|------------------------------|---------------------------------|------------------------------|---------------------------------|------------------------------|---------------------------------|------------------------------|---------------------------------|------------------------------|---------------------------------|------------------------------|---------------------------------|----------------------------------|------------------------------------|----------------------------------|--------|
| 10 JT Riddle, L (1,6) OBP: 0.212, SLG: 0.260 55 Jon Berti, R (6,6) OBP: 0.333, SLG: 0.393 | F9 | | K | | | G6-3 | | G4-3 | | 3 | 0 | 0 | 0 | 0 | 1 | 1 | | | | | | |
| 14 Martín Prado, R (1,3) OBP: 0.297, SLG: 0.389 2 Yadiel Rivera, R (6, PR) OBP: 0.324, SLG: 0.303 | F7 | | | | | F8 | | 1B | | 3 | 0 | 1 | 0 | 0 | 0 | 0 | | | | | | |
| 15 Brian Anderson, R (1,5) OBP: 0.456, SLG: 0.625 12 Dixon Machado, R (6,5) OBP: 0.222, SLG: 0.324 | F9 | | | | | G6-3 | | G6-3 | | 3 | 0 | 0 | 0 | 0 | 0 | 1 | | | | | | |
| 26 Garrett Cooper, R (1,9) OBP: 0.438, SLG: 0.488 79 Isaac Galloway, R (7,9) OBP: 0.392, SLG: 0.613 | | K | | | | G5-3 | | G3 | | 3 | 0 | 0 | 0 | 0 | 1 | 0 | | | | | | |
| 38 Jorge Alfaro, R (1,10) OBP: 0.300, SLG: 0.300 22 Joe Dunand, R (9, PH) (9,10) | G6-3 | | | | | K | | K | | 3 | 0 | 0 | 0 | 0 | 2 | 0 | | | | | | |
| 9 Lewis Brinson, R (1,8) OBP: 0.394, SLG: 0.593 65 Gabriel Guerrero, R (7, PR) OBP: 0.323, SLG: 0.429 | G5-3 | | | | | K | | 1B | | 3 | 0 | 1 | 0 | 0 | 1 | 0 | | | | | | |
| 81 Harold Ramírez, R (1,7) OBP: 0.351, SLG: 0.441 | | | K | | | 3B | | G3 | | 3 | 0 | 1 | 0 | 0 | 1 | 1 | | | | | | |
| 17 Chad Wallach, R (1,2) OBP: 0.276, SLG: 0.308 45 Jack Murphy, S (7,2) OBP: 1.000, SLG: 1.000 | G6-3 | | | | | G5-3 | | 1B | | 2 | 0 | 0 | 0 | 0 | 0 | 1 | | | | | | |
| 5 Rosell Herrera, S (1,4) OBP: 0.275, SLG: 0.283 7 Deven Marrero, R (8,4) OBP: 0.167, SLG: 0.257 | | | | | | F8 | | G4-3 | | 3 | 0 | 1 | 0 | 0 | 0 | 1 | | | | | | |
| Inning Stats | R: 0 E: 0 K: 0 S: 3 | H: 0 LOB: 0 BB: 0 P: 4 | R: 0 E: 0 K: 1 S: 5 | H: 0 LOB: 0 BB: 0 P: 5 | R: 0 E: 0 K: 2 S: 8 | H: 1 LOB: 1 BB: 0 P: 8 | R: 0 E: 0 K: 0 S: 3 | H: 0 LOB: 0 BB: 0 P: 3 | R: 0 E: 0 K: 2 S: 8 | H: 1 LOB: 1 BB: 0 P: 8 | R: 0 E: 0 K: 0 S: 4 | H: 1 LOB: 2 BB: 0 P: 5 | R: 0 E: 0 K: 1 S: 6 | H: 1 LOB: 1 BB: 0 P: 6 | R: 1 E: 0 K: 0 S: 5 | H: 2 LOB: 1 BB: 0 P: 5 | R: 0 E: 0 K: 0 S: 3 | H: 0 LOB: 1 BB: 0 P: 3 | 1B: 4 2B: 1 3B: 1 HR: 0 | SF: 0 SAC: 1 DP: 0 HBP: 0 | WP: 0 PB: 0 SB: 1 CS: 0 | PA: 33 |
| PITCHER | IP | WLS | BF | H | R | ER | SO | BB | IBB | HBP | BLK | WP | HR | S | P | ERA | WHIP | | | | | |
| 22 Jack Flaherty, R (1,1) ERA: 2.12 | 4.0 | | 13 | 1 | 0 | 0 | 3 | 0 | 0 | 0 | 0 | 0 | 0 | 19 | 20 | 0.00 | 0.250 | | | | | |
| 61 Kodi Whitley, R (5,1) ERA: | 1.0 | H | 4 | 1 | 0 | 0 | 2 | 0 | 0 | 0 | 0 | 0 | 0 | 8 | 8 | 0.00 | 1.000 | | | | | |
| 30 Tyler Webb, L (6,1) ERA: 2.77 | 2.0 | H | 8 | 2 | 0 | 0 | 1 | 0 | 0 | 0 | 0 | 0 | 0 | 10 | 11 | 0.00 | 1.000 | | | | | |
| 36 Jesus Cruz, R (8,1) ERA: 4.5 | 0.2 | B | 4 | 2 | 1 | 1 | 0 | 0 | 0 | 0 | 0 | 0 | 0 | 4 | 4 | 13.50 | 3.000 | | | | | |
| 70 Chris Beck, R (8,1) ERA: 1.59 | 1.1 | W | 4 | 0 | 0 | 0 | 0 | 0 | 0 | 0 | 0 | 0 | 0 | 4 | 4 | 0.00 | 0.000 | | | | | |

Miami Marlins @ St. Louis Cardinals
Roger Dean Chevrolet Stadium, Jupiter, FL
Sun Mar 24 2019, 1:11 PM - 3:26 PM EDT
Att: 6,656 - Partly Cloudy - 78 F

| | |
|-----|----|
| AB | 32 |
| R | 1 |
| H | 6 |
| RBI | 1 |
| BB | 0 |
| SO | 6 |
| LOB | 9 |



| Batter | 1 | 2 | 3 | 4 | 5 | 6 | 7 | 8 | 9 | AB | R | H | RBI | BB | SO | LOB | BOTTOM | | | | | |
|--|------------------------------|---------------------------------|------------------------------|---------------------------------|------------------------------|---------------------------------|------------------------------|---------------------------------|------------------------------|---------------------------------|------------------------------|---------------------------------|------------------------------|---------------------------------|------------------------------|---------------------------------|----------------------------------|------------------------------------|----------------------------------|--------|--|--|
| 13 Matt Carpenter, L (1,5) OBP: 0.294, SLG: 0.483 33 Drew Robinson, L (2,5) OBP: 0.281, SLG: 0.339 | K | | K | | | K | | | F8 | 1 | 0 | 0 | 0 | 0 | 1 | 0 | | | | | | |
| 46 Paul Goldschmidt, R (1,3) OBP: 0.379, SLG: 0.650 16 Evan Mendoza, R (4,3) OBP: 0.292, SLG: 0.348 | HR | | F7 | | | F9 | | 1B | | 2 | 1 | 1 | 1 | 0 | 0 | 0 | | | | | | |
| 12 Paul DeJong, R (1,6) OBP: 0.281, SLG: 0.412 76 Jose Martinez, S (5,9) | P3 | | | | | F7 | | F7 | | 2 | 0 | 0 | 0 | 0 | 0 | 0 | | | | | | |
| 23 Marcell Ozuna, R (1,7) OBP: 0.340, SLG: 0.462 84 Andrew Knizner, R (5,2) OBP: 0.310, SLG: 0.590 | K | | | | | G6-3 | | G3 | | 2 | 0 | 0 | 0 | 0 | 1 | 0 | | | | | | |
| 4 Yadier Molina, R (1,2) OBP: 0.294, SLG: 0.313 34 Yairo Muñoz, R (4, PR) OBP: 0.302, SLG: 0.333 | E3 | | | | | 2B | | L8 | | 2 | 0 | 1 | 0 | 0 | 0 | 0 | | | | | | |
| 25 Dexter Fowler, S (1,9) OBP: 0.231, SLG: 0.340 91 Dylan Carlson, S (5,7) OBP: 0.353, SLG: 0.364 | L8 | | | | | K | | G4-3 | | 2 | 0 | 0 | 0 | 0 | 1 | 2 | | | | | | |
| 16 Kolten Wong, L (1,4) OBP: 0.318, SLG: 0.395 41 Tyler O'Neill, R (6,8) OBP: 0.319, SLG: 0.541 | K | | | | | K | | K | | 2 | 0 | 0 | 0 | 0 | 2 | 1 | | | | | | |
| 48 Harrison Bader, R (1,8) OBP: 0.293, SLG: 0.250 82 Tommy Edman, S (6,4) OBP: 0.392, SLG: 0.511 | K | | | | | P4 | | G6-3 | | 2 | 0 | 0 | 0 | 0 | 1 | 1 | | | | | | |
| 22 Jack Flaherty, R (1,1) ERA: 2.12 61 Kodi Whitley, R (5,1) ERA: 30 Tyler Webb, L (6,1) ERA: 2.77 36 Jesus Cruz, R (8,1) ERA: 4.5 70 Chris Beck, R (8,1) ERA: 1.59 | G6-3 | | | | | G5-3 | | F9 | | 1 | 0 | 0 | 0 | 0 | 0 | 0 | | | | | | |
| Inning Stats | R: 1 E: 0 K: 2 S: 8 | H: 1 LOB: 0 BB: 0 P: 9 | R: 0 E: 1 K: 2 S: 8 | H: 0 LOB: 1 BB: 0 P: 8 | R: 0 E: 0 K: 1 S: 5 | H: 0 LOB: 0 BB: 0 P: 5 | R: 0 E: 0 K: 1 S: 6 | H: 1 LOB: 1 BB: 0 P: 6 | R: 0 E: 0 K: 1 S: 5 | H: 0 LOB: 0 BB: 0 P: 5 | R: 0 E: 0 K: 0 S: 3 | H: 0 LOB: 0 BB: 0 P: 3 | R: 0 E: 0 K: 1 S: 5 | H: 0 LOB: 0 BB: 0 P: 5 | R: 1 E: 0 K: 0 S: 2 | H: 1 LOB: 1 BB: 0 P: 2 | 1B: 1 2B: 1 3B: 0 HR: 1 | SF: 0 SAC: 0 DP: 0 HBP: 0 | WP: 0 PB: 0 SB: 0 CS: 0 | PA: 29 | | |
| PITCHER | IP | WLS | BF | H | R | ER | SO | BB | IBB | HBP | BLK | WP | HR | S | P | ERA | WHIP | | | | | |
| 36 Zac Gallen, R (1,1) ERA: 3.0 | 5.0 | | 18 | 2 | 1 | 1 | 7 | 0 | 0 | 0 | 0 | 0 | 0 | 1 | 32 | 33 | 1.80 | 0.400 | | | | |
| 39 Tyler Kinley, R (6,1) ERA: 2.35 | 1.0 | | 3 | 0 | 0 | 0 | 1 | 0 | 0 | 0 | 0 | 0 | 0 | 5 | 5 | 0.00 | 0.000 | | | | | |
| 33 Mike Kickham, L (7,1) ERA: 1.29 | 1.0 | | 3 | 0 | 0 | 0 | 0 | 0 | 0 | 0 | 0 | 0 | 0 | 3 | 3 | 0.00 | 0.000 | | | | | |
| 67 R.J. Alvarez, R (8,1) ERA: 7.5 | 1.0 | | 3 | 0 | 0 | 0 | 1 | 0 | 0 | 0 | 0 | 0 | 0 | 5 | 5 | 0.00 | 0.000 | | | | | |
| 45 Tommy Eveld, R (9,1) ERA: | 0.1 | L | 2 | 1 | 1 | 0 | 0 | 0 | 0 | 0 | 0 | 0 | 0 | 2 | 2 | 0.00 | 3.000 | | | | | |

Miami Marlins @ St. Louis Cardinals
Roger Dean Chevrolet Stadium, Jupiter, FL
Sun Mar 24 2019, 1:11 PM - 3:26 PM EDT
Att: 6,656 - Partly Cloudy - 78 F

| | |
|-----|----|
| AB | 28 |
| R | 2 |
| H | 3 |
| RBI | 2 |
| BB | 0 |
| SO | 9 |
| LOB | 4 |



| Batter | 1 | 2 | 3 | 4 | 5 | 6 | 7 | 8 | 9 | AB | R | H | RBI | BB | SO | LOB | TOP | | | | | |
|------------------------------|---|----------------------------------|-------------------------------|----------------------------------|-------------------------------|----------------------------------|-------------------------------|----------------------------------|-------------------------------|----------------------------------|------------------------------|----------------------------------|------------------------------|----------------------------------|------------------------------|----------------------------------|--|----------------------------------|----------------------------------|------------------------------------|----------------------------------|--------|
| 19 Charlie Blackmon, L (1.9) | | | | | | | | | | 5 | 0 | 0 | 0 | 0 | 1 | 3 | Colorado Rockies @ Miami Marlins Marlins Park, Miami, FL Thu Mar 28 2019, 4:16 PM - 7:07 PM EDT Att: 25,423 - Roof Closed - 71 F | | | | | |
| 9 Daniel Murphy, L (1.3) | | | | | | | | | | 5 | 0 | 0 | 0 | 0 | 0 | 1 | | | | | | |
| 28 Nolan Arenado, R (1.5) | | | | | | | | | | 5 | 1 | 1 | 0 | 0 | 0 | 0 | | | | | | |
| 27 Trevor Story, R (1.6) | | | | | | | | | | 3 | 2 | 1 | 1 | 1 | 0 | 1 | | | | | | |
| 26 David Dahl, L (1.7) | | | | | | | | | | 4 | 2 | 3 | 1 | 0 | 1 | 1 | | | | | | |
| 20 Ian Desmond, R (1.8) | | | | | | | | | | 4 | 0 | 1 | 1 | 0 | 1 | 3 | | | | | | |
| 24 Ryan McMahon, L (1.4) | | | | | | | | | | 4 | 1 | 1 | 1 | 0 | 0 | 2 | | | | | | |
| 42 Chris Iannetta, R (1.2) | | | | | | | | | | 3 | 0 | 2 | 1 | 1 | 1 | 0 | | | | | | |
| 21 Kyle Freeland, L (1.1) | | | | | | | | | | 2 | 0 | 0 | 0 | 1 | 2 | 1 | | | | | | |
| 15 Raimel Tapia, L (8,PH) | | | | | | | | | | 1 | 0 | 0 | 0 | 0 | 1 | 1 | | | | | | |
| 45 Scott Oberg, R (8.1) | | | | | | | | | | 0 | 0 | 0 | 0 | 0 | 0 | 0 | | | | | | |
| 18 Seungwan Oh, R (9.1) | | | | | | | | | | 0 | 0 | 0 | 0 | 0 | 0 | 0 | | | | | | |
| Inning Stats | R: 0 E: 0 K: 0 S: 10 | H: 0 LOB: 0 BB: 0 P: 16 | R: 0 E: 0 K: 0 S: 13 | H: 1 LOB: 1 BB: 0 P: 19 | R: 0 E: 0 K: 0 S: 10 | H: 1 LOB: 1 BB: 1 P: 18 | R: 4 E: 2 K: 2 S: 15 | H: 4 LOB: 1 BB: 0 P: 20 | R: 2 E: 0 K: 0 S: 14 | H: 3 LOB: 1 BB: 0 P: 23 | R: 0 E: 0 K: 2 S: 8 | H: 0 LOB: 0 BB: 0 P: 10 | R: 0 E: 0 K: 1 S: 8 | H: 0 LOB: 1 BB: 1 P: 15 | R: 0 E: 0 K: 1 S: 9 | H: 0 LOB: 1 BB: 1 P: 13 | R: 0 E: 0 K: 1 S: 11 | H: 0 LOB: 0 BB: 0 P: 15 | 1B: 3 2B: 6 3B: 0 HR: 1 | SF: 0 SAC: 0 DP: 1 HBP: 0 | WP: 1 PB: 0 SB: 0 CS: 0 | PA: 39 |
| PITCHER | IP WLS BF H R ER SO BB IBB HBP BLK WP HR S P ERA WHIP | | | | | | | | | | | | | | | | | | | | | |
| 62 José Ureña, R (1.1) | 4.2 L 24 9 6 5 2 1 0 0 0 0 1 1 60 94 9.64 2.143 | | | | | | | | | | | | | | | | | | | | | |
| 70 Nick Anderson, R (5.1) | 0.1 1 0 0 0 0 0 0 0 0 0 0 0 2 2 0.00 0.000 | | | | | | | | | | | | | | | | | | | | | |
| 56 Tayron Guerrero, R (6.1) | 1.0 3 0 0 0 2 0 0 0 0 0 0 0 8 10 0.00 0.000 | | | | | | | | | | | | | | | | | | | | | |
| 37 Austin Brice, R (7.1) | 2.0 8 0 0 0 2 2 0 0 0 0 0 0 17 28 0.00 1.000 | | | | | | | | | | | | | | | | | | | | | |
| 39 Tyler Kinley, R (9.1) | 1.0 3 0 0 0 1 0 0 0 0 0 0 0 11 15 0.00 0.000 | | | | | | | | | | | | | | | | | | | | | |

| Batter | 1 | 2 | 3 | 4 | 5 | 6 | 7 | 8 | 9 | AB | R | H | RBI | BB | SO | LOB | BOTTOM | | | | | |
|-----------------------------|---|----------------------------------|-------------------------------|----------------------------------|------------------------------|---------------------------------|-------------------------------|----------------------------------|------------------------------|----------------------------------|------------------------------|----------------------------------|-------------------------------|----------------------------------|------------------------------|----------------------------------|--|----------------------------------|----------------------------------|------------------------------------|----------------------------------|--------|
| 9 Lewis Brinson, R (1.8) | | | | | | | | | | 4 | 0 | 0 | 0 | 0 | 1 | 0 | Colorado Rockies @ Miami Marlins Marlins Park, Miami, FL Thu Mar 28 2019, 4:16 PM - 7:07 PM EDT Att: 25,423 - Roof Closed - 71 F | | | | | |
| 15 Brian Anderson, R (1.5) | | | | | | | | | | 4 | 0 | 0 | 0 | 0 | 2 | 0 | | | | | | |
| 13 Starlin Castro, R (1.4) | | | | | | | | | | 4 | 0 | 1 | 0 | 0 | 1 | 0 | | | | | | |
| 26 Garrett Cooper, R (1.9) | | | | | | | | | | 4 | 0 | 0 | 0 | 0 | 1 | 1 | | | | | | |
| 14 Martín Prado, R (1.3) | | | | | | | | | | 4 | 0 | 0 | 0 | 0 | 0 | 1 | | | | | | |
| 38 Jorge Alfaro, R (1.2) | | | | | | | | | | 3 | 1 | 1 | 1 | 0 | 1 | 0 | | | | | | |
| 19 Miguel Rojas, R (1.6) | | | | | | | | | | 3 | 0 | 0 | 0 | 1 | 0 | 2 | | | | | | |
| 5 Rosell Herrera, S (1.7) | | | | | | | | | | 3 | 0 | 0 | 0 | 0 | 0 | 3 | | | | | | |
| 62 José Ureña, R (1.1) | | | | | | | | | | 1 | 0 | 0 | 0 | 0 | 1 | 0 | | | | | | |
| 70 Nick Anderson, R (5.1) | | | | | | | | | | 0 | 0 | 0 | 0 | 0 | 0 | 0 | | | | | | |
| 56 Tayron Guerrero, R (6.1) | | | | | | | | | | 0 | 0 | 0 | 0 | 0 | 0 | 0 | | | | | | |
| 10 JT Riddle, L (6,PH) | | | | | | | | | | 1 | 1 | 1 | 0 | 0 | 0 | 0 | | | | | | |
| 37 Austin Brice, R (7.1) | | | | | | | | | | 0 | 0 | 0 | 0 | 0 | 0 | 0 | | | | | | |
| 18 Neil Walker, S (8,PH) | | | | | | | | | | 1 | 1 | 1 | 0 | 0 | 0 | 0 | | | | | | |
| 39 Tyler Kinley, R (9.1) | | | | | | | | | | 0 | 0 | 0 | 0 | 0 | 0 | 0 | | | | | | |
| Inning Stats | R: 0 E: 0 K: 2 S: 8 | H: 0 LOB: 0 BB: 0 P: 13 | R: 0 E: 0 K: 1 S: 12 | H: 0 LOB: 0 BB: 0 P: 15 | R: 0 E: 0 K: 1 S: 7 | H: 0 LOB: 0 BB: 0 P: 9 | R: 0 E: 0 K: 0 S: 11 | H: 1 LOB: 1 BB: 0 P: 16 | R: 0 E: 0 K: 0 S: 8 | H: 0 LOB: 0 BB: 1 P: 12 | R: 1 E: 0 K: 1 S: 6 | H: 1 LOB: 0 BB: 0 P: 11 | R: 0 E: 1 K: 0 S: 10 | H: 0 LOB: 2 BB: 0 P: 17 | R: 1 E: 0 K: 1 S: 8 | H: 1 LOB: 0 BB: 0 P: 10 | R: 1 E: 0 K: 1 S: 14 | H: 1 LOB: 0 BB: 0 P: 18 | 1B: 1 2B: 0 3B: 0 HR: 3 | SF: 0 SAC: 0 DP: 0 HBP: 1 | WP: 0 PB: 0 SB: 0 CS: 0 | PA: 34 |
| PITCHER | IP WLS BF H R ER SO BB IBB HBP BLK WP HR S P ERA WHIP | | | | | | | | | | | | | | | | | | | | | |
| 21 Kyle Freeland, L (1.1) | 7.0 W 26 2 1 1 1 1 0 0 0 0 0 1 8 10 9.00 1.000 | | | | | | | | | | | | | | | | | | | | | |
| 45 Scott Oberg, R (8.1) | 1.0 4 1 1 1 1 0 0 0 0 0 0 1 8 10 9.00 1.000 | | | | | | | | | | | | | | | | | | | | | |
| 18 Seungwan Oh, R (9.1) | 1.0 4 1 1 1 1 0 0 0 0 0 0 1 14 18 9.00 1.000 | | | | | | | | | | | | | | | | | | | | | |

| | |
|-----|----|
| AB | 36 |
| R | 6 |
| H | 9 |
| RBI | 5 |
| BB | 3 |
| SO | 7 |
| LOB | 13 |



| Batter | 1 | 2 | 3 | 4 | 5 | 6 | 7 | 8 | 9 | AB | R | H | RBI | BB | SO | LOB | TOP | | | | | | | | |
|---|---|---|---|---|---|---|---|---|---|---|---|---|---|---|---|---|---|---|---|---|---|---|---|---|---|
| 19 Charlie Blackmon, L OBP: 0.300, SLG: 0.400 | | | | | | | | | | 5 | 1 | 3 | 2 | 0 | 0 | 0 | | | | | | | | | |
| 9 Daniel Murphy, L OBP: 0.100, SLG: 0.100 | | | | | | | | | | 5 | 1 | 1 | 0 | 0 | 0 | 2 | | | | | | | | | |
| 28 Nolan Arenado, R OBP: 0.300, SLG: 0.400 | | | | | | | | | | 5 | 0 | 2 | 1 | 0 | 1 | 1 | | | | | | | | | |
| 27 Trevor Story, R OBP: 0.444, SLG: 0.714 | | | | | | | | | | 4 | 1 | 1 | 1 | 1 | 1 | 2 | | | | | | | | | |
| 26 David Dahl, L OBP: 0.556, SLG: 0.750 | | | | | | | | | | 4 | 0 | 1 | 1 | 1 | 2 | 2 | | | | | | | | | |
| 20 Ian Desmond, R OBP: 0.111, SLG: 0.222 | | | | | | | | | | 5 | 0 | 0 | 0 | 0 | 1 | 4 | | | | | | | | | |
| 24 Ryan McMahon, L OBP: 0.500, SLG: 0.667 | | | | | | | | | | 2 | 2 | 1 | 0 | 2 | 0 | 0 | | | | | | | | | |
| 14 Tony Wolters, L OBP: 0.500, SLG: 0.750 | | | | | | | | | | 4 | 1 | 2 | 1 | 0 | 0 | 1 | | | | | | | | | |
| 48 Germán Márquez, R 1 Garrett Hampson, R 63 DJ Johnson, L 38 Mike Dunn, L 15 Raimel Tapia, L 29 Bryan Shaw, S | | | | | | | | | | 2 | 0 | 0 | 0 | 0 | 0 | 2 | | | | | | | | | |
| Inning Stats | R: 0 E: 0 K: 0 S: 9 | H: 1 LOB: 1 BB: 0 P: 15 | R: 0 E: 0 K: 0 S: 9 | H: 1 LOB: 2 BB: 1 P: 18 | R: 0 E: 0 K: 1 S: 9 | H: 1 LOB: 1 BB: 0 P: 14 | R: 0 E: 0 K: 2 S: 8 | H: 0 LOB: 0 BB: 0 P: 9 | R: 0 E: 0 K: 1 S: 5 | H: 0 LOB: 0 BB: 0 P: 7 | R: 1 E: 0 K: 1 S: 12 | H: 1 LOB: 1 BB: 0 P: 18 | R: 1 E: 0 K: 0 S: 10 | H: 2 LOB: 1 BB: 0 P: 17 | R: 0 E: 0 K: 0 S: 7 | H: 0 LOB: 1 BB: 1 P: 14 | R: 4 E: 0 K: 1 S: 21 | H: 5 LOB: 2 BB: 1 P: 35 | 1B: 7 2B: 4 3B: 0 HR: 0 | SF: 0 SAC: 0 DP: 0 HBP: 0 | WP: 1 PB: 0 SB: 1 CS: 0 | PA: 42 | | | |
| PITCHER | IP WLS BF H R ER SO BB IBB HBP BLK WP HR S P ERA WHIP | IP WLS BF H R ER SO BB IBB HBP BLK WP HR S P ERA WHIP | IP WLS BF H R ER SO BB IBB HBP BLK WP HR S P ERA WHIP | IP WLS BF H R ER SO BB IBB HBP BLK WP HR S P ERA WHIP | IP WLS BF H R ER SO BB IBB HBP BLK WP HR S P ERA WHIP | IP WLS BF H R ER SO BB IBB HBP BLK WP HR S P ERA WHIP | IP WLS BF H R ER SO BB IBB HBP BLK WP HR S P ERA WHIP | IP WLS BF H R ER SO BB IBB HBP BLK WP HR S P ERA WHIP | IP WLS BF H R ER SO BB IBB HBP BLK WP HR S P ERA WHIP | IP WLS BF H R ER SO BB IBB HBP BLK WP HR S P ERA WHIP | IP WLS BF H R ER SO BB IBB HBP BLK WP HR S P ERA WHIP | IP WLS BF H R ER SO BB IBB HBP BLK WP HR S P ERA WHIP | IP WLS BF H R ER SO BB IBB HBP BLK WP HR S P ERA WHIP | IP WLS BF H R ER SO BB IBB HBP BLK WP HR S P ERA WHIP | IP WLS BF H R ER SO BB IBB HBP BLK WP HR S P ERA WHIP | IP WLS BF H R ER SO BB IBB HBP BLK WP HR S P ERA WHIP | IP WLS BF H R ER SO BB IBB HBP BLK WP HR S P ERA WHIP | IP WLS BF H R ER SO BB IBB HBP BLK WP HR S P ERA WHIP | IP WLS BF H R ER SO BB IBB HBP BLK WP HR S P ERA WHIP | IP WLS BF H R ER SO BB IBB HBP BLK WP HR S P ERA WHIP | IP WLS BF H R ER SO BB IBB HBP BLK WP HR S P ERA WHIP | IP WLS BF H R ER SO BB IBB HBP BLK WP HR S P ERA WHIP | IP WLS BF H R ER SO BB IBB HBP BLK WP HR S P ERA WHIP | IP WLS BF H R ER SO BB IBB HBP BLK WP HR S P ERA WHIP | IP WLS BF H R ER SO BB IBB HBP BLK WP HR S P ERA WHIP |

Colorado Rockies @ Miami Marlins
Marlins Park, Miami, FL
Fri Mar 29 2019, 7:12 PM - 10:14 PM EDT
Att: 6,503 - Roof Closed - 70 F

AB 38
R 6
H 11
RBI 6
BB 4
SO 5
LOB 16



| Batter | 1 | 2 | 3 | 4 | 5 | 6 | 7 | 8 | 9 | AB | R | H | RBI | BB | SO | LOB | BOTTOM | | | | | | | | | |
|--|---|---|---|---|---|---|---|---|---|---|---|---|---|---|---|---|---|---|---|---|---|---|---|---|---|---|
| 21 Curtis Granderson, L OBP: 0.750, SLG: 2.000 | | | | | | | | | | 2 | 1 | 1 | 1 | 2 | 0 | 0 | | | | | | | | | | |
| 15 Brian Anderson, R | | | | | | | | | | 3 | 0 | 0 | 0 | 1 | 2 | 1 | | | | | | | | | | |
| 18 Neil Walker, S | | | | | | | | | | 3 | 0 | 0 | 0 | 0 | 1 | 0 | | | | | | | | | | |
| 13 Starlin Castro, R 61 Adam Conley, L 71 Drew Steckenrider, R 54 Sergio Romo, R 56 Tayron Guerrero, R 14 Martin Prado, R | | | | | | | | | | 3 | 0 | 0 | 0 | 0 | 0 | 3 | | | | | | | | | | |
| 26 Garrett Cooper, R 19 Miguel Rojas, R | | | | | | | | | | 2 | 0 | 0 | 0 | 0 | 0 | 0 | | | | | | | | | | |
| 10 JT Riddle, L OBP: 0.250, SLG: 1.000 | | | | | | | | | | 3 | 0 | 0 | 0 | 0 | 2 | 0 | | | | | | | | | | |
| 38 Jorge Alfaro, R OBP: 0.286, SLG: 0.667 | | | | | | | | | | 3 | 0 | 0 | 0 | 0 | 2 | 0 | | | | | | | | | | |
| 9 Lewis Brinson, R | | | | | | | | | | 3 | 0 | 0 | 0 | 0 | 2 | 0 | | | | | | | | | | |
| 36 Trevor Richards, R 5 Rosell Herrera, S | | | | | | | | | | 1 | 0 | 0 | 0 | 0 | 0 | 0 | | | | | | | | | | |
| Inning Stats | R: 0 E: 0 K: 2 S: 14 | H: 0 LOB: 0 BB: 0 P: 23 | R: 0 E: 0 K: 1 S: 6 | H: 0 LOB: 0 BB: 0 P: 8 | R: 0 E: 0 K: 2 S: 8 | H: 0 LOB: 0 BB: 0 P: 9 | R: 1 E: 0 K: 0 S: 9 | H: 1 LOB: 0 BB: 0 P: 13 | R: 0 E: 0 K: 1 S: 8 | H: 0 LOB: 0 BB: 0 P: 11 | R: 0 E: 0 K: 1 S: 14 | H: 1 LOB: 3 BB: 2 P: 29 | R: 0 E: 0 K: 1 S: 8 | H: 0 LOB: 0 BB: 0 P: 10 | R: 0 E: 0 K: 0 S: 8 | H: 0 LOB: 0 BB: 0 P: 14 | R: 0 E: 0 K: 1 S: 10 | H: 0 LOB: 0 BB: 0 P: 18 | 1B: 1 2B: 1 3B: 0 HR: 1 | SF: 0 SAC: 0 DP: 1 HBP: 1 | WP: 2 PB: 0 SB: 0 CS: 2 | PA: 31 | | | | |
| PITCHER | IP WLS BF H R ER SO BB IBB HBP BLK WP HR S P ERA WHIP | IP WLS BF H R ER SO BB IBB HBP BLK WP HR S P ERA WHIP | IP WLS BF H R ER SO BB IBB HBP BLK WP HR S P ERA WHIP | IP WLS BF H R ER SO BB IBB HBP BLK WP HR S P ERA WHIP | IP WLS BF H R ER SO BB IBB HBP BLK WP HR S P ERA WHIP | IP WLS BF H R ER SO BB IBB HBP BLK WP HR S P ERA WHIP | IP WLS BF H R ER SO BB IBB HBP BLK WP HR S P ERA WHIP | IP WLS BF H R ER SO BB IBB HBP BLK WP HR S P ERA WHIP | IP WLS BF H R ER SO BB IBB HBP BLK WP HR S P ERA WHIP | IP WLS BF H R ER SO BB IBB HBP BLK WP HR S P ERA WHIP | IP WLS BF H R ER SO BB IBB HBP BLK WP HR S P ERA WHIP | IP WLS BF H R ER SO BB IBB HBP BLK WP HR S P ERA WHIP | IP WLS BF H R ER SO BB IBB HBP BLK WP HR S P ERA WHIP | IP WLS BF H R ER SO BB IBB HBP BLK WP HR S P ERA WHIP | IP WLS BF H R ER SO BB IBB HBP BLK WP HR S P ERA WHIP | IP WLS BF H R ER SO BB IBB HBP BLK WP HR S P ERA WHIP | IP WLS BF H R ER SO BB IBB HBP BLK WP HR S P ERA WHIP | IP WLS BF H R ER SO BB IBB HBP BLK WP HR S P ERA WHIP | IP WLS BF H R ER SO BB IBB HBP BLK WP HR S P ERA WHIP | IP WLS BF H R ER SO BB IBB HBP BLK WP HR S P ERA WHIP | IP WLS BF H R ER SO BB IBB HBP BLK WP HR S P ERA WHIP | IP WLS BF H R ER SO BB IBB HBP BLK WP HR S P ERA WHIP | IP WLS BF H R ER SO BB IBB HBP BLK WP HR S P ERA WHIP | IP WLS BF H R ER SO BB IBB HBP BLK WP HR S P ERA WHIP | IP WLS BF H R ER SO BB IBB HBP BLK WP HR S P ERA WHIP | IP WLS BF H R ER SO BB IBB HBP BLK WP HR S P ERA WHIP |

Colorado Rockies @ Miami Marlins
Marlins Park, Miami, FL
Fri Mar 29 2019, 7:12 PM - 10:14 PM EDT
Att: 6,503 - Roof Closed - 70 F

AB 27
R 1
H 2
RBI 1
BB 3
SO 9
LOB 4



| Batter | 1 | 2 | 3 | 4 | 5 | 6 | 7 | 8 | 9 | AB | R | H | RBI | BB | SO | LOB | TOP | | | |
|--|---|--|---|--|--|---|------------------------------------|--|--|----------------------------------|-------------------------------|----------------------------------|-------------------------------|----------------------------------|----------------------------------|------------------------------------|----------------------------------|--------|--|--|
| 19 Charlie Blackmon, L OBP: 0.333, SLG: 0.444 | (1, 9) C SI 95 0-2 X FF 97 G3-1 | | (2) F CU 85 0-1 X SL 89 P2 | | | (2) C SI 97 2-3 C CH 81 B FF 99 C SL 88 K | | | (1) B FF 91 1-1 X SL 84 2B | 4 | 0 | 1 | 0 | 0 | 1 | 1 | | | | |
| 26 David Dahl, L OBP: 0.471, SLG: 0.714 | (1, 8) S SI 96 0-1 X SI 98 28 G5-4-3 1B | | (3) B CU 87 1-0 X FF 97 G3-1 | | | (3) B SL 86 1-1 C CU 85 X FF 97 G5-3 | | | (4) B SL 84 4-2 B SL 85 T FF 91 B FF 91 T FF 91 B FF 90 BB | 3 | 0 | 1 | 0 | 1 | 0 | 1 | | | | |
| 28 Nolan Arenado, R OBP: 0.222, SLG: 0.278 | (1, 5) B FF 97 1-0 X SL 85 G5-4-3 | | | (1) C SL 86 1-2 B SL 87 X FF 98 P5 | | | (1) B SL 86 1-1 X FF 98 F9 | | (1) X FF 88 0-0 L9 | 4 | 0 | 0 | 0 | 0 | 0 | 3 | | | | |
| 27 Trevor Story, R OBP: 0.235, SLG: 0.333 | (1, 6) | (1) C SI 96 1-2 B SL 88 S SL 87 X CU 87 G4-3 | | (2) S FF 97 2-2 F SL 88 F SL 88 X CU 87 F7 | | | (2) B FF 96 2-1 X SL 85 G5-3 | | (2) B SL 79 1-3 S SL 78 S SL 77 K | 4 | 0 | 0 | 0 | 0 | 1 | 2 | | | | |
| 24 Ryan McMahon, L OBP: 0.438, SLG: 0.500 | (1, 4) (7, 3) | (2) B CU 84 2-3 B SL 88 F SL 88 S SL 88 K | | (3) B FF 96 1-0 X CH 88 G5-3 | | | (3) X SL 85 0-0 1B | | (3) S SL 78 3-2 B CH 79 B CH 80 B CH 80 X SL 78 P6 | 4 | 0 | 1 | 0 | 0 | 1 | 2 | | | | |
| 12 Mark Reynolds, R OBP: 0.250, SLG: 0.250 59 Harrison Musgrave, L 71 Wade Davis, R | (1, 3) (7, 1) (8, 1) | | | | (1) C CU 82 0-3 S SL 86 K2-3 | | | (3) F CU 83 0-2 S SL 87 X CU 87 L6 | | | 3 | 0 | 1 | 0 | 0 | 1 | 1 | | | |
| 15 Raimel Tapia, L | (1, 7) | (3) X FF 97 0-0 1B | | | (2) F CU 81 1-1 B CU 82 X CH 89 G4-3 | | | (1) B SI 93 1-0 X CU 83 G3 | | | 3 | 0 | 0 | 0 | 0 | 1 | | | | |
| 14 Tony Wolters, L OBP: 0.429, SLG: 0.714 | (1, 2) | | (1) B CU 82 1-0 X SL 88 55 SH5-4 2B | | (3) F CU 81 2-2 B CU 82 C CH 97 X SL 89 G3-1 | | | (2) C SI 84 2-3 S CH 88 S CH 88 B FF 96 S CU 84 K | | | 3 | 0 | 1 | 0 | 0 | 1 | 0 | | | |
| 55 Jon Gray, R 1 Garrett Hampson, R OBP: 0.167, SLG: 0.167 | (1, 1) (7, 4) | | (1) L FF 97 0-2 L FF 94 X CU 85 SH5-4 | | | (1) C FF 94 0-3 C CU 86 K | | | (3) B SL 84 3-2 B CH 84 B CH 84 T FF 96 T FF 96 K | 1 | 0 | 0 | 0 | 0 | 1 | 0 | | | | |
| Inning Stats | R: 0 E: 0 K: 0 S: 6 | H: 1 LOB: 0 BB: 0 P: 7 | R: 0 E: 0 K: 1 S: 11 | H: 1 LOB: 1 BB: 0 P: 15 | R: 0 E: 0 K: 0 S: 7 | H: 0 LOB: 0 BB: 0 P: 11 | R: 0 E: 0 K: 1 S: 8 | H: 0 LOB: 0 BB: 0 P: 11 | R: 0 E: 0 K: 2 S: 9 | H: 1 LOB: 1 BB: 0 P: 12 | R: 0 E: 0 K: 2 S: 10 | H: 0 LOB: 2 BB: 1 P: 16 | R: 0 E: 0 K: 1 S: 11 | H: 1 LOB: 2 BB: 1 P: 20 | 1B: 3 2B: 2 3B: 0 HR: 0 | SF: 0 SAC: 1 DP: 1 HBP: 0 | WP: 0 PB: 0 SB: 0 CS: 0 | PA: 32 | | |
| PITCHER | IP WLS BF H R ER SO BB IBB HBP BLK WP HR S P ERA WHIP | 8.0 W 27 4 0 0 6 0 0 0 0 0 0 66 92 0.00 0.500 | 0.0 2 1 0 0 0 1 0 0 0 0 0 4 9 ∞ ∞ | 1.0 S 3 0 0 0 1 0 0 0 0 0 0 7 11 0.00 0.000 | | | | | | | | | | | | | | | | |

Colorado Rockies @ Miami Marlins
Marlins Park, Miami, FL
Sun Mar 31 2019, 1:11 PM - 3:42 PM EDT
Att. 7,559 - Partly Cloudy - 75 F

| | |
|-----|----|
| AB | 30 |
| R | 0 |
| H | 5 |
| RBI | 0 |
| BB | 1 |
| SO | 7 |
| LOB | 11 |

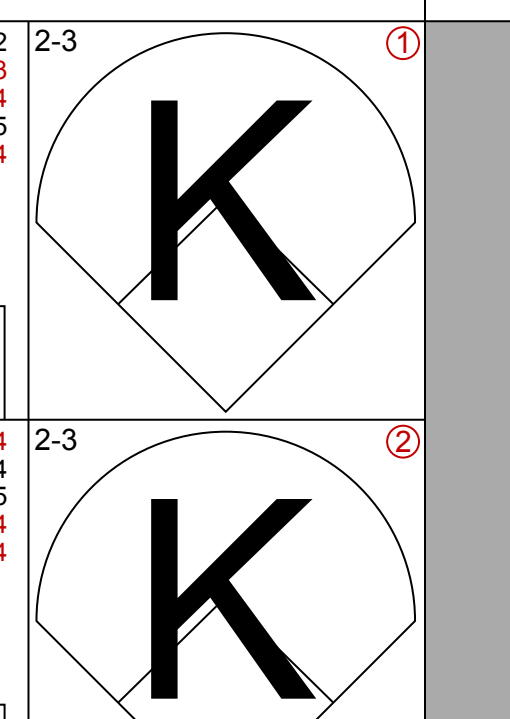
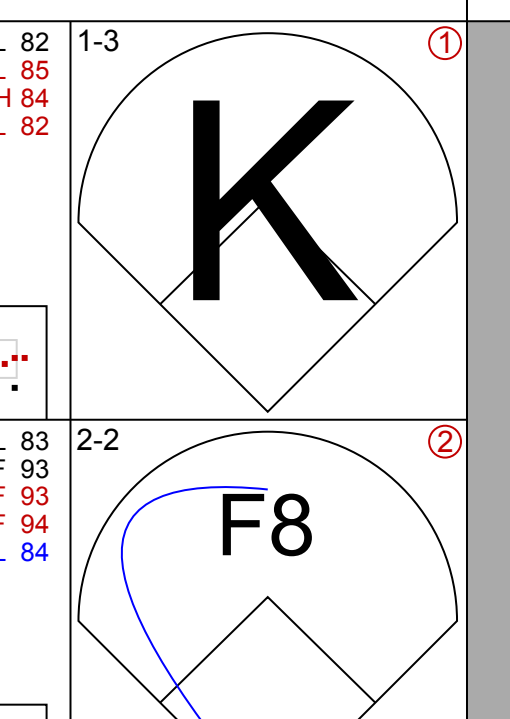
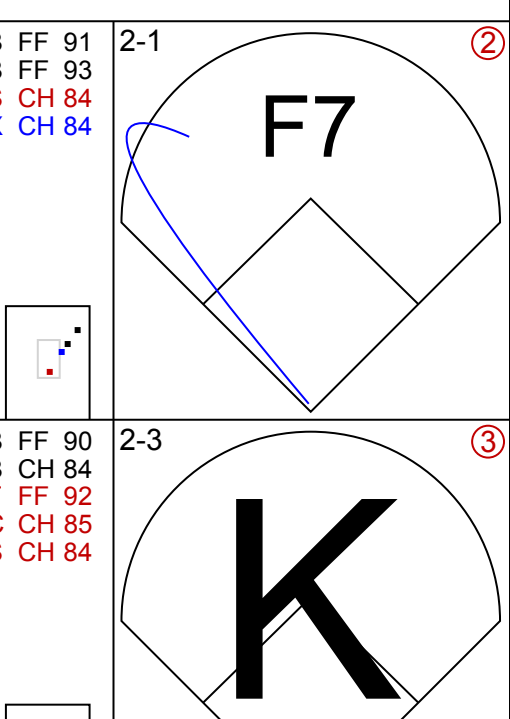
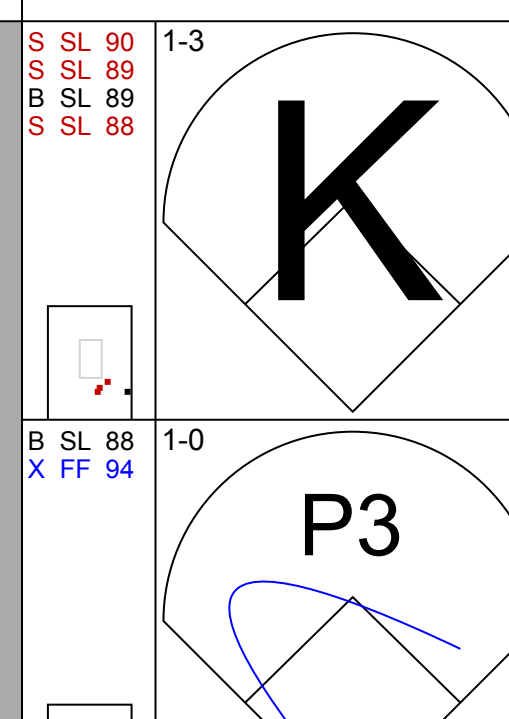
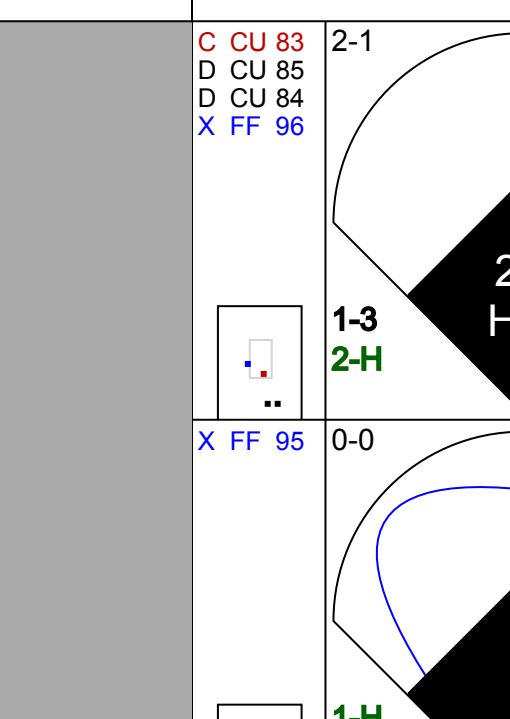
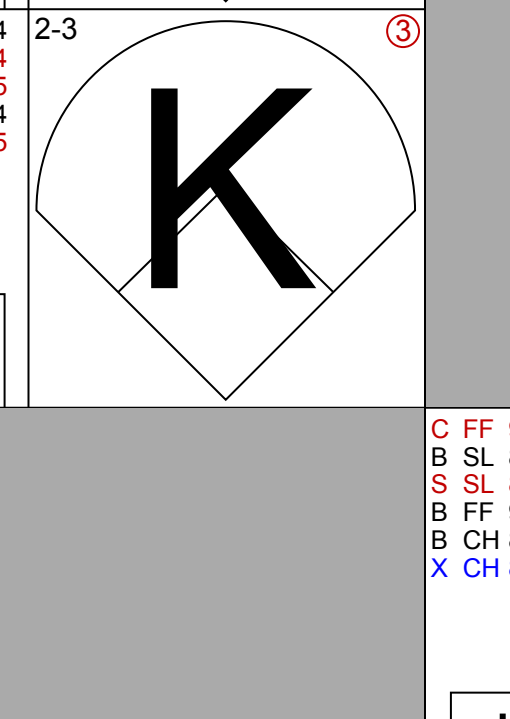
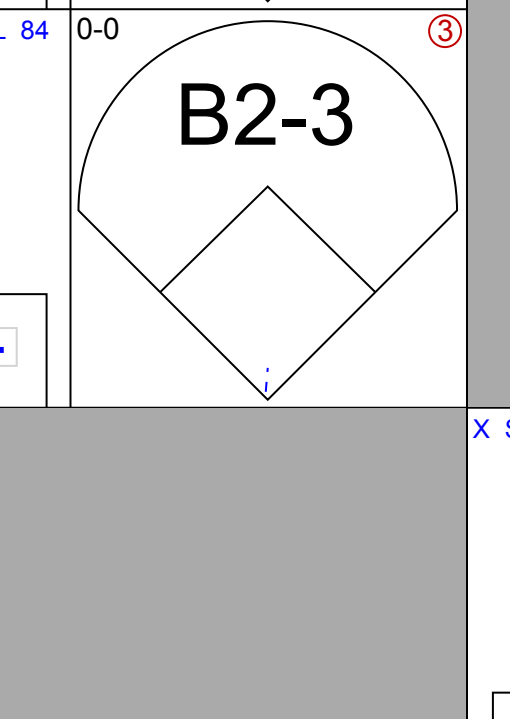


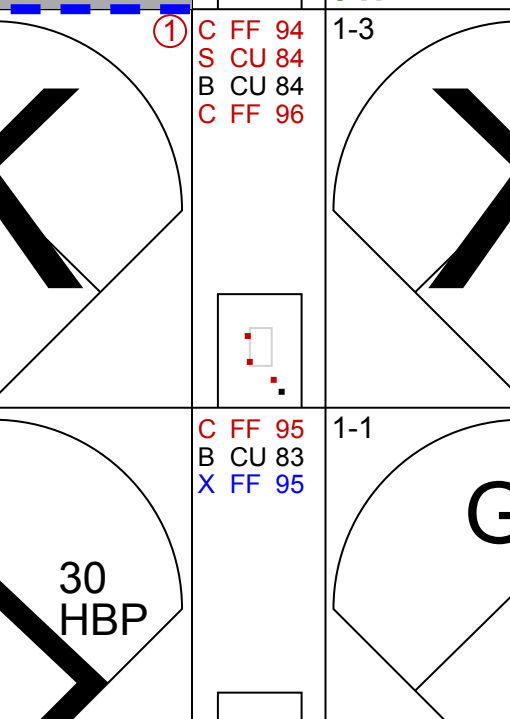
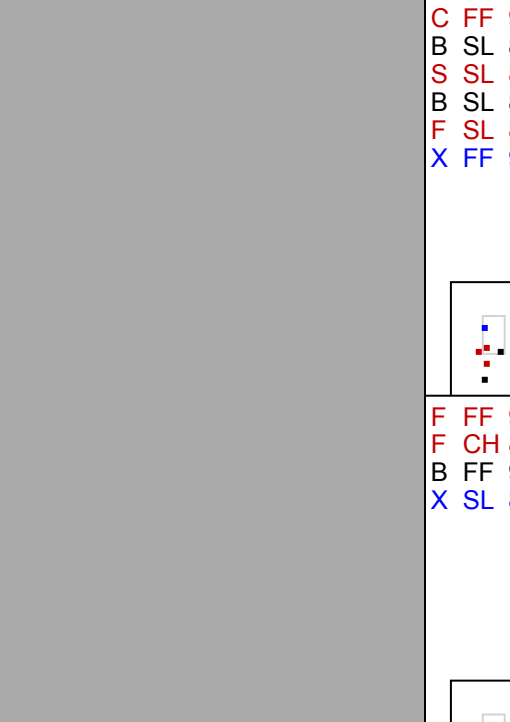



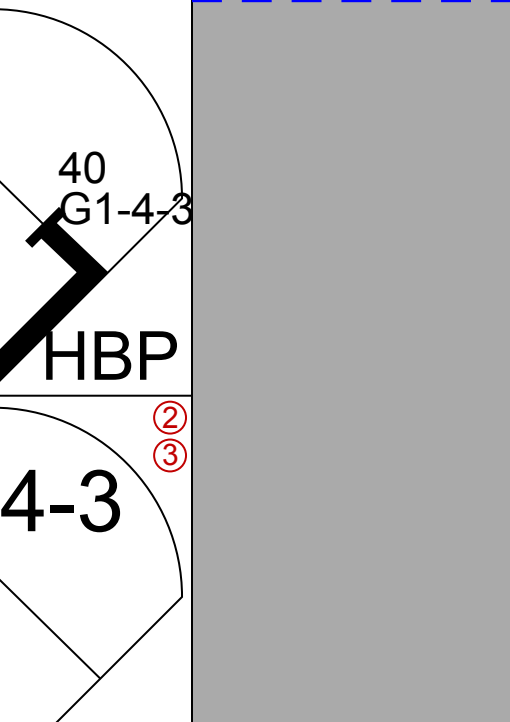
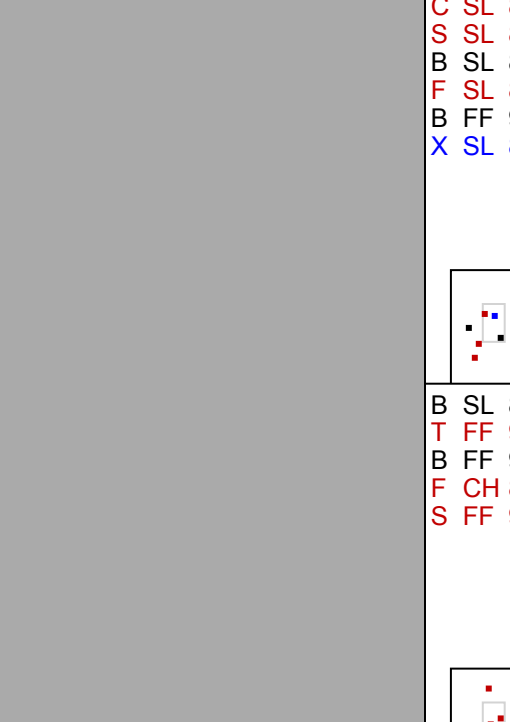
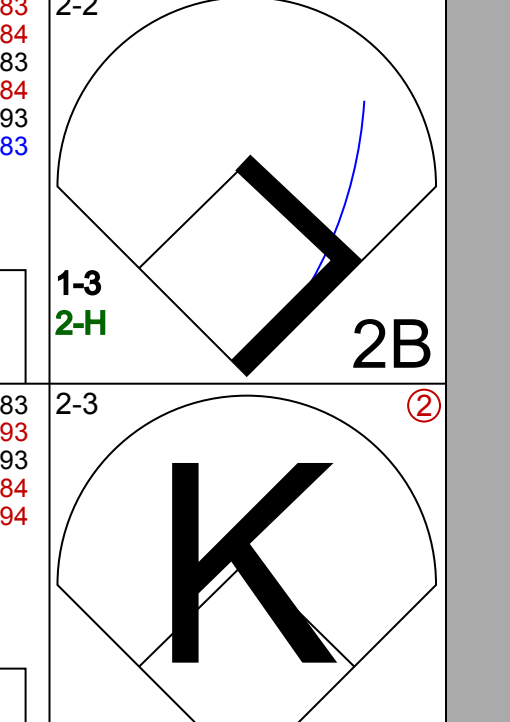
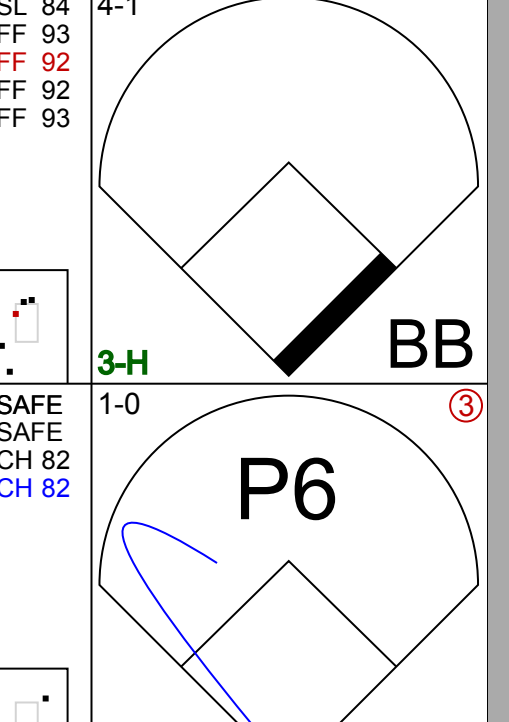

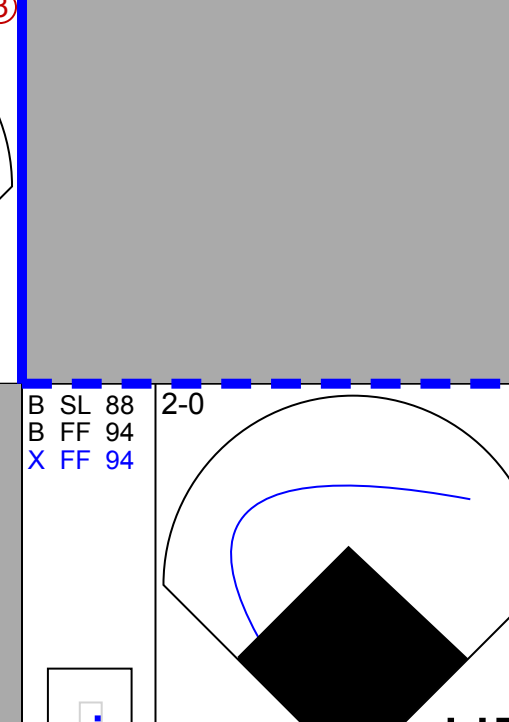
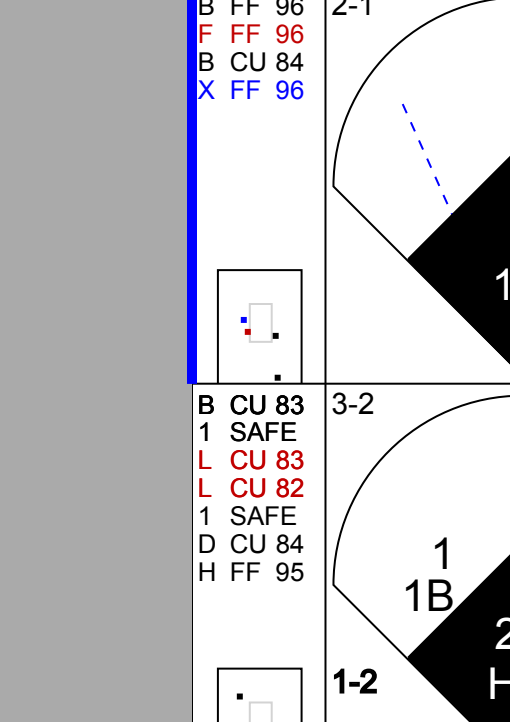
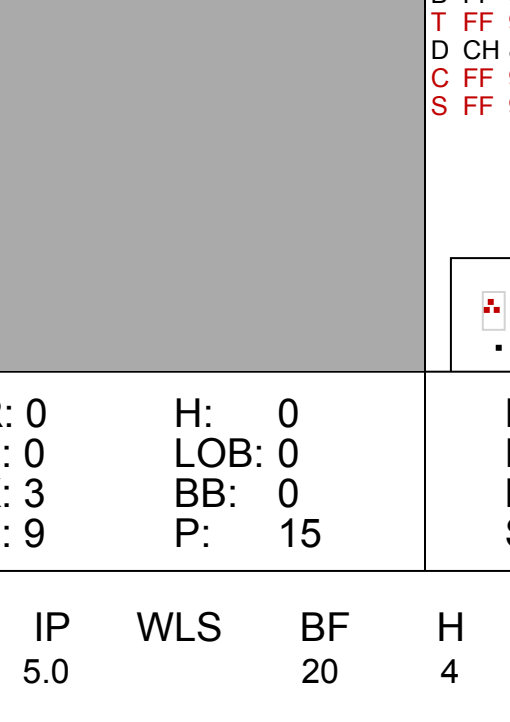
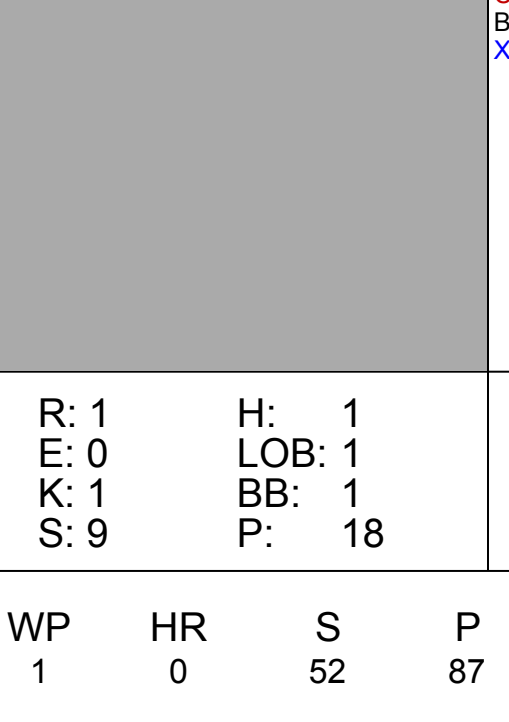
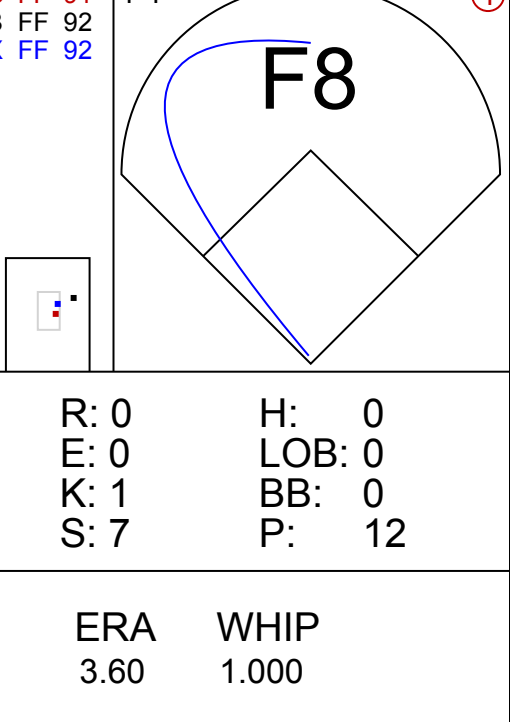
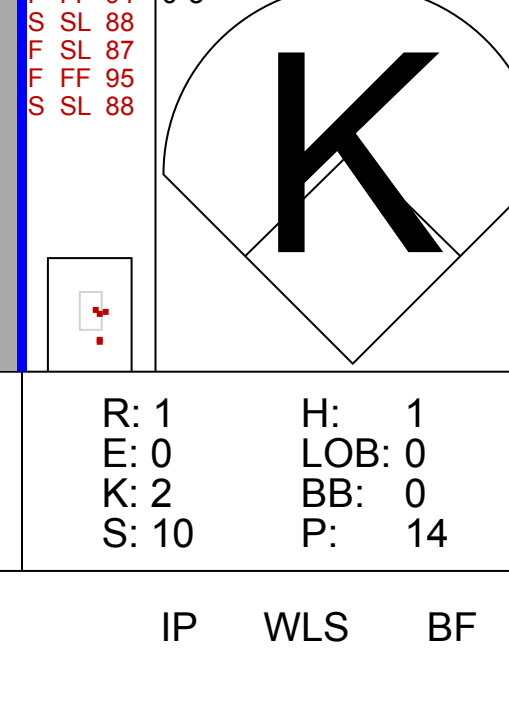
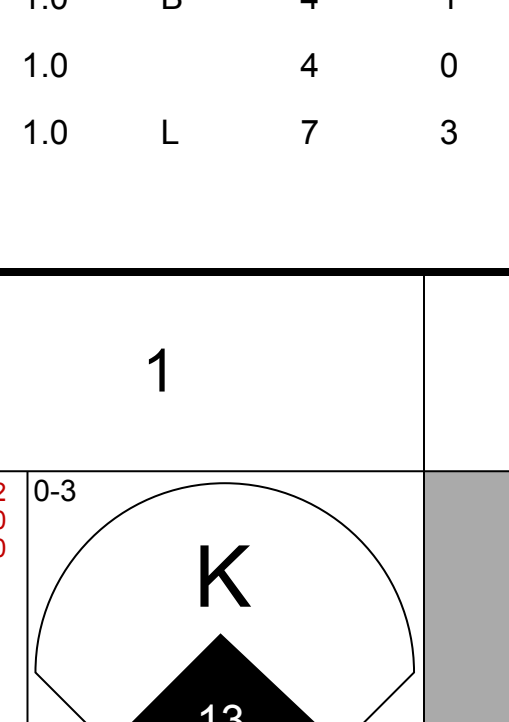
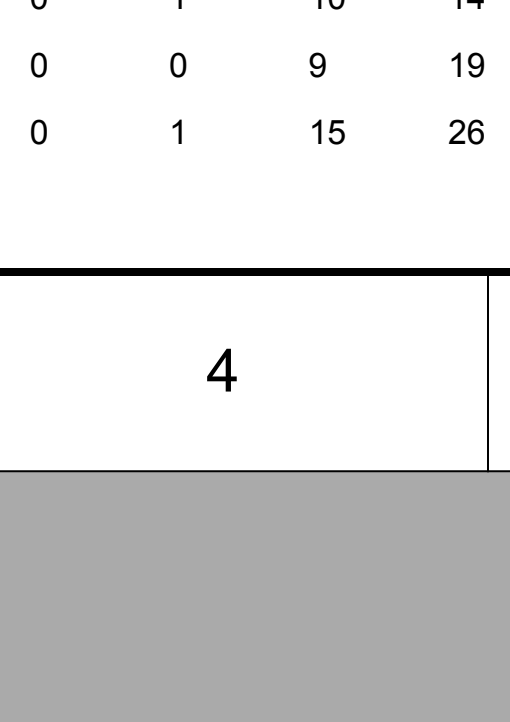
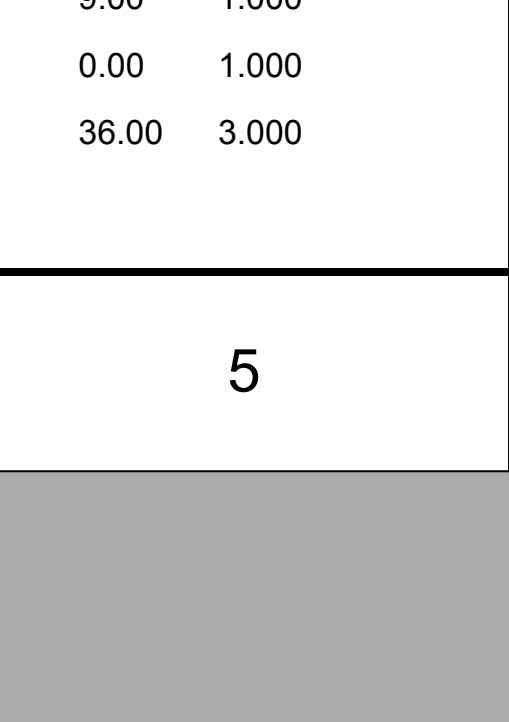
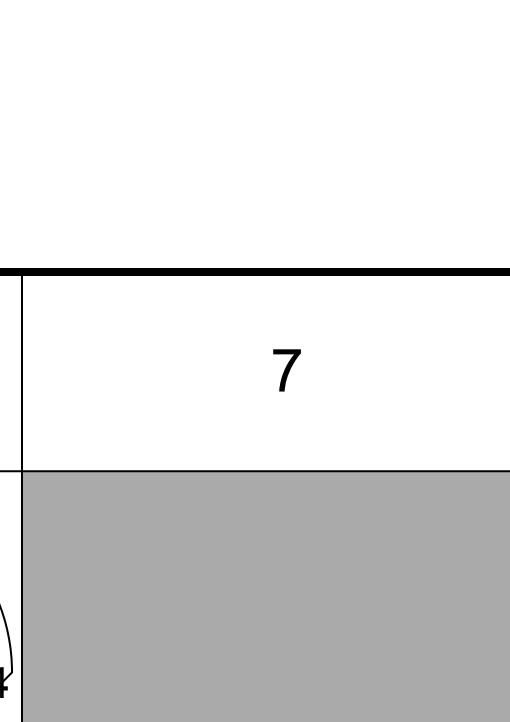
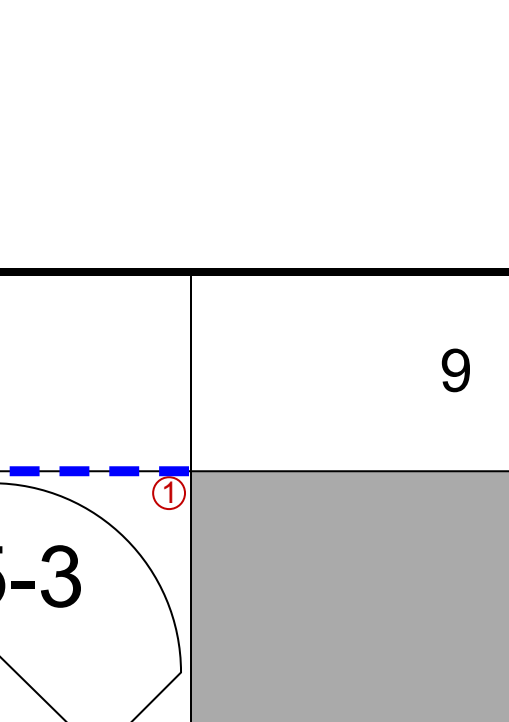
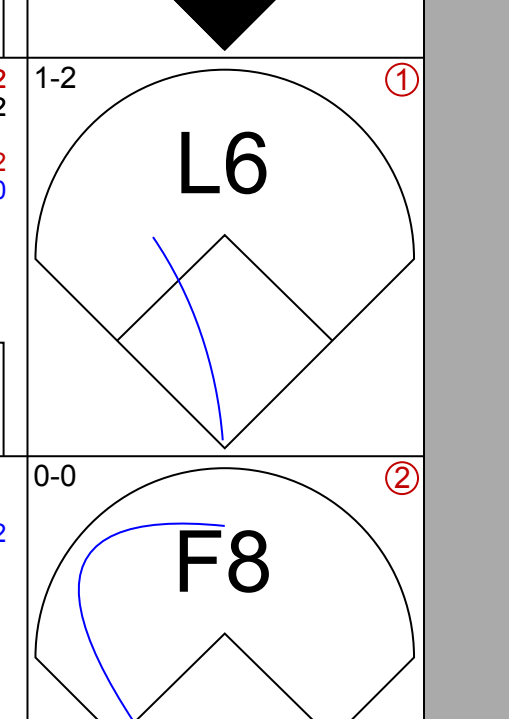
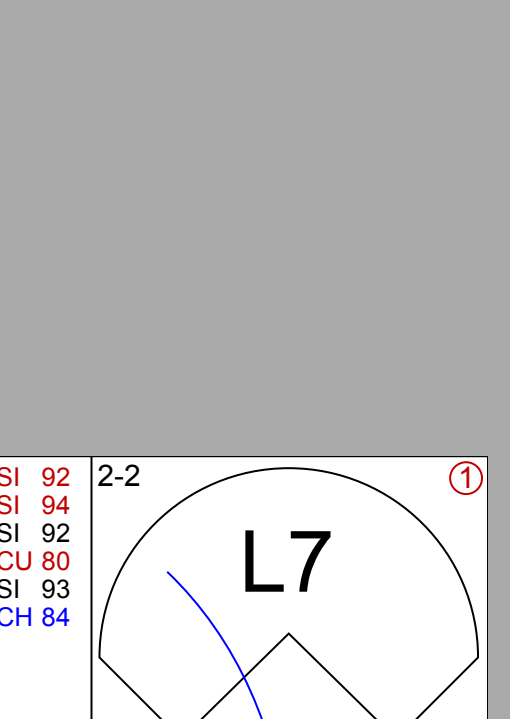


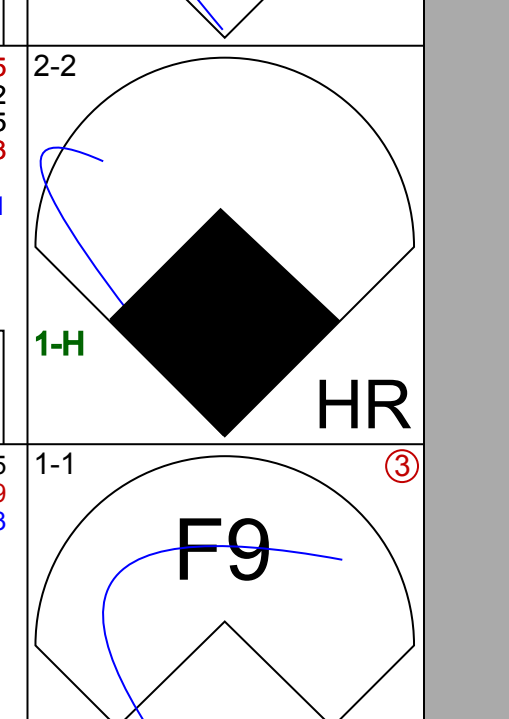
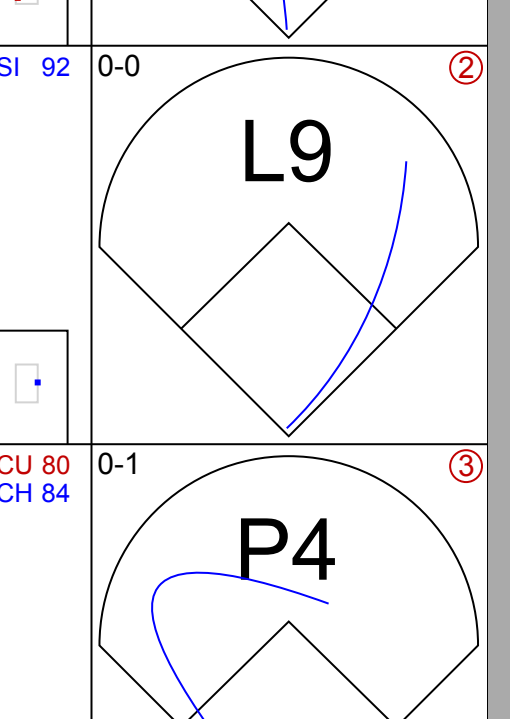

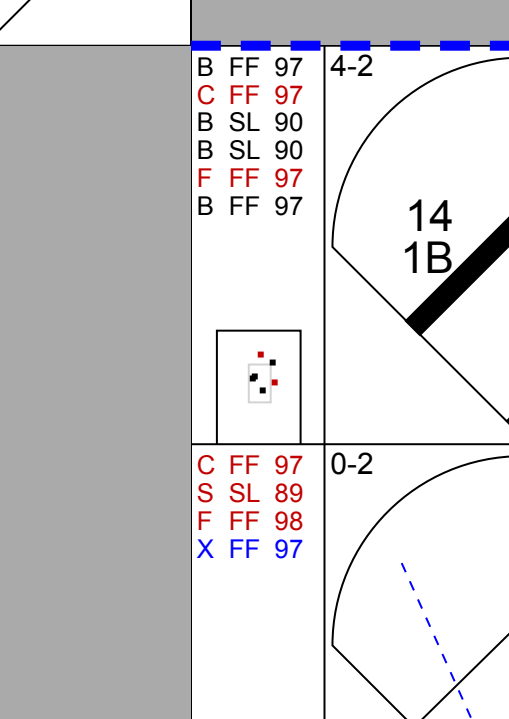
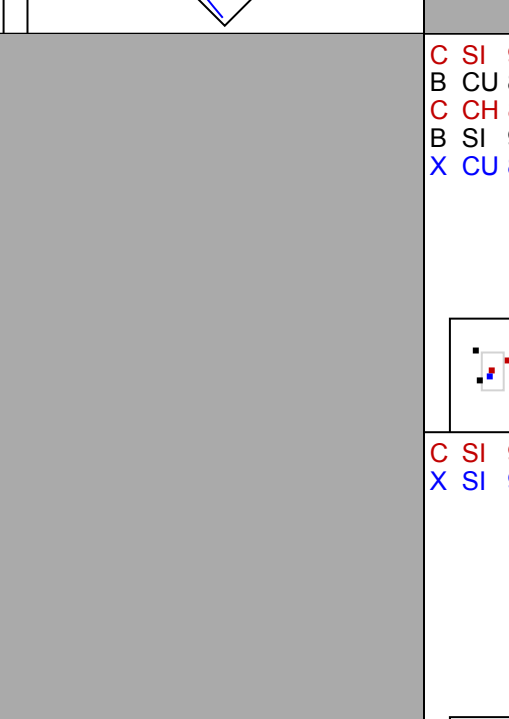
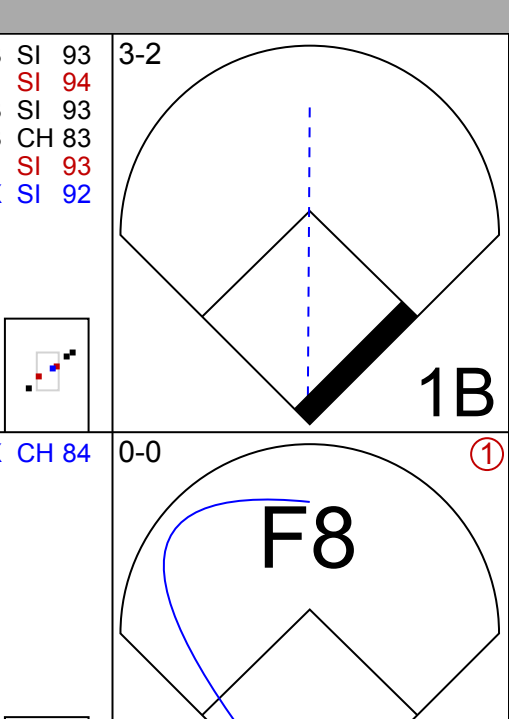
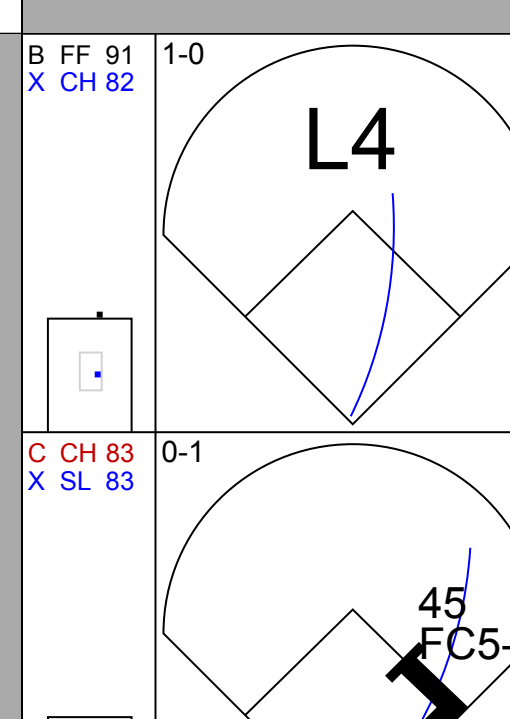
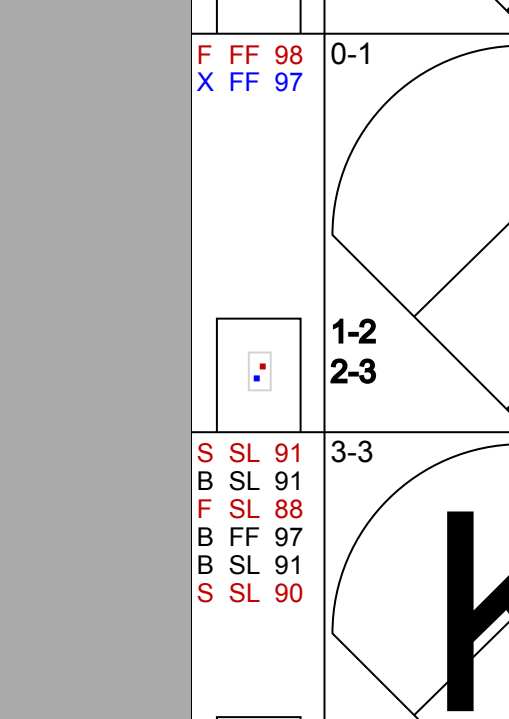



| Batter | 1 | 2 | 3 | 4 | 5 | 6 | 7 | 8 | 9 | AB | R | H | RBI | BB | SO | LOB | BOTTOM | | | |
|--|--|---|---|---|--|--|--|--|---|----------------------------------|-------------------------------|----------------------------------|-------------------------------|----------------------------------|-------------------------------|----------------------------------|----------------------------------|------------------------------------|----------------------------------|--------|
| 5 Rosell Herrera, S OBP: 0.286, SLG: 0.231 | (1, 7) H FF 95 1-0 15 S HBP | | (3) C SL 88 0-1 X FF 96 G6-3 | | (2) F SL 87 1-2 B SL 86 B SL 86 X FF 96 G4-6-3 | | | (1) B CH 78 1-1 X SL 86 F8 | | 3 | 0 | 0 | 0 | 0 | 1 | | | | | |
| 15 Brian Anderson, R OBP: 0.176, SLG: 0.067 | (1, 5) C FF 96 2-3 B SL 88 B SL 88 C SL 89 K | | | (1) B FF 95 4-2 B SL 85 C FF 95 D FF 97 18 1B BB | | (1) X FF 94 0-0 G4-3 | | (2) B SL 90 2-2 F SL 88 F SL 88 X SL 79 P3 | | 3 | 1 | 0 | 0 | 1 | 1 | | | | | |
| 18 Neil Walker, S OBP: 0.400, SLG: 0.625 20 Wei-Yin Chen, R 54 Sergio Romo, R | (1, 3) (9, 1) (9, 1) | (2) S SL 89 0-3 F FF 96 Z SAFE S SL 89 K2-3 | | (1) 1 SAFE X FF 96 0-0 | (1) 13 1B G1-3 | | (2) C CH 86 0-3 S CU 79 K | | (4) B SL 92 4-2 B FF 93 B FF 93 F SL 84 B SL 84 BB | | 3 | 1 | 1 | 0 | 1 | 2 | | | | |
| 13 Starlin Castro, R OBP: 0.188, SLG: 0.188 | (1, 4) B SL 87 1-0 X SL 88 G6-3 | | | (1) B SL 88 3-2 B SL 88 F FF 96 F FF 96 X FF 97 G1-3 | | (3) C SL 88 0-1 X CU 79 1B | | (3) C FC 90 1-2 B SL 88 F FF 96 X KC 82 G6-3 | | 4 | 0 | 1 | 0 | 0 | 4 | | | | | |
| 38 Jorge Alfaro, R OBP: 0.300, SLG: 0.556 | (1, 2) | (1) C FF 96 0-3 S FF 96 K | | (1) X SL 88 0-0 10 G4-3 1B | | (3) 1 SAFE SAFE F SL 96 1 SAFE B FF 96 F SL 96 X CU 78 L5 | | | | 3 | 0 | 1 | 2 | 0 | 1 | | | | | |
| 10 JT Riddle, L OBP: 0.286, SLG: 1.143 | (1, 6) B SL 88 2-1 S SL 88 X FF 96 F8 | | | (2) X FF 96 0-0 2-H 3-H G4-3 | | | (1) B SL 89 1-1 F FF 95 X CH 86 HR | | | 3 | 1 | 1 | 1 | 0 | 1 | | | | | |
| 45 Peter O'Brien, R | (1, 9) | | | (3) C SL 88 2-3 B FF 96 C SL 88 K | | | (1) F FF 95 0-1 X FF 95 G6-3 | | | 3 | 0 | 0 | 0 | 0 | 2 | 1 | | | | |
| 9 Lewis Brinson, R OBP: 0.143, SLG: 0.214 | (1, 8) | | (1) C SL 87 0-3 S SL 88 K | | (1) B CU 76 2-3 B SL 89 F SL 87 B CU 80 S SL 88 K | | (2) F SL 88 2-3 B SL 89 B SL 89 F SL 90 S SL 78 K | | | 3 | 0 | 0 | 0 | 0 | 3 | 0 | | | | |
| 22 Sandy Alcantara, R OBP: 0.333, SLG: 0.333 19 Miguel Rojas, R | (1, 1) (9, 3) | | (2) C FF 95 0-3 S FF 96 K | | (2) F FF 94 1-2 B SL 89 X FF 96 5 G4-6-3 1B | | (3) B FF 95 3-3 B SL 89 C CC 89 F FF 91 K | | | 3 | 0 | 1 | 0 | 0 | 2 | 0 | | | | |
| Inning Stats | R: 0 E: 0 K: 2 S: 7 | H: 0 LOB: 1 BB: 0 P: 11 | R: 0 E: 0 K: 2 S: 8 | H: 0 LOB: 0 BB: 0 P: 10 | R: 0 E: 0 K: 2 S: 8 | H: 0 LOB: 0 BB: 0 P: 8 | R: 2 E: 0 K: 1 S: 11 | H: 2 LOB: 1 BB: 1 P: 20 | R: 0 E: 0 K: 1 S: 11 | H: 1 LOB: 0 BB: 0 P: 15 | R: 0 E: 0 K: 1 S: 10 | H: 1 LOB: 1 BB: 0 P: 11 | R: 1 E: 0 K: 2 S: 11 | H: 1 LOB: 0 BB: 0 P: 17 | R: 0 E: 0 K: 0 S: 12 | H: 0 LOB: 1 BB: 1 P: 20 | 1B: 4 2B: 0 3B: 0 HR: 1 | SF: 0 SAC: 0 DP: 1 HBP: 1 | WP: 0 PB: 0 SB: 2 CS: 0 | PA: 31 |
| PITCHER | IP WLS BF H R ER SO BB IBB HBP BLK WP HR S P ERA WHIP | 6.2 L 26 3 3 3 10 1 0 1 0 0 0 63 86 4.05 0.900 | 1.0 3 0 0 0 1 0 0 0 0 0 0 9 15 0.00 0.000 | 0.1 2 0 0 0 0 0 0 0 0 0 6 11 0.00 3.000 | | | | | | | | | | | | | | | | |

Colorado Rockies @ Miami Marlins
Marlins Park, Miami, FL
Sun Mar 31 2019, 1:11 PM - 3:42 PM EDT
Att. 7,559 - Partly Cloudy - 75 F

| | |
|-----|----|
| AB | 28 |
| R | 3 |
| H | 5 |
| RBI | 3 |
| BB | 2 |
| SO | 11 |
| LOB | 10 |

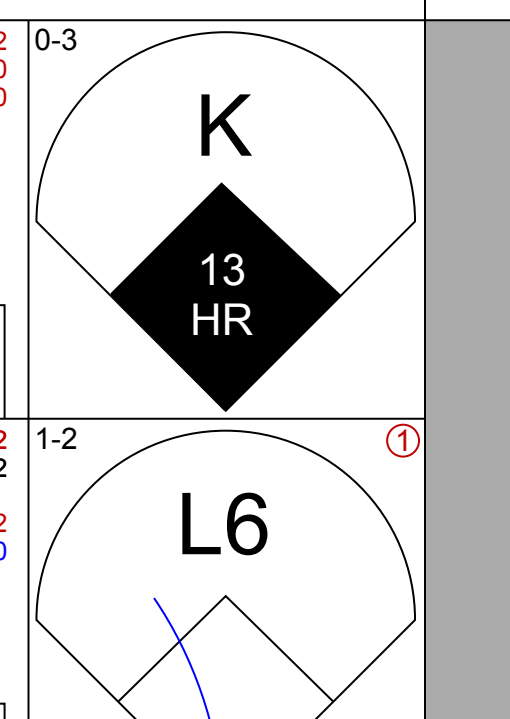
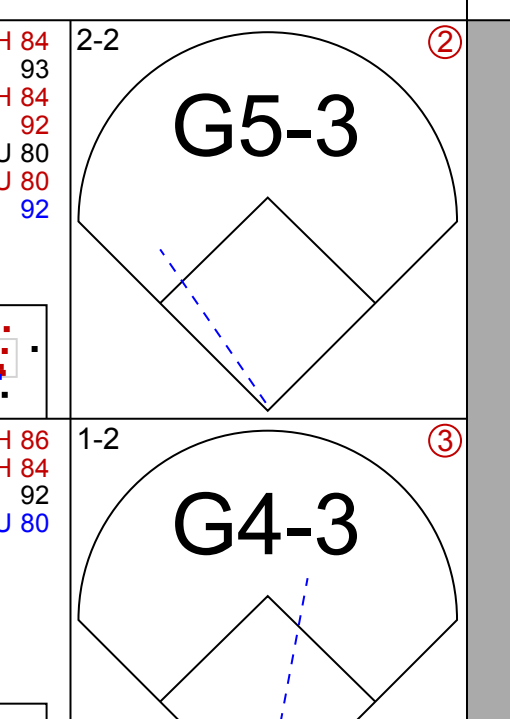

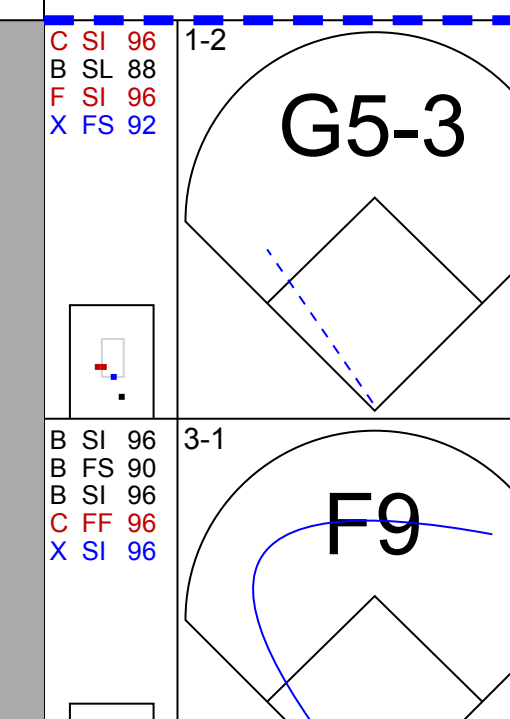
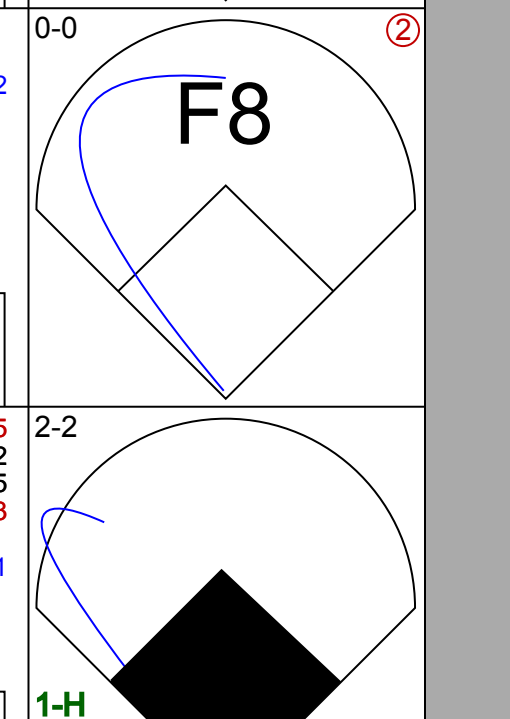
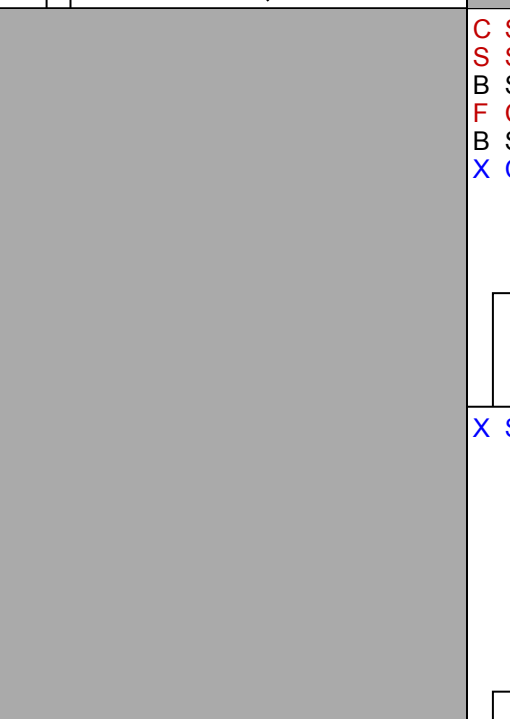

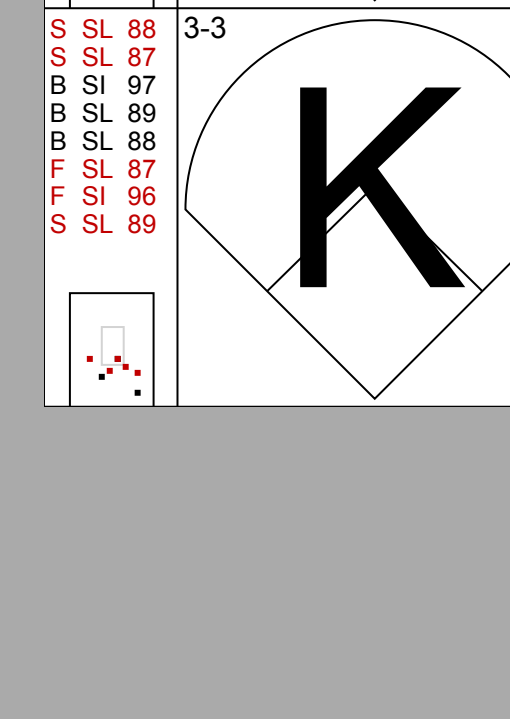
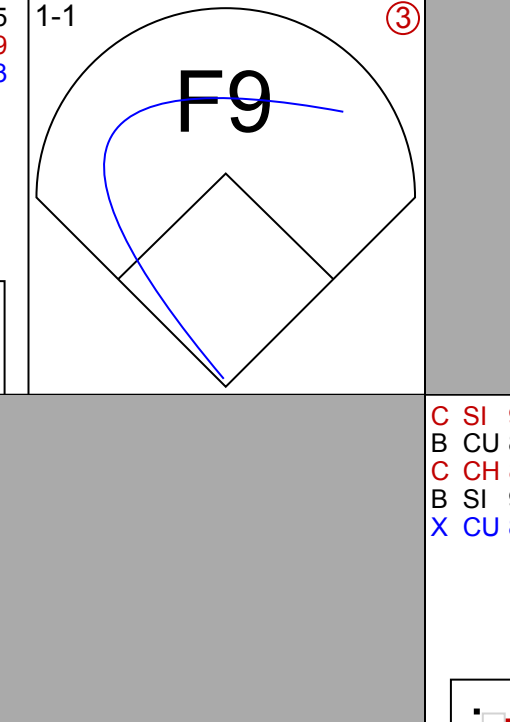
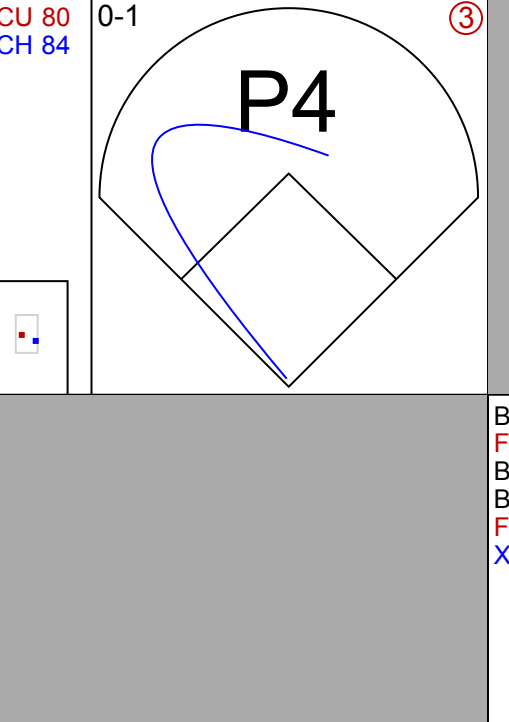
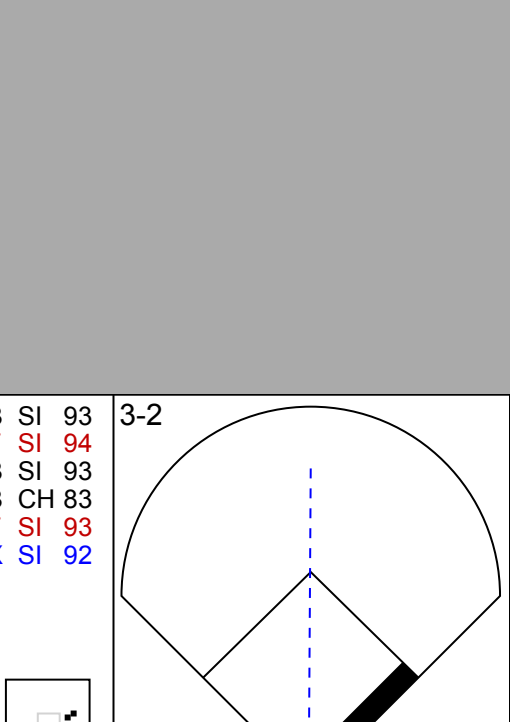
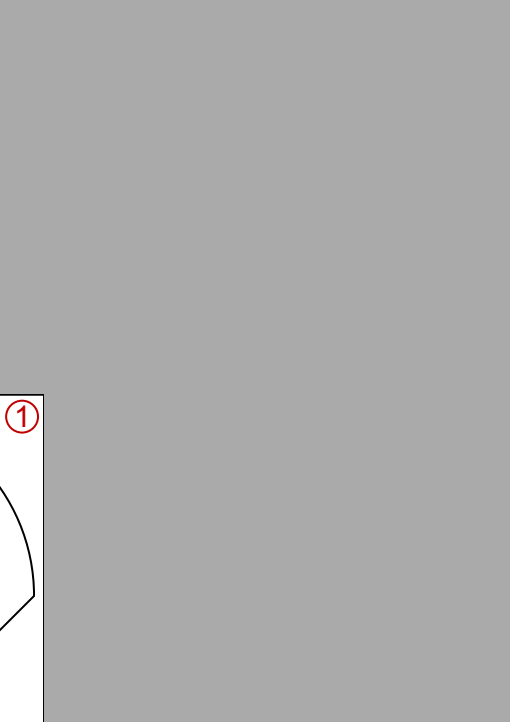
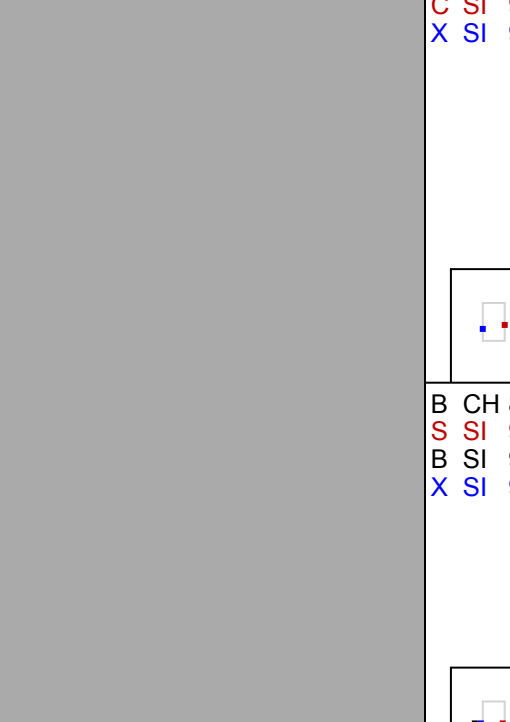

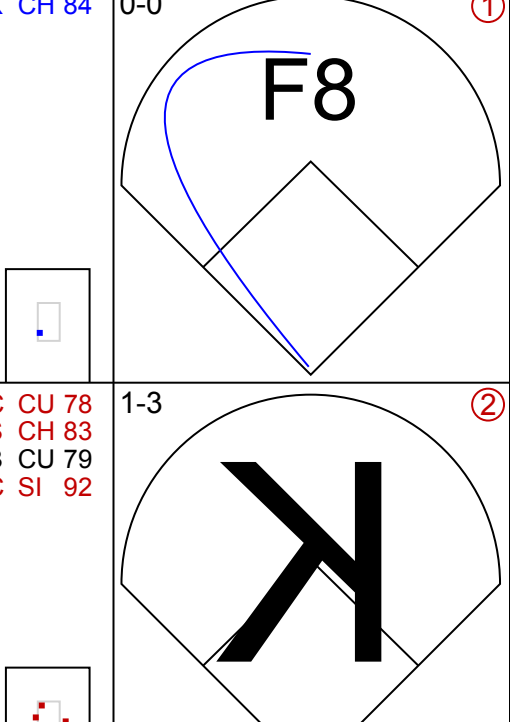
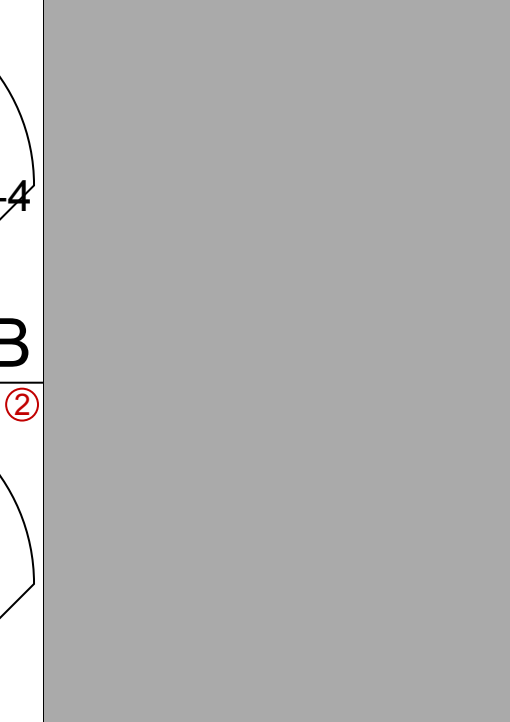
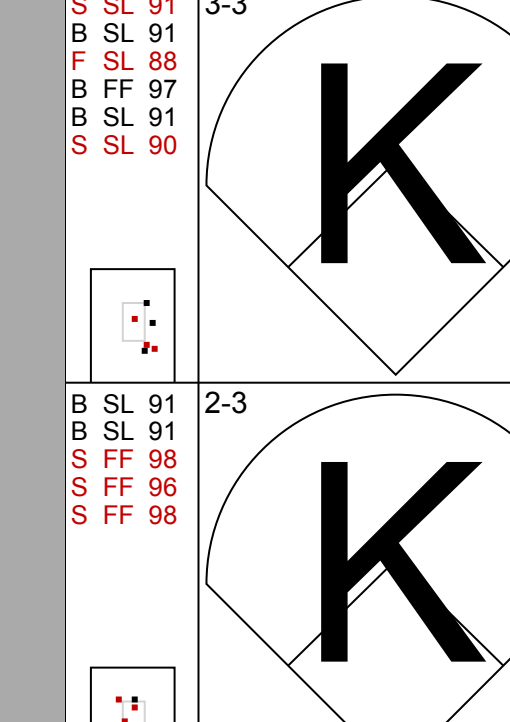
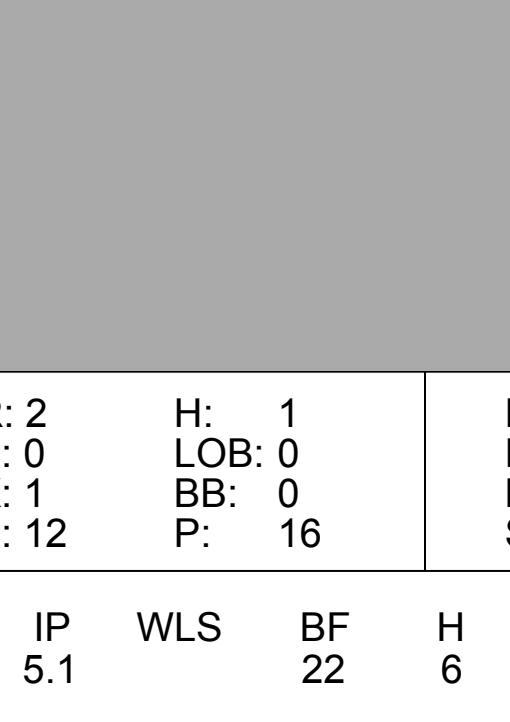
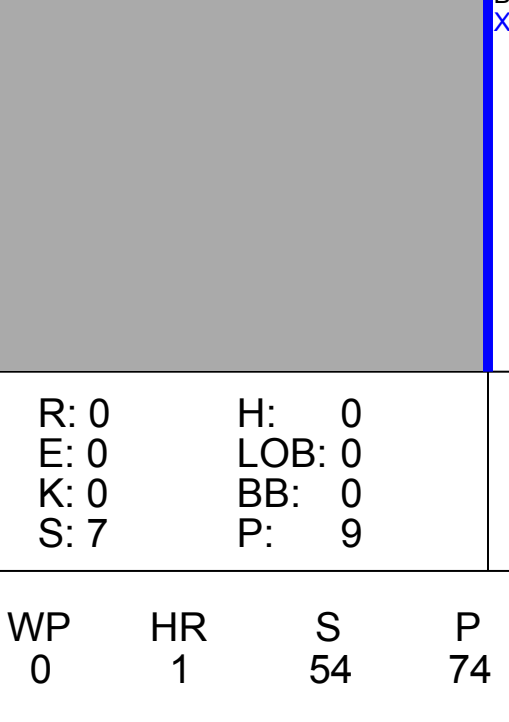
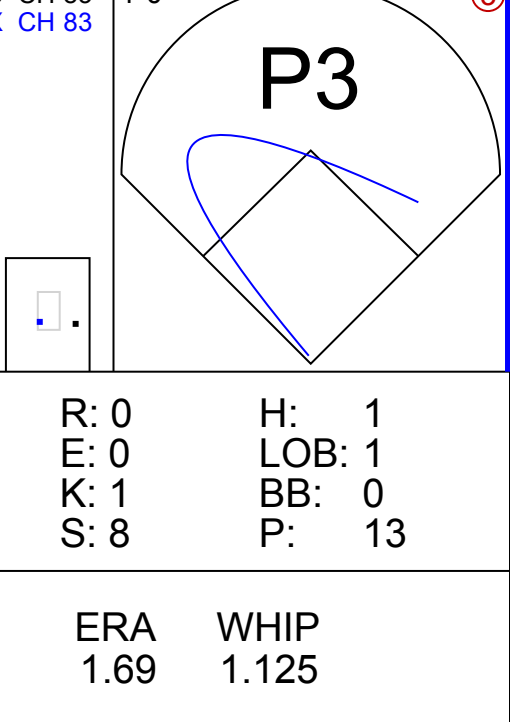
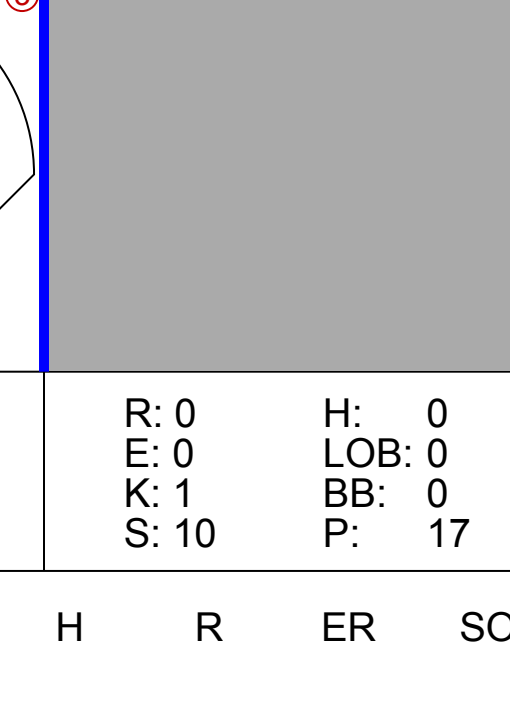






| Batter | 1 | 2 | 3 | 4 | 5 | 6 | 7 | 8 | 9 | AB | R | H | RBI | BB | SO | LOB | TOP | | | | | | |
|--|---|---|---|---|---|---|---|---|---|---|---|---|---|---|---|---|---|---|---|---|---|---|---|
| 1 Amed Rosario, R OBP: 0.278, SLG: 0.235 |  | |  | | |  |  | |  | 5 | 1 | 1 | 1 | 0 | 3 | 0 | | | | | | | |
| 20 Pete Alonso, R OBP: 0.474, SLG: 0.765 39 Edwin Diaz, R |  | |  | | |  |  | |  | 5 | 1 | 1 | 3 | 0 | 2 | 0 | | | | | | | |
| 24 Robinson Cano, L OBP: 0.211, SLG: 0.368 |  | |  | | |  | |  |  | 5 | 0 | 0 | 0 | 0 | 4 | 0 | | | | | | | |
| 28 J.D. Davis, R OBP: 0.267, SLG: 0.357 |  |  | |  | |  | |  |  | 4 | 1 | 1 | 0 | 1 | 1 | 0 | | | | | | | |
| 30 Michael Conforto, L OBP: 0.389, SLG: 0.353 |  | | |  | |  | |  | | 3 | 1 | 2 | 0 | 0 | 1 | 1 | | | | | | | |
| 40 Wilson Ramos, R OBP: 0.500, SLG: 0.538 |  | | |  | |  | |  |  | 4 | 0 | 2 | 0 | 0 | 0 | 3 | | | | | | | |
| 6 Jeff McNeil, L OBP: 0.538, SLG: 0.818 63 Tim Peterson, R 27 Jeury Familia, R 22 Dominic Smith, L OBP: 0.600, SLG: 0.500 |  | | |  | |  | | |  | 2 | 0 | 1 | 1 | 1 | 1 | 2 | AB 36 R 7 H 10 RBI 6 BB 2 SO 16 LOB 13 | | | | | | |
| 12 Juan Lagares, R OBP: 0.333, SLG: 0.625 |  | | |  | | |  | |  | 3 | 2 | 1 | 1 | 0 | 1 | 3 | | | | | | | |
| 32 Steven Matz, R 9 Brandon Nimmo, L OBP: 0.200, SLG: 0.077 23 Keon Broxton, R OBP: 1.000, SLG: 1.000 |  | | | | |  | |  |  | 2 | 0 | 0 | 0 | 0 | 1 | 2 |  | | | | | | |
| Inning Stats | R: 0 E: 0 K: 3 S: 9 | H: 0 LOB: 0 BB: 0 P: 15 | R: 1 E: 0 K: 2 S: 20 | H: 3 LOB: 2 BB: 0 P: 32 | R: 0 E: 0 K: 1 S: 7 | H: 0 LOB: 0 BB: 0 P: 10 | R: 1 E: 0 K: 1 S: 9 | H: 1 LOB: 1 BB: 1 P: 18 | R: 0 E: 0 K: 1 S: 7 | H: 0 LOB: 0 BB: 0 P: 12 | R: 0 E: 0 K: 3 S: 14 | H: 2 LOB: 2 BB: 0 P: 20 | R: 1 E: 0 K: 2 S: 10 | H: 1 LOB: 0 BB: 0 P: 14 | R: 0 E: 0 K: 1 S: 9 | H: 0 LOB: 1 BB: 0 P: 19 | R: 4 E: 0 K: 2 S: 15 | H: 3 LOB: 0 BB: 0 P: 26 | 1B: 6 2B: 2 3B: 0 HR: 2 | SF: 0 SAC: 0 DP: 1 HBP: 2 | WP: 1 PB: 0 SB: 0 CS: 0 | PA: 40 | |
| PITCHER | IP WLS BF H R ER SO BB IBB HBP BLK WP HR S P ERA WHIP | IP WLS BF H R ER SO BB IBB HBP BLK WP HR S P ERA WHIP | IP WLS BF H R ER SO BB IBB HBP BLK WP HR S P ERA WHIP | IP WLS BF H R ER SO BB IBB HBP BLK WP HR S P ERA WHIP | IP WLS BF H R ER SO BB IBB HBP BLK WP HR S P ERA WHIP | IP WLS BF H R ER SO BB IBB HBP BLK WP HR S P ERA WHIP | IP WLS BF H R ER SO BB IBB HBP BLK WP HR S P ERA WHIP | IP WLS BF H R ER SO BB IBB HBP BLK WP HR S P ERA WHIP | IP WLS BF H R ER SO BB IBB HBP BLK WP HR S P ERA WHIP | IP WLS BF H R ER SO BB IBB HBP BLK WP HR S P ERA WHIP | IP WLS BF H R ER SO BB IBB HBP BLK WP HR S P ERA WHIP | IP WLS BF H R ER SO BB IBB HBP BLK WP HR S P ERA WHIP | IP WLS BF H R ER SO BB IBB HBP BLK WP HR S P ERA WHIP | IP WLS BF H R ER SO BB IBB HBP BLK WP HR S P ERA WHIP | IP WLS BF H R ER SO BB IBB HBP BLK WP HR S P ERA WHIP | IP WLS BF H R ER SO BB IBB HBP BLK WP HR S P ERA WHIP | IP WLS BF H R ER SO BB IBB HBP BLK WP HR S P ERA WHIP | IP WLS BF H R ER SO BB IBB HBP BLK WP HR S P ERA WHIP | IP WLS BF H R ER SO BB IBB HBP BLK WP HR S P ERA WHIP | IP WLS BF H R ER SO BB IBB HBP BLK WP HR S P ERA WHIP | IP WLS BF H R ER SO BB IBB HBP BLK WP HR S P ERA WHIP | IP WLS BF H R ER SO BB IBB HBP BLK WP HR S P ERA WHIP | IP WLS BF H R ER SO BB IBB HBP BLK WP HR S P ERA WHIP |

New York Mets @ Miami Marlins
Marlins Park, Miami, FL
Mon Apr 01 2019, 7:11 PM - 10:20 PM EDT
Att: 6,489 - Sunny - 75 F

AB 36
R 7
H 10
RBI 6
BB 2
SO 16
LOB 13

WP: 1
PB: 0
SB: 0
CS: 0

| Batter | 1 | 2 | 3 | 4 | 5 | 6 | 7 | 8 | 9 | AB | R | H | RBI | BB | SO | LOB | BOTTOM | | | | | | |
|---|---|---|---|---|---|---|---|---|---|---|---|---|---|---|---|---|---|---|---|---|---|---|---|
| 19 Miguel Rojas, R OBP: 0.357, SLG: 0.462 |  | |  | | |  | |  | | 4 | 1 | 1 | 0 | 0 | 1 | 0 | | | | | | | |
| 5 Rosal Herrera, S OBP: 0.222, SLG: 0.176 |  | |  | | |  | |  | | 4 | 1 | 0 | 0 | 0 | 0 | 2 | | | | | | | |
| 15 Brian Anderson, R OBP: 0.190, SLG: 0.105 |  | | |  | |  | |  | | 4 | 0 | 1 | 0 | 0 | 1 | 1 | | | | | | | |
| 13 Starlin Castro, R OBP: 0.300, SLG: 0.421 |  | | |  | |  | |  |  | 3 | 1 | 2 | 3 | 1 | 0 | 0 | | | | | | | |
| 9 Lewis Brinson, R OBP: 0.167, SLG: 0.222 |  | | |  | |  | |  | | 4 | 0 | 1 | 0 | 0 | 0 | 2 | | | | | | | |
| 14 Martin Prado, R OBP: 0.385, SLG: 0.385 |  | | | | |  | |  | | 4 | 0 | 2 | 0 | 0 | 0 | 0 | | | | | | | |
| 38 Jorge Alfaro, R OBP: 0.357, SLG: 0.538 | | | | | | | | | | 4 | 0 | 2 | 0 | 0 | 1 | 4 | AB 35 R 3 H 9 RBI 3 BB 1 SO 7 LOB 20 | | | | | | |
| 45 Peter O'Brien, R | | | | | | | | | | 4 | 0 | 0 | 0 | 0 | 2 | 6 | | | | | | | |
| 31 Caleb Smith, R 18 Neil Walker, S 70 Nick Anderson, R 39 Tyler Kinley, R 21 Curtis Granderson, L 61 Adam Conley, L 71 Drew Steckenrider, R 10 JT Riddle, L | | | | | | | | | | 1 | 0 | 0 | 0 | 0 | 1 | 0 |  | | | | | | |
| Inning Stats | R: 2 E: 0 K: 1 S: 12 | H: 1 LOB: 0 BB: 0 P: 16 | R: 0 E: 0 K: 0 S: 7 | H: 1 LOB: 0 BB: 0 P: 11 | R: 0 E: 0 K: 1 S: 11 | H: 0 LOB: 0 BB: 0 P: 14 | R: 0 E: 0 K: 0 S: 7 | H: 0 LOB: 0 BB: 0 P: 9 | R: 0 E: 0 K: 1 S: 8 | H: 1 LOB: 1 BB: 0 P: 13 | R: 1 E: 1 K: 0 S: 12 | H: 3 LOB: 1 BB: 0 P: 14 | R: 0 E: 0 K: 0 S: 8 | H: 1 LOB: 1 BB: 0 P: 12 | R: 0 E: 0 K: 1 S: 10 | H: 0 LOB: 0 BB: 0 P: 17 | R: 0 E: 0 K: 3 S: 17 | H: 2 LOB: 3 BB: 1 P: 29 | 1B: 8 2B: 0 3B: 0 HR: 1 | SF: 0 SAC: 0 DP: 2 HBP: 0 | WP: 0 PB: 1 SB: 0 CS: 0 | PA: 36 | |
| PITCHER | IP WLS BF H R ER SO BB IBB HBP BLK WP HR S P ERA WHIP | IP WLS BF H R ER SO BB IBB HBP BLK WP HR S P ERA WHIP | IP WLS BF H R ER SO BB IBB HBP BLK WP HR S P ERA WHIP | IP WLS BF H R ER SO BB IBB HBP BLK WP HR S P ERA WHIP | IP WLS BF H R ER SO BB IBB HBP BLK WP HR S P ERA WHIP | IP WLS BF H R ER SO BB IBB HBP BLK WP HR S P ERA WHIP | IP WLS BF H R ER SO BB IBB HBP BLK WP HR S P ERA WHIP | IP WLS BF H R ER SO BB IBB HBP BLK WP HR S P ERA WHIP | IP WLS BF H R ER SO BB IBB HBP BLK WP HR S P ERA WHIP | IP WLS BF H R ER SO BB IBB HBP BLK WP HR S P ERA WHIP | IP WLS BF H R ER SO BB IBB HBP BLK WP HR S P ERA WHIP | IP WLS BF H R ER SO BB IBB HBP BLK WP HR S P ERA WHIP | IP WLS BF H R ER SO BB IBB HBP BLK WP HR S P ERA WHIP | IP WLS BF H R ER SO BB IBB HBP BLK WP HR S P ERA WHIP | IP WLS BF H R ER SO BB IBB HBP BLK WP HR S P ERA WHIP | IP WLS BF H R ER SO BB IBB HBP BLK WP HR S P ERA WHIP | IP WLS BF H R ER SO BB IBB HBP BLK WP HR S P ERA WHIP | IP WLS BF H R ER SO BB IBB HBP BLK WP HR S P ERA WHIP | IP WLS BF H R ER SO BB IBB HBP BLK WP HR S P ERA WHIP | IP WLS BF H R ER SO BB IBB HBP BLK WP HR S P ERA WHIP | IP WLS BF H R ER SO BB IBB HBP BLK WP HR S P ERA WHIP | IP WLS BF H R ER SO BB IBB HBP BLK WP HR S P ERA WHIP | IP WLS BF H R ER SO BB IBB HBP BLK WP HR S P ERA WHIP |

New York Mets @ Miami Marlins
Marlins Park, Miami, FL
Mon Apr 01 2019, 7:11 PM - 10:20 PM EDT
Att: 6,489 - Sunny - 75 F

AB 35
R 3
H 9
RBI 3
BB 1
SO 7
LOB 20

WP: 0
PB: 1
SB: 0
CS: 0

| Batter | 1 | 2 | 3 | 4 | 5 | 6 | 7 | 8 | 9 | AB | R | H | RBI | BB | SO | LOB | TOP | | | | |
|---|---|---|---|---|---|---|---|---|---|---|---|---|---|---|---|---|---|---|---|---|---|
| 9 Brandon Nimmo, L (1,7) OBP: 0.300, SLG: 0.125 23 Keon Broxton, R (7,7) OBP: 1.000, SLG: 1.000 | | | | | | | | | | 3 | 1 | 1 | 1 | 1 | 0 | 3 | | | | | |
| 6 Jeff McNeil, L (1,5) OBP: 0.471, SLG: 0.667 65 Robert Gsellman, R (6,1) OBP: 0.450, SLG: 0.722 20 Pete Alonso, R (7,PH) OBP: 0.450, SLG: 0.722 67 Seth Lugo, R (7,1) OBP: 0.450, SLG: 0.722 38 Justin Wilson, L (8,1) OBP: 0.450, SLG: 0.722 | | | | | | | | | | 4 | 1 | 1 | 0 | 0 | 0 | 1 | | | | | |
| 24 Robinson Cano, L (1,4) OBP: 0.208, SLG: 0.333 | | | | | | | | | | 5 | 0 | 1 | 0 | 0 | 0 | 3 | | | | | |
| 30 Michael Conforto, L (1,9) OBP: 0.391, SLG: 0.333 | | | | | | | | | | 4 | 1 | 1 | 0 | 1 | 1 | 1 | | | | | |
| 40 Wilson Ramos, R (1,2) OBP: 0.474, SLG: 0.500 | | | | | | | | | | 5 | 2 | 2 | 1 | 0 | 0 | 2 | | | | | |
| 22 Dominic Smith, L (1,3) OBP: 0.500, SLG: 0.444 | | | | | | | | | | 5 | 1 | 2 | 1 | 0 | 1 | 2 | | | | | |
| 1 Amed Rosario, R (1,6) OBP: 0.304, SLG: 0.286 | | | | | | | | | | 4 | 0 | 1 | 2 | 1 | 2 | 2 | | | | | |
| 12 Juan Lagares, R (1,8) OBP: 0.286, SLG: 0.417 | | | | | | | | | | 4 | 0 | 0 | 1 | 1 | 1 | 3 | | | | | |
| 44 Jason Vargas, L (1,1) OBP: 0.313, SLG: 0.357 | | | | | | | | | | 3 | 0 | 0 | 0 | 0 | 1 | 5 | | | | | |
| Inning Stats | R: 5 H: 5 E: 0 K: 0 S: 26 | H: 5 LOB: 2 BB: 1 P: 40 | R: 0 H: 2 E: 0 K: 1 S: 10 | H: 2 LOB: 2 BB: 0 P: 15 | R: 0 H: 0 E: 1 K: 2 S: 9 | H: 0 LOB: 1 BB: 0 P: 16 | R: 0 H: 0 E: 0 K: 1 S: 5 | H: 0 LOB: 0 BB: 0 P: 7 | R: 0 H: 0 E: 0 K: 0 S: 8 | H: 0 LOB: 1 BB: 1 P: 15 | R: 1 H: 2 E: 0 K: 2 S: 21 | H: 2 LOB: 3 BB: 1 P: 35 | R: 0 H: 0 E: 0 K: 0 S: 8 | H: 0 LOB: 0 BB: 0 P: 12 | R: 0 H: 0 E: 0 K: 1 S: 6 | H: 0 LOB: 0 BB: 0 P: 8 | 1B: 8 2B: 1 3B: 0 HR: 0 | SF: 0 SAC: 0 DP: 0 HBP: 1 | WP: 0 PB: 0 SB: 1 CS: 0 | PA: 44 | |
| PITCHER | IP WLS BF H R ER SO BB IBB HBP BLK WP HR S P ERA WHIP | IP WLS BF H R ER SO BB IBB HBP BLK WP HR S P ERA WHIP | IP WLS BF H R ER SO BB IBB HBP BLK WP HR S P ERA WHIP | IP WLS BF H R ER SO BB IBB HBP BLK WP HR S P ERA WHIP | IP WLS BF H R ER SO BB IBB HBP BLK WP HR S P ERA WHIP | IP WLS BF H R ER SO BB IBB HBP BLK WP HR S P ERA WHIP | IP WLS BF H R ER SO BB IBB HBP BLK WP HR S P ERA WHIP | IP WLS BF H R ER SO BB IBB HBP BLK WP HR S P ERA WHIP | IP WLS BF H R ER SO BB IBB HBP BLK WP HR S P ERA WHIP | IP WLS BF H R ER SO BB IBB HBP BLK WP HR S P ERA WHIP | IP WLS BF H R ER SO BB IBB HBP BLK WP HR S P ERA WHIP | IP WLS BF H R ER SO BB IBB HBP BLK WP HR S P ERA WHIP | IP WLS BF H R ER SO BB IBB HBP BLK WP HR S P ERA WHIP | IP WLS BF H R ER SO BB IBB HBP BLK WP HR S P ERA WHIP | IP WLS BF H R ER SO BB IBB HBP BLK WP HR S P ERA WHIP | IP WLS BF H R ER SO BB IBB HBP BLK WP HR S P ERA WHIP | IP WLS BF H R ER SO BB IBB HBP BLK WP HR S P ERA WHIP | IP WLS BF H R ER SO BB IBB HBP BLK WP HR S P ERA WHIP | IP WLS BF H R ER SO BB IBB HBP BLK WP HR S P ERA WHIP | IP WLS BF H R ER SO BB IBB HBP BLK WP HR S P ERA WHIP | IP WLS BF H R ER SO BB IBB HBP BLK WP HR S P ERA WHIP |

New York Mets @ Miami Marlins
Marlins Park, Miami, FL
Tue Apr 02 2019, 7:10 PM - 10:33 PM EDT
Att: 5,934 - Partly Cloudy - 82 F

| | |
|-----|----|
| AB | 38 |
| R | 6 |
| H | 9 |
| RBI | 6 |
| BB | 5 |
| SO | 7 |
| LOB | 25 |



| Batter | 1 | 2 | 3 | 4 | 5 | 6 | 7 | 8 | 9 | AB | R | H | RBI | BB | SO | LOB | BOTTOM | | | | | |
|--|---|---|---|---|---|---|---|---|---|---|---|---|---|---|---|---|---|---|---|---|---|--------|
| 19 Miquel Rojas, R (1,6) OBP: 0.300, SLG: 0.368 21 Curtis Granderson, L (1,7) OBP: 0.429, SLG: 0.700 | | | | | | | | | | 6 | 0 | 1 | 0 | 0 | 0 | 4 | | | | | | |
| 15 Brian Anderson, R (1,5) OBP: 0.231, SLG: 0.208 | | | | | | | | | | 5 | 0 | 2 | 1 | 0 | 0 | 0 | | | | | | |
| 13 Starlin Castro, R (1,4) OBP: 0.360, SLG: 0.583 | | | | | | | | | | 5 | 1 | 3 | 1 | 0 | 0 | 1 | | | | | | |
| 14 Martin Prado, R (1,3) OBP: 0.500, SLG: 0.533 20 Wei-Yin Chen, R (6,1) OBP: 0.300, SLG: 0.900 | | | | | | | | | | 2 | 0 | 2 | 0 | 1 | 0 | 0 | | | | | | |
| 10 JT Riddle, L (7,PH) OBP: 0.300, SLG: 0.900 | | | | | | | | | | 0 | 0 | 0 | 0 | 0 | 0 | 0 | | | | | | |
| 38 Jorge Alfaro, R (1,2) OBP: 0.316, SLG: 0.412 | | | | | | | | | | 4 | 1 | 0 | 0 | 0 | 1 | 7 | | | | | | |
| 9 Lewis Brinson, R (1,8) OBP: 0.304, SLG: 0.364 | | | | | | | | | | 4 | 0 | 3 | 1 | 0 | 0 | 0 | | | | | | |
| 45 Peter O'Brien, R (1,9) OBP: 0.083, SLG: 0.083 | | | | | | | | | | 5 | 0 | 1 | 1 | 0 | 3 | 3 | | | | | | |
| 62 José Ureña, R (1,1) OBP: 0.211, SLG: 0.217 5 Rosell Herrera, S (4,PH) OBP: 0.211, SLG: 0.217 39 Tyler Kinley, R (5,1) OBP: 0.211, SLG: 0.217 18 Neil Walker, S (6,3) OBP: 0.211, SLG: 0.217 56 Tayron Guerrero, R (8,1) OBP: 0.211, SLG: 0.217 37 Austin Brice, R (9,PH) OBP: 0.211, SLG: 0.217 17 Chad Wallach, R (9,PH) OBP: 0.211, SLG: 0.217 31 Caleb Smith, R (9,PH) OBP: 0.211, SLG: 0.217 | | | | | | | | | | 0 | 0 | 0 | 0 | 0 | 0 | 0 | | | | | | |
| Inning Stats | R: 1 H: 2 E: 0 K: 0 S: 8 | H: 1 LOB: 2 BB: 0 P: 18 | R: 0 H: 1 E: 0 K: 1 S: 13 | H: 2 LOB: 0 BB: 0 P: 19 | R: 0 H: 2 E: 0 K: 1 S: 10 | H: 1 LOB: 1 BB: 0 P: 13 | R: 0 H: 1 E: 0 K: 0 S: 9 | H: 1 LOB: 1 BB: 0 P: 11 | R: 1 H: 2 E: 0 K: 0 S: 6 | H: 2 LOB: 1 BB: 0 P: 13 | R: 0 H: 2 E: 0 K: 2 S: 14 | H: 2 LOB: 2 BB: 0 P: 21 | R: 2 H: 3 E: 0 K: 0 S: 11 | H: 3 LOB: 2 BB: 0 P: 18 | R: 1 H: 2 E: 0 K: 1 S: 15 | H: 2 LOB: 1 BB: 1 P: 23 | R: 0 H: 1 E: 0 K: 0 S: 4 | H: 1 LOB: 0 BB: 0 P: 9 | 1B: 11 2B: 5 3B: 0 HR: 1 | SF: 0 SAC: 1 DP: 2 HBP: 2 | WP: 0 PB: 0 SB: 0 CS: 0 | PA: 46 |
| PITCHER | IP WLS BF H R ER SO BB IBB HBP BLK WP HR S P ERA WHIP | IP WLS BF H R ER SO BB IBB HBP BLK WP HR S P ERA WHIP | IP WLS BF H R ER SO BB IBB HBP BLK WP HR S P ERA WHIP | IP WLS BF H R ER SO BB IBB HBP BLK WP HR S P ERA WHIP | IP WLS BF H R ER SO BB IBB HBP BLK WP HR S P ERA WHIP | IP WLS BF H R ER SO BB IBB HBP BLK WP HR S P ERA WHIP | IP WLS BF H R ER SO BB IBB HBP BLK WP HR S P ERA WHIP | IP WLS BF H R ER SO BB IBB HBP BLK WP HR S P ERA WHIP | IP WLS BF H R ER SO BB IBB HBP BLK WP HR S P ERA WHIP | IP WLS BF H R ER SO BB IBB HBP BLK WP HR S P ERA WHIP | IP WLS BF H R ER SO BB IBB HBP BLK WP HR S P ERA WHIP | IP WLS BF H R ER SO BB IBB HBP BLK WP HR S P ERA WHIP | IP WLS BF H R ER SO BB IBB HBP BLK WP HR S P ERA WHIP | IP WLS BF H R ER SO BB IBB HBP BLK WP HR S P ERA WHIP | IP WLS BF H R ER SO BB IBB HBP BLK WP HR S P ERA WHIP | IP WLS BF H R ER SO BB IBB HBP BLK WP HR S P ERA WHIP | IP WLS BF H R ER SO BB IBB HBP BLK WP HR S P ERA WHIP | IP WLS BF H R ER SO BB IBB HBP BLK WP HR S P ERA WHIP | IP WLS BF H R ER SO BB IBB HBP BLK WP HR S P ERA WHIP | IP WLS BF H R ER SO BB IBB HBP BLK WP HR S P ERA WHIP | IP WLS BF H R ER SO BB IBB HBP BLK WP HR S P ERA WHIP | |

New York Mets @ Miami Marlins
Marlins Park, Miami, FL
Tue Apr 02 2019, 7:10 PM - 10:33 PM EDT
Att: 5,934 - Partly Cloudy - 82 F

| | |
|-----|----|
| AB | 41 |
| R | 5 |
| H | 16 |
| RBI | 5 |
| BB | 2 |
| SO | 5 |
| LOB | 24 |



| Batter | 1 | 2 | 3 | 4 | 5 | 6 | 7 | 8 | 9 | AB | R | H | RBI | BB | SO | LOB | TOP | | | | | |
|---|---|---|---|--|------------------------------|----------------------------------|------------------------------|----------------------------------|-------------------------------|----------------------------------|------------------------------|----------------------------------|------------------------------|---------------------------------|------------------------------|----------------------------------|---|----------------------------------|----------------------------------|------------------------------------|----------------------------------|--------|
| 21 Curtis Granderson, L OBP: 0.391, SLG: 0.438 | | | | | | | | | | 3 | 0 | 0 | 0 | 1 | 3 | 2 | Miami Marlins @ Atlanta Braves SunTrust Park, Atlanta, GA Fri Apr 05 2019, 7:23 PM - 9:57 PM EDT Att: 29,218 - Partly Cloudy - 71 F | | | | | |
| 15 Brian Anderson, R OBP: 0.265, SLG: 0.226 | | | | | | | | | | 3 | 0 | 1 | 0 | 1 | 1 | 2 | | | | | | |
| 18 Neil Walker, S OBP: 0.333, SLG: 0.353 | | | | | | | | | | 3 | 0 | 0 | 0 | 1 | 0 | 3 | | | | | | |
| 13 Starlin Castro, R OBP: 0.303, SLG: 0.469 | | | | | | | | | | 4 | 0 | 0 | 0 | 0 | 0 | 5 | | | | | | |
| 38 Jorge Alfaro, R OBP: 0.261, SLG: 0.333 | | | | | | | | | | 3 | 0 | 0 | 0 | 0 | 2 | 0 | | | | | | |
| 10 JT Riddle, L OBP: 0.250, SLG: 0.625 | | | | | | | | | | 3 | 0 | 1 | 0 | 0 | 0 | 0 | | | | | | |
| 9 Lewis Brinson, R OBP: 0.267, SLG: 0.310 | | | | | | | | | | 3 | 0 | 0 | 0 | 0 | 0 | 1 | | | | | | |
| 45 Peter O'Brien, R OBP: 0.133, SLG: 0.071 | | | | | | | | | | 2 | 0 | 0 | 0 | 1 | 2 | 0 | | | | | | |
| 49 Pablo López, L ERA: 3.37, SLG: 0.330 | | | | | | | | | | 1 | 0 | 0 | 0 | 0 | 1 | 0 | | | | | | |
| 5 Rosalí Herrera, S ERA: 1.20, SLG: 0.304 | | | | | | | | | | 1 | 0 | 0 | 0 | 0 | 0 | 0 | | | | | | |
| 39 Tyler Kinley, R ERA: 1.93 | | | | | | | | | | 1 | 0 | 0 | 0 | 0 | 0 | 0 | | | | | | |
| 71 Drew Steckenrider, R ERA: 3.0 | | | | | | | | | | 1 | 0 | 0 | 0 | 0 | 0 | 0 | | | | | | |
| 56 Tayron Guerrero, R ERA: 3.0 | | | | | | | | | | 1 | 0 | 0 | 0 | 0 | 0 | 0 | | | | | | |
| 14 Martín Prado, R OBP: 0.266, SLG: 0.376 | | | | | | | | | | 1 | 0 | 0 | 0 | 0 | 0 | 0 | | | | | | |
| Inning Stats | R: 0 E: 0 K: 0 S: 6 | H: 0 LOB: 1 BB: 2 P: 16 | R: 0 E: 0 K: 1 S: 5 | H: 1 LOB: 0 BB: 0 P: 9 | R: 0 E: 0 K: 3 S: 9 | H: 0 LOB: 0 BB: 0 P: 11 | R: 0 E: 0 K: 0 S: 7 | H: 0 LOB: 0 BB: 0 P: 11 | R: 0 E: 0 K: 0 S: 12 | H: 0 LOB: 0 BB: 0 P: 16 | R: 0 E: 0 K: 3 S: 9 | H: 0 LOB: 0 BB: 0 P: 16 | R: 0 E: 0 K: 0 S: 6 | H: 1 LOB: 0 BB: 0 P: 9 | R: 0 E: 0 K: 1 S: 8 | H: 0 LOB: 0 BB: 0 P: 11 | R: 0 E: 0 K: 2 S: 14 | H: 1 LOB: 3 BB: 2 P: 27 | 1B: 2 2B: 1 3B: 0 HR: 0 | SF: 0 SAC: 0 DP: 3 HBP: 0 | WP: 0 PB: 0 SB: 0 CS: 0 | PA: 31 |
| PITCHER | IP WLS BF H R ER SO BB IBB HBP BLK WP HR S P ERA WHIP | 7.0 W 22 2 0 0 7 2 0 0 0 0 0 54 88 0.00 0.571 | 1.0 3 0 0 0 1 0 0 0 0 0 0 8 11 0.00 0.000 | 1.0 6 1 0 0 2 2 0 0 0 0 0 14 27 0.00 3.000 | PITCHER | | | | | | | | | | | | | | | | | |

| | |
|-----|----|
| AB | 27 |
| R | 0 |
| H | 3 |
| RBI | 0 |
| BB | 4 |
| SO | 10 |
| LOB | 13 |



| Batter | 1 | 2 | 3 | 4 | 5 | 6 | 7 | 8 | 9 | AB | R | H | RBI | BB | SO | LOB | BOTTOM | | | | |
|--|---|---|---|--|------------------------------|----------------------------------|-------------------------------|----------------------------------|------------------------------|----------------------------------|-------------------------------|----------------------------------|------------------------------|----------------------------------|-------------------------------|----------------------------------|---|------------------------------------|----------------------------------|--------|--|
| 11 Ender Inciarte, L OBP: 0.286, SLG: 0.462 | | | | | | | | | | 4 | 0 | 2 | 1 | 0 | 1 | 0 | Miami Marlins @ Atlanta Braves SunTrust Park, Atlanta, GA Fri Apr 05 2019, 7:23 PM - 9:57 PM EDT Att: 29,218 - Partly Cloudy - 71 F | | | | |
| 20 Josh Donaldson, R OBP: 0.290, SLG: 0.154 | | | | | | | | | | 4 | 0 | 0 | 0 | 0 | 2 | 3 | | | | | |
| 5 Freddie Freeman, L OBP: 0.531, SLG: 0.500 | | | | | | | | | | 4 | 1 | 1 | 0 | 0 | 0 | 1 | | | | | |
| 13 Ronald Acuña Jr., R OBP: 0.333, SLG: 0.417 | | | | | | | | | | 4 | 1 | 1 | 2 | 0 | 1 | 1 | | | | | |
| 22 Nick Markakis, L OBP: 0.367, SLG: 0.429 | | | | | | | | | | 4 | 0 | 0 | 0 | 0 | 2 | 0 | | | | | |
| 1 Ozzie Albies, S OBP: 0.516, SLG: 0.615 | | | | | | | | | | 3 | 0 | 0 | 0 | 1 | 0 | 0 | | | | | |
| 25 Tyler Flowers, R OBP: 0.593, SLG: 0.800 | | | | | | | | | | 3 | 1 | 2 | 1 | 0 | 0 | 1 | | | | | |
| 7 Dansby Swanson, R OBP: 0.462, SLG: 0.684 | | | | | | | | | | 2 | 1 | 0 | 0 | 1 | 1 | 2 | | | | | |
| 45 Kevin Gausman, L OBP: 0.333, SLG: 0.333 | | | | | | | | | | 3 | 0 | 1 | 0 | 0 | 1 | 1 | | | | | |
| 19 Jesse Biddle, L OBP: 0.265, SLG: 0.226 | | | | | | | | | | 0 | 0 | 0 | 0 | 0 | 0 | 0 | | | | | |
| 38 Aroldys Vizcaino, R OBP: 0.265, SLG: 0.226 | | | | | | | | | | 0 | 0 | 0 | 0 | 0 | 0 | 0 | | | | | |
| Inning Stats | R: 0 E: 0 K: 1 S: 7 | H: 1 LOB: 0 BB: 0 P: 11 | R: 0 E: 0 K: 1 S: 9 | H: 1 LOB: 0 BB: 0 P: 15 | R: 0 E: 0 K: 1 S: 7 | H: 0 LOB: 0 BB: 0 P: 13 | R: 4 E: 0 K: 1 S: 20 | H: 5 LOB: 2 BB: 1 P: 36 | R: 0 E: 0 K: 1 S: 9 | H: 0 LOB: 0 BB: 0 P: 14 | R: 0 E: 0 K: 2 S: 11 | H: 0 LOB: 1 BB: 0 P: 16 | R: 0 E: 0 K: 0 S: 9 | H: 0 LOB: 0 BB: 0 P: 13 | R: 0 E: 0 K: 1 S: 11 | H: 0 LOB: 1 BB: 1 P: 19 | 1B: 5 2B: 0 3B: 0 HR: 2 | SF: 0 SAC: 0 DP: 0 HBP: 1 | WP: 0 PB: 0 SB: 0 CS: 0 | PA: 34 | |
| PITCHER | IP WLS BF H R ER SO BB IBB HBP BLK WP HR S P ERA WHIP | 5.0 L 23 7 4 4 5 1 0 0 0 0 0 11 16 0.00 0.000 | 1.0 4 0 0 0 2 0 0 0 1 0 0 9 13 0.00 0.000 | 1.0 4 0 0 0 1 1 0 0 0 0 0 11 19 0.00 1.000 | PITCHER | | | | | | | | | | | | | | | | |

| | |
|-----|----|
| AB | 31 |
| R | 4 |
| H | 7 |
| RBI | 4 |
| BB | 2 |
| SO | 8 |
| LOB | 9 |



| Batter | 1 | 2 | 3 | 4 | 5 | 6 | 7 | 8 | 9 | AB | R | H | RBI | BB | SO | LOB | TOP | | | | | | | | | | |
|---|------------------------------|----------------------------------|------------------------------|----------------------------------|------------------------------|----------------------------------|------------------------------|----------------------------------|-------------------------------|----------------------------------|------------------------------|----------------------------------|-------------------------------|----------------------------------|------------------------------|----------------------------------|--|-------------------------------|----------------------------------|----------------------------------|------------------------------------|----------------------------------|--------|--|--|--|--|
| 21 Curtis Granderson, L (1.7) OBP: 0.370, SLG: 0.400 54 Sergio Romo, R (8.1) 61 Adam Conley, L (9.1) | | | | | | | | | | 4 | 0 | 1 | 0 | 0 | 2 | 2 | Miami Marlins @ Atlanta Braves SunTrust Park, Atlanta, GA Sat Apr 06 2019, 7:22 PM - 10:37 PM EDT Att: 35,618 - Partly Cloudy - 72 F | | | | | | | | | | |
| 15 Brian Anderson, R (1.5) OBP: 0.263, SLG: 0.206 | | | | | | | | | | 3 | 0 | 0 | 0 | 1 | 0 | 1 | | | | | | | | | | | |
| 18 Neil Walker, S (1.3) OBP: 0.320, SLG: 0.333 | | | | | | | | | | 4 | 0 | 1 | 0 | 0 | 2 | 3 | | | | | | | | | | | |
| 13 Starlin Castro, R (1.4) OBP: 0.297, SLG: 0.444 | | | | | | | | | | 4 | 1 | 1 | 0 | 0 | 0 | 2 | | | | | | | | | | | |
| 38 Jorge Alfaro, R (1.2) OBP: 0.333, SLG: 0.640 | | | | | | | | | | 4 | 2 | 3 | 3 | 0 | 1 | 0 | | | | | | | | | | | |
| 10 JT Riddle, L (1.6) OBP: 0.200, SLG: 0.500 | | | | | | | | | | 4 | 0 | 0 | 0 | 0 | 0 | 1 | | | | | | | | | | | |
| 9 Lewis Brinson, R (1.8) OBP: 0.265, SLG: 0.303 | | | | | | | | | | 4 | 0 | 1 | 0 | 0 | 1 | 0 | | | | | | | | | | | |
| 45 Peter O'Brien, R (1.9) OBP: 0.211, SLG: 0.294 | | | | | | | | | | 3 | 1 | 1 | 1 | 1 | 0 | 1 | | | | | | | | | | | |
| 22 Sandy Alcantara, R (1.1) OBP: 0.296, SLG: 0.200 56 Tayron Guerrero, R (5.1) 70 Nick Anderson, R (6.1) 71 Drew Steckenrider, R (7.1) 14 Martin Prado, R (8.1) 5 Rosell Herrera, S (8.1) | | | | | | | | | | 2 | 0 | 0 | 0 | 0 | 1 | 1 | | | | | | | | | | | |
| Inning Stats | R: 0 E: 0 K: 2 S: 8 | H: 0 LOB: 0 BB: 0 P: 13 | R: 0 E: 0 K: 0 S: 7 | H: 1 LOB: 0 BB: 0 P: 11 | R: 0 E: 0 K: 1 S: 8 | H: 0 LOB: 1 BB: 1 P: 12 | R: 0 E: 0 K: 0 S: 5 | H: 1 LOB: 0 BB: 0 P: 10 | R: 2 E: 0 K: 0 S: 10 | H: 2 LOB: 0 BB: 0 P: 16 | R: 0 E: 0 K: 1 S: 8 | H: 1 LOB: 1 BB: 0 P: 15 | R: 0 E: 0 K: 1 S: 10 | H: 1 LOB: 1 BB: 0 P: 17 | R: 0 E: 0 K: 1 S: 6 | H: 0 LOB: 2 BB: 2 P: 17 | | R: 2 E: 0 K: 1 S: 18 | H: 2 LOB: 0 BB: 0 P: 24 | 1B: 5 2B: 1 3B: 0 HR: 3 | SF: 0 SAC: 0 DP: 3 HBP: 0 | WP: 0 PB: 1 SB: 1 CS: 0 | PA: 35 | | | | |
| PITCHER | IP | WLS | BF | H | R | ER | SO | BB | IBB | HBP | BLK | WP | HR | S | P | ERA | WHIP | | | | | | | | | | |
| 65 Kyle Wright, R (1.1) ERA: 4.35 | 6.0 | | 22 | 5 | 2 | 2 | 4 | 1 | 0 | 0 | 0 | 0 | 2 | 46 | 77 | 3.00 | 1.000 | | | | | | | | | | |
| 67 Wes Parsons, R (7.1) ERA: 4.15 | 1.0 | | 4 | 1 | 0 | 0 | 1 | 0 | 0 | 0 | 0 | 0 | 0 | 10 | 17 | 0.00 | 1.000 | | | | | | | | | | |
| 61 Chad Sobotka, R (8.1) ERA: 10.8 | 1.0 | | 4 | 0 | 0 | 0 | 1 | 2 | 0 | 0 | 0 | 0 | 6 | 17 | 0.00 | 2.000 | | | | | | | | | | | |
| 33 A.J. Minter, L (9.1) ERA: 18.0 | 0.1 | L | 3 | 2 | 2 | 2 | 0 | 0 | 0 | 0 | 0 | 0 | 1 | 13 | 19 | 54.00 | 6.000 | | | | | | | | | | |
| 77 Luke Jackson, R (9.1) ERA: 7.71 | 0.2 | | 2 | 0 | 0 | 0 | 1 | 0 | 0 | 0 | 0 | 0 | 5 | 5 | 0.00 | 0.000 | | | | | | | | | | | |

| Batter | 1 | 2 | 3 | 4 | 5 | 6 | 7 | 8 | 9 | AB | R | H | RBI | BB | SO | LOB | BOTTOM | | | | | | | | | | |
|---|-------------------------------|----------------------------------|------------------------------|----------------------------------|-------------------------------|----------------------------------|-------------------------------|----------------------------------|------------------------------|----------------------------------|-------------------------------|----------------------------------|-------------------------------|----------------------------------|------------------------------|---------------------------------|--|-------------------------------|----------------------------------|----------------------------------|------------------------------------|----------------------------------|--------|--|--|--|--|
| 11 Ender Inciarte, L (1.8) OBP: 0.303, SLG: 0.414 | | | | | | | | | | 3 | 1 | 0 | 0 | 2 | 1 | 1 | Miami Marlins @ Atlanta Braves SunTrust Park, Atlanta, GA Sat Apr 06 2019, 7:22 PM - 10:37 PM EDT Att: 35,618 - Partly Cloudy - 72 F | | | | | | | | | | |
| 1 Ozzie Albies, S (1.4) OBP: 0.472, SLG: 0.548 | | | | | | | | | | 5 | 0 | 1 | 0 | 0 | 1 | 5 | | | | | | | | | | | |
| 5 Freddie Freeman, L (1.3) OBP: 0.568, SLG: 0.556 | | | | | | | | | | 3 | 0 | 2 | 1 | 2 | 0 | 3 | | | | | | | | | | | |
| 13 Ronald Acuña Jr., R (1.7) OBP: 0.314, SLG: 0.357 | | | | | | | | | | 4 | 0 | 0 | 0 | 1 | 2 | 6 | | | | | | | | | | | |
| 22 Nick Markakis, L (1.9) OBP: 0.314, SLG: 0.364 | | | | | | | | | | 5 | 0 | 0 | 0 | 0 | 2 | 6 | | | | | | | | | | | |
| 17 Johan Camargo, S (1.5) OBP: 0.286, SLG: 0.162 | | | | | | | | | | 3 | 1 | 0 | 0 | 2 | 0 | 1 | | | | | | | | | | | |
| 16 Brian McCann, R (1.2) ERA: 1.5 25 Tyler Flowers, R (5.2) OBP: 0.571, SLG: 0.727 8 Charlie Culberson, R (9.1) OBP: 0.333, SLG: 1.333 | | | | | | | | | | 2 | 0 | 1 | 0 | 0 | 0 | 0 | | | | | | | | | | | |
| 7 Dansby Swanson, R (1.6) OBP: 0.467, SLG: 0.636 | | | | | | | | | | 3 | 0 | 1 | 1 | 1 | 0 | 2 | | | | | | | | | | | |
| 65 Kyle Wright, R (1.1) 14 Matt Joyce, L (5.1) 67 Wes Parsons, R (7.1) 61 Chad Sobotka, R (8.1) 20 Josh Donaldson, R (8.1) 33 A.J. Minter, L (9.1) 77 Luke Jackson, R (9.1) | | | | | | | | | | 2 | 0 | 0 | 0 | 0 | 0 | 3 | | | | | | | | | | | |
| Inning Stats | R: 1 E: 0 K: 0 S: 11 | H: 1 LOB: 1 BB: 1 P: 20 | R: 0 E: 0 K: 0 S: 9 | H: 0 LOB: 1 BB: 1 P: 17 | R: 0 E: 1 K: 0 S: 13 | H: 1 LOB: 2 BB: 1 P: 23 | R: 1 E: 0 K: 0 S: 22 | H: 2 LOB: 3 BB: 2 P: 33 | R: 0 E: 0 K: 1 S: 9 | H: 0 LOB: 2 BB: 1 P: 16 | R: 0 E: 0 K: 2 S: 10 | H: 1 LOB: 2 BB: 1 P: 15 | R: 0 E: 0 K: 2 S: 10 | H: 0 LOB: 0 BB: 0 P: 15 | R: 0 E: 0 K: 1 S: 8 | H: 0 LOB: 0 BB: 0 P: 9 | | R: 0 E: 1 K: 1 S: 16 | H: 1 LOB: 3 BB: 1 P: 22 | 1B: 4 2B: 2 3B: 0 HR: 0 | SF: 0 SAC: 0 DP: 1 HBP: 1 | WP: 0 PB: 0 SB: 0 CS: 0 | PA: 43 | | | | |
| PITCHER | IP | WLS | BF | H | R | ER | SO | BB | IBB | HBP | BLK | WP | HR | S | P | ERA | WHIP | | | | | | | | | | |
| 22 Sandy Alcantara, R (1.1) ERA: 1.5 | 4.0 | | 21 | 4 | 2 | 2 | 0 | 5 | 0 | 0 | 0 | 0 | 9 | 16 | 0.00 | 1.000 | | | | | | | | | | | |
| 56 Tayron Guerrero, R (5.1) ERA: 2.08 | 1.0 | | 5 | 0 | 0 | 0 | 1 | 1 | 0 | 1 | 0 | 0 | 0 | 10 | 15 | 0.00 | 1.000 | | | | | | | | | | |
| 70 Nick Anderson, R (6.1) ERA: 7.2 | 1.0 | | 5 | 1 | 0 | 0 | 2 | 0 | 1 | 0 | 0 | 0 | 0 | 10 | 15 | 0.00 | 1.000 | | | | | | | | | | |
| 71 Drew Steckenrider, R (7.1) ERA: 7.2 | 1.0 | | 3 | 0 | 0 | 0 | 2 | 0 | 0 | 0 | 0 | 0 | 0 | 10 | 15 | 0.00 | 0.000 | | | | | | | | | | |
| 54 Sergio Romo, R (8.1) ERA: 12.0 | 1.1 | W | 4 | 0 | 0 | 0 | 1 | 0 | 0 | 0 | 0 | 0 | 0 | 12 | 14 | 0.00 | 0.000 | | | | | | | | | | |

| | |
|-----|----|
| AB | 32 |
| R | 4 |
| H | 8 |
| RBI | 4 |
| BB | 3 |
| SO | 7 |
| LOB | 11 |

| | |
|-----|----|
| AB | 34 |
| R | 2 |
| H | 6 |
| RBI | 2 |
| BB | 8 |
| SO | 7 |
| LOB | 30 |



| Batter | 1 | 2 | 3 | 4 | 5 | 6 | 7 | 8 | 9 | AB | R | H | RBI | BB | SO | LOB | TOP | | | | |
|-------------------------------|---|---|---|---|---|---|---|---|---|---|---|---|---|---|---|---|--|---|---|---|---|
| 21 Curtis Granderson, L (1.7) | | | | | | | | | | 2 | 0 | 0 | 0 | 2 | 2 | 0 | <p>Miami Marlins @ Cincinnati Reds</p> <p>Great American Ball Park, Cincinnati, OH</p> <p>Tue Apr 09 2019, 6:42 PM - 9:29 PM EDT</p> <p>Att: 10,058 - Partly Cloudy - 69 F</p> | | | | |
| 15 Brian Anderson, R (1.5) | | | | | | | | | | 4 | 0 | 0 | 0 | 0 | 2 | 2 | | | | | |
| 18 Neil Walker, S (1.3) | | | | | | | | | | 4 | 0 | 1 | 0 | 0 | 1 | 1 | | | | | |
| 13 Starlin Castro, R (1.4) | | | | | | | | | | 4 | 0 | 0 | 0 | 0 | 1 | 3 | | | | | |
| 38 Jorge Alfaro, R (1.2) | | | | | | | | | | 3 | 0 | 0 | 0 | 0 | 1 | 0 | | | | | |
| 10 JT Riddle, L (1.6) | | | | | | | | | | 3 | 0 | 0 | 0 | 0 | 3 | 1 | | | | | |
| 9 Lewis Brinson, R (1.8) | | | | | | | | | | 3 | 0 | 2 | 0 | 0 | 0 | 0 | | | | | |
| 45 Peter O'Brien, R (1.9) | | | | | | | | | | 3 | 0 | 1 | 0 | 0 | 1 | 2 | | | | | |
| 62 José Ureña, R (1.1) | | | | | | | | | | 1 | 0 | 0 | 0 | 0 | 1 | 0 | | | | | |
| 5 Rosell Herrera, S (6, PH) | | | | | | | | | | 1 | 0 | 0 | 0 | 0 | 0 | 1 | | | | | |
| 20 Wei-Yin Chen, R (6.1) | | | | | | | | | | 0 | 0 | 0 | 0 | 0 | 0 | 0 | | | | | |
| 37 Austin Brice, R (8.1) | | | | | | | | | | 0 | 0 | 0 | 0 | 0 | 0 | 0 | | | | | |
| 19 Miguel Rojas, R (9, PH) | | | | | | | | | | 1 | 0 | 0 | 0 | 0 | 0 | 0 | | | | | |
| Inning Stats | R: 0 H: 0 E: 0 K: 2 S: 8 | H: 0 LOB: 0 BB: 0 P: 10 | R: 0 H: 1 E: 1 K: 1 S: 9 | H: 0 LOB: 0 BB: 0 P: 13 | R: 0 H: 1 E: 0 K: 2 S: 8 | H: 0 LOB: 1 BB: 0 P: 13 | R: 0 H: 0 E: 0 K: 0 S: 10 | H: 0 LOB: 0 BB: 0 P: 16 | R: 0 H: 1 E: 0 K: 1 S: 7 | H: 0 LOB: 0 BB: 0 P: 14 | R: 0 H: 0 E: 0 K: 1 S: 9 | H: 0 LOB: 0 BB: 0 P: 14 | R: 0 H: 1 E: 0 K: 2 S: 10 | H: 1 LOB: 1 BB: 0 P: 14 | R: 0 H: 1 E: 0 K: 2 S: 11 | H: 1 LOB: 2 BB: 1 P: 18 | 1B: 2 2B: 2 3B: 0 HR: 0 | SF: 0 SAC: 0 DP: 1 HBP: 0 | WP: 0 PB: 0 SB: 0 CS: 2 | PA: 32 | |
| PITCHER | IP WLS BF H R ER SO BB IBB HBP BLK WP HR S P ERA WHIP | IP WLS BF H R ER SO BB IBB HBP BLK WP HR S P ERA WHIP | IP WLS BF H R ER SO BB IBB HBP BLK WP HR S P ERA WHIP | IP WLS BF H R ER SO BB IBB HBP BLK WP HR S P ERA WHIP | IP WLS BF H R ER SO BB IBB HBP BLK WP HR S P ERA WHIP | IP WLS BF H R ER SO BB IBB HBP BLK WP HR S P ERA WHIP | IP WLS BF H R ER SO BB IBB HBP BLK WP HR S P ERA WHIP | IP WLS BF H R ER SO BB IBB HBP BLK WP HR S P ERA WHIP | IP WLS BF H R ER SO BB IBB HBP BLK WP HR S P ERA WHIP | IP WLS BF H R ER SO BB IBB HBP BLK WP HR S P ERA WHIP | IP WLS BF H R ER SO BB IBB HBP BLK WP HR S P ERA WHIP | IP WLS BF H R ER SO BB IBB HBP BLK WP HR S P ERA WHIP | IP WLS BF H R ER SO BB IBB HBP BLK WP HR S P ERA WHIP | IP WLS BF H R ER SO BB IBB HBP BLK WP HR S P ERA WHIP | IP WLS BF H R ER SO BB IBB HBP BLK WP HR S P ERA WHIP | IP WLS BF H R ER SO BB IBB HBP BLK WP HR S P ERA WHIP | IP WLS BF H R ER SO BB IBB HBP BLK WP HR S P ERA WHIP | IP WLS BF H R ER SO BB IBB HBP BLK WP HR S P ERA WHIP | IP WLS BF H R ER SO BB IBB HBP BLK WP HR S P ERA WHIP | IP WLS BF H R ER SO BB IBB HBP BLK WP HR S P ERA WHIP | IP WLS BF H R ER SO BB IBB HBP BLK WP HR S P ERA WHIP |
| 58 Luis Castillo, R (1.1) | 7.0 W 22 2 0 0 8 1 0 0 0 0 0 0 60 95 0.00 0.429 | | | | | | | | | | | | | | | | | | | | |
| 21 Michael Lorenzen, R (8.1) | 2.0 9 2 0 0 4 1 0 0 0 0 0 0 21 32 0.00 1.500 | | | | | | | | | | | | | | | | | | | | |

| Batter | 1 | 2 | 3 | 4 | 5 | 6 | 7 | 8 | 9 | AB | R | H | RBI | BB | SO | LOB | BOTTOM | | | | |
|--------------------------------|---|---|---|---|---|---|---|---|---|---|---|---|---|---|---|---|--|---|---|---|---|
| 33 Jesse Winker, L (1.9) | | | | | | | | | | 5 | 2 | 3 | 0 | 0 | 5 | | <p>Miami Marlins @ Cincinnati Reds</p> <p>Great American Ball Park, Cincinnati, OH</p> <p>Tue Apr 09 2019, 6:42 PM - 9:29 PM EDT</p> <p>Att: 10,058 - Partly Cloudy - 69 F</p> | | | | |
| 19 Joey Votto, L (1.3) | | | | | | | | | | 3 | 2 | 1 | 0 | 0 | 1 | 0 | | | | | |
| 52 Kyle Farmer, R (7.4) | | | | | | | | | | 1 | 1 | 1 | 3 | 0 | 0 | 0 | | | | | |
| 27 Matt Kemp, R (1.7) | | | | | | | | | | 5 | 2 | 2 | 3 | 0 | 1 | 1 | | | | | |
| 7 Eugenio Suárez, R (1.5) | | | | | | | | | | 5 | 1 | 3 | 2 | 0 | 0 | 0 | | | | | |
| 43 Scott Schebler, L (1.8) | | | | | | | | | | 4 | 1 | 3 | 2 | 1 | 0 | 0 | | | | | |
| 22 Derek Dietrich, L (1.4) | | | | | | | | | | 4 | 0 | 0 | 0 | 1 | 2 | 2 | | | | | |
| 9 José Peraza, R (1.6) | | | | | | | | | | 5 | 1 | 2 | 0 | 0 | 2 | 3 | | | | | |
| 16 Tucker Barnhart, L (1.2) | | | | | | | | | | 2 | 3 | 2 | 0 | 3 | 0 | 0 | | | | | |
| 58 Luis Castillo, R (1.1) | | | | | | | | | | 3 | 0 | 0 | 0 | 0 | 3 | 6 | | | | | |
| 21 Michael Lorenzen, R (7, PH) | | | | | | | | | | 1 | 1 | 0 | 0 | 1 | 0 | 2 | | | | | |
| Inning Stats | R: 1 H: 2 E: 0 K: 1 S: 8 | H: 2 LOB: 2 BB: 0 P: 12 | R: 0 H: 1 E: 0 K: 1 S: 15 | H: 1 LOB: 3 BB: 2 P: 25 | R: 1 H: 3 E: 0 K: 0 S: 8 | H: 3 LOB: 2 BB: 1 P: 16 | R: 2 H: 2 E: 0 K: 2 S: 12 | H: 2 LOB: 0 BB: 0 P: 23 | R: 0 H: 0 E: 0 K: 0 S: 8 | H: 0 LOB: 0 BB: 0 P: 15 | R: 7 H: 5 E: 1 K: 3 S: 26 | H: 5 LOB: 0 BB: 1 P: 41 | R: 3 H: 2 E: 0 K: 0 S: 16 | H: 2 LOB: 0 BB: 1 P: 25 | R: 0 H: 1 E: 0 K: 2 S: 12 | H: 1 LOB: 2 BB: 1 P: 19 | 1B: 8 2B: 3 3B: 0 HR: 5 | SF: 0 SAC: 0 DP: 0 HBP: 1 | WP: 0 PB: 1 SB: 0 CS: 0 | PA: 45 | |
| PITCHER | IP WLS BF H R ER SO BB IBB HBP BLK WP HR S P ERA WHIP | IP WLS BF H R ER SO BB IBB HBP BLK WP HR S P ERA WHIP | IP WLS BF H R ER SO BB IBB HBP BLK WP HR S P ERA WHIP | IP WLS BF H R ER SO BB IBB HBP BLK WP HR S P ERA WHIP | IP WLS BF H R ER SO BB IBB HBP BLK WP HR S P ERA WHIP | IP WLS BF H R ER SO BB IBB HBP BLK WP HR S P ERA WHIP | IP WLS BF H R ER SO BB IBB HBP BLK WP HR S P ERA WHIP | IP WLS BF H R ER SO BB IBB HBP BLK WP HR S P ERA WHIP | IP WLS BF H R ER SO BB IBB HBP BLK WP HR S P ERA WHIP | IP WLS BF H R ER SO BB IBB HBP BLK WP HR S P ERA WHIP | IP WLS BF H R ER SO BB IBB HBP BLK WP HR S P ERA WHIP | IP WLS BF H R ER SO BB IBB HBP BLK WP HR S P ERA WHIP | IP WLS BF H R ER SO BB IBB HBP BLK WP HR S P ERA WHIP | IP WLS BF H R ER SO BB IBB HBP BLK WP HR S P ERA WHIP | IP WLS BF H R ER SO BB IBB HBP BLK WP HR S P ERA WHIP | IP WLS BF H R ER SO BB IBB HBP BLK WP HR S P ERA WHIP | IP WLS BF H R ER SO BB IBB HBP BLK WP HR S P ERA WHIP | IP WLS BF H R ER SO BB IBB HBP BLK WP HR S P ERA WHIP | IP WLS BF H R ER SO BB IBB HBP BLK WP HR S P ERA WHIP | IP WLS BF H R ER SO BB IBB HBP BLK WP HR S P ERA WHIP | IP WLS BF H R ER SO BB IBB HBP BLK WP HR S P ERA WHIP |
| 62 José Ureña, R (1.1) | 5.0 L 24 8 4 4 4 2 0 1 0 0 0 4 42 66 45.00 4.500 | | | | | | | | | | | | | | | | | | | | |
| 20 Wei-Yin Chen, L (6.1) | 2.0 16 7 10 10 3 2 0 1 0 0 0 4 42 66 45.00 4.500 | | | | | | | | | | | | | | | | | | | | |
| 37 Austin Brice, R (8.1) | 1.0 5 1 0 0 2 1 0 0 0 0 0 0 12 19 0.00 2.000 | | | | | | | | | | | | | | | | | | | | |

| | |
|-----|----|
| AB | 29 |
| R | 0 |
| H | 4 |
| RBI | 0 |
| BB | 2 |
| SO | 12 |
| LOB | 10 |



| Batter | 1 | 2 | 3 | 4 | 5 | 6 | 7 | 8 | 9 | AB | R | H | RBI | BB | SO | LOB | TOP | | | | | | | | | | |
|---|-------------------------------|----------------------------------|-------------------------------|----------------------------------|------------------------------|----------------------------------|-------------------------------|----------------------------------|------------------------------|---------------------------------|-------------------------------|----------------------------------|------------------------------|---------------------------------|-------------------------------|----------------------------------|---|------------------------------------|----------------------------------|--------|--|--|--|--|--|--|--|
| 21 Curtis Granderson, L (1.7) OBP: 0.361, SLG: 0.444 | | | | | | | | | | 4 | 0 | 0 | 0 | 0 | 2 | 4 | Miami Marlins @ Cincinnati Reds Great American Ball Park, Cincinnati, OH Wed Apr 10 2019, 6:41 PM - 9:27 PM EDT Att: 11,375 - Cloudy - 68 F | | | | | | | | | | |
| 19 Miguel Rojas, R (1.6) OBP: 0.324, SLG: 0.321 | | | | | | | | | | 3 | 0 | 0 | 0 | 1 | 0 | 0 | | | | | | | | | | | |
| 18 Neil Walker, S (1.3) OBP: 0.284, SLG: 0.448 | | | | | | | | | | 3 | 1 | 1 | 1 | 1 | 0 | 0 | | | | | | | | | | | |
| 13 Starlin Castro, R (1.4) OBP: 0.265, SLG: 0.396 | | | | | | | | | | 4 | 0 | 0 | 0 | 0 | 1 | 2 | | | | | | | | | | | |
| 38 Jorge Alfaro, R (1.2) OBP: 0.324, SLG: 0.548 | | | | | | | | | | 3 | 0 | 1 | 0 | 1 | 2 | 0 | | | | | | | | | | | |
| 9 Lewis Brinson, R (1.8) OBP: 0.324, SLG: 0.318 | | | | | | | | | | 4 | 0 | 0 | 0 | 0 | 4 | 2 | | | | | | | | | | | |
| 14 Martin Prado, R (1.5) OBP: 0.481, SLG: 0.560 | | | | | | | | | | 4 | 0 | 1 | 0 | 0 | 2 | 0 | | | | | | | | | | | |
| 45 Peter O'Brien, R (1.9) OBP: 0.214, SLG: 0.240 | | | | | | | | | | 2 | 0 | 0 | 0 | 1 | 2 | 0 | | | | | | | | | | | |
| 61 Adam Conley, L (7.1) | | | | | | | | | | 0 | 0 | 0 | 0 | 0 | 0 | 0 | | | | | | | | | | | |
| 71 Drew Steckenrider, R (8.1) | | | | | | | | | | 0 | 0 | 0 | 0 | 0 | 0 | 0 | | | | | | | | | | | |
| 36 Trevor Richards, R (1.1) | | | | | | | | | | 2 | 0 | 0 | 0 | 0 | 1 | 3 | | | | | | | | | | | |
| 5 Rosell Herrera, S (7.9) OBP: 0.233, SLG: 0.250 | | | | | | | | | | 0 | 0 | 0 | 0 | 1 | 0 | 0 | | | | | | | | | | | |
| Inning Stats | R: 0 H: 0 K: 0 S: 10 | H: 0 LOB: 1 BB: 2 P: 19 | R: 0 H: 1 K: 2 S: 14 | H: 1 LOB: 3 BB: 2 P: 27 | R: 1 H: 1 K: 1 S: 9 | H: 1 LOB: 0 BB: 0 P: 14 | R: 0 H: 0 K: 3 S: 13 | H: 0 LOB: 0 BB: 0 P: 20 | R: 0 H: 0 K: 1 S: 7 | H: 1 LOB: 1 BB: 0 P: 9 | R: 0 H: 0 K: 2 S: 13 | H: 0 LOB: 1 BB: 1 P: 24 | R: 0 H: 0 K: 1 S: 6 | H: 0 LOB: 0 BB: 0 P: 8 | R: 0 H: 0 K: 3 S: 11 | H: 0 LOB: 0 BB: 0 P: 14 | 1B: 2 2B: 0 3B: 0 HR: 1 | SF: 0 SAC: 0 DP: 1 HBP: 0 | WP: 0 PB: 0 SB: 1 CS: 0 | PA: 34 | | | | | | | |
| PITCHER | IP | WLS | BF | H | R | ER | SO | BB | IBB | HBP | BLK | WP | HR | S | P | ERA | WHIP | | | | | | | | | | |
| 30 Tyler Mahle, R (1.1) ERA: 0.82 | 5.0 | | 20 | 2 | 1 | 1 | 7 | 4 | 0 | 0 | 0 | 0 | 1 | 53 | 89 | 1.80 | 1.200 | | | | | | | | | | |
| 48 Jared Hughes, R (6.1) ERA: 3.35 | 1.2 | | 7 | 1 | 0 | 0 | 2 | 1 | 0 | 0 | 0 | 0 | 0 | 20 | 37 | 0.00 | 1.200 | | | | | | | | | | |
| 50 Amir Garrett, L (7.1) ERA: 4.76 | 1.1 | W | 4 | 0 | 0 | 0 | 2 | 0 | 0 | 0 | 0 | 0 | 0 | 10 | 15 | 0.00 | 0.000 | | | | | | | | | | |
| 26 Raisel Iglesias, R (9.1) ERA: 4.76 | 1.0 | S | 3 | 0 | 0 | 0 | 3 | 0 | 0 | 0 | 0 | 0 | 0 | 11 | 14 | 0.00 | 0.000 | | | | | | | | | | |

| Batter | 1 | 2 | 3 | 4 | 5 | 6 | 7 | 8 | 9 | AB | R | H | RBI | BB | SO | LOB | BOTTOM | | | | | | | | | | |
|---|-------------------------------|----------------------------------|-------------------------------|----------------------------------|-------------------------------|----------------------------------|------------------------------|----------------------------------|------------------------------|----------------------------------|-------------------------------|----------------------------------|------------------------------|----------------------------------|-------------------------------|----------------------------------|---|------------------------------------|----------------------------------|--------|--|--|--|--|--|--|--|
| 33 Jesse Winker, L (1.9) OBP: 0.200, SLG: 0.313 | | | | | | | | | | 3 | 1 | 1 | 1 | 1 | 0 | 2 | Miami Marlins @ Cincinnati Reds Great American Ball Park, Cincinnati, OH Wed Apr 10 2019, 6:41 PM - 9:27 PM EDT Att: 11,375 - Cloudy - 68 F | | | | | | | | | | |
| 19 Joey Votto, L (1.3) OBP: 0.326, SLG: 0.405 | | | | | | | | | | 3 | 0 | 0 | 0 | 1 | 2 | 0 | | | | | | | | | | | |
| 27 Matt Kemp, R (1.7) OBP: 0.161, SLG: 0.258 | | | | | | | | | | 4 | 0 | 1 | 0 | 0 | 1 | 0 | | | | | | | | | | | |
| 26 Raisel Iglesias, R (9.1) | | | | | | | | | | 0 | 0 | 0 | 0 | 0 | 0 | 0 | | | | | | | | | | | |
| 7 Eugenio Suárez, R (1.5) OBP: 0.375, SLG: 0.485 | | | | | | | | | | 2 | 0 | 0 | 0 | 1 | 1 | 0 | | | | | | | | | | | |
| 43 Scott Schebler, L (1.8) OBP: 0.275, SLG: 0.389 | | | | | | | | | | 3 | 0 | 0 | 0 | 0 | 0 | 3 | | | | | | | | | | | |
| 22 Derek Dietrich, L (1.4) OBP: 0.259, SLG: 0.600 | | | | | | | | | | 3 | 0 | 0 | 0 | 0 | 1 | 0 | | | | | | | | | | | |
| 16 Tucker Barnhart, L (1.2) OBP: 0.455, SLG: 0.385 | | | | | | | | | | 2 | 0 | 0 | 0 | 1 | 1 | 0 | | | | | | | | | | | |
| 4 Jose Iglesias, R (1.6) OBP: 0.385, SLG: 0.545 | | | | | | | | | | 2 | 1 | 1 | 1 | 1 | 1 | 0 | | | | | | | | | | | |
| 30 Tyler Mahle, R (1.1) ERA: 0.82 | | | | | | | | | | 0 | 0 | 0 | 0 | 0 | 0 | 0 | | | | | | | | | | | |
| 52 Kyle Farmer, R (5.9) ERA: 2.0 | | | | | | | | | | 1 | 0 | 0 | 0 | 0 | 1 | 0 | | | | | | | | | | | |
| 48 Jared Hughes, R (6.1) | | | | | | | | | | 0 | 0 | 0 | 0 | 0 | 0 | 0 | | | | | | | | | | | |
| 50 Amir Garrett, R (7.1) | | | | | | | | | | 0 | 0 | 0 | 0 | 0 | 0 | 0 | | | | | | | | | | | |
| 9 José Peraza, R (8.9) OBP: 0.222, SLG: 0.333 | | | | | | | | | | 1 | 0 | 0 | 0 | 0 | 0 | 0 | | | | | | | | | | | |
| Inning Stats | R: 0 H: 1 K: 0 S: 14 | H: 0 LOB: 2 BB: 2 P: 28 | R: 0 H: 0 K: 1 S: 12 | H: 0 LOB: 2 BB: 2 P: 24 | R: 0 H: 0 K: 3 S: 10 | H: 0 LOB: 0 BB: 0 P: 14 | R: 0 H: 0 K: 0 S: 8 | H: 0 LOB: 0 BB: 0 P: 10 | R: 0 H: 0 K: 2 S: 9 | H: 0 LOB: 1 BB: 1 P: 18 | R: 0 H: 0 K: 1 S: 10 | H: 0 LOB: 0 BB: 0 P: 14 | R: 0 H: 0 K: 1 S: 8 | H: 0 LOB: 0 BB: 0 P: 13 | R: 2 H: 2 K: 0 S: 12 | H: 2 LOB: 0 BB: 0 P: 17 | 1B: 1 2B: 1 3B: 0 HR: 2 | SF: 0 SAC: 1 DP: 1 HBP: 0 | WP: 0 PB: 0 SB: 0 CS: 0 | PA: 30 | | | | | | | |
| PITCHER | IP | WLS | BF | H | R | ER | SO | BB | IBB | HBP | BLK | WP | HR | S | P | ERA | WHIP | | | | | | | | | | |
| 36 Trevor Richards, R (1.1) ERA: 2.0 | 6.0 | | 23 | 1 | 0 | 0 | 7 | 5 | 0 | 0 | 0 | 0 | 0 | 63 | 108 | 0.00 | 1.000 | | | | | | | | | | |
| 61 Adam Conley, L (7.1) ERA: 4.15 | 1.0 | H | 3 | 0 | 0 | 0 | 1 | 0 | 0 | 0 | 0 | 0 | 0 | 8 | 13 | 0.00 | 0.000 | | | | | | | | | | |
| 71 Drew Steckenrider, R (8.1) ERA: 9.0 | 1.0 | L | 5 | 2 | 2 | 2 | 0 | 0 | 0 | 0 | 0 | 0 | 2 | 12 | 17 | 18.00 | 2.000 | | | | | | | | | | |

AB 29
R 1
H 3
RBI 1
BB 5
SO 14
LOB 11



AB 24
R 2
H 3
RBI 2
BB 5
SO 8
LOB 5



| Batter | 1 | 2 | 3 | 4 | 5 | 6 | 7 | 8 | 9 | AB | R | H | RBI | BB | SO | LOB | TOP | | | | | | | | | | |
|-------------------------------|---------------------------------------|----------------------------------|--------------------------------------|----------------------------------|--------------------------------------|----------------------------------|--------------------------------------|----------------------------------|---------------------------------------|----------------------------------|--------------------------------------|----------------------------------|---------------------------------------|----------------------------------|--------------------------------------|----------------------------------|---|------------------------------------|----------------------------------|--------|--|--|--|--|--|--|--|
| 21 Curtis Granderson, L (1.7) | | | | | | | | | | 4 | 0 | 0 | 0 | 0 | 2 | 2 | <p>Miami Marlins @ Cincinnati Reds Great American Ball Park, Cincinnati, OH Thu Apr 11 2019, 12:37 PM - 3:29 PM EDT Att: 11,192 - Partly Cloudy - 71 F</p> <p>livebaseballscorecards.com</p> <p>AB 29 R 0 H 5 RBI 0 BB 3 SO 10 LOB 11</p> | | | | | | | | | | |
| 15 Brian Anderson, R (1.5) | | | | | | | | | | 3 | 0 | 2 | 0 | 1 | 1 | 0 | | | | | | | | | | | |
| 18 Neil Walker, S (1.3) | | | | | | | | | | 4 | 0 | 0 | 0 | 0 | 1 | 4 | | | | | | | | | | | |
| 13 Starlin Castro, R (1.4) | | | | | | | | | | 3 | 0 | 1 | 0 | 1 | 1 | 1 | | | | | | | | | | | |
| 19 Miguel Rojas, R (1.6) | | | | | | | | | | 4 | 0 | 1 | 0 | 0 | 0 | 2 | | | | | | | | | | | |
| 9 Lewis Brinson, R (1.8) | | | | | | | | | | 3 | 0 | 0 | 0 | 0 | 2 | 1 | | | | | | | | | | | |
| 45 Peter O'Brien, R (1.9) | | | | | | | | | | 2 | 0 | 0 | 0 | 0 | 2 | 0 | | | | | | | | | | | |
| 70 Nick Anderson, R (5.1) | | | | | | | | | | 0 | 0 | 0 | 0 | 0 | 0 | 0 | | | | | | | | | | | |
| 56 Tayron Guerrero, R (7.1) | | | | | | | | | | 0 | 0 | 0 | 0 | 0 | 0 | 0 | | | | | | | | | | | |
| 10 JT Riddle, L (8. PH) | | | | | | | | | | 1 | 0 | 0 | 0 | 0 | 1 | 0 | | | | | | | | | | | |
| 54 Sergio Romo, R (8.1) | | | | | | | | | | 0 | 0 | 0 | 0 | 0 | 0 | 0 | | | | | | | | | | | |
| 17 Chad Wallach, R (1.2) | | | | | | | | | | 3 | 0 | 1 | 0 | 0 | 0 | 0 | | | | | | | | | | | |
| 49 Pablo López, L (1.1) | | | | | | | | | | 1 | 0 | 0 | 0 | 0 | 0 | 0 | | | | | | | | | | | |
| 5 Rosell Herrera, S (5.9) | | | | | | | | | | 1 | 0 | 0 | 0 | 1 | 0 | 1 | | | | | | | | | | | |
| Inning Stats | R: 0 H: 1 E: 0 K: 2 S: 10 | H: 1 LOB: 0 BB: 0 P: 16 | R: 0 H: 0 E: 0 K: 2 S: 9 | H: 1 LOB: 0 BB: 0 P: 17 | R: 0 H: 0 E: 0 K: 1 S: 8 | H: 0 LOB: 0 BB: 0 P: 14 | R: 0 H: 0 E: 0 K: 1 S: 7 | H: 0 LOB: 2 BB: 1 P: 13 | R: 0 H: 1 E: 0 K: 1 S: 13 | H: 0 LOB: 1 BB: 1 P: 21 | R: 0 H: 0 E: 0 K: 1 S: 8 | H: 0 LOB: 1 BB: 1 P: 13 | R: 0 H: 1 E: 0 K: 1 S: 14 | H: 1 LOB: 1 BB: 0 P: 24 | R: 0 H: 1 E: 0 K: 0 S: 8 | H: 1 LOB: 1 BB: 1 P: 13 | 1B: 5 2B: 1 3B: 0 HR: 0 | SF: 0 SAC: 0 DP: 3 HBP: 0 | WP: 0 PB: 0 SB: 0 CS: 0 | PA: 32 | | | | | | | |
| PITCHER | IP | WLS | BF | H | R | ER | SO | BB | IBB | HBP | BLK | WP | HR | S | P | ERA | WHIP | | | | | | | | | | |
| 54 Sonny Gray, R (1.1) | 4.0 | | 13 | 2 | 0 | 0 | 6 | 0 | 0 | 0 | 0 | 0 | 0 | 34 | 60 | 0.00 | 0.500 | | | | | | | | | | |
| 55 Robert Stephenson, R (5.1) | 1.0 | W | 3 | 0 | 0 | 0 | 1 | 0 | 0 | 0 | 0 | 0 | 0 | 9 | 13 | 0.00 | 0.000 | | | | | | | | | | |
| 32 Zach Duke, L (6.1) | 1.0 | | 5 | 1 | 0 | 0 | 1 | 1 | 0 | 0 | 0 | 0 | 0 | 13 | 21 | 0.00 | 2.000 | | | | | | | | | | |
| 37 David Hernandez, R (7.1) | 2.0 | | 7 | 1 | 0 | 0 | 2 | 1 | 0 | 0 | 0 | 0 | 0 | 22 | 37 | 0.00 | 1.000 | | | | | | | | | | |
| 53 Wandy Peralta, L (9.1) | 1.0 | | 4 | 1 | 0 | 0 | 0 | 1 | 0 | 0 | 0 | 0 | 0 | 8 | 13 | 0.00 | 2.000 | | | | | | | | | | |

| Batter | 1 | 2 | 3 | 4 | 5 | 6 | 7 | 8 | 9 | AB | R | H | RBI | BB | SO | LOB | BOTTOM | | | | | | | | | | |
|-------------------------------|--------------------------------------|----------------------------------|--------------------------------------|----------------------------------|--------------------------------------|----------------------------------|---------------------------------------|----------------------------------|---------------------------------------|----------------------------------|---------------------------------------|----------------------------------|---------------------------------------|----------------------------------|---------------------------------------|----------------------------------|--|------------------------------------|----------------------------------|--------|--|--|--|--|--|--|--|
| 33 Jesse Winker, L (1.8) | | | | | | | | | | 2 | 2 | 1 | 0 | 2 | 0 | 0 | <p>Miami Marlins @ Cincinnati Reds Great American Ball Park, Cincinnati, OH Thu Apr 11 2019, 12:37 PM - 3:29 PM EDT Att: 11,192 - Partly Cloudy - 71 F</p> <p>livebaseballscorecards.com</p> <p>AB 32 R 5 H 10 RBI 5 BB 2 SO 11 LOB 17</p> | | | | | | | | | | |
| 19 Joey Votto, L (1.3) | | | | | | | | | | 4 | 1 | 2 | 1 | 0 | 2 | 1 | | | | | | | | | | | |
| 66 Yasiel Puig, R (1.9) | | | | | | | | | | 4 | 0 | 1 | 2 | 0 | 2 | 3 | | | | | | | | | | | |
| 7 Eugenio Suárez, R (1.5) | | | | | | | | | | 4 | 1 | 3 | 2 | 0 | 1 | 1 | | | | | | | | | | | |
| 27 Matt Kemp, R (1.7) | | | | | | | | | | 4 | 0 | 0 | 0 | 0 | 2 | 3 | | | | | | | | | | | |
| 53 Wandy Peralta, L (9.1) | | | | | | | | | | 0 | 0 | 0 | 0 | 0 | 0 | 0 | | | | | | | | | | | |
| 9 José Peraza, R (1.4) | | | | | | | | | | 3 | 0 | 0 | 0 | 0 | 2 | 2 | | | | | | | | | | | |
| 12 Curt Casali, R (1.2) | | | | | | | | | | 4 | 1 | 3 | 0 | 0 | 0 | 0 | | | | | | | | | | | |
| 4 Jose Iglesias, R (1.6) | | | | | | | | | | 4 | 0 | 0 | 0 | 0 | 1 | 4 | | | | | | | | | | | |
| 54 Sonny Gray, R (1.1) | | | | | | | | | | 1 | 0 | 0 | 0 | 0 | 0 | 0 | | | | | | | | | | | |
| 55 Robert Stephenson, R (5.1) | | | | | | | | | | 0 | 0 | 0 | 0 | 0 | 0 | 0 | | | | | | | | | | | |
| 22 Derek Dietrich, L (5. PH) | | | | | | | | | | 1 | 0 | 0 | 0 | 0 | 1 | 1 | | | | | | | | | | | |
| 32 Zach Duke, L (6.1) | | | | | | | | | | 0 | 0 | 0 | 0 | 0 | 0 | 0 | | | | | | | | | | | |
| 43 Scott Schebler, L (6. PH) | | | | | | | | | | 1 | 0 | 0 | 0 | 0 | 0 | 2 | | | | | | | | | | | |
| 37 David Hernandez, R (7.1) | | | | | | | | | | 0 | 0 | 0 | 0 | 0 | 0 | 0 | | | | | | | | | | | |
| 21 Michael Lorenzen, R (8.8) | | | | | | | | | | 0 | 0 | 0 | 0 | 0 | 0 | 0 | | | | | | | | | | | |
| Inning Stats | R: 0 H: 0 E: 0 K: 2 S: 9 | H: 1 LOB: 0 BB: 0 P: 14 | R: 0 H: 0 E: 0 K: 0 S: 7 | H: 1 LOB: 0 BB: 0 P: 11 | R: 0 H: 0 E: 0 K: 0 S: 7 | H: 0 LOB: 0 BB: 0 P: 12 | R: 1 H: 3 E: 0 K: 2 S: 19 | H: 3 LOB: 2 BB: 1 P: 27 | R: 3 H: 3 E: 0 K: 2 S: 14 | H: 3 LOB: 1 BB: 1 P: 24 | R: 0 H: 1 E: 0 K: 1 S: 11 | H: 0 LOB: 2 BB: 0 P: 19 | R: 0 H: 0 E: 0 K: 2 S: 15 | H: 0 LOB: 1 BB: 1 P: 21 | R: 1 H: 2 E: 0 K: 2 S: 15 | H: 2 LOB: 1 BB: 0 P: 20 | 1B: 7 2B: 2 3B: 0 HR: 1 | SF: 0 SAC: 0 DP: 1 HBP: 1 | WP: 0 PB: 0 SB: 0 CS: 1 | PA: 36 | | | | | | | |
| PITCHER | IP | WLS | BF | H | R | ER | SO | BB | IBB | HBP | BLK | WP | HR | S | P | ERA | WHIP | | | | | | | | | | |
| 49 Pablo López, R (1.1) | 4.2 | L | 21 | 7 | 4 | 4 | 4 | 0 | 0 | 0 | 0 | 0 | 0 | 14 | 23 | 0.00 | 0.750 | | | | | | | | | | |
| 70 Nick Anderson, R (5.1) | 1.1 | | 6 | 1 | 0 | 0 | 2 | 0 | 0 | 1 | 0 | 0 | 0 | 14 | 23 | 0.00 | 0.750 | | | | | | | | | | |
| 56 Tayron Guerrero, R (7.1) | 1.0 | | 3 | 0 | 0 | 0 | 2 | 1 | 0 | 0 | 0 | 0 | 0 | 15 | 21 | 0.00 | 1.000 | | | | | | | | | | |
| 54 Sergio Romo, R (8.1) | 1.0 | | 5 | 2 | 1 | 1 | 2 | 0 | 0 | 0 | 0 | 0 | 1 | 15 | 20 | 9.00 | 2.000 | | | | | | | | | | |

| Batter | 1 | 2 | 3 | 4 | 5 | 6 | 7 | 8 | 9 | AB | R | H | RBI | BB | SO | LOB | TOP | | | | | | | | | |
|--|---|---|---|---|---------------------------------------|----------------------------------|---------------------------------------|----------------------------------|---------------------------------------|----------------------------------|---------------------------------------|----------------------------------|--------------------------------------|----------------------------------|---------------------------------------|----------------------------------|--|----------------------------------|-----------------------------------|------------------------------------|----------------------------------|--------|--|--|--|--|
| 22 Andrew McCutchen, R (1.7) OBP: 0.428, SLG: 0.524 | | | | | | | | | | 4 | 2 | 3 | 3 | 1 | 1 | 0 | Philadelphia Phillies @ Miami Marlins Marlins Park, Miami, FL Fri Apr 12 2019, 7:10 PM - 9:55 PM EDT Att: 9,322 - Partly Cloudy - 80 F | | | | | | | | | |
| 2 Jean Segura, R (1.6) OBP: 0.491, SLG: 0.451 | | | | | | | | | | 5 | 1 | 3 | 0 | 0 | 0 | 1 | | | | | | | | | | |
| 23 Aaron Altherr, R (8.9) OBP: 0.111, SLG: 0.222 | | | | | | | | | | 0 | 0 | 0 | 0 | 0 | 0 | 0 | | | | | | | | | | |
| 3 Bryce Harper, L (1.9) OBP: 0.491, SLG: 0.700 | | | | | | | | | | 5 | 1 | 2 | 1 | 0 | 2 | 2 | | | | | | | | | | |
| 64 Victor Arano, R (8.1) | | | | | | | | | | 0 | 0 | 0 | 0 | 0 | 0 | 0 | | | | | | | | | | |
| 17 Rhys Hoskins, R (1.3) OBP: 0.453, SLG: 0.732 | | | | | | | | | | 4 | 1 | 1 | 1 | 1 | 1 | 5 | | | | | | | | | | |
| 10 J.T. Realmuto, R (1.2) OBP: 0.340, SLG: 0.349 | | | | | | | | | | 5 | 2 | 2 | 1 | 0 | 1 | 4 | | | | | | | | | | |
| 37 Odúbel Herrera, L (1.8) OBP: 0.353, SLG: 0.457 | | | | | | | | | | 5 | 0 | 1 | 2 | 0 | 1 | 1 | | | | | | | | | | |
| 16 César Hernández, S (1.4) OBP: 0.261, SLG: 0.268 | | | | | | | | | | 5 | 0 | 1 | 1 | 0 | 0 | 1 | | | | | | | | | | |
| 7 Maikel Franco, R (1.5) OBP: 0.423, SLG: 0.610 | | | | | | | | | | 4 | 1 | 1 | 0 | 1 | 1 | 1 | | | | | | | | | | |
| 49 Jake Arrieta, R (1.1) | | | | | | | | | | 3 | 0 | 0 | 0 | 0 | 1 | 3 | | | | | | | | | | |
| 5 Nick Williams, L (8,PH) OBP: 0.200, SLG: 0.111 | | | | | | | | | | 0 | 1 | 0 | 0 | 0 | 0 | 0 | | | | | | | | | | |
| 4 Scott Kingery, R (8.6) OBP: 0.500, SLG: 0.375 | | | | | | | | | | 0 | 0 | 0 | 0 | 0 | 0 | 0 | | | | | | | | | | |
| Inning Stats | R: 0 H: 2 E: 0 K: 1 S: 11 | H: 2 LOB: 2 BB: 1 P: 19 | R: 0 H: 0 E: 0 K: 2 S: 9 | H: 0 LOB: 0 BB: 0 P: 13 | R: 5 H: 6 E: 0 K: 0 S: 17 | H: 6 LOB: 2 BB: 1 P: 28 | R: 0 H: 1 E: 0 K: 2 S: 10 | H: 1 LOB: 1 BB: 0 P: 14 | R: 1 H: 2 E: 1 K: 1 S: 14 | H: 2 LOB: 1 BB: 1 P: 19 | R: 0 H: 1 E: 0 K: 0 S: 10 | H: 1 LOB: 1 BB: 0 P: 14 | R: 0 H: 0 E: 0 K: 0 S: 8 | H: 0 LOB: 0 BB: 0 P: 12 | R: 3 H: 2 E: 1 K: 2 S: 12 | H: 2 LOB: 1 BB: 1 P: 20 | R: 0 H: 0 E: 0 K: 0 S: 8 | H: 0 LOB: 0 BB: 0 P: 11 | 1B: 10 2B: 3 3B: 0 HR: 1 | SF: 0 SAC: 0 DP: 1 HBP: 1 | WP: 1 PB: 0 SB: 0 CS: 0 | PA: 44 | | | | |
| PITCHER | IP WLS BF H R ER SO BB IBB HBP BLK WP HR S P ERA WHIP | 5.0 L 27 11 6 6 6 1 1 0 0 0 0 61 93 10.80 2.400 | 3.0 14 3 3 3 2 1 0 1 0 1 1 30 46 9.00 1.333 | 1.0 3 0 0 0 0 0 0 0 0 0 0 8 11 0.00 0.000 | | | | | | | | | | | | | | | | | | | | | | |

| | |
|-----|----|
| AB | 40 |
| R | 9 |
| H | 14 |
| RBI | 9 |
| BB | 3 |
| SO | 8 |
| LOB | 18 |



| Batter | 1 | 2 | 3 | 4 | 5 | 6 | 7 | 8 | 9 | AB | R | H | RBI | BB | SO | LOB | BOTTOM | | | | | | | | |
|---|---|--|--------------------------------------|---------------------------------|---------------------------------------|----------------------------------|---------------------------------------|----------------------------------|--------------------------------------|----------------------------------|--------------------------------------|----------------------------------|---------------------------------------|----------------------------------|--------------------------------------|---------------------------------|--|----------------------------------|----------------------------------|------------------------------------|----------------------------------|--------|--|--|--|
| 21 Curtis Granderson, L (1.7) OBP: 0.326, SLG: 0.382 | | | | | | | | | | 3 | 0 | 1 | 0 | 0 | 0 | 0 | Philadelphia Phillies @ Miami Marlins Marlins Park, Miami, FL Fri Apr 12 2019, 7:10 PM - 9:55 PM EDT Att: 9,322 - Partly Cloudy - 80 F | | | | | | | | |
| 37 Austin Brice, R (6.1) | | | | | | | | | | 0 | 0 | 0 | 0 | 0 | 0 | 0 | | | | | | | | | |
| 10 JT Riddle, L (8,PH) OBP: 0.160, SLG: 0.400 | | | | | | | | | | 1 | 0 | 0 | 0 | 0 | 0 | 0 | | | | | | | | | |
| 39 Tyler Kinley, R (9.1) | | | | | | | | | | 0 | 0 | 0 | 0 | 0 | 0 | 0 | | | | | | | | | |
| 15 Brian Anderson, R (1.5) OBP: 0.296, SLG: 0.213 | | | | | | | | | | 2 | 0 | 1 | 0 | 2 | 1 | 0 | | | | | | | | | |
| 18 Neil Walker, S (1.3) OBP: 0.262, SLG: 0.351 | | | | | | | | | | 4 | 0 | 0 | 0 | 0 | 0 | 4 | | | | | | | | | |
| 13 Starlin Castro, R (1.4) OBP: 0.263, SLG: 0.364 | | | | | | | | | | 4 | 0 | 0 | 0 | 0 | 2 | 1 | | | | | | | | | |
| 38 Jorge Alfaro, R (1.2) OBP: 0.342, SLG: 0.543 | | | | | | | | | | 4 | 1 | 2 | 0 | 0 | 2 | 0 | | | | | | | | | |
| 19 Miguel Rojas, R (1.6) OBP: 0.333, SLG: 0.343 | | | | | | | | | | 3 | 0 | 1 | 0 | 0 | 0 | 1 | | | | | | | | | |
| 44 Austin Dean, R (1.9) | | | | | | | | | | 2 | 0 | 0 | 1 | 0 | 1 | 1 | | | | | | | | | |
| 5 Rosell Herrera, S (1.8) OBP: 0.229, SLG: 0.219 | | | | | | | | | | 3 | 0 | 0 | 0 | 0 | 1 | 1 | | | | | | | | | |
| 22 Sandy Alcantara, R (1.1) OBP: 0.167, SLG: 0.167 | | | | | | | | | | 1 | 0 | 0 | 0 | 0 | 0 | 0 | | | | | | | | | |
| 9 Lewis Brinson, R (5,PH) OBP: 0.240, SLG: 0.286 | | | | | | | | | | 2 | 0 | 0 | 0 | 0 | 2 | 1 | | | | | | | | | |
| Inning Stats | R: 0 H: 1 E: 0 K: 1 S: 13 | H: 1 LOB: 0 BB: 0 P: 20 | R: 0 H: 1 E: 0 K: 0 S: 7 | H: 1 LOB: 0 BB: 0 P: 8 | R: 0 H: 1 E: 0 K: 0 S: 12 | H: 1 LOB: 2 BB: 1 P: 23 | R: 0 H: 0 E: 0 K: 3 S: 14 | H: 0 LOB: 1 BB: 0 P: 18 | R: 0 H: 0 E: 0 K: 1 S: 8 | H: 0 LOB: 0 BB: 0 P: 11 | R: 0 H: 0 E: 0 K: 1 S: 9 | H: 0 LOB: 0 BB: 0 P: 11 | R: 1 H: 2 E: 0 K: 2 S: 13 | H: 2 LOB: 1 BB: 0 P: 17 | R: 0 H: 0 E: 0 K: 0 S: 4 | H: 0 LOB: 0 BB: 1 P: 9 | R: 0 H: 0 E: 0 K: 1 S: 10 | H: 0 LOB: 0 BB: 0 P: 16 | 1B: 4 2B: 1 3B: 0 HR: 0 | SF: 1 SAC: 0 DP: 2 HBP: 1 | WP: 0 PB: 0 SB: 0 CS: 0 | PA: 33 | | | |
| PITCHER | IP WLS BF H R ER SO BB IBB HBP BLK WP HR S P ERA WHIP | 7.0 W 27 11 6 0 0 1 1 0 0 0 0 14 25 0.00 0.500 | | | | | | | | | | | | | | | | | | | | | | | |

| | |
|-----|----|
| AB | 29 |
| R | 1 |
| H | 5 |
| RBI | 1 |
| BB | 2 |
| SO | 9 |
| LOB | 9 |



| Batter | 1 | 2 | 3 | 4 | 5 | 6 | 7 | 8 | 9 | 10 | 11 | 12 | 13 | 14 | AB | R | H | RBI | BB | SO | LOB | TOP | | | | | |
|---|-------------------------------|----------------------------------|-------------------------------|----------------------------------|------------------------------|----------------------------------|-------------------------------|----------------------------------|------------------------------|----------------------------------|------------------------------|----------------------------------|-------------------------------|----------------------------------|------------------------------|----------------------------------|-------------------------------|----------------------------------|-------------------------------|----------------------------------|----------------------------------|------------------------------------|-----------------|--|--|--|--|
| 22 Andrew McCutchen, R OBP: 0.415, SLG: 0.529 | | | | | | | | | | | | | | | 7 | 1 | 1 | 0 | 0 | 1 | 1 | | | | | | |
| 2 Jean Segura, R OBP: 0.389, SLG: 0.467 | | | | | | | | | | | | | | | 5 | 1 | 2 | 2 | 2 | 0 | 1 | | | | | | |
| 3 Bryce Harper, L OBP: 0.438, SLG: 0.600 | | | | | | | | | | | | | | | 7 | 0 | 1 | 0 | 0 | 2 | 4 | | | | | | |
| 17 Rhys Hoskins, R OBP: 0.438, SLG: 0.667 | | | | | | | | | | | | | | | 7 | 0 | 2 | 0 | 0 | 2 | 2 | | | | | | |
| 37 Odúbel Herrera, L OBP: 0.328, SLG: 0.400 | | | | | | | | | | | | | | | 5 | 0 | 0 | 0 | 1 | 1 | 2 | | | | | | |
| 16 César Hernández, S (1.4) OBP: 0.268, SLG: 0.320 | | | | | | | | | | | | | | | 5 | 1 | 2 | 1 | 1 | 1 | 1 | | | | | | |
| 4 Scott Kingery, R OBP: 0.558, SLG: 0.688 | | | | | | | | | | | | | | | 6 | 0 | 3 | 0 | 0 | 1 | 3 | | | | | | |
| 15 Andrew Knapp, S (1.2) OBP: 0.154, SLG: 0.083 | | | | | | | | | | | | | | | 5 | 0 | 0 | 0 | 1 | 3 | 5 | | | | | | |
| 21 Vinny Velazquez, R ERA: 6.53 | | | | | | | | | | | | | | | 3 | 0 | 0 | 0 | 0 | 0 | 0 | | | | | | |
| Inning Stats | R: 0 E: 0 K: 2 S: 11 | H: 1 LOB: 1 BB: 0 P: 18 | R: 0 E: 0 K: 0 S: 10 | H: 1 LOB: 1 BB: 0 P: 15 | R: 0 E: 0 K: 1 S: 7 | H: 1 LOB: 0 BB: 0 P: 10 | R: 1 E: 0 K: 0 S: 10 | H: 1 LOB: 0 BB: 0 P: 13 | R: 0 E: 0 K: 1 S: 9 | H: 1 LOB: 1 BB: 0 P: 15 | R: 0 E: 0 K: 1 S: 7 | H: 0 LOB: 0 BB: 0 P: 13 | R: 0 E: 0 K: 0 S: 11 | H: 0 LOB: 1 BB: 1 P: 19 | R: 0 E: 0 K: 0 S: 5 | H: 0 LOB: 1 BB: 1 P: 13 | R: 0 E: 0 K: 2 S: 11 | H: 1 LOB: 2 BB: 1 P: 14 | R: 2 E: 0 K: 2 S: 18 | H: 2 LOB: 0 BB: 0 P: 27 | 1B: 7 2B: 2 3B: 1 HR: 2 | SF: 0 SAC: 0 DP: 0 HBP: 0 | WP: 1 PA: 58 | | | | |
| PITCHER | IP 7.0 | WLS 27 | BF 7 | H 7 | R 1 | ER 1 | SO 7 | BB 0 | IBB 0 | HBP 0 | BLK 0 | WP 0 | HR 1 | S 66 | P 102 | ERA 1.29 | WHIP 1.000 | | | | | | | | | | |
| 62 José Ureña, R ERA: 6.53 | | | | | | | | | | | | | | | | | | | | | | | | | | | |
| 71 Drew Steckenrider, R ERA: 7.71 | | | | | | | | | | | | | | | | | | | | | | | | | | | |
| 54 Sergio Romo, R ERA: 0.00 | | | | | | | | | | | | | | | | | | | | | | | | | | | |
| 56 Tayron Guerrero, R ERA: 0.00 | | | | | | | | | | | | | | | | | | | | | | | | | | | |
| 39 Tyler Kinley, R ERA: 0.00 | | | | | | | | | | | | | | | | | | | | | | | | | | | |
| PITCHER | IP 0.1 | WLS 0 | BF 0 | H 0 | R 0 | ER 0 | SO 0 | BB 0 | IBB 0 | HBP 0 | BLK 0 | WP 0 | HR 0 | S 1 | P 2 | ERA 0.00 | WHIP 0.000 | | | | | | | | | | |
| 61 Adam Conley, L ERA: 7.94 | | | | | | | | | | | | | | | | | | | | | | | | | | | |
| 70 Nick Anderson, R ERA: 1.17 | | | | | | | | | | | | | | | | | | | | | | | | | | | |
| 20 Wei-Yin Chen, L ERA: 23.4 | | | | | | | | | | | | | | | | | | | | | | | | | | | |

Philadelphia Phillies @ Miami Marlins
Marlins Park, Miami, FL
Sun Apr 14 2019, 1:10 PM - 5:48 PM EDT
Att. 15,238 - Roof Closed - 76 F

AB 53
R 12
H 13
RBI 3
BB 5
SO 13
LOB 23



| Batter | 1 | 2 | 3 | 4 | 5 | 6 | 7 | 8 | 9 | 10 | 11 | 12 | 13 | 14 | AB | R | H | RBI | BB | SO | LOB | BOTTOM | | | | | |
|--|------------------------------|----------------------------------|------------------------------|----------------------------------|------------------------------|---------------------------------|------------------------------|----------------------------------|-------------------------------|----------------------------------|------------------------------|---------------------------------|-------------------------------|----------------------------------|-------------------------------|----------------------------------|------------------------------|----------------------------------|------------------------------|---------------------------------|----------------------------------|------------------------------------|-----------------|--|--|--|--|
| 21 Vince Velazquez, R ERA: 2.25 | | | | | | | | | | | | | | | 3 | 0 | 0 | 0 | 0 | 1 | 0 | | | | | | |
| 15 Brian Anderson, R OBP: 0.323, SLG: 0.351 | | | | | | | | | | | | | | | 5 | 1 | 1 | 1 | 1 | 3 | 1 | | | | | | |
| 18 Neil Walker, S OBP: 0.283, SLG: 0.417 | | | | | | | | | | | | | | | 6 | 0 | 2 | 0 | 0 | 3 | 2 | | | | | | |
| 13 Starlin Castro, R OBP: 0.250, SLG: 0.323 | | | | | | | | | | | | | | | 5 | 0 | 0 | 0 | 1 | 1 | 3 | | | | | | |
| 44 Austin Dean, R OBP: 0.308, SLG: 0.667 | | | | | | | | | | | | | | | 6 | 0 | 0 | 0 | 0 | 2 | 2 | | | | | | |
| 10 JT Riddle, L OBP: 0.161, SLG: 0.355 | | | | | | | | | | | | | | | 5 | 0 | 0 | 0 | 0 | 1 | 0 | | | | | | |
| 17 Chad Wallach, R OBP: 0.455, SLG: 0.389 | | | | | | | | | | | | | | | 3 | 0 | 1 | 0 | 2 | 1 | 0 | | | | | | |
| 9 Lewis Brinson, R OBP: 0.237, SLG: 0.281 | | | | | | | | | | | | | | | 4 | 0 | 0 | 0 | 1 | 1 | 3 | | | | | | |
| 62 José Ureña, R ERA: 6.53 | | | | | | | | | | | | | | | 2 | 0 | 0 | 0 | 0 | 1 | 1 | | | | | | |
| 71 Drew Steckenrider, R ERA: 1.35 | | | | | | | | | | | | | | | 0 | 0 | 0 | 0 | 0 | 0 | 0 | | | | | | |
| 5 Rosell Herrera, S OBP: 0.208, SLG: 0.194 | | | | | | | | | | | | | | | 3 | 0 | 0 | 0 | 0 | 3 | 1 | | | | | | |
| Inning Stats | R: 0 E: 0 K: 1 S: 9 | H: 0 LOB: 0 BB: 0 P: 14 | R: 0 E: 0 K: 0 S: 5 | H: 0 LOB: 0 BB: 0 P: 10 | R: 0 E: 0 K: 1 S: 5 | H: 0 LOB: 1 BB: 1 P: 9 | R: 0 E: 0 K: 0 S: 8 | H: 0 LOB: 1 BB: 1 P: 16 | R: 1 E: 0 K: 2 S: 13 | H: 2 LOB: 1 BB: 0 P: 18 | R: 0 E: 0 K: 1 S: 6 | H: 1 LOB: 1 BB: 0 P: 8 | R: 0 E: 0 K: 3 S: 13 | H: 0 LOB: 1 BB: 1 P: 21 | R: 0 E: 0 K: 3 S: 10 | H: 0 LOB: 0 BB: 0 P: 13 | R: 0 E: 0 K: 3 S: 9 | H: 0 LOB: 0 BB: 0 P: 12 | R: 0 E: 0 K: 3 S: 9 | H: 0 LOB: 0 BB: 0 P: 7 | 1B: 4 2B: 0 3B: 0 HR: 1 | SF: 0 SAC: 0 DP: 2 HBP: 0 | WP: 0 PA: 50 | | | | |
| PITCHER | IP 6.0 | WLS 22 | BF 2 | H 1 | R 1 | ER 1 | SO 4 | BB 3 | IBB 0 | HBP 0 | BLK 0 | WP 0 | HR 1 | S 48 | P 81 | ERA 1.50 | WHIP 0.833 | | | | | | | | | | |
| 58 Seranthony Dominguez, R (1.1) ERA: 6.0 | | | | | | | | | | | | | | | | | | | | | | | | | | | |
| 64 Victor Arano, R ERA: 10.13 | | | | | | | | | | | | | | | | | | | | | | | | | | | |
| 52 Jose Alvarez, L ERA: 10.13 | | | | | | | | | | | | | | | | | | | | | | | | | | | |

Philadelphia Phillies @ Miami Marlins
Marlins Park, Miami, FL
Sun Apr 14 2019, 1:10 PM - 5:48 PM EDT
Att. 15,238 - Roof Closed - 76 F

AB 45
R 1
H 5
RBI 1
BB 5
SO 18
LOB 14



| Batter | 1 | 2 | 3 | 4 | 5 | 6 | 7 | 8 | 9 | AB | R | H | RBI | BB | SO | LOB | TOP | | | | | |
|--|---|---|---|---|---|---|---|---|---|---|---|---|---|---|---|---|--|----------------------------------|----------------------------------|------------------------------------|----------------------------------|--------|
| 18 Ben Zobrist, S OBP: 0.415, SLG: 0.295 | F9 | G4-1 | | | F8 | G1-3 | | G5-4-3 17 1B | | 5 | 0 | 1 | 0 | 0 | 0 | 0 | Chicago Cubs @ Miami Marlins Marlins Park, Miami, FL Mon Apr 15 2019, 7:09 PM - 10:36 PM EDT Att: 9,888 - Partly Cloudy - 84 F | | | | | |
| 17 Kris Bryant, R OBP: 0.354, SLG: 0.382 | 22 9 40 BB HBP | F9 | | | 9 E 2B | 44 BB HBP | | G5-4-3 1-2 | | 3 | 2 | 1 | 0 | 0 | 0 | 1 | | | | | | |
| 44 Anthony Rizzo, L OBP: 0.348, SLG: 0.364 | L9 | G3 | | | F7 | | | | 22 9 40 1B BB | 3 | 1 | 0 | 0 | 2 | 0 | 2 | | | | | | |
| 9 Javier Báez, R OBP: 0.319, SLG: 0.545 | 40 13 2B 1B | | | | E9 13 FC6 2B | F9 | | | 40 1B BB | 5 | 2 | 3 | 1 | 0 | 1 | 2 | | | | | | |
| 22 Jason Heyward, L OBP: 0.455, SLG: 0.651 | 40 BB 13 2B BB | G3-1 | | | 13 FC6 40 HBP BB | | | | F8 | 3 | 1 | 0 | 0 | 2 | 1 | 2 | | | | | | |
| 40 Wilson Contreras, R OBP: 0.471, SLG: 0.829 | 13 2B BB | | | | 13 FC6 HBP | | | | | 3 | 1 | 2 | 3 | 1 | 0 | 0 | | | | | | |
| 13 David Bote, R OBP: 0.343, SLG: 0.452 | | | | | | | | | | 3 | 1 | 2 | 3 | 1 | 0 | 0 | | | | | | |
| 5 Albert Almora Jr., R OBP: 0.271, SLG: 0.222 | | | | | | | | | | 5 | 0 | 1 | 3 | 0 | 2 | 4 | | | | | | |
| 11 Yu Darvish, R | | | | | | | | | | 4 | 0 | 0 | 0 | 1 | 0 | 5 | | | | | | |
| 56 Kyle Ryan, L | | | | | | | | | | 3 | 0 | 0 | 0 | 0 | 1 | 3 | | | | | | |
| 41 Steve Cishek, R | | | | | | | | | | 0 | 0 | 0 | 0 | 0 | 0 | 0 | | | | | | |
| 37 Tim Collins, L | | | | | | | | | | 0 | 0 | 0 | 0 | 0 | 0 | 0 | | | | | | |
| Inning Stats | R: 3 H: 2 E: 1 K: 1 S: 20 | H: 2 LOB: 3 BB: 3 P: 33 | R: 0 H: 0 E: 0 K: 0 S: 8 | H: 0 LOB: 0 BB: 0 P: 14 | R: 0 H: 0 E: 0 K: 1 S: 8 | H: 0 LOB: 0 BB: 0 P: 12 | R: 0 H: 0 E: 0 K: 1 S: 6 | H: 0 LOB: 0 BB: 0 P: 8 | R: 2 H: 2 E: 1 K: 0 S: 19 | H: 2 LOB: 3 BB: 1 P: 35 | R: 0 H: 0 E: 0 K: 0 S: 8 | H: 0 LOB: 2 BB: 1 P: 16 | R: 1 H: 1 E: 0 K: 1 S: 11 | H: 1 LOB: 0 BB: 0 P: 17 | R: 0 H: 1 E: 0 K: 0 S: 5 | H: 1 LOB: 0 BB: 0 P: 6 | R: 1 H: 2 E: 0 K: 1 S: 10 | H: 2 LOB: 2 BB: 1 P: 18 | 1B: 4 2B: 3 3B: 0 HR: 1 | SF: 0 SAC: 0 DP: 1 HBP: 3 | WP: 0 PB: 0 SB: 0 CS: 0 | PA: 44 |
| PITCHER | IP WLS BF H R ER SO BB IBB HBP BLK WP HR S P ERA WHIP | IP WLS BF H R ER SO BB IBB HBP BLK WP HR S P ERA WHIP | IP WLS BF H R ER SO BB IBB HBP BLK WP HR S P ERA WHIP | IP WLS BF H R ER SO BB IBB HBP BLK WP HR S P ERA WHIP | IP WLS BF H R ER SO BB IBB HBP BLK WP HR S P ERA WHIP | IP WLS BF H R ER SO BB IBB HBP BLK WP HR S P ERA WHIP | IP WLS BF H R ER SO BB IBB HBP BLK WP HR S P ERA WHIP | IP WLS BF H R ER SO BB IBB HBP BLK WP HR S P ERA WHIP | IP WLS BF H R ER SO BB IBB HBP BLK WP HR S P ERA WHIP | IP WLS BF H R ER SO BB IBB HBP BLK WP HR S P ERA WHIP | IP WLS BF H R ER SO BB IBB HBP BLK WP HR S P ERA WHIP | IP WLS BF H R ER SO BB IBB HBP BLK WP HR S P ERA WHIP | IP WLS BF H R ER SO BB IBB HBP BLK WP HR S P ERA WHIP | IP WLS BF H R ER SO BB IBB HBP BLK WP HR S P ERA WHIP | IP WLS BF H R ER SO BB IBB HBP BLK WP HR S P ERA WHIP | IP WLS BF H R ER SO BB IBB HBP BLK WP HR S P ERA WHIP | IP WLS BF H R ER SO BB IBB HBP BLK WP HR S P ERA WHIP | | | | | |
| 36 Trevor Richards, R ERA: 3.97 | 4.2 | L | 25 | 4 | 5 | 5 | 3 | 3 | 1 | 2 | 0 | 0 | 0 | 0 | 58 | 96 | 9.64 | 1.500 | | | | |
| 37 Austin Brice, R ERA: 2.61 | 1.1 | | 6 | 0 | 0 | 0 | 0 | 1 | 0 | 1 | 0 | 0 | 0 | 11 | 22 | 0.00 | 0.750 | | | | | |
| 71 Drew Steckenrider, R ERA: 7.68 | 1.0 | | 4 | 1 | 1 | 1 | 1 | 0 | 0 | 1 | 1 | 1 | 1 | 17 | 9.00 | 1.000 | | | | | | |
| 20 Wei-Yin Chen, L ERA: 18.0 | 2.0 | | 9 | 3 | 1 | 1 | 1 | 1 | 0 | 0 | 0 | 0 | 0 | 15 | 24 | 4.50 | 2.000 | | | | | |

Chicago Cubs @ Miami Marlins
 Marlins Park, Miami, FL
 Mon Apr 15 2019, 7:09 PM - 10:36 PM EDT
 Att: 9,888 - Partly Cloudy - 84 F

| | |
|-----|----|
| AB | 35 |
| R | 7 |
| H | 8 |
| RBI | 7 |
| BB | 6 |
| SO | 5 |
| LOB | 19 |



| Batter | 1 | 2 | 3 | 4 | 5 | 6 | 7 | 8 | 9 | AB | R | H | RBI | BB | SO | LOB | BOTTOM | | | |
|---|---|---|---|---|---|---|---|---|---|---|---|---|---|---|---|---|--|------------------------------------|----------------------------------|--------|
| 21 Curtis Granderson, L OBP: 0.273, SLG: 0.304 | F8 | G4-3 | | | K | | | | | 5 | 0 | 1 | 0 | 0 | 2 | 1 | Chicago Cubs @ Miami Marlins Marlins Park, Miami, FL Mon Apr 15 2019, 7:09 PM - 10:36 PM EDT Att: 9,888 - Partly Cloudy - 84 F | | | |
| 15 Brian Anderson, R OBP: 0.314, SLG: 0.328 | K | G3-1 | | | G6-3 | | | | 15 DI 1B | 4 | 0 | 0 | 0 | 1 | 2 | 2 | | | | |
| 13 Starlin Castro, R OBP: 0.264, SLG: 0.324 | | | | | | | | | | 3 | 0 | 1 | 0 | 1 | 0 | 1 | | | | |
| 20 Wei-Yin Chen, R | 19 BB 18 1B | | | | 19 PB 18 1B BB | | | | | 0 | 0 | 0 | 0 | 0 | 0 | 0 | | | | |
| 18 Neil Walker, S OBP: 0.298, SLG: 0.423 | 19 BB 1B | | | | 19 PB 1B | | | | | 4 | 0 | 2 | 0 | 0 | 2 | 0 | | | | |
| 19 Miquel Rojas, R OBP: 0.375, SLG: 0.405 | | | | | | | | | | 3 | 0 | 1 | 0 | 1 | 1 | 2 | | | | |
| 44 Austin Dean, R OBP: 0.235, SLG: 0.500 | | | | | | | | | | 4 | 0 | 0 | 0 | 0 | 3 | 4 | | | | |
| 17 Chad Wallach, R OBP: 0.462, SLG: 0.524 | | | | | | | | | | 3 | 2 | 1 | 1 | 1 | 0 | 1 | | | | |
| 9 Lewis Brinson, R OBP: 0.298, SLG: 0.276 | | | | | | | | | | 1 | 0 | 0 | 0 | 1 | 0 | 0 | | | | |
| 71 Drew Steckenrider, R | | | | | | | | | | 0 | 0 | 0 | 0 | 0 | 0 | 0 | | | | |
| 10 JT Riddle, L OBP: 0.156, SLG: 0.344 | | | | | | | | | | 1 | 0 | 0 | 0 | 0 | 0 | 0 | | | | |
| 36 Trevor Richards, R | | | | | | | | | | 2 | 0 | 0 | 0 | 0 | 1 | 1 | | | | |
| 37 Austin Brice, R | | | | | | | | | | 0 | 0 | 0 | 0 | 0 | 0 | 0 | | | | |
| 5 Rosell Herrera, S OBP: 0.195, SLG: 0.184 | | | | | | | | | | 2 | 0 | 0 | 0 | 0 | 2 | 1 | | | | |
| Inning Stats | R: 0 H: 2 E: 0 K: 2 S: 14 | H: 2 LOB: 3 BB: 1 P: 21 | R: 0 H: 0 E: 0 K: 0 S: 8 | H: 0 LOB: 2 BB: 2 P: 20 | R: 0 H: 0 E: 0 K: 1 S: 6 | H: 0 LOB: 0 BB: 0 P: 9 | R: 1 H: 1 E: 0 K: 2 S: 8 | H: 1 LOB: 0 BB: 0 P: 11 | R: 0 H: 0 E: 0 K: 2 S: 12 | H: 0 LOB: 1 BB: 0 P: 19 | R: 0 H: 0 E: 0 K: 2 S: 12 | H: 0 LOB: 1 BB: 0 P: 19 | R: 0 H: 1 E: 0 K: 1 S: 11 | H: 1 LOB: 0 BB: 0 P: 15 | R: 0 H: 1 E: 0 K: 2 S: 12 | H: 1 LOB: 1 BB: 0 P: 18 | 1B: 5 2B: 0 3B: 0 HR: 1 | SF: 0 SAC: 0 DP: 1 HBP: 1 | WP: 0 PB: 1 SB: 0 CS: 0 | PA: 38 |
| PITCHER | IP WLS BF H R ER SO BB IBB HBP BLK WP HR S P ERA WHIP | IP WLS BF H R ER SO BB IBB HBP BLK WP HR S P ERA WHIP | IP WLS BF H R ER SO BB IBB HBP BLK WP HR S P ERA WHIP | IP WLS BF H R ER SO BB IBB HBP BLK WP HR S P ERA WHIP | IP WLS BF H R ER SO BB IBB HBP BLK WP HR S P ERA WHIP | IP WLS BF H R ER SO BB IBB HBP BLK WP HR S P ERA WHIP | IP WLS BF H R ER SO BB IBB HBP BLK WP HR S P ERA WHIP | IP WLS BF H R ER SO BB IBB HBP BLK WP HR S P ERA WHIP | IP WLS BF H R ER SO BB IBB HBP BLK WP HR S P ERA WHIP | IP WLS BF H R ER SO BB IBB HBP BLK WP HR S P ERA WHIP | IP WLS BF H R ER SO BB IBB HBP BLK WP HR S P ERA WHIP | IP WLS BF H R ER SO BB IBB HBP BLK WP HR S P ERA WHIP | IP WLS BF H R ER SO BB IBB HBP BLK WP HR S P ERA WHIP | IP WLS BF H R ER SO BB IBB HBP BLK WP HR S P ERA WHIP | IP WLS BF H R ER SO BB IBB HBP BLK WP HR S P ERA WHIP | IP WLS BF H R ER SO BB IBB HBP BLK WP HR S P ERA WHIP | | | | |
| 11 Yu Darvish, R ERA: 6.11 | 5.2 | W | 26 | 4 | 2 | 2 | 8 | 4 | 0 | 0 | 0 | 0 | 0 | 0 | 57 | 96 | 3.18 | 1.412 | | |
| 56 Kyle Ryan, L ERA: 4.15 | 0.2 | H | 3 | 0 | 0 | 0 | 2 | 1 | 0 | 0 | 0 | 0 | 0 | 6 | 13 | 0.00 | 1.500 | | | |
| 41 Steve Cishek, R ERA: 4.26 | 1.2 | | 5 | 1 | 0 | 0 | 1 | 0 | 0 | 0 | 0 | 0 | 0 | 14 | 21 | 0.00 | 0.600 | | | |
| 37 Tim Collins, L ERA: 3.0 | 1.0 | | 4 | 1 | 0 | 0 | 2 | 0 | 0 | 0 | 0 | 0 | 0 | 12 | 18 | 0.00 | 1.000 | | | |



| Batter | 1 | 2 | 3 | 4 | 5 | 6 | 7 | 8 | 9 | AB | R | H | RBI | BB | SO | LOB | TOP | | | | | | | | | | |
|---|------------------------------|----------------------------------|-------------------------------|----------------------------------|-------------------------------|----------------------------------|-------------------------------|----------------------------------|-------------------------------|----------------------------------|-------------------------------|----------------------------------|------------------------------|----------------------------------|------------------------------|----------------------------------|-------------------------------|----------------------------------|----------------------------------|------------------------------------|----------------------------------|--------|--|--|--|--|--|
| 3 Daniel Descalso, L OBP: 0.413, SLG: 0.488 46 Pedro Strop, R | | | | | | | | | | 3 | 0 | 2 | 1 | 2 | 1 | 0 | | | | | | | | | | | |
| 17 Kris Bryant, R OBP: 0.329, SLG: 0.350 | | | | | | | | | | 5 | 0 | 0 | 0 | 0 | 1 | 5 | | | | | | | | | | | |
| 44 Anthony Rizzo, L OBP: 0.329, SLG: 0.339 | | | | | | | | | | 4 | 0 | 0 | 0 | 0 | 1 | 0 | | | | | | | | | | | |
| 9 Javier Báez, R OBP: 0.342, SLG: 0.600 | | | | | | | | | | 4 | 2 | 3 | 1 | 0 | 0 | 0 | | | | | | | | | | | |
| 22 Jason Heyward, L OBP: 0.458, SLG: 0.638 | | | | | | | | | | 4 | 0 | 2 | 0 | 0 | 1 | 0 | | | | | | | | | | | |
| 40 Wilson Contreras, R OBP: 0.455, SLG: 0.773 | | | | | | | | | | 3 | 0 | 0 | 0 | 0 | 2 | 1 | | | | | | | | | | | |
| 13 David Bote, R OBP: 0.385, SLG: 0.500 | | | | | | | | | | 3 | 2 | 2 | 1 | 1 | 0 | 2 | | | | | | | | | | | |
| 5 Albert Almora Jr., R OBP: 0.288, SLG: 0.213 | | | | | | | | | | 2 | 0 | 0 | 0 | 2 | 0 | 2 | | | | | | | | | | | |
| 62 Jose Quintana, R 20 Brandon Kintzler, R 18 Ben Zobrist, S | | | | | | | | | | 3 | 0 | 0 | 0 | 0 | 3 | 5 | | | | | | | | | | | |
| Inning Stats | R: 0 E: 0 K: 1 S: 9 | H: 0 LOB: 0 BB: 0 P: 13 | R: 0 E: 0 K: 2 S: 10 | H: 0 LOB: 0 BB: 0 P: 15 | R: 1 E: 0 K: 1 S: 14 | H: 2 LOB: 1 BB: 0 P: 24 | R: 1 E: 0 K: 1 S: 13 | H: 2 LOB: 3 BB: 0 P: 18 | R: 0 E: 0 K: 1 S: 12 | H: 1 LOB: 0 BB: 0 P: 16 | R: 0 E: 0 K: 1 S: 10 | H: 1 LOB: 2 BB: 0 P: 14 | R: 0 E: 0 K: 1 S: 9 | H: 1 LOB: 2 BB: 0 P: 19 | R: 1 E: 0 K: 0 S: 8 | H: 2 LOB: 0 BB: 0 P: 11 | R: 1 E: 0 K: 1 S: 12 | H: 0 LOB: 1 BB: 2 P: 25 | 1B: 6 2B: 3 3B: 0 HR: 1 | SF: 1 SAC: 0 DP: 2 HBP: 1 | WP: 1 PB: 0 SB: 0 CS: 0 | PA: 38 | | | | | |
| PITCHER | IP | WLS | BF | H | R | ER | SO | BB | IBB | HBP | BLK | WP | HR | S | P | ERA | WHIP | | | | | | | | | | |
| 49 Pablo López, R ERA: 5.85 | 5.0 | L | 21 | 5 | 2 | 2 | 6 | 0 | 1 | 1 | 0 | 0 | 0 | 58 | 86 | 3.60 | 1.000 | | | | | | | | | | |
| 39 Tyler Kinley, R ERA: 0.79 | 2.0 | | 8 | 2 | 0 | 0 | 2 | 2 | 0 | 0 | 0 | 0 | 0 | 19 | 33 | 0.00 | 2.000 | | | | | | | | | | |
| 61 Adam Conley, L ERA: 8.1 | 1.0 | | 4 | 2 | 1 | 1 | 0 | 0 | 0 | 0 | 0 | 0 | 1 | 8 | 11 | 9.00 | 2.000 | | | | | | | | | | |
| 54 Sergio Romo, R ERA: 9.0 | 1.0 | | 5 | 0 | 1 | 1 | 1 | 2 | 0 | 0 | 0 | 1 | 0 | 12 | 25 | 9.00 | 2.000 | | | | | | | | | | |

Chicago Cubs @ Miami Marlins
Marlins Park, Miami, FL
Tue Apr 16 2019, 7:11 PM - 10:00 PM EDT
Att: 8,137 - Partly Cloudy - 77 F

| | |
|-----|----|
| AB | 31 |
| R | 4 |
| H | 9 |
| RBI | 4 |
| BB | 5 |
| SO | 9 |
| LOB | 15 |



| Batter | 1 | 2 | 3 | 4 | 5 | 6 | 7 | 8 | 9 | AB | R | H | RBI | BB | SO | LOB | BOTTOM | | | | | | | | | | |
|--|------------------------------|----------------------------------|------------------------------|----------------------------------|------------------------------|----------------------------------|-------------------------------|----------------------------------|------------------------------|---------------------------------|------------------------------|----------------------------------|------------------------------|----------------------------------|------------------------------|----------------------------------|----------------------------------|------------------------------------|----------------------------------|--------|--|--|--|--|--|--|--|
| 19 Miguel Rojas, R OBP: 0.365, SLG: 0.391 | | | | | | | | | | 4 | 0 | 1 | 0 | 0 | 0 | 1 | | | | | | | | | | | |
| 15 Brian Anderson, R OBP: 0.311, SLG: 0.323 | | | | | | | | | | 4 | 0 | 1 | 0 | 0 | 1 | 1 | | | | | | | | | | | |
| 13 Starlin Castro, R OBP: 0.276, SLG: 0.324 | | | | | | | | | | 3 | 0 | 1 | 0 | 1 | 1 | 1 | | | | | | | | | | | |
| 38 Jorge Alfaro, R OBP: 0.356, SLG: 0.524 | | | | | | | | | | 4 | 0 | 1 | 0 | 0 | 1 | 4 | | | | | | | | | | | |
| 14 Martín Prado, R OBP: 0.438, SLG: 0.500 | | | | | | | | | | 4 | 0 | 0 | 0 | 0 | 0 | 1 | | | | | | | | | | | |
| 79 Isaac Galloway, R OBP: 0.250, SLG: 0.250 | | | | | | | | | | 4 | 0 | 1 | 0 | 0 | 1 | 0 | | | | | | | | | | | |
| 44 Austin Dean, R OBP: 0.238, SLG: 0.500 | | | | | | | | | | 4 | 0 | 1 | 0 | 0 | 1 | 1 | | | | | | | | | | | |
| 9 Lewis Brinson, R OBP: 0.246, SLG: 0.262 | | | | | | | | | | 3 | 0 | 0 | 0 | 0 | 1 | 2 | | | | | | | | | | | |
| 49 Pablo López, L ERA: 3.43 18 Neil Walker, S 39 Tyler Kinley, R 61 Adam Conley, L 5 Rosell Herrera, S 54 Sergio Romo, R | | | | | | | | | | 1 | 0 | 0 | 0 | 0 | 1 | 0 | | | | | | | | | | | |
| Inning Stats | R: 0 E: 0 K: 2 S: 9 | H: 1 LOB: 1 BB: 0 P: 15 | R: 0 E: 0 K: 1 S: 9 | H: 0 LOB: 0 BB: 0 P: 12 | R: 0 E: 0 K: 1 S: 8 | H: 0 LOB: 0 BB: 0 P: 11 | R: 0 E: 0 K: 1 S: 12 | H: 1 LOB: 1 BB: 0 P: 21 | R: 0 E: 0 K: 0 S: 7 | H: 1 LOB: 1 BB: 0 P: 8 | R: 0 E: 0 K: 1 S: 8 | H: 1 LOB: 1 BB: 0 P: 10 | R: 0 E: 0 K: 0 S: 9 | H: 2 LOB: 2 BB: 1 P: 19 | R: 0 E: 0 K: 0 S: 8 | H: 0 LOB: 0 BB: 0 P: 12 | 1B: 6 2B: 1 3B: 0 HR: 0 | SF: 0 SAC: 0 DP: 1 HBP: 0 | WP: 0 PB: 0 SB: 0 CS: 0 | PA: 34 | | | | | | | |
| PITCHER | IP | WLS | BF | H | R | ER | SO | BB | IBB | HBP | BLK | WP | HR | S | P | ERA | WHIP | | | | | | | | | | |
| 62 Jose Quintana, L ERA: 3.43 | 7.0 | | 27 | 6 | 0 | 0 | 7 | 0 | 0 | 0 | 0 | 0 | 0 | 63 | 91 | 0.00 | 0.857 | | | | | | | | | | |
| 20 Brandon Kintzler, R ERA: 3.12 | 1.0 | H | 4 | 1 | 0 | 0 | 0 | 1 | 0 | 0 | 0 | 0 | 0 | 7 | 16 | 0.00 | 2.000 | | | | | | | | | | |
| 46 Pedro Strop, R ERA: 3.6 | 1.0 | | 3 | 0 | 0 | 0 | 0 | 0 | 0 | 0 | 0 | 0 | 0 | 8 | 12 | 0.00 | 0.000 | | | | | | | | | | |

Chicago Cubs @ Miami Marlins
Marlins Park, Miami, FL
Tue Apr 16 2019, 7:11 PM - 10:00 PM EDT
Att: 8,137 - Partly Cloudy - 77 F

| | |
|-----|----|
| AB | 33 |
| R | 0 |
| H | 7 |
| RBI | 0 |
| BB | 1 |
| SO | 7 |
| LOB | 12 |



| Batter | 1 | 2 | 3 | 4 | 5 | 6 | 7 | 8 | 9 | AB | R | H | RBI | BB | SO | LOB | TOP | | | |
|--|------------------------------|----------------------------------|-------------------------------------|----------------------------------|-------------------------------|----------------------------------|--------------------------------|-------------------------------------|----------------------------------|----------------------------------|------------------------------|---------------------------------|-------------------------------------|-----------------------------------|------------------------------|----------------------------------|--------------------------------|-------------------------------------|----------------------------------|--------------------------|
| 18 Ben Zobrist, S OBP: 0.379, SLG: 0.271 | | | | | | | | | | 4 | 0 | 0 | 0 | 0 | 2 | 0 | | | | |
| 17 Kris Bryant, R OBP: 0.324, SLG: 0.344 | | | | | | | | | | 4 | 1 | 1 | 0 | 0 | 2 | 0 | | | | |
| 44 Anthony Rizzo, L OBP: 0.312, SLG: 0.317 | | | | | | | | | | 4 | 0 | 0 | 0 | 0 | 1 | 1 | | | | |
| 9 Javier Báez, R OBP: 0.351, SLG: 0.635 | | | | | | | | | | 4 | 2 | 2 | 2 | 0 | 2 | 0 | | | | |
| 22 Jason Heyward, L OBP: 0.444, SLG: 0.608 | | | | | | | | | | 4 | 1 | 1 | 1 | 0 | 0 | 0 | | | | |
| 40 Wilson Contreras, R OBP: 0.459, SLG: 0.769 | | | | | | | | | | 3 | 2 | 1 | 0 | 1 | 0 | 0 | | | | |
| 3 Daniel Descalso, L OBP: 0.429, SLG: 0.523 | | | | | | | | | | 3 | 0 | 2 | 3 | 0 | 0 | 0 | | | | |
| 13 David Bote, R OBP: 0.375, SLG: 0.486 | | | | | | | | | | 1 | 0 | 0 | 0 | 0 | 1 | 0 | | | | |
| 12 Kyle Schwarber, L OBP: 0.262, SLG: 0.375 | | | | | | | | | | 4 | 0 | 1 | 0 | 0 | 2 | 0 | | | | |
| 61 Allen Webster, R | | | | | | | | | | 0 | 0 | 0 | 0 | 0 | 0 | 0 | | | | |
| 35 Cole Hamels, L | | | | | | | | | | 3 | 0 | 0 | 0 | 0 | 0 | 2 | | | | |
| 29 Brad Brach, R | | | | | | | | | | 0 | 0 | 0 | 0 | 0 | 0 | 0 | | | | |
| 5 Albert Almora Jr., R OBP: 0.289, SLG: 0.213 | | | | | | | | | | 0 | 0 | 0 | 0 | 0 | 0 | 0 | | | | |
| Inning Stats | R: 0 E: 0 K: 1 S: 6 | H: 0 LOB: 0 BB: 0 P: 10 | R: 1 E: 0 K: 1 S: 16 | H: 3 LOB: 2 BB: 0 P: 24 | R: 4 E: 0 K: 1 S: 13 | H: 4 LOB: 1 BB: 1 P: 25 | R: 0 E: 0 K: 2 S: 8 | H: 0 LOB: 0 BB: 0 P: 13 | R: 0 E: 0 K: 2 S: 8 | H: 0 LOB: 0 BB: 0 P: 10 | R: 0 E: 0 K: 0 S: 5 | H: 0 LOB: 0 BB: 0 P: 7 | R: 0 E: 0 K: 1 S: 10 | H: 0 LOB: 0 BB: 0 P: 15 | R: 0 E: 0 K: 1 S: 8 | H: 0 LOB: 0 BB: 0 P: 10 | 1B: 5 2B: 2 HR: 1 | SF: 0 SAC: 0 DP: 0 HBP: 0 | WP: 0 PB: 0 SB: 0 CS: 0 | PA: 35 |
| PITCHER | IP: 6.0 WLS: L BF: 25 | H: 7 R: 5 ER: 5 SO: 7 | BB: 1 IBB: 0 HBP: 0 BLK: 0 | WP: 0 HR: 0 S: 56 P: 89 | ERA: 7.50 WHIP: 1.333 | IP: 1.0 WLS: 3 BF: 0 | H: 0 R: 0 ER: 0 SO: 1 | BB: 0 IBB: 0 HBP: 0 BLK: 0 | WP: 0 HR: 6 S: 11 P: 15 | ERA: 0.00 WHIP: 0.000 | IP: 1.0 WLS: 4 BF: 1 | H: 1 R: 1 ER: 1 SO: 1 | BB: 0 IBB: 0 HBP: 0 BLK: 0 | WP: 0 HR: 10 S: 10 P: 15 | ERA: 9.00 WHIP: 1.000 | IP: 1.0 WLS: 3 BF: 0 | H: 0 R: 0 ER: 0 SO: 1 | BB: 0 IBB: 0 HBP: 0 BLK: 0 | WP: 0 HR: 8 S: 10 P: 15 | ERA: 0.00 WHIP: 0.000 |

Chicago Cubs @ Miami Marlins
Marlins Park, Miami, FL
Wed Apr 17 2019, 7:11 PM - 9:35 PM EDT
Att: 10,247 - Partly Cloudy - 80 F

AB 34
R 6
H 8
RBI 6
BB 1
SO 10
LOB 3



| Batter | 1 | 2 | 3 | 4 | 5 | 6 | 7 | 8 | 9 | AB | R | H | RBI | BB | SO | LOB | BOTTOM | | | | | |
|---|-------------------------------|----------------------------------|-------------------------------------|----------------------------------|-------------------------------|----------------------------------|--------------------------------|-------------------------------------|-----------------------------------|---------------------------------|------------------------------|----------------------------------|-------------------------------------|-----------------------------------|------------------------------|----------------------------------|--------------------------------|-------------------------------------|-----------------------------------|------------------------------------|----------------------------------|--------|
| 79 Isaac Galloway, R OBP: 0.250, SLG: 0.250 | | | | | | | | | | 4 | 0 | 1 | 0 | 0 | 0 | 0 | | | | | | |
| 14 Martín Prado, R OBP: 0.417, SLG: 0.471 | | | | | | | | | | 4 | 0 | 1 | 0 | 0 | 0 | 1 | | | | | | |
| 15 Brian Anderson, R OBP: 0.308, SLG: 0.333 | | | | | | | | | | 4 | 0 | 1 | 0 | 0 | 1 | 1 | | | | | | |
| 38 Jorge Alfaro, R OBP: 0.367, SLG: 0.522 | | | | | | | | | | 4 | 0 | 2 | 0 | 0 | 2 | 1 | | | | | | |
| 13 Starlin Castro, R OBP: 0.266, SLG: 0.311 | | | | | | | | | | 3 | 0 | 0 | 0 | 0 | 1 | 4 | | | | | | |
| 19 Miguel Rojas, R OBP: 0.345, SLG: 0.367 | | | | | | | | | | 3 | 0 | 0 | 0 | 0 | 0 | 3 | | | | | | |
| 44 Austin Dean, R OBP: 0.143, SLG: 0.143 | | | | | | | | | | 2 | 0 | 0 | 0 | 0 | 2 | 0 | | | | | | |
| 21 Curtis Granderson, L OBP: 0.268, SLG: 0.298 | | | | | | | | | | 1 | 0 | 0 | 0 | 0 | 1 | 0 | | | | | | |
| 5 Rosell Herrera, S OBP: 0.200, SLG: 0.190 | | | | | | | | | | 3 | 0 | 0 | 0 | 0 | 1 | 0 | | | | | | |
| 22 Sandy Alcantara, R OBP: 0.143, SLG: 0.143 | | | | | | | | | | 1 | 0 | 0 | 0 | 0 | 1 | 0 | | | | | | |
| 9 Lewis Brinson, R OBP: 0.295, SLG: 0.295 | | | | | | | | | | 0 | 0 | 0 | 0 | 0 | 0 | 0 | | | | | | |
| 56 Tayron Guerrero, R | | | | | | | | | | 0 | 0 | 0 | 0 | 0 | 0 | 0 | | | | | | |
| 70 Nick Anderson, R | | | | | | | | | | 0 | 0 | 0 | 0 | 0 | 0 | 0 | | | | | | |
| 18 Neil Walker, S OBP: 0.388, SLG: 0.427 | | | | | | | | | | 1 | 0 | 0 | 0 | 0 | 1 | 0 | | | | | | |
| 66 Jarlin García, L | | | | | | | | | | 0 | 0 | 0 | 0 | 0 | 0 | 0 | | | | | | |
| Inning Stats | R: 0 E: 0 K: 0 S: 11 | H: 0 LOB: 0 BB: 0 P: 15 | R: 0 E: 0 K: 0 S: 4 | H: 1 LOB: 0 BB: 0 P: 6 | R: 0 E: 0 K: 3 S: 13 | H: 0 LOB: 0 BB: 0 P: 19 | R: 0 E: 0 K: 1 S: 9 | H: 0 LOB: 0 BB: 0 P: 15 | R: 0 E: 0 K: 1 S: 6 | H: 0 LOB: 0 BB: 0 P: 8 | R: 0 E: 0 K: 2 S: 8 | H: 0 LOB: 0 BB: 0 P: 12 | R: 0 E: 1 K: 1 S: 14 | H: 2 LOB: 3 BB: 0 P: 22 | R: 0 E: 0 K: 2 S: 9 | H: 0 LOB: 0 BB: 0 P: 14 | R: 0 E: 0 K: 1 S: 12 | H: 2 LOB: 1 BB: 0 P: 19 | 1B: 4 2B: 1 HR: 0 | SF: 0 SAC: 0 DP: 2 HBP: 0 | WP: 0 PB: 0 SB: 0 CS: 0 | PA: 31 |
| PITCHER | IP: 7.0 WLS: W BF: 24 | H: 3 R: 0 ER: 0 SO: 8 | BB: 0 IBB: 0 HBP: 0 BLK: 0 | WP: 0 HR: 9 S: 65 P: 97 | ERA: 0.00 WHIP: 0.429 | IP: 1.0 WLS: 3 BF: 0 | H: 0 R: 0 ER: 0 SO: 1 | BB: 0 IBB: 0 HBP: 0 BLK: 0 | WP: 0 HR: 14 S: 14 P: 19 | ERA: 0.00 WHIP: 0.000 | IP: 1.0 WLS: 4 BF: 2 | H: 2 R: 0 ER: 0 SO: 1 | BB: 0 IBB: 0 HBP: 0 BLK: 0 | WP: 0 HR: 12 S: 19 P: 22 | ERA: 0.00 WHIP: 2.000 | IP: 1.0 WLS: 3 BF: 0 | H: 0 R: 0 ER: 0 SO: 1 | BB: 0 IBB: 0 HBP: 0 BLK: 0 | WP: 0 HR: 19 S: 19 P: 22 | ERA: 0.00 WHIP: 2.000 | | |

Chicago Cubs @ Miami Marlins
Marlins Park, Miami, FL
Wed Apr 17 2019, 7:11 PM - 9:35 PM EDT
Att: 10,247 - Partly Cloudy - 80 F

AB 31
R 0
H 5
RBI 0
BB 0
SO 11
LOB 10



| Batter | 1 | 2 | 3 | 4 | 5 | 6 | 7 | 8 | 9 | AB R H RBI BB SO LOB | TOP | | | | | | | | | | | |
|--|---|----------------------------------|--------------------------------------|----------------------------------|--------------------------------------|----------------------------------|---------------------------------------|----------------------------------|--------------------------------------|---------------------------------|---|---|--------------------------------------|----------------------------------|--------------------------------------|---------------------------------|---------------------------------------|----------------------------------|----------------------------------|------------------------------------|----------------------------------|--------|
| 2 Adam Eaton, L (1,9) OBP: 0.391, SLG: 0.402 | G1-3 | | 1B | | | 47 WP 47 SF8 16 1B 1B | | K | FC4-6 | 5 1 2 0 0 1 2 | Washington Nationals @ Miami Marlins Marlins Park, Miami, FL Sun Apr 21 2019, 1:10 PM - 3:55 PM EDT Att: 7,412 - Partly Cloudy - 78 F | | | | | | | | | | | |
| 16 Victor Robles, R (1,8) OBP: 0.333, SLG: 0.529 | F7 | | G6-3 | | | 47 SF8 47 WP 1B | | B3 | | 4 0 1 0 0 0 1 | | | | | | | | | | | | |
| 22 Juan Soto, L (1,7) OBP: 0.375, SLG: 0.431 | | BB | | | | | | K | | 3 0 0 0 1 2 2 | | | | | | | | | | | | |
| 47 Howie Kendrick, R (1,5) | G4-3 | | | | | | | | | 3 0 0 1 0 1 1 | | | | | | | | | | | | |
| 11 Ryan Zimmerman, R (1,3) OBP: 0.304, SLG: 0.390 | | | | | | | | | | 4 2 2 2 0 2 1 | | | | | | | | | | | | |
| 28 Kurt Suzuki, R (1,2) OBP: 0.324, SLG: 0.485 | | | | | | | | | | 4 1 2 0 0 1 0 | | | | | | | | | | | | |
| 9 Brian Dozier, R (1,4) OBP: 0.239, SLG: 0.339 | | | | | | | | | | 3 1 1 1 1 2 1 | | | | | | | | | | | | |
| 37 Stephen Strasburg, R (1,1) OBP: 0.200, SLG: 0.222 | | | | | | | | | | 2 0 0 0 1 1 0 | | | | | | | | | | | | |
| 15 Matt Adams, L (9,PH) OBP: 0.226, SLG: 0.533 | | | | | | | | | | 1 0 0 0 0 1 2 | | | | | | | | | | | | |
| 20 Kyle Barraclough, R (9,1) 63 Sean Doolittle, L (9,1) | | | | | | | | | | 0 0 0 0 0 0 0 | | | | | | | | | | | | |
| 1 Wilmer Difo, S (1,6) OBP: 0.308, SLG: 0.373 | | | | | | | | | | 4 0 1 1 0 0 1 | | | | | | | | | | | | |
| Inning Stats | R: 0 H: 0 E: 0 K: 0 S: 12 | H: 0 LOB: 1 BB: 1 P: 21 | R: 0 H: 1 E: 0 K: 2 S: 7 | H: 1 LOB: 0 BB: 0 P: 11 | R: 0 H: 1 E: 0 K: 0 S: 9 | H: 1 LOB: 1 BB: 0 P: 12 | R: 1 H: 1 E: 0 K: 0 S: 11 | H: 1 LOB: 0 BB: 0 P: 16 | R: 0 H: 0 E: 0 K: 2 S: 8 | H: 0 LOB: 0 BB: 0 P: 8 | R: 1 H: 2 E: 0 K: 2 S: 11 | H: 1 LOB: 1 BB: 0 P: 18 | R: 1 H: 1 E: 0 K: 1 S: 9 | H: 1 LOB: 0 BB: 1 P: 15 | R: 0 H: 0 E: 0 K: 2 S: 7 | H: 0 LOB: 0 BB: 0 P: 7 | R: 2 H: 3 E: 0 K: 2 S: 16 | H: 3 LOB: 2 BB: 1 P: 26 | 1B: 5 2B: 1 3B: 0 HR: 3 | SF: 1 SAC: 0 DP: 1 HBP: 0 | WP: 1 PB: 0 SB: 0 CS: 0 | PA: 37 |
| PITCHER | IP WLS BF H R ER SO BB IBB HBP BLK WP HR S P ERA WHIP | | | | | | | | | | | IP WLS BF H R ER SO BB IBB HBP BLK WP HR S P ERA WHIP | | | | | | | | | | |
| 36 Trevor Richards, R (1,1) ERA: 3.72 | 6.1 L 26 6 3 3 7 2 0 0 0 0 1 2 66 100 4.26 1.263 | | | | | | | | | | | | | | | | | | | | | |
| 66 Jarlin Garcia, L (7,1) ERA: | 1.2 4 0 0 0 2 0 0 0 0 0 0 8 8 0.00 0.000 | | | | | | | | | | | | | | | | | | | | | |
| 39 Tyler Kinley, R (9,1) ERA: 2.13 | 0.1 4 2 2 2 1 1 0 0 0 0 1 8 16 54.00 9.000 | | | | | | | | | | | | | | | | | | | | | |
| 20 Wei-Yin Chen, L (9,1) ERA: 16.43 | 0.2 3 1 0 0 1 0 0 0 0 0 0 8 10 0.00 1.500 | | | | | | | | | | | | | | | | | | | | | |

| | |
|-----|----|
| AB | 33 |
| R | 5 |
| H | 9 |
| RBI | 5 |
| BB | 3 |
| SO | 11 |
| LOB | 11 |



| Batter | 1 | 2 | 3 | 4 | 5 | 6 | 7 | 8 | 9 | AB R H RBI BB SO LOB | BOTTOM | | | | | | | | | |
|--|---|----------------------------------|--------------------------------------|---------------------------------|--------------------------------------|----------------------------------|--------------------------------------|----------------------------------|--------------------------------------|----------------------------------|---|---|---------------------------------------|----------------------------------|---------------------------------------|----------------------------------|----------------------------------|------------------------------------|----------------------------------|--------|
| 21 Curtis Granderson, L (1,7) OBP: 0.261, SLG: 0.328 | K | | K | | | K | | | K | 4 0 0 0 0 4 0 | Washington Nationals @ Miami Marlins Marlins Park, Miami, FL Sun Apr 21 2019, 1:10 PM - 3:55 PM EDT Att: 7,412 - Partly Cloudy - 78 F | | | | | | | | | |
| 14 Martin Prado, R (1,5) OBP: 0.370, SLG: 0.395 | G6-3 | | L3 | | | G4-3 | | | K | 4 0 0 0 0 1 0 | | | | | | | | | | |
| 15 Brian Anderson, R (1,9) OBP: 0.352, SLG: 0.372 | | | | | | G5-3 | | | | 3 0 1 0 1 1 0 | | | | | | | | | | |
| 18 Neil Walker, S (1,3) OBP: 0.292, SLG: 0.359 | | | | | | | | | | 2 0 1 0 2 0 0 | | | | | | | | | | |
| 13 Starlin Castro, R (1,4) OBP: 0.304, SLG: 0.329 | | | | | | | | | | 3 0 1 0 1 0 3 | | | | | | | | | | |
| 19 Miguel Rojas, R (1,6) OBP: 0.358, SLG: 0.400 | | | | | | | | | | 4 0 0 0 0 1 5 | | | | | | | | | | |
| 17 Chad Wallach, R (1,2) OBP: 0.414, SLG: 0.458 | | | | | | | | | | 3 0 0 0 0 1 0 | | | | | | | | | | |
| 9 Lewis Brinson, R (1,8) OBP: 0.225, SLG: 0.239 | | | | | | | | | | 3 0 0 0 0 2 0 | | | | | | | | | | |
| 36 Trevor Richards, R (1,1) 66 Jarlin Garcia, L (7,1) | | | | | | | | | | 2 0 0 0 0 2 0 | | | | | | | | | | |
| 5 Rosell Herrera, S (9,PH) OBP: 0.196, SLG: 0.188 | | | | | | | | | | 0 0 0 0 0 0 0 | | | | | | | | | | |
| 39 Tyler Kinley, R (9,1) 20 Wei-Yin Chen, R (9,1) | | | | | | | | | | 0 0 0 0 0 0 0 | | | | | | | | | | |
| Inning Stats | R: 0 H: 1 E: 0 K: 1 S: 12 | H: 0 LOB: 2 BB: 1 P: 23 | R: 0 H: 0 E: 0 K: 1 S: 7 | H: 0 LOB: 0 BB: 0 P: 9 | R: 0 H: 0 E: 0 K: 2 S: 8 | H: 0 LOB: 0 BB: 0 P: 11 | R: 0 H: 1 E: 0 K: 2 S: 8 | H: 1 LOB: 1 BB: 0 P: 12 | R: 0 H: 0 E: 0 K: 3 S: 9 | H: 0 LOB: 0 BB: 0 P: 13 | R: 0 H: 0 E: 0 K: 1 S: 5 | H: 0 LOB: 0 BB: 1 P: 9 | R: 0 H: 0 E: 0 K: 1 S: 10 | H: 0 LOB: 0 BB: 0 P: 14 | R: 0 H: 1 E: 0 K: 2 S: 17 | H: 1 LOB: 3 BB: 2 P: 32 | 1B: 3 2B: 0 3B: 0 HR: 0 | SF: 0 SAC: 0 DP: 1 HBP: 0 | WP: 0 PB: 1 SB: 0 CS: 0 | PA: 33 |
| PITCHER | IP WLS BF H R ER SO BB IBB HBP BLK WP HR S P ERA WHIP | | | | | | | | | | | IP WLS BF H R ER SO BB IBB HBP BLK WP HR S P ERA WHIP | | | | | | | | |
| 37 Stephen Strasburg, R (1,1) ERA: 4.11 | 8.0 W 27 2 0 0 11 2 0 0 0 0 0 67 104 0.00 0.500 | | | | | | | | | | | | | | | | | | | |
| 20 Kyle Barraclough, R (9,1) ERA: 1.23 | 0.2 4 0 0 0 2 2 0 0 0 0 0 11 23 0.00 3.000 | | | | | | | | | | | | | | | | | | | |
| 63 Sean Doolittle, L (9,1) ERA: 0.9 | 0.1 2 1 0 0 0 0 0 0 0 0 0 6 9 0.00 3.000 | | | | | | | | | | | | | | | | | | | |

| | |
|-----|----|
| AB | 29 |
| R | 0 |
| H | 3 |
| RBI | 0 |
| BB | 4 |
| SO | 13 |
| LOB | 8 |



| Batter | 1 | 2 | 3 | 4 | 5 | 6 | 7 | 8 | 9 | AB | R | H | RBI | BB | SO | LOB | TOP | | | | | | | | |
|---|------------------------------|----------------------------------|-------------------------------|----------------------------------|-------------------------------|----------------------------------|-------------------------------|----------------------------------|-------------------------------|----------------------------------|------------------------------|----------------------------------|-------------------------------|----------------------------------|-------------------------------|----------------------------------|---|----------------------------------|----------------------------------|------------------------------------|----------------------------------|--------|--|--|--|
| 21 Curtis Granderson, L OBP: 0.257, SLG: 0.333 9 Lewis Brinson, R OBP: 0.225, SLG: 0.239 | F8 | | | L8 | 14 SF9 | | F7 | | K | 5 | 0 | 1 | 1 | 0 | 1 | 0 | Miami Marlins @ Cleveland Indians Progressive Field, Cleveland, OH Tue Apr 23 2019, 6:11 PM - 8:53 PM EDT Att: 12,963 - Cloudy - 56 F | | | | | | | | |
| 14 Martín Prado, R OBP: 0.360, SLG: 0.391 | L9 | | | G6-3 | SF9 | | | | | 3 | 0 | 1 | 1 | 0 | 0 | | | | | | | | | | |
| 15 Brian Anderson, R OBP: 0.347, SLG: 0.366 | F9 | | | 1B | L7 | | | | | 4 | 0 | 1 | 0 | 0 | 1 | 2 | | | | | | | | | |
| 18 Neil Walker, S OBP: 0.303, SLG: 0.382 | G4-3 | | | E3 | 13 FC5-4 | | G6-3 | | | 4 | 0 | 2 | 0 | 0 | 0 | 0 | | | | | | | | | |
| 13 Starlin Castro, R OBP: 0.313, SLG: 0.337 | K | | | FC5-4 | 1B | | | | | 4 | 0 | 2 | 0 | 0 | 1 | 2 | | | | | | | | | |
| 38 Jorge Alfaro, R OBP: 0.328, SLG: 0.491 | K | | | | | | | | | 4 | 1 | 1 | 1 | 0 | 2 | 3 | | | | | | | | | |
| 19 Miguel Rojas, R OBP: 0.338, SLG: 0.375 | | | | L9 | P3 | | G5-3 | | | 4 | 0 | 0 | 0 | 0 | 1 | 3 | | | | | | | | | |
| 79 Isaac Galloway, R OBP: 0.250, SLG: 0.300 | | | | K | 55 S | | L4 | | | 4 | 1 | 1 | 0 | 0 | 1 | 2 | | | | | | | | | |
| 55 Jon Berti, R | | | | K | 21 2B | | | | | 3 | 1 | 0 | 0 | 1 | 1 | 0 | | | | | | | | | |
| | | | | | 14 SF9 | | G5-3 | | | | | | | | | | | | | | | | | | |
| Inning Stats | R: 0 E: 0 K: 0 S: 6 | H: 0 LOB: 0 BB: 0 P: 11 | R: 0 E: 0 K: 2 S: 9 | H: 0 LOB: 0 BB: 0 P: 12 | R: 0 E: 0 K: 2 S: 11 | H: 0 LOB: 0 BB: 0 P: 15 | R: 0 E: 1 K: 0 S: 15 | H: 2 LOB: 2 BB: 0 P: 24 | R: 3 E: 0 K: 0 S: 13 | H: 3 LOB: 1 BB: 1 P: 24 | R: 0 E: 0 K: 0 S: 8 | H: 2 LOB: 2 BB: 0 P: 10 | R: 0 E: 0 K: 1 S: 10 | H: 1 LOB: 1 BB: 0 P: 16 | R: 0 E: 0 K: 2 S: 11 | H: 1 LOB: 1 BB: 0 P: 15 | R: 0 E: 0 K: 1 S: 9 | H: 0 LOB: 0 BB: 0 P: 14 | 1B: 6 2B: 2 3B: 0 HR: 1 | SF: 1 SAC: 0 DP: 0 HBP: 0 | WP: 0 PB: 0 SB: 1 CS: 0 | PA: 37 | | | |
| PITCHER | IP | WLS | BF | H | R | ER | SO | BB | IBB | HBP | BLK | WP | HR | S | P | ERA | WHIP | | | | | | | | |
| 59 Carlos Carrasco, R ERA: 6.0 | 1.0 | | 14 | 2 | 0 | 0 | 4 | 0 | 0 | 0 | 0 | 0 | 0 | 41 | 62 | 0.00 | 0.500 | | | | | | | | |
| 58 Neil Ramírez, R ERA: 7.2 | 1.0 | L | 7 | 3 | 3 | 3 | 0 | 1 | 0 | 0 | 0 | 0 | 1 | 13 | 24 | 27.00 | 4.000 | | | | | | | | |
| 61 Dan Otero, R ERA: 1.69 | 2.0 | | 9 | 3 | 0 | 0 | 1 | 0 | 0 | 0 | 0 | 0 | 0 | 18 | 26 | 0.00 | 1.500 | | | | | | | | |
| 49 Tyler Olson, L ERA: 3.88 | 0.1 | | 2 | 1 | 0 | 0 | 0 | 0 | 0 | 0 | 0 | 0 | 0 | 5 | 8 | 0.00 | 3.000 | | | | | | | | |
| 90 Adam Cimber, R ERA: 4.5 | 1.2 | | 5 | 0 | 0 | 0 | 3 | 0 | 0 | 0 | 0 | 0 | 0 | 15 | 21 | 0.00 | 0.000 | | | | | | | | |
| Batter | 1 | 2 | 3 | 4 | 5 | 6 | 7 | 8 | 9 | AB | R | H | RBI | BB | SO | LOB | BOTTOM | | | | | | | | |
| 12 Francisco Lindor, S OBP: 0.154, SLG: 0.385 | G3 | | | E6 | | | K | | | 4 | 0 | 0 | 0 | 0 | 2 | 3 | Miami Marlins @ Cleveland Indians Progressive Field, Cleveland, OH Tue Apr 23 2019, 6:11 PM - 8:53 PM EDT Att: 12,963 - Cloudy - 56 F | | | | | | | | |
| 2 Leonys Martín, L OBP: 0.359, SLG: 0.418 | G5-3 | | | P5 | | | | | | 4 | 0 | 0 | 0 | 0 | 2 | 1 | | | | | | | | | |
| 11 José Ramírez, S OBP: 0.237, SLG: 0.229 | G3 | | | G4-3 | | | | | | 4 | 0 | 1 | 0 | 0 | 0 | 0 | | | | | | | | | |
| 41 Carlos Santana, S OBP: 0.494, SLG: 0.478 | | | | G5-3 | | | | | | 3 | 0 | 0 | 0 | 1 | 0 | 1 | | | | | | | | | |
| 24 Carlos González, L OBP: 0.346, SLG: 0.292 | K | | | K | | | | | | 4 | 1 | 1 | 0 | 0 | 3 | 1 | | | | | | | | | |
| 22 Jason Kipnis, L OBP: 0.385, SLG: 0.348 | | | | G4-3 | | | | | | 3 | 0 | 0 | 0 | 1 | 0 | 2 | | | | | | | | | |
| 55 Roberto Pérez, R ERA: 4.44 | | | | BB | | | | | | 2 | 0 | 0 | 0 | 0 | 2 | 3 | | | | | | | | | |
| 6 Mike Freeman, L OBP: 0.333, SLG: 0.200 | K | | | | | | | | | 1 | 0 | 0 | 0 | 0 | 0 | 0 | | | | | | | | | |
| 10 Jake Bauers, L OBP: 0.312, SLG: 0.343 | | | | P6 | | | | | | 3 | 0 | 0 | 0 | 0 | 0 | 3 | | | | | | | | | |
| 30 Tyler Naquin, L OBP: 0.250, SLG: 0.323 | L8 | | | | | | | | | 3 | 0 | 1 | 1 | 0 | 0 | 1 | | | | | | | | | |
| Inning Stats | R: 0 E: 0 K: 0 S: 6 | H: 0 LOB: 0 BB: 0 P: 8 | R: 0 E: 0 K: 2 S: 10 | H: 0 LOB: 1 BB: 1 P: 19 | R: 0 E: 1 K: 0 S: 7 | H: 0 LOB: 1 BB: 0 P: 10 | R: 0 E: 0 K: 1 S: 6 | H: 0 LOB: 1 BB: 1 P: 12 | R: 0 E: 0 K: 1 S: 8 | H: 0 LOB: 0 BB: 0 P: 16 | R: 0 E: 0 K: 1 S: 7 | H: 1 LOB: 0 BB: 0 P: 8 | R: 1 E: 1 K: 2 S: 13 | H: 2 LOB: 2 BB: 0 P: 19 | R: 0 E: 0 K: 1 S: 8 | H: 0 LOB: 0 BB: 0 P: 11 | R: 0 E: 0 K: 1 S: 9 | H: 0 LOB: 0 BB: 0 P: 15 | 1B: 3 2B: 0 3B: 0 HR: 0 | SF: 0 SAC: 0 DP: 1 HBP: 1 | WP: 0 PB: 0 SB: 0 CS: 0 | PA: 34 | | | |
| PITCHER | IP | WLS | BF | H | R | ER | SO | BB | IBB | HBP | BLK | WP | HR | S | P | ERA | WHIP | | | | | | | | |
| 49 Pablo López, R ERA: 4.44 | 1.0 | | 4 | 1 | 0 | 0 | 2 | 0 | 0 | 0 | 0 | 0 | 0 | 9 | 12 | 0.00 | 1.000 | | | | | | | | |
| 61 Adam Conley, L ERA: 6.0 | 1.0 | H | 4 | 1 | 0 | 0 | 2 | 0 | 0 | 0 | 0 | 0 | 0 | 9 | 12 | 0.00 | 1.000 | | | | | | | | |
| 71 Drew Steckenrider, R ERA: 6.75 | 0.2 | H | 2 | 0 | 0 | 0 | 0 | 0 | 0 | 0 | 0 | 0 | 0 | 4 | 5 | 0.00 | 0.000 | | | | | | | | |
| 54 Sergio Romo, R ERA: 6.75 | 1.0 | S | 3 | 0 | 0 | 0 | 1 | 0 | 0 | 0 | 0 | 0 | 0 | 9 | 15 | 0.00 | 0.000 | | | | | | | | |

| Batter | 1 | 2 | 3 | 4 | 5 | 6 | 7 | 8 | 9 | AB | R | H | RBI | BB | SO | LOB | TOP | | | | | | | | | | |
|---|------------------------------|---------------------------------|------------------------------|---------------------------------|-------------------------------|----------------------------------|------------------------------|----------------------------------|-------------------------------|----------------------------------|------------------------------|----------------------------------|------------------------------|---------------------------------|-------------------------------|----------------------------------|--|-------------------------------|----------------------------------|----------------------------------|------------------------------------|----------------------------------|--------|--|--|--|--|
| 21 Curtis Granderson, L OBP: 0.256, SLG: 0.343 | G4-3 | | 2B | | K | | | K | | 4 | 0 | 1 | 0 | 0 | 2 | 1 | Miami Marlins @ Cleveland Indians Progressive Field, Cleveland, OH Wed Apr 24 2019, 1:11 PM - 4:04 PM EDT Att: 13,046 - Sunny - 50 F | | | | | | | | | | |
| 14 Martín Prado, R OBP: 0.352, SLG: 0.440 | G4-3 | | G6-3 | | | G5-3 | | HR | | 4 | 1 | 1 | 1 | 0 | 0 | 1 | | | | | | | | | | | |
| 15 Brian Anderson, R OBP: 0.343, SLG: 0.360 | F7 | | | G6-3 | | G1-3 | | 1B | | 4 | 0 | 1 | 0 | 0 | 0 | 0 | | | | | | | | | | | |
| 18 Neil Walker, S OBP: 0.313, SLG: 0.380 | | 38 G4-3 1B | | L8 | | 13 FC6-4 BB | | G6-3 | | 3 | 0 | 1 | 0 | 1 | 0 | 1 | | | | | | | | | | | |
| 13 Starlin Castro, R OBP: 0.300, SLG: 0.323 | | | | F9 | | FC6-4 | | | L8 | 4 | 0 | 0 | 0 | 0 | 1 | 2 | | | | | | | | | | | |
| 38 Jorge Alfaro, R OBP: 0.323, SLG: 0.467 | G4-3 | | | | 79 FC6-4 19 BB E | | G5-3 | | K | 3 | 1 | 0 | 0 | 1 | 1 | 1 | | | | | | | | | | | |
| 19 Miguel Rojas, R OBP: 0.333, SLG: 0.368 | G2-3 | | | | | | G3 | | K | 4 | 0 | 1 | 0 | 0 | 1 | 1 | | | | | | | | | | | |
| 79 Isaac Galloway, R OBP: 0.217, SLG: 0.261 | | | | K | | FC6-4 55 E | G5-3 | | | 3 | 0 | 0 | 0 | 0 | 1 | 2 | | | | | | | | | | | |
| 55 Jon Berti, R | | | | F9 | | 1-2 2-3 3H | SF9 | | K | 2 | 0 | 0 | 1 | 0 | 1 | 0 | | | | | | | | | | | |
| Inning Stats | R: 0 E: 0 K: 0 S: 6 | H: 0 LOB: 0 BB: 0 P: 8 | R: 0 E: 0 K: 1 S: 8 | H: 1 LOB: 1 BB: 0 P: 9 | R: 0 E: 0 K: 1 S: 13 | H: 1 LOB: 1 BB: 0 P: 20 | R: 0 E: 0 K: 0 S: 7 | H: 0 LOB: 0 BB: 0 P: 13 | R: 1 E: 1 K: 1 S: 11 | H: 1 LOB: 1 BB: 1 P: 19 | R: 0 E: 0 K: 0 S: 6 | H: 0 LOB: 1 BB: 1 P: 13 | R: 0 E: 0 K: 0 S: 6 | H: 0 LOB: 0 BB: 0 P: 9 | R: 1 E: 0 K: 2 S: 19 | H: 2 LOB: 1 BB: 0 P: 28 | | R: 0 E: 0 K: 2 S: 12 | H: 0 LOB: 0 BB: 0 P: 15 | 1B: 3 2B: 1 3B: 0 HR: 1 | SF: 1 SAC: 0 DP: 0 HBP: 0 | WP: 0 PB: 0 SB: 0 CS: 0 | PA: 34 | | | | |
| PITCHER | IP | WLS | BF | H | R | ER | SO | BB | IBB | HBP | BLK | WP | HR | S | P | ERA | WHIP | | | | | | | | | | |
| 68 Jeffry Rodriguez, R ERA: 2.13 | 7.0 | | 26 | 3 | 1 | 1 | 3 | 2 | 0 | 0 | 0 | 0 | 0 | 57 | 91 | 1.29 | 0.714 | | | | | | | | | | |
| 62 Nick Wittgren, R ERA: 1.13 | 1.0 | W | 5 | 2 | 1 | 1 | 2 | 0 | 0 | 0 | 0 | 0 | 1 | 19 | 28 | 9.00 | 2.000 | | | | | | | | | | |
| 33 Brad Hand, L ERA: 1.69 | 1.0 | | 3 | 0 | 0 | 0 | 2 | 0 | 0 | 0 | 0 | 0 | 0 | 12 | 15 | 0.00 | 0.000 | | | | | | | | | | |

| Batter | 1 | 2 | 3 | 4 | 5 | 6 | 7 | 8 | 9 | AB | R | H | RBI | BB | SO | LOB | BOTTOM | | | | | | | | | | |
|--|-------------------------------|----------------------------------|------------------------------|----------------------------------|-------------------------------|----------------------------------|------------------------------|----------------------------------|-------------------------------|----------------------------------|-------------------------------|----------------------------------|-------------------------------|----------------------------------|-------------------------------|----------------------------------|--|------------------------------------|----------------------------------|--------|--|--|--|--|--|--|--|
| 12 Francisco Lindor, S OBP: 0.222, SLG: 0.389 | P6 | | L8 | | 2 SH5-4 1B | P3 | | 2 HBP 11 2B 1B | | 5 | 1 | 2 | 1 | 0 | 0 | 2 | Miami Marlins @ Cleveland Indians Progressive Field, Cleveland, OH Wed Apr 24 2019, 1:11 PM - 4:04 PM EDT Att: 13,046 - Sunny - 50 F | | | | | | | | | | |
| 2 Leonys Martin, L OBP: 0.365, SLG: 0.415 | K | | E4 11 1B | | SH5-4 | G3 | | 11 2B HBP | | 3 | 1 | 1 | 0 | 0 | 1 | 0 | | | | | | | | | | | |
| 11 José Ramírez, S OBP: 0.265, SLG: 0.299 | HR | | 41 S 1B | | IBB | K | | 2B | | 4 | 1 | 3 | 4 | 1 | 1 | 0 | | | | | | | | | | | |
| 41 Carlos Santana, S OBP: 0.467, SLG: 0.446 | G4-3 | | G4-3 | | K | K | | F8 | | 5 | 0 | 0 | 0 | 0 | 2 | 6 | | | | | | | | | | | |
| 24 Carlos González, L OBP: 0.333, SLG: 0.259 | F8 | | | G4-3 | G4-3 | | | 22 10 1B BB | | 3 | 1 | 0 | 0 | 1 | 0 | 3 | | | | | | | | | | | |
| 22 Jason Kipnis, L OBP: 0.400, SLG: 0.346 | F9 | | | 27 FC5-4 BB | | K | | 10 1B 1B | | 3 | 1 | 1 | 0 | 1 | 1 | 0 | | | | | | | | | | | |
| 27 Kevin Plawecki, R OBP: 0.333, SLG: 0.400 | | | | FC5-4 | 10 WP 2B | B1 | | | | 3 | 0 | 1 | 0 | 1 | 0 | 3 | | | | | | | | | | | |
| 10 Jake Bauers, L OBP: 0.309, SLG: 0.338 | F7 | | | F8 | | K | | 12 1B 11 2B 1B | | 4 | 1 | 1 | 1 | 0 | 1 | 3 | | | | | | | | | | | |
| 6 Mike Freeman, L OBP: 0.357, SLG: 0.182 | F8 | | | | 2 SH5-4 12 BB | | | K | | 1 | 0 | 0 | 0 | 1 | 0 | 0 | | | | | | | | | | | |
| 26 Max Moroff, S OBP: 0.182, SLG: 0.258 | | | | | | | | K | | 1 | 0 | 0 | 0 | 1 | 1 | 2 | | | | | | | | | | | |
| Inning Stats | R: 1 E: 0 K: 1 S: 10 | H: 1 LOB: 0 BB: 0 P: 15 | R: 0 E: 0 K: 0 S: 8 | H: 0 LOB: 1 BB: 1 P: 16 | R: 1 E: 1 K: 0 S: 12 | H: 2 LOB: 1 BB: 0 P: 21 | R: 0 E: 0 K: 0 S: 5 | H: 0 LOB: 1 BB: 1 P: 11 | R: 0 E: 0 K: 1 S: 13 | H: 1 LOB: 3 BB: 2 P: 21 | R: 0 E: 0 K: 2 S: 11 | H: 1 LOB: 2 BB: 1 P: 19 | R: 0 E: 0 K: 2 S: 10 | H: 0 LOB: 0 BB: 0 P: 17 | R: 4 E: 0 K: 1 S: 15 | H: 4 LOB: 2 BB: 1 P: 29 | 1B: 6 2B: 2 3B: 0 HR: 1 | SF: 0 SAC: 1 DP: 0 HBP: 1 | WP: 1 PB: 0 SB: 1 CS: 0 | PA: 40 | | | | | | | |
| PITCHER | IP | WLS | BF | H | R | ER | SO | BB | IBB | HBP | BLK | WP | HR | S | P | ERA | WHIP | | | | | | | | | | |
| 22 Sandy Alcantara, R ERA: 4.5 | 5.0 | | 23 | 4 | 2 | 1 | 2 | 3 | 1 | 0 | 0 | 1 | 0 | 10 | 16 | 0.00 | 3.000 | | | | | | | | | | |
| 74 José Cujada, L ERA: 2.45 | 0.2 | | 4 | 1 | 0 | 0 | 2 | 1 | 0 | 0 | 0 | 0 | 0 | 11 | 20 | 0.00 | 0.000 | | | | | | | | | | |
| 70 Nick Anderson, R ERA: 8.38 | 1.1 | L | 5 | 2 | 3 | 3 | 1 | 1 | 0 | 0 | 0 | 0 | 0 | 9 | 17 | 40.50 | 4.500 | | | | | | | | | | |
| 61 Adam Conley, L ERA: 0.9 | 0.1 | | 4 | 2 | 1 | 1 | 0 | 0 | 0 | 1 | 0 | 0 | 0 | 6 | 12 | 27.00 | 6.000 | | | | | | | | | | |

| | |
|-----|----|
| AB | 31 |
| R | 2 |
| H | 5 |
| RBI | 2 |
| BB | 2 |
| SO | 7 |
| LOB | 9 |

| | |
|-----|----|
| AB | 32 |
| R | 6 |
| H | 9 |
| RBI | 6 |
| BB | 6 |
| SO | 7 |
| LOB | 19 |



| Batter | 1 | 2 | 3 | 4 | 5 | 6 | 7 | 8 | 9 | AB | R | H | RBI | BB | SO | LOB | TOP | | | | |
|---|--------------------------------------|----------------------------------|---------------------------------------|----------------------------------|--------------------------------------|----------------------------------|---------------------------------------|----------------------------------|--------------------------------------|----------------------------------|--------------------------------------|---------------------------------|---------------------------------------|----------------------------------|---------------------------------------|----------------------------------|----------------------------------|------------------------------------|----------------------------------|--------|--|
| 21 Curtis Granderson, L (1,7) OBP: 0.250, SLG: 0.319 79 Isaac Galloway, R (8,PH) OBP: 0.231, SLG: 0.269 39 Tyler Kinley, R (8,1) 66 Jarlin Garcia, L (8,1) | | | | | | | | | | 3 | 0 | 0 | 0 | 0 | 1 | 1 | | | | | |
| 14 Martin Prado, R (1,3) OBP: 0.317, SLG: 0.390 | | | | | | | | | | 4 | 0 | 0 | 0 | 0 | 0 | 1 | | | | | |
| 15 Brian Anderson, R (1,9) OBP: 0.324, SLG: 0.337 | | | | | | | | | | 4 | 0 | 0 | 0 | 0 | 0 | 0 | | | | | |
| 13 Starlin Castro, R (1,4) OBP: 0.312, SLG: 0.356 | | | | | | | | | | 4 | 0 | 1 | 0 | 0 | 0 | 0 | | | | | |
| 38 Jorge Alfaro, R (1,2) OBP: 0.338, SLG: 0.464 | | | | | | | | | | 4 | 0 | 2 | 0 | 0 | 0 | 0 | | | | | |
| 19 Miguel Rojas, R (1,6) OBP: 0.337, SLG: 0.360 | | | | | | | | | | 3 | 0 | 1 | 0 | 1 | 1 | 3 | | | | | |
| 55 Jon Berti, R (1,5) | | | | | | | | | | 3 | 0 | 0 | 0 | 0 | 2 | 2 | | | | | |
| 9 Lewis Brinson, R (1,8) OBP: 0.247, SLG: 0.264 | | | | | | | | | | 3 | 0 | 1 | 0 | 0 | 1 | 1 | | | | | |
| 62 José Ureña, R (1,1) | | | | | | | | | | 2 | 0 | 0 | 0 | 0 | 2 | 1 | | | | | |
| 18 Neil Walker, S (8,PH) OBP: 0.337, SLG: 0.421 5 Rosell Herrera, S (8,PR) OBP: 0.192, SLG: 0.184 | | | | | | | | | | 0 | 0 | 0 | 0 | 1 | 0 | 0 | | | | | |
| | | | | | | | | | | 0 | 0 | 0 | 0 | 0 | 0 | 0 | | | | | |
| Inning Stats | R: 0 H: 0 E: 0 K: 0 S: 6 | H: 0 LOB: 0 BB: 0 P: 10 | R: 0 H: 0 E: 0 K: 1 S: 10 | H: 0 LOB: 1 BB: 1 P: 18 | R: 0 H: 0 E: 0 K: 3 S: 9 | H: 0 LOB: 0 BB: 0 P: 14 | R: 0 H: 0 E: 0 K: 0 S: 10 | H: 0 LOB: 0 BB: 0 P: 12 | R: 0 H: 1 E: 0 K: 1 S: 7 | H: 1 LOB: 0 BB: 0 P: 11 | R: 0 H: 0 E: 0 K: 0 S: 5 | H: 0 LOB: 0 BB: 0 P: 8 | R: 0 H: 1 E: 0 K: 1 S: 17 | H: 1 LOB: 2 BB: 1 P: 28 | R: 0 H: 2 E: 0 K: 0 S: 12 | H: 2 LOB: 2 BB: 0 P: 15 | 1B: 4 2B: 2 3B: 0 HR: 0 | SF: 0 SAC: 0 DP: 1 HBP: 0 | WP: 0 PB: 0 SB: 0 CS: 0 | PA: 33 | |
| PITCHER | IP | WLS | BF | H | R | ER | SO | BB | IBB | HBP | BLK | WP | HR | S | P | ERA | WHIP | | | | |
| 48 Jerad Eickhoff, R (1,1) ERA: 2.12 | 7.0 | W | 23 | 2 | 0 | 0 | 6 | 1 | 0 | 0 | 0 | 0 | 0 | 57 | 86 | 0.00 | 0.429 | | | | |
| 61 Edubray Ramos, R (8,1) ERA: 5.0 | 0.2 | H | 3 | 1 | 0 | 0 | 1 | 0 | 0 | 0 | 0 | 0 | 0 | 13 | 17 | 0.00 | 1.500 | | | | |
| 46 Adam Morgan, L (8,1) ERA: | 0.1 | H | 2 | 0 | 0 | 0 | 0 | 1 | 0 | 0 | 0 | 0 | 0 | 4 | 11 | 0.00 | 3.000 | | | | |
| 93 Pat Neshek, R (9,1) ERA: 2.45 | 1.0 | | 5 | 2 | 0 | 0 | 0 | 0 | 0 | 0 | 0 | 0 | 0 | 12 | 15 | 0.00 | 2.000 | | | | |

Miami Marlins @ Philadelphia Phillies
Citizens Bank Park, Philadelphia, PA
Fri Apr 26 2019, 8:39 PM - 11:25 PM EDT
Att: 31,158 - Rain - 59 F

AB 31
R 0
H 5
RBI 0
BB 2
SO 7
LOB 11

| Batter | 1 | 2 | 3 | 4 | 5 | 6 | 7 | 8 | 9 | AB | R | H | RBI | BB | SO | LOB | BOTTOM | | | | |
|--|---------------------------------------|----------------------------------|--------------------------------------|----------------------------------|--------------------------------------|----------------------------------|--------------------------------------|----------------------------------|---------------------------------------|----------------------------------|---------------------------------------|----------------------------------|--------------------------------------|---------------------------------------|----------------------------------|----------------------------------|------------------------------------|----------------------------------|--------|--|--|
| 22 Andrew McCutchen, R (1,8) OBP: 0.356, SLG: 0.440 | | | | | | | | | | 4 | 0 | 0 | 0 | 0 | 2 | 0 | | | | | |
| 10 J.T. Realmuto, R (1,2) OBP: 0.343, SLG: 0.446 | | | | | | | | | | 3 | 2 | 1 | 1 | 1 | 0 | 0 | | | | | |
| 3 Bryce Harper, L (1,9) OBP: 0.397, SLG: 0.521 | | | | | | | | | | 3 | 1 | 1 | 2 | 1 | 0 | 0 | | | | | |
| 17 Rhys Hoskins, R (1,3) OBP: 0.400, SLG: 0.564 | | | | | | | | | | 2 | 0 | 1 | 0 | 2 | 0 | 0 | | | | | |
| 5 Nick Williams, L (1,7) OBP: 0.214, SLG: 0.231 | | | | | | | | | | 4 | 0 | 1 | 0 | 0 | 1 | 4 | | | | | |
| 7 Maikel Franco, R (1,5) OBP: 0.355, SLG: 0.543 | | | | | | | | | | 3 | 1 | 1 | 1 | 1 | 0 | 2 | | | | | |
| 16 César Hernández, S (1,4) OBP: 0.333, SLG: 0.408 | | | | | | | | | | 4 | 0 | 1 | 0 | 0 | 2 | | | | | | |
| 13 Sean Rodríguez, R (1,6) OBP: 0.182, SLG: 0.545 | | | | | | | | | | 3 | 0 | 0 | 0 | 0 | 1 | | | | | | |
| 48 Jerad Eickhoff, R (1,1) | | | | | | | | | | 2 | 0 | 0 | 0 | 1 | 1 | | | | | | |
| 25 Dylan Cozens, L (7,PH) | | | | | | | | | | 1 | 0 | 0 | 0 | 0 | 0 | 0 | | | | | |
| 61 Edubray Ramos, R (8,1) | | | | | | | | | | 0 | 0 | 0 | 0 | 0 | 0 | 0 | | | | | |
| 46 Adam Morgan, L (8,1) | | | | | | | | | | 0 | 0 | 0 | 0 | 0 | 0 | 0 | | | | | |
| 93 Pat Neshek, S (9,1) | | | | | | | | | | 0 | 0 | 0 | 0 | 0 | 0 | 0 | | | | | |
| Inning Stats | R: 1 H: 2 E: 0 K: 0 S: 15 | H: 1 LOB: 1 BB: 0 P: 24 | R: 0 H: 0 E: 0 K: 1 S: 8 | H: 0 LOB: 0 BB: 0 P: 14 | R: 0 H: 0 E: 0 K: 1 S: 8 | H: 0 LOB: 0 BB: 0 P: 14 | R: 1 H: 1 E: 0 K: 0 S: 5 | H: 1 LOB: 0 BB: 1 P: 10 | R: 0 H: 0 E: 0 K: 2 S: 10 | H: 0 LOB: 0 BB: 0 P: 14 | R: 0 H: 0 E: 0 K: 1 S: 13 | H: 0 LOB: 2 BB: 0 P: 24 | R: 0 H: 0 E: 0 K: 0 S: 7 | R: 2 H: 2 E: 0 K: 0 S: 23 | H: 2 LOB: 2 BB: 2 P: 39 | 1B: 1 2B: 2 3B: 0 HR: 3 | SF: 0 SAC: 0 DP: 1 HBP: 0 | WP: 0 PB: 0 SB: 0 CS: 0 | PA: 34 | | |
| PITCHER | IP | WLS | BF | H | R | ER | SO | BB | IBB | HBP | BLK | WP | HR | S | P | ERA | WHIP | | | | |
| 62 José Ureña, R (1,1) ERA: 5.08 | 7.0 | L | 27 | 4 | 2 | 2 | 4 | 3 | 0 | 0 | 0 | 0 | 0 | 66 | 112 | 2.57 | 1.000 | | | | |
| 39 Tyler Kinley, R (8,1) ERA: 3.21 | 0.2 | | 6 | 2 | 2 | 2 | 0 | 1 | 1 | 0 | 0 | 0 | 1 | 18 | 31 | 27.00 | 4.500 | | | | |
| 66 Jarlin Garcia, L (8,1) ERA: | 0.1 | | 1 | 0 | 0 | 0 | 0 | 0 | 0 | 0 | 0 | 0 | 0 | 5 | 8 | 0.00 | 0.000 | | | | |

Miami Marlins @ Philadelphia Phillies
Citizens Bank Park, Philadelphia, PA
Fri Apr 26 2019, 8:39 PM - 11:25 PM EDT
Att: 31,158 - Rain - 59 F

AB 29
R 4
H 6
RBI 4
BB 5
SO 4
LOB 10

| Batter | 1 | 2 | 3 | 4 | 5 | 6 | 7 | 8 | 9 | AB | R | H | RBI | BB | SO | LOB | TOP | | | | | |
|---|---|----------------------------------|--------------------------------------|----------------------------------|--------------------------------------|---------------------------------|---------------------------------------|----------------------------------|---------------------------------------|----------------------------------|--------------------------------------|----------------------------------|---------------------------------------|----------------------------------|--------------------------------------|---------------------------------|---|---------------------------------|----------------------------------|------------------------------------|----------------------------------|--------|
| 55 Jon Berti, R OBP: 0.238, SLG: 0.167 | | | | | | | | | | 4 | 0 | 1 | 0 | 0 | 1 | 2 | Miami Marlins @ Philadelphia Phillies Citizens Bank Park, Philadelphia, PA Sun Apr 28 2019, 1:07 PM - 3:40 PM EDT Att: 39,168 - Cloudy - 61 F | | | | | |
| 14 Martín Prado, R OBP: 0.309, SLG: 0.381 | | | | | | | | | | 4 | 1 | 1 | 0 | 0 | 0 | 1 | | | | | | |
| 15 Brian Anderson, R OBP: 0.325, SLG: 0.337 | | | | | | | | | | 4 | 0 | 1 | 0 | 0 | 1 | 0 | | | | | | |
| 13 Starlin Castro, R OBP: 0.314, SLG: 0.349 | | | | | | | | | | 4 | 0 | 0 | 0 | 0 | 0 | 2 | | | | | | |
| 19 Miguel Rojas, R OBP: 0.326, SLG: 0.345 | | | | | | | | | | 4 | 0 | 1 | 1 | 0 | 0 | 0 | | | | | | |
| 79 Isaac Galloway, R OBP: 0.235, SLG: 0.265 | | | | | | | | | | 3 | 0 | 0 | 0 | 0 | 0 | 1 | | | | | | |
| 17 Chad Wallach, R OBP: 0.394, SLG: 0.429 | | | | | | | | | | 3 | 0 | 1 | 0 | 0 | 0 | 0 | | | | | | |
| 9 Lewis Brinson, R OBP: 0.247, SLG: 0.263 | | | | | | | | | | 3 | 0 | 1 | 0 | 0 | 1 | 1 | | | | | | |
| 49 Pablo López, L OBP: 0.286, SLG: 0.286 | | | | | | | | | | 1 | 0 | 1 | 0 | 0 | 0 | 0 | | | | | | |
| 70 Nick Anderson, R OBP: 0.278, SLG: 0.354 | | | | | | | | | | 0 | 0 | 0 | 0 | 0 | 0 | 0 | | | | | | |
| 21 Curtis Granderson, L OBP: 0.278, SLG: 0.354 | | | | | | | | | | 0 | 0 | 0 | 0 | 0 | 0 | 0 | | | | | | |
| 56 Tayron Guerrero, R OBP: 0.235, SLG: 0.265 | | | | | | | | | | 0 | 0 | 0 | 0 | 0 | 0 | 0 | | | | | | |
| Inning Stats | R: 0 H: 0 E: 0 K: 1 S: 9 | H: 0 LOB: 0 BB: 0 P: 16 | R: 0 H: 0 E: 0 K: 0 S: 7 | H: 0 LOB: 0 BB: 0 P: 11 | R: 0 H: 1 E: 0 K: 0 S: 7 | H: 1 LOB: 1 BB: 0 P: 8 | R: 1 H: 3 E: 0 K: 0 S: 10 | H: 3 LOB: 1 BB: 0 P: 14 | R: 0 H: 1 E: 0 K: 2 S: 12 | H: 1 LOB: 1 BB: 0 P: 16 | R: 0 H: 0 E: 0 K: 0 S: 9 | H: 0 LOB: 0 BB: 0 P: 10 | R: 0 H: 1 E: 0 K: 0 S: 11 | H: 1 LOB: 1 BB: 0 P: 15 | R: 0 H: 1 E: 0 K: 0 S: 7 | H: 1 LOB: 0 BB: 0 P: 9 | R: 0 H: 0 E: 0 K: 0 S: 5 | H: 0 LOB: 0 BB: 0 P: 8 | 1B: 7 2B: 0 3B: 0 HR: 0 | SF: 0 SAC: 1 DP: 2 HBP: 0 | WP: 0 PB: 0 SB: 0 CS: 0 | PA: 32 |
| PITCHER 56 Zach Eflin, R ERA: 3.34 | IP: 9.0 WLS: W BF: 32 H: 7 R: 1 ER: 1 SO: 3 BB: 0 IBB: 0 HBP: 0 BLK: 0 WP: 0 HR: 0 S: 77 P: 107 ERA: 1.00 WHIP: 0.778 | | | | | | | | | | | | | | | PITCHER | | | | | | |

| | |
|-----|----|
| AB | 31 |
| R | 1 |
| H | 7 |
| RBI | 1 |
| BB | 0 |
| SO | 3 |
| LOB | 7 |



| Batter | 1 | 2 | 3 | 4 | 5 | 6 | 7 | 8 | 9 | AB | R | H | RBI | BB | SO | LOB | BOTTOM | | | | | |
|--|--|----------------------------------|--------------------------------------|----------------------------------|---------------------------------------|----------------------------------|--------------------------------------|----------------------------------|--------------------------------------|----------------------------------|---------------------------------------|----------------------------------|--------------------------------------|----------------------------------|---------------------------------------|----------------------------------|---|---------------------------------------|----------------------------------|----------------------------------|------------------------------------|----------------------------------|
| 22 Andrew McCutchen, R OBP: 0.370, SLG: 0.457 | | | | | | | | | | 2 | 2 | 0 | 0 | 2 | 1 | 0 | Miami Marlins @ Philadelphia Phillies Citizens Bank Park, Philadelphia, PA Sun Apr 28 2019, 1:07 PM - 3:40 PM EDT Att: 39,168 - Cloudy - 61 F | | | | | |
| 2 Jean Segura, R OBP: 0.495, SLG: 0.514 | | | | | | | | | | 4 | 2 | 3 | 1 | 0 | 0 | 0 | | | | | | |
| 3 Bryce Harper, L OBP: 0.400, SLG: 0.510 | | | | | | | | | | 2 | 1 | 0 | 1 | 1 | 1 | 2 | | | | | | |
| 17 Rhys Hoskins, R OBP: 0.411, SLG: 0.594 | | | | | | | | | | 3 | 0 | 1 | 1 | 1 | 0 | 2 | | | | | | |
| 5 Nick Williams, L OBP: 0.250, SLG: 0.333 | | | | | | | | | | 3 | 0 | 0 | 0 | 1 | 1 | 3 | | | | | | |
| 16 César Hernández, S OBP: 0.333, SLG: 0.350 | | | | | | | | | | 3 | 0 | 0 | 0 | 1 | 1 | 1 | | | | | | |
| 15 Andrew Knapp, S OBP: 0.357, SLG: 0.273 | | | | | | | | | | 4 | 0 | 0 | 0 | 0 | 2 | 3 | | | | | | |
| 7 Maikel Franco, R OBP: 0.351, SLG: 0.525 | | | | | | | | | | 3 | 0 | 0 | 0 | 0 | 1 | 0 | | | | | | |
| 56 Zach Eflin, R OBP: 0.091, SLG: 0.091 | | | | | | | | | | 3 | 0 | 0 | 0 | 0 | 2 | 0 | | | | | | |
| Inning Stats | R: 1 H: 1 E: 0 K: 1 S: 17 | H: 1 LOB: 1 BB: 1 P: 26 | R: 0 H: 0 E: 0 K: 0 S: 6 | H: 0 LOB: 0 BB: 0 P: 10 | R: 2 H: 1 E: 0 K: 0 S: 11 | H: 1 LOB: 0 BB: 1 P: 20 | R: 0 H: 0 E: 0 K: 0 S: 9 | H: 0 LOB: 0 BB: 0 P: 11 | R: 0 H: 0 E: 0 K: 3 S: 9 | H: 0 LOB: 0 BB: 0 P: 10 | R: 1 H: 1 E: 1 K: 1 S: 11 | H: 1 LOB: 1 BB: 1 P: 21 | R: 0 H: 0 E: 0 K: 2 S: 8 | H: 0 LOB: 0 BB: 0 P: 10 | R: 1 H: 1 E: 0 K: 2 S: 19 | H: 1 LOB: 3 BB: 3 P: 35 | | R: 1 H: 1 E: 0 K: 2 S: 19 | H: 1 LOB: 3 BB: 3 P: 35 | 1B: 2 2B: 1 3B: 1 HR: 0 | SF: 0 SAC: 0 DP: 1 HBP: 1 | WP: 3 PB: 0 SB: 0 CS: 0 |
| PITCHER 49 Pablo López, R ERA: 4.78 | IP: 5.2 WLS: L BF: 23 H: 3 R: 4 ER: 4 SO: 4 BB: 3 IBB: 0 HBP: 0 BLK: 0 WP: 1 HR: 0 S: 60 P: 94 ERA: 6.35 WHIP: 1.059 | | | | | | | | | | | | | | | PITCHER | | | | | | |
| 70 Nick Anderson, R ERA: 2.19 | 1.1 4 0 0 0 3 0 0 0 0 0 0 11 14 0.00 0.000 | | | | | | | | | | | | | | | | | | | | | |
| 56 Tayron Guerrero, R ERA: 1.5 | 1.0 7 1 1 1 2 3 0 0 0 1 0 19 35 9.00 4.000 | | | | | | | | | | | | | | | | | | | | | |

| | |
|-----|----|
| AB | 27 |
| R | 5 |
| H | 4 |
| RBI | 3 |
| BB | 6 |
| SO | 9 |
| LOB | 11 |



| Batter | 1 | 2 | 3 | 4 | 5 | 6 | 7 | 8 | 9 | AB | R | H | RBI | BB | SO | LOB | TOP | | | | |
|---|---|---|---|---|---|---|---|---|---|---|---|---|---|---|---|---|---|---|---|---|---|
| 12 Francisco Lindor, S OBP: 0.319, SLG: 0.486 | F7 | | 2E 41 1B | 1B | | K | | K | | 5 | 1 | 2 | 0 | 0 | 2 | 1 | | | | | |
| 2 Leonys Martin, L OBP: 0.281, SLG: 0.404 | P3 | | E5 41 1B 24 HR | L9 | | K | | | G3 | 5 | 1 | 0 | 0 | 0 | 1 | 3 | | | | | |
| 11 José Ramírez, S OBP: 0.281, SLG: 0.276 | G3 | | P5 | | | | F9 | | G5-3 | 4 | 0 | 0 | 0 | 1 | 0 | 2 | | | | | |
| 41 Carlos Santana, S OBP: 0.340, SLG: 0.463 | | HR | | F7 | | | | | G5-3 | 5 | 2 | 3 | 2 | 0 | 0 | 1 | | | | | |
| 24 Carlos González, L OBP: 0.333, SLG: 0.391 | | HR | 1B | F8 | | | | | | 3 | 2 | 1 | 3 | 1 | 1 | 2 | | | | | |
| 22 Jason Kipnis, L OBP: 0.280, SLG: 0.222 | E1 | | G4-3 | | | | FC4-6 | | | 3 | 0 | 1 | 0 | 1 | 0 | 1 | | | | | |
| 10 Jake Bauers, L OBP: 0.323, SLG: 0.379 | SF7 | | P5 | | | G3 | | | | 3 | 1 | 1 | 1 | 0 | 0 | 2 | | | | | |
| 55 Roberto Pérez, R OBP: 0.290, SLG: 0.344 | F9 | | | B1-3 | | | | SH1-4 | | 3 | 0 | 1 | 0 | 0 | 0 | 1 | | | | | |
| 47 Trevor Bauer, R | G4-3 | | | K | | SH3-4 | | SF8 | | 2 | 0 | 0 | 0 | 0 | 1 | 1 | | | | | |
| 6 Mike Freeman, L 62 Nick Wittgren, R 33 Brad Hand, L | | | | | | | | | | 0 | 0 | 0 | 1 | 0 | 0 | 0 | | | | | |
| Inning Stats | R: 0 E: 0 K: 0 S: 8 | H: 0 LOB: 0 BB: 0 P: 12 | R: 2 E: 0 K: 0 S: 16 | H: 2 LOB: 1 BB: 1 P: 25 | R: 4 E: 1 K: 0 S: 15 | H: 3 LOB: 0 BB: 0 P: 23 | R: 0 E: 0 K: 1 S: 9 | H: 1 LOB: 1 BB: 2 P: 13 | R: 0 E: 0 K: 2 S: 10 | H: 1 LOB: 0 BB: 0 P: 10 | R: 0 E: 0 K: 1 S: 11 | H: 1 LOB: 0 BB: 0 P: 18 | R: 1 E: 0 K: 1 S: 7 | H: 1 LOB: 0 BB: 0 P: 10 | R: 0 E: 0 K: 0 S: 10 | H: 0 LOB: 0 BB: 0 P: 16 | 1B: 7 2B: 0 3B: 0 HR: 2 | SF: 2 SAC: 2 DP: 0 HBP: 0 | WP: 1 PB: 0 SB: 2 CS: 0 | PA: 40 | |
| PITCHER | IP WLS BF H R ER SO BB IBB HBP BLK WP HR S P ERA WHIP | IP WLS BF H R ER SO BB IBB HBP BLK WP HR S P ERA WHIP | IP WLS BF H R ER SO BB IBB HBP BLK WP HR S P ERA WHIP | IP WLS BF H R ER SO BB IBB HBP BLK WP HR S P ERA WHIP | IP WLS BF H R ER SO BB IBB HBP BLK WP HR S P ERA WHIP | IP WLS BF H R ER SO BB IBB HBP BLK WP HR S P ERA WHIP | IP WLS BF H R ER SO BB IBB HBP BLK WP HR S P ERA WHIP | IP WLS BF H R ER SO BB IBB HBP BLK WP HR S P ERA WHIP | IP WLS BF H R ER SO BB IBB HBP BLK WP HR S P ERA WHIP | IP WLS BF H R ER SO BB IBB HBP BLK WP HR S P ERA WHIP | IP WLS BF H R ER SO BB IBB HBP BLK WP HR S P ERA WHIP | IP WLS BF H R ER SO BB IBB HBP BLK WP HR S P ERA WHIP | IP WLS BF H R ER SO BB IBB HBP BLK WP HR S P ERA WHIP | IP WLS BF H R ER SO BB IBB HBP BLK WP HR S P ERA WHIP | IP WLS BF H R ER SO BB IBB HBP BLK WP HR S P ERA WHIP | IP WLS BF H R ER SO BB IBB HBP BLK WP HR S P ERA WHIP | IP WLS BF H R ER SO BB IBB HBP BLK WP HR S P ERA WHIP | IP WLS BF H R ER SO BB IBB HBP BLK WP HR S P ERA WHIP | IP WLS BF H R ER SO BB IBB HBP BLK WP HR S P ERA WHIP | IP WLS BF H R ER SO BB IBB HBP BLK WP HR S P ERA WHIP | IP WLS BF H R ER SO BB IBB HBP BLK WP HR S P ERA WHIP |

Cleveland Indians @ Miami Marlins
Marlins Park, Miami, FL
Tue Apr 30 2019, 7:11 PM - 10:06 PM EDT
Att: 7,247 - Roof Closed - 77 F

AB 33
R 7
H 9
RBI 7
BB 3
SO 5
LOB 14



| Batter | 1 | 2 | 3 | 4 | 5 | 6 | 7 | 8 | 9 | AB | R | H | RBI | BB | SO | LOB | BOTTOM | | | | | |
|--|---|---|---|---|---|---|---|---|---|---|---|---|---|---|---|---|---|---|---|---|---|---|
| 21 Curtis Granderson, L 17 Chad Wallach, R | G4-3 | | | HR | | | K | | K | 3 | 1 | 1 | 1 | 1 | 1 | 0 | | | | | | |
| 14 Martín Prado, R | 15 1B | | | K | | | K | | L8 | 5 | 1 | 2 | 1 | 0 | 2 | 0 | | | | | | |
| 15 Brian Anderson, R | 13 G3 | | | | | | G4-3 | | | 3 | 0 | 1 | 1 | 1 | 0 | 2 | | | | | | |
| 13 Starlin Castro, R | G3 | | G4-3 | | | G6-4-3 | | F8 | | 4 | 0 | 0 | 0 | 0 | 0 | 2 | | | | | | |
| 38 Jorge Alfaro, R | K | | K | | | K | | 55 FC6-4 | | 3 | 0 | 0 | 0 | 1 | 3 | 1 | | | | | | |
| 26 Garrett Cooper, R 55 Jon Berti, R | K | | HBP | | | 19 G1-3 | | FC6-4 | | 1 | 0 | 0 | 0 | 0 | 1 | 0 | | | | | | |
| 19 Miguel Rojas, R | | | G4-3 | | | G1-3 | | | | 3 | 1 | 1 | 0 | 1 | 0 | 2 | | | | | | |
| 79 Isaac Galloway, R | FC6 | | | P3 | | K | | | K | 4 | 1 | 0 | 0 | 0 | 2 | 4 | | | | | | |
| 22 Sandy Alcantara, R 70 Nick Anderson, R 18 Neil Walker, S 61 Adam Conley, L 39 Tyler Kinley, R 66 Jarlin García, L 5 Rosell Herrera, S | SH5-4 | | | K | | K | | | F9 | 1 | 0 | 0 | 1 | 0 | 1 | 0 | | | | | | |
| Inning Stats | R: 1 E: 0 K: 1 S: 9 | H: 2 LOB: 1 BB: 0 P: 12 | R: 2 E: 0 K: 1 S: 14 | H: 1 LOB: 2 BB: 2 P: 28 | R: 0 E: 0 K: 1 S: 11 | H: 0 LOB: 0 BB: 0 P: 16 | R: 1 E: 0 K: 2 S: 8 | H: 1 LOB: 0 BB: 0 P: 12 | R: 0 E: 0 K: 2 S: 6 | H: 0 LOB: 0 BB: 1 P: 14 | R: 0 E: 0 K: 2 S: 9 | H: 0 LOB: 0 BB: 1 P: 13 | R: 0 E: 0 K: 2 S: 7 | H: 0 LOB: 0 BB: 0 P: 10 | R: 0 E: 0 K: 1 S: 15 | H: 1 LOB: 2 BB: 1 P: 25 | R: 0 E: 0 K: 1 S: 10 | H: 0 LOB: 0 BB: 0 P: 12 | 1B: 3 2B: 1 3B: 0 HR: 1 | SF: 0 SAC: 1 DP: 1 HBP: 1 | WP: 1 PB: 0 SB: 0 CS: 0 | PA: 38 |
| PITCHER | IP WLS BF H R ER SO BB IBB HBP BLK WP HR S P ERA WHIP | IP WLS BF H R ER SO BB IBB HBP BLK WP HR S P ERA WHIP | IP WLS BF H R ER SO BB IBB HBP BLK WP HR S P ERA WHIP | IP WLS BF H R ER SO BB IBB HBP BLK WP HR S P ERA WHIP | IP WLS BF H R ER SO BB IBB HBP BLK WP HR S P ERA WHIP | IP WLS BF H R ER SO BB IBB HBP BLK WP HR S P ERA WHIP | IP WLS BF H R ER SO BB IBB HBP BLK WP HR S P ERA WHIP | IP WLS BF H R ER SO BB IBB HBP BLK WP HR S P ERA WHIP | IP WLS BF H R ER SO BB IBB HBP BLK WP HR S P ERA WHIP | IP WLS BF H R ER SO BB IBB HBP BLK WP HR S P ERA WHIP | IP WLS BF H R ER SO BB IBB HBP BLK WP HR S P ERA WHIP | IP WLS BF H R ER SO BB IBB HBP BLK WP HR S P ERA WHIP | IP WLS BF H R ER SO BB IBB HBP BLK WP HR S P ERA WHIP | IP WLS BF H R ER SO BB IBB HBP BLK WP HR S P ERA WHIP | IP WLS BF H R ER SO BB IBB HBP BLK WP HR S P ERA WHIP | IP WLS BF H R ER SO BB IBB HBP BLK WP HR S P ERA WHIP | IP WLS BF H R ER SO BB IBB HBP BLK WP HR S P ERA WHIP | IP WLS BF H R ER SO BB IBB HBP BLK WP HR S P ERA WHIP | IP WLS BF H R ER SO BB IBB HBP BLK WP HR S P ERA WHIP | IP WLS BF H R ER SO BB IBB HBP BLK WP HR S P ERA WHIP | IP WLS BF H R ER SO BB IBB HBP BLK WP HR S P ERA WHIP | IP WLS BF H R ER SO BB IBB HBP BLK WP HR S P ERA WHIP |

Cleveland Indians @ Miami Marlins
Marlins Park, Miami, FL
Tue Apr 30 2019, 7:11 PM - 10:06 PM EDT
Att: 7,247 - Roof Closed - 77 F

AB 31
R 4
H 5
RBI 4
BB 5
SO 12
LOB 13



| Batter | 1 | 2 | 3 | 4 | 5 | 6 | 7 | 8 | 9 | AB | R | H | RBI | BB | SO | LOB | TOP |
|--|------|---|-------|---|-----------------|---|----------|---|-------|----|---|---|-----|----|----|-----|-----|
| 1 Ozzie Albies, S OBP: 0.342, SLG: 0.496 | G4-3 | | F9 | | F7 | | 20 2B | | L3 | 5 | 1 | 1 | 0 | 0 | 0 | 1 | |
| 20 Josh Donaldson, R OBP: 0.403, SLG: 0.510 | P6 | | FC1-6 | | G4-6-3 | | 13 F9 | | K | 5 | 0 | 3 | 3 | 0 | 1 | 0 | |
| 5 Freddie Freeman, L OBP: 0.425, SLG: 0.525 | HR | | FC1-6 | | G4-6-3 | | L9 | | 1B | 5 | 1 | 2 | 1 | 0 | 0 | 3 | |
| 13 Ronald Acuña Jr., R OBP: 0.378, SLG: 0.470 | K | | | | G6-3 | | F9 | | K | 5 | 1 | 1 | 0 | 0 | 2 | 2 | |
| 22 Nick Markakis, L OBP: 0.406, SLG: 0.464 | F9 | | | | 16 SF7 | | G4-3 | | | 2 | 1 | 0 | 0 | 2 | 0 | 1 | |
| 7 Dansby Swanson, R OBP: 0.331, SLG: 0.523 | K | | | | 62 PB | | L8 | | | 4 | 0 | 1 | 0 | 0 | 1 | 3 | |
| 16 Brian McCann, L OBP: 0.393, SLG: 0.478 | K | | | | 1-2 62 PB | | F7 | | | 3 | 1 | 1 | 3 | 0 | 1 | 1 | |
| 11 Ender Inciarte, L OBP: 0.312, SLG: 0.361 | | | | | 62 PB | | F7 | | FC4-6 | 3 | 1 | 1 | 0 | 1 | 0 | 1 | |
| 45 Kevin Gausman, L OBP: 0.291, SLG: 0.299 | | | | | 1 F9 | | | | K | 0 | 0 | 0 | 0 | 0 | 0 | 0 | |
| 62 Touki Toussaint, R ERA: 2.54 | | | | | 20 1B | | | | | 1 | 0 | 0 | 0 | 0 | 1 | 2 | |
| 50 Jerry Blevins, L ERA: 11.45 | | | | | 62 PB | | | | | 0 | 0 | 0 | 0 | 0 | 0 | 0 | |
| 14 Matt Joyce, L OBP: 0.245, SLG: 0.306 | | | | | 1 F9 | | | | | 0 | 0 | 1 | 0 | 0 | 0 | 0 | |
| 58 Dan Winkler, R ERA: 2.35 | | | | | 20 1B | | | | | 0 | 0 | 0 | 0 | 0 | 0 | 0 | |
| 8 Charlie Culberson, R OBP: 0.269, SLG: 0.300 | | | | | 62 PB | | | | | 1 | 0 | 0 | 0 | 0 | 0 | 1 | |
| 71 Jacob Webb, R ERA: 3.38 | | | | | 1 F9 | | | | | 0 | 0 | 0 | 0 | 0 | 0 | 0 | |
| | | | | | 20 1B | | | | | 0 | 0 | 0 | 0 | 0 | 0 | 0 | |
| | | | | | 62 PB | | | | | 0 | 0 | 0 | 0 | 0 | 0 | 0 | |
| | | | | | 1 F9 | | | | | 0 | 0 | 0 | 0 | 0 | 0 | 0 | |
| | | | | | 62 PB | | | | | 0 | 0 | 0 | 0 | 0 | 0 | 0 | |
| | | | | | 1 F9 | | | | | 0 | 0 | 0 | 0 | 0 | 0 | 0 | |
| | | | | | 62 PB | | | | | 0 | 0 | 0 | 0 | 0 | 0 | 0 | |
| | | | | | 1 F9 | | | | | 0 | 0 | 0 | 0 | 0 | 0 | 0 | |
| | | | | | 62 PB | | | | | 0 | 0 | 0 | 0 | 0 | 0 | 0 | |
| | | | | | 1 F9 | | | | | 0 | 0 | 0 | 0 | 0 | 0 | 0 | |
| | | | | | 62 PB | | | | | 0 | 0 | 0 | 0 | 0 | 0 | 0 | |
| | | | | | 1 F9 | | | | | 0 | 0 | 0 | 0 | 0 | 0 | 0 | |
| | | | | | 62 PB | | | | | 0 | 0 | 0 | 0 | 0 | 0 | 0 | |
| | | | | | 1 F9 | | | | | 0 | 0 | 0 | 0 | 0 | 0 | 0 | |
| | | | | | 62 PB | | | | | 0 | 0 | 0 | 0 | 0 | 0 | 0 | |
| | | | | | 1 F9 | | | | | 0 | 0 | 0 | 0 | 0 | 0 | 0 | |
| | | | | | 62 PB | | | | | 0 | 0 | 0 | 0 | 0 | 0 | 0 | |
| | | | | | 1 F9 | | | | | 0 | 0 | 0 | 0 | 0 | 0 | 0 | |
| | | | | | 62 PB | | | | | 0 | 0 | 0 | 0 | 0 | 0 | 0 | |
| | | | | | 1 F9 | | | | | 0 | 0 | 0 | 0 | 0 | 0 | 0 | |
| | | | | | 62 PB | | | | | 0 | 0 | 0 | 0 | 0 | 0 | 0 | |
| | | | | | 1 F9 | | | | | 0 | 0 | 0 | 0 | 0 | 0 | 0 | |
| | | | | | 62 PB | | | | | 0 | 0 | 0 | 0 | 0 | 0 | 0 | |
| | | | | | 1 F9 | | | | | 0 | 0 | 0 | 0 | 0 | 0 | 0 | |
| | | | | | 62 PB | | | | | 0 | 0 | 0 | 0 | 0 | 0 | 0 | |
| | | | | | 1 F9 | | | | | 0 | 0 | 0 | 0 | 0 | 0 | 0 | |
| | | | | | 62 PB | | | | | 0 | 0 | 0 | 0 | 0 | 0 | 0 | |
| | | | | | 1 F9 | | | | | 0 | 0 | 0 | 0 | 0 | 0 | 0 | |
| | | | | | 62 PB | | | | | 0 | 0 | 0 | 0 | 0 | 0 | 0 | |
| | | | | | 1 F9 | | | | | 0 | 0 | 0 | 0 | 0 | 0 | 0 | |
| | | | | | 62 PB | | | | | 0 | 0 | 0 | 0 | 0 | 0 | 0 | |
| | | | | | 1 F9 | | | | | 0 | 0 | 0 | 0 | 0 | 0 | 0 | |
| | | | | | 62 PB | | | | | 0 | 0 | 0 | 0 | 0 | 0 | 0 | |
| | | | | | 1 F9 | | | | | 0 | 0 | 0 | 0 | 0 | 0 | 0 | |
| | | | | | 62 PB | | | | | 0 | 0 | 0 | 0 | 0 | 0 | 0 | |
| | | | | | 1 F9 | | | | | 0 | 0 | 0 | 0 | 0 | 0 | 0 | |
| | | | | | 62 PB | | | | | 0 | 0 | 0 | 0 | 0 | 0 | 0 | |
| | | | | | 1 F9 | | | | | 0 | 0 | 0 | 0 | 0 | 0 | 0 | |
| | | | | | 62 PB | | | | | 0 | 0 | 0 | 0 | 0 | 0 | 0 | |
| | | | | | 1 F9 | | | | | 0 | 0 | 0 | 0 | 0 | 0 | 0 | |
| | | | | | 62 PB | | | | | 0 | 0 | 0 | 0 | 0 | 0 | 0 | |
| | | | | | 1 F9 | | | | | 0 | 0 | 0 | 0 | 0 | 0 | 0 | |
| | | | | | 62 PB | | | | | 0 | 0 | 0 | 0 | 0 | 0 | 0 | |
| | | | | | 1 F9 | | | | | 0 | 0 | 0 | 0 | 0 | 0 | 0 | |
| | | | | | 62 PB | | | | | 0 | 0 | 0 | 0 | 0 | 0 | 0 | |
| | | | | | 1 F9 | | | | | 0 | 0 | 0 | 0 | 0 | 0 | 0 | |
| | | | | | 62 PB | | | | | 0 | 0 | 0 | 0 | 0 | 0 | 0 | |
| | | | | | 1 F9 | | | | | 0 | 0 | 0 | 0 | 0 | 0 | 0 | |
| | | | | | 62 PB | | | | | 0 | 0 | 0 | 0 | 0 | 0 | 0 | |
| | | | | | 1 F9 | | | | | 0 | 0 | 0 | 0 | 0 | 0 | 0 | |
| | | | | | 62 PB | | | | | 0 | 0 | 0 | 0 | 0 | 0 | 0 | |
| | | | | | 1 F9 | | | | | 0 | 0 | 0 | 0 | 0 | 0 | 0 | |
| | | | | | 62 PB | | | | | 0 | 0 | 0 | 0 | 0 | 0 | 0 | |
| | | | | | 1 F9 | | | | | 0 | 0 | 0 | 0 | 0 | 0 | 0 | |
| | | | | | 62 PB | | | | | 0 | 0 | 0 | 0 | 0 | 0 | 0 | |
| | | | | | 1 F9 | | | | | 0 | 0 | 0 | 0 | 0 | 0 | 0 | |
| | | | | | 62 PB | | | | | 0 | 0 | 0 | 0 | 0 | 0 | 0 | |
| | | | | | 1 F9 | | | | | 0 | 0 | 0 | 0 | 0 | 0 | 0 | |
| | | | | | 62 PB | | | | | 0 | 0 | 0 | 0 | 0 | 0 | 0 | |
| | | | | | 1 F9 | | | | | 0 | 0 | 0 | 0 | 0 | 0 | 0 | |
| | | | | | 62 PB | | | | | 0 | 0 | 0 | 0 | 0 | 0 | 0 | |
| | | | | | 1 F9 | | | | | 0 | 0 | 0 | 0 | 0 | 0 | 0 | |
| | | | | | 62 PB | | | | | 0 | 0 | 0 | 0 | 0 | 0 | 0 | |
| | | | | | 1 F9 | | | | | 0 | 0 | 0 | 0 | 0 | 0 | 0 | |
| | | | | | 62 PB | | | | | 0 | 0 | 0 | 0 | 0 | 0 | 0 | |
| | | | | | 1 F9 | | | | | 0 | 0 | 0 | 0 | 0 | 0 | 0 | |
| | | | | | 62 PB | | | | | 0 | 0 | 0 | 0 | 0 | 0 | 0 | |
| | | | | | 1 F9 | | | | | 0 | 0 | 0 | 0 | 0 | 0 | 0 | |
| | | | | | 62 PB | | | | | 0 | 0 | 0 | 0 | 0 | 0 | 0 | |
| | | | | | 1 F9 | | | | | 0 | 0 | 0 | 0 | 0 | 0 | 0 | |
| | | | | | 62 PB | | | | | 0 | 0 | 0 | 0 | 0 | 0 | 0 | |
| | | | | | 1 F9 | | | | | 0 | 0 | 0 | 0 | 0 | 0 | 0 | |
| | | | | | 62 PB | | | | | 0 | 0 | 0 | 0 | 0 | 0 | 0 | |
| | | | | | 1 F9 | | | | | 0 | 0 | 0 | 0 | 0 | 0 | 0 | |
| | | | | | 62 PB | | | | | 0 | 0 | 0 | 0 | 0 | 0 | 0 | |
| | | | | | 1 F9 | | | | | 0 | 0 | 0 | 0 | 0 | 0 | 0 | |
| | | | | | 62 PB | | | | | 0 | 0 | 0 | 0 | 0 | 0 | 0 | |
| | | | | | 1 F9 | | | | | 0 | 0 | 0 | 0 | 0 | 0 | 0 | |
| | | | | | 62 PB | | | | | 0 | 0 | 0 | 0 | 0 | 0 | 0 | |
| | | | | | 1 F9 | | | | | 0 | 0 | 0 | 0 | 0 | 0 | 0 | |
| | | | | | 62 PB | | | | | 0 | 0 | 0 | 0 | 0 | 0 | 0 | |
| | | | | | 1 F9 | | | | | 0 | 0 | 0 | 0 | 0 | 0 | 0 | |
| | | | | | 62 PB | | | | | 0 | 0 | 0 | 0 | 0 | 0 | 0 | |
| | | | | | 1 F9 | | | | | 0 | 0 | 0 | 0 | 0 | 0 | 0 | |
| | | | | | 62 PB | | | | | 0 | 0 | 0 | 0 | 0 | 0 | 0 | |
| | | | | | 1 F9 | | | | | 0 | 0 | 0 | 0 | 0 | 0 | 0 | |
| | | | | | 62 PB | | | | | | | | | | | | |

| Batter | 1 | 2 | 3 | 4 | 5 | 6 | 7 | 8 | 9 | AB | R | H | RBI | BB | SO | LOB | TOP | | | | | | | | | |
|--|---|---|---|---|---|---|---|---|---|---|---|---|---|---|---|---|---|---|---|---|---|---|---|---|---|---|
| 1 Ozzie Albies, S OBP: 0.342, SLG: 0.511 | L4 | | P4 | | E8 | | E6 | | E4 | 6 | 1 | 2 | 5 | 0 | 0 | 0 | | | | | | | | | | |
| 20 Josh Donaldson, R OBP: 0.395, SLG: 0.481 | G4-3 | | P4 | | K | | L4 | | K | 6 | 0 | 0 | 0 | 0 | 2 | 4 | | | | | | | | | | |
| 5 Freddie Freeman, L OBP: 0.424, SLG: 0.524 | BB | | | G5-3 | F7 | | G3-1 | | G6-3 | 4 | 0 | 1 | 0 | 1 | 0 | 1 | | | | | | | | | | |
| 13 Ronald Acuña Jr., R OBP: 0.396, SLG: 0.487 | BB | | | | | | | | | | | | | | | | | | | | | | | | | |
| 8 Charlie Culberson, R OBP: 0.381, SLG: 0.762 | 1B | | | FC1-4 | BB | | BB | | G6-3 | 4 | 1 | 4 | 0 | 0 | 0 | 0 | | | | | | | | | | |
| 22 Nick Markakis, L OBP: 0.413, SLG: 0.461 | G4-3 | | | BB | | | BB | | G4-3 | 3 | 2 | 1 | 0 | 2 | 0 | 3 | | | | | | | | | | |
| 7 Dansby Swanson, R OBP: 0.333, SLG: 0.514 | K | | | FC1-4 | BB | | BB | | | 4 | 2 | 1 | 0 | 1 | 1 | 4 | | | | | | | | | | |
| 16 Brian McCann, L OBP: 0.410, SLG: 0.500 | K | | | BB | | | BB | | G2-3 | 4 | 2 | 2 | 3 | 1 | 1 | 2 | | | | | | | | | | |
| 11 Ender Inciarte, L OBP: 0.307, SLG: 0.347 | F8 | | | F8 | | | P4 | | P5 | 4 | 1 | 0 | 0 | 1 | 0 | 5 | | | | | | | | | | |
| 40 Michael Soroka, R OBP: 0.111, SLG: 0.111 | | | | | | | | | | | | | | | | | | | | | | | | | | |
| 75 Grant Dayton, L | | | | | | | | | | | | | | | | | | | | | | | | | | |
| 14 Matt Joyce, L OBP: 0.353, SLG: 0.567 | | | | | | | | | | | | | | | | | | | | | | | | | | |
| 33 A.J. Minter, L | | | | | | | | | | | | | | | | | | | | | | | | | | |
| Inning Stats | R: 0 E: 0 K: 0 S: 9 | H: 1 LOB: 2 BB: 1 P: 19 | R: 0 E: 0 K: 2 S: 9 | H: 0 LOB: 0 BB: 0 P: 14 | R: 0 E: 0 K: 0 S: 10 | H: 0 LOB: 0 BB: 0 P: 16 | R: 0 E: 0 K: 2 S: 21 | H: 1 LOB: 3 BB: 2 P: 37 | R: 0 E: 0 K: 2 S: 9 | H: 0 LOB: 1 BB: 0 P: 11 | R: 5 E: 0 K: 1 S: 21 | H: 4 LOB: 0 BB: 1 P: 28 | R: 4 E: 1 K: 0 S: 16 | H: 5 LOB: 2 BB: 1 P: 24 | R: 0 E: 0 K: 0 S: 15 | H: 1 LOB: 2 BB: 1 P: 24 | R: 0 E: 1 K: 1 S: 10 | H: 0 LOB: 1 BB: 0 P: 15 | 1B: 9 2B: 2 3B: 0 HR: 1 | SF: 0 SAC: 0 DP: 0 HBP: 0 | WP: 0 PB: 0 SB: 0 CS: 0 | PA: 47 | | | | |
| PITCHER | IP WLS BF H R ER SO BB IBB HBP BLK WP HR S P ERA WHIP | IP WLS BF H R ER SO BB IBB HBP BLK WP HR S P ERA WHIP | IP WLS BF H R ER SO BB IBB HBP BLK WP HR S P ERA WHIP | IP WLS BF H R ER SO BB IBB HBP BLK WP HR S P ERA WHIP | IP WLS BF H R ER SO BB IBB HBP BLK WP HR S P ERA WHIP | IP WLS BF H R ER SO BB IBB HBP BLK WP HR S P ERA WHIP | IP WLS BF H R ER SO BB IBB HBP BLK WP HR S P ERA WHIP | IP WLS BF H R ER SO BB IBB HBP BLK WP HR S P ERA WHIP | IP WLS BF H R ER SO BB IBB HBP BLK WP HR S P ERA WHIP | IP WLS BF H R ER SO BB IBB HBP BLK WP HR S P ERA WHIP | IP WLS BF H R ER SO BB IBB HBP BLK WP HR S P ERA WHIP | IP WLS BF H R ER SO BB IBB HBP BLK WP HR S P ERA WHIP | IP WLS BF H R ER SO BB IBB HBP BLK WP HR S P ERA WHIP | IP WLS BF H R ER SO BB IBB HBP BLK WP HR S P ERA WHIP | IP WLS BF H R ER SO BB IBB HBP BLK WP HR S P ERA WHIP | IP WLS BF H R ER SO BB IBB HBP BLK WP HR S P ERA WHIP | IP WLS BF H R ER SO BB IBB HBP BLK WP HR S P ERA WHIP | IP WLS BF H R ER SO BB IBB HBP BLK WP HR S P ERA WHIP | IP WLS BF H R ER SO BB IBB HBP BLK WP HR S P ERA WHIP | IP WLS BF H R ER SO BB IBB HBP BLK WP HR S P ERA WHIP | IP WLS BF H R ER SO BB IBB HBP BLK WP HR S P ERA WHIP | IP WLS BF H R ER SO BB IBB HBP BLK WP HR S P ERA WHIP | IP WLS BF H R ER SO BB IBB HBP BLK WP HR S P ERA WHIP | IP WLS BF H R ER SO BB IBB HBP BLK WP HR S P ERA WHIP | IP WLS BF H R ER SO BB IBB HBP BLK WP HR S P ERA WHIP | |
| 19 Miguel Rojas, R OBP: 0.330, SLG: 0.340 | K | | | G6-3 | | | G5-3 | | | 4 | 0 | 1 | 0 | 0 | 1 | 2 | | | | | | | | | | |
| 15 Brian Anderson, R OBP: 0.321, SLG: 0.322 | FC6-4 | | | K | | | K | | E6 | 4 | 0 | 0 | 0 | 0 | 2 | 1 | | | | | | | | | | |
| 18 Neil Walker, S OBP: 0.344, SLG: 0.407 | K | | | K | | | K | | F9 | 3 | 0 | 0 | 0 | 1 | 2 | 2 | | | | | | | | | | |
| 13 Starlin Castro, R OBP: 0.284, SLG: 0.306 | F7 | | | BB | | | G5-3 | | F7 | 3 | 0 | 0 | 0 | 1 | 0 | 1 | | | | | | | | | | |
| 38 Jorge Alfaro, R OBP: 0.347, SLG: 0.460 | E6 | | | G4-3 | | | F8 | | L7 | 4 | 1 | 0 | 0 | 0 | 0 | 2 | | | | | | | | | | |
| 55 Jon Berti, R OBP: 0.314, SLG: 0.207 | FC5 | | | G3 | | | G1-3 | | G1-3 | 4 | 1 | 0 | 0 | 0 | 0 | 3 | | | | | | | | | | |
| 45 Peter O'Brien, R OBP: 0.235, SLG: 0.233 | G4-3 | | | G6-3 | | | HBP | | K | 3 | 0 | 1 | 2 | 0 | 1 | 0 | | | | | | | | | | |
| 5 Rosell Herrera, S OBP: 0.232, SLG: 0.231 | G4-3 | | | G4-3 | | | L7 | | K | 3 | 0 | 1 | 0 | 0 | 0 | 2 | | | | | | | | | | |
| 37 Austin Brice, R | G4-3 | | | SH3-4 | | | | | K | 0 | 0 | 0 | 0 | 0 | 0 | 0 | | | | | | | | | | |
| 17 Chad Wallach, R OBP: 0.371, SLG: 0.400 | G4-3 | | | BB | | | | | K | 1 | 0 | 0 | 0 | 1 | 0 | | | | | | | | | | | |
| 36 Trevor Richards, R OBP: 0.091, SLG: 0.091 | G1-3 | | | SH3-4 | | | K | | K | 1 | 0 | 0 | 0 | 0 | 0 | 0 | | | | | | | | | | |
| 70 Nick Anderson, R | G1-3 | | | | | | | | K | 0 | 0 | 0 | 0 | 0 | 0 | 0 | | | | | | | | | | |
| 39 Tyler Kinley, R | G1-3 | | | | | | | | K | 0 | 0 | 0 | 0 | 0 | 0 | 0 | | | | | | | | | | |
| 79 Isaac Galloway, R OBP: 0.195, SLG: 0.220 | G1-3 | | | | | | | | K | 2 | 0 | 0 | 0 | 2 | 0 | | | | | | | | | | | |
| Inning Stats | R: 0 E: 0 K: 1 S: 8 | H: 1 LOB: 1 BB: 0 P: 13 | R: 2 E: 2 K: 1 S: 14 | H: 1 LOB: 1 BB: 0 P: 20 | R: 0 E: 0 K: 1 S: 9 | H: 0 LOB: 2 BB: 2 P: 18 | R: 0 E: 0 K: 0 S: 6 | H: 1 LOB: 1 BB: 0 P: 7 | R: 0 E: 0 K: 2 S: 7 | H: 0 LOB: 0 BB: 0 P: 8 | R: 0 E: 0 K: 0 S: 6 | H: 0 LOB: 1 BB: 0 P: 11 | R: 0 E: 1 K: 1 S: 10 | H: 0 LOB: 1 BB: 0 P: 12 | R: 0 E: 0 K: 0 S: 9 | H: 0 LOB: 0 BB: 0 P: 9 | R: 0 E: 0 K: 3 S: 9 | H: 0 LOB: 0 BB: 0 P: 15 | 1B: 3 2B: 0 3B: 0 HR: 0 | SF: 0 SAC: 1 DP: 0 HBP: 1 | WP: 0 PB: 0 SB: 0 CS: 0 | PA: 36 | | | | |
| PITCHER | IP WLS BF H R ER SO BB IBB HBP BLK WP HR S P ERA WHIP | IP WLS BF H R ER SO BB IBB HBP BLK WP HR S P ERA WHIP | IP WLS BF H R ER SO BB IBB HBP BLK WP HR S P ERA WHIP | IP WLS BF H R ER SO BB IBB HBP BLK WP HR S P ERA WHIP | IP WLS BF H R ER SO BB IBB HBP BLK WP HR S P ERA WHIP | IP WLS BF H R ER SO BB IBB HBP BLK WP HR S P ERA WHIP | IP WLS BF H R ER SO BB IBB HBP BLK WP HR S P ERA WHIP | IP WLS BF H R ER SO BB IBB HBP BLK WP HR S P ERA WHIP | IP WLS BF H R ER SO BB IBB HBP BLK WP HR S P ERA WHIP | IP WLS BF H R ER SO BB IBB HBP BLK WP HR S P ERA WHIP | IP WLS BF H R ER SO BB IBB HBP BLK WP HR S P ERA WHIP | IP WLS BF H R ER SO BB IBB HBP BLK WP HR S P ERA WHIP | IP WLS BF H R ER SO BB IBB HBP BLK WP HR S P ERA WHIP | IP WLS BF H R ER SO BB IBB HBP BLK WP HR S P ERA WHIP | IP WLS BF H R ER SO BB IBB HBP BLK WP HR S P ERA WHIP | IP WLS BF H R ER SO BB IBB HBP BLK WP HR S P ERA WHIP | IP WLS BF H R ER SO BB IBB HBP BLK WP HR S P ERA WHIP | IP WLS BF H R ER SO BB IBB HBP BLK WP HR S P ERA WHIP | IP WLS BF H R ER SO BB IBB HBP BLK WP HR S P ERA WHIP | IP WLS BF H R ER SO BB IBB HBP BLK WP HR S P ERA WHIP | IP WLS BF H R ER SO BB IBB HBP BLK WP HR S P ERA WHIP | IP WLS BF H R ER SO BB IBB HBP BLK WP HR S P ERA WHIP | IP WLS BF H R ER SO BB IBB HBP BLK WP HR S P ERA WHIP | IP WLS BF H R ER SO BB IBB HBP BLK WP HR S P ERA WHIP | IP WLS BF H R ER SO BB IBB HBP BLK WP HR S P ERA WHIP | IP WLS BF H R ER SO BB IBB HBP BLK WP HR S P ERA WHIP |

Atlanta Braves @ Miami Marlins
Marlins Park, Miami, FL
Sat May 04 2019, 6:11 PM - 9:25 PM EDT
Att: 10,229 - Roof Closed - 78 F

AB 41
R 9
H 12
RBI 9
BB 6
SO 6
LOB 23



Atlanta Braves @ Miami Marlins
Marlins Park, Miami, FL
Sat May 04 2019, 6:11 PM - 9:25 PM EDT
Att: 10,229 - Roof Closed - 78 F

AB 32
R 2
H 3
RBI 2
BB 2
SO 9
LOB 14





| Batter | 1 | 2 | 3 | 4 | 5 | 6 | 7 | 8 | 9 | AB | R | H | RBI | BB | SO | LOB | TOP | | | | | | | | | | |
|--|--------------------------------------|----------------------------------|---------------------------------------|----------------------------------|---------------------------------------|----------------------------------|---------------------------------------|----------------------------------|--------------------------------------|----------------------------------|--------------------------------------|----------------------------------|---------------------------------------|----------------------------------|---------------------------------------|----------------------------------|--|----------------------------------|----------------------------------|------------------------------------|----------------------------------|--------|--|--|--|--|--|
| 19 Miquel Rojas, R OBP: 0.322, SLG: 0.324 | G4-3 | | 14 1B 15 2B | L6 | | | F9 | | G4-3 | 5 | 1 | 1 | 1 | 0 | 0 | 3 | Miami Marlins @ Chicago Cubs Wrigley Field, Chicago, IL Mon May 06 2019, 7:08 PM - 10:33 PM CDT Att: 34,555 - Partly Cloudy - 44 F | | | | | | | | | | |
| 14 Martín Prado, R OBP: 0.308, SLG: 0.365 54 Sergio Romo, R | G5-3 | | 15 2B 13 SF8 | | L1-4-3 | | F9 | | G1-3-5 | 5 | 1 | 1 | 1 | 0 | 0 | 1 | | | | | | | | | | | |
| 15 Brian Anderson, R OBP: 0.333, SLG: 0.331 | K | | 13 SF8 1-3 2-H | | G5-3 | | | | 38 C6-4-3 BB | 3 | 0 | 1 | 1 | 1 | 1 | 0 | | | | | | | | | | | |
| 38 Jorge Alfaro, R OBP: 0.343, SLG: 0.444 | | K | | | | | | | G6-4-3 | 3 | 0 | 0 | 0 | 1 | 2 | 1 | | | | | | | | | | | |
| 13 Starlin Castro, R OBP: 0.268, SLG: 0.290 | | F9 | | SF8 | | | G4-3 | | G6-3 | 3 | 0 | 0 | 1 | 0 | 0 | 0 | | | | | | | | | | | |
| 45 Peter O'Brien, R OBP: 0.259, SLG: 0.286 21 Curtis Granderson, L OBP: 0.280, SLG: 0.363 | | | 55 E 1B | | | | | | 18 1B 55 BB 5 BB | 3 | 0 | 1 | 0 | 0 | 2 | 2 | | | | | | | | | | | |
| 55 Jon Berti, R OBP: 0.366, SLG: 0.333 | | FC6 | | | | | | | 5 BB 18 1B 19 G4-3 | 2 | 2 | 1 | 1 | 2 | 0 | 1 | | | | | | | | | | | |
| 79 Isaac Galloway, R OBP: 0.167, SLG: 0.188 71 Drew Steckenrider, R | | F7 | | | | | | | 19 G4-3 14 G1-3-5 5 BB | 3 | 0 | 0 | 0 | 0 | 1 | 3 | | | | | | | | | | | |
| 18 Neil Walker, S OBP: 0.357, SLG: 0.412 | | | | | | | | | 14 G1-3-5 19 G4-3 | 0 | 0 | 0 | 0 | 0 | 0 | 0 | | | | | | | | | | | |
| 22 Sandy Alcantara, R OBP: 0.111, SLG: 0.111 39 Tyler Kinley, R | | | | | | | | | 14 G1-3-5 19 G4-3 | 1 | 0 | 0 | 0 | 0 | 1 | 0 | | | | | | | | | | | |
| 5 Rosell Herrera, S OBP: 0.239, SLG: 0.227 70 Nick Anderson, R | | | | | | | | | | 0 | 0 | 0 | 1 | 1 | 0 | 0 | | | | | | | | | | | |
| Inning Stats | R: 0 H: 0 E: 0 K: 1 S: 8 | H: 0 LOB: 0 BB: 0 P: 13 | R: 0 H: 1 E: 1 K: 1 S: 12 | H: 1 LOB: 2 BB: 0 P: 17 | R: 2 H: 3 E: 0 K: 2 S: 14 | H: 3 LOB: 2 BB: 1 P: 22 | R: 0 H: 0 E: 0 K: 1 S: 11 | H: 0 LOB: 1 BB: 1 P: 20 | R: 0 H: 0 E: 0 K: 1 S: 8 | H: 0 LOB: 0 BB: 0 P: 10 | R: 1 H: 1 E: 0 K: 1 S: 8 | H: 1 LOB: 0 BB: 0 P: 11 | R: 0 H: 0 E: 0 K: 0 S: 12 | H: 0 LOB: 0 BB: 0 P: 19 | R: 0 H: 0 E: 0 K: 0 S: 10 | H: 0 LOB: 0 BB: 0 P: 16 | R: 3 H: 1 E: 0 K: 0 S: 11 | H: 1 LOB: 3 BB: 3 P: 27 | 1B: 4 2B: 2 3B: 0 HR: 1 | SF: 1 SAC: 1 DP: 2 HBP: 0 | WP: 0 PB: 0 SB: 0 CS: 0 | PA: 38 | | | | | |
| PITCHER | IP | WLS | BF | H | R | ER | SO | BB | IBB | HBP | BLK | WP | HR | S | P | ERA | WHIP | | | | | | | | | | |
| 35 Cole Hamels, L ERA: 3.38 | 6.0 | | 26 | 5 | 3 | 3 | 7 | 2 | 0 | 0 | 0 | 0 | 1 | 61 | 93 | 4.50 | 1.167 | | | | | | | | | | |
| 6 Carl Edwards Jr., R ERA: 20.25 | 1.0 | H | 3 | 0 | 0 | 0 | 0 | 0 | 0 | 0 | 0 | 0 | 0 | 12 | 19 | 0.00 | 0.000 | | | | | | | | | | |
| 29 Brad Brach, R ERA: 2.57 | 1.0 | H | 3 | 0 | 0 | 0 | 0 | 1 | 0 | 0 | 0 | 0 | 0 | 10 | 16 | 0.00 | 1.000 | | | | | | | | | | |
| 46 Pedro Strop, R ERA: 5.06 | 0.0 | L | 4 | 1 | 3 | 3 | 0 | 3 | 0 | 0 | 0 | 0 | 0 | 6 | 18 | - | - | | | | | | | | | | |
| 56 Kyle Ryan, L ERA: 2.34 | 1.0 | | 2 | 0 | 0 | 0 | 0 | 0 | 0 | 0 | 0 | 0 | 0 | 5 | 9 | 0.00 | 0.000 | | | | | | | | | | |


| Batter | 1 | 2 | 3 | 4 | 5 | 6 | 7 | 8 | 9 | AB | R | H | RBI | BB | SO | LOB | BOTTOM | | | | | | | | | | |
|---|---------------------------------------|----------------------------------|--------------------------------------|----------------------------------|--------------------------------------|----------------------------------|--------------------------------------|----------------------------------|--------------------------------------|----------------------------------|---------------------------------------|----------------------------------|---------------------------------------|----------------------------------|--------------------------------------|---------------------------------|--|---------------------------------------|----------------------------------|----------------------------------|------------------------------------|----------------------------------|--------|--|--|--|--|
| 18 Ben Zobrist, S OBP: 0.343, SLG: 0.293 6 Carl Edwards Jr., R ERA: 20.25 29 Brad Brach, R ERA: 2.57 46 Pedro Strop, R ERA: 5.06 56 Kyle Ryan, L ERA: 2.34 | 44 HR 1B | 44 BB BB | | F8 | | | G6-3 | | K | 3 | 1 | 1 | 0 | 1 | 0 | 3 | Miami Marlins @ Chicago Cubs Wrigley Field, Chicago, IL Mon May 06 2019, 7:08 PM - 10:33 PM CDT Att: 34,555 - Partly Cloudy - 44 F | | | | | | | | | | |
| 17 Kris Bryant, R OBP: 0.380, SLG: 0.470 | K | K | | | | 44 G6-3 BB | F9 | | HR | 4 | 1 | 1 | 1 | 1 | 2 | 2 | | | | | | | | | | | |
| 44 Anthony Rizzo, L OBP: 0.377, SLG: 0.550 | HR | 9 C6-4 BB | | | G6-3 | | P6 | | 1B | 4 | 1 | 2 | 2 | 1 | 0 | 1 | | | | | | | | | | | |
| 9 Javier Báez, R OBP: 0.352, SLG: 0.650 | 40 1B 2B | FC6-4 | | | K2-3 | | BB | | K | 4 | 1 | 1 | 0 | 1 | 2 | 3 | | | | | | | | | | | |
| 40 Wilson Contreras, R OBP: 0.440, SLG: 0.667 | 13 FC6-4 22 BB 1B | | | | 13 G6-4-3 BB | | L9 | | K | 3 | 1 | 1 | 1 | 2 | 1 | 2 | | | | | | | | | | | |
| 22 Jason Heyward, L OBP: 0.412, SLG: 0.495 | 13 FC6-4 BB | | | | K | | 12 1B 5 BB FC1-2 | | G4-3 | 2 | 0 | 0 | 0 | 2 | 1 | 1 | | | | | | | | | | | |
| 13 David Bote, R OBP: 0.363, SLG: 0.474 | FC6-4 | | | | G6-4-3 | | 5 FC1-2 12 1B BB | | K | 3 | 0 | 0 | 0 | 1 | 1 | 3 | | | | | | | | | | | |
| 12 Kyle Schwarber, L OBP: 0.321, SLG: 0.406 | K | | | | 35 G4-6-3 BB | | 5 FC1-2 1B | | 5 FC5-4 1B | 3 | 0 | 2 | 1 | 1 | 1 | 2 | | | | | | | | | | | |
| 35 Cole Hamels, L ERA: 4.83 5 Albert Almora Jr., R OBP: 0.292, SLG: 0.313 | G4-3 | | | | G4-6-3 | | 18 G6-3 FC1-2 | | FC5-4 | 2 | 0 | 0 | 0 | 0 | 1 | 4 | | | | | | | | | | | |
| Inning Stats | R: 3 H: 4 E: 0 K: 2 S: 22 | H: 4 LOB: 2 BB: 1 P: 40 | R: 0 H: 0 E: 0 K: 1 S: 8 | H: 0 LOB: 2 BB: 2 P: 17 | R: 0 H: 0 E: 0 K: 1 S: 7 | H: 0 LOB: 0 BB: 1 P: 12 | R: 0 H: 0 E: 0 K: 0 S: 8 | H: 0 LOB: 1 BB: 1 P: 16 | R: 0 H: 0 E: 0 K: 1 S: 7 | H: 0 LOB: 0 BB: 1 P: 12 | R: 1 H: 1 E: 0 K: 0 S: 16 | H: 1 LOB: 2 BB: 3 P: 34 | R: 0 H: 0 E: 0 K: 0 S: 10 | H: 0 LOB: 1 BB: 1 P: 17 | R: 0 H: 1 E: 0 K: 1 S: 9 | H: 1 LOB: 1 BB: 0 P: 9 | | R: 1 H: 2 E: 0 K: 3 S: 15 | H: 2 LOB: 1 BB: 0 P: 20 | 1B: 5 2B: 1 3B: 0 HR: 2 | SF: 0 SAC: 0 DP: 4 HBP: 0 | WP: 0 PB: 0 SB: 0 CS: 0 | PA: 41 | | | | |
| PITCHER | IP | WLS | BF | H | R | ER | SO | BB | IBB | HBP | BLK | WP | HR | S | P | ERA | WHIP | | | | | | | | | | |
| 22 Sandy Alcantara, R ERA: 4.83 | 5.0 | | 22 | 4 | 3 | 3 | 5 | 6 | 0 | 0 | 0 | 0 | 0 | 52 | 97 | 5.40 | 2.000 | | | | | | | | | | |
| 39 Tyler Kinley, R ERA: 6.06 | 0.0 | | 2 | 0 | 1 | 1 | 0 | 2 | 0 | 0 | 0 | 0 | 0 | 5 | 13 | - | - | | | | | | | | | | |
| 70 Nick Anderson, R ERA: 4.8 | 1.0 | | 4 | 1 | 0 | 0 | 0 | 1 | 0 | 0 | 0 | 0 | 0 | 11 | 21 | 0.00 | 2.000 | | | | | | | | | | |
| 71 Drew Steckenrider, R ERA: 6.28 | 1.0 | | 4 | 0 | 0 | 0 | 0 | 1 | 0 | 0 | 0 | 0 | 0 | 10 | 17 | 0.00 | 1.000 | | | | | | | | | | |
| 61 Adam Conley, L ERA: 6.39 | 1.0 | W | 4 | 1 | 0 | 0 | 1 | 0 | 0 | 0 | 0 | 0 | 0 | 9 | 9 | 0.00 | 1.000 | | | | | | | | | | |

| | |
|-----|----|
| AB | 30 |
| R | 6 |
| H | 6 |
| RBI | 6 |
| BB | 6 |
| SO | 7 |
| LOB | 11 |

| | |
|-----|----|
| AB | 31 |
| R | 5 |
| H | 8 |
| RBI | 5 |
| BB | 10 |
| SO | 9 |
| LOB | 22 |



| Batter | 1 | 2 | 3 | 4 | 5 | 6 | 7 | 8 | 9 | AB | R | H | RBI | BB | SO | LOB | TOP |
|---|---|---|---------------------------------------|---|---------------------------------------|---|---------------------------------------|---|--------------------------------------|--|----------------------------------|--------------------------|----------------------------------|--------|----|-----|---|
| 21 Curtis Granderson, L OBP: 0.277, SLG: 0.365 | F7 | | E7 14 2B | | E9 2B | | K | | G3 | 5 | 1 | 1 | 0 | 0 | 1 | 1 | Miami Marlins @ Chicago Cubs Wrigley Field, Chicago, IL Tue May 07 2019, 7:07 PM - 10:16 PM CDT Att: 35,274 - Overcast - 41 F |
| 14 Martin Prado, R OBP: 0.316, SLG: 0.382 37 Austin Brice, R 61 Adam Conley, L | G6-3 38 15 1B | | 2H 38 1B 2B | | L8 | | G6-3 | | | 4 | 1 | 2 | 1 | 0 | 0 | 1 | |
| 15 Brian Anderson, R OBP: 0.331, SLG: 0.328 | G6-3 38 1B | | K2-3 | | P4 | | K | | | 4 | 0 | 1 | 0 | 0 | 2 | 2 | |
| 38 Jorge Alfaro, R OBP: 0.340, SLG: 0.436 | G6-3 | | 2H 13 FC5-4 1B | | G3 | | K | | | 4 | 0 | 1 | 1 | 0 | 1 | 3 | |
| 13 Starlin Castro, R OBP: 0.267, SLG: 0.289 | F8 | | 1-2 FC5-4 1B | | 19 FC4-6 1B | | G6-3 | | | 4 | 0 | 1 | 0 | 0 | 0 | 3 | |
| 19 Miguel Rojas, R OBP: 0.356, SLG: 0.321 | F9 | | 1-2 79 F7 1B | | 55 1B FC4-6 | | K | | | 4 | 0 | 1 | 0 | 0 | 1 | 1 | |
| 55 Jon Berti, R OBP: 0.324, SLG: 0.324 | G5-3 | | 1B | | 1B | | K | | | 4 | 0 | 1 | 0 | 0 | 2 | 1 | |
| 79 Isaac Galloway, R OBP: 0.154, SLG: 0.173 | K | | F7 | | K | | K | | | 4 | 0 | 0 | 0 | 0 | 3 | 3 | |
| 31 Caleb Smith, R OBP: 0.071, SLG: 0.071 18 Neil Walker, S | K | | K2-3 | | G1-3 | | 1B | | | 3 | 0 | 0 | 0 | 0 | 2 | 3 | |
| | | | | | | | | | | 1 | 0 | 1 | 0 | 0 | 0 | 0 |  |
| Inning Stats | R: 0 H: 2 E: 0 K: 0 S: 12 | H: 2 R: 0 ER: 0 LOB: 2 BB: 0 P: 22 | R: 2 H: 2 E: 1 K: 2 S: 14 | H: 2 R: 0 ER: 1 LOB: 1 BB: 0 P: 22 | R: 0 H: 1 E: 0 K: 2 S: 10 | H: 1 R: 0 ER: 1 LOB: 2 BB: 0 P: 16 | R: 0 H: 2 E: 0 K: 1 S: 15 | H: 0 R: 0 ER: 0 LOB: 0 BB: 0 P: 16 | R: 0 H: 1 E: 0 K: 2 S: 8 | H: 0 R: 0 ER: 0 LOB: 1 BB: 0 P: 9 | 1B: 7 2B: 2 3B: 0 HR: 0 | SF: 0 DP: 0 HBP: 0 | WP: 0 PB: 0 SB: 0 CS: 0 | PA: 37 | | | |
| PITCHER | IP WLS BF H R ER SO BB IBB HBP BLK WP HR S P ERA WHIP | | | | | | | | | | | | | | | | |
| 34 Jon Lester, L ERA: 1.41 | 6.0 27 8 2 0 6 0 0 0 0 0 0 70 109 0.00 1.333 | | | | | | | | | | | | | | | | |
| 20 Brandon Kintzler, R ERA: 2.16 | 1.0 3 0 0 0 2 0 0 0 0 0 0 10 16 0.00 0.000 | | | | | | | | | | | | | | | | |
| 29 Brad Brach, R ERA: 2.4 | 1.0 3 0 0 0 2 0 0 0 0 0 0 9 15 0.00 0.000 | | | | | | | | | | | | | | | | |
| 41 Steve Cishek, R ERA: 3.38 | 1.0 W 4 1 0 0 2 0 0 0 0 0 0 8 9 0.00 1.000 | | | | | | | | | | | | | | | | |

| Batter | 1 | 2 | 3 | 4 | 5 | 6 | 7 | 8 | 9 | AB | R | H | RBI | BB | SO | LOB | BOTTOM | |
|---|---|---|---------------------------------------|---|--------------------------------------|---|--------------------------------------|---|---------------------------------------|---|---------------------------------------|---|---------------------------------------|---|----------------------------------|--------------------------|---|----------------------------------|
| 5 Albert Almora Jr., R OBP: 0.298, SLG: 0.352 | F9 | | HR | | 1B | | P4 | | FC6-2 17 HR | 5 | 2 | 2 | 1 | 0 | 0 | 3 | Miami Marlins @ Chicago Cubs Wrigley Field, Chicago, IL Tue May 07 2019, 7:07 PM - 10:16 PM CDT Att: 35,274 - Overcast - 41 F | |
| 17 Kris Bryant, R OBP: 0.381, SLG: 0.508 | SF8 9 3B | | K | | F8 | | G5-3 | | HR | 5 | 2 | 2 | 3 | 0 | 1 | 2 | | |
| 44 Anthony Rizzo, L OBP: 0.373, SLG: 0.537 | 40 1B BB | | K | | G3 | | K | | | 3 | 0 | 0 | 0 | 1 | 2 | 2 | | |
| 9 Javier Báez, R OBP: 0.356, SLG: 0.657 | SF8 3-H | | K | | 1B | | 2B | | | 3 | 0 | 2 | 1 | 0 | 1 | 0 | | |
| 40 Wilson Contreras, R OBP: 0.442, SLG: 0.656 | 1B | | K | | K | | IBB | | | 3 | 0 | 1 | 0 | 1 | 2 | 0 | | |
| 13 David Bote, R OBP: 0.347, SLG: 0.451 | K | | K | | G5-3 | | G4-3 | | | 4 | 0 | 0 | 0 | 0 | 2 | 4 | | |
| 22 Jason Heyward, L OBP: 0.407, SLG: 0.480 | K | | F7 | | K | | K | | SH1-4 3 5 FC6-2 BB | 3 | 0 | 0 | 0 | 1 | 2 | 0 | | |
| 12 Kyle Schwarber, L OBP: 0.327, SLG: 0.398 | K | | 34 FC1-6 BB | | K | | K | | FC6-2 5 3 SH1-4 HR | 2 | 1 | 0 | 0 | 1 | 2 | 0 | | |
| 34 Jon Lester, L OBP: 0.500, SLG: 0.600 20 Brandon Kintzler, R 2 Mark Zagunis, R 29 Brad Brach, R 41 Steve Cishek, R 3 Daniel Descalso, L | F9 | | FC1-6 5 1B | | BB | | BB | | SH1-4 1-2 2-3 | 2 | 0 | 0 | 0 | 0 | 0 | 1 |  | |
| Inning Stats | R: 1 H: 2 E: 0 K: 1 S: 14 | H: 0 R: 0 ER: 0 LOB: 0 BB: 1 P: 22 | R: 1 H: 1 E: 0 K: 3 S: 15 | H: 1 R: 0 ER: 0 LOB: 0 BB: 0 P: 24 | R: 0 H: 0 E: 0 K: 2 S: 8 | H: 0 R: 0 ER: 0 LOB: 0 BB: 1 P: 11 | R: 0 H: 1 E: 0 K: 1 S: 7 | H: 1 R: 0 ER: 0 LOB: 1 BB: 1 P: 12 | R: 0 H: 0 E: 0 K: 2 S: 11 | H: 0 R: 0 ER: 0 LOB: 1 BB: 1 P: 17 | R: 0 H: 1 E: 0 K: 1 S: 13 | H: 1 R: 0 ER: 0 LOB: 2 BB: 1 P: 23 | R: 3 H: 1 E: 0 K: 0 S: 10 | H: 1 R: 0 ER: 0 LOB: 0 BB: 1 P: 20 | 1B: 3 2B: 1 3B: 1 HR: 2 | SF: 1 DP: 0 HBP: 1 | | WP: 0 PB: 0 SB: 0 CS: 0 |
| PITCHER | IP WLS BF H R ER SO BB IBB HBP BLK WP HR S P ERA WHIP | | | | | | | | | | | | | | | | | |
| 31 Caleb Smith, L ERA: 2.11 | 6.2 27 8 2 2 11 3 0 0 0 0 0 72 112 2.70 1.200 | | | | | | | | | | | | | | | | | |
| 37 Austin Brice, R ERA: 1.98 | 1.1 6 1 0 0 1 0 1 0 0 0 0 15 26 0.00 0.750 | | | | | | | | | | | | | | | | | |
| 61 Adam Conley, L ERA: 8.1 | 0.2 L 5 1 3 3 0 1 0 1 0 0 0 1 10 20 40.50 3.000 | | | | | | | | | | | | | | | | | |

| Batter | 1 | 2 | 3 | 4 | 5 | 6 | 7 | 8 | 9 | 10 | 11 | AB | R | H | RBI | BB | SO | LOB | TOP | | | | | | | | | | |
|---|--|-----------------------------------|------------------------------|----------------------------------|-----------------------------------|-------------------------------------|------------------------------|--|---|---|---|--|--|--|--|----------------------------------|---------------------------------|-----------------------------------|-----------------------------------|-------------------------------------|---|------------------------------------|--|----------------|--|-------------------------------|------------------------------------|----------------------------------|--------------------------------|
| 21 Curtis Granderson, L OBP: 0.265, SLG: 0.347 | E1 FC3-6 15B | | K | | L3-6 | | | F7 | | L5 | | 5 | 1 | 0 | 0 | 0 | 1 | 2 | | | | | | | | | | | |
| 15 Brian Anderson, R OBP: 0.327, SLG: 0.323 | | | G5-3 | | | | | G1-3 | | | K | 5 | 0 | 1 | 0 | 0 | 2 | 0 | | | | | | | | | | | |
| 18 Neil Walker, S OBP: 0.389, SLG: 0.433 | | | | | | | | | | | K | 4 | 0 | 2 | 0 | 0 | 1 | 2 | | | | | | | | | | | |
| 79 Isaac Galloway, R OBP: 0.151, SLG: 0.170 | | | | | | | | | | | K | 1 | 1 | 0 | 0 | 0 | 1 | 0 | | | | | | | | | | | |
| 38 Jorge Alfaro, R OBP: 0.324, SLG: 0.414 | | | | | | | | | | | K | 5 | 0 | 0 | 0 | 0 | 1 | 4 | | | | | | | | | | | |
| 13 Starlin Castro, R OBP: 0.280, SLG: 0.302 | | | | | | | | | | | L8 | 4 | 0 | 3 | 1 | 0 | 1 | 1 | | | | | | | | | | | |
| 19 Miguel Rojas, R OBP: 0.310, SLG: 0.310 | | | | | | | | | | | L8 | 4 | 0 | 0 | 1 | 0 | 0 | 4 | | | | | | | | | | | |
| 45 Peter O'Brien, R OBP: 0.256, SLG: 0.282 | | | | | | | | | | | L8 | 4 | 0 | 1 | 0 | 0 | 0 | 2 | | | | | | | | | | | |
| 5 Rosell Herrera, S OBP: 0.253, SLG: 0.232 | | | | | | | | | | | L8 | 3 | 0 | 1 | 0 | 0 | 1 | 0 | | | | | | | | | | | |
| 62 José Ureña, R OBP: 0.308, SLG: 0.400 | | | | | | | | | | | L8 | 2 | 0 | 0 | 0 | 0 | 1 | 2 | | | | | | | | | | | |
| 14 Martín Prado, R OBP: 0.300, SLG: 0.379 | | | | | | | | | | | L8 | 1 | 0 | 0 | 0 | 0 | 0 | 0 | | | | | | | | | | | |
| 55 Jon Berti, R OBP: 0.348, SLG: 0.409 | | | | | | | | | | | L8 | 1 | 0 | 0 | 0 | 0 | 0 | 1 | | | | | | | | | | | |
| 70 Nick Anderson, R OBP: 0.151, SLG: 0.170 | | | | | | | | | | | L8 | 0 | 0 | 0 | 0 | 0 | 0 | 0 | | | | | | | | | | | |
| 74 José Quijada, L OBP: 0.151, SLG: 0.170 | | | | | | | | | | | L8 | 0 | 0 | 0 | 0 | 0 | 0 | 0 | | | | | | | | | | | |
| Inning Stats | R: 1 E: 1 K: 1 S: 13 | H: 2 LOB: 2 BB: 0 P: 15 | R: 0 E: 0 K: 1 S: 9 | H: 0 LOB: 0 BB: 0 P: 11 | R: 0 E: 0 K: 1 S: 8 | H: 0 LOB: 0 BB: 0 P: 12 | R: 0 E: 0 K: 1 S: 5 | H: 1 LOB: 0 BB: 0 P: 6 | R: 0 E: 0 K: 2 S: 14 | H: 1 LOB: 1 BB: 0 P: 19 | R: 0 E: 0 K: 0 S: 12 | H: 0 LOB: 0 BB: 0 P: 15 | R: 0 E: 0 K: 0 S: 4 | H: 0 LOB: 0 BB: 0 P: 6 | R: 1 E: 0 K: 0 S: 13 | H: 2 LOB: 2 BB: 0 P: 18 | R: 0 E: 0 K: 0 S: 8 | H: 1 LOB: 0 BB: 0 P: 12 | R: 0 E: 0 K: 0 S: 7 | H: 0 LOB: 0 BB: 0 P: 10 | 1B: 7 2B: 2 3B: 0 HR: 0 | SF: 0 SAC: 0 DP: 3 HBP: 1 | WP: 1 PB: 0 SB: 0 CS: 0 | PA: 40 | | | | | |
| PITCHER | IP ERA WLS BF H R ER SO BB IBB HBP BLK WP HR S P ERA WHIP | 28 Kyle Hendricks, R ERA: 3.19 | 56 Kyle Ryan, L ERA: 3.55 | 41 Steve Cishek, R ERA: 3.18 | 32 Tyler Chatwood, R ERA: 3.86 | 6 Carl Edwards Jr., R ERA: 14.73 | PITCHER | IP ERA WLS BF H R ER SO BB IBB HBP BLK WP HR S P ERA WHIP | 22 Jason Heyward, L OBP: 0.398, SLG: 0.495 | 17 Kris Bryant, R OBP: 0.384, SLG: 0.500 | 44 Anthony Rizzo, L OBP: 0.377, SLG: 0.535 | 9 Javier Báez, R OBP: 0.353, SLG: 0.646 | 40 Wilton Contreras, R OBP: 0.435, SLG: 0.646 | 13 David Bote, R OBP: 0.333, SLG: 0.430 | 12 Kyle Schwarber, L OBP: 0.338, SLG: 0.400 | 56 Kyle Ryan, L ERA: 3.55 | 41 Steve Cishek, R ERA: 3.18 | 32 Tyler Chatwood, R ERA: 3.86 | 3 Daniel Descalso, L ERA: 3.86 | 6 Carl Edwards Jr., R ERA: 14.73 | 27 Addison Russell, R OBP: 0.333, SLG: 0.430 | 28 Kyle Hendricks, R ERA: 3.19 | 5 Albert Almora Jr., R OBP: 0.292, SLG: 0.344 | PITCHER | IP ERA WLS BF H R ER SO BB IBB HBP BLK WP HR S P ERA WHIP | 62 José Ureña, R ERA: 4.82 | 56 Tayron Guerrero, R ERA: 3.45 | 70 Nick Anderson, R ERA: 4.32 | 74 José Quijada, L ERA: 9.0 |

Miami Marlins @ Chicago Cubs
Wrigley Field, Chicago, IL
Wed May 08 2019, 6:37 PM - 9:36 PM CDT
Att: 37,241 - Cloudy - 60 F

AB 39
R 2
H 8
RBI 2
BB 0
SO 9
LOB 18



| Batter | 1 | 2 | 3 | 4 | 5 | 6 | 7 | 8 | 9 | 10 | 11 | AB | R | H | RBI | BB | SO | LOB | BOTTOM | | | | | | | |
|--|--|----------------------------------|------------------------------------|----------------------------------|--------------------------------|----------------------------------|--|---|---|---|--|--|--|--|------------------------------|---------------------------------|-----------------------------------|-----------------------------------|-------------------------------------|---|-----------------------------------|--|----------------------------------|------------------------------------|----------------------------------|--------|
| 22 Jason Heyward, L OBP: 0.398, SLG: 0.495 | L8 | | F7 | | G4-3 | | | K | | | HR | 5 | 1 | 1 | 1 | 0 | 1 | 0 | | | | | | | | |
| 17 Kris Bryant, R OBP: 0.384, SLG: 0.500 | | | | | | | | G5-3 | | | | 2 | 1 | 0 | 0 | 2 | 0 | 0 | | | | | | | | |
| 44 Anthony Rizzo, L OBP: 0.377, SLG: 0.535 | | | | | | | | | | | | 4 | 1 | 2 | 0 | 0 | 0 | 0 | | | | | | | | |
| 9 Javier Báez, R OBP: 0.353, SLG: 0.646 | | | | | | | | | | | | 4 | 0 | 1 | 1 | 0 | 1 | 2 | | | | | | | | |
| 40 Wilton Contreras, R OBP: 0.435, SLG: 0.646 | | | | | | | | | | | | 4 | 0 | 1 | 0 | 0 | 1 | 2 | | | | | | | | |
| 13 David Bote, R OBP: 0.333, SLG: 0.430 | | | | | | | | | | | | 4 | 0 | 0 | 0 | 0 | 1 | 2 | | | | | | | | |
| 12 Kyle Schwarber, L OBP: 0.338, SLG: 0.400 | | | | | | | | | | | | 2 | 0 | 1 | 0 | 1 | 0 | 0 | | | | | | | | |
| 56 Kyle Ryan, L ERA: 3.55 | | | | | | | | | | | | 0 | 0 | 0 | 0 | 0 | 0 | 0 | | | | | | | | |
| 41 Steve Cishek, R ERA: 3.18 | | | | | | | | | | | | 0 | 0 | 0 | 0 | 0 | 0 | 0 | | | | | | | | |
| 32 Tyler Chatwood, R ERA: 3.86 | | | | | | | | | | | | 1 | 0 | 0 | 0 | 0 | 0 | 0 | | | | | | | | |
| 3 Daniel Descalso, L ERA: 3.86 | | | | | | | | | | | | 0 | 0 | 0 | 0 | 0 | 0 | 0 | | | | | | | | |
| 6 Carl Edwards Jr., R ERA: 14.73 | | | | | | | | | | | | 0 | 0 | 0 | 0 | 0 | 0 | 0 | | | | | | | | |
| 27 Addison Russell, R OBP: 0.333, SLG: 0.430 | | | | | | | | | | | | 3 | 0 | 0 | 0 | 1 | 1 | 3 | | | | | | | | |
| 28 Kyle Hendricks, R ERA: 3.19 | | | | | | | | | | | | 2 | 0 | 0 | 0 | 0 | 1 | 0 | | | | | | | | |
| 5 Albert Almora Jr., R OBP: 0.292, SLG: 0.344 | | | | | | | | | | | | 2 | 0 | 0 | 0 | 0 | 0 | 1 | | | | | | | | |
| Inning Stats | R: 0 E: 0 K: 0 S: 6 | H: 1 LOB: 1 BB: 1 P: 13 | R: 0 E: 0 K: 0 S: 7 | H: 1 LOB: 0 BB: 0 P: 11 | R: 0 E: 0 K: 1 S: 9 | H: 0 LOB: 0 BB: 0 P: 15 | R: 2 E: 0 K: 0 S: 16 | H: 2 LOB: 2 BB: 2 P: 25 | R: 0 E: 0 K: 1 S: 8 | H: 0 LOB: 0 BB: 0 P: 13 | R: 0 E: 0 K: 1 S: 13 | H: 1 LOB: 0 BB: 0 P: 20 | R: 0 E: 0 K: 0 S: 6 | H: 0 LOB: 0 BB: 0 P: 8 | R: 0 E: 0 K: 1 S: 7 | H: 0 LOB: 0 BB: 0 P: 7 | R: 0 E: 0 K: 0 S: 6 | H: 0 LOB: 0 BB: 0 P: 10 | R: 0 E: 0 K: 1 S: 8 | H: 1 LOB: 1 BB: 1 P: 17 | R: 1 E: 0 K: 0 S: 4 | H: 1 LOB: 0 BB: 0 P: 5 | 1B: 5 2B: 0 3B: 0 HR: 1 | SF: 0 SAC: 0 DP: 2 HBP: 0 | WP: 0 PB: 1 SB: 0 CS: 1 | PA: 37 |
| PITCHER | IP ERA WLS BF H R ER SO BB IBB HBP BLK WP HR S P ERA WHIP | 62 José Ureña, R ERA: 4.82 | 56 Tayron Guerrero, R ERA: 3.45 | 70 Nick Anderson, R ERA: 4.32 | 74 José Quijada, L ERA: 9.0 | PITCHER | IP ERA WLS BF H R ER SO BB IBB HBP BLK WP HR S P ERA WHIP | 22 Jason Heyward, L OBP: 0.398, SLG: 0.495 | 17 Kris Bryant, R OBP: 0.384, SLG: 0.500 | 44 Anthony Rizzo, L OBP: 0.377, SLG: 0.535 | 9 Javier Báez, R OBP: 0.353, SLG: 0.646 | 40 Wilton Contreras, R OBP: 0.435, SLG: 0.646 | 13 David Bote, R OBP: 0.333, SLG: 0.430 | 12 Kyle Schwarber, L OBP: 0.338, SLG: 0.400 | 56 Kyle Ryan, L ERA: 3.55 | 41 Steve Cishek, R ERA: 3.18 | 32 Tyler Chatwood, R ERA: 3.86 | 3 Daniel Descalso, L ERA: 3.86 | 6 Carl Edwards Jr., R ERA: 14.73 | 27 Addison Russell, R OBP: 0.333, SLG: 0.430 | 28 Kyle Hendricks, R ERA: 3.19 | 5 Albert Almora Jr., R OBP: 0.292, SLG: 0.344 | | | | |

Miami Marlins @ Chicago Cubs
Wrigley Field, Chicago, IL
Wed May 08 2019, 6:37 PM - 9:36 PM CDT
Att: 37,241 - Cloudy - 60 F


AB 33
R 3
H 6
RBI 2
BB 4
SO 6
LOB 10



| Batter | 1 | 2 | 3 | 4 | 5 | 6 | 7 | 8 | 9 | AB | R | H | RBI | BB | SO | LOB | TOP | | | |
|---|---|----------------------------------|---------------------------------------|----------------------------------|---------------------------------------|----------------------------------|---------------------------------------|----------------------------------|--------------------------------------|----------------------------------|--------------------------------------|---------------------------------|---------------------------------------|----------------------------------|---------------------------------------|----------------------------------|----------------------------------|------------------------------------|----------------------------------|--------|
| 19 Miguel Rojas, R OBP: 0.305, SLG: 0.300 | | | | | | | | | | 4 | 0 | 0 | 0 | 1 | 1 | 3 | | | | |
| 14 Martín Prado, R OBP: 0.300, SLG: 0.362 | | | | | | | | | | 4 | 0 | 0 | 0 | 0 | 0 | 2 | | | | |
| 15 Brian Anderson, R OBP: 0.325, SLG: 0.316 | | | | | | | | | | 3 | 0 | 0 | 0 | 1 | 2 | 0 | | | | |
| 18 Neil Walker, S OBP: 0.279, SLG: 0.446 | | | | | | | | | | 2 | 0 | 1 | 0 | 2 | 1 | 3 | | | | |
| 13 Starlin Castro, R OBP: 0.279, SLG: 0.301 | | | | | | | | | | 4 | 0 | 1 | 0 | 0 | 1 | 2 | | | | |
| 45 Peter O'Brien, R OBP: 0.255, SLG: 0.262 | | | | | | | | | | 3 | 1 | 0 | 0 | 1 | 2 | 3 | | | | |
| 17 Chad Wallach, R OBP: 0.349, SLG: 0.351 | | | | | | | | | | 3 | 0 | 1 | 0 | 1 | 1 | 2 | | | | |
| 5 Rosell Herrera, S OBP: 0.269, SLG: 0.239 | | | | | | | | | | 2 | 0 | 1 | 1 | 1 | 1 | 1 | | | | |
| 20 Wei-Yin Chen, R OBP: 0.330, SLG: 0.372 | | | | | | | | | | 0 | 0 | 0 | 0 | 0 | 0 | 0 | | | | |
| 39 Tyler Kinley, R OBP: 0.321, SLG: 0.410 | | | | | | | | | | 1 | 0 | 0 | 0 | 0 | 0 | 1 | | | | |
| 36 Trevor Richards, R OBP: 0.154, SLG: 0.083 | | | | | | | | | | 1 | 0 | 0 | 0 | 1 | 1 | 1 | | | | |
| 55 Jon Berti, R OBP: 0.333, SLG: 0.300 | | | | | | | | | | 2 | 0 | 0 | 0 | 0 | 0 | 1 | | | | |
| Inning Stats | R: 0 H: 0 E: 0 K: 2 S: 8 | H: 0 LOB: 0 BB: 0 P: 15 | R: 0 H: 0 E: 0 K: 2 S: 12 | H: 0 LOB: 1 BB: 1 P: 21 | R: 0 H: 0 E: 0 K: 2 S: 16 | H: 0 LOB: 3 BB: 3 P: 33 | R: 1 H: 1 E: 0 K: 1 S: 14 | H: 1 LOB: 2 BB: 2 P: 28 | R: 0 H: 1 E: 0 K: 1 S: 9 | H: 1 LOB: 1 BB: 0 P: 13 | R: 0 H: 0 E: 0 K: 0 S: 5 | H: 0 LOB: 0 BB: 0 P: 7 | R: 0 H: 1 E: 0 K: 0 S: 10 | H: 1 LOB: 1 BB: 1 P: 18 | R: 0 H: 0 E: 0 K: 0 S: 12 | H: 0 LOB: 1 BB: 1 P: 22 | 1B: 3 2B: 1 3B: 0 HR: 0 | SF: 0 SAC: 0 DP: 1 HBP: 0 | WP: 1 PB: 0 SB: 4 CS: 0 | PA: 37 |
| PITCHER | IP WLS BF H R ER SO BB IBB HBP BLK WP HR S P ERA WHIP | | | | | | | | | | | | | | | | | | | |
| 11 Yu Darvish, R ERA: 5.4 | 4.0 | W | 19 | 1 | 1 | 1 | 7 | 6 | 0 | 0 | 0 | 0 | 1 | 0 | 50 | 97 | 2.25 | 1.750 | | |
| 38 Mike Montgomery, L ERA: 5.87 | 5.0 | W | 18 | 3 | 0 | 0 | 3 | 2 | 0 | 0 | 0 | 0 | 0 | 0 | 44 | 71 | 0.00 | 1.000 | | |

Miami Marlins @ Chicago Cubs
Wrigley Field, Chicago, IL
Thu May 09 2019, 1:23 PM - 4:20 PM CDT
Att: 32,301 - Cloudy - 65 F


AB 29
R 1
H 4
RBI 1
BB 8
SO 10
LOB 19

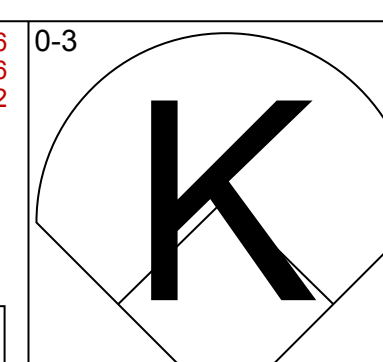
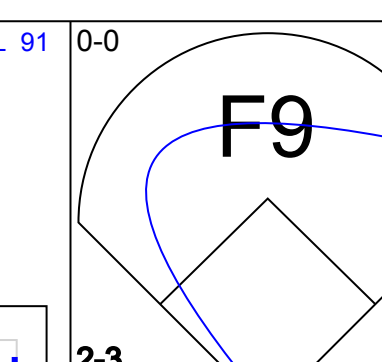
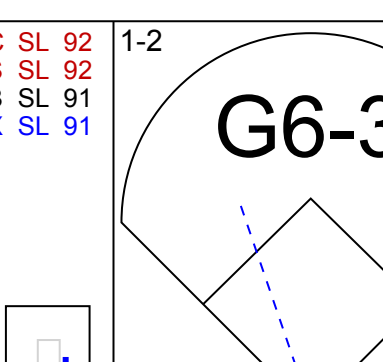
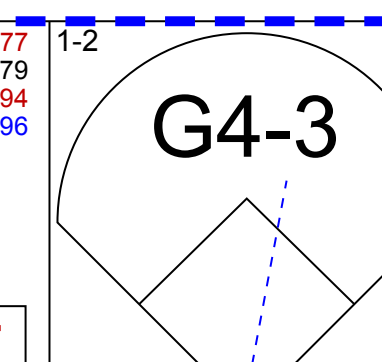
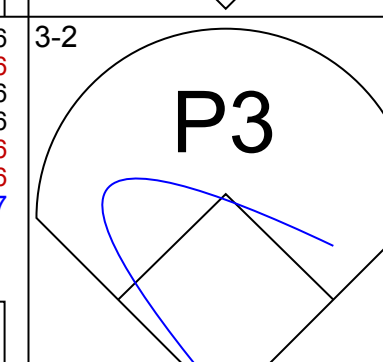
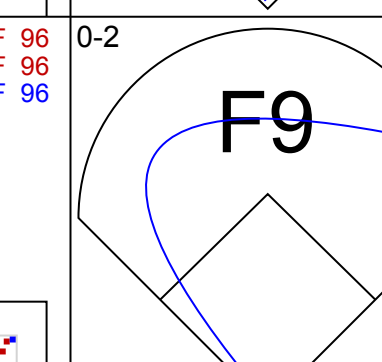
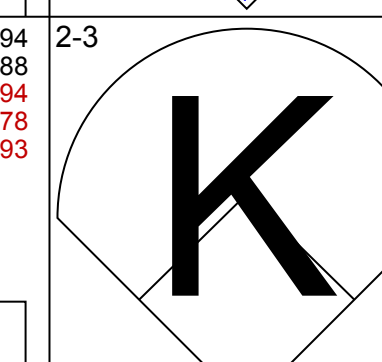
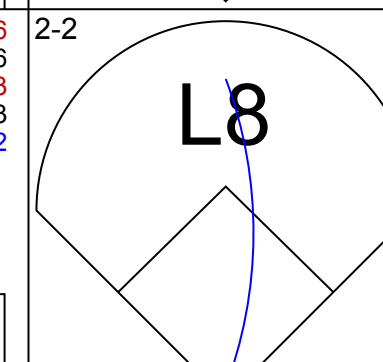
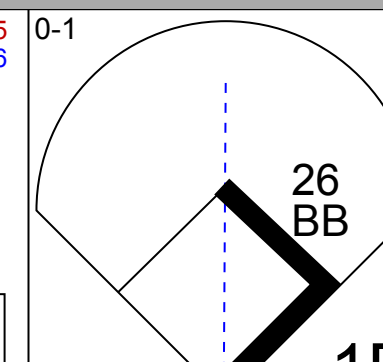
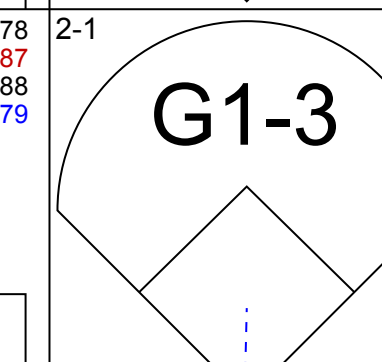
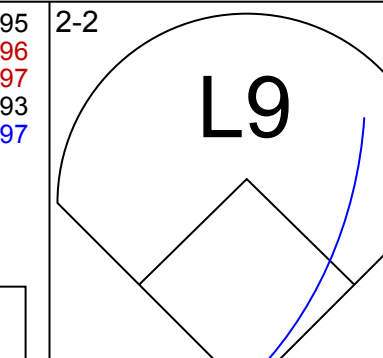
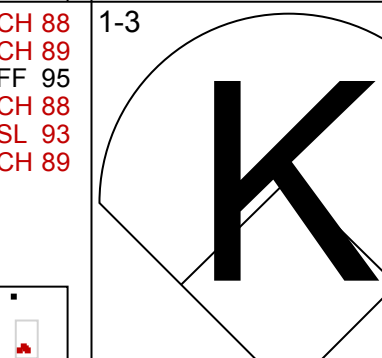
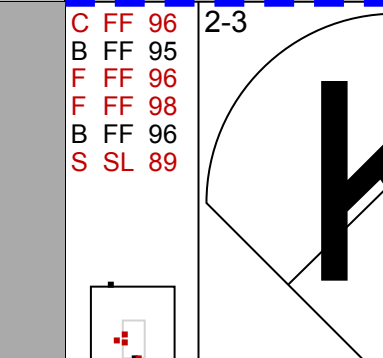
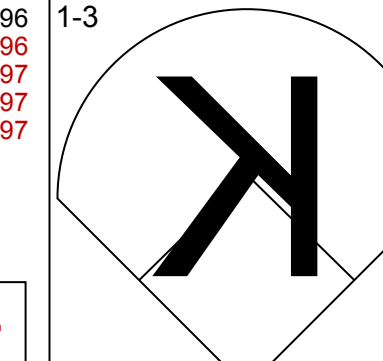
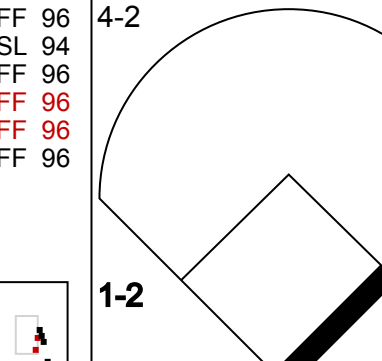
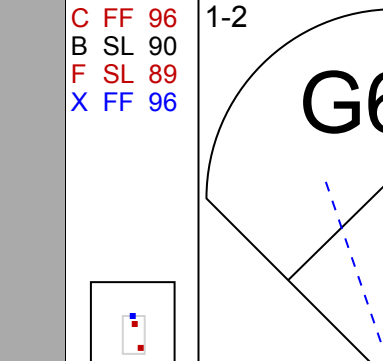
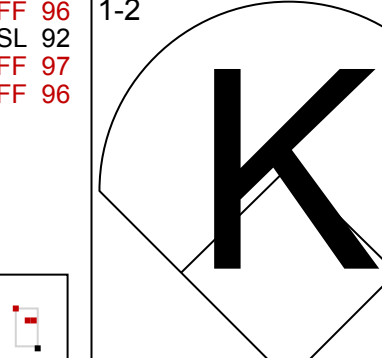
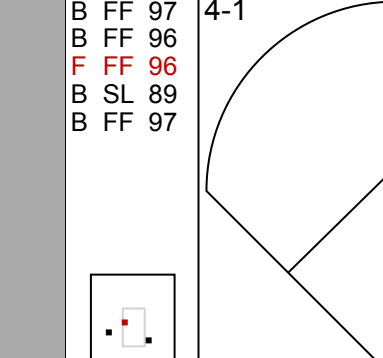
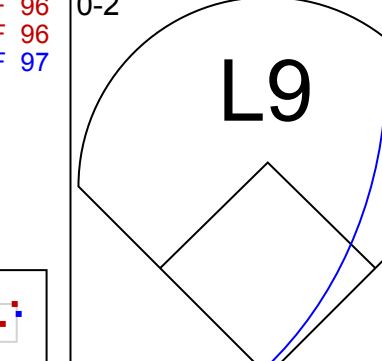
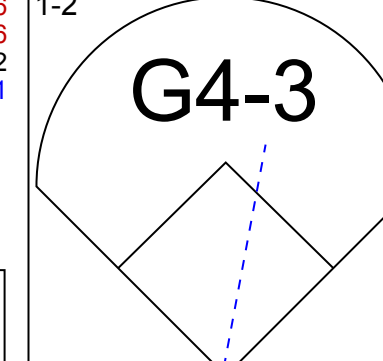
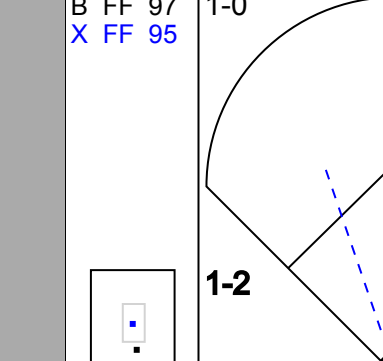
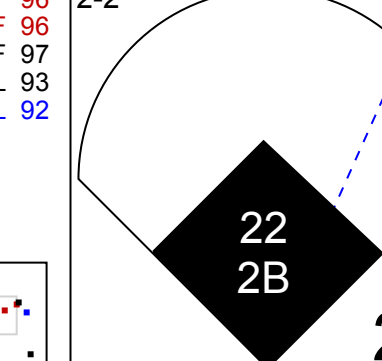
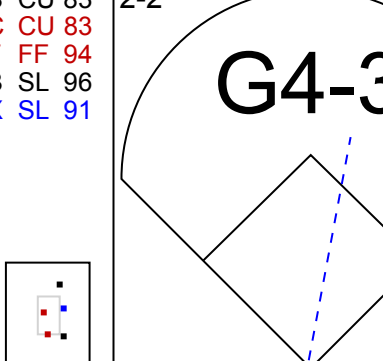
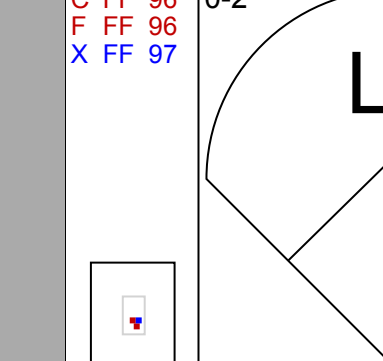
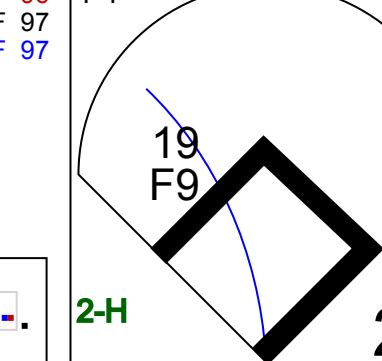
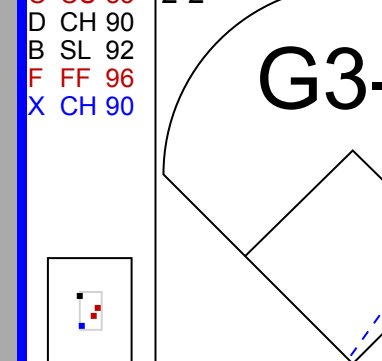
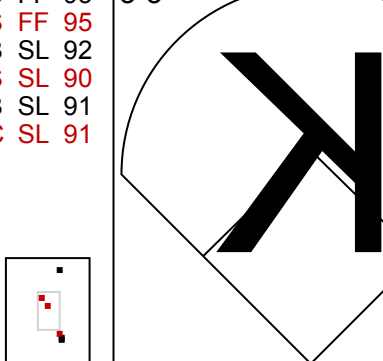
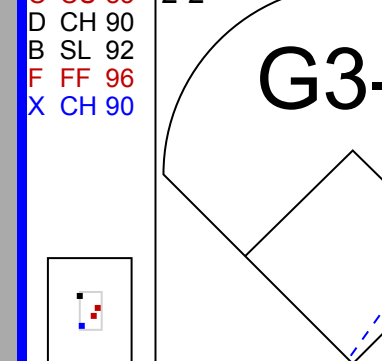
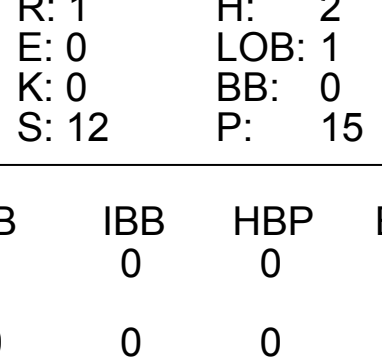


| Batter | 1 | 2 | 3 | 4 | 5 | 6 | 7 | 8 | 9 | AB | R | H | RBI | BB | SO | LOB | BOTTOM | | | |
|--|---|----------------------------------|---------------------------------------|----------------------------------|--------------------------------------|----------------------------------|---------------------------------------|----------------------------------|---------------------------------------|----------------------------------|--------------------------------------|---------------------------------|---------------------------------------|----------------------------------|--------------------------------------|----------------------------------|----------------------------------|------------------------------------|----------------------------------|--------|
| 22 Jason Heyward, L OBP: 0.394, SLG: 0.486 | | | | | | | | | | 4 | 0 | 1 | 0 | 0 | 0 | 0 | | | | |
| 17 Kris Bryant, R OBP: 0.394, SLG: 0.524 | | | | | | | | | | 2 | 2 | 1 | 1 | 2 | 0 | 1 | | | | |
| 44 Anthony Rizzo, L OBP: 0.380, SLG: 0.557 | | | | | | | | | | 4 | 1 | 2 | 2 | 0 | 2 | 0 | | | | |
| 9 Javier Báez, R OBP: 0.357, SLG: 0.639 | | | | | | | | | | 3 | 1 | 1 | 0 | 1 | 1 | 2 | | | | |
| 12 Kyle Schwarber, L OBP: 0.333, SLG: 0.394 | | | | | | | | | | 4 | 0 | 1 | 0 | 0 | 0 | 3 | | | | |
| 5 Albert Almora Jr., R OBP: 0.290, SLG: 0.340 | | | | | | | | | | 4 | 0 | 1 | 1 | 0 | 0 | 1 | | | | |
| 13 David Bote, R OBP: 0.320, SLG: 0.411 | | | | | | | | | | 4 | 0 | 0 | 0 | 0 | 2 | 2 | | | | |
| 53 Taylor Davis, R OBP: 0.308, SLG: 0.455 | | | | | | | | | | 3 | 0 | 1 | 0 | 1 | 1 | 0 | | | | |
| 11 Yu Darvish, R ERA: 4.46 | 5.0 | L | 24 | 7 | 4 | 4 | 6 | 2 | 0 | 0 | 0 | 0 | 0 | 0 | 23 | 32 | 0.00 | 1.000 | | |
| 20 Wei-Yin Chen, L ERA: 9.69 | 2.0 | | 8 | 1 | 0 | 0 | 1 | 1 | 0 | 0 | 0 | 0 | 0 | 0 | 9 | 14 | 0.00 | 1.000 | | |
| 39 Tyler Kinley, R ERA: 5.71 | 1.0 | | 4 | 0 | 0 | 0 | 1 | 1 | 0 | 0 | 0 | 0 | 0 | 0 | 9 | 14 | 0.00 | 1.000 | | |
| Inning Stats | R: 2 H: 3 E: 0 K: 1 S: 14 | H: 3 LOB: 2 BB: 1 P: 25 | R: 0 H: 1 E: 0 K: 1 S: 11 | H: 1 LOB: 0 BB: 0 P: 15 | R: 0 H: 0 E: 0 K: 2 S: 9 | H: 0 LOB: 0 BB: 0 P: 15 | R: 0 H: 1 E: 0 K: 2 S: 13 | H: 1 LOB: 1 BB: 0 P: 18 | R: 2 H: 2 E: 0 K: 0 S: 13 | H: 2 LOB: 1 BB: 1 P: 21 | R: 0 H: 0 E: 0 K: 1 S: 8 | H: 0 LOB: 0 BB: 0 P: 9 | R: 0 H: 1 E: 0 K: 0 S: 15 | H: 1 LOB: 2 BB: 1 P: 23 | R: 0 H: 0 E: 0 K: 1 S: 9 | H: 0 LOB: 1 BB: 1 P: 14 | 1B: 6 2B: 0 3B: 0 HR: 2 | SF: 0 SAC: 0 DP: 0 HBP: 0 | WP: 0 PB: 0 SB: 0 CS: 0 | PA: 36 |
| PITCHER | IP WLS BF H R ER SO BB IBB HBP BLK WP HR S P ERA WHIP | | | | | | | | | | | | | | | | | | | |

Miami Marlins @ Chicago Cubs
Wrigley Field, Chicago, IL
Thu May 09 2019, 1:23 PM - 4:20 PM CDT
Att: 32,301 - Cloudy - 65 F

AB 32
R 4
H 8
RBI 4
BB 4
SO 8
LOB 11

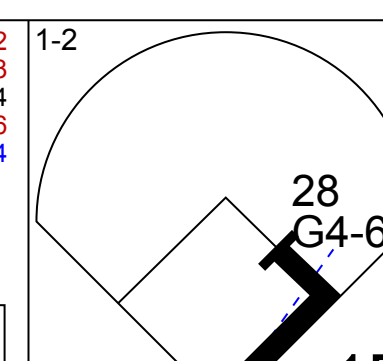
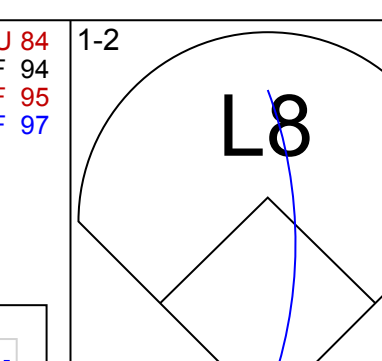
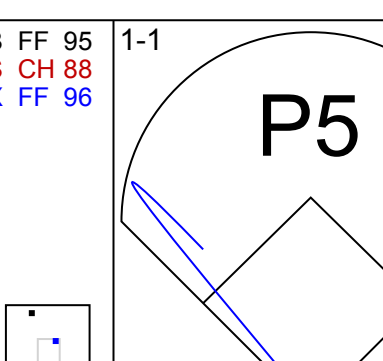
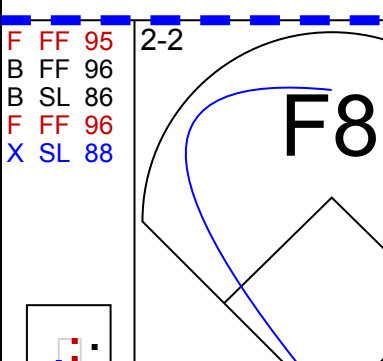
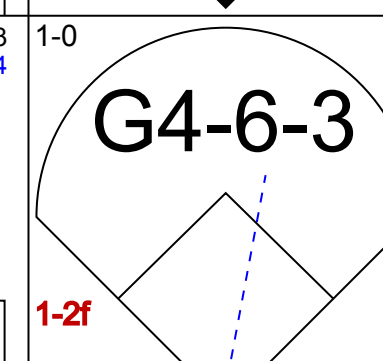
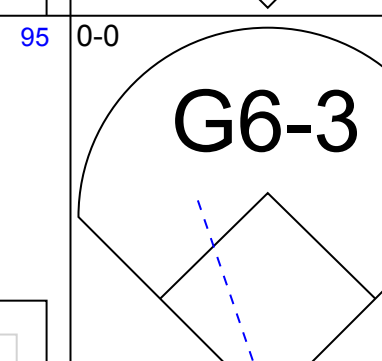
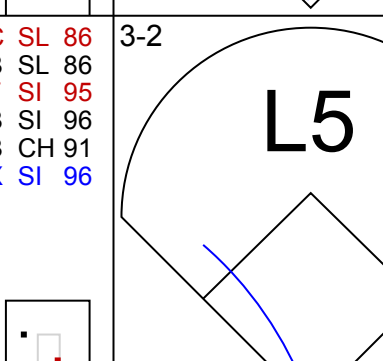
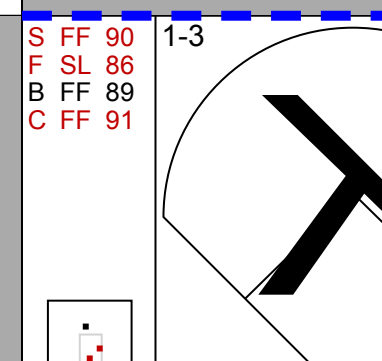
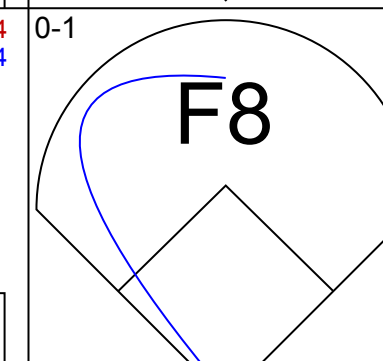
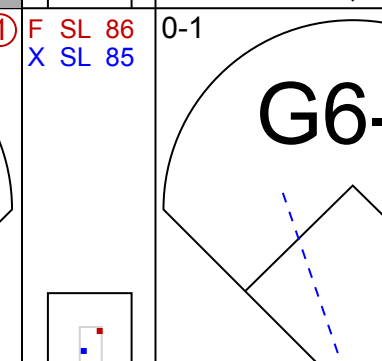

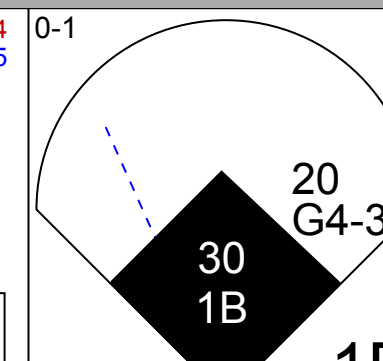

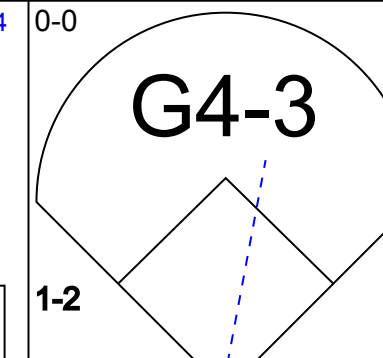
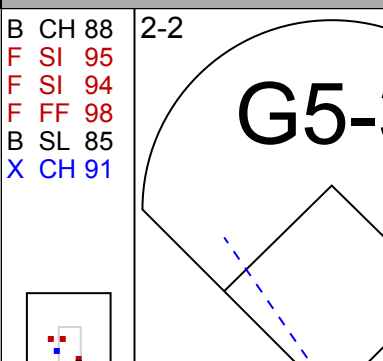
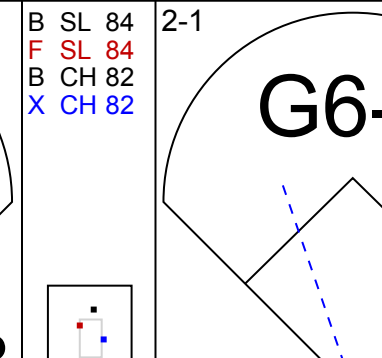
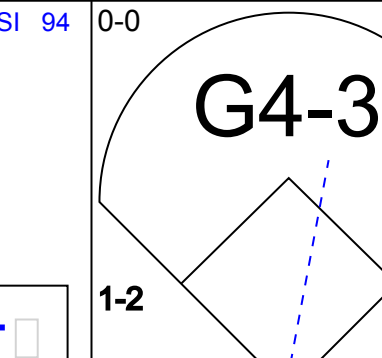

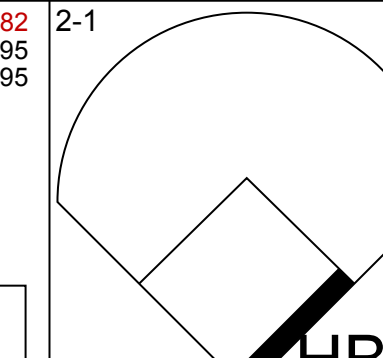
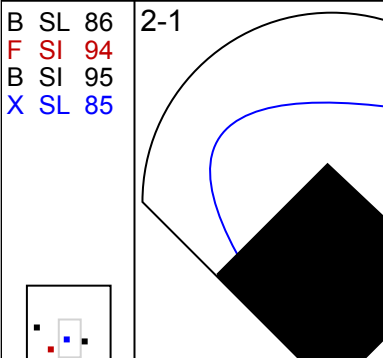
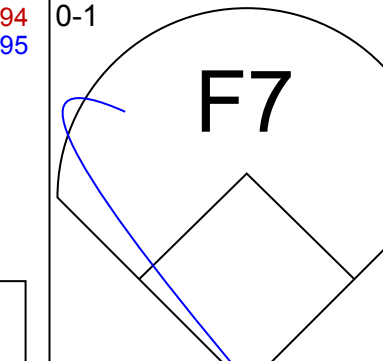
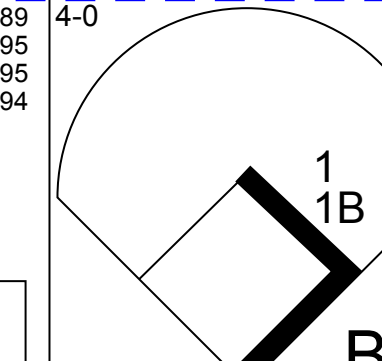
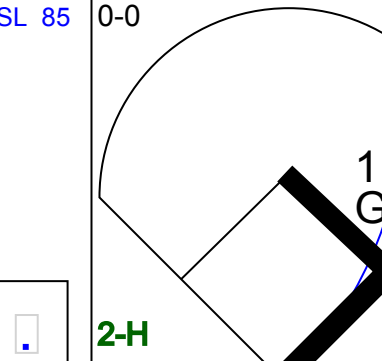
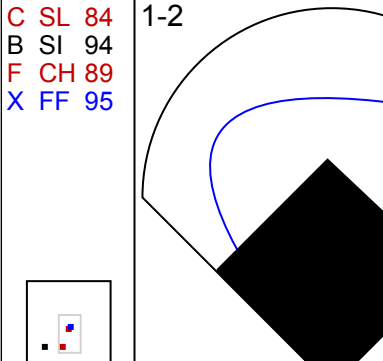
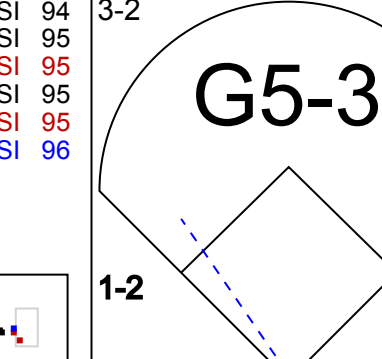
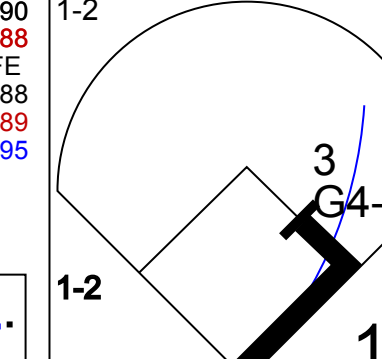
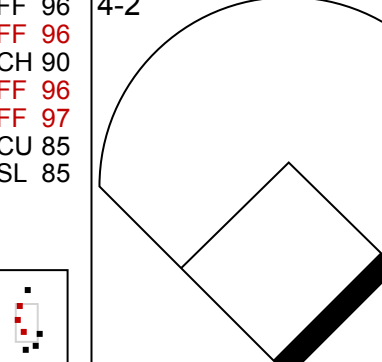
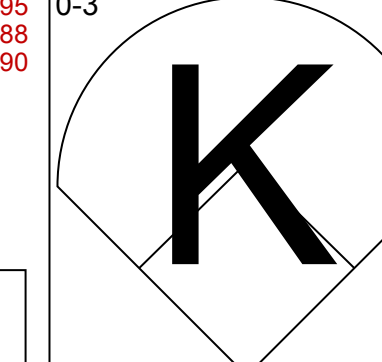
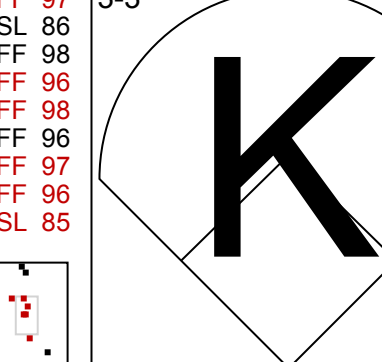
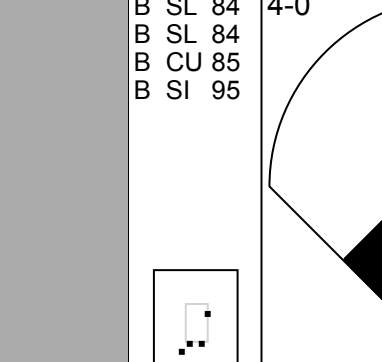
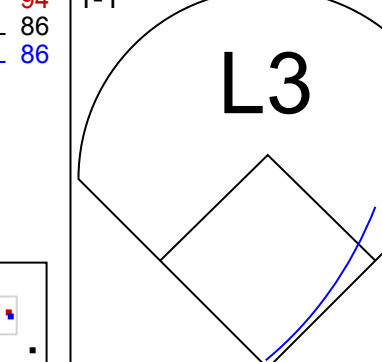
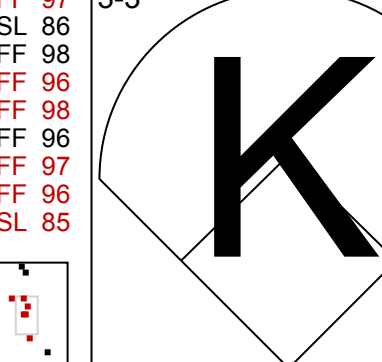
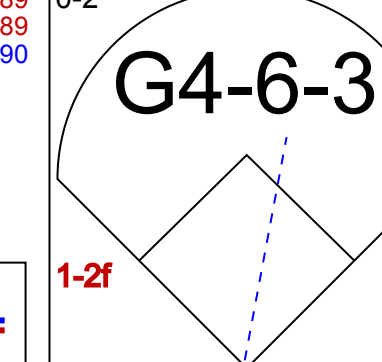
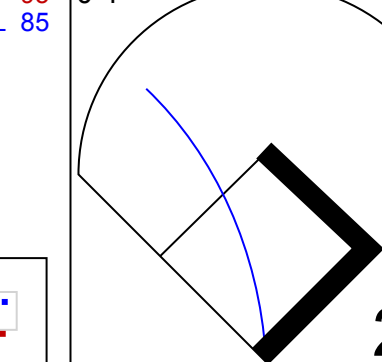
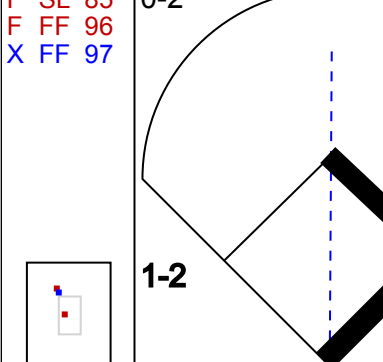
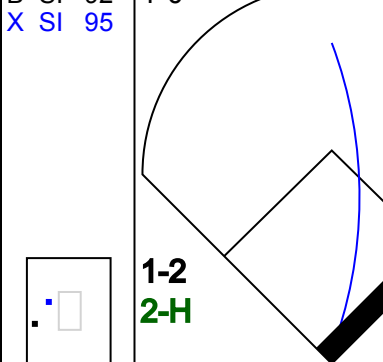


| Batter | 1 | 2 | 3 | 4 | 5 | 6 | 7 | 8 | 9 | AB | R | H | RBI | BB | SO | LOB | TOP | | | | | |
|---|---|---|--|---|--|----------------------------------|-------------------------------|---|------------------------------|----------------------------------|-------------------------------|----------------------------------|-------------------------------|----------------------------------|------------------------------|----------------------------------|-------------------------------|----------------------------------|----------------------------------|------------------------------------|-------------------------|--------|
| 19 Miguel Rojas, R OBP: 0.302, SLG: 0.291 |  | |  | |  | | |  | | 4 | 0 | 0 | 0 | 0 | 1 | 1 | | | | | | |
| 15 Brian Anderson, R OBP: 0.313, SLG: 0.306 |  | |  | | | | |  | | 4 | 0 | 0 | 0 | 0 | 2 | 1 | | | | | | |
| 13 Starlin Castro, R OBP: 0.282, SLG: 0.298 |  | | | |  | | |  | | 4 | 0 | 1 | 0 | 0 | 0 | 0 | | | | | | |
| 18 Neil Walker, S OBP: 0.379, SLG: 0.436 | |  | |  | | | |  | | 4 | 0 | 1 | 0 | 0 | 2 | 1 | | | | | | |
| 26 Garrett Cooper, R (1, 9) | |  | |  | | | |  | | 3 | 0 | 0 | 0 | 1 | 2 | 1 | | | | | | |
| 38 Jorge Alfaro, R OBP: 0.308, SLG: 0.383 | | | |  | | | |  | | 3 | 0 | 0 | 0 | 1 | 2 | 2 | | | | | | |
| 47 Harold Ramirez, R OBP: 0.250, SLG: 0.250 | | |  | |  | | |  | | 4 | 0 | 1 | 0 | 0 | 0 | 2 | | | | | | |
| 55 Jon Berti, R OBP: 0.333, SLG: 0.348 | | |  | |  | | |  | | 4 | 1 | 2 | 0 | 0 | 0 | 2 | | | | | | |
| 22 Sandy Alcantara, R OBP: 0.182, SLG: 0.273 | | | | |  | | |  | | 2 | 0 | 1 | 0 | 0 | 1 | 0 | | | | | | |
| 61 Adam Conley, L (6, 1) | | | | |  | | |  | | 0 | 0 | 0 | 0 | 0 | 0 | 0 | | | | | | |
| 21 Curtis Granderson, L OBP: 0.258, SLG: 0.346 | | | | |  | | | | | 0 | 0 | 0 | 0 | 0 | 0 | 0 | | | | | | |
| 20 Wei-Yin Chen, R (7, 1) | | | | | | | | | | 0 | 0 | 0 | 0 | 0 | 0 | 0 | | | | | | |
| 39 Tyler Kinley, R (8, 1) | | | | | | | | | | 0 | 0 | 0 | 0 | 0 | 0 | 0 | | | | | | |
| Inning Stats | R: 0 E: 0 K: 1 S: 10 | H: 0 LOB: 0 BB: 0 P: 15 | R: 0 E: 0 K: 2 S: 11 | H: 0 LOB: 0 BB: 0 P: 14 | R: 1 E: 0 K: 0 S: 12 | H: 2 LOB: 1 BB: 0 P: 15 | R: 0 E: 0 K: 2 S: 15 | H: 1 LOB: 2 BB: 1 P: 22 | R: 0 E: 0 K: 1 S: 9 | H: 0 LOB: 0 BB: 0 P: 15 | R: 0 E: 0 K: 2 S: 10 | H: 1 LOB: 1 BB: 0 P: 10 | R: 0 E: 0 K: 0 S: 11 | H: 1 LOB: 1 BB: 0 P: 15 | R: 0 E: 0 K: 1 S: 8 | H: 0 LOB: 0 BB: 0 P: 13 | R: 0 E: 0 K: 1 S: 12 | H: 1 LOB: 2 BB: 1 P: 20 | 1B: 3 2B: 3 3B: 0 HR: 0 | SF: 0 SAC: 0 DP: 0 HBP: 0 | WP: 0 PB: 0 CS: 0 | PA: 35 |
| PITCHER | IP WLS BF H R ER SO BB IBB HBP BLK WP HR S P ERA WHIP | | | | | | | | | | | | | | | | | | | | | |
| 48 Jacob deGrom, R ERA: 3.26 | 7.0 W 27 5 1 1 8 1 0 0 0 0 0 78 106 1.29 0.857 | | | | | | | | | | | | | | | | | | | | | |
| 67 Seth Lugo, R ERA: 3.0 | 1.0 H 3 0 0 0 1 0 0 0 0 0 0 8 13 0.00 0.000 | | | | | | | | | | | | | | | | | | | | | |
| 39 Edwin Diaz, R ERA: 2.3 | 1.0 S 5 1 0 0 1 1 0 0 0 0 0 12 20 0.00 2.000 | | | | | | | | | | | | | | | | | | | | | |

Miami Marlins @ New York Mets
Citi Field, Flushing, NY
Sat May 11 2019, 7:11 PM - 9:52 PM EDT
Att: 32,501 - Cloudy - 66 F

AB 33
R 1
H 6
RBI 1
BB 2
SO 10
LOB 11



| Batter | 1 | 2 | 3 | 4 | 5 | 6 | 7 | 8 | 9 | AB | R | H | RBI | BB | SO | LOB | BOTTOM | | | |
|--|---|---------------------------------|---|---|--|---|-------------------------------|---|------------------------------|----------------------------------|-------------------------------|----------------------------------|------------------------------|----------------------------------|-------------------------------|----------------------------------|----------------------------------|------------------------------------|-------------------------|--------|
| 6 Jeff McNeil, L OBP: 0.440, SLG: 0.496 |  | |  | |  |  | | | | 4 | 0 | 1 | 0 | 0 | 0 | 3 | | | | |
| 22 Dominic Smith, L OBP: 0.447, SLG: 0.387 |  | |  | |  | | |  | | 4 | 0 | 0 | 0 | 0 | 1 | 2 | | | | |
| 28 J.D. Davis, R OBP: 0.357, SLG: 0.425 |  | | | | | | |  | | 4 | 0 | 0 | 0 | 0 | 0 | 0 | | | | |
| 21 Todd Frazier, R OBP: 0.160, SLG: 0.265 |  | | | | | | |  | | 4 | 1 | 1 | 0 | 0 | 0 | 0 | | | | |
| 24 Robinson Cano, L OBP: 0.315, SLG: 0.399 |  | | |  | |  | |  | | 3 | 1 | 1 | 1 | 0 | 0 | 1 | | | | |
| 20 Pete Alonso, R OBP: 0.358, SLG: 0.590 | | | |  | | | |  | | 0 | 0 | 0 | 0 | 0 | 0 | 0 | | | | |
| 67 Seth Lugo, R (8, 1) | | | |  | | | |  | | 0 | 0 | 0 | 0 | 0 | 0 | 0 | | | | |
| 39 Edwin Diaz, R (9, 1) | | | |  | | | |  | | 0 | 0 | 0 | 0 | 0 | 0 | 0 | | | | |
| 30 Michael Conforto, L OBP: 0.412, SLG: 0.519 | | | |  | | | |  | | 3 | 1 | 2 | 2 | 1 | 0 | 1 | | | | |
| 1 Amed Rosario, R OBP: 0.316, SLG: 0.424 | | | |  | | | |  | | 4 | 0 | 1 | 0 | 0 | 0 | 2 | | | | |
| 9 Brandon Nimmo, L OBP: 0.348, SLG: 0.330 | | | |  | | | |  | | 2 | 1 | 0 | 0 | 2 | 1 | 3 | | | | |
| 23 Keon Broxton, R OBP: 0.220, SLG: 0.174 | | | |  | | | |  | | 0 | 0 | 0 | 0 | 0 | 0 | 0 | | | | |
| 3 Tomás Nido, R OBP: 0.227, SLG: 0.409 | | |  | |  | | |  | | 4 | 0 | 1 | 0 | 0 | 1 | 4 | | | | |
| 4B Jacob deGrom, L OBP: 0.250, SLG: 0.500 | | | | |  | | |  | | 3 | 0 | 2 | 1 | 0 | 0 | 0 | | | | |
| 12 Juan Lagares, R OBP: 0.278, SLG: 0.323 | | | | | | | |  | | 0 | 0 | 0 | 0 | 0 | 0 | 0 | | | | |
| Inning Stats | R: 0 E: 0 K: 0 S: 7 | H: 1 LOB: 0 BB: 0 P: 9 | R: 0 E: 0 K: 0 S: 8 | H: 0 LOB: 1 BB: 0 P: 13 | R: 0 E: 0 K: 0 S: 8 | H: 1 LOB: 1 BB: 0 P: 10 | R: 1 E: 0 K: 1 S: 16 | H: 2 LOB: 2 BB: 1 P: 26 | R: 0 E: 0 K: 0 S: 8 | H: 0 LOB: 0 BB: 0 P: 12 | R: 3 E: 0 K: 0 S: 20 | H: 4 LOB: 2 BB: 1 P: 33 | R: 0 E: 0 K: 1 S: 7 | H: 0 LOB: 0 BB: 0 P: 10 | R: 0 E: 0 K: 1 S: 10 | H: 1 LOB: 1 BB: 1 P: 15 | 1B: 6 2B: 1 3B: 0 HR: 2 | SF: 0 SAC: 0 DP: 2 HBP: 1 | WP: 0 PB: 0 CS: 0 | PA: 35 |
| PITCHER | IP WLS BF H R ER SO BB IBB HBP BLK WP HR S P ERA WHIP | | | | | | | | | | | | | | | | | | | |
| 22 Sandy Alcantara, R ERA: 5.11 | 5.2 L 27 8 4 4 1 0 2 0 0 0 0 0 3 5 0.00 0.000 | | | | | | | | | | | | | | | | | | | |
| 61 Adam Conley, L ERA: 7.5 | 0.1 1 0 0 0 0 0 0 0 0 0 0 3 5 0.00 0.000 | | | | | | | | | | | | | | | | | | | |
| 20 Wei-Yin Chen, L ERA: 9.0 | 1.0 3 0 0 0 1 0 0 0 0 0 0 7 10 0.00 0.000 | | | | | | | | | | | | | | | | | | | |
| 39 Tyler Kinley, R ERA: 5.4 | 1.0 4 1 0 0 1 1 0 0 0 0 0 10 15 0.00 2.000 | | | | | | | | | | | | | | | | | | | |

Miami Marlins @ New York Mets
Citi Field, Flushing, NY
Sat May 11 2019, 7:11 PM - 9:52 PM EDT
Att: 32,501 - Cloudy - 66 F

AB 31
R 4
H 9
RBI 4
BB 3
SO 3
LOB 16



| Batter | 1 | 2 | 3 | 4 | 5 | 6 | 7 | 8 | 9 | AB | R | H | RBI | BB | SO | LOB | TOP | | | | | | | | | | |
|--|-------------------------------|----------------------------------|-------------------------------|----------------------------------|------------------------------|---------------------------------|------------------------------|----------------------------------|------------------------------|----------------------------------|-------------------------------|----------------------------------|-------------------------------|----------------------------------|------------------------------|----------------------------------|------------------------------|----------------------------------|----------------------------------|------------------------------------|----------------------------------|--------|--|--|--|--|--|
| 17 Austin Meadows, L OBP: 0.426, SLG: 0.697 | F8 | G4-3 | | | F8 | | 29 1B, 26 CS, BB | | | 3 | 0 | 0 | 0 | 1 | 0 | 3 | | | | | | | | | | | |
| 29 Tommy Pham, R OBP: 0.399, SLG: 0.428 | K | | L8 | | F8 | | 1B | | | 4 | 0 | 1 | 0 | 0 | 1 | 2 | | | | | | | | | | | |
| 26 Ji Man Choi, L OBP: 0.352, SLG: 0.423 | 1B | G4-3 | | | G3-1 | | CS | K | | 4 | 0 | 1 | 0 | 0 | 1 | 2 | | | | | | | | | | | |
| 8 Brandon Lowe, L OBP: 0.336, SLG: 0.533 | 1B | | F7 | | F7 | | | K | | 4 | 0 | 1 | 0 | 0 | 1 | 0 | | | | | | | | | | | |
| 2 Yandy Diaz, R OBP: 0.355, SLG: 0.531 28 Daniel Robertson, R OBP: 0.269, SLG: 0.299 | G5-3 | | G3-1 | | 1B, 39 G1-3 | | | K | | 3 | 0 | 1 | 0 | 0 | 0 | 2 | | | | | | | | | | | |
| 39 Kevin Kiermaier, L OBP: 0.286, SLG: 0.371 | F7 | | K | | G1-3 | | | G6-3 | | 4 | 0 | 0 | 0 | 0 | 1 | 1 | | | | | | | | | | | |
| 1 Willy Adames, R OBP: 0.319, SLG: 0.333 | | 2B, BB | | | G6-3 | | | | | 2 | 1 | 1 | 0 | 2 | 0 | 0 | | | | | | | | | | | |
| Anthony Bemboom, L OBP: 0.400, SLG: 0.600 37 Travis d'Arnaud, R OBP: 0.139, SLG: 0.061 | | 11 F8, 1-H, 2B | | | 29 F8, 54 HBP | | | K | L3 | 2 | 0 | 2 | 1 | 0 | 0 | 0 | | | | | | | | | | | |
| 65 Ryne Stanek, R 11 Andrew Velazquez, S 66 Jalen Beeks, L 64 Guillermo Barreto, R 56 Adam Kolarek, L 15 Emilio Pagán, R 46 José Alvarado, L 82 Chaz Roe, R 83 Diego Castillo, R | F8 | | | | | | | K | | 1 | 0 | 0 | 0 | 0 | 0 | 0 | | | | | | | | | | | |
| Inning Stats | R: 0 E: 0 K: 1 S: 12 | H: 2 LOB: 2 BB: 0 P: 23 | R: 1 E: 0 K: 0 S: 11 | H: 1 LOB: 1 BB: 1 P: 19 | R: 0 E: 0 K: 0 S: 3 | H: 0 LOB: 0 BB: 0 P: 5 | R: 0 E: 0 K: 1 S: 7 | H: 0 LOB: 0 BB: 0 P: 11 | R: 0 E: 0 K: 0 S: 9 | H: 1 LOB: 2 BB: 0 P: 12 | R: 0 E: 0 K: 0 S: 10 | H: 2 LOB: 2 BB: 0 P: 14 | R: 0 E: 0 K: 2 S: 12 | H: 1 LOB: 1 BB: 1 P: 22 | R: 0 E: 0 K: 3 S: 9 | H: 0 LOB: 0 BB: 0 P: 13 | R: 0 E: 0 K: 0 S: 7 | H: 0 LOB: 0 BB: 1 P: 12 | 1B: 6 2B: 2 3B: 0 HR: 0 | SF: 0 SAC: 0 DP: 1 HBP: 1 | WP: 0 PB: 0 SB: 0 CS: 1 | PA: 36 | | | | | |
| PITCHER | IP | WLS | BF | H | R | ER | SO | BB | IBB | HBP | BLK | WP | HR | S | P | ERA | WHIP | | | | | | | | | | |
| 62 José Ureña, R ERA: 4.44 | 6.0 | L | 25 | 6 | 1 | 1 | 2 | 1 | 0 | 1 | 0 | 0 | 0 | 52 | 84 | 1.50 | 1.167 | | | | | | | | | | |
| 70 Nick Anderson, R ERA: 4.0 | 0.2 | | 4 | 1 | 0 | 0 | 2 | 1 | 0 | 0 | 0 | 0 | 0 | 11 | 18 | 0.00 | 3.000 | | | | | | | | | | |
| 61 Adam Conley, L ERA: 7.04 | 1.2 | | 4 | 0 | 0 | 0 | 3 | 0 | 0 | 0 | 0 | 0 | 0 | 13 | 21 | 0.00 | 0.000 | | | | | | | | | | |
| 56 Tayron Guerrero, R ERA: 3.12 | 0.2 | | 2 | 0 | 0 | 0 | 0 | 1 | 0 | 0 | 0 | 0 | 0 | 4 | 8 | 0.00 | 1.500 | | | | | | | | | | |

Tampa Bay Rays @ Miami Marlins
Marlins Park, Miami, FL
Wed May 15 2019, 7:12 PM - 10:17 PM EDT
Att: 5,947 - Roof Closed - 77 F

AB 31
R 1
H 7
RBI 1
BB 3
SO 7
LOB 12



| Batter | 1 | 2 | 3 | 4 | 5 | 6 | 7 | 8 | 9 | AB | R | H | RBI | BB | SO | LOB | BOTTOM | | | | | | | | | | |
|---|------------------------------|----------------------------------|-------------------------------|----------------------------------|------------------------------|---------------------------------|-------------------------------|----------------------------------|------------------------------|----------------------------------|-------------------------------|----------------------------------|------------------------------|----------------------------------|-------------------------------|----------------------------------|------------------------------|----------------------------------|----------------------------------|------------------------------------|----------------------------------|--------|--|--|--|--|--|
| 21 Curtis Granderson, L OBP: 0.271, SLG: 0.348 | 15 FC6-4, BB | | | | B5-3 | | G4-3 | | F8 | 4 | 0 | 1 | 0 | 1 | 0 | 1 | | | | | | | | | | | |
| 15 Brian Anderson, R OBP: 0.308, SLG: 0.296 | FC6-4 | | G6-3 | | 18 1B, BB | | K | | K | 4 | 0 | 0 | 0 | 1 | 2 | 3 | | | | | | | | | | | |
| 18 Neil Walker, S OBP: 0.379, SLG: 0.431 | K | | F9 | | | | G4-3 | | | 4 | 0 | 1 | 0 | 0 | 1 | 2 | | | | | | | | | | | |
| 13 Starlin Castro, R OBP: 0.275, SLG: 0.289 | L8 | | P3 | | G4-3 | | | F9 | | 4 | 0 | 0 | 0 | 0 | 0 | 3 | | | | | | | | | | | |
| 26 Garrett Cooper, R OBP: 0.250, SLG: 0.118 | 19 G3, 19 PB, 1B | | | | 19 1B | | 38 2B, BB | | K | 3 | 0 | 2 | 0 | 1 | 1 | 0 | | | | | | | | | | | |
| 38 Jorge Alfaro, R OBP: 0.306, SLG: 0.395 | K | | P4 | | | | | 55 BLK, 2B | | 4 | 0 | 2 | 0 | 0 | 1 | 2 | | | | | | | | | | | |
| 19 Miguel Rojas, R OBP: 0.299, SLG: 0.288 55 Jon Bertt, R OBP: 0.317, SLG: 0.327 | G3 | | | | | | K | P3 | | 2 | 0 | 1 | 0 | 0 | 0 | 1 | | | | | | | | | | | |
| 5 Rosell Herrera, S OBP: 0.267, SLG: 0.231 | K | | | | | | | | P3 | 2 | 0 | 0 | 0 | 0 | 1 | 3 | | | | | | | | | | | |
| 62 José Ureña, R 14 Martín Prado, R 70 Nick Anderson, R 61 Adam Conley, L 56 Tayron Guerrero, R 47 Harold Ramirez, R | K | | | | | | | | | 4 | 0 | 0 | 0 | 0 | 3 | 5 | | | | | | | | | | | |
| 62 José Ureña, R 14 Martín Prado, R 70 Nick Anderson, R 61 Adam Conley, L 56 Tayron Guerrero, R 47 Harold Ramirez, R | K | | | | | | | | | 2 | 0 | 0 | 0 | 0 | 2 | 0 | | | | | | | | | | | |
| Inning Stats | R: 0 E: 0 K: 1 S: 7 | H: 0 LOB: 1 BB: 1 P: 13 | R: 0 E: 0 K: 2 S: 13 | H: 1 LOB: 1 BB: 0 P: 17 | R: 0 E: 0 K: 1 S: 7 | H: 1 LOB: 1 BB: 0 P: 9 | R: 0 E: 0 K: 1 S: 14 | H: 2 LOB: 2 BB: 0 P: 21 | R: 0 E: 0 K: 1 S: 9 | H: 1 LOB: 2 BB: 1 P: 15 | R: 0 E: 0 K: 2 S: 17 | H: 1 LOB: 0 BB: 1 P: 25 | R: 0 E: 0 K: 1 S: 6 | H: 0 LOB: 0 BB: 0 P: 10 | R: 0 E: 0 K: 1 S: 13 | H: 1 LOB: 1 BB: 0 P: 19 | R: 0 E: 0 K: 2 S: 8 | H: 0 LOB: 1 BB: 1 P: 20 | 1B: 4 2B: 3 3B: 0 HR: 0 | SF: 0 SAC: 0 DP: 0 HBP: 0 | WP: 0 PB: 1 SB: 0 CS: 0 | PA: 38 | | | | | |
| PITCHER | IP | WLS | BF | H | R | ER | SO | BB | IBB | HBP | BLK | WP | HR | S | P | ERA | WHIP | | | | | | | | | | |
| 55 Ryne Stanek, R ERA: 2.45 | 1.0 | | 4 | 0 | 0 | 0 | 1 | 1 | 0 | 0 | 0 | 0 | 0 | 34 | 47 | 0.00 | 1.000 | | | | | | | | | | |
| 66 Jalen Beeks, L ERA: 2.25 | 3.0 | W | 13 | 4 | 0 | 0 | 4 | 0 | 0 | 0 | 0 | 0 | 0 | 34 | 47 | 0.00 | 1.333 | | | | | | | | | | |
| 56 Adam Kolarek, L ERA: 3.21 | 0.2 | H | 2 | 0 | 0 | 0 | 1 | 0 | 0 | 0 | 0 | 0 | 0 | 5 | 5 | 0.00 | 0.000 | | | | | | | | | | |
| 15 Emilio Pagán, R ERA: 0.71 | 1.1 | H | 8 | 2 | 0 | 0 | 2 | 2 | 0 | 0 | 0 | 0 | 0 | 21 | 35 | 0.00 | 3.000 | | | | | | | | | | |
| 46 José Alvarado, L ERA: 1.04 | 1.1 | H | 4 | 0 | 0 | 0 | 1 | 0 | 0 | 0 | 0 | 0 | 0 | 9 | 16 | 0.00 | 0.000 | | | | | | | | | | |
| PITCHER | IP | WLS | BF | H | R | ER | SO | BB | IBB | HBP | BLK | WP | HR | S | P | ERA | WHIP | | | | | | | | | | |
| 52 Chaz Roe, R ERA: 2.63 | 0.2 | | 3 | 1 | 0 | 0 | 2 | 1 | 0 | 0 | 0 | 0 | 0 | 8 | 20 | 0.00 | 1.000 | | | | | | | | | | |
| 63 Diego Castillo, R ERA: 1.57 | 1.0 | S | 4 | 0 | 0 | 0 | 2 | 1 | 0 | 0 | 0 | 0 | 0 | 8 | 20 | 0.00 | 1.000 | | | | | | | | | | |

Tampa Bay Rays @ Miami Marlins
Marlins Park, Miami, FL
Wed May 15 2019, 7:12 PM - 10:17 PM EDT
Att: 5,947 - Roof Closed - 77 F

AB 34
R 0
H 7
RBI 0
BB 4
SO 12
LOB 22



| Batter | 1 | 2 | 3 | 4 | 5 | 6 | 7 | 8 | 9 | AB | R | H | RBI | BB | SO | LOB | TOP | | | | | | | | | | |
|---|---------------------------------------|----------------------------------|---------------------------------------|----------------------------------|--------------------------------------|---------------------------------|--------------------------------------|---------------------------------|--------------------------------------|----------------------------------|---------------------------------------|----------------------------------|--------------------------------------|---------------------------------|--------------------------------------|---------------------------------|---------------------------------------|----------------------------------|----------------------------------|------------------------------------|----------------------------------|--------|--|--|--|--|--|
| 6 Jeff McNeil, L OBP: 0.440, SLG: 0.483 | | | | | | | | | | 3 | 0 | 1 | 0 | 1 | 0 | 0 | | | | | | | | | | | |
| 1 Amed Rosario, R OBP: 0.398, SLG: 0.395 | | | | | | | | | | 4 | 0 | 0 | 0 | 0 | 1 | 2 | | | | | | | | | | | |
| 24 Robinson Cano, L OBP: 0.298, SLG: 0.381 | | | | | | | | | | 3 | 0 | 0 | 0 | 0 | 1 | 1 | | | | | | | | | | | |
| 20 Pete Alonso, R OBP: 0.341, SLG: 0.584 | | | | | | | | | | 3 | 0 | 0 | 0 | 0 | 0 | 1 | | | | | | | | | | | |
| 40 Wilson Ramos, R OBP: 0.308, SLG: 0.318 | | | | | | | | | | 3 | 0 | 0 | 0 | 0 | 2 | 0 | | | | | | | | | | | |
| 9 Brandon Nimmo, L OBP: 0.350, SLG: 0.331 | | | | | | | | | | 2 | 0 | 0 | 0 | 1 | 0 | 0 | | | | | | | | | | | |
| 21 Todd Frazier, R OBP: 0.222, SLG: 0.333 | | | | | | | | | | 2 | 0 | 0 | 0 | 1 | 2 | 1 | | | | | | | | | | | |
| 12 Juan Lagares, R OBP: 0.294, SLG: 0.325 | | | | | | | | | | 3 | 0 | 0 | 0 | 0 | 1 | 2 | | | | | | | | | | | |
| 32 Steven Matz, R 49 Tyler Bashlor, R 91 Carlos Gómez, R 65 Robert Gsellman, R 39 Edwin Díaz, R 28 J.D. Davis, R | | | | | | | | | | 1 | 0 | 0 | 0 | 0 | 0 | 0 | | | | | | | | | | | |
| Inning Stats | R: 0 H: 1 E: 0 K: 2 S: 12 | H: 1 LOB: 1 BB: 0 P: 17 | R: 0 H: 0 E: 0 K: 2 S: 12 | H: 0 LOB: 0 BB: 0 P: 18 | R: 0 H: 0 E: 0 K: 0 S: 5 | H: 0 LOB: 0 BB: 0 P: 7 | R: 0 H: 0 E: 0 K: 0 S: 5 | H: 0 LOB: 0 BB: 0 P: 8 | R: 0 H: 0 E: 0 K: 2 S: 9 | H: 0 LOB: 1 BB: 1 P: 17 | R: 0 H: 0 E: 0 K: 1 S: 13 | H: 0 LOB: 0 BB: 0 P: 19 | R: 0 H: 0 E: 0 K: 1 S: 5 | H: 0 LOB: 0 BB: 0 P: 6 | R: 0 H: 0 E: 0 K: 1 S: 5 | H: 0 LOB: 0 BB: 1 P: 9 | R: 0 H: 0 E: 0 K: 1 S: 14 | H: 0 LOB: 0 BB: 0 P: 21 | 1B: 0 2B: 1 3B: 0 HR: 0 | SF: 0 SAC: 0 DP: 2 HBP: 0 | WP: 0 PB: 0 SB: 0 CS: 0 | PA: 29 | | | | | |
| PITCHER | IP | WLS | BF | H | R | ER | SO | BB | IBB | HBP | BLK | WP | HR | S | P | ERA | WHIP | | | | | | | | | | |
| 49 Pablo López, R ERA: 5.06 | 7.0 | W | 23 | 1 | 0 | 0 | 7 | 2 | 0 | 0 | 0 | 0 | 0 | 61 | 92 | 0.00 | 0.429 | | | | | | | | | | |
| 56 Tayron Guerrero, R ERA: 2.59 | 1.1 | H | 4 | 0 | 0 | 0 | 2 | 1 | 0 | 0 | 0 | 0 | 0 | 9 | 15 | 0.00 | 0.750 | | | | | | | | | | |
| 61 Adam Conley, L ERA: 6.48 | 0.2 | S | 2 | 0 | 0 | 0 | 0 | 0 | 0 | 0 | 0 | 0 | 0 | 10 | 15 | 0.00 | 0.000 | | | | | | | | | | |

New York Mets @ Miami Marlins
Marlins Park, Miami, FL
Sat May 18 2019, 4:10 PM - 6:47 PM EDT
Att: 13,474 - Dome - 76 F

AB 26
R 0
H 1
RBI 0
BB 3
SO 9
LOB 7



| Batter | 1 | 2 | 3 | 4 | 5 | 6 | 7 | 8 | 9 | AB | R | H | RBI | BB | SO | LOB | BOTTOM | | | | | | | | | | |
|---|---------------------------------------|----------------------------------|--------------------------------------|----------------------------------|---------------------------------------|----------------------------------|---------------------------------------|----------------------------------|---------------------------------------|----------------------------------|---------------------------------------|----------------------------------|--------------------------------------|----------------------------------|--------------------------------------|----------------------------------|----------------------------------|------------------------------------|----------------------------------|--------|--|--|--|--|--|--|--|
| 55 Jon Berti, R OBP: 0.324, SLG: 0.373 | | | | | | | | | | 3 | 2 | 1 | 1 | 1 | 1 | 3 | | | | | | | | | | | |
| 26 Garrett Cooper, R OBP: 0.286, SLG: 0.167 | | | | | | | | | | 3 | 0 | 0 | 0 | 1 | 1 | 1 | | | | | | | | | | | |
| 5 Rosell Herrera, S OBP: 0.267, SLG: 0.231 | | | | | | | | | | 0 | 0 | 0 | 0 | 0 | 0 | 0 | | | | | | | | | | | |
| 15 Brian Anderson, R OBP: 0.317, SLG: 0.314 | | | | | | | | | | 3 | 0 | 1 | 1 | 1 | 1 | 1 | | | | | | | | | | | |
| 13 Starlin Castro, R OBP: 0.274, SLG: 0.295 | | | | | | | | | | 4 | 0 | 1 | 0 | 0 | 1 | 2 | | | | | | | | | | | |
| 38 Jorge Alfaro, R OBP: 0.315, SLG: 0.425 | | | | | | | | | | 2 | 0 | 1 | 0 | 0 | 1 | 1 | | | | | | | | | | | |
| 17 Chad Wallach, R OBP: 0.326, SLG: 0.325 | | | | | | | | | | 2 | 0 | 0 | 0 | 0 | 0 | 1 | | | | | | | | | | | |
| 14 Martín Prado, R OBP: 0.282, SLG: 0.337 | | | | | | | | | | 4 | 0 | 0 | 0 | 0 | 1 | 1 | | | | | | | | | | | |
| 47 Harold Ramírez, R OBP: 0.267, SLG: 0.214 | | | | | | | | | | 3 | 0 | 0 | 0 | 0 | 2 | 1 | | | | | | | | | | | |
| 19 Miguel Rojas, R OBP: 0.298, SLG: 0.283 | | | | | | | | | | 2 | 0 | 0 | 0 | 1 | 1 | 0 | | | | | | | | | | | |
| 49 Pablo López, L OBP: 0.250, SLG: 0.250 | | | | | | | | | | 2 | 0 | 1 | 0 | 0 | 1 | 0 | | | | | | | | | | | |
| 21 Curtis Granderson, L OBP: 0.259, SLG: 0.345 | | | | | | | | | | 1 | 0 | 0 | 0 | 0 | 0 | 0 | | | | | | | | | | | |
| 56 Tayron Guerrero, R ERA: 1.17 | 1.1 | 5 | 0 | 0 | 0 | 2 | 1 | 0 | 0 | 0 | 0 | 13 | 21 | 0.00 | 0.750 | | | | | | | | | | | | |
| 65 Robert Gsellman, R ERA: 2.63 | 2.0 | 7 | 0 | 0 | 0 | 1 | 1 | 0 | 0 | 0 | 0 | 18 | 31 | 0.00 | 0.500 | | | | | | | | | | | | |
| 39 Edwin Díaz, R ERA: 2.16 | 1.0 | 3 | 0 | 0 | 0 | 1 | 0 | 0 | 0 | 0 | 0 | 7 | 10 | 0.00 | 0.000 | | | | | | | | | | | | |
| Inning Stats | R: 1 H: 2 E: 0 K: 2 S: 17 | H: 2 LOB: 1 BB: 0 P: 26 | R: 0 H: 0 E: 0 K: 1 S: 9 | H: 0 LOB: 0 BB: 0 P: 15 | R: 1 H: 1 E: 0 K: 1 S: 12 | H: 1 LOB: 1 BB: 1 P: 20 | R: 0 H: 2 E: 0 K: 3 S: 19 | H: 2 LOB: 3 BB: 1 P: 23 | R: 0 H: 0 E: 0 K: 1 S: 10 | H: 0 LOB: 0 BB: 1 P: 18 | R: 0 H: 0 E: 0 K: 1 S: 11 | H: 0 LOB: 0 BB: 0 P: 16 | R: 0 H: 0 E: 0 K: 1 S: 7 | H: 0 LOB: 1 BB: 1 P: 15 | R: 0 H: 0 E: 0 K: 1 S: 7 | H: 0 LOB: 0 BB: 0 P: 10 | 1B: 4 2B: 0 3B: 0 HR: 1 | SF: 0 SAC: 0 DP: 0 HBP: 0 | WP: 0 PB: 0 SB: 1 CS: 0 | PA: 33 | | | | | | | |
| PITCHER | IP | WLS | BF | H | R | ER | SO | BB | IBB | HBP | BLK | WP | HR | S | P | ERA | WHIP | | | | | | | | | | |
| 32 Steven Matz, L ERA: 3.96 | 3.2 | L | 18 | 5 | 2 | 2 | 6 | 1 | 1 | 0 | 0 | 0 | 1 | 54 | 81 | 4.91 | 1.636 | | | | | | | | | | |
| 49 Tyler Bashlor, R ERA: 1.17 | 1.1 | 5 | 0 | 0 | 0 | 2 | 1 | 0 | 0 | 0 | 0 | 0 | 0 | 13 | 21 | 0.00 | 0.750 | | | | | | | | | | |
| 65 Robert Gsellman, R ERA: 2.63 | 2.0 | 7 | 0 | 0 | 0 | 1 | 1 | 0 | 0 | 0 | 0 | 0 | 0 | 18 | 31 | 0.00 | 0.500 | | | | | | | | | | |
| 39 Edwin Díaz, R ERA: 2.16 | 1.0 | 3 | 0 | 0 | 0 | 1 | 0 | 0 | 0 | 0 | 0 | 0 | 0 | 7 | 10 | 0.00 | 0.000 | | | | | | | | | | |

New York Mets @ Miami Marlins
Marlins Park, Miami, FL
Sat May 18 2019, 4:10 PM - 6:47 PM EDT
Att: 13,474 - Dome - 76 F


AB 29
R 2
H 5
RBI 2
BB 4
SO 10
LOB 11



| Batter | 1 | 2 | 3 | 4 | 5 | 6 | 7 | 8 | 9 | AB | R | H | RBI | BB | SO | LOB | TOP | | | | | |
|--|--|----------------------------------|------------------------------|---------------------------------|------------------------------|----------------------------------|------------------------------|---------------------------------|------------------------------|---------------------------------|------------------------------|----------------------------------|------------------------------|----------------------------------|------------------------------|----------------------------------|--|----------------------------------|----------------------------------|------------------------------------|----------------------------------|--------|
| 6 Jeff McNeil, L (1,7) OBP: 0.430, SLG: 0.471 | G4-3 | | | L9 | | | P6 | | L7 | 4 | 0 | 0 | 0 | 0 | 0 | 0 | | | | | | |
| 28 J.D. Davis, R (1,5) OBP: 0.357, SLG: 0.455 | G1-3 | | | G2-6-3 1B | | | G4-6-3 1B | | | 3 | 0 | 2 | 0 | 0 | 0 | 0 | | | | | | |
| 24 Robinson Canó, L (1,4) OBP: 0.293, SLG: 0.374 | L7 | | | G2-6-3 1-2 | | | G4-6-3 1-2 | | | 3 | 0 | 0 | 0 | 0 | 0 | 2 | | | | | | |
| 20 Pete Alonso, R (1,3) OBP: 0.341, SLG: 0.577 | | L5 | | | K | | | | | 2 | 0 | 0 | 0 | 1 | 1 | 0 | | | | | | |
| 9 Brandon Nimmo, L (1,9) OBP: 0.344, SLG: 0.323 | G6-3 | | | G4-3 | | | | | | 3 | 0 | 0 | 0 | 0 | 1 | 1 | | | | | | |
| 11 Adisiny Hechavaria, R (1,6) OBP: 0.133, SLG: 0.133 | K2-3 | | | P3 | | | | | | 3 | 0 | 0 | 0 | 0 | 1 | 1 | | | | | | |
| 12 Juan Lagares, R (1,8) OBP: 0.297, SLG: 0.316 | G1-3 | | | | | K | | | | 2 | 0 | 0 | 0 | 0 | 1 | 0 | | | | | | |
| 22 Dominic Smith, L (8,PH) OBP: 0.413, SLG: 0.421 | | | | | | | | | | 1 | 0 | 0 | 0 | 0 | 0 | 2 | | | | | | |
| 91 Carlos Gómez, R (8,8) | | | | | | | | | | 0 | 0 | 0 | 0 | 0 | 0 | 0 | | | | | | |
| 3 Tomás Nido, R (1,2) OBP: 0.185, SLG: 0.333 | | | | | | | | | | 2 | 0 | 0 | 0 | 0 | 1 | 0 | | | | | | |
| 1 Amed Rosario, R (9,PH) OBP: 0.306, SLG: 0.393 | | | | | | | | | | 1 | 0 | 0 | 0 | 0 | 1 | 0 | | | | | | |
| 34 Noah Syndergaard, L (1,1) OBP: 0.208, SLG: 0.409 | | | | | | | | | | 2 | 0 | 0 | 0 | 0 | 2 | 0 | | | | | | |
| 67 Seth Lugo, R (8,1) | | | | | | | | | | 0 | 0 | 0 | 0 | 0 | 0 | 0 | | | | | | |
| 40 Wilson Ramos, R (9,PH) OBP: 0.306, SLG: 0.315 | | | | | | | | | | 1 | 0 | 0 | 0 | 0 | 0 | 0 | | | | | | |
| Inning Stats | R: 0 E: 0 K: 0 S: 6 | H: 0 LOB: 0 BB: 0 P: 10 | R: 0 E: 0 K: 1 S: 5 | H: 0 LOB: 0 BB: 0 P: 7 | R: 0 E: 0 K: 2 S: 9 | H: 0 LOB: 0 BB: 0 P: 11 | R: 0 E: 0 K: 0 S: 3 | H: 1 LOB: 0 BB: 0 P: 4 | R: 0 E: 0 K: 1 S: 6 | H: 0 LOB: 0 BB: 0 P: 9 | R: 0 E: 0 K: 2 S: 7 | H: 0 LOB: 0 BB: 0 P: 11 | R: 0 E: 0 K: 0 S: 6 | H: 1 LOB: 0 BB: 0 P: 10 | R: 0 E: 1 K: 1 S: 7 | H: 0 LOB: 1 BB: 1 P: 17 | R: 0 E: 0 K: 1 S: 6 | H: 0 LOB: 0 BB: 0 P: 10 | 1B: 2 2B: 0 3B: 0 HR: 0 | SF: 0 SAC: 0 DP: 3 HBP: 0 | WP: 0 PB: 0 SB: 0 CS: 0 | PA: 28 |
| PITCHER 22 Sandy Alcantara, R (1,1) ERA: 4.25 | IP: 9.0 WLS: W BF: 28 H: 2 R: 0 ER: 0 SO: 8 BB: 1 IBB: 0 HBP: 0 BLK: 0 WP: 0 HR: 0 S: 55 P: 89 ERA: 0.00 WHIP: 0.333 | | | | | | | | | | | | | | | PITCHER | IP: 9.0 WLS: W BF: 28 H: 2 R: 0 ER: 0 SO: 8 BB: 1 IBB: 0 HBP: 0 BLK: 0 WP: 0 HR: 0 S: 55 P: 89 ERA: 0.00 WHIP: 0.333 | | | | | |

New York Mets @ Miami Marlins
Marlins Park, Miami, FL
Sun May 19 2019, 1:11 PM - 3:09 PM EDT
Att: 15,983 - Roof Closed - 76 F


AB 27
R 0
H 2
RBI 0
BB 1
SO 8
LOB 6



| Batter | 1 | 2 | 3 | 4 | 5 | 6 | 7 | 8 | 9 | AB | R | H | RBI | BB | SO | LOB | BOTTOM | | | |
|--|--|----------------------------------|------------------------------|---------------------------------|------------------------------|----------------------------------|------------------------------|----------------------------------|------------------------------|----------------------------------|------------------------------|----------------------------------|------------------------------|----------------------------------|-------------------------------|----------------------------------|--|------------------------------------|----------------------------------|--------|
| 21 Curtis Granderson, L (1,7) OBP: 0.269, SLG: 0.368 | P5 | | | K | | G4-6-3 | | | | 4 | 1 | 1 | 1 | 0 | 1 | 1 | | | | |
| 26 Garrett Cooper, R (1,9) OBP: 0.281, SLG: 0.148 | G4-3 | | | G4-3 | | | | | | 3 | 0 | 0 | 0 | 0 | 1 | 0 | | | | |
| 15 Brian Anderson, R (1,5) OBP: 0.310, SLG: 0.307 | F9 | | | F9 | | F9 | | | | 4 | 0 | 0 | 0 | 0 | 0 | 1 | | | | |
| 18 Neil Walker, S (1,3) OBP: 0.374, SLG: 0.431 | | G5-3 | | | | | | | | 3 | 1 | 2 | 0 | 0 | 0 | 0 | | | | |
| 13 Starlin Castro, R (1,4) OBP: 0.269, SLG: 0.290 | | G4-3 | | | | | | | | 3 | 0 | 0 | 0 | 0 | 0 | 2 | | | | |
| 19 Miguel Rojas, R (1,6) OBP: 0.299, SLG: 0.281 | | F9 | | | | | | | | 1 | 0 | 0 | 1 | 1 | 0 | 0 | | | | |
| 17 Chad Wallach, R (1,2) OBP: 0.327, SLG: 0.326 | | | | | | | | | | 3 | 0 | 1 | 0 | 0 | 0 | 1 | | | | |
| 5 Rosell Herrera, S (1,8) OBP: 0.270, SLG: 0.247 | | | | | | | | | | 3 | 1 | 1 | 0 | 0 | 1 | 1 | | | | |
| 22 Sandy Alcantara, R (1,1) OBP: 0.214, SLG: 0.286 | | | | | | | | | | 3 | 0 | 1 | 0 | 0 | 2 | 0 | | | | |
| Inning Stats | R: 0 E: 0 K: 0 S: 8 | H: 0 LOB: 0 BB: 0 P: 10 | R: 0 E: 0 K: 0 S: 5 | H: 0 LOB: 0 BB: 0 P: 7 | R: 0 E: 0 K: 2 S: 8 | H: 0 LOB: 0 BB: 0 P: 10 | R: 0 E: 0 K: 1 S: 8 | H: 0 LOB: 0 BB: 0 P: 12 | R: 0 E: 0 K: 0 S: 8 | H: 1 LOB: 1 BB: 1 P: 15 | R: 1 E: 0 K: 0 S: 9 | H: 2 LOB: 1 BB: 0 P: 15 | R: 0 E: 0 K: 0 S: 7 | H: 2 LOB: 1 BB: 0 P: 13 | R: 1 E: 0 K: 2 S: 16 | H: 1 LOB: 0 BB: 0 P: 22 | 1B: 3 2B: 2 3B: 0 HR: 1 | SF: 1 SAC: 0 DP: 2 HBP: 1 | WP: 0 PB: 0 SB: 0 CS: 0 | PA: 30 |
| PITCHER 34 Noah Syndergaard, R (1,1) ERA: 4.5 | IP: 7.0 WLS: L BF: 26 H: 5 R: 2 ER: 2 SO: 3 BB: 1 IBB: 0 HBP: 1 BLK: 0 WP: 0 HR: 0 S: 53 P: 82 ERA: 2.57 WHIP: 0.857 | | | | | | | | | | | | | | | PITCHER | IP: 7.0 WLS: L BF: 26 H: 5 R: 2 ER: 2 SO: 3 BB: 1 IBB: 0 HBP: 1 BLK: 0 WP: 0 HR: 0 S: 53 P: 82 ERA: 2.57 WHIP: 0.857 | | | |

New York Mets @ Miami Marlins
Marlins Park, Miami, FL
Sun May 19 2019, 1:11 PM - 3:09 PM EDT
Att: 15,983 - Roof Closed - 76 F

AB 27
R 3
H 6
RBI 2
BB 1
SO 5
LOB 6




| Batter | 1 | 2 | 3 | 4 | 5 | 6 | 7 | 8 | 9 | AB | R | H | RBI | BB | SO | LOB | TOP | | | | | |
|--|---|--|---------------------------------------|---|---------------------------------------|---|---------------------------------------|---|--------------------------------------|---|--------------------------------------|---|---------------------------------------|---|---------------------------------------|---|--|---|----------------------------------|------------------------------------|----------------------------------|--------|
| 44 Austin Dean, R OBP: 0.185, SLG: 0.385 | F9 | | FC5-4 | | | L9 | G2-3 | | P5 | 4 | 0 | 0 | 0 | 0 | 0 | 2 | Miami Marlins @ Detroit Tigers Comerica Park, Detroit, MI Wed May 22 2019, 7:11 PM - 10:11 PM EDT Att: 14,506 - Partly Cloudy - 69 F | | | | | |
| 5 Rosell Herrera, S OBP: 0.275, SLG: 0.244 | | | | | | | | | | 1 | 0 | 0 | 0 | 0 | 1 | | | | | | | |
| 26 Garrett Cooper, R OBP: 0.286, SLG: 0.250 | L9 | | K | | | | | | | 3 | 2 | 1 | 1 | 1 | 1 | | | | | | | |
| 15 Brian Anderson, R OBP: 0.311, SLG: 0.351 | K | | | | | | | | | 4 | 1 | 1 | 2 | 0 | 0 | | | | | | | |
| 13 Starlin Castro, R OBP: 0.272, SLG: 0.288 | | K | | | | | | | | 4 | 0 | 1 | 0 | 0 | 1 | | | | | | | |
| 47 Harold Ramirez, R OBP: 0.333, SLG: 0.435 | | | | | | | | | | 4 | 1 | 2 | 0 | 0 | 2 | | | | | | | |
| 14 Martin Prado, R OBP: 0.321, SLG: 0.333 | | | | | | | | | | 4 | 1 | 1 | 0 | 0 | 2 | | | | | | | |
| 18 Neil Walker, S OBP: 0.371, SLG: 0.427 | | | | | | | | | | 3 | 1 | 2 | 2 | 1 | 0 | | | | | | | |
| 38 Jorge Alfaro, R OBP: 0.295, SLG: 0.395 | | | | | | | | | | 4 | 0 | 0 | 0 | 0 | 1 | | | | | | | |
| 19 Miquel Rojas, R OBP: 0.307, SLG: 0.291 | | | | | | | | | | 4 | 0 | 3 | 1 | 0 | 0 | | | | | | | |
| Inning Stats | R: 0 H: 0 E: 0 K: 1 S: 6 | H: 0 R: 0 ER: 0 LOB: 0 BB: 0 P: 9 | R: 0 H: 1 E: 0 K: 1 S: 10 | H: 1 R: 0 ER: 0 LOB: 1 BB: 0 P: 14 | R: 0 H: 1 E: 0 K: 1 S: 16 | H: 1 R: 0 ER: 0 LOB: 1 BB: 0 P: 22 | R: 0 H: 1 E: 0 K: 1 S: 12 | H: 1 R: 0 ER: 0 LOB: 0 BB: 0 P: 16 | R: 0 H: 1 E: 0 K: 0 S: 7 | H: 1 R: 0 ER: 0 LOB: 0 BB: 0 P: 10 | R: 1 H: 1 E: 0 K: 1 S: 9 | H: 1 R: 0 ER: 0 LOB: 0 BB: 0 P: 16 | R: 3 H: 4 E: 0 K: 1 S: 16 | H: 4 R: 0 ER: 0 LOB: 0 BB: 0 P: 27 | R: 2 H: 1 E: 0 K: 1 S: 16 | H: 1 R: 0 ER: 0 LOB: 0 BB: 0 P: 24 | R: 0 H: 1 E: 0 K: 0 S: 11 | H: 1 R: 0 ER: 0 LOB: 1 BB: 1 P: 18 | 1B: 8 2B: 1 3B: 0 HR: 2 | SF: 0 SAC: 0 DP: 2 HBP: 0 | WP: 0 PB: 0 SB: 0 CS: 1 | PA: 37 |
| PITCHER | IP WLS BF H R ER SO BB IBB HBP BLK WP HR S P ERA WHIP | | | | | | | | | | | | | | | | | | | | | |
| 44 Daniel Norris, L ERA: 4.3 | 6.0 | 23 | 6 | 2 | 2 | 5 | 0 | 0 | 0 | 0 | 0 | 0 | 0 | 0 | 1 | 62 | 92 | 3.00 | 1.000 | | | |
| 45 Buck Farmer, R ERA: 4.05 | 0.1 | L | 4 | 3 | 2 | 2 | 1 | 0 | 0 | 0 | 0 | 0 | 0 | 0 | 12 | 20 | 54.00 | 9.000 | | | | |
| 58 Victor Alcántara, R ERA: 5.48 | 1.2 | | 6 | 1 | 2 | 2 | 1 | 1 | 0 | 0 | 0 | 0 | 0 | 1 | 18 | 26 | 10.80 | 1.200 | | | | |
| 26 Zac Reinger, R ERA: 9.45 | 1.0 | | 4 | 1 | 0 | 0 | 0 | 1 | 0 | 0 | 0 | 0 | 0 | 0 | 11 | 18 | 0.00 | 2.000 | | | | |

| Batter | 1 | 2 | 3 | 4 | 5 | 6 | 7 | 8 | 9 | AB | R | H | RBI | BB | SO | LOB | BOTTOM | | | | | |
|--|---|---|---------------------------------------|---|---------------------------------------|---|--------------------------------------|---|--------------------------------------|---|---------------------------------------|---|---------------------------------------|---|--------------------------------------|--|--|---|----------------------------------|------------------------------------|----------------------------------|--------|
| 29 Gordon Beckham, R OBP: 0.341, SLG: 0.493 | G6-3 | | G6-4-3 | | | | F7 | | G2-3 | 5 | 1 | 1 | 1 | 0 | 0 | 2 | Miami Marlins @ Detroit Tigers Comerica Park, Detroit, MI Wed May 22 2019, 7:11 PM - 10:11 PM EDT Att: 14,506 - Partly Cloudy - 69 F | | | | | |
| 28 Niko Goodrum, S OBP: 0.306, SLG: 0.342 | | | | | | | | | | 4 | 0 | 1 | 1 | 0 | 1 | | | | | | | |
| 9 Nick Castellanos, R OBP: 0.309, SLG: 0.427 | F8 | | K | | | | | | | 4 | 0 | 1 | 0 | 0 | 1 | | | | | | | |
| 24 Miguel Cabrera, R OBP: 0.360, SLG: 0.355 | | | | | | | | | | 3 | 0 | 0 | 0 | 1 | 0 | | | | | | | |
| 60 Ronny Rodríguez, R OBP: 0.301, SLG: 0.581 | | | | | | | | | | 4 | 1 | 2 | 0 | 0 | 2 | | | | | | | |
| 14 Christin Stewart, L OBP: 0.251, SLG: 0.400 | | | | | | | | | | 4 | 0 | 3 | 1 | 0 | 1 | | | | | | | |
| 1 Josh Harrison, R OBP: 0.205, SLG: 0.252 | | | | | | | | | | 4 | 0 | 1 | 0 | 0 | 0 | | | | | | | |
| 55 John Hicks, R OBP: 0.292, SLG: 0.390 | | | | | | | | | | 4 | 1 | 1 | 0 | 0 | 1 | | | | | | | |
| 21 JaCoby Jones, R OBP: 0.254, SLG: 0.312 | | | | | | | | | | 3 | 0 | 0 | 0 | 1 | 1 | | | | | | | |
| Inning Stats | R: 1 H: 2 E: 0 K: 2 S: 18 | H: 2 R: 0 ER: 0 LOB: 2 BB: 1 P: 27 | R: 1 H: 1 E: 1 K: 1 S: 10 | H: 1 R: 0 ER: 0 LOB: 1 BB: 0 P: 14 | R: 1 H: 2 E: 0 K: 1 S: 15 | H: 2 R: 0 ER: 0 LOB: 1 BB: 0 P: 21 | R: 0 H: 0 E: 0 K: 1 S: 9 | H: 0 R: 0 ER: 0 LOB: 0 BB: 1 P: 15 | R: 0 H: 0 E: 0 K: 0 S: 9 | H: 0 R: 0 ER: 0 LOB: 0 BB: 0 P: 12 | R: 0 H: 2 E: 0 K: 0 S: 12 | H: 2 R: 0 ER: 0 LOB: 1 BB: 0 P: 14 | R: 0 H: 1 E: 0 K: 0 S: 14 | H: 1 R: 0 ER: 0 LOB: 2 BB: 0 P: 20 | R: 0 H: 2 E: 0 K: 1 S: 8 | H: 2 R: 0 ER: 0 LOB: 1 BB: 0 P: 9 | R: 0 H: 0 E: 0 K: 1 S: 10 | H: 0 R: 0 ER: 0 LOB: 0 BB: 0 P: 16 | 1B: 8 2B: 2 3B: 0 HR: 0 | SF: 0 SAC: 0 DP: 3 HBP: 1 | WP: 0 PB: 0 SB: 0 CS: 0 | PA: 38 |
| PITCHER | IP WLS BF H R ER SO BB IBB HBP BLK WP HR S P ERA WHIP | | | | | | | | | | | | | | | | | | | | | |
| 62 José Ureña, R ERA: 4.3 | 6.0 | W | 26 | 7 | 3 | 2 | 5 | 2 | 0 | 0 | 0 | 0 | 0 | 0 | 0 | 73 | 103 | 3.00 | 1.500 | | | |
| 37 Austin Brice, R ERA: 1.99 | 1.0 | H | 5 | 1 | 0 | 0 | 0 | 0 | 0 | 1 | 0 | 0 | 0 | 0 | 14 | 20 | 0.00 | 1.000 | | | | |
| 56 Tayron Guerrero, R ERA: 2.61 | 1.0 | H | 4 | 2 | 0 | 0 | 1 | 0 | 0 | 0 | 0 | 0 | 0 | 8 | 9 | 0.00 | 2.000 | | | | | |
| 54 Sergio Romo, R ERA: 4.76 | 1.0 | S | 3 | 0 | 0 | 0 | 1 | 0 | 0 | 0 | 0 | 0 | 0 | 10 | 16 | 0.00 | 0.000 | | | | | |

| Batter | 1 | 2 | 3 | 4 | 5 | 6 | 7 | 8 | 9 | AB | R | H | RBI | BB | SO | LOB | TOP | | | | | | | |
|--|-------------------------------|----------------------------------|------------------------------|----------------------------------|-------------------------------|----------------------------------|-------------------------------|----------------------------------|-------------------------------|----------------------------------|------------------------------|----------------------------------|------------------------------|----------------------------------|------------------------------|---------------------------------|-------------------------------|----------------------------------|-------------------------|------------------------------------|----------------------------------|--------|--|--|
| 44 Austin Dean, R OBP: 0.194, SLG: 0.400 21 Curtis Granderson, L OBP: 0.226, SLG: 0.367 | G6-3 | | F9 | | | | G6-3 | | | 4 | 0 | 1 | 0 | 0 | 0 | 2 | | | | | | | | |
| 26 Garrett Cooper, R OBP: 0.277, SLG: 0.317 | K | | L7 | | | | | G5-3 | | 5 | 1 | 1 | 4 | 0 | 1 | 3 | | | | | | | | |
| 15 Brian Anderson, R OBP: 0.308, SLG: 0.343 | K | | | G1-4-3 | | | | K | F9 | 4 | 0 | 0 | 0 | 0 | 2 | 1 | | | | | | | | |
| 13 Starlin Castro, R OBP: 0.272, SLG: 0.287 | | L3 | | | G5-3 | | | L8 | | 4 | 0 | 1 | 0 | 0 | 0 | 2 | | | | | | | | |
| 47 Harold Ramirez, R OBP: 0.321, SLG: 0.407 | K | | | | | L6 | | | E5 | 4 | 1 | 1 | 0 | 0 | 1 | 0 | | | | | | | | |
| 14 Martin Prado, R OBP: 0.271, SLG: 0.321 | K | | | FC6 | | | | | G4-3 | 4 | 0 | 0 | 0 | 0 | 2 | 3 | | | | | | | | |
| 18 Neil Walker, S OBP: 0.368, SLG: 0.422 5 Roseli Herrera, S OBP: 0.275, SLG: 0.244 | | | L5 | | K | | | | L8 | 4 | 0 | 1 | 1 | 0 | 1 | 3 | | | | | | | | |
| 38 Jorge Alfaro, R OBP: 0.308, SLG: 0.397 | | | | | | | | | | 2 | 0 | 1 | 0 | 2 | 1 | 3 | | | | | | | | |
| 19 Miquel Rojas, R OBP: 0.305, SLG: 0.289 | | | | | | | | | | 4 | 1 | 1 | 0 | 0 | 0 | 3 | | | | | | | | |
| Inning Stats | R: 0 E: 0 K: 2 S: 10 | H: 0 LOB: 0 BB: 0 P: 14 | R: 0 E: 0 K: 2 S: 9 | H: 0 LOB: 0 BB: 0 P: 11 | R: 0 E: 0 K: 0 S: 12 | H: 2 LOB: 2 BB: 0 P: 16 | R: 0 E: 1 K: 2 S: 13 | H: 2 LOB: 3 BB: 0 P: 18 | R: 0 E: 0 K: 1 S: 15 | H: 1 LOB: 2 BB: 0 P: 26 | R: 0 E: 0 K: 1 S: 8 | H: 0 LOB: 0 BB: 0 P: 11 | R: 0 E: 0 K: 0 S: 9 | H: 0 LOB: 0 BB: 1 P: 15 | R: 0 E: 0 K: 1 S: 7 | H: 0 LOB: 0 BB: 0 P: 7 | R: 5 E: 1 K: 0 S: 13 | H: 2 LOB: 1 BB: 2 P: 25 | 1B: 5 2B: 2 HR: 1 | SF: 0 SAC: 0 DP: 1 HBP: 1 | WP: 0 PB: 0 SB: 1 CS: 0 | PA: 39 | | |
| PITCHER | IP | WLS | BF | H | R | ER | SO | BB | IBB | HBP | BLK | WP | HR | S | P | ERA | WHIP | | | | | | | |
| 48 Matthew Boyd, L ERA: 3.11 | 6.0 | | 26 | 5 | 0 | 0 | 7 | 1 | 0 | 1 | 0 | 0 | 0 | 69 | 102 | 0.00 | 1.000 | | | | | | | |
| 36 Blaine Hardy, L ERA: 6.0 | 1.0 | H | 2 | 0 | 0 | 0 | 0 | 0 | 0 | 0 | 0 | 0 | 0 | 7 | 9 | 0.00 | 0.000 | | | | | | | |
| 77 Joe Jiménez, R ERA: 3.98 | 1.0 | H | 3 | 0 | 0 | 0 | 1 | 0 | 0 | 0 | 0 | 0 | 0 | 7 | 7 | 0.00 | 0.000 | | | | | | | |
| 61 Shane Greene, R ERA: 1.29 | 1.0 | L | 8 | 2 | 5 | 0 | 0 | 1 | 1 | 0 | 0 | 0 | 1 | 13 | 25 | 0.00 | 3.000 | | | | | | | |

Miami Marlins @ Detroit Tigers
Comerica Park, Detroit, MI
Thu May 23 2019, 1:11 PM - 4:08 PM EDT
Att: 17,214 - Partly Cloudy - 76 F


AB 35
R 5
H 7
RBI 5
BB 3
SO 8
LOB 20



| Batter | 1 | 2 | 3 | 4 | 5 | 6 | 7 | 8 | 9 | AB | R | H | RBI | BB | SO | LOB | BOTTOM | | | | | | | |
|--|-------------------------------|----------------------------------|-------------------------------|----------------------------------|------------------------------|----------------------------------|-------------------------------|----------------------------------|------------------------------|---------------------------------|-------------------------------|----------------------------------|------------------------------|----------------------------------|-------------------------------|----------------------------------|------------------------------|----------------------------------|-------------------------|------------------------------------|----------------------------------|--------|--|--|
| 29 Gordon Beckham, R OBP: 0.337, SLG: 0.480 | | | K | | | F7 | | G5-3 | | 4 | 0 | 1 | 0 | 0 | 1 | 0 | | | | | | | | |
| 28 Niko Goodrum, S OBP: 0.310, SLG: 0.347 | K | | | K | | | | | | 4 | 2 | 2 | 0 | 0 | 2 | 1 | | | | | | | | |
| 9 Nick Castellanos, R OBP: 0.315, SLG: 0.440 | G4-1 | | | | | | | | | 4 | 0 | 3 | 0 | 0 | 0 | 0 | | | | | | | | |
| 24 Miguel Cabrera, R OBP: 0.368, SLG: 0.360 1 Josh Harrison, R OBP: 0.205, SLG: 0.252 | | G6-3 | | | | | | | | 3 | 0 | 2 | 1 | 1 | 0 | 0 | | | | | | | | |
| 60 Ronny Rodríguez, R OBP: 0.291, SLG: 0.565 | | K | | | | | | | | 3 | 0 | 0 | 1 | 0 | 2 | 4 | | | | | | | | |
| 14 Christin Stewart, L OBP: 0.292, SLG: 0.398 21 JaCoby Jones, R OBP: 0.252, SLG: 0.399 | | | | G4-3 | | | | | | 3 | 0 | 1 | 0 | 0 | 0 | 4 | | | | | | | | |
| 12 Brandon Dixon, R OBP: 0.316, SLG: 0.527 | | | | | | | | | | 4 | 0 | 2 | 0 | 0 | 2 | 0 | | | | | | | | |
| 17 Grayson Greiner, R OBP: 0.226, SLG: 0.278 | | | | | | | | | | 4 | 0 | 0 | 0 | 0 | 1 | 1 | | | | | | | | |
| 18 Dawel Lugo, R OBP: 0.217, SLG: 0.350 | | | | | | | | | | 3 | 0 | 0 | 0 | 0 | 0 | 1 | | | | | | | | |
| Inning Stats | R: 0 E: 0 K: 1 S: 10 | H: 1 LOB: 0 BB: 0 P: 17 | R: 0 E: 0 K: 1 S: 12 | H: 2 LOB: 0 BB: 0 P: 17 | R: 0 E: 0 K: 1 S: 8 | H: 0 LOB: 0 BB: 0 P: 13 | R: 0 E: 0 K: 2 S: 13 | H: 2 LOB: 2 BB: 0 P: 19 | R: 0 E: 0 K: 1 S: 6 | H: 1 LOB: 0 BB: 0 P: 8 | R: 1 E: 0 K: 0 S: 13 | H: 2 LOB: 2 BB: 1 P: 21 | R: 0 E: 0 K: 1 S: 9 | H: 0 LOB: 0 BB: 0 P: 14 | R: 1 E: 0 K: 0 S: 11 | H: 3 LOB: 2 BB: 0 P: 13 | R: 0 E: 0 K: 1 S: 8 | H: 0 LOB: 0 BB: 0 P: 13 | 1B: 9 2B: 3 HR: 0 | SF: 1 SAC: 0 DP: 3 HBP: 0 | WP: 0 PB: 0 SB: 0 CS: 1 | PA: 35 | | |
| PITCHER | IP | WLS | BF | H | R | ER | SO | BB | IBB | HBP | BLK | WP | HR | S | P | ERA | WHIP | | | | | | | |
| 36 Trevor Richards, R ERA: 4.14 | 5.2 | | 23 | 8 | 1 | 1 | 6 | 0 | 0 | 0 | 0 | 0 | 0 | 11 | 18 | 0.00 | 0.000 | | | | | | | |
| 61 Adam Conley, L ERA: 6.0 | 1.1 | | 4 | 0 | 0 | 0 | 1 | 0 | 0 | 0 | 0 | 0 | 0 | 11 | 13 | 9.00 | 3.000 | | | | | | | |
| 39 Tyler Kinley, R ERA: 5.75 | 1.0 | W | 5 | 3 | 1 | 1 | 0 | 0 | 0 | 0 | 0 | 0 | 0 | 8 | 13 | 0.00 | 0.000 | | | | | | | |
| 54 Sergio Romo, R ERA: 4.5 | 1.0 | S | 3 | 0 | 0 | 0 | 1 | 0 | 0 | 0 | 0 | 0 | 0 | 8 | 13 | 0.00 | 0.000 | | | | | | | |

Miami Marlins @ Detroit Tigers
Comerica Park, Detroit, MI
Thu May 23 2019, 1:11 PM - 4:08 PM EDT
Att: 17,214 - Partly Cloudy - 76 F

AB 33
R 2
H 11
RBI 2
BB 1
SO 8
LOB 11



| Batter | 1 | 2 | 3 | 4 | 5 | 6 | 7 | 8 | 9 | AB | R | H | RBI | BB | SO | LOB | TOP | | | |
|--|---|----------------------------------|-------------------------------|----------------------------------|------------------------------|---------------------------------|------------------------------|----------------------------------|------------------------------|----------------------------------|------------------------------|----------------------------------|------------------------------|----------------------------------|-------------------------------|----------------------------------|---|------------------------------------|----------------------------------|--------|
| 44 Austin Dean, R (1, 7) OBP: 0.167, SLG: 0.343 | F7 | | | K | | G6-3 | | | L9 | 4 | 0 | 0 | 0 | 0 | 1 | 1 | Miami Marlins @ Washington Nationals Nationals Park, Washington, DC Sat May 25 2019, 4:06 PM - 6:30 PM EDT Att: 33,163 - Sunny - 82 F | | | |
| 26 Garrett Cooper, R (1, 9) OBP: 0.281, SLG: 0.314 | G5-3 | | | G5-3 | | G4-3 | | | G5-3 | 4 | 0 | 1 | 0 | 0 | 0 | 0 | | | | |
| 15 Brian Anderson, R (1, 5) OBP: 0.314, SLG: 0.357 | G6-4-3 | | | G3 | | G3-1 | | | | 3 | 0 | 0 | 0 | 0 | 0 | 1 | | | | |
| 13 Starlin Castro, R (1, 4) OBP: 0.271, SLG: 0.286 | | K | | | L4 | | | | G5-3 | 3 | 0 | 0 | 0 | 0 | 1 | 0 | | | | |
| 47 Harold Ramirez, R (1, 8) OBP: 0.389, SLG: 0.500 | | G4-3 | | | P6 | | | | G6-4-3 | 3 | 0 | 2 | 0 | 0 | 0 | 0 | | | | |
| 14 Martin Prado, R (1, 3) OBP: 0.270, SLG: 0.313 | G4-3 | | | | G5-3 | | | | G6-4-3 | 2 | 0 | 0 | 0 | 1 | 0 | 1 | | | | |
| 19 Miguel Rojas, R (1, 6) OBP: 0.309, SLG: 0.289 | | | | | F9 | | | | G6-4-3 | 3 | 0 | 1 | 0 | 0 | 0 | 2 | | | | |
| 28 Bryan Holaday, R (1, 2) | | | | | G5-3 | | | | F9 | 3 | 0 | 0 | 0 | 0 | 1 | 2 | | | | |
| 22 Sandy Alcantara, R (1, 1) OBP: 0.200, SLG: 0.267 | | | | | K2-3 | | | | F9 | 1 | 0 | 0 | 0 | 0 | 1 | 0 | | | | |
| 18 Neil Walker, S (6, PH) OBP: 0.362, SLG: 0.409 | | | | | | | | | | 1 | 0 | 0 | 0 | 0 | 0 | 1 | | | | |
| 66 Jarlin Garcia, L (6, 1) OBP: 0.269, SLG: 0.238 | | | | | | | | | K | 0 | 0 | 0 | 0 | 0 | 0 | 0 | | | | |
| 5 Rosell Herrera, S (9, PH) | | | | | | | | | | 1 | 0 | 0 | 0 | 0 | 1 | 0 | | | | |
| Inning Stats | R: 0 E: 0 K: 0 S: 8 | H: 1 LOB: 0 BB: 0 P: 13 | R: 0 E: 0 K: 1 S: 10 | H: 1 LOB: 0 BB: 0 P: 16 | R: 0 E: 0 K: 1 S: 6 | H: 0 LOB: 0 BB: 0 P: 7 | R: 0 E: 0 K: 1 S: 8 | H: 0 LOB: 0 BB: 0 P: 13 | R: 0 E: 0 K: 0 S: 5 | H: 1 LOB: 1 BB: 0 P: 10 | R: 0 E: 0 K: 0 S: 9 | H: 0 LOB: 1 BB: 0 P: 15 | R: 0 E: 0 K: 1 S: 6 | H: 1 LOB: 1 BB: 1 P: 14 | R: 0 E: 0 K: 1 S: 10 | H: 0 LOB: 0 BB: 0 P: 13 | 1B: 3 2B: 1 3B: 0 HR: 0 | SF: 0 SAC: 0 DP: 3 HBP: 0 | WP: 0 PB: 0 SB: 0 CS: 0 | PA: 29 |
| PITCHER 46 Patrick Corbin, L (1, 1) ERA: 2.85 | IP: 9.0 WLS: W BF: 29 H: 4 R: 0 ER: 0 SO: 5 BB: 1 IBB: 0 HBP: 0 BLK: 0 WP: 0 HR: 0 S: 70 P: 116 ERA: 0.00 WHIP: 0.556 | | | | | | | | | | | | | | | PITCHER | | | | |

| Batter | 1 | 2 | 3 | 4 | 5 | 6 | 7 | 8 | 9 | AB | R | H | RBI | BB | SO | LOB | BOTTOM | | | |
|--|--|----------------------------------|------------------------------|---------------------------------|-------------------------------|----------------------------------|-------------------------------|----------------------------------|-------------------------------|----------------------------------|------------------------------|----------------------------------|------------------------------|----------------------------------|-------------------------------|----------------------------------|---|----------------------------------|------------------------------------|----------------------------------|
| 7 Trea Turner, R (1, 6) OBP: 0.293, SLG: 0.455 | F8 | | G4-6-3 | P4 | | | G5-3 | | | 4 | 0 | 0 | 0 | 0 | 0 | 3 | Miami Marlins @ Washington Nationals Nationals Park, Washington, DC Sat May 25 2019, 4:06 PM - 6:30 PM EDT Att: 33,163 - Sunny - 82 F | | | |
| 2 Adam Eaton, L (1, 9) OBP: 0.342, SLG: 0.390 | G1-3 | | | G4-3 | | | | | | 3 | 0 | 1 | 0 | 1 | 0 | 0 | | | | |
| 6 Anthony Rendon, R (1, 5) OBP: 0.417, SLG: 0.669 | L8 | | | 1B | F8 | | L8 | | | 4 | 1 | 1 | 0 | 0 | 0 | 1 | | | | |
| 22 Juan Soto, L (1, 7) OBP: 0.388, SLG: 0.516 | | G3 | | 1B | | G4-3 | | | | 4 | 1 | 2 | 1 | 0 | 0 | 1 | | | | |
| 15 Matt Adams, L (1, 3) OBP: 0.284, SLG: 0.481 | | K2-3 | | 1B | L9 | | | | | 3 | 1 | 1 | 0 | 1 | 1 | 1 | | | | |
| 9 Brian Dozier, R (1, 4) OBP: 0.299, SLG: 0.354 | | G6-3 | | BB | FC5 | | F7 | | F7 | 4 | 1 | 0 | 0 | 0 | 0 | 2 | | | | |
| 16 Victor Robles, R (1, 8) OBP: 0.322, SLG: 0.444 | | | | 2B | | | | | F9 | 2 | 1 | 1 | 0 | 1 | 0 | 1 | | | | |
| 10 Yan Gomes, R (1, 2) OBP: 0.323, SLG: 0.336 | | | | BB | | | K | | | 2 | 0 | 1 | 3 | 2 | 1 | 1 | | | | |
| 46 Patrick Corbin, L (1, 1) OBP: 0.240, SLG: 0.136 | | | | K | G3 | | G6-3 | | G3 | 4 | 0 | 0 | 0 | 0 | 1 | 6 | | | | |
| Inning Stats | R: 0 E: 0 K: 0 S: 7 | H: 0 LOB: 0 BB: 0 P: 11 | R: 0 E: 0 K: 1 S: 6 | H: 0 LOB: 0 BB: 0 P: 8 | R: 0 E: 0 K: 1 S: 10 | H: 1 LOB: 1 BB: 1 P: 16 | R: 5 E: 1 K: 0 S: 19 | H: 4 LOB: 1 BB: 1 P: 34 | R: 0 E: 0 K: 1 S: 10 | H: 0 LOB: 1 BB: 1 P: 14 | R: 0 E: 0 K: 0 S: 6 | H: 0 LOB: 1 BB: 1 P: 14 | R: 0 E: 0 K: 0 S: 7 | H: 1 LOB: 2 BB: 1 P: 18 | R: 0 E: 0 K: 0 S: 10 | H: 0 LOB: 0 BB: 0 P: 13 | | 1B: 5 2B: 2 3B: 0 HR: 0 | SF: 0 SAC: 0 DP: 1 HBP: 1 | WP: 1 PB: 0 SB: 0 CS: 0 |
| PITCHER 22 Sandy Alcantara, R (1, 1) ERA: 4.5 | IP: 5.0 WLS: L BF: 23 H: 6 R: 5 ER: 4 SO: 2 BB: 2 IBB: 0 HBP: 1 BLK: 0 WP: 1 HR: 0 S: 52 P: 82 ERA: 7.20 WHIP: 1.600 | | | | | | | | | | | | | | | PITCHER | | | | |
| 66 Jarlin Garcia, L (6, 1) ERA: 5.63 | IP: 3.0 WLS: L BF: 13 H: 1 R: 0 ER: 0 SO: 1 BB: 3 IBB: 0 HBP: 0 BLK: 0 WP: 0 HR: 0 S: 23 P: 46 ERA: 0.00 WHIP: 1.333 | | | | | | | | | | | | | | | PITCHER | | | | |

| | |
|-----|----|
| AB | 28 |
| R | 0 |
| H | 4 |
| RBI | 0 |
| BB | 1 |
| SO | 5 |
| LOB | 8 |



| | |
|-----|----|
| AB | 30 |
| R | 5 |
| H | 7 |
| RBI | 4 |
| BB | 5 |
| SO | 3 |
| LOB | 16 |



| Batter | 1 | 2 | 3 | 4 | 5 | 6 | 7 | 8 | 9 | AB | R | H | RBI | BB | SO | LOB | TOP | | | | | | | | | | |
|---|-------------------------------|----------------------------------|-------------------------------|----------------------------------|-------------------------------|----------------------------------|------------------------------|---------------------------------|-------------------------------|----------------------------------|-------------------------------|----------------------------------|------------------------------|----------------------------------|-------------------------------|----------------------------------|--|-------------------------------|----------------------------------|----------------------------------|--------------------------|----------------------------------|--------|--|--|--|--|
| 21 Curtis Granderson, L OBP: 0.293, SLG: 0.395 39 Tyler Kinley, R (7, 1) 26 Garrett Cooper, R OBP: 0.293, SLG: 0.314 | | | | | | | | | | 3 | 0 | 1 | 0 | 1 | 1 | 1 | Miami Marlins @ Washington Nationals Nationals Park, Washington, DC Sun May 26 2019, 1:36 PM - 5:05 PM EDT Att: 26,365 - Cloudy - 87 F | | | | | | | | | | |
| 47 Harold Ramirez, R OBP: 0.439, SLG: 0.553 | | | | | | | | | | 4 | 2 | 3 | 0 | 1 | 1 | 0 | | | | | | | | | | | |
| 15 Brian Anderson, R OBP: 0.316, SLG: 0.360 | | | | | | | | | | 4 | 1 | 1 | 3 | 1 | 0 | 3 | | | | | | | | | | | |
| 18 Neil Walker, S OBP: 0.364, SLG: 0.431 | | | | | | | | | | 5 | 1 | 2 | 3 | 0 | 2 | 3 | | | | | | | | | | | |
| 13 Starlin Castro, R OBP: 0.269, SLG: 0.284 | | | | | | | | | | 5 | 0 | 1 | 0 | 0 | 2 | 1 | | | | | | | | | | | |
| 38 Jorge Alfaro, R OBP: 0.306, SLG: 0.414 | | | | | | | | | | 4 | 0 | 0 | 0 | 0 | 2 | 1 | | | | | | | | | | | |
| 44 Austin Dean, R OBP: 0.200, SLG: 0.342 | | | | | | | | | | 3 | 0 | 1 | 0 | 1 | 0 | 1 | | | | | | | | | | | |
| 19 Miguel Rojas, R OBP: 0.307, SLG: 0.288 | | | | | | | | | | 4 | 0 | 1 | 0 | 0 | 0 | 2 | | | | | | | | | | | |
| 31 Caleb Smith, R OBP: 0.063, SLG: 0.063 20 Wei-Yin Chen, R (4, 1) 5 Rosell Herrera, S OBP: 0.274, SLG: 0.256 (7, 8) | | | | | | | | | | 0 | 0 | 0 | 0 | 0 | 0 | 0 | | | | | | | | | | | |
| Inning Stats | R: 0 E: 0 K: 2 S: 8 | H: 0 LOB: 0 BB: 0 P: 8 | R: 0 E: 0 K: 1 S: 13 | H: 1 LOB: 1 BB: 0 P: 21 | R: 0 E: 0 K: 1 S: 13 | H: 2 LOB: 3 BB: 2 P: 27 | R: 0 E: 0 K: 0 S: 5 | H: 0 LOB: 0 BB: 0 P: 8 | R: 0 E: 0 K: 0 S: 12 | H: 1 LOB: 2 BB: 1 P: 19 | R: 0 E: 0 K: 2 S: 12 | H: 0 LOB: 0 BB: 0 P: 16 | R: 0 E: 0 K: 0 S: 9 | H: 1 LOB: 1 BB: 0 P: 15 | R: 2 E: 0 K: 1 S: 12 | H: 2 LOB: 0 BB: 0 P: 18 | | R: 4 E: 0 K: 1 S: 19 | H: 4 LOB: 1 BB: 2 P: 37 | 1B: 7 2B: 3 3B: 0 HR: 1 | SF: 0 DP: 1 HBP: 0 | WP: 0 PB: 0 SB: 0 CS: 1 | PA: 41 | | | | |
| PITCHER | IP | WLS | BF | H | R | ER | SO | BB | IBB | HBP | BLK | WP | HR | S | P | ERA | WHIP | | | | | | | | | | |
| 23 Erick Fedde, R ERA: 2.18 | 5.0 | W | 21 | 4 | 0 | 0 | 4 | 2 | 1 | 0 | 0 | 0 | 0 | 51 | 83 | 0.00 | 1.200 | | | | | | | | | | |
| 21 Tanner Rainey, R ERA: 4.5 | 1.0 | | 3 | 0 | 0 | 0 | 2 | 0 | 0 | 0 | 0 | 0 | 0 | 12 | 16 | 0.00 | 0.000 | | | | | | | | | | |
| 48 Javy Guerra, R ERA: 4.41 | 2.0 | | 9 | 3 | 2 | 2 | 1 | 0 | 0 | 0 | 0 | 0 | 1 | 21 | 33 | 9.00 | 1.500 | | | | | | | | | | |
| 64 James Bourque, R ERA: 54.0 | 0.2 | | 6 | 3 | 4 | 4 | 0 | 2 | 0 | 0 | 0 | 0 | 0 | 12 | 29 | 54.00 | 7.500 | | | | | | | | | | |
| 51 Wander Suero, R ERA: 7.06 | 0.1 | | 2 | 1 | 0 | 0 | 1 | 0 | 0 | 0 | 0 | 0 | 0 | 7 | 8 | 0.00 | 3.000 | | | | | | | | | | |
| Batter | 1 | 2 | 3 | 4 | 5 | 6 | 7 | 8 | 9 | AB | R | H | RBI | BB | SO | LOB | BOTTOM | | | | | | | | | | |
| 7 Trea Turner, R OBP: 0.286, SLG: 0.433 | | | | | | | | | | 5 | 0 | 1 | 0 | 0 | 1 | 1 | Miami Marlins @ Washington Nationals Nationals Park, Washington, DC Sun May 26 2019, 1:36 PM - 5:05 PM EDT Att: 26,365 - Cloudy - 87 F | | | | | | | | | | |
| 2 Adam Eaton, L OBP: 0.345, SLG: 0.397 48 Javy Guerra, R (7, 1) 64 James Bourque, R (9, 1) 51 Wander Suero, R (9, 1) | | | | | | | | | | 4 | 2 | 2 | 0 | 0 | 0 | 0 | | | | | | | | | | | |
| 6 Anthony Rendon, R OBP: 0.423, SLG: 0.678 | | | | | | | | | | 4 | 2 | 2 | 2 | 1 | 1 | 0 | | | | | | | | | | | |
| 22 Juan Soto, L OBP: 0.388, SLG: 0.513 | | | | | | | | | | 3 | 1 | 1 | 1 | 1 | 1 | 1 | | | | | | | | | | | |
| 47 Howie Kendrick, R OBP: 0.346, SLG: 0.549 | | | | | | | | | | 5 | 2 | 3 | 3 | 0 | 0 | 1 | | | | | | | | | | | |
| 9 Brian Dozier, R OBP: 0.307, SLG: 0.367 | | | | | | | | | | 5 | 0 | 3 | 2 | 0 | 1 | 1 | | | | | | | | | | | |
| 16 Victor Robles, R OBP: 0.319, SLG: 0.434 (7, 9) | | | | | | | | | | 4 | 0 | 0 | 0 | 0 | 1 | 4 | | | | | | | | | | | |
| 10 Yan Gomes, R OBP: 0.321, SLG: 0.342 | | | | | | | | | | 4 | 1 | 1 | 0 | 0 | 0 | 2 | | | | | | | | | | | |
| 23 Erick Fedde, R 21 Tanner Rainey, R (6, 1) 3 Michael Taylor, R OBP: 0.311, SLG: 0.327 (7, 8) | | | | | | | | | | 2 | 0 | 0 | 0 | 0 | 0 | 0 | | | | | | | | | | | |
| Inning Stats | R: 0 E: 0 K: 1 S: 11 | H: 1 LOB: 1 BB: 0 P: 15 | R: 1 E: 0 K: 0 S: 14 | H: 1 LOB: 0 BB: 0 P: 19 | R: 4 E: 0 K: 0 S: 18 | H: 3 LOB: 2 BB: 2 P: 33 | R: 0 E: 0 K: 0 S: 7 | H: 0 LOB: 0 BB: 0 P: 8 | R: 0 E: 0 K: 1 S: 13 | H: 2 LOB: 2 BB: 0 P: 20 | R: 4 E: 1 K: 2 S: 20 | H: 4 LOB: 1 BB: 0 P: 30 | R: 0 E: 0 K: 0 S: 8 | H: 2 LOB: 2 BB: 0 P: 9 | R: 0 E: 0 K: 1 S: 12 | H: 2 LOB: 2 BB: 0 P: 18 | | R: 0 E: 0 K: 1 S: 12 | H: 2 LOB: 2 BB: 0 P: 18 | 1B: 9 2B: 4 3B: 1 HR: 1 | SF: 1 DP: 0 HBP: 1 | WP: 1 PB: 0 SB: 0 CS: 0 | PA: 43 | | | | |
| PITCHER | IP | WLS | BF | H | R | ER | SO | BB | IBB | HBP | BLK | WP | HR | S | P | ERA | WHIP | | | | | | | | | | |
| 31 Caleb Smith, L ERA: 3.05 | 3.0 | L | 17 | 5 | 5 | 5 | 1 | 1 | 1 | 0 | 0 | 0 | 0 | 43 | 67 | 15.00 | 2.000 | | | | | | | | | | |
| 20 Wei-Yin Chen, L ERA: 9.33 | 3.0 | | 16 | 6 | 4 | 4 | 3 | 0 | 0 | 0 | 0 | 1 | 0 | 40 | 58 | 12.00 | 2.000 | | | | | | | | | | |
| 39 Tyler Kinley, R ERA: 5.09 | 2.0 | | 10 | 4 | 0 | 0 | 1 | 0 | 0 | 0 | 0 | 0 | 0 | 20 | 27 | 0.00 | 2.000 | | | | | | | | | | |

| Batter | 1 | 2 | 3 | 4 | 5 | 6 | 7 | 8 | 9 | AB | R | H | RBI | BB | SO | LOB | TOP | |
|--|---|---|---|----------------------------------|------------------------------|----------------------------------|-------------------------------|----------------------------------|------------------------------|---------------------------------|------------------------------|---------------------------------|-------------------------------|----------------------------------|----------------------------------|------------------------------------|--|--------|
| 12 Joe Panik, L OBP: 0.335, SLG: 0.365 | | | | | | | | | | 4 | 1 | 2 | 1 | 0 | 0 | 0 | San Francisco Giants @ Miami Marlins Marlins Park, Miami, FL Tue May 28 2019, 7:10 PM - 10:01 PM EDT Att. 6,407 - Clear - 81 F | |
| 5 Mike Yastrzemski, L OBP: 0.333, SLG: 0.364 | | | | | | | | | | 4 | 0 | 0 | 0 | 0 | 1 | 2 | | |
| 28 Buster Posey, R OBP: 0.301, SLG: 0.383 | | | | | | | | | | 2 | 0 | 0 | 0 | 1 | 0 | 0 | | |
| 21 Stephen Vogt, L OBP: 0.333, SLG: 0.476 | | | | | | | | | | 1 | 1 | 1 | 0 | 0 | 0 | 0 | | |
| 9 Brandon Belt, L OBP: 0.335, SLG: 0.453 | | | | | | | | | | 4 | 1 | 1 | 0 | 0 | 1 | 1 | | |
| 10 Evan Longoria, R OBP: 0.297, SLG: 0.402 | | | | | | | | | | 4 | 0 | 0 | 0 | 0 | 1 | 3 | | |
| 1 Kevin Pillar, R OBP: 0.246, SLG: 0.353 | | | | | | | | | | 3 | 0 | 0 | 1 | 0 | 0 | 0 | | |
| 35 Brandon Crawford, L OBP: 0.280, SLG: 0.293 | | | | | | | | | | 4 | 0 | 2 | 1 | 0 | 0 | 0 | | |
| 6 Steven Duggar, L OBP: 0.284, SLG: 0.343 | | | | | | | | | | 4 | 0 | 0 | 0 | 0 | 1 | 2 | | |
| 29 Jeff Samardzija, R OBP: 0.077, SLG: 0.077 | | | | | | | | | | 2 | 0 | 0 | 0 | 0 | 0 | 1 | | 1 |
| 61 Nick Vincent, R | | | | | | | | | | 0 | 0 | 0 | 0 | 0 | 0 | 0 | | |
| 45 Derek Holland, S OBP: 0.091, SLG: 0.091 | | | | | | | | | | 0 | 0 | 0 | 0 | 0 | 0 | 0 | | |
| 48 Pablo Sandoval, S OBP: 0.333, SLG: 0.629 | | | | | | | | | | 0 | 0 | 0 | 0 | 0 | 1 | 0 | | |
| 65 Sam Coonrod, R | | | | | | | | | | 0 | 0 | 0 | 0 | 0 | 0 | 0 | | |
| Inning Stats | R: 1 E: 0 K: 2 S: 10 | H: 1 LOB: 0 BB: 0 P: 18 | R: 0 E: 0 K: 0 S: 8 | H: 0 LOB: 0 BB: 0 P: 12 | R: 0 E: 0 K: 1 S: 8 | H: 0 LOB: 0 BB: 0 P: 12 | R: 0 E: 0 K: 1 S: 13 | H: 1 LOB: 1 BB: 0 P: 20 | R: 0 E: 0 K: 0 S: 8 | H: 0 LOB: 0 BB: 0 P: 9 | R: 0 E: 0 K: 0 S: 5 | H: 1 LOB: 2 BB: 1 P: 8 | R: 2 E: 0 K: 0 S: 14 | H: 3 LOB: 1 BB: 0 P: 20 | 1B: 4 2B: 1 3B: 0 HR: 1 | SF: 1 SAC: 0 DP: 0 HBP: 0 | WP: 1 PB: 0 SB: 0 CS: 0 | PA: 35 |
| PITCHER | IP WLS BF H R ER SO BB IBB HBP BLK WP HR S P ERA WHIP | 7.0 W 24 2 1 1 5 1 0 0 0 1 1 60 92 1.29 0.429 | 2.0 11 4 2 2 0 1 0 0 0 0 0 24 38 9.00 2.500 | | | | | | | | | | | | | | | |

| Batter | 1 | 2 | 3 | 4 | 5 | 6 | 7 | 8 | 9 | AB | R | H | RBI | BB | SO | LOB | BOTTOM | | | |
|---|---|--|---|--|--|----------------------------------|-------------------------------|----------------------------------|-------------------------------|----------------------------------|-------------------------------|----------------------------------|-------------------------------|----------------------------------|-------------------------------|----------------------------------|--|------------------------------------|----------------------------------|--------|
| 21 Curtis Granderson, L OBP: 0.283, SLG: 0.372 | | | | | | | | | | 3 | 1 | 0 | 0 | 1 | 1 | 1 | San Francisco Giants @ Miami Marlins Marlins Park, Miami, FL Tue May 28 2019, 7:10 PM - 10:01 PM EDT Att. 6,407 - Clear - 81 F | | | |
| 5 Rosell Herrera, S OBP: 0.291, SLG: 0.299 | | | | | | | | | | 4 | 3 | 2 | 3 | 1 | 1 | 0 | | | | |
| 26 Garrett Cooper, R OBP: 0.324, SLG: 0.400 | | | | | | | | | | | 5 | 1 | 2 | 0 | 0 | 1 | | | | |
| 15 Brian Anderson, R OBP: 0.317, SLG: 0.359 | | | | | | | | | | | 4 | 1 | 1 | 0 | 1 | 1 | | 2 | | |
| 18 Neil Walker, S OBP: 0.372, SLG: 0.438 | | | | | | | | | | | 5 | 1 | 2 | 2 | 0 | 4 | | | | |
| 13 Starlin Castro, R OBP: 0.272, SLG: 0.291 | | | | | | | | | | | 4 | 1 | 3 | 1 | 0 | 1 | | | | |
| 47 Harold Ramirez, R OBP: 0.480, SLG: 0.543 | | | | | | | | | | | 4 | 1 | 2 | 3 | 0 | 1 | | | | |
| 38 Jorge Alfaro, R OBP: 0.319, SLG: 0.435 | | | | | | | | | | | 4 | 1 | 2 | 3 | 0 | 1 | | | | |
| 19 Miguel Rojas, R OBP: 0.305, SLG: 0.284 | | | | | | | | | | | 4 | 0 | 1 | 1 | 0 | 1 | | 2 | | |
| 36 Trevor Richards, R OBP: 0.167, SLG: 0.063 | | | | | | | | | | | 2 | 1 | 0 | 0 | 1 | 1 | | 3 | | |
| 44 Austin Dean, R OBP: 0.155, SLG: 0.333 | | | | | | | | | | 1 | 0 | 0 | 0 | 0 | 0 | 1 | | | | |
| 57 Elieser Hernández, R | | | | | | | | | | 0 | 0 | 0 | 0 | 0 | 0 | 0 | | | | |
| Inning Stats | R: 0 E: 0 K: 1 S: 8 | H: 0 LOB: 0 BB: 0 P: 13 | R: 1 E: 0 K: 1 S: 18 | H: 3 LOB: 2 BB: 0 P: 26 | R: 2 E: 1 K: 0 S: 15 | H: 3 LOB: 1 BB: 0 P: 23 | R: 0 E: 0 K: 2 S: 11 | H: 1 LOB: 1 BB: 0 P: 17 | R: 4 E: 1 K: 1 S: 23 | H: 3 LOB: 0 BB: 1 P: 35 | R: 3 E: 0 K: 0 S: 12 | H: 1 LOB: 0 BB: 2 P: 24 | R: 0 E: 0 K: 1 S: 11 | H: 1 LOB: 1 BB: 0 P: 12 | R: 1 E: 0 K: 0 S: 11 | H: 2 LOB: 1 BB: 1 P: 22 | 1B: 10 2B: 1 3B: 0 HR: 3 | SF: 0 SAC: 0 DP: 1 HBP: 0 | WP: 0 PB: 0 SB: 1 CS: 0 | PA: 41 |
| PITCHER | IP WLS BF H R ER SO BB IBB HBP BLK WP HR S P ERA WHIP | 4.0 L 21 6 2 3 3 1 1 0 0 0 0 1 19 30 11.25 3.000 | 1.0 6 2 3 3 1 1 0 0 0 0 0 1 19 30 27.00 3.000 | 2.0 9 2 2 2 1 1 0 0 0 0 0 1 22 31 9.00 1.500 | 1.0 5 2 1 1 0 1 0 0 0 0 0 1 11 22 9.00 3.000 | | | | | | | | | | | | | | | |

| Batter | 1 | 2 | 3 | 4 | 5 | 6 | 7 | 8 | 9 | AB | R | H | RBI | BB | SO | LOB | TOP | | | | | | | |
|---|---|----------------------------------|-------------------------------|----------------------------------|------------------------------|----------------------------------|------------------------------|----------------------------------|------------------------------|----------------------------------|-------------------------------|----------------------------------|------------------------------|----------------------------------|-------------------------------|----------------------------------|--|----------------------------------|----------------------------------|------------------------------------|----------------------------------|--------|--|--|
| 12 Joe Panik, L OBP: 0.333, SLG: 0.363 | | | | | | | | | | 4 | 0 | 1 | 0 | 0 | 0 | 3 | San Francisco Giants @ Miami Marlins Marlins Park, Miami, FL Wed May 29 2019, 7:11 PM - 9:48 PM EDT Att: 6,487 - Partly Cloudy - 80 F | | | | | | | |
| 5 Mike Yastrzemski, L OBP: 0.250, SLG: 0.267 49 Sam Dyson, R (8, 1) | | | | | | | | | | 4 | 0 | 0 | 0 | 0 | 2 | 1 | | | | | | | | |
| 28 Buster Posey, R OBP: 0.299, SLG: 0.386 | | | | | | | | | | 4 | 1 | 1 | 0 | 0 | 1 | 1 | | | | | | | | |
| 48 Pablo Sandoval, S OBP: 0.330, SLG: 0.614 | | | | | | | | | | 4 | 0 | 1 | 0 | 0 | 1 | 1 | | | | | | | | |
| 9 Brandon Belt, L OBP: 0.333, SLG: 0.467 | | | | | | | | | | 4 | 1 | 1 | 2 | 0 | 1 | 1 | | | | | | | | |
| 1 Kevin Pillar, R OBP: 0.242, SLG: 0.345 | | | | | | | | | | 4 | 0 | 0 | 0 | 0 | 1 | 1 | | | | | | | | |
| 35 Brandon Crawford, L OBP: 0.284, SLG: 0.294 | | | | | | | | | | 3 | 0 | 1 | 0 | 1 | 0 | 0 | | | | | | | | |
| 6 Steven Duggar, L OBP: 0.283, SLG: 0.347 | | | | | | | | | | 4 | 0 | 1 | 0 | 0 | 2 | 2 | | | | | | | | |
| 40 Madison Bumgarner, R OBP: 0.222, SLG: 0.280 41 Mark Melancon, R ERA: 5.16 21 Stephen Vogt, L OBP: 0.326, SLG: 0.465 | | | | | | | | | | 1 | 0 | 0 | 0 | 1 | 0 | 0 | | | | | | | | |
| | | | | | | | | | | 1 | 0 | 0 | 0 | 0 | 0 | 0 | | | | | | | | |
| | | | | | | | | | | 1 | 0 | 0 | 0 | 0 | 1 | 0 | | | | | | | | |
| Inning Stats | R: 0 E: 0 K: 1 S: 10 | H: 1 LOB: 1 BB: 0 P: 15 | R: 0 E: 0 K: 1 S: 15 | H: 2 LOB: 3 BB: 1 P: 23 | R: 0 E: 0 K: 1 S: 6 | H: 0 LOB: 0 BB: 0 P: 11 | R: 1 E: 0 K: 1 S: 9 | H: 1 LOB: 0 BB: 0 P: 15 | R: 0 E: 0 K: 1 S: 7 | H: 0 LOB: 0 BB: 0 P: 10 | R: 0 E: 0 K: 0 S: 10 | H: 0 LOB: 0 BB: 0 P: 15 | R: 0 E: 0 K: 0 S: 8 | H: 0 LOB: 0 BB: 0 P: 10 | R: 0 E: 0 K: 2 S: 12 | H: 0 LOB: 0 BB: 0 P: 13 | R: 1 E: 1 K: 2 S: 16 | H: 2 LOB: 2 BB: 1 P: 25 | 1B: 3 2B: 2 3B: 0 HR: 1 | SF: 0 SAC: 0 DP: 0 HBP: 0 | WP: 0 PB: 0 SB: 1 CS: 1 | PA: 35 | | |
| PITCHER | IP WLS BF H R ER SO BB IBB HBP BLK WP HR S P ERA WHIP | | | | | | | | | | | | | | | | | | | | | | | |
| 49 Pablo López, R ERA: 4.99 | 6.0 | 23 | 4 | 1 | 1 | 5 | 1 | 0 | 0 | 0 | 0 | 0 | 0 | 0 | 1 | 57 | 89 | 1.50 | 0.833 | | | | | |
| 70 Nick Anderson, R ERA: 5.16 | 1.0 | 3 | 0 | 0 | 0 | 0 | 0 | 0 | 0 | 0 | 0 | 0 | 0 | 0 | 8 | 10 | 0.00 | 0.000 | | | | | | |
| 56 Tayron Guerrero, R ERA: 3.32 | 1.0 | 3 | 0 | 0 | 0 | 2 | 0 | 0 | 0 | 0 | 0 | 0 | 0 | 12 | 13 | 0.00 | 0.000 | | | | | | | |
| 54 Sergio Romo, R ERA: 4.5 | 1.0 | 6 | 2 | 1 | 1 | 2 | 1 | 0 | 0 | 0 | 0 | 0 | 0 | 16 | 25 | 9.00 | 3.000 | | | | | | | |

| Batter | 1 | 2 | 3 | 4 | 5 | 6 | 7 | 8 | 9 | AB | R | H | RBI | BB | SO | LOB | BOTTOM | | | | | | |
|--|---|----------------------------------|------------------------------|----------------------------------|-------------------------------|----------------------------------|------------------------------|----------------------------------|------------------------------|---------------------------------|------------------------------|---------------------------------|-------------------------------|----------------------------------|------------------------------|----------------------------------|--|------------------------------------|----------------------------------|--------|--|--|--|
| 44 Austin Dean, R OBP: 0.205, SLG: 0.333 18 Neil Walker, S OBP: 0.376, SLG: 0.449 56 Tayron Guerrero, R (8, 1) | | | | | | | | | | 3 | 1 | 1 | 0 | 0 | 0 | 0 | San Francisco Giants @ Miami Marlins Marlins Park, Miami, FL Wed May 29 2019, 7:11 PM - 9:48 PM EDT Att: 6,487 - Partly Cloudy - 80 F | | | | | | |
| 5 Rosell Herrera, S OBP: 0.281, SLG: 0.299 | | | | | | | | | | 3 | 0 | 0 | 1 | 0 | 0 | 1 | | | | | | | |
| 26 Garrett Cooper, R OBP: 0.306, SLG: 0.381 54 Sergio Romo, R (9, 1) | | | | | | | | | | 3 | 1 | 1 | 1 | 0 | 2 | 1 | | | | | | | |
| 15 Brian Anderson, R OBP: 0.320, SLG: 0.359 | | | | | | | | | | 4 | 0 | 1 | 1 | 0 | 0 | 1 | | | | | | | |
| 13 Starlin Castro, R OBP: 0.271, SLG: 0.301 | | | | | | | | | | 4 | 0 | 1 | 1 | 0 | 0 | 1 | | | | | | | |
| 47 Harold Ramirez, R OBP: 0.444, SLG: 0.520 | | | | | | | | | | 4 | 0 | 0 | 0 | 0 | 0 | 1 | | | | | | | |
| 14 Martin Prado, R OBP: 0.282, SLG: 0.301 | | | | | | | | | | 4 | 1 | 4 | 0 | 0 | 0 | 0 | | | | | | | |
| 38 Jorge Alfaro, R OBP: 0.335, SLG: 0.457 | | | | | | | | | | 3 | 0 | 1 | 0 | 1 | 1 | 2 | | | | | | | |
| 19 Miguel Rojas, R OBP: 0.309, SLG: 0.285 | | | | | | | | | | 2 | 0 | 0 | 0 | 0 | 1 | 4 | | | | | | | |
| 49 Pablo López, L OBP: 0.250, SLG: 0.250 70 Nick Anderson, R ERA: 2.53 21 Curtis Granderson, L OBP: 0.288, SLG: 0.377 | | | | | | | | | | 0 | 0 | 0 | 0 | 0 | 0 | 0 | | | | | | | |
| | | | | | | | | | | 1 | 1 | 1 | 0 | 0 | 0 | 0 | | | | | | | |
| Inning Stats | R: 0 E: 0 K: 1 S: 9 | H: 0 LOB: 1 BB: 0 P: 15 | R: 0 E: 0 K: 1 S: 9 | H: 1 LOB: 2 BB: 1 P: 14 | R: 1 E: 0 K: 0 S: 18 | H: 2 LOB: 1 BB: 0 P: 27 | R: 0 E: 0 K: 0 S: 7 | H: 2 LOB: 1 BB: 0 P: 10 | R: 0 E: 0 K: 1 S: 5 | H: 0 LOB: 0 BB: 0 P: 7 | R: 0 E: 0 K: 1 S: 6 | H: 0 LOB: 0 BB: 0 P: 7 | R: 2 E: 0 K: 0 S: 11 | H: 3 LOB: 1 BB: 0 P: 15 | R: 1 E: 0 K: 1 S: 8 | H: 3 LOB: 1 BB: 0 P: 13 | 1B: 8 2B: 3 3B: 1 HR: 0 | SF: 2 SAC: 0 DP: 2 HBP: 1 | WP: 1 PB: 0 SB: 0 CS: 0 | PA: 35 | | | |
| PITCHER | IP WLS BF H R ER SO BB IBB HBP BLK WP HR S P ERA WHIP | | | | | | | | | | | | | | | | | | | | | | |
| 40 Madison Bumgarner, L ERA: 4.01 | 6.0 | 25 | 6 | 2 | 2 | 4 | 0 | 0 | 0 | 0 | 0 | 0 | 0 | 0 | 55 | 81 | 3.00 | 1.000 | | | | | |
| 41 Mark Melancon, R ERA: 2.53 | 1.0 | 5 | 2 | 1 | 1 | 0 | 0 | 0 | 0 | 0 | 0 | 10 | 14 | 9.00 | 2.000 | | | | | | | | |
| 49 Sam Dyson, R ERA: 2.67 | 1.0 | 5 | 3 | 1 | 1 | 1 | 0 | 0 | 0 | 0 | 0 | 8 | 13 | 9.00 | 3.000 | | | | | | | | |

| | |
|-----|----|
| AB | 33 |
| R | 2 |
| H | 6 |
| RBI | 2 |
| BB | 2 |
| SO | 9 |
| LOB | 10 |



| Batter | 1 | 2 | 3 | 4 | 5 | 6 | 7 | 8 | 9 | AB | R | H | RBI | BB | SO | LOB | TOP | | | | | |
|---|---|---|---|---|---|---|---|---|---|---|---|---|---|---|---|---|--|----------------------------------|----------------------------------|------------------------------------|----------------------------------|--------|
| 44 Austin Dean, R OBP: 0.188, SLG: 0.304 37 Austin Brice, R 43 Jeff Brigham, R 21 Curtis Granderson, L OBP: 0.280, SLG: 0.366 28 Bryan Holaday, R | L3 | | F9 | | | K | | K | | 3 | 0 | 0 | 0 | 0 | 1 | 1 | Miami Marlins @ San Diego Padres Petco Park, San Diego, CA Fri May 31 2019, 7:11 PM - 10:10 PM PDT Att: 25,019 - Cloudy - 63 F | | | | | |
| 26 Garrett Cooper, R OBP: 0.325, SLG: 0.386 | G6-3 | | | G5-3 | | K | | | 15 13 G4-3 1B | 4 | 1 | 1 | 0 | 0 | 1 | 1 | | | | | | |
| 15 Brian Anderson, R OBP: 0.313, SLG: 0.350 | F7 | | | K | | K | | | 13 G4-3 1B | 4 | 0 | 1 | 0 | 0 | 2 | 1 | | | | | | |
| 13 Starlin Castro, R OBP: 0.266, SLG: 0.294 | | G5-3 | | F9 | | | G6-3 | | G4-3 | 4 | 0 | 0 | 1 | 0 | 0 | 1 | | | | | | |
| 47 Harold Ramirez, R OBP: 0.419, SLG: 0.474 | | G4-3 | | | K | | | | K | 3 | 0 | 0 | 0 | 1 | 2 | 1 | | | | | | |
| 14 Martin Prado, R OBP: 0.252, SLG: 0.289 | | G4-3 | | | G5-3 | | F7 | | F9 | 4 | 0 | 0 | 0 | 0 | 0 | 2 | | | | | | |
| 38 Jorge Alfaro, R OBP: 0.329, SLG: 0.448 66 Jarlin Garcia, L | | | F9 | | F9 | | G4-3 | | | 3 | 0 | 0 | 0 | 0 | 0 | 1 | | | | | | |
| 19 Miguel Rojas, R OBP: 0.313, SLG: 0.298 | | | | | | P6 | | G6-3 | | 3 | 0 | 1 | 0 | 0 | 0 | 0 | | | | | | |
| 31 Caleb Smith, R OBP: 0.059, SLG: 0.059 5 Rosell Herrera, S | | | G6-3 | | | | | L8 | | 1 | 0 | 0 | 0 | 0 | 0 | 1 | | | | | | |
| | | | | | | HR | | | | 2 | 1 | 1 | 1 | 0 | 0 | 0 | | | | | | |
| Inning Stats | R: 0 E: 0 K: 0 S: 9 | H: 0 LOB: 0 BB: 0 P: 14 | R: 0 E: 0 K: 0 S: 7 | H: 0 LOB: 0 BB: 0 P: 8 | R: 0 E: 0 K: 0 S: 8 | H: 1 LOB: 1 BB: 0 P: 15 | R: 0 E: 0 K: 1 S: 6 | H: 0 LOB: 0 BB: 0 P: 10 | R: 0 E: 0 K: 1 S: 8 | H: 0 LOB: 0 BB: 0 P: 11 | R: 1 E: 0 K: 3 S: 14 | H: 1 LOB: 1 BB: 1 P: 22 | R: 0 E: 0 K: 0 S: 7 | H: 0 LOB: 0 BB: 1 P: 13 | R: 0 E: 0 K: 1 S: 9 | H: 0 LOB: 0 BB: 0 P: 15 | R: 1 E: 1 K: 1 S: 9 | H: 2 LOB: 1 BB: 0 P: 11 | 1B: 2 2B: 1 3B: 0 HR: 1 | SF: 0 SAC: 0 DP: 0 HBP: 0 | WP: 1 PB: 0 SB: 0 CS: 0 | PA: 33 |
| PITCHER | IP WLS BF H R ER SO BB IBB HBP BLK WP HR S P ERA WHIP | IP WLS BF H R ER SO BB IBB HBP BLK WP HR S P ERA WHIP | IP WLS BF H R ER SO BB IBB HBP BLK WP HR S P ERA WHIP | IP WLS BF H R ER SO BB IBB HBP BLK WP HR S P ERA WHIP | IP WLS BF H R ER SO BB IBB HBP BLK WP HR S P ERA WHIP | IP WLS BF H R ER SO BB IBB HBP BLK WP HR S P ERA WHIP | IP WLS BF H R ER SO BB IBB HBP BLK WP HR S P ERA WHIP | IP WLS BF H R ER SO BB IBB HBP BLK WP HR S P ERA WHIP | IP WLS BF H R ER SO BB IBB HBP BLK WP HR S P ERA WHIP | IP WLS BF H R ER SO BB IBB HBP BLK WP HR S P ERA WHIP | IP WLS BF H R ER SO BB IBB HBP BLK WP HR S P ERA WHIP | IP WLS BF H R ER SO BB IBB HBP BLK WP HR S P ERA WHIP | IP WLS BF H R ER SO BB IBB HBP BLK WP HR S P ERA WHIP | IP WLS BF H R ER SO BB IBB HBP BLK WP HR S P ERA WHIP | IP WLS BF H R ER SO BB IBB HBP BLK WP HR S P ERA WHIP | IP WLS BF H R ER SO BB IBB HBP BLK WP HR S P ERA WHIP | IP WLS BF H R ER SO BB IBB HBP BLK WP HR S P ERA WHIP | | | | | |
| 37 Joey Lucchesi, L ERA: 3.96 34 Craig Stammen, R ERA: 2.54 88 Phil Maton, R ERA: 5.82 39 Kirby Yates, R ERA: 1.04 | 6.1 W 23 2 1 1 5 1 0 0 0 1 1 54 86 1.42 0.474 | 1.2 H 5 0 0 0 1 0 0 0 0 0 0 14 22 0.00 0.000 | 0.0 S 2 2 1 1 0 0 0 0 0 0 0 3 3 ∞ ∞ | 1.0 S 3 0 0 0 1 0 0 0 0 0 0 6 8 0.00 0.000 | | | | | | | | | | | | | | | | | | |

| Batter | 1 | 2 | 3 | 4 | 5 | 6 | 7 | 8 | 9 | AB | R | H | RBI | BB | SO | LOB | BOTTOM | | | |
|---|---|---|---|---|---|---|---|---|---|---|---|---|---|---|---|---|--|------------------------------------|----------------------------------|--------|
| 4 Will Myers, R OBP: 0.318, SLG: 0.439 | K | | K | | | | | | | 3 | 0 | 1 | 1 | 1 | 2 | 0 | Miami Marlins @ San Diego Padres Petco Park, San Diego, CA Fri May 31 2019, 7:11 PM - 10:10 PM PDT Att: 25,019 - Cloudy - 63 F | | | |
| 32 Franmil Reyes, R OBP: 0.299, SLG: 0.562 | | | | | | | | | | 3 | 1 | 2 | 1 | 1 | 0 | 1 | | | | |
| 13 Manny Machado, R OBP: 0.345, SLG: 0.424 | | | | | | | | | | 4 | 0 | 0 | 0 | 0 | 2 | 3 | | | | |
| 30 Eric Hosmer, L OBP: 0.343, SLG: 0.463 | | | | | | | | | | 4 | 1 | 1 | 0 | 0 | 0 | 0 | | | | |
| 10 Hunter Renfroe, R OBP: 0.299, SLG: 0.599 34 Craig Stammen, R 22 Josh Naylor, L OBP: 0.190, SLG: 0.286 88 Phil Maton, R OBP: 0.500, SLG: 0.500 39 Kirby Yates, L | | | | | | | | | | 2 | 1 | 1 | 1 | 1 | 0 | 0 | | | | |
| 11 Ty France, R OBP: 0.299, SLG: 0.375 | | | | | | | | | | 0 | 0 | 0 | 0 | 0 | 0 | 1 | | | | |
| 3 Ian Kinsler, R OBP: 0.251, SLG: 0.370 | | | | | | | | | | 4 | 1 | 2 | 1 | 0 | 1 | 1 | | | | |
| 18 Austin Hedges, R OBP: 0.261, SLG: 0.354 | | | | | | | | | | 4 | 0 | 0 | 0 | 0 | 4 | 3 | | | | |
| 37 Joey Lucchesi, L 7 Manuel Margot, R OBP: 0.265, SLG: 0.321 | | | | | | | | | | 2 | 0 | 0 | 0 | 0 | 2 | 0 | | | | |
| | | | | | | | | | | 2 | 1 | 1 | 0 | 0 | 1 | 2 | | | | |
| Inning Stats | R: 1 E: 0 K: 1 S: 11 | H: 1 LOB: 0 BB: 0 P: 16 | R: 0 E: 0 K: 3 S: 15 | H: 0 LOB: 1 BB: 1 P: 26 | R: 0 E: 0 K: 2 S: 11 | H: 1 LOB: 1 BB: 0 P: 19 | R: 1 E: 0 K: 0 S: 11 | H: 1 LOB: 0 BB: 0 P: 15 | R: 0 E: 0 K: 1 S: 8 | H: 0 LOB: 0 BB: 1 P: 17 | R: 2 E: 0 K: 2 S: 19 | H: 3 LOB: 2 BB: 1 P: 31 | R: 1 E: 1 K: 2 S: 16 | H: 3 LOB: 2 BB: 0 P: 25 | R: 1 E: 1 K: 1 S: 16 | H: 3 LOB: 2 BB: 0 P: 25 | 1B: 5 2B: 1 3B: 0 HR: 3 | SF: 0 SAC: 0 DP: 0 HBP: 0 | WP: 1 PB: 0 SB: 2 CS: 0 | PA: 36 |
| PITCHER | IP WLS BF H R ER SO BB IBB HBP BLK WP HR S P ERA WHIP | IP WLS BF H R ER SO BB IBB HBP BLK WP HR S P ERA WHIP | IP WLS BF H R ER SO BB IBB HBP BLK WP HR S P ERA WHIP | IP WLS BF H R ER SO BB IBB HBP BLK WP HR S P ERA WHIP | IP WLS BF H R ER SO BB IBB HBP BLK WP HR S P ERA WHIP | IP WLS BF H R ER SO BB IBB HBP BLK WP HR S P ERA WHIP | IP WLS BF H R ER SO BB IBB HBP BLK WP HR S P ERA WHIP | IP WLS BF H R ER SO BB IBB HBP BLK WP HR S P ERA WHIP | IP WLS BF H R ER SO BB IBB HBP BLK WP HR S P ERA WHIP | IP WLS BF H R ER SO BB IBB HBP BLK WP HR S P ERA WHIP | IP WLS BF H R ER SO BB IBB HBP BLK WP HR S P ERA WHIP | IP WLS BF H R ER SO BB IBB HBP BLK WP HR S P ERA WHIP | IP WLS BF H R ER SO BB IBB HBP BLK WP HR S P ERA WHIP | IP WLS BF H R ER SO BB IBB HBP BLK WP HR S P ERA WHIP | IP WLS BF H R ER SO BB IBB HBP BLK WP HR S P ERA WHIP | IP WLS BF H R ER SO BB IBB HBP BLK WP HR S P ERA WHIP | | | | |
| 31 Caleb Smith, L ERA: 3.1 37 Austin Brice, R ERA: 2.95 43 Jeff Brigham, R ERA: 66 Jarlin Garcia, L ERA: 6.0 | 5.0 L 8 3 2 2 2 2 0 0 0 0 0 1 24 38 10.80 1.800 | 0.1 2 0 0 0 1 1 0 0 0 0 1 0 3 8 0.00 3.000 | 1.0 6 3 1 1 2 0 0 0 0 0 0 0 16 25 9.00 3.000 | | | | | | | | | | | | | | | | | |

| | |
|-----|----|
| AB | 32 |
| R | 2 |
| H | 4 |
| RBI | 2 |
| BB | 1 |
| SO | 7 |
| LOB | 9 |



| | |
|-----|----|
| AB | 33 |
| R | 5 |
| H | 9 |
| RBI | 4 |
| BB | 3 |
| SO | 13 |
| LOB | 12 |



| Batter | 1 | 2 | 3 | 4 | 5 | 6 | 7 | 8 | 9 | AB | R | H | RBI | BB | SO | LOB | TOP | | | | | |
|---|------------------------------|----------------------------------|------------------------------|----------------------------------|------------------------------|----------------------------------|-------------------------------|----------------------------------|---------------------------------------|----------------------------------|-------------------------------|----------------------------------|-------------------------------|----------------------------------|------------------------------|----------------------------------|-------------------------------|----------------------------------|----------------------------------|------------------------------------|----------------------------------|--------|
| 44 Austin Dean, R OBP: 0.180, SLG: 0.292 21 Curtis Granderson, L OBP: 0.251, SLG: 0.369 | G4-3 | | G4-3 | E3 26 1B | | K | | | G5-3 15 13 10 1B | 2 | 0 | 0 | 0 | 0 | 0 | 0 | | | | | | |
| 26 Garrett Cooper, R OBP: 0.333, SLG: 0.392 70 Nick Anderson, R 10 JT Riddle, L OBP: 0.182, SLG: 0.344 61 Adam Conley, L | G6-3 | | | | | F9 | | | G5-3 13 15 47 FC4-6 BB | 4 | 1 | 2 | 1 | 0 | 0 | 0 | | | | | | |
| 15 Brian Anderson, R OBP: 0.315, SLG: 0.353 | K | | | | | | | | G5-3 | 4 | 1 | 1 | 0 | 1 | 2 | 5 | | | | | | |
| 13 Starlin Castro, R OBP: 0.269, SLG: 0.294 | | F9 | | | | F9 | | | | 4 | 1 | 1 | 1 | 1 | 1 | 1 | | | | | | |
| 47 Harold Ramirez, R OBP: 0.403, SLG: 0.468 | G1-3 | | | | | G4-3 | | | FC4-6 | 5 | 1 | 1 | 3 | 0 | 0 | 2 | | | | | | |
| 14 Martin Prado, R OBP: 0.217, SLG: 0.293 | | | | | | G5-3 | | | K | 5 | 0 | 2 | 1 | 0 | 1 | 1 | | | | | | |
| 19 Miguel Rojas, R OBP: 0.317, SLG: 0.302 | | | | | | | | | | 4 | 2 | 2 | 1 | 0 | 1 | 1 | | | | | | |
| 28 Bryan Holaday, R OBP: 0.273, SLG: 0.444 | | | | | | | | | | 3 | 1 | 1 | 2 | 1 | 1 | 2 | | | | | | |
| 62 José Ureña, R 56 Tayron Guerrero, R 5 Rosell Herrera, S OBP: 0.290, SLG: 0.341 | G4-3 | | | | | | | | | 3 | 0 | 0 | 0 | 0 | 1 | 2 | | | | | | |
| Inning Stats | R: 0 E: 0 K: 1 S: 7 | H: 0 LOB: 0 BB: 0 P: 12 | R: 0 E: 0 K: 0 S: 6 | H: 1 LOB: 1 BB: 0 P: 10 | R: 0 E: 0 K: 0 S: 9 | H: 0 LOB: 0 BB: 0 P: 13 | R: 5 E: 1 K: 2 S: 25 | H: 6 LOB: 3 BB: 1 P: 43 | R: 0 E: 0 K: 0 S: 6 | H: 0 LOB: 0 BB: 0 P: 12 | R: 2 E: 0 K: 2 S: 16 | H: 2 LOB: 0 BB: 0 P: 27 | R: 0 E: 0 K: 1 S: 10 | H: 0 LOB: 1 BB: 1 P: 16 | R: 0 E: 0 K: 2 S: 8 | H: 0 LOB: 1 BB: 1 P: 15 | R: 2 E: 0 K: 1 S: 11 | H: 2 LOB: 1 BB: 1 P: 19 | 1B: 8 2B: 2 3B: 0 HR: 1 | SF: 0 SAC: 0 DP: 0 HBP: 0 | WP: 0 PB: 0 SB: 0 CS: 1 | PA: 43 |
| PITCHER | IP | WLS | BF | H | R | ER | SO | BB | IBB | HBP | BLK | WP | HR | S | P | ERA | WHIP | | | | | |
| 25 Nick Margevičius, L ERA: 5.4 | 3.0 | L | 16 | 6 | 5 | 4 | 1 | 1 | 0 | 0 | 0 | 0 | 0 | 32 | 53 | 12.00 | 2.333 | | | | | |
| 61 Luis Perdomo, R ERA: 4.61 | 2.0 | | 8 | 1 | 0 | 2 | 0 | 0 | 0 | 0 | 0 | 0 | 1 | 21 | 37 | 0.00 | 0.500 | | | | | |
| 17 Adam Warren, R ERA: 5.84 | 2.0 | | 8 | 2 | 2 | 2 | 3 | 1 | 0 | 0 | 0 | 0 | 1 | 26 | 43 | 9.00 | 1.500 | | | | | |
| 57 Brad Wieck, L ERA: 5.82 | 1.0 | | 4 | 0 | 0 | 0 | 2 | 1 | 0 | 0 | 0 | 0 | 0 | 8 | 15 | 0.00 | 1.000 | | | | | |
| 41 Robbie Erlin, L ERA: 4.62 | 1.0 | | 6 | 2 | 2 | 2 | 1 | 1 | 0 | 0 | 0 | 0 | 0 | 11 | 19 | 18.00 | 3.000 | | | | | |

Miami Marlins @ San Diego Padres
Petco Park, San Diego, CA
Sat Jun 01 2019, 7:10 PM - 9:56 PM PDT
Att: 26,868 - Partly Cloudy - G3 F

| | |
|-----|----|
| AB | 38 |
| R | 9 |
| H | 11 |
| RBI | 9 |
| BB | 4 |
| SO | 9 |
| LOB | 17 |



| Batter | 1 | 2 | 3 | 4 | 5 | 6 | 7 | 8 | 9 | AB | R | H | RBI | BB | SO | LOB | BOTTOM | | | | | |
|---|------------------------------|----------------------------------|-------------------------------|----------------------------------|------------------------------|----------------------------------|------------------------------|----------------------------------|-------------------------------|----------------------------------|------------------------------|----------------------------------|-------------------------------|----------------------------------|-------------------------------|----------------------------------|------------------------------|---------------------------------|----------------------------------|------------------------------------|----------------------------------|--------|
| 5 Greg Garcia, L OBP: 0.360, SLG: 0.400 | K | | G1-3 | | | | | | | 4 | 1 | 1 | 0 | 0 | 2 | 0 | | | | | | |
| 32 Frammi Reyes, R OBP: 0.293, SLG: 0.549 | K | | L9 | | | | | | | 4 | 0 | 0 | 0 | 0 | 2 | 1 | | | | | | |
| 13 Manny Machado, R OBP: 0.343, SLG: 0.418 | F7 | | | | | | | | | 3 | 0 | 0 | 0 | 1 | 1 | 1 | | | | | | |
| 30 Eric Hosmer, L OBP: 0.342, SLG: 0.459 | | | | | | | | | | 4 | 0 | 1 | 1 | 0 | 1 | 1 | | | | | | |
| 4 Wil Myers, R OBP: 0.317, SLG: 0.432 | | | | | | | | | | 3 | 1 | 0 | 0 | 1 | 1 | 1 | | | | | | |
| 22 Josh Naylor, L OBP: 0.200, SLG: 0.400 | | | | | | | | | | 4 | 1 | 1 | 2 | 0 | 1 | 0 | | | | | | |
| 3 Ian Kinsler, R OBP: 0.259, SLG: 0.372 | | | | | | | | | | 2 | 0 | 1 | 0 | 1 | 1 | 0 | | | | | | |
| 18 Austin Hedges, R OBP: 0.255, SLG: 0.346 | | | | | | | | | | 3 | 0 | 0 | 0 | 0 | 2 | 2 | | | | | | |
| 25 Nick Margevičius, L OBP: 0.237, SLG: 0.231 61 Luis Perdomo, R ERA: 3.52 11 Ty France, R OBP: 0.296, SLG: 0.378 17 Adam Warren, R 7 Manuel Margot, R OBP: 0.300, SLG: 0.339 57 Brad Wieck, L 41 Robbie Erlin, R | G1 | | | | | | | | | 1 | 0 | 0 | 0 | 0 | 0 | 0 | | | | | | |
| Inning Stats | R: 0 E: 0 K: 2 S: 9 | H: 0 LOB: 0 BB: 0 P: 12 | R: 2 E: 0 K: 2 S: 14 | H: 1 LOB: 1 BB: 1 P: 25 | R: 0 E: 0 K: 0 S: 7 | H: 0 LOB: 0 BB: 0 P: 10 | R: 0 E: 0 K: 0 S: 4 | H: 0 LOB: 0 BB: 1 P: 11 | R: 0 E: 0 K: 1 S: 10 | H: 0 LOB: 1 BB: 1 P: 17 | R: 1 E: 0 K: 1 S: 9 | H: 2 LOB: 1 BB: 0 P: 20 | R: 0 E: 0 K: 1 S: 10 | H: 1 LOB: 0 BB: 0 P: 13 | R: 0 E: 0 K: 3 S: 10 | H: 0 LOB: 0 BB: 0 P: 13 | R: 0 E: 0 K: 1 S: 6 | H: 0 LOB: 0 BB: 0 P: 7 | 1B: 3 2B: 0 3B: 0 HR: 1 | SF: 0 SAC: 0 DP: 1 HBP: 0 | WP: 0 PB: 0 SB: 0 CS: 0 | PA: 33 |
| PITCHER | IP | WLS | BF | H | R | ER | SO | BB | IBB | HBP | BLK | WP | HR | S | P | ERA | WHIP | | | | | |
| 62 José Ureña, R ERA: 4.14 | 6.0 | W | 23 | 3 | 3 | 3 | 6 | 3 | 0 | 0 | 0 | 0 | 0 | 10 | 13 | 4.50 | 1.000 | | | | | |
| 56 Tayron Guerrero, R ERA: 3.52 | 1.0 | | 4 | 1 | 0 | 0 | 1 | 0 | 0 | 0 | 0 | 0 | 0 | 10 | 13 | 0.00 | 0.000 | | | | | |
| 70 Nick Anderson, R ERA: 4.94 | 1.0 | | 3 | 0 | 0 | 0 | 3 | 0 | 0 | 0 | 0 | 0 | 0 | 10 | 13 | 0.00 | 0.000 | | | | | |
| 61 Adam Conley, L ERA: 6.75 | 1.0 | | 3 | 0 | 0 | 0 | 1 | 0 | 0 | 0 | 0 | 0 | 0 | 6 | 7 | 0.00 | 0.000 | | | | | |

Miami Marlins @ San Diego Padres
Petco Park, San Diego, CA
Sat Jun 01 2019, 7:10 PM - 9:56 PM PDT
Att: 26,868 - Partly Cloudy - G3 F


| | |
|-----|----|
| AB | 30 |
| R | 3 |
| H | 4 |
| RBI | 3 |
| BB | 3 |
| SO | 11 |
| LOB | 8 |



| Batter | 1 | 2 | 3 | 4 | 5 | 6 | 7 | 8 | 9 | AB | R | H | RBI | BB | SO | LOB | TOP | | | | | | | | | | |
|---|------------------------------|----------------------------------|-------------------------------|----------------------------------|-------------------------------|----------------------------------|-------------------------------|----------------------------------|-------------------------------|----------------------------------|-------------------------------|----------------------------------|-------------------------------|----------------------------------|------------------------------|----------------------------------|------------------------------|----------------------------------|----------------------------------|------------------------------------|----------------------------------|--------|--|--|--|--|--|
| 44 Austin Dean, R OBP: 0.164, SLG: 0.264 66 Jarlin Garcia, L (8, 1) 43 Jeff Brigham, R (9, 1) | G5-3 | | K | | L7 | K | | G6-4-3 | | 5 | 0 | 0 | 0 | 0 | 2 | 2 | | | | | | | | | | | |
| 26 Garrett Cooper, R OBP: 0.337, SLG: 0.423 5 Rosell Herrera, S OBP: 0.290, SLG: 0.341 | K | | HR | | 15 1B 13 SF8 HBP | | G6-3 | | G6-3 | 4 | 2 | 1 | 1 | 0 | 1 | 0 | | | | | | | | | | | |
| 15 Brian Anderson, R OBP: 0.321, SLG: 0.358 | G5-3 | | P3 | | 47 1B WP | | 13 2B | | 1B | 5 | 2 | 3 | 0 | 0 | 0 | 0 | | | | | | | | | | | |
| 13 Starlin Castro, R OBP: 0.268, SLG: 0.297 | K | | | | L6 | | SF8 | | 47 1B | 4 | 1 | 1 | 2 | 0 | 1 | 1 | | | | | | | | | | | |
| 47 Harold Ramirez, R OBP: 0.417, SLG: 0.478 | P3 | | | | 14 2B 38 2B | | 14 2B | | 1B | 5 | 1 | 3 | 2 | 0 | 0 | 1 | | | | | | | | | | | |
| 14 Martin Prado, R OBP: 0.264, SLG: 0.307 | 38 HR | | | | 38 2B | | P4 | | L9 | 4 | 2 | 2 | 0 | 0 | 0 | 2 | | | | | | | | | | | |
| 38 Jorge Alfaro, R OBP: 0.333, SLG: 0.475 | HR | | | | | | G6-3 | | G5-3 | 4 | 1 | 2 | 4 | 0 | 0 | 1 | | | | | | | | | | | |
| 19 Miguel Rojas, R OBP: 0.316, SLG: 0.301 | K | | | | F9 | | F8 | | 44 G6-4-3 1B | 4 | 0 | 1 | 0 | 0 | 1 | 1 | | | | | | | | | | | |
| 36 Trevor Richards, R OBP: 0.150, SLG: 0.056 21 Curtis Granderson, L OBP: 0.256, SLG: 0.356 20 Wei-Yin Chen, R (6, 1) 10 JT Riddle, L OBP: 0.176, SLG: 0.333 (8, 8) | G6-3 | | | | K | | | | K | 2 | 0 | 0 | 0 | 0 | 1 | 1 | | | | | | | | | | | |
| Inning Stats | R: 0 E: 0 K: 1 S: 9 | H: 0 LOB: 0 BB: 0 P: 10 | R: 2 E: 0 K: 2 S: 13 | H: 2 LOB: 0 BB: 0 P: 22 | R: 1 E: 0 K: 1 S: 13 | H: 1 LOB: 0 BB: 0 P: 17 | R: 2 E: 0 K: 1 S: 15 | H: 3 LOB: 1 BB: 0 P: 21 | R: 2 E: 0 K: 0 S: 17 | H: 2 LOB: 1 BB: 0 P: 27 | R: 0 E: 0 K: 1 S: 10 | H: 0 LOB: 0 BB: 1 P: 15 | R: 2 E: 0 K: 0 S: 18 | H: 3 LOB: 1 BB: 0 P: 28 | R: 0 E: 0 K: 1 S: 9 | H: 1 LOB: 0 BB: 0 P: 14 | R: 0 E: 0 K: 0 S: 6 | H: 1 LOB: 1 BB: 0 P: 14 | 1B: 8 2B: 3 3B: 0 HR: 2 | SF: 1 SAC: 0 DP: 1 HBP: 1 | WP: 1 PB: 0 SB: 0 CS: 0 | PA: 41 | | | | | |
| PITCHER | IP | WLS | BF | H | R | ER | SO | BB | IBB | HBP | BLK | WP | HR | S | P | ERA | WHIP | | | | | | | | | | |
| 55 Matt Strahm, L ERA: 4.03 | 4.1 | L | 21 | 7 | 7 | 7 | 5 | 0 | 0 | 1 | 0 | 0 | 2 | 58 | 84 | 14.54 | 1.615 | | | | | | | | | | |
| 49 Matt Wisler, R ERA: 4.24 | 2.2 | | 13 | 4 | 2 | 2 | 1 | 1 | 0 | 0 | 0 | 1 | 0 | 37 | 56 | 6.75 | 1.875 | | | | | | | | | | |
| 58 Trey Wingenter, R ERA: 2.41 | 1.0 | | 3 | 1 | 0 | 0 | 1 | 0 | 0 | 0 | 0 | 0 | 0 | 9 | 14 | 0.00 | 1.000 | | | | | | | | | | |
| 11 Ty France, R ERA: | 1.0 | | 4 | 1 | 0 | 0 | 0 | 0 | 0 | 0 | 0 | 0 | 0 | 6 | 14 | 0.00 | 1.000 | | | | | | | | | | |

Miami Marlins @ San Diego Padres
Petco Park, San Diego, CA
Sun Jun 02 2019, 3:12 PM - 6:44 PM PDT
Att: 31,650 - Partly Cloudy - 67 F


AB 38
R 9
H 13
RBI 9
BB 1
SO 7
LOB 10



| Batter | 1 | 2 | 3 | 4 | 5 | 6 | 7 | 8 | 9 | AB | R | H | RBI | BB | SO | LOB | BOTTOM | | | | | | | | | | |
|--|-------------------------------|----------------------------------|-------------------------------|----------------------------------|-------------------------------|----------------------------------|-------------------------------|----------------------------------|-------------------------------|----------------------------------|-------------------------------|----------------------------------|------------------------------|----------------------------------|------------------------------|----------------------------------|-------------------------------|----------------------------------|----------------------------------|------------------------------------|----------------------------------|--------|--|--|--|--|--|
| 5 Greg Garcia, L OBP: 0.348, SLG: 0.384 (8, 6) | K | | K | | | L8 | | G4-3 | | 4 | 0 | 0 | 0 | 0 | 2 | 1 | | | | | | | | | | | |
| 22 Josh Naylor, L OBP: 0.207, SLG: 0.379 | K | | L8 | | | P5 | | | 10 HR | 4 | 1 | 1 | 0 | 0 | 1 | 1 | | | | | | | | | | | |
| 13 Manny Machado, R OBP: 0.339, SLG: 0.412 58 Trey Wingenter, R (8, 1) 18 Austin Hedges, R OBP: 0.253, SLG: 0.343 (9, 5) | K | | | | K | | | | K | 3 | 0 | 0 | 0 | 0 | 3 | 0 | | | | | | | | | | | |
| 30 Eric Hosmer, L OBP: 0.340, SLG: 0.453 | F8 | | | | BB | | | G3-1 | | 3 | 0 | 0 | 0 | 1 | 0 | 1 | | | | | | | | | | | |
| 10 Hunter Renfroe, R OBP: 0.309, SLG: 0.636 | BB | | | | L9 | | | HR | | 3 | 2 | 2 | 3 | 1 | 0 | 1 | | | | | | | | | | | |
| 4 Wil Myers, R OBP: 0.313, SLG: 0.427 49 Matt Wisler, R (5, 1) 3 Ian Kinsler, R OBP: 0.256, SLG: 0.367 (7, PH) (8, 4) | K | | | | G4-3 | | | K | | 2 | 0 | 0 | 0 | 0 | 1 | 2 | | | | | | | | | | | |
| 11 Ty France, R OBP: 0.287, SLG: 0.359 (9, 1) | F9 | | | | L9 | | | L8 | | 3 | 0 | 0 | 0 | 0 | 0 | 1 | | | | | | | | | | | |
| 62 Austin Allen, L OBP: 0.250, SLG: 0.304 | | | | | K | | | G5-3 | | 3 | 0 | 1 | 0 | 0 | 1 | 0 | | | | | | | | | | | |
| 55 Matt Strahm, R OBP: 0.200, SLG: 0.333 7 Manuel Margot, R OBP: 0.259, SLG: 0.313 (5, 8) | K | | | | P3 | | | F8 | | 1 | 0 | 0 | 0 | 0 | 1 | 1 | | | | | | | | | | | |
| Inning Stats | R: 0 E: 0 K: 3 S: 13 | H: 0 LOB: 0 BB: 0 P: 16 | R: 0 E: 0 K: 1 S: 14 | H: 0 LOB: 1 BB: 1 P: 22 | R: 0 E: 0 K: 2 S: 13 | H: 1 LOB: 0 BB: 0 P: 15 | R: 0 E: 0 K: 1 S: 17 | H: 0 LOB: 0 BB: 1 P: 30 | R: 0 E: 0 K: 1 S: 12 | H: 0 LOB: 0 BB: 0 P: 15 | R: 0 E: 0 K: 1 S: 11 | H: 0 LOB: 0 BB: 0 P: 17 | R: 1 E: 0 K: 1 S: 8 | H: 1 LOB: 0 BB: 0 P: 11 | R: 0 E: 0 K: 0 S: 7 | H: 0 LOB: 0 BB: 0 P: 10 | R: 2 E: 0 K: 2 S: 13 | H: 2 LOB: 0 BB: 0 P: 18 | 1B: 2 2B: 0 3B: 0 HR: 2 | SF: 0 SAC: 0 DP: 0 HBP: 0 | WP: 0 PB: 0 SB: 0 CS: 0 | PA: 33 | | | | | |
| PITCHER | IP | WLS | BF | H | R | ER | SO | BB | IBB | HBP | BLK | WP | HR | S | P | ERA | WHIP | | | | | | | | | | |
| 36 Trevor Richards, R ERA: 3.53 | 5.0 | W | 18 | 1 | 0 | 0 | 8 | 2 | 0 | 0 | 0 | 0 | 0 | 69 | 98 | 0.00 | 0.600 | | | | | | | | | | |
| 20 Wei-Yin Chen, L ERA: 8.18 | 2.0 | | 7 | 1 | 1 | 1 | 2 | 0 | 0 | 0 | 0 | 0 | 1 | 19 | 28 | 4.50 | 0.500 | | | | | | | | | | |
| 66 Jarlin Garcia, L ERA: 5.4 | 1.0 | | 3 | 0 | 0 | 0 | 0 | 0 | 0 | 0 | 0 | 0 | 0 | 7 | 10 | 0.00 | 0.000 | | | | | | | | | | |
| 43 Jeff Brigham, R ERA: 13.5 | 1.0 | | 5 | 2 | 2 | 2 | 2 | 0 | 0 | 0 | 0 | 0 | 1 | 13 | 18 | 18.00 | 2.000 | | | | | | | | | | |

Miami Marlins @ San Diego Padres
Petco Park, San Diego, CA
Sun Jun 02 2019, 3:12 PM - 6:44 PM PDT
Att: 31,650 - Partly Cloudy - 67 F

AB 31
R 3
H 4
RBI 3
BB 2
SO 12
LOB 9



| Batter | 1 | 2 | 3 | 4 | 5 | 6 | 7 | 8 | 9 | AB | R | H | RBI | BB | SO | LOB | TOP | | | | | | | |
|--|---|---|---|---|---|---|---|---|---|---|---|---|---|---|---|---|---|---|---|---|---|---|---|---|
| 21 Curtis Granderson, L (1.7) 70 Nick Anderson, R (8.1) 61 Adam Conley, L (9.1) | | | | | | | | | | 5 | 2 | 2 | 0 | 0 | 2 | 2 | | | | | | | | |
| 26 Garrett Cooper, R (1.3) OBP: 0.360, SLG: 0.460 | | | | | | | | | 4 | 1 | 0 | 0 | 1 | 3 | 4 | | | | | | | | | |
| 15 Brian Anderson, R (1.5) OBP: 0.331, SLG: 0.394 | | | | | | | | | 4 | 2 | 3 | 4 | 1 | 1 | 1 | | | | | | | | | |
| 13 Starlin Castro, R (1.4) OBP: 0.269, SLG: 0.316 | | | | | | | | | 4 | 0 | 1 | 2 | 0 | 0 | 2 | | | | | | | | | |
| 47 Harold Ramirez, R (1.9) OBP: 0.386, SLG: 0.449 | | | | | | | | | 5 | 0 | 0 | 0 | 0 | 1 | 3 | | | | | | | | | |
| 10 JT Riddle, L (1.8) OBP: 0.227, SLG: 0.341 | | | | | | | | | | 4 | 1 | 1 | 0 | 0 | 3 | 2 | | | | | | | | |
| 19 Miguel Rojas, R (1.6) OBP: 0.329, SLG: 0.323 | | | | | | | | | 4 | 1 | 2 | 0 | 1 | 0 | 2 | | | | | | | | | |
| 28 Bryan Holaday, R (1.2) OBP: 0.267, SLG: 0.385 | | | | | | | | | 4 | 0 | 1 | 2 | 0 | 1 | 3 | | | | | | | | | |
| 22 Sandy Alcantara, R (1.1) OBP: 0.250, SLG: 0.263 5 Rosell Herrera, S (8, PH) OBP: 0.294, SLG: 0.337 | | | | | | | | | 2 | 1 | 0 | 0 | 1 | 2 | 0 | | | | | | | | | |
| Inning Stats | R: 1 E: 1 K: 1 S: 13 | H: 1 LOB: 1 BB: 0 P: 17 | R: 0 E: 0 K: 1 S: 7 | H: 0 LOB: 0 BB: 0 P: 14 | R: 4 E: 0 K: 0 S: 15 | H: 3 LOB: 2 BB: 3 P: 34 | R: 0 E: 0 K: 3 S: 9 | H: 0 LOB: 0 BB: 0 P: 13 | R: 1 E: 0 K: 2 S: 11 | H: 0 LOB: 0 BB: 1 P: 21 | R: 0 E: 0 K: 2 S: 8 | H: 1 LOB: 1 BB: 0 P: 9 | R: 0 E: 0 K: 1 S: 10 | H: 1 LOB: 1 BB: 0 P: 16 | R: 2 E: 0 K: 2 S: 20 | H: 2 LOB: 2 BB: 1 P: 35 | R: 0 E: 0 K: 1 S: 13 | H: 2 LOB: 2 BB: 0 P: 18 | 1B: 5 2B: 4 3B: 0 HR: 1 | SF: 1 SAC: 0 DP: 0 HBP: 1 | WP: 0 PB: 0 SB: 1 CS: 1 | PA: 43 | | |
| PITCHER | IP WLS BF H R ER SO BB IBB HBP BLK WP HR S P ERA WHIP | IP WLS BF H R ER SO BB IBB HBP BLK WP HR S P ERA WHIP | IP WLS BF H R ER SO BB IBB HBP BLK WP HR S P ERA WHIP | IP WLS BF H R ER SO BB IBB HBP BLK WP HR S P ERA WHIP | IP WLS BF H R ER SO BB IBB HBP BLK WP HR S P ERA WHIP | IP WLS BF H R ER SO BB IBB HBP BLK WP HR S P ERA WHIP | IP WLS BF H R ER SO BB IBB HBP BLK WP HR S P ERA WHIP | IP WLS BF H R ER SO BB IBB HBP BLK WP HR S P ERA WHIP | IP WLS BF H R ER SO BB IBB HBP BLK WP HR S P ERA WHIP | IP WLS BF H R ER SO BB IBB HBP BLK WP HR S P ERA WHIP | IP WLS BF H R ER SO BB IBB HBP BLK WP HR S P ERA WHIP | IP WLS BF H R ER SO BB IBB HBP BLK WP HR S P ERA WHIP | IP WLS BF H R ER SO BB IBB HBP BLK WP HR S P ERA WHIP | IP WLS BF H R ER SO BB IBB HBP BLK WP HR S P ERA WHIP | IP WLS BF H R ER SO BB IBB HBP BLK WP HR S P ERA WHIP | IP WLS BF H R ER SO BB IBB HBP BLK WP HR S P ERA WHIP | IP WLS BF H R ER SO BB IBB HBP BLK WP HR S P ERA WHIP | IP WLS BF H R ER SO BB IBB HBP BLK WP HR S P ERA WHIP | IP WLS BF H R ER SO BB IBB HBP BLK WP HR S P ERA WHIP | IP WLS BF H R ER SO BB IBB HBP BLK WP HR S P ERA WHIP | IP WLS BF H R ER SO BB IBB HBP BLK WP HR S P ERA WHIP | IP WLS BF H R ER SO BB IBB HBP BLK WP HR S P ERA WHIP | IP WLS BF H R ER SO BB IBB HBP BLK WP HR S P ERA WHIP | IP WLS BF H R ER SO BB IBB HBP BLK WP HR S P ERA WHIP |

Miami Marlins @ Milwaukee Brewers
Miller Park, Milwaukee, WI
Wed Jun 05 2019, 6:43 PM - 9:45 PM CDT
Att: 26,615 - Roof Closed - 59 F

| | |
|-----|----|
| AB | 36 |
| R | 8 |
| H | 10 |
| RBI | 8 |
| BB | 5 |
| SO | 13 |
| LOB | 19 |



| Batter | 1 | 2 | 3 | 4 | 5 | 6 | 7 | 8 | 9 | AB | R | H | RBI | BB | SO | LOB | BOTTOM | | | | | | | |
|---|---|---|---|---|---|---|---|---|---|---|---|---|---|---|---|---|---|---|---|---|---|---|---|---|
| 16 Ben Gamel, L (1.7) OBP: 0.348, SLG: 0.404 | | | | | | | | | | 4 | 0 | 2 | 0 | 0 | 1 | 0 | | | | | | | | |
| 22 Christian Yelich, L (1.9) OBP: 0.433, SLG: 0.716 | | | | | | | | | | 3 | 0 | 1 | 0 | 1 | 0 | 3 | | | | | | | | |
| 6 Lorenzo Cain, R (1.8) OBP: 0.307, SLG: 0.378 14 Hernán Pérez, R (9, PH) OBP: 0.305, SLG: 0.450 | | | | | | | | | | 3 | 0 | 0 | 0 | 0 | 0 | 1 | | | | | | | | |
| 11 Mike Moustakas, L (1.4) OBP: 0.325, SLG: 0.548 | | | | | | | | | | 4 | 1 | 1 | 0 | 0 | 0 | 1 | | | | | | | | |
| 10 Yasmani Grandal, S (1.2) OBP: 0.375, SLG: 0.537 | | | | | | | | | | 4 | 1 | 2 | 2 | 0 | 0 | 0 | | | | | | | | |
| 7 Enc Thames, L (1.3) OBP: 0.369, SLG: 0.442 | | | | | | | | | | 4 | 0 | 0 | 0 | 0 | 3 | 2 | | | | | | | | |
| 21 Travis Shaw, L (1.5) OBP: 0.272, SLG: 0.289 | | | | | | | | | | 4 | 0 | 0 | 0 | 0 | 2 | 2 | | | | | | | | |
| 3 Orlando Arcia, R (1.6) OBP: 0.328, SLG: 0.423 | | | | | | | | | | 3 | 0 | 1 | 1 | 0 | 1 | 0 | | | | | | | | |
| 52 Jimmy Nelson, R (1.1) 33 Brandon Woodruff, L (3, PH) 37 Adrian Houser, R (4.1) 24 Jesús Aguilar, R (6, PH) 43 Matt Albers, L (7.1) 41 Junior Guerra, R (8.1) 8 Ryan Braun, R (8, PH) 58 Alex Claudio, L (9.1) | | | | | | | | | | 0 | 0 | 0 | 0 | 0 | 0 | 0 | | | | | | | | |
| Inning Stats | R: 0 E: 0 K: 1 S: 7 | H: 1 LOB: 0 BB: 0 P: 12 | R: 1 E: 0 K: 2 S: 13 | H: 3 LOB: 2 BB: 0 P: 21 | R: 0 E: 0 K: 0 S: 7 | H: 1 LOB: 0 BB: 0 P: 11 | R: 0 E: 0 K: 0 S: 6 | H: 0 LOB: 0 BB: 0 P: 9 | R: 0 E: 0 K: 1 S: 11 | H: 0 LOB: 0 BB: 0 P: 17 | R: 0 E: 0 K: 1 S: 10 | H: 0 LOB: 1 BB: 1 P: 16 | R: 0 E: 0 K: 0 S: 6 | H: 0 LOB: 0 BB: 0 P: 9 | R: 0 E: 0 K: 2 S: 16 | H: 2 LOB: 2 BB: 0 P: 22 | R: 2 E: 0 K: 1 S: 14 | H: 1 LOB: 0 BB: 1 P: 20 | 1B: 6 2B: 1 3B: 0 HR: 1 | SF: 0 SAC: 0 DP: 1 HBP: 0 | WP: 0 PB: 0 SB: 0 CS: 0 | PA: 34 | | |
| PITCHER | IP WLS BF H R ER SO BB IBB HBP BLK WP HR S P ERA WHIP | IP WLS BF H R ER SO BB IBB HBP BLK WP HR S P ERA WHIP | IP WLS BF H R ER SO BB IBB HBP BLK WP HR S P ERA WHIP | IP WLS BF H R ER SO BB IBB HBP BLK WP HR S P ERA WHIP | IP WLS BF H R ER SO BB IBB HBP BLK WP HR S P ERA WHIP | IP WLS BF H R ER SO BB IBB HBP BLK WP HR S P ERA WHIP | IP WLS BF H R ER SO BB IBB HBP BLK WP HR S P ERA WHIP | IP WLS BF H R ER SO BB IBB HBP BLK WP HR S P ERA WHIP | IP WLS BF H R ER SO BB IBB HBP BLK WP HR S P ERA WHIP | IP WLS BF H R ER SO BB IBB HBP BLK WP HR S P ERA WHIP | IP WLS BF H R ER SO BB IBB HBP BLK WP HR S P ERA WHIP | IP WLS BF H R ER SO BB IBB HBP BLK WP HR S P ERA WHIP | IP WLS BF H R ER SO BB IBB HBP BLK WP HR S P ERA WHIP | IP WLS BF H R ER SO BB IBB HBP BLK WP HR S P ERA WHIP | IP WLS BF H R ER SO BB IBB HBP BLK WP HR S P ERA WHIP | IP WLS BF H R ER SO BB IBB HBP BLK WP HR S P ERA WHIP | IP WLS BF H R ER SO BB IBB HBP BLK WP HR S P ERA WHIP | IP WLS BF H R ER SO BB IBB HBP BLK WP HR S P ERA WHIP | IP WLS BF H R ER SO BB IBB HBP BLK WP HR S P ERA WHIP | IP WLS BF H R ER SO BB IBB HBP BLK WP HR S P ERA WHIP | IP WLS BF H R ER SO BB IBB HBP BLK WP HR S P ERA WHIP | IP WLS BF H R ER SO BB IBB HBP BLK WP HR S P ERA WHIP | IP WLS BF H R ER SO BB IBB HBP BLK WP HR S P ERA WHIP | IP WLS BF H R ER SO BB IBB HBP BLK WP HR S P ERA WHIP |

Miami Marlins @ Milwaukee Brewers
Miller Park, Milwaukee, WI
Wed Jun 05 2019, 6:43 PM - 9:45 PM CDT
Att: 26,615 - Roof Closed - 59 F

| | |
|-----|----|
| AB | 32 |
| R | 3 |
| H | 8 |
| RBI | 3 |
| BB | 2 |
| SO | 8 |
| LOB | 9 |



| Batter | 1 | 2 | 3 | 4 | 5 | 6 | 7 | 8 | 9 | AB R H RBI BB SO LOB | TOP | | | | | | | | | | | |
|--|---|----------------------------------|-------------------------------|----------------------------------|------------------------------|----------------------------------|-------------------------------|--|-------------------------------|----------------------------------|---|---|-------------------------------|----------------------------------|------------------------------|----------------------------------|-------------------------------|----------------------------------|-----------------------------------|------------------------------------|----------------------------------|--------|
| 13 Ronald Acuña Jr., R OBP: 0.370, SLG: 0.485 | G5-3 | 1-2 2-H 1B | | HR | 1-1 2-H 1B | | K | | | 5 1 3 3 0 1 1 | Atlanta Braves @ Miami Marlins Marlins Park, Miami, FL Fri Jun 07 2019, 7:12 PM - 9:53 PM EDT Att: 8,589 - Roof Closed - 79 F | | | | | | | | | | | |
| 7 Dansby Swanson, R OBP: 0.319, SLG: 0.498 | 5 HR 1B | K | | 5 2B 1B | P3 | | P3 | | 5 2 2 0 0 1 3 | | | | | | | | | | | | | |
| 5 Freddie Freeman, L OBP: 0.401, SLG: 0.598 | 1-H HR | L7 | | 20 L 2B | 1-H 2B | 20 WP BB | 20 G5-4-3 BB | | 3 1 2 3 2 0 2 | | | | | | | | | | | | | |
| 20 Josh Donaldson, R OBP: 0.361, SLG: 0.435 | 2B | | F7 | L7 | 2-3 | K | G5-4-3 | | 5 0 1 0 0 1 3 | | | | | | | | | | | | | |
| 22 Nick Markakis, L OBP: 0.352, SLG: 0.405 | F8 | | 16 1B 1B | G3 | | F7 | | X FF 94 0-0 | 5 1 1 0 0 0 3 | | | | | | | | | | | | | |
| 27 Austin Riley, R OBP: 0.348, SLG: 0.655 | G5-3 | | F7 | K | | K | | B SL 86 1-2 B SL 84 1-2 B SL 83 1-2 B SL 82 1-2 X SL 81 1-2 X SL 80 1-2 | 5 0 0 0 0 2 4 | | | | | | | | | | | | | |
| 16 Brian McCann, L OBP: 0.345, SLG: 0.426 | G6-3 | | 1 1B | K | | F7 | | F FF 96 2-2 B SL 86 2-2 B SL 85 2-2 B SL 84 2-2 B SL 83 2-2 X SL 82 2-2 | 5 0 2 0 0 1 0 | | | | | | | | | | | | | |
| 1 Ozzie Albies, S OBP: 0.330, SLG: 0.408 | 40 13 1B 1B | | 1-3 2-H 1B | 40 SH2-3 BB | | | | C FF 95 2-2 B SL 85 2-2 B SL 84 2-2 B SL 83 2-2 X SL 82 2-2 | 4 2 3 1 1 0 1 | | | | | | | | | | | | | |
| 40 Michael Soroka, R OBP: 0.087, SLG: 0.045 | | 1-2 BB | | SH2-3 | | K | | C FF 97 2-3 L FF 97 2-3 B SL 84 2-3 B SL 83 2-3 X SL 82 2-3 | 2 0 0 0 1 2 3 | | | | | | | | | | | | | |
| 58 Dan Winkler, R | | | | | | | | | 0 0 0 0 0 0 0 | | | | | | | | | | | | | |
| Inning Stats | R: 2 E: 0 K: 0 S: 11 | H: 3 LOB: 1 BB: 0 P: 16 | R: 1 E: 0 K: 1 S: 13 | H: 2 LOB: 2 BB: 1 P: 23 | R: 1 E: 0 K: 1 S: 9 | H: 3 LOB: 0 BB: 0 P: 11 | R: 2 E: 0 K: 1 S: 15 | H: 3 LOB: 1 BB: 0 P: 24 | R: 1 E: 0 K: 1 S: 11 | H: 1 LOB: 1 BB: 1 P: 18 | R: 0 E: 0 K: 2 S: 11 | H: 0 LOB: 0 BB: 0 P: 18 | R: 0 E: 0 K: 2 S: 10 | H: 1 LOB: 1 BB: 0 P: 14 | R: 0 E: 0 K: 0 S: 9 | H: 0 LOB: 0 BB: 1 P: 16 | R: 0 E: 0 K: 0 S: 13 | H: 1 LOB: 1 BB: 0 P: 18 | 1B: 10 2B: 2 3B: 0 HR: 2 | SF: 0 SAC: 1 DP: 1 HBP: 0 | WP: 1 PB: 0 SB: 0 CS: 0 | PA: 44 |
| PITCHER | IP WLS BF H R ER SO BB IBB HBP BLK WP HR S P ERA WHIP | | | | | | | | | | | IP WLS BF H R ER SO BB IBB HBP BLK WP HR S P ERA WHIP | | | | | | | | | | |
| 62 José Ureña, R ERA: 4.7 | 3.0 L 21 11 6 6 2 1 0 0 0 0 2 41 66 18.00 4.000 | | | | | | | | | | | | | | | | | | | | | |
| 20 Wei-Yin Chen, L ERA: 7.58 | 2.0 8 1 1 1 2 1 0 0 0 0 0 18 26 4.50 1.000 | | | | | | | | | | | | | | | | | | | | | |
| 43 Jeff Bringham, R ERA: 3.38 | 3.0 11 1 0 0 4 2 0 0 0 0 1 30 48 0.00 1.000 | | | | | | | | | | | | | | | | | | | | | |
| 39 Tyler Kinley, R ERA: 4.88 | 1.0 4 1 0 0 0 0 0 0 0 0 0 13 18 0.00 1.000 | | | | | | | | | | | | | | | | | | | | | |

| | |
|-----|----|
| AB | 39 |
| R | 7 |
| H | 14 |
| RBI | 7 |
| BB | 4 |
| SO | 8 |
| LOB | 20 |



| Batter | 1 | 2 | 3 | 4 | 5 | 6 | 7 | 8 | 9 | AB R H RBI BB SO LOB | BOTTOM | | | | | | | | | | | |
|---|---|---------------------------------|------------------------------|----------------------------------|-------------------------------|----------------------------------|-------------------------------|----------------------------------|------------------------------|---------------------------------|---|---|------------------------------|---------------------------------|------------------------------|---------------------------------|-------------------------------|----------------------------------|----------------------------------|------------------------------------|----------------------------------|--------|
| 21 Curtis Granderson, L OBP: 0.291, SLG: 0.373 | G6-3 | | G3 | | | G4-3 | | | 15 2B 13 1B BB | 3 1 0 0 1 0 1 | Atlanta Braves @ Miami Marlins Marlins Park, Miami, FL Fri Jun 07 2019, 7:12 PM - 9:53 PM EDT Att: 8,589 - Roof Closed - 79 F | | | | | | | | | | | |
| 14 Martín Prado, R OBP: 0.235, SLG: 0.296 | L8 | | L6 | | G5-3 | | | L8 | 4 0 0 0 0 0 2 | | | | | | | | | | | | | |
| 15 Brian Anderson, R OBP: 0.328, SLG: 0.390 | K | | | | K | | | 13 1B 2B | 4 0 1 0 0 3 0 | | | | | | | | | | | | | |
| 13 Starlin Castro, R OBP: 0.268, SLG: 0.318 | 10 FC1-6-5 2B | | G6-3 | | G1-3 | | | 2-3 3-H 1B | 4 0 2 1 0 0 0 | | | | | | | | | | | | | |
| 47 Harold Ramírez, R OBP: 0.352, SLG: 0.407 | K | | G5-3 | | L8 | | | K | 4 0 0 0 0 2 3 | | | | | | | | | | | | | |
| 10 JT Riddle, L OBP: 0.235, SLG: 0.354 | FC1-6-5-6 | | | | 19 1B 38 G5-3 1B | | G3 | F8 | 4 0 1 0 0 0 3 | | | | | | | | | | | | | |
| 38 Jorge Alfaro, R OBP: 0.322, SLG: 0.453 | G6-3 | | G5-3 | | | | K | | 3 0 0 0 0 1 2 | | | | | | | | | | | | | |
| 19 Miguel Rojas, R OBP: 0.327, SLG: 0.318 | | | 62 FC2-6 BB | | 44 G6-4-3 1B | | L1 | | 2 0 1 0 1 0 0 | | | | | | | | | | | | | |
| 62 José Ureña, R ERA: 4.7 | | | FC2-6 | | G6-4-3 | | K | | 1 0 0 0 0 0 1 | | | | | | | | | | | | | |
| 20 Wei-Yin Chen, R ERA: 7.58 | | | | | | | | | 0 0 0 0 0 0 0 | | | | | | | | | | | | | |
| 44 Austin Dean, R OBP: 0.348, SLG: 0.655 | | | | | | | | | 0 0 0 0 0 0 0 | | | | | | | | | | | | | |
| 43 Jeff Bringham, R ERA: 3.38 | | | | | | | | | 1 0 0 0 0 0 0 | | | | | | | | | | | | | |
| 5 Rosell Herrera, S OBP: 0.296, SLG: 0.355 | | | | | | | | | 0 0 0 0 0 0 0 | | | | | | | | | | | | | |
| 39 Tyler Kinley, R ERA: 4.88 | | | | | | | | | 0 0 0 0 0 0 0 | | | | | | | | | | | | | |
| Inning Stats | R: 0 E: 0 K: 1 S: 7 | H: 0 LOB: 0 BB: 0 P: 8 | R: 0 E: 0 K: 1 S: 7 | H: 1 LOB: 1 BB: 0 P: 11 | R: 0 E: 0 K: 0 S: 13 | H: 0 LOB: 0 BB: 1 P: 19 | R: 0 E: 0 K: 1 S: 10 | H: 0 LOB: 0 BB: 0 P: 18 | R: 0 E: 0 K: 0 S: 6 | H: 2 LOB: 1 BB: 0 P: 8 | R: 0 E: 0 K: 1 S: 9 | H: 0 LOB: 0 BB: 0 P: 13 | R: 0 E: 0 K: 0 S: 5 | H: 0 LOB: 0 BB: 0 P: 6 | R: 0 E: 0 K: 2 S: 7 | H: 0 LOB: 0 BB: 0 P: 9 | R: 1 E: 0 K: 1 S: 13 | H: 2 LOB: 2 BB: 1 P: 23 | 1B: 3 2B: 2 3B: 0 HR: 0 | SF: 0 SAC: 0 DP: 1 HBP: 0 | WP: 0 PB: 0 SB: 0 CS: 0 | PA: 33 |
| PITCHER | IP WLS BF H R ER SO BB IBB HBP BLK WP HR S P ERA WHIP | | | | | | | | | | | IP WLS BF H R ER SO BB IBB HBP BLK WP HR S P ERA WHIP | | | | | | | | | | |
| 40 Michael Soroka, R ERA: 1.38 | 8.0 W 28 3 1 1 6 2 0 0 0 0 0 67 99 0.00 0.625 | | | | | | | | | | | | | | | | | | | | | |
| 58 Dan Winkler, R ERA: 5.3 | 1.0 5 2 0 0 1 0 0 0 0 0 0 10 16 0.00 2.000 | | | | | | | | | | | | | | | | | | | | | |



| Batter | 1 | 2 | 3 | 4 | 5 | 6 | 7 | 8 | 9 | AB | R | H | RBI | BB | SO | LOB | TOP | | | | |
|--|------------------------------|---------------------------------|-------------------------------------|----------------------------------|-------------------------------|----------------------------------|--------------------------------|-------------------------------------|---------------------------------|----------------------------------|-------------------------------|----------------------------------|-------------------------------------|----------------------------------|------------------------------|---------------------------------|----------------------------------|------------------------------------|----------------------------------|--------|--|
| 13 Ronald Acuña Jr., R OBP: 0.314, SLG: 0.478 | L5 | | FC6-5 | | | F7 | | K | | 4 | 0 | 0 | 0 | 0 | 1 | 1 | | | | | |
| 7 Dansby Swanson, R OBP: 0.314, SLG: 0.490 | K | | | F7 | | K | | F9 | | 4 | 0 | 0 | 0 | 0 | 2 | 0 | | | | | |
| 5 Freddie Freeman, L OBP: 0.402, SLG: 0.594 | G3 | | | BB | | 20 HBP | | G4-3 | | 3 | 0 | 1 | 0 | 1 | 0 | 0 | | | | | |
| 20 Josh Donaldson, R OBP: 0.359, SLG: 0.429 | | P3 | | K | | | | P3 | | 3 | 0 | 0 | 0 | 0 | 1 | 1 | | | | | |
| 22 Nick Markakis, L OBP: 0.354, SLG: 0.404 | G4-3 | | | | | HBP | | F8 | | 3 | 0 | 1 | 0 | 1 | 0 | 2 | | | | | |
| 27 Austin Riley, R OBP: 0.344, SLG: 0.648 | | | | | | | | | | | | | | | | | | | | | |
| 8 Charlie Culberson, R OBP: 0.400, SLG: 0.652 | K | | | K | | | | G4-6-3 | | 4 | 1 | 1 | 0 | 0 | 2 | 3 | | | | | |
| 1 Ozzie Albies, S OBP: 0.333, SLG: 0.406 | | | FC6-5 | | | HBP | | F8 | | 1 | 0 | 0 | 0 | 1 | 0 | 1 | | | | | |
| 25 Tyler Flowers, R OBP: 0.307, SLG: 0.426 | | | G4-3 | | | G5-4-3 | | SF9 | | 2 | 0 | 0 | 1 | 0 | 0 | 2 | | | | | |
| 49 Julio Teheran, R OBP: 0.120, SLG: 0.160 | | | | | | | | | | | | | | | | | | | | | |
| 17 Johan Camargo, S (7, PH) | | | | | | | | | | | | | | | | | | | | | |
| 38 Anthony Swarzak, R (7, 1) | | | | | | | | | | | | | | | | | | | | | |
| 15 Sean Newcomb, L (8, 1) | | | | | | | | | | | | | | | | | | | | | |
| 77 Luke Jackson, R (8, 1) | | | | | | | | | | | | | | | | | | | | | |
| Inning Stats | R: 0 E: 0 K: 1 S: 5 | H: 0 LOB: 0 BB: 0 P: 7 | R: 0 E: 0 K: 1 S: 6 | H: 0 LOB: 0 BB: 0 P: 8 | R: 0 E: 0 K: 0 S: 11 | H: 1 LOB: 1 BB: 1 P: 17 | R: 0 E: 0 K: 2 S: 10 | H: 0 LOB: 0 BB: 2 P: 21 | R: 0 E: 0 K: 0 S: 6 | H: 1 LOB: 2 BB: 0 P: 18 | R: 1 E: 0 K: 0 S: 11 | H: 1 LOB: 0 BB: 0 P: 15 | R: 0 E: 0 K: 1 S: 9 | H: 0 LOB: 0 BB: 0 P: 14 | R: 0 E: 0 K: 0 S: 4 | H: 1 LOB: 0 BB: 0 P: 4 | 1B: 2 2B: 1 3B: 0 HR: 0 | SF: 1 SAC: 0 DP: 2 HBP: 2 | WP: 0 PB: 0 SB: 0 CS: 0 | PA: 33 | |
| PITCHER | IP: 7.0 WLS: L BF: 27 | H: 2 R: 1 ER: 1 SO: 5 | BB: 3 IBB: 0 HBP: 2 BLK: 0 | WP: 0 HR: 0 S: 60 P: 95 | ERA: 1.29 WHIP: 0.714 | IP: 1.0 WLS: 3 BF: 0 | H: 0 R: 0 ER: 0 SO: 1 | BB: 0 IBB: 0 HBP: 0 BLK: 0 | WP: 0 HR: 0 S: 9 P: 14 | ERA: 0.00 WHIP: 0.000 | IP: 1.0 WLS: 3 BF: 1 | H: 0 R: 0 ER: 0 SO: 0 | BB: 0 IBB: 0 HBP: 0 BLK: 0 | WP: 0 HR: 0 S: 4 P: 4 | ERA: 4.99 | WHIP: 1.000 | | | | | |

Atlanta Braves @ Miami Marlins
Marlins Park, Miami, FL
Sat Jun 08 2019, 4:10 PM - 7:07 PM EDT
Att: 9,771 - Roof Closed - 78 F

AB 27
R 1
H 3
RBI 1
BB 3
SO 6
LOB 11



| Batter | 1 | 2 | 3 | 4 | 5 | 6 | 7 | 8 | 9 | AB | R | H | RBI | BB | SO | LOB | BOTTOM | | | | |
|---|------------------------------|----------------------------------|-------------------------------------|----------------------------------|------------------------------|----------------------------------|--------------------------------|-------------------------------------|--------------------------------|----------------------------------|------------------------------|---------------------------------|-------------------------------------|----------------------------------|-------------------------------|----------------------------------|----------------------------------|------------------------------------|----------------------------------|--------|--|
| 21 Curtis Granderson, L OBP: 0.286, SLG: 0.366 | G4-3 | | L8 | | | E6 | | 26 S | | 3 | 0 | 0 | 0 | 0 | 0 | 1 | | | | | |
| 47 Harold Ramirez, R OBP: 0.359, SLG: 0.455 | | | | | | | | | | 1 | 0 | 1 | 0 | 0 | 0 | 0 | | | | | |
| 26 Garrett Cooper, R OBP: 0.380, SLG: 0.457 | G1-3 | | | FC5-4 | | | | | | 2 | 0 | 1 | 0 | 2 | 0 | 0 | | | | | |
| 54 Sergio Romo, R (9, 1) | | | | 1B | | | | | | 0 | 0 | 0 | 0 | 0 | 0 | 0 | | | | | |
| 15 Brian Anderson, R OBP: 0.323, SLG: 0.384 | G5-3 | | | F9 | | K | | BB | | 4 | 0 | 0 | 0 | 0 | 1 | 5 | | | | | |
| 13 Starlin Castro, R OBP: 0.264, SLG: 0.313 | | F8 | | FC5-4 | | K | | K | | 4 | 0 | 0 | 0 | 0 | 2 | 3 | | | | | |
| 14 Martín Prado, R OBP: 0.260, SLG: 0.295 | | G6-3 | | FC6 | | | | | | 4 | 0 | 1 | 0 | 0 | 0 | 1 | | | | | |
| 44 Austin Dean, R (9, PR) | | | | | | | | | | 0 | 0 | 0 | 0 | 0 | 0 | 0 | | | | | |
| 10 JT Riddle, L OBP: 0.236, SLG: 0.333 | K | | | | | | | | | 3 | 0 | 0 | 0 | 0 | 3 | 1 | | | | | |
| 38 Jorge Alfaro, R OBP: 0.321, SLG: 0.454 | | | | | | | | | | 4 | 0 | 1 | 0 | 0 | 1 | 2 | | | | | |
| 19 Miguel Rojas, R OBP: 0.323, SLG: 0.314 | | | | | | | | | | 3 | 0 | 0 | 0 | 0 | 0 | 1 | | | | | |
| 36 Trevor Richards, R OBP: 0.136, SLG: 0.050 | | | | | | | | | | 2 | 0 | 0 | 0 | 0 | 2 | 1 | | | | | |
| 70 Nick Anderson, R (8, 1) | | | | | | | | | | 0 | 0 | 0 | 0 | 0 | 0 | 0 | | | | | |
| 5 Rosell Herrera, S OBP: 0.295, SLG: 0.347 | | | | | | | | | | 1 | 0 | 0 | 0 | 0 | 1 | 0 | | | | | |
| Inning Stats | R: 0 E: 0 K: 0 S: 9 | H: 0 LOB: 0 BB: 0 P: 13 | R: 0 E: 0 K: 1 S: 10 | H: 0 LOB: 0 BB: 0 P: 15 | R: 0 E: 0 K: 1 S: 9 | H: 1 LOB: 1 BB: 0 P: 12 | R: 0 E: 0 K: 0 S: 16 | H: 1 LOB: 1 BB: 0 P: 24 | R: 0 E: 0 K: 3 S: 14 | H: 0 LOB: 2 BB: 1 P: 24 | R: 0 E: 0 K: 1 S: 6 | H: 0 LOB: 0 BB: 0 P: 9 | R: 0 E: 0 K: 1 S: 10 | H: 1 LOB: 2 BB: 1 P: 18 | R: 0 E: 0 K: 3 S: 14 | H: 1 LOB: 0 BB: 0 P: 19 | 1B: 2 2B: 2 3B: 0 HR: 0 | SF: 0 SAC: 0 DP: 1 HBP: 1 | WP: 0 PB: 0 SB: 1 CS: 0 | PA: 34 | |
| PITCHER | IP: 6.0 WLS: W BF: 22 | H: 2 R: 0 ER: 0 SO: 5 | BB: 1 IBB: 0 HBP: 1 BLK: 0 | WP: 0 HR: 0 S: 11 P: 16 | ERA: 0.00 WHIP: 0.500 | IP: 1.2 WLS: H BF: 5 | H: 0 R: 0 ER: 0 SO: 2 | BB: 0 IBB: 0 HBP: 0 BLK: 0 | WP: 0 HR: 0 S: 2 P: 4 | ERA: 0.00 WHIP: 0.000 | IP: 0.0 WLS: S BF: 6 | H: 1 R: 0 ER: 0 SO: 3 | BB: 1 IBB: 0 HBP: 0 BLK: 0 | WP: 0 HR: 0 S: 2 P: 4 | ERA: 2.7 | WHIP: 1.500 | | | | | |

Atlanta Braves @ Miami Marlins
Marlins Park, Miami, FL
Sat Jun 08 2019, 4:10 PM - 7:07 PM EDT
Att: 9,771 - Roof Closed - 78 F

AB 31
R 0
H 4
RBI 0
BB 2
SO 10
LOB 15



| Batter | 1 | 2 | 3 | 4 | 5 | 6 | 7 | 8 | 9 | 10 | 11 | 12 | AB | R | H | RBI | BB | SO | LOB | TOP | | | | | | | | |
|--|--------------------------------|-----------------------------------|------------------------------|----------------------------------|-------------------------------|----------------------------------|------------------------------|-----------------------------------|------------------------------|-----------------------------------|-------------------------------|----------------------------------|--------------------------------|-----------------------------------|------------------------------|-----------------------------------|-------------------------------|----------------------------------|-------------------------------|----------------------------------|-------------------------------|----------------------------------|-------------------------------|-----------------------------------|----------------------------------|------------------------------------|----------------------------------|--------|
| 13 Ronald Acuña Jr., R OBP: 0.363, SLG: 0.492 | | | | | | | | | | | | | 6 | 1 | 1 | 3 | 1 | 2 | 6 | | | | | | | | | |
| 7 Dansby Swanson, R OBP: 0.307, SLG: 0.478 | | | | | | | | | | | | | | 6 | 0 | 0 | 0 | 0 | 2 | 4 | | | | | | | | |
| 5 Freddie Freeman, L OBP: 0.401, SLG: 0.592 | | | | | | | | | | | | | | 6 | 0 | 2 | 0 | 0 | 1 | 1 | | | | | | | | |
| 20 Josh Donaldson, R OBP: 0.354, SLG: 0.419 | | | | | | | | | | | | | | 5 | 0 | 0 | 0 | 1 | 1 | 1 | | | | | | | | |
| 27 Austin Riley, R OBP: 0.327, SLG: 0.493 | | | | | | | | | | | | | | 5 | 0 | 0 | 0 | 0 | 3 | 2 | | | | | | | | |
| 58 Dan Winkler, L OBP: 0.342, SLG: 0.432 | | | | | | | | | | | | | | 0 | 0 | 0 | 0 | 0 | 0 | 0 | | | | | | | | |
| 1 Ozia Alties, S OBP: 0.333, SLG: 0.410 | | | | | | | | | | | | | | 5 | 2 | 1 | 0 | 1 | 0 | 0 | | | | | | | | |
| 25 Tyler Flowers, R OBP: 0.316, SLG: 0.429 | | | | | | | | | | | | | | 4 | 1 | 1 | 0 | 2 | 3 | 0 | | | | | | | | |
| 32 Josh Tomlin, R OBP: 0.354, SLG: 0.410 | | | | | | | | | | | | | | 0 | 0 | 0 | 0 | 0 | 0 | 0 | | | | | | | | |
| 14 Matt Joyce, L OBP: 0.412, SLG: 0.534 | | | | | | | | | | | | | | 4 | 2 | 3 | 1 | 2 | 0 | 0 | | | | | | | | |
| 54 Max Fried, L OBP: 0.329, SLG: 0.392 | | | | | | | | | | | | | | 2 | 0 | 1 | 1 | 0 | 1 | 0 | | | | | | | | |
| 62 Touki Toussaint, R OBP: 0.329, SLG: 0.322 | | | | | | | | | | | | | | 0 | 0 | 0 | 0 | 0 | 0 | 0 | | | | | | | | |
| 71 Jacob Webb, R OBP: 0.329, SLG: 0.322 | | | | | | | | | | | | | | 0 | 0 | 0 | 0 | 0 | 0 | 0 | | | | | | | | |
| 38 Anthony Swarzak, R OBP: 0.329, SLG: 0.322 | | | | | | | | | | | | | | 0 | 0 | 0 | 0 | 0 | 0 | 0 | | | | | | | | |
| 77 Luke Jackson, R OBP: 0.329, SLG: 0.322 | | | | | | | | | | | | | | 1 | 0 | 0 | 0 | 0 | 0 | 0 | | | | | | | | |
| Inning Stats | R: 0 E: 0 K: 10 S: 10 | H: 1 LOB: 1 BB: 14 P: 14 | R: 0 E: 0 K: 7 S: 7 | H: 0 LOB: 0 BB: 0 P: 10 | R: 1 E: 0 K: 0 S: 10 | H: 2 LOB: 1 BB: 0 P: 15 | R: 0 E: 0 K: 8 S: 8 | H: 0 LOB: 0 BB: 11 P: 11 | R: 0 E: 0 K: 2 S: 9 | H: 0 LOB: 0 BB: 13 P: 13 | R: 0 E: 0 K: 1 S: 16 | H: 1 LOB: 2 BB: 1 P: 28 | R: 0 E: 0 K: 10 S: 10 | H: 1 LOB: 3 BB: 25 P: 25 | R: 0 E: 0 K: 1 S: 9 | H: 0 LOB: 0 BB: 13 P: 13 | R: 4 E: 0 K: 0 S: 14 | H: 3 LOB: 0 BB: 1 P: 20 | R: 1 E: 0 K: 1 S: 11 | H: 0 LOB: 3 BB: 4 P: 30 | R: 0 E: 0 K: 3 S: 11 | H: 0 LOB: 0 BB: 0 P: 15 | R: 1 E: 0 K: 0 S: 15 | H: 2 LOB: 2 BB: 21 P: 21 | 1B: 3 2B: 5 3B: 1 HR: 1 | SF: 0 SAC: 0 DP: 0 HBP: 0 | WP: 1 PB: 0 SB: 0 CS: 0 | PA: 55 |

| PITCHER | IP | WLS | BF | H | R | ER | SO | BB | IBB | HBP | BLK | WP | HR | S | P | ERA | WHIP |
|------------------------------------|------|-----|----|---|---|----|----|----|-----|-----|-----|----|----|----|----|-------|-------|
| 49 Pablo López, R ERA: 4.26 | 6.0 | | 23 | 4 | 1 | 1 | 7 | 1 | 0 | 0 | 0 | 0 | 0 | 7 | 16 | 0.00 | 3.000 |
| 56 Tayron Guerrero, R ERA: 3.65 | 0.2 | H | 4 | 1 | 0 | 0 | 1 | 1 | 0 | 0 | 0 | 0 | 0 | 7 | 16 | 0.00 | 3.000 |
| 37 Austin Brice, R ERA: 4.26 | 0.1 | H | 2 | 0 | 0 | 0 | 0 | 1 | 0 | 0 | 0 | 0 | 0 | 3 | 9 | 0.00 | 3.000 |
| 70 Nick Anderson, R ERA: 4.39 | 1.0 | | 3 | 0 | 0 | 0 | 1 | 0 | 0 | 0 | 0 | 0 | 0 | 9 | 13 | 0.00 | 0.000 |
| 54 Sergio Romo, R ERA: 5.48 | 1.0 | | 7 | 3 | 4 | 4 | 0 | 1 | 0 | 0 | 1 | 1 | 1 | 14 | 20 | 36.00 | 4.000 |
| PITCHER | IP | WLS | BF | H | R | ER | SO | BB | IBB | HBP | BLK | WP | HR | S | P | ERA | WHIP |
| 39 Tyler Kinley, R ERA: 5.11 | 10.1 | | 40 | 0 | 1 | 1 | 1 | 4 | 0 | 0 | 0 | 0 | 0 | 10 | 27 | 13.50 | 6.000 |
| 66 Jarlin Garcia, L ERA: 4.38 | 1.1 | | 4 | 0 | 0 | 0 | 3 | 0 | 0 | 0 | 0 | 0 | 0 | 12 | 18 | 0.00 | 0.000 |
| 61 Adam Conley, L ERA: 7.33 | 1.0 | L | 6 | 2 | 1 | 1 | 0 | 0 | 1 | 0 | 0 | 0 | 0 | 15 | 21 | 9.00 | 2.000 |

| Batter | 1 | 2 | 3 | 4 | 5 | 6 | 7 | 8 | 9 | 10 | 11 | 12 | AB | R | H | RBI | BB | SO | LOB | BOTTOM | | | | | | | | |
|---|------------------------------|----------------------------------|------------------------------|----------------------------------|-------------------------------|----------------------------------|------------------------------|---------------------------------|-------------------------------|----------------------------------|------------------------------|----------------------------------|-------------------------------|----------------------------------|------------------------------|----------------------------------|------------------------------|----------------------------------|-------------------------------|----------------------------------|------------------------------|----------------------------------|------------------------------|----------------------------------|-----------------------------------|------------------------------------|----------------------------------|--------|
| 44 Austin Deary, R OBP: 0.316, SLG: 0.429 | | | | | | | | | | | | | | 4 | 2 | 3 | 3 | 0 | 1 | 1 | | | | | | | | |
| 54 Sergio Romo, R ERA: 4.39 | | | | | | | | | | | | | | 0 | 0 | 0 | 0 | 0 | 0 | 0 | | | | | | | | |
| 15 Brian Anderson, R OBP: 0.323, SLG: 0.380 | | | | | | | | | | | | | | 4 | 0 | 1 | 0 | 0 | 2 | 3 | | | | | | | | |
| 13 Starlin Castro, R OBP: 0.266, SLG: 0.313 | | | | | | | | | | | | | | 2 | 0 | 0 | 0 | 0 | 1 | 0 | | | | | | | | |
| 47 Harold Ramirez, R OBP: 0.347, SLG: 0.409 | | | | | | | | | | | | | | 6 | 1 | 1 | 0 | 0 | 2 | 4 | | | | | | | | |
| 14 Martin Prado, R OBP: 0.263, SLG: 0.303 | | | | | | | | | | | | | | 6 | 1 | 2 | 1 | 0 | 1 | 1 | | | | | | | | |
| 19 Miguel Rojas, R OBP: 0.329, SLG: 0.322 | | | | | | | | | | | | | | 4 | 2 | 2 | 0 | 1 | 1 | 1 | | | | | | | | |
| 28 Bryan Holaday, R OBP: 0.368, SLG: 0.500 | | | | | | | | | | | | | | 3 | 0 | 2 | 1 | 1 | 1 | 1 | | | | | | | | |
| 49 Pablo López, L ERA: 3.75, SLG: 0.373 | | | | | | | | | | | | | | 2 | 0 | 0 | 0 | 0 | 2 | 3 | | | | | | | | |
| 56 Tayron Guerrero, R ERA: 4.26 | | | | | | | | | | | | | | 0 | 0 | 0 | 0 | 0 | 0 | 0 | | | | | | | | |
| 37 Austin Brice, R ERA: 4.26 | | | | | | | | | | | | | | 0 | 0 | 0 | 0 | 0 | 0 | 0 | | | | | | | | |
| 21 Curtis Granderson, L OBP: 0.282, SLG: 0.360 | | | | | | | | | | | | | | 3 | 0 | 0 | 0 | 0 | 1 | 2 | | | | | | | | |
| Inning Stats | R: 1 E: 0 K: 2 S: 8 | H: 1 LOB: 0 BB: 0 P: 14 | R: 0 E: 0 K: 6 S: 6 | H: 0 LOB: 0 BB: 0 P: 10 | R: 0 E: 0 K: 2 S: 11 | H: 1 LOB: 1 BB: 0 P: 15 | R: 0 E: 0 K: 1 S: 9 | H: 1 LOB: 0 BB: 9 P: 9 | R: 2 E: 0 K: 2 S: 17 | H: 3 LOB: 2 BB: 1 P: 26 | R: 0 E: 0 K: 0 S: 9 | H: 0 LOB: 0 BB: 0 P: 11 | R: 2 E: 0 K: 0 S: 19 | H: 4 LOB: 3 BB: 0 P: 27 | R: 0 E: 0 K: 0 S: 8 | H: 1 LOB: 1 BB: 0 P: 10 | R: 0 E: 0 K: 1 S: 7 | H: 0 LOB: 0 BB: 0 P: 27 | R: 1 E: 0 K: 3 S: 17 | H: 2 LOB: 1 BB: 0 P: 27 | R: 0 E: 0 K: 1 S: 9 | H: 0 LOB: 0 BB: 0 P: 16 | R: 0 E: 0 K: 2 S: 9 | H: 1 LOB: 1 BB: 0 P: 11 | 1B: 10 2B: 3 3B: 0 HR: 1 | SF: 0 SAC: 1 DP: 1 HBP: 1 | WP: 0 PB: 0 SB: 0 CS: 0 | PA: 51 |

Atlanta Braves @ Miami Marlins
Marlins Park, Miami, FL
Sun Jun 09 2019, 1:12 PM - 5:37 PM EDT
Att. 10,959 - Roof Closed - 78 F

AB 46
R 7
H 10
RBI 6
BB 9
SO 13
LOB 16


WP: 1
PB: 0
SB: 0
CS: 0

M I A M I

| Batter | 1 | 2 | 3 | 4 | 5 | 6 | 7 | 8 | 9 | AB | R | H | RBI | BB | SO | LOB | TOP | | | | | |
|--|--|---|---|---|---|---|---|---|---|---|---|---|---|---|---|---|---|---|---|---|---|---|
| 13 Matt Carpenter, L (1,5) OBP: 0.331, SLG: 0.387 | | | | | | | | | | 3 | 0 | 0 | 0 | 1 | 0 | 0 | | | | | | |
| 38 José Martínez, R (1,9) OBP: 0.344, SLG: 0.385 | | | | | | | | | | 4 | 0 | 0 | 0 | 0 | 2 | 1 | | | | | | |
| 53 John Gant, R (7,1) | | | | | | | | | | 0 | 0 | 0 | 0 | 0 | 0 | 0 | | | | | | |
| 49 Jordan Hicks, R (9,1) | | | | | | | | | | 4 | 1 | 1 | 0 | 0 | 1 | 0 | | | | | | |
| 46 Paul Goldschmidt, R (1,3) OBP: 0.359, SLG: 0.440 | | | | | | | | | | 3 | 2 | 2 | 0 | 1 | 0 | 0 | | | | | | |
| 23 Marcell Ozuna, R (1,7) OBP: 0.332, SLG: 0.536 | | | | | | | | | | 3 | 1 | 0 | 0 | 0 | 2 | 2 | | | | | | |
| 16 Koltan Wong, L (1,4) OBP: 0.322, SLG: 0.372 | | | | | | | | | | 3 | 1 | 0 | 0 | 0 | 2 | 2 | | | | | | |
| 34 Yairo Muñoz, R (1,6) OBP: 0.302, SLG: 0.346 | | | | | | | | | | 4 | 0 | 1 | 1 | 0 | 1 | 2 | | | | | | |
| 48 Harrison Bader, R (1,8) OBP: 0.346, SLG: 0.425 | | | | | | | | | | 1 | 0 | 0 | 1 | 2 | 0 | 0 | | | | | | |
| 32 Matt Wieters, S (1,2) OBP: 0.246, SLG: 0.414 | | | | | | | | | | 4 | 0 | 0 | 0 | 0 | 1 | 4 | | | | | | |
| 52 Michael Wacha, R (1,1) OBP: 0.118, SLG: 0.176 | | | | | | | | | | 2 | 0 | 0 | 0 | 0 | 1 | 0 | | | | | | |
| 25 Dexter Fowler, S (7,PH) OBP: 0.361, SLG: 0.376 | | | | | | | | | | 1 | 0 | 0 | 0 | 0 | 0 | 0 | | | | | | |
| Inning Stats | R: 0 E: 0 K: 1 S: 6 | H: 0 LOB: 0 BB: 1 P: 14 | R: 0 E: 0 K: 1 S: 18 | H: 1 LOB: 2 BB: 1 P: 27 | R: 0 E: 0 K: 2 S: 9 | H: 0 LOB: 0 BB: 0 P: 12 | R: 1 E: 0 K: 1 S: 13 | H: 2 LOB: 2 BB: 1 P: 22 | R: 0 E: 0 K: 0 S: 8 | H: 0 LOB: 0 BB: 0 P: 9 | R: 3 E: 1 K: 0 S: 16 | H: 1 LOB: 0 BB: 1 P: 30 | R: 0 E: 0 K: 0 S: 7 | H: 0 LOB: 0 BB: 0 P: 11 | R: 0 E: 0 K: 1 S: 8 | H: 0 LOB: 0 BB: 0 P: 15 | 1B: 2 2B: 2 3B: 0 HR: 0 | SF: 1 SAC: 1 DP: 1 HBP: 0 | WP: 0 PB: 0 SB: 0 CS: 0 | PA: 35 | | |
| PITCHER | IP: 5.0 WLS: L BF: 23 ERA: 3.67 | IP: 2.0 WLS: 0 BF: 6 ERA: 2.45 | IP: 2.0 WLS: 0 BF: 6 ERA: 7.27 | IP: 0.0 WLS: 0 BF: 0 ERA: 0.00 | IP: 0.0 WLS: 0 BF: 0 ERA: 0.00 | IP: 0.0 WLS: 0 BF: 0 ERA: 0.00 | IP: 0.0 WLS: 0 BF: 0 ERA: 0.00 | IP: 0.0 WLS: 0 BF: 0 ERA: 0.00 | IP: 0.0 WLS: 0 BF: 0 ERA: 0.00 | IP: 0.0 WLS: 0 BF: 0 ERA: 0.00 | IP: 0.0 WLS: 0 BF: 0 ERA: 0.00 | IP: 0.0 WLS: 0 BF: 0 ERA: 0.00 | IP: 0.0 WLS: 0 BF: 0 ERA: 0.00 | IP: 0.0 WLS: 0 BF: 0 ERA: 0.00 | IP: 0.0 WLS: 0 BF: 0 ERA: 0.00 | IP: 0.0 WLS: 0 BF: 0 ERA: 0.00 | IP: 0.0 WLS: 0 BF: 0 ERA: 0.00 | IP: 0.0 WLS: 0 BF: 0 ERA: 0.00 | IP: 0.0 WLS: 0 BF: 0 ERA: 0.00 | IP: 0.0 WLS: 0 BF: 0 ERA: 0.00 | IP: 0.0 WLS: 0 BF: 0 ERA: 0.00 | IP: 0.0 WLS: 0 BF: 0 ERA: 0.00 |

St. Louis Cardinals @ Miami Marlins
Marlins Park, Miami, FL
Mon Jun 10 2019, 7:11 PM - 9:59 PM EDT
Att: 6,585 - Roof Closed - 76 F

AB 29
R 4
H 4
RBI 2
BB 4
SO 8
LOB 9



| Batter | 1 | 2 | 3 | 4 | 5 | 6 | 7 | 8 | 9 | AB | R | H | RBI | BB | SO | LOB | BOTTOM | | | | | |
|---|--|--|---|---|---|---|---|---|---|---|---|---|---|---|---|---|---|---|---|---|---|---|
| 44 Austin Dean, R (1,7) OBP: 0.214, SLG: 0.368 | | | | | | | | | | 4 | 0 | 0 | 0 | 0 | 0 | 1 | | | | | | |
| 26 Garrett Cooper, R (1,3) OBP: 0.371, SLG: 0.440 | | | | | | | | | | 4 | 0 | 1 | 0 | 0 | 0 | 1 | | | | | | |
| 15 Brian Anderson, R (1,5) OBP: 0.326, SLG: 0.379 | | | | | | | | | | 3 | 0 | 1 | 0 | 1 | 1 | | | | | | | |
| 13 Starlin Castro, R (1,4) OBP: 0.262, SLG: 0.308 | | | | | | | | | | 4 | 0 | 0 | 0 | 0 | 1 | 3 | | | | | | |
| 47 Harold Ramírez, R (1,9) OBP: 0.363, SLG: 0.433 | | | | | | | | | | | 4 | 1 | 3 | 0 | 0 | 1 | | | | | | |
| 10 JT Riddle, L (1,8) OBP: 0.224, SLG: 0.315 | | | | | | | | | | | 2 | 0 | 0 | 0 | 0 | 2 | | | | | | |
| 20 Wei-Yin Chen, R (8,1) | | | | | | | | | | 0 | 0 | 0 | 0 | 0 | 0 | 0 | | | | | | |
| 14 Martín Prado, R (9,PH) OBP: 0.291, SLG: 0.301 | | | | | | | | | | 1 | 0 | 0 | 0 | 0 | 1 | 1 | | | | | | |
| 38 Jorge Alfaro, R (1,2) OBP: 0.325, SLG: 0.455 | | | | | | | | | | | 3 | 0 | 2 | 1 | 0 | 0 | | | | | | |
| 19 Miguel Rojas, R (1,6) OBP: 0.329, SLG: 0.319 | | | | | | | | | | 2 | 0 | 0 | 0 | 1 | 0 | 1 | | | | | | |
| 22 Sandy Alcantara, R (1,1) OBP: 0.238, SLG: 0.250 | | | | | | | | | | 1 | 0 | 0 | 0 | 0 | 1 | 2 | | | | | | |
| 21 Curtis Granderson, L (6,9) OBP: 0.279, SLG: 0.355 | | | | | | | | | | 2 | 0 | 0 | 0 | 0 | 1 | 0 | | | | | | |
| 37 Austin Brice, R (6,1) | | | | | | | | | | 0 | 0 | 0 | 0 | 0 | 0 | 0 | | | | | | |
| 5 Rosell Herrera, S (7,PH) OBP: 0.287, SLG: 0.337 | | | | | | | | | | 1 | 0 | 0 | 0 | 0 | 0 | 1 | | | | | | |
| Inning Stats | R: 0 E: 0 K: 0 S: 5 | H: 1 LOB: 0 BB: 0 P: 10 | R: 0 E: 0 K: 0 S: 6 | H: 1 LOB: 0 BB: 0 P: 11 | R: 0 E: 0 K: 1 S: 7 | H: 1 LOB: 1 BB: 1 P: 13 | R: 0 E: 0 K: 1 S: 5 | H: 0 LOB: 0 BB: 0 P: 8 | R: 0 E: 0 K: 0 S: 9 | H: 2 LOB: 1 BB: 0 P: 11 | R: 0 E: 0 K: 2 S: 13 | H: 0 LOB: 2 BB: 1 P: 22 | R: 1 E: 0 K: 0 S: 9 | H: 1 LOB: 0 BB: 0 P: 13 | R: 0 E: 0 K: 0 S: 8 | H: 0 LOB: 0 BB: 0 P: 14 | R: 0 E: 0 K: 2 S: 11 | H: 1 LOB: 1 BB: 0 P: 15 | 1B: 6 2B: 1 3B: 0 HR: 0 | SF: 0 SAC: 0 DP: 3 HBP: 0 | WP: 0 PB: 0 SB: 0 CS: 0 | PA: 33 |
| PITCHER | IP: 6.0 WLS: W BF: 22 ERA: 5.63 | IP: 7.0 WLS: 1 BF: 1 ERA: 1.5 | IP: 1.0 WLS: S BF: 4 ERA: 3.63 | IP: 0.0 WLS: 0 BF: 0 ERA: 0.00 | IP: 0.0 WLS: 0 BF: 0 ERA: 0.00 | IP: 0.0 WLS: 0 BF: 0 ERA: 0.00 | IP: 0.0 WLS: 0 BF: 0 ERA: 0.00 | IP: 0.0 WLS: 0 BF: 0 ERA: 0.00 | IP: 0.0 WLS: 0 BF: 0 ERA: 0.00 | IP: 0.0 WLS: 0 BF: 0 ERA: 0.00 | IP: 0.0 WLS: 0 BF: 0 ERA: 0.00 | IP: 0.0 WLS: 0 BF: 0 ERA: 0.00 | IP: 0.0 WLS: 0 BF: 0 ERA: 0.00 | IP: 0.0 WLS: 0 BF: 0 ERA: 0.00 | IP: 0.0 WLS: 0 BF: 0 ERA: 0.00 | IP: 0.0 WLS: 0 BF: 0 ERA: 0.00 | IP: 0.0 WLS: 0 BF: 0 ERA: 0.00 | IP: 0.0 WLS: 0 BF: 0 ERA: 0.00 | IP: 0.0 WLS: 0 BF: 0 ERA: 0.00 | IP: 0.0 WLS: 0 BF: 0 ERA: 0.00 | IP: 0.0 WLS: 0 BF: 0 ERA: 0.00 | IP: 0.0 WLS: 0 BF: 0 ERA: 0.00 |

St. Louis Cardinals @ Miami Marlins
Marlins Park, Miami, FL
Mon Jun 10 2019, 7:11 PM - 9:59 PM EDT
Att: 6,585 - Roof Closed - 76 F

AB 31
R 1
H 7
RBI 1
BB 2
SO 6
LOB 14



| Batter | 1 | 2 | 3 | 4 | 5 | 6 | 7 | 8 | 9 | AB | R | H | RBI | BB | SO | LOB | TOP | | | | |
|--|---|---|---|---|---|---|---|---|---|---|---|---|---|---|---|---|---|---|---|---|---|
| 34 Yairo Muñoz, R OBP: 0.293, SLG: 0.333 | | | | | | | | | | 5 | 0 | 1 | 0 | 0 | 3 | 1 | St. Louis Cardinals @ Miami Marlins Marlins Park, Miami, FL Tue Jun 11 2019, 7:11 PM - 10:22 PM EDT Att: 6,308 - Roof Closed - 79 F | | | | |
| 12 Paul DeJong, R OBP: 0.384, SLG: 0.475 | | | | | | | | | | 5 | 0 | 1 | 0 | 0 | 1 | 1 | | | | | |
| 46 Paul Goldschmidt, R OBP: 0.359, SLG: 0.441 | | | | | | | | | | 4 | 1 | 1 | 0 | 0 | 0 | 3 | | | | | |
| 23 Marcell Ozuna, R OBP: 0.337, SLG: 0.546 | | | | | | | | | | 5 | 2 | 2 | 1 | 0 | 1 | 2 | | | | | |
| 4 Yadier Molina, R OBP: 0.296, SLG: 0.402 | | | | | | | | | | 5 | 1 | 2 | 0 | 0 | 1 | 1 | | | | | |
| 16 Kaiten Wong, L OBP: 0.332, SLG: 0.376 | | | | | | | | | | 3 | 2 | 2 | 0 | 2 | 0 | 0 | | | | | |
| 60 John Brebbia, L OBP: 1.000, SLG: 1.000 | | | | | | | | | | 0 | 0 | 0 | 0 | 0 | 0 | 0 | | | | | |
| 25 Dexter Fowler, S OBP: 0.367, SLG: 0.385 | | | | | | | | | | 4 | 1 | 2 | 1 | 1 | 0 | 3 | | | | | |
| 48 Harrison Bader, R OBP: 0.354, SLG: 0.438 | | | | | | | | | | 3 | 0 | 1 | 2 | 2 | 2 | 2 | | | | | |
| 43 Dakota Hudson, R OBP: 0.095, SLG: 0.050 | | | | | | | | | | 3 | 0 | 1 | 2 | 2 | 2 | 2 | | | | | |
| 38 José Martínez, R OBP: 0.346, SLG: 0.388 | | | | | | | | | | 3 | 0 | 0 | 0 | 0 | 3 | 4 | | | | | |
| 65 Giovanny Gallegos, R ERA: 2.7 | | | | | | | | | | 1 | 0 | 1 | 2 | 0 | 0 | 0 | | | | | |
| 19 Tommy Edman, S ERA: 2.7 | | | | | | | | | | 1 | 0 | 0 | 0 | 0 | 0 | 2 | | | | | |
| Inning Stats | R: 0 H: 0 E: 0 K: 2 S: 11 | H: 0 LOB: 1 BB: 0 P: 16 | R: 1 H: 1 E: 0 K: 2 S: 13 | H: 1 LOB: 1 BB: 1 P: 20 | R: 0 H: 0 E: 0 K: 1 S: 10 | H: 2 LOB: 1 BB: 0 P: 19 | R: 0 H: 0 E: 0 K: 2 S: 10 | H: 0 LOB: 0 BB: 0 P: 10 | R: 2 H: 2 E: 1 K: 1 S: 18 | H: 2 LOB: 3 BB: 3 P: 39 | R: 0 H: 1 E: 0 K: 1 S: 13 | H: 1 LOB: 1 BB: 0 P: 20 | R: 3 H: 5 E: 0 K: 2 S: 21 | H: 5 LOB: 2 BB: 2 P: 29 | R: 1 H: 2 E: 0 K: 0 S: 13 | H: 2 LOB: 2 BB: 1 P: 22 | 1B: 8 2B: 3 3B: 1 HR: 1 | SF: 0 SAC: 0 DP: 1 HBP: 1 | WP: 1 PB: 0 SB: 2 CS: 0 | PA: 45 | |
| PITCHER | IP WLS BF H R ER SO BB IBB HBP BLK WP HR S P ERA WHIP | IP WLS BF H R ER SO BB IBB HBP BLK WP HR S P ERA WHIP | IP WLS BF H R ER SO BB IBB HBP BLK WP HR S P ERA WHIP | IP WLS BF H R ER SO BB IBB HBP BLK WP HR S P ERA WHIP | IP WLS BF H R ER SO BB IBB HBP BLK WP HR S P ERA WHIP | IP WLS BF H R ER SO BB IBB HBP BLK WP HR S P ERA WHIP | IP WLS BF H R ER SO BB IBB HBP BLK WP HR S P ERA WHIP | IP WLS BF H R ER SO BB IBB HBP BLK WP HR S P ERA WHIP | IP WLS BF H R ER SO BB IBB HBP BLK WP HR S P ERA WHIP | IP WLS BF H R ER SO BB IBB HBP BLK WP HR S P ERA WHIP | IP WLS BF H R ER SO BB IBB HBP BLK WP HR S P ERA WHIP | IP WLS BF H R ER SO BB IBB HBP BLK WP HR S P ERA WHIP | IP WLS BF H R ER SO BB IBB HBP BLK WP HR S P ERA WHIP | IP WLS BF H R ER SO BB IBB HBP BLK WP HR S P ERA WHIP | IP WLS BF H R ER SO BB IBB HBP BLK WP HR S P ERA WHIP | IP WLS BF H R ER SO BB IBB HBP BLK WP HR S P ERA WHIP | IP WLS BF H R ER SO BB IBB HBP BLK WP HR S P ERA WHIP | IP WLS BF H R ER SO BB IBB HBP BLK WP HR S P ERA WHIP | IP WLS BF H R ER SO BB IBB HBP BLK WP HR S P ERA WHIP | IP WLS BF H R ER SO BB IBB HBP BLK WP HR S P ERA WHIP | IP WLS BF H R ER SO BB IBB HBP BLK WP HR S P ERA WHIP |

AB 39
R 7
H 13
RBI 6
BB 5
SO 11
LOB 19



| Batter | 1 | 2 | 3 | 4 | 5 | 6 | 7 | 8 | 9 | AB | R | H | RBI | BB | SO | LOB | BOTTOM | | | | |
|---|---|---|---|---|---|---|---|---|---|---|---|---|---|---|---|---|---|---|---|---|---|
| 21 Curtis Granderson, L OBP: 0.273, SLG: 0.347 | | | | | | | | | | 4 | 0 | 0 | 0 | 0 | 1 | 1 | St. Louis Cardinals @ Miami Marlins Marlins Park, Miami, FL Tue Jun 11 2019, 7:11 PM - 10:22 PM EDT Att: 6,308 - Roof Closed - 79 F | | | | |
| 26 Garrett Cooper, R OBP: 0.375, SLG: 0.437 | | | | | | | | | | 3 | 0 | 1 | 0 | 1 | 1 | 0 | | | | | |
| 15 Brian Anderson, R OBP: 0.325, SLG: 0.377 | | | | | | | | | | 4 | 0 | 1 | 0 | 0 | 1 | 2 | | | | | |
| 13 Starlin Castro, R OBP: 0.258, SLG: 0.304 | | | | | | | | | | 4 | 0 | 0 | 0 | 0 | 1 | 2 | | | | | |
| 47 Harold Ramírez, R OBP: 0.358, SLG: 0.426 | | | | | | | | | | 4 | 1 | 1 | 0 | 0 | 0 | 3 | | | | | |
| 38 Jorge Alfaro, R OBP: 0.323, SLG: 0.448 | | | | | | | | | | 3 | 0 | 0 | 0 | 0 | 2 | 0 | | | | | |
| 19 Miguel Rojas, R OBP: 0.332, SLG: 0.319 | | | | | | | | | | 3 | 0 | 1 | 1 | 1 | 0 | 0 | | | | | |
| 5 Rosell Herrera, S OBP: 0.277, SLG: 0.324 | | | | | | | | | | 4 | 0 | 0 | 0 | 0 | 1 | 3 | | | | | |
| 57 Elieser Hernández, R ERA: 3.47 | | | | | | | | | | 2 | 0 | 0 | 0 | 0 | 2 | 3 | | | | | |
| 66 Jarlín García, L ERA: 3.14 | | | | | | | | | | 0 | 0 | 0 | 0 | 0 | 0 | 0 | | | | | |
| 43 Jeff Bringham, R OBP: 0.225, SLG: 0.377 | | | | | | | | | | 0 | 0 | 0 | 0 | 0 | 0 | 0 | | | | | |
| 44 Austin Dean, R OBP: 0.225, SLG: 0.377 | | | | | | | | | | 0 | 0 | 0 | 0 | 0 | 0 | 0 | | | | | |
| 61 Adam Conley, L ERA: 2.51 | | | | | | | | | | 0 | 0 | 0 | 0 | 0 | 0 | 0 | | | | | |
| Inning Stats | R: 0 H: 1 E: 1 K: 1 S: 11 | H: 0 LOB: 2 BB: 0 P: 16 | R: 0 H: 0 E: 0 K: 1 S: 9 | H: 0 LOB: 1 BB: 1 P: 16 | R: 0 H: 0 E: 0 K: 0 S: 7 | H: 0 LOB: 0 BB: 1 P: 12 | R: 1 H: 2 E: 0 K: 2 S: 11 | H: 2 LOB: 2 BB: 0 P: 16 | R: 0 H: 0 E: 0 K: 0 S: 5 | H: 0 LOB: 0 BB: 0 P: 8 | R: 0 H: 1 E: 0 K: 1 S: 7 | H: 1 LOB: 1 BB: 0 P: 8 | R: 0 H: 1 E: 0 K: 1 S: 12 | H: 1 LOB: 1 BB: 0 P: 15 | R: 0 H: 0 E: 0 K: 2 S: 9 | H: 0 LOB: 0 BB: 0 P: 11 | 1B: 5 2B: 0 3B: 0 HR: 0 | SF: 0 SAC: 0 DP: 1 HBP: 1 | WP: 0 PB: 0 SB: 0 CS: 0 | PA: 35 | |
| PITCHER | IP WLS BF H R ER SO BB IBB HBP BLK WP HR S P ERA WHIP | IP WLS BF H R ER SO BB IBB HBP BLK WP HR S P ERA WHIP | IP WLS BF H R ER SO BB IBB HBP BLK WP HR S P ERA WHIP | IP WLS BF H R ER SO BB IBB HBP BLK WP HR S P ERA WHIP | IP WLS BF H R ER SO BB IBB HBP BLK WP HR S P ERA WHIP | IP WLS BF H R ER SO BB IBB HBP BLK WP HR S P ERA WHIP | IP WLS BF H R ER SO BB IBB HBP BLK WP HR S P ERA WHIP | IP WLS BF H R ER SO BB IBB HBP BLK WP HR S P ERA WHIP | IP WLS BF H R ER SO BB IBB HBP BLK WP HR S P ERA WHIP | IP WLS BF H R ER SO BB IBB HBP BLK WP HR S P ERA WHIP | IP WLS BF H R ER SO BB IBB HBP BLK WP HR S P ERA WHIP | IP WLS BF H R ER SO BB IBB HBP BLK WP HR S P ERA WHIP | IP WLS BF H R ER SO BB IBB HBP BLK WP HR S P ERA WHIP | IP WLS BF H R ER SO BB IBB HBP BLK WP HR S P ERA WHIP | IP WLS BF H R ER SO BB IBB HBP BLK WP HR S P ERA WHIP | IP WLS BF H R ER SO BB IBB HBP BLK WP HR S P ERA WHIP | IP WLS BF H R ER SO BB IBB HBP BLK WP HR S P ERA WHIP | IP WLS BF H R ER SO BB IBB HBP BLK WP HR S P ERA WHIP | IP WLS BF H R ER SO BB IBB HBP BLK WP HR S P ERA WHIP | IP WLS BF H R ER SO BB IBB HBP BLK WP HR S P ERA WHIP | IP WLS BF H R ER SO BB IBB HBP BLK WP HR S P ERA WHIP |

AB 32
R 1
H 5
RBI 1
BB 2
SO 9
LOB 14




| Batter | 1 | 2 | 3 | 4 | 5 | 6 | 7 | 8 | 9 | AB | R | H | RBI | BB | SO | LOB | TOP | | | | | | | | | | |
|--|------------------------------|---------------------------------|------------------------------|----------------------------------|------------------------------|----------------------------------|-------------------------------|----------------------------------|------------------------------|---------------------------------|-------------------------------|----------------------------------|-------------------------------|----------------------------------|------------------------------|----------------------------------|------------------------------|----------------------------------|----------------------------------|------------------------------------|----------------------------------|--------|--|--|--|--|--|
| 13 Matt Carpenter, L (1.5) OBP: 0.330, SLG: 0.382 | F8 | | L8 | | | K | | | G6-4-3 | 3 | 0 | 0 | 0 | 1 | 1 | 1 | | | | | | | | | | | |
| 12 Paul DeJong, R (1.6) OBP: 0.382, SLG: 0.475 | G1-3 | | | | | P5 | | | G6-4-3 | 4 | 0 | 1 | 0 | 0 | 0 | 1 | | | | | | | | | | | |
| 46 Paul Goldschmidt, R (1.3) OBP: 0.359, SLG: 0.438 | F9 | | | | | | | | K | 4 | 0 | 1 | 0 | 0 | 1 | 0 | | | | | | | | | | | |
| 23 Marcell Ozuna, R (1.7) OBP: 0.333, SLG: 0.539 | | G6-3 | | | | F7 | | | | 3 | 0 | 0 | 0 | 0 | 0 | 2 | | | | | | | | | | | |
| 4 Yadier Molina, R (1.2) OBP: 0.297, SLG: 0.398 | L8 | | | | | G6-4-3 | | | | 2 | 0 | 0 | 0 | 1 | 0 | 2 | | | | | | | | | | | |
| 16 Kaiten Wong, L (1.4) OBP: 0.332, SLG: 0.376 | K | | | | | | | | F9 | 3 | 0 | 1 | 0 | 0 | 1 | 1 | | | | | | | | | | | |
| 25 Dexter Fowler, S (1.9) OBP: 0.362, SLG: 0.379 | | | F8 | | | G3-6-3 | | | F7 | 3 | 0 | 0 | 0 | 0 | 0 | 1 | | | | | | | | | | | |
| 48 Harrison Bader, R (1.8) OBP: 0.353, SLG: 0.432 | | | | | | | | | P4 | 2 | 0 | 0 | 0 | 1 | 1 | 0 | | | | | | | | | | | |
| 39 Miles Mikolas, R (1.1) OBP: 0.287, SLG: 0.352 | | | | | | | | | | 1 | 0 | 0 | 0 | 0 | 1 | 1 | | | | | | | | | | | |
| 19 Tommy Edman, S (5. PH) | | | | | | | | | | 0 | 0 | 0 | 0 | 0 | 0 | 0 | | | | | | | | | | | |
| 56 Ryan Helsley, R (6.1) | | | | | | | | | | 0 | 0 | 0 | 0 | 0 | 0 | 0 | | | | | | | | | | | |
| 30 Tyler Webb, L (6.1) | | | | | | | | | | 0 | 0 | 0 | 0 | 0 | 0 | 0 | | | | | | | | | | | |
| 34 Yairo Muñoz, R (8. PH) | | | | | | | | | | 1 | 0 | 0 | 0 | 0 | 1 | 0 | | | | | | | | | | | |
| 60 John Brebbia, L (8.1) | | | | | | | | | | 0 | 0 | 0 | 0 | 0 | 0 | 0 | | | | | | | | | | | |
| Inning Stats | R: 0 E: 0 K: 0 S: 6 | H: 0 LOB: 0 BB: 0 P: 8 | R: 0 E: 0 K: 1 S: 6 | H: 0 LOB: 0 BB: 0 P: 10 | R: 0 E: 0 K: 1 S: 8 | H: 0 LOB: 1 BB: 1 P: 14 | R: 0 E: 0 K: 0 S: 12 | H: 2 LOB: 1 BB: 0 P: 17 | R: 0 E: 0 K: 1 S: 5 | H: 1 LOB: 0 BB: 0 P: 9 | R: 0 E: 0 K: 2 S: 12 | H: 0 LOB: 0 BB: 0 P: 19 | R: 0 E: 0 K: 0 S: 12 | H: 0 LOB: 1 BB: 1 P: 18 | R: 0 E: 0 K: 1 S: 8 | H: 0 LOB: 0 BB: 0 P: 10 | R: 0 E: 0 K: 1 S: 7 | H: 0 LOB: 0 BB: 0 P: 13 | 1B: 2 2B: 1 3B: 0 HR: 0 | SF: 0 SAC: 0 DP: 3 HBP: 0 | WP: 0 PB: 0 SB: 0 CS: 0 | PA: 30 | | | | | |
| PITCHER | IP | WLS | BF | H | R | ER | SO | BB | IBB | HBP | BLK | WP | HR | S | P | ERA | WHIP | | | | | | | | | | |
| 50 Jordan Yamamoto, R (1.1) ERA: 4.23 | 7.0 | W | 24 | 3 | 0 | 0 | 5 | 2 | 0 | 0 | 0 | 0 | 0 | 61 | 95 | 0.00 | 0.714 | | | | | | | | | | |
| 70 Nick Anderson, R (8.1) ERA: 3.51 | 1.0 | | 3 | 0 | 0 | 0 | 1 | 0 | 0 | 0 | 0 | 0 | 0 | 8 | 10 | 0.00 | 0.000 | | | | | | | | | | |
| 56 Tayron Guerrero, R (9.1) | 1.0 | | 3 | 0 | 0 | 0 | 1 | 1 | 0 | 0 | 0 | 0 | 0 | 7 | 13 | 0.00 | 1.000 | | | | | | | | | | |

St. Louis Cardinals @ Miami Marlins
Marlins Park, Miami, FL
Wed Jun 12, 2019, 7:12 PM - 9:44 PM EDT
Att: 7,001 - Roof Closed - 77 F

livebaseballscorecards.com

AB 27
R 0
H 3
RBI 0
BB 3
SO 7
LOB 9




| Batter | 1 | 2 | 3 | 4 | 5 | 6 | 7 | 8 | 9 | AB | R | H | RBI | BB | SO | LOB | BOTTOM | | | | | | | | | | |
|---|-------------------------------|----------------------------------|-------------------------------|----------------------------------|------------------------------|----------------------------------|-------------------------------|----------------------------------|-------------------------------|----------------------------------|-------------------------------|----------------------------------|-------------------------------|----------------------------------|-------------------------------|----------------------------------|----------------------------------|------------------------------------|----------------------------------|--------|--|--|--|--|--|--|--|
| 21 Curtis Granderson, L (1.7) OBP: 0.276, SLG: 0.362 | F7 | | | | | F8 | | | | 4 | 2 | 1 | 3 | 1 | 0 | 1 | | | | | | | | | | | |
| 26 Garrett Cooper, R (1.3) OBP: 0.384, SLG: 0.491 | | | | | | | | | | 5 | 2 | 3 | 4 | 0 | 2 | 0 | | | | | | | | | | | |
| 15 Brian Anderson, R (1.9) OBP: 0.327, SLG: 0.379 | | | | | | | | | | 4 | 0 | 2 | 1 | 0 | 1 | 1 | | | | | | | | | | | |
| 13 Starlin Castro, R (1.4) OBP: 0.258, SLG: 0.303 | P4 | | | | | | | | | 4 | 0 | 1 | 0 | 0 | 1 | 2 | | | | | | | | | | | |
| 47 Harold Ramirez, R (1.8) OBP: 0.345, SLG: 0.410 | K | | | | | | | | | 4 | 0 | 0 | 0 | 0 | 1 | 5 | | | | | | | | | | | |
| 14 Martin Prado, R (1.5) OBP: 0.284, SLG: 0.303 | | | | | | | | | | 2 | 1 | 1 | 0 | 0 | 0 | 0 | | | | | | | | | | | |
| 44 Austin Dean, R (4.7) OBP: 0.219, SLG: 0.366 | | | | | | | | | | 2 | 0 | 0 | 0 | 0 | 0 | 2 | | | | | | | | | | | |
| 56 Tayron Guerrero, R (9.1) | | | | | | | | | | 0 | 0 | 0 | 0 | 0 | 0 | 0 | | | | | | | | | | | |
| 19 Miguel Rojas, R (1.6) OBP: 0.335, SLG: 0.327 | | | | | | | | | | 4 | 1 | 2 | 0 | 0 | 0 | 0 | | | | | | | | | | | |
| 28 Bryan Holaday, R (1.2) OBP: 0.391, SLG: 0.474 | | | | | | | | | | 3 | 2 | 1 | 0 | 1 | 1 | 3 | | | | | | | | | | | |
| 50 Jordan Yamamoto, R (1.1) ERA: 4.83 | | | | | | | | | | 1 | 0 | 0 | 1 | 0 | 1 | 1 | | | | | | | | | | | |
| 70 Nick Anderson, R (8.1) ERA: 3.91 | | | | | | | | | | 0 | 0 | 0 | 0 | 0 | 0 | 0 | | | | | | | | | | | |
| 10 JT Riddle, L (6. PH) | | | | | | | | | | 1 | 1 | 1 | 0 | 0 | 0 | 0 | | | | | | | | | | | |
| 60 John Brebbia, R (8.1) ERA: 3.24 | | | | | | | | | | 1 | 1 | 1 | 0 | 0 | 0 | 0 | | | | | | | | | | | |
| Inning Stats | R: 1 E: 0 K: 1 S: 11 | H: 2 LOB: 1 BB: 0 P: 17 | R: 4 E: 0 K: 1 S: 14 | H: 3 LOB: 0 BB: 1 P: 21 | R: 0 E: 0 K: 1 S: 7 | H: 0 LOB: 0 BB: 0 P: 10 | R: 0 E: 0 K: 1 S: 11 | H: 1 LOB: 1 BB: 0 P: 15 | R: 0 E: 0 K: 0 S: 10 | H: 2 LOB: 2 BB: 0 P: 15 | R: 1 E: 0 K: 1 S: 10 | H: 1 LOB: 0 BB: 0 P: 16 | R: 0 E: 0 K: 1 S: 14 | H: 1 LOB: 1 BB: 0 P: 21 | R: 3 E: 0 K: 1 S: 16 | H: 2 LOB: 0 BB: 1 P: 22 | 1B: 7 2B: 2 3B: 1 HR: 2 | SF: 0 SAC: 2 DP: 1 HBP: 0 | WP: 0 PB: 0 SB: 0 CS: 0 | PA: 38 | | | | | | | |
| PITCHER | IP | WLS | BF | H | R | ER | SO | BB | IBB | HBP | BLK | WP | HR | S | P | ERA | WHIP | | | | | | | | | | |
| 39 Miles Mikolas, R (1.1) ERA: 4.83 | 5.0 | L | 24 | 8 | 5 | 5 | 4 | 1 | 0 | 0 | 0 | 0 | 0 | 6 | 10 | 9.00 | 1.800 | | | | | | | | | | |
| 56 Ryan Helsley, R (6.1) ERA: 3.49 | 0.1 | | 2 | 1 | 1 | 1 | 1 | 0 | 0 | 0 | 0 | 0 | 0 | 6 | 10 | 27.00 | 3.000 | | | | | | | | | | |
| 30 Tyler Webb, L (6.1) | 1.2 | | 6 | 1 | 0 | 0 | 1 | 0 | 0 | 0 | 1 | 0 | 0 | 18 | 27 | 0.00 | 0.600 | | | | | | | | | | |
| 60 John Brebbia, R (8.1) | 1.0 | | 6 | 2 | 3 | 3 | 1 | 1 | 0 | 0 | 0 | 0 | 1 | 16 | 22 | 27.00 | 3.000 | | | | | | | | | | |

St. Louis Cardinals @ Miami Marlins
Marlins Park, Miami, FL
Wed Jun 12, 2019, 7:12 PM - 9:44 PM EDT
Att: 7,001 - Roof Closed - 77 F


livebaseballscorecards.com

AB 34
R 9
H 12
RBI 9
BB 2
SO 7
LOB 15




| Batter | 1 | 2 | 3 | 4 | 5 | 6 | 7 | 8 | 9 | AB | R | H | RBI | BB | SO | LOB | TOP | | | | | | | | | |
|---|---|---|---|---|---|---|---|---|---|---|---|---|---|---|---|---|---|---|---|---|---|---|---|---|---|---|
| 27 Kevin Newman, R OBP: 0.366, SLG: 0.429 | G6-3 | | P3 | | | G4-3 | | G6-3 | | 5 | 1 | 1 | 1 | 0 | 0 | 2 | Pittsburgh Pirates @ Miami Marlins Marlins Park, Miami, FL Fri Jun 14, 2019, 7:11 PM - 10:06 PM EDT Att: 8,340 - Roof Closed - 75 F | | | | | | | | | |
| 10 Bryan Reynolds, S OBP: 0.409, SLG: 0.568 | FC5-4 1B | | F8 | | | | | 19 HR | 55 WP 55 SF8 1B | 5 | 3 | 4 | 0 | 0 | 0 | 1 | | | | | | | | | | |
| 6 Starling Marte, R OBP: 0.327, SLG: 0.474 | FC5-4 | | | E1 55 G4-3 19 1B | SF9 | | L9 | | 55 WP 1B | 4 | 1 | 2 | 1 | 0 | 0 | 2 | | | | | | | | | | |
| 55 Josh Bell, S OBP: 0.389, SLG: 0.656 | K | | | G4-3 | | | | SF8 | | 3 | 2 | 1 | 2 | 1 | 1 | 2 | | | | | | | | | | |
| 48 Richard Rodriguez, R | | | | | | | | | | 0 | 0 | 0 | 0 | 0 | 0 | 0 | | | | | | | | | | |
| 19 Colin Moran, L OBP: 0.330, SLG: 0.481 | | G3-1 | | | | | | | | 5 | 1 | 3 | 5 | 0 | 0 | 1 | | | | | | | | | | |
| 12 Corey Dickerson, L OBP: 0.286, SLG: 0.387 | | | | E4 32 G1-6-3 1B | L9 | | G1-3 | | K | 5 | 0 | 2 | 0 | 0 | 1 | 1 | | | | | | | | | | |
| 32 Elias Diaz, R OBP: 0.309, SLG: 0.346 | | | | G6-4-3 | | | | F9 | | 5 | 0 | 0 | 0 | 0 | 0 | 3 | | | | | | | | | | |
| 26 Adam Frazier, L OBP: 0.322, SLG: 0.382 | | | | | | | | | L9 | 5 | 1 | 2 | 0 | 0 | 1 | 0 | | | | | | | | | | |
| 43 Steven Brault, L OBP: 0.200, SLG: 0.267 | | | | SH1-3 1B | | | | | | 2 | 1 | 2 | 0 | 0 | 0 | 0 | | | | | | | | | | |
| 45 Michael Feliz, R | | | | | | | | | | 0 | 0 | 0 | 0 | 0 | 0 | 0 | | | | | | | | | | |
| 36 José Osuna, R OBP: 0.286, SLG: 0.632 | | | | | | | | | | 1 | 1 | 1 | 2 | 0 | 0 | 0 | | | | | | | | | | |
| Inning Stats | R: 0 E: 0 K: 1 S: 14 | H: 1 LOB: 1 BB: 0 P: 22 | R: 0 E: 0 K: 0 S: 6 | H: 1 LOB: 0 BB: 0 P: 10 | R: 0 E: 0 K: 0 S: 10 | H: 1 LOB: 0 BB: 0 P: 15 | R: 1 E: 2 K: 0 S: 8 | H: 3 LOB: 1 BB: 0 P: 9 | R: 4 E: 0 K: 0 S: 16 | H: 5 LOB: 1 BB: 0 P: 22 | R: 0 E: 0 K: 1 S: 10 | H: 1 LOB: 1 BB: 0 P: 16 | R: 3 E: 0 K: 0 S: 21 | H: 2 LOB: 0 BB: 1 P: 28 | R: 3 E: 0 K: 0 S: 16 | H: 4 LOB: 1 BB: 0 P: 20 | R: 0 E: 0 K: 1 S: 8 | H: 0 LOB: 0 BB: 0 P: 11 | 1B: 11 2B: 3 3B: 2 HR: 2 | SF: 2 SAC: 1 DP: 2 HBP: 0 | WP: 1 PB: 0 SB: 0 CS: 0 | PA: 44 | | | | |
| PITCHER | IP WLS BF H R ER SO BB IBB HBP BLK WP HR S P ERA WHIP | IP WLS BF H R ER SO BB IBB HBP BLK WP HR S P ERA WHIP | IP WLS BF H R ER SO BB IBB HBP BLK WP HR S P ERA WHIP | IP WLS BF H R ER SO BB IBB HBP BLK WP HR S P ERA WHIP | IP WLS BF H R ER SO BB IBB HBP BLK WP HR S P ERA WHIP | IP WLS BF H R ER SO BB IBB HBP BLK WP HR S P ERA WHIP | IP WLS BF H R ER SO BB IBB HBP BLK WP HR S P ERA WHIP | IP WLS BF H R ER SO BB IBB HBP BLK WP HR S P ERA WHIP | IP WLS BF H R ER SO BB IBB HBP BLK WP HR S P ERA WHIP | IP WLS BF H R ER SO BB IBB HBP BLK WP HR S P ERA WHIP | IP WLS BF H R ER SO BB IBB HBP BLK WP HR S P ERA WHIP | IP WLS BF H R ER SO BB IBB HBP BLK WP HR S P ERA WHIP | IP WLS BF H R ER SO BB IBB HBP BLK WP HR S P ERA WHIP | IP WLS BF H R ER SO BB IBB HBP BLK WP HR S P ERA WHIP | IP WLS BF H R ER SO BB IBB HBP BLK WP HR S P ERA WHIP | IP WLS BF H R ER SO BB IBB HBP BLK WP HR S P ERA WHIP | IP WLS BF H R ER SO BB IBB HBP BLK WP HR S P ERA WHIP | IP WLS BF H R ER SO BB IBB HBP BLK WP HR S P ERA WHIP | IP WLS BF H R ER SO BB IBB HBP BLK WP HR S P ERA WHIP | IP WLS BF H R ER SO BB IBB HBP BLK WP HR S P ERA WHIP | IP WLS BF H R ER SO BB IBB HBP BLK WP HR S P ERA WHIP | IP WLS BF H R ER SO BB IBB HBP BLK WP HR S P ERA WHIP | IP WLS BF H R ER SO BB IBB HBP BLK WP HR S P ERA WHIP | IP WLS BF H R ER SO BB IBB HBP BLK WP HR S P ERA WHIP | IP WLS BF H R ER SO BB IBB HBP BLK WP HR S P ERA WHIP | |
| 44 Austin Dean, R OBP: 0.218, SLG: 0.355 | K | | K | | | | | | P3 | 5 | 0 | 1 | 0 | 0 | 3 | 1 | Pittsburgh Pirates @ Miami Marlins Marlins Park, Miami, FL Fri Jun 14, 2019, 7:11 PM - 10:06 PM EDT Att: 8,340 - Roof Closed - 75 F | | | | | | | | | |
| 26 Garrett Cooper, R OBP: 0.380, SLG: 0.482 | 13 1B 15 G3-1 1B | | G2-3 | | | | | | | 4 | 0 | 1 | 0 | 0 | 2 | 2 | | | | | | | | | | |
| 66 Jarlin Garcia, L | | | | | | | | | | 0 | 0 | 0 | 0 | 0 | 0 | 0 | | | | | | | | | | |
| 15 Brian Anderson, R OBP: 0.330, SLG: 0.376 | G3-1 | | | | | | | | | 2 | 0 | 0 | 0 | 1 | 0 | 1 | | | | | | | | | | |
| 13 Starlin Castro, R OBP: 0.261, SLG: 0.306 | | | | | | | | | | 4 | 0 | 2 | 0 | 0 | 0 | 1 | | | | | | | | | | |
| 47 Harold Ramirez, R OBP: 0.333, SLG: 0.394 | F8 | | | | | | | | | 4 | 0 | 0 | 0 | 0 | 1 | 5 | | | | | | | | | | |
| 38 Jorge Alfaro, R OBP: 0.322, SLG: 0.443 | | | | | | | | | | 4 | 0 | 1 | 0 | 0 | 2 | 4 | | | | | | | | | | |
| 2 Yadiel Rivera, R OBP: 0.250, SLG: 0.250 | | | | | | | | | | 4 | 0 | 1 | 0 | 0 | 0 | 1 | | | | | | | | | | |
| 19 Miguel Rojas, R OBP: 0.335, SLG: 0.327 | | | | | | | | | | 3 | 0 | 1 | 0 | 0 | 0 | 1 | | | | | | | | | | |
| 5 Rosell Herrera, S OBP: 0.274, SLG: 0.320 | | | | | | | | | | 1 | 0 | 0 | 0 | 0 | 0 | 0 | | | | | | | | | | |
| 36 Trevor Richards, R OBP: 0.167, SLG: 0.091 | | | | | | | | | | 2 | 0 | 1 | 0 | 0 | 1 | 1 | | | | | | | | | | |
| 61 Adam Conley, L | | | | | | | | | | 0 | 0 | 0 | 0 | 0 | 0 | 0 | | | | | | | | | | |
| 43 Jeff Bringham, R | | | | | | | | | | 0 | 0 | 0 | 0 | 0 | 0 | 0 | | | | | | | | | | |
| 10 JT Riddle, L OBP: 0.246, SLG: 0.351 | | | | | | | | | | 2 | 0 | 1 | 0 | 0 | 0 | 0 | | | | | | | | | | |
| Inning Stats | R: 0 E: 0 K: 1 S: 12 | H: 2 LOB: 2 BB: 0 P: 17 | R: 0 E: 0 K: 1 S: 10 | H: 2 LOB: 1 BB: 0 P: 12 | R: 0 E: 0 K: 2 S: 13 | H: 1 LOB: 3 BB: 0 P: 21 | R: 0 E: 0 K: 1 S: 11 | H: 2 LOB: 2 BB: 0 P: 17 | R: 0 E: 0 K: 1 S: 9 | H: 0 LOB: 0 BB: 0 P: 13 | R: 0 E: 0 K: 0 S: 7 | H: 1 LOB: 0 BB: 0 P: 10 | R: 0 E: 0 K: 2 S: 11 | H: 0 LOB: 0 BB: 0 P: 18 | R: 0 E: 0 K: 1 S: 7 | H: 0 LOB: 1 BB: 1 P: 14 | R: 0 E: 0 K: 0 S: 6 | H: 1 LOB: 0 BB: 0 P: 11 | 1B: 9 2B: 0 3B: 0 HR: 0 | SF: 0 SAC: 0 DP: 2 HBP: 1 | WP: 0 PB: 0 SB: 0 CS: 0 | PA: 37 | | | | |
| PITCHER | IP WLS BF H R ER SO BB IBB HBP BLK WP HR S P ERA WHIP | IP WLS BF H R ER SO BB IBB HBP BLK WP HR S P ERA WHIP | IP WLS BF H R ER SO BB IBB HBP BLK WP HR S P ERA WHIP | IP WLS BF H R ER SO BB IBB HBP BLK WP HR S P ERA WHIP | IP WLS BF H R ER SO BB IBB HBP BLK WP HR S P ERA WHIP | IP WLS BF H R ER SO BB IBB HBP BLK WP HR S P ERA WHIP | IP WLS BF H R ER SO BB IBB HBP BLK WP HR S P ERA WHIP | IP WLS BF H R ER SO BB IBB HBP BLK WP HR S P ERA WHIP | IP WLS BF H R ER SO BB IBB HBP BLK WP HR S P ERA WHIP | IP WLS BF H R ER SO BB IBB HBP BLK WP HR S P ERA WHIP | IP WLS BF H R ER SO BB IBB HBP BLK WP HR S P ERA WHIP | IP WLS BF H R ER SO BB IBB HBP BLK WP HR S P ERA WHIP | IP WLS BF H R ER SO BB IBB HBP BLK WP HR S P ERA WHIP | IP WLS BF H R ER SO BB IBB HBP BLK WP HR S P ERA WHIP | IP WLS BF H R ER SO BB IBB HBP BLK WP HR S P ERA WHIP | IP WLS BF H R ER SO BB IBB HBP BLK WP HR S P ERA WHIP | IP WLS BF H R ER SO BB IBB HBP BLK WP HR S P ERA WHIP | IP WLS BF H R ER SO BB IBB HBP BLK WP HR S P ERA WHIP | IP WLS BF H R ER SO BB IBB HBP BLK WP HR S P ERA WHIP | IP WLS BF H R ER SO BB IBB HBP BLK WP HR S P ERA WHIP | IP WLS BF H R ER SO BB IBB HBP BLK WP HR S P ERA WHIP | IP WLS BF H R ER SO BB IBB HBP BLK WP HR S P ERA WHIP | IP WLS BF H R ER SO BB IBB HBP BLK WP HR S P ERA WHIP | IP WLS BF H R ER SO BB IBB HBP BLK WP HR S P ERA WHIP | IP WLS BF H R ER SO BB IBB HBP BLK WP HR S P ERA WHIP | IP WLS BF H R ER SO BB IBB HBP BLK WP HR S P ERA WHIP |

AB 40
R 11
H 18
RBI 11
BB 1
SO 3
LOB 12



AB 35
R 0
H 9
RBI 0
BB 1
SO 9
LOB 17



| Batter | 1 | 2 | 3 | 4 | 5 | 6 | 7 | 8 | 9 | AB | R | H | RBI | BB | SO | LOB | TOP | | | |
|---|---|----------------------------------|------------------------------|----------------------------------|-------------------------------|----------------------------------|-------------------------------|----------------------------------|------------------------------|----------------------------------|------------------------------|----------------------------------|-------------------------------|----------------------------------|------------------------------|---------------------------------|--|------------------------------------|----------------------------------|--------|
| 27 Kevin Newman, R OBP: 0.363, SLG: 0.424 | | | | | | | | | | 4 | 0 | 1 | 1 | 0 | 1 | 0 | Pittsburgh Pirates @ Miami Marlins Marlins Park, Miami, FL Sat Jun 15 2019, 6:10 PM - 8:54 PM EDT Att: 11,464 - Roof Closed - 75 F | | | |
| 10 Bryan Reynolds, S OBP: 0.411, SLG: 0.564 | | | | | | | | | | 3 | 0 | 1 | 0 | 1 | 0 | 1 | | | | |
| 6 Starling Marte, R OBP: 0.326, SLG: 0.475 | | | | | | | | | | 4 | 1 | 1 | 0 | 0 | 2 | 2 | | | | |
| 55 Josh Bell, S OBP: 0.391, SLG: 0.658 | | | | | | | | | | 4 | 0 | 2 | 1 | 0 | 0 | 1 | | | | |
| 19 Colin Moran, L OBP: 0.324, SLG: 0.472 | | | | | | | | | | 4 | 1 | 0 | 0 | 0 | 0 | 2 | | | | |
| 12 Corey Dickerson, L OBP: 0.308, SLG: 0.429 | | | | | | | | | | 4 | 0 | 2 | 1 | 0 | 1 | 0 | | | | |
| 32 Elias Diaz, R OBP: 0.310, SLG: 0.353 | | | | | | | | | 3 | 1 | 1 | 0 | 0 | 0 | 0 | 1 | | | | |
| 53 Melky Cabrera, S OBP: 0.365, SLG: 0.448 | | | | | | | | | | 1 | 0 | 0 | 0 | 0 | 0 | 1 | | | | |
| 26 Adam Frazier, L OBP: 0.322, SLG: 0.379 | | | | | | | | | 2 | 0 | 0 | 0 | 1 | 1 | 1 | | | | | |
| 67 Dario Agrazal, R 72 Geoff Hartlieb, R 25 Greogry Polanco, L 47 Francisco Liriano, L | | | | | | | | | 2 | 0 | 0 | 0 | 0 | 0 | 0 | 3 | | | | |
| Inning Stats | R: 0 E: 0 K: 1 S: 8 | H: 1 LOB: 1 BB: 0 P: 11 | R: 0 E: 0 K: 0 S: 7 | H: 0 LOB: 0 BB: 0 P: 11 | R: 1 E: 0 K: 0 S: 12 | H: 2 LOB: 1 BB: 0 P: 19 | R: 2 E: 0 K: 0 S: 14 | H: 3 LOB: 2 BB: 1 P: 19 | R: 0 E: 0 K: 1 S: 5 | H: 1 LOB: 0 BB: 0 P: 10 | R: 0 E: 0 K: 2 S: 8 | H: 0 LOB: 1 BB: 1 P: 11 | R: 0 E: 0 K: 2 S: 13 | H: 0 LOB: 1 BB: 1 P: 20 | R: 0 E: 0 K: 0 S: 7 | H: 1 LOB: 0 BB: 0 P: 7 | 1B: 4 2B: 6 3B: 0 HR: 0 | SF: 0 SAC: 0 DP: 3 HBP: 0 | WP: 1 PB: 1 SB: 0 CS: 1 | PA: 34 |
| PITCHER | IP WLS BF H R ER SO BB IBB HBP BLK WP HR S P ERA WHIP | | | | | | | | | | | | | | | | | | | |
| 49 Pablo López, R ERA: 4.23 | 7.0 W 27 7 3 3 4 0 1 0 0 1 0 59 90 3.86 1.000 | | | | | | | | | | | | | | | | | | | |
| 70 Nick Anderson, R ERA: 4.09 | 1.0 H 4 0 0 0 2 1 0 0 0 0 0 0 13 20 0.00 1.000 | | | | | | | | | | | | | | | | | | | |
| 54 Sergio Romo, R ERA: 5.25 | 1.0 S 3 1 0 0 0 0 0 0 0 0 0 0 7 7 0.00 1.000 | | | | | | | | | | | | | | | | | | | |

| Batter | 1 | 2 | 3 | 4 | 5 | 6 | 7 | 8 | 9 | AB | R | H | RBI | BB | SO | LOB | BOTTOM | | | |
|---|---|---------------------------------|------------------------------|----------------------------------|------------------------------|----------------------------------|-------------------------------|----------------------------------|-------------------------------|----------------------------------|------------------------------|---------------------------------|-------------------------------|----------------------------------|-------------------------------|----------------------------------|--|------------------------------------|----------------------------------|--------|
| 21 Curtis Granderson, L OBP: 0.270, SLG: 0.352 | | | | | | | | | | 5 | 0 | 0 | 0 | 0 | 2 | 6 | Pittsburgh Pirates @ Miami Marlins Marlins Park, Miami, FL Sat Jun 15 2019, 6:10 PM - 8:54 PM EDT Att: 11,464 - Roof Closed - 75 F | | | |
| 26 Garrett Cooper, R OBP: 0.391, SLG: 0.491 | | | | | | | | | 4 | 2 | 3 | 0 | 0 | 0 | 0 | 0 | | | | |
| 15 Brian Anderson, R OBP: 0.332, SLG: 0.379 | | | | | | | | | 3 | 1 | 1 | 0 | 0 | 0 | 1 | | | | | |
| 13 Starlin Castro, R OBP: 0.261, SLG: 0.305 | | | | | | | | | 4 | 0 | 1 | 1 | 0 | 1 | 3 | | | | | |
| 47 Harold Ramirez, R OBP: 0.347, SLG: 0.407 | | | | | | | | | 4 | 1 | 3 | 1 | 0 | 1 | 1 | | | | | |
| 10 JT Riddle, L OBP: 0.234, SLG: 0.333 | | | | | | | | | | 3 | 0 | 0 | 0 | 0 | 3 | | | | | |
| 44 Austin Dean, R OBP: 0.215, SLG: 0.351 | | | | | | | | | | 3 | 0 | 1 | 1 | 0 | 1 | | | | | |
| 54 Sergio Romo, R | | | | | | | | | | 3 | 0 | 1 | 1 | 0 | 1 | | | | | |
| 38 Jorge Alfaro, R OBP: 0.325, SLG: 0.441 | | | | | | | | | | 3 | 0 | 1 | 0 | 1 | 0 | 1 | | | | |
| 19 Miguel Rojas, R OBP: 0.337, SLG: 0.327 | | | | | | | | | | 3 | 0 | 0 | 0 | 0 | 2 | 4 | | | | |
| 49 Pablo López, L OBP: 0.200, SLG: 0.240 | | | | | | | | | | 0 | 0 | 0 | 0 | 0 | 0 | 0 | | | | |
| 70 Nick Anderson, R | | | | | | | | | | 0 | 0 | 0 | 0 | 1 | 0 | 0 | | | | |
| 5 Rosell Herrera, S OBP: 0.281, SLG: 0.320 | | | | | | | | | | 0 | 0 | 0 | 0 | 1 | 0 | 0 | | | | |
| Inning Stats | R: 0 E: 0 K: 0 S: 7 | H: 1 LOB: 0 BB: 0 P: 9 | R: 0 E: 0 K: 1 S: 7 | H: 1 LOB: 0 BB: 0 P: 10 | R: 0 E: 0 K: 0 S: 9 | H: 0 LOB: 0 BB: 0 P: 14 | R: 3 E: 1 K: 2 S: 20 | H: 4 LOB: 3 BB: 0 P: 26 | R: 1 E: 0 K: 0 S: 14 | H: 3 LOB: 1 BB: 0 P: 16 | R: 0 E: 0 K: 1 S: 7 | H: 0 LOB: 1 BB: 1 P: 9 | R: 0 E: 0 K: 1 S: 16 | H: 0 LOB: 2 BB: 1 P: 25 | R: 0 E: 0 K: 1 S: 16 | H: 0 LOB: 1 BB: 1 P: 25 | 1B: 9 2B: 1 3B: 0 HR: 0 | SF: 0 SAC: 0 DP: 1 HBP: 2 | WP: 0 PB: 0 SB: 1 CS: 0 | PA: 37 |
| PITCHER | IP WLS BF H R ER SO BB IBB HBP BLK WP HR S P ERA WHIP | | | | | | | | | | | | | | | | | | | |
| 67 Dario Agrazal, R ERA: 4.5 | 4.0 L 9 3 1 1 2 1 0 0 0 0 0 0 24 30 4.50 2.000 | | | | | | | | | | | | | | | | | | | |
| 72 Geoff Hartlieb, R ERA: 8.0 | 2.0 L 9 3 1 1 2 1 0 0 0 0 0 0 24 30 4.50 2.000 | | | | | | | | | | | | | | | | | | | |
| 47 Francisco Liriano, L ERA: 2.14 | 2.0 9 1 0 0 2 1 0 1 0 0 0 0 23 34 0.00 1.000 | | | | | | | | | | | | | | | | | | | |

| | |
|-----|----|
| AB | 32 |
| R | 3 |
| H | 8 |
| RBI | 3 |
| BB | 2 |
| SO | 6 |
| LOB | 12 |



| Batter | 1 | 2 | 3 | 4 | 5 | 6 | 7 | 8 | 9 | AB | R | H | RBI | BB | SO | LOB | TOP | | | | | | | | | | |
|--|------------------------------|---------------------------------|-------------------------------|----------------------------------|-------------------------------|----------------------------------|------------------------------|----------------------------------|-------------------------------|----------------------------------|-------------------------------|----------------------------------|-------------------------------|----------------------------------|------------------------------|---------------------------------|---|---------------------------------|----------------------------------|------------------------------------|----------------------------------|--------|--|--|--|--|--|
| 21 Curtis Granderson, L (1.7) OBP: 0.269, SLG: 0.348 | G4-3 | | 1B | | | G3-1 | | F7 | | 4 | 0 | 1 | 0 | 0 | 0 | 0 | Miami Marlins @ St. Louis Cardinals Busch Stadium, St. Louis, MO Mon Jun 17 2019, 7:16 PM - 9:54 PM CDT Att. 41,274 - Rain - 74 F | | | | | | | | | | |
| 26 Garrett Cooper, R (1.3) OBP: 0.380, SLG: 0.480 | G5-3 | | K | | | K | | 1B | | 4 | 0 | 1 | 0 | 0 | 2 | 1 | | | | | | | | | | | |
| 15 Brian Anderson, R (1.5) OBP: 0.333, SLG: 0.377 | G6-3 | | | | | 1B | | L3 | | 4 | 0 | 2 | 0 | 0 | 0 | 1 | | | | | | | | | | | |
| 13 Starlin Castro, R (1.4) OBP: 0.264, SLG: 0.307 | F9 | | G6-4-3 | | | 1B | | G6-3 | | 4 | 0 | 1 | 0 | 0 | 0 | 1 | | | | | | | | | | | |
| 47 Harold Ramirez, R (1.9) OBP: 0.349, SLG: 0.438 | 38 G6-3 1B | | G4-3 | | | F8 | | G4-3 | | 4 | 0 | 1 | 0 | 0 | 0 | 2 | | | | | | | | | | | |
| 38 Jorge Alfaro, R (1.2) OBP: 0.317, SLG: 0.430 | G6-3 | | G5-3 | | | K | | G4-3 | | 4 | 0 | 0 | 0 | 0 | 1 | 1 | | | | | | | | | | | |
| 10 JT Riddle, L (1.8) OBP: 0.239, SLG: 0.328 | G6-3 | | 1B | | | G3 | | | | 3 | 0 | 1 | 0 | 0 | 0 | 1 | | | | | | | | | | | |
| 19 Miguel Rojas, R (1.6) OBP: 0.332, SLG: 0.326 | G5-3 | | K | | | K | | | | 3 | 0 | 1 | 0 | 0 | 1 | 1 | | | | | | | | | | | |
| 57 Elieser Hernández, R (1.1) | K | | P4 | | | K | | | | 2 | 0 | 0 | 0 | 0 | 1 | 1 | | | | | | | | | | | |
| 44 Austin Dean, R (7. PH) ERA: 4.48 20 Wei-Yin Chen, R (7.1) 37 Austin Brice, R (8.1) | | | K | | | | | | | 1 | 0 | 0 | 0 | 0 | 1 | 1 | | | | | | | | | | | |
| | | | | | | | | | | 0 | 0 | 0 | 0 | 0 | 0 | 0 | | | | | | | | | | | |
| | | | | | | | | | | 0 | 0 | 0 | 0 | 0 | 0 | 0 | | | | | | | | | | | |
| Inning Stats | R: 0 E: 0 K: 0 S: 5 | H: 0 LOB: 0 BB: 0 P: 6 | R: 0 E: 0 K: 0 S: 12 | H: 1 LOB: 1 BB: 0 P: 20 | R: 0 E: 0 K: 2 S: 16 | H: 1 LOB: 1 BB: 0 P: 23 | R: 0 E: 0 K: 0 S: 9 | H: 1 LOB: 0 BB: 0 P: 13 | R: 0 E: 0 K: 1 S: 14 | H: 1 LOB: 1 BB: 0 P: 17 | R: 0 E: 0 K: 1 S: 12 | H: 2 LOB: 2 BB: 0 P: 20 | R: 0 E: 0 K: 2 S: 12 | H: 1 LOB: 1 BB: 0 P: 16 | R: 0 E: 0 K: 0 S: 4 | H: 1 LOB: 0 BB: 0 P: 5 | R: 0 E: 0 K: 0 S: 5 | H: 0 LOB: 0 BB: 0 P: 7 | 1B: 7 2B: 2 3B: 0 HR: 0 | SF: 0 SAC: 0 DP: 2 HBP: 0 | WP: 0 PB: 0 SB: 0 CS: 0 | PA: 33 | | | | | |
| PITCHER | IP | WLS | BF | H | R | ER | SO | BB | IBB | HBP | BLK | WP | HR | S | P | ERA | WHIP | | | | | | | | | | |
| 39 Miles Mikolas, R (1.1) ERA: 4.48 | 6.0 | W | 23 | 6 | 0 | 0 | 4 | 0 | 0 | 0 | 0 | 0 | 0 | 68 | 99 | 0.00 | 1.000 | | | | | | | | | | |
| 65 Giovanni Gallegos, R (7.1) ERA: 2.76 | 1.0 | H | 4 | 1 | 0 | 0 | 2 | 0 | 0 | 0 | 0 | 0 | 0 | 12 | 16 | 0.00 | 1.000 | | | | | | | | | | |
| 53 John Gant, R (8.1) ERA: 1.62 | 1.0 | H | 3 | 1 | 0 | 0 | 0 | 0 | 0 | 0 | 0 | 0 | 0 | 4 | 5 | 0.00 | 1.000 | | | | | | | | | | |
| 49 Jordan Hicks, R (9.1) ERA: 3.33 | 1.0 | | 3 | 0 | 0 | 0 | 0 | 0 | 0 | 0 | 0 | 0 | 0 | 5 | 7 | 0.00 | 0.000 | | | | | | | | | | |

| Batter | 1 | 2 | 3 | 4 | 5 | 6 | 7 | 8 | 9 | AB | R | H | RBI | BB | SO | LOB | BOTTOM | | | | | | | | | | | |
|--|-------------------------------|----------------------------------|------------------------------|----------------------------------|------------------------------|----------------------------------|-------------------------------|----------------------------------|-------------------------------|----------------------------------|-------------------------------|----------------------------------|------------------------------|----------------------------------|-------------------------------|----------------------------------|---|------------------------------------|----------------------------------|--------|--|--|--|--|--|--|--|--|
| 13 Matt Carpenter, L (1.5) OBP: 0.334, SLG: 0.401 | K | | HR | | | 12 E 2B | | 25 HR 1B | | 4 | 3 | 3 | 1 | 0 | 1 | 0 | Miami Marlins @ St. Louis Cardinals Busch Stadium, St. Louis, MO Mon Jun 17 2019, 7:16 PM - 9:54 PM CDT Att. 41,274 - Rain - 74 F | | | | | | | | | | | |
| 12 Paul DeJong, R (1.6) OBP: 0.388, SLG: 0.506 | 23 1B | | F7 | | | E4 | | 25 HR 1B | | 4 | 1 | 2 | 0 | 0 | 0 | 0 | | | | | | | | | | | | |
| 46 Paul Goldschmidt, R (1.3) OBP: 0.349, SLG: 0.427 | F9 | | F9 | | | G5-3 | | L9 | | 4 | 0 | 0 | 0 | 0 | 0 | 4 | | | | | | | | | | | | |
| 23 Marcell Ozuna, R (1.7) OBP: 0.333, SLG: 0.521 | F9 | | F9 | | | G1-3 | | L3 | | 4 | 0 | 2 | 0 | 0 | 0 | 2 | | | | | | | | | | | | |
| 25 Dexter Fowler, S (1.9) OBP: 0.355, SLG: 0.415 | K | | FC6-4 | | | F9 | | HR | | 4 | 1 | 1 | 3 | 0 | 1 | 3 | | | | | | | | | | | | |
| 4 Yadier Molina, R (1.2) OBP: 0.287, SLG: 0.382 | P4 | | K | | | G5-3 | | K | | 4 | 0 | 0 | 0 | 0 | 2 | 1 | | | | | | | | | | | | |
| 16 Kolten Wong, L (1.4) OBP: 0.328, SLG: 0.385 | L9 | | F9 | | | F8 | | | | 3 | 0 | 0 | 0 | 0 | 0 | 1 | | | | | | | | | | | | |
| 48 Harrison Bader, R (1.8) OBP: 0.341, SLG: 0.417 | F7 | | K | | | K | | | | 3 | 0 | 0 | 0 | 0 | 2 | 0 | | | | | | | | | | | | |
| 39 Miles Mikolas, R (1.1) OBP: 0.080, SLG: 0.080 | | | K | | | G3-1 | | | | 2 | 0 | 0 | 0 | 0 | 2 | 0 | | | | | | | | | | | | |
| 65 Giovanni Gallegos, R (7.1) ERA: 3.95 | | | | | | | | | | 0 | 0 | 0 | 0 | 0 | 0 | 0 | | | | | | | | | | | | |
| 47 Rangel Ravelo, R (7. PH) 53 John Gant, R (8.1) 49 Jordan Hicks, R (9.1) | | | | | | | | | | 1 | 0 | 0 | 0 | 0 | 0 | 0 | | | | | | | | | | | | |
| | | | | | | | | | | 0 | 0 | 0 | 0 | 0 | 0 | 0 | | | | | | | | | | | | |
| | | | | | | | | | | 0 | 0 | 0 | 0 | 0 | 0 | 0 | | | | | | | | | | | | |
| Inning Stats | R: 0 E: 0 K: 2 S: 15 | H: 2 LOB: 2 BB: 0 P: 19 | R: 0 E: 0 K: 0 S: 9 | H: 0 LOB: 0 BB: 0 P: 14 | R: 1 E: 0 K: 1 S: 9 | H: 1 LOB: 0 BB: 0 P: 10 | R: 0 E: 0 K: 1 S: 13 | H: 1 LOB: 1 BB: 0 P: 15 | R: 1 E: 1 K: 2 S: 18 | H: 1 LOB: 1 BB: 0 P: 25 | R: 0 E: 0 K: 0 S: 14 | H: 0 LOB: 0 BB: 0 P: 18 | R: 0 E: 0 K: 1 S: 8 | H: 0 LOB: 0 BB: 0 P: 12 | R: 3 E: 0 K: 1 S: 16 | H: 3 LOB: 0 BB: 0 P: 23 | 1B: 5 2B: 1 3B: 0 HR: 2 | SF: 0 SAC: 0 DP: 0 HBP: 0 | WP: 0 PB: 0 SB: 0 CS: 0 | PA: 33 | | | | | | | | |
| PITCHER | IP | WLS | BF | H | R | ER | SO | BB | IBB | HBP | BLK | WP | HR | S | P | ERA | WHIP | | | | | | | | | | | |
| 57 Elieser Hernández, R (1.1) ERA: 3.95 | 6.0 | L | 24 | 5 | 2 | 1 | 6 | 0 | 0 | 0 | 0 | 0 | 0 | 1 | 78 | 101 | 1.50 | 0.833 | | | | | | | | | | |
| 20 Wei-Yin Chen, L (7.1) ERA: 7.39 | 1.0 | | 5 | 2 | 2 | 2 | 1 | 0 | 0 | 0 | 0 | 0 | 0 | 15 | 22 | 18.00 | 2.000 | | | | | | | | | | | |
| 37 Austin Brice, R (8.1) ERA: 2.7 | 1.0 | | 4 | 1 | 1 | 1 | 1 | 0 | 0 | 0 | 0 | 0 | 1 | 9 | 13 | 9.00 | 1.000 | | | | | | | | | | | |

| | |
|-----|----|
| AB | 33 |
| R | 0 |
| H | 8 |
| RBI | 0 |
| BB | 0 |
| SO | 6 |
| LOB | 10 |

| | |
|-----|----|
| AB | 33 |
| R | 5 |
| H | 8 |
| RBI | 4 |
| BB | 0 |
| SO | 8 |
| LOB | 11 |



| Batter | 1 | 2 | 3 | 4 | 5 | 6 | 7 | 8 | 9 | AB | R | H | RBI | BB | SO | LOB | TOP | | | | |
|---|--|--|---------------------------------------|---------------------------------------|---|---|---|---|---|---|---|---|---|---|---|---|---|---|---|---|---|
| 19 Miguel Rojas, R OBP: 0.331, SLG: 0.329 | | | | | | | | | | 4 | 1 | 1 | 1 | 0 | 1 | 0 | | | | | |
| 47 Harold Ramirez, R OBP: 0.362, SLG: 0.444 | | | | | | | | | | 3 | 1 | 2 | 0 | 1 | 0 | 0 | | | | | |
| 26 Garrett Cooper, R OBP: 0.384, SLG: 0.488 | | | | | | | | | | 4 | 1 | 2 | 1 | 0 | 1 | 2 | | | | | |
| 15 Brian Anderson, R OBP: 0.332, SLG: 0.386 | | | | | | | | | | 4 | 1 | 1 | 2 | 0 | 1 | 3 | | | | | |
| 13 Starlin Castro, R OBP: 0.214, SLG: 0.317 | | | | | | | | | | 4 | 1 | 1 | 1 | 0 | 2 | 1 | | | | | |
| 54 Sergio Romo, R OBP: 0.311, SLG: 0.421 | | | | | | | | | | 4 | 0 | 0 | 0 | 0 | 1 | 0 | | | | | |
| 44 Austin Dean, R OBP: 0.284, SLG: 0.341 | | | | | | | | | | 3 | 0 | 0 | 0 | 0 | 1 | 0 | | | | | |
| 56 Tayron Guerrero, R OBP: 0.167, SLG: 0.167 | | | | | | | | | | 0 | 0 | 0 | 0 | 0 | 0 | 0 | | | | | |
| 2 Yadiel Rivera, R OBP: 0.167, SLG: 0.167 | | | | | | | | | | 4 | 1 | 1 | 0 | 0 | 1 | 0 | | | | | |
| 10 JT Riddle, L OBP: 0.240, SLG: 0.338 | | | | | | | | | | 2 | 0 | 0 | 0 | 0 | 1 | 0 | | | | | |
| 50 Jordan Yamamoto, R OBP: 0.288, SLG: 0.314 | | | | | | | | | | 0 | 0 | 0 | 0 | 0 | 0 | 0 | | | | | |
| 5 Rosell Herrera, S OBP: 0.288, SLG: 0.314 | | | | | | | | | | 1B: 3 | SF: 0 | 2B: 3 | SAC: 1 | 3B: 0 | DP: 0 | HR: 2 | HBP: 0 | | | | |
| Inning Stats | R: 0 E: 0 K: 3 S: 15 | H: 1 LOB: 1 BB: 0 P: 21 | R: 0 E: 0 K: 1 S: 9 | H: 0 LOB: 0 BB: 0 P: 15 | R: 0 E: 0 K: 1 S: 7 | H: 0 LOB: 0 BB: 0 P: 9 | R: 0 E: 0 K: 0 S: 4 | H: 0 LOB: 0 BB: 1 P: 9 | R: 1 E: 0 K: 2 S: 9 | H: 1 LOB: 0 BB: 0 P: 14 | R: 0 E: 0 K: 0 S: 9 | H: 0 LOB: 0 BB: 0 P: 14 | R: 2 E: 0 K: 1 S: 15 | H: 2 LOB: 0 BB: 0 P: 20 | R: 3 E: 1 K: 1 S: 18 | H: 4 LOB: 1 BB: 0 P: 24 | R: 0 E: 0 K: 0 S: 6 | H: 0 LOB: 0 BB: 0 P: 8 | WP: 0 PB: 0 SB: 0 CS: 0 | PA: 36 | |
| PITCHER | IP: 7.0 WLS: L BF: 25 ERA: 4.24 | IP: 0.1 WLS: 1 BF: 2 ERA: 4.5 | IP: 2 WLS: 3 BF: 1 ERA: 3.22 | IP: 1 WLS: 2 BF: 1 ERA: 6.55 | IP: 1.0 WLS: 3 BF: 0 ERA: 6.55 | IP: 0.0 WLS: 0 BF: 0 ERA: 6.55 | IP: 0.0 WLS: 0 BF: 0 ERA: 6.55 | IP: 0.0 WLS: 0 BF: 0 ERA: 6.55 | IP: 0.0 WLS: 0 BF: 0 ERA: 6.55 | IP: 0.0 WLS: 0 BF: 0 ERA: 6.55 | IP: 0.0 WLS: 0 BF: 0 ERA: 6.55 | IP: 0.0 WLS: 0 BF: 0 ERA: 6.55 | IP: 0.0 WLS: 0 BF: 0 ERA: 6.55 | IP: 0.0 WLS: 0 BF: 0 ERA: 6.55 | IP: 0.0 WLS: 0 BF: 0 ERA: 6.55 | IP: 0.0 WLS: 0 BF: 0 ERA: 6.55 | IP: 0.0 WLS: 0 BF: 0 ERA: 6.55 | IP: 0.0 WLS: 0 BF: 0 ERA: 6.55 | IP: 0.0 WLS: 0 BF: 0 ERA: 6.55 | IP: 0.0 WLS: 0 BF: 0 ERA: 6.55 | IP: 0.0 WLS: 0 BF: 0 ERA: 6.55 |

Miami Marlins @ St. Louis Cardinals
 Busch Stadium, St. Louis, MO
 Tue Jun 18 2019, 7:18 PM - 9:59 PM CDT
 Att: 41,467 - Partly Cloudy - 81 F

| | |
|-----|----|
| AB | 33 |
| R | 6 |
| H | 8 |
| RBI | 5 |
| BB | 1 |
| SO | 9 |
| LOB | 6 |



| Batter | 1 | 2 | 3 | 4 | 5 | 6 | 7 | 8 | 9 | AB | R | H | RBI | BB | SO | LOB | BOTTOM | | | | | |
|--|--|---|---|---|---|---|---|---|---|---|---|---|---|---|---|---|---|---|---|---|---|--------|
| 13 Matt Carpenter, L OBP: 0.333, SLG: 0.396 | | | | | | | | | | 3 | 0 | 0 | 0 | 1 | 1 | 1 | | | | | | |
| 12 Paul DeJong, R OBP: 0.369, SLG: 0.502 | | | | | | | | | | 2 | 0 | 0 | 0 | 1 | 0 | 0 | | | | | | |
| 46 Paul Goldschmidt, R OBP: 0.344, SLG: 0.421 | | | | | | | | | | 4 | 0 | 0 | 0 | 0 | 2 | 4 | | | | | | |
| 23 Marcell Ozuna, R OBP: 0.329, SLG: 0.513 | | | | | | | | | | 4 | 0 | 0 | 0 | 0 | 1 | 0 | | | | | | |
| 25 Dexter Fowler, S OBP: 0.353, SLG: 0.411 | | | | | | | | | | 4 | 0 | 1 | 0 | 0 | 0 | 0 | | | | | | |
| 4 Yadier Molina, R OBP: 0.283, SLG: 0.377 | | | | | | | | | | 3 | 0 | 0 | 0 | 0 | 1 | 1 | | | | | | |
| 32 Matt Wieters, S OBP: 0.242, SLG: 0.407 | | | | | | | | | | 1 | 0 | 0 | 0 | 0 | 0 | 0 | | | | | | |
| 16 Kolten Wong, L OBP: 0.328, SLG: 0.382 | | | | | | | | | | 2 | 0 | 0 | 0 | 1 | 1 | 0 | | | | | | |
| 48 Harrison Bader, R OBP: 0.335, SLG: 0.409 | | | | | | | | | | 3 | 0 | 0 | 0 | 0 | 1 | 1 | | | | | | |
| 22 Jack Flaherty, R OBP: 0.174, SLG: 0.182 | | | | | | | | | | 2 | 0 | 1 | 0 | 0 | 0 | 0 | | | | | | |
| 30 Tyler Webb, L OBP: 1.000, SLG: 1.000 | | | | | | | | | | 0 | 0 | 0 | 0 | 0 | 0 | 0 | | | | | | |
| 47 Rangel Ravelo, R OBP: 0.242, SLG: 0.407 | | | | | | | | | | 0 | 0 | 0 | 0 | 1 | 0 | 0 | | | | | | |
| 61 Génesis Cabrera, L OBP: 0.242, SLG: 0.407 | | | | | | | | | | 0 | 0 | 0 | 0 | 0 | 0 | 0 | | | | | | |
| Inning Stats | R: 0 E: 0 K: 1 S: 6 | H: 0 LOB: 0 BB: 1 P: 14 | R: 0 E: 0 K: 0 S: 8 | H: 0 LOB: 0 BB: 0 P: 12 | R: 0 E: 0 K: 2 S: 12 | H: 1 LOB: 1 BB: 0 P: 19 | R: 0 E: 0 K: 1 S: 6 | H: 0 LOB: 0 BB: 0 P: 8 | R: 0 E: 0 K: 0 S: 5 | H: 0 LOB: 0 BB: 1 P: 11 | R: 0 E: 0 K: 1 S: 9 | H: 0 LOB: 0 BB: 0 P: 14 | R: 0 E: 0 K: 2 S: 14 | H: 1 LOB: 1 BB: 0 P: 21 | R: 0 E: 0 K: 0 S: 11 | H: 0 LOB: 3 BB: 2 P: 23 | R: 0 E: 0 K: 0 S: 8 | H: 0 LOB: 0 BB: 0 P: 13 | 1B: 1 2B: 1 3B: 0 HR: 0 | SF: 0 SAC: 0 DP: 0 HBP: 1 | WP: 0 PB: 0 SB: 0 CS: 1 | PA: 34 |
| PITCHER | IP: 7.0 WLS: W BF: 24 ERA: 0.00 | IP: 0.2 WLS: 5 BF: 0 ERA: 3.29 | IP: 1.1 WLS: 4 BF: 0 ERA: 4.97 | IP: 0.0 WLS: 0 BF: 0 ERA: 4.97 | IP: 0.0 WLS: 0 BF: 0 ERA: 4.97 | IP: 0.0 WLS: 0 BF: 0 ERA: 4.97 | IP: 0.0 WLS: 0 BF: 0 ERA: 4.97 | IP: 0.0 WLS: 0 BF: 0 ERA: 4.97 | IP: 0.0 WLS: 0 BF: 0 ERA: 4.97 | IP: 0.0 WLS: 0 BF: 0 ERA: 4.97 | IP: 0.0 WLS: 0 BF: 0 ERA: 4.97 | IP: 0.0 WLS: 0 BF: 0 ERA: 4.97 | IP: 0.0 WLS: 0 BF: 0 ERA: 4.97 | IP: 0.0 WLS: 0 BF: 0 ERA: 4.97 | IP: 0.0 WLS: 0 BF: 0 ERA: 4.97 | IP: 0.0 WLS: 0 BF: 0 ERA: 4.97 | IP: 0.0 WLS: 0 BF: 0 ERA: 4.97 | IP: 0.0 WLS: 0 BF: 0 ERA: 4.97 | IP: 0.0 WLS: 0 BF: 0 ERA: 4.97 | IP: 0.0 WLS: 0 BF: 0 ERA: 4.97 | IP: 0.0 WLS: 0 BF: 0 ERA: 4.97 | |

Miami Marlins @ St. Louis Cardinals
 Busch Stadium, St. Louis, MO
 Tue Jun 18 2019, 7:18 PM - 9:59 PM CDT
 Att: 41,467 - Partly Cloudy - 81 F

| | |
|-----|----|
| AB | 28 |
| R | 0 |
| H | 2 |
| RBI | 0 |
| BB | 4 |
| SO | 7 |
| LOB | 7 |



| Batter | 1 | 2 | 3 | 4 | 5 | 6 | 7 | 8 | 9 | 10 | 11 | AB | R | H | RBI | BB | SO | LOB | TOP | | | |
|---|------------------------------|----------------------------------|------------------------------|----------------------------------|------------------------------|---------------------------------|------------------------------|----------------------------------|-------------------------------|----------------------------------|-------------------------------|----------------------------------|------------------------------|----------------------------------|------------------------------|----------------------------------|------------------------------|----------------------------------|----------------------------------|------------------------------------|----------------------------------|--------|
| 19 Miguel Rojas, R OBP: 0.332, SLG: 0.335 | G6-3 | | P4 | | | 2B | | 1B | | | L8 | 5 | 0 | 2 | 1 | 0 | 0 | 0 | | | | |
| 21 Curtis Granderson, L OBP: 0.306, SLG: 0.399 | 2B | | | 15 G6-4-3 BB | | K | | G3 | | | K | 2 | 0 | 1 | 0 | 1 | 1 | 1 | | | | |
| 47 Harold Ramirez, R OBP: 0.351, SLG: 0.430 | K | | | K | | | | F9 | | G4-3 | | 4 | 0 | 0 | 0 | 0 | 2 | 2 | | | | |
| 15 Brian Anderson, R OBP: 0.328, SLG: 0.381 | P5 | | | G6-4-3 | | | | G6-3 | | G6-3 | | 4 | 0 | 0 | 0 | 0 | 2 | | | | | |
| 13 Starlin Castro, R OBP: 0.261, SLG: 0.312 | P5 | | | | | F8 | | | | | K | 4 | 0 | 0 | 0 | 0 | 2 | 0 | | | | |
| 10 JT Riddle, L OBP: 0.228, SLG: 0.320 | K | | | G3-1 | | | | G1-3 | | G4-3 | | 4 | 0 | 0 | 0 | 0 | 1 | 0 | | | | |
| 2 Yadiel Rivera, R OBP: 0.100, SLG: 0.100 | G3 | | | G3 | | | | F8 | | G6-3 | | 4 | 0 | 0 | 0 | 0 | 0 | 0 | | | | |
| 28 Bryan Holaday, R OBP: 0.393, SLG: 0.435 | | | L8 | | | G5-3 | | | | | K | 2 | 0 | 0 | 0 | 0 | 0 | 0 | | | | |
| 36 Jorge Alfaro, R OBP: 0.313, SLG: 0.422 | | | | | | | | 44 19 1B | | | | 2 | 1 | 1 | 0 | 0 | 1 | 0 | | | | |
| 36 Trevor Richards, R OBP: 0.221, SLG: 0.345 | | | | | | | | 19 1B | | | G3 | 2 | 0 | 0 | 0 | 0 | 2 | 0 | | | | |
| 70 Nick Anderson, R | | | | | | | | | | | | 0 | 0 | 0 | 0 | 0 | 0 | 0 | | | | |
| 66 Jarlin Garcia, L | | | | | | | | | | | | 0 | 0 | 0 | 0 | 0 | 0 | 0 | | | | |
| 44 Austin Dean, R | | | | | | | | | | | | 2 | 0 | 1 | 0 | 0 | 0 | 0 | | | | |
| Inning Stats | R: 0 E: 0 K: 1 S: 9 | H: 1 LOB: 1 BB: 0 P: 13 | R: 0 E: 0 K: 1 S: 7 | H: 0 LOB: 0 BB: 0 P: 10 | R: 0 E: 0 K: 1 S: 6 | H: 0 LOB: 0 BB: 0 P: 9 | R: 0 E: 0 K: 1 S: 8 | H: 0 LOB: 0 BB: 1 P: 14 | R: 0 E: 0 K: 0 S: 15 | H: 0 LOB: 0 BB: 0 P: 19 | R: 1 E: 0 K: 0 S: 14 | H: 3 LOB: 2 BB: 0 P: 20 | R: 0 E: 0 K: 1 S: 8 | H: 0 LOB: 0 BB: 0 P: 11 | R: 0 E: 0 K: 1 S: 7 | H: 0 LOB: 0 BB: 0 P: 10 | R: 0 E: 0 K: 1 S: 6 | H: 0 LOB: 0 BB: 0 P: 10 | 1B: 3 2B: 2 3B: 0 HR: 0 | SF: 0 SAC: 0 DP: 1 HBP: 0 | WP: 0 PB: 0 SB: 0 CS: 0 | PA: 38 |
| PITCHER | IP 6.0 | WLS 2 | BF 20 | H 2 | R 0 | ER 0 | SO 6 | BB 1 | IBB 0 | HBP 0 | BLK 0 | WP 0 | HR 0 | S 21 | P 30 | ERA 0.00 | WHIP 1.800 | | | | | |
| 62 Daniel Ponce de Leon, R ERA: 1.2 | | | | | | | | | | | | | | | | | | | | | | |
| 18 Carlos Martinez, R ERA: 3.38 | | | | | | | | | | | | | | | | | | | | | | |
| 21 Andrew Miller, L ERA: 3.8 | | | | | | | | | | | | | | | | | | | | | | |
| 49 Jordan Hicks, R ERA: 3.08 | | | | | | | | | | | | | | | | | | | | | | |
| 53 John Gant, R ERA: 1.58 | | | | | | | | | | | | | | | | | | | | | | |

Miami Marlins @ St. Louis Cardinals
 Busch Stadium, St. Louis, MO
 Wed Jun 19 2019, 7:16 PM - 10:49 PM CDT
 Att. 40,126 - Partly Cloudy - 80 F

livebaseballscorecards.com

AB 37
 R 1
 H 5
 RBI 1
 BB 1
 SO 10
 LOB 7



| Batter | 1 | 2 | 3 | 4 | 5 | 6 | 7 | 8 | 9 | 10 | 11 | AB | R | H | RBI | BB | SO | LOB | BOTTOM | | | |
|--|-------------------------------|----------------------------------|------------------------------|----------------------------------|-------------------------------|----------------------------------|------------------------------|----------------------------------|-------------------------------|----------------------------------|-------------------------------|----------------------------------|------------------------------|---------------------------------|------------------------------|----------------------------------|------------------------------|----------------------------------|----------------------------------|------------------------------------|----------------------------------|--------|
| 13 Matt Carpenter, L OBP: 0.338, SLG: 0.395 | K | | | | | | | | | | | 3 | 0 | 1 | 0 | 2 | 2 | 1 | | | | |
| 12 Paul DeJong, R OBP: 0.367, SLG: 0.494 | K | | | L9 | | F8 | | F7 | | | | 4 | 0 | 0 | 0 | 1 | 1 | 3 | | | | |
| 38 José Martínez, R OBP: 0.353, SLG: 0.394 | | | | | | | | | | | | 2 | 0 | 1 | 0 | 1 | 1 | 2 | | | | |
| 48 Harrison Bader, R OBP: 0.332, SLG: 0.404 | | | | | | | | | | | | 2 | 1 | 0 | 0 | 0 | 1 | 3 | | | | |
| 23 Marcell Ozuna, R OBP: 0.323, SLG: 0.504 | K | | | | | | | | | | | 5 | 0 | 0 | 0 | 0 | 2 | 5 | | | | |
| 47 Rangel Ravelo, R OBP: 0.300, SLG: 0.200 | | | | | | | | | | | | 4 | 0 | 1 | 0 | 0 | 1 | 0 | | | | |
| 49 Jordan Hicks, R | | | | | | | | | | | | 0 | 0 | 0 | 0 | 0 | 0 | 0 | | | | |
| 53 John Gant, R | | | | | | | | | | | | 0 | 0 | 0 | 0 | 0 | 0 | 0 | | | | |
| 4 Yadier Molina, R OBP: 0.282, SLG: 0.376 | | | | | | | | | | | | 1 | 0 | 0 | 0 | 0 | 0 | 0 | | | | |
| 25 Dexter Fowler, S OBP: 0.350, SLG: 0.406 | K | | | | | | | | | | | 5 | 0 | 1 | 1 | 0 | 4 | 0 | | | | |
| 19 Tommy Edman, S OBP: 0.300, SLG: 0.333 | | | | | | | | | | | | 3 | 0 | 1 | 0 | 0 | 0 | 2 | | | | |
| 18 Carlos Martinez, R | | | | | | | | | | | | 0 | 0 | 0 | 0 | 0 | 0 | 0 | | | | |
| 21 Andrew Miller, L | | | | | | | | | | | | 0 | 0 | 0 | 0 | 0 | 0 | 0 | | | | |
| 46 Paul Goldschmidt, R OBP: 0.345, SLG: 0.432 | | | | | | | | | | | | 2 | 1 | 1 | 1 | 0 | 1 | 0 | | | | |
| 32 Matt Wieters, S OBP: 0.242, SLG: 0.387 | | | | | | | | | | | | 3 | 0 | 0 | 0 | 1 | 0 | 1 | | | | |
| 62 Daniel Ponce de Leon, R | | | | | | | | | | | | 1 | 0 | 0 | 0 | 0 | 0 | 1 | | | | |
| 16 Kolten Wong, L OBP: 0.330, SLG: 0.380 | | | | | | | | | | | | 1 | 0 | 0 | 0 | 1 | 0 | 0 | | | | |
| Inning Stats | R: 0 E: 0 K: 3 S: 10 | H: 0 LOB: 1 BB: 1 P: 23 | R: 0 E: 0 K: 1 S: 6 | H: 0 LOB: 0 BB: 0 P: 12 | R: 0 E: 0 K: 1 S: 11 | H: 0 LOB: 2 BB: 2 P: 23 | R: 0 E: 0 K: 2 S: 9 | H: 0 LOB: 0 BB: 0 P: 13 | R: 0 E: 0 K: 1 S: 15 | H: 1 LOB: 1 BB: 0 P: 19 | R: 1 E: 0 K: 0 S: 16 | H: 3 LOB: 2 BB: 0 P: 23 | R: 0 E: 0 K: 1 S: 8 | H: 0 LOB: 0 BB: 0 P: 9 | R: 0 E: 0 K: 1 S: 8 | H: 1 LOB: 2 BB: 2 P: 15 | R: 1 E: 0 K: 1 S: 9 | H: 1 LOB: 0 BB: 0 P: 13 | 1B: 5 2B: 0 3B: 0 HR: 1 | SF: 0 SAC: 1 DP: 1 HBP: 0 | WP: 0 PB: 0 SB: 2 CS: 0 | PA: 43 |
| PITCHER | IP 5.2 | WLS 1 | BF 24 | H 4 | R 1 | ER 1 | SO 8 | BB 3 | IBB 0 | HBP 0 | BLK 0 | WP 0 | HR 0 | S 65 | P 108 | ERA 1.559 | WHIP 1.235 | | | | | |
| 36 Trevor Richards, R ERA: 3.54 | | | | | | | | | | | | | | | | | | | | | | |
| 70 Nick Anderson, R ERA: 4.5 | | | | | | | | | | | | | | | | | | | | | | |
| 66 Jarlin Garcia, L ERA: 5.28 | | | | | | | | | | | | | | | | | | | | | | |
| 56 Tayron Guerrero, R ERA: 3.18 | | | | | | | | | | | | | | | | | | | | | | |
| 37 Austin Brice, R ERA: 2.6 | | | | | | | | | | | | | | | | | | | | | | |
| 54 Sergio Romo, R ERA: 4.78 | | | | | | | | | | | | | | | | | | | | | | |
| 61 Adam Conley, L ERA: 8.0 | | | | | | | | | | | | | | | | | | | | | | |

Miami Marlins @ St. Louis Cardinals
 Busch Stadium, St. Louis, MO
 Wed Jun 19 2019, 7:16 PM - 10:49 PM CDT
 Att. 40,126 - Partly Cloudy - 80 F

livebaseballscorecards.com

AB 36
 R 2
 H 6
 RBI 2
 BB 6
 SO 13
 LOB 18



| Batter | 1 | 2 | 3 | 4 | 5 | 6 | 7 | 8 | 9 | 10 | 11 | AB | R | H | RBI | BB | SO | LOB | TOP | | | | | | | |
|--|------------------------------|----------------------------------|-------------------------------|----------------------------------|-------------------------------|----------------------------------|-------------------------------|----------------------------------|------------------------------|----------------------------------|-------------------------------|----------------------------------|-------------------------------|----------------------------------|-------------------------------|----------------------------------|------------------------------|---------------------------------|------------------------------|----------------------------------|-------------------------------|----------------------------------|----------------------------------|------------------------------------|----------------------------------|--------|
| 19 Miguel Rojas, R OBP: 0.336, SLG: 0.336 | (1,6) F9 | | | | | 47 B 15 2B | | | G1-3 | | | 5 | 1 | 2 | 1 | 0 | 1 | 1 | | | | | | | | |
| 47 Harold Ramirez, R OBP: 0.343, SLG: 0.421 | (1,7) L9 | | | | | 46 HBP | | | G5-3 | | | 5 | 1 | 1 | 0 | 0 | 1 | 0 | | | | | | | | |
| 66 Jarlin Garcia, L | (9,1) | | | | | | | | | | | 5 | 1 | 0 | 0 | 0 | 1 | 1 | | | | | | | | |
| 54 Sergio Romo, R | (11,1) | | | | | | | | | | | 0 | 0 | 0 | 0 | 0 | 0 | 0 | | | | | | | | |
| 26 Garrett Cooper, R OBP: 0.385, SLG: 0.496 | (1,3) G5-3 | | | | | 13 2B | | | | | | 2 | 1 | 1 | 0 | 0 | 0 | 0 | | | | | | | | |
| 2 Yadiel Rivera, R OBP: 0.077, SLG: 0.077 | (5,3) | | | | | | | | | | | 3 | 0 | 0 | 0 | 0 | 0 | 0 | | | | | | | | |
| 15 Brian Anderson, R OBP: 0.332, SLG: 0.397 | (1,5) K | | | | | 46 HBP | | | | | | 4 | 1 | 2 | 2 | 1 | 1 | 1 | | | | | | | | |
| 13 Starlin Castro, R OBP: 0.263, SLG: 0.315 | (1,4) F8 | | | | | 46 HBP | | | | | | 4 | 0 | 1 | 1 | 1 | 1 | 1 | | | | | | | | |
| 38 Jorge Alfaro, R OBP: 0.312, SLG: 0.419 | (1,2) G4-3 | | | | | | | | | | | 4 | 0 | 1 | 0 | 0 | 2 | 4 | | | | | | | | |
| 28 Bryan Holaday, R OBP: 0.379, SLG: 0.417 | (9,2) | | | | | | | | | | | 1 | 0 | 0 | 0 | 0 | 0 | 0 | | | | | | | | |
| 46 César Puello, R OBP: 0.500, SLG: 0.644 | (1,9) K | | | | | | | | | | | 3 | 1 | 1 | 1 | 1 | 1 | 0 | | | | | | | | |
| 10 JT Riddle, L OBP: 0.238, SLG: 0.363 | (1,8) K | | | | | | | | | | | 5 | 1 | 2 | 2 | 0 | 1 | 4 | | | | | | | | |
| 62 Zac Gallen, R | | | | | | | | | | | | 2 | 0 | 0 | 0 | 0 | 1 | 1 | | | | | | | | |
| 37 Austin Brice, R | | | | | | | | | | | | 0 | 0 | 0 | 0 | 0 | 0 | 0 | | | | | | | | |
| 21 Daulton Spangenberg, L | | | | | | | | | | | | 0 | 0 | 0 | 0 | 0 | 0 | 0 | | | | | | | | |
| 20 Wei-Yin Chen, L | | | | | | | | | | | | 0 | 0 | 0 | 0 | 0 | 0 | 0 | | | | | | | | |
| 70 Nick Anderson, R | | | | | | | | | | | | 0 | 0 | 0 | 0 | 0 | 0 | 0 | | | | | | | | |
| 74 José Quijada, L | | | | | | | | | | | | 0 | 0 | 0 | 0 | 0 | 0 | 0 | | | | | | | | |
| 82 Trevor Guerrero, R | | | | | | | | | | | | 0 | 0 | 0 | 0 | 0 | 0 | 0 | | | | | | | | |
| 44 Austin Davis, R | | | | | | | | | | | | 0 | 0 | 0 | 0 | 0 | 0 | 0 | | | | | | | | |
| Inning Stats | R: 0 E: 0 K: 0 S: 6 | H: 0 LOB: 0 BB: 0 P: 10 | R: 0 E: 0 K: 1 S: 10 | H: 0 LOB: 0 BB: 0 P: 14 | R: 0 E: 0 K: 3 S: 13 | H: 1 LOB: 1 BB: 0 P: 16 | R: 1 E: 0 K: 1 S: 12 | H: 2 LOB: 1 BB: 0 P: 21 | R: 0 E: 0 K: 1 S: 9 | H: 0 LOB: 0 BB: 0 P: 14 | R: 2 E: 0 K: 1 S: 12 | H: 3 LOB: 3 BB: 1 P: 21 | R: 1 E: 1 K: 1 S: 10 | H: 1 LOB: 0 BB: 0 P: 13 | R: 1 E: 0 K: 1 S: 15 | H: 3 LOB: 1 BB: 0 P: 23 | R: 0 E: 0 K: 0 S: 5 | H: 0 LOB: 0 BB: 0 P: 7 | R: 0 E: 0 K: 0 S: 6 | H: 0 LOB: 0 BB: 1 P: 12 | R: 2 E: 0 K: 2 S: 13 | H: 1 LOB: 1 BB: 1 P: 23 | 1B: 6 2B: 3 3B: 0 HR: 2 | SF: 0 SAC: 0 DP: 1 HBP: 2 | WP: 0 PB: 0 SB: 0 CS: 1 | PA: 47 |
| PITCHER | IP 5.1 | WLS 5 | BF 23 | H 6 | R 3 | ER 3 | SO 6 | BB 0 | IBB 0 | HBP 0 | BLK 0 | WP 0 | HR 0 | S 36 | P 86 | ERA 5.06 | WHIP 1.125 | | | | | | | | | |
| 50 Adam Wainwright, R ERA: 4.5 | (1,1) | | | | | | | | | | | | | | | | | | | | | | | | | |
| 65 Giovanni Gallegos, R ERA: 2.7 | (6,1) | | | | | | | | | | | | | | | | | | | | | | | | | |
| 60 John Brebbia, R ERA: 3.32 | (7,1) | | | | | | | | | | | | | | | | | | | | | | | | | |
| 30 Tyler Webb, L ERA: 4.44 | (8,1) | | | | | | | | | | | | | | | | | | | | | | | | | |
| 49 Jordan Hicks, R ERA: 2.98 | (9,1) | | | | | | | | | | | | | | | | | | | | | | | | | |
| PITCHER | IP 1.0 | WLS L | BF 6 | H 1 | R 2 | ER 2 | SO 2 | BB 1 | IBB 0 | HBP 0 | BLK 0 | WP 0 | HR 0 | S 13 | P 23 | ERA 18.00 | WHIP 2.000 | | | | | | | | | |
| 53 John Gant, R ERA: 1.64 | (10,1) | | | | | | | | | | | | | | | | | | | | | | | | | |
| 21 Andrew Miller, L ERA: 4.38 | (11,1) | | | | | | | | | | | | | | | | | | | | | | | | | |

Miami Marlins @ St. Louis Cardinals
 Busch Stadium, St. Louis, MO
 Thu Jun 20 2019, 6:17 PM - 10:46 PM CDT
 Att. 42,446 - Party Cloudy - 81 F

| | |
|-----|----|
| AB | 42 |
| R | 7 |
| H | 11 |
| RBI | 7 |
| BB | 3 |
| SO | 11 |
| LOB | 15 |



| Batter | 1 | 2 | 3 | 4 | 5 | 6 | 7 | 8 | 9 | 10 | 11 | AB | R | H | RBI | BB | SO | LOB | BOTTOM | | | | | | | |
|--|-------------------------------|----------------------------------|-------------------------------|----------------------------------|------------------------------|----------------------------------|-------------------------------|----------------------------------|-------------------------------|----------------------------------|------------------------------|----------------------------------|-------------------------------|----------------------------------|-------------------------------|----------------------------------|------------------------------|----------------------------------|-------------------------------|----------------------------------|------------------------------|---------------------------------|-----------------------------------|------------------------------------|----------------------------------|--------|
| 13 Matt Carpenter, L OBP: 0.331, SLG: 0.386 | (1,5) F7 | | | | | | | | | | | 6 | 0 | 0 | 0 | 0 | 2 | 2 | | | | | | | | |
| 12 Paul DeJong, R OBP: 0.366, SLG: 0.495 | (1,6) K | | | | | | | | | | | 6 | 1 | 2 | 1 | 0 | 2 | 1 | | | | | | | | |
| 46 Paul Goldschmidt, R OBP: 0.348, SLG: 0.435 | (1,3) K | | | | | | | | | | | 5 | 1 | 2 | 1 | 1 | 3 | 0 | | | | | | | | |
| 23 Marcell Ozuna, R OBP: 0.320, SLG: 0.496 | (1,7) F8 | | | | | | | | | | | 6 | 0 | 1 | 1 | 0 | 1 | 3 | | | | | | | | |
| 38 José Martínez, R OBP: 0.357, SLG: 0.398 | (1,9) FC4-6 4 1B | | | | | | | | | | | 6 | 1 | 3 | 0 | 0 | 0 | 2 | | | | | | | | |
| 4 Yadier Molina, R OBP: 0.292, SLG: 0.385 | (1,2) BB | | | | | | | | | | | 5 | 0 | 3 | 1 | 1 | 0 | 2 | | | | | | | | |
| 22 Jack Flaherty, R OBP: 0.174, SLG: 0.182 | (11,PR) | | | | | | | | | | | 0 | 0 | 0 | 0 | 0 | 0 | 0 | | | | | | | | |
| 16 Kellen Wong, L | (1,4) | | | | | | | | | | | 4 | 0 | 1 | 0 | 0 | 0 | 6 | | | | | | | | |
| 30 Tyler Webb, L | (8,1) | | | | | | | | | | | 0 | 0 | 0 | 0 | 0 | 0 | 0 | | | | | | | | |
| 49 Jordan Hicks, R | (9,1) | | | | | | | | | | | 0 | 0 | 0 | 0 | 0 | 0 | 0 | | | | | | | | |
| 47 Rangel Ravelo, R | (9,PH) | | | | | | | | | | | 1 | 0 | 0 | 0 | 0 | 0 | 1 | | | | | | | | |
| 53 John Gant, R | (10,1) | | | | | | | | | | | 0 | 0 | 0 | 0 | 0 | 0 | 0 | | | | | | | | |
| 21 Andrew Miller, L | (10,1) | | | | | | | | | | | 0 | 0 | 0 | 0 | 0 | 0 | 0 | | | | | | | | |
| 32 Matt Wieters, S OBP: 0.242, SLG: 0.287 | (10,PH) | | | | | | | | | | | 0 | 0 | 0 | 0 | 0 | 0 | 0 | | | | | | | | |
| 48 Harrison Bader, R OBP: 0.333, SLG: 0.400 | (1,8) G1-3 | | | | | | | | | | | 4 | 1 | 1 | 0 | 0 | 0 | 2 | | | | | | | | |
| 50 Adam Wainwright, R ERA: 1.8 | (1,1) | | | | | | | | | | | 2 | 1 | 1 | 0 | 0 | 1 | 0 | | | | | | | | |
| 65 Giovanni Gallegos, R ERA: 2.51 | (6,1) | | | | | | | | | | | 0 | 0 | 0 | 0 | 0 | 0 | 0 | | | | | | | | |
| 25 Dexter Fowler, S OBP: 0.349, SLG: 0.404 | (6,PH) | | | | | | | | | | | 0 | 0 | 0 | 0 | 0 | 0 | 0 | | | | | | | | |
| 60 John Brebbia, L OBP: 1.000, SLG: 1.000 | (7,1) | | | | | | | | | | | 1 | 0 | 0 | 0 | 0 | 0 | 2 | | | | | | | | |
| 19 Tommy Edman, S OBP: 0.475, SLG: 0.727 | (8,4) | | | | | | | | | | | 0 | 0 | 0 | 0 | 0 | 0 | 0 | | | | | | | | |
| Inning Stats | R: 0 E: 0 K: 2 S: 12 | H: 0 LOB: 0 BB: 0 P: 20 | R: 0 E: 0 K: 0 S: 13 | H: 1 LOB: 2 BB: 1 P: 22 | R: 0 E: 0 K: 2 S: 8 | H: 0 LOB: 0 BB: 0 P: 10 | R: 0 E: 0 K: 1 S: 11 | H: 2 LOB: 2 BB: 0 P: 19 | R: 1 E: 0 K: 1 S: 17 | H: 2 LOB: 2 BB: 1 P: 28 | R: 0 E: 0 K: 0 S: 9 | H: 1 LOB: 2 BB: 0 P: 16 | R: 2 E: 0 K: 1 S: 21 | H: 4 LOB: 2 BB: 0 P: 29 | R: 2 E: 0 K: 1 S: 13 | H: 2 LOB: 0 BB: 0 P: 18 | R: 0 E: 0 K: 1 S: 8 | H: 1 LOB: 1 BB: 0 P: 11 | R: 0 E: 0 K: 0 S: 15 | H: 1 LOB: 1 BB: 0 P: 25 | R: 1 E: 0 K: 0 S: 5 | H: 2 LOB: 1 BB: 0 P: 8 | 1B: 12 2B: 3 3B: 0 HR: 1 | SF: 0 SAC: 0 DP: 1 HBP: 1 | WP: 2 PB: 0 SB: 0 CS: 0 | PA: 52 |
| PITCHER | IP 5.0 | WLS H | BF 22 | H 5 | R 1 | ER 1 | SO 6 | BB 2 | IBB 0 | HBP 0 | BLK 0 | WP 1 | HR 0 | S 61 | P 99 | ERA 1.80 | WHIP 1.400 | | | | | | | | | |
| 52 Zac Gallen, R ERA: 1.8 | (1,1) | | | | | | | | | | | | | | | | | | | | | | | | | |
| 37 Austin Brice, R ERA: 2.51 | (6,1) | | | | | | | | | | | | | | | | | | | | | | | | | |
| 20 Wei-Yin Chen, L ERA: 7.62 | (7,1) | | | | | | | | | | | | | | | | | | | | | | | | | |
| 70 Nick Anderson, R ERA: 4.75 | (7,1) | | | | | | | | | | | | | | | | | | | | | | | | | |
| 74 José Quijada, L ERA: 2.08 | (7,1) | | | | | | | | | | | | | | | | | | | | | | | | | |
| PITCHER | IP 1.0 | WLS W | BF 8 | H 2 | R 2 | ER 0 | SO 1 | BB 0 | IBB 0 | HBP 0 | BLK 0 | WP 0 | HR 0 | S 13 | P 16 | ERA 0.00 | WHIP 0.000 | | | | | | | | | |
| 56 Tayron Guerrero, R ERA: 3.68 | (8,1) | | | | | | | | | | | | | | | | | | | | | | | | | |
| 66 Jarlin Garcia, L ERA: 4.67 | (9,1) | | | | | | | | | | | | | | | | | | | | | | | | | |
| 54 Sergio Romo, R ERA: 4.94 | (11,1) | | | | | | | | | | | | | | | | | | | | | | | | | |

Miami Marlins @ St. Louis Cardinals
 Busch Stadium, St. Louis, MO
 Thu Jun 20 2019, 6:17 PM - 10:46 PM CDT
 Att. 42,446 - Party Cloudy - 81 F

| | |
|-----|----|
| AB | 48 |
| R | 6 |
| H | 16 |
| RBI | 6 |
| BB | 2 |
| SO | 9 |
| LOB | 21 |



| Batter | 1 | 2 | 3 | 4 | 5 | 6 | 7 | 8 | 9 | AB | R | H | RBI | BB | SO | LOB | TOP | | | | | |
|---|--|--|---|--|---|----------------------------------|------------------------------|----------------------------------|------------------------------|---------------------------------|-------------------------------|----------------------------------|-------------------------------|----------------------------------|------------------------------|----------------------------------|--|------------------------------|---------------------------------|----------------------------------|------------------------------------|----------------------------------|
| 19 Miguel Rojas, R OBP: 0.333, SLG: 0.331 | | | | | | | | | | 3 | 0 | 0 | 0 | 1 | 0 | 0 | Miami Marlins @ Philadelphia Phillies Citizens Bank Park, Philadelphia, PA Sat Jun 22 2019, 4:08 PM - 6:51 PM EDT Att: 44,722 - Partly Cloudy - 81 F | | | | | |
| 21 Curtis Granderson, L OBP: 0.272, SLG: 0.359 | | | | | | | | | | 4 | 1 | 1 | 0 | 0 | 0 | 1 | | | | | | |
| 26 Garrett Cooper, R OBP: 0.388, SLG: 0.493 | | | | | | | | | | 3 | 1 | 1 | 0 | 1 | 1 | 0 | | | | | | |
| 15 Brian Anderson, R OBP: 0.336, SLG: 0.401 | | | | | | | | | | 4 | 0 | 2 | 1 | 0 | 0 | 0 | | | | | | |
| 13 Starlin Castro, R OBP: 0.263, SLG: 0.313 | | | | | | | | | | 4 | 1 | 1 | 1 | 0 | 0 | 1 | | | | | | |
| 46 César Puello, R OBP: 0.453, SLG: 0.566 | | | | | | | | | | 4 | 1 | 0 | 0 | 0 | 1 | 2 | | | | | | |
| 10 JT Riddle, L OBP: 0.228, SLG: 0.375 | | | | | | | | | | 4 | 1 | 1 | 1 | 0 | 1 | 2 | | | | | | |
| 58 Wilkin Castillo, S OBP: 0.250, SLG: 0.500 | | | | | | | | | | 4 | 0 | 1 | 2 | 0 | 2 | 0 | | | | | | |
| 57 Eliaser Hernández, R 2 Yadiel Rivera, R 37 Austin Brice, R 47 Harold Ramírez, R 20 Wei-Yin Chen, L 74 José Quijada, L | | | | | | | | | | 1 | 0 | 0 | 0 | 0 | 1 | 0 | | | | | | |
| Inning Stats | R: 0 E: 0 K: 0 S: 4 | H: 0 LOB: 0 BB: 0 P: 7 | R: 0 E: 0 K: 1 S: 8 | H: 0 LOB: 0 BB: 0 P: 12 | R: 1 E: 0 K: 2 S: 12 | H: 1 LOB: 0 BB: 0 P: 15 | R: 0 E: 0 K: 1 S: 9 | H: 0 LOB: 0 BB: 0 P: 15 | R: 0 E: 0 K: 1 S: 7 | H: 0 LOB: 0 BB: 0 P: 8 | R: 0 E: 0 K: 1 S: 11 | H: 0 LOB: 1 BB: 1 P: 17 | R: 3 E: 0 K: 1 S: 11 | H: 3 LOB: 1 BB: 1 P: 18 | R: 1 E: 0 K: 0 S: 9 | H: 3 LOB: 1 BB: 0 P: 13 | | R: 0 E: 0 K: 0 S: 6 | H: 0 LOB: 0 BB: 0 P: 6 | 1B: 4 2B: 2 3B: 0 HR: 1 | SF: 0 SAC: 0 DP: 0 HBP: 0 | WP: 0 PB: 0 SB: 0 CS: 0 |
| PITCHER | IP: 5.0 WLS: 1 BF: 16 H: 1 R: 1 ER: 0 SO: 5 BB: 0 IBB: 0 HBP: 0 BLK: 0 WP: 0 HR: 1 S: 40 P: 57 ERA: 1.80 WHIP: 0.200 | IP: 1.0 WLS: 0 BF: 4 H: 0 R: 0 ER: 0 SO: 1 BB: 0 IBB: 0 HBP: 0 BLK: 0 WP: 0 HR: 0 S: 7 P: 17 ERA: 4.00 WHIP: 4.500 | IP: 0.1 WLS: 0 BF: 2 H: 1 R: 0 ER: 0 SO: 1 BB: 0 IBB: 0 HBP: 0 BLK: 0 WP: 0 HR: 0 S: 4 P: 5 ERA: 4.15 WHIP: 3.000 | IP: 1.0 WLS: 0 BF: 5 H: 3 R: 1 ER: 1 SO: 0 BB: 0 IBB: 0 HBP: 0 BLK: 0 WP: 0 HR: 0 S: 9 P: 13 ERA: 9.00 WHIP: 3.000 | IP: 1.0 WLS: 0 BF: 3 H: 0 R: 0 ER: 0 SO: 0 BB: 0 IBB: 0 HBP: 0 BLK: 0 WP: 0 HR: 0 S: 6 P: 6 ERA: 0.00 WHIP: 0.000 | | | | | | | | | | | | | | | | | |

| Batter | 1 | 2 | 3 | 4 | 5 | 6 | 7 | 8 | 9 | AB | R | H | RBI | BB | SO | LOB | BOTTOM | | | | | |
|--|---|--|--|--|---|----------------------------------|------------------------------|---------------------------------|-------------------------------|----------------------------------|------------------------------|----------------------------------|------------------------------|----------------------------------|------------------------------|----------------------------------|--|----------------------------------|----------------------------------|------------------------------------|----------------------------------|--------|
| 3 Bryce Harper, L OBP: 0.360, SLG: 0.461 | | | | | | | | | | 3 | 1 | 2 | 2 | 1 | 0 | 1 | Miami Marlins @ Philadelphia Phillies Citizens Bank Park, Philadelphia, PA Sat Jun 22 2019, 4:08 PM - 6:51 PM EDT Att: 44,722 - Partly Cloudy - 81 F | | | | | |
| 17 Rhys Hoskins, R OBP: 0.399, SLG: 0.526 | | | | | | | | | | 3 | 1 | 1 | 1 | 1 | 1 | 1 | | | | | | |
| 23 Jay Bruce, L OBP: 0.293, SLG: 0.564 | | | | | | | | | | 4 | 0 | 0 | 0 | 0 | 1 | 2 | | | | | | |
| 10 J.T. Realmuto, R OBP: 0.318, SLG: 0.428 | | | | | | | | | | 4 | 0 | 0 | 0 | 0 | 1 | 1 | | | | | | |
| 2 Jean Segura, R OBP: 0.318, SLG: 0.433 | | | | | | | | | | 4 | 0 | 1 | 0 | 0 | 2 | 0 | | | | | | |
| 4 Scott Kingery, R OBP: 0.373, SLG: 0.638 | | | | | | | | | | 4 | 0 | 1 | 0 | 0 | 1 | 0 | | | | | | |
| 33 Brad Miller, L OBP: 0.354, SLG: 0.465 | | | | | | | | | | 1 | 0 | 0 | 0 | 1 | 0 | 0 | | | | | | |
| 13 Sean Rodríguez, R OBP: 0.321, SLG: 0.347 | | | | | | | | | | 2 | 0 | 0 | 0 | 0 | 0 | 2 | | | | | | |
| 21 Vince Velasquez, R 7 Maikel Franco, R 12 Juan Nicasio, L 46 Adam Morgan, L 61 Edubray Ramos, R 65 JD Hammer, R | | | | | | | | | | 1 | 0 | 0 | 0 | 0 | 1 | 1 | | | | | | |
| 16 César Hernández, S OBP: 0.328, SLG: 0.425 | | | | | | | | | | 4 | 1 | 2 | 0 | 0 | 0 | 3 | | | | | | |
| Inning Stats | R: 0 E: 0 K: 1 S: 7 | H: 0 LOB: 1 BB: 1 P: 14 | R: 0 E: 0 K: 2 S: 13 | H: 0 LOB: 1 BB: 1 P: 22 | R: 2 E: 0 K: 0 S: 10 | H: 2 LOB: 0 BB: 0 P: 16 | R: 0 E: 0 K: 2 S: 9 | H: 0 LOB: 0 BB: 0 P: 9 | R: 1 E: 0 K: 1 S: 13 | H: 2 LOB: 0 BB: 0 P: 19 | R: 0 E: 0 K: 2 S: 8 | H: 0 LOB: 0 BB: 0 P: 12 | R: 0 E: 0 K: 1 S: 9 | H: 0 LOB: 0 BB: 0 P: 14 | R: 0 E: 0 K: 0 S: 6 | H: 1 LOB: 1 BB: 1 P: 11 | R: 0 E: 0 K: 0 S: 13 | H: 2 LOB: 3 BB: 1 P: 23 | 1B: 4 2B: 1 3B: 0 HR: 2 | SF: 0 SAC: 0 DP: 1 HBP: 0 | WP: 1 PB: 0 SB: 0 CS: 0 | PA: 36 |
| PITCHER | IP: 5.0 WLS: 1 BF: 20 H: 3 R: 3 ER: 0 SO: 6 BB: 2 IBB: 0 HBP: 0 BLK: 0 WP: 1 HR: 2 S: 80 P: 120 ERA: 5.40 WHIP: 1.200 | IP: 1.0 WLS: 0 BF: 3 H: 0 R: 0 ER: 0 SO: 2 BB: 0 IBB: 0 HBP: 0 BLK: 0 WP: 0 HR: 0 S: 8 P: 12 ERA: 0.00 WHIP: 0.000 | IP: 2.1 WLS: 1 BF: 10 H: 3 R: 0 ER: 0 SO: 1 BB: 1 IBB: 0 HBP: 0 BLK: 0 WP: 0 HR: 23 S: 37 P: 0.00 WHIP: 1.714 | IP: 0.2 WLS: 0 BF: 3 H: 0 R: 0 ER: 0 SO: 0 BB: 0 IBB: 0 HBP: 0 BLK: 0 WP: 0 HR: 5 S: 11 P: 0.00 WHIP: 1.500 | IP: 1.0 WLS: 0 BF: 3 H: 0 R: 0 ER: 0 SO: 0 BB: 0 IBB: 0 HBP: 0 BLK: 0 WP: 0 HR: 0 S: 6 P: 6 ERA: 0.00 WHIP: 0.000 | | | | | | | | | | | | | | | | | |

| | |
|-----|----|
| AB | 33 |
| R | 5 |
| H | 7 |
| RBI | 5 |
| BB | 2 |
| SO | 7 |
| LOB | 7 |



| | |
|-----|----|
| AB | 32 |
| R | 3 |
| H | 7 |
| RBI | 3 |
| BB | 4 |
| SO | 9 |
| LOB | 11 |



| Batter | 1 | 2 | 3 | 4 | 5 | 6 | 7 | 8 | 9 | AB | R | H | RBI | BB | SO | LOB | TOP | | | | | | | | | | | | |
|---|---|--|---|----------------------------------|---|----------------------------------|---|----------------------------------|--|----------------------------------|---|--|---|----------------------------------|---|----------------------------------|--|-----------------------------------|--|----------------------------------|---|--|---|---------------------------------|---|---------------------------------|---|---------------------------------|--|
| 19 Miquel Rojas, R OBP: 0.338, SLG: 0.333 | | | | | | | | | | 4 | 1 | 2 | 0 | 1 | 2 | 2 | Miami Marlins @ Philadelphia Phillies Citizens Bank Park, Philadelphia, PA Sun Jun 23 2019, 1:09 PM - 4:08 PM EDT Att: 36,749 - Sunny - 81 F | | | | | | | | | | | | |
| 47 Harold Ramirez, R OBP: 0.342, SLG: 0.408 | | | | | | | | | | 4 | 1 | 1 | 0 | 1 | 0 | 4 | | | | | | | | | | | | | |
| 26 Garrett Cooper, R OBP: 0.395, SLG: 0.518 | | | | | | | | | | 5 | 1 | 3 | 1 | 0 | 1 | 2 | | | | | | | | | | | | | |
| 15 Brian Anderson, R OBP: 0.337, SLG: 0.415 | | | | | | | | | | 5 | 1 | 2 | 1 | 0 | 0 | 3 | | | | | | | | | | | | | |
| 13 Starlin Castro, R OBP: 0.268, SLG: 0.321 | | | | | | | | | | 5 | 0 | 3 | 1 | 0 | 2 | 1 | | | | | | | | | | | | | |
| 46 César Puello, R OBP: 0.464, SLG: 0.554 | | | | | | | | | | 3 | 1 | 1 | 0 | 2 | 1 | 2 | | | | | | | | | | | | | |
| 10 JT Riddle, L OBP: 0.247, SLG: 0.424 | | | | | | | | | | 4 | 1 | 2 | 2 | 1 | 1 | 3 | | | | | | | | | | | | | |
| 28 Bryan Holaday, R OBP: 0.405, SLG: 0.516 | | | | | | | | | | 4 | 0 | 2 | 0 | 0 | 0 | 2 | | | | | | | | | | | | | |
| 50 Jordan Yamamoto, R 2 Yadiel Rivera, R 66 Jarlin García, L 21 Curtis Granderson, L 56 Tayron Guerrero, R 70 Nick Anderson, R | | | | | | | | | | 2 | 0 | 0 | 0 | 0 | 0 | 2 | | | | | | | | | | | | | |
| Inning Stats | R: 1 E: 0 K: 0 S: 14 | H: 3 LOB: 3 BB: 0 P: 19 | R: 2 E: 0 K: 1 S: 12 | H: 3 LOB: 0 BB: 1 P: 13 | R: 1 E: 0 K: 1 S: 12 | H: 1 LOB: 0 BB: 1 P: 20 | R: 0 E: 0 K: 0 S: 5 | H: 0 LOB: 1 BB: 2 P: 14 | R: 2 E: 0 K: 2 S: 12 | H: 4 LOB: 2 BB: 0 P: 16 | R: 0 E: 0 K: 0 S: 6 | H: 1 LOB: 2 BB: 1 P: 8 | R: 0 E: 1 K: 1 S: 11 | H: 1 LOB: 2 BB: 1 P: 18 | R: 0 E: 0 K: 3 S: 13 | H: 1 LOB: 1 BB: 0 P: 18 | | 1B: 10 2B: 3 3B: 0 HR: 3 | SF: 0 SAC: 0 DP: 5 HBP: 0 | WP: 2 PB: 0 SB: 0 CS: 0 | PA: 43 | | | | | | | | |
| PITCHER | IP WLS BF H R ER SO BB IBB HBP BLK WP HR S P ERA WHIP | 51 Enyel De Los Santos, R ERA: 7.38 | 4.0 L 18 7 4 4 2 3 0 0 0 1 1 1 43 66 9.00 2.500 | 41 Edgar García, R ERA: 7.27 | 5.0 1.0 6 4 2 2 0 0 0 0 0 0 2 12 16 18.00 4.000 | 55 Ranger Suárez, L ERA: 6.0 | 6.0 2.0 10 3 0 0 2 0 1 0 0 0 1 0 18 28 0.00 1.500 | 52 Jose Alvarez, L ERA: 3.81 | 8.0 2.0 9 2 0 0 4 1 0 0 0 0 0 0 0 24 36 0.00 1.500 | PITCHER | IP WLS BF H R ER SO BB IBB HBP BLK WP HR S P ERA WHIP | 51 Enyel De Los Santos, R ERA: 7.38 | 4.0 L 18 7 4 4 2 3 0 0 0 1 1 1 43 66 9.00 2.500 | 41 Edgar García, R ERA: 7.27 | 5.0 1.0 6 4 2 2 0 0 0 0 0 0 2 12 16 18.00 4.000 | 55 Ranger Suárez, L ERA: 6.0 | 6.0 2.0 10 3 0 0 2 0 1 0 0 0 1 0 18 28 0.00 1.500 | 52 Jose Alvarez, L ERA: 3.81 | 8.0 2.0 9 2 0 0 4 1 0 0 0 0 0 0 0 24 36 0.00 1.500 | PITCHER | IP WLS BF H R ER SO BB IBB HBP BLK WP HR S P ERA WHIP | 51 Enyel De Los Santos, R ERA: 7.38 | 4.0 L 18 7 4 4 2 3 0 0 0 1 1 1 43 66 9.00 2.500 | 41 Edgar García, R ERA: 7.27 | 5.0 1.0 6 4 2 2 0 0 0 0 0 0 2 12 16 18.00 4.000 | 55 Ranger Suárez, L ERA: 6.0 | 6.0 2.0 10 3 0 0 2 0 1 0 0 0 1 0 18 28 0.00 1.500 | 52 Jose Alvarez, L ERA: 3.81 | 8.0 2.0 9 2 0 0 4 1 0 0 0 0 0 0 0 24 36 0.00 1.500 |

| Batter | 1 | 2 | 3 | 4 | 5 | 6 | 7 | 8 | 9 | AB | R | H | RBI | BB | SO | LOB | BOTTOM | | | | | | | | | | | | |
|--|---|------------------------------------|---|----------------------------------|--|------------------------------------|---|----------------------------------|--|----------------------------------|---|------------------------------------|---|----------------------------------|--|------------------------------------|--|----------------------------------|--|----------------------------------|---|------------------------------------|---|----------------------------------|--|------------------------------------|---|----------------------------------|--|
| 3 Bryce Harper, L OBP: 0.364, SLG: 0.461 | | | | | | | | | | 2 | 2 | 1 | 0 | 2 | 0 | 0 | Miami Marlins @ Philadelphia Phillies Citizens Bank Park, Philadelphia, PA Sun Jun 23 2019, 1:09 PM - 4:08 PM EDT Att: 36,749 - Sunny - 81 F | | | | | | | | | | | | |
| 17 Rhys Hoskins, R OBP: 0.401, SLG: 0.522 | | | | | | | | | | 2 | 1 | 0 | 0 | 2 | 1 | 1 | | | | | | | | | | | | | |
| 4 Scott Kingery, R OBP: 0.370, SLG: 0.625 | | | | | | | | | | 3 | 0 | 0 | 0 | 1 | 1 | 2 | | | | | | | | | | | | | |
| 23 Jay Bruce, L OBP: 0.289, SLG: 0.556 | | | | | | | | | | 3 | 0 | 0 | 1 | 0 | 1 | 3 | | | | | | | | | | | | | |
| 2 Jean Segura, R OBP: 0.317, SLG: 0.430 | | | | | | | | | | 4 | 0 | 1 | 2 | 0 | 1 | 1 | | | | | | | | | | | | | |
| 16 César Hernández, S OBP: 0.330, SLG: 0.450 | | | | | | | | | | 4 | 1 | 2 | 0 | 0 | 1 | 2 | | | | | | | | | | | | | |
| 15 Andrew Knapp, S OBP: 0.301, SLG: 0.246 | | | | | | | | | | 3 | 0 | 0 | 0 | 0 | 1 | 3 | | | | | | | | | | | | | |
| 10 J.T. Realmuto, R OBP: 0.317, SLG: 0.426 | | | | | | | | | | 1 | 0 | 0 | 0 | 0 | 1 | 1 | | | | | | | | | | | | | |
| 51 Enyel De Los Santos, R 33 Brad Miller, L 41 Edgar García, R 55 Ranger Suárez, L 7 Malikel Franco, R 52 Jose Alvarez, L 13 Sean Rodriguez, R | | | | | | | | | | 1 | 0 | 0 | 0 | 0 | 0 | 0 | | | | | | | | | | | | | |
| Inning Stats | R: 2 E: 0 K: 1 S: 15 | H: 1 LOB: 2 BB: 3 P: 32 | R: 0 E: 0 K: 1 S: 10 | H: 0 LOB: 1 BB: 1 P: 21 | R: 0 E: 0 K: 2 S: 11 | H: 0 LOB: 0 BB: 0 P: 14 | R: 0 E: 0 K: 1 S: 8 | H: 1 LOB: 1 BB: 0 P: 16 | R: 0 E: 0 K: 2 S: 12 | H: 0 LOB: 0 BB: 0 P: 16 | R: 0 E: 0 K: 0 S: 4 | H: 0 LOB: 0 BB: 0 P: 6 | R: 0 E: 0 K: 2 S: 9 | H: 0 LOB: 0 BB: 0 P: 11 | R: 1 E: 0 K: 0 S: 6 | H: 1 LOB: 1 BB: 1 P: 13 | | R: 1 E: 0 K: 1 S: 11 | H: 1 LOB: 0 BB: 0 P: 18 | 1B: 3 2B: 1 3B: 0 HR: 0 | SF: 2 SAC: 0 DP: 0 HBP: 0 | WP: 2 PB: 0 SB: 0 CS: 0 | PA: 36 | | | | | | |
| PITCHER | IP WLS BF H R ER SO BB IBB HBP BLK WP HR S P ERA WHIP | 50 Jordan Yamamoto, R ERA: 0.95 | 5.0 W 21 2 2 2 2 4 0 0 0 0 0 0 0 56 99 3.60 1.200 | 66 Jarlin García, L ERA: 4.19 | 2.0 6 0 0 0 2 0 0 0 0 0 0 0 13 17 0.00 0.000 | 56 Tayron Guerrero, R ERA: 3.86 | 1.0 5 1 1 1 0 1 0 0 0 0 1 0 6 13 9.00 2.000 | 70 Nick Anderson, R ERA: 4.88 | 1.0 S 4 1 1 1 1 0 0 0 0 0 1 0 11 18 9.00 1.000 | PITCHER | IP WLS BF H R ER SO BB IBB HBP BLK WP HR S P ERA WHIP | 50 Jordan Yamamoto, R ERA: 0.95 | 5.0 W 21 2 2 2 2 4 0 0 0 0 0 0 0 56 99 3.60 1.200 | 66 Jarlin García, L ERA: 4.19 | 2.0 6 0 0 0 2 0 0 0 0 0 0 0 0 13 17 0.00 0.000 | 56 Tayron Guerrero, R ERA: 3.86 | 1.0 5 1 1 1 0 1 0 0 0 0 1 0 6 13 9.00 2.000 | 70 Nick Anderson, R ERA: 4.88 | 1.0 S 4 1 1 1 1 0 0 0 0 0 1 0 11 18 9.00 1.000 | PITCHER | IP WLS BF H R ER SO BB IBB HBP BLK WP HR S P ERA WHIP | 50 Jordan Yamamoto, R ERA: 0.95 | 5.0 W 21 2 2 2 2 4 0 0 0 0 0 0 0 56 99 3.60 1.200 | 66 Jarlin García, L ERA: 4.19 | 2.0 6 0 0 0 2 0 0 0 0 0 0 0 0 13 17 0.00 0.000 | 56 Tayron Guerrero, R ERA: 3.86 | 1.0 5 1 1 1 0 1 0 0 0 0 1 0 6 13 9.00 2.000 | 70 Nick Anderson, R ERA: 4.88 | 1.0 S 4 1 1 1 1 0 0 0 0 0 1 0 11 18 9.00 1.000 |

| Batter | 1 | 2 | 3 | 4 | 5 | 6 | 7 | 8 | 9 | AB | R | H | RBI | BB | SO | LOB | TOP | | | | | |
|--|---|---|---|---|---|---|---|---|---|---|---|---|---|---|---|---|---|---|---|---|---|---|
| 7 Trea Turner, R OBP: 0.337, SLG: 0.500 | | | | | | | | | | 5 | 1 | 1 | 3 | 0 | 2 | 1 | Washington Nationals @ Miami Marlins Marlins Park, Miami, FL Tue Jun 25 2019, 7:11 PM - 9:37 PM EDT Att: 7,327 - Roof Closed - 82 F | | | | | |
| 2 Adam Eaton, L OBP: 0.359, SLG: 0.384 | | | | | | | | | | 3 | 1 | 0 | 0 | 1 | 0 | 0 | | | | | | |
| 6 Anthony Rendon, R OBP: 0.406, SLG: 0.631 | | | | | | | | | | 4 | 1 | 2 | 0 | 0 | 1 | 0 | | | | | | |
| 22 Juan Soto, L OBP: 0.400, SLG: 0.532 | | | | | | | | | | 3 | 0 | 1 | 2 | 1 | 2 | 0 | | | | | | |
| 47 Howie Kendrick, R OBP: 0.381, SLG: 0.575 | | | | | | | | | | 4 | 0 | 0 | 1 | 0 | 1 | 3 | | | | | | |
| 28 Kurt Suzuki, R OBP: 0.318, SLG: 0.486 | | | | | | | | | | 4 | 0 | 1 | 0 | 0 | 0 | 1 | | | | | | |
| 9 Brian Dozier, R OBP: 0.313, SLG: 0.429 | | | | | | | | | | 4 | 0 | 0 | 0 | 0 | 2 | 1 | | | | | | |
| 16 Victor Robles, R OBP: 0.314, SLG: 0.433 | | | | | | | | | | 4 | 1 | 1 | 0 | 0 | 2 | 0 | | | | | | |
| 31 Max Scherzer, R OBP: 0.150, SLG: 0.150 | | | | | | | | | | 3 | 2 | 2 | 0 | 0 | 1 | 0 | | | | | | |
| 15 Matt Adams, L OBP: 0.285, SLG: 0.517 | | | | | | | | | | 1 | 0 | 0 | 0 | 0 | 0 | 0 | | | | | | |
| 56 Fernando Rodney, R (9, 1) | | | | | | | | | | 0 | 0 | 0 | 0 | 0 | 0 | 0 | | | | | | |
| Inning Stats | R: 0 E: 0 K: 0 S: 17 | H: 1 LOB: 2 BB: 1 P: 27 | R: 0 E: 0 K: 1 S: 8 | H: 0 LOB: 0 BB: 0 P: 10 | R: 3 E: 0 K: 0 S: 14 | H: 3 LOB: 1 BB: 1 P: 22 | R: 3 E: 0 K: 1 S: 15 | H: 3 LOB: 0 BB: 0 P: 21 | R: 0 E: 0 K: 1 S: 9 | H: 0 LOB: 0 BB: 0 P: 13 | R: 0 E: 0 K: 2 S: 7 | H: 0 LOB: 0 BB: 0 P: 9 | R: 0 E: 0 K: 3 S: 10 | H: 1 LOB: 1 BB: 0 P: 15 | R: 0 E: 0 K: 1 S: 8 | H: 0 LOB: 0 BB: 0 P: 10 | 1B: 7 2B: 0 3B: 0 HR: 1 | SF: 0 SAC: 0 DP: 0 HBP: 0 | WP: 0 PB: 0 CS: 0 | PA: 37 | | |
| PITCHER | IP WLS BF H R ER SO BB IBB HBP BLK WP HR S P ERA WHIP | IP WLS BF H R ER SO BB IBB HBP BLK WP HR S P ERA WHIP | IP WLS BF H R ER SO BB IBB HBP BLK WP HR S P ERA WHIP | IP WLS BF H R ER SO BB IBB HBP BLK WP HR S P ERA WHIP | IP WLS BF H R ER SO BB IBB HBP BLK WP HR S P ERA WHIP | IP WLS BF H R ER SO BB IBB HBP BLK WP HR S P ERA WHIP | IP WLS BF H R ER SO BB IBB HBP BLK WP HR S P ERA WHIP | IP WLS BF H R ER SO BB IBB HBP BLK WP HR S P ERA WHIP | IP WLS BF H R ER SO BB IBB HBP BLK WP HR S P ERA WHIP | IP WLS BF H R ER SO BB IBB HBP BLK WP HR S P ERA WHIP | IP WLS BF H R ER SO BB IBB HBP BLK WP HR S P ERA WHIP | IP WLS BF H R ER SO BB IBB HBP BLK WP HR S P ERA WHIP | IP WLS BF H R ER SO BB IBB HBP BLK WP HR S P ERA WHIP | IP WLS BF H R ER SO BB IBB HBP BLK WP HR S P ERA WHIP | IP WLS BF H R ER SO BB IBB HBP BLK WP HR S P ERA WHIP | IP WLS BF H R ER SO BB IBB HBP BLK WP HR S P ERA WHIP | IP WLS BF H R ER SO BB IBB HBP BLK WP HR S P ERA WHIP | IP WLS BF H R ER SO BB IBB HBP BLK WP HR S P ERA WHIP | IP WLS BF H R ER SO BB IBB HBP BLK WP HR S P ERA WHIP | IP WLS BF H R ER SO BB IBB HBP BLK WP HR S P ERA WHIP | IP WLS BF H R ER SO BB IBB HBP BLK WP HR S P ERA WHIP | IP WLS BF H R ER SO BB IBB HBP BLK WP HR S P ERA WHIP |

| | |
|-----|----|
| AB | 35 |
| R | 6 |
| H | 8 |
| RBI | 6 |
| BB | 2 |
| SO | 11 |
| LOB | 6 |



| Batter | 1 | 2 | 3 | 4 | 5 | 6 | 7 | 8 | 9 | AB | R | H | RBI | BB | SO | LOB | BOTTOM | | | | | |
|---|---|---|---|---|---|---|---|---|---|---|---|---|---|---|---|---|---|---|---|---|---|---|
| 19 Miguel Rojas, R OBP: 0.344, SLG: 0.341 | | | | | | | | | | 3 | 0 | 2 | 0 | 0 | 1 | 1 | Washington Nationals @ Miami Marlins Marlins Park, Miami, FL Tue Jun 25 2019, 7:11 PM - 9:37 PM EDT Att: 7,327 - Roof Closed - 82 F | | | | | |
| 37 Austin Brice, R ERA: 7.2 | | | | | | | | | | 4 | 0 | 0 | 0 | 0 | 1 | 4 | | | | | | |
| 26 Garrett Cooper, R OBP: 0.385, SLG: 0.503 | | | | | | | | | | 3 | 1 | 1 | 0 | 1 | 1 | 1 | | | | | | |
| 15 Brian Anderson, R OBP: 0.339, SLG: 0.415 | | | | | | | | | | 4 | 0 | 0 | 0 | 0 | 1 | 3 | | | | | | |
| 13 Starlin Castro, R OBP: 0.265, SLG: 0.317 | | | | | | | | | | 4 | 0 | 0 | 0 | 0 | 1 | 2 | | | | | | |
| 18 Neil Walker, S OBP: 0.366, SLG: 0.431 | | | | | | | | | | 3 | 0 | 1 | 1 | 0 | 1 | 0 | | | | | | |
| 21 Curtis Granderson, L OBP: 0.271, SLG: 0.354 | | | | | | | | | | 3 | 0 | 0 | 0 | 0 | 2 | 1 | | | | | | |
| 10 JT Riddle, L OBP: 0.240, SLG: 0.411 | | | | | | | | | | 3 | 0 | 0 | 0 | 0 | 1 | 0 | | | | | | |
| 58 Wilkin Castillo, S OBP: 0.143, SLG: 0.286 | | | | | | | | | | 1 | 0 | 0 | 0 | 0 | 1 | 0 | | | | | | |
| 36 Trevor Richards, R OBP: 0.148, SLG: 0.080 | | | | | | | | | | 1 | 0 | 0 | 0 | 0 | 1 | 0 | | | | | | |
| 2 Yadiel Rivera, R OBP: 0.050, SLG: 0.050 | | | | | | | | | | 0 | 0 | 0 | 0 | 0 | 0 | 0 | | | | | | |
| 61 Adam Conley, L ERA: 2.52 | | | | | | | | | | 0 | 0 | 0 | 0 | 0 | 0 | 0 | | | | | | |
| 47 Harold Ramirez, R OBP: 0.347, SLG: 0.413 | | | | | | | | | | 1 | 0 | 1 | 0 | 0 | 0 | 0 | | | | | | |
| Inning Stats | R: 0 E: 0 K: 1 S: 10 | H: 1 LOB: 1 BB: 0 P: 14 | R: 0 E: 0 K: 3 S: 12 | H: 0 LOB: 0 BB: 0 P: 15 | R: 0 E: 0 K: 2 S: 9 | H: 0 LOB: 1 BB: 0 P: 12 | R: 1 E: 0 K: 1 S: 10 | H: 2 LOB: 1 BB: 0 P: 11 | R: 0 E: 0 K: 1 S: 8 | H: 1 LOB: 0 BB: 0 P: 10 | R: 0 E: 0 K: 0 S: 4 | H: 0 LOB: 0 BB: 0 P: 6 | R: 0 E: 0 K: 1 S: 8 | H: 0 LOB: 0 BB: 0 P: 12 | R: 0 E: 0 K: 1 S: 10 | H: 1 LOB: 0 BB: 0 P: 14 | R: 0 E: 0 K: 1 S: 7 | H: 0 LOB: 0 BB: 1 P: 11 | 1B: 4 2B: 1 3B: 0 HR: 0 | SF: 0 SAC: 0 DP: 2 HBP: 1 | WP: 0 PB: 0 CS: 0 | PA: 32 |
| PITCHER | IP WLS BF H R ER SO BB IBB HBP BLK WP HR S P ERA WHIP | IP WLS BF H R ER SO BB IBB HBP BLK WP HR S P ERA WHIP | IP WLS BF H R ER SO BB IBB HBP BLK WP HR S P ERA WHIP | IP WLS BF H R ER SO BB IBB HBP BLK WP HR S P ERA WHIP | IP WLS BF H R ER SO BB IBB HBP BLK WP HR S P ERA WHIP | IP WLS BF H R ER SO BB IBB HBP BLK WP HR S P ERA WHIP | IP WLS BF H R ER SO BB IBB HBP BLK WP HR S P ERA WHIP | IP WLS BF H R ER SO BB IBB HBP BLK WP HR S P ERA WHIP | IP WLS BF H R ER SO BB IBB HBP BLK WP HR S P ERA WHIP | IP WLS BF H R ER SO BB IBB HBP BLK WP HR S P ERA WHIP | IP WLS BF H R ER SO BB IBB HBP BLK WP HR S P ERA WHIP | IP WLS BF H R ER SO BB IBB HBP BLK WP HR S P ERA WHIP | IP WLS BF H R ER SO BB IBB HBP BLK WP HR S P ERA WHIP | IP WLS BF H R ER SO BB IBB HBP BLK WP HR S P ERA WHIP | IP WLS BF H R ER SO BB IBB HBP BLK WP HR S P ERA WHIP | IP WLS BF H R ER SO BB IBB HBP BLK WP HR S P ERA WHIP | IP WLS BF H R ER SO BB IBB HBP BLK WP HR S P ERA WHIP | IP WLS BF H R ER SO BB IBB HBP BLK WP HR S P ERA WHIP | IP WLS BF H R ER SO BB IBB HBP BLK WP HR S P ERA WHIP | IP WLS BF H R ER SO BB IBB HBP BLK WP HR S P ERA WHIP | IP WLS BF H R ER SO BB IBB HBP BLK WP HR S P ERA WHIP | IP WLS BF H R ER SO BB IBB HBP BLK WP HR S P ERA WHIP |

| | |
|-----|----|
| AB | 30 |
| R | 1 |
| H | 5 |
| RBI | 1 |
| BB | 1 |
| SO | 11 |
| LOB | 12 |



| Batter | 1 | 2 | 3 | 4 | 5 | 6 | 7 | 8 | 9 | AB R H RBI BB SO LOB | TOP | | | | | | | | | | | |
|---|---|----------------------------------|-------------------------------|----------------------------------|-------------------------------|----------------------------------|-------------------------------|----------------------------------|-------------------------------|----------------------------------|--|----------------------------------|---|----------------------------------|------------------------------|----------------------------------|-------------------------------|----------------------------------|----------------------------------|------------------------------------|-------------------------|--------|
| 7 Trea Turner, R OBP: 0.350, SLG: 0.503 | | | | | | | | | | 3 2 2 0 2 1 0 | <p>Washington Nationals @ Miami Marlins</p> <p>Marlins Park, Miami, FL</p> <p>Wed Jun 26 2019, 7:12 PM - 10:29 PM EDT</p> <p>Att: 6,276 - Roof Closed - 82 F</p> | | | | | | | | | | | |
| 2 Adam Eaton, L OBP: 0.383, SLG: 0.385 | | | | | | | | | | 4 1 2 0 1 1 2 | | | | | | | | | | | | |
| 6 Anthony Rendon, R OBP: 0.402, SLG: 0.625 | | | | | | | | | | 4 1 1 2 0 1 3 | | | | | | | | | | | | |
| 22 Juan Soto, L OBP: 0.400, SLG: 0.525 | | | | | | | | | | 3 0 0 0 2 2 2 | | | | | | | | | | | | |
| 15 Matt Adams, L OBP: 0.282, SLG: 0.527 | | | | | | | | | | 5 1 1 3 0 2 5 | | | | | | | | | | | | |
| 16 Victor Robles, R OBP: 0.316, SLG: 0.434 | | | | | | | | | | 4 0 1 0 0 1 2 | | | | | | | | | | | | |
| 9 Brian Dozier, R OBP: 0.309, SLG: 0.421 | | | | | | | | | | 4 0 0 0 0 3 2 | | | | | | | | | | | | |
| 10 Yan Gomes, R OBP: 0.298, SLG: 0.315 | | | | | | | | | | 3 1 0 0 1 0 1 | | | | | | | | | | | | |
| 46 Patrick Corbin, L OBP: 0.176, SLG: 0.097 | | | | | | | | | | 3 0 0 0 0 1 0 | | | | | | | | | | | | |
| 51 Wander Suero, R OBP: 0.284, SLG: 0.356 | | | | | | | | | | 0 0 0 0 0 0 0 | | | | | | | | | | | | |
| 48 Javy Guerra, R OBP: 0.284, SLG: 0.356 | | | | | | | | | | 0 0 0 0 0 0 0 | | | | | | | | | | | | |
| 63 Sean Doolittle, L OBP: 0.298, SLG: 0.315 | | | | | | | | | | 0 0 0 0 0 0 0 | | | | | | | | | | | | |
| Inning Stats | R: 0 E: 0 K: 1 S: 11 | H: 1 LOB: 2 BB: 1 P: 20 | R: 0 E: 0 K: 1 S: 13 | H: 0 LOB: 0 BB: 0 P: 17 | R: 0 E: 0 K: 1 S: 7 | H: 0 LOB: 1 BB: 1 P: 13 | R: 0 E: 0 K: 3 S: 13 | H: 0 LOB: 0 BB: 0 P: 20 | R: 0 E: 0 K: 2 S: 11 | H: 0 LOB: 0 BB: 0 P: 16 | R: 4 E: 0 K: 2 S: 15 | H: 4 LOB: 1 BB: 0 P: 21 | R: 0 E: 0 K: 1 S: 10 | H: 1 LOB: 1 BB: 0 P: 15 | R: 0 E: 0 K: 0 S: 9 | H: 1 LOB: 1 BB: 0 P: 13 | R: 3 E: 0 K: 1 S: 21 | H: 0 LOB: 2 BB: 4 P: 41 | 1B: 5 2B: 1 3B: 0 HR: 1 | SF: 1 SAC: 0 DP: 0 HBP: 2 | WP: 1 PB: 1 CS: 1 | PA: 42 |
| PITCHER | IP WLS BF H R ER SO BB IBB HBP BLK WP HR S P ERA WHIP | | | | | | | | | | | PITCHER | IP WLS BF H R ER SO BB IBB HBP BLK WP HR S P ERA WHIP | | | | | | | | | |
| 52 Zac Gallen, R ERA: 3.6 | 5.0 L 21 4 3 3 8 2 0 0 0 0 0 1 11 16 5.40 1.200 | | | | | | | | | | | | | | | | | | | | | |
| 20 Wei-Yin Chen, L ERA: 7.11 | 1.0 5 1 1 1 2 0 0 0 1 0 0 1 11 16 9.00 1.000 | | | | | | | | | | | | | | | | | | | | | |
| 66 Jarlin Garcia, L ERA: 3.86 | 1.2 7 2 0 0 1 0 0 0 0 0 0 18 27 0.00 1.200 | | | | | | | | | | | | | | | | | | | | | |
| 56 Tayron Guerrero, R ERA: 4.35 | 0.2 7 0 3 2 0 4 0 1 0 1 0 16 33 27.00 6.000 | | | | | | | | | | | | | | | | | | | | | |
| 37 Austin Brice, R ERA: 2.5 | 0.2 2 0 0 0 1 0 0 0 0 0 0 6 9 0.00 0.000 | | | | | | | | | | | | | | | | | | | | | |
| 19 Miguel Rojas, R OBP: 0.342, SLG: 0.337 | | | | | | | | | | 3 0 0 0 1 0 1 | <p>Washington Nationals @ Miami Marlins</p> <p>Marlins Park, Miami, FL</p> <p>Wed Jun 26 2019, 7:12 PM - 10:29 PM EDT</p> <p>Att: 6,276 - Roof Closed - 82 F</p> | | | | | | | | | | | |
| 47 Harold Ramirez, R OBP: 0.351, SLG: 0.411 | | | | | | | | | | 3 1 1 1 1 1 0 | | | | | | | | | | | | |
| 26 Garrett Cooper, R OBP: 0.382, SLG: 0.497 | | | | | | | | | | 4 1 1 0 0 0 2 | | | | | | | | | | | | |
| 15 Brian Anderson, R OBP: 0.335, SLG: 0.409 | | | | | | | | | | 4 0 0 0 0 2 2 | | | | | | | | | | | | |
| 13 Starlin Castro, R OBP: 0.261, SLG: 0.313 | | | | | | | | | | 4 0 0 0 0 0 2 | | | | | | | | | | | | |
| 46 César Puello, R OBP: 0.444, SLG: 0.525 | | | | | | | | | | 3 0 0 0 0 3 0 | | | | | | | | | | | | |
| 56 Tayron Guerrero, R OBP: 0.370, SLG: 0.431 | | | | | | | | | | 0 0 0 0 0 0 0 | | | | | | | | | | | | |
| 18 Neil Walker, S OBP: 0.370, SLG: 0.431 | | | | | | | | | | 0 1 0 0 1 0 0 | | | | | | | | | | | | |
| 28 Bryan Holaday, R OBP: 0.390, SLG: 0.486 | | | | | | | | | | 4 1 1 1 1 0 2 0 | | | | | | | | | | | | |
| 2 Yadiel Rivera, R OBP: 0.091, SLG: 0.091 | | | | | | | | | | 2 0 1 0 0 1 0 | | | | | | | | | | | | |
| 21 Curtis Granderson, L OBP: 0.274, SLG: 0.365 | | | | | | | | | | 2 0 1 3 0 1 0 | | | | | | | | | | | | |
| 52 Zac Gallen, R OBP: 0.250, SLG: 0.250 | | | | | | | | | | 2 1 1 0 0 1 1 | | | | | | | | | | | | |
| 20 Wei-Yin Chen, R ERA: 5.4 | | | | | | | | | | 0 0 0 0 0 0 0 | | | | | | | | | | | | |
| 66 Jarlin Garcia, L ERA: 3.94 | | | | | | | | | | 0 0 0 0 0 0 0 | | | | | | | | | | | | |
| 10 JT Riddle, L OBP: 0.235, SLG: 0.402 | | | | | | | | | | 2 0 0 0 0 2 1 | | | | | | | | | | | | |
| Inning Stats | R: 0 E: 0 K: 0 S: 8 | H: 0 LOB: 0 BB: 0 P: 13 | R: 0 E: 0 K: 1 S: 11 | H: 0 LOB: 0 BB: 0 P: 14 | R: 1 E: 0 K: 1 S: 15 | H: 2 LOB: 2 BB: 1 P: 26 | R: 0 E: 0 K: 2 S: 7 | H: 0 LOB: 0 BB: 0 P: 8 | R: 0 E: 0 K: 2 S: 10 | H: 1 LOB: 1 BB: 0 P: 12 | R: 0 E: 0 K: 1 S: 8 | H: 0 LOB: 0 BB: 0 P: 12 | R: 0 E: 0 K: 2 S: 11 | H: 0 LOB: 0 BB: 0 P: 15 | R: 0 E: 0 K: 2 S: 9 | H: 0 LOB: 0 BB: 0 P: 14 | R: 4 E: 0 K: 2 S: 23 | H: 3 LOB: 1 BB: 2 P: 33 | 1B: 5 2B: 0 3B: 1 HR: 0 | SF: 0 SAC: 0 DP: 0 HBP: 0 | WP: 0 PB: 0 CS: 0 | PA: 36 |
| PITCHER | IP WLS BF H R ER SO BB IBB HBP BLK WP HR S P ERA WHIP | | | | | | | | | | | PITCHER | IP WLS BF H R ER SO BB IBB HBP BLK WP HR S P ERA WHIP | | | | | | | | | |
| 46 Patrick Corbin, L ERA: 3.71 | 7.0 W 25 3 1 1 9 1 0 0 0 0 0 9 14 0.00 0.000 | | | | | | | | | | | | | | | | | | | | | |
| 51 Wander Suero, R ERA: 5.4 | 1.0 H 3 0 0 0 2 0 0 0 0 0 0 9 14 0.00 0.000 | | | | | | | | | | | | | | | | | | | | | |
| 48 Javy Guerra, R ERA: 3.94 | 0.2 6 2 4 4 1 2 0 0 0 0 0 18 28 54.00 6.000 | | | | | | | | | | | | | | | | | | | | | |
| 63 Sean Doolittle, L ERA: 3.09 | 0.1 S 2 1 0 0 1 0 0 0 0 0 0 5 5 0.00 3.000 | | | | | | | | | | | | | | | | | | | | | |

| Batter | 1 | 2 | 3 | 4 | 5 | 6 | 7 | 8 | 9 | AB R H RBI BB SO LOB | TOP | | | | | | | | | | | |
|---|---|---------------------------------|------------------------------|---------------------------------|------------------------------|----------------------------------|-------------------------------|----------------------------------|------------------------------|----------------------------------|--|---|------------------------------|----------------------------------|-------------------------------|----------------------------------|------------------------------|----------------------------------|----------------------------------|------------------------------------|----------------------------------|--------|
| 7 Trea Turner, R OBP: 0.351, SLG: 0.506 | G1-3 | | FC4-6 | | | G4-3 | 2B | | E3 | 5 2 2 0 0 0 1 | Washington Nationals @ Miami Marlins Marlins Park, Miami, FL Thu Jun 27 2019, 7:11 PM - 10:01 PM EDT Att: 7,751 - Roof Closed - 79 F | | | | | | | | | | | |
| 2 Adam Eaton, L OBP: 0.380, SLG: 0.382 | F7 | | | F9 | G4-3 | K2-3 | | 1B | 5 0 1 1 0 1 2 | | | | | | | | | | | | | |
| 6 Anthony Rendon, R OBP: 0.399, SLG: 0.615 | F9 | | | K | | 15 HR | F9 | | F7 | 4 1 0 0 0 1 1 | | | | | | | | | | | | |
| 22 Juan Soto, L OBP: 0.398, SLG: 0.533 | F7 | | | HR | | P6 | | | G3 | 4 1 1 1 0 0 2 | | | | | | | | | | | | |
| 15 Matt Adams, L OBP: 0.281, SLG: 0.539 | G4-3 | | | F7 | | | | | K | 4 1 1 3 0 1 0 | | | | | | | | | | | | |
| 28 Kurt Suzuki, R OBP: 0.323, SLG: 0.514 | G1-3 | | | | P2 | 16 HR | | | HR | 4 2 2 1 0 0 0 | | | | | | | | | | | | |
| 16 Victor Robles, R OBP: 0.315, SLG: 0.442 | | | P4 | | G6-3 | | | | K | 4 1 1 2 0 1 0 | | | | | | | | | | | | |
| 9 Brian Dozier, R OBP: 0.312, SLG: 0.431 | | | L7 | | | | | | L7 | 4 0 2 0 0 0 0 | | | | | | | | | | | | |
| 37 Stephen Strasburg, R OBP: 0.158, SLG: 0.114 | | | | | G6-3 | | | | L8 | 2 0 0 0 1 0 2 | | | | | | | | | | | | |
| 51 Wander Suero, R OBP: 0.292, SLG: 0.354 | | | | | G4-3 | | | | | 0 0 0 0 0 0 0 | | | | | | | | | | | | |
| 88 Gerardo Parra, L OBP: 0.282, SLG: 0.354 | | | | | | | | | | 1 0 0 0 0 0 0 | | | | | | | | | | | | |
| 63 Sean Doolittle, L | | | | | | | | | | 0 0 0 0 0 0 0 | | | | | | | | | | | | |
| Inning Stats | R: 0 E: 0 K: 0 S: 6 | H: 0 LOB: 0 BB: 0 P: 9 | R: 0 E: 0 K: 0 S: 5 | H: 0 LOB: 0 BB: 0 P: 9 | R: 0 E: 0 K: 0 S: 6 | H: 0 LOB: 1 BB: 1 P: 11 | R: 1 E: 0 K: 1 S: 13 | H: 1 LOB: 0 BB: 0 P: 22 | R: 0 E: 0 K: 0 S: 7 | H: 1 LOB: 1 BB: 0 P: 11 | R: 5 E: 0 K: 0 S: 18 | H: 5 LOB: 1 BB: 0 P: 28 | R: 0 E: 0 K: 1 S: 8 | H: 1 LOB: 0 BB: 0 P: 10 | R: 1 E: 0 K: 2 S: 10 | H: 1 LOB: 0 BB: 0 P: 15 | R: 1 E: 1 K: 0 S: 8 | H: 1 LOB: 1 BB: 0 P: 13 | 1B: 2 2B: 4 3B: 0 HR: 4 | SF: 0 SAC: 0 DP: 0 HBP: 1 | WP: 0 PB: 0 SB: 2 CS: 1 | PA: 39 |
| PITCHER | IP WLS BF H R ER SO BB IBB HBP BLK WP HR S P ERA WHIP | | | | | | | | | | | IP WLS BF H R ER SO BB IBB HBP BLK WP HR S P ERA WHIP | | | | | | | | | | |
| 22 Sandy Alcantara, R ERA: 3.86 | 6.0 L 27 7 6 6 1 1 0 0 1 0 0 3 55 90 9.00 1.333 | | | | | | | | | | | 7.0 L 27 7 6 6 1 1 0 0 1 0 0 3 55 90 9.00 1.333 | | | | | | | | | | |
| 70 Nick Anderson, R ERA: 4.73 | 1.0 3 1 0 0 1 0 0 0 0 0 0 8 10 0.00 1.000 | | | | | | | | | | | 1.0 3 1 0 0 1 0 0 0 0 0 8 10 0.00 1.000 | | | | | | | | | | |
| 74 José Quijada, L ERA: 2.84 | 1.0 4 1 1 1 2 0 0 0 0 0 1 10 15 9.00 1.000 | | | | | | | | | | | 1.0 4 1 1 1 2 0 0 0 0 0 1 10 15 9.00 1.000 | | | | | | | | | | |
| 54 Sergio Romo, R ERA: 4.66 | 0.2 4 1 1 0 0 0 0 0 0 0 0 7 11 0.00 1.500 | | | | | | | | | | | 0.2 4 1 1 0 0 0 0 0 0 0 7 11 0.00 1.500 | | | | | | | | | | |
| 20 Wei-Yin Chen, L ERA: 7.03 | 0.1 1 0 0 0 0 0 0 0 0 0 0 1 2 0.00 0.000 | | | | | | | | | | | 0.1 1 0 0 0 0 0 0 0 0 0 1 2 0.00 0.000 | | | | | | | | | | |

| | |
|-----|----|
| AB | 37 |
| R | 8 |
| H | 10 |
| RBI | 8 |
| BB | 1 |
| SO | 4 |
| LOB | 8 |



| Batter | 1 | 2 | 3 | 4 | 5 | 6 | 7 | 8 | 9 | AB R H RBI BB SO LOB | BOTTOM | | | | | | | | | | | |
|---|---|----------------------------------|-------------------------------|----------------------------------|-------------------------------|----------------------------------|------------------------------|---------------------------------|-------------------------------|----------------------------------|--|---|-------------------------------|----------------------------------|-------------------------------|----------------------------------|-------------------------------|----------------------------------|----------------------------------|------------------------------------|----------------------------------|--------|
| 19 Miguel Rojas, R OBP: 0.350, SLG: 0.357 | 2B | | G6-3 | | | 47 1B | | | G4-3 | 5 2 4 2 0 0 1 | Washington Nationals @ Miami Marlins Marlins Park, Miami, FL Thu Jun 27 2019, 7:11 PM - 10:01 PM EDT Att: 7,751 - Roof Closed - 79 F | | | | | | | | | | | |
| 47 Harold Ramirez, R OBP: 0.348, SLG: 0.407 | G2-3 | | G6-3 | | | 26 1B | | | L9 | 4 0 1 1 0 0 2 | | | | | | | | | | | | |
| 26 Garrett Cooper, R OBP: 0.379, SLG: 0.490 | K | | G5-3 | | | | | | K | 4 0 1 1 0 2 1 | | | | | | | | | | | | |
| 15 Brian Anderson, R OBP: 0.331, SLG: 0.403 | G3 | | G6-3 | | | F8 | | | K | 4 0 0 0 0 1 3 | | | | | | | | | | | | |
| 18 Neil Walker, S OBP: 0.362, SLG: 0.420 | | | K | | L7 | F7 | | | K | 4 0 0 0 0 2 0 | | | | | | | | | | | | |
| 13 Starlin Castro, R OBP: 0.258, SLG: 0.309 | | | L9 | | L9 | G1-3 | | | F8 | 4 0 0 0 0 0 0 | | | | | | | | | | | | |
| 10 JT Riddle, L OBP: 0.229, SLG: 0.390 | | | F7 | | G1-3 | | | | | 3 0 0 0 0 1 0 | | | | | | | | | | | | |
| 2 Yadiel Rivera, R OBP: 0.130, SLG: 0.091 | | | | | | K | | | | 0 1 0 0 1 0 0 | | | | | | | | | | | | |
| 28 Bryan Holaday, R OBP: 0.400, SLG: 0.487 | | | | | F9 | | | | P4 | 4 1 2 0 0 0 0 | | | | | | | | | | | | |
| 22 Sandy Alcantara, R ERA: 3.86 | | | | | | | | | | 1 1 0 0 0 1 0 | | | | | | | | | | | | |
| 70 Nick Anderson, R ERA: 4.73 | | | | | | | | | | 0 0 0 0 0 0 0 | | | | | | | | | | | | |
| 21 Curtis Granderson, L OBP: 0.275, SLG: 0.364 | | | | | | | | | | 1 0 0 0 0 0 0 | | | | | | | | | | | | |
| 74 José Quijada, L ERA: 2.84 | | | | | | | | | | 0 0 0 0 0 0 0 | | | | | | | | | | | | |
| 54 Sergio Romo, R ERA: 4.66 | | | | | | | | | | 0 0 0 0 0 0 0 | | | | | | | | | | | | |
| 20 Wei-Yin Chen, L ERA: 7.03 | | | | | | | | | | 1 0 0 1 0 0 1 | | | | | | | | | | | | |
| 46 César Puello, R OBP: 0.248, SLG: 0.337 | | | | | | | | | | 0 0 0 0 0 0 0 | | | | | | | | | | | | |
| Inning Stats | R: 0 E: 0 K: 1 S: 11 | H: 1 LOB: 1 BB: 0 P: 13 | R: 0 E: 0 K: 1 S: 10 | H: 0 LOB: 0 BB: 0 P: 16 | R: 3 E: 0 K: 0 S: 14 | H: 2 LOB: 0 BB: 0 P: 22 | R: 0 E: 0 K: 0 S: 7 | H: 0 LOB: 0 BB: 0 P: 9 | R: 1 E: 0 K: 1 S: 12 | H: 3 LOB: 2 BB: 0 P: 17 | R: 0 E: 0 K: 1 S: 10 | H: 0 LOB: 0 BB: 0 P: 16 | R: 0 E: 0 K: 3 S: 10 | H: 1 LOB: 1 BB: 0 P: 18 | R: 0 E: 0 K: 3 S: 10 | H: 0 LOB: 0 BB: 0 P: 12 | R: 1 E: 0 K: 0 S: 10 | H: 1 LOB: 1 BB: 1 P: 16 | 1B: 5 2B: 3 3B: 0 HR: 0 | SF: 0 SAC: 0 DP: 0 HBP: 1 | WP: 0 PB: 0 SB: 1 CS: 0 | PA: 37 |
| PITCHER | IP WLS BF H R ER SO BB IBB HBP BLK WP HR S P ERA WHIP | | | | | | | | | | | IP WLS BF H R ER SO BB IBB HBP BLK WP HR S P ERA WHIP | | | | | | | | | | |
| 37 Stephen Strasburg, R ERA: 3.86 | 7.0 W 29 7 4 4 4 0 0 0 0 0 0 75 111 5.14 1.000 | | | | | | | | | | | 7.0 W 29 7 4 4 4 0 0 0 0 0 0 75 111 5.14 1.000 | | | | | | | | | | |
| 51 Wander Suero, R ERA: 5.24 | 1.0 H 3 0 0 0 3 0 0 0 0 0 0 10 12 0.00 0.000 | | | | | | | | | | | 1.0 H 3 0 0 0 3 0 0 0 0 0 0 10 12 0.00 0.000 | | | | | | | | | | |
| 63 Sean Doolittle, L ERA: 3.27 | 1.0 5 1 1 1 0 1 0 0 0 0 0 0 10 16 9.00 2.000 | | | | | | | | | | | 1.0 5 1 1 1 0 1 0 0 0 0 0 10 16 9.00 2.000 | | | | | | | | | | |

| | |
|-----|----|
| AB | 35 |
| R | 5 |
| H | 8 |
| RBI | 5 |
| BB | 1 |
| SO | 7 |
| LOB | 8 |



| Batter | 1 | 2 | 3 | 4 | 5 | 6 | 7 | 8 | 9 | AB | R | H | RBI | BB | SO | LOB | TOP | | | |
|---|---|----------------------------------|------------------------------|----------------------------------|------------------------------|----------------------------------|------------------------------|---------------------------------|-------------------------------|----------------------------------|-------------------------------|----------------------------------|------------------------------|----------------------------------|-------------------------------|----------------------------------|---|------------------------------------|----------------------------------|--------|
| 4 Scott Kingery, R OBP: 0.363, SLG: 0.593 | | | | | | | | | | 3 | 0 | 0 | 0 | 0 | 2 | 0 | Philadelphia Phillies @ Miami Marlins Marlins Park, Miami, FL Fri Jun 28 2019, 7:12 PM - 10:06 PM EDT Att: 9,469 - Roof Closed - 77 F | | | |
| 2 Jean Segura, R OBP: 0.375, SLG: 0.453 | | | | | | | | | | 4 | 0 | 0 | 0 | 0 | 0 | 1 | | | | |
| 3 Bryce Harper, L OBP: 0.361, SLG: 0.460 | | | | | | | | | | 3 | 0 | 0 | 0 | 1 | 2 | 1 | | | | |
| 17 Rhys Hoskins, R OBP: 0.398, SLG: 0.523 | | | | | | | | | | 3 | 0 | 1 | 0 | 1 | 1 | 0 | | | | |
| 10 J.T. Realmuto, R OBP: 0.314, SLG: 0.428 | | | | | | | | | | 4 | 0 | 0 | 0 | 0 | 3 | 3 | | | | |
| 23 Jay Bruce, L OBP: 0.288, SLG: 0.560 | | | | | | | | | | 4 | 0 | 1 | 0 | 0 | 1 | 1 | | | | |
| 16 César Hernández, S OBP: 0.336, SLG: 0.429 | | | | | | | | | | 4 | 0 | 0 | 0 | 0 | 1 | 1 | | | | |
| 7 Maikel Franco, R OBP: 0.291, SLG: 0.416 | | | | | | | | | | 3 | 1 | 1 | 0 | 0 | 0 | 0 | | | | |
| 21 Vince Velasquez, R OBP: 0.308, SLG: 0.500 | | | | | | | | | | 2 | 1 | 1 | 2 | 0 | 1 | 0 | | | | |
| 41 Edgar García, R | | | | | | | | | | 0 | 0 | 0 | 0 | 0 | 0 | 0 | | | | |
| 33 Brad Miller, L OBP: 0.370, SLG: 0.511 | | | | | | | | | | 1 | 0 | 0 | 0 | 0 | 0 | 0 | | | | |
| 52 José Álvarez, L | | | | | | | | | | 0 | 0 | 0 | 0 | 0 | 0 | 0 | | | | |
| 96 Tommy Hunter, R | | | | | | | | | | 0 | 0 | 0 | 0 | 0 | 0 | 0 | | | | |
| Inning Stats | R: 0 H: 0 K: 2 S: 16 | H: 0 LOB: 2 BB: 2 P: 28 | R: 0 H: 0 K: 1 S: 8 | H: 0 LOB: 0 BB: 0 P: 12 | R: 0 H: 0 K: 2 S: 9 | H: 0 LOB: 1 BB: 0 P: 11 | R: 0 H: 0 K: 1 S: 5 | H: 0 LOB: 0 BB: 0 P: 7 | R: 2 H: 2 K: 0 S: 14 | H: 2 LOB: 0 BB: 0 P: 20 | R: 0 H: 1 K: 2 S: 15 | H: 1 LOB: 1 BB: 0 P: 21 | R: 0 H: 0 K: 2 S: 8 | H: 0 LOB: 0 BB: 0 P: 11 | R: 0 H: 1 K: 1 S: 14 | H: 1 LOB: 1 BB: 0 P: 21 | 1B: 1 2B: 2 3B: 0 HR: 1 | SF: 0 SAC: 0 DP: 0 HBP: 1 | WP: 0 PB: 0 SB: 0 CS: 0 | PA: 34 |
| PITCHER | IP WLS BF H R ER SO BB IBB HBP BLK WP HR S P ERA WHIP | | | | | | | | | | | | | | | | | | | |
| 57 Elieser Hernández, R ERA: 4.07 | (1, 1) | 5.2 | W | 23 | 3 | 2 | 2 | 7 | 2 | 0 | 1 | 0 | 0 | 0 | 1 | 63 | 93 | 3.18 | 0.882 | |
| 66 Jarlín García, L ERA: 3.8 | (6, 1) | 0.1 | H | 1 | 0 | 0 | 0 | 1 | 0 | 0 | 0 | 0 | 0 | 0 | 0 | 4 | 6 | 0.00 | 0.000 | |
| 37 Austin Brice, R ERA: 2.23 | (7, 1) | 1.0 | H | 3 | 0 | 0 | 0 | 0 | 0 | 0 | 0 | 0 | 0 | 0 | 5 | 6 | 0.00 | 0.000 | | |
| 70 Nick Anderson, R ERA: 4.59 | (8, 1) | 1.0 | | 3 | 0 | 0 | 0 | 2 | 0 | 0 | 0 | 0 | 0 | 0 | 8 | 11 | 0.00 | 0.000 | | |
| 54 Sergio Romo, R ERA: 4.5 | (9, 1) | 1.0 | | 4 | 1 | 0 | 0 | 1 | 0 | 0 | 0 | 0 | 0 | 0 | 14 | 21 | 0.00 | 1.000 | | |

| Batter | 1 | 2 | 3 | 4 | 5 | 6 | 7 | 8 | 9 | AB | R | H | RBI | BB | SO | LOB | BOTTOM | | | |
|---|---|----------------------------------|------------------------------|----------------------------------|-------------------------------|----------------------------------|------------------------------|----------------------------------|-------------------------------|----------------------------------|-------------------------------|----------------------------------|-------------------------------|----------------------------------|------------------------------|----------------------------------|---|------------------------------------|----------------------------------|--------|
| 19 Miguel Rojas, R OBP: 0.349, SLG: 0.356 | | | | | | | | | | 4 | 1 | 1 | 0 | 0 | 0 | 1 | Philadelphia Phillies @ Miami Marlins Marlins Park, Miami, FL Fri Jun 28 2019, 7:12 PM - 10:06 PM EDT Att: 9,469 - Roof Closed - 77 F | | | |
| 47 Harold Ramírez, R OBP: 0.346, SLG: 0.399 | | | | | | | | | | 3 | 1 | 0 | 0 | 1 | 1 | 3 | | | | |
| 26 Garrett Cooper, R OBP: 0.387, SLG: 0.503 | | | | | | | | | | 4 | 1 | 3 | 2 | 0 | 1 | 1 | | | | |
| 15 Brian Anderson, R OBP: 0.333, SLG: 0.418 | | | | | | | | | | 4 | 1 | 2 | 3 | 0 | 0 | 3 | | | | |
| 18 Neil Walker, S OBP: 0.356, SLG: 0.413 | | | | | | | | | | 3 | 0 | 0 | 0 | 0 | 2 | 1 | | | | |
| 70 Nick Anderson, R | | | | | | | | | | 0 | 0 | 0 | 0 | 0 | 0 | 0 | | | | |
| 21 Curtis Granderson, L OBP: 0.271, SLG: 0.362 | | | | | | | | | | 1 | 0 | 0 | 0 | 0 | 0 | 0 | | | | |
| 54 Sergio Romo, R | | | | | | | | | | 0 | 0 | 0 | 0 | 0 | 0 | 0 | | | | |
| 13 Starlin Castro, R OBP: 0.256, SLG: 0.308 | | | | | | | | | | 4 | 0 | 1 | 0 | 0 | 2 | 0 | | | | |
| 38 Jorge Alfaro, R OBP: 0.306, SLG: 0.411 | | | | | | | | | | 4 | 0 | 0 | 0 | 0 | 3 | 1 | | | | |
| 10 JT Riddle, L OBP: 0.231, SLG: 0.417 | | | | | | | | | | 3 | 1 | 1 | 1 | 0 | 1 | 1 | | | | |
| 57 Elieser Hernández, R | | | | | | | | | | 1 | 0 | 0 | 0 | 1 | 0 | 1 | | | | |
| 66 Jarlín García, L | | | | | | | | | | 0 | 0 | 0 | 0 | 0 | 0 | 0 | | | | |
| 37 Austin Brice, R | | | | | | | | | | 0 | 0 | 0 | 0 | 0 | 0 | 0 | | | | |
| 2 Yadiel Rivera, R OBP: 0.167, SLG: 0.091 | | | | | | | | | | 0 | 1 | 0 | 0 | 1 | 0 | 0 | | | | |
| Inning Stats | R: 1 H: 1 K: 2 S: 11 | H: 1 LOB: 1 BB: 1 P: 19 | R: 0 H: 1 K: 1 S: 9 | H: 1 LOB: 0 BB: 0 P: 14 | R: 2 H: 2 K: 1 S: 12 | H: 2 LOB: 0 BB: 0 P: 21 | R: 0 H: 0 K: 2 S: 9 | H: 0 LOB: 0 BB: 0 P: 12 | R: 1 H: 2 K: 0 S: 11 | H: 2 LOB: 1 BB: 1 P: 23 | R: 0 H: 0 K: 2 S: 11 | H: 0 LOB: 0 BB: 0 P: 18 | R: 2 H: 2 K: 1 S: 15 | H: 2 LOB: 1 BB: 1 P: 25 | R: 0 H: 0 K: 1 S: 9 | H: 0 LOB: 0 BB: 0 P: 14 | 1B: 4 2B: 2 3B: 0 HR: 2 | SF: 0 SAC: 0 DP: 1 HBP: 0 | WP: 1 PB: 0 SB: 0 CS: 0 | PA: 34 |
| PITCHER | IP WLS BF H R ER SO BB IBB HBP BLK WP HR S P ERA WHIP | | | | | | | | | | | | | | | | | | | |
| 21 Vince Velasquez, R ERA: 4.73 | (1, 1) | 4.1 | L | 21 | 6 | 4 | 4 | 6 | 2 | 0 | 0 | 0 | 0 | 0 | 0 | 50 | 84 | 8.31 | 1.846 | |
| 41 Edgar García, R ERA: 6.3 | (5, 1) | 1.2 | | 4 | 0 | 0 | 0 | 2 | 0 | 0 | 0 | 0 | 0 | 0 | 13 | 23 | 0.00 | 0.000 | | |
| 52 José Álvarez, L ERA: 4.11 | (7, 1) | 1.0 | | 6 | 2 | 2 | 2 | 1 | 1 | 0 | 0 | 0 | 0 | 1 | 15 | 25 | 18.00 | 3.000 | | |
| 96 Tommy Hunter, R ERA: | (8, 1) | 1.0 | | 3 | 0 | 0 | 0 | 1 | 0 | 0 | 0 | 0 | 0 | 9 | 14 | 0.00 | 0.000 | | | |

| | |
|-----|----|
| AB | 31 |
| R | 2 |
| H | 4 |
| RBI | 2 |
| BB | 2 |
| SO | 11 |
| LOB | 7 |



| Batter | 1 | 2 | 3 | 4 | 5 | 6 | 7 | 8 | 9 | AB | R | H | RBI | BB | SO | LOB | TOP | | | | |
|--|---|---|---|---|---|---|---|---|---|---|---|---|---|---|---|---|--|---|---|---|---|
| 19 Miguel Rojas, R OBP: 0.356, SLG: 0.365 | | | | | | | | | | 3 | 1 | 3 | 1 | 0 | 0 | 0 | Miami Marlins @ Washington Nationals Nationals Park, Washington, DC Tue Jul 02 2019, 7:05 PM - 11:22 PM EDT Att: 21,361 - Partly Cloudy - 84 F | | | | |
| 47 Harold Ramirez, R OBP: 0.341, SLG: 0.395 | | | | | | | | | | 4 | 0 | 1 | 0 | 0 | 1 | 1 | | | | | |
| 26 Garrett Cooper, R OBP: 0.380, SLG: 0.482 | | | | | | | | | | 4 | 0 | 1 | 1 | 0 | 1 | 1 | | | | | |
| 15 Brian Anderson, R OBP: 0.338, SLG: 0.427 | | | | | | | | | | 1 | 0 | 0 | 0 | 0 | 1 | 2 | | | | | |
| 2 Yadiel Rivera, R OBP: 0.207, SLG: 0.185 | | | | | | | | | | 3 | 0 | 0 | 0 | 0 | 3 | 0 | | | | | |
| 13 Starlin Castro, R OBP: 0.281, SLG: 0.313 | | | | | | | | | | 3 | 0 | 1 | 0 | 1 | 1 | 2 | | | | | |
| 18 Neil Walker, S OBP: 0.349, SLG: 0.420 | | | | | | | | | | 4 | 0 | 0 | 0 | 0 | 0 | 4 | | | | | |
| 38 Jorge Alfaro, R OBP: 0.304, SLG: 0.419 | | | | | | | | | | 3 | 0 | 0 | 0 | 0 | 1 | 1 | | | | | |
| 46 César Puello, R OBP: 0.429, SLG: 0.516 | | | | | | | | | | 3 | 1 | 1 | 0 | 0 | 0 | 1 | | | | | |
| 52 Zac Gallen, R ERA: 2.86, SLG: 0.200 | | | | | | | | | | 1 | 0 | 0 | 0 | 0 | 0 | 1 | | | | | |
| 61 Adam Conley, L ERA: 6.89 | | | | | | | | | | 0 | 0 | 0 | 0 | 0 | 0 | 0 | | | | | |
| 36 Trevor Richards, R ERA: 2.04 | | | | | | | | | | 0 | 0 | 0 | 0 | 0 | 0 | 0 | | | | | |
| 37 Austin Brice, R ERA: 2.04 | | | | | | | | | | 0 | 0 | 0 | 0 | 0 | 0 | 0 | | | | | |
| 21 Curtis Granderson, L ERA: 4.33 | | | | | | | | | | 0 | 0 | 0 | 0 | 0 | 0 | 1 | | | | | |
| 70 Nick Anderson, R ERA: 3.38 | | | | | | | | | | 0 | 0 | 0 | 0 | 0 | 0 | 0 | | | | | |
| 74 José Quijada, L ERA: 3.38 | | | | | | | | | | 0 | 0 | 0 | 0 | 0 | 0 | 0 | | | | | |
| Inning Stats | R: 1 H: 3 E: 0 K: 2 S: 13 | H: 3 R: 2 BB: 0 P: 19 | R: 0 H: 0 E: 1 K: 1 S: 6 | H: 0 R: 0 LOB: 0 P: 10 | R: 0 H: 1 E: 0 K: 0 S: 5 | H: 1 R: 0 LOB: 1 BB: 0 P: 9 | R: 0 H: 1 E: 0 K: 1 S: 9 | H: 1 R: 0 LOB: 1 BB: 0 P: 14 | R: 0 H: 1 E: 0 K: 0 S: 6 | H: 0 R: 0 LOB: 0 BB: 0 P: 12 | R: 0 H: 0 E: 0 K: 2 S: 11 | H: 0 R: 0 LOB: 0 BB: 0 P: 14 | R: 0 H: 0 E: 0 K: 1 S: 6 | H: 1 R: 1 LOB: 1 BB: 1 P: 11 | R: 0 H: 0 E: 0 K: 2 S: 16 | H: 0 R: 0 LOB: 1 BB: 1 P: 20 | 1B: 6 2B: 1 3B: 0 HR: 0 | SF: 1 SAC: 0 DP: 2 HBP: 0 | WP: 0 PB: 0 SB: 0 CS: 1 | PA: 34 | |
| PITCHER | IP WLS BF H R ER SO BB IBB HBP BLK WP HR S P ERA WHIP | IP WLS BF H R ER SO BB IBB HBP BLK WP HR S P ERA WHIP | IP WLS BF H R ER SO BB IBB HBP BLK WP HR S P ERA WHIP | IP WLS BF H R ER SO BB IBB HBP BLK WP HR S P ERA WHIP | IP WLS BF H R ER SO BB IBB HBP BLK WP HR S P ERA WHIP | IP WLS BF H R ER SO BB IBB HBP BLK WP HR S P ERA WHIP | IP WLS BF H R ER SO BB IBB HBP BLK WP HR S P ERA WHIP | IP WLS BF H R ER SO BB IBB HBP BLK WP HR S P ERA WHIP | IP WLS BF H R ER SO BB IBB HBP BLK WP HR S P ERA WHIP | IP WLS BF H R ER SO BB IBB HBP BLK WP HR S P ERA WHIP | IP WLS BF H R ER SO BB IBB HBP BLK WP HR S P ERA WHIP | IP WLS BF H R ER SO BB IBB HBP BLK WP HR S P ERA WHIP | IP WLS BF H R ER SO BB IBB HBP BLK WP HR S P ERA WHIP | IP WLS BF H R ER SO BB IBB HBP BLK WP HR S P ERA WHIP | IP WLS BF H R ER SO BB IBB HBP BLK WP HR S P ERA WHIP | IP WLS BF H R ER SO BB IBB HBP BLK WP HR S P ERA WHIP | IP WLS BF H R ER SO BB IBB HBP BLK WP HR S P ERA WHIP | IP WLS BF H R ER SO BB IBB HBP BLK WP HR S P ERA WHIP | IP WLS BF H R ER SO BB IBB HBP BLK WP HR S P ERA WHIP | IP WLS BF H R ER SO BB IBB HBP BLK WP HR S P ERA WHIP | IP WLS BF H R ER SO BB IBB HBP BLK WP HR S P ERA WHIP |


| Batter | 1 | 2 | 3 | 4 | 5 | 6 | 7 | 8 | 9 | AB | R | H | RBI | BB | SO | LOB | BOTTOM | | | | | |
|--|---|---|---|---|---|---|---|---|---|---|---|---|---|---|---|---|--|---|---|---|---|--------|
| 7 Trea Turner, R OBP: 0.333, SLG: 0.476 | | | | | | | | | | 5 | 1 | 2 | 1 | 0 | 1 | 2 | Miami Marlins @ Washington Nationals Nationals Park, Washington, DC Tue Jul 02 2019, 7:05 PM - 11:22 PM EDT Att: 21,361 - Partly Cloudy - 84 F | | | | | |
| 2 Adam Eaton, L OBP: 0.383, SLG: 0.382 | | | | | | | | | | 4 | 0 | 1 | 0 | 0 | 0 | 1 | | | | | | |
| 6 Anthony Rendon, R OBP: 0.393, SLG: 0.621 | | | | | | | | | | 4 | 0 | 0 | 0 | 0 | 2 | 2 | | | | | | |
| 22 Juan Soto, L OBP: 0.406, SLG: 0.554 | | | | | | | | | | 3 | 1 | 2 | 2 | 1 | 0 | 0 | | | | | | |
| 47 Howie Kendrick, R OBP: 0.376, SLG: 0.562 | | | | | | | | | | 4 | 0 | 1 | 0 | 0 | 0 | 3 | | | | | | |
| 11 Ryan Zimmerman, R OBP: 0.296, SLG: 0.345 | | | | | | | | | | 4 | 0 | 1 | 0 | 0 | 1 | 4 | | | | | | |
| 16 Victor Robles, R OBP: 0.313, SLG: 0.436 | | | | | | | | | | 4 | 0 | 1 | 0 | 0 | 1 | 1 | | | | | | |
| 10 Yan Gomes, R OBP: 0.303, SLG: 0.311 | | | | | | | | | | 3 | 1 | 0 | 0 | 1 | 1 | 1 | | | | | | |
| 45 Patrick Corbin, L OBP: 0.167, SLG: 0.091 | | | | | | | | | | 2 | 0 | 0 | 0 | 0 | 2 | 2 | | | | | | |
| 88 Gerardo Parra, L OBP: 0.281, SLG: 0.352 | | | | | | | | | | 1 | 0 | 0 | 0 | 0 | 0 | 0 | | | | | | |
| 51 Wander Suero, R ERA: 2.04 | | | | | | | | | | 0 | 0 | 0 | 0 | 0 | 0 | 0 | | | | | | |
| 63 Sean Doolittle, L ERA: 2.04 | | | | | | | | | | 0 | 0 | 0 | 0 | 0 | 0 | 0 | | | | | | |
| 9 Brian Dozier, R OBP: 0.308, SLG: 0.422 | | | | | | | | | | 1 | 0 | 0 | 0 | 0 | 0 | 1 | | | | | | |
| Inning Stats | R: 2 H: 2 E: 0 K: 0 S: 12 | H: 2 R: 2 LOB: 0 BB: 0 P: 18 | R: 0 H: 1 E: 0 K: 2 S: 11 | H: 1 R: 0 LOB: 2 BB: 1 P: 19 | R: 0 H: 1 E: 0 K: 1 S: 13 | H: 1 R: 0 LOB: 1 BB: 0 P: 21 | R: 0 H: 1 E: 0 K: 1 S: 7 | H: 1 R: 0 LOB: 0 BB: 0 P: 10 | R: 0 H: 0 E: 0 K: 1 S: 8 | H: 0 R: 0 LOB: 0 BB: 0 P: 12 | R: 0 H: 1 E: 0 K: 1 S: 9 | H: 1 R: 0 LOB: 1 BB: 0 P: 14 | R: 0 H: 0 E: 0 K: 1 S: 11 | H: 0 R: 0 LOB: 0 BB: 0 P: 16 | R: 0 H: 1 E: 0 K: 1 S: 17 | H: 1 R: 1 LOB: 3 BB: 1 P: 27 | R: 1 H: 1 E: 1 K: 0 S: 16 | H: 1 R: 0 LOB: 0 BB: 0 P: 24 | 1B: 4 2B: 2 3B: 1 HR: 1 | SF: 0 SAC: 0 DP: 0 HBP: 0 | WP: 0 PB: 0 SB: 0 CS: 1 | PA: 37 |
| PITCHER | IP WLS BF H R ER SO BB IBB HBP BLK WP HR S P ERA WHIP | IP WLS BF H R ER SO BB IBB HBP BLK WP HR S P ERA WHIP | IP WLS BF H R ER SO BB IBB HBP BLK WP HR S P ERA WHIP | IP WLS BF H R ER SO BB IBB HBP BLK WP HR S P ERA WHIP | IP WLS BF H R ER SO BB IBB HBP BLK WP HR S P ERA WHIP | IP WLS BF H R ER SO BB IBB HBP BLK WP HR S P ERA WHIP | IP WLS BF H R ER SO BB IBB HBP BLK WP HR S P ERA WHIP | IP WLS BF H R ER SO BB IBB HBP BLK WP HR S P ERA WHIP | IP WLS BF H R ER SO BB IBB HBP BLK WP HR S P ERA WHIP | IP WLS BF H R ER SO BB IBB HBP BLK WP HR S P ERA WHIP | IP WLS BF H R ER SO BB IBB HBP BLK WP HR S P ERA WHIP | IP WLS BF H R ER SO BB IBB HBP BLK WP HR S P ERA WHIP | IP WLS BF H R ER SO BB IBB HBP BLK WP HR S P ERA WHIP | IP WLS BF H R ER SO BB IBB HBP BLK WP HR S P ERA WHIP | IP WLS BF H R ER SO BB IBB HBP BLK WP HR S P ERA WHIP | IP WLS BF H R ER SO BB IBB HBP BLK WP HR S P ERA WHIP | IP WLS BF H R ER SO BB IBB HBP BLK WP HR S P ERA WHIP | IP WLS BF H R ER SO BB IBB HBP BLK WP HR S P ERA WHIP | IP WLS BF H R ER SO BB IBB HBP BLK WP HR S P ERA WHIP | IP WLS BF H R ER SO BB IBB HBP BLK WP HR S P ERA WHIP | IP WLS BF H R ER SO BB IBB HBP BLK WP HR S P ERA WHIP | |



| Batter | 1 | 2 | 3 | 4 | 5 | 6 | 7 | 8 | 9 | AB | R | H | RBI | BB | SO | LOB | TOP | | | | | | | |
|---|---|---|---|---|---|---|---|---|---|---|---|---|---|---|---|---|---|---|---|---|---|---|---|---|
| 19 Miguel Rojas, R OBP: 0.351, SLG: 0.369 | L9 | | G6-3 | | F9 | | K | | | 4 | 0 | 0 | 0 | 0 | 1 | 2 | | | | | | | | |
| 21 Curtis Granderson, L OBP: 0.299, SLG: 0.359 | | | | | | | | | | 3 | 0 | 1 | 0 | 0 | 2 | 1 | | | | | | | | |
| 47 Harold Ramirez, R OBP: 0.328, SLG: 0.379 | 1B | | K | | | | | K | | 1 | 0 | 0 | 0 | 0 | 1 | 0 | | | | | | | | |
| 26 Garrett Cooper, R OBP: 0.370, SLG: 0.458 | K | | | | | | | | | 3 | 0 | 0 | 0 | 1 | 3 | 1 | | | | | | | | |
| 18 Neil Walker, S OBP: 0.357, SLG: 0.418 | | | | | | | | | | 3 | 0 | 2 | 0 | 1 | 1 | 2 | | | | | | | | |
| 13 Starlin Castro, R OBP: 0.265, SLG: 0.322 | L9 | | | | | | | | | 4 | 0 | 1 | 0 | 0 | 0 | 3 | | | | | | | | |
| 38 Jorge Alfaro, R OBP: 0.313, SLG: 0.431 | | | G6-3 | | | | | | | 4 | 0 | 2 | 0 | 0 | 0 | 2 | | | | | | | | |
| 10 JT Riddle, L OBP: 0.234, SLG: 0.388 | | | G4-6-3 | | F7 | | | | | 4 | 0 | 0 | 0 | 0 | 1 | 2 | | | | | | | | |
| 46 César Puello, R OBP: 0.419, SLG: 0.479 | | | G6-3 | | | | | | | 4 | 0 | 0 | 0 | 0 | 2 | 1 | | | | | | | | |
| 50 Jordan Yamamoto, R OBP: 0.285, SLG: 0.411 | | | | | | | | | | 2 | 0 | 1 | 0 | 0 | 1 | 0 | | | | | | | | |
| 2 Yadiel Rivera, R OBP: 0.325, SLG: 0.467 | | | | | | | | | | 0 | 0 | 0 | 0 | 0 | 0 | 0 | | | | | | | | |
| 37 Austin Brice, R OBP: 0.285, SLG: 0.422 | | | | | | | | | | 0 | 0 | 0 | 0 | 0 | 0 | 0 | | | | | | | | |
| 70 Nick Anderson, R OBP: 0.285, SLG: 0.422 | | | | | | | | | | 0 | 0 | 0 | 0 | 0 | 0 | 0 | | | | | | | | |
| 15 Brian Anderson, R OBP: 0.285, SLG: 0.422 | | | | | | | | | | 0 | 0 | 0 | 0 | 0 | 0 | 0 | | | | | | | | |
| 74 José Quijada, L OBP: 0.285, SLG: 0.422 | | | | | | | | | | 0 | 0 | 0 | 0 | 0 | 0 | 0 | | | | | | | | |
| Inning Stats | R: 0 E: 0 K: 1 S: 11 | H: 2 LOB: 2 BB: 0 P: 18 | R: 0 E: 0 K: 0 S: 5 | H: 1 LOB: 0 BB: 0 P: 7 | R: 0 E: 0 K: 2 S: 14 | H: 1 LOB: 2 BB: 1 P: 26 | R: 0 E: 0 K: 0 S: 9 | H: 0 LOB: 0 BB: 0 P: 16 | R: 0 E: 0 K: 1 S: 9 | H: 0 LOB: 0 BB: 0 P: 10 | R: 0 E: 0 K: 2 S: 18 | H: 1 LOB: 2 BB: 1 P: 26 | R: 0 E: 0 K: 2 S: 10 | H: 0 LOB: 1 BB: 1 P: 19 | R: 0 E: 0 K: 2 S: 16 | H: 1 LOB: 1 BB: 0 P: 20 | R: 0 E: 0 K: 2 S: 10 | H: 1 LOB: 1 BB: 0 P: 15 | 1B: 5 2B: 2 3B: 0 HR: 0 | SF: 0 SAC: 0 DP: 1 HBP: 0 | WP: 0 PB: 0 CS: 0 | PA: 36 | | |
| PITCHER | IP WLS BF H R ER SO BB IBB HBP BLK WP HR S P ERA WHIP | IP WLS BF H R ER SO BB IBB HBP BLK WP HR S P ERA WHIP | IP WLS BF H R ER SO BB IBB HBP BLK WP HR S P ERA WHIP | IP WLS BF H R ER SO BB IBB HBP BLK WP HR S P ERA WHIP | IP WLS BF H R ER SO BB IBB HBP BLK WP HR S P ERA WHIP | IP WLS BF H R ER SO BB IBB HBP BLK WP HR S P ERA WHIP | IP WLS BF H R ER SO BB IBB HBP BLK WP HR S P ERA WHIP | IP WLS BF H R ER SO BB IBB HBP BLK WP HR S P ERA WHIP | IP WLS BF H R ER SO BB IBB HBP BLK WP HR S P ERA WHIP | IP WLS BF H R ER SO BB IBB HBP BLK WP HR S P ERA WHIP | IP WLS BF H R ER SO BB IBB HBP BLK WP HR S P ERA WHIP | IP WLS BF H R ER SO BB IBB HBP BLK WP HR S P ERA WHIP | IP WLS BF H R ER SO BB IBB HBP BLK WP HR S P ERA WHIP | IP WLS BF H R ER SO BB IBB HBP BLK WP HR S P ERA WHIP | IP WLS BF H R ER SO BB IBB HBP BLK WP HR S P ERA WHIP | IP WLS BF H R ER SO BB IBB HBP BLK WP HR S P ERA WHIP | IP WLS BF H R ER SO BB IBB HBP BLK WP HR S P ERA WHIP | IP WLS BF H R ER SO BB IBB HBP BLK WP HR S P ERA WHIP | IP WLS BF H R ER SO BB IBB HBP BLK WP HR S P ERA WHIP | IP WLS BF H R ER SO BB IBB HBP BLK WP HR S P ERA WHIP | IP WLS BF H R ER SO BB IBB HBP BLK WP HR S P ERA WHIP | IP WLS BF H R ER SO BB IBB HBP BLK WP HR S P ERA WHIP | IP WLS BF H R ER SO BB IBB HBP BLK WP HR S P ERA WHIP | IP WLS BF H R ER SO BB IBB HBP BLK WP HR S P ERA WHIP |
| 49 Julio Teheran, R ERA: 3.75 | 6.0 | 24 | 5 | 0 | 0 | 6 | 2 | 0 | 0 | 0 | 0 | 0 | 0 | 0 | 10 | 103 | 0.00 | 1.167 | | | | | | |
| 62 Touki Toussaint, R ERA: 4.74 | 1.0 | 4 | 0 | 0 | 0 | 2 | 1 | 0 | 0 | 0 | 0 | 0 | 0 | 0 | 10 | 19 | 0.00 | 1.000 | | | | | | |
| 33 A.J. Minter, L ERA: 6.75 | 1.0 | 4 | 1 | 0 | 0 | 2 | 0 | 0 | 0 | 0 | 0 | 0 | 0 | 16 | 20 | 0.00 | 1.000 | | | | | | | |
| 77 Luke Jackson, R ERA: 2.72 | 1.0 | W | 4 | 1 | 0 | 2 | 0 | 0 | 0 | 0 | 0 | 0 | 0 | 10 | 15 | 0.00 | 1.000 | | | | | | | |

Miami Marlins @ Atlanta Braves
SunTrust Park, Atlanta, GA
Fri Jul 05 2019, 7:22 PM - 12:50 AM EDT
Att. 41,102 - Overcast - 79 F


AB 33
R 0
H 7
RBI 0
BB 3
SO 12
LOB 15



| Batter | 1 | 2 | 3 | 4 | 5 | 6 | 7 | 8 | 9 | AB | R | H | RBI | BB | SO | LOB | BOTTOM | | | | | | | |
|--|---|---|---|---|---|---|---|---|---|---|---|---|---|---|---|---|---|---|---|---|---|---|---|---|
| 13 Ronald Acuña Jr., R OBP: 0.373, SLG: 0.500 | F9 | | L9 | | | | | | | 4 | 0 | 1 | 0 | 0 | 1 | 0 | | | | | | | | |
| 1 Ozzie Albies, S OBP: 0.342, SLG: 0.472 | G4-3 | | | | | | | | | 4 | 0 | 0 | 0 | 0 | 1 | 2 | | | | | | | | |
| 5 Freddie Freeman, L OBP: 0.394, SLG: 0.590 | K | | | | | | | | | 3 | 1 | 1 | 0 | 1 | 1 | 0 | | | | | | | | |
| 20 Josh Donaldson, R OBP: 0.361, SLG: 0.485 | | | | | | | | | | 2 | 0 | 0 | 0 | 2 | 1 | 2 | | | | | | | | |
| 22 Nick Markakis, L OBP: 0.352, SLG: 0.433 | | | | | | | | | | 4 | 0 | 0 | 0 | 0 | 2 | 3 | | | | | | | | |
| 27 Austin Riley, R OBP: 0.320, SLG: 0.564 | | | | | | | | | | 3 | 0 | 1 | 0 | 1 | 1 | 1 | | | | | | | | |
| 16 Brian McCann, L OBP: 0.341, SLG: 0.455 | | | | | | | | | | 4 | 0 | 2 | 1 | 0 | 2 | 2 | | | | | | | | |
| 17 Johan Camargo, S OBP: 0.271, SLG: 0.372 | | | | | | | | | | 3 | 0 | 0 | 0 | 0 | 1 | 2 | | | | | | | | |
| 49 Julio Teheran, R ERA: 3.75 | 6.0 | 24 | 5 | 0 | 0 | 6 | 2 | 0 | 0 | 0 | 0 | 0 | 0 | 0 | 10 | 103 | 0.00 | 1.167 | | | | | | |
| 14 Matt Joyce, L OBP: 0.285, SLG: 0.422 | 1.0 | 4 | 1 | 0 | 0 | 2 | 0 | 0 | 0 | 0 | 0 | 0 | 0 | 0 | 0 | 0 | | | | | | | | |
| 62 Touki Toussaint, R ERA: 4.74 | 1.0 | 4 | 1 | 0 | 0 | 2 | 0 | 0 | 0 | 0 | 0 | 0 | 0 | 0 | 0 | 0 | | | | | | | | |
| 33 A.J. Minter, L ERA: 6.75 | 1.0 | 4 | 1 | 0 | 0 | 2 | 0 | 0 | 0 | 0 | 0 | 0 | 0 | 0 | 0 | 0 | | | | | | | | |
| 8 Charlie Culberson, R OBP: 0.285, SLG: 0.422 | 0.1 | L | 5 | 2 | 1 | 1 | 0 | 0 | 0 | 0 | 0 | 0 | 0 | 0 | 0 | 0 | | | | | | | | |
| 77 Luke Jackson, R ERA: 2.72 | 0.1 | L | 5 | 2 | 1 | 1 | 0 | 0 | 0 | 0 | 0 | 0 | 0 | 0 | 0 | 0 | | | | | | | | |
| Inning Stats | R: 0 E: 0 K: 1 S: 7 | H: 0 LOB: 0 BB: 0 P: 14 | R: 0 E: 0 K: 3 S: 10 | H: 0 LOB: 1 BB: 1 P: 17 | R: 0 E: 0 K: 0 S: 5 | H: 0 LOB: 0 BB: 0 P: 7 | R: 0 E: 0 K: 2 S: 15 | H: 0 LOB: 0 BB: 0 P: 22 | R: 0 E: 0 K: 1 S: 11 | H: 1 LOB: 1 BB: 0 P: 18 | R: 0 E: 0 K: 0 S: 9 | H: 1 LOB: 2 BB: 2 P: 16 | R: 0 E: 0 K: 2 S: 8 | H: 1 LOB: 1 BB: 0 P: 13 | R: 0 E: 0 K: 1 S: 7 | H: 0 LOB: 0 BB: 0 P: 12 | R: 1 E: 0 K: 0 S: 7 | H: 2 LOB: 3 BB: 2 P: 10 | 1B: 4 2B: 1 3B: 0 HR: 0 | SF: 0 SAC: 0 DP: 1 HBP: 0 | WP: 1 PB: 0 CS: 0 | PA: 34 | | |
| PITCHER | IP WLS BF H R ER SO BB IBB HBP BLK WP HR S P ERA WHIP | IP WLS BF H R ER SO BB IBB HBP BLK WP HR S P ERA WHIP | IP WLS BF H R ER SO BB IBB HBP BLK WP HR S P ERA WHIP | IP WLS BF H R ER SO BB IBB HBP BLK WP HR S P ERA WHIP | IP WLS BF H R ER SO BB IBB HBP BLK WP HR S P ERA WHIP | IP WLS BF H R ER SO BB IBB HBP BLK WP HR S P ERA WHIP | IP WLS BF H R ER SO BB IBB HBP BLK WP HR S P ERA WHIP | IP WLS BF H R ER SO BB IBB HBP BLK WP HR S P ERA WHIP | IP WLS BF H R ER SO BB IBB HBP BLK WP HR S P ERA WHIP | IP WLS BF H R ER SO BB IBB HBP BLK WP HR S P ERA WHIP | IP WLS BF H R ER SO BB IBB HBP BLK WP HR S P ERA WHIP | IP WLS BF H R ER SO BB IBB HBP BLK WP HR S P ERA WHIP | IP WLS BF H R ER SO BB IBB HBP BLK WP HR S P ERA WHIP | IP WLS BF H R ER SO BB IBB HBP BLK WP HR S P ERA WHIP | IP WLS BF H R ER SO BB IBB HBP BLK WP HR S P ERA WHIP | IP WLS BF H R ER SO BB IBB HBP BLK WP HR S P ERA WHIP | IP WLS BF H R ER SO BB IBB HBP BLK WP HR S P ERA WHIP | IP WLS BF H R ER SO BB IBB HBP BLK WP HR S P ERA WHIP | IP WLS BF H R ER SO BB IBB HBP BLK WP HR S P ERA WHIP | IP WLS BF H R ER SO BB IBB HBP BLK WP HR S P ERA WHIP | IP WLS BF H R ER SO BB IBB HBP BLK WP HR S P ERA WHIP | IP WLS BF H R ER SO BB IBB HBP BLK WP HR S P ERA WHIP | IP WLS BF H R ER SO BB IBB HBP BLK WP HR S P ERA WHIP | IP WLS BF H R ER SO BB IBB HBP BLK WP HR S P ERA WHIP |
| 50 Jordan Yamamoto, R ERA: 1.24 | 6.0 | 22 | 2 | 0 | 0 | 7 | 1 | 0 | 0 | 0 | 0 | 0 | 0 | 8 | 13 | 0.00 | 1.000 | | | | | | | |
| 37 Austin Brice, R ERA: 1.98 | 1.0 | 4 | 0 | 0 | 0 | 2 | 0 | 0 | 0 | 0 | 0 | 0 | 0 | 7 | 12 | 0.00 | 0.000 | | | | | | | |
| 70 Nick Anderson, R ERA: 4.21 | 1.0 | 3 | 0 | 0 | 0 | 1 | 0 | 0 | 0 | 0 | 0 | 0 | 0 | 7 | 10 | 27.00 | 6.000 | | | | | | | |
| 74 José Quijada, L ERA: 4.32 | 0.1 | L | 5 | 2 | 1 | 1 | 0 | 0 | 0 | 0 | 0 | 0 | 0 | 7 | 10 | 27.00 | 6.000 | | | | | | | |

Miami Marlins @ Atlanta Braves
SunTrust Park, Atlanta, GA
Fri Jul 05 2019, 7:22 PM - 12:50 AM EDT
Att. 41,102 - Overcast - 79 F

AB 29
R 1
H 5
RBI 1
BB 5
SO 10
LOB 12



| Batter | 1 | 2 | 3 | 4 | 5 | 6 | 7 | 8 | 9 | AB | R | H | RBI | BB | SO | LOB | TOP | | | | |
|--|---------------------------------------|---------------------------------------|---------------------------------------|---------------------------------------|---------------------------------------|---------------------------------------|---------------------------------------|---------------------------------------|---------------------------------------|---------------------------------------|---------------------------------------|---------------------------------------|---------------------------------------|---------------------------------------|---------------------------------------|---------------------------------------|---|------------------------------------|----------------------------------|-------------|--|
| 6 Jeff McNeil, L (1.9) OBP: 0.407, SLG: 0.505 | B1-3 | | 20 BB 40 1B 28 S | | K | | K | | | 4 | 1 | 1 | 0 | 0 | 2 | 0 | New York Mets @ Miami Marlins Marlins Park, Miami, FL Fri Jul 12, 2019, 7:11 PM - 10:08 PM EDT Att: 11,856 - Roof Closed - 75 F | | | | |
| 28 J.D. Davis, R (1.7) OBP: 0.344, SLG: 0.463 | BB | | 20 BB 40 1B | | F9 | | | K | | 2 | 1 | 0 | 0 | 2 | 1 | 0 | | | | | |
| 20 Pete Alonso, R (1.3) OBP: 0.371, SLG: 0.628 | K | | 40 1B | | K | | | K | | 3 | 0 | 0 | 0 | 1 | 3 | 1 | | | | | |
| 40 Wilson Ramos, R (1.2) OBP: 0.351, SLG: 0.407 | P4 | | 40 1B | | | | | G5-3 | | 3 | 0 | 1 | 2 | 1 | 0 | 1 | | | | | |
| 24 Robinson Canó, L (1.4) OBP: 0.286, SLG: 0.358 | G4-1 | | F7 | | | | | | | 4 | 1 | 1 | 0 | 0 | 0 | 3 | | | | | |
| 21 Todd Frazier, R (1.5) OBP: 0.338, SLG: 0.453 | L3 | | | | K | | | | | 4 | 1 | 1 | 2 | 0 | 1 | 1 | | | | | |
| 30 Michael Conforto, L (1.8) OBP: 0.359, SLG: 0.496 | K | | | | | | | | | 3 | 0 | 0 | 0 | 1 | 2 | 1 | | | | | |
| 1 Amed Rosario, R (1.6) OBP: 0.299, SLG: 0.412 | | | 44 32-6-4 | | K | | | | | 4 | 0 | 1 | 0 | 0 | 2 | 1 | | | | | |
| 44 Jason Vargas, L (1.1) ERA: 3.48 | | | | | | | | | | 2 | 0 | 0 | 0 | 0 | 0 | 2 | | | | | |
| 65 Robert Gsellman, R (6.1) ERA: 3.08 | | | | | | | | | | 0 | 0 | 0 | 0 | 0 | 0 | 0 | | | | | |
| 11 Adonis Hecavarría, R (7.9) ERA: 5.17 | | | | | | | | | | 1 | 0 | 0 | 0 | 0 | 0 | 0 | | | | | |
| 74 Chris Mazza, R (7.1) ERA: 3.18 | | | | | | | | | | 0 | 0 | 0 | 0 | 0 | 0 | 0 | | | | | |
| 43 Luis Avilán, L (6.1) ERA: 8.74 | | | | | | | | | | 0 | 0 | 0 | 0 | 0 | 0 | 0 | | | | | |
| 3 Tomás Nido, R (9.9) ERA: 8.74 | | | | | | | | | | 1 | 0 | 0 | 0 | 0 | 0 | 0 | | | | | |
| Inning Stats | R: 0 E: 0 K: 1 S: 11 | H: 0 LOB: 1 BB: 1 P: 18 | R: 0 E: 0 K: 1 S: 9 | H: 0 LOB: 0 BB: 0 P: 14 | R: 2 E: 0 K: 0 S: 16 | H: 3 LOB: 2 BB: 2 P: 28 | R: 0 E: 0 K: 2 S: 11 | H: 0 LOB: 1 BB: 1 P: 17 | R: 0 E: 0 K: 0 S: 7 | H: 0 LOB: 0 BB: 0 P: 14 | R: 0 E: 0 K: 1 S: 7 | H: 0 LOB: 0 BB: 0 P: 11 | R: 0 E: 0 K: 2 S: 7 | H: 0 LOB: 0 BB: 0 P: 10 | R: 2 E: 0 K: 2 S: 17 | H: 2 LOB: 0 BB: 0 P: 28 | 1B: 4 2B: 0 3B: 0 HR: 1 | SF: 0 SAC: 0 DP: 1 HBP: 0 | WP: 0 PB: 0 SB: 1 CS: 0 | PA: 36 | |
| PITCHER | IP WLS BF H R ER SO | IP WLS BF H R ER SO | IP WLS BF H R ER SO | IP WLS BF H R ER SO | IP WLS BF H R ER SO | IP WLS BF H R ER SO | IP WLS BF H R ER SO | IP WLS BF H R ER SO | IP WLS BF H R ER SO | IP WLS BF H R ER SO | IP WLS BF H R ER SO | IP WLS BF H R ER SO | IP WLS BF H R ER SO | IP WLS BF H R ER SO | IP WLS BF H R ER SO | IP WLS BF H R ER SO | BB IBB HBP BLK | WP HR S P | ERA WHIP | ERA WHIP | |
| 31 Caleb Smith, L (1.1) ERA: 3.48 | 6.0 | W | 25 | 3 | 2 | 2 | 6 | 5 | 0 | 0 | 0 | 0 | 0 | 0 | 63 | 105 | 3.00 | 1.333 | | | |
| 66 Jarlin García, L (7.1) ERA: 3.08 | 1.0 | | 3 | 0 | 0 | 0 | 1 | 0 | 0 | 0 | 0 | 0 | 0 | 7 | 11 | 0.00 | 0.000 | | | | |
| 57 Eliesser Hernández, R (8.1) ERA: 4.11 | 1.0 | | 3 | 0 | 0 | 0 | 2 | 0 | 0 | 0 | 0 | 0 | 0 | 7 | 10 | 0.00 | 0.000 | | | | |
| 61 Adam Conley, L (9.1) ERA: 7.43 | 1.0 | | 5 | 2 | 2 | 2 | 2 | 0 | 0 | 0 | 0 | 0 | 1 | 17 | 28 | 18.00 | 2.000 | | | | |

| | |
|-----|----|
| AB | 31 |
| R | 4 |
| H | 5 |
| RBI | 4 |
| BB | 5 |
| SO | 11 |
| LOB | 10 |



| Batter | 1 | 2 | 3 | 4 | 5 | 6 | 7 | 8 | 9 | AB | R | H | RBI | BB | SO | LOB | BOTTOM | | | | |
|---|---------------------------------------|---------------------------------------|---------------------------------------|---------------------------------------|---------------------------------------|---------------------------------------|---------------------------------------|---------------------------------------|---------------------------------------|---------------------------------------|---------------------------------------|---------------------------------------|---------------------------------------|---------------------------------------|---------------------------------------|---------------------------------------|---|------------------------------------|----------------------------------|-------------|--|
| 19 Miguel Rojas, R (1.6) OBP: 0.348, SLG: 0.370 | F7 | | SF8 | | G6-3 | | G2-3 | | | 3 | 0 | 0 | 1 | 0 | 0 | 0 | New York Mets @ Miami Marlins Marlins Park, Miami, FL Fri Jul 12, 2019, 7:11 PM - 10:08 PM EDT Att: 11,856 - Roof Closed - 75 F | | | | |
| 21 Curtis Granderson, L (1.7) OBP: 0.276, SLG: 0.372 | G3 | | HR | | | | K | | | 3 | 2 | 1 | 2 | 1 | 1 | 0 | | | | | |
| 26 Garrett Cooper, R (1.3) OBP: 0.377, SLG: 0.495 | F9 | | HR | | | | K | | | 4 | 2 | 2 | 2 | 0 | 1 | 0 | | | | | |
| 15 Brian Anderson, R (1.5) OBP: 0.338, SLG: 0.430 | P3 | | G6-3 | | | | HR | | | 3 | 2 | 1 | 2 | 1 | 0 | 0 | | | | | |
| 13 Starlin Castro, R (1.4) OBP: 0.272, SLG: 0.341 | G6-3 | | | | G6-3 | | G1-3 | | | 4 | 0 | 1 | 1 | 0 | 0 | 0 | | | | | |
| 47 Harold Ramírez, R (1.9) OBP: 0.327, SLG: 0.383 | P3 | | | | G6-3 | | | | | 2 | 0 | 0 | 0 | 0 | 0 | 0 | | | | | |
| 61 Adam Conley, L (9.1) ERA: 7.43 | | | | | | | HR | | | 0 | 0 | 0 | 0 | 0 | 0 | 0 | | | | | |
| 38 Jorge Alfaro, R (1.2) OBP: 0.316, SLG: 0.433 | | | 31 1B 19 SF8 31 S | | K | | FC5-4 10 1B | | | 4 | 1 | 1 | 0 | 0 | 1 | 3 | | | | | |
| 10 JT Riddle, L (1.8) OBP: 0.239, SLG: 0.386 | F8 | | | | G4-3 | | | | | 3 | 0 | 1 | 0 | 0 | 0 | 1 | | | | | |
| 31 Caleb Smith, R (1.1) OBP: 0.130, SLG: 0.130 | | | | | | | | | | 2 | 1 | 1 | 0 | 0 | 0 | 0 | | | | | |
| 18 Neil Walker, S (6.9) OBP: 0.343, SLG: 0.400 | | | | | | | F8 | | | 1 | 0 | 0 | 0 | 0 | 0 | 2 | | | | | |
| 66 Jarlin García, L (7.1) ERA: 3.18 | | | | | | | | | | 0 | 0 | 0 | 0 | 0 | 0 | 0 | | | | | |
| 57 Eliesser Hernández, R (8.1) ERA: 4.11 | | | | | | | | | | 0 | 0 | 0 | 0 | 0 | 0 | 0 | | | | | |
| 46 César Puello, R (9.9) OBP: 0.389, SLG: 0.438 | | | 21 HR | | | | | | | 0 | 0 | 0 | 0 | 0 | 0 | 0 | | | | | |
| Inning Stats | R: 0 E: 0 K: 0 S: 8 | H: 0 LOB: 0 BB: 0 P: 10 | R: 0 E: 0 K: 0 S: 10 | H: 0 LOB: 0 BB: 0 P: 14 | R: 4 E: 0 K: 0 S: 16 | H: 4 LOB: 0 BB: 0 P: 28 | R: 0 E: 0 K: 1 S: 7 | H: 0 LOB: 0 BB: 0 P: 13 | R: 0 E: 0 K: 0 S: 4 | H: 0 LOB: 0 BB: 0 P: 8 | R: 3 E: 0 K: 0 S: 14 | H: 3 LOB: 2 BB: 1 P: 22 | R: 0 E: 0 K: 2 S: 8 | H: 0 LOB: 0 BB: 0 P: 13 | R: 1 E: 0 K: 0 S: 10 | H: 1 LOB: 1 BB: 1 P: 22 | 1B: 3 2B: 1 3B: 1 HR: 3 | SF: 1 SAC: 0 DP: 1 HBP: 2 | WP: 0 PB: 0 SB: 1 CS: 0 | PA: 34 | |
| PITCHER | IP WLS BF H R ER SO | IP WLS BF H R ER SO | IP WLS BF H R ER SO | IP WLS BF H R ER SO | IP WLS BF H R ER SO | IP WLS BF H R ER SO | IP WLS BF H R ER SO | IP WLS BF H R ER SO | IP WLS BF H R ER SO | IP WLS BF H R ER SO | IP WLS BF H R ER SO | IP WLS BF H R ER SO | IP WLS BF H R ER SO | IP WLS BF H R ER SO | IP WLS BF H R ER SO | IP WLS BF H R ER SO | BB IBB HBP BLK | WP HR S P | ERA WHIP | ERA WHIP | |
| 44 Jason Vargas, L (1.1) ERA: 4.23 | 5.0 | L | 21 | 5 | 6 | 6 | 1 | 0 | 0 | 0 | 0 | 0 | 0 | 0 | 49 | 83 | 10.80 | 1.200 | | | |
| 65 Robert Gsellman, R (6.1) ERA: 3.17 | 1.0 | | 6 | 2 | 1 | 1 | 0 | 0 | 0 | 1 | 10 | 12 | 9.00 | 2.000 | | | | | | | |
| 74 Chris Mazza, R (7.1) ERA: 3.18 | 1.2 | | 7 | 1 | 1 | 1 | 2 | 1 | 0 | 17 | 33 | 5.40 | 1.200 | | | | | | | | |
| 43 Luis Avilán, L (6.1) ERA: 8.74 | 0.1 | | 1 | 0 | 0 | 0 | 0 | 0 | 0 | 1 | 2 | 0.00 | 0.000 | | | | | | | | |




| Batter | 1 | 2 | 3 | 4 | 5 | 6 | 7 | 8 | 9 | AB R H RBI BB SO LOB | TOP | | | | | | | | | |
|--|---|----------------------------------|--------------------------------------|----------------------------------|---------------------------------------|----------------------------------|--------------------------------------|----------------------------------|---------------------------------------|---|---|---|----------------------------------|---------------------------------------|----------------------------------|---------------------------------------|----------------------------------|----------------------------------|------------------------------------|----------------------------------|
| 6 Jeff McNeil, L OBP: 0.410, SLG: 0.508 | F7 | | 30 HR | F8 | | | F9-6 | | BB | 4 1 2 0 1 0 1 | New York Mets @ Miami Marlins Marlins Park, Miami, FL Sat Jul 13 2019, 6:11 PM - 9:15 PM EDT Att: 12,963 - Roof Closed - 78 F | | | | | | | | | |
| 30 Michael Conforto, L OBP: 0.389, SLG: 0.473 | L9 | | 2H | HR | BB | | F9-6 | | K | 4 1 1 2 1 1 2 | | | | | | | | | | |
| 20 Pete Alonso, R OBP: 0.371, SLG: 0.623 | BB | | 24 FC4-6 | 22 BB | BB | | | F8 | K | 4 0 1 0 1 2 2 | | | | | | | | | | |
| 22 Dominic Smith, L 12 Juan Lagares, R OBP: 0.242, SLG: 0.252 | K | | 24 FC4-6 | BB | L9 | | | 24 HR | 1B | 3 1 1 0 1 1 2 0 0 0 0 0 0 0 | | | | | | | | | | |
| 24 Robinson Canó, L OBP: 0.286, SLG: 0.368 | K2-3 | | FC4-6 | G4-3 | | | | 1H | HR | 4 1 1 2 0 1 3 | | | | | | | | | | |
| 21 Todd Frazier, R OBP: 0.337, SLG: 0.447 | BB | | K | | K | | | 2-3 | K | 3 0 0 0 1 3 2 | | | | | | | | | | |
| 1 Amed Rosario, R 67 Seth Lugo, R 39 Edwin Diaz, R | L9 | | | | | | F9 | | 1B | 4 0 2 0 0 0 1 0 0 0 0 0 0 0 0 0 0 0 0 0 0 | | | | | | | | | | |
| 3 Tomás Nido, R OBP: 0.270, SLG: 0.372 | G1-3 | | | | | | | | F9 | 3 0 0 0 1 1 2 | | | | | | | | | | |
| 34 Noah Syndergaard, L 11 Adenry Hechavarria, R OBP: 0.255, SLG: 0.419 | G4-3 | | G4-3 | K | | | K | | K | 3 0 0 0 0 2 1 1 0 0 0 0 1 0 | | | | | | | | | | |
| Inning Stats | R: 0 H: 0 E: 0 K: 1 S: 10 | H: 0 LOB: 1 BB: 1 P: 18 | R: 0 H: 0 E: 0 K: 1 S: 9 | H: 0 LOB: 1 BB: 1 P: 14 | R: 2 H: 3 E: 0 K: 1 S: 20 | H: 3 LOB: 2 BB: 1 P: 29 | R: 0 H: 1 E: 0 K: 1 S: 9 | H: 1 LOB: 1 BB: 1 P: 17 | R: 0 H: 0 E: 0 K: 2 S: 10 | H: 0 LOB: 0 BB: 0 P: 12 | | R: 0 H: 1 E: 0 K: 1 S: 8 | H: 1 LOB: 0 BB: 0 P: 12 | R: 2 H: 3 E: 0 K: 1 S: 15 | H: 3 LOB: 1 BB: 0 P: 21 | R: 0 H: 0 E: 0 K: 3 S: 15 | H: 0 LOB: 1 BB: 1 P: 24 | 1B: 5 2B: 2 3B: 0 HR: 2 | SF: 0 SAC: 0 DP: 1 HBP: 0 | WP: 0 PB: 0 SB: 0 CS: 1 |
| PITCHER | IP WLS BF H R ER SO BB IBB HBP BLK WP HR S P ERA WHIP | | | | | | | | | | | IP WLS BF H R ER SO BB IBB HBP BLK WP HR S P ERA WHIP | | | | | | | | |
| 52 Zac Gallen, R ERA: 4.24 | 5.0 23 4 2 2 5 5 0 0 0 0 0 1 55 92 3.60 1.800 | | | | | | | | | | | | | | | | | | | |
| 37 Austin Brice, R ERA: 1.93 | 1.0 3 0 0 0 2 0 0 0 0 0 0 0 10 12 0.00 0.000 | | | | | | | | | | | | | | | | | | | |
| 66 Jarlin Garcia, L ERA: 2.96 | 1.0 3 1 0 0 1 0 0 0 0 0 0 0 8 12 0.00 1.000 | | | | | | | | | | | | | | | | | | | |
| 70 Nick Anderson, R ERA: 4.46 | 1.0 L 6 3 2 2 1 0 0 0 0 0 1 15 21 18.00 3.000 | | | | | | | | | | | | | | | | | | | |
| 74 José Quijada, L ERA: 3.66 | 1.0 4 0 0 0 3 1 0 0 0 0 0 0 15 24 0.00 1.000 | | | | | | | | | | | | | | | | | | | |

| Batter | 1 | 2 | 3 | 4 | 5 | 6 | 7 | 8 | 9 | AB R H RBI BB SO LOB | BOTTOM | | | | | | | | | | | |
|---|---|----------------------------------|--------------------------------------|----------------------------------|--------------------------------------|----------------------------------|---------------------------------------|----------------------------------|--------------------------------------|--|---|---|----------------------------------|---------------------------------------|----------------------------------|--------------------------------------|----------------------------------|---------------------------------------|----------------------------------|----------------------------------|------------------------------------|----------------------------------|
| 19 Miguel Rojas, R OBP: 0.344, SLG: 0.365 | G5-3 | | K | | L4 | | | F8 | | 4 0 0 0 0 1 0 | New York Mets @ Miami Marlins Marlins Park, Miami, FL Sat Jul 13 2019, 6:11 PM - 9:15 PM EDT Att: 12,963 - Roof Closed - 78 F | | | | | | | | | | | |
| 26 Garrett Cooper, R | 13 1B 18 1B HBP | | K | | G5-3 | | | K | | 3 0 0 0 0 2 0 | | | | | | | | | | | | |
| 15 Brian Anderson, R OBP: 0.334, SLG: 0.425 | K | | G6-3 | | G5-3 | | | K | | 4 0 0 0 0 2 1 | | | | | | | | | | | | |
| 18 Neil Walker, S OBP: 0.346, SLG: 0.402 | 13 1B | | | 47 2B | | K | | G5-3 | | 4 1 2 0 0 1 0 | | | | | | | | | | | | |
| 13 Starlin Castro, R OBP: 0.274, SLG: 0.343 | 47 FC6-4 | | L4 | | G5-3 | | | 1B | | 4 0 2 0 0 0 1 | | | | | | | | | | | | |
| 47 Harold Ramirez, R OBP: 0.325, SLG: 0.385 | FC6-4 | | | 38 3B | | G5-3 | | L5 | | 4 1 1 1 1 0 4 | | | | | | | | | | | | |
| 38 Jorge Alfaro, R OBP: 0.315, SLG: 0.438 | K | | | 2H | 3B | | | K | | 4 0 1 1 0 3 1 | | | | | | | | | | | | |
| 10 JT Riddle, L OBP: 0.234, SLG: 0.377 | K | | | | K | | | G3-1 | | 3 0 0 0 0 2 1 | | | | | | | | | | | | |
| 52 Zac Gallen, R 37 Austin Brice, R 66 Jarlin Garcia, L 21 Curtis Granderson, L 70 Nick Anderson, R 74 José Quijada, L | K | | | | G2 | | | G4-3 | | 2 0 0 0 0 1 1 0 0 0 0 0 0 0 0 0 0 0 0 0 0 1 0 | | | | | | | | | | | | |
| Inning Stats | R: 0 H: 2 E: 0 K: 1 S: 13 | H: 0 LOB: 3 BB: 0 P: 21 | R: 0 H: 0 E: 0 K: 3 S: 9 | H: 0 LOB: 0 BB: 0 P: 12 | R: 0 H: 0 E: 0 K: 2 S: 8 | H: 0 LOB: 0 BB: 0 P: 16 | R: 2 H: 3 E: 1 K: 1 S: 14 | H: 3 LOB: 1 BB: 0 P: 19 | R: 0 H: 0 E: 0 K: 0 S: 7 | H: 0 LOB: 0 BB: 0 P: 10 | | R: 0 H: 0 E: 0 K: 1 S: 8 | H: 0 LOB: 0 BB: 0 P: 11 | R: 0 H: 0 E: 0 K: 1 S: 10 | H: 0 LOB: 0 BB: 0 P: 16 | R: 0 H: 0 E: 0 K: 2 S: 8 | H: 0 LOB: 0 BB: 0 P: 10 | R: 0 H: 1 E: 0 K: 1 S: 11 | H: 1 LOB: 0 BB: 0 P: 17 | 1B: 4 2B: 1 3B: 1 HR: 0 | SF: 0 SAC: 0 DP: 0 HBP: 1 | WP: 0 PB: 0 SB: 0 CS: 0 |
| PITCHER | IP WLS BF H R ER SO BB IBB HBP BLK WP HR S P ERA WHIP | | | | | | | | | | | IP WLS BF H R ER SO BB IBB HBP BLK WP HR S P ERA WHIP | | | | | | | | | | |
| 34 Noah Syndergaard, R ERA: 4.35 | 7.0 W 27 5 2 2 9 0 0 0 0 0 0 69 105 2.57 0.714 | | | | | | | | | | | | | | | | | | | | | |
| 67 Seth Lugo, R ERA: 3.27 | 1.0 H 3 0 0 0 2 0 0 0 0 0 0 8 10 0.00 0.000 | | | | | | | | | | | | | | | | | | | | | |
| 39 Edwin Diaz, R ERA: 5.36 | 1.0 S 4 1 0 0 1 0 0 0 0 0 0 11 17 0.00 1.000 | | | | | | | | | | | | | | | | | | | | | |

| | |
|-----|----|
| AB | 33 |
| R | 4 |
| H | 8 |
| RBI | 4 |
| BB | 6 |
| SO | 12 |
| LOB | 16 |

| | |
|-----|----|
| AB | 33 |
| R | 2 |
| H | 6 |
| RBI | 2 |
| BB | 0 |
| SO | 12 |
| LOB | 9 |




| Batter | 1 | 2 | 3 | 4 | 5 | 6 | 7 | 8 | 9 | AB | R | H | RBI | BB | SO | LOB | TOP | | | |
|--|---|---|---|---|---|---|---|---|---|---|---|---|---|---|---|---|---|------------------------------------|----------------------------------|--------|
| 23 Fernando Tatis Jr., R OBP: 0.399, SLG: 0.604 41 Robbie Erlin, R OBP: 0.309, SLG: 0.552 | | | | | | | | | | 4 | 0 | 0 | 0 | 0 | 2 | 3 | San Diego Padres @ Miami Marlins Marlins Park, Miami, FL Tue Jul 16 2019, 7:11 PM - 10:24 PM EDT Att: 8,151 - Dome - 78 F | | | |
| 30 Eric Hosmer, L OBP: 0.329, SLG: 0.436 | | | | | | | | | | 5 | 1 | 1 | 0 | 0 | 3 | | | | | |
| 13 Manny Machado, R OBP: 0.340, SLG: 0.510 | | | | | | | | | | 4 | 0 | 1 | 1 | 1 | 1 | 0 | | | | |
| 10 Hunter Renfroe, R OBP: 0.313, SLG: 0.597 | | | | | | | | | | 5 | 1 | 3 | 0 | 0 | 1 | 1 | | | | |
| 22 Josh Naylor, L OBP: 0.288, SLG: 0.333 | | | | | | | | | | 5 | 1 | 1 | 0 | 0 | 1 | 4 | | | | |
| 27 Francisco Mejia, S OBP: 0.256, SLG: 0.336 | | | | | | | | | | 2 | 1 | 0 | 0 | 2 | 0 | 1 | | | | |
| 3 Ian Kinsler, R OBP: 0.278, SLG: 0.365 | | | | | | | | | | 4 | 0 | 1 | 1 | 0 | 2 | 2 | | | | |
| 7 Manuel Margot, R OBP: 0.311, SLG: 0.377 | | | | | | | | | | 4 | 1 | 2 | 2 | 0 | 1 | 1 | | | | |
| 54 Logan Allen, R OBP: 0.400, SLG: 0.250 61 Luis Perdomo, R OBP: 0.250, SLG: 0.250 64 Gerardo Reyes, R OBP: 0.345, SLG: 0.398 | | | | | | | | | | 0 | 0 | 0 | 0 | 0 | 0 | 0 | | | | |
| 4 Wil Myers, R OBP: 0.315, SLG: 0.399 5 Greg Garcia, L OBP: 0.345, SLG: 0.398 | | | | | | | | | | 1 | 0 | 1 | 0 | 0 | 0 | 0 | | | | |
| Inning Stats | R: 0 E: 0 K: 2 S: 12 | H: 0 LOB: 0 BB: 0 P: 19 | R: 3 E: 1 K: 0 S: 19 | H: 3 LOB: 2 BB: 1 P: 33 | R: 0 E: 0 K: 0 S: 13 | H: 1 LOB: 1 BB: 0 P: 22 | R: 0 E: 0 K: 2 S: 12 | H: 0 LOB: 0 BB: 0 P: 15 | R: 0 E: 0 K: 0 S: 7 | H: 0 LOB: 0 BB: 0 P: 10 | R: 1 E: 0 K: 1 S: 19 | H: 2 LOB: 1 BB: 0 P: 29 | R: 0 E: 0 K: 2 S: 15 | H: 1 LOB: 2 BB: 2 P: 22 | R: 3 E: 0 K: 1 S: 14 | H: 4 LOB: 1 BB: 0 P: 20 | 1B: 7 2B: 2 3B: 0 HR: 2 | SF: 0 SAC: 0 DP: 1 HBP: 1 | WP: 0 PB: 0 SB: 0 CS: 0 | PA: 41 |
| PITCHER | IP WLS BF H R ER SO BB IBB HBP BLK WP HR S P ERA WHIP | IP WLS BF H R ER SO BB IBB HBP BLK WP HR S P ERA WHIP | IP WLS BF H R ER SO BB IBB HBP BLK WP HR S P ERA WHIP | IP WLS BF H R ER SO BB IBB HBP BLK WP HR S P ERA WHIP | IP WLS BF H R ER SO BB IBB HBP BLK WP HR S P ERA WHIP | IP WLS BF H R ER SO BB IBB HBP BLK WP HR S P ERA WHIP | IP WLS BF H R ER SO BB IBB HBP BLK WP HR S P ERA WHIP | IP WLS BF H R ER SO BB IBB HBP BLK WP HR S P ERA WHIP | IP WLS BF H R ER SO BB IBB HBP BLK WP HR S P ERA WHIP | IP WLS BF H R ER SO BB IBB HBP BLK WP HR S P ERA WHIP | IP WLS BF H R ER SO BB IBB HBP BLK WP HR S P ERA WHIP | IP WLS BF H R ER SO BB IBB HBP BLK WP HR S P ERA WHIP | IP WLS BF H R ER SO BB IBB HBP BLK WP HR S P ERA WHIP | IP WLS BF H R ER SO BB IBB HBP BLK WP HR S P ERA WHIP | IP WLS BF H R ER SO BB IBB HBP BLK WP HR S P ERA WHIP | IP WLS BF H R ER SO BB IBB HBP BLK WP HR S P ERA WHIP | IP WLS BF H R ER SO BB IBB HBP BLK WP HR S P ERA WHIP | | | |

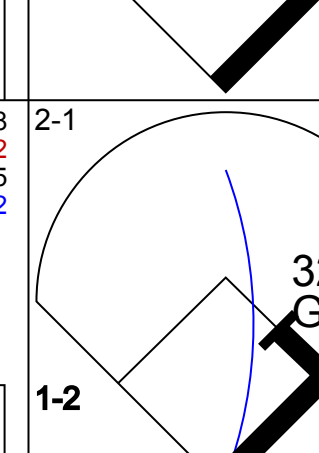
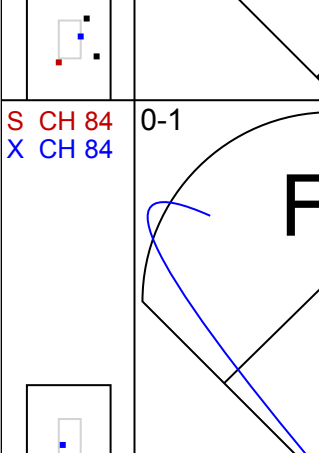

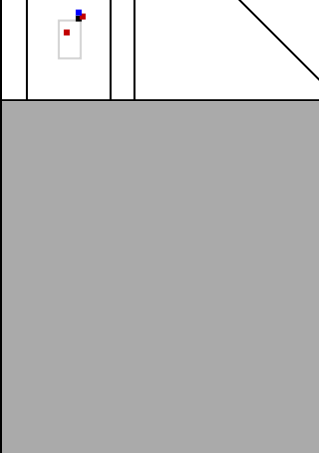
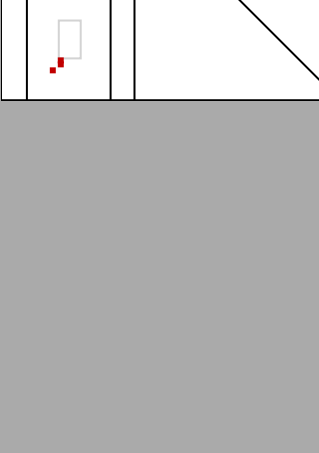
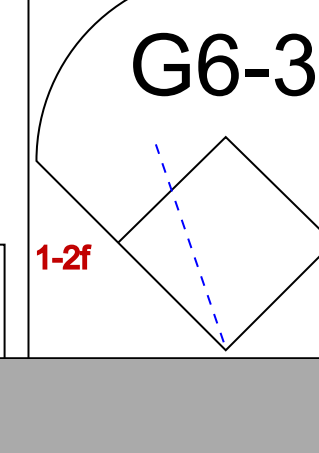

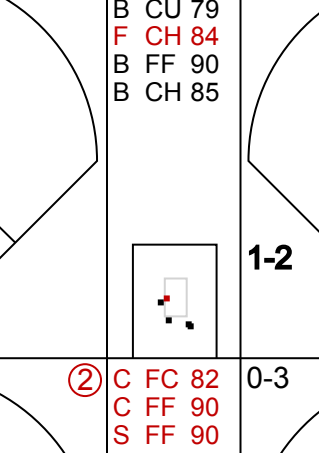



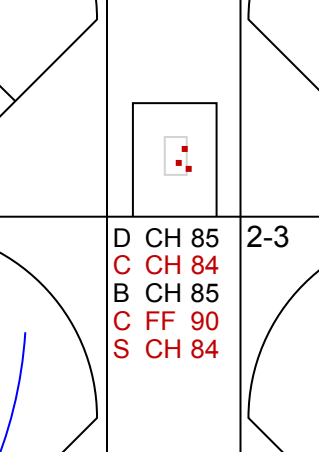
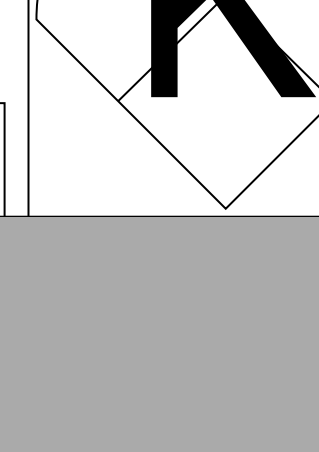

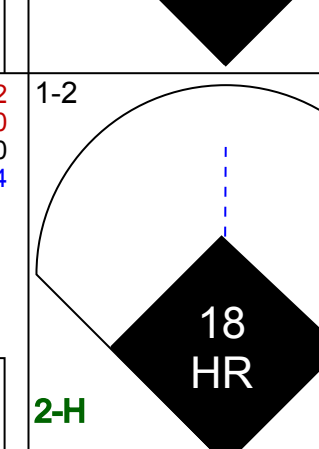



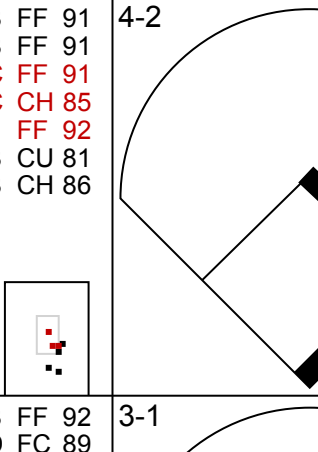
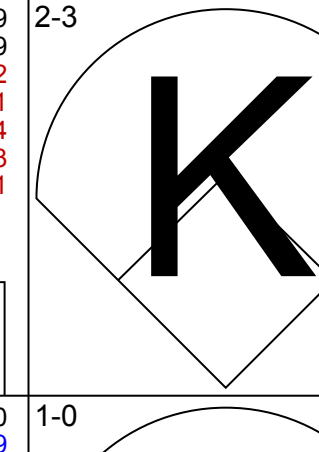

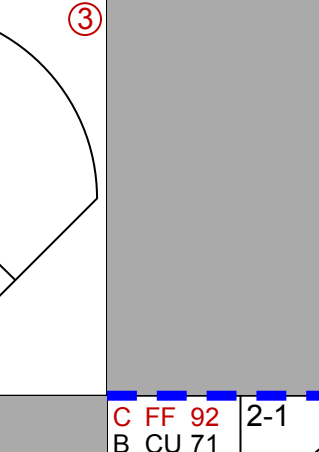
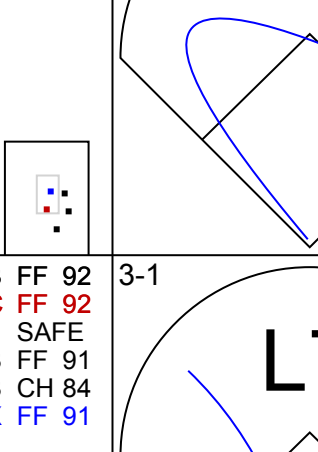
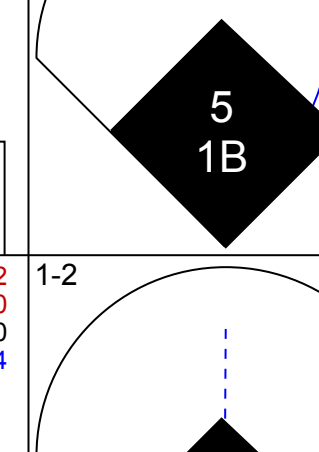
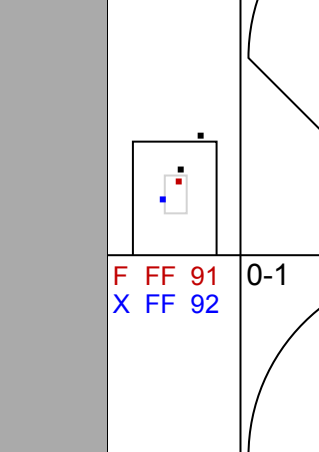
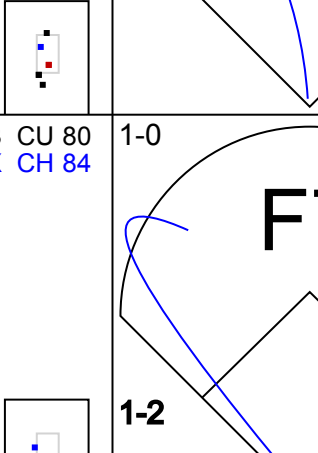
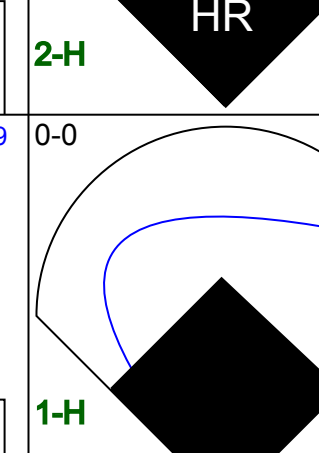
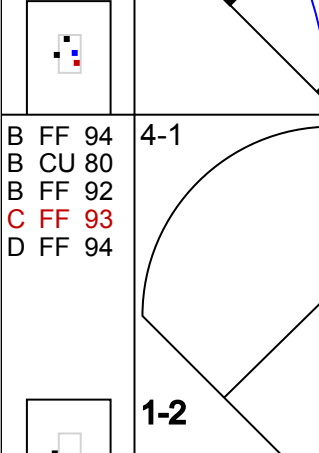
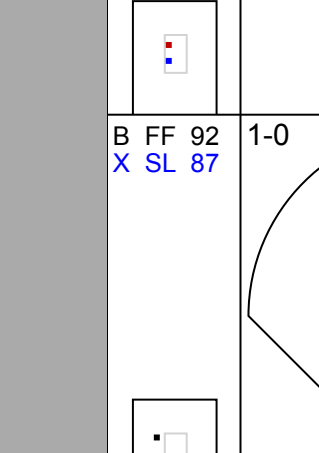

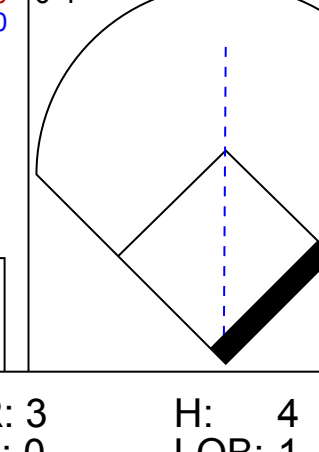
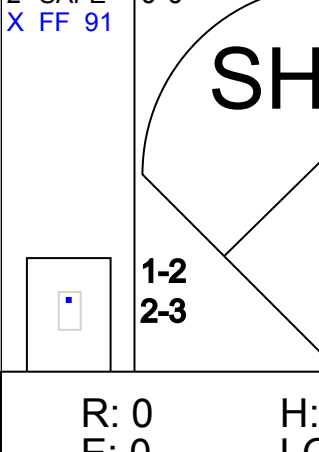

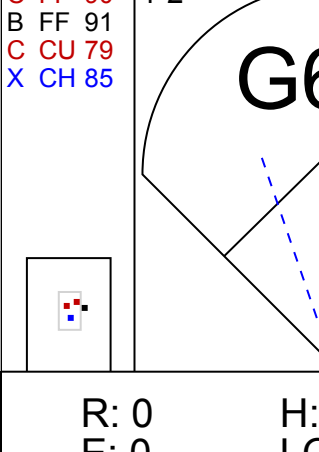
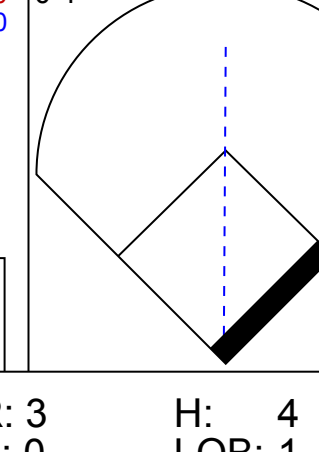
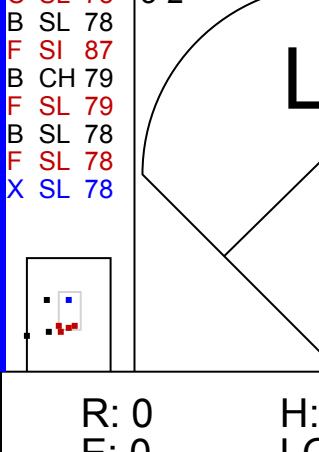
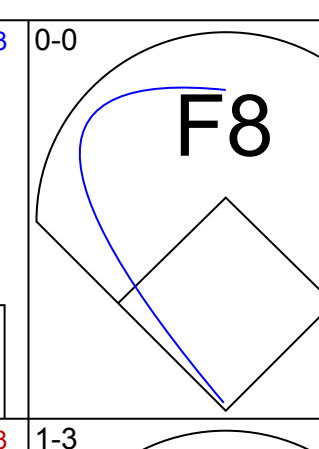

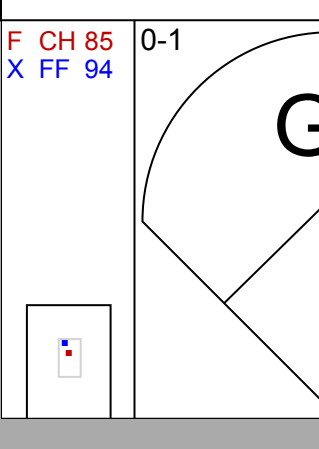
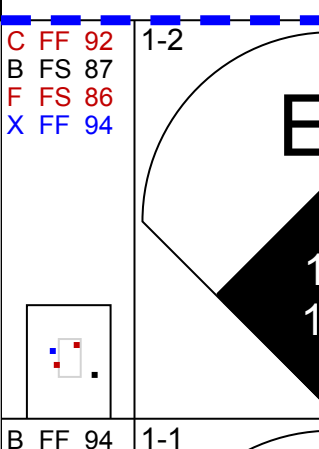
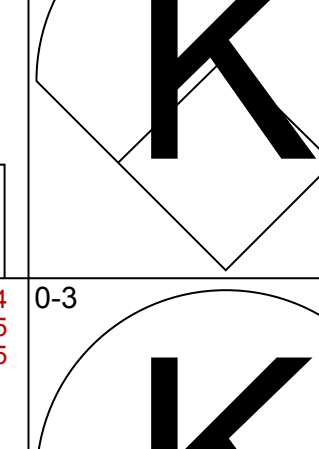

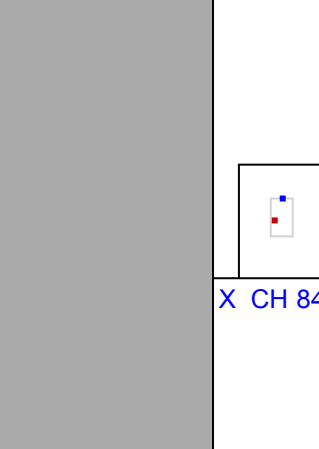
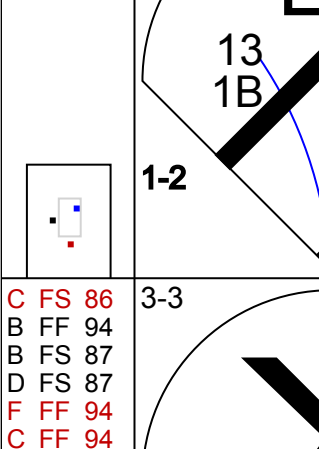
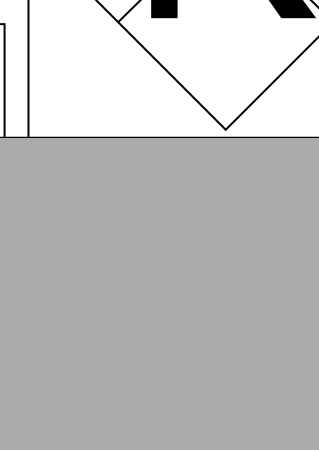
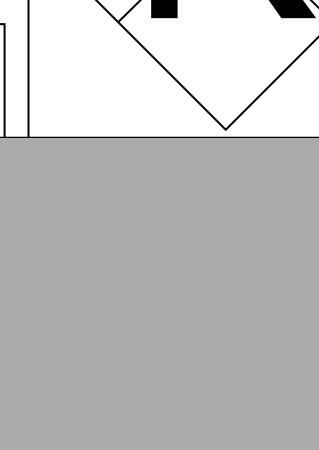
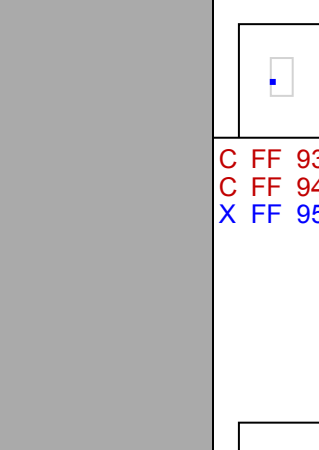
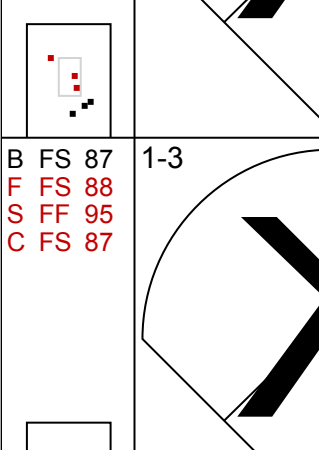

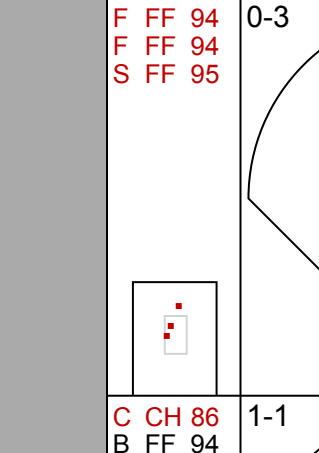

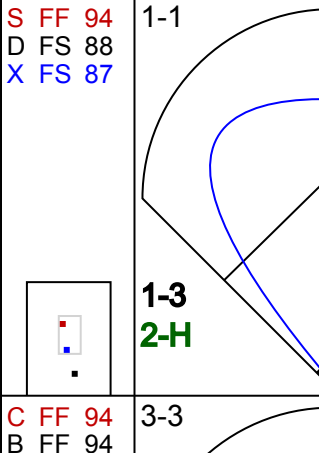
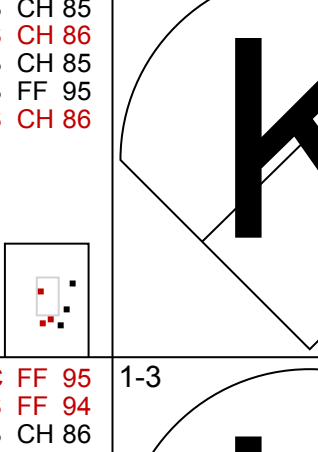
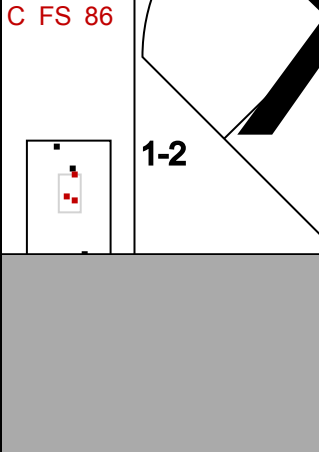
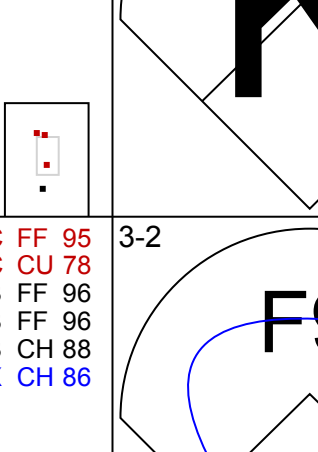
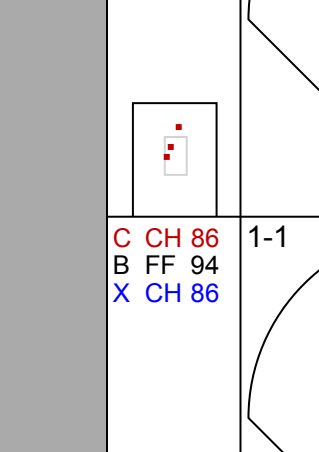
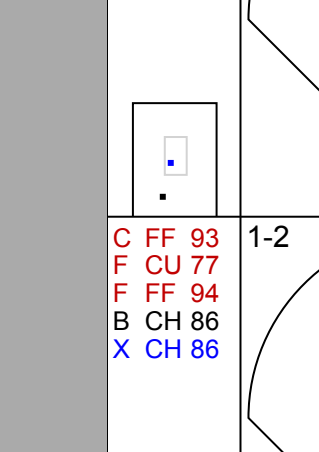
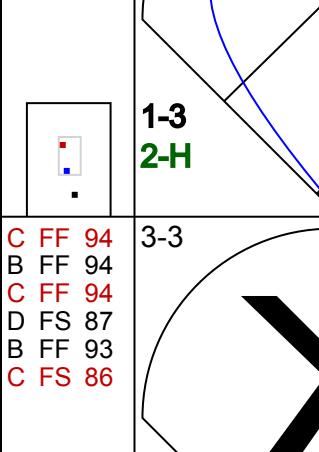

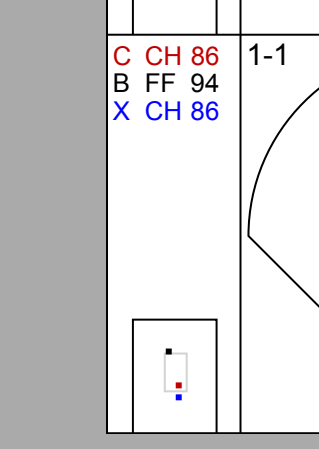
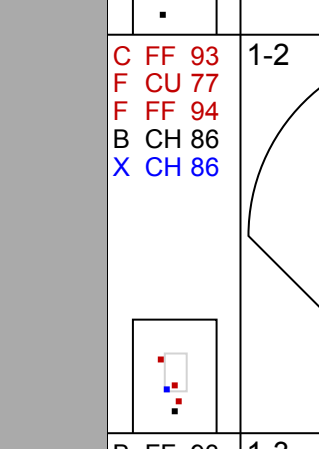
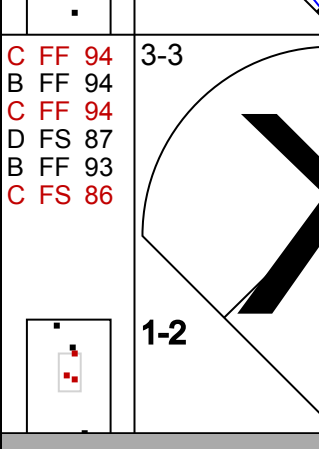
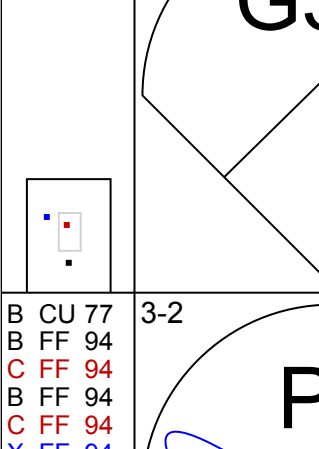
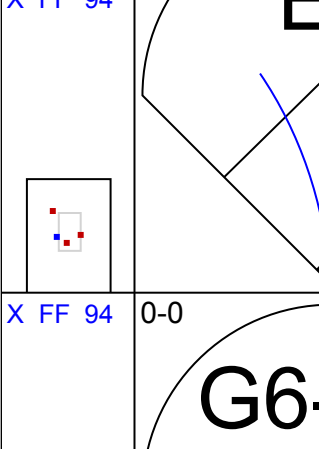
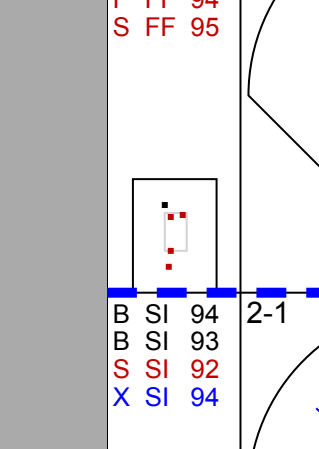
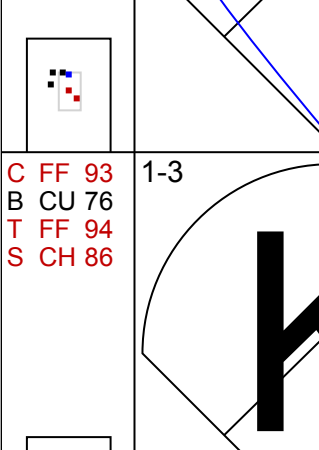
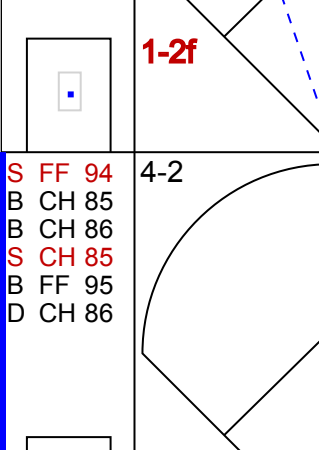
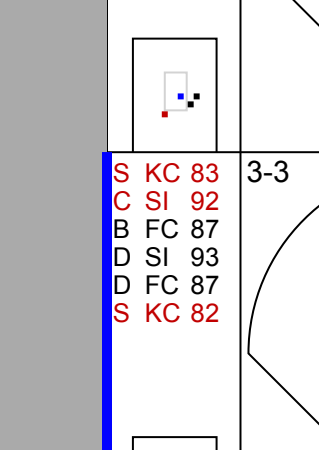
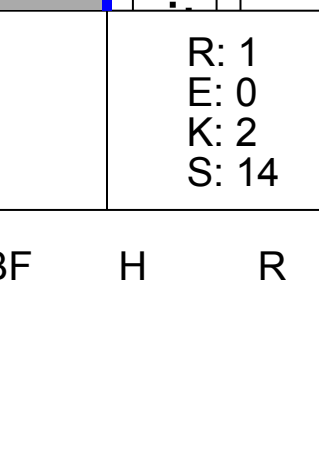

AB 37
R 7
H 11
RBI 6
BB 3
SO 8
LOB 16



| Batter | 1 | 2 | 3 | 4 | 5 | 6 | 7 | 8 | 9 | AB | R | H | RBI | BB | SO | LOB | BOTTOM | | | |
|---|---|---|---|---|---|---|---|---|---|---|---|---|---|---|---|---|---|----------------------------------|------------------------------------|----------------------------------|
| 19 Miguel Rojas, R OBP: 0.348, SLG: 0.368 | | | | | | | | | | 4 | 2 | 1 | 1 | 1 | 0 | 1 | San Diego Padres @ Miami Marlins Marlins Park, Miami, FL Tue Jul 16 2019, 7:11 PM - 10:24 PM EDT Att: 8,151 - Dome - 78 F | | | |
| 47 Harold Ramirez, R OBP: 0.324, SLG: 0.392 | | | | | | | | | | 5 | 2 | 2 | 2 | 0 | 0 | 1 | | | | |
| 26 Garrett Cooper, R OBP: 0.389, SLG: 0.520 | | | | | | | | | | 3 | 3 | 2 | 3 | 2 | 0 | 0 | | | | |
| 15 Brian Anderson, R OBP: 0.333, SLG: 0.431 | | | | | | | | | | 4 | 2 | 1 | 3 | 1 | 0 | 0 | | | | |
| 13 Starlin Castro, R OBP: 0.278, SLG: 0.350 | | | | | | | | | | 5 | 0 | 2 | 3 | 0 | 0 | 0 | | | | |
| 38 Jorge Alfaro, R OBP: 0.316, SLG: 0.435 | | | | | | | | | | 5 | 0 | 2 | 0 | 0 | 1 | 2 | | | | |
| 46 César Puello, R OBP: 0.398, SLG: 0.437 | | | | | | | | | | 3 | 1 | 2 | 0 | 1 | 1 | 1 | | | | |
| 2 Yadiel Rivera, R OBP: 0.283, SLG: 0.262 | | | | | | | | | | 4 | 2 | 2 | 0 | 0 | 0 | 3 | | | | |
| 50 Jordan Yamamoto, R OBP: 0.100, SLG: 0.100 57 Elieser Hernández, R ERA: 4.28 10 JT Riddle, L OBP: 0.230, SLG: 0.371 56 Tayron Guerrero, R ERA: 10.91 61 Adam Conley, L ERA: 4.91 | | | | | | | | | | 1 | 0 | 0 | 0 | 0 | 1 | 2 | | | | |
| Inning Stats | R: 3 E: 0 K: 0 S: 10 | H: 2 LOB: 0 BB: 1 P: 19 | R: 4 E: 0 K: 0 S: 13 | H: 3 LOB: 0 BB: 2 P: 28 | R: 0 E: 0 K: 1 S: 14 | H: 2 LOB: 0 BB: 0 P: 20 | R: 0 E: 0 K: 0 S: 9 | H: 0 LOB: 0 BB: 0 P: 12 | R: 0 E: 0 K: 1 S: 11 | H: 1 LOB: 1 BB: 0 P: 15 | R: 4 E: 0 K: 2 S: 19 | H: 3 LOB: 1 BB: 2 P: 34 | R: 0 E: 0 K: 1 S: 9 | H: 1 LOB: 1 BB: 0 P: 14 | R: 1 E: 0 K: 0 S: 11 | H: 2 LOB: 1 BB: 0 P: 19 | | 1B: 9 2B: 2 3B: 1 HR: 2 | SF: 0 SAC: 1 DP: 0 HBP: 0 | WP: 0 PB: 0 SB: 1 CS: 0 |
| PITCHER | IP WLS BF H R ER SO BB IBB HBP BLK WP HR S P ERA WHIP | IP WLS BF H R ER SO BB IBB HBP BLK WP HR S P ERA WHIP | IP WLS BF H R ER SO BB IBB HBP BLK WP HR S P ERA WHIP | IP WLS BF H R ER SO BB IBB HBP BLK WP HR S P ERA WHIP | IP WLS BF H R ER SO BB IBB HBP BLK WP HR S P ERA WHIP | IP WLS BF H R ER SO BB IBB HBP BLK WP HR S P ERA WHIP | IP WLS BF H R ER SO BB IBB HBP BLK WP HR S P ERA WHIP | IP WLS BF H R ER SO BB IBB HBP BLK WP HR S P ERA WHIP | IP WLS BF H R ER SO BB IBB HBP BLK WP HR S P ERA WHIP | IP WLS BF H R ER SO BB IBB HBP BLK WP HR S P ERA WHIP | IP WLS BF H R ER SO BB IBB HBP BLK WP HR S P ERA WHIP | IP WLS BF H R ER SO BB IBB HBP BLK WP HR S P ERA WHIP | IP WLS BF H R ER SO BB IBB HBP BLK WP HR S P ERA WHIP | IP WLS BF H R ER SO BB IBB HBP BLK WP HR S P ERA WHIP | IP WLS BF H R ER SO BB IBB HBP BLK WP HR S P ERA WHIP | IP WLS BF H R ER SO BB IBB HBP BLK WP HR S P ERA WHIP | IP WLS BF H R ER SO BB IBB HBP BLK WP HR S P ERA WHIP | | | |

AB 36
R 12
H 14
RBI 12
BB 5
SO 5
LOB 12



| Batter | 1 | 2 | 3 | 4 | 5 | 6 | 7 | 8 | 9 | AB R H RBI BB SO LOB | TOP | | | | | | | | | | | |
|--|---|---|---|---|---|---|---|---|---|----------------------------------|---|---|-------------------------------|----------------------------------|-------------------------------|----------------------------------|----------------------------------|------------------------------------|----------------------------------|------------------------------------|----------------------------------|--------|
| 23 Fernando Tatis Jr., R OBP: 0.391, SLG: 0.591 |  | |  |  | |  | | |  | 5 0 0 0 0 4 3 | San Diego Padres @ Miami Marlins Marlins Park, Miami, FL Wed Jul 17 2019, 7:11 PM - 9:55 PM EDT Att: 7,818 - Roof Closed - 78 F | | | | | | | | | | | |
| 30 Eric Hosmer, L OBP: 0.333, SLG: 0.440 |  | |  | |  | | | |  | 4 0 2 0 1 1 2 | | | | | | | | | | | | |
| 13 Manny Machado, R OBP: 0.344, SLG: 0.511 |  | |  | |  | | |  | | 3 0 2 0 1 0 1 | | | | | | | | | | | | |
| 32 Franmil Reyes, R OBP: 0.308, SLG: 0.547 |  | | |  | | | |  | | 3 0 0 0 1 0 3 | | | | | | | | | | | | |
| 4 Wil Myers, R OBP: 0.315, SLG: 0.399 |  | | | |  | | | | | 0 0 0 0 0 0 0 | | | | | | | | | | | | |
| 10 Hunter Renfroe, R OBP: 0.312, SLG: 0.591 | |  | |  | |  | | |  | 3 0 0 0 1 3 2 | | | | | | | | | | | | |
| 7 Manuel Margot, R OBP: 0.310, SLG: 0.380 | |  | |  | | | |  | | 4 1 1 0 0 1 3 | | | | | | | | | | | | |
| 5 Greg Garcia, L OBP: 0.348, SLG: 0.400 | |  | |  | |  | |  | | 4 1 2 1 0 0 1 | | | | | | | | | | | | |
| 18 Austin Hedges, R OBP: 0.250, SLG: 0.325 | |  | |  | |  | |  | | 3 1 1 2 1 0 1 | | | | | | | | | | | | |
| 59 Chris Paddack, R OBP: 0.083, SLG: 0.083 | | |  | |  | | | |  | 2 0 1 0 0 0 0 | | | | | | | | | | | | |
| 34 Craig Stammen, R ERA: 3.49 | | | | | | | | | | 0 0 0 0 0 0 0 | | | | | | | | | | | | |
| 22 Josh Naylor, L OBP: 0.286, SLG: 0.330 | | | | | | | | | | 1 0 0 0 0 0 0 | | | | | | | | | | | | |
| 39 Kirby Yates, L ERA: 3.99 | | | | | | | | | | 0 0 0 0 0 0 0 | | | | | | | | | | | | |
| Inning Stats | R: 0 E: 0 K: 1 S: 8 | H: 1 LOB: 1 BB: 1 P: 14 | R: 0 E: 0 K: 0 S: 8 | H: 0 LOB: 1 BB: 1 P: 19 | R: 0 E: 0 K: 0 S: 11 | H: 1 LOB: 1 BB: 0 P: 17 | R: 3 E: 0 K: 2 S: 18 | H: 4 LOB: 2 BB: 0 P: 24 | R: 0 E: 0 K: 1 S: 9 | H: 2 LOB: 2 BB: 1 P: 16 | R: 0 E: 0 K: 1 S: 10 | H: 1 LOB: 2 BB: 1 P: 19 | R: 0 E: 0 K: 1 S: 5 | H: 0 LOB: 0 BB: 1 P: 10 | R: 0 E: 0 K: 0 S: 5 | H: 0 LOB: 0 BB: 0 P: 8 | R: 0 E: 0 K: 2 S: 11 | H: 0 LOB: 0 BB: 0 P: 15 | 1B: 6 2B: 2 3B: 0 HR: 1 | SF: 0 SAC: 1 DP: 2 HBP: 0 | WP: 1 PB: 0 SB: 0 CS: 0 | PA: 38 |
| PITCHER | IP WLS BF H R ER SO BB IBB HBP BLK WP HR S P ERA WHIP | | | | | | | | | | | IP WLS BF H R ER SO BB IBB HBP BLK WP HR S P ERA WHIP | | | | | | | | | | |
| 36 Trevor Richards, R ERA: 4.24 | 5.0 L 24 8 3 3 5 3 0 0 0 0 1 1 54 90 5.40 2.200 | | | | | | | | | | | | | | | | | | | | | |
| 74 José Quijada, L ERA: 3.49 | 1.0 5 1 0 0 1 1 0 0 0 0 0 0 10 19 0.00 2.000 | | | | | | | | | | | | | | | | | | | | | |
| 66 Jarlin Garcia, L ERA: 2.86 | 1.0 3 0 0 0 1 1 0 0 0 0 0 0 5 10 0.00 1.000 | | | | | | | | | | | | | | | | | | | | | |
| 20 Wei-Yin Chen, L ERA: 7.97 | 1.0 3 0 0 0 0 0 0 0 0 0 0 0 5 8 0.00 0.000 | | | | | | | | | | | | | | | | | | | | | |
| 54 Sergio Romo, R ERA: 3.99 | 1.0 3 0 0 0 2 0 0 0 0 0 0 0 11 15 0.00 0.000 | | | | | | | | | | | | | | | | | | | | | |
| Batter | 1 | 2 | 3 | 4 | 5 | 6 | 7 | 8 | 9 | AB R H RBI BB SO LOB | BOTTOM | | | | | | | | | | | |
| 19 Miguel Rojas, R OBP: 0.344, SLG: 0.363 |  | |  | | |  | | |  | 4 1 0 0 0 0 1 | San Diego Padres @ Miami Marlins Marlins Park, Miami, FL Wed Jul 17 2019, 7:11 PM - 9:55 PM EDT Att: 7,818 - Roof Closed - 78 F | | | | | | | | | | | |
| 18 Neil Walker, S OBP: 0.345, SLG: 0.393 |  | |  | | | |  | |  | 4 0 0 0 0 1 1 | | | | | | | | | | | | |
| 10 JT Riddle, L OBP: 0.230, SLG: 0.371 |  | | |  | | |  | |  | 4 0 0 0 0 3 2 | | | | | | | | | | | | |
| 26 Garrett Cooper, R OBP: 0.383, SLG: 0.510 |  | | | |  | |  | |  | 4 0 0 0 0 2 2 | | | | | | | | | | | | |
| 15 Brian Anderson, R OBP: 0.330, SLG: 0.426 | |  | | | | | | |  | 4 0 0 0 0 2 2 | | | | | | | | | | | | |
| 13 Starlin Castro, R OBP: 0.280, SLG: 0.359 | |  | | |  | | |  |  | 4 1 2 2 0 2 0 | | | | | | | | | | | | |
| 21 Curtis Granderson, L OBP: 0.272, SLG: 0.362 | | |  | |  | | |  |  | 4 0 0 0 0 1 2 | | | | | | | | | | | | |
| 46 César Puello, R OBP: 0.387, SLG: 0.422 | | |  | | |  | |  | | 3 0 0 0 0 1 0 | | | | | | | | | | | | |
| 28 Bryan Holaday, R OBP: 0.407, SLG: 0.471 | | |  | | |  | |  | | 3 0 1 0 0 0 1 | | | | | | | | | | | | |
| 54 Sergio Romo, R ERA: 3.93 | | | | | | | |  | | 0 0 0 0 0 0 0 | | | | | | | | | | | | |
| 36 Trevor Richards, R OBP: 0.196, SLG: 0.100 | | | | | | | |  | | 1 0 0 0 0 1 0 | | | | | | | | | | | | |
| 74 José Quijada, L OBP: 0.266, SLG: 0.242 | | | | | | | | | | 0 0 0 0 0 0 0 | | | | | | | | | | | | |
| 66 Jarlin Garcia, L OBP: 0.230, SLG: 0.371 | | | | | | | | | | 0 0 0 0 0 0 0 | | | | | | | | | | | | |
| 20 Wei-Yin Chen, R OBP: 0.274, SLG: 0.434 | | | | | | | | | | 0 0 0 0 0 0 0 | | | | | | | | | | | | |
| 38 Jorge Alfaro, R OBP: 0.214, SLG: 0.244 | | | | | | | | | | 1 0 0 0 0 1 1 | | | | | | | | | | | | |
| Inning Stats | R: 0 E: 0 K: 2 S: 7 | H: 0 LOB: 0 BB: 0 P: 8 | R: 0 E: 0 K: 2 S: 9 | H: 0 LOB: 0 BB: 0 P: 16 | R: 0 E: 0 K: 1 S: 8 | H: 0 LOB: 0 BB: 0 P: 13 | R: 0 E: 0 K: 1 S: 9 | H: 0 LOB: 0 BB: 0 P: 14 | R: 0 E: 1 K: 0 S: 9 | H: 0 LOB: 1 BB: 1 P: 13 | R: 0 E: 0 K: 0 S: 6 | H: 0 LOB: 0 BB: 0 P: 6 | R: 1 E: 0 K: 2 S: 14 | H: 2 LOB: 1 BB: 0 P: 22 | R: 1 E: 2 K: 3 S: 16 | H: 1 LOB: 3 BB: 0 P: 26 | 1B: 2 2B: 0 3B: 0 HR: 1 | SF: 0 SAC: 0 DP: 1 HBP: 0 | WP: 0 PB: 0 SB: 1 CS: 0 | PA: 33 | | |
| PITCHER | IP WLS BF H R ER SO BB IBB HBP BLK WP HR S P ERA WHIP | | | | | | | | | | | IP WLS BF H R ER SO BB IBB HBP BLK WP HR S P ERA WHIP | | | | | | | | | | |
| 59 Chris Paddack, R ERA: 2.7 | 7.2 W 25 1 1 1 8 1 0 0 0 0 0 0 65 94 1.17 0.261 | | | | | | | | | | | | | | | | | | | | | |
| 34 Craig Stammen, R ERA: 3.93 | 0.1 H 2 1 0 0 1 0 0 0 0 0 0 5 10 0.00 3.000 | | | | | | | | | | | | | | | | | | | | | |
| 39 Kirby Yates, R ERA: 1.07 | 1.0 S 6 1 1 0 3 0 0 0 0 0 0 0 16 26 0.00 1.000 | | | | | | | | | | | | | | | | | | | | | |

| | |
|-----|----|
| AB | 32 |
| R | 3 |
| H | 9 |
| RBI | 3 |
| BB | 5 |
| SO | 9 |
| LOB | 16 |



| | |
|-----|----|
| AB | 32 |
| R | 2 |
| H | 3 |
| RBI | 2 |
| BB | 1 |
| SO | 12 |
| LOB | 10 |



| Batter | 1 | 2 | 3 | 4 | 5 | 6 | 7 | 8 | 9 | AB | R | H | RBI | BB | SO | LOB | TOP | | | |
|---|---|----------------------------------|-------------------------------|----------------------------------|-------------------------------|----------------------------------|-------------------------------|----------------------------------|-------------------------------|----------------------------------|-------------------------------|----------------------------------|-------------------------------|----------------------------------|------------------------------|----------------------------------|----------------------------------|------------------------------------|----------------------------------|--------|
| 23 Fernando Tatis Jr. R OBP: 0.392, SLG: 0.598 | | | | | | | | | | 4 | 1 | 1 | 1 | 1 | 2 | 2 | | | | |
| 30 Eric Hosmer L OBP: 0.331, SLG: 0.437 | | | | | | | | | | 5 | 0 | 1 | 0 | 0 | 1 | 1 | | | | |
| 13 Manny Machado R OBP: 0.341, SLG: 0.506 | | | | | | | | | | 4 | 0 | 0 | 0 | 0 | 1 | 2 | | | | |
| 10 Hunter Renfroe R OBP: 0.311, SLG: 0.589 | | | | | | | | | | 4 | 1 | 1 | 0 | 0 | 2 | 2 | | | | |
| 32 Franmil Reyes R OBP: 0.307, SLG: 0.541 | | | | | | | | | | 3 | 0 | 0 | 0 | 1 | 2 | 0 | | | | |
| 3 Ian Kinsler R OBP: 0.274, SLG: 0.359 | | | | | | | | | | 4 | 0 | 0 | 0 | 0 | 3 | 2 | | | | |
| 7 Manuel Margot R OBP: 0.322, SLG: 0.403 | | | | | | | | | | 3 | 1 | 3 | 0 | 1 | 0 | 0 | | | | |
| 18 Austin Hedges R OBP: 0.250, SLG: 0.322 | | | | | | | | | | 2 | 0 | 0 | 1 | 1 | 2 | 2 | | | | |
| 29 Dinelson Lamet R 4 Will Myers R 55 Matt Strahm L 27 Francisco Mejia S 52 Andrés Muñoz R 34 Craig Stammen R 22 Josh Naylor L 58 Trey Wingenter R | | | | | | | | | | 1 | 0 | 0 | 0 | 0 | 0 | 2 | | | | |
| Inning Stats | R: 0 E: 0 K: 1 S: 9 | H: 0 LOB: 0 BB: 0 P: 14 | R: 1 E: 0 K: 1 S: 11 | H: 2 LOB: 2 BB: 1 P: 20 | R: 0 E: 0 K: 2 S: 12 | H: 0 LOB: 1 BB: 1 P: 19 | R: 0 E: 0 K: 2 S: 12 | H: 1 LOB: 1 BB: 0 P: 18 | R: 1 E: 0 K: 1 S: 17 | H: 2 LOB: 1 BB: 2 P: 25 | R: 0 E: 0 K: 3 S: 10 | H: 0 LOB: 0 BB: 0 P: 15 | R: 0 E: 0 K: 3 S: 17 | H: 1 LOB: 1 BB: 0 P: 23 | R: 0 E: 0 K: 2 S: 7 | H: 0 LOB: 0 BB: 0 P: 11 | 1B: 3 2B: 2 3B: 1 HR: 1 | SF: 1 SAC: 0 DP: 0 HBP: 0 | WP: 0 PB: 0 SB: 0 CS: 0 | PA: 38 |
| PITCHER | IP WLS BF H R ER SO BB IBB HBP BLK WP HR S P ERA WHIP | | | | | | | | | | | | | | | | | | | |
| 31 Caleb Smith L ERA: 3.47 | 5.0 | 22 | 5 | 2 | 2 | 7 | 2 | 0 | 0 | 0 | 0 | 0 | 0 | 0 | 1 | 61 | 96 | 3.60 | 1.400 | |
| 56 Tayron Guerrero R ERA: 4.41 | 0.2 | 5 | 1 | 1 | 1 | 1 | 2 | 0 | 0 | 0 | 0 | 0 | 0 | 0 | 11 | 21 | 13.50 | 4.500 | | |
| 66 Jarlin Garcia L ERA: 2.83 | 0.1 | 1 | 0 | 0 | 0 | 0 | 0 | 0 | 0 | 0 | 0 | 0 | 0 | 1 | 2 | 0.00 | 0.000 | | | |
| 70 Nick Anderson R ERA: 4.24 | 2.0 | 7 | 1 | 0 | 0 | 5 | 0 | 0 | 0 | 0 | 0 | 0 | 0 | 27 | 38 | 0.00 | 0.500 | | | |
| 54 Sergio Romo R ERA: 3.79 | 1.0 | 3 | 0 | 0 | 0 | 2 | 0 | 0 | 0 | 0 | 0 | 0 | 0 | 7 | 11 | 0.00 | 0.000 | | | |

San Diego Padres @ Miami Marlins
Marlins Park, Miami, FL
Thu Jul 18 2019, 12:11 PM - 3:40 PM EDT
Att: 21,149 - Roof Closed - 77 F

AB 33
R 3
H 7
RBI 3
BB 4
SO 15
LOB 13

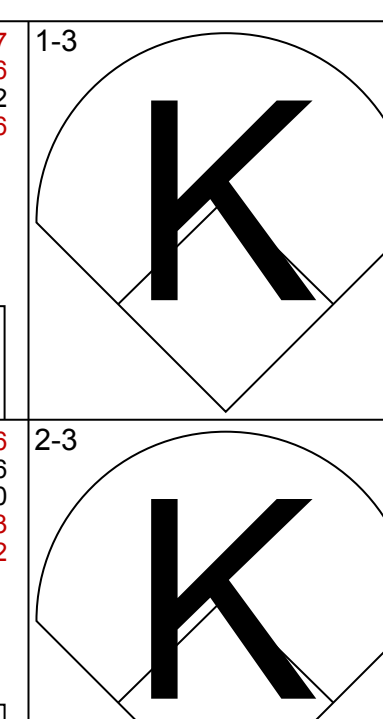
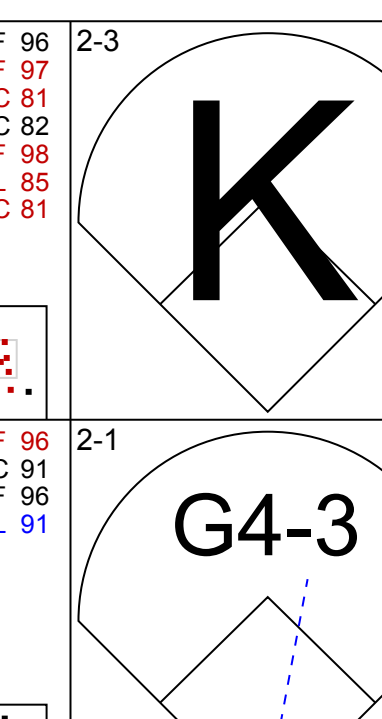
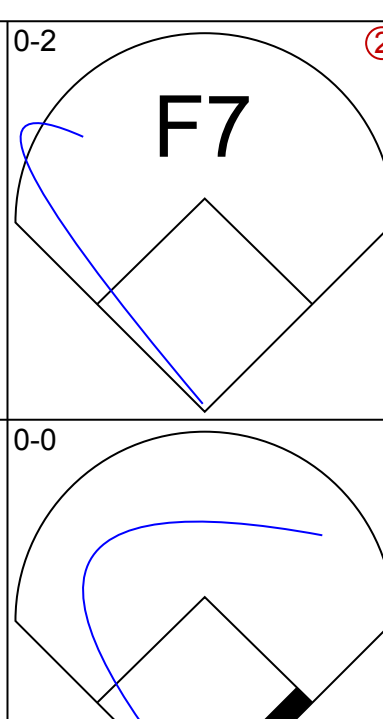
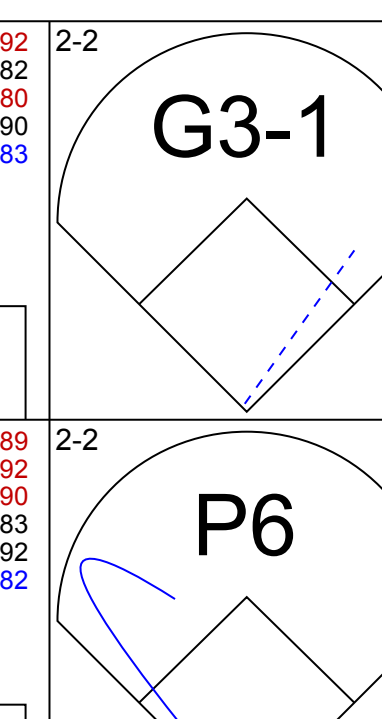
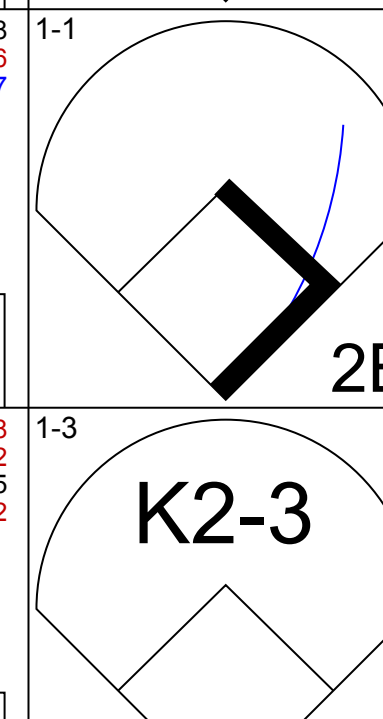

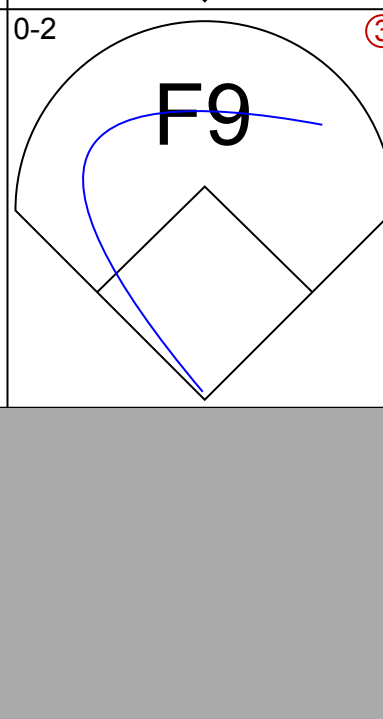


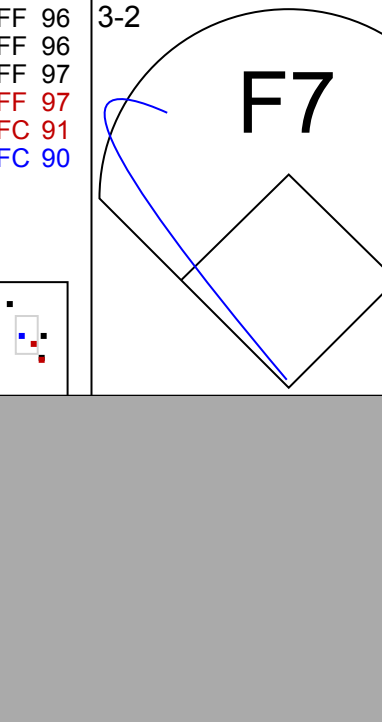

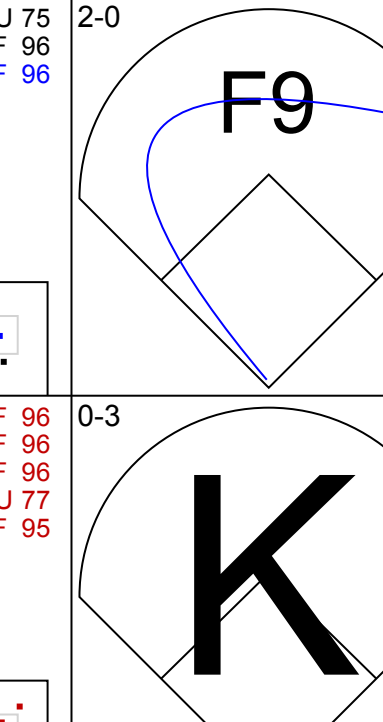


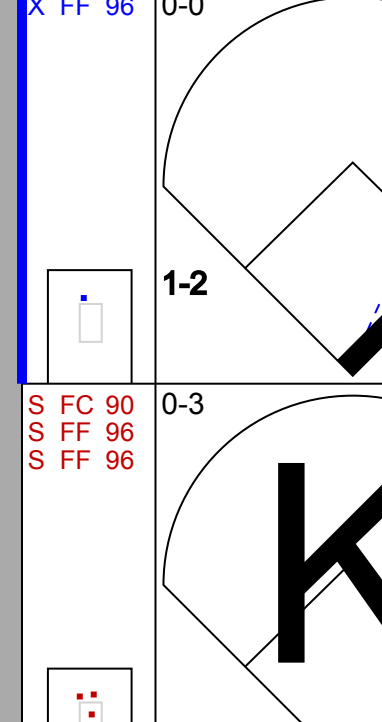

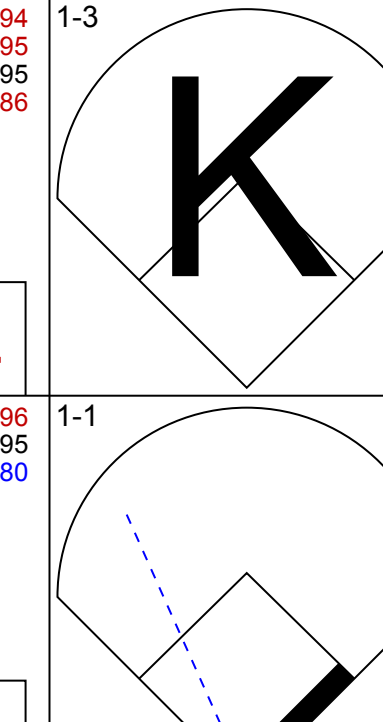
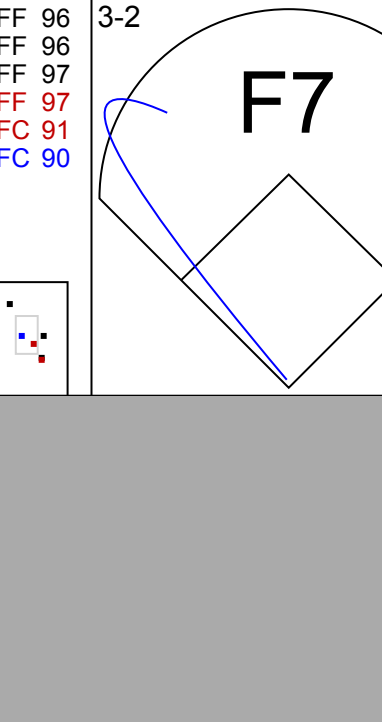
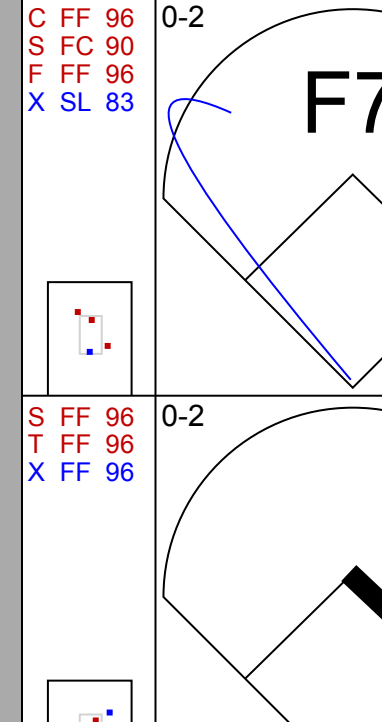
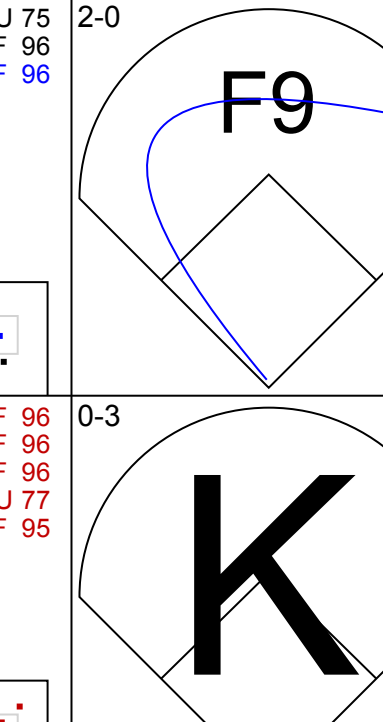
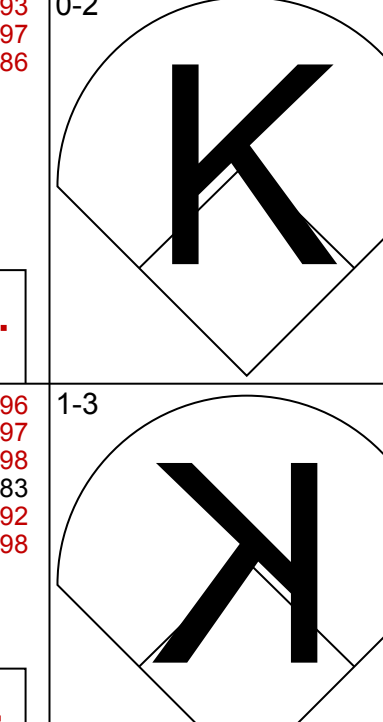
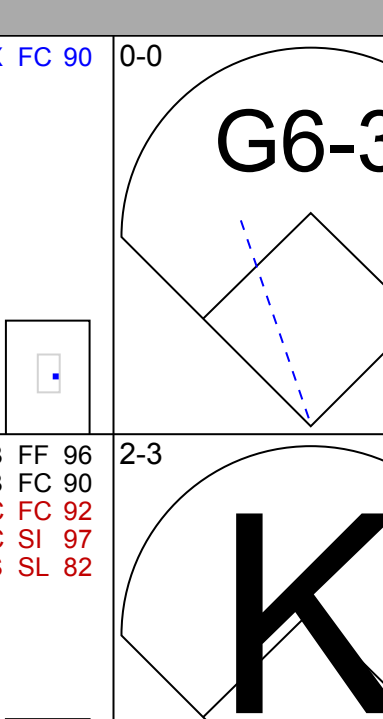
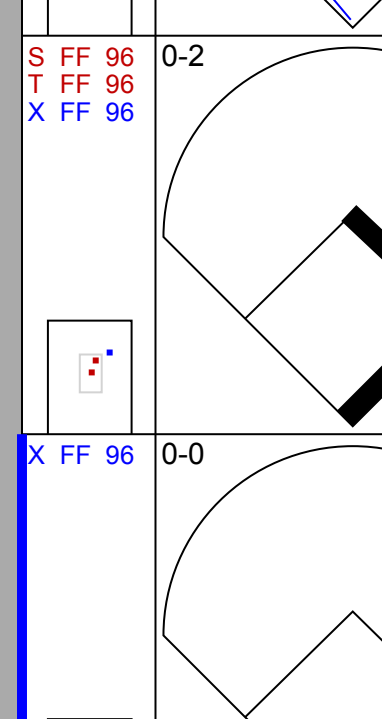
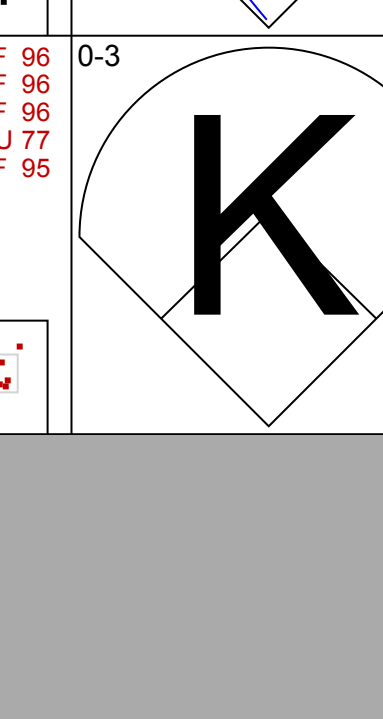
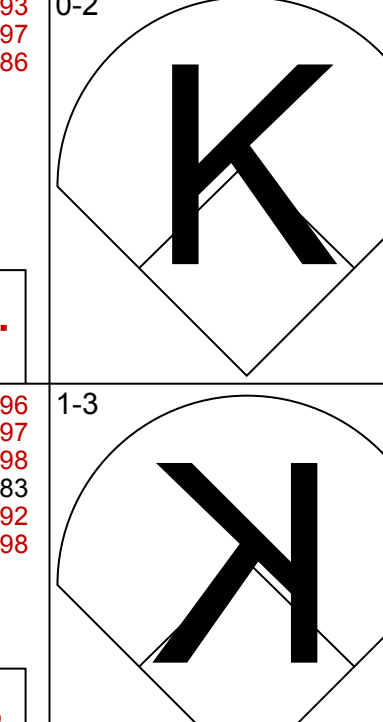
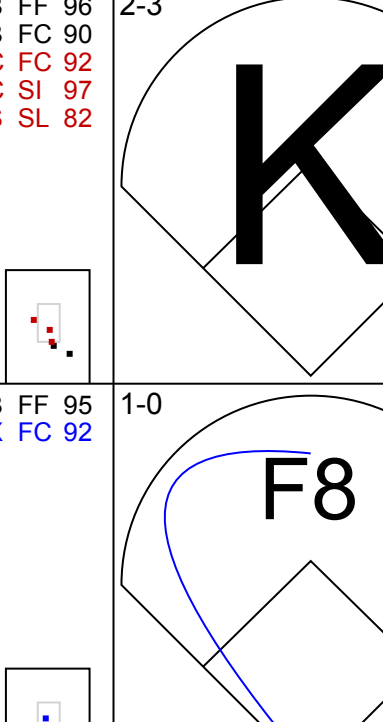
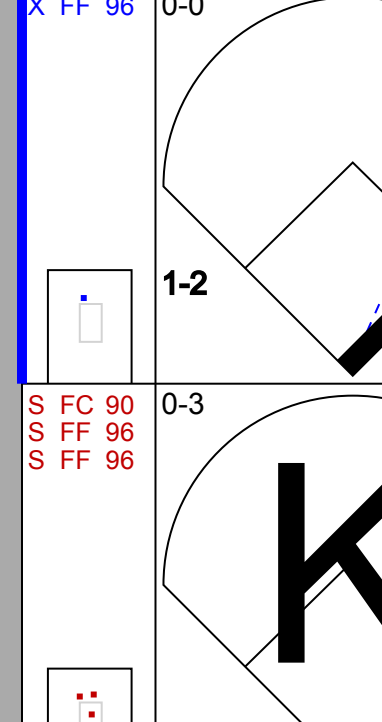
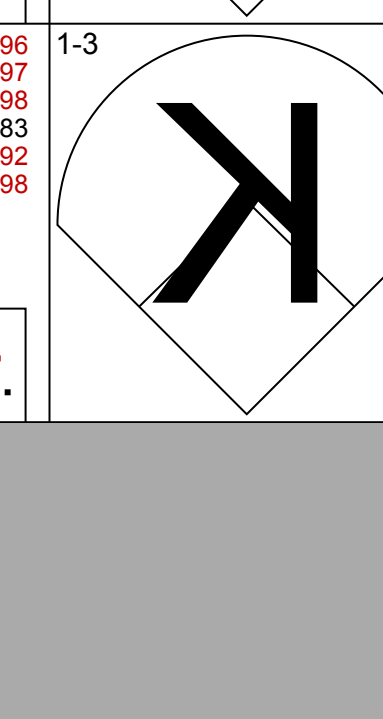
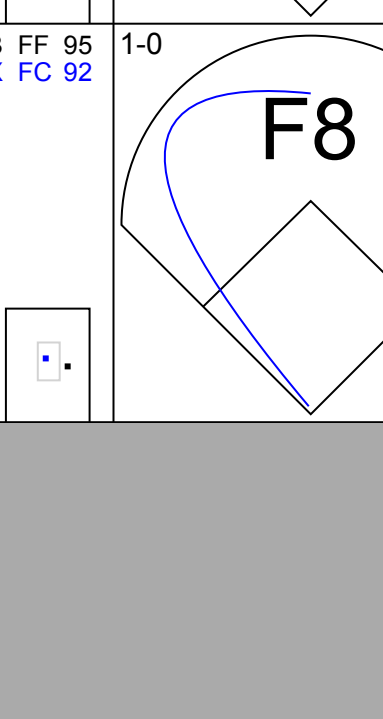
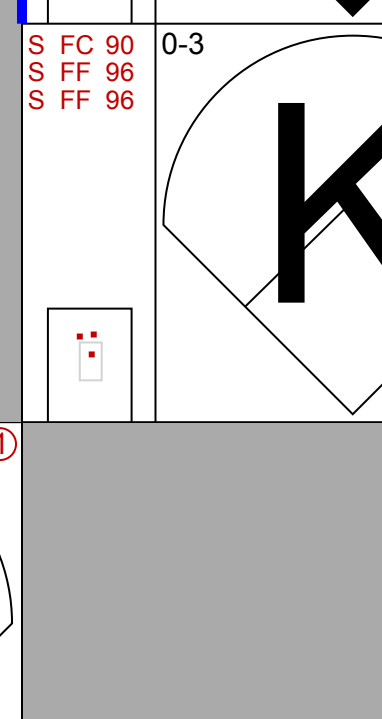
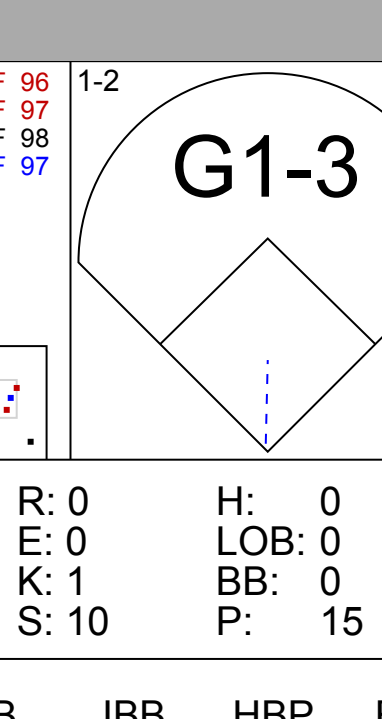
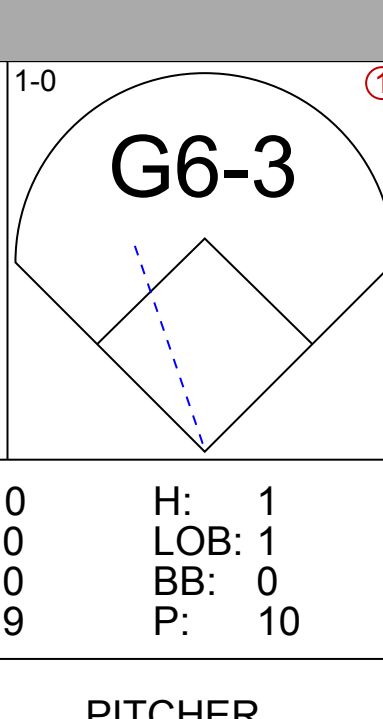
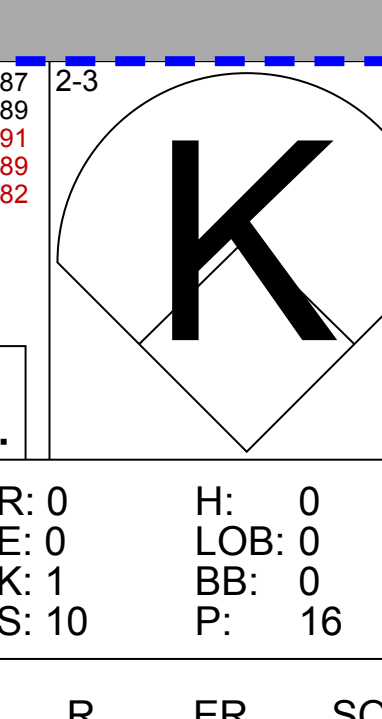


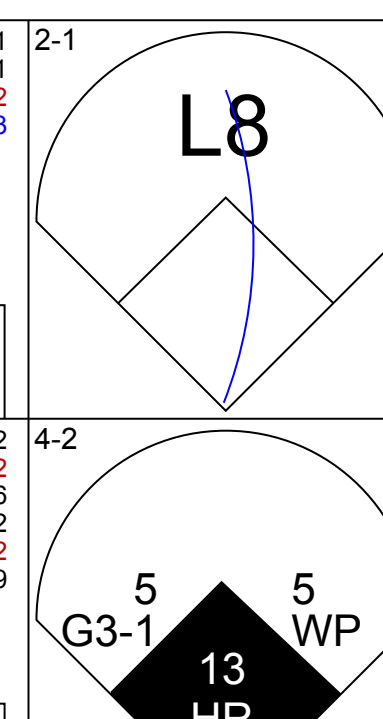
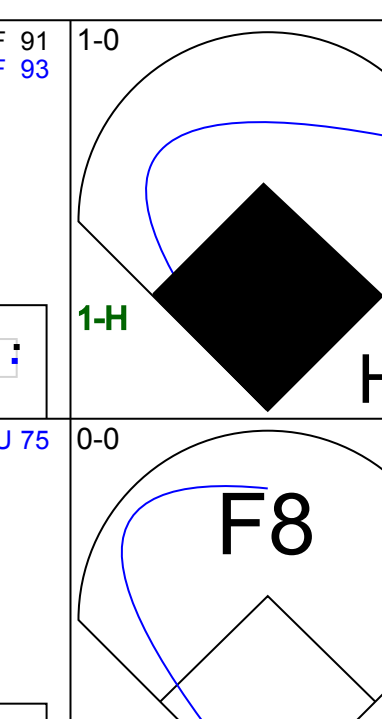
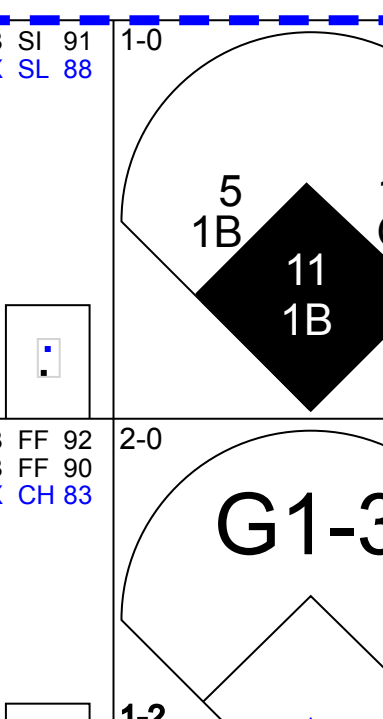

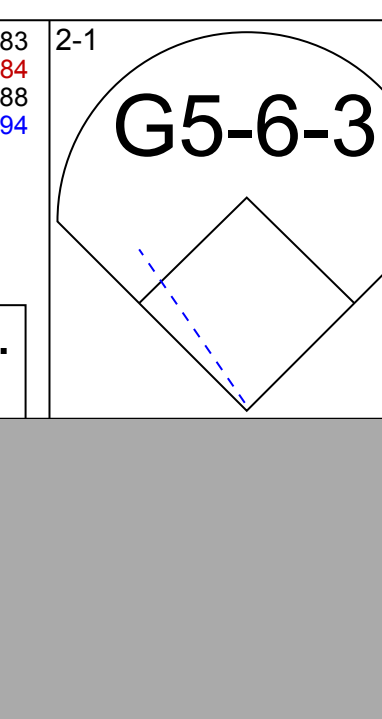
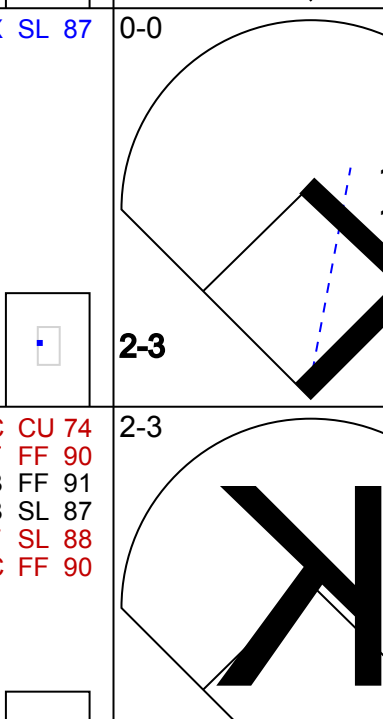
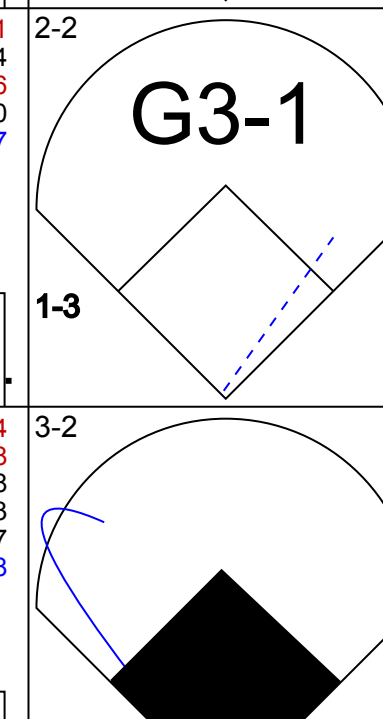
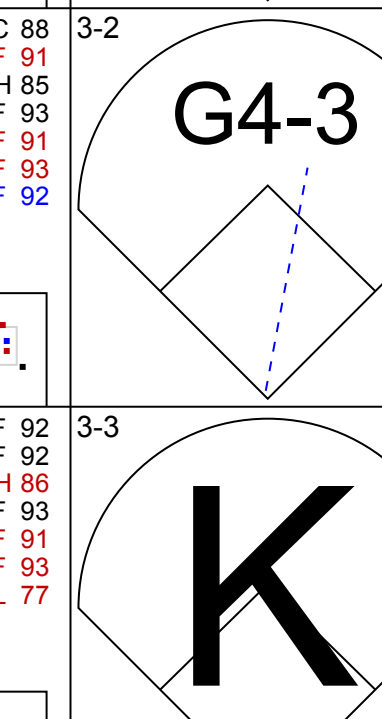
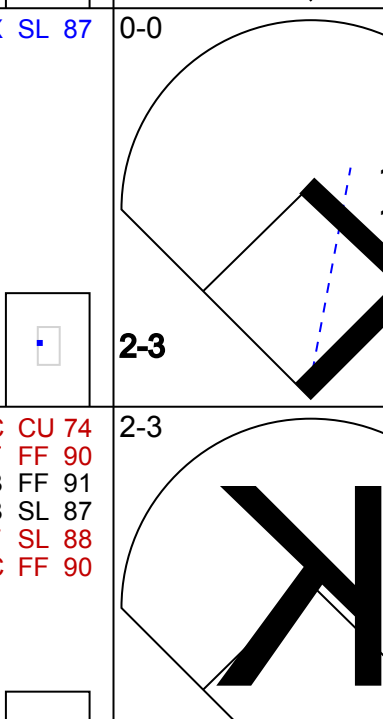
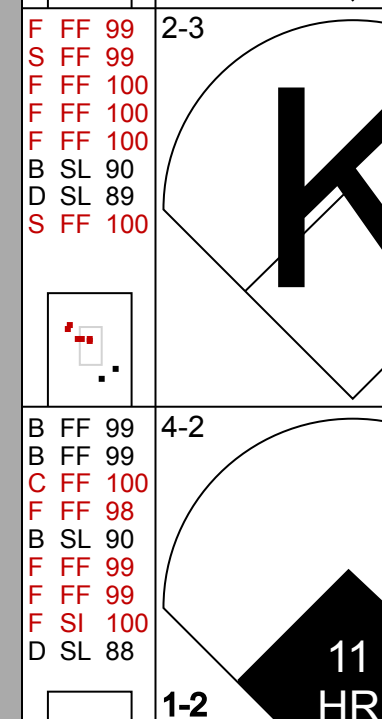

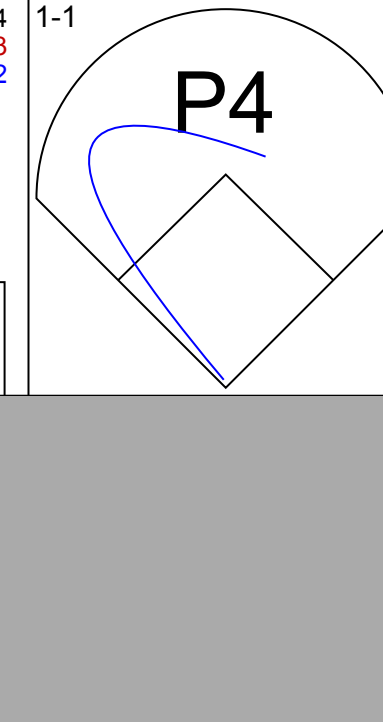

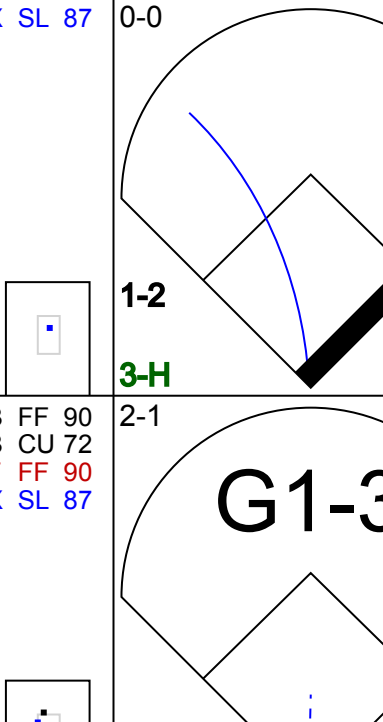
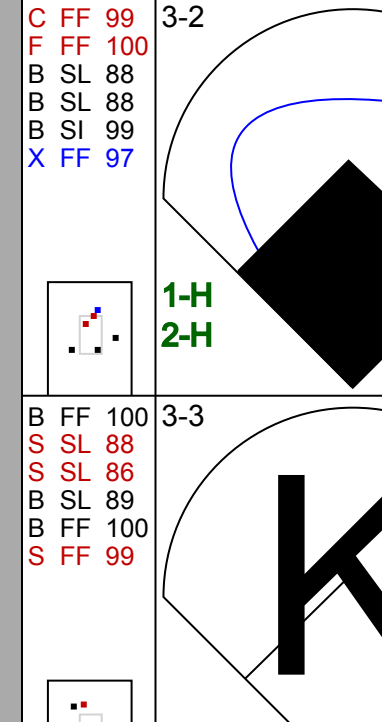




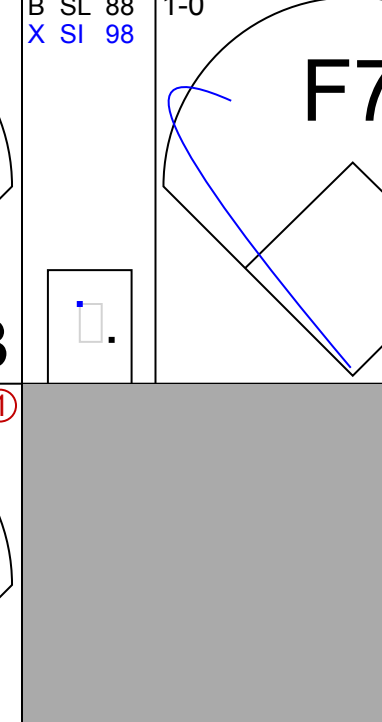
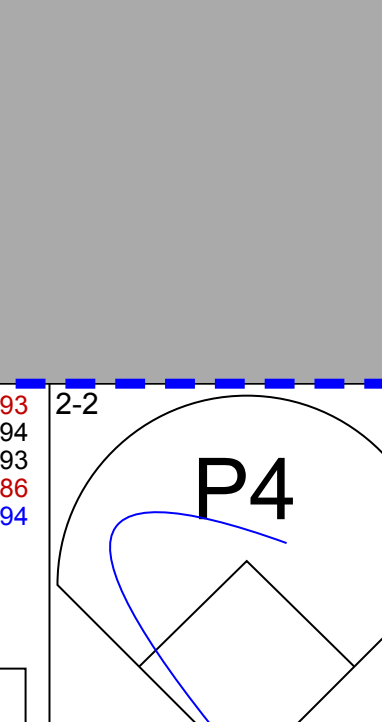

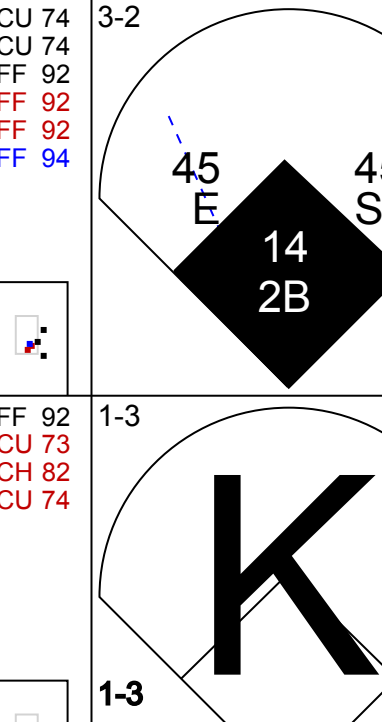
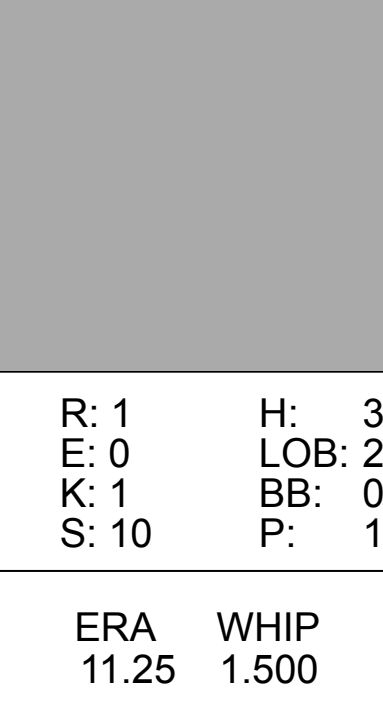
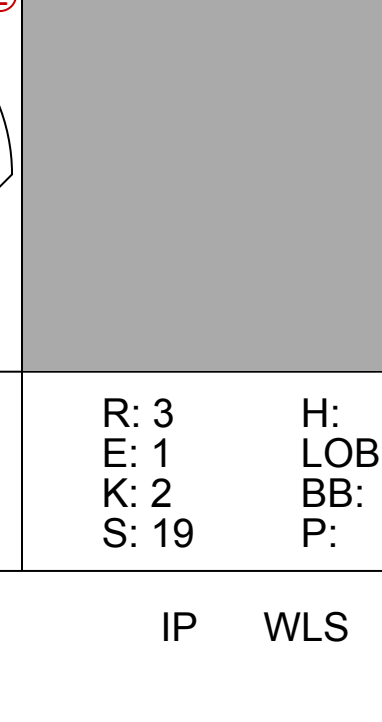
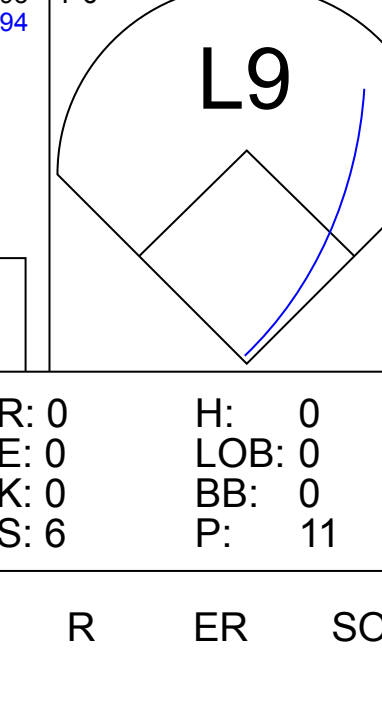
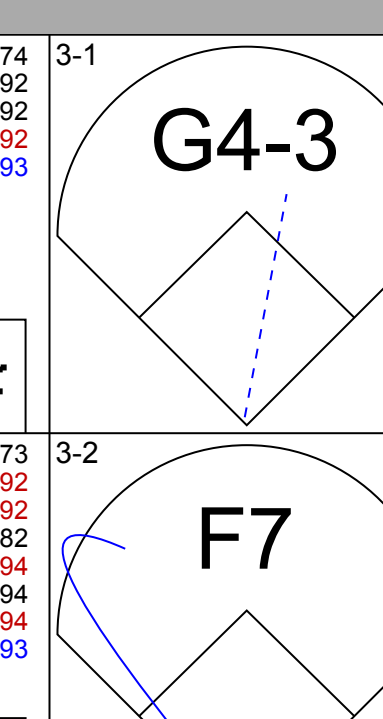
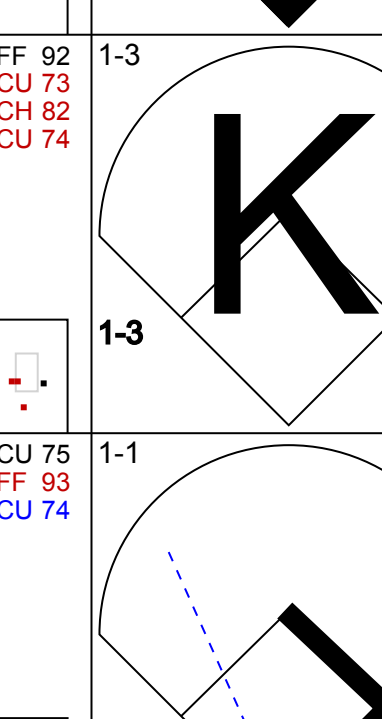
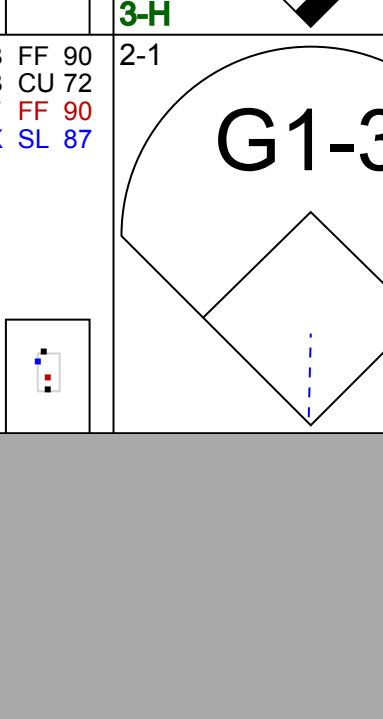
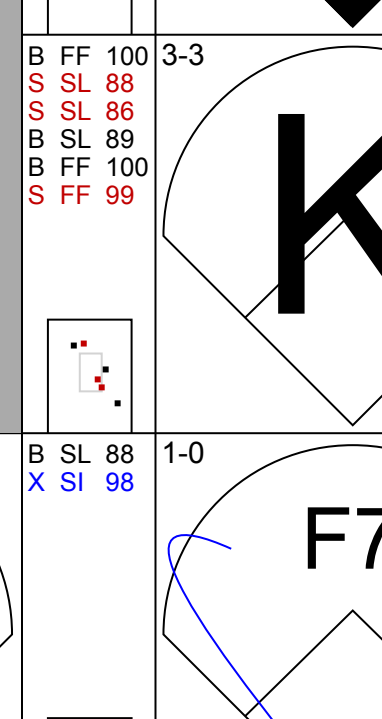
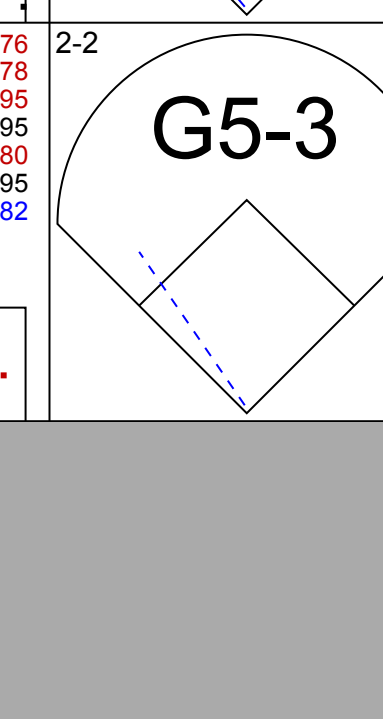
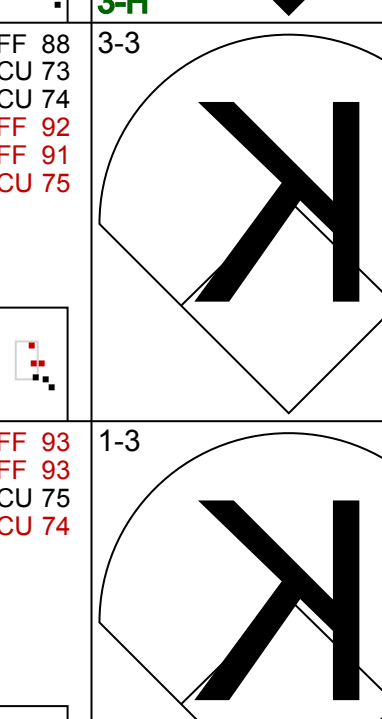
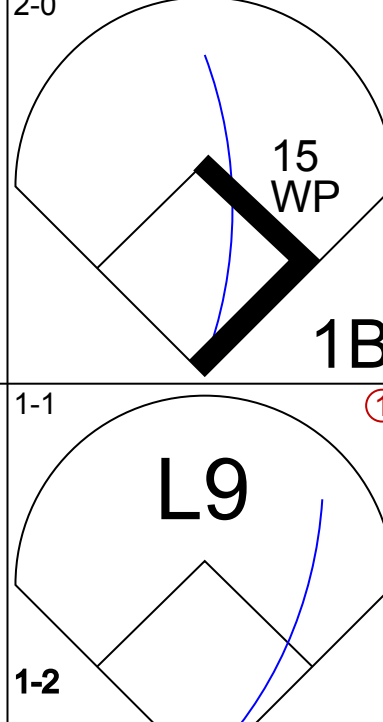
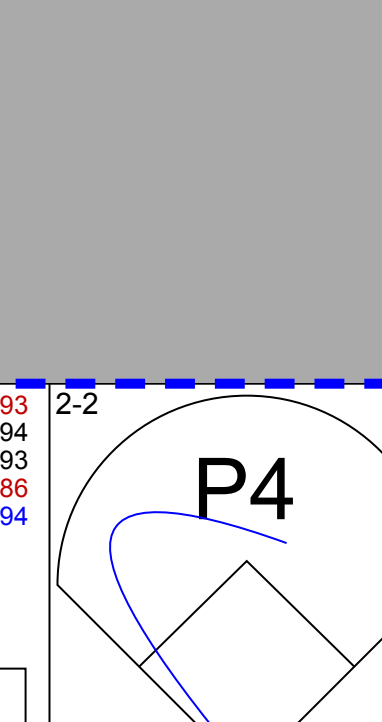
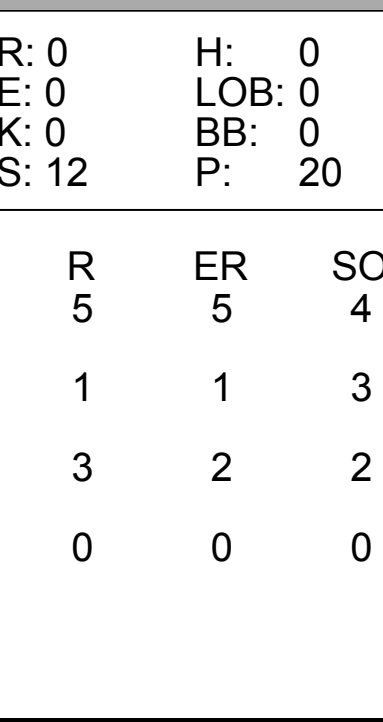
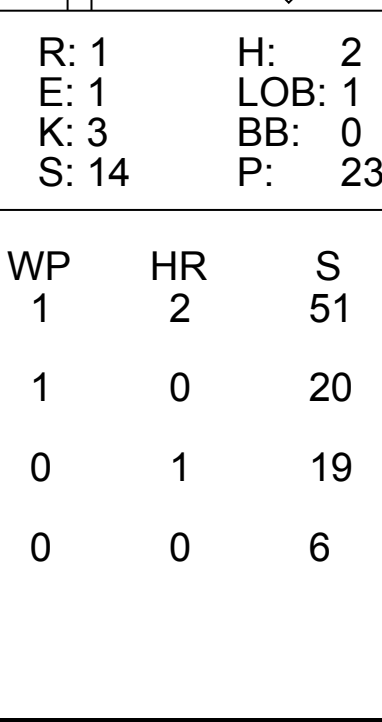
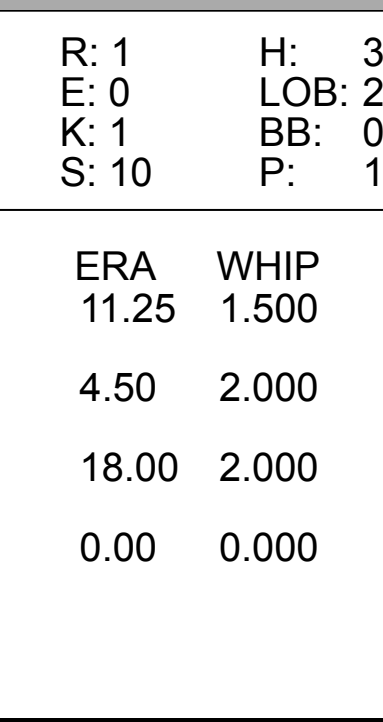
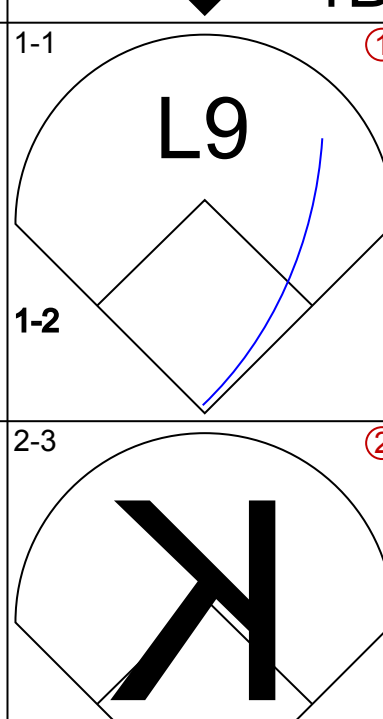
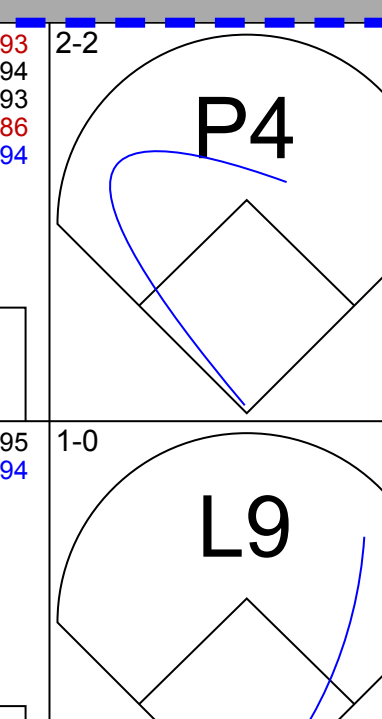
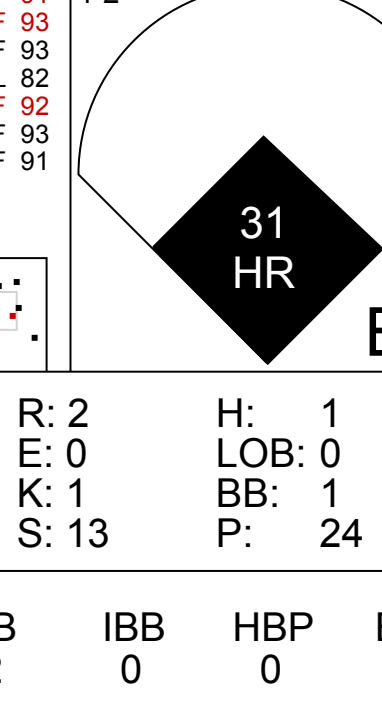
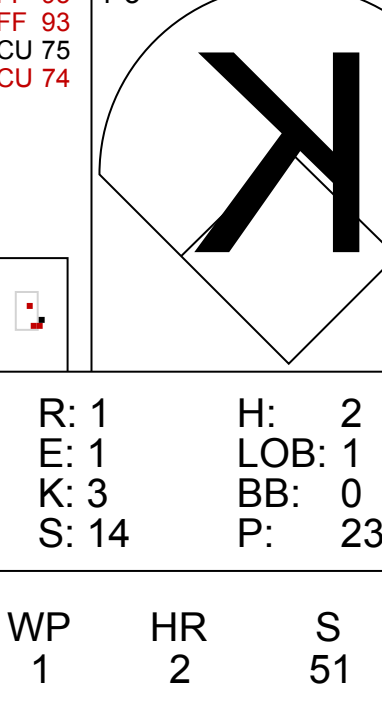
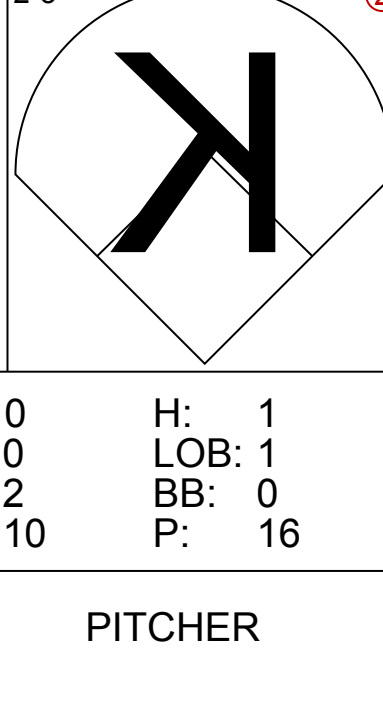
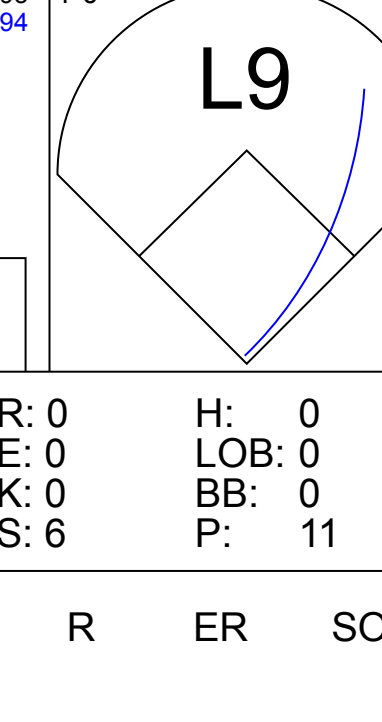
| Batter | 1 | 2 | 3 | 4 | 5 | 6 | 7 | 8 | 9 | AB | R | H | RBI | BB | SO | LOB | BOTTOM | | | | | |
|---|---|----------------------------------|-------------------------------|----------------------------------|------------------------------|---------------------------------|-------------------------------|----------------------------------|-------------------------------|----------------------------------|------------------------------|---------------------------------|-------------------------------|----------------------------------|------------------------------|----------------------------------|-------------------------------|----------------------------------|----------------------------------|------------------------------------|----------------------------------|--------|
| 19 Miguel Rojas R OBP: 0.340, SLG: 0.358 | | | | | | | | | | 5 | 0 | 0 | 0 | 0 | 1 | 5 | | | | | | |
| 18 Neil Walker S OBP: 0.351, SLG: 0.403 | | | | | | | | | | 5 | 0 | 3 | 1 | 0 | 1 | 0 | | | | | | |
| 26 Garrett Cooper R OBP: 0.387, SLG: 0.514 | | | | | | | | | | 4 | 0 | 2 | 0 | 1 | 2 | 4 | | | | | | |
| 2 Yadiel Rivera R OBP: 0.298, SLG: 0.262 | | | | | | | | | | 0 | 1 | 0 | 0 | 0 | 0 | 0 | | | | | | |
| 15 Brian Anderson R OBP: 0.331, SLG: 0.429 | | | | | | | | | | 5 | 0 | 2 | 1 | 0 | 1 | 3 | | | | | | |
| 13 Starlin Castro R OBP: 0.277, SLG: 0.355 | | | | | | | | | | 4 | 0 | 0 | 0 | 0 | 2 | 4 | | | | | | |
| 38 Jorge Alfaro R OBP: 0.313, SLG: 0.429 | | | | | | | | | | 3 | 1 | 0 | 0 | 1 | 2 | 2 | | | | | | |
| 47 Harold Ramirez R OBP: 0.322, SLG: 0.404 | | | | | | | | | | 4 | 1 | 1 | 1 | 0 | 1 | 3 | | | | | | |
| 46 César Puello R OBP: 0.391, SLG: 0.426 | | | | | | | | | | 4 | 1 | 2 | 0 | 0 | 1 | 2 | | | | | | |
| 31 Caleb Smith R 56 Tayron Guerrero R 66 Jarlin Garcia L 14 Martín Prado R 70 Nick Anderson R 21 Curtis Granderson L 54 Sergio Romo R | | | | | | | | | | 2 | 0 | 1 | 0 | 0 | 0 | 1 | | | | | | |
| Inning Stats | R: 0 E: 0 K: 0 S: 13 | H: 1 LOB: 2 BB: 1 P: 23 | R: 2 E: 1 K: 2 S: 18 | H: 2 LOB: 2 BB: 1 P: 29 | R: 0 E: 0 K: 1 S: 7 | H: 0 LOB: 0 BB: 0 P: 8 | R: 1 E: 0 K: 2 S: 17 | H: 3 LOB: 2 BB: 0 P: 25 | R: 0 E: 0 K: 0 S: 15 | H: 1 LOB: 2 BB: 0 P: 20 | R: 0 E: 0 K: 0 S: 7 | H: 0 LOB: 0 BB: 0 P: 9 | R: 0 E: 0 K: 3 S: 15 | H: 1 LOB: 1 BB: 0 P: 22 | R: 0 E: 0 K: 0 S: 8 | H: 1 LOB: 1 BB: 1 P: 15 | R: 1 E: 0 K: 1 S: 11 | H: 2 LOB: 2 BB: 0 P: 16 | 1B: 7 2B: 3 3B: 0 HR: 1 | SF: 0 SAC: 0 DP: 1 HBP: 0 | WP: 0 PB: 0 SB: 1 CS: 0 | PA: 40 |
| PITCHER | IP WLS BF H R ER SO BB IBB HBP BLK WP HR S P ERA WHIP | | | | | | | | | | | | | | | | | | | | | |
| 29 Dinelson Lamet R ERA: 5.14 | 4.0 | 21 | 6 | 3 | 1 | 1 | 2 | 0 | 0 | 0 | 0 | 0 | 0 | 0 | 15 | 20 | 0.00 | 1.000 | | | | |
| 55 Matt Strahm L ERA: 5.4 | 1.0 | 5 | 1 | 0 | 0 | 2 | 0 | 0 | 0 | 0 | 0 | 0 | 0 | 22 | 31 | 0.00 | 0.500 | | | | | |
| 52 Andrés Muñoz R ERA: | 2.0 | 7 | 1 | 0 | 0 | 3 | 0 | 0 | 0 | 0 | 0 | 0 | 0 | 8 | 15 | 0.00 | 2.000 | | | | | |
| 34 Craig Stammen R ERA: 3.75 | 1.0 | 4 | 1 | 0 | 0 | 0 | 1 | 0 | 0 | 0 | 0 | 0 | 0 | 11 | 16 | 27.00 | 6.000 | | | | | |
| 58 Trey Wingenter R ERA: 4.5 | 0.1 | 3 | 2 | 1 | 1 | 1 | 0 | 0 | 0 | 0 | 0 | 0 | 0 | 11 | 16 | 27.00 | 6.000 | | | | | |

San Diego Padres @ Miami Marlins
Marlins Park, Miami, FL
Thu Jul 18 2019, 12:11 PM - 3:40 PM EDT
Att: 21,149 - Roof Closed - 77 F

AB 37
R 4
H 11
RBI 3
BB 3
SO 11
LOB 24



| Batter | 1 | 2 | 3 | 4 | 5 | 6 | 7 | 8 | 9 | AB | R | H | RBI | BB | SO | LOB | TOP | | | | | |
|---|--|--|---|---|---|---|--|---|--|---------------------------------|------------------------------|----------------------------------|-------------------------------|----------------------------------|-------------------------------|----------------------------------|---|----------------------------------|----------------------------------|------------------------------------|----------------------------------|--------|
| 21 Curtis Granderson, L (1.7) OBP: 0.271, SLG: 0.355 |  | |  | | |  | |  | | 4 | 0 | 0 | 0 | 0 | 2 | 0 | Miami Marlins @ Los Angeles Dodgers Dodger Stadium, Los Angeles, CA Sun Jul 21 2019, 1:11 PM - 3:51 PM PDT Att: 47,469 - Partly Cloudy - 82 F | | | | | |
| 26 Garrett Cooper, R (1.3) OBP: 0.385, SLG: 0.507 |  | |  | | |  | |  | | 4 | 0 | 1 | 0 | 0 | 1 | 0 | | | | | | |
| 15 Brian Anderson, R (1.9) OBP: 0.326, SLG: 0.425 |  | | |  | |  | | |  | 4 | 0 | 1 | 0 | 0 | 2 | 1 | | | | | | |
| 18 Neil Walker, S (1.5) OBP: 0.346, SLG: 0.401 |  | | |  | | |  | |  | 4 | 0 | 1 | 0 | 0 | 2 | 1 | | | | | | |
| 13 Starlin Castro, R (1.4) OBP: 0.274, SLG: 0.356 | |  | |  | | |  | |  | 4 | 0 | 0 | 0 | 0 | 1 | 1 | | | | | | |
| 38 Jorge Alfaro, R (1.2) OBP: 0.318, SLG: 0.435 |  | | | |  | |  | |  | 4 | 0 | 2 | 0 | 0 | 1 | 1 | | | | | | |
| 46 César Puello, R (1.8) OBP: 0.378, SLG: 0.396 | |  | |  | | |  | | | 2 | 0 | 0 | 0 | 0 | 2 | 1 | | | | | | |
| 19 Miguel Rojas, R (7, PH) OBP: 0.339, SLG: 0.354 | | | | | | | | | | 0 | 0 | 0 | 0 | 0 | 0 | 0 | | | | | | |
| 56 Tayron Guerrero, R (7.1) | | | | | | | | | | 0 | 0 | 0 | 0 | 0 | 0 | 0 | | | | | | |
| 61 Adam Conley, L (8.1) | | | | | | | | | | 0 | 0 | 0 | 0 | 0 | 0 | 0 | | | | | | |
| 2 Yadiel Rivera, R (1.6) OBP: 0.283, SLG: 0.234 |  | | | |  | |  | | | 3 | 0 | 0 | 0 | 0 | 2 | 3 | | | | | | |
| 50 Jordan Yamamoto, R(1.1) OBP: 0.091, SLG: 0.091 | | | | | | | | | | 1 | 0 | 0 | 0 | 0 | 0 | 0 | | | | | | |
| 47 Harold Ramírez, R (5.8) OBP: 0.317, SLG: 0.392 | | |  | | |  | |  | | 2 | 0 | 0 | 0 | 0 | 1 | 0 | | | | | | |
| Inning Stats | R: 0 E: 0 K: 3 S: 11 | H: 1 LOB: 1 BB: 0 P: 16 | R: 0 E: 0 K: 3 S: 13 | H: 1 LOB: 1 BB: 0 P: 16 | R: 0 E: 0 K: 1 S: 10 | H: 0 LOB: 0 BB: 0 P: 15 | R: 0 E: 0 K: 1 S: 9 | H: 0 LOB: 0 BB: 0 P: 13 | R: 0 E: 0 K: 1 S: 5 | H: 0 LOB: 0 BB: 0 P: 8 | R: 0 E: 0 K: 0 S: 9 | H: 1 LOB: 1 BB: 0 P: 10 | R: 0 E: 0 K: 2 S: 14 | H: 2 LOB: 2 BB: 0 P: 16 | R: 0 E: 0 K: 1 S: 10 | H: 0 LOB: 0 BB: 0 P: 16 | R: 0 E: 0 K: 2 S: 13 | H: 1 LOB: 1 BB: 0 P: 15 | 1B: 4 2B: 2 3B: 0 HR: 0 | SF: 0 SAC: 0 DP: 0 HBP: 0 | WP: 0 PB: 0 SB: 0 CS: 0 | PA: 33 |
| PITCHER | IP | WLS | BF | H | R | ER | SO | BB | IBB | HBP | BLK | WP | HR | S | P | ERA | WHIP | | | | | |
| 21 Walker Buehler, R (1.1) ERA: 3.23 | 7.0 | W | 26 | 5 | 0 | 0 | 11 | 0 | 0 | 0 | 0 | 0 | 0 | 71 | 94 | 0.00 | 0.714 | | | | | |
| 65 Casey Sadler, R (8.1) ERA: 1.93 | 1.0 | | 3 | 0 | 0 | 0 | 1 | 0 | 0 | 0 | 0 | 0 | 0 | 10 | 16 | 0.00 | 0.000 | | | | | |
| 64 Caleb Ferguson, L (9.1) ERA: 6.38 | 1.0 | | 4 | 1 | 0 | 0 | 2 | 0 | 0 | 0 | 0 | 0 | 0 | 13 | 15 | 0.00 | 1.000 | | | | | |

| Batter | 1 | 2 | 3 | 4 | 5 | 6 | 7 | 8 | 9 | AB | R | H | RBI | BB | SO | LOB | BOTTOM | | | | | |
|---|---|----------------------------------|---|---|--|---|---|---|---|----------------------------------|-------------------------------|----------------------------------|-------------------------------|----------------------------------|------------------------------|----------------------------------|---|----------------------------------|----------------------------------|------------------------------------|----------------------------------|--------|
| 31 Joc Pederson, L (1.9) OBP: 0.329, SLG: 0.528 |  | |  | |  |  | |  | | 4 | 2 | 2 | 2 | 0 | 1 | 1 | Miami Marlins @ Los Angeles Dodgers Dodger Stadium, Los Angeles, CA Sun Jul 21 2019, 1:11 PM - 3:51 PM PDT Att: 47,469 - Partly Cloudy - 82 F | | | | | |
| 55 Russell Martin, R (8, PH) OBP: 0.352, SLG: 0.289 | | | | |  | | | | | 1 | 0 | 0 | 0 | 0 | 0 | 0 | | | | | | |
| 10 Justin Turner, R (1.5) OBP: 0.373, SLG: 0.468 |  | |  | |  | |  | |  | 3 | 2 | 0 | 0 | 1 | 0 | 1 | | | | | | |
| 5 Corey Seager, L (1.6) OBP: 0.353, SLG: 0.445 |  | |  | |  | |  | |  | 4 | 0 | 1 | 0 | 0 | 1 | 2 | | | | | | |
| 13 Max Muncy, L (1.3) OBP: 0.371, SLG: 0.546 |  | |  | |  | |  | |  | 3 | 2 | 1 | 2 | 1 | 2 | 2 | | | | | | |
| 11 AJ Pollock, R (1.8) OBP: 0.329, SLG: 0.444 |  | | |  |  | |  | |  | 4 | 2 | 3 | 4 | 0 | 0 | 0 | | | | | | |
| 45 Matt Beatty, L (1.7) OBP: 0.325, SLG: 0.513 |  | |  | |  | |  | | | 4 | 0 | 0 | 0 | 0 | 2 | 3 | | | | | | |
| 14 Enrique Hernández, R (1.4) OBP: 0.309, SLG: 0.434 |  | | |  | |  | |  | | 4 | 0 | 2 | 1 | 0 | 0 | 0 | | | | | | |
| 15 Austin Barnes, R (1.2) OBP: 0.288, SLG: 0.333 |  | |  | |  | |  | |  | 4 | 0 | 0 | 0 | 0 | 1 | 2 | | | | | | |
| 21 Walker Buehler, R (1.1) OBP: 0.163, SLG: 0.175 | | | | | | | | | | 2 | 1 | 0 | 0 | 1 | 2 | 2 | | | | | | |
| 65 Casey Sadler, R (8.1) | | | | | | | | | | 1 | 0 | 0 | 0 | 0 | 0 | 0 | | | | | | |
| 64 Caleb Ferguson, R (9.1) | | |  | |  | |  | |  | 0 | 0 | 0 | 0 | 0 | 0 | 0 | | | | | | |
| Inning Stats | R: 2 E: 0 K: 0 S: 12 | H: 1 LOB: 0 BB: 1 P: 24 | R: 0 E: 0 K: 0 S: 12 | H: 0 LOB: 0 BB: 0 P: 20 | R: 2 E: 1 K: 3 S: 14 | H: 1 LOB: 1 BB: 1 P: 24 | R: 1 E: 1 K: 3 S: 14 | H: 2 LOB: 1 BB: 0 P: 23 | R: 1 E: 1 K: 1 S: 10 | H: 3 LOB: 2 BB: 0 P: 17 | R: 0 E: 0 K: 2 S: 10 | H: 1 LOB: 1 BB: 0 P: 16 | R: 3 E: 1 K: 2 S: 19 | H: 1 LOB: 1 BB: 1 P: 32 | R: 0 E: 0 K: 0 S: 6 | H: 0 LOB: 0 BB: 0 P: 11 | R: 0 E: 0 K: 0 S: 6 | H: 0 LOB: 0 BB: 0 P: 11 | 1B: 5 2B: 1 3B: 0 HR: 3 | SF: 0 SAC: 0 DP: 0 HBP: 0 | WP: 2 PB: 0 SB: 1 CS: 0 | PA: 37 |
| PITCHER | IP | WLS | BF | H | R | ER | SO | BB | IBB | HBP | BLK | WP | HR | S | P | ERA | WHIP | | | | | |
| 50 Jordan Yamamoto, R(1.1) ERA: 2.61 | 4.0 | L | 18 | 4 | 1 | 1 | 3 | 0 | 0 | 0 | 0 | 1 | 0 | 20 | 33 | 4.50 | 2.000 | | | | | |
| 20 Wei-Yin Chen, L (5.1) ERA: 7.58 | 2.0 | | 10 | 4 | 1 | 1 | 3 | 0 | 0 | 0 | 0 | 1 | 0 | 20 | 33 | 4.50 | 2.000 | | | | | |
| 56 Tayron Guerrero, R (7.1) ERA: 4.76 | 1.0 | | 6 | 1 | 3 | 2 | 2 | 1 | 0 | 0 | 0 | 0 | 1 | 19 | 32 | 18.00 | 2.000 | | | | | |
| 61 Adam Conley, L (8.1) ERA: 7.36 | 1.0 | | 3 | 0 | 0 | 0 | 0 | 0 | 0 | 0 | 0 | 0 | 0 | 6 | 11 | 0.00 | 0.000 | | | | | |


| | |
|-----|----|
| AB | 33 |
| R | 0 |
| H | 6 |
| RBI | 0 |
| BB | 0 |
| SO | 14 |
| LOB | 8 |



| Batter | 1 | 2 | 3 | 4 | 5 | 6 | 7 | 8 | 9 | AB | R | H | RBI | BB | SO | LOB | TOP | | | |
|---|---|---------------------------------|-------------------------------|----------------------------------|------------------------------|---------------------------------|------------------------------|----------------------------------|------------------------------|----------------------------------|-------------------------------|----------------------------------|------------------------------|---------------------------------|-------------------------------|----------------------------------|----------------------------------|------------------------------------|----------------------------------|--------|
| 21 Curtis Granderson, L OBP: 0.271, SLG: 0.350 | | | | | | | | | | 3 | 0 | 0 | 0 | 0 | 1 | 1 | | | | |
| 26 Garrett Cooper, R OBP: 0.382, SLG: 0.502 | | | | | | | | | | 4 | 0 | 1 | 0 | 0 | 1 | 2 | | | | |
| 15 Brian Anderson, R OBP: 0.322, SLG: 0.420 | | | | | | | | | | 4 | 0 | 0 | 0 | 0 | 1 | 2 | | | | |
| 18 Neil Walker, S OBP: 0.340, SLG: 0.393 | | | | | | | | | | 4 | 0 | 0 | 0 | 0 | 0 | 2 | | | | |
| 13 Starlin Castro, R OBP: 0.272, SLG: 0.353 | | | | | | | | | | 3 | 0 | 0 | 0 | 0 | 0 | 0 | | | | |
| 38 Jorge Alfaro, R OBP: 0.318, SLG: 0.445 | | | | | | | | | | 3 | 1 | 1 | 1 | 0 | 0 | 0 | | | | |
| 47 Harold Ramirez, R OBP: 0.317, SLG: 0.391 | | | | | | | | | | 3 | 0 | 1 | 0 | 0 | 0 | 0 | | | | |
| 46 César Puello, R OBP: 0.369, SLG: 0.385 | | | | | | | | | | 3 | 0 | 0 | 0 | 0 | 1 | 1 | | | | |
| 2 Yadiel Rivera, R OBP: 0.286, SLG: 0.240 | | | | | | | | | | 3 | 0 | 1 | 0 | 0 | 1 | 0 | | | | |
| Inning Stats | R: 0 E: 0 K: 1 S: 6 | H: 0 LOB: 0 BB: 0 P: 7 | R: 1 E: 0 K: 0 S: 13 | H: 1 LOB: 0 BB: 0 P: 19 | R: 0 E: 0 K: 1 S: 6 | H: 0 LOB: 0 BB: 0 P: 8 | R: 0 E: 0 K: 1 S: 9 | H: 0 LOB: 0 BB: 0 P: 16 | R: 0 E: 0 K: 0 S: 8 | H: 1 LOB: 1 BB: 0 P: 14 | R: 0 E: 0 K: 1 S: 10 | H: 1 LOB: 1 BB: 0 P: 13 | R: 0 E: 0 K: 0 S: 6 | H: 0 LOB: 0 BB: 0 P: 8 | R: 0 E: 1 K: 0 S: 11 | H: 1 LOB: 1 BB: 0 P: 17 | 1B: 3 2B: 1 3B: 0 HR: 1 | SF: 0 SAC: 0 DP: 2 HBP: 1 | WP: 0 PB: 0 SB: 0 CS: 0 | PA: 31 |
| PITCHER 46 Iván Nova, R ERA: 5.49 | IP: 9.0 WLS: W BF: 31 H: 4 R: 1 ER: 1 SO: 5 BB: 0 IBB: 0 HBP: 1 BLK: 0 WP: 0 HR: 1 S: 76 P: 112 ERA: 1.00 WHIP: 0.444 | | | | | | | | | | | | | | | PITCHER | | | | |

Miami Marlins @ Chicago White Sox
Guaranteed Rate Field, Chicago, IL
Mon Jul 22 2019, 7:11 PM - 9:39 PM CDT
Att: 14,741 - Clear - 71 F


| | |
|-----|----|
| AB | 30 |
| R | 1 |
| H | 4 |
| RBI | 1 |
| BB | 0 |
| SO | 5 |
| LOB | 8 |



| Batter | 1 | 2 | 3 | 4 | 5 | 6 | 7 | 8 | 9 | AB | R | H | RBI | BB | SO | LOB | BOTTOM | | | |
|--|---|----------------------------------|-------------------------------|----------------------------------|-------------------------------|----------------------------------|------------------------------|----------------------------------|-------------------------------|----------------------------------|-------------------------------|----------------------------------|------------------------------|----------------------------------|-------------------------------|----------------------------------|----------------------------------|------------------------------------|----------------------------------|--------|
| 28 Leury Garcia, S OBP: 0.325, SLG: 0.387 | | | | | | | | | | 4 | 1 | 1 | 0 | 0 | 2 | 0 | | | | |
| 45 Jon Jay, L OBP: 0.363, SLG: 0.405 | | | | | | | | | | 4 | 2 | 2 | 0 | 0 | 0 | 1 | | | | |
| 79 José Abreu, R OBP: 0.313, SLG: 0.501 | | | | | | | | | | 3 | 3 | 2 | 3 | 1 | 1 | 0 | | | | |
| 10 Yoán Moncada, S OBP: 0.362, SLG: 0.530 | | | | | | | | | | 4 | 1 | 2 | 4 | 0 | 0 | 0 | | | | |
| 24 AJ Reed, L OBP: 0.292, SLG: 0.364 | | | | | | | | | | 4 | 0 | 0 | 0 | 0 | 2 | 1 | | | | |
| 33 James McCann, R OBP: 0.346, SLG: 0.487 | | | | | | | | | | 4 | 1 | 1 | 1 | 0 | 2 | 1 | | | | |
| 17 Ryan Goins, L OBP: 0.533, SLG: 1.000 | | | | | | | | | | 4 | 1 | 2 | 1 | 0 | 1 | 0 | | | | |
| 5 Yolmer Sánchez, S OBP: 0.310, SLG: 0.335 | | | | | | | | | | 4 | 0 | 0 | 0 | 0 | 1 | 1 | | | | |
| 15 Adam Engel, R OBP: 0.319, SLG: 0.394 | | | | | | | | | | 3 | 0 | 0 | 0 | 0 | 2 | 0 | | | | |
| Inning Stats | R: 2 E: 0 K: 1 S: 15 | H: 3 LOB: 1 BB: 0 P: 23 | R: 0 E: 0 K: 2 S: 13 | H: 0 LOB: 0 BB: 0 P: 20 | R: 2 E: 0 K: 2 S: 12 | H: 2 LOB: 0 BB: 0 P: 19 | R: 0 E: 0 K: 1 S: 7 | H: 0 LOB: 0 BB: 0 P: 11 | R: 3 E: 0 K: 1 S: 15 | H: 2 LOB: 0 BB: 1 P: 26 | R: 2 E: 0 K: 2 S: 13 | H: 2 LOB: 0 BB: 0 P: 17 | R: 0 E: 0 K: 1 S: 8 | H: 0 LOB: 0 BB: 0 P: 10 | R: 0 E: 0 K: 1 S: 13 | H: 1 LOB: 1 BB: 0 P: 19 | 1B: 3 2B: 3 3B: 0 HR: 4 | SF: 0 SAC: 0 DP: 0 HBP: 0 | WP: 1 PB: 0 SB: 0 CS: 0 | PA: 35 |
| PITCHER 36 Trevor Richards, R ERA: 4.62 | IP: 5.0 WLS: L BF: 23 H: 7 R: 7 ER: 7 SO: 7 BB: 1 IBB: 0 HBP: 0 BLK: 0 WP: 0 HR: 2 S: 62 P: 99 ERA: 12.60 WHIP: 1.600 | | | | | | | | | | | | | | | PITCHER | | | | |
| 74 José Cujada, L ERA: 4.05 | IP: 2.0 WLS: 0 BF: 8 H: 2 R: 2 ER: 2 SO: 3 BB: 0 IBB: 0 HBP: 0 BLK: 0 WP: 0 HR: 2 S: 21 P: 27 ERA: 9.00 WHIP: 1.000 | | | | | | | | | | | | | | | PITCHER | | | | |
| 54 Sergio Romo, R ERA: 3.68 | IP: 1.0 WLS: 0 BF: 4 H: 1 R: 0 ER: 0 SO: 1 BB: 0 IBB: 0 HBP: 0 BLK: 0 WP: 0 HR: 0 S: 13 P: 19 ERA: 0.00 WHIP: 1.000 | | | | | | | | | | | | | | | PITCHER | | | | |

Miami Marlins @ Chicago White Sox
Guaranteed Rate Field, Chicago, IL
Mon Jul 22 2019, 7:11 PM - 9:39 PM CDT
Att: 14,741 - Clear - 71 F

| | |
|-----|----|
| AB | 34 |
| R | 9 |
| H | 10 |
| RBI | 9 |
| BB | 1 |
| SO | 11 |
| LOB | 4 |



| Batter | 1 | 2 | 3 | 4 | 5 | 6 | 7 | 8 | 9 | AB | R | H | RBI | BB | SO | LOB | TOP | | | | | | | | | | |
|---|------------------------------|----------------------------------|-------------------------------|----------------------------------|------------------------------|----------------------------------|-------------------------------|----------------------------------|-------------------------------|----------------------------------|------------------------------|---------------------------------|------------------------------|----------------------------------|------------------------------|---------------------------------|--|---------------------------------|----------------------------------|------------------------------------|----------------------------------|--------|--|--|--|--|--|
| 47 Harold Ramirez, R OBP: 0.316, SLG: 0.402 | | | | | | | | | | 4 | 1 | 1 | 1 | 0 | 0 | 0 | Miami Marlins @ Chicago White Sox Guaranteed Rate Field, Chicago, IL Tue Jul 23 2019, 7:11 PM - 9:39 PM CDT Att. 14,043 - Clear - 75 F | | | | | | | | | | |
| 15 Brian Anderson, R OBP: 0.322, SLG: 0.421 | | | | | | | | | | 4 | 1 | 1 | 0 | 0 | 0 | 1 | | | | | | | | | | | |
| 26 Garrett Cooper, R OBP: 0.376, SLG: 0.493 | | | | | | | | | | 4 | 0 | 0 | 0 | 0 | 3 | 1 | | | | | | | | | | | |
| 18 Neil Walker, S OBP: 0.339, SLG: 0.391 | | | | | | | | | | 4 | 1 | 1 | 1 | 0 | 0 | 0 | | | | | | | | | | | |
| 13 Starlin Castro, R OBP: 0.274, SLG: 0.357 | | | | | | | | | | 4 | 1 | 2 | 1 | 0 | 0 | 0 | | | | | | | | | | | |
| 38 Jorge Alfaro, R OBP: 0.313, SLG: 0.438 | | | | | | | | | | 4 | 0 | 0 | 0 | 0 | 3 | 2 | | | | | | | | | | | |
| 21 Curtis Granderson, L OBP: 0.271, SLG: 0.363 | | | | | | | | | | 3 | 1 | 1 | 2 | 0 | 1 | 1 | | | | | | | | | | | |
| 46 César Puello, R OBP: 0.360, SLG: 0.374 | | | | | | | | | | 3 | 0 | 0 | 0 | 0 | 2 | 0 | | | | | | | | | | | |
| 2 Yadiel Rivera, R OBP: 0.271, SLG: 0.226 | | | | | | | | | | 3 | 0 | 0 | 0 | 0 | 0 | 0 | | | | | | | | | | | |
| Inning Stats | R: 0 E: 0 K: 1 S: 9 | H: 0 LOB: 0 BB: 0 P: 12 | R: 0 E: 0 K: 2 S: 13 | H: 1 LOB: 1 BB: 0 P: 19 | R: 0 E: 0 K: 1 S: 6 | H: 0 LOB: 0 BB: 0 P: 11 | R: 4 E: 0 K: 1 S: 15 | H: 4 LOB: 0 BB: 0 P: 23 | R: 1 E: 0 K: 1 S: 11 | H: 1 LOB: 0 BB: 0 P: 13 | R: 0 E: 0 K: 1 S: 7 | H: 0 LOB: 0 BB: 0 P: 8 | R: 0 E: 1 K: 1 S: 7 | H: 0 LOB: 0 BB: 0 P: 13 | R: 0 E: 0 K: 0 S: 5 | H: 0 LOB: 0 BB: 0 P: 7 | R: 0 E: 0 K: 0 S: 5 | H: 0 LOB: 0 BB: 0 P: 7 | 1B: 2 2B: 2 3B: 0 HR: 2 | SF: 0 SAC: 0 DP: 1 HBP: 0 | WP: 0 PB: 0 SB: 0 CS: 0 | PA: 33 | | | | | |
| PITCHER | IP | WLS | BF | H | R | ER | SO | BB | IBB | HBP | BLK | WP | HR | S | P | ERA | WHIP | | | | | | | | | | |
| 68 Dylan Covey, R ERA: 6.04 | 6.0 | L | 24 | 6 | 5 | 5 | 7 | 0 | 0 | 0 | 0 | 0 | 2 | 61 | 86 | 7.50 | 1.000 | | | | | | | | | | |
| 57 Jace Fry, L ERA: 4.15 | 1.0 | | 3 | 0 | 0 | 0 | 1 | 0 | 0 | 0 | 0 | 0 | 0 | 7 | 13 | 0.00 | 0.000 | | | | | | | | | | |
| 50 Jimmy Cordero, R ERA: 3.38 | 1.0 | | 3 | 0 | 0 | 0 | 1 | 0 | 0 | 0 | 0 | 0 | 0 | 7 | 7 | 0.00 | 0.000 | | | | | | | | | | |
| 54 Ross Detwiler, L ERA: 6.62 | 1.0 | | 3 | 0 | 0 | 0 | 0 | 0 | 0 | 0 | 0 | 0 | 0 | 5 | 7 | 0.00 | 0.000 | | | | | | | | | | |

| Batter | 1 | 2 | 3 | 4 | 5 | 6 | 7 | 8 | 9 | AB | R | H | RBI | BB | SO | LOB | BOTTOM | | | | | | | | | | |
|---|------------------------------|---------------------------------|------------------------------|----------------------------------|------------------------------|---------------------------------|------------------------------|----------------------------------|------------------------------|----------------------------------|-------------------------------|----------------------------------|------------------------------|---------------------------------|-------------------------------|----------------------------------|--|----------------------------------|----------------------------------|------------------------------------|----------------------------------|--------|--|--|--|--|--|
| 28 Leury Garcia, S OBP: 0.324, SLG: 0.383 | | | | | | | | | | 3 | 0 | 0 | 0 | 1 | 2 | 0 | Miami Marlins @ Chicago White Sox Guaranteed Rate Field, Chicago, IL Tue Jul 23 2019, 7:11 PM - 9:39 PM CDT Att. 14,043 - Clear - 75 F | | | | | | | | | | |
| 45 Jon Jay, L OBP: 0.357, SLG: 0.397 | | | | | | | | | | 4 | 0 | 1 | 1 | 0 | 0 | 0 | | | | | | | | | | | |
| 79 José Abreu, R OBP: 0.310, SLG: 0.496 | | | | | | | | | | 4 | 0 | 0 | 0 | 0 | 1 | 2 | | | | | | | | | | | |
| 10 Yoán Moncada, S OBP: 0.358, SLG: 0.524 | | | | | | | | | | 4 | 0 | 0 | 0 | 0 | 1 | 0 | | | | | | | | | | | |
| 24 AJ Reed, L OBP: 0.296, SLG: 0.360 | | | | | | | | | | 3 | 0 | 1 | 0 | 0 | 2 | 0 | | | | | | | | | | | |
| 21 Wellington Castillo, R OBP: 0.260, SLG: 0.333 | | | | | | | | | | 3 | 0 | 0 | 0 | 0 | 2 | 1 | | | | | | | | | | | |
| 17 Ryan Goins, L OBP: 0.444, SLG: 0.813 | | | | | | | | | | 3 | 0 | 0 | 0 | 0 | 1 | 1 | | | | | | | | | | | |
| 5 Yolmer Sánchez, S OBP: 0.307, SLG: 0.331 | | | | | | | | | | 3 | 0 | 0 | 0 | 0 | 1 | 0 | | | | | | | | | | | |
| 15 Adam Engel, R OBP: 0.320, SLG: 0.382 | | | | | | | | | | 2 | 1 | 0 | 0 | 1 | 1 | 0 | | | | | | | | | | | |
| Inning Stats | R: 0 E: 0 K: 1 S: 6 | H: 0 LOB: 0 BB: 0 P: 9 | R: 0 E: 0 K: 2 S: 9 | H: 0 LOB: 0 BB: 0 P: 16 | R: 0 E: 0 K: 0 S: 5 | H: 0 LOB: 0 BB: 0 P: 8 | R: 0 E: 0 K: 1 S: 7 | H: 0 LOB: 0 BB: 0 P: 10 | R: 0 E: 0 K: 3 S: 9 | H: 0 LOB: 0 BB: 0 P: 13 | R: 1 E: 0 K: 2 S: 13 | H: 1 LOB: 2 BB: 2 P: 28 | R: 0 E: 0 K: 0 S: 8 | H: 1 LOB: 1 BB: 0 P: 9 | R: 0 E: 0 K: 2 S: 11 | H: 0 LOB: 0 BB: 0 P: 15 | R: 0 E: 0 K: 0 S: 9 | H: 0 LOB: 0 BB: 0 P: 11 | 1B: 2 2B: 0 3B: 0 HR: 0 | SF: 0 SAC: 0 DP: 0 HBP: 0 | WP: 0 PB: 0 SB: 0 CS: 0 | PA: 31 | | | | | |
| PITCHER | IP | WLS | BF | H | R | ER | SO | BB | IBB | HBP | BLK | WP | HR | S | P | ERA | WHIP | | | | | | | | | | |
| 31 Caleb Smith, L ERA: 3.3 | 7.0 | W | 25 | 2 | 1 | 1 | 9 | 2 | 0 | 0 | 0 | 0 | 0 | 57 | 93 | 1.29 | 0.571 | | | | | | | | | | |
| 70 Nick Anderson, R ERA: 4.14 | 1.0 | | 3 | 0 | 0 | 0 | 2 | 0 | 0 | 0 | 0 | 0 | 0 | 11 | 15 | 0.00 | 0.000 | | | | | | | | | | |
| 66 Jarlin García, L ERA: 2.67 | 1.0 | | 3 | 0 | 0 | 0 | 0 | 0 | 0 | 0 | 0 | 0 | 0 | 9 | 11 | 0.00 | 0.000 | | | | | | | | | | |

| Batter | 1 | 2 | 3 | 4 | 5 | 6 | 7 | 8 | 9 | AB | R | H | RBI | BB | SO | LOB | TOP | | | | | |
|---|---|---------------------------------|------------------------------|----------------------------------|-------------------------------|----------------------------------|-------------------------------|----------------------------------|-------------------------------|----------------------------------|-------------------------------|----------------------------------|-------------------------------|----------------------------------|-------------------------------|----------------------------------|--|------------------------------|----------------------------------|----------------------------------|------------------------------------|----------------------------------|
| 19 Miguel Rojas, R OBP: 0.338, SLG: 0.353 | | | | | | | | | | 4 | 0 | 1 | 0 | 0 | 2 | 1 | Miami Marlins @ Chicago White Sox Guaranteed Rate Field, Chicago, IL Wed Jul 24 2019, 7:11 PM - 9:49 PM CDT Att. 19,098 - Clear - 74 F | | | | | |
| 15 Brian Anderson, R OBP: 0.323, SLG: 0.421 | | | | | | | | | | 3 | 0 | 1 | 0 | 1 | 0 | 1 | | | | | | |
| 26 Garrett Cooper, R OBP: 0.371, SLG: 0.485 | | | | | | | | | | 4 | 0 | 0 | 0 | 0 | 1 | 3 | | | | | | |
| 18 Neil Walker, S OBP: 0.333, SLG: 0.384 | | | | | | | | | | 4 | 0 | 0 | 0 | 0 | 3 | 1 | | | | | | |
| 13 Starlin Castro, R OBP: 0.274, SLG: 0.356 | | | | | | | | | | 4 | 0 | 1 | 0 | 0 | 0 | 1 | | | | | | |
| 21 Curtis Granderson, L OBP: 0.297, SLG: 0.357 | | | | | | | | | | 4 | 0 | 0 | 0 | 0 | 1 | 1 | | | | | | |
| 47 Harold Ramirez, R OBP: 0.316, SLG: 0.398 | | | | | | | | | | 2 | 1 | 0 | 0 | 0 | 1 | 0 | | | | | | |
| 38 Jorge Alfaro, R OBP: 0.314, SLG: 0.437 | | | | | | | | | | 3 | 0 | 1 | 0 | 0 | 2 | 1 | | | | | | |
| 46 César Puello, R OBP: 0.362, SLG: 0.404 | | | | | | | | | | 2 | 1 | 1 | 2 | 0 | 0 | 0 | | | | | | |
| Inning Stats | R: 0 E: 0 K: 1 S: 7 | H: 0 LOB: 0 BB: 0 P: 7 | R: 0 E: 0 K: 1 S: 8 | H: 0 LOB: 0 BB: 0 P: 10 | R: 0 E: 0 K: 1 S: 11 | H: 1 LOB: 1 BB: 0 P: 11 | R: 0 E: 0 K: 2 S: 11 | H: 0 LOB: 1 BB: 1 P: 15 | R: 0 E: 0 K: 3 S: 10 | H: 0 LOB: 0 BB: 0 P: 12 | R: 0 E: 0 K: 0 S: 10 | H: 1 LOB: 1 BB: 0 P: 15 | R: 0 E: 0 K: 1 S: 10 | H: 0 LOB: 0 BB: 0 P: 11 | R: 2 E: 0 K: 1 S: 12 | H: 2 LOB: 1 BB: 0 P: 16 | | R: 0 E: 0 K: 0 S: 8 | H: 1 LOB: 0 BB: 0 P: 12 | 1B: 4 2B: 0 3B: 0 HR: 1 | SF: 0 SAC: 1 DP: 1 HBP: 1 | WP: 0 PB: 0 SB: 0 CS: 0 |
| PITCHER | IP WLS BF H R ER SO BB IBB HBP BLK WP HR S P ERA WHIP | | | | | | | | | | | | | | | | | | | | | |
| 40 Reynaldo López, R ERA: 5.52 | 8.0 L 30 4 2 2 10 1 0 1 0 0 1 76 97 2.25 0.625 | | | | | | | | | | | | | | | | | | | | | |
| 39 Aaron Bummer, L ERA: 1.69 | 1.0 3 1 0 0 0 0 0 0 0 0 0 8 12 0.00 1.000 | | | | | | | | | | | | | | | | | | | | | |

| Batter | 1 | 2 | 3 | 4 | 5 | 6 | 7 | 8 | 9 | AB | R | H | RBI | BB | SO | LOB | BOTTOM | | | | | |
|---|---|----------------------------------|------------------------------|----------------------------------|-------------------------------|----------------------------------|------------------------------|----------------------------------|------------------------------|---------------------------------|------------------------------|----------------------------------|-------------------------------|----------------------------------|------------------------------|----------------------------------|--|-------------------------------|----------------------------------|----------------------------------|------------------------------------|----------------------------------|
| 28 Leury García, S OBP: 0.323, SLG: 0.382 | | | | | | | | | | 4 | 0 | 1 | 0 | 0 | 1 | 0 | Miami Marlins @ Chicago White Sox Guaranteed Rate Field, Chicago, IL Wed Jul 24 2019, 7:11 PM - 9:49 PM CDT Att. 19,098 - Clear - 74 F | | | | | |
| 45 Jon Jay, L OBP: 0.352, SLG: 0.390 | | | | | | | | | | 4 | 0 | 1 | 0 | 0 | 1 | 2 | | | | | | |
| 79 José Abreu, R OBP: 0.310, SLG: 0.492 | | | | | | | | | | 3 | 0 | 0 | 0 | 0 | 1 | 1 | | | | | | |
| 10 Yoán Moncada, S OBP: 0.357, SLG: 0.521 | | | | | | | | | | 4 | 0 | 1 | 0 | 0 | 1 | 3 | | | | | | |
| 17 Ryan Goins, L OBP: 0.455, SLG: 0.789 | | | | | | | | | | 3 | 0 | 1 | 0 | 1 | 2 | 1 | | | | | | |
| 33 James McCann, R OBP: 0.345, SLG: 0.463 | | | | | | | | | | 4 | 0 | 1 | 0 | 0 | 2 | 2 | | | | | | |
| 24 AJ Reed, L OBP: 0.258, SLG: 0.310 | | | | | | | | | | 4 | 0 | 0 | 0 | 0 | 2 | 4 | | | | | | |
| 5 Yolmer Sánchez, S OBP: 0.303, SLG: 0.326 | | | | | | | | | | 4 | 0 | 0 | 0 | 0 | 0 | 3 | | | | | | |
| 15 Adam Engel, R OBP: 0.321, SLG: 0.371 | | | | | | | | | | 2 | 0 | 0 | 0 | 0 | 0 | 0 | | | | | | |
| Inning Stats | R: 0 E: 0 K: 2 S: 11 | H: 0 LOB: 0 BB: 0 P: 13 | R: 0 E: 0 K: 1 S: 8 | H: 0 LOB: 1 BB: 1 P: 14 | R: 0 E: 0 K: 0 S: 14 | H: 1 LOB: 3 BB: 0 P: 23 | R: 0 E: 0 K: 2 S: 9 | H: 0 LOB: 0 BB: 0 P: 13 | R: 0 E: 0 K: 1 S: 6 | H: 0 LOB: 0 BB: 0 P: 7 | R: 0 E: 0 K: 1 S: 9 | H: 0 LOB: 0 BB: 0 P: 12 | R: 0 E: 0 K: 2 S: 11 | H: 1 LOB: 1 BB: 0 P: 13 | R: 0 E: 0 K: 0 S: 9 | H: 1 LOB: 1 BB: 0 P: 15 | | R: 0 E: 0 K: 1 S: 16 | H: 2 LOB: 2 BB: 0 P: 24 | 1B: 4 2B: 1 3B: 0 HR: 0 | SF: 0 SAC: 0 DP: 0 HBP: 2 | WP: 0 PB: 0 SB: 0 CS: 0 |
| PITCHER | IP WLS BF H R ER SO BB IBB HBP BLK WP HR S P ERA WHIP | | | | | | | | | | | | | | | | | | | | | |
| 52 Zac Gallen, R ERA: 2.76 | 7.0 W 26 2 0 0 9 1 0 2 0 0 0 68 95 0.00 0.429 | | | | | | | | | | | | | | | | | | | | | |
| 70 Nick Anderson, R ERA: 4.04 | 1.0 H 4 1 0 0 0 0 0 0 0 0 0 9 15 0.00 1.000 | | | | | | | | | | | | | | | | | | | | | |
| 54 Sergio Romo, R ERA: 3.58 | 1.0 S 5 2 0 0 1 0 0 0 0 0 0 0 16 24 0.00 2.000 | | | | | | | | | | | | | | | | | | | | | |

| Batter | 1 | 2 | 3 | 4 | 5 | 6 | 7 | 8 | 9 | AB | R | H | RBI | BB | SO | LOB | TOP | | | | | | | | | | | | | | | | | | |
|--|---|----------------------------------|-------------------------------|----------------------------------|------------------------------|---------------------------------|------------------------------|----------------------------------|-------------------------------|----------------------------------|-------------------------------|----------------------------------|-------------------------------|----------------------------------|------------------------------|----------------------------------|----------------------------------|-----------------------------------|----------------------------------|--------|--|--|--|--|--|--|--|--|--|--|--|--|--|--|--|
| 1 Jarrod Dyson, L (1, 8) OBP: 0.332, SLG: 0.360 | | | | | | | | | | 3 | 0 | 0 | 0 | 1 | 1 | 2 | | | | | | | | | | | | | | | | | | | |
| 4 Ketel Marte, S (1, 4) OBP: 0.376, SLG: 0.577 | | | | | | | | | | 3 | 0 | 1 | 0 | 1 | 0 | 1 | | | | | | | | | | | | | | | | | | | |
| 5 Eduardo Escobar, S (1, 5) OBP: 0.343, SLG: 0.546 | | | | | | | | | | 4 | 0 | 1 | 0 | 0 | 1 | 3 | | | | | | | | | | | | | | | | | | | |
| 6 David Peraltá, L (1, 7) OBP: 0.347, SLG: 0.468 | | | | | | | | | | 4 | 0 | 0 | 0 | 0 | 2 | 3 | | | | | | | | | | | | | | | | | | | |
| 10 Adam Jones, R (1, 9) OBP: 0.324, SLG: 0.434 | | | | | | | | | | 4 | 1 | 2 | 0 | 0 | 1 | 1 | | | | | | | | | | | | | | | | | | | |
| 22 Jake Lamb, L (1, 3) OBP: 0.391, SLG: 0.432 | | | | | | | | | | 3 | 1 | 1 | 0 | 0 | 1 | 2 | | | | | | | | | | | | | | | | | | | |
| 53 Christian Walker, R (9, PH) OBP: 0.332, SLG: 0.481 | | | | | | | | | | 1 | 0 | 0 | 0 | 0 | 1 | 0 | | | | | | | | | | | | | | | | | | | |
| 13 Nick Ahmed, R (1, 6) OBP: 0.324, SLG: 0.419 | | | | | | | | | | 3 | 0 | 0 | 1 | 1 | 0 | 2 | | | | | | | | | | | | | | | | | | | |
| 31 Alex Avila, L (1, 2) OBP: 0.371, SLG: 0.457 | | | | | | | | | | 3 | 0 | 0 | 0 | 1 | 1 | 1 | | | | | | | | | | | | | | | | | | | |
| 21 Zack Greinke, R (1, 1) OBP: 0.306, SLG: 0.585 | | | | | | | | | | 2 | 0 | 1 | 1 | 0 | 0 | 0 | | | | | | | | | | | | | | | | | | | |
| 26 Vladimir Torres, R (7, PH) | | | | | | | | | | 0 | 0 | 0 | 0 | 0 | 0 | 0 | | | | | | | | | | | | | | | | | | | |
| 25 Archie Bradley, R (7, 1) | | | | | | | | | | 0 | 0 | 0 | 0 | 0 | 0 | 0 | | | | | | | | | | | | | | | | | | | |
| 50 Yoán López, R (8, 1) | | | | | | | | | | 0 | 0 | 0 | 0 | 0 | 0 | 0 | | | | | | | | | | | | | | | | | | | |
| 56 Greg Holland, R (9, 1) | | | | | | | | | | 0 | 0 | 0 | 0 | 0 | 0 | 0 | | | | | | | | | | | | | | | | | | | |
| 66 Yoshitaka Hirano, R (9, 1) | | | | | | | | | | 0 | 0 | 0 | 0 | 0 | 0 | 0 | | | | | | | | | | | | | | | | | | | |
| Inning Stats | R: 0 E: 0 K: 2 S: 11 | H: 0 LOB: 1 BB: 1 P: 20 | R: 1 E: 0 K: 1 S: 13 | H: 2 LOB: 2 BB: 1 P: 20 | R: 0 E: 0 K: 1 S: 7 | H: 1 LOB: 0 BB: 0 P: 8 | R: 1 E: 0 K: 0 S: 9 | H: 1 LOB: 0 BB: 0 P: 15 | R: 0 E: 1 K: 0 S: 10 | H: 0 LOB: 1 BB: 1 P: 18 | R: 0 E: 0 K: 1 S: 13 | H: 0 LOB: 0 BB: 0 P: 12 | R: 0 E: 0 K: 2 S: 12 | H: 1 LOB: 0 BB: 1 P: 18 | R: 0 E: 0 K: 1 S: 6 | H: 0 LOB: 0 BB: 1 P: 16 | 1B: 4 2B: 1 3B: 1 HR: 0 | SF: 0 2B: 1 DP: 1 HBP: 0 | WP: 0 PB: 0 SB: 1 CS: 1 | PA: 35 | | | | | | | | | | | | | | | |
| PITCHER | IP WLS BF H R ER SO BB IBB HBP BLK WP HR S P ERA WHIP | | | | | | | | | | | | | | | | | | | | | | | | | | | | | | | | | | |
| 22 Sandy Alcantara, R (1, 1) ERA: 4.18 | 6.0 | 25 | 5 | 2 | 2 | 4 | 3 | 0 | 0 | 0 | 0 | 0 | 0 | 0 | 63 | 102 | 3.00 | 1.333 | | | | | | | | | | | | | | | | | |
| 66 Jarlin García, L (7, 1) ERA: 2.59 | 1.0 | 3 | 0 | 0 | 0 | 1 | 0 | 0 | 0 | 0 | 0 | 0 | 0 | 8 | 12 | 0.00 | 0.000 | | | | | | | | | | | | | | | | | | |
| 36 Trevor Richards, R (8, 1) ERA: 4.58 | 1.0 | 4 | 1 | 0 | 0 | 2 | 0 | 0 | 0 | 0 | 0 | 0 | 0 | 12 | 18 | 0.00 | 1.000 | | | | | | | | | | | | | | | | | | |
| 74 José Quijada, L (9, 1) ERA: 3.77 | 1.0 | W 3 | 0 | 0 | 0 | 1 | 1 | 0 | 0 | 0 | 0 | 0 | 0 | 6 | 16 | 0.00 | 1.000 | | | | | | | | | | | | | | | | | | |

Arizona Diamondbacks @ Miami Marlins
Marlins Park, Miami, FL
Fri Jul 26 2019, 7:11 PM - 10:20 PM EDT
Att: 8,867 - Roof Closed - 80 F

| | |
|-----|----|
| AB | 31 |
| R | 2 |
| H | 6 |
| RBI | 2 |
| BB | 4 |
| SO | 8 |
| LOB | 15 |



| Batter | 1 | 2 | 3 | 4 | 5 | 6 | 7 | 8 | 9 | AB | R | H | RBI | BB | SO | LOB | BOTTOM | | | | | | | | | | | | | | | | | |
|---|---|----------------------------------|------------------------------|----------------------------------|------------------------------|----------------------------------|-------------------------------|----------------------------------|-------------------------------|----------------------------------|-------------------------------|----------------------------------|------------------------------|----------------------------------|------------------------------|---------------------------------|-------------------------------|----------------------------------|----------------------------------|-----------------------------------|----------------------------------|--------|--|--|--|--|--|--|--|--|--|--|--|--|
| 19 Miguel Rojas, R (1, 6) OBP: 0.339, SLG: 0.355 | | | | | | | | | | 4 | 1 | 2 | 0 | 0 | 0 | 1 | | | | | | | | | | | | | | | | | | |
| 15 Brian Anderson, R (1, 9) OBP: 0.321, SLG: 0.421 | | | | | | | | | | 4 | 0 | 1 | 0 | 0 | 1 | 2 | | | | | | | | | | | | | | | | | | |
| 26 Garrett Cooper, R (1, 3) OBP: 0.373, SLG: 0.489 | | | | | | | | | | 4 | 0 | 2 | 0 | 0 | 0 | 1 | | | | | | | | | | | | | | | | | | |
| 2 Yadiel Rivera, R (9, PR) OBP: 0.271, SLG: 0.226 | | | | | | | | | | 0 | 1 | 0 | 0 | 0 | 0 | 0 | | | | | | | | | | | | | | | | | | |
| 18 Neil Walker, S (1, 5) OBP: 0.332, SLG: 0.380 | | | | | | | | | | 2 | 1 | 0 | 1 | 1 | 0 | 1 | | | | | | | | | | | | | | | | | | |
| 13 Starlin Castro, R (1, 4) OBP: 0.276, SLG: 0.356 | | | | | | | | | | 3 | 0 | 1 | 0 | 1 | 1 | 1 | | | | | | | | | | | | | | | | | | |
| 38 Jorge Alfaro, R (1, 2) OBP: 0.309, SLG: 0.432 | | | | | | | | | | 3 | 0 | 0 | 1 | 0 | 2 | 2 | | | | | | | | | | | | | | | | | | |
| 47 Harold Ramírez, R (1, 7) OBP: 0.311, SLG: 0.393 | | | | | | | | | | 3 | 0 | 0 | 1 | 0 | 0 | 0 | | | | | | | | | | | | | | | | | | |
| 46 César Puello, R (1, 8) OBP: 0.362, SLG: 0.411 | | | | | | | | | | 3 | 0 | 1 | 0 | 0 | 1 | 0 | | | | | | | | | | | | | | | | | | |
| 22 Sandy Alcantara, R (1, 1) ERA: 2.87 | 6.0 | 23 | 4 | 1 | 1 | 5 | 1 | 0 | 0 | 0 | 0 | 0 | 0 | 61 | 102 | 1.50 | 0.833 | | | | | | | | | | | | | | | | | |
| 25 Archie Bradley, R (7, 1) ERA: 4.3 | 1.0 | H 3 | 0 | 0 | 0 | 2 | 0 | 0 | 0 | 0 | 0 | 9 | 14 | 0.00 | 0.000 | | | | | | | | | | | | | | | | | | | |
| 50 Yoán López, R (8, 1) ERA: 2.66 | 1.0 | H 3 | 1 | 0 | 0 | 0 | 0 | 0 | 0 | 0 | 0 | 6 | 9 | 0.00 | 1.000 | | | | | | | | | | | | | | | | | | | |
| 56 Greg Holland, R (9, 1) ERA: 3.51 | 0.1 | L 4 | 2 | 2 | 2 | 0 | 1 | 0 | 0 | 0 | 0 | 10 | 17 | 54.00 | 9.000 | | | | | | | | | | | | | | | | | | | |
| 74 José Quijada, L (9, 1) ERA: 3.78 | 0.1 | 1 | 0 | 0 | 0 | 0 | 0 | 0 | 0 | 0 | 2 | 2 | 0.00 | 0.000 | | | | | | | | | | | | | | | | | | | | |
| Inning Stats | R: 1 E: 0 K: 1 S: 15 | H: 2 LOB: 2 BB: 1 P: 27 | R: 0 E: 0 K: 1 S: 7 | H: 0 LOB: 0 BB: 0 P: 10 | R: 0 E: 0 K: 0 S: 7 | H: 0 LOB: 0 BB: 0 P: 11 | R: 0 E: 0 K: 2 S: 10 | H: 0 LOB: 0 BB: 0 P: 15 | R: 0 E: 0 K: 1 S: 12 | H: 1 LOB: 1 BB: 0 P: 21 | R: 0 E: 0 K: 0 S: 10 | H: 1 LOB: 0 BB: 0 P: 18 | R: 0 E: 0 K: 2 S: 9 | H: 0 LOB: 0 BB: 0 P: 14 | R: 0 E: 0 K: 0 S: 6 | H: 1 LOB: 2 BB: 0 P: 9 | R: 2 E: 0 K: 0 S: 12 | H: 2 LOB: 2 BB: 1 P: 19 | 1B: 4 2B: 3 3B: 0 HR: 0 | SF: 3 2B: 3 DP: 1 HBP: 0 | WP: 0 PB: 0 SB: 0 CS: 0 | PA: 34 | | | | | | | | | | | | |
| PITCHER | IP WLS BF H R ER SO BB IBB HBP BLK WP HR S P ERA WHIP | | | | | | | | | | | | | | | | | | | | | | | | | | | | | | | | | |
| 21 Zack Greinke, R (1, 1) ERA: 2.87 | 6.0 | 23 | 4 | 1 | 1 | 5 | 1 | 0 | 0 | 0 | 0 | 0 | 0 | 61 | 102 | 1.50 | 0.833 | | | | | | | | | | | | | | | | | |
| 25 Archie Bradley, R (7, 1) ERA: 4.3 | 1.0 | H 3 | 0 | 0 | 0 | 2 | 0 | 0 | 0 | 0 | 0 | 9 | 14 | 0.00 | 0.000 | | | | | | | | | | | | | | | | | | | |
| 50 Yoán López, R (8, 1) ERA: 2.66 | 1.0 | H 3 | 1 | 0 | 0 | 0 | 0 | 0 | 0 | 0 | 0 | 6 | 9 | 0.00 | 1.000 | | | | | | | | | | | | | | | | | | | |
| 56 Greg Holland, R (9, 1) ERA: 3.51 | 0.1 | L 4 | 2 | 2 | 2 | 0 | 1 | 0 | 0 | 0 | 0 | 10 | 17 | 54.00 | 9.000 | | | | | | | | | | | | | | | | | | | |
| 74 José Quijada, L (9, 1) ERA: 3.78 | 0.1 | 1 | 0 | 0 | 0 | 0 | 0 | 0 | 0 | 0 | 2 | 2 | 0.00 | 0.000 | | | | | | | | | | | | | | | | | | | | |

Arizona Diamondbacks @ Miami Marlins
Marlins Park, Miami, FL
Fri Jul 26 2019, 7:11 PM - 10:20 PM EDT
Att: 8,867 - Roof Closed - 80 F

| | |
|-----|----|
| AB | 29 |
| R | 3 |
| H | 7 |
| RBI | 3 |
| BB | 2 |
| SO | 7 |
| LOB | 9 |



| Batter | 1 | 2 | 3 | 4 | 5 | 6 | 7 | 8 | 9 | AB | R | H | RBI | BB | SO | LOB | TOP |
|---|---|---|---------------------------------------|---|--------------------------------------|---|--------------------------------------|---|--------------------------------------|---|---------------------------------------|---|---|----------------------------------|------------------------------------|----------------------------------|--|
| 1 Jarrod Dyson, L (1,8) OBP: 0.336, SLG: 0.358 | | | | | | | | | | 3 | 0 | 1 | 0 | 1 | 1 | 1 | Arizona Diamondbacks @ Miami Marlins Marlins Park, Miami, FL Sun Jul 28 2019, 1:12 PM - 4:23 PM EDT Att: 11,538 - Roof Closed - 79 F |
| 4 Ketel Marte, S (1,4) OBP: 0.376, SLG: 0.570 | | | | | | | | | 3 | 0 | 1 | 0 | 1 | 2 | 1 | | |
| 5 Eduardo Escobar, S (1,5) OBP: 0.344, SLG: 0.540 | | | | | | | | | 2 | 0 | 0 | 0 | 2 | 0 | 2 | | |
| 6 David Peralta, L (1,7) OBP: 0.344, SLG: 0.461 | | | | | | | | | 3 | 0 | 0 | 0 | 1 | 1 | 5 | | |
| 10 Adam Jones, R (1,9) OBP: 0.316, SLG: 0.429 | | | | | | | | | 4 | 0 | 0 | 0 | 0 | 0 | 5 | | |
| 22 Jake Lamb, L (1,3) OBP: 0.384, SLG: 0.450 | | | | | | | | | 3 | 0 | 0 | 0 | 0 | 1 | 0 | | |
| 16 Tim Lincecum, R (9, PH) OBP: 0.365, SLG: 0.328 | | | | | | | | | 1 | 0 | 0 | 0 | 0 | 0 | 0 | | |
| 13 Nick Ahmed, R (1,6) OBP: 0.328, SLG: 0.430 | | | | | | | | | 3 | 1 | 1 | 0 | 1 | 1 | 0 | | |
| 31 Alex Avila, L (1,2) OBP: 0.370, SLG: 0.453 | | | | | | | | | 3 | 0 | 1 | 0 | 0 | 0 | 1 | | |
| 52 Zack Godley, R (7, 1) OBP: 0.293, SLG: 0.176 | | | | | | | | | 0 | 0 | 0 | 0 | 0 | 0 | 0 | | |
| 26 Yasmany Tomas, R (9, PH) OBP: 0.351, SLG: 0.525 | | | | | | | | | 1 | 0 | 0 | 0 | 0 | 1 | 0 | | |
| 38 Robbie Ray, L (1, 1) OBP: 0.077, SLG: 0.077 | | | | | | | | | 2 | 0 | 0 | 0 | 0 | 1 | 1 | | |
| 40 Andrew Chafin, R (7, 1) OBP: 0.351, SLG: 0.525 | | | | | | | | | 0 | 0 | 0 | 0 | 0 | 0 | 0 | | |
| 18 Carson Kelly, R (7, 2) OBP: 0.351, SLG: 0.525 | | | | | | | | | 1 | 0 | 0 | 0 | 0 | 1 | 0 | | |
| Inning Stats | R: 0 H: 1 E: 0 K: 1 S: 12 | H: 2 R: 1 ER: 1 LOB: 1 BB: 1 P: 20 | R: 1 H: 2 E: 1 K: 1 S: 13 | H: 2 R: 1 ER: 1 LOB: 1 BB: 1 P: 21 | R: 0 H: 0 E: 0 K: 0 S: 4 | H: 0 R: 0 ER: 0 LOB: 0 BB: 1 P: 11 | R: 0 H: 0 E: 0 K: 0 S: 9 | H: 0 R: 0 ER: 0 LOB: 0 BB: 0 P: 14 | R: 0 H: 0 E: 0 K: 1 S: 7 | H: 1 R: 0 ER: 0 LOB: 3 BB: 2 P: 14 | R: 0 H: 1 E: 0 K: 2 S: 13 | H: 0 R: 0 ER: 0 LOB: 0 BB: 0 P: 15 | H: 0 R: 0 ER: 0 LOB: 0 BB: 0 P: 15 | 1B: 4 2B: 0 3B: 0 HR: 0 | SF: 0 SAC: 0 DP: 1 HBP: 0 | WP: 0 PB: 0 SB: 1 CS: 0 | PA: 35 |
| PITCHER | IP WLS BF H R ER SO BB IBB HBP BLK WP HR S P ERA WHIP | | | | | | | | | | | | | | | | |
| 57 Eliaser Hernández, R (1, 1) ERA: 4.93 | 4.0 | 16 | 3 | 1 | 1 | 2 | 2 | 0 | 0 | 0 | 0 | 0 | 0 | 38 | 26 | 2.25 | 1.250 |
| 74 José Quijada, L (5, 1) ERA: 3.31 | 2.0 | 6 | 0 | 0 | 0 | 1 | 0 | 0 | 0 | 0 | 0 | 0 | 16 | 6 | 0.00 | 0.500 | |
| 36 Trevor Richards, R (7, 1) ERA: 4.54 | 1.0 | 4 | 0 | 0 | 0 | 1 | 0 | 0 | 0 | 0 | 0 | 0 | 7 | 14 | 0.00 | 1.000 | |
| 70 Nick Anderson, R (8, 1) ERA: 3.95 | 1.0 | 6 | 1 | 0 | 0 | 2 | 2 | 0 | 0 | 0 | 0 | 0 | 13 | 24 | 0.00 | 3.000 | |
| 66 Jarlin García, L (9, 1) ERA: 2.51 | 1.0 | 3 | 0 | 0 | 0 | 2 | 0 | 0 | 0 | 0 | 0 | 0 | 12 | 15 | 0.00 | 0.000 | |

| Batter | 1 | 2 | 3 | 4 | 5 | 6 | 7 | 8 | 9 | AB | R | H | RBI | BB | SO | LOB | BOTTOM | | | |
|--|---|---|---------------------------------------|---|--------------------------------------|---|--------------------------------------|---|---------------------------------------|---|---------------------------------------|---|---------------------------------------|---|--------------------------------------|--|--|------------------------------------|----------------------------------|--------|
| 19 Miguel Rojas, R (1,6) OBP: 0.343, SLG: 0.375 | | | | | | | | | | 4 | 2 | 2 | 1 | 0 | 1 | 3 | Arizona Diamondbacks @ Miami Marlins Marlins Park, Miami, FL Sun Jul 28 2019, 1:12 PM - 4:23 PM EDT Att: 11,538 - Roof Closed - 79 F | | | |
| 47 Harold Ramírez, R (1,7) OBP: 0.313, SLG: 0.405 | | | | | | | | | | 4 | 1 | 2 | 2 | 0 | 0 | | | | | |
| 26 Garrett Cooper, R (1,3) OBP: 0.365, SLG: 0.477 | | | | | | | | | | 4 | 0 | 0 | 0 | 0 | 3 | 2 | | | | |
| 13 Starlin Castro, R (1,4) OBP: 0.278, SLG: 0.357 | | | | | | | | | | 4 | 0 | 0 | 0 | 0 | 2 | 1 | | | | |
| 15 Brian Anderson, R (1,9) OBP: 0.324, SLG: 0.429 | | | | | | | | | | 4 | 1 | 2 | 1 | 0 | 1 | | | | | |
| 14 Martín Prado, R (1,5) OBP: 0.267, SLG: 0.310 | | | | | | | | | | 4 | 0 | 2 | 0 | 0 | 0 | 1 | | | | |
| 28 Bryan Holaday, R (1,2) OBP: 0.394, SLG: 0.448 | | | | | | | | | | 3 | 0 | 1 | 0 | 0 | 1 | | | | | |
| 2 Yadiel Rivera, R (1,8) OBP: 0.258, SLG: 0.214 | | | | | | | | | | 3 | 0 | 0 | 0 | 0 | 3 | 2 | | | | |
| 57 Eliaser Hernández, R (1, 1) ERA: 4.93 | | | | | | | | | | 0 | 0 | 0 | 0 | 0 | 0 | 0 | | | | |
| 74 José Quijada, L (5, 1) ERA: 3.31 | | | | | | | | | | 1 | 0 | 0 | 0 | 0 | 1 | 0 | | | | |
| 36 Trevor Richards, R (7, 1) ERA: 4.54 | | | | | | | | | | 0 | 0 | 0 | 0 | 0 | 0 | 0 | | | | |
| 18 Neftalí Valdez, S (7, PH) ERA: 3.95 | | | | | | | | | | 0 | 1 | 0 | 0 | 1 | 0 | 0 | | | | |
| 70 Nick Anderson, R (8, 1) ERA: 3.95 | | | | | | | | | | 0 | 0 | 0 | 0 | 0 | 0 | 0 | | | | |
| 66 Jarlin García, L (9, 1) ERA: 2.51 | | | | | | | | | | 0 | 0 | 0 | 0 | 0 | 0 | 0 | | | | |
| Inning Stats | R: 1 H: 2 E: 0 K: 3 S: 21 | H: 2 R: 0 ER: 0 LOB: 2 BB: 0 P: 19 | R: 0 H: 2 E: 0 K: 2 S: 14 | H: 2 R: 0 ER: 0 LOB: 2 BB: 0 P: 19 | R: 0 H: 0 E: 0 K: 2 S: 9 | H: 0 R: 0 ER: 0 LOB: 0 BB: 0 P: 12 | R: 0 H: 1 E: 0 K: 0 S: 8 | H: 1 R: 0 ER: 0 LOB: 0 BB: 0 P: 12 | R: 1 H: 1 E: 1 K: 3 S: 18 | H: 1 R: 0 ER: 0 LOB: 1 BB: 0 P: 25 | R: 1 H: 1 E: 0 K: 1 S: 11 | H: 1 R: 0 ER: 0 LOB: 0 BB: 0 P: 14 | R: 2 H: 1 E: 0 K: 1 S: 15 | H: 1 R: 0 ER: 0 LOB: 0 BB: 1 P: 25 | R: 0 H: 1 E: 0 K: 0 S: 6 | H: 1 R: 0 ER: 0 LOB: 0 BB: 0 P: 8 | 1B: 6 2B: 0 3B: 0 HR: 3 | SF: 0 SAC: 1 DP: 2 HBP: 0 | WP: 0 PB: 0 SB: 0 CS: 0 | PA: 33 |
| PITCHER | IP WLS BF H R ER SO BB IBB HBP BLK WP HR S P ERA WHIP | | | | | | | | | | | | | | | | | | | |
| 38 Robbie Ray, L (1, 1) ERA: 3.91 | 6.0 | 25 | 7 | 3 | 2 | 11 | 0 | 0 | 0 | 0 | 0 | 0 | 0 | 2 | 81 | 109 | 3.00 | 1.167 | | |
| 40 Andrew Chafin, L (7, 1) ERA: 4.21 | 0.2 | 4 | 1 | 2 | 2 | 1 | 1 | 0 | 0 | 0 | 0 | 0 | 1 | 13 | 21 | 27.00 | 3.000 | | | |
| 52 Zack Godley, R (7, 1) ERA: 6.26 | 1.1 | 4 | 1 | 0 | 0 | 0 | 0 | 0 | 0 | 0 | 0 | 0 | 0 | 8 | 12 | 0.00 | 0.750 | | | |

| Batter | 1 | 2 | 3 | 4 | 5 | 6 | 7 | 8 | 9 | AB | R | H | RBI | BB | SO | LOB | TOP | | | | | |
|---|---|--|---|--|-------------------------------|----------------------------------|-------------------------------|----------------------------------|------------------------------|----------------------------------|--|---------------------------------|------------------------------|----------------------------------|---|----------------------------------|---|----------------------------------|----------------------------------|------------------------------------|----------------------------------|--------|
| 26 Max Kepler, L (1,9) OBP: 0.333, SLG: 0.537 | F8 | | K | | | | | F8 | | 4 | 0 | 1 | 0 | 0 | 1 | 1 | Minnesota Twins @ Miami Marlins Marlins Park, Miami, FL Tue Jul 30 2019, 7:12 PM - 10:22 PM EDT Att: 8,064 - Roof Closed - 77 F | | | | | |
| 11 Jorge Polanco, S (1,6) OBP: 0.342, SLG: 0.508 | K | | | BB | | L3 | | K | | 3 | 0 | 0 | 0 | 1 | 2 | 2 | | | | | | |
| 18 Mitch Garver, R (1,2) OBP: 0.364, SLG: 0.619 | P6 | | | | | G6-3 | | K | | 4 | 0 | 0 | 0 | 0 | 2 | 2 | | | | | | |
| 20 Eddie Rosario, L (1,7) OBP: 0.307, SLG: 0.511 | F9 | | | FC4-6 | | | | G1-6-3 | | 4 | 1 | 1 | 0 | 0 | 0 | 1 | | | | | | |
| 22 Miguel Sanó, R (1,5) OBP: 0.342, SLG: 0.583 | | BB | | | | | | | | 2 | 0 | 1 | 1 | 2 | 1 | 1 | | | | | | |
| 2 Luis Arraez, L (1,4) OBP: 0.431, SLG: 0.457 | K | | | | | | | FC3-6 | | 4 | 0 | 0 | 0 | 0 | 2 | 4 | | | | | | |
| 9 Marwin Gonzalez, S (1,3) OBP: 0.322, SLG: 0.408 | | | L8 | | | | | | | 3 | 0 | 0 | 0 | 1 | 2 | 1 | | | | | | |
| 25 Byron Buxton, R (1,8) OBP: 0.313, SLG: 0.511 | | | | HR | | | | | | 3 | 1 | 1 | 1 | 0 | 1 | 2 | | | | | | |
| 12 Jake Odorizzi, R (1,1) | | | L9 | | | | | | | 2 | 0 | 0 | 0 | 0 | 0 | 0 | | | | | | |
| 21 Tyler Duffey, R (6,1) | | | | | | | | | | 0 | 0 | 0 | 0 | 0 | 0 | 0 | | | | | | |
| 16 Jonathan Schoop, R (6, PH) OBP: 0.303, SLG: 0.463 | | | | | | | | | | 0 | 0 | 0 | 0 | 1 | 0 | 0 | | | | | | |
| 54 Sergio Romo, R (8,1) | | | | | | | | | | 0 | 0 | 0 | 0 | 0 | 0 | 0 | | | | | | |
| 55 Taylor Rogers, L (9,1) | | | | | | | | | | 0 | 0 | 0 | 0 | 0 | 0 | 0 | | | | | | |
| Inning Stats | R: 0 E: 0 K: 1 S: 9 | H: 0 LOB: 0 BB: 0 P: 13 | R: 0 E: 0 K: 1 S: 6 | H: 0 LOB: 1 BB: 1 P: 13 | R: 1 E: 0 K: 1 S: 12 | H: 1 LOB: 0 BB: 0 P: 16 | R: 1 E: 0 K: 2 S: 15 | H: 1 LOB: 1 BB: 0 P: 27 | R: 0 E: 0 K: 2 S: 9 | H: 0 LOB: 0 BB: 0 P: 14 | R: 0 E: 0 K: 0 S: 8 | H: 1 LOB: 0 BB: 0 P: 9 | R: 0 E: 0 K: 1 S: 9 | H: 1 LOB: 2 BB: 1 P: 13 | R: 0 E: 0 K: 2 S: 13 | H: 0 LOB: 1 BB: 1 P: 24 | R: 0 E: 0 K: 1 S: 8 | H: 0 LOB: 1 BB: 1 P: 13 | 1B: 2 2B: 3 3B: 0 HR: 1 | SF: 0 SAC: 0 DP: 2 HBP: 0 | WP: 0 PB: 0 SB: 0 CS: 1 | PA: 34 |
| PITCHER | IP WLS BF H R ER SO BB IBB HBP BLK WP HR S P ERA WHIP | 7.0 L 26 4 2 2 8 2 1 0 0 0 1 68 105 2.57 0.857 | 1.0 4 0 0 0 2 1 0 0 0 0 0 13 24 0.00 1.000 | 1.0 4 0 0 0 1 1 0 0 0 0 0 8 13 0.00 1.000 | PITCHER | | | | | | | | | | IP WLS BF H R ER SO BB IBB HBP BLK WP HR S P ERA WHIP | | | | | | | |
| Zac Gallen, R (1,1) ERA: 2.72 | | | | | | | | | | | 7.0 L 26 4 2 2 8 2 1 0 0 0 1 68 105 2.57 0.857 | | | | | | | | | | | |
| 74 José Quijada, L (8,1) ERA: 3.12 | | | | | | | | | | | 1.0 4 0 0 0 2 1 0 0 0 0 0 13 24 0.00 1.000 | | | | | | | | | | | |
| Trevor Richards, R (9,1) ERA: 4.5 | | | | | | | | | | | 1.0 4 0 0 0 1 1 0 0 0 0 0 8 13 0.00 1.000 | | | | | | | | | | | |

| | |
|-----|----|
| AB | 29 |
| R | 2 |
| H | 4 |
| RBI | 2 |
| BB | 5 |
| SO | 11 |
| LOB | 14 |



| Batter | 1 | 2 | 3 | 4 | 5 | 6 | 7 | 8 | 9 | AB | R | H | RBI | BB | SO | LOB | BOTTOM | | | | | |
|---|---|--|---|--|--|----------------------------------|-------------------------------|----------------------------------|-------------------------------|----------------------------------|--|----------------------------------|------------------------------|----------------------------------|-------------------------------|---|---|----------------------------------|----------------------------------|------------------------------------|----------------------------------|--------|
| 19 Miguel Rojas, R (1,6) OBP: 0.343, SLG: 0.381 | L8 | | | | | | | F8 | | 4 | 0 | 1 | 0 | 0 | 1 | 0 | Minnesota Twins @ Miami Marlins Marlins Park, Miami, FL Tue Jul 30 2019, 7:12 PM - 10:22 PM EDT Att: 8,064 - Roof Closed - 77 F | | | | | |
| 15 Brian Anderson, R (1,9) OBP: 0.342, SLG: 0.433 | G1-3 | | G6-3 | | | G5-3 | | | | 3 | 0 | 0 | 0 | 0 | 1 | | | | | | | |
| 26 Garrett Cooper, R (1,3) OBP: 0.362, SLG: 0.472 | G6-3 | | | | | | | | | 1 | 0 | 0 | 0 | 0 | 0 | 0 | | | | | | |
| 14 Martín Prado, R (3,5) OBP: 0.263, SLG: 0.304 | | | | | | | | | | 3 | 0 | 0 | 0 | 0 | 2 | 1 | | | | | | |
| 18 Neil Walker, S (1,5) OBP: 0.340, SLG: 0.381 | | | K | | | | | | | 3 | 0 | 0 | 0 | 1 | 2 | 0 | | | | | | |
| 13 Starlin Castro, R (1,4) OBP: 0.277, SLG: 0.356 | | | | | | | | | | 4 | 1 | 1 | 0 | 0 | 1 | 1 | | | | | | |
| 21 Curtis Granderson, L (1,7) OBP: 0.273, SLG: 0.365 | | | | | | | | | | 3 | 0 | 2 | 1 | 0 | 1 | 0 | | | | | | |
| 2 Yadiel Rivera, R (9, PH) OBP: 0.250, SLG: 0.207 | | | | | | | | | | 1 | 0 | 0 | 0 | 0 | 0 | 0 | | | | | | |
| 47 Harold Ramirez, R (1,8) OBP: 0.308, SLG: 0.397 | | | | | | | | | | 3 | 0 | 0 | 0 | 0 | 1 | 2 | | | | | | |
| 38 Jorge Alfaro, R (1,2) OBP: 0.302, SLG: 0.421 | | | | | | | | | | 3 | 0 | 0 | 0 | 0 | 0 | 0 | | | | | | |
| Zac Gallen, R (1,1) OBP: 0.100, SLG: 0.100 | | | | | | | | | | 2 | 0 | 0 | 0 | 0 | 1 | 0 | | | | | | |
| 74 José Quijada, L (8,1) ERA: 3.57 | | | | | | | | | | 0 | 0 | 0 | 0 | 0 | 0 | 0 | | | | | | |
| 46 César Puello, R (6, PH) OBP: 0.356, SLG: 0.402 | | | | | | | | | | 1 | 0 | 0 | 0 | 0 | 0 | 0 | | | | | | |
| Trevor Richards, R (9,1) OBP: 0.156, SLG: 0.100 | | | | | | | | | | 0 | 0 | 0 | 0 | 0 | 0 | 0 | | | | | | |
| Inning Stats | R: 0 E: 0 K: 0 S: 6 | H: 0 LOB: 0 BB: 0 P: 10 | R: 0 E: 1 K: 1 S: 15 | H: 1 LOB: 1 BB: 0 P: 20 | R: 0 E: 0 K: 0 S: 12 | H: 1 LOB: 1 BB: 0 P: 20 | R: 1 E: 0 K: 1 S: 15 | H: 2 LOB: 1 BB: 0 P: 21 | R: 0 E: 0 K: 2 S: 11 | H: 0 LOB: 0 BB: 0 P: 15 | R: 0 E: 0 K: 2 S: 13 | H: 0 LOB: 1 BB: 1 P: 23 | R: 0 E: 0 K: 1 S: 7 | H: 0 LOB: 0 BB: 0 P: 10 | R: 0 E: 0 K: 1 S: 12 | H: 0 LOB: 1 BB: 0 P: 20 | R: 0 E: 0 K: 1 S: 8 | H: 0 LOB: 0 BB: 0 P: 12 | 1B: 2 2B: 2 3B: 0 HR: 0 | SF: 0 SAC: 0 DP: 0 HBP: 1 | WP: 0 PB: 0 SB: 1 CS: 0 | PA: 33 |
| PITCHER | IP WLS BF H R ER SO BB IBB HBP BLK WP HR S P ERA WHIP | 5.2 W 22 4 1 1 5 1 0 0 0 0 11 16 0.00 0.000 | 1.1 H 4 0 0 0 2 0 0 0 0 0 12 20 0.00 0.000 | 1.0 H 4 0 0 0 1 0 0 1 0 0 8 12 0.00 0.000 | 1.0 S 3 0 0 0 1 0 0 0 0 0 8 12 0.00 0.000 | PITCHER | | | | | | | | | | IP WLS BF H R ER SO BB IBB HBP BLK WP HR S P ERA WHIP | | | | | | |
| 12 Jake Odorizzi, R (1,1) ERA: 3.73 | | | | | | | | | | | 5.2 W 22 4 1 1 5 1 0 0 0 0 11 16 0.00 0.000 | | | | | | | | | | | |
| 21 Tyler Duffey, R (6,1) | | | | | | | | | | | 1.1 H 4 0 0 0 2 0 0 0 0 0 12 20 0.00 0.000 | | | | | | | | | | | |
| 54 Sergio Romo, R (8,1) ERA: 3.49 | | | | | | | | | | | 1.0 H 4 0 0 0 1 0 0 1 0 0 8 12 0.00 0.000 | | | | | | | | | | | |
| 55 Taylor Rogers, L (9,1) ERA: 2.22 | | | | | | | | | | | 1.0 S 3 0 0 0 1 0 0 0 0 0 8 12 0.00 0.000 | | | | | | | | | | | |

| | |
|-----|----|
| AB | 31 |
| R | 1 |
| H | 4 |
| RBI | 1 |
| BB | 1 |
| SO | 9 |
| LOB | 5 |



| Batter | 1 | 2 | 3 | 4 | 5 | 6 | 7 | 8 | 9 | 10 | 11 | 12 | AB | R | H | RBI | BB | SO | LOB | TOP | | |
|--|-------------------------------|----------------------------------|-------------------------------|----------------------------------|-------------------------------|----------------------------------|------------------------------|----------------------------------|-------------------------------|----------------------------------|-------------------------------|----------------------------------|-------------------------------|----------------------------------|------------------------------|----------------------------------|-------------------------------|----------------------------------|----------------------------------|------------------------------------|-------------------------|--------|
| 26 Max Kepler, L OBP: 0.339, SLG: 0.553 | | | | | | | | | | | | | | 6 | 1 | 2 | 1 | 0 | 1 | 1 | | |
| 2 Luis Arraez, L OBP: 0.422, SLG: 0.445 | | | | | | | | | | | | | | 6 | 1 | 1 | 0 | 0 | 0 | 2 | | |
| 11 Jorge Polanco, S OBP: 0.359, SLG: 0.500 | | | | | | | | | | | | | | 4 | 0 | 1 | 0 | 1 | 2 | 0 | | |
| 20 Eddie Rosario, L OBP: 0.307, SLG: 0.519 | | | | | | | | | | | | | | 4 | 0 | 1 | 1 | 0 | 1 | 0 | | |
| 22 Miguel Sanó, R OBP: 0.342, SLG: 0.573 | | | | | | | | | | | | | | 5 | 1 | 1 | 0 | 0 | 2 | 4 | | |
| 15 Jason Castro, L OBP: 0.353, SLG: 0.482 | | | | | | | | | | | | | | 5 | 0 | 1 | 0 | 0 | 3 | 1 | | |
| 13 Ehire Adrianza, S OBP: 0.371, SLG: 0.415 | | | | | | | | | | | | | | 4 | 1 | 0 | 0 | 0 | 2 | 1 | | |
| 61 Cody Stashak, R OBP: 0.314, SLG: 0.513 | | | | | | | | | | | | | | 5 | 0 | 2 | 2 | 0 | 2 | 0 | | |
| 39 Michael Pineda, R ERA: 3.94 | | | | | | | | | | | | | | 2 | 0 | 0 | 0 | 0 | 1 | 3 | | |
| 50 Jordan Yamamoto, R ERA: 4.6 | | | | | | | | | | | | | | 2 | 0 | 0 | 0 | 0 | 1 | 3 | | |
| Inning Stats | R: 1 E: 0 K: 1 S: 13 | H: 1 LOB: 0 BB: 0 P: 16 | R: 0 E: 0 K: 1 S: 10 | H: 2 LOB: 2 BB: 0 P: 17 | R: 0 E: 0 K: 2 S: 11 | H: 0 LOB: 0 BB: 0 P: 18 | R: 0 E: 0 K: 1 S: 8 | H: 2 LOB: 1 BB: 0 P: 14 | R: 0 E: 0 K: 2 S: 13 | H: 0 LOB: 0 BB: 0 P: 16 | R: 0 E: 0 K: 1 S: 11 | H: 0 LOB: 0 BB: 0 P: 15 | R: 0 E: 0 K: 2 S: 11 | H: 0 LOB: 0 BB: 0 P: 15 | R: 0 E: 0 K: 2 S: 7 | H: 0 LOB: 0 BB: 0 P: 13 | R: 0 E: 0 K: 0 S: 16 | H: 0 LOB: 0 BB: 0 P: 22 | 1B: 5 2B: 3 3B: 0 HR: 1 | SF: 1 SAC: 0 DP: 1 HBP: 2 | WP: 0 PB: 0 CS: 0 | PA: 47 |
| PITCHER | IP 6.0 | WLS 26 | BF 7 | H 4 | R 4 | ER 8 | SO 1 | BB 1 | IBB 0 | HBP 0 | BLK 0 | WP 0 | HR 1 | S 68 | P 101 | ERA 6.00 | WHIP 1.167 | | | | | |
| 50 Jordan Yamamoto, R ERA: 4.6 | IP 2.0 | WLS 6 | BF 6 | H 0 | R 0 | ER 0 | SO 2 | BB 0 | IBB 0 | HBP 0 | BLK 0 | WP 0 | HR 0 | S 23 | P 35 | ERA 0.00 | WHIP 0.000 | | | | | |
| 61 Adam Conley, L ERA: 7.06 | IP 1.0 | WLS 3 | BF 2 | H 0 | R 0 | ER 0 | SO 1 | BB 0 | IBB 0 | HBP 0 | BLK 0 | WP 0 | HR 0 | S 11 | P 18 | ERA 0.00 | WHIP 3.000 | | | | | |
| 39 Tyler Kinley, R ERA: 4.91 | IP 1.0 | WLS 3 | BF 0 | H 0 | R 0 | ER 0 | SO 2 | BB 0 | IBB 0 | HBP 0 | BLK 0 | WP 0 | HR 0 | S 11 | P 15 | ERA 0.00 | WHIP 0.000 | | | | | |
| 66 Jarlin Garcia, L ERA: 2.43 | IP 1.0 | WLS 3 | BF 0 | H 0 | R 0 | ER 0 | SO 0 | BB 0 | IBB 0 | HBP 1 | BLK 0 | WP 0 | HR 0 | S 9 | P 9 | ERA 0.00 | WHIP 0.000 | | | | | |
| 74 José Quijada, L ERA: 2.95 | IP 1.0 | WLS 3 | BF 0 | H 0 | R 0 | ER 0 | SO 2 | BB 0 | IBB 0 | HBP 0 | BLK 0 | WP 0 | HR 0 | S 11 | P 15 | ERA 0.00 | WHIP 0.000 | | | | | |

Minnesota Twins @ Miami Marlins
Marlins Park, Miami, FL
Thu Aug 01 2019, 12:11 PM - 4:24 PM EDT
Att. 10,390 - Roof Closed - 74 F

AB 43
R 4
H 9
RBI 4
BB 1
SO 15
LOB 12



| Batter | 1 | 2 | 3 | 4 | 5 | 6 | 7 | 8 | 9 | 10 | 11 | 12 | AB | R | H | RBI | BB | SO | LOB | BOTTOM | | |
|---|------------------------------|---------------------------------|-------------------------------|----------------------------------|------------------------------|----------------------------------|------------------------------|----------------------------------|-------------------------------|----------------------------------|-------------------------------|----------------------------------|-------------------------------|----------------------------------|------------------------------|----------------------------------|------------------------------|---------------------------------|----------------------------------|------------------------------------|-------------------------|--------|
| 19 Miguel Rojas, R OBP: 0.342, SLG: 0.380 | | | | | | | | | | | | | | 2 | 0 | 1 | 0 | 0 | 0 | 0 | | |
| 2 Yadiel Rivera, R OBP: 0.258, SLG: 0.217 | | | | | | | | | | | | | | 1 | 0 | 0 | 0 | 0 | 0 | 2 | | |
| 14 Martin Prado, R OBP: 0.262, SLG: 0.303 | | | | | | | | | | | | | | 3 | 1 | 1 | 0 | 0 | 1 | 0 | | |
| 55 Jon Berti, R OBP: 0.329, SLG: 0.388 | | | | | | | | | | | | | | 6 | 1 | 2 | 1 | 0 | 2 | 1 | | |
| 15 Brian Anderson, R OBP: 0.323, SLG: 0.434 | | | | | | | | | | | | | | 4 | 0 | 0 | 0 | 2 | 0 | 2 | | |
| 18 Neil Walker, S OBP: 0.343, SLG: 0.385 | | | | | | | | | | | | | | 5 | 0 | 2 | 2 | 1 | 0 | 1 | | |
| 13 Starlin Castro, R OBP: 0.276, SLG: 0.352 | | | | | | | | | | | | | | 6 | 1 | 1 | 0 | 0 | 2 | 7 | | |
| 47 Harold Ramirez, R OBP: 0.310, SLG: 0.415 | | | | | | | | | | | | | | 5 | 1 | 2 | 2 | 1 | 0 | 0 | | |
| 46 César Puello, R ERA: 4.15 | | | | | | | | | | | | | | 3 | 0 | 1 | 0 | 0 | 2 | 1 | | |
| 61 Adam Conley, L ERA: 7.06 | | | | | | | | | | | | | | 0 | 0 | 0 | 0 | 0 | 0 | 0 | | |
| 39 Tyler Kinley, R ERA: 4.91 | | | | | | | | | | | | | | 1 | 0 | 0 | 0 | 0 | 0 | 0 | | |
| 66 Jarlin Garcia, L ERA: 2.43 | | | | | | | | | | | | | | 1 | 0 | 0 | 0 | 0 | 0 | 0 | | |
| 38 Jorge Alfaro, R ERA: 3.0 | | | | | | | | | | | | | | 1 | 0 | 0 | 0 | 0 | 0 | 0 | | |
| 74 José Quijada, L ERA: 2.95 | | | | | | | | | | | | | | 0 | 0 | 0 | 0 | 0 | 0 | 0 | | |
| 28 Bryan Holaday, R OBP: 0.373, SLG: 0.409 | | | | | | | | | | | | | | 4 | 0 | 1 | 0 | 1 | 1 | 3 | | |
| 50 Jordan Yamamoto, R ERA: 4.6 | | | | | | | | | | | | | | 1 | 0 | 0 | 0 | 0 | 0 | 2 | | |
| 21 Curtis Granderson, L OBP: 0.271, SLG: 0.358 | | | | | | | | | | | | | | 2 | 1 | 0 | 0 | 1 | 0 | 1 | | |
| Inning Stats | R: 0 E: 0 K: 1 S: 8 | H: 0 LOB: 0 BB: 0 P: 9 | R: 1 E: 0 K: 1 S: 12 | H: 2 LOB: 2 BB: 1 P: 17 | R: 0 E: 0 K: 0 S: 9 | H: 2 LOB: 2 BB: 0 P: 20 | R: 0 E: 0 K: 0 S: 9 | H: 2 LOB: 2 BB: 0 P: 13 | R: 0 E: 0 K: 3 S: 15 | H: 0 LOB: 2 BB: 2 P: 28 | R: 0 E: 0 K: 0 S: 11 | H: 0 LOB: 0 BB: 0 P: 14 | R: 3 E: 0 K: 3 S: 20 | H: 3 LOB: 3 BB: 3 P: 35 | R: 0 E: 0 K: 0 S: 9 | H: 0 LOB: 0 BB: 0 P: 16 | R: 0 E: 0 K: 0 S: 3 | H: 1 LOB: 0 BB: 0 P: 6 | 1B: 7 2B: 2 3B: 1 HR: 1 | SF: 0 SAC: 1 DP: 0 HBP: 0 | WP: 0 PB: 0 CS: 0 | PA: 51 |
| PITCHER | IP 6.0 | WLS 27 | BF 7 | H 1 | R 1 | ER 3 | SO 3 | BB 1 | IBB 0 | HBP 0 | BLK 0 | WP 0 | HR 0 | S 58 | P 80 | ERA 1.50 | WHIP 1.167 | | | | | |
| 19 Ryne Harper, R ERA: 2.93 | IP 1.0 | WLS 3 | BF 0 | H 0 | R 0 | ER 0 | SO 0 | BB 0 | IBB 0 | HBP 0 | BLK 0 | WP 0 | HR 0 | S 9 | P 16 | ERA 0.00 | WHIP 0.000 | | | | | |
| 61 Cody Stashak, R ERA: 4.5 | IP 1.0 | WLS 4 | BF 1 | H 1 | R 1 | ER 1 | SO 0 | BB 0 | IBB 0 | HBP 0 | BLK 0 | WP 0 | HR 1 | S 11 | P 14 | ERA 9.00 | WHIP 1.000 | | | | | |

Minnesota Twins @ Miami Marlins
Marlins Park, Miami, FL
Thu Aug 01 2019, 12:11 PM - 4:24 PM EDT
Att. 10,390 - Roof Closed - 74 F



AB 44
R 5
H 11
RBI 5
BB 6
SO 9
LOB 23



| Batter | 1 | 2 | 3 | 4 | 5 | 6 | 7 | 8 | 9 | AB R H RBI BB SO LOB | TOP | | | | | | | | | | | |
|--|---|---------------------------------|-------------------------------|----------------------------------|-------------------------------|----------------------------------|------------------------------|----------------------------------|------------------------------|----------------------------------|---|---|-------------------------------|----------------------------------|------------------------------|---------------------------------|-------------------------------|----------------------------------|----------------------------------|------------------------------------|----------------------------------|--------|
| 19 Miguel Rojas, R OBP: 0.343, SLG: 0.383 | | | | | | | | | | 5 1 2 0 0 0 4 | Miami Marlins @ Tampa Bay Rays Tropicana Field, St. Petersburg, FL Sat Aug 03 2019, 6:10 PM - 9:29 PM EDT Att: 14,092 - Dome - 72 F | | | | | | | | | | | |
| 55 Jon Berti, R OBP: 0.346, SLG: 0.444 | | | | | | | | | | 5 1 3 1 0 0 1 | | | | | | | | | | | | |
| 15 Brian Anderson, R OBP: 0.322, SLG: 0.431 | | | | | | | | | | 3 0 0 1 0 0 2 | | | | | | | | | | | | |
| 18 Neil Walker, S OBP: 0.343, SLG: 0.384 | | | | | | | | | | 3 1 1 0 0 1 1 | | | | | | | | | | | | |
| 14 Martin Prado, R OBP: 0.291, SLG: 0.301 | | | | | | | | | | 1 0 0 0 0 1 1 | | | | | | | | | | | | |
| 26 Garrett Cooper, R OBP: 0.355, SLG: 0.462 | | | | | | | | | | 3 0 0 1 0 1 1 | | | | | | | | | | | | |
| 13 Starlin Castro, R OBP: 0.276, SLG: 0.359 | | | | | | | | | | 3 2 1 2 1 1 0 | | | | | | | | | | | | |
| 47 Harold Ramirez, R OBP: 0.309, SLG: 0.412 | | | | | | | | | | 4 0 1 0 0 1 1 | | | | | | | | | | | | |
| 38 Jorge Alfaro, R OBP: 0.297, SLG: 0.413 | | | | | | | | | | 4 0 1 0 0 1 1 | | | | | | | | | | | | |
| 46 César Puello, R OBP: 0.359, SLG: 0.387 | | | | | | | | | | 1 1 0 1 1 1 0 | | | | | | | | | | | | |
| Inning Stats | R: 0 E: 0 K: 0 S: 7 | H: 1 LOB: 1 BB: 0 P: 7 | R: 1 E: 0 K: 0 S: 10 | H: 1 LOB: 2 BB: 1 P: 21 | R: 3 E: 0 K: 1 S: 12 | H: 4 LOB: 1 BB: 0 P: 17 | R: 0 E: 0 K: 0 S: 6 | H: 0 LOB: 0 BB: 0 P: 11 | R: 0 E: 0 K: 1 S: 7 | H: 0 LOB: 0 BB: 0 P: 10 | R: 0 E: 0 K: 0 S: 8 | H: 0 LOB: 0 BB: 0 P: 12 | R: 2 E: 1 K: 2 S: 12 | H: 2 LOB: 1 BB: 1 P: 21 | R: 0 E: 0 K: 2 S: 7 | H: 0 LOB: 0 BB: 0 P: 7 | R: 0 E: 0 K: 1 S: 15 | H: 1 LOB: 1 BB: 0 P: 23 | 1B: 5 2B: 3 3B: 1 HR: 1 | SF: 2 SAC: 0 DP: 3 HBP: 3 | WP: 0 PB: 0 SB: 2 CS: 0 | PA: 39 |
| PITCHER | IP WLS BF H R ER SO BB IBB HBP BLK WP HR S P ERA WHIP | | | | | | | | | | | IP WLS BF H R ER SO BB IBB HBP BLK WP HR S P ERA WHIP | | | | | | | | | | |
| 63 Diego Castillo, R ERA: 3.64 | 1.0 | 4 | 1 | 0 | 0 | 0 | 0 | 0 | 0 | 0 | 0 | 0 | 0 | 7 | 7 | 0.00 | 1.000 | | | | | |
| 68 Jalen Beeks, L ERA: 3.77 | 4.0 | 19 | 5 | 4 | 3 | 2 | 1 | 0 | 3 | 0 | 0 | 1 | 35 | 59 | 6.75 | 1.500 | | | | | | |
| 52 Chaz Roe, R ERA: 4.25 | 2.0 | B | 9 | 2 | 2 | 1 | 2 | 1 | 0 | 0 | 0 | 0 | 20 | 33 | 4.50 | 1.500 | | | | | | |
| 70 Nick Anderson, R ERA: 3.74 | 1.0 | W | 3 | 0 | 0 | 2 | 0 | 0 | 0 | 0 | 0 | 0 | 7 | 7 | 0.00 | 0.000 | | | | | | |
| 15 Emilio Pagán, R ERA: 1.99 | 1.0 | S | 4 | 1 | 0 | 1 | 0 | 0 | 0 | 0 | 0 | 0 | 15 | 23 | 0.00 | 1.000 | | | | | | |

| Batter | 1 | 2 | 3 | 4 | 5 | 6 | 7 | 8 | 9 | AB R H RBI BB SO LOB | BOTTOM | | | | | | | | | |
|---|---|----------------------------------|-------------------------------|----------------------------------|-------------------------------|----------------------------------|------------------------------|----------------------------------|-------------------------------|----------------------------------|---|---|-------------------------------|----------------------------------|-------------------------------|----------------------------------|----------------------------------|------------------------------------|----------------------------------|--------|
| 26 Ji Man Choi, L OBP: 0.361, SLG: 0.423 | | | | | | | | | | 5 1 2 0 0 0 1 | Miami Marlins @ Tampa Bay Rays Tropicana Field, St. Petersburg, FL Sat Aug 03 2019, 6:10 PM - 9:29 PM EDT Att: 14,092 - Dome - 72 F | | | | | | | | | |
| 29 Tommy Pham, R OBP: 0.373, SLG: 0.458 | | | | | | | | | | 4 0 1 0 1 0 2 | | | | | | | | | | |
| 17 Austin Meadows, L OBP: 0.363, SLG: 0.533 | | | | | | | | | | 4 2 1 1 1 1 4 | | | | | | | | | | |
| 37 Travis d'Arnaud, R OBP: 0.335, SLG: 0.495 | | | | | | | | | | 2 1 1 1 3 1 0 | | | | | | | | | | |
| 39 Kevin Kiermaier, L OBP: 0.288, SLG: 0.429 | | | | | | | | | | 5 0 0 0 0 1 7 | | | | | | | | | | |
| 24 Avisail Garcia, R OBP: 0.337, SLG: 0.444 | | | | | | | | | | 3 1 2 0 2 0 2 | | | | | | | | | | |
| 9 Eric Sogard, L ERA: 5.68 | | | | | | | | | | 3 2 2 5 0 0 2 | | | | | | | | | | |
| 21 Jesús Aguilar, R OBP: 0.332, SLG: 0.378 | | | | | | | | | | 0 0 0 0 1 0 0 | | | | | | | | | | |
| 43 Mike Brosseau, R OBP: 0.325, SLG: 0.526 | | | | | | | | | | 0 0 0 0 0 0 0 | | | | | | | | | | |
| 5 Matt Duffy, R OBP: 0.317, SLG: 0.342 | | | | | | | | | | 4 0 0 0 0 1 4 | | | | | | | | | | |
| 1 Willy Adames, R OBP: 0.301, SLG: 0.405 | | | | | | | | | | 4 1 2 1 0 0 0 | | | | | | | | | | |
| Inning Stats | R: 0 E: 0 K: 0 S: 12 | H: 1 LOB: 2 BB: 1 P: 22 | R: 2 E: 0 K: 0 S: 17 | H: 2 LOB: 1 BB: 1 P: 27 | R: 3 E: 0 K: 0 S: 16 | H: 1 LOB: 2 BB: 2 P: 26 | R: 0 E: 0 K: 1 S: 8 | H: 1 LOB: 0 BB: 0 P: 11 | R: 0 E: 0 K: 0 S: 13 | H: 0 LOB: 0 BB: 1 P: 23 | R: 0 E: 0 K: 0 S: 7 | H: 0 LOB: 0 BB: 0 P: 13 | R: 1 E: 0 K: 2 S: 15 | H: 1 LOB: 2 BB: 2 P: 29 | R: 2 E: 0 K: 1 S: 22 | H: 4 LOB: 2 BB: 1 P: 35 | 1B: 6 2B: 1 3B: 0 HR: 4 | SF: 0 SAC: 0 DP: 0 HBP: 0 | WP: 0 PB: 0 SB: 0 CS: 0 | PA: 42 |
| PITCHER | IP WLS BF H R ER SO BB IBB HBP BLK WP HR S P ERA WHIP | | | | | | | | | | | IP WLS BF H R ER SO BB IBB HBP BLK WP HR S P ERA WHIP | | | | | | | | |
| 57 Eliaser Hernández, R ERA: 6.75 | 3.0 | 17 | 4 | 5 | 5 | 0 | 4 | 0 | 0 | 0 | 0 | 0 | 21 | 34 | 0.00 | 1.500 | | | | |
| 61 Adam Conley, L ERA: 6.75 | 2.0 | 9 | 2 | 0 | 0 | 1 | 1 | 0 | 0 | 0 | 0 | 0 | 7 | 13 | 0.00 | 0.000 | | | | |
| 39 Tyler Kinley, R ERA: 4.73 | 1.0 | 3 | 0 | 0 | 0 | 0 | 0 | 0 | 0 | 0 | 0 | 0 | 15 | 29 | 9.00 | 3.000 | | | | |
| 74 José Quijada, L ERA: 3.26 | 1.0 | B | 6 | 1 | 1 | 2 | 2 | 0 | 0 | 0 | 0 | 1 | 15 | 29 | 9.00 | 3.000 | | | | |
| 66 Jarlin Garcia, L ERA: 2.94 | 0.1 | L | 5 | 3 | 2 | 2 | 1 | 0 | 0 | 0 | 0 | 0 | 13 | 22 | 54.00 | 12.000 | | | | |

livebaseballscorecards.com



| Batter | 1 | 2 | 3 | 4 | 5 | 6 | 7 | 8 | 9 | AB | R | H | RBI | BB | SO | LOB | TOP | | | | | | | | | | |
|---|---------------------------------------|----------------------------------|---------------------------------------|----------------------------------|--------------------------------------|---------------------------------|---------------------------------------|----------------------------------|---------------------------------------|----------------------------------|--------------------------------------|----------------------------------|--------------------------------------|---------------------------------|--------------------------------------|----------------------------------|---|------------------------------------|----------------------------------|--------|--|--|--|--|--|--|--|
| 19 Miguel Rojas, R OBP: 0.342, SLG: 0.387 | G6-3 | | G5-3 | | | G5-3 | | G5-3 | | 4 | 0 | 1 | 0 | 0 | 0 | 2 | Miami Marlins @ Tampa Bay Rays Tropicana Field, St. Petersburg, FL Sun Aug 04 2019, 1:12 PM - 4:05 PM EDT Att: 14,819 - Dome - 72 F livebaseballscorecards.com | | | | | | | | | | |
| 55 Jon Berti, R OBP: 0.329, SLG: 0.421 | K | | | K | | K | | G5-3 | | 4 | 0 | 0 | 1 | 0 | 3 | 2 | | | | | | | | | | | |
| 26 Garrett Cooper, R OBP: 0.353, SLG: 0.457 | FC6-4 | | | G5-3 | | G3 | | G6-3 | | 3 | 0 | 0 | 0 | 1 | 0 | 2 | | | | | | | | | | | |
| 15 Brian Anderson, R OBP: 0.326, SLG: 0.440 | FC6-4 | | | HR | | | | | | 3 | 1 | 2 | 1 | 1 | 0 | 1 | | | | | | | | | | | |
| 21 Curtis Granderson, L OBP: 0.267, SLG: 0.353 | L9 | | | L8 | | CS | | | | 4 | 0 | 0 | 0 | 0 | 2 | 1 | | | | | | | | | | | |
| 13 Starlin Castro, R OBP: 0.275, SLG: 0.356 | L7 | | | | | | | | | 4 | 0 | 0 | 0 | 0 | 0 | 1 | | | | | | | | | | | |
| 47 Harold Ramirez, R OBP: 0.310, SLG: 0.415 | F8 | | | | | | | | | 3 | 0 | 1 | 0 | 0 | 1 | 0 | | | | | | | | | | | |
| 46 César Puello, R OBP: 0.356, SLG: 0.384 | | | K | | | G4-3 | | | | 1 | 0 | 0 | 0 | 0 | 1 | 0 | | | | | | | | | | | |
| 14 Martín Prado, R OBP: 0.293, SLG: 0.393 | | | | | | | | | | 2 | 1 | 1 | 0 | 0 | 0 | 1 | | | | | | | | | | | |
| 28 Bryan Holaday, R OBP: 0.372, SLG: 0.406 | G6-3 | | | | | | | E9 | | 3 | 0 | 1 | 0 | 0 | 1 | 1 | | | | | | | | | | | |
| Inning Stats | R: 0 H: 0 E: 0 K: 1 S: 10 | H: 0 LOB: 1 BB: 1 P: 16 | R: 0 H: 0 E: 0 K: 0 S: 10 | H: 0 LOB: 0 BB: 0 P: 13 | R: 0 H: 0 E: 0 K: 1 S: 6 | H: 0 LOB: 0 BB: 0 P: 8 | R: 1 H: 1 E: 0 K: 1 S: 11 | H: 1 LOB: 1 BB: 0 P: 17 | R: 0 H: 1 E: 0 K: 1 S: 15 | H: 1 LOB: 1 BB: 0 P: 22 | R: 0 H: 0 E: 0 K: 2 S: 8 | H: 0 LOB: 0 BB: 0 P: 11 | R: 1 H: 2 E: 1 K: 0 S: 6 | H: 1 LOB: 1 BB: 0 P: 8 | R: 0 H: 1 E: 0 K: 1 S: 7 | H: 1 LOB: 0 BB: 0 P: 11 | 1B: 3 2B: 1 3B: 1 HR: 1 | SF: 0 SAC: 0 DP: 1 HBP: 0 | WP: 0 PB: 0 SB: 0 CS: 1 | PA: 34 | | | | | | | |
| PITCHER | IP | WLS | BF | H | R | ER | SO | BB | IBB | HBP | BLK | WP | HR | S | P | ERA | WHIP | | | | | | | | | | |
| 72 Yonny Chirinos, R ERA: 3.62 | 5.0 | W | 18 | 2 | 1 | 1 | 4 | 1 | 0 | 0 | 0 | 0 | 1 | 45 | 63 | 1.80 | 0.600 | | | | | | | | | | |
| 63 Diego Castillo, R ERA: 3.59 | 0.2 | H | 4 | 1 | 0 | 0 | 1 | 1 | 0 | 0 | 0 | 0 | 0 | 13 | 19 | 0.00 | 3.000 | | | | | | | | | | |
| 38 Colin Poche, L ERA: 5.79 | 1.1 | H | 3 | 0 | 0 | 0 | 2 | 0 | 0 | 0 | 0 | 0 | 0 | 10 | 14 | 0.00 | 0.000 | | | | | | | | | | |
| 36 Andrew Kittredge, R ERA: 2.52 | 2.0 | | 8 | 3 | 1 | 0 | 1 | 0 | 0 | 0 | 0 | 0 | 0 | 13 | 19 | 0.00 | 1.500 | | | | | | | | | | |

| Batter | 1 | 2 | 3 | 4 | 5 | 6 | 7 | 8 | 9 | AB | R | H | RBI | BB | SO | LOB | BOTTOM | | | | | | | | | | |
|---|---------------------------------------|----------------------------------|---------------------------------------|----------------------------------|---------------------------------------|----------------------------------|--------------------------------------|----------------------------------|---------------------------------------|----------------------------------|--------------------------------------|----------------------------------|---------------------------------------|----------------------------------|---------------------------------------|----------------------------------|---|----------------------------------|------------------------------------|----------------------------------|--------|--|--|--|--|--|--|
| 5 Matt Duffy, R OBP: 0.304, SLG: 0.310 | F9 | | | F9 | | L9 | | G4-3 | | 4 | 1 | 0 | 0 | 1 | 0 | 1 | Miami Marlins @ Tampa Bay Rays Tropicana Field, St. Petersburg, FL Sun Aug 04 2019, 1:12 PM - 4:05 PM EDT Att: 14,819 - Dome - 72 F livebaseballscorecards.com | | | | | | | | | | |
| 29 Tommy Pham, R OBP: 0.376, SLG: 0.458 | FC6 | | | | | | | G5-3 | | 3 | 2 | 1 | 0 | 2 | 0 | 1 | | | | | | | | | | | |
| 21 Jesús Aguilar, R OBP: 0.333, SLG: 0.393 | SF7 | | | F7 | | | | | | 4 | 2 | 2 | 2 | 0 | 0 | 3 | | | | | | | | | | | |
| 37 Travis d'Araud, R OBP: 0.336, SLG: 0.490 | K | | | K | | | | G6-3 | | 4 | 1 | 1 | 1 | 1 | 2 | 1 | | | | | | | | | | | |
| 24 Avisail García, R OBP: 0.338, SLG: 0.447 | | | | G5-3 | | FC6-4 | | | | 4 | 0 | 2 | 2 | 0 | 0 | 1 | | | | | | | | | | | |
| 43 Mike Brosseau, R OBP: 0.345, SLG: 0.575 | | | | | | | | G1-3 | | 4 | 1 | 3 | 2 | 0 | 0 | 1 | | | | | | | | | | | |
| 54 Guillermo Heredia, R OBP: 0.316, SLG: 0.350 | K | | | | | L5-4 | | | | 2 | 0 | 0 | 0 | 2 | 1 | 4 | | | | | | | | | | | |
| 10 Mike Zunino, R OBP: 0.240, SLG: 0.319 | | | | | | | | | | 4 | 0 | 1 | 0 | 0 | 3 | 3 | | | | | | | | | | | |
| 1 Willy Adames, R OBP: 0.298, SLG: 0.401 | F8 | | | | | | | | | 4 | 0 | 0 | 0 | 0 | 0 | 3 | | | | | | | | | | | |
| Inning Stats | R: 2 H: 2 E: 1 K: 2 S: 16 | H: 2 LOB: 2 BB: 1 P: 29 | R: 0 H: 2 E: 0 K: 0 S: 14 | H: 2 LOB: 0 BB: 0 P: 17 | R: 1 H: 1 E: 0 K: 2 S: 11 | H: 1 LOB: 1 BB: 1 P: 16 | R: 0 H: 0 E: 0 K: 0 S: 7 | H: 0 LOB: 1 BB: 1 P: 17 | R: 0 H: 1 E: 0 K: 0 S: 12 | H: 1 LOB: 1 BB: 1 P: 22 | R: 0 H: 0 E: 0 K: 1 S: 7 | H: 0 LOB: 0 BB: 0 P: 13 | R: 3 H: 3 E: 0 K: 1 S: 29 | H: 3 LOB: 2 BB: 2 P: 47 | R: 1 H: 1 E: 0 K: 0 S: 13 | H: 1 LOB: 0 BB: 0 P: 20 | | 1B: 7 2B: 2 3B: 0 HR: 2 | SF: 1 SAC: 0 DP: 1 HBP: 0 | WP: 0 PB: 0 SB: 2 CS: 0 | PA: 40 | | | | | | |
| PITCHER | IP | WLS | BF | H | R | ER | SO | BB | IBB | HBP | BLK | WP | HR | S | P | ERA | WHIP | | | | | | | | | | |
| 31 Caleb Smith, L ERA: 3.35 | 5.0 | L | 25 | 6 | 3 | 1 | 4 | 4 | 0 | 0 | 0 | 0 | 0 | 7 | 13 | 0.00 | 0.000 | | | | | | | | | | |
| 39 Tyler Kinley, R ERA: 4.55 | 1.0 | | 3 | 0 | 0 | 0 | 1 | 0 | 0 | 0 | 0 | 0 | 0 | 7 | 13 | 0.00 | 0.000 | | | | | | | | | | |
| 56 Tayron Guerrero, R ERA: 5.59 | 0.1 | | 5 | 3 | 3 | 3 | 0 | 1 | 0 | 0 | 0 | 0 | 0 | 17 | 27 | 81.00 | 12.000 | | | | | | | | | | |
| 72 Kyle Keller, R ERA: 5.4 | 1.2 | | 7 | 1 | 1 | 1 | 1 | 1 | 0 | 0 | 0 | 0 | 1 | 25 | 40 | 5.40 | 1.200 | | | | | | | | | | |

| Batter | 1 | 2 | 3 | 4 | 5 | 6 | 7 | 8 | 9 | AB | R | H | RBI | BB | SO | LOB | TOP | | | | | | | | | | |
|---|-------------------------------|----------------------------------|-------------------------------|----------------------------------|------------------------------|----------------------------------|------------------------------|----------------------------------|------------------------------|---------------------------------|-------------------------------|----------------------------------|------------------------------|----------------------------------|------------------------------|----------------------------------|--|----------------------------------|----------------------------------|------------------------------------|----------------------------------|--------|--|--|--|--|--|
| 55 Jon Bertl, R OBP: 0.337, SLG: 0.438 (1, 6) | | | | | | | | | | 4 | 0 | 2 | 0 | 0 | 1 | 1 | Miami Marlins @ New York Mets Citi Field, Flushing, NY Mon Aug 05 2019, 4:10 PM - 7:01 PM EDT Clear - 80 F | | | | | | | | | | |
| 1 Isan Diaz, L OBP: 0.250, SLG: 1.000 (1, 4) | | | | | | | | | | 4 | 1 | 1 | 1 | 0 | 1 | 3 | | | | | | | | | | | |
| 26 Garrett Cooper, R OBP: 0.348, SLG: 0.450 (1, 3) | | | | | | | | | | 4 | 0 | 0 | 0 | 0 | 3 | 3 | | | | | | | | | | | |
| 15 Brian Anderson, R OBP: 0.287, SLG: 0.442 (1, 9) | | | | | | | | | | 3 | 1 | 1 | 0 | 0 | 0 | 1 | | | | | | | | | | | |
| 13 Starlin Castro, R OBP: 0.275, SLG: 0.357 (1, 5) | | | | | | | | | | 4 | 0 | 1 | 1 | 0 | 1 | 1 | | | | | | | | | | | |
| 47 Harold Ramirez, R OBP: 0.305, SLG: 0.409 (1, 7) | | | | | | | | | | 4 | 0 | 0 | 0 | 0 | 2 | 2 | | | | | | | | | | | |
| 9 Lewis Brinson, R OBP: 0.238, SLG: 0.253 20 Wei-Yin Chen, R OBP: 0.344, SLG: 0.387 (1, 8) | | | | | | | | | | 3 | 0 | 0 | 0 | 0 | 1 | 1 | | | | | | | | | | | |
| 19 Miguel Rojas, R OBP: 0.297, SLG: 0.409 (9, PH) | | | | | | | | | | 3 | 0 | 0 | 0 | 1 | 3 | 2 | | | | | | | | | | | |
| 38 Jorge Alfaro, R OBP: 0.297, SLG: 0.409 (1, 2) | | | | | | | | | | 2 | 0 | 0 | 0 | 0 | 0 | 2 | | | | | | | | | | | |
| 64 Robert Dugger, R 56 Tayron Guerrero, R 21 Curtis Granderson, L 14 Martin Prado, R 2 Yadiel Rivera, R OBP: 0.258, SLG: 0.217 (1, 1) | | | | | | | | | | 0 | 0 | 0 | 0 | 0 | 0 | 0 | | | | | | | | | | | |
| Inning Stats | R: 0 E: 0 K: 1 S: 12 | H: 1 LOB: 1 BB: 0 P: 17 | R: 1 E: 0 K: 0 S: 11 | H: 2 LOB: 2 BB: 1 P: 16 | R: 0 E: 0 K: 1 S: 8 | H: 1 LOB: 1 BB: 0 P: 11 | R: 0 E: 0 K: 2 S: 9 | H: 0 LOB: 0 BB: 0 P: 12 | R: 0 E: 0 K: 2 S: 7 | H: 0 LOB: 0 BB: 0 P: 8 | R: 1 E: 0 K: 0 S: 13 | H: 1 LOB: 0 BB: 0 P: 18 | R: 0 E: 0 K: 2 S: 9 | H: 0 LOB: 0 BB: 0 P: 12 | R: 0 E: 0 K: 2 S: 9 | H: 1 LOB: 1 BB: 0 P: 13 | R: 0 E: 0 K: 2 S: 16 | H: 0 LOB: 2 BB: 1 P: 28 | 1B: 2 2B: 2 3B: 0 HR: 1 | SF: 0 SAC: 0 DP: 1 HBP: 1 | WP: 0 PB: 0 SB: 1 CS: 0 | PA: 35 | | | | | |
| PITCHER | IP | WLS | BF | H | R | ER | SO | BB | IBB | HBP | BLK | WP | HR | S | P | ERA | WHIP | | | | | | | | | | |
| 48 Jacob deGrom, R ERA: 2.77 38 Justin Wilson, L ERA: 2.51 39 Edwin Diaz, R ERA: 5.32 | 7.0 | W | 26 | 5 | 2 | 2 | 8 | 1 | 0 | 0 | 0 | 0 | 1 | 69 | 94 | 2.57 | 0.857 | | | | | | | | | | |

| Batter | 1 | 2 | 3 | 4 | 5 | 6 | 7 | 8 | 9 | AB | R | H | RBI | BB | SO | LOB | BOTTOM | | | | | | | | | | |
|---|------------------------------|----------------------------------|-------------------------------|----------------------------------|------------------------------|---------------------------------|-------------------------------|----------------------------------|-------------------------------|----------------------------------|-------------------------------|----------------------------------|------------------------------|----------------------------------|-------------------------------|----------------------------------|--|------------------------------------|----------------------------------|--------|--|--|--|--|--|--|--|
| 6 Jeff McNeil, L OBP: 0.397, SLG: 0.529 (1, 4) | | | | | | | | | | 5 | 1 | 2 | 1 | 0 | 0 | 3 | Miami Marlins @ New York Mets Citi Field, Flushing, NY Mon Aug 05 2019, 4:10 PM - 7:01 PM EDT Clear - 80 F | | | | | | | | | | |
| 1 Amed Rosario, R OBP: 0.321, SLG: 0.447 (1, 6) | | | | | | | | | | 5 | 2 | 2 | 1 | 0 | 2 | 3 | | | | | | | | | | | |
| 30 Michael Conforto, L OBP: 0.363, SLG: 0.495 (1, 9) | | | | | | | | | | 2 | 1 | 0 | 0 | 1 | 0 | 2 | | | | | | | | | | | |
| 20 Pete Alonso, R OBP: 0.360, SLG: 0.577 (1, 3) | | | | | | | | | | 4 | 0 | 1 | 1 | 0 | 3 | 1 | | | | | | | | | | | |
| 28 J.D. Davis, R OBP: 0.364, SLG: 0.479 39 Edwin Diaz, R (9, 1) | | | | | | | | | | 2 | 1 | 0 | 1 | 1 | 0 | 1 | | | | | | | | | | | |
| 21 Todd Frazier, R OBP: 0.322, SLG: 0.426 (1, 5) | | | | | | | | | | 2 | 1 | 0 | 0 | 1 | 0 | 1 | | | | | | | | | | | |
| 3 Tomás Nido, R OBP: 0.234, SLG: 0.318 (1, 2) | | | | | | | | | | 4 | 0 | 0 | 0 | 0 | 1 | 4 | | | | | | | | | | | |
| 12 Juan Lagares, R OBP: 0.266, SLG: 0.270 (1, 8) | | | | | | | | | | 1 | 0 | 0 | 0 | 3 | 1 | 0 | | | | | | | | | | | |
| 48 Jacob deGrom, L OBP: 0.260, SLG: 0.304 38 Justin Wilson, L (8, 1) | | | | | | | | | | 3 | 0 | 1 | 2 | 0 | 1 | 2 | | | | | | | | | | | |
| 23 Aaron Altherr, R OBP: 0.096, SLG: 0.143 (9, 7) | | | | | | | | | | 1 | 0 | 0 | 0 | 0 | 0 | 0 | | | | | | | | | | | |
| Inning Stats | R: 1 E: 0 K: 1 S: 9 | H: 1 LOB: 1 BB: 0 P: 13 | R: 0 E: 0 K: 1 S: 11 | H: 0 LOB: 1 BB: 1 P: 18 | R: 1 E: 0 K: 1 S: 6 | H: 1 LOB: 0 BB: 0 P: 8 | R: 2 E: 0 K: 0 S: 13 | H: 2 LOB: 1 BB: 2 P: 25 | R: 0 E: 0 K: 2 S: 10 | H: 0 LOB: 2 BB: 1 P: 21 | R: 0 E: 0 K: 1 S: 16 | H: 0 LOB: 1 BB: 1 P: 22 | R: 0 E: 0 K: 1 S: 7 | H: 0 LOB: 1 BB: 1 P: 12 | R: 0 E: 0 K: 2 S: 12 | H: 1 LOB: 1 BB: 0 P: 14 | 1B: 4 2B: 1 3B: 0 HR: 2 | SF: 1 SAC: 0 DP: 1 HBP: 2 | WP: 1 PB: 0 SB: 0 CS: 0 | PA: 38 | | | | | | | |
| PITCHER | IP | WLS | BF | H | R | ER | SO | BB | IBB | HBP | BLK | WP | HR | S | P | ERA | WHIP | | | | | | | | | | |
| 64 Robert Dugger, R ERA: 10.8 56 Tayron Guerrero, R ERA: 5.45 20 Wei-Yin Chen, L ERA: 6.65 | 5.0 | L | 25 | 5 | 6 | 6 | 3 | 4 | 0 | 0 | 0 | 0 | 0 | 16 | 22 | 10.80 | 1.800 | | | | | | | | | | |

livebaseballscorecards.com

MIAMI




| Batter | 1 | 2 | 3 | 4 | 5 | 6 | 7 | 8 | 9 | AB | R | H | RBI | BB | SO | LOB | TOP | | | | | | | | | | |
|---|------------------------------|----------------------------------|------------------------------|----------------------------------|-------------------------------|----------------------------------|------------------------------|---------------------------------|-------------------------------|----------------------------------|-------------------------------|----------------------------------|------------------------------|----------------------------------|-------------------------------|----------------------------------|---|---------------------------------|----------------------------------|------------------------------------|----------------------------------|--------|--|--|--|--|--|
| 19 Miguel Rojas, R OBP: 0.345, SLG: 0.386 | G6-3 | | F8 | | | | 15 2B | | | 3 | 1 | 1 | 0 | 1 | 0 | 1 | Miami Marlins @ New York Mets Citi Field, Flushing, NY Mon Aug 05 2019, 7:38 PM - 10:45 PM EDT Att: 29,645 - Partly Cloudy - 77 F | | | | | | | | | | |
| 1 Isan Diaz, L OBP: 0.250, SLG: 0.571 66 Jarlin Garcia, L | 15 CS | | | | | | | G3 | | 3 | 0 | 0 | 0 | 1 | 2 | 3 | | | | | | | | | | | |
| 15 Brian Anderson, R OBP: 0.331, SLG: 0.450 | 2B | | | | | | | | | 4 | 2 | 3 | 0 | 0 | 1 | | | | | | | | | | | | |
| 21 Curtis Granderson, L OBP: 0.270, SLG: 0.359 | L8 | | | | | | | | | 4 | 0 | 2 | 2 | 0 | 0 | 1 | | | | | | | | | | | |
| 47 Harold Ramirez, R OBP: 0.308, SLG: 0.408 | 9 G6-4-3 | | | | | | | | | 3 | 0 | 1 | 1 | 1 | 1 | 1 | | | | | | | | | | | |
| 9 Lewis Brinson, R OBP: 0.227, SLG: 0.241 | G6-4-3 | | | | | | | | | 4 | 0 | 0 | 0 | 0 | 1 | 3 | | | | | | | | | | | |
| 14 Martin Prado, R OBP: 0.263, SLG: 0.302 43 Jeff Brigham, L | L8 | | | | | | | | | 3 | 0 | 0 | 0 | 0 | 0 | 2 | | | | | | | | | | | |
| 13 Starlin Castro, R OBP: 0.274, SLG: 0.356 | | | | | | | | | | 1 | 0 | 0 | 0 | 0 | 0 | 0 | | | | | | | | | | | |
| 28 Bryan Holaday, R OBP: 0.378, SLG: 0.466 | | | | | | | | | | 4 | 1 | 2 | 1 | 0 | 1 | 0 | | | | | | | | | | | |
| 22 Sandy Alcantara, R OBP: 0.184, SLG: 0.167 26 Garrett Cooper, R OBP: 0.346, SLG: 0.447 | | | | | | | | | | 2 | 0 | 0 | 0 | 0 | 2 | 1 | | | | | | | | | | | |
| | | | | | | | | | | 2 | 0 | 0 | 0 | 0 | 0 | 0 | | | | | | | | | | | |
| Inning Stats | R: 0 E: 0 K: 0 S: 9 | H: 1 LOB: 1 BB: 1 P: 19 | R: 0 E: 0 K: 0 S: 5 | H: 0 LOB: 0 BB: 1 P: 13 | R: 0 E: 0 K: 2 S: 10 | H: 1 LOB: 1 BB: 0 P: 12 | R: 1 E: 0 K: 0 S: 8 | H: 3 LOB: 1 BB: 0 P: 8 | R: 3 E: 0 K: 2 S: 23 | H: 4 LOB: 1 BB: 0 P: 34 | R: 0 E: 0 K: 1 S: 10 | H: 0 LOB: 0 BB: 0 P: 11 | R: 0 E: 0 K: 1 S: 7 | H: 0 LOB: 1 BB: 1 P: 14 | R: 0 E: 0 K: 1 S: 10 | H: 0 LOB: 0 BB: 0 P: 15 | R: 0 E: 0 K: 1 S: 6 | H: 0 LOB: 0 BB: 0 P: 8 | 1B: 4 2B: 4 3B: 0 HR: 1 | SF: 0 SAC: 0 DP: 2 HBP: 0 | WP: 1 PB: 0 SB: 0 CS: 1 | PA: 36 | | | | | |
| PITCHER | IP | WLS | BF | H | R | ER | SO | BB | IBB | HBP | BLK | WP | HR | S | P | ERA | WHIP | | | | | | | | | | |
| 61 Walker Lockett, R ERA: 7.79 | 4.2 | | 21 | 8 | 4 | 4 | 4 | 2 | 0 | 0 | 0 | 0 | 1 | 51 | 77 | 7.71 | 2.143 | | | | | | | | | | |
| 65 Robert Gsellman, R ERA: 4.43 | 1.1 | | 5 | 1 | 0 | 0 | 1 | 0 | 0 | 0 | 0 | 0 | 0 | 14 | 20 | 0.00 | 0.750 | | | | | | | | | | |
| 27 Jeurys Familia, R ERA: 6.87 | 1.0 | W | 4 | 0 | 0 | 0 | 1 | 1 | 0 | 0 | 0 | 1 | 0 | 7 | 14 | 0.00 | 1.000 | | | | | | | | | | |
| 67 Seth Lugo, R ERA: 2.99 | 2.0 | S | 6 | 0 | 0 | 0 | 2 | 0 | 0 | 0 | 0 | 0 | 0 | 16 | 23 | 0.00 | 0.000 | | | | | | | | | | |

| Batter | 1 | 2 | 3 | 4 | 5 | 6 | 7 | 8 | 9 | AB | R | H | RBI | BB | SO | LOB | BOTTOM | | | | | | | | | | |
|---|-------------------------------|----------------------------------|-------------------------------|----------------------------------|------------------------------|----------------------------------|-------------------------------|----------------------------------|-------------------------------|----------------------------------|-------------------------------|----------------------------------|-------------------------------|----------------------------------|------------------------------|----------------------------------|---|------------------------------------|----------------------------------|--------|--|--|--|--|--|--|--|
| 6 Jeff McNeil, L OBP: 0.400, SLG: 0.529 12 Juan Lagares, R OBP: 0.263, SLG: 0.267 | 1 30 1B | | | | | | | | | 0 | 1 | 0 | 0 | 2 | 0 | 0 | Miami Marlins @ New York Mets Citi Field, Flushing, NY Mon Aug 05 2019, 7:38 PM - 10:45 PM EDT Att: 29,645 - Partly Cloudy - 77 F | | | | | | | | | | |
| 1 Amed Rosario, R OBP: 0.321, SLG: 0.445 | 30 S | | | | | | | | | 4 | 1 | 1 | 0 | 0 | 0 | 2 | | | | | | | | | | | |
| 30 Michael Conforto, L OBP: 0.367, SLG: 0.495 | 20 HBP | | | | | | | | | 3 | 1 | 2 | 3 | 1 | 0 | 1 | | | | | | | | | | | |
| 20 Pete Alonso, R OBP: 0.363, SLG: 0.585 | 1B | | | | | | | | | 3 | 1 | 2 | 1 | 0 | 0 | 1 | | | | | | | | | | | |
| 40 Wilson Ramos, R OBP: 0.336, SLG: 0.394 67 Seth Lugo, R | HBP | | | | | | | | | 4 | 0 | 1 | 0 | 0 | 1 | 3 | | | | | | | | | | | |
| 13 Luis Guillorme, L OBP: 0.185, SLG: 0.154 | F5 | | | | | | | | | 4 | 0 | 0 | 0 | 0 | 2 | 4 | | | | | | | | | | | |
| 11 Adeiny Hechavarria, R OBP: 0.266, SLG: 0.361 | F9 | | | | | | | | | 4 | 0 | 0 | 0 | 0 | 2 | 4 | | | | | | | | | | | |
| 23 Aaron Altherr, R OBP: 0.263, SLG: 0.137 65 Robert Gsellman, R 21 Todd Frazier, R 27 Jeurys Familia, R 3 Tomas Nido, R OBP: 0.226, SLG: 0.315 | P4 | | | | | | | | | 2 | 0 | 0 | 0 | 0 | 1 | 0 | | | | | | | | | | | |
| 61 Walker Lockett, R OBP: 0.286, SLG: 0.167 28 J.D. Davis, R OBP: 0.369, SLG: 0.498 | K | | | | | | | | | 1 | 0 | 0 | 0 | 0 | 1 | 0 | | | | | | | | | | | |
| | | | | | | | | | | 2 | 1 | 2 | 1 | 0 | 0 | 0 | | | | | | | | | | | |
| Inning Stats | R: 2 E: 0 K: 0 S: 21 | H: 2 LOB: 2 BB: 1 P: 35 | R: 0 E: 0 K: 1 S: 13 | H: 0 LOB: 1 BB: 1 P: 19 | R: 0 E: 0 K: 0 S: 6 | H: 0 LOB: 0 BB: 1 P: 10 | R: 0 E: 0 K: 3 S: 11 | H: 0 LOB: 0 BB: 0 P: 15 | R: 0 E: 0 K: 0 S: 14 | H: 1 LOB: 1 BB: 0 P: 23 | R: 0 E: 0 K: 1 S: 11 | H: 2 LOB: 2 BB: 0 P: 17 | R: 3 E: 0 K: 1 S: 19 | H: 3 LOB: 0 BB: 0 P: 31 | R: 0 E: 0 K: 2 S: 9 | H: 0 LOB: 0 BB: 0 P: 12 | 1B: 4 2B: 1 3B: 0 HR: 3 | SF: 0 SAC: 0 DP: 1 HBP: 1 | WP: 0 PB: 0 SB: 1 CS: 0 | PA: 35 | | | | | | | |
| PITCHER | IP | WLS | BF | H | R | ER | SO | BB | IBB | HBP | BLK | WP | HR | S | P | ERA | WHIP | | | | | | | | | | |
| 22 Sandy Alcantara, R ERA: 4.5 | 5.0 | | 21 | 3 | 2 | 2 | 4 | 3 | 0 | 1 | 0 | 0 | 0 | 65 | 102 | 3.60 | 1.200 | | | | | | | | | | |
| 43 Jeff Brigham, R ERA: 5.71 | 1.2 | L | 10 | 5 | 3 | 3 | 1 | 0 | 0 | 0 | 0 | 0 | 3 | 27 | 45 | 16.20 | 3.000 | | | | | | | | | | |
| 66 Jarlin Garcia, L ERA: 2.83 | 1.1 | | 4 | 0 | 0 | 0 | 3 | 0 | 0 | 0 | 0 | 0 | 0 | 12 | 15 | 0.00 | 0.000 | | | | | | | | | | |

livebaseballscorecards.com

MIAMI



| Batter | 1 | 2 | 3 | 4 | 5 | 6 | 7 | 8 | 9 | AB | R | H | RBI | BB | SO | LOB | TOP | | | | | |
|--|---|---|---|---|---|---|---|---|---|---|---|---|---|---|---|---|---|---|----------------------------------|------------------------------------|-------------------------|--------|
| 55 Jon Bertl, R (1,6) OBP: 0.340, SLG: 0.455 | | | | | | | | | | 4 | 0 | 1 | 0 | 0 | 1 | 2 | | | | | | |
| 1 Isan Diaz, L (1,4) OBP: 0.125, SLG: 0.267 | | | | | | | | | | 4 | 0 | 0 | 0 | 0 | 1 | 1 | | | | | | |
| 15 Brian Anderson, R (1,9) OBP: 0.328, SLG: 0.451 | | | | | | | | | | 4 | 1 | 1 | 1 | 1 | 0 | 2 | | | | | | |
| 26 Garrett Cooper, R (1,3) OBP: 0.353, SLG: 0.446 | | | | | | | | | | 2 | 1 | 0 | 0 | 2 | 1 | 0 | | | | | | |
| 13 Starlin Castro, R (1,5) OBP: 0.276, SLG: 0.357 | | | | | | | | | | 4 | 0 | 2 | 0 | 0 | 0 | 1 | | | | | | |
| 9 Lewis Brinson, R (1,8) OBP: 0.250, SLG: 0.264 | | | | | | | | | | 4 | 0 | 2 | 1 | 0 | 1 | 0 | | | | | | |
| 47 Harold Ramirez, R (1,7) OBP: 0.302, SLG: 0.400 | | | | | | | | | | 4 | 0 | 0 | 0 | 0 | 1 | 3 | | | | | | |
| 28 Bryan Holaday, R (1,2) OBP: 0.384, SLG: 0.474 | | | | | | | | | | 3 | 0 | 1 | 0 | 1 | 1 | 0 | | | | | | |
| 50 Jordan Yamamoto, R(1,1) OBP: 0.067, SLG: 0.067 | | | | | | | | | | 2 | 0 | 0 | 0 | 0 | 1 | 2 | | | | | | |
| 14 Martin Prado, R (7,PH) OBP: 0.271, SLG: 0.310 | | | | | | | | | | 1 | 0 | 1 | 0 | 0 | 0 | 0 | | | | | | |
| 74 José Quijada, L (7,1) OBP: 0.271, SLG: 0.310 | | | | | | | | | | 0 | 0 | 0 | 0 | 0 | 0 | 0 | | | | | | |
| 39 Tyler Kinley, R (7,1) OBP: 0.271, SLG: 0.310 | | | | | | | | | | 0 | 0 | 0 | 0 | 0 | 0 | 0 | | | | | | |
| Inning Stats | R: 0 E: 0 K: 1 S: 7 | H: 1 LOB: 0 BB: 0 P: 9 | R: 1 E: 0 K: 0 S: 16 | H: 2 LOB: 2 BB: 2 P: 24 | R: 0 E: 0 K: 1 S: 8 | H: 0 LOB: 0 BB: 0 P: 13 | R: 0 E: 0 K: 0 S: 10 | H: 2 LOB: 1 BB: 0 P: 13 | R: 0 E: 0 K: 1 S: 8 | H: 0 LOB: 0 BB: 0 P: 12 | R: 1 E: 0 K: 2 S: 11 | H: 1 LOB: 0 BB: 0 P: 18 | R: 0 E: 0 K: 3 S: 18 | H: 2 LOB: 2 BB: 0 P: 21 | R: 0 E: 0 K: 0 S: 9 | H: 0 LOB: 1 BB: 1 P: 17 | R: 0 E: 0 K: 1 S: 7 | H: 0 LOB: 0 BB: 0 P: 10 | 1B: 6 2B: 1 3B: 0 HR: 1 | SF: 0 SAC: 0 DP: 2 HBP: 0 | WP: 0 PB: 0 CS: 0 | PA: 35 |
| PITCHER | IP WLS BF H R ER SO BB IBB HBP BLK WP HR S P ERA WHIP | IP WLS BF H R ER SO BB IBB HBP BLK WP HR S P ERA WHIP | IP WLS BF H R ER SO BB IBB HBP BLK WP HR S P ERA WHIP | IP WLS BF H R ER SO BB IBB HBP BLK WP HR S P ERA WHIP | IP WLS BF H R ER SO BB IBB HBP BLK WP HR S P ERA WHIP | IP WLS BF H R ER SO BB IBB HBP BLK WP HR S P ERA WHIP | IP WLS BF H R ER SO BB IBB HBP BLK WP HR S P ERA WHIP | IP WLS BF H R ER SO BB IBB HBP BLK WP HR S P ERA WHIP | IP WLS BF H R ER SO BB IBB HBP BLK WP HR S P ERA WHIP | IP WLS BF H R ER SO BB IBB HBP BLK WP HR S P ERA WHIP | IP WLS BF H R ER SO BB IBB HBP BLK WP HR S P ERA WHIP | IP WLS BF H R ER SO BB IBB HBP BLK WP HR S P ERA WHIP | IP WLS BF H R ER SO BB IBB HBP BLK WP HR S P ERA WHIP | IP WLS BF H R ER SO BB IBB HBP BLK WP HR S P ERA WHIP | IP WLS BF H R ER SO BB IBB HBP BLK WP HR S P ERA WHIP | IP WLS BF H R ER SO BB IBB HBP BLK WP HR S P ERA WHIP | IP WLS BF H R ER SO BB IBB HBP BLK WP HR S P ERA WHIP | IP WLS BF H R ER SO BB IBB HBP BLK WP HR S P ERA WHIP | 1B: 6 2B: 1 3B: 0 HR: 1 | SF: 0 SAC: 0 DP: 2 HBP: 0 | WP: 0 PB: 0 CS: 0 | PA: 35 |

Miami Marlins @ New York Mets
Citi Field, Flushing, NY
Wed Aug 07 2019, 12:11 PM - 2:36 PM EDT
Att: 26,349 - Partly Cloudy - 81 F

| | |
|-----|----|
| AB | 32 |
| R | 2 |
| H | 8 |
| RBI | 2 |
| BB | 3 |
| SO | 9 |
| LOB | 9 |



| Batter | 1 | 2 | 3 | 4 | 5 | 6 | 7 | 8 | 9 | AB | R | H | RBI | BB | SO | LOB | BOTTOM | | | | | | |
|--|---|---|---|---|---|---|---|---|---|---|---|---|---|---|---|---|---|---|---|------------------------------------|------------------------------------|-------------------------|--------|
| 6 Jeff McNeil, L (1,9) OBP: 0.404, SLG: 0.537 | | | | | | | | | | 3 | 1 | 1 | 2 | 0 | 0 | 1 | | | | | | | |
| 12 Juan Lagares, R (9,8) OBP: 0.258, SLG: 0.262 | | | | | | | | | | 4 | 0 | 0 | 0 | 0 | 1 | 2 | | | | | | | |
| 1 Amed Rosario, R (1,6) OBP: 0.318, SLG: 0.441 | | | | | | | | | | 4 | 0 | 0 | 0 | 0 | 1 | 2 | | | | | | | |
| 30 Michael Conforto, L (1,8) OBP: 0.370, SLG: 0.512 | | | | | | | | | | 3 | 3 | 2 | 3 | 1 | 0 | 0 | | | | | | | |
| 20 Pete Alonso, R (1,3) OBP: 0.364, SLG: 0.595 | | | | | | | | | | 4 | 1 | 1 | 2 | 0 | 1 | 0 | | | | | | | |
| 28 J.D. Davis, R (1,7) OBP: 0.373, SLG: 0.502 | | | | | | | | | | 3 | 0 | 1 | 0 | 0 | 1 | 0 | | | | | | | |
| 38 Justin Wilson, L (7,1) OBP: 0.271, SLG: 0.310 | | | | | | | | | | 0 | 0 | 0 | 0 | 0 | 0 | 0 | | | | | | | |
| 27 Jeury Familia, R (8,1) OBP: 0.271, SLG: 0.310 | | | | | | | | | | 0 | 0 | 0 | 0 | 0 | 0 | 0 | | | | | | | |
| 13 Luis Guillorme, L (8,PH) OBP: 0.188, SLG: 0.194 | | | | | | | | | | 1 | 0 | 0 | 0 | 0 | 0 | 0 | | | | | | | |
| 43 Luis Avilan, L (9,1) OBP: 0.188, SLG: 0.194 | | | | | | | | | | 0 | 0 | 0 | 0 | 0 | 0 | 0 | | | | | | | |
| 40 Wilson Ramos, R (1,2) OBP: 0.337, SLG: 0.403 | | | | | | | | | | 4 | 0 | 2 | 0 | 0 | 1 | 0 | | | | | | | |
| 21 Todd Frazier, R (1,5) OBP: 0.319, SLG: 0.423 | | | | | | | | | | 4 | 0 | 1 | 0 | 0 | 0 | 2 | | | | | | | |
| 11 Adeiny Hechavarria, R (1,4) OBP: 0.252, SLG: 0.359 | | | | | | | | | | 4 | 0 | 0 | 0 | 0 | 3 | 2 | | | | | | | |
| 32 Steven Matz, R (1,1) OBP: 0.243, SLG: 0.324 | | | | | | | | | | 2 | 1 | 1 | 0 | 0 | 1 | 0 | | | | | | | |
| 23 Aaron Altherr, R (9,7) OBP: 0.107, SLG: 0.170 | | | | | | | | | | 2 | 1 | 1 | 0 | 0 | 0 | 2 | | | | | | | |
| Inning Stats | R: 2 E: 0 K: 2 S: 9 | H: 1 LOB: 0 BB: 1 P: 18 | R: 0 E: 0 K: 1 S: 7 | H: 0 LOB: 0 BB: 0 P: 9 | R: 2 E: 0 K: 1 S: 16 | H: 2 LOB: 0 BB: 0 P: 20 | R: 0 E: 0 K: 0 S: 4 | H: 0 LOB: 0 BB: 0 P: 5 | R: 0 E: 0 K: 2 S: 12 | H: 0 LOB: 1 BB: 0 P: 17 | R: 0 E: 0 K: 0 S: 13 | H: 2 LOB: 2 BB: 0 P: 18 | R: 3 E: 0 K: 1 S: 10 | H: 3 LOB: 0 BB: 0 P: 15 | R: 0 E: 0 K: 1 S: 12 | H: 2 LOB: 2 BB: 0 P: 14 | R: 0 E: 0 K: 1 S: 7 | H: 0 LOB: 0 BB: 0 P: 10 | 1B: 5 2B: 1 3B: 0 HR: 4 | SF: 0 SAC: 0 DP: 0 HBP: 1 | WP: 0 PB: 0 CS: 0 | PA: 36 | |
| PITCHER | IP WLS BF H R ER SO BB IBB HBP BLK WP HR S P ERA WHIP | IP WLS BF H R ER SO BB IBB HBP BLK WP HR S P ERA WHIP | IP WLS BF H R ER SO BB IBB HBP BLK WP HR S P ERA WHIP | IP WLS BF H R ER SO BB IBB HBP BLK WP HR S P ERA WHIP | IP WLS BF H R ER SO BB IBB HBP BLK WP HR S P ERA WHIP | IP WLS BF H R ER SO BB IBB HBP BLK WP HR S P ERA WHIP | IP WLS BF H R ER SO BB IBB HBP BLK WP HR S P ERA WHIP | IP WLS BF H R ER SO BB IBB HBP BLK WP HR S P ERA WHIP | IP WLS BF H R ER SO BB IBB HBP BLK WP HR S P ERA WHIP | IP WLS BF H R ER SO BB IBB HBP BLK WP HR S P ERA WHIP | IP WLS BF H R ER SO BB IBB HBP BLK WP HR S P ERA WHIP | IP WLS BF H R ER SO BB IBB HBP BLK WP HR S P ERA WHIP | IP WLS BF H R ER SO BB IBB HBP BLK WP HR S P ERA WHIP | IP WLS BF H R ER SO BB IBB HBP BLK WP HR S P ERA WHIP | IP WLS BF H R ER SO BB IBB HBP BLK WP HR S P ERA WHIP | IP WLS BF H R ER SO BB IBB HBP BLK WP HR S P ERA WHIP | IP WLS BF H R ER SO BB IBB HBP BLK WP HR S P ERA WHIP | IP WLS BF H R ER SO BB IBB HBP BLK WP HR S P ERA WHIP | IP WLS BF H R ER SO BB IBB HBP BLK WP HR S P ERA WHIP | 1B: 5 2B: 1 3B: 0 HR: 4 | SF: 0 SAC: 0 DP: 0 HBP: 1 | WP: 0 PB: 0 CS: 0 | PA: 36 |

Miami Marlins @ New York Mets
Citi Field, Flushing, NY
Wed Aug 07 2019, 12:11 PM - 2:36 PM EDT
Att: 26,349 - Partly Cloudy - 81 F

| | |
|-----|----|
| AB | 34 |
| R | 7 |
| H | 10 |
| RBI | 7 |
| BB | 1 |
| SO | 8 |
| LOB | 9 |



| Batter | 1 | 2 | 3 | 4 | 5 | 6 | 7 | 8 | 9 | AB | R | H | RBI | BB | SO | LOB | TOP | | | |
|---|------------------------------|----------------------------------|-------------------------------|----------------------------------|-------------------------------|----------------------------------|-------------------------------|----------------------------------|-------------------------------|----------------------------------|-------------------------------|----------------------------------|------------------------------|----------------------------------|-------------------------------|----------------------------------|--|------------------------------------|----------------------------------|--------|
| 13 Ronald Acuña Jr. R OBP: 0.375, SLG: 0.522 | | | | | | | | | | 4 | 1 | 2 | 1 | 0 | 1 | 0 | Atlanta Braves @ Miami Marlins Marlins Park, Miami, FL Thu Aug 08 2019, 7:12 PM - 10:15 PM EDT Att: 8,948 - Roof Closed - 79 F | | | |
| 1 Ozzie Albies S OBP: 0.350, SLG: 0.498 | | | | | | | | | | 4 | 0 | 1 | 0 | 0 | 1 | 1 | | | | |
| 5 Freddie Freeman L OBP: 0.399, SLG: 0.572 | | | | | | | | | | 3 | 1 | 0 | 0 | 1 | 1 | 2 | | | | |
| 20 Josh Donaldson R OBP: 0.381, SLG: 0.526 | | | | | | | | | | 2 | 0 | 1 | 0 | 1 | 1 | 0 | | | | |
| 17 Johan Camargo S OBP: 0.270, SLG: 0.337 | | | | | | | | | | 1 | 0 | 1 | 0 | 0 | 0 | 0 | | | | |
| 16 Brian McCann L OBP: 0.339, SLG: 0.445 | | | | | | | | | | 4 | 0 | 0 | 0 | 0 | 1 | 4 | | | | |
| 23 Adam Duvall R OBP: 0.319, SLG: 0.635 | | | | | | | | | | 4 | 0 | 0 | 1 | 0 | 0 | 3 | | | | |
| 11 Ender Inciarte L OBP: 0.319, SLG: 0.363 | | | | | | | | | | 2 | 0 | 0 | 0 | 2 | 0 | 1 | | | | |
| 8 Charlie Culberson R OBP: 0.359, SLG: 0.542 | | | | | | | | | | 3 | 0 | 0 | 0 | 0 | 2 | 2 | | | | |
| 60 Dallas Keuchel L OBP: 0.182, SLG: 0.190 | | | | | | | | | | 1 | 0 | 0 | 0 | 0 | 1 | 3 | | | | |
| 63 Jeremy Walker R ERA: 5.67 | | | | | | | | | | 1 | 0 | 0 | 0 | 0 | 0 | 0 | | | | |
| 14 Matt Joyce L OBP: 0.364, SLG: 0.410 | | | | | | | | | | 0 | 0 | 0 | 0 | 0 | 0 | 0 | | | | |
| 50 Jerry Blevins L ERA: 6.56 | | | | | | | | | | 0 | 0 | 0 | 0 | 0 | 0 | 0 | | | | |
| Inning Stats | R: 0 E: 0 K: 1 S: 8 | H: 1 LOB: 1 BB: 0 P: 11 | R: 0 E: 0 K: 2 S: 15 | H: 0 LOB: 3 BB: 2 P: 29 | R: 0 E: 0 K: 2 S: 11 | H: 0 LOB: 0 BB: 0 P: 16 | R: 0 E: 0 K: 1 S: 10 | H: 0 LOB: 0 BB: 0 P: 15 | R: 0 E: 0 K: 0 S: 10 | H: 1 LOB: 0 BB: 0 P: 14 | R: 0 E: 0 K: 0 S: 11 | H: 1 LOB: 1 BB: 0 P: 14 | R: 1 E: 0 K: 1 S: 8 | H: 1 LOB: 2 BB: 2 P: 12 | R: 1 E: 0 K: 0 S: 23 | H: 1 LOB: 2 BB: 2 P: 34 | 1B: 2 2B: 1 3B: 1 HR: 1 | SF: 0 SAC: 0 DP: 1 HBP: 1 | WP: 0 PB: 0 SB: 0 CS: 0 | PA: 35 |
| PITCHER | IP | WLS | BF | H | R | ER | SO | BB | IBB | HBP | BLK | WP | HR | S | P | ERA | WHIP | | | |
| 57 Elieser Hernández R ERA: 4.88 | 6.0 | W | 22 | 2 | 0 | 0 | 7 | 2 | 0 | 1 | 0 | 0 | 0 | 65 | 98 | 0.00 | 0.667 | | | |
| 43 Jeff Bringham R ERA: 5.4 | 1.0 | | 4 | 1 | 0 | 0 | 0 | 0 | 0 | 0 | 0 | 0 | 0 | 11 | 14 | 0.00 | 1.000 | | | |
| 56 Tayron Guerrero R ERA: 5.67 | 1.2 | | 9 | 2 | 2 | 2 | 1 | 2 | 0 | 0 | 0 | 0 | 1 | 24 | 39 | 10.80 | 2.400 | | | |
| 61 Adam Conley L ERA: 6.56 | 0.1 | | 1 | 0 | 0 | 0 | 0 | 0 | 0 | 0 | 0 | 0 | 0 | 7 | 7 | 0.00 | 0.000 | | | |

AB 30
R 2
H 5
RBI 2
BB 4
SO 8
LOB 16



| Batter | 1 | 2 | 3 | 4 | 5 | 6 | 7 | 8 | 9 | AB | R | H | RBI | BB | SO | LOB | BOTTOM | | | |
|---|-------------------------------|----------------------------------|------------------------------|----------------------------------|-------------------------------|----------------------------------|-------------------------------|----------------------------------|-------------------------------|----------------------------------|-------------------------------|----------------------------------|------------------------------|----------------------------------|------------------------------|----------------------------------|--|------------------------------------|----------------------------------|--------|
| 55 Jon Berti R OBP: 0.353, SLG: 0.462 | | | | | | | | | | 5 | 2 | 3 | 2 | 0 | 0 | 1 | Atlanta Braves @ Miami Marlins Marlins Park, Miami, FL Thu Aug 08 2019, 7:12 PM - 10:15 PM EDT Att: 8,948 - Roof Closed - 79 F | | | |
| 13 Starlin Castro R OBP: 0.277, SLG: 0.366 | | | | | | | | | | 5 | 2 | 3 | 0 | 0 | 2 | | | | | |
| 15 Brian Anderson R OBP: 0.333, SLG: 0.468 | | | | | | | | | | 4 | 2 | 3 | 3 | 0 | 0 | | | | | |
| 26 Garrett Cooper R OBP: 0.354, SLG: 0.449 | | | | | | | | | | 5 | 0 | 2 | 0 | 0 | 1 | 2 | | | | |
| 9 Lewis Brinson R OBP: 0.240, SLG: 0.253 | | | | | | | | | | 4 | 0 | 0 | 0 | 0 | 2 | 3 | | | | |
| 47 Harold Ramirez R OBP: 0.302, SLG: 0.398 | | | | | | | | | | 4 | 1 | 1 | 0 | 0 | 0 | 1 | | | | |
| 14 Martín Prado R OBP: 0.276, SLG: 0.310 | | | | | | | | | | 3 | 0 | 1 | 0 | 1 | 0 | 0 | | | | |
| 56 Tayron Guerrero R ERA: 5.67 | | | | | | | | | | 0 | 0 | 0 | 0 | 0 | 0 | 0 | | | | |
| 61 Adam Conley L ERA: 6.56 | | | | | | | | | | 4 | 2 | 2 | 1 | 0 | 2 | 1 | | | | |
| 38 Jorge Alfaro R OBP: 0.296, SLG: 0.405 | | | | | | | | | | 4 | 2 | 2 | 1 | 0 | 2 | 1 | | | | |
| 57 Elieser Hernández R ERA: 4.88 | | | | | | | | | | 3 | 0 | 1 | 0 | 0 | 1 | 3 | | | | |
| 43 Jeff Bringham R ERA: 5.4 | | | | | | | | | | 0 | 0 | 0 | 0 | 0 | 0 | 0 | | | | |
| 7 Deven Marrero R ERA: 3.42 | | | | | | | | | | 1 | 0 | 0 | 0 | 0 | 0 | 0 | | | | |
| Inning Stats | R: 3 E: 0 K: 2 S: 18 | H: 3 LOB: 0 BB: 0 P: 28 | R: 0 E: 0 K: 2 S: 9 | H: 0 LOB: 1 BB: 1 P: 17 | R: 0 E: 0 K: 0 S: 11 | H: 1 LOB: 1 BB: 0 P: 16 | R: 5 E: 1 K: 1 S: 20 | H: 7 LOB: 1 BB: 0 P: 32 | R: 1 E: 0 K: 0 S: 12 | H: 3 LOB: 2 BB: 0 P: 17 | R: 0 E: 0 K: 0 S: 15 | H: 1 LOB: 1 BB: 0 P: 23 | R: 0 E: 0 K: 1 S: 8 | H: 0 LOB: 0 BB: 0 P: 14 | R: 0 E: 0 K: 0 S: 5 | H: 0 LOB: 1 BB: 0 P: 10 | 1B: 10 2B: 3 3B: 0 HR: 3 | SF: 0 SAC: 0 DP: 1 HBP: 1 | WP: 0 PB: 0 SB: 0 CS: 0 | PA: 40 |
| PITCHER | IP | WLS | BF | H | R | ER | SO | BB | IBB | HBP | BLK | WP | HR | S | P | ERA | WHIP | | | |
| 60 Dallas Keuchel L ERA: 4.83 | 3.2 | L | 21 | 10 | 8 | 8 | 4 | 1 | 0 | 0 | 0 | 0 | 0 | 52 | 82 | 19.64 | 3.000 | | | |
| 63 Jeremy Walker R ERA: 1.42 | 3.1 | | 15 | 5 | 1 | 1 | 2 | 0 | 0 | 0 | 0 | 0 | 0 | 41 | 65 | 2.70 | 1.500 | | | |
| 50 Jerry Blevins L ERA: 3.42 | 1.0 | | 4 | 0 | 0 | 0 | 0 | 0 | 0 | 1 | 0 | 0 | 0 | 5 | 10 | 0.00 | 0.000 | | | |

AB 38
R 9
H 15
RBI 9
BB 1
SO 6
LOB 13



| Batter | 1 | 2 | 3 | 4 | 5 | 6 | 7 | 8 | 9 | AB | R | H | RBI | BB | SO | LOB | TOP | | | | | |
|---|---|----------------------------------|------------------------------|----------------------------------|------------------------------|----------------------------------|-------------------------------|----------------------------------|-------------------------------|----------------------------------|-------------------------------|----------------------------------|-------------------------------|----------------------------------|------------------------------|----------------------------------|--|----------------------------------|----------------------------------|------------------------------------|----------------------------------|--------|
| 13 Ronald Acuña Jr. R OBP: 0.379, SLG: 0.538 | | | K2-3 | | | | G1-3 | | | 4 | 2 | 2 | 1 | 0 | 1 | 2 | Atlanta Braves @ Miami Marlins Marlins Park, Miami, FL Sun Aug 11 2019, 1:10 PM - 4:33 PM EDT Att: 12,338 - Roof Closed - 77 F | | | | | |
| 1 Ozzie Albies S OBP: 0.356, SLG: 0.508 | | | F7 | | F7 | | G4-3 | | | 3 | 0 | 0 | 0 | 1 | 0 | 2 | | | | | | |
| 5 Freddie Freeman L OBP: 0.402, SLG: 0.567 | | | | | L9 | | | | | 2 | 1 | 1 | 1 | 2 | 0 | 0 | | | | | | |
| 20 Josh Donaldson R OBP: 0.374, SLG: 0.511 | | | | | | | G1-3 | | | 3 | 1 | 0 | 0 | 1 | 2 | 3 | | | | | | |
| 17 Johan Camargo S OBP: 0.269, SLG: 0.347 | | | | | | | G4-3 | | | 4 | 0 | 0 | 0 | 0 | 2 | 5 | | | | | | |
| 8 Charlie Culberson R OBP: 0.346, SLG: 0.509 | | | K | | | | | | | 4 | 0 | 0 | 0 | 0 | 4 | 2 | | | | | | |
| 11 Ender Inciarte L OBP: 0.333, SLG: 0.380 | | | K | | | | | | | 3 | 1 | 2 | 3 | 1 | 1 | 0 | | | | | | |
| 25 Tyler Flowers R OBP: 0.298, SLG: 0.412 | | | P3 | | | | | | | 3 | 0 | 0 | 0 | 1 | 1 | 1 | | | | | | |
| 26 Mike Folynewicz R OBP: 0.047, SLG: 0.046 | | | L3 | | | | | | | 2 | 0 | 0 | 0 | 0 | 0 | 0 | | | | | | |
| 23 Adam Duvall R OBP: 0.326, SLG: 0.540 | | | | | | | | | | 1 | 0 | 0 | 0 | 0 | 2 | 0 | | | | | | |
| 51 Chris Martin R ERA: 3.83 | | | | | | | | | | 0 | 0 | 0 | 0 | 0 | 0 | 0 | | | | | | |
| 15 Sean Newcomb L ERA: 2.92 | | | | | | | | | | 0 | 0 | 0 | 0 | 0 | 0 | 0 | | | | | | |
| 38 Anthony Swarzak R ERA: 3.76 | | | | | | | | | | 1 | 0 | 0 | 0 | 0 | 1 | 1 | | | | | | |
| 14 Matt Joyce L ERA: 3.76 | | | | | | | | | | 0 | 0 | 0 | 0 | 0 | 0 | 0 | | | | | | |
| 77 Luke Jackson R ERA: 3.97 | | | | | | | | | | 0 | 0 | 0 | 0 | 0 | 0 | 0 | | | | | | |
| Inning Stats | R: 1 E: 0 K: 2 S: 14 | H: 2 LOB: 1 BB: 1 P: 21 | R: 0 E: 0 K: 2 S: 9 | H: 0 LOB: 0 BB: 0 P: 14 | R: 0 E: 0 K: 1 S: 7 | H: 0 LOB: 0 BB: 0 P: 10 | R: 3 E: 0 K: 2 S: 15 | H: 1 LOB: 0 BB: 2 P: 25 | R: 1 E: 0 K: 0 S: 11 | H: 1 LOB: 0 BB: 0 P: 20 | R: 0 E: 0 K: 1 S: 12 | H: 0 LOB: 0 BB: 0 P: 18 | R: 0 E: 0 K: 0 S: 11 | H: 1 LOB: 2 BB: 1 P: 19 | R: 0 E: 0 K: 1 S: 9 | H: 0 LOB: 0 BB: 1 P: 14 | R: 0 E: 0 K: 3 S: 11 | H: 0 LOB: 1 BB: 1 P: 19 | 1B: 3 2B: 0 3B: 0 HR: 2 | SF: 0 SAC: 0 DP: 1 HBP: 0 | WP: 0 PB: 1 SB: 1 CS: 1 | PA: 36 |
| PITCHER | IP WLS BF H R ER SO BB IBB HBP BLK WP HR S P ERA WHIP | | | | | | | | | | | | | | | | | | | | | |
| 48 Hector Noesi R ERA: 8.18 | 6.0 L 24 4 5 5 8 3 0 0 0 0 0 2 68 108 7.50 1.167 | | | | | | | | | | | | | | | | | | | | | |
| 66 Jarlin Garcia L ERA: 2.53 | 0.0 2 1 0 0 0 1 0 0 0 0 0 0 6 11 ∞ ∞ | | | | | | | | | | | | | | | | | | | | | |
| 39 Tyler Kinley R ERA: 4.02 | 2.0 6 0 0 0 1 1 0 0 0 0 0 0 14 22 0.00 0.500 | | | | | | | | | | | | | | | | | | | | | |
| 74 José Quijada L ERA: 4.03 | 1.0 4 0 0 0 3 1 0 0 0 0 0 0 11 19 0.00 1.000 | | | | | | | | | | | | | | | | | | | | | |

| Batter | 1 | 2 | 3 | 4 | 5 | 6 | 7 | 8 | 9 | AB | R | H | RBI | BB | SO | LOB | BOTTOM | | | |
|--|---|----------------------------------|------------------------------|----------------------------------|-------------------------------|----------------------------------|-------------------------------|----------------------------------|-------------------------------|----------------------------------|-------------------------------|----------------------------------|-------------------------------|----------------------------------|-------------------------------|----------------------------------|--|------------------------------------|----------------------------------|--------|
| 55 Jon Berti R OBP: 0.351, SLG: 0.437 | | | G6-3 | | | | F9 | | | 4 | 1 | 0 | 0 | 1 | 0 | 5 | Atlanta Braves @ Miami Marlins Marlins Park, Miami, FL Sun Aug 11 2019, 1:10 PM - 4:33 PM EDT Att: 12,338 - Roof Closed - 77 F | | | |
| 1 Isan Diaz L OBP: 0.267, SLG: 0.357 | | | K | | | | K | | | 5 | 1 | 2 | 0 | 0 | 2 | 1 | | | | |
| 15 Brian Anderson R OBP: 0.335, SLG: 0.466 | | | | | | | | | | 5 | 0 | 1 | 0 | 0 | 2 | 2 | | | | |
| 26 Garrett Cooper R OBP: 0.351, SLG: 0.441 | | | | | | | | | | 5 | 0 | 2 | 0 | 0 | 1 | 3 | | | | |
| 7 Deven Marrero R (9, PR) | | | | | | | | | | 0 | 0 | 0 | 0 | 0 | 0 | 0 | | | | |
| 13 Starlin Castro R OBP: 0.288, SLG: 0.385 | | | | | | | | | | 5 | 2 | 4 | 1 | 0 | 1 | 1 | | | | |
| 47 Harold Ramirez R OBP: 0.302, SLG: 0.398 | | | | | | | | | | 5 | 0 | 1 | 2 | 0 | 2 | 4 | | | | |
| 38 Jorge Alfaro R OBP: 0.294, SLG: 0.401 | | | | | | | | | | 4 | 0 | 1 | 1 | 0 | 1 | 1 | | | | |
| 9 Lewis Brinson R OBP: 0.243, SLG: 0.240 | | | | | | | | | | 2 | 0 | 1 | 0 | 2 | 1 | 0 | | | | |
| 48 Hector Noesi R ERA: 8.24 | | | | | | | | | | 1 | 0 | 0 | 0 | 0 | 1 | 0 | | | | |
| 14 Martin Prado R OBP: 0.274, SLG: 0.339 | | | | | | | | | | 1 | 0 | 0 | 0 | 0 | 2 | 0 | | | | |
| 66 Jarlin Garcia L ERA: 2.53 | | | | | | | | | | 0 | 0 | 0 | 0 | 0 | 0 | 0 | | | | |
| 39 Tyler Kinley R ERA: 4.02 | | | | | | | | | | 0 | 0 | 0 | 0 | 0 | 0 | 0 | | | | |
| 21 Curtis Granderson L OBP: 0.276, SLG: 0.366 | | | | | | | | | | 0 | 0 | 0 | 0 | 1 | 0 | 0 | | | | |
| 74 José Quijada L ERA: 4.03 | | | | | | | | | | 0 | 0 | 0 | 0 | 0 | 0 | 0 | | | | |
| Inning Stats | R: 3 E: 0 K: 1 S: 13 | H: 3 LOB: 1 BB: 1 P: 22 | R: 0 E: 0 K: 1 S: 8 | H: 0 LOB: 1 BB: 1 P: 15 | R: 0 E: 0 K: 2 S: 12 | H: 1 LOB: 0 BB: 0 P: 14 | R: 0 E: 0 K: 2 S: 11 | H: 0 LOB: 0 BB: 0 P: 16 | R: 1 E: 0 K: 0 S: 17 | H: 3 LOB: 2 BB: 0 P: 26 | R: 0 E: 0 K: 2 S: 12 | H: 1 LOB: 1 BB: 0 P: 17 | R: 0 E: 0 K: 2 S: 16 | H: 0 LOB: 2 BB: 2 P: 29 | R: 0 E: 0 K: 0 S: 11 | H: 3 LOB: 2 BB: 0 P: 18 | 1B: 9 2B: 3 3B: 0 HR: 0 | SF: 0 SAC: 1 DP: 0 HBP: 0 | WP: 0 PB: 0 SB: 1 CS: 0 | PA: 42 |
| PITCHER | IP WLS BF H R ER SO BB IBB HBP BLK WP HR S P ERA WHIP | | | | | | | | | | | | | | | | | | | |
| 26 Mike Folynewicz R ERA: 3.83 | 6.0 W 28 4 4 4 7 2 0 0 0 0 0 0 72 107 6.00 1.667 | | | | | | | | | | | | | | | | | | | |
| 51 Chris Martin R ERA: 3.83 | 1.0 H 4 1 0 0 2 0 0 0 0 0 0 0 12 17 0.00 1.000 | | | | | | | | | | | | | | | | | | | |
| 15 Sean Newcomb L ERA: 2.92 | 0.2 H 4 0 0 0 2 2 0 0 0 0 0 0 14 26 0.00 3.000 | | | | | | | | | | | | | | | | | | | |
| 38 Anthony Swarzak R ERA: 3.76 | 0.1 H 1 0 0 0 0 0 0 0 0 0 0 0 2 3 0.00 0.000 | | | | | | | | | | | | | | | | | | | |
| 77 Luke Jackson R ERA: 3.97 | 1.0 S 5 3 0 0 0 0 0 0 0 0 0 0 11 18 0.00 3.000 | | | | | | | | | | | | | | | | | | | |



| Batter | 1 | 2 | 3 | 4 | 5 | 6 | 7 | 8 | 9 | AB | R | H | RBI | BB | SO | LOB | TOP | | | | | | | | | |
|--|---|---|---|---|---|---|---|---|---|---|---|---|---|---|---|---|---|---|---|---|---|---|---|----------------------------|----------------------------|----------------------------|
| 31 Joc Pederson, L (1,9) OBP: 0.330, SLG: 0.490 | | | | | | | | | | 4 | 0 | 0 | 0 | 1 | 3 | 2 | | | | | | | | | | |
| 13 Max Muncy, L (1,4) OBP: 0.388, SLG: 0.514 | | | | | | | | | | 4 | 0 | 1 | 2 | 0 | 2 | 0 | | | | | | | | | | |
| 10 Justin Turner, R (1,5) 63 Yimi Garcia, R (8,1) | | | | | | | | | | 5 | 1 | 3 | 1 | 0 | 1 | 3 | | | | | | | | | | |
| 35 Cody Bellinger, L (1,8) OBP: 0.414, SLG: 0.660 | | | | | | | | | | 5 | 2 | 2 | 0 | 0 | 0 | 4 | | | | | | | | | | |
| 5 Corey Seager, L (1,6) OBP: 0.342, SLG: 0.449 | | | | | | | | | | 5 | 1 | 2 | 3 | 0 | 0 | 1 | | | | | | | | | | |
| 45 Matt Beatty, L (1,7) 41 Kyle Garlick, R (7,PH) OBP: 0.289, SLG: 0.452 | | | | | | | | | | 2 | 1 | 0 | 0 | 1 | 0 | 0 | | | | | | | | | | |
| 43 Edwin Rios, L (1,3) OBP: 0.495, SLG: 0.731 | | | | | | | | | | 4 | 3 | 3 | 3 | 1 | 1 | 0 | | | | | | | | | | |
| 55 Russell Martin, R (1,2) OBP: 0.343, SLG: 0.317 | | | | | | | | | | 4 | 0 | 0 | 0 | 0 | 1 | 2 | | | | | | | | | | |
| 22 Clayton Kershaw, L (1,1) 9 Kristopher Negron, R (8,PH) OBP: 0.108, SLG: 0.135 | | | | | | | | | | 2 | 0 | 1 | 0 | 0 | 0 | 0 | | | | | | | | | | |
| Inning Stats | R: 3 H: 3 E: 0 K: 2 S: 14 | H: 3 LOB: 0 BB: 0 P: 22 | R: 0 H: 1 E: 0 K: 1 S: 13 | H: 1 LOB: 1 BB: 0 P: 17 | R: 0 H: 1 E: 0 K: 1 S: 8 | H: 1 LOB: 1 BB: 0 P: 11 | R: 1 H: 1 E: 0 K: 1 S: 8 | H: 1 LOB: 1 BB: 0 P: 12 | R: 0 H: 0 E: 0 K: 2 S: 9 | H: 0 LOB: 1 BB: 1 P: 13 | R: 2 H: 2 E: 0 K: 0 S: 10 | H: 2 LOB: 1 BB: 1 P: 17 | R: 1 H: 3 E: 0 K: 1 S: 12 | H: 3 LOB: 1 BB: 0 P: 14 | R: 2 H: 1 E: 0 K: 0 S: 19 | H: 1 LOB: 2 BB: 3 P: 35 | R: 0 H: 0 E: 0 K: 1 S: 7 | H: 0 LOB: 0 BB: 0 P: 13 | 1B: 6 2B: 2 3B: 0 HR: 4 | SF: 0 SAC: 1 DP: 0 HBP: 1 | WP: 0 PB: 0 SB: 0 CS: 0 | PA: 43 | | | | |
| PITCHER | IP WLS BF H R ER SO BB IBB HBP BLK WP HR S P ERA WHIP | IP WLS BF H R ER SO BB IBB HBP BLK WP HR S P ERA WHIP | IP WLS BF H R ER SO BB IBB HBP BLK WP HR S P ERA WHIP | IP WLS BF H R ER SO BB IBB HBP BLK WP HR S P ERA WHIP | IP WLS BF H R ER SO BB IBB HBP BLK WP HR S P ERA WHIP | IP WLS BF H R ER SO BB IBB HBP BLK WP HR S P ERA WHIP | IP WLS BF H R ER SO BB IBB HBP BLK WP HR S P ERA WHIP | IP WLS BF H R ER SO BB IBB HBP BLK WP HR S P ERA WHIP | IP WLS BF H R ER SO BB IBB HBP BLK WP HR S P ERA WHIP | IP WLS BF H R ER SO BB IBB HBP BLK WP HR S P ERA WHIP | IP WLS BF H R ER SO BB IBB HBP BLK WP HR S P ERA WHIP | IP WLS BF H R ER SO BB IBB HBP BLK WP HR S P ERA WHIP | IP WLS BF H R ER SO BB IBB HBP BLK WP HR S P ERA WHIP | IP WLS BF H R ER SO BB IBB HBP BLK WP HR S P ERA WHIP | IP WLS BF H R ER SO BB IBB HBP BLK WP HR S P ERA WHIP | IP WLS BF H R ER SO BB IBB HBP BLK WP HR S P ERA WHIP | IP WLS BF H R ER SO BB IBB HBP BLK WP HR S P ERA WHIP | IP WLS BF H R ER SO BB IBB HBP BLK WP HR S P ERA WHIP | IP WLS BF H R ER SO BB IBB HBP BLK WP HR S P ERA WHIP | IP WLS BF H R ER SO BB IBB HBP BLK WP HR S P ERA WHIP | IP WLS BF H R ER SO BB IBB HBP BLK WP HR S P ERA WHIP | IP WLS BF H R ER SO BB IBB HBP BLK WP HR S P ERA WHIP | IP WLS BF H R ER SO BB IBB HBP BLK WP HR S P ERA WHIP | | | |
| 57 Elieser Hernández, R (1,1) ERA: 5.4 | 6.0 L 28 3 6 6 7 | 5 3 1 1 1 1 | 3 1 1 1 1 0 | 4 6 6 7 | 1 0 0 1 0 0 | 0 0 0 0 0 0 | 0 0 0 0 0 0 | 0 0 0 0 0 0 | 0 0 0 0 0 0 | 4 6 2 14 | 9.00 1.500 | 9.00 3.000 | 18.00 4.000 | 0.00 0.000 | | | | | | | | | | | | |
| 61 Adam Conley, L (7,1) ERA: 6.61 | 1.0 7 1 2 2 0 | 3 0 0 0 0 1 | 0 0 0 0 0 0 | 0 0 0 0 0 0 | 0 0 0 0 0 0 | 0 0 0 0 0 0 | 0 0 0 0 0 0 | 0 0 0 0 0 0 | 0 0 0 0 0 0 | 0 0 0 0 0 0 | 0 0 0 0 0 0 | 0 0 0 0 0 0 | 0 0 0 0 0 0 | 0 0 0 0 0 0 | 0 0 0 0 0 0 | 0 0 0 0 0 0 | 0 0 0 0 0 0 | 0 0 0 0 0 0 | 0 0 0 0 0 0 | 0 0 0 0 0 0 | 0 0 0 0 0 0 | 0 0 0 0 0 0 | 0 0 0 0 0 0 | 0 0 0 0 0 0 | | |
| 39 Tyler Kinley, R (8,1) ERA: 4.45 | 1.0 3 0 0 0 1 | 0 0 0 0 0 1 | 0 0 0 0 0 1 | 0 0 0 0 0 1 | 0 0 0 0 0 1 | 0 0 0 0 0 1 | 0 0 0 0 0 1 | 0 0 0 0 0 1 | 0 0 0 0 0 1 | 0 0 0 0 0 1 | 0 0 0 0 0 1 | 0 0 0 0 0 1 | 0 0 0 0 0 1 | 0 0 0 0 0 1 | 0 0 0 0 0 1 | 0 0 0 0 0 1 | 0 0 0 0 0 1 | 0 0 0 0 0 1 | 0 0 0 0 0 1 | 0 0 0 0 0 1 | 0 0 0 0 0 1 | 0 0 0 0 0 1 | 0 0 0 0 0 1 | 0 0 0 0 0 1 | 0 0 0 0 0 1 | |
| 35 Ryne Stanek, R (9,1) ERA: 3.7 | 1.0 3 0 0 0 1 | 0 0 0 0 0 1 | 0 0 0 0 0 1 | 0 0 0 0 0 1 | 0 0 0 0 0 1 | 0 0 0 0 0 1 | 0 0 0 0 0 1 | 0 0 0 0 0 1 | 0 0 0 0 0 1 | 0 0 0 0 0 1 | 0 0 0 0 0 1 | 0 0 0 0 0 1 | 0 0 0 0 0 1 | 0 0 0 0 0 1 | 0 0 0 0 0 1 | 0 0 0 0 0 1 | 0 0 0 0 0 1 | 0 0 0 0 0 1 | 0 0 0 0 0 1 | 0 0 0 0 0 1 | 0 0 0 0 0 1 | 0 0 0 0 0 1 | 0 0 0 0 0 1 | 0 0 0 0 0 1 | 0 0 0 0 0 1 | 0 0 0 0 0 1 |
| Batter | 1 | 2 | 3 | 4 | 5 | 6 | 7 | 8 | 9 | AB | R | H | RBI | BB | SO | LOB | BOTTOM | | | | | | | | | |
| 55 Jon Berti, R (1,6) OBP: 0.361, SLG: 0.426 | | | | | | | | | | | 3 | 0 | 0 | 0 | 1 | 1 | 1 | | | | | | | | | |
| 1 Isan Diaz, L (1,4) OBP: 0.237, SLG: 0.286 | | | | | | | | | | | 4 | 0 | 0 | 0 | 0 | 2 | 1 | | | | | | | | | |
| 15 Brian Anderson, R (1,9) OBP: 0.332, SLG: 0.462 | | | | | | | | | | | 4 | 0 | 0 | 0 | 0 | 2 | 1 | | | | | | | | | |
| 26 Garrett Cooper, R (1,3) OBP: 0.352, SLG: 0.437 | | | | | | | | | | | 4 | 0 | 1 | 0 | 0 | 2 | 1 | | | | | | | | | |
| 13 Starlin Castro, R (1,5) OBP: 0.284, SLG: 0.379 | | | | | | | | | | | 3 | 0 | 0 | 0 | 0 | 1 | 1 | | | | | | | | | |
| 47 Harold Ramirez, R (1,7) OBP: 0.298, SLG: 0.392 | | | | | | | | | | | 3 | 0 | 1 | 0 | 0 | 2 | 0 | | | | | | | | | |
| 38 Jorge Alfaro, R (1,2) OBP: 0.289, SLG: 0.393 | | | | | | | | | | | 3 | 0 | 0 | 0 | 0 | 2 | 1 | | | | | | | | | |
| 9 Lewis Brinson, R (1,8) OBP: 0.239, SLG: 0.236 | | | | | | | | | | | 3 | 0 | 0 | 0 | 0 | 0 | 0 | | | | | | | | | |
| 57 Elieser Hernández, R (1,1) 14 Martín Prado, R (6,PH) 61 Adam Conley, L (7,1) 39 Tyler Kinley, R (8,1) 35 Ryne Stanek, R (9,1) 21 Curtis Granderson, L (8,PH) OBP: 0.143, SLG: 0.077 | | | | | | | | | | | | | | | | | | | | | | | | | | |

| Batter | 1 | 2 | 3 | 4 | 5 | 6 | 7 | 8 | 9 | AB | R | H | RBI | BB | SO | LOB | TOP | | | | | | | |
|--|---|--|---|---|--|--|-------------------------------|----------------------------------|-------------------------------|----------------------------------|-------------------------------|----------------------------------|-------------------------------|----------------------------------|-------------------------------|----------------------------------|-------------------------------|----------------------------------|----------------------------------|------------------------------------|----------------------------------|--------|--|--|
| 11 AJ Pollock, R OBP: 0.322, SLG: 0.452 | | | | | | | | | | 5 | 1 | 1 | 0 | 0 | 0 | 1 | | | | | | | | |
| 10 Justin Turner, R OBP: 0.372, SLG: 0.501 | | | | | | | | | | 4 | 0 | 0 | 0 | 0 | 0 | 2 | 1 | | | | | | | |
| 74 Kenley Jansen, S OBP: 0.329, SLG: 0.489 | | | | | | | | | | 2 | 2 | 1 | 0 | 2 | 0 | 0 | | | | | | | | |
| 16 Will Smith, R OBP: 0.400, SLG: 0.808 | | | | | | | | | | 3 | 1 | 1 | 3 | 2 | 0 | 2 | | | | | | | | |
| 35 Cody Bellinger, L OBP: 0.416, SLG: 0.664 | | | | | | | | | | 3 | 1 | 1 | 2 | 1 | 0 | 3 | | | | | | | | |
| 13 Max Muncy, L OBP: 0.370, SLG: 0.520 | | | | | | | | | | 2 | 0 | 0 | 0 | 0 | 0 | 2 | | | | | | | | |
| 9 Kristopher Negron, R OBP: 0.313, SLG: 0.387 | | | | | | | | | | 2 | 0 | 0 | 0 | 1 | 0 | 1 | | | | | | | | |
| 45 Matt Beatty, L OBP: 0.330, SLG: 0.500 | | | | | | | | | | 4 | 1 | 1 | 1 | 1 | 0 | 4 | | | | | | | | |
| 5 Corey Seager, L OBP: 0.343, SLG: 0.456 | | | | | | | | | | 3 | 1 | 1 | 1 | 0 | 1 | 2 | | | | | | | | |
| 41 Kyle Garlick, R OBP: 0.292, SLG: 0.511 | | | | | | | | | | 2 | 0 | 0 | 0 | 0 | 0 | 2 | | | | | | | | |
| 64 Caleb Ferguson, R OBP: 1.000, SLG: 2.000 | | | | | | | | | | 2 | 0 | 0 | 0 | 0 | 0 | 0 | | | | | | | | |
| 55 Russell Martin, R OBP: 0.342, SLG: 0.315 | | | | | | | | | | 2 | 0 | 1 | 0 | 0 | 0 | 0 | | | | | | | | |
| 21 Walker Buehler, R OBP: 0.140, SLG: 0.149 | | | | | | | | | | 2 | 0 | 0 | 0 | 0 | 0 | 2 | | | | | | | | |
| 52 Pedro Báez, R OBP: 0.285, SLG: 0.380 | | | | | | | | | | 4 | 2 | 2 | 3 | 0 | 1 | 2 | | | | | | | | |
| 47 JT Chargois, S OBP: 0.486, SLG: 0.714 | | | | | | | | | | 3 | 2 | 0 | 0 | 2 | 1 | 4 | | | | | | | | |
| 43 Edwin Ríos, L OBP: 0.486, SLG: 0.714 | | | | | | | | | | 4 | 1 | 3 | 3 | 1 | 1 | 0 | | | | | | | | |
| Inning Stats | R: 0 E: 0 K: 0 S: 8 | H: 0 LOB: 1 BB: 1 P: 17 | R: 0 E: 0 K: 2 S: 17 | H: 0 LOB: 2 BB: 1 P: 31 | R: 0 E: 0 K: 1 S: 8 | H: 0 LOB: 0 BB: 0 P: 14 | R: 0 E: 0 K: 0 S: 15 | H: 0 LOB: 1 BB: 1 P: 24 | R: 1 E: 0 K: 1 S: 11 | H: 1 LOB: 0 BB: 0 P: 20 | R: 3 E: 0 K: 0 S: 12 | H: 2 LOB: 0 BB: 1 P: 27 | R: 3 E: 0 K: 1 S: 19 | H: 2 LOB: 1 BB: 1 P: 33 | R: 0 E: 0 K: 0 S: 10 | H: 1 LOB: 1 BB: 0 P: 14 | R: 0 E: 0 K: 1 S: 13 | H: 1 LOB: 3 BB: 2 P: 26 | 1B: 3 2B: 0 3B: 0 HR: 4 | SF: 0 SAC: 0 DP: 0 HBP: 2 | WP: 0 PB: 0 SB: 1 CS: 0 | PA: 43 | | |
| PITCHER | IP WLS BF H R ER SO BB IBB HBP BLK WP HR S P ERA WHIP | 5.0 W 20 1 1 1 4 3 0 1 0 0 1 59 106 1.80 0.800 | 1.0 6 2 3 3 0 1 0 0 0 0 2 12 27 27.00 3.000 | 0.2 6 2 3 3 1 1 0 1 0 0 1 16 28 40.50 4.500 | 1.1 5 1 0 0 0 0 0 0 0 0 0 13 19 0.00 0.750 | 1.0 6 1 0 0 1 2 0 0 0 0 0 0 13 26 0.00 3.000 | | | | | | | | | | | | | | | | | | |

Los Angeles Dodgers @ Miami Marlins
Marlins Park, Miami, FL
Thu Aug 15 2019, 3:06 PM - 7:11 PM EDT
Att: 8,471 - Roof Closed - 77 F

| | |
|-----|----|
| AB | 34 |
| R | 7 |
| H | 7 |
| RBI | 7 |
| BB | 7 |
| SO | 6 |
| LOB | 18 |



| Batter | 1 | 2 | 3 | 4 | 5 | 6 | 7 | 8 | 9 | AB | R | H | RBI | BB | SO | LOB | BOTTOM | | | | | |
|---|---|--|--|---|---|--|------------------------------|----------------------------------|-------------------------------|----------------------------------|-------------------------------|----------------------------------|-------------------------------|----------------------------------|------------------------------|----------------------------------|----------------------------------|------------------------------------|----------------------------------|--------|--|--|
| 55 Jon Berti, R OBP: 0.370, SLG: 0.432 | | | | | | | | | | 3 | 3 | 1 | 0 | 0 | 1 | 1 | | | | | | |
| 1 Isan Díaz, L OBP: 0.279, SLG: 0.308 | | | | | | | | | | 4 | 1 | 2 | 0 | 1 | 0 | 0 | | | | | | |
| 15 Brian Anderson, R OBP: 0.337, SLG: 0.469 | | | | | | | | | | 4 | 2 | 3 | 3 | 0 | 1 | 2 | | | | | | |
| 26 Garrett Cooper, R OBP: 0.355, SLG: 0.436 | | | | | | | | | | 3 | 2 | 1 | 0 | 2 | 2 | 3 | | | | | | |
| 13 Starlin Castro, R OBP: 0.285, SLG: 0.380 | | | | | | | | | | 4 | 2 | 2 | 3 | 0 | 1 | 2 | | | | | | |
| 21 Curtis Granderson, L OBP: 0.279, SLG: 0.376 | | | | | | | | | | 3 | 2 | 0 | 0 | 2 | 1 | 4 | | | | | | |
| 38 Jorge Alfaro, R OBP: 0.297, SLG: 0.401 | | | | | | | | | | 4 | 1 | 3 | 3 | 1 | 1 | 0 | | | | | | |
| 9 Lewis Brinson, R OBP: 0.238, SLG: 0.246 | | | | | | | | | | 4 | 0 | 1 | 3 | 0 | 0 | 2 | | | | | | |
| 31 Caleb Smith, R OBP: 0.226, SLG: 0.226 | | | | | | | | | | 2 | 0 | 0 | 0 | 0 | 1 | 1 | | | | | | |
| 14 Martín Prado, R OBP: 0.271, SLG: 0.306 | | | | | | | | | | 1 | 0 | 0 | 0 | 0 | 0 | 1 | | | | | | |
| 74 José Quijada, L OBP: 0.342, SLG: 0.315 | | | | | | | | | | 1 | 0 | 0 | 0 | 0 | 0 | 0 | | | | | | |
| 47 Harold Ramírez, R OBP: 0.285, SLG: 0.380 | | | | | | | | | | 1 | 0 | 0 | 0 | 0 | 0 | 0 | | | | | | |
| 37 Austin Brice, R OBP: 0.342, SLG: 0.315 | | | | | | | | | | 1 | 0 | 0 | 0 | 0 | 0 | 0 | | | | | | |
| 66 Jarlin García, L OBP: 0.272, SLG: 0.376 | | | | | | | | | | 1 | 0 | 0 | 0 | 0 | 0 | 0 | | | | | | |
| 61 Adam Conley, L OBP: 0.272, SLG: 0.376 | | | | | | | | | | 1 | 0 | 0 | 0 | 0 | 0 | 0 | | | | | | |
| Inning Stats | R: 1 E: 0 K: 2 S: 15 | H: 2 LOB: 2 BB: 0 P: 23 | R: 0 E: 0 K: 2 S: 8 | H: 0 LOB: 0 BB: 0 P: 9 | R: 1 E: 0 K: 2 S: 16 | H: 1 LOB: 2 BB: 2 P: 28 | R: 0 E: 0 K: 0 S: 8 | H: 0 LOB: 0 BB: 1 P: 14 | R: 6 E: 0 K: 0 S: 26 | H: 5 LOB: 1 BB: 2 P: 46 | R: 5 E: 0 K: 0 S: 18 | H: 3 LOB: 0 BB: 1 P: 33 | R: 0 E: 0 K: 2 S: 10 | H: 1 LOB: 1 BB: 0 P: 12 | R: 0 E: 0 K: 0 S: 8 | H: 1 LOB: 1 BB: 0 P: 12 | 1B: 8 2B: 5 3B: 0 HR: 0 | SF: 2 SAC: 0 DP: 1 HBP: 3 | WP: 1 PB: 0 SB: 0 CS: 0 | PA: 44 | | |
| PITCHER | IP WLS BF H R ER SO BB IBB HBP BLK WP HR S P ERA WHIP | 4.0 L 21 5 5 5 0 3 0 0 0 0 0 12 23 11.25 2.000 | 0.0 4 2 1 1 0 2 0 0 0 0 0 12 23 0.00 1.000 | 1.1 7 3 5 5 0 0 0 0 1 0 0 12 21 33.75 2.250 | 0.2 4 1 2 2 0 1 0 0 0 1 0 13 23 27.00 3.000 | 1.0 4 1 0 0 2 0 0 0 0 0 0 10 12 0.00 1.000 | | | | | | | | | | | | | | | | |

Los Angeles Dodgers @ Miami Marlins
Marlins Park, Miami, FL
Thu Aug 15 2019, 3:06 PM - 7:11 PM EDT
Att: 8,471 - Roof Closed - 77 F

| | |
|-----|----|
| AB | 33 |
| R | 13 |
| H | 13 |
| RBI | 12 |
| BB | 6 |
| SO | 8 |
| LOB | 16 |



| Batter | 1 | 2 | 3 | 4 | 5 | 6 | 7 | 8 | 9 | AB | R | H | RBI | BB | SO | LOB | TOP | | | | | | | | | | | | |
|---|---|--|--|---------------------------------|------------------------------|---------------------------------|------------------------------|----------------------------------|-------------------------------|----------------------------------|------------------------------|----------------------------------|------------------------------|---|---|--|--|-------------------------------|----------------------------------|----------------------------------|------------------------------------|----------------------------------|--------|--|--|--|---|---|--|
| 55 Jon Berti, R OBP: 0.359, SLG: 0.417 | | | | | | | | | | 4 | 0 | 0 | 0 | 0 | 0 | 1 | Miami Marlins @ Colorado Rockies Coors Field, Denver, CO Fri Aug 16 2019, 6:42 PM - 9:14 PM MDT Att: 35,018 - Partly Cloudy - 88 F | | | | | | | | | | | | |
| 1 Isan Diaz, L OBP: 0.255, SLG: 0.279 | | | | | | | | | | 4 | 0 | 0 | 0 | 0 | 3 | 0 | | | | | | | | | | | | | |
| 15 Brian Anderson, R OBP: 0.338, SLG: 0.469 | | | | | | | | | | 4 | 0 | 2 | 0 | 0 | 2 | 0 | | | | | | | | | | | | | |
| 18 Neil Walker, S OBP: 0.342, SLG: 0.390 | | | | | | | | | | 4 | 0 | 1 | 0 | 0 | 1 | 2 | | | | | | | | | | | | | |
| 13 Starlin Castro, R OBP: 0.285, SLG: 0.379 | | | | | | | | | | 4 | 0 | 1 | 0 | 0 | 0 | 2 | | | | | | | | | | | | | |
| 47 Harold Ramirez, R OBP: 0.297, SLG: 0.390 | | | | | | | | | | 3 | 0 | 1 | 0 | 0 | 0 | 1 | | | | | | | | | | | | | |
| 9 Lewis Brinson, R OBP: 0.232, SLG: 0.239 | | | | | | | | | | 3 | 0 | 0 | 0 | 0 | 1 | 2 | | | | | | | | | | | | | |
| 28 Bryan Holaday, R OBP: 0.370, SLG: 0.451 | | | | | | | | | | 2 | 0 | 0 | 0 | 0 | 0 | 2 | | | | | | | | | | | | | |
| 21 Curtis Granderson, L OBP: 0.281, SLG: 0.378 | | | | | | | | | | 1 | 0 | 1 | 0 | 0 | 0 | 0 | | | | | | | | | | | | | |
| 35 Ryne Stanek, R | | | | | | | | | | 0 | 0 | 0 | 0 | 0 | 0 | 0 | | | | | | | | | | | | | |
| 22 Sandy Alcantara, R OBP: 0.167, SLG: 0.150 | | | | | | | | | | 2 | 0 | 0 | 0 | 0 | 0 | 0 | | | | | | | | | | | | | |
| 38 Jorge Alfaro, R OBP: 0.296, SLG: 0.399 | | | | | | | | | | 1 | 0 | 0 | 0 | 0 | 1 | 1 | | | | | | | | | | | | | |
| Inning Stats | R: 0 E: 0 K: 2 S: 11 | H: 1 LOB: 1 BB: 0 P: 18 | R: 0 E: 0 K: 1 S: 7 | H: 2 LOB: 1 BB: 0 P: 9 | R: 0 E: 0 K: 0 S: 7 | H: 0 LOB: 0 BB: 0 P: 8 | R: 0 E: 0 K: 1 S: 7 | H: 0 LOB: 0 BB: 0 P: 10 | R: 0 E: 0 K: 1 S: 10 | H: 0 LOB: 0 BB: 0 P: 17 | R: 0 E: 0 K: 1 S: 9 | H: 0 LOB: 0 BB: 0 P: 14 | R: 0 E: 0 K: 1 S: 9 | H: 1 LOB: 1 BB: 0 P: 11 | R: 0 E: 0 K: 1 S: 10 | H: 1 LOB: 1 BB: 0 P: 13 | | R: 0 E: 0 K: 1 S: 10 | H: 1 LOB: 1 BB: 0 P: 12 | 1B: 5 2B: 0 3B: 1 HR: 0 | SF: 0 SAC: 0 DP: 1 HBP: 0 | WP: 0 PB: 0 SB: 0 CS: 0 | PA: 32 | | | | | | |
| PITCHER | IP WLS BF H R ER SO BB IBB HBP BLK WP HR S P ERA WHIP | 8.0 W 28 5 0 0 7 0 0 0 0 0 0 70 100 0.00 0.625 | 1.0 S 4 1 0 0 1 0 0 0 0 0 0 10 12 0.00 1.000 | PITCHER | | | | | | | | | | IP WLS BF H R ER SO BB IBB HBP BLK WP HR S P ERA WHIP | 8.0 L 27 3 2 2 2 4 0 0 0 0 0 56 92 2.57 1.000 | 1.0 5 2 1 1 1 0 0 0 0 0 0 1 11 15 9.00 2.000 | PITCHER | | | | | | | | | | IP WLS BF H R ER SO BB IBB HBP BLK WP HR S P ERA WHIP | 7.0 L 27 3 2 2 2 4 0 0 0 0 0 56 92 2.57 1.000 | 1.0 5 2 1 1 1 0 0 0 0 0 0 1 11 15 9.00 2.000 |

| | |
|-----|----|
| AB | 32 |
| R | 0 |
| H | 6 |
| RBI | 0 |
| BB | 0 |
| SO | 8 |
| LOB | 11 |



| Batter | 1 | 2 | 3 | 4 | 5 | 6 | 7 | 8 | 9 | AB | R | H | RBI | BB | SO | LOB | BOTTOM | | | | | | | | | | | | |
|--|---|---|--|----------------------------------|------------------------------|----------------------------------|------------------------------|---------------------------------|------------------------------|----------------------------------|------------------------------|----------------------------------|------------------------------|---|---|---|--|-------------------------------|----------------------------------|----------------------------------|------------------------------------|----------------------------------|--------|--|--|--|--|---|---|
| 19 Charlie Blackmon, L OBP: 0.364, SLG: 0.587 | | | | | | | | | | 4 | 0 | 1 | 0 | 0 | 0 | 1 | Miami Marlins @ Colorado Rockies Coors Field, Denver, CO Fri Aug 16 2019, 6:42 PM - 9:14 PM MDT Att: 35,018 - Partly Cloudy - 88 F | | | | | | | | | | | | |
| 27 Trevor Story, R OBP: 0.354, SLG: 0.565 | | | | | | | | | | 3 | 0 | 1 | 0 | 1 | 1 | 1 | | | | | | | | | | | | | |
| 28 Nolan Arenado, R OBP: 0.365, SLG: 0.549 | | | | | | | | | | 3 | 1 | 1 | 1 | 1 | 0 | 3 | | | | | | | | | | | | | |
| 13 Yonder Alonso, L OBP: 0.303, SLG: 0.358 | | | | | | | | | | 3 | 0 | 1 | 0 | 1 | 1 | 2 | | | | | | | | | | | | | |
| 15 Raimel Tapia, L OBP: 0.323, SLG: 0.451 | | | | | | | | | | 4 | 1 | 0 | 0 | 0 | 0 | 4 | | | | | | | | | | | | | |
| 24 Ryan McMahon, L OBP: 0.344, SLG: 0.457 | | | | | | | | | | 3 | 1 | 1 | 2 | 0 | 1 | 0 | | | | | | | | | | | | | |
| 14 Tony Wolters, L OBP: 0.347, SLG: 0.358 | | | | | | | | | | 3 | 0 | 0 | 0 | 0 | 0 | 0 | | | | | | | | | | | | | |
| 31 Yonathan Daza, R OBP: 0.186, SLG: 0.146 | | | | | | | | | | 3 | 0 | 0 | 0 | 0 | 0 | 0 | | | | | | | | | | | | | |
| 55 Jon Gray, R OBP: 0.120, SLG: 0.064 | | | | | | | | | | 2 | 0 | 0 | 0 | 1 | 0 | 1 | | | | | | | | | | | | | |
| 45 Scott Oberg, R | | | | | | | | | | 0 | 0 | 0 | 0 | 0 | 0 | 0 | | | | | | | | | | | | | |
| Inning Stats | R: 0 E: 0 K: 0 S: 8 | H: 1 LOB: 0 BB: 0 P: 11 | R: 2 E: 1 K: 0 S: 9 | H: 1 LOB: 1 BB: 1 P: 17 | R: 0 E: 0 K: 0 S: 8 | H: 0 LOB: 2 BB: 2 P: 19 | R: 0 E: 0 K: 0 S: 6 | H: 0 LOB: 0 BB: 0 P: 9 | R: 0 E: 0 K: 0 S: 9 | H: 0 LOB: 0 BB: 0 P: 15 | R: 0 E: 0 K: 2 S: 9 | H: 0 LOB: 0 BB: 0 P: 12 | R: 0 E: 0 K: 0 S: 7 | H: 0 LOB: 0 BB: 0 P: 9 | R: 1 E: 0 K: 1 S: 11 | H: 2 LOB: 1 BB: 0 P: 15 | | R: 1 E: 0 K: 1 S: 11 | H: 2 LOB: 1 BB: 0 P: 15 | 1B: 3 2B: 0 3B: 0 HR: 2 | SF: 0 SAC: 0 DP: 2 HBP: 0 | WP: 0 PB: 0 SB: 1 CS: 0 | PA: 32 | | | | | | |
| PITCHER | IP WLS BF H R ER SO BB IBB HBP BLK WP HR S P ERA WHIP | 7.0 L 27 3 2 2 2 4 0 0 0 0 0 56 92 2.57 1.000 | 1.0 5 2 1 1 1 0 0 0 0 0 0 1 11 15 9.00 2.000 | PITCHER | | | | | | | | | | IP WLS BF H R ER SO BB IBB HBP BLK WP HR S P ERA WHIP | 7.0 L 27 3 2 2 2 4 0 0 0 0 0 56 92 2.57 1.000 | 1.0 5 2 1 1 1 0 0 0 0 0 1 11 15 9.00 2.000 | | PITCHER | | | | | | | | | | IP WLS BF H R ER SO BB IBB HBP BLK WP HR S P ERA WHIP | 7.0 L 27 3 2 2 2 4 0 0 0 0 0 56 92 2.57 1.000 |

| | |
|-----|----|
| AB | 28 |
| R | 3 |
| H | 5 |
| RBI | 3 |
| BB | 4 |
| SO | 3 |
| LOB | 12 |



| Batter | 1 | 2 | 3 | 4 | 5 | 6 | 7 | 8 | 9 | AB | R | H | RBI | BB | SO | LOB | TOP | | | | |
|---|---|---|---|---|---|---|---|---|---|---|---|---|---|---|---|---|---|---|---|---|---|
| 55 Jon Bertl, R OBP: 0.360, SLG: 0.437 | 0-1 HR | | 4-1 15 CS BB | | 3-2 G6-3 | | | 2-2 G6-3 | 2-2 G4-3 | 4 | 1 | 1 | 1 | 1 | 0 | 2 | | | | | |
| 18 Neil Walker, S OBP: 0.341, SLG: 0.385 | 2-3 K2-3 | | 2-0 F7 | | 0-2 L3 | | | 4-2 BB | | 3 | 0 | 0 | 0 | 1 | 1 | 1 | | | | | |
| 15 Brian Anderson, R OBP: 0.337, SLG: 0.467 | 1-3 K | | 3-2 26 2B 1B | | 0-3 K | | | 2-2 K | | 4 | 1 | 1 | 0 | 0 | 3 | 1 | | | | | |
| 47 Harold Ramirez, R OBP: 0.297, SLG: 0.390 | 1-3 K | | 1-1 2B | | 2-2 HR | | | 3-3 K | | 4 | 1 | 2 | 2 | 0 | 2 | 1 | | | | | |
| 26 Garrett Cooper, R OBP: 0.357, SLG: 0.450 | 1-3 K | | 1-1 2B | | 2-2 HR | | | 3-3 K | | 4 | 1 | 2 | 2 | 0 | 2 | 1 | | | | | |
| 13 Starlin Castro, R OBP: 0.285, SLG: 0.379 | 1-0 3B 1B | | 2-2 F9 | | 2-2 G5-3 | | | 1-0 L3 | | 3 | 0 | 1 | 0 | 0 | 0 | 1 | | | | | |
| 14 Martin Prado, R OBP: 0.270, SLG: 0.304 | 1-0 3B 1B | | 2-2 F9 | | 2-2 G5-3 | | | 1-0 L3 | | 1 | 0 | 0 | 0 | 0 | 0 | 0 | | | | | |
| 21 Curtis Granderson, L OBP: 0.281, SLG: 0.374 | 0-3 K | | 2-2 F7 | | 1-2 G3 | | | 4-2 38 1B 28 1B BB | | 3 | 1 | 0 | 0 | 1 | 1 | 1 | | | | | |
| 38 Jorge Alfaro, R OBP: 0.298, SLG: 0.401 | 1-2 1B | | 1-3 K | | 1-2 F9 | | | 0-0 28 1B 1B | | 4 | 0 | 2 | 0 | 0 | 1 | 0 | | | | | |
| 9 Lewis Brinson, R OBP: 0.225, SLG: 0.231 | 3-3 K | | 0-0 F8 | | 2-2 G6-3 | | | 2-2 L9 | | 4 | 0 | 0 | 0 | 0 | 1 | 4 | | | | | |
| 48 Hector Noesi, R OBP: 0.280, SLG: 0.250 | 0-3 K | | 0-3 K | | 0-3 K | | | 1-1 1B | | 2 | 0 | 0 | 0 | 0 | 0 | 2 | | | | | |
| 61 Adam Conley, L ERA: 4.12 | | | | | | | | | | 0 | 0 | 0 | 0 | 0 | 0 | 0 | | | | | |
| 39 Tyler Kinley, R ERA: 4.43 | | | | | | | | | | 0 | 0 | 0 | 0 | 0 | 0 | 0 | | | | | |
| 1 Isant Diaz, L OBP: 0.250, SLG: 0.279 | | | | | | | | | | 0 | 0 | 0 | 0 | 0 | 0 | 0 | | | | | |
| 20 Wei-Yin Chen, R ERA: 4.32 | | | | | | | | | | 0 | 0 | 0 | 0 | 0 | 0 | 0 | | | | | |
| 28 Bryan Holaday, R OBP: 0.376, SLG: 0.588 | | | | | | | | | | 1 | 0 | 1 | 1 | 0 | 0 | 0 | | | | | |
| Inning Stats | R: 1 E: 0 K: 3 S: 12 | H: 1 LOB: 0 BB: 0 P: 16 | R: 0 E: 0 K: 3 S: 16 | H: 2 LOB: 2 BB: 0 P: 21 | R: 1 E: 0 K: 0 S: 15 | H: 2 LOB: 1 BB: 1 P: 27 | R: 0 E: 0 K: 1 S: 8 | H: 0 LOB: 0 BB: 0 P: 11 | R: 0 E: 0 K: 1 S: 10 | H: 1 LOB: 0 BB: 0 P: 13 | R: 0 E: 0 K: 0 S: 11 | H: 0 LOB: 0 BB: 0 P: 15 | R: 0 E: 0 K: 2 S: 14 | H: 0 LOB: 1 BB: 1 P: 25 | R: 1 E: 0 K: 0 S: 13 | H: 2 LOB: 2 BB: 1 P: 23 | 1B: 5 2B: 1 3B: 0 HR: 2 | SF: 0 SAC: 0 DP: 0 HBP: 0 | WP: 0 PB: 0 SB: 0 CS: 1 | PA: 37 | |
| PITCHER | IP WLS BF H R ER SO BB IBB HBP BLK WP HR S P ERA WHIP | IP WLS BF H R ER SO BB IBB HBP BLK WP HR S P ERA WHIP | IP WLS BF H R ER SO BB IBB HBP BLK WP HR S P ERA WHIP | IP WLS BF H R ER SO BB IBB HBP BLK WP HR S P ERA WHIP | IP WLS BF H R ER SO BB IBB HBP BLK WP HR S P ERA WHIP | IP WLS BF H R ER SO BB IBB HBP BLK WP HR S P ERA WHIP | IP WLS BF H R ER SO BB IBB HBP BLK WP HR S P ERA WHIP | IP WLS BF H R ER SO BB IBB HBP BLK WP HR S P ERA WHIP | IP WLS BF H R ER SO BB IBB HBP BLK WP HR S P ERA WHIP | IP WLS BF H R ER SO BB IBB HBP BLK WP HR S P ERA WHIP | IP WLS BF H R ER SO BB IBB HBP BLK WP HR S P ERA WHIP | IP WLS BF H R ER SO BB IBB HBP BLK WP HR S P ERA WHIP | IP WLS BF H R ER SO BB IBB HBP BLK WP HR S P ERA WHIP | IP WLS BF H R ER SO BB IBB HBP BLK WP HR S P ERA WHIP | IP WLS BF H R ER SO BB IBB HBP BLK WP HR S P ERA WHIP | IP WLS BF H R ER SO BB IBB HBP BLK WP HR S P ERA WHIP | IP WLS BF H R ER SO BB IBB HBP BLK WP HR S P ERA WHIP | IP WLS BF H R ER SO BB IBB HBP BLK WP HR S P ERA WHIP | IP WLS BF H R ER SO BB IBB HBP BLK WP HR S P ERA WHIP | IP WLS BF H R ER SO BB IBB HBP BLK WP HR S P ERA WHIP | IP WLS BF H R ER SO BB IBB HBP BLK WP HR S P ERA WHIP |

Miami Marlins @ Colorado Rockies
Coors Field, Denver, CO
Sat Aug 17 2019, 6:12 PM - 9:19 PM MDT
Att: 40,199 - Cloudy - 84 F

| | |
|-----|----|
| AB | 34 |
| R | 4 |
| H | 8 |
| RBI | 4 |
| BB | 3 |
| SO | 11 |
| LOB | 13 |



| Batter | 1 | 2 | 3 | 4 | 5 | 6 | 7 | 8 | 9 | AB | R | H | RBI | BB | SO | LOB | BOTTOM | | | | |
|--|---|---|---|---|---|---|---|---|---|---|---|---|---|---|---|---|---|---|---|---|---|
| 19 Charlie Blackmon, L OBP: 0.369, SLG: 0.596 | 4-2 28 FC4-6 9 SF7 BB | 1-1 2H 2B | | | 3-2 HR | 0-0 9 1B IBB | | 2-2 G3-1 | | 3 | 3 | 2 | 2 | 2 | 0 | 0 | | | | | |
| 27 Trevor Story, R OBP: 0.381, SLG: 0.575 | 0-2 28 FC4-6 1B | 3-2 2H HR | | | 4-2 9 2B BB | 4-2 9 1B BB | | 1-2 1B | | 3 | 2 | 3 | 3 | 2 | 0 | 0 | | | | | |
| 28 Nolan Arenado, R OBP: 0.362, SLG: 0.545 | 1-1 FC4-6 9 SF7 | 3-3 K | | | 0-0 F8 | 0-0 P3 | | 1-2 F7 | | 4 | 0 | 0 | 0 | 0 | 1 | 6 | | | | | |
| 1 Garrett Hampson, R OBP: 0.270, SLG: 0.317 | 1-2 2-3 1B | | | | 0-0 F8 | 2-1 P3 | | 1-2 F7 | | 1 | 0 | 0 | 0 | 0 | 0 | 1 | | | | | |
| 9 Daniel Murphy, L OBP: 0.327, SLG: 0.461 | 0-0 SF7 | | | | 1-0 G4-3 | 2-1 2B | | 2-2 F8 | | 4 | 0 | 2 | 3 | 0 | 0 | 1 | | | | | |
| 15 Raimel Tapia, L OBP: 0.325, SLG: 0.450 | 4-2 BB | | | | 0-0 G3 | 0-0 G3 | | 0-1 1B | | 3 | 0 | 1 | 0 | 1 | 0 | 0 | | | | | |
| 24 Ryan McMahon, L OBP: 0.346, SLG: 0.474 | 1-3 K | | | | 3-2 L7 | 1-1 HR | | 2-1 HR | | 4 | 2 | 2 | 2 | 0 | 1 | 2 | | | | | |
| 20 Ian Desmond, R OBP: 0.317, SLG: 0.474 | | | | | 0-0 G6-3 | 4-0 14 2B 27 BB BB | | 1-0 HR | | 3 | 2 | 1 | 1 | 1 | 0 | 0 | | | | | |
| 14 Tony Wolters, L OBP: 0.346, SLG: 0.360 | | | | | 0-2 F8 | 2-2 F8 | | 2-1 L8 | | 4 | 1 | 1 | 0 | 0 | 0 | 0 | | | | | |
| 48 Germán Márquez, R OBP: 0.217, SLG: 0.326 | | | | | 0-2 G4-3 | 0-2 G6-3 | | 0-2 K | | 2 | 1 | 1 | 0 | 0 | 0 | 0 | | | | | |
| 54 Carlos Estévez, R ERA: 4.32 | | | | | | | | | | 0 | 0 | 0 | 0 | 0 | 0 | 0 | | | | | |
| 31 Yonathan Daza, R OBP: 0.182, SLG: 0.143 | | | | | | | | | | 1 | 0 | 0 | 0 | 0 | 0 | 2 | | | | | |
| 32 Jesus Tinoco, R OBP: 0.250, SLG: 0.250 | | | | | | | | | | 1 | 0 | 0 | 0 | 0 | 1 | 0 | | | | | |
| 62 Yency Almonte, R ERA: 7.13 | | | | | | | | | | 0 | 0 | 0 | 0 | 0 | 0 | 0 | | | | | |
| Inning Stats | R: 1 E: 0 K: 1 S: 13 | H: 1 LOB: 2 BB: 2 P: 23 | R: 3 E: 0 K: 1 S: 15 | H: 3 LOB: 0 BB: 0 P: 23 | R: 0 E: 0 K: 0 S: 6 | H: 0 LOB: 0 BB: 0 P: 10 | R: 0 E: 0 K: 0 S: 7 | H: 0 LOB: 0 BB: 0 P: 9 | R: 2 E: 0 K: 0 S: 10 | H: 2 LOB: 0 BB: 1 P: 18 | R: 3 E: 0 K: 0 S: 13 | H: 3 LOB: 2 BB: 3 P: 26 | R: 2 E: 0 K: 1 S: 11 | H: 3 LOB: 0 BB: 0 P: 17 | R: 0 E: 0 K: 0 S: 15 | H: 1 LOB: 1 BB: 0 P: 21 | 1B: 4 2B: 4 3B: 0 HR: 5 | SF: 1 SAC: 0 DP: 0 HBP: 0 | WP: 0 PB: 0 SB: 0 CS: 0 | PA: 40 | |
| PITCHER | IP WLS BF H R ER SO BB IBB HBP BLK WP HR S P ERA WHIP | IP WLS BF H R ER SO BB IBB HBP BLK WP HR S P ERA WHIP | IP WLS BF H R ER SO BB IBB HBP BLK WP HR S P ERA WHIP | IP WLS BF H R ER SO BB IBB HBP BLK WP HR S P ERA WHIP | IP WLS BF H R ER SO BB IBB HBP BLK WP HR S P ERA WHIP | IP WLS BF H R ER SO BB IBB HBP BLK WP HR S P ERA WHIP | IP WLS BF H R ER SO BB IBB HBP BLK WP HR S P ERA WHIP | IP WLS BF H R ER SO BB IBB HBP BLK WP HR S P ERA WHIP | IP WLS BF H R ER SO BB IBB HBP BLK WP HR S P ERA WHIP | IP WLS BF H R ER SO BB IBB HBP BLK WP HR S P ERA WHIP | IP WLS BF H R ER SO BB IBB HBP BLK WP HR S P ERA WHIP | IP WLS BF H R ER SO BB IBB HBP BLK WP HR S P ERA WHIP | IP WLS BF H R ER SO BB IBB HBP BLK WP HR S P ERA WHIP | IP WLS BF H R ER SO BB IBB HBP BLK WP HR S P ERA WHIP | IP WLS BF H R ER SO BB IBB HBP BLK WP HR S P ERA WHIP | IP WLS BF H R ER SO BB IBB HBP BLK WP HR S P ERA WHIP | IP WLS BF H R ER SO BB IBB HBP BLK WP HR S P ERA WHIP | IP WLS BF H R ER SO BB IBB HBP BLK WP HR S P ERA WHIP | IP WLS BF H R ER SO BB IBB HBP BLK WP HR S P ERA WHIP | IP WLS BF H R ER SO BB IBB HBP BLK WP HR S P ERA WHIP | IP WLS BF H R ER SO BB IBB HBP BLK WP HR S P ERA WHIP |

Miami Marlins @ Colorado Rockies
Coors Field, Denver, CO
Sat Aug 17 2019, 6:12 PM - 9:19 PM MDT
Att: 40,199 - Cloudy - 84 F

| | |
|-----|----|
| AB | 33 |
| R | 11 |
| H | 13 |
| RBI | 11 |
| BB | 6 |
| SO | 3 |
| LOB | 12 |



| Batter | 1 | 2 | 3 | 4 | 5 | 6 | 7 | 8 | 9 | AB | R | H | RBI | BB | SO | LOB | TOP | | | | | | | | |
|---|------------------------------|----------------------------------|------------------------------|---------------------------------|------------------------------|----------------------------------|------------------------------|----------------------------------|------------------------------|----------------------------------|------------------------------|----------------------------------|-------------------------------|----------------------------------|-------------------------------|----------------------------------|--|----------------------------------|----------------------------------|------------------------------------|----------------------------------|--------|--|--|--|
| 55 Jon Bert, R OBP: 0.352, SLG: 0.441 | | | | | | | | | | 3 | 0 | 0 | 0 | 1 | 2 | 2 | Miami Marlins @ Atlanta Braves SunTrust Park, Atlanta, GA Wed Aug 21 2019, 7:23 PM - 10:06 PM EDT Att: 23,537 - Partly Cloudy - 90 F | | | | | | | | |
| 1 Isan Diaz, L OBP: 0.230, SLG: 0.236 | | | | | | | | | | 3 | 0 | 0 | 0 | 1 | 1 | 3 | | | | | | | | | |
| 15 Brian Anderson, R OBP: 0.340, SLG: 0.470 | | | | | | | | | | 4 | 0 | 0 | 0 | 0 | 2 | 4 | | | | | | | | | |
| 18 Neil Walker, S OBP: 0.340, SLG: 0.384 | | | | | | | | | | 3 | 0 | 1 | 0 | 0 | 1 | 1 | | | | | | | | | |
| 14 Martin Prado, R OBP: 0.296, SLG: 0.299 | | | | | | | | | | 0 | 0 | 0 | 0 | 1 | 0 | 0 | | | | | | | | | |
| 13 Starlin Castro, R OBP: 0.284, SLG: 0.377 | | | | | | | | | | 4 | 0 | 0 | 0 | 0 | 0 | 2 | | | | | | | | | |
| 21 Curtis Granderson, L OBP: 0.262, SLG: 0.371 | | | | | | | | | | 3 | 0 | 1 | 0 | 1 | 1 | 0 | | | | | | | | | |
| 38 Jorge Alfaro, R OBP: 0.294, SLG: 0.390 | | | | | | | | | | 4 | 0 | 1 | 0 | 0 | 1 | 2 | | | | | | | | | |
| 9 Lewis Brinson, R OBP: 0.225, SLG: 0.246 | | | | | | | | | | 4 | 0 | 2 | 0 | 0 | 1 | 1 | | | | | | | | | |
| 31 Caleb Smith, R OBP: 0.273, SLG: 0.333 | | | | | | | | | | 2 | 0 | 2 | 0 | 0 | 0 | 0 | | | | | | | | | |
| 47 Harold Ramirez, R (7, PH) | | | | | | | | | | 1 | 0 | 0 | 0 | 0 | 1 | 1 | | | | | | | | | |
| 43 Jeff Bringham, R (7, 1) | | | | | | | | | | 0 | 0 | 0 | 0 | 0 | 0 | 0 | | | | | | | | | |
| 26 Garrett Cooper, R (8, PH) | | | | | | | | | | 1 | 0 | 0 | 0 | 0 | 0 | 1 | | | | | | | | | |
| Inning Stats | R: 0 E: 0 K: 2 S: 9 | H: 0 LOB: 1 BB: 1 P: 16 | R: 0 E: 0 K: 0 S: 7 | H: 1 LOB: 1 BB: 0 P: 9 | R: 0 E: 0 K: 1 S: 9 | H: 1 LOB: 1 BB: 0 P: 10 | R: 0 E: 0 K: 2 S: 9 | H: 0 LOB: 1 BB: 1 P: 18 | R: 0 E: 0 K: 1 S: 9 | H: 1 LOB: 2 BB: 1 P: 17 | R: 0 E: 0 K: 1 S: 7 | H: 1 LOB: 0 BB: 0 P: 11 | R: 0 E: 0 K: 2 S: 10 | H: 1 LOB: 1 BB: 0 P: 11 | R: 0 E: 0 K: 1 S: 11 | H: 0 LOB: 1 BB: 1 P: 20 | R: 0 E: 0 K: 0 S: 7 | H: 2 LOB: 1 BB: 0 P: 13 | 1B: 4 2B: 3 3B: 0 HR: 0 | SF: 0 SAC: 0 DP: 2 HBP: 0 | WP: 0 PB: 0 SB: 0 CS: 0 | PA: 36 | | | |
| PITCHER | IP | WLS | BF | H | R | ER | SO | BB | IBB | HBP | BLK | WP | HR | S | P | ERA | WHIP | | | | | | | | |
| 49 Julio Teheran, R ERA: 3.53 | 7.0 | W | 28 | 5 | 0 | 0 | 9 | 3 | 0 | 0 | 0 | 0 | 0 | 60 | 92 | 0.00 | 1.143 | | | | | | | | |
| 15 Sean Newcomb, L ERA: 3.4 | 1.0 | | 4 | 0 | 0 | 0 | 1 | 1 | 0 | 0 | 0 | 0 | 0 | 11 | 20 | 0.00 | 1.000 | | | | | | | | |
| 32 Josh Tomlin, R ERA: 4.23 | 1.0 | | 4 | 2 | 0 | 0 | 0 | 0 | 0 | 0 | 0 | 0 | 0 | 7 | 13 | 0.00 | 2.000 | | | | | | | | |

| Batter | 1 | 2 | 3 | 4 | 5 | 6 | 7 | 8 | 9 | AB | R | H | RBI | BB | SO | LOB | BOTTOM | | | | | | | | |
|--|------------------------------|----------------------------------|-------------------------------|----------------------------------|------------------------------|---------------------------------|-------------------------------|----------------------------------|------------------------------|----------------------------------|-------------------------------|----------------------------------|------------------------------|----------------------------------|------------------------------|----------------------------------|--|------------------------------------|----------------------------------|--------|--|--|--|--|--|
| 13 Ronald Acuña Jr., R OBP: 0.377, SLG: 0.542 | | | | | | | | | | 3 | 1 | 1 | 2 | 1 | 1 | 0 | Miami Marlins @ Atlanta Braves SunTrust Park, Atlanta, GA Wed Aug 21 2019, 7:23 PM - 10:06 PM EDT Att: 23,537 - Partly Cloudy - 90 F | | | | | | | | |
| 1 Ozzie Albies, S OBP: 0.347, SLG: 0.490 | | | | | | | | | | 4 | 0 | 0 | 0 | 0 | 2 | 1 | | | | | | | | | |
| 5 Freddie Freeman, L OBP: 0.396, SLG: 0.571 | | | | | | | | | | 4 | 0 | 0 | 0 | 0 | 0 | 0 | | | | | | | | | |
| 20 Josh Donaldson, R OBP: 0.384, SLG: 0.531 | | | | | | | | | | 1 | 1 | 0 | 0 | 2 | 1 | 0 | | | | | | | | | |
| 23 Adam Duvall, R OBP: 0.289, SLG: 0.506 | | | | | | | | | | 3 | 0 | 0 | 0 | 0 | 1 | 2 | | | | | | | | | |
| 8 Charlie Culberson, R OBP: 0.317, SLG: 0.462 | | | | | | | | | | 3 | 0 | 0 | 0 | 0 | 2 | 2 | | | | | | | | | |
| 25 Tyler Flowers, R OBP: 0.299, SLG: 0.412 | | | | | | | | | | 2 | 1 | 1 | 1 | 1 | 1 | 1 | | | | | | | | | |
| 24 Adeiny Hechavarria, R OBP: 0.278, SLG: 0.391 | | | | | | | | | | 2 | 2 | 1 | 2 | 1 | 1 | 1 | | | | | | | | | |
| 49 Julio Teheran, R OBP: 0.125, SLG: 0.149 | | | | | | | | | | 1 | 0 | 0 | 0 | 0 | 1 | 0 | | | | | | | | | |
| 14 Matt Joyce, L OBP: 0.369, SLG: 0.434 | | | | | | | | | | 1 | 0 | 0 | 0 | 0 | 0 | 1 | | | | | | | | | |
| 15 Sean Newcomb, L ERA: 6.35 | | | | | | | | | | 0 | 0 | 0 | 0 | 0 | 0 | 0 | | | | | | | | | |
| 32 Josh Tomlin, R ERA: 4.23 | | | | | | | | | | 0 | 0 | 0 | 0 | 0 | 0 | 0 | | | | | | | | | |
| Inning Stats | R: 0 E: 0 K: 1 S: 9 | H: 0 LOB: 0 BB: 0 P: 16 | R: 3 E: 0 K: 1 S: 19 | H: 2 LOB: 0 BB: 1 P: 33 | R: 0 E: 0 K: 0 S: 3 | H: 0 LOB: 0 BB: 1 P: 9 | R: 0 E: 0 K: 2 S: 11 | H: 0 LOB: 1 BB: 1 P: 15 | R: 2 E: 0 K: 0 S: 7 | H: 1 LOB: 0 BB: 1 P: 14 | R: 0 E: 0 K: 3 S: 12 | H: 0 LOB: 0 BB: 0 P: 15 | R: 0 E: 0 K: 1 S: 7 | H: 0 LOB: 1 BB: 1 P: 16 | R: 0 E: 0 K: 2 S: 8 | H: 0 LOB: 0 BB: 0 P: 13 | 1B: 0 2B: 0 3B: 1 HR: 2 | SF: 0 SAC: 1 DP: 1 HBP: 0 | WP: 0 PB: 0 SB: 0 CS: 1 | PA: 30 | | | | | |
| PITCHER | IP | WLS | BF | H | R | ER | SO | BB | IBB | HBP | BLK | WP | HR | S | P | ERA | WHIP | | | | | | | | |
| 31 Caleb Smith, L ERA: 3.82 | 6.0 | L | 24 | 3 | 5 | 0 | 7 | 4 | 0 | 0 | 0 | 0 | 0 | 61 | 102 | 7.50 | 1.167 | | | | | | | | |
| 43 Jeff Bringham, R ERA: 6.35 | 2.0 | | 6 | 0 | 0 | 0 | 3 | 1 | 0 | 0 | 0 | 0 | 0 | 15 | 29 | 0.00 | 0.500 | | | | | | | | |

| Batter | 1 | 2 | 3 | 4 | 5 | 6 | 7 | 8 | 9 | AB | R | H | RBI | BB | SO | LOB | TOP | | | | | | | | | | | | | | | | | |
|---|---|----------------------------------|--------------------------------------|----------------------------------|--------------------------------------|----------------------------------|--------------------------------------|---------------------------------|---------------------------------------|----------------------------------|---------------------------------------|----------------------------------|--------------------------------------|----------------------------------|--------------------------------------|----------------------------------|--|------------------------------------|----------------------------------|--------|--|--|--|--|--|--|--|--|--|--|--|--|--|--|
| 55 Jon Bertl, R OBP: 0.349, SLG: 0.435 | G3-1 | | G4-3 | | | | | K | | 4 | 0 | 1 | 0 | 0 | 1 | 0 | Miami Marlins @ Atlanta Braves SunTrust Park, Atlanta, GA Thu Aug 22 2019, 7:22 PM - 10:01 PM EDT Att: 23,967 - Partly Cloudy - 89 F | | | | | | | | | | | | | | | | | |
| 1 Isan Diaz, L OBP: 0.215, SLG: 0.220 | F7 | | | L9 | | | F8 | P6 | | 4 | 0 | 0 | 0 | 0 | 0 | 1 | | | | | | | | | | | | | | | | | | |
| 15 Brian Anderson, R OBP: 0.340, SLG: 0.468 | K | | | G5-3 | | | | | G6-3 | 4 | 1 | 1 | 0 | 0 | 1 | 0 | | | | | | | | | | | | | | | | | | |
| 18 Neil Walker, S OBP: 0.343, SLG: 0.386 | | G4-3 | | | G4-3 | | | | | 4 | 1 | 2 | 0 | 0 | 0 | 0 | | | | | | | | | | | | | | | | | | |
| 13 Starlin Castro, R OBP: 0.285, SLG: 0.380 | | | | | | G5-3 | | | | 4 | 0 | 2 | 2 | 0 | 1 | 1 | | | | | | | | | | | | | | | | | | |
| 47 Harold Ramirez, R OBP: 0.306, SLG: 0.394 | | | | | | | | | | 4 | 0 | 0 | 0 | 0 | 1 | 3 | | | | | | | | | | | | | | | | | | |
| 9 Lewis Brinson, R OBP: 0.221, SLG: 0.241 | | | | | | | | | | 3 | 0 | 0 | 0 | 0 | 2 | 2 | | | | | | | | | | | | | | | | | | |
| 28 Bryan Holaday, R OBP: 0.371, SLG: 0.442 | | | | | | G6-3 | | | | 3 | 0 | 0 | 0 | 0 | 0 | 1 | | | | | | | | | | | | | | | | | | |
| 22 Sandy Alcantara, R OBP: 0.159, SLG: 0.143 | | | | | | | | | | 2 | 0 | 0 | 0 | 0 | 2 | 0 | | | | | | | | | | | | | | | | | | |
| 21 Curtis Granderson, L (8, PH) OBP: 0.251, SLG: 0.370 | | | | | | | | | | 1 | 0 | 0 | 0 | 0 | 1 | 0 | | | | | | | | | | | | | | | | | | |
| 35 Ryne Stanek, R (8, 1) | | | | | | | | | | 0 | 0 | 0 | 0 | 0 | 0 | 0 | | | | | | | | | | | | | | | | | | |
| Inning Stats | R: 0 H: 0 E: 0 K: 1 S: 8 | H: 0 LOB: 0 BB: 0 P: 12 | R: 0 H: 1 E: 0 K: 1 S: 9 | H: 1 LOB: 1 BB: 0 P: 12 | R: 0 H: 0 E: 0 K: 1 S: 8 | H: 0 LOB: 0 BB: 0 P: 16 | R: 0 H: 0 E: 0 K: 0 S: 7 | H: 0 LOB: 0 BB: 0 P: 8 | R: 0 H: 0 E: 0 K: 1 S: 12 | H: 1 LOB: 1 BB: 0 P: 16 | R: 0 H: 3 E: 0 K: 0 S: 16 | H: 3 LOB: 1 BB: 0 P: 24 | R: 0 H: 0 E: 0 K: 2 S: 9 | H: 0 LOB: 1 BB: 0 P: 13 | R: 0 H: 1 E: 0 K: 2 S: 9 | H: 1 LOB: 1 BB: 0 P: 13 | 1B: 5 2B: 1 3B: 0 HR: 0 | SF: 0 SAC: 0 DP: 0 HBP: 0 | WP: 0 PB: 0 SB: 0 CS: 0 | PA: 33 | | | | | | | | | | | | | | |
| PITCHER | IP WLS BF H R ER SO BB IBB HBP BLK WP HR S P ERA WHIP | | | | | | | | | | | | | | | | | | | | | | | | | | | | | | | | | |
| 40 Michael Soroka, R (1, 1) ERA: 2.41 | 7.0 | 26 | 5 | 2 | 2 | 5 | 0 | 0 | 0 | 0 | 0 | 0 | 0 | 0 | 69 | 101 | 2.57 | 0.714 | | | | | | | | | | | | | | | | |
| 77 Luke Jackson, R (8, 1) ERA: 3.51 | 1.0 | 3 | 0 | 0 | 0 | 2 | 0 | 0 | 0 | 0 | 0 | 0 | 0 | 9 | 13 | 0.00 | 0.000 | | | | | | | | | | | | | | | | | |
| 36 Mark Melancon, R (9, 1) ERA: 3.95 | 1.0 | W | 4 | 1 | 0 | 0 | 2 | 0 | 0 | 0 | 0 | 0 | 0 | 9 | 13 | 0.00 | 1.000 | | | | | | | | | | | | | | | | | |

| Batter | 1 | 2 | 3 | 4 | 5 | 6 | 7 | 8 | 9 | AB | R | H | RBI | BB | SO | LOB | BOTTOM | | | | | | | | | | | | | | | | |
|--|---|----------------------------------|--------------------------------------|----------------------------------|--------------------------------------|----------------------------------|---------------------------------------|----------------------------------|---------------------------------------|----------------------------------|--------------------------------------|---------------------------------|--------------------------------------|---------------------------------|---------------------------------------|----------------------------------|--|------------------------------------|----------------------------------|--------|--|--|--|--|--|--|--|--|--|--|--|--|--|
| 13 Ronald Acuña Jr., R OBP: 0.377, SLG: 0.539 | G5-3 | | K | | | | | | | 4 | 0 | 1 | 1 | 1 | 1 | 1 | Miami Marlins @ Atlanta Braves SunTrust Park, Atlanta, GA Thu Aug 22 2019, 7:22 PM - 10:01 PM EDT Att: 23,967 - Partly Cloudy - 89 F | | | | | | | | | | | | | | | | |
| 1 Ozzie Albies, S OBP: 0.344, SLG: 0.486 | P5 | | F8 | | E4 | | | | | 4 | 0 | 0 | 0 | 0 | 0 | 2 | | | | | | | | | | | | | | | | | |
| 5 Freddie Freeman, L OBP: 0.395, SLG: 0.575 | K | | | G4-3 | F7 | | | | | 4 | 1 | 1 | 1 | 0 | 1 | 3 | | | | | | | | | | | | | | | | | |
| 20 Josh Donaldson, R OBP: 0.381, SLG: 0.526 | | E6 | | | | G5-3 | | | | 4 | 1 | 0 | 0 | 0 | 2 | 0 | | | | | | | | | | | | | | | | | |
| 14 Matt Joyce, L (1, 9) OBP: 0.372, SLG: 0.432 | | | | | | | F7 | | | 3 | 0 | 1 | 0 | 1 | 0 | 0 | | | | | | | | | | | | | | | | | |
| 24 Adelyn Hecavarría, R (1, 6) OBP: 0.283, SLG: 0.400 | | | | | | | | G4-3 | | 4 | 1 | 2 | 1 | 0 | 0 | 1 | | | | | | | | | | | | | | | | | |
| 18 Rafael Ortega, L (1, 7) OBP: 0.278, SLG: 0.438 | | | L3 | | | | | | | 4 | 0 | 0 | 0 | 0 | 2 | 3 | | | | | | | | | | | | | | | | | |
| 25 Tyler Flowers, R (1, 2) OBP: 0.302, SLG: 0.411 | | | K | | | | | | | 3 | 0 | 1 | 0 | 1 | 1 | 1 | | | | | | | | | | | | | | | | | |
| 40 Michael Soroka, R (1, 1) OBP: 0.149, SLG: 0.091 | | | | | | | | | | 2 | 0 | 0 | 0 | 0 | 2 | 1 | | | | | | | | | | | | | | | | | |
| 23 Adam Duval, R (7, PH) OBP: 0.258, SLG: 0.506 | | | | | | | | | | 0 | 0 | 0 | 0 | 0 | 0 | 0 | | | | | | | | | | | | | | | | | |
| 77 Luke Jackson, R (8, 1) | | | | | | | | | | 0 | 0 | 0 | 0 | 0 | 0 | 0 | | | | | | | | | | | | | | | | | |
| 36 Mark Melancon, R (9, 1) | | | | | | | | | | 0 | 0 | 0 | 0 | 0 | 0 | 0 | | | | | | | | | | | | | | | | | |
| 8 Charlie Culberson, R (9, PH) OBP: 0.315, SLG: 0.458 | | | | | | | | | | 1 | 0 | 0 | 0 | 0 | 0 | 2 | | | | | | | | | | | | | | | | | |
| Inning Stats | R: 0 H: 0 E: 0 K: 1 S: 11 | H: 2 LOB: 1 BB: 0 P: 18 | R: 1 H: 2 E: 1 K: 1 S: 7 | H: 2 LOB: 1 BB: 0 P: 11 | R: 0 H: 0 E: 0 K: 2 S: 9 | H: 0 LOB: 0 BB: 0 P: 11 | R: 0 H: 0 E: 0 K: 1 S: 10 | H: 0 LOB: 1 BB: 1 P: 18 | R: 0 H: 1 E: 0 K: 2 S: 13 | H: 1 LOB: 3 BB: 1 P: 21 | R: 0 H: 0 E: 0 K: 0 S: 4 | H: 0 LOB: 1 BB: 0 P: 5 | R: 0 H: 1 E: 0 K: 1 S: 7 | H: 1 LOB: 0 BB: 0 P: 9 | R: 1 H: 2 E: 0 K: 1 S: 15 | H: 2 LOB: 2 BB: 1 P: 26 | 1B: 4 2B: 2 3B: 0 HR: 1 | SF: 0 SAC: 0 DP: 1 HBP: 1 | WP: 0 PB: 0 SB: 0 CS: 0 | PA: 37 | | | | | | | | | | | | | |
| PITCHER | IP WLS BF H R ER SO BB IBB HBP BLK WP HR S P ERA WHIP | | | | | | | | | | | | | | | | | | | | | | | | | | | | | | | | |
| 22 Sandy Alcantara, R (1, 1) ERA: 4.15 | 7.0 | 28 | 3 | 1 | 0 | 0 | 2 | 1 | 0 | 0 | 0 | 0 | 0 | 62 | 98 | 10.80 | 2.400 | | | | | | | | | | | | | | | | |
| 35 Ryne Stanek, R (8, 1) ERA: 4.06 | 1.2 | L | 9 | 3 | 2 | 2 | 1 | 0 | 0 | 0 | 1 | 22 | 35 | | | | | | | | | | | | | | | | | | | | |



| Batter | 1 | 2 | 3 | 4 | 5 | 6 | 7 | 8 | 9 | AB | R | H | RBI | BB | SO | LOB | TOP | | | |
|---|---|---|---|---|---|---|---|---|---|---|---|---|---|---|---|---|---|---|---|---|
| 16 César Hernández, S (1.4) OBP: 0.332, SLG: 0.397 | | | | | | | | | | 5 | 1 | 1 | 1 | 1 | 0 | 2 | | | | |
| 17 Rhys Hoskins, R (1.3) OBP: 0.383, SLG: 0.474 | | | | | | | | | | 3 | 2 | 0 | 1 | 2 | 3 | 2 | | | | |
| 10 J.T. Realmuto, R (1.2) OBP: 0.331, SLG: 0.481 | | | | | | | | | | 4 | 2 | 2 | 1 | 2 | 1 | 3 | | | | |
| 31 Corey Dickerson, L (1.7) OBP: 0.335, SLG: 0.540 | | | | | | | | | | 5 | 0 | 1 | 2 | 0 | 0 | 4 | | | | |
| 2 Jean Segura, R (1.6) OBP: 0.333, SLG: 0.435 | | | | | | | | | | 5 | 2 | 3 | 0 | 0 | 0 | 3 | | | | |
| 33 Brad Miller, L (1.5) OBP: 0.324, SLG: 0.416 | | | | | | | | | | 1 | 1 | 0 | 0 | 1 | 0 | 0 | | | | |
| 7 Maikel Franco, R (4.5) OBP: 0.299, SLG: 0.406 | | | | | | | | | | 3 | 1 | 1 | 3 | 2 | 2 | 2 | | | | |
| 4 Scott Kingery, R (1.8) OBP: 0.332, SLG: 0.488 | | | | | | | | | | 5 | 0 | 2 | 1 | 0 | 1 | 3 | | | | |
| 40 Adam Haseley, L (1.9) OBP: 0.303, SLG: 0.381 | | | | | | | | | | 5 | 0 | 2 | 1 | 0 | 1 | 3 | | | | |
| 21 Vince Velasquez, R (1.1) OBP: 0.320, SLG: 0.391 | | | | | | | | | | 1 | 0 | 0 | 1 | 0 | 0 | 0 | | | | |
| 12 Justin Nicastro, R (3.1) OBP: 0.309, SLG: 0.443 | | | | | | | | | | 1 | 0 | 0 | 0 | 0 | 0 | 0 | | | | |
| 43 Nick Pivetta, R (3.1) OBP: 0.309, SLG: 0.443 | | | | | | | | | | 1 | 0 | 0 | 0 | 0 | 0 | 0 | | | | |
| 55 Ranger Suárez, L (5.1) OBP: 0.287, SLG: 0.334 | | | | | | | | | | 0 | 0 | 0 | 0 | 0 | 0 | 0 | | | | |
| 25 Jared Hughes, R (8.1) OBP: 0.310, SLG: 0.397 | | | | | | | | | | 0 | 0 | 0 | 0 | 0 | 0 | 0 | | | | |
| 13 Sean Rodríguez, R (8.1) OBP: 0.310, SLG: 0.397 | | | | | | | | | | 0 | 0 | 0 | 0 | 0 | 0 | 0 | | | | |
| Inning Stats | R: 4 E: 0 K: 1 S: 14 | H: 3 LOB: 1 BB: 1 P: 27 | R: 2 E: 1 K: 0 S: 17 | H: 2 LOB: 1 BB: 1 P: 28 | R: 1 E: 0 K: 1 S: 16 | H: 1 LOB: 2 BB: 1 P: 26 | R: 2 E: 0 K: 1 S: 20 | H: 3 LOB: 2 BB: 1 P: 30 | R: 0 E: 0 K: 1 S: 9 | H: 1 LOB: 0 BB: 0 P: 14 | R: 0 E: 0 K: 1 S: 10 | H: 0 LOB: 0 BB: 0 P: 14 | R: 0 E: 0 K: 1 S: 7 | H: 0 LOB: 0 BB: 0 P: 14 | R: 2 E: 0 K: 2 S: 17 | H: 1 LOB: 3 BB: 4 P: 38 | 1B: 6 2B: 4 3B: 1 HR: 0 | SF: 0 DP: 2 HBP: 1 | WP: 2 PA: 48 | |
| PITCHER | IP: 3.0 WLS: 0 BF: 20 ERA: 11.29 | IP: 3.0 WLS: 0 BF: 20 ERA: 11.29 | IP: 3.0 WLS: 0 BF: 20 ERA: 11.29 | IP: 3.0 WLS: 0 BF: 20 ERA: 11.29 | IP: 3.0 WLS: 0 BF: 20 ERA: 11.29 | IP: 3.0 WLS: 0 BF: 20 ERA: 11.29 | IP: 3.0 WLS: 0 BF: 20 ERA: 11.29 | IP: 3.0 WLS: 0 BF: 20 ERA: 11.29 | IP: 3.0 WLS: 0 BF: 20 ERA: 11.29 | IP: 3.0 WLS: 0 BF: 20 ERA: 11.29 | IP: 3.0 WLS: 0 BF: 20 ERA: 11.29 | IP: 3.0 WLS: 0 BF: 20 ERA: 11.29 | IP: 3.0 WLS: 0 BF: 20 ERA: 11.29 | IP: 3.0 WLS: 0 BF: 20 ERA: 11.29 | IP: 3.0 WLS: 0 BF: 20 ERA: 11.29 | IP: 3.0 WLS: 0 BF: 20 ERA: 11.29 | IP: 3.0 WLS: 0 BF: 20 ERA: 11.29 | IP: 3.0 WLS: 0 BF: 20 ERA: 11.29 | IP: 3.0 WLS: 0 BF: 20 ERA: 11.29 | IP: 3.0 WLS: 0 BF: 20 ERA: 11.29 |
| 48 Hector Noesi, R (1.1) ERA: 11.29 | 48 Hector Noesi, R (1.1) ERA: 11.29 | 48 Hector Noesi, R (1.1) ERA: 11.29 | 48 Hector Noesi, R (1.1) ERA: 11.29 | 48 Hector Noesi, R (1.1) ERA: 11.29 | 48 Hector Noesi, R (1.1) ERA: 11.29 | 48 Hector Noesi, R (1.1) ERA: 11.29 | 48 Hector Noesi, R (1.1) ERA: 11.29 | 48 Hector Noesi, R (1.1) ERA: 11.29 | 48 Hector Noesi, R (1.1) ERA: 11.29 | 48 Hector Noesi, R (1.1) ERA: 11.29 | 48 Hector Noesi, R (1.1) ERA: 11.29 | 48 Hector Noesi, R (1.1) ERA: 11.29 | 48 Hector Noesi, R (1.1) ERA: 11.29 | 48 Hector Noesi, R (1.1) ERA: 11.29 | 48 Hector Noesi, R (1.1) ERA: 11.29 | 48 Hector Noesi, R (1.1) ERA: 11.29 | 48 Hector Noesi, R (1.1) ERA: 11.29 | 48 Hector Noesi, R (1.1) ERA: 11.29 | 48 Hector Noesi, R (1.1) ERA: 11.29 | 48 Hector Noesi, R (1.1) ERA: 11.29 |
| 20 Wei-Yin Chen, L (4.1) ERA: 7.24 | 20 Wei-Yin Chen, L (4.1) ERA: 7.24 | 20 Wei-Yin Chen, L (4.1) ERA: 7.24 | 20 Wei-Yin Chen, L (4.1) ERA: 7.24 | 20 Wei-Yin Chen, L (4.1) ERA: 7.24 | 20 Wei-Yin Chen, L (4.1) ERA: 7.24 | 20 Wei-Yin Chen, L (4.1) ERA: 7.24 | 20 Wei-Yin Chen, L (4.1) ERA: 7.24 | 20 Wei-Yin Chen, L (4.1) ERA: 7.24 | 20 Wei-Yin Chen, L (4.1) ERA: 7.24 | 20 Wei-Yin Chen, L (4.1) ERA: 7.24 | 20 Wei-Yin Chen, L (4.1) ERA: 7.24 | 20 Wei-Yin Chen, L (4.1) ERA: 7.24 | 20 Wei-Yin Chen, L (4.1) ERA: 7.24 | 20 Wei-Yin Chen, L (4.1) ERA: 7.24 | 20 Wei-Yin Chen, L (4.1) ERA: 7.24 | 20 Wei-Yin Chen, L (4.1) ERA: 7.24 | 20 Wei-Yin Chen, L (4.1) ERA: 7.24 | 20 Wei-Yin Chen, L (4.1) ERA: 7.24 | 20 Wei-Yin Chen, L (4.1) ERA: 7.24 | 20 Wei-Yin Chen, L (4.1) ERA: 7.24 |
| 39 Tyler Kinley, R (4.1) ERA: 4.17 | 39 Tyler Kinley, R (4.1) ERA: 4.17 | 39 Tyler Kinley, R (4.1) ERA: 4.17 | 39 Tyler Kinley, R (4.1) ERA: 4.17 | 39 Tyler Kinley, R (4.1) ERA: 4.17 | 39 Tyler Kinley, R (4.1) ERA: 4.17 | 39 Tyler Kinley, R (4.1) ERA: 4.17 | 39 Tyler Kinley, R (4.1) ERA: 4.17 | 39 Tyler Kinley, R (4.1) ERA: 4.17 | 39 Tyler Kinley, R (4.1) ERA: 4.17 | 39 Tyler Kinley, R (4.1) ERA: 4.17 | 39 Tyler Kinley, R (4.1) ERA: 4.17 | 39 Tyler Kinley, R (4.1) ERA: 4.17 | 39 Tyler Kinley, R (4.1) ERA: 4.17 | 39 Tyler Kinley, R (4.1) ERA: 4.17 | 39 Tyler Kinley, R (4.1) ERA: 4.17 | 39 Tyler Kinley, R (4.1) ERA: 4.17 | 39 Tyler Kinley, R (4.1) ERA: 4.17 | 39 Tyler Kinley, R (4.1) ERA: 4.17 | 39 Tyler Kinley, R (4.1) ERA: 4.17 | 39 Tyler Kinley, R (4.1) ERA: 4.17 |
| 43 Jeff Bringham, R (6.1) ERA: 5.84 | 43 Jeff Bringham, R (6.1) ERA: 5.84 | 43 Jeff Bringham, R (6.1) ERA: 5.84 | 43 Jeff Bringham, R (6.1) ERA: 5.84 | 43 Jeff Bringham, R (6.1) ERA: 5.84 | 43 Jeff Bringham, R (6.1) ERA: 5.84 | 43 Jeff Bringham, R (6.1) ERA: 5.84 | 43 Jeff Bringham, R (6.1) ERA: 5.84 | 43 Jeff Bringham, R (6.1) ERA: 5.84 | 43 Jeff Bringham, R (6.1) ERA: 5.84 | 43 Jeff Bringham, R (6.1) ERA: 5.84 | 43 Jeff Bringham, R (6.1) ERA: 5.84 | 43 Jeff Bringham, R (6.1) ERA: 5.84 | 43 Jeff Bringham, R (6.1) ERA: 5.84 | 43 Jeff Bringham, R (6.1) ERA: 5.84 | 43 Jeff Bringham, R (6.1) ERA: 5.84 | 43 Jeff Bringham, R (6.1) ERA: 5.84 | 43 Jeff Bringham, R (6.1) ERA: 5.84 | 43 Jeff Bringham, R (6.1) ERA: 5.84 | 43 Jeff Bringham, R (6.1) ERA: 5.84 | 43 Jeff Bringham, R (6.1) ERA: 5.84 |
| 37 Austin Brice, R (8.1) ERA: 3.5 | 37 Austin Brice, R (8.1) ERA: 3.5 | 37 Austin Brice, R (8.1) ERA: 3.5 | 37 Austin Brice, R (8.1) ERA: 3.5 | 37 Austin Brice, R (8.1) ERA: 3.5 | 37 Austin Brice, R (8.1) ERA: 3.5 | 37 Austin Brice, R (8.1) ERA: 3.5 | 37 Austin Brice, R (8.1) ERA: 3.5 | 37 Austin Brice, R (8.1) ERA: 3.5 | 37 Austin Brice, R (8.1) ERA: 3.5 | 37 Austin Brice, R (8.1) ERA: 3.5 | 37 Austin Brice, R (8.1) ERA: 3.5 | 37 Austin Brice, R (8.1) ERA: 3.5 | 37 Austin Brice, R (8.1) ERA: 3.5 | 37 Austin Brice, R (8.1) ERA: 3.5 | 37 Austin Brice, R (8.1) ERA: 3.5 | 37 Austin Brice, R (8.1) ERA: 3.5 | 37 Austin Brice, R (8.1) ERA: 3.5 | 37 Austin Brice, R (8.1) ERA: 3.5 | 37 Austin Brice, R (8.1) ERA: 3.5 | 37 Austin Brice, R (8.1) ERA: 3.5 |
| Batter | 1 | 2 | 3 | 4 | 5 | 6 | 7 | 8 | 9 | AB | R | H | RBI | BB | SO | LOB | BOTTOM | | | |
| 55 Jon Berti, R (1.6) OBP: 0.355, SLG: 0.460 | | | | | | | | | | 6 | 2 | 3 | 1 | 0 | 3 | 2 | | | | |
| 18 Neil Walker, S (1.5) OBP: 0.346, SLG: 0.392 | | | | | | | | | | 6 | 2 | 3 | 2 | 0 | 0 | 1 | | | | |
| 15 Brian Anderson, R (1.9) OBP: 0.356, SLG: 0.443 | | | | | | | | | | 0 | 1 | 0 | 1 | 1 | 0 | 0 | | | | |
| 21 Curtis Granderson, L (4.7) OBP: 0.284, SLG: 0.369 | | | | | | | | | | 3 | 0 | 1 | 1 | 1 | 0 | 1 | | | | |
| 26 Garrett Cooper, R (1.3) OBP: 0.309, SLG: 0.443 | | | | | | | | | | 4 | 1 | 1 | 1 | 0 | 1 | 4 | | | | |
| 43 Jeff Bringham, R (8.1) OBP: 0.310, SLG: 0.397 | | | | | | | | | | 0 | 0 | 0 | 0 | 0 | 0 | 0 | | | | |
| 31 Caleb Smith, R (7.1) OBP: 0.309, SLG: 0.443 | | | | | | | | | | 0 | 0 | 0 | 0 | 0 | 0 | 0 | | | | |
| 37 Austin Brice, R (8.1) OBP: 0.310, SLG: 0.397 | | | | | | | | | | 0 | 0 | 0 | 0 | 0 | 0 | 0 | | | | |
| 74 José Quijada, L (8.1) ERA: 3.5 | | | | | | | | | | 0 | 0 | 0 | 0 | 0 | 0 | 0 | | | | |
| 66 Jarin García, L (8.1) ERA: 3.5 | | | | | | | | | | 0 | 0 | 0 | 0 | 0 | 0 | 0 | | | | |
| 47 Harold Ramírez, R (1.7) OBP: 0.311, SLG: 0.401 | | | | | | | | | | 5 | 3 | 3 | 2 | 0 | 0 | 0 | | | | |
| 1 Isan Díaz, L (1.4) OBP: 0.229, SLG: 0.270 | | | | | | | | | | 4 | 2 | 1 | 3 | | | | | | | |

| Batter | 1 | 2 | 3 | 4 | 5 | 6 | 7 | 8 | 9 | AB | R | H | RBI | BB | SO | LOB | TOP | | | | | | | |
|--|---|---|---|---|---|---|---|---|---|---|---|---|---|---|---|---|---|---|---|---|---|---|---|---|
| 17 Josh VanMeter, L (1,7) OBP: 0.372, SLG: 0.464 | | | | | | | | | | 4 | 2 | 1 | 0 | 1 | 1 | 2 | | | | | | | | |
| 26 Raisel Iglesias, R (9,1) | | | | | | | | | | 0 | 0 | 0 | 0 | 0 | 0 | 0 | | | | | | | | |
| 3 Freddy Galvis, S (1,4) OBP: 0.310, SLG: 0.469 | | | | | | | | | | 5 | 1 | 3 | 4 | 0 | 1 | 0 | | | | | | | | |
| 7 Eugenio Suárez, R (1,5) OBP: 0.338, SLG: 0.528 | | | | | | | | | | 4 | 1 | 2 | 1 | 0 | 1 | 0 | | | | | | | | |
| 44 Aristides Aquino, R (1,9) OBP: 0.387, SLG: 0.786 | | | | | | | | | | 5 | 0 | 1 | 0 | 0 | 0 | 5 | | | | | | | | |
| 16 Tucker Barnhart, L (1,2) OBP: 0.332, SLG: 0.380 | | | | | | | | | | 4 | 0 | 0 | 0 | 0 | 0 | 1 | | | | | | | | |
| 4 Jose Iglesias, R (1,6) OBP: 0.323, SLG: 0.419 | | | | | | | | | | 4 | 0 | 0 | 0 | 0 | 0 | 1 | | | | | | | | |
| 22 Derek Dietrich, L (1,3) OBP: 0.347, SLG: 0.500 | | | | | | | | | | 1 | 0 | 0 | 0 | 0 | 0 | 0 | | | | | | | | |
| 6 Phillip Ervin, R (6,PH) OBP: 0.368, SLG: 0.514 | | | | | | | | | | 2 | 1 | 1 | 1 | 0 | 0 | 0 | | | | | | | | |
| 15 Nick Senzel, R (1,8) OBP: 0.320, SLG: 0.432 | | | | | | | | | | 3 | 1 | 2 | 0 | 1 | 0 | 2 | | | | | | | | |
| 54 Sonny Gray, R (1,1) OBP: 0.195, SLG: 0.205 | | | | | | | | | | 2 | 0 | 0 | 0 | 0 | 2 | 1 | | | | | | | | |
| 21 Michael Lorenzen, R (7,1) OBP: 0.400, SLG: 0.429 | | | | | | | | | | 0 | 0 | 0 | 0 | 0 | 0 | 0 | | | | | | | | |
| 52 Kyle Farmer, R (9,PH) OBP: 0.292, SLG: 0.444 | | | | | | | | | | 1 | 0 | 0 | 0 | 0 | 0 | 1 | | | | | | | | |
| Inning Stats | R: 0 H: 0 E: 0 K: 2 S: 12 | H: 0 LOB: 0 BB: 1 P: 19 | R: 0 H: 1 E: 0 K: 0 S: 10 | H: 1 LOB: 2 BB: 0 P: 16 | R: 1 H: 2 E: 0 K: 1 S: 11 | H: 2 LOB: 1 BB: 0 P: 20 | R: 0 H: 0 E: 0 K: 0 S: 6 | H: 0 LOB: 0 BB: 0 P: 9 | R: 3 H: 2 E: 0 K: 0 S: 14 | H: 2 LOB: 0 BB: 1 P: 22 | R: 0 H: 0 E: 0 K: 0 S: 7 | H: 0 LOB: 0 BB: 0 P: 10 | R: 0 H: 2 E: 0 K: 2 S: 17 | H: 2 LOB: 2 BB: 0 P: 19 | R: 1 H: 1 E: 0 K: 0 S: 5 | H: 1 LOB: 0 BB: 0 P: 11 | R: 1 H: 2 E: 0 K: 0 S: 19 | H: 2 LOB: 3 BB: 1 P: 32 | 1B: 6 2B: 0 3B: 1 HR: 3 | SF: 0 SAC: 1 DP: 1 HBP: 2 | WP: 0 PB: 0 SB: 1 CS: 0 | PA: 40 | | |
| PITCHER | IP WLS BF H R ER SO BB IBB HBP BLK WP HR S P ERA WHIP | IP WLS BF H R ER SO BB IBB HBP BLK WP HR S P ERA WHIP | IP WLS BF H R ER SO BB IBB HBP BLK WP HR S P ERA WHIP | IP WLS BF H R ER SO BB IBB HBP BLK WP HR S P ERA WHIP | IP WLS BF H R ER SO BB IBB HBP BLK WP HR S P ERA WHIP | IP WLS BF H R ER SO BB IBB HBP BLK WP HR S P ERA WHIP | IP WLS BF H R ER SO BB IBB HBP BLK WP HR S P ERA WHIP | IP WLS BF H R ER SO BB IBB HBP BLK WP HR S P ERA WHIP | IP WLS BF H R ER SO BB IBB HBP BLK WP HR S P ERA WHIP | IP WLS BF H R ER SO BB IBB HBP BLK WP HR S P ERA WHIP | IP WLS BF H R ER SO BB IBB HBP BLK WP HR S P ERA WHIP | IP WLS BF H R ER SO BB IBB HBP BLK WP HR S P ERA WHIP | IP WLS BF H R ER SO BB IBB HBP BLK WP HR S P ERA WHIP | IP WLS BF H R ER SO BB IBB HBP BLK WP HR S P ERA WHIP | IP WLS BF H R ER SO BB IBB HBP BLK WP HR S P ERA WHIP | IP WLS BF H R ER SO BB IBB HBP BLK WP HR S P ERA WHIP | IP WLS BF H R ER SO BB IBB HBP BLK WP HR S P ERA WHIP | IP WLS BF H R ER SO BB IBB HBP BLK WP HR S P ERA WHIP | IP WLS BF H R ER SO BB IBB HBP BLK WP HR S P ERA WHIP | IP WLS BF H R ER SO BB IBB HBP BLK WP HR S P ERA WHIP | IP WLS BF H R ER SO BB IBB HBP BLK WP HR S P ERA WHIP | IP WLS BF H R ER SO BB IBB HBP BLK WP HR S P ERA WHIP | IP WLS BF H R ER SO BB IBB HBP BLK WP HR S P ERA WHIP | IP WLS BF H R ER SO BB IBB HBP BLK WP HR S P ERA WHIP |

Cincinnati Reds @ Miami Marlins
Marlins Park, Miami, FL
Mon Aug 26 2019, 7:12 PM - 10:13 PM EDT
Att: 5,297 - Roof Closed - 76 F

AB 35
R 6
H 10
RBI 6
BB 2
SO 5
LOB 13



| Batter | 1 | 2 | 3 | 4 | 5 | 6 | 7 | 8 | 9 | AB | R | H | RBI | BB | SO | LOB | BOTTOM | | | | | | | |
|--|---|---|---|---|---|---|---|---|---|---|---|---|---|---|---|---|---|---|---|---|---|---|---|---|
| 55 Jon Berti, R (1,7) OBP: 0.355, SLG: 0.439 | | | | | | | | | | 4 | 1 | 0 | 0 | 1 | 2 | 3 | | | | | | | | |
| 18 Neil Walker, S (1,5) OBP: 0.344, SLG: 0.400 | | | | | | | | | | 4 | 1 | 1 | 2 | 0 | 0 | 0 | | | | | | | | |
| 26 Garrett Cooper, R (1,3) OBP: 0.349, SLG: 0.436 | | | | | | | | | | 3 | 0 | 1 | 0 | 1 | 1 | 0 | | | | | | | | |
| 13 Starlin Castro, R (1,6) OBP: 0.285, SLG: 0.390 | | | | | | | | | | 4 | 0 | 0 | 0 | 0 | 1 | 2 | | | | | | | | |
| 47 Harold Ramirez, R (1,9) OBP: 0.304, SLG: 0.393 | | | | | | | | | | 4 | 0 | 0 | 0 | 0 | 1 | 1 | | | | | | | | |
| 1 Isan Diaz, L (1,4) OBP: 0.259, SLG: 0.268 | | | | | | | | | | 2 | 0 | 0 | 0 | 2 | 1 | 0 | | | | | | | | |
| 38 Jorge Alfaro, R (1,2) OBP: 0.305, SLG: 0.419 | | | | | | | | | | 4 | 1 | 2 | 1 | 0 | 1 | 1 | | | | | | | | |
| 9 Lewis Brinson, R (1,8) OBP: 0.231, SLG: 0.253 | | | | | | | | | | 2 | 0 | 1 | 0 | 1 | 0 | 0 | | | | | | | | |
| 49 Pablo López, L (1,1) OBP: 0.192, SLG: 0.231 | | | | | | | | | | 1 | 0 | 0 | 0 | 0 | 1 | 2 | | | | | | | | |
| 44 Austin Ligon, R (5,PH) OBP: 0.262, SLG: 0.315 | | | | | | | | | | 1 | 0 | 0 | 0 | 0 | 0 | 0 | | | | | | | | |
| 61 Adair Conley, L (8,1) OBP: 0.262, SLG: 0.315 | | | | | | | | | | 0 | 0 | 0 | 0 | 0 | 0 | 0 | | | | | | | | |
| 21 Curtis Granderson, L (7,PH) OBP: 0.262, SLG: 0.315 | | | | | | | | | | 1 | 0 | 0 | 0 | 0 | 1 | 2 | | | | | | | | |
| 72 Kyle Keller, R (8,1) OBP: 0.262, SLG: 0.315 | | | | | | | | | | 0 | 0 | 0 | 0 | 0 | 0 | 0 | | | | | | | | |
| 14 Martin Prado, R (9,PH) OBP: 0.262, SLG: 0.315 | | | | | | | | | | 1 | 0 | 0 | 0 | 0 | 1 | 1 | | | | | | | | |
| Inning Stats | R: 0 H: 0 E: 0 K: 1 S: 10 | H: 0 LOB: 1 BB: 1 P: 18 | R: 0 H: 0 E: 0 K: 2 S: 11 | H: 0 LOB: 2 BB: 2 P: 22 | R: 2 H: 1 E: 0 K: 2 S: 13 | H: 1 LOB: 0 BB: 1 P: 22 | R: 0 H: 0 E: 0 K: 0 S: 4 | H: 0 LOB: 0 BB: 0 P: 7 | R: 0 H: 0 E: 0 K: 0 S: 8 | H: 0 LOB: 0 BB: 0 P: 12 | R: 0 H: 0 E: 0 K: 1 S: 8 | H: 0 LOB: 0 BB: 0 P: 15 | R: 0 H: 1 E: 0 K: 1 S: 10 | H: 1 LOB: 2 BB: 1 P: 14 | R: 0 H: 1 E: 0 K: 0 S: 10 | H: 1 LOB: 0 BB: 0 P: 14 | R: 1 H: 2 E: 0 K: 3 S: 15 | H: 2 LOB: 1 BB: 0 P: 22 | 1B: 2 2B: 0 3B: 1 HR: 2 | SF: 0 SAC: 1 DP: 0 HBP: 0 | WP: 0 PB: 0 SB: 1 CS: 0 | PA: 37 | | |
| PITCHER | IP WLS BF H R ER SO BB IBB HBP BLK WP HR S P ERA WHIP | IP WLS BF H R ER SO BB IBB HBP BLK WP HR S P ERA WHIP | IP WLS BF H R ER SO BB IBB HBP BLK WP HR S P ERA WHIP | IP WLS BF H R ER SO BB IBB HBP BLK WP HR S P ERA WHIP | IP WLS BF H R ER SO BB IBB HBP BLK WP HR S P ERA WHIP | IP WLS BF H R ER SO BB IBB HBP BLK WP HR S P ERA WHIP | IP WLS BF H R ER SO BB IBB HBP BLK WP HR S P ERA WHIP | IP WLS BF H R ER SO BB IBB HBP BLK WP HR S P ERA WHIP | IP WLS BF H R ER SO BB IBB HBP BLK WP HR S P ERA WHIP | IP WLS BF H R ER SO BB IBB HBP BLK WP HR S P ERA WHIP | IP WLS BF H R ER SO BB IBB HBP BLK WP HR S P ERA WHIP | IP WLS BF H R ER SO BB IBB HBP BLK WP HR S P ERA WHIP | IP WLS BF H R ER SO BB IBB HBP BLK WP HR S P ERA WHIP | IP WLS BF H R ER SO BB IBB HBP BLK WP HR S P ERA WHIP | IP WLS BF H R ER SO BB IBB HBP BLK WP HR S P ERA WHIP | IP WLS BF H R ER SO BB IBB HBP BLK WP HR S P ERA WHIP | IP WLS BF H R ER SO BB IBB HBP BLK WP HR S P ERA WHIP | IP WLS BF H R ER SO BB IBB HBP BLK WP HR S P ERA WHIP | IP WLS BF H R ER SO BB IBB HBP BLK WP HR S P ERA WHIP | IP WLS BF H R ER SO BB IBB HBP BLK WP HR S P ERA WHIP | IP WLS BF H R ER SO BB IBB HBP BLK WP HR S P ERA WHIP | IP WLS BF H R ER SO BB IBB HBP BLK WP HR S P ERA WHIP | IP WLS BF H R ER SO BB IBB HBP BLK WP HR S P ERA WHIP | IP WLS BF H R ER SO BB IBB HBP BLK WP HR S P ERA WHIP |

Cincinnati Reds @ Miami Marlins
Marlins Park, Miami, FL
Mon Aug 26 2019, 7:12 PM - 10:13 PM EDT
Att: 5,297 - Roof Closed - 76 F

AB 31
R 3
H 5
RBI 3
BB 5
SO 10
LOB 12



| Batter | 1 | 2 | 3 | 4 | 5 | 6 | 7 | 8 | 9 | 10 | 11 | 12 | AB | R | H | RBI | BB | SO | LOB | TOP |
|---|-------------------------------|----------------------------------|------------------------------|----------------------------------|------------------------------|----------------------------------|-------------------------------|----------------------------------|------------------------------|---------------------------------|------------------------------|----------------------------------|-------------------------------|----------------------------------|------------------------------|----------------------------------|----------------------------------|------------------------------------|----------------------------------|--------|
| 17 Josh VanMeter, L (1.7) OBP: 0.363, SLG: 0.446 6 Phillip Ervin, R (8.7) OBP: 0.362, SLG: 0.513 | G4-3 | | F8 | | | G4-3 | | G4-3 | | G4-6-3 | | | 3 | 0 | 0 | 0 | 0 | 0 | 0 | |
| 19 Joey Votto, L (1.3) OBP: 0.348, SLG: 0.403 | E8 WP 44 HR | | G5-3 | | | L4 | | G4-3 | | G4-6-3 | | | 5 | 2 | 1 | 0 | 0 | 0 | 2 | |
| 7 Eugenio Suárez, R (1.5) OBP: 0.340, SLG: 0.538 | G6-3 | | K | | | K | | G4-3 | | G4-3 | | | 4 | 0 | 0 | 0 | 1 | 2 | 2 | |
| 44 Aristides Aquino, R (1.9) OBP: 0.393, SLG: 0.304 | HR | | K | | | K | | G4-3 | | G4-3 | | | 5 | 1 | 3 | 3 | 0 | 2 | 0 | |
| 3 Freddy Galvis, S (1.4) OBP: 0.302, SLG: 0.456 | K | | G3 | | | G3 | | G4-3 | | G4-3 | | | 5 | 0 | 0 | 0 | 0 | 2 | 3 | |
| 15 Nick Senzel, R (1.8) OBP: 0.319, SLG: 0.431 | F9 | | K | | | K | | F8 | | F7 | | | 5 | 0 | 0 | 0 | 0 | 1 | 1 | |
| 16 Tucker Barnhart, L (1.2) OBP: 0.332, SLG: 0.380 | G4-3 | | G4-3 | | | G4-3 | | F9 | | G3-1 | | | 4 | 0 | 1 | 0 | 1 | 0 | 0 | |
| 4 Jose Iglesias, R (1.8) 21 Michael Lorenzen, R (8.1) 50 Amir Garrett, R (10.1) 55 Robert Stephenson, R (11.1) 12 Curt Casali, R (12.7) 26 Raisel Iglesias, R (12.1) | FC5-4 | | G6-3 | | | G6-3 | | K2-3 | | P4 | | | 3 | 0 | 0 | 0 | 0 | 1 | 3 | |
| 40 Alex Wood, R (1.1) 52 Kyle Farmer, R (7.4) 39 Lucas Sims, R (7.1) 22 Derek Dietrich, L (10.7) OBP: 0.348, SLG: 0.488 | K | | G4-3 | | | G4-3 | | F9 | | CS | | | 2 | 0 | 0 | 0 | 0 | 1 | 1 | |
| Inning Stats | R: 2 E: 1 K: 1 S: 14 | H: 1 LOB: 0 BB: 0 P: 24 | R: 0 E: 0 K: 1 S: 7 | H: 0 LOB: 1 BB: 1 P: 13 | R: 0 E: 0 K: 1 S: 8 | H: 0 LOB: 0 BB: 0 P: 12 | R: 0 E: 0 K: 2 S: 10 | H: 0 LOB: 0 BB: 0 P: 14 | R: 0 E: 0 K: 1 S: 5 | H: 0 LOB: 0 BB: 0 P: 9 | R: 0 E: 0 K: 0 S: 5 | H: 0 LOB: 0 BB: 0 P: 11 | R: 0 E: 0 K: 2 S: 11 | H: 0 LOB: 0 BB: 0 P: 16 | R: 0 E: 0 K: 0 S: 8 | H: 0 LOB: 0 BB: 0 P: 15 | 1B: 5 2B: 0 3B: 0 HR: 1 | SF: 0 SAC: 0 DP: 1 HBP: 0 | WP: 1 PB: 0 SB: 0 CS: 1 | PA: 46 |
| PITCHER | IP | WLS | BF | H | R | ER | SO | BB | IBB | HBP | BLK | WP | HR | S | P | ERA | WHIP | | | |
| 64 Robert Dugger, R (1.1) ERA: 4.5 | 7.0 | | 26 | 3 | 1 | 1 | 0 | 0 | 0 | 0 | 0 | 0 | 0 | 7 | 11 | 13.50 | 1.500 | | | |
| 35 Ryne Stanek, R (8.1) ERA: 3.92 | 1.1 | B | 6 | 1 | 0 | 0 | 0 | 2 | 0 | 0 | 0 | 0 | 0 | 9 | 20 | 0.00 | 2.250 | | | |
| 43 Jeff Brigham, R (10.1) ERA: 5.53 | 1.0 | | 4 | 1 | 0 | 0 | 0 | 1 | 0 | 0 | 0 | 0 | 0 | 6 | 15 | 0.00 | 2.000 | | | |
| 39 Tyler Kinley, R (11.1) ERA: 4.24 | 2.0 | W | 6 | 0 | 0 | 0 | 2 | 0 | 0 | 0 | 0 | 0 | 0 | 19 | 31 | 0.00 | 0.000 | | | |

Cincinnati Reds @ Miami Marlins
Marlins Park, Miami, FL
Thu Aug 29 2019, 7:12 PM - 10:45 PM EDT
Alt. 6,466 - Roof Closed - 76 F

AB 41
R 3
H 6
RBI 3
BB 4
SO 9
LOB 12



| Batter | 1 | 2 | 3 | 4 | 5 | 6 | 7 | 8 | 9 | 10 | 11 | 12 | AB | R | H | RBI | BB | SO | LOB | BOTTOM |
|---|------------------------------|----------------------------------|-------------------------------|----------------------------------|-------------------------------|----------------------------------|-------------------------------|----------------------------------|-------------------------------|----------------------------------|------------------------------|----------------------------------|------------------------------|---------------------------------|------------------------------|---------------------------------|----------------------------------|------------------------------------|----------------------------------|--------|
| 55 Jon Berti, R (1.8) OBP: 0.350, SLG: 0.451 | HR | | K | | | K | | F9 | | G5-3 | | | 5 | 1 | 1 | 1 | 0 | 2 | 0 | |
| 26 Garrett Cooper, R (1.3) OBP: 0.344, SLG: 0.428 | BB | | F8 | | | F9 | | K | | F7 | | | 4 | 0 | 0 | 0 | 1 | 1 | 0 | |
| 13 Starlin Castro, R (1.5) OBP: 0.285, SLG: 0.394 | G6-4-3 | | G6-4-3 | | | G4-3 | | K | | P3 | | | 5 | 1 | 2 | 1 | 0 | 0 | 1 | |
| 38 Jorge Alfaro, R (1.2) OBP: 0.309, SLG: 0.428 | K | | G4-3 | | | K | | K | | F9 | | | 5 | 0 | 2 | 0 | 0 | 2 | 0 | |
| 47 Harold Ramirez, R (1.9) OBP: 0.303, SLG: 0.399 | L8 | | G4-3 | | | F8 | | K | | G4-3 | | | 5 | 1 | 2 | 1 | 0 | 0 | 2 | |
| 1 Isan Diaz, L (1.4) OBP: 0.272, SLG: 0.266 | P5 | | K | | | K | | K | | K | | | 3 | 0 | 0 | 0 | 1 | 2 | 3 | |
| 9 Lewis Brinson, R (1.8) OBP: 0.234, SLG: 0.250 | 1B | | K | | | K | | K | | L4 | | | 4 | 0 | 1 | 0 | 0 | 2 | 3 | |
| 44 Austin Dean, R (1.7) OBP: 0.216, SLG: 0.350 | K | | K | | | K | | K | | F7 | | | 3 | 1 | 1 | 1 | 0 | 2 | 2 | |
| 35 Ryne Stanek, R (8.1) 43 Jeff Brigham, R (10.1) 14 Martin Prado, R (10.7) 39 Tyler Kinley, R (11.1) | K | | K | | | K | | K | | K | | | 0 | 0 | 0 | 0 | 0 | 0 | 0 | |
| 64 Robert Dugger, R (1.1) 66 Jarlin Garcia, L (8.1) 21 Curtis Granderson, L (8.7) OBP: 0.283, SLG: 0.361 | K | | K | | | L6 | | K | | K | | | 2 | 0 | 0 | 0 | 0 | 1 | 0 | |
| Inning Stats | R: 1 E: 0 K: 1 S: 8 | H: 1 LOB: 0 BB: 1 P: 13 | R: 0 E: 0 K: 1 S: 10 | H: 1 LOB: 1 BB: 0 P: 15 | R: 0 E: 0 K: 2 S: 10 | H: 0 LOB: 0 BB: 0 P: 13 | R: 0 E: 0 K: 1 S: 10 | H: 2 LOB: 0 BB: 0 P: 16 | R: 1 E: 0 K: 2 S: 13 | H: 1 LOB: 0 BB: 0 P: 20 | R: 0 E: 0 K: 2 S: 7 | H: 0 LOB: 0 BB: 0 P: 15 | R: 0 E: 0 K: 1 S: 5 | H: 0 LOB: 0 BB: 0 P: 9 | R: 0 E: 0 K: 0 S: 7 | H: 0 LOB: 0 BB: 0 P: 9 | 1B: 5 2B: 0 3B: 0 HR: 4 | SF: 0 SAC: 0 DP: 2 HBP: 0 | WP: 0 PB: 0 SB: 0 CS: 1 | PA: 41 |
| PITCHER | IP | WLS | BF | H | R | ER | SO | BB | IBB | HBP | BLK | WP | HR | S | P | ERA | WHIP | | | |
| 40 Alex Wood, L (1.1) ERA: 5.9 | 6.0 | | 24 | 6 | 3 | 3 | 8 | 2 | 0 | 0 | 0 | 0 | 3 | 66 | 103 | 4.50 | 1.333 | | | |
| 39 Lucas Sims, R (7.1) ERA: 4.55 | 1.0 | | 2 | 0 | 0 | 0 | 2 | 0 | 0 | 0 | 0 | 0 | 0 | 6 | 10 | 0.00 | 0.000 | | | |
| 21 Michael Lorenzen, R (8.1) ERA: 2.98 | 2.0 | | 8 | 2 | 0 | 0 | 3 | 0 | 0 | 0 | 0 | 0 | 17 | 26 | 0.00 | 1.000 | | | | |
| 50 Amir Garrett, L (10.1) ERA: 4.72 | 1.0 | | 3 | 0 | 0 | 0 | 1 | 0 | 0 | 0 | 0 | 0 | 5 | 9 | 0.00 | 0.000 | | | | |
| 55 Robert Stephenson, R (11.1) ERA: 4.0 | 1.0 | | 3 | 0 | 0 | 0 | 0 | 0 | 0 | 0 | 0 | 0 | 7 | 9 | 0.00 | 0.000 | | | | |
| 26 Raisel Iglesias, R (12.1) ERA: 4.31 | 0.0 | L | 1 | 1 | 1 | 1 | 0 | 0 | 0 | 0 | 0 | 0 | 0 | 0 | 0 | 0.00 | 0.000 | | | |

Cincinnati Reds @ Miami Marlins
Marlins Park, Miami, FL
Thu Aug 29 2019, 7:12 PM - 10:45 PM EDT
Alt. 6,466 - Roof Closed - 76 F

AB 39
R 4
H 9
RBI 4
BB 2
SO 14
LOB 11



| Batter | 1 | 2 | 3 | 4 | 5 | 6 | 7 | 8 | 9 | AB | R | H | RBI | BB | SO | LOB | TOP | | | | | |
|---|---|----------------------------------|---|---------------------------------|---|-------------------------------------|---|---------------------------------|--|------------------------------------|--|------------------------|---|----------------------------------|---|------------------------|--|------------------------|----------------------------------|------------------------------------|----------------------------------|--------|
| 55 Jon Bertl, R OBP: 0.391, SLG: 0.446 | F9 | | BB | G4-3 | | | 1B | K | | 4 | 1 | 1 | 1 | 1 | 1 | 1 | Miami Marlins @ Washington Nationals Nationals Park, Washington, DC Fri Aug 30 2019, 7:07 PM - 10:42 PM EDT Att: 26,201 - Partly Cloudy - 86 F | | | | | |
| 48 Hector Noesi, R OBP: 0.250, SLG: 0.250 | | | | | | | | | | 0 | 0 | 0 | 0 | 0 | 0 | 0 | | | | | | |
| 35 Ryne Stanek, R | | | | | | | | | | 0 | 0 | 0 | 0 | 0 | 0 | 0 | | | | | | |
| 47 Harold Ramirez, R OBP: 0.308, SLG: 0.411 | HR | | | P4 | | | 1B | | | 5 | 3 | 3 | 1 | 0 | 0 | 2 | | | | | | |
| 13 Starlin Castro, R OBP: 0.288, SLG: 0.402 | K | | | K | | | 1B | | | 5 | 1 | 3 | 3 | 0 | 2 | 2 | | | | | | |
| 18 Neil Walker, S OBP: 0.342, SLG: 0.388 | F8 | | | E1 | | | 1B | | | 4 | 0 | 0 | 0 | 1 | 0 | 3 | | | | | | |
| 38 Jorge Alfaro, R OBP: 0.307, SLG: 0.423 | | | | K | | | 1B | | | 4 | 0 | 0 | 0 | 1 | 3 | 7 | | | | | | |
| 1 Isan Diaz, L OBP: 0.268, SLG: 0.253 | | | | P6 | | | 1B | | | 4 | 0 | 0 | 1 | 1 | 1 | 5 | | | | | | |
| 9 Lewis Brinson, R OBP: 0.234, SLG: 0.256 | | | | | | | | | | 4 | 1 | 1 | 0 | 0 | 1 | 4 | | | | | | |
| 66 Jarlin Garcia, L | | | | | | | | | | 0 | 0 | 0 | 0 | 0 | 0 | 0 | | | | | | |
| 26 Garrett Cooper, R OBP: 0.344, SLG: 0.428 | | | | | | | | | | 0 | 0 | 0 | 0 | 0 | 0 | 0 | | | | | | |
| 44 Austin Dean, R OBP: 0.226, SLG: 0.343 | | | | | | | | | | 2 | 0 | 0 | 0 | 2 | 0 | 0 | | | | | | |
| 57 Elieser Hernández, R OBP: 0.111, SLG: 0.059 | | | | | | | | | | 2 | 0 | 0 | 0 | 0 | 1 | 2 | | | | | | |
| 72 Kyle Keller, R | | | | | | | | | | 0 | 0 | 0 | 0 | 0 | 0 | 0 | | | | | | |
| 21 Curtis Granderson, L OBP: 0.282, SLG: 0.360 | | | | | | | | | | 1 | 0 | 0 | 0 | 0 | 1 | 0 | | | | | | |
| Inning Stats | R: 1 H: 1 E: 0 K: 1 S: 11 | L: 1 BB: 0 P: 17 | R: 0 H: 0 E: 0 K: 3 S: 11 | L: 2 BB: 2 P: 18 | R: 0 H: 0 E: 2 K: 2 S: 18 | L: 3 BB: 1 P: 24 | R: 1 H: 1 E: 0 K: 0 S: 13 | L: 1 BB: 1 P: 21 | R: 0 H: 0 E: 0 K: 0 S: 9 | L: 0 BB: 0 P: 14 | R: 0 H: 0 E: 0 K: 0 S: 8 | L: 0 BB: 0 P: 10 | R: 2 H: 3 E: 0 K: 1 S: 13 | L: 2 BB: 2 P: 24 | R: 0 H: 0 E: 0 K: 2 S: 10 | L: 0 BB: 0 P: 16 | R: 2 H: 2 E: 0 K: 1 S: 13 | L: 2 BB: 0 P: 16 | 1B: 5 2B: 1 3B: 0 HR: 2 | SF: 0 SAC: 1 DP: 1 HBP: 0 | WP: 0 PB: 0 SB: 1 CS: 0 | PA: 42 |
| PITCHER | IP WLS BF H R ER SO BB IBB HBP BLK WP HR S P ERA WHIP | 19 Anibal Sánchez, R ERA: 3.8 | 5.0 24 3 2 2 6 3 1 0 0 0 0 1 62 94 3.60 1.200 | 51 Wander Suero, R ERA: 4.53 | 1.0 3 0 0 0 0 0 0 0 0 0 0 0 8 10 0.00 0.000 | 60 Hunter Strickland, R ERA: 4.3 | 0.1 5 3 2 2 1 1 0 0 0 0 0 9 16 54.00 12.000 | 29 Roenis Elias, L ERA: 3.54 | 0.2 2 0 0 0 0 1 0 0 0 0 0 4 8 0.00 1.500 | 56 Fernando Rodney, R ERA: 5.59 | 1.0 3 0 0 0 2 0 0 0 0 0 0 10 16 0.00 0.000 | PITCHER | IP WLS BF H R ER SO BB IBB HBP BLK WP HR S P ERA WHIP | 44 Daniel Hudson, R ERA: 2.89 | 1.0 5 2 2 2 1 0 0 0 0 0 0 1 13 16 18.00 2.000 | | | | | | | |

| | |
|-----|----|
| AB | 35 |
| R | 6 |
| H | 8 |
| RBI | 6 |
| BB | 6 |
| SO | 10 |
| LOB | 26 |



| Batter | 1 | 2 | 3 | 4 | 5 | 6 | 7 | 8 | 9 | AB | R | H | RBI | BB | SO | LOB | BOTTOM | | | | | |
|--|---|--------------------------------------|--|--------------------------------|--|----------------------------------|--|----------------------------------|---|------------------------|---------------------------------------|------------------------|---------------------------------------|------------------------|--------------------------------------|-----------------------|--|------------------------|----------------------------------|------------------------------------|----------------------------------|--------|
| 7 Trea Turner, R OBP: 0.360, SLG: 0.488 | 1B | | | | | | | | | 4 | 2 | 1 | 1 | 1 | 1 | 1 | Miami Marlins @ Washington Nationals Nationals Park, Washington, DC Fri Aug 30 2019, 7:07 PM - 10:42 PM EDT Att: 26,201 - Partly Cloudy - 86 F | | | | | |
| 88 Gerardo Parra, L OBP: 0.295, SLG: 0.383 | | | | | | | | | | 5 | 1 | 1 | 0 | 0 | 1 | 3 | | | | | | |
| 6 Anthony Rendon, R OBP: 0.412, SLG: 0.619 | | | | | | | | | | 4 | 1 | 3 | 3 | 1 | 0 | 0 | | | | | | |
| 22 Juan Soto, L OBP: 0.402, SLG: 0.558 | | | | | | | | | | 4 | 0 | 2 | 2 | 0 | 1 | 2 | | | | | | |
| 13 Asdrubal Cabrera, S OBP: 0.330, SLG: 0.414 | | | | | | | | | | 4 | 0 | 0 | 1 | 0 | 0 | 4 | | | | | | |
| 15 Matt Adams, L OBP: 0.291, SLG: 0.505 | | | | | | | | | | 2 | 0 | 0 | 0 | 2 | 2 | 0 | | | | | | |
| 28 Kurt Suzuki, R OBP: 0.320, SLG: 0.465 | | | | | | | | | | 4 | 0 | 0 | 0 | 0 | 0 | 4 | | | | | | |
| 16 Victor Robles, R OBP: 0.325, SLG: 0.427 | | | | | | | | | | 4 | 1 | 1 | 0 | 0 | 0 | 2 | | | | | | |
| 19 Anibal Sánchez, R ERA: 3.8 | | | | | | | | | | 0 | 0 | 0 | 0 | 0 | 0 | 0 | | | | | | |
| 6 Brian Dozier, R ERA: 5.08 | | | | | | | | | | 0 | 0 | 0 | 0 | 0 | 0 | 0 | | | | | | |
| 81 Wander Suero, R ERA: 4.53 | | | | | | | | | | 0 | 0 | 0 | 0 | 0 | 0 | 0 | | | | | | |
| 60 Hunter Strickland, R ERA: 4.3 | | | | | | | | | | 0 | 0 | 0 | 0 | 0 | 0 | 0 | | | | | | |
| 29 Roenis Elias, L ERA: 3.54 | | | | | | | | | | 0 | 0 | 0 | 0 | 0 | 0 | 0 | | | | | | |
| 56 Fernando Rodney, R ERA: 5.59 | | | | | | | | | | 0 | 0 | 0 | 0 | 0 | 0 | 0 | | | | | | |
| 44 Daniel Hudson, R ERA: 2.89 | | | | | | | | | | 0 | 0 | 0 | 0 | 0 | 0 | 0 | | | | | | |
| Inning Stats | R: 2 H: 3 E: 0 K: 0 S: 23 | L: 3 BB: 1 P: 34 | R: 1 H: 1 E: 0 K: 0 S: 5 | L: 1 BB: 0 P: 8 | R: 0 H: 0 E: 0 K: 1 S: 8 | L: 0 BB: 0 P: 15 | R: 0 H: 0 E: 0 K: 1 S: 8 | L: 0 BB: 0 P: 9 | R: 0 H: 0 E: 0 K: 0 S: 8 | L: 0 BB: 0 P: 13 | R: 1 H: 2 E: 0 K: 0 S: 15 | L: 2 BB: 1 P: 19 | R: 1 H: 1 E: 0 K: 2 S: 15 | L: 1 BB: 2 P: 27 | R: 0 H: 0 E: 0 K: 1 S: 6 | L: 0 BB: 0 P: 8 | R: 2 H: 2 E: 0 K: 0 S: 10 | L: 2 BB: 1 P: 18 | 1B: 5 2B: 4 3B: 0 HR: 0 | SF: 0 SAC: 1 DP: 0 HBP: 0 | WP: 0 PB: 1 SB: 0 CS: 0 | PA: 39 |
| PITCHER | IP WLS BF H R ER SO BB IBB HBP BLK WP HR S P ERA WHIP | 57 Elieser Hernández, R ERA: 6.75 | 6.0 26 6 4 1 1 2 2 0 0 0 0 0 0 11 22 13.50 3.000 | 72 Kyle Keller, R ERA: 6.75 | 0.2 4 0 1 1 2 2 0 0 0 0 0 0 2 4 0.00 1.500 | 66 Jarlin Garcia, L ERA: 2.51 | 0.2 2 0 0 0 0 0 0 0 0 0 0 0 2 4 0.00 0.000 | 48 Hector Noesi, R ERA: 10.29 | 0.1 4 2 2 1 0 1 0 0 0 0 0 0 10 18 27.00 9.000 | | | | | | | | | | | | | |


| | |
|-----|----|
| AB | 33 |
| R | 7 |
| H | 9 |
| RBI | 7 |
| BB | 5 |
| SO | 6 |
| LOB | 16 |



| Batter | 1 | 2 | 3 | 4 | 5 | 6 | 7 | 8 | 9 | AB | R | H | RBI | BB | SO | LOB | TOP | | | | | | | |
|--|---|---|--|----------------------------------|---------------------------------------|----------------------------------|---------------------------------------|----------------------------------|--------------------------------------|---------------------------------|---------------------------------------|----------------------------------|---------------------------------------|----------------------------------|---------------------------------------|----------------------------------|---|----------------------------------|----------------------------------|------------------------------------|-------------------------|--------|--|--|
| 55 Jon Berti, R OBP: 0.349, SLG: 0.438 | G1-3 | | K | | | K | | | BB | 3 | 0 | 0 | 0 | 1 | 2 | 0 | Miami Marlins @ Washington Nationals Nationals Park, Washington, DC Sat Aug 31 2019, 7:05 PM - 9:36 PM EDT Att: 27,539 - Partly Cloudy - 84 F | | | | | | | |
| 47 Harold Ramirez, R OBP: 0.307, SLG: 0.409 | 1B | | K | | | G6-3 | | | K | 4 | 0 | 1 | 0 | 0 | 2 | 1 | | | | | | | | |
| 13 Starlin Castro, R OBP: 0.288, SLG: 0.402 | 1B | | G5-3 | | | K | | | K | 3 | 0 | 1 | 0 | 0 | 1 | 0 | | | | | | | | |
| 18 Neil Walker, S OBP: 0.339, SLG: 0.384 | G1-6-3 | | L8 | | | K | | | K | 3 | 0 | 0 | 0 | 0 | 1 | 2 | | | | | | | | |
| 26 Garrett Cooper, R OBP: 0.341, SLG: 0.424 | | K | | | | K | | | G5-3 | 3 | 0 | 0 | 0 | 0 | 2 | 0 | | | | | | | | |
| 38 Jorge Alfaro, R OBP: 0.305, SLG: 0.420 | | K | | | | G4-3 | | | K | 3 | 0 | 0 | 0 | 0 | 2 | 0 | | | | | | | | |
| 9 Lewis Brinson, R OBP: 0.230, SLG: 0.251 | | | | | | L6 | | | K | 3 | 0 | 0 | 0 | 0 | 1 | 0 | | | | | | | | |
| 61 Adam Conley, L | | | | | | | | | K | 0 | 0 | 0 | 0 | 0 | 0 | 0 | | | | | | | | |
| 44 Austin Dean, R OBP: 0.220, SLG: 0.333 | | | K | | | K | | | K | 3 | 0 | 0 | 0 | 0 | 3 | 0 | | | | | | | | |
| 49 Pablo López, L OBP: 0.185, SLG: 0.222 | | | K | | | | | | K | 1 | 0 | 0 | 0 | 0 | 1 | 0 | | | | | | | | |
| 20 Wei-Yin Chen, R OBP: 0.282, SLG: 0.359 | | | K | | | | | | K | 1 | 0 | 0 | 0 | 0 | 1 | 0 | | | | | | | | |
| 21 Curtis Granderson, L | | | | | | | | | K | 1 | 0 | 0 | 0 | 0 | 1 | 0 | | | | | | | | |
| Inning Stats | R: 0 H: 2 E: 0 K: 0 S: 9 | H: 2 LOB: 1 BB: 0 P: 10 | R: 0 H: 0 E: 0 K: 2 S: 8 | H: 0 LOB: 0 BB: 0 P: 11 | R: 0 H: 0 E: 0 K: 3 S: 13 | H: 0 LOB: 0 BB: 0 P: 16 | R: 0 H: 0 E: 0 K: 1 S: 10 | H: 0 LOB: 0 BB: 0 P: 14 | R: 0 H: 0 E: 0 K: 1 S: 8 | H: 0 LOB: 0 BB: 0 P: 9 | R: 0 H: 0 E: 0 K: 3 S: 10 | H: 0 LOB: 0 BB: 0 P: 16 | R: 0 H: 0 E: 0 K: 2 S: 13 | H: 0 LOB: 0 BB: 0 P: 17 | R: 0 H: 0 E: 0 K: 2 S: 10 | H: 0 LOB: 0 BB: 0 P: 14 | R: 0 H: 0 E: 0 K: 3 S: 11 | H: 0 LOB: 1 BB: 1 P: 21 | 1B: 2 2B: 0 3B: 0 HR: 0 | SF: 0 SAC: 0 DP: 1 HBP: 0 | WP: 0 PB: 0 CS: 0 | PA: 29 | | |
| PITCHER | IP WLS BF H R ER SO BB IBB HBP BLK WP HR S P ERA WHIP | 8.0 W 25 2 0 0 14 0 0 0 0 0 0 81 107 0.00 0.250 | 1.0 L 4 0 0 0 3 1 0 0 0 0 0 11 21 0.00 1.000 | | | | | | | | | | | | | | | | | | | | | |

| Batter | 1 | 2 | 3 | 4 | 5 | 6 | 7 | 8 | 9 | AB | R | H | RBI | BB | SO | LOB | BOTTOM | | | | | | | |
|---|---|---|---|--|--------------------------------------|----------------------------------|--------------------------------------|----------------------------------|--------------------------------------|----------------------------------|--------------------------------------|----------------------------------|--------------------------------------|----------------------------------|--------------------------------------|----------------------------------|---|----------------------------------|----------------------------------|------------------------------------|-------------------------|--------|--|--|
| 7 Trea Turner, R OBP: 0.357, SLG: 0.483 | P4 | L3-6 | | G5-3 | | | | | G6-3 | 4 | 0 | 0 | 0 | 0 | 0 | 3 | Miami Marlins @ Washington Nationals Nationals Park, Washington, DC Sat Aug 31 2019, 7:05 PM - 9:36 PM EDT Att: 27,539 - Partly Cloudy - 84 F | | | | | | | |
| 88 Gerardo Parra, L OBP: 0.291, SLG: 0.377 | G4-3 | | P6 | G4-3 | | | | | L4 | 4 | 0 | 0 | 0 | 0 | 1 | | | | | | | | | |
| 6 Anthony Rendon, R OBP: 0.414, SLG: 0.632 | HR | | 22 2B | HBP | | G5-3 | | | HR | 3 | 3 | 2 | 2 | 0 | 0 | | | | | | | | | |
| 22 Juan Soto, L OBP: 0.403, SLG: 0.566 | HR | | 28 HR | 2B | | F8 | | | L7 | 4 | 2 | 2 | 2 | 0 | 0 | | | | | | | | | |
| 15 Matt Adams, L OBP: 0.287, SLG: 0.498 | P2 | | K | | | K | | | F9 | 4 | 0 | 0 | 0 | 0 | 2 | 1 | | | | | | | | |
| 28 Kurt Suzuki, R OBP: 0.323, SLG: 0.475 | | 9 1B 37 1B HBP | 9 WP HBP | HR | | G6-3 | | | F8 | 3 | 2 | 1 | 2 | 0 | 0 | | | | | | | | | |
| 9 Brian Dozier, R OBP: 0.340, SLG: 0.434 | | 7 L3-6 37 1B 1B | G6-3 | | | F9 | | | | 3 | 0 | 1 | 0 | 0 | 0 | | | | | | | | | |
| 16 Victor Robles, R OBP: 0.325, SLG: 0.428 | L4 | | | 37 SH3-4 2B | | G6-3 | | | | 3 | 0 | 1 | 0 | 0 | 2 | | | | | | | | | |
| 37 Stephen Strasburg, R OBP: 0.212, SLG: 0.238 | | | | SH3-4 | | | | | | 2 | 0 | 1 | 1 | 0 | 1 | 0 | | | | | | | | |
| 21 Tanner Rainey, R | | | | | | | | | K | 0 | 0 | 0 | 0 | 0 | 0 | | | | | | | | | |
| Inning Stats | R: 2 H: 2 E: 0 K: 0 S: 15 | H: 2 LOB: 1 BB: 0 P: 20 | R: 3 H: 2 E: 0 K: 1 S: 18 | H: 2 LOB: 0 BB: 0 P: 26 | R: 0 H: 1 E: 0 K: 0 S: 7 | H: 1 LOB: 1 BB: 0 P: 11 | R: 0 H: 0 E: 0 K: 1 S: 8 | H: 0 LOB: 0 BB: 0 P: 13 | R: 0 H: 0 E: 0 K: 0 S: 8 | H: 0 LOB: 0 BB: 0 P: 11 | R: 0 H: 0 E: 0 K: 1 S: 7 | H: 0 LOB: 0 BB: 0 P: 10 | R: 1 H: 1 E: 0 K: 0 S: 9 | H: 1 LOB: 0 BB: 0 P: 15 | R: 0 H: 0 E: 0 K: 0 S: 9 | H: 0 LOB: 0 BB: 0 P: 15 | R: 0 H: 0 E: 0 K: 0 S: 9 | H: 0 LOB: 1 BB: 1 P: 21 | 1B: 2 2B: 3 3B: 0 HR: 4 | SF: 0 SAC: 1 DP: 1 HBP: 2 | WP: 1 PB: 0 CS: 0 | PA: 33 | | |
| PITCHER | IP WLS BF H R ER SO BB IBB HBP BLK WP HR S P ERA WHIP | 3.0 L 16 1 0 0 2 0 0 0 0 0 0 30 45 0.00 0.250 | 4.0 L 13 1 0 0 2 0 0 0 0 0 0 30 45 0.00 0.250 | 1.0 L 4 1 1 1 0 0 0 0 0 1 9 15 9.00 1.000 | | | | | | | | | | | | | | | | | | | | |

AB 28
R 0
H 2
RBI 0
BB 1
SO 17
LOB 3



AB 30
R 7
H 8
RBI 7
BB 0
SO 3
LOB 7



| Batter | 1 | 2 | 3 | 4 | 5 | 6 | 7 | 8 | 9 | AB | R | H | RBI | BB | SO | LOB | TOP | | | |
|---|---|----------------------------------|------------------------------|----------------------------------|-------------------------------|----------------------------------|-------------------------------|----------------------------------|-------------------------------|----------------------------------|-------------------------------|----------------------------------|------------------------------|---------------------------------|------------------------------|---------------------------------|---|------------------------------------|----------------------------------|--------|
| 19 Miquel Rojas, R (1, 6) OBP: 0.340, SLG: 0.380 | L9 | | | G1-3 | G5-3 | | L5 | | | 4 | 0 | 0 | 0 | 0 | 0 | 2 | Miami Marlins @ Washington Nationals Nationals Park, Washington, DC Sun Sep 01 2019, 1:36 PM - 4:22 PM EDT Att: 29,345 - Partly Cloudy - 80 F | | | |
| 47 Harold Ramirez, R (1, 9) OBP: 0.304, SLG: 0.405 | K | | | K | | | K | F7 | | 4 | 0 | 0 | 0 | 0 | 3 | 0 | | | | |
| 26 Garrett Cooper, R (1, 3) OBP: 0.338, SLG: 0.419 | K | | | K | | | F9 | G6-3 | | 4 | 0 | 0 | 0 | 0 | 2 | 0 | | | | |
| 13 Starlin Castro, R (1, 4) OBP: 0.290, SLG: 0.407 | | G5-3 | | | HR | BB | 14 BB | F7 | | 3 | 1 | 1 | 1 | 1 | 0 | 0 | | | | |
| 14 Martín Prado, R (1, 5) OBP: 0.265, SLG: 0.290 | L9 | | | 9 BB | 44 2B | 1B | BB | F7 | | 3 | 1 | 1 | 0 | 1 | 0 | 0 | | | | |
| 9 Lewis Brinson, R (1, 8) OBP: 0.231, SLG: 0.247 | G4-3 | | | 44 2B | 28 SF8 | BB | G6-3 | L8 | | 3 | 1 | 0 | 0 | 1 | 0 | 2 | | | | |
| 44 Austin Dean, R (1, 7) OBP: 0.221, SLG: 0.339 | | | | K | 31 G4-3 | 2B | | F9 | | 4 | 0 | 1 | 1 | 0 | 2 | 0 | | | | |
| 28 Bryan Holaday, R (1, 2) OBP: 0.358, SLG: 0.436 | | | | K | 1-3 2H | SF8 | | | | 2 | 0 | 1 | 1 | 0 | 1 | 0 | | | | |
| 31 Caleb Smith, R (1, 1) OBP: 0.243, SLG: 0.297 | | | | K | 3H | | | 1B | | 2 | 0 | 0 | 0 | 0 | 1 | 1 | | | | |
| 39 Tyler Kinley, R (6, 1) 18 Neil Walker, S (7, PH) 56 Tayron Guerrero, R (7, 1) 62 José Ureña, R (8, 1) | | | | K | G4-3 | | | F7 | | 0 | 0 | 0 | 0 | 0 | 0 | 0 | | | | |
| Inning Stats | R: 0 E: 0 K: 2 S: 8 | H: 0 LOB: 0 BB: 0 P: 10 | R: 0 E: 0 K: 0 S: 7 | H: 0 LOB: 0 BB: 0 P: 11 | R: 0 E: 0 K: 3 S: 10 | H: 0 LOB: 0 BB: 0 P: 11 | R: 0 E: 0 K: 2 S: 10 | H: 0 LOB: 0 BB: 0 P: 14 | R: 3 E: 0 K: 0 S: 18 | H: 3 LOB: 1 BB: 1 P: 27 | R: 0 E: 0 K: 1 S: 10 | H: 0 LOB: 2 BB: 2 P: 22 | R: 0 E: 0 K: 0 S: 7 | H: 0 LOB: 0 BB: 0 P: 8 | R: 0 E: 0 K: 0 S: 5 | H: 0 LOB: 0 BB: 0 P: 9 | 1B: 2 2B: 1 3B: 0 HR: 1 | SF: 1 SAC: 0 DP: 0 HBP: 0 | WP: 0 PB: 0 SB: 0 CS: 0 | PA: 34 |
| PITCHER | IP WLS BF H R ER SO BB IBB HBP BLK WP HR S P ERA WHIP | | | | | | | | | | | | | | | | | | | |
| 46 Patrick Corbin, L (1, 1) ERA: 3.19 | 6.0 W 24 3 3 3 8 3 0 0 0 0 0 1 63 95 4.50 1.000 | | | | | | | | | | | | | | | | | | | |
| 51 Wander Suero, R (7, 1) ERA: 4.45 | 1.0 4 1 0 0 1 0 0 0 0 0 0 0 8 15 0.00 1.000 | | | | | | | | | | | | | | | | | | | |
| 48 Javy Guerra, R (8, 1) ERA: 4.53 | 1.0 3 0 0 0 0 0 0 0 0 0 0 0 7 8 0.00 0.000 | | | | | | | | | | | | | | | | | | | |
| 63 Sean Doolittle, L (9, 1) ERA: 4.25 | 1.0 3 0 0 0 0 0 0 0 0 0 0 0 5 9 0.00 0.000 | | | | | | | | | | | | | | | | | | | |

| Batter | 1 | 2 | 3 | 4 | 5 | 6 | 7 | 8 | 9 | AB | R | H | RBI | BB | SO | LOB | BOTTOM | | | |
|---|---|---------------------------------|-------------------------------|----------------------------------|-------------------------------|----------------------------------|------------------------------|----------------------------------|-------------------------------|----------------------------------|-------------------------------|----------------------------------|-------------------------------|----------------------------------|------------------------------|----------------------------------|---|----------------------------------|------------------------------------|----------------------------------|
| 7 Trea Turner, R (1, 6) OBP: 0.355, SLG: 0.479 | F9 | | | | 16 G5-3 | 6 HR | F9 | L7 | | 5 | 1 | 1 | 0 | 0 | 0 | 0 | Miami Marlins @ Washington Nationals Nationals Park, Washington, DC Sun Sep 01 2019, 1:36 PM - 4:22 PM EDT Att: 29,345 - Partly Cloudy - 80 F | | | |
| 16 Victor Robles, R (1, 8) OBP: 0.324, SLG: 0.425 | F8 | | | 6 E | 6 S | 22 2B | HBP | | | 3 | 1 | 0 | 0 | 0 | 1 | 1 | | | | |
| 6 Anthony Rendon, R (1, 5) OBP: 0.417, SLG: 0.639 | F9 | | | 1 SAFE | 22 2B | BB | | | | 3 | 2 | 2 | 2 | 1 | 0 | 0 | | | | |
| 22 Juan Soto, L (1, 7) OBP: 0.405, SLG: 0.578 | | 11 G5-3 | 10 E | 2B | 3H | 2B | | | | 4 | 2 | 3 | 3 | 0 | 0 | 0 | | | | |
| 47 Howie Kendrick, R (1, 4) OBP: 0.380, SLG: 0.560 | | | | K | P3 | | | | | 4 | 1 | 1 | 0 | 0 | 1 | 3 | | | | |
| 11 Ryan Zimmerman, R (1, 3) OBP: 0.316, SLG: 0.413 | | | | | G5-3 | | | | | 3 | 1 | 1 | 2 | 1 | 0 | 1 | | | | |
| 10 Yan Gomes, R (1, 2) OBP: 0.320, SLG: 0.348 | | | | | E5 | | | | | 4 | 1 | 1 | 1 | 0 | 0 | 1 | | | | |
| 88 Gerardo Parra, L (1, 9) OBP: 0.287, SLG: 0.370 | | | | | P6 | | | | | 4 | 0 | 0 | 0 | 0 | 2 | 1 | | | | |
| 46 Patrick Corbin, L (1, 1) 65 Randy Road, R (5, PH) 51 Wander Suero, R (7, 1) 48 Javy Guerra, R (8, 1) 17 Andrew Stevenson, L (8, PH) 63 Sean Doolittle, L (9, 1) | | | | | K | | | | | 2 | 0 | 0 | 0 | 0 | 2 | 0 | | | | |
| Inning Stats | R: 0 E: 0 K: 0 S: 6 | H: 0 LOB: 0 BB: 0 P: 9 | R: 1 E: 1 K: 1 S: 11 | H: 1 LOB: 1 BB: 0 P: 12 | R: 1 E: 0 K: 1 S: 15 | H: 1 LOB: 2 BB: 1 P: 24 | R: 0 E: 0 K: 1 S: 7 | H: 0 LOB: 0 BB: 0 P: 13 | R: 2 E: 0 K: 2 S: 14 | H: 2 LOB: 0 BB: 0 P: 18 | R: 3 E: 0 K: 2 S: 15 | H: 3 LOB: 0 BB: 0 P: 23 | R: 2 E: 0 K: 1 S: 14 | H: 2 LOB: 1 BB: 1 P: 23 | R: 0 E: 1 K: 0 S: 7 | H: 0 LOB: 0 BB: 0 P: 11 | | 1B: 2 2B: 3 3B: 0 HR: 4 | SF: 0 SAC: 0 DP: 1 HBP: 1 | WP: 0 PB: 0 SB: 1 CS: 0 |
| PITCHER | IP WLS BF H R ER SO BB IBB HBP BLK WP HR S P ERA WHIP | | | | | | | | | | | | | | | | | | | |
| 31 Caleb Smith, L (1, 1) ERA: 4.3 | 5.1 L 26 7 7 6 5 1 0 1 0 0 0 0 0 6 22 10.12 1.500 | | | | | | | | | | | | | | | | | | | |
| 39 Tyler Kinley, R (6, 1) ERA: 4.17 | 0.2 2 0 0 0 1 0 0 0 0 0 0 0 6 10 0.00 0.000 | | | | | | | | | | | | | | | | | | | |
| 56 Tayron Guerrero, R (7, 1) ERA: 5.98 | 1.0 6 2 2 2 1 1 0 0 0 0 0 1 14 23 18.00 3.000 | | | | | | | | | | | | | | | | | | | |
| 62 José Ureña, R (8, 1) ERA: 4.64 | 1.0 3 0 0 0 0 0 0 0 0 0 0 0 7 11 0.00 0.000 | | | | | | | | | | | | | | | | | | | |



| Batter | 1 | 2 | 3 | 4 | 5 | 6 | 7 | 8 | 9 | AB | R | H | RBI | BB | SO | LOB | TOP | | | | | |
|--|---|---------------------------------|------------------------------|---------------------------------|------------------------------|---------------------------------|------------------------------|----------------------------------|------------------------------|---------------------------------|-------------------------------|----------------------------------|-------------------------------|----------------------------------|------------------------------|----------------------------------|---|----------------------------------|----------------------------------|------------------------------------|----------------------------------|--------|
| 15 Whit Merrifield, R (1,8) OBP: 0.354, SLG: 0.473 32 Jesse Hahn, R (8,1) | | | | | | | | | | 4 | 0 | 1 | 0 | 0 | 1 | 1 | Kansas City Royals @ Miami Marlins Marlins Park, Miami, FL Sun Sep 08 2019, 1:11 PM - 3:51 PM EDT Att: 10,934 - Roof Closed - 76 F | | | | | |
| 27 Adalberto Mondesi, S (1,6) OBP: 0.294, SLG: 0.422 53 Eric Skoglund, L (6,1) | | | | | | | | | | 3 | 0 | 1 | 0 | 0 | 0 | 1 | | | | | | |
| 19 Cheslor Cuthbert, R (7,5) OBP: 0.288, SLG: 0.375 | | | | | | | | | | 1 | 0 | 0 | 0 | 0 | 0 | 3 | | | | | | |
| 12 Jorge Soler, R (1,9) OBP: 0.245, SLG: 0.290 11 Bubba Starling, R (7,9) | | | | | | | | | | 3 | 0 | 0 | 0 | 0 | 2 | 1 | | | | | | |
| 17 Hunter Dozier, R (1,5) OBP: 0.365, SLG: 0.551 67 Gabe Speier, L (7,1) | | | | | | | | | | 3 | 0 | 1 | 0 | 0 | 1 | 1 | | | | | | |
| 14 Brett Phillips, L (8,8) OBP: 0.286, SLG: 0.293 | | | | | | | | | | 0 | 0 | 0 | 0 | 0 | 0 | 0 | | | | | | |
| 66 Ryan O'Hearn, L (1,3) OBP: 0.277, SLG: 0.341 | | | | | | | | | | 4 | 0 | 0 | 0 | 0 | 2 | 1 | | | | | | |
| 9 Ryan McBroom, R (1,7) OBP: 0.381, SLG: 0.421 | | | | | | | | | | 3 | 0 | 0 | 0 | 0 | 0 | 1 | | | | | | |
| 33 Nick Dini, R (1,2) OBP: 0.268, SLG: 0.306 | | | | | | | | | | 2 | 0 | 0 | 0 | 1 | 0 | 0 | | | | | | |
| 1 Nicky Lopez, L (1,4) OBP: 0.263, SLG: 0.302 | | | | | | | | | | 3 | 0 | 0 | 0 | 0 | 0 | 1 | | | | | | |
| 21 Mike Montgomery, L (1,1) OBP: 0.167, SLG: 0.167 45 Kyle Zimmer, R (5,1) | | | | | | | | | | 1 | 0 | 0 | 0 | 0 | 1 | 0 | | | | | | |
| 26 Erick Mejia, S (6,PH) | | | | | | | | | | 0 | 0 | 0 | 0 | 0 | 0 | 0 | | | | | | |
| 2 Humberto Arteaga, R (6,6) OBP: 0.246, SLG: 0.218 | | | | | | | | | | 1 | 0 | 1 | 0 | 0 | 0 | 0 | | | | | | |
| Inning Stats | R: 0 E: 0 K: 1 S: 7 | H: 0 LOB: 0 BB: 0 P: 7 | R: 0 E: 0 K: 2 S: 8 | H: 0 LOB: 0 BB: 0 P: 9 | R: 0 E: 0 K: 1 S: 8 | H: 0 LOB: 0 BB: 0 P: 9 | R: 0 E: 0 K: 1 S: 9 | H: 1 LOB: 1 BB: 0 P: 12 | R: 0 E: 0 K: 0 S: 5 | H: 0 LOB: 0 BB: 0 P: 8 | R: 0 E: 0 K: 1 S: 10 | H: 0 LOB: 1 BB: 1 P: 19 | R: 0 E: 0 K: 1 S: 10 | H: 1 LOB: 1 BB: 0 P: 13 | R: 0 E: 0 K: 0 S: 8 | H: 2 LOB: 2 BB: 1 P: 12 | R: 0 E: 0 K: 2 S: 9 | H: 0 LOB: 0 BB: 0 P: 13 | 1B: 4 2B: 0 3B: 0 HR: 0 | SF: 0 SAC: 0 DP: 1 HBP: 0 | WP: 0 PB: 0 SB: 0 CS: 0 | PA: 32 |
| PITCHER 22 Sandy Alcantara, R (1,1) ERA: 4.04 | IP: 9.0 WLS: W BF: 32 H: 4 R: 0 ER: 0 SO: 8 BB: 2 IBB: 0 HBP: 0 BLK: 0 WP: 0 HR: 0 S: 74 P: 102 ERA: 0.00 WHIP: 0.667 | | | | | | | | | | | | | | | PITCHER | IP: 9.0 WLS: W BF: 32 H: 4 R: 0 ER: 0 SO: 8 BB: 2 IBB: 0 HBP: 0 BLK: 0 WP: 0 HR: 0 S: 74 P: 102 ERA: 0.00 WHIP: 0.667 | | | | | |

| | |
|-----|----|
| AB | 30 |
| R | 0 |
| H | 4 |
| RBI | 0 |
| BB | 2 |
| SO | 8 |
| LOB | 10 |



| Batter | 1 | 2 | 3 | 4 | 5 | 6 | 7 | 8 | 9 | AB | R | H | RBI | BB | SO | LOB | BOTTOM | | | |
|---|---|----------------------------------|------------------------------|----------------------------------|-------------------------------|----------------------------------|-------------------------------|----------------------------------|-------------------------------|----------------------------------|-------------------------------|----------------------------------|-------------------------------|----------------------------------|-------------------------------|----------------------------------|---|-----------------------------------|------------------------------------|----------------------------------|
| 19 Miguel Rojas, R (1,6) OBP: 0.336, SLG: 0.382 | | | | | | | | | | 5 | 1 | 2 | 1 | 0 | 0 | 0 | Kansas City Royals @ Miami Marlins Marlins Park, Miami, FL Sun Sep 08 2019, 1:11 PM - 3:51 PM EDT Att: 10,934 - Roof Closed - 76 F | | | |
| 13 Starlin Castro, R (1,5) OBP: 0.297, SLG: 0.422 | | | | | | | | | | 4 | 3 | 2 | 2 | 1 | 1 | 0 | | | | |
| 26 Garrett Cooper, R (1,9) OBP: 0.345, SLG: 0.445 | | | | | | | | | | 5 | 0 | 3 | 0 | 0 | 0 | 1 | | | | |
| 38 Jorge Alfaro, R (1,2) OBP: 0.316, SLG: 0.423 | | | | | | | | | | 4 | 1 | 1 | 0 | 0 | 2 | 4 | | | | |
| 47 Harold Ramirez, R (1,7) OBP: 0.310, SLG: 0.412 | | | | | | | | | | 4 | 1 | 2 | 2 | 0 | 0 | 2 | | | | |
| 14 Martin Prado, R (1,3) OBP: 0.265, SLG: 0.286 | | | | | | | | | | 3 | 1 | 1 | 0 | 1 | 0 | 4 | | | | |
| 1 Isan Diaz, L (1,4) OBP: 0.262, SLG: 0.229 | | | | | | | | | | 3 | 1 | 1 | 1 | 1 | 1 | 0 | | | | |
| 9 Lewis Brinson, R (1,8) OBP: 0.239, SLG: 0.242 | | | | | | | | | | 3 | 1 | 1 | 2 | 1 | 0 | 0 | | | | |
| 22 Sandy Alcantara, R (1,1) OBP: 0.137, SLG: 0.122 | | | | | | | | | | 3 | 0 | 0 | 0 | 0 | 3 | 3 | | | | |
| Inning Stats | R: 1 E: 0 K: 0 S: 16 | H: 3 LOB: 2 BB: 0 P: 26 | R: 0 E: 0 K: 2 S: 9 | H: 0 LOB: 0 BB: 0 P: 13 | R: 0 E: 0 K: 0 S: 10 | H: 0 LOB: 0 BB: 0 P: 12 | R: 4 E: 1 K: 0 S: 16 | H: 5 LOB: 2 BB: 0 P: 26 | R: 2 E: 0 K: 0 S: 15 | H: 1 LOB: 3 BB: 4 P: 33 | R: 2 E: 0 K: 0 S: 16 | H: 3 LOB: 1 BB: 0 P: 23 | R: 0 E: 0 K: 1 S: 12 | H: 0 LOB: 0 BB: 0 P: 12 | R: 0 E: 0 K: 2 S: 12 | H: 1 LOB: 1 BB: 0 P: 13 | | 1B: 10 2B: 2 3B: 0 HR: 1 | SF: 0 SAC: 1 DP: 1 HBP: 1 | WP: 1 PB: 1 SB: 0 CS: 0 |
| PITCHER 21 Mike Montgomery, L (1,1) ERA: 4.77 45 Kyle Zimmer, R (5,1) ERA: 10.93 53 Eric Skoglund, L (6,1) ERA: 9.0 67 Gabe Speier, L (7,1) ERA: 32 Jesse Hahn, R (8,1) ERA: | IP: 4.0 WLS: L BF: 19 H: 8 R: 1 ER: 2 SO: 2 BB: 4 IBB: 0 HBP: 0 BLK: 0 WP: 1 HR: 0 S: 51 P: 77 ERA: 11.25 WHIP: 2.000 | | | | | | | | | | | | | | | PITCHER | IP: 4.0 WLS: L BF: 19 H: 8 R: 1 ER: 2 SO: 2 BB: 4 IBB: 0 HBP: 0 BLK: 0 WP: 1 HR: 0 S: 51 P: 77 ERA: 11.25 WHIP: 2.000 | | | |

| | |
|-----|----|
| AB | 34 |
| R | 9 |
| H | 13 |
| RBI | 8 |
| BB | 4 |
| SO | 7 |
| LOB | 14 |



| Batter | 1 | 2 | 3 | 4 | 5 | 6 | 7 | 8 | 9 | AB | R | H | RBI | BB | SO | LOB | TOP | | | | | | |
|---|-------------------------------|----------------------------------|------------------------------|----------------------------------|------------------------------|----------------------------------|-------------------------------|----------------------------------|-------------------------------|----------------------------------|-------------------------------|----------------------------------|------------------------------|----------------------------------|-------------------------------|----------------------------------|---|----------------------------------|------------------------------------|-------------------------|--------|--|--|
| 2 Trent Grisham, L OBP: 0.319, SLG: 0.471 | | | | | | | | | | 5 | 1 | 1 | 1 | 0 | 2 | 2 | Milwaukee Brewers @ Miami Marlins Marlins Park, Miami, FL Wed Sep 11 2019, 7:12 PM - 10:12 PM EDT Att. 7,815 - Roof Closed - 77 F | | | | | | |
| 10 Yasmani Grandal, S OBP: 0.337, SLG: 0.482 | | | | | | | | | | 1 | 2 | 0 | 0 | 4 | 0 | 0 | | | | | | | |
| 11 Mike Moustakas, L OBP: 0.337, SLG: 0.537 | | | | | | | | | | 4 | 2 | 3 | 5 | 1 | 0 | 1 | | | | | | | |
| 8 Ryan Braun, R 71 Josh Hader, L | | | | | | | | | | 4 | 0 | 0 | 0 | 1 | 3 | 4 | | | | | | | |
| 7 Eric Thames, L OBP: 0.353, SLG: 0.504 | | | | | | | | | | 4 | 0 | 0 | 0 | 0 | 1 | 4 | | | | | | | |
| 16 Ben Gamel, L OBP: 0.337, SLG: 0.385 | | | | | | | | | | 4 | 0 | 1 | 0 | 0 | 0 | 0 | | | | | | | |
| 14 Hernán Pérez, R OBP: 0.276, SLG: 0.390 | | | | | | | | | | 4 | 1 | 1 | 0 | 0 | 0 | 1 | | | | | | | |
| 5 Cory Spangenberg, L OBP: 0.271, SLG: 0.388 | | | | | | | | | | 4 | 1 | 1 | 0 | 0 | 2 | 2 | | | | | | | |
| 27 Zach Davies, R 58 Alex Claudio, L 25 Jay Jackson, R 20 David Freitas, R 35 Brent Suter, L 6 Lorenzo Cain, R | | | | | | | | | | 1 | 0 | 1 | 1 | 0 | 0 | 0 | | | | | | | |
| Inning Stats | R: 1 E: 0 K: 0 S: 11 | H: 1 LOB: 0 BB: 1 P: 19 | R: 0 E: 0 K: 0 S: 8 | H: 0 LOB: 0 BB: 0 P: 13 | R: 3 E: 0 K: 0 S: 9 | H: 2 LOB: 1 BB: 2 P: 20 | R: 1 E: 0 K: 1 S: 10 | H: 2 LOB: 1 BB: 0 P: 19 | R: 0 E: 0 K: 2 S: 13 | H: 1 LOB: 1 BB: 0 P: 15 | R: 0 E: 0 K: 3 S: 11 | H: 1 LOB: 2 BB: 1 P: 21 | R: 0 E: 0 K: 1 S: 9 | H: 0 LOB: 0 BB: 0 P: 14 | R: 2 E: 0 K: 1 S: 11 | H: 1 LOB: 0 BB: 1 P: 22 | | 1B: 4 2B: 1 3B: 0 HR: 3 | SF: 0 SAC: 1 DP: 1 HBP: 0 | WP: 0 SB: 0 CS: 0 | PA: 40 | | |
| PITCHER | IP: 5.0 ERA: 4.97 | WLS: 23 ERA: 4.97 | BF: 5 ERA: 6.82 | H: 5 ERA: 4.19 | R: 5 ERA: 5.03 | ER: 5 ERA: 5.03 | SO: 2 ERA: 5.03 | BB: 4 ERA: 5.03 | IBB: 0 ERA: 5.03 | HBP: 0 ERA: 5.03 | BLK: 0 ERA: 5.03 | WP: 0 ERA: 5.03 | HR: 2 ERA: 5.03 | S: 44 ERA: 5.03 | P: 84 ERA: 5.03 | ERA: 9.00 WHIP: 1.800 | | | | | | | |

| Batter | 1 | 2 | 3 | 4 | 5 | 6 | 7 | 8 | 9 | AB | R | H | RBI | BB | SO | LOB | BOTTOM | | | | | | |
|---|-------------------------------|----------------------------------|-------------------------------|----------------------------------|------------------------------|----------------------------------|------------------------------|----------------------------------|-------------------------------|----------------------------------|------------------------------|----------------------------------|------------------------------|----------------------------------|------------------------------|----------------------------------|---|----------------------------------|----------------------------------|------------------------------------|-------------------------|--------|--|
| 55 Jon Berti, R OBP: 0.347, SLG: 0.423 | | | | | | | | | | 5 | 0 | 0 | 0 | 0 | 1 | 3 | Milwaukee Brewers @ Miami Marlins Marlins Park, Miami, FL Wed Sep 11 2019, 7:12 PM - 10:12 PM EDT Att. 7,815 - Roof Closed - 77 F | | | | | | |
| 1 Isan Díaz, L OBP: 0.267, SLG: 0.265 | | | | | | | | | | 3 | 2 | 1 | 2 | 1 | 2 | 0 | | | | | | | |
| 26 Garrett Cooper, R OBP: 0.346, SLG: 0.449 | | | | | | | | | | 4 | 1 | 2 | 1 | 0 | 0 | 0 | | | | | | | |
| 13 Starlin Castro, R OBP: 0.298, SLG: 0.423 | | | | | | | | | | 2 | 0 | 0 | 1 | 1 | 1 | 0 | | | | | | | |
| 18 Neil Walker, S OBP: 0.342, SLG: 0.376 | | | | | | | | | | 3 | 0 | 0 | 0 | 0 | 0 | 2 | | | | | | | |
| 9 Lewis Brinson, R OBP: 0.236, SLG: 0.239 | | | | | | | | | | 1 | 0 | 0 | 0 | 0 | 0 | 0 | | | | | | | |
| 47 Harold Ramirez, R OBP: 0.308, SLG: 0.413 | | | | | | | | | | 4 | 1 | 1 | 0 | 0 | 0 | 1 | | | | | | | |
| 34 Magneuris Sierra, L 35 Ryne Stanek, R 62 José Ureña, R 44 Austin Dean, R | | | | | | | | | | 3 | 0 | 2 | 1 | 0 | 0 | 0 | | | | | | | |
| 28 Bryan Holaday, R 38 Jorge Alfaro, R | | | | | | | | | | 3 | 0 | 0 | 0 | 0 | 1 | 2 | | | | | | | |
| 49 Pablo López, L 14 Martín Prado, R 20 Wei-Yin Chen, R 19 Miguel Rojas, R | | | | | | | | | | 1 | 0 | 0 | 0 | 0 | 1 | 1 | | | | | | | |
| Inning Stats | R: 1 E: 0 K: 0 S: 12 | H: 1 LOB: 1 BB: 1 P: 20 | R: 1 E: 0 K: 2 S: 14 | H: 2 LOB: 0 BB: 0 P: 22 | R: 0 E: 0 K: 1 S: 9 | H: 0 LOB: 1 BB: 1 P: 20 | R: 0 E: 0 K: 0 S: 9 | H: 0 LOB: 0 BB: 0 P: 15 | R: 3 E: 0 K: 0 S: 20 | H: 3 LOB: 0 BB: 0 P: 28 | R: 0 E: 0 K: 0 S: 8 | H: 1 LOB: 0 BB: 0 P: 13 | R: 0 E: 0 K: 1 S: 8 | H: 0 LOB: 0 BB: 0 P: 12 | R: 0 E: 0 K: 1 S: 8 | H: 0 LOB: 1 BB: 0 P: 10 | R: 0 E: 0 K: 3 S: 11 | H: 1 LOB: 0 BB: 0 P: 15 | 1B: 5 2B: 0 3B: 1 HR: 2 | SF: 1 SAC: 0 DP: 0 HBP: 0 | WP: 0 SB: 0 CS: 1 | PA: 37 | |
| PITCHER | IP: 4.1 ERA: 3.77 | WLS: 1 ERA: 3.99 | BF: 3 ERA: 5.04 | H: 3 ERA: 5.04 | R: 3 ERA: 0.96 | ER: 3 ERA: 2.59 | SO: 3 ERA: 2.59 | BB: 2 ERA: 2.59 | IBB: 0 ERA: 2.59 | HBP: 0 ERA: 2.59 | BLK: 0 ERA: 2.59 | WP: 0 ERA: 2.59 | HR: 3 ERA: 2.59 | S: 53 ERA: 2.59 | P: 89 ERA: 2.59 | ERA: 6.23 WHIP: 1.385 | | | | | | | |
| 27 Zach Davies, R 58 Alex Claudio, L 25 Jay Jackson, R 35 Brent Suter, L 71 Josh Hader, L | IP: 0.0 ERA: 3.99 | WLS: 1 ERA: 5.04 | BF: 3 ERA: 5.04 | H: 1 ERA: 0.96 | R: 1 ERA: 2.59 | ER: 1 ERA: 2.59 | SO: 0 ERA: 2.59 | BB: 0 ERA: 2.59 | IBB: 0 ERA: 2.59 | HBP: 0 ERA: 2.59 | BLK: 0 ERA: 2.59 | WP: 0 ERA: 2.59 | HR: 1 ERA: 2.59 | S: 6 ERA: 2.59 | P: 10 ERA: 2.59 | ERA: 13.50 WHIP: 1.500 | | | | | | | |

| Batter | 1 | 2 | 3 | 4 | 5 | 6 | 7 | 8 | 9 | AB | R | H | RBI | BB | SO | LOB | TOP | | | | | | | |
|--|---|--|--|--|---------------------------------------|----------------------------------|--------------------------------------|----------------------------------|---------------------------------------|----------------------------------|---------------------------------------|----------------------------------|--------------------------------------|----------------------------------|--------------------------------------|----------------------------------|--------------------------------------|----------------------------------|----------------------------------|------------------------------------|-------------------------|--------|--|--|
| 6 Lorenzo Cain, R (1, 8) OBP: 0.320, SLG: 0.351 | | | | | | | | | | 4 | 1 | 1 | 0 | 0 | 1 | 1 | | | | | | | | |
| 10 Yasmani Grandal, S (1, 2) OBP: 0.384, SLG: 0.483 | | | | | | | | | | 3 | 0 | 1 | 0 | 1 | 1 | 1 | | | | | | | | |
| 8 Ryan Braun, R (1, 7) OBP: 0.335, SLG: 0.485 | | | | | | | | | | 4 | 1 | 1 | 2 | 0 | 0 | 3 | | | | | | | | |
| 11 Mike Moustakas, L (1, 5) OBP: 0.336, SLG: 0.536 | | | | | | | | | | 3 | 0 | 1 | 1 | 0 | 0 | 0 | | | | | | | | |
| 29 Tyler Austin, R (1, 3) OBP: 0.305, SLG: 0.415 | | | | | | | | | | 3 | 0 | 0 | 0 | 1 | 0 | 2 | | | | | | | | |
| 14 Hernán Pérez, R (1, 4) OBP: 0.271, SLG: 0.382 | | | | | | | | | | | 4 | 0 | 0 | 0 | 0 | 1 | | | | | | | | |
| 16 Ben Gamel, L (1, 9) OBP: 0.305, SLG: 0.383 | | | | | | | | | | | 4 | 0 | 1 | 0 | 0 | 1 | | | | | | | | |
| 3 Orlando Arcia, R (1, 6) OBP: 0.280, SLG: 0.342 | | | | | | | | | | | 4 | 0 | 0 | 0 | 0 | 1 | 2 | | | | | | | |
| 47 Gio González, R (1, 1) OBP: 0.089, SLG: 0.048 | | | | | | | | | | | 1 | 1 | 1 | 0 | 0 | 0 | | | | | | | | |
| 12 Ygoris Escobar, R (5, PH) OBP: 0.000, SLG: 0.000 | | | | | | | | | | 1 | 0 | 0 | 0 | 0 | 0 | 0 | | | | | | | | |
| 50 Ray Black, R (5, 1) OBP: 0.000, SLG: 0.000 | | | | | | | | | | 0 | 0 | 0 | 0 | 0 | 0 | 0 | | | | | | | | |
| 15 Drew Pomeranz, R (6, 1) OBP: 0.000, SLG: 0.000 | | | | | | | | | | 0 | 0 | 0 | 0 | 0 | 0 | 0 | | | | | | | | |
| 2 Trent Grisham, L (7, PH) OBP: 0.000, SLG: 0.000 | | | | | | | | | | 1 | 0 | 0 | 0 | 0 | 0 | 0 | | | | | | | | |
| 51 Freddy Peralta, R (7, 1) OBP: 0.000, SLG: 0.000 | | | | | | | | | | 0 | 0 | 0 | 0 | 0 | 0 | 0 | | | | | | | | |
| 71 Josh Hader, L (9, 1) OBP: 0.000, SLG: 0.000 | | | | | | | | | | 0 | 0 | 0 | 0 | 0 | 0 | 0 | | | | | | | | |
| Inning Stats | R: 1 H: 1 E: 0 K: 0 S: 11 | H: 1 LOB: 1 BB: 1 P: 21 | R: 0 H: 0 E: 0 K: 0 S: 7 | H: 0 LOB: 0 BB: 0 P: 10 | R: 2 H: 3 E: 0 K: 1 S: 20 | H: 3 LOB: 1 BB: 0 P: 30 | R: 0 H: 0 E: 0 K: 1 S: 8 | H: 0 LOB: 0 BB: 0 P: 11 | R: 0 H: 1 E: 0 K: 1 S: 11 | H: 1 LOB: 1 BB: 0 P: 12 | R: 0 H: 1 E: 0 K: 1 S: 15 | H: 1 LOB: 2 BB: 1 P: 25 | R: 0 H: 0 E: 0 K: 1 S: 8 | H: 0 LOB: 0 BB: 0 P: 12 | R: 0 H: 0 E: 0 K: 1 S: 7 | H: 0 LOB: 0 BB: 0 P: 13 | R: 0 H: 0 E: 0 K: 1 S: 8 | H: 0 LOB: 0 BB: 0 P: 13 | 1B: 4 2B: 1 3B: 0 HR: 1 | SF: 1 SAC: 0 DP: 0 HBP: 0 | WP: 0 PB: 0 CS: 0 | PA: 35 | | |
| PITCHER | IP WLS BF H R ER SO BB IBB HBP BLK WP HR S P ERA WHIP | 5.2 L 25 6 3 3 4 2 0 0 0 0 1 71 107 4.76 1.412 | 0.1 1 0 0 0 0 0 0 0 0 0 0 1 2 0.00 0.000 | 3.0 9 0 0 0 2 0 0 0 0 0 0 23 37 0.00 0.000 | | | | | | | | | | | | | | | | | | | | |

Milwaukee Brewers @ Miami Marlins
Marlins Park, Miami, FL
Thu Sep 12 2019, 1:12 PM - 4:09 PM EDT
Att. 7,375 - Roof Closed - 76 F

AB 32
R 3
H 6
RBI 3
BB 2
SO 6
LOB 10



| Batter | 1 | 2 | 3 | 4 | 5 | 6 | 7 | 8 | 9 | AB | R | H | RBI | BB | SO | LOB | BOTTOM | | | | | |
|---|---|---|--|--|--|--|---------------------------------------|----------------------------------|---------------------------------------|----------------------------------|---------------------------------------|----------------------------------|--------------------------------------|----------------------------------|--------------------------------------|----------------------------------|---------------------------------------|----------------------------------|----------------------------------|------------------------------------|----------------------------------|--------|
| 55 Jon Berti, R (1, 8) OBP: 0.345, SLG: 0.419 | | | | | | | | | | 4 | 1 | 1 | 0 | 0 | 1 | 2 | | | | | | |
| 19 Miguel Rojas, R (1, 6) OBP: 0.340, SLG: 0.383 | | | | | | | | | | 4 | 0 | 2 | 1 | 0 | 1 | 0 | | | | | | |
| 26 Garrett Cooper, R (1, 3) OBP: 0.345, SLG: 0.447 | | | | | | | | | | 4 | 0 | 1 | 0 | 0 | 2 | 1 | | | | | | |
| 13 Starlin Castro, R (1, 5) OBP: 0.296, SLG: 0.420 | | | | | | | | | | 4 | 0 | 0 | 0 | 0 | 1 | 3 | | | | | | |
| 38 Jorge Alfaro, R (1, 2) OBP: 0.315, SLG: 0.418 | | | | | | | | | | 4 | 0 | 0 | 0 | 0 | 1 | 3 | | | | | | |
| 1 Isan Diaz, L (1, 4) OBP: 0.266, SLG: 0.281 | | | | | | | | | | | 4 | 1 | 1 | 0 | 0 | 2 | | | | | | |
| 9 Lewis Brinson, R (1, 9) OBP: 0.238, SLG: 0.241 | | | | | | | | | | 3 | 0 | 1 | 1 | 0 | 2 | 0 | | | | | | |
| 43 Jeff Bringham, R (7, 1) OBP: 0.274, SLG: 0.292 | | | | | | | | | | 0 | 0 | 0 | 0 | 0 | 0 | 0 | | | | | | |
| 14 Martin Prado, R (9, PH) OBP: 0.274, SLG: 0.292 | | | | | | | | | | 1 | 0 | 0 | 0 | 0 | 1 | 0 | | | | | | |
| 44 Austin Dean, R (1, 7) OBP: 0.226, SLG: 0.336 | | | | | | | | | | 3 | 0 | 0 | 0 | 0 | 2 | 1 | | | | | | |
| 31 Caleb Smith, R (1, 1) OBP: 0.275, SLG: 0.308 | | | | | | | | | | 1 | 0 | 1 | 0 | 0 | 0 | 0 | | | | | | |
| 39 Tyler Kinley, R (6, 1) OBP: 0.308, SLG: 0.412 | | | | | | | | | | 1 | 0 | 0 | 0 | 0 | 0 | 0 | | | | | | |
| 47 Harold Ramirez, R (7, 9) OBP: 0.308, SLG: 0.412 | | | | | | | | | | 1 | 0 | 0 | 0 | 0 | 0 | 0 | | | | | | |
| Inning Stats | R: 1 H: 3 E: 0 K: 0 S: 13 | H: 3 LOB: 2 BB: 0 P: 22 | R: 0 H: 1 E: 0 K: 2 S: 11 | H: 1 LOB: 1 BB: 0 P: 16 | R: 0 H: 1 E: 0 K: 1 S: 13 | H: 1 LOB: 1 BB: 0 P: 19 | R: 1 H: 2 E: 0 K: 0 S: 11 | H: 2 LOB: 1 BB: 0 P: 17 | R: 0 H: 0 E: 0 K: 2 S: 10 | H: 0 LOB: 0 BB: 0 P: 13 | R: 0 H: 0 E: 0 K: 3 S: 10 | H: 0 LOB: 0 BB: 0 P: 16 | R: 0 H: 0 E: 0 K: 2 S: 9 | H: 0 LOB: 0 BB: 0 P: 11 | R: 0 H: 0 E: 0 K: 1 S: 9 | H: 0 LOB: 0 BB: 0 P: 15 | R: 0 H: 0 E: 0 K: 2 S: 10 | H: 0 LOB: 0 BB: 0 P: 11 | 1B: 6 2B: 0 3B: 1 HR: 0 | SF: 0 SAC: 1 DP: 0 HBP: 0 | WP: 1 PB: 0 SB: 1 CS: 0 | PA: 34 |
| PITCHER | IP WLS BF H R ER SO BB IBB HBP BLK WP HR S P ERA WHIP | 4.0 3 19 7 2 2 3 0 0 0 0 0 10 13 0.00 0.000 | 1.0 3 0 0 0 2 0 0 0 0 0 0 10 16 0.00 0.000 | 1.0 H 3 0 0 0 3 0 0 0 0 0 0 18 26 0.00 0.000 | 2.0 W 6 0 0 0 3 0 0 0 0 0 0 18 26 0.00 0.000 | 5.8 S 3 0 0 0 2 0 0 0 0 0 0 10 11 0.00 0.000 | | | | | | | | | | | | | | | | |

Milwaukee Brewers @ Miami Marlins
Marlins Park, Miami, FL
Thu Sep 12 2019, 1:12 PM - 4:09 PM EDT
Att. 7,375 - Roof Closed - 76 F

AB 33
R 2
H 7
RBI 2
BB 0
SO 13
LOB 12



| Batter | 1 | 2 | 3 | 4 | 5 | 6 | 7 | 8 | 9 | AB | R | H | RBI | BB | SO | LOB | TOP | | | | | | | |
|---|---|---|---|---|---|---|---|---|---|---|---|---|---|---|---|---|---|---|---|---|---|---|---|---|
| 19 Miguel Rojas, R OBP: 0.337, SLG: 0.379 | | | | | | | | | | 4 | 0 | 0 | 0 | 0 | 0 | 1 | Miami Marlins @ San Francisco Giants Oracle Park, San Francisco, CA Fri Sep 13 2019, 7:16 PM - 9:37 PM PDT Att: 33,418 - Clear - 80 F | | | | | | | |
| 34 Magneuris Sierra, L OBP: 0.348, SLG: 0.316 | | | | | | | | | | 3 | 0 | 1 | 0 | 0 | 0 | 0 | | | | | | | | |
| 44 Austin Dean, R OBP: 0.224, SLG: 0.333 | | | | | | | | | | 1 | 0 | 0 | 0 | 0 | 1 | 1 | | | | | | | | |
| 26 Garrett Cooper, R OBP: 0.344, SLG: 0.446 | | | | | | | | | | 1 | 0 | 0 | 0 | 0 | 0 | 0 | | | | | | | | |
| 47 Harold Ramirez, R OBP: 0.311, SLG: 0.414 | | | | | | | | | | 1 | 0 | 1 | 0 | 1 | 0 | 0 | | | | | | | | |
| 13 Starlin Castro, R OBP: 0.296, SLG: 0.419 | | | | | | | | | | 3 | 0 | 1 | 0 | 0 | 0 | 2 | | | | | | | | |
| 18 Neil Walker, S OBP: 0.339, SLG: 0.373 | | | | | | | | | | 3 | 0 | 0 | 0 | 0 | 2 | 2 | | | | | | | | |
| 1 Isan Diaz, L OBP: 0.261, SLG: 0.274 | | | | | | | | | | 3 | 0 | 0 | 0 | 0 | 1 | 0 | | | | | | | | |
| 38 Jorge Alfaro, R OBP: 0.313, SLG: 0.414 | | | | | | | | | | 3 | 0 | 0 | 0 | 0 | 1 | 0 | | | | | | | | |
| 55 Jon Berti, R OBP: 0.341, SLG: 0.413 | | | | | | | | | | 3 | 0 | 0 | 0 | 0 | 2 | 0 | | | | | | | | |
| 22 Sandy Alcantara, R OBP: 0.132, SLG: 0.118 | | | | | | | | | | 2 | 0 | 0 | 0 | 0 | 2 | 0 | | | | | | | | |
| 35 Ryne Stanek, R OBP: 0.280, SLG: 0.438 | | | | | | | | | | 0 | 0 | 0 | 0 | 0 | 0 | 0 | | | | | | | | |
| 21 Curtis Granderson, L OBP: 0.283, SLG: 0.380 | | | | | | | | | | 1 | 0 | 1 | 0 | 0 | 0 | 0 | | | | | | | | |
| 9 Lewis Brinson, R OBP: 0.238, SLG: 0.241 | | | | | | | | | | 0 | 0 | 0 | 0 | 0 | 0 | 0 | | | | | | | | |
| Inning Stats | R: 0 E: 0 K: 0 S: 7 | H: 0 LOB: 0 BB: 0 P: 12 | R: 0 E: 0 K: 1 S: 8 | H: 1 LOB: 0 BB: 0 P: 12 | R: 0 E: 0 K: 1 S: 6 | H: 0 LOB: 0 BB: 0 P: 10 | R: 0 E: 0 K: 0 S: 9 | H: 1 LOB: 1 BB: 0 P: 18 | R: 0 E: 0 K: 1 S: 7 | H: 0 LOB: 0 BB: 0 P: 10 | R: 0 E: 0 K: 2 S: 10 | H: 0 LOB: 0 BB: 0 P: 14 | R: 0 E: 0 K: 1 S: 12 | H: 1 LOB: 1 BB: 1 P: 21 | R: 0 E: 0 K: 2 S: 8 | H: 0 LOB: 0 BB: 0 P: 14 | R: 0 E: 0 K: 1 S: 7 | H: 1 LOB: 1 BB: 0 P: 9 | 1B: 4 2B: 0 3B: 0 HR: 0 | SF: 0 SAC: 0 DP: 2 HBP: 0 | WP: 0 PB: 0 SB: 0 CS: 1 | PA: 29 | | |
| PITCHER | IP WLS BF H R ER SO BB IBB HBP BLK WP HR S P ERA WHIP | IP WLS BF H R ER SO BB IBB HBP BLK WP HR S P ERA WHIP | IP WLS BF H R ER SO BB IBB HBP BLK WP HR S P ERA WHIP | IP WLS BF H R ER SO BB IBB HBP BLK WP HR S P ERA WHIP | IP WLS BF H R ER SO BB IBB HBP BLK WP HR S P ERA WHIP | IP WLS BF H R ER SO BB IBB HBP BLK WP HR S P ERA WHIP | IP WLS BF H R ER SO BB IBB HBP BLK WP HR S P ERA WHIP | IP WLS BF H R ER SO BB IBB HBP BLK WP HR S P ERA WHIP | IP WLS BF H R ER SO BB IBB HBP BLK WP HR S P ERA WHIP | IP WLS BF H R ER SO BB IBB HBP BLK WP HR S P ERA WHIP | IP WLS BF H R ER SO BB IBB HBP BLK WP HR S P ERA WHIP | IP WLS BF H R ER SO BB IBB HBP BLK WP HR S P ERA WHIP | IP WLS BF H R ER SO BB IBB HBP BLK WP HR S P ERA WHIP | IP WLS BF H R ER SO BB IBB HBP BLK WP HR S P ERA WHIP | IP WLS BF H R ER SO BB IBB HBP BLK WP HR S P ERA WHIP | IP WLS BF H R ER SO BB IBB HBP BLK WP HR S P ERA WHIP | IP WLS BF H R ER SO BB IBB HBP BLK WP HR S P ERA WHIP | IP WLS BF H R ER SO BB IBB HBP BLK WP HR S P ERA WHIP | IP WLS BF H R ER SO BB IBB HBP BLK WP HR S P ERA WHIP | IP WLS BF H R ER SO BB IBB HBP BLK WP HR S P ERA WHIP | IP WLS BF H R ER SO BB IBB HBP BLK WP HR S P ERA WHIP | IP WLS BF H R ER SO BB IBB HBP BLK WP HR S P ERA WHIP | IP WLS BF H R ER SO BB IBB HBP BLK WP HR S P ERA WHIP | IP WLS BF H R ER SO BB IBB HBP BLK WP HR S P ERA WHIP |

| Batter | 1 | 2 | 3 | 4 | 5 | 6 | 7 | 8 | 9 | AB | R | H | RBI | BB | SO | LOB | BOTTOM | | | | | | | |
|--|---|---|---|---|---|---|---|---|---|---|---|---|---|---|---|---|---|---|---|---|---|---|---|---|
| 5 Mike Yastrzemski, L OBP: 0.325, SLG: 0.516 | | | | | | | | | | 4 | 0 | 1 | 0 | 0 | 0 | 0 | Miami Marlins @ San Francisco Giants Oracle Park, San Francisco, CA Fri Sep 13 2019, 7:16 PM - 9:37 PM PDT Att: 33,418 - Clear - 80 F | | | | | | | |
| 9 Brandon Belt, L OBP: 0.340, SLG: 0.405 | | | | | | | | | | 4 | 0 | 3 | 0 | 0 | 1 | 0 | | | | | | | | |
| 10 Evan Longoria, R OBP: 0.322, SLG: 0.450 | | | | | | | | | | 3 | 0 | 0 | 0 | 0 | 1 | 3 | | | | | | | | |
| 21 Stephen Vogt, L OBP: 0.325, SLG: 0.514 | | | | | | | | | | 3 | 1 | 2 | 0 | 0 | 0 | 2 | | | | | | | | |
| 37 Joey Rickard, R OBP: 0.312, SLG: 0.356 | | | | | | | | | | 1 | 0 | 0 | 0 | 0 | 1 | 0 | | | | | | | | |
| 1 Kevin Pillar, R OBP: 0.288, SLG: 0.446 | | | | | | | | | | 4 | 0 | 1 | 0 | 0 | 1 | 2 | | | | | | | | |
| 28 Buster Posey, R OBP: 0.321, SLG: 0.366 | | | | | | | | | | 4 | 0 | 1 | 1 | 0 | 0 | 2 | | | | | | | | |
| 35 Brandon Crawford, L OBP: 0.300, SLG: 0.354 | | | | | | | | | | 3 | 0 | 1 | 0 | 0 | 1 | 1 | | | | | | | | |
| 19 Mauricio Dubón, R OBP: 0.280, SLG: 0.438 | | | | | | | | | | 3 | 0 | 0 | 0 | 0 | 1 | 3 | | | | | | | | |
| 71 Tyler Rogers, R OBP: 0.115, SLG: 0.120 | | | | | | | | | | 0 | 0 | 0 | 0 | 0 | 0 | 0 | | | | | | | | |
| 64 Shaun Anderson, R OBP: 0.115, SLG: 0.120 | | | | | | | | | | 0 | 0 | 0 | 0 | 0 | 0 | 0 | | | | | | | | |
| 38 Tyler Beede, R OBP: 0.184, SLG: 0.114 | | | | | | | | | | 2 | 0 | 0 | 0 | 0 | 1 | 0 | | | | | | | | |
| 46 Corban Joseph, L OBP: 0.193, SLG: 0.245 | | | | | | | | | | 1 | 0 | 0 | 0 | 0 | 1 | 0 | | | | | | | | |
| Inning Stats | R: 0 E: 0 K: 1 S: 10 | H: 0 LOB: 0 BB: 0 P: 16 | R: 0 E: 0 K: 1 S: 9 | H: 2 LOB: 2 BB: 0 P: 13 | R: 0 E: 0 K: 0 S: 14 | H: 1 LOB: 0 BB: 0 P: 21 | R: 0 E: 0 K: 1 S: 5 | H: 1 LOB: 0 BB: 0 P: 7 | R: 0 E: 0 K: 0 S: 11 | H: 2 LOB: 2 BB: 0 P: 12 | R: 1 E: 0 K: 0 S: 7 | H: 2 LOB: 1 BB: 0 P: 12 | R: 0 E: 0 K: 2 S: 10 | H: 1 LOB: 1 BB: 0 P: 15 | R: 0 E: 0 K: 2 S: 8 | H: 0 LOB: 0 BB: 0 P: 10 | R: 0 E: 0 K: 2 S: 8 | H: 0 LOB: 0 BB: 0 P: 10 | 1B: 6 2B: 3 3B: 0 HR: 0 | SF: 0 SAC: 0 DP: 1 HBP: 1 | WP: 0 PB: 0 SB: 0 CS: 0 | PA: 33 | | |
| PITCHER | IP WLS BF H R ER SO BB IBB HBP BLK WP HR S P ERA WHIP | IP WLS BF H R ER SO BB IBB HBP BLK WP HR S P ERA WHIP | IP WLS BF H R ER SO BB IBB HBP BLK WP HR S P ERA WHIP | IP WLS BF H R ER SO BB IBB HBP BLK WP HR S P ERA WHIP | IP WLS BF H R ER SO BB IBB HBP BLK WP HR S P ERA WHIP | IP WLS BF H R ER SO BB IBB HBP BLK WP HR S P ERA WHIP | IP WLS BF H R ER SO BB IBB HBP BLK WP HR S P ERA WHIP | IP WLS BF H R ER SO BB IBB HBP BLK WP HR S P ERA WHIP | IP WLS BF H R ER SO BB IBB HBP BLK WP HR S P ERA WHIP | IP WLS BF H R ER SO BB IBB HBP BLK WP HR S P ERA WHIP | IP WLS BF H R ER SO BB IBB HBP BLK WP HR S P ERA WHIP | IP WLS BF H R ER SO BB IBB HBP BLK WP HR S P ERA WHIP | IP WLS BF H R ER SO BB IBB HBP BLK WP HR S P ERA WHIP | IP WLS BF H R ER SO BB IBB HBP BLK WP HR S P ERA WHIP | IP WLS BF H R ER SO BB IBB HBP BLK WP HR S P ERA WHIP | IP WLS BF H R ER SO BB IBB HBP BLK WP HR S P ERA WHIP | IP WLS BF H R ER SO BB IBB HBP BLK WP HR S P ERA WHIP | IP WLS BF H R ER SO BB IBB HBP BLK WP HR S P ERA WHIP | IP WLS BF H R ER SO BB IBB HBP BLK WP HR S P ERA WHIP | IP WLS BF H R ER SO BB IBB HBP BLK WP HR S P ERA WHIP | IP WLS BF H R ER SO BB IBB HBP BLK WP HR S P ERA WHIP | IP WLS BF H R ER SO BB IBB HBP BLK WP HR S P ERA WHIP | IP WLS BF H R ER SO BB IBB HBP BLK WP HR S P ERA WHIP | IP WLS BF H R ER SO BB IBB HBP BLK WP HR S P ERA WHIP |

AB 28
R 0
H 4
RBI 0
BB 1
SO 9
LOB 6



AB 32
R 1
H 9
RBI 1
BB 0
SO 8
LOB 13



| Batter | 1 | 2 | 3 | 4 | 5 | 6 | 7 | 8 | 9 | AB | R | H | RBI | BB | SO | LOB | TOP | | | | | | | | |
|---|--|----------------------------------|--------------------------------|----------------------------------|--------------------------------|-------------------------------------|-------------------------------|----------------------------------|-------------------------------|--|-------------------------------|----------------------------------|-------------------------------|-------------------------------------|-------------------------------|----------------------------------|------------------------------|--|----------------------------------|------------------------------------|----------------------------------|-------------------------------------|----------------------------|----------------------------------|--------------------------|
| 55 Jon Bertl, R OBP: 0.342, SLG: 0.409 | | | | | | | | | | | 6 | 2 | 2 | 0 | 0 | 4 | 5 | | | | | | | | |
| 19 Miguel Rojas, R OBP: 0.338, SLG: 0.388 | | | | | | | | | | 6 | 0 | 4 | 6 | 0 | 0 | 1 | | | | | | | | | |
| 13 Starlin Castro, R OBP: 0.293, SLG: 0.413 | | | | | | | | | | 4 | 0 | 0 | 0 | 2 | 1 | 4 | | | | | | | | | |
| 34 Magneuris Sierra, L OBP: 0.357, SLG: 0.333 | | | | | | | | | | 1 | 0 | 0 | 0 | 0 | 0 | 1 | | | | | | | | | |
| 38 Jorge Alfaro, R OBP: 0.310, SLG: 0.413 | | | | | | | | | | 6 | 2 | 2 | 0 | 0 | 0 | 4 | | | | | | | | | |
| 28 Bryan Holaday, R OBP: 0.354, SLG: 0.463 | | | | | | | | | | 5 | 1 | 2 | 1 | 0 | 1 | 1 | | | | | | | | | |
| 14 Martin Prado, R OBP: 0.272, SLG: 0.289 | | | | | | | | | | 3 | 1 | 1 | 1 | 2 | 2 | 0 | | | | | | | | | |
| 1 Isan Diaz, L OBP: 0.253, SLG: 0.272 | | | | | | | | | | 3 | 1 | 1 | 1 | 2 | 2 | 0 | | | | | | | | | |
| 9 Lewis Brinson, R OBP: 0.251, SLG: 0.244 | | | | | | | | | | 5 | 3 | 3 | 2 | 0 | 0 | 3 | | | | | | | | | |
| 44 Austin Dean, R OBP: 0.255, SLG: 0.358 | | | | | | | | | | 1 | 0 | 0 | 0 | 0 | 1 | 0 | | | | | | | | | |
| 31 Caleb Smith, R OBP: 0.268, SLG: 0.300 | | | | | | | | | | 0 | 0 | 0 | 0 | 0 | 0 | 0 | | | | | | | | | |
| 18 Neil Walker, S OBP: 0.344, SLG: 0.386 | | | | | | | | | | 0 | 0 | 0 | 0 | 0 | 0 | 0 | | | | | | | | | |
| 43 Jeff Bringham, R OBP: 0.344, SLG: 0.386 | | | | | | | | | | 0 | 0 | 0 | 0 | 0 | 0 | 0 | | | | | | | | | |
| 47 Harold Ramirez, R OBP: 0.265, SLG: 0.326 | | | | | | | | | | 0 | 0 | 0 | 0 | 0 | 0 | 0 | | | | | | | | | |
| 35 Ryne Stanek, R OBP: 0.265, SLG: 0.326 | | | | | | | | | | 0 | 0 | 0 | 0 | 0 | 0 | 0 | | | | | | | | | |
| 21 Curtis Granderson, L OBP: 0.265, SLG: 0.326 | | | | | | | | | | 0 | 0 | 0 | 0 | 0 | 0 | 0 | | | | | | | | | |
| 48 Hector Noesi, R OBP: 0.265, SLG: 0.326 | | | | | | | | | | 0 | 0 | 0 | 0 | 0 | 0 | 0 | | | | | | | | | |
| Inning Stats | R: 0 E: 0 K: 1 S: 8 | H: 0 LOB: 1 BB: 1 P: 15 | R: 0 E: 0 K: 1 S: 6 | H: 0 LOB: 0 BB: 0 P: 12 | R: 1 E: 0 K: 1 S: 9 | H: 2 LOB: 1 BB: 0 P: 11 | R: 0 E: 0 K: 0 S: 15 | H: 1 LOB: 2 BB: 2 P: 28 | R: 1 E: 1 K: 1 S: 12 | H: 2 LOB: 1 BB: 1 P: 15 | R: 3 E: 0 K: 2 S: 13 | H: 3 LOB: 1 BB: 1 P: 23 | R: 5 E: 0 K: 1 S: 24 | H: 6 LOB: 2 BB: 2 P: 37 | R: 2 E: 0 K: 1 S: 20 | H: 2 LOB: 2 BB: 2 P: 32 | R: 0 E: 0 K: 1 S: 6 | H: 1 LOB: 1 BB: 0 P: 10 | 1B: 8 2B: 8 3B: 0 HR: 1 | SF: 0 SAC: 1 DP: 1 HBP: 0 | WP: 0 PB: 0 SB: 0 CS: 0 | PA: 50 | | | |
| PITCHER | IP: 5.0 WLS: 1.0 BF: 23 ERA: 3.27 | WLS: L BF: 7 ERA: 4.98 | H: 5 R: 3 ER: 5 SO: 5 | R: 3 ER: 5 SO: 5 | H: 5 R: 3 ER: 5 SO: 5 | BB: 1 IBB: 0 HBP: 0 BLK: 0 | IBB: 0 HBP: 0 BLK: 0 | WP: 0 HR: 0 S: 13 P: 23 | ERA: 1.80 WHIP: 27.00 | IP: 6.1 WLS: 1.0 BF: 23 ERA: 4.98 | WLS: L BF: 7 ERA: 4.98 | H: 5 R: 3 ER: 5 SO: 5 | R: 3 ER: 5 SO: 5 | BB: 1 IBB: 0 HBP: 0 BLK: 0 | IBB: 0 HBP: 0 BLK: 0 | WP: 0 HR: 0 S: 13 P: 23 | ERA: 1.80 WHIP: 27.00 | IP: 6.1 WLS: 1.0 BF: 23 ERA: 4.98 | WLS: L BF: 7 ERA: 4.98 | H: 5 R: 3 ER: 5 SO: 5 | R: 3 ER: 5 SO: 5 | BB: 1 IBB: 0 HBP: 0 BLK: 0 | IBB: 0 HBP: 0 BLK: 0 | WP: 0 HR: 0 S: 13 P: 23 | ERA: 1.80 WHIP: 27.00 |

Miami Marlins @ Arizona Diamondbacks
Chase Field, Phoenix, AZ
Tue Sep 17 2019, 6:42 PM - 10:29 PM MST
Att: 19,745 - Clear - 96 F

AB 42
R 12
H 17
RBI 12
BB 7
SO 9
LOB 22

| Batter | 1 | 2 | 3 | 4 | 5 | 6 | 7 | 8 | 9 | AB | R | H | RBI | BB | SO | LOB | BOTTOM | | | | | | | | |
|--|--|----------------------------------|--------------------------------|----------------------------------|--------------------------------|-------------------------------------|-------------------------------|----------------------------------|-------------------------------|--|------------------------------|----------------------------------|-------------------------------|-------------------------------------|------------------------------|----------------------------------|------------------------------|--|----------------------------------|------------------------------------|----------------------------------|-------------------------------------|----------------------------|----------------------------------|-------------------------|
| 15 Ildemaro Vargas, S OBP: 0.292, SLG: 0.361 | | | | | | | | | | 5 | 1 | 1 | 0 | 0 | 1 | 0 | | | | | | | | | |
| 4 Ketel Marte, S OBP: 0.385, SLG: 0.592 | | | | | | | | | | 2 | 1 | 2 | 0 | 0 | 0 | 0 | | | | | | | | | |
| 9 Josh Rojas, L OBP: 0.336, SLG: 0.361 | | | | | | | | | | 2 | 2 | 2 | 1 | 1 | 0 | 0 | | | | | | | | | |
| 5 Eduardo Escobar, S OBP: 0.322, SLG: 0.529 | | | | | | | | | | 5 | 1 | 2 | 1 | 0 | 1 | 3 | | | | | | | | | |
| 53 Christian Walker, R OBP: 0.341, SLG: 0.460 | | | | | | | | | | 4 | 0 | 3 | 2 | 0 | 0 | 1 | | | | | | | | | |
| 41 Wilmer Flores, R OBP: 0.362, SLG: 0.481 | | | | | | | | | | 4 | 0 | 1 | 1 | 0 | 1 | 4 | | | | | | | | | |
| 48 Abraham Almonte, S OBP: 0.333, SLG: 0.313 | | | | | | | | | | 1 | 0 | 0 | 0 | 0 | 0 | 2 | | | | | | | | | |
| 10 Adam Jones, R OBP: 0.312, SLG: 0.418 | | | | | | | | | | 4 | 0 | 1 | 0 | 0 | 1 | 3 | | | | | | | | | |
| 14 Caleb Joseph, R OBP: 0.235, SLG: 0.250 | | | | | | | | | | 0 | 0 | 0 | 0 | 0 | 0 | 0 | | | | | | | | | |
| 18 Carson Kelly, R OBP: 0.347, SLG: 0.488 | | | | | | | | | | 4 | 0 | 0 | 0 | 0 | 2 | 1 | | | | | | | | | |
| 57 Jon Duplantier, L OBP: 0.361, SLG: 0.335 | | | | | | | | | | 0 | 0 | 0 | 0 | 0 | 0 | 0 | | | | | | | | | |
| 16 Tim Lincecum, R OBP: 0.361, SLG: 0.335 | | | | | | | | | | 3 | 0 | 0 | 0 | 1 | 0 | 1 | | | | | | | | | |
| 49 Alex Young, L OBP: 0.243, SLG: 0.043 | | | | | | | | | | 1 | 0 | 0 | 0 | 0 | 0 | 1 | | | | | | | | | |
| 32 Khris Davis, R OBP: 0.277, SLG: 0.380 | | | | | | | | | | 1 | 1 | 1 | 1 | 0 | 0 | 0 | | | | | | | | | |
| 35 Matt Andriese, R OBP: 0.277, SLG: 0.380 | | | | | | | | | | 0 | 0 | 0 | 0 | 0 | 0 | 0 | | | | | | | | | |
| 22 Jake Lamb, L OBP: 0.345, SLG: 0.398 | | | | | | | | | | 0 | 0 | 0 | 0 | 0 | 0 | 0 | | | | | | | | | |
| 54 Jimmie Sherfy, R OBP: 0.265, SLG: 0.326 | | | | | | | | | | 0 | 0 | 0 | 0 | 0 | 0 | 0 | | | | | | | | | |
| 45 Taylor Clarke, R OBP: 0.265, SLG: 0.326 | | | | | | | | | | 0 | 0 | 0 | 0 | 0 | 0 | 0 | | | | | | | | | |
| 2 Domingo Posada, S OBP: 0.265, SLG: 0.326 | | | | | | | | | | 1 | 0 | 0 | 0 | 0 | 1 | 0 | | | | | | | | | |
| Inning Stats | R: 0 E: 0 K: 1 S: 15 | H: 1 LOB: 2 BB: 0 P: 21 | R: 0 E: 0 K: 1 S: 10 | H: 0 LOB: 1 BB: 1 P: 20 | R: 1 E: 0 K: 1 S: 10 | H: 2 LOB: 1 BB: 0 P: 14 | R: 0 E: 0 K: 1 S: 11 | H: 1 LOB: 1 BB: 0 P: 16 | R: 3 E: 0 K: 0 S: 14 | H: 4 LOB: 1 BB: 1 P: 22 | R: 0 E: 0 K: 0 S: 9 | H: 0 LOB: 0 BB: 0 P: 16 | R: 1 E: 0 K: 2 S: 15 | H: 2 LOB: 2 BB: 1 P: 27 | R: 0 E: 0 K: 1 S: 8 | H: 0 LOB: 0 BB: 0 P: 11 | R: 1 E: 0 K: 0 S: 8 | H: 3 LOB: 1 BB: 0 P: 14 | 1B: 7 2B: 5 3B: 1 HR: 1 | SF: 0 SAC: 0 DP: 1 HBP: 1 | WP: 1 PB: 0 SB: 0 CS: 0 | PA: 41 | | | |
| PITCHER | IP: 5.0 WLS: 1.0 BF: 24 ERA: 4.24 | WLS: H BF: 3 ERA: 4.51 | H: 8 R: 4 ER: 4 SO: 4 | R: 4 ER: 4 SO: 4 | H: 8 R: 4 ER: 4 SO: 4 | BB: 1 IBB: 0 HBP: 0 BLK: 0 | IBB: 0 HBP: 0 BLK: 0 | WP: 1 HR: 1 S: 16 P: 22 | ERA: 7.20 WHIP: 0.00 | IP: 6.1 WLS: 1.0 BF: 24 ERA: 4.51 | WLS: H BF: 3 ERA: 4.51 | H: 8 R: 4 ER: 4 SO: 4 | R: 4 ER: 4 SO: 4 | BB: 1 IBB: 0 HBP: 0 BLK: 0 | IBB: 0 HBP: 0 BLK: 0 | WP: 1 HR: 1 S: 16 P: 22 | ERA: 7.20 WHIP: 0.00 | IP: 6.1 WLS: 1.0 BF: 24 ERA: 4.51 | WLS: H BF: 3 ERA: 4.51 | H: 8 R: 4 ER: 4 SO: 4 | R: 4 ER: 4 SO: 4 | BB: 1 IBB: 0 HBP: 0 BLK: 0 | IBB: 0 HBP: 0 BLK: 0 | WP: 1 HR: 1 S: 16 P: 22 | ERA: 7.20 WHIP: 0.00 |

Miami Marlins @ Arizona Diamondbacks
Chase Field, Phoenix, AZ
Tue Sep 17 2019, 6:42 PM - 10:29 PM MST
Att: 19,745 - Clear - 96 F

AB 38
R 6
H 13
RBI 6
BB 2
SO 7
LOB 16

| Batter | 1 | 2 | 3 | 4 | 5 | 6 | 7 | 8 | 9 | AB | R | H | RBI | BB | SO | LOB | TOP | | | | |
|---|---|---|---|---|---|---|---|---|---|---|---|---|---|---|---|---|--|---|---|---|---|
| 34 Magneur Sierra, L (1.8) OBP: 0.364, SLG: 0.344 | G3-1 | | G4-3 | | | 1B | 1B | | B4 | 5 | 0 | 2 | 0 | 0 | 0 | 0 | Miami Marlins @ Arizona Diamondbacks Chase Field, Phoenix, AZ Wed Sep 18 2019, 12:41 PM - 3:35 PM MST Att: 17,731 - Roof Closed - 75 F | | | | |
| 19 Miguel Rojas, R (1.6) OBP: 0.335, SLG: 0.383 | F9 | | L8 | | | K | G5-3 | | G6-3 | 5 | 0 | 0 | 0 | 0 | 1 | 2 | | | | | |
| 18 Neil Walker, S (1.3) OBP: 0.343, SLG: 0.384 | K | | | | | L7 | | | G4-3 | 4 | 0 | 1 | 0 | 0 | 1 | 0 | | | | | |
| 13 Starlin Castro, R (1.5) OBP: 0.298, SLG: 0.424 | | HR | | | | | | | E9 | 4 | 2 | 3 | 1 | 0 | 0 | 0 | | | | | |
| 38 Jorge Alfaro, R (1.2) OBP: 0.310, SLG: 0.411 | | F7 | | | | | | | 2B | 4 | 0 | 1 | 1 | 0 | 0 | 2 | | | | | |
| 1 Isan Diaz, L (1.4) OBP: 0.259, SLG: 0.288 | | | | | | | | | 1B | 3 | 1 | 1 | 0 | 0 | 1 | 1 | | | | | |
| 47 Harold Ramirez, R (1.9) OBP: 0.309, SLG: 0.406 | | | | | | | | | CI | 3 | 0 | 1 | 1 | 0 | 0 | 1 | | | | | |
| 44 Austin Dean, R (1.7) OBP: 0.255, SLG: 0.376 | | F8 | | | | | | | P3 | 4 | 1 | 1 | 1 | 0 | 0 | 3 | | | | | |
| 22 Sandy Alcantara, R (1.1) OBP: 0.327, SLG: 0.119 | | | | | | | | | G3 | 2 | 0 | 0 | 0 | 0 | 2 | 1 | | | | | |
| 68 Josh Smith, L (6.1) OBP: 0.266, SLG: 0.357 | | | | | | | | | | 1 | 0 | 0 | 0 | 0 | 0 | 0 | | | | | |
| 21 Curtis Granderson, L (7.7) OBP: 0.266, SLG: 0.357 | | | | | | | | | | 0 | 0 | 0 | 0 | 0 | 0 | 0 | | | | | |
| 74 José Quijada, L (7.1) OBP: 0.266, SLG: 0.357 | | | | | | | | | | 0 | 0 | 0 | 0 | 0 | 0 | 0 | | | | | |
| 43 Jeff Bringham, R (7.1) OBP: 0.266, SLG: 0.357 | | | | | | | | | | 0 | 0 | 0 | 0 | 0 | 0 | 0 | | | | | |
| 66 Jarlin García, L (8.1) OBP: 0.266, SLG: 0.357 | | | | | | | | | | 0 | 0 | 0 | 0 | 0 | 0 | 0 | | | | | |
| 62 José Ureña, R (8.1) OBP: 0.266, SLG: 0.357 | | | | | | | | | | 0 | 0 | 0 | 0 | 0 | 0 | 0 | | | | | |
| 14 Martín Prado, R (8.7) OBP: 0.276, SLG: 0.389 | | | | | | | | | | 1 | 0 | 0 | 0 | 0 | 0 | 0 | | | | | |
| Inning Stats | R: 0 E: 0 K: 1 S: 8 | H: 0 LOB: 0 BB: 0 P: 11 | R: 2 E: 0 K: 1 S: 13 | H: 3 LOB: 1 BB: 0 P: 19 | R: 0 E: 0 K: 0 S: 10 | H: 2 LOB: 2 BB: 0 P: 15 | R: 1 E: 0 K: 1 S: 9 | H: 1 LOB: 0 BB: 0 P: 12 | R: 0 E: 0 K: 0 S: 4 | H: 0 LOB: 1 BB: 0 P: 8 | R: 0 E: 0 K: 0 S: 11 | H: 1 LOB: 1 BB: 0 P: 16 | R: 1 E: 2 K: 1 S: 13 | H: 2 LOB: 2 BB: 0 P: 17 | R: 0 E: 0 K: 0 S: 6 | H: 0 LOB: 0 BB: 0 P: 8 | 1B: 5 2B: 3 3B: 1 HR: 2 | SF: 0 SAC: 0 DP: 1 HBP: 1 | WP: 0 PB: 0 SB: 1 CS: 1 | PA: 38 | |
| PITCHER | IP WLS BF H R ER SO BB IBB HBP BLK WP HR S P ERA WHIP | IP WLS BF H R ER SO BB IBB HBP BLK WP HR S P ERA WHIP | IP WLS BF H R ER SO BB IBB HBP BLK WP HR S P ERA WHIP | IP WLS BF H R ER SO BB IBB HBP BLK WP HR S P ERA WHIP | IP WLS BF H R ER SO BB IBB HBP BLK WP HR S P ERA WHIP | IP WLS BF H R ER SO BB IBB HBP BLK WP HR S P ERA WHIP | IP WLS BF H R ER SO BB IBB HBP BLK WP HR S P ERA WHIP | IP WLS BF H R ER SO BB IBB HBP BLK WP HR S P ERA WHIP | IP WLS BF H R ER SO BB IBB HBP BLK WP HR S P ERA WHIP | IP WLS BF H R ER SO BB IBB HBP BLK WP HR S P ERA WHIP | IP WLS BF H R ER SO BB IBB HBP BLK WP HR S P ERA WHIP | IP WLS BF H R ER SO BB IBB HBP BLK WP HR S P ERA WHIP | IP WLS BF H R ER SO BB IBB HBP BLK WP HR S P ERA WHIP | IP WLS BF H R ER SO BB IBB HBP BLK WP HR S P ERA WHIP | IP WLS BF H R ER SO BB IBB HBP BLK WP HR S P ERA WHIP | IP WLS BF H R ER SO BB IBB HBP BLK WP HR S P ERA WHIP | IP WLS BF H R ER SO BB IBB HBP BLK WP HR S P ERA WHIP | IP WLS BF H R ER SO BB IBB HBP BLK WP HR S P ERA WHIP | IP WLS BF H R ER SO BB IBB HBP BLK WP HR S P ERA WHIP | IP WLS BF H R ER SO BB IBB HBP BLK WP HR S P ERA WHIP | IP WLS BF H R ER SO BB IBB HBP BLK WP HR S P ERA WHIP |

Miami Marlins @ Arizona Diamondbacks
 Chase Field, Phoenix, AZ
 Wed Sep 18 2019, 12:41 PM - 3:35 PM MST
 Att: 17,731 - Roof Closed - 75 F

AB 36
 R 4
 H 10
 RBI 4
 BB 0
 SO 5
 LOB 10

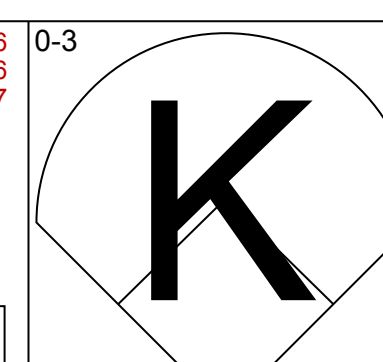
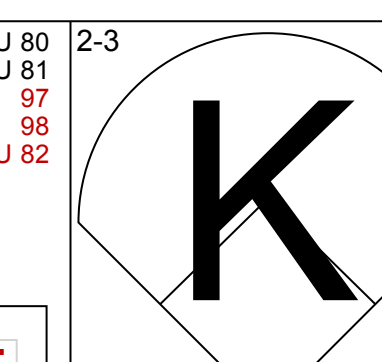
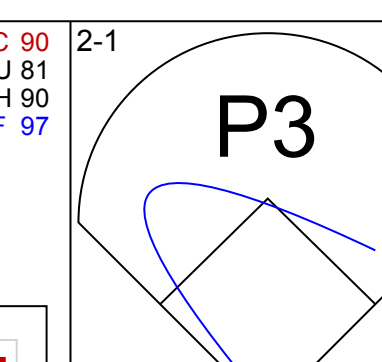
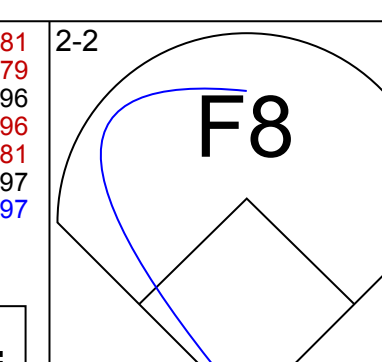
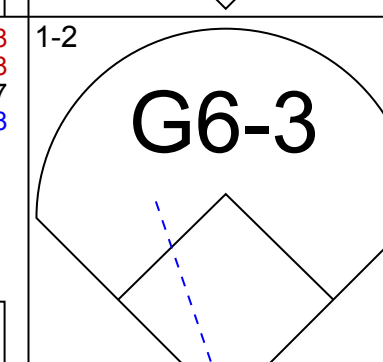
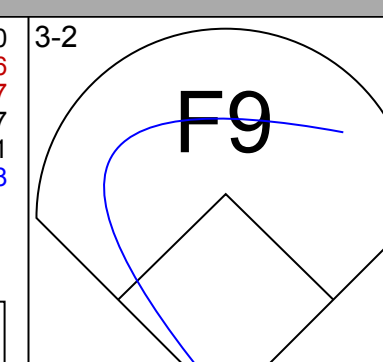
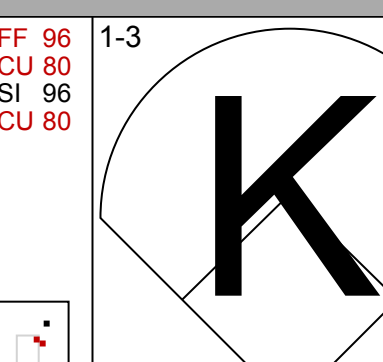
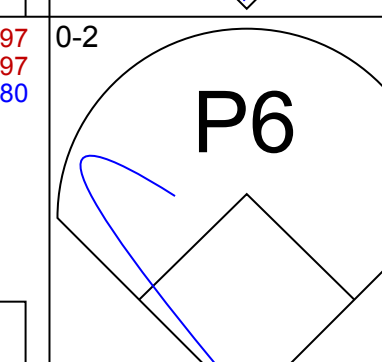
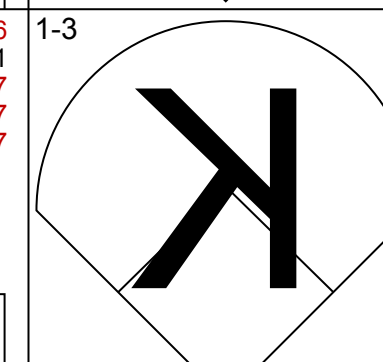
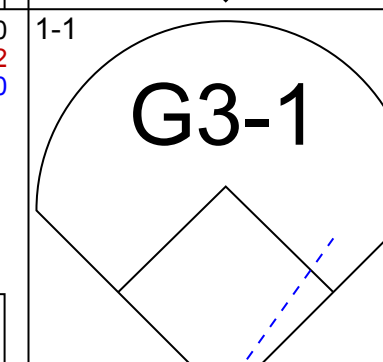
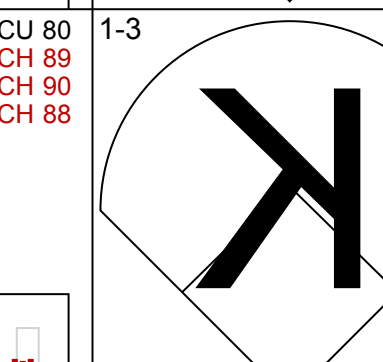
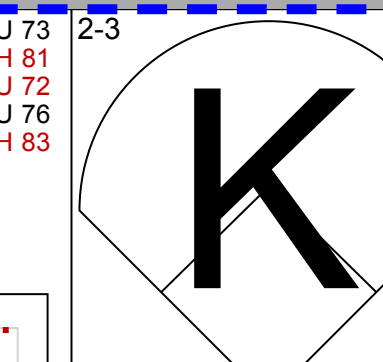
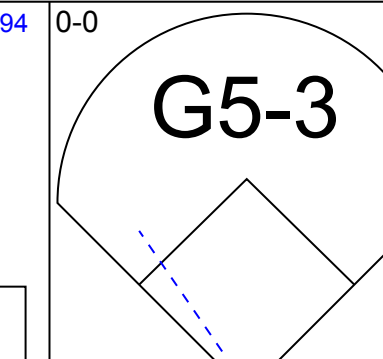
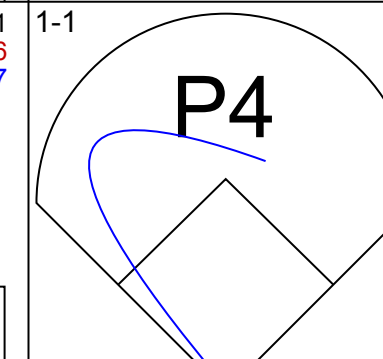
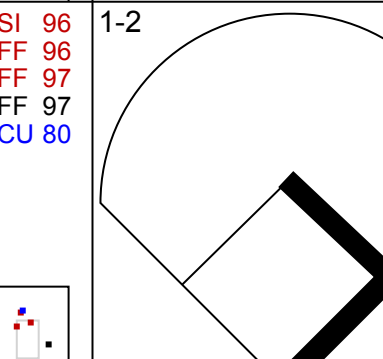
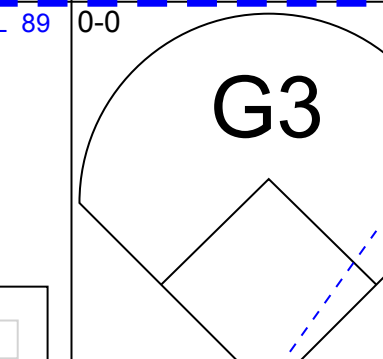

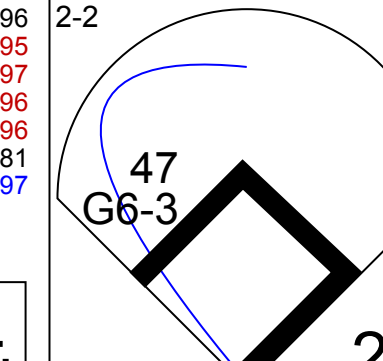
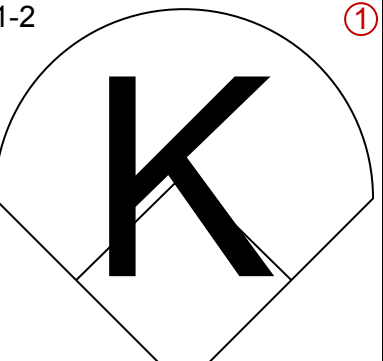
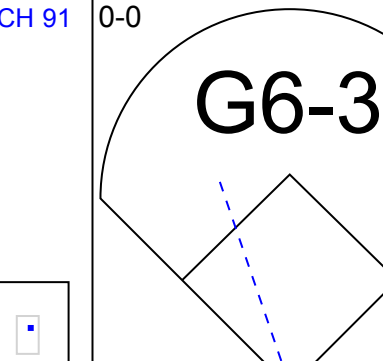
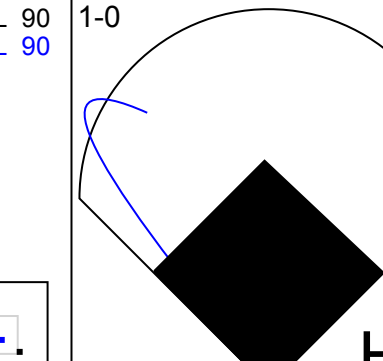

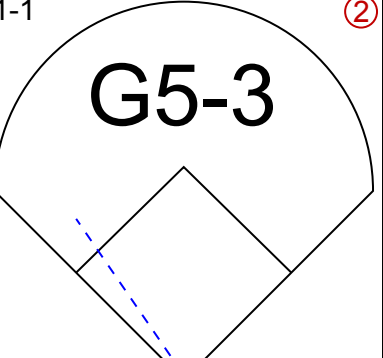
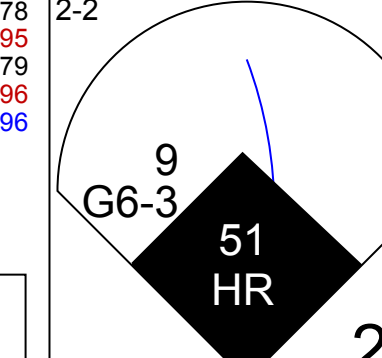
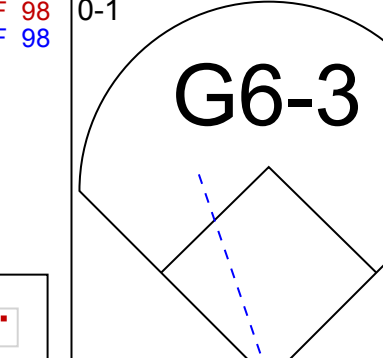

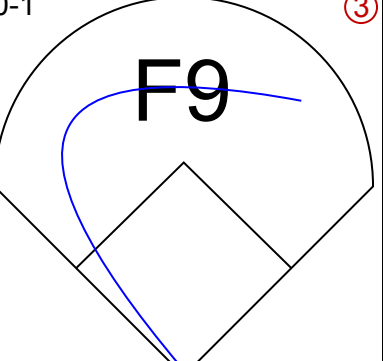
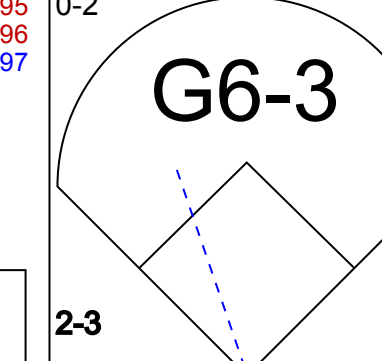
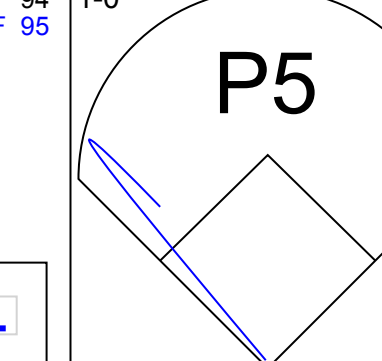
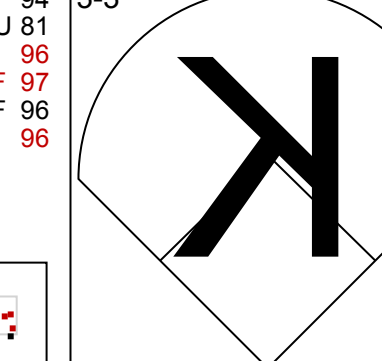
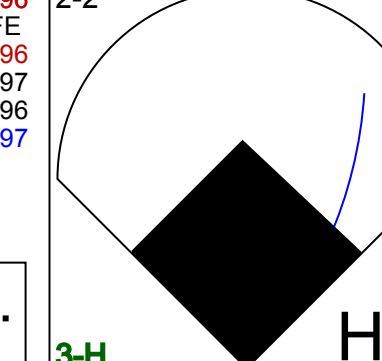
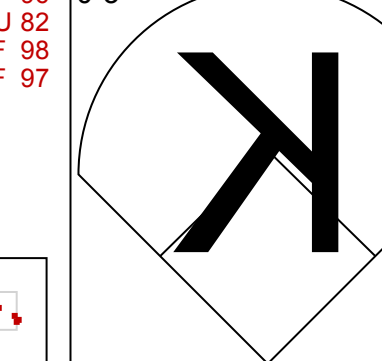
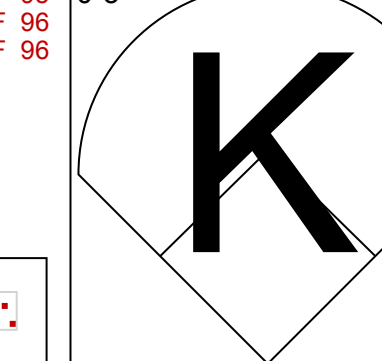
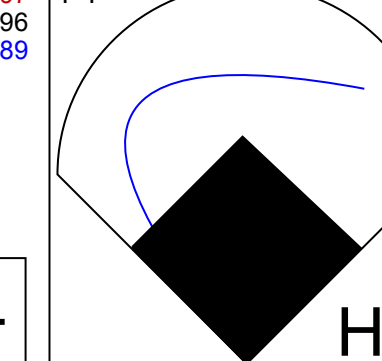
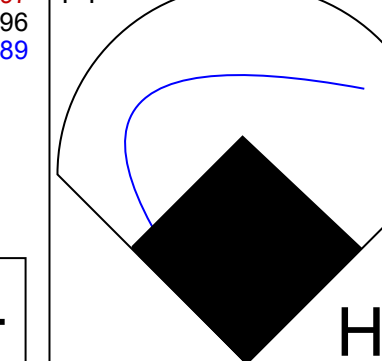
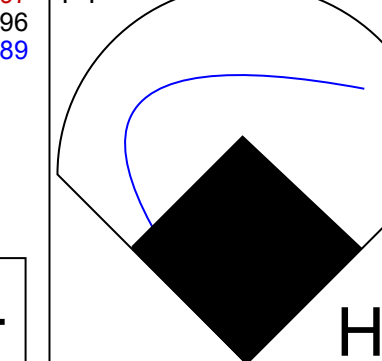
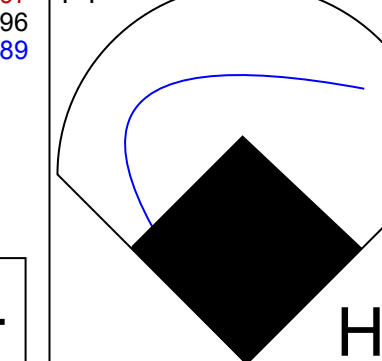
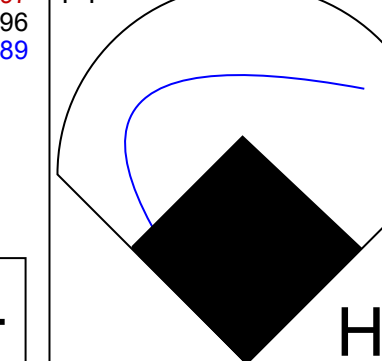
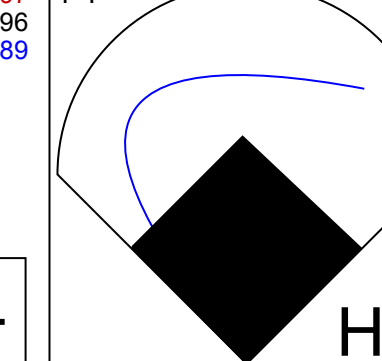
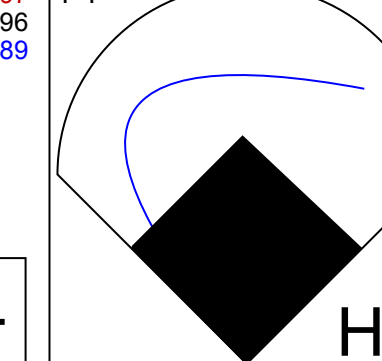


| Batter | 1 | 2 | 3 | 4 | 5 | 6 | 7 | 8 | 9 | AB | R | H | RBI | BB | SO | LOB | BOTTOM | | | | |
|--|---|---|---|---|---|---|---|---|---|---|---|---|---|---|---|---|--|---|---|---|---|
| 48 Abraham Almonte, S (1.9) OBP: 0.364, SLG: 0.474 | HR | | | | | G5-3 | | | | 3 | 1 | 1 | 1 | 1 | 0 | 2 | Miami Marlins @ Arizona Diamondbacks Chase Field, Phoenix, AZ Wed Sep 18 2019, 12:41 PM - 3:35 PM MST Att: 17,731 - Roof Closed - 75 F | | | | |
| 9 Josh Rojas, L (1.7) OBP: 0.325, SLG: 0.347 | K | | G3 | | | G4-3 | | | K | 4 | 0 | 0 | 0 | 0 | 2 | 2 | | | | | |
| 5 Eduardo Escobar, S (1.4) OBP: 0.322, SLG: 0.527 | G4-3 | | | | | G6-3 | | | G1-3 | 4 | 0 | 1 | 0 | 0 | 0 | 0 | | | | | |
| 53 Christian Walker, R (1.3) OBP: 0.342, SLG: 0.466 | G4-3 | | | | | G6-3 | | | 1B | 4 | 2 | 2 | 1 | 0 | 1 | 1 | | | | | |
| 25 Archie Bradley, R (8.1) | | | | | | HR | | | K | 0 | 0 | 0 | 0 | 0 | 0 | 0 | | | | | |
| 22 Jake Lamb, L (1.5) OBP: 0.332, SLG: 0.353 | | | | | | L9 | | | FC6 | 2 | 1 | 0 | 0 | 1 | 0 | 1 | | | | | |
| 15 Ildemaro Vargas, S (7.7) OBP: 0.291, SLG: 0.389 | | | | | | | | | | 1 | 0 | 0 | 0 | 0 | 0 | 1 | | | | | |
| 2 Domingo Leyba, S (1.6) OBP: 0.276, SLG: 0.412 | | | | | | | | | P4 | 4 | 1 | 1 | 2 | 0 | 0 | 1 | | | | | |
| 31 Alex Avila, L (1.2) OBP: 0.365, SLG: 0.448 | | | | | | | | | | 4 | 0 | 2 | 0 | 0 | 1 | 2 | | | | | |
| 1 Jarrod Dyson, L (1.8) OBP: 0.319, SLG: 0.330 | | | | | | | | | | 4 | 0 | 2 | 1 | 0 | 0 | 1 | | | | | |
| 8 Mike Leake, R (1.1) OBP: 0.095, SLG: 0.050 | | | | | | | | | | 2 | 0 | 0 | 0 | 0 | 1 | 2 | | | | | |
| 37 Kevin Ginkel, L (7.1) ERA: 4.66 | | | | | | | | | | 0 | 0 | 0 | 0 | 0 | 0 | 0 | | | | | |
| 41 Wilmer Flores, R (8.3) OBP: 0.360, SLG: 0.479 | | | | | | | | | | 1 | 0 | 0 | 0 | 0 | 0 | 1 | | | | | |
| Inning Stats | R: 1 E: 0 K: 1 S: 11 | H: 1 LOB: 0 BB: 0 P: 14 | R: 2 E: 0 K: 1 S: 16 | H: 2 LOB: 2 BB: 2 P: 29 | R: 1 E: 1 K: 0 S: 13 | H: 1 LOB: 1 BB: 0 P: 21 | R: 0 E: 0 K: 0 S: 5 | H: 0 LOB: 0 BB: 0 P: 6 | R: 1 E: 0 K: 0 S: 12 | H: 1 LOB: 0 BB: 0 P: 18 | R: 0 E: 0 K: 2 S: 12 | H: 2 LOB: 1 BB: 0 P: 20 | R: 0 E: 0 K: 0 S: 7 | H: 1 LOB: 1 BB: 0 P: 10 | R: 0 E: 0 K: 0 S: 7 | H: 1 LOB: 1 BB: 0 P: 10 | 1B: 5 2B: 1 3B: 1 HR: 2 | SF: 0 SAC: 1 DP: 0 HBP: 0 | WP: 0 PB: 0 SB: 0 CS: 0 | PA: 36 | |
| PITCHER | IP WLS BF H R ER SO BB IBB HBP BLK WP HR S P ERA WHIP | IP WLS BF H R ER SO BB IBB HBP BLK WP HR S P ERA WHIP | IP WLS BF H R ER SO BB IBB HBP BLK WP HR S P ERA WHIP | IP WLS BF H R ER SO BB IBB HBP BLK WP HR S P ERA WHIP | IP WLS BF H R ER SO BB IBB HBP BLK WP HR S P ERA WHIP | IP WLS BF H R ER SO BB IBB HBP BLK WP HR S P ERA WHIP | IP WLS BF H R ER SO BB IBB HBP BLK WP HR S P ERA WHIP | IP WLS BF H R ER SO BB IBB HBP BLK WP HR S P ERA WHIP | IP WLS BF H R ER SO BB IBB HBP BLK WP HR S P ERA WHIP | IP WLS BF H R ER SO BB IBB HBP BLK WP HR S P ERA WHIP | IP WLS BF H R ER SO BB IBB HBP BLK WP HR S P ERA WHIP | IP WLS BF H R ER SO BB IBB HBP BLK WP HR S P ERA WHIP | IP WLS BF H R ER SO BB IBB HBP BLK WP HR S P ERA WHIP | IP WLS BF H R ER SO BB IBB HBP BLK WP HR S P ERA WHIP | IP WLS BF H R ER SO BB IBB HBP BLK WP HR S P ERA WHIP | IP WLS BF H R ER SO BB IBB HBP BLK WP HR S P ERA WHIP | IP WLS BF H R ER SO BB IBB HBP BLK WP HR S P ERA WHIP | IP WLS BF H R ER SO BB IBB HBP BLK WP HR S P ERA WHIP | IP WLS BF H R ER SO BB IBB HBP BLK WP HR S P ERA WHIP | IP WLS BF H R ER SO BB IBB HBP BLK WP HR S P ERA WHIP | IP WLS BF H R ER SO BB IBB HBP BLK WP HR S P ERA WHIP |

Miami Marlins @ Arizona Diamondbacks
 Chase Field, Phoenix, AZ
 Wed Sep 18 2019, 12:41 PM - 3:35 PM MST
 Att: 17,731 - Roof Closed - 75 F

AB 33
 R 5
 H 9
 RBI 5
 BB 2
 SO 5
 LOB 14

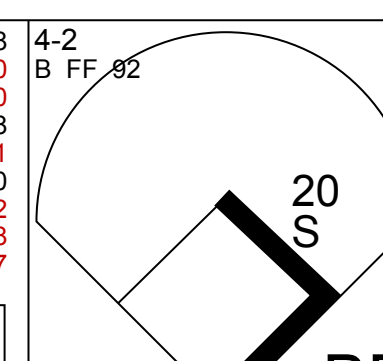
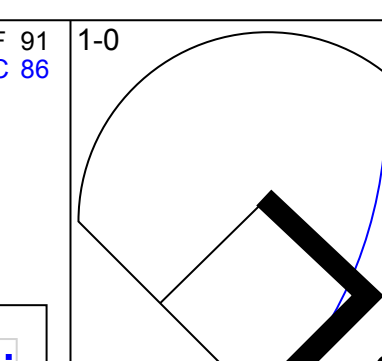
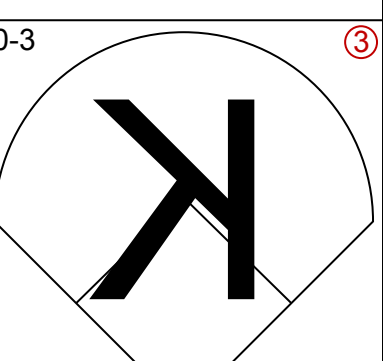

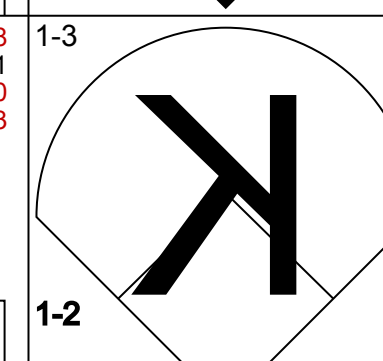
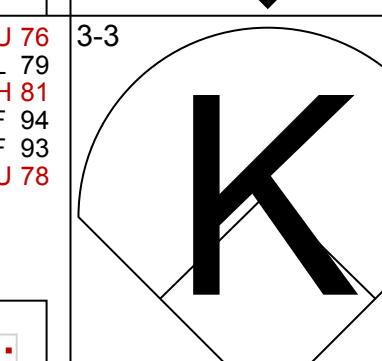

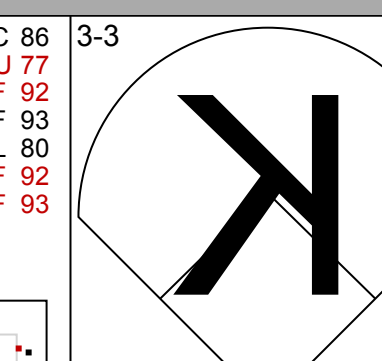
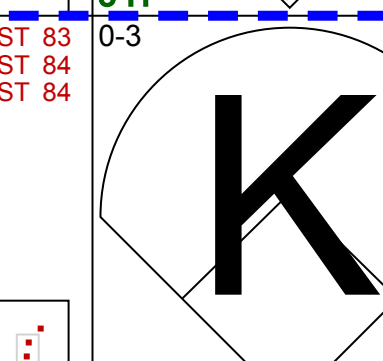
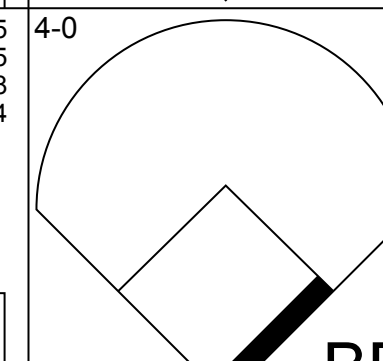
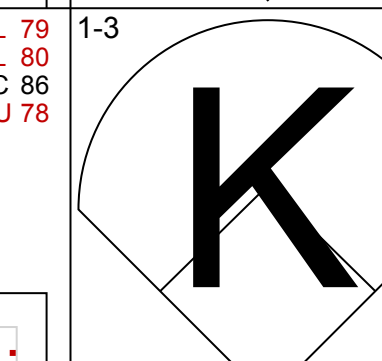
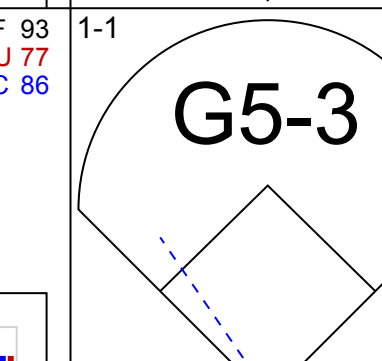
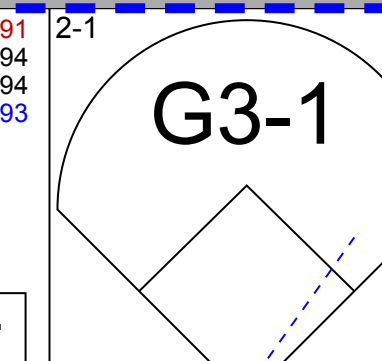
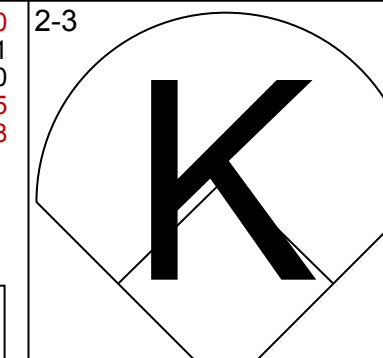
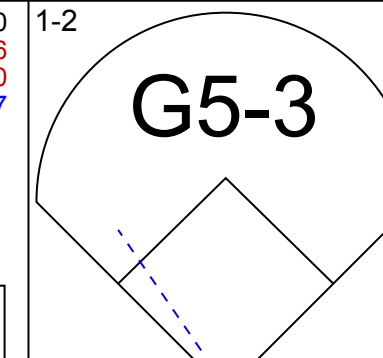
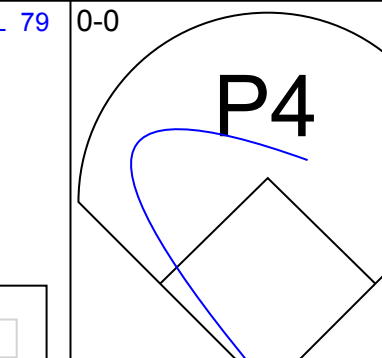
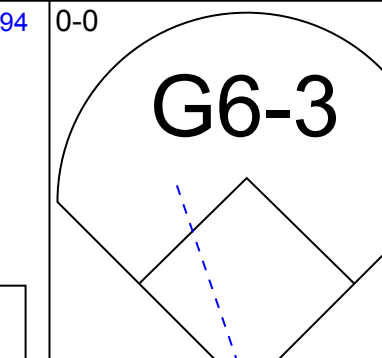
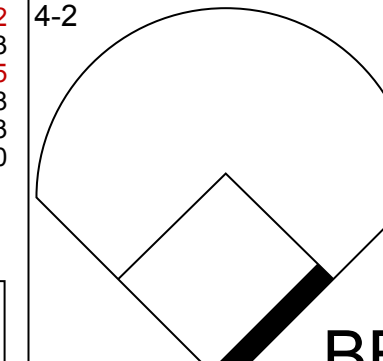
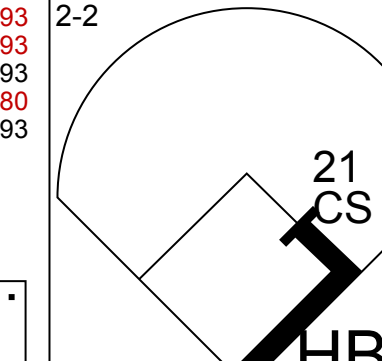
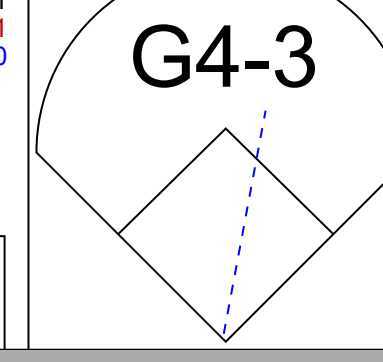






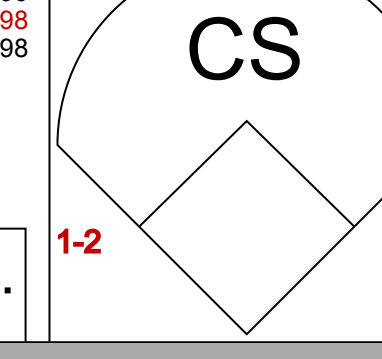
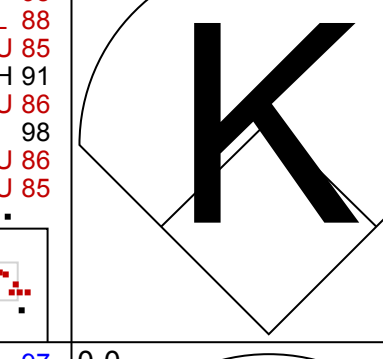

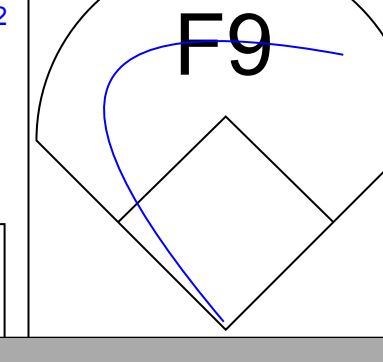
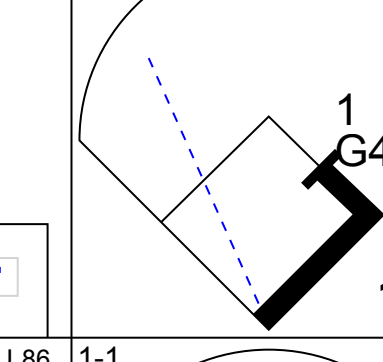

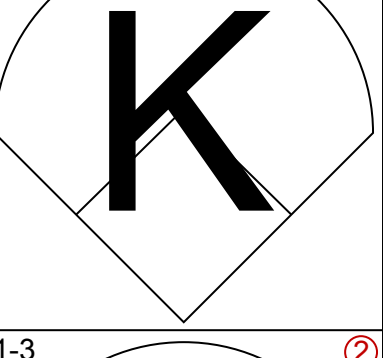
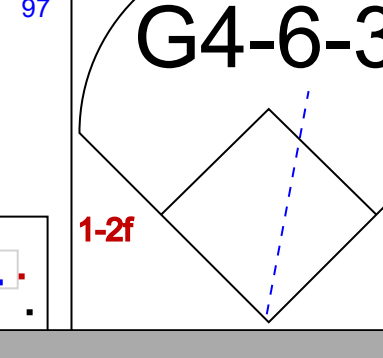



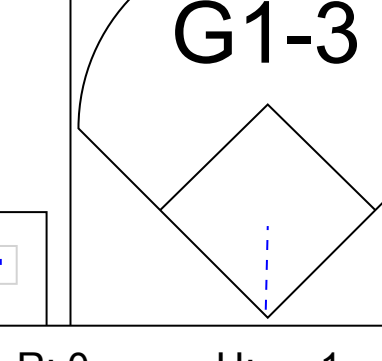
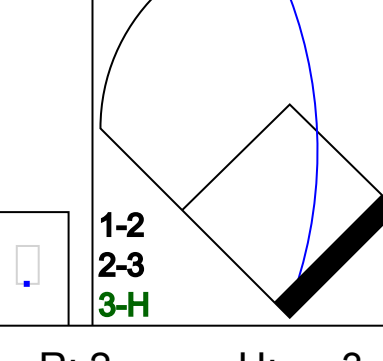
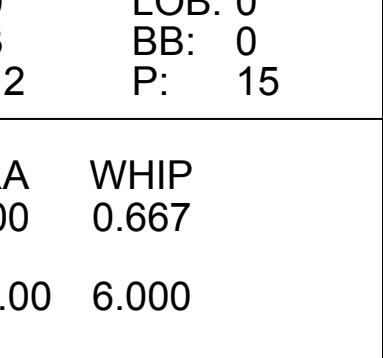
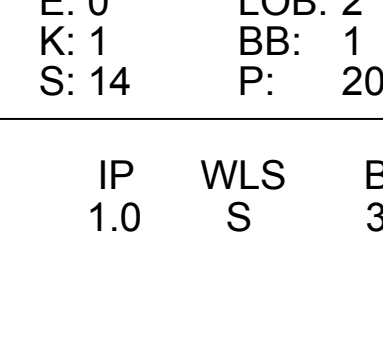


| Batter | 1 | 2 | 3 | 4 | 5 | 6 | 7 | 8 | 9 | AB | R | H | RBI | BB | SO | LOB | TOP | | | | | |
|--|---|---|---|--|--|---|---|---|---|-------------------------|--------------------------------------|--------------------------|---------------------------------------|--------------------------|---------------------------------------|--------------------------|--------------------------------------|--------------------------|----------------------------------|------------------------------------|----------------------------------|--------|
| 55 Jon Bertl, R OBP: 0.349, SLG: 0.413 (1,8) |  | |  | | |  | |  | | 4 | 0 | 0 | 0 | 0 | 2 | 0 | | | | | | |
| 19 Miguel Rojas, R OBP: 0.327, SLG: 0.376 (1,6) |  | | |  | | |  |  | | 4 | 0 | 0 | 0 | 0 | 1 | 0 | | | | | | |
| 1 Isan Diaz, L OBP: 0.261, SLG: 0.299 (1,4) |  | | |  | | |  | |  | 4 | 0 | 0 | 0 | 0 | 3 | 0 | | | | | | |
| 13 Starlin Castro, R OBP: 0.296, SLG: 0.429 (1,5) | |  | | |  | |  | |  | 4 | 0 | 1 | 0 | 0 | 0 | 0 | | | | | | |
| 44 Austin Dean, R OBP: 0.267, SLG: 0.422 (1,3) |  |  | | |  | |  | |  | 4 | 1 | 2 | 1 | 0 | 1 | 1 | | | | | | |
| 47 Harold Ramirez, R OBP: 0.309, SLG: 0.404 (1,7) |  | | |  | | | |  |  | 4 | 1 | 1 | 0 | 0 | 0 | 1 | | | | | | |
| 9 Lewis Brinson, R OBP: 0.240, SLG: 0.225 (1,9) |  | | |  | | | |  | | 3 | 0 | 0 | 0 | 0 | 1 | 2 | | | | | | |
| 51 Tyler Heineman, S OBP: 0.333, SLG: 1.000 (1,2) | | |  | | |  | |  | | 3 | 1 | 1 | 2 | 0 | 1 | 0 | | | | | | |
| 50 Jordan Yamamoto, R OBP: 0.091, SLG: 0.048 (7,1) | | |  | | |  | |  | | 2 | 0 | 0 | 0 | 0 | 0 | 2 | | | | | | |
| 66 Jarlin Garcia, L OBP: 0.261, SLG: 0.356 (7,1) | | | | | | | |  | | 0 | 0 | 0 | 0 | 0 | 0 | 0 | | | | | | |
| 43 Jeff Brigham, R ERA: 5.06 (8,PH) | | | | | | | |  | | 0 | 0 | 0 | 0 | 0 | 0 | 0 | | | | | | |
| 21 Curtis Granderson, L OBP: 0.261, SLG: 0.356 (8,PH) | | | | | | | |  | | 0 | 0 | 0 | 0 | 0 | 0 | 0 | | | | | | |
| 74 José Quijada, L ERA: 6.04 (8,1) | | | | | | | |  | | 0 | 0 | 0 | 0 | 0 | 0 | 0 | | | | | | |
| 35 Ryne Stanek, R ERA: 4.1 (8,1) | | | | | | | |  | | 0 | 0 | 0 | 0 | 0 | 0 | 0 | | | | | | |
| 62 José Ureña, R ERA: 4.1 (8,1) | | | | | | | |  | | 0 | 0 | 0 | 0 | 0 | 0 | 0 | | | | | | |
| Inning Stats | R: 0 H: 0 E: 0 K: 2 S: 10 | WLS: 0 BF: 0 LOB: 0 P: 12 | R: 0 H: 1 E: 0 K: 1 S: 13 | LOB: 1 BB: 0 P: 16 | R: 0 H: 0 E: 0 K: 2 S: 8 | LOB: 0 BB: 0 P: 11 | R: 0 H: 0 E: 0 K: 0 S: 7 | LOB: 0 BB: 0 P: 12 | R: 0 H: 0 E: 0 K: 1 S: 7 | LOB: 0 BB: 0 P: 9 | R: 0 H: 0 E: 0 K: 2 S: 8 | LOB: 0 BB: 0 P: 13 | R: 0 H: 1 E: 0 K: 2 S: 11 | LOB: 0 BB: 0 P: 14 | R: 3 H: 3 E: 0 K: 0 S: 19 | LOB: 0 BB: 0 P: 26 | R: 1 H: 1 E: 0 K: 1 S: 7 | LOB: 0 BB: 0 P: 10 | 1B: 0 2B: 3 3B: 0 HR: 3 | SF: 0 SAC: 0 DP: 0 HBP: 0 | WP: 0 PB: 0 SB: 0 CS: 0 | PA: 33 |
| PITCHER | IP | WLS | BF | H | R | ER | SO | BB | IBB | HBP | BLK | WP | HR | S | P | ERA | WHIP | | | | | |
| 45 Zack Wheeler, R ERA: 3.96 (1,1) | 8.0 | L | 29 | 5 | 3 | 3 | 10 | 0 | 0 | 0 | 0 | 0 | 2 | 83 | 113 | 3.38 | 0.625 | | | | | |
| 43 Luis Avilán, L ERA: 5.06 (9,1) | 0.1 | | 1 | 0 | 0 | 0 | 1 | 0 | 0 | 0 | 0 | 0 | 0 | 3 | 5 | 0.00 | 0.000 | | | | | |
| 39 Edwin Díaz, R ERA: 5.68 (9,1) | 0.2 | | 3 | 1 | 1 | 1 | 0 | 0 | 0 | 0 | 0 | 0 | 1 | 4 | 5 | 13.50 | 1.500 | | | | | |

Miami Marlins @ New York Mets
Citi Field, Flushing, NY
Thu Sep 26 2019, 7:11 PM - 9:55 PM EDT
Att: 21,729 - Cloudy - 67 F

| | |
|-----|----|
| AB | 33 |
| R | 4 |
| H | 6 |
| RBI | 4 |
| BB | 0 |
| SO | 11 |
| LOB | 4 |



| Batter | 1 | 2 | 3 | 4 | 5 | 6 | 7 | 8 | 9 | AB | R | H | RBI | BB | SO | LOB | BOTTOM | | | | | |
|--|---|--------------------------------------|---|---|--|---|---|---|---|--------------------------|--------------------------------------|--------------------------|---------------------------------------|--------------------------|--------------------------------------|--------------------------|---------------------------------------|--------------------------|----------------------------------|------------------------------------|----------------------------------|--------|
| 9 Brandon Nimmo, L OBP: 0.378, SLG: 0.410 (1,8) |  | |  | |  | |  | | | 2 | 0 | 1 | 1 | 1 | 1 | 0 | | | | | | |
| 20 Pete Alonso, R OBP: 0.356, SLG: 0.578 (1,3) |  | |  | |  |  |  | | | 4 | 0 | 0 | 0 | 0 | 4 | 4 | | | | | | |
| 30 Michael Conforto, L OBP: 0.363, SLG: 0.497 (1,9) |  | |  | | |  | |  | | 3 | 0 | 0 | 0 | 1 | 1 | 1 | | | | | | |
| 28 J.D. Davis, R OBP: 0.367, SLG: 0.513 (1,7) |  | | |  | |  | |  | | 4 | 0 | 0 | 0 | 0 | 1 | 2 | | | | | | |
| 24 Robinson Canó, L OBP: 0.312, SLG: 0.434 (1,4) | | | |  | | | |  | | 2 | 0 | 0 | 0 | 1 | 0 | 2 | | | | | | |
| 18 Rajai Davis, R OBP: 0.250, SLG: 0.435 (8,PH) |  | | | | | | |  | | 0 | 0 | 0 | 0 | 0 | 0 | 0 | | | | | | |
| 43 Luis Avilán, L ERA: 5.06 (9,1) | | | | | | | |  | | 0 | 0 | 0 | 0 | 0 | 0 | 0 | | | | | | |
| 39 Edwin Díaz, R ERA: 5.68 (9,1) | | | | | | | |  | | 0 | 0 | 0 | 0 | 0 | 0 | 0 | | | | | | |
| 21 Todd Frazier, R OBP: 0.320, SLG: 0.434 (1,5) |  | | |  | |  | |  |  | 4 | 1 | 1 | 0 | 0 | 2 | 1 | | | | | | |
| 13 Luis Guillorme, L OBP: 0.328, SLG: 0.368 (1,6) |  | | |  | | | |  | | 4 | 1 | 2 | 0 | 0 | 1 | 1 | | | | | | |
| 44 René Rivera, R OBP: 0.375, SLG: 0.231 (1,2) |  | | | |  | | |  | | 2 | 0 | 0 | 0 | 1 | 1 | 0 | | | | | | |
| 1 Amed Rosario, R OBP: 0.323, SLG: 0.434 (9,PH) |  | | | |  | | |  | | 1 | 0 | 0 | 0 | 0 | 0 | 1 | | | | | | |
| 45 Zack Wheeler, L OBP: 0.262, SLG: 0.298 (1,1) | | |  | | | | |  | | 3 | 0 | 1 | 1 | 0 | 1 | 0 | | | | | | |
| 2 Joe Panik, L OBP: 0.313, SLG: 0.328 (9,4) | | | | |  | | |  | | 0 | 0 | 0 | 0 | 0 | 0 | 0 | | | | | | |
| Inning Stats | R: 0 H: 0 E: 0 K: 2 S: 15 | WLS: 22 BF: 22 LOB: 2 P: 27 | R: 0 H: 0 E: 0 K: 1 S: 5 | LOB: 0 BB: 0 P: 7 | R: 0 H: 1 E: 0 K: 2 S: 9 | LOB: 1 BB: 0 P: 14 | R: 0 H: 0 E: 0 K: 1 S: 11 | LOB: 0 BB: 1 P: 19 | R: 0 H: 0 E: 0 K: 3 S: 12 | LOB: 0 BB: 0 P: 15 | R: 0 H: 0 E: 0 K: 1 S: 7 | LOB: 0 BB: 0 P: 11 | R: 2 H: 3 E: 0 K: 1 S: 14 | LOB: 2 BB: 1 P: 20 | R: 0 H: 0 E: 0 K: 0 S: 7 | LOB: 1 BB: 0 P: 14 | R: 0 H: 1 E: 0 K: 1 S: 10 | LOB: 0 BB: 0 P: 13 | 1B: 4 2B: 1 3B: 0 HR: 0 | SF: 1 SAC: 0 DP: 1 HBP: 1 | WP: 0 PB: 0 SB: 1 CS: 1 | PA: 36 |
| PITCHER | IP | WLS | BF | H | R | ER | SO | BB | IBB | HBP | BLK | WP | HR | S | P | ERA | WHIP | | | | | |
| 50 Jordan Yamamoto, R (1,1) | 6.0 | | 22 | 1 | 0 | 0 | 10 | 3 | 0 | 0 | 0 | 0 | 0 | 59 | 93 | 0.00 | 0.667 | | | | | |
| 66 Jarlin Garcia, L (7,1) | 0.2 | | 6 | 3 | 2 | 2 | 0 | 1 | 0 | 0 | 0 | 0 | 0 | 11 | 17 | 27.00 | 6.000 | | | | | |
| 43 Jeff Brigham, R (7,1) | 0.1 | W | 1 | 0 | 0 | 0 | 1 | 0 | 0 | 0 | 0 | 0 | 0 | 3 | 3 | 0.00 | 0.000 | | | | | |
| 74 José Quijada, L (8,1) | 0.2 | H | 3 | 0 | 0 | 0 | 0 | 0 | 0 | 1 | 0 | 0 | 0 | 6 | 10 | 0.00 | 0.000 | | | | | |
| 35 Ryne Stanek, R (8,1) | 0.1 | H | 0 | 0 | 0 | 0 | 0 | 0 | 0 | 0 | 0 | 0 | 0 | 1 | 4 | 0.00 | 0.000 | | | | | |
| 62 José Ureña, R (9,1) | 1.0 | S | 3 | 1 | 0 | 0 | 1 | 0 | 0 | 0 | 0 | 0 | 0 | 10 | 13 | 0.00 | 1.000 | | | | | |

Miami Marlins @ New York Mets
Citi Field, Flushing, NY
Thu Sep 26 2019, 7:11 PM - 9:55 PM EDT
Att: 21,729 - Cloudy - 67 F

| | |
|-----|----|
| AB | 29 |
| R | 2 |
| H | 5 |
| RBI | 2 |
| BB | 4 |
| SO | 12 |
| LOB | 12 |



| Batter | 1 | 2 | 3 | 4 | 5 | 6 | 7 | 8 | 9 | AB | R | H | RBI | BB | SO | LOB | TOP | | | | | | | | | |
|---|---|----------------------------------|-------------------------------|----------------------------------|------------------------------|----------------------------------|------------------------------|----------------------------------|------------------------------|----------------------------------|-------------------------------|----------------------------------|------------------------------|----------------------------------|-------------------------------|----------------------------------|--|----------------------------------|----------------------------------|------------------------------------|----------------------------------|--------|--|--|--|--|
| 55 Jon Bertl, R OBP: 0.350, SLG: 0.409 | | | | | | | | | | 3 | 1 | 1 | 0 | 1 | 0 | 0 | Miami Marlins @ Philadelphia Phillies Citizens Bank Park, Philadelphia, PA Sat Sep 28 2019, 6:07 PM - 9:13 PM EDT Att: 25,156 - Partly Cloudy - 85 F | | | | | | | | | |
| 19 Miguel Rojas, R OBP: 0.331, SLG: 0.379 | | | | | | | | | 4 | 1 | 1 | 0 | 0 | 0 | 2 | | | | | | | | | | | |
| 18 Neil Walker, S OBP: 0.343, SLG: 0.391 | | | | | | | | | | 4 | 1 | 1 | 2 | 0 | 1 | | | | | | | | | | | |
| 13 Starlin Castro, R OBP: 0.300, SLG: 0.431 | | | | | | | | | | 3 | 0 | 1 | 1 | 1 | 1 | | | | | | | | | | | |
| 38 Jorge Alfaro, R OBP: 0.312, SLG: 0.425 | | | | | | | | | | 4 | 0 | 1 | 0 | 0 | 2 | | | | | | | | | | | |
| 1 Isan Diaz, L OBP: 0.259, SLG: 0.291 | | | | | | | | | 3 | 0 | 0 | 0 | 1 | 1 | | | | | | | | | | | | |
| 47 Harold Ramirez, R OBP: 0.311, SLG: 0.415 | | | | | | | | | 4 | 0 | 1 | 0 | 0 | 2 | 1 | | | | | | | | | | | |
| 44 Austin Dean, R OBP: 0.265, SLG: 0.411 | | | | | | | | | 3 | 0 | 1 | 0 | 0 | 0 | 0 | | | | | | | | | | | |
| 56 Tayron Guerrero, R OBP: 0.299, SLG: 0.313 | | | | | | | | | | 0 | 0 | 0 | 0 | 0 | 0 | | | | | | | | | | | |
| 14 Martin Prado, R OBP: 0.266, SLG: 0.282 | | | | | | | | | | 1 | 0 | 0 | 0 | 0 | 1 | | | | | | | | | | | |
| 31 Caleb Smith, R OBP: 0.250, SLG: 0.279 | | | | | | | | | | 0 | 0 | 0 | 0 | 0 | 0 | | | | | | | | | | | |
| 74 José Quijada, L ERA: 5.79 | | | | | | | | | | 0 | 0 | 0 | 0 | 0 | 0 | | | | | | | | | | | |
| 9 Lewis Brinson, R OBP: 0.237, SLG: 0.222 | | | | | | | | | | 1 | 0 | 0 | 0 | 0 | 1 | | | | | | | | | | | |
| 20 Wei-Yin Chen, R ERA: 6.59 | | | | | | | | | | 0 | 0 | 0 | 0 | 0 | 0 | | | | | | | | | | | |
| 21 Curtis Granderson, L OBP: 0.284, SLG: 0.361 | | | | | | | | | | 2 | 0 | 0 | 0 | 0 | 2 | | | | | | | | | | | |
| Inning Stats | R: 0 E: 0 K: 0 S: 7 | H: 0 LOB: 0 BB: 0 P: 11 | R: 0 E: 0 K: 0 S: 14 | H: 0 LOB: 1 BB: 1 P: 19 | R: 0 E: 0 K: 0 S: 4 | H: 1 LOB: 1 BB: 1 P: 10 | R: 0 E: 0 K: 2 S: 9 | H: 1 LOB: 1 BB: 0 P: 10 | R: 0 E: 0 K: 2 S: 8 | H: 0 LOB: 0 BB: 0 P: 10 | R: 1 E: 0 K: 0 S: 12 | H: 2 LOB: 1 BB: 0 P: 17 | R: 0 E: 0 K: 1 S: 7 | H: 0 LOB: 0 BB: 0 P: 10 | R: 2 E: 0 K: 1 S: 14 | H: 2 LOB: 1 BB: 1 P: 26 | R: 0 E: 0 K: 2 S: 10 | H: 1 LOB: 1 BB: 0 P: 19 | 1B: 4 2B: 1 3B: 1 HR: 1 | SF: 0 SAC: 0 DP: 1 HBP: 0 | WP: 0 PB: 0 SB: 0 CS: 0 | PA: 36 | | | | |
| PITCHER | IP WLS BF H R ER SO BB IBB HBP BLK WP HR S P ERA WHIP | | | | | | | | | | | | | | | | | | | | | | | | | |
| 56 Zach Eflin, R ERA: 4.13 | (1, 1) | 7.2 | W | 30 | 6 | 3 | 3 | 6 | 2 | 0 | 0 | 0 | 0 | 0 | 0 | 1 | 74 | 108 | 3.52 | 1.043 | | | | | | |
| 43 Nick Pivetta, R ERA: 5.35 | (8, 1) | 1.1 | | 6 | 1 | 0 | 0 | 2 | 1 | 0 | 0 | 0 | 0 | 0 | 0 | 0 | 11 | 24 | 0.00 | 1.500 | | | | | | |

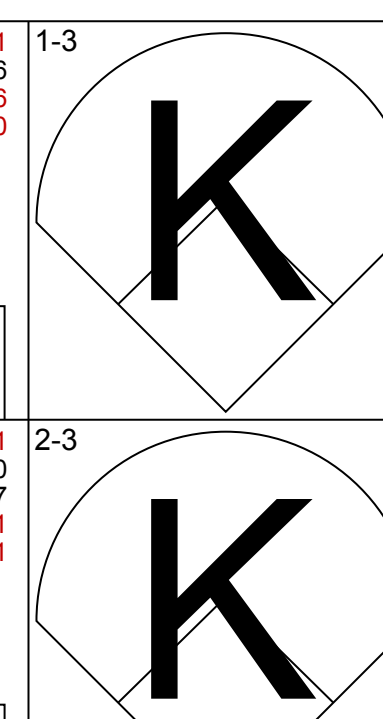
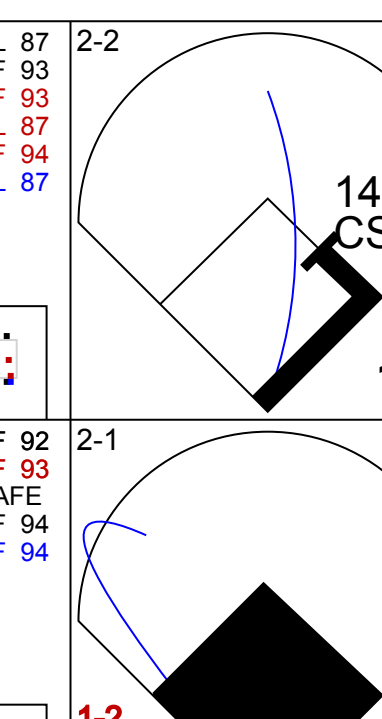
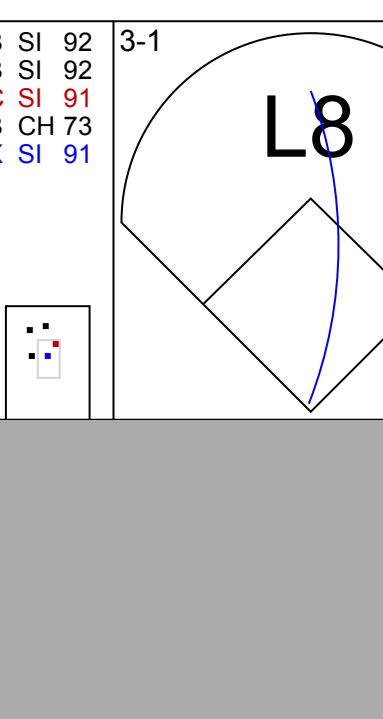
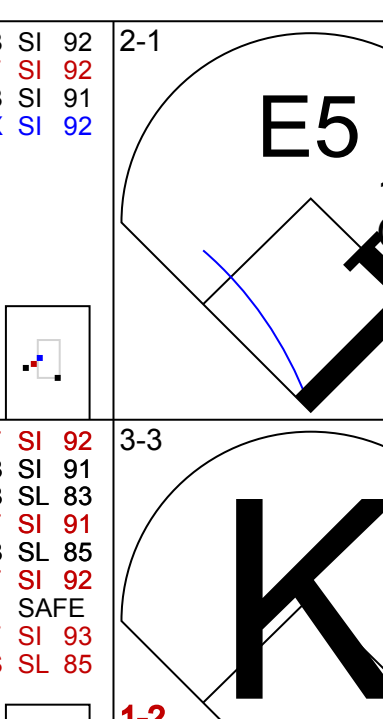
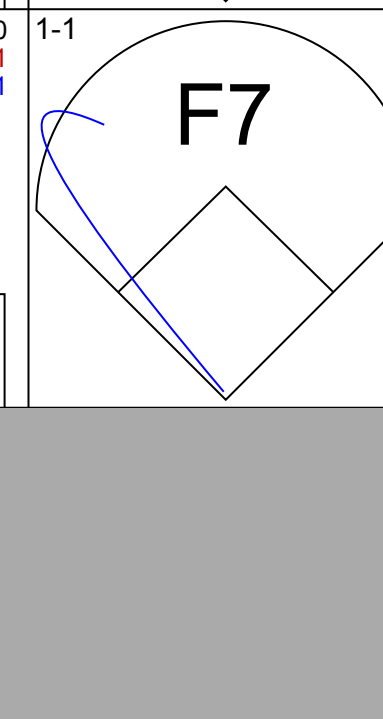
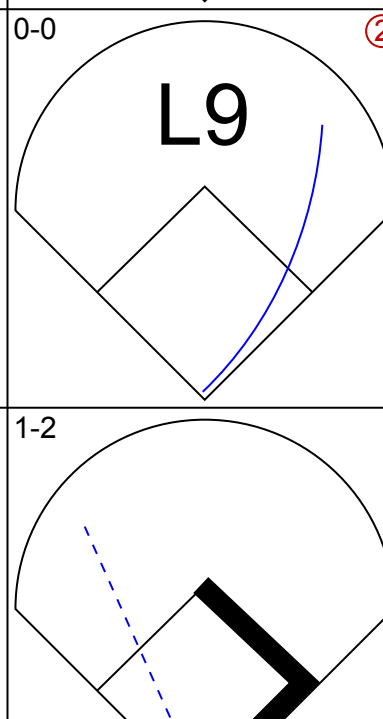








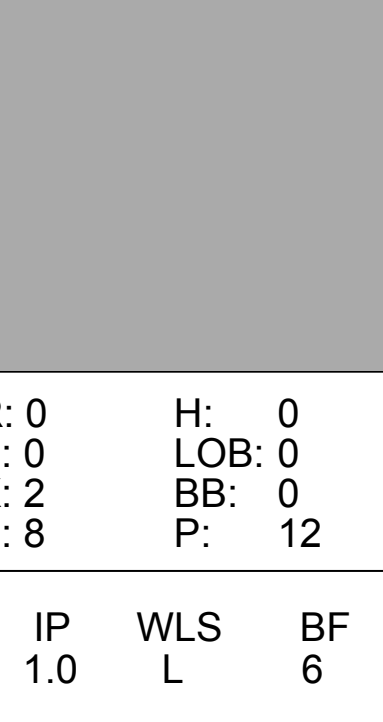
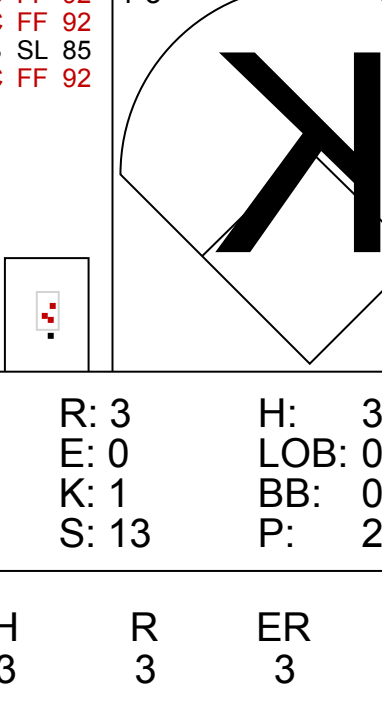
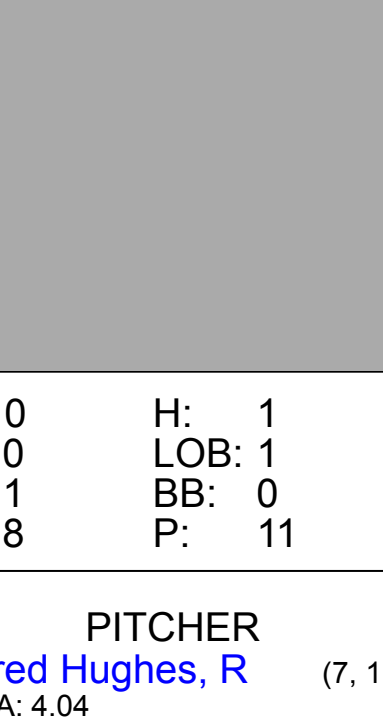
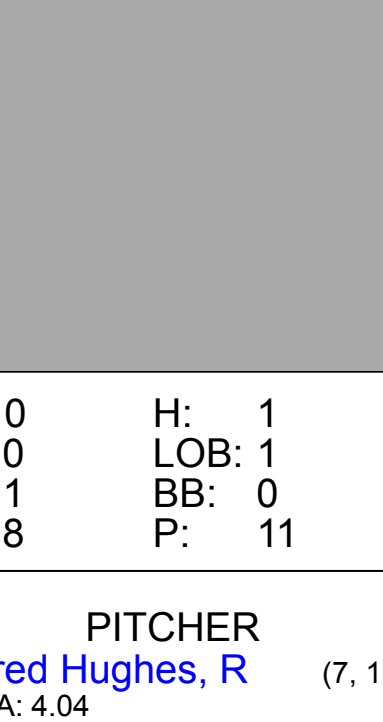
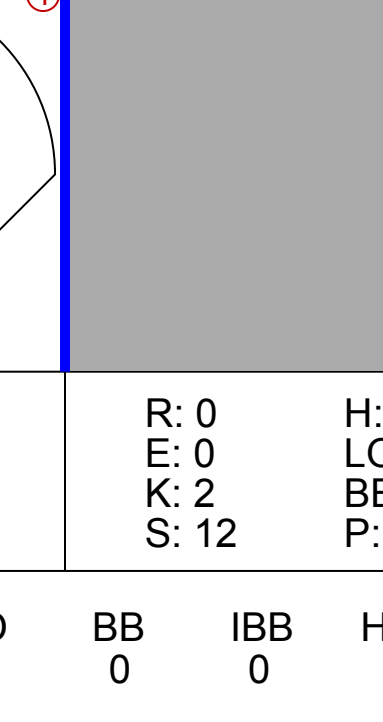
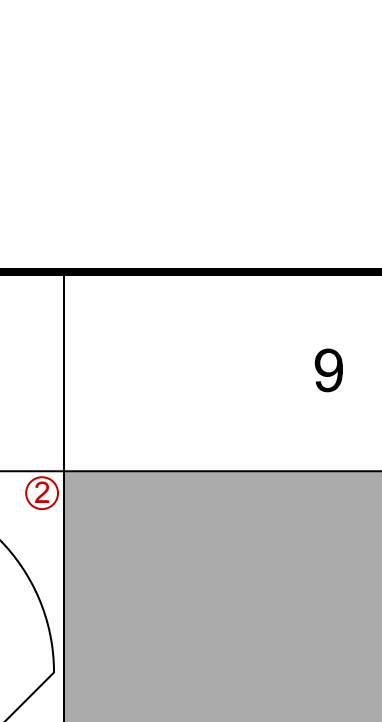
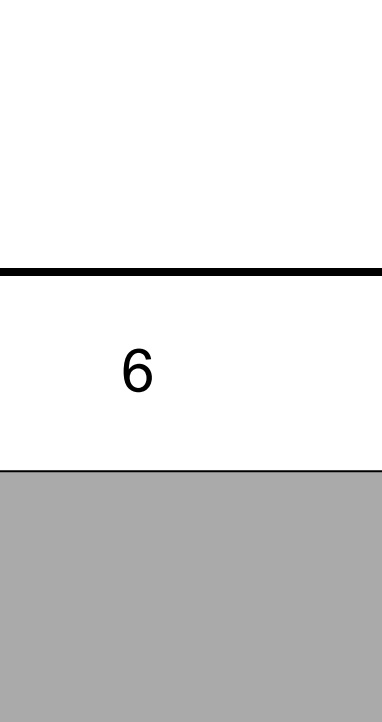
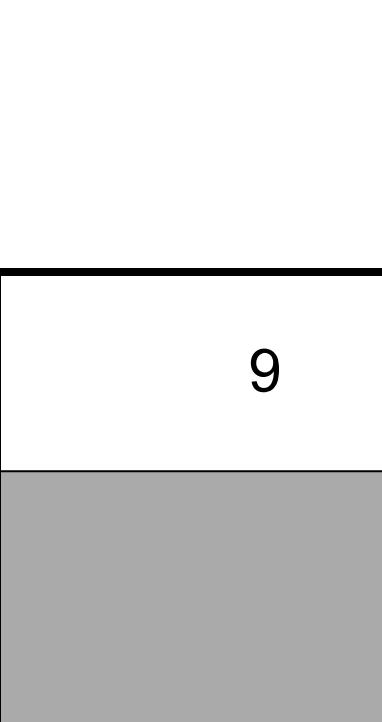

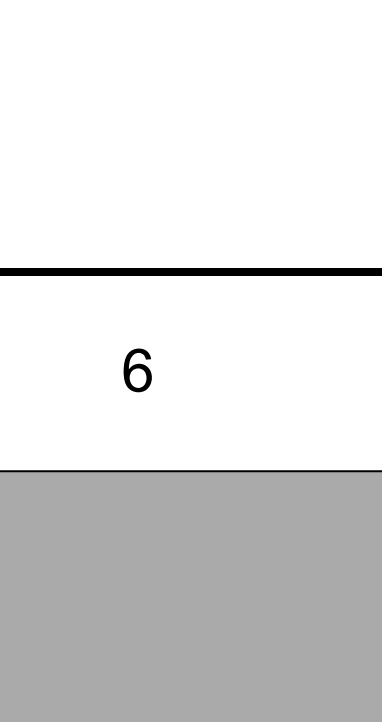
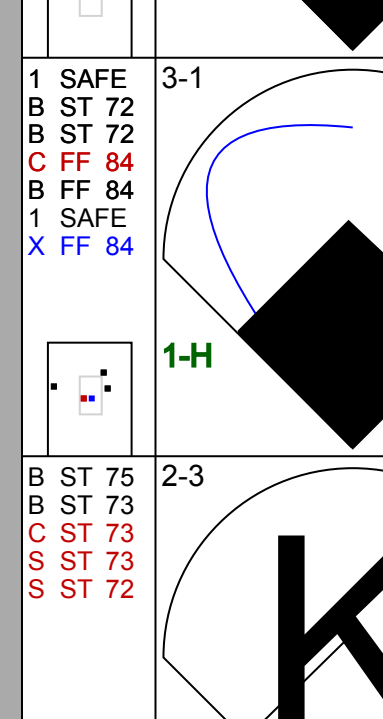
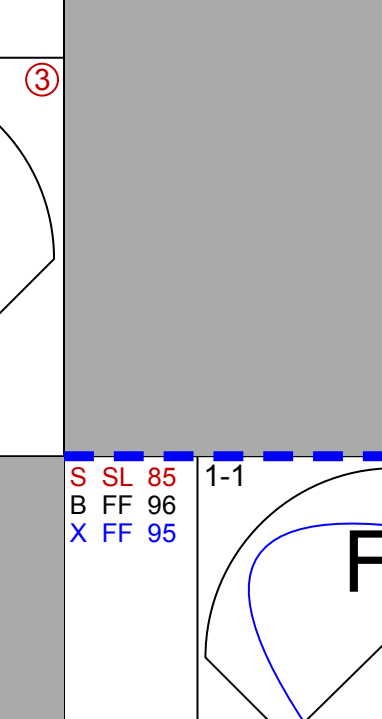
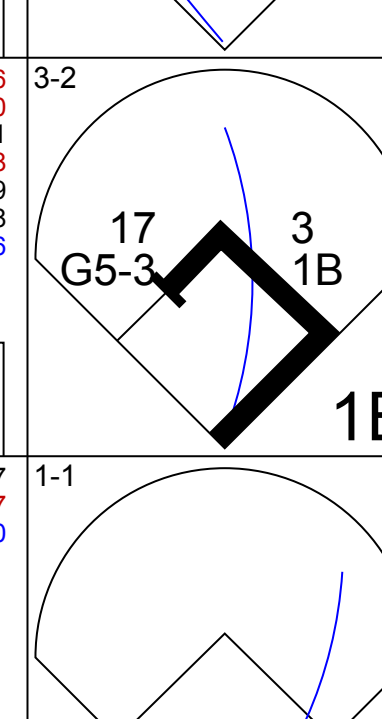
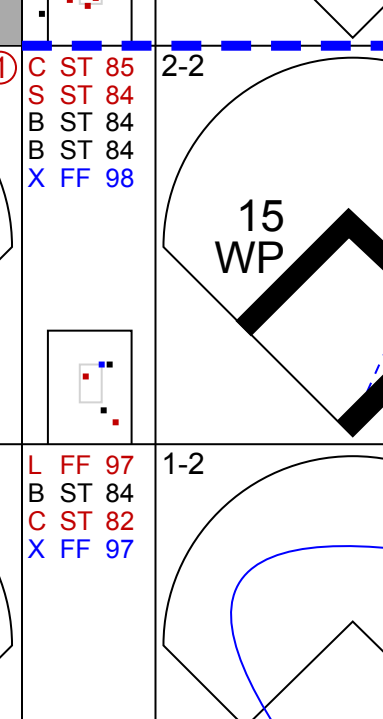
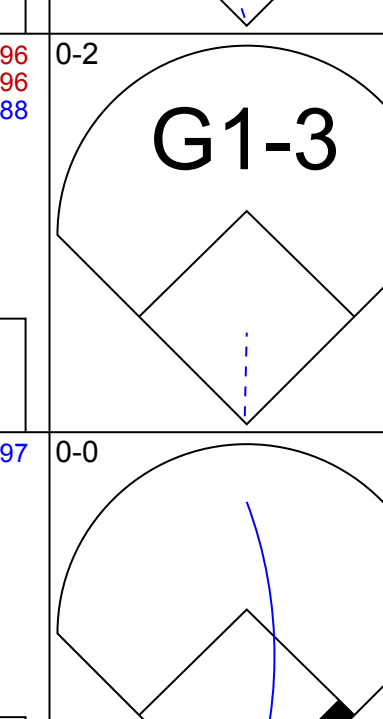
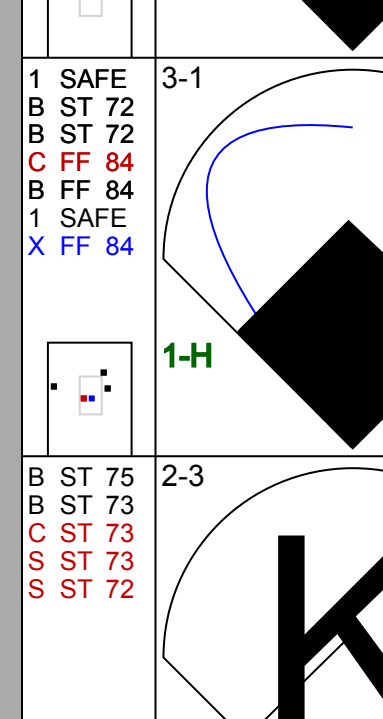
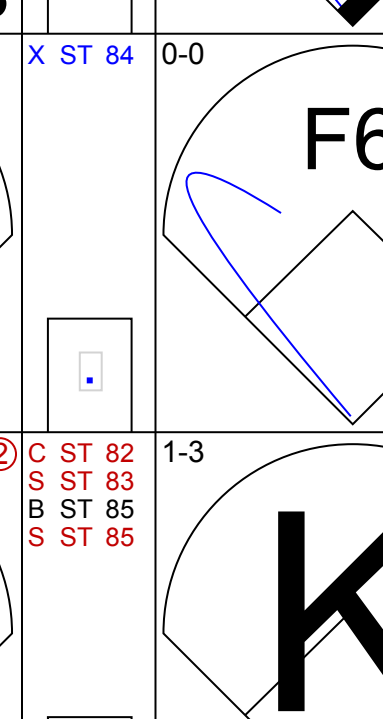
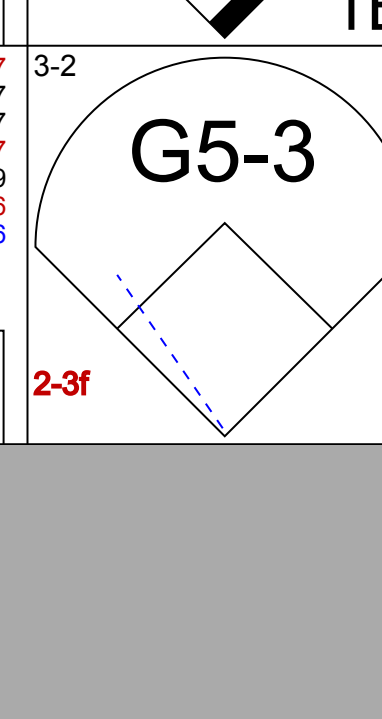
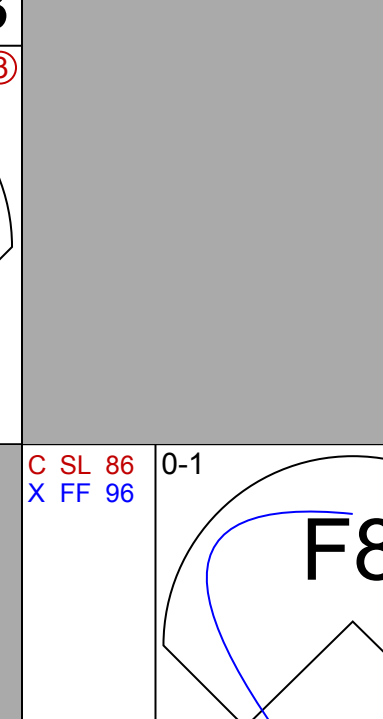
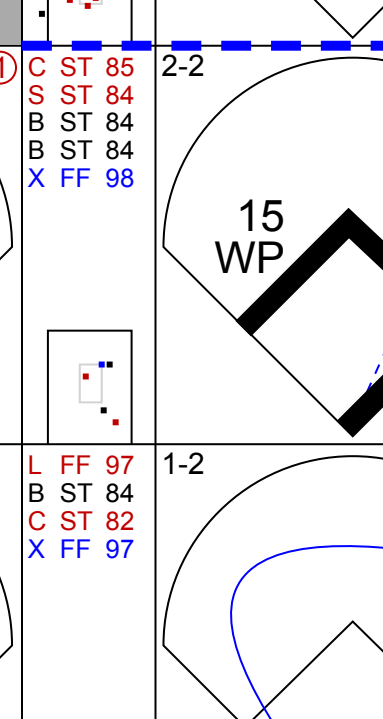
| Batter | 1 | 2 | 3 | 4 | 5 | 6 | 7 | 8 | 9 | AB | R | H | RBI | BB | SO | LOB | BOTTOM | | | | | | | | | | |
|---|---|----------------------------------|-------------------------------|----------------------------------|-------------------------------|----------------------------------|-------------------------------|----------------------------------|------------------------------|---------------------------------|-------------------------------|----------------------------------|------------------------------|----------------------------------|-------------------------------|----------------------------------|--|------------------------------------|----------------------------------|--------|-------|--|--|--|--|--|--|
| 16 César Hernández, S OBP: 0.334, SLG: 0.410 | | | | | | | | | | 4 | 1 | 1 | 1 | 1 | 0 | 2 | Miami Marlins @ Philadelphia Phillies Citizens Bank Park, Philadelphia, PA Sat Sep 28 2019, 6:07 PM - 9:13 PM EDT Att: 25,156 - Partly Cloudy - 85 F | | | | | | | | | | |
| 9 Phil Gosselin, R OBP: 0.299, SLG: 0.313 | | | | | | | | | | 5 | 1 | 1 | 0 | 0 | 3 | | | | | | | | | | | | |
| 3 Bryce Harper, L OBP: 0.372, SLG: 0.511 | | | | | | | | | | 4 | 1 | 1 | 3 | 0 | 1 | | | | | | | | | | | | |
| 17 Rhys Hoskins, R OBP: 0.364, SLG: 0.456 | | | | | | | | | | 3 | 1 | 0 | 0 | 1 | 1 | | | | | | | | | | | | |
| 13 Sean Rodríguez, R OBP: 0.344, SLG: 0.382 | | | | | | | | | | 2 | 2 | 1 | 0 | 2 | 1 | | | | | | | | | | | | |
| 7 Maikel Franco, R OBP: 0.298, SLG: 0.411 | | | | | | | | | | 4 | 1 | 2 | 2 | 0 | 3 | | | | | | | | | | | | |
| 40 Adam Haseley, L OBP: 0.322, SLG: 0.392 | | | | | | | | | | 4 | 1 | 3 | 2 | 0 | 1 | | | | | | | | | | | | |
| 73 Deivy Grullón, R OBP: 0.111, SLG: 0.222 | | | | | | | | | | 4 | 0 | 1 | 1 | 0 | 2 | | | | | | | | | | | | |
| 56 Zach Eflin, R OBP: 0.160, SLG: 0.180 | | | | | | | | | | 3 | 1 | 0 | 0 | 0 | 1 | | | | | | | | | | | | |
| 43 Nick Pivetta, R ERA: 6.39 | | | | | | | | | | 0 | 0 | 0 | 0 | 1 | 0 | | | | | | | | | | | | |
| Inning Stats | R: 1 E: 0 K: 0 S: 7 | H: 1 LOB: 0 BB: 0 P: 12 | R: 2 E: 0 K: 0 S: 16 | H: 2 LOB: 2 BB: 2 P: 28 | R: 3 E: 1 K: 1 S: 20 | H: 2 LOB: 1 BB: 2 P: 31 | R: 0 E: 0 K: 0 S: 15 | H: 0 LOB: 1 BB: 0 P: 22 | R: 0 E: 0 K: 1 S: 5 | H: 1 LOB: 0 BB: 0 P: 7 | R: 3 E: 1 K: 1 S: 14 | H: 2 LOB: 0 BB: 0 P: 20 | R: 0 E: 0 K: 0 S: 8 | H: 2 LOB: 1 BB: 0 P: 10 | R: 0 E: 0 K: 0 S: 11 | H: 0 LOB: 1 BB: 1 P: 22 | 1B: 6 2B: 1 3B: 0 HR: 3 | SF: 0 SAC: 0 DP: 2 HBP: 1 | WP: 0 PB: 1 SB: 1 CS: 0 | PA: 39 | | | | | | | |
| PITCHER | IP WLS BF H R ER SO BB IBB HBP BLK WP HR S P ERA WHIP | | | | | | | | | | | | | | | | | | | | | | | | | | |
| 31 Caleb Smith, L ERA: 4.52 | (1, 1) | 3.0 | L | 18 | 5 | 0 | 0 | 0 | 4 | 0 | 0 | 0 | 0 | 0 | 0 | 0 | 15 | 22 | 0.00 | 0.000 | | | | | | | |
| 74 José Quijada, L ERA: 5.79 | (4, 1) | 1.0 | | 4 | 0 | 0 | 0 | 0 | 0 | 0 | 1 | 0 | 0 | 0 | 0 | 0 | 0 | 15 | 22 | 0.00 | 0.000 | | | | | | |
| 20 Wei-Yin Chen, L ERA: 6.59 | (5, 1) | 2.0 | | 9 | 3 | 3 | 0 | 2 | 0 | 0 | 0 | 0 | 0 | 0 | 0 | 0 | 1 | 19 | 27 | 0.00 | 1.500 | | | | | | |
| 56 Tayron Guerrero, R ERA: 6.26 | (7, 1) | 1.0 | | 5 | 2 | 0 | 0 | 0 | 1 | 0 | 0 | 0 | 0 | 0 | 0 | 0 | 0 | 9 | 15 | 0.00 | 3.000 | | | | | | |
| 68 Josh Smith, L ERA: 6.39 | (8, 1) | 1.0 | | 3 | 0 | 0 | 0 | 0 | 0 | 0 | 0 | 0 | 0 | 0 | 0 | 0 | 0 | 10 | 17 | 0.00 | 0.000 | | | | | | |

AB 33
R 3
H 7
RBI 3
BB 3
SO 8
LOB 10



AB 33
R 9
H 10
RBI 9
BB 5
SO 3
LOB 15

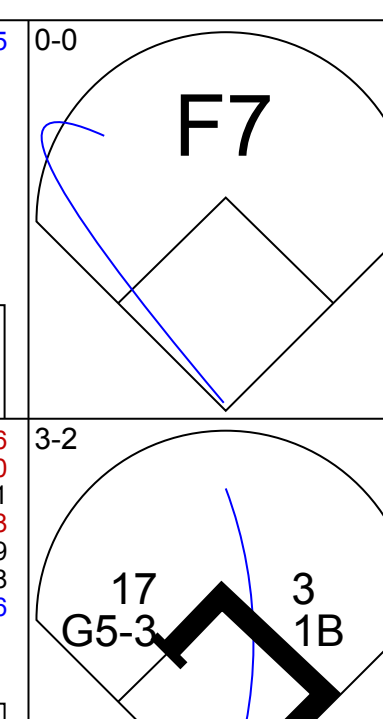
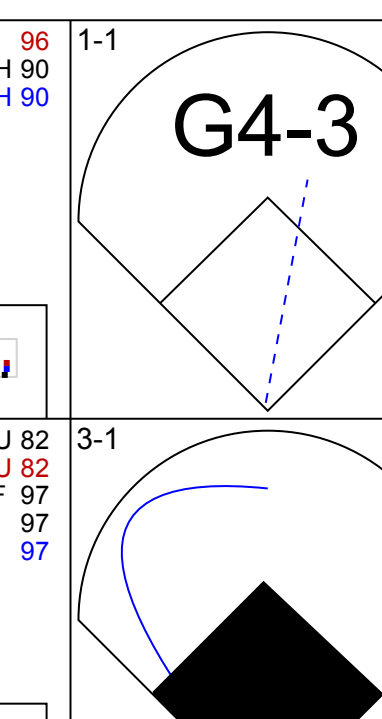
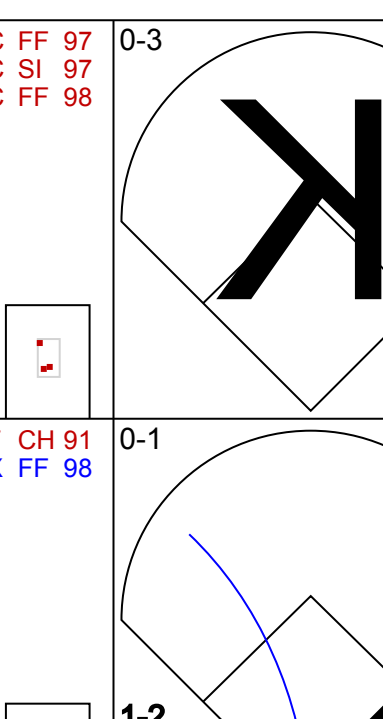
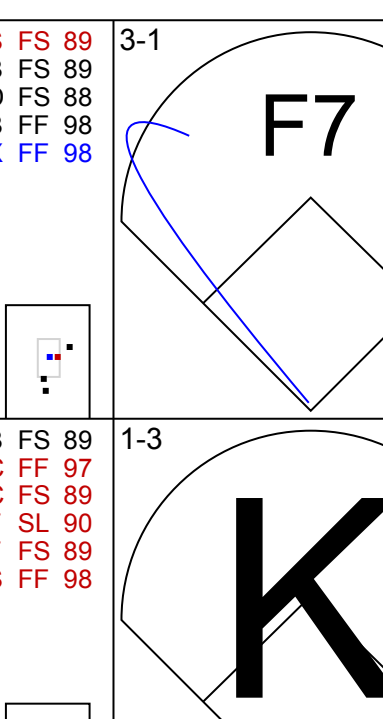
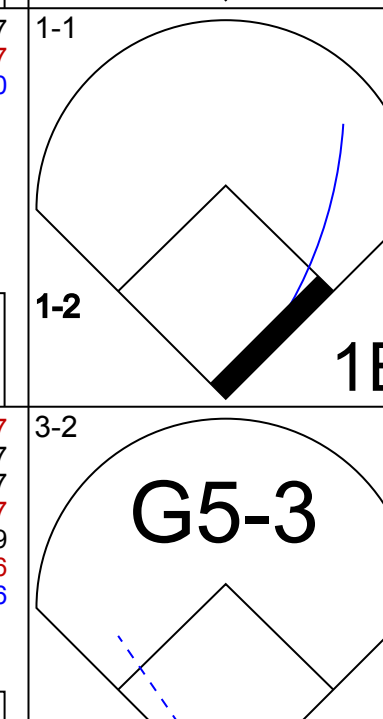
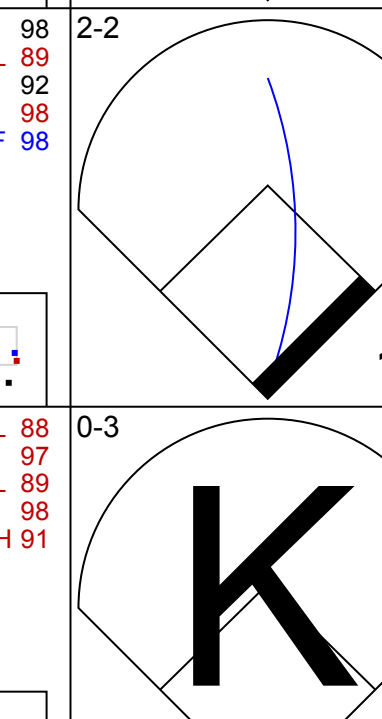
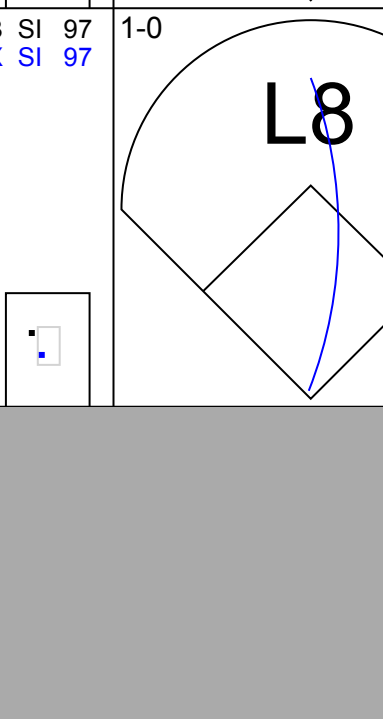







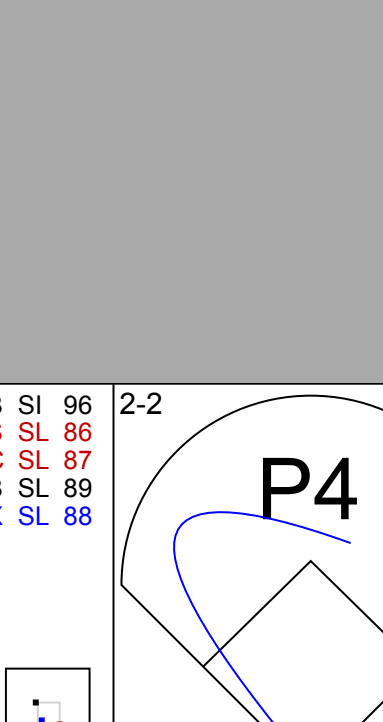
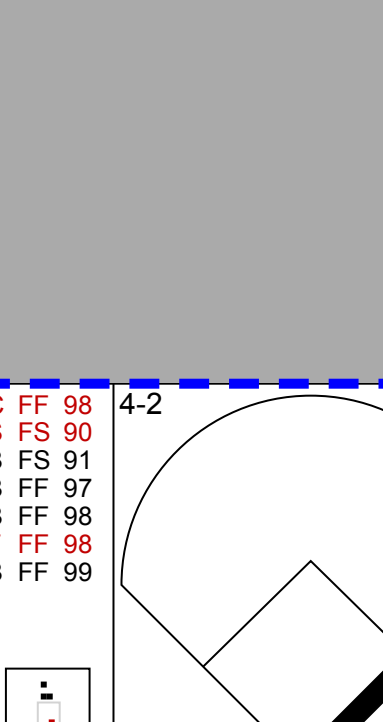
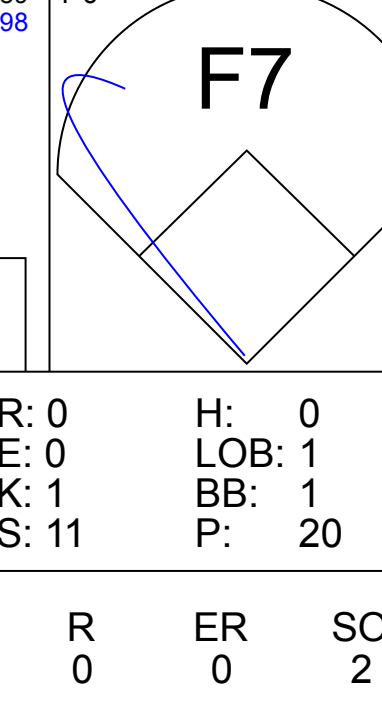

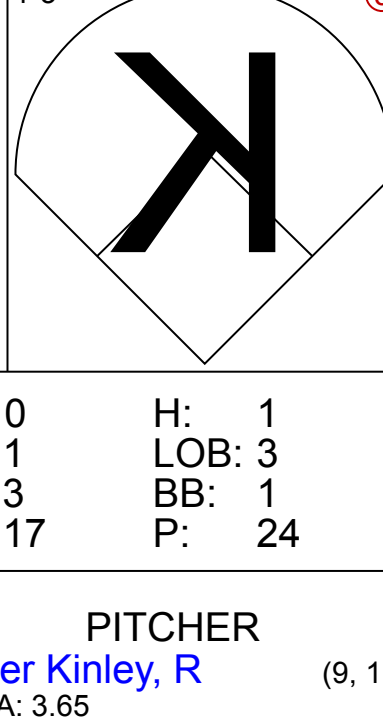
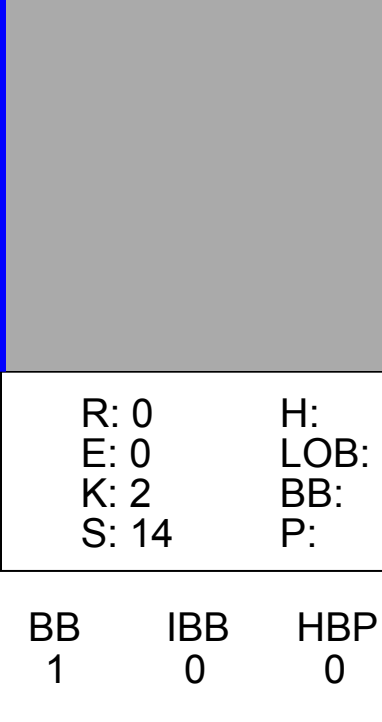
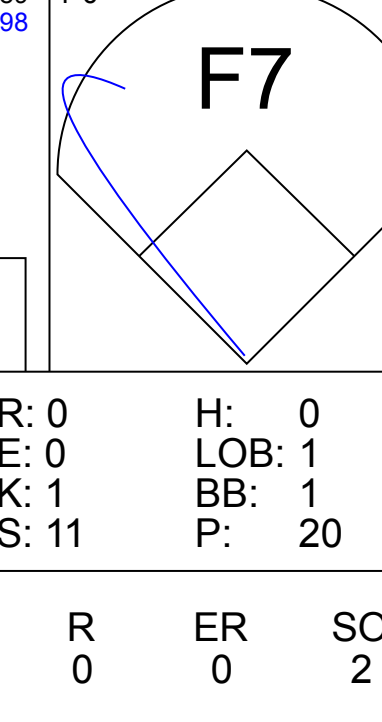
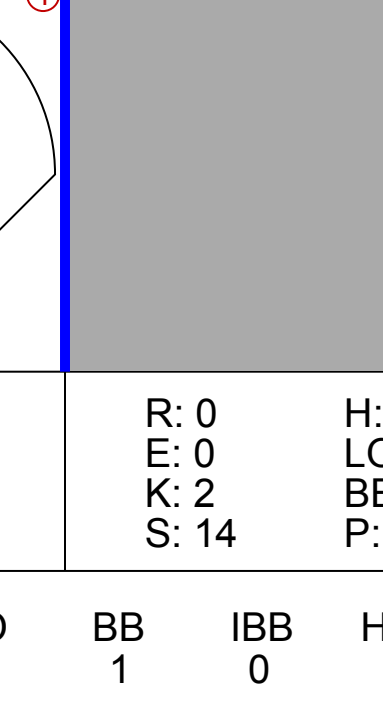




| Batter | 1 | 2 | 3 | 4 | 5 | 6 | 7 | 8 | 9 | AB | R | H | RBI | BB | SO | LOB | TOP | | | |
|---|---|---|---|----------------------------------|--|---|------------------------------|---|---|----------------------------------|------------------------------|----------------------------------|------------------------------|----------------------------------|-------------------------------|----------------------------------|----------------------------------|------------------------------------|----------------------------------|--------|
| 55 Jon Bertl, R OBP: 0.348, SLG: 0.406 |  | |  | | |  | |  | | 4 | 0 | 1 | 0 | 0 | 1 | 0 | | | | |
| 14 Martín Prado, R OBP: 0.265, SLG: 0.294 |  | | | | |  | |  | | 4 | 1 | 1 | 1 | 1 | 0 | 3 | 1 | | | |
| 66 Jarlin García, L 39 Tyler Kinley, R |  | |  | | | | |  | | 0 | 0 | 0 | 0 | 0 | 0 | 0 | | | | |
| 21 Curtis Granderson, L OBP: 0.281, SLG: 0.356 |  | |  | | |  | | |  | 4 | 0 | 0 | 0 | 0 | 1 | 0 | | | | |
| 13 Starlin Castro, R 18 Neil Walker, S OBP: 0.300, SLG: 0.436 OBP: 0.264, SLG: 0.395 | |  |  | | |  | | |  | 2 | 1 | 1 | 1 | 0 | 0 | 0 | | | | |
| 47 Harold Ramírez, R OBP: 0.312, SLG: 0.416 |  | | | |  |  | | |  | 4 | 1 | 2 | 0 | 0 | 0 | 1 | | | | |
| 1 Isan Díaz, L OBP: 0.259, SLG: 0.307 |  | | | |  | | |  | | 4 | 1 | 1 | 2 | 0 | 1 | 1 | | | | |
| 44 Austin Dean, R OBP: 0.261, SLG: 0.404 |  | | | |  | | |  | | 3 | 0 | 0 | 0 | 0 | 1 | 0 | | | | |
| 28 Bryan Holaday, R OBP: 0.344, SLG: 0.435 |  | | | |  | | |  | | 3 | 0 | 0 | 0 | 0 | 0 | 0 | | | | |
| 22 Sandy Alcantara, R 63 Brian Moran, L 43 Jeff Bringham, R 9 Lewis Brinson, R 35 Ryne Stanek, R 38 Jorge Alfaro, R OBP: 0.107, SLG: 0.103 OBP: 0.296, SLG: 0.359 ERA: 5.77 OBP: 0.462 OBP: 0.312, SLG: 0.425 |  | | | |  | | |  | | 2 | 0 | 0 | 0 | 0 | 2 | 0 | | | | |
| Inning Stats | R: 0 E: 0 K: 2 S: 8 | H: 0 LOB: 0 BB: 0 P: 12 | R: 3 E: 0 K: 1 S: 13 | H: 3 LOB: 0 BB: 0 P: 21 | R: 1 E: 0 K: 0 S: 9 | H: 2 LOB: 0 BB: 0 P: 14 | R: 0 E: 0 K: 0 S: 7 | H: 0 LOB: 0 BB: 0 P: 9 | R: 0 E: 0 K: 1 S: 7 | H: 1 LOB: 1 BB: 0 P: 11 | R: 0 E: 0 K: 1 S: 7 | H: 0 LOB: 0 BB: 0 P: 11 | R: 0 E: 1 K: 1 S: 9 | H: 0 LOB: 1 BB: 0 P: 15 | R: 0 E: 0 K: 2 S: 12 | H: 1 LOB: 1 BB: 0 P: 16 | 1B: 3 2B: 2 3B: 0 HR: 3 | SF: 0 SAC: 0 DP: 1 HBP: 0 | WP: 1 PB: 0 SB: 0 CS: 2 | PA: 33 |
| PITCHER | IP | WLS | BF | H | R | ER | SO | BB | IBB | HBP | BLK | WP | HR | S | P | ERA | WHIP | | | |
| 53 Blake Parker, R ERA: 4.55 | 1.0 | L | 6 | 3 | 3 | 3 | 2 | 0 | 0 | 0 | 0 | 0 | 2 | 13 | 21 | 27.00 | 3.000 | | | |
| 66 Edgar García, R ERA: 5.77 | 2.0 | | 7 | 2 | 1 | 1 | 1 | 0 | 0 | 0 | 0 | 0 | 1 | 17 | 26 | 4.50 | 1.000 | | | |
| 29 Nick Vincent, R ERA: 4.43 | 1.0 | | 3 | 0 | 0 | 0 | 0 | 0 | 0 | 0 | 0 | 0 | 7 | 9 | 0.00 | 0.000 | | | | |
| 28 Mike Morin, R ERA: 4.62 | 1.0 | | 3 | 0 | 0 | 0 | 1 | 0 | 0 | 0 | 0 | 0 | 7 | 11 | 0.00 | 0.000 | | | | |
| 54 Austin Davis, L ERA: 6.53 | 1.0 | | 4 | 1 | 0 | 0 | 1 | 0 | 0 | 0 | 0 | 0 | 8 | 11 | 0.00 | 1.000 | | | | |
| PITCHER | IP | WLS | BF | H | R | ER | SO | BB | IBB | HBP | BLK | WP | HR | S | P | ERA | WHIP | | | |
| 25 Jared Hughes, R ERA: 4.04 | 2.0 | | 6 | 0 | 0 | 0 | 2 | 0 | 0 | 0 | 0 | 0 | 0 | 16 | 26 | 0.00 | 0.000 | | | |
| 52 José Álvarez, L ERA: 3.95 | 1.0 | | 4 | 1 | 0 | 0 | 2 | 0 | 0 | 0 | 0 | 1 | 0 | 12 | 16 | 0.00 | 1.000 | | | |

Miami Marlins @ Philadelphia Phillies
Citizens Bank Park, Philadelphia, PA
Sun Sep 29 2019, 3:11 PM - 6:01 PM EDT
Att: 31,805 - Cloudy - 79 F

AB 33
R 4
H 7
RBI 4
BB 0
SO 9
LOB 3



| Batter | 1 | 2 | 3 | 4 | 5 | 6 | 7 | 8 | 9 | AB | R | H | RBI | BB | SO | LOB | BOTTOM | | | | | |
|--|---|----------------------------------|---|----------------------------------|--|--|---|---|---|----------------------------------|-------------------------------|----------------------------------|-------------------------------|----------------------------------|-------------------------------|----------------------------------|-------------------------------|----------------------------------|-----------------------------------|------------------------------------|----------------------------------|--------|
| 16 César Hernández, S OBP: 0.333, SLG: 0.408 |  | |  | | |  | |  | | 5 | 1 | 1 | 0 | 0 | 1 | 2 | | | | | | |
| 33 Brad Miller, L OBP: 0.329, SLG: 0.565 |  | |  | | |  | |  | | 5 | 2 | 4 | 3 | 0 | 1 | 1 | | | | | | |
| 3 Bryce Harper, L OBP: 0.372, SLG: 0.510 |  | |  | | |  | |  | | 5 | 0 | 2 | 0 | 0 | 1 | 2 | | | | | | |
| 17 Rhys Hoskins, R OBP: 0.364, SLG: 0.454 |  | |  | | |  | |  | | 4 | 0 | 1 | 0 | 1 | 2 | 3 | | | | | | |
| 40 Adam Haseley, L OBP: 0.324, SLG: 0.396 |  | | | |  | |  | |  | 5 | 0 | 2 | 0 | 0 | 1 | 1 | | | | | | |
| 7 Maikel Franco, R OBP: 0.297, SLG: 0.409 |  | | | |  | |  | |  | 5 | 0 | 1 | 0 | 0 | 0 | 3 | | | | | | |
| 15 Andrew Knapp, S OBP: 0.318, SLG: 0.324 | | | | | | | | | | 5 | 0 | 1 | 0 | 0 | 3 | 6 | | | | | | |
| 13 Sean Rodríguez, R OBP: 0.348, SLG: 0.375 | | | | | | | | | | 2 | 0 | 0 | 0 | 2 | 0 | 1 | | | | | | |
| 43 Blake Parker, R 66 Edgar García, R 9 Nick Williams, L 29 Nick Vincent, R 28 Mike Morin, R 35 Ryne Stanek, R 63 Brian Moran, L 54 Austin Davis, L 9 Phil Gosselin, R 25 Jared Hughes, R 87 José Álvarez, L 52 José Álvarez, L | | | | | | | | | | 0 | 0 | 0 | 0 | 0 | 0 | 0 | | | | | | |
| Inning Stats | R: 0 E: 0 K: 0 S: 11 | H: 2 LOB: 1 BB: 0 P: 18 | R: 0 E: 0 K: 0 S: 8 | H: 1 LOB: 1 BB: 0 P: 12 | R: 1 E: 0 K: 1 S: 13 | H: 2 LOB: 1 BB: 0 P: 19 | R: 0 E: 0 K: 0 S: 7 | H: 0 LOB: 0 BB: 0 P: 9 | R: 0 E: 0 K: 1 S: 11 | H: 2 LOB: 2 BB: 0 P: 17 | R: 0 E: 1 K: 3 S: 17 | H: 1 LOB: 3 BB: 1 P: 24 | R: 2 E: 0 K: 2 S: 16 | H: 4 LOB: 2 BB: 0 P: 25 | R: 0 E: 0 K: 1 S: 11 | H: 0 LOB: 1 BB: 1 P: 20 | R: 0 E: 0 K: 2 S: 14 | H: 1 LOB: 2 BB: 1 P: 20 | 1B: 10 2B: 1 3B: 0 HR: 2 | SF: 0 SAC: 0 DP: 1 HBP: 0 | WP: 1 PB: 0 SB: 0 CS: 0 | PA: 43 |
| PITCHER | IP | WLS | BF | H | R | ER | SO | BB | IBB | HBP | BLK | WP | HR | S | P | ERA | WHIP | | | | | |
| 22 Sandy Alcantara, R ERA: 3.88 | 6.0 | W | 27 | 8 | 1 | 1 | 5 | 1 | 0 | 0 | 0 | 0 | 1 | 6 | 11 | 1.50 | 1.500 | | | | | |
| 63 Brian Moran, L ERA: 4.29 | 0.1 | H | 3 | 2 | 2 | 2 | 1 | 0 | 0 | 0 | 0 | 0 | 1 | 6 | 11 | 54.00 | 6.000 | | | | | |
| 43 Jeff Bringham, R ERA: 4.46 | 0.2 | H | 4 | 2 | 0 | 0 | 1 | 0 | 0 | 0 | 0 | 1 | 0 | 10 | 14 | 0.00 | 3.000 | | | | | |
| 35 Ryne Stanek, R ERA: 3.97 | 1.0 | H | 4 | 0 | 0 | 0 | 1 | 1 | 0 | 0 | 0 | 0 | 0 | 11 | 20 | 0.00 | 1.000 | | | | | |
| 66 Jarlin García, L ERA: 3.02 | 0.1 | H | 1 | 0 | 0 | 0 | 0 | 0 | 0 | 0 | 0 | 0 | 0 | 2 | 3 | 0.00 | 0.000 | | | | | |
| PITCHER | IP | WLS | BF | H | R | ER | SO | BB | IBB | HBP | BLK | WP | HR | S | P | ERA | WHIP | | | | | |
| 39 Tyler Kinley, R ERA: 3.85 | 0.2 | S | 4 | 1 | 0 | 0 | 2 | 1 | 0 | 0 | 0 | 0 | 0 | 12 | 17 | 0.00 | 3.000 | | | | | |

Miami Marlins @ Philadelphia Phillies
Citizens Bank Park, Philadelphia, PA
Sun Sep 29 2019, 3:11 PM - 6:01 PM EDT
Att: 31,805 - Cloudy - 79 F

AB 40
R 3
H 13
RBI 3
BB 3
SO 10
LOB 23

