

Miami Marlins - 2020

Batter	1	2	3	4	5	6	7	8	9	AB	R	H	RBI	BB	SO	LOB
6 Jeff McNeil, L (1, 5) OBP: 0.500, SLG: 0.500 38 Will Toffey, L (4, 5)	0-0 30 1B 40 2B 20 E 1B	0-0 G1-3			0-0 G3-1			0-0 F7		2	1	1	0	0	0	0
20 Pete Alonso, R (1, 3) 20 Jeremy Vasquez, L (6, 3)	0-0 E8 30 1B 40 2B 1-2		0-0 F8		0-3 K			4-0 BB		3	1	0	0	0	1	1
30 Michael Conforto, L (1, 9) OBP: 0.333, SLG: 0.333 28 Matt Winaker, L (6, 9)	0-0 40 2B 21 SF8 1-2 2-3 1B		0-0 F7		0-0 L7			0-3 K		3	1	1	0	0	0	0
40 Wilson Ramos, R (1, 2) OBP: 0.500, SLG: 1.000 70 Ali Sánchez, R (4, 2) 75 Austin Bossart, R (8, 2)	0-0 1-3 2-H 3-H 2B		0-3 K		0-0 G4-3			0-0 G3		2	0	1	2	0	1	0
21 Matt Adams, L (1, 10)	0-0 SF8 3-H		0-3 K		0-0 F6			0-0 G5-3		3	0	0	1	0	1	0
16 Jake Marisnick, R (1, 8) OBP: 0.500, SLG: 0.500 22 Quinn Brodey, L (6, 8)	0-0 F8		0-0 K		0-0 60 E 26 FC5-2-4 60 1B 1B			0-0 G4-3		2	0	1	0	0	0	1
60 Andrés Giménez, L (1, 6) OBP: 0.333, SLG: 0.333 23 Manny Rodríguez, R (8, 6)	0-0 G4-3		0-0 K		0-0 E4 26 FC5-2-4 1-3 1B			0-0 G6-3		3	0	1	0	0	0	1
26 Jarrett Parker, L (1, 7) 85 Tim Tebow, L (7, 7)		0-3 K		0-0 FC5-2-4 1-2 3-H			0-3 K			2	0	0	0	0	1	2
33 Max Moroff, S (1, 4)		0-3 K		0-0 F7			0-3 K			1	0	0	0	0	1	0
										3	0	0	0	0	2	2

Inning Stats	R: 3	H: 3	E: 1	K: 0	S: 7	LOB: 1	BB: 0	P: 7	R: 0	H: 0	E: 0	K: 2	S: 7	LOB: 0	BB: 0	P: 7	R: 0	H: 0	E: 0	K: 1	S: 5	LOB: 0	BB: 0	P: 5	R: 0	H: 0	E: 0	K: 0	S: 3	LOB: 0	BB: 0	P: 3	R: 0	H: 0	E: 0	K: 2	S: 7	LOB: 0	BB: 0	P: 7	R: 0	H: 0	E: 0	K: 1	S: 5	LOB: 1	BB: 1	P: 9	R: 0	H: 0	E: 0	K: 0	S: 3	LOB: 0	BB: 0	P: 3	1B: 4	2B: 1	3B: 0	HR: 0	SF: 1	SAC: 0	DP: 0	HBP: 0	WP: 0	PB: 0	SB: 0	CS: 0	PA: 34
--------------	------	------	------	------	------	--------	-------	------	------	------	------	------	------	--------	-------	------	------	------	------	------	------	--------	-------	------	------	------	------	------	------	--------	-------	------	------	------	------	------	------	--------	-------	------	------	------	------	------	------	--------	-------	------	------	------	------	------	------	--------	-------	------	-------	-------	-------	-------	-------	--------	-------	--------	-------	-------	-------	-------	--------


PITCHER	IP	WLS	BF	H	R	ER	SO	BB	IBB	HBP	BLK	WP	HR	S	P	ERA	WHIP
50 Jordan Yamamoto, R (1, 1) ERA: 9.00	2.0		10	3	3	2	2	0	0	0	0	0	0	14	14	9.00	1.500
61 Adam Conley, L (3, 1) ERA:	2.0		8	2	0	0	2	0	0	0	0	0	0	12	12	0.00	1.000
64 Robert Dugger, R (5, 1) ERA:	2.0		6	0	0	0	1	0	0	0	0	0	0	8	8	0.00	0.000
93 Yimi García, R (7, 1) ERA:	1.0	W	3	0	0	0	2	0	0	0	0	0	0	7	7	0.00	0.000
55 Ryne Stanek, R (8, 1) ERA:	1.0	H	4	0	0	0	1	1	0	0	0	0	0	5	9	0.00	1.000

BOTTOM

Miami Marlins @ New York Mets
Clover Park, Port St. Lucie, FL
Sat Feb 22 2020, 1:11 PM - 3:41 PM EST
Att: 6,435 - Partly Cloudy - 69 F

livebaseballscorecards.com

AB	32
R	3
H	5
RBI	3
BB	1
SO	8
LOB	9



Batter	1	2	3	4	5	6	7	8	9
2 Jonathan Villar, S (1, 10) 47 Harold Ramírez, R (5, PH) OBP: 0.400, SLG: 1.000 (6, 10)									
15 Brian Anderson, R (1, 5) 65 Eddy Alvarez, L (5, 5)									
23 Corey Dickerson, L (1, 8) 25 Lewis Brinson, R (5, 8) OBP: 0.250, SLG: 0.250									
24 Jesús Aguilar, R (1, 3) 68 Lewin Díaz, L (5, 3) OBP: 0.500, SLG: 0.500									
7 Matt Joyce, L (1, 9) 60 Monte Harrison, R (5, 9) OBP: 0.750, SLG: 0.750									
27 Matt Kemp, R (1, 7) 89 Jerar Encarnación, R (5, 7) OBP: 0.500, SLG: 1.250									
1 Isan Díaz, L (1, 4) 84 Christian Lopes, R (5, 4) OBP: 1.000, SLG: 1.500									
38 Jorge Alfaro, R (1, 2) 87 Brian Navarreto, R (6, 2)									
19 Miguel Rojas, R (1, 6) 70 Jazz Chisholm Jr., L (5, 6) OBP: 1.000, SLG: 1.333									

Inning Stats	R: 0	H: 0	E: 0	K: 2	S: 7	H: 0	LOB: 0	BB: 0	P: 12	R: 1	H: 1	E: 1	K: 1	S: 17	R: 0	H: 0	E: 0	K: 1	S: 12	R: 0	H: 1	E: 0	K: 2	S: 10	R: 0	H: 0	E: 0	K: 0	S: 10	R: 0	H: 1	E: 0	K: 0	S: 6	R: 0	H: 1	E: 0	K: 0	S: 11	R: 0	H: 1	E: 0	K: 0	S: 11	R: 4	H: 6	E: 0	K: 2	S: 20	H: 0	LOB: 1	BB: 0	P: 31
--------------	------	------	------	------	------	------	--------	-------	-------	------	------	------	------	-------	------	------	------	------	-------	------	------	------	------	-------	------	------	------	------	-------	------	------	------	------	------	------	------	------	------	-------	------	------	------	------	-------	------	------	------	------	-------	------	--------	-------	-------

PITCHER	IP	WLS	BF	H	R	ER	SO	BB	IBB	HBP	BLK	WP	HR	S	P	ERA	WHIP
23 Erick Fedde, R (1, 1) ERA: 1.1	1.1		8	1	1	0	2	2	0	0	0	1	0	16	34	0.00	2.250
33 Ryne Harper, R (2, 1) ERA: 1.2	1.2		6	0	0	0	2	1	0	0	0	0	0	20	27	0.00	0.600
52 Paolo Espino, R (4, 1) ERA: 2.0	2.0		7	1	0	0	2	0	0	0	0	0	0	20	25	0.00	0.500
21 Tanner Rainey, R (6, 1) ERA: 1.0	1.0		3	1	0	0	0	0	0	0	0	0	0	6	11	0.00	1.000
48 Javy Guerra, R (7, 1) ERA: 1.0	1.0	H	5	1	0	0	0	1	0	0	0	0	0	11	19	0.00	2.000

Washington Nationals @ Miami Marlins
Roger Dean Chevrolet Stadium, Jupiter, FL
 Sun Feb 23 2020, 1:09 PM - 4:08 PM EST
 Att: 3,304 - Party Cloudy - 76 F

AB	33
R	5
H	10
RBI	5
BB	4
SO	8
LOB	21

1B	2B	3B	HR	SF	SAC	DP	HBP	WP	HR	S	P	ERA	WHIP
8	2	0	0	0	0	0	0	1	0	20	31	36.00	6.000

Batter	1	2	3	4	5	6	7	8	9	AB	R	H	RBI	BB	SO	LOB
30 Kyle Tucker, L (1, 9) 84 Jake Meyers, R (6, 9)	0-0 G4-3		0-0 P4			1-0 88 BB 80 HR HBP	0-0 F8			2	0	0	0	0	0	0
16 Aledmys Díaz, R (1, 4) 88 Osvaldo Duarte, R (6, 4) OBP: 0.800, SLG: 0.500	1-0 79 1B HBP		0-0 P4			4-0 80 HR BB		4-0 80 CS BB		1	0	0	0	0	0	0
44 Yordan Alvarez, L (1, 7) 80 Chas McCormick, R (5, 7) OBP: 0.200, SLG: 0.800	0-0 F7				0-0 L8	0-2 HR		1-0 F7		2	0	0	0	0	0	1
79 Taylor Jones, R (1, 3) 98 J.J. Matijevic, L (6, 3)	0-0 1-2 1B				0-3 K	0-3 K		0-0 F7		2	0	1	0	0	1	0
87 Nick Tanielu, R (1, 5) 97 Grae Kessinger, R (6, 5)	0-3 K2-3				0-3 K	0-0 F9			4-0 83 BB G5-4-3	2	0	0	0	0	2	2
13 Dustin Garneau, R (1, 2) 11 Garrett Stubbs, L (6, 2) OBP: 0.750, SLG: 1.667		0-0 G5-3			0-0 P6	0-3 K			4-0 83 BB G5-4-3	2	0	0	0	0	0	0
76 Ronnie Dawson, L (1, 10) 83 Chuckie Robinson, R (7, PH) (8, 10)		0-0 G4-3			0-3 K		0-0 F7		0-0 G5-4-3	2	0	0	0	0	1	0
9 Jack Mayfield, R (1, 6) 89 Jeremy Peña, R (6, 6) OBP: 0.250, SLG: 0.500 ERA: 0.333, SLG: 0.667		0-0 G4-3			0-0 G5-3		0-0 2B		0-0 L9	2	0	0	0	0	0	0
77 Drew Ferguson, R (1, 8) 90 Stephen Wrenn, R (6, PR) (7, 8)			0-0 L9			0-0 88 BB 80 HR 2B	0-0 F7			2	0	1	0	0	0	0

Inning Stats	R: 0 E: 0 K: 1 S: 6	H: 1 LOB: 2 BB: 0 P: 7	R: 0 E: 0 K: 0 S: 3	H: 0 LOB: 0 BB: 0 P: 3	R: 0 E: 0 K: 0 S: 3	H: 0 LOB: 0 BB: 0 P: 3	R: 0 E: 0 K: 2 S: 7	H: 0 LOB: 0 BB: 0 P: 7	R: 0 E: 0 K: 1 S: 5	H: 0 LOB: 0 BB: 0 P: 5	R: 4 E: 0 K: 2 S: 11	H: 2 LOB: 1 BB: 1 P: 16	R: 0 E: 0 K: 0 S: 4	H: 1 LOB: 1 BB: 0 P: 4	R: 0 E: 0 K: 0 S: 2	H: 0 LOB: 0 BB: 1 P: 7	R: 0 E: 0 K: 0 S: 2	H: 0 LOB: 1 BB: 2 P: 10	1B: 1 2B: 2 3B: 0 HR: 1	SF: 0 SAC: 0 DP: 1 HBP: 2	WP: 0 PB: 0 SB: 0 CS: 1	PA: 35
--------------	------------------------------	---------------------------------	------------------------------	---------------------------------	------------------------------	---------------------------------	------------------------------	---------------------------------	------------------------------	---------------------------------	-------------------------------	----------------------------------	------------------------------	---------------------------------	------------------------------	---------------------------------	------------------------------	----------------------------------	----------------------------------	------------------------------------	----------------------------------	--------

PITCHER	IP	WLS	BF	H	R	ER	SO	BB	IBB	HBP	BLK	WP	HR	S	P	ERA	WHIP
62 José Ureña, R (1, 1) ERA:	2.0		8	1	0	0	1	0	0	0	0	0	0	9	10	0.00	0.500
27 Brandon Kintzler, R (3, 1) ERA:	1.0	H	3	0	0	0	0	0	0	0	0	0	0	3	3	0.00	0.000
93 Yimi García, R (4, 1) ERA:	1.0	H	3	0	0	0	2	0	0	0	0	0	0	7	7	0.00	0.000
75 Jorge Guzmán, R (5, 1) ERA: 27.0	1.1	B	8	2	4	4	2	1	0	1	0	0	1	12	17	27.00	2.250
37 Stephen Tarpley, L (6, 1) ERA:	0.2		2	0	0	0	1	0	0	0	0	0	0	4	4	0.00	0.000


BOTTOM

Miami Marlins @ Houston Astros

TEAM Ballpark of the Palm Beaches, West Palm Beach, FL

Tue Feb 25 2020, 1:08 PM - 3:49 PM EST
Att. 2,245 - Cloudy - 81 F

AB	29
R	4
H	4
RBI	4
BB	4
SO	6
LOB	12



PITCHER	IP	WLS	BF	H	R	ER	SO	BB	IBB	HBP	BLK	WP	HR	S	P	ERA	WHIP
55 Ryne Stanek, R (7, 1) ERA:	1.0		4	1	0	0	0	0	0	0	0	0	0	4	4	0.00	1.000
78 Jordan Holloway, R (8, 1) ERA:	2.0	W	7	0	0	0	0	3	0	0	0	0	0	4	17	0.00	1.500

New York Mets @ Miami Marlins
 Roger Dean Chevrolet Stadium, Jupiter, FL
 Thu Feb 27 2020, 7:08 PM - 9:49 PM EST
 Att. 3,123 - Clear - 63 F

livebaseballscorecards.com

AB	32
R	1
H	6
RBI	1
BB	1
SO	13
LOB	14



AB R H RBI BB SO LOB

3	0	1	0	0	0	1
1	1	0	0	0	0	0
2	0	1	0	0	0	0
1	0	1	1	0	0	0
3	0	1	0	0	1	3
1	0	0	0	0	1	1
2	0	0	0	0	1	0
1	0	0	0	0	1	1
1	0	0	0	0	1	0
2	0	0	0	0	0	2
1	0	0	0	1	1	1
2	0	1	0	0	0	0

1	0	0	0	1	1	1
2	0	1	0	0	0	0

3	0	0	0	0	2	2
1	0	0	0	0	0	0

3	0	0	0	0	3	1
1	0	0	0	0	1	0

3	0	1	0	0	1	1
---	---	---	---	---	---	---

1B:	3	SF:	0
2B:	3	SAC:	0
3B:	0	DP:	0
HR:	0	HBP:	2
WP:	0	PA:	36
PB:	0	SB:	0
CS:	2		

Batter	1	2	3	4	5	6	7	8	9
12 Eduardo Núñez, R (1, 5) OBP: 0.300, SLG: 0.400 38 Will Toffey, L (6, 5) OBP: 0.286, SLG: 0.167	0-0 F9		1-2 30 1B 2B		2-1 G5-3			2-2 E6 16 1B	
30 Michael Conforto, L (1, 9) OBP: 0.273, SLG: 0.200 16 Edgardo Fermin, R (6, 9) OBP: 0.667, SLG: 0.500	2-2 F8		0-0 1B			1-0 HBP		0-2 81 BLK 1B	
20 Pete Alonso, R (1, 3) OBP: 0.083, SLG: 0.167 44 David Thompson, R (6, 3) OBP: 0.083, SLG: 0.167	1-1 18 CS 2B		2-3 K			2-0 F8		1-3 K	
18 Ryan Cordell, R (1, 10) OBP: 0.308, SLG: 0.615 76 Patrick Mazeika, L (6, PH) OBP: 0.600, SLG: 1.000 86 Jake Hager, R (8, PH) OBP: 0.333, SLG: 0.143	3-2 CS 2-3	1-3 K		1-1 F7		1-2 P6		1-3 K	
16 Jake Marisnick, R (1, 8) OBP: 0.333, SLG: 0.625 81 Johneshwy Fargas, R (4, 8) OBP: 0.222, SLG: 0.222		0-3 K		3-2 13 CS HBP		0-1 L9		1-2 F7	
13 Luis Guillorme, L (1, 6) OBP: 0.273, SLG: 0.200 60 Andrés Giménez, L (6, 6) OBP: 0.364, SLG: 0.400		4-0 BB		1 SAFE K 1-2			0-1 26 E 2B	1-0 F9	
3 Tomás Nido, R (1, 2) OBP: 0.125, SLG: 0.125 74 David Rodríguez, R (7, 2) OBP: 0.500, SLG: 0.500		2-3 K			1-2 G1-3		1-3 K	1-2 F9	
26 Jarrett Parker, L (1, 7) OBP: 0.300, SLG: 0.556 12 Braxton Lee, L (7, 7) OBP: 0.333, SLG: 0.500			2-3 K		3-3 K		2-3 K	1-3 K	
33 Max Moroff, S (1, 4) OBP: 0.250, SLG: 0.182			1-2 G5-3		1-1 1B		1-3 K		

Inning Stats	R: 0	H: 1	E: 0	K: 0	S: 9	P: 15	R: 0	H: 0	E: 0	K: 3	S: 9	P: 16	R: 0	H: 2	E: 0	K: 2	S: 17	P: 23	R: 0	H: 0	E: 0	K: 1	S: 8	P: 13	R: 0	H: 1	E: 0	K: 1	S: 10	P: 17	R: 0	H: 0	E: 0	K: 0	S: 6	P: 10	R: 0	H: 1	E: 1	K: 3	S: 11	P: 15	R: 1	H: 1	E: 1	K: 2	S: 17	P: 22	R: 0	H: 0	E: 0	K: 1	S: 7	P: 10	1B: 3	2B: 3	3B: 0	HR: 0	SF: 0	SAC: 0	DP: 0	HBP: 2	WP: 0	PA: 36
--------------	------	------	------	------	------	-------	------	------	------	------	------	-------	------	------	------	------	-------	-------	------	------	------	------	------	-------	------	------	------	------	-------	-------	------	------	------	------	------	-------	------	------	------	------	-------	-------	------	------	------	------	-------	-------	------	------	------	------	------	-------	-------	-------	-------	-------	-------	--------	-------	--------	-------	--------

PITCHER	IP	WLS	BF	H	R	ER	SO	BB	IBB	HBP	BLK	WP	HR	S	P	ERA	WHIP
64 Robert Dugger, R (1, 1) ERA: 0.00	2.2		11	3	0	0	4	1	0	0	0	0	0	30	47	0.00	1.500
33 Brad Boxberger, R (3, 1) ERA: 0.00	1.1		4	0	0	0	2	0	0	1	0	0	0	13	20	0.00	0.000
50 Jordan Yamamoto, R (5, 1) ERA: 3.6	3.0	W	12	2	0	0	4	0	0	1	0	0	0	27	42	0.00	0.667
46 Pat Venditte, S (8, 1) ERA: 4.5	1.0	H	5	1	1	0	2	0	0	0	1	0	0	17	22	0.00	1.000
90 Dylan Lee, L (9, 1) ERA: 0.00	1.0	S	3	0	0	0	1	0	0	0	0	0	0	7	10	0.00	0.000

PITCHER	IP	WLS	BF	H	R	ER	SO	BB	IBB	HBP	BLK	WP	HR	S	P	ERA	WHIP
---------	----	-----	----	---	---	----	----	----	-----	-----	-----	----	----	---	---	-----	------

Batter	1	2	3	4	5	6	7	8	9	AB	R	H	RBI	BB	SO	LOB
2 Jonathan Villar, S (1, 8) 32 Victor Mesa, R (5, 8) OBP: 0.286, SLG: 0.167	2-1 G3		1-0 P3		1-2 G6-3			0-0 G6-3		2	0	0	0	0	0	0
15 Brian Anderson, R (1, 5) 84 Christian Lopes, R (6, 5) OBP: 0.222, SLG: 0.250 OBP: 0.375, SLG: 0.429	3-3 K		3-2 G6-3			2-1 G5-3		4-1 BB		2	0	0	0	0	1	0
23 Corey Dickerson, L (1, 7) 89 Jerar Encarnación, R (6, 7) OBP: 0.625, SLG: 1.500	3-2 1B			0-3 K		1-2 2B		0-0 1B		2	0	1	0	0	1	0
24 Jesús Aguilar, R (1, 3) 81 Gosuke Katoh, L (6, 3) OBP: 0.222, SLG: 0.125 OBP: 0.571, SLG: 0.500	0-2 1B			3-2 G6-3		3-2 F7		1-0 1B		2	0	1	0	0	0	0
26 Garrett Cooper, R (1, 9) 76 Jesús Sánchez, L (6, 9)	0-1 FC6-4			1-0 L7		0-3 K		2-3 K		2	0	0	0	0	0	2
7 Matt Joyce, L (1, 10) 25 Lewis Brinson, R (5, PR) OBP: 0.375, SLG: 0.286 OBP: 0.571, SLG: 1.429		2-2 G4-3				0-0 1B		3-2 HR		2	0	1	0	0	0	0
5 Jon Berti, R (1, 4) 65 Eddy Alvarez, L (6, 4) OBP: 0.250, SLG: 0.625 OBP: 0.200, SLG: 0.800		3-2 G5-3				1-0 SH1-3		1-2 F7		1	0	0	0	0	0	0
36 Ryan Lavanway, R (1, 2) 87 Brian Navarreto, R (5, PR)		1-3 K				0-0 2B		0-3 K2-3		2	0	1	1	0	1	0
19 Miguel Rojas, R (1, 6) 80 José Devers, L (6, 6)			3-3 K			0-0 F9		2-1 P6		2	0	0	0	0	1	2


Inning Stats	R: 0	H: 2	E: 0	LOB: 2	K: 1	P: 23	R: 0	H: 0	E: 0	LOB: 0	K: 1	P: 17	R: 0	H: 0	E: 0	LOB: 0	K: 1	P: 15	R: 0	H: 0	E: 0	LOB: 0	K: 1	P: 11	R: 1	H: 2	E: 0	LOB: 2	K: 0	P: 9	R: 0	H: 1	E: 0	LOB: 1	K: 1	P: 17	R: 1	H: 1	E: 0	LOB: 0	K: 1	P: 17	R: 1	H: 2	E: 0	LOB: 1	K: 1	P: 14
--------------	------	------	------	--------	------	-------	------	------	------	--------	------	-------	------	------	------	--------	------	-------	------	------	------	--------	------	-------	------	------	------	--------	------	------	------	------	------	--------	------	-------	------	------	------	--------	------	-------	------	------	------	--------	------	-------

PITCHER	IP	WLS	BF	H	R	ER	SO	BB	IBB	HBP	BLK	WP	HR	S	P	ERA	WHIP
22 Rick Porcello, R (1, 1) ERA: 3.0	2.0		8	2	0	0	2	0	0	0	0	0	0	26	40	0.00	1.000
29 Brad Brach, R (3, 1) ERA:	1.0		3	0	0	0	1	0	0	0	0	0	0	8	15	0.00	0.000
65 Robert Gsellman, R (4, 1) ERA:	1.0		3	0	0	0	1	0	0	0	0	0	0	7	11	0.00	0.000
55 Corey Oswalt, R (5, 1) ERA: 2.25	2.0	L	9	3	1	1	1	0	0	0	0	0	0	18	26	4.50	1.500
72 Stephen Nogosek, R (7, 1) ERA: 4.5	1.0		4	1	1	1	1	0	0	0	0	0	1	11	17	9.00	1.000

BOTTOM

New York Mets @ Miami Marlins
 Roger Dean Chevrolet Stadium, Jupiter, FL
 Thu Feb 27 2020, 7:08 PM - 9:49 PM EST
 Att. 3,123 - Clear - 63 F

AB	30
R	3
H	8
RBI	3
BB	1
SO	7
LOB	9



WP	HR	S	P	ERA	WHIP
1	0	4	9	13.50	4.500
1	0	3	5	0.00	0.000

Batter	1	2	3	4	5	6	7	8	9	AB	R	H	RBI	BB	SO	LOB	BOTTOM
--------	---	---	---	---	---	---	---	---	---	----	---	---	-----	----	----	-----	--------

34 Magneuris Sierra, L <small>(1, 10) OBP: 0.364, SLG: 0.300</small> 67 JJ Bleday, L <small>(8, PH) (9, 10) OBP: 0.286, SLG: 0.286</small>	<small>1-1</small> SF9 <small>1B</small>		<small>0-1</small> G2-3			<small>2-2</small> G1-4-3 <small>1B</small>		<small>2-3</small> K		3	1	2	0	0	0	0	
---	---	--	---------------------------------------	--	--	--	--	------------------------------------	--	---	---	---	---	---	---	---	--

29 Francisco Cervelli, R <small>(1, 2) OBP: 0.333, SLG: 0.500</small> 86 B.J. López, R <small>(5, 2)</small>	<small>2-2</small> SF9 <small>1-H</small>			<small>0-0</small> G5-3		<small>0-1</small> G1-4-3 <small>1-2f</small>		<small>3-2</small> F7		1	0	0	1	0	0	0	
---	--	--	--	---------------------------------------	--	--	--	-------------------------------------	--	---	---	---	---	---	---	---	--

27 Matt Kemp, R <small>(1, 7) OBP: 0.333, SLG: 0.333</small> 89 Jerar Encarnación, R <small>(7, 7) OBP: 0.500, SLG: 1.200</small>	<small>2-3</small> K			<small>1-3</small> K			<small>0-3</small> K		<small>3-3</small> K	2	0	0	0	0	2	0	
--	------------------------------------	--	--	------------------------------------	--	--	------------------------------------	--	------------------------------------	---	---	---	---	---	---	---	--

1 Isan Díaz, L <small>(1, 4) OBP: 0.364, SLG: 0.300</small> 81 Gosuke Katoh, L <small>(8, 4) OBP: 0.625, SLG: 0.500</small>	<small>1-0</small> G3-1			<small>1-3</small> K			<small>0-0</small> G4-3		<small>4-2</small> 76 HR BB	3	0	0	0	0	1	0	
--	---------------------------------------	--	--	------------------------------------	--	--	---------------------------------------	--	---	---	---	---	---	---	---	---	--

60 Monte Harrison, R <small>(1, 8) OBP: 0.364, SLG: 0.300</small> 92 Brian Miller, L <small>(7, 8) OBP: 0.286, SLG: 0.571</small>		<small>1-3</small> K			<small>4-0</small> BB		<small>2-2</small> 1B		<small>1-1</small> F7	1	0	0	0	1	1	0	
--	--	------------------------------------	--	--	-------------------------------------	--	-------------------------------------	--	-------------------------------------	---	---	---	---	---	---	---	--

47 Harold Ramírez, R <small>(1, 9) OBP: 0.364, SLG: 0.889</small> 76 Jesús Sánchez, L <small>(7, 9) OBP: 0.250, SLG: 1.000</small>		<small>0-2</small> G5-3			<small>1-3</small> K		<small>0-0</small> G4-3		<small>2-0</small> 1-H HR	2	0	0	0	0	1	1	
---	--	---------------------------------------	--	--	------------------------------------	--	---------------------------------------	--	---	---	---	---	---	---	---	---	--

68 Lewin Díaz, L <small>(1, 3) OBP: 0.300, SLG: 0.600</small> 51 Sean Reynolds, L <small>(7, 3)</small>		<small>0-3</small> K2-3			<small>0-3</small> K			<small>2-3</small> K	<small>2-3</small> K	2	0	0	0	0	2	1	
--	--	---------------------------------------	--	--	------------------------------------	--	--	------------------------------------	------------------------------------	---	---	---	---	---	---	---	--

13 Sean Rodríguez, R <small>(1, 6) OBP: 0.375, SLG: 0.333</small> 54 Demetrius Sims, R <small>(7, 6) OBP: 1.000, SLG: 2.000</small>			<small>0-3</small> K		<small>1-1</small> F9			<small>0-2</small> 84 1B 2B		2	0	0	0	0	1	1	
--	--	--	------------------------------------	--	-------------------------------------	--	--	---	--	---	---	---	---	---	---	---	--

65 Eddy Alvarez, L <small>(1, 5) OBP: 0.143, SLG: 0.571</small> 84 Christian Lopes, R <small>(7, 5) OBP: 0.444, SLG: 0.500</small>			<small>3-2</small> G3			<small>0-3</small> K		<small>0-0</small> 1B		2	0	0	0	0	1	0	
---	--	--	-------------------------------------	--	--	------------------------------------	--	-------------------------------------	--	---	---	---	---	---	---	---	--

Inning Stats	R: 1	H: 1	E: 0	LOB: 0	K: 1	P: 16	R: 0	H: 0	E: 0	LOB: 0	K: 2	P: 13	R: 0	H: 0	E: 0	LOB: 0	K: 11	P: 14	R: 0	H: 0	E: 0	LOB: 1	K: 2	P: 15	R: 0	H: 1	E: 0	LOB: 0	K: 1	P: 11	R: 0	H: 1	E: 0	LOB: 1	K: 1	P: 10	R: 1	H: 2	E: 0	LOB: 1	K: 2	P: 22	R: 2	H: 1	E: 0	LOB: 0	K: 2	P: 25	1B: 4	SF: 1	2B: 1	SAC: 0	3B: 0	DP: 1	HR: 1	HBP: 0	WP: 0	PA: 34	PB: 0	SB: 1	CS: 0
--------------	------	------	------	--------	------	-------	------	------	------	--------	------	-------	------	------	------	--------	-------	-------	------	------	------	--------	------	-------	------	------	------	--------	------	-------	------	------	------	--------	------	-------	------	------	------	--------	------	-------	------	------	------	--------	------	-------	-------	-------	-------	--------	-------	-------	-------	--------	-------	--------	-------	-------	-------

PITCHER	IP	WLS	BF	H	R	ER	SO	BB	IBB	HBP	BLK	WP	HR	S	P	ERA	WHIP
21 Zack Greinke, R <small>ERA: 0.00</small>	(1, 1)	2.0	W	7	1	1	0	3	0	0	0	0	0	22	29	0.00	0.500
39 Josh James, R <small>ERA: 0.00</small>	(3, 1)	2.0	H	6	0	0	3	0	0	0	0	0	0	20	25	0.00	0.000
69 Ryan Hartman, L <small>ERA: 2.45</small>	(5, 1)	2.0	H	7	1	0	3	1	0	0	0	0	0	18	26	0.00	1.000
91 Carson LaRue, R <small>ERA: 2.45</small>	(7, 1)	2.0	H	9	3	1	3	0	0	0	0	0	0	23	32	4.50	1.500
92 Nick Hernandez, R <small>ERA: 7.71</small>	(9, 1)	1.0		5	1	2	2	1	0	0	0	0	1	13	25	18.00	2.000

Houston Astros @ Miami Marlins
 Roger Dean Chevrolet Stadium, Jupiter, FL
 Fri Feb 28 2020, 1:06 PM - 3:58 PM EST
 Att. 2,823 - Sunny - 63 F

livebaseballscorecards.com

AB	31
R	4
H	6
RBI	4
BB	2
SO	14
LOB	8



Miami Marlins @ Baltimore Orioles
 Ed Smith Stadium, Sarasota, FL
 Sat Feb 29 2020, 1:07 PM - 4:08 PM EST
 Att. 5,734 - Sunny - 64 F

livebaseballscorecards.com

AB	36
R	6
H	10
RBI	6
BB	3
SO	8
LOB	12



WP:	0	PA:	40
PB:	1		
SB:	0		
CS:	0		

AB R H RBI BB SO LOB

3	2	2	1	0	0	0
2	0	0	0	0	0	0
3	0	1	1	0	1	1
1	0	0	0	1	1	0
3	0	0	0	0	0	2
2	1	2	1	0	0	0
2	0	1	1	1	1	0
2	0	0	0	0	0	2
3	0	0	0	0	0	2
1	0	0	0	0	1	2
3	1	1	0	0	0	0
1	0	0	0	0	1	0
2	1	1	0	1	0	0
1	0	0	0	0	1	0
3	1	2	1	0	0	0
1	0	0	0	0	0	0
2	0	0	1	0	2	2
1	0	0	0	0	0	1

Batter	1	2	3	4	5	6	7	8	9
80 José Devers, L (1, 6) OBP: 0.273, SLG: 0.400 65 Eddy Alvarez, L (6, 6) OBP: 0.111, SLG: 0.444	0-0 26 1B 2B		0-0 F8		0-0 5 1B 2B		0-0 G4-3		0-0 F7
5 Jon Berti, R (1, 5) OBP: 0.273, SLG: 0.545 81 Gosuke Katoh, L (6, 5) OBP: 0.600, SLG: 0.429	0-3 K		0-0 L4		0-0 2-H 1B		4-0 84 2B BB		0-3 K
1 Isan Díaz, L (1, 4) OBP: 0.286, SLG: 0.231 84 Christian Lopes, R (6, 4) OBP: 0.545, SLG: 1.000	0-0 P4			0-0 F8	0-0 F7		0-0 1-3 2B		0-0 HR
26 Garrett Cooper, R (1, 3) OBP: 0.417, SLG: 0.364 68 Lewin Díaz, L (6, 3) OBP: 0.250, SLG: 0.500	0-0 25 FC6-4 1B			4-0 25 G6-4-3 BB		0-3 K	0-0 P5		0-0 F7
25 Lewis Brinson, R (1, 8) OBP: 0.400, SLG: 1.000 32 Victor Mesa, R (6, 8) OBP: 0.250, SLG: 0.143	0-0 FC6-4			0-0 G6-4-3		0-0 F7	0-3 K		
47 Harold Ramírez, R (1, 7) OBP: 0.337, SLG: 0.750 67 JJ Bleday, L (6, 7) OBP: 0.250, SLG: 0.250		0-0 G5-3			0-0 G6-3	0-0 60 BB 76 1B 1B		0-3 K	
60 Monte Harrison, R (1, 9) OBP: 0.429, SLG: 0.333 89 Jerar Encarnación, R (6, 9) OBP: 0.455, SLG: 1.091		0-0 G1-3			0-0 17 PB 76 1B 17 SF7 1B	4-0 76 1B 1-2 BB		0-3 K	
76 Jesús Sánchez, L (1, 10) OBP: 0.429, SLG: 0.857 92 Brian Miller, L (8, PH) OBP: 0.250, SLG: 0.500		0-0 G4-3			0-0 17 PB 80 2B 1B	0-0 1-3 2-H 1B		0-0 E4	
17 Chad Wallach, R (1, 2) OBP: 0.125, SLG: 0.800 91 Santiago Chávez, R (7, 2)			0-3 K		1-0 SF7	0-3 K		0-0 P4	

Inning Stats	R: 1 E: 0 K: 1 S: 7	H: 2 LOB: 1 BB: 0 P: 7	R: 0 E: 0 K: 0 S: 3	H: 0 LOB: 0 BB: 0 P: 3	R: 0 E: 0 K: 1 S: 5	H: 0 LOB: 0 BB: 0 P: 5	R: 0 E: 0 K: 0 S: 2	H: 0 LOB: 0 BB: 1 P: 6	R: 3 E: 0 K: 0 S: 7	H: 4 LOB: 1 BB: 0 P: 8	R: 1 E: 0 K: 2 S: 9	H: 2 LOB: 2 BB: 1 P: 13	R: 0 E: 0 K: 1 S: 6	H: 1 LOB: 2 BB: 1 P: 10	R: 0 E: 1 K: 2 S: 8	H: 0 LOB: 1 BB: 0 P: 8	R: 1 E: 0 K: 1 S: 6	H: 1 LOB: 0 BB: 0 P: 6	1B: 6 2B: 3 3B: 0 HR: 1	SF: 1 SAC: 0 DP: 1 HBP: 0
--------------	------------------------------	---------------------------------	------------------------------	---------------------------------	------------------------------	---------------------------------	------------------------------	---------------------------------	------------------------------	---------------------------------	------------------------------	----------------------------------	------------------------------	----------------------------------	------------------------------	---------------------------------	------------------------------	---------------------------------	----------------------------------	------------------------------------

PITCHER	IP	WLS	BF	H	R	ER	SO	BB	IBB	HBP	BLK	WP	HR	S	P	ERA	WHIP
45 Keegan Akin, L (1, 1) ERA: 9.0	2.0	W	8	2	1	1	1	0	0	0	0	0	0	10	10	4.50	1.000
49 Cody Carroll, R (3, 1) ERA:	1.0		3	0	0	0	1	0	0	0	0	0	0	5	5	0.00	0.000
52 Branden Kline, R (4, 1) ERA:	1.0		3	0	0	0	0	1	0	0	0	0	0	2	6	0.00	1.000
68 Rob Zastryzny, L (5, 1) ERA: 11.25	2.0		13	6	4	4	2	1	0	0	0	0	0	16	21	18.00	3.500
67 Hunter Cervenka, L (7, 1) ERA: 19.29	1.0		5	1	0	0	1	1	0	0	0	0	0	6	10	0.00	2.000
PITCHER	IP	WLS	BF	H	R	ER	SO	BB	IBB	HBP	BLK	WP	HR	S	P	ERA	WHIP
86 Marcos Diplán, R (8, 1) ERA: 21.6	1.0		4	0	0	0	2	0	0	0	0	0	0	8	8	0.00	0.000
77 Cristian Alvarado, R (9, 1) ERA: 3.86	1.0		4	1	1	1	1	0	0	0	0	0	1	6	6	9.00	1.000

Batter	1	2	3	4	5	6	7	8	9
21 Austin Hays, R OBP: 0.250, SLG: 0.308 12 Stevie Wilkerson, S OBP: 0.231, SLG: 0.182	4-0 BB G5-4-3	0-0 FC5-4 16 1B 25 1B 39 SF8	0-0 FC5-2-6 16 1B 25 E		0-0 F9	0-3 K			
16 Trey Mancini, R OBP: 0.333, SLG: 0.333 31 Cedric Mullins, L OBP: 0.357, SLG: 0.250	0-0 G5-4-3 1-2f	0-0 19 HR 25 1B	0-0 39 WP 25 E		0-0 F8		0-0 G3		
25 Anthony Santander, S OBP: 0.438, SLG: 0.571 81 Rylan Bannon, R OBP: 0.364, SLG: 0.700	0-0 39 1B 2B	0-0 19 HR 1B	0-0 39 WP		4-0 BB		0-3 K		
39 Renato Núñez, R OBP: 0.267, SLG: 0.308 90 T.J. Nitching, S	0-0 11 1B 19 BB 1B	0-0 SF8	0-3 K		0-0 F9		0-3 K		
19 Chris Davis, L OBP: 0.818, SLG: 2.000 13 José Rondón, R OBP: 0.500, SLG: 0.600	4-0 11 1B BB	2-0 1-H 2-H HR	0-3 K			0-0 61 2B 1B		0-0 F8	
11 Jose Iglesias, R OBP: 0.273, SLG: 0.200 9 Richard Urena, S OBP: 0.333, SLG: 0.833	0-0 28 FC5-4 1B	0-0 G4-3		0-0 P6		0-0 F9		1-1 HR	
28 Pedro Severino, R OBP: 0.273, SLG: 0.545 61 Austin Wynns, R OBP: 0.333, SLG: 0.375	0-0 FC5-4 1-2f		0-0 74 FC4-6 21 FC5-4 80 BB 1B	3-2 HR		0-0 80 G1-3 1-H 87 1B 2B		0-0 1B	
80 Yusniel Díaz, R (5, 9) 95 Zach Jarrett, R (7, 9)		4-0 74 WP 21 FC5-4 74 S BB	4-0 74 FC4-6 1B	0-3 K		0-0 G1-3 2-3		0-3 K	
74 Pat Valaika, R OBP: 0.429, SLG: 0.923 87 Ramón Urias, R OBP: 0.222, SLG: 0.222		4-0 21 FC5-4 BB	0-0 FC4-6 16 1B	0-0 F7		0-0 3-H 1B		0-3 K	

Inning Stats	R: 1	H: 3	E: 0	K: 5	S: 5	L: 13	R: 5	H: 3	E: 0	K: 6	S: 6	R: 2	H: 2	E: 1	K: 2	S: 11	R: 1	H: 1	E: 0	K: 1	S: 8	R: 0	H: 0	E: 0	K: 3	S: 3	R: 2	H: 3	E: 0	K: 1	S: 8	R: 0	H: 0	E: 0	K: 2	S: 7	R: 1	H: 2	E: 0	K: 2	S: 10
	LOB: 3	BB: 2	P: 13	LOB: 0	BB: 2	P: 16	LOB: 3	BB: 1	P: 15	LOB: 0	BB: 0	LOB: 1	BB: 1	P: 7	LOB: 1	BB: 0	LOB: 0	BB: 0	P: 7	LOB: 1	BB: 0	LOB: 0	BB: 0	P: 7	LOB: 1	BB: 0	LOB: 1	BB: 0	LOB: 1	BB: 0	P: 11	LOB: 0	BB: 0	LOB: 0	BB: 0	P: 11	LOB: 0	BB: 0	LOB: 0	BB: 0	P: 11

PITCHER	IP	WLS	BF	H	R	ER	SO	BB	IBB	HBP	BLK	WP	HR	S	P	ERA	WHIP
22 Sandy Alcantara, R ERA: 17.18	1.2	L	13	5	5	5	0	4	0	0	0	1	0	9	25	27.00	5.400
37 Stephen Tarpley, L ERA: 6.0	1.1		10	3	3	2	2	1	0	0	0	1	1	13	19	13.50	3.000
71 Drew Steckenrider, R ERA: 9.0	1.0		4	1	1	1	1	0	0	0	0	0	1	8	11	9.00	1.000
95 Trevor Rogers, L ERA: 6.0	2.0		10	3	2	2	1	1	0	0	0	0	0	11	15	9.00	2.000
56 Sterling Sharp, R ERA: 3.0	1.0		3	0	0	0	2	0	0	0	0	0	0	7	7	0.00	0.000

AB	R	H	RBI	BB	SO	LOB
3	2	0	1	1	0	3
1	0	0	0	0	1	1
3	1	2	1	0	0	1
2	0	0	0	0	0	0
3	2	2	0	1	0	1
1	0	0	0	0	1	0
3	0	1	2	0	1	3
1	0	0	0	0	1	0
2	1	1	3	1	1	3
2	1	1	0	0	0	0
3	0	1	0	0	0	0
2	1	1	1	0	0	1
3	1	2	1	0	0	3
2	1	2	1	0	0	0
2	1	0	0	2	1	1
1	0	0	0	0	1	1
2	1	0	0	1	0	2
2	0	1	1	0	1	1

AB	38	R	12	H	14	RBI	11	BB	6	SO	8	LOB	21																
1B:	9	SF:	1	WP:	2	PA:	45	2B:	2	PB:	0	3B:	0	SAC:	0	SB:	1	HR:	3	DP:	1	CS:	0	HBP:	0	ERA:	9.00	WHIP:	2.000

Miami Marlins @ Baltimore Orioles
Ed Smith Stadium, Sarasota, FL
Sat Feb 29 2020, 1:07 PM - 4:08 PM EST
Att. 5,734 - Sunny - 64 F

livebaseballscores.com



New York Mets @ Miami Marlins
 Roger Dean Chevrolet Stadium, Jupiter, FL

Sun Mar 01 2020, 1:06 PM - 3:43 PM EST
 Att. 3,727 - Partly Cloudy - 70 F

livebaseballscorecards.com



WP: 0 PA: 33
 PB: 0
 SB: 0
 CS: 1

AB 26
 R 1
 H 3
 RBI 1
 BB 6
 SO 4
 LOB 14

AB R H RBI BB SO LOB

3	0	0	0	0	0	0	0	0	0	0	0	0	0	0	0
0	0	0	0	1	0	0	0	3	0	2	0	0	0	0	0
0	0	0	0	0	1	1	2	1	0	0	0	0	0	3	3
2	0	0	0	1	1	1	1	1	0	0	0	0	0	0	0
1	0	0	0	0	0	0	1	2	0	0	0	0	0	0	0
3	0	1	0	0	1	1	1	3	0	1	0	0	1	1	1
1	0	0	0	2	0	2	2	0	1	0	0	0	0	0	0
3	0	0	0	0	0	3	3	3	0	0	0	0	0	0	0
0	0	0	0	0	0	0	0	2	0	0	0	1	1	1	1
0	0	0	0	0	0	0	0	0	0	0	0	0	0	0	0

Batter	1	2	3	4	5	6	7	8	9
1 Amed Rosario, R (1, 6) 16 Edgardo Fermin, R (6, 6) OBP: 0.800, SLG: 0.500	G6-3		P4			G5-3		BB	
12 Eduardo Núñez, R (1, 5) 44 René Rivera, R (6, 5) OBP: 0.375, SLG: 0.400	1B		FC6			G4-3		BB	
2 Dominic Smith, L (1, 3) 28 Joey Terdoslavich, S (6, 3) OBP: 0.188, SLG: 0.188	K		FC6			G3		G6-4-3	
16 Jake Marisnick, R (1, 10) 54 Wilfred Astudillo, S (9, PH) OBP: 0.333, SLG: 0.500	K								
3 Tomás Nido, R (1, 2) 75 Austin Bossart, R (6, 2) OBP: 0.200, SLG: 0.111		HBP							
18 Ryan Cordell, R (1, 9) 28 Matt Winaker, L (7, 9) OBP: 0.250, SLG: 0.450		1B							
33 Max Moroff, S (1, 4) 65 Luke Ritter, R (8, PR) OBP: 0.412, SLG: 0.429		L5-4							
86 Jake Hager, R (1, 7) 29 Wagner Lagrange, R (8, 7) OBP: 1.000, SLG: 1.000		G4-3							
81 Johneshwy Fargas, R (1, 8) 15 Jake Mangum, S (8, 8) OBP: 0.188, SLG: 0.133									

Inning Stats	R: 0	H: 1	E: 0	K: 2	S: 11	P: 17
	R: 0	H: 1	E: 0	K: 0	S: 6	P: 9
	R: 0	H: 1	E: 0	K: 1	S: 9	P: 11
	R: 0	H: 0	E: 0	K: 0	S: 6	P: 11
	R: 0	H: 0	E: 0	K: 0	S: 9	P: 14
	R: 0	H: 0	E: 0	K: 0	S: 8	P: 10
	R: 0	H: 0	E: 0	K: 1	S: 9	P: 16
	R: 1	H: 0	E: 0	K: 0	S: 14	P: 33
	R: 0	H: 0	E: 0	K: 0	S: 6	P: 11

PITCHER	IP	WLS	BF	H	R	ER	SO	BB	IBB	HBP	BLK	WP	HR	S	P	ERA	WHIP	
62 José Ureña, R (1, 1) ERA: 3.38	3.0		12	3	0	0	3	0	0	1	0	0	0	26	37	0.00	1.000	
58 Josh Smith, R (4, 1) ERA: 5.79	1.0		3	0	0	0	0	1	0	0	0	0	0	6	11	0.00	1.000	
61 Adam Conley, L (5, 1) ERA: 27.0	1.0	W	3	0	0	0	0	1	0	0	0	0	0	9	14	0.00	1.000	
78 Jordan Holloway, R (6, 1)	2.0	H	6	0	0	0	1	0	0	0	0	0	0	17	26	0.00	0.000	
75 Jorge Guzmán, R (8, 1)	0.1		5	0	1	1	0	4	0	0	0	0	0	11	30	27.00	12.000	
46 Pat Venditte, S (8, 1) ERA: 3.38	0.2		1	0	0	0	0	0	0	0	0	0	0	0	3	3	0.00	0.000
96 Alex Vesia, L (9, 1)	1.0		3	0	0	0	0	0	0	0	0	0	0	6	11	0.00	0.000	

1B: 3 SF: 0
 2B: 1 SAC: 0
 3B: 0 DP: 3
 HR: 0 HBP: 1

Batter	1	2	3	4	5	6	7	8	9	AB R H RBI BB SO LOB
2 Adam Eaton, L OBP: 0.571, SLG: 0.800 73 Tres Barrera, R OBP: 0.167, SLG: 0.167	4-0 47 1B 22 BB 29 G4-3 BB		0-3 K		0-0 G4-3			0-0 G5-3		2 1 0 0 1 1 0 1 0 0 0 0 0 0
13 Asdrúbal Cabrera, S OBP: 0.250, SLG: 0.200 75 Drew Ward, L OBP: 0.200, SLG: 0.111	0-0 L9		0-0 G3-1		0-0 G4-3			4-0 18 BB BB		3 0 0 0 0 0 1 0 0 0 0 1 0 0
22 Juan Soto, L OBP: 0.533, SLG: 0.556 18 Jake Noll, R OBP: 0.571, SLG: 0.500	4-0 29 G4-3 47 1B 1-2 BB		4-0 47 S BB			0-3 K		4-0 1-2 BB		1 0 0 0 2 1 0 0 0 0 0 1 0 0
47 Howie Kendrick, R OBP: 0.364, SLG: 0.300 25 Jacob Wilson, R OBP: 0.500, SLG: 0.500	0-0 29 G4-3 1-2 1B		0-1 P3			4-0 29 FC1-6 BB		0-3 K		2 0 1 0 1 0 1 1 0 0 0 0 1 2
29 Yadiel Hernandez, L OBP: 0.217, SLG: 0.190 22 Mac Williamson, R OBP: 0.188, SLG: 0.071	0-0 G4-3 1-2 2-3 3-H		0-3 K			0-0 FC1-6 1-2f		0-3 K		3 0 0 1 0 1 3 1 0 0 0 0 1 2
3 Michael Taylor, R OBP: 0.125, SLG: 0.200 85 Cody Wilson, R OBP: 0.667, SLG: 1.000	0-0 G5-3		0-0 F9			0-0 G6-3		0-0 SH1-4 62 SH1-4 27 CS 2B		3 0 0 0 0 0 3 1 0 1 0 0 0 0
1 Wilmer Difo, S OBP: 0.200, SLG: 0.333 62 Luis García Jr., L OBP: 0.500, SLG: 0.750		0-0 G3-1		0-0 F7			0-0 27 G3-6 1B	0-0 SH1-4		2 0 0 0 0 0 0 1 0 1 0 0 0 0
5 Adrián Sanchez, R OBP: 0.250, SLG: 0.533 26 Brandon Snyder, R OBP: 0.438, SLG: 0.429		0-2 K			3-1 HR		0-0 P4	4-0 27 CS 27 1B BB		2 1 1 1 0 1 0 1 1 0 0 1 0 1
74 Taylor Gushue, S 27 Emilio Bonifácio, S OBP: 0.333, SLG: 0.467		0-0 L4			0-3 K		0-0 G3-6 1-2f	0-1 1-H 3-H 1B		2 0 0 0 0 1 0 2 0 1 1 0 0 1

Inning Stats	R: 1	H: 1	E: 0	LOB: 2	K: 0	BB: 2	S: 4	R: 0	H: 0	E: 0	LOB: 0	K: 1	BB: 0	S: 5	R: 0	H: 0	E: 0	LOB: 0	K: 1	BB: 0	S: 5	R: 1	H: 1	E: 0	LOB: 0	K: 1	BB: 0	S: 7	R: 0	H: 0	E: 0	LOB: 1	K: 1	BB: 1	S: 5	R: 0	H: 0	E: 0	LOB: 2	K: 2	BB: 2	S: 7	R: 1	H: 2	E: 0	LOB: 1	K: 0	BB: 1	S: 4	P: 8	1B: 3	2B: 1	3B: 0	HR: 1	SF: 0	SAC: 1	DP: 1	HBP: 0	WP: 0	PA: 36
PITCHER	IP	WLS	BF	H	R	ER	SO	BB	IBB	HBP	BLK	WP	HR	S	P	ERA	WHIP																																											
49 Pablo López, R ERA: 3.86	3.0		13	1	1	1	2	3	0	0	0	0	0	15	27	3.00	1.333																																											
33 Brad Boxberger, R ERA:	1.0	H	3	0	0	0	1	0	0	0	0	0	0	5	5	0.00	0.000																																											
79 Edward Cabrera, R ERA: 4.5	2.0	B	8	1	1	1	2	1	0	0	0	0	1	12	19	4.50	1.000																																											
88 Aaron Northcraft, R ERA:	1.0		3	1	0	0	0	0	0	0	0	0	0	3	3	0.00	1.000																																											
77 Humberto Mejía, R ERA:	1.0		5	0	0	0	2	2	0	0	0	0	0	7	15	0.00	2.000																																											
PITCHER	IP	WLS	BF	H	R	ER	SO	BB	IBB	HBP	BLK	WP	HR	S	P	ERA	WHIP																																											
90 Dylan Lee, L ERA: 3.38	0.2	L	4	2	1	1	0	1	0	0	0	0	0	4	8	3.38	4.500																																											

MIAMI MARLINS @ WASHINGTON NATIONALS
TEAM BALLPARK OF THE PALM BEACHES, WEST PALM BEACH, FL
 Mon Mar 02 2020, 1:08 PM - 3:45 PM EST
 Att: 3,345 - Party Cloudy - 77 F

AB 28
 R 3
 H 5
 RBI 3
 BB 7
 SO 7
 LOB 14



Batter	1	2	3	4	5	6	7	8	9	AB R H RBI BB SO LOB	TOP		
70 Jazz Chisholm Jr., L (1, 6) OBP: 0.545, SLG: 0.500 65 Eddy Alvarez, L (5, 6) OBP: 0.200, SLG: 0.500 67 JJ Bleday, L (9, PH) OBP: 0.333, SLG: 0.333 80 José Devers, L (9, 6) OBP: 0.250, SLG: 0.364	0-0 G3	0-3 K			0-0 G4-3			0-0 84 1B	0-0 1B	3 0 0 0 0 1 1 1 0 1 0 0 0 0 1 0 1 0 0 0 0 0 0 0 0 0 0 0			
5 Jon Berti, R (1, 5) OBP: 0.200, SLG: 0.400 84 Christian Lopes, R (5, 5) OBP: 0.467, SLG: 0.786	0-3 K		0-3 K		0-0 F9			0-0 1B	0-3 K	3 0 0 0 0 2 0 2 0 1 0 0 1 2			
26 Garrett Cooper, R (1, 3) OBP: 0.333, SLG: 0.471 68 Lewin Díaz, L (5, 3) OBP: 0.267, SLG: 0.533	0-2 HR		0-0 F8		0-0 F9			0-0 P6		3 1 1 1 0 0 0 1 0 0 0 0 0 1			
27 Matt Kemp, R (1, 10) OBP: 0.250, SLG: 0.200	0-3 K		0-3 K		0-0 F7			0-0 F9		4 0 0 0 0 2 1			
1 Isan Díaz, L (1, 4) OBP: 0.300, SLG: 0.176 81 Gosuke Katoh, L (6, 4) OBP: 0.545, SLG: 0.375		0-0 G6-3		4-0 47 WP 17 1B BB		0-3 K			0-3 K	2 1 0 0 1 1 0 1 0 0 0 0 1 0			
47 Harold Ramírez, R (1, 7) OBP: 0.333, SLG: 0.600 60 Monte Harrison, R (6, 7) OBP: 0.438, SLG: 0.308		1-0 25 FC5 17 1B HBP		1-0 G5-3		0-0 G6-3			4-0 76 1B 76 E BB	2 1 0 0 0 0 1 0 1 0 0 1 0 0			
25 Lewis Brinson, R (1, 9) OBP: 0.429, SLG: 1.000 89 Jerar Encarnación, R (6, 9) OBP: 0.500, SLG: 1.083 76 Jesús Sánchez, L (9, PH) OBP: 0.500, SLG: 0.875		0-0 FC5		0-0 F8		0-0 36 CS 1B		0-0 E7	0-0 32 1B 1B	2 1 0 0 0 0 2 1 0 1 0 0 0 0 1 1 1 0 0 0 0	AB 35 R 6 H 10 RBI 4 BB 2 SO 10 LOB 11		
17 Chad Wallach, R (1, 2) OBP: 0.273, SLG: 0.750 36 Ryan Lavarnway, R (6, 2) OBP: 0.375, SLG: 0.429		0-0 34 FC3-6 1B		0-0 34 1B 1B		0-1 L5		0-3 K	0-3 K	2 0 2 2 0 0 0 2 0 0 0 0 1 2			
34 Magneuris Sierra, L (1, 8) OBP: 0.429, SLG: 0.462 32 Victor Mesa, R (6, 8) OBP: 0.300, SLG: 0.222		0-0 FC3-6		0-0 34 1B 1B		0-3 K		0-0 67 1B 1B		2 0 1 0 0 0 1 2 0 1 1 0 1 0			
Inning Stats	R: 1 H: 1 E: 0 LOB: 0 K: 2 BB: 0 S: 10 P: 10	R: 2 H: 1 E: 1 LOB: 1 K: 1 BB: 0 S: 7 P: 8	R: 0 H: 0 E: 0 LOB: 0 K: 2 BB: 0 S: 7 P: 7	R: 1 H: 2 E: 0 LOB: 2 K: 0 BB: 1 S: 4 P: 9	R: 0 H: 0 E: 0 LOB: 0 K: 0 BB: 0 S: 3 P: 3	R: 0 H: 0 E: 0 LOB: 0 K: 1 BB: 0 S: 5 P: 5	R: 0 H: 1 E: 0 LOB: 0 K: 1 BB: 0 S: 6 P: 6	R: 0 H: 2 E: 0 LOB: 1 K: 0 BB: 0 S: 4 P: 4	R: 2 H: 3 E: 1 LOB: 2 K: 3 BB: 1 S: 12 P: 16	1B: 9 SF: 0 2B: 0 SAC: 0 3B: 0 DP: 0 HR: 1 HBP: 1	WP: 1 PA: 38 PB: 0 SB: 1 CS: 1		
PITCHER	IP WLS BF H R ER SO BB IBB HBP BLK WP HR S P ERA WHIP											PITCHER	IP WLS BF H R ER SO BB IBB HBP BLK WP HR S P ERA WHIP
34 Noah Syndergaard, R (1, 1) ERA: 3.6	3.0 L 13 2 3 2 5 0 0 1 0 0 0 1 24 25 6.00 0.667											79 Adonis Uceta, R (9, 1) ERA: 9.0	1.0 7 3 2 2 3 1 0 0 0 0 0 0 4 4 18.00 4.000
65 Robert Gsellman, R (4, 1) ERA: 2.25	2.0 8 2 1 1 0 1 0 0 0 0 1 0 7 12 4.50 1.500												
27 Jeury Familia, R (6, 1) ERA:	1.0 3 0 0 0 1 0 0 0 0 0 0 0 5 5 0.00 0.000												
29 Brad Brach, R (7, 1) ERA:	1.0 3 1 0 0 1 0 0 0 0 0 0 0 6 6 0.00 1.000												
51 Paul Sewald, R (8, 1) ERA:	1.0 4 2 0 0 0 0 0 0 0 0 0 0 4 4 0.00 2.000												

Miami Marlins @ New York Mets
Clover Park, Port St. Lucie, FL
Tue Mar 03 2020, 1:11 PM - 3:54 PM EST
Att. 4,629 - Partly Cloudy - 86 F

livebaseballscorecards.com



Batter	1	2	3	4	5	6	7	8	9	AB	R	H	RBI	BB	SO	LOB
6 Jeff McNeil, L (1, 5) 44 David Thompson, R (6, 5) BBSS	3-2 HR		0-0 1B		0-0 G3			0-0 G6-3	0-0 G6-3	3	1	2	1	0	0	0
9 Brandon Nimmo, L (1, 8) 18 Ryan Cordell, R (7, 8) OBP: 0.471, SLG: 0.429 OBP: 0.238, SLG: 0.429	0-0 G3		0-0 1B				0-0 F7	0-0 G5-3		3	0	1	0	0	0	0
24 Robinson Canó, L (1, 4) 33 Max Moroff, S (5, 4) OBP: 0.333, SLG: 0.400 OBP: 0.474, SLG: 0.467	0-0 F7		0-0 F7				0-0 20 F8 1B	4-0 BB		2	0	0	0	0	0	2
20 Pete Alonso, R (1, 3) 76 Patrick Mazeika, L (7, 3) OBP: 0.143, SLG: 0.190 OBP: 0.444, SLG: 0.750	0-0 G5-3				0-0 1B		0-0 F8	0-0 G4-3		3	0	1	0	0	0	1
30 Michael Conforto, L (1, 9) 26 Jarrett Parker, L (7, 9) OBP: 0.300, SLG: 0.389 OBP: 0.267, SLG: 0.385		0-3 K			0-0 P6		0-0 P5		0-3 K	3	0	0	0	0	1	2
40 Wilson Ramos, R (1, 2) 74 David Rodríguez, R (7, 2) OBP: 0.235, SLG: 0.529 OBP: 0.500, SLG: 0.400		0-0 G5-3			0-0 F8			4-0 BB	0-0 G6-3	2	0	0	0	0	0	1
1 Amed Rosario, R (1, 6) 60 Andrés Giménez, L (7, 6) OBP: 0.400, SLG: 0.611		0-0 F8			0-3 K			0-0 P5	0-0 85 BLK 2B	2	0	0	0	0	1	1
2 Dominic Smith, L (1, 7) 85 Tim Tebow, L (7, 7) OBP: 0.167, SLG: 0.167 OBP: 0.438, SLG: 0.455			0-0 G3				0-0 G4-3	0-3 K	4-0 86 BB BB	2	0	0	0	0	0	0
16 Jake Marisnick, R (1, 10) 86 Jake Hager, R (7, PH) OBP: 0.286, SLG: 0.417 OBP: 0.389, SLG: 0.286			0-0 F7				0-0 F9	0-0 F8	4-0 2-3 BB	2	0	0	0	0	0	0
									1-2 BB	1	0	0	0	1	0	1

Inning Stats	R: 1	H: 1	E: 0	LOB: 0	K: 0	S: 6	P: 9	R: 0	H: 0	E: 0	LOB: 0	K: 1	S: 5	R: 0	H: 2	E: 0	LOB: 2	K: 0	S: 5	R: 0	H: 1	E: 0	LOB: 1	K: 1	S: 6	R: 0	H: 0	E: 0	LOB: 0	K: 0	S: 3	R: 0	H: 1	E: 0	LOB: 1	K: 0	S: 4	R: 0	H: 0	E: 0	LOB: 1	K: 1	S: 5	R: 0	H: 0	E: 0	LOB: 1	K: 0	S: 3	R: 0	H: 0	E: 0	LOB: 1	K: 0	S: 3	R: 0	H: 0	E: 0	LOB: 1	K: 0	S: 3	R: 0	H: 1	E: 0	LOB: 3	K: 1	S: 6	R: 0	H: 1	E: 0	LOB: 3	K: 1	S: 6	R: 0	H: 1	E: 0	LOB: 3	K: 1	S: 6
--------------	------	------	------	--------	------	------	------	------	------	------	--------	------	------	------	------	------	--------	------	------	------	------	------	--------	------	------	------	------	------	--------	------	------	------	------	------	--------	------	------	------	------	------	--------	------	------	------	------	------	--------	------	------	------	------	------	--------	------	------	------	------	------	--------	------	------	------	------	------	--------	------	------	------	------	------	--------	------	------	------	------	------	--------	------	------


PITCHER	IP	WLS	BF	H	R	ER	SO	BB	IBB	HBP	BLK	WP	HR	S	P	ERA	WHIP
50 Jordan Yamamoto, R (1, 1) ERA: 3.38	3.0	W	13	4	1	1	1	0	0	0	0	0	1	17	20	3.00	1.333
55 Ryne Stanek, R (4, 1) ERA:	1.0	H	3	0	0	0	1	0	0	0	0	0	0	5	5	0.00	0.000
27 Brandon Kintzler, R (5, 1) ERA: 9.0	1.0	H	3	0	0	0	0	0	0	0	0	0	0	3	3	0.00	0.000
64 Robert Dugger, R (6, 1) ERA:	3.0	H	12	1	0	0	1	2	0	0	0	0	0	12	20	0.00	1.000
94 Braxton Garrett, L (9, 1) ERA: 3.0	1.0		6	1	0	0	1	2	0	0	1	0	0	6	14	0.00	3.000

BOTTOM

Miami Marlins @ New York Mets
Clover Park, Port St. Lucie, FL

Tue Mar 03 2020, 1:11 PM - 3:54 PM EST
Att: 4,629 - Party Cloudy - 86 F

AB	33
R	1
H	6
RBI	1
BB	4
SO	4
LOB	14



WP	PA	ERA	WHIP
0	37	0	0

Batter	1	2	3	4	5	6	7	8	9	AB R H RBI BB SO LOB	TOP																																																																																																																																																								
21 Austin Hays, R OBP: 0.261, SLG: 0.222 82 Mason McCoy, R OBP: 0.111, SLG: 0.125	4-1 FC5 WP BB		4-2 SH BB		2-3 K		1-0 F6		3-1 SF9	2 1 0 0 2 1 3 0 0 0 1 0 0 0																																																																																																																																																									
88 Andrew Velazquez, S OBP: 0.400, SLG: 0.308 95 Zach Jarrett, R	2-2 FC5 PO 1-2		0-0 SH G3 1-H 2-H		1-1 G1-3		1-3 K		1-2 HBP	3 0 0 0 0 1 4 0 0 0 0 0 0 0																																																																																																																																																									
25 Anthony Santander, S OBP: 0.364, SLG: 0.500 28 Pedro Severino, R OBP: 0.313, SLG: 0.600	0-0 F7		0-1 P3		0-1 F7		4-0 BB		0-1 F7	3 0 0 0 0 0 2 1 0 0 0 1 0 2																																																																																																																																																									
39 Renato Núñez, R OBP: 0.286, SLG: 0.444 2 Dilson Herrera, R OBP: 0.350, SLG: 0.579	1 SAFE 0-0 PO 1-2	4-0 HR BB	1-0 G3		0-2 G5-3		2-3 K		2-3 K	2 1 0 0 1 0 1 1 0 0 0 0 1 1																																																																																																																																																									
35 Dwight Smith Jr., L OBP: 0.304, SLG: 0.286 13 José Rondón, R OBP: 0.385, SLG: 0.462		0-1 L6	1-3 K		2-3 K		2-3 K		2-3 K	3 0 0 0 0 0 2 2 1 0 0 0 0 0 1 1																																																																																																																																																									
74 Pat Valaika, R OBP: 0.400, SLG: 0.895 38 Mason Williams, L OBP: 0.400, SLG: 0.294		1-1 HR		2-3 K		1-3 K		0-0 G4-3		3 1 1 2 0 2 0 1 0 0 0 0 0 1																																																																																																																																																									
12 Stevie Wilkerson, S OBP: 0.316, SLG: 0.250 89 Cadyn Grenier, R		2-3 K	3-2 G4-3		4-2 BB		4-2 BB		1-2 P6	2 0 0 0 1 1 0 1 0 0 0 0 0 0	AB 27 R 5 H 3 RBI 3 BB 9 SO 11 LOB 17																																																																																																																																																								
1 Richie Martin, R OBP: 0.400, SLG: 0.722 65 Ryan McKenna, R OBP: 0.267, SLG: 0.154		2-3 K	4-2 CS BB		4-2 BB		0-0 2B		4-2 BB	2 0 1 0 1 1 0 0 1 0 0 1 0 0																																																																																																																																																									
15 Chance Sisco, L OBP: 0.375, SLG: 0.250 37 Taylor Davis, R OBP: 0.333, SLG: 0.250		4-1 BB BB	0-1 CS		2-3 K		4-0 BB		1-2 HBP	1 1 0 0 1 1 0 1 0 1 0 1 0 0																																																																																																																																																									
Inning Stats	R: 0 H: 0 E: 0 LOB: 0 K: 0 BB: 1 S: 5 P: 11	R: 2 H: 1 E: 0 LOB: 0 K: 2 BB: 1 S: 10 P: 19	R: 2 H: 0 E: 1 LOB: 1 K: 1 BB: 2 S: 10 P: 20	R: 0 H: 0 E: 0 LOB: 0 K: 1 BB: 1 S: 10 P: 19	R: 0 H: 0 E: 0 LOB: 0 K: 2 BB: 0 S: 10 P: 15	R: 0 H: 0 E: 0 LOB: 0 K: 1 BB: 0 S: 9 P: 11	R: 0 H: 1 E: 0 LOB: 3 K: 2 BB: 2 S: 12 P: 23	R: 0 H: 0 E: 0 LOB: 1 K: 2 BB: 1 S: 10 P: 18	R: 1 H: 1 E: 0 LOB: 2 K: 0 BB: 1 S: 14 P: 24	1B: 1 SF: 1 2B: 1 SAC: 1 3B: 0 DP: 0 HR: 1 HBP: 1	WP: 1 PA: 41 PB: 0 SB: 0 CS: 1																																																																																																																																																								
PITCHER	IP WLS BF H R ER SO BB IBB HBP BLK WP HR S P ERA WHIP	<table border="0"> <tr> <td>31 Caleb Smith, L ERA: 3.6</td> <td>(1, 1)</td> <td>3.0</td> <td>L</td> <td>14</td> <td>1</td> <td>4</td> <td>2</td> <td>3</td> <td>4</td> <td>0</td> <td>0</td> <td>0</td> <td>1</td> <td>1</td> <td>25</td> <td>50</td> <td>6.00</td> <td>1.667</td> </tr> <tr> <td>88 Aaron Northcraft, R ERA:</td> <td>(4, 1)</td> <td>1.0</td> <td></td> <td>3</td> <td>0</td> <td>0</td> <td>0</td> <td>1</td> <td>1</td> <td>0</td> <td>0</td> <td>0</td> <td>0</td> <td>0</td> <td>10</td> <td>19</td> <td>0.00</td> <td>1.000</td> </tr> <tr> <td>93 Yimi García, R ERA:</td> <td>(5, 1)</td> <td>1.0</td> <td></td> <td>3</td> <td>0</td> <td>0</td> <td>0</td> <td>2</td> <td>0</td> <td>0</td> <td>0</td> <td>0</td> <td>0</td> <td>0</td> <td>10</td> <td>15</td> <td>0.00</td> <td>0.000</td> </tr> <tr> <td>56 Sterling Sharp, R ERA: 2.25</td> <td>(6, 1)</td> <td>1.0</td> <td></td> <td>3</td> <td>0</td> <td>0</td> <td>0</td> <td>1</td> <td>0</td> <td>0</td> <td>0</td> <td>0</td> <td>0</td> <td>9</td> <td>11</td> <td>0.00</td> <td>0.000</td> </tr> <tr> <td>61 Adam Conley, L ERA: 4.76</td> <td>(7, 1)</td> <td>1.0</td> <td></td> <td>6</td> <td>1</td> <td>0</td> <td>0</td> <td>2</td> <td>2</td> <td>0</td> <td>0</td> <td>0</td> <td>0</td> <td>12</td> <td>23</td> <td>0.00</td> <td>3.000</td> </tr> </table>										31 Caleb Smith, L ERA: 3.6	(1, 1)	3.0	L	14	1	4	2	3	4	0	0	0	1	1	25	50	6.00	1.667	88 Aaron Northcraft, R ERA:	(4, 1)	1.0		3	0	0	0	1	1	0	0	0	0	0	10	19	0.00	1.000	93 Yimi García, R ERA:	(5, 1)	1.0		3	0	0	0	2	0	0	0	0	0	0	10	15	0.00	0.000	56 Sterling Sharp, R ERA: 2.25	(6, 1)	1.0		3	0	0	0	1	0	0	0	0	0	9	11	0.00	0.000	61 Adam Conley, L ERA: 4.76	(7, 1)	1.0		6	1	0	0	2	2	0	0	0	0	12	23	0.00	3.000	<table border="0"> <tr> <td>PITCHER</td> <td>IP WLS BF H R ER SO BB IBB HBP BLK WP HR S P ERA WHIP</td> <td colspan="10"> <table border="0"> <tr> <td>71 Drew Steckenrider, R ERA: 4.5</td> <td>(8, 1)</td> <td>1.0</td> <td></td> <td>4</td> <td>0</td> <td>0</td> <td>0</td> <td>2</td> <td>1</td> <td>0</td> <td>0</td> <td>0</td> <td>0</td> <td>0</td> <td>10</td> <td>18</td> <td>0.00</td> <td>1.000</td> </tr> <tr> <td>37 Stephen Tarpley, L ERA: 6.75</td> <td>(9, 1)</td> <td>1.0</td> <td></td> <td>6</td> <td>1</td> <td>1</td> <td>1</td> <td>0</td> <td>1</td> <td>0</td> <td>1</td> <td>0</td> <td>0</td> <td>14</td> <td>24</td> <td>9.00</td> <td>2.000</td> </tr> </table> </td> </tr> </table>										PITCHER	IP WLS BF H R ER SO BB IBB HBP BLK WP HR S P ERA WHIP	<table border="0"> <tr> <td>71 Drew Steckenrider, R ERA: 4.5</td> <td>(8, 1)</td> <td>1.0</td> <td></td> <td>4</td> <td>0</td> <td>0</td> <td>0</td> <td>2</td> <td>1</td> <td>0</td> <td>0</td> <td>0</td> <td>0</td> <td>0</td> <td>10</td> <td>18</td> <td>0.00</td> <td>1.000</td> </tr> <tr> <td>37 Stephen Tarpley, L ERA: 6.75</td> <td>(9, 1)</td> <td>1.0</td> <td></td> <td>6</td> <td>1</td> <td>1</td> <td>1</td> <td>0</td> <td>1</td> <td>0</td> <td>1</td> <td>0</td> <td>0</td> <td>14</td> <td>24</td> <td>9.00</td> <td>2.000</td> </tr> </table>										71 Drew Steckenrider, R ERA: 4.5	(8, 1)	1.0		4	0	0	0	2	1	0	0	0	0	0	10	18	0.00	1.000	37 Stephen Tarpley, L ERA: 6.75	(9, 1)	1.0		6	1	1	1	0	1	0	1	0	0	14	24	9.00	2.000
31 Caleb Smith, L ERA: 3.6	(1, 1)	3.0	L	14	1	4	2	3	4	0	0	0	1	1	25	50	6.00	1.667																																																																																																																																																	
88 Aaron Northcraft, R ERA:	(4, 1)	1.0		3	0	0	0	1	1	0	0	0	0	0	10	19	0.00	1.000																																																																																																																																																	
93 Yimi García, R ERA:	(5, 1)	1.0		3	0	0	0	2	0	0	0	0	0	0	10	15	0.00	0.000																																																																																																																																																	
56 Sterling Sharp, R ERA: 2.25	(6, 1)	1.0		3	0	0	0	1	0	0	0	0	0	9	11	0.00	0.000																																																																																																																																																		
61 Adam Conley, L ERA: 4.76	(7, 1)	1.0		6	1	0	0	2	2	0	0	0	0	12	23	0.00	3.000																																																																																																																																																		
PITCHER	IP WLS BF H R ER SO BB IBB HBP BLK WP HR S P ERA WHIP	<table border="0"> <tr> <td>71 Drew Steckenrider, R ERA: 4.5</td> <td>(8, 1)</td> <td>1.0</td> <td></td> <td>4</td> <td>0</td> <td>0</td> <td>0</td> <td>2</td> <td>1</td> <td>0</td> <td>0</td> <td>0</td> <td>0</td> <td>0</td> <td>10</td> <td>18</td> <td>0.00</td> <td>1.000</td> </tr> <tr> <td>37 Stephen Tarpley, L ERA: 6.75</td> <td>(9, 1)</td> <td>1.0</td> <td></td> <td>6</td> <td>1</td> <td>1</td> <td>1</td> <td>0</td> <td>1</td> <td>0</td> <td>1</td> <td>0</td> <td>0</td> <td>14</td> <td>24</td> <td>9.00</td> <td>2.000</td> </tr> </table>										71 Drew Steckenrider, R ERA: 4.5	(8, 1)	1.0		4	0	0	0	2	1	0	0	0	0	0	10	18	0.00	1.000	37 Stephen Tarpley, L ERA: 6.75	(9, 1)	1.0		6	1	1	1	0	1	0	1	0	0	14	24	9.00	2.000																																																																																																																			
71 Drew Steckenrider, R ERA: 4.5	(8, 1)	1.0		4	0	0	0	2	1	0	0	0	0	0	10	18	0.00	1.000																																																																																																																																																	
37 Stephen Tarpley, L ERA: 6.75	(9, 1)	1.0		6	1	1	1	0	1	0	1	0	0	14	24	9.00	2.000																																																																																																																																																		

Baltimore Orioles @ Miami Marlins
Roger Dean Chevrolet Stadium, Jupiter, FL
Wed Mar 04 2020, 1:09 PM - 3:45 PM EST
Att. 2,292 - Partly Cloudy - 85 F

livebaseballscorecards.com



BOTTOM

Baltimore Orioles @ Miami Marlins
Roger Dean Chevrolet Stadium, Jupiter, FL
Wed Mar 04 2020, 1:09 PM - 3:45 PM EST
Att: 2,292 - Party Cloudy - 85 F

livebaseballscorecards.com

AB 31
R 3
H 5
RBI 3
BB 2
SO 7
LOB 10



WP: 0 PA: 35
PB: 0
SB: 2
CS: 0

AB R H RBI BB SO LOB
2 1 1 2 1 1 0
1 0 0 0 0 0 1

2 0 1 1 0 0 0
1 0 0 0 0 0 0

3 0 0 0 0 1 2
1 0 0 0 0 0 0

2 0 0 0 0 0 0
2 0 1 0 0 0 0

2 0 0 0 0 0 0
1 0 0 0 0 0 1

2 0 0 0 0 0 1
2 0 0 0 0 1 0

3 0 0 0 1 1 1

3 2 2 0 0 1 1
1 0 0 0 0 1 0

3 0 0 0 0 1 3
0 0 0 0 0 0 0

1B: 2 SF: 1
2B: 2 SAC: 0
3B: 0 DP: 0
HR: 1 HBP: 1

Table with 9 columns (Batter 1-9) and 10 rows (Batters 2 Jonathan Villar, 15 Brian Anderson, 1 Isan Díaz, 26 Garrett Cooper, 47 Harold Ramirez, 29 Francisco Cervelli, 27 Matt Kemp, 60 Monte Harrison, 70 Jazz Chisholm Jr., 34 Magneuris Sierra, 14 Justin Twine, 80 José Devers, 68 Lewin Díaz, 74 Kameron Misner, 36 Ryan Lavarnway, 89 Jerar Encarnación, 54 Demetrius Sims). Each cell contains a batter's name, stats, and a diamond diagram showing the play.

Inning Stats table with columns for R, H, E, K, S, LOB, BB, P, ER, P, S, P, ERA, WHIP for each of the 9 batters.

Pitcher stats table with columns for IP, WLS, BF, H, R, ER, SO, BB, IBB, HBP, BLK, WP, HR, S, P, ERA, WHIP for pitchers 23 Wade LeBlanc, 41 David Hess, 48 Richard Bleier, 43 Shawn Armstrong, 63 Eric Hanhold, and 52 Branden Kline.

Batter	1	2	3	4	5	6	7	8	9	AB	R	H	RBI	BB	SO	LOB
4 George Springer, R OBP: 0.200, SLG: 0.200 30 Kyle Tucker, L (8, PH) (9, 10)	0-0 G6-3 ①		0-0 23 2B 1B		0-3 K ③			0-0 G2-3 ②		3	1	1	0	0	1	1
23 Michael Brantley, L OBP: 0.500, SLG: 0.818 76 Ronnie Dawson, L OBP: 0.182, SLG: 0.300 (1, 9) (7, 9)	0-0 G4-3 ②		0-0 1-H 2B			0-0 G5-3 ①		0-3 K ③		3	0	1	1	0	0	0
2 Alex Bregman, R OBP: 0.417, SLG: 0.700 31 Abraham Toro, S OBP: 0.091, SLG: 0.091 (1, 5) (7, 5)	0-0 F9 ③		0-0 F9 ③			0-0 P4 ②			0-0 F7 ①	3	0	0	0	0	0	1
10 Yuli Curriel, R OBP: 0.250, SLG: 0.143 79 Taylor Jones, R OBP: 0.364, SLG: 0.636 (1, 3) (7, 3)		0-0 G5-3 ①		0-0 G1-3 ①		0-3 K ③			0-3 K ②	3	0	0	0	0	1	0
1 Carlos Correa, R OBP: 0.375, SLG: 0.250 89 Jeremy Peña, R OBP: 0.167, SLG: 0.182 (1, 6) (8, 6)		4-0 BB		0-3 K ②			0-0 G6-3 ①		0-3 K ③	2	0	0	0	1	1	0
22 Josh Reddick, L OBP: 0.125, SLG: 0.125 90 Stephen Wrenn, R OBP: 0.273, SLG: 0.200 (1, 7) (8, 7)		0-0 F7 ②		0-0 G4-3 ③			0-0 L7 ②			3	0	0	0	0	0	1
13 Dustin Garneau, R OBP: 0.615, SLG: 0.889 11 Garrett Stubbs, L OBP: 0.875, SLG: 1.400 (1, 2) (6, 2)		0-0 F7 ③			0-0 80 FC6-4 1B					2	0	1	0	0	0	1
9 Jack Mayfield, R OBP: 0.143, SLG: 0.214 86 Alex De Goti, R OBP: 0.357, SLG: 0.273 (1, 4) (7, 4)			0-0 80 G6-3 1B		0-0 L7 ①			0-0 F8 ③		2	0	1	0	0	0	1
80 Chas McCormick, R OBP: 0.200, SLG: 0.357 77 Drew Ferguson, R OBP: 0.308, SLG: 0.462 (1, 8) (7, 8)			0-0 G6-3 ① ② 1-2f		0-0 FC6-4 ② 1-2f				0-0 P3 ①	2	0	0	0	0	0	2

Inning Stats																	1B:	2B:	3B:	HR:	SF:	SAC:	DP:	HBP:	WP:	PA:																									
R: 0	H: 0	E: 0	LOB: 0	K: 0	P: 3	R: 0	H: 0	E: 0	LOB: 1	K: 0	P: 7	R: 1	H: 3	E: 0	LOB: 1	K: 0	P: 5	R: 0	H: 0	E: 0	LOB: 0	K: 1	P: 5	R: 0	H: 1	E: 0	LOB: 1	K: 1	P: 6	R: 0	H: 0	E: 0	LOB: 0	K: 1	P: 5	R: 0	H: 0	E: 0	LOB: 0	K: 2	P: 7	1B: 4	2B: 1	3B: 0	HR: 0	SF: 0	SAC: 0	DP: 1	HBP: 0	WP: 0	PA: 32

PITCHER																	
57 Elieser Hernández, R ERA: 7.71 (1, 1)	IP: 3.0	WLS: 0	BF: 12	H: 3	R: 1	ER: 1	SO: 0	BB: 1	IBB: 0	HBP: 0	BLK: 0	WP: 0	HR: 0	S: 11	P: 15	ERA: 3.00	WHIP: 1.333
58 Josh Smith, R ERA: (4, 1)	IP: 1.0	WLS: 0	BF: 3	H: 0	R: 0	ER: 0	SO: 1	BB: 0	IBB: 0	HBP: 0	BLK: 0	WP: 0	HR: 0	S: 5	P: 5	ERA: 0.00	WHIP: 0.000
72 Daniel Castano, L ERA: (5, 1)	IP: 2.0	WLS: 1	BF: 7	H: 1	R: 0	ER: 0	SO: 2	BB: 0	IBB: 0	HBP: 0	BLK: 0	WP: 0	HR: 0	S: 11	P: 11	ERA: 0.00	WHIP: 0.500
83 Tommy Eveld, R ERA: (7, 1)	IP: 1.0	WLS: 0	BF: 4	H: 1	R: 0	ER: 0	SO: 0	BB: 0	IBB: 0	HBP: 0	BLK: 0	WP: 0	HR: 0	S: 4	P: 4	ERA: 0.00	WHIP: 1.000
96 Alex Vesia, L ERA: (8, 1)	IP: 1.0	WLS: 0	BF: 3	H: 0	R: 0	ER: 0	SO: 1	BB: 0	IBB: 0	HBP: 0	BLK: 0	WP: 0	HR: 0	S: 5	P: 5	ERA: 0.00	WHIP: 0.000

PITCHER																	
46 Pat Venditte, S ERA: 2.45 (9, 1)	IP: 1.0	WLS: 0	BF: 3	H: 0	R: 0	ER: 0	SO: 2	BB: 0	IBB: 0	HBP: 0	BLK: 0	WP: 0	HR: 0	S: 7	P: 7	ERA: 0.00	WHIP: 0.000

BOTTOM

Miami Marlins @ Houston Astros
IFTEAM Ballpark of the Palm Beaches, West Palm Beach, FL
 Wed Mar 04 2020, 1:06 PM - 3:26 PM EST
 Att. 2,488 - Sunny - 84 F

AB	31
R	1
H	5
RBI	1
BB	1
SO	6
LOB	8



WP: 0	PA: 32
PB: 0	
SB: 0	
CS: 0	

Batter	1	2	3	4	5	6	7	8	9	AB R H RBI BB SO LOB	TOP					
1 Wilmer Difo, S (1, 6) OBP: 0.150, SLG: 0.250 8 Carter Kieboom, R (5, 5) OBP: 0.400, SLG: 0.167	G6-3		F8		K		L8		F8	3 0 0 0 0 1 1 2 0 0 0 0 0 3						
28 Kurt Suzuki, R (1, 2) OBP: 0.400, SLG: 0.250 65 Raudy Read, R (6, 2) OBP: 0.308, SLG: 0.545	G5-3		L7		F9			K		3 0 0 0 0 0 1 1 0 0 0 0 0 0						
13 Asdrúbal Cabrera, S (1, 5) OBP: 0.167, SLG: 0.133 62 Luis García Jr., L (5, 6) OBP: 0.438, SLG: 0.625	K			K	K			F9		3 0 0 0 0 0 3 0 1 0 0 0 0 0 0 0						
29 Yadiel Hernandez, L (1, 7) OBP: 0.250, SLG: 0.200 22 Mac Williamson, R (6, 7) OBP: 0.222, SLG: 0.125		L7				F8		E6		2 1 0 0 1 0 0 1 0 1 0 0 0 0 0						
20 Wellington Castillo, R (1, 10) OBP: 0.200, SLG: 0.125 75 Drew Ward, L (8, PH) OBP: 0.182, SLG: 0.100 (8, 10)							L7	K		2 1 1 0 1 0 0 1 0 0 0 0 0 1 1						
17 Andrew Stevenson, L (1, 8) OBP: 0.440, SLG: 0.350 85 Cody Wilson, R (6, 8) OBP: 0.500, SLG: 0.750		L6				G4-3			G4-3	2 1 0 0 1 0 1 1 0 0 0 0 0 0 0						
18 Jake Noll, R (1, 3) OBP: 0.450, SLG: 0.375 5 Adrián Sánchez, R (6, 4) OBP: 0.300, SLG: 0.500		G5-3					K			2 0 1 2 0 0 1 2 0 1 0 0 0 1 0						
38 JB Shuck, L (1, 9) OBP: 0.125, SLG: 0.143 26 Brandon Snyder, R (6, 9) OBP: 0.389, SLG: 0.375			K		SF9		K		L7	1 0 0 1 0 1 0 2 0 0 0 0 0 1 1						
27 Emilio Bonifácio, S (1, 4) OBP: 0.316, SLG: 0.421 25 Jacob Wilson, R (6, 3) OBP: 0.600, SLG: 0.545		E4			G5-3					2 0 0 0 0 0 1 1 0 1 0 1 0 0 0						
Inning Stats	R: 0 H: 0 E: 0 K: 1 S: 6	R: 0 H: 0 E: 0 K: 0 S: 11	R: 0 H: 0 E: 1 K: 1 S: 9	R: 3 H: 2 E: 0 K: 1 S: 19	R: 0 H: 0 E: 0 K: 2 S: 13	R: 0 H: 0 E: 0 K: 0 S: 9	R: 0 H: 0 E: 0 K: 2 S: 12	R: 0 H: 1 E: 1 K: 2 S: 11	R: 0 H: 2 E: 0 K: 0 S: 12	1B: 5 SF: 1 2B: 0 SAC: 0 3B: 0 DP: 0 HR: 0 HBP: 0	WP: 0 PA: 37 PB: 0 SB: 1 CS: 0					
PITCHER	IP WLS BF H R ER SO BB IBB HBP BLK WP HR S P ERA WHIP															
22 Sandy Alcantara, R (1, 1) ERA: 11.57 90 Dylan Lee, L (4, 1) ERA: 5.4 33 Brad Boxberger, R (5, 1) ERA: 59 Nick Neidert, R (6, 1) ERA: 1.5 46 Pat Venditte, S (9, 1) ERA: 1.93	3.1 0 4 1 2 2 3 2 0 0 0 0 0 0 37 59 5.40 0.900	0.2 1 1 1 0 1 0 1 0 0 0 0 0 8 15 13.50 3.000	1.0 3 0 0 0 2 0 0 0 0 0 0 0 13 16 0.00 0.000	3.0 W 11 1 0 0 4 1 0 0 0 0 0 32 48 0.00 0.667	1.0 5 2 0 0 0 0 0 0 0 0 0 0 12 16 0.00 2.000											

Washington Nationals @ Miami Marlins
 Roger Dean Chevrolet Stadium, Jupiter, FL
 Fri Mar 06 2020, 7:06 PM - 10:02 PM EST
 Att. 3,557 - Partly Cloudy - 70 F

livebaseballscorecards.com

AB	32
R	3
H	5
RBI	3
BB	4
SO	9
LOB	10



Batter	1	2	3	4	5	6	7	8	9	AB	R	H	RBI	BB	SO	LOB
2 Jonathan Villar, S OBP: 0.250, SLG: 0.500 76 Jesús Sánchez, L OBP: 0.500, SLG: 0.909	B1		G4		K		G3-1 65 G3-1 60 2B BB			3	0	0	0	0	1	2
15 Brian Anderson, R OBP: 0.190, SLG: 0.263 65 Eddy Alvarez, L OBP: 0.167, SLG: 0.417	L8		G6-3		K		G3-1			3	0	0	0	0	1	2
23 Corey Dickerson, L OBP: 0.143, SLG: 0.150 60 Monte Harrison, R OBP: 0.500, SLG: 0.529	L3			P3		G4-3	G3-1 68 S 68 1B 2B			3	0	0	0	0	0	0
24 Jesús Aguilar, R OBP: 0.381, SLG: 0.278 68 Lewin Díaz, L OBP: 0.333, SLG: 0.611				K						3	0	2	0	0	1	0
7 Matt Joyce, L OBP: 0.316, SLG: 0.235 67 JJ Bleday, L OBP: 0.250, SLG: 0.250				K						2	0	0	0	0	1	1
25 Lewis Brinson, R OBP: 0.450, SLG: 1.050 92 Brian Miller, L OBP: 0.300, SLG: 0.444				K						2	0	0	0	0	2	2
5 Jon Berti, R OBP: 0.150, SLG: 0.300 13 Sean Rodríguez, R OBP: 0.235, SLG: 0.143										3	1	2	2	0	0	1
17 Chad Wallach, R OBP: 0.375, SLG: 1.000 36 Ryan Lavanway, R OBP: 0.250, SLG: 0.273										1	0	0	0	0	0	0
19 Miguel Rojas, R OBP: 0.389, SLG: 0.647 70 Jazz Chisholm Jr., L OBP: 0.467, SLG: 0.364										2	0	1	0	0	1	1


Inning Stats	R: 0	H: 0	E: 0	K: 5	S: 5	R: 0	H: 1	E: 0	K: 0	S: 9	R: 0	H: 0	E: 0	K: 1	S: 7	R: 0	H: 0	E: 0	K: 2	S: 11	R: 2	H: 3	E: 0	K: 2	S: 19	R: 2	H: 2	E: 0	K: 1	S: 11	R: 3	H: 2	E: 0	K: 2	S: 19	R: 0	H: 0	E: 0	K: 2	S: 9	1B: 4	2B: 2	3B: 0	HR: 2	SF: 0	SAC: 0	DP: 0	HBP: 1	WP: 1	PB: 0	SB: 1	CS: 0	PA: 35
--------------	------	------	------	------	------	------	------	------	------	------	------	------	------	------	------	------	------	------	------	-------	------	------	------	------	-------	------	------	------	------	-------	------	------	------	------	-------	------	------	------	------	------	-------	-------	-------	-------	-------	--------	-------	--------	-------	-------	-------	-------	--------

PITCHER	IP	WLS	BF	H	R	ER	SO	BB	IBB	HBP	BLK	WP	HR	S	P	ERA	WHIP
19 Anibal Sánchez, R ERA: 3.0	(1, 1)	4.0		14	1	0	0	3	0	0	0	0	0	32	50	0.00	0.250
60 Hunter Strickland, R ERA: 9.0	(5, 1)	1.0		6	3	2	2	0	0	0	0	0	1	19	23	18.00	3.000
64 James Bourque, R ERA: 3.6	(6, 1)	1.0	L	5	2	2	1	0	0	0	0	0	1	11	19	18.00	2.000
53 Austen Williams, R ERA: 10.13	(7, 1)	0.2		5	1	3	3	1	2	0	0	1	0	12	24	40.50	4.500
61 Kyle McGowin, R ERA:	(7, 1)	0.1		2	1	0	0	1	0	0	0	0	0	7	9	0.00	3.000

Washington Nationals @ Miami Marlins
Roger Dean Chevrolet Stadium, Jupiter, FL
 Fri Mar 06 2020, 7:06 PM - 10:02 PM EST
 Att: 3,557 - Partly Cloudy - 70 F

livebaseballscorecards.com

AB 32
R 7
H 8
RBI 7
BB 2
SO 10
LOB 14



TOP
Miami Marlins @ Washington Nationals
FLTEAM Ballpark of the Palm Beaches, West Palm Beach, FL

AB 32
R 2
H 5
RBI 2
BB 4
SO 5
LOB 13



WP: 0 PA: 36
 PB: 0
 SB: 1
 CS: 0

Sat Mar 07 2020, 1:10 PM - 4:16 PM EST
 Att: 4,583 - Cloudy - 70 F

livebaseballscorecards.com

AB R H RBI BB SO LOB

1	1	0	0	1	0	0
2	0	0	0	0	0	1
2	0	1	0	0	1	1
2	0	0	0	0	0	0
2	0	1	0	0	0	1
2	1	0	0	0	0	0
1	0	1	2	1	0	0
2	0	1	0	0	0	0
2	0	0	0	1	1	3
1	0	1	0	0	0	0
3	0	0	0	0	1	5
1	0	0	0	0	0	1
3	0	0	0	0	1	0
1	0	0	0	0	0	0
1	0	0	0	1	0	0
2	0	0	0	0	0	0
3	0	0	0	0	1	1
1	0	0	0	0	0	0

Batter	1	2	3	4	5	6	7	8	9
2 Jonathan Villar, S (1, 8) OBP: 0.273, SLG: 0.474 34 Magneuris Sierra, L (3, 8) OBP: 0.353, SLG: 0.375	0-0 P4		4-0 BB 23 1B 24 2B 15 S	0-0 G6-3			0-0 G5-3		
15 Brian Anderson, R (1, 5) OBP: 0.217, SLG: 0.286 81 Gosuke Katoh, L (3, 5) OBP: 0.429, SLG: 0.273	0-0 BB 1 BB 23 G3-1 1B		0-3 K 1-2		0-0 G4-3		0-0 G3		
23 Corey Dickerson, L (1, 7) OBP: 0.174, SLG: 0.182 25 Lewis Brinson, R (3, PR) OBP: 0.409, SLG: 0.955	0-0 G3-1		0-0 BB 24 2B 1B		0-0 G5-3			0-0 L6-3	
24 Jesús Aguilar, R (1, 3) OBP: 0.435, SLG: 0.368 26 Garrett Cooper, R (3, PR) OBP: 0.318, SLG: 0.429	4-0 BB 1 BB BB		0-0 BB 1-H 3-H 2B		0-0 BB 1B			0-0 F8	
1 Isan Díaz, L (1, 4) OBP: 0.269, SLG: 0.136 84 Christian Lopes, R (5, 4) OBP: 0.529, SLG: 1.000	4-0 BB 47 FC5-4 1-2 2-3 BB		0-3 BB K 2B		0-0 G4-3			0-0 BB 89 FC6-4 1B	
47 Harold Ramírez, R (1, 10) OBP: 0.292, SLG: 0.450 89 Jerar Encarnación, R (8, PH) OBP: 0.429, SLG: 0.929	0-0 FC5-4 1-2f		0-0 F8			0-3 K		0-0 FC6-4 1-2f	
27 Matt Kemp, R (1, 9) OBP: 0.217, SLG: 0.143 60 Monte Harrison, R (6, 9) OBP: 0.476, SLG: 0.500		0-0 G6-3		0-3 BB K		0-0 F8		0-0 F8	
29 Francisco Cervelli, R (1, 2) OBP: 0.333, SLG: 0.200 87 Brian Navarro, R (5, 2)		0-0 P3		4-0 BB BB		0-0 F8		0-0 P5	
19 Miquel Rojas, R (1, 6) OBP: 0.333, SLG: 0.550 80 José Devers, L (7, 6) OBP: 0.214, SLG: 0.308		0-0 P5		0-0 P2			0-3 K		0-0 F7

Inning Stats	R: 0	H: 1	E: 0	K: 0	S: 4	R: 0	H: 0	E: 0	K: 0	S: 3	R: 2	H: 2	E: 0	K: 2	S: 9	R: 0	H: 0	E: 0	K: 1	S: 5	R: 0	H: 1	E: 0	K: 0	S: 4	R: 0	H: 0	E: 0	K: 1	S: 5	R: 0	H: 0	E: 0	K: 0	S: 5	R: 0	H: 1	E: 0	K: 0	S: 4	R: 0	H: 0	E: 0	K: 0	S: 3	R: 0	H: 0	E: 0	K: 0	S: 3
	LOB: 3	BB: 2	P: 12			LOB: 0	BB: 0	P: 3			LOB: 2	BB: 1	P: 13			LOB: 1	BB: 1	P: 9			LOB: 0	BB: 0	P: 4			LOB: 0	BB: 0	P: 5			LOB: 0	BB: 0	P: 5			LOB: 1	BB: 0	P: 4			LOB: 0	BB: 0	P: 3			LOB: 0	BB: 0	P: 3		

PITCHER	IP	WLS	BF	H	R	ER	SO	BB	IBB	HBP	BLK	WP	HR	S	P	ERA	WHIP
41 Joe Ross, R (1, 1) ERA: 2.45	2.1		13	3	2	2	1	3	0	0	0	0	0	12	24	7.71	2.571
51 Wander Suero, R (3, 1) ERA:	1.2		6	0	0	0	2	1	0	0	0	0	0	9	13	0.00	0.600
63 Sean Doolittle, L (5, 1) ERA: 9.0	1.0		4	1	0	0	0	0	0	0	0	0	0	4	4	0.00	1.000
44 Daniel Hudson, R (6, 1) ERA: 23.14	1.0		3	0	0	0	1	0	0	0	0	0	0	5	5	0.00	0.000
32 Aaron Barrett, R (7, 1) ERA: 12.0	1.0		3	0	0	0	1	0	0	0	0	0	0	5	5	0.00	0.000
PITCHER	IP	WLS	BF	H	R	ER	SO	BB	IBB	HBP	BLK	WP	HR	S	P	ERA	WHIP
58 Fernando Abad, L (8, 1) ERA:	2.0		7	1	0	0	0	0	0	0	0	0	0	7	7	0.00	0.500

1B:	2B:	3B:	HR:	SF:	SAC:	DP:	HBP:
4	1	0	0	0	0	0	0

Batter	1	2	3	4	5	6	7	8	9	AB	R	H	RBI	BB	SO	LOB
9 Eric Thames, L (1, 10) OBP: 0.375, SLG: 0.500 22 Mac Williamson, R (7, PH) OBP: 0.211, SLG: 0.118 (8, 10)	0-0 1B		0-0 FC3-6 47 1B 3 1B		0-3 K		0-3 K			3	1	2	0	0	1	0
3 Michael Taylor, R (1, 8) OBP: 0.167, SLG: 0.217 85 Cody Wilson, R (7, 8) OBP: 0.400, SLG: 0.600	0-0 P3		0-0 FC3-6 1-2 22 1B		0-0 F8		1-3 K			3	0	1	0	0	0	0
13 Asdrúbal Cabrera, S (1, 5) OBP: 0.236, SLG: 0.176 5 Adrián Sánchez, R (5, PR) OBP: 0.286, SLG: 0.474 (6, 5)	0-0 47 1B		0-0 F7		4-0 BB		0-3 K			2	1	1	0	1	0	2
22 Juan Soto, L (1, 7) OBP: 0.609, SLG: 0.800 95 Drew Mendoza, L (6, 3)	0-0 62 WP 47 1B		0-0 FC3-6 47 1B		0-0 P6		0-0 G4-3			3	0	1	0	0	0	3
47 Howie Kendrick, R (1, 3) OBP: 0.444, SLG: 0.375 18 Jake Noll, R (6, 7) OBP: 0.409, SLG: 0.333	0-0 62 WP 1-2 2-H 1B		0-0 1-2 3-H 1B		0-0 G6-3		0-3 K			2	0	2	2	0	0	0
62 Luis García Jr., L (1, 4) OBP: 0.421, SLG: 0.579 26 Brandon Snyder, R (7, 4) OBP: 0.421, SLG: 0.375	1-0 G4-3		0-0 F8		0-0 1B		0-0 BB		4-0 7 F8-3 BB	3	0	1	0	0	0	4
20 Wellington Castillo, R (1, 2) OBP: 0.154, SLG: 0.091 73 Tres Barrera, R (7, 2) OBP: 0.143, SLG: 0.143		0-0 F7		0-3 K		0-3 K		0-0 P4		3	0	0	0	0	2	1
1 Wilmer Difo, S (1, 6) OBP: 0.130, SLG: 0.217 7 Jeksson Flores, R (7, 6)		0-0 L9		0-0 F9		0-0 G3		0-0 F8-3		3	0	0	0	0	0	1
38 JB Shuck, L (1, 9) OBP: 0.273, SLG: 0.222 Jeremy De La Rosa, L (7, PR) ERA: 1.5 (8, 9)		0-0 1B		0-0 G3			4-0 85 CS BB			2	0	1	0	1	0	0

Inning Stats	R: 1	H: 4	E: 0	K: 0	S: 6	LOB: 2	BB: 0	P: 7	R: 0	H: 1	E: 0	K: 0	S: 3	LOB: 1	BB: 0	P: 3	R: 1	H: 3	E: 0	K: 0	S: 6	LOB: 2	BB: 0	P: 6	R: 0	H: 0	E: 0	K: 1	S: 5	LOB: 0	BB: 0	P: 5	R: 0	H: 1	E: 0	K: 1	S: 6	LOB: 1	BB: 1	P: 9	R: 0	H: 0	E: 0	K: 2	S: 6	LOB: 0	BB: 0	P: 6	R: 0	H: 0	E: 0	K: 2	S: 7	LOB: 0	BB: 0	P: 7	R: 0	H: 0	E: 0	K: 0	S: 2	LOB: 0	BB: 1	P: 6	1B: 9	2B: 1	3B: 0	HR: 0	SF: 0	SAC: 0	DP: 1	HBP: 0	WP: 1	PB: 0	SB: 0	CS: 1	PA: 35
--------------	------	------	------	------	------	--------	-------	------	------	------	------	------	------	--------	-------	------	------	------	------	------	------	--------	-------	------	------	------	------	------	------	--------	-------	------	------	------	------	------	------	--------	-------	------	------	------	------	------	------	--------	-------	------	------	------	------	------	------	--------	-------	------	------	------	------	------	------	--------	-------	------	-------	-------	-------	-------	-------	--------	-------	--------	-------	-------	-------	-------	--------

PITCHER	IP	WLS	BF	H	R	ER	SO	BB	IBB	HBP	BLK	WP	HR	S	P	ERA	WHIP
62 José Ureña, R (1, 1) ERA: 2.0	4.0		18	8	2	2	1	0	0	0	0	1	0	20	21	4.50	2.000
61 Adam Conley, L (5, 1) ERA: 4.05	1.0		4	0	0	0	1	1	0	0	0	0	0	5	9	0.00	1.000
56 Sterling Sharp, R (6, 1) ERA: 1.5	2.0		7	1	0	0	3	1	0	0	0	0	0	12	17	0.00	1.000
27 Brandon Kintzler, R (8, 1) ERA: 6.0	1.0		3	0	0	0	2	0	0	0	0	0	0	7	7	0.00	0.000
93 Yimi García, R (9, 1) ERA:	1.0		3	0	0	0	0	1	0	0	0	0	0	2	6	0.00	1.000


BOTTOM

Miami Marlins @ Washington Nationals

IFTEAM Ballpark of the Palm Beaches, West Palm Beach, FL

Sat Mar 07 2020, 1:10 PM - 4:16 PM EST
Att. 4,583 - Cloudy - 70 F

AB	32
R	2
H	9
RBI	2
BB	3
SO	7
LOB	15



Batter	1	2	3	4	5	6	7	8	9	AB	R	H	RBI	BB	SO	LOB
16 Kolten Wong, L OBP: 0.440, SLG: 0.429 63 Edmundo Sosa, R OBP: 0.265, SLG: 0.452	2-2 HBP 46 2B 19 1B	1-2 L4			1-0 4 SF8 11 1B 2B	0-0 G5-3		0-1 F9		0	1	0	0	0	0	0
19 Tommy Edman, S OBP: 0.314, SLG: 0.394 55 Max Schrock, L OBP: 0.429, SLG: 0.455	0-0 46 2B 1B	3-2 G3-1			2-1 G1-3	1-1 G4-3				4	1	1	0	0	0	2
46 Paul Goldschmidt, R OBP: 0.462, SLG: 0.700 47 Rangel Ravelo, R OBP: 0.412, SLG: 0.393	0-2 4 1B 11 PB 2B		2-0 G5-3		4-2 25 BB 41 HBP 11 1B BB	0-1 G6-3				2	1	1	2	1	0	0
11 Paul DeJong, R OBP: 0.500, SLG: 1.043 81 Nolan Gorman, L OBP: 0.333, SLG: 0.480	1-0 G6-3		4-2 4 F9-3 BB		0-0 41 HBP 25 BB 48 1B 1B		0-0 F7			2	0	1	0	1	0	1
4 Yadier Molina, R OBP: 0.290, SLG: 0.250 99 Dennis Ortega, R OBP: 0.800, SLG: 1.400	1-1 1B		1-2 F9-3		3-0 SF8		0-2 38 G5-4-3 1B			2	0	1	2	0	0	1
25 Dexter Fowler, S OBP: 0.179, SLG: 0.080 38 Austin Dean, R OBP: 0.379, SLG: 0.500	0-3 K		3-3 K		4-0 41 HBP 48 1B BB		1-0 G5-4-3			2	0	0	0	1	2	1
41 Tyler O'Neill, R OBP: 0.438, SLG: 0.560	3-3 K		0-1 1B		2-1 68 FC5 48 1B HBP		0-3 K			3	0	1	1	0	2	1
48 Harrison Bader, R OBP: 0.441, SLG: 0.481 26 Justin Williams, L OBP: 0.167, SLG: 0.364		4-2 68 FC4-6 BB		1-3 K	3-2 1B		4-2 68 WP BB			2	0	1	2	2	1	1
68 Dylan Carlson, S OBP: 0.471, SLG: 0.536	1-2 FC4-6		1-1 F8		2-1 FC5		1-0 P5			4	0	0	0	0	0	5

Inning Stats	R: 3	H: 3	E: 0	K: 19	S: 12	R: 0	H: 0	E: 0	K: 0	S: 12	R: 0	H: 0	E: 0	K: 0	S: 6	R: 0	H: 1	E: 0	K: 2	S: 11	R: 4	H: 3	E: 0	K: 0	S: 15	R: 0	H: 0	E: 0	K: 0	S: 5	R: 0	H: 1	E: 0	K: 0	S: 5	R: 0	H: 0	E: 0	K: 1	S: 8	R: 0	H: 0	E: 0	K: 1	S: 8
	LOB: 1	BB: 0	P: 26			LOB: 1	BB: 1	P: 21			LOB: 0	BB: 1	P: 13			LOB: 1	BB: 0	P: 16			LOB: 2	BB: 2	P: 36			LOB: 0	BB: 0	P: 6			LOB: 0	BB: 0	P: 6			LOB: 2	BB: 1	P: 13			LOB: 0	BB: 0	P: 13		

PITCHER	IP	WLS	BF	H	R	ER	SO	BB	IBB	HBP	BLK	WP	HR	S	P	ERA	WHIP
49 Pablo López, R ERA: 5.87	3.0	L	14	3	3	3	2	2	0	0	0	0	0	37	60	9.00	1.667
88 Aaron Northcraft, R ERA:	1.0		4	1	0	0	2	0	0	0	0	0	0	11	16	0.00	1.000
71 Drew Steckenrider, R ERA: 10.80	0.2		6	2	4	4	0	2	0	0	0	0	0	7	21	54.00	6.000
37 Stephen Tarpley, L ERA: 5.06	1.1		6	1	0	0	0	0	0	1	0	0	0	13	21	0.00	0.750
64 Robert Dugger, R ERA:	2.0		7	1	0	0	1	1	0	0	0	1	0	13	19	0.00	1.000

BOTTOM

Miami Marlins @ St. Louis Cardinals
Roger Dean Chevrolet Stadium, Jupiter, FL

Sun Mar 08 2020, 1:10 PM - 4:10 PM EDT
Att. 5,910 - Cloudy - 70 F

AB	29
R	7
H	8
RBI	7
BB	5
SO	5
LOB	16



WP	PA	1B	SF	2B	SAC	3B	DP	HR	HBP
1	37	6	1	3	0	0	2	0	2

WP	PA	ERA	WHIP
1	37		


Batter	1	2	3	4	5	6	7	8	9
2 Jonathan Villar, S (1, 8) OBP: 0.321, SLG: 0.480 60 Monte Harrison, R (6, 8) OBP: 0.520, SLG: 0.550	2-2 1B		2-1 1B		0-0 G4-3			4-2 BB	
15 Brian Anderson, R (1, 5) OBP: 0.207, SLG: 0.296 84 Christian Lopes, R (6, 5) OBP: 0.474, SLG: 0.889	0-0 P4		2-2 2B		2-3 K			3-2 G4-3	
23 Corey Dickerson, L (1, 7) OBP: 0.214, SLG: 0.222 47 Harold Ramirez, R (6, 7) OBP: 0.310, SLG: 0.440	1-2 1B		0-0 P6		2-3 K2-3			0-2 1B	
24 Jesús Aguilar, R (1, 3) OBP: 0.429, SLG: 0.375 27 Matt Kemp, R (7, 3) OBP: 0.222, SLG: 0.160	1-1 1B		0-1 1B		3-2 G5-3			2-0 G5-3	
25 Lewis Brinson, R (1, 10) OBP: 0.357, SLG: 0.852 92 Brian Miller, L (8, PH) OBP: 0.273, SLG: 0.400	1-2 P3		1-0 SF8		1-3 K			1-0 G6-3	
26 Garrett Cooper, R (1, 9) OBP: 0.286, SLG: 0.346 34 Magneuris Sierra, L (7, 9) OBP: 0.353, SLG: 0.375		3-2 G6-3	0-1 L8		1-3 K				
5 Jon Berti, R (1, 4) OBP: 0.185, SLG: 0.269 81 Gosuke Katoh, L (8, 4) OBP: 0.467, SLG: 0.273		2-3 K			1-3 K			0-1 G4-3	
29 Francisco Cervelli, R (1, 2) OBP: 0.350, SLG: 0.214 17 Chad Wallach, R (5, 2) OBP: 0.350, SLG: 0.813		0-0 1B			1-1 L8			0-0 G1-3	
19 Miguel Rojas, R (1, 6) OBP: 0.308, SLG: 0.458 65 Eddy Alvarez, L (8, 6) OBP: 0.133, SLG: 0.333		3-3 K			0-1 L8			1-0 L7	

AB	R	H	RBI	BB	SO	LOB
3	1	2	0	0	0	0
0	1	0	0	1	0	0
3	1	1	1	0	1	1
1	0	0	0	0	0	1
3	0	1	0	0	1	1
1	0	1	1	0	0	0
3	0	2	0	0	0	0
1	0	0	0	0	0	1
2	0	0	1	0	1	2
1	0	0	0	0	0	1
3	0	0	0	0	1	1
0	0	0	0	0	0	0
3	0	0	0	0	2	0
0	0	0	0	0	0	0
2	0	1	0	0	0	0
1	0	0	0	0	0	0
3	0	0	0	0	1	1
0	0	0	0	0	0	0

Washington Nationals @ Miami Marlins
Roger Dean Chevrolet Stadium, Jupiter, FL
 Tue Mar 10 2020, 1:12 PM - 3:50 PM EDT
 Att: 2,771 - Party Cloudy - 78 F

livebaseballscorecards.com

AB	30
R	3
H	8
RBI	3
BB	1
SO	7
LOB	9



Inning	R	H	E	K	S	P
1	0	3	0	13	18	
2	0	1	0	17	25	
3	2	3	0	11	16	
4	0	0	0	8	10	
5	0	0	0	9	13	
6	0	0	0	9	14	
7	0	0	0	4	5	
8	1	1	0	11	21	
9	0	0	0	0	0	

PITCHER	IP	WLS	BF	H	R	ER	SO	BB	IBB	HBP	BLK	WP	HR	S	P	ERA	WHIP
70 Ben Braymer, L (1, 1) ERA: 6.0	2.1		12	6	2	2	2	0	0	0	0	0	0	36	53	7.71	2.571
51 Wander Suero, R (3, 1) ERA:	0.2		3	1	0	0	0	0	0	0	0	0	0	5	6	0.00	1.500
48 Javy Guerra, R (4, 1) ERA:	1.2		5	0	0	0	2	0	0	0	0	0	0	14	18	0.00	0.000
64 James Bourque, R (5, 1) ERA: 2.84	1.1		4	0	0	0	3	0	0	0	0	0	0	12	19	0.00	0.000
67 Kyle Finnegan, R (7, 1) ERA: 5.4	1.0		3	0	0	0	0	0	0	0	0	0	0	4	5	0.00	0.000

PITCHER	IP	WLS	BF	H	R	ER	SO	BB	IBB	HBP	BLK	WP	HR	S	P	ERA	WHIP
32 Aaron Barrett, R (8, 1) ERA: 11.25	1.0		5	1	1	1	0	1	0	0	0	0	0	11	21	9.00	2.000

WP	PA
0	32
0	
3	
0	

Batter	1	2	3	4	5	6	7	8	9	AB	R	H	RBI	BB	SO	LOB	TOP										
39 Mike Tauchman, L OBP: 0.185, SLG: 0.045 81 Angel Aguilar, R (7, 5)	2-0 G4-3		2-0 G4-3		3-3 K		0-1 G4-3			4	0	0	0	0	1	1											
29 Gio Urshela, R OBP: 0.394, SLG: 0.407 Estevan Florial, L OBP: 0.167, SLG: 0.389 (1, 5) (7, 8)	2-3 K			0-0 36 41 2B 1B	0-0 F7			1-0 G4-3		3	1	1	0	0	1	0											
36 Mike Ford, L OBP: 0.303, SLG: 0.379 92 Chris Gittens, R OBP: 0.269, SLG: 0.273 (1, 3) (8, PR) (8, 3)	0-3 K			0-1 SAFE G1-3		1-1 G4-3		1-1 74 G4-6-3 1B		4	0	1	0	0	1	1											
41 Miguel Andujar, R OBP: 0.313, SLG: 0.448 74 Zack Granite, L OBP: 0.333, SLG: 0.188 (1, 7) (7, 7)	1-2 G5-3			0-0 66 1B 2B		2-1 G5-3		0-1 74 G4-6-3 1B		3	0	1	1	0	0	0											
77 Clint Frazier, R OBP: 0.452, SLG: 0.565 91 Trey Amburgey, R OBP: 0.333, SLG: 0.333 (1, 9) (7, 9)	1-1 F9			0-0 F9		2-2 E8 22 FC5 93 HBP		2-2 G5-3		3	0	0	0	0	0	1											
66 Kyle Higashioka, R OBP: 0.345, SLG: 0.630 93 Thomas Milone, L OBP: 0.318, SLG: 0.571 (1, 10) (6, PH) (6, 10)	1-2 P6			1-2 22 BB 1B		1-1 HBP		3-2 G3-1		2	0	1	0	0	0	0											
22 Chris Iannetta, R OBP: 0.577, SLG: 0.500 76 Kyle Holder, L OBP: 0.269, SLG: 0.240 (1, 2) (7, 4)			4-2 71 WP BB	4-2 BB		1-2 FC5		2-3 K		1	0	0	0	2	0	2											
14 Tyler Wade, L OBP: 0.103, SLG: 0.179 94 Donny Sands, R (1, 6) (7, 2)			0-0 L7	1-1 F9		2-2 G4-3				3	0	0	0	0	0	4											
71 Thairo Estrada, R OBP: 0.241, SLG: 0.250 60 Oswaldo Cabrera, S OBP: 0.333, SLG: 0.333 (1, 4) (7, 6)	2-3 K			0-0 G4-3		0-0 G5-3				3	0	0	0	0	1	1											
Inning Stats	R: 0 E: 0 K: 2 S: 8	H: 0 LOB: 0 BB: 0 P: 12	R: 0 E: 0 K: 0 S: 10	H: 0 LOB: 0 BB: 0 P: 13	R: 0 E: 0 K: 1 S: 7	H: 0 LOB: 1 BB: 1 P: 15	R: 1 E: 0 K: 0 S: 13	H: 3 LOB: 3 BB: 1 P: 19	R: 0 E: 0 K: 1 S: 5	H: 0 LOB: 0 BB: 0 P: 8	R: 0 E: 1 K: 0 S: 12	H: 0 LOB: 2 BB: 0 P: 19	R: 0 E: 0 K: 0 S: 7	H: 0 LOB: 0 BB: 0 P: 9	R: 0 E: 0 K: 0 S: 5	H: 1 LOB: 1 BB: 0 P: 7	R: 0 E: 0 K: 1 S: 11	H: 0 LOB: 0 BB: 0 P: 18	1B: 3 2B: 1 3B: 0 HR: 0	SF: 0 SAC: 0 DP: 1 HBP: 1	WP: 1 PB: 0 SB: 0 CS: 0	PA: 34					
PITCHER	IP	WLS	BF	H	R	ER	SO	BB	IBB	HBP	BLK	WP	HR	S	P	ERA	WHIP										
22 Sandy Alcantara, R ERA: 7.5 (1, 1)	5.0	W	20	3	1	1	4	2	0	0	0	1	0	43	67	1.80	1.000										
27 Brandon Kintzler, R ERA: 4.5 (6, 1)	1.0	H	5	0	0	0	0	0	0	1	0	0	0	12	19	0.00	0.000										
37 Stephen Tarpley, L ERA: 4.26 (7, 1)	1.0	H	3	0	0	0	0	0	0	0	0	0	0	7	9	0.00	0.000										
88 Aaron Northcraft, R ERA: (8, 1)	1.0	H	3	1	0	0	0	0	0	0	0	0	0	5	7	0.00	1.000										
96 Alex Vesia, L ERA: (9, 1)	1.0	S	3	0	0	0	1	0	0	0	0	0	0	11	18	0.00	0.000										

New York Yankees @ Miami Marlins
Roger Dean Chevrolet Stadium, Jupiter, FL
 Wed Mar 11 2020, 1:11 PM - 3:28 PM EDT
 Att. 6,606 - Sunny - 75 F

livebaseballscorecards.com

AB 31
R 1
H 4
RBI 1
BB 2
SO 5
LOB 11



Batter	1	2	3	4	5	6	7	8	9
25 Lewis Brinson, R (1, 8) OBP: 0.355, SLG: 0.793 60 Monte Harrison, R (6, 8) OBP: 0.500, SLG: 0.524	0-0 F8		4-1 BB		1-2 F8			2-2 G6-3	
29 Francisco Cervelli, R (1, 2) OBP: 0.304, SLG: 0.176 91 Santiago Chávez, R (6, 2)	0-3 K		0-1 F9		2-2 G4-3			2-2 G6-3	
1 Isan Díaz, L (1, 4) OBP: 0.235, SLG: 0.103 54 Demetrius Sims, R (7, 4) OBP: 1.000, SLG: 2.000	0-1 G3		0-0 L3						
26 Garrett Cooper, R (1, 3) OBP: 0.323, SLG: 0.414 81 Gosuke Katoh, L (7, 3) OBP: 0.467, SLG: 0.273		2-1 65 SH1-3 13 1B 2B		1-1 65 2B 27 S 1B					
27 Matt Kemp, R (1, 7) OBP: 0.200, SLG: 0.143 92 Brian Miller, L (7, 7) OBP: 0.273, SLG: 0.400		2-0 FC5 65 SH1-3 13 1B		1-3 K					
65 Eddy Alvarez, L (1, 5) OBP: 0.188, SLG: 0.438 84 Christian Lopes, R (7, 5) OBP: 0.450, SLG: 0.842		0-0 SH1-3		1-0 13 WP 2B					
47 Harold Ramirez, R (1, 9) OBP: 0.290, SLG: 0.407 34 Magneuris Sierra, L (7, 9) OBP: 0.333, SLG: 0.353		1-0 P4		1-1 G6-3					
13 Sean Rodríguez, R (1, 6) OBP: 0.273, SLG: 0.263 88 Aaron Northcraft, R (8, 1) 96 Alex Vesia, L (9, 1)		3-2 2-H 3-H 1B		1-3 K					
22 Sandy Alcantara, R (1, 1) 44 Riley Mahan, L (5, PH) 27 Brandon Kintzler, R (6, 1) 37 Stephen Tarpley, R (7, 1) 35 Joe Dunand, R (8, 6)		3-3 K		0-3 K					

Inning Stats	R: 0 E: 0 K: 1 S: 6	H: 0 LOB: 0 BB: 0 P: 6	R: 2 E: 0 K: 1 S: 12	H: 2 LOB: 1 BB: 0 P: 23	R: 0 E: 0 K: 0 S: 4	H: 0 LOB: 0 BB: 1 P: 8	R: 1 E: 0 K: 2 S: 15	H: 2 LOB: 1 BB: 0 P: 20	R: 0 E: 0 K: 1 S: 9	H: 0 LOB: 0 BB: 0 P: 12	R: 0 E: 0 K: 3 S: 9	H: 0 LOB: 0 BB: 0 P: 13	R: 0 E: 0 K: 2 S: 9	H: 0 LOB: 0 BB: 0 P: 13	R: 0 E: 0 K: 1 S: 11	H: 0 LOB: 0 BB: 0 P: 16
--------------	------------------------------	---------------------------------	-------------------------------	----------------------------------	------------------------------	---------------------------------	-------------------------------	----------------------------------	------------------------------	----------------------------------	------------------------------	----------------------------------	------------------------------	----------------------------------	-------------------------------	----------------------------------

PITCHER	IP	WLS	BF	H	R	ER	SO	BB	IBB	HBP	BLK	WP	HR	S	P	ERA	WHIP
83 Deivi García, R (1, 1) ERA: 7.36	3.1	L	14	3	3	3	3	1	0	0	0	0	0	31	48	8.10	1.200
85 Luis Cessa, R (4, 1) ERA: 2.89	3.2		12	1	0	0	7	0	0	0	0	1	0	33	47	0.00	0.273
70 Luis Avilán, L (8, 1) ERA: 3.18	1.0		3	0	0	0	1	0	0	0	0	0	0	11	16	0.00	0.000

BOTTOM

AB	R	H	RBI	BB	SO	LOB
2	0	0	0	1	0	0
1	0	0	0	0	0	0
3	0	0	0	0	1	1
1	0	0	0	0	0	0
3	0	0	0	0	1	1
0	0	0	0	0	0	0
3	2	2	0	0	1	0
0	0	0	0	0	0	0
3	1	0	0	0	2	2
0	0	0	0	0	0	0
1	0	1	1	0	0	0
1	0	0	0	0	1	0
2	0	0	0	0	0	3
1	0	0	0	0	0	0
3	0	1	2	0	2	1
0	0	0	0	0	0	0
0	0	0	0	0	0	0
1	0	0	0	0	1	0
1	0	0	0	0	1	0
0	0	0	0	0	0	0
0	0	0	0	0	0	0
1	0	0	0	0	1	0

AB 27
R 3
H 4
RBI 3
BB 1
SO 11
LOB 9

WP: 1 **PA: 29**
PB: 0
SB: 1
CS: 0

MIAMI

New York Yankees @ Miami Marlins
Roger Dean Chevrolet Stadium, Jupiter, FL
 Wed Mar 11 2020, 1:11 PM - 3:28 PM EDT
 Att. 6,606 - Sunny - 75 F

livebaseballscorecards.com

Batter	1	2	3	4	5	6	7	8	9	AB R H RBI BB SO LOB	TOP										
2 Jonathan Villar, S OBP: 0.290, SLG: 0.429 60 Monte Harrison, R OBP: 0.481, SLG: 0.500	(1, 8) B SI 89 2-2 G4-3 ①		(6, 8) B B F S X 2-2 G3 ③			2 SAFE X FF 93 0-0 FC4-5 ①		S FF 91 B CH 80 S CH 79 B FF 91 S FF 90 2-3 K ②		3 0 0 0 0 0 1 1 0 0 0 0 1 0											
5 Jon Berti, R OBP: 0.167, SLG: 0.241 84 Christian Lopes, R OBP: 0.429, SLG: 0.800	(1, 5) F C B S 1-3 K ②			0-2 F8 ①		1 SAFE S SI 92 B FC 84 S SL 87 1 SAFE F SI 94 S CH 81 1-3 K ②		S FF 81 B CH 78 X FF 91 1-1 L8 ③		3 0 0 0 0 2 1 1 0 0 0 0 0 0											
23 Corey Dickerson, L OBP: 0.194, SLG: 0.200 92 Brian Miller, L OBP: 0.250, SLG: 0.364	(1, 7) C X 0-1 F7 ③			3-1 F7 ②		D SI 93 S CH 81 F CH 83 F FF 95 F FF 94 B SI 93 X SL 83 2-2 F9 ③		S FF 92 C FF 94 S SL 84 0-3 K ①		3 0 0 0 0 0 1 1 0 0 0 0 1 0											
24 Jesús Aguilar, R OBP: 0.387, SLG: 0.333 81 Gosuke Katoh, L OBP: 0.438, SLG: 0.250	(1, 3) (7, 3)		C U B T X T B T C 1-2 G6-3 ①		B S X 1-1 P6 ③		C SI 93 S CH 82 X SI 95 0-2 G4-3 ①		B CH 87 C FF 93 F FF 93 B SL 86 X SL 86 X FF 94 2-2 L7 ②		3 0 0 0 0 0 0 1 0 0 0 0 0 0										
7 Matt Joyce, L OBP: 0.321, SLG: 0.308 34 Magneuris Sierra, L OBP: 0.316, SLG: 0.333	(1, 9) (7, PR) (7, 9)		C U B T X T B T C 1-2 2B ②		B C U F F B F F X F F X 3-2 F8 ①		B CU 76 X FF 94 1-0 13 CS 1B ②		B CH 87 S SL 86 S SL 86 S FF 94 1-3 K ③		3 0 2 0 0 0 0 1 0 0 0 0 1 0										
13 Sean Rodríguez, R OBP: 0.280, SLG: 0.238 14 Justin Twine, R	(1, 4) (7, PR) (7, 4)		C U B B X C B B C 2-2 F9 ②		S X 0-1 G6-3 ②		B SI 91 B FF 92 1 SAFE C SL 86 B CH 82 S SI 93 F SL 84 B SI 90 4-2 36 BB BB ②				2 0 0 0 1 0 1 0 0 0 0 0 0 0										
17 Chad Wallach, R OBP: 0.364, SLG: 0.778 36 Ryan Lavarnway, R OBP: 0.286, SLG: 0.250	(1, 2) (6, 2)		B X 1-0 G6-3 ③		B C U F F B F F X F F X 2-2 1B ③		B SI 92 B SI 91 B FF 92 CH 81 4-1 1-2 BB ③				2 0 1 0 0 0 1 0 0 0 0 1 0 0										
65 Eddy Alvarez, L OBP: 0.167, SLG: 0.389 53 Bryson Brigman, R	(1, 6) (6, 6)		C U B C C U B C 1-3 K ①		C U 74 0-2 L8 ③		B FF 91 B SI 91 B FF 92 F FC 86 X SL 85 3-2 L7 ③				2 0 0 0 0 1 1 1 0 0 0 0 0 2										
62 José Ureña, R OBP: 0.500, SLG: 1.000 44 Riley Mahan, L OBP: 0.500, SLG: 1.000 58 Josh Smith, R 71 Drew Steckenrider, R 87 Brian Navarrete, R 33 Brad Boxberger, R	(1, 1) (8, PH) (6, 1) (7, 1) (8, PH) (8, 1)		C U B C C U B C 1-3 K ②			B CU 75 S CH 82 B CH 82 F FF 93 X CH 81 2-2 FC4-5 2B ②		B CU 76 X FF 90 1-0 F8 ①		1 0 0 0 0 1 0 1 0 1 0 0 0 0 0 0 0 0 0 0 0 0 0 0 0 0 0 0 1 0 0 0 0 0 0 0 0 0 0 0 0 0											
Inning Stats	R: 0 E: 0 K: 1 S: 9	H: 0 LOB: 0 BB: 0 P: 12	R: 0 E: 0 K: 0 S: 11	H: 1 LOB: 1 BB: 0 P: 16	R: 0 E: 0 K: 2 S: 9	H: 0 LOB: 0 BB: 0 P: 13	R: 0 E: 0 K: 0 S: 7	H: 0 LOB: 0 BB: 0 P: 11	R: 0 E: 0 K: 0 S: 16	H: 1 LOB: 1 BB: 0 P: 21	R: 0 E: 0 K: 1 S: 13	H: 1 LOB: 1 BB: 0 P: 18	R: 0 E: 0 K: 0 S: 12	H: 1 LOB: 2 BB: 2 P: 24	R: 0 E: 0 K: 1 S: 6	H: 0 LOB: 0 BB: 0 P: 10	R: 0 E: 0 K: 2 S: 10	H: 0 LOB: 0 BB: 0 P: 13	1B: 2 2B: 2 3B: 0 HR: 0	SF: 0 SAC: 0 DP: 0 HBP: 0	WP: 0 PA: 32 PB: 0 SB: 0 CS: 1
PITCHER	IP WLS BF H R ER SO BB IBB HBP BLK WP HR S P ERA WHIP																				
50 Adam Wainwright, R ERA: 4.61	(1, 1) 5.0 W 17 2 0 0 3 0 0 0 0 0 0 0 52 73 0.00 0.400																				
53 John Gant, R ERA: 2.53	(6, 1) 2.0 W 9 2 0 0 1 2 0 0 0 0 0 0 25 42 0.00 2.000																				
30 Tyler Webb, L ERA:	(8, 1) 1.0 H 3 0 0 0 1 0 0 0 0 0 0 6 10 0.00 0.000																				
65 Giovanny Gallegos, R ERA: 5.06	(9, 1) 1.0 S 3 0 0 0 2 0 0 0 0 0 0 0 10 13 0.00 0.000																				

Miami Marlins @ St. Louis Cardinals
Roger Dean Chevrolet Stadium, Jupiter, FL
Thu Mar 12 2020, 2:11 PM - 3:30 PM EDT
Att. 6,118 - Partly Cloudy - 80 F

livebaseballscorecards.com

AB	30
R	0
H	4
RBI	0
BB	2
SO	7
LOB	8



Batter	1	2	3	4	5	6	7	8	9	AB R H RBI BB SO LOB	TOP		
2 Jonathan Villar, S (1, 8) OBP: 0.343, SLG: 0.563 Jazz Chisholm Jr., L (8, 6) OBP: 0.474, SLG: 0.571	2-2 F7 		0-0 HR		0-2 FC5-2 15 23 1B		2-1 WP 23 S 1B		2-1 F7 	4 2 3 1 0 0 0 1 0 0 0 0 0 0			
15 Brian Anderson, R (1, 5) OBP: 0.182, SLG: 0.258 Jesús Sánchez, L (8, 9) OBP: 0.571, SLG: 1.154	0-0 L7 		1-2 L6 		0-0 FC5-2 FC5-2 23 1B 24 1B		3-3 K 		1-0 HR	4 1 0 0 0 1 4 1 1 1 1 0 0 0			
23 Corey Dickerson, L (1, 7) OBP: 0.200, SLG: 0.206 Lewin Díaz, L (8, 3) OBP: 0.292, SLG: 0.500	1-3 K 		0-1 G5-3 		2-2 24 1B		3-3 K 		1-3 K 	4 0 1 2 0 2 1 1 0 0 0 0 1 0			
24 Jesús Aguilar, R (1, 3) OBP: 0.400, SLG: 0.355 34 Magneuris Sierra, L (8, 7) OBP: 0.300, SLG: 0.316		1-2 1B	0-1 G5-3 		1-1 26 G6-4-3 1B		1-1 L8 		1-3 K 	4 0 2 1 0 0 1 1 0 0 0 0 1 0			
26 Garrett Cooper, R (1, 10) OBP: 0.314, SLG: 0.375		1-2 P3 		2-3 K 	3-2 G6-4-3 G6-4-3 1-2f		4-1 13 2B BB			3 1 0 0 1 1 3			
47 Harold Ramírez, R (1, 9) OBP: 0.294, SLG: 0.433 13 Sean Rodríguez, R (8, PH) OBP: 0.308, SLG: 0.318	1-3 K 			0-0 F9 		1-0 29 G4-1 2B		2-1 29 2B		3 0 1 0 0 1 1 1 1 1 0 0 0 0			
1 Isan Díaz, L (1, 4) OBP: 0.216, SLG: 0.094 5 Jon Berti, R (8, PH) OBP: 0.161, SLG: 0.233	2-2 F8 			0-3 K 		1-2 P6 		1-3 K 		3 0 0 0 0 1 2 1 0 0 0 0 1 2			
38 Jorge Alfaro, R (1, 2) OBP: 0.286, SLG: 0.714 29 Francisco Cervelli, R (5, 2) OBP: 0.320, SLG: 0.263			0-0 HR		0-0 2 1B 15 FC5-2 1B		0-2 G4-1 		2-1 L1-4 2B	2 1 2 1 0 0 0 2 0 1 2 0 0 1			
19 Miquel Rojas, R (1, 6) OBP: 0.345, SLG: 0.593 Monte Harrison, R (8, PH) OBP: 0.464, SLG: 0.478			0-1 HR		0-0 15 FC5-2 23 1B 2 1B		3-2 L7 		2-2 L1-4 	3 2 2 1 0 0 1 1 0 0 0 0 0 1			
Inning Stats	R: 0 H: 0 E: 0 LOB: 0 K: 1 BB: 0 S: 7 P: 10	R: 0 H: 1 E: 0 LOB: 1 K: 1 BB: 0 S: 19 P: 24	R: 3 H: 3 E: 0 LOB: 0 K: 0 BB: 0 S: 11 P: 12	R: 0 H: 0 E: 0 LOB: 0 K: 2 BB: 0 S: 7 P: 9	R: 3 H: 5 E: 0 LOB: 1 K: 0 BB: 0 S: 15 P: 21	R: 0 H: 1 E: 0 LOB: 1 K: 0 BB: 0 S: 11 P: 16	R: 0 H: 1 E: 0 LOB: 1 K: 2 BB: 0 S: 15 P: 24	R: 2 H: 2 E: 0 LOB: 0 K: 1 BB: 1 S: 9 P: 18	R: 1 H: 1 E: 0 LOB: 0 K: 2 BB: 0 S: 10 P: 15	1B: 7 SF: 0 2B: 4 SAC: 0 3B: 0 DP: 2 HR: 4 HBP: 0	WP: 1 PA: 40 PB: 0 SB: 1 CS: 0		
PITCHER	IP WLS BF H R ER SO BB IBB HBP BLK WP HR S P ERA WHIP											PITCHER	IP WLS BF H R ER SO BB IBB HBP BLK WP HR S P ERA WHIP
26 Mike Foltyniewicz, R (1, 1) ERA: 7.94 50 Josh Tomlin, R (5, 1) ERA: 2.08 96 Tyler Matzek, L (7, 1) ERA: 52 Chris Rusin, L (8, 1) ERA: 3.72 Chad Sobotka, R (9, 1) ERA: 3.18	4.1 22 9 6 6 4 0 0 0 0 0 3 55 69 12.46 2.077												

Miami Marlins @ Atlanta Braves
 Truist Park, Atlanta, GA
 Tue Jul 21 2020, 7:12 PM - 10:38 PM EDT
 Rain - 74 F

livebaseballscorecards.com

AB 39
 R 9
 H 14
 RBI 9
 BB 1
 SO 9
 LOB 17



BOTTOM

Miami Marlins @ Atlanta Braves
Truist Park, Atlanta, GA
Tue Jul 21 2020, 7:12 PM - 10:38 PM EDT
Rain - 74 F

livebaseballscorecards.com

AB	35
R	10
H	11
RBI	9
BB	7
SO	9
LOB	15



WP:	1	PA:	42
PB:	0	SB:	0
CS:	1		

AB	2	R	0	H	1	RBI	0	BB	1	SO	0	LOB	0
	1	1	1	1	1	1	0	0	0	0	0	0	0

	3	0	0	0	0	0	0	0	3				
	1	1	0	0	1	1	1	1	1				

	4	2	1	1	1	0	4						
	1	0	0	0	0	1	0						

	3	0	1	1	0	1	0						
	1	1	1	0	1	0	0						

	3	2	1	1	2	0	1						
--	---	---	---	---	---	---	---	--	--	--	--	--	--

	2	0	0	0	0	0	1						
	2	1	1	1	0	0	1						

	2	0	0	0	0	2	1						
	2	1	1	1	0	1	0						

	2	0	1	0	0	0	0						
	2	1	1	3	0	1	1						

	2	0	1	0	0	1	1						
	2	0	0	0	0	1	1						

1B:	7	SF:	0
2B:	3	SAC:	0
3B:	0	DP:	2
HR:	1	HBP:	0

WP	HR	S	P	ERA	WHIP
0	0	12	25	108.00	12.000
1	0	15	27	108.00	15.000
0	0	3	5	0.00	0.000
0	1	8	10	13.50	1.500

Batter	1	2	3	4	5	6	7	8	9
13 Ronald Acuña Jr., R OBP: 0.235, SLG: 0.161 23 Adam Duval, R OBP: 0.429, SLG: 0.433	4-2 BB G4-6-3		0-0 1B 1-2			3-2 F8		G5-3 K	
1 Ozzie Albies, S OBP: 0.297, SLG: 0.333 70 Yangervis Solarte, S OBP: 0.259, SLG: 0.217	0-2 F7		0-1 FC4 G4-6-3			1-1 F7		70 BB BB	
Freddie Freeman, L OBP: 0.476, SLG: 0.357 83 Braden Shewmake, L OBP: 0.313, SLG: 0.286	1-1 G4-6-3 1-2f		1-0 G4-6-3 1-2f			4-0 20 2B BB		BB K	
20 Marcell Ozuna, R OBP: 0.143, SLG: 0.148 45 Yonder Alonso, L OBP: 0.200, SLG: 0.077		1-2 F7		1-3 K		0-0 2B 1-H		18 BB 45 WP 1B	0-3 K
18 Matt Adams, L OBP: 0.286, SLG: 0.353		4-2 11 G3 BB		1-0 P6		1-0 G4-3		45 WP 8 BB 2B	2-3 K
11 Ender Inciarte, L OBP: 0.296, SLG: 0.143 81 Drew Waters, S OBP: 0.250, SLG: 0.231		2-2 G3		0-1 L7			0-0 F7	45 WP 8 BB 2B	0-1 HR
27 Austin Riley, R OBP: 0.412, SLG: 0.600 0 Michael Harris II, L OBP: 0.500, SLG: 0.500		0-3 K		1-3 K			0-2 1B	8 BB 2B	
7 Dansby Swanson, R OBP: 0.313, SLG: 0.310 8 Charlie Culberson, R OBP: 0.273, SLG: 0.250			3-2 L7		2-0 25 CS 1B		2-3 K	81 BB 2B	
25 Tyler Flowers, R OBP: 0.308, SLG: 0.417 William Contreras, R OBP: 0.286, SLG: 0.167			1-1 13 BB 1B		3-2 K		0-2 P6	23 BB 1B	

Inning Stats	R: 0	H: 0	E: 0	LOB: 0	K: 0	S: 7	R: 0	H: 0	E: 0	LOB: 0	K: 1	S: 12	R: 0	H: 0	E: 1	LOB: 2	K: 0	S: 14	R: 0	H: 1	E: 0	LOB: 0	K: 2	S: 7	R: 0	H: 1	E: 0	LOB: 1	K: 0	S: 9	R: 0	H: 1	E: 0	LOB: 1	K: 1	S: 10	R: 8	H: 5	E: 0	LOB: 1	K: 2	S: 30	R: 1	H: 1	E: 0	LOB: 0	K: 2	S: 8
--------------	------	------	------	--------	------	------	------	------	------	--------	------	-------	------	------	------	--------	------	-------	------	------	------	--------	------	------	------	------	------	--------	------	------	------	------	------	--------	------	-------	------	------	------	--------	------	-------	------	------	------	--------	------	------

PITCHER	IP	WLS	BF	H	R	ER	SO	BB	IBB	HBP	BLK	WP	HR	S	P	ERA	WHIP
62 José Ureña, R ERA: 1.06	(1, 1)	3.0	12	2	0	0	1	2	0	0	0	0	0	33	50	0.00	1.333
93 Yimi García, R ERA: 3.6	(4, 1)	1.0	3	0	0	0	1	0	0	0	0	0	0	7	9	0.00	0.000
27 Brandon Kintzler, R ERA: 3.6	(5, 1)	1.0	3	1	0	0	2	0	0	0	0	0	0	7	13	0.00	1.000
43 Jeff Brigham, R ERA: 9.0	(6, 1)	1.0	5	1	1	1	0	1	0	0	0	0	0	9	18	9.00	2.000
Nick Neidert, R ERA: 1.29	(7, 1)	1.0	4	1	0	0	1	0	0	0	0	0	0	10	12	0.00	1.000

PITCHER	IP	WLS	BF	H	R	ER	SO	BB	IBB	HBP	BLK	WP	HR	S	P	ERA	WHIP
64 Robert Dugger, R ERA: 3.6	(8, 1)	0.1	5	2	4	4	0	2	0	0	0	0	0	12	25	108.00	12.000
61 Adam Conley, L ERA: 7.88	(8, 1)	0.1	6	3	4	4	1	2	0	0	0	1	0	15	27	108.00	15.000
33 Brad Boxberger, R ERA: 1.35	(8, 1)	0.1	1	0	0	0	1	0	0	0	0	0	0	3	5	0.00	0.000
96 Alex Vesia, L ERA: 1.35	(9, 1)	0.2	L 3	1	1	1	2	0	0	0	0	0	1	8	10	13.50	1.500

Miami Marlins @ Atlanta Braves
 Truist Park, Atlanta, GA
 Wed Jul 22 2020, 4:11 PM - 7:24 PM EDT
 Cloudy - 88 F

livebaseballscorecards.com

AB	40
R	6
H	14
RBI	6
BB	4
SO	9
LOB	21



WP:	0	PA:	44
PB:	0		
SB:	2		
CS:	0		

AB R H RBI BB SO LOB

3	0	1	0	0	0	0
2	0	0	0	0	1	2
3	0	0	0	0	1	1
2	0	0	0	0	1	
1	2	1	0	2	0	0
2	1	1	0	0	1	0
3	1	2	3	0	1	1
2	1	2	1	0	0	0
3	1	2	0	0	0	1
1	0	0	0	1	1	1
2	0	1	0	1	0	1
2	0	1	1	0	0	1
3	0	1	1	0	0	3
2	0	0	0	0	2	2
3	0	0	0	0	1	2
2	0	1	0	0	0	2
4	0	1	0	0	1	3
0	0	0	0	0	0	0

Batter	1	2	3	4	5	6	7	8	9
2 Jonathan Villar, S Jazz Chisholm Jr., L OBP: 0.342, SLG: 0.543	G6-3		23 BB 1B		P6	K		G4-3	
24 Jesús Aguilar, R Lewin Díaz, L OBP: 0.368, SLG: 0.324	G6-3		K		G4-3	F9		F7	
23 Corey Dickerson, L Monte Harrison, R OBP: 0.263, SLG: 0.229			47 HR 2B		47 HR 1B			26 BB 2B	
47 Harold Ramírez, R 26 Garrett Cooper, R OBP: 0.324, SLG: 0.576						13 BLK 1B		65 BB 1B	
15 Brian Anderson, R 13 Sean Rodríguez, R OBP: 0.222, SLG: 0.324								65 BB BB	
1 Isan Díaz, L 65 Eddy Alvarez, L OBP: 0.250, SLG: 0.118	L9		38 G5-3 BB						
38 Jorge Alfaro, R 17 Chad Wallach, R OBP: 0.300, SLG: 0.600									
19 Miquel Rojas, R 80 José Devers, L OBP: 0.313, SLG: 0.533	F7								
5 Jon Berti, R 34 Magneuris Sierra, L OBP: 0.171, SLG: 0.235	FC5-4								

Inning Stats	R: 0 E: 0 K: 1 S: 7	H: 0 LOB: 1 BB: 1 P: 12	R: 1 E: 0 K: 0 S: 12	H: 2 LOB: 1 BB: 0 P: 19	R: 1 E: 0 K: 1 S: 17	H: 2 LOB: 1 BB: 1 P: 25	R: 0 E: 0 K: 2 S: 9	H: 0 LOB: 1 BB: 1 P: 17	R: 2 E: 0 K: 0 S: 17	H: 4 LOB: 2 BB: 0 P: 24	R: 0 E: 0 K: 1 S: 13	H: 1 LOB: 1 BB: 0 P: 23	R: 0 E: 0 K: 2 S: 10	H: 1 LOB: 1 BB: 0 P: 14	R: 0 E: 0 K: 1 S: 12	H: 1 LOB: 1 BB: 0 P: 18	R: 2 E: 0 K: 1 S: 19	H: 3 LOB: 2 BB: 1 P: 33	1B: 10 2B: 3 3B: 0 HR: 1	SF: 0 SAC: 0 DP: 0 HBP: 0
--------------	------------------------------	----------------------------------	-------------------------------	----------------------------------	-------------------------------	----------------------------------	------------------------------	----------------------------------	-------------------------------	----------------------------------	-------------------------------	----------------------------------	-------------------------------	----------------------------------	-------------------------------	----------------------------------	-------------------------------	----------------------------------	-----------------------------------	------------------------------------

PITCHER	IP	WLS	BF	H	R	ER	SO	BB	IBB	HBP	BLK	WP	HR	S	P	ERA	WHIP
30 Kyle Wright, R ERA: 2.65	3.2	L	17	4	2	2	3	3	0	0	0	0	0	41	67	4.91	1.909
A.J. Minter, L ERA:	0.1		1	0	0	0	1	0	0	0	0	0	0	4	6	0.00	0.000
36 Mark Melancon, R ERA: 3.0	1.0		7	4	2	2	0	0	0	0	0	0	1	17	24	18.00	4.000
56 Darren O'Day, R ERA:	1.0		4	1	0	0	1	0	0	0	0	0	0	13	23	0.00	1.000
55 Chris Martin, R ERA:	1.0		4	1	0	0	2	0	0	0	1	0	0	10	14	0.00	1.000

PITCHER	IP	WLS	BF	H	R	ER	SO	BB	IBB	HBP	BLK	WP	HR	S	P	ERA	WHIP
19 Shane Greene, R ERA: 7.04	1.0		4	1	0	0	1	0	0	0	0	0	0	12	18	0.00	1.000
77 Luke Jackson, R ERA: 3.38	0.1		5	3	2	2	0	1	0	0	0	0	0	14	24	54.00	12.000
Huascar Ynoa, R ERA: 2.25	0.2		2	0	0	0	1	0	0	0	0	0	0	5	9	0.00	0.000

Batter	1	2	3	4	5	6	7	8	9	AB	R	H	RBI	BB	SO	LOB
13 Ronald Acuña Jr., R OBP: 0.250, SLG: 0.156 81 Drew Waters, S OBP: 0.233, SLG: 0.214	(1, 8) X FF 93 0-0 P3		B FC 91 B CH 88 B FF 94 S SI 94 F CH 88 B CH 88 4-2 BB		X FF 92 0-0 G4-3			S SI 92 S SI 91 X SI 91 0-2 G5-3		1 0 0 0 1 0 0 2 0 0 0 0 0 1						
1 Ozzie Albies, S OBP: 0.282, SLG: 0.316 8 Charlie Culberson, R OBP: 0.257, SLG: 0.233	(1, 4) C FF 94 B SI 94 B CH 87 X SI 94 2-1 F7		B FF 94 C FF 93 X CH 87 1-1 G5-3		X FF 92 0-0 G6-3		B SI 94 X SI 92 1-0 F8		2 0 0 0 0 0 1 2 0 0 0 0 0 1							
Freddie Freeman, L OBP: 0.435, SLG: 0.313 45 Yonder Alonso, L OBP: 0.188, SLG: 0.071	(1, 3) X SI 94 0-0 F8			B FF 91 C FF 92 S CH 83 X FF 92 1-2 G1-3		C FF 93 B CH 84 B CH 86 F SI 87 X FF 91 2-1 G6-3		B SI 88 B SI 87 B CH 80 F SI 87 F SI 88 X SI 90 3-2 G3-1		2 0 0 0 0 0 0 2 0 0 0 0 0 1						
20 Marcell Ozuna, R OBP: 0.167, SLG: 0.143 0 Michael Harris II, L OBP: 0.250, SLG: 0.250	(1, 7) (4, PR) (5, 7)	C FF 94 C FC 90 S CH 88 0-3 K		S SL 79 C FF 92 H FF 91 1-2 18 BB HBP		B FF 93 S FF 92 X FF 92 1-1 L8		B FF 96 F FF 96 B SL 88 F SL 88 S FS 88 2-3 K2-3		1 0 0 0 0 1 0 2 0 0 0 0 1 0						
18 Matt Adams, L OBP: 0.320, SLG: 0.350	(1, 10) (5, 3)	F FF 94 X CH 86 0-1 G3		C FF 91 B FF 92 2 SAFE F FF 92 F FF 94 B CH 81 B CH 87 B CH 76 4-2 BB		F FF 96 C CH 91 X FF 96 0-2 83 1B		X FF 96 0-0 G3		3 0 1 0 1 0 0						
23 Adam Duvall, R OBP: 0.385, SLG: 0.382	(1, 9)	C FF 94 B CU 82 S SI 94 S CH 88 1-3 K		F SL 81 S SL 77 B FF 93 B FF 92 X SL 80 2-2 F9		X FF 95 0-0 F7		S SL 89 B SL 89 T FF 96 B FS 87 F FS 87 F FF 96 F FS 86 S SL 88 2-3 K		4 0 0 0 0 2 3						
7 Dansby Swanson, R OBP: 0.294, SLG: 0.290 83 Braden Shewmake, L OBP: 0.353, SLG: 0.333	(1, 6) (6, 6)	C FF 93 C FC 90 B FF 95 X CH 87 1-2 G5-3		C SL 78 F SL 78 S FF 92 0-3 K		S FF 97 S CH 99 X FF 97 0-2 70 G3-6-1 1B		B KC 80 X FF 95 1-0 G3-6-1		2 0 0 0 0 1 0 1 0 1 0 0 0 0						
27 Austin Riley, R OBP: 0.444, SLG: 0.813 70 Yangervis Solarte, S OBP: 0.250, SLG: 0.208	(1, 5) (6, 5)	B CU 80 F CU 80 B CH 88 B FF 96 X FF 95 3-1 HR		C FF 91 C FF 92 B SL 83 B SL 79 X FF 92 2-2 HR		B KC 80 X FF 95 1-0 G3-6-1		1-2 1B		2 2 2 2 0 0 0 1 0 0 0 0 0 2						
Alex Jackson, R OBP: 0.158, SLG: 0.059	(1, 2)	F FF 95 C SI 94 C CU 81 0-3 K		B SL 80 B FF 92 C FF 92 B FF 92 F FF 91 X FF 92 3-2 F7		C SI 90 X SI 91 0-1 E9				3 0 0 0 0 1 0						

Inning Stats	R: 0	H: 0	E: 0	LOB: 0	K: 0	BB: 0	S: 4	P: 6	R: 0	H: 0	E: 0	LOB: 0	K: 2	BB: 0	S: 8	P: 9	R: 1	H: 1	E: 0	LOB: 1	K: 1	BB: 1	S: 13	P: 22	R: 0	H: 0	E: 0	LOB: 2	K: 0	BB: 1	S: 12	P: 20	R: 1	H: 1	E: 0	LOB: 0	K: 1	BB: 0	S: 10	P: 15	R: 0	H: 0	E: 0	LOB: 0	K: 0	BB: 0	S: 5	P: 8	R: 0	H: 2	E: 0	LOB: 1	K: 0	BB: 0	S: 8	P: 9	R: 0	H: 0	E: 1	LOB: 1	K: 0	BB: 0	S: 9	P: 13	R: 0	H: 0	E: 0	LOB: 0	K: 2	BB: 0	S: 10	P: 14	1B: 2	SF: 0	2B: 0	SAC: 0	3B: 0	DP: 1	HR: 2	HBP: 1	WP: 1	PA: 33
--------------	------	------	------	--------	------	-------	------	------	------	------	------	--------	------	-------	------	------	------	------	------	--------	------	-------	-------	-------	------	------	------	--------	------	-------	-------	-------	------	------	------	--------	------	-------	-------	-------	------	------	------	--------	------	-------	------	------	------	------	------	--------	------	-------	------	------	------	------	------	--------	------	-------	------	-------	------	------	------	--------	------	-------	-------	-------	-------	-------	-------	--------	-------	-------	-------	--------	-------	--------


PITCHER	IP	WLS	BF	H	R	ER	SO	BB	IBB	HBP	BLK	WP	HR	S	P	ERA	WHIP
49 Pablo López, R ERA: 5.06	(1, 1)	3.0	W	11	1	1	3	1	0	0	0	0	1	25	37	3.00	0.667
57 Elieser Hernández, R ERA: 4.5	(4, 1)	3.0	H	11	1	1	1	1	0	1	0	1	1	27	43	3.00	0.667
Jordan Holloway, R ERA:	(7, 1)	1.0	H	4	2	0	0	0	0	0	0	0	0	8	9	0.00	2.000
37 Stephen Tarpley, L ERA: 3.86	(8, 1)	0.2	H	3	0	0	0	0	0	0	0	0	0	6	7	0.00	0.000
56 Sterling Sharp, R ERA: 1.08	(8, 1)	0.1	H	1	0	0	0	0	0	0	0	0	0	3	6	0.00	0.000

BOTTOM

Miami Marlins @ Atlanta Braves
 Truist Park, Atlanta, GA
 Wed Jul 22 2020, 4:11 PM - 7:24 PM EDT
 Cloudy - 88 F

livebaseballscorecards.com

AB 30
R 2
H 4
RBI 2
BB 2
SO 6
LOB 9



Batter	1	2	3	4	5	6	7	8	9	AB R H RBI BB SO LOB	TOP							
2 Jonathan Villar, S 34 Magneuris Sierra, L	(1, 8) B FF 93 S CH 94 C CH 87 F SI 93 B CH 88 F SI 93 X CH 88	3-2 G3	(1)	B FF 90 1 SAFE B CH 92 B CH 84 X SI 89	3-0 SF8	(2)	T FF 91 1 SAFE S CH 84 L KC 78	0-3 K	(1)	C CU 80 B CH 85 F CH 83 F FF 94 X FF 95	1-2 G4-3	(3)	X SL 84	0-0 G3	(2)	4 0 0 1 0 1 3 0 0 0 0 0 0 0		
24 Jesús Aguilar, R OBP: 0.200, SLG: 0.800	(1, 3) C FF 93 S KC 80 X KC 79	0-2 P3	(2)	C KC 77 F KC 76 F SI 89 C CH 85	0-3 K	(3)	1 SAFE C KC 77 F FF 92 X KC 77	0-2 HR	(1-H)	C FF 92 X CH 84	0-1 G6-3	(1)	C SI 91 X SI 92	0-1 F9	(3)	5 1 1 2 0 1 3		
23 Corey Dickerson, L OBP: 0.500, SLG: 0.750	(1, 7) B FF 94 S CH 87 X SI 94	1-1 G5-3	(3)	B CH 84 B CH 84 S CH 85 X KC 78	2-1 G6-3	(1)	B FF 91 F FF 92 X KC 79	1-1 15 WP 26 WP 2B	(1)	C FF 92 F FF 95 B FF 95 F FF 95 F SL 84 B FF 95 B FF 94 F CU 81 X CU 80	3-2 15 WP 1B	(1)	B SI 79 C CH 84 S CH 85 X FF 94	1-2 F9	(2)	4 1 2 0 0 0 0 3 1 1 0 1 1 1		
47 Harold Ramírez, R OBP: 0.500, SLG: 0.333	(1, 9) F FF 93 C CH 86 S CH 85	0-3 K	(1)	C SI 89 S CH 85 F CH 85 X KC 80	0-2 15 CS 1B	(1)	B SL 86 B FF 98 S FF 96 B FF 97 B FF 96	4-1 26 WP 15 WP 2B BB	(1)	B SI 79 C CH 84 S CH 85 X FF 94	1-2 F9	(2)	1 SAFE S FF 94 C FF 94 X CH 84	0-2 1B	(1)	4 0 1 0 0 2 3		
15 Brian Anderson, R OBP: 0.250, SLG: 0.250	(1, 5) X FF 92	0-0 G5-3	(2)	C FF 92 C FF 90 F SI 91 X KC 79	0-2 F9	(3)	B CH 83 C KC 77 C CH 85 S KC 78	1-3 K	(1)	B FF 97 B FF 95 C FF 96 F FF 96 F SL 86 X FF 97	2-2 K	(2)	C SI 90 C CU 77 B SI 89 B SI 87 X SL 86	2-2 L9	(3)	4 0 1 1 0 1 2		
26 Garrett Cooper, R OBP: 0.250, SLG: 0.500	(1, 10) C FF 92 C FF 90 F SI 91 X KC 79	0-2 F9	(3)	S FF 92 B KC 77 S KC 79	0-3 K	(1)	B KC 78 B KC 77 C CH 85 F FF 92 F SI 92 S CH 86	3-3 K	(2)	B SI 91 X SI 92	1-0 G1-3	(3)	C SL 85 B SL 83 B CH 81 S SL 83	2-3 K	(1)	4 0 0 0 0 3 1		
1 Isan Díaz, L (1, 4)	(1, 4)			C KC 76 X SI 92	0-1 19 1B 2 SF8 1B	(1)	F SI 90 F CH 85 X CH 82	0-2 G6-3	(3)	B SI 93 T SI 91 C SI 93 B SI 93 F SI 92 B CH 87 X SI 91	3-2 P6	(1)	B CU 80 C SI 89 B SI 90 B SI 90 B SL 85 F SI 89 B SI 90	4-2 2 G3 19 1B BB	(1)	3 1 1 0 1 0 0		
29 Francisco Cervelli, R OBP: 0.500, SLG: 0.333	(1, 2)			F FF 92 B FF 91 X CH 83	1-1 24 S 1B	(1)	B FF 91 B FF 91 C KC 76 B KC 77 B SI 90	4-1 24 HR BB	(1)	B SL 82 C SI 93 X SI 93	1-1 G6-3	(2)	1 SAFE C SI 91 B SL 86 B CU 79 F SI 89 B SI 89 X SI 89	3-2 2 G3 1B	(2)	3 1 2 0 1 0 0		
19 Miquel Rojas, R OBP: 0.750, SLG: 0.667	(1, 6)			R: 0 H: 0 E: 0 LOB: 0 K: 0 BB: 0 S: 10 P: 14	R: 0 H: 0 E: 0 LOB: 0 K: 1 BB: 0 S: 9 P: 9	R: 1 H: 2 E: 0 LOB: 1 K: 2 BB: 0 S: 12 P: 16	R: 0 H: 1 E: 0 LOB: 1 K: 1 BB: 0 S: 9 P: 14	R: 0 H: 0 E: 0 LOB: 0 K: 2 BB: 0 S: 9 P: 13	R: 4 H: 3 E: 0 LOB: 1 K: 2 BB: 2 S: 20 P: 35	R: 0 H: 0 E: 0 LOB: 0 K: 0 BB: 0 S: 10 P: 15	R: 0 H: 2 E: 0 LOB: 2 K: 0 BB: 0 S: 17 P: 23	R: 0 H: 1 E: 0 LOB: 2 K: 1 BB: 1 S: 12 P: 21	1B: 6 SF: 1 2B: 3 SAC: 0 3B: 0 DP: 1 HR: 1 HBP: 0	WP: 2 PA: 38 PB: 0 SB: 1 CS: 1				
27 Aaron Nola, R ERA: 6.75	(1, 1)	5.1 L	21	5	4	4	7	1	0	0	0	0	0	1	58	80	6.75	1.125
60 Ramón Rosso, R ERA: 27.0	(6, 1)	0.1	3	1	1	1	1	1	0	0	0	2	0	10	19	27.00	6.000	
39 Reggie McClain, R ERA:	(6, 1)	1.0	3	0	0	0	0	0	0	0	0	0	0	7	12	0.00	0.000	
54 Austin Davis, L ERA:	(7, 1)	1.0	5	2	0	0	0	0	0	0	0	0	0	18	23	0.00	2.000	
67 Trevor Kelley, R ERA:	(8, 1)	1.1	6	1	0	0	1	1	0	0	0	0	0	15	26	0.00	1.500	

Miami Marlins @ Philadelphia Phillies
Citizens Bank Park, Philadelphia, PA
Fri Jul 24 2020, 7:11 PM - 10:18 PM EDT
Partly Cloudy - 75 F

livebaseballscorecards.com

AB	34
R	5
H	9
RBI	4
BB	3
SO	9
LOB	13



Batter	1	2	3	4	5	6	7	8	9	AB	R	H	RBI	BB	SO	LOB
22 Andrew McCutchen, R (1, 7)	G4-3		K			G6-4-3		K		4	0	0	0	0	2	2
17 Rhys Hoskins, R (1, 3) OBP: 0.500, SLG: 0.333	K			P5		BB		1B		3	0	1	0	1	1	0
3 Bryce Harper, L (1, 9)	K			K		L7		BB		3	0	0	0	1	2	1
10 J.T. Realmuto, R (1, 2)		K		G1-3			G5-3	G1-3		4	0	0	0	0	1	2
18 Didi Gregorius, L (1, 6) OBP: 0.750, SLG: 1.667		G6-3				HR			G4-6-3	3	2	2	1	1	0	0
2 Jean Segura, R (1, 5)		G6-3		K			L8		F9	4	0	0	0	0	1	2
9 Jay Bruce, L (1, 10)			F7		F7		E8		G4-6-3	4	0	0	0	0	0	1
4 Scott Kingery, R (1, 4) OBP: 0.333, SLG: 0.333					G6-3		G4-3			3	0	1	0	0	0	1
24 Roman Quinn, S (1, 8) OBP: 0.333, SLG: 0.333			K					G5-3		3	0	1	0	0	1	1

Inning Stats	R: 0	H: 0	R: 0	H: 0	R: 0	H: 1	R: 0	H: 0	R: 1	H: 1	R: 0	H: 1	R: 1	H: 0	R: 0	H: 1	R: 0	H: 1	1B: 4	SF: 0	WP: 0	PA: 34
	E: 0	LOB: 0	E: 0	LOB: 0	E: 0	LOB: 1	E: 0	LOB: 0	E: 0	LOB: 0	E: 0	LOB: 1	E: 1	LOB: 1	E: 0	LOB: 2	E: 0	LOB: 0	2B: 0	SAC: 0	PB: 1	
	K: 2	BB: 0	K: 1	BB: 0	K: 2	BB: 0	K: 1	BB: 0	K: 1	BB: 0	K: 0	BB: 1	K: 0	BB: 1	K: 0	BB: 0	K: 0	BB: 0	3B: 0	DP: 2	SB: 0	
	S: 9	P: 14	S: 7	P: 13	S: 11	P: 15	S: 7	P: 9	S: 10	P: 14	S: 7	P: 12	S: 9	P: 18	S: 12	P: 22	S: 6	P: 7	HR: 1	HBP: 0	CS: 0	

PITCHER	IP	WLS	BF	H	R	ER	SO	BB	IBB	HBP	BLK	WP	HR	S	P	ERA	WHIP
22 Sandy Alcantara, R (1, 1) ERA: 1.35	6.2	W	24	3	2	1	7	2	0	0	0	0	1	56	87	1.35	0.750
33 Brad Boxberger, R (7, 1) ERA:	0.1		2	0	0	0	0	0	0	0	0	0	0	4	8	0.00	0.000
93 Yimi Garcia, R (8, 1) ERA:	1.0	H	5	1	0	0	1	1	0	0	0	0	0	12	22	0.00	2.000
27 Brandon Kintzler, R (9, 1) ERA:	1.0	S	3	1	0	0	0	0	0	0	0	0	0	6	7	0.00	1.000

BOTTOM

Miami Marlins @ Philadelphia Phillies
Citizens Bank Park, Philadelphia, PA

Fri Jul 24 2020, 7:11 PM - 10:18 PM EDT
Partly Cloudy - 75 F

livebaseballscorecards.com

AB 31
R 2
H 5
RBI 1
BB 3
SO 8
LOB 10



Batter	1	2	3	4	5	6	7	8	9
22 Andrew McCutchen, R (1, 7) 40 Adam Haseley, L (9, 7)	0-3 K	1-0 F7		1-0 FC6-4			1-1 G6-3	2-2 P4	
17 Rhys Hoskins, R (1, 3) OBP: 0.556, SLG: 0.200	4-1 BB	4-2 BB			0-2 G6-3		4-1 10 HR BB	1-2 F9	
3 Bryce Harper, L (1, 9) OBP: 0.500, SLG: 0.200	4-1 BB	2-3 K			4-0 10 G6-3 BB		1-1 10 HR 1B		
10 J.T. Realmuto, R (1, 2) OBP: 0.125, SLG: 0.500	1-3 K		0-0 F8		2-0 G6-3		2-2 HR		
2 Jean Segura, R (1, 5) OBP: 0.250, SLG: 0.143	1-2 F8		4-2 BB			2-1 G5-3	2-1 1B		
18 Didi Gregorius, L (1, 6) OBP: 0.500, SLG: 1.266		0-2 HR	3-2 P2			2-2 K	2-1 F9		
4 Scott Kingery, R (1, 4) OBP: 0.429, SLG: 0.200	4-2 BB	1-2 CS		2-0 G6-3		4-2 8 HR BB	3-3 K		
8 Phil Gosselin, R (1, 10) OBP: 1.000, SLG: 3.000	4-1 BB			2-1 24 FC5-6 1B		0-0 HR	3-1 HR		
24 Roman Quinn, S (1, 8) OBP: 0.143, SLG: 0.143	1-0 B5			3-2 FC5-6 FC6-4		0-0 F7	1-0 G6-3		

AB	R	H	RBI	BB	SO	LOB
5	0	0	0	0	1	3
0	0	0	0	0	0	0
2	1	0	0	3	0	0
2	1	1	0	2	1	3
4	1	1	3	0	1	3
3	0	1	0	1	0	2
4	1	1	1	0	1	2
2	1	0	0	2	1	1
3	2	3	3	1	0	0
4	0	0	0	0	0	3

BOTTOM	
AB	29
R	7
H	7
RBI	7
BB	9
SO	5
LOB	17

Inning Stats		R	H	E	K	S	R	H	E	K	S	R	H	E	K	S	R	H	E	K	S	R	H	E	K	S
0	0	0	0	0	12	22	1	1	0	15	31	0	0	0	9	17	0	0	0	8	16	2	1	0	10	18
0	0	0	0	0	2	2	0	0	0	0	0	0	0	0	0	0	0	0	0	0	0	0	0	0	0	0
0	0	0	0	0	1	1	0	0	0	0	0	0	0	0	0	0	0	0	0	0	0	0	0	0	0	0
0	0	0	0	0	1	1	0	0	0	0	0	0	0	0	0	0	0	0	0	0	0	0	0	0	0	0
0	0	0	0	0	1	1	0	0	0	0	0	0	0	0	0	0	0	0	0	0	0	0	0	0	0	0
0	0	0	0	0	1	1	0	0	0	0	0	0	0	0	0	0	0	0	0	0	0	0	0	0	0	0

PITCHER		IP	WLS	BF	H	R	ER	SO	BB	IBB	HBP	BLK	WP	HR	S	P	ERA	WHIP
31 Caleb Smith, L (1, 1) ERA: 3.0		3.0		15	1	1	1	3	6	0	0	0	0	1	36	70	3.00	2.333
59 Nick Neidert, R (4, 1) ERA:		2.1		8	1	0	0	0	1	0	0	0	0	0	14	30	0.00	0.857
96 Alex Vesia, L (6, 1) ERA: 27.0		0.2	L	4	1	2	2	1	1	0	0	0	0	1	8	14	27.00	3.000
55 Ryne Stanek, R (7, 1) ERA: 27.0		1.0		7	3	3	3	1	1	0	0	0	0	1	18	33	27.00	4.000
37 Stephen Tarpley, L (8, 1) ERA: 9.0		1.0		4	1	1	1	0	0	0	0	0	0	1	11	18	9.00	1.000

Miami Marlins @ Philadelphia Phillies
Citizens Bank Park, Philadelphia, PA
Sat Jul 25 2020, 4:09 PM - 7:01 PM EDT
Partly Cloudy - 86 F

WP: 0 PA: 39
PB: 0
SB: 0
CS: 1



Batter	1	2	3	4	5	6	7	8	9	AB	R	H	RBI	BB	SO	LOB	TOP										
2 Jonathan Villar, S OBP: 0.143, SLG: 0.083 (1, 10)										5	0	0	0	0	1	5											
5 Jon Berti, R OBP: 0.125, SLG: 0.125 (1, 9)										5	0	0	0	0	3	2											
23 Corey Dickerson, L OBP: 0.308, SLG: 0.615 (1, 7)										5	2	2	1	0	1	0											
24 Jesús Aguilar, R OBP: 0.357, SLG: 0.750 (1, 3)										3	2	2	1	2	0	0											
15 Brian Anderson, R OBP: 0.462, SLG: 0.600 (1, 5)										4	2	1	3	0	1	2											
29 Francisco Cervelli, R OBP: 0.333, SLG: 0.143 (1, 2)										4	0	0	0	1	1	1											
1 Isan Díaz, L OBP: 0.222, SLG: 0.222 (1, 4)										5	2	2	0	0	0	1											
19 Miquel Rojas, R OBP: 0.750, SLG: 1.300 (1, 6)										4	3	3	4	0	1	0											
34 Magneuris Sierra, L OBP: 0.750, SLG: 1.667 (1, 8)										3	0	2	2	1	0	2											
Inning Stats	R: 0 E: 1 K: 2 S: 12	H: 0 LOB: 0 BB: 0 P: 17	R: 4 E: 0 K: 0 S: 15	H: 3 LOB: 0 BB: 1 P: 26	R: 0 E: 0 K: 2 S: 9	H: 0 LOB: 1 BB: 1 P: 17	R: 2 E: 0 K: 1 S: 10	H: 3 LOB: 1 BB: 0 P: 17	R: 3 E: 0 K: 0 S: 15	H: 4 LOB: 2 BB: 1 P: 19	R: 1 E: 0 K: 0 S: 5	H: 1 LOB: 0 BB: 0 P: 6	R: 1 E: 0 K: 1 S: 11	H: 1 LOB: 1 BB: 0 P: 19	R: 0 E: 0 K: 0 S: 8	H: 0 LOB: 1 BB: 1 P: 13	R: 0 E: 0 K: 2 S: 9	H: 0 LOB: 0 BB: 0 P: 13	1B: 5 2B: 1 3B: 2 HR: 4	SF: 0 SAC: 0 DP: 0 HBP: 2	WP: 1 PB: 0 SB: 0 CS: 0	PA: 44					
PITCHER	IP	WLS	BF	H	R	ER	SO	BB	IBB	HBP	BLK	WP	HR	S	P	ERA	WHIP										
21 Vince Velasquez, R ERA: 12.0 (1, 1)	3.0		14	3	4	4	4	2	0	1	0	0	2	36	60	12.00	1.667										
47 Cole Irvin, L ERA: 36.0 (4, 1)	1.0	L	8	5	4	4	1	0	0	0	0	0	0	16	23	36.00	5.000										
39 Reggie McClain, R ERA: 4.5 (5, 1)	1.0		6	2	1	1	0	1	0	0	0	0	1	9	13	9.00	3.000										
43 Nick Pivetta, R ERA: 5.4 (6, 1)	3.1		14	2	2	2	2	1	0	1	0	1	1	27	43	5.40	0.900										
50 Héctor Neris, R ERA: (9, 1)	0.2		2	0	0	0	1	0	0	0	0	0	0	6	8	0.00	0.000										

Miami Marlins @ Philadelphia Phillies
Citizens Bank Park, Philadelphia, PA
Sun Jul 26 2020, 1:10 PM - 4:52 PM EDT
Partly Cloudy - 90 F

livebaseballscorecards.com

AB	38
R	11
H	12
RBI	11
BB	4
SO	8
LOB	13



Batter	1	2	3	4	5	6	7	8	9	AB R H RBI BB SO LOB
40 Adam Haseley, L OBP: 0.667, SLG: 1.000	0-2 17 2B 3 HR 1B	1-0 17 WP 17 E 2B		3-3 K		2-1 3 BB 1-H 2B		1-1 18 BB 17 BB 1B	0-0 E1	6 2 4 1 0 1 2
17 Rhys Hoskins, R OBP: 0.600, SLG: 0.375	1-2 3 HR 2B	3-2 G6-3 2-H			4-1 18 1B 10 1B BB	4-2 3 BB BB		4-1 18 BB BB	0-1 L5	3 1 1 0 3 0 2
3 Bryce Harper, L OBP: 0.462, SLG: 0.556	0-0 2-H 3-H HR	1-2 G3			2-2 F8	4-1 BB		0-0 F7		4 1 1 3 1 0 3
10 J.T. Realmuto, R OBP: 0.154, SLG: 0.385	2-2 G5-3		2-3 K		1-2 18 1B 1B	1-2 F4		0-3 K		5 0 1 0 0 2 5
18 Didi Gregorius, L OBP: 0.462, SLG: 0.909	1-2 F7		0-1 F7		0-1 1B	1-2 L8		4-0 BB		4 0 1 0 1 0 3
2 Jean Segura, R OBP: 0.231, SLG: 0.167	0-2 9 3B 1B		2-3 K		1-1 F6		2-2 G6-3	0-1 F7		5 1 1 0 0 1 6
9 Jay Bruce, L OBP: 0.333, SLG: 0.625	2-1 1-H 3B		4-1 8 FC6-4 BB		2-2 F9		1-2 2B		1-0 G4-3	4 0 2 1 1 0 3
4 Scott Kingery, R OBP: 0.250, SLG: 0.100	2-1 F8		0-0 F8			3-2 P3	0-1 G2-3		1-1 P4	5 0 0 0 0 0 3
12 Neil Walker, S 8 Phil Gosselin, R OBP: 0.750, SLG: 1.667		2-1 G3-1		0-1 FC6-4 1-2f		1-1 40 2B 1B		1-3 K	4-2 40 E BB	1 0 0 0 0 0 0 3 1 1 0 1 1 2

Inning Stats	R: 4	H: 5	E: 0	K: 0	S: 20	LOB: 1	BB: 0	P: 28	R: 1	H: 1	E: 0	K: 0	S: 9	LOB: 0	BB: 0	P: 16	R: 0	H: 0	E: 0	K: 2	S: 8	LOB: 0	BB: 0	P: 12	R: 0	H: 2	E: 0	K: 0	S: 14	LOB: 3	BB: 1	P: 24	R: 1	H: 2	E: 0	K: 0	S: 19	LOB: 3	BB: 2	P: 35	R: 0	H: 1	E: 0	K: 1	S: 12	LOB: 1	BB: 0	P: 16	R: 0	H: 1	E: 0	K: 10	S: 10	LOB: 3	BB: 2	P: 19	R: 0	H: 0	E: 1	K: 0	S: 8	LOB: 2	BB: 1	P: 14	1B: 6	2B: 4	3B: 1	HR: 1	SF: 0	SAC: 0	DP: 0	HBP: 0	WP: 1	PA: 47
--------------	------	------	------	------	-------	--------	-------	-------	------	------	------	------	------	--------	-------	-------	------	------	------	------	------	--------	-------	-------	------	------	------	------	-------	--------	-------	-------	------	------	------	------	-------	--------	-------	-------	------	------	------	------	-------	--------	-------	-------	------	------	------	-------	-------	--------	-------	-------	------	------	------	------	------	--------	-------	-------	-------	-------	-------	-------	-------	--------	-------	--------	-------	--------

PITCHER	IP	WLS	BF	H	R	ER	SO	BB	IBB	HBP	BLK	WP	HR	S	P	ERA	WHIP
64 Robert Dugger, R ERA: 10.8	3.1		17	6	5	4	2	1	0	0	0	1	0	39	62	10.80	2.100
37 Stephen Tarpley, L ERA: 5.4	0.2	W	2	0	0	0	1	0	0	0	0	0	0	6	9	0.00	0.000
78 Jordan Holloway, R ERA:	0.1		4	2	0	0	0	1	0	0	0	0	0	9	16	0.00	9.000
43 Jeff Brigham, R ERA: 9.0	1.0	H	5	2	1	1	0	0	0	0	0	0	0	13	22	9.00	2.000
93 Yimi García, R ERA:	1.2		8	1	0	0	1	2	0	0	0	0	0	23	37	0.00	1.800

BOTTOM

Miami Marlins @ Philadelphia Phillies
Citizens Bank Park, Philadelphia, PA

Sun Jul 26 2020, 1:10 PM - 4:52 PM EDT
Partly Cloudy - 90 F

livebaseballscorecards.com

AB	40
R	6
H	12
RBI	5
BB	7
SO	5
LOB	29



Miami Marlins @ Baltimore Orioles
 Oriole Park at Camden Yards, Baltimore, MD

Tue Aug 04 2020, 8:16 PM - 10:54 PM EDT
 Partly Cloudy - 83 F

livebaseballscorecards.com

AB 33
 R 4
 H 6
 RBI 3
 BB 2
 SO 6
 LOB 9



Batter	1	2	3	4	5	6	7	8	9	AB	R	H	RBI	BB	SO	LOB	TOP			
2 Jonathan Villar, S OBP: 0.167, SLG: 0.125 (1, 6)	F8		G1-3			5 WP 1B	G4-3			4	1	1	0	0	0	0				
5 Jon Berti, R OBP: 0.250, SLG: 0.250 (1, 4)	23 S 1B			K		23 2B 11 FC5 1H 1B		G5-3		4	1	2	1	0	1	0				
24 Jesús Aguilar, R OBP: 0.333, SLG: 0.813 (1, 3)	L9			G6-3		L4		HR		4	1	1	1	0	0	2				
23 Corey Dickerson, L OBP: 0.294, SLG: 0.588 (1, 7)	G4-3			K		11 E 2B		G6-3		4	0	1	0	0	1	1				
15 Brian Anderson, R OBP: 0.412, SLG: 0.462 (1, 5)		G5-3			F8	11 E BB		F9		3	0	0	0	1	0	0				
11 Logan Forsythe, R (1, 10) 7 Matt Joyce, L (9, PH) (9, 10)		K			F9	FC5		29 G6-4-3 BB		3	0	0	0	0	1	2				
29 Francisco Cervelli, R OBP: 0.308, SLG: 0.455 (1, 2)		F8			HR	P6		G6-4-3		4	1	1	1	0	0	4				
25 Lewis Brinson, R (1, 9)			P3		G4-3			L7		4	0	0	0	0	0	0				
4 Monte Harrison, R (1, 8)			K			K				3	0	0	0	0	3	0				
Inning Stats	R: 0 H: 1 E: 0 K: 0 S: 8	H: 1 LOB: 1 BB: 0 P: 11	R: 0 H: 0 E: 0 K: 1 S: 9	H: 0 LOB: 0 BB: 0 P: 13	R: 0 H: 0 E: 0 K: 1 S: 11	H: 0 LOB: 0 BB: 0 P: 16	R: 0 H: 0 E: 0 K: 2 S: 11	H: 0 LOB: 0 BB: 0 P: 16	R: 1 H: 1 E: 0 K: 0 S: 12	H: 1 LOB: 0 BB: 0 P: 22	R: 2 H: 3 E: 1 K: 1 S: 13	H: 3 LOB: 3 BB: 1 P: 28	R: 0 H: 0 E: 0 K: 1 S: 7	H: 0 LOB: 0 BB: 0 P: 10	R: 1 H: 1 E: 0 K: 0 S: 8	H: 1 LOB: 0 BB: 0 P: 12	R: 0 H: 0 E: 0 K: 0 S: 5	H: 0 LOB: 0 BB: 1 P: 11	1B: 3 SF: 0 2B: 1 SAC: 0 3B: 0 DP: 1 HR: 2 HBP: 0	WP: 1 PA: 35 PB: 0 SB: 1 CS: 0
PITCHER	IP WLS BF H R ER SO BB IBB HBP BLK WP HR S P ERA WHIP																			
47 John Means, L (1, 1) ERA: 7.71	4.2 L 16 2 1 1 4 0 0 0 0 0 1 48 72 1.93 0.429																			
70 Travis Lakins Sr., R (5, 1) ERA: 4.05	1.0 5 2 2 1 1 0 0 0 0 0 1 0 12 22 9.00 2.000																			
51 Paul Fry, L (6, 1) ERA: 6.75	0.0 3 1 0 0 0 1 0 0 0 0 0 0 2 8 ∞ ∞																			
73 Thomas Eshelman, R (6, 1) ERA: 2.7	3.1 11 1 1 1 1 1 0 0 0 0 0 1 22 37 2.70 0.600																			

Batter	1	2	3	4	5	6	7	8	9	AB R H RBI BB SO LOB
2 Jonathan Villar, S OBP: 0.280, SLG: 0.190 (1, 6)	4-0 B CH 91 B FF 91 B FF 92 B FF 92 5 2B 24 SF9 BB		2-0 B CH 83 B SL 86 X FF 92 P5		3-2 C FF 90 B CH 84 B CH 84 F CU 76 B FF 91 X SL 86 5 S 1B					2 1 1 0 1 0 0
5 Jon Berti, R OBP: 0.263, SLG: 0.278 (1, 4)	0-0 X FF 92 24 SF9 15 1B 2B		1-2 C CU 77 B CU 78 C FF 91 X CU 78 G5-3		1-1 1 SAFE B CU 77 F CU 78 X CU 77 G5-3					3 1 1 0 0 0 2
23 Corey Dickerson, L OBP: 0.304, SLG: 0.476 (1, 7)	0-3 S FF 92 S FF 91 S FF 92 K		1-3 C CH 86 S CU 77 B CU 78 C FF 92 K		0-0 X SL 90 G4-3					3 0 0 0 0 2 2
24 Jesús Aguilar, R OBP: 0.250, SLG: 0.619 (1, 10)	0-1 F FF 92 X SL 87 SF9		2-0 B CU 77 B CU 77 X FF 90 P3		2-2 B FF 98 C FF 98 S SL 90 B SL 91 F SL 91 X FF 98 G1-3					2 0 0 1 0 0 0
15 Brian Anderson, R OBP: 0.391, SLG: 0.579 (1, 3)	1-1 S CU 77 B CU 78 X SL 86 3-H 1B		1-2 B CU 78 F CH 85 F FF 92 T FF 92 K		0-0 X SL 91 G5-3					3 0 1 1 0 1 0
7 Matt Joyce, L (1, 9)	0-1 C CU 77 X CH 85 F7		2-2 C CU 76 F FF 91 B CU 78 F SL 85 F FF 92 F CU 79 B FF 92 X FF 91 F8							2 0 0 0 0 0 1
4 Monte Harrison, R (7, 8)										0 0 0 0 0 0 0
36 Ryan Lavarnway, R OBP: 0.500, SLG: 0.500 (1, 2)		0-0 X FF 91 F8		2-0 B FF 90 B CU 76 X FF 91 2 1B 1B						2 0 1 0 0 0 0
65 Eddy Alvarez, L (1, 5)		1-2 C CU 77 C SL 83 B CU 78 X CU 79 G3-1		3-3 F CU 76 B FF 90 B FF 90 B FF 91 F FF 91 S FF 91 K						2 0 0 0 0 1 1
34 Magneuris Sierra, L OBP: 0.500, SLG: 1.000 (1, 8) (7, 9)		1-0 B CU 76 X CU 78 G3		0-0 X FF 91 L8						2 0 0 0 0 0 1


Inning Stats	R: 2	H: 2	E: 0	LOB: 1	K: 1	S: 10	P: 15	R: 0	H: 0	E: 0	LOB: 0	K: 0	S: 5	P: 7	R: 0	H: 0	E: 0	LOB: 0	K: 1	S: 10	P: 15	R: 0	H: 2	E: 0	LOB: 2	K: 1	S: 10	P: 19	R: 0	H: 0	E: 0	LOB: 0	K: 0	S: 6	P: 8
PITCHER	IP	WLS	BF	H	R	ER	SO	BB	IBB	HBP	BLK	WP	HR	S	P	ERA	WHIP																		
29 Asher Wojciechowski, R ERA: 5.4 (1, 1)	5.0	L	20	4	2	2	4	1	0	0	0	0	0	0	0	3.60	1.000																		
66 Tanner Scott, L ERA: (6, 1)	1.0		3	0	0	0	0	0	0	0	0	0	0	6	8	0.00	0.000																		

BOTTOM

Baltimore Orioles @ Miami Marlins
 Oriole Park at Camden Yards, Baltimore, MD
 Wed Aug 05 2020, 8:11 PM - 10:17 PM EDT
 Partly Cloudy - 87 F

AB	21
R	2
H	4
RBI	2
BB	1
SO	4
LOB	7

livebaseballscorecards.com



WP: 0	PA: 23
PB: 0	
SB: 1	
CS: 0	

Batter	1	2	3	4	5	6	7	8	9	AB R H RBI BB SO LOB
57 Hanser Alberto, R OBP: 0.386, SLG: 0.571 (1, 4)										3 0 0 0 0 0 2
25 Anthony Santander, S OBP: 0.244, SLG: 0.436 (1, 9)										3 0 0 0 0 0 0
11 Jose Iglesias, R OBP: 0.500, SLG: 0.714 (1, 10)										2 0 0 0 0 0 0
39 Renato Núñez, R OBP: 0.349, SLG: 0.514 (1, 5)										1 0 0 0 2 1 0
35 Dwight Smith Jr., L OBP: 0.250, SLG: 0.333 (1, 7)										2 0 0 0 0 1 3
21 Austin Hays, R OBP: 0.220, SLG: 0.139 (1, 8)										3 0 0 0 0 1 1
19 Chris Davis, L OBP: 0.143, SLG: 0.105 (1, 3)										3 0 0 0 0 1 0
15 Chance Sisco, L OBP: 0.615, SLG: 0.500 (1, 2)										2 0 1 0 0 1 0
74 Pat Valaika, R OBP: 0.333, SLG: 0.471 (5, PR) (6, 6)										1 0 1 0 0 0 0
13 Andrew Velazquez, S OBP: 0.067, SLG: 0.067 (1, 6)										1 0 0 0 0 1 0
28 Pedro Severino, R OBP: 0.313, SLG: 0.483 (5, PH) (6, 2)										2 0 1 0 0 1 1

Inning Stats	R: 0	H: 0	E: 0	K: 1	S: 12	LOB: 2	BB: 1	P: 22	R: 0	H: 0	E: 0	K: 1	S: 9	LOB: 0	BB: 0	P: 13	R: 0	H: 0	E: 0	K: 1	S: 7	LOB: 0	BB: 0	P: 10	R: 0	H: 0	E: 0	K: 1	S: 8	LOB: 1	BB: 0	P: 13	R: 0	H: 2	E: 0	K: 1	S: 8	LOB: 1	BB: 0	P: 9	R: 0	H: 0	E: 0	K: 0	S: 8	LOB: 1	BB: 1	P: 15	R: 0	H: 1	E: 0	K: 2	S: 8	LOB: 1	BB: 0	P: 11
1B: 2	SF: 0	2B: 1	SAC: 0	3B: 0	DP: 1	HR: 0	HBP: 2	WP: 1	PA: 27	PB: 0	SB: 0	CS: 0																																												

PITCHER	IP	WLS	BF	H	R	ER	SO	BB	IBB	HBP	BLK	WP	HR	S	P	ERA	WHIP
57 Elieser Hernández, R ERA: (1, 1)	4.1		18	2	0	0	5	1	0	2	0	0	0	43	66	0.00	0.692
44 Nick Vincent, R ERA: (5, 1)	1.1	W	4	0	0	0	0	1	0	0	0	0	0	6	11	0.00	0.750
35 Richard Bleier, L ERA: (6, 1)	0.1	H	1	0	0	0	0	0	0	0	0	1	0	3	5	0.00	0.000
27 Brandon Kintzler, R ERA: (7, 1)	1.0	S	4	1	0	0	2	0	0	0	0	0	0	8	11	0.00	1.000

MIAMI MARLINS @ BALTIMORE ORIOLES
ORIOLE PARK AT CAMDEN YARDS, BALTIMORE, MD
 Wed Aug 05 2020, 5:05 PM - 7:24 PM EDT
 Partly Cloudy - 86 F

livebaseballscorecards.com

AB 23
R 0
H 3
RBI 0
BB 2
SO 7
LOB 7

Batter	1	2	3	4	5	6	7	8	9	AB R H RBI BB SO LOB	TOP																										
57 Hanser Alberto, R (1, 4) OBP: 0.358, SLG: 0.529	1-2 2B		2-2 25 3B 1B		1-0 L9	1-2 F7			0-1 G5-4-3	5 1 2 0 0 0 3																											
25 Anthony Santander, S (1, 9) OBP: 0.245, SLG: 0.447	1-3 K		1-0 35 SF8 3B		0-0 L7			0-1 F8	1-1 E3 11 FC6-4	5 1 1 1 0 1 2																											
11 Jose Iglesias, R (1, 6) OBP: 0.400, SLG: 0.586	1-3 K		0-2 F9		1-1 G6-3			2-1 G6-3	2-1 FC6-4	5 0 0 0 0 1 3																											
35 Dwight Smith Jr., L (1, 7) OBP: 0.250, SLG: 0.476	2-3 K		0-0 SF8			1-0 HR		3-1 L7		3 1 1 2 0 1 1																											
39 Renato Núñez, R (1, 10) OBP: 0.360, SLG: 0.636		2-0 HR	1-1 F8		1-1 HR			3-3 K		4 2 2 2 0 1 0																											
15 Chance Sisco, L (1, 2) OBP: 0.647, SLG: 0.909		0-0 21 L8 2B		2-0 HR	4-2 21 HBP BB			3-3 K		3 1 2 1 1 1 0																											
21 Austin Hays, R (1, 8) OBP: 0.234, SLG: 0.146		1-1 L8	2-1 G6-3		1-1 G6-3			3-2 G6-3		3 0 0 0 0 0 1																											
19 Chris Davis, L (1, 3) OBP: 0.160, SLG: 0.174		2-3 K	1-0 F9		0-0 F7			1-0 28 1B 2B		4 1 1 0 0 1 3																											
74 Pat Valaika, R (1, 5) OBP: 0.292, SLG: 0.364		1-1 F9	1-1 L8		0-2 F4			1-2 57 G5-4-3 1B		3 0 0 0 0 0 3																											
28 Pedro Severino, R (9, PH) OBP: 0.333, SLG: 0.469										1 0 1 1 0 0 0																											
13 Andrew Velazquez, S (9, PR) OBP: 0.111, SLG: 0.059										0 0 0 0 0 0 0																											
Inning Stats	R: 0 E: 0 K: 3 S: 15	H: 1 LOB: 1 BB: 0 P: 20	R: 1 E: 0 K: 1 S: 11	H: 2 LOB: 1 BB: 0 P: 17	R: 2 E: 0 K: 0 S: 13	H: 2 LOB: 0 BB: 0 P: 17	R: 1 E: 0 K: 0 S: 6	H: 1 LOB: 0 BB: 0 P: 12	R: 0 E: 0 K: 0 S: 4	H: 0 LOB: 0 BB: 0 P: 6	R: 2 E: 0 K: 0 S: 13	H: 2 LOB: 2 BB: 1 P: 21	R: 0 E: 0 K: 0 S: 6	H: 0 LOB: 0 BB: 0 P: 11	R: 0 E: 0 K: 2 S: 11	H: 0 LOB: 0 BB: 0 P: 20	R: 1 E: 1 K: 0 S: 10	H: 2 LOB: 1 BB: 0 P: 15	1B: 2 2B: 3 3B: 1 HR: 4	SF: 1 SAC: 0 DP: 1 HBP: 1	WP: 0 PB: 0 SB: 0 CS: 0	PA: 39															
PITCHER	IP WLS BF H R ER SO BB IBB HBP BLK WP HR S P ERA WHIP																																				
50 Jordan Yamamoto, R (1, 1) ERA: 9.0	4.0		18	6	4	4	4	0	0	0	0	0	2	45	66	9.00	1.500																				
75 Jorge Guzmán, R (5, 1) ERA: 18.0	1.0		7	2	2	2	0	1	0	1	0	0	2	10	19	18.00	3.000																				
48 Mike Morin, R (6, 1) ERA:	2.0	W	6	0	0	0	0	0	0	0	0	0	0	13	19	0.00	0.000																				
33 Brad Boxberger, R (8, 1) ERA:	1.0	H	3	0	0	0	2	0	0	0	0	0	0	11	20	0.00	0.000																				
27 Brandon Kintzler, R (9, 1) ERA: 1.8	1.0	S	5	2	1	1	0	0	0	0	0	0	0	10	15	9.00	2.000																				

Baltimore Orioles @ Miami Marlins
 Oriole Park at Camden Yards, Baltimore, MD
 Thu Aug 06 2020, 7:37 PM - 10:34 PM EDT
 Overcast - 79 F

livebaseballscorecards.com

AB	36
R	7
H	10
RBI	7
BB	1
SO	6
LOB	16



Batter	1	2	3	4	5	6	7	8	9
2 Jonathan Villar, S OBP: 0.333, SLG: 0.385 (1, 10)	0-0 HR		S CH 79 S CH 79 B CH 78 X CH 79 1-2	1 SAFE X CH 80 0-0		C FF 94 1 SAFE 1 CH 85 X CH 86 1-1		C FF 94 X SL 86 0-1	
5 Jon Berti, R OBP: 0.250, SLG: 0.227 (1, 6)	1-2 L7		B CU 73 B FC 84 C SI 87 X CH 81 2-1	2 SAFE B FC 89 B FC 88 F FC 92 F FC 87 F FC 92 S SL 83 2-3			C FF 96 B FF 95 H FF 95 2-1	C FF 93 1 SAFE D SL 86 C FF 93 B SL 86 S SL 85 2-3	
29 Francisco Cervelli, R OBP: 0.300, SLG: 0.444 (1, 2)	1-3 K		B CU 72 X FC 83 1-0	B FF 93 X FC 88 1-0			F FF 94 1 SAFE 1 SAFE B FF 94 1 SAFE X ST 83 1-1		
24 Jesús Aguilar, R OBP: 0.250, SLG: 0.583 (1, 3)	0-2 L9		B CH 80 X CH 80 1-0		C FF 92 F FC 88 X FF 95 0-2		B SL 85 F SL 84 X FF 95 1-1		
15 Brian Anderson, R OBP: 0.407, SLG: 0.652 (1, 5)		F SI 86 X FC 83 0-1	X CH 81 0-0		C FC 88 S FC 90 B FF 93 C FF 93 1-3		X FF 96 0-0		
25 Lewis Brinson, R (1, 9)		C CU 74 B CH 80 F CH 78 B SI 87 F FC 83 B SI 88 B SI 87 4-2	B CU 74 X CU 74 1-0		C FC 90 B FF 95 C FC 90 B FF 94 B FF 94 X FC 90 3-2		B CH 83 C FF 95 X CH 83 1-1		
23 Corey Dickerson, L OBP: 0.292, SLG: 0.455 (7, PH) (8, 7)			G6-3				G4-3		
11 Logan Forsythe, R OBP: 0.286, SLG: 0.429 (1, 4)		B CU 73 D CH 90 X FC 84 2-0		C SI 86 X FC 83 0-1		C FF 94 X FF 95 0-1	C FF 96 B FF 96 B FF 93 S SL 88 2-3		
34 Magneuris Sierra, L OBP: 0.400, SLG: 0.714 (1, 7) (8, 9)		B CU 72 S CU 73 X CU 73 1-1		1 SAFE 1 SAFE L SI 85 S SI 86 H CH 79 1-2		B FF 95 X FF 95 1-0	C FF 93 B SL 86 C SL 86 S SL 86 1-3		
4 Monte Harrison, R OBP: 0.100, SLG: 0.100 (1, 8)		F CH 79 B FF 87 F CH 77 B FC 85 B SI 88 X SI 88 3-2		C FC 84 X CH 80 0-1		C FF 95 B ST 84 F ST 84 F FF 96 B ST 85 B ST 85 X FF 95 3-2		C FF 94 B SL 86 F FF 93 B SL 86 X FF 93 2-2	

Inning Stats	R: 1	H: 1	E: 0	LOB: 0	K: 1	S: 10	P: 12	R: 1	H: 1	E: 0	LOB: 1	K: 0	S: 11	P: 21	R: 2	H: 3	E: 0	LOB: 1	K: 0	S: 9	P: 15	R: 2	H: 2	E: 1	LOB: 1	K: 1	S: 12	R: 0	H: 0	E: 0	LOB: 0	K: 1	S: 9	P: 13	R: 0	H: 1	E: 0	LOB: 1	K: 0	S: 9	P: 14	R: 2	H: 2	E: 1	LOB: 1	K: 1	S: 11	P: 18	R: 0	H: 1	E: 0	LOB: 1	K: 2	S: 11	P: 16
--------------	------	------	------	--------	------	-------	-------	------	------	------	--------	------	-------	-------	------	------	------	--------	------	------	-------	------	------	------	--------	------	-------	------	------	------	--------	------	------	-------	------	------	------	--------	------	------	-------	------	------	------	--------	------	-------	-------	------	------	------	--------	------	-------	-------

Batter	AB	R	H	RBI	BB	SO	LOB
2 Jonathan Villar, S	5	1	3	2	0	0	1
5 Jon Berti, R	4	1	0	0	0	2	2
29 Francisco Cervelli, R	4	2	2	0	0	1	1
24 Jesús Aguilar, R	3	1	1	1	0	0	0
15 Brian Anderson, R	4	0	2	3	0	1	0
25 Lewis Brinson, R	2	1	0	0	1	0	1
23 Corey Dickerson, L	1	0	0	0	0	0	1
11 Logan Forsythe, R	4	1	2	0	0	1	1
34 Magneuris Sierra, L	2	1	0	1	0	1	0
4 Monte Harrison, R	4	0	1	0	0	0	3

BOTTOM

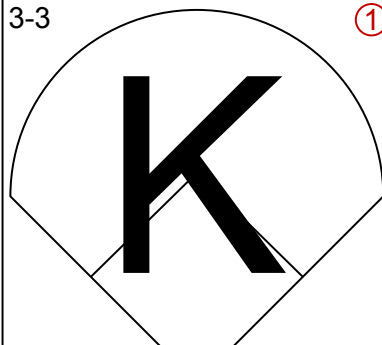
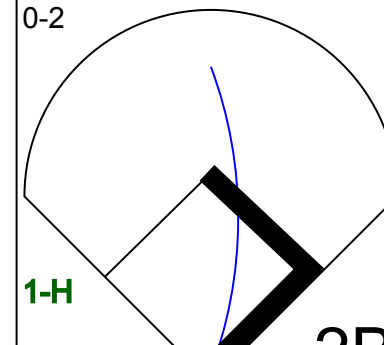
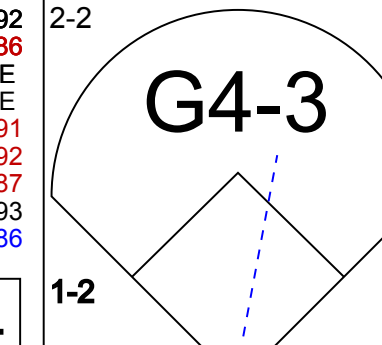
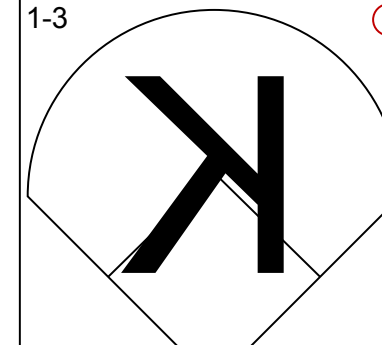
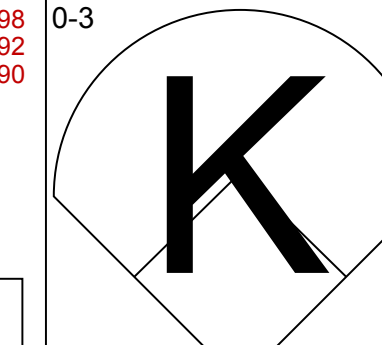
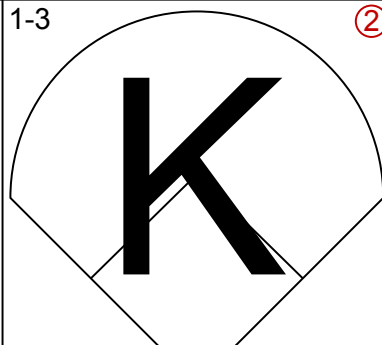
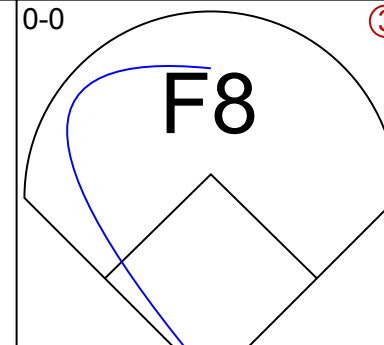
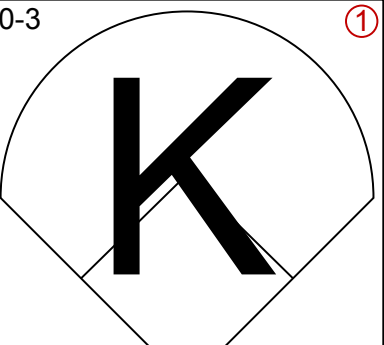
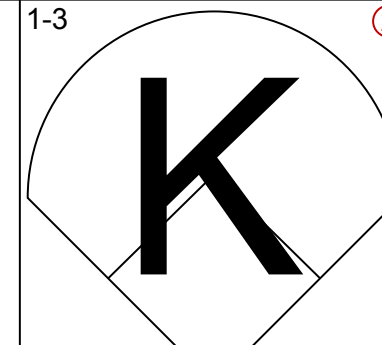
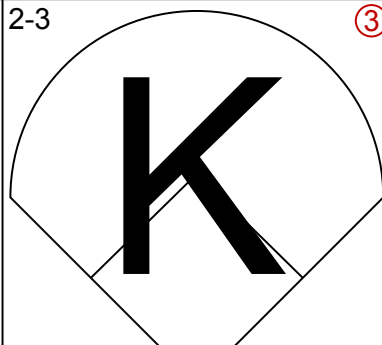
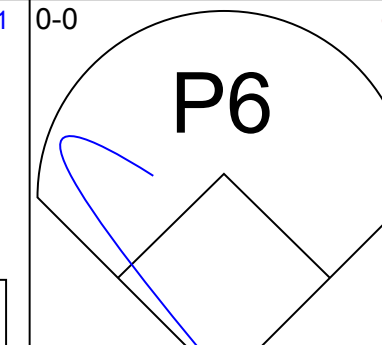
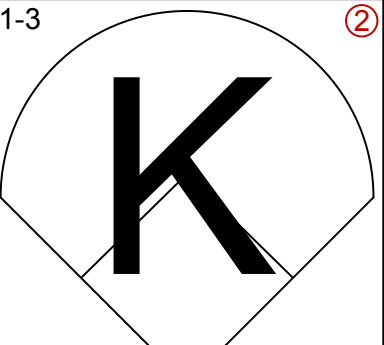
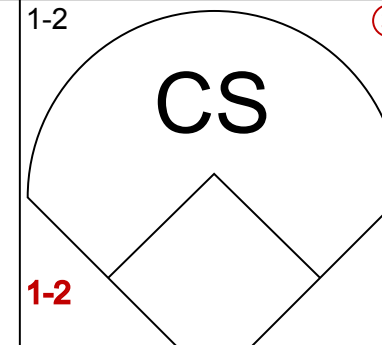
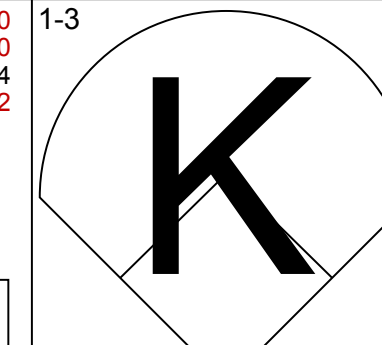
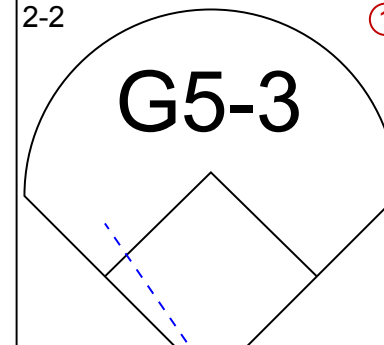
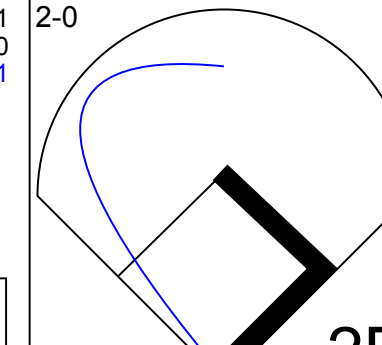
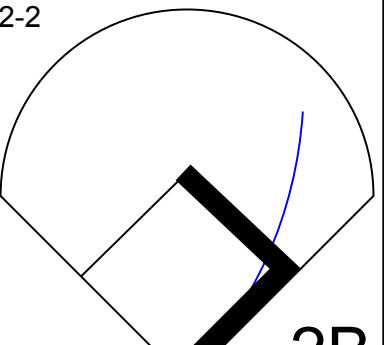
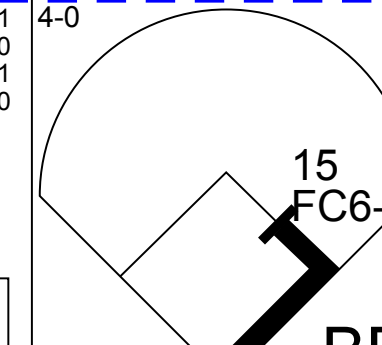
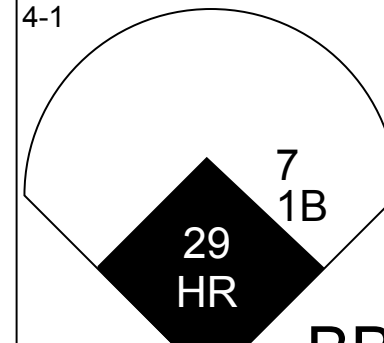
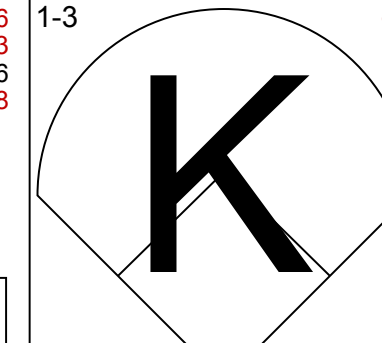
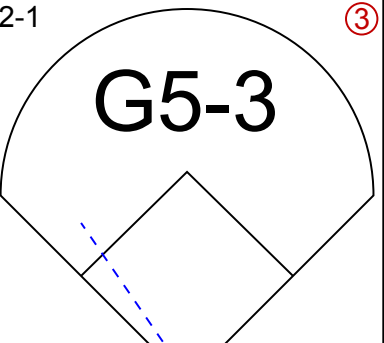
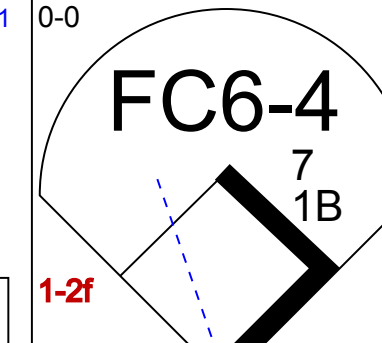
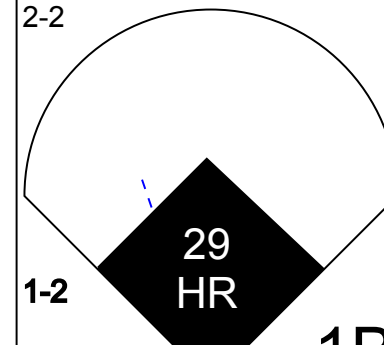
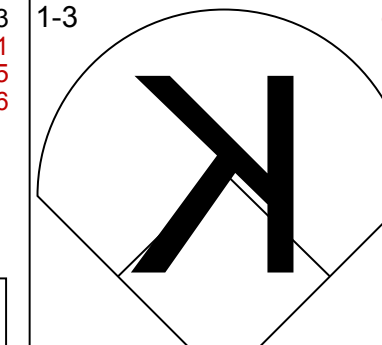
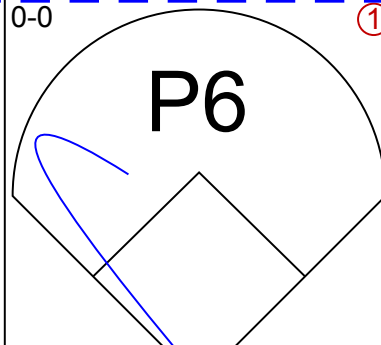
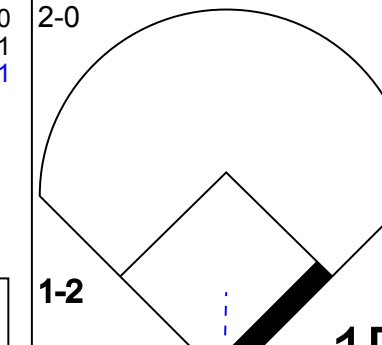
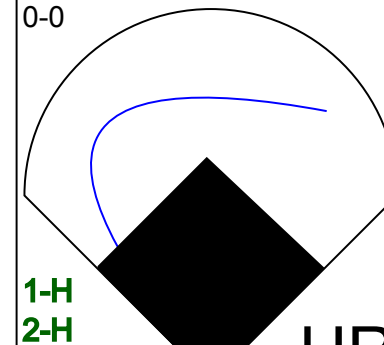
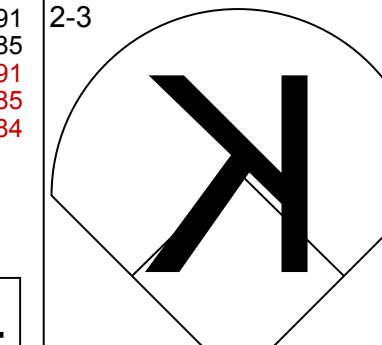
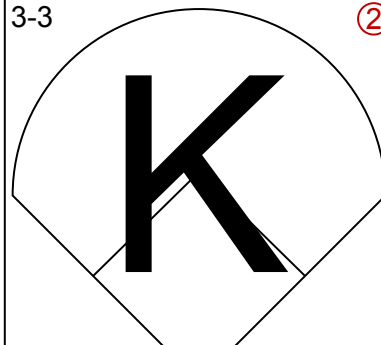

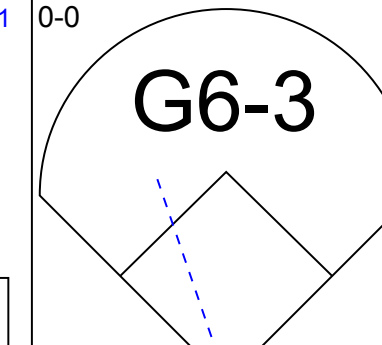
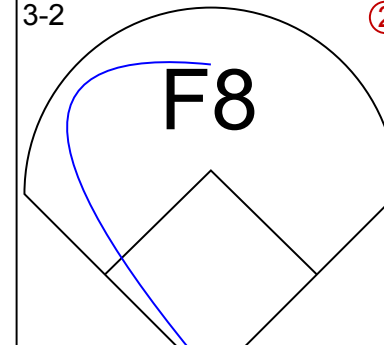
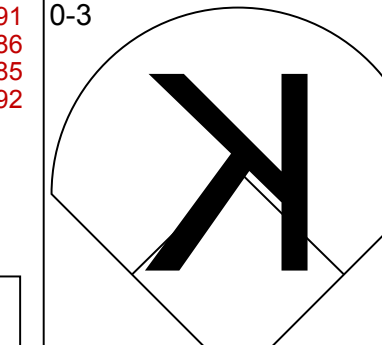
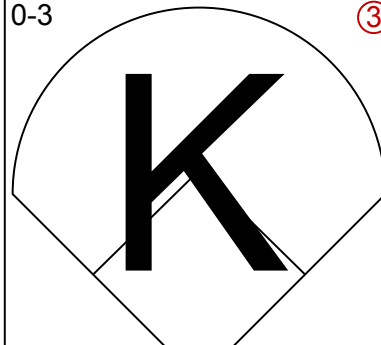

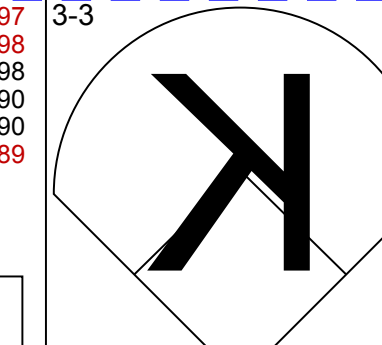
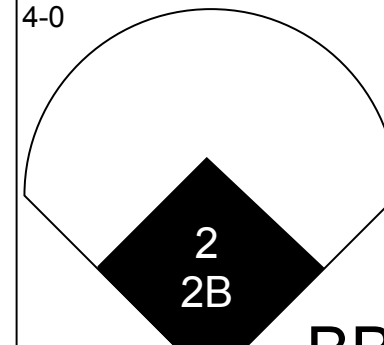
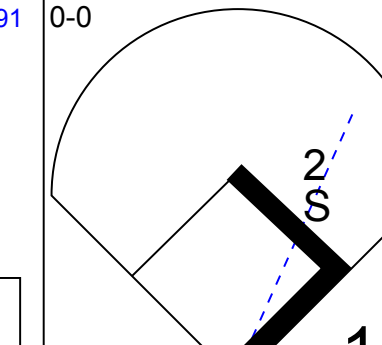
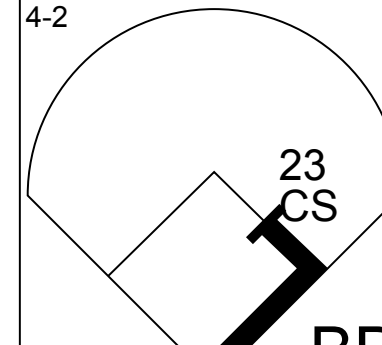
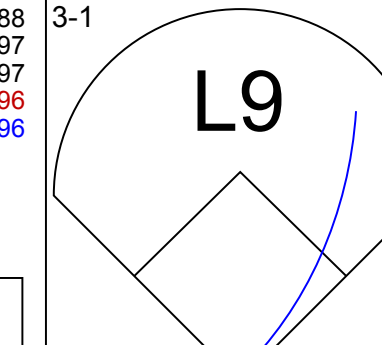
Baltimore Orioles @ Miami Marlins
 Oriole Park at Camden Yards, Baltimore, MD
 Thu Aug 06 2020, 7:37 PM - 10:34 PM EDT
 Overcast - 79 F

livebaseballscorecards.com

AB	33
R	8
H	11
RBI	7
BB	1
SO	6
LOB	10



PITCHER	IP	WLS	BF	H	R	ER	SO	BB	IBB	HBP	BLK	WP	HR	S	P	ERA	WHIP
23 Wade LeBlanc, L ERA: 6.91	3.1		19	7	6	6	1	1	0	0	0	0	0	14	21	0.00	0.000
43 Shawn Armstrong, R ERA:	1.2	L	5	0	0	0	2	0	0	0	1	0	0	12	20	18.00	2.000
58 Evan Phillips, R ERA: 9.64	1.0		6	2	2	2	0	0	0	0	0	0	0	8	12	0.00	1.000
42 Mychal Givens, R ERA:	1.0		4	1	0	0	1	0	0	0	0	0	0	11	16	0.00	1.000
51 Paul Fry, L ERA: 4.91	1.0		4	1	0	0	2	0	0	0	0	0	0	11	16	0.00	1.000

Batter	1	2	3	4	5	6	7	8	9	AB R H RBI BB SO LOB	TOP							
2 Jonathan Villar, S OBP: 0.314, SLG: 0.387 (1, 6)										5 0 1 1 0 3 2								
65 Eddy Alvarez, L (1, 4)										4 0 0 0 0 3 2								
23 Corey Dickerson, L OBP: 0.250, SLG: 0.385 (1, 7)										4 0 0 0 0 3 0								
24 Jesús Aguilar, R OBP: 0.313, SLG: 0.667 (1, 10)										3 0 2 0 1 0 0								
15 Brian Anderson, R OBP: 0.387, SLG: 0.577 (1, 5)										3 1 0 0 1 1 3								
7 Matt Joyce, L OBP: 0.300, SLG: 0.222 (1, 9)										4 1 2 0 0 1 1								
25 Lewis Brinson, R (8, 9)										0 0 0 0 0 0 0								
29 Francisco Cervelli, R OBP: 0.292, SLG: 0.545 (1, 2)										4 1 1 3 0 2 2								
11 Logan Forsythe, R OBP: 0.182, SLG: 0.273 (1, 3)										4 0 0 0 0 3 0								
34 Magneuris Sierra, L OBP: 0.500, SLG: 0.667 (1, 8)										2 1 1 0 2 0 0								
Inning Stats	R: 0 H: 0 E: 0 K: 3 S: 13	H: 0 LOB: 0 BB: 0 P: 19	R: 4 H: 3 E: 0 K: 0 S: 18	H: 3 LOB: 1 BB: 2 P: 33	R: 0 H: 1 E: 0 K: 2 S: 8	H: 1 LOB: 1 BB: 0 P: 12	R: 0 H: 1 E: 0 K: 2 S: 13	H: 1 LOB: 1 BB: 0 P: 17	R: 0 H: 0 E: 0 K: 2 S: 7	H: 0 LOB: 0 BB: 0 P: 10	R: 0 H: 0 E: 0 K: 2 S: 12	H: 0 LOB: 0 BB: 1 P: 19	R: 0 H: 1 E: 0 K: 1 S: 6	H: 1 LOB: 2 BB: 1 P: 13	R: 0 H: 0 E: 0 K: 2 S: 8	H: 0 LOB: 0 BB: 0 P: 14	1B: 3 SF: 0 2B: 3 SAC: 0 3B: 0 DP: 0 HR: 1 HBP: 0	WP: 0 PA: 38 PB: 0 SB: 1 CS: 1
PITCHER	IP WLS BF H R ER SO BB IBB HBP BLK WP HR S P ERA WHIP																	
45 Michael Wacha, R ERA: 6.43 (1, 1)	5.0 L 23 6 4 4 9 2 0 0 0 0 0 1 64 98 7.20 1.600																	
47 Chasen Shreve, L ERA: 2.84 (6, 1)	2.1 7 0 0 0 5 1 0 0 0 0 0 0 22 33 0.00 0.429																	
35 Jared Hughes, R ERA: (8, 1)	0.2 4 1 0 0 0 1 0 0 0 0 0 0 3 9 0.00 3.000																	
39 Edwin Díaz, R ERA: 3.38 (9, 1)	1.0 3 0 0 0 2 0 0 0 0 0 0 0 8 14 0.00 0.000																	

Miami Marlins @ New York Mets
Citi Field, Flushing, NY
Fri Aug 07 2020, 7:15 PM - 10:46 PM EDT
Cloudy - 77 F

livebaseballscorecards.com

AB	33
R	4
H	7
RBI	4
BB	4
SO	16
LOB	10



Batter	1	2	3	4	5	6	7	8	9	AB	R	H	RBI	BB	SO	LOB
9 Brandon Nimmo, L OBP: 0.419, SLG: 0.326 15 Brian Dozier, R OBP: 0.222, SLG: 0.125 21 Billy Hamilton, S (9, 8)										2	0	0	0	1	1	0
6 Jeff McNeil, L OBP: 0.391, SLG: 0.385 20 Pete Alonso, R OBP: 0.348, SLG: 0.278 30 Michael Conforto, L OBP: 0.400, SLG: 0.481										4	0	0	0	0	2	3
28 J.D. Davis, R OBP: 0.380, SLG: 0.455 2 Dominic Smith, L OBP: 0.345, SLG: 0.545										4	0	1	1	0	1	2
40 Wilson Ramos, R OBP: 0.277, SLG: 0.302 60 Andrés Giménez, L OBP: 0.300, SLG: 0.345										4	1	1	1	0	0	3
1 Amed Rosario, R OBP: 0.244, SLG: 0.378										3	0	0	0	1	1	3
										4	0	0	0	0	1	1
										4	1	1	0	0	2	1

Inning Stats	R: 0	H: 1	E: 0	LOB: 1	K: 3	S: 19	R: 1	H: 1	E: 0	LOB: 1	K: 2	S: 18	R: 0	H: 1	E: 0	LOB: 2	K: 2	S: 14	R: 0	H: 0	E: 0	LOB: 0	K: 0	S: 6	R: 0	H: 0	E: 0	LOB: 0	K: 0	S: 5	R: 0	H: 0	E: 0	LOB: 0	K: 2	S: 7	R: 0	H: 0	E: 0	LOB: 0	K: 1	S: 10	R: 2	H: 3	E: 1	LOB: 3	K: 0	S: 18	R: 0	H: 0	E: 0	LOB: 0	K: 1	S: 6	R: 0	H: 0	E: 0	LOB: 0	K: 1	S: 6	1B: 2	2B: 3	3B: 0	HR: 1	SF: 0	SAC: 0	DP: 0	HBP: 0	WP: 0	PA: 37
--------------	------	------	------	--------	------	-------	------	------	------	--------	------	-------	------	------	------	--------	------	-------	------	------	------	--------	------	------	------	------	------	--------	------	------	------	------	------	--------	------	------	------	------	------	--------	------	-------	------	------	------	--------	------	-------	------	------	------	--------	------	------	------	------	------	--------	------	------	-------	-------	-------	-------	-------	--------	-------	--------	-------	--------

PITCHER	IP	WLS	BF	H	R	ER	SO	BB	IBB	HBP	BLK	WP	HR	S	P	ERA	WHIP
77 Humberto Mejía, R ERA: 3.86	(1, 1)	2.1		11	2	1	6	2	0	0	0	0	0	43	67	3.86	1.714
51 Justin Shafer, R ERA: 3.0	(3, 1)	2.0		7	1	0	1	0	0	0	0	0	0	15	25	0.00	0.500
37 Stephen Tarpley, L ERA: 1.8	(5, 1)	2.0	W	6	0	0	2	0	0	0	0	0	0	15	17	0.00	0.000
39 James Hoyt, R ERA: 5.4	(7, 1)	0.2	H	3	1	1	1	0	0	0	0	0	0	9	10	13.50	1.500
35 Richard Bleier, L ERA:	(8, 1)	0.1	H	4	1	0	0	1	0	0	0	0	0	5	9	0.00	6.000

BOTTOM

Miami Marlins @ New York Mets
Citi Field, Flushing, NY

Fri Aug 07 2020, 7:15 PM - 10:46 PM EDT
Cloudy - 77 F

livebaseballscorecards.com

AB	34
R	3
H	6
RBI	2
BB	3
SO	11
LOB	17



Batter	1	2	3	4	5	6	7	8	9	AB R H RBI BB SO LOB	TOP												
2 Jonathan Villar, S OBP: 0.275, SLG: 0.333 (1, 6)	G1-3	G5-4-3			F8	K			K	5 0 0 0 0 2 5													
5 Jon Berti, R OBP: 0.241, SLG: 0.192 (1, 4)	G5-3		G6-3		L8			P5	BB	4 0 0 0 1 0 1													
24 Jesús Aguilar, R OBP: 0.324, SLG: 0.625 (1, 3)	23 15 1B		F9		FC6-4			K	1B	5 1 2 0 0 1 1													
23 Corey Dickerson, L OBP: 0.303, SLG: 0.400 (1, 7)	15 1B		G4-3			29 15 4 1B		1B	K	4 1 2 0 1 1 2													
15 Brian Anderson, R OBP: 0.400, SLG: 0.567 (1, 5)	1B				K			K		4 0 2 1 0 2 1													
29 Francisco Cervelli, R OBP: 0.250, SLG: 0.462 (1, 2)	K		G5-3		G6-4-3			G4-3		4 0 0 0 0 1 4													
25 Lewis Brinson, R 7 Matt Joyce, L OBP: 0.533, SLG: 0.200 (1, 9) (6, PH) (6, 9)		L8			K	11 4 1B		K		2 0 0 0 0 1 0 1 1 0 0 1 1 0													
11 Logan Forsythe, R OBP: 0.333, SLG: 0.538 (1, 10)		4 BB			HR	4 1B		L8		2 1 1 1 2 0 0													
4 Monte Harrison, R OBP: 0.286, SLG: 0.167 (1, 8)		2 G5-4-3			24 FC6-4			G3-1		2 0 1 2 2 0 0													
Inning Stats	R: 1 E: 0 K: 1 S: 14	H: 3 LOB: 2 BB: 0 P: 22	R: 0 E: 0 K: 0 S: 5	H: 0 LOB: 1 BB: 2 P: 14	R: 0 E: 0 K: 2 S: 11	H: 0 LOB: 0 BB: 0 P: 18	R: 0 E: 0 K: 2 S: 7	H: 0 LOB: 0 BB: 0 P: 10	R: 1 E: 0 K: 0 S: 9	H: 1 LOB: 1 BB: 1 P: 20	R: 2 E: 0 K: 1 S: 13	H: 2 LOB: 2 BB: 3 P: 29	R: 0 E: 0 K: 2 S: 9	H: 1 LOB: 1 BB: 0 P: 13	R: 0 E: 0 K: 1 S: 7	H: 0 LOB: 0 BB: 0 P: 10	R: 0 E: 0 K: 2 S: 17	H: 1 LOB: 2 BB: 1 P: 26	1B: 7 2B: 0 3B: 0 HR: 1	SF: 0 SAC: 0 DP: 2 HBP: 0	WP: 0 PB: 0 SB: 0 CS: 0	PA: 40	
PITCHER	IP WLS BF H R ER SO BB IBB HBP BLK WP HR S P ERA WHIP	IP WLS BF H R ER SO BB IBB HBP BLK WP HR S P ERA WHIP											IP WLS BF H R ER SO BB IBB HBP BLK WP HR S P ERA WHIP										
77 David Peterson, L ERA: 3.78 (1, 1)	5.0 W 21 4 2 2 3 3 0 0 0 0 1 46 84 3.60 1.400											38 Justin Wilson, L ERA: 6.23 (9, 1)											
27 Jeury Familia, R ERA: 5.68 (6, 1)	0.2 H 5 1 2 2 0 3 0 0 0 0 0 9 21 27.00 6.000																						
62 Drew Smith, R ERA: 2.25 (6, 1)	0.1 H 2 1 0 0 1 0 0 0 0 0 0 4 8 0.00 3.000																						
65 Robert Gsellman, R ERA: (7, 1)	1.0 H 4 1 0 0 2 0 0 0 0 0 0 9 13 0.00 1.000																						
67 Seth Lugo, R ERA: 2.25 (8, 1)	1.0 3 0 0 0 0 1 0 0 0 0 0 0 7 10 0.00 0.000																						

Miami Marlins @ New York Mets
Citi Field, Flushing, NY
Sat Aug 08 2020, 7:11 PM - 10:13 PM EDT
Clear - 80 F

livebaseballscorecards.com

AB 33
R 4
H 8
RBI 4
BB 7
SO 9
LOB 14



Batter	1	2	3	4	5	6	7	8	9	AB	R	H	RBI	BB	SO	LOB
1 Amed Rosario, R OBP: 0.245, SLG: 0.367 (1, 6)	L4		G4-3		E5		28 HR			4	2	1	0	0	0	0
6 Jeff McNeil, L OBP: 0.400, SLG: 0.381 (1, 7)	K		G4-3				28 HR			3	1	1	0	1	1	0
9 Brandon Nimmo, L OBP: 0.419, SLG: 0.326 (8, 7)										0	0	0	0	0	0	0
28 J.D. Davis, R OBP: 0.369, SLG: 0.532 (1, 5)	G4-3		20 HR		SF9		HR			3	2	2	4	0	0	0
20 Pete Alonso, R OBP: 0.357, SLG: 0.333 (1, 10)		30 HR			K		G4-3			3	2	1	2	1	1	1
30 Michael Conforto, L OBP: 0.406, SLG: 0.527 (1, 9)			F8				G5-3			3	1	1	2	1	0	0
40 Wilson Ramos, R OBP: 0.275, SLG: 0.283 (1, 2)	G6-3				F8					3	0	0	0	0	0	1
2 Dominic Smith, L OBP: 0.333, SLG: 0.538 (1, 3)					K		G4-6-3			4	0	1	0	0	2	2
15 Brian Dozier, R OBP: 0.167, SLG: 0.091 (1, 4)										3	0	0	0	0	1	2
60 Andrés Giménez, L OBP: 0.323, SLG: 0.345 (8, 4)					F9					0	0	0	0	0	0	0
21 Billy Hamilton, S (1, 8)										4	0	0	0	0	1	2

Inning Stats	R: 0	H: 0	E: 0	K: 11	S: 11	R: 2	H: 2	E: 0	K: 2	S: 17	R: 2	H: 2	E: 0	K: 0	S: 11	R: 0	H: 0	E: 0	K: 1	S: 5	R: 1	H: 1	E: 1	K: 11	S: 15	R: 0	H: 0	E: 0	K: 1	S: 8	R: 3	H: 2	E: 0	K: 0	S: 12	R: 0	H: 0	E: 0	K: 0	S: 6	
	0	0	0	11	11	2	2	0	2	17	2	2	0	0	11	0	0	0	1	5	1	1	1	11	15	0	0	0	0	0	0	3	2	0	0	12	0	0	0	0	6


PITCHER	IP	WLS	BF	H	R	ER	SO	BB	IBB	HBP	BLK	WP	HR	S	P	ERA	WHIP
72 Daniel Castano, L ERA: 8.31 (1, 1)	4.1	L	20	5	5	4	4	1	0	0	0	0	2	50	76	8.31	1.385
39 James Hoyt, R ERA: 3.86 (5, 1)	0.2		2	0	0	0	1	0	0	0	0	0	0	5	7	0.00	0.000
60 Brian Moran, L ERA: 5.4 (6, 1)	1.1		7	1	2	2	1	2	0	0	0	0	0	13	24	13.50	2.250
58 Josh Smith, R ERA: 3.38 (7, 1)	0.2		3	1	1	1	0	0	0	0	0	0	1	7	10	13.50	1.500
46 Pat Venditte, S ERA: (8, 1)	1.0		4	0	0	0	0	0	0	2	0	0	0	6	10	0.00	0.000

BOTTOM

Miami Marlins @ New York Mets
Citi Field, Flushing, NY

Sat Aug 08 2020, 7:11 PM - 10:13 PM EDT
Clear - 80 F

AB	30
R	8
H	7
RBI	8
BB	3
SO	6
LOB	8



WP	PA	1B	SF	2B	SAC	3B	DP	HR	HBP
0	36	3	1	1	0	0	1	3	2

Batter	1	2	3	4	5	6	7	8	9	AB R H RBI BB SO LOB	TOP											
2 Jonathan Villar, S (1, 10) OBP: 0.244, SLG: 0.293										5 0 0 0 0 4 4												
5 Jon Berti, R (1, 6) OBP: 0.294, SLG: 0.207										3 1 1 0 2 0 0												
23 Corey Dickerson, L (1, 7) OBP: 0.289, SLG: 0.371										5 0 1 0 0 0 3												
24 Jesús Aguilar, R (1, 3) OBP: 0.341, SLG: 0.694										4 1 2 2 0 0 2												
15 Brian Anderson, R (1, 5) OBP: 0.410, SLG: 0.545										3 0 1 0 1 2 1												
7 Matt Joyce, L (1, 9) OBP: 0.313, SLG: 0.154										3 0 0 0 1 2 1												
36 Ryan Lavarnway, R (1, 2) OBP: 0.333, SLG: 0.333										4 0 1 0 0 0 2												
65 Eddy Alvarez, L (1, 4) OBP: 0.231, SLG: 0.308										4 0 3 0 0 0 0												
4 Monte Harrison, R (1, 8) OBP: 0.222, SLG: 0.125										4 0 0 0 0 4 7												
Inning Stats	R: 0 E: 0 K: 1 S: 12	H: 1 LOB: 1 BB: 0 P: 16	R: 0 E: 0 K: 1 S: 16	H: 1 LOB: 3 BB: 2 P: 32	R: 0 E: 0 K: 1 S: 9	H: 1 LOB: 1 BB: 0 P: 12	R: 0 E: 0 K: 1 S: 14	H: 1 LOB: 1 BB: 0 P: 19	R: 2 E: 0 K: 2 S: 14	H: 3 LOB: 1 BB: 0 P: 19	R: 0 E: 1 K: 2 S: 11	H: 0 LOB: 1 BB: 0 P: 19	R: 0 E: 0 K: 0 S: 4	H: 0 LOB: 0 BB: 1 P: 10	R: 0 E: 0 K: 3 S: 16	H: 2 LOB: 2 BB: 0 P: 26	R: 0 E: 0 K: 1 S: 6	H: 0 LOB: 0 BB: 1 P: 13	1B: 7 2B: 1 3B: 0 HR: 1	SF: 0 SAC: 0 DP: 2 HBP: 0	WP: 0 PB: 1 SB: 2 CS: 0	PA: 39
PITCHER	IP WLS BF H R ER SO BB IBB HBP BLK WP HR S P ERA WHIP																				PITCHER	IP WLS BF H R ER SO BB IBB HBP BLK WP HR S P ERA WHIP
48 Jacob deGrom, R (1, 1) ERA: 2.45	5.0 W 24 7 2 2 6 2 0 0 0 0 0 1 65 98 3.60 1.800																					
35 Jared Hughes, R (6, 1) ERA:	1.0 H 4 0 0 0 2 0 0 0 0 0 0 0 11 19 0.00 0.000																					
68 Dellin Betances, R (7, 1) ERA: 8.31	1.0 H 3 0 0 0 0 1 0 0 0 0 0 0 4 10 0.00 1.000																					
39 Edwin Diaz, R (8, 1) ERA: 2.84	1.0 H 5 2 0 0 3 0 0 0 0 0 0 0 16 26 0.00 2.000																					
67 Seth Lugo, R (9, 1) ERA: 2.0	1.0 S 3 0 0 0 1 1 0 0 0 0 0 0 6 13 0.00 1.000																					

Miami Marlins @ New York Mets
Citi Field, Flushing, NY
Sun Aug 09 2020, 1:11 PM - 4:19 PM EDT
Partly Cloudy - 85 F

livebaseballscorecards.com

AB	35
R	2
H	9
RBI	2
BB	4
SO	12
LOB	20



Batter	1	2	3	4	5	6	7	8	9
9 Brandon Nimmo, L OBP: 0.433, SLG: 0.327 (1, 8) (9, 7)	G4-3 ①		FC4-6 BB ①	1B ③		HBP ①		G5-3 ③	
6 Jeff McNeil, L OBP: 0.370, SLG: 0.356 21 Billy Hamilton, S (1, 7) (9, 8)	F7 ②		FC4-6 30 E ①	K ③		SF8 ①			
20 Pete Alonso, R OBP: 0.338, SLG: 0.311 (1, 3)	G3 ③		K ②		G6-3 ①	G6-4-3 ③			
30 Michael Conforto, L OBP: 0.412, SLG: 0.517 (1, 9)		G4-3 ①	E7 28 BB ②		FC1-2 28 E 28 1B ①		BB 28 CS ②		
28 J.D. Davis, R OBP: 0.414, SLG: 0.531 (1, 5)		BB ②	BB ②		E9 2 FC1-2 1B ①		K ②		
2 Dominic Smith, L OBP: 0.324, SLG: 0.533 (1, 10)		L7 ②	G1 ③		FC1-2 ②		2B ③		
1 Amed Rosario, R OBP: 0.226, SLG: 0.340 (1, 6)		G5-3 ③		K ①	K ③		K ③		
60 Andrés Giménez, L OBP: 0.371, SLG: 0.424 (1, 4)			FC4-6 9 BB 3 S 6 1B ①	G5-3 3 9 1B 2B ②		SF8 3 1B 6 1B ①		G3 ①	
3 Tomás Nido, R OBP: 0.400, SLG: 0.385 (1, 2)			FC4-6 6 9 BB 30 E BB ②	G5-3 ②		HBP 9 1B ②		K ②	

Inning Stats	R: 0 E: 0 K: 0 S: 5	H: 0 LOB: 0 BB: 0 P: 8	R: 0 E: 0 K: 0 S: 9	H: 0 LOB: 1 BB: 1 P: 15	R: 2 E: 1 K: 1 S: 13	H: 1 LOB: 3 BB: 3 P: 29	R: 1 E: 0 K: 2 S: 11	H: 2 LOB: 1 BB: 0 P: 14	R: 0 E: 1 K: 1 S: 10	H: 2 LOB: 2 BB: 0 P: 14	R: 1 E: 0 K: 0 S: 9	H: 2 LOB: 1 BB: 0 P: 13	R: 0 E: 0 K: 2 S: 10	H: 1 LOB: 1 BB: 1 P: 19	R: 0 E: 0 K: 1 S: 8	H: 0 LOB: 0 BB: 0 P: 14
--------------	------------------------------	---------------------------------	------------------------------	----------------------------------	-------------------------------	----------------------------------	-------------------------------	----------------------------------	-------------------------------	----------------------------------	------------------------------	----------------------------------	-------------------------------	----------------------------------	------------------------------	----------------------------------


Batter	AB	R	H	RBI	BB	SO	LOB
9 Brandon Nimmo, L	3	0	1	1	1	0	0
6 Jeff McNeil, L	3	0	0	2	0	1	3
21 Billy Hamilton, S	0	0	0	0	0	0	0
20 Pete Alonso, R	4	0	0	0	0	1	4
30 Michael Conforto, L	3	0	1	0	1	0	1
28 J.D. Davis, R	2	0	1	0	2	1	1
2 Dominic Smith, L	4	0	1	0	0	0	6
1 Amed Rosario, R	4	0	0	0	0	3	4
60 Andrés Giménez, L	4	3	3	0	0	0	0
3 Tomás Nido, R	3	1	1	0	1	1	1

BOTTOM

Miami Marlins @ New York Mets
Citi Field, Flushing, NY
Sun Aug 09 2020, 1:11 PM - 4:19 PM EDT
Partly Cloudy - 85 F

livebaseballscorecards.com

AB	30
R	4
H	8
RBI	3
BB	5
SO	7
LOB	20



WP: 0	PA: 37
PB: 0	
SB: 1	
CS: 1	

PITCHER	IP	WLS	BF	H	R	ER	SO	BB	IBB	HBP	BLK	WP	HR	S	P	ERA	WHIP
49 Pablo López, R ERA: 1.8	5.0	L	25	5	3	2	4	4	0	0	0	0	0	48	80	3.60	1.800
37 Stephen Tarpley, L ERA: 3.38	0.1		4	2	1	1	0	0	0	1	0	0	0	8	12	27.00	6.000
48 Mike Morin, R ERA:	1.2		5	1	0	0	2	1	0	0	0	0	0	11	20	0.00	1.200
60 Brian Moran, L ERA: 4.15	1.0		3	0	0	0	1	0	0	0	0	0	0	8	14	0.00	0.000

Batter	1	2	3	4	5	6	7	8	9	10	AB R H RBI BB SO LOB	TOP																						
2 Jonathan Villar, S OBP: 0.260, SLG: 0.289	(1, 6) F SI 87 S FF 89 B CU 73 B FF 90 F CH 81 F FF 90 T CU 72		X FF 90		B FC 86 F FC 85 B FF 90 X CH 82			S FF 98 S SL 91 S FF 98			4 0 1 0 1 2 1																							
5 Jon Berti, R OBP: 0.282, SLG: 0.235	(1, 4) B FF 91 B FC 86 F FF 90 X FF 90		1 SAFE X FF 89		C FF 89 F FC 86 B CU 72 C FF 90			C SI 94 B SL 86 B SL 88 B SL 88 B SL 95 F SI 94 F SI 94 F SI 94 F SI 94 F SI 94 F SI 94 X SL 85		F SL 83 F FF 93 B SL 82 B SL 83 B SL 82 F SL 82 F SL 82 X CU 82	5 1 1 0 0 1 2																							
24 Jesús Aguilar, R OBP: 0.333, SLG: 0.641	(1, 10) B SI 91 B FC 86 C SI 90 B SI 91		C FF 89 2 SAFE X FF 90		B CU 71 X SI 89			C SL 86 X SI 94			3 0 0 0 1 0 3																							
23 Corey Dickerson, L OBP: 0.262, SLG: 0.333	(1, 7) B CH 81 F FC 87 B CH 81 X CH 80				C FF 89 C FF 91 B CU 74 B FF 91 F FF 82 B CH 80 B FC 89 F FF 92 F FF 92		S CH 80 C FF 91 X CU 75		B FS 86 B SI 94 B FS 86 C SI 94 F SI 94 D SL 87 F SI 95 F SI 95		4 0 0 0 0 0 2																							
15 Brian Anderson, R OBP: 0.419, SLG: 0.611	(1, 5)	B SI 88 B CH 80 S CH 79 B FC 88 C CH 80 X CH 80		F FF 91 B FC 86 X CH 80		C SI 95 X SL 82		C SI 95 B SL 86 B SL 86 B SL 89 B SL 89 C SI 94 B SL 88			3 2 1 1 1 0 0																							
29 Francisco Cervelli, R OBP: 0.250, SLG: 0.533	(1, 2)	B FF 89 X FC 86		B CU 72 B FF 90 X CH 80		B SL 82 S SL 82 B SL 85 X SI 96		D SL 87 B SI 95 B SL 85 X SI 93			4 1 1 3 0 0 0																							
25 Lewis Brinson, R (10, 7)	(1, 9) S FF 90 F FF 90 T FF 90				C FF 90 S FC 85 B CH 81 B CU 74 B FF 90		B SI 96 X SI 96		B SL 83 B FF 93 B SL 82 C SL 82 F SL 82 F SL 84 X SL 82		3 0 0 0 1 1 0																							
11 Logan Forsythe, R OBP: 0.263, SLG: 0.412	(1, 3)	C CU 70 C FC 88 S CH 80		1 SAFE C FC 85 B SI 89 1 SAFE S FC 87 D CH 81 C FC 86				B SI 88 X FF 96		C SL 81 F SL 81 S SL 82	4 0 0 0 0 3 1																							
4 Monte Harrison, R OBP: 0.200, SLG: 0.111	(1, 8)	B FF 90 C FC 86 S FF 90 F CU 74 F FF 90 T FF 92		F FF 90 1 SAFE B CH 90 B FC 86 1 SAFE S CH 80 B CH 81 F FF 90 C FC 87				F FF 98 B SL 90 C SL 30 X SL 89		B SL 81 F SL 81 C CH 85 B FF 93 X SL 82	2 0 0 0 0 2 1 2 0 0 0 0 0 0																							
65 Eddy Alvarez, L OBP: 0.200, SLG: 0.267	(8, PH)																																	
Inning Stats	R: 0 E: 0 K: 1 S: 10	H: 0 LOB: 1 BB: 1 P: 20	R: 1 E: 0 K: 2 S: 10	H: 1 LOB: 0 BB: 0 P: 14	R: 0 E: 1 K: 1 S: 9	H: 1 LOB: 1 BB: 0 P: 11	R: 0 E: 0 K: 0 S: 10	H: 0 LOB: 0 BB: 0 P: 16	R: 0 E: 0 K: 2 S: 11	H: 0 LOB: 1 BB: 1 P: 22	R: 0 E: 0 K: 1 S: 7	H: 0 LOB: 0 BB: 0 P: 9	R: 0 E: 0 K: 0 S: 5	H: 0 LOB: 0 BB: 0 P: 8	R: 0 E: 0 K: 1 S: 7	H: 0 LOB: 0 BB: 0 P: 9	R: 3 E: 0 K: 0 S: 22	H: 2 LOB: 0 BB: 1 P: 38	R: 0 E: 0 K: 1 S: 10	H: 0 LOB: 2 BB: 1 P: 15	1B: 1 2B: 1 3B: 0 HR: 2	SF: 0 SAC: 0 DP: 1 HBP: 0	WP: 1 PB: 0 SB: 1 CS: 0	PA: 38										
PITCHER	IP WLS BF H R ER SO BB IBB HBP BLK WP HR S P ERA WHIP												99 Hyun Jin Ryu, L ERA: 4.05	6.0		22	2	1	1	7	2	0	0	0	0	0	0	0	0	0	0	0	1.50	0.667
41 Rafael Dolis, R ERA: 2.57	(7, 1)	1.0	H	3	0	0	0	0	0	0	0	0	0	0	5	8	0.00	0.000																
68 Jordan Romano, R ERA:	(8, 1)	1.0	H	3	0	0	0	1	0	0	0	0	0	0	7	9	0.00	0.000																
52 Anthony Bass, R ERA: 3.86	(9, 1)	0.2	B	5	2	3	0	1	0	0	0	0	1	18	31	40.50	4.500																	
36 A.J. Cole, R ERA:	(9, 1)	1.1	W	5	0	0	0	1	0	0	0	1	0	14	22	0.00	0.000																	

Miami Marlins @ Toronto Blue Jays
Sahlen Field, Buffalo, NY
Tue Aug 11 2020, 6:43 PM - 9:59 PM EDT
Partly Cloudy - 77 F

livebaseballscores.com

AB	34
R	4
H	4
RBI	4
BB	4
SO	9
LOB	10



BOTTOM

Miami Marlins @ Toronto Blue Jays
Sahlen Field, Buffalo, NY
Tue Aug 11 2020, 6:43 PM - 9:59 PM EDT
Partly Cloudy - 77 F

livebaseballscorecards.com

AB 33
R 5
H 7
RBI 5
BB 5
SO 7
LOB 10



WP: 0 PA: 39
PB: 0
SB: 1
CS: 0

1B: 4 SF: 0
2B: 2 SAC: 1
3B: 0 DP: 1
HR: 1 HBP: 0

R: 1 H: 1
E: 0 LOB: 3
K: 0 BB: 2
S: 5 P: 11

R: 0 H: 0
E: 0 LOB: 0
K: 0 BB: 0
S: 7 P: 11

R: 1 H: 1
E: 0 LOB: 2
K: 1 BB: 2
S: 11 P: 24

R: 3 H: 3
E: 0 LOB: 0
K: 1 BB: 0
S: 15 P: 24

R: 0 H: 0
E: 0 LOB: 0
K: 1 BB: 0
S: 11 P: 17

R: 0 H: 0
E: 0 LOB: 1
K: 1 BB: 0
S: 8 P: 10

R: 0 H: 0
E: 0 LOB: 0
K: 2 BB: 0
S: 10 P: 15

R: 0 H: 0
E: 1 LOB: 1
K: 0 BB: 1
S: 5 P: 10

R: 0 H: 1
E: 0 LOB: 1
K: 1 BB: 0
S: 9 P: 14

IP WLS BF H R ER SO BB IBB HBP BLK WP HR S P ERA WHIP

57 Elieser Hernández, R (1, 1) 5.1 22 4 3 3 5 1 0 0 0 0 0 1 53 82 5.06 0.938

39 James Hoyt, R (6, 1) 0.2 2 0 0 0 1 0 0 0 0 0 0 0 5 8 0.00 0.000

51 Justin Shafer, R (7, 1) 1.0 6 1 1 1 1 2 0 0 0 0 0 0 11 24 9.00 3.000

56 Sterling Sharp, R (8, 1) 1.0 3 0 0 0 0 0 0 0 0 0 0 0 7 11 0.00 0.000

33 Brad Boxberger, R (9, 1) 1.0 3 1 0 0 0 0 0 0 0 0 0 0 7 12 0.00 1.000

37 Stephen Tarpley, L (10, 1) 0.1 4 1 1 0 0 1 1 0 0 0 0 0 1 1 0.00 6.000

IP WLS BF H R ER SO BB IBB HBP BLK WP HR S P ERA WHIP

57 Elieser Hernández, R (1, 1) 5.1 22 4 3 3 5 1 0 0 0 0 0 1 53 82 5.06 0.938

39 James Hoyt, R (6, 1) 0.2 2 0 0 0 1 0 0 0 0 0 0 0 5 8 0.00 0.000

51 Justin Shafer, R (7, 1) 1.0 6 1 1 1 1 2 0 0 0 0 0 0 11 24 9.00 3.000

56 Sterling Sharp, R (8, 1) 1.0 3 0 0 0 0 0 0 0 0 0 0 0 7 11 0.00 0.000

33 Brad Boxberger, R (9, 1) 1.0 3 1 0 0 0 0 0 0 0 0 0 0 7 12 0.00 1.000

37 Stephen Tarpley, L (10, 1) 0.1 4 1 1 0 0 1 1 0 0 0 0 0 1 1 0.00 6.000

IP WLS BF H R ER SO BB IBB HBP BLK WP HR S P ERA WHIP

57 Elieser Hernández, R (1, 1) 5.1 22 4 3 3 5 1 0 0 0 0 0 1 53 82 5.06 0.938

39 James Hoyt, R (6, 1) 0.2 2 0 0 0 1 0 0 0 0 0 0 0 5 8 0.00 0.000

51 Justin Shafer, R (7, 1) 1.0 6 1 1 1 1 2 0 0 0 0 0 0 11 24 9.00 3.000

56 Sterling Sharp, R (8, 1) 1.0 3 0 0 0 0 0 0 0 0 0 0 0 7 11 0.00 0.000

33 Brad Boxberger, R (9, 1) 1.0 3 1 0 0 0 0 0 0 0 0 0 0 7 12 0.00 1.000

37 Stephen Tarpley, L (10, 1) 0.1 4 1 1 0 0 1 1 0 0 0 0 0 1 1 0.00 6.000

IP WLS BF H R ER SO BB IBB HBP BLK WP HR S P ERA WHIP

57 Elieser Hernández, R (1, 1) 5.1 22 4 3 3 5 1 0 0 0 0 0 1 53 82 5.06 0.938

39 James Hoyt, R (6, 1) 0.2 2 0 0 0 1 0 0 0 0 0 0 0 5 8 0.00 0.000

51 Justin Shafer, R (7, 1) 1.0 6 1 1 1 1 2 0 0 0 0 0 0 11 24 9.00 3.000

56 Sterling Sharp, R (8, 1) 1.0 3 0 0 0 0 0 0 0 0 0 0 0 7 11 0.00 0.000

33 Brad Boxberger, R (9, 1) 1.0 3 1 0 0 0 0 0 0 0 0 0 0 7 12 0.00 1.000

37 Stephen Tarpley, L (10, 1) 0.1 4 1 1 0 0 1 1 0 0 0 0 0 1 1 0.00 6.000

IP WLS BF H R ER SO BB IBB HBP BLK WP HR S P ERA WHIP

57 Elieser Hernández, R (1, 1) 5.1 22 4 3 3 5 1 0 0 0 0 0 1 53 82 5.06 0.938

39 James Hoyt, R (6, 1) 0.2 2 0 0 0 1 0 0 0 0 0 0 0 5 8 0.00 0.000

51 Justin Shafer, R (7, 1) 1.0 6 1 1 1 1 2 0 0 0 0 0 0 11 24 9.00 3.000

56 Sterling Sharp, R (8, 1) 1.0 3 0 0 0 0 0 0 0 0 0 0 0 7 11 0.00 0.000

33 Brad Boxberger, R (9, 1) 1.0 3 1 0 0 0 0 0 0 0 0 0 0 7 12 0.00 1.000

37 Stephen Tarpley, L (10, 1) 0.1 4 1 1 0 0 1 1 0 0 0 0 0 1 1 0.00 6.000

AB R H RBI BB SO LOB

4 1 2 1 1 1 0

4 1 1 3 1 0 2

5 0 2 1 0 0 1

4 0 0 0 0 2 2

3 0 0 0 1 0 1

4 0 0 0 0 0 1

3 1 1 0 1 1 1

4 0 0 0 0 2 2

0 1 0 0 0 0 0

1B: 4 SF: 0

2B: 2 SAC: 1

3B: 0 DP: 1

HR: 1 HBP: 0

R: 1 H: 1

E: 0 LOB: 2

K: 1 BB: 2

S: 11 P: 24

R: 3 H: 3

E: 0 LOB: 0

K: 1 BB: 0

S: 15 P: 24

R: 0 H: 0

E: 0 LOB: 1

K: 1 BB: 0

S: 8 P: 10

R: 0 H: 0

E: 0 LOB: 0

K: 2 BB: 0

S: 10 P: 15

R: 0 H: 1

E: 0 LOB: 1

K: 1 BB: 0

S: 5 P: 10

R: 0 H: 0

E: 1 LOB: 1

K: 0 BB: 1

S: 9 P: 14

R: 0 H: 0

E: 0 LOB: 0

K: 1 BB: 0

S: 9 P: 14

R: 0 H: 0

E: 0 LOB: 0

K: 1 BB: 0

S: 11 P: 17

R: 0 H: 0

E: 0 LOB: 1

K: 1 BB: 0

S: 8 P: 10

R: 0 H: 0

E: 0 LOB: 0

K: 1 BB: 0

S: 10 P: 15

R: 0 H: 0

E: 0 LOB: 0

K: 2 BB: 0

S: 10 P: 15

R: 0 H: 0

E: 0 LOB: 0

K: 1 BB: 0

S: 10 P: 15

R: 0 H: 0

E: 0 LOB: 0

K: 1 BB: 0

S: 11 P: 17

R: 0 H: 0

E: 0 LOB: 1

K: 1 BB: 0

S: 8 P: 10

R: 0 H: 0

E: 0 LOB: 0

K: 1 BB: 0

S: 10 P: 15

R: 0 H: 0

E: 0 LOB: 0

K: 2 BB: 0

S: 10 P: 15

R: 0 H: 0

E: 0 LOB: 0

K: 1 BB: 0

S: 10 P: 15

R: 0 H: 0

E: 0 LOB: 0

K: 1 BB: 0

S: 11 P: 17

R: 0 H: 0

E: 0 LOB: 1

K: 1 BB: 0

S: 8 P: 10

R: 0 H: 0

E: 0 LOB: 0

K: 1 BB: 0

S: 10 P: 15

R: 0 H: 0

E: 0 LOB: 0

K: 2 BB: 0

S: 10 P: 15

R: 0 H: 0

E: 0 LOB: 0

K: 1 BB: 0

S: 10 P: 15

R: 0 H: 0

E: 0 LOB: 0

K: 1 BB: 0

S: 11 P: 17

R: 0 H: 0

E: 0 LOB: 1

K: 1 BB: 0

S: 8 P: 10

R: 0 H: 0

E: 0 LOB: 0

K: 1 BB: 0

S: 10 P: 15

R: 0 H: 0

E: 0 LOB: 0

K: 2 BB: 0

S: 10 P: 15

R: 0 H: 0

E: 0 LOB: 0

K: 1 BB: 0

S: 10 P: 15

R: 0 H: 0

E: 0 LOB: 0

K: 1 BB: 0

S: 11 P: 17

R: 0 H: 0

E: 0 LOB: 1

K: 1 BB: 0

S: 8 P: 10

R: 0 H: 0

E: 0 LOB: 0

K: 1 BB: 0

S: 10 P: 15

R: 0 H: 0

E: 0 LOB: 0

K: 2 BB: 0

S: 10 P: 15

R: 0 H: 0

E: 0 LOB: 0

K: 1 BB: 0

S: 10 P: 15

R: 0 H: 0

E: 0 LOB: 0

K: 1 BB: 0

S: 11 P: 17

R: 0 H: 0

E: 0 LOB: 1

K: 1 BB: 0

S: 8 P: 10

R: 0 H: 0

E: 0 LOB: 0

K: 1 BB: 0

S: 10 P: 15

R: 0 H: 0

E: 0 LOB: 0

K: 2 BB: 0

S: 10 P: 15

R: 0 H: 0

E: 0 LOB: 0

K: 1 BB: 0

S: 10 P: 15

R: 0 H: 0

E: 0 LOB: 0

K: 1 BB: 0

S: 11 P: 17

R: 0 H: 0

E: 0 LOB: 1

K: 1 BB: 0

S: 8 P: 10

R: 0 H: 0

E: 0 LOB: 0

K: 1 BB: 0

S: 10 P: 15

R: 0 H: 0

E: 0 LOB: 0

K: 2 BB: 0

S: 10 P: 15

R: 0 H: 0

E: 0 LOB: 0

K: 1 BB: 0

S: 10 P: 15

R: 0 H: 0

E: 0 LOB: 0

K: 1 BB: 0

S: 11 P: 17

R: 0 H: 0

E: 0 LOB: 1

K: 1 BB: 0

S: 8 P: 10

R: 0 H: 0

E: 0 LOB: 0

K: 1 BB: 0

S: 10 P: 15

R: 0 H: 0

E: 0 LOB: 0

K: 2 BB: 0

Batter	1	2	3	4	5	6	7	8	9	10	AB R H RBI BB SO LOB	TOP																					
2 Jonathan Villar, S OBP: 0.291, SLG: 0.306	(1, 6) B FF 97 B FF 95 C FF 98 X FF 96	2-1 F8	(1) B CU 77 X FF 96	1-0	B FF 92 B CH 82 B SI 93	4-0	X CH 82	0-0	C SI 94 S CH 84 S SI 94	0-3	(1) 1 SAFE X SI 94	0-0	4 0 2 1 1 1 0																				
24 Jesús Aguilar, R OBP: 0.353, SLG: 0.622	(1, 3) X FF 98	0-0 L5	(2) 1 SAFE B FF 96 1 SAFE B SI 84 C SL 84 C SL 83 F CH 84 B SI 87 X FF 84	3-2	B FF 94 C CU 76 F CH 82 B SI 92 1 SAFE F CH 84 X FF 95	2-2	D FF 94 F CH 82 B SI 92 S CH 82 X SI 93	2-2	F SI 95 B SI 96 F CH 86 B SI 87 F SI 95 F CH 84 C SI 95	3-3	(2) X SI 94	0-0	6 0 3 4 0 1 1																				
23 Corey Dickerson, L OBP: 0.271, SLG: 0.318	(1, 10) B FF 98 B CH 91 F FF 98 S FF 100 B FF 99 B FF 98	4-2	7 1B	15 HR	BB	B FF 93 S SL 82 B CH 84 F FF 95 X SL 83	2-2	C SI 90 B CH 81 F FF 92 B SI 86 X CH 82	2-2	B FF 95 F FF 90 B FS 86 X FS 83	2-1	(3) B FS 85 S FS 85 F FS 86 X FS 86	1-2	5 2 1 0 1 0 2																			
7 Matt Joyce, L OBP: 0.350, SLG: 0.235	(1, 7) C SL 85 B FF 97 F FF 97 F FF 99 X FF 98	1-2	15 HR	1B	B CH 87 X FF 95	1-0	C CU 76 X CH 84	0-2	F SL 82 S FS 85 S FS 87	0-3	(1) 1 SAFE S SL 83 S FS 86 D SL 84 B FS 86 D FS 86	4-2	4 2 2 0 0 1 0																				
25 Lewis Brinson, R (9, PH)	(9, 7) F FF 99 X FF 98	1-3	15 HR	1B	65 BB 29 BB 34 E	1-3	B CH 87 X FF 95	1-0	C CU 76 X CH 84	0-2	(2) F SL 82 S FS 85 S FS 87	0-3	1 0 0 0 1 1 0																				
15 Brian Anderson, R OBP: 0.388, SLG: 0.619	(1, 5) B SL 86 B FF 98 X FF 97	2-0	1-H	HR	3-H	F SL 84 B FF 98 F CH 89 S SL 84	1-3	(1) C FF 93 B FF 95 B CH 78 S FF 94	2-3	C FF 93 S FS 86 S FS 87 B FS 88 B SL 85 F FF 92 S FF 93	3-3	(2) F FF 96 C FF 96 B FF 95 B FF 96 F FF 96 S FF 96	3-3	6 1 1 3 0 4 4																			
29 Francisco Cervelli, R OBP: 0.297, SLG: 0.515	(1, 2) B SL 85 B SL 85 B SL 85 C SL 86 F FF 97	4-1	BB	4 Monte Harrison, R OBP: 0.200, SLG: 0.111	(9, PR) C SL 86 F FF 97	4-1	D SL 85 B SL 85 B SL 83	4-0	B CU 72 X SI 90	1-0	B FS 85 X FF 92	1-0	(3) 3 2 1 0 2 0 0																				
36 Ryan Lavarney, R OBP: 0.333, SLG: 0.333	(9, 2) B SL 85 B SL 85 B SL 85 C SL 86 F FF 97	4-1	BB	36 Ryan Lavarney, R OBP: 0.333, SLG: 0.333	(9, 2) B SL 85 B SL 85 B SL 85 C SL 86 F FF 97	4-1	D SL 85 B SL 85 B SL 83	4-0	B CU 72 X SI 90	1-0	B FS 85 X FF 92	1-0	(3) 0 0 0 0 0 0 0																				
65 Eddy Alvarez, L OBP: 0.250, SLG: 0.263	(1, 4) C FF 96 C SL 84 X FF 98	0-2	G5-3	65 Eddy Alvarez, L OBP: 0.250, SLG: 0.263	(1, 4) C FF 96 C SL 84 X FF 98	0-2	C SL 82 X FF 95	0-1	(1) B CU 74 C SI 92 C SI 93 S CH 83	1-3	(2) B FF 96 B FF 96 F FF 96 F FF 95	4-1	B FF 96 B FF 96 F FF 96 F FF 95	1-2	4 3 1 1 1 2 2																		
5 Jon Berti, R OBP: 0.295, SLG: 0.256	(1, 9) C SL 82 X FF 95	0-1	P3	5 Jon Berti, R OBP: 0.295, SLG: 0.256	(1, 9) C SL 82 X FF 95	0-1	C SL 82 X FF 95	0-1	(1) B CU 74 C SI 92 C SI 93 S CH 83	1-3	(2) B FF 96 B FF 96 F FF 96 F FF 95	4-1	B FF 96 B FF 96 F FF 96 F FF 95	1-2	5 2 2 0 0 2 3																		
34 Magneuris Sierra, L OBP: 0.421, SLG: 0.500	(1, 8) B FF 96 B CU 75 F FF 96 B CH 86 C FF 96 X FF 95	3-2	G3	34 Magneuris Sierra, L OBP: 0.421, SLG: 0.500	(1, 8) B FF 96 B CU 75 F FF 96 B CH 86 C FF 96 X FF 95	3-2	B FF 96 B CU 75 F FF 96 B CH 86 C FF 96 X FF 95	3-2	(2) F FF 94 F FF 94 F FF 95 X CH 84	0-2	C SI 92 B SI 93 S CH 84	1-3	(1) B FF 96 B FF 96 F FF 96 F FF 95	2-0	5 2 1 2 0 1 5																		
Inning Stats	R: 3 E: 0 K: 0 S: 15	H: 2 LOB: 1 BB: 2 P: 28	R: 0 E: 0 K: 0 S: 9	H: 1 LOB: 1 BB: 0 P: 16	R: 5 E: 1 K: 2 S: 20	H: 3 LOB: 2 BB: 3 P: 39	R: 0 E: 0 K: 1 S: 9	H: 0 LOB: 0 BB: 0 P: 13	R: 3 E: 1 K: 1 S: 13	H: 4 LOB: 1 BB: 0 P: 20	R: 0 E: 0 K: 2 S: 9	H: 0 LOB: 0 BB: 0 P: 13	R: 0 E: 0 K: 2 S: 7	H: 0 LOB: 0 BB: 0 P: 14	R: 0 E: 0 K: 2 S: 9	H: 0 LOB: 0 BB: 0 P: 14	R: 0 E: 0 K: 2 S: 10	H: 1 LOB: 1 BB: 0 P: 17	R: 3 E: 1 K: 1 S: 16	H: 3 LOB: 2 BB: 1 P: 26	1B: 13 2B: 0 3B: 0 HR: 1	SF: 0 SAC: 1 DP: 0 HBP: 0	WP: 0 PB: 1 SB: 4 CS: 0	PA: 50									
PITCHER	IP WLS BF H R ER SO BB IBB HBP BLK WP HR S P ERA WHIP	2.1 2.1 2.1 2.1 1.0 2.1 1.0 1.0	2.1 2.1 2.1 1.0	2.1 2.1 2.1 1.0	2.1 2.1 2.1 1.0	2.1 2.1 2.1 1.0	2.1 2.1 2.1 1.0	2.1 2.1 2.1 1.0	2.1 2.1 2.1 1.0	2.1 2.1 2.1 1.0	2.1 2.1 2.1 1.0	2.1 2.1 2.1 1.0	2.1 2.1 2.1 1.0	2.1 2.1 2.1 1.0	2.1 2.1 2.1 1.0	2.1 2.1 2.1 1.0	2.1 2.1 2.1 1.0	2.1 2.1 2.1 1.0	2.1 2.1 2.1 1.0	2.1 2.1 2.1 1.0	2.1 2.1 2.1 1.0	2.1 2.1 2.1 1.0	2.1 2.1 2.1 1.0	2.1 2.1 2.1 1.0	2.1 2.1 2.1 1.0	2.1 2.1 2.1 1.0							
24 Nate Pearson, R ERA: 5.11	(1, 1)	2.1	2.1	2.1	2.1	2.1	2.1	2.1	2.1	2.1	2.1	2.1	2.1	2.1	2.1	2.1	2.1	2.1	2.1	2.1	2.1	2.1	2.1	2.1	2.1	2.1	2.1	2.1	2.1	2.1			
62 Jacob Waguespack, R ERA: 2.35	(3, 1)	2.1	2.1	2.1	2.1	2.1	2.1	2.1	2.1	2.1	2.1	2.1	2.1	2.1	2.1	2.1	2.1	2.1	2.1	2.1	2.1	2.1	2.1	2.1	2.1	2.1	2.1	2.1	2.1	2.1	2.1		
1 Shun Yamaguchi, R ERA: 9.0	(5, 1)	2.1	2.1	2.1	2.1	2.1	2.1	2.1	2.1	2.1	2.1	2.1	2.1	2.1	2.1	2.1	2.1	2.1	2.1	2.1	2.1	2.1	2.1	2.1	2.1	2.1	2.1	2.1	2.1	2.1	2.1	2.1	
56 Ryan Borucki, L ERA:	(8, 1)	1.0	1.0	1.0	1.0	1.0	1.0	1.0	1.0	1.0	1.0	1.0	1.0	1.0	1.0	1.0	1.0	1.0	1.0	1.0	1.0	1.0	1.0	1.0	1.0	1.0	1.0	1.0	1.0	1.0	1.0	1.0	1.0
68 Jordan Romano, R ERA:	(9, 1)	1.0	1.0	1.0	1.0	1.0	1.0	1.0	1.0	1.0	1.0	1.0	1.0	1.0	1.0	1.0	1.0	1.0	1.0	1.0	1.0	1.0	1.0	1.0	1.0	1.0	1.0	1.0	1.0	1.0	1.0	1.0	1.0
41 Rafael Dolis, R ERA: 4.7	(10, 1)	0.2	0.2	0.2	0.2	0.2	0.2	0.2	0.2	0.2	0.2	0.2	0.2	0.2	0.2	0.2	0.2	0.2	0.2	0.2	0.2	0.2	0.2	0.2	0.2	0.2	0.2	0.2	0.2	0.2	0.2	0.2	0.2
63 Wilmer Font, R ERA: 18.0	(10, 1)	0.1	0.1	0.1	0.1	0.1	0.1	0.1	0.1	0.1	0.1	0.1	0.1	0.1	0.1	0.1	0.1	0.1	0.1	0.1	0.1	0.1	0.1	0.1	0.1	0.1	0.1	0.1	0.1	0.1	0.1	0.1	0.1

Miami Marlins @ Toronto Blue Jays
Sahlen Field, Buffalo, NY
Wed Aug 12 2020, 6:41 PM - 11:01 PM EDT
Partly Cloudy - 81 F

livebaseballscorecards.com

AB	43
R	14
H	14
RBI	11
BB	6
SO	13
LOB	17



Miami Marlins @ Toronto Blue Jays
 Sahlen Field, Buffalo, NY
 Wed Aug 12 2020, 6:41 PM - 11:01 PM EDT
 Partly Cloudy - 81 F

livebaseballscores.com

AB	46
R	11
H	18
RBI	11
BB	4
SO	12
LOB	21



WP:	0	PA:	50
PB:	0		
SB:	3		
CS:	0		

Batter	1	2	3	4	5	6	7	8	9	10	AB	R	H	RBI	BB	SO	LOB
8 Cavan Biggio, L OBP: 0.290, SLG: 0.410 (1, 4)	K		G4-3	L3		6 S 11 1B BB	K		G3		5	0	0	0	1	2	3
11 Bo Bichette, R OBP: 0.386, SLG: 0.648 (1, 6)	37 F8-6-3-4 6 S 1B		37 HR 1B		6 HR 1B	6 S 1B		HR		BB	5	3	5	1	1	0	0
6 Travis Shaw, L OBP: 0.353, SLG: 0.500 (1, 5) (9, 3)	37 F8-6-3-4 1-2 BB		K		HR	K		HR		K	5	2	2	3	1	3	4
37 Teoscar Hernández, R OBP: 0.286, SLG: 0.583 (1, 9)	F8-6-3-4 1-2 2-3		HR		F8	K		L8		P6	6	1	1	2	0	1	5
13 Lourdes Gurriel Jr., R OBP: 0.286, SLG: 0.377 (1, 7)		15 BB 1B	K		F9		G5-3	K		K	6	0	1	0	0	3	1
27 Vladimir Guerrero Jr., R (1, 3) OBP: 0.286, SLG: 0.407 30 Anthony Alford, R (8, PR) OBP: 0.143, SLG: 0.143 3 Brandon Drury, R (9, 5) OBP: 0.136, SLG: 0.095	K		F9		G3-1	HR		1B			5	1	2	1	0	1	1
15 Randal Grichuk, R OBP: 0.372, SLG: 0.289 (1, 8)						L8		44 2B 1B		K	4	1	2	0	1	1	1
44 Rowdy Tellez, L OBP: 0.283, SLG: 0.425 (1, 10)	K		HR		9 HR 2B	2B		2B		G3-1	5	2	3	2	0	1	2
9 Danny Jansen, R OBP: 0.318, SLG: 0.389 (1, 2)	F8				8 L3 1B	HR		F8		F9	5	1	2	2	0	0	4

Inning Stats	R:	H:	E:	K:	S:	IP	WLS	BF	H	R	ER	SO	BB	IBB	HBP	BLK	WP	HR	S	P	ERA	WHIP
	0	1	0	1	8	3.1		18	7	4	4	5	2	0	0	0	0	2	42	75	10.80	2.700
	0	1	0	1	17	1.2		6	2	2	0	0	0	0	0	0	0	1	10	12	10.80	1.200
	0	0	0	0	13	0.1		1	0	0	0	0	0	0	0	0	0	0	1	1	0.00	0.000
	0	0	0	0	27	0.1		5	3	2	1	1	1	0	0	0	0	1	12	24	54.00	12.000
	0	0	0	0	17	0.2	H	4	2	1	1	1	0	0	0	0	0	1	8	12	13.50	3.000

PITCHER	IP	WLS	BF	H	R	ER	SO	BB	IBB	HBP	BLK	WP	HR	S	P	ERA	WHIP
50 Jordan Yamamoto, R (1, 1) ERA: 9.82	3.1		18	7	4	4	5	2	0	0	0	0	2	42	75	10.80	2.700
44 Nick Vincent, R (4, 1) ERA: 3.86	1.2		6	2	2	0	0	0	0	0	0	0	1	10	12	10.80	1.200
48 Mike Morin, R (6, 1) ERA:	0.1		1	0	0	0	0	0	0	0	0	0	0	1	1	0.00	0.000
60 Brian Moran, L (6, 1) ERA: 7.71	0.1		5	3	2	1	1	1	0	0	0	0	1	12	24	54.00	12.000
39 James Hoyt, R (6, 1) ERA: 4.91	0.2	H	4	2	1	1	1	0	0	0	0	0	1	8	12	13.50	3.000
PITCHER	IP	WLS	BF	H	R	ER	SO	BB	IBB	HBP	BLK	WP	HR	S	P	ERA	WHIP
37 Stephen Tarpley, L (7, 1) ERA: 2.84	0.2		3	1	0	0	1	0	0	0	0	0	0	7	12	0.00	1.500
33 Brad Boxberger, R (8, 1) ERA: 3.6	0.2	B	4	2	2	1	0	0	0	0	0	0	2	10	17	27.00	3.000
27 Brandon Kintzler, R (8, 1) ERA: 1.42	1.1	W	5	1	0	0	1	0	0	0	0	0	0	11	13	0.00	0.750
58 Josh Smith, R (10, 1) ERA: 2.45	1.0	S	4	0	0	0	2	1	0	0	0	0	0	12	18	0.00	1.000

Batter	1	2	3	4	5	6	7	8	9	AB R H RBI BB SO LOB	TOP											
7 Dansby Swanson, R OBP: 0.318, SLG: 0.413 (1, 6)	P5		K		K		1B			4 0 1 0 0 2 1												
16 Travis d'Arnaud, R OBP: 0.370, SLG: 0.659 (1, 2)	HR		K		5 1B		L8			4 1 2 1 0 1 1												
5 Freddie Freeman, L OBP: 0.381, SLG: 0.493 (1, 3)	K			F8		1B		22 G6-4-3		4 0 2 0 0 1 0												
20 Marcell Ozuna, R OBP: 0.345, SLG: 0.473 (1, 10)	G4-3			G5-3		G5-3		1B		4 0 0 0 0 1 4												
22 Nick Markakis, L OBP: 0.333, SLG: 0.520 (1, 9)		F7		23 2B		K		G6-4-3		4 1 1 0 0 1 1												
23 Adam Duvall, R OBP: 0.306, SLG: 0.467 (1, 7)		17 FC4		2B		K		F8		4 0 2 1 0 1 0												
17 Johan Camargo, S OBP: 0.250, SLG: 0.411 (1, 4)		FC4		K		F7		G5-3		4 0 0 0 0 1 2												
27 Austin Riley, R OBP: 0.220, SLG: 0.352 (1, 5)		K				G4-3		G6-3		4 0 0 0 0 1 1												
11 Ender Inciarte, L OBP: 0.283, SLG: 0.234 (1, 8)			G3			5 1B		L7		3 0 1 0 0 0 0												
Inning Stats	R: 1 E: 0 K: 1 S: 8	H: 1 LOB: 0 BB: 0 P: 11	R: 0 E: 0 K: 1 S: 12	H: 1 LOB: 1 BB: 0 P: 15	R: 0 E: 0 K: 2 S: 12	H: 0 LOB: 0 BB: 0 P: 15	R: 1 E: 0 K: 1 S: 12	H: 2 LOB: 1 BB: 0 P: 18	R: 0 E: 0 K: 1 S: 11	H: 3 LOB: 3 BB: 0 P: 15	R: 0 E: 0 K: 2 S: 8	H: 0 LOB: 0 BB: 0 P: 14	R: 0 E: 0 K: 0 S: 11	H: 1 LOB: 1 BB: 0 P: 15	R: 0 E: 0 K: 1 S: 7	H: 1 LOB: 0 BB: 0 P: 8	R: 0 E: 0 K: 0 S: 7	H: 0 LOB: 0 BB: 0 P: 9	1B: 6 2B: 2 3B: 0 HR: 1	SF: 0 SAC: 0 DP: 1 HBP: 0	WP: 0 PB: 1 SB: 0 CS: 0	PA: 35
PITCHER	IP WLS BF H R ER SO BB IBB HBP BLK WP HR S P ERA WHIP																					
49 Pablo López, R ERA: 2.25 (1, 1)	6.0 W 25 7 2 2 8 0 0 0 0 0 0 1 63 88 3.00 1.167																					
44 Nick Vincent, R ERA: 3.18 (7, 1)	1.0 4 1 0 0 0 0 0 0 0 0 0 0 11 15 0.00 1.000																					
37 Stephen Tarpley, L ERA: 2.45 (8, 1)	1.0 3 1 0 0 1 0 0 0 0 0 0 0 7 8 0.00 1.000																					
54 Josh Smith, L ERA: (9, 1)	0.0 0 0 0 0 0 0 0 0 0 0 0 0 0 0 ∞ ∞																					

Atlanta Braves @ Miami Marlins
Marlins Park, Miami, FL
Fri Aug 14 2020, 7:11 PM - 10:08 PM EDT
Roof Closed - 76 F

livebaseballscorecards.com

AB 35
R 2
H 9
RBI 2
BB 0
SO 9
LOB 10



Batter	1	2	3	4	5	6	7	8	9	AB R H RBI BB SO LOB	TOP			
7 Dansby Swanson, R OBP: 0.326, SLG: 0.410	0-1 F FF 86 X CH 80 F9		4-2 F CH 82 B CH 81 B FF 90 F FF 86 F FF 91 B SL 79 D CH 81 16 G6-4-3 BB			0-0 X FF 87 G5-3		1-1 C SL 88 B FF 93 X CH 83 1B		3 0 1 0 1 0 0				
16 Travis d'Arnaud, R OBP: 0.340, SLG: 0.604	2-0 B FF 97 B SL 78 X FF 86 P4		1-1 F SI 87 1 SAFE B FF 88 X CH 81 G6-4-3			2-2 B FF 88 B SL 77 C CH 80 F FF 88 X CH 81 F7		1-3 B FF 93 1 SAFE C FF 93 F FF 93 F FF 94 C FF 92 K		4 0 0 0 0 1 2				
5 Freddie Freeman, L OBP: 0.375, SLG: 0.493	1-0 B FF 91 X FF 88 2B			0-0 X FF 89 G1-3		3-2 S SL 79 B SL 80 B FF 92 S CH 83 B SL 80 F CH 81 X FF 89 G4-3		0-2 F CH 82 F FF 93 F FF 93 X CH 80 G1-4-3		4 0 1 0 0 0 1				
20 Marcell Ozuna, R OBP: 0.352, SLG: 0.506	4-1 B CH 82 B FF 88 F CH 82 B SL 77 B FF 88 BB			1-1 C FF 87 B FF 90 X SL 79 F8			2-0 B CH 79 B FF 88 X CH 80 HR		1-3 B SI 91 C SI 90 S SI 91 S SI 91 K		3 1 1 1 1 1 0			
23 Adam Duvall, R OBP: 0.302, SLG: 0.510	3-2 C FF 88 B FF 90 S CH 82 D CH 81 X CH 82 G5-3			1-1 C CH 79 B FF 90 X FF 90 G5-3			1-3 B SL 79 C SL 79 F SI 89 S SL 80 K		0-1 C SI 92 X SL 83 HR		4 1 1 1 0 1 2			
17 Johan Camargo, S OBP: 0.266, SLG: 0.407		0-3 F SI 87 C FF 88 S SL 80 K			3-2 B SL 77 C CH 80 B SI 88 B FF 86 S CH 79 X SI 88 27 F9-3 1B		4-2 C SL 80 B SI 88 B SL 90 D SL 79 BB		3-2 C SI 90 B SI 90 B SI 91 B CH 85 S SI 90 X SI 90 G4-3		3 0 1 0 1 1 0			
27 Austin Riley, R OBP: 0.213, SLG: 0.339	1-3 C SL 78 F FF 90 B CH 81 S SL 78 K			0-0 X FF 90 F9-3			3-2 B SI 87 D CH 84 F SL 80 F SI 88 F SI 81 X SL 81 F8		2-2 B CH 86 C SI 90 B SI 92 F SL 84 F FF 91 X CH 84 1B		2 0 0 0 0 1 1			
22 Nick Markakis, L OBP: 0.345, SLG: 0.519	7, PH (7, 9)			1-1 1-1			0-0 X SL 82 G1-3		1-3 C SI 91 B SI 91 F SI 91 S SI 91 K		2 0 1 0 0 0 1			
24 Adeiny Hechavarria, R OBP: 0.217, SLG: 0.261	2-2 S SI 89 B FF 88 B CH 83 S CH 81 F FF 89 X CH 82 G5-3			1-0 B FF 89 X FF 87 2B						4 0 1 0 0 1 2				
11 Ender Inciarte, L OBP: 0.268, SLG: 0.220	0-2 S FF 88 F SL 77 F FF 90 X FF 88 L6			1-1 F SI 89 B SL 82 X SL 81 F7				3-2 C FF 90 S CH 82 B CH 82 B SL 89 F FF 93 X FF 92 L7		3 0 0 0 0 0 1				
Inning Stats	R: 0 E: 0 K: 0 S: 8 H: 1 LOB: 2 BB: 1 P: 18	R: 0 E: 0 K: 2 S: 10 H: 0 LOB: 0 BB: 0 P: 13	R: 0 E: 0 K: 0 S: 9 H: 0 LOB: 0 BB: 1 P: 14	R: 0 E: 0 K: 0 S: 5 H: 0 LOB: 0 BB: 0 P: 7	R: 0 E: 0 K: 0 S: 7 H: 2 LOB: 1 BB: 0 P: 12	R: 0 E: 0 K: 0 S: 8 H: 0 LOB: 0 BB: 0 P: 13	R: 1 E: 0 K: 1 S: 10 H: 1 LOB: 1 BB: 1 P: 20	R: 0 E: 0 K: 1 S: 14 H: 1 LOB: 1 BB: 0 P: 19	R: 1 E: 0 K: 2 S: 15 H: 2 LOB: 1 BB: 0 P: 22	1B: 3 2B: 3 3B: 0 HR: 2 SF: 0 SAC: 0 DP: 2 HBP: 0	WP: 0 PB: 0 SB: 0 CS: 0 PA: 35			
PITCHER	IP WLS BF H R ER SO BB IBB HBP BLK WP HR S P ERA WHIP											PITCHER	IP WLS BF H R ER SO BB IBB HBP BLK WP HR S P ERA WHIP	
72 Daniel Castano, L ERA: 4.35	(1, 1) 6.0													
39 James Hoyt, R ERA: 3.86	(7, 1) 1.0													
33 Brad Boxberger, R ERA: 3.0	(8, 1) 1.0													
27 Brandon Kintzler, R ERA: 2.45	(9, 1) 1.0	L												

Atlanta Braves @ Miami Marlins
Marlins Park, Miami, FL
Sat Aug 15 2020, 6:11 PM - 9:09 PM EDT
Roof Closed - 78 F

livebaseballscorecards.com

AB 32
R 2
H 7
RBI 2
BB 3
SO 6
LOB 10



Batter	1	2	3	4	5	6	7	8	9	AB R H RBI BB SO LOB
2 Jonathan Villar, S OBP: 0.313, SLG: 0.351 (1, 6)	G5-3		2B			E1		G5-3		4 0 1 0 0 0 0
24 Jesús Aguilar, R OBP: 0.333, SLG: 0.566 (1, 3)	1B		K			L3		L9		4 0 1 0 0 1 2
29 Francisco Cervelli, R OBP: 0.263, SLG: 0.439 (1, 2)	G5-4-3					G6-3		K		4 0 0 0 0 2 2
15 Brian Anderson, R OBP: 0.362, SLG: 0.531 (1, 10)		G4-3				K			G6-3	3 0 0 0 1 1 0
11 Logan Forsythe, R OBP: 0.217, SLG: 0.333 (1, 4)		G5-3				K			K	4 0 0 0 0 3 1
25 Lewis Brinson, R OBP: 0.278, SLG: 0.200 (8, 9)						K				3 0 2 0 0 1 0
68 Lewin Díaz, L OBP: 1.000, SLG: 1.000 (9, PH)										1 0 1 0 0 0 0
34 Magneuris Sierra, L OBP: 0.453, SLG: 0.563 (9, PR)										0 0 0 0 0 0 0
5 Jon Berti, R OBP: 0.320, SLG: 0.273 (1, 9)										1 0 0 0 1 0 1
7 Matt Joyce, L OBP: 0.370, SLG: 0.227 (7, PH)										2 0 0 0 0 0 3
65 Eddy Alvarez, L OBP: 0.259, SLG: 0.240 (1, 5)										3 0 0 0 0 2 3
4 Monte Harrison, R OBP: 0.261, SLG: 0.300 (1, 8)										2 1 1 1 1 0 1

BOTTOM

Atlanta Braves @ Miami Marlins

Marlins Park, Miami, FL

Sat Aug 15 2020, 6:11 PM - 9:09 PM EDT

Roof Closed - 78 F

livebaseballscorecards.com

AB	31
R	1
H	6
RBI	1
BB	3
SO	10
LOB	13



Inning Stats	R: 0	H: 1	E: 0	LOB: 0	K: 0	P: 10	R: 0	H: 1	E: 0	LOB: 1	K: 0	P: 15	R: 0	H: 1	E: 0	LOB: 1	K: 1	P: 17	R: 0	H: 0	E: 0	LOB: 0	K: 3	P: 15	R: 0	H: 0	E: 1	LOB: 0	K: 0	P: 13	R: 0	H: 1	E: 0	LOB: 2	K: 2	P: 25	R: 1	H: 1	E: 0	LOB: 0	K: 1	P: 15	R: 0	H: 1	E: 0	LOB: 1	K: 1	P: 11	1B: 3	SF: 0	2B: 2	SAC: 0	3B: 0	DP: 1	HR: 1	HBP: 0	WP: 0	PA: 34
--------------	------	------	------	--------	------	-------	------	------	------	--------	------	-------	------	------	------	--------	------	-------	------	------	------	--------	------	-------	------	------	------	--------	------	-------	------	------	------	--------	------	-------	------	------	------	--------	------	-------	------	------	------	--------	------	-------	-------	-------	-------	--------	-------	-------	-------	--------	-------	--------

PITCHER	IP	WLS	BF	H	R	ER	SO	BB	IBB	HBP	BLK	WP	HR	S	P	ERA	WHIP
54 Max Fried, L ERA: 1.24 (1, 1)	6.1		24	4	0	0	7	3	0	0	0	0	0	67	103	0.00	1.105
19 Shane Greene, R ERA: (7, 1)	0.2	H	2	0	0	0	1	0	0	0	0	0	0	7	9	0.00	0.000
51 Will Smith, L ERA: 3.86 (8, 1)	1.0	W	4	1	1	1	1	0	0	0	0	0	1	11	15	9.00	1.000
36 Mark Melancon, R ERA: (9, 1)	1.0	S	4	1	0	0	1	0	0	0	0	0	0	8	11	0.00	1.000

Batter	1	2	3	4	5	6	7	8	9	AB R H RBI BB SO LOB	TOP											
7 Dansby Swanson, R OBP: 0.330, SLG: 0.420	0-1 F9		0-2 F8			2-0 G4-3 22 1B	0-0 SAFE 20 BB 22 2B 5 BB		3-3 K	5 2 2 0 0 1 0	<p>Atlanta Braves @ Miami Marlins</p> <p>Marlins Park, Miami, FL</p> <p>Sun Aug 16 2020, 1:11 PM - 4:09 PM EDT</p> <p>Roof Closed - 76 F</p>											
5 Freddie Freeman, L OBP: 0.376, SLG: 0.481	2-2 F7			1-1 22 G5-3 1B		3-2 G4-3	4-2 20 BB 22 2B BB	3-3 K	4 1 1 0 1 1 1													
20 Marcell Ozuna, R OBP: 0.368, SLG: 0.506	2-2 1B			2-3 K		4-1 22 1B BB	4-2 22 2B BB		2 0 1 1 2 1 1													
22 Nick Markakis, L OBP: 0.364, SLG: 0.548	0-2 K			3-2 G5-3		1-2 1B	0-0 2B		4 0 2 3 0 1 2													
23 Adam Duvall, R OBP: 0.281, SLG: 0.472		3-3 K		0-3 K		3-2 F7	0-3 K		4 0 0 0 0 3 5													
17 Johan Camargo, S OBP: 0.250, SLG: 0.381		3-3 K			3-3 K	2-3 K		2-3 K	4 0 0 0 0 4 2													
25 Tyler Flowers, R OBP: 0.500, SLG: 0.600			0-3 K		3-1 1B		2-3 K	2-3 K	4 0 1 0 0 3 0													
27 Austin Riley, R OBP: 0.200, SLG: 0.317			2-3 K		0-3 K		3-1 L8	0-0 P3	4 0 0 0 0 2 1													
11 Ender Inciarte, L OBP: 0.267, SLG: 0.222			0-0 G1-3		0-1 L8		1-0 20 BB 7 1B 1B	2-2 G5-3	4 1 1 0 0 0 1													
Inning Stats	R: 0 E: 0 K: 1 S: 12	H: 1 LOB: 1 BB: 0 P: 16	R: 0 E: 0 K: 3 S: 11	H: 0 LOB: 0 BB: 0 P: 17	R: 0 E: 0 K: 1 S: 7	H: 0 LOB: 0 BB: 0 P: 9	R: 0 E: 0 K: 2 S: 14	H: 1 LOB: 1 BB: 0 P: 20	R: 0 E: 0 K: 2 S: 13	H: 1 LOB: 1 BB: 0 P: 19		R: 1 E: 0 K: 1 S: 14	H: 2 LOB: 2 BB: 1 P: 29	R: 3 E: 0 K: 2 S: 15	H: 3 LOB: 2 BB: 2 P: 29	R: 0 E: 0 K: 2 S: 7	H: 0 LOB: 0 BB: 0 P: 11	R: 0 E: 0 K: 2 S: 10	H: 0 LOB: 0 BB: 0 P: 18	1B: 6 2B: 2 3B: 0 HR: 0	SF: 0 SAC: 0 DP: 0 HBP: 0	WP: 0 PB: 0 SB: 0 CS: 0
PITCHER	IP WLS BF H R ER SO BB IBB HBP BLK WP HR S P ERA WHIP																					
57 Elieser Hernández, R ERA: 1.84	(1, 1) 5.0	18 3 0 0 9 0 0 0 0 0 0 0 0 0 57 81 0.00 0.600																				
44 Nick Vincent, R ERA: 4.05	(6, 1) 1.0	L 6 2 1 1 1 1 1 0 0 0 0 0 0 14 29 9.00 3.000																				
51 Justin Shafer, R ERA: 7.71	(7, 1) 0.2	4 2 2 2 1 0 0 0 0 0 0 0 0 7 13 27.00 3.000																				
60 Brian Moran, L ERA: 9.64	(7, 1) 0.0	3 1 1 1 0 2 0 0 0 0 0 0 0 5 13 ∞ ∞																				
39 James Hoyt, R ERA: 3.6	(7, 1) 0.1	1 0 0 0 1 0 0 0 0 0 0 0 0 3 3 0.00 0.000																				
PITCHER	IP WLS BF H R ER SO BB IBB HBP BLK WP HR S P ERA WHIP																					
46 Pat Venditte, S ERA:	(8, 1) 2.0	6 0 0 0 4 0 0 0 0 0 0 0 0 6 29 0.00 0.000																				

livebaseballscorecards.com

AB	35
R	4
H	8
RBI	4
BB	3
SO	16
LOB	13



Batter	1	2	3	4	5	6	7	8	9	AB	R	H	RBI	BB	SO	LOB
2 Jonathan Villar, S OBP: 0.294, SLG: 0.328 (1, 6)	2-2 P4		2-0 F7			0-0 G4-6-3			0-3 K	4	0	0	0	0	1	1
24 Jesús Aguilar, R OBP: 0.317, SLG: 0.536 (1, 10)	3-3 K			0-1 L7			1-0 F7			3	0	0	0	0	1	0
15 Brian Anderson, R OBP: 0.361, SLG: 0.510 (1, 5)	2-2 F9			2-1 F7			4-0 BB			2	0	0	0	1	0	0
68 Lewin Díaz, L OBP: 0.250, SLG: 0.250 (1, 3)		1-3 K		3-2 F7			1-0 G6-5-3			3	0	0	0	0	1	1
25 Lewis Brinson, R OBP: 0.250, SLG: 0.176 (1, 7)		1-3 K			0-3 K			1-3 K		2	0	0	0	0	2	0
7 Matt Joyce, L OBP: 0.357, SLG: 0.217 (8, PH) (9, 7)										1	0	0	0	0	1	0
5 Jon Berti, R OBP: 0.321, SLG: 0.277 (1, 9)		1-0 1B			0-1 G4-3			3-2 K		3	0	1	0	0	1	0
11 Logan Forsythe, R OBP: 0.192, SLG: 0.292 (1, 4)		3-1 P3			1-1 P5			0-0 G6-3		3	0	0	0	0	0	1
36 Ryan Lavanway, R OBP: 0.333, SLG: 0.333 (1, 2)			3-3 K			0-2 1B			2-3 K	3	0	1	0	0	2	0
4 Monte Harrison, R OBP: 0.231, SLG: 0.261 (1, 8)			3-3 K			0-3 K			1-1 F8	3	0	0	0	0	2	1

Inning Stats	R: 0	H: 0	E: 0	LOB: 0	K: 14	S: 14	P: 21	R: 0	H: 1	E: 0	LOB: 1	K: 2	S: 12	P: 18	R: 0	H: 0	E: 0	LOB: 0	K: 2	S: 8	P: 16	R: 0	H: 0	E: 0	LOB: 0	K: 0	S: 8	P: 13	R: 0	H: 0	E: 0	LOB: 0	K: 1	S: 7	P: 8	R: 0	H: 1	E: 0	LOB: 0	K: 1	S: 8	P: 8	R: 0	H: 0	E: 0	LOB: 0	K: 0	S: 2	P: 8	R: 0	H: 0	E: 0	LOB: 0	K: 2	S: 8	P: 12	R: 0	H: 0	E: 0	LOB: 0	K: 2	S: 8	P: 11	1B: 2	SF: 0	2B: 0	SAC: 0	3B: 0	DP: 2	HR: 0	HBP: 0
--------------	------	------	------	--------	-------	-------	-------	------	------	------	--------	------	-------	-------	------	------	------	--------	------	------	-------	------	------	------	--------	------	------	-------	------	------	------	--------	------	------	------	------	------	------	--------	------	------	------	------	------	------	--------	------	------	------	------	------	------	--------	------	------	-------	------	------	------	--------	------	------	-------	-------	-------	-------	--------	-------	-------	-------	--------

PITCHER	IP	WLS	BF	H	R	ER	SO	BB	IBB	HBP	BLK	WP	HR	S	P	ERA	WHIP
49 Robbie Erlin, L ERA: 5.4 (1, 1)	4.0		13	1	0	0	5	0	0	0	0	0	0	42	68	0.00	0.250
56 Darren O'Day, R ERA: 1.42 (5, 1)	1.1	W	5	1	0	0	2	0	0	0	0	0	0	14	15	0.00	0.750
33 A.J. Minter, L ERA: 1.08 (6, 1)	0.2	H	1	0	0	0	0	0	0	0	0	0	0	1	1	0.00	0.000
19 Shane Greene, R ERA: (7, 1)	2.0		6	0	0	0	2	1	0	0	0	0	0	10	20	0.00	0.500
68 Tyler Matzek, L ERA: 1.64 (9, 1)	1.0		3	0	0	0	2	0	0	0	0	0	0	8	11	0.00	0.000

BOTTOM

Atlanta Braves @ Miami Marlins
Marlins Park, Miami, FL

Sun Aug 16 2020, 1:11 PM - 4:09 PM EDT
Roof Closed - 76 F

livebaseballscorecards.com

AB	27
R	0
H	2
RBI	0
BB	1
SO	11
LOB	4



WP	PA	ERA	WHIP
0	28		
0			
1			
0			

New York Mets @ Miami Marlins
 Marlins Park, Miami, FL
 Mon Aug 17 2020, 7:14 PM - 11:05 PM EDT
 Roof Closed - 76 F

livebaseballscorecards.com

AB	37
R	11
H	14
RBI	11
BB	8
SO	8
LOB	24



WP:	1	PA:	50
PB:	0	SB:	0
CS:	0		

Batter	1	2	3	4	5	6	7	8	9	AB R H RBI BB SO LOB
9 Brandon Nimmo, L OBP: 0.423, SLG: 0.410	(1, 8) 4-2 BB G4-6-3	(2) 2-1 G3		(4-2) 28 G5-3 6 BB		(1-0) 6 SF9 3B	(2-2) L3		(2-2) F7	4 1 1 0 2 0 3
6 Jeff McNeil, L OBP: 0.351, SLG: 0.349	(1, 10) 0-1 G4-6-3 1-2f	(3) 1-3 K		(4-0) 28 G5-3 BB		(3-2) SF9	(0-0) G3		(1-1) 28 BB 1B	4 0 1 1 1 1 3
28 J.D. Davis, R OBP: 0.400, SLG: 0.432	(1, 5) 2-3 K		(3-2) 24 HR HBP	(0-2) 28 G5-3 BB		(4-2) 24 HR BB		(2-2) F8	(4-2) BB	3 2 0 0 2 1 2
30 Michael Conforto, L OBP: 0.427, SLG: 0.477		(4-1) 20 BB 24 1B 2 2B	(0-3) K	(4-1) HBP		(0-0) F8		(0-1) 2 1B	(0-1) SF7	3 1 1 0 1 1 2
21 Billy Hamilton, S OBP: 0.100, SLG: 0.056										0 0 0 1 0 0 0
24 Robinson Canó, L OBP: 0.446, SLG: 0.706	(1, 4) 1-0 20 BB 2 2B	(3-2) 1-H HR		(0-3) K		(3-1) 1-H HR		(3-3) K	(1-0) F9	4 3 3 4 0 1 2
60 Andrés Giménez, L OBP: 0.295, SLG: 0.345	(7, 4) 1-2 2 2B 1B	1-H HR								2 0 0 0 0 1 3
20 Pete Alonso, R OBP: 0.359, SLG: 0.448	(1, 3) 4-1 2 2B 40 FC5-2 BB	(2-1) 2 FC1-4 1B		(0-0) HR		(1-1) HR		(4-1) 2 1B BB		3 2 3 2 2 0 0
2 Dominic Smith, L OBP: 0.391, SLG: 0.741	(1, 7) 0-0 1 2B 2B	(1-1) FC1-4 40 2B		(3-2) G1-3		(2-1) HBP		(1-2) 1B		4 1 2 2 0 0 1
40 Wilson Ramos, R OBP: 0.280, SLG: 0.294	(1, 2) 1-2 1 2B FC5-2	(1-0) 2B		(3-2) K		(0-2) P3		(1-1) F8		5 0 1 0 0 1 6
1 Amed Rosario, R OBP: 0.211, SLG: 0.310	(1, 6) 0-1 2B	(3) 0-0 G5-3		(0-3) K		(0-3) K		(0-1) 6 1B 21 SF7 1B		5 1 2 1 0 2 2

Inning Stats	R: 0	H: 0	E: 0	K: 1	S: 10	P: 16	R: 3	H: 3	E: 0	K: 1	S: 14	P: 27	R: 2	H: 3	E: 0	K: 1	S: 14	P: 24	R: 0	H: 0	E: 0	K: 1	S: 9	P: 21	R: 1	H: 1	E: 0	K: 0	S: 11	P: 17	R: 4	H: 3	E: 0	K: 0	S: 18	P: 32	R: 0	H: 0	E: 0	K: 1	S: 7	P: 9	R: 0	H: 2	E: 0	K: 1	S: 15	P: 26	R: 1	H: 2	E: 0	K: 0	S: 19	P: 27	1B: 5	SF: 2	2B: 4	SAC: 0	3B: 1	DP: 2	HR: 4	HBP: 3	WP: 1	PA: 50
--------------	------	------	------	------	-------	-------	------	------	------	------	-------	-------	------	------	------	------	-------	-------	------	------	------	------	------	-------	------	------	------	------	-------	-------	------	------	------	------	-------	-------	------	------	------	------	------	------	------	------	------	------	-------	-------	------	------	------	------	-------	-------	-------	-------	-------	--------	-------	-------	-------	--------	-------	--------

PITCHER	IP	WLS	BF	H	R	ER	SO	BB	IBB	HBP	BLK	WP	HR	S	P	ERA	WHIP
50 Jordan Yamamoto, R ERA: 11.42	1.1	L	9	3	3	3	1	3	0	0	0	0	0	19	35	20.25	4.500
56 Sterling Sharp, R ERA: 3.6	2.1		12	3	2	2	2	2	0	1	0	0	1	24	45	7.71	2.143
54 Josh Smith, L ERA: 6.75	1.1		6	1	1	1	3	0	0	1	0	0	1	15	25	6.75	0.750
51 Justin Shafer, R ERA: 12.71	1.0		8	3	4	4	0	1	0	1	0	0	2	18	32	36.00	4.000
54 Josh Smith, L ERA: 6.75	1.1		6	1	1	1	3	0	0	1	0	0	1	15	25	6.75	0.750

PITCHER	IP	WLS	BF	H	R	ER	SO	BB	IBB	HBP	BLK	WP	HR	S	P	ERA	WHIP
11 Logan Forsythe, R ERA: 9.0	1.0		6	2	1	1	0	1	0	0	0	0	0	19	27	9.00	3.000

Batter	1	2	3	4	5	6	7	8	9	AB R H RBI BB SO LOB	TOP	
9 Brandon Nimmo, L OBP: 0.430, SLG: 0.489	(1, 8) (8, 7) C FF 92 C FC 89 B FF 94 X CH 87 L7		(1, 8) (8, 7) B SI 92 B CH 86 C FF 94 C FF 94 B FF 94 C FF 94			(1, 8) (8, 7) B SI 92 C FF 92 X CH 86 FC6-5 2B		(1, 8) (8, 7) B FF 88 C FF 88 C SL 79 B SL 80 B SI 89 C FF 88	(1, 8) (8, 7) C SI 90 X CH 85 30 HR 1B	5 1 2 0 0 2 0		
30 Michael Conforto, L OBP: 0.434, SLG: 0.495	(1, 9) B SI 93 C CH 87 B FC 91 S FF 95 K		(1, 9) (8, 7) B CU 78 S CH 87 C FF 96 X FC 92 F8			(1, 9) (8, 7) C CH 85 X SI 94 FC6-5 28 G4-3 2-3		(1, 9) (8, 7) H SL 77 28 BB 2 2B HBP	(1, 9) (8, 7) B SI 90 B SI 91 X SI 91 1-H HR	4 2 1 2 0 1 1		
28 J.D. Davis, R OBP: 0.410, SLG: 0.457	(1, 5) X SI 94 1B		(1, 5) (8, 7) F FF 95 X SI 93 L6			(1, 5) (8, 7) F FC 90 1 SAFE 1 SAFE B CH 86 B SI 93 D CH 86 X SI 93 G4-3 1-2f		(1, 5) (8, 7) F SI 88 F FF 90 B SL 78 B SL 79 B SI 90 F SI 90 B SI 89 B SI 89	(1, 5) (8, 7) C SI 91 B SI 91 F SI 91 B SI 84 X SI 91 3-2 G1-3	4 0 1 0 1 0 1		
2 Dominic Smith, L OBP: 0.403, SLG: 0.754	(1, 7) C SI 93 F FF 94 X CH 87 G4-3		(1, 7) (8, 8) B CH 86 C SI 93 T FC 90 B CU 80 S FF 94 K			(1, 7) (8, 8) S CU 75 X CH 85 24 G1 13 1B 2B		(1, 7) (8, 8) C SI 88 B SI 88 C SL 78 X FF 90 20 FC6-2 1-3 2-H 2B	(1, 7) (8, 8) C SI 91 B SI 91 F SI 91 B SI 84 X SI 91 3-2 G1-3	4 1 2 1 0 1 1 0 0 0 0 0 0 0		
24 Robinson Canó, L OBP: 0.415, SLG: 0.644	(1, 10) X SI 93 G6-3		(1, 10) (8, 7) C FC 94 B CH 88 F FF 94 X FC 91 G4-3			(1, 10) (8, 7) C FF 93 X CH 87 G1		(1, 10) (8, 7) F SI 87 B SI 89 B SI 87 B SI 90 B SI 91 4-1 20 FC6-2 BB	(1, 10) (8, 7) C SI 91 B SI 91 F SI 91 B SI 84 X SI 91 3-2 G1-3	3 0 0 0 1 0 1		
20 Pete Alonso, R OBP: 0.375, SLG: 0.441	(1, 3) C FF 94 B SI 93 F SI 94 F SI 94 B CH 88 B CH 88 X SI 93 13 2B 40 SF9 1B		(1, 3) (8, 7) B FF 95 F CH 87 B CH 89 B SI 94 C FC 91 S FF 95 K			(1, 3) (8, 7) B SI 92 B CH 88 B SI 93 3-0 13 1B IBB		(1, 3) (8, 7) X SI 90 0-0 FC6-2	(1, 3) (8, 7) B SI 91 B SI 89 1-2 2-3 3-H 1B	3 1 1 0 1 1 3		
13 Luis Guillorme, L OBP: 0.515, SLG: 0.571	(1, 4) C SI 93 B SI 94 C FC 89 X CH 87 40 SF9 2B		(1, 4) (8, 7) C SI 93 B SI 94 C FC 89 X CH 87 G4-3			(1, 4) (8, 7) B FC 90 X CH 87 1-0 1-2 3-H 1B		(1, 4) (8, 7) X SL 88 0-0 G4-3	(1, 4) (8, 7) C SI 91 B SI 89 1-0 G6-3	4 0 2 1 0 0 3 3 0 1 1 0 0 2		
40 Wilson Ramos, R OBP: 0.278, SLG: 0.296	(1, 2) C SI 94 X FC 91 SF9		(1, 2) (8, 7) B FF 94 B SI 93 X FF 94 G4-6-3 1B			(1, 2) (8, 7) C SI 90 B SI 90 S SL 81 X SI 91 1-2 F9		(1, 2) (8, 7) B SI 91 X SI 89 1-0 G6-3	(1, 2) (8, 7) B SI 90 C SI 90 F SI 91 C CH 86 1-3 K	4 0 0 0 0 3 4		
1 Amed Rosario, R OBP: 0.213, SLG: 0.338	(1, 6) C SI 94 X FC 91 K		(1, 6) (8, 7) S SI 93 B SI 92 B FC 90 X FF 94 G4-6-3			(1, 6) (8, 7) C SL 82 B SI 90 S SL 81 S SL 83 1-3 K		(1, 6) (8, 7) B SI 90 C SI 90 F SI 91 C CH 86 1-3 K	(1, 6) (8, 7) B SI 90 C SI 90 F SI 91 C CH 86 1-3 K	4 0 0 0 0 3 4		
Inning Stats	R: 0 E: 0 K: 1 S: 10 H: 1 LOB: 1 BB: 0 P: 13	R: 1 E: 0 K: 1 S: 13 H: 2 LOB: 1 BB: 0 P: 18	R: 0 E: 0 K: 1 S: 8 H: 0 LOB: 0 BB: 0 P: 12	R: 0 E: 0 K: 2 S: 9 H: 0 LOB: 0 BB: 0 P: 15	R: 0 E: 0 K: 0 S: 7 H: 1 LOB: 0 BB: 0 P: 13	R: 0 E: 0 K: 0 S: 6 H: 1 LOB: 0 BB: 0 P: 10	R: 1 E: 0 K: 1 S: 11 H: 2 LOB: 2 BB: 1 P: 17	R: 1 E: 0 K: 1 S: 12 H: 1 LOB: 3 BB: 2 P: 25	R: 2 E: 0 K: 1 S: 12 H: 2 LOB: 0 BB: 0 P: 19	1B: 5 2B: 4 3B: 0 HR: 1 SF: 1 SAC: 0 DP: 2 HBP: 1	WP: 0 PB: 0 SB: 0 CS: 0 PA: 39	
PITCHER	IP WLS BF H R ER SO BB IBB HBP BLK WP HR S P ERA WHIP	IP WLS BF H R ER SO BB IBB HBP BLK WP HR S P ERA WHIP	IP WLS BF H R ER SO BB IBB HBP BLK WP HR S P ERA WHIP	IP WLS BF H R ER SO BB IBB HBP BLK WP HR S P ERA WHIP	IP WLS BF H R ER SO BB IBB HBP BLK WP HR S P ERA WHIP	IP WLS BF H R ER SO BB IBB HBP BLK WP HR S P ERA WHIP	IP WLS BF H R ER SO BB IBB HBP BLK WP HR S P ERA WHIP	IP WLS BF H R ER SO BB IBB HBP BLK WP HR S P ERA WHIP	IP WLS BF H R ER SO BB IBB HBP BLK WP HR S P ERA WHIP	IP WLS BF H R ER SO BB IBB HBP BLK WP HR S P ERA WHIP	IP WLS BF H R ER SO BB IBB HBP BLK WP HR S P ERA WHIP	
49 Pablo López, R ERA: 2.42	(1, 1) 6.1 25 7 2 2 5 0 1 0 0 0 0 58 90 2.84 1.105	(1, 1) 6.1 25 7 2 2 5 0 1 0 0 0 0 58 90 2.84 1.105	(1, 1) 6.1 25 7 2 2 5 0 1 0 0 0 0 58 90 2.84 1.105	(1, 1) 6.1 25 7 2 2 5 0 1 0 0 0 0 58 90 2.84 1.105	(1, 1) 6.1 25 7 2 2 5 0 1 0 0 0 0 58 90 2.84 1.105	(1, 1) 6.1 25 7 2 2 5 0 1 0 0 0 0 58 90 2.84 1.105	(1, 1) 6.1 25 7 2 2 5 0 1 0 0 0 0 58 90 2.84 1.105	(1, 1) 6.1 25 7 2 2 5 0 1 0 0 0 0 58 90 2.84 1.105	(1, 1) 6.1 25 7 2 2 5 0 1 0 0 0 0 58 90 2.84 1.105	(1, 1) 6.1 25 7 2 2 5 0 1 0 0 0 0 58 90 2.84 1.105	(1, 1) 6.1 25 7 2 2 5 0 1 0 0 0 0 58 90 2.84 1.105	
39 James Hoyt, R ERA: 2.84	(7, 1) 0.2 2 0 0 0 1 0 0 0 0 0 0 6 8 0.00 0.000	(7, 1) 0.2 2 0 0 0 1 0 0 0 0 0 0 6 8 0.00 0.000	(7, 1) 0.2 2 0 0 0 1 0 0 0 0 0 0 6 8 0.00 0.000	(7, 1) 0.2 2 0 0 0 1 0 0 0 0 0 0 6 8 0.00 0.000	(7, 1) 0.2 2 0 0 0 1 0 0 0 0 0 0 6 8 0.00 0.000	(7, 1) 0.2 2 0 0 0 1 0 0 0 0 0 0 6 8 0.00 0.000	(7, 1) 0.2 2 0 0 0 1 0 0 0 0 0 0 6 8 0.00 0.000	(7, 1) 0.2 2 0 0 0 1 0 0 0 0 0 0 6 8 0.00 0.000	(7, 1) 0.2 2 0 0 0 1 0 0 0 0 0 0 6 8 0.00 0.000	(7, 1) 0.2 2 0 0 0 1 0 0 0 0 0 0 6 8 0.00 0.000	(7, 1) 0.2 2 0 0 0 1 0 0 0 0 0 0 6 8 0.00 0.000	
54 Josh Smith, L ERA: 10.8	(8, 1) 0.1 4 1 1 1 1 1 0 1 0 0 0 9 18 27.00 6.000	(8, 1) 0.1 4 1 1 1 1 1 0 1 0 0 0 9 18 27.00 6.000	(8, 1) 0.1 4 1 1 1 1 1 0 1 0 0 0 9 18 27.00 6.000	(8, 1) 0.1 4 1 1 1 1 1 0 1 0 0 0 9 18 27.00 6.000	(8, 1) 0.1 4 1 1 1 1 1 0 1 0 0 0 9 18 27.00 6.000	(8, 1) 0.1 4 1 1 1 1 1 0 1 0 0 0 9 18 27.00 6.000	(8, 1) 0.1 4 1 1 1 1 1 0 1 0 0 0 9 18 27.00 6.000	(8, 1) 0.1 4 1 1 1 1 1 0 1 0 0 0 9 18 27.00 6.000	(8, 1) 0.1 4 1 1 1 1 1 0 1 0 0 0 9 18 27.00 6.000	(8, 1) 0.1 4 1 1 1 1 1 0 1 0 0 0 9 18 27.00 6.000	(8, 1) 0.1 4 1 1 1 1 1 0 1 0 0 0 9 18 27.00 6.000	(8, 1) 0.1 4 1 1 1 1 1 0 1 0 0 0 9 18 27.00 6.000
54 Josh Smith, L ERA: 10.8	(8, 1) 0.1 4 1 1 1 1 1 0 1 0 0 0 9 18 27.00 6.000	(8, 1) 0.1 4 1 1 1 1 1 0 1 0 0 0 9 18 27.00 6.000	(8, 1) 0.1 4 1 1 1 1 1 0 1 0 0 0 9 18 27.00 6.000	(8, 1) 0.1 4 1 1 1 1 1 0 1 0 0 0 9 18 27.00 6.000	(8, 1) 0.1 4 1 1 1 1 1 0 1 0 0 0 9 18 27.00 6.000	(8, 1) 0.1 4 1 1 1 1 1 0 1 0 0 0 9 18 27.00 6.000	(8, 1) 0.1 4 1 1 1 1 1 0 1 0 0 0 9 18 27.00 6.000	(8, 1) 0.1 4 1 1 1 1 1 0 1 0 0 0 9 18 27.00 6.000	(8, 1) 0.1 4 1 1 1 1 1 0 1 0 0 0 9 18 27.00 6.000	(8, 1) 0.1 4 1 1 1 1 1 0 1 0 0 0 9 18 27.00 6.000	(8, 1) 0.1 4 1 1 1 1 1 0 1 0 0 0 9 18 27.00 6.000	(8, 1) 0.1 4 1 1 1 1 1 0 1 0 0 0 9 18 27.00 6.000
27 Brandon Kintzler, R ERA: 4.32	(9, 1) 1.0 L 5 2 2 2 1 0 0 0 0 0 0 1 12 19 18.00 2.000	(9, 1) 1.0 L 5 2 2 2 1 0 0 0 0 0 0 1 12 19 18.00 2.000	(9, 1) 1.0 L 5 2 2 2 1 0 0 0 0 0 0 1 12 19 18.00 2.000	(9, 1) 1.0 L 5 2 2 2 1 0 0 0 0 0 0 1 12 19 18.00 2.000	(9, 1) 1.0 L 5 2 2 2 1 0 0 0 0 0 0 1 12 19 18.00 2.000	(9, 1) 1.0 L 5 2 2 2 1 0 0 0 0 0 0 1 12 19 18.00 2.000	(9, 1) 1.0 L 5 2 2 2 1 0 0 0 0 0 0 1 12 19 18.00 2.000	(9, 1) 1.0 L 5 2 2 2 1 0 0 0 0 0 0 1 12 19 18.00 2.000	(9, 1) 1.0 L 5 2 2 2 1 0 0 0 0 0 0 1 12 19 18.00 2.000	(9, 1) 1.0 L 5 2 2 2 1 0 0 0 0 0 0 1 12 19 18.00 2.000	(9, 1) 1.0 L 5 2 2 2 1 0 0 0 0 0 0 1 12 19 18.00 2.000	(9, 1) 1.0 L 5 2 2 2 1 0 0 0 0 0 0 1 12 19 18.00 2.000

New York Mets @ Miami Marlins
Marlins Park, Miami, FL
Wed Aug 19 2020, 7:11 PM - 10:24 PM EDT
Roof Closed - 77 F

livebaseballscorecards.com

AB	34
R	5
H	10
RBI	5
BB	3
SO	8
LOB	16



New York Mets @ Miami Marlins
 Marlins Park, Miami, FL
 Wed Aug 19 2020, 7:11 PM - 10:24 PM EDT
 Roof Closed - 77 F

livebaseballscorecards.com

AB	35
R	3
H	7
RBI	2
BB	3
SO	12
LOB	20



WP:	1	PA:	39
PB:	0		
SB:	0		
CS:	0		

Batter	1	2	3	4	5	6	7	8	9	AB	R	H	RBI	BB	SO	LOB	
34 Magneuris Sierra, L OBP: 0.412, SLG: 0.444 4 Monte Harrison, R OBP: 0.212, SLG: 0.267	(1, 8) (7, PH) (8, 9) C FF 98 F FF 98 B FF 100 X CH 91 G5-3		C CU 82 C CU 83 B SL 91 B SL 91 F CU 84 B CH 90 S CH 92 K		B CH 91 B CH 90 C FF 97 C SL 92 F SL 90 B CH 92 F FF 98 C FF 98 K		C FF 94 B FF 94 F FC 92 F FF 94 S FC 91 K		C FF 96 S SL 90 C FF 98 K	(1, 8) (7, PH) (8, 9) X FF 99 E5 23 1B	3	0	0	0	0	2	0
24 Jesús Aguilar, R OBP: 0.312, SLG: 0.500	(1, 3) X FF 99 E5 23 1B		C SL 92 B SL 92 S SL 92 X FF 100 FC5-4 1B		C FF 98 F SL 90 F SL 90 B SL 91 X SL 90 L3		B KC 83 B KC 82 X KC 81 G5-3 15 7 65 HBP 1B		C SL 90 S SL 90 S SL 90 K	(1, 3) X FF 99 E5 23 1B	5	1	2	0	0	1	0
23 Corey Dickerson, L OBP: 0.274, SLG: 0.298	(1, 7) B FF 99 F SL 91 S FF 99 1 SAFE X CH 91 1B		X CH 91 FC5-4		B CH 90 C CH 90 X CH 91 G4-3		F FF 95 B FF 94 S KC 82 B FF 93 X SV 86 P5		B FF 98 B FF 98 S SL 90 B SL 89 C SL 91 K	(1, 7) B FF 99 F SL 91 S FF 99 1 SAFE X CH 91 1B	5	0	1	0	0	1	2
7 Matt Joyce, L OBP: 0.366, SLG: 0.314	(1, 10) B FF 98 S SL 93 C CH 91 S FF 99 K		F CH 91 C CH 92 D CH 91 B CH 88 X CH 90 G4-3		B CH 92 C FF 98 F CH 92 F SL 91 F CH 91 B CH 88 X FF 97 1B		C KC 82 F KC 83 X SV 86 65 15 11 BB G5-3 1B		B FF 98 B FF 98 S SL 90 B SL 89 C SL 91 K	(1, 10) B FF 98 S SL 93 C CH 91 S FF 99 K	4	1	2	0	0	1	3
15 Brian Anderson, R OBP: 0.342, SLG: 0.452	(1, 5) C CU 83 S CH 91 B SL 92 C SL 91 K		B SL 91 X SL 91 G4-3		S FF 97 F FF 98 X SL 92 G5-3		X KC 84 G5-3		B FF 98 B FF 98 S SL 90 B SL 89 C SL 91 K	(1, 5) C CU 83 S CH 91 B SL 92 C SL 91 K	4	0	0	0	0	1	5
29 Francisco Cervelli, R OBP: 0.368, SLG: 0.479	(1, 2) C FF 98 B SL 92 S SL 92 X SL 92 1B		B FF 98 C FF 98 S FF 98 S FF 99 K		B FF 98 C FF 98 S FF 98 S FF 99 K		B SL 89 B SL 96 C FF 96 B SL 89 65 FC5-4 BB		C KC 82 F FF 93 B SV 87 F SV 86 B SV 87 B SV 86 B KC 82 11 BB 65 HBP BB	(1, 2) C FF 98 B SL 92 S SL 92 X SL 92 1B	2	0	1	0	2	1	0
65 Eddy Alvarez, L OBP: 0.289, SLG: 0.235	(1, 6) C CH 90 F FF 98 D SL 92 S CH 91 K		S CH 90 C CH 91 B CH 93 F CH 90 S FF 98 K		B SI 97 B SI 96 C SI 97 F FS 90 X FF 97 FC5-4 2 11 4 WP 1B		C KC 81 H FF 93 1B		B SI 97 B SI 96 C SI 97 F FS 90 X FF 97 FC5-4 2 11 4 WP 1B	(1, 6) C CH 90 F FF 98 D SL 92 S CH 91 K	3	1	0	1	0	2	2
11 Logan Forsythe, R OBP: 0.219, SLG: 0.276	(1, 4) C FF 98 X FF 98 L6		C FF 97 S SL 91 S SL 89 X SL 90 G6-3		B FF 97 S SL 91 S SL 89 X SL 90 G6-3		C SI 96 C SL 89 1 SAFE X SI 97 2 FC5-4 1B		B SL 87 D SL 89 B FF 98 C FF 98 D FF 98 4-1	(1, 4) C FF 98 X FF 98 L6	3	0	1	1	1	0	1
25 Lewis Brinson, R OBP: 0.217, SLG: 0.150 2 Jonathan Villar, S OBP: 0.296, SLG: 0.356	(1, 9) (7, PH) (8, 8) X SL 92 G1-3		X SL 92 G1-3		C SL 92 S FF 98 X SL 93 G6-3		X FC 91 FC5-4 4 WP 1B		C SL 89 S FF 99 B FF 99 C FF 99 1-3	(1, 9) (7, PH) (8, 8) X SL 92 G1-3	2	0	0	0	0	0	1
										2	0	0	0	0	1	5	

Inning Stats	R: 0 E: 1 K: 2 S: 14	H: 1 LOB: 2 BB: 0 P: 18	R: 0 E: 0 K: 1 S: 9	H: 1 LOB: 1 BB: 0 P: 11	R: 0 E: 0 K: 1 S: 11	H: 1 LOB: 1 BB: 0 P: 17	R: 0 E: 0 K: 2 S: 8	H: 0 LOB: 0 BB: 0 P: 11	R: 0 E: 0 K: 1 S: 11	H: 0 LOB: 0 BB: 0 P: 16	R: 0 E: 0 K: 1 S: 14	H: 1 LOB: 1 BB: 0 P: 18	R: 1 E: 0 K: 1 S: 12	H: 1 LOB: 1 BB: 1 P: 20	R: 2 E: 0 K: 1 S: 17	H: 2 LOB: 3 BB: 2 P: 31	R: 0 E: 0 K: 3 S: 9	H: 0 LOB: 0 BB: 0 P: 12	1B: 7 2B: 0 3B: 0 HR: 0	SF: 0 SAC: 0 DP: 0 HBP: 1	WP: 1 PB: 0 SB: 0 CS: 0	PA: 39
--------------	-------------------------------	----------------------------------	------------------------------	----------------------------------	-------------------------------	----------------------------------	------------------------------	----------------------------------	-------------------------------	----------------------------------	-------------------------------	----------------------------------	-------------------------------	----------------------------------	-------------------------------	----------------------------------	------------------------------	----------------------------------	----------------------------------	------------------------------------	----------------------------------	--------

PITCHER	IP	WLS	BF	H	R	ER	SO	BB	IBB	HBP	BLK	WP	HR	S	P	ERA	WHIP
48 Jacob deGrom, R ERA: 1.93	(1, 1)	6.0	23	4	0	0	7	0	0	0	0	0	0	67	91	0.00	0.667
27 Jeury Familia, R ERA: 4.76	(7, 1)	0.1	3	1	1	1	0	1	0	0	0	0	0	8	14	27.00	6.000
38 Justin Wilson, L ERA: 4.32	(7, 1)	0.2	2	0	0	0	1	0	0	0	0	1	0	4	6	0.00	0.000
68 Dellin Betances, R ERA: 6.0	(8, 1)	0.2	6	2	2	2	0	1	0	1	0	0	0	13	22	27.00	4.500
39 Edwin Diaz, R ERA: 2.53	(8, 1)	1.1	5	0	0	0	4	1	0	0	0	0	0	13	21	0.00	0.750

Batter	1	2	3	4	5	6	7	8	9	AB R H RBI BB SO LOB
7 Trea Turner, R OBP: 0.350, SLG: 0.522 (1, 6)	G6-3 ①		HR ②		F9 ③			K ①		4 1 1 1 0 1 1
2 Adam Eaton, L OBP: 0.291, SLG: 0.329 (1, 9)	F7 ②		K ③			K ①		G4-3 ②		4 0 0 0 0 2 0
22 Juan Soto, L OBP: 0.483, SLG: 0.882 (1, 7)	K ③			BB ②		K ②		F7 ③		3 0 0 0 1 2 0
13 Asdrúbal Cabrera, S OBP: 0.330, SLG: 0.544 (1, 3)		K ①		F7 ①		K ③			L9 ①	4 0 0 0 0 2 1
62 Luis García Jr., L OBP: 0.318, SLG: 0.476 (1, 4)		G3-1 ②		K ②			G5-3 ①		G1-3 ②	4 0 0 0 0 1 1
10 Yan Gomes, R OBP: 0.293, SLG: 0.395 (1, 2)		HR ②		P5 ③		K ②		K ②	G6-3 ③	4 1 1 1 0 1 1
9 Eric Thames, L OBP: 0.286, SLG: 0.327 (1, 10)		K ③			1B ②		8 HBP 1B ②			3 0 2 0 0 1 0
8 Carter Kieboom, R OBP: 0.365, SLG: 0.238 (1, 5)		G4-3 ①		K ①			HBP ②			2 0 0 0 0 1 1
16 Victor Robles, R OBP: 0.356, SLG: 0.349 (1, 8)		P4 ②		L5 ②			K ③			3 0 0 0 0 1 3

Inning Stats	R: 0	H: 0	E: 0	K: 8	LOB: 0	BB: 13	P: 13	R: 1	H: 1	E: 0	K: 15	LOB: 0	BB: 21	P: 21	R: 1	H: 1	E: 0	K: 12	LOB: 0	BB: 16	P: 16	R: 0	H: 0	E: 0	K: 11	LOB: 1	BB: 15	P: 15	R: 0	H: 1	E: 0	K: 17	LOB: 1	BB: 24	P: 24	R: 0	H: 0	E: 0	K: 9	LOB: 0	BB: 14	P: 14	R: 0	H: 1	E: 0	K: 14	LOB: 2	BB: 22	P: 22	R: 0	H: 0	E: 0	K: 10	LOB: 0	BB: 14	P: 14	R: 0	H: 0	E: 0	K: 7	LOB: 0	BB: 9	P: 9	1B: 2	SF: 0	2B: 0	SAC: 0	3B: 0	DP: 0	HR: 2	HBP: 1	WP: 0	PA: 33
--------------	------	------	------	------	--------	--------	-------	------	------	------	-------	--------	--------	-------	------	------	------	-------	--------	--------	-------	------	------	------	-------	--------	--------	-------	------	------	------	-------	--------	--------	-------	------	------	------	------	--------	--------	-------	------	------	------	-------	--------	--------	-------	------	------	------	-------	--------	--------	-------	------	------	------	------	--------	-------	------	-------	-------	-------	--------	-------	-------	-------	--------	-------	--------

PITCHER	IP	WLS	BF	H	R	ER	SO	BB	IBB	HBP	BLK	WP	HR	S	P	ERA	WHIP
57 Elieser Hernández, R ERA: 2.29 (1, 1)	5.0	W	19	3	2	2	6	1	0	0	0	0	0	63	89	3.60	0.800
37 Stephen Tarpley, L ERA: 5.59 (6, 1)	1.2	H	6	1	0	0	4	0	0	0	0	0	0	16	24	0.00	0.600
39 James Hoyt, R ERA: 2.7 (7, 1)	0.1	H	2	0	0	0	1	0	0	1	0	0	0	7	12	0.00	0.000
33 Brad Boxberger, R ERA: 2.35 (8, 1)	1.0	H	3	0	0	0	1	0	0	0	0	0	0	10	14	0.00	0.000
27 Brandon Kintzler, R ERA: 3.86 (9, 1)	1.0	S	3	0	0	0	0	0	0	0	0	0	0	7	9	0.00	0.000


BOTTOM

Miami Marlins @ Washington Nationals
Nationals Park, Washington, DC

Fri Aug 21 2020, 6:06 PM - 9:11 PM EDT
Cloudy - 83 F

livebaseballscorecards.com

AB	31
R	2
H	4
RBI	2
BB	1
SO	12
LOB	8



Batter	1	2	3	4	5	6	7	8	9	AB R H RBI BB SO LOB
7 Trea Turner, R OBP: 0.369, SLG: 0.538 (1, 6)	4-1 13 WP 47 BB 13 1B BB		1-1 47 S 47 SF8 2B	4-2 BB						1 2 1 0 2 0 0
22 Juan Soto, L OBP: 0.460, SLG: 0.833 (1, 7)	2-3 K		3-3 K	1-0 G1-3						3 0 0 0 0 2 4
47 Howie Kendrick, R OBP: 0.333, SLG: 0.373 (1, 10)	4-2 13 WP 5 1B BB		2-1 SF8 2-H							1 1 0 1 1 1 0
13 Asdrúbal Cabrera, S OBP: 0.330, SLG: 0.537 (1, 3)	3-2 5 1B 1B		2-1 F8							3 0 1 1 0 0 0
28 Kurt Suzuki, R OBP: 0.302, SLG: 0.362 (1, 2)	3-2 F7 1B			2-0 5 1B 1B						3 1 1 0 0 1 2
5 Josh Harrison, R OBP: 0.304, SLG: 0.421 (1, 4)	0-1 1B			2-2 E9 16 SF 1B						2 1 2 1 0 0 0
62 Luis García Jr., L OBP: 0.348, SLG: 0.500 (6, PH) (7, 4)	1-3 2-H 1B									1 0 1 0 0 0 0
8 Carter Kieboom, R OBP: 0.364, SLG: 0.227 (1, 5)		1-3 K		4-1 3 16 SF BB						2 0 0 0 1 1 1
16 Victor Robles, R OBP: 0.342, SLG: 0.338 (1, 8)		1-2 G5-3		3-2 SF 3 G5-4-3						2 0 0 1 0 1 0
3 Michael Taylor, R OBP: 0.194, SLG: 0.400 (1, 9)		0-1 F9		0-2 G5-4-3						2 0 0 0 0 0 2


Inning Stats	R: 2 E: 0 K: 1 S: 15	H: 2 LOB: 2 BB: 2 P: 31	R: 0 E: 0 K: 1 S: 8	H: 0 LOB: 0 BB: 0 P: 10	R: 1 E: 0 K: 1 S: 9	H: 1 LOB: 0 BB: 0 P: 17	R: 2 E: 2 K: 0 S: 18	H: 2 LOB: 2 BB: 2 P: 34	R: 0 E: 0 K: 2 S: 13	H: 0 LOB: 0 BB: 0 P: 18	R: 0 E: 0 K: 1 S: 6	H: 1 LOB: 0 BB: 0 P: 11
--------------	-------------------------------	----------------------------------	------------------------------	----------------------------------	------------------------------	----------------------------------	-------------------------------	----------------------------------	-------------------------------	----------------------------------	------------------------------	----------------------------------

PITCHER	IP	WLS	BF	H	R	ER	SO	BB	IBB	HBP	BLK	WP	HR	S	P	ERA	WHIP
72 Daniel Castano, L ERA: 5.91 (1, 1)	0.1	L	4	1	2	2	1	2	0	0	0	1	0	10	23	54.00	9.000
58 Josh Smith, R ERA: 2.7 (1, 1)	2.2		13	4	3	2	2	1	0	0	0	0	0	33	57	6.75	1.875
41 Jesus Tinoco, R ERA: (4, 1)	2.0		6	0	0	0	2	1	0	0	0	0	0	20	30	0.00	0.500
44 Nick Vincent, R ERA: 4.32 (6, 1)	1.0		3	1	0	0	1	0	0	0	0	0	0	6	11	0.00	1.000

BOTTOM

Miami Marlins @ Washington Nationals
 Nationals Park, Washington, DC
 Sat Aug 22 2020, 4:05 PM - 7:03 PM EDT
 Cloudy - 85 F

AB	20
R	5
H	6
RBI	4
BB	4
SO	6
LOB	9



WP	PA	26
1B: 5	SF: 2	
2B: 1	SAC: 0	
3B: 0	DP: 2	
HR: 0	HBP: 0	

Batter	1	2	3	4	5	6	7	8	9	AB R H RBI BB SO LOB	TOP						
7 Trea Turner, R OBP: 0.364, SLG: 0.526 (1, 6) C FF 98 X SI 99	0-1 G6-3 ①		0-0 P4 ②		2-2 B SL 89 F FF 99 B FC 84 F CH 86 F CH 92 X FF 99		3-2 C SI 90 S CH 86 B SI 92 B SI 92 X SI 92			4 0 1 0 0 0 0							
2 Adam Eaton, L OBP: 0.289, SLG: 0.325 (1, 9) F FF 100 X FF 100	0-1 G1-3 ②		0-1 G5-3 ③		2-0 B FC 88 B FF 97 X FF 98		2-1 B SI 91 F SI 91 B CH 86 X SI 90			4 0 1 0 0 0 1							
22 Juan Soto, L OBP: 0.463, SLG: 0.807 (1, 7) C FF 100 B CH 91 T SI 100 B FF 100 X CH 91	2-2 1B			2-2 G1-6-3 ①	0-0 FC6 ③		4-1 B SI 90 C SI 91 D CH 86 B CH 87 B CH 87			3 0 1 0 1 0 1							
13 Asdrúbal Cabrera, S OBP: 0.326, SLG: 0.523 (1, 10) F FF 98 S SL 89 S FC 91	0-3 K ③			1-1 1B			0-0 G3 ③			4 0 1 0 0 1 3							
9 Eric Thames, L OBP: 0.271, SLG: 0.309 (1, 3) S FC 88 F FF 100 S CH 92		0-3 K ①		2-3 K ②			2-1 G3 ②			3 0 0 0 0 2 1							
5 Josh Harrison, R OBP: 0.308, SLG: 0.455 (1, 5) (6, 4) B FF 99 X SI 99		1-0 G5-3 ②		0-1 F8 ③			1-0 2B			3 0 1 0 0 0 1							
62 Luis García Jr., L OBP: 0.320, SLG: 0.458 (1, 4) 8 Carter Kieboom, R OBP: 0.375, SLG: 0.227 (6, PH) (6, 5) B FF 99 B SI 99 X SI 98		2-0 G3 ③			0-3 K ①		4-1 B CH 80 B CH 80 B FF 92 F FF 92 B FF 92			2 0 0 0 0 1 0 0 0 0 0 1 0 0							
10 Yan Gomes, R OBP: 0.318, SLG: 0.488 (1, 2) C FF 100 X FF 99				0-1 HR 1B	0-0 16 HR 1B		2-1 F7 ③			3 2 2 1 0 0 2							
16 Victor Robles, R OBP: 0.342, SLG: 0.382 (1, 8) B FF 99 F FC 90 B CH 90 B FC 89 X SI 98			3-1 P3 ①		3-1 HR 1H		1-1 F8 ①			3 1 1 2 0 0 0							
Inning Stats	R: 0 E: 0 K: 1 S: 10	H: 1 LOB: 1 BB: 0 P: 12	R: 0 E: 0 K: 1 S: 5	H: 0 LOB: 0 BB: 0 P: 8	R: 1 E: 0 K: 0 S: 7	H: 1 LOB: 0 BB: 0 P: 10	R: 0 E: 0 K: 1 S: 12	H: 1 LOB: 1 BB: 0 P: 17	R: 2 E: 0 K: 1 S: 12	H: 3 LOB: 1 BB: 0 P: 19	R: 0 E: 0 K: 0 S: 8	H: 1 LOB: 2 BB: 1 P: 18	R: 0 E: 0 K: 0 S: 9	H: 1 LOB: 2 BB: 1 P: 19	1B: 5 2B: 1 3B: 0 HR: 2	SF: 0 SAC: 0 DP: 0 HBP: 0	WP: 0 PA: 31 PB: 0 SB: 0 CS: 0
PITCHER	IP WLS BF H R ER SO BB IBB HBP BLK WP HR S P ERA WHIP																
73 Sixto Sánchez, R ERA: 5.4 (1, 1)	5.0 W 21 6 3 3 4 0 0 0 0 0 2 46 66 5.40 1.200																
35 Richard Bleier, L ERA: (6, 1)	0.2 H 3 1 0 0 0 0 0 0 0 0 0 5 9 0.00 1.500																
33 Brad Boxberger, R ERA: 2.25 (6, 1)	0.1 H 2 0 0 0 0 1 0 0 0 0 0 3 9 0.00 3.000																
27 Brandon Kintzler, R ERA: 3.48 (7, 1)	1.0 S 5 1 0 0 0 0 1 0 0 0 0 0 9 19 0.00 2.000																

Washington Nationals @ Miami Marlins
 Nationals Park, Washington, DC
 Sat Aug 22 2020, 7:50 PM - 10:21 PM EDT
 Cloudy - 81 F

livebaseballscorecards.com

AB	29
R	3
H	8
RBI	3
BB	2
SO	4
LOB	9



Batter	1	2	3	4	5	6	7	8	9	AB R H RBI BB SO LOB
2 Jonathan Villar, S OBP: 0.319, SLG: 0.384 (1, 6)	1-0 FC6-4 1B		0-1 CS 1B	1-2 E1 25 1B 34 WP 1B	1-2 F7					4 0 2 0 0 0 4
34 Magneuris Sierra, L OBP: 0.366, SLG: 0.412 (1, 8)	2-1 FC6-4 7 1B 1-2f		0-0 L8	3-3 K 25 1B 1-2 2-3 3-H		0-1 G5-3				4 0 0 0 0 1 4
7 Matt Joyce, L OBP: 0.404, SLG: 0.410 (1, 7)	3-1 SAFE 1B		4-2 HR 23 1-2	0-2 1B		2-3 K				1 1 1 0 1 0 0 2 0 1 1 0 1 0
25 Lewis Brinson, R OBP: 0.241, SLG: 0.160 (4, PH) (5, 7)	1-2 1B		1-1 HR	0-2 F8		1-0 G4-3				4 1 1 2 0 0 5
23 Corey Dickerson, L OBP: 0.297, SLG: 0.353 (1, 10)	3-2 F8		1-1 HR	0-2 F8		1-0 G4-3				4 1 1 2 0 0 5
15 Brian Anderson, R OBP: 0.337, SLG: 0.423 (1, 5)	0-3 K		3-3 K		2-1 BB 11 76 5 SF7 1B					3 1 1 0 0 2 2
76 Jesús Sánchez, L (1, 9)		4-0 BB		0-0 F7	4-2 BB 11					1 0 0 0 2 0 0
29 Francisco Cervelli, R OBP: 0.355, SLG: 0.453 (1, 2)	3-1 F9		3-1 F9	0-1 E 2 34 WP 5 1B 1B	1-0 F3					1 0 0 0 0 0 1 2 1 1 0 0 0 2
38 Jorge Alfaro, R OBP: 0.222, SLG: 0.222 (3, 2)	1-2 SAFE SAFE 1B		1-2 SAFE SAFE 1B	2-1 F9	4-1 BB					2 0 0 0 1 0 2
11 Logan Forsythe, R OBP: 0.229, SLG: 0.258 (1, 3)	2-0 F8		2-0 F8	2-1 F9	1-2 2-3 BB					2 0 0 0 1 0 2
5 Jon Berti, R OBP: 0.328, SLG: 0.283 (1, 4)	0-0 L8		0-0 L8	2-2 WP 34 25 1B 2 E 1B	3-2 SF7					2 1 1 1 0 0 1


Inning Stats	R: 0	H: 2	E: 0	LOB: 2	K: 1	BB: 0	S: 11	R: 0	H: 0	E: 0	LOB: 1	K: 0	BB: 1	S: 4	R: 2	H: 2	E: 0	LOB: 0	K: 1	BB: 1	S: 10	R: 2	H: 3	E: 1	LOB: 3	K: 1	BB: 0	S: 22	R: 1	H: 1	E: 0	LOB: 2	K: 0	BB: 2	S: 14	R: 0	H: 0	E: 0	LOB: 0	K: 1	BB: 0	S: 6
--------------	------	------	------	--------	------	-------	-------	------	------	------	--------	------	-------	------	------	------	------	--------	------	-------	-------	------	------	------	--------	------	-------	-------	------	------	------	--------	------	-------	-------	------	------	------	--------	------	-------	------

PITCHER	IP	WLS	BF	H	R	ER	SO	BB	IBB	HBP	BLK	WP	HR	S	P	ERA	WHIP
57 Wil Crowe, R ERA: 4.91 (1, 1)	3.2	L	18	6	4	2	2	2	2	0	0	0	1	34	64	4.91	2.182
96 Seth Romero, L ERA: 13.5 (4, 1)	0.1		4	1	0	0	1	0	0	0	0	1	0	13	17	0.00	3.000
71 Dakota Bacus, R ERA: 1.8 (5, 1)	0.2		5	1	1	1	0	2	0	0	0	0	0	10	24	13.50	4.500
51 Wander Suero, R ERA: 5.19 (5, 1)	1.1		4	0	0	0	1	0	0	0	0	0	0	10	14	0.00	0.000

Washington Nationals @ Miami Marlins
 Nationals Park, Washington, DC
 Sat Aug 22 2020, 7:50 PM - 10:21 PM EDT
 Cloudy - 81 F

AB	26
R	5
H	8
RBI	4
BB	4
SO	4
LOB	21

WP: 1 PA: 31
 PB: 0
 SB: 0
 CS: 1



PITCHER	IP	WLS	BF	H	R	ER	SO	BB	IBB	HBP	BLK	WP	HR	S	P	ERA	WHIP
---------	----	-----	----	---	---	----	----	----	-----	-----	-----	----	----	---	---	-----	------

Batter	1	2	3	4	5	6	7	8	9	AB	R	H	RBI	BB	SO	LOB	
7 Trea Turner, R <small>OBP: 0.387, SLG: 0.561</small> 1 Wilmer Difo, S <small>OBP: 0.167, SLG: 0.091</small>	 1B	 1B		 HBP	 3B			 2			3	2	3	3	0	0	0
2 Adam Eaton, L <small>OBP: 0.295, SLG: 0.333</small>	 1		 1	 2B	 BB		 3			4	0	1	2	1	0	1	
22 Juan Soto, L <small>OBP: 0.465, SLG: 0.783</small> 3 Michael Taylor, R <small>OBP: 0.189, SLG: 0.389</small>	 2		 1B					 1		3	0	1	0	1	1	3	
47 Howie Kendrick, R <small>OBP: 0.328, SLG: 0.382</small> 5 Josh Harrison, R <small>OBP: 0.296, SLG: 0.435</small>	 2B		 2	 3	 3		 2	 2		4	0	1	1	0	0	5	
9 Eric Thames, L <small>OBP: 0.297, SLG: 0.310</small>	 3		 1-2		 BB	 1B	 3	 3		3	1	1	0	2	1	1	
28 Kurt Suzuki, R <small>OBP: 0.298, SLG: 0.353</small>		 1	 3		 1B	 1				4	1	1	0	0	1	3	
62 Luis Garcia Jr., L <small>OBP: 0.379, SLG: 0.500</small>		 1B		 1B	 1B	 2				4	3	3	0	0	0	1	
8 Carter Kieboom, R <small>OBP: 0.383, SLG: 0.217</small>		 BB		 1	 BB	 3				2	1	0	1	2	1	2	
16 Victor Robles, R <small>OBP: 0.325, SLG: 0.361</small>		 1B		 1-2	 3B		 1			4	1	0	0	0	1	4	

Inning Stats	R: 1	H: 2	E: 0	K: 1	S: 15	R: 2	H: 2	E: 0	K: 2	S: 17	R: 5	H: 3	E: 1	K: 1	S: 20	R: 0	H: 1	E: 0	K: 0	S: 11	R: 0	H: 0	E: 0	K: 0	S: 8	R: 0	H: 0	E: 0	K: 0	S: 8
	LOB: 1	BB: 0				LOB: 2	BB: 1				LOB: 1	BB: 3				LOB: 0	BB: 0				LOB: 0	BB: 0				LOB: 0	BB: 0			

PITCHER	IP	WLS	BF	H	R	ER	SO	BB	IBB	HBP	BLK	WP	HR	S	P	ERA	WHIP
77 Humberto Mejia, R <small>ERA: 5.4</small>	(1, 1)	3.2	L	20	7	4	2	4	2	0	0	0	0	54	82	4.91	2.455
56 Sterling Sharp, R <small>ERA: 10.13</small>	(4, 1)	0.1		8	3	5	4	0	3	0	0	0	0	17	34	108.00	18.000
86 Brandon Leibrandt, L <small>ERA:</small>	(5, 1)	4.0		13	1	0	0	1	1	0	0	0	0	37	55	0.00	0.500

BOTTOM

Miami Marlins @ Washington Nationals
 Nationals Park, Washington, DC
 Sun Aug 23 2020, 12:38 PM - 3:50 PM EDT
 Partly Cloudy - 87 F

AB 34
R 9
H 11
RBI 7
BB 6
SO 5
LOB 20

WP: 0 PA: 41
 PB: 0
 SB: 1
 CS: 1

SF: 0
 SAC: 0
 DP: 1
 HBP: 1

ERA
 WHIP

livebaseballscorecards.com

Batter	1	2	3	4	5	6	7	8	9	AB	R	H	RBI	BB	SO	LOB
7 Trea Turner, R OBP: 0.388, SLG: 0.559 (1, 6)	F9		G5-3		F9		22 2B	2 HR		4	2	1	0	1	0	2
2 Adam Eaton, L OBP: 0.300, SLG: 0.370 (1, 9)	G3-1		G1-3		22 1B 47 1B		L7	1-H 2-H		5	2	2	4	0	0	2
22 Juan Soto, L OBP: 0.487, SLG: 0.815 (1, 7)	47 FC6-4 1B			13 G3	47 1B		13 G3-1 62 1B	G4-1		5	1	4	1	0	0	0
47 Howie Kendrick, R OBP: 0.333, SLG: 0.373 (1, 10)	FC6-4			K	1B		62 1B 13 G3-1	G6-3		4	0	1	1	1	1	2
13 Asdrúbal Cabrera, S OBP: 0.330, SLG: 0.506 (1, 5)				G3	G3-1		G3-1			3	0	0	0	2	0	5
62 Luis García Jr., L OBP: 0.353, SLG: 0.455 (1, 4)				G3			G1-3			5	0	1	1	0	0	3
10 Yan Gomes, R OBP: 0.306, SLG: 0.478 (1, 2)				K	E5 9 2B 16 SF8		G5-3			5	1	1	0	0	1	3
9 Eric Thames, L OBP: 0.304, SLG: 0.323 (1, 3)					16 SF8 2 1B		K			4	1	1	0	1	2	2
16 Victor Robles, R OBP: 0.322, SLG: 0.351 (1, 8)					SF8		L6			2	1	0	1	1	1	2

Inning Stats	R: 0	H: 1	E: 0	LOB: 1	K: 0	S: 10	R: 0	H: 0	E: 0	LOB: 0	K: 1	S: 5	R: 0	H: 0	E: 0	LOB: 1	K: 1	S: 10	R: 0	H: 1	E: 0	LOB: 1	K: 1	S: 15	R: 3	H: 4	E: 1	LOB: 2	K: 0	S: 17	R: 0	H: 1	E: 0	LOB: 1	K: 1	S: 9	R: 2	H: 3	E: 0	LOB: 2	K: 0	S: 13	R: 3	H: 1	E: 0	LOB: 0	K: 0	S: 15	R: 0	H: 0	E: 1	LOB: 1	K: 1	S: 11	1B: 5	SF: 1	2B: 5	SAC: 0	3B: 0	DP: 1	HR: 1	HBP: 0	WP: 0	PA: 44
PITCHER	IP	WLS	BF	H	R	ER	SO	BB	IBB	HBP	BLK	WP	HR	S	P	ERA	WHIP																			IP	WLS	BF	H	R	ER	SO	BB	IBB	HBP	BLK	WP	HR	S	P	ERA	WHIP												
49 Pablo López, R (1, 1)	5.0		23	6	3	0	3	2	0	0	0	0	0	0	84	0.00	1.600																			33 Brad Boxberger, R (8, 1)	0.2		2	0	0	0	0	0	0	0	13	0.00	0.000															
44 Nick Vincent, R (6, 1)	1.0		4	1	0	0	1	0	0	0	0	0	0	9	16	0.00	1.000																			27 Brandon Kintzler, R (9, 1)	1.0	S	4	0	0	0	1	0	0	0	0	0	11	16	0.00	1.000												
35 Richard Bleier, L (7, 1)	0.1		3	2	2	2	0	0	0	0	0	0	0	7	12	54.00	6.000																																															
39 James Hoyt, R (7, 1)	0.2		4	1	0	0	0	1	0	0	0	0	0	6	12	0.00	3.000																																															
52 Brett Eibner, R (8, 1)	0.1		4	1	3	3	0	2	0	0	0	0	0	7	16	81.00	9.000																																															

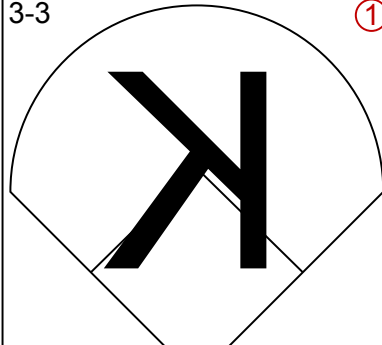
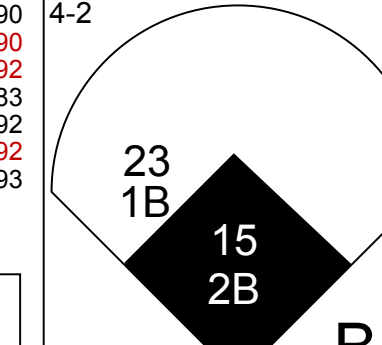
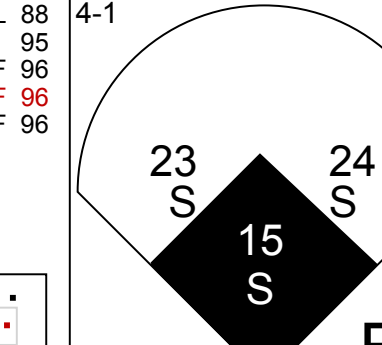
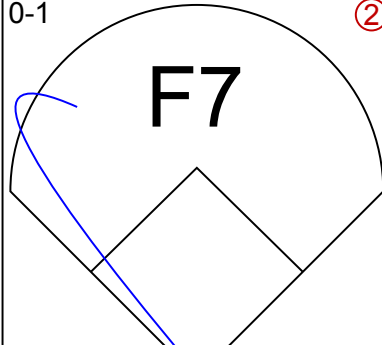
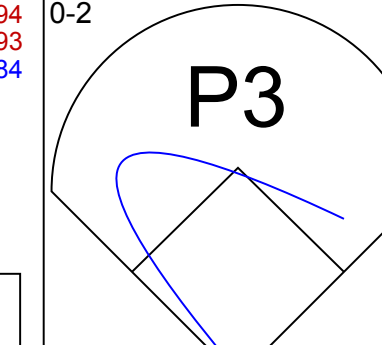
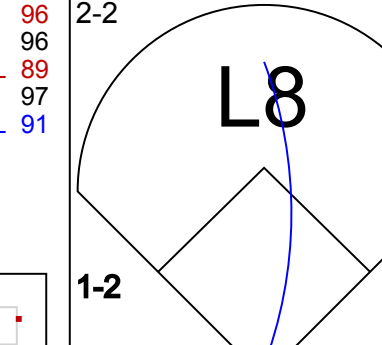
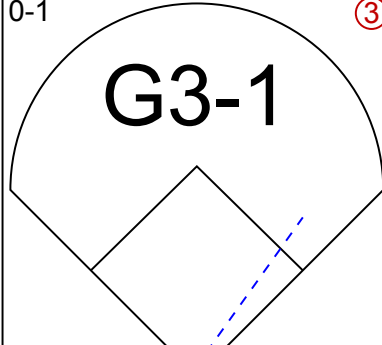
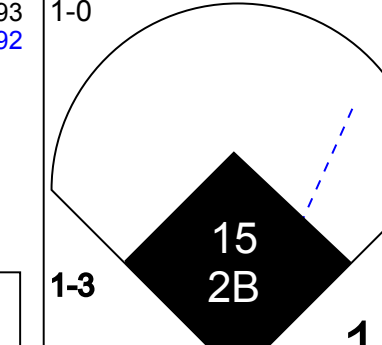
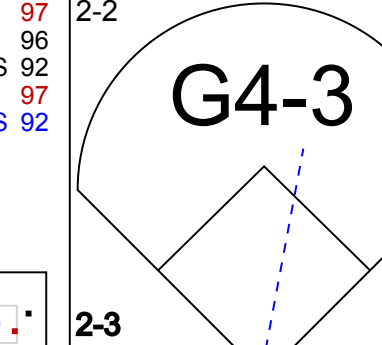

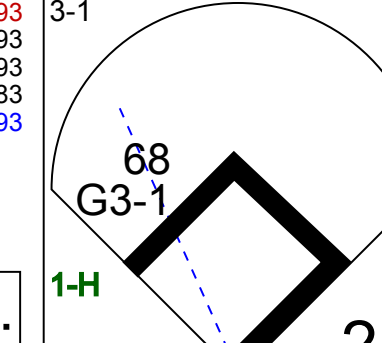
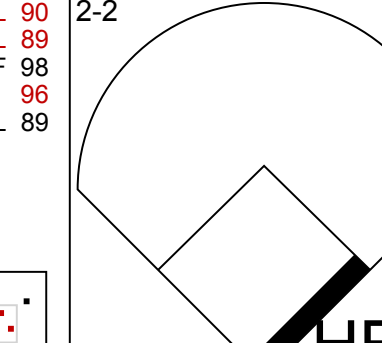
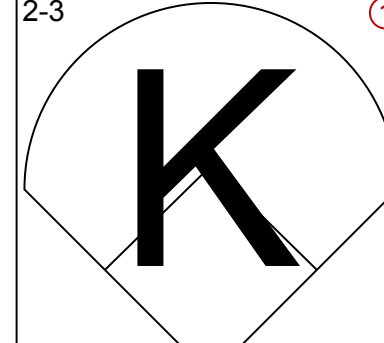
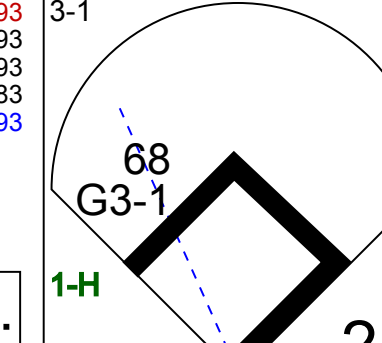
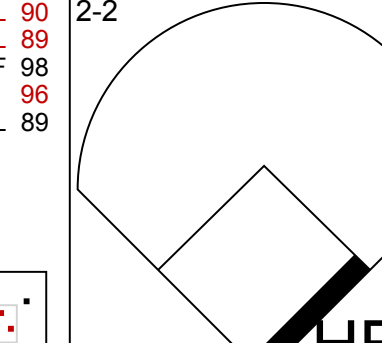
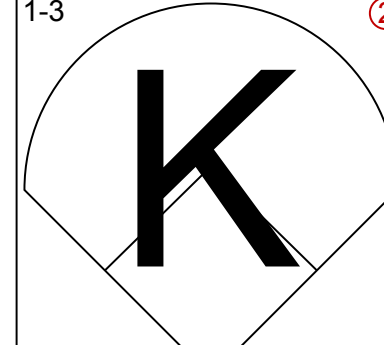
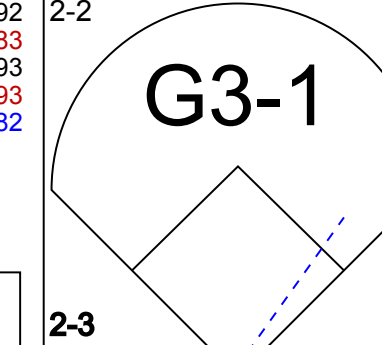
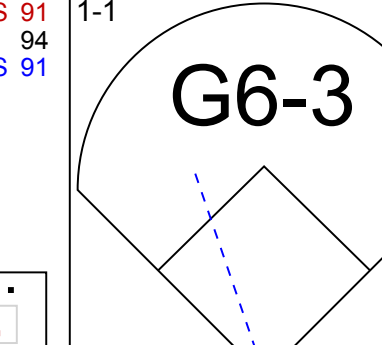
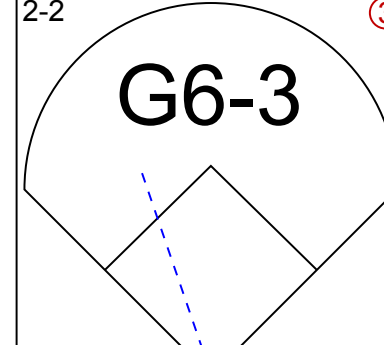
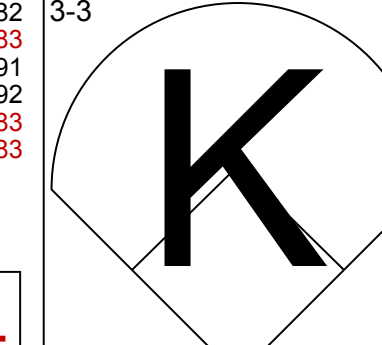

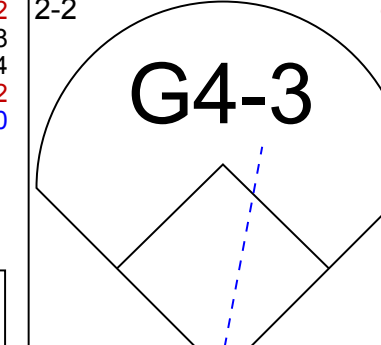
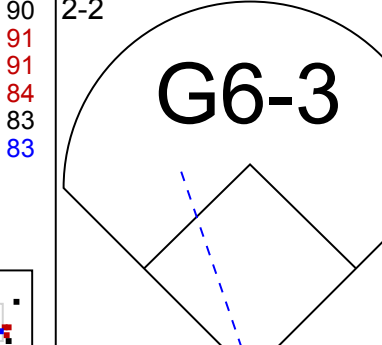
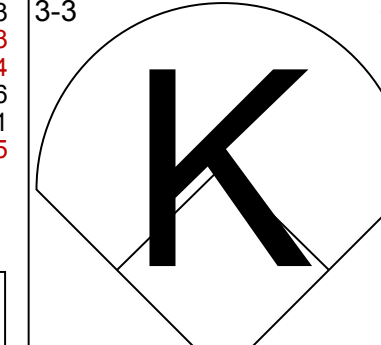
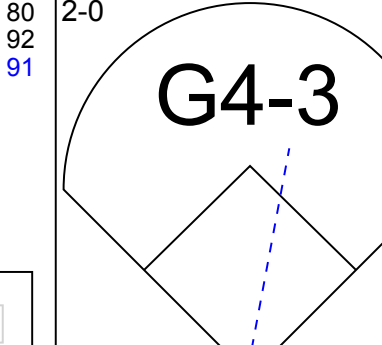
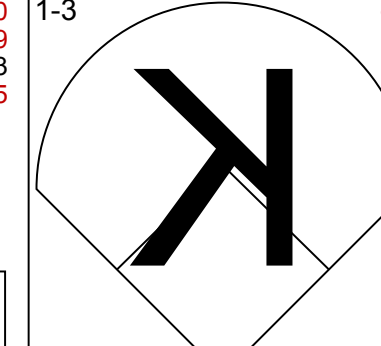
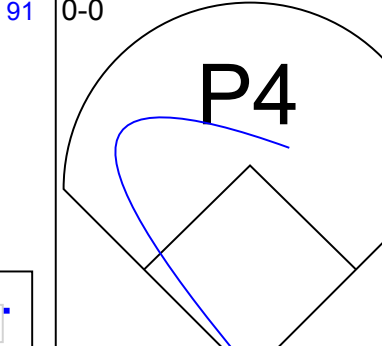
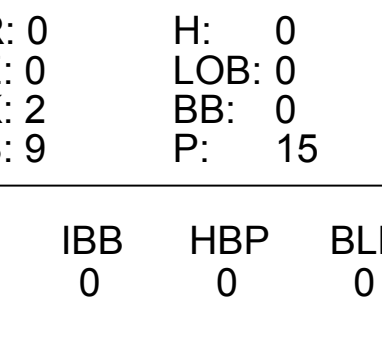
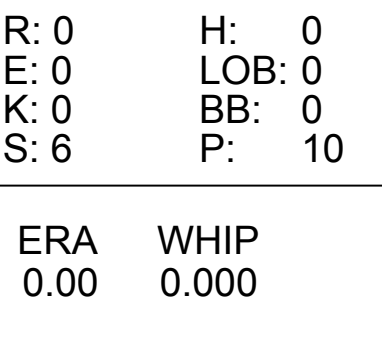
Miami Marlins @ Washington Nationals
 Nationals Park, Washington, DC
 Mon Aug 24 2020, 6:07 PM - 10:08 PM EDT
 Partly Cloudy - 86 F

AB	37
R	8
H	11
RBI	8
BB	6
SO	5
LOB	21



WP: 0	PA: 44
PB: 0	
SB: 0	
CS: 0	

livebaseballscores.com

Batter	1	2	3	4	5	6	7	8	9	AB	R	H	RBI	BB	SO	LOB
5 Jon Berti, R OBP: 0.361, SLG: 0.344 (1, 8)										1	2	0	0	2	1	0
24 Jesús Aguilar, R OBP: 0.316, SLG: 0.472 (1, 10)										3	0	0	0	0	0	2
23 Corey Dickerson, L OBP: 0.318, SLG: 0.402 (1, 7)										3	1	1	0	0	0	1
25 Lewis Brinson, R OBP: 0.257, SLG: 0.194 (7, 7)										0	0	0	0	0	0	0
15 Brian Anderson, R OBP: 0.351, SLG: 0.452 (1, 5)										2	0	1	2	0	1	0
68 Lewin Díaz, L OBP: 0.267, SLG: 0.214 (1, 3)										3	0	0	0	0	1	2
2 Jonathan Villar, S OBP: 0.312, SLG: 0.360 (1, 6)										2	0	0	0	0	1	1
11 Logan Forsythe, R OBP: 0.211, SLG: 0.235 (1, 4)										2	0	0	0	0	0	0
19 Miquel Rojas, R OBP: 0.516, SLG: 0.769 (7, 6)										0	0	0	0	0	0	0
76 Jesús Sánchez, L OBP: 0.208, SLG: 0.100 (1, 9)										2	0	0	0	0	1	0
87 Brian Navarreto, R OBP: 0.400, SLG: 0.400 (1, 2)										2	0	0	0	0	1	0

Inning Stats	R: 0	H: 0	E: 0	LOB: 0	K: 1	S: 7	R: 0	H: 0	E: 0	LOB: 0	K: 2	S: 9	R: 0	H: 0	E: 0	LOB: 0	K: 2	S: 9	R: 2	H: 2	E: 0	LOB: 1	K: 1	S: 15	R: 0	H: 0	E: 0	LOB: 0	K: 0	S: 6	R: 1	H: 0	E: 0	LOB: 1	K: 0	S: 12	


PITCHER	IP	WLS	BF	H	R	ER	SO	BB	IBB	HBP	BLK	WP	HR	S	P	ERA	WHIP
67 Seth Lugo, R ERA: 2.03 (1, 1)	3.0		9	0	0	0	5	0	0	0	0	0	0	25	39	0.00	0.000
35 Jared Hughes, R ERA: 3.38 (4, 1)	0.2	L	5	2	2	2	0	1	0	0	0	0	0	12	22	27.00	4.500
47 Chasen Shreve, L ERA: 2.77 (4, 1)	1.1		4	0	0	0	1	0	0	0	0	0	0	9	16	0.00	0.000
27 Jeury Familia, R ERA: 5.11 (6, 1)	1.0		5	0	1	1	0	1	0	1	0	0	0	12	23	9.00	1.000

BOTTOM

New York Mets @ Miami Marlins
Citi Field, Flushing, NY
Tue Aug 25 2020, 9:44 PM - 12:05 AM EDT
Partly Cloudy - 80 F

livebaseballscorecards.com

AB	20
R	3
H	2
RBI	2
BB	2
SO	6
LOB	6



WP	PA	23
WP: 0	PA: 23	
PB: 0		
SB: 3		
CS: 0		

Batter	1	2	3	4	5	6	7	8	9	AB R H RBI BB SO LOB	TOP														
5 Jon Berti, R OBP: 0.355, SLG: 0.338 (1, 8)										4 1 1 0 0 3 0															
7 Matt Joyce, L OBP: 0.391, SLG: 0.400 25 Lewis Brinson, R OBP: 0.257, SLG: 0.194 76 Jesús Sánchez, L OBP: 0.200, SLG: 0.095 (1, 9)										2 1 1 0 1 1 0 0 0 0 0 0 0 0 1 0 0 0 0 1 3															
24 Jesús Aguilar, R OBP: 0.314, SLG: 0.462 (1, 10)										4 0 1 1 0 1 2															
23 Corey Dickerson, L OBP: 0.315, SLG: 0.388 (1, 7)										3 0 0 2 1 2 0															
15 Brian Anderson, R OBP: 0.356, SLG: 0.442 (1, 5)										2 0 0 1 2 2 0															
68 Lewin Díaz, L OBP: 0.263, SLG: 0.222 (1, 3)										4 0 1 0 0 0 4															
38 Jorge Alfaro, R OBP: 0.286, SLG: 0.263 (1, 2)										4 1 1 0 0 3 2															
2 Jonathan Villar, S OBP: 0.319, SLG: 0.359 (1, 4)										3 1 1 0 1 2 1															
19 Miquel Rojas, R OBP: 0.457, SLG: 0.667 (1, 6)										4 0 0 0 0 1 4															
Inning Stats	R: 0 E: 0 K: 1 S: 6	H: 0 LOB: 0 BB: 1 P: 12	R: 0 E: 0 K: 2 S: 11	H: 0 LOB: 1 BB: 1 P: 18	R: 0 E: 0 K: 3 S: 9	H: 0 LOB: 0 BB: 0 P: 12	R: 1 E: 0 K: 1 S: 16	H: 1 LOB: 0 BB: 0 P: 23	R: 0 E: 0 K: 2 S: 9	H: 1 LOB: 1 BB: 0 P: 12	R: 0 E: 0 K: 3 S: 9	H: 0 LOB: 0 BB: 0 P: 13	R: 0 E: 0 K: 2 S: 7	H: 0 LOB: 0 BB: 0 P: 14	R: 3 E: 0 K: 1 S: 21	H: 4 LOB: 3 BB: 2 P: 35	R: 0 E: 0 K: 1 S: 5	H: 0 LOB: 0 BB: 1 P: 11	1B: 5 2B: 1 3B: 0 HR: 0	SF: 0 SAC: 0 DP: 1 HBP: 0	WP: 0 PB: 0 SB: 0 CS: 1	PA: 36			
PITCHER	IP WLS BF H R ER SO BB IBB HBP BLK WP HR S P ERA WHIP	IP WLS BF H R ER SO BB IBB HBP BLK WP HR S P ERA WHIP	IP WLS BF H R ER SO BB IBB HBP BLK WP HR S P ERA WHIP	IP WLS BF H R ER SO BB IBB HBP BLK WP HR S P ERA WHIP	IP WLS BF H R ER SO BB IBB HBP BLK WP HR S P ERA WHIP	IP WLS BF H R ER SO BB IBB HBP BLK WP HR S P ERA WHIP	IP WLS BF H R ER SO BB IBB HBP BLK WP HR S P ERA WHIP	IP WLS BF H R ER SO BB IBB HBP BLK WP HR S P ERA WHIP	IP WLS BF H R ER SO BB IBB HBP BLK WP HR S P ERA WHIP	IP WLS BF H R ER SO BB IBB HBP BLK WP HR S P ERA WHIP	IP WLS BF H R ER SO BB IBB HBP BLK WP HR S P ERA WHIP	IP WLS BF H R ER SO BB IBB HBP BLK WP HR S P ERA WHIP	IP WLS BF H R ER SO BB IBB HBP BLK WP HR S P ERA WHIP	IP WLS BF H R ER SO BB IBB HBP BLK WP HR S P ERA WHIP	IP WLS BF H R ER SO BB IBB HBP BLK WP HR S P ERA WHIP	IP WLS BF H R ER SO BB IBB HBP BLK WP HR S P ERA WHIP	IP WLS BF H R ER SO BB IBB HBP BLK WP HR S P ERA WHIP	IP WLS BF H R ER SO BB IBB HBP BLK WP HR S P ERA WHIP	IP WLS BF H R ER SO BB IBB HBP BLK WP HR S P ERA WHIP	IP WLS BF H R ER SO BB IBB HBP BLK WP HR S P ERA WHIP	IP WLS BF H R ER SO BB IBB HBP BLK WP HR S P ERA WHIP	IP WLS BF H R ER SO BB IBB HBP BLK WP HR S P ERA WHIP	IP WLS BF H R ER SO BB IBB HBP BLK WP HR S P ERA WHIP		
48 Jacob deGrom, R ERA: 1.8 38 Justin Wilson, L ERA: 7.27 39 Edwin Díaz, R ERA: 2.45 29 Brad Brach, R ERA: 1.69	7.0 0.1 0.1 1.1	24 4 3 5	2 3 1 0	1 3 0 0	1 3 0 0	14 0 0 1	2 0 1 2	0 0 0 0	0 0 0 0	0 0 0 0	0 0 0 0	0 0 0 0	0 0 0 0	0 0 0 0	0 0 0 0	0 0 0 0	0 0 0 0	0 0 0 0	0 0 0 0	0 0 0 0	0 0 0 0	0 0 0 0	0 0 0 0	1.29 81.00 6.000 0.000	0.571 9.000 6.000 1.500

Miami Marlins @ New York Mets
Citi Field, Flushing, NY
Wed Aug 26 2020, 7:12 PM - 10:27 PM EDT
Cloudy - 76 F

livebaseballscorecards.com

AB	31
R	4
H	6
RBI	4
BB	5
SO	16
LOB	16



Batter	1	2	3	4	5	6	7	8	9	AB R H RBI BB SO LOB	TOP											
17 Austin Meadows, L OBP: 0.326, SLG: 0.451	B FF 92 S FF 92 B CH 87 B FF 93 F FF 92 X FF 94		B CH 88 C CH 86 B SI 94 X SI 93			B SI 94 F FC 90 F CH 87 B FC 91 X CH 88		B FF 92 S FF 92 B SL 82 F FF 92 F FF 92 B FF 92 X FF 93	B SI 94 C SI 94 F SI 93 F CU 84 B CU 83 X SI 94	5 0 1 0 0 0 0												
8 Brandon Lowe, L OBP: 0.378, SLG: 0.632	S SI 94 X FF 94			C CU 79 B FC 90 X CH 87		X SI 95		C SL 83 B FF 92 X FF 92		4 0 0 0 0 0 2												
2 Yandy Diaz, R OBP: 0.424, SLG: 0.385	B FF 95 F FF 94 B SI 94 S CH 87 B CH 87 F CH 88 S SI 93			C FC 90 X SI 93		B SI 95 B SI 93 X SI 96		C FF 92 B FF 92 X FF 91		4 0 2 1 0 1 0 0 1 0 0 0 0 0												
11 Hunter Renfroe, R OBP: 0.236, SLG: 0.400																						
26 Ji Man Choi, L OBP: 0.302, SLG: 0.360		C SI 92 B CU 80 F CH 86 X FF 95		B CH 88 X CH 87		C CH 88 D CH 88 F CH 89 C FF 96		B SL 84 C FF 92 F FF 93 B SL 84 B SL 85 F FF 92 B FF 92		3 1 1 0 1 1 2												
1 Willy Adames, R OBP: 0.365, SLG: 0.495																						
18 Joey Wendle, L OBP: 0.356, SLG: 0.458		2 SAFE B FF 94 X CH 87																				
13 Manuel Margot, R OBP: 0.364, SLG: 0.413																						
39 Kevin Kiermaier, L OBP: 0.323, SLG: 0.310																						
7 Michael Pérez, L OBP: 0.217, SLG: 0.256																						
Inning Stats	R: 0 E: 0 K: 1 S: 9	H: 0 LOB: 0 BB: 0 P: 15	R: 0 E: 0 K: 0 S: 7	H: 1 LOB: 1 BB: 0 P: 12	R: 0 E: 0 K: 0 S: 6	H: 0 LOB: 0 BB: 0 P: 9	R: 0 E: 0 K: 0 S: 6	H: 0 LOB: 0 BB: 0 P: 8	R: 0 E: 0 K: 2 S: 9	H: 0 LOB: 0 BB: 0 P: 10	R: 1 E: 0 K: 1 S: 12	H: 3 LOB: 2 BB: 0 P: 20	R: 1 E: 0 K: 1 S: 10	H: 2 LOB: 1 BB: 0 P: 14	R: 2 E: 0 K: 1 S: 19	H: 2 LOB: 3 BB: 2 P: 35	R: 0 E: 0 K: 1 S: 9	H: 0 LOB: 0 BB: 0 P: 14	1B: 5 2B: 3 3B: 0 HR: 0	SF: 0 SAC: 0 DP: 0 HBP: 0	WP: 0 PB: 0 SB: 0 CS: 0	PA: 37
PITCHER	IP WLS BF H R ER SO BB IBB HBP BLK WP HR S P ERA WHIP											PITCHER	IP WLS BF H R ER SO BB IBB HBP BLK WP HR S P ERA WHIP									
49 Pablo López, R ERA: 2.1	(1, 1) 7.0 L 27 6 2 2 5 0 0 0 0 0 0 0 59 88 2.57 0.857																					
96 Alex Vesia, L ERA: 27.0	(8, 1) 0.2 4 1 2 2 0 1 0 0 0 0 0 0 12 21 27.00 3.000																					
39 James Hoyt, R ERA: 2.35	(8, 1) 0.1 3 1 0 0 1 1 0 0 0 0 0 0 7 14 0.00 6.000																					
41 Jesus Tinoco, R ERA:	(9, 1) 1.0 3 0 0 0 1 0 0 0 0 0 0 0 9 14 0.00 0.000																					

Tampa Bay Rays @ Miami Marlins
Marlins Park, Miami, FL
Sat Aug 29 2020, 6:11 PM - 8:57 PM EDT
Roof Closed - 73 F

livebaseballscorecards.com

AB	35
R	4
H	8
RBI	4
BB	2
SO	7
LOB	12



BOTTOM

Tampa Bay Rays @ Miami Marlins
 Marlins Park, Miami, FL
 Sat Aug 29 2020, 6:11 PM - 8:57 PM EDT
 Roof Closed - 73 F

livebaseballscorecards.com

AB	29
R	0
H	3
RBI	0
BB	1
SO	11
LOB	7



WP:	0	PA:	31
PB:	0		
SB:	0		
CS:	1		

AB	R	H	RBI	BB	SO	LOB
4	0	0	0	0	2	2
4	0	1	0	0	1	1
4	0	0	0	0	1	1
3	0	0	0	0	1	0
2	0	0	0	1	1	0
3	0	0	0	0	1	1
3	0	1	0	0	1	0
3	0	0	0	0	3	1
3	0	1	0	0	0	1

1B	2B	3B	SF	SAC	DP	HBP
2	1	0	0	0	0	0
0	0	0	0	0	0	0
0	0	0	0	0	0	0
0	0	0	0	0	0	0
0	0	0	0	0	0	0
0	0	0	0	0	0	0
0	0	0	0	0	0	0
0	0	0	0	0	0	0
0	0	0	0	0	0	0

1B	2B	3B	SF	SAC	DP	HBP
2	1	0	0	0	0	0
0	0	0	0	0	0	0
0	0	0	0	0	0	0
0	0	0	0	0	0	0
0	0	0	0	0	0	0
0	0	0	0	0	0	0
0	0	0	0	0	0	0
0	0	0	0	0	0	0
0	0	0	0	0	0	0

1B	2B	3B	SF	SAC	DP	HBP
2	1	0	0	0	0	0
0	0	0	0	0	0	0
0	0	0	0	0	0	0
0	0	0	0	0	0	0
0	0	0	0	0	0	0
0	0	0	0	0	0	0
0	0	0	0	0	0	0
0	0	0	0	0	0	0
0	0	0	0	0	0	0

1B	2B	3B	SF	SAC	DP	HBP
2	1	0	0	0	0	0
0	0	0	0	0	0	0
0	0	0	0	0	0	0
0	0	0	0	0	0	0
0	0	0	0	0	0	0
0	0	0	0	0	0	0
0	0	0	0	0	0	0
0	0	0	0	0	0	0
0	0	0	0	0	0	0

1B	2B	3B	SF	SAC	DP	HBP
2	1	0	0	0	0	0
0	0	0	0	0	0	0
0	0	0	0	0	0	0
0	0	0	0	0	0	0
0	0	0	0	0	0	0
0	0	0	0	0	0	0
0	0	0	0	0	0	0
0	0	0	0	0	0	0
0	0	0	0	0	0	0

1B	2B	3B	SF	SAC	DP	HBP
2	1	0	0	0	0	0
0	0	0	0	0	0	0
0	0	0	0	0	0	0
0	0	0	0	0	0	0
0	0	0	0	0	0	0
0	0	0	0	0	0	0
0	0	0	0	0	0	0
0	0	0	0	0	0	0
0	0	0	0	0	0	0

1B	2B	3B	SF	SAC	DP	HBP
2	1	0	0	0	0	0
0	0	0	0	0	0	0
0	0	0	0	0	0	0
0	0	0	0	0	0	0
0	0	0	0	0	0	0
0	0	0	0	0	0	0
0	0	0	0	0	0	0
0	0	0	0	0	0	0
0	0	0	0	0	0	0

1B	2B	3B	SF	SAC	DP	HBP
2	1	0	0	0	0	0
0	0	0	0	0	0	0
0	0	0	0	0	0	0
0	0	0	0	0	0	0
0	0	0	0	0	0	0
0	0	0	0	0	0	0
0	0	0	0	0	0	0
0	0	0	0	0	0	0
0	0	0	0	0	0	0

1B	2B	3B	SF	SAC	DP	HBP
2	1	0	0	0	0	0
0	0	0	0	0	0	0
0	0	0	0	0	0	0
0	0	0	0	0	0	0
0	0	0	0	0	0	0
0	0	0	0	0	0	0
0	0	0	0	0	0	0
0	0	0	0	0	0	0
0	0	0	0	0	0	0

1B	2B	3B	SF	SAC	DP	HBP
2	1	0	0	0	0	0
0	0	0	0	0	0	0
0	0	0	0	0	0	0
0	0	0	0	0	0	0
0	0	0	0	0	0	0
0	0	0	0	0	0	0
0	0	0	0	0	0	0
0	0	0	0	0	0	0
0	0	0	0	0	0	0

Batter	IP	WLS	BF	H	R	ER	SO	BB	IBB	HBP	BLK	WP	HR	S	P	ERA	WHIP
61 Josh Fleming, L (1, 1)	5.1	W	18	3	0	0	6	0	0	0	0	0	0	47	74	0.00	0.562
81 Ryan Thompson, R (6, 1)	0.2	H	2	0	0	0	1	0	0	0	1	0	0	7	11	0.00	0.000
58 Edgar Garcia, R (7, 1)	1.0	H	4	0	0	0	0	1	0	0	0	0	0	8	15	0.00	1.000
15 Aaron Loup, L (8, 1)	1.0		3	0	0	0	2	0	0	0	0	0	0	11	15	0.00	0.000
84 John Curtiss, R (9, 1)	1.0		3	0	0	0	2	0	0	0	0	0	0	7	10	0.00	0.000

Batter	1	2	3	4	5	6	7	8	9	AB R H RBI BB SO LOB	TOP									
18 Joey Wendle, L OBP: 0.344, SLG: 0.472 (1, 4)										6 1 1 1 0 0 5										
26 Ji Man Choi, L OBP: 0.304, SLG: 0.368 (1, 3)										6 1 2 0 0 0 4										
2 Yandy Diaz, R OBP: 0.422, SLG: 0.378 (1, 5)										2 2 0 0 0 0 2										
43 Mike Brosseau, R OBP: 0.385, SLG: 0.609 (5, PH)										2 0 1 0 0 0 2										
25 Yoshi Tsutsugo, L OBP: 0.320, SLG: 0.400 (1, 10)										4 2 2 2 1 1 2										
1 Willy Adames, R OBP: 0.367, SLG: 0.519 (1, 6)										5 1 2 4 0 1 1										
31 Brian O'Grady, L OBP: 0.400, SLG: 0.600 (1, 7)										5 2 2 0 0 1 2										
11 Hunter Renfro, R OBP: 0.234, SLG: 0.400 (1, 9)										5 1 1 1 0 0 3										
39 Kevin Kiermaier, L OBP: 0.333, SLG: 0.349 (1, 8)										2 2 1 2 1 0 0										
56 Randy Arozarena, R (5, 7)										1 0 0 0 1 0 0										
44 Kevan Smith, R OBP: 0.714, SLG: 0.750 (1, 2)										3 0 1 1 2 0 1										
Inning Stats	R: 3 H: 3 E: 0 K: 1 S: 19	H: 3 LOB: 1 BB: 0 P: 32	R: 0 H: 0 E: 0 K: 0 S: 6	H: 0 LOB: 0 BB: 0 P: 9	R: 0 H: 1 E: 0 K: 1 S: 8	H: 1 LOB: 0 BB: 1 P: 13	R: 2 H: 1 E: 2 K: 0 S: 11	H: 1 LOB: 1 BB: 1 P: 17	R: 7 H: 6 E: 1 K: 0 S: 28	H: 6 LOB: 2 BB: 2 P: 49	R: 0 H: 0 E: 0 K: 0 S: 8	H: 0 LOB: 0 BB: 0 P: 14	R: 0 H: 0 E: 0 K: 0 S: 15	H: 0 LOB: 2 BB: 2 P: 27	R: 0 H: 1 E: 0 K: 1 S: 8	H: 1 LOB: 0 BB: 0 P: 11	R: 0 H: 1 E: 0 K: 0 S: 4	H: 1 LOB: 1 BB: 0 P: 6	1B: 4 SF: 0 2B: 5 SAC: 0 3B: 0 DP: 1 HR: 4 HBP: 1	WP: 1 PA: 47 PB: 0 SB: 2 CS: 0
PITCHER	IP WLS BF H R ER SO BB IBB HBP BLK WP HR S P ERA WHIP	IP WLS BF H R ER SO BB IBB HBP BLK WP HR S P ERA WHIP	IP WLS BF H R ER SO BB IBB HBP BLK WP HR S P ERA WHIP	IP WLS BF H R ER SO BB IBB HBP BLK WP HR S P ERA WHIP	IP WLS BF H R ER SO BB IBB HBP BLK WP HR S P ERA WHIP	IP WLS BF H R ER SO BB IBB HBP BLK WP HR S P ERA WHIP	IP WLS BF H R ER SO BB IBB HBP BLK WP HR S P ERA WHIP	IP WLS BF H R ER SO BB IBB HBP BLK WP HR S P ERA WHIP	IP WLS BF H R ER SO BB IBB HBP BLK WP HR S P ERA WHIP	IP WLS BF H R ER SO BB IBB HBP BLK WP HR S P ERA WHIP	IP WLS BF H R ER SO BB IBB HBP BLK WP HR S P ERA WHIP	IP WLS BF H R ER SO BB IBB HBP BLK WP HR S P ERA WHIP	IP WLS BF H R ER SO BB IBB HBP BLK WP HR S P ERA WHIP	IP WLS BF H R ER SO BB IBB HBP BLK WP HR S P ERA WHIP	IP WLS BF H R ER SO BB IBB HBP BLK WP HR S P ERA WHIP	IP WLS BF H R ER SO BB IBB HBP BLK WP HR S P ERA WHIP	IP WLS BF H R ER SO BB IBB HBP BLK WP HR S P ERA WHIP	IP WLS BF H R ER SO BB IBB HBP BLK WP HR S P ERA WHIP	IP WLS BF H R ER SO BB IBB HBP BLK WP HR S P ERA WHIP	
22 Sandy Alcantara, R ERA: 5.06 (1, 1)	4.0 L 22 6 8 6 2 2 0 1 0 0 1 2 52 84 13.50 2.000																			
64 Robert Dugger, R ERA: 16.62 (5, 1)	1.0 9 5 4 3 0 1 0 0 0 0 0 2 20 36 27.00 6.000																			
86 Brandon Leibrandt, L ERA: (6, 1)	2.0 8 0 0 0 0 2 0 0 0 0 0 0 23 41 0.00 1.000																			
93 Yimi Garcia, R ERA: (8, 1)	1.0 4 1 0 0 1 0 0 0 0 0 0 0 8 11 0.00 1.000																			
44 Nick Vincent, R ERA: 3.65 (9, 1)	1.0 4 1 0 0 0 0 0 0 0 0 0 0 4 6 0.00 1.000																			

Tampa Bay Rays @ Miami Marlins
Marlins Park, Miami, FL
Sun Aug 30 2020, 1:10 PM - 4:36 PM EDT
Roof Closed - 73 F

livebaseballscorecards.com

AB 41
R 12
H 13
RBI 11
BB 5
SO 3
LOB 22



Batter	1	2	3	4	5	6	7	8	9	AB	R	H	RBI	BB	SO	LOB
5 Jon Berti, R OBP: 0.348, SLG: 0.316 (1, 8) (8, 5)	4-0 BB 23 CS			2-1 G5-3	0-1 F9		4-2 23 BB 26 2B BB	1-0 G5-3		3	1	0	0	2	0	3
23 Corey Dickerson, L OBP: 0.307, SLG: 0.398 (1, 7)	2-2 G3 1-2			2-1 HR	1-3 K		4-0 26 2B BB	0-0 G3-1		4	2	1	1	1	1	4
26 Garrett Cooper, R OBP: 0.300, SLG: 0.600 (1, 3)	0-3 K			0-0 G5-3		0-0 HR	0-0 7 E 2B	1-2 G4-3		5	2	2	4	0	1	0
15 Brian Anderson, R OBP: 0.333, SLG: 0.400 7 Matt Joyce, L OBP: 0.368, SLG: 0.397 (1, 5) (7, PH) (8, 9)	2-3 K			1-0 G6-3		4-2 25 G6-4-3 BB	2-2 E9 1B	0-0 F9		2	0	0	0	1	1	0
25 Lewis Brinson, R OBP: 0.273, SLG: 0.325 (1, 9) (8, 8)	1-1 F8			2-1 HR		1-1 G6-4-3	0-3 K			4	1	1	1	0	1	2
2 Jonathan Villar, S OBP: 0.320, SLG: 0.351 (1, 4)	0-0 G6-3			3-2 17 BB 19 1B 1B		1-2 19 HBP 1B	0-1 P6			4	0	2	0	0	0	1
19 Miquel Rojas, R OBP: 0.422, SLG: 0.590 (1, 6)	3-1 L9			1-2 17 BB 1B		1-1 HBP	0-3 K			3	0	1	0	0	1	1
68 Lewin Diaz, L OBP: 0.207, SLG: 0.148 (1, 10)	3-3 K			1-3 K		2-3 K	2-0 L9			4	0	0	0	0	3	4
17 Chad Wallach, R OBP: 0.286, SLG: 0.333 (1, 2)	0-0 G6-3			4-0 BB		3-2 23 BB 26 2B 2B	3-2 G5-3			3	1	1	0	1	0	0

Inning Stats	R: 0	H: 0	E: 0	LOB: 0	K: 1	S: 8	P: 14	R: 0	H: 0	E: 0	LOB: 0	K: 1	S: 6	P: 9	R: 0	H: 0	E: 0	LOB: 0	K: 1	S: 6	P: 12	R: 1	H: 1	E: 0	LOB: 0	K: 0	S: 6	P: 11	R: 1	H: 2	E: 0	LOB: 2	K: 1	S: 13	P: 22	R: 4	H: 3	E: 1	LOB: 1	K: 2	S: 20	P: 33	R: 0	H: 0	E: 0	LOB: 0	K: 0	S: 5	P: 11	R: 0	H: 0	E: 0	LOB: 0	K: 0	S: 5	P: 6	1B: 4	SF: 0	2B: 2	SAC: 0	3B: 0	DP: 1	HR: 3	HBP: 1	WP: 0	PA: 40
--------------	------	------	------	--------	------	------	-------	------	------	------	--------	------	------	------	------	------	------	--------	------	------	-------	------	------	------	--------	------	------	-------	------	------	------	--------	------	-------	-------	------	------	------	--------	------	-------	-------	------	------	------	--------	------	------	-------	------	------	------	--------	------	------	------	-------	-------	-------	--------	-------	-------	-------	--------	-------	--------

PITCHER	IP	WLS	BF	H	R	ER	SO	BB	IBB	HBP	BLK	WP	HR	S	P	ERA	WHIP
4 Blake Snell, L ERA: 3.14 (1, 1)	5.0		20	4	2	2	5	2	0	0	0	0	2	43	75	3.60	1.200
53 Anthony Banda, L ERA: 10.29 (6, 1)	1.0		11	5	5	5	1	3	0	1	0	0	1	25	47	45.00	8.000
57 Aaron Slegers, R ERA: 4.5 (7, 1)	2.0		6	0	0	0	2	0	0	0	0	0	0	13	19	0.00	0.000
71 Ryan Sherriff, L ERA: (9, 1)	1.0		3	0	0	0	0	0	0	0	0	0	0	5	6	0.00	0.000

BOTTOM

Tampa Bay Rays @ Miami Marlins
Marlins Park, Miami, FL
Sun Aug 30 2020, 1:10 PM - 4:36 PM EDT
Roof Closed - 73 F

livebaseballscorecards.com

AB	34
R	7
H	9
RBI	7
BB	5
SO	8
LOB	15



Batter	1	2	3	4	5	6	7	8	9	AB R H RBI BB SO LOB	TOP											
23 Corey Dickerson, L (1, 7) OBP: 0.314, SLG: 0.389 76 Jesús Sánchez, L (7, 9) OBP: 0.172, SLG: 0.080	F8		BB		F9		BB		K	2 0 0 0 2 0 1 1 0 0 0 0 1 1												
26 Garrett Cooper, R (1, 10) OBP: 0.280, SLG: 0.640	G6-3		K			HR	K		G4-3	5 1 1 1 0 2 4												
7 Matt Joyce, L (1, 9) OBP: 0.380, SLG: 0.377	K			BB		E3	K			3 1 0 0 1 2 0												
15 Brian Anderson, R (1, 5) OBP: 0.330, SLG: 0.424		K		FC5-4		K		HR		4 1 1 1 0 2 2												
68 Lewin Díaz, L (1, 3) OBP: 0.212, SLG: 0.194	F7		K		K	2B		P5		4 1 1 1 0 1 1												
Jonathan Villar, S (1, 4) OBP: 0.315, SLG: 0.345 5 Jon Berti, R (6, PH) OBP: 0.341, SLG: 0.308	K		G4-3		L4			P4		2 0 0 0 0 1 1 2 0 0 0 0 0 1												
19 Miguel Rojas, R (1, 6) OBP: 0.429, SLG: 0.581			K		1B	2B		F9		4 1 2 1 0 1 0												
38 Jorge Alfaro, R (1, 2) OBP: 0.281, SLG: 0.276			K		K	2B				4 0 2 1 0 2 1												
25 Lewis Brinson, R (1, 8) OBP: 0.271, SLG: 0.318			1B		F8	G6-3			K	4 0 1 0 0 1 3												
Inning Stats	R: 0 E: 0 K: 1 S: 7	H: 0 LOB: 0 BB: 0 P: 10	R: 0 E: 0 K: 2 S: 11	H: 0 LOB: 0 BB: 0 P: 14	R: 0 E: 0 K: 3 S: 15	H: 1 LOB: 2 BB: 1 P: 25	R: 0 E: 0 K: 1 S: 12	H: 0 LOB: 1 BB: 1 P: 19	R: 0 E: 0 K: 1 S: 9	H: 1 LOB: 1 BB: 0 P: 12	R: 4 E: 1 K: 1 S: 18	H: 4 LOB: 1 BB: 0 P: 23	R: 0 E: 0 K: 2 S: 8	H: 0 LOB: 0 BB: 1 P: 15	R: 1 E: 0 K: 0 S: 9	H: 1 LOB: 0 BB: 0 P: 18	R: 0 E: 0 K: 2 S: 12	H: 1 LOB: 1 BB: 0 P: 14	1B: 4 2B: 3 3B: 0 HR: 2	SF: 0 SAC: 0 DP: 1 HBP: 0	WP: 0 PB: 0 SB: 4 CS: 1	PA: 38
PITCHER	IP WLS BF H R ER SO BB IBB HBP BLK WP HR S P ERA WHIP												PITCHER	IP WLS BF H R ER SO BB IBB HBP BLK WP HR S P ERA WHIP								
48 Jacob deGrom, R (1, 1) ERA: 1.76	6.0 L 27 6 4 1 9 2 0 0 0 0 0 1 72 103 1.50 1.333																					
71 Hunter Strickland, R (7, 1) ERA: 8.1	1.0 3 0 0 0 2 1 0 0 0 0 0 0 8 15 0.00 1.000																					
29 Brad Brach, R (8, 1) ERA: 2.25	1.0 4 1 1 1 0 0 0 0 0 0 0 1 9 18 9.00 1.000																					
39 Edwin Díaz, R (9, 1) ERA: 2.57	1.0 4 1 0 0 2 0 0 0 0 0 0 0 12 14 0.00 1.000																					

Miami Marlins @ New York Mets
Citi Field, Flushing, NY
Mon Aug 31 2020, 1:10 PM - 4:13 PM EDT
Cloudy - 73 F

livebaseballscorecards.com

AB 35
R 5
H 8
RBI 5
BB 3
SO 13
LOB 15



Batter	1	2	3	4	5	6	7	8	9	AB R H RBI BB SO LOB	TOP																	
8 Cavan Biggio, L (1, 4) OBP: 0.374, SLG: 0.458	0-1 G4-3 2B		3-1 G4-3		0-3 K			0-0 L6		4 1 1 0 0 1 0																		
15 Randal Grichuk, R (1, 8) OBP: 0.328, SLG: 0.557	0-2 K		0-0 F9		0-3 K			1-1 F8		4 0 0 0 0 2 1																		
30 Jonathan Villar, S (1, 6) OBP: 0.305, SLG: 0.333	2-2 G4-3 2-H		2-1 G6-3		1-3 K			3-1 G4-3		4 0 0 1 0 1 0																		
27 Vladimir Guerrero Jr., R (1, 10) OBP: 0.340, SLG: 0.462	0-2 1B		0-0 F9		0-1 G6-4-3 1B			1-1 G5-3		4 0 2 0 0 0 0																		
44 Rowdy Tellez, L (1, 3) OBP: 0.316, SLG: 0.506	2-2 G5-3		1-1 13 2B 23 SF7 1B		4-0 13 G6-4-3 BB			0-3 K		3 1 1 0 1 1 1																		
13 Lourdes Gurriel Jr., R (1, 7) OBP: 0.318, SLG: 0.440		4-0 BB	1-1 13 2B 23 SF7 1B		0-1 G6-4-3			0-0 G3		3 0 1 0 1 0 2																		
6 Travis Shaw, L (1, 5) OBP: 0.294, SLG: 0.330		0-0 F7	1-1 13 2B 23 SF7 1B		4-1 BB			1-1 G4-3		2 0 0 0 1 0 1																		
23 Derek Fisher, L (1, 9) OBP: 0.286, SLG: 0.353		3-2 K	0-0 SF7		0-1 10 G6-3 1B			0-1 G4-3		1 0 0 1 0 1 1																		
37 Teoscar Hernández, R (7, PH) OBP: 0.355, SLG: 0.638		1 SAFE K	0-0 SF7		0-1 10 G6-3 1B			X CH 82		1 0 1 0 0 0 0																		
10 Reese McGuire, L (1, 2) OBP: 0.081, SLG: 0.162		1-2 G4-3	0-0 G3		2-0 G6-3			1-2 G6-3		3 0 0 0 0 0 4																		
Inning Stats	R: 1 H: 2 E: 1 LOB: 1 K: 1 BB: 0 S: 16 P: 20	R: 0 H: 0 E: 0 LOB: 1 K: 1 BB: 1 S: 8 P: 16	R: 0 H: 0 E: 0 LOB: 2 K: 0 BB: 1 S: 5 P: 10	R: 1 H: 2 E: 0 LOB: 2 K: 0 BB: 1 S: 8 P: 14	R: 0 H: 0 E: 0 LOB: 0 K: 3 BB: 0 S: 10 P: 11	R: 0 H: 1 E: 0 LOB: 0 K: 0 BB: 1 S: 4 P: 8	R: 0 H: 1 E: 0 LOB: 0 K: 0 BB: 0 S: 5 P: 8	R: 0 H: 0 E: 0 LOB: 0 K: 0 BB: 0 S: 5 P: 9	R: 0 H: 0 E: 0 LOB: 0 K: 1 BB: 0 S: 6 P: 7	1B: 4 SF: 1 2B: 2 SAC: 0 3B: 0 DP: 2 HR: 0 HBP: 0	WP: 0 PA: 33 PB: 0 SB: 0 CS: 0																	
PITCHER	IP WLS BF H R ER SO BB IBB HBP BLK WP HR S P ERA WHIP											PITCHER	IP WLS BF H R ER SO BB IBB HBP BLK WP HR S P ERA WHIP															
57 Elieser Hernández, R (1, 1) ERA: 3.16	2.0	9	2	1	1	2	1	0	0	0	0	0	0	24	36	4.50	1.500											
58 Josh Smith, R (3, 1) ERA: 2.7	4.0	15	3	1	1	3	2	0	0	0	0	0	0	27	43	2.25	1.250											
35 Richard Bleier, L (7, 1) ERA: 3.0	1.1	4	1	0	0	0	0	0	0	0	0	0	0	6	9	0.00	0.750											
39 James Hoyt, R (8, 1) ERA: 2.16	0.2	W	2	0	0	0	0	0	0	0	0	0	0	4	8	0.00	0.000											
27 Brandon Kintzler, R (9, 1) ERA: 2.51	1.0	S	3	0	0	0	1	0	0	0	0	0	0	6	7	0.00	0.000											

Toronto Blue Jays @ Miami Marlins
Marlins Park, Miami, FL
Tue Sep 01 2020, 6:40 PM - 9:19 PM EDT
Roof Closed - 75 F

livebaseballscorecards.com



Batter	1	2	3	4	5	6	7	8	9
23 Corey Dickerson, L (1, 7) OBP: 0.303, SLG: 0.374 25 Lewis Brinson, R (9, 9) OBP: 0.271, SLG: 0.318	G4-3		K		L7		G6-3		
6 Starling Marte, R (1, 8) OBP: 0.380, SLG: 0.460	K		K			E6 26 2B		HR	
26 Garrett Cooper, R (1, 10) OBP: 0.310, SLG: 0.655	F8			L8		F9 7 2B		G3-6-1 7 1B	
7 Matt Joyce, L (1, 9) OBP: 0.373, SLG: 0.359 (9, 7)		BB		G3		F9 2-3		G3-6-1 1-2f	
15 Brian Anderson, R (1, 5) OBP: 0.328, SLG: 0.417	K			L8		L8		K	
68 Lewin Díaz, L (1, 3) OBP: 0.194, SLG: 0.176	K			P5		K			
19 Miguel Rojas, R (1, 6) OBP: 0.423, SLG: 0.587 70 Jazz Chisholm Jr., L (8, 6)	G1-3					G4-3 38 CS 2B		G4-3	
38 Jorge Alfaro, R (1, 2) OBP: 0.257, SLG: 0.250			K			K		K	
5 Jon Berti, R (1, 4) OBP: 0.362, SLG: 0.375			HR			BB		2B	

AB	R	H	RBI	BB	SO	LOB
4	0	0	0	0	1	2
0	0	0	0	0	0	0
4	2	1	1	0	2	0
4	0	2	1	0	0	0
3	0	0	0	1	0	2
4	0	1	0	0	2	2
3	0	0	0	0	2	3
3	0	1	0	0	0	1
0	0	0	0	0	0	0
3	0	0	0	0	3	1
2	1	2	1	1	0	0

AB	R	H	RBI	BB	SO	LOB
30	3	7	3	2	10	11


Inning	R	H	E	K	S	H	LOB	BB	P
1	0	0	0	1	12	0	0	0	11
2	0	0	0	2	13	0	1	0	20
3	1	1	0	3	12	0	0	0	12
4	0	1	0	0	7	1	0	0	11
5	0	1	0	1	11	0	0	1	18
6	1	1	1	1	11	0	0	0	12
7	0	1	0	1	11	0	0	0	17
8	1	2	0	1	6	0	0	0	8

PITCHER	IP	WLS	BF	H	R	ER	SO	BB	IBB	HBP	BLK	WP	HR	S	P	ERA	WHIP
67 Julian Merryweather, R (1, 1)	2.0		7	0	0	0	3	1	0	0	0	0	0	21	31	0.00	0.500
38 Robbie Ray, L (3, 1)	3.1		15	4	2	1	4	1	0	0	0	0	1	36	48	2.70	1.500
1 Shun Yamaguchi, R (6, 1)	2.2	L	10	3	1	1	3	0	0	0	0	0	1	22	30	3.38	1.125

Toronto Blue Jays @ Miami Marlins
 Marlins Park, Miami, FL
 Tue Sep 01 2020, 6:40 PM - 9:19 PM EDT
 Roof Closed - 75 F

livebaseballscorecards.com

WP: 0 PA: 32
PB: 0 SB: 0
CS: 1



Batter	1	2	3	4	5	6	7	8	9	AB R H RBI BB SO LOB
5 Jon Berti, R OBP: 0.364, SLG: 0.369 (1, 4)	 C FF 87 B FF 86 B FC 84 F CH 80 C CU 74		G1-3 B FF 88 B CH 78 X FF 89		 X FF 90		 B FF 95 B SL 86 B SL 84 B FF 94		G4-3 S SL 87 C SL 87 B SL 87 X SI 96	4 1 1 0 1 1 0
6 Starling Marte, R OBP: 0.384, SLG: 0.462 (1, 8)	F9 X FF 89		G6-3 B CH 78 C CH 79 B FC 87 X FC 87		 F FF 90 B SI 91 S CH 79 1 SAFE B FC 86 X CH 79		 1 SAFE B SL 84 1 SAFE C SL 95 1 SAFE S SL 84 1 SAFE X SL 83			4 0 2 0 0 0 0
26 Garrett Cooper, R OBP: 0.333, SLG: 0.625 (1, 3)	 C SI 88 B CH 80 B FF 90 B SI 90 C CH 81 B FC 87		K C CU 71 B FF 90 F SI 91 F CH 79 B FC 86 S CU 67		 S FC 86 X FF 90		 C SL 84 F SL 84 D SL 83 C SL 84			3 0 1 1 1 2 2
24 Jesús Aguilar, R OBP: 0.311, SLG: 0.448 (1, 10)	G5-3 X SI 89			 B SI 87 B CH 79 C CH 80 B FC 84 F SI 90 B FF 92		K C CH 80 F FC 86 S CU 73 S CH 78		FC6-4 B SL 84 F FF 94 S SL 83 X SL 85		3 0 0 0 1 1 5
15 Brian Anderson, R OBP: 0.341, SLG: 0.434 (1, 5)		 C SI 88 X FF 89		K C FC 86 S CH 81 B CU 71 S FC 86		 B SI 88 X FC 84		 H SI 93		3 0 2 0 0 1 1
23 Corey Dickerson, L OBP: 0.292, SLG: 0.359 (1, 7)		FC4 B FF 88 X CH 81		F7 S FC 85 B FF 90 X CH 82		F7 2 SAFE X FC 85		F8 B SI 92 B SI 93 B SI 93 C SI 93 X SI 94		4 0 0 0 0 0 4
25 Lewis Brinson, R OBP: 0.255, SLG: 0.298 (1, 9)		G4-3 F SI 89 F SI 90 F CU 74 D CU 73 X CH 80		F7 B CH 78 F FF 91 D CU 72 F CH 80 F CU 73 X CH 77		G5-3 X CH 80		G4-6-3 C SI 95 X FS 87		3 0 0 0 0 0 4
7 Matt Joyce, L OBP: 0.368, SLG: 0.354 (8, PH)										1 0 0 0 0 0 1
38 Jorge Alfaro, R OBP: 0.237, SLG: 0.229 (1, 2)		K F FF 89 F FF 90 F CU 74 B FC 85 S CH 80		K C FF 88 F FC 85 B FF 90 F CH 80 B FC 86 B FF 90 F CH 80 F FF 92 F CH 81		K B SI 90 B FC 87 C CH 80 B FF 90 S FC 87				3 0 0 0 0 3 3
68 Lewin Díaz, L OBP: 0.189, SLG: 0.171 (9, PH)										1 0 0 0 0 0 0
70 Jazz Chisholm Jr., L (1, 6)		K F CU 73 B FF 91 S FC 85 S CU 74		F8 C FC 84 X FF 90		L9 B CU 76 B FF 92 S CH 85 C FF 93 X SL 83		F8 B FS 86 B SI 96 X FS 85		4 0 0 0 0 1 2

Inning Stats	R: 0	H: 0	E: 0	K: 1	S: 7	H: 0	LOB: 1	BB: 1	P: 13	R: 0	H: 1	E: 1	K: 2	S: 15	R: 0	H: 0	E: 0	K: 1	S: 8	R: 0	H: 0	E: 0	K: 1	S: 11	R: 1	H: 3	E: 0	K: 2	S: 18	R: 0	H: 1	E: 0	K: 1	S: 6	R: 0	H: 1	E: 0	K: 1	S: 12	R: 0	H: 0	E: 0	K: 0	S: 4	R: 0	H: 0	E: 0	K: 0	S: 5	1B: 5	2B: 1	3B: 0	HR: 0	SF: 0	SAC: 0	DP: 1	HBP: 1	WP: 0	PB: 0	SB: 0	CS: 0	PA: 37
--------------	------	------	------	------	------	------	--------	-------	-------	------	------	------	------	-------	------	------	------	------	------	------	------	------	------	-------	------	------	------	------	-------	------	------	------	------	------	------	------	------	------	-------	------	------	------	------	------	------	------	------	------	------	-------	-------	-------	-------	-------	--------	-------	--------	-------	-------	-------	-------	--------

PITCHER	IP	WLS	BF	H	R	ER	SO	BB	IBB	HBP	BLK	WP	HR	S	P	ERA	WHIP
99 Hyun Jin Ryu, L ERA: 2.51 (1, 1)	6.0	W	26	5	1	1	8	2	0	0	0	0	0	65	99	1.50	1.167
36 A.J. Cole, R ERA: 1.08 (7, 1)	1.0	H	5	1	0	0	1	1	0	0	0	0	0	12	22	0.00	2.000
41 Rafael Dolis, R ERA: 2.12 (8, 1)	1.0	H	3	0	0	0	0	0	0	1	0	0	0	4	8	0.00	0.000
52 Anthony Bass, R ERA: 2.5 (9, 1)	1.0	S	3	0	0	0	0	0	0	0	0	0	0	5	9	0.00	0.000

BOTTOM

Toronto Blue Jays @ Miami Marlins
Marlins Park, Miami, FL
Wed Sep 02 2020, 6:40 PM - 9:17 PM EDT
Roof Closed - 75 F

AB	33
R	1
H	6
RBI	1
BB	3
SO	9
LOB	22



PITCHER	IP	WLS	BF	H	R	ER	SO	BB	IBB	HBP	BLK	WP	HR	S	P	ERA	WHIP
---------	----	-----	----	---	---	----	----	----	-----	-----	-----	----	----	---	---	-----	------

Batter	1	2	3	4	5	6	7	8	9	AB R H RBI BB SO LOB	TOP									
5 Jon Berti, R OBP: 0.365, SLG: 0.375 (1, 4)	G4-3 1-0		G6-4-3 2-1								4 0 1 2 1 1 3									
6 Starling Marte, R OBP: 0.380, SLG: 0.455 (1, 8)	G4-3 2-1			G6-3 1-1							4 0 1 0 0 0 2									
26 Garrett Cooper, R OBP: 0.297, SLG: 0.556 (1, 3)	G6-3 3-2			G6-3 2-2							4 0 0 0 0 0 2									
24 Jesús Aguilar, R OBP: 0.309, SLG: 0.470 (1, 10)											4 0 0 0 0 0 2									
15 Brian Anderson, R OBP: 0.331, SLG: 0.418 (1, 5)											4 1 1 1 0 2 0									
19 Miguel Rojas, R OBP: 0.411, SLG: 0.551 (1, 6)											4 0 0 0 0 3 0									
70 Jazz Chisholm Jr., L (9, PR)											4 0 0 0 0 3 0									
23 Corey Dickerson, L OBP: 0.281, SLG: 0.383 (1, 7)											3 0 0 0 1 1 0									
38 Jorge Alfaro, R OBP: 0.238, SLG: 0.231 (1, 2)											0 0 0 0 0 0 0									
25 Lewis Brinson, R OBP: 0.283, SLG: 0.327 (1, 9)											4 1 1 1 0 0 1									
7 Matt Joyce, L OBP: 0.372, SLG: 0.373 (7, PH) (7, 9)											4 1 1 0 0 1 2									
Inning Stats	R: 0 H: 0 E: 0 K: 0 S: 6	H: 0 LOB: 0 BB: 0 P: 12	R: 0 H: 0 E: 0 K: 1 S: 7	H: 0 LOB: 0 BB: 0 P: 11	R: 1 H: 2 E: 0 K: 0 S: 8	H: 2 LOB: 0 BB: 0 P: 14	R: 1 H: 1 E: 0 K: 1 S: 11	H: 1 LOB: 0 BB: 0 P: 15	R: 2 H: 4 E: 0 K: 0 S: 13	H: 4 LOB: 2 BB: 0 P: 21	R: 0 H: 0 E: 0 K: 3 S: 11	H: 0 LOB: 0 BB: 0 P: 15	R: 0 H: 1 E: 0 K: 1 S: 10	H: 1 LOB: 2 BB: 1 P: 15	R: 0 H: 0 E: 0 K: 1 S: 8	H: 0 LOB: 0 BB: 0 P: 11	R: 0 H: 0 E: 1 K: 1 S: 12	H: 0 LOB: 2 BB: 1 P: 22	1B: 4 SF: 0 2B: 2 SAC: 0 3B: 0 DP: 1 HR: 2 HBP: 0	WP: 0 PA: 37 PB: 0 SB: 0 CS: 0
PITCHER	IP WLS BF H R ER SO BB IBB HBP BLK WP HR S P ERA WHIP																			
61 Josh Fleming, L ERA: 3.52 (1, 1)	5.0 W 21 7 4 4 2 0 0 0 0 0 0 2 45 73 7.20 1.400																			
81 Ryan Thompson, R ERA: 4.19 (6, 1)	1.0 H 3 0 0 0 3 0 0 0 0 0 0 0 11 15 0.00 0.000																			
29 Pete Fairbanks, R ERA: 2.6 (7, 1)	1.0 H 5 1 0 0 1 1 0 0 0 0 0 0 10 15 0.00 2.000																			
63 Diego Castillo, R ERA: 2.3 (8, 1)	1.0 H 3 0 0 0 1 0 0 0 0 0 0 0 8 11 0.00 0.000																			
70 Nick Anderson, R ERA: (9, 1)	1.0 S 5 0 0 0 1 1 0 0 0 0 0 0 12 22 0.00 1.000																			

Miami Marlins @ Tampa Bay Rays
Tropicana Field, St. Petersburg, FL
Fri Sep 04 2020, 6:41 PM - 9:37 PM EDT
Roof Closed - 72 F

livebaseballscorecards.com

AB 35
R 4
H 8
RBI 4
BB 2
SO 8
LOB 12



Batter	1	2	3	4	5	6	7	8	9	
26 Ji Man Choi, L OBP: 0.315, SLG: 0.390 (1, 3)	 C SI 92 S SI 94 F FF 94 B CH 88 S FF 94		 C CH 86 X CH 87	 C CU 80 B FF 93 F CH 87 S FF 93		 C CH 83 F FF 89 S FF 89				
8 Brandon Lowe, L OBP: 0.351, SLG: 0.574 (1, 4)	 B CU 78 X SI 94		 S SI 94 X CH 88		 B FF 91 C FF 90 F FF 91 X FF 91		 F SI 88 F SI 89 S SL 77			
18 Joey Wendle, L OBP: 0.333, SLG: 0.423 (1, 5)	 C SI 94 X FC 91			 C FC 89 F CH 86 B CH 87 X FF 94	 B FF 92 B CH 83 B FF 92 C FF 90 C FF 91 B FF 93	 B FF 92 B CH 83 B FF 92 C FF 90 C FF 91 B FF 93	 C SI 88 B SL 80 X SI 88			
17 Austin Meadows, L OBP: 0.324, SLG: 0.419 (1, 7)	 B SI 94 B SI 93 F FF 94 T FF 94 S FF 94			 F SI 93 B FC 90 C FC 88 B CH 93 B CH 89 F FF 94 D CH 88	 1 SAFE F FF 92 B CH 84 X FF 91	 1 SAFE F FF 92 B CH 84 X FF 91	 C SL 78 B FC 86 X SI 89			
1 Willy Adames, R OBP: 0.387, SLG: 0.566 (1, 6)		 B SI 92 B SI 93 F SI 92 B CH 86 F SI 94 F FF 96 S CH 88		 B SI 94 C SI 94 D CH 86 F SI 94 S CH 88	 B FF 91 B CH 84 S FF 91 S FF 91 S CH 85	 B FF 91 B CH 84 S FF 91 S FF 91 S CH 85	 S SL 79 S SL 82 B SL 81 B SL 81 S SL 80			
25 Yoshi Tsutsugo, L OBP: 0.342, SLG: 0.440 (1, 10)		 B SI 94 C FC 91 B FF 94 F CH 87 F FF 95 X CU 80		 B SI 95 X CH 87	 B FF 92 D CH 85 T FF 92 B FF 92 B FF 91	 B FF 92 D CH 85 T FF 92 B FF 92 B FF 91	 B FF 87 B FF 86 C FF 86 B SL 80 B SL 85			
14 Brett Phillips, L OBP: 0.294, SLG: 0.387 (8, PR) (9, 10)			 B SI 95 X SI 94	 C SI 94 F SI 93 F CH 88 F CH 88 X SI 94	 B FC 88 F FF 89 B FC 88 B FC 88 F FF 90 C FF 90	 B FC 88 F FF 89 B FC 88 B FC 88 F FF 90 C FF 90	 B SL 80 1 SAFE B FF 86 B SL 79 1 SAFE B FF 86			
13 Manuel Margot, R OBP: 0.333, SLG: 0.375 (1, 9)		 B SI 95 X SI 94		 B FF 94 S FF 94 F FF 94 B CH 89 B FF 94 F FF 93 B FF 94	 C FF 88 C CH 82 B FF 89 B SI 90 S CH 84	 C FF 88 C CH 82 B FF 89 B SI 90 S CH 84	 F FF 86 S CH 83 S SL 80			
39 Kevin Kiermaier, L OBP: 0.339, SLG: 0.396 (1, 8)		 C FF 93 X CH 88		 B FF 94 D CH 88 F FF 93 F FF 93 X CH 84	 F FF 89 B FF 88 B FF 88 B FF 89 S FF 89 X CH 84	 F FF 89 B FF 88 B FF 88 B FF 89 S FF 89 X CH 84	 B FF 87 X FF 86			
7 Michael Pérez, L OBP: 0.228, SLG: 0.250 (1, 2)			 C FF 93 S FF 93 B FF 93 S CH 87	 B FF 94 D CH 88 F FF 93 F FF 93 X CH 84	 F FF 89 B FF 88 B FF 88 B FF 89 S FF 89 X CH 84	 F FF 89 B FF 88 B FF 88 B FF 89 S FF 89 X CH 84	 B FF 87 X FF 86			

AB	R	H	RBI	BB	SO	LOB
4	0	0	0	0	3	1
4	0	0	0	0	1	0
3	1	2	0	1	0	0
3	1	1	0	1	1	1
4	0	0	0	0	4	4
2	2	2	1	2	0	0
0	0	0	0	0	0	0
3	0	0	0	1	1	6
3	1	0	1	1	2	2
4	0	1	3	0	1	3

BOTTOM

Miami Marlins @ Tampa Bay Rays
Tropicana Field, St. Petersburg, FL
Fri Sep 04 2020, 6:41 PM - 9:37 PM EDT
Roof Closed - 72 F

livebaseballscorecards.com

AB	30
R	5
H	6
RBI	5
BB	6
SO	13
LOB	17



Inning Stats		R: 0	H: 1	E: 0	LOB: 1	K: 2	BB: 0	S: 10	P: 14									
1	R: 1 H: 1 E: 0 LOB: 0 K: 1 BB: 0 S: 12 P: 18	2	R: 0 H: 0 E: 0 LOB: 0 K: 1 BB: 0 S: 7 P: 8	3	R: 0 H: 0 E: 0 LOB: 0 K: 1 BB: 0 S: 7 P: 8	4	R: 4 H: 3 E: 0 LOB: 1 K: 2 BB: 2 S: 23 P: 38	5	R: 0 H: 1 E: 0 LOB: 3 K: 2 BB: 2 S: 15 P: 30	6	R: 0 H: 0 E: 0 LOB: 0 K: 2 BB: 0 S: 9 P: 14	7	R: 0 H: 0 E: 0 LOB: 0 K: 1 BB: 0 S: 7 P: 9	8	R: 0 H: 0 E: 1 LOB: 3 K: 2 BB: 2 S: 8 P: 19			
9	R: 0 H: 0 E: 0 LOB: 0 K: 1 BB: 0 S: 7 P: 9	IP	WLS	BF	H	R	ER	SO	BB	IBB	HBP	BLK	WP	HR	S	P	ERA	WHIP
49 Pablo López, R ERA: 3.05 (1, 1)	4.0	L	19	5	5	5	5	6	2	0	0	0	0	1	52	78	11.25	1.750
96 Alex Vesia, L ERA: 15.0 (5, 1)	0.2		5	1	0	0	1	2	0	0	0	0	0	0	12	24	0.00	4.500
44 Nick Vincent, R ERA: 3.29 (5, 1)	1.1		4	0	0	0	3	0	0	0	0	0	0	0	12	20	0.00	0.000
35 Richard Bleier, L ERA: 2.7 (7, 1)	1.0		3	0	0	0	1	0	0	0	0	0	0	0	7	9	0.00	0.000
39 James Hoyt, R ERA: 1.93 (8, 1)	1.0		5	0	0	0	2	2	0	0	0	0	0	0	8	19	0.00	2.000

WP	PA	ERA	WHIP
0	36		
0			
3			
0			

Batter	1	2	3	4	5	6	7	8	9	AB R H RBI BB SO LOB	TOP		
5 Jon Berti, R OBP: 0.349, SLG: 0.355 (1, 4)										5 0 0 0 0 3 3			
6 Starling Marte, R OBP: 0.368, SLG: 0.439 (1, 8)										5 0 0 0 0 1 1			
24 Jesús Aguilar, R OBP: 0.330, SLG: 0.471 (1, 3)										2 3 1 0 3 0 0			
15 Brian Anderson, R OBP: 0.326, SLG: 0.417 (1, 5)										5 1 1 0 0 1 3			
25 Lewis Brinson, R OBP: 0.298, SLG: 0.358 (1, 9)										4 1 2 0 0 2 1			
47 Harold Ramírez, R OBP: 0.273, SLG: 0.200 (1, 7)										3 1 1 1 0 0 1			
7 Matt Joyce, L OBP: 0.380, SLG: 0.382 (5, 7)										1 0 1 2 0 0 0			
23 Corey Dickerson, L OBP: 0.289, SLG: 0.405 (1, 10)										4 1 1 2 0 1 1			
38 Jorge Alfaro, R OBP: 0.217, SLG: 0.209 (1, 2)										4 0 0 0 0 2 0			
19 Miquel Rojas, R OBP: 0.433, SLG: 0.549 (1, 6)										2 0 1 0 2 0 0			
Inning Stats	R: 0 H: 0 E: 0 LOB: 1 K: 2 BB: 1 S: 10 P: 16	R: 0 H: 0 E: 0 LOB: 0 K: 2 BB: 0 S: 9 P: 15	R: 0 H: 1 E: 0 LOB: 1 K: 2 BB: 0 S: 13 P: 21	R: 4 H: 3 E: 0 LOB: 1 K: 2 BB: 2 S: 14 P: 24	R: 1 H: 2 E: 1 LOB: 1 K: 0 BB: 0 S: 11 P: 16	R: 0 H: 0 E: 0 LOB: 1 K: 2 BB: 1 S: 8 P: 13	R: 2 H: 2 E: 0 LOB: 1 K: 0 BB: 1 S: 13 P: 22	R: 0 H: 0 E: 0 LOB: 0 K: 0 BB: 0 S: 8 P: 13	R: 0 H: 0 E: 0 LOB: 0 K: 0 BB: 0 S: 6 P: 8	1B: 5 SF: 0 2B: 2 SAC: 0 3B: 0 DP: 0 HR: 1 HBP: 0	WP: 0 PA: 40 PB: 1 SB: 0 CS: 0		
PITCHER	IP WLS BF H R ER SO BB IBB HBP BLK WP HR S P ERA WHIP											PITCHER	IP WLS BF H R ER SO BB IBB HBP BLK WP HR S P ERA WHIP
4 Blake Snell, L ERA: 3.74 (1, 1)	5.0 L 24 6 5 4 8 3 0 0 0 0 0 1 57 92 7.20 1.800												
57 Aaron Slegers, R ERA: 5.14 (6, 1)	2.0 10 2 2 2 2 2 0 0 0 0 0 0 21 35 9.00 2.000												
21 Cody Reed, L ERA: 4.5 (8, 1)	0.2 2 0 0 0 0 0 0 0 0 0 0 0 5 10 0.00 0.000												
15 Aaron Loup, L ERA: 3.18 (8, 1)	1.1 4 0 0 0 0 0 0 0 0 0 0 0 9 11 0.00 0.000												

Miami Marlins @ Tampa Bay Rays
Tropicana Field, St. Petersburg, FL
Sat Sep 05 2020, 6:42 PM - 9:56 PM EDT
Roof Closed - 72 F

livebaseballscorecards.com

AB 35
R 7
H 8
RBI 5
BB 5
SO 10
LOB 10



Batter	1	2	3	4	5	6	7	8	9	AB	R	H	RBI	BB	SO	LOB	BOTTOM
--------	---	---	---	---	---	---	---	---	---	----	---	---	-----	----	----	-----	--------

18 Joey Wendle, L <small>OBP: 0.319, SLG: 0.404</small> (1, 6)	0-3 K2-3 		1-3 K 		0-2 F7 			1-2 L8 	0-1 G3 	5	0	0	0	0	2	4	
8 Brandon Lowe, L <small>OBP: 0.349, SLG: 0.561</small> (1, 4)	4-2 BB		2-2 G4-3 		0-0 F7 			3-3 		3	0	0	0	1	1	2	
26 Ji Man Choi, L <small>OBP: 0.323, SLG: 0.402</small> (1, 3)	1-2 K 			4-1 BB			1-0 G6-3 35 2B		0-1 G5-3 	2	0	1	0	1	1	1	
43 Mike Brosseau, R <small>OBP: 0.373, SLG: 0.679</small> (8, 3)	1-2 K 									1	0	0	0	0	0	0	
17 Austin Meadows, L <small>OBP: 0.315, SLG: 0.406</small> (1, 7)	2-0 G4-3 			2-3 K 			3-3 		2-2 F8 	3	0	0	0	0	2	3	
14 Brett Phillips, L <small>OBP: 0.286, SLG: 0.375</small> (8, 8)	2-0 G4-3 									1	0	0	0	0	0	0	
35 Nathaniel Lowe, L (1, 5)		1-3 K		0-0 F7 			2-0 G6-3 2-3		1-2 G6-3 	4	0	0	0	0	1	2	
11 Hunter Renfroe, R <small>OBP: 0.229, SLG: 0.362</small> (1, 9)		0-1 G5-3 		0-2 G5-3 			1-2 G6-3 		4-1 56 1B 25 BB 7 1B BB	3	1	0	0	1	0	2	
25 Yoshi Tsutsugo, L <small>OBP: 0.348, SLG: 0.430</small> (1, 10)		3-3 K 					4-2 7 2B BB		2-3 	2	2	0	0	2	2	0	
39 Kevin Kiermaier, L <small>OBP: 0.333, SLG: 0.388</small> (1, 8)			2-3 K 		0-2 P6 			1-1 7 1B	0-1 7 1B	2	0	0	0	0	1	1	
56 Randy Arozarena, R <small>OBP: 0.500, SLG: 0.636</small> (8, 7)								1-1 7 1B	1-2 7 1B	2	0	2	0	0	0	0	
7 Michael Pérez, L <small>OBP: 0.262, SLG: 0.304</small> (1, 2)			1-1 1B		3-1 2B			1-1 G3-6-3-4	2-2 1B	4	0	3	3	0	0	1	

Inning Stats	R: 0	H: 0	E: 0	K: 2	S: 12	LOB: 1	BB: 1	P: 19	R: 0	H: 0	E: 0	K: 2	S: 9	LOB: 0	BB: 0	P: 13	R: 0	H: 1	E: 0	K: 2	S: 12	LOB: 1	BB: 0	P: 18	R: 0	H: 0	E: 0	K: 1	S: 8	LOB: 1	BB: 1	P: 14	R: 1	H: 1	E: 0	K: 0	S: 13	LOB: 1	BB: 1	P: 20	R: 0	H: 1	E: 0	K: 1	S: 10	LOB: 1	BB: 0	P: 17	R: 0	H: 1	E: 0	K: 1	S: 10	LOB: 0	BB: 0	P: 14	R: 0	H: 0	E: 0	K: 1	S: 8	LOB: 0	BB: 0	P: 12	R: 2	H: 2	E: 0	K: 0	S: 18	LOB: 2	BB: 2	P: 31	1B: 4	2B: 2	3B: 0	HR: 0	SF: 0	SAC: 0	DP: 1	HBP: 0	WP: 0	PB: 0	SB: 0	CS: 0	PA: 37
--------------	------	------	------	------	-------	--------	-------	-------	------	------	------	------	------	--------	-------	-------	------	------	------	------	-------	--------	-------	-------	------	------	------	------	------	--------	-------	-------	------	------	------	------	-------	--------	-------	-------	------	------	------	------	-------	--------	-------	-------	------	------	------	------	-------	--------	-------	-------	------	------	------	------	------	--------	-------	-------	------	------	------	------	-------	--------	-------	-------	-------	-------	-------	-------	-------	--------	-------	--------	-------	-------	-------	-------	--------

PITCHER	IP	WLS	BF	H	R	ER	SO	BB	IBB	HBP	BLK	WP	HR	S	P	ERA	WHIP
22 Sandy Alcantara, R <small>ERA: 3.78</small>	(1, 1)	6.0	W	24	3	1	1	8	3	0	0	0	0	64	101	1.50	1.000
35 Richard Bleier, L <small>ERA: 2.45</small>	(7, 1)	1.0		3	1	0	0	1	0	0	0	0	0	10	14	0.00	1.000
86 Brandon Leibrandt, L <small>ERA: 2.0</small>	(8, 1)	1.2		9	2	2	1	2	0	0	0	0	0	24	41	10.80	2.400
27 Brandon Kintzler, R <small>ERA: 2.45</small>	(9, 1)	0.1	S	1	0	0	0	0	0	0	0	0	0	2	2	0.00	0.000

Miami Marlins @ Tampa Bay Rays
 Tropicana Field, St. Petersburg, FL
 Sat Sep 05 2020, 6:42 PM - 9:56 PM EDT
 Roof Closed - 72 F

livebaseballscorecards.com

AB	32
R	3
H	6
RBI	3
BB	5
SO	10
LOB	16



Batter	1	2	3	4	5	6	7	8	9	10	AB	R	H	RBI	BB	SO	LOB	TOP						
23 Corey Dickerson, L OBP: 0.294, SLG: 0.417 25 Lewis Brinson, R OBP: 0.298, SLG: 0.358	(1, 7) 4-2 B FF 92 S FF 93 B SL 86 T FF 93 B FF 95 B FF 97 B FF 96 B FF 96		(1, 2) 1-2 B FF 93 C SI 88 F FF 96 X CU 81		(2, 2) 2-2 B SI 85 S FF 94 B SI 88 F FF 95 F FF 96 F CU 81 X SI 89		(2, 2) 2-2 B FF 98 C CH 83 D CH 94 X SL 88		(3, 3) 0-0 X SL 86	(3, 3) 0-0		4	2	1	0	1	0	3						
6 Starling Marte, R OBP: 0.369, SLG: 0.458	(1, 8) 1-1 C FF 96 B CU 80 X CU 80		(1, 3) 1-3 F FF 95 B FF 96 S FF 96 S FF 97		(2, 2) 0-1 C CU 79 X SI 90			(1, 2) 1-2 C FF 97 S SL 89 S SL 85 X SL 86		(1, 1) 0-0 X SL 83		5	1	2	2	0	1	1						
24 Jesús Aguilar, R OBP: 0.325, SLG: 0.458	(1, 10) 3-1 B FF 96 S FF 95 B FF 96 C FF 95 X CU 78 X FF 95		(0, 1) 0-1 F FF 97 X FF 97		(2, 2) 2-2 B CU 81 B CU 81 C SI 90 F FF 96 F CU 81 X FF 96			(1, 3) 1-3 B FF 98 C FF 96 S SL 87 S SL 98		(2, 2) 1-2 B SL 84 S SL 83 C SL 87 X SL 87		5	0	1	1	0	1	1						
7 Matt Joyce, L OBP: 0.381, SLG: 0.375	(1, 9) 4-1 B CU 78 S FF 95 C FF 95 B CU 78 B FF 95		(1, 3) 1-3 B CU 80 S FF 96 C SI 91 S CU 82		(3, 3) 3-3 F FF 95 B FF 94 F FF 95 S CU 79			(2, 2) 3-2 B FF 97 S SL 88 D SL 88 B FF 97 S SL 87 X SL 87		(2, 2) 2-2 C SL 85 S SL 87 C FF 95 B SL 88 X SL 85		4	0	1	1	1	2	2						
15 Brian Anderson, R OBP: 0.328, SLG: 0.412	(1, 5) 0-3 C CU 80 S FF 97 1 SAFE 1 SAFE F FF 97 S FF 97		(1, 0) 1-0 B FF 96 X CU 79		(4, 2) 4-2 B FF 94 C CU 81 B FF 96 F FF 96 B CU 83 B CU 81			(2, 1) 2-1 S SL 86 B FF 97 B FF 96 X SL 87		(1, 2) 1-2 B FF 95 1 SAFE F SL 85 F FF 95 1 SAFE F SL 86 F FF 95 T FF 95		4	0	1	0	1	2	3						
68 Lewin Díaz, L OBP: 0.195, SLG: 0.205 5 Jon Berti, R OBP: 0.349, SLG: 0.355	(1, 3) 2-3 C FF 97 B FF 96 C CU 82 C CU 82		(3, 3) 3-3 B CU 79 B FF 96 C SI 88 C CU 79 B CU 82 F FF 96 C CU 81		(1, 2) 1-2 F SI 90 B CU 76 S CU 77 X SI 92			(2, 0) 2-0 B SL 86 B FF 96 X SI 96				4	0	1	0	0	2	4						
70 Jazz Chisholm Jr., L OBP: 0.125, SLG: 0.125	(1, 6) 1-3 C FF 95 B CU 80 C CU 79 S CU 82				(2, 0) 2-0 B CU 77 B CU 78 X FF 95			(1, 2) 1-2 C FC 83 C SI 91 B CU 78 X CU 77		(1, 1) 0-1 L SI 96 X SL 85		4	0	1	0	0	1	1						
65 Eddy Alvarez, L OBP: 0.268, SLG: 0.216 26 Garrett Cooper, R OBP: 0.289, SLG: 0.541 38 Jorge Alfaro, R OBP: 0.217, SLG: 0.209	(1, 4) 1-3 C CU 77 F FF 97 B FF 97 S CU 83		(2, 3) 2-3 F FF 95 B CU 80 C CU 80 B CU 82 S CU 82		(2, 3) 2-3 F FF 95 B CU 80 C CU 80 B CU 82 S CU 82			(2, 3) 2-3 B SI 92 F FC 84 1 SAFE B CH 80 C SI 93 S SI 93		(2, 2) 0-0 X SI 95		3	0	0	0	0	3	1						
17 Chad Wallach, R OBP: 0.300, SLG: 0.250 19 Miguel Rojas, R OBP: 0.443, SLG: 0.549	(1, 2) 1-2 F FF 95 S SI 91 B CU 83 X SI 90		(1, 2) 1-2 C CU 78 C CU 80 B FF 96 X CU 82		(1, 2) 1-2 C CU 78 C CU 80 B FF 96 X CU 82			(4, 1) 4-1 B SL 87 B SL 87 B FF 98 C FF 97 B SL 88		(4, 2) 4-2 C SI 95 S SL 86 S SL 88 B SL 87 B SL 87 B SL 86		2	0	0	0	1	0	0						
Inning Stats	R: 2 E: 0 K: 2 S: 16	H: 1 LOB: 1 BB: 2 P: 30	R: 0 E: 0 K: 2 S: 9	H: 0 LOB: 0 BB: 0 P: 12	R: 1 E: 0 K: 3 S: 16	H: 3 LOB: 2 BB: 0 P: 23	R: 0 E: 0 K: 1 S: 7	H: 0 LOB: 0 BB: 0 P: 12	R: 0 E: 0 K: 1 S: 9	H: 0 LOB: 0 BB: 1 P: 17	R: 0 E: 0 K: 1 S: 10	H: 1 LOB: 1 BB: 1 P: 19	R: 0 E: 0 K: 1 S: 11	H: 1 LOB: 1 BB: 0 P: 18	R: 0 E: 0 K: 0 S: 7	H: 1 LOB: 2 BB: 1 P: 13	R: 1 E: 0 K: 1 S: 12	H: 1 LOB: 1 BB: 0 P: 16	1B: 5 2B: 1 3B: 1 HR: 1	SF: 0 SAC: 0 DP: 1 HBP: 0	WP: 0 PB: 0 SB: 1 CS: 3	PA: 41		
PITCHER	IP WLS BF H R ER SO BB IBB HBP BLK WP HR S P ERA WHIP	IP WLS BF H R ER SO BB IBB HBP BLK WP HR S P ERA WHIP	IP WLS BF H R ER SO BB IBB HBP BLK WP HR S P ERA WHIP	IP WLS BF H R ER SO BB IBB HBP BLK WP HR S P ERA WHIP	IP WLS BF H R ER SO BB IBB HBP BLK WP HR S P ERA WHIP	IP WLS BF H R ER SO BB IBB HBP BLK WP HR S P ERA WHIP	IP WLS BF H R ER SO BB IBB HBP BLK WP HR S P ERA WHIP	IP WLS BF H R ER SO BB IBB HBP BLK WP HR S P ERA WHIP	IP WLS BF H R ER SO BB IBB HBP BLK WP HR S P ERA WHIP	IP WLS BF H R ER SO BB IBB HBP BLK WP HR S P ERA WHIP	IP WLS BF H R ER SO BB IBB HBP BLK WP HR S P ERA WHIP	IP WLS BF H R ER SO BB IBB HBP BLK WP HR S P ERA WHIP	IP WLS BF H R ER SO BB IBB HBP BLK WP HR S P ERA WHIP	IP WLS BF H R ER SO BB IBB HBP BLK WP HR S P ERA WHIP	IP WLS BF H R ER SO BB IBB HBP BLK WP HR S P ERA WHIP	IP WLS BF H R ER SO BB IBB HBP BLK WP HR S P ERA WHIP	IP WLS BF H R ER SO BB IBB HBP BLK WP HR S P ERA WHIP	IP WLS BF H R ER SO BB IBB HBP BLK WP HR S P ERA WHIP	IP WLS BF H R ER SO BB IBB HBP BLK WP HR S P ERA WHIP	IP WLS BF H R ER SO BB IBB HBP BLK WP HR S P ERA WHIP	IP WLS BF H R ER SO BB IBB HBP BLK WP HR S P ERA WHIP	IP WLS BF H R ER SO BB IBB HBP BLK WP HR S P ERA WHIP	IP WLS BF H R ER SO BB IBB HBP BLK WP HR S P ERA WHIP	IP WLS BF H R ER SO BB IBB HBP BLK WP HR S P ERA WHIP

Miami Marlins @ Tampa Bay Rays
Tropicana Field, St. Petersburg, FL
Sun Sep 06 2020, 1:13 PM - 4:28 PM EDT
Dome - 72 F

livebaseballscorecards.com

AB 36
R 4
H 8
RBI 4
BB 5
SO 12
LOB 17



BOTTOM

Miami Marlins @ Tampa Bay Rays
Tropicana Field, St. Petersburg, FL
Sun Sep 06 2020, 1:13 PM - 4:28 PM EDT
Dome - 72 F

livebaseballscorecards.com

AB 34
R 5
H 6
RBI 5
BB 2
SO 15
LOB 5



WP: 0 PA: 37
PB: 0
SB: 2
CS: 0

AB	R	H	RBI	BB	SO	LOB
2	0	0	0	1	0	0
1	0	0	1	0	0	0

4	2	3	2	0	0	1
---	---	---	---	---	---	---

4	0	0	0	0	3	2
---	---	---	---	---	---	---

4	0	1	0	0	2	0
---	---	---	---	---	---	---

4	0	0	0	0	3	1
---	---	---	---	---	---	---

4	1	0	0	0	2	0
---	---	---	---	---	---	---

3	1	1	1	0	0	0
1	0	1	1	0	0	0
0	1	0	0	0	0	0

2	0	0	0	0	2	0
1	0	0	0	0	1	0
1	0	0	0	0	0	1

3	0	0	0	0	2	0
0	0	0	0	1	0	0

1B:	2	SF:	1
2B:	1	SAC:	0
3B:	0	DP:	0
HR:	3	HBP:	0

Batter	1	2	3	4	5	6	7	8	9	10
13 Manuel Margot, R OBP: 0.333, SLG: 0.367 8 Brandon Lowe, L OBP: 0.344, SLG: 0.556	G6-3		56 S BB		G5-3			L5		SF8
56 Randy Arozarena, R OBP: 0.556, SLG: 1.067	HR		F9			HR		1B		
17 Austin Meadows, L OBP: 0.304, SLG: 0.390	K		K			G3		K		
43 Mike Brosseau, R OBP: 0.365, SLG: 0.649	1B				K	L9		K		
1 Willy Adames, R OBP: 0.376, SLG: 0.548	K				K	G6-3		K		
18 Joey Wendle, L OBP: 0.309, SLG: 0.389		F7			K			K		7 F8 8 SF8
11 Hunter Renfroe, R OBP: 0.231, SLG: 0.392 26 Ji Man Choi, L OBP: 0.328, SLG: 0.417 14 Brett Phillips, L OBP: 0.286, SLG: 0.375		F7			HR			P4		7 F8 8 SF8
44 Kevan Smith, R OBP: 0.455, SLG: 0.375 25 Yoshi Tsutsugo, L OBP: 0.345, SLG: 0.426 7 Michael Pérez, L OBP: 0.258, SLG: 0.298					K			K		F8
35 Nathaniel Lowe, L OBP: 0.339, SLG: 0.388 39 Kevin Kiermaier, L OBP: 0.339, SLG: 0.388					K			L6		BB

Inning Stats	R: 1	H: 2	R: 0	H: 0	R: 0	H: 0	R: 1	H: 1	R: 1	H: 1	R: 0	H: 0	R: 0	H: 1	R: 0	H: 0	R: 2	H: 1	1B:	SF:
	E: 0	LOB: 1	E: 0	LOB: 0	E: 0	LOB: 0	E: 0	LOB: 0	E: 0	LOB: 0	E: 0	LOB: 0	E: 0	LOB: 0	E: 0	LOB: 0	E: 0	LOB: 2	2B:	1
	K: 2	BB: 0	K: 1	BB: 0	K: 3	BB: 0	K: 2	BB: 0	K: 0	BB: 0	K: 1	BB: 0	K: 3	BB: 0	K: 3	BB: 0	K: 0	BB: 1	3B:	0
	S: 14	P: 20	S: 7	P: 10	S: 9	P: 13	S: 14	P: 19	S: 11	P: 17	S: 9	P: 13	S: 7	P: 11	S: 11	P: 15	S: 8	P: 16	HR:	3

PITCHER	IP	WLS	BF	H	R	ER	SO	BB	IBB	HBP	BLK	WP	HR	S	P	ERA	WHIP
95 Trevor Rogers, L ERA: 3.0	6.0		23	4	3	3	10	1	0	0	0	0	3	65	100	4.50	0.833
33 Brad Boxberger, R ERA: 1.5	1.0		3	0	0	0	1	0	0	0	0	0	0	9	13	0.00	0.000
93 Yimi Garcia, R ERA:	2.0		7	1	0	0	4	0	0	0	0	0	0	18	26	0.00	0.500
27 Brandon Kintzler, R ERA: 2.93	0.2	L	4	1	2	1	0	1	0	0	0	0	0	8	16	13.50	3.000

Batter	1	2	3	4	5	6	7	8	9	10	AB	R	H	RBI	BB	SO	LOB	TOP																	
23 Corey Dickerson, L (1, 7) <small>OBP: 0.290, SLG: 0.408</small> 4 Monte Harrison, R (8, PR) <small>OBP: 0.206, SLG: 0.258</small> (8, 9)											5	0	1	0	0	1	3																		
6 Starling Marte, R (1, 8) <small>OBP: 0.361, SLG: 0.453</small>											6	1	1	1	0	1	4																		
24 Jesús Aguilar, R (1, 3) <small>OBP: 0.336, SLG: 0.455</small> (10, 5)											3	1	1	1	2	0	0																		
7 Matt Joyce, L (1, 9) <small>OBP: 0.379, SLG: 0.373</small> 25 Lewis Brinson, R (7, PH) <small>OBP: 0.288, SLG: 0.345</small> (7, 9) (8, 7)											3	0	1	0	0	1	2																		
26 Garrett Cooper, R (1, 10) <small>OBP: 0.279, SLG: 0.488</small>											4	1	0	0	1	0	2																		
5 Jon Berti, R (1, 5) <small>OBP: 0.354, SLG: 0.354</small> 68 Lewin Diaz, L (10, 3) <small>OBP: 0.195, SLG: 0.205</small>											3	0	1	1	1	1	0																		
70 Jazz Chisholm Jr., L (1, 4) <small>OBP: 0.083, SLG: 0.083</small> 15 Brian Anderson, R (10, PH) <small>OBP: 0.333, SLG: 0.412</small> (10, 4)											4	1	0	0	0	1	3																		
19 Miguel Rojas, R (1, 6) <small>OBP: 0.470, SLG: 0.607</small>											5	1	4	2	0	1	0																		
38 Jorge Alfaro, R (1, 2) <small>OBP: 0.235, SLG: 0.196</small>											3	0	0	0	2	0	2																		
Inning Stats	R: 0 E: 0 K: 0 S: 8	H: 0 LOB: 1 BB: 1 P: 15	R: 1 E: 1 K: 1 S: 18	H: 1 LOB: 2 BB: 1 P: 32	R: 1 E: 0 K: 3 S: 24	H: 1 LOB: 2 BB: 2 P: 36	R: 2 E: 0 K: 0 S: 15	H: 4 LOB: 2 BB: 0 P: 18	R: 0 E: 0 K: 0 S: 7	H: 1 LOB: 1 BB: 0 P: 11	R: 0 E: 0 K: 1 S: 9	H: 0 LOB: 0 BB: 0 P: 13	R: 0 E: 0 K: 1 S: 7	H: 0 LOB: 1 BB: 1 P: 15	R: 0 E: 1 K: 1 S: 9	H: 1 LOB: 1 BB: 0 P: 13	R: 0 E: 0 K: 0 S: 8	H: 0 LOB: 0 BB: 0 P: 11	R: 1 E: 0 K: 0 S: 9	H: 1 LOB: 3 BB: 2 P: 14	1B: 6 2B: 3 3B: 0 HR: 0	SF: 0 SAC: 1 DP: 0 HBP: 0	WP: 2 PB: 0 SB: 0 CS: 0	PA: 47											
PITCHER 48 Ian Anderson, R (1, 1) <small>ERA: 2.4</small> 49 Robbie Erlin, L (4, 1) <small>ERA: 6.84</small> 51 Will Smith, L (7, 1) <small>ERA: 5.59</small> 19 Shane Greene, R (8, 1) <small>ERA: 0.9</small> 36 Mark Melancon, R (9, 1) <small>ERA: 2.45</small>	IP 3.0 3.0 1.0 1.0 1.0	WLS 16 14 4 4 3	BF 16 14 4 4 3	H 2 5 0 1 0	R 2 2 0 0 0	ER 1 2 0 0 0	SO 4 1 1 1 0	BB 0 0 1 0 0	IBB 0 0 0 0 0	HBP 0 0 0 0 0	BLK 0 0 0 0 0	WP 1 0 0 0 0	HR 0 0 0 0 0	S 50 31 7 9 8	P 83 42 15 13 11	ERA 3.00 6.00 0.00 0.00 0.00	WHIP 2.000 1.667 1.000 1.000 0.000	PITCHER 33 A.J. Minter, L (10, 1) <small>ERA: 0.59</small>	IP 1.0	WLS L	BF 6	H 1	R 1	ER 0	SO 0	BB 0	IBB 2	HBP 0	BLK 0	WP 0	HR 0	S 9	P 14	ERA 0.00	WHIP 1.000

Miami Marlins @ Atlanta Braves
 Truist Park, Atlanta, GA
 Mon Sep 07 2020, 1:11 PM - 5:03 PM EDT
 Sunny - 80 F

livebaseballscorecards.com

AB	39
R	5
H	9
RBI	5
BB	7
SO	7
LOB	19



BOTTOM

Miami Marlins @ Atlanta Braves
Truist Park, Atlanta, GA
Mon Sep 07 2020, 1:11 PM - 5:03 PM EDT
Sunny - 80 F

livebaseballscorecards.com

AB 34
R 4
H 8
RBI 4
BB 7
SO 4
LOB 18



AB R H RBI BB SO LOB

3	1	0	0	1	0	2
3	1	2	0	2	0	0
2	0	1	2	2	0	0
4	0	0	0	1	2	7
4	0	1	0	1	0	3
0	0	0	0	0	0	0
5	0	0	0	0	0	3
5	0	0	0	0	1	1
5	1	2	0	0	1	2
2	0	1	1	0	0	0
1	1	1	1	0	0	0
1B: 3	SF: 0	2B: 3	SAC: 1	3B: 1	DP: 2	HR: 1
BB: 7	HBP: 2	SO: 4				
LOB: 18						

Batter	1	2	3	4	5	6	7	8	9	10
13 Ronald Acuña Jr., R OBP: 0.424, SLG: 0.628 (1, 9) (10, 8)	4-1 7 E 5 S 2B BB	0-1 P6		2-1 7 PO 7 S HBP			2-2 FC6-2 5 E 7 1B		1-0 G6-3	
7 Dansby Swanson, R OBP: 0.360, SLG: 0.485 (1, 6)	4-1 5 2B BB	4-2 5 HBP BB		3-0 PO	0-2 G5-3		1-2 5 E 1B		1-2 20 RB 2B	
5 Freddie Freeman, L OBP: 0.446, SLG: 0.570 (1, 3)	1-0 16 1B 1-H 3-H 2B	1-2 HBP		2-1 P6			4-2 2 SAFE 1B BB		0-0 20 PB IBB	
20 Marcell Ozuna, R OBP: 0.409, SLG: 0.642 (1, 10)	1-3 K	0-1 F8		1-1 P3			1-3 K		3-0 16 G4-3 IBB	
16 Travis d'Arnaud, R OBP: 0.369, SLG: 0.545 8 Charlie Culberson, R OBP: 0.143, SLG: 0.286 (1, 2) (10, PR)	0-0 22 G4-6-3 1B		0-2 F8		1-2 L9		4-2 22 FC3-6 BB		2-2 G4-3	0-0 27 F9
22 Nick Markakis, L OBP: 0.326, SLG: 0.420 (1, 7) (10, 9)	3-0 G4-6-3		3-1 G3-1		3-1 G6-3		2-2 FC3-6 27 G5-3		0-1 F9	
27 Austin Riley, R OBP: 0.283, SLG: 0.453 (1, 5)			1-3 K		1-1 F8		3-2 G5-3		0-1 F9	
24 Adeiny Hechavarría, R OBP: 0.275, SLG: 0.308 (1, 4)			0-1 G6-3 11 3B 1B		0-1 G6-3		0-0 11 SH5-3 13 FC6-2 2B		0-1 G6-3	
11 Ender Inciarte, L OBP: 0.277, SLG: 0.278 23 Adam Duvall, R OBP: 0.304, SLG: 0.573 ERA: 1.38 (9, PH) (10, 7)	3-2 F7 3B		2-2 F7		0-0 SH5-3		3-2 HR			

Inning Stats	R: 2	H: 2	E: 0	K: 1	S: 8	H: 1	BB: 2	P: 21	R: 1	H: 2	E: 0	K: 0	S: 16	R: 0	H: 0	E: 0	K: 1	S: 8	R: 0	H: 0	E: 0	K: 0	S: 7	R: 0	H: 0	E: 0	K: 0	S: 7	R: 0	H: 2	E: 1	K: 1	S: 13	R: 0	H: 0	E: 1	K: 1	S: 13	R: 1	H: 2	E: 0	K: 0	S: 13	R: 0	H: 0	E: 0	K: 0	S: 6	R: 0	H: 1	E: 0	K: 0	S: 6	1B: 3	SF: 0	2B: 3	SAC: 1	3B: 1	DP: 2	HR: 1	HBP: 2	WP: 0	PA: 45
--------------	------	------	------	------	------	------	-------	-------	------	------	------	------	-------	------	------	------	------	------	------	------	------	------	------	------	------	------	------	------	------	------	------	------	-------	------	------	------	------	-------	------	------	------	------	-------	------	------	------	------	------	------	------	------	------	------	-------	-------	-------	--------	-------	-------	-------	--------	-------	--------

PITCHER	IP	WLS	BF	H	R	ER	SO	BB	IBB	HBP	BLK	WP	HR	S	P	ERA	WHIP
62 José Ureña, R ERA: 5.4	(1, 1)	5.0		22	4	3	2	3	0	2	0	0	0	46	83	5.40	1.400
58 Josh Smith, R ERA: 2.45	(6, 1)	1.2	H	8	2	0	0	1	0	0	0	0	0	17	29	0.00	1.800
39 James Hoyt, R ERA: 1.86	(7, 1)	0.1	H	1	0	0	1	0	0	0	0	0	0	3	4	0.00	0.000
33 Brad Boxberger, R ERA: 1.38	(8, 1)	1.0	H	4	0	0	1	1	0	0	0	0	0	13	25	0.00	1.000
27 Brandon Kintzler, R ERA: 3.31	(9, 1)	1.0	W	6	2	1	0	0	2	0	0	0	1	13	23	9.00	2.000

PITCHER	IP	WLS	BF	H	R	ER	SO	BB	IBB	HBP	BLK	WP	HR	S	P	ERA	WHIP
44 Nick Vincent, R ERA: 3.07	(10, 1)	1.0	S	3	0	0	0	0	0	0	0	0	0	6	6	0.00	0.000

Batter	1	2	3	4	5	6	7	8	9	AB R H RBI BB SO LOB	TOP		
23 Corey Dickerson, L OBP: 0.294, SLG: 0.416 25 Lewis Brinson, R OBP: 0.288, SLG: 0.345	(1, 7) (8, 9) (9, 7)	2-2 G4-6-3 1B	3-2 2B	3-2 G3-1 1-3		3-3 K		1-2 G6-3		5 0 2 0 0 1 2 0 0 0 0 0 0 0			
6 Starling Marte, R OBP: 0.351, SLG: 0.439	(1, 8)	0-0 G4-6-3 1-2f	3-3 K	0-0 G6-3			0-0 G4-3	2-3 K		5 0 0 0 0 2 3			
24 Jesús Aguilar, R OBP: 0.338, SLG: 0.452	(1, 3)	1-1 G5-3	2-3 K		0-0 L6		0-1 15 1B 26 1B 7 BB 1B	2-2 7 E 7 FC1 15 1B 1B		5 2 2 0 0 1 1			
7 Matt Joyce, L OBP: 0.380, SLG: 0.405 4 Monte Harrison, R OBP: 0.206, SLG: 0.258	(1, 9) (8, 7) (9, PR) (9, 9)	2-2 HR	3-3 K		1-2 F7		4-0 26 1B 70 FC3-2 15 1B BB	3-2 15 1B 26 FC1 G6-4-3		4 1 1 1 1 1 2 0 1 0 0 0 0 0			
15 Brian Anderson, R OBP: 0.357, SLG: 0.426	(1, 5)	0-1 1B		4-1 26 HR BB	1-0 HBP		1-1 70 FC3-2 26 1B 1B	0-0 26 G6-4-3 1B		3 1 3 1 1 0 0			
26 Garrett Cooper, R OBP: 0.292, SLG: 0.543	(1, 10)	1-1 L8		1-0 HR	0-1 G5-3		2-2 70 FC3-2 1B	1-2 G6-4-3		5 1 2 3 0 0 4			
70 Jazz Chisholm Jr., L OBP: 0.118, SLG: 0.063	(1, 4)	1-3 K		4-2 19 WP 38 1B 19 S BB		2-3 K	1-1 FC3-2 19 FC6-4	0-3 K		4 1 0 0 1 3 5			
19 Miquel Rojas, R OBP: 0.457, SLG: 0.583	(1, 6)	2-1 G6-3		3-2 G6-3		1-1 38 FC1-4 1B	1-1 FC6-4			4 0 1 0 0 0 5			
38 Jorge Alfaro, R OBP: 0.255, SLG: 0.280	(1, 2)	1-2 HR		0-0 23 G3-1 23 S 1B		0-2 FC1-4		1-3 K		4 1 2 2 0 1 1			
Inning Stats	R: 0 H: 1 E: 0 LOB: 0 K: 0 BB: 0 S: 8 P: 11	R: 1 H: 2 E: 0 LOB: 1 K: 1 BB: 0 S: 12 P: 18	R: 1 H: 2 E: 0 LOB: 1 K: 3 BB: 0 S: 15 P: 27	R: 3 H: 2 E: 0 LOB: 1 K: 0 BB: 2 S: 12 P: 27	R: 0 H: 0 E: 0 LOB: 1 K: 0 BB: 0 S: 6 P: 8	R: 0 H: 1 E: 0 LOB: 1 K: 2 BB: 0 S: 13 P: 19	R: 1 H: 3 E: 0 LOB: 3 K: 0 BB: 1 S: 12 P: 21	R: 0 H: 0 E: 0 LOB: 0 K: 2 BB: 0 S: 10 P: 14	R: 2 H: 2 E: 1 LOB: 1 K: 1 BB: 0 S: 13 P: 19	1B: 9 SF: 0 2B: 1 SAC: 0 3B: 0 DP: 2 HR: 3 HBP: 1	WP: 1 PA: 43 PB: 0 SB: 2 CS: 0		
PITCHER	IP WLS BF H R ER SO BB IBB HBP BLK WP HR S P ERA WHIP											PITCHER	IP WLS BF H R ER SO BB IBB HBP BLK WP HR S P ERA WHIP
30 Kyle Wright, R ERA: 8.05	(1, 1) 4.0 L 20 7 5 5 4 2 0 0 0 0 1 3 47 83 11.25 2.250												
68 Tyler Matzek, L ERA: 3.66	(5, 1) 2.0 8 1 0 0 2 0 0 1 0 0 0 19 27 0.00 0.500												
77 Luke Jackson, R ERA: 4.24	(7, 1) 1.0 7 3 1 1 0 1 0 0 0 0 0 12 21 9.00 4.000												
71 Jacob Webb, R ERA:	(8, 1) 2.0 8 2 2 0 3 0 0 0 0 0 0 23 33 0.00 1.000												

Miami Marlins @ Atlanta Braves
 Truist Park, Atlanta, GA
 Tue Sep 08 2020, 7:14 PM - 10:24 PM EDT
 Clear - 83 F

livebaseballscorecards.com

AB 39
 R 8
 H 13
 RBI 7
 BB 3
 SO 9
 LOB 23



BOTTOM

Miami Marlins @ Atlanta Braves
Truist Park, Atlanta, GA
Tue Sep 08 2020, 7:14 PM - 10:24 PM EDT
Clear - 83 F

livebaseballscores.com

AB 31
R 0
H 4
RBI 0
BB 2
SO 10
LOB 16



WP: 1 PA: 34
PB: 0
SB: 0
CS: 0

AB R H RBI BB SO LOB

4 0 0 0 0 3 0

3 0 0 0 1 2 0

4 0 2 0 0 0 1

4 0 1 0 0 1 3

3 0 1 0 0 0 1

4 0 0 0 0 1 4

4 0 0 0 0 2 3

2 0 0 0 1 0 1

2 0 0 0 0 1 0

1 0 0 0 0 0 3

0 0 0 0 0 0 0

1B: 3 SF: 0
2B: 1 SAC: 0
3B: 0 DP: 0
HR: 0 HBP: 1

Batter	1	2	3	4	5	6	7	8	9
13 Ronald Acuña Jr., R OBP: 0.410, SLG: 0.602	(1, 9) (8, 8) C FF 98 B FC 90 B FF 98 F FF 100 F CH 92 S FF 100	2-3 K	0-1 G5-3			3-3 K		3-3 K	
7 Dansby Swanson, R OBP: 0.357, SLG: 0.476	(1, 6) B FF 99 B FF 98 B FF 99 B FF 98	4-0 BB	0-1 P6			3-3 K		2-3 K	
5 Freddie Freeman, L OBP: 0.447, SLG: 0.575	(1, 3) S FC 90 C FC 90 B FF 99 X FF 99	1-2 F9		1-1 27 FC5-4 1B		2-1 F7		2-1 2B	
20 Marcell Ozuna, R OBP: 0.406, SLG: 0.632	(1, 10) F FF 99 S FC 90 D SL 87 B FC 88 F FF 100 F FF 101 X CH 89	2-2 G5-3		0-0 L8		3-2 25 WP 27 HBP 1B		1-3 K	
27 Austin Riley, R OBP: 0.289, SLG: 0.450	(1, 5) B FF 98 C FC 89 X SI 96	1-1 1B		0-0 FC5-4		1-0 25 WP HBP		1-0 L7	
23 Adam Duvall, R OBP: 0.295, SLG: 0.554	(1, 7) B SI 96 S FF 98 F FC 90 F FF 99 X FF 99	1-2 P5		0-0 P4		2-3 K		0-0 F7	
25 Tyler Flowers, R OBP: 0.365, SLG: 0.444	(1, 2) C FC 98 C FC 90 B SL 89 F CH 91 S FF 100	1-3 K		1-3 K		3-2 P3		2-1 G5-3	
24 Adeiny Hechavarria, R OBP: 0.279, SLG: 0.293	(1, 4) C FC 90 C FC 88 B SL 86 F FF 99 F FC 90 X CH 91	1-2 G5-3		0-1 G6-3		4-2 16 FC6-4 BB			
11 Ender Inciarte, L OBP: 0.272, SLG: 0.272	(1, 8) C SI 95 B FC 88 S CH 91 B FF 98 S FF 99	2-3 K		0-2 F9		0-1 FC6-4			
16 Travis d'Arnaud, R OBP: 0.366, SLG: 0.539	(7, PH)								
22 Nick Markakis, L OBP: 0.326, SLG: 0.420	(8, 9)								

Inning Stats	R: 0	H: 0	E: 0	K: 12	LOB: 1	BB: 21	S: 15	R: 0	H: 1	E: 0	K: 15	LOB: 1	BB: 0	S: 19	R: 0	H: 0	E: 0	K: 7	LOB: 0	BB: 0	S: 9	R: 0	H: 1	E: 0	K: 8	LOB: 1	BB: 16	S: 19	R: 0	H: 1	E: 0	K: 19	LOB: 3	BB: 32	S: 16	R: 0	H: 1	E: 0	K: 16	LOB: 1	BB: 24	S: 4	R: 0	H: 0	E: 0	K: 4	LOB: 0	BB: 7	S: 7
--------------	------	------	------	-------	--------	--------	-------	------	------	------	-------	--------	-------	-------	------	------	------	------	--------	-------	------	------	------	------	------	--------	--------	-------	------	------	------	-------	--------	--------	-------	------	------	------	-------	--------	--------	------	------	------	------	------	--------	-------	------

PITCHER	IP	WLS	BF	H	R	ER	SO	BB	IBB	HBP	BLK	WP	HR	S	P	ERA	WHIP
73 Sixto Sánchez, R ERA: 1.8	(1, 1)	6.0	23	3	0	0	6	1	0	0	0	0	0	60	89	0.00	0.667
39 James Hoyt, R ERA: 1.74	(7, 1)	0.2	3	0	0	0	1	1	0	0	0	1	0	13	22	0.00	1.500
35 Richard Bleier, L ERA: 2.38	(7, 1)	0.1	1	0	0	0	0	0	0	0	0	0	0	2	2	0.00	0.000
44 Nick Vincent, R ERA: 2.87	(8, 1)	1.0	4	1	0	0	3	0	0	0	0	0	0	16	24	0.00	1.000
55 Ryne Stanek, R ERA: 13.5	(9, 1)	1.0	3	0	0	0	0	0	0	0	0	0	0	4	7	0.00	0.000

Miami Marlins @ Atlanta Braves
 Truist Park, Atlanta, GA
 Wed Sep 09 2020, 7:11 PM - 11:24 PM EDT
 Partly Cloudy - 83 F

livebaseballscorecards.com



AB	47
R	29
H	23
RBI	28
BB	9
SO	9
LOB	17

WP:	0	PA:	58
PB:	0		
SB:	2		
CS:	0		

AB	R	H	RBI	BB	SO	LOB
4	4	3	5	3	0	0
6	2	3	6	0	0	2
1	0	1	0	0	0	0
6	1	1	1	1	3	3
7	2	2	3	0	2	3
4	5	3	0	1	1	0
4	5	2	1	2	0	1
4	5	3	9	2	1	2
6	3	3	2	0	1	4
5	2	2	1	0	1	2
1B:	14	SF:	1			
2B:	2	SAC:	0			
3B:	0	DP:	0			
HR:	7	HBP:	1			

Batter	1	2	3	4	5	6	7	8	9								
13 Ronald Acuña Jr., R OBP: 0.434, SLG: 0.647	4-2 BB	4-2 5 1B 20 1B	1-0 5 HR 1B	4-2 5 2B BB	0-0 1-H 3-H HR	1-2 E9 2B		0-0 F7									
5 Freddie Freeman, L OBP: 0.449, SLG: 0.599	0-0 P6	0-0 20 1B 16 HR 1B	3-1 1-H HR	3-2 1-H 2B	2-2 F7	0-0 G4-3		0-0 16 FC5-4 1B									
20 Marcell Ozuna, R OBP: 0.401, SLG: 0.615	2-3 K	1-1 16 HR 1B	3-3 K	0-1 F9	4-0 BB		2-0 G5-3	1-2 K									
16 Travis d'Arnaud, R OBP: 0.361, SLG: 0.550	2-3 K	0-0 1-H HR	1-2 G1-4-3				0-2 27 1B 23 HR 1B	2-2 FC5-4									
7 Dansby Swanson, R OBP: 0.372, SLG: 0.482			1-3 K		2-2 23 HR 1B	4-2 11 1B 27 BB 13 E	2-1 23 HR 1B										
27 Austin Riley, R OBP: 0.304, SLG: 0.452				0-0 G5-3	2-2 E5 23 HR	4-2 11 1B 13 E	0-1 23 HR 1B										
23 Adam Duvall, R OBP: 0.319, SLG: 0.632				4-1 1B 5 2B BB	0-0 1-H 2-H HR	1-3 K	1-0 HR										
Ozzie Albies, S OBP: 0.231, SLG: 0.360				0-1 5 2B 1B	0-1 11 1B 13 HR 1B	1-3 K	2-2 L3										
11 Ender Inciarte, L OBP: 0.275, SLG: 0.278				3-3 K	1-1 13 HR 1B	2-2 13 2B 13 E 1B	2-1 L8										
Inning Stats	R: 0 E: 0 K: 2 S: 12	H: 0 LOB: 1 BB: 1 P: 20	R: 11 E: 0 K: 0 S: 33	H: 8 LOB: 0 BB: 3 P: 61	R: 2 E: 0 K: 2 S: 13	H: 2 LOB: 0 BB: 0 P: 22	R: 3 E: 0 K: 1 S: 15	H: 2 LOB: 1 BB: 2 P: 29	R: 6 E: 1 K: 1 S: 21	H: 5 LOB: 1 BB: 1 P: 36	R: 3 E: 1 K: 2 S: 24	H: 2 LOB: 1 BB: 2 P: 37	R: 4 E: 0 K: 0 S: 14	H: 3 LOB: 0 BB: 0 P: 23	R: 0 E: 0 K: 1 S: 9	H: 1 LOB: 1 BB: 0 P: 12	
PITCHER	IP 1.2	WLS L	BF 13	H 4	R 7	ER 7	SO 2	BB 4	IBB 0	HBP 0	BLK 0	WP 0	HR 1	S 30	P 55	ERA 37.80	WHIP 4.800
49 Pablo López, R ERA: 4.5	2.2		22	11	13	12	3	2	0	0	0	0	4	54	94	40.50	4.875
50 Jordan Yamamoto, R ERA: 18.26	1.1		10	3	5	4	3	3	0	0	0	0	1	29	50	27.00	4.500
96 Alex Vesia, L ERA: 18.69	1.1		9	4	4	4	0	0	0	1	0	0	1	19	29	27.00	3.000
58 Josh Smith, R ERA: 4.12	1.0		4	1	0	0	1	0	0	0	0	0	0	9	12	0.00	1.000
55 Ryne Stanek, R ERA: 9.0																	

WP:	0	PA:	58
PB:	0		
SB:	2		
CS:	0		

BOTTOM

Philadelphia Phillies @ Miami Marlins
Marlins Park, Miami, FL
Thu Sep 10 2020, 6:43 PM - 10:07 PM EDT
Roof Closed - 74 F

livebaseballscorecards.com

AB	36
R	7
H	11
RBI	7
BB	8
SO	6
LOB	25



WP:	0	PA:	45
PB:	0		
SB:	2		
CS:	0		

AB R H RBI BB SO LOB

4	3	2	0	1	1	3
5	0	3	4	0	0	0
3	0	0	0	2	1	2
2	0	0	1	2	1	4
5	0	1	0	0	1	5
0	1	0	0	0	0	0
4	2	1	0	1	0	3
4	0	1	0	1	0	1
4	1	1	0	1	2	4
5	0	2	2	0	0	3

Batter	1	2	3	4	5	6	7	8	9
23 Corey Dickerson, L (1, 7) OBP: 0.305, SLG: 0.419	4-0 6 2B BB		C CH 88 B CH 88 C SI 93 F SL 89 X CH 88 1-2 24 F8 7 SF8 6 1B 1B	B CH 84 B SL 88 X CH 87 2-0 G4-3		C FF 96 F SL 85 B FF 97 T FF 94 1-2 K		B FC 90 X CU 82 1-0 6 2B 1-2 2-3 1B	
6 Starling Marte, R (1, 8) OBP: 0.358, SLG: 0.451	2-1 1-H 2B		F CU 82 B SI 93 B CH 92 X CH 87 2-1 7 SF8 24 F8 1B		C SI 91 B CH 87 B SI 92 F CH 84 F CU 84 F SI 91 B SI 93 X SI 89 3-2 L8		X FS 84 0-0 B1-3	D KC 81 X FC 88 1-0 1-H 2-H 3-H 2B	
24 Jesús Aguilar, R (1, 3) OBP: 0.350, SLG: 0.463	4-0 BB		C SI 92 X SL 89 0-1 F8		B SI 92 X SI 91 1-0 G6-3		C FF 95 S SI 94 S FF 94 0-3 K	B FF 91 B FC 87 B KC 76 B FC 86 4-0 7 FC6 BB	
7 Matt Joyce, L (1, 9) OBP: 0.381, SLG: 0.395	3-3 BB		S CU 82 B SL 90 B CH 87 D CU 82 F SI 93 X SL 88 3-2 SF8		B SI 91 B CU 80 B SI 92 4-0 BB		C FF 95 B FS 85 C FS 95 F SI 95 B FS 87 4-2 BB	C FC 88 B FF 92 B KC 80 D KC 80 X FC 88 3-1 FC6 1-2f	
15 Brian Anderson, R (1, 5) OBP: 0.359, SLG: 0.423	2-3 K		F SL 90 B SI 91 X SI 92 1-1 G6-3		B SL 88 S SI 88 C SI 91 X SL 88 1-2 P3		B SI 94 B SI 95 S SI 95 S FF 95 D FS 87 X FF 94 3-2 L9	X FC 86 0-0 19 S 26 G5-3 38 1B 1B	
4 Monte Harrison, R (9, PR) OBP: 0.179, SLG: 0.222	K		G6-3		P3		L9		
26 Garrett Cooper, R (1, 10) OBP: 0.328, SLG: 0.537	1-2 L7			C SI 92 B SL 88 F SI 90 B SI 93 B CH 87 X SL 89 3-2 19 2B 38 G4-3 1B		C SI 91 X SI 90 0-1 F9		B CU 80 B SI 92 C SI 92 B FC 89 C FC 89 B FC 90 4-2 23 1B 70 1B 6 2B BB	1 SAFE B KC 77 B KC 79 B FC 88 C FC 89 C FC 78 C KC 78 1 SAFE X FC 89 3-2 G5-3 1-2
19 Miquel Rojas, R (1, 6) OBP: 0.438, SLG: 0.551		C SI 92 X SI 93 0-1 G4-3		C SI 91 B SL 88 F SI 90 D CH 87 X SI 92 1-2 38 G4-3 1-3 2B		C SI 92 B SL 88 F SI 91 B SI 92 X SL 88 2-2 G1-3		C FC 90 C SI 92 X SI 92 0-2 F7	C KC 80 B FF 93 1-1 38 1B 70 S IBB
70 Jazz Chisholm Jr., L (1, 4) OBP: 0.231, SLG: 0.375		B SI 90 S CU 81 C SI 92 F CU 81 S SL 88 1-3 K		X SL 88 0-0 P5		C SI 92 B SL 88 C CU 81 B CU 81 B SL 88 4-2 38 1B BB		C CU 81 F FC 89 C CU 81 B SI 92 X SI 94 2-2 23 1B 6 2B 1B	C KC 78 C KC 80 D KC 81 F FC 89 B FC 89 S KC 78 2-3 K
38 Jorge Alfaro, R (1, 2) OBP: 0.281, SLG: 0.305		B SI 92 X SL 89 1-0 G4-3		F CH 87 X SI 92 0-1 G4-3		F SI 95 B FF 97 S SL 85 F SL 84 B FF 97 B CH 86 X SI 96 3-2 1B		X FC 89 0-0 F8	B FF 93 X KC 80 1-0 2-3 3-H 1B

Inning Stats	R: 1 E: 0 K: 2 S: 13	H: 1 LOB: 2 BB: 2 P: 29	R: 0 E: 0 K: 1 S: 7	H: 0 LOB: 0 BB: 0 P: 9	R: 1 E: 0 K: 0 S: 13	H: 2 LOB: 1 BB: 0 P: 20	R: 1 E: 0 K: 0 S: 11	H: 2 LOB: 1 BB: 0 P: 17	R: 0 E: 0 K: 0 S: 9	H: 0 LOB: 1 BB: 1 P: 18	R: 0 E: 0 K: 1 S: 14	H: 1 LOB: 2 BB: 1 P: 24	R: 0 E: 0 K: 1 S: 9	H: 0 LOB: 1 BB: 1 P: 16	R: 3 E: 0 K: 0 S: 13	H: 3 LOB: 2 BB: 2 P: 28	R: 1 E: 0 K: 1 S: 10	H: 2 LOB: 2 BB: 1 P: 17	1B: 8 2B: 3 3B: 0 HR: 0	SF: 1 SAC: 0 DP: 0 HBP: 0
--------------	-------------------------------	----------------------------------	------------------------------	---------------------------------	-------------------------------	----------------------------------	-------------------------------	----------------------------------	------------------------------	----------------------------------	-------------------------------	----------------------------------	------------------------------	----------------------------------	-------------------------------	----------------------------------	-------------------------------	----------------------------------	----------------------------------	------------------------------------

PITCHER	IP	WLS	BF	H	R	ER	SO	BB	IBB	HBP	BLK	WP	HR	S	P	ERA	WHIP
49 Jake Arrieta, R (1, 1) ERA: 5.54	5.2		26	5	3	3	3	4	0	0	0	0	0	60	106	4.76	1.588
79 JoJo Romero, L (6, 1) ERA: 3.0	0.1	H	2	1	0	0	1	0	0	0	0	0	0	7	11	0.00	3.000
50 Héctor Neris, R (7, 1) ERA: 5.14	1.0	H	4	0	0	0	1	1	0	0	0	0	0	9	16	0.00	1.000
96 Tommy Hunter, R (8, 1) ERA: 5.19	0.2	H	5	2	3	3	0	1	0	0	0	0	0	10	17	40.50	4.500
44 Brandon Workman, R (8, 1) ERA: 4.24	1.0	L	8	3	1	1	1	1	1	0	0	0	0	13	28	9.00	4.000

Batter	1	2	3	4	5	6	7	8	9	AB	R	H	RBI	BB	SO	LOB	TOP	
22 Andrew McCutchen, R (1, 7) OBP: 0.315, SLG: 0.419 27 Aaron Nola, R (7, 1)	0-1 10 BLK 2B		0-0 2-H HR	0-0 1-3 2-H 1B	0-1 G6-3					4	2	3	3	0	0	1		
17 Rhys Hoskins, R (1, 3) OBP: 0.406, SLG: 0.539	1-3 K		2-0 10 HBP 2B 1B	1-2 1-H 3-H HR	1-2 G4-3					4	2	2	3	0	1	2		
3 Bryce Harper, L (1, 9) OBP: 0.409, SLG: 0.460 23 Kyle Garlick, R (6, 9) OBP: 0.182, SLG: 0.182	2-3 K		0-2 F7	1-2 P2						4	0	0	0	0	1	2		
10 J.T. Realmuto, R (1, 2) OBP: 0.352, SLG: 0.535	0-3 K		1-1 2B HBP	1-2 K						3	1	0	0	0	3	1		
2 Jean Segura, R (1, 4) OBP: 0.340, SLG: 0.414 74 Ronald Torreyes, R (5, 4)		0-3 K	3-1 2B	1-0 G6-3						3	0	1	2	0	1	0		
18 Didi Gregorius, L (1, 6) OBP: 0.337, SLG: 0.469		0-2 P5	1-0 F9		2-2 28 2B 1B					4	1	1	0	0	0	1		
8 Phil Gosselin, R (1, 10) OBP: 0.387, SLG: 0.515		3-3 K		2-2 E5 28 1B 40 1B	2-2 F9					4	1	1	0	0	1	1		
28 Alec Bohm, R (1, 5) OBP: 0.365, SLG: 0.441			1-1 G6-3	0-1 40 1B 22 1B	2-0 40 2B					4	2	2	1	0	0	1		
40 Adam Haseley, L (1, 8) OBP: 0.362, SLG: 0.405			3-2 22 HR 2B	2-1 22 1B 17 HR 1B	2-2 22 G6-3 2B					4	2	3	2	0	0	1		
Inning Stats	R: 0 E: 0 K: 3 S: 11	H: 1 LOB: 1 BB: 0 P: 14	R: 0 E: 0 K: 2 S: 11	H: 0 LOB: 0 BB: 0 P: 14	R: 4 E: 0 K: 0 S: 15	H: 4 LOB: 1 BB: 0 P: 26	R: 5 E: 1 K: 1 S: 20	H: 4 LOB: 0 BB: 0 P: 28	R: 2 E: 0 K: 0 S: 16	H: 3 LOB: 1 BB: 0 P: 25	R: 0 E: 0 K: 1 S: 8	H: 0 LOB: 0 BB: 0 P: 11	R: 0 E: 0 K: 0 S: 10	H: 1 LOB: 1 BB: 0 P: 15	1B: 5 2B: 6 3B: 0 HR: 2	SF: 0 SAC: 0 DP: 0 HBP: 1	WP: 0 PA: 36 PB: 0 SB: 0 CS: 0	
PITCHER 95 Trevor Rogers, L (1, 1) ERA: 6.5 64 Robert Dugger, R (4, 1) ERA: 10.8	IP 3.0	WLS L	BF 20	H 9	R 9	ER 8	SO 5	BB 0	IBB 0	HBP 1	BLK 1	WP 0	HR 2	S 49	P 71	ERA 24.00	WHIP 3.000	
PITCHER	IP	WLS	BF	H	R	ER	SO	BB	IBB	HBP	BLK	WP	HR	S	P	ERA	WHIP	

Philadelphia Phillies @ Miami Marlins
Marlins Park, Miami, FL
Fri Sep 11 2020, 5:10 PM - 7:43 PM EDT
Roof Closed - 77 F

livebaseballscorecards.com

AB 35
R 11
H 13
RBI 11
BB 0
SO 7
LOB 10



Batter	1	2	3	4	5	6	7	8	9
23 Corey Dickerson, L (1, 7) OBP: 0.301, SLG: 0.412 25 Lewis Brinson, R (5, 9) OBP: 0.292, SLG: 0.383	2-3 K		X CH 84 0-0 G6-3			B FF 92 1-0 X KC 78 G5-3			
6 Starling Marte, R (1, 8) OBP: 0.354, SLG: 0.445 4 Monte Harrison, R (6, 8) OBP: 0.175, SLG: 0.216	1-3 K			C KC 76 1-3 B CH 82 F CH 84 S SI 92 K		B KC 78 2-3 F FF 93 F CH 84 B KC 81 S KC 78 K			
24 Jesús Aguilar, R (1, 3) OBP: 0.343, SLG: 0.452	0-2 L3			B FF 94 1-0 X KC 78 G6-3		B KC 77 2-2 T CH 84 F SI 91 B KC 79 X CH 83 G4-3			
7 Matt Joyce, L (1, 9) OBP: 0.370, SLG: 0.381		C KC 78 2-3 B SI 92 C KC 79 B CH 86 S KC 78 K		B FF 92 3-2 C KC 77 B CH 85 F FF 93 F FF 94 B SI 92 X KC 79 F7		X CH 84 0-0 G1-3			
15 Brian Anderson, R (1, 5) OBP: 0.365, SLG: 0.429		C KC 79 0-3 F FF 94 S KC 80 K		C FF 91 2-2 B SI 90 B FF 91 C CH 85 F CH 84 F KC 79 F FF 93 F SI 92 F KC 78 G6-4-3 1B		C FF 93 2-1 B CH 85 B SI 91 X CH 86 G6-4-3 26 HBP 1B			
26 Garrett Cooper, R (1, 10) OBP: 0.328, SLG: 0.518		C FF 93 1-3 B SI 92 F SI 91 S KC 80 K		X CH 84 0-0 G6-4-3 1-2f		H SI 90 1-0 1-2 HBP			
19 Miquel Rojas, R (1, 6) OBP: 0.432, SLG: 0.543 1 Isan Díaz, L (5, 4) OBP: 0.273, SLG: 0.273		C FF 91 2-3 B KC 78 B SI 91 C FF 93 F KC 79 S CH 85 K		C FF 93 3-2 B SI 92 B CH 86 C CH 85 B KC 79 X FF 93 1B		C CH 84 2-2 B FF 92 C SI 91 D KC 80 X SI 92 L6			
70 Jazz Chisholm Jr., L (1, 4) OBP: 0.250, SLG: 0.360		F SI 93 2-2 C KC 78 B SI 92 H KC 80 G6-4-3 17 S HBP		C KC 77 2-3 C KC 76 B SI 92 B SI 92 S KC 78 K		B KC 76 1-2 C KC 77 F FF 94 X KC 79 F8			
17 Chad Wallach, R (1, 2) OBP: 0.214, SLG: 0.167		C KC 78 3-3 B SI 93 B KC 76 F CH 84 B FF 93 S KC 79 K							

Inning Stats	R: 0	H: 0	E: 0	K: 2	S: 12	LOB: 0	BB: 0	P: 15
	R: 0	H: 0	E: 0	K: 3	S: 9	LOB: 0	BB: 0	P: 12
	R: 0	H: 0	E: 0	K: 2	S: 10	LOB: 1	BB: 0	P: 17
	R: 0	H: 0	E: 0	K: 1	S: 8	LOB: 0	BB: 0	P: 13
	R: 0	H: 2	E: 0	K: 1	S: 15	LOB: 1	BB: 0	P: 22
	R: 0	H: 0	E: 0	K: 1	S: 7	LOB: 0	BB: 0	P: 11
	R: 0	H: 1	E: 0	K: 0	S: 9	LOB: 2	BB: 0	P: 16


PITCHER										PITCHER									
IP	WLS	BF	H	R	ER	SO	BB	IBB	HBP	IP	WLS	BF	H	R	ER	SO	BB	IBB	HBP
27 Aaron Nola, R (1, 1) ERA: 2.4	7.0	W	25	3	0	0	10	0	0	27 Aaron Nola, R (7, 1) ERA: 2.4	7.0	W	25	3	0	0	10	0	0

BOTTOM

Philadelphia Phillies @ Miami Marlins
Marlins Park, Miami, FL
Fri Sep 11 2020, 5:10 PM - 7:43 PM EDT
Roof Closed - 77 F

AB	23
R	0
H	3
RBI	0
BB	0
SO	10
LOB	6

WP: 0 PA: 25
PB: 0
SB: 1
CS: 0



1B:	3	SF:	0
2B:	0	SAC:	0
3B:	0	DP:	1
HR:	0	HBP:	2

Batter	1	2	3	4	5	6	7	8	9	AB R H RBI BB SO LOB	TOP						
22 Andrew McCutchen, R (1, 7) OBP: 0.319, SLG: 0.421	0-2 P4		3-0 17 G1-3 1B		1-2 2 BB 10 1B		1-3 K			4 0 2 1 0 1 0							
17 Rhys Hoskins, R (1, 3) OBP: 0.397, SLG: 0.524	0-0 G4-3		3-1 G1-3		0-3 K		3-2 P3			4 0 0 1 0 1 2							
3 Bryce Harper, L (1, 8) (5, 9) OBP: 0.411, SLG: 0.465	0-3 K		4-0 BB		2-3 K		2-2 10 1B 2B			3 1 1 0 1 2 1							
10 J.T. Realmuto, R (1, 10) OBP: 0.361, SLG: 0.541		1-1 8 2 G4-6-3 1B	1-0 P4		0-2 2 BB 1B		0-0 1B			4 0 3 1 0 0 2							
2 Jean Segura, R (1, 4) OBP: 0.344, SLG: 0.412		0-0 8 G4-6-3 1B		0-0 F7	4-0 1B		2-2 K			3 0 1 0 1 1 1							
8 Phil Gosselin, R (1, 9) OBP: 0.377, SLG: 0.500		2-2 G4-6-3		2-1 G5-3	2-2 G3-1					2 0 0 0 0 0 2							
40 Adam Haseley, L (5, PH) OBP: 0.354, SLG: 0.395		1-2f 2-3								1 0 0 0 0 0 3							
28 Alec Bohm, R (1, 5) OBP: 0.374, SLG: 0.458		1-1 G6-3		0-0 2B			0-0 5 FC4-6 1B			3 0 2 0 0 0 1							
5 Andrew Knapp, S (1, 2) OBP: 0.500, SLG: 0.543			0-1 22 1B 17 G1-3 74 PB 1B	0-3 K			0-0 FC4-6 18 G4-6-3			3 1 1 0 0 1 2							
74 Ronald Torreyes, R (1, 6) OBP: 0.333, SLG: 0.667			2-0 L8		1-1 22 1B 2B		0-1 G4-6-3			2 1 1 0 0 0 1							
18 Didi Gregorius, L (6, PH) OBP: 0.335, SLG: 0.466										1 0 0 0 0 0 1							
Inning Stats	R: 0 E: 0 K: 1 S: 8	H: 0 LOB: 0 BB: 0 P: 8	R: 0 E: 0 K: 0 S: 8	H: 2 LOB: 1 BB: 0 P: 12	R: 1 E: 0 K: 0 S: 7	H: 2 LOB: 2 BB: 1 P: 20	R: 0 E: 0 K: 1 S: 7	H: 1 LOB: 1 BB: 0 P: 9	R: 1 E: 0 K: 2 S: 19	H: 3 LOB: 3 BB: 1 P: 29	R: 0 E: 0 K: 0 S: 4	H: 1 LOB: 0 BB: 0 P: 4	R: 1 E: 0 K: 2 S: 14	H: 2 LOB: 1 BB: 0 P: 22	1B: 8 2B: 3 3B: 0 HR: 0	SF: 0 SAC: 0 DP: 2 HBP: 0	WP: 0 PA: 32 PB: 1 SB: 0 CS: 0
PITCHER	IP WLS BF H R ER SO BB IBB HBP BLK WP HR S P ERA WHIP																
72 Daniel Castano, L (1, 1) ERA: 3.32	3.2		16	5	1	0	1	1	0	0	0	0	0	27	46	0.00	1.636
39 James Hoyt, R (4, 1) ERA: 1.69	0.1	W	1	0	0	0	1	0	0	0	0	0	0	3	3	0.00	0.000
33 Brad Boxberger, R (5, 1) ERA: 1.93	1.0	H	7	3	1	1	2	1	0	0	0	0	0	19	29	9.00	4.000
27 Brandon Kintzler, R (6, 1) ERA: 3.12	1.0	H	3	1	0	0	0	0	0	0	0	0	0	4	4	0.00	1.000
93 Yimi Garcia, R (7, 1) ERA: 0.93	1.0	S	5	2	1	1	2	0	0	0	0	0	0	14	22	9.00	2.000

Philadelphia Phillies @ Miami Marlins
Marlins Park, Miami, FL
Fri Sep 11 2020, 8:32 PM - 11:11 PM EDT
Roof Closed - 74 F

livebaseballscorecards.com

AB 30
R 3
H 11
RBI 3
BB 2
SO 6
LOB 16



Batter	1	2	3	4	5	6	7	8	9	AB	R	H	RBI	BB	SO	LOB
23 Corey Dickerson, L (1, 7) OBP: 0.306, SLG: 0.415 4 Monte Harrison, R (6, PR) OBP: 0.175, SLG: 0.216 (7, 9)	2-3 K		0-0 BB 1B	2-0 G1-3		0-0 S 1B				4	0	2	0	0	1	2
6 Starling Marte, R (1, 8) OBP: 0.357, SLG: 0.443	0-0 G1-3		4-1 BB	0-3 K		2-1 1B				3	0	1	1	1	1	2
7 Matt Joyce, L (1, 10) OBP: 0.366, SLG: 0.376 24 Jesús Aguilar, R (3, PH) OBP: 0.336, SLG: 0.442 (4, 10)	3-2 K		1-2 L8		2-1 G4-3	0-0 P6				1	0	0	0	0	1	0
15 Brian Anderson, R (1, 5) OBP: 0.371, SLG: 0.430		1-2 F8		0-0 1B	4-2 BB					2	1	1	0	1	0	0
26 Garrett Cooper, R (1, 3) OBP: 0.344, SLG: 0.525		3-2 P4		2-0 1B	2-2 1B					3	0	2	0	0	0	0
1 Isan Díaz, L (1, 4) OBP: 0.286, SLG: 0.286		2-3 K		2-2 1B	2-2 FC6-5					3	1	1	1	0	1	2
19 Miquel Rojas, R (1, 6) OBP: 0.429, SLG: 0.534			1-2 G6-3	2-0 1B	0-2 FC4					3	1	1	0	0	0	2
25 Lewis Brinson, R (1, 9) OBP: 0.294, SLG: 0.429 (7, 7)			1-1 HR	2-2 FC6-2		1-2 P4				3	1	1	1	0	0	3
38 Jorge Alfaro, R (1, 2) OBP: 0.284, SLG: 0.306			0-1 L3	1-1 1B		2-3 K				3	0	1	2	0	1	0


Inning Stats	R: 0	H: 0	E: 0	K: 2	S: 7	LOB: 0	BB: 0	P: 12	R: 0	H: 0	E: 0	K: 1	S: 15	LOB: 0	BB: 0	P: 21	R: 1	H: 2	E: 0	K: 0	S: 12	LOB: 2	BB: 1	P: 19	R: 3	H: 5	E: 0	K: 1	S: 15	LOB: 2	BB: 0	P: 26	R: 0	H: 1	E: 0	K: 0	S: 17	LOB: 2	BB: 1	P: 27	R: 1	H: 2	E: 0	K: 1	S: 11	LOB: 1	BB: 0	P: 16
--------------	------	------	------	------	------	--------	-------	-------	------	------	------	------	-------	--------	-------	-------	------	------	------	------	-------	--------	-------	-------	------	------	------	------	-------	--------	-------	-------	------	------	------	------	-------	--------	-------	-------	------	------	------	------	-------	--------	-------	-------

PITCHER	IP	WLS	BF	H	R	ER	SO	BB	IBB	HBP	BLK	WP	HR	S	P	ERA	WHIP
53 Blake Parker, R (1, 1) ERA: 2.13	2.0		6	0	0	0	3	0	0	0	0	0	0	22	33	0.00	0.000
43 Heath Hembree, R (3, 1) ERA: 7.31	0.2		3	1	1	1	0	0	0	0	0	0	1	7	9	13.50	1.500
55 Ranger Suárez, L (3, 1) ERA: 22.5	0.1	L	6	4	3	3	0	1	0	0	0	0	0	10	19	81.00	15.000
41 David Hale, R (4, 1) ERA: 3.97	1.1		8	3	0	0	1	1	0	0	0	0	0	21	36	0.00	3.000
31 David Phelps, R (5, 1) ERA: 5.29	1.2		7	2	1	1	1	0	0	0	0	0	0	17	24	5.40	1.200

BOTTOM

Philadelphia Phillies @ Miami Marlins
Marlins Park, Miami, FL
Fri Sep 11 2020, 8:32 PM - 11:11 PM EDT
Roof Closed - 74 F

AB	28
R	5
H	10
RBI	5
BB	2
SO	5
LOB	14



WP	PA	ERA	WHIP
0	30		

BOTTOM

Philadelphia Phillies @ Miami Marlins
Marlins Park, Miami, FL
Sat Sep 12 2020, 6:12 PM - 9:54 PM EDT
Roof Closed - 77 F

livebaseballscorecards.com

AB 34
R 6
H 10
RBI 5
BB 3
SO 8
LOB 11



WP: 0 PA: 37
PB: 0
SB: 0
CS: 0

AB R H RBI BB SO LOB

4 0 1 0 1 1 1

4 0 0 0 0 1 3

4 3 3 1 0 0 0

1 1 0 0 1 0 0
2 0 1 1 0 0 0

4 1 2 3 0 1 1

4 1 1 0 0 1 1

4 0 0 0 0 1 2

2 0 1 0 0 0 0
1 0 0 0 1 1 0

1B: 6 SF: 0
2B: 3 SAC: 0
3B: 0 DP: 3
HR: 2 HBP: 0

B FF 92
S SL 81
S FF 93
X FF 93

S CH 85
B FF 97
B SI 95
X CH 84

C SI 96
B CH 85
X CH 84

B KC 78
B KC 76
B FC 85
C FF 90
X FC 88

B FF 92
X FC 86

B SI 92
X SI 93

C SL 83
B SI 92
X SI 94

B FC 97
B FC 88
B FC 89
C FF 92
B FF 92

B FF 92
F SI 92
B SI 92
B CH 84
X SI 92

C FC 88
B FF 92
S FF 93
X KC 80

KC 80
F FF 94
X KC 81

C SI 96
B CH 85
X CH 84

B KC 78
B KC 76
B FC 85
C FF 90
X FC 88

B FF 92
X FC 86

B SI 92
X SI 93

C SL 83
B SI 92
X SI 94

B FC 97
B FC 88
B FC 89
C FF 92
B FF 92

F FF 92
C KC 79
S KC 80

S FF 95
F FF 96
X FF 96

S CH 85
B FF 97
B SI 95
X CH 84

C SI 96
B CH 85
X CH 84

F SI 95
X SL 84

X SI 95

B SI 92
X SI 93

C SL 83
B SI 92
X SI 94

B FC 97
B FC 88
B FC 89
C FF 92
B FF 92

F FF 92
C KC 79
S KC 80

S FF 95
F FF 96
X FF 96

S CH 85
B FF 97
B SI 95
X CH 84

C SI 96
B CH 85
X CH 84

F SI 95
X SL 84

X SI 95

B SI 92
X SI 93

C SL 83
B SI 92
X SI 94

B FC 97
B FC 88
B FC 89
C FF 92
B FF 92

F FF 92
C KC 79
S KC 80

C FF 92
B FF 92
F FF 93
F CH 80
S SL 84

B SL 84
B CH 77
F FF 94
S ST 84
T SL 84

C CU 73
B SL 82
X FF 84

C SL 83
B FF 94
D CU 73
B CH 77
C FF 93
B CH 78

F FF 91
B SL 86
F SL 92
B FF 93
B CH 78
X SL 85

B CU 80
B SL 87
C SL 88
B FF 94
C FF 94
X SL 88

C CU 80
B FF 94
B FF 94
X FF 93

S FF 94
C FF 94
X SL 86

C FF 93
S FF 93
F FF 94
S FF 95

C FF 92
B FF 92
F FF 93
F CH 80
S SL 84

B SL 84
B CH 77
F FF 94
S ST 84
T SL 84

C CU 73
B SL 82
X FF 84

C SL 83
B FF 94
D CU 73
B CH 77
C FF 93
B CH 78

F FF 91
B SL 86
F SL 92
B FF 93
B CH 78
X SL 85

B CU 80
B SL 87
C SL 88
B FF 94
C FF 94
X SL 88

C CU 80
B FF 94
B FF 94
X FF 93

S FF 94
C FF 94
X SL 86

C FF 93
S FF 93
F FF 94
S FF 95

C FF 92
B FF 92
F FF 93
F CH 80
S SL 84

B SL 84
B CH 77
F FF 94
S ST 84
T SL 84

C CU 73
B SL 82
X FF 84

C SL 83
B FF 94
D CU 73
B CH 77
C FF 93
B CH 78

F FF 91
B SL 86
F SL 92
B FF 93
B CH 78
X SL 85

B CU 80
B SL 87
C SL 88
B FF 94
C FF 94
X SL 88

C CU 80
B FF 94
B FF 94
X FF 93

S FF 94
C FF 94
X SL 86

C FF 93
S FF 93
F FF 94
S FF 95

C FF 92
B FF 92
F FF 93
F CH 80
S SL 84

B SL 84
B CH 77
F FF 94
S ST 84
T SL 84

C CU 73
B SL 82
X FF 84

C SL 83
B FF 94
D CU 73
B CH 77
C FF 93
B CH 78

F FF 91
B SL 86
F SL 92
B FF 93
B CH 78
X SL 85

B CU 80
B SL 87
C SL 88
B FF 94
C FF 94
X SL 88

C CU 80
B FF 94
B FF 94
X FF 93

S FF 94
C FF 94
X SL 86

C FF 93
S FF 93
F FF 94
S FF 95

B FF 93
B FF 95
B FF 94
B FF 94

C FF 93
B SL 87
S SL 87
B ST 84
X SL 89

B FF 95
S FF 96
S SL 88
X SL 85

C FF 94
F CU 73
X CH 78

F FF 94
S SL 86
B SL 96
B FF 94
B SL 85
C FF 96

S SL 85
B SL 84
C FF 95
X SL 84

B FF 92
C FF 92
B SL 84
C SL 84
F FF 92
C CU 73

S FF 94
C FF 94
X SL 86

C FF 93
S FF 93
F FF 94
S FF 95

23 Corey Dickerson, L (1, 7)
OBP: 0.309, SLG: 0.410

6 Starling Marte, R (1, 8)
OBP: 0.349, SLG: 0.433

24 Jesús Aguilar, R (1, 3)
OBP: 0.347, SLG: 0.481

7 Matt Joyce, L (1, 9)
OBP: 0.369, SLG: 0.372

25 Lewis Brinson, R (6, PH)
OBP: 0.300, SLG: 0.446 (7, 9)

15 Brian Anderson, R (1, 5)
OBP: 0.374, SLG: 0.453

26 Garrett Cooper, R (1, 10)
OBP: 0.338, SLG: 0.508

1 Isan Díaz, L (1, 4)
OBP: 0.222, SLG: 0.222

19 Miguel Rojas, R (1, 6)
OBP: 0.430, SLG: 0.533

70 Jazz Chisholm Jr., L (7, PH)
OBP: 0.267, SLG: 0.346 (8, 6)

38 Jorge Alfaro, R (1, 2)
OBP: 0.282, SLG: 0.303

Inning Stats

R: 0 H: 0
E: 0 LOB: 0
K: 0 BB: 1
S: 6 P: 13

R: 0 H: 0
E: 0 LOB: 0
K: 1 BB: 0
S: 11 P: 15

R: 0 H: 0
E: 0 LOB: 0
K: 2 BB: 0
S: 11 P: 13

R: 3 H: 2
E: 0 LOB: 0
K: 2 BB: 1
S: 17 P: 31

R: 0 H: 1
E: 0 LOB: 0
K: 0 BB: 0
S: 6 P: 10

R: 1 H: 2
E: 0 LOB: 1
K: 0 BB: 0
S: 10 P: 13

R: 1 H: 2
E: 1 LOB: 2
K: 1 BB: 1
S: 13 P: 21

R: 1 H: 2
E: 0 LOB: 1
K: 1 BB: 0
S: 11 P: 21

R: 0 H: 1
E: 0 LOB: 0
K: 1 BB: 0
S: 9 P: 15

PITCHER	IP	WLS	BF	H	R	ER	SO	BB	IBB	HBP	BLK	WP	HR	S	P	ERA	WHIP
48 Spencer Howard, R (1, 1) ERA: 5.92	3.2		14	2	3	3	5	2	0	0	0	0	1	42	66	7.36	1.091
43 Heath Hembree, R (4, 1) ERA: 6.75	1.1	W	4	1	0	0	0	0	0	0	0	0	0	9	16	0.00	0.750
79 JoJo Romero, L (6, 1) ERA: 3.68	1.1	H	7	3	2	1	0	0	0	0	0	0	0	13	18	6.75	2.250
44 Brandon Workman, R (7, 1) ERA: 4.5	1.0	H	7	3	1	1	1	1	0	0	0	0	1	16	29	9.00	4.000
96 Tommy Hunter, R (8, 1) ERA: 5.0	0.2		2	0	0	0	1	0	0	0	0	0	0	5	8	0.00	0.000

PITCHER	IP	WLS	BF	H	R	ER	SO	BB	IBB	HBP	BLK	WP	HR	S	P	ERA	WHIP
46 Adam Morgan, L (9, 1) ERA: 5.19	1.0		3	1	0	0	1	0	0	0	0	0	0	9	15	0.00	1.000

Batter	1	2	3	4	5	6	7	8	9	AB R H RBI BB SO LOB	TOP
22 Andrew McCutchen, R (1, 10) OBP: 0.326, SLG: 0.411	 C FC 97 S SL 88 B FF 99 F CH 89 F CH 90 B FF 100 S FF 99		 C FC 89 B FF 99 F SI 98 B SL 82 X CH 90			 C SI 96 S FC 90 B FF 100 B FC 88 F SI 98 B FF 99 B FF 99				2 0 0 0 1 1 0	Philadelphia Phillies @ Miami Marlins Marlins Park, Miami, FL Sun Sep 13 2020, 1:12 PM - 3:11 PM EDT Roof Closed - 74 F
2 Jean Segura, R (1, 4) OBP: 0.346, SLG: 0.410	 B FF 99 F SI 97 X SL 90			 C SI 83 F SI 99 S CH 90		 X FC 87				3 0 1 0 0 1 0	
3 Bryce Harper, L (1, 9) OBP: 0.418, SLG: 0.493	 B FF 100 S CH 89 F SI 99 F SI 100 X CH 90			 X SI 97		 B SI 94 F SI 95 S CH 87 X CH 88				3 0 0 0 0 0 2	
28 Alec Bohm, R (1, 5) OBP: 0.374, SLG: 0.471		 X FF 99		 C SI 98 B FC 91 C FC 90 C CH 92			 C FC 89 F FC 90 S FF 100			3 1 1 0 0 2 0	
8 Phil Gosselin, R (1, 3) OBP: 0.367, SLG: 0.486		 B SI 95 C FC 88 B FC 87 X SI 95			 X SI 96		 B SI 96 SI SI 97 B SI 96 B SI 94			2 0 0 0 0 0 1 0 0 0 0 1 0 0	
18 Didi Gregorius, L (7, PH) OBP: 0.347, SLG: 0.487								 X SI 94		1 0 0 1 1 0 1	
5 Andrew Knapp, S (1, 2) OBP: 0.479, SLG: 0.514		 X CH 88			 C SI 95 B CH 91 B FF 98 T CH 88 B CH 91 F SI 98 B FC 88		 X SI 94				
40 Adam Haseley, L (1, 8) OBP: 0.393, SLG: 0.408		 C SL 82 F SL 82 B CH 90 F FF 98 X FC 88			 B SI 95 B SI 83 B SI 95 C FF 94 F SI 94 X SI 97		 C SI 94 B SI 97 S SI 95 S SI 100 X CH 88			3 0 1 0 0 0 1	
23 Kyle Garlick, R (1, 7) OBP: 0.211, SLG: 0.222			 C FC 88 C FC 88 B FF 98 X SL 86			 H CH 92	 C FC 89 X FC 91			2 0 0 0 0 0 2	
74 Ronald Torreyes, R (1, 6) OBP: 0.200, SLG: 0.400			 X FC 87			 X CH 92				2 0 0 0 0 0 1	
Inning Stats	R: 0 H: 0 E: 0 LOB: 0 K: 1 BB: 0 S: 12 P: 17	R: 1 H: 1 E: 0 LOB: 0 K: 0 BB: 0 S: 8 P: 11	R: 0 H: 0 E: 0 LOB: 0 K: 0 BB: 0 S: 7 P: 10	R: 0 H: 0 E: 0 LOB: 0 K: 2 BB: 0 S: 7 P: 9	R: 0 H: 0 E: 0 LOB: 0 K: 0 BB: 1 S: 7 P: 14	R: 0 H: 1 E: 0 LOB: 2 K: 0 BB: 1 S: 8 P: 14	R: 0 H: 1 E: 0 LOB: 2 K: 1 BB: 1 S: 10 P: 15			1B: 2 SF: 1 2B: 1 SAC: 0 3B: 0 DP: 2 HR: 0 HBP: 1	WP: 0 PA: 26 PB: 0 SB: 0 CS: 0
PITCHER 73 Sixto Sánchez, R (1, 1) ERA: 1.69	IP WLS BF H R ER SO BB IBB HBP BLK WP HR S P ERA WHIP	7.0 W 26 3 1 1 4 3 0 1 0 0 0 0 59 90 1.29 0.857									

livebaseballscorecards.com

AB	21
R	1
H	3
RBI	1
BB	3
SO	4
LOB	8



Batter	1	2	3	4	5	6	7	8	9	AB R H RBI BB SO LOB	TOP						
22 Andrew McCutchen, R (1, 7) OBP: 0.326, SLG: 0.410	3-3 B FF 89 C CU 77 B CU 79 B FF 90 C FF 90		3-2 B CU 76 B FF 89 F FF 88 C CU 78 F FF 89 B CH 84 X FF 90			1-2 C CU 82 F FF 94 B SL 89 X SL 88					3 0 1 0 0 1 0	Philadelphia Phillies @ Miami Marlins Marlins Park, Miami, FL Sun Sep 13 2020, 3:57 PM - 6:17 PM EDT Roof Closed - 74 F					
2 Jean Segura, R (1, 4) OBP: 0.339, SLG: 0.401	0-3 F FF 90 C CU 78 S CU 79		0-0 X CU 77			0-0 X FF 94				3 0 0 0 0 1 1							
3 Bryce Harper, L (1, 10) OBP: 0.417, SLG: 0.489	1-2 B FF 91 F FF 90 C SL 85 X CU 79		2-3 B SL 83 F FF 88 S CH 83 B CU 79 C FF 89			1-2 C CH 88 B SL 87 F FF 93 X CH 89				3 0 1 0 0 1 0							
28 Alec Bohm, R (1, 5) OBP: 0.381, SLG: 0.500		2-2 B FF 90 C FF 89 S CU 79 B CU 79 F FF 90 X FF 91		4-1 B SL 82 B FF 89 F FF 89 B CH 82 D FF 90		3-3 B SL 88 B SL 86 F FF 93 B FF 92 F SL 87 C FF 93				2 1 1 1 1 1 1							
18 Didi Gregorius, L (1, 6) OBP: 0.347, SLG: 0.484		1-2 C FF 90 F FF 87 B CU 80 F FF 90 X CU 79		1-3 S CU 77 F CU 78 F FF 89 D CU 80 S FF 90		2-3 C FF 89 C FC 87 B FC 88 F FF 90 F CH 83 B FC 88 S FF 88				3 0 1 0 0 2 1							
8 Phil Gosselin, R (1, 3) OBP: 0.366, SLG: 0.472		4-0 D CH 85 B CH 84 B FF 90 B FF 90		0-1 C CH 83 X CU 79		2-0 B FC 88 B FC 87 X FC 88				2 0 0 0 1 0 1							
23 Kyle Garlick, R (1, 9) OBP: 0.182, SLG: 0.190		2-1 B CU 78 B FF 90 C FF 90 X FF 90		1-3 B FF 88 C FF 89 C CH 83 F CU 78 S CU 78		0-3 C FF 90 F FC 88 S FF 91				3 0 0 0 0 2 2							
5 Andrew Knapp, S (1, 2) OBP: 0.460, SLG: 0.487		2-2 F CU 78 B FF 90 C FF 90 D CU 80 T CU 79		2-1 B FF 88 C FF 89 B SL 84 X FF 89						2 0 0 0 0 1 2							
74 Ronald Torreyes, R (1, 8) OBP: 0.143, SLG: 0.286		0-0 X CU 78		1-1 C FF 89 B SL 85 X CH 83						2 0 0 0 0 0 2							
Inning Stats	R: 0 E: 0 K: 2 S: 9	H: 0 LOB: 0 BB: 0 P: 13	R: 1 E: 0 K: 1 S: 14	H: 2 LOB: 2 BB: 1 P: 25	R: 0 E: 0 K: 1 S: 8	H: 1 LOB: 0 BB: 0 P: 13	R: 0 E: 0 K: 1 S: 7	H: 0 LOB: 0 BB: 1 P: 12	R: 0 E: 0 K: 1 S: 8	H: 0 LOB: 0 BB: 0 P: 12	R: 0 E: 0 K: 1 S: 10	H: 1 LOB: 1 BB: 0 P: 15	R: 0 E: 0 K: 2 S: 9	H: 0 LOB: 0 BB: 0 P: 13	1B: 3 2B: 0 3B: 0 HR: 1	SF: 0 SAC: 0 DP: 2 HBP: 0	WP: 0 PA: 25 PB: 0 SB: 0 CS: 0
PITCHER	IP WLS BF H R ER SO BB IBB HBP BLK WP HR S P ERA WHIP																
94 Braxton Garrett, L (1, 1) ERA: 1.8	5.0 W 18 3 1 1 6 2 0 0 0 0 0 1 46 75 1.80 1.000																
93 Yimi García, R (6, 1) ERA: 0.84	1.0 H 4 1 0 0 1 0 0 0 0 0 0 0 10 15 0.00 1.000																
44 Nick Vincent, R (7, 1) ERA: 2.55	1.0 3 0 0 0 2 0 0 0 0 0 0 0 9 13 0.00 0.000																

livebaseballscorecards.com

AB 23
R 1
H 4
RBI 1
BB 2
SO 9
LOB 10



Batter	1	2	3	4	5	6	7	8	9
23 Corey Dickerson, L (1, 7) OBP: 0.310, SLG: 0.403 4 Monte Harrison, R (6, PH) OBP: 0.195, SLG: 0.237 (7, 9)	4-2 6 1B 24 1B BB	3-2 G4-3		0-1 P5		2-1 1B			
6 Starling Marte, R (1, 8) OBP: 0.357, SLG: 0.449	0-2 24 1B 7 1B 1-2 1B		0-0 24 2B 2B		1-1 2B	1-0 F8			
24 Jesús Aguilar, R (1, 3) OBP: 0.357, SLG: 0.493	1-2 7 1B 15 1B 1-3 2-H 1B		2-1 FC1-6 7 2-H 2B		4-2 15 G1-4-3 BB	2-3 K			
7 Matt Joyce, L (1, 9) OBP: 0.361, SLG: 0.363 25 Lewis Brinson, R (5, PH) OBP: 0.293, SLG: 0.429 (6, 9) (7, 7)	1-1 15 1B 1-2 3-H 1B		0-0 FC1-6 2-3		0-0 F3	1-0 G3			
15 Brian Anderson, R (1, 5) OBP: 0.379, SLG: 0.448	1-3 26 K2-6 1-3 2-H 1B		2-3 K		2-2 G1-4-3 1-2f				
26 Garrett Cooper, R (1, 10) OBP: 0.338, SLG: 0.485	0-3 K2-6 1-2		2-2 G5-3			4-0 70 1B 19 2B BB			
70 Jazz Chisholm Jr., L (1, 4) OBP: 0.278, SLG: 0.323	3-2 G6-3			2-3 K		1-2 19 2B 1B			
19 Miguel Rojas, R (1, 6) OBP: 0.438, SLG: 0.551		3-1 G5-3		0-1 1B		1-0 17 HR 2B			
17 Chad Wallach, R (1, 2) OBP: 0.235, SLG: 0.400		1-1 G5-3		1-3 K		1-0 HR			

AB	R	H	RBI	BB	SO	LOB
2	1	0	0	1	0	1
1	0	1	0	0	0	0
4	2	3	0	0	0	1
3	1	2	2	1	1	1
2	0	1	1	0	0	1
2	0	0	0	0	0	3
3	0	1	1	0	1	3
2	1	0	0	1	1	3
3	1	1	0	0	1	1
3	1	2	2	0	0	0
3	1	1	2	0	1	1

Philadelphia Phillies @ Miami Marlins
 Marlins Park, Miami, FL
 Sun Sep 13 2020, 3:57 PM - 6:17 PM EDT
 Roof Closed - 74 F

AB	28
R	8
H	12
RBI	8
BB	3
SO	5
LOB	15

Inning Stats	R	H	E	K	S	R	H	E	K	S	R	H	E	K	S	R	H	E	K	S	R	H	E	K	S
	3	4	0	21	32	0	0	0	8	4	0	0	0	12	18	0	0	0	2	0	0	0	0	0	0
	0	1	0	1	15	0	0	0	0	0	0	0	0	0	0	0	0	0	0	0	0	0	0	0	0
	0	1	0	1	14	0	0	0	0	0	0	0	0	0	0	0	0	0	0	0	0	0	0	0	0
	0	1	0	1	19	0	0	0	0	0	0	0	0	0	0	0	0	0	0	0	0	0	0	0	0
	0	4	0	1	26	0	0	0	0	0	0	0	0	0	0	0	0	0	0	0	0	0	0	0	0

PITCHER	IP	WLS	BF	H	R	ER	SO	BB	IBB	HBP	BLK	WP	HR	S	P	ERA	WHIP
56 Zach Eflin, R (1, 1) ERA: 5.01	4.0	L	21	8	4	4	4	2	0	0	0	0	0	59	91	9.00	2.500
55 Ranger Suárez, L (5, 1) ERA: 20.25	2.0		10	4	4	4	1	1	0	0	0	0	1	18	33	18.00	2.500

WP	PA	ERA	WHIP
0	31		
0			
0			
0			

Batter	1	2	3	4	5	6	7	8	9	AB R H RBI BB SO LOB	TOP			
22 Andrew McCutchen, R (1, 7) OBP: 0.324, SLG: 0.424	1-2 C FF 93 B FC 91 C CU 78 F CH 86 X FF 94 		1-2 C CU 78 S SI 94 B CH 87 T CH 88 			0-1 C FF 93 X FF 94 		3-3 C SL 86 B SL 88 B CH 82 B FF 92 S SL 87 S FF 92 		4 1 1 1 0 2 1				
3 Bryce Harper, L (1, 9) OBP: 0.413, SLG: 0.490	2-2 C SI 95 F FF 94 F CH 89 B FF 96 B CH 88 X FF 95 		3-2 B CU 80 S CH 87 B FF 94 B SI 94 C SI 94 X FF 95 			1-2 F CU 77 S FC 91 B CH 88 X FF 95 		0-1 C SI 91 X SI 91 		4 0 1 0 0 0 0				
28 Alec Bohm, R (1, 5) OBP: 0.369, SLG: 0.482	1-0 B CU 78 X FF 95 		0-3 C CH 88 C FF 96 S CH 89 			2-1 S CU 79 B SI 95 X CH 88 		2-2 C SI 92 T SL 86 B FF 92 B SI 93 X SI 92 		4 0 0 0 0 1 2				
18 Didi Gregorius, L (1, 6) OBP: 0.339, SLG: 0.472	1-2 C SI 95 F CH 88 F FF 95 B FF 96 F CH 88 F FF 96 X FF 94 		1-2 C CH 87 B FF 95 F FF 94 X FF 94 			3-2 B SI 94 F FC 90 F FF 94 F FF 96 F FF 96 B CU 82 F FF 95 B CH 89 X FF 96 		2-3 B SI 92 C SI 93 B CH 87 F SI 93 S SI 93 		4 0 0 0 0 1 0				
2 Jean Segura, R (1, 10) OBP: 0.333, SLG: 0.393		0-3 C FF 93 C CU 79 S FF 92 		0-0 X CU 78 		1-2 T FF 97 B FC 92 F CH 88 X FF 97 				3 0 0 0 0 1 0				
8 Phil Gosselin, R (1, 3) OBP: 0.353, SLG: 0.453		3-2 B CU 77 B CH 88 C SI 93 B SI 93 F SI 94 F CH 88 T FF 96 		1-3 B SI 94 C CH 87 C FF 94 S CH 88 		0-3 M CU 79 F SI 96 F CH 87 S CH 88 				3 0 0 0 0 3 0				
40 Adam Haseley, L (1, 8) OBP: 0.373, SLG: 0.385		0-0 X FF 94 				1-1 B CU 77 C FF 93 X FF 92 		2-2 C FF 91 B SL 89 B FF 90 C CH 82 X FF 92 		3 0 0 0 0 0 0				
4 Scott Kingery, R (1, 4) OBP: 0.190, SLG: 0.230			0-1 C FF 93 X CH 86 			1-2 C CU 77 F FF 94 B FF 95 X CH 87 		1-2 B FF 90 F FF 90 C CH 82 X FF 93 		3 1 1 1 0 0 0				
13 Rafael Marchán, S (1, 2) OBP: 0.333, SLG: 0.333			1-2 B FF 91 F SI 93 S FF 92 X FF 92 			0-0 X SI 94 		1-1 C FF 91 B SL 88 X FF 91 		3 0 1 0 0 0 0				
Inning Stats	R: 1 H: 1 E: 0 LOB: 0 K: 0 BB: 0 S: 16 P: 21	R: 0 H: 0 E: 0 LOB: 0 K: 2 BB: 0 S: 8 P: 11	R: 0 H: 2 E: 0 LOB: 2 K: 2 BB: 0 S: 14 P: 19	R: 0 H: 0 E: 0 LOB: 0 K: 1 BB: 0 S: 7 P: 9	R: 0 H: 0 E: 0 LOB: 0 K: 0 BB: 0 S: 6 P: 8	R: 0 H: 0 E: 0 LOB: 0 K: 0 BB: 0 S: 7 P: 10	R: 0 H: 0 E: 0 LOB: 0 K: 1 BB: 0 S: 13 P: 17	R: 1 H: 1 E: 0 LOB: 0 K: 1 BB: 0 S: 11 P: 18	R: 0 H: 0 E: 0 LOB: 0 K: 1 BB: 0 S: 8 P: 12	1B: 1 SF: 0 2B: 1 SAC: 0 3B: 0 DP: 0 HR: 2 HBP: 0	WP: 0 PA: 31 PB: 0 SB: 0 CS: 0			
PITCHER	IP WLS BF H R ER SO BB IBB HBP BLK WP HR S P ERA WHIP												PITCHER	IP WLS BF H R ER SO BB IBB HBP BLK WP HR S P ERA WHIP
49 Pablo López, R (1, 1) ERA: 4.02	7.0 W 24 3 1 1 6 0 0 0 0 0 1 71 95 1.29 0.429													
33 Brad Boxberger, R (8, 1) ERA: 2.4	1.0 4 1 1 1 1 0 0 0 0 0 1 11 18 9.00 1.000													
27 Brandon Kintzler, R (9, 1) ERA: 2.95	1.0 3 0 0 0 1 0 0 0 0 0 0 8 12 0.00 0.000													

Philadelphia Phillies @ Miami Marlins
Marlins Park, Miami, FL
Mon Sep 14 2020, 4:12 PM - 6:57 PM EDT
Roof Closed - 74 F

livebaseballscorecards.com

AB 31
R 2
H 4
RBI 2
BB 0
SO 8
LOB 3



Batter	1	2	3	4	5	6	7	8	9	AB	R	H	RBI	BB	SO	LOB
23 Corey Dickerson, L (1, 7) OBP: 0.309, SLG: 0.405 4 Monte Harrison, R (8, 9) OBP: 0.195, SLG: 0.237	L8		24 2B	K		G3				4	1	1	0	0	1	1
6 Starling Marte, R (1, 8) OBP: 0.360, SLG: 0.467	F8		24 2B	K			HR			4	2	2	1	0	1	1
24 Jesús Aguilar, R (1, 10) OBP: 0.361, SLG: 0.496	P4		2B				G6-3			3	0	1	2	1	0	0
7 Matt Joyce, L (1, 9) OBP: 0.360, SLG: 0.362 25 Lewis Brinson, R (7, PH) OBP: 0.269, SLG: 0.423		26 70 1B	K	K			K			3	1	1	0	0	2	2
26 Garrett Cooper, R (1, 3) OBP: 0.321, SLG: 0.458	G1-3		K	K			K			4	0	0	0	0	2	3
70 Jazz Chisholm Jr., L (1, 6) OBP: 0.275, SLG: 0.314	G1-3		K	K			K			4	0	1	1	0	2	2
19 Miquel Rojas, R (1, 5) OBP: 0.452, SLG: 0.593	G1-3						HR			3	2	2	1	1	0	0
1 Isan Diaz, L (1, 4) OBP: 0.182, SLG: 0.182 15 Brian Anderson, R (4, 5) OBP: 0.378, SLG: 0.452	G1-3		15 2B	1B			K			1	0	0	0	0	0	2
17 Chad Wallach, R (1, 2) OBP: 0.200, SLG: 0.333	K						K			3	0	1	1	0	1	0

Inning Stats	R: 0	H: 0	E: 0	LOB: 0	K: 8	S: 8	P: 13	R: 1	H: 2	E: 1	LOB: 2	K: 1	BB: 1	S: 15	P: 30	R: 2	H: 3	E: 0	LOB: 1	K: 3	BB: 0	S: 15	P: 18	R: 1	H: 2	E: 0	LOB: 1	K: 2	BB: 0	S: 13	P: 20	R: 0	H: 0	E: 0	LOB: 1	K: 3	BB: 1	S: 12	P: 22	R: 1	H: 1	E: 0	LOB: 0	K: 2	BB: 0	S: 9	P: 14	R: 1	H: 1	E: 0	LOB: 0	K: 1	BB: 0	S: 13	P: 19	R: 0	H: 0	E: 0	LOB: 0	K: 0	BB: 0	S: 6	P: 8
--------------	------	------	------	--------	------	------	-------	------	------	------	--------	------	-------	-------	-------	------	------	------	--------	------	-------	-------	-------	------	------	------	--------	------	-------	-------	-------	------	------	------	--------	------	-------	-------	-------	------	------	------	--------	------	-------	------	-------	------	------	------	--------	------	-------	-------	-------	------	------	------	--------	------	-------	------	------

PITCHER	IP	WLS	BF	H	R	ER	SO	BB	IBB	HBP	BLK	WP	HR	S	P	ERA	WHIP
21 Vince Velasquez, R (1, 1) ERA: 6.46	3.2	L	19	7	4	4	5	1	0	0	0	0	0	48	76	9.82	2.182
53 Blake Parker, R (4, 1) ERA: 1.93	1.1		5	0	0	0	4	1	0	0	0	0	0	15	27	0.00	0.750
31 David Phelps, R (6, 1) ERA: 5.89	1.1		6	2	2	2	2	0	0	0	0	0	2	16	24	13.50	1.500
46 Adam Morgan, L (7, 1) ERA: 4.66	1.0		3	0	0	0	1	0	0	0	0	0	0	9	13	0.00	0.000
50 Héctor Neris, R (8, 1) ERA: 4.91	0.2		2	0	0	0	0	0	0	0	0	0	0	3	4	0.00	0.000

Philadelphia Phillies @ Miami Marlins
Marlins Park, Miami, FL
 Mon Sep 14 2020, 4:12 PM - 6:57 PM EDT
 Roof Closed - 74 F

AB	33
R	6
H	9
RBI	6
BB	2
SO	12
LOB	14

MIAMI

WP	PA	ERA	WHIP
35			

Batter	1	2	3	4	5	6	7	8	9	AB R H RBI BB SO LOB
23 Corey Dickerson, L (1, 7) OBP: 0.313, SLG: 0.408	1-0 1B		2-2 L6		2-0 G3			1-2 FC5-4 1B		4 0 2 0 0 0 0
6 Starling Marte, R (1, 8) OBP: 0.353, SLG: 0.457	0-0 F9		1-1 G1-3			0-1 G3		1-0 FC5-4 1-2f		4 0 0 0 0 0 1
24 Jesús Aguilar, R (1, 3) OBP: 0.352, SLG: 0.483	3-3 K			0-2 F9		0-2 L7		0-2 F8		4 0 0 0 0 1 0
7 Matt Joyce, L (1, 9) OBP: 0.357, SLG: 0.351		2-3 K		4-1 26 BB BB		1-1 L7		1-2 G3-1		3 0 0 0 1 1 0
15 Brian Anderson, R (1, 5) OBP: 0.375, SLG: 0.453		2-3 K		2-3 K		1-3 K		1-0 2B		4 0 1 0 0 3 1
26 Garrett Cooper, R (1, 10) OBP: 0.329, SLG: 0.453		1-1 19 BB 1B		4-2 BB		3-3 K		1-3 K		3 0 1 0 1 2 1
19 Miquel Rojas, R (1, 6) OBP: 0.448, SLG: 0.578		4-1 BB		1-2 BB		2-1 G5-3				2 0 0 0 1 1 2
70 Jazz Chisholm Jr., L (1, 4) OBP: 0.256, SLG: 0.289		2-3 K			3-2 G3			0-0 L7		3 0 0 0 0 1 2
38 Jorge Alfaro, R (1, 2) OBP: 0.276, SLG: 0.286			1-3 K		0-0 F9			0-3 K		3 0 0 0 0 2 0

Inning Stats	R: 0 E: 0 K: 1 S: 5	H: 1 LOB: 0 BB: 0 P: 9	R: 0 E: 0 K: 3 S: 13	H: 1 LOB: 2 BB: 1 P: 24	R: 0 E: 0 K: 1 S: 10	H: 0 LOB: 0 BB: 0 P: 14	R: 0 E: 0 K: 2 S: 16	H: 0 LOB: 2 BB: 2 P: 29	R: 0 E: 0 K: 0 S: 5	H: 0 LOB: 0 BB: 0 P: 10	R: 0 E: 0 K: 0 S: 7	H: 0 LOB: 0 BB: 0 P: 8	R: 0 E: 0 K: 1 S: 8	H: 1 LOB: 1 BB: 0 P: 10	R: 0 E: 0 K: 1 S: 13	H: 1 LOB: 1 BB: 0 P: 16	1B: 3 2B: 1 3B: 0 HR: 0	SF: 0 SAC: 0 DP: 0 HBP: 0
--------------	------------------------------	---------------------------------	-------------------------------	----------------------------------	-------------------------------	----------------------------------	-------------------------------	----------------------------------	------------------------------	----------------------------------	------------------------------	---------------------------------	------------------------------	----------------------------------	-------------------------------	----------------------------------	----------------------------------	------------------------------------

BOTTOM

Boston Red Sox @ Miami Marlins
Marlins Park, Miami, FL
 Tue Sep 15 2020, 6:42 PM - 9:46 PM EDT
 Roof Closed - 75 F

AB	30
R	0
H	4
RBI	0
BB	3
SO	11
LOB	7



PITCHER	IP	WLS	BF	H	R	ER	SO	BB	IBB	HBP	BLK	WP	HR	S	P	ERA	WHIP
89 Tanner Houck, R (1, 1) ERA: 0.00	5.0	W	19	2	0	0	7	3	0	0	0	0	0	49	86	0.00	1.000
46 Dylan Covey, R (6, 1) ERA: 5.4	2.0	H	6	0	0	0	2	0	0	0	0	0	0	16	23	0.00	0.000
70 Ryan Brasier, R (8, 1) ERA: 3.43	1.0	H	4	1	0	0	1	0	0	0	0	0	0	8	10	0.00	1.000
32 Matt Barnes, R (9, 1) ERA: 4.58	1.0	S	4	1	0	0	1	0	0	0	0	0	0	13	16	0.00	1.000

WP: 0	PA: 33
PB: 0	
SB: 0	
CS: 0	

Batter	1	2	3	4	5	6	7	8	9	AB	R	H	RBI	BB	SO	LOB
19 Miguel Rojas, R OBP: 0.450, SLG: 0.581 (1, 6)	F8		15 1B	F9		BB				3	1	1	0	1	0	1
24 Jesús Aguilar, R OBP: 0.349, SLG: 0.476 (1, 10)	26 HR		K	F9		F7				4	1	1	0	0	1	4
15 Brian Anderson, R OBP: 0.372, SLG: 0.448 (1, 5)	K		25 2B			G5-3				4	1	1	1	0	1	3
26 Garrett Cooper, R OBP: 0.337, SLG: 0.487 (1, 3)	HR		F9			38 HR				3	2	1	2	1	0	1
25 Lewis Brinson, R OBP: 0.288, SLG: 0.427 (1, 9)	G5-3		38 HR			K				4	1	1	1	0	2	1
38 Jorge Alfaro, R OBP: 0.291, SLG: 0.384 (1, 2)		L6		HR						3	2	2	4	0	0	0
17 Chad Wallach, R OBP: 0.190, SLG: 0.316 (7, 2)						HR				1	0	0	0	0	0	0
13 Sean Rodríguez, R OBP: 0.250, SLG: 0.250 (1, 7)			G6-3			K				4	0	1	0	0	1	0
70 Jazz Chisholm Jr., L OBP: 0.234, SLG: 0.262 (1, 4)	F7					K				4	0	0	0	0	2	1
4 Monte Harrison, R OBP: 0.222, SLG: 0.244 (1, 8)	K					19 BB				3	0	1	0	1	1	1

Inning Stats	R: 2	H: 2	E: 0	K: 1	S: 20	LOB: 0	BB: 0	P: 29	R: 0	H: 1	E: 0	K: 1	S: 11	LOB: 1	BB: 0	P: 14	R: 4	H: 4	E: 0	K: 1	S: 16	LOB: 0	BB: 0	P: 23	R: 0	H: 0	E: 0	K: 1	S: 9	LOB: 1	BB: 1	P: 18	R: 2	H: 1	E: 0	K: 2	S: 11	LOB: 0	BB: 1	P: 18	R: 0	H: 1	E: 0	K: 1	S: 11	LOB: 2	BB: 1	P: 20	R: 0	H: 0	E: 0	K: 1	S: 8	LOB: 0	BB: 0	P: 12	R: 0	H: 0	E: 0	K: 0	S: 6	LOB: 0	BB: 0	P: 14	1B: 4	2B: 2	3B: 0	HR: 3	SF: 0	SAC: 0	DP: 0	HBP: 0	WP: 0	PB: 0	SB: 1	CS: 0	PA: 36
--------------	------	------	------	------	-------	--------	-------	-------	------	------	------	------	-------	--------	-------	-------	------	------	------	------	-------	--------	-------	-------	------	------	------	------	------	--------	-------	-------	------	------	------	------	-------	--------	-------	-------	------	------	------	------	-------	--------	-------	-------	------	------	------	------	------	--------	-------	-------	------	------	------	------	------	--------	-------	-------	-------	-------	-------	-------	-------	--------	-------	--------	-------	-------	-------	-------	--------

PITCHER	IP	WLS	BF	H	R	ER	SO	BB	IBB	HBP	BLK	WP	HR	S	P	ERA	WHIP
74 Mike Kickham, L ERA: 8.49 (1, 1)	2.2	L	15	7	6	6	3	0	0	0	0	0	0	44	61	20.25	2.625
71 Phillips Valdez, R ERA: 2.7 (3, 1)	0.1		1	0	0	0	0	0	0	0	0	0	0	3	5	0.00	0.000
22 Chris Mazza, R ERA: 5.57 (4, 1)	1.0		4	0	0	0	1	1	0	0	0	0	0	9	18	0.00	1.000
77 Robinson Leyer, R ERA: 21.21 (5, 1)	1.0		5	1	2	2	2	1	0	0	0	0	1	11	18	18.00	2.000
66 Domingo Tapia, R ERA: 4.5 (6, 1)	1.0		5	1	0	0	1	1	0	0	0	0	0	11	20	0.00	2.000


BOTTOM

Boston Red Sox @ Miami Marlins
Marlins Park, Miami, FL

Wed Sep 16 2020, 6:41 PM - 10:15 PM EDT
Dome - 72 F

livebaseballscorecards.com

AB	33
R	8
H	9
RBI	8
BB	3
SO	8
LOB	12



Batter	1	2	3	4	5	6	7	8	9	AB R H RBI BB SO LOB	TOP
99 Alex Verdugo, L (1, 9) OBP: 0.381, SLG: 0.511	2-1 11 1B 1B		0-1 G4-3			3-1 11 FC5-6 1B	1-2 11 HR 1B		2-1 G3-1	5 1 3 0 0 0 0	
11 Rafael Devers, L (1, 5) OBP: 0.345, SLG: 0.550	0-2 1-3 1B		0-0 F7			2-2 25 1B 1-2f	1-1 HR			4 2 2 3 0 0 1	
2 Xander Bogaerts, R (1, 6) OBP: 0.342, SLG: 0.500	1-3 K			2-2 L6		0-0 25 1B 1B	1-1 28 G4-3 1B			4 1 2 0 0 1 2	
28 J.D. Martinez, R (1, 10) OBP: 0.294, SLG: 0.371	1-3 K			4-2 25 G6-4-3 BB		4-2 19 25 BB 1B	1-1 G4-3			2 0 0 0 2 1 3	
25 Kevin Plawecki, R (1, 2) OBP: 0.359, SLG: 0.433	2-1 P2			0-1 G6-4-3		3-2 19 BB 1B				4 0 1 2 0 1 3	
19 Jackie Bradley Jr., L (1, 8) OBP: 0.339, SLG: 0.419		1-2 L1-4-3			1-2 G5-3	4-2 BB		2-3 K		3 0 1 0 1 0 0	
60 Yairo Muñoz, R (1, 7) OBP: 0.333, SLG: 0.511		1-2 G5-3			0-3 K			3-2 K		2 0 0 0 0 1 0	
30 Tzu-Wei Lin, L (5, 7) OBP: 0.200, SLG: 0.205					0-3 K			1-2 K		2 0 0 0 0 2 4	
29 Bobby Dalbec, R (1, 3) OBP: 0.305, SLG: 0.593		1-3 K						2-3 K		4 0 0 0 0 4 0	
39 Christian Arroyo, R (1, 4) OBP: 0.300, SLG: 0.500			0-3 K			1-1 G6-3	0-0 99 1B 11 HR 1B		2-2 G4-3	4 1 1 0 0 1 0	
Inning Stats	R: 0 H: 2 E: 0 LOB: 2 K: 2 BB: 0 S: 15 P: 21	R: 0 H: 0 E: 0 LOB: 0 K: 1 BB: 0 S: 9 P: 12	R: 0 H: 0 E: 0 LOB: 0 K: 1 BB: 0 S: 6 P: 6	R: 0 H: 0 E: 0 LOB: 0 K: 0 BB: 1 S: 8 P: 14	R: 0 H: 0 E: 0 LOB: 0 K: 2 BB: 0 S: 9 P: 10	R: 2 H: 3 E: 0 LOB: 3 K: 1 BB: 2 S: 23 P: 40	R: 3 H: 4 E: 0 LOB: 0 K: 1 BB: 0 S: 16 P: 22	R: 0 H: 1 E: 0 LOB: 1 K: 2 BB: 0 S: 9 P: 15	R: 0 H: 0 E: 0 LOB: 0 K: 1 BB: 0 S: 8 P: 14	1B: 9 SF: 0 2B: 1 SAC: 0 3B: 0 DP: 3 HR: 1 HBP: 0	WP: 0 PA: 37 PB: 0 SB: 0 CS: 1
PITCHER	IP WLS BF H R ER SO BB IBB HBP BLK WP HR S P ERA WHIP										
62 José Ureña, R (1, 1) ERA: 6.0	5.2 L 23 5 2 2 6 2 0 0 0 0 0 0 64 93 3.18 1.235										
35 Richard Bleier, L (6, 1) ERA: 2.57	0.1 2 0 0 0 1 1 0 0 0 0 0 0 6 10 0.00 3.000										
77 Johan Quezada, R (7, 1) ERA: 9.0	1.0 6 4 3 3 1 0 0 0 0 0 0 1 16 22 27.00 4.000										
59 Nick Neidert, R (8, 1) ERA:	2.0 6 1 0 0 3 0 0 0 0 0 0 0 17 29 0.00 0.500										

Boston Red Sox @ Miami Marlins
 Marlins Park, Miami, FL
 Thu Sep 17 2020, 1:11 PM - 4:19 PM EDT
 Roof Closed - 74 F

livebaseballscorecards.com

AB 34
R 5
H 10
RBI 5
BB 3
SO 11
LOB 13



BOTTOM

Boston Red Sox @ Miami Marlins
Marlins Park, Miami, FL
Thu Sep 17 2020, 1:11 PM - 4:19 PM EDT
Roof Closed - 74 F

livebaseballscorecards.com

AB	35
R	3
H	7
RBI	3
BB	1
SO	12
LOB	19



WP:	0	PA:	37
PB:	0		
SB:	1		
CS:	0		

AB	R	H	RBI	BB	SO	LOB
5	0	0	0	0	2	4

3	0	1	1	0	0	2
---	---	---	---	---	---	---

4	0	0	0	0	4	3
---	---	---	---	---	---	---

4	0	1	0	0	0	2
---	---	---	---	---	---	---

4	0	0	0	0	1	2
---	---	---	---	---	---	---

4	1	2	0	0	1	1
---	---	---	---	---	---	---

3	1	1	0	1	0	1
---	---	---	---	---	---	---

2	0	0	0	0	1	2
---	---	---	---	---	---	---

1	1	1	1	0	0	0
---	---	---	---	---	---	---

1	0	0	0	0	1	0
---	---	---	---	---	---	---

4	0	1	1	0	2	2
---	---	---	---	---	---	---

1B:	5	SF:	0
2B:	2	SAC:	0
3B:	0	DP:	0
HR:	0	HBP:	1

Batter	1	2	3	4	5	6	7	8	9
23 Corey Dickerson, L (1, 7) OBP: 0.304, SLG: 0.395	3-3 K		0-0 E6		2-2 G6-3		1-3 K		0-1 F8
6 Starling Marte, R (1, 8) OBP: 0.356, SLG: 0.455	1-2 HBP		1-2 P3			1-1 1B	1-0 G5-3		
24 Jesús Aguilar, R (1, 3) OBP: 0.341, SLG: 0.464	1-3 K			0-3 K		1-3 K	3-3 K		
7 Matt Joyce, L (1, 9) OBP: 0.353, SLG: 0.347	1-1 G4-3			0-0 F8		1-0 F7		0-0 FC6-4 1B	
15 Brian Anderson, R (1, 5)		1-0 G5-3		1-3 K		0-0 G1-3		2-0 L9	
26 Garrett Cooper, R (1, 10) OBP: 0.344, SLG: 0.500		0-0 G4-3			3-2 1B		0-1 1B	2-3 K	
19 Miquel Rojas, R (1, 6) OBP: 0.452, SLG: 0.573		0-1 F9			1-1 1B		4-1 1B	1-2 FC6-4	
70 Jazz Chisholm Jr., L (1, 4) OBP: 0.224, SLG: 0.250			1-2 G4-3		1-3 K		0-0 1B		2-2 K
38 Jorge Alfaro, R (7, PH) OBP: 0.300, SLG: 0.392									
13 Sean Rodriguez, R (8, 4) OBP: 0.200, SLG: 0.200									
17 Chad Wallach, R (1, 2) OBP: 0.200, SLG: 0.348			2-2 K		3-3 K		0-1 2B		3-2 L9

Inning Stats	R: 0	H: 0	E: 0	LOB: 1	K: 2	S: 14	R: 0	H: 0	E: 0	LOB: 0	K: 0	S: 4	R: 0	H: 0	E: 1	LOB: 1	K: 1	S: 12	R: 0	H: 0	E: 0	LOB: 0	K: 2	S: 7	R: 0	H: 2	E: 0	LOB: 2	K: 2	S: 17	R: 0	H: 1	E: 0	LOB: 1	K: 1	S: 8	R: 3	H: 3	E: 0	LOB: 1	K: 2	S: 13	R: 0	H: 1	E: 0	LOB: 1	K: 1	S: 8	R: 0	H: 0	E: 0	LOB: 0	K: 1	S: 9	1B: 5	SF: 0	2B: 2	SAC: 0	3B: 0	DP: 0	HR: 0	HBP: 1	WP: 0	PA: 37
--------------	------	------	------	--------	------	-------	------	------	------	--------	------	------	------	------	------	--------	------	-------	------	------	------	--------	------	------	------	------	------	--------	------	-------	------	------	------	--------	------	------	------	------	------	--------	------	-------	------	------	------	--------	------	------	------	------	------	--------	------	------	-------	-------	-------	--------	-------	-------	-------	--------	-------	--------

PITCHER	IP	WLS	BF	H	R	ER	SO	BB	IBB	HBP	BLK	WP	HR	S	P	ERA	WHIP
17 Nathan Eovaldi, R (1, 1) ERA: 4.25	5.0	W	19	2	0	0	7	0	0	0	0	0	0	54	76	0.00	0.400
71 Phillips Valdez, R (6, 1) ERA: 3.25	1.0	H	6	2	2	2	1	1	0	0	0	0	0	11	18	18.00	3.000
59 Jeffrey Springs, L (7, 1) ERA: 7.02	0.1		3	2	0	0	1	0	0	0	0	0	0	6	7	0.00	6.000
65 Ryan Weber, R (7, 1) ERA: 5.15	0.2	H	2	0	1	1	1	0	0	0	0	0	0	4	8	13.50	0.000
70 Ryan Brasier, R (8, 1) ERA: 3.27	1.0	H	4	1	0	0	1	0	0	0	0	0	0	8	13	0.00	1.000

PITCHER	IP	WLS	BF	H	R	ER	SO	BB	IBB	HBP	BLK	WP	HR	S	P	ERA	WHIP
32 Matt Barnes, R (9, 1) ERA: 4.35	1.0	S	3	0	0	0	1	0	0	0	0	0	0	9	14	0.00	0.000

Batter	1	2	3	4	5	6	7	8	9	AB R H RBI BB SO LOB	TOP	
7 Trea Turner, R OBP: 0.394, SLG: 0.582 (1, 6)	G5-3		F9	K			G6-3			4 0 0 0 0 1 2		
22 Juan Soto, L OBP: 0.471, SLG: 0.699 (1, 7)	G6-3		G6-3	IBB			13 2B 1B			3 0 1 0 1 0 0		
13 Asdrúbal Cabrera, S OBP: 0.294, SLG: 0.428 (1, 3)	P6		F7	F9			1-3 2B			4 0 1 0 0 0 3		
9 Eric Thames, L OBP: 0.302, SLG: 0.339 (1, 10)		10 1B 1B		L8			10 G6-4-3 IBB			3 0 1 0 1 0 0		
10 Yan Gomes, R OBP: 0.323, SLG: 0.471 (1, 2)		62 2B 1B		8 BB 17 1B 1B			62 1B 17 1B K			4 2 2 0 0 1 3		
62 Luis García Jr., L OBP: 0.317, SLG: 0.408 (1, 4)		8 1B 2B		8 BB 17 1B 1B			G5-3			3 2 2 1 0 0 0		
8 Carter Kieboom, R OBP: 0.352, SLG: 0.224 (1, 5)		17 G5-6-3 1B		17 1B 16 1B BB			K			2 1 1 1 1 1 0		
17 Andrew Stevenson, L OBP: 0.222, SLG: 0.125 (1, 9)	G5-6-3		16 1B 1B	16 1B 1B			L3			3 0 1 2 0 0 1		
16 Victor Robles, R OBP: 0.301, SLG: 0.303 (1, 8)	K		7 S 1B	7 S 1B			G5-3			3 0 1 1 0 1 1		
Inning Stats	R: 0 H: 0 E: 0 LOB: 0 K: 0 BB: 0 S: 7 P: 9	R: 2 H: 4 E: 0 LOB: 1 K: 1 BB: 0 S: 13 P: 16	R: 0 H: 0 E: 0 LOB: 0 K: 0 BB: 0 S: 9 P: 13	R: 3 H: 4 E: 0 LOB: 3 K: 1 BB: 2 S: 20 P: 30	R: 0 H: 0 E: 0 LOB: 0 K: 1 BB: 0 S: 8 P: 11	R: 0 H: 0 E: 0 LOB: 0 K: 1 BB: 0 S: 9 P: 13	R: 0 H: 2 E: 0 LOB: 2 K: 0 BB: 1 S: 4 P: 10			1B: 8 SF: 0 2B: 2 SAC: 0 3B: 0 DP: 1 HR: 0 HBP: 0	WP: 0 PA: 32 PB: 0 SB: 1 CS: 0	
PITCHER 73 Sixto Sánchez, R ERA: 2.75 58 Josh Smith, R ERA: 5.33 55 Ryne Stanek, R ERA: 7.11	IP WLS BF H R ER SO BB IBB HBP BLK WP HR S P ERA WHIP											PITCHER IP WLS BF H R ER SO BB IBB HBP BLK WP HR S P ERA WHIP
	4.0 L 21 8 5 5 2 1 1 0 0 0 0 0 49 68 11.25 2.250											
	2.0 6 0 0 0 2 0 0 0 0 0 0 0 17 24 0.00 0.000											
	1.0 5 2 0 0 0 0 0 1 0 0 0 0 4 10 0.00 2.000											

Washington Nationals @ Miami Marlins
Marlins Park, Miami, FL
Fri Sep 18 2020, 5:10 PM - 7:25 PM EDT
Roof Closed - 72 F

livebaseballscorecards.com



Batter	1	2	3	4	5	6	7	8	9
23 Corey Dickerson, L (1, 7) OBP: 0.299, SLG: 0.388	0-1 E5 FC6-4		2-2 G5-3			1-1 G6-3			
6 Starling Marte, R (1, 8) OBP: 0.351, SLG: 0.448	2-2 FC6-4			2-3 K		2-2 G1-3			
24 Jesús Aguilar, R (1, 3) OBP: 0.347, SLG: 0.464	0-2 K			1-0 1B		1-0 HBP			
7 Matt Joyce, L (1, 9) OBP: 0.344, SLG: 0.337	2-1 F9			2-3 K		3-3 K			
15 Brian Anderson, R (1, 5) OBP: 0.358, SLG: 0.429		0-1 G5-3		1-0 G5-3			0-2 L9		
26 Garrett Cooper, R (1, 10) OBP: 0.355, SLG: 0.500		3-3 K			4-0 BB		2-2 1B		
19 Miquel Rojas, R (1, 6) OBP: 0.439, SLG: 0.554		2-2 G1-3			3-3 K		0-2 P3		
70 Jazz Chisholm Jr., L (1, 4) OBP: 0.231, SLG: 0.239			4-1 BB		2-1 F8		0-3 K		
38 Jorge Alfaro, R (1, 2) OBP: 0.293, SLG: 0.382			1-0 F9		0-1 FC5-4				

Inning Stats	R: 0	H: 0	E: 1	LOB: 1	K: 1	S: 10	P: 14	R: 0	H: 0	E: 0	LOB: 0	K: 1	S: 12	P: 17	R: 0	H: 0	E: 0	LOB: 0	K: 0	S: 5	P: 12	R: 0	H: 1	E: 0	LOB: 1	K: 2	S: 8	P: 14	R: 0	H: 0	E: 0	LOB: 1	K: 1	S: 7	P: 16	R: 0	H: 0	E: 0	LOB: 1	K: 1	S: 11	P: 18	R: 0	H: 1	E: 0	LOB: 1	K: 1	S: 16	P: 18
--------------	------	------	------	--------	------	-------	-------	------	------	------	--------	------	-------	-------	------	------	------	--------	------	------	-------	------	------	------	--------	------	------	-------	------	------	------	--------	------	------	-------	------	------	------	--------	------	-------	-------	------	------	------	--------	------	-------	-------

PITCHER	IP	WLS	BF	H	R	ER	SO	BB	IBB	HBP	BLK	WP	HR	S	P	ERA	WHIP
23 Erick Fedde, R (1, 1) ERA: 4.36	6.0	W	22	1	0	0	6	2	0	1	0	0	0	53	91	0.00	0.500
36 Will Harris, R (7, 1) ERA: 3.77	1.0		4	1	0	0	1	0	0	0	0	0	0	16	18	0.00	1.000

BOTTOM

AB R H RBI BB SO LOB

3 0 0 0 0 0 1

3 0 0 0 0 1 1

2 0 1 0 0 1 1

3 0 0 0 0 2 3

3 0 0 0 0 0 1

2 0 1 0 1 1 0

3 0 0 0 0 1 2


2 0 0 0 1 1 2

2 0 0 0 0 0 2

Washington Nationals @ Miami Marlins
Marlins Park, Miami, FL
Fri Sep 18 2020, 5:10 PM - 7:25 PM EDT
Roof Closed - 72 F

livebaseballscorecards.com

AB 23
R 0
H 2
RBI 0
BB 2
SO 7
LOB 13



MIAMI

WP: 0 PA: 26
PB: 0
SB: 2
CS: 1

PITCHER	IP	WLS	BF	H	R	ER	SO	BB	IBB	HBP	BLK	WP	HR	S	P	ERA	WHIP
---------	----	-----	----	---	---	----	----	----	-----	-----	-----	----	----	---	---	-----	------

Batter	1	2	3	4	5	6	7	8	9	AB R H RBI BB SO LOB	TOP		
7 Trea Turner, R (1, 6) OBP: 0.397, SLG: 0.581 62 Luis García Jr., L (6, 6) OBP: 0.314, SLG: 0.404	1-1 		0-1 		4-1 		0-0 			2 1 1 0 1 0 0 1 0 0 0 0 0 1			
22 Juan Soto, L (1, 7) OBP: 0.474, SLG: 0.698	1-1 		1-1 		2-2 					3 1 2 1 0 0 1			
13 Asdrúbal Cabrera, S (1, 10) OBP: 0.289, SLG: 0.420	3-2 		1-0 		2-2 					3 0 0 0 0 0 5			
28 Kurt Suzuki, R (1, 2) OBP: 0.343, SLG: 0.376	3-2 			0-1 	2-3 					2 0 0 1 0 1 2			
5 Josh Harrison, R (1, 4) OBP: 0.333, SLG: 0.473	0-1 			1-2 		3-3 				3 0 1 1 0 1 0			
8 Carter Kieboom, R (1, 5) OBP: 0.352, SLG: 0.227	2-1 	3-1 		0-1 		2-3 				3 0 1 0 0 1 0			
18 Jake Noll, R (1, 3) OBP: 0.333, SLG: 0.333				0-2 		0-0 				3 0 0 0 0 0 1			
3 Michael Taylor, R (1, 9) OBP: 0.253, SLG: 0.432					2-3 		4-2 			2 0 0 0 1 1 0			
16 Victor Robles, R (1, 8) OBP: 0.301, SLG: 0.318			1-0 		0-1 		2-1 			3 1 1 0 0 0 1			
Inning Stats	R: 2 H: 3 E: 0 LOB: 0 K: 0 BB: 0 S: 14 P: 24	R: 0 H: 0 E: 0 LOB: 0 K: 0 BB: 0 S: 5 P: 11	R: 0 H: 0 E: 1 LOB: 1 K: 0 BB: 0 S: 6 P: 9	R: 0 H: 1 E: 0 LOB: 1 K: 0 BB: 0 S: 10 P: 11	R: 1 H: 2 E: 0 LOB: 2 K: 2 BB: 1 S: 17 P: 29	R: 0 H: 0 E: 0 LOB: 0 K: 2 BB: 0 S: 11 P: 16	R: 0 H: 0 E: 0 LOB: 0 K: 0 BB: 1 S: 9 P: 15			1B: 5 SF: 1 2B: 0 SAC: 0 3B: 1 DP: 1 HR: 0 HBP: 0	WP: 0 PA: 29 PB: 0 SB: 0 CS: 1		
PITCHER	IP WLS BF H R ER SO BB IBB HBP BLK WP HR S P ERA WHIP											PITCHER	IP WLS BF H R ER SO BB IBB HBP BLK WP HR S P ERA WHIP
72 Daniel Castano, L (1, 1) ERA: 3.86 93 Yimi García, R (5, 1) ERA: 0.73 33 Brad Boxberger, R (6, 1) ERA: 2.2 44 Nick Vincent, R (7, 1) ERA: 2.29	4.1 W 4 1 0 0 1 1 0 0 1 0 0 11 21 0.00 3.000												

Washington Nationals @ Miami Marlins
 Marlins Park, Miami, FL
 Fri Sep 18 2020, 8:11 PM - 11:04 PM EDT
 Roof Closed - 74 F

livebaseballscorecards.com

AB 25
 R 3
 H 6
 RBI 3
 BB 2
 SO 4
 LOB 11



Batter	1	2	3	4	5	6	7	8	9
23 Corey Dickerson, L (1, 7) OBP: 0.309, SLG: 0.415 4 Monte Harrison, R (6, 9) OBP: 0.217, SLG: 0.238	 3-2 B FF 91 B SI 90 B FF 91 C FF 91 F FF 92 X FF 92		 2-0 B FF 92 B CH 84 X CH 84	 2-2 B FF 94 S CU 81 F FF 95 X FF 94	 1-0 B FF 89 X SL 75	 1-2 C FA 68 B FA 72 F FA 75 X FA 74			
6 Starling Marte, R (1, 8) OBP: 0.352, SLG: 0.444	 3-2 B SL 84 B FF 91 S SI 84 B SI 91 B SL 86 H SI 92		 3-0 1 SAFE B FF 91 B SI 90 X FF 90	 1-3 B FF 95 S CU 81 S FF 96 S CU 83	 1-3 D SL 76 C SL 75 S SL 74 C CU 68	 1-2 C FA 69 B FA 71 F FA 73 X FA 81			
26 Garrett Cooper, R (1, 3) OBP: 0.371, SLG: 0.494	 2-2 C SI 92 F SI 91 D SL 84 B SL 84 X CH 84		 4-0 B FF 91 B SL 84 B SL 84 B FF 92		 4-2 B FF 93 B FF 92 C FF 93 C CU 81 B CU 82 B CU 80	 3-1 B SI 89 C SL 79 B SL 79 H SI 89			
24 Jesús Aguilar, R (1, 10) OBP: 0.356, SLG: 0.461	 2-0 B SL 84 B FF 92 X SL 84		 4-0 B SI 91 D SI 91 B SI 92 B FF 91		 4-1 F FF 93 B FF 94 D CU 81 B CU 80 B FF 94	 4-1 B SI 88 F SI 89 D SL 81 D SL 80 B SI 89			
15 Brian Anderson, R (1, 5) OBP: 0.366, SLG: 0.491		 1-2 B FF 93 C SL 83 T SI 92 X CH 86	 0-1 S SL 82 X SL 81		 3-2 F FF 93 F FF 94 B CU 82 D CU 82 B CU 82 X FF 92	 1-2 B FA 70 F FA 68 C FA 72 F FA 76 X FA 76			
19 Miquel Rojas, R (1, 6) OBP: 0.423, SLG: 0.531		 2-3 C FF 92 B SL 85 C SL 84 F SI 93 B SI 93 S FF 92	 1-0 D SL 81 X SL 82		 0-0 X SL 74	 1-0 B FA 55 X FA 74			
25 Lewis Brinson, R (1, 9) OBP: 0.310, SLG: 0.443 (6, 7)		 2-3 B SL 80 B SL 84 F SI 92 F SI 86 C FF 92	 1-0 D SL 83 X SL 82		 1-2 C SL 76 S SL 73 B CU 68 X FF 89	 0-0 X FA 72			
13 Sean Rodriguez, R (1, 4) OBP: 0.222, SLG: 0.222		 2-3 C FF 94 B SL 84 B SI 91 C FF 92 F FF 92 C SL 86	 3-2 B FF 92 S SL 83 D SI 92 C SL 82 X SL 83		 0-1 F SL 75 X FF 89	 0-0 X FA 68			
17 Chad Wallach, R (1, 2) OBP: 0.207, SLG: 0.370			 3-2 B FF 92 F FF 91 B SL 84 B SL 84 F FF 92 X FF 92	 0-0 X FF 92	 0-3 C FF 89 C SL 74 F CU 68 F FF 89 S SL 76	 1-2 D FA 72 C FA 77 F FA 77 X FA 81			

Inning Stats	R: 1	H: 1	E: 0	LOB: 0	K: 0	BB: 0	S: 9	R: 1	H: 1	E: 0	LOB: 0	K: 3	BB: 0	S: 15	R: 4	H: 3	E: 0	LOB: 2	K: 0	BB: 2	S: 12	R: 0	H: 0	E: 0	LOB: 0	K: 1	BB: 0	S: 7	R: 4	H: 3	E: 1	LOB: 2	K: 2	BB: 2	S: 21	R: 4	H: 4	E: 0	LOB: 2	K: 0	BB: 1	S: 18
--------------	------	------	------	--------	------	-------	------	------	------	------	--------	------	-------	-------	------	------	------	--------	------	-------	-------	------	------	------	--------	------	-------	------	------	------	------	--------	------	-------	-------	------	------	------	--------	------	-------	-------

PITCHER	IP	WLS	BF	H	R	ER	SO	BB	IBB	HBP	BLK	WP	HR	S	P	ERA	WHIP
57 Wil Crowe, R (1, 1) ERA: 11.88	2.1	L	13	4	6	6	3	2	0	0	0	0	0	29	62	23.14	2.571
61 Kyle McGowin, R (3, 1) ERA:	0.2		4	1	0	0	0	0	0	0	0	0	0	7	12	0.00	1.500
64 James Bourque, R (4, 1) ERA: 6.75	1.0		6	1	3	3	1	2	0	0	0	0	0	13	27	27.00	3.000
33 Ryne Harper, R (5, 1) ERA: 6.3	1.0		6	2	1	0	2	0	0	0	0	0	0	15	18	0.00	2.000
32 Aaron Barrett, R (6, 1) ERA: 10.8	0.0		2	0	2	2	0	1	0	1	0	0	0	2	9	∞	∞

Washington Nationals @ Miami Marlins
 Marlins Park, Miami, FL
 Fri Sep 18 2020, 8:11 PM - 11:04 PM EDT
 Roof Closed - 74 F

AB	R	H	RBI	BB	SO	LOB
4	2	3	2	0	0	0
1	0	0	0	0	0	2
4	1	1	0	0	2	4
1	3	0	0	2	0	1
1	3	0	1	3	0	0
4	3	3	7	0	0	3
4	0	0	1	0	1	2
4	2	3	2	0	1	0
4	0	1	0	0	1	3
4	0	1	1	0	1	2

AB	31
R	14
H	12
RBI	14
BB	5
SO	6
LOB	17

WP: 0 PA: 38
 PB: 0
 SB: 1
 CS: 0

PITCHER	IP	WLS	BF	H	R	ER	SO	BB	IBB	HBP	BLK	WP	HR	S	P	ERA	WHIP
27 Brock Holt, R (6, 1) ERA: 18.0	1.0		7	4	2	2	0	0	0	0	0	0	1	16	21	18.00	4.000

Batter	1	2	3	4	5	6	7	8	9	AB R H RBI BB SO LOB	TOP								
7 Trea Turner, R OBP: 0.390, SLG: 0.572 (1, 6)	G6-3		K		K		SF9			3 0 0 1 0 2 1									
22 Juan Soto, L OBP: 0.463, SLG: 0.677 (1, 7)	G3-1		L5		K		K			4 0 0 0 0 2 2									
13 Asdrúbal Cabrera, S OBP: 0.294, SLG: 0.424 (1, 3)	2B			BB		K		G6-3		3 1 1 0 1 1 0									
9 Eric Thames, L OBP: 0.303, SLG: 0.333 (1, 10)	G3-1		K					G5-3		2 0 0 0 1 1 2									
5 Josh Harrison, R OBP: 0.328, SLG: 0.464 (8, 10)										1 0 0 0 0 0 0									
10 Yan Gomes, R OBP: 0.309, SLG: 0.449 (1, 2)		K		L7		K		F9		4 0 0 0 0 2 2									
62 Luis García Jr., L OBP: 0.321, SLG: 0.408 (1, 4)	G6-3		BB		G5-3					4 1 2 0 0 0 1									
8 Carter Kieboom, R OBP: 0.357, SLG: 0.222 (1, 5)	F8		BB				HBP			2 1 0 0 1 0 1									
17 Andrew Stevenson, L OBP: 0.385, SLG: 0.200 (1, 9)			HBP		BB					2 0 1 2 1 0 1									
16 Victor Robles, R OBP: 0.300, SLG: 0.316 (1, 8)	K			CS		F8				4 0 1 0 0 1 2									
Inning Stats	R: 0 H: 1 E: 0 K: 0 S: 10	H: 0 LOB: 0 BB: 0 P: 10	R: 0 H: 0 E: 0 K: 1 S: 6	H: 0 LOB: 1 BB: 0 P: 18	R: 2 H: 2 E: 0 K: 1 S: 19	H: 2 LOB: 1 BB: 2 P: 30	R: 0 H: 0 E: 0 K: 2 S: 9	H: 0 LOB: 0 BB: 0 P: 15	R: 0 H: 0 E: 0 K: 2 S: 12	H: 0 LOB: 1 BB: 1 P: 22	R: 1 H: 1 E: 1 K: 1 S: 12	H: 1 LOB: 1 BB: 0 P: 19	R: 0 H: 0 E: 0 K: 0 S: 8	H: 0 LOB: 0 BB: 0 P: 10	R: 0 H: 1 E: 0 K: 0 S: 9	H: 1 LOB: 1 BB: 1 P: 18	1B: 4 2B: 1 3B: 0 HR: 0 SF: 1 SAC: 0 DP: 1 HBP: 2	WP: 0 PA: 37	
PITCHER	IP WLS BF H R ER SO BB IBB HBP BLK WP HR S P ERA WHIP																		
49 Pablo López, R ERA: 3.96 (1, 1)	5.1 W 22 3 2 2 7 3 0 1 0 0 0 60 100 3.38 1.125																		
39 James Hoyt, R ERA: 1.46 (6, 1)	0.2 2 0 0 0 1 0 0 0 0 0 0 6 9 0.00 0.000																		
33 Brad Boxberger, R ERA: 2.12 (7, 1)	0.2 4 1 1 0 0 0 0 1 0 0 0 9 14 0.00 1.500																		
35 Richard Bleier, L ERA: 2.35 (7, 1)	1.1 4 0 0 0 1 0 0 0 0 0 0 11 15 0.00 0.000																		
27 Brandon Kintzler, R ERA: 2.66 (9, 1)	1.0 4 1 0 0 0 1 0 0 0 0 0 9 18 0.00 2.000																		

Washington Nationals @ Miami Marlins
Marlins Park, Miami, FL
Sat Sep 19 2020, 6:12 PM - 9:16 PM EDT
Roof Closed - 74 F

livebaseballscorecards.com

AB 29
R 3
H 5
RBI 3
BB 4
SO 9
LOB 12



Batter	1	2	3	4	5	6	7	8	9	AB R H RBI BB SO LOB	TOP					
7 Trea Turner, R OBP: 0.388, SLG: 0.566 (1, 6)	F8		FC5-4				FC1-5-2			4 0 1 1 0 0 3						
22 Juan Soto, L OBP: 0.463, SLG: 0.669 (1, 7)	G3									3 0 1 0 1 0 3						
13 Asdrúbal Cabrera, S OBP: 0.294, SLG: 0.429 (1, 10)	L8									3 0 1 0 0 0 1						
3 Michael Taylor, R OBP: 0.253, SLG: 0.432 (6, PR)										0 0 0 0 0 0 0						
28 Kurt Suzuki, R OBP: 0.339, SLG: 0.372 (7, PH)										1 0 0 0 0 1 3						
9 Eric Thames, L OBP: 0.296, SLG: 0.325 (1, 3)										3 0 0 0 0 2 2						
27 Brock Holt, L OBP: 0.291, SLG: 0.271 (1, 9)										2 1 0 0 1 1 1						
10 Yan Gomes, R OBP: 0.300, SLG: 0.435 (1, 2)										3 0 0 0 0 1 2						
62 Luis García Jr., L OBP: 0.330, SLG: 0.415 (1, 4)										3 0 2 0 0 0 0						
8 Carter Kieboom, R OBP: 0.351, SLG: 0.217 (1, 5)										2 0 0 0 0 0 2						
29 Yadiel Hernandez, L OBP: 0.125, SLG: 0.250 (7, PH)										1 0 1 0 0 0 0						
17 Andrew Stevenson, L OBP: 0.438, SLG: 0.250 (1, 8)										2 0 1 0 1 0 2						
Inning Stats	R: 0 H: 0 E: 0 K: 0 S: 8	H: 0 LOB: 0 BB: 0 P: 12	R: 0 H: 0 E: 0 K: 2 S: 7	H: 0 LOB: 0 BB: 0 P: 11	R: 0 H: 1 E: 0 K: 0 S: 10	H: 1 LOB: 1 BB: 0 P: 13	R: 0 H: 1 E: 0 K: 0 S: 10	H: 1 LOB: 0 BB: 0 P: 17	R: 1 H: 2 E: 0 K: 1 S: 17	H: 2 LOB: 3 BB: 2 P: 29	R: 0 H: 1 E: 0 K: 1 S: 16	H: 1 LOB: 1 BB: 0 P: 18	R: 0 H: 2 E: 0 K: 1 S: 15	H: 2 LOB: 3 BB: 1 P: 22	1B: 5 SF: 0 2B: 2 SAC: 0 3B: 0 DP: 0 HR: 0 HBP: 0	WP: 0 PA: 31 PB: 0 SB: 0 CS: 1
PITCHER	IP WLS BF H R ER SO BB IBB HBP BLK WP HR S P ERA WHIP															IP WLS BF H R ER SO BB IBB HBP BLK WP HR S P ERA WHIP
22 Sandy Alcantara, R ERA: 3.12 (1, 1)	6.0 W 24 5 1 1 4 2 0 0 0 0 0 0 68 100 1.50 1.167															
27 Brandon Kintzler, R ERA: 2.53 (7, 1)	1.0 S 6 2 0 0 1 0 1 0 0 0 0 0 15 22 0.00 2.000															

Washington Nationals @ Miami Marlins
Marlins Park, Miami, FL
Sun Sep 20 2020, 1:11 PM - 3:46 PM EDT
Roof Closed - 72 F

livebaseballscorecards.com

AB 27
R 1
H 7
RBI 1
BB 3
SO 5
LOB 19



Batter	1	2	3	4	5	6	7	8	9
23 Corey Dickerson, L OBP: 0.314, SLG: 0.412	1-2 7 WP 26 1B 7 E 1B		1-2 G5-3			0-0 P6			
24 Jesús Aguilar, R OBP: 0.346, SLG: 0.444	3-3 K		2-2 F9			1-2 F8			
26 Garrett Cooper, R OBP: 0.361, SLG: 0.533	1-2 7 E 7 WP 1B		1-2 L7			1-3 K			
15 Brian Anderson, R OBP: 0.364, SLG: 0.483	1-3 K		3-3 K			0-0 G5-3			
7 Matt Joyce, L OBP: 0.352, SLG: 0.346	3-2 E4		3-2 5 1B			3-2 5 BB 19 S 6 E 1B			
4 Monte Harrison, R OBP: 0.217, SLG: 0.238	1-3 2-H K		1-1 F8			1-0 6 E 5 BB 1B			
19 Miquel Rojas, R OBP: 0.429, SLG: 0.563	1-0 L8		1-2 1B			4-1 6 E BB			
5 Jon Berti, R OBP: 0.362, SLG: 0.357	0-1 G4-3		1-2 1B			2-2 E3			
25 Lewis Brinson, R OBP: 0.311, SLG: 0.447	1-2 L9		1-3 K			1-2 2-3 3-H K			
6 Starling Marte, R OBP: 0.351, SLG: 0.441	3-3 K					0-3 P6			
38 Jorge Alfaro, R OBP: 0.282, SLG: 0.367									

AB	R	H	RBI	BB	SO	LOB
3	1	1	0	0	0	0
3	0	0	0	0	1	1
3	0	1	0	0	1	0
3	0	0	0	0	2	2
3	0	2	0	0	0	1
0	1	0	0	0	0	0
2	0	0	0	1	0	3
2	0	1	0	1	0	0
2	0	0	0	0	1	2
1	0	0	0	0	0	2
3	0	0	0	0	2	3


AB	R	H	RBI	BB	SO	LOB
25	2	5	0	2	7	14

Inning	1	2	3	4	5	6	7	8	9
R	1	0	0	0	0	1	0	0	0
E	1	0	0	0	0	1	0	0	0
K	2	1	0	2	0	2	0	0	0
S	19	9	13	16	27	10			
H	2	0	0	2	0	1			
LOB	2	0	0	2	0	3			
BB	0	0	0	0	0	2			
P	29	13	16	10					

PITCHER	IP	WLS	BF	H	R	ER	SO	BB	IBB	HBP	BLK	WP	HR	S	P	ERA	WHIP
31 Max Scherzer, R ERA: 3.67	(1, 1)	5.2	L	26	5	2	0	6	1	1	0	1	0	78	119	0.00	1.059
36 Will Harris, R ERA: 3.68	(6, 1)	0.1		1	0	0	1	0	0	0	0	0	0	3	3	0.00	0.000

Washington Nationals @ Miami Marlins
 Marlins Park, Miami, FL
 Sun Sep 20 2020, 1:11 PM - 3:46 PM EDT
 Roof Closed - 72 F

AB 25
R 2
H 5
RBI 0
BB 2
SO 7
LOB 14


MIAMI

WP	PA
1	27

Batter	1	2	3	4	5	6	7	8	9	AB R H RBI BB SO LOB	TOP
7 Trea Turner, R (1, 6) OBP: 0.394, SLG: 0.582 62 Luis García Jr., L (5, 6) OBP: 0.336, SLG: 0.430	0-0 HR	4-2 BB		0-0 G6-3	3-1 22 2B 13 HR 1B	1-1 17 2B				3 2 2 2 1 0 0 1 1 1 0 0 0 0	
22 Juan Soto, L (1, 7) OBP: 0.476, SLG: 0.684 17 Andrew Stevenson, L (6, PH) OBP: 0.471, SLG: 0.385 (6, 7)	4-2 28 WP 13 E 28 2B BB	1-0 1B		2-2 13 2B 5 1B 1B	1-2 13 HR 2B	3-2 13 1B 2B				3 3 3 0 1 0 0 1 1 1 1 0 0 0	
13 Asdrúbal Cabrera, S (1, 10) OBP: 0.302, SLG: 0.456 29 Yadiel Hernández, L (6, PR) OBP: 0.125, SLG: 0.250 (6, 10)	1-2 E4 28 WP 28 2B	2-1 F9		3-2 5 1B 2B	3-1 HR	1-2 1B				5 2 3 4 0 0 3 0 0 0 0 0 0 0	
28 Kurt Suzuki, R (1, 2) OBP: 0.351, SLG: 0.418	3-2 2B		2-0 HR	0-0 G5-3	4-2 BB	0-2 F9				4 1 2 3 1 0 3	
5 Josh Harrison, R (1, 4) OBP: 0.333, SLG: 0.450	4-1 18 G4-6-3 BB		0-1 G5-3	0-0 8 FC4 1B	0-1 P3		2-1 F8			4 0 1 1 1 0 1	
8 Carter Kieboom, R (1, 5) OBP: 0.345, SLG: 0.216	1-2 K		2-1 3 HR 1B	0-0 FC4		0-0 F9	1-2 P3			5 1 1 0 0 1 4	
18 Jake Noll, R (1, 3) OBP: 0.364, SLG: 0.455	1-2 G4-6-3		2-0 F9		1-2 3 F9 7 1B 2B	0-2 16 HR 1B	1-0 G4-3			5 2 2 0 0 0 3	
3 Michael Taylor, R (1, 9) OBP: 0.253, SLG: 0.462		2-3 K	1-1 HR		3-1 F9	1-1 P3				4 1 1 2 0 1 2	
16 Victor Robles, R (1, 8) OBP: 0.299, SLG: 0.333		0-1 G6-3	2-1 G5-3		0-1 G6-3	2-2 HR				4 1 1 2 0 0 1	
Inning Stats	R: 3 H: 2 E: 1 LOB: 1 K: 1 BB: 2 S: 17 P: 31	R: 0 H: 1 E: 0 LOB: 2 K: 1 BB: 1 S: 10 P: 19	R: 3 H: 3 E: 0 LOB: 0 K: 0 BB: 0 S: 10 P: 19	R: 1 H: 3 E: 0 LOB: 2 K: 0 BB: 0 S: 13 P: 18	R: 4 H: 4 E: 0 LOB: 1 K: 0 BB: 1 S: 20 P: 35	R: 4 H: 5 E: 0 LOB: 1 K: 0 BB: 0 S: 20 P: 28	R: 0 H: 0 E: 0 LOB: 0 K: 0 BB: 0 S: 6 P: 10			1B: 7 SF: 0 2B: 6 SAC: 0 3B: 0 DP: 1 HR: 5 HBP: 0	WP: 1 PA: 43 PB: 0 SB: 0 CS: 0
PITCHER 94 Braxton Garrett, L (1, 1) ERA: 5.87 59 Nick Neidert, R (3, 1) ERA: 7.11 64 Robert Dugger, R (5, 1) ERA: 12.66	IP WLS BF H R ER SO BB IBB HBP BLK WP HR S P ERA WHIP 2.2 L 16 5 5 4 2 3 0 0 0 1 2 33 62 13.50 3.000 2.0 13 7 5 5 0 0 0 0 0 0 0 1 30 46 22.50 3.500 2.1 14 6 5 5 0 1 0 0 0 0 0 2 33 52 19.29 3.000	PITCHER IP WLS BF H R ER SO BB IBB HBP BLK WP HR S P ERA WHIP									

Washington Nationals @ Miami Marlins
 Marlins Park, Miami, FL
 Sun Sep 20 2020, 4:37 PM - 7:30 PM EDT
 Roof Closed - 72 F

livebaseballscorecards.com

AB	39
R	15
H	18
RBI	15
BB	4
SO	2
LOB	17



Batter	1	2	3	4	5	6	7	8	9	AB	R	H	RBI	BB	SO	LOB
5 Jon Berti, R OBP: 0.370, SLG: 0.354 (1, 4)										1	0	0	0	2	1	1
6 Starling Marte, R OBP: 0.351, SLG: 0.444 (1, 8)										3	0	1	0	0	0	2
26 Garrett Cooper, R OBP: 0.370, SLG: 0.516 (1, 3)										3	0	0	0	0	2	2
15 Brian Anderson, R OBP: 0.358, SLG: 0.474 (1, 5)										3	0	0	0	0	1	2
24 Jesús Aguilar, R OBP: 0.346, SLG: 0.442 (1, 10)										3	0	1	0	0	0	1
7 Matt Joyce, L OBP: 0.346, SLG: 0.339 (1, 7)										2	0	0	0	0	0	1
4 Monte Harrison, R OBP: 0.213, SLG: 0.233 (5, 9)										1	0	0	0	0	0	0
25 Lewis Brinson, R OBP: 0.301, SLG: 0.432 (1, 9) (5, 7)										3	0	0	0	0	0	0
17 Chad Wallach, R OBP: 0.250, SLG: 0.364 (1, 2)										2	0	0	0	1	0	0
70 Jazz Chisholm Jr., L OBP: 0.222, SLG: 0.229 (1, 6)										2	0	0	0	0	1	1

Inning Stats	R: 0	H: 0	E: 0	K: 1	S: 10	LOB: 1	BB: 1	P: 21	R: 0	H: 0	E: 0	K: 0	S: 5	LOB: 0	BB: 0	P: 6	R: 0	H: 0	E: 0	K: 1	S: 12	LOB: 1	BB: 1	P: 21	R: 0	H: 1	E: 0	K: 1	S: 11	LOB: 1	BB: 0	P: 21	R: 0	H: 0	E: 0	K: 1	S: 9	LOB: 1	BB: 1	P: 17	R: 0	H: 1	E: 0	K: 1	S: 10	LOB: 1	BB: 0	P: 13	R: 0	H: 0	E: 0	K: 0	S: 5	LOB: 0	BB: 0	P: 8
--------------	------	------	------	------	-------	--------	-------	-------	------	------	------	------	------	--------	-------	------	------	------	------	------	-------	--------	-------	-------	------	------	------	------	-------	--------	-------	-------	------	------	------	------	------	--------	-------	-------	------	------	------	------	-------	--------	-------	-------	------	------	------	------	------	--------	-------	------

PITCHER	IP	WLS	BF	H	R	ER	SO	BB	IBB	HBP	BLK	WP	HR	S	P	ERA	WHIP
70 Ben Braymer, L ERA: 1.23 (1, 1)	5.0	W	19	1	0	0	4	3	0	0	0	0	0	47	86	0.00	0.800
64 James Bourque, R ERA: 6.75 (6, 1)	0.0		1	1	0	0	0	0	0	0	0	0	0	1	1	∞	∞
33 Ryne Harper, R ERA: 5.48 (6, 1)	2.0		6	0	0	0	1	0	0	0	0	0	0	14	20	0.00	0.000

BOTTOM

Washington Nationals @ Miami Marlins
Marlins Park, Miami, FL

Sun Sep 20 2020, 4:37 PM - 7:30 PM EDT
Roof Closed - 72 F

AB	23
R	0
H	2
RBI	0
BB	3
SO	5
LOB	10

livebaseballscorecards.com

WP	PA	ERA	WHIP
1B: 1	SF: 0	WP: 0	PA: 26
2B: 1	SAC: 0	PB: 0	
3B: 0	DP: 0	SB: 0	
HR: 0	HBP: 0	CS: 0	

Miami Marlins @ Atlanta Braves
 Truist Park, Atlanta, GA
 Mon Sep 21 2020, 7:12 PM - 10:40 PM EDT
 Partly Cloudy - 66 F

livebaseballscorecards.com

AB	34
R	4
H	9
RBI	4
BB	6
SO	8
LOB	20



WP:	1	PA:	41
PB:	0		
SB:	3		
CS:	0		

AB R H RBI BB SO LOB

4	0	1	0	0	1	3
0	0	0	0	1	0	0
5	1	1	0	0	0	5
5	1	2	1	0	2	1
0	0	0	0	0	0	0
4	1	0	0	1	2	2
5	0	1	1	0	0	1
4	0	1	1	0	2	0
2	1	1	0	2	0	2
1	0	0	0	2	0	2
4	0	2	1	0	1	4

Batter	1	2	3	4	5	6	7	8	9
23 Corey Dickerson, L (1, 7) OBP: 0.312, SLG: 0.414 25 Lewis Brinson, R (8, PH) OBP: 0.309, SLG: 0.432	F7	K		G5-3			G3-1 2B	BB	
6 Starling Marte, R (1, 8) OBP: 0.348, SLG: 0.438	24 S 1B	G6-4-3		F8			G3-1	L5	
24 Jesús Aguilar, R (1, 3) OBP: 0.347, SLG: 0.441 4 Monte Harrison, R (9, PR) OBP: 0.213, SLG: 0.233	7 WP 15 1B		G5-3	K			K	G1-3-6 1B	
7 Matt Joyce, L (1, 9) OBP: 0.341, SLG: 0.327	15 1B		F7	K			K	G1-3-6	
15 Brian Anderson, R (1, 5) OBP: 0.354, SLG: 0.467	19 FC5-4 26 1B		G5-3			G5-3	G5-3	L9	
26 Garrett Cooper, R (1, 10) OBP: 0.366, SLG: 0.505	19 FC5-4 1B		F8				K		
19 Miguel Rojas, R (1, 6) OBP: 0.439, SLG: 0.562	5 S 1B			5 BB			5 S BB	5 BB 1B	
5 Jon Berti, R (1, 4) OBP: 0.382, SLG: 0.350	G5-3			BB			HBP	25 BB 38 1B BB	
38 Jorge Alfaro, R (1, 2) OBP: 0.292, SLG: 0.373		G6-4-3 1B		K			G1-3	25 BB 1B	

Inning Stats	R: 3 E: 0 K: 0 S: 26	H: 4 LOB: 2 BB: 1 P: 35	R: 0 E: 0 K: 1 S: 7	H: 1 LOB: 0 BB: 0 P: 8	R: 0 E: 0 K: 0 S: 6	H: 0 LOB: 0 BB: 0 P: 11	R: 0 E: 0 K: 1 S: 12	H: 0 LOB: 2 BB: 2 P: 25	R: 0 E: 0 K: 2 S: 9	H: 0 LOB: 0 BB: 0 P: 15	R: 0 E: 0 K: 1 S: 10	H: 0 LOB: 2 BB: 1 P: 24	R: 0 E: 0 K: 2 S: 16	H: 1 LOB: 1 BB: 0 P: 22	R: 1 E: 0 K: 1 S: 15	H: 2 LOB: 3 BB: 2 P: 27	R: 0 E: 0 K: 0 S: 9	H: 1 LOB: 1 BB: 0 P: 9
--------------	-------------------------------	----------------------------------	------------------------------	---------------------------------	------------------------------	----------------------------------	-------------------------------	----------------------------------	------------------------------	----------------------------------	-------------------------------	----------------------------------	-------------------------------	----------------------------------	-------------------------------	----------------------------------	------------------------------	---------------------------------

PITCHER	IP	WLS	BF	H	R	ER	SO	BB	IBB	HBP	BLK	WP	HR	S	P	ERA	WHIP
73 Huascar Ynoa, R (1, 1) ERA: 5.82	3.0		14	5	3	3	1	1	0	0	0	1	0	39	54	9.00	2.000
68 Tyler Matzek, L (4, 1) ERA: 3.04	2.0	W	8	0	0	0	3	2	0	0	0	0	0	21	40	0.00	1.000
56 Darren O'Day, R (6, 1) ERA: 0.6	1.0	H	5	0	0	0	1	1	0	1	0	0	0	10	24	0.00	1.000
55 Chris Martin, R (7, 1) ERA: 0.53	1.0	H	4	1	0	0	2	0	0	0	0	0	0	16	22	0.00	1.000
19 Shane Greene, R (8, 1) ERA: 2.92	0.2	H	5	2	1	1	1	1	0	0	0	0	0	12	20	13.50	4.500

PITCHER	IP	WLS	BF	H	R	ER	SO	BB	IBB	HBP	BLK	WP	HR	S	P	ERA	WHIP
51 Will Smith, L (8, 1) ERA: 4.5	0.1	H	2	0	0	0	0	1	0	0	0	0	0	3	7	0.00	3.000
36 Mark Melancon, R (9, 1) ERA: 2.18	1.0	S	3	1	0	0	0	0	0	0	0	0	0	9	9	0.00	1.000

Batter	1	2	3	4	5	6	7	8	9
13 Ronald Acuña Jr., R <small>(1, 8) OBP: 0.424, SLG: 0.616</small> B FF 94 C FF 94 B SL 81 F FF 94 B FF 95	4-2 20 FC6-4 5 BB 16 1B BB	X SL 82 0-0 2-H 2B		C FF 92 B CH 84 F FF 93 F SL 81 B CH 83 F CH 83 S FF 94	2-3 K	C SL 88 S SL 89 S SL 88	0-3 K		
5 Freddie Freeman, L <small>(1, 3) OBP: 0.460, SLG: 0.624</small> B FF 95 B SL 82 B FF 95 B FF 95	4-0 20 FC6-4 1-2 BB	F FF 93 X FF 92 0-1 L6		F SL 80 B SL 81 F CH 84 S CH 84	1-3 K		C FF 88 B CH 82 X FC 88	1-1 F8	
20 Marcell Ozuna, R <small>(1, 7) OBP: 0.403, SLG: 0.592</small> 11 Ender Inciarte, L <small>(9, 8) OBP: 0.284, SLG: 0.282</small> F FF 95 F SL 83 X SL 81	0-2 23 FC6-4 16 1B 1-2f 2-3 1B	F FF 93 X FF 93 0-1 G5-4-3 16 1B		B CH 84 F FF 94 S FF 94 S CH 86	1-3 K		X FC 88 0-0 F9		
16 Travis d'Arnaud, R <small>(1, 10) OBP: 0.396, SLG: 0.559</small> S SL 83 S SL 82 D SL 82 X SL 82	1-2 23 FC5-4 1-2 3-H 1B	X SL 82 0-0 1-2f G5-4-3		C SL 88 S SL 90 B SL 90 F FF 96 B SL 88 B FS 88 S FF 97	3-3 K		S FC 88 F FC 88 B FF 90 F FF 93 C FF 89	1-3 K	
23 Adam Duvall, R <small>(1, 9) OBP: 0.306, SLG: 0.576</small> <small>(9, 7)</small> S FF 95 B FF 95 D SL 83 X CH 87	2-1 FC5-4 1B 27 2B 1-2f 2-3		S CH 84 B FF 93 T FF 92 B CH 85 X FF 93	2-2 1B	B FF 97 S SL 89 F FS 89 B SL 89 F FF 89 F FF 96 F FS 90		C FF 88 X SL 81 0-1 G4-3		
Ozzie Albies, S <small>(1, 4) OBP: 0.299, SLG: 0.484</small> C SL 83 T FF 94 D SL 82 B FF 95 B FF 95 X FF 96	3-2 27 2B 1-3 3-H 1B		F SL 82 B FF 94 X SL 82	1-1 1-2 1B	B SL 89 S FF 96 F FS 89 X SL 88		C SL 83 F SL 80 S SL 82	0-3 K	
27 Austin Riley, R <small>(1, 5) OBP: 0.296, SLG: 0.422</small> C SL 82 D CH 86 F FF 94 F FF 95 D SL 82 F CH 87 X SL 83	1-2 1-H 3-H 2B		S CH 85 D CH 86 F FF 93 F CH 85 F FF 94 S SL 82	1-3 K	C SL 87 X SL 89 0-1 F8		X SL 81 0-0 G6-3		
25 Tyler Flowers, R <small>(1, 2) OBP: 0.338, SLG: 0.390</small> B FF 94 S SL 82 S SL 82 B SL 82 F FF 93 X SL 81	2-2 G6-3		D SL 84 C CH 85 B FF 92 F FF 92 B CH 86 S FF 94	3-3 K	S FF 93 B SL 89 B SL 89 F FF 95 F SL 88 B FF 95 B FF 96		4-2 BB		
7 Dansby Swanson, R <small>(1, 6) OBP: 0.336, SLG: 0.430</small> C SL 79 B FF 94 S FF 94 F FF 94 X SL 82	1-2 13 2B 2B		S CH 87 F CH 85 B FF 94 B CH 85 T FF 94	2-2 K	B FF 96 C SL 87 X FS 89 1-1 F8				

Inning Stats	R: 4	H: 3	E: 0	K: 0	S: 22	LOB: 1	BB: 2	P: 39	R: 1	H: 3	E: 0	K: 0	S: 10	LOB: 1	BB: 0	P: 11	R: 0	H: 2	E: 0	K: 3	S: 16	LOB: 2	BB: 0	P: 25	R: 0	H: 0	E: 0	K: 3	S: 12	LOB: 0	BB: 0	P: 16	R: 0	H: 0	E: 0	K: 1	S: 13	LOB: 0	BB: 0	P: 19	R: 0	H: 0	E: 0	K: 1	S: 10	LOB: 1	BB: 1	P: 15	R: 0	H: 0	E: 0	K: 1	S: 7	LOB: 0	BB: 0	P: 9	R: 0	H: 0	E: 0	K: 1	S: 6	LOB: 0	BB: 0	P: 6
--------------	------	------	------	------	-------	--------	-------	-------	------	------	------	------	-------	--------	-------	-------	------	------	------	------	-------	--------	-------	-------	------	------	------	------	-------	--------	-------	-------	------	------	------	------	-------	--------	-------	-------	------	------	------	------	-------	--------	-------	-------	------	------	------	------	------	--------	-------	------	------	------	------	------	------	--------	-------	------

PITCHER	IP	WLS	BF	H	R	ER	SO	BB	IBB	HBP	BLK	WP	HR	S	P	ERA	WHIP
95 Trevor Rogers, L <small>ERA: 6.84</small>	4.0	L	21	8	5	5	6	2	0	0	0	0	0	60	91	11.25	2.500
55 Ryne Stanek, R <small>ERA: 5.4</small>	2.0		7	0	0	0	3	1	0	0	0	0	0	23	34	0.00	0.500
44 Nick Vincent, R <small>ERA: 2.18</small>	1.0		3	0	0	0	1	0	0	0	0	0	0	7	9	0.00	0.000
39 James Hoyt, R <small>ERA: 1.35</small>	1.0		3	0	0	0	1	0	0	0	0	0	0	6	6	0.00	0.000

AB R H RBI BB SO LOB

3 1 1 1 1 2 1

3 0 0 0 1 1 1

4 1 1 0 0 1 2

0 0 0 0 0 0 0

4 0 1 1 0 2 2

4 1 1 0 0 1 2

4 1 2 1 0 1 0

4 0 1 2 0 1 2

2 0 0 0 1 1 3

3 1 1 0 0 1 3

AB 31

R 5

H 8

RBI 5

BB 3

SO 11

LOB 16

WP: 0 PA: 34

PB: 0

SB: 0

CS: 0

1B: 5 SF: 0

2B: 3 SAC: 0

3B: 0 DP: 1

HR: 0 HBP: 0

livebaseballscorecards.com

Braves

Miami Marlins @ Atlanta Braves

Truist Park, Atlanta, GA

Mon Sep 21 2020, 7:12 PM - 10:40 PM EDT

Partly Cloudy - 66 F

Batter	1	2	3	4	5	6	7	8	9	AB R H RBI BB SO LOB	TOP											
23 Corey Dickerson, L (1, 7) OBP: 0.321, SLG: 0.421	1-1 1B		2-2 1B		2-2 F7			2-1 1B		4 0 3 0 0 0 0	Miami Marlins @ Atlanta Braves Truist Park, Atlanta, GA Tue Sep 22 2020, 7:11 PM - 10:00 PM EDT Partly Cloudy - 67 F											
6 Starling Marte, R (1, 8) OBP: 0.350, SLG: 0.453	2-3 K		1-1 P3			0-1 HR		0-2 1B		4 1 2 1 0 1 2												
4 Monte Harrison, R (8, 8) OBP: 0.213, SLG: 0.233								1-2 1B		0 0 0 0 0 0 0												
26 Garrett Cooper, R (1, 3) OBP: 0.362, SLG: 0.495	2-3 K		0-1 G4-3			0-1 G6-3		1-2 1B		4 0 1 0 0 1 2												
7 Matt Joyce, L (1, 9) OBP: 0.341, SLG: 0.328	0-0 F7				2-0 F8		1-1 1B	2-3 K		3 0 1 0 0 0 1												
25 Lewis Brinson, R (8, PH) OBP: 0.305, SLG: 0.427								1-2 1B		1 0 0 0 0 1 3												
15 Brian Anderson, R (1, 5) OBP: 0.348, SLG: 0.457		2-3 K			1-0 G6-3		3-3 K	3-1 L6-4		4 0 0 0 0 2 4												
70 Jazz Chisholm Jr., L (8, 4) OBP: 0.222, SLG: 0.229								2-2		0 0 0 0 0 0 0												
24 Jesús Aguilar, R (1, 10) OBP: 0.355, SLG: 0.445		0-2 1B			4-2 BB		1-1 G5-3	2-1 1B		3 0 2 0 1 0 1												
19 Miguel Rojas, R (1, 6) OBP: 0.425, SLG: 0.541		2-2 L9			0-3 K		0-3 K	1-0 G6-4-3		4 0 0 0 0 2 3												
5 Jon Berti, R (1, 4) OBP: 0.386, SLG: 0.350		0-0 FC6			1-3 K		0-0 1B	4-1 BB		3 0 1 0 1 1 1												
38 Jorge Alfaro, R (1, 2) OBP: 0.280, SLG: 0.356			2-3 K		3-3 K		2-0 G3-6-3	0-1 L3		4 0 0 0 0 2 2												
Inning Stats	R: 0 E: 0 K: 2 S: 12	H: 1 LOB: 1 BB: 0 P: 17	R: 0 E: 0 K: 1 S: 11	H: 1 LOB: 1 BB: 0 P: 15	R: 0 E: 0 K: 1 S: 11	H: 1 LOB: 1 BB: 0 P: 16	R: 0 E: 0 K: 1 S: 7	H: 0 LOB: 1 BB: 1 P: 14	R: 0 E: 0 K: 2 S: 9	H: 0 LOB: 0 BB: 0 P: 15	R: 1 E: 0 K: 1 S: 12	H: 2 LOB: 1 BB: 0 P: 17	R: 0 E: 0 K: 1 S: 5	H: 1 LOB: 0 BB: 0 P: 7	R: 0 E: 0 K: 1 S: 13	H: 3 LOB: 2 BB: 0 P: 21	R: 0 E: 0 K: 0 S: 6	H: 1 LOB: 1 BB: 1 P: 13	1B: 9 2B: 1 3B: 0 HR: 1	SF: 0 SAC: 0 DP: 3 HBP: 0	WP: 0 PB: 0 SB: 0 CS: 0	PA: 36
PITCHER	IP WLS BF H R ER SO BB IBB HBP BLK WP HR S P ERA WHIP																					
46 Bryse Wilson, R (1, 1) ERA: 4.26	5.0 W 19 3 0 0 7 1 0 0 0 0 0 0 50 77 0.00 0.800																					
38 Josh Tomlin, R (6, 1) ERA: 4.82	2.0 8 3 1 1 2 0 0 0 0 0 0 1 17 24 4.50 1.500																					
33 A.J. Minter, L (8, 1) ERA: 0.46	1.0 5 3 0 0 1 0 0 0 0 0 0 0 13 21 0.00 3.000																					
71 Jacob Webb, R (9, 1) ERA:	1.0 4 1 0 0 0 1 0 0 0 0 0 0 6 13 0.00 2.000																					

livebaseballscorecards.com

AB	34
R	1
H	10
RBI	1
BB	2
SO	10
LOB	19



Batter	1	2	3	4	5	6	7	8	9	AB R H RBI BB SO LOB	TOP						
19 Miquel Rojas, R OBP: 0.412, SLG: 0.522 (1, 6)	F7		G6-3		G5-3		F8			4 0 0 0 0 0 0							
6 Starling Marte, R OBP: 0.345, SLG: 0.445 (1, 8)	B1-3		K		K			K		4 0 0 0 0 3 0							
24 Jesús Aguilar, R OBP: 0.353, SLG: 0.458 (1, 3)	HR		K		P4			L8		4 1 1 1 0 1 0							
15 Brian Anderson, R OBP: 0.355, SLG: 0.476 (1, 5)	HR				26 W/P 25 1B			K		3 2 2 1 1 1 0							
26 Garrett Cooper, R OBP: 0.367, SLG: 0.505 (1, 10)	2B		G5-3		K			23 G6-3 1B		4 0 2 0 0 1 2							
25 Lewis Brinson, R OBP: 0.303, SLG: 0.419 (1, 9)	G5-3		23 1B 5 G5-3		F9			K		4 1 1 1 0 1 3							
23 Corey Dickerson, L OBP: 0.320, SLG: 0.418 (1, 7)	F7		1 SAFE 1 SAFE B FF 93 1 SAFE X SL 84		F8			G6-3		4 0 1 0 0 0 2							
5 Jon Berti, R OBP: 0.377, SLG: 0.340 (1, 4)	G6-3		D SL 84 X SL 86		G5-3			K		3 0 0 1 0 1 1							
38 Jorge Alfaro, R OBP: 0.271, SLG: 0.344 (1, 2)	K		F CU 83 S CU 82 S SL 86		K			F9		3 0 0 0 0 2 1							
Inning Stats	R: 2 H: 3 E: 0 LOB: 1 K: 0 BB: 0 S: 11 P: 22	R: 0 H: 0 E: 0 LOB: 0 K: 1 BB: 0 S: 7 P: 8	R: 0 H: 0 E: 0 LOB: 0 K: 2 BB: 0 S: 9 P: 16	R: 2 H: 3 E: 0 LOB: 1 K: 1 BB: 0 S: 12 P: 16	R: 0 H: 0 E: 0 LOB: 0 K: 1 BB: 0 S: 6 P: 9	R: 0 H: 0 E: 0 LOB: 1 K: 1 BB: 1 S: 14 P: 24	R: 0 H: 0 E: 0 LOB: 0 K: 1 BB: 0 S: 6 P: 13	R: 0 H: 0 E: 0 LOB: 0 K: 2 BB: 0 S: 9 P: 15	R: 0 H: 1 E: 0 LOB: 0 K: 1 BB: 0 S: 9 P: 13	1B: 4 SF: 0 2B: 1 SAC: 0 3B: 0 DP: 1 HR: 2 HBP: 0	WP: 1 PA: 34 PB: 0 SB: 0 CS: 0						
PITCHER	IP WLS BF H R ER SO BB IBB HBP BLK WP HR S P ERA WHIP																
54 Max Fried, L ERA: 2.25 (1, 1)	1.0	6	3	2	2	0	0	0	0	0	0	2	11	22	18.00	3.000	
77 Luke Jackson, R ERA: 5.33 (2, 1)	4.0	W	15	3	2	2	5	0	0	0	0	1	0	34	49	4.50	0.750
75 Grant Dayton, L ERA: 2.19 (6, 1)	2.0		7	0	0	0	2	1	0	0	0	0	0	20	37	0.00	0.500
71 Jacob Webb, R ERA: (8, 1)	1.0		3	0	0	0	2	0	0	0	0	0	9	15	0.00	0.000	
19 Shane Greene, R ERA: 2.81 (9, 1)	1.0		3	1	0	0	1	0	0	0	0	0	9	13	0.00	1.000	

Miami Marlins @ Atlanta Braves
 Truist Park, Atlanta, GA
 Wed Sep 23 2020, 7:12 PM - 10:10 PM EDT
 Cloudy - 72 F

livebaseballscorecards.com

AB 33
 R 4
 H 7
 RBI 4
 BB 1
 SO 10
 LOB 9



Batter	1	2	3	4	5	6	7	8	9	AB R H RBI BB SO LOB	TOP
23 Corey Dickerson, L (1, 7) OBP: 0.313, SLG: 0.409 25 Lewis Brinson, R (9, PH) OBP: 0.300, SLG: 0.415 (9, 7)	2-3 		2-2 G4-3 1-3		1-2 G1-3 1-2	2-3 		0-0 F9	4 0 0 0 0 2 3 1 0 0 0 0 0 0		
6 Starling Marte, R (1, 8) OBP: 0.342, SLG: 0.439	1-0 F8		1-2 P4		0-0 G6-3		3-1 G6-3	1-0 	5 0 1 0 0 0 2		
24 Jesús Aguilar, R (1, 10) OBP: 0.359, SLG: 0.475 34 Magneuris Sierra, L (9, PR) OBP: 0.372, SLG: 0.417 (9, 10)	1-2 		2-2 G4-3		3-3 		1-2 	4-2 	4 1 2 1 1 1 2 0 0 0 0 0 0 0		
15 Brian Anderson, R (1, 5) OBP: 0.347, SLG: 0.464	0-0 F9			1-2 E6 7 1B		2-2 E5 26 1B 17 1B	2-3 	1-3 	5 1 0 0 0 2 2		
26 Garrett Cooper, R (1, 3) OBP: 0.363, SLG: 0.495		0-0 E5		1-2 P4		0-2 	1-2 F7		4 1 1 0 0 0 1		
7 Matt Joyce, L (1, 9) OBP: 0.345, SLG: 0.328 4 Monte Harrison, R (8, PR) OBP: 0.213, SLG: 0.233 (8, 9)		1-3 		3-1 		1-3 		4-1 	3 0 1 0 1 2 3 0 0 0 0 0 0 0		
19 Miguel Rojas, R (1, 6) OBP: 0.400, SLG: 0.504		3-1 P2		0-0 P5		0-3 		0-0 L9	4 0 0 0 0 1 6		
17 Chad Wallach, R (1, 2) OBP: 0.250, SLG: 0.351		0-3 		2-0 F7		2-0 		1-3 	4 1 1 1 0 2 5		
5 Jon Berti, R (1, 4) OBP: 0.388, SLG: 0.364			2-1 		3-2 	1-0 E4		0-0 G6-3	4 0 3 2 0 0 2		
Inning Stats	R: 0 H: 1 E: 0 LOB: 1 K: 1 BB: 0 S: 10 P: 14	R: 0 H: 0 E: 1 LOB: 1 K: 2 BB: 0 S: 9 P: 13	R: 0 H: 1 E: 0 LOB: 1 K: 0 BB: 0 S: 11 P: 18	R: 0 H: 1 E: 1 LOB: 2 K: 0 BB: 0 S: 11 P: 18	R: 0 H: 1 E: 0 LOB: 1 K: 1 BB: 0 S: 12 P: 19	R: 3 H: 3 E: 2 LOB: 1 K: 3 BB: 0 S: 19 P: 27	R: 1 H: 1 E: 0 LOB: 0 K: 1 BB: 0 S: 11 P: 18	R: 0 H: 0 E: 0 LOB: 2 K: 1 BB: 1 S: 6 P: 11	R: 0 H: 1 E: 0 LOB: 1 K: 1 BB: 1 S: 9 P: 15	1B: 7 SF: 0 2B: 1 SAC: 0 3B: 0 DP: 0 HR: 1 HBP: 0	WP: 0 PA: 40 PB: 1 SB: 1 CS: 0
PITCHER 48 Ian Anderson, R (1, 1) ERA: 1.95 33 A.J. Minter, L (6, 1) ERA: 0.87 38 Josh Tomlin, R (7, 1) ERA: 4.66 68 Tyler Matzek, L (9, 1) ERA: 2.93	IP WLS BF H R ER SO BB IBB HBP BLK WP HR S P ERA WHIP 5.2 L 27 7 3 0 6 0 0 0 0 0 0 0 69 104 0.00 1.235 1.0 4 1 1 1 2 0 0 0 0 0 0 1 11 19 9.00 1.000 1.1 5 0 0 0 1 1 0 0 0 0 0 0 9 15 0.00 0.750 1.0 4 1 0 0 1 1 0 0 0 0 0 0 9 15 0.00 2.000	PITCHER IP WLS BF H R ER SO BB IBB HBP BLK WP HR S P ERA WHIP									

Miami Marlins @ Atlanta Braves
 Truist Park, Atlanta, GA
 Thu Sep 24 2020, 8:51 PM - 12:24 AM EDT
 Rain - 64 F

livebaseballscorecards.com

AB	38
R	4
H	9
RBI	4
BB	2
SO	10
LOB	26



BOTTOM

Miami Marlins @ Atlanta Braves
Truist Park, Atlanta, GA
Thu Sep 24 2020, 8:51 PM - 12:24 AM EDT
Rain - 64 F

livebaseballscores.com

AB 33
R 2
H 6
RBI 2
BB 6
SO 13
LOB 27

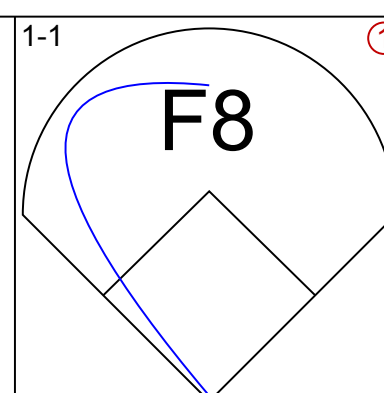


WP: 0 PA: 40
PB: 0
SB: 2
CS: 0

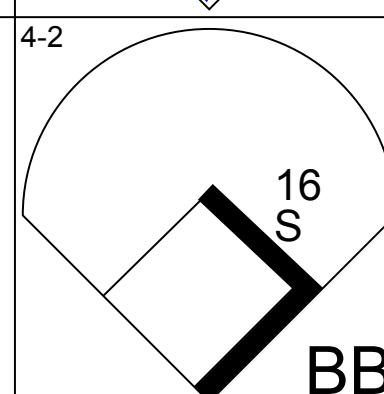
AB R H RBI BB SO LOB

5	0	1	0	0	3	2
3	0	0	0	1	1	3
3	1	1	0	2	2	2
5	1	1	0	0	2	5
3	0	0	0	1	1	1
3	0	1	0	1	2	4
3	0	1	2	1	1	2
4	0	1	0	0	0	4
4	0	0	0	0	1	4

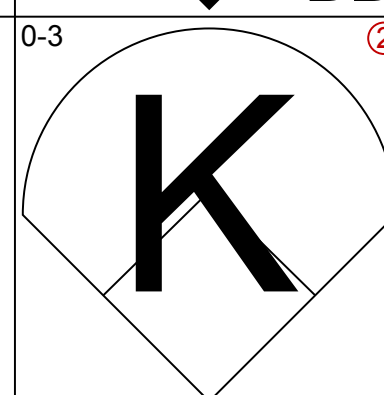
F SI 91
B SI 92
X SL 86



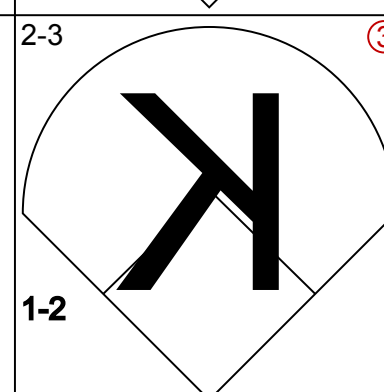
F SI 91
B CH 87
B SI 92
B SI 92
B SI 91




C SI 91
C SI 94
S SI 85



S SL 86
B FF 93
S CH 81
D CH 83
X CH 81



B CH 82
D SL 89
B FF 92
B FF 93



C SI 92
C SI 92
B SI 92
S SL 86



B FF 87
F SL 82
B SL 79
B FF 86




X SL 80



C SI 93
X CH 86



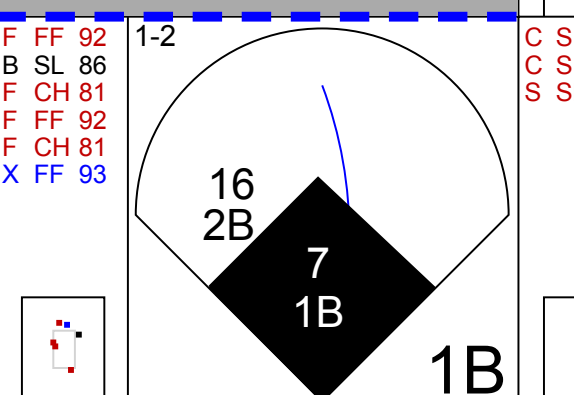
C SL 81
C SL 80
S SL 80



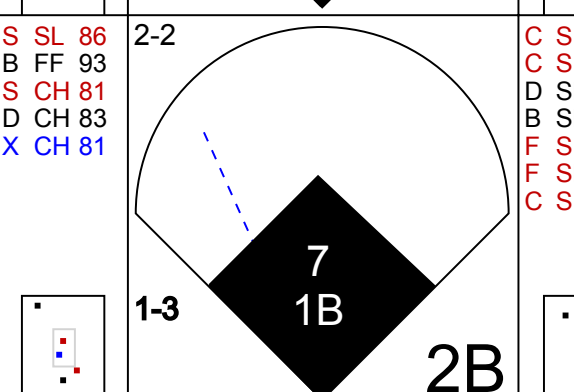
F SI 88
T SI 88



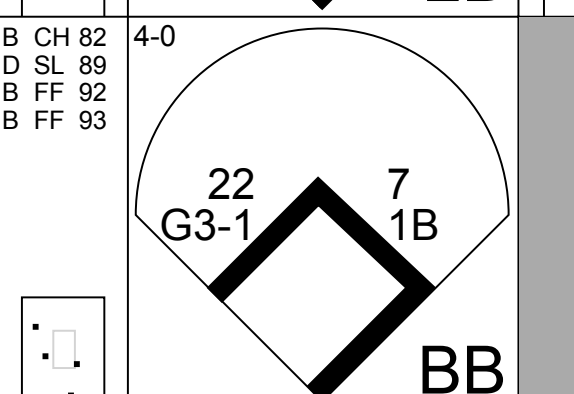
B SL 88
B SL 87
B SL 88
C FF 92
B FF 93



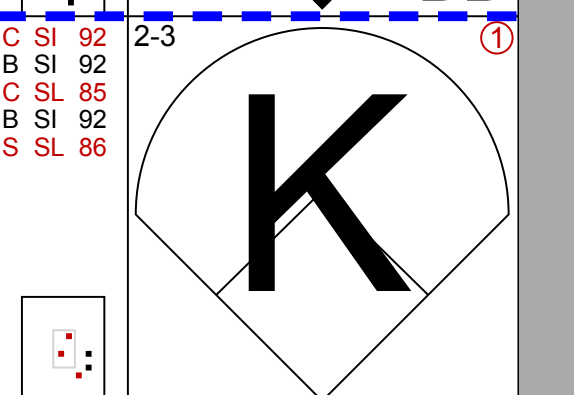
X SL 87



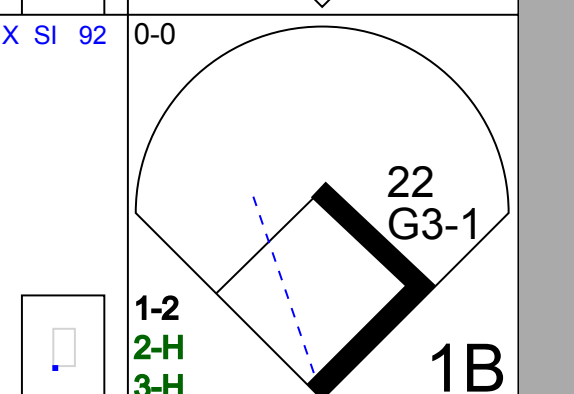
F FF 93
S FF 94
S FF 94



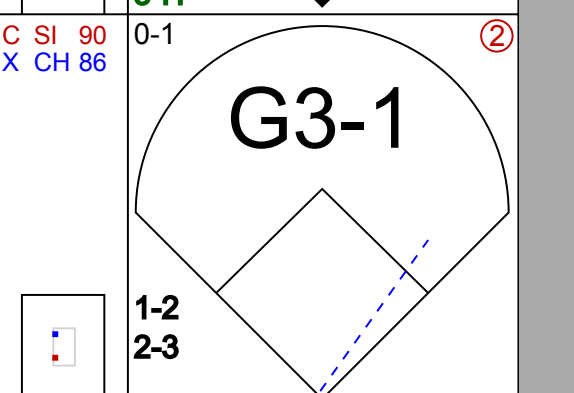
C CU 80
B FF 92
B FF 91
S SL 86
S FF 93
S FF 93



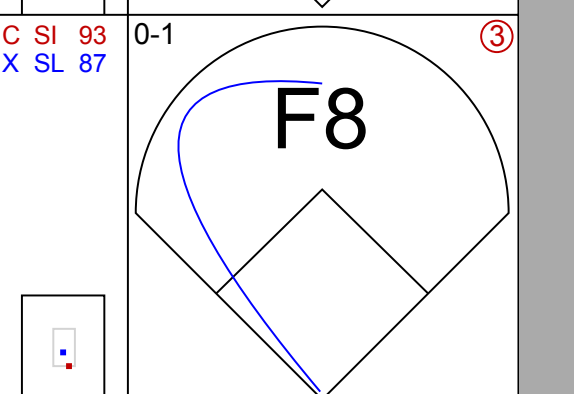
C SI 94
F SI 92
F CH 87
D CH 87
B SI 94
S CH 86



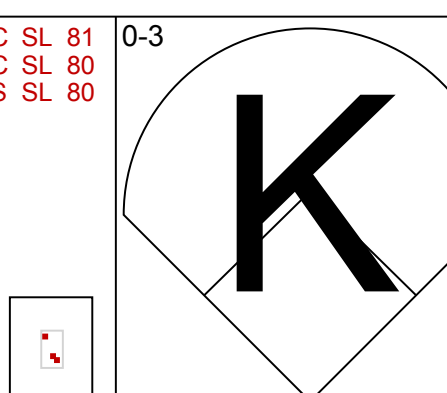
X SL 80



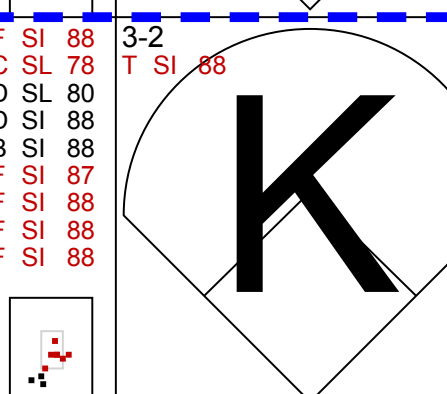
C SI 93
X SL 87




F SI 93
B CH 86
S CH 86
B FF 95
B CH 87
C FF 94



X FC 90



B SL 88
B SL 87
B SL 88
C FF 92
B FF 93



X SL 87



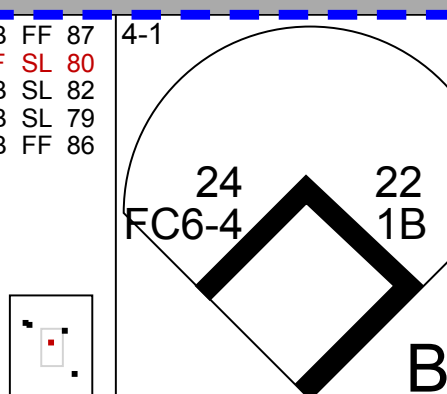
F FF 93
S FF 94
S FF 94



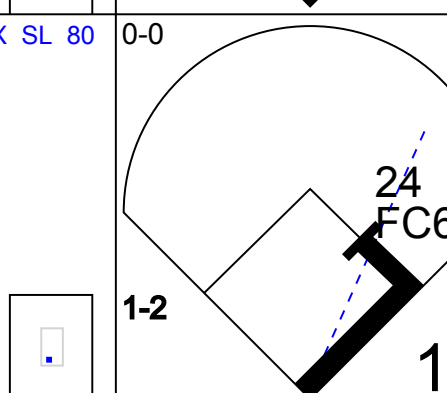
C CU 80
B FF 92
B FF 91
S SL 86
S FF 93
S FF 93



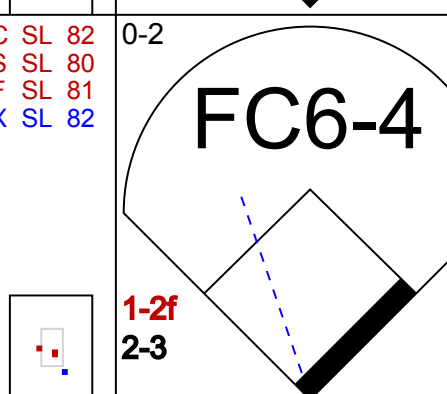
C SI 94
F SI 92
F CH 87
D CH 87
B SI 94
S CH 86



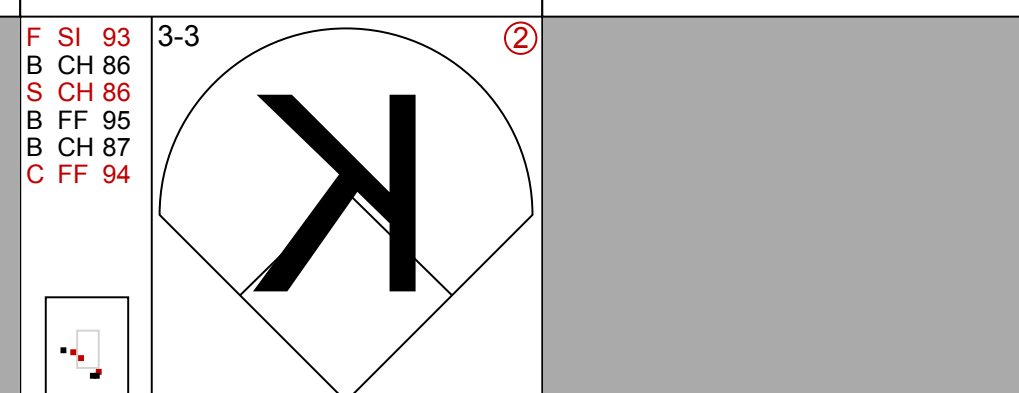
X SL 80



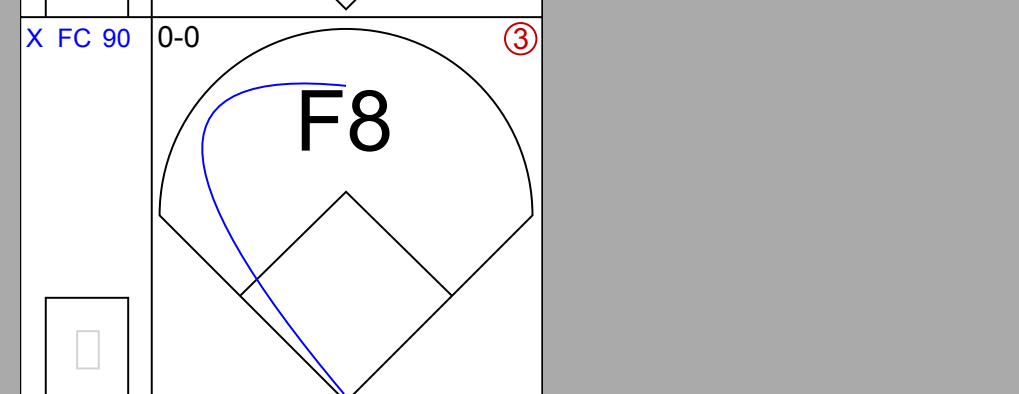
C SI 93
X SL 87



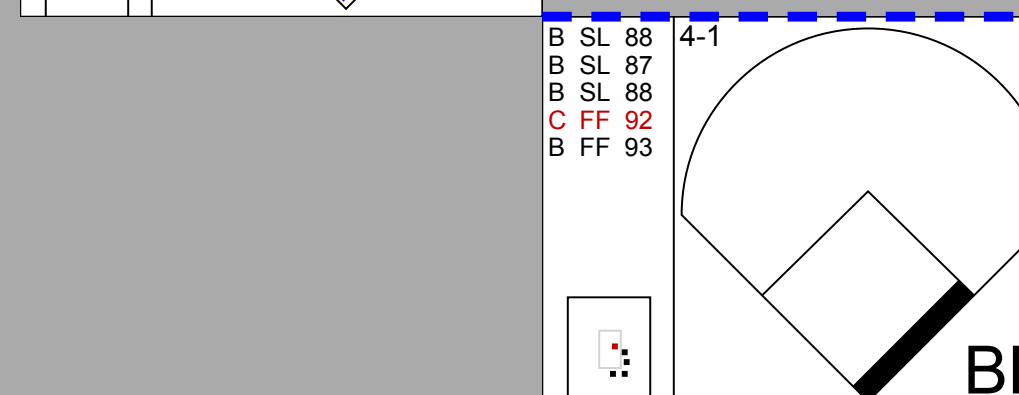
C CU 79
B CH 87
F FF 95
B CH 88
B FF 94
F FF 94
S FF 94



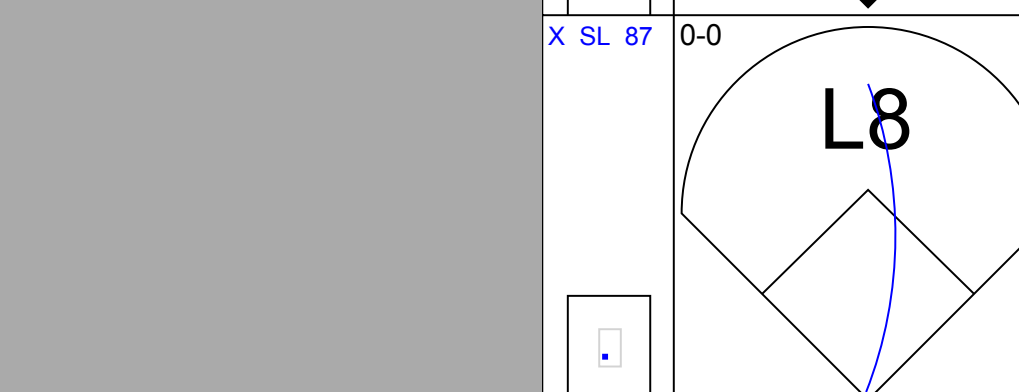
C FC 90
F FC 90
F FF 94
F CH 89
H FF 94



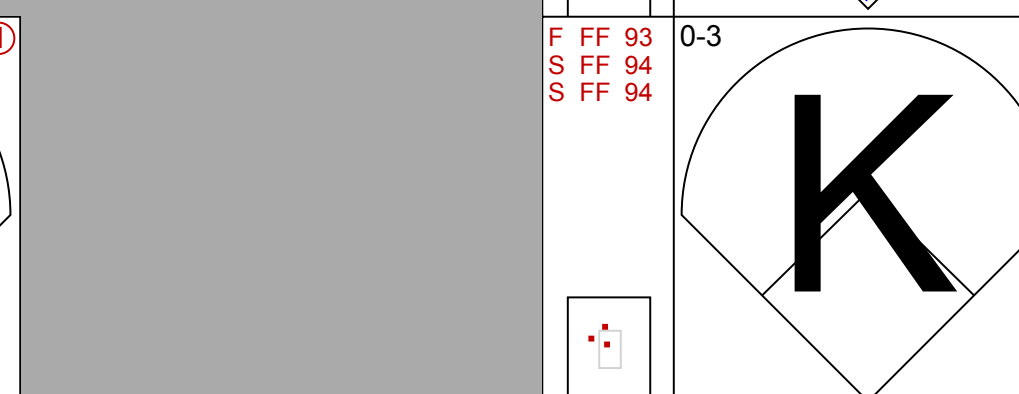
B CH 86
B FF 93
B FC 94
B CH 88
B FF 95



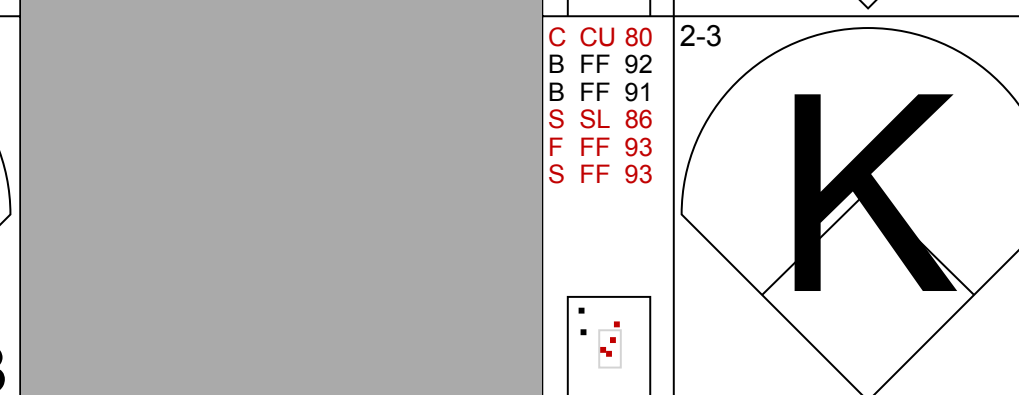
B FC 95
D CH 88
X FF 93




X CU 77



B FF 93
S FF 94
B CH 86
B FF 95
B FF 93



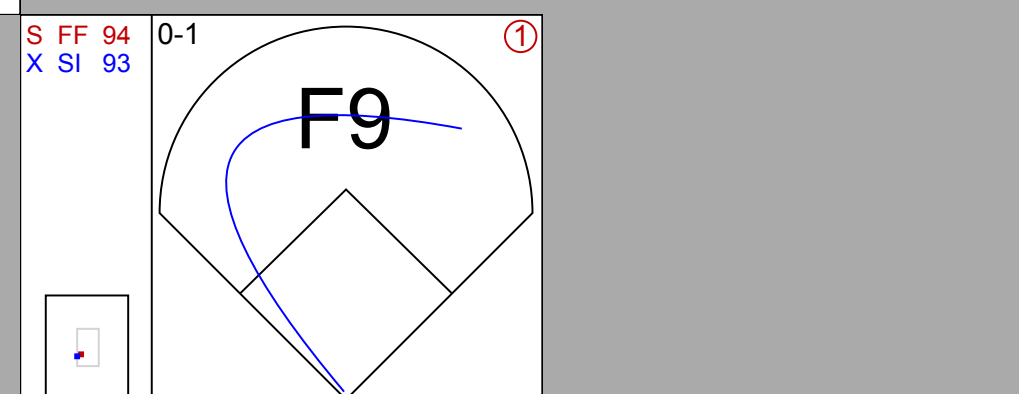
C SI 94
F SI 92
F CH 87
D CH 87
B SI 94
S CH 86




C FF 94
F FF 91
X FF 94



S FF 94
X SI 93



C CU 79
B CH 87
F FF 95
B CH 88
B FF 94
F FF 94
S FF 94



C FC 90
F FC 90
F FF 94
F CH 89
H FF 94



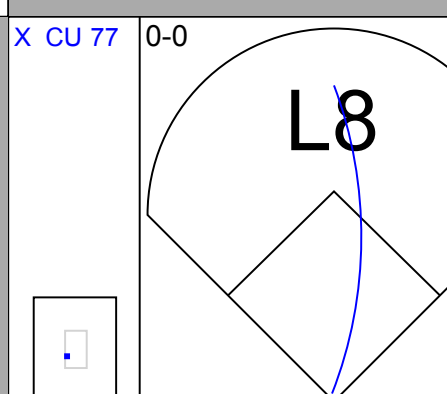
B CH 86
B FF 93
B FC 94
B CH 88
B FF 95



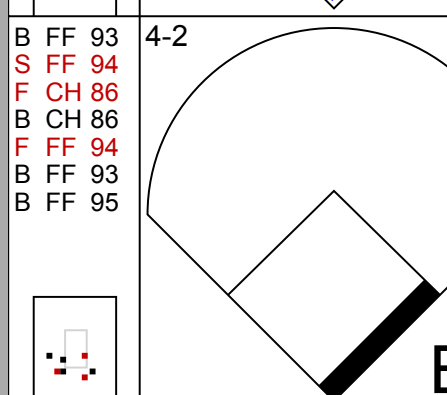
B FC 95
D CH 88
X FF 93



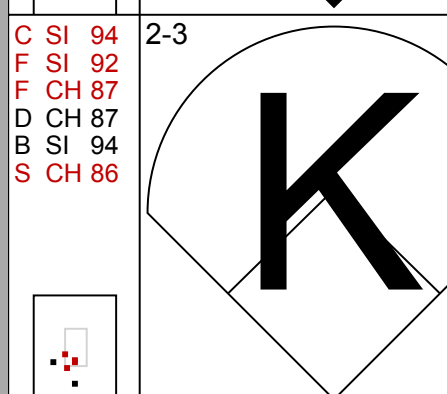
X CU 77



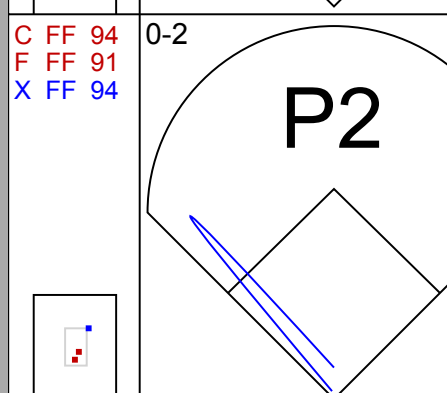
B FF 93
S FF 94
B CH 86
B FF 95
B FF 93




C SI 94
F SI 92
F CH 87
D CH 87
B SI 94
S CH 86



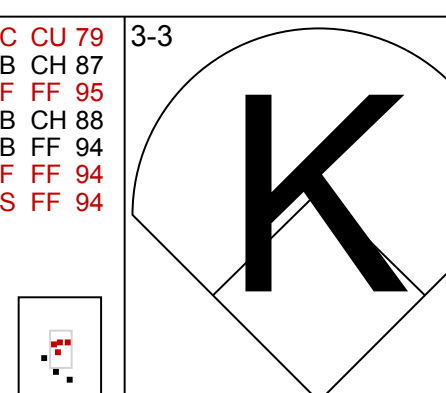
C FF 94
F FF 91
X FF 94



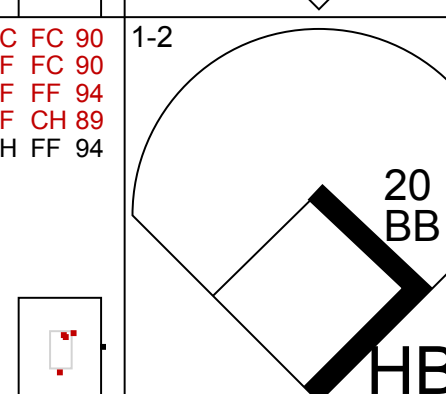
S FF 94
X SI 93



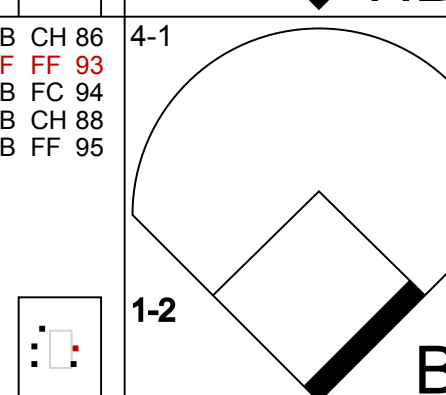
C CU 79
B CH 87
F FF 95
B CH 88
B FF 94
F FF 94
S FF 94



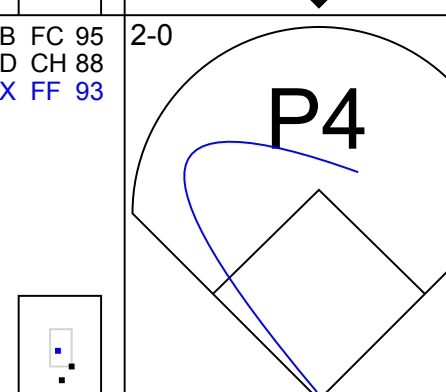
C FC 90
F FC 90
F FF 94
F CH 89
H FF 94




B CH 86
B FF 93
B FC 94
B CH 88
B FF 95



B FC 95
D CH 88
X FF 93



X CU 77



B FF 93
S FF 94
B CH 86
B FF 95
B FF 93



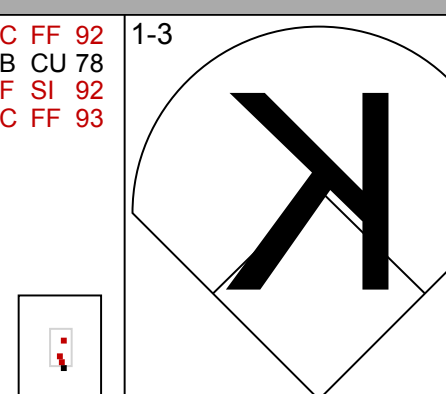
C SI 94
F SI 92
F CH 87
D CH 87
B SI 94
S CH 86




C FF 94
F FF 91
X FF 94



S FF 94
X SI 93



C CU 79
B CH 87
F FF 95
B CH 88
B FF 94
F FF 94
S FF 94



C FC 90
F FC 90
F FF 94
F CH 89
H FF 94



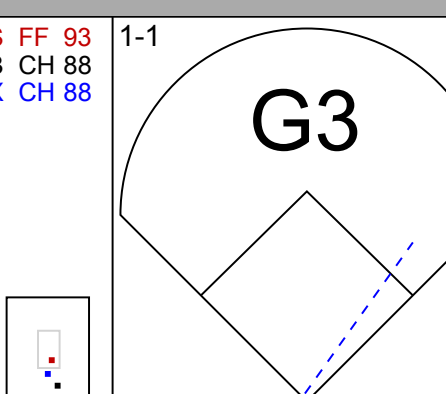
B CH 86
B FF 93
B FC 94
B CH 88
B FF 95



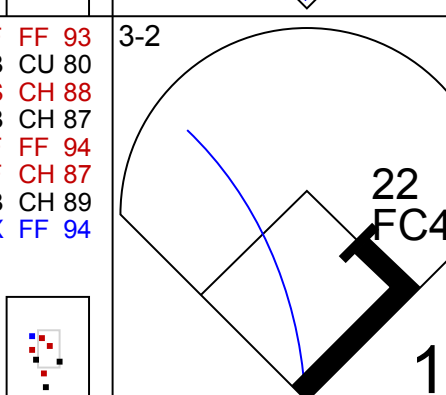
B FC 95
D CH 88
X FF 93



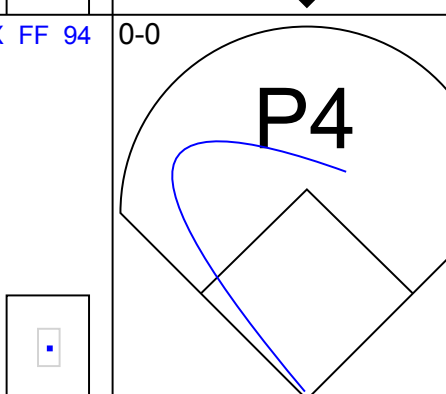
X CU 77



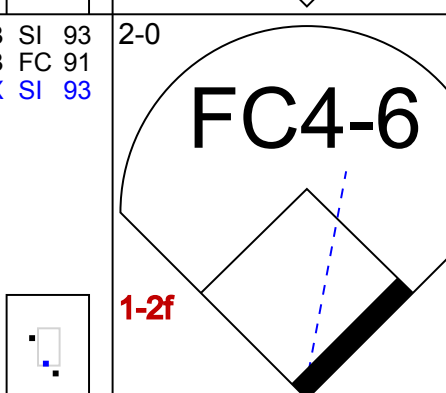
B FF 93
S FF 94
B CH 86
B FF 95
B FF 93




C SI 94
F SI 92
F CH 87
D CH 87
B SI 94
S CH 86



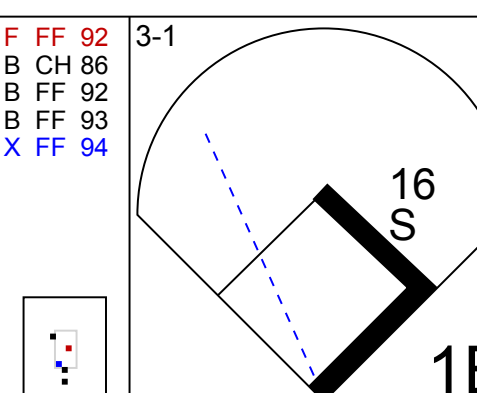
C FF 94
F FF 91
X FF 94



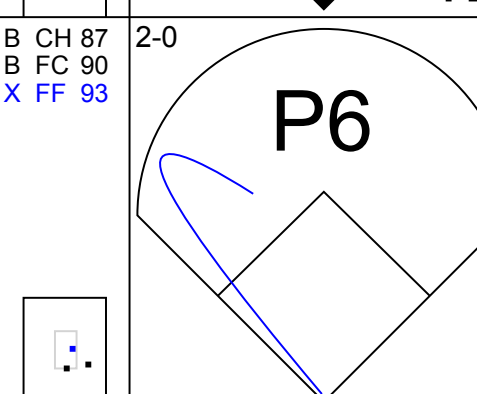
S FF 94
X SI 93



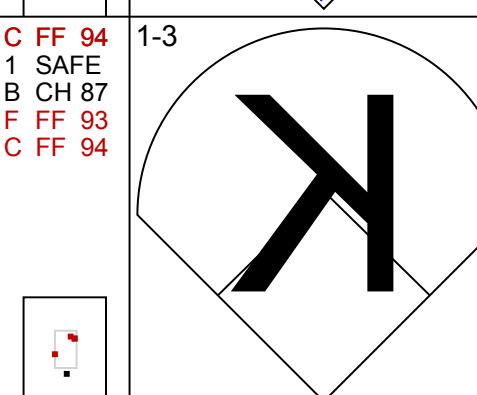
F FF 92
B CH 86
B FF 92
B FF 93
X FF 94



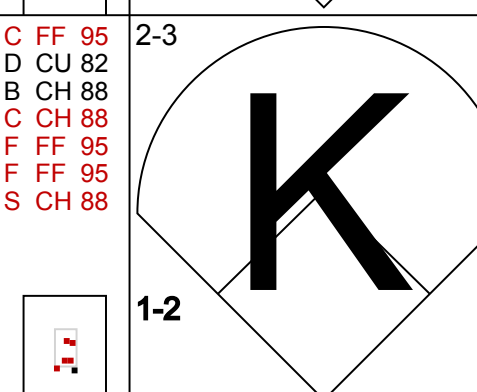
B CH 87
B FC 90
X FF 93




C FF 94
1 SAFE
B CH 87
C CH 93
C FF 94



C FF 95
D CU 82
B CH 88
C CH 88
F FF 95
F FF 95
S CH 88



S FF 93
B CH 88
X CH 88



F FF 93
B CU 80
S CH 88
B CH 87
F FF 94
F FF 94
B CH 87
B CH 89
X FF 94



X FF 94



B SI 93
B FC 91
X SI 93



C FF 92
B CU 78
F SI 92
C FF 93



13 Ronald Acuña Jr., R
OBP: 0.411, SLG: 0.586

5 Freddie Freeman, L
OBP: 0.456, SLG: 0.628

20 Marcell Ozuna, R
OBP: 0.419, SLG: 0.622

16 Travis d'Arnaud, R
OBP: 0.385, SLG: 0.540

Ozzie Albies, S
OBP: 0.321, SLG: 0.510

23 Adam Duvall, R
OBP: 0.313, SLG: 0.565

7 Dansby Swanson, R
OBP: 0.348, SLG: 0.460

22 Nick Markakis, L
OBP: 0.308, SLG: 0.385

24 Adeiny Hechavarria, R
OBP: 0.296, SLG: 0.294

Inning Stats

PITCHER	IP	WLS	BF	H	R	ER	SO	BB	IBB	HBP	BLK	WP	HR	S	P	ERA	WHIP
49 Pablo López, R ERA: 3.61	5.0	W	20	2	0	0	6	2	0	0	0	0	0	50	84	0.00	0.800
93 Yimi García, R ERA: 0.63	1.0	H	4	0	0	0	2	1	0	0	0	0	0	9	15	0.00	1.000
39 James Hoyt, R ERA: 1.29	0.2		4	1	0	0	1	1	0	0	0	0	0	9	13	0.00	3.000
35 Richard Bleier, L ERA: 2.3	0.1	H	1	0	0	0	1	0	0	0	0	0	0	7	10	0.00	0.000
33 Brad Boxberger, R ERA: 3.18	0.0		3	2	2	2	0	1	0	0	0	0	0	8	15	∞	∞

PITCHER	IP	WLS	BF	H	R	ER	SO	BB	IBB	HBP	BLK	WP	HR	S	P	ERA	WHIP
27 Brandon Kintzler, R ERA: 2.31	2.0	S	8	1	0	0	3	1	0	0	0	0	0	20	29	0.00	1.000

BOTTOM

Miami Marlins @ New York Yankees
Yankee Stadium, Bronx, NY
Fri Sep 25 2020, 7:09 PM - 10:27 PM EDT
Cloudy - 70 F

livebaseballscorecards.com

AB	32
R	3
H	7
RBI	3
BB	5
SO	10
LOB	15



WP:	0	PA:	37
PB:	0		
SB:	2		
CS:	0		

AB R H RBI BB SO LOB

4	1	0	0	1	1	4
4	1	2	1	0	2	0
3	0	1	2	1	0	1
3	0	0	0	1	3	2
0	0	0	0	0	0	0
4	0	2	0	0	0	1
4	0	0	0	0	2	3
0	0	0	0	0	0	0
3	0	0	0	1	0	1
3	0	2	0	0	1	0
0	1	0	0	0	0	0
1	0	0	0	0	0	1
3	0	0	0	1	1	2

Batter	1	2	3	4	5	6	7	8	9	10
26 DJ LeMahieu, R OBP: 0.406, SLG: 0.572	G6-3		BB 99 2B 31 2B		L9			K		G6-3
99 Aaron Judge, R OBP: 0.327, SLG: 0.583	K		2B 31 2B			K		1B		
31 Aaron Hicks, S OBP: 0.384, SLG: 0.404	BB		2B			F8		G4-3		
27 Giancarlo Stanton, R OBP: 0.386, SLG: 0.500 11 Brett Gardner, L OBP: 0.344, SLG: 0.381	K		K			K		BB 59 G6-4-3		
59 Luke Voit, R OBP: 0.342, SLG: 0.615					G6-3			1B 29 G5-4-3		G6-4-3
29 Gio Urshela, R OBP: 0.376, SLG: 0.510 14 Tyler Wade, L OBP: 0.296, SLG: 0.280					K			G5-4-3		G4-3
25 Gleyber Torres, R OBP: 0.359, SLG: 0.371					G4-3			G3-1		BB 77 S
24 Gary Sánchez, R OBP: 0.247, SLG: 0.377 39 Mike Tauchman, L OBP: 0.342, SLG: 0.305 66 Kyle Higashioka, R OBP: 0.250, SLG: 0.521					K			BB 99 1B		B3
77 Clint Frazier, R OBP: 0.397, SLG: 0.523					G6-3			K		BB 26 G6-3

Inning Stats	R: 0	H: 0	E: 0	K: 2	S: 12	R: 0	H: 1	E: 0	K: 1	S: 6	R: 2	H: 3	E: 0	K: 1	S: 13	R: 0	H: 0	E: 0	K: 1	S: 9	R: 0	H: 0	E: 0	K: 1	S: 6	R: 0	H: 1	E: 0	K: 0	S: 6	R: 1	H: 2	E: 1	K: 2	S: 15	R: 0	H: 0	E: 0	K: 0	S: 7	R: 0	H: 0	E: 0	K: 0	S: 6	R: 0	H: 0	E: 0	K: 0	S: 7	R: 0	H: 0	E: 0	K: 0	S: 7	R: 0	H: 0	E: 0	K: 0	S: 7	R: 0	H: 0	E: 0	K: 0	S: 7	R: 0	H: 0	E: 0	K: 0	S: 7
--------------	------	------	------	------	-------	------	------	------	------	------	------	------	------	------	-------	------	------	------	------	------	------	------	------	------	------	------	------	------	------	------	------	------	------	------	-------	------	------	------	------	------	------	------	------	------	------	------	------	------	------	------	------	------	------	------	------	------	------	------	------	------	------	------	------	------	------	------	------	------	------	------

PITCHER	IP	WLS	BF	H	R	ER	SO	BB	IBB	HBP	BLK	WP	HR	S	P	ERA	WHIP
22 Sandy Alcantara, R ERA: 3.0	7.1		27	6	3	2	9	2	0	0	0	0	0	64	98	2.46	1.091
93 Yimi Garcia, R ERA: 0.6	0.2	B	3	1	0	0	1	0	0	0	0	0	0	10	15	0.00	1.500
33 Brad Boxberger, R ERA: 3.0	1.0	W	3	0	0	0	0	1	0	0	0	0	0	6	13	0.00	1.000
27 Brandon Kintzler, R ERA: 2.22	1.0	S	4	0	0	0	0	2	0	0	0	0	0	7	16	0.00	2.000

Batter	1	2	3	4	5	6	7	8	9	AB R H RBI BB SO LOB	TOP											
34 Magneuris Sierra, L OBP: 0.340, SLG: 0.375 (1, 7)	0-0 P5		0-0 SH1-3		3-1 F7		2-1 G3-1	2-3 K		4 0 0 0 0 1 2												
5 Jon Berti, R OBP: 0.385, SLG: 0.350 (1, 5)	3-3 K		1-1 26 7 1B		1-0 E4		4-1 26 7 1B	BB	4-1 26 FC5-4	3 2 1 1 2 1 0												
26 Garrett Cooper, R OBP: 0.353, SLG: 0.500 (1, 3)	2-3 K		1-3 K		0-0 FC6-4		2-2 7 1B	1-2 1B	0-2 FC5-4	5 0 1 0 0 2 3												
7 Matt Joyce, L OBP: 0.354, SLG: 0.339 (1, 10)		2-3 K	0-0 2-H 1B		0-2 1-2 1B		0-0 1-2 2-H 1B	3-0 F8		5 0 3 2 0 1 1												
25 Lewis Brinson, R OBP: 0.275, SLG: 0.379 (1, 9)		0-1 L5	0-0 G5-3		2-2 G4-3		1-3 K	1-3 K		5 0 0 0 0 2 6												
38 Jorge Alfaro, R OBP: 0.280, SLG: 0.344 (1, 2)		0-1 1B		1-3 K		1-3 K		4-1 70 1B		3 0 1 0 1 2 0												
70 Jazz Chisholm Jr., L OBP: 0.224, SLG: 0.231 (1, 4)		2-0 P5		3-1 P6		2-1 F7		0-2 1B		4 0 1 0 0 0 1												
4 Monte Harrison, R OBP: 0.235, SLG: 0.255 (1, 8)			1-1 19 2B		0-0 1B		2-3 K	3-3 K		4 1 2 0 0 2 2												
19 Miquel Rojas, R OBP: 0.392, SLG: 0.496 (1, 6)			0-1 34 SH1-3		1-2 L6		1-2 L8	0-3 K		4 1 1 1 0 1 3												
Inning Stats	R: 0 E: 0 K: 2 S: 7	H: 0 LOB: 0 BB: 0 P: 12	R: 0 E: 0 K: 1 S: 9	H: 1 LOB: 1 BB: 0 P: 13	R: 3 E: 0 K: 1 S: 14	H: 4 LOB: 1 BB: 0 P: 17	R: 0 E: 0 K: 1 S: 11	H: 1 LOB: 1 BB: 0 P: 16	R: 0 E: 1 K: 0 S: 12	H: 1 LOB: 2 BB: 0 P: 18	R: 0 E: 0 K: 2 S: 8	H: 0 LOB: 0 BB: 0 P: 13	R: 1 E: 0 K: 1 S: 14	H: 2 LOB: 2 BB: 1 P: 24	R: 0 E: 0 K: 3 S: 13	H: 1 LOB: 2 BB: 1 P: 22	R: 0 E: 0 K: 1 S: 10	H: 0 LOB: 1 BB: 1 P: 18	1B: 9 2B: 1 3B: 0 HR: 0	SF: 0 SAC: 1 DP: 0 HBP: 0	WP: 0 PB: 0 SB: 1 CS: 0	PA: 41
PITCHER	IP WLS BF H R ER SO BB IBB HBP BLK WP HR S P ERA WHIP																					
83 Deivi García, R ERA: 4.98 (1, 1)	6.2 W 29 7 4 4 7 1 0 0 0 0 0 0 68 103 5.40 1.200																					
0 Adam Ottavino, R ERA: 5.89 (7, 1)	0.1 3 2 0 0 1 0 0 0 0 0 0 0 7 10 0.00 6.000																					
89 Miguel Yajure, R ERA: 1.29 (8, 1)	2.0 9 1 0 0 4 2 0 0 0 0 0 0 23 40 0.00 1.500																					

Miami Marlins @ New York Yankees
 Yankee Stadium, Bronx, NY
 Sat Sep 26 2020, 1:08 PM - 4:27 PM EDT
 Cloudy - 73 F

livebaseballscorecards.com

AB 37
 R 4
 H 10
 RBI 4
 BB 3
 SO 12
 LOB 18



Batter	1	2	3	4	5	6	7	8	9	AB R H RBI BB SO LOB	TOP		
23 Corey Dickerson, L OBP: 0.311, SLG: 0.402	0-0 G5-3	3-2 6 HBP 1-2 3-H 1B		1-3 K		1-1 G4-3		1-2 G4-6-3		5 0 1 1 0 1 3			
6 Starling Marte, R OBP: 0.340, SLG: 0.430	1-2 F9	1-2 HBP			3-2 F8		0-2 G5-3		0-0 F8	1 0 0 0 0 0 0 3 0 0 0 0 0 0			
25 Lewis Brinson, R OBP: 0.268, SLG: 0.368	(2, PR) (2, 8)												
24 Jesús Aguilar, R OBP: 0.352, SLG: 0.457	0-0 L8	2-1 G4-3			3-2 G6-3		4-2 15 BB BB		0-1 G6-3	4 0 0 0 1 0 3			
15 Brian Anderson, R OBP: 0.345, SLG: 0.465	(1, 5)		0-3 K	1-0 F7		0-0 HR		4-0 BB	1-3 K	4 1 1 1 1 2 0			
7 Matt Joyce, L OBP: 0.351, SLG: 0.331	(1, 9)	4-2 70 WP 70 2B BB	2-3 K		0-0 G4-3		0-3 K			3 1 0 0 1 2 2			
5 Jon Berti, R OBP: 0.388, SLG: 0.350	(1, 4)	1-0 70 W/P 70 2B 1B	4-1 BB			0-0 G4-3		0-3 K		3 1 1 0 1 1 2			
70 Jazz Chisholm Jr., L OBP: 0.242, SLG: 0.321	(1, 6)	1-0 17 1B 23 1B 2B	2-0 G4-3							4 2 2 3 0 0 1			
17 Chad Wallach, R OBP: 0.277, SLG: 0.364	(1, 2)	0-2 6 HBP 23 1B 1B		3-2 G5-3		1-0 34 1B 1B		2-2 HR		4 0 3 0 0 0 0			
34 Magneuris Sierra, L OBP: 0.333, SLG: 0.364	(1, 7)	0-3 K		3-2 G4-3		3-2 1B		2-0 F7		4 0 1 0 0 1 3			
Inning Stats	R: 0 H: 0 E: 0 LOB: 0 K: 0 BB: 0 S: 6 P: 7	R: 3 H: 4 E: 0 LOB: 3 K: 2 BB: 1 S: 21 P: 33	R: 0 H: 0 E: 0 LOB: 1 K: 1 BB: 1 S: 6 P: 15	R: 0 H: 0 E: 0 LOB: 0 K: 1 BB: 0 S: 9 P: 16	R: 1 H: 1 E: 0 LOB: 0 K: 0 BB: 0 S: 12 P: 18	R: 0 H: 2 E: 0 LOB: 2 K: 0 BB: 0 S: 14 P: 21	R: 0 H: 0 E: 0 LOB: 2 K: 2 BB: 2 S: 12 P: 20	R: 1 H: 2 E: 0 LOB: 0 K: 0 BB: 0 S: 13 P: 20	R: 0 H: 0 E: 0 LOB: 0 K: 1 BB: 0 S: 6 P: 7	1B: 6 SF: 0 2B: 1 SAC: 0 3B: 0 DP: 1 HR: 2 HBP: 1	WP: 1 PA: 40 PB: 0 SB: 0 CS: 0		
PITCHER	IP WLS BF H R ER SO BB IBB HBP BLK WP HR S P ERA WHIP											PITCHER	IP WLS BF H R ER SO BB IBB HBP BLK WP HR S P ERA WHIP
86 Clarke Schmidt, R ERA: 7.11	(1, 1) 4.0 L 19 4 3 3 4 2 0 1 0 1 0 42 71 6.75 1.500												
56 Jonathan Holder, R ERA: 4.98	(5, 1) 2.0 9 3 1 1 0 0 0 0 0 0 1 26 39 4.50 1.500												
79 Nick Nelson, R ERA: 4.79	(7, 1) 3.0 12 2 1 1 3 2 0 0 0 0 1 31 47 3.00 1.333												

Miami Marlins @ New York Yankees
 Yankee Stadium, Bronx, NY
 Sun Sep 27 2020, 3:08 PM - 6:13 PM EDT
 Cloudy - 77 F

livebaseballscorecards.com

AB 35
 R 5
 H 9
 RBI 5
 BB 4
 SO 7
 LOB 14



Batter	1	2	3	4	5	6	7	8	9	AB R H RBI BB SO LOB	TOP		
23 Corey Dickerson, L OBP: 0.400, SLG: 1.000 34 Magneuris Sierra, L (8, 7)	2-2 L7 ①		4-1 BB ②		2-2 G5-3 ③		0-0 HR ④	1-0 G4-3 ③		4 1 1 3 1 0 2 0 0 0 0 0 0 0			
6 Starling Marte, R OBP: 0.600, SLG: 0.750 4 Monte Harrison, R (9, PR) (9, 8)	1-2 G4-3 ②		0-0 L8 ③			1-1 2B ④	3-2 24 HR 1B ④		HBP ④	4 1 2 0 0 0 1 0 0 0 0 0 0 0			
24 Jesús Aguilar, R OBP: 0.400, SLG: 1.200 (1, 10)	0-1 L4 ③			2-2 15 G4-3 2B ④		0-1 F8 ④	1-2 HR ④		1 SAFE 1 SAFE K ④	5 1 2 2 0 1 2			
15 Brian Anderson, R (1, 5)		2-3 K ①		1-1 G4-3 ①		1-3 K ②	1-3 K ②		3-2 F8 ②	5 0 0 0 0 3 3			
26 Garrett Cooper, R OBP: 0.400, SLG: 0.250 (1, 3)		2-0 G6-3 ②		0-0 G5-3 ②		4-2 BB ③	0-0 1B ③		2-3 K ③	4 0 1 0 1 1 2			
7 Matt Joyce, L (1, 9) 25 Lewis Brinson, R (7, 9)		4-2 BB ③		1-1 G3 ③		3-1 F8 ③	3-3 K ③			3 0 0 0 1 1 4 0 0 0 0 0 0 0			
5 Jon Berti, R (1, 4)		2-2 L4 ③			1-1 17 19 G5-3 HBP ④		1-2 G1-3 ①	4-1 19 19 S BB ④		2 0 0 0 1 0 1	AB 35 R 5 H 8 RBI 5 BB 4 SO 9 LOB 20		
19 Miquel Rojas, R OBP: 0.250, SLG: 0.250 (1, 6)			0-0 G3-1 ①		1-1 E6 23 17 PB G5-3 ②		0-1 23 17 HR 1B ④	2-3 K ①		4 1 1 0 0 1 2			
17 Chad Wallach, R OBP: 0.250, SLG: 0.250 (1, 2)			3-3 K ②		0-1 G5-3 ②		2-2 23 HR 1B ④	1-3 K ②		4 1 1 0 0 2 3			
Inning Stats	R: 0 H: 0 E: 0 LOB: 0 K: 0 BB: 0 S: 8 P: 11	R: 0 H: 0 E: 0 LOB: 1 K: 1 BB: 1 S: 12 P: 22	R: 0 H: 0 E: 0 LOB: 1 K: 1 BB: 1 S: 9 P: 16	R: 0 H: 1 E: 0 LOB: 1 K: 0 BB: 0 S: 9 P: 13	R: 0 H: 0 E: 1 LOB: 1 K: 0 BB: 0 S: 8 P: 12	R: 0 H: 1 E: 0 LOB: 2 K: 1 BB: 1 S: 11 P: 20	R: 5 H: 6 E: 0 LOB: 1 K: 2 BB: 0 S: 23 P: 34	R: 0 H: 0 E: 0 LOB: 1 K: 2 BB: 1 S: 8 P: 16	R: 0 H: 0 E: 0 LOB: 1 K: 2 BB: 0 S: 12 P: 19	1B: 4 SF: 0 2B: 2 SAC: 0 3B: 0 DP: 1 HR: 2 HBP: 2	WP: 1 PA: 41 PB: 1 SB: 2 CS: 0		
PITCHER	IP WLS BF H R ER SO BB IBB HBP BLK WP HR S P ERA WHIP											PITCHER	IP WLS BF H R ER SO BB IBB HBP BLK WP HR S P ERA WHIP
28 Kyle Hendricks, R ERA: 4.26 (1, 1)	6.1 L 28 5 3 3 3 3 3 0 0 0 0 1 66 106 4.26 1.263												
24 Jeremy Jeffress, R ERA: 27.0 (7, 1)	0.2 5 3 2 2 2 0 0 0 0 0 0 1 14 22 27.00 4.500												
52 Ryan Tepera, R ERA: (8, 1)	0.2 3 0 0 0 2 1 0 0 0 0 1 0 7 14 0.00 1.500												
39 Andrew Chafin, L ERA: (8, 1)	0.1 1 0 0 0 0 0 0 0 0 0 0 0 1 2 0.00 0.000												
43 Dan Winkler, R ERA: (9, 1)	1.0 4 0 0 0 2 0 0 0 1 0 0 0 12 19 0.00 0.000												

Miami Marlins @ Chicago Cubs
Wrigley Field, Chicago, IL
Wed Sep 30 2020, 1:10 PM - 4:30 PM CDT
Cloudy - 64 F

livebaseballscorecards.com



Batter	1	2	3	4	5	6	7	8	9	AB R H RBI BB SO LOB
8 Ian Happ, S OBP: 0.500, SLG: 1.250	(1, 8) B FF 95 B FF 96 C FF 96 F FF 96 X FF 97		X SI 96 0-0		B CU 85 1-2 C SI 96 C FF 97 X FF 97		X SI 90 0-0			4 1 2 1 0 0 1
44 Anthony Rizzo, L	(1, 3) B FF 96 F FF 97 B SL 86 F FF 97 S FF 98		X FF 96 0-0		C FF 97 2-1 B FF 98 B CU 88 X FF 98			C CU 80 3-2 B CH 88 B FF 94 F FF 92 C FF 93 X FF 93		4 0 0 0 0 1 1
17 Kris Bryant, R	(1, 5) B SL 86 B SL 86 B SI 96 C FF 96 F FF 96 X FF 97		F FF 97 0-3 F SL 86 C SL 88			B SI 96 1-1 F FF 96 X FF 96		B FF 94 3-3 S SL 86 B SL 86 F FF 94 F FF 93 C FF 93		4 0 0 0 0 2 1
12 Kyle Schwarber, L 6 Billy Hamilton, S 15 Cameron Maybin, R (PH)	(1, 7) (7, 8) (9, 7)	B FF 95 4-0 B FF 95 B CH 89 B SI 96		C FF 95 4-2 B SL 87 B SL 88 F FF 95 B FF 98 B SI 96		F SI 97 0-1 X FF 97		C CU 82 1-3 B CU 85 T SL 86 C CU 85		1 0 0 0 2 0 0 0 0 0 0 0 0 0 1 0 0 0 0 1 0
40 Willson Contreras, R OBP: 0.500, SLG: 0.667	(1, 2)	C SI 95 1-2 B SI 95 C SL 87 X FF 96		X SI 97 0-0		C SL 86 1-1 H FF 96		B SI 91 1-1 C SI 91 X SI 92		3 0 1 0 0 0 2
22 Jason Heyward, L	(1, 9)	C FF 96 0-2 S SL 86 F FF 98 T FF 97		X SI 96 0-0		B SI 87 1-1 S SL 87 X FF 98		B SI 92 1-0 X SI 92		4 0 0 0 0 1 4
9 Javier Báez, R OBP: 0.250, SLG: 0.250	(1, 6)	C SL 88 1-2 B SL 89 S FF 97 X SL 90		S FF 97 1-2 B FF 97 F SL 88 X SL 89		B SI 96 2-2 F FF 96 C FF 97 X FF 98		C SI 92 2-3 S SL 87 B SL 86 B SI 93 C SI 93		4 0 1 0 0 1 2
7 Victor Caratini, S	(1, 10)	B FF 97 2-2 C FF 97 D CH 92 S FF 96 X FF 98		S SI 95 3-3 B FF 96 B FF 97 B FF 97 F FF 97 S FF 97		X FF 97 0-0		F SI 92 1-2 B SI 93 T SI 93 X CH 88		4 0 0 0 0 1 3
27 Jason Kipnis, L	(1, 4)		C SI 95 2-2 B FF 97 B CH 89 F FF 98 F FF 97 X CH 91		X SI 97 0-0		B FF 97 4-2 C FF 96 B FF 97 B FF 96 F SI 97 F FF 97 B FF 97			2 0 0 0 1 0 0

Inning Stats	R: 0 E: 0 K: 1 S: 9	H: 0 LOB: 0 BB: 0 P: 17	R: 0 E: 0 K: 1 S: 13	H: 1 LOB: 2 BB: 1 P: 21	R: 0 E: 0 K: 1 S: 9	H: 1 LOB: 1 BB: 0 P: 11	R: 0 E: 1 K: 0 S: 8	H: 0 LOB: 1 BB: 1 P: 13	R: 1 E: 0 K: 1 S: 9	H: 1 LOB: 0 BB: 0 P: 15	R: 0 E: 0 K: 0 S: 7	H: 0 LOB: 1 BB: 0 P: 10	R: 0 E: 0 K: 0 S: 8	H: 0 LOB: 1 BB: 1 P: 14	R: 0 E: 0 K: 2 S: 10	H: 0 LOB: 0 BB: 0 P: 17	R: 0 E: 0 K: 1 S: 9	H: 1 LOB: 1 BB: 0 P: 14	1B: 2 2B: 1 3B: 0 HR: 1	SF: 0 SAC: 0 DP: 0 HBP: 1	WP: 0 PB: 0 SB: 0 CS: 0	PA: 35
--------------	------------------------------	----------------------------------	-------------------------------	----------------------------------	------------------------------	----------------------------------	------------------------------	----------------------------------	------------------------------	----------------------------------	------------------------------	----------------------------------	------------------------------	----------------------------------	-------------------------------	----------------------------------	------------------------------	----------------------------------	----------------------------------	------------------------------------	----------------------------------	--------

PITCHER	IP	WLS	BF	H	R	ER	SO	BB	IBB	HBP	BLK	WP	HR	S	P	ERA	WHIP
22 Sandy Alcantara, R ERA: 1.35	(1, 1)	6.2	27	3	1	1	4	3	0	0	0	0	1	62	100	1.35	0.900
35 Richard Bleier, L	(7, 1)	0.1	1	0	0	0	0	0	0	0	0	0	0	1	1	0.00	0.000
93 Yimi García, R	(8, 1)	1.0	3	0	0	0	2	0	0	0	0	0	0	10	17	0.00	0.000
27 Brandon Kintzler, R	(9, 1)	1.0	4	1	0	0	1	0	0	0	0	0	0	9	14	0.00	1.000

BOTTOM

Miami Marlins @ Chicago Cubs
Wrigley Field, Chicago, IL
Wed Sep 30 2020, 1:10 PM - 4:30 PM CDT
Cloudy - 64 F

livebaseballscorecards.com

AB	31
R	1
H	4
RBI	1
BB	3
SO	7
LOB	14



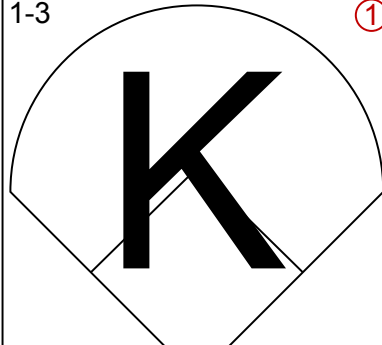
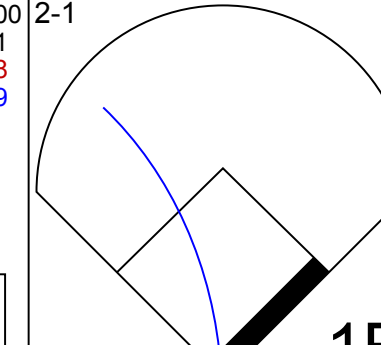
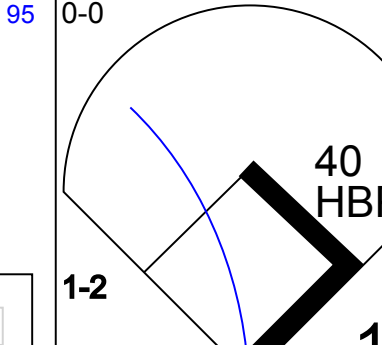
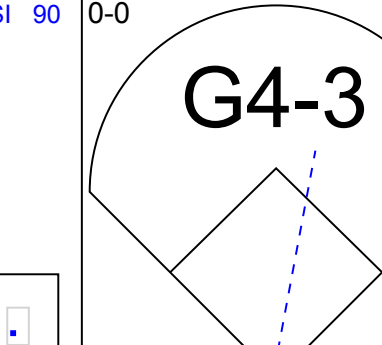
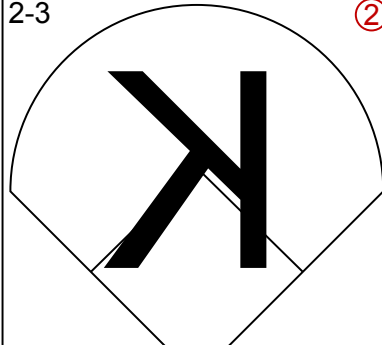
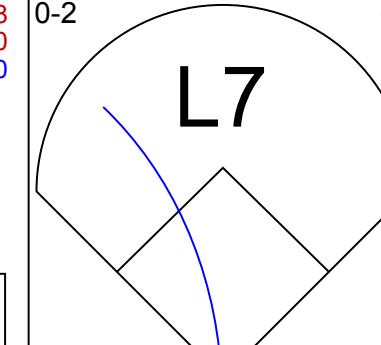
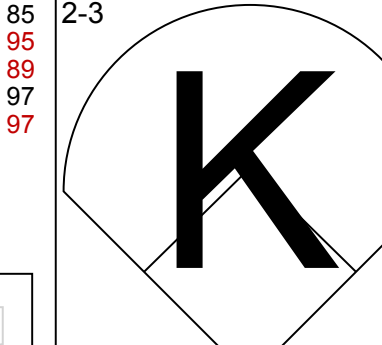
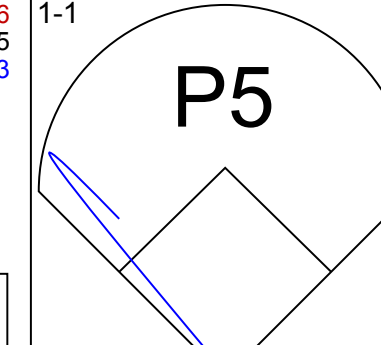
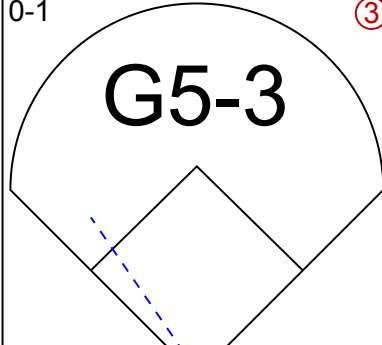
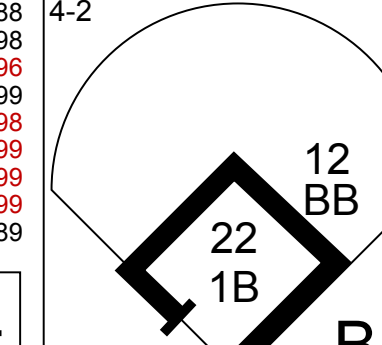
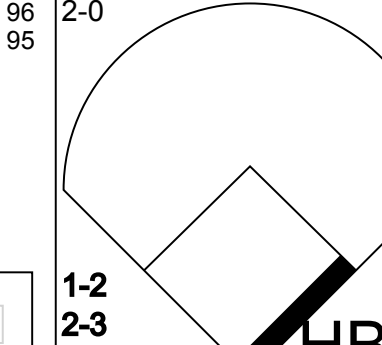
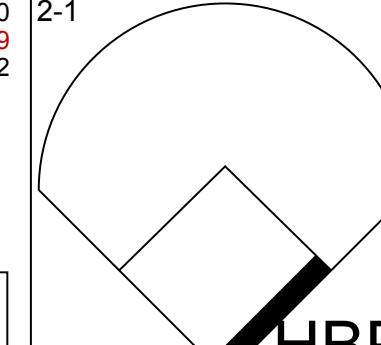
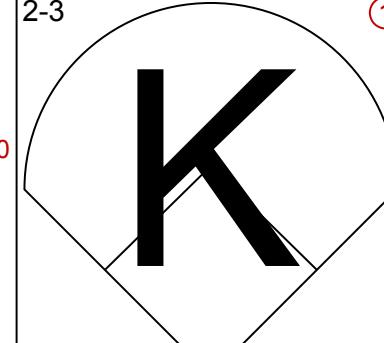
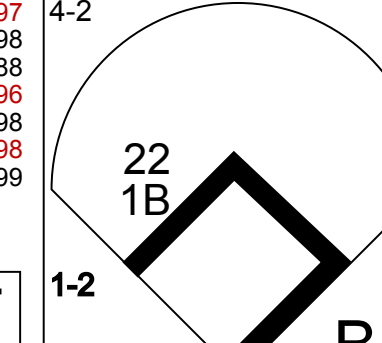
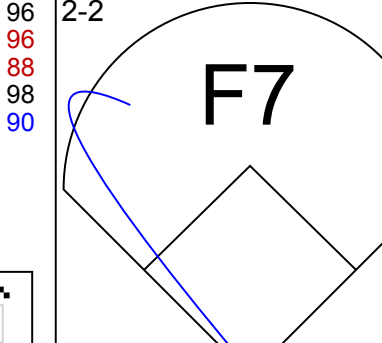
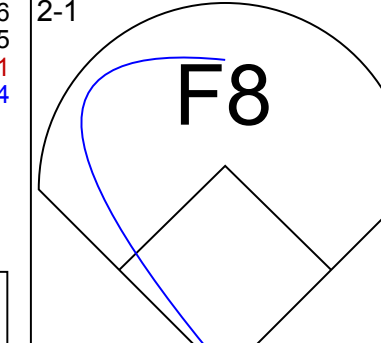
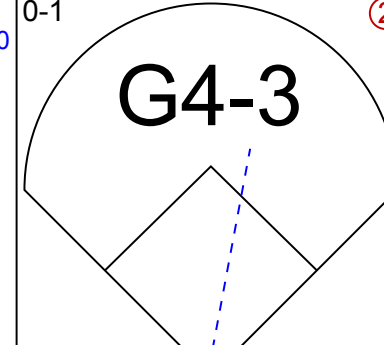
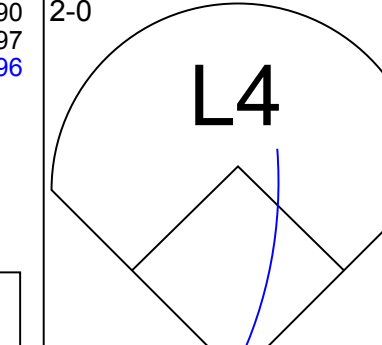
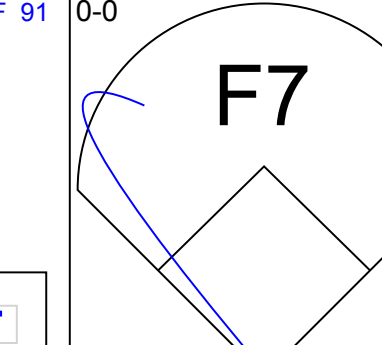
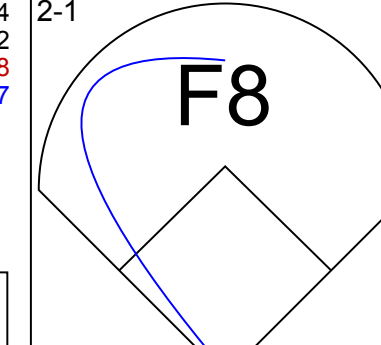
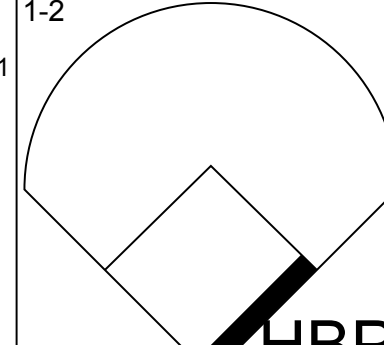
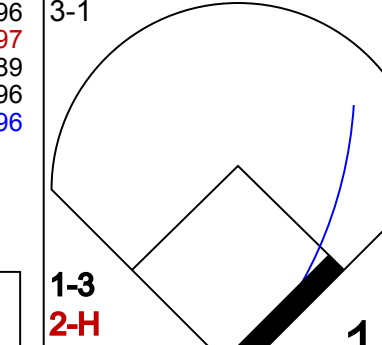
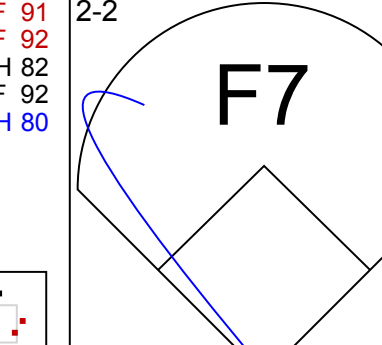

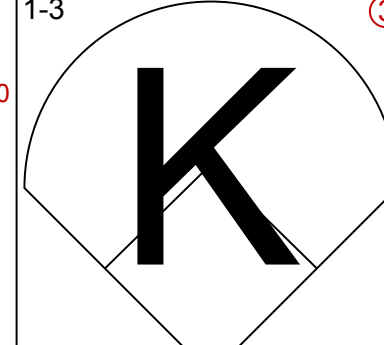
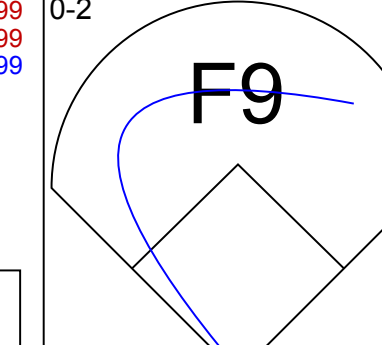


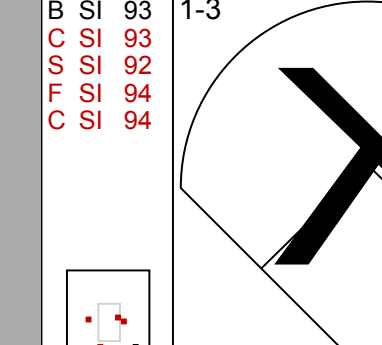




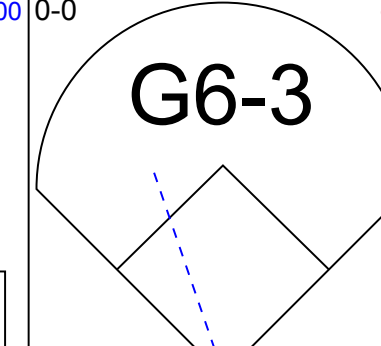
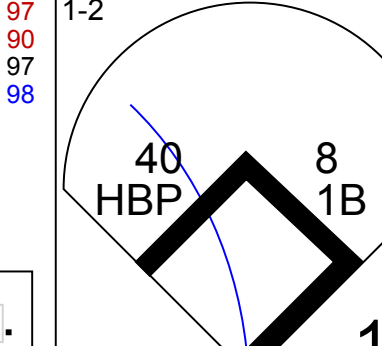
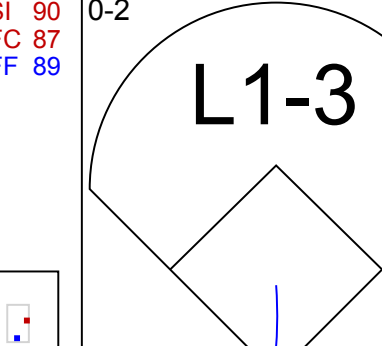
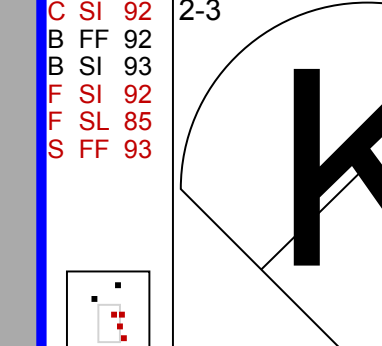
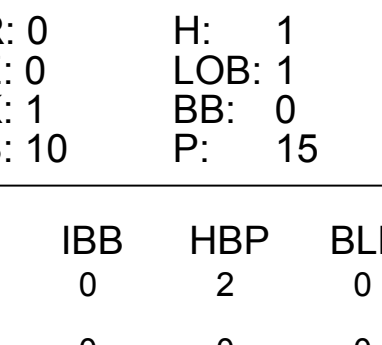
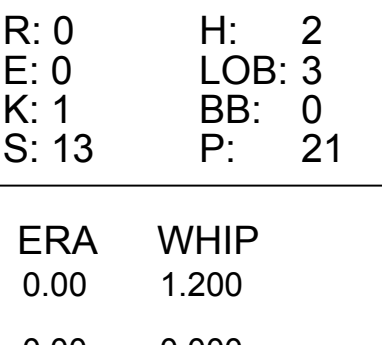
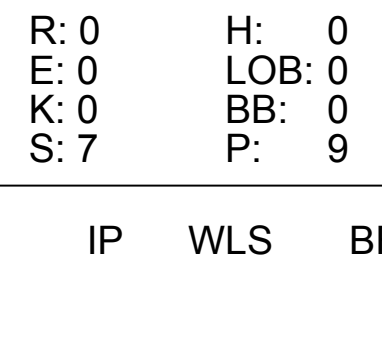
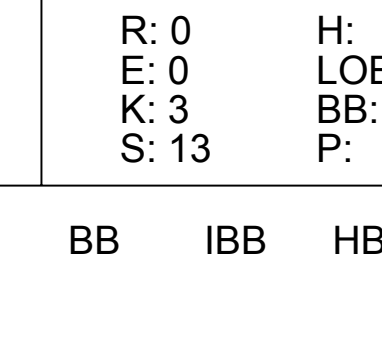




Batter	1	2	3	4	5	6	7	8	9	AB R H RBI BB SO LOB	TOP		
23 Corey Dickerson, L (1, 7) OBP: 0.333, SLG: 0.571 4 Monte Harrison, R (8, 8)										3 0 0 0 1 2 0 0 0 0 0 0 0 0			
5 Jon Berti, R (1, 4) OBP: 0.500, SLG: 0.200										3 0 1 0 1 0 0			
24 Jesús Aguilar, R (1, 10) OBP: 0.333, SLG: 0.750										3 0 0 0 0 1 2			
15 Brian Anderson, R (1, 5)										4 0 0 0 0 1 4			
26 Garrett Cooper, R (1, 3) OBP: 0.333, SLG: 0.625										4 1 1 1 0 2 1			
7 Matt Joyce, L (1, 9) OBP: 0.429, SLG: 0.400 25 Lewis Brinson, R (7, 9)										2 0 1 0 1 0 0 1 1 0 0 0 0 0			
19 Miguel Rojas, R (1, 6) OBP: 0.375, SLG: 0.286										3 0 1 0 1 0 1			
34 Magneuris Sierra, L (1, 8) OBP: 0.333, SLG: 0.333										3 0 1 1 0 1 0			
17 Chad Wallach, R (1, 2) OBP: 0.143, SLG: 0.143										3 0 0 0 0 1 3			
Inning Stats	R: 0 H: 0 E: 0 LOB: 0 K: 1 BB: 0 S: 9 P: 12	R: 0 H: 0 E: 0 LOB: 1 K: 1 BB: 1 S: 13 P: 18	R: 0 H: 0 E: 0 LOB: 0 K: 1 BB: 0 S: 6 P: 7	R: 0 H: 1 E: 0 LOB: 1 K: 1 BB: 0 S: 9 P: 12	R: 0 H: 1 E: 0 LOB: 0 K: 1 BB: 0 S: 10 P: 15	R: 0 H: 0 E: 0 LOB: 0 K: 0 BB: 0 S: 9 P: 13	R: 2 H: 3 E: 0 LOB: 3 K: 2 BB: 1 S: 16 P: 21	R: 0 H: 0 E: 0 LOB: 2 K: 1 BB: 2 S: 14 P: 23	R: 0 H: 0 E: 0 LOB: 0 K: 0 BB: 0 S: 7 P: 12	1B: 3 SF: 0 2B: 1 SAC: 0 3B: 0 DP: 2 HR: 1 HBP: 1	WP: 0 PA: 34 PB: 0 SB: 1 CS: 0		
PITCHER	IP WLS BF H R ER SO BB IBB HBP BLK WP HR S P ERA WHIP											PITCHER	IP WLS BF H R ER SO BB IBB HBP BLK WP HR S P ERA WHIP
11 Yu Darvish, R (1, 1) ERA: 2.7	6.2 L 26 5 2 2 6 1 1 1 0 0 0 1 69 94 2.70 0.900												
46 Craig Kimbrel, R (7, 1) ERA:	1.1 5 0 0 0 2 2 0 0 0 0 0 0 17 27 0.00 1.500												
46 Craig Kimbrel, R (8, 1) ERA:	1.1 5 0 0 0 2 2 0 0 0 0 0 0 17 27 0.00 1.500												
24 Jeremy Jeffress, R (9, 1) ERA: 10.8	1.0 3 0 0 0 0 0 0 0 0 0 0 0 7 12 0.00 0.000												

Miami Marlins @ Chicago Cubs
Wrigley Field, Chicago, IL
Fri Oct 02 2020, 1:10 PM - 4:31 PM CDT
Partly Cloudy - 52 F

livebaseballscorecards.com

AB 29
R 2
H 5
RBI 2
BB 4
SO 8
LOB 11



Batter	1	2	3	4	5	6	7	8	9	AB	R	H	RBI	BB	SO	LOB
8 Ian Happ, S OBP: 0.500, SLG: 0.875 (1, 8)										4	0	2	0	0	1	0
44 Anthony Rizzo, L (1, 3)										4	0	0	0	0	2	3
40 Willson Contreras, R OBP: 0.625, SLG: 0.500 (1, 10) (8, 2)										1	0	0	0	1	0	0
12 Kyle Schwarber, L (1, 7)										3	0	0	0	1	1	4
17 Kris Bryant, R (1, 5)										4	0	0	0	0	0	3
22 Jason Heyward, L OBP: 0.375, SLG: 0.429 (1, 9)										3	0	2	0	0	0	0
9 Javier Báez, R OBP: 0.125, SLG: 0.125 (1, 6)										4	0	0	0	0	2	4
13 David Bote, R (1, 4)										4	0	0	0	0	2	1
7 Victor Caratini, S OBP: 0.167, SLG: 0.167 (1, 2)										2	0	1	0	0	0	0
15 Cameron Maybin, R (7, PH)										1	0	0	0	0	0	0
46 Craig Kimbrel, R (8, 1)										0	0	0	0	0	0	0
24 Jeremy Jeffress, R (9, 1)										0	0	0	0	0	0	0
27 Jason Kipnis, L (9, PH)										1	0	0	0	0	1	1

Inning Stats	R: 0	H: 0	E: 0	K: 2	S: 8	H: 0	LOB: 0	BB: 0	P: 11	R: 0	H: 0	E: 0	K: 2	S: 11	R: 0	H: 1	E: 0	K: 1	S: 10	R: 0	H: 1	E: 0	K: 0	S: 14	R: 0	H: 2	E: 0	K: 1	S: 13	R: 0	H: 0	E: 0	K: 0	S: 7	R: 0	H: 0	E: 0	K: 0	S: 7	R: 0	H: 0	E: 0	K: 0	S: 7	R: 0	H: 1	E: 0	K: 3	S: 13	R: 0	H: 1	E: 0	K: 3	S: 19	1B: 4	2B: 1	3B: 0	HR: 0	SF: 0	SAC: 0	DP: 0	HBP: 3	WP: 0	PA: 36
--------------	------	------	------	------	------	------	--------	-------	-------	------	------	------	------	-------	------	------	------	------	-------	------	------	------	------	-------	------	------	------	------	-------	------	------	------	------	------	------	------	------	------	------	------	------	------	------	------	------	------	------	------	-------	------	------	------	------	-------	-------	-------	-------	-------	-------	--------	-------	--------	-------	--------

PITCHER	IP	WLS	BF	H	R	ER	SO	BB	IBB	HBP	BLK	WP	HR	S	P	ERA	WHIP
73 Sixto Sánchez, R ERA: (1, 1)	5.0		22	4	0	0	6	2	0	0	0	0	0	56	89	0.00	1.200
33 Brad Boxberger, R ERA: (6, 1)	1.1	W	4	0	0	0	0	0	0	0	0	0	0	10	17	0.00	0.000
35 Richard Bleier, L ERA: (7, 1)	0.2	H	2	0	0	0	0	0	0	0	0	0	0	4	4	0.00	0.000
93 Yimi García, R ERA: (8, 1)	1.0	H	4	0	0	0	0	0	0	1	0	0	0	7	14	0.00	0.000
27 Brandon Kintzler, R ERA: (9, 1)	1.0	S	4	1	0	0	3	0	0	0	0	0	0	13	19	0.00	1.000

BOTTOM

Miami Marlins @ Chicago Cubs
 Wrigley Field, Chicago, IL
 Fri Oct 02 2020, 1:10 PM - 4:31 PM CDT
 Partly Cloudy - 52 F

livebaseballscorecards.com

AB	31
R	0
H	5
RBI	0
BB	2
SO	9
LOB	16



BOTTOM

Miami Marlins @ Atlanta Braves
Minute Maid Park, Houston, TX
Tue Oct 06 2020, 1:09 PM - 4:24 PM CDT
Roof Closed - 73 F

livebaseballscorecards.com

AB 36
R 9
H 12
RBI 9
BB 4
SO 10
LOB 14



WP: 1 PA: 41
PB: 0
SB: 0
CS: 0

AB	R	H	RBI	BB	SO	LOB
4	2	2	1	0	2	3
4	1	0	0	1	0	3
5	2	2	2	0	3	2
3	1	3	4	2	0	0
5	1	1	0	0	2	6
4	1	1	2	0	1	0
4	0	0	0	0	1	0
4	0	1	0	0	1	0
0	0	0	0	0	0	0
3	1	2	0	1	0	0
1B: 7	SF: 0					
2B: 2	SAC: 0					
3B: 0	DP: 0					
HR: 3	HBP: 1					

Batter	1	2	3	4	5	6	7	8	9
13 Ronald Acuña Jr., R OBP: 0.438, SLG: 0.733	0-1 HR		1-1 20 2B HBP	1-3 K			1-1 FC4-6 1B	2-3 K	
5 Freddie Freeman, L OBP: 0.400, SLG: 0.100	1-1 G3		2-0 F8		1-1 L8		0-1 FC4-6 16 HR 1B	4-2 20 WP BB	
20 Marcell Ozuna, R OBP: 0.214, SLG: 0.500	0-3 K		0-0 16 2B		3-3 K		2-2 16 HR 1B	0-3 K	
16 Travis d'Arnaud, R OBP: 0.500, SLG: 0.750	4-1 BB		2-1 2B		0-0 1B		2-0 HR	4-2 BB	
Ozzie Albies, S OBP: 0.286, SLG: 0.231	1-2 K		1-2 G3		0-3 K		3-2 7 HR 1B	1-0 L7	
7 Dansby Swanson, R OBP: 0.154, SLG: 0.385		0-0 G4-3		0-3 K		2-1 G6-3	0-0 HR		
23 Adam Duvall, R OBP: 0.154, SLG: 0.333		2-1 G6-3		0-3 K		0-2 F7	0-0 P5		
22 Nick Markakis, L OBP: 0.231, SLG: 0.231		1-3 K		0-1 27 1B		2-2 G6-3	2-1 L9		
25 Cristian Pacheco, R OBP: 0.154, SLG: 0.333									
27 Austin Riley, R OBP: 0.385, SLG: 0.273			2-2 G5-3		0-2 1B		0-0 FC4-6 20 1B 1B	4-2 20 WP 5 BB BB	

Inning Stats	R: 1	H: 1	E: 0	K: 2	S: 11	H: 1	LOB: 1	BB: 1	P: 17	R: 0	H: 0	E: 0	K: 1	S: 6	R: 0	H: 2	E: 0	K: 3	S: 17	R: 0	H: 1	E: 0	K: 2	S: 11	R: 0	H: 0	E: 0	K: 0	S: 9	R: 6	H: 6	E: 0	K: 0	S: 16	R: 0	H: 0	E: 0	K: 2	S: 17	R: 0	H: 0	E: 0	K: 2	S: 32
--------------	------	------	------	------	-------	------	--------	-------	-------	------	------	------	------	------	------	------	------	------	-------	------	------	------	------	-------	------	------	------	------	------	------	------	------	------	-------	------	------	------	------	-------	------	------	------	------	-------

PITCHER	IP	WLS	BF	H	R	ER	SO	BB	IBB	HBP	BLK	WP	HR	S	P	ERA	WHIP
22 Sandy Alcantara, R ERA: 4.26	(1, 1)	6.0	L	28	8	5	5	8	1	0	0	0	1	68	95	7.50	1.500
93 Yimi García, R ERA: 11.57	(7, 1)	0.1	B	4	3	2	0	0	0	0	0	0	1	9	16	54.00	9.000
39 James Hoyt, R ERA: 13.5	(7, 1)	0.2		3	1	2	0	0	0	0	0	0	1	4	6	27.00	1.500
55 Ryne Stanek, R ERA:	(8, 1)	1.0		6	0	0	2	3	0	0	0	1	0	17	32	0.00	3.000

Batter	1	2	3	4	5	6	7	8	9	AB R H RBI BB SO LOB	TOP		
23 Corey Dickerson, L (1, 7) OBP: 0.176, SLG: 0.267	B FF 95 3-3 F FF 95 F FF 95 B FF 95 S FF 95 K		T FF 95 2-3 F FF 95 B CH 89 B CH 89 S CH 88 K			B CH 88 2-2 C FF 94 T FF 94 B CH 88 X CH 88 G6-3		X SL 82 0-0 E6 5 FC9-8		4 0 0 0 0 2 0	Miami Marlins @ Atlanta Braves Minute Maid Park, Houston, TX Wed Oct 07 2020, 1:10 PM - 3:59 PM CDT Roof Closed - 73 F		
5 Jon Berti, R (1, 4) OBP: 0.353, SLG: 0.214	B FF 95 1-3 F FF 95 C FF 95 C FF 95 K		B FF 95 1-0 X CH 88 G5-3			C CU 80 0-1 X CU 80 26 BB 15 HBP 1B		X FF 94 0-0 FC9-6 1-2f		4 0 1 0 0 1 1			
24 Jesús Aguilar, R (1, 10) OBP: 0.222, SLG: 0.412	B CU 81 2-2 F CU 81 S CH 89 B FF 95 X FF 96 15 BB 1B			C FF 94 2-2 B FF 94 F FF 95 F CH 86 F CH 86 F CH 88 X CH 88 P3		B FF 94 2-3 F CH 86 F FF 94 S CH 86 F FF 93 F CH 86 B FF 94 F CH 86 F CU 80 1 SAFE K		1 SAFE 1-3 B SL 83 F SL 84 F SL 84 F SL 82 S SL 82 S SL 84 K		4 0 1 0 0 2 2			
15 Brian Anderson, R (1, 5) OBP: 0.353, SLG: 0.333	C FF 95 4-2 B FF 94 F FF 94 D CU 81 F CH 87 F CH 88 B FF 94 B CH 86 1-2 BB		X CU 80 0-0 2B			D SL 79 3-1 B SL 79 S FF 87 H FF 86 26 BB HBP		B FF 96 2-1 1 SAFE B FF 95 C FF 94 X FF 94 G1-3		2 0 1 0 1 0 1			
26 Garrett Cooper, R (1, 3) OBP: 0.294, SLG: 0.467	X CU 80 0-0 L9		B FF 93 3-2 C FF 93 B FF 94 F FF 94 F CH 87 X CH 87 F8			B SL 79 4-1 F SL 79 B FF 87 B SI 86 B SL 79 1-2 2-3 BB		C FC 92 1-2 B FC 92 S KC 82 X KC 83 G6-3		3 0 0 0 1 0 3			
7 Matt Joyce, L (1, 9) OBP: 0.333, SLG: 0.300		F CU 79 0-3 C FF 94 F FF 95 S CH 88 K		S CH 88 0-1 X CH 87 F7		X SL 79 0-0 G3		C FC 92 3-3 S FC 85 B FC 86 B KC 81 S KC 84 S FC 92 K		4 0 0 0 0 2 4			
19 Miguel Rojas, R (1, 6) OBP: 0.313, SLG: 0.429		C FF 96 1-1 B FF 95 X CU 80 G6-3			B FF 94 3-3 C FF 94 B FF 95 B CH 88 C FF 95 F FF 94 S CH 88 K		C CU 80 1-3 F FF 96 B SL 85 F SL 85 F CU 82 F FF 97 F FF 96 C FF 98 K		B KC 81 1-1 S KC 82 X FC 91 G1-4-3			4 0 0 0 0 2 0	
34 Magneuris Sierra, L (1, 8) OBP: 0.333, SLG: 0.444	B FF 95 3-3 C CH 88 B FF 94 B FF 94 F FF 94 S CH 88 K			B CU 81 3-1 F FF 94 B CH 87 X FF 94 G3			F SL 82 2-1 B FF 94 B FF 95 X CU 82 G5-3			2 0 0 0 0 1 0			
25 Lewis Brinson, R (7, PH) (7, 8)										1 0 0 0 0 0 0			
17 Chad Wallach, R (1, 2) OBP: 0.077, SLG: 0.077			S FF 94 1-3 B FF 94 S CH 88 S FF 94 K		C CU 78 0-1 X CU 79 G5-3		F FF 95 1-2 B CU 81 S FF 95 X FF 97 F9			3 0 0 0 0 1 0			
Inning Stats	R: 0 H: 1 E: 0 LOB: 2 K: 2 BB: 1 S: 14 P: 24	R: 0 H: 0 E: 0 LOB: 0 K: 2 BB: 0 S: 9 P: 13	R: 0 H: 0 E: 0 LOB: 0 K: 2 BB: 0 S: 7 P: 11	R: 0 H: 1 E: 0 LOB: 1 K: 0 BB: 0 S: 10 P: 15	R: 0 H: 0 E: 0 LOB: 0 K: 1 BB: 0 S: 8 P: 14	R: 0 H: 1 E: 0 LOB: 3 K: 1 BB: 1 S: 16 P: 27	R: 0 H: 0 E: 0 LOB: 0 K: 1 BB: 0 S: 12 P: 16	R: 0 H: 0 E: 1 LOB: 1 K: 1 BB: 0 S: 8 P: 11	R: 0 H: 0 E: 0 LOB: 0 K: 1 BB: 0 S: 8 P: 13	1B: 2 SF: 0 2B: 1 SAC: 0 3B: 0 DP: 0 HR: 0 HBP: 1	WP: 0 PA: 34 PB: 0 SB: 0 CS: 0		
PITCHER	IP WLS BF H R ER SO BB IBB HBP BLK WP HR S P ERA WHIP											PITCHER	IP WLS BF H R ER SO BB IBB HBP BLK WP HR S P ERA WHIP
48 Ian Anderson, R (1, 1) ERA:	5.2 W 21 3 0 0 8 1 0 0 0 0 0 0 61 94 0.00 0.706												
56 Darren O'Day, R (6, 1) ERA:	0.1 H 3 0 0 0 0 1 0 1 0 0 0 0 3 10 0.00 3.000												
68 Tyler Matzek, L (7, 1) ERA:	1.0 H 3 0 0 0 1 0 0 0 0 0 0 0 12 16 0.00 0.000												
51 Will Smith, L (8, 1) ERA:	1.0 H 4 0 0 0 1 0 0 0 0 0 0 0 8 11 0.00 0.000												
36 Mark Melancon, R (9, 1) ERA:	1.0 S 3 0 0 0 1 0 0 0 0 0 0 0 8 13 0.00 0.000												

livebaseballscorecards.com

AB	31
R	0
H	3
RBI	0
BB	2
SO	11
LOB	11



Batter	1	2	3	4	5	6	7	8	9
13 Ronald Acuña Jr., R OBP: 0.350, SLG: 0.579	0-3 K		1-3 K		3-2 K			1-3 K	
5 Freddie Freeman, L OBP: 0.316, SLG: 0.071	2-1 G3-1		1-2 G4-3			0-1 F8		2-2 L8	
20 Marcell Ozuna, R OBP: 0.176, SLG: 0.412	2-2 G5-3			1-3 K		2-2 G4-3			
16 Travis d'Arnaud, R OBP: 0.471, SLG: 0.867		3-2 G5-3		2-1 HR		0-0 G4-3			
Ozzie Albies, S OBP: 0.235, SLG: 0.188		2-2 G3		2-1 G4-3		2-1 F9			
7 Dansby Swanson, R OBP: 0.188, SLG: 0.563		1-2 HR		1-1 L6		2-3 K			
23 Adam Duvall, R OBP: 0.125, SLG: 0.267		4-2 F9			2-0 E5		0-3 K		
22 Nick Markakis, L OBP: 0.250, SLG: 0.313			2-2 2B		1-2 K			3-2 G4-3	
25 Cristian Pache, R (9, 9)									
27 Austin Riley, R OBP: 0.375, SLG: 0.286			0-3 K		1-3 K			1-0 1B	

Inning Stats	R: 0	H: 0	E: 0	K: 1	S: 9	R: 1	H: 1	E: 0	K: 0	S: 16	R: 0	H: 1	E: 0	K: 2	S: 13	R: 1	H: 1	E: 0	K: 1	S: 9	R: 0	H: 0	E: 1	K: 3	S: 12	R: 0	H: 0	E: 0	K: 2	S: 8	R: 0	H: 1	E: 0	K: 1	S: 11
	LOB: 0	BB: 0	P: 13			LOB: 0	BB: 0	P: 26			LOB: 1	BB: 0	P: 17			LOB: 0	BB: 0	P: 15			LOB: 1	BB: 0	P: 19			LOB: 0	BB: 0	P: 12			LOB: 1	BB: 0	P: 18		

PITCHER	IP	WLS	BF	H	R	ER	SO	BB	IBB	HBP	BLK	WP	HR	S	P	ERA	WHIP
49 Pablo López, R ERA: 3.6	(1, 1)	5.0	L	19	3	2	7	0	0	0	0	0	2	59	90	3.60	0.600
35 Richard Bleier, L ERA:	(6, 1)	1.0		3	0	0	0	0	0	0	0	0	0	7	9	0.00	0.000
33 Brad Boxberger, R ERA:	(7, 1)	1.0		3	0	0	2	0	0	0	0	0	0	8	12	0.00	0.000
27 Brandon Kintzler, R ERA:	(8, 1)	1.0		4	1	0	1	0	0	0	0	0	0	11	18	0.00	1.000

AB	R	H	RBI	BB	SO	LOB
4	0	0	0	0	4	3
4	0	0	0	0	0	2
3	0	0	0	0	1	0
3	1	1	1	0	0	0
3	0	0	0	0	0	0
3	1	1	1	0	1	0
3	0	0	0	0	1	0
3	0	1	0	0	1	1
0	0	0	0	0	0	0
3	0	1	0	0	2	2

WP	PA	29
1B: 1	SF: 0	
2B: 1	SAC: 0	
3B: 0	DP: 0	
HR: 2	HBP: 0	

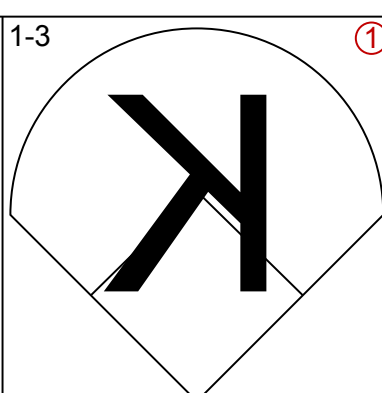
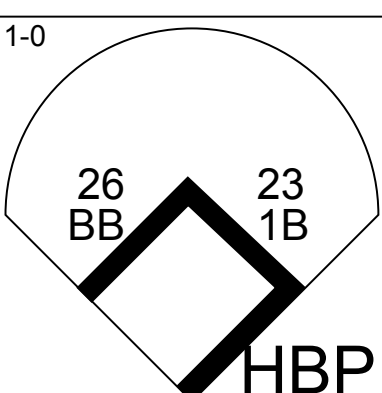
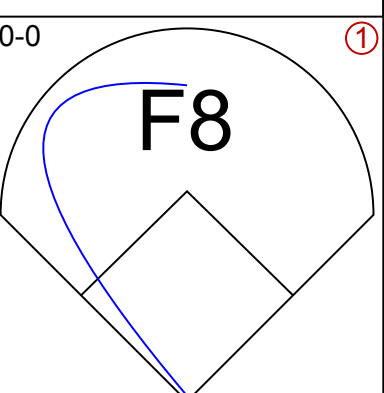
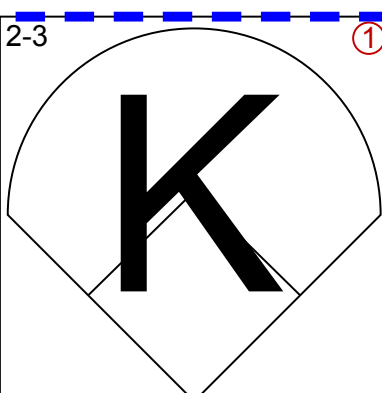
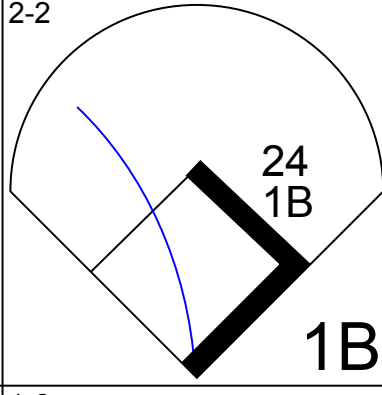
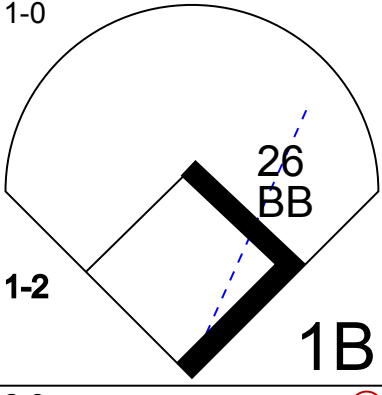
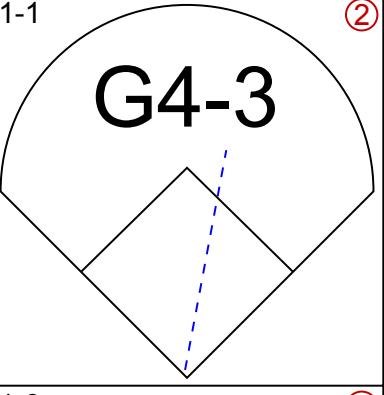
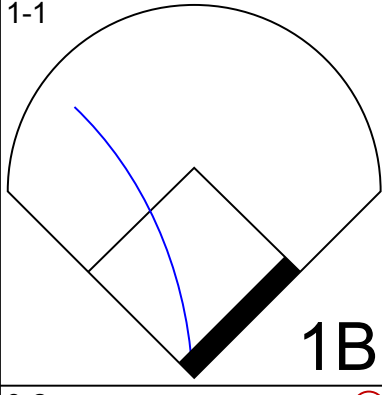
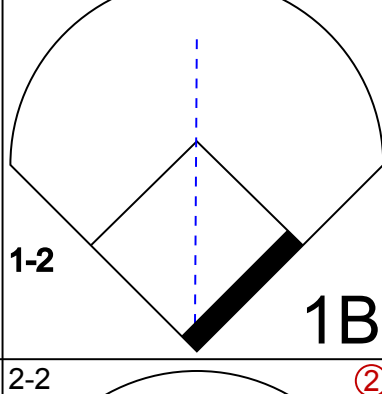
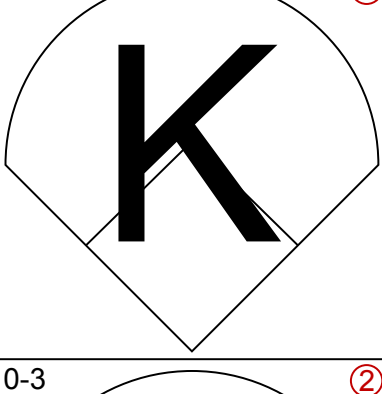
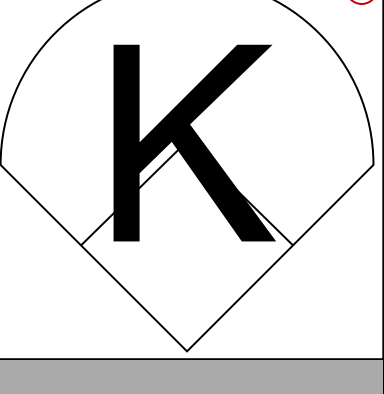
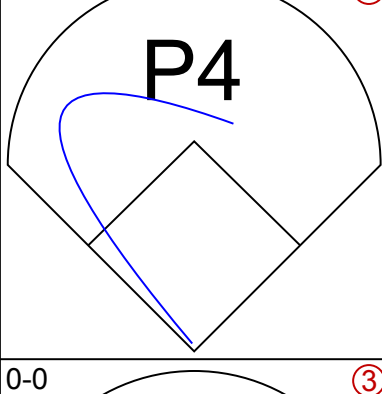
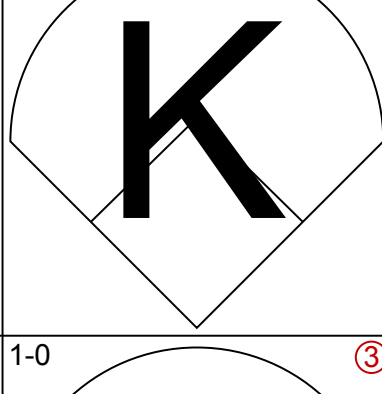
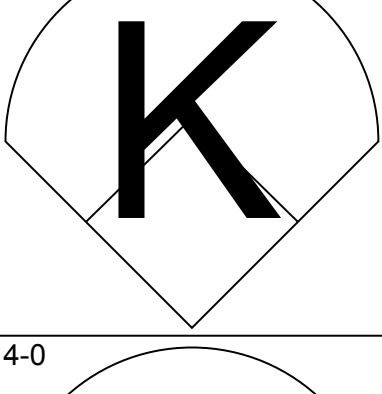
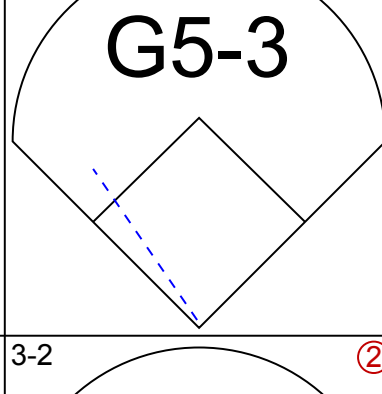
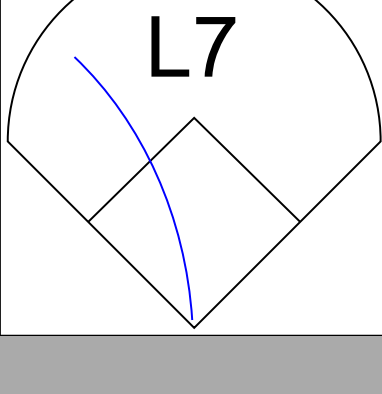
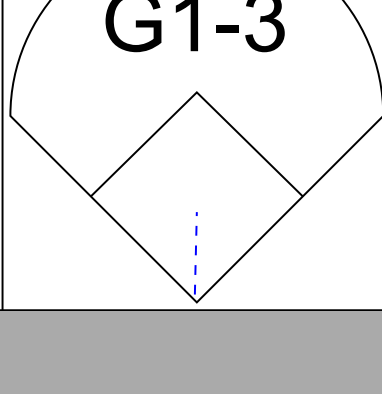
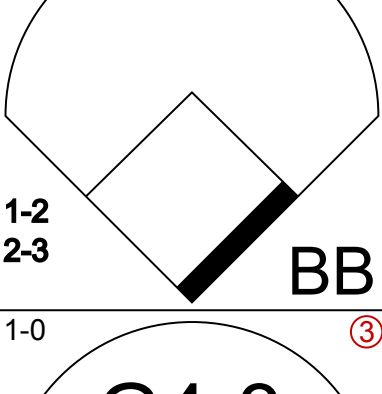
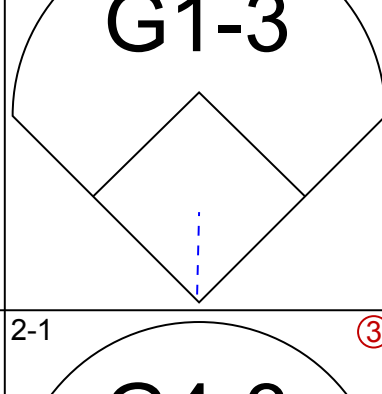

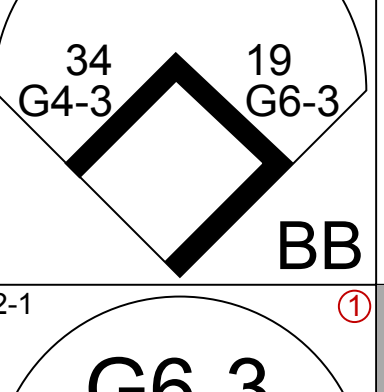
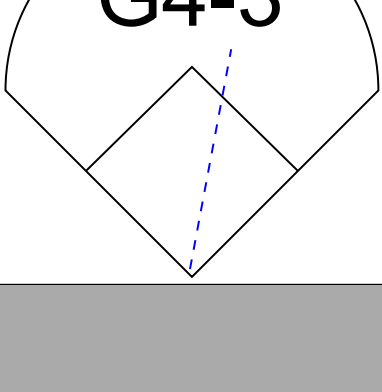
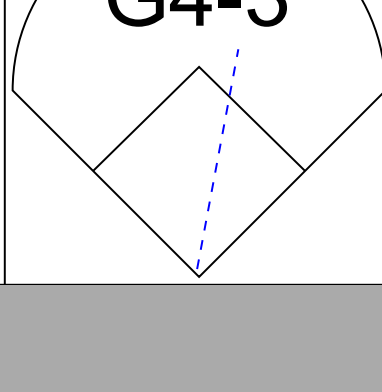
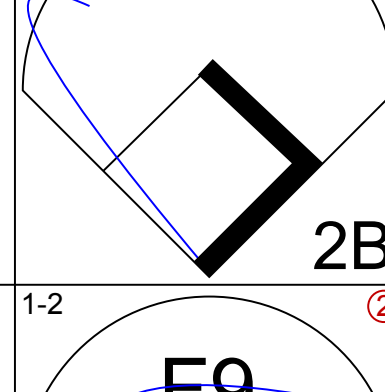
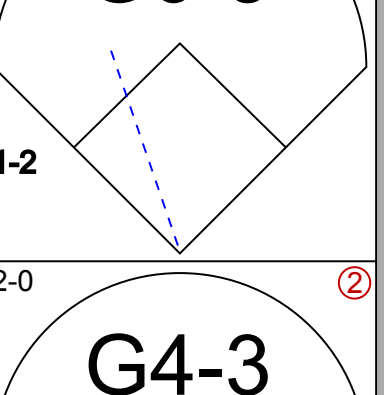
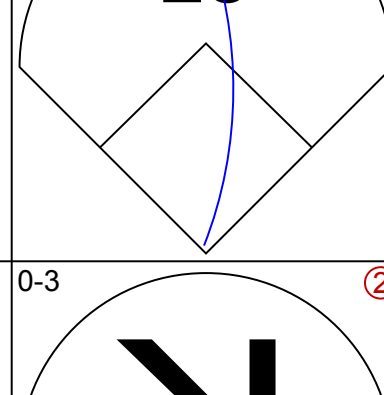
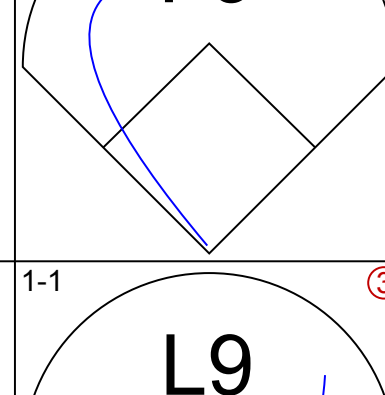
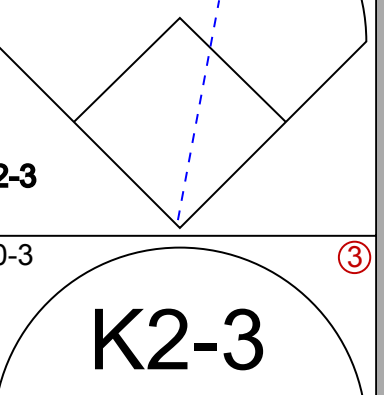
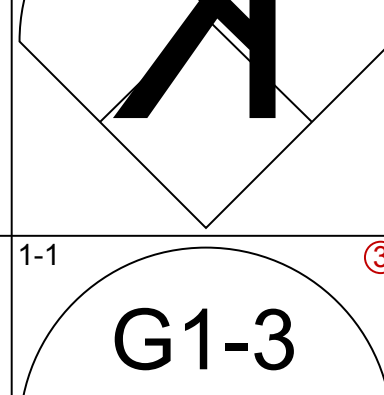
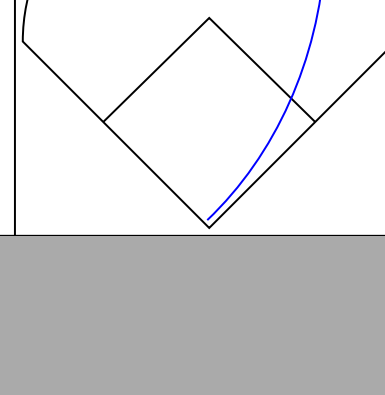
PITCHER	IP	WLS	BF	H	R	ER	SO	BB	IBB	HBP	BLK	WP	HR	S	P	ERA	WHIP
49 Pablo López, R ERA: 3.6	(1, 1)	5.0	L	19	3	2	7	0	0	0	0	0	2	59	90	3.60	0.600

Miami Marlins @ Atlanta Braves
Minute Maid Park, Houston, TX
Wed Oct 07 2020, 1:10 PM - 3:59 PM CDT
Roof Closed - 73 F

livebaseballscorecards.com

AB	29
R	2
H	4
RBI	2
BB	0
SO	10
LOB	8



Batter	1	2	3	4	5	6	7	8	9	AB R H RBI BB SO LOB												
5 Jon Berti, R OBP: 0.333, SLG: 0.176 (1, 9)										3 0 0 0 0 2 0												
23 Corey Dickerson, L OBP: 0.286, SLG: 0.368 (1, 7)										4 0 3 0 0 0 0												
24 Jesús Aguilar, R OBP: 0.227, SLG: 0.381 (1, 3)										4 0 1 0 0 2 3												
15 Brian Anderson, R OBP: 0.286, SLG: 0.263 (1, 5)										4 0 0 0 0 2 5												
26 Garrett Cooper, R OBP: 0.286, SLG: 0.389 (1, 10)										3 0 0 0 1 0 2												
70 Jazz Chisholm Jr., L OBP: 0.500, SLG: 0.667 (1, 4)										3 0 1 0 1 0 3												
19 Miquel Rojas, R OBP: 0.250, SLG: 0.333 (1, 6)										4 0 0 0 0 0 2												
34 Magneuris Sierra, L OBP: 0.273, SLG: 0.364 (1, 8)										2 0 0 0 0 1 1												
25 Lewis Brinson, R (7, PH)										1 0 0 0 0 0 0												
7 Matt Joyce, L OBP: 0.308, SLG: 0.273 (9, PH)										1 0 0 0 0 0 1												
17 Chad Wallach, R OBP: 0.071, SLG: 0.071 (1, 2)										1 0 0 0 0 1 1												
38 Jorge Alfaro, R (4, PH)										2 0 0 0 0 1 0												
Inning Stats	R: 0 E: 0 K: 2 S: 14	H: 2 LOB: 2 BB: 0 P: 21	R: 0 E: 0 K: 1 S: 7	H: 0 LOB: 1 BB: 1 P: 15	R: 0 E: 0 K: 2 S: 10	H: 1 LOB: 3 BB: 1 P: 19	R: 0 E: 0 K: 1 S: 8	H: 0 LOB: 0 BB: 0 P: 11	R: 0 E: 0 K: 1 S: 6	H: 0 LOB: 0 BB: 0 P: 8	R: 0 E: 0 K: 1 S: 7	H: 0 LOB: 0 BB: 0 P: 14	R: 0 E: 0 K: 1 S: 8	H: 0 LOB: 0 BB: 0 P: 11	R: 0 E: 0 K: 1 S: 9	H: 1 LOB: 1 BB: 0 P: 12	R: 0 E: 0 K: 0 S: 14	H: 1 LOB: 1 BB: 0 P: 22	1B: 4 2B: 1 3B: 0 HR: 0	SF: 0 SAC: 0 DP: 0 HBP: 1	WP: 0 PB: 0 SB: 0 CS: 0	PA: 35

Atlanta Braves @ Miami Marlins
Minute Maid Park, Houston, TX
Thu Oct 08 2020, 1:09 PM - 4:38 PM CDT
Roof Closed - 74 F

AB	32
R	0
H	5
RBI	0
BB	2
SO	9
LOB	18



PITCHER	IP	WLS	BF	H	R	ER	SO	BB	IBB	HBP	BLK	WP	HR	S	P	ERA	WHIP
30 Kyle Wright, R ERA: (1, 1)	6.0		24	3	0	0	7	2	0	1	0	0	0	52	88	0.00	0.833
33 A.J. Minter, L ERA: (7, 1)	1.0		3	0	0	1	0	0	0	0	0	0	0	8	11	0.00	0.000
71 Jacob Webb, R ERA: (8, 1)	1.0		4	1	0	1	0	0	0	0	0	0	0	9	12	0.00	1.000
19 Shane Greene, R ERA: (9, 1)	1.0		4	1	0	0	0	0	0	0	0	0	0	14	22	0.00	1.000