

Miami Marlins - 2020

| Batter | 1 | 2 | 3 | 4 | 5 | 6 | 7 | 8 | 9 | AB | R | H | RBI | BB | SO | LOB | TOP | | | | | | | | | | | | | | | | | | | |
|--|------------------------------|---------------------------------|------------------------------|---------------------------------|------------------------------|---------------------------------|------------------------------|---------------------------------|------------------------------|---------------------------------|------------------------------|---------------------------------|------------------------------|---------------------------------|------------------------------|----------------------------------|----------------------------------|----------------------------------|----------------------------------|------------------------------------|----------------------------------|--------|---|---|----|----|----|-----|-----|-----|----|----|------|-------|-------|------|
| 5 Jon Bert, R 70 Jazz Chisholm Jr., L OBP: 1.000, SLG: 1.000 | G6-3 | G6-3 | | | | | | 1B | | | | | | | | | 2 0 0 0 0 0 1 2 1 2 0 0 0 0 | | | | | | | | | | | | | | | | | | | |
| 60 Monte Harrison, R 32 Victor Mesa, R | 1B | | G6-3 | | | | | 1B | | | | | | | | | 2 1 1 0 0 0 0 2 0 0 0 0 0 3 | | | | | | | | | | | | | | | | | | | |
| 1 Isan Diaz, L 80 José Devers, L | K | | | | | | | P6 | | | | | | | | | 2 0 1 0 0 0 1 2 0 0 0 0 0 2 | | | | | | | | | | | | | | | | | | | |
| 26 Garrett Cooper, R 68 Lewin Diaz, L | 1B | | | | | | | 1B | | | | | | | | | 2 0 2 1 0 0 0 2 0 1 1 0 0 0 | | | | | | | | | | | | | | | | | | | |
| 25 Lewis Brinson, R 34 Magneuris Sierra, L | F8 | | | | | | | 1B | | | | | | | | | 2 0 0 0 0 0 3 2 0 0 0 0 0 1 2 | | | | | | | | | | | | | | | | | | | |
| 47 Harold Ramirez, R 92 Brian Miller, L | | | | | | | | | | | | | | | | | 1 1 1 1 0 0 0 2 0 0 0 0 0 0 | | | | | | | | | | | | | | | | | | | |
| 13 Sean Rodriguez, R 81 Gosuke Katoh, L | | | | | | | | | | | | | | | | | 1 1 0 0 0 0 1 2 0 0 0 0 0 1 0 | | | | | | | | | | | | | | | | | | | |
| 67 JJ Bleday, L 80 Jeurys Encarnación, R | | | | | | | | | | | | | | | | | 2 0 1 0 0 0 1 2 1 1 1 0 0 1 0 | | | | | | | | | | | | | | | | | | | |
| 17 Chad Wallach, R 36 Ryan Lavanway, R | | | | | | | | | | | | | | | | | 1 0 0 1 0 1 0 1 0 0 0 1 1 0 | | | | | | | | | | | | | | | | | | | |
| Inning Stats | R: 1 E: 0 K: 1 S: 7 | H: 2 LOB: 1 BB: 0 P: 7 | R: 2 E: 0 K: 0 S: 6 | H: 2 LOB: 0 BB: 0 P: 8 | R: 0 E: 0 K: 0 S: 4 | H: 2 LOB: 1 BB: 0 P: 4 | R: 0 E: 0 K: 0 S: 2 | H: 0 LOB: 0 BB: 0 P: 3 | R: 0 E: 0 K: 1 S: 5 | H: 1 LOB: 0 BB: 0 P: 5 | R: 0 E: 0 K: 1 S: 5 | H: 0 LOB: 0 BB: 0 P: 5 | R: 0 E: 0 K: 1 S: 5 | H: 0 LOB: 0 BB: 0 P: 5 | R: 1 E: 0 K: 0 S: 5 | H: 2 LOB: 2 BB: 1 P: 10 | R: 1 E: 0 K: 2 S: 8 | H: 1 LOB: 0 BB: 0 P: 10 | 1B: 8 2B: 0 3B: 0 HR: 2 | SF: 1 SAC: 0 DP: 3 HBP: 2 | WP: 0 PB: 0 SB: 3 CS: 1 | PA: 36 | | | | | | | | | | | | | | |
| PITCHER | IP | WLS | BF | H | R | ER | SO | BB | IBB | HBP | BLK | WP | HR | S | P | ERA | WHIP | PITCHER | | IP | WLS | BF | H | R | ER | SO | BB | IBB | HBP | BLK | WP | HR | S | P | ERA | WHIP |
| 22 Rick Porcello, R ERA: 9.0 | 1.0 | | 5 | 2 | 1 | 1 | 1 | 0 | 0 | 0 | 0 | 0 | 0 | 7 | 8 | 9.00 | 2.000 | 84 Kevin Smith, L ERA: 9.0 | | 1.0 | | 3 | 0 | 0 | 0 | 1 | 0 | 0 | 0 | 0 | 5 | 5 | 0.00 | 0.000 | | |
| 47 Chasen Shreve, L ERA: 18.0 | 1.0 | B | 5 | 2 | 2 | 2 | 0 | 0 | 0 | 1 | 0 | 0 | 1 | 6 | 7 | 18.00 | 2.000 | 79 Adonis Uceta, R ERA: 9.0 | | 1.0 | L | 6 | 2 | 1 | 1 | 0 | 1 | 0 | 0 | 0 | 0 | 5 | 10 | 9.00 | 3.000 | |
| 55 Corey Oswalt, R ERA: 18.0 | 2.0 | | 7 | 2 | 0 | 0 | 0 | 0 | 0 | 1 | 0 | 0 | 0 | 6 | 7 | 0.00 | 1.000 | 16 Ryder Ryan, R ERA: 9.0 | | 1.0 | | 4 | 1 | 1 | 1 | 2 | 0 | 0 | 0 | 0 | 1 | 8 | 10 | 9.00 | 1.000 | |
| 73 Daniel Zamora, L ERA: 18.0 | 1.0 | | 3 | 1 | 0 | 0 | 1 | 0 | 0 | 0 | 0 | 0 | 0 | 5 | 5 | 0.00 | 1.000 | | | | | | | | | | | | | | | | | | | |
| 83 Rylee Gilliam, R ERA: 18.0 | 1.0 | | 3 | 0 | 0 | 0 | 1 | 0 | 0 | 0 | 0 | 0 | 0 | 5 | 5 | 0.00 | 0.000 | | | | | | | | | | | | | | | | | | | |

Miami Marlins @ New York Mets
Clover Park, Port St. Lucie, FL
Sat Feb 22 2020, 1:11 PM - 3:41 PM EST
Att: 6,435 - Partly Cloudy - 69 F

AB 32
R 5
H 10
RBI 5
BB 1
SO 6
LOB 14



| Batter | 1 | 2 | 3 | 4 | 5 | 6 | 7 | 8 | 9 | AB | R | H | RBI | BB | SO | LOB | BOTTOM | | | | | | | | | | | | | | | | | | | |
|---|------------------------------|---------------------------------|------------------------------|---------------------------------|------------------------------|---------------------------------|------------------------------|---------------------------------|------------------------------|---------------------------------|------------------------------|---------------------------------|------------------------------|---------------------------------|------------------------------|---------------------------------|---|-----------------------------------|----------------------------------|------------------------------------|----------------------------------|--------|---|---|----|----|----|-----|-----|-----|----|------|-------|---|-----|------|
| 6 Jeff McNeil, L 38 Will Toffey, L | 1B | | | | | | | F7 | | | | | | | | | 2 1 1 0 0 0 0 2 0 0 0 0 0 0 | | | | | | | | | | | | | | | | | | | |
| 20 Pete Alonso, R 20 Jeremy Vasquez, L | E8 | | | | | | | BB | | | | | | | | | 3 1 0 0 0 0 1 0 0 0 0 0 1 0 0 | | | | | | | | | | | | | | | | | | | |
| 30 Michael Conforto, L 28 Matt Winaker, L | 1B | | | | | | | K | | | | | | | | | 3 1 1 0 0 0 0 1 0 0 0 0 0 1 1 | | | | | | | | | | | | | | | | | | | |
| 40 Wilson Ramos, R 70 Ali Sánchez, R 75 Austin Bossart, R | 2B | | | | | | | G3 | | | | | | | | | 2 0 1 2 0 1 0 1 0 0 0 0 0 0 1 0 0 0 0 0 0 1 | | | | | | | | | | | | | | | | | | | |
| 21 Matt Adams, L | SF8 | | | | | | | G5-3 | | | | | | | | | 3 0 0 1 0 1 0 | | | | | | | | | | | | | | | | | | | |
| 16 Jake Marisnick, R 22 Quinn Brodey, L | F8 | | | | | | | G4-3 | | | | | | | | | 2 0 1 0 0 0 1 2 0 0 0 0 0 0 0 | | | | | | | | | | | | | | | | | | | |
| 60 Andrés Giménez, L 23 Manny Rodríguez, R | G4-3 | | | | | | | G6-3 | | | | | | | | | 3 0 1 0 0 0 1 1 0 0 0 0 0 0 0 | | | | | | | | | | | | | | | | | | | |
| 26 Jarrett Parker, L 85 Tim Tebow, L | K | | | | | | | F7 | | | | | | | | | 2 0 0 0 0 1 2 1 0 0 0 0 1 0 | | | | | | | | | | | | | | | | | | | |
| 33 Max Moroff, S | K | | | | | | | K | | | | | | | | | 3 0 0 0 0 2 2 | | | | | | | | | | | | | | | | | | | |
| Inning Stats | R: 3 E: 1 K: 0 S: 7 | H: 3 LOB: 1 BB: 0 P: 7 | R: 0 E: 0 K: 2 S: 7 | H: 0 LOB: 0 BB: 0 P: 7 | R: 0 E: 0 K: 1 S: 5 | H: 0 LOB: 0 BB: 0 P: 5 | R: 0 E: 0 K: 1 S: 7 | H: 2 LOB: 2 BB: 0 P: 7 | R: 0 E: 0 K: 1 S: 5 | H: 0 LOB: 0 BB: 0 P: 5 | R: 0 E: 0 K: 2 S: 3 | H: 0 LOB: 0 BB: 0 P: 3 | R: 0 E: 0 K: 2 S: 7 | H: 0 LOB: 0 BB: 0 P: 7 | R: 0 E: 0 K: 1 S: 5 | H: 0 LOB: 1 BB: 1 P: 9 | R: 0 E: 0 K: 0 S: 3 | H: 0 LOB: 0 BB: 0 P: 3 | 1B: 4 2B: 1 3B: 0 HR: 0 | SF: 1 SAC: 0 DP: 0 HBP: 0 | WP: 0 PB: 0 SB: 0 CS: 0 | PA: 34 | | | | | | | | | | | | | | |
| PITCHER | IP | WLS | BF | H | R | ER | SO | BB | IBB | HBP | BLK | WP | HR | S | P | ERA | WHIP | PITCHER | | IP | WLS | BF | H | R | ER | SO | BB | IBB | HBP | BLK | WP | HR | S | P | ERA | WHIP |
| 50 Jordan Yamamoto, R ERA: 9.0 | 2.0 | | 10 | 3 | 3 | 2 | 2 | 0 | 0 | 0 | 0 | 0 | 0 | 14 | 14 | 9.00 | 1.500 | 37 Stephen Tarpley, L ERA: 9.0 | | 1.0 | S | 3 | 0 | 0 | 0 | 0 | 0 | 0 | 0 | 3 | 3 | 0.00 | 0.000 | | | |
| 61 Adam Conley, L ERA: 9.0 | 2.0 | | 8 | 2 | 0 | 0 | 2 | 0 | 0 | 0 | 0 | 0 | 0 | 12 | 12 | 0.00 | 1.000 | | | | | | | | | | | | | | | | | | | |
| 64 Robert Dugger, R ERA: 9.0 | 2.0 | | 6 | 0 | 0 | 0 | 1 | 0 | 0 | 0 | 0 | 0 | 0 | 8 | 8 | 0.00 | 0.000 | | | | | | | | | | | | | | | | | | | |
| 93 Yimi García, R ERA: 9.0 | 1.0 | W | 3 | 0 | 0 | 0 | 2 | 0 | 0 | 0 | 0 | 0 | 0 | 7 | 7 | 0.00 | 0.000 | | | | | | | | | | | | | | | | | | | |
| 55 Ryne Stanek, R ERA: 9.0 | 1.0 | H | 4 | 0 | 0 | 0 | 1 | 1 | 0 | 0 | 0 | 0 | 0 | 5 | 9 | 0.00 | 1.000 | | | | | | | | | | | | | | | | | | | |

Miami Marlins @ New York Mets
Clover Park, Port St. Lucie, FL
Sat Feb 22 2020, 1:11 PM - 3:41 PM EST
Att: 6,435 - Partly Cloudy - 69 F

AB 32
R 3
H 5
RBI 3
BB 1
SO 8
LOB 9



| Batter | 1 | 2 | 3 | 4 | 5 | 6 | 7 | 8 | 9 | AB | R | H | RBI | BB | SO | LOB | TOP | | | | | | |
|---|------------------------------|---------------------------------|-------------------------------|----------------------------------|------------------------------|---------------------------------|------------------------------|---------------------------------|------------------------------|---------------------------------|------------------------------|---------------------------------|------------------------------|----------------------------------|------------------------------|---------------------------------|-------------------------------|----------------------------------|----------------------------------|------------------------------------|----------------------------------|--------|--|
| 5 Jon Bert, R OBP: 0.286, SLG: 0.714 70 Jazz Chisholm Jr., L OBP: 1.000, SLG: 1.333 | | | | | | | | | | 3 | 1 | 2 | 0 | 0 | 0 | 0 | AB | 37 | | | | | |
| 27 Matt Kemp, R OBP: 0.600, SLG: 0.600 89 Jerar Encarnación, R OBP: 0.500, SLG: 1.500 | | | | | | | | | | 3 | 0 | 2 | 1 | 0 | 0 | 1 | R | 7 | | | | | |
| 26 Garrett Cooper, R OBP: 0.429, SLG: 0.429 68 Lewin Diaz, L OBP: 0.333, SLG: 0.333 | | | | | | | | | | 3 | 0 | 1 | 0 | 0 | 0 | 2 | H | 12 | | | | | |
| 60 Monte Harrison, R OBP: 0.429, SLG: 0.429 92 Brian Miller, L OBP: 0.200, SLG: 0.600 | | | | | | | | | | 3 | 0 | 0 | 0 | 0 | 2 | 3 | RBI | 7 | | | | | |
| 1 Isan Diaz, L OBP: 0.500, SLG: 0.400 80 José Devers, L | | | | | | | | | | 2 | 0 | 0 | 0 | 0 | 1 | 2 | BB | 2 | | | | | |
| 25 Lewis Brinson, R OBP: 0.500, SLG: 1.000 34 Magneuris Sierra, L | | | | | | | | | | 2 | 1 | 2 | 1 | 0 | 0 | 0 | SO | 8 | | | | | |
| 47 Harold Ramirez, R OBP: 0.429, SLG: 1.333 32 Victor Mesa, R OBP: 0.400, SLG: 0.250 | | | | | | | | | | 2 | 1 | 1 | 1 | 0 | 0 | 1 | LOB | 16 | | | | | |
| 38 Jorge Alfaro, R | | | | | | | | | | 3 | 0 | 0 | 0 | 0 | 1 | 2 | | | | | | | |
| 36 Ryan Lavarnway, R OBP: 0.687, SLG: 0.500 81 Gosuke Kato, L OBP: 0.333, SLG: 0.333 86 B.J. López, R | | | | | | | | | | 2 | 0 | 0 | 0 | 0 | 0 | 1 | | | | | | | |
| 13 Sean Rodríguez, R OBP: 0.500, SLG: 0.500 65 Eddy Alvarez, L OBP: 0.250, SLG: 1.000 | | | | | | | | | | 2 | 1 | 1 | 1 | 0 | 0 | 1 | | | | | | | |
| Inning Stats | R: 0 E: 0 K: 1 S: 6 | H: 1 LOB: 1 BB: 0 P: 7 | R: 2 E: 0 K: 2 S: 10 | H: 2 LOB: 0 BB: 0 P: 12 | R: 0 E: 0 K: 1 S: 7 | H: 2 LOB: 1 BB: 0 P: 7 | R: 0 E: 0 K: 0 S: 4 | H: 1 LOB: 1 BB: 0 P: 4 | R: 1 E: 0 K: 0 S: 4 | H: 2 LOB: 0 BB: 0 P: 4 | R: 0 E: 0 K: 0 S: 4 | H: 1 LOB: 0 BB: 0 P: 4 | R: 1 E: 0 K: 1 S: 7 | H: 1 LOB: 0 BB: 1 P: 13 | R: 0 E: 0 K: 1 S: 5 | H: 0 LOB: 0 BB: 0 P: 5 | R: 3 E: 0 K: 2 S: 10 | H: 2 LOB: 1 BB: 1 P: 17 | 1B: 6 2B: 2 3B: 1 HR: 4 | SF: 0 SAC: 0 DP: 2 HBP: 0 | WP: 0 PB: 0 SB: 0 CS: 0 | PA: 39 | |
| PITCHER | IP | WLS | BF | H | R | ER | SO | BB | IBB | HBP | BLK | WP | HR | S | P | ERA | WHIP | | | | | | |
| 71 Brandon Bielak, R ERA: 9.0 | 2.0 | | 9 | 3 | 2 | 2 | 3 | 0 | 0 | 0 | 0 | 0 | 2 | 16 | 19 | 9.00 | 1.500 | | | | | | |
| 47 Chris Devenski, R ERA: 4.1 | 1.0 | | 5 | 2 | 0 | 0 | 1 | 0 | 0 | 0 | 0 | 0 | 0 | 7 | 7 | 0.00 | 2.000 | | | | | | |
| 28 Jared Hughes, R ERA: 5.1 | 1.0 | | 4 | 1 | 0 | 0 | 0 | 0 | 0 | 0 | 0 | 0 | 0 | 4 | 4 | 0.00 | 1.000 | | | | | | |
| 92 Nivaldo Rodríguez, R ERA: 4.5 | 2.0 | | 8 | 3 | 1 | 1 | 0 | 0 | 0 | 0 | 0 | 0 | 0 | 8 | 8 | 4.50 | 1.500 | | | | | | |
| 91 Enoll Paredes, R ERA: 4.5 | 2.0 | B | 7 | 1 | 1 | 1 | 2 | 1 | 0 | 0 | 0 | 0 | 1 | 12 | 18 | 4.50 | 1.000 | | | | | | |

Miami Marlins @ Houston Astros
 TEAM Ballpark of the Palm Beaches, West Palm Beach, FL
 Tue Feb 25 2020, 1:08 PM - 3:49 PM EST
 Att: 2,245 - Cloudy - 81 F

livebaseballscorecards.com

MIAMI

| Batter | 1 | 2 | 3 | 4 | 5 | 6 | 7 | 8 | 9 | AB | R | H | RBI | BB | SO | LOB | BOTTOM | | | | | | |
|---|------------------------------|---------------------------------|------------------------------|---------------------------------|------------------------------|---------------------------------|------------------------------|---------------------------------|-------------------------------|----------------------------------|------------------------------|---------------------------------|------------------------------|---------------------------------|------------------------------|----------------------------------|----------------------------------|------------------------------------|----------------------------------|--------|--|--|--|
| 30 Kyle Tucker, L (1.9) 84 Jake Meyers, R (6.9) | | | | | | | | | | 2 | 0 | 0 | 0 | 0 | 0 | 0 | AB | 29 | | | | | |
| 16 Aledmys Diaz, R (1.4) 88 Osvaldo Duarte, R (6.4) | | | | | | | | | | 1 | 0 | 0 | 0 | 0 | 0 | 0 | R | 4 | | | | | |
| 44 Yordan Alvarez, L (1.7) 80 Chas McCormick, R (5.7) | | | | | | | | | | 2 | 0 | 0 | 0 | 0 | 0 | 1 | H | 4 | | | | | |
| 79 Taylor Jones, R (1.3) 98 J.J. Matijevic, L (6.3) | | | | | | | | | | 2 | 0 | 1 | 0 | 0 | 1 | 0 | RBI | 4 | | | | | |
| 87 Nick Tanelu, R (1.5) 97 Grae Kessinger, R (6.5) | | | | | | | | | | 2 | 0 | 0 | 0 | 0 | 2 | 2 | BB | 4 | | | | | |
| 13 Dustin Garneau, R (1.2) 11 Garrett Stubbs, L OBP: 0.750, SLG: 1.667 | | | | | | | | | | 1 | 0 | 0 | 0 | 1 | 1 | 1 | SO | 6 | | | | | |
| 76 Ronnie Dawson, L (1.10) 83 Chuckie Robinson, R (7. PH) (8. 10) | | | | | | | | | | 2 | 0 | 0 | 0 | 0 | 0 | 2 | LOB | 12 | | | | | |
| 9 Jack Mayfield, R (1.6) 89 Jeremy Peña, R OBP: 0.333, SLG: 0.667 | | | | | | | | | | 2 | 0 | 0 | 0 | 0 | 0 | 0 | | | | | | | |
| 77 Drew Ferguson, R (1.8) 90 Stephen Wrenn, R (6. PR) (7. 8) | | | | | | | | | | 2 | 0 | 1 | 0 | 0 | 0 | 0 | | | | | | | |
| Inning Stats | R: 0 E: 0 K: 1 S: 6 | H: 0 LOB: 0 BB: 0 P: 3 | R: 0 E: 0 K: 0 S: 3 | H: 0 LOB: 0 BB: 0 P: 3 | R: 0 E: 0 K: 2 S: 7 | H: 0 LOB: 0 BB: 0 P: 7 | R: 0 E: 0 K: 1 S: 5 | H: 0 LOB: 0 BB: 0 P: 5 | R: 4 E: 0 K: 2 S: 11 | H: 2 LOB: 1 BB: 1 P: 16 | R: 0 E: 0 K: 0 S: 4 | H: 1 LOB: 1 BB: 0 P: 4 | R: 0 E: 0 K: 0 S: 2 | H: 0 LOB: 0 BB: 1 P: 7 | R: 0 E: 0 K: 0 S: 2 | H: 0 LOB: 0 BB: 2 P: 10 | 1B: 1 2B: 2 3B: 0 HR: 1 | SF: 0 SAC: 0 DP: 1 HBP: 2 | WP: 0 PB: 0 SB: 0 CS: 1 | PA: 35 | | | |
| PITCHER | IP | WLS | BF | H | R | ER | SO | BB | IBB | HBP | BLK | WP | HR | S | P | ERA | WHIP | | | | | | |
| 62 José Ureña, R ERA: 1.1 | 2.0 | | 8 | 1 | 0 | 0 | 1 | 0 | 0 | 0 | 0 | 0 | 0 | 3 | 3 | 0.00 | 0.500 | | | | | | |
| 27 Brandon Kintzler, R ERA: 4.1 | 1.0 | H | 3 | 0 | 0 | 0 | 0 | 0 | 0 | 0 | 0 | 0 | 0 | 7 | 7 | 0.00 | 0.000 | | | | | | |
| 93 Yimi García, R ERA: 5.1 | 1.0 | H | 3 | 0 | 0 | 0 | 2 | 0 | 0 | 0 | 0 | 0 | 0 | 7 | 7 | 0.00 | 0.000 | | | | | | |
| 75 Jorge Guzmán, R ERA: 27.0 | 1.1 | B | 8 | 2 | 4 | 4 | 2 | 1 | 0 | 1 | 0 | 0 | 1 | 12 | 17 | 27.00 | 2.250 | | | | | | |
| 37 Stephen Tarpley, L ERA: 7.8 | 0.2 | | 2 | 0 | 0 | 0 | 1 | 0 | 0 | 0 | 0 | 0 | 0 | 4 | 4 | 0.00 | 0.000 | | | | | | |

Miami Marlins @ Houston Astros
 TEAM Ballpark of the Palm Beaches, West Palm Beach, FL
 Tue Feb 25 2020, 1:08 PM - 3:49 PM EST
 Att: 2,245 - Cloudy - 81 F

livebaseballscorecards.com

HOUSTON ASTROS

| Batter | 1 | 2 | 3 | 4 | 5 | 6 | 7 | 8 | 9 | AB | R | H | RBI | BB | SO | LOB | TOP | | | | | | | | | | |
|--|------------------------------|----------------------------------|------------------------------|----------------------------------|-------------------------------|----------------------------------|------------------------------|----------------------------------|------------------------------|----------------------------------|-------------------------------|----------------------------------|-------------------------------|----------------------------------|------------------------------|----------------------------------|-------------------------|------------------------------------|----------------------------------|--------|--|--|--|--|--|--|--|
| 12 Eduardo Núñez, R (1.5) OBP: 0.300, SLG: 0.400 38 Will Toffey, L (6.5) OBP: 0.286, SLG: 0.167 | F9 | | 30 1B 2B | | G5-3 | | | E6 16 1B | | 3 | 0 | 1 | 0 | 0 | 0 | 1 | | | | | | | | | | | |
| 30 Michael Conforto, L (1.9) OBP: 0.273, SLG: 0.200 16 Edgardo Fermin, R (6.9) OBP: 0.667, SLG: 0.500 | F8 | | 2-3 1B | | | HBP | | 81 BLK 2-H 1B | | 2 | 0 | 1 | 0 | 0 | 0 | 0 | | | | | | | | | | | |
| 20 Pete Alonso, R (1.3) OBP: 0.615, SLG: 0.167 44 David Thompson, R (6.3) OBP: 0.667, SLG: 0.500 | 18 CS 2B | | 2-3 1B | | F8 | | | K | | 3 | 0 | 1 | 0 | 0 | 1 | 3 | | | | | | | | | | | |
| 18 Ryan Cordell, R (1.10) OBP: 0.308, SLG: 0.615 76 Patrick Mazaika, L (6.10) OBP: 0.600, SLG: 1.000 86 Jake Hager, R (8.10) OBP: 0.333, SLG: 0.143 | CS | | K | | F7 | | P6 | K | | 2 | 0 | 0 | 0 | 0 | 1 | 0 | | | | | | | | | | | |
| 16 Jake Marisnick, R (1.8) OBP: 0.333, SLG: 0.625 81 Johneshwy Fargas, R (4.8) OBP: 0.222, SLG: 0.222 | | | K | | 13 CS HBP | | L9 | F7 | | 1 | 0 | 0 | 0 | 0 | 1 | 0 | | | | | | | | | | | |
| 13 Luis Guillorme, L (1.6) OBP: 0.273, SLG: 0.200 60 Andrés Giménez, L (6.6) OBP: 0.364, SLG: 0.400 | | | BB | | 1-2 K | | 26 E 2B | F9 | | 1 | 0 | 0 | 0 | 1 | 1 | 1 | | | | | | | | | | | |
| 3 Tomás Nido, R (1.2) OBP: 0.125, SLG: 0.125 74 David Rodríguez, R (7.2) OBP: 0.500, SLG: 0.500 | | | K | | G1-3 | | K | F9 | | 3 | 0 | 0 | 0 | 0 | 2 | 2 | | | | | | | | | | | |
| 26 Jarrett Parker, L (1.7) OBP: 0.300, SLG: 0.556 12 Braxton Lee, L (7.7) OBP: 0.333, SLG: 0.500 | | | K | | K | | K | K | | 3 | 0 | 0 | 0 | 0 | 3 | 1 | | | | | | | | | | | |
| 33 Max Moroff, S (1.4) OBP: 0.250, SLG: 0.182 | | | G5-3 | | G5-3 | | 1B | K | | 3 | 0 | 1 | 0 | 0 | 1 | 1 | | | | | | | | | | | |
| Inning Stats | R: 0 E: 0 K: 0 S: 9 | H: 1 LOB: 0 BB: 0 P: 15 | R: 0 E: 0 K: 3 S: 9 | H: 0 LOB: 1 BB: 1 P: 16 | R: 0 E: 0 K: 2 S: 17 | H: 2 LOB: 2 BB: 0 P: 23 | R: 0 E: 0 K: 1 S: 8 | H: 0 LOB: 0 BB: 0 P: 13 | R: 0 E: 0 K: 0 S: 6 | H: 1 LOB: 1 BB: 0 P: 10 | R: 0 E: 1 K: 3 S: 11 | H: 1 LOB: 1 BB: 0 P: 15 | R: 1 E: 1 K: 2 S: 17 | H: 1 LOB: 1 BB: 0 P: 22 | R: 0 E: 0 K: 1 S: 7 | H: 0 LOB: 0 BB: 0 P: 10 | 1B: 3 2B: 3 HR: 0 | SF: 0 SAC: 0 DP: 0 HBP: 2 | WP: 0 PB: 0 SB: 0 CS: 2 | PA: 36 | | | | | | | |
| PITCHER | IP | WLS | BF | H | R | ER | SO | BB | IBB | HBP | BLK | WP | HR | S | P | ERA | WHIP | | | | | | | | | | |
| 64 Robert Dugger, R (1.1) ERA: 2.2 | 2.2 | | 11 | 3 | 0 | 0 | 4 | 1 | 0 | 0 | 0 | 0 | 0 | 30 | 47 | 0.00 | 1.500 | | | | | | | | | | |
| 33 Brad Boxberger, R (3.1) ERA: 3.6 | 1.1 | | 4 | 0 | 0 | 0 | 2 | 0 | 0 | 1 | 0 | 0 | 0 | 13 | 20 | 0.00 | 0.000 | | | | | | | | | | |
| 50 Jordan Yamamoto, R (5.1) ERA: 4.5 | 3.0 | W | 12 | 2 | 0 | 0 | 4 | 0 | 0 | 1 | 0 | 0 | 0 | 27 | 42 | 0.00 | 0.667 | | | | | | | | | | |
| 46 Pat Venditte, S (8.1) ERA: 4.5 | 1.0 | H | 5 | 1 | 1 | 0 | 2 | 0 | 0 | 0 | 1 | 0 | 0 | 17 | 22 | 0.00 | 1.000 | | | | | | | | | | |
| 90 Dylan Lee, L (9.1) ERA: 4.5 | 1.0 | S | 3 | 0 | 0 | 0 | 1 | 0 | 0 | 0 | 0 | 0 | 0 | 7 | 10 | 0.00 | 0.000 | | | | | | | | | | |

New York Mets @ Miami Marlins
Roger Dean Chevrolet Stadium, Jupiter, FL
Thu Feb 27 2020, 7:08 PM - 9:49 PM EST
Att. 3,123 - Clear - 63 F

AB 32
R 1
H 6
RBI 1
BB 1
SO 13
LOB 14

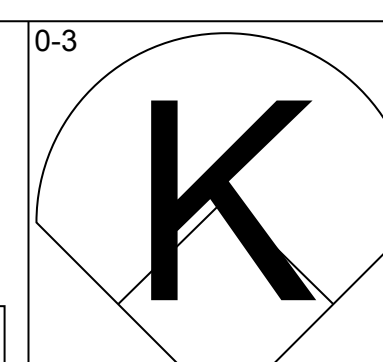
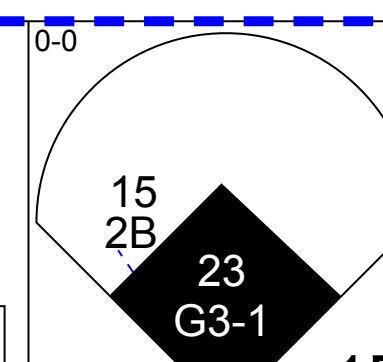
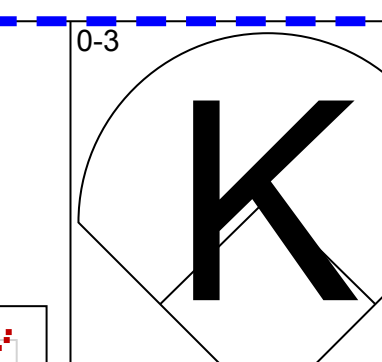
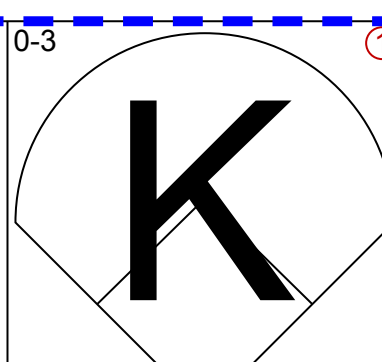
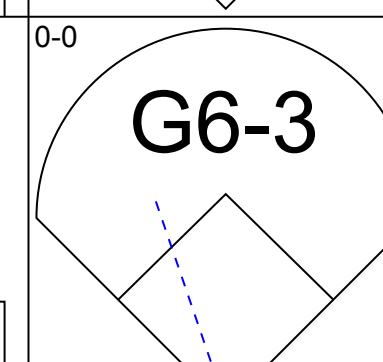
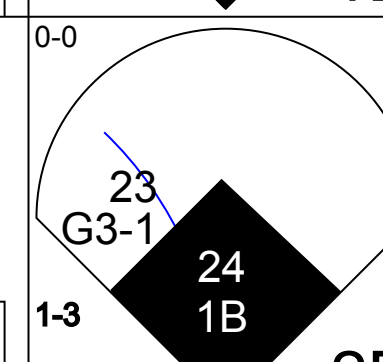
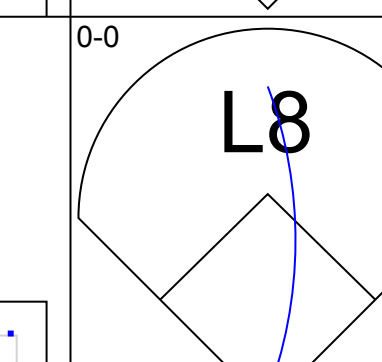
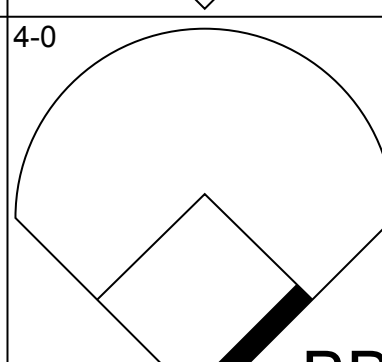
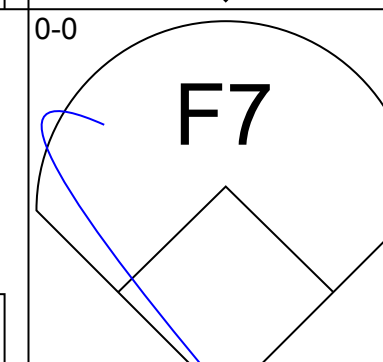
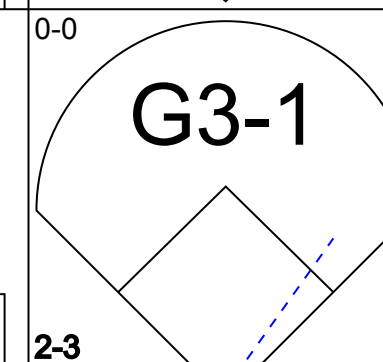
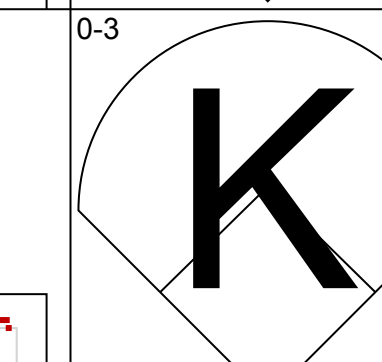
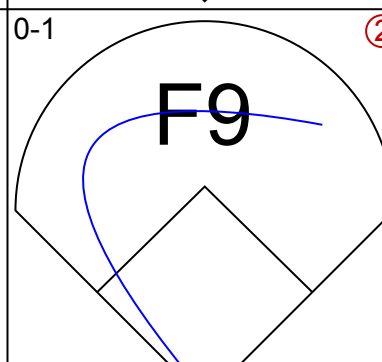

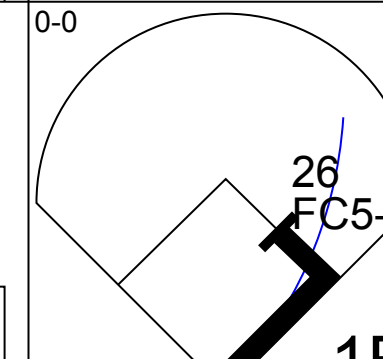
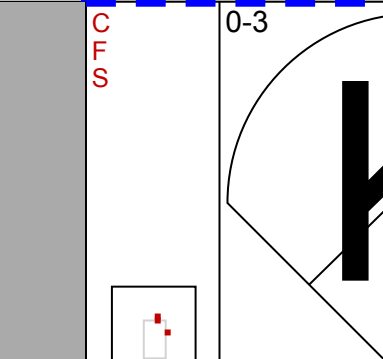
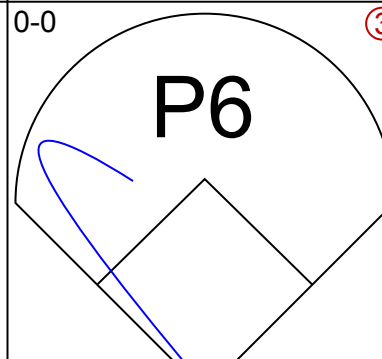

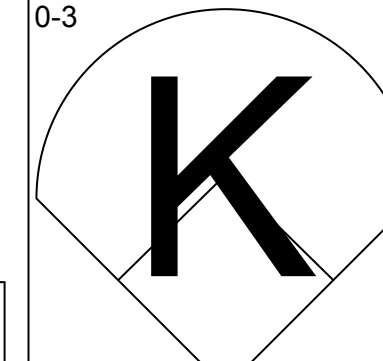
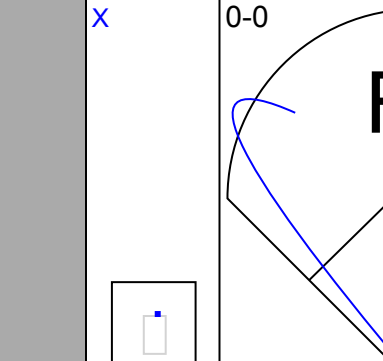

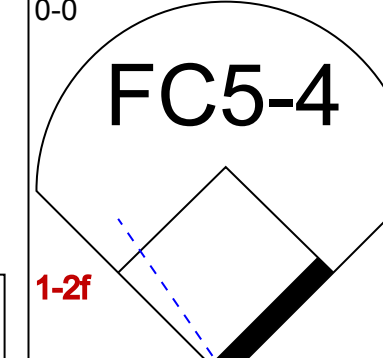
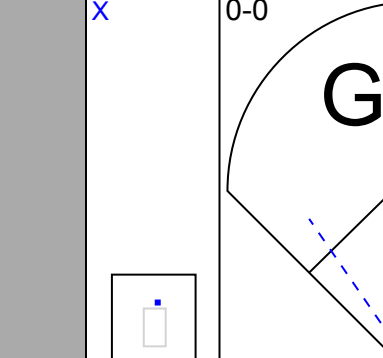


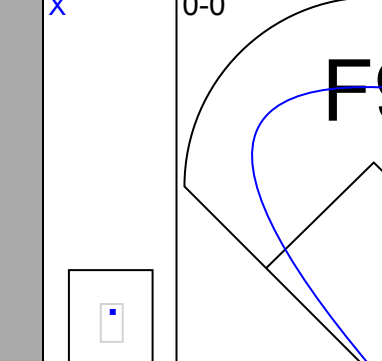
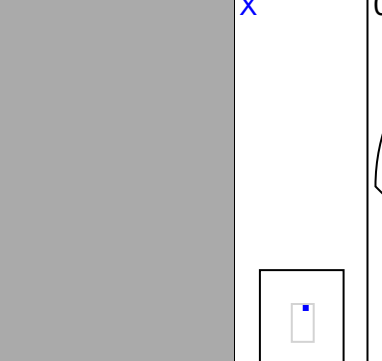


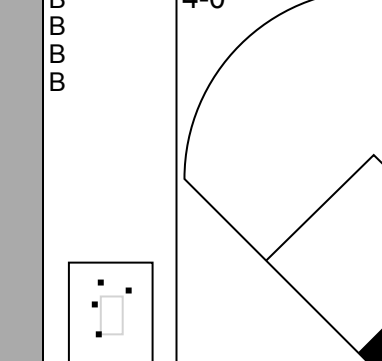
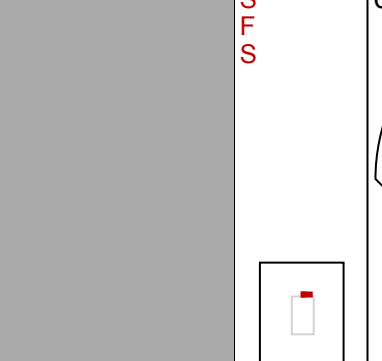


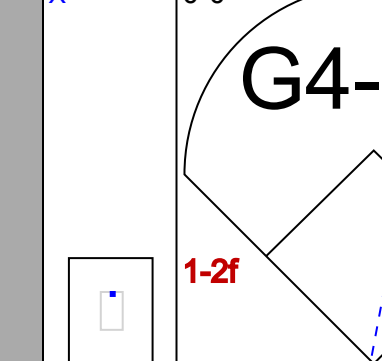
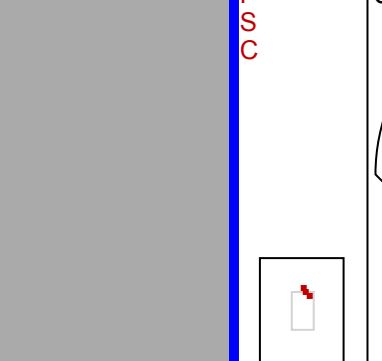


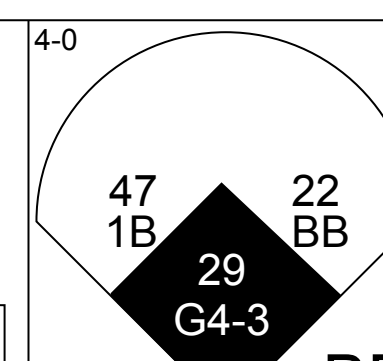



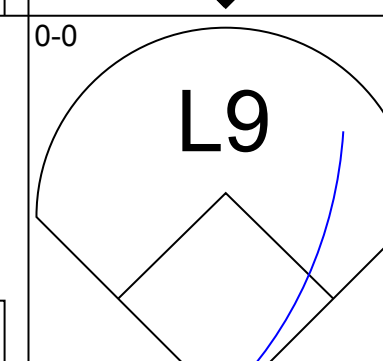



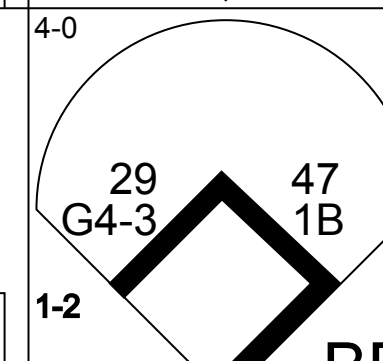

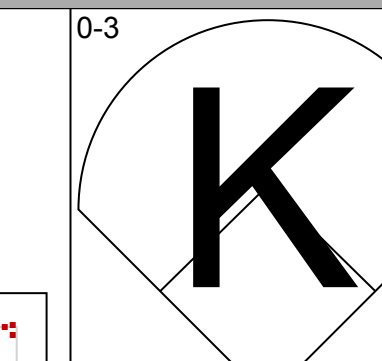

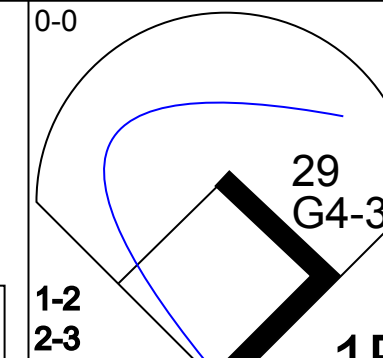

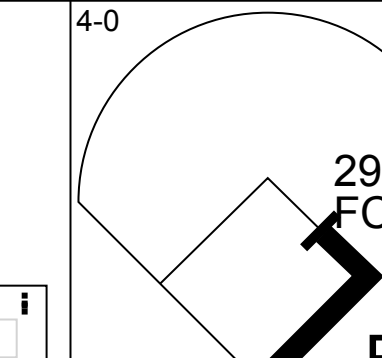

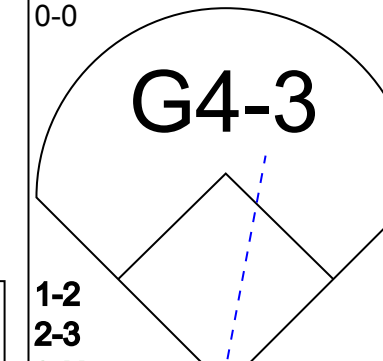
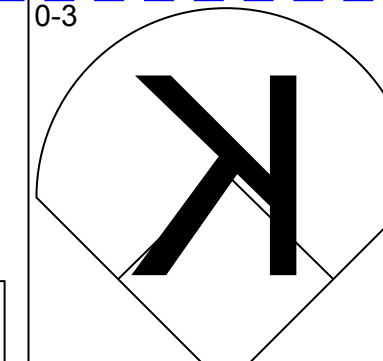
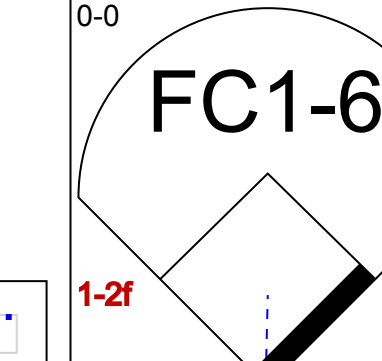

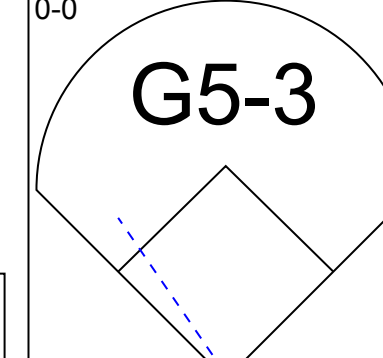
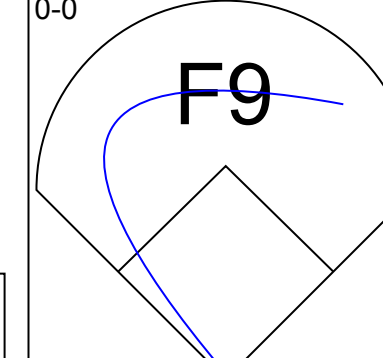
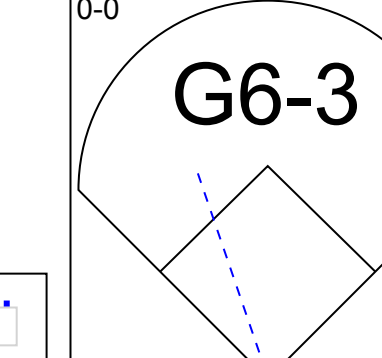
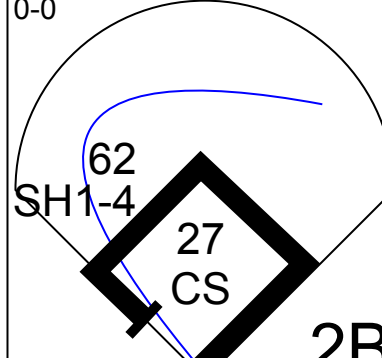

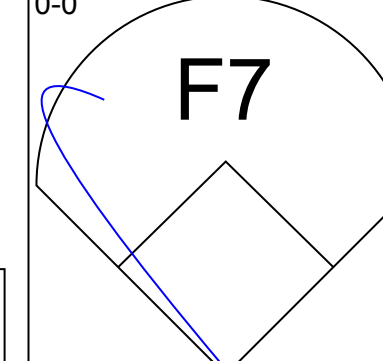

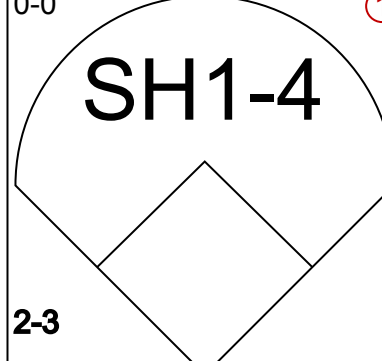



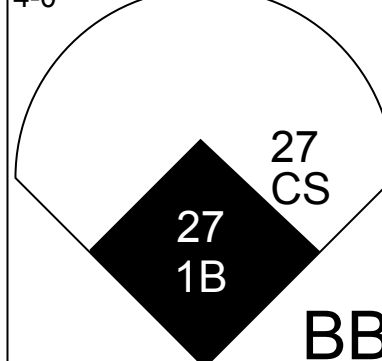



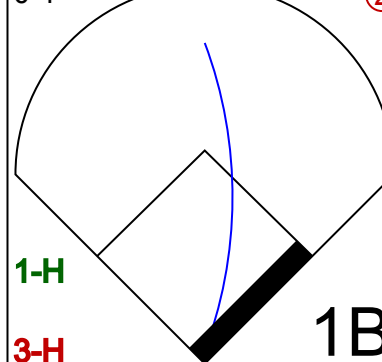
| Batter | 1 | 2 | 3 | 4 | 5 | 6 | 7 | 8 | 9 | AB | R | H | RBI | BB | SO | LOB | BOTTOM | | | | | | | | | | |
|--|-------------------------------|----------------------------------|-------------------------------|----------------------------------|------------------------------|----------------------------------|------------------------------|---------------------------------|-------------------------------|----------------------------------|-------------------------------|----------------------------------|------------------------------|----------------------------------|------------------------------|----------------------------------|-------------------------|------------------------------------|----------------------------------|--------|--|--|--|--|--|--|--|
| 2 Jonathan Villar, S (1.8) OBP: 0.286, SLG: 0.167 32 Victor Mesa, R (5.8) OBP: 0.286, SLG: 0.167 | G3 | | P3 | | G6-3 | | | G6-3 | | 2 | 0 | 0 | 0 | 0 | 0 | 0 | | | | | | | | | | | |
| 15 Brian Anderson, R (1.5) OBP: 0.222, SLG: 0.250 84 Christian Lopes, R (6.5) OBP: 0.375, SLG: 0.429 | K | | G6-3 | | G5-3 | | G5-3 | 89 1B BB | | 2 | 0 | 0 | 0 | 0 | 1 | 0 | | | | | | | | | | | |
| 23 Corey Dickerson, L (1.7) OBP: 0.222, SLG: 0.250 89 Jerar Encarnación, R (6.7) OBP: 0.625, SLG: 1.500 | 24 1B 1B | | K | | K | | 2B | 81 1B 1B | | 2 | 0 | 1 | 0 | 0 | 1 | 0 | | | | | | | | | | | |
| 24 Jesús Aguilar, R (1.3) OBP: 0.222, SLG: 0.125 81 Gosuke Katoh, L (6.3) OBP: 0.571, SLG: 0.500 | 26 FC6-4 1B | | G6-3 | | F7 | | F7 | 76 WP 1B | | 2 | 0 | 1 | 0 | 0 | 0 | 1 | | | | | | | | | | | |
| 26 Garrett Cooper, R (1.9) OBP: 0.333, SLG: 0.333 76 Jesús Sánchez, L (6.9) OBP: 0.571, SLG: 0.500 | FC6-4 1-2F | | L7 | | K | | K | K | | 2 | 0 | 0 | 0 | 0 | 2 | 2 | | | | | | | | | | | |
| 7 Matt Joyce, L (1.10) OBP: 0.375, SLG: 0.286 25 Lewis Brinson, R (5.10) OBP: 0.571, SLG: 1.429 | | | G4-3 | | 36 SH1-3 2B 1B | | HR | | | 2 | 0 | 1 | 0 | 0 | 0 | 0 | | | | | | | | | | | |
| 5 Jon Berti, R (1.4) OBP: 0.250, SLG: 0.250 65 Eddy Alvarez, L (6.4) OBP: 0.200, SLG: 0.800 | | | G5-3 | | SH1-3 | | F7 | | | 1 | 0 | 0 | 0 | 0 | 0 | 0 | | | | | | | | | | | |
| 36 Ryan Lavamway, R (1.2) OBP: 0.600, SLG: 0.750 87 Brian Navarreto, R (5.10) OBP: 0.200, SLG: 0.800 | | | K | | 2H 2B | | K2-3 | | | 2 | 0 | 1 | 1 | 0 | 1 | 0 | | | | | | | | | | | |
| 19 Miguel Rojas, R (1.6) OBP: 0.250, SLG: 0.625 80 José Devers, L (6.6) OBP: 0.200, SLG: 0.800 | | | K | | F9 | | P6 | | | 2 | 0 | 0 | 0 | 0 | 1 | 2 | | | | | | | | | | | |
| Inning Stats | R: 0 E: 0 K: 1 S: 15 | H: 2 LOB: 2 BB: 0 P: 23 | R: 0 E: 0 K: 1 S: 11 | H: 0 LOB: 0 BB: 0 P: 17 | R: 0 E: 0 K: 1 S: 8 | H: 0 LOB: 0 BB: 0 P: 15 | R: 1 E: 0 K: 0 S: 7 | H: 2 LOB: 2 BB: 0 P: 9 | R: 0 E: 0 K: 1 S: 11 | H: 1 LOB: 1 BB: 0 P: 17 | R: 1 E: 0 K: 0 S: 11 | H: 1 LOB: 1 BB: 0 P: 17 | R: 1 E: 0 K: 1 S: 7 | H: 2 LOB: 1 BB: 1 P: 14 | R: 1 E: 0 K: 1 S: 7 | H: 0 LOB: 0 BB: 0 P: 10 | 1B: 5 2B: 2 HR: 1 | SF: 0 SAC: 1 DP: 0 HBP: 0 | WP: 1 PB: 0 SB: 0 CS: 0 | PA: 32 | | | | | | | |
| PITCHER | IP | WLS | BF | H | R | ER | SO | BB | IBB | HBP | BLK | WP | HR | S | P | ERA | WHIP | | | | | | | | | | |
| 22 Rick Porcello, R (1.1) ERA: 3.0 | 2.0 | | 8 | 2 | 0 | 0 | 2 | 0 | 0 | 0 | 0 | 0 | 0 | 26 | 40 | 0.00 | 1.000 | | | | | | | | | | |
| 29 Brad Brach, R (3.1) ERA: 3.6 | 1.0 | | 3 | 0 | 0 | 0 | 1 | 0 | 0 | 0 | 0 | 0 | 0 | 8 | 15 | 0.00 | 0.000 | | | | | | | | | | |
| 65 Robert Gsellman, R (4.1) ERA: 4.5 | 1.0 | | 3 | 0 | 0 | 0 | 1 | 0 | 0 | 0 | 0 | 0 | 0 | 7 | 11 | 0.00 | 0.000 | | | | | | | | | | |
| 55 Corey Oswalt, R (5.1) ERA: 2.25 | 2.0 | L | 9 | 3 | 1 | 1 | 1 | 0 | 0 | 0 | 0 | 0 | 0 | 18 | 26 | 4.50 | 1.500 | | | | | | | | | | |
| 72 Stephen Nogosek, R (7.1) ERA: 4.5 | 1.0 | | 4 | 1 | 1 | 1 | 1 | 0 | 0 | 0 | 0 | 0 | 1 | 11 | 17 | 9.00 | 1.000 | | | | | | | | | | |
| 71 Nick Rumbelow, R (8.1) ERA: 5.4 | 0.2 | | | | | | | | | | | | | | | | | | | | | | | | | | |
| 80 Francisco Rios, R (8.1) ERA: 5.4 | 0.1 | | 1 | 0 | 0 | 0 | 1 | 0 | 0 | 0 | 0 | 0 | 0 | 1 | 5 | 0.00 | 0.000 | | | | | | | | | | |

New York Mets @ Miami Marlins
Roger Dean Chevrolet Stadium, Jupiter, FL
Thu Feb 27 2020, 7:08 PM - 9:49 PM EST
Att. 3,123 - Clear - 63 F

AB 30
R 3
H 8
RBI 3
BB 1
SO 7
LOB 9



| Batter | 1 | 2 | 3 | 4 | 5 | 6 | 7 | 8 | 9 | AB | R | H | RBI | BB | SO | LOB | | | | | | | | | | | | | | | | | | | | | | | | | | | | | | | | | | | | | | | | | | | | | | | | | | | | | | | | | | | | | | | | | | | | | | | | | | | | | | | | | | | | | | | | | | | | | | | | | | | | | | | | | |
|---|---|--|------------------------------|---|------------------------------|---|------------------------------|---|---|---------------------------------|------------------------------|---------------------------------|------------------------------|---------------------------------|------------------------------|----------------------------------|------------------------------------|------------------------------------|----------------------------------|--------|---|---|---|---|---|---|---|---|---|---|---|---|---|----|----|------|-------|---|-----|---|---|---|---|---|---|---|---|---|---|---|---|---|---|---|---|---|-------|-------|--|-----|---|---|---|---|---|---|---|---|---|---|---|---|---|---|---|---|---|------|-------|---------------------------------------|-----|---|---|---|---|---|---|---|---|---|---|---|---|---|---|---|---|---|------|-------|---|-----|---|---|---|---|---|---|---|---|---|---|---|---|---|---|---|---|---|------|-------|
| 2 Jonathan Villar, S (1, 8) OBP: 0.214, SLG: 0.385 5 Jon Berti, R (6, 8) OBP: 0.250, SLG: 0.500 |  | | |  | |  | | |  | 3 | 1 | 1 | 0 | 0 | 2 | 0 | | | | | | | | | | | | | | | | | | | | | | | | | | | | | | | | | | | | | | | | | | | | | | | | | | | | | | | | | | | | | | | | | | | | | | | | | | | | | | | | | | | | | | | | | | | | | | | | | | | | | | | | | |
| 15 Brian Anderson, R (1, 5) OBP: 0.200, SLG: 0.286 13 Sean Rodriguez, R (6, 5) OBP: 0.333, SLG: 0.222 |  | | |  | |  | | |  | 3 | 1 | 1 | 0 | 0 | 0 | 0 | | | | | | | | | | | | | | | | | | | | | | | | | | | | | | | | | | | | | | | | | | | | | | | | | | | | | | | | | | | | | | | | | | | | | | | | | | | | | | | | | | | | | | | | | | | | | | | | | | | | | | | | | |
| 23 Corey Dickerson, L (1, 7) OBP: 0.333, SLG: 0.143 47 Harold Ramirez, R (6, 7) OBP: 0.333, SLG: 0.692 |  | | |  | |  | | |  | 3 | 0 | 0 | 1 | 0 | 1 | 1 | | | | | | | | | | | | | | | | | | | | | | | | | | | | | | | | | | | | | | | | | | | | | | | | | | | | | | | | | | | | | | | | | | | | | | | | | | | | | | | | | | | | | | | | | | | | | | | | | | | | | | | | | |
| 24 Jesús Aguilar, R (1, 3) OBP: 0.400, SLG: 0.250 68 Lewin Diaz, L (7, 3) OBP: 0.296, SLG: 0.571 |  | | |  | | | |  |  | 3 | 0 | 1 | 1 | 0 | 1 | 0 | | | | | | | | | | | | | | | | | | | | | | | | | | | | | | | | | | | | | | | | | | | | | | | | | | | | | | | | | | | | | | | | | | | | | | | | | | | | | | | | | | | | | | | | | | | | | | | | | | | | | | | | | |
| 7 Matt Joyce, L (1, 9) OBP: 0.357, SLG: 0.308 76 Jesús Sánchez, L (7, 9) OBP: 0.429, SLG: 0.857 |  | | |  | | | |  | | 3 | 0 | 1 | 0 | 0 | 1 | 1 | | | | | | | | | | | | | | | | | | | | | | | | | | | | | | | | | | | | | | | | | | | | | | | | | | | | | | | | | | | | | | | | | | | | | | | | | | | | | | | | | | | | | | | | | | | | | | | | | | | | | | | | | |
| 26 Garrett Cooper, R (1, 10) OBP: 0.333, SLG: 0.286 |  | | |  | | | |  | | 3 | 0 | 0 | 0 | 0 | 1 | 2 | | | | | | | | | | | | | | | | | | | | | | | | | | | | | | | | | | | | | | | | | | | | | | | | | | | | | | | | | | | | | | | | | | | | | | | | | | | | | | | | | | | | | | | | | | | | | | | | | | | | | | | | | |
| 1 Isan Diaz, L (1, 4) OBP: 0.200, SLG: 0.200 65 Eddy Alvarez, L (8, 4) OBP: 0.111, SLG: 0.444 |  | | |  | |  | | |  | 2 | 0 | 0 | 0 | 1 | 0 | 0 | | | | | | | | | | | | | | | | | | | | | | | | | | | | | | | | | | | | | | | | | | | | | | | | | | | | | | | | | | | | | | | | | | | | | | | | | | | | | | | | | | | | | | | | | | | | | | | | | | | | | | | | | |
| 29 Francisco Cervelli, R (1, 2) OBP: 0.364, SLG: 0.286 17 Chad Wallach, R (5, PR) OBP: 0.111, SLG: 0.667 |  | | |  | |  | | |  | 1 | 0 | 0 | 0 | 1 | 0 | 1 | | | | | | | | | | | | | | | | | | | | | | | | | | | | | | | | | | | | | | | | | | | | | | | | | | | | | | | | | | | | | | | | | | | | | | | | | | | | | | | | | | | | | | | | | | | | | | | | | | | | | | | | | |
| 19 Miguel Rojas, R (1, 6) OBP: 0.385, SLG: 0.667 70 Jazz Chisholm Jr., L (7, 6) OBP: 0.750, SLG: 0.950 |  | | |  | |  | | |  | 2 | 0 | 0 | 0 | 0 | 0 | 1 | | | | | | | | | | | | | | | | | | | | | | | | | | | | | | | | | | | | | | | | | | | | | | | | | | | | | | | | | | | | | | | | | | | | | | | | | | | | | | | | | | | | | | | | | | | | | | | | | | | | | | | | | |
| Inning Stats | R: 0 E: 0 K: 1 S: 5 | H: 0 LOB: 0 BB: 0 P: 5 | R: 0 E: 0 K: 1 S: 5 | H: 1 LOB: 0 BB: 0 P: 5 | R: 0 E: 0 K: 0 S: 2 | H: 0 LOB: 0 BB: 1 P: 6 | R: 2 E: 0 K: 1 S: 8 | H: 3 LOB: 1 BB: 0 P: 8 | R: 0 E: 0 K: 0 S: 2 | H: 0 LOB: 1 BB: 1 P: 6 | R: 0 E: 0 K: 2 S: 7 | H: 0 LOB: 0 BB: 0 P: 7 | R: 0 E: 0 K: 1 S: 5 | H: 0 LOB: 0 BB: 0 P: 5 | R: 0 E: 0 K: 2 S: 7 | H: 0 LOB: 1 BB: 1 P: 10 | 1B: 3 2B: 1 3B: 0 HR: 0 | SF: 0 SAC: 0 DP: 2 HBP: 0 | WP: 0 PB: 0 SB: 0 CS: 1 | PA: 32 | | | | | | | | | | | | | | | | | | | | | | | | | | | | | | | | | | | | | | | | | | | | | | | | | | | | | | | | | | | | | | | | | | | | | | | | | | | | | | | | | | | | | | | | | | | | | | | | | | | | | |
| PITCHER | IP WLS BF H R ER SO BB IBB HBP BLK WP HR S P ERA WHIP | <table border="0"> <tr> <td>41 Joe Ross, R (1, 1) ERA: 18.0</td> <td>3.0</td> <td>9</td> <td>1</td> <td>0</td> <td>0</td> <td>2</td> <td>1</td> <td>0</td> <td>0</td> <td>0</td> <td>0</td> <td>0</td> <td>0</td> <td>0</td> <td>0</td> <td>0</td> <td>12</td> <td>16</td> <td>0.00</td> <td>0.667</td> </tr> <tr> <td>44 Daniel Hudson, R (4, 1) ERA: 18.0</td> <td>1.0</td> <td>6</td> <td>3</td> <td>2</td> <td>2</td> <td>1</td> <td>0</td> <td>0</td> <td>0</td> <td>0</td> <td>0</td> <td>0</td> <td>0</td> <td>0</td> <td>0</td> <td>0</td> <td>8</td> <td>8</td> <td>18.00</td> <td>3.000</td> </tr> <tr> <td>51 Wander Suero, R (5, 1) ERA: 18.0</td> <td>1.0</td> <td>3</td> <td>0</td> <td>0</td> <td>0</td> <td>0</td> <td>1</td> <td>0</td> <td>0</td> <td>0</td> <td>0</td> <td>0</td> <td>0</td> <td>0</td> <td>0</td> <td>0</td> <td>2</td> <td>6</td> <td>0.00</td> <td>1.000</td> </tr> <tr> <td>48 Javy Guerra, R (6, 1) ERA: 18.0</td> <td>1.0</td> <td>3</td> <td>0</td> <td>0</td> <td>0</td> <td>2</td> <td>0</td> <td>0</td> <td>0</td> <td>0</td> <td>0</td> <td>0</td> <td>0</td> <td>0</td> <td>0</td> <td>0</td> <td>7</td> <td>7</td> <td>0.00</td> <td>0.000</td> </tr> <tr> <td>58 Fernando Abad, L (7, 1) ERA: 18.0</td> <td>1.0</td> <td>3</td> <td>0</td> <td>0</td> <td>0</td> <td>1</td> <td>0</td> <td>0</td> <td>0</td> <td>0</td> <td>0</td> <td>0</td> <td>0</td> <td>0</td> <td>0</td> <td>0</td> <td>5</td> <td>5</td> <td>0.00</td> <td>0.000</td> </tr> </table> | | | | | | | | | | | | | | | 41 Joe Ross, R (1, 1) ERA: 18.0 | 3.0 | 9 | 1 | 0 | 0 | 2 | 1 | 0 | 0 | 0 | 0 | 0 | 0 | 0 | 0 | 0 | 12 | 16 | 0.00 | 0.667 | 44 Daniel Hudson, R (4, 1) ERA: 18.0 | 1.0 | 6 | 3 | 2 | 2 | 1 | 0 | 0 | 0 | 0 | 0 | 0 | 0 | 0 | 0 | 0 | 8 | 8 | 18.00 | 3.000 | 51 Wander Suero, R (5, 1) ERA: 18.0 | 1.0 | 3 | 0 | 0 | 0 | 0 | 1 | 0 | 0 | 0 | 0 | 0 | 0 | 0 | 0 | 0 | 2 | 6 | 0.00 | 1.000 | 48 Javy Guerra, R (6, 1) ERA: 18.0 | 1.0 | 3 | 0 | 0 | 0 | 2 | 0 | 0 | 0 | 0 | 0 | 0 | 0 | 0 | 0 | 0 | 7 | 7 | 0.00 | 0.000 | 58 Fernando Abad, L (7, 1) ERA: 18.0 | 1.0 | 3 | 0 | 0 | 0 | 1 | 0 | 0 | 0 | 0 | 0 | 0 | 0 | 0 | 0 | 0 | 5 | 5 | 0.00 | 0.000 |
| 41 Joe Ross, R (1, 1) ERA: 18.0 | 3.0 | 9 | 1 | 0 | 0 | 2 | 1 | 0 | 0 | 0 | 0 | 0 | 0 | 0 | 0 | 0 | 12 | 16 | 0.00 | 0.667 | | | | | | | | | | | | | | | | | | | | | | | | | | | | | | | | | | | | | | | | | | | | | | | | | | | | | | | | | | | | | | | | | | | | | | | | | | | | | | | | | | | | | | | | | | | | | | | | | | | | | |
| 44 Daniel Hudson, R (4, 1) ERA: 18.0 | 1.0 | 6 | 3 | 2 | 2 | 1 | 0 | 0 | 0 | 0 | 0 | 0 | 0 | 0 | 0 | 0 | 8 | 8 | 18.00 | 3.000 | | | | | | | | | | | | | | | | | | | | | | | | | | | | | | | | | | | | | | | | | | | | | | | | | | | | | | | | | | | | | | | | | | | | | | | | | | | | | | | | | | | | | | | | | | | | | | | | | | | | | |
| 51 Wander Suero, R (5, 1) ERA: 18.0 | 1.0 | 3 | 0 | 0 | 0 | 0 | 1 | 0 | 0 | 0 | 0 | 0 | 0 | 0 | 0 | 0 | 2 | 6 | 0.00 | 1.000 | | | | | | | | | | | | | | | | | | | | | | | | | | | | | | | | | | | | | | | | | | | | | | | | | | | | | | | | | | | | | | | | | | | | | | | | | | | | | | | | | | | | | | | | | | | | | | | | | | | | | |
| 48 Javy Guerra, R (6, 1) ERA: 18.0 | 1.0 | 3 | 0 | 0 | 0 | 2 | 0 | 0 | 0 | 0 | 0 | 0 | 0 | 0 | 0 | 0 | 7 | 7 | 0.00 | 0.000 | | | | | | | | | | | | | | | | | | | | | | | | | | | | | | | | | | | | | | | | | | | | | | | | | | | | | | | | | | | | | | | | | | | | | | | | | | | | | | | | | | | | | | | | | | | | | | | | | | | | | |
| 58 Fernando Abad, L (7, 1) ERA: 18.0 | 1.0 | 3 | 0 | 0 | 0 | 1 | 0 | 0 | 0 | 0 | 0 | 0 | 0 | 0 | 0 | 0 | 5 | 5 | 0.00 | 0.000 | | | | | | | | | | | | | | | | | | | | | | | | | | | | | | | | | | | | | | | | | | | | | | | | | | | | | | | | | | | | | | | | | | | | | | | | | | | | | | | | | | | | | | | | | | | | | | | | | | | | | |

| Batter | 1 | 2 | 3 | 4 | 5 | 6 | 7 | 8 | 9 | AB | R | H | RBI | BB | SO | LOB | | | | | | | | | | | | | | | | | | | | | | | | | | | | | | | | | | | | | | | | | | | | | | | | | | | | | | | | | | | | | | | | | | | | | | | | | | | | | | | | | | | | | | | | | | | | | | | | | | | | | | | | | |
|--|---|---|------------------------------|---|------------------------------|---|------------------------------|---------------------------------|---|----------------------------------|------------------------------|---------------------------------|------------------------------|---------------------------------|------------------------------|----------------------------------|---------------------------------------|---------------------------------|----------------------------------|------------------------------------|----------------------------------|--------|---|---|---|---|---|---|---|---|---|---|---|----|----|------|-------|---|-----|---|---|---|---|---|---|---|---|---|---|---|---|---|---|---|---|---|------|-------|---|-----|---|---|---|---|---|---|---|---|---|---|---|---|---|---|---|----|----|------|-------|---|-----|---|---|---|---|---|---|---|---|---|---|---|---|---|---|---|---|---|------|-------|---|-----|---|---|---|---|---|---|---|---|---|---|---|---|---|---|---|---|----|------|-------|
| 2 Adam Eaton, L (1, 9) OBP: 0.571, SLG: 0.800 73 Tres Barrera, R (6, 2) OBP: 0.167, SLG: 0.167 |  | | |  | |  | | |  | 2 | 1 | 0 | 0 | 1 | 1 | 0 | | | | | | | | | | | | | | | | | | | | | | | | | | | | | | | | | | | | | | | | | | | | | | | | | | | | | | | | | | | | | | | | | | | | | | | | | | | | | | | | | | | | | | | | | | | | | | | | | | | | | | | | | |
| 13 Adriel Cabrera, S (1, 5) OBP: 0.250, SLG: 0.250 75 Drew Ward, L (6, 5) OBP: 0.200, SLG: 0.111 |  | | |  | |  | | |  | 3 | 0 | 0 | 0 | 0 | 0 | 1 | | | | | | | | | | | | | | | | | | | | | | | | | | | | | | | | | | | | | | | | | | | | | | | | | | | | | | | | | | | | | | | | | | | | | | | | | | | | | | | | | | | | | | | | | | | | | | | | | | | | | | | | | |
| 22 Juan Soto, L (1, 10) OBP: 0.533, SLG: 0.556 18 Jake Noll, R (6, PH) OBP: 0.571, SLG: 0.500 |  | | |  | |  | | |  | 1 | 0 | 0 | 0 | 2 | 1 | 0 | | | | | | | | | | | | | | | | | | | | | | | | | | | | | | | | | | | | | | | | | | | | | | | | | | | | | | | | | | | | | | | | | | | | | | | | | | | | | | | | | | | | | | | | | | | | | | | | | | | | | | | | | |
| 47 Howie Kendrick, R (1, 3) OBP: 0.364, SLG: 0.300 25 Jacob Wilson, R (6, PR) OBP: 0.500, SLG: 0.500 |  | | |  | |  | | |  | 2 | 0 | 1 | 0 | 1 | 0 | 1 | | | | | | | | | | | | | | | | | | | | | | | | | | | | | | | | | | | | | | | | | | | | | | | | | | | | | | | | | | | | | | | | | | | | | | | | | | | | | | | | | | | | | | | | | | | | | | | | | | | | | | | | | |
| 29 Yadiel Hernandez, L (1, 7) OBP: 0.217, SLG: 0.190 22 Mac Williamson, R (7, 7) OBP: 0.156, SLG: 0.071 |  | | |  | |  | | |  | 3 | 0 | 0 | 1 | 0 | 1 | 3 | | | | | | | | | | | | | | | | | | | | | | | | | | | | | | | | | | | | | | | | | | | | | | | | | | | | | | | | | | | | | | | | | | | | | | | | | | | | | | | | | | | | | | | | | | | | | | | | | | | | | | | | | |
| 3 Michael Taylor, R (1, 8) OBP: 0.125, SLG: 0.200 85 Cody Wilson, R (7, 8) OBP: 0.667, SLG: 1.000 |  | | |  | |  | | |  | 3 | 0 | 0 | 0 | 0 | 0 | 3 | | | | | | | | | | | | | | | | | | | | | | | | | | | | | | | | | | | | | | | | | | | | | | | | | | | | | | | | | | | | | | | | | | | | | | | | | | | | | | | | | | | | | | | | | | | | | | | | | | | | | | | | | |
| 1 Wilmer Difo, S (1, 6) OBP: 0.200, SLG: 0.333 62 Luis Garcia Jr., L (6, 6) OBP: 0.500, SLG: 0.750 |  | | |  | |  | | |  | 2 | 0 | 0 | 0 | 0 | 0 | 0 | | | | | | | | | | | | | | | | | | | | | | | | | | | | | | | | | | | | | | | | | | | | | | | | | | | | | | | | | | | | | | | | | | | | | | | | | | | | | | | | | | | | | | | | | | | | | | | | | | | | | | | | | |
| 5 Adrián Sanchez, R (1, 4) OBP: 0.250, SLG: 0.533 26 Brandon Snyder, R (6, 4) OBP: 0.438, SLG: 0.429 |  | | |  | |  | | |  | 2 | 1 | 1 | 1 | 0 | 1 | 0 | | | | | | | | | | | | | | | | | | | | | | | | | | | | | | | | | | | | | | | | | | | | | | | | | | | | | | | | | | | | | | | | | | | | | | | | | | | | | | | | | | | | | | | | | | | | | | | | | | | | | | | | | |
| 74 Taylor Gushue, S (1, 2) OBP: 0.333, SLG: 0.667 |  | | |  | |  | | |  | 2 | 0 | 0 | 0 | 0 | 1 | 0 | | | | | | | | | | | | | | | | | | | | | | | | | | | | | | | | | | | | | | | | | | | | | | | | | | | | | | | | | | | | | | | | | | | | | | | | | | | | | | | | | | | | | | | | | | | | | | | | | | | | | | | | | |
| Inning Stats | R: 1 E: 0 K: 0 S: 4 | H: 1 LOB: 2 BB: 2 P: 12 | R: 0 E: 0 K: 1 S: 5 | H: 0 LOB: 0 BB: 0 P: 5 | R: 0 E: 0 K: 1 S: 6 | H: 0 LOB: 1 BB: 1 P: 10 | R: 0 E: 0 K: 1 S: 5 | H: 0 LOB: 0 BB: 0 P: 5 | R: 1 E: 0 K: 1 S: 7 | H: 1 LOB: 0 BB: 0 P: 10 | R: 0 E: 0 K: 1 S: 5 | H: 0 LOB: 1 BB: 1 P: 9 | R: 0 E: 0 K: 2 S: 7 | H: 1 LOB: 0 BB: 0 P: 3 | R: 0 E: 0 K: 2 S: 7 | H: 0 LOB: 2 BB: 2 P: 15 | R: 1 E: 0 K: 0 S: 4 | H: 2 LOB: 1 BB: 1 P: 8 | 1B: 3 2B: 1 3B: 0 HR: 1 | SF: 0 SAC: 1 DP: 1 HBP: 0 | WP: 0 PB: 0 SB: 1 CS: 2 | PA: 36 | | | | | | | | | | | | | | | | | | | | | | | | | | | | | | | | | | | | | | | | | | | | | | | | | | | | | | | | | | | | | | | | | | | | | | | | | | | | | | | | | | | | | | | | | | | | | | | | | | | |
| PITCHER | IP WLS BF H R ER SO BB IBB HBP BLK WP HR S P ERA WHIP | <table border="0"> <tr> <td>49 Pablo Lopez, R (1, 1) ERA: 3.38</td> <td>3.0</td> <td>13</td> <td>1</td> <td>1</td> <td>1</td> <td>2</td> <td>3</td> <td>0</td> <td>0</td> <td>0</td> <td>0</td> <td>0</td> <td>0</td> <td>0</td> <td>0</td> <td>0</td> <td>15</td> <td>27</td> <td>3.00</td> <td>1.333</td> </tr> <tr> <td>33 Brad Boxberger, R (4, 1) ERA: 4.5</td> <td>1.0</td> <td>3</td> <td>0</td> <td>0</td> <td>0</td> <td>1</td> <td>0</td> <td>0</td> <td>0</td> <td>0</td> <td>0</td> <td>0</td> <td>0</td> <td>0</td> <td>0</td> <td>0</td> <td>5</td> <td>5</td> <td>0.00</td> <td>0.000</td> </tr> <tr> <td>79 Edward Cabrera, R (5, 1) ERA: 4.5</td> <td>2.0</td> <td>8</td> <td>1</td> <td>1</td> <td>1</td> <td>2</td> <td>1</td> <td>0</td> <td>0</td> <td>0</td> <td>0</td> <td>0</td> <td>0</td> <td>0</td> <td>0</td> <td>1</td> <td>12</td> <td>19</td> <td>4.50</td> <td>1.000</td> </tr> <tr> <td>88 Aaron Northcraft, R (7, 1) ERA: 4.5</td> <td>1.0</td> <td>3</td> <td>1</td> <td>0</td> <td>0</td> <td>0</td> <td>0</td> <td>0</td> <td>0</td> <td>0</td> <td>0</td> <td>0</td> <td>0</td> <td>0</td> <td>0</td> <td>0</td> <td>3</td> <td>3</td> <td>0.00</td> <td>1.000</td> </tr> <tr> <td>77 Humberto Mejia, R (8, 1) ERA: 4.5</td> <td>1.0</td> <td>5</td> <td>0</td> <td>0</td> <td>0</td> <td>2</td> <td>2</td> <td>0</td> <td>0</td> <td>0</td> <td>0</td> <td>0</td> <td>0</td> <td>0</td> <td>0</td> <td>0</td> <td>7</td> <td>15</td> <td>0.00</td> <td>2.000</td> </tr> </table> | | | | | | | | | | | | | | | 49 Pablo Lopez, R (1, 1) ERA: 3.38 | 3.0 | 13 | 1 | 1 | 1 | 2 | 3 | 0 | 0 | 0 | 0 | 0 | 0 | 0 | 0 | 0 | 15 | 27 | 3.00 | 1.333 | 33 Brad Boxberger, R (4, 1) ERA: 4.5 | 1.0 | 3 | 0 | 0 | 0 | 1 | 0 | 0 | 0 | 0 | 0 | 0 | 0 | 0 | 0 | 0 | 5 | 5 | 0.00 | 0.000 | 79 Edward Cabrera, R (5, 1) ERA: 4.5 | 2.0 | 8 | 1 | 1 | 1 | 2 | 1 | 0 | 0 | 0 | 0 | 0 | 0 | 0 | 0 | 1 | 12 | 19 | 4.50 | 1.000 | 88 Aaron Northcraft, R (7, 1) ERA: 4.5 | 1.0 | 3 | 1 | 0 | 0 | 0 | 0 | 0 | 0 | 0 | 0 | 0 | 0 | 0 | 0 | 0 | 3 | 3 | 0.00 | 1.000 | 77 Humberto Mejia, R (8, 1) ERA: 4.5 | 1.0 | 5 | 0 | 0 | 0 | 2 | 2 | 0 | 0 | 0 | 0 | 0 | 0 | 0 | 0 | 0 | 7 | 15 | 0.00 | 2.000 |
| 49 Pablo Lopez, R (1, 1) ERA: 3.38 | 3.0 | 13 | 1 | 1 | 1 | 2 | 3 | 0 | 0 | 0 | 0 | 0 | 0 | 0 | 0 | 0 | 15 | 27 | 3.00 | 1.333 | | | | | | | | | | | | | | | | | | | | | | | | | | | | | | | | | | | | | | | | | | | | | | | | | | | | | | | | | | | | | | | | | | | | | | | | | | | | | | | | | | | | | | | | | | | | | | | | | | | | | |
| 33 Brad Boxberger, R (4, 1) ERA: 4.5 | 1.0 | 3 | 0 | 0 | 0 | 1 | 0 | 0 | 0 | 0 | 0 | 0 | 0 | 0 | 0 | 0 | 5 | 5 | 0.00 | 0.000 | | | | | | | | | | | | | | | | | | | | | | | | | | | | | | | | | | | | | | | | | | | | | | | | | | | | | | | | | | | | | | | | | | | | | | | | | | | | | | | | | | | | | | | | | | | | | | | | | | | | | |
| 79 Edward Cabrera, R (5, 1) ERA: 4.5 | 2.0 | 8 | 1 | 1 | 1 | 2 | 1 | 0 | 0 | 0 | 0 | 0 | 0 | 0 | 0 | 1 | 12 | 19 | 4.50 | 1.000 | | | | | | | | | | | | | | | | | | | | | | | | | | | | | | | | | | | | | | | | | | | | | | | | | | | | | | | | | | | | | | | | | | | | | | | | | | | | | | | | | | | | | | | | | | | | | | | | | | | | | |
| 88 Aaron Northcraft, R (7, 1) ERA: 4.5 | 1.0 | 3 | 1 | 0 | 0 | 0 | 0 | 0 | 0 | 0 | 0 | 0 | 0 | 0 | 0 | 0 | 3 | 3 | 0.00 | 1.000 | | | | | | | | | | | | | | | | | | | | | | | | | | | | | | | | | | | | | | | | | | | | | | | | | | | | | | | | | | | | | | | | | | | | | | | | | | | | | | | | | | | | | | | | | | | | | | | | | | | | | |
| 77 Humberto Mejia, R (8, 1) ERA: 4.5 | 1.0 | 5 | 0 | 0 | 0 | 2 | 2 | 0 | 0 | 0 | 0 | 0 | 0 | 0 | 0 | 0 | 7 | 15 | 0.00 | 2.000 | | | | | | | | | | | | | | | | | | | | | | | | | | | | | | | | | | | | | | | | | | | | | | | | | | | | | | | | | | | | | | | | | | | | | | | | | | | | | | | | | | | | | | | | | | | | | | | | | | | | | |

TOP


Miami Marlins @ Washington Nationals

TEAM Ballpark of the Palm Beaches, West Palm Beach, FL

Mon Mar 02, 2020, 1:08 PM - 3:45 PM EST
Att: 3,345 - Partly Cloudy - 77 F

livebaseballscorecards.com

AB 28
R 2
H 4
RBI 2
BB 3
SO 9
LOB 8



BOTTOM


Miami Marlins @ Washington Nationals

TEAM Ballpark of the Palm Beaches, West Palm Beach, FL

Mon Mar 02, 2020, 1:08 PM - 3:45 PM EST
Att: 3,345 - Partly Cloudy - 77 F

livebaseballscorecards.com

AB 28
R 3
H 5
RBI 3
BB 7
SO 7
LOB 14



| Batter | 1 | 2 | 3 | 4 | 5 | 6 | 7 | 8 | 9 | AB | R | H | RBI | BB | SO | LOB | | | | | | | | | | | |
|--|------------------------------|---------------------------------|------------------------------|---------------------------------|------------------------------|---------------------------------|------------------------------|---------------------------------|------------------------------|---------------------------------|------------------------------|---------------------------------|------------------------------|---------------------------------|------------------------------|---------------------------------|------------------------------|---------------------------------|----------------------------------|------------------------------------|-------------------------|--------|--|--|--|--|--|
| 5 Jon Berti, R (1,4) OBP: 0.167, SLG: 0.333 84 Christian Lopes, R (6,4) OBP: 0.500, SLG: 1.000 | | | | | | | | | | 3 | 0 | 0 | 0 | 0 | 1 | 0 | | | | | | | | | | | |
| 19 Miguel Rojas, R (1,6) OBP: 0.375, SLG: 0.600 65 Eddy Alvarez, L (6, PR) OBP: 0.182, SLG: 0.455 | | | | | | | | | | 3 | 0 | 1 | 0 | 0 | 0 | 0 | | | | | | | | | | | |
| 23 Corey Dickerson, L (1,7) OBP: 0.167, SLG: 0.176 67 JJ Bleday, L (6,7) OBP: 0.300, SLG: 0.300 | | | | | | | | | | 3 | 0 | 1 | 0 | 0 | 0 | 1 | | | | | | | | | | | |
| 24 Jesús Aguilar, R (1,3) OBP: 0.333, SLG: 0.200 81 Goseuke Katoh, L (7,3) OBP: 0.500, SLG: 0.333 | | | | | | | | | | 3 | 0 | 0 | 0 | 0 | 0 | 1 | | | | | | | | | | | |
| 7 Matt Joyce, L (1,10) OBP: 0.353, SLG: 0.267 51 Stone Garrett, R (9, PH) (9,10) | | | | | | | | | | 2 | 0 | 0 | 0 | 1 | 0 | 0 | | | | | | | | | | | |
| 25 Lewis Brinson, R (1,8) OBP: 0.412, SLG: 0.941 32 Victor Mesa, R (7, PR) OBP: 0.273, SLG: 0.200 | | | | | | | | | | 3 | 0 | 1 | 0 | 0 | 1 | 1 | | | | | | | | | | | |
| 76 Jesús Sánchez, L (1,9) OBP: 0.455, SLG: 0.909 92 Brian Miller, L (7,9) OBP: 0.333, SLG: 0.500 | | | | | | | | | | 3 | 0 | 1 | 0 | 0 | 0 | 1 | | | | | | | | | | | |
| 13 Sean Rodríguez, R (1,5) OBP: 0.267, SLG: 0.167 35 Joe Dunand, R (8,5) | | | | | | | | | | 3 | 0 | 0 | 0 | 0 | 0 | 1 | | | | | | | | | | | |
| 17 Chad Wallach, R (1,2) OBP: 0.286, SLG: 0.727 91 Santiago Chávez, R (8, PR) (8,2) | | | | | | | | | | 3 | 0 | 1 | 0 | 0 | 1 | 0 | | | | | | | | | | | |
| Inning Stats | R: 0 E: 0 K: 1 S: 6 | H: 1 LOB: 1 BB: 0 P: 6 | R: 0 E: 0 K: 0 S: 4 | H: 1 LOB: 1 BB: 0 P: 4 | R: 0 E: 0 K: 1 S: 5 | H: 0 LOB: 0 BB: 0 P: 5 | R: 0 E: 0 K: 1 S: 5 | H: 0 LOB: 1 BB: 1 P: 9 | R: 0 E: 0 K: 0 S: 3 | H: 0 LOB: 0 BB: 0 P: 3 | R: 0 E: 0 K: 0 S: 3 | H: 1 LOB: 1 BB: 0 P: 3 | R: 0 E: 0 K: 0 S: 4 | H: 1 LOB: 1 BB: 0 P: 4 | R: 2 E: 0 K: 0 S: 5 | H: 2 LOB: 1 BB: 0 P: 6 | R: 0 E: 0 K: 0 S: 3 | H: 0 LOB: 0 BB: 0 P: 3 | 1B: 2 2B: 2 3B: 1 HR: 1 | SF: 0 SAC: 0 DP: 1 HBP: 0 | WP: 0 PB: 0 CS: 0 | PA: 33 | | | | | |
| PITCHER | IP | WLS | BF | H | R | ER | SO | BB | IBB | HBP | BLK | WP | HR | S | P | ERA | WHIP | | | | | | | | | | |
| 21 Zack Greinke, R (1,1) ERA: | 3.0 | | 11 | 2 | 0 | 0 | 2 | 0 | 0 | 0 | 0 | 0 | 0 | 15 | 15 | 0.00 | 0.667 | | | | | | | | | | |
| 55 Ryan Pressly, R (4,1) ERA: | 1.0 | H | 4 | 0 | 0 | 0 | 1 | 1 | 0 | 0 | 0 | 0 | 0 | 5 | 9 | 0.00 | 1.000 | | | | | | | | | | |
| 54 Roberto Osuna, R (5,1) ERA: | 1.0 | H | 3 | 0 | 0 | 0 | 0 | 0 | 0 | 0 | 0 | 0 | 0 | 3 | 3 | 0.00 | 0.000 | | | | | | | | | | |
| 51 Austin Pruitt, R (6,1) ERA: 3.0 | 3.0 | L | 12 | 4 | 2 | 2 | 0 | 0 | 0 | 0 | 0 | 0 | 1 | 12 | 13 | 6.00 | 1.333 | | | | | | | | | | |
| 47 Chris Devenski, R (9,1) ERA: | 1.0 | | 3 | 0 | 0 | 0 | 0 | 0 | 0 | 0 | 0 | 0 | 0 | 3 | 3 | 0.00 | 0.000 | | | | | | | | | | |

MIAMI MARLINS @ HOUSTON ASTROS
 TEAM Ballpark of the Palm Beaches, West Palm Beach, FL
 Wed Mar 04, 2020, 1:06 PM - 3:26 PM EST
 Att: 2,488 - Sunny - 84 F

MIAMI

AB 32
 R 2
 H 6
 RBI 2
 BB 1
 SO 3
 LOB 7

| Batter | 1 | 2 | 3 | 4 | 5 | 6 | 7 | 8 | 9 | AB | R | H | RBI | BB | SO | LOB | | | | | | | | | | | |
|---|------------------------------|---------------------------------|------------------------------|---------------------------------|------------------------------|---------------------------------|------------------------------|---------------------------------|------------------------------|---------------------------------|------------------------------|---------------------------------|------------------------------|---------------------------------|------------------------------|---------------------------------|------------------------------|---------------------------------|----------------------------------|------------------------------------|-------------------------|--------|--|--|--|--|--|
| 4 George Springer, R (1,10) OBP: 0.200, SLG: 0.200 30 Kyle Tucker, L (8, PH) (9,10) | | | | | | | | | | 3 | 1 | 1 | 0 | 0 | 1 | 1 | | | | | | | | | | | |
| 23 Michael Brantley, L (1,9) OBP: 0.500, SLG: 0.818 76 Ronnie Dawson, L (7,9) OBP: 0.182, SLG: 0.300 | | | | | | | | | | 3 | 0 | 1 | 1 | 0 | 0 | 0 | | | | | | | | | | | |
| 2 Alex Bregman, R (1,5) OBP: 0.417, SLG: 0.700 31 Abraham Toro, S (7,5) OBP: 0.091, SLG: 0.091 | | | | | | | | | | 3 | 0 | 0 | 0 | 0 | 0 | 1 | | | | | | | | | | | |
| 10 Yuli Gurriel, R (1,3) OBP: 0.250, SLG: 0.143 79 Taylor Jones, R (7,3) OBP: 0.364, SLG: 0.636 | | | | | | | | | | 3 | 0 | 0 | 0 | 1 | 1 | 0 | | | | | | | | | | | |
| 1 Carlos Correa, R (1,6) OBP: 0.375, SLG: 0.250 89 Jeremy Peña, R (8,6) OBP: 0.167, SLG: 0.182 | | | | | | | | | | 2 | 0 | 0 | 0 | 1 | 1 | 0 | | | | | | | | | | | |
| 22 Josh Reddick, L (1,7) OBP: 0.125, SLG: 0.125 90 Stephen Wrenn, R (8,7) OBP: 0.273, SLG: 0.200 | | | | | | | | | | 3 | 0 | 0 | 0 | 0 | 0 | 1 | | | | | | | | | | | |
| 13 Dustin Garneau, R (1,2) OBP: 0.615, SLG: 0.889 11 Garrett Stubbs, L (6,2) OBP: 0.875, SLG: 1.400 | | | | | | | | | | 2 | 0 | 1 | 0 | 0 | 0 | 1 | | | | | | | | | | | |
| 9 Jack Mayfield, R (1,4) OBP: 0.143, SLG: 0.214 86 Alex De Gori, R (7,4) OBP: 0.357, SLG: 0.273 | | | | | | | | | | 2 | 0 | 1 | 0 | 0 | 0 | 1 | | | | | | | | | | | |
| 80 Chas McCormick, R (1,8) OBP: 0.200, SLG: 0.357 77 Drew Ferguson, R (7,8) OBP: 0.308, SLG: 0.462 | | | | | | | | | | 2 | 0 | 0 | 0 | 0 | 0 | 2 | | | | | | | | | | | |
| Inning Stats | R: 0 E: 0 K: 0 S: 3 | H: 0 LOB: 0 BB: 0 P: 3 | R: 0 E: 0 K: 0 S: 3 | H: 0 LOB: 1 BB: 1 P: 7 | R: 1 E: 0 K: 0 S: 5 | H: 3 LOB: 0 BB: 0 P: 5 | R: 0 E: 0 K: 1 S: 5 | H: 0 LOB: 0 BB: 0 P: 5 | R: 0 E: 0 K: 1 S: 6 | H: 1 LOB: 1 BB: 0 P: 6 | R: 0 E: 0 K: 1 S: 5 | H: 0 LOB: 0 BB: 0 P: 5 | R: 0 E: 0 K: 0 S: 4 | H: 1 LOB: 1 BB: 0 P: 4 | R: 0 E: 0 K: 1 S: 5 | H: 0 LOB: 0 BB: 0 P: 5 | R: 0 E: 0 K: 2 S: 7 | H: 0 LOB: 0 BB: 0 P: 7 | 1B: 4 2B: 1 3B: 0 HR: 0 | SF: 0 SAC: 0 DP: 1 HBP: 0 | WP: 0 PB: 0 CS: 0 | PA: 32 | | | | | |
| PITCHER | IP | WLS | BF | H | R | ER | SO | BB | IBB | HBP | BLK | WP | HR | S | P | ERA | WHIP | | | | | | | | | | |
| 57 Eliaser Hernández, R (1,1) ERA: 7.71 | 3.0 | | 12 | 3 | 1 | 1 | 0 | 1 | 0 | 0 | 0 | 0 | 0 | 11 | 15 | 3.00 | 1.333 | | | | | | | | | | |
| 58 Josh Smith, R (4,1) ERA: | 1.0 | | 3 | 0 | 0 | 0 | 1 | 0 | 0 | 0 | 0 | 0 | 0 | 5 | 5 | 0.00 | 0.000 | | | | | | | | | | |
| 72 Daniel Castano, L (5,1) ERA: | 2.0 | | 7 | 1 | 0 | 0 | 2 | 0 | 0 | 0 | 0 | 0 | 0 | 11 | 11 | 0.00 | 0.500 | | | | | | | | | | |
| 83 Tommy Eveld, R (7,1) ERA: | 1.0 | W | 4 | 1 | 0 | 0 | 0 | 0 | 0 | 0 | 0 | 0 | 0 | 4 | 4 | 0.00 | 1.000 | | | | | | | | | | |
| 96 Alex Vesia, L (8,1) ERA: | 1.0 | H | 3 | 0 | 0 | 0 | 1 | 0 | 0 | 0 | 0 | 0 | 0 | 5 | 5 | 0.00 | 0.000 | | | | | | | | | | |

MIAMI MARLINS @ HOUSTON ASTROS
 TEAM Ballpark of the Palm Beaches, West Palm Beach, FL
 Wed Mar 04, 2020, 1:06 PM - 3:26 PM EST
 Att: 2,488 - Sunny - 84 F

HOUSTON ASTROS

AB 31
 R 1
 H 5
 RBI 1
 BB 1
 SO 6
 LOB 8

| Batter | 1 | 2 | 3 | 4 | 5 | 6 | 7 | 8 | 9 | AB | R | H | RBI | BB | SO | LOB | TOP |
|---|------|---|----|----|------|------|----|------|----|----|---|---|-----|----|----|-----|-----|
| 1 Wilmer Difo, S OBP: 0.150, SLG: 0.250 8 Carter Kieboom, R OBP: 0.400, SLG: 0.167 | G6-3 | | F8 | | K | | L8 | | F8 | 3 | 0 | 0 | 0 | 1 | 1 | | |
| 28 Kurt Suzuki, R OBP: 0.400, SLG: 0.250 65 Raudy Read, R OBP: 0.308, SLG: 0.545 | G5-3 | | L7 | | F9 | | | K | | 3 | 0 | 0 | 0 | 0 | 1 | | |
| 13 Asdrubal Cabrera, S OBP: 0.167, SLG: 0.133 62 Luis García Jr., L OBP: 0.438, SLG: 0.625 | K | | | K | K | | | F9 | | 3 | 0 | 0 | 0 | 3 | 0 | | |
| 29 Yadiel Hernandez, L OBP: 0.250, SLG: 0.200 22 Mac Williamson, R OBP: 0.222, SLG: 0.125 | L7 | | | BB | | F8 | | E6 | | 2 | 1 | 0 | 0 | 1 | 0 | | |
| 20 Wellington Castillo, R OBP: 0.200, SLG: 0.125 75 Drew Ward, L OBP: 0.152, SLG: 0.100 | | | | BB | | L7 | | K | | 2 | 1 | 1 | 0 | 1 | 0 | | |
| 17 Andrew Stevenson, L OBP: 0.440, SLG: 0.350 85 Cody Wilson, R OBP: 0.500, SLG: 0.750 | L6 | | | BB | | G4-3 | | G4-3 | | 2 | 1 | 0 | 0 | 1 | 0 | | |
| 18 Jake Noll, R OBP: 0.300, SLG: 0.500 5 Adrián Sánchez, R OBP: 0.300, SLG: 0.500 | G5-3 | | | | | K | | K | | 2 | 0 | 1 | 2 | 0 | 0 | 1 | |
| 38 JB Shuck, L OBP: 0.125, SLG: 0.143 26 Brandon Snyder, R OBP: 0.380, SLG: 0.375 | | | K | | SF9 | | K | L7 | | 1 | 0 | 0 | 1 | 0 | 1 | | |
| 27 Emilio Bonifacio, S OBP: 0.316, SLG: 0.421 25 Jacob Wilson, R OBP: 0.600, SLG: 0.545 | E4 | | | | G5-3 | | | | | 2 | 0 | 0 | 0 | 0 | 0 | 1 | |

Washington Nationals @ Miami Marlins
Roger Dean Chevrolet Stadium, Jupiter, FL
Fri Mar 06 2020, 7:06 PM - 10:02 PM EST
Att: 3,557 - Partly Cloudy - 70 F

AB 32
R 3
H 5
RBI 3
BB 4
SO 9
LOB 10



| | | | | | | | | | | | | | | | | | | | | | | |
|---------------------|------------------------------|---------------------------------|-------------------------------|----------------------------------|------------------------------|----------------------------------|-------------------------------|----------------------------------|-------------------------------|----------------------------------|------------------------------|----------------------------------|-------------------------------|----------------------------------|-------------------------------|----------------------------------|-------------------------------|----------------------------------|----------------------------------|------------------------------------|-------------------------|--------|
| Inning Stats | R: 0 E: 0 K: 1 S: 6 | H: 0 LOB: 0 BB: 0 P: 7 | R: 0 E: 0 K: 0 S: 11 | H: 0 LOB: 1 BB: 1 P: 19 | R: 0 E: 1 K: 1 S: 9 | H: 0 LOB: 1 BB: 0 P: 12 | R: 3 E: 0 K: 1 S: 19 | H: 2 LOB: 2 BB: 2 P: 36 | R: 0 E: 0 K: 2 S: 13 | H: 0 LOB: 0 BB: 0 P: 16 | R: 0 E: 0 K: 0 S: 9 | H: 0 LOB: 0 BB: 0 P: 11 | R: 0 E: 0 K: 2 S: 12 | H: 0 LOB: 1 BB: 1 P: 18 | R: 0 E: 1 K: 2 S: 11 | H: 1 LOB: 1 BB: 0 P: 19 | R: 0 E: 0 K: 0 S: 12 | H: 2 LOB: 2 BB: 0 P: 16 | 1B: 5 2B: 0 3B: 0 HR: 0 | SF: 1 SAC: 0 DP: 0 HBP: 0 | WP: 0 PB: 0 CS: 1 | PA: 37 |
|---------------------|------------------------------|---------------------------------|-------------------------------|----------------------------------|------------------------------|----------------------------------|-------------------------------|----------------------------------|-------------------------------|----------------------------------|------------------------------|----------------------------------|-------------------------------|----------------------------------|-------------------------------|----------------------------------|-------------------------------|----------------------------------|----------------------------------|------------------------------------|-------------------------|--------|

| PITCHER | IP | WLS | BF | H | R | ER | SO | BB | IBB | HBP | BLK | WP | HR | S | P | ERA | WHIP |
|-------------------------------------|-----|-----|----|---|---|----|----|----|-----|-----|-----|----|----|----|----|-------|-------|
| 22 Sandy Alcantara, R ERA: 11.57 | 3.1 | | 14 | 1 | 2 | 2 | 3 | 2 | 0 | 0 | 0 | 0 | 0 | 37 | 59 | 5.40 | 0.900 |
| 90 Dylan Lee, L ERA: 5.4 | 0.2 | | 4 | 1 | 1 | 1 | 0 | 1 | 0 | 0 | 0 | 0 | 0 | 8 | 15 | 13.50 | 3.000 |
| 33 Brad Boxberger, R ERA: 1.5 | 1.0 | | 3 | 0 | 0 | 0 | 2 | 0 | 0 | 0 | 0 | 0 | 0 | 13 | 16 | 0.00 | 0.000 |
| 59 Nick Neidert, R ERA: 1.3 | 3.0 | W | 11 | 1 | 0 | 0 | 4 | 1 | 0 | 0 | 0 | 0 | 0 | 32 | 48 | 0.00 | 0.667 |
| 46 Fat Venditte, S ERA: 1.93 | 1.0 | | 5 | 2 | 0 | 0 | 0 | 0 | 0 | 0 | 0 | 0 | 0 | 12 | 16 | 0.00 | 2.000 |

| Batter | 1 | 2 | 3 | 4 | 5 | 6 | 7 | 8 | 9 | AB | R | H | RBI | BB | SO | LOB | BOTTOM |
|---|----|---|------|----|---|------|---|------|---|----|---|---|-----|----|----|-----|--------|
| 2 Jonathan Villar, S OBP: 0.250, SLG: 0.500 76 Jesús Sánchez, L OBP: 0.500, SLG: 0.909 | B1 | | G4 | | K | | | | | 3 | 0 | 0 | 0 | 0 | 1 | 2 | |
| 15 Brian Anderson, R OBP: 0.190, SLG: 0.263 65 Eddy Alvarez, L OBP: 0.167, SLG: 0.417 | L8 | | G6-3 | | K | | | G3-1 | | 3 | 0 | 0 | 0 | 1 | 2 | | |
| 23 Corey Dickerson, L OBP: 0.143, SLG: 0.150 60 Monte Harrison, R OBP: 0.500, SLG: 0.529 | L3 | | | P3 | | G4-3 | | | | 3 | 0 | 0 | 0 | 0 | 0 | | |
| 24 Jesús Aguilar, R OBP: 0.381, SLG: 0.278 68 Lewin Díaz, L OBP: 0.333, SLG: 0.611 | | | | K | | | | | | 3 | 0 | 2 | 0 | 0 | 1 | 0 | |
| 7 Matt Joyce, L OBP: 0.316, SLG: 0.235 67 JJ Bleday, L OBP: 0.250, SLG: 0.250 | | | | K | | | | | | 2 | 0 | 0 | 0 | 0 | 1 | 1 | |
| 25 Lewis Brinson, R OBP: 0.450, SLG: 1.050 92 Brian Miller, L OBP: 0.300, SLG: 0.444 | | | | | | | | | | 3 | 1 | 2 | 2 | 0 | 0 | 1 | |
| 5 Jon Berti, R OBP: 0.399, SLG: 0.300 13 Sean Rodríguez, R OBP: 0.235, SLG: 0.143 | | | | | | | | | | 2 | 1 | 0 | 0 | 0 | 2 | | |
| 17 Chad Wallach, R OBP: 0.375, SLG: 1.000 36 Ryan Lavarnway, R OBP: 0.250, SLG: 0.275 | | | | | | | | | | 1 | 1 | 1 | 2 | 0 | 0 | 0 | |
| 19 Miguel Rojas, R OBP: 0.389, SLG: 0.647 70 Jazz Chisholm Jr., L OBP: 0.467, SLG: 0.354 | | | | | | | | | | 2 | 0 | 1 | 0 | 0 | 1 | 1 | |


Washington Nationals @ Miami Marlins
Roger Dean Chevrolet Stadium, Jupiter, FL
Fri Mar 06 2020, 7:06 PM - 10:02 PM EST
Att: 3,557 - Partly Cloudy - 70 F

AB 32
R 7
H 8
RBI 7
BB 2
SO 10
LOB 14



| | | | | | | | | | | | | | | | | | | | | |
|---------------------|------------------------------|---------------------------------|------------------------------|----------------------------------|------------------------------|----------------------------------|-------------------------------|----------------------------------|-------------------------------|----------------------------------|-------------------------------|----------------------------------|-------------------------------|----------------------------------|------------------------------|----------------------------------|----------------------------------|------------------------------------|-------------------------|--------|
| Inning Stats | R: 0 E: 0 K: 0 S: 5 | H: 0 LOB: 0 BB: 0 P: 8 | R: 0 E: 0 K: 0 S: 9 | H: 1 LOB: 1 BB: 0 P: 15 | R: 0 E: 0 K: 1 S: 7 | H: 0 LOB: 1 BB: 0 P: 12 | R: 0 E: 0 K: 2 S: 11 | H: 0 LOB: 0 BB: 0 P: 15 | R: 2 E: 0 K: 2 S: 19 | H: 3 LOB: 1 BB: 0 P: 23 | R: 2 E: 0 K: 1 S: 11 | H: 2 LOB: 1 BB: 0 P: 19 | R: 3 E: 0 K: 2 S: 19 | H: 2 LOB: 1 BB: 2 P: 33 | R: 0 E: 0 K: 2 S: 9 | H: 0 LOB: 0 BB: 0 P: 11 | 1B: 4 2B: 2 3B: 0 HR: 2 | SF: 0 SAC: 0 DP: 0 HBP: 1 | WP: 1 PB: 0 CS: 0 | PA: 35 |
|---------------------|------------------------------|---------------------------------|------------------------------|----------------------------------|------------------------------|----------------------------------|-------------------------------|----------------------------------|-------------------------------|----------------------------------|-------------------------------|----------------------------------|-------------------------------|----------------------------------|------------------------------|----------------------------------|----------------------------------|------------------------------------|-------------------------|--------|

| PITCHER | IP | WLS | BF | H | R | ER | SO | BB | IBB | HBP | BLK | WP | HR | S | P | ERA | WHIP |
|-------------------------------------|-----|-----|----|---|---|----|----|----|-----|-----|-----|----|----|----|----|-------|-------|
| 19 Anibal Sánchez, R ERA: 3.0 | 4.0 | | 14 | 1 | 0 | 0 | 3 | 0 | 0 | 0 | 0 | 0 | 1 | 19 | 23 | 18.00 | 3.000 |
| 60 Hunter Strickland, R ERA: 9.0 | 1.0 | | 6 | 3 | 2 | 2 | 2 | 0 | 0 | 0 | 0 | 0 | 1 | 11 | 19 | 18.00 | 2.000 |
| 64 James Bourque, R ERA: 3.6 | 1.0 | L | 5 | 2 | 2 | 2 | 1 | 0 | 0 | 0 | 0 | 0 | 1 | 12 | 24 | 40.50 | 4.500 |
| 53 Austen Williams, R ERA: 10.13 | 0.2 | | 5 | 1 | 3 | 3 | 1 | 2 | 0 | 0 | 0 | 0 | 0 | 7 | 9 | 0.00 | 3.000 |
| 61 Kyle McGowin, R ERA: | 0.1 | | 2 | 1 | 0 | 0 | 1 | 0 | 0 | 0 | 0 | 0 | 0 | 7 | 9 | 0.00 | 3.000 |

| Batter | 1 | 2 | 3 | 4 | 5 | 6 | 7 | 8 | 9 | AB | R | H | RBI | BB | SO | LOB | TOP | | | | | |
|---|---|----------------------------------|------------------------------|---------------------------------|------------------------------|----------------------------------|------------------------------|---------------------------------|------------------------------|---------------------------------|------------------------------|---------------------------------|------------------------------|---------------------------------|------------------------------|---------------------------------|--|---|---------------------------------|----------------------------------|------------------------------------|----------------------------------|
| 2 Jonathan Villar, S OBP: 0.273, SLG: 0.474 34 Magneuris Sierra, L OBP: 0.353, SLG: 0.375 | P4 | | 23 1B 24 2B 15 S BB | G6-3 | | | G5-3 | | | 1 1 0 0 1 0 0 2 0 0 0 0 0 1 | | | | | | | Miami Marlins @ Washington Nationals TEAM Ballpark of the Palm Beaches, West Palm Beach, FL Sat Mar 07 2020, 1:10 PM - 4:16 PM EST Att: 4,583 - Cloudy - 70 F | | | | | |
| 15 Brian Anderson, R OBP: 0.217, SLG: 0.286 81 Gosuke Katoh, L OBP: 0.429, SLG: 0.273 | BB | | K | | G4-3 | | G3 | | | 2 0 1 0 0 1 1 2 0 0 0 0 0 0 | | | | | | | | | | | | |
| 23 Corey Dickerson, L OBP: 0.174, SLG: 0.192 25 Lewis Brinson, R OBP: 0.409, SLG: 0.955 | G3-1 | | 24 2B 1B | | G5-3 | | | L6-3 | | 2 0 1 0 0 0 1 2 1 0 0 0 0 0 | | | | | | | | | | | | |
| 24 Jesús Aguilar, R OBP: 0.435, SLG: 0.368 26 Garrett Cooper, R OBP: 0.316, SLG: 0.429 | BB | | 1B | | 1B | | | F8 | | 1 0 1 2 1 0 0 2 0 1 0 0 0 0 | | | | | | | | | | | | |
| 1 Isan Díaz, L OBP: 0.269, SLG: 0.136 84 Christian López, R OBP: 0.529, SLG: 1.000 | BB | | 47 FC5-4 BB | | G4-3 | | | 89 FC6-4 1B | | 2 0 0 0 1 1 3 1 0 1 0 0 0 0 | | | | | | | | | | | | |
| 47 Harold Ramírez, R OBP: 0.292, SLG: 0.450 89 Jerar Encarnación, R OBP: 0.429, SLG: 0.929 | FC5-4 | | F8 | | K | | | FC6-4 | | 3 0 0 0 0 1 5 1 0 0 0 0 0 1 | | | | | | | | | | | | |
| 27 Matt Kemp, R OBP: 0.143 60 Monte Harrison, R OBP: 0.476, SLG: 0.500 | | G6-3 | | K | | | F8 | | F8 | 3 0 0 0 0 1 0 1 0 0 0 0 0 0 | | | | | | | | AB 32 R 2 H 5 RBI 2 BB 4 SO 5 LOB 13 | | | | |
| 29 Francisco Cervelli, R OBP: 0.333, SLG: 0.200 87 Brian Navarrete, R | | P3 | | BB | | | F8 | | P5 | 1 0 0 0 1 0 0 2 0 0 0 0 0 0 | | | | | | | | | | | | |
| 19 Miquel Rojas, R OBP: 0.333, SLG: 0.550 80 José Devers, L OBP: 0.214, SLG: 0.308 | | P5 | | P2 | | | K | | F7 | 3 0 0 0 0 1 1 1 0 0 0 0 0 0 | | | | | | | |  | | | | |
| Inning Stats | R: 0 E: 0 K: 0 S: 4 | H: 1 LOB: 3 BB: 2 P: 12 | R: 0 E: 0 K: 0 S: 3 | H: 0 LOB: 0 BB: 0 P: 3 | R: 2 E: 0 K: 2 S: 9 | H: 2 LOB: 2 BB: 1 P: 13 | R: 0 E: 0 K: 1 S: 5 | H: 0 LOB: 1 BB: 1 P: 9 | R: 0 E: 0 K: 1 S: 4 | H: 1 LOB: 1 BB: 0 P: 4 | R: 0 E: 0 K: 1 S: 5 | H: 0 LOB: 0 BB: 0 P: 5 | R: 0 E: 0 K: 1 S: 5 | H: 0 LOB: 0 BB: 0 P: 5 | R: 0 E: 0 K: 0 S: 4 | H: 1 LOB: 1 BB: 0 P: 4 | | R: 0 E: 0 K: 0 S: 3 | H: 0 LOB: 0 BB: 0 P: 3 | 1B: 4 2B: 1 3B: 0 HR: 0 | SF: 0 SAC: 0 DP: 0 HBP: 0 | WP: 0 PB: 0 SB: 1 CS: 0 |
| PITCHER | IP WLS BF H R ER SO BB IBB HBP BLK WP HR S P ERA WHIP | | | | | | | | | | | | | | | | | | | | | |
| 41 Joe Ross, R ERA: 2.45 | 2.1 13 3 2 2 1 3 0 0 0 0 0 0 12 24 7.71 2.571 | | | | | | | | | | | | | | | | | | | | | |
| 51 Wander Suero, R ERA: 0.00 | 1.2 6 0 0 0 2 1 0 0 0 0 0 0 9 13 0.00 0.600 | | | | | | | | | | | | | | | | | | | | | |
| 63 Sean Doolittle, L ERA: 9.0 | 1.0 4 1 0 0 0 0 0 0 0 0 0 0 4 4 0.00 1.000 | | | | | | | | | | | | | | | | | | | | | |
| 44 Daniel Hudson, R ERA: 23.14 | 1.0 3 0 0 0 1 0 0 0 0 0 0 0 5 5 0.00 0.000 | | | | | | | | | | | | | | | | | | | | | |
| 32 Aaron Barrett, R ERA: 12.0 | 1.0 3 0 0 0 1 0 0 0 0 0 0 0 5 5 0.00 0.000 | | | | | | | | | | | | | | | | | | | | | |
| 58 Fernando Abad, L ERA: | 2.0 7 1 0 0 0 0 0 0 0 0 0 0 7 7 0.00 0.500 | | | | | | | | | | | | | | | | | | | | | |

| Batter | 1 | 2 | 3 | 4 | 5 | 6 | 7 | 8 | 9 | AB | R | H | RBI | BB | SO | LOB | BOTTOM | | | |
|---|---|---------------------------------|---------------------------------|---------------------------------|------------------------------|---------------------------------|------------------------------|---------------------------------|------------------------------|---------------------------------|------------------------------|----------------------------------|------------------------------|---------------------------------|------------------------------|---------------------------------|--|---|------------------------------------|----------------------------------|
| 9 Eric Thames, L OBP: 0.375, SLG: 0.500 22 Mac Williamson, R OBP: 0.211, SLG: 0.118 | 1B | | 22 FC3-6 47 1B 3 1B 1B | | K | | | | | 3 1 2 0 0 1 0 1 0 0 0 0 1 1 | | | | | | | Miami Marlins @ Washington Nationals TEAM Ballpark of the Palm Beaches, West Palm Beach, FL Sat Mar 07 2020, 1:10 PM - 4:16 PM EST Att: 4,583 - Cloudy - 70 F | | | |
| 3 Michael Taylor, R OBP: 0.167, SLG: 0.217 85 Cody Wilson, R OBP: 0.400, SLG: 0.600 | P3 | | 22 FC3-6 1B | | F8 | | | | | 3 0 1 0 0 0 0 1 0 0 0 0 1 1 | | | | | | | | | | |
| 13 Asdrúbal Cabrera, S OBP: 0.194, SLG: 0.091 5 Adrián Sánchez, R OBP: 0.286, SLG: 0.474 | BB | | F7 | | BB | | | | | 2 1 1 0 1 0 2 1 0 0 0 0 1 0 | | | | | | | | | | |
| 22 Juan Soto, L OBP: 0.609, SLG: 0.800 95 Drew Mendoza, L | BB | | FC3-6 47 1B 1B | | P6 | | | | | 3 0 1 0 0 0 3 1 0 0 0 0 0 0 | | | | | | | | | | |
| 47 Howie Kendrick, R OBP: 0.444, SLG: 0.375 18 Jake Noll, R OBP: 0.409, SLG: 0.333 | BB | | 62 WP 1B | | G6-3 | | | | | 2 0 2 2 0 0 0 2 0 0 0 0 1 0 | | | | | | | | | | |
| 62 Luis García Jr., L OBP: 0.421, SLG: 0.579 26 Brandon Snyder, R OBP: 0.421, SLG: 0.375 | G4-3 | | F8 | | | | | | | 3 0 1 0 0 0 4 0 0 0 0 1 0 0 | | | | | | | | | | |
| 20 Wellington Castillo, R OBP: 0.143, SLG: 0.143 73 Tres Barrera, R | | F7 | | K | | | | | | 3 0 0 0 0 2 1 1 0 0 0 0 0 1 | | | | | | | | AB 32 R 2 H 9 RBI 2 BB 3 SO 7 LOB 15 | | |
| 1 Wilmer Difo, S OBP: 0.130, SLG: 0.217 7 Jackson Flores, R | | L9 | | F9 | | | | | | 3 0 0 0 0 0 1 1 0 0 0 0 0 1 | | | | | | | | | | |
| 38 JB Shuck, L OBP: 0.273, SLG: 0.222 Jeremy De La Rosa, L | | BB | | G3 | | | | | | 2 0 1 0 1 0 0 0 0 0 0 0 0 0 | | | | | | | | | | |
| Inning Stats | R: 1 E: 0 K: 0 S: 6 | H: 4 LOB: 2 BB: 0 P: 7 | R: 0 E: 0 K: 0 S: 3 | H: 1 LOB: 0 BB: 0 P: 3 | R: 1 E: 0 K: 0 S: 6 | H: 3 LOB: 2 BB: 0 P: 6 | R: 0 E: 0 K: 1 S: 5 | H: 0 LOB: 0 BB: 0 P: 5 | R: 0 E: 0 K: 1 S: 6 | H: 0 LOB: 1 BB: 0 P: 6 | R: 0 E: 0 K: 2 S: 6 | H: 1 LOB: 1 BB: 1 P: 11 | R: 0 E: 0 K: 2 S: 7 | H: 0 LOB: 0 BB: 0 P: 7 | R: 0 E: 0 K: 0 S: 2 | H: 0 LOB: 0 BB: 1 P: 6 | | 1B: 9 2B: 1 3B: 0 HR: 0 | SF: 0 SAC: 0 DP: 1 HBP: 0 | WP: 1 PB: 0 SB: 0 CS: 1 |
| PITCHER | IP WLS BF H R ER SO BB IBB HBP BLK WP HR S P ERA WHIP | | | | | | | | | | | | | | | | | | | |
| 62 José Ureña, R ERA: 4.05 | 1.1 18 2 2 2 1 0 0 0 0 0 0 0 20 21 4.50 2.000 | | | | | | | | | | | | | | | | | | | |
| 61 Adam Conley, L ERA: 4.05 | 1.0 4 0 0 0 1 1 0 0 0 0 0 0 5 9 0.00 1.000 | | | | | | | | | | | | | | | | | | | |
| 56 Sterling Sharp, R ERA: 1.5 | 2.0 7 1 0 0 3 1 0 0 0 0 0 0 12 17 0.00 1.000 | | | | | | | | | | | | | | | | | | | |
| 27 Brandon Kintzler, R ERA: 6.0 | 1.0 3 0 0 0 2 0 0 0 0 0 0 0 7 7 0.00 0.000 | | | | | | | | | | | | | | | | | | | |
| 93 Yimi García, R ERA: | 1.0 3 0 0 0 0 1 0 0 0 0 0 0 2 6 0.00 1.000 | | | | | | | | | | | | | | | | | | | |

| Batter | 1 | 2 | 3 | 4 | 5 | 6 | 7 | 8 | 9 | AB | R | H | RBI | BB | SO | LOB | TOP | | | | | | | | | | | | | | | | | | |
|--|-------------------------------|----------------------------------|-------------------------------|----------------------------------|-------------------------------|----------------------------------|-------------------------------|----------------------------------|-------------------------------|----------------------------------|------------------------------|----------------------------------|------------------------------|----------------------------------|-------------------------------|----------------------------------|------------------------------|----------------------------------|----------------------------------|------------------------------------|----------------------------------|--------|--------|---------|---------|---------|----------|----------|----------|---------|---------|--------|---------|-------------|---------------|
| 70 Jazz Chisholm Jr., L (1,6) OBP: 0.500, SLG: 0.615 80 José Devers, L (5,6) OBP: 0.313, SLG: 0.357 | | | | | | | | | | | 2 | 1 | 1 | 1 | 1 | 0 | | | | | | | | | | | | | | | | | | | |
| 5 Jon Berti, R (1,5) OBP: 0.174, SLG: 0.304 65 Eddy Alvarez, L (5,5) OBP: 0.143, SLG: 0.357 | | | | | | | | | | | 3 | 0 | 1 | 0 | 0 | 1 | 0 | | | | | | | | | | | | | | | | | | |
| 26 Garrett Cooper, R (1,9) OBP: 0.320, SLG: 0.399 47 Harold Ramirez, R (5,9) OBP: 0.269, SLG: 0.409 | | | | | | | | | | | 2 | 0 | 0 | 0 | 1 | 0 | 1 | | | | | | | | | | | | | | | | | | |
| 7 Matt Joyce, L (1,10) OBP: 0.273, SLG: 0.200 76 Jesús Sánchez, L (8,PH) OBP: 0.538, SLG: 0.917 | | | | | | | | | | | 3 | 0 | 0 | 0 | 0 | 1 | 1 | | | | | | | | | | | | | | | | | | |
| 25 Lewis Brinson, R (1,7) OBP: 0.400, SLG: 0.920 13 Sean Rodríguez, R (6,7) OBP: 0.278, SLG: 0.267 | | | | | | | | | | | 3 | 0 | 1 | 0 | 0 | 1 | 0 | | | | | | | | | | | | | | | | | | |
| 1 Isan Díaz, L (1,4) OBP: 0.276, SLG: 0.125 84 Christian López, R (6,4) OBP: 0.500, SLG: 0.941 | | | | | | | | | | | 2 | 1 | 0 | 0 | 1 | 1 | 1 | | | | | | | | | | | | | | | | | | |
| 29 Francisco Cervelli, R (1,2) OBP: 0.333, SLG: 0.187 17 Chad Wallach, R (6,2) OBP: 0.353, SLG: 0.923 | | | | | | | | | | | 2 | 0 | 0 | 0 | 1 | 2 | 1 | | | | | | | | | | | | | | | | | | |
| 60 Monte Harrison, R (1,8) OBP: 0.500, SLG: 0.550 67 JJ Bleday, L (7,8) OBP: 0.231, SLG: 0.231 | | | | | | | | | | | 2 | 0 | 1 | 1 | 1 | 0 | 1 | | | | | | | | | | | | | | | | | | |
| 68 Lewin Díaz, L (1,3) OBP: 0.286, SLG: 0.524 81 Gosuke Katoh, L (7,3) OBP: 0.467, SLG: 0.273 | | | | | | | | | | | 3 | 0 | 0 | 0 | 0 | 0 | 3 | | | | | | | | | | | | | | | | | | |
| Inning Stats | R: 0 E: 0 K: 3 S: 13 | H: 0 LOB: 1 BB: 1 P: 21 | R: 0 E: 0 K: 2 S: 10 | H: 1 LOB: 1 BB: 0 P: 14 | R: 0 E: 0 K: 0 S: 14 | H: 1 LOB: 1 BB: 1 P: 23 | R: 1 E: 0 K: 0 S: 18 | H: 1 LOB: 2 BB: 2 P: 29 | R: 1 E: 0 K: 0 S: 11 | H: 1 LOB: 0 BB: 0 P: 15 | R: 0 E: 0 K: 2 S: 9 | H: 0 LOB: 2 BB: 2 P: 13 | R: 0 E: 0 K: 0 S: 7 | H: 0 LOB: 2 BB: 2 P: 17 | R: 1 E: 0 K: 0 S: 16 | H: 2 LOB: 1 BB: 0 P: 24 | R: 0 E: 0 K: 0 S: 9 | H: 1 LOB: 1 BB: 1 P: 15 | 1B: 3 2B: 3 3B: 0 HR: 1 | SF: 0 SAC: 0 DP: 1 HBP: 0 | WP: 1 PB: 0 SB: 0 CS: 0 | PA: 39 | | | | | | | | | | | | | |
| PITCHER | IP 3.2 | WLS 3 | BF 15 | H 2 | R 1 | ER 1 | SO 5 | BB 3 | IBB 0 | HBP 0 | BLK 0 | WP 0 | HR 0 | S 47 | P 74 | ERA 2.46 | WHIP 1.364 | PITCHER | IP 1.0 | WLS 4 | BF 4 | H 1 | R 0 | ER 0 | SO 0 | BB 1 | IBB 0 | HBP 0 | BLK 0 | WP 0 | HR 0 | S 9 | P 15 | ERA 0.00 | WHIP 2.000 |

Miami Marlins @ St. Louis Cardinals
Roger Dean Chevrolet Stadium, Jupiter, FL
Sun Mar 08 2020, 1:10 PM - 4:10 PM EDT
Att: 5,910 - Cloudy - 70 F

AB 32
R 3
H 7
RBI 3
BB 7
SO 7
LOB 18



| Batter | 1 | 2 | 3 | 4 | 5 | 6 | 7 | 8 | 9 | AB | R | H | RBI | BB | SO | LOB | BOTTOM | | | | | | | | | | | | | | | | | | |
|--|-------------------------------|----------------------------------|-------------------------------|----------------------------------|------------------------------|----------------------------------|-------------------------------|----------------------------------|-------------------------------|----------------------------------|------------------------------|---------------------------------|------------------------------|---------------------------------|------------------------------|----------------------------------|----------------------------------|------------------------------------|----------------------------------|----------|---------|--------|--------|---------|---------|---------|----------|----------|----------|---------|---------|--------|---------|-------------|---------------|
| 16 Koltan Wong, L (1,4) OBP: 0.440, SLG: 0.429 63 Edmundo Sosa, R (2,5) OBP: 0.265, SLG: 0.452 | | | | | | | | | | | 0 | 1 | 0 | 0 | 0 | 0 | 0 | | | | | | | | | | | | | | | | | | |
| 19 Tommy Edman, S (1,5) OBP: 0.314, SLG: 0.394 55 Max Schrock, L (9,4) OBP: 0.429, SLG: 0.455 | | | | | | | | | | | 4 | 1 | 1 | 0 | 0 | 0 | 2 | | | | | | | | | | | | | | | | | | |
| 46 Paul Goldschmidt, R (1,3) OBP: 0.462, SLG: 0.703 47 Rangel Ravelo, R (5,PR) OBP: 0.412, SLG: 0.393 | | | | | | | | | | | 2 | 1 | 1 | 2 | 1 | 0 | 0 | | | | | | | | | | | | | | | | | | |
| 11 Paul DeJong, R (1,6) OBP: 0.500, SLG: 1.043 81 Nolan Gorman, L (5,PR) OBP: 0.333, SLG: 0.450 | | | | | | | | | | | 2 | 0 | 1 | 0 | 1 | 0 | 1 | | | | | | | | | | | | | | | | | | |
| 4 Yadier Molina, R (1,2) OBP: 0.290, SLG: 0.250 99 Dennis Ortega, R (6,2) OBP: 0.800, SLG: 1.400 | | | | | | | | | | | 2 | 0 | 1 | 2 | 0 | 0 | 1 | | | | | | | | | | | | | | | | | | |
| 25 Dexter Fowler, S (1,9) OBP: 0.179, SLG: 0.080 38 Austin Dean, R (5,PR) OBP: 0.379, SLG: 0.500 | | | | | | | | | | | 2 | 0 | 0 | 0 | 1 | 2 | 1 | | | | | | | | | | | | | | | | | | |
| 41 Tyler O'Neill, R (1,10) OBP: 0.438, SLG: 0.560 | | | | | | | | | | | 3 | 0 | 1 | 1 | 0 | 2 | 1 | | | | | | | | | | | | | | | | | | |
| 48 Harrison Bader, R (1,8) OBP: 0.441, SLG: 0.481 26 Justin Williams, L (8,PR) OBP: 0.167, SLG: 0.364 | | | | | | | | | | | 2 | 0 | 1 | 2 | 2 | 1 | 1 | | | | | | | | | | | | | | | | | | |
| 68 Dylan Carlson, S (1,7) OBP: 0.471, SLG: 0.536 | | | | | | | | | | | 4 | 0 | 0 | 0 | 0 | 0 | 5 | | | | | | | | | | | | | | | | | | |
| Inning Stats | R: 3 E: 0 K: 2 S: 19 | H: 3 LOB: 1 BB: 0 P: 26 | R: 0 E: 0 K: 0 S: 12 | H: 0 LOB: 1 BB: 1 P: 21 | R: 0 E: 0 K: 0 S: 6 | H: 0 LOB: 0 BB: 1 P: 13 | R: 0 E: 0 K: 2 S: 11 | H: 1 LOB: 1 BB: 0 P: 16 | R: 4 E: 0 K: 0 S: 15 | H: 3 LOB: 2 BB: 2 P: 36 | R: 0 E: 0 K: 0 S: 5 | H: 0 LOB: 0 BB: 0 P: 6 | R: 0 E: 0 K: 0 S: 5 | H: 1 LOB: 0 BB: 0 P: 6 | R: 0 E: 0 K: 1 S: 8 | H: 0 LOB: 2 BB: 1 P: 13 | 1B: 6 2B: 3 3B: 0 HR: 0 | SF: 1 SAC: 0 DP: 2 HBP: 2 | WP: 1 PB: 1 SB: 0 CS: 0 | PA: 37 | | | | | | | | | | | | | | | |
| PITCHER | IP 3.0 | WLS L | BF 14 | H 3 | R 3 | ER 3 | SO 3 | BB 2 | IBB 0 | HBP 1 | BLK 0 | WP 0 | HR 0 | S 37 | P 60 | ERA 9.00 | WHIP 1.667 | PITCHER | IP 1.0 | WLS 4 | BF 4 | H 1 | R 0 | ER 0 | SO 0 | BB 1 | IBB 0 | HBP 0 | BLK 0 | WP 0 | HR 0 | S 9 | P 15 | ERA 0.00 | WHIP 2.000 |

Miami Marlins @ St. Louis Cardinals
Roger Dean Chevrolet Stadium, Jupiter, FL
Sun Mar 08 2020, 1:10 PM - 4:10 PM EDT
Att: 5,910 - Cloudy - 70 F

AB 29
R 7
H 8
RBI 7
BB 5
SO 5
LOB 16



| Batter | 1 | 2 | 3 | 4 | 5 | 6 | 7 | 8 | 9 | AB | R | H | RBI | BB | SO | LOB | TOP | | | | | | |
|---|---------------------------------------|---------------------------------------|---------------------------------------|---------------------------------------|---------------------------------------|---------------------------------------|---------------------------------------|---------------------------------------|---------------------------------------|---------------------------------------|---------------------------------------|---------------------------------------|---------------------------------------|---------------------------------------|---------------------------------------|---------------------------------------|---------------------------------------|---------------------------------------|---------------------------------------|------------------------------------|----------------------------------|--------|--|
| 6 Jeff McNeil, L (1,5) OBP: 0.458, SLG: 0.696 33 Max Moroff, S (5,5) OBP: 0.360, SLG: 0.333 | G4-3 | | K | | | P2 | | F7 | | 3 | 0 | 0 | 0 | 1 | 2 | | | | | | | | |
| 9 Brandon Nimmo, L (1,9) OBP: 0.448, SLG: 0.577 22 Quinn Brodeur, L (6,9) OBP: 0.100, SLG: 0.100 | K | | F8 | | | K | | K | | 3 | 0 | 0 | 0 | 2 | 1 | | | | | | | | |
| 20 Pete Alonso, R (1,3) OBP: 0.393, SLG: 0.440 86 Jake Hager, R (6,PR) OBP: 0.304, SLG: 0.211 | G5-3 | | | G6-3 | | | | F7 | | 3 | 0 | 1 | 0 | 0 | 0 | | | | | | | | |
| 21 Matt Adams, L (1,10) OBP: 0.154, SLG: 0.091 | | P6 | | G3-1 | | | | G3-1 | | 3 | 0 | 0 | 0 | 1 | 0 | | | | | | | | |
| 1 Amed Rosario, R (1,6) OBP: 0.148, SLG: 0.333 60 Andrés Giménez, L (6,6) OBP: 0.296, SLG: 0.440 | | | | K | | | | L7 | | 3 | 0 | 1 | 0 | 0 | 1 | | | | | | | | |
| 16 Jake Marisnick, R (1,8) OBP: 0.318, SLG: 0.474 81 Johneshwy Fargas, R (5,8) OBP: 0.286, SLG: 0.481 | | | | K | | | | G1-4-3 | | 2 | 1 | 1 | 0 | 0 | 1 | | | | | | | | |
| 12 Eduardo Núñez, R (1,4) OBP: 0.217, SLG: 0.227 13 Luis Guillorme, L (7,PR) OBP: 0.217, SLG: 0.227 | | | | F7 | | | | | | 3 | 0 | 1 | 1 | 0 | 0 | | | | | | | | |
| 3 Tomás Nido, R (1,2) OBP: 0.222, SLG: 0.188 70 Aji Sánchez, R (9,2) OBP: 0.125, SLG: 0.250 | | | | K | | | | | | 3 | 0 | 0 | 0 | 0 | 1 | | | | | | | | |
| 26 Jarrett Parker, L (1,7) OBP: 0.345, SLG: 0.480 12 Braxton Lee, L (7,7) OBP: 0.250, SLG: 0.333 | | | | | | | | | | 2 | 0 | 1 | 0 | 1 | 1 | | | | | | | | |
| Inning Stats | R: 0 E: 0 K: 1 S: 9 | H: 0 LOB: 0 BB: 0 P: 12 | R: 0 E: 0 K: 1 S: 11 | H: 1 LOB: 1 BB: 0 P: 15 | R: 0 E: 0 K: 2 S: 11 | H: 1 LOB: 1 BB: 0 P: 12 | R: 0 E: 0 K: 1 S: 10 | H: 0 LOB: 0 BB: 0 P: 13 | R: 1 E: 0 K: 0 S: 11 | H: 1 LOB: 1 BB: 1 P: 20 | R: 0 E: 1 K: 2 S: 11 | H: 1 LOB: 3 BB: 0 P: 17 | R: 0 E: 0 K: 1 S: 8 | H: 1 LOB: 1 BB: 0 P: 14 | R: 0 E: 0 K: 1 S: 8 | H: 0 LOB: 0 BB: 0 P: 12 | R: 0 E: 0 K: 0 S: 9 | H: 0 LOB: 0 BB: 0 P: 10 | 1B: 3 2B: 0 3B: 2 HR: 0 | SF: 0 SAC: 0 DP: 1 HBP: 0 | WP: 0 PB: 0 SB: 1 CS: 1 | PA: 33 | |
| PITCHER | IP WLS BF H R ER SO | IP WLS BF H R ER SO | IP WLS BF H R ER SO | IP WLS BF H R ER SO | IP WLS BF H R ER SO | IP WLS BF H R ER SO | IP WLS BF H R ER SO | IP WLS BF H R ER SO | IP WLS BF H R ER SO | IP WLS BF H R ER SO | IP WLS BF H R ER SO | IP WLS BF H R ER SO | IP WLS BF H R ER SO | IP WLS BF H R ER SO | IP WLS BF H R ER SO | IP WLS BF H R ER SO | IP WLS BF H R ER SO | IP WLS BF H R ER SO | ERA WHIP | ERA WHIP | | | |
| 57 Eliaser Hernández, R (1,1) ERA: 1.69 33 Brad Boxberger, R (5,1) ERA: 1.69 58 Josh Smith, R (6,1) ERA: 4.15 90 Dylan Lee, L (7,1) ERA: 4.15 83 Tommy Eveld, R (8,1) ERA: | 4.0 14 2 0 0 5 | 1.0 5 1 1 0 0 1 | 1.0 5 1 0 0 2 | 1.0 3 1 0 0 1 | 1.0 3 0 0 0 1 | 1.0 3 0 0 0 0 | 1.0 3 0 0 0 0 | 1.0 3 0 0 0 0 | 1.0 3 0 0 0 0 | 1.0 3 0 0 0 0 | 1.0 3 0 0 0 0 | 1.0 3 0 0 0 0 | 1.0 3 0 0 0 0 | 1.0 3 0 0 0 0 | 1.0 3 0 0 0 0 | 1.0 3 0 0 0 0 | 1.0 3 0 0 0 0 | 1.0 3 0 0 0 0 | 0.00 0.500 | 0.00 0.500 | | | |
| PITCHER | IP WLS BF H R ER SO | IP WLS BF H R ER SO | IP WLS BF H R ER SO | IP WLS BF H R ER SO | IP WLS BF H R ER SO | IP WLS BF H R ER SO | IP WLS BF H R ER SO | IP WLS BF H R ER SO | IP WLS BF H R ER SO | IP WLS BF H R ER SO | IP WLS BF H R ER SO | IP WLS BF H R ER SO | IP WLS BF H R ER SO | IP WLS BF H R ER SO | IP WLS BF H R ER SO | IP WLS BF H R ER SO | IP WLS BF H R ER SO | IP WLS BF H R ER SO | IP WLS BF H R ER SO | ERA WHIP | ERA WHIP | | |
| 96 Alex Vesia, L (9,1) ERA: | 1.0 3 0 0 0 0 | 1.0 3 0 0 0 0 | 1.0 3 0 0 0 0 | 1.0 3 0 0 0 0 | 1.0 3 0 0 0 0 | 1.0 3 0 0 0 0 | 1.0 3 0 0 0 0 | 1.0 3 0 0 0 0 | 1.0 3 0 0 0 0 | 1.0 3 0 0 0 0 | 1.0 3 0 0 0 0 | 1.0 3 0 0 0 0 | 1.0 3 0 0 0 0 | 1.0 3 0 0 0 0 | 1.0 3 0 0 0 0 | 1.0 3 0 0 0 0 | 1.0 3 0 0 0 0 | 1.0 3 0 0 0 0 | 1.0 3 0 0 0 0 | 0.00 0.000 | 0.00 0.000 | | |

New York Mets @ Miami Marlins
 Roger Dean Chevrolet Stadium, Jupiter, FL
 Mon Mar 09 2020, 1:09 PM - 3:25 PM EDT
 Att. 3,390 - Overcast - 73 F


AB 31
 R 1
 H 5
 RBI 1
 BB 2
 SO 9
 LOB 11



| Batter | 1 | 2 | 3 | 4 | 5 | 6 | 7 | 8 | 9 | AB | R | H | RBI | BB | SO | LOB | BOTTOM | | | | | | | | |
|---|---------------------------------------|---------------------------------------|---------------------------------------|---------------------------------------|---------------------------------------|---------------------------------------|---------------------------------------|---------------------------------------|---------------------------------------|---------------------------------------|---------------------------------------|---------------------------------------|---------------------------------------|---------------------------------------|---------------------------------------|---------------------------------------|---------------------------------------|---------------------------------------|---------------------------------------|------------------------------------|----------------------------------|---------------|---------------|--|--|
| 2 Jonathan Villar, S (1,8) OBP: 0.280, SLG: 0.455 5 Jon Berti, R (7,8) OBP: 0.208, SLG: 0.304 | | | L4-3 | | | FC3-6 | | | | 3 | 0 | 1 | 0 | 0 | 0 | | | | | | | | | | |
| 15 Brian Anderson, R (1,5) OBP: 0.192, SLG: 0.250 13 Sean Rodríguez, R (7,5) OBP: 0.263, SLG: 0.250 | | | | | | K | | | | 3 | 0 | 0 | 0 | 2 | 1 | | | | | | | | | | |
| 23 Corey Dickerson, L (1,7) OBP: 0.200, SLG: 0.206 47 Harold Ramírez, R (7,7) OBP: 0.286, SLG: 0.417 | | | | | | | | | | 2 | 0 | 1 | 0 | 0 | 1 | | | | | | | | | | |
| 24 Jesús Aguilar, R (1,3) OBP: 0.400, SLG: 0.333 68 Lewin Díaz, L (7,3) OBP: 0.304, SLG: 0.522 | | | | | | | | | | 2 | 0 | 1 | 0 | 0 | 0 | | | | | | | | | | |
| 7 Matt Joyce, L (1,10) OBP: 0.280, SLG: 0.217 | | | | | | | | | | 3 | 0 | 1 | 0 | 0 | 1 | | | | | | | | | | |
| 27 Matt Kemp, R (1,9) OBP: 0.231, SLG: 0.167 76 Jesús Sánchez, L (8,9) OBP: 0.538, SLG: 0.917 | | | | | | | | | | 3 | 0 | 1 | 0 | 0 | 2 | | | | | | | | | | |
| 1 Isan Díaz, L (1,4) OBP: 0.115 80 José Devers, L (7,4) OBP: 0.294, SLG: 0.333 | | | | | | | | | | 2 | 0 | 0 | 0 | 0 | 0 | | | | | | | | | | |
| 17 Chad Wallach, R (1,2) OBP: 0.368, SLG: 0.867 36 Ryan Lavarnway, R (7,2) OBP: 0.231, SLG: 0.250 | | | | | | | | | | 2 | 1 | 1 | 0 | 0 | 1 | | | | | | | | | | |
| 19 Miguel Rojas, R (1,6) OBP: 0.348, SLG: 0.524 65 Eddy Alvarez, L (7,6) OBP: 0.133, SLG: 0.333 | | | | | | | | | | 1 | 0 | 0 | 0 | 0 | 0 | | | | | | | | | | |
| Inning Stats | R: 0 E: 0 K: 1 S: 8 | H: 2 LOB: 1 BB: 0 P: 10 | R: 0 E: 0 K: 0 S: 7 | H: 1 LOB: 0 BB: 0 P: 14 | R: 0 E: 0 K: 1 S: 5 | H: 0 LOB: 0 BB: 0 P: 9 | R: 0 E: 0 K: 1 S: 10 | H: 0 LOB: 0 BB: 0 P: 15 | R: 0 E: 0 K: 0 S: 7 | H: 1 LOB: 0 BB: 0 P: 13 | R: 1 E: 1 K: 1 S: 9 | H: 1 LOB: 0 BB: 0 P: 11 | R: 0 E: 0 K: 2 S: 12 | H: 1 LOB: 1 BB: 0 P: 17 | R: 0 E: 0 K: 2 S: 8 | H: 0 LOB: 0 BB: 0 P: 12 | R: 0 E: 0 K: 0 S: 8 | H: 1 LOB: 1 BB: 1 P: 14 | 1B: 7 2B: 1 3B: 0 HR: 0 | SF: 0 SAC: 0 DP: 3 HBP: 1 | WP: 0 PB: 0 SB: 0 CS: 0 | PA: 31 | | | |
| PITCHER | IP WLS BF H R ER SO | IP WLS BF H R ER SO | IP WLS BF H R ER SO | IP WLS BF H R ER SO | IP WLS BF H R ER SO | IP WLS BF H R ER SO | IP WLS BF H R ER SO | IP WLS BF H R ER SO | IP WLS BF H R ER SO | IP WLS BF H R ER SO | IP WLS BF H R ER SO | IP WLS BF H R ER SO | IP WLS BF H R ER SO | IP WLS BF H R ER SO | IP WLS BF H R ER SO | IP WLS BF H R ER SO | IP WLS BF H R ER SO | IP WLS BF H R ER SO | IP WLS BF H R ER SO | ERA WHIP | ERA WHIP | | | | |
| 61 Walker Lockett, R (1,1) ERA: 67 Seth Lugo, R (4,1) ERA: 55 Corey Oswalt, R (5,1) ERA: 1.13 49 Tyler Bashlor, R (9,1) ERA: 11.57 | 3.0 1.0 4.0 1.0 | 3 0 14 4 | 0 0 3 1 | 0 0 5 0 | 0 0 0 1 | 0 0 0 0 | 0 0 0 0 | 0 0 0 0 | 0 0 0 0 | 0 0 0 0 | 0 0 0 0 | 0 0 0 0 | 0 0 0 0 | 0 0 0 0 | 0 0 0 0 | 0 0 0 0 | 0 0 0 0 | 0 0 0 0 | 0 0 0 0 | 0 0 0 0 | 0.00 0.000 | 0.00 0.750 | 0.00 2.000 | | |

New York Mets @ Miami Marlins
 Roger Dean Chevrolet Stadium, Jupiter, FL
 Mon Mar 09 2020, 1:09 PM - 3:25 PM EDT
 Att. 3,390 - Overcast - 73 F

AB 29
 R 1
 H 7
 RBI 0
 BB 1
 SO 8
 LOB 9



| Batter | 1 | 2 | 3 | 4 | 5 | 6 | 7 | 8 | 9 | AB | R | H | RBI | BB | SO | LOB | TOP | | | | | | | | | | |
|---|-------------------------------|----------------------------------|-------------------------------|----------------------------------|-------------------------------|----------------------------------|-------------------------------|----------------------------------|-------------------------------|----------------------------------|-------------------------------|----------------------------------|------------------------------|----------------------------------|-------------------------------|----------------------------------|--|----------------------------------|------------------------------------|----------------------------------|------------------------------------|----------------------------------|--------|--|--|--|--|
| 7 Trea Turner, R (1,6) OBP: 0.320, SLG: 0.364 62 Luis Garcia Jr., L (6,4) OBP: 0.455, SLG: 0.571 | | | | | | | | | | 2 | 0 | 0 | 0 | 1 | 0 | 1 | Washington Nationals @ Miami Marlins Roger Dean Chevrolet Stadium, Jupiter, FL Tue Mar 10 2020, 1:12 PM - 3:50 PM EDT Att: 2,771 - Partly Cloudy - 78 F | | | | | | | | | | |
| 11 Ryan Zimmerman, R (1,3) OBP: 0.143, SLG: 0.214 18 Jake Noll, R (6,3) | | | | | | | | | | 3 | 0 | 0 | 0 | 0 | 0 | 1 | | | | | | | | | | | |
| 14 Starlin Castro, R (1,4) OBP: 0.192, SLG: 0.045 29 Yadiel Hernandez, L (6,7) | | | | | | | | | | 2 | 1 | 0 | 0 | 1 | 1 | 2 | | | | | | | | | | | |
| 22 Juan Soto, L (1,7) OBP: 0.552, SLG: 0.800 38 JB Shuck, L (6,8) | | | | | | | | | | 3 | 1 | 1 | 2 | 0 | 0 | 2 | | | | | | | | | | | |
| 47 Howie Kendrick, R (1,10) OBP: 0.381, SLG: 0.316 20 Wellington Castillo, R (9,PH) OBP: 0.176, SLG: 0.200 | | | | | | | | | | 3 | 0 | 0 | 0 | 0 | 1 | 0 | | | | | | | | | | | |
| 28 Kurt Suzuki, R (1,2) OBP: 0.333, SLG: 0.200 5 Adrián Sanchez, R (7,5) OBP: 0.292, SLG: 0.455 | | | | | | | | | | 3 | 0 | 0 | 0 | 0 | 2 | 0 | | | | | | | | | | | |
| 8 Carter Kieboom, R (1,5) OBP: 0.392, SLG: 0.259 73 Tres Barrera, R (7,2) OBP: 0.143, SLG: 0.143 | | | | | | | | | | 3 | 0 | 0 | 0 | 0 | 3 | 0 | | | | | | | | | | | |
| 3 Michael Taylor, R (1,9) OBP: 0.214, SLG: 0.370 17 Andrew Stevenson, L (5,9) OBP: 0.387, SLG: 0.308 | | | | | | | | | | 2 | 0 | 0 | 0 | 0 | 1 | 0 | | | | | | | | | | | |
| 27 Emilio Bonifacio, S (1,8) OBP: 0.308, SLG: 0.500 1 Wilmer Difo, S (6,6) OBP: 0.115, SLG: 0.192 | | | | | | | | | | 2 | 0 | 1 | 0 | 0 | 0 | 0 | | | | | | | | | | | |
| Inning Stats | R: 0 E: 0 K: 0 S: 8 | H: 0 LOB: 0 BB: 0 P: 11 | R: 0 E: 0 K: 2 S: 8 | H: 0 LOB: 0 BB: 0 P: 10 | R: 0 E: 0 K: 2 S: 13 | H: 1 LOB: 1 BB: 0 P: 19 | R: 2 E: 0 K: 0 S: 15 | H: 1 LOB: 0 BB: 1 P: 25 | R: 0 E: 0 K: 1 S: 10 | H: 0 LOB: 0 BB: 0 P: 16 | R: 0 E: 1 K: 1 S: 11 | H: 0 LOB: 1 BB: 1 P: 22 | R: 0 E: 0 K: 2 S: 8 | H: 0 LOB: 0 BB: 0 P: 14 | R: 0 E: 0 K: 2 S: 13 | H: 1 LOB: 2 BB: 1 P: 17 | | R: 0 E: 0 K: 0 S: 10 | H: 0 LOB: 0 BB: 0 P: 13 | 1B: 2 2B: 0 3B: 0 HR: 1 | SF: 0 SAC: 0 DP: 1 HBP: 0 | WP: 0 PB: 1 SB: 0 CS: 0 | PA: 33 | | | | |
| PITCHER | IP | WLS | BF | H | R | ER | SO | BB | IBB | HBP | BLK | WP | HR | S | P | ERA | WHIP | PITCHER | | | | | | | | | |
| 31 Caleb Smith, L (1,1) ERA: 4.0 | 4.0 | | 15 | 2 | 2 | 2 | 4 | 1 | 0 | 0 | 0 | 0 | 1 | 44 | 65 | 4.50 | 0.750 | | | | | | | | | | |
| 56 Sterling Sharp, R (5,1) ERA: 1.13 | 2.0 | | 7 | 0 | 0 | 0 | 2 | 1 | 0 | 0 | 0 | 0 | 0 | 21 | 38 | 0.00 | 0.500 | | | | | | | | | | |
| 61 Adam Conley, L (7,1) ERA: 3.52 | 1.0 | | 3 | 0 | 0 | 0 | 2 | 0 | 0 | 0 | 0 | 0 | 0 | 8 | 14 | 0.00 | 0.000 | | | | | | | | | | |
| 46 Pat Venditte, S (8,1) ERA: 1.59 | 1.0 | W | 5 | 1 | 0 | 0 | 2 | 1 | 0 | 0 | 0 | 0 | 0 | 13 | 17 | 0.00 | 2.000 | | | | | | | | | | |
| 93 Yimi Garcia, R (9,1) ERA: | 1.0 | S | 3 | 0 | 0 | 0 | 0 | 0 | 0 | 0 | 0 | 0 | 0 | 10 | 13 | 0.00 | 0.000 | | | | | | | | | | |
| Batter | 1 | 2 | 3 | 4 | 5 | 6 | 7 | 8 | 9 | AB | R | H | RBI | BB | SO | LOB | BOTTOM | | | | | | | | | | |
| 2 Jonathan Villar, S (1,8) OBP: 0.321, SLG: 0.480 60 Monte Harrison, R (6,8) OBP: 0.520, SLG: 0.550 | | | | | | | | | | 3 | 1 | 2 | 0 | 0 | 0 | 0 | Washington Nationals @ Miami Marlins Roger Dean Chevrolet Stadium, Jupiter, FL Tue Mar 10 2020, 1:12 PM - 3:50 PM EDT Att: 2,771 - Partly Cloudy - 78 F | | | | | | | | | | |
| 15 Brian Anderson, R (1,5) OBP: 0.207, SLG: 0.296 84 Christian Lopes, R (6,5) OBP: 0.474, SLG: 0.889 | | | | | | | | | | 3 | 1 | 1 | 1 | 0 | 1 | 1 | | | | | | | | | | | |
| 23 Corey Dickerson, L (1,7) OBP: 0.314, SLG: 0.222 47 Harold Ramirez, R (6,7) OBP: 0.310, SLG: 0.440 | | | | | | | | | | 3 | 0 | 1 | 0 | 0 | 1 | 1 | | | | | | | | | | | |
| 24 Jesús Aguilar, R (1,3) OBP: 0.429, SLG: 0.375 27 Matt Kemp, R (7,3) OBP: 0.222, SLG: 0.160 | | | | | | | | | | 3 | 0 | 2 | 0 | 0 | 0 | 0 | | | | | | | | | | | |
| 25 Lewis Brinson, R (1,10) OBP: 0.357, SLG: 0.852 92 Brian Miller, L (8,PH) OBP: 0.273, SLG: 0.400 | | | | | | | | | | 2 | 0 | 0 | 1 | 0 | 1 | 2 | | | | | | | | | | | |
| 26 Garrett Cooper, R (1,9) OBP: 0.289, SLG: 0.346 34 Magneuris Sierra, L (7,9) OBP: 0.353, SLG: 0.375 | | | | | | | | | | 3 | 0 | 0 | 0 | 0 | 1 | 1 | | | | | | | | | | | |
| 5 Jon Berti, R (1,4) OBP: 0.165, SLG: 0.269 81 Gosuke Kato, L (8,4) OBP: 0.467, SLG: 0.273 | | | | | | | | | | 3 | 0 | 0 | 0 | 0 | 2 | 0 | | | | | | | | | | | |
| 29 Francisco Cervelli, R (1,2) OBP: 0.350, SLG: 0.214 17 Chad Wallach, R (5,2) OBP: 0.350, SLG: 0.813 | | | | | | | | | | 2 | 0 | 1 | 0 | 0 | 0 | 0 | | | | | | | | | | | |
| 19 Miguel Rojas, R (1,6) OBP: 0.308, SLG: 0.458 65 Eddy Alvarez, L (8,6) OBP: 0.133, SLG: 0.333 | | | | | | | | | | 3 | 0 | 0 | 0 | 0 | 1 | 1 | | | | | | | | | | | |
| Inning Stats | R: 0 E: 0 K: 0 S: 13 | H: 3 LOB: 2 BB: 0 P: 18 | R: 0 E: 0 K: 2 S: 17 | H: 1 LOB: 1 BB: 0 P: 25 | R: 2 E: 0 K: 0 S: 11 | H: 3 LOB: 1 BB: 0 P: 16 | R: 0 E: 0 K: 1 S: 8 | H: 0 LOB: 0 BB: 0 P: 10 | R: 0 E: 0 K: 2 S: 9 | H: 0 LOB: 0 BB: 0 P: 13 | R: 0 E: 0 K: 2 S: 9 | H: 0 LOB: 0 BB: 0 P: 14 | R: 0 E: 0 K: 0 S: 4 | H: 0 LOB: 0 BB: 0 P: 5 | R: 1 E: 0 K: 0 S: 11 | H: 1 LOB: 1 BB: 1 P: 21 | | 1B: 7 2B: 1 3B: 0 HR: 0 | SF: 1 SAC: 0 DP: 0 HBP: 0 | WP: 0 PB: 0 SB: 3 CS: 0 | PA: 32 | | | | | | |
| PITCHER | IP | WLS | BF | H | R | ER | SO | BB | IBB | HBP | BLK | WP | HR | S | P | ERA | WHIP | PITCHER | | | | | | | | | |
| 70 Ben Braymer, L (1,1) ERA: 6.0 | 2.1 | | 12 | 6 | 2 | 2 | 2 | 0 | 0 | 0 | 0 | 0 | 0 | 36 | 53 | 7.71 | 2.571 | | | | | | | | | | |
| 51 Wander Suero, R (3,1) ERA: | 0.2 | | 3 | 1 | 0 | 0 | 0 | 0 | 0 | 0 | 0 | 0 | 0 | 5 | 6 | 0.00 | 1.500 | | | | | | | | | | |
| 48 Javy Guerra, R (4,1) ERA: | 1.2 | | 5 | 0 | 0 | 0 | 2 | 0 | 0 | 0 | 0 | 0 | 0 | 14 | 18 | 0.00 | 0.000 | | | | | | | | | | |
| 64 James Bourque, R (5,1) ERA: 2.84 | 1.1 | | 4 | 0 | 0 | 0 | 3 | 0 | 0 | 0 | 0 | 0 | 0 | 12 | 19 | 0.00 | 0.000 | | | | | | | | | | |
| 67 Kyle Finnegan, R (7,1) ERA: 5.4 | 1.0 | | 3 | 0 | 0 | 0 | 0 | 0 | 0 | 0 | 0 | 0 | 0 | 4 | 5 | 0.00 | 0.000 | | | | | | | | | | |

| Batter | 1 | 2 | 3 | 4 | 5 | 6 | 7 | 8 | 9 | AB | R | H | RBI | BB | SO | LOB | TOP | | | |
|--|---|----------------------------------|-------------------------------|----------------------------------|------------------------------|----------------------------------|-------------------------------|----------------------------------|-------------------------------|----------------------------------|------------------------------|---------------------------------|------------------------------|---------------------------------|-------------------------------|----------------------------------|---|------------------------------------|----------------------------------|--------|
| 39 Mike Tauchman, L (1.8) OBP: 0.185, SLG: 0.045 81 Angel Aguilar, R (7.5) | G4-3 | | G4-3 | | K | | G4-3 | | | 4 | 0 | 0 | 0 | 0 | 1 | 1 | <p>New York Yankees @ Miami Marlins Roger Dean Chevrolet Stadium, Jupiter, FL Wed Mar 11 2020, 1:11 PM - 3:28 PM EDT Att: 6,606 - Sunny - 75 F</p> | | | |
| 29 Gio Urshela, R (1.5) OBP: 0.394, SLG: 0.407 Estevan Florial, L (7.8) | K | | | | | 36 G1-3 41 2B 1B | F7 | | G4-3 | 3 | 1 | 1 | 0 | 0 | 1 | 0 | | | | |
| 36 Mike Ford, L (1.3) OBP: 0.379 92 Chris Citchens, R (8.3) | K | | | | G1-3 | | G4-3 | | 74 G4-6-3 1B | 4 | 0 | 1 | 0 | 0 | 1 | 1 | | | | |
| 41 Miguel Andujar, R (1.7) OBP: 0.313, SLG: 0.448 74 Zack Granite, L (7.7) | | G5-3 | | | 66 1B 2H 2B | | G5-3 | | G4-6-3 | 3 | 0 | 1 | 1 | 0 | 0 | 0 | | | | |
| 77 Clint Frazier, R (1.9) OBP: 0.452, SLG: 0.565 91 Trey Amburgey, R (7.9) | | F9 | | | F9 | | E8 22 FC5 93 HBP | | G5-3 | 3 | 0 | 0 | 0 | 0 | 0 | 1 | | | | |
| 66 Kyle Higashioka, R (1.10) OBP: 0.345, SLG: 0.630 93 Thomas Milone, L (6.10) | | P6 | | | 22 BB 1B | | | | G3-1 | 2 | 0 | 1 | 0 | 0 | 0 | 0 | | | | |
| 22 Chris Iannetta, R (1.2) OBP: 0.577, SLG: 0.590 76 Kyle Holder, L (7.4) | | | | 71 WP BB | | | FC5 | | K | 1 | 0 | 0 | 0 | 2 | 2 | 2 | | | | |
| 14 Tyler Wade, L (1.6) OBP: 0.103, SLG: 0.179 94 Donny Sands, R (7.2) | | | L7 | | F9 | | | | G4-3 | 3 | 0 | 0 | 0 | 0 | 0 | 4 | | | | |
| 71 Thairo Estrada, R (1.4) OBP: 0.241, SLG: 0.250 60 Oswaldo Cabrera, S (7.6) | | | K | | G4-3 | | | | G5-3 | 3 | 0 | 0 | 0 | 0 | 1 | 1 | | | | |
| | | | | | | | | | | 0 | 0 | 0 | 0 | 0 | 0 | 0 | | | | |
| Inning Stats | R: 0 E: 0 K: 2 S: 8 | H: 0 LOB: 0 BB: 0 P: 12 | R: 0 E: 0 K: 0 S: 10 | H: 0 LOB: 0 BB: 0 P: 13 | R: 0 E: 0 K: 1 S: 7 | H: 0 LOB: 1 BB: 1 P: 15 | R: 1 E: 0 K: 0 S: 13 | H: 3 LOB: 3 BB: 1 P: 19 | R: 0 E: 1 K: 0 S: 12 | H: 0 LOB: 2 BB: 0 P: 19 | R: 0 E: 0 K: 0 S: 7 | H: 0 LOB: 0 BB: 0 P: 9 | R: 0 E: 0 K: 0 S: 5 | H: 1 LOB: 1 BB: 0 P: 7 | R: 0 E: 0 K: 1 S: 11 | H: 0 LOB: 0 BB: 0 P: 18 | 1B: 3 2B: 1 3B: 0 HR: 0 | SF: 0 SAC: 0 DP: 1 HBP: 1 | WP: 1 PB: 0 SB: 0 CS: 0 | PA: 34 |
| PITCHER | IP WLS BF H R ER SO BB IBB HBP BLK WP HR S P ERA WHIP | | | | | | | | | | | | | | | | | | | |
| 22 Sandy Alcántara, R (1.1) ERA: 7.5 | 5.0 | W 20 | 3 | 1 | 1 | 4 | 2 | 0 | 0 | 0 | 0 | 1 | 0 | 43 | 67 | 1.80 | 1.000 | | | |
| 27 Brandon Kintzler, R (6.1) ERA: 4.5 | 1.0 | H 5 | 0 | 0 | 0 | 0 | 0 | 0 | 1 | 0 | 0 | 0 | 0 | 12 | 19 | 0.00 | 0.000 | | | |
| 37 Stephen Tarpley, L (7.1) ERA: 4.26 | 1.0 | H 3 | 0 | 0 | 0 | 0 | 0 | 0 | 0 | 0 | 0 | 0 | 0 | 7 | 9 | 0.00 | 0.000 | | | |
| 88 Aaron Northcraft, R (8.1) ERA: | 1.0 | H 3 | 1 | 0 | 0 | 0 | 0 | 0 | 0 | 0 | 0 | 0 | 0 | 5 | 7 | 0.00 | 1.000 | | | |
| 96 Alex Vesia, L (9.1) ERA: | 1.0 | S 3 | 0 | 0 | 0 | 1 | 0 | 0 | 0 | 0 | 0 | 0 | 0 | 11 | 18 | 0.00 | 0.000 | | | |

| Batter | 1 | 2 | 3 | 4 | 5 | 6 | 7 | 8 | 9 | AB | R | H | RBI | BB | SO | LOB | BOTTOM | | | |
|--|---|---------------------------------|-------------------------------|----------------------------------|------------------------------|---------------------------------|-------------------------------|----------------------------------|------------------------------|----------------------------------|------------------------------|----------------------------------|------------------------------|----------------------------------|-------------------------------|----------------------------------|---|------------------------------------|----------------------------------|--------|
| 25 Lewis Brinson, R (1.8) OBP: 0.355, SLG: 0.793 60 Monte Harrison, R (6.8) OBP: 0.500, SLG: 0.524 | F8 | | | | F8 | | | G6-3 | | 2 | 0 | 0 | 0 | 1 | 0 | 0 | <p>New York Yankees @ Miami Marlins Roger Dean Chevrolet Stadium, Jupiter, FL Wed Mar 11 2020, 1:11 PM - 3:28 PM EDT Att: 6,606 - Sunny - 75 F</p> | | | |
| 29 Francisco Cervelli, R (1.2) OBP: 0.304, SLG: 0.176 91 Santiago Chávez, R (6.2) | K | | | | G4-3 | | | G6-3 | | 3 | 0 | 0 | 0 | 0 | 1 | 1 | | | | |
| 1 Isan Diaz, L (1.4) OBP: 0.235, SLG: 0.103 54 Demetrius Sims, R (7.4) OBP: 1.000, SLG: 2.000 | G3 | | | | L3 | | | | | 3 | 0 | 0 | 0 | 0 | 1 | 1 | | | | |
| 26 Garrett Cooper, R (1.3) OBP: 0.323, SLG: 0.414 81 Gosuke Katoh, L (7.3) OBP: 0.497, SLG: 0.273 | | 65 SH1-3 13 1B 2B | | | 27 S 65 2B 1B | | | | | 3 | 2 | 2 | 0 | 0 | 1 | 0 | | | | |
| 27 Matt Kemp, R (1.7) OBP: 0.200, SLG: 0.143 92 Brian Miller, L (7.7) OBP: 0.273, SLG: 0.400 | | FC5 65 SH1-3 13 1B | | | K | | | | | 3 | 1 | 0 | 0 | 0 | 2 | 2 | | | | |
| 65 Eddy Alvarez, L (1.5) OBP: 0.188, SLG: 0.438 84 Christian Lopes, R (7.5) OBP: 0.450, SLG: 0.842 | | SH1-3 | | | 13 WP 2H 2B | | | | | 1 | 0 | 1 | 1 | 0 | 0 | 0 | | | | |
| 47 Harold Ramírez, R (1.9) OBP: 0.290, SLG: 0.497 34 Magneuris Sierra, L (7.9) OBP: 0.333, SLG: 0.353 | | P4 | | | G6-3 | | | | | 2 | 0 | 0 | 0 | 0 | 0 | 3 | | | | |
| 13 Sean Rodríguez, R (1.6) OBP: 0.273, SLG: 0.283 88 Aaron Northcraft, R (8.1) 96 Alex Vesia, L (9.1) | | | | | K | | | | | 3 | 0 | 1 | 2 | 0 | 2 | 1 | | | | |
| 22 Sandy Alcántara, R (1.1) 44 Riley Mahan, L (6.10) 27 Brandon Kintzler, R (6.1) 37 Stephen Tarpley, R (7.1) 35 Joe Dunand, R (8.6) | | K | | | K | | | | | 1 | 0 | 0 | 0 | 0 | 1 | 0 | | | | |
| | | | | | | | | | | 0 | 0 | 0 | 0 | 0 | 0 | 0 | | | | |
| Inning Stats | R: 0 E: 0 K: 1 S: 6 | H: 2 LOB: 1 BB: 0 P: 6 | R: 2 E: 0 K: 1 S: 12 | H: 2 LOB: 1 BB: 0 P: 23 | R: 0 E: 0 K: 0 S: 4 | H: 0 LOB: 0 BB: 1 P: 8 | R: 1 E: 0 K: 2 S: 15 | H: 2 LOB: 1 BB: 0 P: 20 | R: 0 E: 0 K: 1 S: 9 | H: 0 LOB: 0 BB: 0 P: 12 | R: 0 E: 0 K: 3 S: 9 | H: 0 LOB: 0 BB: 0 P: 13 | R: 0 E: 0 K: 2 S: 9 | H: 0 LOB: 0 BB: 0 P: 13 | R: 0 E: 0 K: 1 S: 11 | H: 0 LOB: 0 BB: 0 P: 16 | 1B: 2 2B: 3 3B: 0 HR: 0 | SF: 0 SAC: 1 DP: 1 HBP: 0 | WP: 1 PB: 0 SB: 1 CS: 0 | PA: 29 |
| PITCHER | IP WLS BF H R ER SO BB IBB HBP BLK WP HR S P ERA WHIP | | | | | | | | | | | | | | | | | | | |
| 83 Delvi García, R (1.1) ERA: 7.36 | 3.1 | L 14 | 3 | 3 | 3 | 3 | 1 | 0 | 0 | 0 | 0 | 0 | 1 | 0 | 33 | 47 | 0.00 | 0.273 | | |
| 85 Luis Cessa, R (4.1) ERA: 2.69 | 3.2 | 12 | 1 | 0 | 0 | 7 | 0 | 0 | 0 | 0 | 0 | 0 | 0 | 0 | 0 | 0 | 0.00 | 0.000 | | |
| 70 Luis Avilán, L (8.1) ERA: 3.18 | 1.0 | 3 | 0 | 0 | 0 | 1 | 0 | 0 | 0 | 0 | 0 | 0 | 0 | 11 | 16 | 0.00 | 0.000 | | | |

AB 31
R 1
H 4
RBI 1
BB 2
SO 5
LOB 11



AB 27
R 3
H 4
RBI 3
BB 1
SO 11
LOB 9



| Batter | 1 | 2 | 3 | 4 | 5 | 6 | 7 | 8 | 9 | AB | R | H | RBI | BB | SO | LOB | TOP | | | | | | | | | | |
|---|------------------------------|----------------------------------|-------------------------------|----------------------------------|------------------------------|----------------------------------|------------------------------|----------------------------------|-------------------------------|----------------------------------|-------------------------------|----------------------------------|-------------------------------|----------------------------------|------------------------------|----------------------------------|-------------------------------|----------------------------------|----------------------------------|------------------------------------|----------------------------------|--------|--|--|--|--|--|
| 2 Jonathan Villar, S (1, 8) OBP: 0.290, SLG: 0.429 60 Monte Harrison, R (6, 8) OBP: 0.481, SLG: 0.500 | G4-3 | | G3 | | | FC4-5 | | K | | 3 | 0 | 0 | 0 | 0 | 0 | 1 | | | | | | | | | | | |
| 5 Jon Berti, R (1, 5) OBP: 0.167, SLG: 0.241 84 Christian Lopez, R (6, 5) OBP: 0.429, SLG: 0.800 | K | | | | F8 | | K | L8 | | 3 | 0 | 0 | 0 | 0 | 2 | 1 | | | | | | | | | | | |
| 23 Corey Dickerson, L (1, 7) OBP: 0.394, SLG: 0.200 92 Brian Miller, L (6, 7) OBP: 0.250, SLG: 0.364 | F7 | | | | F7 | | F9 | | K | 3 | 0 | 0 | 0 | 0 | 0 | 1 | | | | | | | | | | | |
| 24 Jesús Aguilar, R (1, 3) OBP: 0.387, SLG: 0.333 81 Goseuke Katoh, L (7, 3) OBP: 0.436, SLG: 0.250 | | G6-3 | | | | | | L7 | | 3 | 0 | 0 | 0 | 0 | 0 | 0 | | | | | | | | | | | |
| 7 Matt Joyce, L (1, 9) OBP: 0.321, SLG: 0.308 34 Magneuris Sierra, L (7, PR) OBP: 0.316, SLG: 0.333 | | | | | F8 | | | | K | 3 | 0 | 2 | 0 | 0 | 0 | 0 | | | | | | | | | | | |
| 13 Sean Rodríguez, R (1, 4) OBP: 0.280, SLG: 0.238 14 Justin Twine, R (7, PR) (7, 4) | | | | | F9 | | | | | 2 | 0 | 0 | 0 | 1 | 0 | 1 | | | | | | | | | | | |
| 17 Chad Wallach, R (1, 2) OBP: 0.280, SLG: 0.238 36 Ryan Lavamway, R (6, 2) OBP: 0.286, SLG: 0.250 | | | | | | | | | | 2 | 0 | 1 | 0 | 0 | 0 | 1 | | | | | | | | | | | |
| 65 Eddy Alvarez, L (1, 6) OBP: 0.167, SLG: 0.389 53 Bryson Brigman, R (6, 6) | | | | | | | | | | 2 | 0 | 0 | 0 | 0 | 1 | 1 | | | | | | | | | | | |
| 62 José Ureña, R (1, 1) 44 Riley Mahan, L (6, PH) 58 Josh Smith, R (6, 1) 71 Drew Steckenrider, R (7, 1) 87 Brian Navarrete, R (8, PH) 33 Brad Boxberger, R (8, 1) | | | | | | | | | | 1 | 0 | 0 | 0 | 0 | 0 | 0 | | | | | | | | | | | |
| Inning Stats | R: 0 E: 0 K: 1 S: 9 | H: 0 LOB: 0 BB: 0 P: 12 | R: 0 E: 0 K: 0 S: 11 | H: 1 LOB: 1 BB: 0 P: 16 | R: 0 E: 0 K: 2 S: 9 | H: 0 LOB: 0 BB: 0 P: 13 | R: 0 E: 0 K: 0 S: 7 | H: 0 LOB: 0 BB: 0 P: 11 | R: 0 E: 0 K: 0 S: 16 | H: 1 LOB: 1 BB: 0 P: 21 | R: 0 E: 0 K: 1 S: 13 | H: 1 LOB: 2 BB: 2 P: 18 | R: 0 E: 0 K: 0 S: 12 | H: 0 LOB: 0 BB: 2 P: 24 | R: 0 E: 0 K: 1 S: 6 | H: 0 LOB: 0 BB: 0 P: 10 | R: 0 E: 0 K: 2 S: 10 | H: 0 LOB: 0 BB: 0 P: 13 | 1B: 2 2B: 2 3B: 0 HR: 0 | SF: 0 SAC: 0 DP: 0 HBP: 0 | WP: 0 PB: 0 SB: 0 CS: 1 | PA: 32 | | | | | |
| PITCHER | IP | WLS | BF | H | R | ER | SO | BB | IBB | HBP | BLK | WP | HR | S | P | ERA | WHIP | | | | | | | | | | |
| 50 Adam Wainwright, R (1, 1) ERA: 4.91 | 5.0 | | 17 | 2 | 0 | 0 | 3 | 0 | 0 | 0 | 0 | 0 | 0 | 52 | 73 | 0.00 | 0.400 | | | | | | | | | | |
| 53 John Gant, R (6, 1) ERA: 2.53 | 2.0 | W | 9 | 2 | 0 | 0 | 1 | 2 | 0 | 0 | 0 | 0 | 0 | 25 | 42 | 0.00 | 2.000 | | | | | | | | | | |
| 30 Tyler Webb, L (8, 1) ERA: 12.27 | 1.0 | H | 3 | 0 | 0 | 0 | 1 | 0 | 0 | 0 | 0 | 0 | 0 | 6 | 10 | 0.00 | 0.000 | | | | | | | | | | |
| 65 Giovanny Gallegos, R (9, 1) ERA: 5.06 | 1.0 | S | 3 | 0 | 0 | 0 | 2 | 0 | 0 | 0 | 0 | 0 | 0 | 10 | 13 | 0.00 | 0.000 | | | | | | | | | | |

Miami Marlins @ St. Louis Cardinals
Roger Dean Chevrolet Stadium, Jupiter, FL
Thu Mar 12 2020, 2:11 PM - 3:30 PM EDT
Att: 6,118 - Partly Cloudy - 80 F

AB 30
R 0
H 4
RBI 0
BB 2
SO 7
LOB 8



| Batter | 1 | 2 | 3 | 4 | 5 | 6 | 7 | 8 | 9 | AB | R | H | RBI | BB | SO | LOB | BOTTOM | | | | | | | | | | |
|---|------------------------------|----------------------------------|------------------------------|----------------------------------|------------------------------|----------------------------------|------------------------------|----------------------------------|-------------------------------|----------------------------------|-------------------------------|----------------------------------|-------------------------------|----------------------------------|----------------------------------|------------------------------------|----------------------------------|--------|--|--|--|--|--|--|--|--|--|
| 16 Koltan Wong, L (1, 4) OBP: 0.481, SLG: 0.429 26 Justin Williams, L (6, 9) OBP: 0.226, SLG: 0.393 | G6-4-3 HBP | | | | | SH4 63 99 1B 2B | | K | | 0 | 0 | 0 | 0 | 1 | 0 | 0 | | | | | | | | | | | |
| 19 Tommy Edman, S (1, 7) OBP: 0.310, SLG: 0.342 55 Max Schrock, L (8, 4) OBP: 0.333, SLG: 0.344 | F7 | | G4-3 | | | 63 SH4 99 1B BB | | K | | 2 | 1 | 0 | 0 | 1 | 0 | 2 | | | | | | | | | | | |
| 4 Yadier Molina, R (1, 2) OBP: 0.250, SLG: 0.212 63 Edmundo Sosa, R (6, 4) OBP: 0.279, SLG: 0.436 | G6-4-3 1-2 | | | | | SH4 | | F9 | | 2 | 0 | 0 | 0 | 0 | 1 | 1 | | | | | | | | | | | |
| 11 Paul DeJong, R (1, 6) OBP: 0.484, SLG: 0.929 99 Dennis Ortega, R (6, 2) OBP: 0.833, SLG: 1.333 | | | | | | | | | | 2 | 0 | 0 | 0 | 0 | 1 | 0 | | | | | | | | | | | |
| 15 Brad Miller, L (1, 5) OBP: 0.353, SLG: 0.400 81 Nolan Gorman, L (7, 5) OBP: 0.357, SLG: 0.500 | | | | | | | | | | 1 | 0 | 1 | 2 | 0 | 0 | 0 | | | | | | | | | | | |
| 25 Dexter Fowler, S (1, 9) OBP: 0.176, SLG: 0.097 53 John Gant, R (6, 1) 30 Tyler Webb, L (8, 1) 65 Giovanny Gallegos, R (9, 1) | | | | | | | | | | 3 | 0 | 0 | 0 | 0 | 1 | 1 | | | | | | | | | | | |
| 48 Harrison Bader, R (1, 8) OBP: 0.357, SLG: 0.371 | | | | | | | | | | 0 | 0 | 0 | 0 | 0 | 0 | 0 | | | | | | | | | | | |
| 47 Rangel Ravelo, R (1, 3) OBP: 0.356, SLG: 0.316 83 John Nogowski, R (8, 3) OBP: 0.333, SLG: 0.200 | | | | | | | | | | 3 | 0 | 0 | 0 | 0 | 0 | 0 | | | | | | | | | | | |
| 50 Adam Wainwright, R (1, 1) 68 Dylan Carlson, S (6, 7) OBP: 0.436, SLG: 0.469 | | | | | | | | | | 1 | 0 | 0 | 0 | 0 | 0 | 0 | | | | | | | | | | | |
| Inning Stats | R: 0 E: 0 K: 0 S: 6 | H: 0 LOB: 0 BB: 0 P: 10 | R: 0 E: 0 K: 1 S: 8 | H: 1 LOB: 1 BB: 0 P: 14 | R: 0 E: 0 K: 2 S: 9 | H: 0 LOB: 0 BB: 0 P: 13 | R: 0 E: 0 K: 0 S: 7 | H: 0 LOB: 0 BB: 0 P: 10 | R: 3 E: 0 K: 2 S: 15 | H: 2 LOB: 1 BB: 1 P: 24 | R: 0 E: 0 K: 1 S: 10 | H: 0 LOB: 0 BB: 0 P: 14 | R: 0 E: 0 K: 2 S: 11 | H: 0 LOB: 0 BB: 0 P: 15 | 1B: 2 2B: 1 3B: 0 HR: 0 | SF: 0 SAC: 1 DP: 1 HBP: 2 | WP: 0 PB: 0 SB: 0 CS: 0 | PA: 30 | | | | | | | | | |
| PITCHER | IP | WLS | BF | H | R | ER | SO | BB | IBB | HBP | BLK | WP | HR | S | P | ERA | WHIP | | | | | | | | | | |
| 62 José Ureña, R (1, 1) ERA: 1.29 | 5.0 | | 17 | 1 | 0 | 0 | 3 | 1 | 0 | 0 | 0 | 0 | 0 | 38 | 59 | 0.00 | 0.400 | | | | | | | | | | |
| 58 Josh Smith, R (6, 1) ERA: 5.06 | 1.0 | L | 7 | 2 | 3 | 3 | 2 | 1 | 0 | 1 | 0 | 0 | 0 | 15 | 24 | 27.00 | 3.000 | | | | | | | | | | |
| 71 Drew Steckenrider, R (7, 1) ERA: 12.27 | 1.0 | | 3 | 0 | 0 | 0 | 1 | 0 | 0 | 0 | 0 | 0 | 0 | 10 | 14 | 0.00 | 0.000 | | | | | | | | | | |
| 33 Brad Boxberger, R (8, 1) ERA: 1.42 | 1.0 | | 3 | 0 | 0 | 0 | 2 | 0 | 0 | 0 | 0 | 0 | 0 | 11 | 15 | 0.00 | 0.000 | | | | | | | | | | |

Miami Marlins @ St. Louis Cardinals
Roger Dean Chevrolet Stadium, Jupiter, FL
Thu Mar 12 2020, 2:11 PM - 3:30 PM EDT
Att: 6,118 - Partly Cloudy - 80 F

AB 25
R 3
H 3
RBI 3
BB 2
SO 8
LOB 6



| Batter | 1 | 2 | 3 | 4 | 5 | 6 | 7 | 8 | 9 | AB | R | H | RBI | BB | SO | LOB | TOP | | | | | | | | | | |
|--|------------------------------|----------------------------------|-------------------------------|----------------------------------|-------------------------------|----------------------------------|------------------------------|---------------------------------|-------------------------------|----------------------------------|-------------------------------|----------------------------------|-------------------------------|----------------------------------|------------------------------|----------------------------------|-------------------------------|----------------------------------|----------------------------------|------------------------------------|----------------------------------|--------|--|--|--|--|--|
| 2 Jonathan Villar, S OBP: 0.343, SLG: 0.563 Jazz Chisholm Jr., L OBP: 0.474, SLG: 0.971 | F7 | | HR | | 1B | | 1B | | F7 | 4 | 2 | 3 | 1 | 0 | 0 | 0 | | | | | | | | | | | |
| 15 Brian Anderson, R OBP: 0.182, SLG: 0.258 Jesus Sánchez, L OBP: 0.571, SLG: 1.154 | L7 | | L6 | | FC5-2 | | K | | HR | 4 | 1 | 0 | 0 | 0 | 1 | 4 | | | | | | | | | | | |
| 23 Corey Dickerson, L OBP: 0.200, SLG: 0.206 Lewin Diaz, L OBP: 0.292, SLG: 0.500 | K | | G5-3 | | 1B | | K | | K | 4 | 0 | 1 | 2 | 0 | 2 | 1 | | | | | | | | | | | |
| 24 Jesús Aguilar, R OBP: 0.400, SLG: 0.355 34 Magnus Sierra, L OBP: 0.300, SLG: 0.316 | | | G5-3 | | 1B | | L8 | | K | 4 | 0 | 2 | 1 | 0 | 0 | 1 | | | | | | | | | | | |
| 26 Garrett Cooper, R OBP: 0.314, SLG: 0.375 | P3 | | | | G6-4-3 | | | | | 3 | 1 | 0 | 0 | 1 | 1 | 3 | | | | | | | | | | | |
| 47 Harold Ramírez, R OBP: 0.294, SLG: 0.433 13 Sean Rodríguez, R OBP: 0.308, SLG: 0.318 | K | | | | F9 | | G4-1 | | | 3 | 0 | 1 | 0 | 0 | 1 | 1 | | | | | | | | | | | |
| 1 Isan Diaz, L OBP: 0.216, SLG: 0.094 5 Jon Berti, R OBP: 0.161, SLG: 0.233 | F8 | | | | K | | P6 | | | 3 | 0 | 0 | 0 | 0 | 1 | 2 | | | | | | | | | | | |
| 38 Jorge Alfaro, R OBP: 0.286, SLG: 0.714 29 Francisco Cervelli, R OBP: 0.320, SLG: 0.283 | | | HR | | | | G4-1 | | | 2 | 1 | 2 | 1 | 0 | 0 | 0 | | | | | | | | | | | |
| 19 Miguel Rojas, R OBP: 0.345, SLG: 0.593 Monte Harrison, R OBP: 0.464, SLG: 0.478 | | | HR | | | | L7 | | | 3 | 2 | 2 | 1 | 0 | 0 | 1 | | | | | | | | | | | |
| Inning Stats | R: 0 E: 0 K: 1 S: 7 | H: 0 LOB: 0 BB: 0 P: 10 | R: 0 E: 0 K: 1 S: 19 | H: 1 LOB: 1 BB: 0 P: 24 | R: 3 E: 0 K: 0 S: 11 | H: 3 LOB: 0 BB: 0 P: 12 | R: 0 E: 0 K: 2 S: 7 | H: 0 LOB: 0 BB: 0 P: 9 | R: 3 E: 0 K: 0 S: 15 | H: 5 LOB: 1 BB: 0 P: 21 | R: 0 E: 0 K: 0 S: 11 | H: 1 LOB: 1 BB: 0 P: 16 | R: 0 E: 0 K: 2 S: 15 | H: 1 LOB: 1 BB: 0 P: 24 | R: 2 E: 0 K: 1 S: 9 | H: 2 LOB: 0 BB: 1 P: 18 | R: 1 E: 0 K: 2 S: 10 | H: 1 LOB: 0 BB: 0 P: 15 | 1B: 7 2B: 4 3B: 0 HR: 4 | SF: 0 SAC: 0 DP: 2 HBP: 0 | WP: 1 PB: 0 SB: 1 CS: 0 | PA: 40 | | | | | |
| PITCHER | IP | WLS | BF | H | R | ER | SO | BB | IBB | HBP | BLK | WP | HR | S | P | ERA | WHIP | | | | | | | | | | |
| 26 Mike Foltyniewicz, R ERA: 7.94 | 4.1 | 22 | 9 | 6 | 6 | 4 | 0 | 0 | 0 | 0 | 0 | 0 | 3 | 55 | 69 | 12.46 | 2.077 | | | | | | | | | | |
| 50 Josh Tomlin, R ERA: 2.08 | 2.0 | 7 | 2 | 0 | 0 | 1 | 0 | 0 | 0 | 0 | 0 | 0 | 0 | 22 | 35 | 0.00 | 1.000 | | | | | | | | | | |
| 96 Tyler Matzek, L ERA: 3.72 | 0.2 | 2 | 0 | 0 | 0 | 1 | 0 | 0 | 0 | 0 | 0 | 1 | 0 | 8 | 12 | 0.00 | 0.000 | | | | | | | | | | |
| 52 Chris Rusin, L ERA: 3.16 | 1.0 | 5 | 2 | 2 | 2 | 1 | 1 | 0 | 0 | 0 | 0 | 0 | 0 | 9 | 18 | 18.00 | 3.000 | | | | | | | | | | |
| Chad Seaton, R ERA: 3.16 | 1.0 | W | 4 | 1 | 1 | 1 | 2 | 0 | 0 | 0 | 0 | 0 | 1 | 10 | 15 | 9.00 | 1.000 | | | | | | | | | | |

Miami Marlins @ Atlanta Braves
Truist Park, Atlanta, GA
Tue Jul 21 2020, 7:12 PM - 10:38 PM EDT
Rain - 74 F

AB 39
R 9
H 14
RBI 9
BB 1
SO 9
LOB 17



| Batter | 1 | 2 | 3 | 4 | 5 | 6 | 7 | 8 | 9 | AB | R | H | RBI | BB | SO | LOB | BOTTOM | | | | | | | | | | | |
|---|------------------------------|----------------------------------|-------------------------------|----------------------------------|-------------------------------|----------------------------------|------------------------------|---------------------------------|------------------------------|----------------------------------|------------------------------|----------------------------------|-------------------------------|----------------------------------|-------------------------------|----------------------------------|------------------------------|----------------------------------|----------------------------------|------------------------------------|----------------------------------|--------|--|--|--|--|--|--|
| 13 Ronald Acuña Jr., R OBP: 0.235, SLG: 0.161 23 Adam Duvall, R OBP: 0.420, SLG: 0.433 | G4-6-3 | | 1B | | | F8 | | | | 2 | 0 | 1 | 0 | 1 | 0 | 0 | | | | | | | | | | | | |
| 1 Ozzie Albies, S OBP: 0.297, SLG: 0.333 70 Yanervis Solarte, S OBP: 0.259, SLG: 0.217 | F7 | | FC4 | | | F7 | | | | 3 | 0 | 0 | 0 | 0 | 3 | | | | | | | | | | | | | |
| Freddie Freeman, L OBP: 0.476, SLG: 0.357 83 Braden Shewmake, L OBP: 0.313, SLG: 0.286 | G4-6-3 | | G4-6-3 | | | | | | | 4 | 2 | 1 | 1 | 1 | 0 | 4 | | | | | | | | | | | | |
| 20 Marcell Ozuna, R OBP: 0.143, SLG: 0.148 45 Yonder Alonso, L OBP: 0.200, SLG: 0.077 | F7 | | | | | | | | | 3 | 0 | 1 | 1 | 0 | 1 | 0 | | | | | | | | | | | | |
| 18 Matt Adams, L OBP: 0.286, SLG: 0.353 | | | | | | | | | | 3 | 2 | 1 | 1 | 2 | 0 | 1 | | | | | | | | | | | | |
| 11 Ender Inciarte, L OBP: 0.286, SLG: 0.143 81 Drew Waters, S OBP: 0.250, SLG: 0.231 | G3 | | | | | | | | | 2 | 0 | 0 | 0 | 0 | 1 | | | | | | | | | | | | | |
| 27 Austin Riley, R ERA: 1.06 0 Michael Harris II, L OBP: 0.500, SLG: 0.500 | | | | | | | | | | 2 | 0 | 0 | 0 | 0 | 2 | 1 | | | | | | | | | | | | |
| 7 Dansby Swanson, R OBP: 0.313, SLG: 0.310 8 Charlie Culberson, R OBP: 0.273, SLG: 0.250 | L7 | | | | | | | | | 2 | 1 | 1 | 0 | 0 | 0 | 1 | | | | | | | | | | | | |
| 25 Tyler Flowers, R OBP: 0.308, SLG: 0.417 William Contreras, R OBP: 0.286, SLG: 0.187 | | | | | | | | | | 2 | 0 | 0 | 0 | 0 | 1 | 1 | | | | | | | | | | | | |
| Inning Stats | R: 0 E: 0 K: 0 S: 7 | H: 0 LOB: 1 BB: 1 P: 12 | R: 0 E: 0 K: 1 S: 12 | H: 0 LOB: 1 BB: 1 P: 19 | R: 0 E: 1 K: 0 S: 14 | H: 2 LOB: 0 BB: 0 P: 19 | R: 0 E: 0 K: 1 S: 7 | H: 0 LOB: 0 BB: 0 P: 9 | R: 0 E: 0 K: 2 S: 7 | H: 1 LOB: 0 BB: 0 P: 13 | R: 1 E: 0 K: 0 S: 9 | H: 1 LOB: 1 BB: 1 P: 18 | R: 0 E: 0 K: 1 S: 10 | H: 1 LOB: 1 BB: 0 P: 12 | R: 8 E: 0 K: 2 S: 30 | H: 5 LOB: 1 BB: 4 P: 57 | R: 1 E: 0 K: 2 S: 8 | H: 1 LOB: 0 BB: 0 P: 10 | 1B: 7 2B: 3 3B: 0 HR: 1 | SF: 0 SAC: 0 DP: 2 HBP: 0 | WP: 1 PB: 0 SB: 0 CS: 1 | PA: 42 | | | | | | |
| PITCHER | IP | WLS | BF | H | R | ER | SO | BB | IBB | HBP | BLK | WP | HR | S | P | ERA | WHIP | | | | | | | | | | | |
| 62 José Ureña, R ERA: 1.06 | 3.0 | 12 | 2 | 0 | 0 | 1 | 2 | 0 | 0 | 0 | 0 | 0 | 0 | 33 | 50 | 0.00 | 1.333 | | | | | | | | | | | |
| 93 Yimi García, R ERA: 1.06 | 1.0 | 3 | 0 | 0 | 0 | 1 | 0 | 0 | 0 | 0 | 0 | 0 | 0 | 7 | 9 | 0.00 | 0.000 | | | | | | | | | | | |
| 27 Brandon Kintzler, R ERA: 9.0 | 1.0 | 3 | 1 | 0 | 0 | 2 | 0 | 0 | 0 | 0 | 0 | 0 | 0 | 7 | 13 | 0.00 | 1.000 | | | | | | | | | | | |
| 43 Jeff Bringham, R ERA: 9.0 | 1.0 | 5 | 1 | 1 | 1 | 0 | 0 | 0 | 0 | 0 | 0 | 0 | 0 | 9 | 18 | 9.00 | 2.000 | | | | | | | | | | | |
| Nick Neidert, R ERA: 1.25 | 1.0 | 4 | 1 | 0 | 0 | 1 | 0 | 0 | 0 | 0 | 0 | 0 | 0 | 10 | 12 | 0.00 | 1.000 | | | | | | | | | | | |
| 64 Robert Dugger, R ERA: 3.6 | 0.1 | | | | | | | | | | | | | | | | | | | | | | | | | | | |
| 61 Adam Conley, L ERA: 7.89 | 0.1 | 6 | 3 | 4 | 4 | 1 | 2 | 0 | 0 | 0 | 0 | 1 | 0 | 15 | 27 | 108.00 | 15.000 | | | | | | | | | | | |
| 33 Brad Boxberger, R ERA: 1.35 | 0.1 | 1 | 0 | 0 | 0 | 1 | 0 | 0 | 0 | 0 | 0 | 0 | 0 | 3 | 5 | 0.00 | 0.000 | | | | | | | | | | | |
| 96 Alex Vesia, L ERA: 1.35 | 0.2 | L | 3 | 1 | 1 | 1 | 2 | 0 | 0 | 0 | 0 | 0 | 0 | 1 | 8 | 10 | 13.50 | 1.500 | | | | | | | | | | |

Miami Marlins @ Atlanta Braves
Truist Park, Atlanta, GA
Tue Jul 21 2020, 7:12 PM - 10:38 PM EDT
Rain - 74 F

AB 35
R 10
H 11
RBI 9
BB 7
SO 9
LOB 15



| Batter | 1 | 2 | 3 | 4 | 5 | 6 | 7 | 8 | 9 | AB | R | H | RBI | BB | SO | LOB | TOP | | | | | | | | | | | | | | | | | | |
|---|------------------------------|----------------------------------|-------------------------------|----------------------------------|-------------------------------|----------------------------------|-------------------------------|----------------------------------|-------------------------------|----------------------------------|-------------------------------|----------------------------------|-------------------------------|----------------------------------|-------------------------------|----------------------------------|-------------------------------|----------------------------------|-----------------------------------|------------------------------------|----------------------------------|--------|---|----|----|----|-----|-----|-----|----|------|-------|--------|-----|------|
| 2 Jonathan Villar, S OBP: 0.342, SLG: 0.543 Jazz Chisholm Jr., L OBP: 0.429, SLG: 0.900 | G6-3 | | 1B | | P6 | K | | G4-3 | | 3 | 0 | 1 | 0 | 0 | 0 | 0 | | | | | | | | | | | | | | | | | | | |
| 24 Jesús Aguilar, R OBP: 0.368, SLG: 0.324 Lewin Díaz, L OBP: 0.269, SLG: 0.462 | G6-3 | | K | | G4-3 | F9 | | F7 | | 3 | 0 | 0 | 0 | 0 | 1 | 1 | | | | | | | | | | | | | | | | | | | |
| 23 Corey Dickerson, L OBP: 0.263, SLG: 0.229 Monte Harrison, R OBP: 0.467, SLG: 0.520 | BB | | 47 2B | | 47 HR | 1B | | K | | 1 | 2 | 1 | 0 | 2 | 0 | 0 | | | | | | | | | | | | | | | | | | | |
| 47 Harold Ramírez, R OBP: 0.324, SLG: 0.576 26 Garrett Cooper, R OBP: 0.351, SLG: 0.412 | K | | 2B | | HR | HR | | 13 BLK | | 3 | 1 | 2 | 3 | 0 | 1 | 1 | | | | | | | | | | | | | | | | | | | |
| 15 Brian Anderson, R OBP: 0.222, SLG: 0.324 13 Sean Rodríguez, R OBP: 0.321, SLG: 0.304 | BB | | 2B | | P5 | 1B | | K | | 3 | 1 | 2 | 0 | 0 | 0 | 1 | | | | | | | | | | | | | | | | | | | |
| 1 Ispan Díaz, L OBP: 0.250, SLG: 0.118 65 Eddy Alvarez, L OBP: 0.200, SLG: 0.400 | L9 | | BB | | 38 G5-3 | 1B | | G3-1 | | 2 | 0 | 1 | 0 | 1 | 0 | 1 | | | | | | | | | | | | | | | | | | | |
| 38 Jorge Alfaro, R OBP: 0.303, SLG: 0.600 17 Chad Wallach, R OBP: 0.333, SLG: 0.700 | 1B | | BB | | G5-3 | G4-3 | | K | | 3 | 0 | 1 | 1 | 0 | 0 | 3 | | | | | | | | | | | | | | | | | | | |
| 19 Miguel Rojas, R OBP: 0.313, SLG: 0.533 80 José Devers, L OBP: 0.316, SLG: 0.353 | F7 | | K | | K | G5-3 | | L9 | | 3 | 0 | 0 | 0 | 0 | 1 | 2 | | | | | | | | | | | | | | | | | | | |
| 5 Jon Berti, R OBP: 0.171, SLG: 0.235 34 Magneuris Sierra, L OBP: 0.300, SLG: 0.316 | FC5-4 | | K | | K | S | | F9 | | 4 | 0 | 1 | 0 | 0 | 1 | 3 | | | | | | | | | | | | | | | | | | | |
| Inning Stats | R: 0 E: 0 K: 1 S: 7 | H: 0 LOB: 1 BB: 1 P: 12 | R: 1 E: 0 K: 0 S: 12 | H: 2 LOB: 1 BB: 0 P: 19 | R: 1 E: 0 K: 1 S: 17 | H: 2 LOB: 1 BB: 1 P: 25 | R: 0 E: 0 K: 2 S: 9 | H: 0 LOB: 1 BB: 1 P: 17 | R: 2 E: 0 K: 0 S: 17 | H: 4 LOB: 2 BB: 0 P: 24 | R: 0 E: 0 K: 1 S: 13 | H: 1 LOB: 1 BB: 0 P: 23 | R: 0 E: 0 K: 2 S: 10 | H: 1 LOB: 1 BB: 0 P: 14 | R: 0 E: 0 K: 1 S: 12 | H: 1 LOB: 0 BB: 0 P: 18 | R: 2 E: 0 K: 1 S: 19 | H: 3 LOB: 2 BB: 1 P: 33 | 1B: 10 2B: 3 3B: 0 HR: 1 | SF: 0 SAC: 0 DP: 0 HBP: 0 | WP: 0 PB: 0 SB: 2 CS: 0 | PA: 44 | | | | | | | | | | | | | |
| PITCHER | IP | WLS | BF | H | R | ER | SO | BB | IBB | HBP | BLK | WP | HR | S | P | ERA | WHIP | PITCHER | IP | WLS | BF | H | R | ER | SO | BB | IBB | HBP | BLK | WP | HR | S | P | ERA | WHIP |
| 30 Kyle Wright, R ERA: 2.65 | 3.2 | L | 17 | 4 | 2 | 2 | 3 | 3 | 0 | 0 | 0 | 0 | 0 | 41 | 67 | 4.91 | 1.909 | 19 Shane Greene, R ERA: 7.04 | 1.0 | 4 | 1 | 0 | 0 | 1 | 0 | 0 | 0 | 0 | 0 | 12 | 18 | 0.00 | 1.000 | | |
| A.J. Minter, L | 0.1 | | 1 | 0 | 0 | 0 | 1 | 0 | 0 | 0 | 0 | 0 | 0 | 4 | 6 | 0.00 | 0.000 | 77 Luke Jackson, R ERA: 3.39 | 0.1 | 5 | 3 | 2 | 2 | 0 | 1 | 0 | 0 | 0 | 0 | 14 | 24 | 54.00 | 12.000 | | |
| 36 Mark Melancon, R ERA: 3.0 | 1.0 | | 7 | 4 | 2 | 2 | 0 | 0 | 0 | 0 | 0 | 0 | 1 | 17 | 24 | 18.00 | 4.000 | Huascar Ynoa, R ERA: 2.25 | 0.2 | 2 | 0 | 0 | 0 | 1 | 0 | 0 | 0 | 0 | 5 | 9 | 0.00 | 0.000 | | | |
| 56 Darren O'Day, R ERA: | 1.0 | | 4 | 1 | 0 | 0 | 1 | 0 | 0 | 0 | 0 | 0 | 0 | 13 | 23 | 0.00 | 1.000 | | | | | | | | | | | | | | | | | | |
| 55 Chris Martin, R ERA: | 1.0 | | 4 | 1 | 0 | 0 | 2 | 0 | 0 | 0 | 1 | 0 | 0 | 10 | 14 | 0.00 | 1.000 | | | | | | | | | | | | | | | | | | |
| Batter | 1 | 2 | 3 | 4 | 5 | 6 | 7 | 8 | 9 | AB | R | H | RBI | BB | SO | LOB | BOTTOM | | | | | | | | | | | | | | | | | | |
| 13 Ronald Acuña Jr., R OBP: 0.250, SLG: 0.156 81 Drew Waters, S OBP: 0.233, SLG: 0.214 | P3 | | BB | | G4-3 | | | G5-3 | | 1 | 0 | 0 | 0 | 1 | 0 | 0 | | | | | | | | | | | | | | | | | | | |
| 1 Ozzie Alties, S OBP: 0.292, SLG: 0.316 8 Charlie Culberson, R OBP: 0.297, SLG: 0.233 | F7 | | G5-3 | | G6-3 | | | F8 | | 2 | 0 | 0 | 0 | 0 | 0 | 1 | | | | | | | | | | | | | | | | | | | |
| Freddie Freeman, L OBP: 0.435, SLG: 0.313 | F8 | | G1-3 | | G6-3 | | | G3-1 | | 2 | 0 | 0 | 0 | 0 | 0 | 0 | | | | | | | | | | | | | | | | | | | |
| 45 Yonder Alonso, L OBP: 0.188, SLG: 0.071 | F8 | | G1-3 | | G6-3 | | | G3-1 | | 2 | 0 | 0 | 0 | 0 | 0 | 1 | | | | | | | | | | | | | | | | | | | |
| 20 Marcell Ozuna, R OBP: 0.167, SLG: 0.143 0 Michael Harris II, L OBP: 0.250, SLG: 0.250 | K | | 18 BB | | L8 | | | K2-3 | | 1 | 0 | 0 | 0 | 0 | 1 | 0 | | | | | | | | | | | | | | | | | | | |
| 18 Matt Adams, L OBP: 0.320, SLG: 0.350 | G3 | | BB | | 83 1B | | | G3 | | 3 | 0 | 1 | 0 | 1 | 0 | 0 | | | | | | | | | | | | | | | | | | | |
| 23 Adam Duvall, R OBP: 0.385, SLG: 0.382 | K | | F9 | | F7 | | | K | | 4 | 0 | 0 | 0 | 0 | 2 | 3 | | | | | | | | | | | | | | | | | | | |
| 7 Dansby Swanson, R OBP: 0.294, SLG: 0.290 83 Braden Shewmake, L OBP: 0.353, SLG: 0.333 | G5-3 | | K | | K | | | G3-6-1 | | 2 | 0 | 0 | 0 | 0 | 1 | 0 | | | | | | | | | | | | | | | | | | | |
| 27 Austin Riley, R OBP: 0.444, SLG: 0.813 70 Yangervis Solarte, S OBP: 0.250, SLG: 0.208 | HR | | HR | | HR | | | G3-6-1 | | 2 | 2 | 2 | 2 | 0 | 0 | 0 | | | | | | | | | | | | | | | | | | | |
| Alex Jackson, R OBP: 0.158, SLG: 0.059 | K | | K | | F7 | | | E9 | | 3 | 0 | 0 | 0 | 0 | 1 | 0 | | | | | | | | | | | | | | | | | | | |
| Inning Stats | R: 0 E: 0 K: 0 S: 4 | H: 0 LOB: 0 BB: 0 P: 6 | R: 0 E: 0 K: 2 S: 8 | H: 0 LOB: 0 BB: 0 P: 9 | R: 1 E: 0 K: 1 S: 13 | H: 1 LOB: 1 BB: 1 P: 22 | R: 0 E: 0 K: 0 S: 12 | H: 0 LOB: 2 BB: 1 P: 20 | R: 1 E: 0 K: 1 S: 10 | H: 1 LOB: 0 BB: 0 P: 15 | R: 0 E: 0 K: 0 S: 5 | H: 0 LOB: 0 BB: 0 P: 8 | R: 0 E: 0 K: 0 S: 8 | H: 2 LOB: 1 BB: 0 P: 9 | R: 0 E: 1 K: 0 S: 9 | H: 0 LOB: 1 BB: 0 P: 13 | R: 0 E: 0 K: 2 S: 10 | H: 0 LOB: 0 BB: 0 P: 14 | 1B: 2 2B: 0 3B: 0 HR: 2 | SF: 0 SAC: 0 DP: 1 HBP: 1 | WP: 1 PB: 0 SB: 0 CS: 0 | PA: 33 | | | | | | | | | | | | | |
| PITCHER | IP | WLS | BF | H | R | ER | SO | BB | IBB | HBP | BLK | WP | HR | S | P | ERA | WHIP | PITCHER | IP | WLS | BF | H | R | ER | SO | BB | IBB | HBP | BLK | WP | HR | S | P | ERA | WHIP |
| 49 Pablo López, R ERA: 5.06 | 3.0 | W | 11 | 1 | 1 | 1 | 3 | 1 | 0 | 0 | 0 | 0 | 1 | 25 | 37 | 3.00 | 0.667 | 55 Ryne Stanek, R ERA: | 1.0 | 3 | 0 | 0 | 0 | 2 | 0 | 0 | 0 | 0 | 0 | 14 | 0.00 | 0.000 | | | |
| 57 Elieser Hernández, R ERA: 4.5 | 3.0 | H | 11 | 1 | 1 | 1 | 1 | 1 | 0 | 1 | 0 | 1 | 1 | 27 | 43 | 3.00 | 0.667 | | | | | | | | | | | | | | | | | | |
| Jordan Holloway, R ERA: | 1.0 | H | 4 | 2 | 0 | 0 | 0 | 0 | 0 | 0 | 0 | 0 | 0 | 8 | 9 | 0.00 | 2.000 | | | | | | | | | | | | | | | | | | |
| 37 Stephen Tarpley, L ERA: 3.86 | 0.2 | H | 3 | 0 | 0 | 0 | 0 | 0 | 0 | 0 | 0 | 0 | 0 | 6 | 7 | 0.00 | 0.000 | | | | | | | | | | | | | | | | | | |
| 56 Sterling Sharp, R ERA: 1.98 | 0.1 | H | 1 | 0 | 0 | 0 | 0 | 0 | 0 | 0 | 0 | 0 | 0 | 3 | 6 | 0.00 | 0.000 | | | | | | | | | | | | | | | | | | |

Miami Marlins @ Atlanta Braves
Truist Park, Atlanta, GA
Wed Jul 22 2020, 4:11 PM - 7:24 PM EDT
Cloudy - 88 F

AB 40
R 6
H 14
RBI 6
BB 4
SO 9
LOB 21



Miami Marlins @ Atlanta Braves
Truist Park, Atlanta, GA
Wed Jul 22 2020, 4:11 PM - 7:24 PM EDT
Cloudy - 88 F

AB 30
R 2
H 4
RBI 2
SO 6
LOB 9



| Batter | 1 | 2 | 3 | 4 | 5 | 6 | 7 | 8 | 9 | AB | R | H | RBI | BB | SO | LOB | TOP | | | | | | | | | | | | | | | | | | | | | |
|--|---------------------------------------|----------------------------------|--------------------------------------|----------------------------------|---------------------------------------|----------------------------------|--------------------------------------|----------------------------------|---------------------------------------|----------------------------------|---------------------------------------|----------------------------------|---------------------------------------|----------------------------------|---------------------------------------|----------------------------------|---------------------------------------|----------------------------------|----------------------------------|------------------------------------|----------------------------------|--------|---|----|----|----|-----|-----|-----|----|----|---|---|-----|------|--|--|--|
| 2 Jonathan Villar, S 34 Magneur Sierra, L | G3 | | SF8 | | | K | G4-3 | | G3 | 4 | 0 | 0 | 1 | 0 | 1 | 3 | | | | | | | | | | | | | | | | | | | | | | |
| 24 Jesús Aguilar, R OBP: 0.200, SLG: 0.800 | P3 | | K | | | HR | | G6-3 | F9 | 5 | 1 | 1 | 2 | 0 | 1 | 3 | | | | | | | | | | | | | | | | | | | | | | |
| 23 Corey Dickerson, L OBP: 0.500, SLG: 0.750 | G5-3 | | | G6-3 | | 15 WP 26 WP | | 15 1B | | 4 | 1 | 2 | 0 | 0 | 0 | 0 | | | | | | | | | | | | | | | | | | | | | | |
| 47 Harold Ramírez, R OBP: 0.500, SLG: 0.333 | | K | | 15 CS 1B | | 26 WP 15 WP | | F9 | | 3 | 1 | 1 | 0 | 1 | 1 | 1 | | | | | | | | | | | | | | | | | | | | | | |
| 15 Brian Anderson, R OBP: 0.250, SLG: 0.250 | G5-3 | | | K | | | | | | 4 | 0 | 1 | 0 | 0 | 2 | 3 | | | | | | | | | | | | | | | | | | | | | | |
| 26 Garrett Cooper, R OBP: 0.250, SLG: 0.500 | F9 | | | | | | | | | 4 | 0 | 1 | 1 | 0 | 1 | 2 | | | | | | | | | | | | | | | | | | | | | | |
| 1 Isan Diaz, L | | | K | | | | | | | 4 | 0 | 0 | 0 | 0 | 3 | 1 | | | | | | | | | | | | | | | | | | | | | | |
| 29 Francisco Cervelli, R OBP: 0.500, SLG: 0.333 | | | | | | | | | | 3 | 1 | 1 | 0 | 1 | 0 | 0 | | | | | | | | | | | | | | | | | | | | | | |
| 19 Miguel Rojas, R OBP: 0.750, SLG: 0.667 | | | | | | | | | | 3 | 1 | 2 | 0 | 1 | 0 | 0 | | | | | | | | | | | | | | | | | | | | | | |
| Inning Stats | R: 0 H: 0 E: 0 K: 0 S: 10 | H: 0 LOB: 0 BB: 0 P: 14 | R: 0 H: 0 E: 0 K: 1 S: 9 | H: 0 LOB: 0 BB: 0 P: 9 | R: 1 H: 2 E: 0 K: 2 S: 12 | H: 2 LOB: 1 BB: 0 P: 16 | R: 0 H: 1 E: 0 K: 1 S: 9 | H: 1 LOB: 0 BB: 0 P: 14 | R: 0 H: 0 E: 0 K: 2 S: 9 | H: 0 LOB: 0 BB: 0 P: 13 | R: 4 H: 3 E: 0 K: 2 S: 20 | H: 3 LOB: 1 BB: 2 P: 35 | R: 0 H: 0 E: 0 K: 0 S: 10 | H: 0 LOB: 0 BB: 0 P: 15 | R: 0 H: 2 E: 0 K: 0 S: 17 | H: 2 LOB: 2 BB: 0 P: 23 | R: 0 H: 1 E: 0 K: 1 S: 12 | H: 1 LOB: 2 BB: 1 P: 21 | 1B: 6 2B: 3 3B: 0 HR: 1 | SF: 1 SAC: 0 DP: 1 HBP: 0 | WP: 2 PB: 0 SB: 1 CS: 1 | PA: 38 | | | | | | | | | | | | | | | | |
| PITCHER | IP | WLS | BF | H | R | ER | SO | BB | IBB | HBP | BLK | WP | HR | S | P | ERA | WHIP | PITCHER | IP | WLS | BF | H | R | ER | SO | BB | IBB | HBP | BLK | WP | HR | S | P | ERA | WHIP | | | |
| 27 Aaron Nola, R ERA: 6.75 | 5.1 | L | 21 | 5 | 4 | 4 | 7 | 1 | 0 | 0 | 0 | 0 | 1 | 58 | 80 | 6.75 | 1.125 | | | | | | | | | | | | | | | | | | | | | |
| 60 Ramón Rosso, R ERA: 27.0 | 0.1 | | 3 | 1 | 1 | 1 | 1 | 1 | 0 | 0 | 0 | 2 | 0 | 10 | 19 | 27.00 | 6.000 | | | | | | | | | | | | | | | | | | | | | |
| 39 Reggie McClain, R ERA: | 1.0 | | 3 | 0 | 0 | 0 | 0 | 0 | 0 | 0 | 0 | 0 | 0 | 7 | 12 | 0.00 | 0.000 | | | | | | | | | | | | | | | | | | | | | |
| 54 Austin Davis, L ERA: | 1.0 | | 5 | 2 | 0 | 0 | 0 | 0 | 0 | 0 | 0 | 0 | 0 | 18 | 23 | 0.00 | 2.000 | | | | | | | | | | | | | | | | | | | | | |
| 67 Trevor Kelley, R ERA: | 1.1 | | 6 | 1 | 0 | 0 | 1 | 1 | 0 | 0 | 0 | 0 | 0 | 15 | 26 | 0.00 | 1.500 | | | | | | | | | | | | | | | | | | | | | |
| Batter | 1 | 2 | 3 | 4 | 5 | 6 | 7 | 8 | 9 | AB | R | H | RBI | BB | SO | LOB | BOTTOM | | | | | | | | | | | | | | | | | | | | | |
| 22 Andrew McCutchen, R | G4-3 | | K | | | G6-4-3 | | K | | 4 | 0 | 0 | 0 | 0 | 2 | 2 | | | | | | | | | | | | | | | | | | | | | | |
| 17 Rhys Hoskins, R OBP: 0.500, SLG: 0.333 | K | | | | | P5 | | | | 3 | 0 | 1 | 0 | 1 | 1 | 0 | | | | | | | | | | | | | | | | | | | | | | |
| 3 Bryce Harper, L | K | | | | | BB | | L7 | | 3 | 0 | 0 | 0 | 1 | 2 | 1 | | | | | | | | | | | | | | | | | | | | | | |
| 10 J.T. Realmuto, R | | | K | | | G1-3 | | G5-3 | G1-3 | 4 | 0 | 0 | 0 | 0 | 1 | 2 | | | | | | | | | | | | | | | | | | | | | | |
| 18 Didi Gregorius, L OBP: 0.750, SLG: 1.667 | G6-3 | | | | | HR | | BB | | 3 | 2 | 2 | 1 | 1 | 0 | 0 | | | | | | | | | | | | | | | | | | | | | | |
| 2 Jean Segura, R | G6-3 | | | | | K | | L8 | | 4 | 0 | 0 | 0 | 0 | 1 | 2 | | | | | | | | | | | | | | | | | | | | | | |
| 9 Jay Bruce, L | F7 | | | | | F7 | | E8 | | 4 | 0 | 0 | 0 | 0 | 0 | 1 | | | | | | | | | | | | | | | | | | | | | | |
| 4 Scott Kingery, R OBP: 0.333, SLG: 0.333 | | | | | | G6-3 | | G4-3 | | 3 | 0 | 1 | 0 | 0 | 0 | 1 | | | | | | | | | | | | | | | | | | | | | | |
| 24 Roman Quinn, S OBP: 0.333, SLG: 0.333 | | | K | | | | | G5-3 | | 3 | 0 | 1 | 0 | 0 | 1 | 1 | | | | | | | | | | | | | | | | | | | | | | |
| Inning Stats | R: 0 H: 0 E: 0 K: 2 S: 9 | H: 0 LOB: 0 BB: 0 P: 14 | R: 0 H: 0 E: 0 K: 1 S: 7 | H: 0 LOB: 0 BB: 0 P: 13 | R: 0 H: 1 E: 0 K: 2 S: 11 | H: 1 LOB: 1 BB: 0 P: 15 | R: 0 H: 0 E: 0 K: 1 S: 7 | H: 0 LOB: 0 BB: 0 P: 9 | R: 1 H: 1 E: 0 K: 0 S: 10 | H: 1 LOB: 1 BB: 0 P: 14 | R: 0 H: 1 E: 0 K: 0 S: 7 | H: 1 LOB: 1 BB: 1 P: 12 | R: 1 H: 0 E: 1 K: 0 S: 9 | H: 0 LOB: 1 BB: 1 P: 18 | R: 0 H: 1 E: 0 K: 1 S: 12 | H: 1 LOB: 2 BB: 1 P: 22 | R: 0 H: 1 E: 0 K: 0 S: 6 | H: 1 LOB: 0 BB: 0 P: 7 | 1B: 4 2B: 0 3B: 0 HR: 1 | SF: 0 SAC: 0 DP: 2 HBP: 0 | WP: 0 PB: 1 SB: 0 CS: 0 | PA: 34 | | | | | | | | | | | | | | | | |
| PITCHER | IP | WLS | BF | H | R | ER | SO | BB | IBB | HBP | BLK | WP | HR | S | P | ERA | WHIP | PITCHER | IP | WLS | BF | H | R | ER | SO | BB | IBB | HBP | BLK | WP | HR | S | P | ERA | WHIP | | | |
| 22 Sandy Alcantara, R ERA: 1.35 | 6.2 | W | 24 | 3 | 2 | 1 | 7 | 2 | 0 | 0 | 0 | 0 | 0 | 4 | 8 | 0.00 | 0.000 | | | | | | | | | | | | | | | | | | | | | |
| 33 Brad Boxberger, R ERA: | 0.1 | | 2 | 0 | 0 | 0 | 0 | 0 | 0 | 0 | 0 | 0 | 0 | 4 | 8 | 0.00 | 0.000 | | | | | | | | | | | | | | | | | | | | | |
| 93 Yimi García, R ERA: | 1.0 | H | 5 | 1 | 0 | 0 | 1 | 1 | 0 | 0 | 0 | 0 | 0 | 12 | 22 | 0.00 | 2.000 | | | | | | | | | | | | | | | | | | | | | |
| 27 Brandon Kintzler, R ERA: | 1.0 | S | 3 | 1 | 0 | 0 | 0 | 0 | 0 | 0 | 0 | 0 | 0 | 6 | 7 | 0.00 | 1.000 | | | | | | | | | | | | | | | | | | | | | |

Miami Marlins @ Philadelphia Phillies
Citizens Bank Park, Philadelphia, PA
Fri Jul 24 2020, 7:11 PM - 10:18 PM EDT
Partly Cloudy - 75 F

AB 34
R 5
H 9
RBI 4
BB 3
SO 9
LOB 13



Miami Marlins @ Philadelphia Phillies
Citizens Bank Park, Philadelphia, PA
Fri Jul 24 2020, 7:11 PM - 10:18 PM EDT
Partly Cloudy - 75 F


AB 31
R 2
H 5
RBI 1
BB 3
SO 8
LOB 10



| Batter | 1 | 2 | 3 | 4 | 5 | 6 | 7 | 8 | 9 | AB | R | H | RBI | BB | SO | LOB | TOP | | | | | | | | | | |
|---|-------------------------------|----------------------------------|------------------------------|---------------------------------|------------------------------|----------------------------------|------------------------------|----------------------------------|------------------------------|----------------------------------|------------------------------|---------------------------------|-------------------------------|----------------------------------|-------------------------------|----------------------------------|--|-------------------------------|----------------------------------|----------------------------------|------------------------------------|----------------------------------|--------|--|--|--|--|
| 2 Jonathan Villar, S OBP: 0.222, SLG: 0.143 | | | | | | | | | | 3 | 0 | 1 | 0 | 1 | 0 | 1 | Miami Marlins @ Philadelphia Phillies Citizens Bank Park, Philadelphia, PA Sat Jul 25 2020, 4:09 PM - 7:01 PM EDT Partly Cloudy - 86 F | | | | | | | | | | |
| 24 Jesús Aguilar, R OBP: 0.111, SLG: 0.444 | | | | | | | | | | 4 | 0 | 0 | 0 | 0 | 2 | 4 | | | | | | | | | | | |
| 23 Corey Dickerson, L OBP: 0.250, SLG: 0.375 | | | | | | | | | | 4 | 0 | 0 | 0 | 0 | 1 | 1 | | | | | | | | | | | |
| 47 Harold Ramírez, R OBP: 0.250, SLG: 0.143 | | | | | | | | | | 4 | 0 | 0 | 0 | 0 | 1 | 0 | | | | | | | | | | | |
| 15 Brian Anderson, R OBP: 0.500, SLG: 0.333 | | | | | | | | | | 2 | 1 | 1 | 0 | 2 | 0 | 0 | | | | | | | | | | | |
| 26 Garrett Cooper, R OBP: 0.286, SLG: 0.429 | | | | | | | | | | 3 | 0 | 1 | 0 | 0 | 1 | 2 | | | | | | | | | | | |
| 19 Miguel Rojas, R OBP: 0.714, SLG: 0.833 | | | | | | | | | | 3 | 0 | 2 | 1 | 0 | 0 | 0 | | | | | | | | | | | |
| 17 Chad Wallach, R OBP: 0.143, SLG: 0.143 | | | | | | | | | | 3 | 0 | 0 | 0 | 0 | 1 | 3 | | | | | | | | | | | |
| 5 Jon Berti, R OBP: 0.333, SLG: 0.333 | | | | | | | | | | 3 | 0 | 1 | 0 | 0 | 1 | 1 | | | | | | | | | | | |
| Inning Stats | R: 0 E: 0 K: 1 S: 11 | H: 1 LOB: 0 BB: 0 P: 15 | R: 0 E: 0 K: 0 S: 7 | H: 1 LOB: 0 BB: 0 P: 9 | R: 0 E: 0 K: 1 S: 6 | H: 0 LOB: 0 BB: 0 P: 12 | R: 0 E: 0 K: 1 S: 7 | H: 0 LOB: 0 BB: 0 P: 10 | R: 1 E: 0 K: 0 S: 8 | H: 2 LOB: 1 BB: 1 P: 14 | R: 0 E: 0 K: 0 S: 5 | H: 1 LOB: 0 BB: 0 P: 7 | R: 0 E: 0 K: 1 S: 13 | H: 0 LOB: 1 BB: 1 P: 20 | R: 0 E: 0 K: 1 S: 13 | H: 1 LOB: 2 BB: 1 P: 22 | | R: 0 E: 0 K: 2 S: 10 | H: 0 LOB: 0 BB: 0 P: 12 | 1B: 5 2B: 1 3B: 0 HR: 0 | SF: 0 SAC: 0 DP: 4 HBP: 0 | WP: 0 PB: 0 SB: 0 CS: 0 | PA: 32 | | | | |
| PITCHER | IP | WLS | BF | H | R | ER | SO | BB | IBB | HBP | BLK | WP | HR | S | P | ERA | WHIP | | | | | | | | | | |
| 45 Zack Wheeler, R ERA: 1.29 | 7.0 | W | 24 | 5 | 1 | 1 | 4 | 2 | 0 | 0 | 0 | 0 | 0 | 57 | 87 | 1.29 | 1.000 | | | | | | | | | | |
| 96 Tommy Hunter, R ERA: | 1.0 | | 5 | 1 | 0 | 0 | 1 | 1 | 0 | 0 | 0 | 0 | 0 | 13 | 22 | 0.00 | 2.000 | | | | | | | | | | |
| 57 Decelis Guerra, R ERA: | 1.0 | | 3 | 0 | 0 | 0 | 2 | 0 | 0 | 0 | 0 | 0 | 0 | 10 | 12 | 0.00 | 0.000 | | | | | | | | | | |

| Batter | 1 | 2 | 3 | 4 | 5 | 6 | 7 | 8 | 9 | AB | R | H | RBI | BB | SO | LOB | BOTTOM | | | | | | | | | | |
|--|-------------------------------|----------------------------------|-------------------------------|----------------------------------|------------------------------|----------------------------------|------------------------------|----------------------------------|------------------------------|----------------------------------|-------------------------------|----------------------------------|-------------------------------|----------------------------------|-------------------------------|----------------------------------|----------------------------------|------------------------------------|----------------------------------|--------|--|--|--|--|--|--|--|
| 22 Andrew McCutchen, R OBP: 0.222, SLG: 0.143 | | | | | | | | | | | 5 | 0 | 0 | 0 | 0 | 1 | 3 | | | | | | | | | | |
| 40 Adam Haseley, L OBP: 0.143, SLG: 0.143 | | | | | | | | | | | 2 | 1 | 0 | 0 | 3 | 0 | 0 | | | | | | | | | | |
| 17 Rhys Hoskins, R OBP: 0.556, SLG: 0.200 | | | | | | | | | | | 2 | 1 | 0 | 0 | 2 | 1 | 3 | | | | | | | | | | |
| 3 Bryce Harper, L OBP: 0.500, SLG: 0.200 | | | | | | | | | | | 2 | 1 | 1 | 0 | 2 | 1 | 3 | | | | | | | | | | |
| 10 J.T. Realmuto, R OBP: 0.125, SLG: 0.500 | | | | | | | | | | 4 | 1 | 1 | 3 | 0 | 1 | 3 | | | | | | | | | | | |
| 2 Jean Segura, R OBP: 0.250, SLG: 0.143 | | | | | | | | | | | 3 | 0 | 1 | 0 | 1 | 0 | 2 | | | | | | | | | | |
| 18 Didi Gregorius, L OBP: 0.500, SLG: 1.286 | | | | | | | | | | | 4 | 1 | 1 | 1 | 0 | 1 | 2 | | | | | | | | | | |
| 4 Scott Kingery, R OBP: 0.429, SLG: 0.200 | | | | | | | | | | | | 2 | 1 | 0 | 0 | 2 | 1 | 1 | | | | | | | | | |
| 8 Phil Gosselin, R OBP: 1.000, SLG: 3.000 | | | | | | | | | | | | 3 | 2 | 3 | 3 | 1 | 0 | 0 | | | | | | | | | |
| 24 Roman Quinn, S OBP: 0.143, SLG: 0.143 | | | | | | | | | | 4 | 0 | 0 | 0 | 0 | 0 | 3 | | | | | | | | | | | |
| Inning Stats | R: 0 E: 0 K: 2 S: 12 | H: 0 LOB: 2 BB: 2 P: 22 | R: 1 E: 0 K: 1 S: 15 | H: 1 LOB: 3 BB: 3 P: 31 | R: 0 E: 0 K: 0 S: 9 | H: 0 LOB: 0 BB: 1 P: 17 | R: 0 E: 0 K: 0 S: 8 | H: 1 LOB: 1 BB: 0 P: 16 | R: 0 E: 0 K: 0 S: 4 | H: 0 LOB: 0 BB: 1 P: 10 | R: 2 E: 0 K: 1 S: 10 | H: 1 LOB: 0 BB: 1 P: 18 | R: 3 E: 0 K: 1 S: 18 | H: 3 LOB: 1 BB: 1 P: 33 | R: 1 E: 0 K: 0 S: 11 | H: 1 LOB: 0 BB: 0 P: 18 | 1B: 3 2B: 0 3B: 0 HR: 4 | SF: 0 SAC: 0 DP: 1 HBP: 0 | WP: 0 PB: 0 SB: 0 CS: 1 | PA: 39 | | | | | | | |
| PITCHER | IP | WLS | BF | H | R | ER | SO | BB | IBB | HBP | BLK | WP | HR | S | P | ERA | WHIP | | | | | | | | | | |
| 31 Caleb Smith, L ERA: 3.0 | 3.0 | | 15 | 1 | 1 | 1 | 3 | 6 | 0 | 0 | 0 | 0 | 0 | 36 | 70 | 3.00 | 2.333 | | | | | | | | | | |
| 59 Nick Neidert, R ERA: | 2.1 | | 8 | 1 | 0 | 0 | 0 | 1 | 0 | 0 | 0 | 0 | 0 | 14 | 30 | 0.00 | 0.857 | | | | | | | | | | |
| 96 Alex Vesia, L ERA: 27.0 | 0.2 | L | 4 | 1 | 2 | 2 | 1 | 1 | 0 | 0 | 0 | 0 | 1 | 8 | 14 | 27.00 | 3.000 | | | | | | | | | | |
| 55 Ryne Stanek, R ERA: 27.0 | 1.0 | | 7 | 3 | 3 | 3 | 1 | 1 | 0 | 0 | 0 | 0 | 1 | 18 | 33 | 27.00 | 4.000 | | | | | | | | | | |
| 37 Stephen Tarpley, L ERA: 9.0 | 1.0 | | 4 | 1 | 1 | 1 | 0 | 0 | 0 | 0 | 0 | 0 | 1 | 11 | 18 | 9.00 | 1.000 | | | | | | | | | | |

AB 29
R 1
H 6
RBI 1
BB 3
SO 7
LOB 12



AB 29
R 7
H 7
RBI 7
BB 9
SO 5
LOB 17



WP: 0
PB: 0
SB: 0
CS: 1

| Batter | 1 | 2 | 3 | 4 | 5 | 6 | 7 | 8 | 9 | AB | R | H | RBI | BB | SO | LOB | TOP | | | | | |
|--|---|---|---|---|---|---|---|---|---|---|---|---|---|---|---|---|---|----------------------------------|----------------------------------|------------------------------------|----------------------------------|--------|
| 2 Jonathan Villar, S OBP: 0.167, SLG: 0.125 | F8 | | G1-3 | | | 5 WP 5 1B | G4-3 | | | 4 | 1 | 1 | 0 | 0 | 0 | 0 | Miami Marlins @ Baltimore Orioles Oriole Park at Camden Yards, Baltimore, MD Tue Aug 04 2020, 8:16 PM - 10:54 PM EDT Partly Cloudy - 83 F | | | | | |
| 5 Jon Berti, R OBP: 0.250, SLG: 0.250 | 23 S 1B | | | K | | 23 2B 11 FC5 1B | | G5-3 | | 4 | 1 | 2 | 1 | 0 | 1 | 0 | | | | | | |
| 24 Jesús Aguilar, R OBP: 0.333, SLG: 0.813 | L9 | | | G6-3 | | L4 | | HR | | 4 | 1 | 1 | 1 | 0 | 0 | 2 | | | | | | |
| 23 Corey Dickerson, L OBP: 0.294, SLG: 0.588 | G4-3 | | | K | | 11 E 2B | | G6-3 | | 4 | 0 | 1 | 0 | 0 | 1 | 1 | | | | | | |
| 15 Brian Anderson, R OBP: 0.412, SLG: 0.462 | | G5-3 | | | F8 | 11 E BB | | F9 | | 3 | 0 | 0 | 0 | 1 | 0 | 0 | | | | | | |
| 11 Logan Forsythe, R (9, PH) | | | | | F9 | | | | | 3 | 0 | 0 | 0 | 0 | 1 | 2 | | | | | | |
| 7 Matt Joyce, L (9, 10) | | | | | | FC5 | | | | 0 | 0 | 0 | 0 | 1 | 0 | 0 | | | | | | |
| 29 Francisco Cervelli, R OBP: 0.309, SLG: 0.455 | | | | | | | | | | 4 | 1 | 1 | 1 | 0 | 0 | 4 | | | | | | |
| 25 Lewis Brinson, R (1, 9) | | | P3 | | | | | | | 4 | 0 | 0 | 0 | 0 | 0 | 0 | | | | | | |
| 4 Monte Harrison, R (1, 8) | | | K | | | | | | | 3 | 0 | 0 | 0 | 0 | 3 | 0 | | | | | | |
| Inning Stats | R: 0 E: 0 K: 0 S: 8 | H: 1 LOB: 1 BB: 0 P: 11 | R: 0 E: 0 K: 1 S: 9 | H: 0 LOB: 0 BB: 0 P: 13 | R: 0 E: 0 K: 1 S: 11 | H: 0 LOB: 0 BB: 0 P: 16 | R: 0 E: 0 K: 2 S: 11 | H: 0 LOB: 0 BB: 0 P: 16 | R: 1 E: 0 K: 0 S: 12 | H: 1 LOB: 0 BB: 0 P: 22 | R: 2 E: 1 K: 1 S: 13 | H: 3 LOB: 3 BB: 1 P: 28 | R: 0 E: 0 K: 1 S: 7 | H: 0 LOB: 0 BB: 0 P: 10 | R: 1 E: 0 K: 0 S: 8 | H: 1 LOB: 0 BB: 0 P: 12 | R: 0 E: 0 K: 0 S: 5 | H: 0 LOB: 0 BB: 1 P: 11 | 1B: 3 2B: 1 3B: 0 HR: 2 | SF: 0 SAC: 0 DP: 1 HBP: 0 | WP: 1 PB: 0 SB: 1 CS: 0 | PA: 35 |
| PITCHER | IP WLS BF H R ER SO BB IBB HBP BLK WP HR S P ERA WHIP | IP WLS BF H R ER SO BB IBB HBP BLK WP HR S P ERA WHIP | IP WLS BF H R ER SO BB IBB HBP BLK WP HR S P ERA WHIP | IP WLS BF H R ER SO BB IBB HBP BLK WP HR S P ERA WHIP | IP WLS BF H R ER SO BB IBB HBP BLK WP HR S P ERA WHIP | IP WLS BF H R ER SO BB IBB HBP BLK WP HR S P ERA WHIP | IP WLS BF H R ER SO BB IBB HBP BLK WP HR S P ERA WHIP | IP WLS BF H R ER SO BB IBB HBP BLK WP HR S P ERA WHIP | IP WLS BF H R ER SO BB IBB HBP BLK WP HR S P ERA WHIP | IP WLS BF H R ER SO BB IBB HBP BLK WP HR S P ERA WHIP | IP WLS BF H R ER SO BB IBB HBP BLK WP HR S P ERA WHIP | IP WLS BF H R ER SO BB IBB HBP BLK WP HR S P ERA WHIP | IP WLS BF H R ER SO BB IBB HBP BLK WP HR S P ERA WHIP | IP WLS BF H R ER SO BB IBB HBP BLK WP HR S P ERA WHIP | IP WLS BF H R ER SO BB IBB HBP BLK WP HR S P ERA WHIP | IP WLS BF H R ER SO BB IBB HBP BLK WP HR S P ERA WHIP | IP WLS BF H R ER SO BB IBB HBP BLK WP HR S P ERA WHIP | | | | | |
| 47 John Means, L ERA: 7.71 | 4.2 | L | 16 | 2 | 1 | 1 | 4 | 0 | 0 | 0 | 0 | 0 | 0 | 0 | 0 | 0 | 0 | 1 | 48 | 72 | 1.93 | 0.429 |
| 70 Travis Lakins Sr., R ERA: 4.05 | 1.0 | | 5 | 2 | 2 | 1 | 1 | 0 | 0 | 0 | 0 | 0 | 1 | 0 | 12 | 22 | 9.00 | 2.000 | | | | |
| 51 Paul Fry, L ERA: 6.75 | 0.0 | | 3 | 1 | 0 | 0 | 0 | 1 | 0 | 0 | 0 | 0 | 0 | 0 | 2 | 8 | | | | | | |
| 73 Thomas Eshelman, R ERA: 2.7 | 3.1 | | 11 | 1 | 1 | 1 | 1 | 1 | 0 | 0 | 0 | 0 | 0 | 1 | 22 | 37 | 2.70 | 0.600 | | | | |

| Batter | 1 | 2 | 3 | 4 | 5 | 6 | 7 | 8 | 9 | AB | R | H | RBI | BB | SO | LOB | BOTTOM | | | | | |
|---|---|---|---|---|---|---|---|---|---|---|---|---|---|---|---|---|---|----------------------------------|----------------------------------|------------------------------------|----------------------------------|--------|
| 57 Hanser Alberto, R OBP: 0.415, SLG: 0.615 | K | | K | | | P4 | | G6-3 | | 4 | 0 | 0 | 0 | 0 | 2 | 1 | Miami Marlins @ Baltimore Orioles Oriole Park at Camden Yards, Baltimore, MD Tue Aug 04 2020, 8:16 PM - 10:54 PM EDT Partly Cloudy - 83 F | | | | | |
| 25 Anthony Santander, S OBP: 0.263, SLG: 0.472 | L5 | | | P6 | | 2B | | P6 | | 4 | 0 | 1 | 0 | 0 | 0 | 0 | | | | | | |
| 39 Renato Núñez, R OBP: 0.325, SLG: 0.528 | K | | | G5-3 | | K | | G5-3 | | 4 | 0 | 0 | 0 | 0 | 2 | 1 | | | | | | |
| 35 Dwight Smith Jr., L OBP: 0.235, SLG: 0.375 | | G4-3 | | | G5-3 | | | G4-3 | | 4 | 0 | 0 | 0 | 0 | 1 | 0 | | | | | | |
| 21 Austin Hays, R OBP: 0.237, SLG: 0.152 | | | | | | 28 S 1B | | G1-3 | | 3 | 0 | 2 | 0 | 0 | 0 | 0 | | | | | | |
| 19 Chris Davis, L OBP: 0.167, SLG: 0.125 | | | | | P5 | | | G5-3 | | 3 | 0 | 0 | 0 | 0 | 1 | 2 | | | | | | |
| 28 Pedro Severino, R OBP: 0.300, SLG: 0.481 | | L8 | | | | | | L8 | | 3 | 0 | 0 | 0 | 0 | 1 | 2 | | | | | | |
| 24 DJ Stewart, L (1, 7) | | | | K | | | | | | 2 | 0 | 0 | 0 | 1 | 2 | 1 | | | | | | |
| 13 Andrew Velazquez, S OBP: 0.071, SLG: 0.071 | | | | | | | | | | 2 | 0 | 0 | 0 | 0 | 1 | 0 | | | | | | |
| 74 Pat Valaika, R OBP: 0.294, SLG: 0.438 | | | | G4-3 | | | | K | | 1 | 0 | 0 | 0 | 0 | 1 | 1 | | | | | | |
| Inning Stats | R: 0 E: 0 K: 2 S: 9 | H: 0 LOB: 0 BB: 0 P: 12 | R: 0 E: 0 K: 1 S: 13 | H: 1 LOB: 1 BB: 0 P: 18 | R: 0 E: 0 K: 2 S: 7 | H: 0 LOB: 0 BB: 0 P: 8 | R: 0 E: 0 K: 0 S: 5 | H: 0 LOB: 0 BB: 0 P: 7 | R: 0 E: 0 K: 2 S: 9 | H: 1 LOB: 1 BB: 0 P: 16 | R: 0 E: 0 K: 2 S: 10 | H: 1 LOB: 1 BB: 0 P: 16 | R: 0 E: 0 K: 1 S: 7 | H: 0 LOB: 0 BB: 0 P: 10 | R: 0 E: 0 K: 1 S: 13 | H: 0 LOB: 1 BB: 1 P: 23 | R: 0 E: 0 K: 0 S: 8 | H: 0 LOB: 0 BB: 0 P: 10 | 1B: 2 2B: 1 3B: 0 HR: 0 | SF: 0 SAC: 0 DP: 0 HBP: 0 | WP: 0 PB: 0 SB: 1 CS: 0 | PA: 31 |
| PITCHER | IP WLS BF H R ER SO BB IBB HBP BLK WP HR S P ERA WHIP | IP WLS BF H R ER SO BB IBB HBP BLK WP HR S P ERA WHIP | IP WLS BF H R ER SO BB IBB HBP BLK WP HR S P ERA WHIP | IP WLS BF H R ER SO BB IBB HBP BLK WP HR S P ERA WHIP | IP WLS BF H R ER SO BB IBB HBP BLK WP HR S P ERA WHIP | IP WLS BF H R ER SO BB IBB HBP BLK WP HR S P ERA WHIP | IP WLS BF H R ER SO BB IBB HBP BLK WP HR S P ERA WHIP | IP WLS BF H R ER SO BB IBB HBP BLK WP HR S P ERA WHIP | IP WLS BF H R ER SO BB IBB HBP BLK WP HR S P ERA WHIP | IP WLS BF H R ER SO BB IBB HBP BLK WP HR S P ERA WHIP | IP WLS BF H R ER SO BB IBB HBP BLK WP HR S P ERA WHIP | IP WLS BF H R ER SO BB IBB HBP BLK WP HR S P ERA WHIP | IP WLS BF H R ER SO BB IBB HBP BLK WP HR S P ERA WHIP | IP WLS BF H R ER SO BB IBB HBP BLK WP HR S P ERA WHIP | IP WLS BF H R ER SO BB IBB HBP BLK WP HR S P ERA WHIP | IP WLS BF H R ER SO BB IBB HBP BLK WP HR S P ERA WHIP | | | | | | |
| 49 Pablo López, R ERA: | 5.0 | W | 17 | 2 | 0 | 0 | 7 | 0 | 0 | 0 | 0 | 0 | 0 | 0 | 43 | 61 | 0.00 | 0.400 | | | | |
| 39 James Hoyt, R ERA: | 1.0 | H | 4 | 1 | 0 | 0 | 2 | 0 | 0 | 0 | 0 | 0 | 0 | 10 | 16 | 0.00 | 1.000 | | | | | |
| 35 Richard Bleier, L ERA: | 1.0 | H | 3 | 0 | 0 | 0 | 1 | 0 | 0 | 0 | 0 | 0 | 0 | 7 | 10 | 0.00 | 0.000 | | | | | |
| 33 Brad Boxberger, R ERA: | 1.0 | | 4 | 0 | 0 | 0 | 1 | 1 | 0 | 0 | 0 | 0 | 0 | 13 | 23 | 0.00 | 1.000 | | | | | |
| 27 Brandon Kintzler, R ERA: | 1.0 | | 3 | 0 | 0 | 0 | 0 | 0 | 0 | 0 | 0 | 0 | 0 | 8 | 10 | 0.00 | 0.000 | | | | | |



| Batter | 1 | 2 | 3 | 4 | 5 | 6 | 7 | 8 | 9 | AB | R | H | RBI | BB | SO | LOB | TOP |
|---|---|----------------------------------|-------------------------------|----------------------------------|------------------------------|----------------------------------|-------------------------------|----------------------------------|-------------------------------|----------------------------------|-------------------------------|----------------------------------|------------------------------|---------------------------------|-------|------|---|
| 57 Hanser Alberto, R OBP: 0.354, SLG: 0.522 | G5-3 | | F8 | | K | | F9 | | | 4 | 0 | 0 | 0 | 0 | 1 | 1 | Baltimore Orioles @ Miami Marlins Oriole Park at Camden Yards, Baltimore, MD Wed Aug 05 2020, 8:11 PM - 10:17 PM EDT Partly Cloudy - 87 F |
| 25 Anthony Santander, S OBP: 0.250, SLG: 0.429 | K | | G5-3 | | | 28 BB 21 1B | | | | 3 | 1 | 1 | 0 | 0 | 1 | 0 | |
| 11 Jose Iglesias, R OBP: 0.380, SLG: 0.708 | P4 | | | | | | | | | 3 | 0 | 1 | 0 | 0 | 0 | 1 | |
| 39 Renato Núñez, R OBP: 0.348, SLG: 0.500 | | 24 BB 1B | | | | | | | | 3 | 0 | 1 | 0 | 0 | 2 | 2 | |
| 28 Pedro Severino, R OBP: 0.314, SLG: 0.452 | F7 | | | | | | | | | 2 | 0 | 0 | 0 | 1 | 0 | 2 | |
| 24 DJ Stewart, L | | | | | | | | | | 0 | 0 | 0 | 0 | 1 | 0 | 0 | |
| 21 Austin Hays, R OBP: 0.233, SLG: 0.158 | | | | | | | | | | 2 | 0 | 1 | 1 | 0 | 1 | 1 | |
| 74 Pat Valaika, R OBP: 0.333, SLG: 0.421 | L7 | | | | | | | | | 2 | 0 | 0 | 0 | 1 | 0 | 4 | |
| 13 Andrew Velazquez, S OBP: 0.111, SLG: 0.059 | F7 | | | | | | | | | 2 | 0 | 0 | 0 | 1 | 1 | 3 | |
| 31 Cedric Mullins, L OBP: 0.214, SLG: 0.083 | | | G4-3 | | | | | | | 2 | 0 | 0 | 0 | 0 | 1 | 1 | |
| 36 Bryan Holaday, R (7,PH) | | | | | | | | | | 1 | 0 | 0 | 0 | 0 | 0 | 1 | |
| Inning Stats | R: 0 E: 0 K: 1 S: 10 | H: 0 LOB: 0 BB: 0 P: 14 | R: 0 E: 0 K: 0 S: 11 | H: 1 LOB: 2 BB: 1 P: 18 | R: 0 E: 0 K: 0 S: 6 | H: 0 LOB: 0 BB: 0 P: 11 | R: 0 E: 0 K: 2 S: 10 | H: 1 LOB: 1 BB: 0 P: 13 | R: 0 E: 0 K: 3 S: 11 | H: 0 LOB: 1 BB: 1 P: 22 | R: 1 E: 0 K: 1 S: 13 | H: 2 LOB: 2 BB: 1 P: 22 | R: 0 E: 0 K: 0 S: 4 | H: 0 LOB: 0 BB: 1 P: 8 | | | |
| PITCHER | IP WLS BF H R ER SO BB IBB HBP BLK WP HR S P ERA WHIP | | | | | | | | | | | | | | | | |
| 58 Josh Smith, R ERA: 3.0 | 2.0 | 8 | 1 | 0 | 0 | 1 | 1 | 0 | 0 | 0 | 0 | 0 | 0 | 21 | 32 | 0.00 | 1.000 |
| 56 Sterling Sharp, R ERA: 3.0 | 1.2 | 6 | 1 | 0 | 0 | 1 | 0 | 0 | 0 | 0 | 0 | 13 | 21 | 0.00 | 0.600 | | |
| 60 Brian Moran, L ERA: 3.0 | 1.0 | 4 | 0 | 0 | 0 | 3 | 1 | 0 | 0 | 0 | 0 | 11 | 19 | 0.00 | 1.000 | | |
| 51 Justin Shafer, R ERA: 3.0 | 1.0 | 5 | 1 | 1 | 1 | 2 | 1 | 0 | 0 | 0 | 0 | 10 | 18 | 9.00 | 2.000 | | |
| 37 Stephen Tarpley, L ERA: 3.0 | 1.1 | 5 | 1 | 0 | 0 | 0 | 1 | 0 | 0 | 0 | 0 | 10 | 18 | 0.00 | 1.500 | | |

| | |
|-----|----|
| AB | 24 |
| R | 1 |
| H | 4 |
| RBI | 1 |
| BB | 4 |
| SO | 7 |
| LOB | 16 |



| | |
|----|----|
| WP | 0 |
| PA | 28 |
| FB | 0 |
| SB | 0 |
| CS | 0 |

| Batter | 1 | 2 | 3 | 4 | 5 | 6 | 7 | 8 | 9 | AB | R | H | RBI | BB | SO | LOB | BOTTOM |
|--|---|----------------------------------|------------------------------|---------------------------------|------------------------------|----------------------------------|-------------------------------|----------------------------------|-------------------------------|----------------------------------|------------------------------|---------------------------------|------------------------------|---------------------------------|-------|------|---|
| 2 Jonathan Villar, S OBP: 0.280, SLG: 0.190 | 5 BB 24 SF9 | | P5 | | | | | | | 2 | 1 | 1 | 0 | 1 | 0 | 0 | Baltimore Orioles @ Miami Marlins Oriole Park at Camden Yards, Baltimore, MD Wed Aug 05 2020, 8:11 PM - 10:17 PM EDT Partly Cloudy - 87 F |
| 5 Jon Berti, R OBP: 0.283, SLG: 0.278 | 24 SF9 15 1B | | G5-3 | | | | | | | 3 | 1 | 1 | 0 | 0 | 2 | | |
| 23 Corey Dickerson, L OBP: 0.304, SLG: 0.476 | | | K | | | | | | | 3 | 0 | 0 | 0 | 0 | 2 | 2 | |
| 24 Jesús Aguilar, R OBP: 0.250, SLG: 0.619 | SF9 | | | | | | | | | 2 | 0 | 0 | 1 | 0 | 0 | 0 | |
| 15 Brian Anderson, R OBP: 0.391, SLG: 0.579 | 2-3 3-H | | | | | | | | | 3 | 0 | 1 | 1 | 0 | 1 | 0 | |
| 7 Matt Joyce, L | 3-H | | | | | | | | | 2 | 0 | 0 | 0 | 0 | 0 | 1 | |
| 4 Monte Harrison, R (7,8) | F7 | | | | | | | | | 0 | 0 | 0 | 0 | 0 | 0 | 0 | |
| 36 Ryan Lavanway, R OBP: 0.500, SLG: 0.500 | | | | | | | | | | 2 | 0 | 1 | 0 | 0 | 0 | 0 | |
| 65 Eddy Alvarez, L (1,5) | | | | | | | | | | 2 | 0 | 0 | 0 | 0 | 1 | 1 | |
| 34 Magneuris Sierra, L OBP: 0.500, SLG: 1.000 | | | | | | | | | | 2 | 0 | 0 | 0 | 0 | 0 | 1 | |
| Inning Stats | R: 2 E: 0 K: 1 S: 10 | H: 2 LOB: 1 BB: 1 P: 15 | R: 0 E: 0 K: 0 S: 5 | H: 0 LOB: 0 BB: 0 P: 7 | R: 0 E: 0 K: 1 S: 7 | H: 0 LOB: 0 BB: 0 P: 11 | R: 0 E: 0 K: 1 S: 10 | H: 0 LOB: 0 BB: 0 P: 15 | R: 0 E: 0 K: 1 S: 10 | H: 2 LOB: 2 BB: 0 P: 19 | R: 0 E: 0 K: 0 S: 6 | H: 0 LOB: 0 BB: 0 P: 8 | R: 0 E: 0 K: 0 S: 6 | H: 0 LOB: 0 BB: 0 P: 8 | | | |
| PITCHER | IP WLS BF H R ER SO BB IBB HBP BLK WP HR S P ERA WHIP | | | | | | | | | | | | | | | | |
| 29 Asher Wojciechowski, R ERA: 5.4 | 5.0 | L | 20 | 4 | 2 | 2 | 4 | 1 | 0 | 0 | 0 | 0 | 0 | 42 | 67 | 3.60 | 1.000 |
| 66 Tanner Scott, L ERA: 3.0 | 1.0 | | 3 | 0 | 0 | 0 | 0 | 0 | 0 | 0 | 0 | 6 | 8 | 0.00 | 0.000 | | |

| | |
|-----|----|
| AB | 21 |
| R | 2 |
| H | 4 |
| RBI | 2 |
| BB | 1 |
| SO | 4 |
| LOB | 7 |



| | |
|----|----|
| WP | 0 |
| PA | 23 |
| FB | 0 |
| SB | 1 |
| CS | 0 |

| Batter | 1 | 2 | 3 | 4 | 5 | 6 | 7 | 8 | 9 | AB | R | H | RBI | BB | SO | LOB | TOP | |
|--|---|----------------------------------|---------------------------------------|----------------------------------|---------------------------------------|----------------------------------|---------------------------------------|----------------------------------|--------------------------------------|----------------------------------|---------------------------------------|----------------------------------|-----|----|----|-----|---|--|
| 2 Jonathan Villar, S OBP: 0.227, SLG: 0.158 | G1-3 | | G5-3 1B | | G4-3 | | G4-3 1-2 BB | | | 3 | 0 | 1 | 0 | 1 | 0 | 0 | Miami Marlins @ Baltimore Orioles Oriole Park at Camden Yards, Baltimore, MD Wed Aug 05, 2020, 5:05 PM - 7:24 PM EDT Partly Cloudy - 86 F | |
| 5 Jon Berti, R OBP: 0.250, SLG: 0.200 | K | | G5-3 1-2 | | G4-3 BB | | K | | | 3 | 0 | 0 | 0 | 1 | 2 | 3 | | |
| 23 Corey Dickerson, L OBP: 0.350, SLG: 0.556 | | | | | G4-3 | | | | | 1 | 0 | 0 | 0 | 2 | 0 | 1 | | |
| 24 Jesús Aguilar, R OBP: 0.286, SLG: 0.684 | G5-3 | | K | | | | L4 | | | 3 | 0 | 0 | 0 | 0 | 1 | 3 | | |
| 15 Brian Anderson, R OBP: 0.400, SLG: 0.625 | | | | | | | G6-3 | | | 3 | 1 | 1 | 1 | 0 | 1 | 0 | | |
| 7 Matt Joyce, L (1, 10) | E1 | | | | | | K | | | 3 | 0 | 0 | 0 | 0 | 2 | 0 | | |
| 29 Francisco Cervelli, R OBP: 0.250, SLG: 0.357 | K | | | | | | | | | 3 | 0 | 0 | 0 | 0 | 2 | 1 | | |
| 65 Eddy Alvarez, L 34 Magneuris Sierra, L OBP: 0.750, SLG: 1.667 | G3 | | | | G3 | | K | | | 3 | 0 | 0 | 0 | 0 | 1 | 2 | | |
| 4 Monte Harrison, R (1, 8) | | | | | G5-3 | | K | | | 3 | 0 | 0 | 0 | 0 | 2 | 1 | | |
| Inning Stats | R: 0 H: 0 E: 0 K: 1 S: 6 | H: 0 LOB: 1 BB: 1 P: 12 | R: 0 H: 1 E: 1 K: 2 S: 13 | H: 0 LOB: 1 BB: 0 P: 16 | R: 0 H: 1 E: 0 K: 1 S: 14 | H: 1 LOB: 2 BB: 1 P: 24 | R: 1 H: 1 E: 0 K: 2 S: 10 | H: 1 LOB: 0 BB: 0 P: 14 | R: 0 H: 0 E: 0 K: 1 S: 9 | H: 0 LOB: 1 BB: 1 P: 20 | R: 0 H: 0 E: 1 K: 3 S: 15 | H: 0 LOB: 2 BB: 1 P: 22 | | | | | | |
| PITCHER | IP WLS BF H R ER SO BB IBB HBP BLK WP HR S P ERA WHIP | | | | | | | | | | | | | | | | | |
| 17 Alex Cobb, R ERA: 2.51 | 5.0 L 21 2 1 1 7 3 0 0 0 0 0 1 52 86 1.80 1.000 | | | | | | | | | | | | | | | | | |
| 50 Miguel Castro, R ERA: | 2.0 8 0 0 0 4 1 0 0 0 0 0 0 22 35 0.00 0.500 | | | | | | | | | | | | | | | | | |

| | |
|-----|----|
| AB | 25 |
| R | 1 |
| H | 2 |
| RBI | 1 |
| BB | 4 |
| SO | 11 |
| LOB | 11 |



| | | | |
|----|---|----|----|
| WP | 0 | PA | 29 |
| FB | 0 | | |
| SB | 0 | | |
| CS | 0 | | |

| Batter | 1 | 2 | 3 | 4 | 5 | 6 | 7 | 8 | 9 | AB | R | H | RBI | BB | SO | LOB | BOTTOM |
|---|---|----------------------------------|--------------------------------------|----------------------------------|--------------------------------------|----------------------------------|--------------------------------------|----------------------------------|--------------------------------------|---------------------------------|--------------------------------------|----------------------------------|-----|----|----|-----|---|
| 57 Hanser Alberto, R OBP: 0.386, SLG: 0.571 | F9 | | P2 | | G4-6-3 | | | | | 3 | 0 | 0 | 0 | 0 | 0 | 2 | Miami Marlins @ Baltimore Orioles Oriole Park at Camden Yards, Baltimore, MD Wed Aug 05, 2020, 5:05 PM - 7:24 PM EDT Partly Cloudy - 86 F |
| 25 Anthony Santander, S OBP: 0.254, SLG: 0.439 | G5-3 | | G3 | | | | F9 | | | 3 | 0 | 0 | 0 | 0 | 0 | 0 | |
| 11 Jose Iglesias, R OBP: 0.300, SLG: 0.714 | | | | | L7 | | G3 | | | 2 | 0 | 0 | 0 | 0 | 0 | 0 | |
| 39 Renato Núñez, R OBP: 0.349, SLG: 0.514 | | | | | | | K | | | 1 | 0 | 0 | 0 | 2 | 1 | 0 | |
| 35 Dwight Smith Jr., L OBP: 0.250, SLG: 0.333 | | | | | | | | | | 2 | 0 | 0 | 0 | 0 | 1 | 3 | |
| 21 Austin Hays, R OBP: 0.220, SLG: 0.139 | | | | | | | | | | 3 | 0 | 0 | 0 | 0 | 1 | 1 | |
| 19 Chris Davis, L OBP: 0.143, SLG: 0.105 | | | | | | | | | | 3 | 0 | 0 | 0 | 0 | 1 | 0 | |
| 15 Chance Sisco, L OBP: 0.615, SLG: 0.500 | | | | | | | | | | 2 | 0 | 1 | 0 | 0 | 1 | 0 | |
| 74 Pat Valaika, R OBP: 0.333, SLG: 0.471 | | | | | | | | | | 1 | 0 | 1 | 0 | 0 | 0 | 0 | |
| 13 Andrew Velazquez, S OBP: 0.067, SLG: 0.067 | | | | | | | | | | 1 | 0 | 0 | 0 | 0 | 1 | 0 | |
| 28 Pedro Severino, R OBP: 0.313, SLG: 0.463 | | | | | | | | | | 2 | 0 | 1 | 0 | 0 | 1 | 1 | |
| Inning Stats | R: 0 H: 0 E: 0 K: 1 S: 12 | H: 0 LOB: 2 BB: 1 P: 22 | R: 0 H: 0 E: 0 K: 1 S: 9 | H: 0 LOB: 0 BB: 0 P: 13 | R: 0 H: 0 E: 0 K: 1 S: 7 | H: 0 LOB: 0 BB: 0 P: 10 | R: 0 H: 0 E: 0 K: 1 S: 8 | H: 0 LOB: 1 BB: 0 P: 13 | R: 0 H: 2 E: 0 K: 1 S: 8 | H: 1 LOB: 1 BB: 0 P: 9 | R: 0 H: 0 E: 0 K: 2 S: 8 | H: 1 LOB: 0 BB: 0 P: 11 | | | | | |
| PITCHER | IP WLS BF H R ER SO BB IBB HBP BLK WP HR S P ERA WHIP | | | | | | | | | | | | | | | | |
| 57 Elieser Hernández, R ERA: | 1.1 W 4 0 0 0 0 1 0 0 0 0 0 0 6 11 0.00 0.750 | | | | | | | | | | | | | | | | |
| 44 Nick Vincent, R ERA: | 0.1 H 1 0 0 0 0 0 0 0 0 0 1 0 3 5 0.00 0.000 | | | | | | | | | | | | | | | | |
| 35 Richard Bleier, L ERA: | 1.0 S 4 1 0 0 2 0 0 0 0 0 0 0 8 11 0.00 1.000 | | | | | | | | | | | | | | | | |

| | |
|-----|----|
| AB | 23 |
| R | 0 |
| H | 3 |
| RBI | 0 |
| BB | 2 |
| SO | 7 |
| LOB | 7 |



| | | | |
|----|---|----|----|
| WP | 1 | PA | 27 |
| FB | 0 | | |
| SB | 0 | | |
| CS | 0 | | |

| Batter | 1 | 2 | 3 | 4 | 5 | 6 | 7 | 8 | 9 | AB | R | H | RBI | BB | SO | LOB | TOP | | | | | | | |
|--|---|---|---|---|---|---|---|---|---|---|---|---|---|---|---|---|---|---|---|---|---|---|---|---|
| 57 Hanser Alberto, R (1,4) OBP: 0.358, SLG: 0.529 | | | | | | | | | | 5 | 1 | 2 | 0 | 0 | 0 | 3 | | | | | | | | |
| 25 Anthony Santander, S (1,9) OBP: 0.245, SLG: 0.447 | | | | | | | | | | 5 | 1 | 1 | 1 | 0 | 1 | 2 | | | | | | | | |
| 11 Jose Iglesias, R (1,6) OBP: 0.300, SLG: 0.586 | | | | | | | | | | 5 | 0 | 0 | 0 | 0 | 1 | 3 | | | | | | | | |
| 35 Dwight Smith Jr., L (1,7) OBP: 0.250, SLG: 0.476 | | | | | | | | | | 3 | 1 | 1 | 2 | 0 | 1 | 1 | | | | | | | | |
| 39 Renato Núñez, R (1,10) OBP: 0.360, SLG: 0.636 | | | | | | | | | | 4 | 2 | 2 | 2 | 0 | 1 | 0 | | | | | | | | |
| 15 Chance Sisco, L (1,2) OBP: 0.234, SLG: 0.909 | | | | | | | | | 3 | 1 | 2 | 1 | 1 | 1 | 0 | | | | | | | | | |
| 21 Austin Hays, R (1,8) OBP: 0.247, SLG: 0.146 | | | | | | | | | 3 | 0 | 0 | 0 | 0 | 0 | 0 | 1 | | | | | | | | |
| 19 Chris Davis, L (1,3) OBP: 0.160, SLG: 0.174 | | | | | | | | | | 4 | 1 | 1 | 0 | 0 | 1 | 3 | | | | | | | | |
| 74 Pat Valaika, R (1,5) OBP: 0.292, SLG: 0.364 | | | | | | | | | 3 | 0 | 0 | 0 | 0 | 0 | 0 | 3 | | | | | | | | |
| 28 Pedro Severino, R (9, PH) OBP: 0.333, SLG: 0.469 | | | | | | | | | | 1 | 0 | 1 | 0 | 0 | 0 | | | | | | | | | |
| 13 Andrew Velazquez, S (9, PR) OBP: 0.111, SLG: 0.059 | | | | | | | | | | 0 | 0 | 0 | 0 | 0 | 0 | | | | | | | | | |
| Inning Stats | R: 0 E: 0 K: 3 S: 15 | H: 1 LOB: 1 BB: 0 P: 20 | R: 1 E: 0 K: 1 S: 11 | H: 2 LOB: 1 BB: 0 P: 17 | R: 2 E: 0 K: 0 S: 13 | H: 2 LOB: 0 BB: 0 P: 17 | R: 1 E: 0 K: 0 S: 6 | H: 1 LOB: 0 BB: 0 P: 12 | R: 0 E: 0 K: 0 S: 4 | H: 0 LOB: 0 BB: 0 P: 6 | R: 2 E: 0 K: 0 S: 13 | H: 2 LOB: 2 BB: 1 P: 21 | R: 0 E: 0 K: 0 S: 6 | H: 0 LOB: 0 BB: 0 P: 11 | R: 0 E: 0 K: 2 S: 11 | H: 0 LOB: 0 BB: 0 P: 20 | R: 1 E: 1 K: 0 S: 10 | H: 2 LOB: 1 BB: 0 P: 15 | 1B: 2 2B: 3 HR: 4 | SF: 1 SAC: 0 DP: 1 HBP: 1 | WP: 0 PB: 0 SB: 0 CS: 0 | PA: 39 | | |
| PITCHER | IP WLS BF H R ER SO BB IBB HBP BLK WP HR S P ERA WHIP | IP WLS BF H R ER SO BB IBB HBP BLK WP HR S P ERA WHIP | IP WLS BF H R ER SO BB IBB HBP BLK WP HR S P ERA WHIP | IP WLS BF H R ER SO BB IBB HBP BLK WP HR S P ERA WHIP | IP WLS BF H R ER SO BB IBB HBP BLK WP HR S P ERA WHIP | IP WLS BF H R ER SO BB IBB HBP BLK WP HR S P ERA WHIP | IP WLS BF H R ER SO BB IBB HBP BLK WP HR S P ERA WHIP | IP WLS BF H R ER SO BB IBB HBP BLK WP HR S P ERA WHIP | IP WLS BF H R ER SO BB IBB HBP BLK WP HR S P ERA WHIP | IP WLS BF H R ER SO BB IBB HBP BLK WP HR S P ERA WHIP | IP WLS BF H R ER SO BB IBB HBP BLK WP HR S P ERA WHIP | IP WLS BF H R ER SO BB IBB HBP BLK WP HR S P ERA WHIP | IP WLS BF H R ER SO BB IBB HBP BLK WP HR S P ERA WHIP | IP WLS BF H R ER SO BB IBB HBP BLK WP HR S P ERA WHIP | IP WLS BF H R ER SO BB IBB HBP BLK WP HR S P ERA WHIP | IP WLS BF H R ER SO BB IBB HBP BLK WP HR S P ERA WHIP | IP WLS BF H R ER SO BB IBB HBP BLK WP HR S P ERA WHIP | IP WLS BF H R ER SO BB IBB HBP BLK WP HR S P ERA WHIP | IP WLS BF H R ER SO BB IBB HBP BLK WP HR S P ERA WHIP | IP WLS BF H R ER SO BB IBB HBP BLK WP HR S P ERA WHIP | IP WLS BF H R ER SO BB IBB HBP BLK WP HR S P ERA WHIP | IP WLS BF H R ER SO BB IBB HBP BLK WP HR S P ERA WHIP | IP WLS BF H R ER SO BB IBB HBP BLK WP HR S P ERA WHIP | IP WLS BF H R ER SO BB IBB HBP BLK WP HR S P ERA WHIP |

Baltimore Orioles @ Miami Marlins
 Oriole Park at Camden Yards, Baltimore, MD
 Thu Aug 06 2020, 7:37 PM - 10:34 PM EDT
 Overcast - 79 F

AB 36
 R 7
 H 10
 RBI 7
 BB 1
 SO 6
 LOB 16

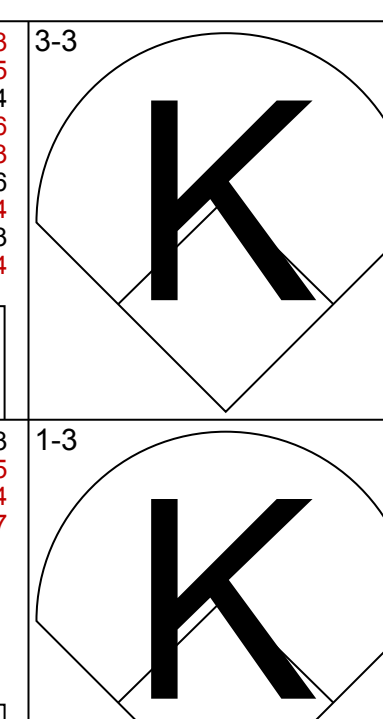
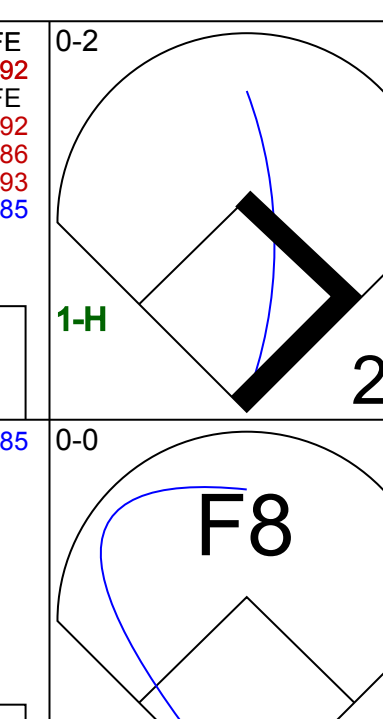
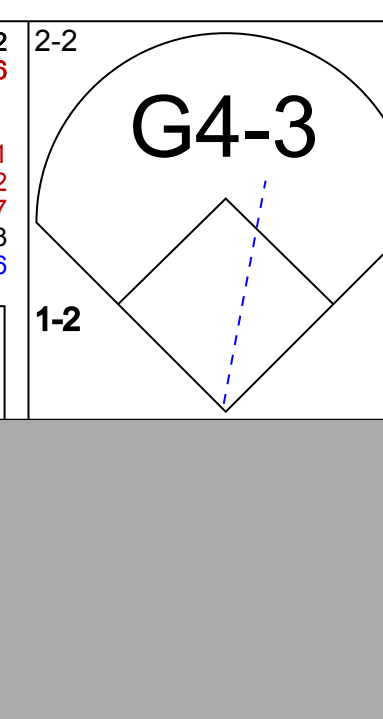
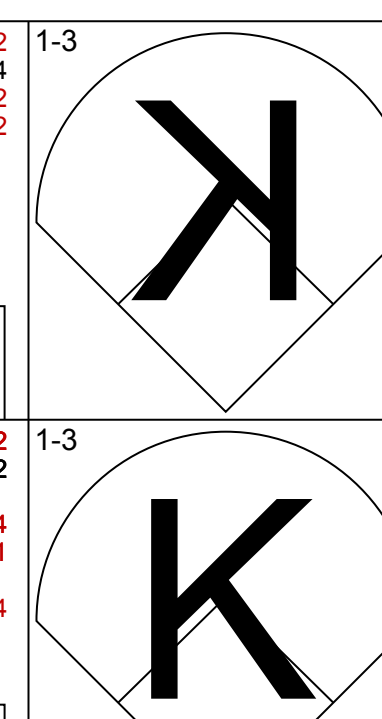

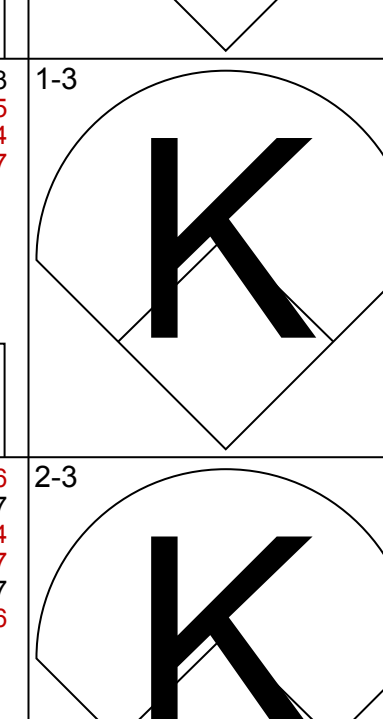
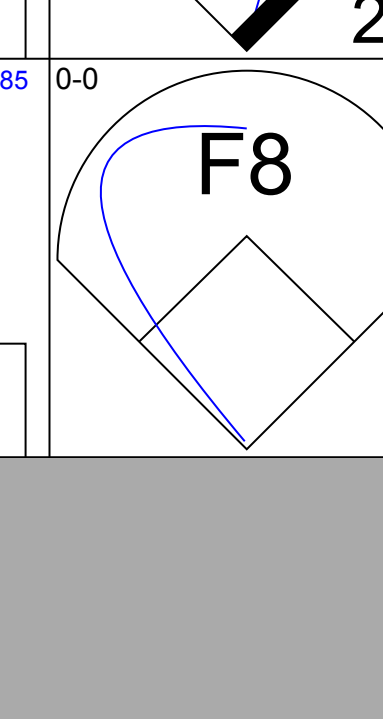
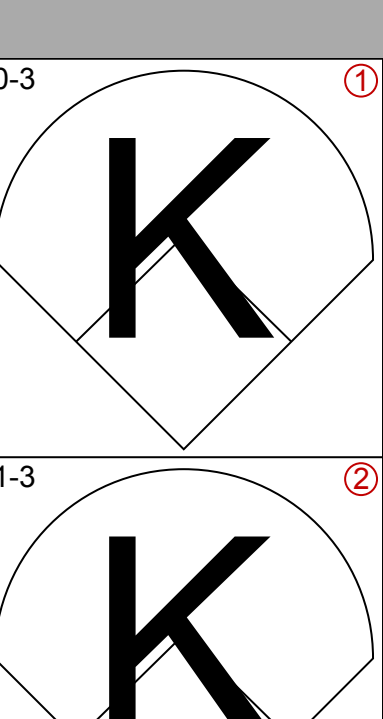
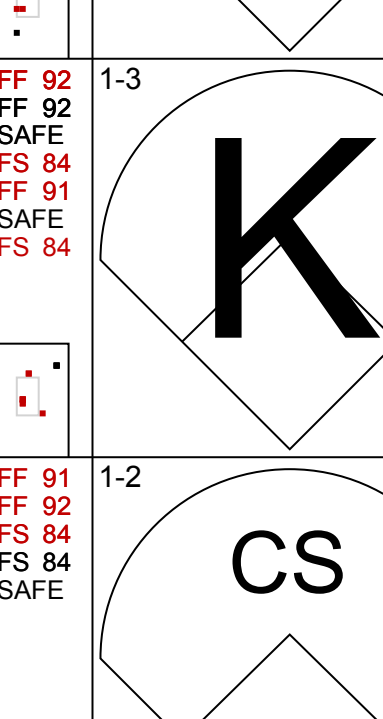

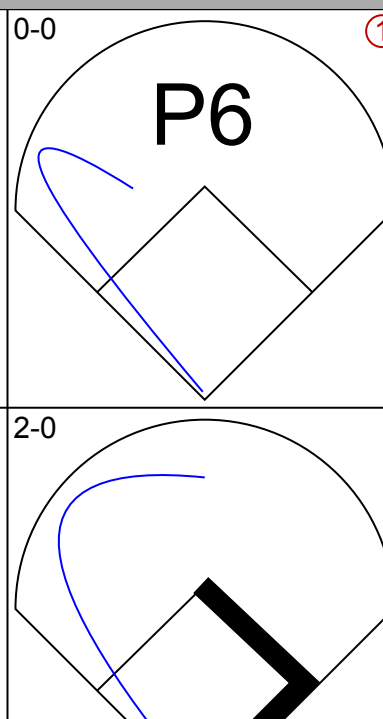
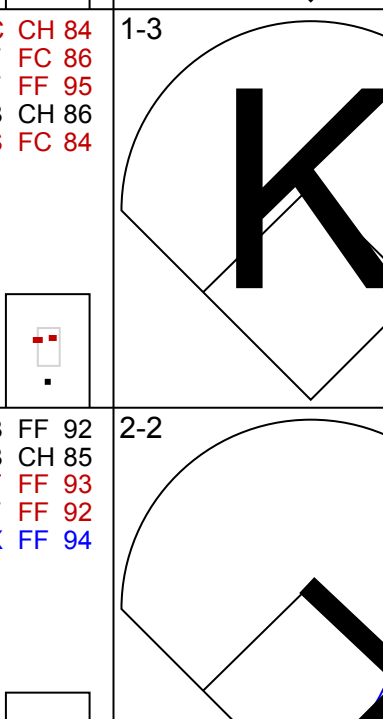
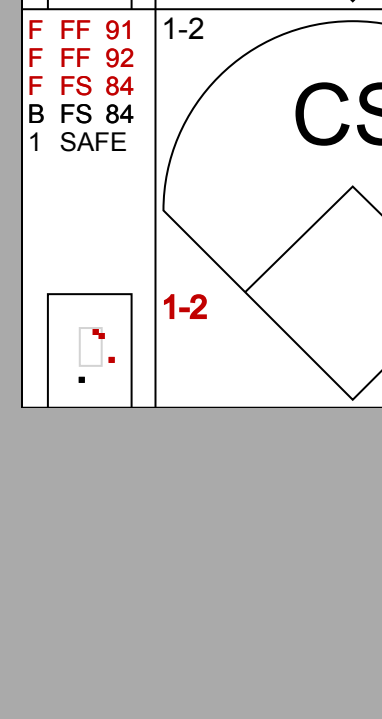
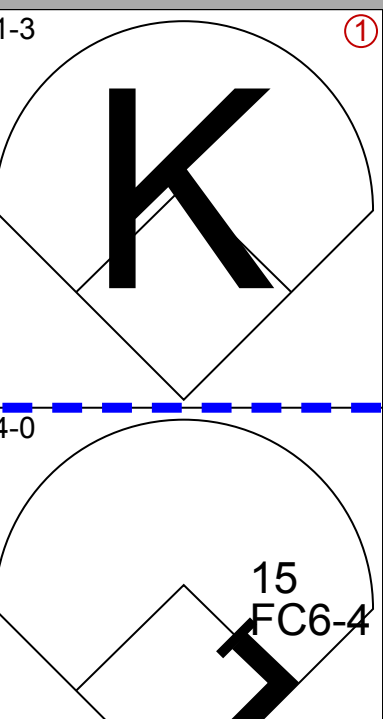
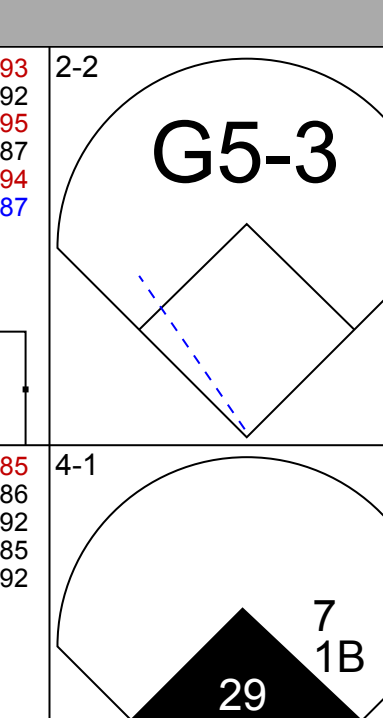
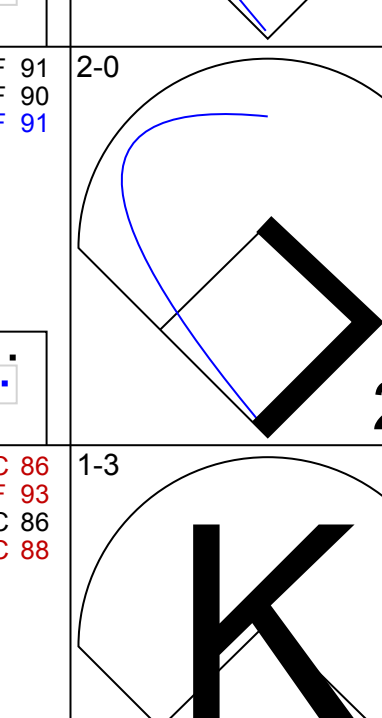
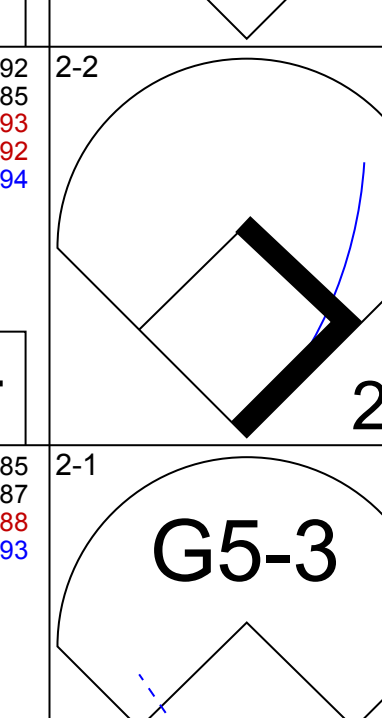
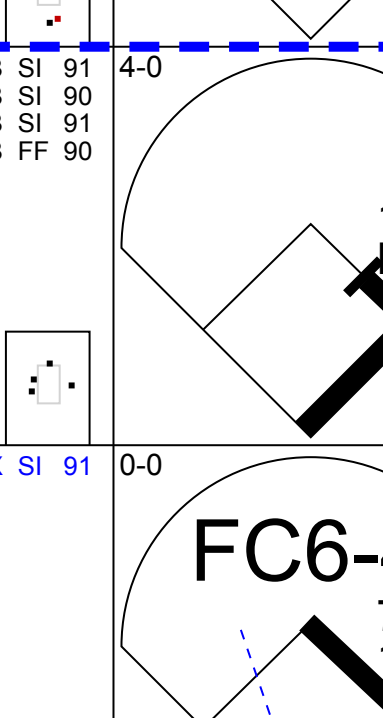
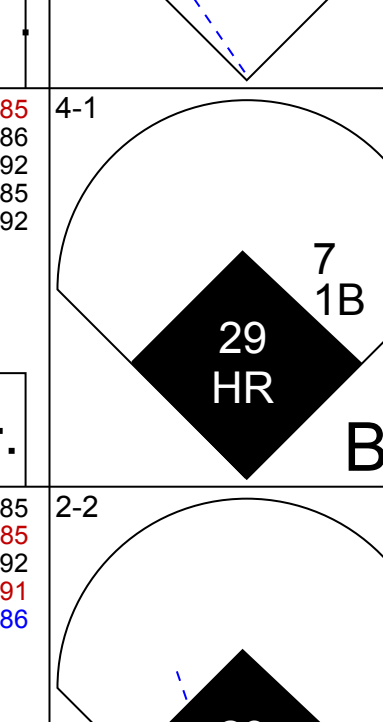
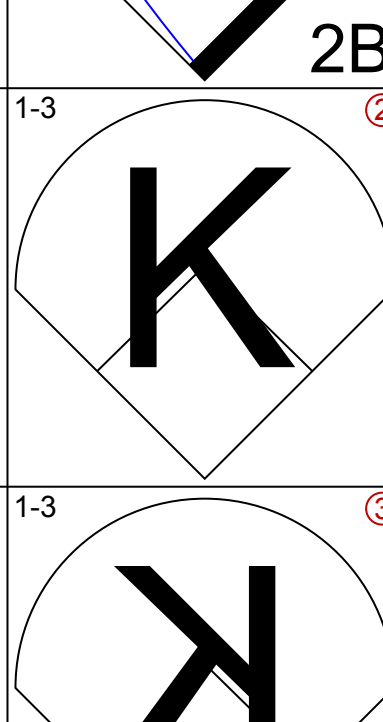
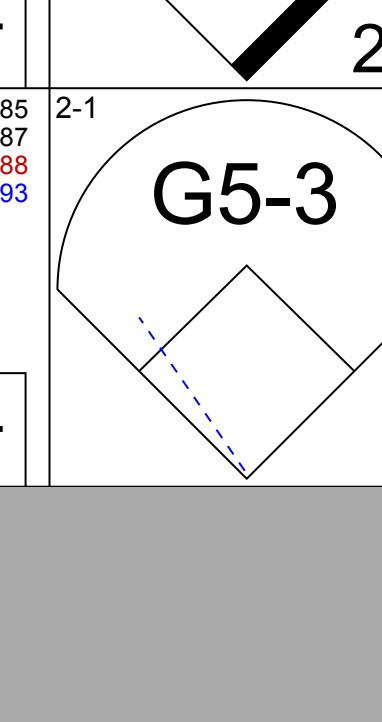
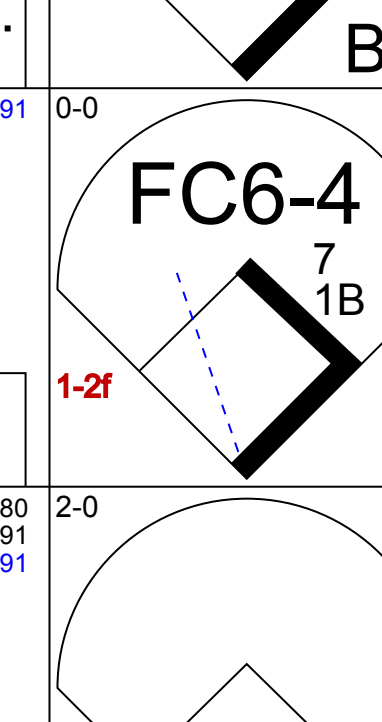
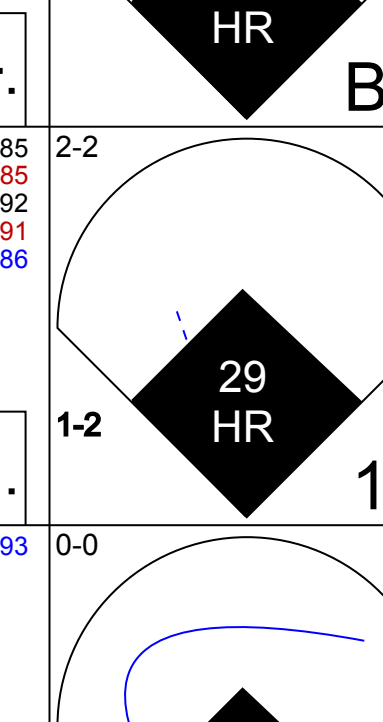
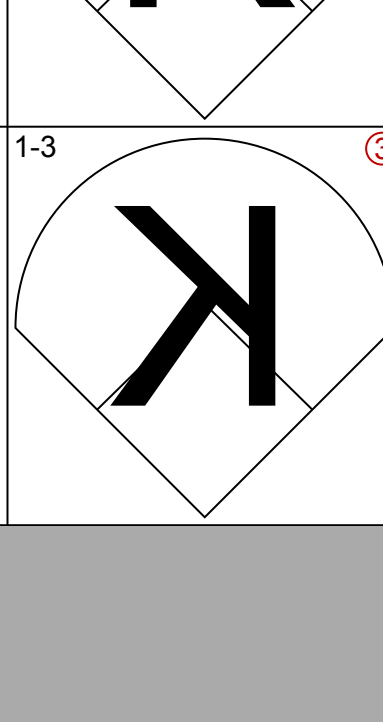
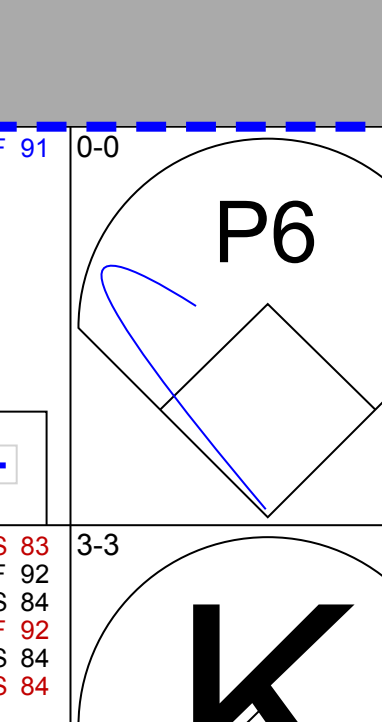
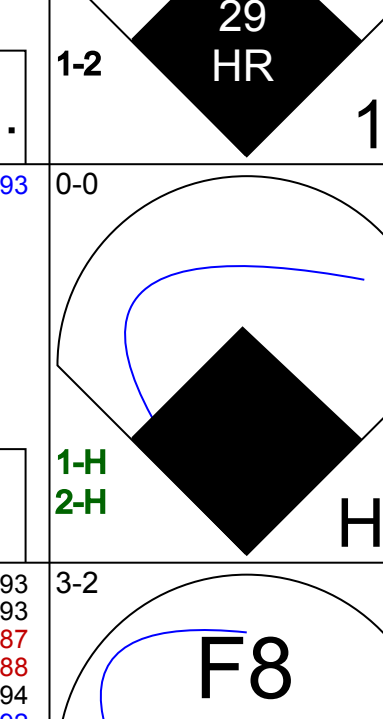
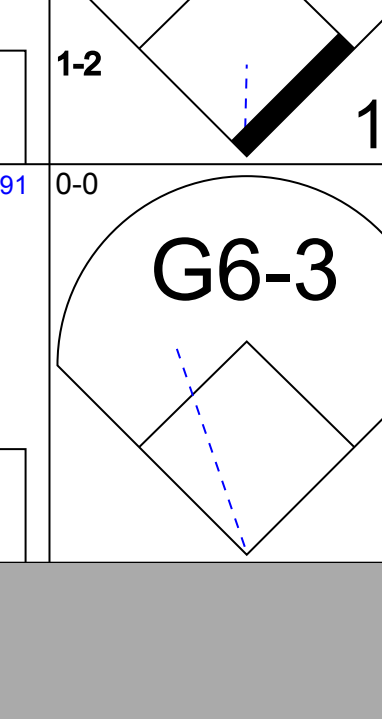
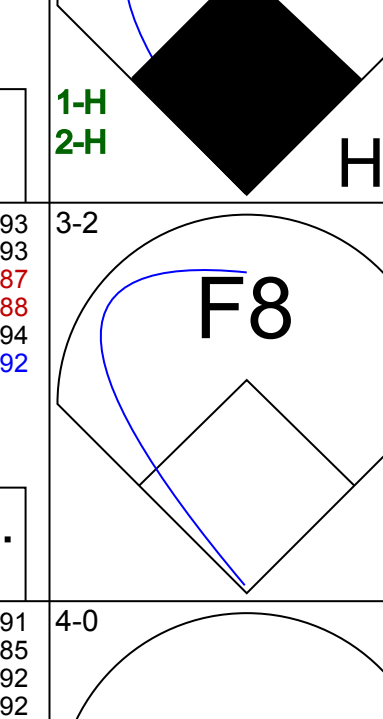
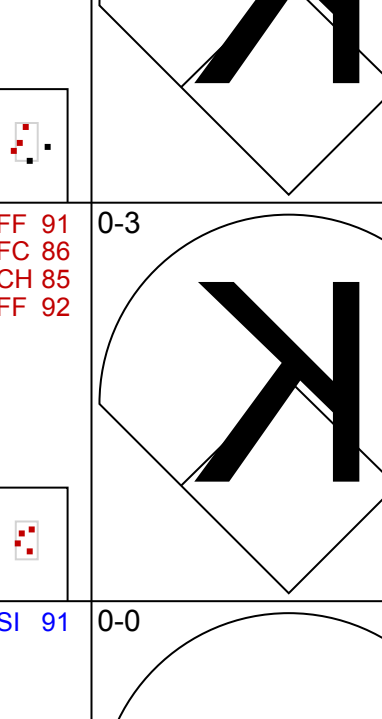
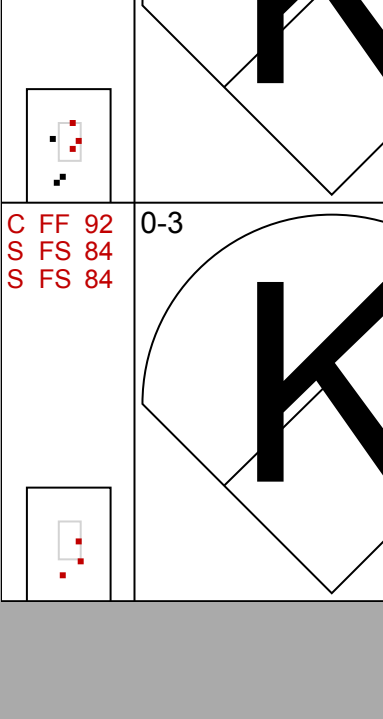
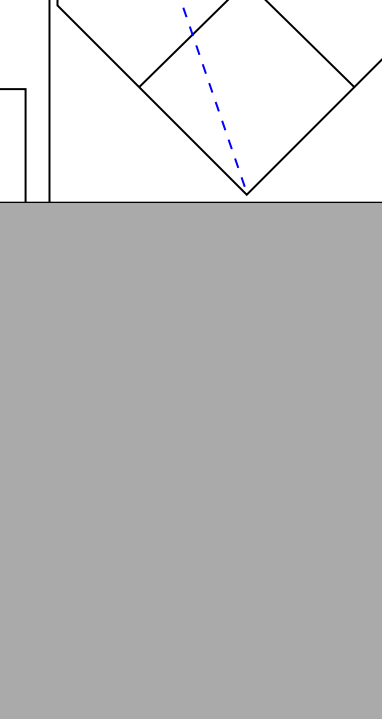
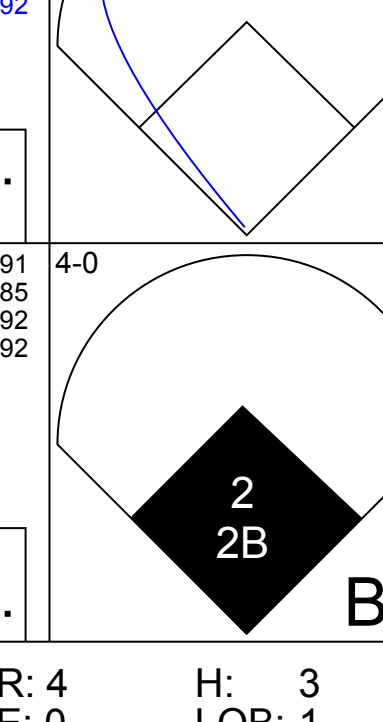
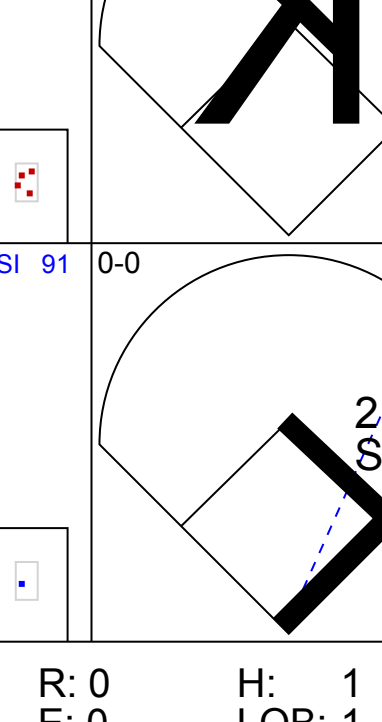
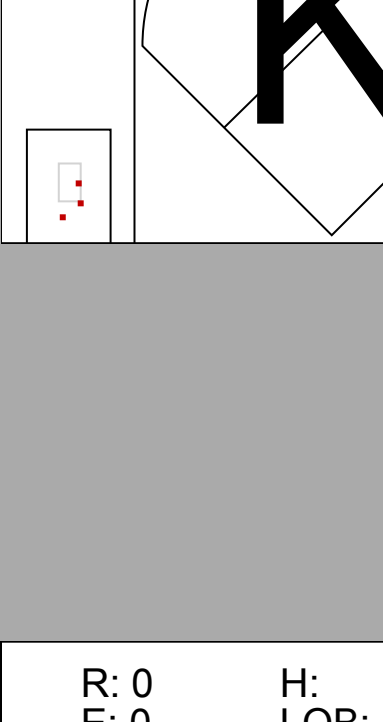
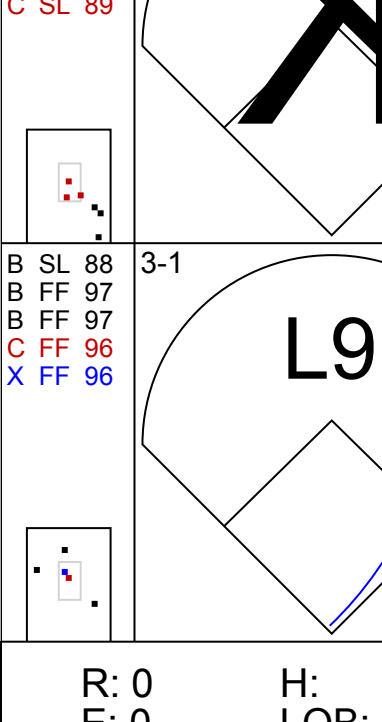
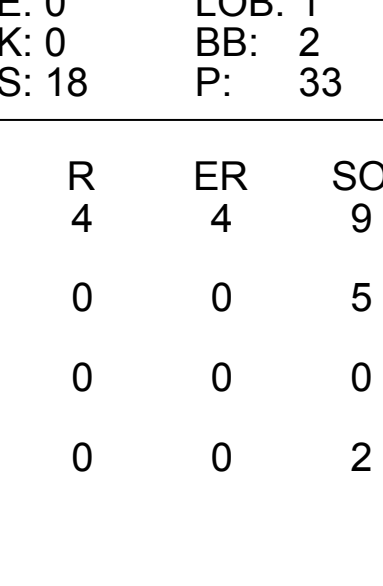
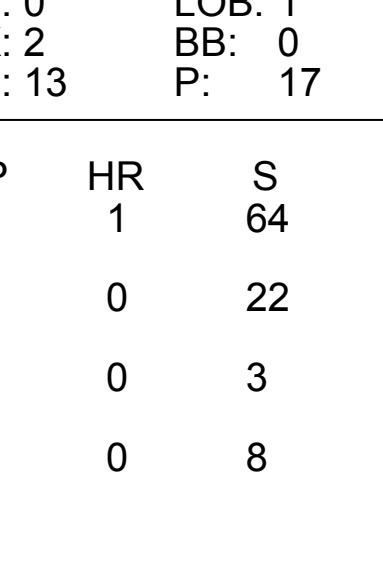




| Batter | 1 | 2 | 3 | 4 | 5 | 6 | 7 | 8 | 9 | AB | R | H | RBI | BB | SO | LOB | BOTTOM | | | | | | | |
|--|---|---|---|---|---|---|---|---|---|---|---|---|---|---|---|---|---|---|---|---|---|---|---|---|
| 2 Jonathan Villar, S (1,10) OBP: 0.333, SLG: 0.385 | | | | | | | | | | 5 | 1 | 3 | 2 | 0 | 0 | 1 | | | | | | | | |
| 5 Jon Berti, R (1,6) OBP: 0.250, SLG: 0.227 | | | | | | | | | 4 | 1 | 0 | 0 | 0 | 2 | 2 | | | | | | | | | |
| 29 Francisco Cervelli, R (1,2) OBP: 0.300, SLG: 0.444 | | | | | | | | | 4 | 2 | 2 | 0 | 0 | 1 | 1 | | | | | | | | | |
| 24 Jesús Aguilar, R (1,3) OBP: 0.250, SLG: 0.583 | | | | | | | | | | 3 | 1 | 1 | 1 | 0 | 0 | 0 | | | | | | | | |
| 15 Brian Anderson, R (1,5) OBP: 0.407, SLG: 0.652 | | | | | | | | | | 4 | 0 | 2 | 3 | 0 | 1 | 0 | | | | | | | | |
| 25 Lewis Brinson, R (1,9) OBP: 0.292, SLG: 0.455 | | | | | | | | | | 2 | 1 | 0 | 0 | 1 | 0 | 1 | | | | | | | | |
| 23 Corey Dickerson, L (7, PH) OBP: 0.292, SLG: 0.455 | | | | | | | | | 4 | 1 | 2 | 0 | 0 | 1 | 1 | | | | | | | | | |
| 11 Logan Forsythe, R (1,4) OBP: 0.286, SLG: 0.429 | | | | | | | | | 2 | 1 | 0 | 1 | 0 | 1 | 0 | | | | | | | | | |
| 34 Magneuris Sierra, L (1,7) OBP: 0.400, SLG: 0.714 | | | | | | | | | | 4 | 0 | 1 | 0 | 0 | 0 | 3 | | | | | | | | |
| 4 Monte Harrison, R (1,8) OBP: 0.100, SLG: 0.100 | | | | | | | | | | 4 | 0 | 1 | 0 | 0 | 0 | 3 | | | | | | | | |
| Inning Stats | R: 1 E: 0 K: 1 S: 10 | H: 1 LOB: 0 BB: 0 P: 12 | R: 1 E: 0 K: 0 S: 11 | H: 1 LOB: 1 BB: 1 P: 21 | R: 2 E: 0 K: 0 S: 9 | H: 3 LOB: 0 BB: 0 P: 15 | R: 2 E: 1 K: 1 S: 12 | H: 2 LOB: 1 BB: 0 P: 16 | R: 0 E: 0 K: 1 S: 9 | H: 0 LOB: 0 BB: 0 P: 13 | R: 0 E: 0 K: 0 S: 9 | H: 1 LOB: 1 BB: 0 P: 14 | R: 2 E: 1 K: 1 S: 11 | H: 2 LOB: 1 BB: 0 P: 18 | R: 0 E: 0 K: 2 S: 11 | H: 1 LOB: 1 BB: 0 P: 16 | R: 1 E: 0 K: 0 S: 10 | H: 2 LOB: 1 BB: 0 P: 15 | 1B: 7 2B: 2 3B: 1 HR: 1 | SF: 2 SAC: 0 DP: 0 HBP: 2 | WP: 0 PB: 0 SB: 2 CS: 0 | PA: 38 | | |
| PITCHER | IP WLS BF H R ER SO BB IBB HBP BLK WP HR S P ERA WHIP | IP WLS BF H R ER SO BB IBB HBP BLK WP HR S P ERA WHIP | IP WLS BF H R ER SO BB IBB HBP BLK WP HR S P ERA WHIP | IP WLS BF H R ER SO BB IBB HBP BLK WP HR S P ERA WHIP | IP WLS BF H R ER SO BB IBB HBP BLK WP HR S P ERA WHIP | IP WLS BF H R ER SO BB IBB HBP BLK WP HR S P ERA WHIP | IP WLS BF H R ER SO BB IBB HBP BLK WP HR S P ERA WHIP | IP WLS BF H R ER SO BB IBB HBP BLK WP HR S P ERA WHIP | IP WLS BF H R ER SO BB IBB HBP BLK WP HR S P ERA WHIP | IP WLS BF H R ER SO BB IBB HBP BLK WP HR S P ERA WHIP | IP WLS BF H R ER SO BB IBB HBP BLK WP HR S P ERA WHIP | IP WLS BF H R ER SO BB IBB HBP BLK WP HR S P ERA WHIP | IP WLS BF H R ER SO BB IBB HBP BLK WP HR S P ERA WHIP | IP WLS BF H R ER SO BB IBB HBP BLK WP HR S P ERA WHIP | IP WLS BF H R ER SO BB IBB HBP BLK WP HR S P ERA WHIP | IP WLS BF H R ER SO BB IBB HBP BLK WP HR S P ERA WHIP | IP WLS BF H R ER SO BB IBB HBP BLK WP HR S P ERA WHIP | IP WLS BF H R ER SO BB IBB HBP BLK WP HR S P ERA WHIP | IP WLS BF H R ER SO BB IBB HBP BLK WP HR S P ERA WHIP | IP WLS BF H R ER SO BB IBB HBP BLK WP HR S P ERA WHIP | IP WLS BF H R ER SO BB IBB HBP BLK WP HR S P ERA WHIP | IP WLS BF H R ER SO BB IBB HBP BLK WP HR S P ERA WHIP | IP WLS BF H R ER SO BB IBB HBP BLK WP HR S P ERA WHIP | IP WLS BF H R ER SO BB IBB HBP BLK WP HR S P ERA WHIP |

Baltimore Orioles @ Miami Marlins
 Oriole Park at Camden Yards, Baltimore, MD
 Thu Aug 06 2020, 7:37 PM - 10:34 PM EDT
 Overcast - 79 F

AB 33
 R 8
 H 11
 RBI 7
 BB 1
 SO 6
 LOB 10

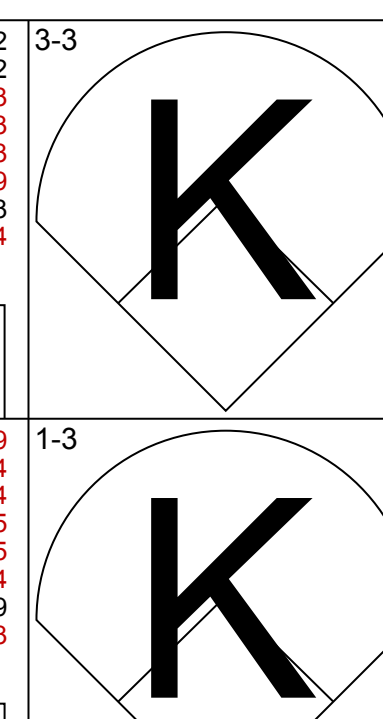
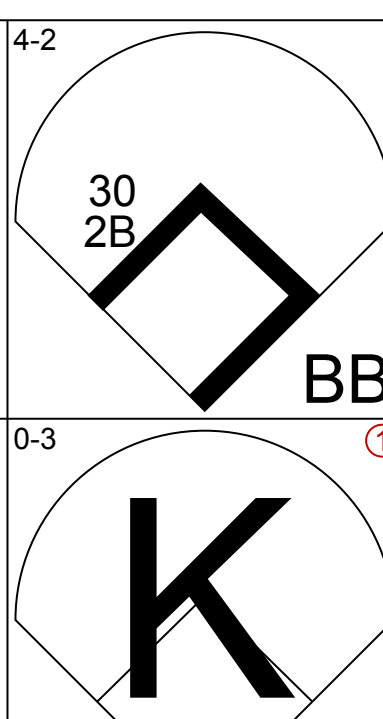
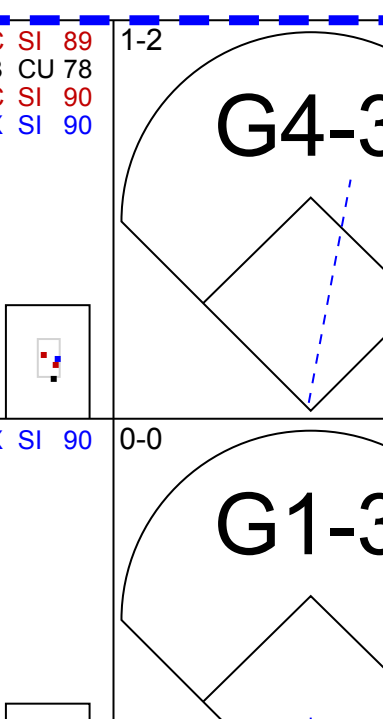
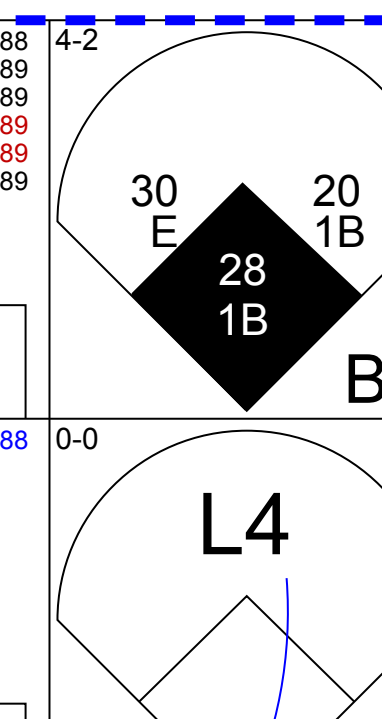
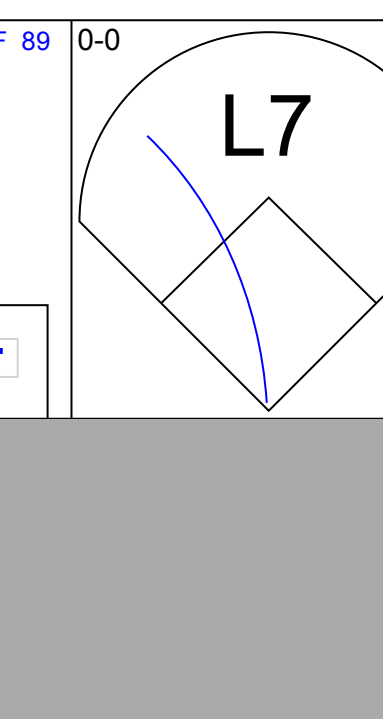
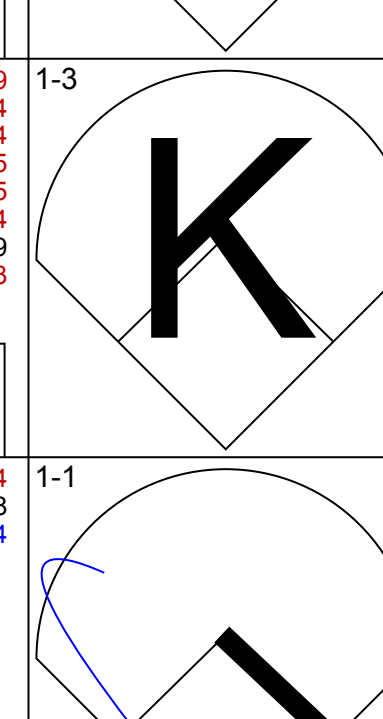
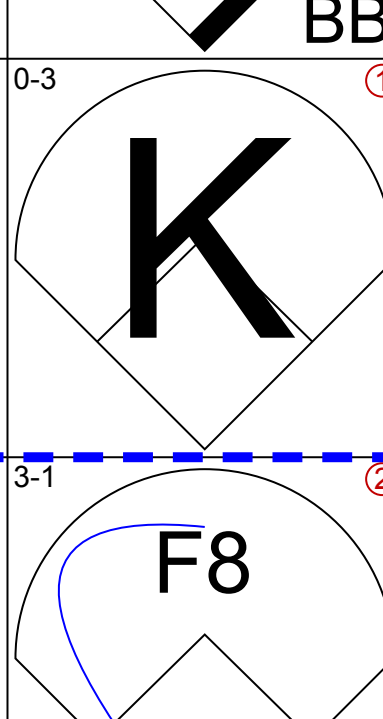
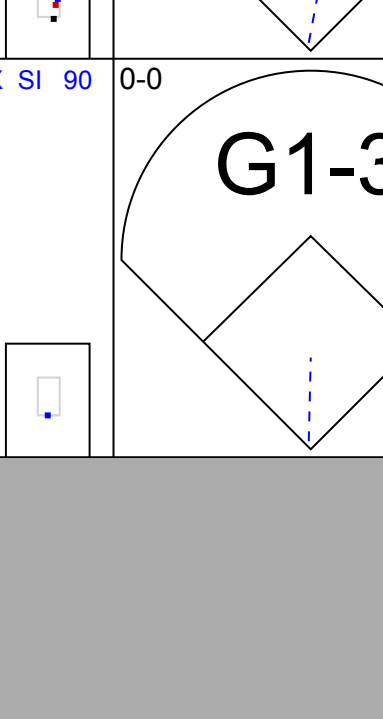
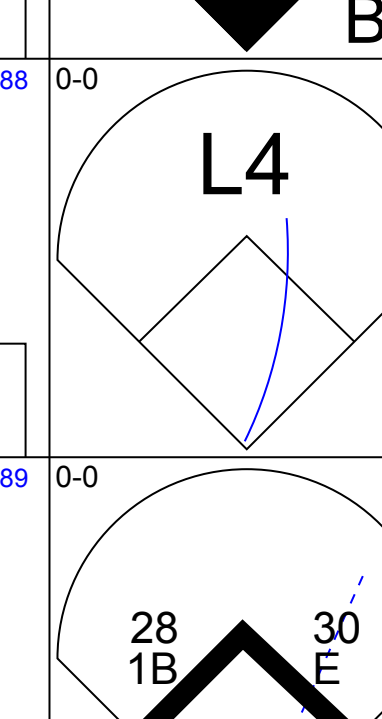
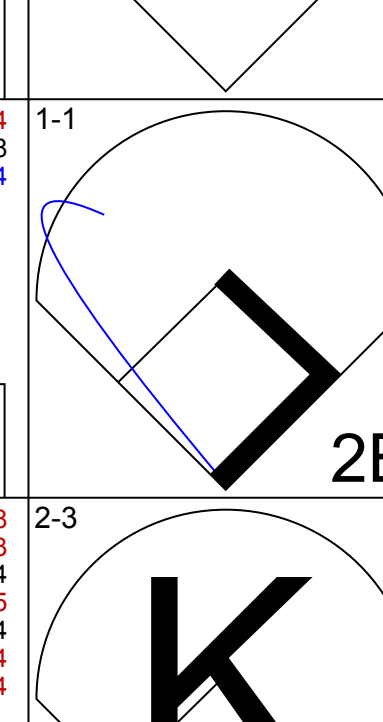
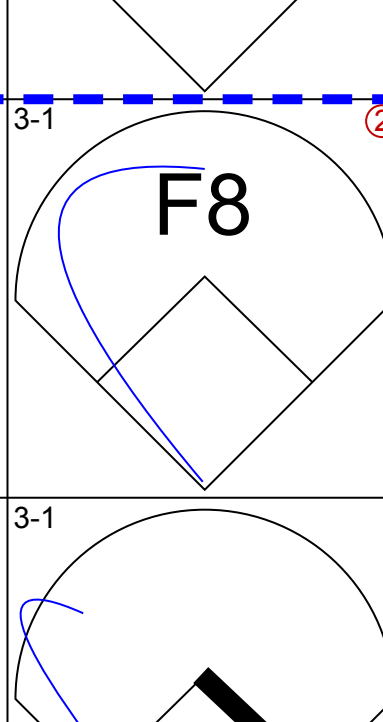
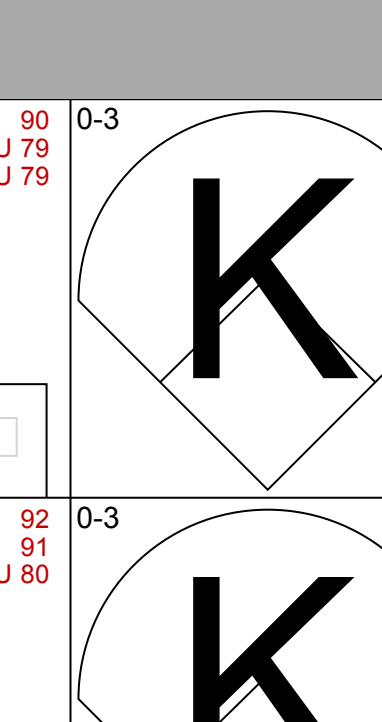
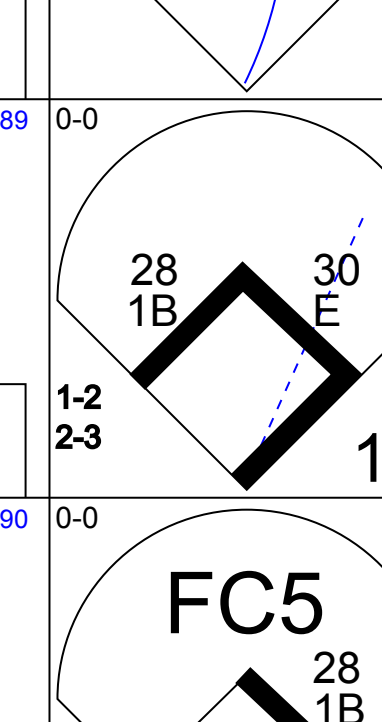
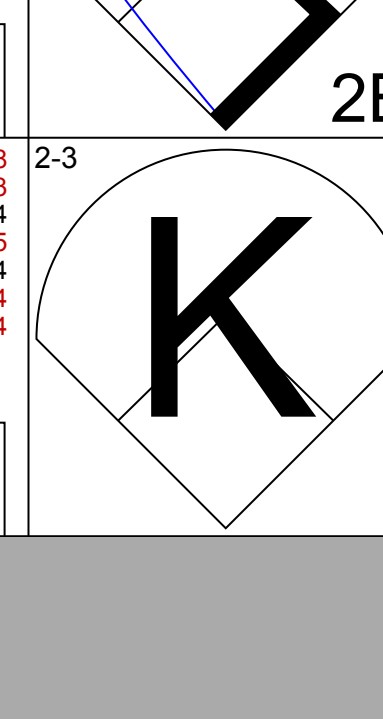
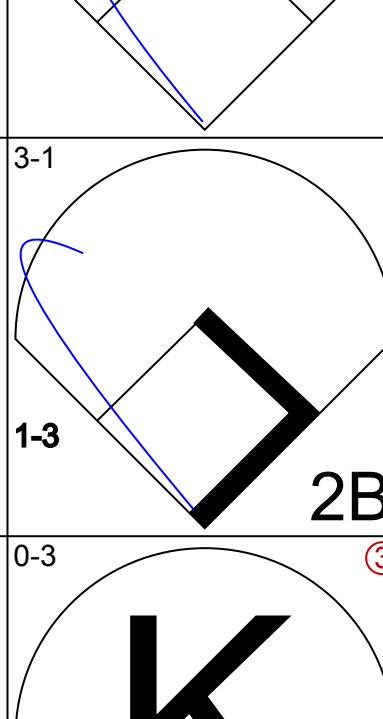
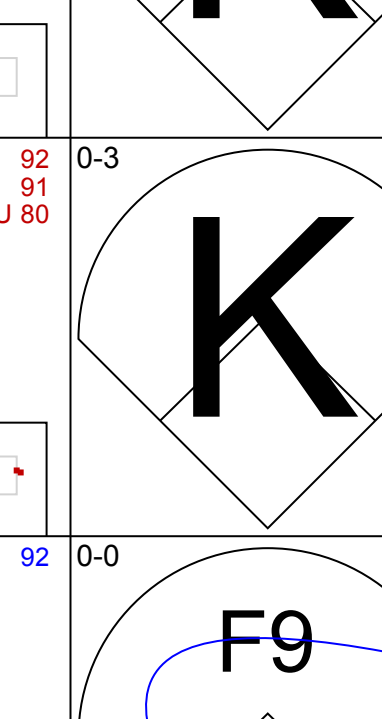
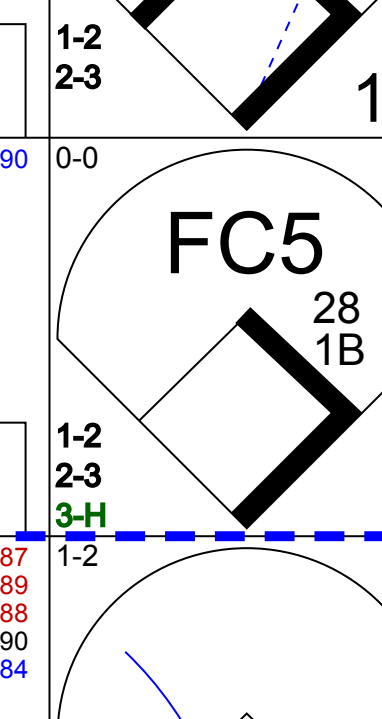
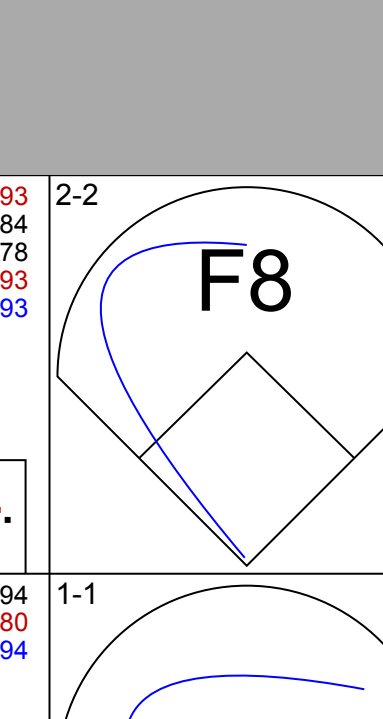
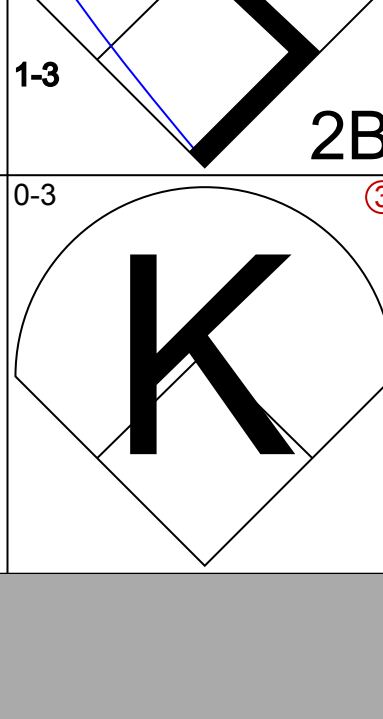
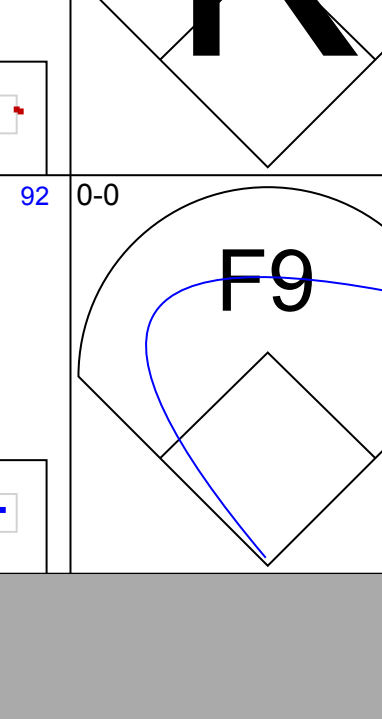
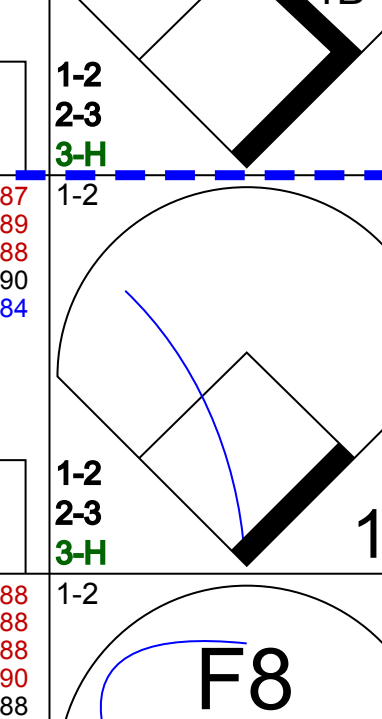
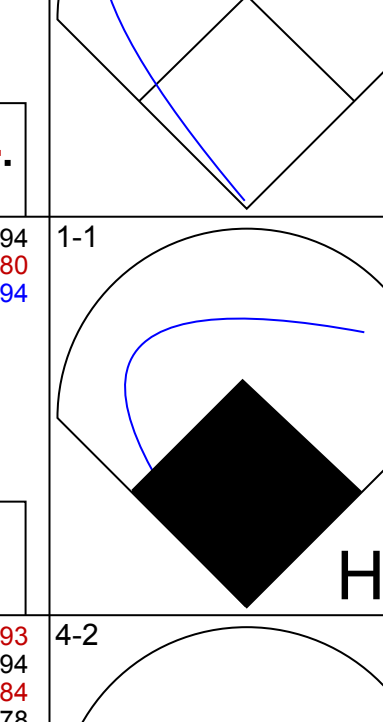
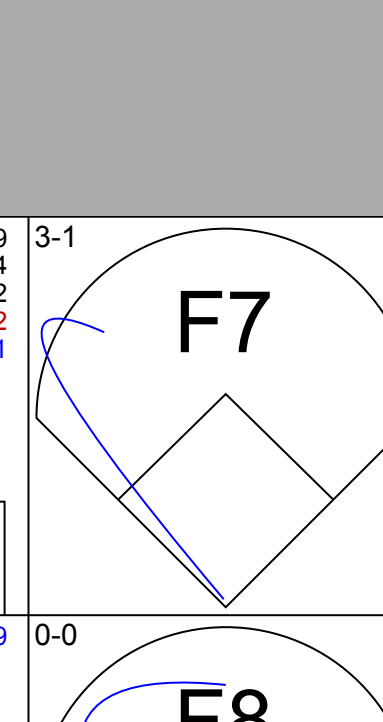
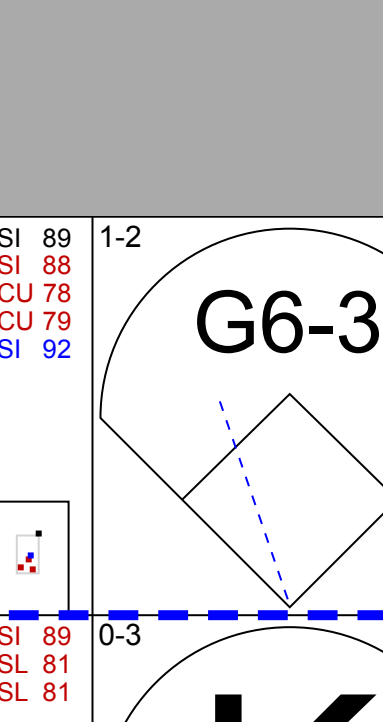

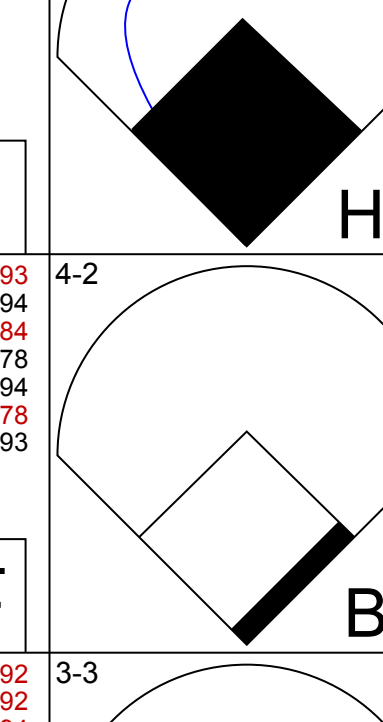
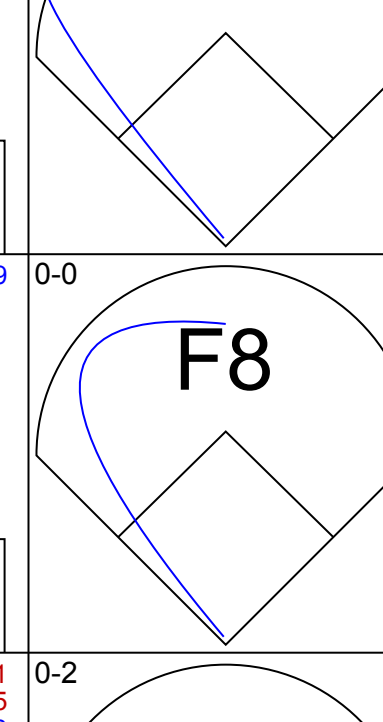
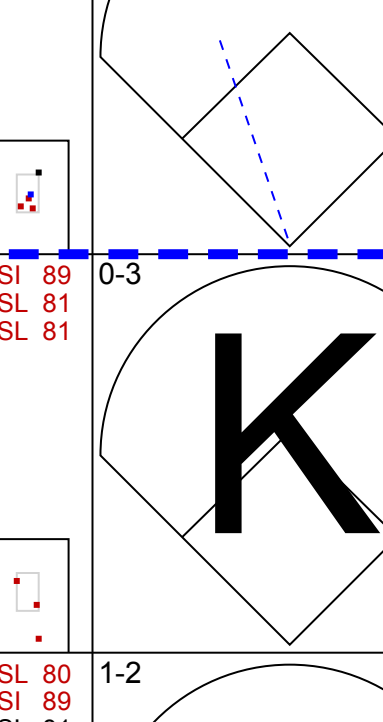

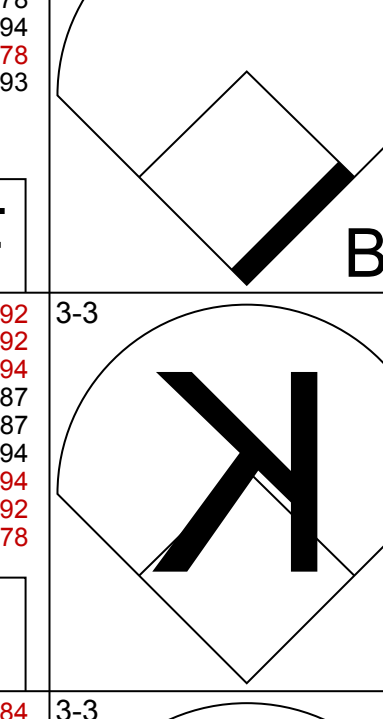
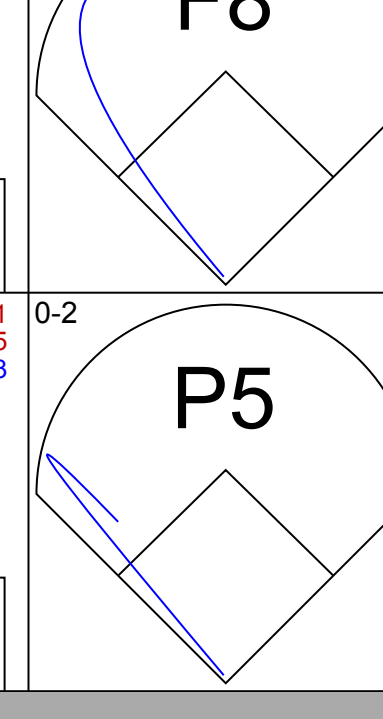
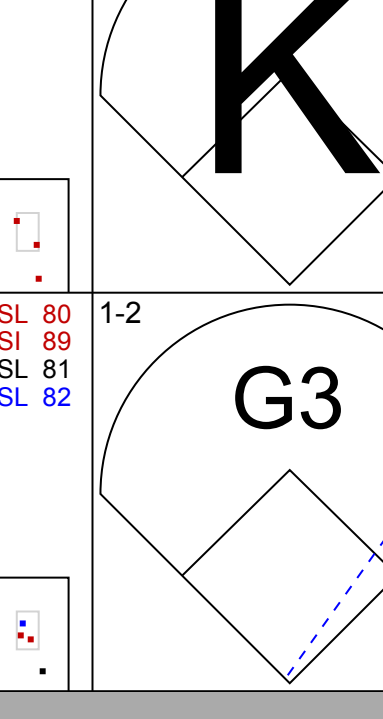
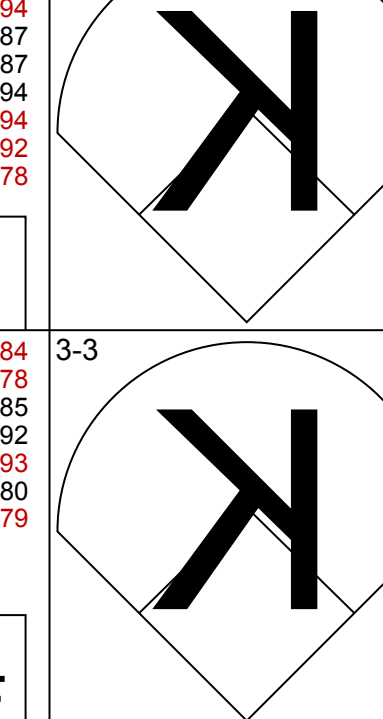
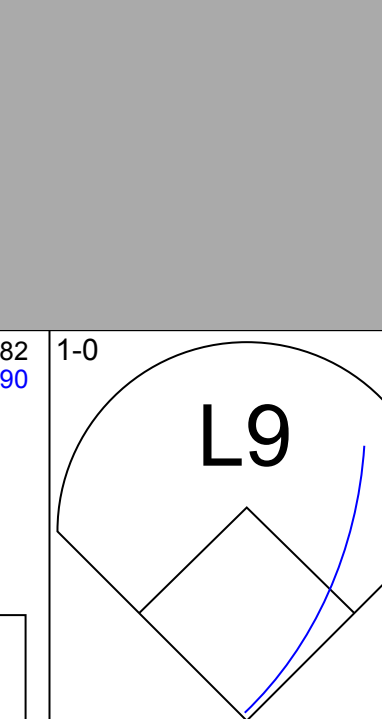
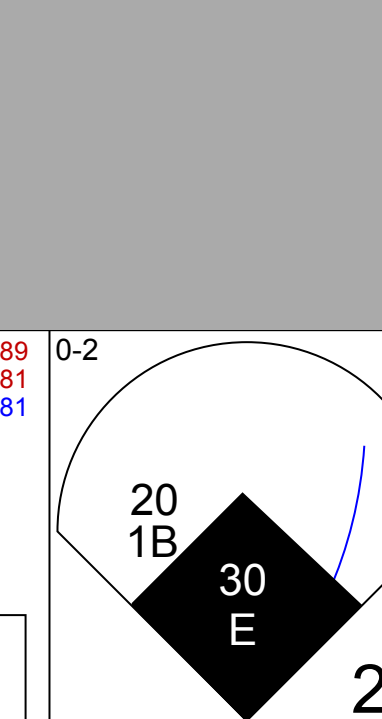
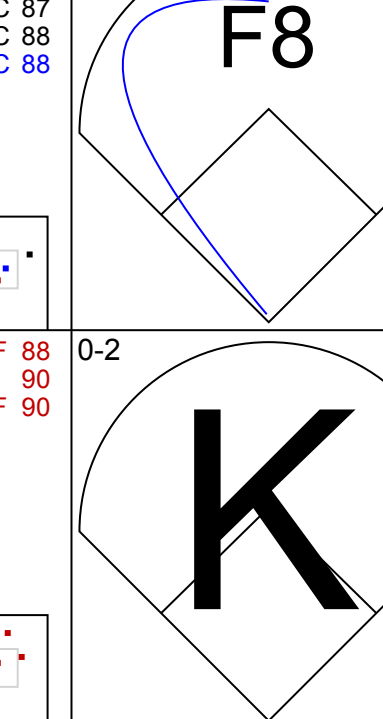


| Batter | 1 | 2 | 3 | 4 | 5 | 6 | 7 | 8 | 9 | AB | R | H | RBI | BB | SO | LOB | TOP | | | |
|--|---|---|---|---|--|---|---|--|---|----------------------------------|------------------------------|----------------------------------|------------------------------|----------------------------------|------------------------------|----------------------------------|----------------------------------|------------------------------------|----------------------------------|--------|
| 2 Jonathan Villar, S OBP: 0.314, SLG: 0.387 |  |  | |  | | |  | |  | 5 | 0 | 1 | 1 | 0 | 3 | 2 | | | | |
| 65 Eddy Alvarez, L (1.4) |  |  | | | |  |  | | | 4 | 0 | 0 | 0 | 0 | 3 | 2 | | | | |
| 23 Corey Dickerson, L OBP: 0.290, SLG: 0.385 |  | |  | | |  |  |  | | 4 | 0 | 0 | 0 | 0 | 3 | 0 | | | | |
| 24 Jesús Aguilar, R OBP: 0.313, SLG: 0.667 | |  |  | |  | | |  | | 3 | 0 | 2 | 0 | 1 | 0 | 0 | | | | |
| 15 Brian Anderson, R OBP: 0.387, SLG: 0.577 | |  |  | |  | | |  | | 3 | 1 | 0 | 0 | 1 | 1 | 3 | | | | |
| 7 Matt Joyce, L OBP: 0.300, SLG: 0.222 | |  |  | | |  | | | | 4 | 1 | 2 | 0 | 0 | 1 | | | | | |
| 25 Lewis Brinson, R (8, PR) | |  | | | | | |  | | 0 | 0 | 0 | 0 | 0 | 0 | 0 | | | | |
| 29 Francisco Cervelli, R OBP: 0.292, SLG: 0.545 | |  | |  | |  | |  | | 4 | 1 | 1 | 3 | 0 | 2 | 2 | | | | |
| 11 Logan Forsythe, R OBP: 0.182, SLG: 0.273 | |  | |  | |  | | |  | 4 | 0 | 0 | 0 | 0 | 3 | 0 | | | | |
| 34 Magneuris Sierra, L OBP: 0.500, SLG: 0.667 | |  | |  | | |  | |  | 2 | 1 | 1 | 0 | 2 | 0 | 0 | | | | |
| Inning Stats | R: 0 E: 0 K: 3 S: 13 | H: 0 LOB: 0 BB: 0 P: 19 | R: 4 E: 0 K: 0 S: 18 | H: 3 LOB: 1 BB: 2 P: 33 | R: 0 E: 0 K: 2 S: 8 | H: 1 LOB: 1 BB: 0 P: 12 | R: 0 E: 0 K: 2 S: 13 | H: 1 LOB: 1 BB: 0 P: 17 | R: 0 E: 0 K: 2 S: 12 | H: 0 LOB: 0 BB: 0 P: 10 | R: 0 E: 0 K: 2 S: 7 | H: 0 LOB: 0 BB: 1 P: 19 | R: 0 E: 0 K: 1 S: 6 | H: 1 LOB: 2 BB: 1 P: 13 | R: 0 E: 0 K: 2 S: 8 | H: 0 LOB: 0 BB: 0 P: 14 | 1B: 3 2B: 3 3B: 0 HR: 1 | SF: 0 SAC: 0 DP: 0 HBP: 0 | WP: 0 PB: 0 SB: 0 CS: 1 | PA: 38 |
| PITCHER | IP | WLS | BF | H | R | ER | SO | BB | IBB | HBP | BLK | WP | HR | S | P | ERA | WHIP | | | |
| 45 Michael Wacha, R ERA: 6.43 | 5.0 | L | 23 | 6 | 4 | 4 | 9 | 2 | 0 | 0 | 0 | 0 | 1 | 64 | 98 | 7.20 | 1.600 | | | |
| 47 Chasen Shreve, L ERA: 2.94 | 2.1 | | 7 | 0 | 0 | 0 | 5 | 1 | 0 | 0 | 0 | 0 | 0 | 22 | 33 | 0.00 | 0.429 | | | |
| 35 Jared Hughes, R ERA: | 0.2 | | 4 | 1 | 0 | 0 | 0 | 1 | 0 | 0 | 0 | 0 | 0 | 3 | 9 | 0.00 | 3.000 | | | |
| 39 Edwin Diaz, R ERA: 3.38 | 1.0 | | 3 | 0 | 0 | 0 | 2 | 0 | 0 | 0 | 0 | 0 | 0 | 8 | 14 | 0.00 | 0.000 | | | |

Miami Marlins @ New York Mets
Citi Field, Flushing, NY
Fri Aug 07 2020, 7:15 PM - 10:46 PM EDT
Cloudy - 77 F

| | |
|-----|----|
| AB | 33 |
| R | 4 |
| H | 7 |
| RBI | 4 |
| BB | 4 |
| SO | 16 |
| LOB | 10 |



| Batter | 1 | 2 | 3 | 4 | 5 | 6 | 7 | 8 | 9 | AB | R | H | RBI | BB | SO | LOB | BOTTOM | | | |
|--|---|---|---|---|--|---|--|---|---|---|-------------------------------|----------------------------------|-------------------------------|----------------------------------|------------------------------|---------------------------------|----------------------------------|------------------------------------|----------------------------------|--------|
| 9 Brandon Nimmo, L OBP: 0.419, SLG: 0.326 |  | |  | |  | | |  |  | 2 | 0 | 0 | 0 | 1 | 1 | 0 | | | | |
| 15 Brian Dozier, R OBP: 0.222, SLG: 0.125 | | | | | | | | | | 0 | 1 | 0 | 0 | 1 | 0 | 0 | | | | |
| 21 Billy Hamilton, S (8, PR) | | | | | | | | | | 1 | 0 | 0 | 0 | 0 | 0 | 0 | | | | |
| 6 Jeff McNeil, L OBP: 0.391, SLG: 0.385 |  | |  | |  | | |  | | 4 | 0 | 0 | 0 | 0 | 2 | 3 | | | | |
| 20 Pete Alonso, R OBP: 0.348, SLG: 0.278 |  | |  | | |  | |  | | 4 | 0 | 2 | 0 | 0 | 1 | 1 | | | | |
| 30 Michael Conforto, L OBP: 0.404, SLG: 0.481 |  | |  | | |  | |  | | 4 | 0 | 1 | 0 | 0 | 2 | 3 | | | | |
| 28 J.D. Davis, R OBP: 0.380, SLG: 0.455 |  | |  | | |  | |  | | 4 | 0 | 1 | 1 | 0 | 1 | 2 | | | | |
| 2 Dominic Smith, L OBP: 0.345, SLG: 0.545 |  | | | |  | | |  |  | 4 | 1 | 1 | 1 | 0 | 0 | 3 | | | | |
| 40 Wilson Ramos, R OBP: 0.277, SLG: 0.302 | |  | |  | | | |  |  | 3 | 0 | 0 | 0 | 1 | 1 | 3 | | | | |
| 60 Andrés Giménez, L OBP: 0.300, SLG: 0.345 | |  | | |  | | |  | | 4 | 0 | 0 | 0 | 0 | 1 | 1 | | | | |
| 1 Amed Rosario, R OBP: 0.244, SLG: 0.378 | |  | | | | |  | |  |  | 4 | 1 | 1 | 0 | 0 | 2 | 1 | | | |
| Inning Stats | R: 0 E: 0 K: 3 S: 19 | H: 1 LOB: 1 BB: 0 P: 26 | R: 1 E: 0 K: 2 S: 18 | H: 1 LOB: 1 BB: 1 P: 31 | R: 0 E: 0 K: 2 S: 14 | H: 1 LOB: 2 BB: 1 P: 24 | R: 0 E: 0 K: 0 S: 6 | H: 0 LOB: 0 BB: 0 P: 9 | R: 0 E: 0 K: 2 S: 5 | H: 0 LOB: 0 BB: 0 P: 7 | R: 0 E: 0 K: 1 S: 10 | H: 0 LOB: 0 BB: 0 P: 12 | R: 2 E: 1 K: 0 S: 18 | H: 3 LOB: 3 BB: 1 P: 26 | R: 0 E: 0 K: 1 S: 6 | H: 0 LOB: 0 BB: 0 P: 9 | 1B: 2 2B: 3 3B: 0 HR: 1 | SF: 0 SAC: 0 DP: 0 HBP: 0 | WP: 0 PB: 0 SB: 0 CS: 0 | PA: 37 |
| PITCHER | IP | WLS | BF | H | R | ER | SO | BB | IBB | HBP | BLK | WP | HR | S | P | ERA | WHIP | | | |
| 77 Humberto Mejía, R ERA: 3.86 | 2.1 | | 11 | 2 | 1 | 1 | 6 | 2 | 0 | 0 | 0 | 0 | 0 | 15 | 25 | 3.86 | 1.714 | | | |
| 51 Justin Shafer, R ERA: 3.0 | 2.0 | | 7 | 1 | 0 | 0 | 1 | 0 | 0 | 0 | 0 | 0 | 0 | 15 | 17 | 0.00 | 0.000 | | | |
| 37 Stephen Tarpley, L ERA: 1.8 | 2.0 | W | 6 | 0 | 0 | 0 | 2 | 0 | 0 | 0 | 0 | 0 | 0 | 9 | 10 | 13.50 | 1.500 | | | |
| 39 James Hoyt, R ERA: 5.4 | 0.2 | H | 3 | 1 | 1 | 1 | 1 | 0 | 0 | 0 | 0 | 0 | 0 | 9 | 10 | 13.50 | 1.500 | | | |
| 35 Richard Bleier, L ERA: | 0.1 | H | 4 | 1 | 0 | 0 | 0 | 1 | 0 | 0 | 0 | 0 | 0 | 5 | 9 | 0.00 | 6.000 | | | |

Miami Marlins @ New York Mets
Citi Field, Flushing, NY
Fri Aug 07 2020, 7:15 PM - 10:46 PM EDT
Cloudy - 77 F

| | |
|-----|----|
| AB | 34 |
| R | 3 |
| H | 6 |
| RBI | 2 |
| BB | 3 |
| SO | 11 |
| LOB | 17 |



| Batter | 1 | 2 | 3 | 4 | 5 | 6 | 7 | 8 | 9 | AB | R | H | RBI | BB | SO | LOB | TOP | | | | | |
|---|---|----------------------------------|-------------------------------|----------------------------------|-------------------------------|----------------------------------|-------------------------------|----------------------------------|-------------------------------|----------------------------------|-------------------------------|----------------------------------|-------------------------------|----------------------------------|-------------------------------|----------------------------------|----------------------------------|------------------------------------|----------------------------------|------------------------------------|----------------------------------|--------|
| 2 Jonathan Villar, S OBP: 0.244, SLG: 0.293 | | | | | | | | | | 5 | 0 | 0 | 0 | 0 | 4 | 4 | | | | | | |
| 5 Jon Berti, R OBP: 0.294, SLG: 0.207 | | | | | | | | | | 3 | 1 | 1 | 0 | 2 | 0 | 0 | | | | | | |
| 23 Corey Dickerson, L OBP: 0.289, SLG: 0.371 | | | | | | | | | | 5 | 0 | 1 | 0 | 0 | 0 | 3 | | | | | | |
| 24 Jesús Aguilar, R OBP: 0.341, SLG: 0.694 | | | | | | | | | | 4 | 1 | 2 | 2 | 0 | 0 | 2 | | | | | | |
| 15 Brian Anderson, R OBP: 0.410, SLG: 0.545 | | | | | | | | | | 3 | 0 | 1 | 0 | 1 | 2 | 1 | | | | | | |
| 7 Matt Joyce, L OBP: 0.313, SLG: 0.154 | | | | | | | | | | 3 | 0 | 0 | 0 | 1 | 2 | 1 | | | | | | |
| 36 Ryan Lavarnway, R OBP: 0.333, SLG: 0.533 | | | | | | | | | | 4 | 0 | 1 | 0 | 0 | 0 | 2 | | | | | | |
| 65 Eddy Alvarez, L OBP: 0.231, SLG: 0.308 | | | | | | | | | | 4 | 0 | 3 | 0 | 0 | 0 | 0 | | | | | | |
| 4 Monte Harrison, R OBP: 0.222, SLG: 0.125 | | | | | | | | | | 4 | 0 | 0 | 0 | 0 | 4 | 7 | | | | | | |
| Inning Stats | R: 0 E: 0 K: 1 S: 12 | H: 1 LOB: 1 BB: 0 P: 16 | R: 0 E: 0 K: 1 S: 16 | H: 1 LOB: 3 BB: 2 P: 32 | R: 0 E: 0 K: 1 S: 9 | H: 1 LOB: 1 BB: 0 P: 12 | R: 0 E: 0 K: 1 S: 14 | H: 1 LOB: 1 BB: 0 P: 19 | R: 2 E: 0 K: 2 S: 14 | H: 3 LOB: 1 BB: 0 P: 19 | R: 0 E: 0 K: 2 S: 11 | H: 0 LOB: 0 BB: 1 P: 19 | R: 0 E: 0 K: 0 S: 4 | H: 0 LOB: 0 BB: 1 P: 10 | R: 0 E: 0 K: 3 S: 16 | H: 2 LOB: 2 BB: 0 P: 26 | R: 0 E: 0 K: 1 S: 6 | H: 0 LOB: 0 BB: 1 P: 13 | 1B: 7 2B: 1 3B: 0 HR: 1 | SF: 0 SAC: 0 DP: 2 HBP: 0 | WP: 0 PB: 1 SB: 2 CS: 0 | PA: 39 |
| PITCHER | IP WLS BF H R ER SO BB IBB HBP BLK WP HR S P ERA WHIP | | | | | | | | | | | | | | | | | | | | | |
| 48 Jacob deGrom, R ERA: 2.45 | 5.0 W 24 7 2 2 6 2 0 0 0 0 0 1 65 98 3.60 1.800 | | | | | | | | | | | | | | | | | | | | | |
| 35 Jared Hughes, R ERA: 3.31 | 6.1 1.0 H 4 0 0 0 2 0 0 0 0 0 0 0 11 19 0.00 0.000 | | | | | | | | | | | | | | | | | | | | | |
| 68 Dellin Betances, R ERA: 8.31 | 7.1 1.0 H 3 0 0 0 0 1 0 0 0 0 0 0 4 10 0.00 1.000 | | | | | | | | | | | | | | | | | | | | | |
| 39 Edwin Diaz, R ERA: 2.84 | 8.1 1.0 H 5 2 0 0 3 0 0 0 0 0 0 0 16 26 0.00 2.000 | | | | | | | | | | | | | | | | | | | | | |
| 67 Seth Lugo, R ERA: 2.6 | 9.1 1.0 S 3 0 0 0 1 1 0 0 0 0 0 0 6 13 0.00 1.000 | | | | | | | | | | | | | | | | | | | | | |
| Batter | 1 | 2 | 3 | 4 | 5 | 6 | 7 | 8 | 9 | AB | R | H | RBI | BB | SO | LOB | BOTTOM | | | | | |
| 9 Brandon Nimmo, L OBP: 0.433, SLG: 0.327 | | | | | | | | | | 3 | 0 | 1 | 1 | 1 | 0 | 0 | | | | | | |
| 6 Jeff McNeil, L OBP: 0.370, SLG: 0.356 | | | | | | | | | | 3 | 0 | 0 | 2 | 0 | 1 | 3 | | | | | | |
| 21 Billy Hamilton, S | | | | | | | | | | 4 | 0 | 0 | 0 | 0 | 1 | 4 | | | | | | |
| 20 Pete Alonso, R OBP: 0.338, SLG: 0.311 | | | | | | | | | | 3 | 0 | 1 | 0 | 1 | 0 | 1 | | | | | | |
| 28 J.D. Davis, R OBP: 0.414, SLG: 0.531 | | | | | | | | | | 2 | 0 | 1 | 0 | 2 | 1 | 1 | | | | | | |
| 2 Dominic Smith, L OBP: 0.324, SLG: 0.533 | | | | | | | | | | 4 | 0 | 1 | 0 | 0 | 0 | 6 | | | | | | |
| 1 Amed Rosario, R OBP: 0.226, SLG: 0.340 | | | | | | | | | | 4 | 0 | 0 | 0 | 0 | 3 | 4 | | | | | | |
| 60 Andrés Giménez, L OBP: 0.371, SLG: 0.424 | | | | | | | | | | 4 | 3 | 3 | 0 | 0 | 0 | 0 | | | | | | |
| 3 Tomás Nido, R OBP: 0.400, SLG: 0.385 | | | | | | | | | | 3 | 1 | 1 | 0 | 1 | 1 | 1 | | | | | | |
| Inning Stats | R: 0 E: 0 K: 0 S: 5 | H: 0 LOB: 0 BB: 0 P: 8 | R: 0 E: 0 K: 0 S: 9 | H: 0 LOB: 1 BB: 1 P: 15 | R: 2 E: 1 K: 1 S: 13 | H: 1 LOB: 3 BB: 3 P: 29 | R: 1 E: 0 K: 2 S: 11 | H: 2 LOB: 1 BB: 0 P: 14 | R: 0 E: 0 K: 0 S: 10 | H: 2 LOB: 2 BB: 0 P: 14 | R: 1 E: 0 K: 0 S: 9 | H: 2 LOB: 1 BB: 0 P: 13 | R: 0 E: 0 K: 2 S: 10 | H: 1 LOB: 1 BB: 1 P: 19 | R: 0 E: 0 K: 1 S: 8 | H: 0 LOB: 0 BB: 0 P: 14 | 1B: 6 2B: 2 3B: 0 HR: 0 | SF: 1 SAC: 0 DP: 1 HBP: 1 | WP: 0 PB: 0 SB: 1 CS: 1 | PA: 37 | | |
| PITCHER | IP WLS BF H R ER SO BB IBB HBP BLK WP HR S P ERA WHIP | | | | | | | | | | | | | | | | | | | | | |
| 49 Pablo López, R ERA: 1.8 | 5.0 L 25 5 3 2 4 4 0 0 0 0 0 0 8 12 3.60 6.000 | | | | | | | | | | | | | | | | | | | | | |
| 37 Stephen Tarpley, L ERA: 3.38 | 6.1 0.1 4 2 1 1 0 0 0 0 1 0 0 0 8 12 27.00 6.000 | | | | | | | | | | | | | | | | | | | | | |
| 48 Mike Morin, R ERA: 4.15 | 6.1 1.2 5 1 0 0 2 1 0 0 0 0 0 0 11 20 0.00 1.200 | | | | | | | | | | | | | | | | | | | | | |
| 60 Brian Moran, L ERA: 4.15 | 8.1 1.0 3 0 0 0 1 0 0 0 0 0 0 0 8 14 0.00 0.000 | | | | | | | | | | | | | | | | | | | | | |

Miami Marlins @ New York Mets
Citi Field, Flushing, NY
Sun Aug 09 2020, 1:11 PM - 4:19 PM EDT
Partly Cloudy - 85 F

| | |
|-----|----|
| AB | 35 |
| R | 2 |
| H | 9 |
| RBI | 2 |
| BB | 4 |
| SO | 12 |
| LOB | 20 |



Miami Marlins @ New York Mets
Citi Field, Flushing, NY
Sun Aug 09 2020, 1:11 PM - 4:19 PM EDT
Partly Cloudy - 85 F

| | |
|-----|----|
| AB | 30 |
| R | 4 |
| H | 8 |
| RBI | 3 |
| BB | 5 |
| SO | 7 |
| LOB | 20 |



| Batter | 1 | 2 | 3 | 4 | 5 | 6 | 7 | 8 | 9 | 10 | AB | R | H | RBI | BB | SO | LOB | TOP | | | | | | | | | |
|--|--|----------------------------------|-------------------------------|---------------------------------------|---|--|-------------------------------|-----------------------------------|---|---------------------------------|------------------------------|---------------------------------|------------------------------|---------------------------------|-------------------------------|----------------------------------|-------------------------------|----------------------------------|----------------------------------|------------------------------------|----------------------------------|--------|--|--|--|--|--|
| 2 Jonathan Villar, S OBP: 0.260, SLG: 0.289 | (1,6) F SI 87 87 S FF 90 73 B FC 73 B CH 81 F FF 90 72 C CU 72 X CH 81 | | X FF 90 0-0 | | B FC 86 2-1 F FC 85 B FF 90 X CH 82 | | | S FF 96 0-3 B FF 98 X CH 82 | | | | 4 | 0 | 1 | 0 | 1 | 2 | 1 | | | | | | | | | |
| 5 Jon Berti, R OBP: 0.282, SLG: 0.235 | (1,4) B FF 91 2-1 (8,8) X FF 90 | G5-3 | 1 SAFE X FF 90 | 0-0 | | 1-3 C FF 89 89 C FC 86 72 B CU 72 C FF 90 | | | 3-2 C SI 84 84 B SI 86 86 B SI 88 88 B SI 82 82 B SI 82 82 B SI 82 82 X SL 82 | 5 WP IBB | 5 | 1 | 1 | 0 | 0 | 1 | 2 | | | | | | | | | | |
| 24 Jesus Aguilar, R OBP: 0.333, SLG: 0.641 | (1,10) B SI 91 4-1 (B) FC 86 81 (B) SI 91 81 (B) SI 90 81 | | C FF 89 0-1 X FF 90 | 0-1 | | 1-0 B CU 71 71 X SI 89 | | | 0-1 X SI 89 89 | L8 | 3 | 0 | 0 | 0 | 1 | 0 | 3 | | | | | | | | | | |
| 23 Corey Dickerson, L OBP: 0.262, SLG: 0.333 | (1,7) B CH 81 2-1 (10,9) F FC 87 S SI 88 | G4-3 | | 3-2 FF 89 89 C CU 74 74 X CH 82 | | | | | 3-2 B FS 86 86 B SI 84 84 B SI 84 84 B SI 84 84 B SI 84 84 X SL 84 | G3-1 | 4 | 0 | 0 | 0 | 0 | 0 | 2 | | | | | | | | | | |
| 15 Brian Anderson, R OBP: 0.419, SLG: 0.811 | (1,5) | | | | 1-1 FF 91 86 B FC 86 86 X CH 80 | | | | 4-2 C SI 86 86 B SI 86 86 B SI 86 86 B SI 86 86 B SI 86 86 | 29 HR BB | 3 | 2 | 1 | 1 | 1 | 0 | 0 | | | | | | | | | | |
| 29 Francisco Cervelli, R OBP: 0.260, SLG: 0.533 | (1,2) | | | | 2-0 FF 91 72 B FF 90 X CH 90 | | | | 3-0 D SL 87 87 B SI 86 86 X SL 83 | HR | 4 | 1 | 1 | 3 | 0 | 0 | 0 | | | | | | | | | | |
| 25 Lewis Brinson, R OBP: 0.263, SLG: 0.412 | (1,9) (10,7) | | | | 4-2 C FF 90 90 S FC 85 B CH 81 B FF 90 | | | | 3-2 B SI 86 86 B SI 86 86 B SI 86 86 B SI 86 86 X SL 86 | F7 | 3 | 0 | 0 | 0 | 1 | 1 | 0 | | | | | | | | | | |
| 11 Logan Forsythe, R OBP: 0.263, SLG: 0.412 | (1,3) | | | | 2-3 1 SAFE C CU 70 88 S CH 88 C FC 86 | | | | 0-3 C SI 81 81 X SL 82 | K | 4 | 0 | 0 | 0 | 0 | 3 | 1 | | | | | | | | | | |
| 4 Monte Harrison, R OBP: 0.200, SLG: 0.111 | (1,8) | | | | 2-2 B FF 90 90 1 SAFE F FC 87 S CH 81 F FF 90 B CH 81 C FC 86 | | | | 1-2 F FF 96 96 X SL 89 | G4-3 | 2 | 0 | 0 | 0 | 0 | 2 | 1 | | | | | | | | | | |
| 65 Eddy Alvarez, L OBP: 0.200, SLG: 0.267 | (8,PH) (8,4) | | | | | | | | | | 2 | 0 | 0 | 0 | 0 | 0 | 0 | | | | | | | | | | |
| Inning Stats | R: 0 E: 0 K: 1 S: 10 | H: 0 LOB: 1 BB: 1 P: 20 | R: 1 E: 0 K: 2 S: 10 | H: 1 LOB: 0 BB: 0 P: 14 | R: 0 E: 1 K: 1 S: 9 | H: 1 LOB: 1 BB: 0 P: 11 | R: 0 E: 0 K: 2 S: 10 | H: 0 LOB: 0 BB: 0 P: 16 | R: 0 E: 0 K: 1 S: 7 | H: 0 LOB: 0 BB: 0 P: 9 | R: 0 E: 0 K: 0 S: 5 | H: 0 LOB: 0 BB: 0 P: 8 | R: 0 E: 0 K: 1 S: 7 | H: 0 LOB: 0 BB: 0 P: 9 | R: 3 E: 0 K: 0 S: 22 | H: 2 LOB: 0 BB: 1 P: 38 | R: 0 E: 0 K: 1 S: 10 | H: 0 LOB: 2 BB: 1 P: 15 | 1B: 1 2B: 1 3B: 0 HR: 2 | SF: 0 SAC: 0 DP: 1 HBP: 0 | WP: 1 PB: 0 SB: 1 CS: 0 | PA: 38 | | | | | |
| PITCHER | IP 6.0 | WLS 22 | BF 22 | H 2 | R 1 | ER 1 | SO 7 | BB 2 | IBB 0 | HBP 0 | BLK 0 | WP 0 | HR 1 | S 57 | P 92 | ERA 1.50 | WHIP 0.667 | | | | | | | | | | |
| 99 Hyun Jin Ryu, L ERA: 4.05 | (1,1) | 1.0 | H 3 | 0 | 0 | 0 | 0 | 0 | 0 | 0 | 0 | 0 | 0 | 5 | 8 | 0.00 | 0.000 | | | | | | | | | | |
| 41 Rafael Dolis, R ERA: 2.57 | (7,1) | 1.0 | H 3 | 0 | 0 | 0 | 1 | 0 | 0 | 0 | 0 | 0 | 0 | 7 | 9 | 0.00 | 0.000 | | | | | | | | | | |
| 68 Jordan Romano, R ERA: 2.57 | (8,1) | 1.0 | B 5 | 2 | 3 | 3 | 0 | 1 | 0 | 0 | 0 | 0 | 1 | 18 | 31 | 40.50 | 4.500 | | | | | | | | | | |
| 52 Anthony Bass, R ERA: 3.86 | (9,1) | 1.1 | W 5 | 0 | 0 | 0 | 1 | 0 | 1 | 0 | 0 | 1 | 0 | 14 | 22 | 0.00 | 0.000 | | | | | | | | | | |
| 36 A.J. Cole, R ERA: 3.86 | (9,1) | | | | | | | | | | | | | | | | | | | | | | | | | | |

Miami Marlins @ Toronto Blue Jays
Sahlen Field, Buffalo, NY
Tue Aug 11 2020, 6:43 PM - 9:59 PM EDT
Partly Cloudy - 77 F


AB 34
R 4
H 4
RBI 4
BB 4
SO 9
LOB 10



| Batter | 1 | 2 | 3 | 4 | 5 | 6 | 7 | 8 | 9 | 10 | AB | R | H | RBI | BB | SO | LOB | BOTTOM | | | | | | | | | |
|---|---|----------------------------------|-----------------------------------|----------------------------------|--------------------------------------|----------------------------------|------------------------------|----------------------------------|--|----------------------------------|-------------------------------|----------------------------------|-------------------------------|----------------------------------|------------------------------|----------------------------------|------------------------------|----------------------------------|------------------------------|----------------------------------|----------------------------------|------------------------------------|----------------------------------|--------|--|--|--|
| 8 Cavan Biggio, L OBP: 0.302, SLG: 0.446 | (1,4) C FF 90 2-3 F FF 91 B SL 78 C FF 90 C FF 91 | | B FF 93 1-1 F FF 92 X FF 92 | | | X FF 91 0-0 | | | | | 4 | 1 | 2 | 1 | 1 | 1 | 0 | | | | | | | | | | |
| 11 Bo Bichette, R OBP: 0.314, SLG: 0.551 | (1,6) X FF 92 0-0 | P4 | | | 1-1 C FF 91 91 X SL 79 | | | | 1-2 C FF 92 92 B FF 93 B FF 93 X FF 91 | 11 HR 2B | 4 | 1 | 1 | 3 | 1 | 0 | 2 | | | | | | | | | | |
| 6 Travis Shaw, L OBP: 0.321, SLG: 0.280 | (1,5) B FF 91 2-2 C FF 91 B SL 76 X SL 77 | | | | 0-0 X FF 91 91 | | | | 3-2 B SI 80 80 B FF 92 S FF 90 S FF 90 X FF 91 | L8 | 5 | 0 | 2 | 1 | 0 | 0 | 1 | | | | | | | | | | |
| 37 Teoscar Hernández, R OBP: 0.296, SLG: 0.574 | (1,9) F FF 91 1-1 B FF 92 X SL 76 | | | | 1-3 C FF 91 91 B FF 92 C SL 80 | | | | 1-2 C SI 91 91 B SI 91 B SI 91 | L8 | 4 | 0 | 0 | 0 | 0 | 2 | 2 | | | | | | | | | | |
| 13 Lourdes Gurriel Jr., R OBP: 0.314, SLG: 0.454 | (1,7) | | | | 0-0 1 SAFE X FF 90 | | | | 0-1 C SI 90 90 X SL 89 | G5-3 | 3 | 0 | 0 | 0 | 1 | 0 | 1 | | | | | | | | | | |
| 27 Vladimir Guerrero Jr., R OBP: 0.276, SLG: 0.352 | (1,3) | | | | | | | | 1-2 B FF 92 92 S SL 84 X CH 82 | G5-3 | 4 | 0 | 0 | 0 | 0 | 0 | 1 | | | | | | | | | | |
| 15 Randal Grichuk, R OBP: 0.342, SLG: 0.265 | (1,8) | | | | | | | | 3-2 B SL 88 88 B FF 93 B SL 84 | G6-3 | 3 | 1 | 1 | 0 | 1 | 1 | 1 | | | | | | | | | | |
| 2 Joe Panik, L OBP: 0.174, SLG: 0.136 | (1,10) | | | | | | | | 1-0 B FF 92 92 2 SAFE | 4-5 | 4 | 0 | 0 | 0 | 0 | 2 | 2 | | | | | | | | | | |
| 30 Anthony Alford, R OBP: 0.143, SLG: 0.143 | (10,PR) | | | | | | | | | | 0 | 1 | 0 | 0 | 0 | 0 | 0 | | | | | | | | | | |
| 9 Danny Jansen, R OBP: 0.308, SLG: 0.290 | (1,2) | | | | | | | | | | 2 | 1 | 1 | 0 | 1 | 1 | 0 | | | | | | | | | | |
| Inning Stats | R: 0 E: 0 K: 1 S: 9 | H: 1 LOB: 1 BB: 0 P: 14 | R: 0 E: 1 K: 0 S: 5 | H: 0 LOB: 1 BB: 1 P: 10 | R: 0 E: 0 K: 2 S: 10 | H: 0 LOB: 0 BB: 0 P: 15 | R: 0 E: 1 K: 1 S: 8 | H: 0 LOB: 1 BB: 0 P: 10 | R: 0 E: 0 K: 1 S: 11 | H: 0 LOB: 0 BB: 0 P: 17 | R: 3 E: 0 K: 1 S: 15 | H: 3 LOB: 2 BB: 0 P: 24 | R: 1 E: 0 K: 1 S: 11 | H: 1 LOB: 2 BB: 2 P: 24 | R: 0 E: 0 K: 0 S: 7 | H: 1 LOB: 0 BB: 0 P: 11 | R: 0 E: 0 K: 0 S: 7 | H: 1 LOB: 0 BB: 0 P: 12 | R: 1 E: 0 K: 0 S: 5 | H: 1 LOB: 3 BB: 2 P: 11 | 1B: 4 2B: 2 3B: 0 HR: 1 | SF: 0 SAC: 1 DP: 1 HBP: 0 | WP: 0 PB: 0 SB: 1 CS: 0 | PA: 39 | | | |
| PITCHER | IP 5.1 | WLS 22 | BF 22 | H 4 | R 3 | ER 3 | SO 5 | BB 1 | IBB 0 | HBP 0 | BLK 0 | WP 0 | HR 1 | S 53 | P 82 | ERA 5.06 | WHIP 0.938 | | | | | | | | | | |
| 57 Elieser Hernández, R ERA: 2.79 | (1,1) | 0.2 | 0 | 0 | 0 | 0 | 1 | 0 | 0 | 0 | 0 | 0 | 0 | 5 | 8 | 0.00 | 0.000 | | | | | | | | | | |
| 39 James Hoyt, R ERA: 3.0 | (8,1) | 1.0 | 6 | 1 | 1 | 1 | 1 | 2 | 0 | 0 | 0 | 0 | 0 | 11 | 24 | 9.00 | 3.000 | | | | | | | | | | |
| 51 Justin Shafer, R ERA: 4.5 | (7,1) | 1.0 | 3 | 0 | 0 | 0 | 0 | 0 | 0 | 0 | 0 | 0 | 0 | 7 | 11 | 0.00 | 0.000 | | | | | | | | | | |
| 56 Sterling Sharp, R ERA: 3.86 | (8,1) | 1.0 | 3 | 1 | 0 | 0 | 0 | 0 | 0 | 0 | 0 | 0 | 0 | 7 | 12 | 0.00 | 1.000 | | | | | | | | | | |
| 33 Brad Boxberger, R ERA: 3.86 | (8,1) | | | | | | | | | | | | | | | | | | | | | | | | | | |
| PITCHER | IP 0.1 | WLS L | BF 4 | H 1 | R 1 | ER 0 | SO 0 | BB 1 | IBB 1 | HBP 0 | BLK 0 | WP 0 | HR 0 | S 5 | P 11 | ERA 0.00 | WHIP 6.000 | | | | | | | | | | |
| 37 Stephen Tarpley, L ERA: 3.18 | (10,1) | | | | | | | | | | | | | | | | | | | | | | | | | | |

Miami Marlins @ Toronto Blue Jays
Sahlen Field, Buffalo, NY
Tue Aug 11 2020, 6:43 PM - 9:59 PM EDT
Partly Cloudy - 77 F

AB 33
R 5
H 7
RBI 5
BB 5
SO 7
LOB 10



| Batter | 1 | 2 | 3 | 4 | 5 | 6 | 7 | 8 | 9 | AB | R | H | RBI | BB | SO | LOB | TOP | | | | | | | | | | |
|---|------------------------------|----------------------------------|-------------------------------|----------------------------------|-------------------------------|----------------------------------|-------------------------------|----------------------------------|-------------------------------|----------------------------------|-------------------------------|----------------------------------|-------------------------------|----------------------------------|------------------------------|----------------------------------|---|------------------------------------|----------------------------------|----------------------------------|------------------------------------|-------------------------|--------|--|--|--|--|
| 7 Dansby Swanson, R (1, 6) OBP: 0.318, SLG: 0.413 | P5 | | K | | K | | 1B | | | 4 | 0 | 1 | 0 | 0 | 2 | 1 | Atlanta Braves @ Miami Marlins Marlins Park, Miami, FL Fri Aug 14 2020, 7:11 PM - 10:08 PM EDT Roof Closed - 76 F | | | | | | | | | | |
| 16 Travis d'Arnaud, R (1, 2) OBP: 0.370, SLG: 0.659 | HR | | K | | 1B | | L8 | | | 4 | 1 | 2 | 1 | 0 | 1 | 1 | | | | | | | | | | | |
| 5 Freddie Freeman, L (1, 3) OBP: 0.361, SLG: 0.493 | K | | | | F8 | | 1B | | | 4 | 0 | 2 | 0 | 0 | 1 | 0 | | | | | | | | | | | |
| 20 Marcell Ozuna, R (1, 10) OBP: 0.345, SLG: 0.473 | G4-3 | | | | G5-3 | | G5-3 | | | 4 | 0 | 0 | 0 | 0 | 1 | 4 | | | | | | | | | | | |
| 22 Nick Markakis, L (1, 9) OBP: 0.333, SLG: 0.520 | | F7 | | | 23 2B | | K | | | 4 | 1 | 1 | 0 | 0 | 1 | 1 | | | | | | | | | | | |
| 23 Adam Duvall, R (1, 7) OBP: 0.306, SLG: 0.467 | | 17 FC4 | | | 2B | | K | | | 4 | 0 | 2 | 1 | 0 | 1 | 0 | | | | | | | | | | | |
| 17 Johan Camargo, S (1, 4) OBP: 0.250, SLG: 0.411 | | FC4 | | | K | | F7 | | | 4 | 0 | 0 | 0 | 0 | 1 | 2 | | | | | | | | | | | |
| 27 Austin Riley, R (1, 5) OBP: 0.220, SLG: 0.352 | | K | | | G4-3 | | G1-3 | | | 4 | 0 | 0 | 0 | 0 | 1 | 1 | | | | | | | | | | | |
| 11 Ender Inciarte, L (1, 8) OBP: 0.283, SLG: 0.234 | | | | | G3 | | L7 | | | 3 | 0 | 1 | 0 | 0 | 0 | 0 | | | | | | | | | | | |
| Inning Stats | R: 1 E: 0 K: 1 S: 8 | H: 1 LOB: 0 BB: 0 P: 11 | R: 0 E: 0 K: 1 S: 12 | H: 1 LOB: 1 BB: 0 P: 15 | R: 0 E: 0 K: 2 S: 12 | H: 0 LOB: 0 BB: 0 P: 15 | R: 1 E: 0 K: 1 S: 12 | H: 2 LOB: 1 BB: 0 P: 18 | R: 0 E: 0 K: 1 S: 11 | H: 3 LOB: 3 BB: 0 P: 15 | R: 0 E: 0 K: 2 S: 8 | H: 0 LOB: 0 BB: 0 P: 14 | R: 0 E: 0 K: 0 S: 11 | H: 1 LOB: 1 BB: 0 P: 15 | R: 0 E: 0 K: 1 S: 7 | H: 1 LOB: 0 BB: 0 P: 8 | | R: 0 E: 0 K: 0 S: 7 | H: 0 LOB: 0 BB: 0 P: 9 | 1B: 6 2B: 2 3B: 0 HR: 1 | SF: 0 SAC: 0 DP: 1 HBP: 0 | WP: 0 PB: 1 CS: 0 | PA: 35 | | | | |
| PITCHER | IP | WLS | BF | H | R | ER | SO | BB | IBB | HBP | BLK | WP | HR | S | P | ERA | WHIP | | | | | | | | | | |
| 49 Pablo López, R (1, 1) ERA: 2.25 | 6.0 | W | 25 | 7 | 2 | 2 | 8 | 0 | 0 | 0 | 0 | 0 | 1 | 63 | 88 | 3.00 | 1.167 | | | | | | | | | | |
| 44 Nick Vincent, R (7, 1) ERA: 3.19 | 1.0 | | 4 | 1 | 0 | 0 | 0 | 0 | 0 | 0 | 0 | 0 | 0 | 11 | 15 | 0.00 | 1.000 | | | | | | | | | | |
| 37 Stephen Tarpley, L (8, 1) ERA: 2.45 | 1.0 | | 3 | 1 | 0 | 0 | 1 | 0 | 0 | 0 | 0 | 0 | 0 | 7 | 8 | 0.00 | 1.000 | | | | | | | | | | |
| 54 Josh Smith, L (9, 1) ERA: | 0.0 | | 0 | 0 | 0 | 0 | 0 | 0 | 0 | 0 | 0 | 0 | 0 | 0 | 0 | ∞ | ∞ | | | | | | | | | | |
| Batter | 1 | 2 | 3 | 4 | 5 | 6 | 7 | 8 | 9 | AB | R | H | RBI | BB | SO | LOB | BOTTOM | | | | | | | | | | |
| 2 Jonathan Villar, S (1, 6) OBP: 0.317, SLG: 0.340 | G6-3 | | 15 BB | | 23 S | | P6 | | | 4 | 1 | 2 | 1 | 1 | 0 | 2 | Atlanta Braves @ Miami Marlins Marlins Park, Miami, FL Fri Aug 14 2020, 7:11 PM - 10:08 PM EDT Roof Closed - 76 F | | | | | | | | | | |
| 24 Jesús Aguilar, R (1, 3) OBP: 0.338, SLG: 0.592 | G5-3 | | F7 | | F8 | | SF8 | | | 4 | 0 | 1 | 3 | 0 | 0 | 3 | | | | | | | | | | | |
| 23 Corey Dickerson, L (1, 10) OBP: 0.283, SLG: 0.313 | G3 | | 15 BB | | P4 | | F8 | | | 4 | 0 | 1 | 1 | 1 | 0 | 3 | | | | | | | | | | | |
| 7 Matt Joyce, L (1, 7) OBP: 0.400, SLG: 0.250 | | 15 BB | | | L5 | | L8 | | | 3 | 0 | 1 | 0 | 2 | 0 | 0 | | | | | | | | | | | |
| 25 Lewis Brinson, R (9, 7) | | 15 BB | | | 15 BB | | FC6-4 | | | 0 | 0 | 0 | 0 | 0 | 0 | 0 | | | | | | | | | | | |
| 15 Brian Anderson, R (1, 5) OBP: 0.370, SLG: 0.565 | G6-4-3 | | BB | | F7 | | FC6-4 | | | 4 | 0 | 0 | 1 | 1 | 1 | 3 | | | | | | | | | | | |
| 29 Francisco Cervelli, R (1, 2) OBP: 0.310, SLG: 0.486 | BB | | L6 | | L6 | | E5 | | | 4 | 1 | 1 | 0 | 1 | 0 | 3 | | | | | | | | | | | |
| 65 Eddy Alvarez, L (1, 4) OBP: 0.292, SLG: 0.273 | L6 | | BB | | 5 1B | | K | | | 3 | 2 | 1 | 0 | 1 | 1 | 2 | | | | | | | | | | | |
| 5 Jon Berti, R (1, 9) OBP: 0.313, SLG: 0.279 | | | K | | 24 BB | | K | | | 4 | 2 | 2 | 0 | 0 | 2 | 2 | | | | | | | | | | | |
| 34 Magneuris Sierra, L (1, 8) OBP: 0.455, SLG: 0.563 | 2 2B | | SH1-4 | | SH1-4 | | 23 1B | | | 2 | 2 | 1 | 1 | 1 | 1 | 2 | | | | | | | | | | | |
| Inning Stats | R: 0 E: 0 K: 0 S: 4 | H: 0 LOB: 0 BB: 0 P: 4 | R: 0 E: 0 K: 0 S: 8 | H: 1 LOB: 1 BB: 1 P: 17 | R: 2 E: 0 K: 1 S: 17 | H: 1 LOB: 3 BB: 4 P: 40 | R: 2 E: 0 K: 0 S: 20 | H: 2 LOB: 1 BB: 1 P: 31 | R: 0 E: 0 K: 1 S: 11 | H: 1 LOB: 1 BB: 0 P: 17 | R: 2 E: 0 K: 0 S: 11 | H: 3 LOB: 2 BB: 1 P: 19 | R: 2 E: 1 K: 2 S: 16 | H: 2 LOB: 2 BB: 1 P: 25 | R: 0 E: 0 K: 1 S: 9 | H: 0 LOB: 0 BB: 0 P: 12 | 1B: 8 2B: 2 3B: 0 HR: 0 | SF: 1 SAC: 1 DP: 1 HBP: 0 | WP: 0 PB: 0 SB: 4 CS: 0 | PA: 42 | | | | | | | |
| PITCHER | IP | WLS | BF | H | R | ER | SO | BB | IBB | HBP | BLK | WP | HR | S | P | ERA | WHIP | | | | | | | | | | |
| 30 Kyle Wright, R (1, 1) ERA: 7.2 | 3.0 | L | 16 | 2 | 3 | 3 | 1 | 6 | 0 | 0 | 0 | 0 | 0 | 29 | 65 | 9.00 | 2.667 | | | | | | | | | | |
| 75 Grant Dayton, L (4, 1) ERA: 2.61 | 2.0 | | 9 | 3 | 1 | 1 | 1 | 0 | 0 | 0 | 0 | 0 | 0 | 31 | 44 | 4.50 | 1.500 | | | | | | | | | | |
| 77 Luke Jackson, R (6, 1) ERA: 4.5 | 2.0 | | 14 | 5 | 4 | 2 | 2 | 2 | 0 | 0 | 0 | 0 | 0 | 27 | 44 | 9.00 | 3.500 | | | | | | | | | | |
| 36 Mark Melancon, R (8, 1) ERA: | 1.0 | | 3 | 0 | 0 | 0 | 1 | 0 | 0 | 0 | 0 | 0 | 0 | 9 | 12 | 0.00 | 0.000 | | | | | | | | | | |

| Batter | 1 | 2 | 3 | 4 | 5 | 6 | 7 | 8 | 9 | AB | R | H | RBI | BB | SO | LOB | TOP | | | | | |
|---|---|----------------------------------|--|---|------------------------------|---|------------------------------|---|------------------------------|----------------------------------|------------------------------|----------------------------------|-------------------------------|----------------------------------|-------------------------------|----------------------------------|--|----------------------------------|----------------------------------|------------------------------------|-------------------------|--------|
| 7 Dansby Swanson, R (1, 6) OBP: 0.326, SLG: 0.410 | F FF 86 X CH 80 0-1 F9 | | F CH 82 B CH 81 B FF 80 F FF 86 F FF 81 B SL 79 D CH 81 4-2 16 G6-4-3 BB | | | X FF 87 0-0 G5-3 | | C SL 88 R FF 83 X CH 83 1-1 1B | | 3 | 0 | 1 | 0 | 1 | 0 | 0 | | | | | | |
| 16 Travis d'Arnaud, R (1, 2) OBP: 0.340, SLG: 0.604 | B FF 87 B SL 78 X FF 86 2-0 P4 | | F SI 87 1 SAFE B FF 88 X CH 81 1-1 G6-4-3 1-2 | | | B FF 88 B SL 77 C CH 80 F FF 88 X CH 81 2-2 F7 | | B FF 93 1 SAFE C FF 93 F FF 93 C FF 94 F FF 92 C FF 92 C FF 92 | | 4 | 0 | 0 | 0 | 0 | 1 | 2 | | | | | | |
| 5 Freddie Freeman, L (1, 3) OBP: 0.375, SLG: 0.493 | B FF 91 X FF 88 1-0 2B | | | X FF 89 0-0 G1-3 | | S SL 79 B SL 80 B FF 82 S CH 83 F CH 81 X FF 89 3-2 G4-3 | | F CH 80 F FF 83 X CH 80 0-2 G1-4-3 | | 4 | 0 | 1 | 0 | 0 | 0 | 1 | | | | | | |
| 20 Marcell Ozuna, R (1, 10) OBP: 0.352, SLG: 0.506 | B CH 82 B FF 89 F CH 82 B FF 88 4-1 BB | | | C FF 87 B FF 80 X SL 78 1-1 F8 | | B CH 79 B FF 88 X CH 80 2-0 HR | | B SI 91 B SI 91 B SI 91 B SI 91 1-3 K | | 3 | 1 | 1 | 1 | 1 | 1 | 0 | | | | | | |
| 23 Adam Duvall, R (1, 9) (7, 7) OBP: 0.302, SLG: 0.510 | C FF 88 B FF 80 B CH 82 B CH 81 D CH 81 X CH 82 3-2 G5-3 | | | C CH 79 X FF 90 1-1 G5-3 | | B SL 79 B SL 80 B FF 88 B SL 80 D CH 79 4-2 BB | | C SI 92 X SL 83 0-1 HR | | 4 | 1 | 1 | 1 | 0 | 1 | 2 | | | | | | |
| 17 Johan Camargo, S (1, 5) OBP: 0.286, SLG: 0.407 | F SI 87 C FF 88 S SL 80 0-3 K | | | B SL 77 C CH 80 B SI 88 B FF 86 S CH 80 X SI 88 3-2 27 F9-3 1B | | C SL 80 B SI 90 B SI 90 B SI 90 B SI 90 D CH 79 4-2 BB | | C SI 90 B SI 90 B SI 90 B SI 90 B SI 90 X SL 90 3-2 G4-3 | | 3 | 0 | 1 | 0 | 1 | 1 | 0 | | | | | | |
| 27 Austin Riley, R (1, 7) OBP: 0.213, SLG: 0.339 | C SL 78 F FF 90 B CH 81 S SL 78 1-3 K | | | X FF 90 0-0 F9-3 | | B SI 87 B SI 88 B SI 88 B SI 88 X SL 81 3-2 F8 | | B CH 86 C SI 90 B SI 92 F FF 94 X CH 84 2-2 1B | | 2 | 0 | 0 | 0 | 0 | 1 | 1 | | | | | | |
| 22 Nick Markakis, L (7, PH) (7, 9) OBP: 0.345, SLG: 0.519 | | | | | | | | | | | | | | | | | AB 32 R 2 H 7 RBI 2 BB 3 SO 6 LOB 10 | | | | | |
| 24 Adeiny Hechavarria, R (1, 4) OBP: 0.217, SLG: 0.261 | S SI 89 B FF 88 B CH 83 S CH 81 X CH 82 2-2 G5-3 | | | B FF 89 X FF 87 1-0 2B | | X SL 82 0-0 G1-3 | | C SI 91 B SI 91 F FF 91 F FF 91 X FF 91 1-3 K | | 4 | 0 | 1 | 0 | 0 | 1 | 2 | | | | | | |
| 11 Ender Inciarte, L (1, 8) OBP: 0.268, SLG: 0.220 | | | | | | | | | | | | | | | | | Braves | | | | | |
| Inning Stats | R: 0 E: 0 K: 0 S: 8 | H: 1 LOB: 2 BB: 1 P: 18 | R: 0 E: 0 K: 2 S: 10 | H: 0 LOB: 0 BB: 0 P: 13 | R: 0 E: 0 K: 0 S: 9 | H: 0 LOB: 0 BB: 1 P: 14 | R: 0 E: 0 K: 0 S: 5 | H: 0 LOB: 0 BB: 0 P: 7 | R: 0 E: 0 K: 0 S: 7 | H: 2 LOB: 1 BB: 0 P: 12 | R: 0 E: 0 K: 0 S: 8 | H: 0 LOB: 0 BB: 0 P: 13 | R: 1 E: 0 K: 1 S: 10 | H: 1 LOB: 1 BB: 1 P: 20 | R: 0 E: 0 K: 1 S: 14 | H: 1 LOB: 1 BB: 0 P: 19 | R: 1 E: 0 K: 2 S: 15 | H: 2 LOB: 0 BB: 0 P: 22 | 1B: 3 2B: 3 3B: 0 HR: 2 | SF: 0 SAC: 0 DP: 2 HBP: 0 | WP: 0 PB: 0 CS: 0 | PA: 35 |
| PITCHER | IP WLS BF H R ER SO BB IBB HBP BLK WP HR S P ERA WHIP | | | | | | | | | | | | | | | | | | | | | |
| 72 Daniel Castano, L (1, 1) ERA: 4.35 | 6.0 | 22 | 4 | 1 | 1 | 2 | 2 | 0 | 0 | 0 | 0 | 0 | 1 | 48 | 80 | 1.50 | 1.000 | | | | | |
| 39 James Hoyt, R (7, 1) ERA: 3.86 | 1.0 | 4 | 0 | 0 | 0 | 1 | 1 | 0 | 0 | 0 | 0 | 0 | 0 | 9 | 17 | 0.00 | 1.000 | | | | | |
| 33 Brad Boxberger, R (8, 1) ERA: 3.0 | 1.0 | 4 | 1 | 0 | 0 | 1 | 0 | 0 | 0 | 0 | 0 | 0 | 14 | 19 | 0.00 | 1.000 | | | | | | |
| 27 Brandon Kintzler, R (9, 1) ERA: 2.45 | 1.0 | L 5 | 2 | 1 | 1 | 2 | 0 | 0 | 0 | 0 | 0 | 0 | 1 | 15 | 22 | 9.00 | 2.000 | | | | | |

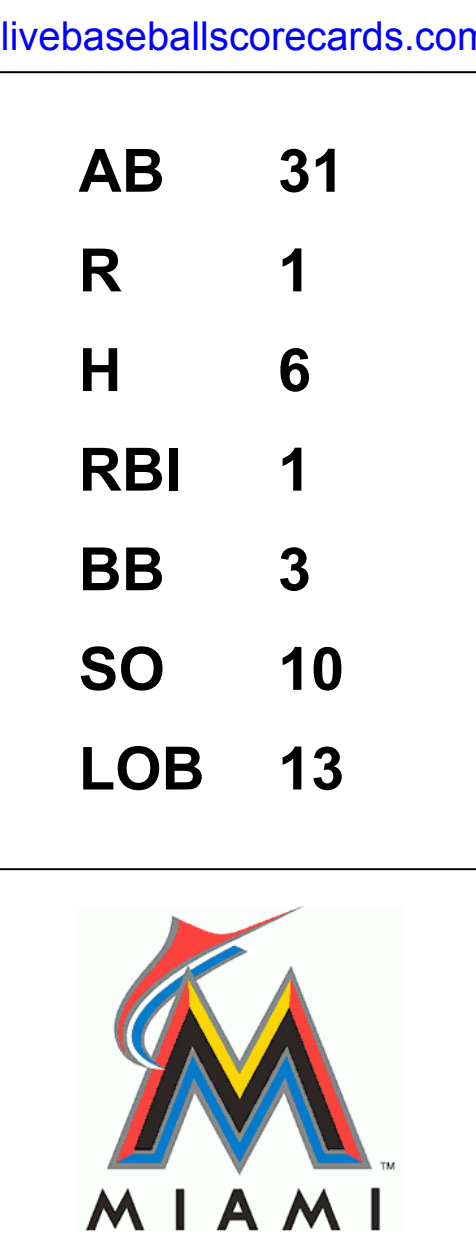
Atlanta Braves @ Miami Marlins
Marlins Park, Miami, FL
Sat Aug 15 2020, 6:11 PM - 9:09 PM EDT
Roof Closed - 78 F

livebaseballscorecards.com



| Batter | 1 | 2 | 3 | 4 | 5 | 6 | 7 | 8 | 9 | AB | R | H | RBI | BB | SO | LOB | BOTTOM | | | | | |
|---|--|--|--|--|-------------------------------|---|-------------------------------|---|-------------------------------|----------------------------------|------------------------------|----------------------------------|-------------------------------|----------------------------------|-------------------------------|----------------------------------|------------------------------|----------------------------------|----------------------------------|------------------------------------|-------------------------|--------|
| 2 Jonathan Villar, S (1, 6) OBP: 0.313, SLG: 0.351 | T FF 91 B FF 93 F FF 92 B SL 84 X FF 83 2-2 G5-3 | | 1 SAFE B CU 75 F SL 88 X CU 76 1-2 24 S 2B | | | S SL 83 B SL 83 B CU 76 X CH 84 2-2 29 CS E1 | | X SL 82 0-0 G5-3 | | 4 | 0 | 1 | 0 | 0 | 0 | 0 | | | | | | |
| 24 Jesus Aguilar, R (1, 3) OBP: 0.333, SLG: 0.566 | C FF 92 X FF 96 0-1 29 G5-4-3 1B | | B CU 72 B SL 90 F FF 93 F FF 94 S SL 84 2-3 K | | | C CU 74 X SL 86 0-2 L3 | | C FF 92 F SL 81 F SL 82 X FF 92 0-2 L9 | | 4 | 0 | 1 | 0 | 0 | 1 | 2 | | | | | | |
| 29 Francisco Cervelli, R (1, 2) OBP: 0.283, SLG: 0.439 | C CU 72 B CU 74 X FF 92 1-1 G5-4-3 1-2 | | B FF 92 F SL 91 F SL 93 F SL 93 F SL 93 F SL 93 2-3 K | | | 2 SAFE B FF 94 B CU 73 X FF 97 2-2 G6-3 | | B CU 77 B SL 79 B SL 80 F FF 91 C FF 91 2-3 K | | 4 | 0 | 0 | 0 | 0 | 2 | 2 | | | | | | |
| 15 Brian Anderson, R (1, 10) OBP: 0.362, SLG: 0.531 | | C FF 93 F FF 94 X FF 95 0-2 G4-3 | | F FF 94 B SL 84 B CU 76 T SL 83 2-2 K | | F FF 92 B SL 85 B CU 75 B FF 95 4-2 7 FC4-6 25 1B BB | | S FC 93 X KC 82 0-1 G6-3 | | 3 | 0 | 0 | 0 | 1 | 1 | 0 | | | | | | |
| 11 Logan Forsythe, R (1, 4) OBP: 0.217, SLG: 0.333 | | C FF 93 B SL 84 X CU 75 1-2 G5-3 | | C FF 92 F FF 93 F FF 92 2-0 K | | B FF 92 F SL 83 C FF 91 F FF 91 F FF 91 3-3 K | | T FC 92 B KC 84 C KC 82 1-3 K | | 4 | 0 | 0 | 0 | 0 | 3 | 1 | | | | | | |
| 25 Lewis Brinson, R (8, 9) OBP: 0.278, SLG: 0.200 | | B CU 73 B CU 72 C FF 92 X FF 93 3-1 K | | C CU 72 F SL 83 S SL 83 1-3 K | | B CU 72 B SL 83 X SL 84 1-1 K | | B KC 81 F FC 90 S KC 81 X FC 92 2-1 K | | 3 | 0 | 2 | 0 | 0 | 1 | 0 | | | | | | |
| 68 Lewin Diaz, L (9, PH) OBP: 1.000, SLG: 1.000 | | | | | | | | | | | | | | | | | | | | | | |
| 34 Magueña Sierra, L (9, PR) OBP: 0.458, SLG: 0.563 | | | | | | | | | | | | | | | | | | | | | | |
| 5 Jon Berti, R (1, 9) OBP: 0.320, SLG: 0.273 | | | | | | | | | | | | | | | | | | | | | | |
| 7 Matt Joyce, L (7, PH) (8, 7) OBP: 0.370, SLG: 0.227 | | | | | | | | | | | | | | | | | | | | | | |
| 65 Eddy Alvarez, L (1, 5) OBP: 0.259, SLG: 0.240 | | | | | | | | | | | | | | | | | | | | | | |
| 4 Monte Harrison, R (1, 8) OBP: 0.261, SLG: 0.300 | | | | | | | | | | | | | | | | | | | | | | |
| Inning Stats | R: 0 E: 0 K: 0 S: 7 | H: 1 LOB: 0 BB: 0 P: 10 | R: 0 E: 0 K: 0 S: 11 | H: 1 LOB: 0 BB: 0 P: 15 | R: 0 E: 0 K: 1 S: 10 | H: 1 LOB: 1 BB: 1 P: 17 | R: 0 E: 0 K: 3 S: 11 | H: 0 LOB: 0 BB: 0 P: 15 | R: 0 E: 0 K: 2 S: 11 | H: 0 LOB: 1 BB: 1 P: 17 | R: 0 E: 1 K: 0 S: 9 | H: 0 LOB: 0 BB: 0 P: 13 | R: 0 E: 0 K: 2 S: 15 | H: 1 LOB: 2 BB: 1 P: 25 | R: 1 E: 0 K: 1 S: 11 | H: 1 LOB: 0 BB: 0 P: 15 | R: 0 E: 0 K: 1 S: 8 | H: 1 LOB: 1 BB: 0 P: 11 | 1B: 3 2B: 2 3B: 0 HR: 1 | SF: 0 SAC: 0 DP: 1 HBP: 0 | WP: 0 PB: 0 CS: 1 | PA: 34 |
| PITCHER | IP WLS BF H R ER SO BB IBB HBP BLK WP HR S P ERA WHIP | | | | | | | | | | | | | | | | | | | | | |
| 54 Max Fried, L (1, 1) ERA: 1.24 | 6.1 | 24 | 4 | 0 | 0 | 7 | 3 | 0 | 0 | 0 | 0 | 0 | 0 | 67 | 103 | 0.00 | 1.105 | | | | | |
| 19 Shane Greene, R (7, 1) ERA: | 0.2 | H 2 | 0 | 0 | 0 | 1 | 0 | 0 | 0 | 0 | 0 | 0 | 7 | 9 | 0.00 | 0.000 | | | | | | |
| 51 Will Smith, L (8, 1) ERA: 3.86 | 1.0 | W 4 | 1 | 1 | 1 | 1 | 0 | 0 | 0 | 0 | 0 | 1 | 11 | 15 | 9.00 | 1.000 | | | | | | |
| 36 Mark Melancon, R (9, 1) ERA: | 1.0 | S 4 | 1 | 0 | 0 | 1 | 0 | 0 | 0 | 0 | 0 | 0 | 8 | 11 | 0.00 | 1.000 | | | | | | |

Atlanta Braves @ Miami Marlins
Marlins Park, Miami, FL
Sat Aug 15 2020, 6:11 PM - 9:09 PM EDT
Roof Closed - 78 F



| Batter | 1 | 2 | 3 | 4 | 5 | 6 | 7 | 8 | 9 | AB R H RBI BB SO LOB | TOP | | | | | | | | | |
|--|---|----------------------------------|---------------------------------------|----------------------------------|--------------------------------------|----------------------------------|--------------------------------------|----------------------------------|--------------------------------------|----------------------------------|--|---|---------------------------------------|----------------------------------|---------------------------------------|----------------------------------|----------------------------------|------------------------------------|----------------------------------|--------|
| 9 Brandon Nimmo, L (1,8) OBP: 0.430, SLG: 0.489 | L7 | | K | | | FC6-5 30 | | K | 30 HR 1B | 5 1 2 0 0 2 0 | New York Mets @ Miami Marlins Marlins Park, Miami, FL Wed Aug 19 2020, 7:11 PM - 10:24 PM EDT Roof Closed - 77 F | | | | | | | | | |
| 30 Michael Conforto, L (1,9) OBP: 0.434, SLG: 0.495 | K | | F8 | | | FC6-5 28 G4-3 | | 28 BB 2B HBP | 28 HR 1-H | 4 2 1 2 0 1 1 | | | | | | | | | | |
| 28 J.D. Davis, R (1,5) OBP: 0.410, SLG: 0.457 | 1B | | L6 | | | G4-3 | | 20 FC6-2 2B BB | G1-3 | 4 0 1 0 1 0 1 | | | | | | | | | | |
| 2 Dominic Smith, L (1,7) OBP: 0.403, SLG: 0.754 | G4-3 | | | | | | | 24 G1 13 1B | 20 FC6-2 2B | 4 1 2 1 0 1 1 | | | | | | | | | | |
| 21 Billy Hamilton, S (8, PR) OBP: 0.095, SLG: 0.053 | | | | | | | | 1-3 2-H | | 0 0 0 0 0 0 0 | | | | | | | | | | |
| 24 Robinson Canó, L (1,10) OBP: 0.415, SLG: 0.644 | | G6-3 | | | | | | G1 | 20 FC6-2 BB | 3 0 0 0 1 0 1 | | | | | | | | | | |
| 20 Pete Alonso, R (1,3) OBP: 0.375, SLG: 0.441 | | 13 2B 40 SF9 1B | | | | | | 13 1B IBB | FC6-2 | 3 1 1 0 1 1 3 | | | | | | | | | | |
| 13 Luis Guillorme, L (1,4) OBP: 0.515, SLG: 0.571 | | 40 SF9 1-3 | | | | | | 1-2 3-H | G4-3 | 4 0 2 1 0 0 3 | | | | | | | | | | |
| 40 Wilson Ramos, R (1,2) OBP: 0.278, SLG: 0.296 | | SF9 | | | | | | F9 | G6-3 | 3 0 1 1 0 0 2 | | | | | | | | | | |
| 1 Amed Rosario, R (1,6) OBP: 0.213, SLG: 0.338 | | 2-3 3-H | | | | | | G4-6-3 | K | 4 0 0 0 0 3 4 | | | | | | | | | | |
| Inning Stats | R: 0 H: 1 E: 0 K: 1 S: 10 | H: 1 LOB: 1 BB: 0 P: 13 | R: 1 H: 2 E: 0 K: 1 S: 13 | H: 2 LOB: 1 BB: 0 P: 18 | R: 0 H: 0 E: 0 K: 1 S: 8 | H: 0 LOB: 0 BB: 0 P: 12 | R: 0 H: 0 E: 0 K: 2 S: 9 | H: 0 LOB: 0 BB: 0 P: 15 | R: 0 H: 1 E: 0 K: 0 S: 6 | H: 1 LOB: 0 BB: 0 P: 10 | R: 1 H: 2 E: 0 K: 1 S: 11 | H: 2 LOB: 2 BB: 1 P: 17 | R: 1 H: 1 E: 0 K: 1 S: 12 | H: 3 LOB: 3 BB: 2 P: 25 | R: 2 H: 2 E: 0 K: 1 S: 12 | H: 2 LOB: 0 BB: 0 P: 19 | 1B: 5 2B: 4 3B: 0 HR: 1 | SF: 1 SAC: 0 DP: 2 HBP: 1 | WP: 0 PB: 0 SB: 0 CS: 0 | PA: 39 |
| PITCHER | IP WLS BF H R ER SO BB IBB HBP BLK WP HR S P ERA WHIP | | | | | | | | | | | IP WLS BF H R ER SO BB IBB HBP BLK WP HR S P ERA WHIP | | | | | | | | |
| 49 Pablo López, R (1,1) ERA: 2.42 | 6.1 25 7 2 2 5 0 1 0 0 0 0 0 58 90 2.84 1.105 | | | | | | | | | | | | | | | | | | | |
| 39 James Hoyt, R (7,1) ERA: 2.84 | 0.2 2 0 0 0 1 0 0 0 0 0 0 0 6 8 0.00 0.000 | | | | | | | | | | | | | | | | | | | |
| 54 Josh Smith, L (8,1) ERA: 10.8 | 0.1 4 1 1 1 1 1 0 0 1 0 0 0 9 18 27.00 6.000 | | | | | | | | | | | | | | | | | | | |
| 54 Josh Smith, L (8,1) ERA: 10.8 | 0.1 4 1 1 1 1 1 0 0 1 0 0 0 9 18 27.00 6.000 | | | | | | | | | | | | | | | | | | | |
| 27 Brandon Kintzler, R (9,1) ERA: 4.32 | 1.0 L 5 2 2 2 1 0 0 0 0 0 0 1 12 19 18.00 2.000 | | | | | | | | | | | | | | | | | | | |

| Batter | 1 | 2 | 3 | 4 | 5 | 6 | 7 | 8 | 9 | AB R H RBI BB SO LOB | BOTTOM | | | | | | | | | |
|--|---|----------------------------------|--------------------------------------|----------------------------------|---------------------------------------|----------------------------------|--------------------------------------|----------------------------------|---------------------------------------|----------------------------------|--|---|---------------------------------------|----------------------------------|--------------------------------------|----------------------------------|----------------------------------|------------------------------------|----------------------------------|--------|
| 34 Magneur Sierra, L (1,8) OBP: 0.412, SLG: 0.444 | G5-3 | | K | | | | | | | 3 0 0 0 0 2 0 | New York Mets @ Miami Marlins Marlins Park, Miami, FL Wed Aug 19 2020, 7:11 PM - 10:24 PM EDT Roof Closed - 77 F | | | | | | | | | |
| 4 Monte Harrison, R (7, PH) OBP: 0.212, SLG: 0.267 | | | | | | | | | | 2 0 0 0 0 2 1 | | | | | | | | | | |
| 24 Jesús Aguilar, R (1,3) OBP: 0.312, SLG: 0.500 | E5 23 1B | | 23 FC5-4 1B | | | | | 15 G5-3 7 1B 65 HBP 1B | K | 5 1 2 0 0 1 0 | | | | | | | | | | |
| 23 Corey Dickerson, L (1,7) OBP: 0.274, SLG: 0.298 | 1-2 1B | | FC5-4 1-2 | | | | | P5 | K | 5 0 1 0 0 1 2 | | | | | | | | | | |
| 7 Matt Joyce, L (1,10) OBP: 0.366, SLG: 0.314 | K | | G4-3 | | | | | 65 HBP 11 BB G5-3 1B | | 4 1 2 0 0 1 3 | | | | | | | | | | |
| 15 Brian Anderson, R (1,5) OBP: 0.342, SLG: 0.452 | K | | G4-3 | | | | | G5-3 | | 4 0 0 0 0 1 5 | | | | | | | | | | |
| 29 Francisco Cervelli, R (1,2) OBP: 0.368, SLG: 0.479 | | | | | | | | 65 FC5-4 BB | 11 BB 65 HBP BB | 2 0 1 0 2 1 0 | | | | | | | | | | |
| 65 Eddy Alvarez, L (1,6) OBP: 0.289, SLG: 0.235 | | | K | | | | | FC5-4 11 BB 4 WP | 11 BB HBP | 3 1 0 1 0 2 2 | | | | | | | | | | |
| 11 Logan Forsythe, R (1,4) OBP: 0.219, SLG: 0.276 | | | L6 | | | | | 2 FC5-4 1B | | 3 0 1 1 1 0 1 | | | | | | | | | | |
| 25 Lewis Brinson, R (1,9) OBP: 0.217, SLG: 0.150 | | | G1-3 | | | | | FC5-4 4 WP | K | 2 0 0 0 0 0 1 | | | | | | | | | | |
| 2 Jonathan Villar, S (7, PH) OBP: 0.296, SLG: 0.356 | | | | | | | | 1-2 2-3 3-H | | 2 0 0 0 0 1 5 | | | | | | | | | | |
| Inning Stats | R: 0 H: 1 E: 1 K: 2 S: 14 | H: 1 LOB: 2 BB: 0 P: 18 | R: 0 H: 1 E: 0 K: 1 S: 9 | H: 1 LOB: 0 BB: 0 P: 11 | R: 0 H: 1 E: 0 K: 1 S: 11 | H: 1 LOB: 1 BB: 0 P: 17 | R: 0 H: 0 E: 0 K: 2 S: 8 | H: 0 LOB: 0 BB: 0 P: 11 | R: 0 H: 1 E: 0 K: 0 S: 14 | H: 1 LOB: 1 BB: 0 P: 18 | R: 1 H: 1 E: 0 K: 1 S: 12 | H: 1 LOB: 1 BB: 1 P: 20 | R: 2 H: 2 E: 0 K: 1 S: 17 | H: 2 LOB: 3 BB: 2 P: 31 | R: 0 H: 0 E: 0 K: 3 S: 9 | H: 0 LOB: 0 BB: 0 P: 12 | 1B: 7 2B: 0 3B: 0 HR: 0 | SF: 0 SAC: 0 DP: 0 HBP: 1 | WP: 1 PB: 0 SB: 0 CS: 0 | PA: 39 |
| PITCHER | IP WLS BF H R ER SO BB IBB HBP BLK WP HR S P ERA WHIP | | | | | | | | | | | IP WLS BF H R ER SO BB IBB HBP BLK WP HR S P ERA WHIP | | | | | | | | |
| 48 Jacob deGrom, R (1,1) ERA: 1.93 | 6.0 23 4 0 0 7 1 0 0 0 0 0 0 8 14 0.00 0.667 | | | | | | | | | | | | | | | | | | | |
| 27 Jeury's Familia, R (7,1) ERA: 4.76 | 0.1 H 3 1 1 1 0 1 0 0 0 0 0 0 8 14 27.00 6.000 | | | | | | | | | | | | | | | | | | | |
| 3B Justin Wilson, L (7,1) ERA: 4.32 | 0.2 H 2 0 0 0 1 0 0 0 0 0 1 0 4 6 0.00 0.000 | | | | | | | | | | | | | | | | | | | |
| 68 Dellin Betances, R (8,1) ERA: 6.0 | 0.2 H 6 2 2 2 0 1 0 1 0 0 0 0 13 22 27.00 4.500 | | | | | | | | | | | | | | | | | | | |
| 39 Edwin Díaz, R (8,1) ERA: 2.33 | 1.1 W 5 0 0 0 4 1 0 0 0 0 0 0 13 21 0.00 0.750 | | | | | | | | | | | | | | | | | | | |

| | |
|-----|----|
| AB | 34 |
| R | 5 |
| H | 10 |
| RBI | 5 |
| BB | 3 |
| SO | 8 |
| LOB | 16 |



| | |
|-----|----|
| AB | 35 |
| R | 3 |
| H | 7 |
| RBI | 2 |
| BB | 3 |
| SO | 12 |
| LOB | 20 |



| Batter | 1 | 2 | 3 | 4 | 5 | 6 | 7 | 8 | 9 | AB | R | H | RBI | BB | SO | LOB | TOP | | | | | | |
|--|---|----------------------------------|------------------------------|----------------------------------|-------------------------------|----------------------------------|-------------------------------|----------------------------------|-------------------------------|----------------------------------|------------------------------|----------------------------------|------------------------------|----------------------------------|-----------|------------|---|------------------------------------|-------------------------|--------|--|--|--|
| 7 Trea Turner, R OBP: 0.364, SLG: 0.526 | G6-3 | | P4 | | 22 FC6 1B | | G5-3 | | | 4 | 0 | 1 | 0 | 0 | 0 | 0 | Washington Nationals @ Miami Marlins Nationals Park, Washington, DC Sat Aug 22 2020, 7:50 PM - 10:21 PM EDT Cloudy - 81 F | | | | | | |
| 2 Adam Eaton, L OBP: 0.289, SLG: 0.325 | G1-3 | | G5-3 | | F7 | | 22 BB 1B | | | 4 | 0 | 1 | 0 | 0 | 0 | 1 | | | | | | | |
| 22 Juan Soto, L OBP: 0.463, SLG: 0.807 | | | | G1-6-3 | FC6 | | | | | 3 | 0 | 1 | 0 | 1 | 0 | 1 | | | | | | | |
| 13 Asdrúbal Cabrera, S OBP: 0.326, SLG: 0.523 | K | | | | 1-2 BB | | G3 | | | 4 | 0 | 1 | 0 | 0 | 1 | 3 | | | | | | | |
| 9 Eric Thames, L OBP: 0.271, SLG: 0.309 | | K | | K | | | G3 | | | 3 | 0 | 0 | 0 | 0 | 2 | 1 | | | | | | | |
| 5 Josh Harrison, R OBP: 0.308, SLG: 0.455 | | G5-3 | | F8 | | | | | | 3 | 0 | 1 | 0 | 0 | 0 | 1 | | | | | | | |
| 62 Luis García Jr., L OBP: 0.320, SLG: 0.458 | | | | | | | | | | 2 | 0 | 0 | 0 | 0 | 1 | 0 | | | | | | | |
| 8 Carter Kieboom, R OBP: 0.375, SLG: 0.227 | | G3 | | | | | K | | | 0 | 0 | 0 | 0 | 1 | 0 | 0 | | | | | | | |
| 10 Yan Gomes, R OBP: 0.318, SLG: 0.488 | | | | | HR | | | | | 3 | 2 | 2 | 1 | 0 | 0 | 2 | | | | | | | |
| 16 Victor Robles, R OBP: 0.342, SLG: 0.382 | | | | | | | | | | 3 | 1 | 1 | 2 | 0 | 0 | 0 | | | | | | | |
| Inning Stats | R: 0 E: 0 K: 1 S: 10 | H: 1 LOB: 1 BB: 0 P: 12 | R: 0 E: 0 K: 1 S: 5 | H: 0 LOB: 0 BB: 0 P: 8 | R: 1 E: 0 K: 0 S: 7 | H: 1 LOB: 0 BB: 0 P: 10 | R: 0 E: 0 K: 1 S: 12 | H: 1 LOB: 1 BB: 0 P: 17 | R: 2 E: 0 K: 1 S: 12 | H: 3 LOB: 1 BB: 0 P: 19 | R: 0 E: 0 K: 0 S: 8 | H: 1 LOB: 2 BB: 1 P: 18 | R: 0 E: 0 K: 0 S: 9 | H: 1 LOB: 2 BB: 1 P: 19 | | | 1B: 5 2B: 1 3B: 0 HR: 2 | SF: 0 SAC: 0 DP: 0 HBP: 0 | WP: 0 PB: 0 CS: 0 | PA: 31 | | | |
| PITCHER | IP WLS BF H R ER SO BB IBB HBP BLK WP HR S P ERA WHIP | | | | | | | | | | | | | | | | | | | | | | |
| 73 Sixto Sánchez, R ERA: 5.4 | (1, 1) | 5.0 W 21 | 6 3 3 4 | 0 0 0 0 | 0 0 0 0 | 0 2 46 66 | 5.40 1.200 | | | | | | | | | | | | | | | | |
| 35 Richard Bleier, L ERA: 2.25 | (6, 1) | 0.2 H 3 | 1 0 0 0 | 0 0 0 0 | 0 0 0 0 | 0 0 5 9 | 0.00 1.500 | | | | | | | | | | | | | | | | |
| 33 Brad Boxberger, R ERA: 2.25 | (6, 1) | 0.1 H 2 | 0 0 0 0 | 0 0 0 0 | 1 0 0 0 | 0 0 3 9 | 0.00 3.000 | | | | | | | | | | | | | | | | |
| 27 Brandon Kintzler, R ERA: 3.48 | (7, 1) | 1.0 S 5 | 1 0 0 0 | 0 0 0 0 | 1 0 0 0 | 0 0 9 19 | 0.00 2.000 | | | | | | | | | | | | | | | | |
| Batter | 1 | 2 | 3 | 4 | 5 | 6 | 7 | 8 | 9 | AB | R | H | RBI | BB | SO | LOB | BOTTOM | | | | | | |
| 2 Jonathan Villar, S OBP: 0.319, SLG: 0.384 | 34 FC6-4 1B | | 7 CS 1B | 25 1B 34 WP E1 | F7 | | | | | 4 | 0 | 2 | 0 | 0 | 0 | 4 | Washington Nationals @ Miami Marlins Nationals Park, Washington, DC Sat Aug 22 2020, 7:50 PM - 10:21 PM EDT Cloudy - 81 F | | | | | | |
| 34 Magneuris Sierra, L OBP: 0.366, SLG: 0.412 | FC6-4 7 1B 1-2 | | L8 | 25 1B K | | | G5-3 | | | 4 | 0 | 0 | 0 | 0 | 1 | 4 | | | | | | | |
| 7 Matt Joyce, L OBP: 0.404, SLG: 0.410 | 1 SAFE K | | 23 HR BB | 1-2 2-3 3-H 1B | | | K | | | 1 | 1 | 1 | 0 | 1 | 0 | 0 | | | | | | | |
| 25 Lewis Brinson, R OBP: 0.241, SLG: 0.160 | 1-2 1B | | 1-2 2-3 3-H 1B | | | | K | | | 2 | 0 | 1 | 1 | 0 | 1 | 0 | | | | | | | |
| 23 Corey Dickerson, L OBP: 0.297, SLG: 0.353 | F8 | | 1-H HR | F8 | | | G4-3 | | | 4 | 1 | 1 | 2 | 0 | 0 | 5 | | | | | | | |
| 15 Brian Anderson, R OBP: 0.337, SLG: 0.423 | K | | K | 11 BB 5 SF7 76 BB 1B | | | | | | 3 | 1 | 1 | 0 | 0 | 2 | 2 | | | | | | | |
| 76 Jesús Sánchez, L | | | | F7 | | | | | | 1 | 0 | 0 | 0 | 2 | 0 | 0 | | | | | | | |
| 29 Francisco Cervelli, R OBP: 0.356, SLG: 0.453 | F9 | | | 2 E 34 WP 1B | | | F3 | | | 1 | 0 | 0 | 0 | 0 | 0 | 1 | | | | | | | |
| 38 Jorge Alfaro, R | | | | F9 | | | | | | 2 | 1 | 1 | 0 | 0 | 0 | 2 | | | | | | | |
| 11 Logan Forsythe, R OBP: 0.229, SLG: 0.258 | F8 | | | 34 WP 2 E 25 1B 1B | | | | | | 2 | 0 | 0 | 0 | 1 | 0 | 2 | | | | | | | |
| 5 Jon Berti, R OBP: 0.328, SLG: 0.283 | L8 | | | 34 WP 2 E 25 1B 1B | | | SF7 | | | 2 | 1 | 1 | 1 | 0 | 0 | 1 | | | | | | | |
| Inning Stats | R: 0 E: 0 K: 1 S: 11 | H: 2 LOB: 2 BB: 0 P: 20 | R: 0 E: 0 K: 0 S: 4 | H: 0 LOB: 1 BB: 1 P: 13 | R: 2 E: 0 K: 1 S: 10 | H: 2 LOB: 0 BB: 1 P: 18 | R: 2 E: 1 K: 1 S: 22 | H: 3 LOB: 3 BB: 0 P: 30 | R: 0 E: 0 K: 1 S: 14 | H: 0 LOB: 2 BB: 2 P: 29 | R: 0 E: 0 K: 1 S: 6 | H: 0 LOB: 0 BB: 0 P: 9 | R: 0 E: 0 K: 1 S: 6 | H: 0 LOB: 0 BB: 0 P: 9 | | | 1B: 7 2B: 0 3B: 0 HR: 1 | SF: 1 SAC: 0 DP: 0 HBP: 0 | WP: 1 PB: 0 CS: 1 | PA: 31 | | | |
| PITCHER | IP WLS BF H R ER SO BB IBB HBP BLK WP HR S P ERA WHIP | | | | | | | | | | | | | | | | | | | | | | |
| 57 Wil Crowe, R ERA: 4.91 | (1, 1) | 3.2 L 18 | 6 4 2 2 | 0 0 0 0 | 0 0 0 0 | 1 0 13 17 | 0.00 3.000 | | | | | | | | | | | | | | | | |
| 96 Seth Romero, L ERA: 13.5 | (4, 1) | 0.1 | 4 1 0 0 | 1 0 0 1 | 0 0 0 0 | 0 0 10 24 | 13.50 4.500 | | | | | | | | | | | | | | | | |
| 71 Dakota Bacus, R ERA: 1.8 | (5, 1) | 0.2 | 5 1 1 1 | 0 0 0 0 | 0 0 0 0 | 0 0 10 14 | 0.00 0.000 | | | | | | | | | | | | | | | | |
| 51 Wander Suero, R ERA: 5.19 | (5, 1) | 1.1 | 4 0 0 0 | 0 0 0 1 | 0 0 0 0 | 0 0 10 14 | 0.00 0.000 | | | | | | | | | | | | | | | | |

| Batter | 1 | 2 | 3 | 4 | 5 | 6 | 7 | 8 | 9 | AB | R | H | RBI | BB | SO | LOB | TOP | | | | | | | | | | | | | |
|--|------------------------------|---------------------------------|-------------------------------------|----------------------------------|------------------------------|----------------------------------|-------------------------------|----------------------------------|------------------------------|---------------------------------|-------------------------------|----------------------------------|------------------------------|----------------------------------|-------------------------------|----------------------------------|--------------------------------|-------------------------------------|----------------------------------|------------------------------------|----------------------------------|--------|--|--|--|--|--|--|--|--|
| 2 Jonathan Villar, S OBP: 0.316, SLG: 0.378 | | | | | | | | | | 4 | 0 | 1 | 0 | 0 | 2 | 2 | | | | | | | | | | | | | | |
| 7 Matt Joyce, L OBP: 0.392, SLG: 0.395 | | | | | | | | | | 4 | 0 | 1 | 0 | 0 | 2 | 1 | | | | | | | | | | | | | | |
| 24 Jesús Aguilar, R OBP: 0.303, SLG: 0.469 | | | | | | | | | | 3 | 0 | 0 | 0 | 0 | 0 | 2 | | | | | | | | | | | | | | |
| 11 Logan Forsythe, R OBP: 0.222, SLG: 0.250 | | | | | | | | | | 1 | 0 | 0 | 0 | 0 | 1 | 0 | | | | | | | | | | | | | | |
| 23 Corey Dickerson, L OBP: 0.316, SLG: 0.414 | | | | | | | | | | 2 | 1 | 2 | 1 | 0 | 0 | 0 | | | | | | | | | | | | | | |
| 34 Magneuris Sierra, L OBP: 0.372, SLG: 0.417 | | | | | | | | | | 2 | 1 | 1 | 0 | 0 | 0 | 0 | | | | | | | | | | | | | | |
| 15 Brian Anderson, R OBP: 0.329, SLG: 0.411 | | | | | | | | | | 2 | 0 | 0 | 0 | 0 | 1 | 1 | | | | | | | | | | | | | | |
| 5 Jon Berti, R OBP: 0.333, SLG: 0.291 | | | | | | | | | | 2 | 1 | 1 | 1 | 0 | 1 | 0 | | | | | | | | | | | | | | |
| 76 Jesús Sánchez, L OBP: 0.286, SLG: 0.182 | | | | | | | | | | 4 | 0 | 1 | 1 | 0 | 0 | 0 | | | | | | | | | | | | | | |
| 19 Miguel Rojas, R OBP: 0.478, SLG: 0.857 | | | | | | | | | | 4 | 0 | 0 | 0 | 0 | 0 | 1 | | | | | | | | | | | | | | |
| 25 Lewis Brinson, R OBP: 0.219, SLG: 0.143 | | | | | | | | | | 3 | 0 | 0 | 0 | 0 | 1 | 0 | | | | | | | | | | | | | | |
| 87 Brian Navarreto, R OBP: 0.667, SLG: 0.667 | | | | | | | | | | 3 | 0 | 2 | 0 | 0 | 0 | 0 | | | | | | | | | | | | | | |
| Inning Stats | R: 0 E: 0 K: 0 S: 6 | H: 1 LOB: 0 BB: 0 P: 9 | R: 1 E: 0 K: 1 S: 13 | H: 1 LOB: 0 BB: 0 P: 18 | R: 0 E: 0 K: 1 S: 8 | H: 0 LOB: 0 BB: 0 P: 14 | R: 0 E: 0 K: 1 S: 10 | H: 1 LOB: 1 BB: 0 P: 15 | R: 0 E: 0 K: 0 S: 6 | H: 0 LOB: 0 BB: 0 P: 7 | R: 0 E: 0 K: 1 S: 12 | H: 2 LOB: 1 BB: 0 P: 17 | R: 0 E: 0 K: 1 S: 7 | H: 0 LOB: 0 BB: 0 P: 12 | R: 0 E: 0 K: 1 S: 11 | H: 1 LOB: 1 BB: 0 P: 16 | R: 2 E: 0 K: 2 S: 17 | H: 3 LOB: 1 BB: 0 P: 21 | 1B: 7 2B: 1 3B: 0 HR: 1 | SF: 0 SAC: 0 DP: 2 HBP: 0 | WP: 0 PB: 0 SB: 0 CS: 0 | PA: 34 | | | | | | | | |
| PITCHER | IP: 7.0 WLS: W BF: 24 | H: 5 R: 1 ER: 1 SO: 5 | BB: 0 IBB: 0 HBP: 0 BLK: 0 | WP: 0 HR: 1 S: 62 P: 92 | ERA: 1.29 WHIP: 0.714 | | | | | | | | | | | IP: 2.0 WLS: W BF: 10 | H: 4 R: 2 ER: 2 SO: 3 | BB: 0 IBB: 0 HBP: 0 BLK: 0 | WP: 0 HR: 0 S: 28 P: 37 | ERA: 9.00 WHIP: 2.000 | | | | | | | | | | |

Miami Marlins @ Washington Nationals
Nationals Park, Washington, DC
Sun Aug 23 2020, 12:38 PM - 3:50 PM EDT
Partly Cloudy - 87 F


AB 34
R 3
H 9
RBI 3
BB 0
SO 8
LOB 7



| Batter | 1 | 2 | 3 | 4 | 5 | 6 | 7 | 8 | 9 | AB | R | H | RBI | BB | SO | LOB | BOTTOM | | | | | | | | | | | | | |
|---|-------------------------------|----------------------------------|-------------------------------------|----------------------------------|-------------------------------|----------------------------------|-------------------------------|----------------------------------|-------------------------------|----------------------------------|-------------------------------|----------------------------------|-------------------------------|----------------------------------|------------------------------|----------------------------------|----------------------------------|-------------------------------------|----------------------------------|-----------------------------|--|--|--|--|--|--|--|--|--|--|
| 7 Trea Turner, R OBP: 0.387, SLG: 0.561 | | | | | | | | | | 3 | 2 | 3 | 3 | 0 | 0 | 0 | | | | | | | | | | | | | | |
| 1 Wilmer Difo, S OBP: 0.167, SLG: 0.091 | | | | | | | | | | 4 | 0 | 1 | 2 | 1 | 0 | 1 | | | | | | | | | | | | | | |
| 2 Adam Eaton, L OBP: 0.295, SLG: 0.333 | | | | | | | | | | 3 | 0 | 1 | 0 | 1 | 1 | 3 | | | | | | | | | | | | | | |
| 22 Juan Soto, L OBP: 0.465, SLG: 0.783 | | | | | | | | | | 1 | 0 | 0 | 0 | 0 | 0 | 0 | | | | | | | | | | | | | | |
| 3 Michael Taylor, R OBP: 0.189, SLG: 0.389 | | | | | | | | | | 4 | 0 | 1 | 1 | 0 | 0 | 5 | | | | | | | | | | | | | | |
| 47 Howie Kendrick, R OBP: 0.328, SLG: 0.382 | | | | | | | | | | 1 | 0 | 0 | 0 | 0 | 0 | 0 | | | | | | | | | | | | | | |
| 5 Josh Harrison, R OBP: 0.296, SLG: 0.435 | | | | | | | | | | 3 | 1 | 1 | 0 | 2 | 1 | 1 | | | | | | | | | | | | | | |
| 9 Eric Thames, L OBP: 0.297, SLG: 0.310 | | | | | | | | | | 4 | 1 | 1 | 0 | 0 | 1 | 3 | | | | | | | | | | | | | | |
| 28 Kurt Suzuki, R OBP: 0.288, SLG: 0.353 | | | | | | | | | | 4 | 1 | 1 | 0 | 0 | 1 | 3 | | | | | | | | | | | | | | |
| 62 Luis García Jr., L OBP: 0.379, SLG: 0.500 | | | | | | | | | | 4 | 3 | 3 | 0 | 0 | 0 | 1 | | | | | | | | | | | | | | |
| 8 Carter Kieboom, R OBP: 0.383, SLG: 0.217 | | | | | | | | | | 2 | 1 | 0 | 1 | 2 | 1 | 2 | | | | | | | | | | | | | | |
| 16 Victor Robles, R OBP: 0.325, SLG: 0.361 | | | | | | | | | | 4 | 1 | 0 | 0 | 0 | 1 | 4 | | | | | | | | | | | | | | |
| Inning Stats | R: 1 E: 0 K: 1 S: 15 | H: 2 LOB: 1 BB: 0 P: 19 | R: 1 E: 0 K: 1 S: 13 | H: 2 LOB: 3 BB: 1 P: 21 | R: 0 E: 0 K: 0 S: 12 | H: 1 LOB: 2 BB: 1 P: 19 | R: 2 E: 0 K: 2 S: 17 | H: 2 LOB: 2 BB: 1 P: 31 | R: 5 E: 1 K: 1 S: 20 | H: 3 LOB: 1 BB: 3 P: 39 | R: 0 E: 0 K: 0 S: 11 | H: 1 LOB: 0 BB: 0 P: 15 | R: 0 E: 0 K: 0 S: 12 | H: 0 LOB: 0 BB: 0 P: 17 | R: 0 E: 0 K: 0 S: 8 | H: 0 LOB: 0 BB: 0 P: 10 | 1B: 8 2B: 2 3B: 1 HR: 0 | SF: 0 SAC: 0 DP: 1 HBP: 1 | WP: 0 PB: 0 SB: 1 CS: 1 | PA: 41 | | | | | | | | | | |
| PITCHER | IP: 3.2 WLS: L BF: 20 | H: 7 R: 4 ER: 2 SO: 4 | BB: 2 IBB: 0 HBP: 0 BLK: 0 | WP: 0 HR: 0 S: 54 P: 82 | ERA: 4.91 WHIP: 2.455 | | | | | | | | | | | IP: 0.1 WLS: L BF: 8 | H: 3 R: 5 ER: 4 SO: 0 | BB: 3 IBB: 0 HBP: 0 BLK: 0 | WP: 0 HR: 0 S: 17 P: 34 | ERA: 108.00 WHIP: 18.000 | | | | | | | | | | |

Miami Marlins @ Washington Nationals
Nationals Park, Washington, DC
Sun Aug 23 2020, 12:38 PM - 3:50 PM EDT
Partly Cloudy - 87 F

AB 34
R 9
H 11
RBI 7
BB 6
SO 5
LOB 20



| Batter | 1 | 2 | 3 | 4 | 5 | 6 | 7 | 8 | 9 | AB | R | H | RBI | BB | SO | LOB | TOP |
|---|---|----------------------------------|-------------------------------|----------------------------------|-------------------------------|----------------------------------|------------------------------|----------------------------------|------------------------------|---------------------------------|-------------------------------|----------------------------------|-----|----|----|-----|--|
| 2 Jonathan Villar, S OBP: 0.318, SLG: 0.367 | | | | | | | | | | 3 | 0 | 0 | 0 | 1 | 2 | 2 | Miami Marlins @ New York Mets Citi Field, Flushing, NY Tue Aug 25 2020, 5:11 PM - 8:52 PM EDT Partly Cloudy - 89 F |
| 7 Matt Joyce, L OBP: 0.377, SLG: 0.377 | | | | | | | | | | 4 | 0 | 0 | 0 | 0 | 3 | 2 | |
| 23 Corey Dickerson, L OBP: 0.318, SLG: 0.405 | | | | | | | | | | 3 | 0 | 0 | 0 | 0 | 1 | 1 | |
| 5 Jon Berti, R OBP: 0.348, SLG: 0.350 | | | | | | | | | | 0 | 0 | 0 | 0 | 0 | 0 | 0 | |
| 15 Brian Anderson, R OBP: 0.340, SLG: 0.439 | | | | | | | | | | 3 | 2 | 2 | 0 | 0 | 0 | 1 | |
| 68 Lewin Diaz, L OBP: 0.333, SLG: 0.273 | | | | | | | | | | 3 | 0 | 1 | 1 | 0 | 0 | 1 | |
| 38 Jorge Alfaro, R OBP: 0.294, SLG: 0.267 | | | | | | | | | | 2 | 1 | 0 | 0 | 0 | 0 | 1 | |
| 76 Jesús Sánchez, L OBP: 0.227, SLG: 0.111 | | | | | | | | | | 3 | 0 | 0 | 0 | 0 | 0 | 2 | |
| 25 Lewis Brinson, R OBP: 0.257, SLG: 0.194 | | | | | | | | | | 3 | 1 | 2 | 1 | 0 | 1 | 0 | |
| 19 Miguel Rojas, R OBP: 0.516, SLG: 0.769 | | | | | | | | | | 3 | 0 | 1 | 2 | 0 | 0 | 1 | |
| Inning Stats | R: 0 E: 0 K: 2 S: 9 | H: 0 LOB: 0 BB: 0 P: 15 | R: 3 E: 0 K: 0 S: 17 | H: 3 LOB: 1 BB: 0 P: 29 | R: 1 E: 0 K: 2 S: 12 | H: 2 LOB: 1 BB: 0 P: 20 | R: 0 E: 0 K: 1 S: 9 | H: 0 LOB: 0 BB: 1 P: 12 | R: 0 E: 0 K: 0 S: 5 | H: 0 LOB: 0 BB: 0 P: 7 | R: 0 E: 0 K: 1 S: 13 | H: 1 LOB: 1 BB: 0 P: 20 | | | | | |
| PITCHER | IP WLS BF H R ER SO BB IBB HBP BLK WP HR S P ERA WHIP | | | | | | | | | | | | | | | | |
| 22 Rick Porcello, R ERA: 6.43 | 3.0 L 15 5 4 4 4 0 0 1 0 0 0 38 64 12.00 1.667 | | | | | | | | | | | | | | | | |
| 55 Corey Oswalt, R ERA: 5.11 | 4.0 14 1 0 0 3 1 0 0 0 0 0 36 59 0.00 0.500 | | | | | | | | | | | | | | | | |

| Batter | 1 | 2 | 3 | 4 | 5 | 6 | 7 | 8 | 9 | AB | R | H | RBI | BB | SO | LOB | BOTTOM |
|--|---|----------------------------------|------------------------------|----------------------------------|-------------------------------|----------------------------------|------------------------------|----------------------------------|-------------------------------|----------------------------------|-------------------------------|----------------------------------|-----|----|----|-----|--|
| 9 Brandon Nimmo, L OBP: 0.424, SLG: 0.489 | | | | | | | | | | 4 | 0 | 1 | 0 | 0 | 1 | 0 | Miami Marlins @ New York Mets Citi Field, Flushing, NY Tue Aug 25 2020, 5:11 PM - 8:52 PM EDT Partly Cloudy - 89 F |
| 28 J.D. Davis, R OBP: 0.413, SLG: 0.471 | | | | | | | | | | 4 | 0 | 2 | 0 | 0 | 0 | 1 | |
| 30 Michael Conforto, L OBP: 0.436, SLG: 0.495 | | | | | | | | | | 4 | 0 | 2 | 0 | 0 | 0 | 2 | |
| 20 Pete Alonso, R OBP: 0.371, SLG: 0.427 | | | | | | | | | | 3 | 0 | 0 | 0 | 1 | 0 | 5 | |
| 24 Robinson Canó, L OBP: 0.391, SLG: 0.603 | | | | | | | | | | 4 | 0 | 0 | 0 | 0 | 0 | 4 | |
| 2 Dominic Smith, L OBP: 0.400, SLG: 0.735 | | | | | | | | | | 3 | 0 | 1 | 0 | 0 | 0 | 0 | |
| 40 Wilson Ramos, R OBP: 0.293, SLG: 0.301 | | | | | | | | | | 2 | 0 | 1 | 0 | 1 | 0 | 0 | |
| 6 Jeff McNeil, L OBP: 0.346, SLG: 0.333 | | | | | | | | | | 2 | 0 | 1 | 0 | 1 | 0 | 2 | |
| 1 Amed Rosario, R OBP: 0.205, SLG: 0.325 | | | | | | | | | | 3 | 0 | 0 | 0 | 0 | 0 | 5 | |
| Inning Stats | R: 0 E: 0 K: 0 S: 17 | H: 2 LOB: 1 BB: 0 P: 24 | R: 0 E: 0 K: 0 S: 9 | H: 1 LOB: 2 BB: 1 P: 16 | R: 0 E: 0 K: 0 S: 11 | H: 1 LOB: 1 BB: 0 P: 15 | R: 0 E: 0 K: 0 S: 8 | H: 1 LOB: 2 BB: 1 P: 13 | R: 0 E: 0 K: 1 S: 15 | H: 1 LOB: 2 BB: 1 P: 23 | R: 0 E: 0 K: 0 S: 11 | H: 1 LOB: 2 BB: 0 P: 19 | | | | | |
| PITCHER | IP WLS BF H R ER SO BB IBB HBP BLK WP HR S P ERA WHIP | | | | | | | | | | | | | | | | |
| 72 Daniel Castano, L ERA: 4.11 | 4.2 22 1 0 0 0 3 0 0 0 0 0 59 90 0.00 1.929 | | | | | | | | | | | | | | | | |
| 35 Richard Bleier, L ERA: 3.0 | 0.1 W 1 0 0 0 0 0 0 0 0 0 0 1 1 0.00 0.000 | | | | | | | | | | | | | | | | |
| 33 Brad Boxberger, R ERA: 1.88 | 1.0 4 1 0 0 0 0 0 0 0 0 0 11 15 0.00 1.000 | | | | | | | | | | | | | | | | |
| 27 Brandon Kintzler, R ERA: 2.92 | 1.0 5 1 0 0 0 0 0 0 0 0 0 11 19 0.00 1.000 | | | | | | | | | | | | | | | | |
| PITCHER | IP WLS BF H R ER SO BB IBB HBP BLK WP HR S P ERA WHIP | | | | | | | | | | | | | | | | |
| 1B: 6 SF: 0 WP: 0 PA: 32 | 2B: 2 SAC: 0 FB: 0 | | | | | | | | | | | | | | | | |
| 3B: 0 DP: 0 SB: 1 | HR: 0 HBP: 0 CS: 0 | | | | | | | | | | | | | | | | |
| AB 29 | R 0 | | | | | | | | | | | | | | | | |
| H 8 | RBI 0 | | | | | | | | | | | | | | | | |
| BB 3 | SO 1 | | | | | | | | | | | | | | | | |
| LOB 19 | | | | | | | | | | | | | | | | | |

| Batter | 1 | 2 | 3 | 4 | 5 | 6 | 7 | 8 | 9 | AB | R | H | RBI | BB | SO | LOB | TOP | |
|---|---|----------------------------------|-------------------------------|----------------------------------|------------------------------|----------------------------------|-------------------------------|----------------------------------|-------------------------------|----------------------------------|------------------------------|----------------------------------|-----|----|----|------|---|-------|
| 9 Brandon Nimmo, L (1, 8) OBP: 0.418, SLG: 0.474 | G6-3 | | P5 | | F9 | | HBP | | | 3 | 0 | 0 | 0 | 0 | 0 | 0 | New York Mets @ Miami Marlins Citi Field, Flushing, NY Tue Aug 25 2020, 9:44 PM - 12:05 AM EDT Partly Cloudy - 80 F | |
| 28 J.D. Davis, R (1, 5) OBP: 0.417, SLG: 0.466 | K | | | | | | G5-4-3 | | | 3 | 0 | 1 | 0 | 1 | 1 | 1 | | |
| 30 Michael Conforto, L (1, 9) OBP: 0.425, SLG: 0.490 | K | | | | K | | | | | 3 | 0 | 0 | 0 | 0 | 3 | 2 | | |
| 20 Pete Alonso, R (1, 10) OBP: 0.361, SLG: 0.414 | | K | G5-3 | | L5 | | | | | 3 | 0 | 0 | 0 | 0 | 1 | 2 | | |
| 2 Dominic Smith, L (1, 3) OBP: 0.212, SLG: 0.329 | | | | | | | | | | 1 | 0 | 1 | 0 | 2 | 0 | 0 | | |
| 6 Jeff McNeil, L (1, 7) OBP: 0.345, SLG: 0.324 | | | | | | | | | | 2 | 0 | 0 | 0 | 1 | 0 | 2 | | |
| 1 Amed Rosario, R (1, 6) OBP: 0.212, SLG: 0.329 | | | | | | | | | | 2 | 0 | 1 | 0 | 0 | 0 | 2 | | |
| 24 Robinson Canó, L (6, PH) OBP: 0.400, SLG: 0.609 | | | | | | | | | | 1 | 0 | 1 | 0 | 0 | 0 | 0 | | |
| 87 Juan Lagares, R (6, PR) | | | | | | | | | | 0 | 0 | 0 | 0 | 0 | 0 | 0 | | |
| 13 Luis Guillorme, L (1, 4) OBP: 0.500, SLG: 0.533 | | | | | | | | | | 2 | 0 | 0 | 0 | 1 | 1 | 4 | | |
| 70 Ali Sánchez, R (1, 2) | | | | | | | | | | 2 | 0 | 0 | 0 | 0 | 1 | 5 | | |
| 40 Wilson Ramos, R (7, PH) OBP: 0.289, SLG: 0.297 | | | | | | | | | | 1 | 0 | 0 | 0 | 0 | 0 | 0 | | |
| Inning Stats | R: 0 E: 0 K: 2 S: 12 | H: 0 LOB: 0 BB: 0 P: 16 | R: 0 E: 0 K: 2 S: 12 | H: 1 LOB: 3 BB: 2 P: 28 | R: 0 E: 0 K: 1 S: 9 | H: 0 LOB: 1 BB: 1 P: 15 | R: 0 E: 0 K: 1 S: 15 | H: 0 LOB: 2 BB: 2 P: 28 | R: 0 E: 0 K: 0 S: 12 | H: 2 LOB: 1 BB: 0 P: 17 | R: 0 E: 0 K: 0 S: 8 | H: 0 LOB: 0 BB: 0 P: 13 | | | | | | |
| PITCHER | IP WLS BF H R ER SO BB IBB HBP BLK WP HR S P ERA WHIP | | | | | | | | | | | | | | | | | |
| 95 Trevor Rogers, L (1, 1) ERA: 10.8 | 4.0 | 18 | 1 | 0 | 0 | 6 | 5 | 0 | 0 | 0 | 0 | 0 | 0 | 0 | 0 | 0 | 0.00 | 1.500 |
| 54 Josh Smith, L (5, 1) ERA: 3.48 | 0.0 | 0 | 0 | 0 | 0 | 0 | 0 | 0 | 0 | 0 | 0 | 0 | 0 | 0 | 0 | 0 | ∞ | ∞ |
| 44 Nick Vincent, R (7, 1) | 1.0 | 3 | 0 | 0 | 0 | 0 | 0 | 0 | 1 | 0 | 0 | 0 | 0 | 8 | 13 | 0.00 | 0.000 | |

AB 23
R 0
H 4
RBI 0
BB 5
SO 7
LOB 18



WP: 0 PA: 29
PB: 0
SB: 0
CS: 0

| Batter | 1 | 2 | 3 | 4 | 5 | 6 | 7 | 8 | 9 | AB | R | H | RBI | BB | SO | LOB | BOTTOM |
|--|---|----------------------------------|------------------------------|----------------------------------|------------------------------|----------------------------------|-------------------------------|----------------------------------|------------------------------|----------------------------------|-------------------------------|----------------------------------|-----|----|------|-------|---|
| 5 Jon Berti, R (1, 8) OBP: 0.361, SLG: 0.344 | K | | | | | | | | | 1 | 2 | 0 | 0 | 2 | 1 | 0 | New York Mets @ Miami Marlins Citi Field, Flushing, NY Tue Aug 25 2020, 9:44 PM - 12:05 AM EDT Partly Cloudy - 80 F |
| 24 Jesús Aguilar, R (1, 10) OBP: 0.316, SLG: 0.472 | F7 | | | | | | | | | 3 | 0 | 0 | 0 | 0 | 2 | 2 | |
| 23 Corey Dickerson, L (1, 7) OBP: 0.318, SLG: 0.492 | | | | | | | | | | 3 | 1 | 1 | 0 | 0 | 0 | 1 | |
| 25 Lewis Brinson, R (7, 7) OBP: 0.257, SLG: 0.194 | | | | | | | | | | 0 | 0 | 0 | 0 | 0 | 0 | 0 | |
| 15 Brian Anderson, R (1, 5) OBP: 0.351, SLG: 0.452 | | | | | | | | | | 2 | 0 | 1 | 2 | 0 | 1 | 0 | |
| 68 Lewin Díaz, L (1, 3) OBP: 0.267, SLG: 0.214 | | | | | | | | | | 3 | 0 | 0 | 0 | 0 | 1 | 2 | |
| 2 Jonathan Villar, S (1, 6) OBP: 0.312, SLG: 0.360 | | | | | | | | | | 2 | 0 | 0 | 0 | 0 | 1 | 1 | |
| 11 Logan Forsythe, R (1, 4) OBP: 0.211, SLG: 0.235 | | | | | | | | | | 2 | 0 | 0 | 0 | 0 | 0 | 0 | |
| 19 Miguel Rojas, R (7, 6) OBP: 0.516, SLG: 0.769 | | | | | | | | | | 0 | 0 | 0 | 0 | 0 | 0 | 0 | |
| 76 Jesús Sánchez, L (1, 9) OBP: 0.208, SLG: 0.100 | | | | | | | | | | 2 | 0 | 0 | 0 | 0 | 1 | 0 | |
| 87 Brian Navarreto, R (1, 2) OBP: 0.400, SLG: 0.400 | | | | | | | | | | 2 | 0 | 0 | 0 | 0 | 1 | 0 | |
| Inning Stats | R: 0 E: 0 K: 1 S: 7 | H: 0 LOB: 0 BB: 0 P: 10 | R: 0 E: 0 K: 2 S: 9 | H: 0 LOB: 0 BB: 0 P: 14 | R: 0 E: 0 K: 2 S: 9 | H: 0 LOB: 0 BB: 0 P: 15 | R: 2 E: 0 K: 1 S: 15 | H: 2 LOB: 1 BB: 1 P: 28 | R: 0 E: 0 K: 0 S: 6 | H: 0 LOB: 0 BB: 0 P: 10 | R: 1 E: 0 K: 0 S: 12 | H: 0 LOB: 1 BB: 1 P: 23 | | | | | |
| PITCHER | IP WLS BF H R ER SO BB IBB HBP BLK WP HR S P ERA WHIP | | | | | | | | | | | | | | | | |
| 67 Seth Lugo, R (1, 1) ERA: 2.03 | 3.0 | 9 | 0 | 0 | 0 | 5 | 0 | 0 | 0 | 0 | 0 | 0 | 0 | 25 | 39 | 0.00 | 0.000 |
| 35 Jared Hughes, R (4, 1) ERA: 3.39 | 0.2 | L 5 | 2 | 2 | 2 | 0 | 1 | 0 | 0 | 0 | 0 | 0 | 0 | 12 | 22 | 27.00 | 4.500 |
| 47 Chasen Shreve, L (4, 1) ERA: 2.77 | 1.1 | 4 | 0 | 0 | 0 | 1 | 0 | 0 | 0 | 0 | 0 | 0 | 9 | 16 | 0.00 | 0.000 | |
| 27 Jeury's Familia, R (6, 1) ERA: 5.11 | 1.0 | 5 | 0 | 1 | 1 | 0 | 1 | 0 | 1 | 0 | 0 | 0 | 0 | 12 | 23 | 9.00 | 1.000 |

AB 20
R 3
H 2
RBI 2
BB 2
SO 6
LOB 6



WP: 0 PA: 23
PB: 0
SB: 3
CS: 0

| Batter | 1 | 2 | 3 | 4 | 5 | 6 | 7 | 8 | 9 | AB | R | H | RBI | BB | SO | LOB | TOP | | | | |
|---|------------------------------|----------------------------------|-------------------------------|----------------------------------|------------------------------|----------------------------------|-------------------------------|----------------------------------|------------------------------|----------------------------------|------------------------------|----------------------------------|-------------------------------|----------------------------------|------------------------------|----------------------------------|--|------------------------------------|----------------------------------|--------|--|
| 5 Jon Berti, R OBP: 0.355, SLG: 0.338 | | | | | | | | | | 4 | 1 | 1 | 0 | 0 | 3 | 0 | Miami Marlins @ New York Mets Citi Field, Flushing, NY Wed Aug 26 2020, 7:12 PM - 10:27 PM EDT Cloudy - 76 F | | | | |
| 7 Matt Joyce, L OBP: 0.391, SLG: 0.400 | | | | | | | | | | 2 | 1 | 1 | 0 | 1 | 1 | 0 | | | | | |
| 25 Lewis Brinson, R OBP: 0.257, SLG: 0.194 | | | | | | | | | | 0 | 0 | 0 | 0 | 0 | 0 | 0 | | | | | |
| 76 Jesus Sánchez, L OBP: 0.200, SLG: 0.095 | | | | | | | | | | 1 | 0 | 0 | 0 | 0 | 1 | 3 | | | | | |
| 24 Jesús Aguilar, R OBP: 0.314, SLG: 0.462 | | | | | | | | | | 4 | 0 | 1 | 1 | 0 | 1 | 2 | | | | | |
| 23 Corey Dickerson, L OBP: 0.315, SLG: 0.388 | | | | | | | | | | 3 | 0 | 0 | 2 | 1 | 2 | 0 | | | | | |
| 15 Brian Anderson, R OBP: 0.356, SLG: 0.442 | | | | | | | | | | 2 | 0 | 0 | 1 | 2 | 2 | 0 | | | | | |
| 68 Lewin Díaz, L OBP: 0.283, SLG: 0.222 | | | | | | | | | | 4 | 0 | 1 | 0 | 0 | 0 | 4 | | | | | |
| 38 Jorge Alfaro, R OBP: 0.286, SLG: 0.263 | | | | | | | | | | 4 | 1 | 1 | 0 | 0 | 3 | 2 | | | | | |
| 2 Jonathan Villar, S OBP: 0.319, SLG: 0.359 | | | | | | | | | | 3 | 1 | 1 | 0 | 1 | 2 | 1 | | | | | |
| 19 Miquel Rojas, R OBP: 0.457, SLG: 0.667 | | | | | | | | | | 4 | 0 | 0 | 0 | 0 | 1 | 4 | | | | | |
| Inning Stats | R: 0 E: 0 K: 1 S: 6 | H: 0 LOB: 0 BB: 1 P: 12 | R: 0 E: 0 K: 2 S: 11 | H: 0 LOB: 1 BB: 1 P: 18 | R: 0 E: 0 K: 3 S: 9 | H: 0 LOB: 0 BB: 0 P: 12 | R: 1 E: 0 K: 1 S: 16 | H: 1 LOB: 0 BB: 0 P: 23 | R: 0 E: 0 K: 3 S: 9 | H: 0 LOB: 0 BB: 0 P: 13 | R: 0 E: 0 K: 2 S: 7 | H: 0 LOB: 0 BB: 0 P: 14 | R: 3 E: 0 K: 1 S: 21 | H: 4 LOB: 3 BB: 2 P: 35 | R: 0 E: 0 K: 1 S: 5 | H: 0 LOB: 0 BB: 1 P: 11 | 1B: 5 2B: 1 3B: 0 HR: 0 | SF: 0 SAC: 0 DP: 1 HBP: 0 | WP: 0 PB: 0 SB: 0 CS: 1 | PA: 36 | |
| PITCHER | IP | WLS | BF | H | R | ER | SO | BB | IBB | HBP | BLK | WP | HR | S | P | ERA | WHIP | | | | |
| 48 Jacob deGrom, R ERA: 1.8 | 7.0 | | 24 | 2 | 1 | 1 | 14 | 2 | 0 | 0 | 0 | 0 | 0 | 67 | 104 | 1.29 | 0.571 | | | | |
| 38 Justin Wilson, L ERA: 7.27 | 0.1 | H | 4 | 3 | 3 | 3 | 0 | 0 | 0 | 0 | 0 | 0 | 0 | 11 | 16 | 81.00 | 9.000 | | | | |
| 39 Edwin Díaz, R ERA: 2.45 | 0.1 | B | 3 | 1 | 0 | 0 | 1 | 1 | 0 | 0 | 0 | 0 | 0 | 6 | 10 | 0.00 | 6.000 | | | | |
| 29 Brad Brach, R ERA: 1.69 | 1.1 | W | 5 | 0 | 0 | 0 | 1 | 2 | 0 | 0 | 0 | 0 | 0 | 9 | 20 | 0.00 | 1.500 | | | | |

| | |
|-----|----|
| AB | 31 |
| R | 4 |
| H | 6 |
| RBI | 4 |
| BB | 5 |
| SO | 16 |
| LOB | 16 |



| Batter | 1 | 2 | 3 | 4 | 5 | 6 | 7 | 8 | 9 | AB | R | H | RBI | BB | SO | LOB | BOTTOM | | | | |
|--|-------------------------------|----------------------------------|-------------------------------|----------------------------------|-------------------------------|----------------------------------|-------------------------------|----------------------------------|------------------------------|----------------------------------|------------------------------|----------------------------------|------------------------------|----------------------------------|-------------------------------|----------------------------------|--|------------------------------------|----------------------------------|--------|--|
| 9 Brandon Nimmo, L OBP: 0.413, SLG: 0.495 | | | | | | | | | | 4 | 1 | 1 | 1 | 0 | 1 | 1 | Miami Marlins @ New York Mets Citi Field, Flushing, NY Wed Aug 26 2020, 7:12 PM - 10:27 PM EDT Cloudy - 76 F | | | | |
| 30 Michael Conforto, L OBP: 0.444, SLG: 0.520 | | | | | | | | | | 2 | 3 | 2 | 1 | 2 | 0 | 0 | | | | | |
| 28 J.D. Davis, R OBP: 0.411, SLG: 0.457 | | | | | | | | | | 4 | 0 | 1 | 0 | 0 | 1 | 2 | | | | | |
| 2 Dominic Smith, L OBP: 0.402, SLG: 0.699 | | | | | | | | | | 4 | 0 | 0 | 1 | 0 | 1 | 3 | | | | | |
| 87 Juan Lagares, R | | | | | | | | | | 0 | 0 | 0 | 0 | 0 | 0 | 0 | | | | | |
| 24 Robinson Canó, L OBP: 0.419, SLG: 0.632 | | | | | | | | | | 4 | 0 | 3 | 1 | 0 | 0 | 1 | | | | | |
| 21 Billy Hamilton, S OBP: 0.095, SLG: 0.053 | | | | | | | | | | 0 | 1 | 0 | 0 | 0 | 0 | 0 | | | | | |
| 20 Pete Alonso, R OBP: 0.356, SLG: 0.402 | | | | | | | | | | 3 | 0 | 0 | 0 | 1 | 1 | 4 | | | | | |
| 6 Jeff McNeil, L OBP: 0.341, SLG: 0.320 | | | | | | | | | | 4 | 0 | 1 | 0 | 0 | 0 | 3 | | | | | |
| 40 Wilson Ramos, R OBP: 0.299, SLG: 0.299 | | | | | | | | | | 3 | 0 | 1 | 1 | 1 | 2 | 1 | | | | | |
| 1 Amed Rosario, R OBP: 0.202, SLG: 0.315 | | | | | | | | | | 4 | 0 | 0 | 0 | 0 | 1 | 3 | | | | | |
| Inning Stats | R: 1 E: 0 K: 1 S: 16 | H: 3 LOB: 2 BB: 0 P: 25 | R: 0 E: 0 K: 1 S: 11 | H: 1 LOB: 1 BB: 0 P: 14 | R: 1 E: 0 K: 2 S: 24 | H: 2 LOB: 1 BB: 0 P: 31 | R: 0 E: 0 K: 2 S: 11 | H: 0 LOB: 0 BB: 0 P: 15 | R: 2 E: 0 K: 1 S: 9 | H: 1 LOB: 2 BB: 2 P: 14 | R: 0 E: 0 K: 0 S: 8 | H: 0 LOB: 1 BB: 1 P: 17 | R: 0 E: 0 K: 0 S: 8 | H: 0 LOB: 0 BB: 1 P: 16 | R: 1 E: 0 K: 0 S: 10 | H: 2 LOB: 1 BB: 0 P: 14 | 1B: 6 2B: 1 3B: 0 HR: 2 | SF: 0 SAC: 0 DP: 1 HBP: 0 | WP: 0 PB: 1 SB: 1 CS: 1 | PA: 36 | |
| PITCHER | IP | WLS | BF | H | R | ER | SO | BB | IBB | HBP | BLK | WP | HR | S | P | ERA | WHIP | | | | |
| 57 Eliaser Hernández, R ERA: 3.04 | 4.0 | | 21 | 7 | 4 | 3 | 7 | 1 | 0 | 0 | 0 | 0 | 0 | 3 | 3 | 0.00 | 0.000 | | | | |
| 86 Brandon Leitbrandt, L ERA: | 1.0 | | 4 | 0 | 0 | 0 | 0 | 0 | 1 | 0 | 0 | 0 | 0 | 3 | 3 | 0.00 | 0.000 | | | | |
| 41 Jesus Tinoco, R ERA: | 2.0 | | 6 | 0 | 0 | 0 | 0 | 2 | 0 | 0 | 0 | 0 | 0 | 16 | 33 | 0.00 | 1.000 | | | | |
| 44 Nick Vincent, R ERA: 3.97 | 1.0 | L | 5 | 2 | 1 | 1 | 0 | 0 | 0 | 0 | 0 | 0 | 0 | 10 | 14 | 9.00 | 2.000 | | | | |



| Batter | 1 | 2 | 3 | 4 | 5 | 6 | 7 | 8 | 9 | AB | R | H | RBI | BB | SO | LOB | TOP | | | | | | | | | | |
|--|---|---|--|---|--|--------------------------|---------------------------------------|----------------------------------|--------------------------------------|-------------------------|---------------------------------------|----------------------------------|---------------------------------------|--------------------------|---------------------------------------|---|---|------------------------------------|----------------------------------|--------|---|---|----|------|-------|-------|-------|
| 17 Austin Meadows, L OBP: 0.333, SLG: 0.455 | | | | | | | | | | 4 | 1 | 2 | 0 | 1 | 2 | 0 | Tampa Bay Rays @ Miami Marlins Marlins Park, Miami, FL Fri Aug 28 2020, 7:11 PM - 10:05 PM EDT Roof Closed - 73 F | | | | | | | | | | |
| 8 Brandon Lowe, L OBP: 0.389, SLG: 0.655 | | | | | | | | | | 5 | 0 | 1 | 0 | 0 | 3 | 5 | | | | | | | | | | | |
| 2 Yandy Diaz, R OBP: 0.422, SLG: 0.381 | | | | | | | | | | 4 | 0 | 1 | 1 | 0 | 0 | 2 | | | | | | | | | | | |
| 11 Hunter Renfroe, R OBP: 0.236, SLG: 0.400 | | | | | | | | | | 0 | 0 | 0 | 0 | 0 | 0 | 0 | | | | | | | | | | | |
| 26 Ji Man Choi, L OBP: 0.294, SLG: 0.360 | | | | | | | | | | 4 | 0 | 1 | 0 | 0 | 2 | 2 | | | | | | | | | | | |
| 1 Willy Adames, R OBP: 0.369, SLG: 0.510 | | | | | | | | | | 4 | 0 | 1 | 0 | 0 | 1 | 1 | | | | | | | | | | | |
| 18 Joey Wendle, L OBP: 0.348, SLG: 0.430 | | | | | | | | | | 4 | 1 | 1 | 0 | 0 | 2 | 2 | | | | | | | | | | | |
| 13 Manuel Margot, R OBP: 0.381, SLG: 0.434 | | | | | | | | | | 3 | 0 | 2 | 0 | 1 | 0 | 1 | | | | | | | | | | | |
| 25 Yoshi Tsutsugo, L OBP: 0.306, SLG: 0.346 | | | | | | | | | | 3 | 0 | 0 | 0 | 1 | 0 | 4 | | | | | | | | | | | |
| 7 Michael Pérez, L OBP: 0.214, SLG: 0.256 | | | | | | | | | | 4 | 0 | 1 | 1 | 0 | 3 | 0 | | | | | | | | | | | |
| Inning Stats | R: 0 H: 0 E: 0 K: 2 S: 9 | H: 0 LOB: 0 BB: 0 P: 12 | R: 0 H: 1 E: 0 K: 2 S: 11 | LOB: 2 BB: 1 P: 19 | R: 0 H: 1 E: 0 K: 2 S: 9 | LOB: 1 BB: 0 P: 14 | R: 0 H: 0 E: 0 K: 2 S: 11 | H: 0 LOB: 0 BB: 0 P: 14 | R: 0 H: 1 E: 0 K: 1 S: 7 | LOB: 1 BB: 0 P: 8 | R: 0 H: 2 E: 0 K: 0 S: 10 | H: 1 LOB: 1 BB: 0 P: 16 | R: 1 H: 2 E: 0 K: 2 S: 10 | LOB: 1 BB: 0 P: 16 | R: 1 H: 2 E: 0 K: 1 S: 17 | LOB: 2 BB: 2 P: 27 | 1B: 10 2B: 0 3B: 0 HR: 0 | SF: 0 SAC: 0 DP: 1 HBP: 0 | WP: 0 PB: 0 SB: 1 CS: 1 | PA: 38 | | | | | | | |
| PITCHER | IP WLS BF H R ER SO BB IBB HBP BLK WP HR S P ERA WHIP | 7.0 0.2 26 3 1 1 10 1 0 0 0 0 0 5 8 13.50 1.000 | 2.25 L 3 1 0 0 0 0 0 0 0 0 0 5 8 13.50 1.500 | 1.8 R 5 2 1 0 1 1 0 0 0 0 0 12 17 13.50 4.500 | 2.84 R 2 0 0 0 1 1 0 0 0 0 0 5 10 0.00 3.000 | PITCHER | | | | | | | | | | IP WLS BF H R ER SO BB IBB HBP BLK WP HR S P ERA WHIP | | | | | | | | | | | |
| 73 Sixto Sánchez, R ERA: 2.25 | | | | | | | | | | | 7.0 | 0 | 2 | 6 | 0 | 0 | 10 | 1 | 0 | 0 | 0 | 0 | 0 | 63 | 92 | 0.00 | 1.000 |
| 35 Richard Bleier, L ERA: 4.05 | | | | | | | | | | | 2.25 | L | 3 | 1 | 0 | 0 | 0 | 0 | 0 | 0 | 0 | 0 | 0 | 5 | 8 | 0.00 | 3.000 |
| 33 Brad Boxberger, R ERA: 1.8 | | | | | | | | | | | 1.8 | R | 5 | 2 | 1 | 0 | 1 | 0 | 0 | 0 | 0 | 0 | 12 | 17 | 13.50 | 4.500 | |
| 58 Josh Smith, R ERA: 2.84 | | | | | | | | | | | 2.84 | R | 2 | 0 | 0 | 0 | 1 | 1 | 0 | 0 | 0 | 5 | 10 | 0.00 | 3.000 | | |
| 86 Brandon Leitbrandt, L ERA: | | | | | | | | | | | | | | | | | | | | | | | | | | | |

| | |
|-----|----|
| AB | 35 |
| R | 2 |
| H | 10 |
| RBI | 2 |
| BB | 3 |
| SO | 13 |
| LOB | 17 |



| Batter | 1 | 2 | 3 | 4 | 5 | 6 | 7 | 8 | 9 | AB | R | H | RBI | BB | SO | LOB | BOTTOM | | | | | | | | | |
|---|---|---|---|---|---|--------------------------|--------------------------------------|--------------------------|--------------------------------------|-------------------------|---------------------------------------|--------------------------|--------------------------------------|--------------------------|--------------------------------------|---|---|--------------------------|----------------------------------|------------------------------------|----------------------------------|--------|----|----|------|-------|
| 5 Jon Berti, R OBP: 0.363, SLG: 0.348 | | | | | | | | | | 4 | 0 | 2 | 0 | 0 | 1 | 1 | Tampa Bay Rays @ Miami Marlins Marlins Park, Miami, FL Fri Aug 28 2020, 7:11 PM - 10:05 PM EDT Roof Closed - 73 F | | | | | | | | | |
| 23 Corey Dickerson, L OBP: 0.302, SLG: 0.371 | | | | | | | | | | 4 | 0 | 0 | 0 | 0 | 1 | 2 | | | | | | | | | | |
| 15 Brian Anderson, R OBP: 0.343, SLG: 0.422 | | | | | | | | | | 4 | 0 | 0 | 0 | 0 | 1 | 2 | | | | | | | | | | |
| 26 Garrett Cooper, R OBP: 0.364, SLG: 0.545 | | | | | | | | | | 4 | 0 | 2 | 0 | 0 | 1 | 0 | | | | | | | | | | |
| 2 Jonathan Villar, S OBP: 0.316, SLG: 0.349 | | | | | | | | | | 3 | 0 | 0 | 0 | 1 | 1 | 1 | | | | | | | | | | |
| 38 Jorge Alfaro, R OBP: 0.280, SLG: 0.227 | | | | | | | | | | 3 | 0 | 0 | 0 | 0 | 0 | 2 | | | | | | | | | | |
| 68 Lewin Diaz, L OBP: 0.227, SLG: 0.190 | | | | | | | | | | 3 | 0 | 0 | 0 | 0 | 1 | 1 | | | | | | | | | | |
| 25 Lewis Brinson, R OBP: 0.270, SLG: 0.242 | | | | | | | | | | 2 | 0 | 1 | 0 | 0 | 0 | 0 | | | | | | | | | | |
| 7 Matt Joyce, L OBP: 0.385, SLG: 0.393 | | | | | | | | | | 1 | 0 | 0 | 0 | 0 | 0 | 0 | | | | | | | | | | |
| 19 Miguel Rojas, R OBP: 0.421, SLG: 0.606 | | | | | | | | | | 3 | 0 | 0 | 0 | 0 | 1 | 1 | | | | | | | | | | |
| Inning Stats | R: 0 H: 1 E: 0 K: 1 S: 9 | H: 0 LOB: 0 BB: 0 P: 12 | R: 0 H: 0 E: 0 K: 2 S: 8 | LOB: 0 BB: 0 P: 12 | R: 0 H: 1 E: 0 K: 0 S: 8 | LOB: 1 BB: 0 P: 10 | R: 0 H: 1 E: 0 K: 0 S: 9 | LOB: 1 BB: 0 P: 12 | R: 0 H: 0 E: 0 K: 0 S: 7 | LOB: 0 BB: 0 P: 9 | R: 0 H: 1 E: 0 K: 1 S: 10 | LOB: 1 BB: 0 P: 14 | R: 0 H: 0 E: 0 K: 0 S: 8 | LOB: 0 BB: 0 P: 14 | R: 0 H: 0 E: 0 K: 1 S: 6 | LOB: 0 BB: 0 P: 8 | R: 0 H: 1 E: 0 K: 1 S: 12 | LOB: 2 BB: 1 P: 21 | 1B: 3 2B: 2 3B: 0 HR: 0 | SF: 0 SAC: 0 DP: 0 HBP: 1 | WP: 0 PB: 0 SB: 0 CS: 1 | PA: 33 | | | | |
| PITCHER | IP WLS BF H R ER SO BB IBB HBP BLK WP HR S P ERA WHIP | 6.2 6.2 23 0 0 0 1 0 0 1 0 0 8 12 0.00 0.600 | 3.07 W 5 0 0 0 1 0 0 1 0 0 8 12 0.00 0.600 | 3.07 S 5 1 0 0 1 1 0 0 0 0 0 12 21 0.00 2.000 | 2.13 R 4 0 0 0 1 0 0 1 0 0 8 12 0.00 0.600 | PITCHER | | | | | | | | | | IP WLS BF H R ER SO BB IBB HBP BLK WP HR S P ERA WHIP | | | | | | | | | | |
| Ryan Yarbrough, L ERA: 3.65 | | | | | | | | | | | 6.2 | W | 5 | 0 | 0 | 0 | 1 | 0 | 0 | 1 | 0 | 0 | 8 | 12 | 0.00 | 0.600 |
| 29 Pete Fairbanks, R ERA: 3.07 | | | | | | | | | | | 3.07 | S | 5 | 1 | 0 | 0 | 1 | 1 | 0 | 0 | 0 | 0 | 12 | 21 | 0.00 | 2.000 |
| 63 Diego Castillo, R ERA: 2.13 | | | | | | | | | | | | | | | | | | | | | | | | | | |


| | |
|-----|----|
| AB | 31 |
| R | 0 |
| H | 5 |
| RBI | 0 |
| BB | 1 |
| SO | 7 |
| LOB | 10 |



| Batter | 1 | 2 | 3 | 4 | 5 | 6 | 7 | 8 | 9 | AB | R | H | RBI | BB | SO | LOB | TOP | | | | | | | | | | |
|--|------------------------------|----------------------------------|------------------------------|----------------------------------|------------------------------|----------------------------------|------------------------------|---------------------------------|------------------------------|----------------------------------|-------------------------------|----------------------------------|-------------------------------|----------------------------------|-------------------------------|----------------------------------|------------------------------|----------------------------------|----------------------------------|------------------------------------|----------------------------------|--------|--|--|--|--|--|
| 17 Austin Meadows, L (1, 10) OBP: 0.326, SLG: 0.451 | G3 | | G4-3 | | | | | F8 | G5-3 | 5 | 0 | 1 | 0 | 0 | 0 | 0 | | | | | | | | | | | |
| 8 Brandon Lowe, L (1, 7) OBP: 0.378, SLG: 0.632 | F9 | | | P6 | | | | G3 | | 4 | 0 | 0 | 0 | 0 | 0 | 2 | | | | | | | | | | | |
| 2 Yandy Diaz, R (1, 5) OBP: 0.424, SLG: 0.385 | K | | | G4-3 | | | | | | 4 | 0 | 2 | 1 | 0 | 1 | 0 | | | | | | | | | | | |
| 11 Hunter Renfroe, R (8, PR) OBP: 0.236, SLG: 0.400 | | | | | | | | | | 0 | 1 | 0 | 0 | 0 | 0 | 0 | | | | | | | | | | | |
| 26 Ji Man Choi, L (1, 3) OBP: 0.302, SLG: 0.360 | | | | G4-3 | | | | | | 3 | 1 | 1 | 0 | 1 | 1 | 2 | | | | | | | | | | | |
| 1 Willy Adames, R (1, 6) OBP: 0.365, SLG: 0.495 | | | | G1-3 | | | | | | 3 | 0 | 0 | 0 | 1 | 2 | 1 | | | | | | | | | | | |
| 18 Joey Wendle, L (1, 4) OBP: 0.356, SLG: 0.458 | | | | G2-3 | | | | | | 4 | 1 | 2 | 2 | 0 | 1 | 1 | | | | | | | | | | | |
| 13 Manuel Margot, R (1, 9) OBP: 0.364, SLG: 0.413 | | | | G4-3 | | | | | | 4 | 0 | 0 | 0 | 0 | 1 | 5 | | | | | | | | | | | |
| 39 Kevin Kiermaier, L (1, 8) OBP: 0.323, SLG: 0.310 | | | | G3 | | | | | | 4 | 0 | 1 | 1 | 0 | 1 | 0 | | | | | | | | | | | |
| 7 Michael Pérez, L (1, 2) OBP: 0.217, SLG: 0.256 | | | | G3-1 | | | | | | 4 | 1 | 1 | 0 | 0 | 0 | 1 | | | | | | | | | | | |
| Inning Stats | R: 0 E: 0 K: 1 S: 9 | H: 0 LOB: 0 BB: 0 P: 15 | R: 0 E: 0 K: 0 S: 7 | H: 1 LOB: 1 BB: 0 P: 12 | R: 0 E: 0 K: 0 S: 6 | H: 0 LOB: 0 BB: 0 P: 9 | R: 0 E: 0 K: 0 S: 6 | H: 0 LOB: 0 BB: 0 P: 8 | R: 0 E: 0 K: 2 S: 9 | H: 0 LOB: 0 BB: 0 P: 10 | R: 1 E: 0 K: 1 S: 12 | H: 3 LOB: 2 BB: 0 P: 20 | R: 1 E: 0 K: 1 S: 10 | H: 2 LOB: 1 BB: 0 P: 14 | R: 2 E: 0 K: 1 S: 19 | H: 2 LOB: 3 BB: 2 P: 35 | R: 0 E: 0 K: 1 S: 9 | H: 0 LOB: 0 BB: 0 P: 14 | 1B: 5 2B: 3 3B: 0 HR: 0 | SF: 0 SAC: 0 DP: 0 HBP: 0 | WP: 0 PB: 0 SB: 0 CS: 0 | PA: 37 | | | | | |
| PITCHER | IP | WLS | BF | H | R | ER | SO | BB | IBB | HBP | BLK | WP | HR | S | P | ERA | WHIP | | | | | | | | | | |
| 49 Pablo López, R (1, 1) ERA: 2.1 | 7.0 | L | 27 | 6 | 2 | 2 | 5 | 0 | 0 | 0 | 0 | 0 | 0 | 59 | 88 | 2.57 | 0.857 | | | | | | | | | | |
| 96 Alex Vesia, L (8, 1) ERA: 27.0 | 0.2 | | 4 | 1 | 2 | 2 | 0 | 1 | 0 | 0 | 0 | 0 | 0 | 12 | 21 | 27.00 | 3.000 | | | | | | | | | | |
| 39 James Hoyt, R (8, 1) ERA: 2.35 | 0.1 | | 3 | 1 | 0 | 0 | 1 | 1 | 0 | 0 | 0 | 0 | 0 | 7 | 14 | 0.00 | 6.000 | | | | | | | | | | |
| 41 Jesus Tinoco, R (9, 1) ERA: | 1.0 | | 3 | 0 | 0 | 0 | 1 | 0 | 0 | 0 | 0 | 0 | 0 | 9 | 14 | 0.00 | 0.000 | | | | | | | | | | |
| Batter | 1 | 2 | 3 | 4 | 5 | 6 | 7 | 8 | 9 | AB | R | H | RBI | BB | SO | LOB | BOTTOM | | | | | | | | | | |
| 5 Jon Berti, R (1, 8) OBP: 0.345, SLG: 0.329 | G3 | | FC6-4 | | | | | | | 4 | 0 | 0 | 0 | 0 | 2 | 2 | | | | | | | | | | | |
| 2 Jonathan Villar, S (1, 4) OBP: 0.314, SLG: 0.345 | | | | P3 | | | | | | 4 | 0 | 1 | 0 | 0 | 1 | 1 | | | | | | | | | | | |
| 26 Garrett Cooper, R (1, 10) OBP: 0.267, SLG: 0.400 | | | | L8 | | | | | | 4 | 0 | 0 | 0 | 0 | 1 | 1 | | | | | | | | | | | |
| 15 Brian Anderson, R (1, 5) OBP: 0.333, SLG: 0.409 | | | | | | | | | | 3 | 0 | 0 | 0 | 0 | 1 | 0 | | | | | | | | | | | |
| 68 Lewin Díaz, L (1, 3) OBP: 0.240, SLG: 0.174 | | | | | | | | | | 2 | 0 | 0 | 0 | 1 | 1 | 0 | | | | | | | | | | | |
| 38 Jorge Alfaro, R (1, 2) OBP: 0.250, SLG: 0.200 | | | | | | | | | | 3 | 0 | 0 | 0 | 0 | 1 | 1 | | | | | | | | | | | |
| 25 Lewis Brinson, R (1, 7) OBP: 0.275, SLG: 0.250 | | | | | | | | | | 3 | 0 | 1 | 0 | 0 | 1 | 0 | | | | | | | | | | | |
| 76 Jesús Sánchez, L (1, 9) OBP: 0.179, SLG: 0.083 | | | | | | | | | | 3 | 0 | 0 | 0 | 0 | 3 | 1 | | | | | | | | | | | |
| 19 Miguel Rojas, R (1, 6) OBP: 0.415, SLG: 0.611 | | | | | | | | | | 3 | 0 | 1 | 0 | 0 | 0 | 1 | | | | | | | | | | | |
| Inning Stats | R: 0 E: 0 K: 1 S: 9 | H: 1 LOB: 0 BB: 0 P: 15 | R: 0 E: 0 K: 2 S: 8 | H: 0 LOB: 0 BB: 0 P: 15 | R: 0 E: 0 K: 1 S: 9 | H: 1 LOB: 1 BB: 0 P: 12 | R: 0 E: 0 K: 0 S: 5 | H: 0 LOB: 0 BB: 0 P: 7 | R: 0 E: 0 K: 1 S: 8 | H: 0 LOB: 0 BB: 0 P: 12 | R: 0 E: 0 K: 2 S: 15 | H: 1 LOB: 1 BB: 0 P: 24 | R: 0 E: 0 K: 0 S: 8 | H: 0 LOB: 1 BB: 1 P: 15 | R: 0 E: 0 K: 2 S: 11 | H: 0 LOB: 0 BB: 0 P: 15 | R: 0 E: 0 K: 2 S: 7 | H: 0 LOB: 0 BB: 0 P: 10 | 1B: 2 2B: 1 3B: 0 HR: 0 | SF: 0 SAC: 0 DP: 0 HBP: 0 | WP: 0 PB: 0 SB: 0 CS: 1 | PA: 31 | | | | | |
| PITCHER | IP | WLS | BF | H | R | ER | SO | BB | IBB | HBP | BLK | WP | HR | S | P | ERA | WHIP | | | | | | | | | | |
| 61 Josh Fleming, L (1, 1) ERA: 1.74 | 5.1 | W | 18 | 3 | 0 | 0 | 6 | 0 | 0 | 0 | 0 | 0 | 0 | 47 | 74 | 0.00 | 0.562 | | | | | | | | | | |
| 81 Ryan Thompson, R (6, 1) ERA: 3.18 | 0.2 | H | 2 | 0 | 0 | 0 | 1 | 0 | 0 | 0 | 1 | 0 | 0 | 7 | 11 | 0.00 | 0.000 | | | | | | | | | | |
| 58 Edgar García, R (7, 1) ERA: 3.86 | 1.0 | H | 4 | 0 | 0 | 0 | 0 | 1 | 0 | 0 | 0 | 0 | 0 | 8 | 15 | 0.00 | 1.000 | | | | | | | | | | |
| 15 Aaron Loup, L (8, 1) ERA: 3.88 | 1.0 | | 3 | 0 | 0 | 0 | 2 | 0 | 0 | 0 | 0 | 0 | 0 | 11 | 15 | 0.00 | 0.000 | | | | | | | | | | |
| 84 John Curtiss, R (9, 1) ERA: 2.39 | 1.0 | | 3 | 0 | 0 | 0 | 2 | 0 | 0 | 0 | 0 | 0 | 0 | 7 | 10 | 0.00 | 0.000 | | | | | | | | | | |


Tampa Bay Rays @ Miami Marlins
Marlins Park, Miami, FL
Sat Aug 29 2020, 6:11 PM - 8:57 PM EDT
Roof Closed - 73 F

AB 35
R 4
H 8
RBI 4
BB 2
SO 7
LOB 12



Tampa Bay Rays @ Miami Marlins
Marlins Park, Miami, FL
Sat Aug 29 2020, 6:11 PM - 8:57 PM EDT
Roof Closed - 73 F

AB 29
R 0
H 3
RBI 0
BB 1
SO 11
LOB 7



livebaseballscorecards.com

| Batter | 1 | 2 | 3 | 4 | 5 | 6 | 7 | 8 | 9 | AB | R | H | RBI | BB | SO | LOB | TOP | | | | | | |
|--|------------------------------|----------------------------------|-------------------------------|----------------------------------|-------------------------------|----------------------------------|-------------------------------|----------------------------------|------------------------------|----------------------------------|-------------------------------|----------------------------------|------------------------------|----------------------------------|------------------------------|----------------------------------|-------------------------------|----------------------------------|----------------------------------|------------------------------------|----------------------------------|--------|--|
| 23 Corey Dickerson, L OBP: 0.314, SLG: 0.389 76 Jesús Sánchez, L OBP: 0.172, SLG: 0.080 | F8 | | BB | | F9 | | BB | | K | 2 | 0 | 0 | 0 | 2 | 0 | 1 | | | | | | | |
| 26 Garrett Cooper, R OBP: 0.280, SLG: 0.640 | G6-3 | | K | | | HR | | | G4-3 | 5 | 1 | 1 | 1 | 0 | 2 | 4 | | | | | | | |
| 7 Matt Joyce, L OBP: 0.380, SLG: 0.377 | K | | | | BB | | | | | 3 | 1 | 0 | 0 | 1 | 2 | 0 | | | | | | | |
| 15 Brian Anderson, R OBP: 0.330, SLG: 0.424 | K | | | | FC5-4 | | | | | 4 | 1 | 1 | 1 | 0 | 2 | 2 | | | | | | | |
| 68 Lewin Díaz, L OBP: 0.212, SLG: 0.194 | F7 | | K | | | | | | | 4 | 1 | 1 | 1 | 0 | 1 | 1 | | | | | | | |
| Jonathan Villar, S OBP: 0.315, SLG: 0.345 5 Jon Berti, R OBP: 0.341, SLG: 0.308 | K | | G4-3 | | | | | | | 2 | 0 | 0 | 0 | 0 | 1 | 1 | | | | | | | |
| 19 Miguel Rojas, R OBP: 0.429, SLG: 0.581 | K | | | | | | | | | 4 | 1 | 2 | 1 | 0 | 1 | 0 | | | | | | | |
| 38 Jorge Alfaro, R OBP: 0.281, SLG: 0.276 | K | | K | | | | | | | 4 | 0 | 2 | 1 | 0 | 2 | 1 | | | | | | | |
| 25 Lewis Brinson, R OBP: 0.271, SLG: 0.318 | | | | | | | | | | 4 | 0 | 1 | 0 | 0 | 1 | 3 | | | | | | | |
| Inning Stats | R: 0 E: 0 K: 1 S: 7 | H: 0 LOB: 0 BB: 0 P: 10 | R: 0 E: 0 K: 2 S: 11 | H: 0 LOB: 0 BB: 0 P: 14 | R: 0 E: 0 K: 3 S: 15 | H: 1 LOB: 2 BB: 1 P: 25 | R: 0 E: 0 K: 1 S: 12 | H: 0 LOB: 1 BB: 0 P: 19 | R: 0 E: 0 K: 1 S: 9 | H: 1 LOB: 1 BB: 0 P: 12 | R: 4 E: 1 K: 2 S: 18 | H: 4 LOB: 1 BB: 0 P: 23 | R: 0 E: 0 K: 2 S: 8 | H: 0 LOB: 0 BB: 1 P: 15 | R: 1 E: 0 K: 0 S: 9 | H: 1 LOB: 0 BB: 0 P: 18 | R: 0 E: 0 K: 2 S: 12 | H: 1 LOB: 1 BB: 0 P: 14 | 1B: 4 2B: 3 3B: 0 HR: 2 | SF: 0 SAC: 0 DP: 1 HBP: 0 | WP: 0 PB: 0 SB: 4 CS: 1 | PA: 38 | |
| PITCHER | IP | WLS | BF | H | R | ER | SO | BB | IBB | HBP | BLK | WP | HR | S | P | ERA | WHIP | | | | | | |
| 48 Jacob deGrom, R ERA: 1.76 | (1, 1) | 6.0 | L | 27 | 6 | 4 | 1 | 9 | 2 | 0 | 0 | 0 | 0 | 1 | 72 | 103 | 1.50 | 1.333 | | | | | |
| 71 Hunter Strickland, R ERA: 8.1 | (7, 1) | 1.0 | | 3 | 0 | 0 | 0 | 2 | 1 | 0 | 0 | 0 | 0 | 8 | 15 | 0.00 | 1.000 | | | | | | |
| 29 Brad Brach, R ERA: 2.25 | (8, 1) | 1.0 | | 4 | 1 | 1 | 1 | 0 | 0 | 0 | 0 | 0 | 1 | 9 | 18 | 9.00 | 1.000 | | | | | | |
| 39 Edwin Díaz, R ERA: 2.57 | (9, 1) | 1.0 | | 4 | 1 | 0 | 0 | 2 | 0 | 0 | 0 | 0 | 0 | 12 | 14 | 0.00 | 1.000 | | | | | | |

Miami Marlins @ New York Mets
Citi Field, Flushing, NY
Mon Aug 31 2020, 1:10 PM - 4:13 PM EDT
Cloudy - 73 F

AB 35
R 5
H 8
RBI 5
BB 3
SO 13
LOB 15



| Batter | 1 | 2 | 3 | 4 | 5 | 6 | 7 | 8 | 9 | AB | R | H | RBI | BB | SO | LOB | BOTTOM | | | | | | |
|--|------------------------------|----------------------------------|-------------------------------|----------------------------------|------------------------------|----------------------------------|-------------------------------|----------------------------------|-------------------------------|----------------------------------|-------------------------------|----------------------------------|-------------------------------|----------------------------------|------------------------------|---------------------------------|------------------------------|---------------------------------|----------------------------------|------------------------------------|----------------------------------|--------|--|
| 6 Jeff McNeil, L OBP: 0.336, SLG: 0.344 | K | | | | | | | | | 4 | 0 | 2 | 1 | 0 | 1 | 1 | | | | | | | |
| 20 Pete Alonso, R OBP: 0.333, SLG: 0.385 | K | | P6 | | | | | | | 4 | 0 | 0 | 0 | 0 | 1 | 3 | | | | | | | |
| 2 Dominic Smith, L OBP: 0.404, SLG: 0.685 | | | | | | | | | | 3 | 0 | 1 | 1 | 0 | 2 | 1 | | | | | | | |
| 40 Wilson Ramos, R OBP: 0.304, SLG: 0.330 | G5-3 | | G6-3 | | | | | | | 4 | 0 | 0 | 0 | 0 | 0 | 3 | | | | | | | |
| 24 Robinson Canó, L OBP: 0.411, SLG: 0.648 | G3 | | | | | | | | | 4 | 1 | 2 | 1 | 0 | 0 | 0 | | | | | | | |
| 16 Jake Marisnick, R OBP: 0.286, SLG: 0.500 60 Andrés Giménez, L (8, PH) OBP: 0.313, SLG: 0.339 | K | | | | | | | | | 3 | 0 | 0 | 0 | 0 | 1 | 1 | | | | | | | |
| 13 Luis Guillorme, L OBP: 0.488, SLG: 0.486 | K | | | | | | | | | 4 | 0 | 1 | 0 | 0 | 1 | 1 | | | | | | | |
| 1 Amed Rosario, R OBP: 0.214, SLG: 0.333 30 Michael Conforto, L OBP: 0.421, SLG: 0.496 | | | | | | | | | | 2 | 1 | 0 | 0 | 1 | 0 | 2 | | | | | | | |
| 9 Brandon Nimmo, L OBP: 0.397, SLG: 0.464 | | | | | | | | | | 2 | 1 | 1 | 0 | 1 | 0 | 2 | | | | | | | |
| Inning Stats | R: 0 E: 0 K: 2 S: 9 | H: 1 LOB: 1 BB: 0 P: 11 | R: 0 E: 0 K: 2 S: 12 | H: 0 LOB: 0 BB: 0 P: 17 | R: 2 E: 0 K: 0 S: 9 | H: 1 LOB: 1 BB: 2 P: 20 | R: 0 E: 0 K: 0 S: 18 | H: 2 LOB: 2 BB: 0 P: 24 | R: 0 E: 0 K: 1 S: 10 | H: 1 LOB: 1 BB: 0 P: 17 | R: 1 E: 0 K: 0 S: 15 | H: 1 LOB: 0 BB: 0 P: 24 | R: 0 E: 0 K: 0 S: 10 | H: 1 LOB: 0 BB: 0 P: 18 | R: 0 E: 0 K: 1 S: 8 | H: 0 LOB: 0 BB: 0 P: 9 | R: 0 E: 0 K: 0 S: 5 | H: 1 LOB: 0 BB: 0 P: 6 | 1B: 4 2B: 3 3B: 0 HR: 1 | SF: 1 SAC: 0 DP: 2 HBP: 0 | WP: 0 PB: 0 SB: 0 CS: 0 | PA: 35 | |
| PITCHER | IP | WLS | BF | H | R | ER | SO | BB | IBB | HBP | BLK | WP | HR | S | P | ERA | WHIP | | | | | | |
| 95 Trevor Rogers, L ERA: 2.0 | (1, 1) | 5.0 | W | 22 | 5 | 2 | 2 | 5 | 2 | 0 | 0 | 0 | 0 | 1 | 15 | 24 | 3.60 | 1.400 | | | | | |
| 96 Alex Vesia, L ERA: 19.29 | (6, 1) | 1.0 | H | 4 | 1 | 1 | 1 | 0 | 0 | 0 | 0 | 0 | 0 | 0 | 10 | 18 | 0.00 | 1.000 | | | | | |
| 35 Richard Bleier, L ERA: 0.55 | (7, 1) | 1.0 | H | 3 | 1 | 0 | 0 | 0 | 0 | 0 | 0 | 0 | 0 | 8 | 9 | 0.00 | 0.000 | | | | | | |
| 93 Yimi García, R ERA: | (8, 1) | 1.0 | H | 3 | 0 | 0 | 0 | 1 | 0 | 0 | 0 | 0 | 0 | 8 | 9 | 0.00 | 0.000 | | | | | | |
| 27 Brandon Kintzler, R ERA: 2.7 | (9, 1) | 1.0 | S | 3 | 1 | 0 | 0 | 0 | 0 | 0 | 0 | 0 | 0 | 5 | 6 | 0.00 | 1.000 | | | | | | |

Miami Marlins @ New York Mets
Citi Field, Flushing, NY
Mon Aug 31 2020, 1:10 PM - 4:13 PM EDT
Cloudy - 73 F

AB 32
R 3
H 8
RBI 3
BB 2
SO 6
LOB 14



| Batter | 1 | 2 | 3 | 4 | 5 | 6 | 7 | 8 | 9 | AB | R | H | RBI | BB | SO | LOB | TOP | | | | | |
|--|---|---|---|---|---|---|---|---|---|---|---|---|---|---|---|---|--|---|---|---|---|---|
| 8 Cavan Biggio, L (1.4) OBP: 0.374, SLG: 0.458 | | | | | | | | | | 4 | 1 | 1 | 0 | 0 | 1 | 0 | Toronto Blue Jays @ Miami Marlins Marlins Park, Miami, FL Tue Sep 01 2020, 6:40 PM - 9:19 PM EDT Roof Closed - 75 F | | | | | |
| 15 Randal Grichuk, R (1.8) OBP: 0.326, SLG: 0.557 | | | | | | | | | | 4 | 0 | 0 | 0 | 0 | 2 | 1 | | | | | | |
| 30 Jonathan Villar, S (1.6) OBP: 0.305, SLG: 0.333 | | | | | | | | | | 4 | 0 | 0 | 1 | 0 | 1 | 0 | | | | | | |
| 27 Vladimir Guerrero Jr., R (1.10) OBP: 0.340, SLG: 0.462 | | | | | | | | | | 4 | 0 | 2 | 0 | 0 | 0 | 0 | | | | | | |
| 44 Rowdy Tellez, L (1.3) OBP: 0.316, SLG: 0.506 | | | | | | | | | | 3 | 1 | 1 | 0 | 1 | 1 | 1 | | | | | | |
| 13 Lourdes Gurriel Jr., R (1.7) OBP: 0.318, SLG: 0.440 | | | | | | | | | | 3 | 0 | 1 | 0 | 1 | 0 | 2 | | | | | | |
| 6 Travis Shaw, L (1.5) OBP: 0.294, SLG: 0.330 | | | | | | | | | | 2 | 0 | 0 | 0 | 1 | 0 | 1 | | | | | | |
| 23 Derek Fisher, L (1.9) OBP: 0.286, SLG: 0.353 | | | | | | | | | | 1 | 0 | 0 | 1 | 0 | 1 | 1 | | | | | | |
| 37 Teoscar Hernández, R (7. PH) OBP: 0.355, SLG: 0.638 | | | | | | | | | | 1 | 0 | 1 | 0 | 0 | 0 | 0 | | | | | | |
| 10 Reese McGuire, L (1.2) OBP: 0.081, SLG: 0.162 | | | | | | | | | | 3 | 0 | 0 | 0 | 0 | 0 | 4 | | | | | | |
| Inning Stats | R: 1 H: 2 E: 1 K: 1 S: 16 | H: 2 LOB: 1 BB: 0 P: 20 | R: 0 H: 0 E: 0 K: 1 S: 8 | H: 0 LOB: 1 BB: 1 P: 16 | R: 0 H: 0 E: 0 K: 0 S: 5 | H: 0 LOB: 0 BB: 0 P: 10 | R: 1 H: 2 E: 0 K: 0 S: 8 | H: 2 LOB: 2 BB: 1 P: 14 | R: 0 H: 0 E: 0 K: 0 S: 10 | H: 1 LOB: 0 BB: 0 P: 11 | R: 0 H: 1 E: 0 K: 0 S: 4 | H: 1 LOB: 0 BB: 0 P: 8 | R: 0 H: 0 E: 0 K: 0 S: 5 | H: 0 LOB: 0 BB: 0 P: 9 | R: 0 H: 0 E: 0 K: 1 S: 6 | H: 0 LOB: 0 BB: 0 P: 7 | 1B: 4 2B: 2 3B: 0 HR: 0 | SF: 1 SAC: 0 DP: 2 HBP: 0 | WP: 0 PB: 0 SB: 0 CS: 0 | PA: 33 | | |
| PITCHER | IP WLS BF H R ER SO BB IBB HBP BLK WP HR S P ERA WHIP | IP WLS BF H R ER SO BB IBB HBP BLK WP HR S P ERA WHIP | IP WLS BF H R ER SO BB IBB HBP BLK WP HR S P ERA WHIP | IP WLS BF H R ER SO BB IBB HBP BLK WP HR S P ERA WHIP | IP WLS BF H R ER SO BB IBB HBP BLK WP HR S P ERA WHIP | IP WLS BF H R ER SO BB IBB HBP BLK WP HR S P ERA WHIP | IP WLS BF H R ER SO BB IBB HBP BLK WP HR S P ERA WHIP | IP WLS BF H R ER SO BB IBB HBP BLK WP HR S P ERA WHIP | IP WLS BF H R ER SO BB IBB HBP BLK WP HR S P ERA WHIP | IP WLS BF H R ER SO BB IBB HBP BLK WP HR S P ERA WHIP | IP WLS BF H R ER SO BB IBB HBP BLK WP HR S P ERA WHIP | IP WLS BF H R ER SO BB IBB HBP BLK WP HR S P ERA WHIP | IP WLS BF H R ER SO BB IBB HBP BLK WP HR S P ERA WHIP | IP WLS BF H R ER SO BB IBB HBP BLK WP HR S P ERA WHIP | IP WLS BF H R ER SO BB IBB HBP BLK WP HR S P ERA WHIP | IP WLS BF H R ER SO BB IBB HBP BLK WP HR S P ERA WHIP | IP WLS BF H R ER SO BB IBB HBP BLK WP HR S P ERA WHIP | IP WLS BF H R ER SO BB IBB HBP BLK WP HR S P ERA WHIP | IP WLS BF H R ER SO BB IBB HBP BLK WP HR S P ERA WHIP | IP WLS BF H R ER SO BB IBB HBP BLK WP HR S P ERA WHIP | IP WLS BF H R ER SO BB IBB HBP BLK WP HR S P ERA WHIP | IP WLS BF H R ER SO BB IBB HBP BLK WP HR S P ERA WHIP |

| Batter | 1 | 2 | 3 | 4 | 5 | 6 | 7 | 8 | 9 | AB | R | H | RBI | BB | SO | LOB | BOTTOM | | | | | |
|---|---|---|---|---|---|---|---|---|---|---|---|---|---|---|---|---|--|---|---|---|---|---|
| 23 Corey Dickerson, L (1.7) OBP: 0.303, SLG: 0.374 | | | | | | | | | | 4 | 0 | 0 | 0 | 0 | 1 | 2 | Toronto Blue Jays @ Miami Marlins Marlins Park, Miami, FL Tue Sep 01 2020, 6:40 PM - 9:19 PM EDT Roof Closed - 75 F | | | | | |
| 25 Lewis Brinson, R (9.9) OBP: 0.271, SLG: 0.318 | | | | | | | | | | 4 | 2 | 1 | 1 | 0 | 2 | 0 | | | | | | |
| 6 Starling Marte, R (1.8) OBP: 0.380, SLG: 0.460 | | | | | | | | | | 4 | 0 | 2 | 1 | 0 | 0 | 0 | | | | | | |
| 26 Garrett Cooper, R (1.10) OBP: 0.310, SLG: 0.655 | | | | | | | | | | 4 | 0 | 2 | 1 | 0 | 0 | 0 | | | | | | |
| 7 Matt Joyce, L (1.9) OBP: 0.373, SLG: 0.359 | | | | | | | | | | 3 | 0 | 0 | 0 | 1 | 0 | 2 | | | | | | |
| 15 Brian Anderson, R (1.5) OBP: 0.328, SLG: 0.417 | | | | | | | | | | 4 | 0 | 1 | 0 | 0 | 2 | 2 | | | | | | |
| 68 Lewin Diaz, L (1.3) OBP: 0.194, SLG: 0.176 | | | | | | | | | | 3 | 0 | 0 | 0 | 0 | 2 | 3 | | | | | | |
| 19 Miguel Rojas, R (1.6) OBP: 0.423, SLG: 0.587 | | | | | | | | | | 3 | 0 | 1 | 0 | 0 | 0 | 1 | | | | | | |
| 70 Jazz Chisholm Jr., L (8.6) OBP: 0.394, SLG: 0.417 | | | | | | | | | | 0 | 0 | 0 | 0 | 0 | 0 | 0 | | | | | | |
| 38 Jorge Alfaro, R (1.2) OBP: 0.257, SLG: 0.250 | | | | | | | | | | 3 | 0 | 0 | 0 | 0 | 3 | 1 | | | | | | |
| 5 Jon Berti, R (1.4) OBP: 0.362, SLG: 0.375 | | | | | | | | | | 2 | 1 | 2 | 1 | 1 | 0 | 0 | | | | | | |
| Inning Stats | R: 0 H: 0 E: 0 K: 1 S: 8 | H: 0 LOB: 0 BB: 0 P: 11 | R: 0 H: 0 E: 0 K: 2 S: 13 | H: 0 LOB: 1 BB: 1 P: 20 | R: 1 H: 1 E: 0 K: 3 S: 12 | H: 1 LOB: 0 BB: 0 P: 12 | R: 0 H: 1 E: 0 K: 0 S: 7 | H: 1 LOB: 1 BB: 0 P: 11 | R: 0 H: 1 E: 0 K: 1 S: 11 | H: 1 LOB: 1 BB: 0 P: 12 | R: 1 H: 1 E: 1 K: 1 S: 11 | H: 1 LOB: 1 BB: 0 P: 12 | R: 0 H: 1 E: 0 K: 1 S: 11 | H: 1 LOB: 0 BB: 0 P: 17 | R: 1 H: 2 E: 0 K: 1 S: 6 | H: 2 LOB: 0 BB: 0 P: 8 | 1B: 2 2B: 3 3B: 0 HR: 2 | SF: 0 SAC: 0 DP: 1 HBP: 0 | WP: 0 PB: 0 SB: 0 CS: 1 | PA: 32 | | |
| PITCHER | IP WLS BF H R ER SO BB IBB HBP BLK WP HR S P ERA WHIP | IP WLS BF H R ER SO BB IBB HBP BLK WP HR S P ERA WHIP | IP WLS BF H R ER SO BB IBB HBP BLK WP HR S P ERA WHIP | IP WLS BF H R ER SO BB IBB HBP BLK WP HR S P ERA WHIP | IP WLS BF H R ER SO BB IBB HBP BLK WP HR S P ERA WHIP | IP WLS BF H R ER SO BB IBB HBP BLK WP HR S P ERA WHIP | IP WLS BF H R ER SO BB IBB HBP BLK WP HR S P ERA WHIP | IP WLS BF H R ER SO BB IBB HBP BLK WP HR S P ERA WHIP | IP WLS BF H R ER SO BB IBB HBP BLK WP HR S P ERA WHIP | IP WLS BF H R ER SO BB IBB HBP BLK WP HR S P ERA WHIP | IP WLS BF H R ER SO BB IBB HBP BLK WP HR S P ERA WHIP | IP WLS BF H R ER SO BB IBB HBP BLK WP HR S P ERA WHIP | IP WLS BF H R ER SO BB IBB HBP BLK WP HR S P ERA WHIP | IP WLS BF H R ER SO BB IBB HBP BLK WP HR S P ERA WHIP | IP WLS BF H R ER SO BB IBB HBP BLK WP HR S P ERA WHIP | IP WLS BF H R ER SO BB IBB HBP BLK WP HR S P ERA WHIP | IP WLS BF H R ER SO BB IBB HBP BLK WP HR S P ERA WHIP | IP WLS BF H R ER SO BB IBB HBP BLK WP HR S P ERA WHIP | IP WLS BF H R ER SO BB IBB HBP BLK WP HR S P ERA WHIP | IP WLS BF H R ER SO BB IBB HBP BLK WP HR S P ERA WHIP | IP WLS BF H R ER SO BB IBB HBP BLK WP HR S P ERA WHIP | IP WLS BF H R ER SO BB IBB HBP BLK WP HR S P ERA WHIP |



| Batter | 1 | 2 | 3 | 4 | 5 | 6 | 7 | 8 | 9 | AB | R | H | RBI | BB | SO | LOB | TOP | | | | | |
|--|------------------------------|---------------------------------|------------------------------|----------------------------------|------------------------------|---------------------------------|-------------------------------|----------------------------------|-------------------------------|----------------------------------|------------------------------|----------------------------------|------------------------------|---------------------------------|------------------------------|----------------------------------|-------------------------------|----------------------------------|----------------------------------|------------------------------------|-------------------------|--------|
| 8 Cavan Biggio, L (1, 8) OBP: 0.365, SLG: 0.444 | G3 | | | K | | G3 | | P6 | | 4 | 0 | 0 | 0 | 0 | 1 | 1 | | | | | | |
| 15 Randal Grichuk, R (1, 10) OBP: 0.319, SLG: 0.540 | P5 | | | K | | G5-3 | | | K | 4 | 0 | 0 | 0 | 0 | 2 | 0 | | | | | | |
| 30 Jonathan Villar, S (1, 4) OBP: 0.311, SLG: 0.339 | 1B | | | K | | K | | | G6-3 | 4 | 0 | 2 | 0 | 0 | 1 | 0 | | | | | | |
| 37 Teoscar Hernández, R (1, 9) OBP: 0.352, SLG: 0.626 | | F7 | | | | | | | E6 | 4 | 0 | 1 | 0 | 0 | 0 | 0 | | | | | | |
| 44 Rowdy Tellez, L (1, 3) OBP: 0.313, SLG: 0.494 | | G1 | | | | | | | G4-3 | 4 | 1 | 1 | 0 | 0 | 0 | 1 | | | | | | |
| 13 Lourdes Gurriel Jr., R (1, 7) OBP: 0.339, SLG: 0.471 | | | | | | | | | | 3 | 1 | 2 | 2 | 0 | 1 | 0 | | | | | | |
| 6 Travis Shaw, L (1, 5) OBP: 0.295, SLG: 0.340 | | 2-3 | | | | | | | | 3 | 0 | 1 | 0 | 0 | 1 | 0 | | | | | | |
| 5 Santiago Espinal, R (1, 6) OBP: 0.261, SLG: 0.279 | | | | | | | | | | 3 | 0 | 0 | 0 | 0 | 0 | 1 | | | | | | |
| 9 Danny Jansen, R (1, 2) OBP: 0.300, SLG: 0.260 | | | | | | | | | | 2 | 0 | 0 | 0 | 0 | 0 | 0 | | | | | | |
| 27 Vladimir Guerrero Jr., R, PH (8, 2) OBP: 0.338, SLG: 0.465 | | | | | | | | | | 1 | 0 | 0 | 0 | 0 | 0 | 1 | | | | | | |
| 10 Reese McGuire, L (8, 2) OBP: 0.081, SLG: 0.162 | | | | | | | | | | 0 | 0 | 0 | 0 | 0 | 0 | 0 | | | | | | |
| Inning Stats | R: 0 E: 0 K: 0 S: 5 | H: 1 LOB: 1 BB: 0 P: 6 | R: 0 E: 0 K: 0 S: 8 | H: 1 LOB: 1 BB: 0 P: 13 | R: 0 E: 0 K: 0 S: 5 | H: 0 LOB: 0 BB: 0 P: 7 | R: 0 E: 0 K: 2 S: 12 | H: 2 LOB: 1 BB: 0 P: 17 | R: 2 E: 0 K: 1 S: 14 | H: 2 LOB: 0 BB: 0 P: 17 | R: 0 E: 0 K: 1 S: 7 | H: 0 LOB: 0 BB: 0 P: 13 | R: 0 E: 0 K: 1 S: 5 | H: 0 LOB: 0 BB: 0 P: 6 | R: 0 E: 0 K: 0 S: 7 | H: 1 LOB: 1 BB: 0 P: 11 | R: 0 E: 1 K: 1 S: 10 | H: 0 LOB: 1 BB: 0 P: 14 | 1B: 5 2B: 1 3B: 0 HR: 1 | SF: 0 SAC: 0 DP: 0 HBP: 0 | WP: 0 PB: 0 CS: 0 | PA: 33 |
| PITCHER | IP | WLS | BF | H | R | ER | SO | BB | IBB | HBP | BLK | WP | HR | S | P | ERA | WHIP | | | | | |
| 73 Sixto Sánchez, R (1, 1) ERA: 2.37 | 7.0 | L | 25 | 6 | 2 | 2 | 5 | 0 | 0 | 0 | 0 | 0 | 1 | 56 | 79 | 2.57 | 0.857 | | | | | |
| 33 Brad Boxberger, R (8, 1) ERA: 1.64 | 1.0 | | 4 | 1 | 0 | 0 | 0 | 0 | 0 | 0 | 0 | 0 | 0 | 7 | 11 | 0.00 | 1.000 | | | | | |
| 93 Yimi García, R (9, 1) ERA: | 1.0 | | 4 | 0 | 0 | 0 | 1 | 0 | 0 | 0 | 0 | 0 | 0 | 10 | 14 | 0.00 | 0.000 | | | | | |

Toronto Blue Jays @ Miami Marlins
Marlins Park, Miami, FL
Wed Sep 02, 2020, 6:40 PM - 9:17 PM EDT
Roof Closed - 75 F

| | |
|-----|----|
| AB | 32 |
| R | 2 |
| H | 7 |
| RBI | 2 |
| BB | 0 |
| SO | 6 |
| LOB | 4 |



| Batter | 1 | 2 | 3 | 4 | 5 | 6 | 7 | 8 | 9 | AB | R | H | RBI | BB | SO | LOB | BOTTOM | | | | | |
|--|------------------------------|----------------------------------|-------------------------------|----------------------------------|-------------------------------|----------------------------------|-------------------------------|----------------------------------|------------------------------|----------------------------------|-------------------------------|----------------------------------|------------------------------|---------------------------------|------------------------------|---------------------------------|----------------------------------|------------------------------------|-------------------------|--------|--|--|
| 5 Jon Berti, R (1, 4) OBP: 0.364, SLG: 0.369 | K | | | | | | | | G4-3 | 4 | 1 | 1 | 0 | 1 | 1 | 0 | | | | | | |
| 6 Starling Marte, R (1, 8) OBP: 0.394, SLG: 0.462 | F9 | | | | | | | | | 4 | 0 | 2 | 0 | 0 | 0 | 0 | | | | | | |
| 26 Garrett Cooper, R (1, 3) OBP: 0.233, SLG: 0.625 | BB | | | | | | | | | 3 | 0 | 1 | 1 | 1 | 2 | 2 | | | | | | |
| 24 Jesús Aguilar, R (1, 10) OBP: 0.311, SLG: 0.448 | G5-3 | | | | | | | | | 3 | 0 | 0 | 0 | 1 | 1 | 5 | | | | | | |
| 15 Brian Anderson, R (1, 5) OBP: 0.341, SLG: 0.434 | | | | | | | | | | 3 | 0 | 2 | 0 | 0 | 1 | 1 | | | | | | |
| 23 Corey Dickerson, L (1, 7) OBP: 0.292, SLG: 0.359 | FC4 | | | | | | | | | 4 | 0 | 0 | 0 | 0 | 0 | 4 | | | | | | |
| 25 Lewis Brinson, R (1, 9) OBP: 0.255, SLG: 0.298 | G4-3 | | | | | | | | | 3 | 0 | 0 | 0 | 0 | 0 | 4 | | | | | | |
| 7 Matt Joyce, L (6, PH) OBP: 0.368, SLG: 0.354 | G4-3 | | | | | | | | | 1 | 0 | 0 | 0 | 0 | 0 | 1 | | | | | | |
| 38 Jorge Alfaro, R (1, 2) OBP: 0.237, SLG: 0.229 | K | | | | | | | | | 3 | 0 | 0 | 0 | 0 | 3 | 3 | | | | | | |
| 68 Lewin Díaz, L (9, PH) OBP: 0.189, SLG: 0.171 | K | | | | | | | | | 1 | 0 | 0 | 0 | 0 | 0 | 0 | | | | | | |
| 70 Jazz Chisholm Jr., L (1, 6) OBP: 0.189, SLG: 0.171 | K | | | | | | | | | 4 | 0 | 0 | 0 | 0 | 1 | 2 | | | | | | |
| Inning Stats | R: 0 E: 0 K: 1 S: 7 | H: 0 LOB: 1 BB: 1 P: 13 | R: 0 E: 1 K: 2 S: 15 | H: 1 LOB: 2 BB: 0 P: 19 | R: 0 E: 0 K: 1 S: 11 | H: 0 LOB: 0 BB: 1 P: 19 | R: 1 E: 0 K: 2 S: 18 | H: 3 LOB: 2 BB: 0 P: 24 | R: 0 E: 0 K: 1 S: 6 | H: 1 LOB: 1 BB: 0 P: 10 | R: 0 E: 0 K: 1 S: 12 | H: 1 LOB: 2 BB: 1 P: 22 | R: 0 E: 0 K: 0 S: 4 | H: 0 LOB: 0 BB: 0 P: 8 | R: 0 E: 0 K: 0 S: 5 | H: 0 LOB: 0 BB: 0 P: 9 | 1B: 5 2B: 1 3B: 0 HR: 0 | SF: 0 SAC: 0 DP: 1 HBP: 1 | WP: 0 PB: 0 CS: 0 | PA: 37 | | |
| PITCHER | IP | WLS | BF | H | R | ER | SO | BB | IBB | HBP | BLK | WP | HR | S | P | ERA | WHIP | | | | | |
| 99 Hyun Jin Ryu, L (1, 1) ERA: 2.51 | 6.0 | | 26 | 5 | 1 | 1 | 8 | 2 | 0 | 0 | 0 | 0 | 0 | 65 | 99 | 1.50 | 1.167 | | | | | |
| 36 A.J. Cole, R (7, 1) ERA: 1.08 | 1.0 | H | 5 | 1 | 0 | 0 | 1 | 1 | 0 | 0 | 0 | 0 | 0 | 12 | 22 | 0.00 | 2.000 | | | | | |
| 41 Rafael Dolis, R (8, 1) ERA: 2.12 | 1.0 | H | 3 | 0 | 0 | 0 | 0 | 0 | 0 | 1 | 0 | 0 | 0 | 4 | 8 | 0.00 | 0.000 | | | | | |
| 52 Anthony Bass, R (9, 1) ERA: 2.5 | 1.0 | S | 3 | 0 | 0 | 0 | 0 | 0 | 0 | 0 | 0 | 0 | 0 | 5 | 9 | 0.00 | 0.000 | | | | | |

Toronto Blue Jays @ Miami Marlins
Marlins Park, Miami, FL
Wed Sep 02, 2020, 6:40 PM - 9:17 PM EDT
Roof Closed - 75 F

| | |
|-----|----|
| AB | 33 |
| R | 1 |
| H | 6 |
| RBI | 1 |
| BB | 3 |
| SO | 9 |
| LOB | 22 |



| Batter | 1 | 2 | 3 | 4 | 5 | 6 | 7 | 8 | 9 | AB | R | H | RBI | BB | SO | LOB | TOP | | | | | | | | | | |
|---|-------------------------------|----------------------------------|-------------------------------|----------------------------------|------------------------------|----------------------------------|-------------------------------|----------------------------------|-------------------------------|----------------------------------|-------------------------------|----------------------------------|-------------------------------|----------------------------------|------------------------------|----------------------------------|-------------------------------|----------------------------------|----------------------------------|---------------------------|----------------------------------|--------|--|--|--|--|--|
| 5 Jon Berti, R OBP: 0.365, SLG: 0.375 | G4-3 | | G6-4-3 | | 1B | | BB | | K | 4 | 0 | 1 | 2 | 1 | 1 | 3 | | | | | | | | | | | |
| 6 Starling Marte, R OBP: 0.390, SLG: 0.455 | G4-3 | | | G6-3 | 1B | | FC6-4 | | | 4 | 0 | 1 | 0 | 0 | 0 | 2 | | | | | | | | | | | |
| 26 Garrett Cooper, R OBP: 0.297, SLG: 0.556 | G6-3 | | | G6-3 | G4-3 | | | G4-3 | | 4 | 0 | 0 | 0 | 0 | 0 | 2 | | | | | | | | | | | |
| 24 Jesús Aguilar, R OBP: 0.309, SLG: 0.470 | | K | | HR | | K | | G6-3 | | 4 | 1 | 1 | 1 | 0 | 2 | 0 | | | | | | | | | | | |
| 15 Brian Anderson, R OBP: 0.331, SLG: 0.418 | | G5-3 | | K | | K | | K | | 4 | 0 | 0 | 0 | 0 | 3 | 0 | | | | | | | | | | | |
| 19 Miguel Rojas, R OBP: 0.411, SLG: 0.551 | | G4-3 | | G4-3 | | K | | | | 3 | 0 | 0 | 0 | 1 | 1 | 0 | | | | | | | | | | | |
| 70 Jazz Chisholm Jr., L (9, FR) | | | | | | | | | | 0 | 0 | 0 | 0 | 0 | 0 | 0 | | | | | | | | | | | |
| 23 Corey Dickerson, L OBP: 0.291, SLG: 0.383 | | | HR | | | | L8 | | | 4 | 1 | 1 | 1 | 0 | 0 | 1 | | | | | | | | | | | |
| 38 Jorge Alfaro, R OBP: 0.238, SLG: 0.231 | | G3 | | | 2B | | K2-3 | | FC5 | 4 | 1 | 1 | 0 | 0 | 1 | 2 | | | | | | | | | | | |
| 25 Lewis Brinson, R OBP: 0.283, SLG: 0.327 | | | | | 1B | | | | | 2 | 1 | 2 | 0 | 0 | 0 | 0 | | | | | | | | | | | |
| 7 Matt Joyce, L OBP: 0.372, SLG: 0.373 | | | | | 1B | | | | F5 | 2 | 0 | 1 | 0 | 0 | 0 | 2 | | | | | | | | | | | |
| Inning Stats | R: 0 E: 0 K: 0 S: 6 | H: 0 LOB: 0 BB: 0 P: 12 | R: 0 E: 0 K: 1 S: 7 | H: 0 LOB: 0 BB: 0 P: 11 | R: 1 E: 0 K: 0 S: 8 | H: 2 LOB: 0 BB: 0 P: 14 | R: 1 E: 0 K: 1 S: 11 | H: 1 LOB: 0 BB: 0 P: 15 | R: 2 E: 0 K: 3 S: 13 | H: 4 LOB: 2 BB: 0 P: 21 | R: 0 E: 0 K: 3 S: 11 | H: 0 LOB: 0 BB: 0 P: 15 | R: 0 E: 0 K: 1 S: 10 | H: 1 LOB: 2 BB: 1 P: 15 | R: 0 E: 0 K: 1 S: 8 | H: 0 LOB: 0 BB: 0 P: 11 | R: 0 E: 1 K: 1 S: 12 | H: 0 LOB: 2 BB: 1 P: 22 | 1B: 4 2B: 2 HR: 2 | SF: 0 SAC: 0 HBP: 0 | WP: 0 PB: 0 SB: 0 CS: 0 | PA: 37 | | | | | |
| PITCHER | IP | WLS | BF | H | R | ER | SO | BB | IBB | HBP | BLK | WP | HR | S | P | ERA | WHIP | | | | | | | | | | |
| 61 Josh Fleming, L ERA: 3.52 | 5.0 | W | 21 | 7 | 4 | 4 | 2 | 0 | 0 | 0 | 0 | 0 | 2 | 45 | 73 | 7.20 | 1.400 | | | | | | | | | | |
| 81 Ryan Thompson, R ERA: 4.19 | 1.0 | H | 3 | 0 | 0 | 0 | 3 | 0 | 0 | 0 | 0 | 0 | 0 | 11 | 15 | 0.00 | 0.000 | | | | | | | | | | |
| 29 Pete Fairbanks, R ERA: 2.6 | 1.0 | H | 5 | 1 | 0 | 0 | 1 | 1 | 0 | 0 | 0 | 0 | 0 | 10 | 15 | 0.00 | 2.000 | | | | | | | | | | |
| 63 Diego Castillo, R ERA: 2.3 | 1.0 | H | 3 | 0 | 0 | 0 | 1 | 0 | 0 | 0 | 0 | 0 | 0 | 8 | 11 | 0.00 | 0.000 | | | | | | | | | | |
| 70 Nick Anderson, R ERA: | 1.0 | S | 5 | 0 | 0 | 0 | 1 | 1 | 0 | 0 | 0 | 0 | 0 | 12 | 22 | 0.00 | 1.000 | | | | | | | | | | |
| Batter | 1 | 2 | 3 | 4 | 5 | 6 | 7 | 8 | 9 | AB | R | H | RBI | BB | SO | LOB | BOTTOM | | | | | | | | | | |
| 26 Ji Man Choi, L OBP: 0.315, SLG: 0.390 | K | | G6-3 | | K | | | | K | 4 | 0 | 0 | 0 | 0 | 3 | 1 | | | | | | | | | | | |
| 8 Brandon Lowe, L OBP: 0.351, SLG: 0.574 | G4-3 | | G4-3 | | P4 | | | | K | 4 | 0 | 0 | 0 | 0 | 1 | 0 | | | | | | | | | | | |
| 18 Joey Wendle, L OBP: 0.333, SLG: 0.423 | 1B | | | 1B | BB | | | | G6-3 | 3 | 1 | 2 | 0 | 1 | 0 | 0 | | | | | | | | | | | |
| 17 Austin Meadows, L OBP: 0.324, SLG: 0.419 | K | | | BB | 1B | | | | G4-3 | 3 | 1 | 1 | 0 | 1 | 1 | 1 | | | | | | | | | | | |
| 1 Willy Adames, R OBP: 0.387, SLG: 0.566 | K | | | K | K | | | | K | 4 | 0 | 0 | 0 | 0 | 4 | 4 | | | | | | | | | | | |
| 25 Yoshi Tsutsugo, L OBP: 0.342, SLG: 0.440 | | | | | | | | | | 2 | 2 | 2 | 1 | 2 | 0 | 0 | | | | | | | | | | | |
| 14 Brett Phillips, L OBP: 0.294, SLG: 0.387 | HR | | | BB | BB | | | | BB | 0 | 0 | 0 | 0 | 0 | 0 | 0 | | | | | | | | | | | |
| 13 Manuel Margot, R OBP: 0.333, SLG: 0.375 | G3-1 | | | L4 | | | | | K | 3 | 0 | 0 | 0 | 1 | 1 | 6 | | | | | | | | | | | |
| 39 Kevin Kiermaier, L OBP: 0.339, SLG: 0.396 | G4-3 | | | BB | | | | | K | 3 | 1 | 0 | 1 | 1 | 2 | 2 | | | | | | | | | | | |
| 7 Michael Pérez, L OBP: 0.228, SLG: 0.250 | K | | | BB | | | | | F8 | 4 | 0 | 1 | 3 | 0 | 1 | 3 | | | | | | | | | | | |
| Inning Stats | R: 0 E: 0 K: 2 S: 10 | H: 1 LOB: 1 BB: 0 P: 14 | R: 1 E: 0 K: 1 S: 12 | H: 1 LOB: 0 BB: 0 P: 18 | R: 0 E: 0 K: 1 S: 7 | H: 0 LOB: 0 BB: 0 P: 8 | R: 4 E: 0 K: 2 S: 23 | H: 3 LOB: 1 BB: 2 P: 38 | R: 0 E: 0 K: 2 S: 15 | H: 1 LOB: 3 BB: 0 P: 30 | R: 0 E: 0 K: 2 S: 9 | H: 0 LOB: 0 BB: 0 P: 14 | R: 0 E: 0 K: 1 S: 7 | H: 0 LOB: 0 BB: 0 P: 9 | R: 0 E: 1 K: 2 S: 8 | H: 0 LOB: 3 BB: 2 P: 19 | 1B: 4 2B: 1 HR: 1 | SF: 0 SAC: 0 HBP: 0 | WP: 0 PB: 0 SB: 3 CS: 0 | PA: 36 | | | | | | | |
| PITCHER | IP | WLS | BF | H | R | ER | SO | BB | IBB | HBP | BLK | WP | HR | S | P | ERA | WHIP | | | | | | | | | | |
| 49 Pablo López, R ERA: 3.05 | 4.0 | L | 19 | 5 | 5 | 5 | 6 | 2 | 0 | 0 | 0 | 0 | 0 | 12 | 24 | 0.00 | 4.500 | | | | | | | | | | |
| 96 Alex Vesia, L ERA: 15.0 | 0.2 | | 5 | 1 | 0 | 0 | 1 | 2 | 0 | 0 | 0 | 0 | 0 | 12 | 24 | 0.00 | 4.500 | | | | | | | | | | |
| 44 Nick Vincent, R ERA: 3.29 | 1.1 | | 4 | 0 | 0 | 0 | 3 | 0 | 0 | 0 | 0 | 0 | 0 | 12 | 20 | 0.00 | 0.000 | | | | | | | | | | |
| 35 Richard Bleier, L ERA: 2.7 | 1.0 | | 3 | 0 | 0 | 0 | 1 | 0 | 0 | 0 | 0 | 0 | 0 | 7 | 9 | 0.00 | 0.000 | | | | | | | | | | |
| 39 James Hoyt, R ERA: 1.93 | 1.0 | | 5 | 0 | 0 | 0 | 2 | 2 | 0 | 0 | 0 | 0 | 0 | 8 | 19 | 0.00 | 2.000 | | | | | | | | | | |

Miami Marlins @ Tampa Bay Rays
Tropicana Field, St. Petersburg, FL
Fri Sep 04 2020, 6:41 PM - 9:37 PM EDT
Roof Closed - 72 F

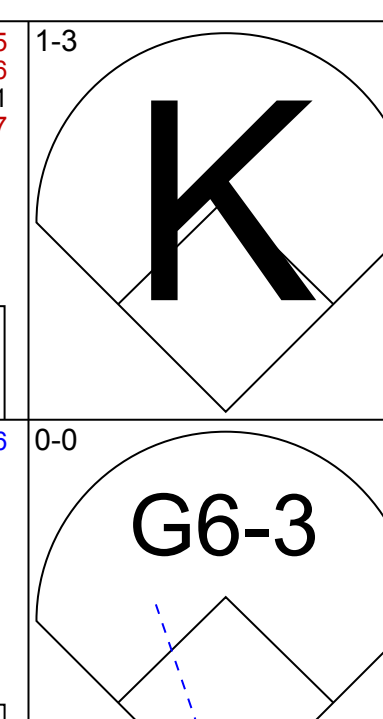
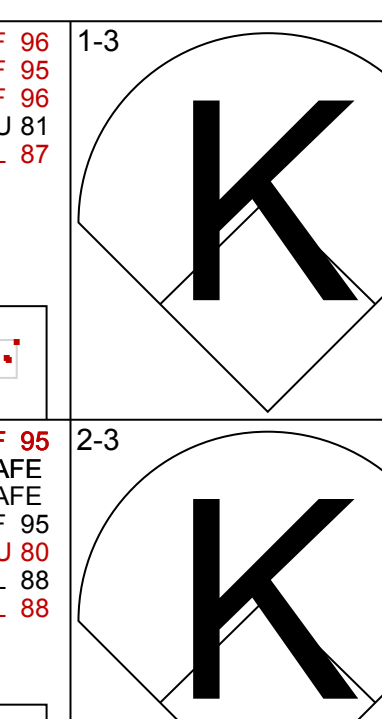
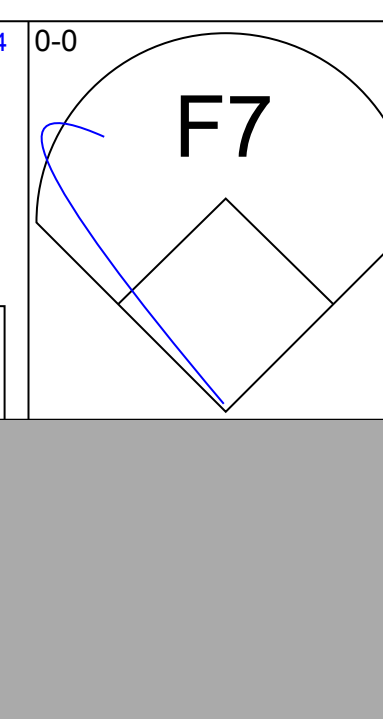
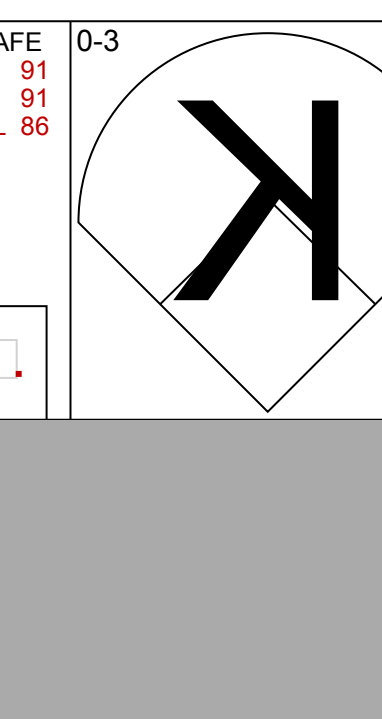
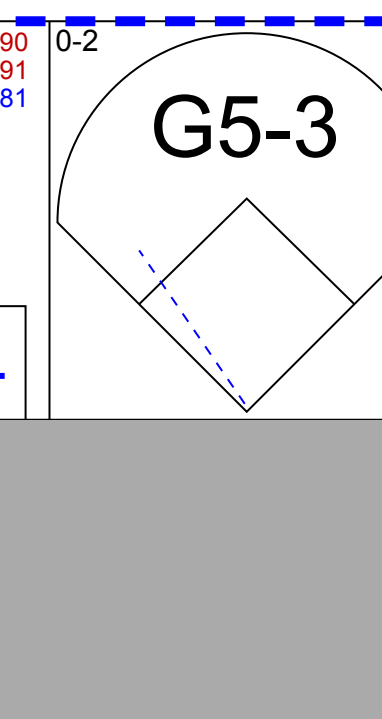
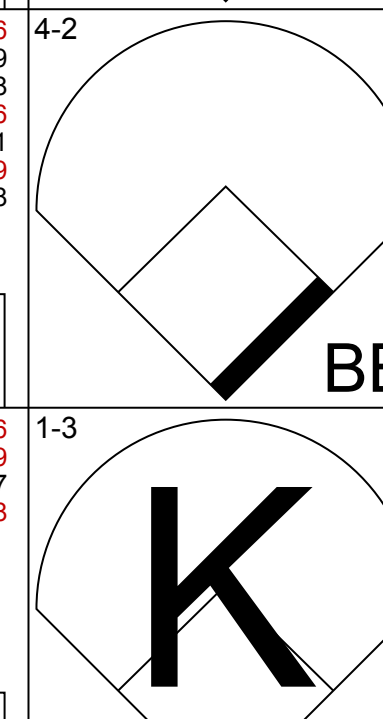

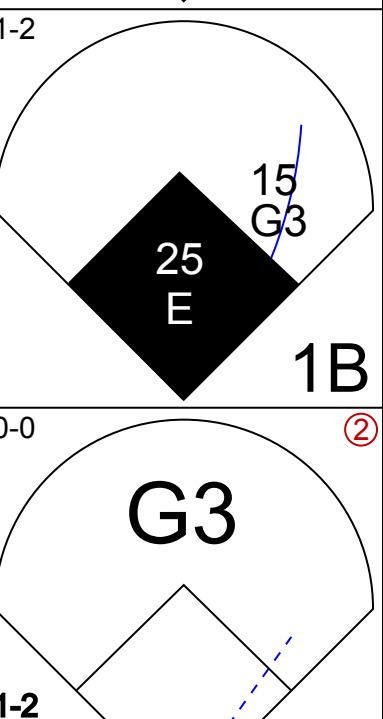
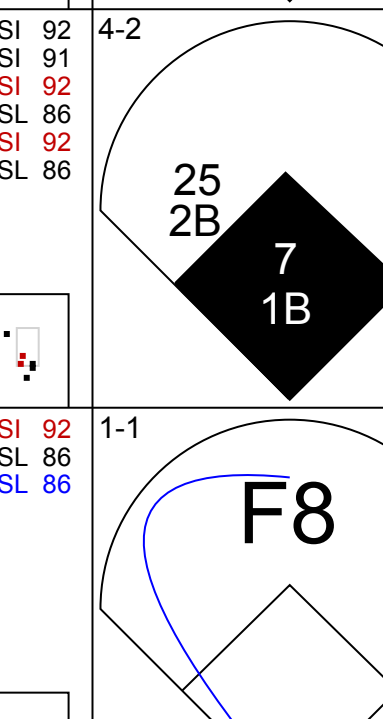
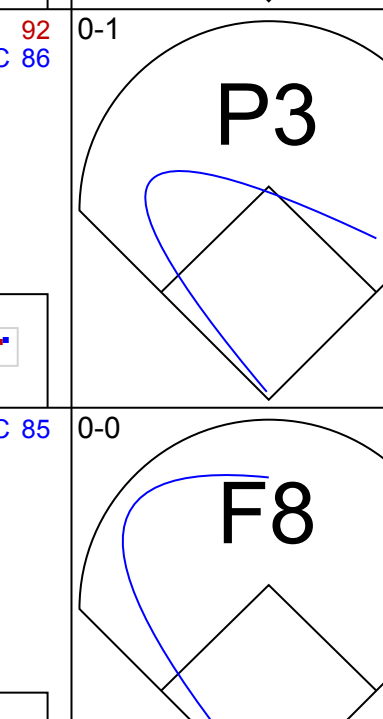

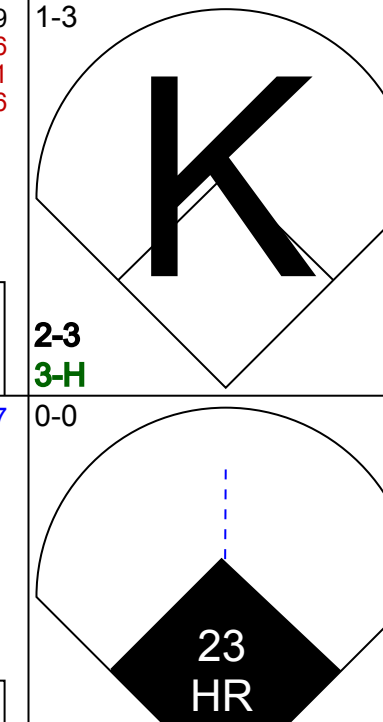
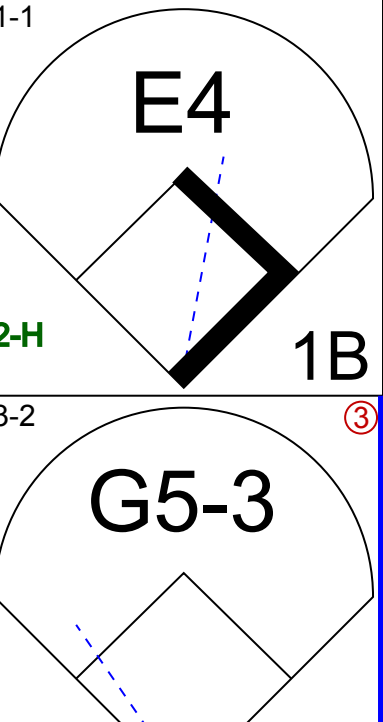
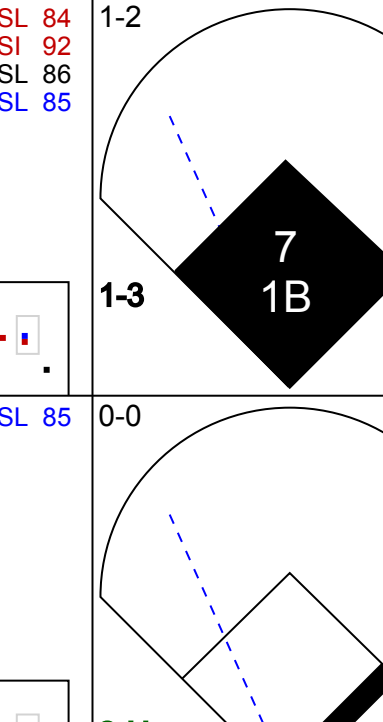


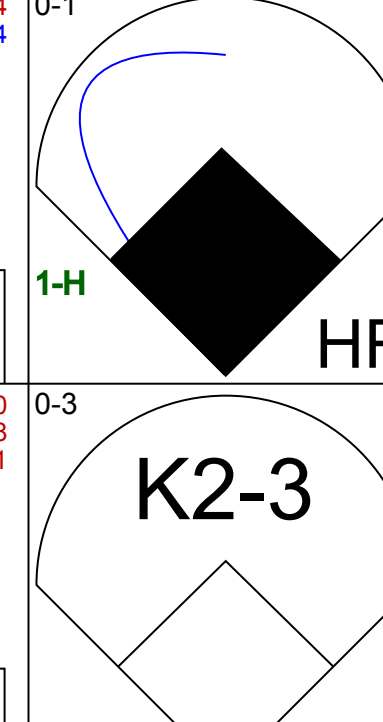

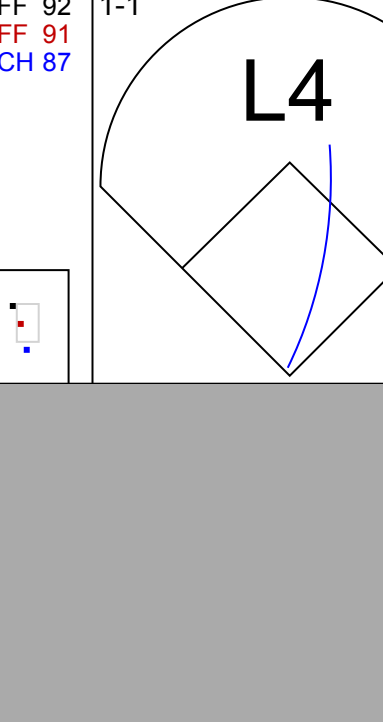

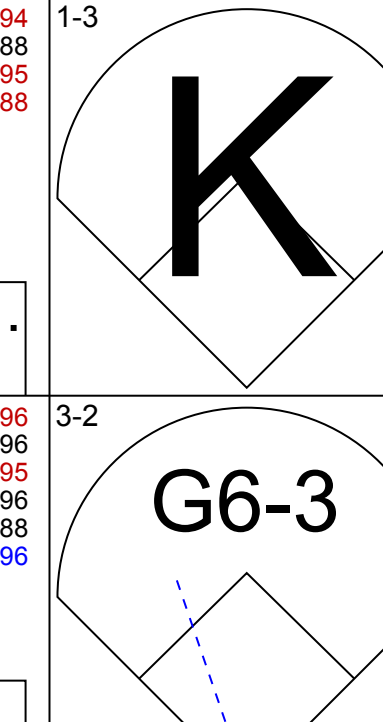
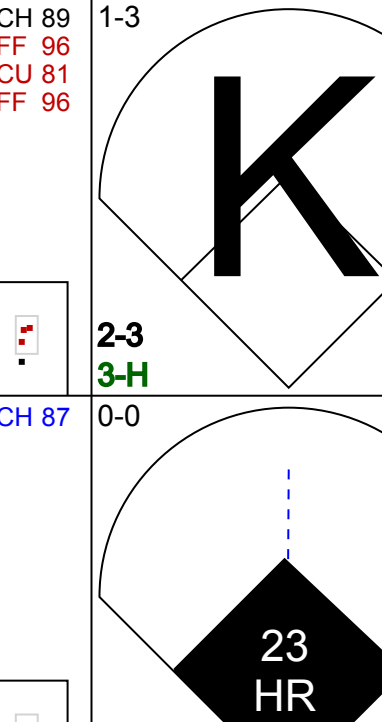
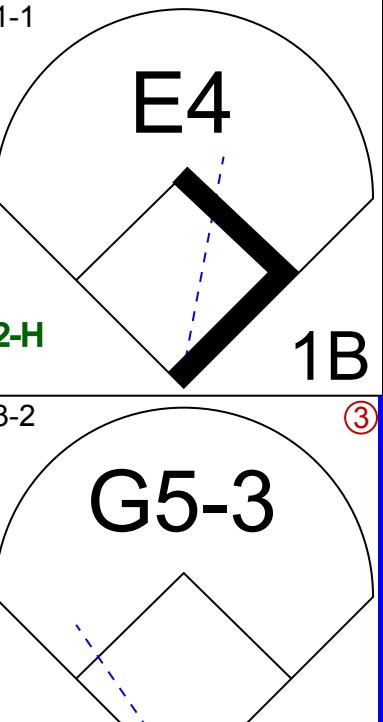
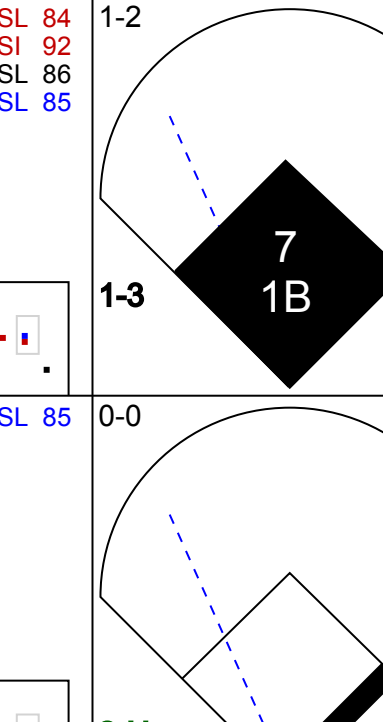


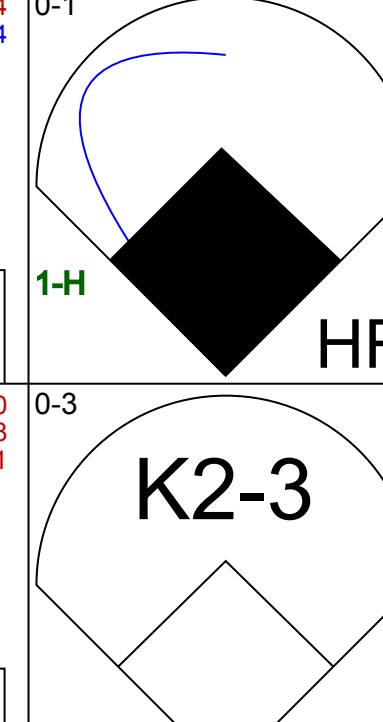

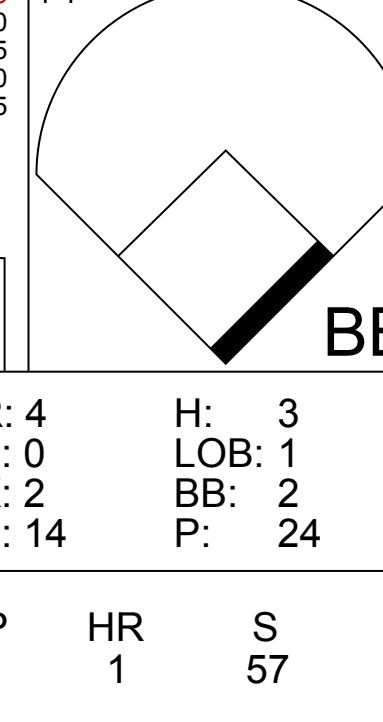


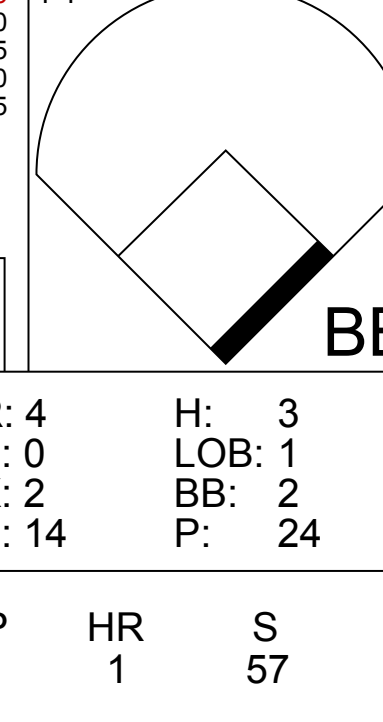
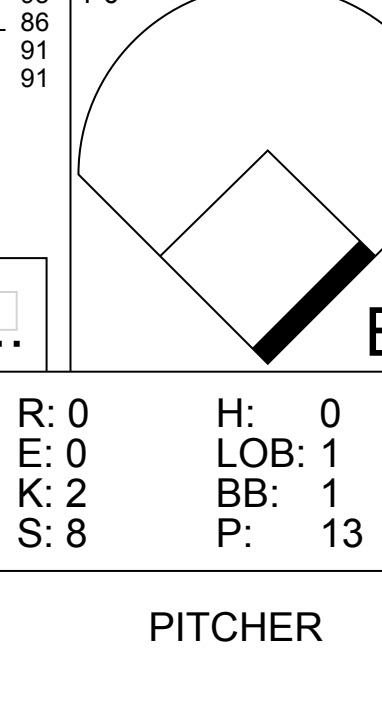
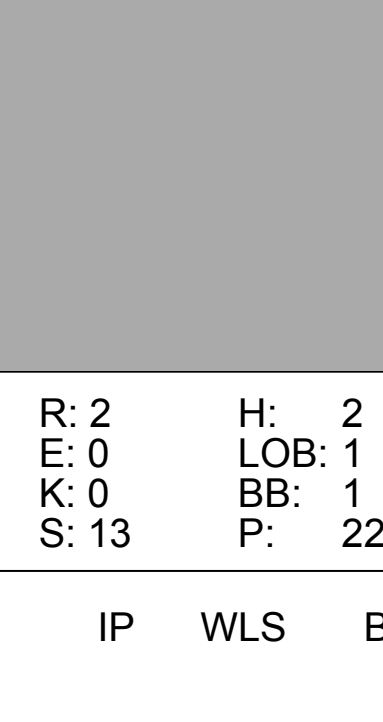
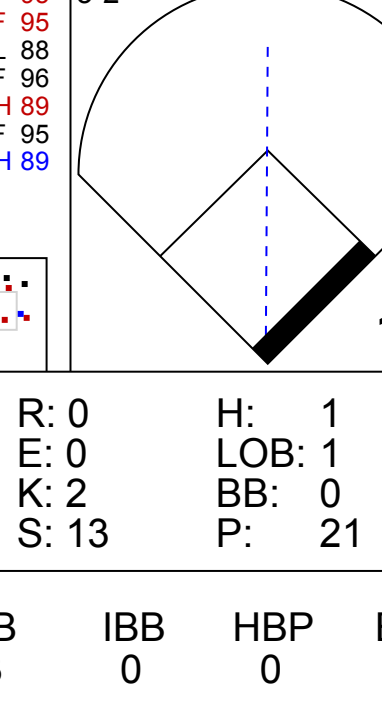
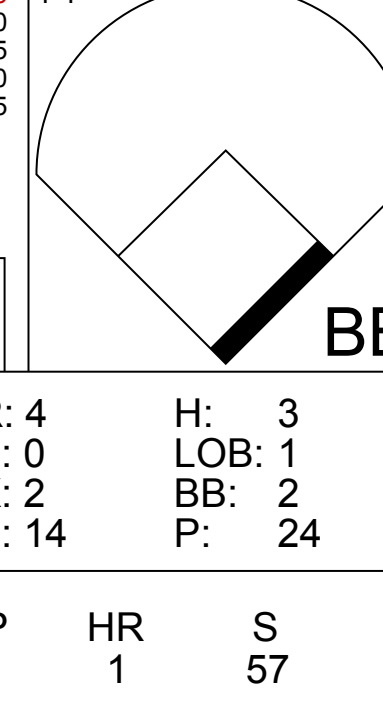
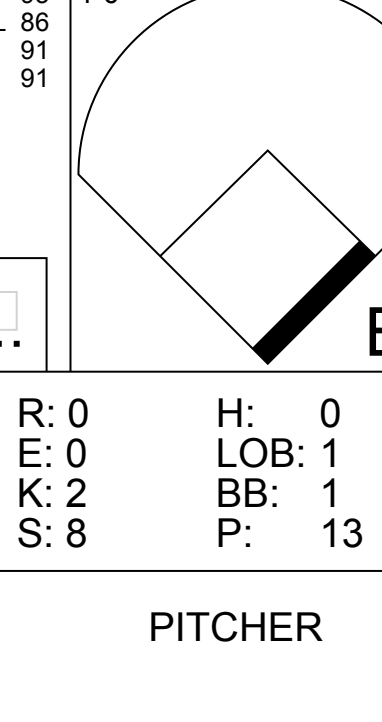
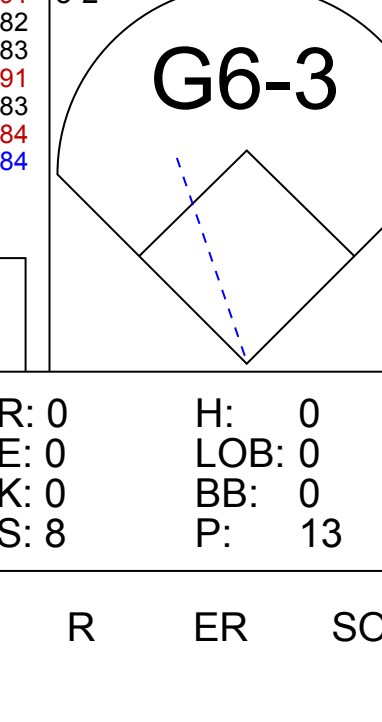
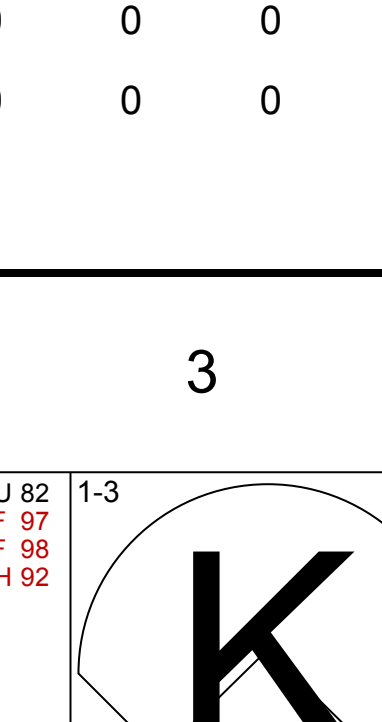
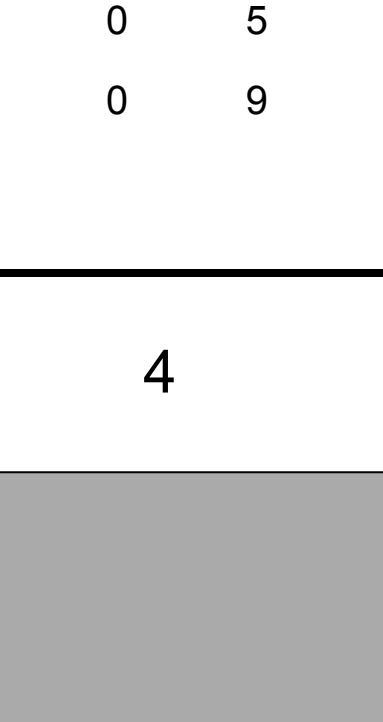
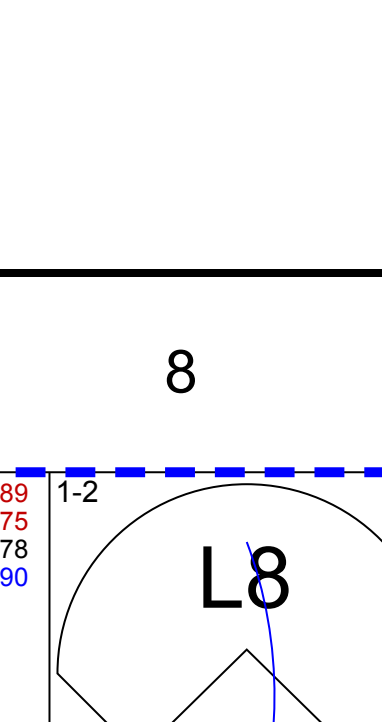
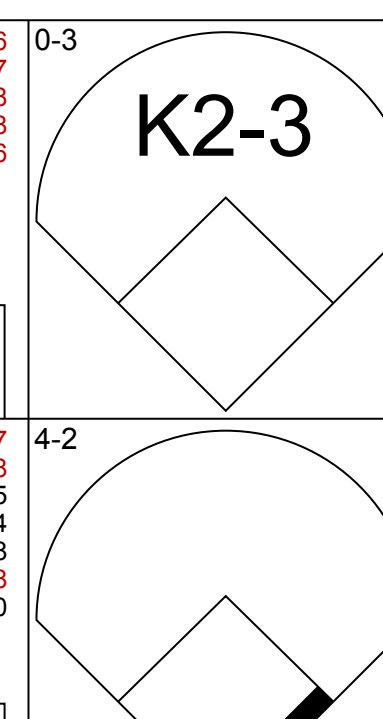
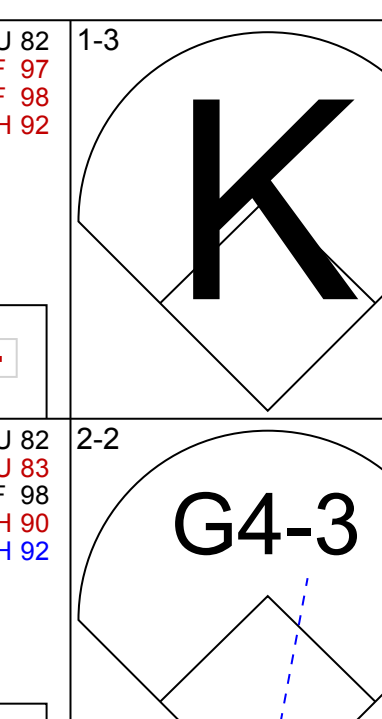
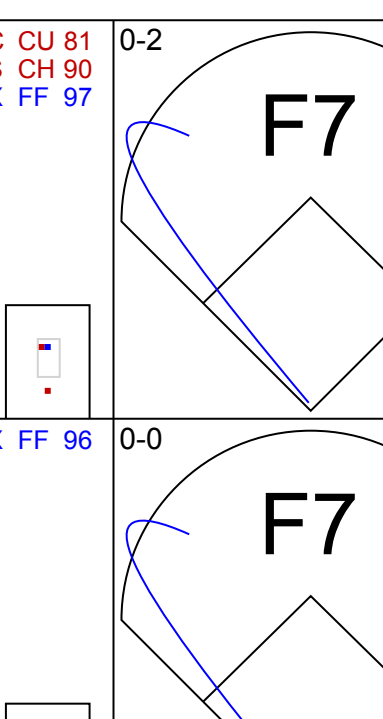
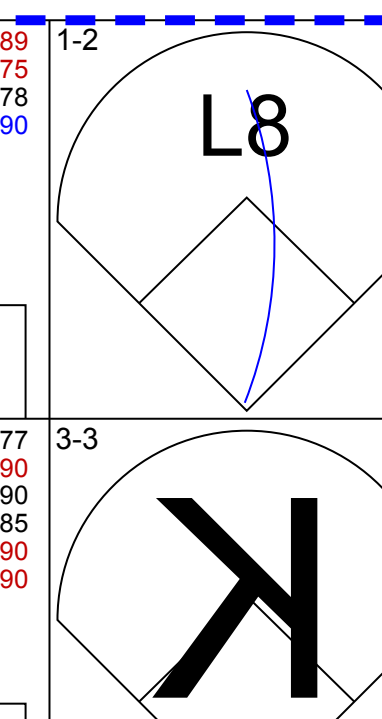
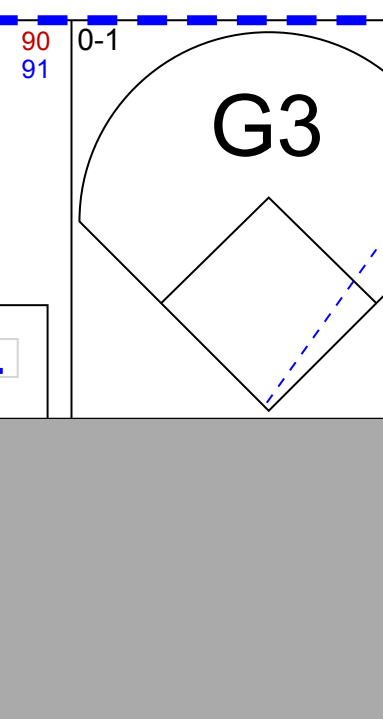
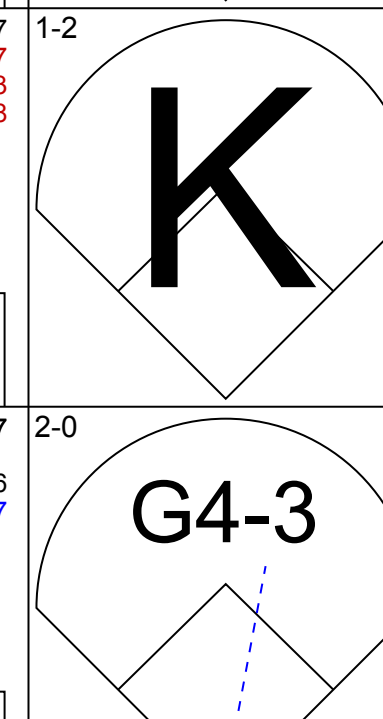


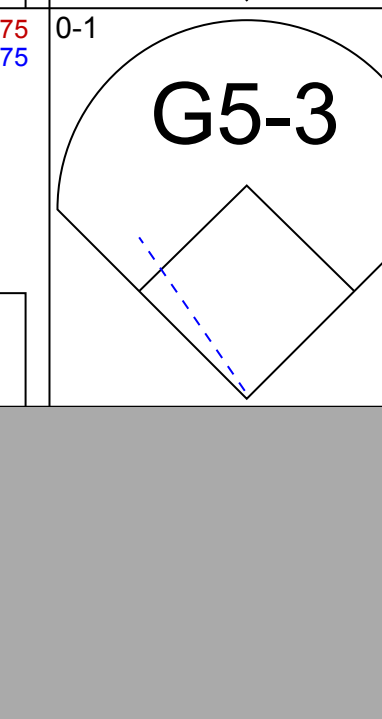

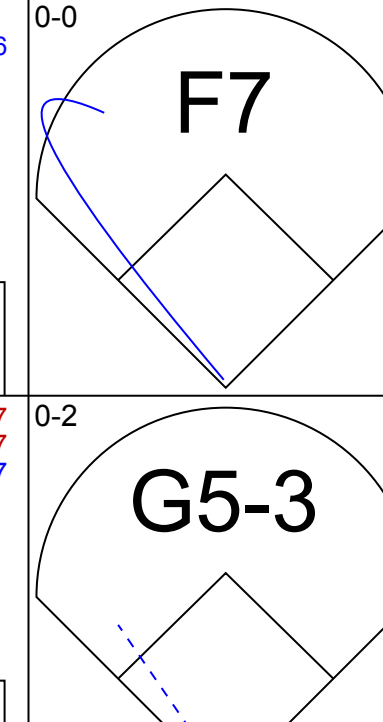
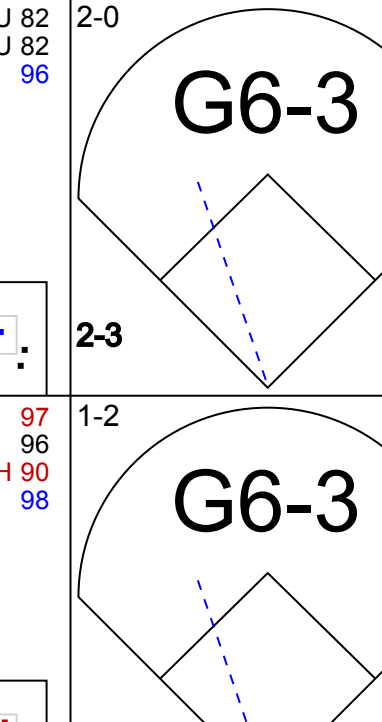







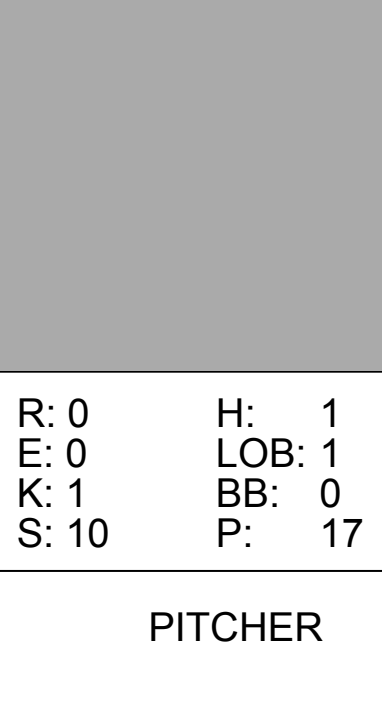
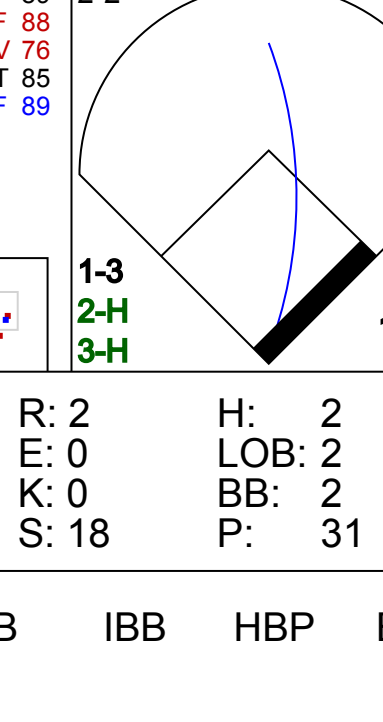



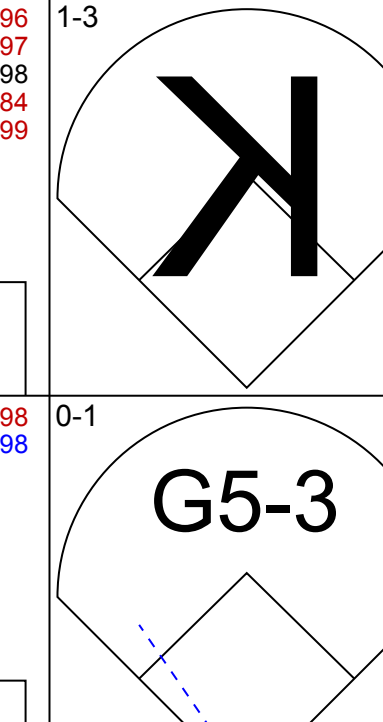
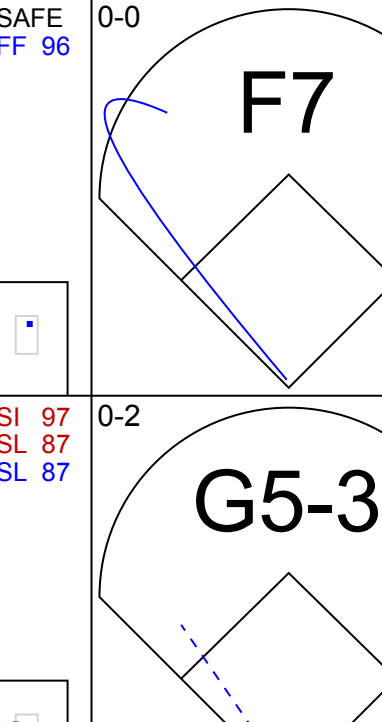


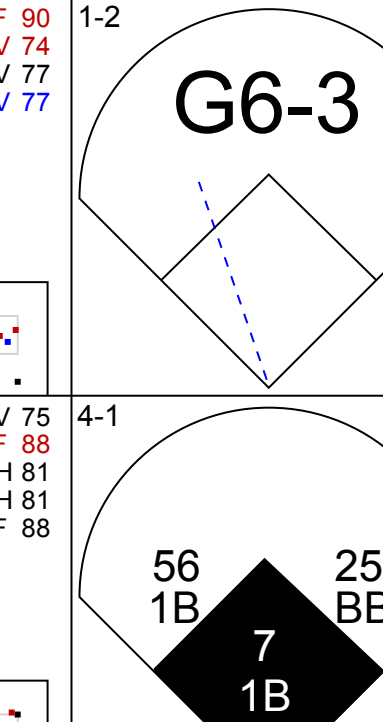


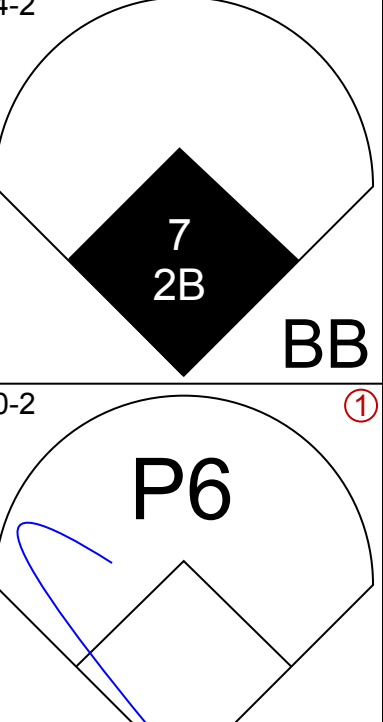
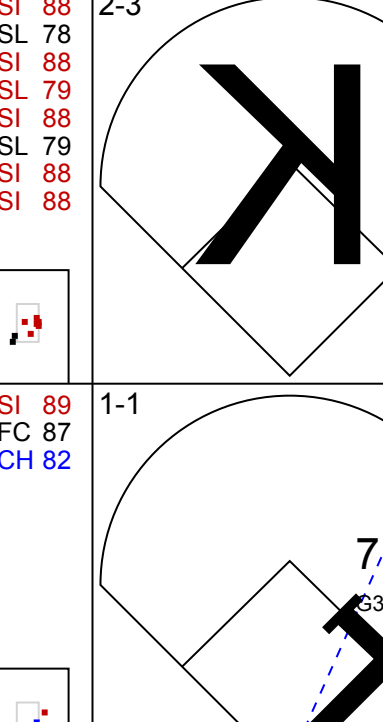
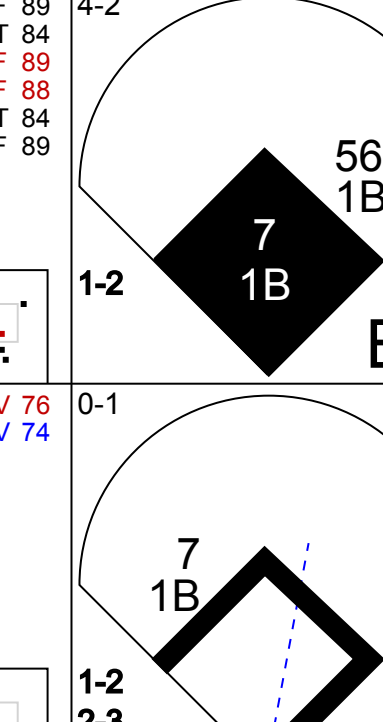


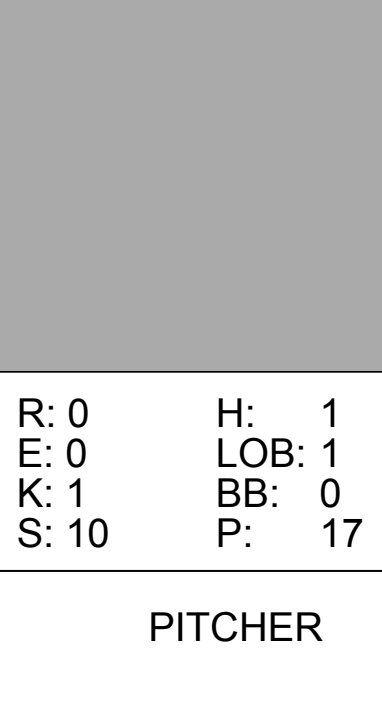

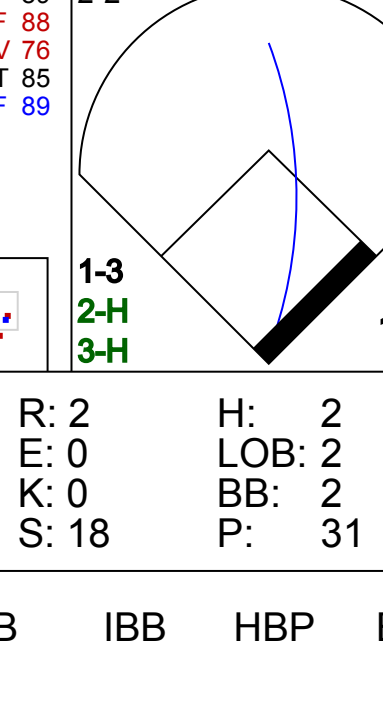
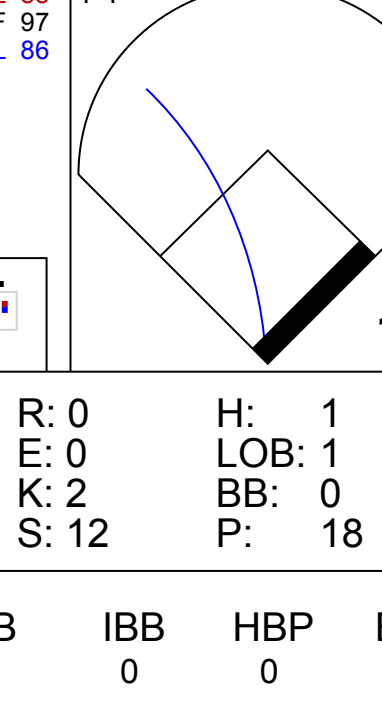

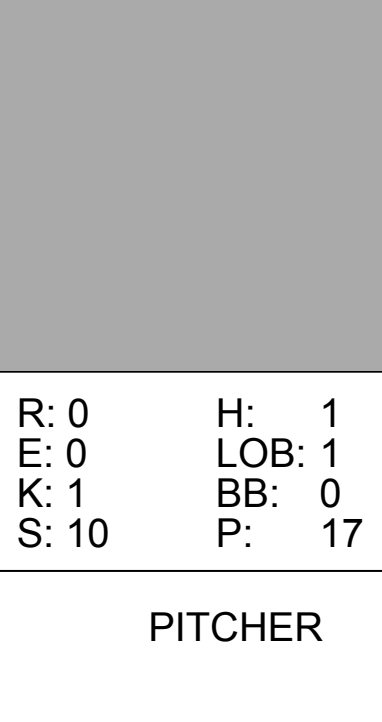

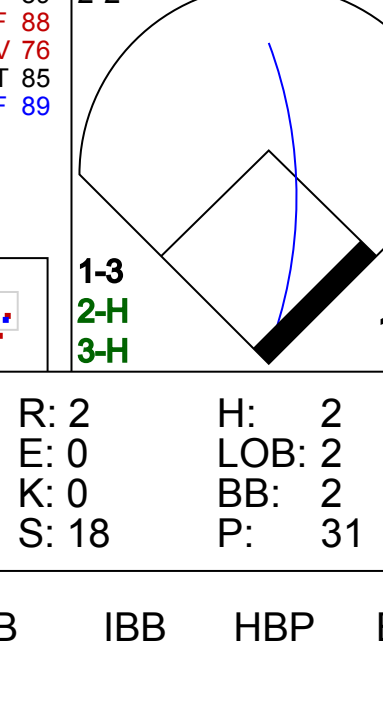










AB 35
R 4
H 8
RBI 4
BB 2
SO 8
LOB 12



Miami Marlins @ Tampa Bay Rays
Tropicana Field, St. Petersburg, FL
Fri Sep 04 2020, 6:41 PM - 9:37 PM EDT
Roof Closed - 72 F

AB 30
R 5
H 6
RBI 5
BB 6
SO 13
LOB 17



| Batter | 1 | 2 | 3 | 4 | 5 | 6 | 7 | 8 | 9 | AB | R | H | RBI | BB | SO | LOB | TOP | | | | | | |
|---|---|---|---|---|---|---|---|---|---|---|---|---|---|---|---|---|---|---|---|---|---|---|---|
| 5 Jon Berti, R OBP: 0.349, SLG: 0.355 |  | |  |  | |  | |  | | 5 | 0 | 0 | 0 | 0 | 0 | 3 | 3 | | | | | | |
| 6 Starling Marte, R OBP: 0.398, SLG: 0.439 |  | |  | |  | |  | |  | 5 | 0 | 0 | 0 | 0 | 0 | 1 | 1 | | | | | | |
| 24 Jesús Aguilar, R OBP: 0.330, SLG: 0.471 |  | | |  |  | |  | |  | 2 | 3 | 1 | 0 | 3 | 0 | 0 | 0 | | | | | | |
| 15 Brian Anderson, R OBP: 0.326, SLG: 0.417 |  | | |  |  | |  | |  | 5 | 1 | 1 | 0 | 0 | 1 | 3 | | | | | | | |
| 25 Lewis Brinson, R OBP: 0.298, SLG: 0.358 |  | |  |  | |  | |  | 4 | 1 | 2 | 0 | 0 | 2 | 1 | | | | | | | | |
| 47 Harold Ramírez, R OBP: 0.273, SLG: 0.200 |  | | |  |  | | | | 3 | 1 | 1 | 1 | 0 | 0 | 1 | | | | | | | | |
| 7 Matt Joyce, L OBP: 0.380, SLG: 0.382 | | | |  |  | | | | 1 | 0 | 1 | 2 | 0 | 0 | 0 | | | | | | | | |
| 23 Corey Dickerson, L OBP: 0.289, SLG: 0.405 |  | | |  | | |  | |  | 4 | 1 | 1 | 2 | 0 | 1 | 1 | | | | | | | |
| 38 Jorge Alfaro, R OBP: 0.217, SLG: 0.209 |  | |  | | |  | |  | 4 | 0 | 0 | 0 | 0 | 2 | 0 | | | | | | | | |
| 19 Miquel Rojas, R OBP: 0.433, SLG: 0.549 |  | |  | | | | |  | 2 | 0 | 1 | 0 | 2 | 0 | 0 | | | | | | | | |
| Inning Stats | R: 0 E: 0 K: 2 S: 10 | H: 0 LOB: 1 BB: 1 P: 16 | R: 0 E: 0 K: 2 S: 9 | H: 0 LOB: 0 BB: 0 P: 15 | R: 0 E: 0 K: 2 S: 13 | H: 1 LOB: 1 BB: 0 P: 21 | R: 4 E: 0 K: 2 S: 14 | H: 3 LOB: 1 BB: 2 P: 24 | R: 1 E: 0 K: 0 S: 11 | H: 2 LOB: 1 BB: 0 P: 16 | R: 0 E: 0 K: 2 S: 8 | H: 0 LOB: 1 BB: 1 P: 13 | R: 2 E: 0 K: 0 S: 13 | H: 2 LOB: 1 BB: 1 P: 22 | R: 0 E: 0 K: 0 S: 8 | H: 0 LOB: 0 BB: 0 P: 13 | R: 0 E: 0 K: 0 S: 6 | H: 0 LOB: 0 BB: 0 P: 8 | 1B: 5 2B: 2 HR: 1 | SF: 0 SAC: 0 DP: 0 HBP: 0 | WP: 0 PB: 1 SB: 0 CS: 0 | PA: 40 | |
| PITCHER | IP WLS BF H R ER SO BB IBB HBP BLK WP HR S P ERA WHIP | IP WLS BF H R ER SO BB IBB HBP BLK WP HR S P ERA WHIP | IP WLS BF H R ER SO BB IBB HBP BLK WP HR S P ERA WHIP | IP WLS BF H R ER SO BB IBB HBP BLK WP HR S P ERA WHIP | IP WLS BF H R ER SO BB IBB HBP BLK WP HR S P ERA WHIP | IP WLS BF H R ER SO BB IBB HBP BLK WP HR S P ERA WHIP | IP WLS BF H R ER SO BB IBB HBP BLK WP HR S P ERA WHIP | IP WLS BF H R ER SO BB IBB HBP BLK WP HR S P ERA WHIP | IP WLS BF H R ER SO BB IBB HBP BLK WP HR S P ERA WHIP | IP WLS BF H R ER SO BB IBB HBP BLK WP HR S P ERA WHIP | IP WLS BF H R ER SO BB IBB HBP BLK WP HR S P ERA WHIP | IP WLS BF H R ER SO BB IBB HBP BLK WP HR S P ERA WHIP | IP WLS BF H R ER SO BB IBB HBP BLK WP HR S P ERA WHIP | IP WLS BF H R ER SO BB IBB HBP BLK WP HR S P ERA WHIP | IP WLS BF H R ER SO BB IBB HBP BLK WP HR S P ERA WHIP | IP WLS BF H R ER SO BB IBB HBP BLK WP HR S P ERA WHIP | IP WLS BF H R ER SO BB IBB HBP BLK WP HR S P ERA WHIP | IP WLS BF H R ER SO BB IBB HBP BLK WP HR S P ERA WHIP | IP WLS BF H R ER SO BB IBB HBP BLK WP HR S P ERA WHIP | IP WLS BF H R ER SO BB IBB HBP BLK WP HR S P ERA WHIP | IP WLS BF H R ER SO BB IBB HBP BLK WP HR S P ERA WHIP | IP WLS BF H R ER SO BB IBB HBP BLK WP HR S P ERA WHIP | IP WLS BF H R ER SO BB IBB HBP BLK WP HR S P ERA WHIP |
| 4 Blake Snell, L ERA: 3.74 | 5.0 | L | 24 | 6 | 5 | 4 | 8 | 3 | 0 | 0 | 0 | 0 | 0 | 0 | 0 | 0 | 1 | 57 | 92 | 7.20 | 1.800 | | |
| 57 Aaron Slegers, R ERA: 5.14 | 2.0 | 10 | 2 | 2 | 2 | 2 | 2 | 2 | 0 | 0 | 0 | 0 | 0 | 0 | 0 | 0 | 0 | 21 | 35 | 9.00 | 2.000 | | |
| 21 Cody Reed, L ERA: 4.5 | 0.2 | 2 | 0 | 0 | 0 | 0 | 0 | 0 | 0 | 0 | 0 | 0 | 0 | 0 | 0 | 0 | 0 | 5 | 10 | 0.00 | 0.000 | | |
| 15 Aaron Loup, L ERA: 3.18 | 1.1 | 4 | 0 | 0 | 0 | 0 | 0 | 0 | 0 | 0 | 0 | 0 | 0 | 0 | 0 | 0 | 0 | 9 | 11 | 0.00 | 0.000 | | |
| Batter | 1 | 2 | 3 | 4 | 5 | 6 | 7 | 8 | 9 | AB | R | H | RBI | BB | SO | LOB | BOTTOM | | | | | | |
| 18 Joey Wendle, L OBP: 0.319, SLG: 0.404 |  | |  | |  | | |  |  | 5 | 0 | 0 | 0 | 0 | 2 | 4 | | | | | | | |
| 8 Brandon Lowe, L OBP: 0.349, SLG: 0.561 |  | |  | |  | | |  | | 3 | 0 | 0 | 0 | 1 | 1 | 2 | | | | | | | |
| 26 Ji Man Choi, L OBP: 0.323, SLG: 0.402 |  | | |  | | |  |  | | 2 | 0 | 1 | 0 | 1 | 1 | 1 | | | | | | | |
| 43 Mike Brosseau, R OBP: 0.373, SLG: 0.679 |  | | |  | | |  |  | | 1 | 0 | 0 | 0 | 0 | 0 | 0 | | | | | | | |
| 17 Austin Meadows, L OBP: 0.315, SLG: 0.406 |  | | |  | | |  | |  | 3 | 0 | 0 | 0 | 0 | 2 | 3 | | | | | | | |
| 14 Brett Phillips, L OBP: 0.296, SLG: 0.375 | | | |  | | |  | |  | 1 | 0 | 0 | 0 | 0 | 0 | 0 | | | | | | | |
| 35 Nathaniel Lowe, L OBP: 0.229, SLG: 0.362 |  | |  | |  | |  | |  | 4 | 0 | 0 | 0 | 0 | 1 | 2 | | | | | | | |
| 11 Hunter Renfroe, R OBP: 0.229, SLG: 0.362 |  | |  | |  | |  | |  | 3 | 1 | 0 | 0 | 1 | 0 | 2 | | | | | | | |
| 25 Yoshi Tsutsugo, L OBP: 0.348, SLG: 0.430 |  | | |  | | |  |  |  | 2 | 2 | 0 | 0 | 2 | 2 | 0 | | | | | | | |
| 39 Kevin Kiermaier, L OBP: 0.333, SLG: 0.388 |  | | |  | | |  |  |  | 2 | 0 | 0 | 0 | 0 | 1 | 1 | | | | | | | |
| 56 Randy Arozarena, R OBP: 0.500, SLG: 0.635 |  | | |  | | |  |  |  | 2 | 0 | 2 | 0 | 0 | 0 | 0 | | | | | | | |
| 7 Michael Pérez, L OBP: 0.262, SLG: 0.304 |  | | |  | | |  |  |  | 4 | 0 | 3 | 3 | 0 | 0 | 1 | | | | | | | |
| Inning Stats | R: 0 E: 0 K: 2 S: 12 | H: 0 LOB: 1 BB: 1 P: 19 | R: 0 E: 0 K: 2 S: 9 | H: 0 LOB: 0 BB: 0 P: 13 | R: 0 E: 0 K: 2 S: 12 | H: 1 LOB: 1 BB: 0 P: 18 | R: 0 E: 0 K: 1 S: 8 | H: 0 LOB: 1 BB: 1 P: 14 | R: 1 E: 0 K: 0 S: 13 | H: 1 LOB: 1 BB: 1 P: 20 | R: 0 E: 0 K: 1 S: 10 | H: 1 LOB: 1 BB: 0 P: 17 | R: 0 E: 0 K: 1 S: 10 | H: 1 LOB: 0 BB: 0 P: 14 | R: 0 E: 0 K: 1 S: 8 | H: 0 LOB: 0 BB: 0 P: 12 | R: 0 E: 0 K: 0 S: 18 | H: 2 LOB: 2 BB: 2 P: 31 | 1B: 4 2B: 2 HR: 0 | SF: 0 SAC: 0 DP: 1 HBP: 0 | WP: 0 PB: 0 SB: 0 CS: 0 | PA: 37 | |
| PITCHER | IP WLS BF H R ER SO BB IBB HBP BLK WP HR S P ERA WHIP | IP WLS BF H R ER SO BB IBB HBP BLK WP HR S P ERA WHIP | IP WLS BF H R ER SO BB IBB HBP BLK WP HR S P ERA WHIP | IP WLS BF H R ER SO BB IBB HBP BLK WP HR S P ERA WHIP | IP WLS BF H R ER SO BB IBB HBP BLK WP HR S P ERA WHIP | IP WLS BF H R ER SO BB IBB HBP BLK WP HR S P ERA WHIP | IP WLS BF H R ER SO BB IBB HBP BLK WP HR S P ERA WHIP | IP WLS BF H R ER SO BB IBB HBP BLK WP HR S P ERA WHIP | IP WLS BF H R ER SO BB IBB HBP BLK WP HR S P ERA WHIP | IP WLS BF H R ER SO BB IBB HBP BLK WP HR S P ERA WHIP | IP WLS BF H R ER SO BB IBB HBP BLK WP HR S P ERA WHIP | IP WLS BF H R ER SO BB IBB HBP BLK WP HR S P ERA WHIP | IP WLS BF H R ER SO BB IBB HBP BLK WP HR S P ERA WHIP | IP WLS BF H R ER SO BB IBB HBP BLK WP HR S P ERA WHIP | IP WLS BF H R ER SO BB IBB HBP BLK WP HR S P ERA WHIP | IP WLS BF H R ER SO BB IBB HBP BLK WP HR S P ERA WHIP | IP WLS BF H R ER SO BB IBB HBP BLK WP HR S P ERA WHIP | IP WLS BF H R ER SO BB IBB HBP BLK WP HR S P ERA WHIP | IP WLS BF H R ER SO BB IBB HBP BLK WP HR S P ERA WHIP | IP WLS BF H R ER SO BB IBB HBP BLK WP HR S P ERA WHIP | IP WLS BF H R ER SO BB IBB HBP BLK WP HR S P ERA WHIP | IP WLS BF H R ER SO BB IBB HBP BLK WP HR S P ERA WHIP | IP WLS BF H R ER SO BB IBB HBP BLK WP HR S P ERA WHIP |
| 22 Sandy Alcantara, R ERA: 2.45 | 6.0 | W | 24 | 3 | 1 | 1 | 8 | 3 | 0 | 0 | 0 | 0 | 0 | 0 | 0 | 0 | 0 | 64 | 101 | 1.50 | 1.000 | | |
| 35 Richard Bleier, L ERA: 2.45 | 1.0 | 3 | 1 | 0 | 0 | 0 | 1 | 0 | 0 | 0 | 0 | 0 | 0 | 0 | 0 | 0 | 0 | 10 | 14 | 0.00 | 1.000 | | |
| 86 Brandon Leibrandt, L ERA: 2.0 | 1.2 | 9 | 2 | 2 | 2 | 2 | 1 | 2 | 0 | 0 | 0 | 0 | 0 | 0 | 0 | 0 | 0 | 24 | 41 | 10.80 | 2.400 | | |
| 27 Brandon Kintzler, R ERA: 2.45 | 0.1 | S | 1 | 0 | 0 | 0 | 0 | 0 | 0 | 0 | 0 | 0 | 0 | 0 | 0 | 0 | 0 | 2 | 2 | 0.00 | 0.000 | | |

Miami Marlins @ Tampa Bay Rays
Tropicana Field, St. Petersburg, FL
Sat Sep 05 2020, 6:42 PM - 9:56 PM EDT
Roof Closed - 72 F

AB 35
R 7
H 8
RBI 5
BB 5
SO 10
LOB 10



Miami Marlins @ Tampa Bay Rays
Tropicana Field, St. Petersburg, FL
Sat Sep 05 2020, 6:42 PM - 9:56 PM EDT
Roof Closed - 72 F


AB 32
R 3
H 6
RBI 3
BB 5
SO 10
LOB 16



| Batter | 1 | 2 | 3 | 4 | 5 | 6 | 7 | 8 | 9 | 10 | AB | R | H | RBI | BB | SO | LOB | TOP | | | | |
|---|--|----------------------------------|---------------------------------|----------------------------------|--------------------------------|----------------------------------|-------------------------------|--|--------------------------------|----------------------------------|------------------------------|----------------------------------|------------------------------|----------------------------------|------------------------------|----------------------------------|------------------------------|----------------------------------|----------------------------------|------------------------------------|----------------------------------|--------|
| 23 Corey Dickerson, L OBP: 0.290, SLG: 0.498 4 Monte Harrison, R OBP: 0.206, SLG: 0.258 | G5-3 | G4-3 | | G4-3 | | K | | E6 1B | | FC5-2 | 5 | 0 | 1 | 0 | 0 | 1 | 3 | | | | | |
| 6 Starling Marte, R OBP: 0.361, SLG: 0.453 | F8 | | K | | | F9 | | L8 | | F8 | 6 | 1 | 1 | 1 | 0 | 1 | 4 | | | | | |
| 24 Jesus Aguilar, R OBP: 0.338, SLG: 0.455 | | | | | | | | | | G5-3 | 3 | 1 | 1 | 1 | 2 | 0 | 0 | | | | | |
| 7 Matt Joyce, L OBP: 0.379, SLG: 0.373 25 Lewis Brinson, R OBP: 0.288, SLG: 0.345 | FC4-6 | | K | | | | | | | L7 | 3 | 0 | 1 | 0 | 0 | 1 | 2 | | | | | |
| 26 Garrett Cooper, R OBP: 0.279, SLG: 0.468 | | | | | | | | | | | 2 | 0 | 0 | 0 | 0 | 1 | 0 | | | | | |
| 5 Jon Berti, R OBP: 0.354, SLG: 0.354 68 Lewin Diaz, L OBP: 0.195, SLG: 0.205 | | | | | | | | | | | 3 | 0 | 1 | 1 | 1 | 1 | 0 | | | | | |
| 70 Jazz Chisholm Jr., L OBP: 0.083, SLG: 0.083 15 Brian Anderson, R OBP: 0.333, SLG: 0.412 | | | | | | | | | | | 4 | 1 | 0 | 0 | 0 | 1 | 3 | | | | | |
| 19 Miguel Rojas, R OBP: 0.470, SLG: 0.607 | | | | | | | | | | | 4 | 1 | 0 | 0 | 0 | 1 | 0 | | | | | |
| 38 Jorge Alfaro, R OBP: 0.235, SLG: 0.196 | | | | | | | | | | | 3 | 0 | 0 | 0 | 2 | 0 | 2 | | | | | |
| Inning Stats | R: 0 E: 0 K: 0 S: 8 | H: 0 LOB: 1 BB: 1 P: 15 | R: 1 E: 1 K: 1 S: 18 | H: 1 LOB: 2 BB: 1 P: 32 | R: 1 E: 0 K: 3 S: 24 | H: 1 LOB: 2 BB: 2 P: 36 | R: 2 E: 0 K: 0 S: 15 | H: 4 LOB: 2 BB: 0 P: 18 | R: 0 E: 0 K: 0 S: 9 | H: 0 LOB: 0 BB: 0 P: 13 | R: 0 E: 0 K: 1 S: 7 | H: 0 LOB: 1 BB: 1 P: 15 | R: 0 E: 1 K: 1 S: 9 | H: 1 LOB: 1 BB: 0 P: 13 | R: 0 E: 0 K: 0 S: 8 | H: 0 LOB: 0 BB: 0 P: 11 | R: 1 E: 0 K: 0 S: 9 | H: 1 LOB: 3 BB: 2 P: 14 | 1B: 6 2B: 3 3B: 0 HR: 0 | SF: 0 SAC: 1 DP: 0 HBP: 0 | WP: 2 PB: 0 SB: 0 CS: 0 | PA: 47 |
| PITCHER | IP WLS BF H R ER SO ERA WHIP | 48 Ian Anderson, R ERA: 2.4 | 49 Robbie Erlin, L ERA: 6.84 | 51 Will Smith, L ERA: 5.59 | 19 Shane Greene, R ERA: 0.9 | 36 Mark Melancon, R ERA: 2.45 | PITCHER | IP WLS BF H R ER SO ERA WHIP | 33 A.J. Minter, L ERA: 0.59 | | | | | | | | | | | | | |

Miami Marlins @ Atlanta Braves
Truist Park, Atlanta, GA
Mon Sep 07 2020, 1:11 PM - 5:03 PM EDT
Sunny - 80 F


livebaseballscorecards.com
AB 39
R 5
H 9
RBI 5
BB 7
SO 7
LOB 19



| Batter | 1 | 2 | 3 | 4 | 5 | 6 | 7 | 8 | 9 | 10 | AB | R | H | RBI | BB | SO | LOB | BOTTOM | | | | |
|---|--|----------------------------------|-------------------------------|----------------------------------|-----------------------------------|-------------------------------------|------------------------------|--|---------------------------------|----------------------------------|-------------------------------|----------------------------------|-------------------------------|----------------------------------|-------------------------------|----------------------------------|------------------------------|---------------------------------|----------------------------------|------------------------------------|----------------------------------|--------|
| 13 Ronald Acuña Jr., R OBP: 0.424, SLG: 0.628 | | P6 | | | | | | FC6-2 1B | | G6-3 | 3 | 1 | 0 | 0 | 1 | 0 | 2 | | | | | |
| 7 Dansby Swanson, R OBP: 0.360, SLG: 0.485 | | | | | | | | | | | 3 | 1 | 2 | 0 | 2 | 0 | 0 | | | | | |
| 5 Freddie Freeman, L OBP: 0.446, SLG: 0.570 | | | | | | | | | | | 2 | 0 | 1 | 2 | 2 | 0 | 0 | | | | | |
| 20 Marcell Ozuna, R OBP: 0.409, SLG: 0.642 | | | | | | | | | | | 4 | 0 | 0 | 0 | 1 | 2 | 7 | | | | | |
| 16 Travis d'Arnaud, R OBP: 0.369, SLG: 0.545 8 Charlie Culberson, R OBP: 0.143, SLG: 0.286 | | | | | | | | | | | 4 | 0 | 1 | 0 | 1 | 0 | 3 | | | | | |
| 22 Nick Markakis, L OBP: 0.326, SLG: 0.420 | | | | | | | | | | | 5 | 0 | 0 | 0 | 0 | 0 | 3 | | | | | |
| 27 Austin Riley, R OBP: 0.283, SLG: 0.453 | | | | | | | | | | | 5 | 0 | 0 | 0 | 0 | 1 | 1 | | | | | |
| 24 Adeiny Hechavarria, R OBP: 0.275, SLG: 0.308 | | | | | | | | | | | 5 | 1 | 2 | 0 | 0 | 1 | 2 | | | | | |
| 11 Ender Inciarte, L OBP: 0.277, SLG: 0.278 23 Adam Duvall, R OBP: 0.304, SLG: 0.573 | | | | | | | | | | | 2 | 0 | 1 | 1 | 0 | 0 | 0 | | | | | |
| Inning Stats | R: 2 E: 0 K: 1 S: 8 | H: 2 LOB: 1 BB: 2 P: 21 | R: 1 E: 0 K: 0 S: 16 | H: 2 LOB: 3 BB: 1 P: 26 | R: 0 E: 0 K: 1 S: 8 | H: 0 LOB: 0 BB: 0 P: 12 | R: 0 E: 0 K: 0 S: 7 | H: 0 LOB: 0 BB: 0 P: 14 | R: 0 E: 0 K: 0 S: 7 | H: 0 LOB: 0 BB: 0 P: 10 | R: 0 E: 1 K: 1 S: 13 | H: 2 LOB: 3 BB: 1 P: 21 | R: 0 E: 1 K: 1 S: 13 | H: 0 LOB: 1 BB: 1 P: 25 | R: 1 E: 0 K: 0 S: 13 | H: 2 LOB: 2 BB: 2 P: 23 | R: 0 E: 0 K: 0 S: 6 | H: 0 LOB: 1 BB: 0 P: 6 | 1B: 3 2B: 3 3B: 1 HR: 1 | SF: 0 SAC: 1 DP: 2 HBP: 2 | WP: 0 PB: 1 SB: 2 CS: 0 | PA: 45 |
| PITCHER | IP WLS BF H R ER SO ERA WHIP | 62 José Ureña, R ERA: 5.4 | 58 Josh Smith, R ERA: 2.45 | 39 James Hoyt, R ERA: 1.86 | 33 Brad Boxberger, R ERA: 1.38 | 27 Brandon Kintzler, R ERA: 3.31 | PITCHER | IP WLS BF H R ER SO ERA WHIP | 44 Nick Vincent, R ERA: 3.07 | | | | | | | | | | | | | |

Miami Marlins @ Atlanta Braves
Truist Park, Atlanta, GA
Mon Sep 07 2020, 1:11 PM - 5:03 PM EDT
Sunny - 80 F

livebaseballscorecards.com
AB 34
R 4
H 8
RBI 4
BB 7
SO 4
LOB 18



| Batter | 1 | 2 | 3 | 4 | 5 | 6 | 7 | 8 | 9 | AB | R | H | RBI | BB | SO | LOB | TOP | | | | | | |
|---|------------------------------|----------------------------------|-------------------------------------|----------------------------------|-------------------------------|----------------------------------|--------------------------------|-------------------------------------|-----------------------------------|---------------------------------|-------------------------------|----------------------------------|-------------------------------------|-----------------------------------|-------------------------------|----------------------------------|---|-------------------------------------|-----------------------------------|------------------------------------|----------------------------------|--------|--|
| 23 Corey Dickerson, L OBP: 0.294, SLG: 0.416 | | | | | | | | | | 5 | 0 | 2 | 0 | 0 | 1 | 2 | <p>Miami Marlins @ Atlanta Braves Truist Park, Atlanta, GA Tue Sep 08 2020, 7:14 PM - 10:24 PM EDT Clear - 83 F</p> | | | | | | |
| 25 Lewis Brinson, R OBP: 0.288, SLG: 0.345 | | | | | | | | | | 5 | 0 | 0 | 0 | 0 | 2 | 3 | | | | | | | |
| 6 Starling Marte, R OBP: 0.351, SLG: 0.439 | | | | | | | | | | 5 | 2 | 2 | 0 | 0 | 1 | 1 | | | | | | | |
| 24 Jesús Aguilar, R OBP: 0.338, SLG: 0.452 | | | | | | | | | | 4 | 1 | 1 | 1 | 1 | 1 | 2 | | | | | | | |
| 7 Matt Joyce, L OBP: 0.280, SLG: 0.405 | | | | | | | | | | 0 | 1 | 0 | 0 | 0 | 0 | 0 | | | | | | | |
| 4 Monte Harrison, R OBP: 0.206, SLG: 0.258 | | | | | | | | | | 3 | 1 | 3 | 1 | 1 | 0 | 0 | | | | | | | |
| 15 Brian Anderson, R OBP: 0.357, SLG: 0.426 | | | | | | | | | | 5 | 1 | 2 | 3 | 0 | 0 | 4 | | | | | | | |
| 26 Garrett Cooper, R OBP: 0.292, SLG: 0.543 | | | | | | | | | | 4 | 1 | 0 | 0 | 1 | 3 | 5 | | | | | | | |
| 70 Jazz Chisholm Jr., L OBP: 0.116, SLG: 0.063 | | | | | | | | | | 4 | 0 | 1 | 0 | 0 | 0 | 5 | | | | | | | |
| 19 Miguel Rojas, R OBP: 0.457, SLG: 0.583 | | | | | | | | | | 4 | 1 | 2 | 2 | 0 | 1 | 1 | | | | | | | |
| 38 Jorge Alfaro, R OBP: 0.255, SLG: 0.280 | | | | | | | | | | | | | | | | | <p>AB 39 R 8 H 13 RBI 7 BB 3 SO 9 LOB 23</p> | | | | | | |
| Inning Stats | R: 0 E: 0 K: 0 S: 8 | H: 1 LOB: 0 BB: 0 P: 11 | R: 1 E: 0 K: 1 S: 12 | H: 2 LOB: 1 BB: 0 P: 18 | R: 1 E: 0 K: 3 S: 15 | H: 2 LOB: 1 BB: 2 P: 27 | R: 3 E: 0 K: 0 S: 12 | H: 2 LOB: 1 BB: 2 P: 27 | R: 0 E: 0 K: 0 S: 6 | H: 0 LOB: 1 BB: 0 P: 8 | R: 0 E: 0 K: 2 S: 13 | H: 1 LOB: 3 BB: 1 P: 19 | R: 1 E: 0 K: 0 S: 12 | H: 3 LOB: 3 BB: 1 P: 21 | R: 0 E: 0 K: 2 S: 10 | H: 0 LOB: 0 BB: 0 P: 14 | R: 2 E: 1 K: 1 S: 13 | H: 2 LOB: 1 BB: 0 P: 19 | 1B: 9 2B: 1 3B: 0 HR: 3 | SF: 0 SAC: 0 DP: 2 HBP: 1 | WP: 1 PB: 0 SB: 2 CS: 0 | PA: 43 | |
| PITCHER | IP: 4.0 WLS: L BF: 20 | H: 7 R: 5 ER: 5 SO: 4 | BB: 2 IBB: 0 HBP: 0 BLK: 0 | WP: 1 HR: 3 S: 47 P: 83 | ERA: 11.25 WHIP: 2.250 | IP: 2.0 WLS: 8 BF: 11 | H: 1 R: 0 ER: 0 SO: 2 | BB: 0 IBB: 0 HBP: 1 BLK: 0 | WP: 0 HR: 19 S: 27 P: 21 | ERA: 0.00 WHIP: 0.500 | IP: 1.0 WLS: 7 BF: 5 | H: 1 R: 1 ER: 1 SO: 1 | BB: 0 IBB: 0 HBP: 0 BLK: 0 | WP: 0 HR: 12 S: 21 P: 27 | ERA: 9.00 WHIP: 4.000 | IP: 2.0 WLS: 8 BF: 11 | H: 2 R: 2 ER: 0 SO: 3 | BB: 0 IBB: 0 HBP: 0 BLK: 0 | WP: 0 HR: 23 S: 33 P: 33 | ERA: 0.00 WHIP: 1.000 | | | |

| Batter | 1 | 2 | 3 | 4 | 5 | 6 | 7 | 8 | 9 | AB | R | H | RBI | BB | SO | LOB | BOTTOM | | | | | | |
|--|-------------------------------|----------------------------------|-------------------------------------|-----------------------------------|------------------------------|---------------------------------|--------------------------------|-------------------------------------|--------------------------------|----------------------------------|------------------------------|----------------------------------|-------------------------------------|-----------------------------------|-------------------------------|----------------------------------|---|-------------------------------------|----------------------------------|------------------------------------|----------------------------------|--------|--|
| 13 Ronald Acuña Jr., R OBP: 0.410, SLG: 0.602 | | | | | | | | | | 4 | 0 | 0 | 0 | 0 | 3 | 0 | <p>Miami Marlins @ Atlanta Braves Truist Park, Atlanta, GA Tue Sep 08 2020, 7:14 PM - 10:24 PM EDT Clear - 83 F</p> | | | | | | |
| 7 Dansby Swanson, R OBP: 0.357, SLG: 0.476 | | | | | | | | | | 3 | 0 | 0 | 0 | 1 | 2 | 0 | | | | | | | |
| 5 Freddie Freeman, L OBP: 0.447, SLG: 0.575 | | | | | | | | | | 4 | 0 | 2 | 0 | 0 | 0 | 1 | | | | | | | |
| 20 Marcell Ozuna, R OBP: 0.406, SLG: 0.632 | | | | | | | | | | 4 | 0 | 1 | 0 | 0 | 1 | 3 | | | | | | | |
| 27 Austin Riley, R OBP: 0.289, SLG: 0.450 | | | | | | | | | | 3 | 0 | 1 | 0 | 0 | 0 | 1 | | | | | | | |
| 23 Adam Duvall, R OBP: 0.295, SLG: 0.554 | | | | | | | | | | 4 | 0 | 0 | 0 | 0 | 1 | 4 | | | | | | | |
| 25 Tyler Flowers, R OBP: 0.365, SLG: 0.444 | | | | | | | | | | 4 | 0 | 0 | 0 | 0 | 2 | 3 | | | | | | | |
| 24 Adeiny Hechavarría, R OBP: 0.279, SLG: 0.293 | | | | | | | | | | 2 | 0 | 0 | 0 | 1 | 0 | 1 | | | | | | | |
| 11 Ender Inciarte, L OBP: 0.272, SLG: 0.272 | | | | | | | | | | 2 | 0 | 0 | 0 | 0 | 1 | 0 | | | | | | | |
| 16 Travis d'Arnaud, R OBP: 0.366, SLG: 0.539 | | | | | | | | | | 1 | 0 | 0 | 0 | 0 | 0 | 3 | | | | | | | |
| 22 Nick Markakis, L OBP: 0.326, SLG: 0.420 | | | | | | | | | | 0 | 0 | 0 | 0 | 0 | 0 | 0 | | | | | | | |
| Inning Stats | R: 0 E: 0 K: 1 S: 12 | H: 0 LOB: 1 BB: 1 P: 21 | R: 0 E: 0 K: 1 S: 15 | H: 1 LOB: 0 BB: 0 P: 19 | R: 0 E: 0 K: 1 S: 7 | H: 0 LOB: 0 BB: 0 P: 9 | R: 0 E: 0 K: 0 S: 5 | H: 1 LOB: 1 BB: 0 P: 6 | R: 0 E: 0 K: 1 S: 9 | H: 0 LOB: 0 BB: 0 P: 10 | R: 0 E: 0 K: 2 S: 8 | H: 0 LOB: 0 BB: 0 P: 16 | R: 0 E: 0 K: 1 S: 19 | H: 1 LOB: 3 BB: 1 P: 32 | R: 0 E: 0 K: 3 S: 16 | H: 1 LOB: 1 BB: 0 P: 24 | R: 0 E: 0 K: 0 S: 4 | H: 0 LOB: 0 BB: 0 P: 7 | 1B: 3 2B: 1 3B: 0 HR: 0 | SF: 0 SAC: 0 DP: 0 HBP: 1 | WP: 1 PB: 0 SB: 0 CS: 0 | PA: 34 | |
| PITCHER | IP: 6.0 WLS: W BF: 23 | H: 3 R: 0 ER: 0 SO: 6 | BB: 1 IBB: 0 HBP: 0 BLK: 0 | WP: 0 HR: 13 S: 22 P: 22 | ERA: 0.00 WHIP: 1.500 | IP: 0.2 WLS: 3 BF: 3 | H: 0 R: 0 ER: 0 SO: 0 | BB: 1 IBB: 0 HBP: 0 BLK: 0 | WP: 0 HR: 2 S: 2 P: 2 | ERA: 0.00 WHIP: 0.000 | IP: 1.0 WLS: 4 BF: 11 | H: 1 R: 1 ER: 0 SO: 3 | BB: 0 IBB: 0 HBP: 0 BLK: 0 | WP: 0 HR: 16 S: 24 P: 24 | ERA: 0.00 WHIP: 1.000 | IP: 1.0 WLS: 3 BF: 11 | H: 0 R: 0 ER: 0 SO: 0 | BB: 0 IBB: 0 HBP: 0 BLK: 0 | WP: 0 HR: 4 S: 7 P: 7 | ERA: 0.00 WHIP: 0.000 | | | |


| Batter | 1 | 2 | 3 | 4 | 5 | 6 | 7 | 8 | 9 | AB | R | H | RBI | BB | SO | LOB | TOP | | | |
|---|---|---|---|---|---|---|---|---|---|---|---|---|---|---|---|---|--|------------------------------------|----------------------------------|--------|
| 19 Miguel Rojas, R OBP: 0.440, SLG: 0.554 | F9 | G4-3 | | 24 BB 2B | | F8 | | F8 | | 5 | 1 | 1 | 0 | 0 | 0 | 1 | Miami Marlins @ Atlanta Braves Truist Park, Atlanta, GA Wed Sep 09 2020, 7:11 PM - 11:24 PM EDT Partly Cloudy - 83 F | | | |
| 6 Sterling Marte, R OBP: 0.381, SLG: 0.433 | G6-3 | | G6-3 | 24 BB 15 SF9 BB | | P4 | | P6 | | 2 | 1 | 0 | 0 | 1 | 0 | 0 | | | | |
| 17 Chad Wallach, R OBP: 0.250, SLG: 0.200 | | | | | | | | | | 2 | 0 | 0 | 0 | 0 | 0 | 0 | | | | |
| 24 Jesús Aguilar, R OBP: 0.348, SLG: 0.475 | | | K | | | | | G1-3 | | 5 | 1 | 3 | 1 | 0 | 1 | 0 | | | | |
| 15 Brian Anderson, R OBP: 0.365, SLG: 0.432 | F8 | | | 25 HR 26 BB 1B | | SF9 | | | | 3 | 1 | 2 | 1 | 1 | 0 | 1 | | | | |
| 26 Garrett Cooper, R OBP: 0.321, SLG: 0.560 | | | | | | F9 | | | | 4 | 2 | 0 | 1 | 0 | 3 | 3 | | | | |
| 25 Lewis Brinson, R OBP: 0.297, SLG: 0.390 | | | | | | | | | | 4 | 1 | 1 | 3 | 1 | 1 | 3 | | | | |
| 4 Monte Harrison, R OBP: 0.179, SLG: 0.222 | | | K | | | K | | | | 5 | 0 | 0 | 0 | 0 | 4 | 5 | | | | |
| 38 Jorge Alfaro, R OBP: 0.271, SLG: 0.296 | | | | | | F8 | | | | 4 | 1 | 2 | 2 | 0 | 1 | 0 | | | | |
| 70 Jazz Chisholm Jr., L OBP: 0.190, SLG: 0.400 | | | | | | | | | | 4 | 1 | 2 | 2 | 0 | 0 | 3 | | | | |
| Inning Stats | R: 0 H: 1 E: 0 K: 0 S: 12 | H: 1 LOB: 1 BB: 0 P: 19 | R: 2 H: 3 E: 0 K: 2 S: 12 | H: 3 LOB: 1 BB: 1 P: 19 | R: 3 H: 2 E: 0 K: 2 S: 19 | H: 2 LOB: 0 BB: 1 P: 32 | R: 3 H: 3 E: 0 K: 0 S: 17 | H: 3 LOB: 1 BB: 1 P: 31 | R: 0 H: 0 E: 0 K: 0 S: 15 | H: 0 LOB: 0 BB: 0 P: 14 | R: 1 H: 2 E: 0 K: 1 S: 18 | H: 2 LOB: 3 BB: 2 P: 35 | R: 0 H: 0 E: 0 K: 0 S: 6 | H: 0 LOB: 1 BB: 0 P: 10 | R: 0 H: 2 E: 0 K: 0 S: 12 | H: 2 LOB: 1 BB: 0 P: 17 | 1B: 7 2B: 3 3B: 1 HR: 2 | SF: 1 SAC: 0 DP: 1 HBP: 0 | WP: 0 PB: 0 SB: 0 CS: 0 | PA: 43 |
| PITCHER | IP WLS BF H R ER SO BB IBB HBP BLK WP HR S P ERA WHIP | IP WLS BF H R ER SO BB IBB HBP BLK WP HR S P ERA WHIP | IP WLS BF H R ER SO BB IBB HBP BLK WP HR S P ERA WHIP | IP WLS BF H R ER SO BB IBB HBP BLK WP HR S P ERA WHIP | IP WLS BF H R ER SO BB IBB HBP BLK WP HR S P ERA WHIP | IP WLS BF H R ER SO BB IBB HBP BLK WP HR S P ERA WHIP | IP WLS BF H R ER SO BB IBB HBP BLK WP HR S P ERA WHIP | IP WLS BF H R ER SO BB IBB HBP BLK WP HR S P ERA WHIP | IP WLS BF H R ER SO BB IBB HBP BLK WP HR S P ERA WHIP | IP WLS BF H R ER SO BB IBB HBP BLK WP HR S P ERA WHIP | IP WLS BF H R ER SO BB IBB HBP BLK WP HR S P ERA WHIP | IP WLS BF H R ER SO BB IBB HBP BLK WP HR S P ERA WHIP | IP WLS BF H R ER SO BB IBB HBP BLK WP HR S P ERA WHIP | IP WLS BF H R ER SO BB IBB HBP BLK WP HR S P ERA WHIP | IP WLS BF H R ER SO BB IBB HBP BLK WP HR S P ERA WHIP | IP WLS BF H R ER SO BB IBB HBP BLK WP HR S P ERA WHIP | IP WLS BF H R ER SO BB IBB HBP BLK WP HR S P ERA WHIP | | | |
| 53 Tommy Milone, L ERA: 6.69 | 3.1 | 2.0 | 2.0 | 2.0 | 2.0 | 2.0 | 2.0 | 2.0 | 2.0 | 21.60 | 3.000 | | | | | | | | | |
| 75 Grant Dayton, L ERA: 2.25 | 1.2 | 1.0 | 1.0 | 1.0 | 1.0 | 1.0 | 1.0 | 1.0 | 1.0 | 0.00 | 0.600 | | | | | | | | | |
| 46 Bryse Wilson, R ERA: 6.75 | 4.0 | 3.0 | 3.0 | 3.0 | 3.0 | 3.0 | 3.0 | 3.0 | 3.0 | 2.25 | 1.500 | | | | | | | | | |

| Batter | 1 | 2 | 3 | 4 | 5 | 6 | 7 | 8 | 9 | AB | R | H | RBI | BB | SO | LOB | BOTTOM | | | |
|--|---|---|---|---|---|---|---|---|---|---|---|---|---|---|---|---|--|------------------------------------|----------------------------------|--------|
| 13 Ronald Acuña Jr., R OBP: 0.434, SLG: 0.647 | | | | 5 HR 5 BB | | E9 | | F7 | | 4 | 4 | 3 | 5 | 3 | 0 | 0 | Miami Marlins @ Atlanta Braves Truist Park, Atlanta, GA Wed Sep 09 2020, 7:11 PM - 11:24 PM EDT Partly Cloudy - 83 F | | | |
| 5 Freddie Freeman, L OBP: 0.449, SLG: 0.699 | | | | | | | | | | 6 | 2 | 3 | 6 | 0 | 0 | 2 | | | | |
| 24 Adeiny Hechavarría, R OBP: 0.295, SLG: 0.310 | | | | | | | | | | 1 | 0 | 1 | 0 | 0 | 0 | 0 | | | | |
| 20 Marcell Ozuna, R OBP: 0.401, SLG: 0.615 | | | | | | | | | | 6 | 1 | 1 | 1 | 1 | 3 | 3 | | | | |
| 16 Travis d'Arnaud, R OBP: 0.361, SLG: 0.550 | | | | | | | | | | 7 | 2 | 2 | 3 | 0 | 2 | 3 | | | | |
| 7 Dansby Swanson, R OBP: 0.372, SLG: 0.482 | | | | | | | | | | 4 | 5 | 3 | 0 | 1 | 1 | 0 | | | | |
| 27 Austin Riley, R OBP: 0.304, SLG: 0.452 | | | | | | | | | | 4 | 5 | 2 | 1 | 2 | 0 | 1 | | | | |
| 23 Adam Duvall, R OBP: 0.319, SLG: 0.632 | | | | | | | | | | 4 | 5 | 3 | 9 | 2 | 1 | 2 | | | | |
| Ozzie Albies, S OBP: 0.231, SLG: 0.360 | | | | | | | | | | 6 | 3 | 3 | 2 | 0 | 1 | 4 | | | | |
| 11 Ender Inciarte, L OBP: 0.275, SLG: 0.278 | | | | | | | | | | 5 | 2 | 2 | 1 | 0 | 1 | 2 | | | | |
| Inning Stats | R: 0 H: 0 E: 0 K: 2 S: 12 | H: 0 LOB: 1 BB: 1 P: 20 | R: 11 H: 8 E: 0 K: 0 S: 33 | H: 8 LOB: 3 BB: 3 P: 61 | R: 2 H: 2 E: 0 K: 2 S: 13 | H: 2 LOB: 0 BB: 0 P: 22 | R: 3 H: 2 E: 0 K: 1 S: 15 | H: 2 LOB: 1 BB: 2 P: 29 | R: 6 H: 5 E: 1 K: 1 S: 21 | H: 5 LOB: 1 BB: 1 P: 36 | R: 3 H: 2 E: 1 K: 2 S: 24 | H: 2 LOB: 1 BB: 2 P: 37 | R: 4 H: 3 E: 0 K: 0 S: 14 | H: 3 LOB: 0 BB: 0 P: 23 | R: 0 H: 1 E: 0 K: 1 S: 9 | H: 1 LOB: 1 BB: 0 P: 12 | 1B: 14 2B: 2 3B: 0 HR: 7 | SF: 1 SAC: 0 DP: 0 HBP: 1 | WP: 0 PB: 0 SB: 2 CS: 0 | PA: 58 |
| PITCHER | IP WLS BF H R ER SO BB IBB HBP BLK WP HR S P ERA WHIP | IP WLS BF H R ER SO BB IBB HBP BLK WP HR S P ERA WHIP | IP WLS BF H R ER SO BB IBB HBP BLK WP HR S P ERA WHIP | IP WLS BF H R ER SO BB IBB HBP BLK WP HR S P ERA WHIP | IP WLS BF H R ER SO BB IBB HBP BLK WP HR S P ERA WHIP | IP WLS BF H R ER SO BB IBB HBP BLK WP HR S P ERA WHIP | IP WLS BF H R ER SO BB IBB HBP BLK WP HR S P ERA WHIP | IP WLS BF H R ER SO BB IBB HBP BLK WP HR S P ERA WHIP | IP WLS BF H R ER SO BB IBB HBP BLK WP HR S P ERA WHIP | IP WLS BF H R ER SO BB IBB HBP BLK WP HR S P ERA WHIP | IP WLS BF H R ER SO BB IBB HBP BLK WP HR S P ERA WHIP | IP WLS BF H R ER SO BB IBB HBP BLK WP HR S P ERA WHIP | IP WLS BF H R ER SO BB IBB HBP BLK WP HR S P ERA WHIP | IP WLS BF H R ER SO BB IBB HBP BLK WP HR S P ERA WHIP | IP WLS BF H R ER SO BB IBB HBP BLK WP HR S P ERA WHIP | IP WLS BF H R ER SO BB IBB HBP BLK WP HR S P ERA WHIP | | | | |
| 49 Pablo López, R ERA: 4.5 | 1.2 | 1.0 | 1.0 | 1.0 | 1.0 | 1.0 | 1.0 | 1.0 | 1.0 | 37.80 | 4.800 | | | | | | | | | |
| 50 Jordan Yamamoto, R ERA: 18.26 | 2.2 | 2.0 | 2.0 | 2.0 | 2.0 | 2.0 | 2.0 | 2.0 | 2.0 | 40.50 | 4.875 | | | | | | | | | |
| 96 Alex Vesia, L ERA: 18.69 | 1.1 | 1.0 | 1.0 | 1.0 | 1.0 | 1.0 | 1.0 | 1.0 | 1.0 | 27.00 | 4.500 | | | | | | | | | |
| 58 Josh Smith, R ERA: 4.12 | 1.1 | 1.0 | 1.0 | 1.0 | 1.0 | 1.0 | 1.0 | 1.0 | 1.0 | 27.00 | 3.000 | | | | | | | | | |
| 55 Ryne Stanek, R ERA: 9.0 | 1.0 | 1.0 | 1.0 | 1.0 | 1.0 | 1.0 | 1.0 | 1.0 | 1.0 | 0.00 | 1.000 | | | | | | | | | |


| Batter | 1 | 2 | 3 | 4 | 5 | 6 | 7 | 8 | 9 | AB | R | H | RBI | BB | SO | LOB | TOP |
|--|--|---|--|---|--|--|--|--|--|---|------------------------------------|----------------------------------|--------------------------|--------------------------|----|-----|---|
| 22 Andrew McCutchen, R OBP: 0.304, SLG: 0.382 | G6-3 | G6-4-3 | | K | | | 1B | | F8 | 5 | 0 | 1 | 0 | 0 | 1 | 2 | Philadelphia Phillies @ Miami Marlins Marlins Park, Miami, FL Thu Sep 10 2020, 6:43 PM - 10:07 PM EDT Roof Closed - 74 F |
| 17 Rhys Hoskins, R OBP: 0.404, SLG: 0.518 | 1B | | G4-3 | | K | | F8 | | K | 5 | 1 | 1 | 0 | 0 | 2 | 1 | |
| 3 Bryce Harper, L OBP: 0.419, SLG: 0.475 | 1B | | | G3 | | | G4-3 | | G4-3 | 3 | 0 | 0 | 0 | 2 | 0 | 1 | |
| 10 J.T. Realmuto, R OBP: 0.354, SLG: 0.547 | G6-3 | | F8 | | HR | | | | G4-3 | 4 | 1 | 2 | 2 | 0 | 0 | 2 | |
| 18 Didi Gregorius, L OBP: 0.340, SLG: 0.476 | P4 | | CS | | 2B | | | | G4-3 | 4 | 1 | 1 | 0 | 0 | 0 | 2 | |
| 2 Jean Segura, R OBP: 0.340, SLG: 0.408 | L6 | | 2B | | G4-3 | | | | IBB | 3 | 1 | 1 | 0 | 1 | 0 | 0 | |
| 5 Andrew Knapp, S OBP: 0.512, SLG: 0.563 | E3 | | K | | K | | | | FC1-5 | 4 | 1 | 0 | 0 | 0 | 2 | 4 | |
| 28 Alec Bohm, R OBP: 0.360, SLG: 0.427 | E8 | | 1B | | G6-3 | | | | BB | 3 | 1 | 2 | 1 | 1 | 0 | 0 | |
| 40 Adam Haseley, L OBP: 0.326, SLG: 0.316 | 1B | | SH1-3 | | G3-1 | | | | P6 | 3 | 0 | 1 | 2 | 0 | 0 | 3 | |
| Inning Stats | R: 1 H: 1 E: 0 K: 0 S: 9 | L: 1 H: 2 E: 2 K: 0 S: 9 | R: 0 H: 0 E: 0 K: 0 S: 4 | R: 2 H: 3 E: 0 K: 2 S: 14 | R: 1 H: 1 E: 0 K: 1 S: 16 | R: 0 H: 0 E: 0 K: 1 S: 12 | R: 0 H: 1 E: 0 K: 0 S: 8 | R: 0 H: 1 E: 0 K: 1 S: 7 | R: 0 H: 0 E: 0 K: 1 S: 7 | 1B: 6 2B: 2 HR: 1 | SF: 0 SAC: 1 DP: 1 HBP: 0 | WP: 0 PB: 1 SB: 1 CS: 1 | PA: 40 | | | | |
| PITCHER | IP: 6.0 WLS: 3.97 BF: 26 H: 7 R: 6 ER: 3 SO: 4 | IP: 2.1 WLS: 2.7 BF: 10 H: 4 R: 1 ER: 0 SO: 0 | IP: 0.0 WLS: 0.0 BF: 0 H: 0 R: 0 ER: 0 SO: 0 | IP: 2.0 WLS: 1.0 BF: 10 H: 3 R: 1 ER: 1 SO: 1 | IP: 1.0 WLS: 0.0 BF: 5 H: 1 R: 0 ER: 0 SO: 0 | IP: 0.0 WLS: 0.0 BF: 0 H: 0 R: 0 ER: 0 SO: 0 | IP: 1.0 WLS: 0.0 BF: 5 H: 1 R: 0 ER: 0 SO: 0 | IP: 1.0 WLS: 0.0 BF: 5 H: 1 R: 0 ER: 0 SO: 0 | IP: 1.0 WLS: 0.0 BF: 5 H: 0 R: 0 ER: 0 SO: 0 | IP: 2.0 WLS: 1.0 BF: 10 H: 0 R: 0 ER: 0 SO: 0 | ERA: 4.50 WHIP: 1.500 | ERA: 0.00 WHIP: 1.000 | ERA: 0.00 WHIP: 2.000 | ERA: 0.00 WHIP: 0.000 | | | |

| Batter | 1 | 2 | 3 | 4 | 5 | 6 | 7 | 8 | 9 | AB | R | H | RBI | BB | SO | LOB | BOTTOM |
|---|--|--|---|---|---|--|--|--|--|--|--------------------------|------------------------------------|----------------------------------|---------------------------|--------------------------|-----|---|
| 23 Corey Dickerson, L OBP: 0.305, SLG: 0.419 | BB | | 1B | G4-3 | | K | | 1B | | 4 | 3 | 2 | 0 | 1 | 1 | 3 | Philadelphia Phillies @ Miami Marlins Marlins Park, Miami, FL Thu Sep 10 2020, 6:43 PM - 10:07 PM EDT Roof Closed - 74 F |
| 6 Starling Marte, R OBP: 0.358, SLG: 0.451 | 2B | | 1B | | L8 | | B1-3 | | 2B | 5 | 0 | 3 | 4 | 0 | 0 | 0 | |
| 24 Jesús Aguilar, R OBP: 0.350, SLG: 0.463 | BB | | F8 | | G6-3 | | K | | BB | 3 | 0 | 0 | 0 | 2 | 1 | 2 | |
| 7 Matt Joyce, L OBP: 0.381, SLG: 0.395 | K | | SF8 | | | | | | FC6 | 2 | 0 | 0 | 1 | 2 | 1 | 4 | |
| 15 Brian Anderson, R OBP: 0.359, SLG: 0.423 | K | | G6-3 | | P3 | | L9 | | | 5 | 0 | 1 | 0 | 0 | 1 | 5 | |
| 4 Monte Harrison, R OBP: 0.179, SLG: 0.222 | K | | G6-3 | | P3 | | L9 | | | 0 | 1 | 0 | 0 | 0 | 0 | 0 | |
| 26 Garrett Cooper, R OBP: 0.328, SLG: 0.537 | L7 | | 1B | | F9 | | | | G5-3 | 4 | 2 | 1 | 0 | 1 | 0 | 3 | |
| 19 Miguel Rojas, R OBP: 0.438, SLG: 0.551 | G4-3 | | 2B | | G1-3 | | | | F7 | 4 | 0 | 1 | 0 | 1 | 0 | 1 | |
| 70 Jazz Chisholm Jr., L OBP: 0.231, SLG: 0.375 | K | | P5 | | BB | | | | K | 4 | 1 | 1 | 0 | 1 | 2 | 4 | |
| 3B Jorge Alfaro, R OBP: 0.281, SLG: 0.305 | G4-3 | | G4-3 | | G4-3 | | | | F8 | 5 | 0 | 2 | 2 | 0 | 0 | 3 | |
| Inning Stats | R: 1 H: 1 E: 0 K: 2 S: 13 | R: 0 H: 0 E: 0 K: 1 S: 7 | R: 1 H: 2 E: 0 K: 0 S: 13 | R: 1 H: 2 E: 0 K: 0 S: 11 | R: 0 H: 0 E: 0 K: 0 S: 9 | R: 0 H: 1 E: 0 K: 1 S: 14 | R: 0 H: 0 E: 0 K: 1 S: 9 | R: 0 H: 0 E: 0 K: 1 S: 13 | R: 3 H: 3 E: 0 K: 0 S: 13 | R: 1 H: 2 E: 0 K: 1 S: 10 | 1B: 8 2B: 3 HR: 0 | SF: 1 SAC: 0 DP: 0 HBP: 0 | WP: 0 PB: 0 SB: 2 CS: 0 | PA: 45 | | | |
| PITCHER | IP: 5.2 WLS: 5.54 BF: 26 H: 5 R: 3 ER: 3 SO: 3 | IP: 0.1 WLS: 3.0 BF: 4 H: 2 R: 1 ER: 0 SO: 1 | IP: 1.0 WLS: 5.14 BF: 4 H: 4 R: 0 ER: 0 SO: 1 | IP: 0.2 WLS: 5.19 BF: 5 H: 2 R: 3 ER: 3 SO: 0 | IP: 1.0 WLS: 4.24 BF: 8 H: 3 R: 1 ER: 1 SO: 1 | IP: 0.0 WLS: 0.0 BF: 0 H: 0 R: 0 ER: 0 SO: 0 | IP: 0.0 WLS: 0.0 BF: 0 H: 0 R: 0 ER: 0 SO: 0 | IP: 0.0 WLS: 0.0 BF: 0 H: 0 R: 0 ER: 0 SO: 0 | IP: 0.0 WLS: 0.0 BF: 0 H: 0 R: 0 ER: 0 SO: 0 | IP: 0.0 WLS: 0.0 BF: 0 H: 0 R: 0 ER: 0 SO: 0 | ERA: 5.24 WHIP: 1.588 | ERA: 0.00 WHIP: 3.000 | ERA: 0.00 WHIP: 1.000 | ERA: 40.50 WHIP: 4.500 | ERA: 9.00 WHIP: 4.000 | | |

AB 34
 R 6
 H 9
 RBI 5
 BB 4
 SO 5
 LOB 15



AB 36
 R 7
 H 11
 RBI 7
 BB 8
 SO 6
 LOB 25



| Batter | 1 | 2 | 3 | 4 | 5 | 6 | 7 | 8 | 9 | AB | R | H | RBI | BB | SO | LOB | TOP | | | |
|---|---|---|---------------------------------------|----------------------------------|---------------------------------------|----------------------------------|---------------------------------------|----------------------------------|---------------------------------------|----------------------------------|--------------------------------------|----------------------------------|---------------------------------------|----------------------------------|----|-----|---|----------------------------------|------------------------------------|----------------------------------|
| 22 Andrew McCutchen, R OBP: 0.315, SLG: 0.419 27 Aaron Nola, R (7, 1) | | | | | | | | | | 4 | 2 | 3 | 3 | 0 | 0 | 1 | Philadelphia Phillies @ Miami Marlins Marlins Park, Miami, FL Fri Sep 11 2020, 5:10 PM - 7:43 PM EDT Roof Closed - 77 F | | | |
| 17 Rhys Hoskins, R OBP: 0.406, SLG: 0.539 | | | | | | | | | | 4 | 2 | 2 | 3 | 0 | 1 | 2 | | | | |
| 3 Bryce Harper, L OBP: 0.409, SLG: 0.460 23 Kyle Garlick, R OBP: 0.182, SLG: 0.182 | | | | | | | | | | 4 | 0 | 0 | 0 | 0 | 1 | 2 | | | | |
| 10 J.T. Realmuto, R OBP: 0.352, SLG: 0.535 | | | | | | | | | | 3 | 1 | 0 | 0 | 0 | 3 | 1 | | | | |
| 2 Jean Segura, R OBP: 0.340, SLG: 0.414 74 Ronald Torreyes, R (5, 4) | | | | | | | | | | 3 | 0 | 1 | 2 | 0 | 1 | 0 | | | | |
| 18 Didi Gregorius, L OBP: 0.337, SLG: 0.469 | | | | | | | | | | 4 | 1 | 1 | 0 | 0 | 0 | 1 | | | | |
| 8 Phil Gosselin, R OBP: 0.387, SLG: 0.515 (7, 7) | | | | | | | | | | 4 | 1 | 1 | 0 | 0 | 1 | 1 | | | | |
| 28 Alec Bohm, R OBP: 0.365, SLG: 0.441 (1, 5) | | | | | | | | | | 4 | 2 | 2 | 1 | 0 | 0 | 1 | | | | |
| 40 Adam Haseley, L OBP: 0.362, SLG: 0.405 (1, 8) | | | | | | | | | | 4 | 2 | 3 | 2 | 0 | 0 | 1 | | | | |
| Inning Stats | R: 0 H: 1 E: 0 K: 3 S: 11 | H: 0 LOB: 1 BB: 0 P: 14 | R: 0 H: 0 E: 0 K: 2 S: 11 | H: 0 LOB: 0 BB: 0 P: 14 | R: 4 H: 4 E: 0 K: 0 S: 15 | H: 4 LOB: 1 BB: 0 P: 26 | R: 5 H: 4 E: 1 K: 1 S: 20 | H: 4 LOB: 0 BB: 0 P: 28 | R: 2 H: 3 E: 0 K: 0 S: 16 | H: 3 LOB: 1 BB: 0 P: 25 | R: 0 H: 0 E: 0 K: 1 S: 8 | H: 0 LOB: 0 BB: 0 P: 11 | R: 0 H: 1 E: 0 K: 0 S: 10 | H: 1 LOB: 1 BB: 0 P: 15 | | | | 1B: 5 2B: 6 3B: 0 HR: 2 | SF: 0 SAC: 0 DP: 0 HBP: 1 | WP: 0 PB: 0 SB: 0 CS: 0 |
| PITCHER | IP WLS BF H R ER SO BB IBB HBP BLK WP HR S P ERA WHIP | IP WLS BF H R ER SO BB IBB HBP BLK WP HR S P ERA WHIP | | | | | | | | | | | | | | | | | | |
| 95 Trevor Rogers, L ERA: 6.5 64 Robert Dugger, R ERA: 10.8 | 3.0 L 20 9 9 8 5 0 0 0 0 0 0 2 49 71 24.00 3.000 | 4.0 16 4 2 2 2 0 0 0 0 0 0 0 42 62 4.50 1.000 | | | | | | | | | | | | | | | | | | |

| | |
|-----|----|
| AB | 35 |
| R | 11 |
| H | 13 |
| RBI | 11 |
| BB | 0 |
| SO | 7 |
| LOB | 10 |



| Batter | 1 | 2 | 3 | 4 | 5 | 6 | 7 | 8 | 9 | AB | R | H | RBI | BB | SO | LOB | BOTTOM | | | |
|--|---|---|--------------------------------------|----------------------------------|---------------------------------------|----------------------------------|--------------------------------------|----------------------------------|---------------------------------------|----------------------------------|--------------------------------------|----------------------------------|--------------------------------------|----------------------------------|----|-----|---|----------------------------------|------------------------------------|----------------------------------|
| 23 Corey Dickerson, L OBP: 0.301, SLG: 0.412 25 Ben Reiter, R OBP: 0.292, SLG: 0.383 | | | | | | | | | | 2 | 0 | 0 | 0 | 0 | 1 | 1 | Philadelphia Phillies @ Miami Marlins Marlins Park, Miami, FL Fri Sep 11 2020, 5:10 PM - 7:43 PM EDT Roof Closed - 77 F | | | |
| 6 Starling Marte, R OBP: 0.354, SLG: 0.445 4 Monte Harrison, R OBP: 0.175, SLG: 0.216 | | | | | | | | | | 2 | 0 | 0 | 0 | 0 | 2 | 0 | | | | |
| 24 Jesús Aguilar, R OBP: 0.343, SLG: 0.452 | | | | | | | | | | 3 | 0 | 0 | 0 | 0 | 0 | 0 | | | | |
| 7 Matt Joyce, L OBP: 0.370, SLG: 0.381 (5, 7) | | | | | | | | | | 3 | 0 | 0 | 0 | 0 | 1 | 0 | | | | |
| 15 Brian Anderson, R OBP: 0.365, SLG: 0.429 | | | | | | | | | | 3 | 0 | 2 | 0 | 0 | 1 | 0 | | | | |
| 26 Garrett Cooper, R OBP: 0.328, SLG: 0.518 (1, 10) | | | | | | | | | | 2 | 0 | 0 | 0 | 0 | 1 | 1 | | | | |
| 19 Miguel Rojas, R OBP: 0.432, SLG: 0.543 1 Isan Diaz, L OBP: 0.273, SLG: 0.273 | | | | | | | | | | 1 | 0 | 0 | 0 | 0 | 1 | 0 | | | | |
| 70 Jazz Chisholm Jr., L OBP: 0.250, SLG: 0.360 (5, 6) | | | | | | | | | | 1 | 0 | 0 | 0 | 0 | 1 | 1 | | | | |
| 17 Chad Wallach, R OBP: 0.214, SLG: 0.167 | | | | | | | | | | 2 | 0 | 0 | 0 | 0 | 1 | 1 | | | | |
| Inning Stats | R: 0 H: 0 E: 0 K: 2 S: 12 | H: 0 LOB: 0 BB: 0 P: 15 | R: 0 H: 0 E: 0 K: 3 S: 9 | H: 0 LOB: 0 BB: 0 P: 12 | R: 0 H: 0 E: 0 K: 2 S: 10 | H: 0 LOB: 1 BB: 0 P: 17 | R: 0 H: 0 E: 0 K: 1 S: 8 | H: 0 LOB: 0 BB: 0 P: 13 | R: 0 H: 2 E: 0 K: 1 S: 15 | H: 1 LOB: 1 BB: 0 P: 22 | R: 0 H: 0 E: 0 K: 1 S: 7 | H: 0 LOB: 0 BB: 0 P: 11 | R: 0 H: 1 E: 0 K: 0 S: 9 | H: 1 LOB: 2 BB: 0 P: 16 | | | | 1B: 3 2B: 0 3B: 0 HR: 0 | SF: 0 SAC: 0 DP: 1 HBP: 2 | WP: 0 PB: 0 SB: 1 CS: 0 |
| PITCHER | IP WLS BF H R ER SO BB IBB HBP BLK WP HR S P ERA WHIP | IP WLS BF H R ER SO BB IBB HBP BLK WP HR S P ERA WHIP | | | | | | | | | | | | | | | | | | |
| 27 Aaron Nola, R ERA: 2.4 27 Aaron Nola, R ERA: 2.4 | 7.0 W 25 3 0 0 10 0 0 2 0 0 0 70 106 0.00 0.429 | | | | | | | | | | | | | | | | | | | |

| | |
|-----|----|
| AB | 23 |
| R | 0 |
| H | 3 |
| RBI | 0 |
| BB | 0 |
| SO | 10 |
| LOB | 6 |



| Batter | 1 | 2 | 3 | 4 | 5 | 6 | 7 | 8 | 9 | AB | R | H | RBI | BB | SO | LOB | TOP |
|---|--|----------------------------------|------------------------------|----------------------------------|------------------------------|----------------------------------|------------------------------|---------------------------------|------------------------------|----------------------------------|------------------------------|----------------------------------|-------------------------------|----------------------------------|----|-----|---|
| 22 Andrew McCutchen, R (1, 10) OBP: 0.329, SLG: 0.411 | | | | | | | | | | 2 | 0 | 0 | 0 | 1 | 1 | 0 | Philadelphia Phillies @ Miami Marlins Marlins Park, Miami, FL Sun Sep 13 2020, 1:12 PM - 3:11 PM EDT Roof Closed - 74 F |
| 2 Jean Segura, R (1, 4) OBP: 0.346, SLG: 0.410 | | | | | | | | | | 3 | 0 | 1 | 0 | 0 | 1 | 0 | |
| 3 Bryce Harper, L (1, 9) OBP: 0.418, SLG: 0.493 | | | | | | | | | | 3 | 0 | 0 | 0 | 0 | 0 | 2 | |
| 28 Alec Bohm, R (1, 5) OBP: 0.374, SLG: 0.471 | | | | | | | | | | 3 | 1 | 1 | 0 | 0 | 2 | 0 | |
| 8 Phil Gosselin, R (1, 3) OBP: 0.367, SLG: 0.486 18 Didi Gregorius, L (7, PH) OBP: 0.347, SLG: 0.487 | | | | | | | | | | 2 | 0 | 0 | 0 | 0 | 0 | 1 | |
| 5 Andrew Knapp, S (1, 2) OBP: 0.479, SLG: 0.514 | | | | | | | | | | 1 | 0 | 0 | 1 | 1 | 0 | 1 | |
| 40 Adam Haseley, L (1, 8) OBP: 0.393, SLG: 0.408 | | | | | | | | | | 3 | 0 | 1 | 0 | 0 | 0 | 1 | |
| 23 Kyle Garlick, R (1, 7) OBP: 0.211, SLG: 0.222 | | | | | | | | | | 2 | 0 | 0 | 0 | 0 | 0 | 2 | |
| 74 Ronald Torreyes, R (1, 6) OBP: 0.200, SLG: 0.400 | | | | | | | | | | 2 | 0 | 0 | 0 | 0 | 0 | 1 | |
| Inning Stats | R: 0 E: 0 K: 1 S: 12 | H: 0 LOB: 0 BB: 0 P: 17 | R: 1 E: 0 K: 0 S: 8 | H: 1 LOB: 0 BB: 0 P: 11 | R: 0 E: 0 K: 0 S: 7 | H: 0 LOB: 0 BB: 0 P: 10 | R: 0 E: 0 K: 2 S: 7 | H: 0 LOB: 0 BB: 0 P: 9 | R: 0 E: 0 K: 0 S: 7 | H: 0 LOB: 0 BB: 1 P: 14 | R: 0 E: 0 K: 0 S: 8 | H: 1 LOB: 2 BB: 1 P: 14 | R: 0 E: 0 K: 1 S: 10 | H: 1 LOB: 2 BB: 1 P: 15 | | | |
| PITCHER 73 Sixto Sánchez, R (1, 1) ERA: 1.69 | IP: 7.0 WLS: W BF: 26 H: 3 R: 1 ER: 1 SO: 4 BB: 3 IBB: 0 HBP: 1 BLK: 0 WP: 0 HR: 0 S: 59 P: 90 ERA: 1.29 WHIP: 0.857 | | | | | | | | | | | | | | | | |

| | |
|-----|----|
| AB | 21 |
| R | 1 |
| H | 3 |
| RBI | 1 |
| BB | 3 |
| SO | 4 |
| LOB | 8 |



| | | | |
|----|---|----|----|
| WP | 0 | PA | 26 |
| SB | 0 | | |
| CS | 0 | | |

| Batter | 1 | 2 | 3 | 4 | 5 | 6 | 7 | 8 | 9 | AB | R | H | RBI | BB | SO | LOB | BOTTOM |
|--|--|---------------------------------|------------------------------|----------------------------------|-------------------------------|----------------------------------|------------------------------|---------------------------------|-------------------------------|----------------------------------|-------------------------------|----------------------------------|-----|----|----|-----|---|
| 23 Corey Dickerson, L (1, 7) OBP: 0.310, SLG: 0.408 4 Monte Harrison, R (7, 9) OBP: 0.175, SLG: 0.216 | | | | | | | | | | 3 | 0 | 1 | 1 | 0 | 1 | 0 | Philadelphia Phillies @ Miami Marlins Marlins Park, Miami, FL Sun Sep 13 2020, 1:12 PM - 3:11 PM EDT Roof Closed - 74 F |
| 6 Starling Marte, R (1, 8) OBP: 0.349, SLG: 0.431 | | | | | | | | | | 3 | 0 | 1 | 1 | 0 | 1 | 0 | |
| 7 Matt Joyce, L (1, 10) OBP: 0.358, SLG: 0.360 | | | | | | | | | | 3 | 0 | 0 | 0 | 0 | 1 | 2 | |
| 15 Brian Anderson, R (1, 5) OBP: 0.380, SLG: 0.450 | | | | | | | | | | 1 | 0 | 0 | 0 | 1 | 1 | 0 | |
| 26 Garrett Cooper, R (1, 3) OBP: 0.338, SLG: 0.500 | | | | | | | | | | 3 | 0 | 1 | 0 | 0 | 2 | 4 | |
| 1 Isan Diaz, L (1, 4) OBP: 0.190, SLG: 0.190 | | | | | | | | | | 3 | 0 | 0 | 0 | 0 | 2 | 5 | |
| 25 Lewis Brinson, R (1, 9) OBP: 0.301, SLG: 0.441 | | | | | | | | | | 3 | 0 | 1 | 0 | 0 | 2 | 1 | |
| 70 Jazz Chisholm Jr., L (1, 6) OBP: 0.273, SLG: 0.321 | | | | | | | | | | 2 | 1 | 0 | 0 | 1 | 0 | 2 | |
| 3B Jorge Alfaro, R (1, 2) OBP: 0.288, SLG: 0.299 | | | | | | | | | | 1 | 1 | 0 | 0 | 1 | 0 | 0 | |
| Inning Stats | R: 0 E: 0 K: 1 S: 7 | H: 0 LOB: 1 BB: 0 P: 9 | R: 0 E: 0 K: 2 S: 9 | H: 0 LOB: 1 BB: 0 P: 13 | R: 2 E: 0 K: 2 S: 18 | H: 2 LOB: 3 BB: 3 P: 38 | R: 0 E: 0 K: 1 S: 6 | H: 0 LOB: 0 BB: 0 P: 8 | R: 0 E: 0 K: 2 S: 12 | H: 2 LOB: 2 BB: 0 P: 20 | R: 0 E: 0 K: 2 S: 11 | H: 0 LOB: 0 BB: 0 P: 16 | | | | | |
| PITCHER 60 Ramón Rosso, R (1, 1) ERA: 7.88 75 Connor Brogdon, R (3, 1) ERA: 9.0 41 David Hale, R (5, 1) ERA: 3.55 | IP: 2.1 WLS: L BF: 13 H: 2 R: 2 ER: 2 SO: 3 BB: 3 IBB: 0 HBP: 1 BLK: 0 WP: 0 HR: 0 S: 27 P: 48 ERA: 7.71 WHIP: 2.143 | | | | | | | | | | | | | | | | |

| | |
|-----|----|
| AB | 22 |
| R | 2 |
| H | 4 |
| RBI | 2 |
| BB | 3 |
| SO | 10 |
| LOB | 14 |



| | | | |
|----|---|----|----|
| WP | 0 | PA | 26 |
| SB | 0 | | |
| CS | 0 | | |

| Batter | 1 | 2 | 3 | 4 | 5 | 6 | 7 | 8 | 9 | AB | R | H | RBI | BB | SO | LOB | TOP | | | |
|--|---|----------------------------------|-------------------------------|----------------------------------|------------------------------|----------------------------------|------------------------------|----------------------------------|------------------------------|----------------------------------|------------------------------|----------------------------------|-----|----|----|-----|---|---|------------------------------------|-------------------------|
| 22 Andrew McCutchen, R (1,7) OBP: 0.335, SLG: 0.410 | | | | | | | | | | 3 | 0 | 1 | 0 | 0 | 1 | 0 | Philadelphia Phillies @ Miami Marlins Marlins Park, Miami, FL Sun Sep 13 2020, 3:57 PM - 6:17 PM EDT Roof Closed - 74 F | | | |
| 2 Jean Segura, R (1,4) OBP: 0.335, SLG: 0.401 | | | | | | | | | | 3 | 0 | 0 | 0 | 0 | 1 | 1 | | | | |
| 3 Bryce Harper, L (1,10) OBP: 0.417, SLG: 0.489 | | | | | | | | | | 3 | 0 | 1 | 0 | 0 | 1 | 0 | | | | |
| 28 Alec Bohm, R (1,5) OBP: 0.381, SLG: 0.500 | | | | | | | | | | 2 | 1 | 1 | 1 | 1 | 1 | 1 | | | | |
| 18 Didi Gregorius, L (1,6) OBP: 0.347, SLG: 0.484 | | | | | | | | | | 3 | 0 | 1 | 0 | 0 | 2 | 1 | | | | |
| 8 Phil Gosselin, R (1,3) OBP: 0.356, SLG: 0.472 | | | | | | | | | | 2 | 0 | 0 | 0 | 1 | 0 | 1 | | | | |
| 23 Kyle Garlick, R (1,9) OBP: 0.182, SLG: 0.190 | | | | | | | | | | 3 | 0 | 0 | 0 | 0 | 2 | 2 | | | | |
| 5 Andrew Knapp, S (1,2) OBP: 0.460, SLG: 0.487 | | | | | | | | | | 2 | 0 | 0 | 0 | 0 | 1 | 2 | | | | |
| 74 Ronald Torreyes, R (1,8) OBP: 0.143, SLG: 0.286 | | | | | | | | | | 2 | 0 | 0 | 0 | 0 | 0 | 2 | | | | |
| Inning Stats | R: 0 E: 0 K: 2 S: 9 | H: 0 LOB: 0 BB: 0 P: 13 | R: 1 E: 0 K: 1 S: 14 | H: 2 LOB: 2 BB: 1 P: 25 | R: 0 E: 0 K: 1 S: 8 | H: 1 LOB: 0 BB: 0 P: 13 | R: 0 E: 0 K: 1 S: 7 | H: 0 LOB: 0 BB: 1 P: 12 | R: 0 E: 0 K: 1 S: 8 | H: 1 LOB: 1 BB: 0 P: 15 | R: 0 E: 0 K: 2 S: 9 | H: 0 LOB: 0 BB: 0 P: 13 | | | | | | 1B: 3 2B: 0 3B: 0 HR: 1 | SF: 0 SAC: 0 DP: 2 HBP: 0 | WP: 0 PB: 0 CS: 0 |
| PITCHER | IP WLS BF H R ER SO BB IBB HBP BLK WP HR S P ERA WHIP | | | | | | | | | | | | | | | | PITCHER | IP WLS BF H R ER SO BB IBB HBP BLK WP HR S P ERA WHIP | | |
| 94 Braxton Garrett, L (1,1) ERA: 1.8 | 5.0 W 18 3 1 1 6 2 0 0 0 0 1 46 75 1.80 1.000 | | | | | | | | | | | | | | | | | | | |
| 93 Yimi Garcia, R (6,PH) ERA: 0.84 | 1.0 H 4 1 0 0 1 0 0 0 0 0 0 10 15 0.00 1.000 | | | | | | | | | | | | | | | | | | | |
| 44 Nick Vincent, R (7,1) ERA: 2.55 | 1.0 3 0 0 0 2 0 0 0 0 0 0 9 13 0.00 0.000 | | | | | | | | | | | | | | | | | | | |

| | |
|-----|----|
| AB | 23 |
| R | 1 |
| H | 4 |
| RBI | 1 |
| BB | 2 |
| SO | 9 |
| LOB | 10 |



| Batter | 1 | 2 | 3 | 4 | 5 | 6 | 7 | 8 | 9 | AB | R | H | RBI | BB | SO | LOB | BOTTOM | | | |
|---|---|----------------------------------|------------------------------|----------------------------------|-------------------------------|----------------------------------|-------------------------------|----------------------------------|-------------------------------|----------------------------------|-------------------------------|----------------------------------|-----|----|----|-----|---|---|-------------------------|--------|
| 23 Corey Dickerson, L (1,7) OBP: 0.310, SLG: 0.403 | | | | | | | | | | 2 | 1 | 0 | 0 | 1 | 0 | 1 | Philadelphia Phillies @ Miami Marlins Marlins Park, Miami, FL Sun Sep 13 2020, 3:57 PM - 6:17 PM EDT Roof Closed - 74 F | | | |
| 4 Monte Harrison, R (6,PH) OBP: 0.195, SLG: 0.237 | | | | | | | | | | 1 | 0 | 1 | 0 | 0 | 0 | 0 | | | | |
| 6 Starling Marte, R (1,8) OBP: 0.357, SLG: 0.449 | | | | | | | | | | 4 | 2 | 3 | 0 | 0 | 0 | 1 | | | | |
| 24 Jesús Aguilar, R (1,3) OBP: 0.493, SLG: 0.493 | | | | | | | | | | 3 | 1 | 2 | 2 | 1 | 1 | 1 | | | | |
| 7 Matt Joyce, L (1,9) OBP: 0.361, SLG: 0.363 | | | | | | | | | | 2 | 0 | 1 | 1 | 0 | 0 | 1 | | | | |
| 25 Lewis Brinson, R (6,PH) OBP: 0.293, SLG: 0.429 | | | | | | | | | | 2 | 0 | 0 | 0 | 0 | 0 | 3 | | | | |
| 15 Brian Anderson, R (1,5) OBP: 0.379, SLG: 0.448 | | | | | | | | | | 3 | 0 | 1 | 1 | 0 | 1 | 3 | | | | |
| 26 Garrett Cooper, R (1,10) OBP: 0.338, SLG: 0.485 | | | | | | | | | | 2 | 1 | 0 | 0 | 1 | 1 | 3 | | | | |
| 70 Jazz Chisholm Jr., L (1,4) OBP: 0.276, SLG: 0.323 | | | | | | | | | | 3 | 1 | 1 | 0 | 0 | 1 | 1 | | | | |
| 19 Miguel Rojas, R (1,6) OBP: 0.438, SLG: 0.551 | | | | | | | | | | 3 | 1 | 2 | 2 | 0 | 0 | 0 | | | | |
| 17 Chad Wallach, R (1,2) OBP: 0.235, SLG: 0.400 | | | | | | | | | | 3 | 1 | 1 | 2 | 0 | 1 | 1 | | | | |
| Inning Stats | R: 3 E: 0 K: 1 S: 21 | H: 4 LOB: 1 BB: 1 P: 32 | R: 0 E: 0 K: 0 S: 8 | H: 0 LOB: 0 BB: 0 P: 15 | R: 1 E: 0 K: 1 S: 12 | H: 2 LOB: 1 BB: 0 P: 18 | R: 0 E: 0 K: 2 S: 11 | H: 1 LOB: 1 BB: 0 P: 14 | R: 0 E: 0 K: 0 S: 12 | H: 1 LOB: 1 BB: 1 P: 19 | R: 4 E: 0 K: 1 S: 13 | H: 4 LOB: 1 BB: 1 P: 26 | | | | | 1B: 7 2B: 4 3B: 0 HR: 1 | SF: 0 SAC: 0 DP: 1 HBP: 0 | WP: 0 PB: 0 CS: 0 | PA: 31 |
| PITCHER | IP WLS BF H R ER SO BB IBB HBP BLK WP HR S P ERA WHIP | | | | | | | | | | | | | | | | PITCHER | IP WLS BF H R ER SO BB IBB HBP BLK WP HR S P ERA WHIP | | |
| 56 Zach Eflin, R (1,1) ERA: 5.01 | 4.0 L 21 8 4 4 4 2 0 0 0 0 1 59 9.00 2.500 | | | | | | | | | | | | | | | | | | | |
| 55 Ranger Suárez, L (5,1) ERA: 20.25 | 2.0 10 4 4 4 1 1 0 0 0 0 1 18 33 18.00 2.500 | | | | | | | | | | | | | | | | | | | |

| | |
|-----|----|
| AB | 28 |
| R | 8 |
| H | 12 |
| RBI | 8 |
| BB | 3 |
| SO | 5 |
| LOB | 15 |



| Batter | 1 | 2 | 3 | 4 | 5 | 6 | 7 | 8 | 9 | AB R H RBI BB SO LOB | TOP | | | | | | | | | | | |
|--|--|----------------------------------|------------------------------|----------------------------------|-------------------------------|----------------------------------|------------------------------|---------------------------------|------------------------------|---------------------------------|--|---|----------------------------------|-------------------------------|----------------------------------|------------------------------|----------------------------------|----------------------------------|------------------------------------|----------------------------------|--------|--|
| 22 Andrew McCutchen, R OBP: 0.324, SLG: 0.424 | | | | | | | | | | 4 1 1 1 0 2 1 | Philadelphia Phillies @ Miami Marlins Marlins Park, Miami, FL Mon Sep 14, 2020, 4:12 PM - 6:57 PM EDT Roof Closed - 74 F | | | | | | | | | | | |
| 3 Bryce Harper, L OBP: 0.413, SLG: 0.490 | | | | | | | | | | 4 0 1 0 0 0 0 | | | | | | | | | | | | |
| 28 Alec Bohm, R OBP: 0.369, SLG: 0.482 | | | | | | | | | | 4 0 0 0 0 1 2 | | | | | | | | | | | | |
| 18 Didi Gregorius, L OBP: 0.339, SLG: 0.472 | | | | | | | | | | 4 0 0 0 0 1 0 | | | | | | | | | | | | |
| 2 Jean Segura, R OBP: 0.333, SLG: 0.393 | | | | | | | | | | 3 0 0 0 0 1 0 | | | | | | | | | | | | |
| 8 Phil Gosselin, R OBP: 0.353, SLG: 0.453 | | | | | | | | | | 3 0 0 0 0 3 0 | | | | | | | | | | | | |
| 40 Adam Haseley, L OBP: 0.373, SLG: 0.385 | | | | | | | | | | 3 0 0 0 0 0 0 | | | | | | | | | | | | |
| 4 Scott Kingery, R OBP: 0.190, SLG: 0.230 | | | | | | | | | | 3 1 1 1 0 0 0 | | | | | | | | | | | | |
| 13 Rafael Marchán, S OBP: 0.333, SLG: 0.333 | | | | | | | | | | 3 0 1 0 0 0 0 | | | | | | | | | | | | |
| Inning Stats | R: 1 E: 0 K: 0 S: 16 | H: 1 LOB: 0 BB: 0 P: 21 | R: 0 E: 0 K: 2 S: 8 | H: 0 LOB: 0 BB: 0 P: 11 | R: 0 E: 0 K: 2 S: 14 | H: 2 LOB: 2 BB: 0 P: 19 | R: 0 E: 0 K: 1 S: 7 | H: 0 LOB: 0 BB: 0 P: 9 | R: 0 E: 0 K: 0 S: 6 | H: 0 LOB: 0 BB: 0 P: 8 | | R: 0 E: 0 K: 1 S: 13 | H: 0 LOB: 0 BB: 0 P: 17 | R: 1 E: 0 K: 1 S: 11 | H: 1 LOB: 0 BB: 0 P: 18 | R: 0 E: 0 K: 1 S: 8 | H: 0 LOB: 0 BB: 0 P: 12 | 1B: 1 2B: 1 3B: 0 HR: 2 | SF: 0 SAC: 0 DP: 0 HBP: 0 | WP: 0 PB: 0 SB: 0 CS: 0 | PA: 31 | |
| PITCHER | IP WLS BF H R ER SO BB IBB HBP BLK WP HR S P ERA WHIP | | | | | | | | | | | IP WLS BF H R ER SO BB IBB HBP BLK WP HR S P ERA WHIP | | | | | | | | | | |
| 49 Pablo López, R ERA: 4.02 | (1, 1) 7.0 W 24 3 1 1 6 0 0 0 0 0 0 1 71 95 1.29 0.429 | | | | | | | | | | | | | | | | | | | | | |
| 33 Brad Boxberger, R ERA: 2.4 | (8, 1) 1.0 4 1 1 1 1 0 0 0 0 0 0 1 11 18 9.00 1.000 | | | | | | | | | | | | | | | | | | | | | |
| 27 Brandon Kintzler, R ERA: 2.95 | (9, 1) 1.0 3 0 0 0 1 0 0 0 0 0 0 0 8 12 0.00 0.000 | | | | | | | | | | | | | | | | | | | | | |

| Batter | 1 | 2 | 3 | 4 | 5 | 6 | 7 | 8 | 9 | AB R H RBI BB SO LOB | BOTTOM | | | | | | | | | | | |
|---|--|----------------------------------|-------------------------------|----------------------------------|-------------------------------|----------------------------------|-------------------------------|----------------------------------|-------------------------------|----------------------------------|--|---|-------------------------------|----------------------------------|------------------------------|---------------------------------|----------------------------------|------------------------------------|----------------------------------|--------|--|--|
| 23 Corey Dickerson, L OBP: 0.309, SLG: 0.405 | | | | | | | | | | 4 1 1 0 0 1 1 | Philadelphia Phillies @ Miami Marlins Marlins Park, Miami, FL Mon Sep 14, 2020, 4:12 PM - 6:57 PM EDT Roof Closed - 74 F | | | | | | | | | | | |
| 4 Monte Harrison, R OBP: 0.195, SLG: 0.237 | | | | | | | | | | 4 2 2 1 0 1 1 | | | | | | | | | | | | |
| 6 Starling Marte, R OBP: 0.305, SLG: 0.467 | | | | | | | | | | 3 0 1 2 1 0 0 | | | | | | | | | | | | |
| 24 Jesús Aguilar, R OBP: 0.361, SLG: 0.496 | | | | | | | | | | 3 1 1 0 0 2 2 | | | | | | | | | | | | |
| 7 Matt Joyce, L OBP: 0.360, SLG: 0.362 | | | | | | | | | | 1 0 0 0 0 1 0 | | | | | | | | | | | | |
| 25 Lewis Brinson, R OBP: 0.299, SLG: 0.423 | | | | | | | | | | 4 0 0 0 0 2 3 | | | | | | | | | | | | |
| 26 Garrett Cooper, R OBP: 0.321, SLG: 0.458 | | | | | | | | | | 4 0 0 0 0 2 3 | | | | | | | | | | | | |
| 70 Jazz Chisholm Jr., L OBP: 0.275, SLG: 0.314 | | | | | | | | | | 4 0 1 1 0 2 2 | | | | | | | | | | | | |
| 19 Miguel Rojas, R OBP: 0.452, SLG: 0.593 | | | | | | | | | | 3 2 2 1 1 0 0 | | | | | | | | | | | | |
| 1 Ispan Díaz, L OBP: 0.182, SLG: 0.182 | | | | | | | | | | 1 0 0 0 0 0 2 | | | | | | | | | | | | |
| 15 Brian Anderson, R OBP: 0.376, SLG: 0.452 | | | | | | | | | | 3 0 1 1 0 1 0 | | | | | | | | | | | | |
| 17 Chad Wallach, R OBP: 0.200, SLG: 0.333 | | | | | | | | | | 3 0 0 0 0 2 3 | | | | | | | | | | | | |
| Inning Stats | R: 0 E: 0 K: 0 S: 8 | H: 0 LOB: 0 BB: 0 P: 13 | R: 1 E: 1 K: 1 S: 15 | H: 2 LOB: 1 BB: 1 P: 30 | R: 2 E: 0 K: 3 S: 15 | H: 3 LOB: 1 BB: 0 P: 18 | R: 1 E: 0 K: 2 S: 13 | H: 2 LOB: 1 BB: 0 P: 20 | R: 0 E: 0 K: 3 S: 12 | H: 0 LOB: 1 BB: 1 P: 22 | R: 1 E: 0 K: 2 S: 9 | H: 1 LOB: 0 BB: 0 P: 14 | R: 1 E: 0 K: 1 S: 13 | H: 1 LOB: 0 BB: 0 P: 19 | R: 0 E: 0 K: 0 S: 6 | H: 0 LOB: 0 BB: 0 P: 8 | 1B: 4 2B: 3 3B: 0 HR: 2 | SF: 0 SAC: 0 DP: 0 HBP: 0 | WP: 0 PB: 0 SB: 0 CS: 0 | PA: 35 | | |
| PITCHER | IP WLS BF H R ER SO BB IBB HBP BLK WP HR S P ERA WHIP | | | | | | | | | | | IP WLS BF H R ER SO BB IBB HBP BLK WP HR S P ERA WHIP | | | | | | | | | | |
| 21 Vince Velasquez, R ERA: 6.46 | (1, 1) 3.2 L 19 7 4 4 4 1 0 0 0 0 0 0 15 27 0.00 0.750 | | | | | | | | | | | | | | | | | | | | | |
| 53 Blake Parker, R ERA: 1.53 | (4, 1) 1.1 5 0 0 0 4 1 0 0 0 0 0 0 15 27 0.00 0.750 | | | | | | | | | | | | | | | | | | | | | |
| 31 David Phelps, R ERA: 5.89 | (6, 1) 1.1 6 2 2 2 2 0 0 0 0 0 2 16 24 13.50 1.500 | | | | | | | | | | | | | | | | | | | | | |
| 46 Adam Morgan, L ERA: 4.86 | (7, 1) 1.0 3 0 0 0 1 0 0 0 0 0 0 9 13 0.00 0.000 | | | | | | | | | | | | | | | | | | | | | |
| 50 Héctor Neris, R ERA: 4.91 | (8, 1) 0.2 2 0 0 0 0 0 0 0 0 0 0 3 4 0.00 0.000 | | | | | | | | | | | | | | | | | | | | | |

| | |
|-----|----|
| AB | 31 |
| R | 2 |
| H | 4 |
| RBI | 2 |
| BB | 0 |
| SO | 8 |
| LOB | 3 |



| | |
|-----|----|
| AB | 33 |
| R | 6 |
| H | 9 |
| RBI | 6 |
| BB | 2 |
| SO | 12 |
| LOB | 14 |




| Batter | 1 | 2 | 3 | 4 | 5 | 6 | 7 | 8 | 9 | AB R H RBI BB SO LOB | TOP | | | | | | | | | |
|---|---|--|--------------------------------------|--|--------------------------------------|---|--------------------------------------|--|--------------------------------------|--|--|---|--------------------------------------|--|--------------------------------------|--|----------------------------------|------------------------------------|----------------------------------|--------|
| 99 Alex Verdugo, L (1, 9) OBP: 0.391, SLG: 0.511 | | | | | | | | | | 5 1 3 0 0 0 0 | Boston Red Sox @ Miami Marlins Marlins Park, Miami, FL Thu Sep 17 2020, 1:11 PM - 4:19 PM EDT Roof Closed - 74 F livebaseballscorecards.com | | | | | | | | | |
| 11 Rafael Devers, L (1, 5) OBP: 0.345, SLG: 0.550 | | | | | | | | | | 4 2 2 3 0 0 1 | | | | | | | | | | |
| 2 Xander Bogaerts, R (1, 6) OBP: 0.342, SLG: 0.500 | | | | | | | | | | 4 1 2 0 0 1 2 | | | | | | | | | | |
| 28 J.D. Martinez, R (1, 10) OBP: 0.294, SLG: 0.371 | | | | | | | | | | 2 0 0 0 2 1 3 | | | | | | | | | | |
| 25 Kevin Plawecki, R (1, 2) OBP: 0.359, SLG: 0.433 | | | | | | | | | | 4 0 1 2 0 1 3 | | | | | | | | | | |
| 19 Jackie Bradley Jr., L (1, 8) OBP: 0.339, SLG: 0.419 | | | | | | | | | | 3 0 1 0 1 0 0 | | | | | | | | | | |
| 60 Yairo Muñoz, R (1, 7) OBP: 0.200, SLG: 0.205 | | | | | | | | | | 2 0 0 0 0 1 0 | | | | | | | | | | |
| 30 Tzu-Wei Lin, L (5, 7) | | | | | | | | | | 2 0 0 0 0 2 4 | | | | | | | | | | |
| 29 Bobby Dalbec, R (1, 3) OBP: 0.305, SLG: 0.593 | | | | | | | | | | 4 0 0 0 0 4 0 | | | | | | | | | | |
| 39 Christian Arroyo, R (1, 4) OBP: 0.300, SLG: 0.500 | | | | | | | | | | 4 1 1 0 0 1 0 | | | | | | | | | | |
| Inning Stats | R: 0 H: 2 E: 0 K: 2 S: 15 | H: 2 R: 0 ER: 0 LOB: 2 P: 21 | R: 0 H: 0 E: 0 K: 1 S: 9 | H: 0 R: 0 ER: 0 LOB: 0 P: 12 | R: 0 H: 0 E: 0 K: 1 S: 6 | H: 0 R: 0 ER: 0 LOB: 0 P: 6 | R: 0 H: 0 E: 0 K: 0 S: 8 | H: 0 R: 0 ER: 0 LOB: 0 P: 14 | R: 0 H: 0 E: 0 K: 2 S: 9 | H: 3 R: 0 ER: 0 LOB: 0 P: 10 | R: 2 H: 3 E: 0 K: 1 S: 23 | H: 4 R: 0 ER: 0 LOB: 0 P: 22 | R: 0 H: 1 E: 0 K: 2 S: 9 | H: 1 R: 0 ER: 0 LOB: 1 P: 15 | R: 0 H: 0 E: 0 K: 1 S: 8 | H: 0 R: 0 ER: 0 LOB: 0 P: 14 | 1B: 9 2B: 1 3B: 0 HR: 1 | SF: 0 SAC: 0 DP: 3 HBP: 0 | WP: 0 PB: 0 SB: 0 CS: 1 | PA: 37 |
| PITCHER | IP WLS BF H R ER SO BB IBB HBP BLK WP HR S P ERA WHIP | | | | | | | | | | | IP WLS BF H R ER SO BB IBB HBP BLK WP HR S P ERA WHIP | | | | | | | | |
| 62 José Ureña, R (1, 1) ERA: 6.0 | 5.2 L 23 5 2 2 6 2 0 0 0 0 0 0 64 93 3.18 1.235 | | | | | | | | | | | | | | | | | | | |
| 35 Richard Bleier, L (6, 1) ERA: 2.57 | 0.1 2 0 0 0 1 1 0 0 0 0 0 0 6 10 0.00 3.000 | | | | | | | | | | | | | | | | | | | |
| 77 Johan Quezada, R (7, 1) ERA: 9.0 | 1.0 6 4 3 3 1 0 0 0 0 0 0 1 16 22 27.00 4.000 | | | | | | | | | | | | | | | | | | | |
| 59 Nick Neidert, R (8, 1) ERA: | 2.0 6 1 0 0 3 0 0 0 0 0 0 0 17 29 0.00 0.500 | | | | | | | | | | | | | | | | | | | |

| Batter | 1 | 2 | 3 | 4 | 5 | 6 | 7 | 8 | 9 | AB R H RBI BB SO LOB | BOTTOM | | | | | | | | | | | |
|--|---|--|--------------------------------------|---|---------------------------------------|--|--------------------------------------|---|---------------------------------------|--|--|---|---------------------------------------|--|--------------------------------------|--|--------------------------------------|--|----------------------------------|------------------------------------|----------------------------------|--------|
| 23 Corey Dickerson, L (1, 7) OBP: 0.304, SLG: 0.395 | | | | | | | | | | 5 0 0 0 0 2 4 | Boston Red Sox @ Miami Marlins Marlins Park, Miami, FL Thu Sep 17 2020, 1:11 PM - 4:19 PM EDT Roof Closed - 74 F livebaseballscorecards.com | | | | | | | | | | | |
| 6 Starling Marte, R (1, 8) OBP: 0.356, SLG: 0.455 | | | | | | | | | | 3 0 1 1 0 0 2 | | | | | | | | | | | | |
| 24 Jesús Aguilar, R (1, 3) OBP: 0.341, SLG: 0.464 | | | | | | | | | | 4 0 0 0 0 4 3 | | | | | | | | | | | | |
| 7 Matt Joyce, L (1, 9) OBP: 0.353, SLG: 0.347 | | | | | | | | | | 4 0 1 0 0 0 2 | | | | | | | | | | | | |
| 15 Brian Anderson, R (1, 5) OBP: 0.364, SLG: 0.437 | | | | | | | | | | 4 0 0 0 0 1 2 | | | | | | | | | | | | |
| 26 Garrett Cooper, R (1, 10) OBP: 0.344, SLG: 0.500 | | | | | | | | | | 4 1 2 0 0 1 1 | | | | | | | | | | | | |
| 19 Miguel Rojas, R (1, 6) OBP: 0.452, SLG: 0.573 | | | | | | | | | | 3 1 1 0 1 0 1 | | | | | | | | | | | | |
| 70 Jazz Chisholm Jr., L (1, 4) OBP: 0.224, SLG: 0.250 | | | | | | | | | | 2 0 0 0 0 1 2 | | | | | | | | | | | | |
| 38 Jorge Alfaro, R (7, PH) OBP: 0.300, SLG: 0.392 | | | | | | | | | | 1 1 1 1 0 0 0 | | | | | | | | | | | | |
| 13 Sean Rodriguez, R (8, 4) OBP: 0.200, SLG: 0.200 | | | | | | | | | | 1 0 0 0 0 1 0 | | | | | | | | | | | | |
| 17 Chad Wallach, R (1, 2) OBP: 0.200, SLG: 0.348 | | | | | | | | | | 4 0 1 1 0 2 2 | | | | | | | | | | | | |
| Inning Stats | R: 0 H: 0 E: 0 K: 2 S: 14 | H: 0 R: 0 ER: 0 LOB: 1 P: 20 | R: 0 H: 0 E: 0 K: 0 S: 4 | H: 0 R: 0 ER: 0 LOB: 0 P: 5 | R: 0 H: 0 E: 1 K: 1 S: 12 | H: 0 R: 0 ER: 0 LOB: 1 P: 16 | R: 0 H: 0 E: 0 K: 2 S: 7 | H: 0 R: 0 ER: 0 LOB: 0 P: 8 | R: 0 H: 2 E: 0 K: 2 S: 17 | H: 1 R: 0 ER: 0 LOB: 2 P: 27 | R: 0 H: 1 E: 0 K: 1 S: 8 | H: 3 R: 0 ER: 0 LOB: 1 P: 11 | R: 3 H: 3 E: 0 K: 2 S: 13 | H: 1 R: 0 ER: 0 LOB: 1 P: 22 | R: 0 H: 1 E: 0 K: 1 S: 8 | H: 0 R: 0 ER: 0 LOB: 1 P: 13 | R: 0 H: 0 E: 0 K: 1 S: 9 | H: 0 R: 0 ER: 0 LOB: 0 P: 14 | 1B: 5 2B: 2 3B: 0 HR: 0 | SF: 0 SAC: 0 DP: 0 HBP: 1 | WP: 0 PB: 0 SB: 1 CS: 0 | PA: 37 |
| PITCHER | IP WLS BF H R ER SO BB IBB HBP BLK WP HR S P ERA WHIP | | | | | | | | | | | IP WLS BF H R ER SO BB IBB HBP BLK WP HR S P ERA WHIP | | | | | | | | | | |
| 17 Nathan Eovaldi, R (1, 1) ERA: 4.25 | 5.0 W 19 2 2 2 7 1 0 0 0 0 0 0 11 18 0.00 0.400 | | | | | | | | | | | | | | | | | | | | | |
| 71 Phillips Valdez, R (6, 1) ERA: 3.25 | 1.0 H 6 2 2 2 1 1 0 0 0 0 0 0 11 18 18.00 3.000 | | | | | | | | | | | | | | | | | | | | | |
| 59 Jeffrey Springs, L (7, 1) ERA: 7.02 | 0.1 3 2 0 0 1 0 0 0 0 0 0 0 6 7 0.00 6.000 | | | | | | | | | | | | | | | | | | | | | |
| 65 Ryan Weber, R (7, 1) ERA: 5.15 | 0.2 H 2 0 1 1 1 0 0 0 0 0 0 0 4 8 13.50 0.000 | | | | | | | | | | | | | | | | | | | | | |
| 70 Ryan Brasier, R (8, 1) ERA: 3.27 | 1.0 H 4 1 0 0 1 0 0 0 0 0 0 0 8 13 0.00 1.000 | | | | | | | | | | | | | | | | | | | | | |


| Batter | 1 | 2 | 3 | 4 | 5 | 6 | 7 | 8 | 9 | AB R H RBI BB SO LOB | TOP | | | | | | | | | | | |
|--|---|----------------------------------|--------------------------------------|----------------------------------|---------------------------------------|----------------------------------|---------------------------------------|----------------------------------|--------------------------------------|----------------------------------|--|---|---------------------------------------|----------------------------------|--------------------------------------|----------------------------------|--------------------------------------|----------------------------------|----------------------------------|------------------------------------|----------------------------------|--------|
| 7 Trea Turner, R OBP: 0.390, SLG: 0.572 | G6-3 | | K | | K | | SF9 | | | 3 0 0 1 0 2 1 | Washington Nationals @ Miami Marlins Marlins Park, Miami, FL Sat Sep 19 2020, 6:12 PM - 9:16 PM EDT Roof Closed - 74 F | | | | | | | | | | | |
| 22 Juan Soto, L OBP: 0.463, SLG: 0.677 | G3-1 | | L5 | | K | | K | | 4 0 0 0 0 2 2 | | | | | | | | | | | | | |
| 13 Adrúbal Cabrera, S OBP: 0.294, SLG: 0.424 | 2B | | BB | | K | | G6-3 | | 3 1 1 0 1 1 0 | | | | | | | | | | | | | |
| 9 Eric Thames, L OBP: 0.303, SLG: 0.333 | G3-1 | | K | | | | G5-3 | | 2 0 0 0 1 1 2 | | | | | | | | | | | | | |
| 5 Josh Harrison, R OBP: 0.326, SLG: 0.464 | | | | | | | | | 1 0 0 0 0 0 0 | | | | | | | | | | | | | |
| 10 Yan Gomes, R OBP: 0.309, SLG: 0.449 | | | L7 | | K | | F9 | | 4 0 0 0 0 2 2 | | | | | | | | | | | | | |
| 62 Luis García Jr., L OBP: 0.321, SLG: 0.408 | G6-3 | | BB | | G5-3 | | BB | | 4 1 2 0 0 0 1 | | | | | | | | | | | | | |
| 8 Carter Kieboom, R OBP: 0.357, SLG: 0.222 | F8 | | BB | | | | G6-4-3 | | 2 1 0 0 1 0 1 | | | | | | | | | | | | | |
| 17 Andrew Stevenson, L OBP: 0.385, SLG: 0.200 | | | HBP | | | | | | 2 0 1 2 1 0 1 | | | | | | | | | | | | | |
| 16 Victor Robles, R OBP: 0.300, SLG: 0.316 | | | K | | CS | | F8 | | 4 0 1 0 0 1 2 | | | | | | | | | | | | | |
| Inning Stats | R: 0 H: 1 E: 0 K: 0 S: 10 | H: 1 LOB: 1 BB: 0 P: 14 | R: 0 H: 0 E: 0 K: 1 S: 6 | H: 0 LOB: 0 BB: 0 P: 10 | R: 0 H: 0 E: 0 K: 2 S: 10 | H: 0 LOB: 1 BB: 0 P: 18 | R: 2 H: 2 E: 0 K: 1 S: 19 | H: 2 LOB: 1 BB: 2 P: 30 | R: 0 H: 0 E: 0 K: 2 S: 9 | H: 0 LOB: 0 BB: 0 P: 15 | R: 0 H: 0 E: 0 K: 2 S: 12 | H: 0 LOB: 1 BB: 1 P: 22 | R: 1 H: 1 E: 1 K: 1 S: 12 | H: 1 LOB: 1 BB: 0 P: 19 | R: 0 H: 0 E: 0 K: 0 S: 8 | H: 0 LOB: 0 BB: 0 P: 10 | R: 0 H: 1 E: 0 K: 0 S: 9 | H: 1 LOB: 1 BB: 1 P: 18 | 1B: 4 2B: 1 3B: 0 HR: 0 | SF: 1 SAC: 0 DP: 1 HBP: 2 | WP: 0 PB: 0 SB: 1 CS: 1 | PA: 37 |
| PITCHER | IP WLS BF H R ER SO BB IBB HBP BLK WP HR S P ERA WHIP | | | | | | | | | | | IP WLS BF H R ER SO BB IBB HBP BLK WP HR S P ERA WHIP | | | | | | | | | | |
| 49 Pablo López, R ERA: 3.96 | 5.1 W 22 3 2 2 7 3 0 1 0 0 0 0 60 100 3.38 1.125 | | | | | | | | | | | 5.1 W 22 3 2 2 7 3 0 1 0 0 0 0 60 100 3.38 1.125 | | | | | | | | | | |
| 39 James Hoyt, R ERA: 1.46 | 0.2 2 0 0 0 1 0 0 0 0 0 0 0 6 9 0.00 0.000 | | | | | | | | | | | 0.2 2 0 0 0 1 0 0 0 0 0 0 0 6 9 0.00 0.000 | | | | | | | | | | |
| 33 Brad Boxberger, R ERA: 2.12 | 0.2 4 1 1 0 0 0 0 0 1 0 0 0 9 14 0.00 1.500 | | | | | | | | | | | 0.2 4 1 1 0 0 0 0 0 1 0 0 0 9 14 0.00 1.500 | | | | | | | | | | |
| 35 Richard Bleier, L ERA: 2.35 | 1.1 4 0 0 0 1 0 0 0 0 0 0 0 11 15 0.00 0.000 | | | | | | | | | | | 1.1 4 0 0 0 1 0 0 0 0 0 0 0 11 15 0.00 0.000 | | | | | | | | | | |
| 27 Brandon Kintzler, R ERA: 2.98 | 1.0 4 1 0 0 0 1 0 0 0 0 0 0 9 18 0.00 2.000 | | | | | | | | | | | 1.0 4 1 0 0 0 1 0 0 0 0 0 0 9 18 0.00 2.000 | | | | | | | | | | |

| Batter | 1 | 2 | 3 | 4 | 5 | 6 | 7 | 8 | 9 | AB R H RBI BB SO LOB | BOTTOM | | | | | | | | | | | |
|---|---|----------------------------------|--------------------------------------|----------------------------------|---------------------------------------|----------------------------------|---------------------------------------|----------------------------------|---------------------------------------|----------------------------------|--|---|---------------------------------------|----------------------------------|---------------------------------------|----------------------------------|-----------------------------------|------------------------------------|----------------------------------|--------|--|--|
| 19 Miguel Rojas, R OBP: 0.431, SLG: 0.574 | HR | | HR | | FC6-4 | | | G6-3 | | 5 2 3 1 0 0 1 | Washington Nationals @ Miami Marlins Marlins Park, Miami, FL Sat Sep 19 2020, 6:12 PM - 9:16 PM EDT Roof Closed - 74 F | | | | | | | | | | | |
| 6 Starling Marte, R OBP: 0.383, SLG: 0.443 | BB | | F9 | | | | F8 | | 5 1 2 0 0 1 3 | | | | | | | | | | | | | |
| 26 Garrett Cooper, R OBP: 0.382, SLG: 0.539 | G6-4-3 | | BB | | F9 | | F9 | | 4 1 2 3 1 0 2 | | | | | | | | | | | | | |
| 24 Jesús Aguilar, R OBP: 0.352, SLG: 0.453 | K | | K | | HR | | F7 | | 5 0 1 0 0 2 2 | | | | | | | | | | | | | |
| 15 Brian Anderson, R OBP: 0.369, SLG: 0.491 | BB | | F8 | | F8 | | K | | 4 0 2 1 0 1 0 | | | | | | | | | | | | | |
| 25 Lewis Brinson, R OBP: 0.318, SLG: 0.458 | F8 | | BLK | | F3 | | BB | | 4 1 2 0 0 0 3 | | | | | | | | | | | | | |
| 23 Corey Dickerson, L OBP: 0.313, SLG: 0.413 | K | | BLK | | E6 | | BB | | 3 1 1 1 1 1 3 | | | | | | | | | | | | | |
| 4 Monte Harrison, R OBP: 0.217, SLG: 0.238 | K | | BLK | | IBB | | | | 0 0 0 0 0 0 0 | | | | | | | | | | | | | |
| 13 Sean Rodríguez, R OBP: 0.154, SLG: 0.154 | K | | K | | K | | F9 | | 4 0 0 0 0 3 7 | | | | | | | | | | | | | |
| 17 Chad Wallach, R OBP: 0.242, SLG: 0.387 | K | | FC6-4 | | BB | | L8 | | 4 1 2 1 0 1 2 | | | | | | | | | | | | | |
| Inning Stats | R: 1 H: 2 E: 0 K: 1 S: 9 | H: 2 LOB: 0 BB: 0 P: 11 | R: 0 H: 1 E: 0 K: 2 S: 9 | H: 1 LOB: 1 BB: 0 P: 11 | R: 2 H: 2 E: 0 K: 2 S: 12 | H: 2 LOB: 0 BB: 0 P: 17 | R: 2 H: 3 E: 0 K: 1 S: 13 | H: 3 LOB: 1 BB: 0 P: 19 | R: 1 H: 3 E: 1 K: 1 S: 16 | H: 3 LOB: 3 BB: 0 P: 22 | R: 1 H: 3 E: 0 K: 0 S: 9 | H: 3 LOB: 1 BB: 0 P: 13 | R: 0 H: 1 E: 0 K: 1 S: 11 | H: 1 LOB: 2 BB: 1 P: 17 | R: 0 H: 0 E: 0 K: 1 S: 14 | H: 0 LOB: 1 BB: 1 P: 24 | 1B: 10 2B: 3 3B: 0 HR: 2 | SF: 0 SAC: 0 DP: 1 HBP: 0 | WP: 0 PB: 0 SB: 2 CS: 0 | PA: 40 | | |
| PITCHER | IP WLS BF H R ER SO BB IBB HBP BLK WP HR S P ERA WHIP | | | | | | | | | | | IP WLS BF H R ER SO BB IBB HBP BLK WP HR S P ERA WHIP | | | | | | | | | | |
| 46 Patrick Corbin, L ERA: 4.76 | 6.0 L 31 14 7 7 7 0 1 0 0 0 0 0 11 93 10.50 2.333 | | | | | | | | | | | 6.0 L 31 14 7 7 7 0 1 0 0 0 0 0 11 93 10.50 2.333 | | | | | | | | | | |
| 67 Kyle Finnegan, R ERA: 3.39 | 1.0 5 1 0 0 1 0 1 0 0 0 0 0 11 17 0.00 1.000 | | | | | | | | | | | 1.0 5 1 0 0 1 0 1 0 0 0 0 0 11 17 0.00 1.000 | | | | | | | | | | |
| 33 Ryne Harper, R ERA: 6.0 | 1.0 4 0 0 0 1 1 0 0 0 0 0 0 14 24 0.00 1.000 | | | | | | | | | | | 1.0 4 0 0 0 1 1 0 0 0 0 0 0 14 24 0.00 1.000 | | | | | | | | | | |

livebaseballscorecards.com



livebaseballscorecards.com



| Batter | 1 | 2 | 3 | 4 | 5 | 6 | 7 | 8 | 9 | AB | R | H | RBI | BB | SO | LOB | TOP |
|--|---|----------------------------------|--------------------------------------|----------------------------------|---------------------------------------|----------------------------------|---------------------------------------|----------------------------------|---------------------------------------|----------------------------------|---------------------------------------|----------------------------------|---------------------------------------|----------------------------------|----|-----|--|
| 7 Trea Turner, R OBP: 0.388, SLG: 0.566 | F8 | | FC5-4 | | | | FC1-5-2 | | | 4 | 0 | 1 | 1 | 0 | 0 | 3 | Washington Nationals @ Miami Marlins Marlins Park, Miami, FL Sun Sep 20 2020, 1:11 PM - 3:46 PM EDT Roof Closed - 72 F |
| 22 Juan Soto, L OBP: 0.463, SLG: 0.669 | G3 | | | | | F8 | | | | 3 | 0 | 1 | 0 | 1 | 0 | 3 | |
| 13 Asdrubal Cabrera, S OBP: 0.294, SLG: 0.429 3 Michael Taylor, R OBP: 0.253, SLG: 0.432 28 Kurt Suzuki, R OBP: 0.339, SLG: 0.372 | L8 | | | P6 | | | K | | | 3 | 0 | 1 | 0 | 0 | 0 | 1 | |
| 9 Eric Thames, L OBP: 0.296, SLG: 0.325 | | K | | | L8 | | K | | | 3 | 0 | 0 | 0 | 0 | 2 | 2 | |
| 27 Brock Holt, L OBP: 0.291, SLG: 0.271 | | K | | | CS | | F7 | | | 2 | 1 | 0 | 0 | 1 | 1 | 1 | |
| 10 Yan Gomes, R OBP: 0.300, SLG: 0.435 | | | | | | K | G6-3 | | | 3 | 0 | 0 | 0 | 0 | 1 | 2 | |
| 62 Luis Garcia Jr., L OBP: 0.330, SLG: 0.415 | | | G3 | | | | | | | 3 | 0 | 2 | 0 | 0 | 0 | 0 | |
| 8 Carter Kieboom, R OBP: 0.351, SLG: 0.217 29 Yadiel Hernandez, L OBP: 0.125, SLG: 0.250 | | | G5-3 | | | FC6-4 | | | | 2 | 0 | 0 | 0 | 0 | 0 | 2 | |
| 17 Andrew Stevenson, L OBP: 0.438, SLG: 0.250 | | | | | | | | | | 2 | 0 | 1 | 0 | 1 | 0 | 2 | |
| Inning Stats | R: 0 H: 0 E: 0 K: 0 S: 8 | H: 0 LOB: 0 BB: 0 P: 12 | R: 0 H: 0 E: 0 K: 2 S: 7 | H: 0 LOB: 0 BB: 0 P: 11 | R: 0 H: 1 E: 0 K: 0 S: 10 | H: 1 LOB: 1 BB: 0 P: 13 | R: 0 H: 1 E: 0 K: 0 S: 10 | H: 1 LOB: 0 BB: 0 P: 17 | R: 1 H: 2 E: 0 K: 1 S: 17 | H: 2 LOB: 3 BB: 2 P: 29 | R: 0 H: 1 E: 0 K: 1 S: 16 | H: 1 LOB: 1 BB: 0 P: 18 | R: 0 H: 2 E: 0 K: 1 S: 15 | H: 2 LOB: 3 BB: 1 P: 22 | | | |
| PITCHER | IP WLS BF H R ER SO BB IBB HBP BLK WP HR S P ERA WHIP | | | | | | | | | | | | | | | | |
| 22 Sandy Alcantara, R ERA: 3.12 | 6.0 W 24 5 1 1 4 2 0 0 0 0 0 0 68 100 1.50 1.167 | | | | | | | | | | | | | | | | |
| 27 Brandon Kintzler, R ERA: 2.53 | 1.0 S 6 2 0 0 1 0 1 0 0 0 0 0 15 22 0.00 2.000 | | | | | | | | | | | | | | | | |


| | |
|-----|----|
| AB | 27 |
| R | 1 |
| H | 7 |
| RBI | 1 |
| BB | 3 |
| SO | 5 |
| LOB | 19 |



| | |
|-------|--------|
| WP: 0 | PA: 31 |
| SB: 0 | |
| CS: 1 | |

| Batter | 1 | 2 | 3 | 4 | 5 | 6 | 7 | 8 | 9 | AB | R | H | RBI | BB | SO | LOB | BOTTOM |
|--|---|----------------------------------|--------------------------------------|----------------------------------|---------------------------------------|----------------------------------|---------------------------------------|----------------------------------|--------------------------------------|----------------------------------|---------------------------------------|----------------------------------|---------------------------------------|----------------------------------|----|-----|--|
| 23 Corey Dickerson, L OBP: 0.314, SLG: 0.412 | | | G5-3 | | | P6 | | | | 3 | 1 | 1 | 0 | 0 | 0 | 0 | Washington Nationals @ Miami Marlins Marlins Park, Miami, FL Sun Sep 20 2020, 1:11 PM - 3:46 PM EDT Roof Closed - 72 F |
| 24 Jesus Aguilar, R OBP: 0.348, SLG: 0.444 | | | | | | F8 | | | | 3 | 0 | 0 | 0 | 0 | 1 | 1 | |
| 26 Garrett Cooper, R OBP: 0.381, SLG: 0.533 | | | L7 | | | | K | | | 3 | 0 | 1 | 0 | 0 | 1 | 0 | |
| 15 Brian Anderson, R OBP: 0.364, SLG: 0.483 | | | | | | | | | | 3 | 0 | 0 | 0 | 0 | 2 | 2 | |
| 7 Matt Joyce, L OBP: 0.352, SLG: 0.346 4 Monte Harrison, R OBP: 0.217, SLG: 0.238 | | | | | | | | | | 3 | 0 | 2 | 0 | 0 | 0 | 1 | |
| 19 Miguel Rojas, R OBP: 0.429, SLG: 0.563 | | | | | | | | | | 0 | 1 | 0 | 0 | 0 | 0 | 0 | |
| 5 Jon Berti, R OBP: 0.362, SLG: 0.357 | | | | | | | | | | 2 | 0 | 0 | 0 | 1 | 0 | 3 | |
| 25 Lewis Brinson, R OBP: 0.311, SLG: 0.447 6 Starling Marte, F OBP: 0.351, SLG: 0.441 | | | | | | | | | | 2 | 0 | 0 | 0 | 0 | 1 | 2 | |
| 3B Jorge Alfaro, R OBP: 0.282, SLG: 0.367 | | | | | | | | | | 1 | 0 | 0 | 0 | 0 | 0 | 2 | |
| Inning Stats | R: 1 H: 2 E: 1 K: 2 S: 19 | H: 2 LOB: 2 BB: 0 P: 29 | R: 0 H: 0 E: 0 K: 1 S: 9 | H: 0 LOB: 0 BB: 0 P: 13 | R: 0 H: 0 E: 0 K: 0 S: 12 | H: 0 LOB: 0 BB: 0 P: 16 | R: 0 H: 2 E: 0 K: 2 S: 18 | H: 2 LOB: 2 BB: 0 P: 27 | R: 0 H: 0 E: 0 K: 0 S: 7 | H: 0 LOB: 0 BB: 0 P: 10 | R: 1 H: 1 E: 1 K: 2 S: 16 | H: 1 LOB: 3 BB: 2 P: 27 | R: 0 H: 1 E: 0 K: 1 S: 15 | H: 1 LOB: 3 BB: 1 P: 22 | | | |
| PITCHER | IP WLS BF H R ER SO BB IBB HBP BLK WP HR S P ERA WHIP | | | | | | | | | | | | | | | | |
| 31 Max Scherzer, R ERA: 3.67 | 5.2 L 26 5 2 0 6 1 1 0 0 0 0 0 78 119 0.00 1.059 | | | | | | | | | | | | | | | | |
| 36 Will Harris, R ERA: 3.66 | 0.1 1 0 0 0 1 0 0 0 0 0 0 0 3 3 0.00 0.000 | | | | | | | | | | | | | | | | |

| | |
|-----|----|
| AB | 25 |
| R | 2 |
| H | 5 |
| RBI | 0 |
| BB | 2 |
| SO | 7 |
| LOB | 14 |



| | |
|-------|--------|
| WP: 1 | PA: 27 |
| SB: 0 | |
| CS: 0 | |

| Batter | 1 | 2 | 3 | 4 | 5 | 6 | 7 | 8 | 9 | AB | R | H | RBI | BB | SO | LOB | TOP | | | | |
|---|---|---|---|---|---|---|---|---|---|---|---|---|---|---|---|---|---|---|---|---|---|
| 19 Miguel Rojas, R OBP: 0.412, SLG: 0.522 | F7 | | G6-3 | | G5-3 | | F8 | | | 4 | 0 | 0 | 0 | 0 | 0 | 0 | | | | | |
| 6 Starling Marte, R OBP: 0.345, SLG: 0.445 | B1-3 | | K | | K | | | K | | 4 | 0 | 0 | 0 | 0 | 3 | 0 | | | | | |
| 24 Jesús Aguilar, R OBP: 0.353, SLG: 0.458 | HR | | K | | P4 | | | L8 | | 4 | 1 | 1 | 1 | 0 | 1 | 0 | | | | | |
| 15 Brian Anderson, R OBP: 0.355, SLG: 0.476 | HR | | | 26 WP 1B | | | | K | | 3 | 2 | 2 | 1 | 1 | 1 | 0 | | | | | |
| 26 Garrett Cooper, R OBP: 0.367, SLG: 0.505 | HR | | G5-3 | | K | | | 23 G6-3 1B | | 4 | 0 | 2 | 0 | 0 | 1 | 2 | | | | | |
| 25 Lewis Brinson, R OBP: 0.303, SLG: 0.419 | G5-3 | | 23 1B 5 G5-3 2H | | F9 | | | K | | 4 | 1 | 1 | 1 | 0 | 1 | 3 | | | | | |
| 23 Corey Dickerson, L OBP: 0.320, SLG: 0.418 | F7 | | 1 SAFE 1 SAFE 1 SAFE 1 SAFE K SL 84 | | F8 | | | G6-3 | | 4 | 0 | 1 | 0 | 0 | 0 | 2 | | | | | |
| 5 Jon Berti, R OBP: 0.377, SLG: 0.340 | G6-3 | | G5-3 | | K | | | | | 3 | 0 | 0 | 1 | 0 | 1 | 1 | | | | | |
| 38 Jorge Alfaro, R OBP: 0.271, SLG: 0.344 | K | | K | | F9 | | | | | 3 | 0 | 0 | 0 | 0 | 2 | 1 | | | | | |
| Inning Stats | R: 2 E: 0 K: 0 S: 11 | H: 3 LOB: 1 BB: 0 P: 22 | R: 0 E: 0 K: 1 S: 7 | H: 0 LOB: 0 BB: 0 P: 8 | R: 0 E: 0 K: 2 S: 9 | H: 0 LOB: 0 BB: 0 P: 16 | R: 2 E: 0 K: 1 S: 12 | H: 3 LOB: 1 BB: 0 P: 16 | R: 0 E: 0 K: 1 S: 6 | H: 0 LOB: 1 BB: 1 P: 9 | R: 0 E: 0 K: 1 S: 14 | H: 0 LOB: 0 BB: 0 P: 24 | R: 0 E: 0 K: 1 S: 6 | H: 0 LOB: 0 BB: 0 P: 13 | R: 0 E: 0 K: 2 S: 9 | H: 1 LOB: 0 BB: 0 P: 13 | 1B: 4 2B: 1 3B: 0 HR: 2 | SF: 0 SAC: 0 DP: 1 HBP: 0 | WP: 1 PB: 0 SB: 0 CS: 0 | PA: 34 | |
| PITCHER | IP WLS BF H R ER SO BB IBB HBP BLK WP HR S P ERA WHIP | IP WLS BF H R ER SO BB IBB HBP BLK WP HR S P ERA WHIP | IP WLS BF H R ER SO BB IBB HBP BLK WP HR S P ERA WHIP | IP WLS BF H R ER SO BB IBB HBP BLK WP HR S P ERA WHIP | IP WLS BF H R ER SO BB IBB HBP BLK WP HR S P ERA WHIP | IP WLS BF H R ER SO BB IBB HBP BLK WP HR S P ERA WHIP | IP WLS BF H R ER SO BB IBB HBP BLK WP HR S P ERA WHIP | IP WLS BF H R ER SO BB IBB HBP BLK WP HR S P ERA WHIP | IP WLS BF H R ER SO BB IBB HBP BLK WP HR S P ERA WHIP | IP WLS BF H R ER SO BB IBB HBP BLK WP HR S P ERA WHIP | IP WLS BF H R ER SO BB IBB HBP BLK WP HR S P ERA WHIP | IP WLS BF H R ER SO BB IBB HBP BLK WP HR S P ERA WHIP | IP WLS BF H R ER SO BB IBB HBP BLK WP HR S P ERA WHIP | IP WLS BF H R ER SO BB IBB HBP BLK WP HR S P ERA WHIP | IP WLS BF H R ER SO BB IBB HBP BLK WP HR S P ERA WHIP | IP WLS BF H R ER SO BB IBB HBP BLK WP HR S P ERA WHIP | IP WLS BF H R ER SO BB IBB HBP BLK WP HR S P ERA WHIP | IP WLS BF H R ER SO BB IBB HBP BLK WP HR S P ERA WHIP | IP WLS BF H R ER SO BB IBB HBP BLK WP HR S P ERA WHIP | IP WLS BF H R ER SO BB IBB HBP BLK WP HR S P ERA WHIP | IP WLS BF H R ER SO BB IBB HBP BLK WP HR S P ERA WHIP |

Miami Marlins @ Atlanta Braves
Truist Park, Atlanta, GA
Wed Sep 23 2020, 7:12 PM - 10:10 PM EDT
Cloudy - 72 F

AB 33
R 4
H 7
RBI 4
BB 1
SO 10
LOB 9



| Batter | 1 | 2 | 3 | 4 | 5 | 6 | 7 | 8 | 9 | AB | R | H | RBI | BB | SO | LOB | BOTTOM | | | | |
|--|---|---|---|---|---|---|---|---|---|---|---|---|---|---|---|---|---|---|---|---|---|
| 13 Ronald Acuña Jr., R OBP: 0.417, SLG: 0.599 | 5 2B BB | | K | | 20 1B 1B | | F9 | | L9 | 4 | 2 | 1 | 0 | 1 | 1 | 1 | | | | | |
| 5 Freddie Freeman, L OBP: 0.457, SLG: 0.637 | 1B 2B | | G6-3 | | F7 | | FC4 | | P6 | 5 | 1 | 1 | 1 | 0 | 0 | 2 | | | | | |
| 20 Marcell Ozuna, R OBP: 0.415, SLG: 0.626 | G6-3 | | 24 E 22 BB BB | | 22 1B 1B | | 22 G4-6-3 BB | | G6-3 | 3 | 2 | 1 | 0 | 2 | 0 | 1 | | | | | |
| Ozzie Albies, S OBP: 0.324, SLG: 0.525 | 22 G3-1 24 WP 1B | | F9 | | 22 1B 7 HR 1B | | K | | K | 4 | 2 | 2 | 2 | 0 | 1 | 2 | | | | | |
| 22 Nick Markakis, L OBP: 0.310, SLG: 0.390 | G3-1 | | 1 SAFE C CH 89 B CH 86 B CH 88 B SI 94 | | 24 E 7 HR 1B | | G4-6-3 | | | 3 | 1 | 1 | 1 | 1 | 0 | 2 | | | | | |
| 7 Dansby Swanson, R OBP: 0.346, SLG: 0.462 | 24 1B BB | | P4 | | 1H HR | | | | 24 G5-3 1B | 3 | 1 | 2 | 3 | 1 | 0 | 2 | | | | | |
| 24 Adeiny Hechavarría, R OBP: 0.320, SLG: 0.319 | E9 | | E9 | | F8 | | | G5-3 | | 4 | 0 | 2 | 2 | 0 | 0 | 1 | | | | | |
| 25 Tyler Flowers, R OBP: 0.333, SLG: 0.371 | P6 | | G4-3 | | 5 FC4 BB | | | L8 | | 3 | 0 | 0 | 0 | 1 | 0 | 5 | | | | | |
| 11 Ender Inciarte, L OBP: 0.275, SLG: 0.271 | K | | K | | K | | | F9 | | 4 | 0 | 0 | 0 | 0 | 3 | 2 | | | | | |
| Inning Stats | R: 3 E: 0 K: 0 S: 22 | H: 3 LOB: 2 BB: 2 P: 38 | R: 0 E: 0 K: 2 S: 12 | H: 0 LOB: 0 BB: 0 P: 18 | R: 1 E: 1 K: 0 S: 10 | H: 1 LOB: 2 BB: 2 P: 19 | R: 5 E: 0 K: 1 S: 21 | H: 5 LOB: 0 BB: 0 P: 32 | R: 0 E: 0 K: 1 S: 8 | H: 0 LOB: 1 BB: 1 P: 14 | R: 0 E: 0 K: 1 S: 6 | H: 0 LOB: 0 BB: 1 P: 10 | R: 0 E: 0 K: 0 S: 11 | H: 1 LOB: 1 BB: 0 P: 17 | R: 0 E: 0 K: 0 S: 3 | H: 0 LOB: 0 BB: 0 P: 6 | 1B: 8 2B: 1 3B: 0 HR: 1 | SF: 0 SAC: 0 DP: 1 HBP: 0 | WP: 1 PB: 0 SB: 0 CS: 0 | PA: 39 | |
| PITCHER | IP WLS BF H R ER SO BB IBB HBP BLK WP HR S P ERA WHIP | IP WLS BF H R ER SO BB IBB HBP BLK WP HR S P ERA WHIP | IP WLS BF H R ER SO BB IBB HBP BLK WP HR S P ERA WHIP | IP WLS BF H R ER SO BB IBB HBP BLK WP HR S P ERA WHIP | IP WLS BF H R ER SO BB IBB HBP BLK WP HR S P ERA WHIP | IP WLS BF H R ER SO BB IBB HBP BLK WP HR S P ERA WHIP | IP WLS BF H R ER SO BB IBB HBP BLK WP HR S P ERA WHIP | IP WLS BF H R ER SO BB IBB HBP BLK WP HR S P ERA WHIP | IP WLS BF H R ER SO BB IBB HBP BLK WP HR S P ERA WHIP | IP WLS BF H R ER SO BB IBB HBP BLK WP HR S P ERA WHIP | IP WLS BF H R ER SO BB IBB HBP BLK WP HR S P ERA WHIP | IP WLS BF H R ER SO BB IBB HBP BLK WP HR S P ERA WHIP | IP WLS BF H R ER SO BB IBB HBP BLK WP HR S P ERA WHIP | IP WLS BF H R ER SO BB IBB HBP BLK WP HR S P ERA WHIP | IP WLS BF H R ER SO BB IBB HBP BLK WP HR S P ERA WHIP | IP WLS BF H R ER SO BB IBB HBP BLK WP HR S P ERA WHIP | IP WLS BF H R ER SO BB IBB HBP BLK WP HR S P ERA WHIP | IP WLS BF H R ER SO BB IBB HBP BLK WP HR S P ERA WHIP | IP WLS BF H R ER SO BB IBB HBP BLK WP HR S P ERA WHIP | IP WLS BF H R ER SO BB IBB HBP BLK WP HR S P ERA WHIP | IP WLS BF H R ER SO BB IBB HBP BLK WP HR S P ERA WHIP |

Miami Marlins @ Atlanta Braves
Truist Park, Atlanta, GA
Wed Sep 23 2020, 7:12 PM - 10:10 PM EDT
Cloudy - 72 F

AB 33
R 9
H 10
RBI 9
BB 6
SO 5
LOB 18



| Batter | 1 | 2 | 3 | 4 | 5 | 6 | 7 | 8 | 9 | AB R H RBI BB SO LOB | TOP | | | | | | | | | |
|---|--|----------------------------------|--|--|---|--|---|---|--|----------------------------------|---------------------------------------|---|--------------------------------------|----------------------------------|--------------------------------------|----------------------------------|----------------------------------|------------------------------------|----------------------------------|--------|
| 23 Corey Dickerson, L OBP: 0.313, SLG: 0.409 25 Lewis Brinson, R OBP: 0.300, SLG: 0.415 | C FF 94 B CH 86 S CH 88 | | B CH 86 F FF 93 S CH 88 X CH 86 | | | B CH 86 F FF 92 S CH 88 X CH 86 | B FF 94 B CH 86 S CH 88 X CH 86 | | X SL 80 | 4 0 0 0 0 2 3 1 0 0 0 0 0 0 | | | | | | | | | | |
| 6 Starling Marte, R OBP: 0.342, SLG: 0.439 | B CU 81 X CH 88 | | D CH 88 C CH 87 F FF 94 X CH 86 | | | X CU 78 | B FC 86 B CH 85 B CH 86 C FF 94 X FF 95 | | B CU 78 X FF 93 | 5 0 1 0 0 0 2 | | | | | | | | | | |
| 24 Jesús Aguilar, R OBP: 0.339, SLG: 0.475 34 Magneuris Sierra, L OBP: 0.372, SLG: 0.417 | B FF 94 C FF 94 D CH 87 B CH 86 F FF 94 X CH 86 | | C FF 93 B CH 86 F FF 94 X CH 86 | | | D CU 80 B CH 87 D CH 86 C CH 87 S CH 88 X CH 86 | C FF 94 B FC 89 F FF 94 X FF 95 | | B FC 90 B FC 90 B FC 90 B FC 90 B FC 90 B FC 90 | 4 1 2 1 1 1 2 0 0 0 0 0 0 0 | | | | | | | | | | |
| 15 Brian Anderson, R OBP: 0.347, SLG: 0.464 | X FF 94 | | | F CU 77 F CH 86 F CH 87 X FF 93 | | B FF 94 B CH 86 S CH 88 X CH 86 | B FF 96 B FC 89 S CH 88 X CH 86 | | F FF 93 B FF 94 F FF 94 S CH 81 | 5 1 0 0 0 2 2 | | | | | | | | | | |
| 26 Garrett Cooper, R OBP: 0.363, SLG: 0.495 | | X CU 79 | | C FF 93 B FF 93 X CH 86 | | C FF 92 B FF 93 F FF 93 X CH 81 | B FC 85 S CU 79 X FC 86 | | | 4 1 1 0 0 0 1 | | | | | | | | | | |
| 7 Matt Joyce, L OBP: 0.345, SLG: 0.328 4 Monte Harrison, R OBP: 0.213, SLG: 0.233 | B FF 93 C CH 86 S CH 86 | | C CU 79 B CH 86 D CH 86 X CH 79 | | | B CH 86 C FF 92 S FF 93 | | B CU 75 B FC 84 B FC 85 B FC 85 B FC 83 | | 3 0 1 0 1 2 3 0 0 0 0 0 0 0 | | | | | | | | | | |
| 19 Miguel Rojas, R OBP: 0.400, SLG: 0.504 | C FF 94 B FF 93 B FF 93 X FF 93 | | X FF 92 | | | C CU 80 C FF 92 | | X FF 88 | | 4 0 0 0 0 1 6 | | | | | | | | | | |
| 17 Chad Wallach, R OBP: 0.250, SLG: 0.351 | C CU 78 C FF 94 S FF 93 | | B FF 92 B CH 86 X CH 87 | | | B CU 80 B CU 75 X FF 93 | | S CU 76 C CU 77 S FC 86 S FC 86 | | 4 1 1 1 0 2 5 | | | | | | | | | | |
| 5 Jon Berti, R OBP: 0.388, SLG: 0.364 | | | B CH 88 D CH 88 X FF 93 | | C CU 78 B CH 86 B FF 93 F FF 93 X FF 93 | B CU 79 X CH 85 | | X CU 78 | | 4 0 3 2 0 0 2 | | | | | | | | | | |
| Inning Stats | R: 0 H: 1 E: 0 K: 1 S: 10 | H: 1 LOB: 1 BB: 0 P: 14 | R: 0 H: 0 E: 1 K: 2 S: 9 | H: 0 LOB: 1 BB: 0 P: 13 | R: 0 H: 1 E: 0 K: 0 S: 11 | H: 1 LOB: 2 BB: 0 P: 18 | R: 0 H: 1 E: 0 K: 0 S: 11 | H: 1 LOB: 2 BB: 0 P: 18 | R: 0 H: 3 E: 2 K: 3 S: 19 | H: 3 LOB: 1 BB: 0 P: 27 | R: 1 H: 1 E: 0 K: 1 S: 11 | H: 1 LOB: 0 BB: 0 P: 18 | R: 0 H: 0 E: 0 K: 1 S: 6 | H: 0 LOB: 2 BB: 1 P: 11 | R: 0 H: 1 E: 0 K: 1 S: 9 | H: 1 LOB: 1 BB: 1 P: 15 | 1B: 7 2B: 1 3B: 0 HR: 1 | SF: 0 SAC: 0 DP: 0 HBP: 0 | WP: 0 PB: 1 SB: 1 CS: 0 | PA: 40 |
| PITCHER | IP WLS BF H R ER SO BB IBB HBP BLK WP HR S P ERA WHIP | | | | | | | | | | | IP WLS BF H R ER SO BB IBB HBP BLK WP HR S P ERA WHIP | | | | | | | | |
| 48 Ian Anderson, R ERA: 1.95 | 5.2 L 27 7 3 0 6 0 0 0 0 0 0 0 69 104 0.00 1.235 | | | | | | | | | | | | | | | | | | | |
| 33 A.J. Minter, L ERA: 0.97 | 1.0 4 1 1 1 2 0 0 0 0 0 1 11 19 9.00 1.000 | | | | | | | | | | | | | | | | | | | |
| 38 Josh Tomlin, R ERA: 4.66 | 1.1 5 0 0 0 1 1 0 0 0 0 0 0 9 15 0.00 0.750 | | | | | | | | | | | | | | | | | | | |
| 68 Tyler Matzek, L ERA: 2.93 | 1.0 4 1 0 0 1 1 0 0 0 0 0 0 9 15 0.00 2.000 | | | | | | | | | | | | | | | | | | | |

Miami Marlins @ Atlanta Braves
Truist Park, Atlanta, GA
Thu Sep 24 2020, 8:51 PM - 12:24 AM EDT
Rain - 64 F

| | |
|-----|----|
| AB | 38 |
| R | 4 |
| H | 9 |
| RBI | 4 |
| BB | 2 |
| SO | 10 |
| LOB | 26 |



| Batter | 1 | 2 | 3 | 4 | 5 | 6 | 7 | 8 | 9 | AB R H RBI BB SO LOB | BOTTOM | | | | | | | | | |
|--|--|----------------------------------|--|----------------------------------|---------------------------------------|---|---|---|---|---------------------------------|---------------------------------------|---|---------------------------------------|----------------------------------|---------------------------------------|----------------------------------|----------------------------------|------------------------------------|----------------------------------|--------|
| 13 Ronald Acuña Jr., R OBP: 0.411, SLG: 0.586 | F FF 92 B CH 87 B FF 92 B FF 93 X CH 84 | | C CU 79 B CH 87 B CH 88 B CH 87 F FF 94 S FF 94 | | | F SI 93 B CH 86 S CH 86 B CH 87 C FF 94 | C SL 81 S SL 80 S SL 80 | | F SI 91 X SL 86 | 5 0 1 0 0 3 2 | | | | | | | | | | |
| 5 Freddie Freeman, L OBP: 0.456, SLG: 0.628 | B CH 87 B FC 90 X FF 93 | | C FC 90 F FC 90 F FF 94 F CH 89 H FF 94 | | | X FC 90 | F SI 91 B CH 88 B CH 88 B CH 88 B CH 88 B CH 88 B CH 88 | | F SI 91 B CH 87 B CH 86 F SI 92 B SI 91 | 3 0 0 0 1 1 3 | | | | | | | | | | |
| 20 Marcell Ozuna, R OBP: 0.419, SLG: 0.622 | C FF 94 B CH 87 F FF 94 | | B CH 86 B FC 94 B CH 86 | | | B SL 86 B SL 86 C FF 93 | X SL 87 | F FF 92 B FC 86 B CH 86 F FF 94 X FF 93 | C SI 91 S SI 94 S SL 86 | 3 1 1 0 2 2 2 | | | | | | | | | | |
| 16 Travis d'Arnaud, R OBP: 0.385, SLG: 0.540 | C FF 94 B CH 88 B CH 88 F FF 94 F FF 94 S CH 88 | | B FC 95 D CH 89 X FF 93 | | | X SL 87 | S SL 86 S SL 86 S SL 86 | F FF 92 B FC 86 B CH 86 F FF 94 X FF 93 | C SI 91 S SI 94 S SL 86 | 5 1 1 0 0 2 5 | | | | | | | | | | |
| Ozzie Albies, S OBP: 0.321, SLG: 0.510 | S FF 93 X CH 88 | | X CU 77 | | | F FF 93 S FF 94 | C CU 80 B FF 92 S SL 86 S SL 86 | B CH 82 D SL 89 B FF 92 B FF 93 | C SI 91 S SI 94 S SL 86 | 3 0 0 0 1 1 1 | | | | | | | | | | |
| 23 Adam Duvall, R OBP: 0.313, SLG: 0.565 | F FF 93 S CH 86 B CH 87 F FF 94 B CH 89 X FF 94 | | B FF 93 S FF 94 B CH 86 B FF 93 B FF 95 | | | C CU 80 B FF 92 S SL 86 S SL 86 | F FF 93 S FF 94 | C SI 91 S SI 94 S SL 86 | C SI 91 S SI 94 S SL 86 | 3 0 1 0 1 2 4 | | | | | | | | | | |
| 7 Dansby Swanson, R OBP: 0.348, SLG: 0.460 | X FF 94 | | C SI 94 F SI 92 D CH 87 R SI 94 S CH 86 | | | B FF 87 B SL 86 B SL 86 B SL 86 | F FF 92 B FC 86 B CH 86 F FF 94 X FF 93 | X SI 92 | F FF 92 B FC 86 B CH 86 F FF 94 X FF 93 | 3 0 1 2 1 1 2 | | | | | | | | | | |
| 22 Nick Markakis, L OBP: 0.308, SLG: 0.385 | B SI 93 B FC 91 X SI 93 | | C FF 94 X FF 94 | | | X SL 80 | C SI 90 X CH 86 | C SI 90 X CH 86 | C SI 90 X CH 86 | 4 0 1 0 0 0 4 | | | | | | | | | | |
| 24 Adeiny Hechavarria, R OBP: 0.296, SLG: 0.294 | C FF 92 C FF 92 X SI 93 | | S FF 94 X SI 93 | | | S FF 94 X SI 93 | C SI 93 S SL 82 S SL 82 X SL 87 | C SI 93 X SL 87 | C SI 93 X SL 87 | 4 0 0 0 0 1 4 | | | | | | | | | | |
| Inning Stats | R: 0 H: 1 E: 0 K: 2 S: 11 | H: 1 LOB: 1 BB: 0 P: 19 | R: 0 H: 1 E: 0 K: 0 S: 9 | H: 1 LOB: 1 BB: 0 P: 15 | R: 0 H: 0 E: 0 K: 2 S: 13 | H: 0 LOB: 2 BB: 1 P: 24 | R: 0 H: 0 E: 0 K: 1 S: 11 | H: 0 LOB: 1 BB: 1 P: 17 | R: 0 H: 0 E: 0 K: 2 S: 6 | H: 0 LOB: 0 BB: 0 P: 9 | R: 0 H: 1 E: 0 K: 2 S: 16 | H: 1 LOB: 2 BB: 1 P: 23 | R: 2 H: 3 E: 0 K: 1 S: 16 | H: 3 LOB: 2 BB: 1 P: 25 | R: 0 H: 0 E: 0 K: 2 S: 12 | H: 0 LOB: 1 BB: 1 P: 19 | 1B: 5 2B: 1 3B: 0 HR: 0 | SF: 0 SAC: 0 DP: 0 HBP: 1 | WP: 0 PB: 0 SB: 2 CS: 0 | PA: 40 |
| PITCHER | IP WLS BF H R ER SO BB IBB HBP BLK WP HR S P ERA WHIP | | | | | | | | | | | IP WLS BF H R ER SO BB IBB HBP BLK WP HR S P ERA WHIP | | | | | | | | |
| 49 Pablo López, R ERA: 3.61 | 5.0 W 20 2 0 0 6 2 0 0 0 0 0 0 9 15 0.00 0.800 | | | | | | | | | | | | | | | | | | | |
| 93 Yimi García, R ERA: 0.63 | 1.0 H 4 0 0 0 2 1 0 0 0 0 0 0 9 15 0.00 1.000 | | | | | | | | | | | | | | | | | | | |
| 39 James Hoyt, R ERA: 1.29 | 0.2 4 1 0 0 1 1 0 0 0 0 0 0 9 13 0.00 3.000 | | | | | | | | | | | | | | | | | | | |
| 35 Richard Bleier, L ERA: 2.3 | 0.1 H 1 0 0 0 1 0 0 0 0 0 0 0 7 10 0.00 0.000 | | | | | | | | | | | | | | | | | | | |
| 33 Brad Boxberger, R ERA: 3.18 | 0.0 3 2 2 2 0 1 0 0 0 0 0 0 8 15 ∞ ∞ | | | | | | | | | | | | | | | | | | | |

Miami Marlins @ Atlanta Braves
Truist Park, Atlanta, GA
Thu Sep 24 2020, 8:51 PM - 12:24 AM EDT
Rain - 64 F

| | |
|-----|----|
| AB | 33 |
| R | 2 |
| H | 6 |
| RBI | 2 |
| BB | 6 |
| SO | 13 |
| LOB | 27 |



| Batter | 1 | 2 | 3 | 4 | 5 | 6 | 7 | 8 | 9 | AB | R | H | RBI | BB | SO | LOB | TOP | | | | |
|---|------------------------------|----------------------------------|------------------------------|----------------------------------|-------------------------------|----------------------------------|-------------------------------|----------------------------------|-------------------------------|----------------------------------|-------------------------------|----------------------------------|-------------------------------|----------------------------------|-------------------------------|----------------------------------|----------------------------------|------------------------------------|----------------------------------|--------|--|
| 34 Magneuris Sierra, L OBP: 0.340, SLG: 0.375 | P5 | | SH1-3 | | F7 | | G3-1 | K | | 4 | 0 | 0 | 0 | 0 | 1 | 2 | | | | | |
| 5 Jon Berti, R OBP: 0.385, SLG: 0.350 | K | | 2B | | E4 | | BB | BB | | 3 | 2 | 1 | 1 | 2 | 1 | 0 | | | | | |
| 26 Garrett Cooper, R OBP: 0.353, SLG: 0.500 | K | | K | | FC6-4 | | 1B | FC5-4 | | 5 | 0 | 1 | 0 | 0 | 2 | 3 | | | | | |
| 7 Matt Joyce, L OBP: 0.354, SLG: 0.339 | K | | 1B | | 1B | | 1B | F8 | | 5 | 0 | 3 | 2 | 0 | 1 | 1 | | | | | |
| 25 Lewis Brinson, R OBP: 0.275, SLG: 0.379 | L5 | | G5-3 | | G4-3 | | K | K | | 5 | 0 | 0 | 0 | 0 | 2 | 6 | | | | | |
| 38 Jorge Alfaro, R OBP: 0.275, SLG: 0.344 | 1B | | | | K | | K | BB | | 3 | 0 | 1 | 0 | 1 | 2 | 0 | | | | | |
| 70 Jazz Chisholm Jr., L OBP: 0.234, SLG: 0.231 | P5 | | | | P6 | | F7 | 1B | | 4 | 0 | 1 | 0 | 0 | 0 | 1 | | | | | |
| 4 Monte Harrison, R OBP: 0.235, SLG: 0.255 | | | 1B | | 1B | | K | K | | 4 | 1 | 2 | 0 | 0 | 2 | 2 | | | | | |
| 19 Miguel Rojas, R OBP: 0.235, SLG: 0.496 | | | 2B | | L6 | | L8 | K | | 4 | 1 | 1 | 1 | 0 | 1 | 3 | | | | | |
| Inning Stats | R: 0 E: 0 K: 2 S: 7 | H: 0 LOB: 0 BB: 0 P: 12 | R: 0 E: 0 K: 1 S: 9 | H: 1 LOB: 1 BB: 0 P: 13 | R: 3 E: 0 K: 1 S: 14 | H: 4 LOB: 1 BB: 0 P: 17 | R: 0 E: 0 K: 1 S: 11 | H: 1 LOB: 1 BB: 0 P: 16 | R: 0 E: 0 K: 2 S: 12 | H: 0 LOB: 0 BB: 0 P: 13 | R: 1 E: 0 K: 1 S: 14 | H: 2 LOB: 2 BB: 1 P: 24 | R: 0 E: 0 K: 3 S: 13 | H: 1 LOB: 2 BB: 1 P: 22 | R: 0 E: 0 K: 1 S: 10 | H: 0 LOB: 1 BB: 1 P: 18 | 1B: 9 2B: 1 3B: 0 HR: 0 | SF: 0 SAC: 1 DP: 0 HBP: 0 | WP: 0 PB: 0 SB: 1 CS: 0 | PA: 41 | |
| PITCHER | IP | WLS | BF | H | R | ER | SO | BB | IBB | HBP | BLK | WP | HR | S | P | ERA | WHIP | | | | |
| 83 Dewi Garcia, R ERA: 4.98 | 6.2 | W | 29 | 7 | 4 | 4 | 7 | 1 | 0 | 0 | 0 | 0 | 0 | 68 | 103 | 5.40 | 1.200 | | | | |
| 0 Adam Ottavino, R ERA: 5.69 | 0.1 | | 3 | 2 | 0 | 0 | 1 | 0 | 0 | 0 | 0 | 0 | 0 | 7 | 10 | 0.00 | 6.000 | | | | |
| 89 Miguel Yajure, R ERA: 1.29 | 2.0 | | 9 | 1 | 0 | 0 | 4 | 2 | 0 | 0 | 0 | 0 | 0 | 23 | 40 | 0.00 | 1.500 | | | | |

Miami Marlins @ New York Yankees
Yankee Stadium, Bronx, NY
Sat Sep 26 2020, 1:08 PM - 4:27 PM EDT
Cloudy - 73 F

livebaseballscorecards.com

AB 37
R 4
H 10
RBI 4
BB 3
SO 12
LOB 18



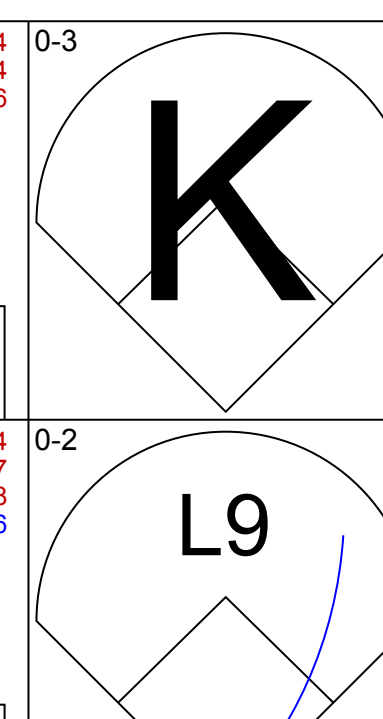
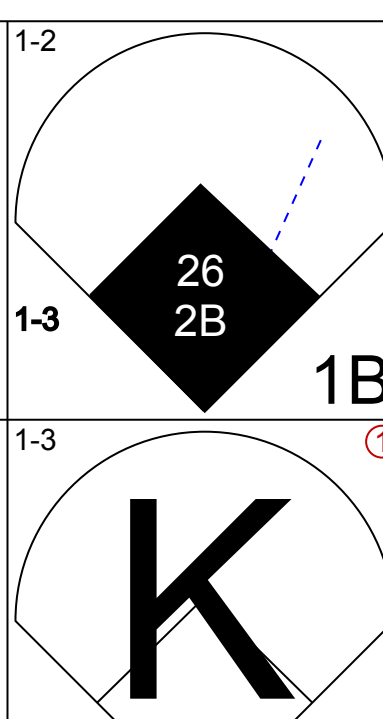
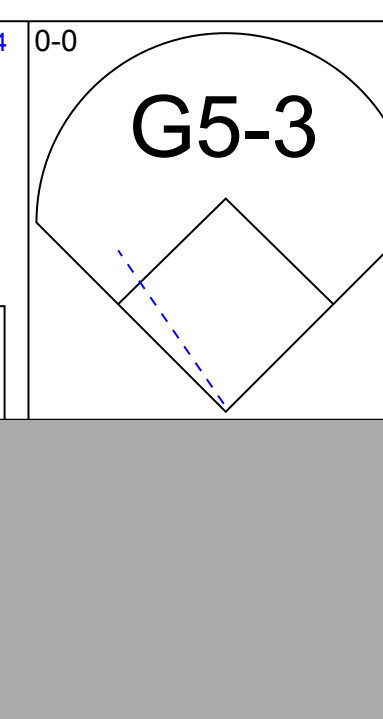
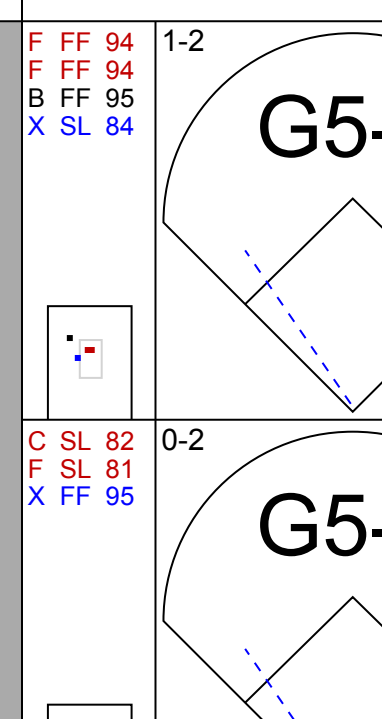
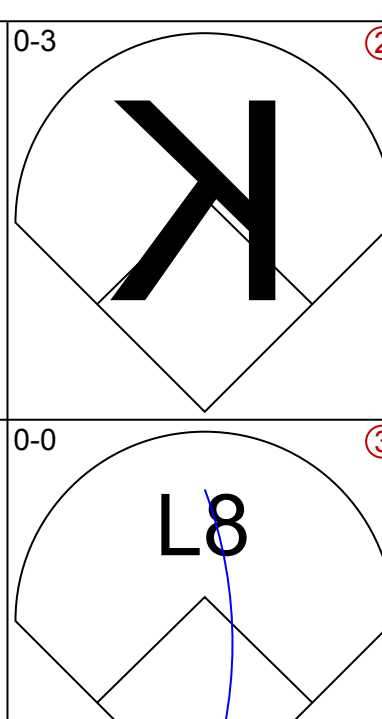
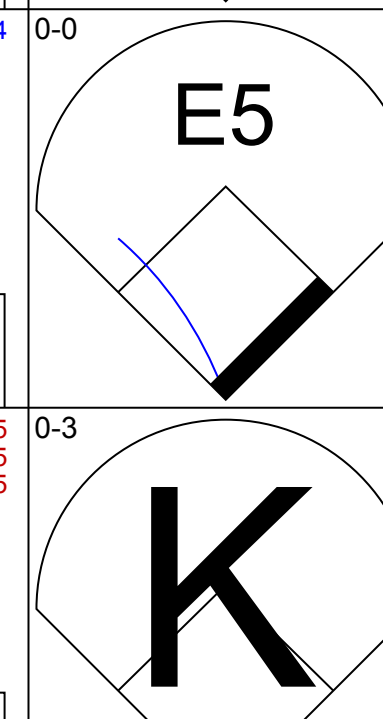
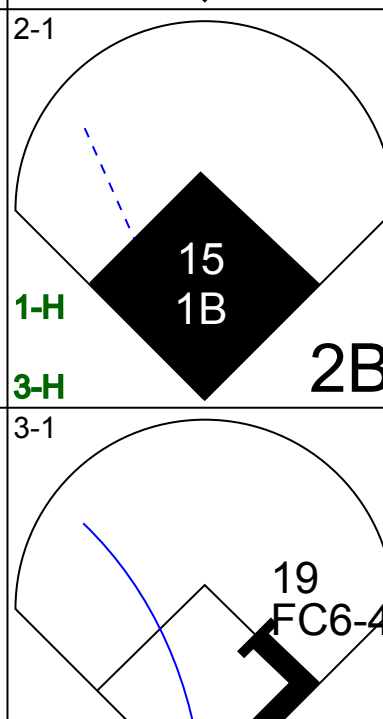
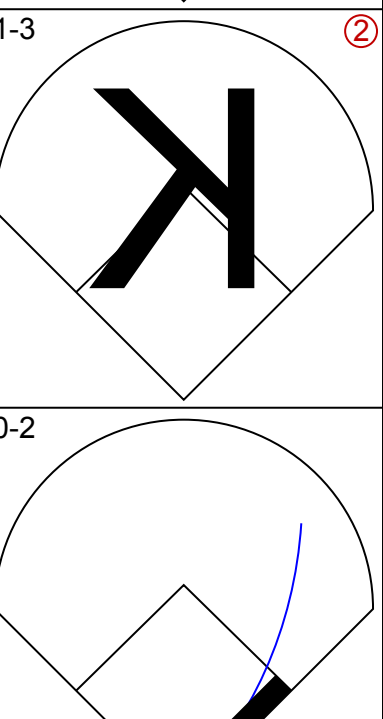



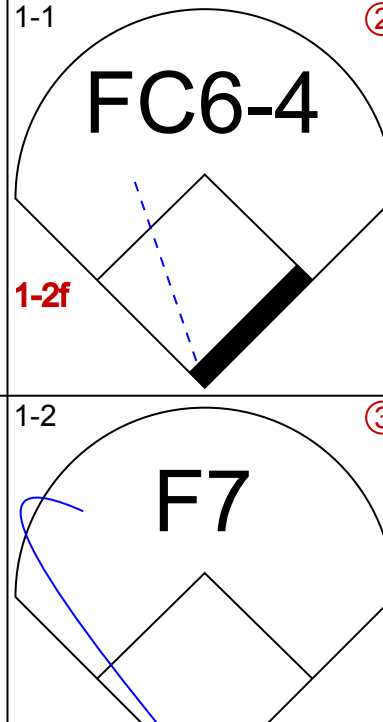
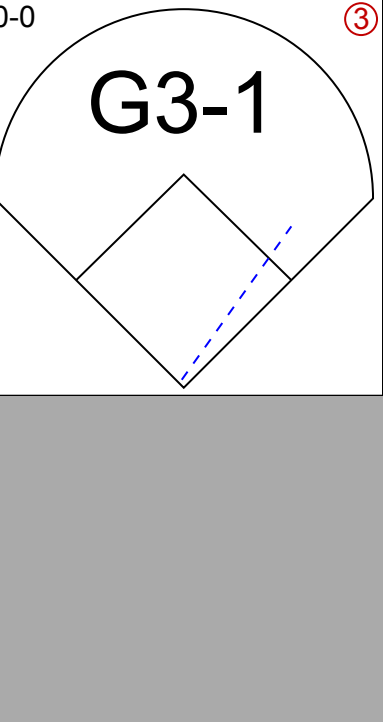
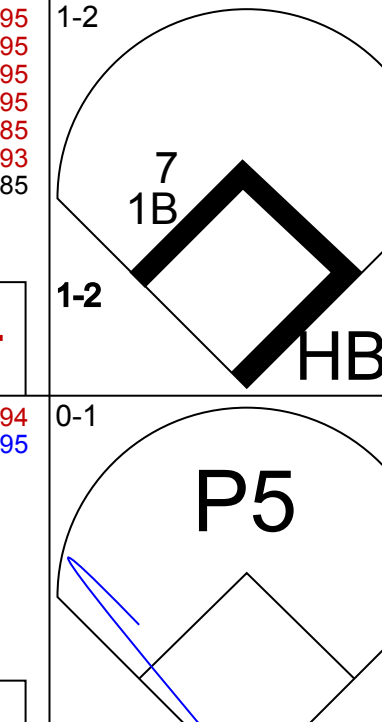



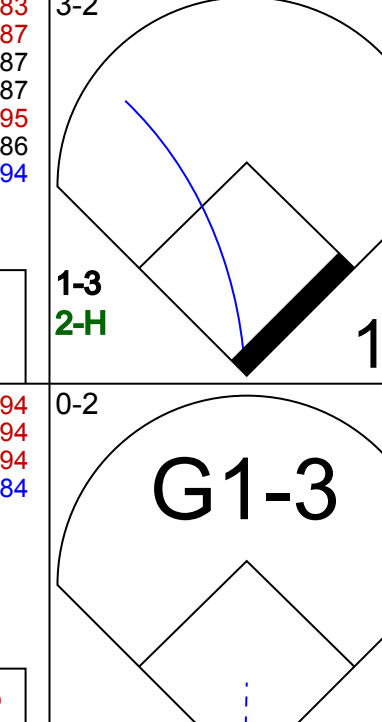
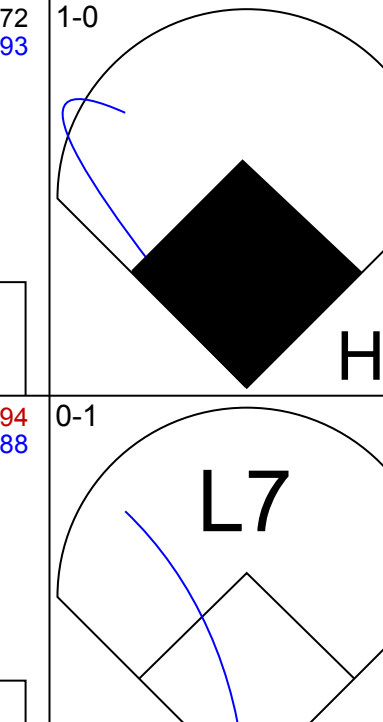
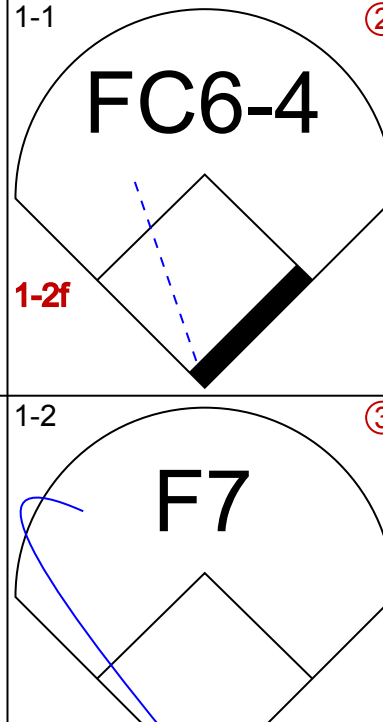
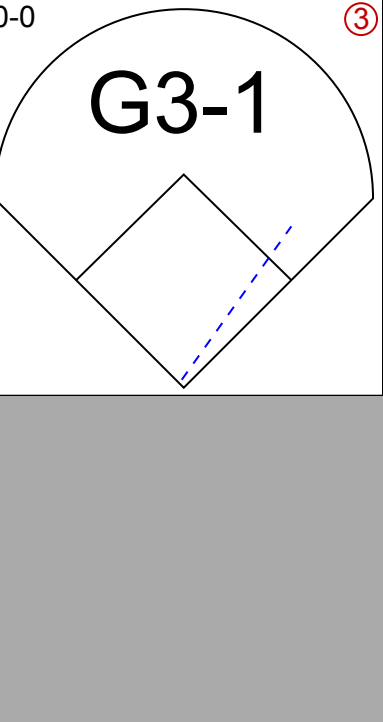
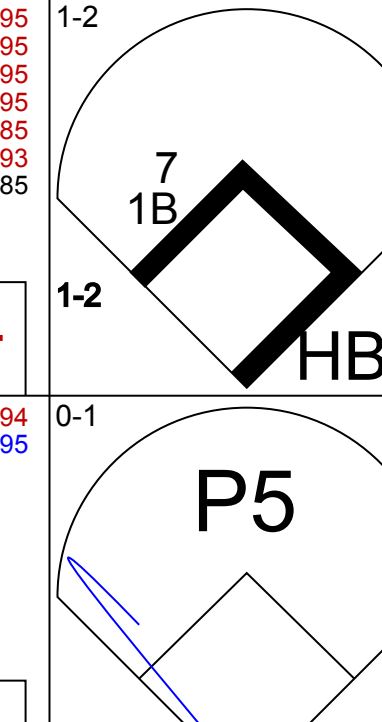

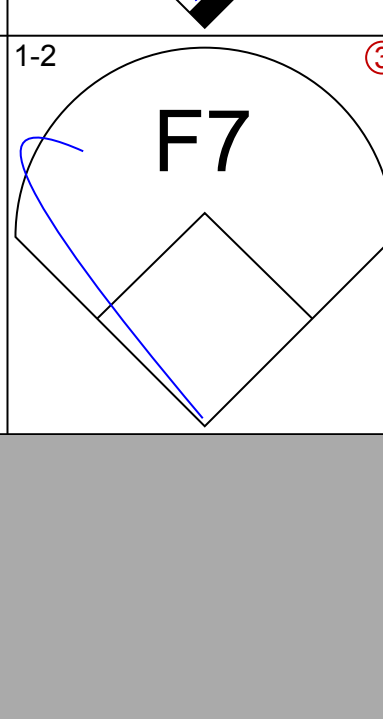
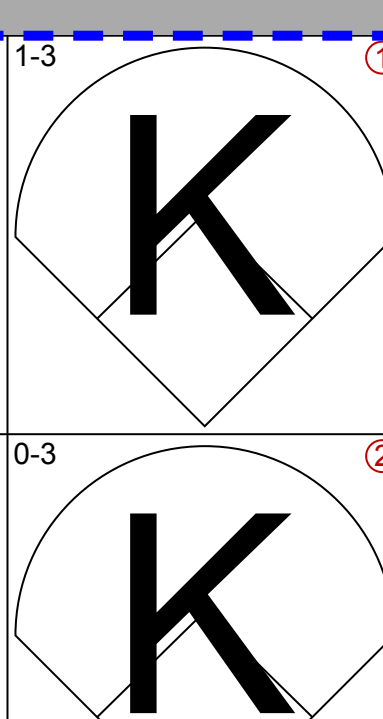
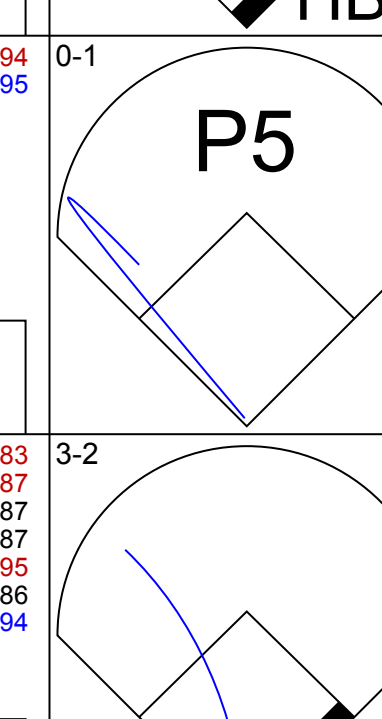

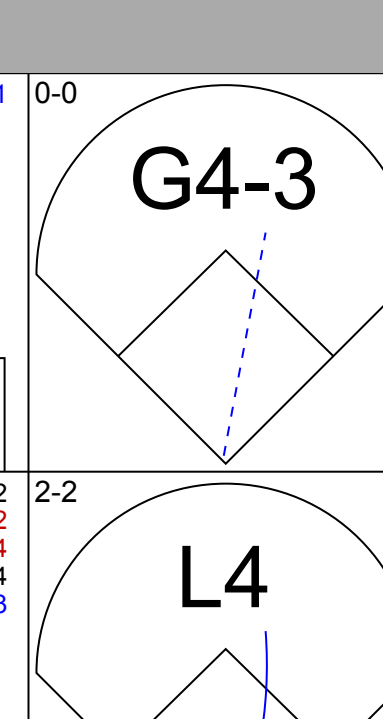
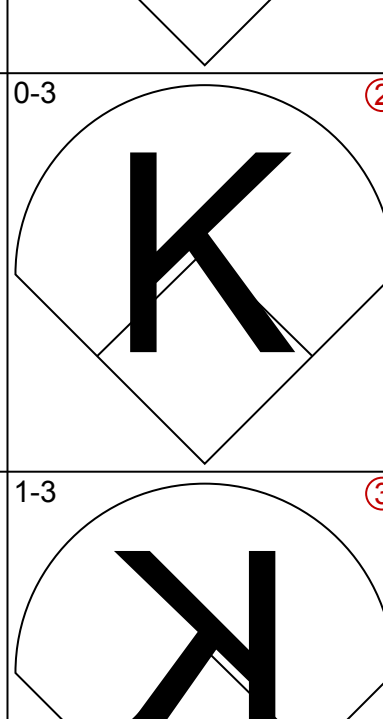
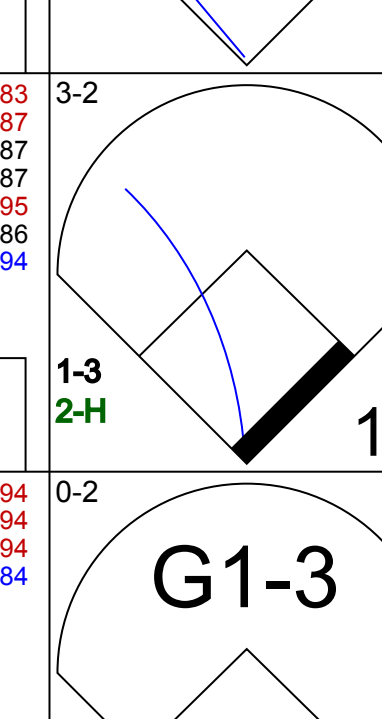




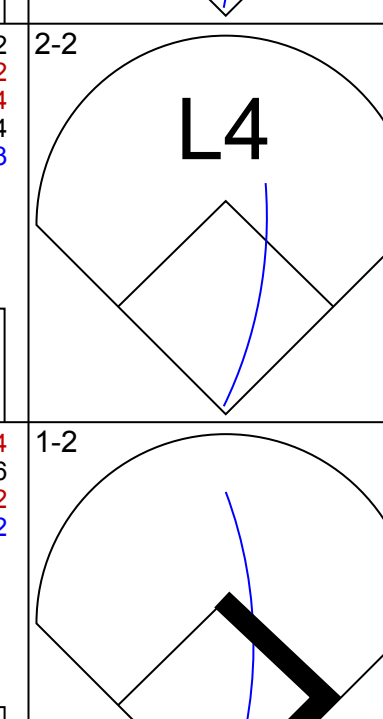

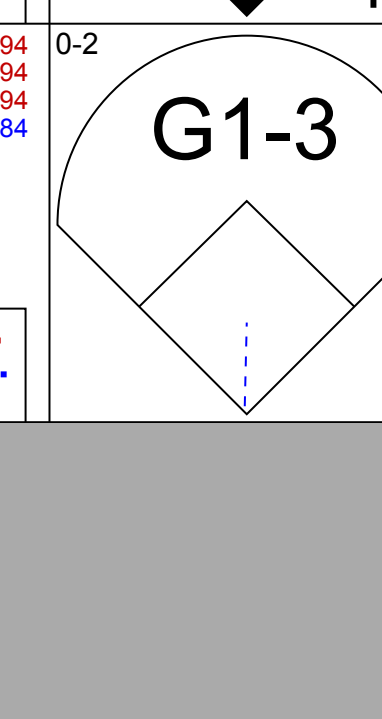
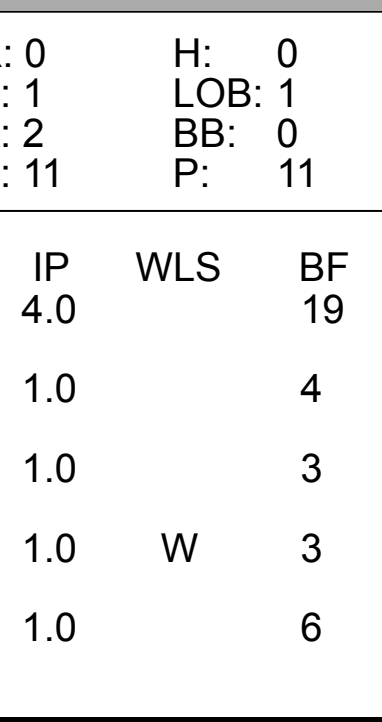
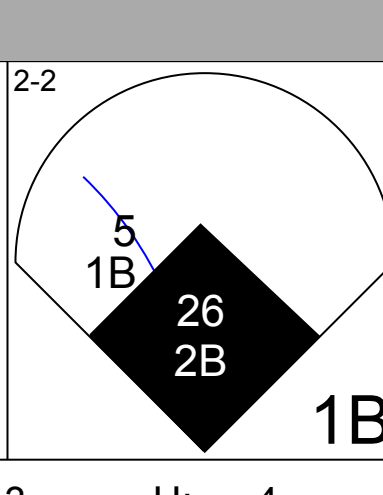
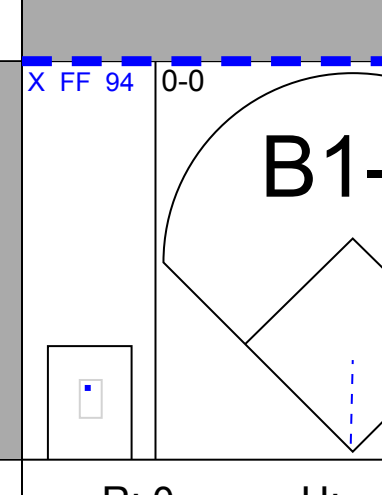
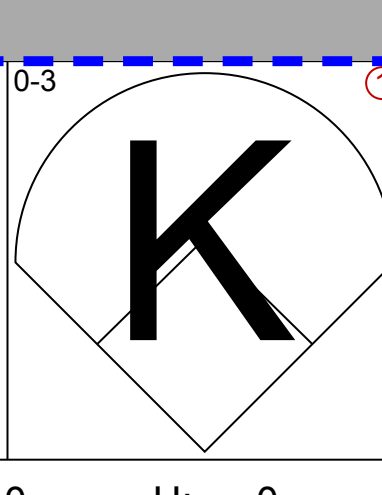
| Batter | 1 | 2 | 3 | 4 | 5 | 6 | 7 | 8 | 9 | AB | R | H | RBI | BB | SO | LOB | BOTTOM | | | | |
|---|-------------------------------|----------------------------------|------------------------------|----------------------------------|-------------------------------|----------------------------------|-------------------------------|----------------------------------|-------------------------------|----------------------------------|-------------------------------|----------------------------------|-------------------------------|----------------------------------|------------------------------|---------------------------------|----------------------------------|------------------------------------|----------------------------------|--------|--|
| 26 DJ LeMahieu, R OBP: 0.415, SLG: 0.589 | 2B | | 1B | | G3-1 | | 2B | 1B | | 5 | 1 | 4 | 3 | 0 | 0 | 0 | | | | | |
| 99 Aaron Judge, R OBP: 0.330, SLG: 0.566 | BB | | K | | 2B | | F9 | FC5 | | 3 | 1 | 0 | 0 | 2 | 1 | 4 | | | | | |
| 27 Giancarlo Stanton, R OBP: 0.387, SLG: 0.590 | G6-4-3 | | | | K | | 2B | 59 HR | | 4 | 1 | 1 | 1 | 1 | 1 | 2 | | | | | |
| 59 Luke Voit, R OBP: 0.339, SLG: 0.619 | G1-3 | | | | K | | L6 | HR | | 5 | 1 | 1 | 3 | 0 | 1 | 2 | | | | | |
| 29 Gio Urshela, R OBP: 0.376, SLG: 0.503 | F9 | | | | 1B | | HR | G6-3 | | 4 | 1 | 1 | 0 | 1 | 0 | 0 | | | | | |
| 31 Aaron Hicks, S OBP: 0.386, SLG: 0.424 | K | | | | F8 | | HR | 24 BB | | 4 | 2 | 2 | 2 | 0 | 1 | 1 | | | | | |
| 77 Clint Frazier, R OBP: 0.394, SLG: 0.511 | K | | | | K | | SH5-4 | K | | 3 | 1 | 0 | 0 | 0 | 3 | 1 | | | | | |
| 24 Gary Sánchez, R OBP: 0.259, SLG: 0.375 | K | | | | HR | | BB | 14 HR | | 1 | 2 | 0 | 0 | 3 | 1 | 0 | | | | | |
| 14 Tyler Wade, L OBP: 0.297, SLG: 0.318 | P5 | | | | HR | | SH5-4 | L7 | | 3 | 1 | 1 | 2 | 0 | 0 | 2 | | | | | |
| Inning Stats | R: 0 E: 0 K: 0 S: 10 | H: 1 LOB: 1 BB: 1 P: 15 | R: 0 E: 0 K: 2 S: 7 | H: 0 LOB: 0 BB: 0 P: 13 | R: 0 E: 0 K: 2 S: 18 | H: 1 LOB: 1 BB: 0 P: 26 | R: 0 E: 0 K: 2 S: 11 | H: 1 LOB: 1 BB: 0 P: 17 | R: 3 E: 0 K: 1 S: 15 | H: 2 LOB: 2 BB: 2 P: 27 | R: 7 E: 0 K: 0 S: 19 | H: 3 LOB: 0 BB: 3 P: 40 | R: 1 E: 0 K: 1 S: 11 | H: 2 LOB: 2 BB: 1 P: 23 | R: 0 E: 0 K: 0 S: 4 | H: 0 LOB: 0 BB: 0 P: 6 | 1B: 4 2B: 3 3B: 0 HR: 3 | SF: 0 SAC: 1 DP: 1 HBP: 1 | WP: 0 PB: 0 SB: 1 CS: 0 | PA: 41 | |
| PITCHER | IP | WLS | BF | H | R | ER | SO | BB | IBB | HBP | BLK | WP | HR | S | P | ERA | WHIP | | | | |
| 95 Trevor Rogers, L ERA: 6.11 | 3.0 | | 11 | 2 | 0 | 0 | 4 | 1 | 0 | 0 | 0 | 0 | 1 | 22 | 39 | 16.20 | 2.400 | | | | |
| 55 Ryne Stanek, R ERA: 7.2 | 1.2 | | 9 | 2 | 3 | 3 | 3 | 2 | 0 | 0 | 0 | 0 | 1 | 22 | 39 | 16.20 | 2.400 | | | | |
| 39 James Hoyt, R ERA: 1.26 | 0.1 | B | 2 | 1 | 0 | 0 | 0 | 0 | 0 | 0 | 0 | 0 | 0 | 4 | 5 | 0.00 | 3.000 | | | | |
| 37 Stephen Tarpley, L ERA: 9.0 | 0.1 | L | 6 | 2 | 5 | 5 | 0 | 2 | 0 | 1 | 0 | 0 | 1 | 11 | 25 | 135.00 | 12.000 | | | | |
| 44 Nick Vincent, R ERA: 4.43 | 1.2 | | 10 | 3 | 3 | 3 | 1 | 2 | 0 | 0 | 0 | 0 | 1 | 19 | 38 | 16.20 | 3.000 | | | | |

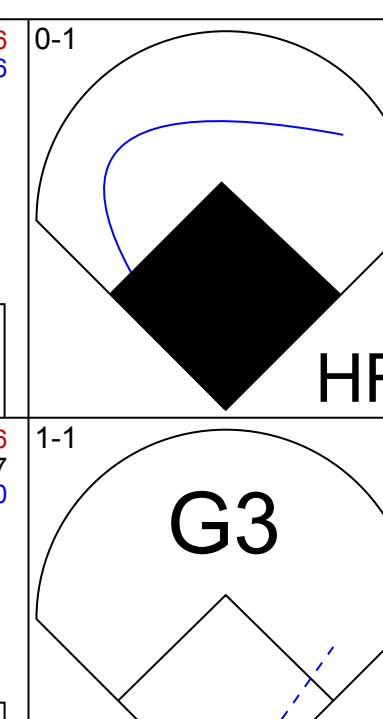
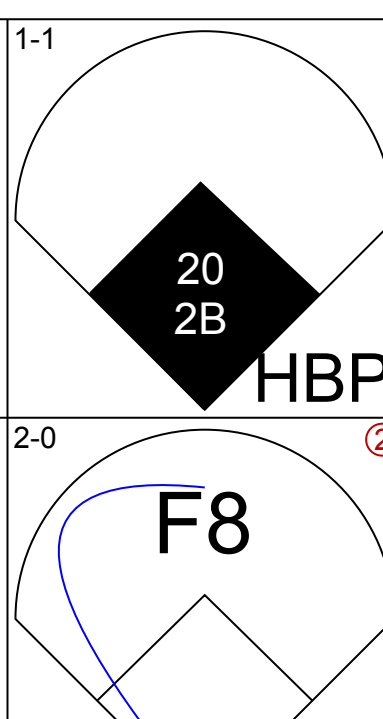

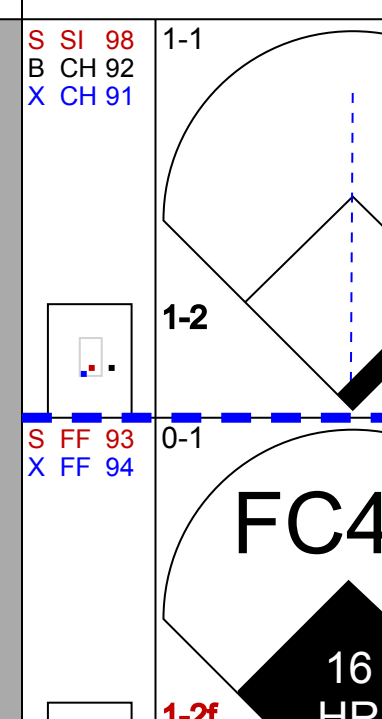
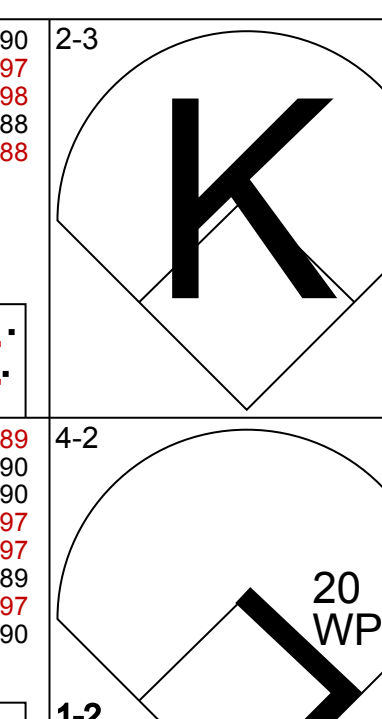
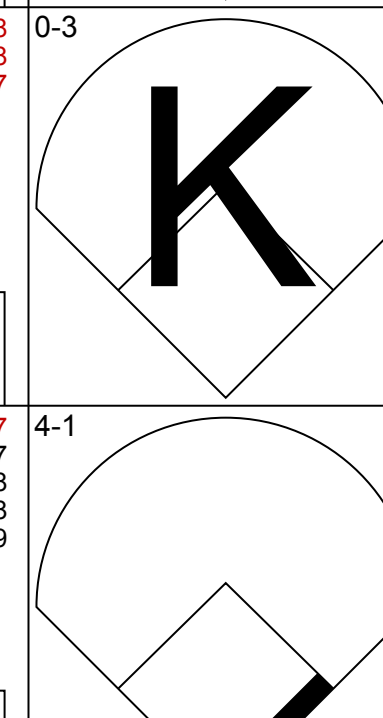
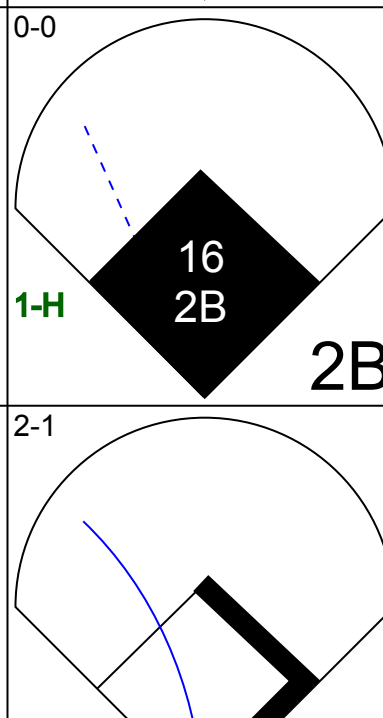
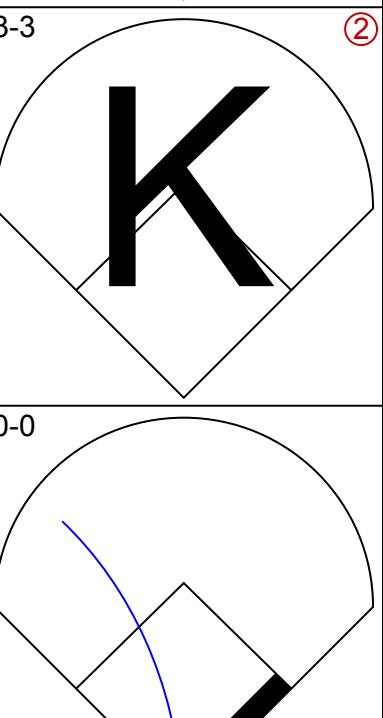
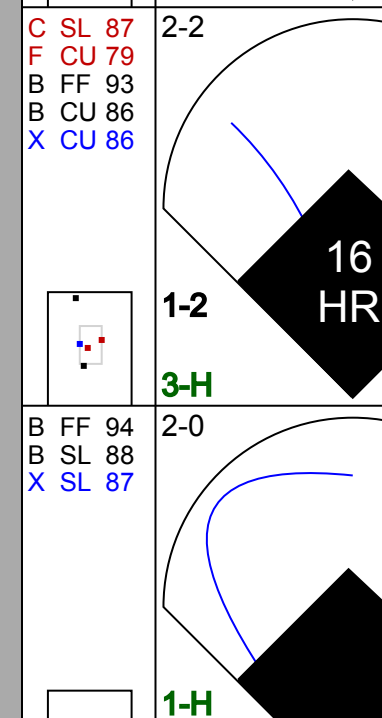
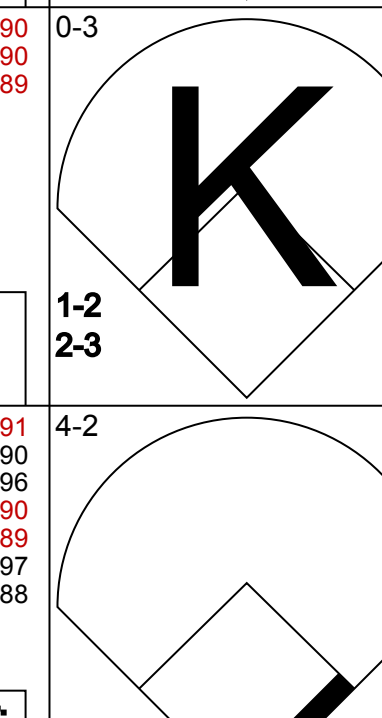

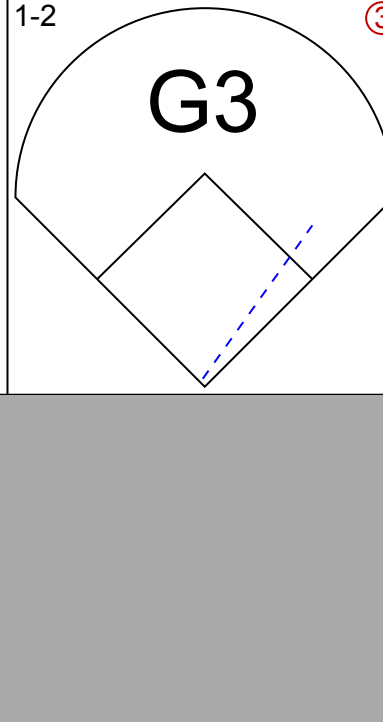

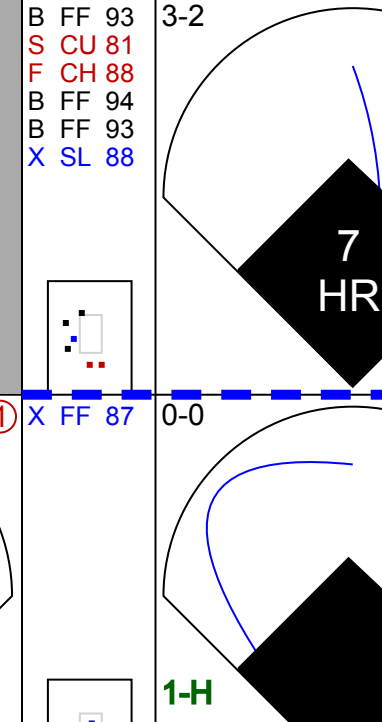
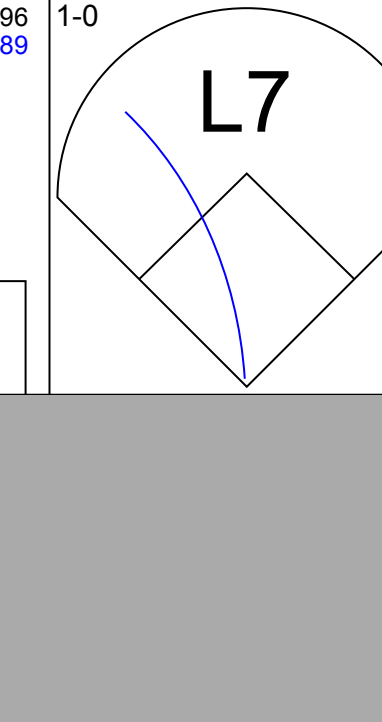



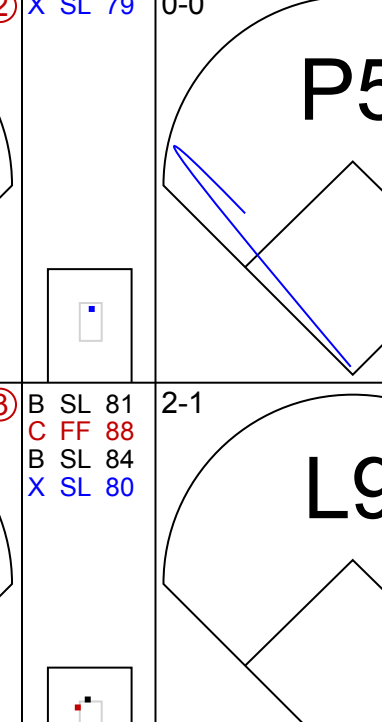


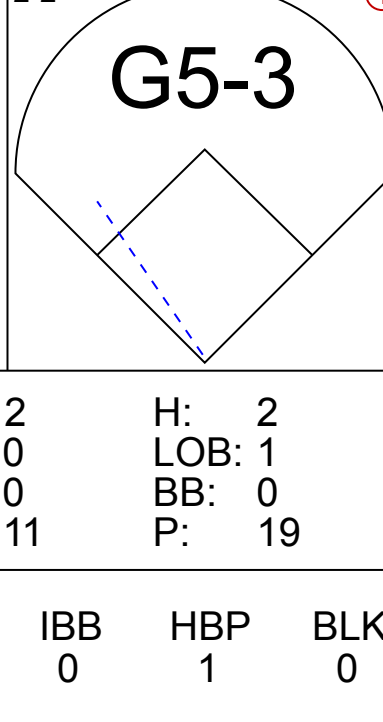
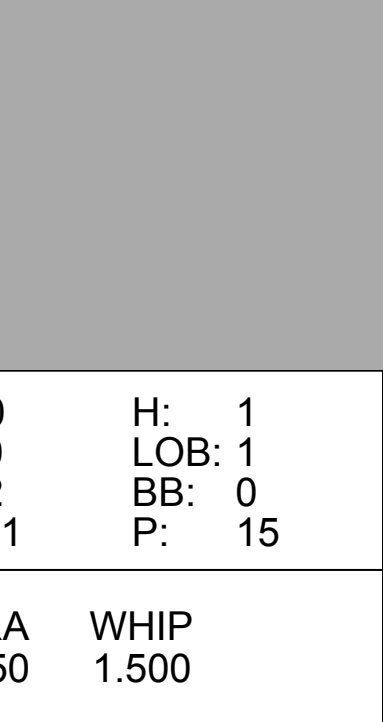
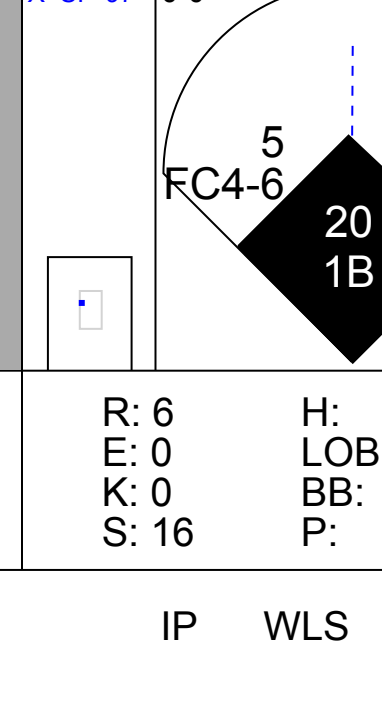
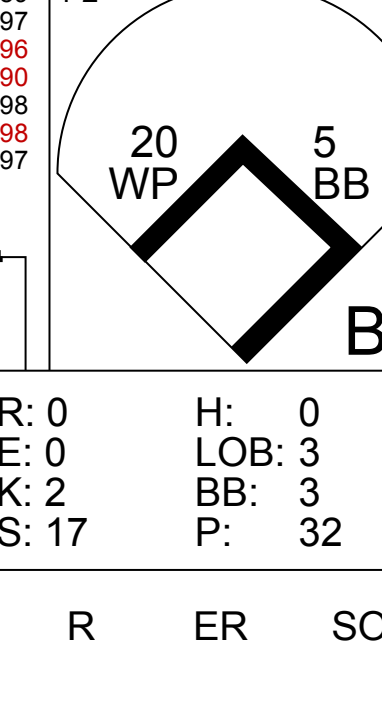
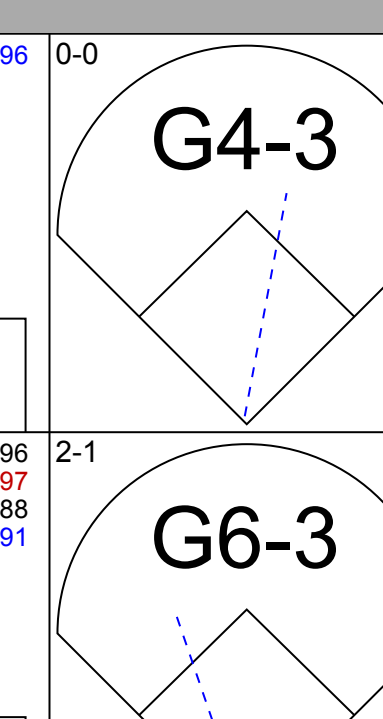
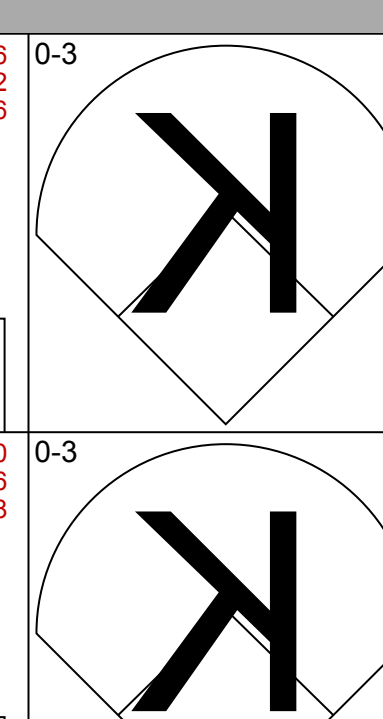
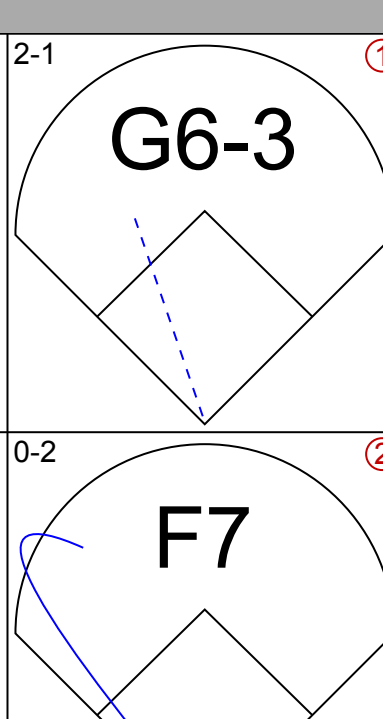

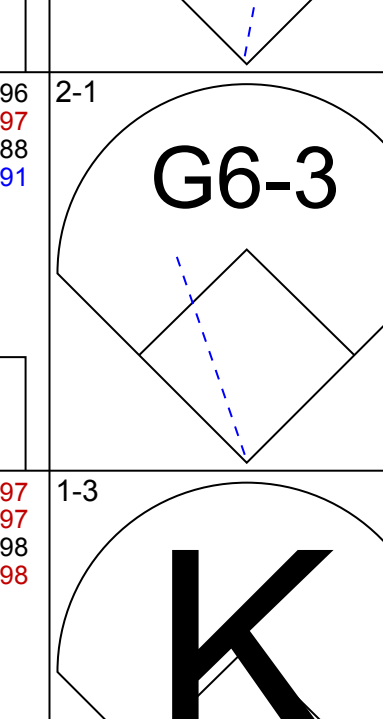
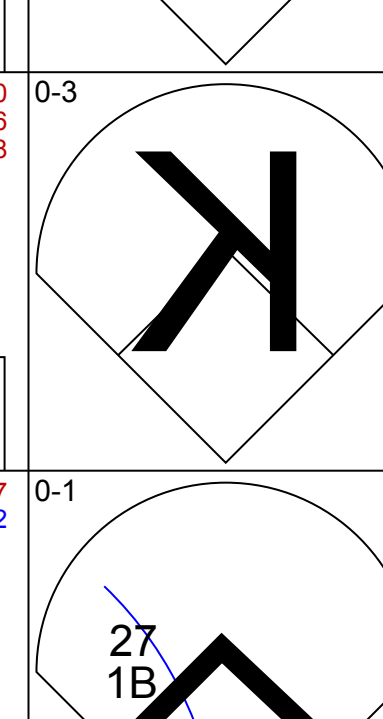
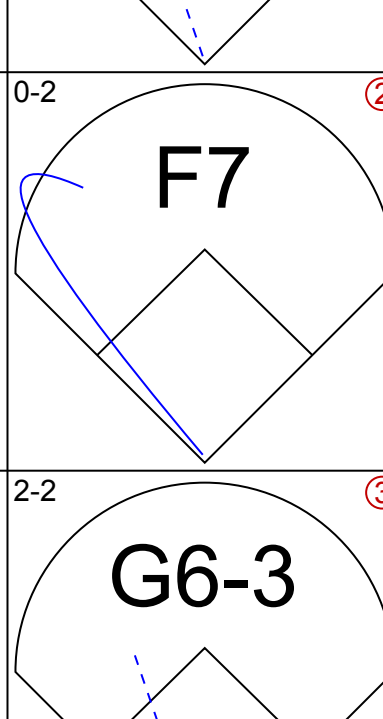

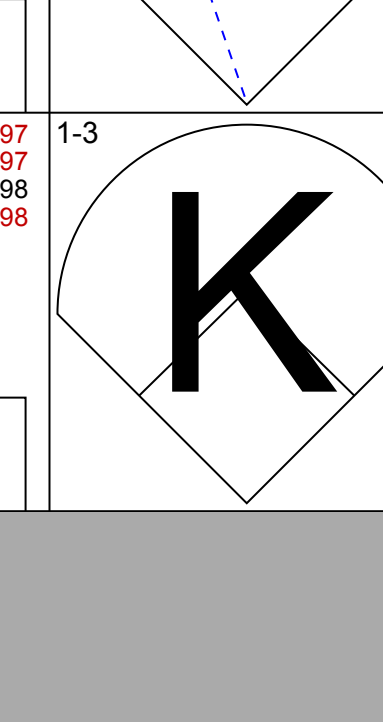
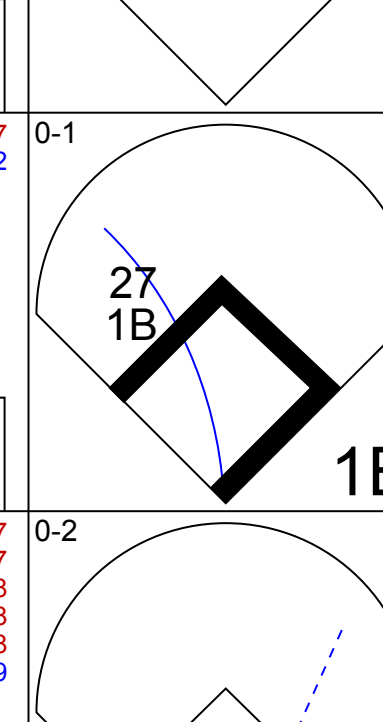
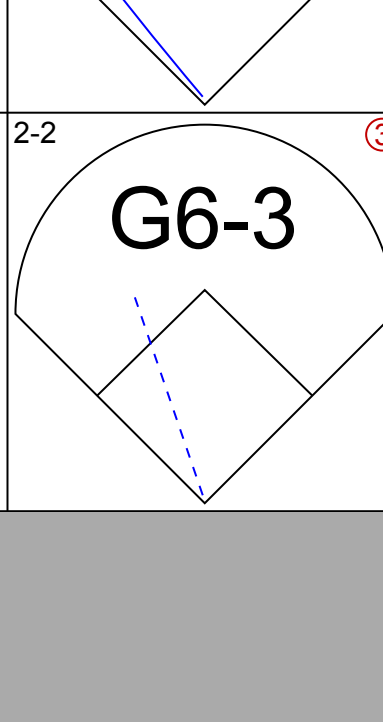
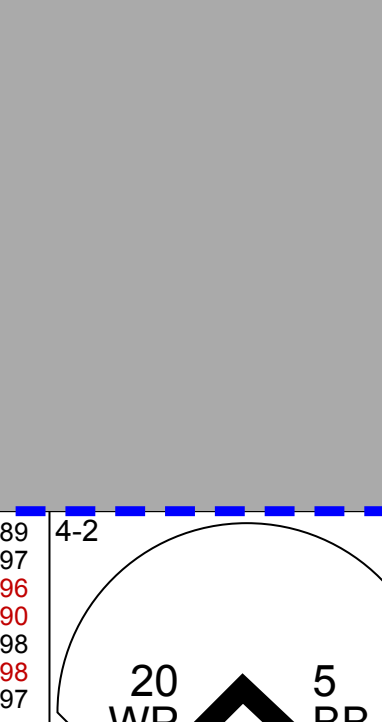
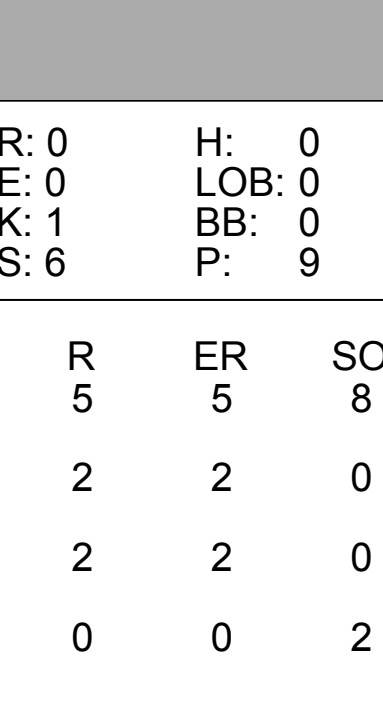
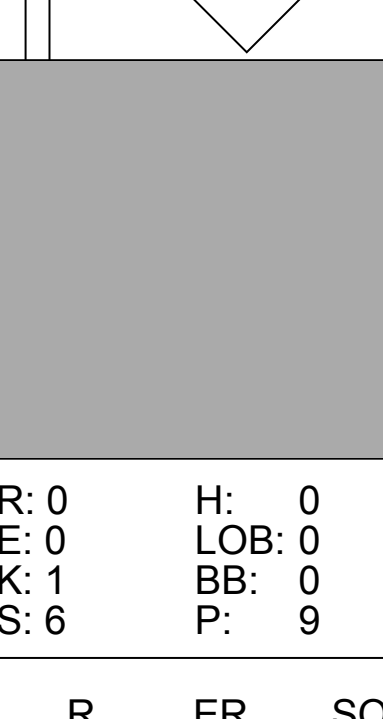
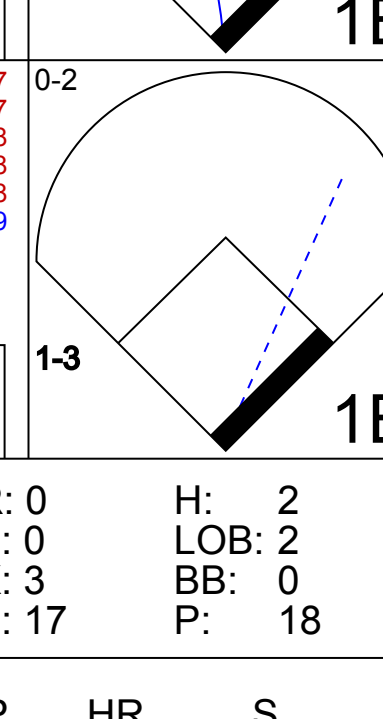
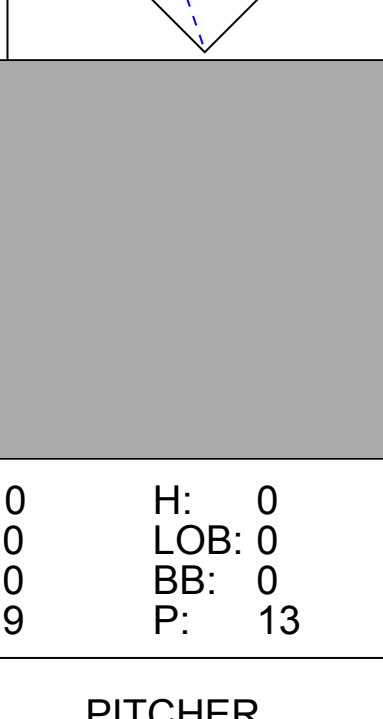
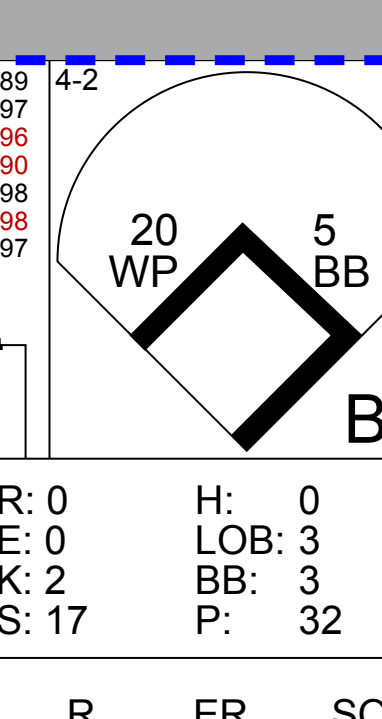

Miami Marlins @ New York Yankees
Yankee Stadium, Bronx, NY
Sat Sep 26 2020, 1:08 PM - 4:27 PM EDT
Cloudy - 73 F

livebaseballscorecards.com

AB 32
R 11
H 10
RBI 11
BB 7
SO 8
LOB 12



| Batter | 1 | 2 | 3 | 4 | 5 | 6 | 7 | 8 | 9 | AB R H RBI BB SO LOB | TOP | | | | | | | | | |
|--|---|---|---|--|---------------------------------------|---|---|--|---|----------------------------------|--|---------------------------------|---------------------------------------|----------------------------------|--------------------------------------|---------------------------------|-------------------------|---------------------------|----------------------------------|--------|
| 5 Jon Berti, R OBP: 0.395, SLG: 0.200 |  | |  |  | | |  | |  | 5 1 1 0 0 2 1 | Miami Marlins @ Atlanta Braves Minute Maid Park, Houston, TX Tue Oct 06 2020, 1:09 PM - 4:24 PM CDT Roof Closed - 73 F | | | | | | | | | |
| 24 Jesus Aguilar, R OBP: 0.214, SLG: 0.462 |  | |  | | |  |  | |  | 5 0 0 0 0 1 2 | | | | | | | | | | |
| 26 Garrett Cooper, R OBP: 0.308, SLG: 0.583 |  | |  | | |  | |  | | 4 1 1 2 0 2 0 | | | | | | | | | | |
| 15 Brian Anderson, R OBP: 0.231, SLG: 0.231 |  | |  | | |  | |  | | 4 1 3 1 0 1 1 | | | | | | | | | | |
| 19 Miguel Rojas, R OBP: 0.417, SLG: 0.600 | |  |  | | |  | |  | | 3 1 1 1 0 0 2 | | | | | | | | | | |
| 23 Corey Dickerson, L OBP: 0.231, SLG: 0.364 |  | |  | | | |  | |  | 4 0 0 0 0 1 3 | | | | | | | | | | |
| 25 Lewis Brinson, R |  | | |  | | |  | |  | 3 0 0 0 0 2 0 | | | | | | | | | | |
| 7 Matt Joyce, L OBP: 0.500, SLG: 0.500 |  | | | | | |  | |  | 1 0 1 1 0 0 0 | | | | | | | | | | |
| 17 Chad Wallach, R OBP: 0.100, SLG: 0.100 |  | | |  | | |  | |  | 3 0 0 0 0 1 0 | | | | | | | | | | |
| 38 Jorge Alfaro, R |  | | | | | | | | | 1 0 0 0 0 0 2 | | | | | | | | | | |
| 34 Magneuris Sierra, L OBP: 0.429, SLG: 0.571 | | |  | | | |  | |  | 4 1 2 0 0 1 0 | | | | | | | | | | |
| Inning Stats | R: 0 H: 0 E: 1 K: 2 S: 11 | H: 0 LOB: 1 P: 11 | R: 1 H: 1 E: 0 K: 1 S: 10 | H: 1 LOB: 0 BB: 0 P: 17 | R: 3 H: 4 E: 0 K: 1 S: 20 | H: 4 LOB: 1 BB: 0 P: 31 | R: 0 H: 1 E: 0 K: 0 S: 8 | H: 1 LOB: 1 BB: 0 P: 11 | R: 0 H: 0 E: 0 K: 3 S: 9 | H: 0 LOB: 0 BB: 0 P: 11 | R: 0 H: 0 E: 0 K: 0 S: 7 | H: 0 LOB: 2 BB: 0 P: 8 | R: 1 H: 2 E: 0 K: 1 S: 22 | H: 2 LOB: 2 BB: 0 P: 26 | R: 0 H: 0 E: 0 K: 2 S: 7 | H: 0 LOB: 0 BB: 0 P: 7 | 1B: 6 2B: 2 HR: 1 | SF: 0 SAC: 0 HBP: 1 | WP: 0 PB: 0 SB: 0 CS: 0 | PA: 38 |
| PITCHER | IP WLS BF H R ER SO BB IBB HBP BLK WP HR S P ERA WHIP | | | | | | | | | | | | | | | | | | | |
| 54 Max Fried, L ERA: 3.27 | (1, 1) 4.0 19 6 4 4 4 0 0 0 0 0 1 49 70 9.00 1.500 | | | | | | | | | | | | | | | | | | | |
| 56 Darren O'Day, R ERA: | (5, 1) 1.0 4 1 0 0 1 0 0 0 0 0 0 8 9 0.00 1.000 | | | | | | | | | | | | | | | | | | | |
| 68 Tyler Matzek, L ERA: | (6, 1) 1.0 3 0 0 0 3 0 0 0 0 0 0 9 11 0.00 0.000 | | | | | | | | | | | | | | | | | | | |
| 51 Will Smith, L ERA: | (7, 1) 1.0 W 3 0 0 0 0 0 0 0 0 0 0 7 8 0.00 0.000 | | | | | | | | | | | | | | | | | | | |
| 55 Chris Martin, R ERA: 3.0 | (8, 1) 1.0 6 2 1 1 1 0 0 1 0 0 0 22 26 9.00 2.000 | | | | | | | | | | | | | | | | | | | |

| Batter | 1 | 2 | 3 | 4 | 5 | 6 | 7 | 8 | 9 | AB R H RBI BB SO LOB | BOTTOM | | | | | | | | | |
|--|---|---|---|---|---------------------------------------|---|---|---|---------------------------------------|----------------------------------|--|----------------------------------|---------------------------------------|----------------------------------|---------------------------------------|----------------------------------|-------------------------|---------------------------|----------------------------------|--------|
| 13 Ronald Acuña Jr., R OBP: 0.400, SLG: 0.733 |  | |  |  | | |  |  | | 4 2 2 1 0 2 3 | Miami Marlins @ Atlanta Braves Minute Maid Park, Houston, TX Tue Oct 06 2020, 1:09 PM - 4:24 PM CDT Roof Closed - 73 F | | | | | | | | | |
| 5 Freddie Freeman, L OBP: 0.400, SLG: 0.100 |  | |  | | |  |  |  | | 4 1 0 0 1 0 3 | | | | | | | | | | |
| 20 Marcell Ozuna, R OBP: 0.214, SLG: 0.500 |  | |  | | |  |  |  | | 5 2 2 2 0 3 2 | | | | | | | | | | |
| 16 Travis d'Aarud, R OBP: 0.500, SLG: 0.750 |  | |  | | |  |  |  | | 3 1 3 4 2 0 0 | | | | | | | | | | |
| Ozzie Albies, S OBP: 0.286, SLG: 0.231 |  | |  | | |  |  |  | | 5 1 1 0 0 2 6 | | | | | | | | | | |
| 7 Dansby Swanson, R OBP: 0.154, SLG: 0.385 | |  | |  | |  |  | | | 4 1 1 2 0 1 0 | | | | | | | | | | |
| 23 Adam Duvall, R OBP: 0.154, SLG: 0.333 | |  | |  | |  |  | | | 4 0 0 0 0 1 0 | | | | | | | | | | |
| 22 Nick Markakis, L OBP: 0.231, SLG: 0.231 | |  | |  | |  |  | | | 4 0 1 0 0 1 0 | | | | | | | | | | |
| 25 Cristian Pache, R OBP: 0.231, SLG: 0.231 | |  | | | | | | | | 0 0 0 0 0 0 0 | | | | | | | | | | |
| 27 Austin Riley, R OBP: 0.385, SLG: 0.273 | |  | |  | |  |  |  | | 3 1 2 0 1 0 0 | | | | | | | | | | |
| Inning Stats | R: 1 H: 1 E: 0 K: 2 S: 11 | H: 1 LOB: 1 P: 17 | R: 0 H: 0 E: 0 K: 1 S: 6 | H: 0 LOB: 0 BB: 0 P: 9 | R: 2 H: 2 E: 0 K: 0 S: 11 | H: 2 LOB: 1 BB: 0 P: 19 | R: 0 H: 2 E: 0 K: 3 S: 17 | H: 2 LOB: 2 BB: 0 P: 18 | R: 0 H: 1 E: 0 K: 2 S: 11 | H: 1 LOB: 1 BB: 0 P: 15 | R: 0 H: 0 E: 0 K: 0 S: 9 | H: 0 LOB: 0 BB: 0 P: 13 | R: 6 H: 6 E: 0 K: 0 S: 16 | H: 6 LOB: 0 BB: 0 P: 26 | R: 0 H: 0 E: 0 K: 2 S: 17 | H: 0 LOB: 3 BB: 3 P: 32 | 1B: 7 2B: 2 HR: 3 | SF: 0 SAC: 0 HBP: 1 | WP: 1 PB: 0 SB: 0 CS: 0 | PA: 41 |
| PITCHER | IP WLS BF H R ER SO BB IBB HBP BLK WP HR S P ERA WHIP | | | | | | | | | | | | | | | | | | | |
| 22 Sandy Alcantara, R ERA: 4.26 | (1, 1) 6.0 L 28 8 5 5 8 1 0 0 0 0 0 1 68 95 7.50 1.500 | | | | | | | | | | | | | | | | | | | |
| 93 Yimi Garcia, R ERA: 11.57 | (7, 1) 0.1 B 4 3 2 2 0 0 0 0 0 0 0 1 9 16 54.00 9.000 | | | | | | | | | | | | | | | | | | | |
| 39 James Hoyt, R ERA: 13.5 | (7, 1) 0.2 3 1 2 2 0 0 0 0 0 0 0 1 4 6 27.00 1.500 | | | | | | | | | | | | | | | | | | | |
| 55 Ryne Stanek, R ERA: | (8, 1) 1.0 6 0 0 0 2 3 0 0 0 1 0 17 32 0.00 3.000 | | | | | | | | | | | | | | | | | | | |

| | |
|-----|----|
| AB | 37 |
| R | 5 |
| H | 9 |
| RBI | 5 |
| BB | 0 |
| SO | 11 |
| LOB | 11 |

| | |
|-----|----|
| AB | 36 |
| R | 9 |
| H | 12 |
| RBI | 9 |
| BB | 4 |
| SO | 10 |
| LOB | 14 |



