

# Miami Marlins - 2022



Batter	1	2	3	4	5	6	7	8	9	AB	R	H	RBI	BB	SO	LOB	TOP			
96 Leodany Molina, R OBP: 0.250, SLG: 0.250			FC5 2B 91 HBP		G3					4	1	1	0	0	1	2	<b>Houston Astros @ Miami Marlins</b> Roger Dean Chevrolet Stadium, Jupiter, FL Sat Mar 19 2022, 1:08 PM - 3:50 PM EDT Att: 3,173 - Partly Cloudy - 83 F			
Yeuris Ramirez, R 70 Bryan Arias, R Yohander Martinez, R	G5-3		K		G4-3		G4-3			2	0	0	0	0	1	2				
Wilyer Abreu, L Tyler Whitaker, R	K		91 HBP		K					2	0	1	1	0	1	0				
Luke Berryhill, R Kenedy Corona, R										1	0	1	0	1	0	0				
91 Ramiro Rodríguez, L Norel González, L					L9					1	0	0	1	0	1	1				
38 Michael Papierski, S 93 Juan Santander, R 89 Scott Manea, R	G4-3		K		L4					2	0	0	0	0	1	4				
95 Enmanuel Valdez, L 92 Justin Williams, R	K		L9		G6-3					2	0	0	0	0	1	1				
Rainier Rivas, L 96 Nerio Rodríguez, R							K			1	0	1	0	1	0	0				
Peter Zimmermann, R 91 Scott Schreiber, R					G6-4-3					2	1	1	0	0	0	1				
										0	0	0	0	1	0	0				
<b>Inning Stats</b>	R: 0 E: 0 K: 2 S: 10	H: 0 LOB: 0 BB: 0 P: 15	R: 0 E: 0 K: 2 S: 12	H: 1 LOB: 1 BB: 0 P: 21	R: 2 E: 0 K: 2 S: 13	H: 2 LOB: 3 BB: 2 P: 28	R: 0 E: 0 K: 0 S: 5	H: 1 LOB: 0 BB: 0 P: 5	R: 0 E: 0 K: 0 S: 6	H: 0 LOB: 0 BB: 0 P: 7	R: 0 E: 0 K: 0 S: 7	H: 1 LOB: 2 BB: 1 P: 20	R: 0 E: 0 K: 1 S: 11	H: 0 LOB: 0 BB: 0 P: 16	R: 0 E: 0 K: 1 S: 8	H: 0 LOB: 0 BB: 0 P: 11	1B: 3 2B: 2 3B: 0 HR: 0	SF: 0 SAC: 0 DP: 1 HBP: 1	WP: 0 PB: 0 SB: 0 CS: 0	PA: 35
<b>PITCHER</b>	IP WLS BF H R ER SO BB IBB HBP BLK WP HR S P ERA WHIP																<b>PITCHER</b>	IP WLS BF H R ER SO BB IBB HBP BLK WP HR S P ERA WHIP		
49 Pablo López, R ERA: 9.0	2.0 W 7 1 0 0 4 0 0 0 0 0 0 22 36 0.00 0.500																49 Pablo López, R ERA: 9.0	2.0 W 7 1 0 0 4 0 0 0 0 0 0 22 36 0.00 0.500		
78 Jordan Holloway, R ERA: 9.0	2.0 H 11 3 2 2 2 2 0 1 0 0 0 18 33 9.00 2.500																78 Jordan Holloway, R ERA: 9.0	2.0 H 11 3 2 2 2 2 0 1 0 0 0 18 33 9.00 2.500		
74 Will Stewart, L ERA: 9.0	3.0 H 11 1 0 0 2 1 0 0 0 0 0 24 38 0.00 0.667																74 Will Stewart, L ERA: 9.0	3.0 H 11 1 0 0 2 1 0 0 0 0 0 24 38 0.00 0.667		
47 Jimmy Yacabonis, R ERA: 9.0	1.0 3 0 0 0 1 0 0 0 0 0 0 0 11 16 0.00 0.000																47 Jimmy Yacabonis, R ERA: 9.0	1.0 3 0 0 0 1 0 0 0 0 0 0 0 11 16 0.00 0.000		
38 Louis Head, R ERA: 9.0	1.0 3 0 0 0 1 0 0 0 0 0 0 0 8 11 0.00 0.000																38 Louis Head, R ERA: 9.0	1.0 3 0 0 0 1 0 0 0 0 0 0 0 8 11 0.00 0.000		

Batter	1	2	3	4	5	6	7	8	9	AB	R	H	RBI	BB	SO	LOB	BOTTOM			
11 Miguel Rojas, R 96 Ray-Patrick Diddier, R	G6-3									2	0	1	0	1	0	0	<b>Houston Astros @ Miami Marlins</b> Roger Dean Chevrolet Stadium, Jupiter, FL Sat Mar 19 2022, 1:08 PM - 3:50 PM EDT Att: 3,173 - Partly Cloudy - 83 F			
18 Joey Wendle, L 90 Bryson Brigman, R	E1		G1-3				SF9			3	1	2	0	0	0	1				
26 Garrett Cooper, R 64 Jerar Encarnación, R					G5-3					2	2	1	1	1	0	2				
24 Avisail García, R 74 Griffin Conine, L			K		K		K			3	1	1	3	0	2	3				
99 Jesús Aguilar, R 46 Troy Johnston, L							G3-1			0	1	0	0	2	0	0				
15 Brian Anderson, R 84 Joe Dunand, R	F8				K		K			2	1	1	3	0	0	1				
7 Jesús Sánchez, L 86 Peyton Burdick, R	G6-3		K		P4		G6-3			2	0	0	0	0	1	1				
54 Nick Fortes, R 59 Payton Henry, R		G6-3			F8					2	0	0	0	0	0	0				
67 JJ Bleday, L 92 Brian Miller, L		F8			K		F7			2	0	0	0	0	1	0				
							F7			2	0	0	0	0	0	1				
<b>Inning Stats</b>	R: 3 E: 1 K: 0 S: 9	H: 2 LOB: 1 BB: 2 P: 19	R: 0 E: 0 K: 0 S: 7	H: 0 LOB: 1 BB: 1 P: 13	R: 3 E: 0 K: 2 S: 11	H: 2 LOB: 0 BB: 1 P: 21	R: 1 E: 0 K: 2 S: 14	H: 2 LOB: 3 BB: 0 P: 24	R: 0 E: 0 K: 1 S: 7	H: 0 LOB: 0 BB: 0 P: 8	R: 3 E: 0 K: 1 S: 13	H: 3 LOB: 0 BB: 0 P: 17	R: 0 E: 0 K: 0 S: 7	H: 0 LOB: 0 BB: 0 P: 12	R: 0 E: 0 K: 2 S: 10	H: 1 LOB: 1 BB: 0 P: 18	1B: 5 2B: 1 3B: 1 HR: 3	SF: 1 SAC: 0 DP: 0 HBP: 0	WP: 0 PB: 1 SB: 0 CS: 0	PA: 38
<b>PITCHER</b>	IP WLS BF H R ER SO BB IBB HBP BLK WP HR S P ERA WHIP																<b>PITCHER</b>	IP WLS BF H R ER SO BB IBB HBP BLK WP HR S P ERA WHIP		
Jimmy Enderby, R 79 Parker Mushinski, L 93 Nick Hernandez, R Jose Bravo, R 99 Joe Record, R	3.0 L 5 1.0 2.0 1.0																Jimmy Enderby, R 79 Parker Mushinski, L 93 Nick Hernandez, R Jose Bravo, R 99 Joe Record, R	3.0 L 5 1.0 2.0 1.0		

livebaseballscorecards.com

livebaseballscorecards.com

Batter	1	2	3	4	5	6	7	8	9	AB	R	H	RBI	BB	SO	LOB	TOP								
13 Luis Guillorme, L OBP: 0.571, SLG: 1.143 Patrick Mazaika, L	(1, 6) B FF 91 X FF 91 1-0 		(2, 1) B FF 96 C CH 97 B CH 99 X SL 90 2-1 L7 			(1, 3) C FF 96 C CH 97 S SL 91 S SL 98 1-3 K 		(3, 1) B SL 82 C FC 95 B FF 91 B SL 82 X FF 91 3-1 P4 			3	0	1	0	0	1	0								
28 J.D. Davis, R 96 Brett Baty, L	(1, 5) H FF 92 1-0 		(3, 1) B FF 98 X FF 96 1-0 F9 			(3, 1) B CH 88 X FF 97 1-0 G4-3 		(2, 3) B SL 98 B SL 98 C CH 87 C SL 87 2-3 K 		2	0	0	0	0	0	0									
2 Dominic Smith, L OBP: 0.500, SLG: 1.400 89 Jake Mangum, S OBP: 0.500, SLG: 0.500	(1, 3) F CH 96 B FF 92 X FF 92 1-1 L9 			(3, 3) C SL 88 B CH 87 B SL 89 B SL 83 S FF 95 S FF 95 S FF 95 3-3 K 		(4, 2) B FF 93 B SL 94 B SL 83 B SL 78 B SL 82 B SL 83 1-2 G5-3 BB 		(0, 0) X SL 86 0-0 1B 		2	0	0	0	1	1	2									
81 Daniel Palka, L OBP: 0.250, SLG: 0.375 Travis Blankenhorn, L	(1, 7) C FF 91 D SL 81 S CH 84 X CH 84 1-2 F8 		(2, 0) B CH 88 X FF 96 2-0 G1-3 			(1, 0) B SL 81 X SL 82 1-0 P6 		(2, 3) B SL 98 B SL 98 C CH 85 C SL 85 2-3 K 		3	0	0	0	0	0	3									
Mark Vientos, R OBP: 0.200, SLG: 0.200 87 Carlos Cortes, L	(1, 10) D SL 81 S FF 92 S SL 79 B SL 79 B SL 79 F FF 92 T FF 92 3-2 K 		(1, 3) B CH 87 F FF 96 C FF 91 S SL 81 3-3 K 			(0, 1) S SL 81 X SAFE X SL 82 0-1 G5-3 		(3, 3) B SL 98 B SL 98 C CH 85 C SL 85 3-3 K 		3	0	0	0	0	2	3									
Nick Plummer, L OBP: 0.250, SLG: 0.571		(2, 3) S FF 91 C FF 92 B SL 79 B SL 79 S SL 79 2-3 K 			(0, 3) T FF 96 S SL 90 S SL 90 0-3 K 		(1, 3) C FF 96 B SL 95 S SL 82 1-3 K2-3 			3	0	0	0	0	3	2									
3 Tomás Nido, R OBP: 0.200, SLG: 0.200 Ronny Mauricio, S	(1, 2) S CH 83 F FF 93 X SL 81 0-2 G3 			(1, 2) B CH 86 S SL 89 S CH 88 X FF 97 1-2 G1-3 			(2, 0) B FF 91 X FF 91 2-0 G5-3 			2	0	0	0	0	0	0									
Khalil Lee, L	(1, 8) B SL 91 C FF 92 C CH 84 C FF 92 2-3 K 			(3, 1) C SL 90 B CH 89 B SL 88 B CH 86 X FF 96 3-1 L7 			(4, 1) B SL 81 B SL 90 B CH 90 B FF 90 4-1 BB 			2	0	0	0	1	1	0									
80 Matt Reynolds, R	(1, 4) C FF 95 C SL 90 0-3 K 					(0, 0) X FF 96 0-0 F9 		(0, 0) X FF 91 0-0 F8 		3	0	0	0	0	1	1									
<b>Inning Stats</b>	R: 0 E: 0 K: 1 S: 11	H: 1 LOB: 2 BB: 0 P: 18	R: 0 E: 0 K: 2 S: 10	H: 0 LOB: 0 BB: 0 P: 14	R: 0 E: 0 K: 1 S: 6	H: 0 LOB: 0 BB: 0 P: 9	R: 0 E: 0 K: 2 S: 8	H: 0 LOB: 0 BB: 0 P: 14	R: 0 E: 0 K: 1 S: 9	H: 0 LOB: 0 BB: 0 P: 13	R: 0 E: 0 K: 1 S: 5	H: 0 LOB: 0 BB: 0 P: 7	R: 0 E: 0 K: 1 S: 8	H: 0 LOB: 2 BB: 1 P: 14	R: 0 E: 0 K: 0 S: 5	H: 0 LOB: 1 BB: 1 P: 14	R: 0 E: 0 K: 3 S: 12	H: 1 LOB: 1 BB: 0 P: 19	1B: 1 2B: 1 3B: 0 HR: 0	SF: 0 SAC: 0 DP: 0 HBP: 1	WP: 0 PB: 0 SB: 0 CS: 0	PA: 32			
<b>PITCHER</b>	IP	WLS	BF	H	R	ER	SO	BB	IBB	HBP	BLK	WP	HR	S	P	ERA	WHIP								
57 Eliaser Hernández, R ERA: 4.0	2.0	W	8	1	0	0	3	0	0	1	0	0	0	21	32	0.00	0.500								
63 Max Meyer, R ERA: 4.0	4.0	H	12	0	0	0	5	0	0	0	0	0	0	28	43	0.00	0.000								
48 Steven Okert, L ERA: 1.0	1.0	H	4	0	0	0	1	1	0	0	0	0	0	8	14	0.00	1.000								
66 Sean Guenther, L ERA: 1.0	1.0	H	4	0	0	0	0	1	0	0	0	0	0	5	14	0.00	1.000								
55 Anthony Bender, R ERA: 1.0	1.0	S	4	1	0	0	3	0	0	0	0	0	0	12	19	0.00	1.000								

New York Mets @ Miami Marlins  
Roger Dean Chevrolet Stadium, Jupiter, FL  
Mon Mar 21 2022, 1:07 PM - 3:34 PM EDT  
Att: 3,015 - Partly Cloudy - 77 F

AB 29  
R 0  
H 2  
RBI 0  
BB 2  
SO 12  
LOB 14



Batter	1	2	3	4	5	6	7	8	9	AB	R	H	RBI	BB	SO	LOB	BOTTOM								
2 Jazz Chisholm Jr., L OBP: 0.400, SLG: 1.000 1 Isan Diaz, L	(1, 4) F FF 92 X FF 92 0-1 G3-1 26 S 1B 		(2, 1) C FF 93 X FC 88 0-1 F9 			(1, 1) S FF 96 X FF 95 0-1 L9 	(2, 2) X FF 94 0-0 SF9 			2	1	1	0	0	0	0									
26 Garrett Cooper, R OBP: 0.400, SLG: 0.250 12 Lewin Diaz, L OBP: 0.400, SLG: 0.500	(1, 3) B FF 92 B SL 84 C FF 93 B SL 83 X FF 93 3-2 G5-3 		(3, 3) C CU 76 B FC 90 B SL 83 X FF 94 2-2 G4-3 			(4, 2) C FF 96 B FF 95 B SL 84 B CH 82 B SL 83 B FF 95 4-2 FC6-4 BB 	(3, 3) 1 SAFE X FF 93 0-0 G4-3 			2	0	0	0	0	1	2									
7 Jesús Sánchez, L 86 Peyton Burdick, R	(1, 8) F FF 93 S FC 90 B CH 83 X CH 83 1-2 G3-1 			(0, 3) C CU 74 S CH 75 0-3 K 		(1, 3) S FF 96 C FF 95 B CU 90 S CU 79 1-3 K 		(0, 3) F FF 97 S FC 86 0-3 K 		2	0	0	0	0	1	1									
24 Avisail García, R OBP: 0.400, SLG: 1.000 14 Bryan De La Cruz, R OBP: 0.500, SLG: 0.750	(1, 9) X CU 77 0-0 1B 			(1, 3) F FF 92 F FF 95 S FF 94 1-3 K 		(2, 1) B FF 95 B SL 86 B SL 85 X SL 85 2-1 FC6-4 		(0, 0) X SL 96 0-0 1B 		2	0	1	1	0	1	0									
99 Jesús Aguilar, R OBP: 0.750, SLG: 1.000 64 Jerar Encarnación, R OBP: 0.200, SLG: 0.900	(1, 10) C FF 92 B SL 85 T SL 85 F SL 94 S FF 93 1-3 K 			(2, 1) B SL 85 C SL 86 X SL 85 2-1 2B 		(1, 3) B FF 94 B FC 88 C CU 78 C CU 80 1-3 K 		(2, 3) B FC 89 S SL 88 S SL 86 2-3 K 		2	0	0	0	0	2	1									
18 Joey Wendle, L OBP: 0.400, SLG: 0.400 5 Jon Berti, R OBP: 0.400, SLG: 0.500	(1, 5) C FF 91 B CH 84 X FF 95 1-2 G6-3 			(1, 3) F FF 92 S CH 84 S CH 83 1-3 K 			(2, 1) B FF 94 B FF 94 S SL 84 X FF 95 2-1 FC5 2B 		(2, 3) 1 SAFE B SL 86 B SL 86 C SL 88 2-3 K 		2	0	0	0	0	1	1								
15 Brian Anderson, R OBP: 0.250, SLG: 1.000 4 Roman Quinn, S	(1, 7) C FF 96 X CU 76 0-1 F9 					(0, 1) F FF 92 X SL 84 0-1 F7 		(4, 2) F FF 92 B CH 81 B CH 82 B CH 80 B FF 94 4-2 FC5 23 E 1 SF9 BB 		2	0	0	0	0	0	0									
58 Jacob Stallings, R OBP: 0.200, SLG: 0.400 23 Alex Jackson, R	(1, 2) C SL 84 B FF 96 B FF 96 C SL 86 1-3 K 					(1, 2) B FF 92 S SL 84 X FF 95 1-2 L9 		(2, 2) B FF 94 B CU 78 S SL 84 F CU 79 X CU 79 2-2 E7 SF9 FC5 		2	0	0	0	0	2										
11 Miguel Rojas, R OBP: 0.400, SLG: 0.500 9 Erik González, R	(1, 6) X FF 92 0-0 F9 					(3, 2) C FF 93 S FF 93 B FF 92 B FF 94 F SL 84 X FF 93 3-2 L7 		(2, 2) B FF 94 B FF 94 B FC 88 S FF 92 F SL 84 X CU 80 2-2 FC5 		2	0	0	0	0	0	2									
<b>Inning Stats</b>	R: 1 E: 0 K: 1 S: 15	H: 2 LOB: 1 BB: 0 P: 20	R: 0 E: 0 K: 1 S: 12	H: 0 LOB: 0 BB: 0 P: 14	R: 0 E: 0 K: 0 S: 6	H: 0 LOB: 0 BB: 0 P: 8	R: 0 E: 0 K: 3 S: 12	H: 1 LOB: 1 BB: 0 P: 16	R: 0 E: 0 K: 0 S: 10	H: 0 LOB: 0 BB: 0 P: 14	R: 0 E: 0 K: 1 S: 9	H: 0 LOB: 1 BB: 1 P: 16	R: 2 E: 1 K: 1 S: 18	H: 1 LOB: 2 BB: 1 P: 29	R: 0 E: 0 K: 3 S: 10	H: 1 LOB: 1 BB: 0 P: 13	1B: 3 2B: 2 3B: 0 HR: 0	SF: 1 SAC: 0 DP: 0 HBP: 0	WP: 0 PB: 0 SB: 1 CS: 0	PA: 33					
<b>PITCHER</b>	IP	WLS	BF	H	R	ER	SO	BB	IBB	HBP	BLK	WP	HR	S	P	ERA	WHIP								
21 Max Scherzer, R ERA: 1.8	5.0	L	18	3	1	1	5	0	0	0	0	0	0	55	72	1.80	0.600								
José Butttó, R ERA: 1.8	1.1		9	1	2	0	2	2	0	0	0	0	0	25	43	0.00	2.250								
92 Eric Orze, R ERA: 1.8	0.2		2	0	0	0	0	0	0	0	0	0	0	2	2	0.00	0.000								
93 Colin Holderman, R ERA: 1.8	1.0		4	1	0	0	3	0	0	0	0	0	0	10	13	0.00	1.000								

New York Mets @ Miami Marlins  
Roger Dean Chevrolet Stadium, Jupiter, FL  
Mon Mar 21 2022, 1:07 PM - 3:34 PM EDT  
Att: 3,015 - Partly Cloudy - 77 F

AB 30  
R 3  
H 5  
RBI 3  
BB 2  
SO 10  
LOB 14



Batter	1	2	3	4	5	6	7	8	9	AB	R	H	RBI	BB	SO	LOB	TOP							
2 Jazz Chisholm Jr, L OBP: 0.286, SLG: 0.714 5 Jon Bert, R OBP: 0.376, SLG: 0.429	G6-3		G3-1		G6-3			93 2B 95 BB	K	2	0	0	0	0	0	0								
12 Edwin Díaz, L OBP: 0.375, SLG: 0.333 93 Lorenzo Quintana, R OBP: 0.500, SLG: 1.333	BB		G4-3			L8		95 BB	2B	2	0	0	0	1	0	0								
24 Avisaíl García, R OBP: 0.429, SLG: 0.625 4 Roman Quinn, S	K				K	P6		K		3	0	0	0	0	2	1								
99 Jesús Aguilar, R OBP: 0.429, SLG: 0.400 64 Jharvar Encarnación, R OBP: 0.167, SLG: 0.667	F8				K	G5-3		K		3	0	0	0	0	1	1								
11 Miguel Rojas, R OBP: 0.375, SLG: 0.429 9 Erik González, R	G5-3				G5-3			F8	95 BB	3	0	1	0	0	0	0								
37 Williams Astudillo, R OBP: 0.500, SLG: 0.500 95 Ray-Patrick Diddy, R OBP: 0.750, SLG: 1.333	G5-3				G5-3			G6-3	BB	2	0	1	0	0	0	0								
7 Jesús Sánchez, L OBP: 0.200, SLG: 0.200 67 JJ Bleday, L	1B				K	G3-1		K		3	0	1	0	0	1	2								
59 Payton Henry, R OBP: 0.250, SLG: 0.250 54 Nick Fortes, R OBP: 0.250, SLG: 0.250	F8				P5			G5-3		2	0	0	0	0	0	1								
14 Bryan De La Cruz, R OBP: 0.333, SLG: 0.500 86 Peyton Burdick, R	G5-3				F9			G6-3		2	0	0	0	0	0	0								
<b>Inning Stats</b>	R: 0 E: 0 K: 1 S: 10	H: 0 LOB: 1 BB: 1 P: 19	R: 0 E: 0 K: 0 S: 13	H: 1 LOB: 1 BB: 0 P: 21	R: 0 E: 0 K: 0 S: 7	H: 0 LOB: 0 BB: 0 P: 14	R: 0 E: 0 K: 3 S: 16	H: 2 LOB: 2 BB: 0 P: 22	R: 0 E: 0 K: 0 S: 4	H: 0 LOB: 0 BB: 0 P: 6	R: 0 E: 0 K: 0 S: 7	H: 0 LOB: 0 BB: 0 P: 11	R: 0 E: 0 K: 0 S: 3	H: 0 LOB: 0 BB: 0 P: 5	R: 3 E: 0 K: 3 S: 23	H: 3 LOB: 3 BB: 3 P: 42	R: 0 E: 0 K: 1 S: 8	H: 0 LOB: 0 BB: 0 P: 13	1B: 5 2B: 1 3B: 0 HR: 0	SF: 0 SAC: 0 DP: 0 HBP: 0	WP: 0 PB: 0 SB: 0 CS: 0	PA: 37		
<b>PITCHER</b>	IP WLS BF H R ER SO BB IBB HBP BLK WP HR S P ERA WHIP	43 Dakota Hudson, R ERA: 0.00	40 Jake Woodford, R ERA: 0.00	59 Johan Oviedo, R ERA: 0.00	Brandon Waddell, L ERA: 40.5	57 Zack Thompson, L ERA: 40.5	81 James Naile, R ERA: 0.00	91 Andre Pallante, R ERA: 0.00	<b>PITCHER</b>	IP WLS BF H R ER SO BB IBB HBP BLK WP HR S P ERA WHIP	81 James Naile, R ERA: 0.00	91 Andre Pallante, R ERA: 0.00	<b>PITCHER</b>	IP WLS BF H R ER SO BB IBB HBP BLK WP HR S P ERA WHIP	81 James Naile, R ERA: 0.00	91 Andre Pallante, R ERA: 0.00	<b>PITCHER</b>	IP WLS BF H R ER SO BB IBB HBP BLK WP HR S P ERA WHIP	81 James Naile, R ERA: 0.00	91 Andre Pallante, R ERA: 0.00	1B: 5 2B: 1 3B: 0 HR: 0	SF: 0 SAC: 0 DP: 0 HBP: 0	WP: 0 PB: 0 SB: 0 CS: 0	PA: 37

Miami Marlins @ St. Louis Cardinals  
Roger Dean Chevrolet Stadium, Jupiter, FL  
Tue Mar 22 2022, 1:09 PM - 4:03 PM EDT  
Att. 4,311 - Partly Cloudy - 80 F


AB 33  
R 3  
H 6  
RBI 3  
BB 4  
SO 8  
LOB 12



Batter	1	2	3	4	5	6	7	8	9	AB	R	H	RBI	BB	SO	LOB	BOTTOM				
19 Tommy Edman, S OBP: 0.125, SLG: 0.125 47 Iván Herrera, R OBP: 0.333, SLG: 0.200	K			46 2B 3 SF7	F9		G5-3			3	1	1	0	0	1	0					
46 Paul Goldschmidt, R OBP: 0.500, SLG: 1.000 77 Luken Baker, R	L4-3			28 HR	G5-6-3			F9		3	1	1	0	0	0	0					
3 Dylan Carlson, S OBP: 0.429, SLG: 1.000 68 Nolan Gorman, L OBP: 0.200, SLG: 0.200	G6-3			SF7		K		K2-3		1	0	0	1	0	0	0					
28 Nolan Arenado, R OBP: 0.286, SLG: 0.714 79 Conner Capel, L	G5-3			3H	HR	L8		BB		2	1	1	2	0	0	0					
11 Paul DeJong, R OBP: 0.333, SLG: 0.333 36 Scott Hurst, L	P3			2H	1B	K		F8		2	0	1	0	0	0	0					
7 Andrew Knizner, R OBP: 0.500, SLG: 1.000 73 Delvin Pérez, R	G4-3			L4		K				2	0	0	0	0	0	1					
36 Juan Yezpez, R OBP: 0.400, SLG: 0.143	G5-3			P4				E6 33 G3 36 BB		2	0	0	0	1	0	1					
33 Brendan Donovan, L OBP: 0.273, SLG: 0.500	K2-3			BB		BB		G3		3	1	1	1	0	1	2					
7 Evan Mendoza, R				HR				G3		0	0	0	0	0	0	0					
84 Alec Burleson, L 12 Chase Pinder, R	G4-3			G2-3		K		K		3	0	0	0	0	1	2					
<b>Inning Stats</b>	R: 0 E: 0 K: 1 S: 9	H: 0 LOB: 0 BB: 0 P: 15	R: 0 E: 0 K: 0 S: 8	H: 0 LOB: 0 BB: 0 P: 13	R: 0 E: 0 K: 1 S: 13	H: 0 LOB: 0 BB: 0 P: 19	R: 3 E: 0 K: 0 S: 20	H: 4 LOB: 1 BB: 0 P: 25	R: 1 E: 0 K: 0 S: 10	H: 1 LOB: 0 BB: 0 P: 16	R: 0 E: 0 K: 2 S: 9	H: 0 LOB: 0 BB: 0 P: 11	R: 0 E: 1 K: 1 S: 16	H: 0 LOB: 2 BB: 1 P: 28	R: 0 E: 0 K: 1 S: 9	H: 0 LOB: 1 BB: 1 P: 16	1B: 2 2B: 1 3B: 0 HR: 2	SF: 1 SAC: 0 DP: 0 HBP: 0	WP: 0 PB: 0 SB: 0 CS: 0	PA: 32	
<b>PITCHER</b>	IP WLS BF H R ER SO BB IBB HBP BLK WP HR S P ERA WHIP	44 Jesús Luzardo, L ERA: 27.0	35 Richard Bleier, L ERA: 27.0	56 Zach Pop, R ERA: 9.0	43 Shawn Armstrong, R ERA: 0.00	47 Jimmy Yacabisis, R ERA: 0.00	38 Louis Head, R ERA: 0.00	<b>PITCHER</b>	IP WLS BF H R ER SO BB IBB HBP BLK WP HR S P ERA WHIP	38 Louis Head, R ERA: 0.00	38 Louis Head, R ERA: 0.00	38 Louis Head, R ERA: 0.00	38 Louis Head, R ERA: 0.00	38 Louis Head, R ERA: 0.00	38 Louis Head, R ERA: 0.00	38 Louis Head, R ERA: 0.00	38 Louis Head, R ERA: 0.00	1B: 2 2B: 1 3B: 0 HR: 2	SF: 1 SAC: 0 DP: 0 HBP: 0	WP: 0 PB: 0 SB: 0 CS: 0	PA: 32

Miami Marlins @ St. Louis Cardinals  
Roger Dean Chevrolet Stadium, Jupiter, FL  
Tue Mar 22 2022, 1:09 PM - 4:03 PM EDT  
Att. 4,311 - Partly Cloudy - 80 F

AB 29  
R 4  
H 5  
RBI 4  
BB 2  
SO 6  
LOB 9



Batter	1	2	3	4	5	6	7	8	9	AB	R	H	RBI	BB	SO	LOB	TOP					
1 César Hernández, S OBP: 0.375, SLG: 0.167 88 Gerardo Parra, L OBP: 0.500, SLG: 0.800										3	0	1	0	0	1	0	Washington Nationals @ Miami Marlins Roger Dean Chevrolet Stadium, Jupiter, FL Wed Mar 23, 2022, 1:08 PM - 3:43 PM EDT Att: 1,608 - Partly Cloudy - 83 F					
22 Juan Soto, L OBP: 0.545, SLG: 0.750 47 Richard Urena, S OBP: 0.375, SLG: 0.625										2	1	1	1	1	0	0						
23 Nelson Cruz, R OBP: 0.250, SLG: 0.143 26 Lucius Fox, S OBP: 0.500, SLG: 1.200										3	0	0	0	0	1	3						
19 Josh Bell, S OBP: 0.300, SLG: 0.333 2 Luis García Jr., L										3	0	0	0	0	0	0						
20 Keibert Ruiz, S 29 Yadiel Hernández, L OBP: 0.222, SLG: 0.250										2	0	0	0	1	1	0						
28 Lane Thomas, R OBP: 0.200, SLG: 0.111 18 Jake Noll, R										3	0	0	0	0	1	1						
3 Alcides Escobar, R OBP: 0.375, SLG: 0.375 38 Tres Barrera, R										3	0	0	0	0	0	1						
6 Maikel Franco, R OBP: 0.167, SLG: 0.167 9 Dee Strange-Gordon, L OBP: 0.375, SLG: 0.375										2	0	1	0	0	0	0						
16 Victor Robles, R 5 Ehire Adrianza, S OBP: 0.333, SLG: 0.400										2	0	0	0	0	0	1						
<b>Inning Stats</b>	R: 1 H: 1 E: 0 K: 0 S: 10	H: 1 LOB: 0 BB: 0 P: 17	R: 0 H: 0 E: 0 K: 2 S: 7	H: 0 LOB: 0 BB: 0 P: 10	R: 0 H: 0 E: 0 K: 1 S: 11	H: 0 LOB: 0 BB: 0 P: 19	R: 0 H: 0 E: 0 K: 1 S: 9	H: 0 LOB: 0 BB: 0 P: 11	R: 0 H: 2 E: 0 K: 0 S: 11	H: 2 LOB: 2 BB: 1 P: 19	R: 0 H: 0 E: 0 K: 0 S: 9	H: 0 LOB: 1 BB: 1 P: 17	R: 0 H: 0 E: 0 K: 1 S: 10	H: 0 LOB: 0 BB: 0 P: 14	R: 1 H: 2 E: 0 K: 0 S: 13	H: 2 LOB: 1 BB: 0 P: 18		1B: 3 2B: 1 3B: 0 HR: 1	SF: 0 SAC: 0 DP: 1 HBP: 0	WP: 0 PB: 0 SB: 0 CS: 0	PA: 33	
<b>PITCHER</b>	IP WLS BF H R ER SO BB IBB HBP BLK WP HR S P ERA WHIP	IP WLS BF H R ER SO BB IBB HBP BLK WP HR S P ERA WHIP	IP WLS BF H R ER SO BB IBB HBP BLK WP HR S P ERA WHIP	IP WLS BF H R ER SO BB IBB HBP BLK WP HR S P ERA WHIP	IP WLS BF H R ER SO BB IBB HBP BLK WP HR S P ERA WHIP	IP WLS BF H R ER SO BB IBB HBP BLK WP HR S P ERA WHIP	IP WLS BF H R ER SO BB IBB HBP BLK WP HR S P ERA WHIP	IP WLS BF H R ER SO BB IBB HBP BLK WP HR S P ERA WHIP	IP WLS BF H R ER SO BB IBB HBP BLK WP HR S P ERA WHIP	IP WLS BF H R ER SO BB IBB HBP BLK WP HR S P ERA WHIP	IP WLS BF H R ER SO BB IBB HBP BLK WP HR S P ERA WHIP	IP WLS BF H R ER SO BB IBB HBP BLK WP HR S P ERA WHIP	IP WLS BF H R ER SO BB IBB HBP BLK WP HR S P ERA WHIP	IP WLS BF H R ER SO BB IBB HBP BLK WP HR S P ERA WHIP	IP WLS BF H R ER SO BB IBB HBP BLK WP HR S P ERA WHIP	IP WLS BF H R ER SO BB IBB HBP BLK WP HR S P ERA WHIP	IP WLS BF H R ER SO BB IBB HBP BLK WP HR S P ERA WHIP	IP WLS BF H R ER SO BB IBB HBP BLK WP HR S P ERA WHIP	IP WLS BF H R ER SO BB IBB HBP BLK WP HR S P ERA WHIP	IP WLS BF H R ER SO BB IBB HBP BLK WP HR S P ERA WHIP	IP WLS BF H R ER SO BB IBB HBP BLK WP HR S P ERA WHIP	IP WLS BF H R ER SO BB IBB HBP BLK WP HR S P ERA WHIP

Washington Nationals @ Miami Marlins  
Roger Dean Chevrolet Stadium, Jupiter, FL  
Wed Mar 23, 2022, 1:08 PM - 3:43 PM EDT  
Att: 1,608 - Partly Cloudy - 83 F

AB	31
R	2
H	5
RBI	2
BB	2
SO	5
LOB	9



Batter	1	2	3	4	5	6	7	8	9	AB	R	H	RBI	BB	SO	LOB	BOTTOM					
5 Jon Berti, R OBP: 0.273, SLG: 0.300 67 JJ Bleday, L OBP: 0.167, SLG: 0.167										3	0	0	0	0	0	2	Washington Nationals @ Miami Marlins Roger Dean Chevrolet Stadium, Jupiter, FL Wed Mar 23, 2022, 1:08 PM - 3:43 PM EDT Att: 1,608 - Partly Cloudy - 83 F					
18 Joey Wendle, L OBP: 0.375, SLG: 0.375 95 Ray-Patrick Didder, R OBP: 0.600, SLG: 1.000										3	0	1	0	0	0	1						
58 Jacob Stallings, R OBP: 0.286, SLG: 0.429 93 Lorenzo Quintana, R OBP: 0.500, SLG: 1.125										2	0	1	0	0	1	1						
37 Williams Astudillo, R OBP: 0.500, SLG: 0.500 12 Lewin Diaz, L OBP: 0.300, SLG: 0.250										2	0	1	0	0	0	0						
15 Brian Anderson, R OBP: 0.286, SLG: 0.667 84 Joe Dunand, R										2	0	0	0	1	1	2						
Delino DeShields, R 64 Jerar Encarnación, R OBP: 0.286, SLG: 0.857 91 Santiago Chávez, R OBP: 1.000, SLG: 1.000 74 Griffin Conine, L										2	0	0	0	0	1	0						
9 Enik González, R OBP: 0.286, SLG: 0.167 90 Bryson Brigman, R										3	0	1	0	0	0	2						
23 Alex Jackson, R										3	0	0	0	0	1	3						
4 Roman Quinn, S OBP: 0.667, SLG: 0.333 86 Peyton Burdick, R										1	0	1	0	1	0	0						
<b>Inning Stats</b>	R: 0 H: 2 E: 0 K: 1 S: 12	H: 0 LOB: 0 BB: 0 P: 19	R: 0 H: 0 E: 0 K: 2 S: 8	H: 0 LOB: 0 BB: 0 P: 10	R: 0 H: 1 E: 0 K: 1 S: 7	H: 1 LOB: 1 BB: 0 P: 13	R: 0 H: 0 E: 0 K: 0 S: 7	H: 0 LOB: 0 BB: 0 P: 15	R: 0 H: 1 E: 0 K: 0 S: 7	H: 1 LOB: 1 BB: 1 P: 13	R: 3 H: 3 E: 0 K: 1 S: 18	H: 3 LOB: 2 BB: 1 P: 33	R: 0 H: 0 E: 0 K: 2 S: 11	H: 0 LOB: 1 BB: 1 P: 16	R: 0 H: 1 E: 0 K: 0 S: 8	H: 1 LOB: 1 BB: 0 P: 10		1B: 7 2B: 1 3B: 0 HR: 0	SF: 0 SAC: 0 DP: 1 HBP: 0	WP: 0 PB: 0 SB: 1 CS: 0	PA: 34	
<b>PITCHER</b>	IP WLS BF H R ER SO BB IBB HBP BLK WP HR S P ERA WHIP	IP WLS BF H R ER SO BB IBB HBP BLK WP HR S P ERA WHIP	IP WLS BF H R ER SO BB IBB HBP BLK WP HR S P ERA WHIP	IP WLS BF H R ER SO BB IBB HBP BLK WP HR S P ERA WHIP	IP WLS BF H R ER SO BB IBB HBP BLK WP HR S P ERA WHIP	IP WLS BF H R ER SO BB IBB HBP BLK WP HR S P ERA WHIP	IP WLS BF H R ER SO BB IBB HBP BLK WP HR S P ERA WHIP	IP WLS BF H R ER SO BB IBB HBP BLK WP HR S P ERA WHIP	IP WLS BF H R ER SO BB IBB HBP BLK WP HR S P ERA WHIP	IP WLS BF H R ER SO BB IBB HBP BLK WP HR S P ERA WHIP	IP WLS BF H R ER SO BB IBB HBP BLK WP HR S P ERA WHIP	IP WLS BF H R ER SO BB IBB HBP BLK WP HR S P ERA WHIP	IP WLS BF H R ER SO BB IBB HBP BLK WP HR S P ERA WHIP	IP WLS BF H R ER SO BB IBB HBP BLK WP HR S P ERA WHIP	IP WLS BF H R ER SO BB IBB HBP BLK WP HR S P ERA WHIP	IP WLS BF H R ER SO BB IBB HBP BLK WP HR S P ERA WHIP	IP WLS BF H R ER SO BB IBB HBP BLK WP HR S P ERA WHIP	IP WLS BF H R ER SO BB IBB HBP BLK WP HR S P ERA WHIP	IP WLS BF H R ER SO BB IBB HBP BLK WP HR S P ERA WHIP	IP WLS BF H R ER SO BB IBB HBP BLK WP HR S P ERA WHIP	IP WLS BF H R ER SO BB IBB HBP BLK WP HR S P ERA WHIP	IP WLS BF H R ER SO BB IBB HBP BLK WP HR S P ERA WHIP

Washington Nationals @ Miami Marlins  
Roger Dean Chevrolet Stadium, Jupiter, FL  
Wed Mar 23, 2022, 1:08 PM - 3:43 PM EDT  
Att: 1,608 - Partly Cloudy - 83 F

AB	31
R	3
H	8
RBI	3
BB	3
SO	7
LOB	17



Batter	1	2	3	4	5	6	7	8	9	AB	R	H	RBI	BB	SO	LOB	TOP				
<b>2 Jazz Chisholm Jr., L</b> OBP: 0.400, SLG: 0.667 <b>37 Wilians Astudillo, R</b> OBP: 0.667, SLG: 0.800	4-0 BB 7 BB 26 BB G4-3		2-2 1B 26 G4-3		1-2 K		1-2 2B 1-3 2-H 3-H		2-1 HBP FC5-4	2	1	1	0	1	1	0	<b>Miami Marlins @ New York Mets</b> Clover Park, Port St. Lucie, FL Thu Mar 24 2022, 6:11 PM - 9:32 PM EDT Att: 3,308 - Partly Cloudy - 86 F				
<b>26 Garrett Cooper, R</b> OBP: 0.444, SLG: 0.167 <b>93 Lorenzo Quintana, R</b> OBP: 0.444, SLG: 1.000	4-1 BB 24 G4-3 7 BB		1-0 G4-3		2-5 K		1-0 HBP		0-1 P5	2	0	0	0	1	1	1					
<b>7 Jesús Sánchez, L</b> OBP: 0.200, SLG: 0.111 <b>Delino DeShields, R</b>	4-2 BB 24 G4-3		1-0 F8		2-0 G4-3		1-3 HBP		0-0 FC5-4	2	0	0	0	1	0	1					
<b>24 Avisail García, R</b> OBP: 0.273, SLG: 0.545 <b>14 Bryan De La Cruz, R</b> OBP: 0.286, SLG: 0.429	1-1 G4-3		1-2 F4		2-1 1B		0-0 F7			3	0	1	0	0	0	2					
<b>99 Jesús Aguilar, R</b> OBP: 0.300, SLG: 0.250 <b>84 Joe Dunand, R</b>	0-0 G6-3		2-0 F8		1-3 K		0-0 K			3	0	0	0	0	1	2					
<b>18 Joey Wendle, L</b> OBP: 0.400, SLG: 0.333 <b>41 Demetrius Sims, R</b>	1-3 K		4-2 BB		1-3 K		0-0 E6 92 G4-3 92 WP			1	0	0	0	1	0	0					
<b>15 Brian Anderson, R</b> OBP: 0.500, SLG: 0.500 <b>92 Brian Miller, L</b> OBP: 0.500, SLG: 0.500	3-3 K		3-3 BB		3-3 K		0-0 G4-3			2	0	0	0	0	2	1					
<b>54 Nick Fortes, R</b> OBP: 0.167, SLG: 0.167 <b>59 Payton Henry, R</b> OBP: 0.333, SLG: 0.333	1-2 G1-3		1-2 F8		1-2 F8		2-1 G1-3			2	0	0	0	0	0	0					
<b>11 Miguel Rojas, R</b> OBP: 0.300, SLG: 0.333 <b>95 Ray-Patrick Diddier, R</b> OBP: 0.429, SLG: 0.667	0-0 G4-3		1-1 F9		1-1 F9		0-0 FC5 37 2B			2	0	0	0	0	0	0					
<b>Inning Stats</b>	R: 1 H: 0 E: 0 K: 0 S: 11	H: 0 LOB: 1 P: 24	R: 0 H: 0 E: 0 K: 2 S: 11	H: 0 LOB: 0 P: 16	R: 0 H: 1 E: 0 K: 0 S: 7	H: 1 LOB: 0 BB: 0 P: 12	R: 0 H: 0 E: 0 K: 1 S: 11	H: 0 LOB: 1 BB: 0 P: 21	R: 0 H: 0 E: 0 K: 1 S: 8	H: 0 LOB: 0 BB: 0 P: 11	R: 0 H: 1 E: 0 K: 2 S: 9	H: 1 LOB: 3 BB: 0 P: 16	R: 0 H: 0 E: 1 K: 1 S: 10	H: 0 LOB: 1 BB: 0 P: 15	R: 0 H: 0 E: 0 K: 1 S: 7	H: 0 LOB: 1 BB: 0 P: 10		1B: 4 2B: 3 3B: 0 HR: 0	SF: 0 LOB: 1 SAC: 0 DP: 1 HBP: 2	WP: 1 PB: 0 SB: 0 CS: 0	PA: 39
<b>PITCHER</b>	IP WLS BF H R ER SO BB IBB HBP BLK WP HR S P ERA WHIP	IP WLS BF H R ER SO BB IBB HBP BLK WP HR S P ERA WHIP	IP WLS BF H R ER SO BB IBB HBP BLK WP HR S P ERA WHIP	IP WLS BF H R ER SO BB IBB HBP BLK WP HR S P ERA WHIP	IP WLS BF H R ER SO BB IBB HBP BLK WP HR S P ERA WHIP	IP WLS BF H R ER SO BB IBB HBP BLK WP HR S P ERA WHIP	IP WLS BF H R ER SO BB IBB HBP BLK WP HR S P ERA WHIP	IP WLS BF H R ER SO BB IBB HBP BLK WP HR S P ERA WHIP	IP WLS BF H R ER SO BB IBB HBP BLK WP HR S P ERA WHIP	IP WLS BF H R ER SO BB IBB HBP BLK WP HR S P ERA WHIP	IP WLS BF H R ER SO BB IBB HBP BLK WP HR S P ERA WHIP	IP WLS BF H R ER SO BB IBB HBP BLK WP HR S P ERA WHIP	IP WLS BF H R ER SO BB IBB HBP BLK WP HR S P ERA WHIP	IP WLS BF H R ER SO BB IBB HBP BLK WP HR S P ERA WHIP	IP WLS BF H R ER SO BB IBB HBP BLK WP HR S P ERA WHIP	IP WLS BF H R ER SO BB IBB HBP BLK WP HR S P ERA WHIP	IP WLS BF H R ER SO BB IBB HBP BLK WP HR S P ERA WHIP	IP WLS BF H R ER SO BB IBB HBP BLK WP HR S P ERA WHIP	IP WLS BF H R ER SO BB IBB HBP BLK WP HR S P ERA WHIP	IP WLS BF H R ER SO BB IBB HBP BLK WP HR S P ERA WHIP	IP WLS BF H R ER SO BB IBB HBP BLK WP HR S P ERA WHIP

AB	33
R	3
H	5
RBI	2
BB	4
SO	10
LOB	19



Batter	1	2	3	4	5	6	7	8	9	AB	R	H	RBI	BB	SO	LOB	BOTTOM				
<b>42 Brandon Nimmo, L</b> OBP: 0.286, SLG: 0.333 <b>87 Carlos Cortes, L</b> OBP: 0.286, SLG: 0.333	1-2 G3		2-3 K		0-3 K		0-0 2B 80 SF8		1-2 G4-3	4	0	0	0	0	3	4	<b>Miami Marlins @ New York Mets</b> Clover Park, Port St. Lucie, FL Thu Mar 24 2022, 6:11 PM - 9:32 PM EDT Att: 3,308 - Partly Cloudy - 86 F				
<b>42 Mark Canha, R</b> OBP: 0.222, SLG: 0.556 <b>80 Matt Reynolds, R</b>	2-2 HR		2-1 G6-3		0-0 F9		0-0 SF8			4	1	1	1	0	0	4					
<b>12 Francisco Lindor, S</b> OBP: 0.400, SLG: 0.714 <b>89 Jake Mangum, S</b> OBP: 0.400, SLG: 0.400	0-1 HR		4-2 BB 20 BB 10 1B		2-2 K		2-2 2B			3	2	2	2	1	1	0					
<b>20 Pete Alonso, R</b> OBP: 0.333, SLG: 0.286 <b>16 Travis Jankowski, L</b>	0-1 HR		4-1 BB 10 1B 28 2B		0-2 G6-3		3-3 K			2	1	0	0	1	0	0					
<b>90 Jaylen Palmer, R</b>			1-2 BB 28 2B		1-2 K		4-2 BB			0	0	0	0	0	0	0					
<b>10 Eduardo Escobar, S</b> OBP: 0.625, SLG: 0.571 <b>90 Nick Meyer, R</b> OBP: 0.333, SLG: 0.333	0-0 1B		0-1 1B		1-1 1B		1-3 2B			3	1	3	1	0	0	0					
<b>1 Jeff McNeil, L</b> OBP: 0.300, SLG: 0.143 <b>95 Francisco Alvarez, R</b> OBP: 0.667, SLG: 2.000	4-1 BB		4-1 BB 28 BB		2-2 1B		0-0 G1-3			1	1	1	0	2	0	0					
<b>28 J.D. Davis, R</b> OBP: 0.333 <b>13 Luis Guillorme, L</b> OBP: 0.500, SLG: 0.889 <b>10 Cody Bohane, R</b>	2-0 BB		2-2 1B		1-2 F9		2-2 E6			2	0	1	3	0	0	2					
<b>2 Dominic Smith, L</b> OBP: 0.545, SLG: 1.000 <b>96 Brett Baty, L</b>	2-3 K		0-2 1B		1-2 K		3-1 G1-3			2	1	1	0	1	1	3					
<b>98 Hayden Senger, R</b> <b>81 Daniel Palka, L</b>	3-3 K		1-3 1B		2-0 HBP		4-1 BB 12 2B 87 SF8			2	0	0	0	2	2	2					
<b>Inning Stats</b>	R: 2 H: 3 E: 0 K: 1 S: 17	H: 3 LOB: 3 P: 28	R: 0 H: 0 E: 0 K: 2 S: 9	H: 0 LOB: 0 P: 16	R: 4 H: 3 E: 0 K: 2 S: 20	H: 3 LOB: 2 BB: 3 P: 38	R: 0 H: 2 E: 0 K: 1 S: 17	H: 2 LOB: 2 BB: 1 P: 27	R: 0 H: 0 E: 1 K: 1 S: 10	H: 0 LOB: 1 BB: 0 P: 16	R: 0 H: 0 E: 0 K: 1 S: 9	H: 1 LOB: 2 BB: 2 P: 18	R: 1 H: 1 E: 0 K: 1 S: 9	H: 1 LOB: 1 BB: 0 P: 16	R: 1 H: 1 E: 0 K: 1 S: 9	H: 1 LOB: 1 BB: 0 P: 16	1B: 5 2B: 3 3B: 0 HR: 3	SF: 1 LOB: 1 SAC: 0 DP: 0 HBP: 3	WP: 0 PB: 1 SB: 0 CS: 0	PA: 46	
<b>PITCHER</b>	IP WLS BF H R ER SO BB IBB HBP BLK WP HR S P ERA WHIP	IP WLS BF H R ER SO BB IBB HBP BLK WP HR S P ERA WHIP	IP WLS BF H R ER SO BB IBB HBP BLK WP HR S P ERA WHIP	IP WLS BF H R ER SO BB IBB HBP BLK WP HR S P ERA WHIP	IP WLS BF H R ER SO BB IBB HBP BLK WP HR S P ERA WHIP	IP WLS BF H R ER SO BB IBB HBP BLK WP HR S P ERA WHIP	IP WLS BF H R ER SO BB IBB HBP BLK WP HR S P ERA WHIP	IP WLS BF H R ER SO BB IBB HBP BLK WP HR S P ERA WHIP	IP WLS BF H R ER SO BB IBB HBP BLK WP HR S P ERA WHIP	IP WLS BF H R ER SO BB IBB HBP BLK WP HR S P ERA WHIP	IP WLS BF H R ER SO BB IBB HBP BLK WP HR S P ERA WHIP	IP WLS BF H R ER SO BB IBB HBP BLK WP HR S P ERA WHIP	IP WLS BF H R ER SO BB IBB HBP BLK WP HR S P ERA WHIP	IP WLS BF H R ER SO BB IBB HBP BLK WP HR S P ERA WHIP	IP WLS BF H R ER SO BB IBB HBP BLK WP HR S P ERA WHIP	IP WLS BF H R ER SO BB IBB HBP BLK WP HR S P ERA WHIP	IP WLS BF H R ER SO BB IBB HBP BLK WP HR S P ERA WHIP	IP WLS BF H R ER SO BB IBB HBP BLK WP HR S P ERA WHIP	IP WLS BF H R ER SO BB IBB HBP BLK WP HR S P ERA WHIP	IP WLS BF H R ER SO BB IBB HBP BLK WP HR S P ERA WHIP	IP WLS BF H R ER SO BB IBB HBP BLK WP HR S P ERA WHIP

AB	35
R	9
H	11
RBI	9
BB	7
SO	11
LOB	24



Batter	1	2	3	4	5	6	7	8	9	AB	R	H	RBI	BB	SO	LOB	TOP	
<p>12 Jorge Soler, R (1,7)</p> <p>4 Roman Quinn, S (5,7)</p>																		
<p>26 Garrett Cooper, R (1,3)</p> <p>82 Paul McIntosh, R (5,3)</p>																		
<p>7 Jesús Sánchez, L (1,8)</p> <p>5 Jon Bert, R (7,4)</p>																		
<p>24 Avisaíl García, R (1,9)</p> <p>92 Brian Miller, L (7,9)</p>																		
<p>99 Jesús Aguilar, R (1,10)</p>																		
<p>18 Joey Wendle, L (1,5)</p> <p>37 Willians Astudillo, R (7,5)</p>																		
<p>11 Miguel Rojas, R (1,6)</p> <p>9 Erik González, R (7,6)</p>																		
<p>58 Jacob Stallings, R (1,2)</p> <p>93 Lorenzo Quintana, R (7,2)</p>																		
<p>2 Jazz Chisholm Jr., L (1,4)</p> <p>Victor Mesa Jr., L (7,8)</p>																		
<b>Inning Stats</b>	R: 6 H: 8 E: 0 LOB: 2 K: 1 BB: 0 S: 29 P: 45	R: 0 H: 1 E: 0 LOB: 1 K: 2 BB: 0 S: 13 P: 21	R: 0 H: 0 E: 0 LOB: 0 K: 1 BB: 0 S: 6 P: 8	R: 2 H: 3 E: 0 LOB: 2 K: 1 BB: 1 S: 15 P: 26	R: 1 H: 1 E: 0 LOB: 1 K: 1 BB: 1 S: 7 P: 15	R: 0 H: 1 E: 0 LOB: 1 K: 1 BB: 1 S: 10 P: 19	R: 0 H: 0 E: 0 LOB: 0 K: 1 BB: 0 S: 7 P: 10	R: 0 H: 1 E: 0 LOB: 1 K: 2 BB: 0 S: 8 P: 11	R: 0 H: 1 E: 0 LOB: 1 K: 2 BB: 0 S: 9 P: 17	1B: 11 SF: 0 2B: 4 SAC: 0 HR: 1 HBP: 0	WP: 0 PA: 46 PB: 1 SB: 0 CS: 0							
<b>PITCHER</b>	IP WLS BF H R ER SO 32 Steven Matz, L (1,1) 65 Cory Thompson, R (1,1) 32 Steven Matz, L (2,1) 59 Johan Oviedo, R (3,1) 44 Junior Fernández, R (5,1)	IP WLS BF H R ER SO 65 Giovanni Gallegos, R (7,1) 38 Kodi Whitley, R (8,1) 61 Jake Walsh, R (9,1)	ERA WHIP 32.40 4.200 0.00 6.000 32.40 4.200 6.75 2.250 0.00 1.500	ERA WHIP 0.00 0.000 0.00 0.000 0.00 1.000 0.00 1.000														


Miami Marlins @ St. Louis Cardinals  
Roger Dean Chevrolet Stadium, Jupiter, FL  
Sat Mar 26 2022, 1:06 PM - 4:11 PM EDT  
Att: 4,682 - Sunny - 75 F



AB	42
R	9
H	16
RBI	9
BB	3
SO	12
LOB	22

Batter	1	2	3	4	5	6	7	8	9	AB	R	H	RBI	BB	SO	LOB	BOTTOM
<p>19 Tommy Edman, S (1,4)</p> <p>26 Ben DeLuiza, R (7,8)</p>																	
<p>46 Paul Goldschmidt, R (1,3)</p> <p>77 Luken Baker, R (5,3)</p>																	
<p>27 Tyler O'Neill, R (1,7)</p> <p>79 Conner Capel, L (6,PR) (7,7)</p>																	
<p>28 Nolan Arenado, R (1,5)</p> <p>35 Anderson Tejeda, S (5,5)</p>																	
<p>25 Corey Dickerson, L (1,9)</p> <p>84 Alec Burleson, L (6,9)</p>																	
<p>21 Lars Nootbaar, L (1,8)</p> <p>33 Brendan Donovan, L (7,6)</p>																	
<p>63 Edmundo Sosa, R (1,6)</p> <p>78 Kramer Robertson, R (7,4)</p>																	
<p>7 Andrew Knizner, R (1,2)</p> <p>74 Julio Rodríguez, R (6,2)</p>																	
<p>36 Juan Yezzer, R (1,10)</p> <p>13 Mike Antico, L (9,PH)</p>																	
<b>Inning Stats</b>	R: 0 H: 0 E: 0 LOB: 1 K: 0 BB: 1 S: 10 P: 19	R: 0 H: 1 E: 0 LOB: 1 K: 1 BB: 0 S: 11 P: 17	R: 1 H: 1 E: 0 LOB: 0 K: 0 BB: 0 S: 7 P: 12	R: 0 H: 0 E: 0 LOB: 0 K: 1 BB: 0 S: 9 P: 10	R: 0 H: 0 E: 0 LOB: 0 K: 1 BB: 0 S: 9 P: 10	R: 0 H: 1 E: 0 LOB: 1 K: 1 BB: 0 S: 8 P: 13	R: 0 H: 2 E: 0 LOB: 2 K: 2 BB: 1 S: 16 P: 23	R: 0 H: 1 E: 0 LOB: 1 K: 2 BB: 0 S: 11 P: 12	R: 0 H: 0 E: 0 LOB: 1 K: 2 BB: 0 S: 10 P: 12	1B: 4 SF: 0 2B: 1 SAC: 0 3B: 0 DP: 0 HR: 1 HBP: 1	WP: 0 PA: 36 PB: 0 SB: 0 CS: 0						
<b>PITCHER</b>	IP WLS BF H R ER SO 28 Trevor Rogers, L (1,1) 57 Eieser Hernández, R (4,1) 38 Louis Head, R (7,1) 47 Jimmy Yacabonis, R (9,1)	IP WLS BF H R ER SO 65 Giovanni Gallegos, R (7,1) 38 Kodi Whitley, R (8,1) 61 Jake Walsh, R (9,1)	ERA WHIP 3.00 1.000 0.00 0.333 4.50 2.000 0.00 0.000	ERA WHIP 0.00 0.000 0.00 0.000 0.00 1.000													

Miami Marlins @ St. Louis Cardinals  
Roger Dean Chevrolet Stadium, Jupiter, FL  
Sat Mar 26 2022, 1:06 PM - 4:11 PM EDT  
Att: 4,682 - Sunny - 75 F



AB	33
R	2
H	6
RBI	2
BB	2
SO	10
LOB	13






Scorecard for Miami Marlins @ Washington Nationals, West Palm Beach, FL. The top half (Batter 1-19) shows the Marlins' lineup with stats for each player and pitcher (Patrick Corbin, Mason Thompson, Joan Adon). The bottom half (Batter 20-29) shows the Nationals' lineup with stats for each player and pitcher (Edward Cabrera, Will Stewart, Shawn Armstrong, Cody Poteet, Anthony Bender). The table includes batting order, statistics, and visual representations of at-bats.





Batter	1	2	3	4	5	6	7	8	9	AB	R	H	RBI	BB	SO	LOB	TOP			
18 Joey Wendle, L (1, 6) OBP: 0.393, SLG: 0.385 4 Nasim Nuñez, S (6, PR) (6, 6)				L9		L9		F7		3	0	1	0	0	0	10	<p><b>Miami Marlins @ Houston Astros</b> The Ballpark of the Palm Beaches, West Palm Beach, FL</p> <p>Fri Apr 01 2022, 1:08 PM - 3:51 PM EDT Att: 1,559 - Cloudy - 86 F</p> <p>livebaseballscorecards.com</p>			
26 Garrett Cooper, R (1, 10) OBP: 0.357, SLG: 0.261				G5-3		F9		F9		4	0	0	0	0	1					
7 Jesús Sánchez, L (1, 8) OBP: 0.300, SLG: 0.316 Victor Mesa Jr., L (6, 9) (7, 8)				F7		1B				3	0	1	0	0	10					
15 Brian Anderson, R (1, 5) OBP: 0.208, SLG: 0.304 74 Luis Aviles Jr., R (6, 5)		L8				L4		G5-3		3	0	1	0	0	0	3				
2 Jazz Chisholm Jr., L (1, 4) OBP: 0.379, SLG: 0.593 29 Cody Monson, L (7, PR) (7, 4)				K				1B		3	0	1	0	0	2	1				
5 Jon Berti, R (1, 7) OBP: 0.333, SLG: 0.474 9 J.D. Orr, L (7, 7) OBP: 0.500, SLG: 0.500		1B		1B		FC6-4		K		3	0	1	0	0	1	2				
59 Payton Henry, R (1, 2) OBP: 0.467, SLG: 0.385 37 Willians Astudillo, R (8, 2) OBP: 0.400, SLG: 0.385		CS		G3		E6		1B		3	0	1	0	0	0	1				
4 Roman Quinn, S (1, 9) OBP: 0.267, SLG: 0.083 64 Thomas Jones, R (7, 9)				K		G3		K		3	0	0	0	0	2	4				
9 Erik González, R (1, 3) OBP: 0.250, SLG: 0.182 46 Troy Johnston, L (7, 3)				K		G1-3		1B		3	0	1	1	0	1	0				
<b>Inning Stats</b>	R: 0 E: 0 K: 3 S: 9	H: 0 LOB: 0 BB: 0 P: 9	R: 0 E: 0 K: 1 S: 5	H: 1 LOB: 0 BB: 0 P: 6	R: 0 E: 0 K: 2 S: 7	H: 0 LOB: 0 BB: 0 P: 7	R: 0 E: 0 K: 0 S: 3	H: 0 LOB: 0 BB: 0 P: 3	R: 0 E: 0 K: 1 S: 7	H: 2 LOB: 3 BB: 0 P: 5	R: 1 E: 0 K: 2 S: 9	H: 3 LOB: 2 BB: 0 P: 9	R: 0 E: 0 K: 1 S: 5	H: 0 LOB: 0 BB: 0 P: 5	R: 0 E: 0 K: 0 S: 4	H: 1 LOB: 1 BB: 0 P: 4	1B: 8 2B: 0 3B: 0 HR: 0	SF: 0 SAC: 0 DP: 0 HBP: 0	WP: 0 PB: 0 SB: 0 CS: 1	PA: 35
<b>PITCHER</b>	IP WLS BF H R ER SO BB IBB HBP BLK WP HR S P ERA WHIP	IP WLS BF H R ER SO BB IBB HBP BLK WP HR S P ERA WHIP	IP WLS BF H R ER SO BB IBB HBP BLK WP HR S P ERA WHIP	IP WLS BF H R ER SO BB IBB HBP BLK WP HR S P ERA WHIP	IP WLS BF H R ER SO BB IBB HBP BLK WP HR S P ERA WHIP	IP WLS BF H R ER SO BB IBB HBP BLK WP HR S P ERA WHIP	IP WLS BF H R ER SO BB IBB HBP BLK WP HR S P ERA WHIP	IP WLS BF H R ER SO BB IBB HBP BLK WP HR S P ERA WHIP	IP WLS BF H R ER SO BB IBB HBP BLK WP HR S P ERA WHIP	97 Luis García, R (1, 1) ERA: 0.00	52 Pedro Báez, R (4, 1) ERA: 0.00	61 Seth Martínez, R (6, 1) ERA: 0.00	98 Matt Ruppenthal, R (7, 1) ERA: 6.75	99 Joe Record, R (8, 1) ERA: 0.00	9 Devin Conn, R (9, 1) ERA: 0.00					
Batter	1	2	3	4	5	6	7	8	9	AB	R	H	RBI	BB	SO	LOB	BOTTOM			
27 Jose Altuve, R (1, 4) OBP: 0.316, SLG: 0.529			BB			L8		F8		3	1	1	1	1	0	0	<p><b>Miami Marlins @ Houston Astros</b> The Ballpark of the Palm Beaches, West Palm Beach, FL</p> <p>Fri Apr 01 2022, 1:08 PM - 3:51 PM EDT Att: 1,559 - Cloudy - 86 F</p> <p>livebaseballscorecards.com</p>			
23 Michael Brantley, L (1, 10) OBP: 0.300, SLG: 0.556	G3		K		L4		HBP			3	0	0	0	0	1	1				
2 Alex Bregman, R (1, 5) OBP: 0.316, SLG: 0.444	G5-3		BB		2B		F7			3	0	1	0	1	0	1				
44 Yordan Alvarez, L (1, 7) OBP: 0.313, SLG: 0.643	F8		G4-3		F7		P5			4	0	0	0	0	0	4				
10 Yuli Gurriel, R (1, 3) OBP: 0.412, SLG: 0.938		P4		K		30 G3 2B 1B		K		4	1	1	0	0	2	0				
30 Kyle Tucker, L (1, 9) OBP: 0.235, SLG: 0.235		1B		E4		G3		F7		4	0	1	0	0	0	1				
26 Jose Siri, R (1, 8) OBP: 0.333, SLG: 0.333 20 Chas McCormick, R (7, 8) OBP: 0.267, SLG: 0.214		1B		P4		G5-3		F9		3	0	1	0	0	0	2				
3 Jeremy Peña, R (1, 6) OBP: 0.375, SLG: 0.400		FC6-4-3		BB		2B				2	0	1	1	1	0	2				
15 Martín Maldonado, R (1, 2) OBP: 0.200, SLG: 0.077 38 Michael Papi, S (8, 2) OBP: 0.420, SLG: 0.200				K		K		K		3	0	0	0	0	3	3				
<b>Inning Stats</b>	R: 1 E: 0 K: 0 S: 5	H: 1 LOB: 0 BB: 0 P: 5	R: 0 E: 0 K: 0 S: 4	H: 2 LOB: 1 BB: 0 P: 4	R: 0 E: 0 K: 2 S: 7	H: 0 LOB: 2 BB: 2 P: 15	R: 0 E: 0 K: 2 S: 8	H: 0 LOB: 1 BB: 1 P: 12	R: 0 E: 0 K: 1 S: 4	H: 1 LOB: 1 BB: 0 P: 4	R: 1 E: 0 K: 1 S: 7	H: 2 LOB: 1 BB: 0 P: 7	R: 0 E: 0 K: 0 S: 3	H: 0 LOB: 1 BB: 0 P: 4	R: 0 E: 0 K: 1 S: 5	H: 0 LOB: 0 BB: 0 P: 5	1B: 3 2B: 3 3B: 0 HR: 1	SF: 0 SAC: 0 DP: 1 HBP: 1	WP: 0 PB: 0 SB: 0 CS: 0	PA: 34
<b>PITCHER</b>	IP WLS BF H R ER SO BB IBB HBP BLK WP HR S P ERA WHIP	IP WLS BF H R ER SO BB IBB HBP BLK WP HR S P ERA WHIP	IP WLS BF H R ER SO BB IBB HBP BLK WP HR S P ERA WHIP	IP WLS BF H R ER SO BB IBB HBP BLK WP HR S P ERA WHIP	IP WLS BF H R ER SO BB IBB HBP BLK WP HR S P ERA WHIP	IP WLS BF H R ER SO BB IBB HBP BLK WP HR S P ERA WHIP	IP WLS BF H R ER SO BB IBB HBP BLK WP HR S P ERA WHIP	IP WLS BF H R ER SO BB IBB HBP BLK WP HR S P ERA WHIP	IP WLS BF H R ER SO BB IBB HBP BLK WP HR S P ERA WHIP	44 Jesús Luzardo, L (1, 1) ERA: 0.77	35 Richard Bleier, L (4, 1) ERA: 18.0	44 Jesús Luzardo, L (5, 1) ERA: 0.77	43 Shawn Armstrong, R (6, 1) ERA: 2.7	75 Grant Dayton, L (7, 1) ERA: 3.0	72 Cody Poteet, R (8, 1) ERA: 1.29					

Batter	1	2	3	4	5	6	7	8	9	AB R H RBI BB SO LOB	TOP																								
											<p>Washington Nationals @ Miami Marlins</p> <p>Roger Dean Chevrolet Stadium, Jupiter, FL</p> <p>Sat Apr 02 2022, 6:40 PM EDT</p> <p><a href="http://livebaseballscorecards.com">livebaseballscorecards.com</a></p> <p>AB 0</p> <p>R 0</p> <p>H 0</p> <p>RBI 0</p> <p>BB 0</p> <p>SO 0</p> <p>LOB 0</p> 																								
Inning Stats											1B: 0 SF: 0 WP: 0 PA: 0 2B: 0 SAC: 0 FB: 0 3B: 0 DP: 0 SB: 0 HR: 0 HBP: 0 CS: 0																								
PITCHER	IP	WLS	BF	H	R	ER	SO	BB	IBB	HBP	BLK	WP	HR	S	P	ERA	WHIP	PITCHER	IP	WLS	BF	H	R	ER	SO	BB	IBB	HBP	BLK	WP	HR	S	P	ERA	WHIP


Batter	1	2	3	4	5	6	7	8	9	AB R H RBI BB SO LOB	BOTTOM																								
											<p>Washington Nationals @ Miami Marlins</p> <p>Roger Dean Chevrolet Stadium, Jupiter, FL</p> <p>Sat Apr 02 2022, 6:40 PM EDT</p> <p><a href="http://livebaseballscorecards.com">livebaseballscorecards.com</a></p> <p>AB 0</p> <p>R 0</p> <p>H 0</p> <p>RBI 0</p> <p>BB 0</p> <p>SO 0</p> <p>LOB 0</p> 																								
Inning Stats											1B: 0 SF: 0 WP: 0 PA: 0 2B: 0 SAC: 0 FB: 0 3B: 0 DP: 0 SB: 0 HR: 0 HBP: 0 CS: 0																								
PITCHER	IP	WLS	BF	H	R	ER	SO	BB	IBB	HBP	BLK	WP	HR	S	P	ERA	WHIP	PITCHER	IP	WLS	BF	H	R	ER	SO	BB	IBB	HBP	BLK	WP	HR	S	P	ERA	WHIP








Table with 10 columns (Batter 1-10, AB, R, H, RBI, BB, SO, LOB) and 12 rows. Rows 1-3 show batters 12 Jorge Soler, 26 Garrett Cooper, and 7 Jesús Sánchez with various hit types (G2-3, FC5-4, K, G1-3, G6-3, G5-3) and their stats (5 0 0 0 2 3, 5 0 1 0 0 1 3, 4 0 0 0 1 0 2). Rows 4-5 show batters 99 Jesús Aguilar and 24 Avisail García. Rows 6-7 show batters 18 Joey Wendle and 15 Brian Anderson. Rows 8-9 show batters 11 Miguel Rojas and 58 Jacob Stallings. Row 10 shows batter 2 Jazz Chisholm Jr. with a home run. Inning Stats and Pitcher logs are at the bottom.

Miami Marlins @ San Francisco Giants  
Oracle Park, San Francisco, CA  
Fri Apr 08 2022, 1:40 PM - 5:05 PM PDT  
Alt. 40,853 - Sunny - 69 F

AB 39  
R 5  
H 9  
RBI 5  
BB 3  
SO 6  
LOB 21

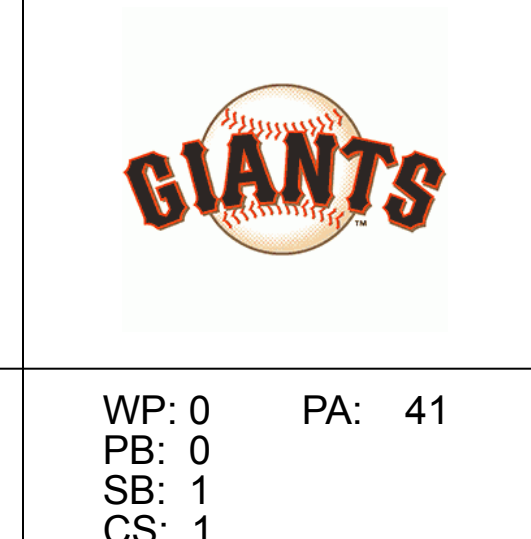


Inning Stats and Pitcher performance table. Includes columns for IP, WLS, BF, H, R, ER, SO, BB, IBB, HBP, BLK, WP, HR, S, P, ERA, WHIP for pitchers 62 Logan Webb, 52 Dominic Leone, 71 Tyler Rogers, 17 Jake McGee, 75 Camilo Doval, 59 John Brebbia, and 48 Jose Alvarez.

Table with 10 columns (Batter 1-10, AB, R, H, RBI, BB, SO, LOB) and 12 rows. Rows 1-3 show batters 5 Mike Yastrzemski, 9 Brandon Belt, and 33 Darin Ruf with hits (P4, K, BB, FC6-4, K, BB, HR, F7, FC9-6-4, BB). Rows 4-5 show batters 23 Joc Pederson and 13 Austin Slater. Rows 6-7 show batters 35 Brandon Crawford and 41 Wilmer Flores. Rows 8-9 show batters 39 Thairo Estrada and 6 Steven Dugger. Row 10 shows batter 21 Joey Bart with a home run. Inning Stats and Pitcher logs are at the bottom.

Miami Marlins @ San Francisco Giants  
Oracle Park, San Francisco, CA  
Fri Apr 08 2022, 1:40 PM - 5:05 PM PDT  
Alt. 40,853 - Sunny - 69 F

AB 33  
R 6  
H 6  
RBI 5  
BB 7  
SO 7  
LOB 5



Inning Stats and Pitcher performance table. Includes columns for IP, WLS, BF, H, R, ER, SO, BB, IBB, HBP, BLK, WP, HR, S, P, ERA, WHIP for pitchers 22 Sandy Alcantara, 66 Tanner Scott, 31 Cole Sulser, 35 Richard Bleier, 36 Louis Head, 55 Anthony Bender, and 52 Anthony Bass.

Batter	1	2	3	4	5	6	7	8	9	AB	R	H	RBI	BB	SO	LOB	TOP				
12 Jorge Soler, R (1,7) 14 Bryan De La Cruz, R (9,7)										2	0	0	0	2	2	0	<b>Miami Marlins @ San Francisco Giants</b> Oracle Park, San Francisco, CA Sat Apr 09 2022, 1:07 PM - 4:03 PM PDT Att: 38,885 - Sunny - 64 F				
26 Garrett Cooper, R (1,10) OBP: 0.222, SLG: 0.222										4	0	1	0	0	2	4					
99 Jesús Aguilar, R (1,3) OBP: 0.111, SLG: 0.111										4	0	0	0	0	1	1					
24 Avisail García, R (1,9) OBP: 0.111, SLG: 0.111										4	0	0	0	0	3	0					
11 Miguel Rojas, R (1,6) OBP: 0.250, SLG: 0.375										4	0	1	0	0	0	0					
15 Brian Anderson, R (1,5) OBP: 0.200, SLG: 0.400										4	1	1	0	0	1	1					
7 Jesús Sánchez, L (1,8) OBP: 0.222, SLG: 0.125										4	0	1	1	0	3	2					
58 Jacob Stallings, R (1,2) OBP: 0.250, SLG: 0.625										4	0	0	0	0	2	2					
5 Jon Berti, R (1,4) OBP: 0.667, SLG: 0.500										2	1	1	0	1	0	1					
<b>Inning Stats</b>	R: 0 E: 0 K: 2 S: 8	H: 0 LOB: 0 BB: 0 P: 10	R: 0 E: 0 K: 2 S: 13	H: 1 LOB: 1 BB: 0 P: 17	R: 1 E: 1 K: 3 S: 16	H: 2 LOB: 1 BB: 0 P: 23	R: 0 E: 0 K: 2 S: 7	H: 0 LOB: 0 BB: 0 P: 11	R: 0 E: 0 K: 3 S: 17	H: 0 LOB: 2 BB: 2 P: 28	R: 0 E: 0 K: 0 S: 7	H: 0 LOB: 0 BB: 0 P: 9	R: 1 E: 0 K: 0 S: 10	H: 2 LOB: 2 BB: 1 P: 17	R: 0 E: 0 K: 1 S: 7	H: 0 LOB: 0 BB: 0 P: 12		1B: 3 2B: 2 3B: 0 HR: 0	SF: 0 SAC: 0 DP: 1 HBP: 0	WP: 1 PB: 0 CS: 0	PA: 35
<b>PITCHER</b>	IP WLS BF H R ER SO BB IBB HBP BLK WP HR S P ERA WHIP	5.0 L 3 0 0 0 0 0 0 0 0 0 0 0 0 1.80 1.000	1.0 L 3 2 1 0 0 0 0 0 0 0 0 0 0 0.00 0.000	0.2 L 4 2 1 0 0 0 0 0 0 0 0 0 0 13.50 3.000	1.1 L 5 0 0 0 1 1 0 0 0 0 0 0 0 0.00 0.750	1.0 L 3 0 0 0 1 0 0 0 0 0 0 0 0 0.00 0.000															

Batter	1	2	3	4	5	6	7	8	9	AB	R	H	RBI	BB	SO	LOB	BOTTOM					
5 Mike Yastrzemski, L (1,9) 13 Austin Slater, R (8,Ph) (9,9)										3	0	0	0	0	2	2	<b>Miami Marlins @ San Francisco Giants</b> Oracle Park, San Francisco, CA Sat Apr 09 2022, 1:07 PM - 4:03 PM PDT Att: 38,885 - Sunny - 64 F					
9 Brandon Belt, L (1,3) OBP: 0.333, SLG: 0.625										4	0	0	0	0	3	0						
33 Darin Ruf, R (1,10) OBP: 0.444, SLG: 0.286										4	0	1	0	0	2	0						
23 Joc Pederson, L (1,7) OBP: 0.333, SLG: 0.200										4	0	1	0	0	1	1						
35 Brandon Crawford, L (1,6)										4	0	0	0	0	1	1						
41 Wilmer Flores, R (1,5) OBP: 0.125, SLG: 0.250										4	0	1	0	0	1	0						
39 Thairo Estrada, R (1,4) OBP: 0.429, SLG: 0.833										2	1	1	0	1	1	0						
6 Steven Duggar, L (1,8) OBP: 0.143, SLG: 0.286										3	0	1	1	0	2	2						
21 Joey Bart, R (1,2) OBP: 0.429, SLG: 0.800										2	0	0	0	1	0	2						
<b>Inning Stats</b>	R: 0 E: 0 K: 1 S: 7	H: 1 LOB: 1 BB: 0 P: 8	R: 0 E: 0 K: 2 S: 10	H: 0 LOB: 0 BB: 0 P: 15	R: 0 E: 0 K: 2 S: 9	H: 0 LOB: 0 BB: 0 P: 12	R: 0 E: 0 K: 1 S: 9	H: 0 LOB: 0 BB: 0 P: 12	R: 1 E: 0 K: 0 S: 20	H: 2 LOB: 2 BB: 1 P: 32	R: 0 E: 0 K: 3 S: 9	H: 0 LOB: 0 BB: 0 P: 11	R: 0 E: 0 K: 2 S: 15	H: 1 LOB: 2 BB: 1 P: 20	R: 0 E: 0 K: 3 S: 10	H: 0 LOB: 0 BB: 0 P: 11		R: 0 E: 0 K: 0 S: 7	H: 1 LOB: 0 BB: 0 P: 10	1B: 3 2B: 2 3B: 0 HR: 0	SF: 0 SAC: 0 DP: 1 HBP: 0	WP: 0 PB: 0 CS: 0
<b>PITCHER</b>	IP WLS BF H R ER SO BB IBB HBP BLK WP HR S P ERA WHIP	5.0 W 4 0 0 0 4 0 0 0 0 0 0 0 0 1.80 0.800	1.1 W 4 0 0 0 4 0 0 0 0 0 0 0 0 0.00 0.000	0.2 H 4 1 0 0 1 1 0 0 0 0 0 0 0.00 3.000	1.0 H 3 0 0 0 3 0 0 0 0 0 0 0 0 0.00 0.000	1.0 S 3 1 0 0 0 0 0 0 0 0 0 0 0.00 1.000																

AB	32
R	2
H	5
RBI	1
BB	3
SO	14
LOB	11

AB	31
R	1
H	5
RBI	1
BB	2
SO	14
LOB	8





Batter	1	2	3	4	5	6	7	8	9	AB	R	H	RBI	BB	SO	LOB	TOP			
12 Jorge Soler, R OBP: 0.333, SLG: 0.200										4	0	0	0	0	3	0	<b>Miami Marlins @ Los Angeles Angels</b> Angel Stadium, Anaheim, CA Mon Apr 11 2022, 6:39 PM - 9:20 PM PDT Att: 20,480 - Cloudy - 65 F			
7 Jesús Sánchez, L OBP: 0.353, SLG: 0.688										4	2	2	2	0	0	0				
26 Garrett Cooper, R OBP: 0.250, SLG: 0.200										4	0	0	0	0	0	0				
99 Jesús Aguilar, R OBP: 0.063, SLG: 0.063										3	0	0	0	0	2	0				
18 Joey Wendle, L OBP: 0.455, SLG: 0.500										3	0	1	0	0	0	0				
15 Brian Anderson, R OBP: 0.167, SLG: 0.250										3	0	0	0	0	3	1				
58 Jacob Stallings, R OBP: 0.167, SLG: 0.417										3	0	0	0	0	2	1				
2 Jazz Chisholm Jr., L OBP: 0.364, SLG: 0.778										3	0	0	0	0	1	0				
11 Miguel Rojas, R OBP: 0.167, SLG: 0.250										3	0	0	0	0	0	0				
<b>Inning Stats</b>	R: 0 E: 0 K: 1 S: 9	H: 0 LOB: 0 BB: 0 P: 11	R: 0 E: 0 K: 2 S: 15	H: 1 LOB: 1 BB: 0 P: 23	R: 0 E: 0 K: 1 S: 8	H: 0 LOB: 0 BB: 0 P: 15	R: 1 E: 0 K: 0 S: 9	H: 1 LOB: 0 BB: 0 P: 16	R: 0 E: 0 K: 2 S: 9	H: 0 LOB: 0 BB: 0 P: 12	R: 0 E: 0 K: 1 S: 8	H: 0 LOB: 0 BB: 0 P: 12	R: 0 E: 0 K: 3 S: 11	H: 0 LOB: 0 BB: 0 P: 14	R: 1 E: 0 K: 0 S: 10	H: 1 LOB: 0 BB: 0 P: 14	1B: 0 2B: 1 3B: 0 HR: 2	SF: 0 SAC: 0 DP: 0 HBP: 0	WP: 0 PB: 0 SB: 0 CS: 0	PA: 30
<b>PITCHER</b>	IP WLS BF H R ER SO BB IBB HBP BLK WP HR S P ERA WHIP																			
25 Michael Lorenzen, R ERA: 1.5	6.0 W 20 2 1 1 7 0 0 0 0 0 0 1 58 89 1.50 0.333																			
28 Aaron Loup, L ERA: 4.91	1.0 H 3 0 0 0 1 0 0 0 0 0 0 0 6 7 0.00 0.000																			
52 Ryan Tepera, R ERA: 4.5	1.0 H 3 0 0 0 3 0 0 0 0 0 0 0 11 14 0.00 0.000																			
32 Raisel Iglesias, R ERA: 4.5	1.0 4 1 1 1 0 0 0 0 0 0 0 1 10 14 9.00 1.000																			

Batter	1	2	3	4	5	6	7	8	9	AB	R	H	RBI	BB	SO	LOB	BOTTOM			
17 Shohei Ohtani, L OBP: 0.143, SLG: 0.190										4	1	1	0	0	0	1	<b>Miami Marlins @ Los Angeles Angels</b> Angel Stadium, Anaheim, CA Mon Apr 11 2022, 6:39 PM - 9:20 PM PDT Att: 20,480 - Cloudy - 65 F			
6 Anthony Rendon, R OBP: 0.200, SLG: 0.077										4	0	0	0	0	2	2				
20 Jared Walsh, L OBP: 0.350, SLG: 0.474										3	0	0	0	1	1	2				
33 Max Stassi, R OBP: 0.500, SLG: 0.429										1	2	1	0	3	0	0				
16 Brandon Marsh, L OBP: 0.571, SLG: 0.800										3	2	2	4	1	0	2				
18 Jose Rojas, L OBP: 0.176, SLG: 0.294										4	0	0	0	0	1	3				
7 Jo Adell, R OBP: 0.154, SLG: 0.462										4	1	2	2	0	1	0				
14 Tyler Wade, L OBP: 0.250, SLG: 0.250										4	0	1	0	0	1	1				
22 David Fletcher, R OBP: 0.077, SLG: 0.231										2	0	0	0	0	1	1				
5 Matt Duffy, R OBP: 0.556, SLG: 0.429										1	0	0	0	1	0	1				
<b>Inning Stats</b>	R: 3 E: 0 K: 1 S: 14	H: 2 LOB: 0 BB: 1 P: 26	R: 1 E: 0 K: 1 S: 10	H: 1 LOB: 0 BB: 0 P: 14	R: 0 E: 0 K: 1 S: 8	H: 1 LOB: 2 BB: 1 P: 13	R: 0 E: 0 K: 2 S: 7	H: 1 LOB: 0 BB: 0 P: 10	R: 0 E: 0 K: 1 S: 11	H: 0 LOB: 2 BB: 2 P: 23	R: 0 E: 0 K: 0 S: 13	H: 0 LOB: 0 BB: 0 P: 20	R: 0 E: 0 K: 1 S: 12	H: 0 LOB: 1 BB: 1 P: 21	R: 2 E: 0 K: 0 S: 10	H: 2 LOB: 1 BB: 1 P: 18	1B: 3 2B: 2 3B: 0 HR: 2	SF: 0 SAC: 0 DP: 0 HBP: 0	WP: 0 PB: 0 SB: 1 CS: 1	PA: 36
<b>PITCHER</b>	IP WLS BF H R ER SO BB IBB HBP BLK WP HR S P ERA WHIP																			
57 Eliaser Hernández, R ERA: 7.71	4.2 L 21 5 4 4 6 3 0 0 0 0 0 0 2 46 76 7.71 1.714																			
72 Cody Poteet, R ERA: 7.71	1.1 5 0 0 0 0 1 0 0 0 0 0 0 17 30 0.00 0.750																			
66 Tanner Scott, L ERA: 9.0	1.0 4 0 0 0 1 1 0 0 0 0 0 0 12 21 0.00 1.000																			
43 Shawn Armstrong, R ERA: 9.0	1.0 6 2 2 2 0 1 0 0 0 0 0 0 10 18 18.00 3.000																			



Main table containing batter performance data, pitch types, and pitcher stats for two games. Includes columns for batter names, stats, and diagrams.

TOP Philadelphia Phillies @ Miami Marlins loanDepot park, Miami, FL Thu Apr 14 2022, 6:44 PM - 10:07 PM EDT Att: 31,184 - Roof Closed - 76 F

AB 35 R 3 H 11 RBI 3 BB 2 SO 6 LOB 22



WP: 1 PA: 39 FB: 0 SB: 1 CS: 0

BOTTOM Philadelphia Phillies @ Miami Marlins loanDepot park, Miami, FL Thu Apr 14 2022, 6:44 PM - 10:07 PM EDT Att: 31,184 - Roof Closed - 76 F

AB 29 R 4 H 6 RBI 4 BB 5 SO 8 LOB 15



WP: 0 PA: 34 FB: 0 SB: 0 CS: 0











Batter	1	2	3	4	5	6	7	8	9	AB	R	H	RBI	BB	SO	LOB	TOP			
19 Tommy Edman, S OBP: 0.421, SLG: 0.714										4	0	2	0	0	0	2				
46 Paul Goldschmidt, R OBP: 0.255, SLG: 0.216										3	0	0	0	1	1	1				
27 Tyler O'Neill, R OBP: 0.349, SLG: 0.371										3	1	0	0	1	0	3				
28 Nolan Arenado, R OBP: 0.442, SLG: 0.895										4	1	1	2	0	3	2				
25 Corey Dickerson, L OBP: 0.235, SLG: 0.133										4	0	0	0	0	0	2				
21 Lars Nootbaar, L										4	0	0	0	0	3	0				
11 Paul DeJong, R OBP: 0.286, SLG: 0.333										3	0	0	0	0	1	0				
4 Yadier Molina, R OBP: 0.136, SLG: 0.136										3	0	1	0	0	0	0				
48 Harrison Bader, R OBP: 0.308, SLG: 0.314										3	0	1	0	0	0	1				
<b>Inning Stats</b>	R: 0 E: 1 K: 1 S: 14	H: 1 LOB: 2 BB: 1 P: 27	R: 0 E: 0 K: 1 S: 6	H: 0 LOB: 0 BB: 0 P: 10	R: 0 E: 0 K: 0 S: 8	H: 1 LOB: 1 BB: 0 P: 10	R: 0 E: 0 K: 1 S: 7	H: 0 LOB: 0 BB: 0 P: 8	R: 0 E: 0 K: 1 S: 7	H: 0 LOB: 0 BB: 0 P: 10	R: 0 E: 0 K: 1 S: 6	H: 0 LOB: 0 BB: 0 P: 11	R: 0 E: 0 K: 0 S: 7	H: 1 LOB: 0 BB: 0 P: 12	R: 2 E: 0 K: 2 S: 13	H: 1 LOB: 0 BB: 1 P: 19	1B: 4 2B: 0 3B: 0 HR: 1	SF: 0 SAC: 0 DP: 1 HBP: 0	WP: 0 PB: 0 SB: 2 CS: 0	PA: 33
<b>PITCHER</b>	IP: 8.0 ERA: 1.86	WLS: 28 BF: 28	H: 4 R: 0 ER: 0 SO: 6	BB: 1 IBB: 0 HBP: 0 BLK: 0	WP: 0 HR: 0 S: 62 P: 98	ERA: 0.00 WHIP: 0.625	IP: 1.0 ERA: 8.31	WLS: 5 BF: 5	H: 1 R: 2 ER: 2 SO: 2	BB: 1 IBB: 0 HBP: 0 BLK: 0	WP: 0 HR: 1 S: 13 P: 19	ERA: 18.00 WHIP: 2.000								

St. Louis Cardinals @ Miami Marlins  
loanDepot park, Miami, FL  
Wed Apr 20 2022, 6:43 PM - 9:45 PM EDT  
Att: 8,655 - Roof Closed - 72 F

AB	31
R	2
H	5
RBI	2
BB	2
SO	8
LOB	11



Batter	1	2	3	4	5	6	7	8	9	AB	R	H	RBI	BB	SO	LOB	BOTTOM									
12 Jorge Soler, R OBP: 0.250, SLG: 0.238										4	0	0	0	0	2	2										
26 Garrett Cooper, R OBP: 0.359, SLG: 0.364										3	0	1	0	1	1	0										
5 Jon Berti, R OBP: 0.545, SLG: 0.500										3	0	0	0	0	2	2										
7 Jesús Sánchez, L OBP: 0.364, SLG: 0.595										4	0	1	0	0	2	1										
99 Jesús Aguilar, R OBP: 0.262, SLG: 0.171										4	0	1	0	0	1	3										
24 Avisail García, R OBP: 0.226, SLG: 0.333										3	0	0	0	0	0	2										
18 Joey Wendle, L OBP: 0.382, SLG: 0.419										0	0	0	0	1	0	0										
15 Brian Anderson, R OBP: 0.400, SLG: 0.360										4	0	0	0	0	2	2										
58 Jacob Stallings, R OBP: 0.206, SLG: 0.250										3	0	0	0	0	0	2										
11 Miguel Rojas, R OBP: 0.220, SLG: 0.256										4	0	1	0	0	0	2										
2 Jazz Chisholm Jr., L OBP: 0.344, SLG: 0.741										3	0	1	0	0	1	1										
<b>Inning Stats</b>	R: 0 E: 0 K: 1 S: 8	H: 0 LOB: 0 BB: 0 P: 9	R: 0 E: 0 K: 0 S: 8	H: 0 LOB: 0 BB: 0 P: 12	R: 0 E: 0 K: 1 S: 15	H: 1 LOB: 1 BB: 0 P: 20	R: 0 E: 0 K: 2 S: 15	H: 1 LOB: 2 BB: 0 P: 23	R: 0 E: 0 K: 1 S: 10	H: 1 LOB: 1 BB: 0 P: 18	R: 0 E: 0 K: 2 S: 11	H: 1 LOB: 0 BB: 0 P: 17	R: 0 E: 0 K: 1 S: 9	H: 0 LOB: 0 BB: 0 P: 18	R: 0 E: 0 K: 1 S: 12	H: 0 LOB: 1 BB: 1 P: 21	R: 0 E: 0 K: 2 S: 10	H: 1 LOB: 2 BB: 1 P: 15	1B: 5 2B: 0 3B: 0 HR: 0	SF: 0 SAC: 0 DP: 0 HBP: 1	WP: 0 PB: 0 SB: 1 CS: 0	PA: 35				
<b>PITCHER</b>	IP: 5.0 ERA: 1.76	WLS: 6 BF: 6	H: 0 R: 0 ER: 0 SO: 3	BB: 0 IBB: 0 HBP: 0 BLK: 0	WP: 0 HR: 0 S: 59 P: 86	ERA: 0.00 WHIP: 0.000	IP: 2.0 ERA: 1.8	WLS: 4 BF: 4	H: 0 R: 0 ER: 0 SO: 1	BB: 1 IBB: 0 HBP: 0 BLK: 0	WP: 0 HR: 0 S: 10 P: 15	ERA: 0.00 WHIP: 1.000	IP: 1.0 ERA: 3.66	WLS: 5 BF: 5	H: 1 R: 0 ER: 0 SO: 2	BB: 0 IBB: 0 HBP: 0 BLK: 0	WP: 0 HR: 0 S: 10 P: 15	ERA: 0.00 WHIP: 2.000								

St. Louis Cardinals @ Miami Marlins  
loanDepot park, Miami, FL  
Wed Apr 20 2022, 6:43 PM - 9:45 PM EDT  
Att: 8,655 - Roof Closed - 72 F

AB	32
R	0
H	5
RBI	0
BB	2
SO	11
LOB	15



Batter	1	2	3	4	5	6	7	8	9	AB	R	H	RBI	BB	SO	LOB	TOP			
3 Dylan Carlson, S OBP: 0.213, SLG: 0.214	G1-3		1B			G6-3		F9		4	0	1	0	0	0	1				
46 Paul Goldschmidt, R OBP: 0.271, SLG: 0.195	K		F8			G6-3		G3		4	0	0	0	0	1	1				
27 Tyler O'Neill, R OBP: 0.319, SLG: 0.333	G6-3					K		K		4	0	0	0	0	3	0				
28 Nolan Arenado, R OBP: 0.468, SLG: 0.881		1B				1B		F8		4	0	3	0	0	0	0				
5 Albert Pujols, R OBP: 0.417, SLG: 0.667 21 Lars Nootbaar, L (9, PH)	K					K		K		3	0	0	0	0	3	2				
11 Paul DeJong, R OBP: 0.283, SLG: 0.303	F4					K		K		3	0	0	0	0	2	2				
48 Harrison Bader, R OBP: 0.286, SLG: 0.289	G6-3					K		K		3	0	0	0	0	2	1				
4 Yadier Molina, R OBP: 0.160, SLG: 0.160	G4-3					F7				3	0	1	0	0	0	0				
19 Tommy Edman, S OBP: 0.390, SLG: 0.658	G6-3					G4-3		K		3	0	0	0	0	1	1				
<b>Inning Stats</b>	R: 0 E: 0 K: 1 S: 8	H: 0 LOB: 0 BB: 0 P: 9	R: 0 E: 0 K: 1 S: 12	H: 1 LOB: 1 BB: 0 P: 18	R: 0 E: 0 K: 0 S: 12	H: 1 LOB: 1 BB: 0 P: 17	R: 0 E: 0 K: 3 S: 14	H: 1 LOB: 1 BB: 0 P: 22	R: 0 E: 0 K: 1 S: 7	H: 0 LOB: 0 BB: 0 P: 10	R: 0 E: 0 K: 2 S: 8	H: 0 LOB: 0 BB: 0 P: 14	R: 0 E: 0 K: 2 S: 12	H: 1 LOB: 1 BB: 0 P: 17	R: 0 E: 0 K: 2 S: 13	H: 1 LOB: 1 BB: 0 P: 16	1B: 5 2B: 0 3B: 0 HR: 0	SF: 0 SAC: 0 DP: 0 HBP: 0	WP: 0 PB: 0 SB: 0 CS: 0	PA: 32
<b>PITCHER</b>	IP WLS BF H R ER SO BB IBB HBP BLK WP HR S P ERA WHIP																			
49 Pablo López, R ERA: 0.52	7.0 W 24 3 0 0 9 0 0 0 0 0 0 69 100 0.00 0.429																			
66 Tanner Scott, L ERA: 3.0	1.0 4 1 0 0 2 0 0 0 0 0 0 12 17 0.00 1.000																			
52 Anthony Bass, R ERA: 3.38	1.0 4 1 0 0 2 0 0 0 0 0 0 13 16 0.00 1.000																			

St. Louis Cardinals @ Miami Marlins  
loanDepot park, Miami, FL  
Thu Apr 21 2022, 6:40 PM - 9:23 PM EDT  
Att: 9,670 - Roof Closed - 72 F

AB 32  
R 0  
H 5  
RBI 0  
BB 0  
SO 13  
LOB 9



Batter	1	2	3	4	5	6	7	8	9	AB	R	H	RBI	BB	SO	LOB	BOTTOM			
2 Jazz Chisholm Jr., L OBP: 0.333, SLG: 0.774	F8		K			G1-3				4	1	1	2	0	1	0				
26 Garrett Cooper, R OBP: 0.349, SLG: 0.333	BB		K			G5-3		K		3	0	0	0	1	2	0				
12 Jorge Soler, R OBP: 0.290, SLG: 0.291 14 Bryan De La Cruz, R OBP: 0.533, SLG: 0.636	G5-4-3		G6-3			G6-3				4	0	1	0	0	0	1				
7 Jesús Sánchez, L OBP: 0.396, SLG: 0.667		BB				1B		K		3	3	2	1	1	1	1				
99 Jesús Aguilar, R OBP: 0.283, SLG: 0.205		1B				F8		P3		4	0	2	0	0	0	0				
24 Avisail García, R OBP: 0.200, SLG: 0.294		K				F8		F8		4	0	0	0	0	1	4				
18 Joey Wendle, L OBP: 0.368, SLG: 0.400		1B				G1-3		G3-1		4	0	1	0	0	0	2				
15 Brian Anderson, R OBP: 0.424, SLG: 0.346		FC4						G3-1		1	1	0	1	2	0	2				
58 Jacob Stallings, R OBP: 0.189, SLG: 0.229	G4-6-3					BB		L9		3	0	0	0	0	0	6				
<b>Inning Stats</b>	R: 0 E: 0 K: 0 S: 5	H: 2 LOB: 2 BB: 1 P: 9	R: 1 E: 1 K: 1 S: 12	H: 2 LOB: 1 BB: 1 P: 23	R: 0 E: 0 K: 2 S: 8	H: 0 LOB: 0 BB: 0 P: 14	R: 1 E: 0 K: 0 S: 13	H: 2 LOB: 2 BB: 1 P: 22	R: 0 E: 0 K: 0 S: 10	H: 0 LOB: 0 BB: 0 P: 14	R: 1 E: 0 K: 0 S: 8	H: 1 LOB: 1 BB: 0 P: 9	R: 2 E: 0 K: 2 S: 15	H: 2 LOB: 1 BB: 1 P: 25	R: 0 E: 0 K: 0 S: 10	H: 0 LOB: 0 BB: 0 P: 13	1B: 4 2B: 1 3B: 0 HR: 2	SF: 0 SAC: 0 DP: 2 HBP: 0	WP: 0 PB: 1 SB: 1 CS: 0	PA: 34
<b>PITCHER</b>	IP WLS BF H R ER SO BB IBB HBP BLK WP HR S P ERA WHIP																			
12 Jordan Hicks, R ERA: 1.29	3.0 L 12 2 1 1 3 2 0 0 0 0 0 25 46 3.00 1.333																			
34 Drew VerHagen, R ERA: 5.79	1.0 6 2 1 0 0 1 0 0 0 0 0 13 22 0.00 3.000																			
67 Aaron Brooks, R ERA: 6.35	2.2 12 3 3 3 1 1 0 0 0 0 2 30 44 10.12 1.500																			
30 Nick Wittgren, R ERA: 2.7	0.1 1 0 0 0 1 0 0 0 0 0 0 3 4 0.00 0.000																			
38 Kodi Whitely, R ERA:	1.0 3 0 0 0 0 0 0 0 0 0 0 10 13 0.00 0.000																			

St. Louis Cardinals @ Miami Marlins  
loanDepot park, Miami, FL  
Thu Apr 21 2022, 6:40 PM - 9:23 PM EDT  
Att: 9,670 - Roof Closed - 72 F

AB 30  
R 5  
H 7  
RBI 4  
BB 4  
SO 5  
LOB 16



Batter	1	2	3	4	5	6	7	8	9	AB	R	H	RBI	BB	SO	LOB	TOP										
2 Jazz Chisholm Jr., L OBP: 0.308, SLG: 0.706 14 Bryan De La Cruz, R OBP: 0.500, SLG: 0.953 59 Payton Henry, R										3	0	0	0	0	3	0											
26 Garrett Cooper, R OBP: 0.340, SLG: 0.308			G6-3							3	0	0	0	0	2	0											
12 Jorge Soler, R OBP: 0.286, SLG: 0.286										3	0	2	0	1	1	0											
7 Jesús Sánchez, L OBP: 0.365, SLG: 0.612										4	0	0	0	0	2	4											
99 Jesús Aguilar, R OBP: 0.280, SLG: 0.190										3	0	0	0	1	3	1											
24 Avisail García, R OBP: 0.179, SLG: 0.263	G6-3									4	0	0	0	0	2	3											
15 Brian Anderson, R OBP: 0.432, SLG: 0.345										3	0	1	0	1	0	0											
11 Miguel Rojas, R OBP: 0.222, SLG: 0.256										4	0	1	0	0	0	1											
58 Jacob Stallings, R OBP: 0.200, SLG: 0.237 5 Jon Berti, R OBP: 0.500, SLG: 0.444										3	0	1	0	0	1	2											
<b>Inning Stats</b>	R: 0 H: 1 E: 0 K: 3 S: 12	H: 1 LOB: 1 BB: 0 P: 18	R: 0 H: 2 E: 0 K: 1 S: 11	H: 2 LOB: 2 BB: 0 P: 13	R: 0 H: 0 E: 0 K: 2 S: 10	H: 0 LOB: 0 BB: 0 P: 15	R: 0 H: 0 E: 0 K: 1 S: 14	H: 0 LOB: 0 BB: 0 P: 16	R: 0 H: 1 E: 0 K: 1 S: 12	H: 1 LOB: 3 BB: 1 P: 22	R: 0 H: 1 E: 0 K: 1 S: 12	H: 1 LOB: 1 BB: 0 P: 17	R: 0 H: 0 E: 0 K: 2 S: 11	H: 0 LOB: 1 BB: 1 P: 17	R: 0 H: 0 E: 0 K: 2 S: 10	H: 0 LOB: 1 BB: 1 P: 15	1B: 5 2B: 0 3B: 0 HR: 0	SF: 0 SAC: 0 DP: 0 HBP: 1	WP: 0 PB: 0 SB: 0 CS: 0	PA: 36							
<b>PITCHER</b>	IP	WLS	BF	H	R	ER	SO	BB	IBB	HBP	BLK	WP	HR	S	P	ERA	WHIP										
30 Kyle Wright, R ERA: 1.06	6.0	W	24	4	0	0	11	1	0	1	0	0	0	67	95	0.00	0.833										
56 Darren O'Day, R ERA:	0.2	H	3	1	0	0	0	0	0	0	0	0	0	9	14	0.00	1.500										
68 Tyler Matzek, L ERA: 1.69	1.1	H	5	0	0	0	3	1	0	0	0	0	0	14	20	0.00	0.750										
74 Kenley Jansen, R ERA: 4.5	1.0	S	4	0	0	0	2	1	0	0	0	0	0	10	15	0.00	1.000										

Miami Marlins @ Atlanta Braves  
Truist Park, Atlanta, GA  
Fri Apr 22 2022, 7:23 PM - 10:26 PM EDT  
Att: 40,402 - Clear - 80 F

AB 32  
R 0  
H 5  
RBI 0  
BB 3  
SO 16  
LOB 13



Batter	1	2	3	4	5	6	7	8	9	AB	R	H	RBI	BB	SO	LOB	BOTTOM										
Ozzie Albies, S OBP: 0.313, SLG: 0.542										4	0	2	0	0	1	4											
28 Matt Olson, L OBP: 0.500, SLG: 0.630										4	1	1	2	0	1	2											
27 Austin Riley, R OBP: 0.393, SLG: 0.471										3	0	0	0	1	0	1											
20 Marcell Ozuna, R OBP: 0.290, SLG: 0.542										4	0	0	1	0	1	1											
16 Travis d'Arnaud, R OBP: 0.310, SLG: 0.463										4	0	1	0	0	1	1											
11 Orlando Arcia, R OBP: 0.376, SLG: 0.376										3	0	0	0	1	1	1											
38 Guillermo Heredia, R OBP: 0.200, SLG: 0.366										3	0	0	0	0	1	1											
7 Dansby Swanson, R OBP: 0.232, SLG: 0.235										2	1	1	0	1	0	0											
48 Travis Demeritte, R OBP: 0.500, SLG: 1.000 8 Eddie Rosario, L OBP: 0.190, SLG: 0.105										2	0	1	0	0	0	0											
<b>Inning Stats</b>	R: 1 H: 1 E: 1 K: 1 S: 20	H: 1 LOB: 1 BB: 1 P: 33	R: 0 H: 2 E: 0 K: 1 S: 13	H: 2 LOB: 0 BB: 0 P: 19	R: 0 H: 0 E: 0 K: 1 S: 12	H: 0 LOB: 0 BB: 0 P: 15	R: 0 H: 0 E: 0 K: 0 S: 8	H: 0 LOB: 1 BB: 1 P: 14	R: 0 H: 1 E: 0 K: 1 S: 10	H: 1 LOB: 1 BB: 0 P: 14	R: 0 H: 1 E: 0 K: 1 S: 9	H: 1 LOB: 1 BB: 0 P: 15	R: 2 H: 1 E: 1 K: 1 S: 19	H: 1 LOB: 1 BB: 1 P: 29	R: 0 H: 0 E: 0 K: 0 S: 7	H: 0 LOB: 0 BB: 0 P: 11	1B: 3 2B: 3 3B: 0 HR: 0	SF: 0 SAC: 0 DP: 1 HBP: 0	WP: 0 PB: 0 SB: 0 CS: 0	PA: 33							
<b>PITCHER</b>	IP	WLS	BF	H	R	ER	SO	BB	IBB	HBP	BLK	WP	HR	S	P	ERA	WHIP										
28 Trevor Rogers, L ERA: 6.94	5.0	L	20	4	1	0	4	2	0	0	0	0	0	63	95	0.00	1.200										
38 Louis Head, R ERA:	1.0		4	1	0	0	1	0	0	0	0	0	0	9	15	0.00	1.000										
31 Cole Sulser, R ERA: 1.69	0.2		4	0	2	0	1	1	0	0	0	0	0	15	23	0.00	1.500										
35 Richard Bleier, L ERA: 3.86	0.1		2	1	0	0	0	0	0	0	0	0	0	4	6	0.00	3.000										
72 Cody Poteet, R ERA: 1.59	1.0		3	0	0	0	0	0	0	0	0	0	0	7	11	0.00	0.000										

Miami Marlins @ Atlanta Braves  
Truist Park, Atlanta, GA  
Fri Apr 22 2022, 7:23 PM - 10:26 PM EDT  
Att: 40,402 - Clear - 80 F

AB 30  
R 3  
H 6  
RBI 3  
BB 3  
SO 6  
LOB 12





Batter	1	2	3	4	5	6	7	8	9	AB	R	H	RBI	BB	SO	LOB	TOP					
2 Jazz Chisholm Jr., L (1,4)	G5-3		L4		F9			K		4	0	0	0	1	1	4	<b>Miami Marlins @ Atlanta Braves</b> Truist Park, Atlanta, GA Sun Apr 24 2022, 1:36 PM - 5:18 PM EDT Att: 38,440 - Partly Cloudy - 77 F					
99 Jesús Aguilar, R (1,10)	K		P3		G4-3			1B		4	1	1	0	1	2	1						
12 Jorge Soler, R (1,7)	K		G3-6-1		G2-3			P3		4	1	1	0	1	1	3						
14 Bryan De La Cruz, R (8,7)	K									0	0	0	0	0	0	0						
7 Jesús Sánchez, L (1,8)		F7	G3-6-1		G4-3			K		5	0	0	0	0	2	6						
24 Avisail García, R (1,9)										5	1	1	1	0	4	1						
26 Garrett Cooper, R (1,3)										4	1	3	2	1	1	0						
18 Joey Wendle, L (1,6)										4	0	2	1	1	0	2						
5 Jon Berti, R (1,5)										4	1	2	0	1	1	2						
58 Jacob Stallings, R (1,2)										2	0	1	1	1	0	3						
<b>Inning Stats</b>	R: 0 E: 0 K: 2 S: 9	H: 0 LOB: 0 BB: 0 P: 10	R: 0 E: 0 K: 1 S: 16	H: 1 LOB: 3 BB: 2 P: 30	R: 0 E: 0 K: 1 S: 5	H: 0 LOB: 1 BB: 2 P: 15	R: 0 E: 0 K: 1 S: 12	H: 2 LOB: 3 BB: 1 P: 19	R: 2 E: 0 K: 0 S: 14	H: 2 LOB: 1 BB: 1 P: 25	R: 1 E: 0 K: 1 S: 9	H: 1 LOB: 0 BB: 0 P: 13	R: 2 E: 0 K: 3 S: 15	H: 3 LOB: 1 BB: 0 P: 18	R: 0 E: 0 K: 2 S: 15	H: 2 LOB: 2 BB: 0 P: 27	R: 0 E: 0 K: 2 S: 13	H: 0 LOB: 1 BB: 1 P: 21	1B: 4 2B: 6 3B: 1 HR: 0	SF: 1 SAC: 0 DP: 1 HBP: 0	WP: 0 PB: 0 SB: 1 CS: 0	PA: 44
<b>PITCHER</b>	IP	WLS	BF	H	R	ER	SO	BB	IBB	HBP	BLK	WP	HR	S	P	ERA	WHIP					
55 Bryce Elder, R (1,1)	4.2	L	24	5	2	2	4	6	0	0	0	0	0	54	96	3.86	2.357					
56 Darren O'Day, R (5,1)	0.2		3	1	1	1	0	0	0	0	0	0	0	6	8	13.50	1.500					
33 A.J. Minter, L (6,1)	1.1		7	3	2	2	3	0	0	0	0	0	0	17	23	10.50	2.250					
68 Tyler Matzek, L (7,1)	0.1		1	0	0	0	1	0	0	0	0	0	0	3	3	0.00	0.000					
63 Tyler Thornburg, R (8,1)	1.0		5	2	0	0	2	0	0	0	0	0	0	15	27	0.00	2.000					

Batter	1	2	3	4	5	6	7	8	9	AB	R	H	RBI	BB	SO	LOB	BOTTOM					
Ozzie Albies, S (1,4)	F9		L7		G3			F4		4	1	1	0	1	0	3	<b>Miami Marlins @ Atlanta Braves</b> Truist Park, Atlanta, GA Sun Apr 24 2022, 1:36 PM - 5:18 PM EDT Att: 38,440 - Partly Cloudy - 77 F					
28 Matt Olson, L (1,3)	K		K		G3			SF9		3	0	0	2	1	2	3						
27 Austin Riley, R (1,5)								G6-4-3		5	1	3	2	0	1	5						
20 Marcell Ozuna, R (1,10)										4	0	1	0	1	2	2						
14 Adam Duvall, R (1,8)										5	0	1	0	0	2	2						
11 Orlando Arcia, R (1,7)										2	0	0	0	1	1	1						
8 Eddie Rosario, L (8,PH) (9,7)										2	0	0	0	0	2	3						
7 Dansby Swanson, R (1,6)										3	0	0	0	1	3	3						
9 Manny Piña, R (1,2)										3	1	0	0	1	0	3						
38 Guillermo Heredia, R (1,9)										0	0	0	0	2	0	0						
25 Alex Dickerson, L (7,PH)										0	0	0	0	0	0	0						
48 Travis Demeritte, R (8,9)										2	1	1	0	0	1	0						
<b>Inning Stats</b>	R: 0 E: 0 K: 2 S: 10	H: 1 LOB: 1 BB: 0 P: 14	R: 0 E: 0 K: 2 S: 9	H: 0 LOB: 0 BB: 0 P: 11	R: 0 E: 0 K: 1 S: 11	H: 0 LOB: 1 BB: 1 P: 16	R: 0 E: 0 K: 2 S: 14	H: 1 LOB: 0 BB: 0 P: 18	R: 1 E: 0 K: 1 S: 13	H: 0 LOB: 2 BB: 3 P: 28	R: 0 E: 0 K: 1 S: 9	H: 0 LOB: 1 BB: 1 P: 15	R: 0 E: 0 K: 0 S: 8	H: 1 LOB: 2 BB: 2 P: 16	R: 0 E: 0 K: 2 S: 12	H: 1 LOB: 2 BB: 1 P: 19	R: 3 E: 0 K: 3 S: 19	H: 3 LOB: 1 BB: 0 P: 28	1B: 2 2B: 4 3B: 0 HR: 1	SF: 1 SAC: 0 DP: 1 HBP: 0	WP: 1 PB: 0 SB: 0 CS: 0	PA: 42
<b>PITCHER</b>	IP	WLS	BF	H	R	ER	SO	BB	IBB	HBP	BLK	WP	HR	S	P	ERA	WHIP					
44 Jesús Luzardo, L (1,1)	5.0	W	21	1	1	1	8	4	0	0	0	0	0	9	19	0.00	2.000					
72 Cody Poteet, R (6,1)	1.0	H	5	0	0	0	1	2	0	0	0	0	0	9	19	0.00	2.000					
35 Richard Bleier, L (7,1)	0.1		3	1	0	0	0	1	0	0	0	0	0	7	11	0.00	6.000					
52 Anthony Bass, R (7,1)	1.2	H	6	1	0	0	2	1	0	0	0	0	0	13	20	0.00	1.200					
66 Tanner Scott, L (9,1)	0.1		4	2	3	3	1	0	0	0	0	1	1	9	15	81.00	6.000					

Batter	1	2	3	4	5	6	7	8	9	AB R H RBI BB SO LOB	TOP	
2 Jazz Chisholm Jr., L (1,4)										5 0 1 0 0 2 3	<p><b>Miami Marlins @ Washington Nationals</b> Nationals Park, Washington, DC Tue Apr 26 2022, 7:07 PM - 10:20 PM EDT Att: 12,613 - Cloudy - 63 F</p> <p>livebaseballscorecards.com</p> <p>AB 36 R 5 H 9 RBI 5 BB 4 SO 11 LOB 21</p>	
99 Jesús Aquilar, R (1,3)										3 0 0 0 2 2 1		
12 Jorge Soler, R (1,7)										5 0 1 0 0 2 2 0 0 0 0 0 0 0		
14 Bryan De La Cruz, R (9,7)										5 0 1 0 0 2 2 0 0 0 0 0 0 0		
7 Jesús Sánchez, L (1,8)										4 1 0 0 1 1 3		
24 Avisail García, R (1,9)										4 0 1 0 0 1 3		
26 Garrett Cooper, R (1,10)										4 2 2 0 0 1 3		
18 Joey Wendle, L (1,6)										3 2 2 3 1 1 1		
15 Brian Anderson, R (1,5)										4 0 1 0 0 1 4		
58 Jacob Stallings, R (1,2)										4 0 1 2 0 0 1		
	R: 0 H: 1 E: 0 LOB: 1 K: 2 BB: 0 S: 11 P: 13	R: 0 H: 1 E: 0 LOB: 1 K: 2 BB: 0 S: 12 P: 14	R: 0 H: 0 E: 0 LOB: 1 K: 1 BB: 1 S: 8 P: 15	R: 3 H: 3 E: 0 LOB: 1 K: 2 BB: 1 S: 13 P: 23	R: 0 H: 0 E: 0 LOB: 0 K: 2 BB: 0 S: 8 P: 13	R: 1 H: 2 E: 0 LOB: 2 K: 1 BB: 1 S: 17 P: 25	R: 0 H: 1 E: 0 LOB: 2 K: 0 BB: 1 S: 8 P: 16	R: 1 H: 1 E: 0 LOB: 0 K: 0 BB: 0 S: 9 P: 15	R: 0 H: 0 E: 0 LOB: 0 K: 1 BB: 0 S: 9 P: 11	1B: 5 SF: 0 2B: 3 SAC: 0 HR: 1 HBP: 0		WP: 0 PA: 40 PB: 0 SB: 2 CS: 0
	PITCHER					PITCHER						
40 Josiah Gray, R (1,1)	5.2	WLS L	BF 27	H 7 R 4	ER 4 SO 10	BB 3 IBB 0	HBP 0 BLK 0	WP 0 HR 1	S 66 P 98	ERA 6.35	WHIP 1.765	
50 Austin Voth, R (6,1)	0.1		1	0 0 0	0 0 0	0 0 0	0 0 0	0 0 3	5	0.00	0.000	
64 Victor Arano, R (7,1)	1.0		5	1 0 0	0 0 0	0 1 0	0 0 0	0 0 8	16	0.00	2.000	
57 Andrés Machado, R (8,1)	1.0		4	1 1 0	0 0 0	0 0 0	0 0 0	0 0 9	15	0.00	1.000	
61 Erasmo Ramírez, R (9,1)	1.0		3	0 0 0	0 1 0	0 0 0	0 0 0	0 0 9	11	0.00	0.000	
Batter	1	2	3	4	5	6	7	8	9	AB R H RBI BB SO LOB	BOTTOM	
1 César Hernández, S (1,4)										4 0 1 0 0 0 0	<p><b>Miami Marlins @ Washington Nationals</b> Nationals Park, Washington, DC Tue Apr 26 2022, 7:07 PM - 10:20 PM EDT Att: 12,613 - Cloudy - 63 F</p> <p>livebaseballscorecards.com</p> <p>AB 31 R 2 H 8 RBI 2 BB 4 SO 5 LOB 10</p>	
22 Juan Soto, L (1,9)										2 2 1 0 2 1 1		
23 Nelson Cruz, R (1,10)										4 0 1 0 0 1 3		
19 Josh Bell, S (1,3)										3 0 1 1 1 1 2		
29 Yadiel Hernández, L (1,7)										4 0 1 1 0 1 1		
20 Keibert Ruiz, S (1,2)										4 0 2 0 0 0 0		
7 Maikel Franco, R (1,5)										3 0 1 0 1 0 1		
3 Alcides Escobar, R (1,6)										4 0 0 0 0 1 1		
16 Víctor Robles, R (1,8)										3 0 0 0 0 0 1		
	R: 0 H: 0 E: 0 LOB: 1 K: 1 BB: 1 S: 8 P: 16	R: 0 H: 1 E: 0 LOB: 0 K: 0 BB: 0 S: 9 P: 13	R: 0 H: 0 E: 0 LOB: 0 K: 0 BB: 0 S: 6 P: 8	R: 1 H: 3 E: 0 LOB: 2 K: 1 BB: 2 S: 12 P: 26	R: 0 H: 1 E: 0 LOB: 1 K: 2 BB: 0 S: 16 P: 22	R: 0 H: 1 E: 0 LOB: 0 K: 1 BB: 0 S: 7 P: 11	R: 0 H: 0 E: 0 LOB: 1 K: 0 BB: 1 S: 11 P: 17	R: 1 H: 2 E: 0 LOB: 1 K: 0 BB: 0 S: 14 P: 18	R: 0 H: 0 E: 0 LOB: 0 K: 0 BB: 0 S: 6 P: 7	1B: 7 SF: 0 2B: 1 SAC: 0 HR: 0 HBP: 0		WP: 0 PA: 35 PB: 0 SB: 2 CS: 0
	PITCHER					PITCHER						
22 Sandy Alcantara, R (1,1)	6.0	WLS W	BF 23	H 6 R 1	ER 1 SO 5	BB 3 IBB 0	HBP 0 BLK 0	WP 0 HR 0	S 58 P 96	ERA 1.50		WHIP 1.500
31 Cole Sulser, R (7,1)	1.0	H	4	0 0 0	0 0 0	1 0 0	0 0 0	0 0 11	17	0.00	1.000	
35 Richard Bleier, L (8,1)	1.0		5	2 1 1	0 0 0	0 0 0	0 0 0	0 0 14	18	9.00	2.000	
55 Anthony Bender, R (9,1)	1.0	S	3	0 0 0	0 0 0	0 0 0	0 0 0	0 0 6	7	0.00	0.000	





Batter	1	2	3	4	5	6	7	8	9	AB R H RBI BB SO LOB	TOP											
<b>5 Jon Berti, R</b> OBP: 0.577, SLG: 0.588 (1, 4)										2 0 1 1 1 1 0	<div style="text-align: center;"> <b>Miami Marlins @ Washington Nationals</b>            Nationals Park, Washington, DC            Thu Apr 28 2022, 1:06 PM - 3:51 PM EDT            Att: 12,454 - Sunny - 48 F         </div>											
<b>99 Jesus Aguilar, R</b> OBP: 0.324, SLG: 0.254 (1, 10)										3 0 0 0 1 1 3												
<b>12 Jorge Soler, R</b> OBP: 0.275, SLG: 0.271 (1, 7)										4 0 0 0 0 1 4												
<b>26 Garrett Cooper, R</b> OBP: 0.385, SLG: 0.400 (1, 3)										4 0 1 0 0 1 0												
<b>24 Avisail Garcia, R</b> OBP: 0.197, SLG: 0.267 (1, 9)										4 0 1 0 0 0 1												
<b>15 Brian Anderson, R</b> OBP: 0.400, SLG: 0.350 (1, 5)										4 1 1 0 0 2 1												
<b>11 Miguel Rojas, R</b> OBP: 0.212, SLG: 0.224 (1, 6)										2 2 0 0 0 0 1 1 0 0 0 0 0 0												
<b>58 Jacob Stallings, R</b> OBP: 0.226, SLG: 0.265 (7, 2)										2 0 0 0 0 1 1 2 0 1 1 0 1 0												
<b>14 Bryan De La Cruz, R</b> OBP: 0.444, SLG: 0.500 (1, 8)										2 0 0 0 0 1 1 2 0 1 1 0 1 0												
<b>7 Jesus Sánchez, L</b> OBP: 0.342, SLG: 0.507 (7, PH)										2 0 0 0 0 1 1 2 0 0 0 0 0 2												
<b>59 Payton Henry, R</b> (1, 2)										2 0 0 0 0 1 1 2 0 0 0 0 0 2												
<b>18 Joey Wendle, L</b> OBP: 0.379, SLG: 0.472 (7, PH)																						
<b>Inning Stats</b>	R: 0 E: 0 K: 2 S: 8	H: 0 LOB: 0 BB: 1 P: 16	R: 0 E: 0 K: 1 S: 7	H: 0 LOB: 0 BB: 0 P: 10	R: 1 E: 2 K: 1 S: 15	H: 1 LOB: 2 BB: 1 P: 24	R: 0 E: 0 K: 2 S: 8	H: 1 LOB: 1 BB: 0 P: 9	R: 0 E: 0 K: 0 S: 14	H: 0 LOB: 0 BB: 0 P: 15	R: 0 E: 0 K: 0 S: 9	H: 1 LOB: 1 BB: 0 P: 14	R: 2 E: 0 K: 0 S: 11	H: 2 LOB: 2 BB: 0 P: 18	R: 0 E: 0 K: 0 S: 6	H: 0 LOB: 0 BB: 0 P: 7	R: 0 E: 0 K: 1 S: 6	H: 0 LOB: 0 BB: 0 P: 8	1B: 2 2B: 3 3B: 0 HR: 0	SF: 0 SAC: 0 DP: 0 HBP: 2	WP: 1 PB: 0 CS: 1	PA: 36
<b>PITCHER</b>	IP WLS BF H R ER SO BB IBB HBP BLK WP HR S P ERA WHIP	<b>PITCHER</b>															IP WLS BF H R ER SO BB IBB HBP BLK WP HR S P ERA WHIP					
<b>46 Patrick Corbin, L</b> ERA: 8.69 (1, 1)	6.0 L 25 4 3 2 8 2 0 1 0 0 0 62 90 3.00 1.000																					
<b>64 Víctor Arano, R</b> ERA: 1.54 (7, 1)	1.0 5 1 0 0 0 0 0 0 1 0 1 0 10 16 0.00 1.000																					
<b>50 Austin Voth, R</b> ERA: 6.0 (8, 1)	1.0 3 0 0 0 0 0 0 0 0 0 0 6 7 0.00 0.000																					
<b>13 Josh Rogers, L</b> ERA: 4.6 (9, 1)	1.0 3 0 0 0 1 0 0 0 0 0 0 6 8 0.00 0.000																					
<b>Batter</b>	<b>1</b>	<b>2</b>	<b>3</b>	<b>4</b>	<b>5</b>	<b>6</b>	<b>7</b>	<b>8</b>	<b>9</b>	<b>AB R H RBI BB SO LOB</b>	<b>BOTTOM</b>											
<b>1 César Hernández, S</b> OBP: 0.283, SLG: 0.315 (1, 4)										4 1 2 1 0 0 0	<div style="text-align: center;"> <b>Miami Marlins @ Washington Nationals</b>            Nationals Park, Washington, DC            Thu Apr 28 2022, 1:06 PM - 3:51 PM EDT            Att: 12,454 - Sunny - 48 F         </div>											
<b>22 Juan Soto, L</b> OBP: 0.418, SLG: 0.429 (1, 9)										2 0 0 0 2 1 1												
<b>19 Josh Bell, S</b> OBP: 0.442, SLG: 0.484 (1, 3)										4 0 1 1 0 2 3												
<b>23 Nelson Cruz, R</b> OBP: 0.259, SLG: 0.240 (1, 10)										3 0 0 0 1 0 1 0 0 0 0 0 0 0												
<b>28 Lane Thomas, R</b> OBP: 0.237, SLG: 0.241 (9, PR)										4 0 0 0 0 1 2												
<b>29 Yadiel Hernandez, L</b> OBP: 0.313, SLG: 0.422 (1, 7)										4 0 0 0 0 2 1												
<b>7 Maikel Franco, R</b> OBP: 0.296, SLG: 0.382 (1, 5)										4 0 0 0 0 2 1												
<b>15 Riley Adams, R</b> OBP: 0.182, SLG: 0.250 (1, 2)										3 0 0 0 0 0 1 1 0 0 0 0 0 1												
<b>20 Keibert Ruiz, S</b> OBP: 0.281, SLG: 0.328 (9, PH)										2 0 0 0 1 0 1												
<b>26 Lucius Fox, S</b> (1, 6)										3 1 1 0 0 0 2												
<b>16 Victor Robles, R</b> OBP: 0.204, SLG: 0.239 (1, 8)																						
<b>Inning Stats</b>	R: 1 E: 0 K: 1 S: 13	H: 2 LOB: 1 BB: 0 P: 18	R: 0 E: 1 K: 0 S: 11	H: 0 LOB: 0 BB: 0 P: 16	R: 0 E: 0 K: 2 S: 9	H: 0 LOB: 0 BB: 0 P: 14	R: 0 E: 0 K: 1 S: 12	H: 0 LOB: 0 BB: 0 P: 18	R: 0 E: 0 K: 0 S: 8	H: 0 LOB: 1 BB: 1 P: 14	R: 0 E: 0 K: 0 S: 5	H: 0 LOB: 0 BB: 1 P: 11	R: 0 E: 0 K: 0 S: 5	H: 0 LOB: 0 BB: 0 P: 8	R: 1 E: 0 K: 1 S: 11	H: 2 LOB: 2 BB: 1 P: 16	R: 0 E: 0 K: 1 S: 12	H: 0 LOB: 1 BB: 1 P: 19	1B: 1 2B: 3 3B: 0 HR: 0	SF: 0 SAC: 0 DP: 1 HBP: 0	WP: 1 PB: 1 CS: 0	PA: 34
<b>PITCHER</b>	IP WLS BF H R ER SO BB IBB HBP BLK WP HR S P ERA WHIP	<b>PITCHER</b>															IP WLS BF H R ER SO BB IBB HBP BLK WP HR S P ERA WHIP					
<b>28 Trevor Rogers, L</b> ERA: 5.09 (1, 1)	6.0 W 21 2 1 1 4 2 0 0 0 0 0 58 91 1.50 0.667																					
<b>52 Anthony Bass, R</b> ERA: 1.8 (7, 1)	1.0 H 3 0 0 0 0 0 0 0 0 0 5 8 0.00 0.000																					
<b>35 Richard Bleier, L</b> ERA: 6.23 (8, 1)	0.2 H 5 2 1 1 0 1 0 0 0 0 8 13 13.50 4.500																					
<b>31 Cole Sulser, R</b> ERA: 1.04 (8, 1)	1.1 S 5 0 0 0 2 1 0 0 0 0 0 15 22 0.00 0.750																					

Batter	1	2	3	4	5	6	7	8	9	AB	R	H	RBI	BB	SO	LOB	TOP					
26 Adam Frazier, L (1,4) OBP: 0.308, SLG: 0.325	L9	K			F9		F9		FC6-4 1B	5	0	1	1	0	1	3	<p>Seattle Mariners @ Miami Marlins</p> <p>loanDepot park, Miami, FL</p> <p>Fri Apr 29 2022, 6:42 PM - 9:47 PM EDT</p> <p>Att: 9,963 - Roof Closed - 72 F</p>					
23 Ty France, R (1,3) OBP: 0.429, SLG: 0.582	P3		F8				F8		FC6-4 1B	5	0	1	0	0	0	1						
27 Jesse Winker, L (1,7) OBP: 0.318, SLG: 0.179	G3-1		K		G3		G6-3			4	0	0	0	0	1							
17 Mitch Haniger, R (1,10) OBP: 0.222, SLG: 0.486																						
13 Abraham Toro, S (2, PR) OBP: 0.231, SLG: 0.333																						
3 J.P. Crawford, L (1,6) OBP: 0.447, SLG: 0.577																						
28 Eugenio Suárez, R (1,5) OBP: 0.333, SLG: 0.479																						
44 Julio Rodríguez, R (1,8) OBP: 0.282, SLG: 0.268																						
10 Jarred Kelenic, L (1,9) OBP: 0.333, SLG: 0.317																						
22 Luis Torrens, R (1,2) OBP: 0.273, SLG: 0.300																						
<b>Inning Stats</b>	R: 0 E: 0 K: 0 S: 8	H: 0 LOB: 0 BB: 0 P: 11	R: 3 E: 0 K: 2 S: 20	H: 3 LOB: 2 BB: 1 P: 29	R: 0 E: 0 K: 1 S: 15	H: 1 LOB: 1 BB: 0 P: 23	R: 0 E: 0 K: 1 S: 10	H: 0 LOB: 0 BB: 0 P: 12	R: 0 E: 0 K: 2 S: 8	H: 0 LOB: 1 BB: 0 P: 14	R: 0 E: 0 K: 2 S: 11	H: 1 LOB: 1 BB: 0 P: 16	R: 0 E: 0 K: 0 S: 6	H: 0 LOB: 0 BB: 0 P: 8	R: 3 E: 0 K: 0 S: 14	H: 4 LOB: 1 BB: 0 P: 22	1B: 7 2B: 3 3B: 0 HR: 0	SF: 1 SAC: 0 DP: 0 HBP: 0	WP: 0 PB: 0 SB: 1 CS: 0	PA: 38		
<b>PITCHER</b>	IP	WLS	BF	H	R	ER	SO	BB	IBB	HBP	BLK	WP	HR	S	P	ERA	WHIP					
57 Eliaser Hernández, R (1,1) ERA: 5.75	5.0	W	21	5	3	3	5	1	0	0	0	0	0	67	97	5.40	1.200					
66 Tanner Scott, L (6,1) ERA: 5.4	1.0		3	0	0	2	0	0	0	0	0	0	0	8	14	0.00	0.000					
72 Cody Poteet, R (7,1) ERA: 1.04	2.0		7	1	0	2	0	0	0	0	0	0	0	17	24	0.00	0.500					
43 Shawn Armstrong, R (9,1) ERA: 10.9	0.1		4	3	3	3	0	0	0	0	0	0	0	9	14	81.00	9.000					
55 Anthony Bender, R (9,1) ERA: 4.51	0.2	S	3	1	0	0	0	0	0	0	0	0	0	5	8	0.00	1.500					

Seattle Mariners @ Miami Marlins  
loanDepot park, Miami, FL  
Fri Apr 29 2022, 6:42 PM - 9:47 PM EDT  
Att: 9,963 - Roof Closed - 72 F

AB 36  
R 6  
H 10  
RBI 6  
BB 1  
SO 9  
LOB 13



Batter	1	2	3	4	5	6	7	8	9	AB	R	H	RBI	BB	SO	LOB	BOTTOM					
2 Jazz Chisholm Jr., L (1,4) OBP: 0.344, SLG: 0.687	K	K		K				F7		5	0	1	0	0	3	3	<p>Seattle Mariners @ Miami Marlins</p> <p>loanDepot park, Miami, FL</p> <p>Fri Apr 29 2022, 6:42 PM - 9:47 PM EDT</p> <p>Att: 9,963 - Roof Closed - 72 F</p>					
99 Jesús Aguilar, R (1,3) OBP: 0.348, SLG: 0.274										3	2	2	1	1	0	1						
12 Jorge Soler, R (1,10) OBP: 0.286, SLG: 0.315										3	1	1	2	1	1	2						
7 Jesús Sánchez, L (1,8) OBP: 0.351, SLG: 0.500										3	0	1	2	0	1	1						
24 Avisail García, R (1,9) OBP: 0.215, SLG: 0.286										3	1	1	0	0	1	1						
15 Brian Anderson, R (1,7) OBP: 0.389, SLG: 0.341										4	1	1	0	0	1	3						
18 Joey Wendle, L (1,5) OBP: 0.371, SLG: 0.446										3	1	0	0	1	1	3						
11 Miguel Rojas, R (1,6) OBP: 0.232, SLG: 0.302										4	1	2	2	0	0	1						
58 Jacob Stallings, R (1,2) OBP: 0.228, SLG: 0.264										4	1	1	1	0	1	0						
<b>Inning Stats</b>	R: 2 E: 0 K: 2 S: 13	H: 2 LOB: 0 BB: 0 P: 20	R: 4 E: 0 K: 1 S: 19	H: 5 LOB: 1 BB: 2 P: 37	R: 2 E: 0 K: 2 S: 11	H: 2 LOB: 0 BB: 0 P: 13	R: 0 E: 0 K: 2 S: 16	H: 0 LOB: 1 BB: 1 P: 24	R: 0 E: 0 K: 0 S: 7	H: 0 LOB: 1 BB: 0 P: 12	R: 0 E: 0 K: 0 S: 8	H: 1 LOB: 1 BB: 0 P: 15	R: 0 E: 0 K: 2 S: 9	H: 0 LOB: 1 BB: 0 P: 13	R: 0 E: 0 K: 0 S: 8	H: 0 LOB: 0 BB: 0 P: 10		1B: 6 2B: 1 3B: 1 HR: 2	SF: 0 SAC: 0 DP: 0 HBP: 2	WP: 0 PB: 0 SB: 0 CS: 1	PA: 38	
<b>PITCHER</b>	IP	WLS	BF	H	R	ER	SO	BB	IBB	HBP	BLK	WP	HR	S	P	ERA	WHIP					
47 Matt Brash, R (1,1) ERA: 6.88	2.0	L	13	7	6	6	3	2	0	0	0	0	0	32	57	27.00	4.500					
67 Matt Festa, R (3,1) ERA: 4.5	2.0		9	2	2	2	4	1	0	0	0	0	1	27	37	9.00	1.500					
40 Wyatt Mills, R (5,1) ERA:	2.0		8	1	0	0	0	0	0	1	0	0	0	15	27	0.00	0.500					
56 Penn Murfee, R (7,1) ERA:	2.0		7	0	0	0	2	0	0	1	0	0	0	17	23	0.00	0.000					

Seattle Mariners @ Miami Marlins  
loanDepot park, Miami, FL  
Fri Apr 29 2022, 6:42 PM - 9:47 PM EDT  
Att: 9,963 - Roof Closed - 72 F

AB 32  
R 8  
H 10  
RBI 8  
BB 3  
SO 9  
LOB 15



Batter	1	2	3	4	5	6	7	8	9	AB	R	H	RBI	BB	SO	LOB	TOP					
13 Abraham Toro, S (1,4) OBP: 0.217, SLG: 0.313	L5		G5-3		CS	F4		L8		4	0	0	0	0	0	0						
23 Ty France, R (1,3) OBP: 0.411, SLG: 0.554	G5-3		G5-3			G5-3		G5-3		4	0	0	0	0	0	0						
27 Jesse Winker, L (1,7) OBP: 0.326, SLG: 0.197			P5			G6-3				4	0	2	0	0	0	0						
28 Eugenio Suárez, R (1,5) OBP: 0.329, SLG: 0.459					F8			K		3	0	0	0	1	2	1						
3 J.P. Crawford, L (1,6) OBP: 0.449, SLG: 0.573					G6-3					4	0	2	0	0	0	2						
22 Luis Torrens, R (1,10) (7,2)					L5			K		4	0	0	0	0	3	3						
2 Tom Murphy, R (1,2) 26 Adam Frazier, L (7,PH) 37 Paul Sewald, R (7,1) 63 Diego Castillo, R (8,1)								G4-3		2	0	0	0	0	2	0						
44 Julio Rodríguez, R (1,8) OBP: 0.284, SLG: 0.260										2	0	0	0	1	2	0						
25 Dylan Moore, R (1,9) OBP: 0.467, SLG: 0.727 10 Jarred Kelenic, L (8,PH) OBP: 0.221, SLG: 0.311										1	1	1	1	1	0	0						
										1	0	0	0	0	0	1						
Inning Stats	R: 0 H: 1 E: 0 K: 0 S: 13	H: 1 LOB: 2 BB: 1 P: 21	R: 0 H: 0 E: 0 K: 3 S: 9	H: 0 LOB: 0 BB: 0 P: 12	R: 1 H: 1 E: 0 K: 0 S: 13	H: 1 LOB: 0 BB: 0 P: 21	R: 0 H: 0 E: 0 K: 0 S: 8	H: 0 LOB: 0 BB: 0 P: 13	R: 0 H: 0 E: 0 K: 2 S: 10	H: 0 LOB: 3 BB: 1 P: 17	R: 0 H: 0 E: 0 K: 0 S: 6	H: 0 LOB: 0 BB: 0 P: 7	R: 0 H: 1 E: 0 K: 2 S: 11	H: 1 LOB: 1 BB: 0 P: 15	R: 0 H: 0 E: 0 K: 0 S: 5	H: 0 LOB: 0 BB: 1 P: 9	R: 0 H: 2 E: 0 K: 2 S: 13	H: 2 LOB: 2 BB: 0 P: 19	1B: 4 2B: 0 3B: 0 HR: 1	SF: 0 SAC: 0 DP: 1 HBP: 0	WP: 0 PB: 0 CS: 1	PA: 34
PITCHER	IP	WLS	BF	H	R	ER	SO	BB	IBB	HBP	BLK	WP	HR	S	P	ERA	WHIP					
44 Jesús Luzardo, L (1,1) ERA: 3.1	6.0	W	21	2	1	1	5	2	0	0	0	0	1	59	91	1.50	0.667					
52 Anthony Bass, R (7,1) ERA: 1.54	1.0	H	4	1	0	0	2	0	0	0	0	0	0	11	15	0.00	1.000					
31 Cole Sulser, R (8,1) ERA: 0.93	1.0	H	3	0	0	0	0	1	0	0	0	0	5	9	0.00	1.000						
55 Anthony Bender, R (9,1) ERA: 4.32	1.0	S	5	2	0	0	2	0	0	0	0	0	0	13	19	0.00	2.000					

Seattle Mariners @ Miami Marlins  
loanDepot park, Miami, FL  
Sat Apr 30 2022, 6:12 PM - 8:56 PM EDT  
Att: 29,010 - Roof Closed - 72 F

AB 30  
R 1  
H 5  
RBI 1  
BB 3  
SO 9  
LOB 8



Batter	1	2	3	4	5	6	7	8	9	AB	R	H	RBI	BB	SO	LOB	BOTTOM				
5 Jon Berti, R (1,4) OBP: 0.533, SLG: 0.524	K		G6-3			K				4	0	1	1	0	2	2					
99 Jesús Aguilar, R (1,3) OBP: 0.354, SLG: 0.277								L7		3	0	1	0	1	1	2					
12 Jorge Soler, R (1,7) OBP: 0.284, SLG: 0.303								F8		3	0	0	0	1	2	2					
26 Garrett Cooper, R (1,10) OBP: 0.377, SLG: 0.379								K		3	0	0	1	1	2	2					
24 Avisail García, R (1,9) OBP: 0.217, SLG: 0.284										4	0	1	0	0	2	4					
15 Brian Anderson, R (1,5) OBP: 0.397, SLG: 0.375										4	1	2	0	0	2	1					
11 Miguel Rojas, R (1,6) OBP: 0.217, SLG: 0.281										4	0	0	0	0	0	3					
14 Bryan De La Cruz, R (1,8) OBP: 0.476, SLG: 0.500										2	1	1	1	1	0	0					
59 Payton Henry, R (1,2) 7 Jesús Sánchez, L (6,PH) 58 Jacob Stallings, R (7,2)										1	1	0	0	1	0	0					
										1	0	0	0	0	1	2					
										0	0	0	0	0	0	0					
Inning Stats	R: 0 H: 1 E: 0 K: 3 S: 14	H: 0 LOB: 0 BB: 0 P: 17	R: 0 H: 0 E: 0 K: 2 S: 7	H: 0 LOB: 0 BB: 0 P: 10	R: 0 H: 0 E: 0 K: 1 S: 5	H: 0 LOB: 1 BB: 1 P: 11	R: 3 H: 3 E: 0 K: 2 S: 19	H: 3 LOB: 3 BB: 3 P: 36	R: 0 H: 1 E: 0 K: 2 S: 18	H: 1 LOB: 2 BB: 1 P: 27	R: 0 H: 0 E: 0 K: 1 S: 9	H: 0 LOB: 0 BB: 0 P: 11	R: 0 H: 1 E: 0 K: 1 S: 5	H: 1 LOB: 0 BB: 0 P: 7	R: 0 H: 0 E: 0 K: 1 S: 5	H: 0 LOB: 0 BB: 0 P: 7	1B: 5 2B: 1 3B: 0 HR: 0	SF: 0 SAC: 0 DP: 1 HBP: 0	WP: 0 PB: 0 CS: 0	PA: 34	
PITCHER	IP	WLS	BF	H	R	ER	SO	BB	IBB	HBP	BLK	WP	HR	S	P	ERA	WHIP				
38 Robbie Ray, L (1,1) ERA: 4.15	5.0	L	23	4	3	3	8	4	0	0	0	0	0	54	87	5.40	1.600				
50 Erik Swanson, R (6,1) ERA:	0.2		4	1	0	0	1	1	0	0	0	0	0	15	21	0.00	3.000				
37 Paul Sewald, R (6,1) ERA:	1.1		4	0	0	0	2	0	0	0	0	0	0	12	17	0.00	0.000				
37 Paul Sewald, R (7,1) ERA:	1.1		4	0	0	0	2	0	0	0	0	0	0	12	17	0.00	0.000				
63 Diego Castillo, R (8,1) ERA: 1.86	1.0		3	1	0	0	1	0	0	0	0	0	0	5	7	0.00	1.000				

Seattle Mariners @ Miami Marlins  
loanDepot park, Miami, FL  
Sat Apr 30 2022, 6:12 PM - 8:56 PM EDT  
Att: 29,010 - Roof Closed - 72 F

AB 29  
R 3  
H 6  
RBI 3  
BB 5  
SO 12  
LOB 18



Batter	1	2	3	4	5	6	7	8	9	AB	R	H	RBI	BB	SO	LOB	TOP																		
26 Adam Frazier, L OBP: 0.320, SLG: 0.330										4	1	2	0	1	1	1																			
23 Ty France, R OBP: 0.410, SLG: 0.540										4	1	1	0	0	2	3																			
27 Jesse Winker, L OBP: 0.340, SLG: 0.237										5	1	3	2	0	0	1																			
28 Eugenio Suárez, R OBP: 0.311, SLG: 0.430										5	0	0	0	0	2	4																			
3 J.P. Crawford, L OBP: 0.462, SLG: 0.628										3	2	2	1	1	0	0																			
13 Abraham Toro, S OBP: 0.233, SLG: 0.313										3	1	1	1	1	1	0																			
44 Julio Rodríguez, R OBP: 0.306, SLG: 0.325										4	1	3	3	0	0	2																			
10 Jarred Kelenic, L OBP: 0.211, SLG: 0.297										3	0	0	0	0	2	0																			
25 Dylan Moore, R OBP: 0.436, SLG: 0.667										1	0	0	0	0	0	1																			
2 Tom Murphy, R OBP: 0.500, SLG: 0.536										2	0	0	0	2	2	0																			
<b>Inning Stats</b>											R: 0 E: 0 K: 0 S: 3	H: 0 LOB: 0 BB: 5	R: 1 E: 0 K: 0 S: 8	H: 2 LOB: 0 BB: 15	R: 0 E: 0 K: 2 S: 8	H: 0 LOB: 1 BB: 16	R: 1 E: 0 K: 1 S: 19	H: 2 LOB: 2 BB: 1	R: 0 E: 0 K: 2 S: 18	H: 0 LOB: 1 BB: 24	R: 3 E: 0 K: 2 S: 12	H: 2 LOB: 0 BB: 20	R: 0 E: 0 K: 1 S: 10	H: 2 LOB: 1 BB: 18	R: 0 E: 0 K: 0 S: 8	H: 1 LOB: 0 BB: 12	R: 2 E: 0 K: 1 S: 9	H: 3 LOB: 0 BB: 13	1B: 8 2B: 3 3B: 0 HR: 2	SF: 0 SAC: 0 DP: 2 HBP: 1	WP: 1 PB: 0 SB: 0 CS: 1	PA: 42			
<b>PITCHER</b>											IP	WLS	BF	H	R	ER	SO	BB	IBB	HBP	BLK	WP	HR	S	P	ERA	WHIP								
22 Sandy Alcantara, R ERA: 2.9											5.2	L	25	6	5	5	6	3	1	1	0	0	2	65	103	7.94	1.588								
48 Steven Okert, L ERA: 1.5											0.1		1	0	0	0	1	0	0	0	0	0	0	3	5	0.00	0.000								
38 Louis Head, R ERA:											1.0		2	0	0	1	1	0	0	0	0	0	10	18	0.00	3.000									
35 Richard Bleier, L ERA: 5.06											1.0		4	1	0	0	0	0	0	0	0	0	8	12	0.00	1.000									
56 Zach Pop, R ERA: 16.0											1.0		5	3	2	2	1	0	0	0	0	1	0	9	13	18.00	3.000								

Seattle Mariners @ Miami Marlins  
loanDepot park, Miami, FL  
Sun May 01 2022, 1:42 PM - 5:03 PM EDT  
Att: 16,741 - Dome - 72 F

AB 34  
R 7  
H 12  
RBI 7  
BB 5  
SO 9  
LOB 12



Batter	1	2	3	4	5	6	7	8	9	AB	R	H	RBI	BB	SO	LOB	BOTTOM																		
5 Jon Berti, R OBP: 0.543, SLG: 0.520										4	1	2	0	1	1	2																			
26 Garrett Cooper, R OBP: 0.392, SLG: 0.387										4	0	2	0	1	1	3																			
12 Jorge Soler, R OBP: 0.290, SLG: 0.346										5	1	2	2	0	1	4																			
7 Jesús Sánchez, L OBP: 0.337, SLG: 0.467										4	0	0	0	1	2	2																			
24 Avisail García, R OBP: 0.216, SLG: 0.278										5	0	1	0	0	2	2																			
15 Brian Anderson, R OBP: 0.397, SLG: 0.423										4	1	1	1	1	1	3																			
18 Joey Wendle, L ERA: 3.98										4	0	1	0	0	0	1																			
59 Payton Henry, R										0	0	0	0	0	0	0																			
11 Miguel Rojas, R OBP: 0.203, SLG: 0.262										4	0	0	0	0	0	1																			
58 Jacob Stallings, R OBP: 0.217, SLG: 0.250										3	0	0	0	0	0	0																			
2 Jazz Chisholm Jr., L OBP: 0.354, SLG: 0.612										1	0	1	0	0	0	0																			
<b>Inning Stats</b>											R: 0 E: 0 K: 0 S: 14	H: 0 LOB: 2 BB: 2	R: 0 E: 0 K: 0 S: 13	H: 0 LOB: 0 BB: 18	R: 0 E: 0 K: 1 S: 8	H: 0 LOB: 1 BB: 14	R: 0 E: 0 K: 1 S: 9	H: 0 LOB: 1 BB: 16	R: 0 E: 0 K: 1 S: 13	H: 2 LOB: 2 BB: 18	R: 1 E: 0 K: 2 S: 16	H: 2 LOB: 1 BB: 22	R: 1 E: 0 K: 1 S: 18	H: 4 LOB: 3 BB: 24	R: 0 E: 0 K: 1 S: 13	H: 1 LOB: 2 BB: 19	R: 1 E: 0 K: 1 S: 12	H: 1 LOB: 0 BB: 20	1B: 7 2B: 1 3B: 0 HR: 2	SF: 0 SAC: 0 DP: 0 HBP: 0	WP: 0 PB: 0 SB: 0 CS: 0	PA: 42			
<b>PITCHER</b>											IP	WLS	BF	H	R	ER	SO	BB	IBB	HBP	BLK	WP	HR	S	P	ERA	WHIP								
36 Logan Gilbert, R ERA:											5.2	W	24	3	1	1	5	4	0	0	0	0	0	65	102	1.59	1.235								
50 Erik Swanson, R ERA:											0.1		2	1	0	0	0	0	0	0	0	0	0	8	10	0.00	3.000								
Andrés Muñoz, R ERA: 3.98											1.0		7	4	1	1	1	0	0	0	0	0	18	24	9.00	4.000									
16 Drew Steckenrider, R ERA: 3.12											1.0	H	5	1	0	0	1	0	0	0	0	0	13	19	0.00	1.000									
67 Matt Festa, R ERA: 4.91											1.0		4	1	1	1	1	0	0	0	0	1	12	20	9.00	1.000									

Seattle Mariners @ Miami Marlins  
loanDepot park, Miami, FL  
Sun May 01 2022, 1:42 PM - 5:03 PM EDT  
Att: 16,741 - Dome - 72 F

AB 38  
R 3  
H 10  
RBI 3  
BB 4  
SO 8  
LOB 18



Batter	1	2	3	4	5	6	7	8	9	AB R H RBI BB SO LOB	TOP																
12 Daulton Varsho, L (1.8)										4 2 2 0 1 1 0	<b>Arizona Diamondbacks @ Miami Marlins</b> loanDepot park, Miami, FL Mon May 02 2022, 6:43 PM - 10:09 PM EDT Att: 6,224 - Roof Closed - 72 F																
8 Jordan Luplow, R (1.9)										4 1 2 2 0 2 1																	
6 David Peralta, L (1.7)										4 1 3 3 0 1 2																	
53 Christian Walker, R (1.3)										2 0 0 0 2 0 1																	
21 Cooper Hummel, S (1.10)										4 0 0 0 0 2 4																	
43 Serjjo Alcántara, S (1.5)										4 0 0 0 0 2 2																	
18 Carson Kelly, R (1.2)										4 0 1 0 0 1 2																	
13 Nick Ahmed, R (1.6)										4 0 0 0 0 1 1																	
2 Geraldo Perdomo, S (1.4)										4 1 1 0 0 2 0																	
<b>Inning Stats</b>	R: 2 E: 0 K: 1 S: 11	H: 2 LOB: 0 BB: 0 P: 13	R: 0 E: 0 K: 1 S: 9	H: 1 LOB: 0 BB: 0 P: 13	R: 0 E: 0 K: 2 S: 12	H: 0 LOB: 0 BB: 0 P: 18	R: 0 E: 0 K: 2 S: 14	H: 1 LOB: 2 BB: 2 P: 25	R: 2 E: 1 K: 1 S: 24	H: 2 LOB: 2 BB: 2 P: 37	R: 0 E: 0 K: 0 S: 7	H: 0 LOB: 0 BB: 0 P: 11	R: 1 E: 0 K: 1 S: 11	H: 3 LOB: 1 BB: 0 P: 15	R: 0 E: 0 K: 2 S: 8	H: 0 LOB: 0 BB: 0 P: 10	R: 0 E: 0 K: 2 S: 11	H: 0 LOB: 0 BB: 0 P: 12	1B: 6 2B: 2 HR: 1	SF: 0 SAC: 0 HBP: 0	WP: 1 PB: 0 SB: 1 CS: 1	PA: 37					
<b>PITCHER</b>	IP WLS BF H R ER SO BB IBB HBP BLK WP HR S P ERA WHIP											IP WLS BF H R ER SO BB IBB HBP BLK WP HR S P ERA WHIP															
49 Pablo López, R (1.1)	4.2 L	21	6	4	3	7	2	0	0	0	0	1	1	66	97	5.79	1.714										
36 Louis Head, R (5.1)	1.1	5	0	0	0	0	1	0	0	0	0	0	0	11	20	0.00	0.750										
35 Richard Bleier, R (7.1)	1.0	5	3	1	1	1	0	0	0	0	0	0	0	11	15	9.00	3.000										
66 Tanner Scott, L (8.1)	1.0	3	0	0	0	2	0	0	0	0	0	0	0	8	10	0.00	0.000										
31 Cole Sulser, R (9.1)	1.0	3	0	0	0	2	0	0	0	0	0	0	0	11	12	0.00	0.000										

Batter	1	2	3	4	5	6	7	8	9	AB R H RBI BB SO LOB	BOTTOM																
2 Jazz Chisholm Jr., L (1.4)											4 1 1 2 1 0 0	<b>Arizona Diamondbacks @ Miami Marlins</b> loanDepot park, Miami, FL Mon May 02 2022, 6:43 PM - 10:09 PM EDT Att: 6,224 - Roof Closed - 72 F															
99 Jesús Aguilar, R (1.3)										4 0 2 2 0 1 0																	
5 Jon Berti, R (7. PR) (8.6)										1 0 0 0 0 0 2																	
12 Jorge Soler, R (1.7)										4 0 0 0 0 2 2																	
7 Jesús Sánchez, L (1.8)										4 0 1 0 0 0 1																	
24 Avisail García, R (1.9)										3 1 0 0 0 2 1																	
26 Garrett Cooper, R (1.10)										3 1 1 0 0 0 0																	
15 Brian Anderson, R (1.5)										4 0 1 0 0 1 3																	
11 Miguel Rojas, R (8.3) (1.6)										4 0 2 0 0 0 2																	
58 Jacob Stallings, R (1.2)										3 1 0 0 0 0 3																	
<b>Inning Stats</b>	R: 0 E: 0 K: 1 S: 8	H: 0 LOB: 0 BB: 0 P: 10	R: 0 E: 0 K: 0 S: 11	H: 1 LOB: 0 BB: 0 P: 20	R: 0 E: 0 K: 0 S: 6	H: 0 LOB: 0 BB: 0 P: 11	R: 0 E: 0 K: 3 S: 13	H: 1 LOB: 1 BB: 0 P: 22	R: 0 E: 0 K: 0 S: 10	H: 2 LOB: 1 BB: 0 P: 16	R: 0 E: 0 K: 0 S: 7	H: 1 LOB: 0 BB: 0 P: 8	R: 4 E: 0 K: 1 S: 26	H: 2 LOB: 2 BB: 0 P: 41	R: 0 E: 0 K: 1 S: 8	H: 0 LOB: 0 BB: 0 P: 10	R: 0 E: 0 K: 0 S: 11	H: 1 LOB: 2 BB: 1 P: 19	1B: 6 2B: 3 HR: 0	SF: 0 SAC: 0 HBP: 3	WP: 0 PB: 0 SB: 1 CS: 0	PA: 38					
<b>PITCHER</b>	IP WLS BF H R ER SO BB IBB HBP BLK WP HR S P ERA WHIP											IP WLS BF H R ER SO BB IBB HBP BLK WP HR S P ERA WHIP															
23 Zac Gallen, R (1.1)	6.1	W	25	5	2	2	0	0	0	0	0	0	0	64	102	2.84	0.789										
24 Noé Ramirez, R (7.1)	0.2		5	2	2	2	0	0	0	1	0	0	0	17	26	27.00	3.000										
35 Joe Mantiply, L (8.1)	1.0	H	3	0	0	0	1	0	0	0	0	0	0	8	10	0.00	0.000										
31 Ian Kennedy, R (9.1)	1.0	S	5	1	0	0	0	1	0	0	0	0	0	11	19	0.00	2.000										

AB	34
R	5
H	9
RBI	5
BB	3
SO	12
LOB	13



AB	34
R	4
H	8
RBI	4
BB	1
SO	6
LOB	14









Batter	1	2	3	4	5	6	7	8	9	AB	R	H	RBI	BB	SO	LOB	TOP										
2 Jazz Chisholm Jr. L (1.4)	L9		F8			F8		99 1B		4	0	1	0	0	0	2	<b>Miami Marlins @ San Diego Padres</b> Petco Park, San Diego, CA Thu May 05 2022, 6:43 PM - 9:33 PM PDT Att: 31,034 - Clear - 63 F										
99 Jesús Aquilar, R (1.10)	G6-3		12 G6-4-3 1B			G4-3		F7		4	0	1	1	0	0	1											
12 Jorge Soler, R (1.7)	G6-3		G6-4-3			K		K		4	0	0	0	0	2	2											
7 Jesús Sánchez, L (1.8)		G4-3		K		K		K		4	0	0	0	0	3	0											
26 Garrett Cooper, R (1.3)		G3-1		G1-3		G5-3		F9		4	0	1	0	0	0	0											
24 Avisail García, R (1.9)		G3-1		G3-1						2	0	0	0	1	0	1											
18 Joey Wendle, L (1.5)		L8				G6-3				3	0	0	0	0	0	2											
11 Miguel Rojas, R (1.6)				P2				F9		3	1	1	0	0	0	0											
59 Payton Henry, R (1.2)								G4-3		2	0	1	0	0	1	0											
5 Jon Berti, R (8, PH)										1	0	0	0	0	0	0											
58 Jacob Stallings, R (8.2)										0	0	0	0	0	0	0											
<b>Inning Stats</b>	R: 0 H: 0 K: 0 S: 7	H: 0 LOB: 0 BB: 0 P: 10	R: 0 H: 1 K: 0 S: 7	H: 1 LOB: 1 BB: 0 P: 9	R: 1 H: 3 K: 0 S: 15	H: 3 LOB: 1 BB: 0 P: 23	R: 0 H: 0 K: 1 S: 9	H: 0 LOB: 0 BB: 0 P: 15	R: 0 H: 0 K: 1 S: 13	H: 0 LOB: 0 BB: 0 P: 16	R: 0 H: 0 K: 1 S: 14	H: 0 LOB: 1 BB: 1 P: 23	R: 0 H: 1 K: 0 S: 11	H: 1 LOB: 1 BB: 0 P: 16	R: 0 H: 0 K: 2 S: 10	H: 0 LOB: 0 BB: 0 P: 15	1B: 4 2B: 1 3B: 0 HR: 0	SF: 0 SAC: 0 DP: 1 HBP: 0	WP: 0 PB: 0 SB: 1 CS: 0	PA: 32							
<b>PITCHER</b>	IP	WLS	BF	H	R	ER	SO	BB	IBB	HBP	BLK	WP	HR	S	P	ERA	WHIP										
22 Nick Martínez, R (1.1)	7.0	W	25	4	1	1	4	1	0	0	0	0	0	71	102	1.29	0.714										
66 Luis García, R (8.1)	1.0	H	4	1	0	0	0	0	0	0	0	0	0	11	16	0.00	1.000										
17 Taylor Rogers, L (9.1)	1.0	S	3	0	0	0	2	0	0	0	0	0	0	10	15	0.00	0.000										

Batter	1	2	3	4	5	6	7	8	9	AB	R	H	RBI	BB	SO	LOB	BOTTOM										
26 Austin Nola, R (1.10)	K		F7			K		13 G4-3 9 1B		3	0	0	0	1	2	0	<b>Miami Marlins @ San Diego Padres</b> Petco Park, San Diego, CA Thu May 05 2022, 6:43 PM - 9:33 PM PDT Att: 31,034 - Clear - 63 F										
9 Jake Cronenworth, L (1.4)	K				L8	G4-3		13 G4-3 1B		4	0	1	0	0	1	0											
13 Manny Machado, R (1.5)	HR				HR			G4-3		3	2	2	2	1	0	2											
10 Jurickson Profar, S (1.7)	K				K	F8				3	0	0	0	1	2	1											
30 Eric Hosmer, L (1.3)					G6-3			G6-3		3	0	1	0	1	0	2											
7 Ha-Seong Kim, R (1.6)					K					3	0	0	0	0	2	2											
38 Jorge Alfaro, R (1.2)					G5-4-3					2	0	1	0	1	0	1											
2 Trent Grisham, L (1.8)					K2-3	FC4-6		F7		3	0	0	0	0	1	3											
43 Trayce Thompson, R (1.9)					G4-3					2	0	0	0	0	0	1											
27 Matt Beatty, L (7, PH)					G4-3					1	0	0	0	0	0	2											
28 José Azocar, R (8.9)										0	0	0	0	0	0	0											
<b>Inning Stats</b>	R: 1 H: 1 K: 3 S: 11	H: 1 LOB: 0 BB: 0 P: 16	R: 0 H: 1 K: 1 S: 7	H: 1 LOB: 0 BB: 0 P: 12	R: 0 H: 0 K: 1 S: 7	H: 0 LOB: 0 BB: 0 P: 10	R: 1 H: 1 K: 1 S: 15	H: 1 LOB: 0 BB: 0 P: 21	R: 0 H: 0 K: 0 S: 10	H: 0 LOB: 1 BB: 1 P: 18	R: 0 H: 0 K: 1 S: 11	H: 0 LOB: 1 BB: 1 P: 15	R: 0 H: 1 K: 1 S: 9	H: 1 LOB: 2 BB: 1 P: 16	R: 0 H: 1 K: 0 S: 12	H: 1 LOB: 2 BB: 2 P: 22	1B: 3 2B: 0 3B: 0 HR: 2	SF: 0 SAC: 0 DP: 2 HBP: 0	WP: 0 PB: 0 SB: 0 CS: 0	PA: 32							
<b>PITCHER</b>	IP	WLS	BF	H	R	ER	SO	BB	IBB	HBP	BLK	WP	HR	S	P	ERA	WHIP										
44 Jesús Luzardo, L (1.1)	6.0	L	23	3	2	2	7	3	0	0	0	0	0	2	63	3.00	1.000										
52 Anthony Bass, R (7.1)	1.0		4	1	0	0	1	0	0	0	0	0	0	7	10	0.00	1.000										
55 Anthony Bender, R (8.1)	0.2		3	1	0	0	0	1	0	0	0	0	0	7	13	0.00	3.000										
48 Steven Okert, L (8.1)	0.1		2	0	0	0	0	1	0	0	0	0	0	5	9	0.00	3.000										

AB	31
R	1
H	5
RBI	1
BB	1
SO	6
LOB	8

AB	27
R	2
H	5
RBI	2
BB	5
SO	8
LOB	14

Batter	1	2	3	4	5	6	7	8	9	AB	R	H	RBI	BB	SO	LOB	TOP					
2 Jazz Chisholm Jr. L (1,4) OBP: 0.368, SLG: 0.615										4	1	1	0	0	1	0	<b>Miami Marlins @ San Diego Padres</b> Petco Park, San Diego, CA Fri May 06 2022, 6:42 PM - 9:59 PM PDT Att: 37,585 - Clear - 65 F					
99 Jesús Aguilar, R (1,3) OBP: 0.395, SLG: 0.395										4	1	1	2	0	1	0						
26 Garrett Cooper, R (1,10) 14 Bryan De La Cruz, R (9, PR) OBP: 0.440, SLG: 0.474										4	0	1	0	0	1	0						
18 Joey Wendle, L (1,5) 12 Jorge Soler, R (9, PH) OBP: 0.279, SLG: 0.302										3	0	0	0	0	0	0						
24 Avisail García, R (1,9) OBP: 0.211, SLG: 0.244										4	0	1	0	0	0	2						
5 Jon Berti, R (1,7) OBP: 0.440, SLG: 0.550										4	0	1	0	0	0	3						
7 Jesús Sánchez, L (1,8) OBP: 0.306, SLG: 0.422										4	0	1	0	0	0	2						
11 Miguel Rojas, R (1,6) OBP: 0.215, SLG: 0.253										3	0	0	0	0	0	2						
58 Jacob Stallings, R (1,2) OBP: 0.225, SLG: 0.231										3	0	0	0	0	1	0						
<b>Inning Stats</b>	R: 0 H: 0 E: 0 K: 0 S: 8	H: 0 LOB: 0 BB: 0 P: 11	R: 0 H: 2 E: 0 K: 0 S: 8	H: 2 LOB: 2 BB: 0 P: 13	R: 0 H: 0 E: 0 K: 1 S: 10	H: 0 LOB: 0 BB: 0 P: 12	R: 0 H: 1 E: 0 K: 0 S: 12	H: 1 LOB: 1 BB: 0 P: 17	R: 0 H: 0 E: 0 K: 1 S: 12	H: 0 LOB: 0 BB: 0 P: 16	R: 2 H: 2 E: 0 K: 1 S: 14	H: 2 LOB: 0 BB: 0 P: 17	R: 0 H: 0 E: 0 K: 0 S: 9	H: 0 LOB: 0 BB: 0 P: 11	R: 0 H: 0 E: 0 K: 1 S: 6	H: 0 LOB: 0 BB: 0 P: 7	R: 0 H: 1 E: 0 K: 0 S: 14	H: 1 LOB: 2 BB: 1 P: 25	1B: 5 2B: 0 3B: 0 HR: 1	SF: 0 SAC: 0 DP: 0 HBP: 0	WP: 0 PB: 0 SB: 0 CS: 0	PA: 34
<b>PITCHER</b>	IP	WLS	BF	H	R	ER	SO	BB	IBB	HBP	BLK	WP	HR	S	P	ERA	WHIP					
11 Yu Darvish, R (1,1) ERA: 4.05	7.0	W	26	5	2	2	3	0	0	0	0	0	1	73	97	2.57	0.714					
75 Robert Suarez, R (8,1) ERA: 4.5	1.0	H	3	0	0	0	1	0	0	0	0	0	0	6	7	0.00	0.000					
48 Steven Wilson, R (9,1) ERA: 3.0	1.0	S	5	1	0	0	0	1	0	0	0	0	0	14	25	0.00	2.000					

Batter	1	2	3	4	5	6	7	8	9	AB	R	H	RBI	BB	SO	LOB	BOTTOM					
9 Jake Cronenworth, L (1,10) OBP: 0.319, SLG: 0.323										3	0	0	0	1	2	2	<b>Miami Marlins @ San Diego Padres</b> Petco Park, San Diego, CA Fri May 06 2022, 6:42 PM - 9:59 PM PDT Att: 37,585 - Clear - 65 F					
7 Ha-Seong Kim, R (1,6) OBP: 0.347, SLG: 0.469										3	0	0	0	1	1	2						
13 Manny Machado, R (1,5) OBP: 0.458, SLG: 0.657										3	1	2	1	1	0	2						
30 Eric Hosmer, L (1,3) OBP: 0.451, SLG: 0.562										4	0	1	1	0	1	3						
10 Jurickson Profar, S (1,7) OBP: 0.302, SLG: 0.391										3	0	0	0	1	1	2						
26 Austin Nola, R (1,2) OBP: 0.273, SLG: 0.263										4	0	0	0	0	1	2						
2 Trent Grisham, L (1,8) OBP: 0.292, SLG: 0.267										2	1	1	0	2	0	0						
27 Matt Beatty, L (1,9) OBP: 0.175, SLG: 0.189										2	1	1	1	0	0	1						
43 Trayce Thompson, R, PH (8,9) OBP: 0.214, SLG: 0.083										2	0	0	0	0	1	2						
77 CJ Abrams, L (1,4) OBP: 0.259, SLG: 0.260										3	0	0	0	0	1	1						
<b>Inning Stats</b>	R: 1 H: 1 E: 0 K: 3 S: 17	H: 1 LOB: 1 BB: 1 P: 27	R: 0 H: 0 E: 0 K: 0 S: 9	H: 0 LOB: 0 BB: 1 P: 16	R: 0 H: 0 E: 0 K: 1 S: 7	H: 0 LOB: 0 BB: 0 P: 14	R: 0 H: 1 E: 0 K: 1 S: 10	H: 1 LOB: 0 BB: 0 P: 15	R: 2 H: 3 E: 1 K: 0 S: 17	H: 3 LOB: 2 BB: 0 P: 23	R: 0 H: 0 E: 0 K: 0 S: 11	H: 0 LOB: 0 BB: 0 P: 16	R: 0 H: 0 E: 0 K: 2 S: 16	H: 0 LOB: 2 BB: 2 P: 28	R: 0 H: 0 E: 0 K: 1 S: 12	H: 0 LOB: 2 BB: 2 P: 29	R: 0 H: 0 E: 0 K: 1 S: 12	H: 0 LOB: 2 BB: 2 P: 29	1B: 2 2B: 2 3B: 1 HR: 0	SF: 0 SAC: 0 DP: 1 HBP: 0	WP: 0 PB: 0 SB: 1 CS: 0	PA: 35
<b>PITCHER</b>	IP	WLS	BF	H	R	ER	SO	BB	IBB	HBP	BLK	WP	HR	S	P	ERA	WHIP					
22 Sandy Alcantara, R (1,1) ERA: 3.03	4.2	L	21	5	3	2	5	2	0	0	0	0	0	59	94	3.86	1.500					
35 Richard Bleier, L (5,1) ERA: 4.15	1.1		4	0	0	0	0	0	0	0	0	0	0	12	17	0.00	0.000					
66 Tanner Scott, L (7,1) ERA: 3.97	1.0		5	0	0	0	2	2	0	0	0	0	0	16	28	0.00	2.000					
72 Cody Poteet, R (8,1) ERA: 0.73	1.0		5	0	0	0	1	2	0	0	0	0	0	12	29	0.00	2.000					

**TOP**

**Miami Marlins @ San Diego Padres**  
Petco Park, San Diego, CA  
Fri May 06 2022, 6:42 PM - 9:59 PM PDT  
Att: 37,585 - Clear - 65 F

AB	R	H	RBI	BB	SO	LOB
33	2	6	2	1	4	9

**MIAMI**

**BOTTOM**

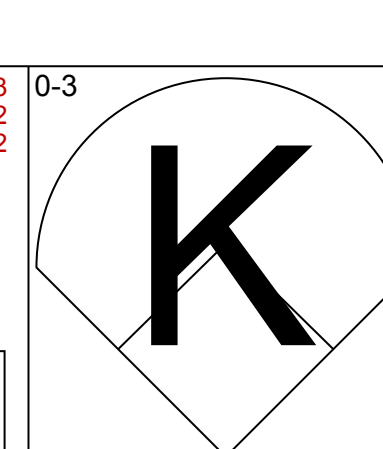
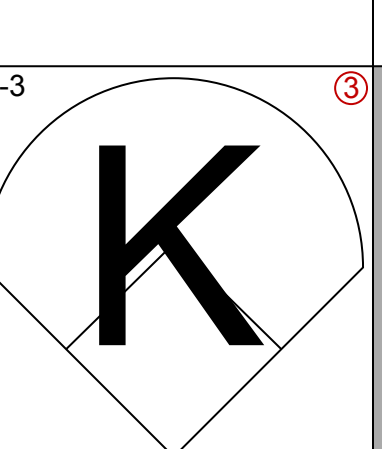
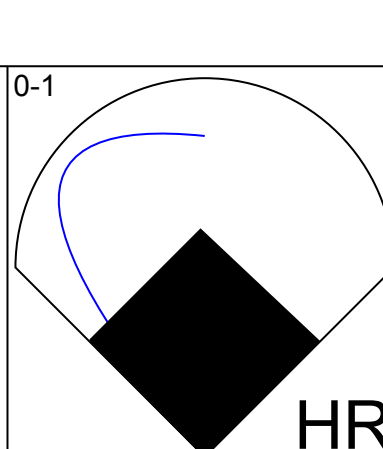
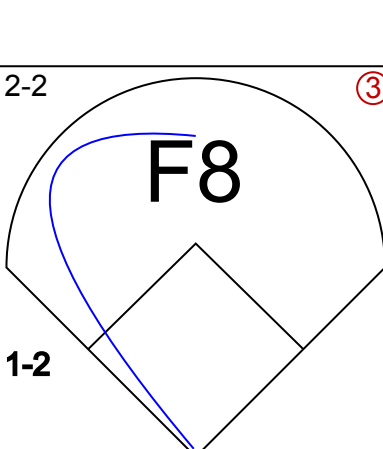
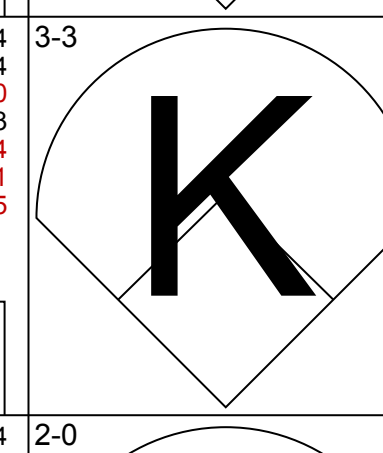
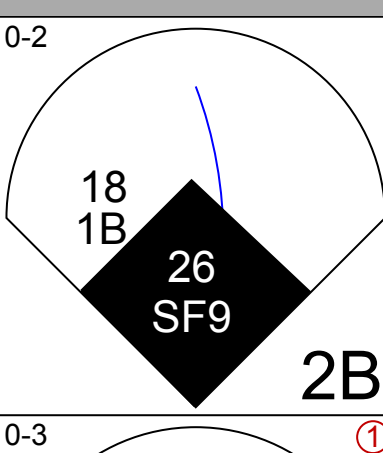
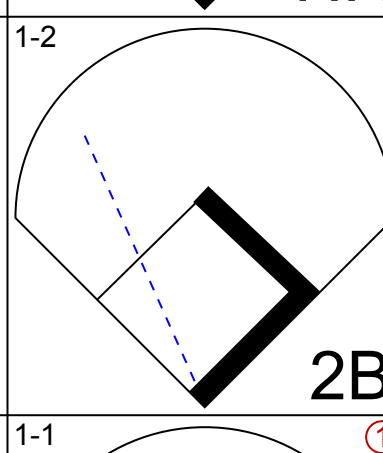
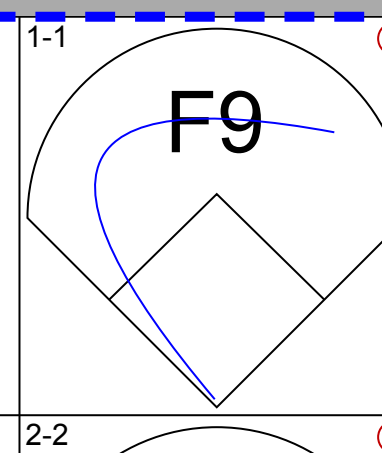
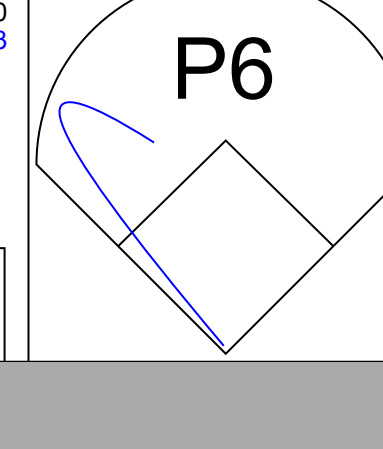
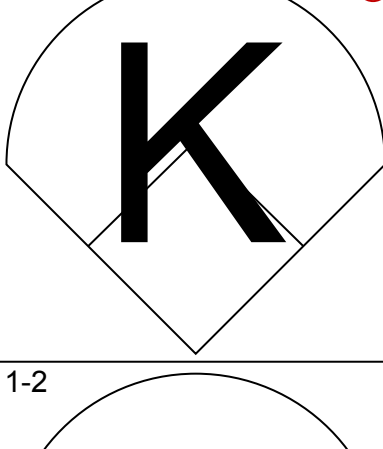
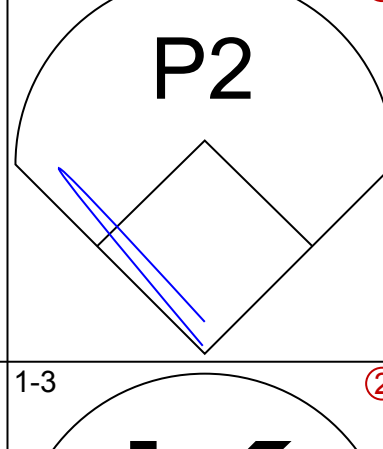
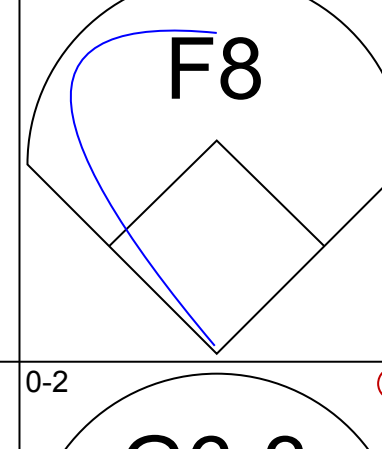
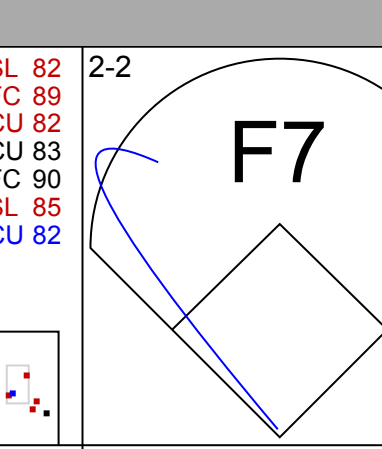
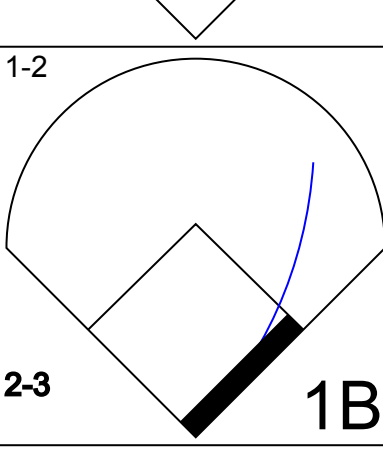
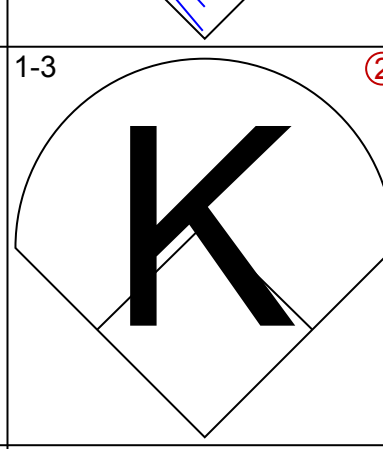
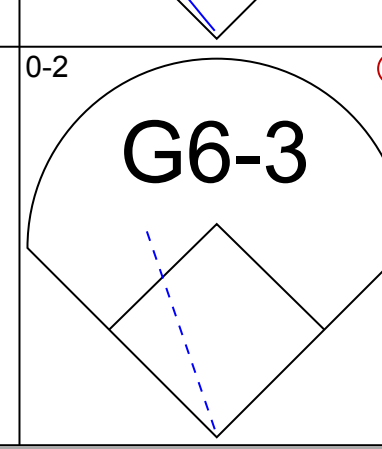
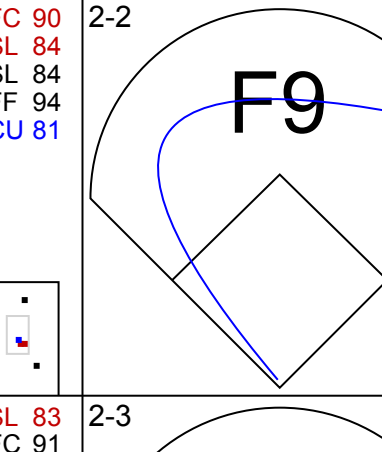
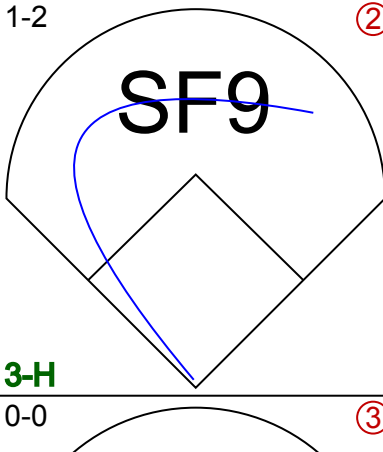
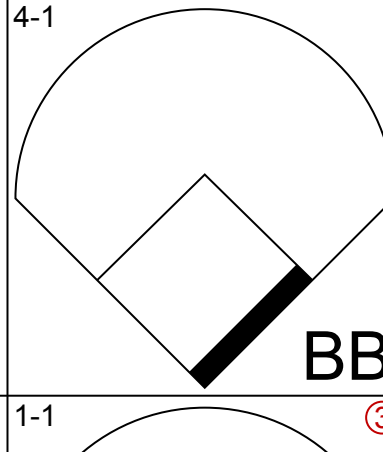
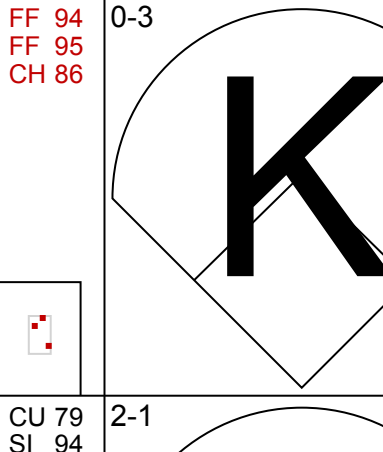
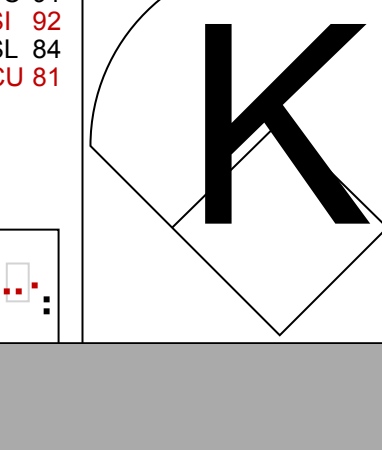
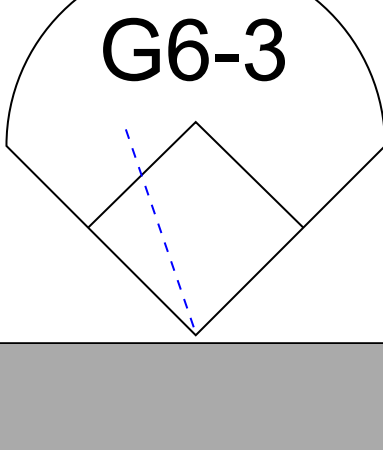
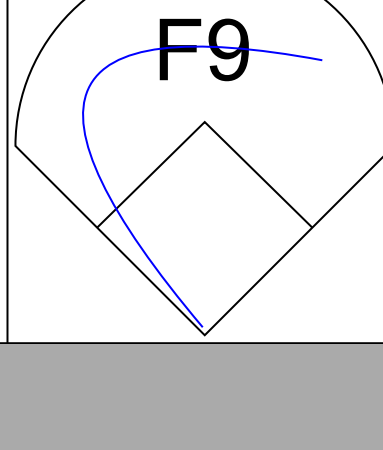
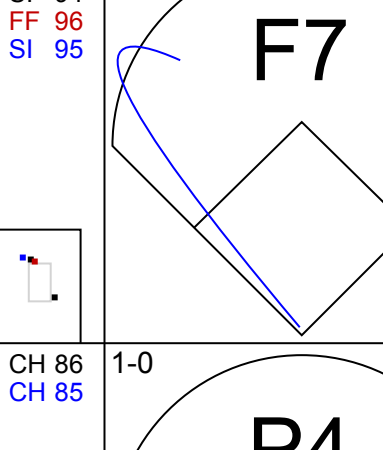
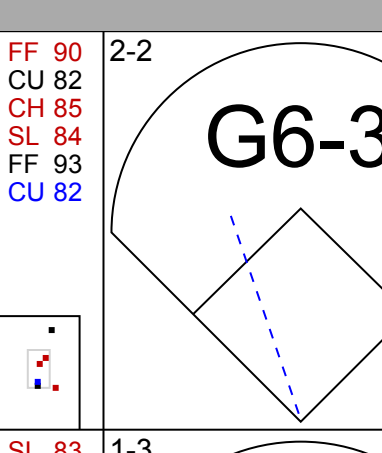
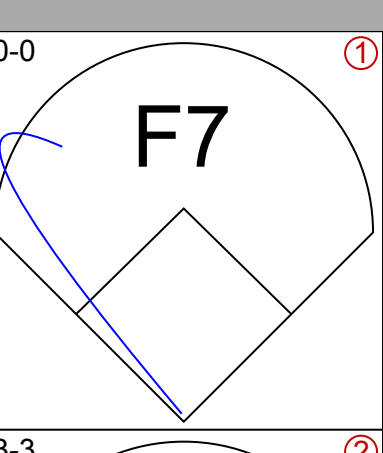
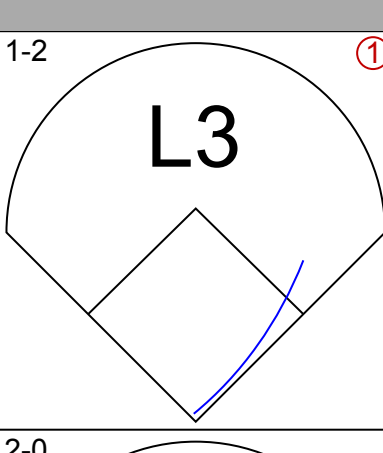
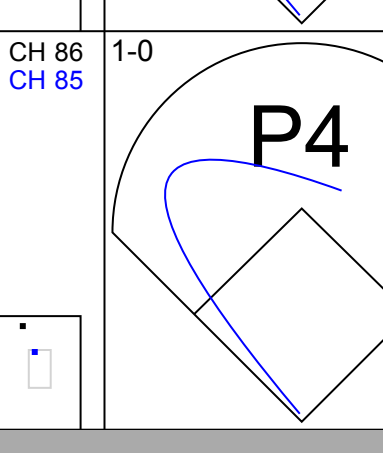
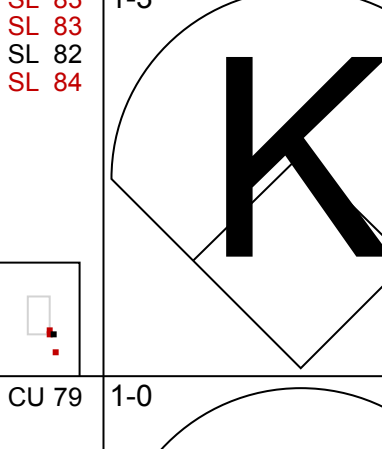
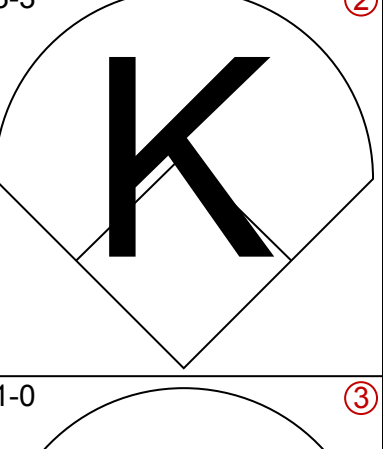
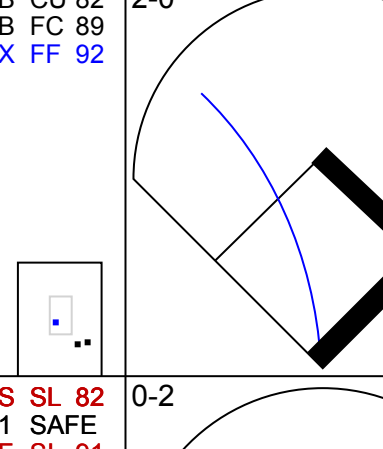
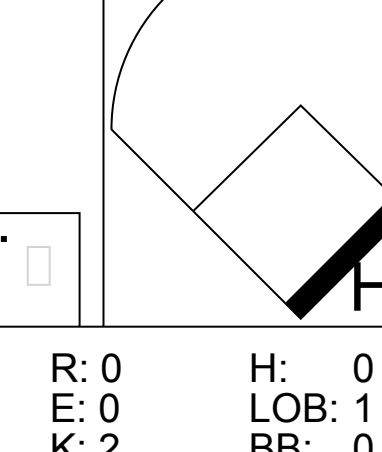
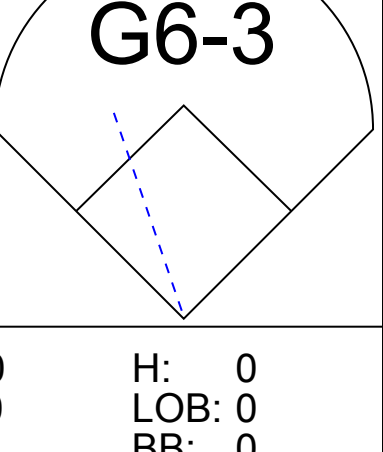
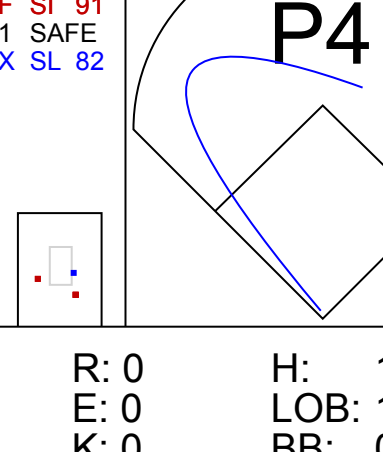
**BOTTOM**

**Miami Marlins @ San Diego Padres**  
Petco Park, San Diego, CA  
Fri May 06 2022, 6:42 PM - 9:59 PM PDT  
Att: 37,585 - Clear - 65 F

AB	R	H	RBI	BB	SO	LOB
29	3	5	3	6	8	17

**SD**

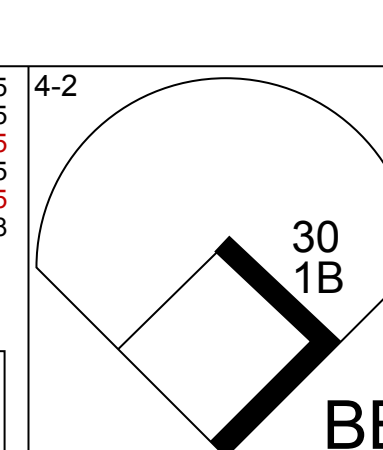
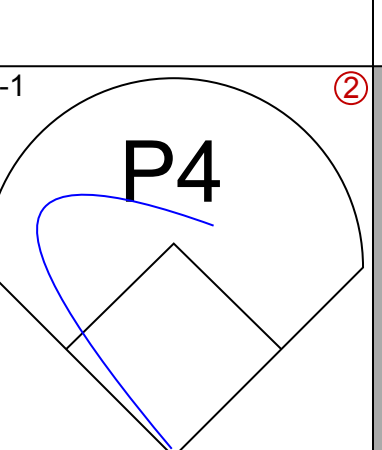
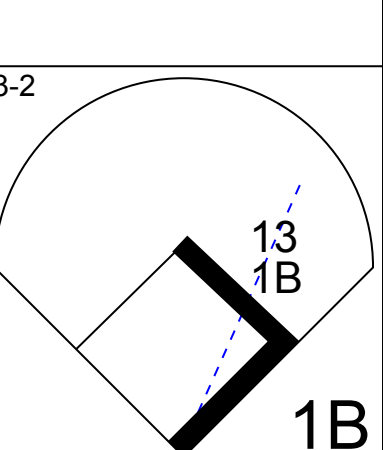
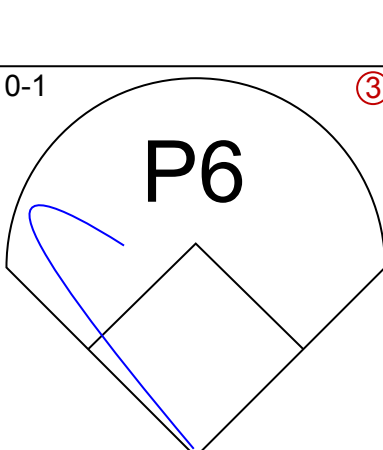
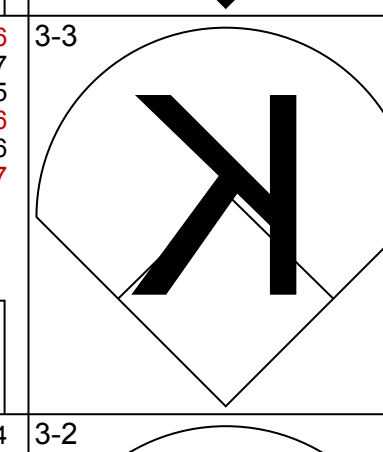
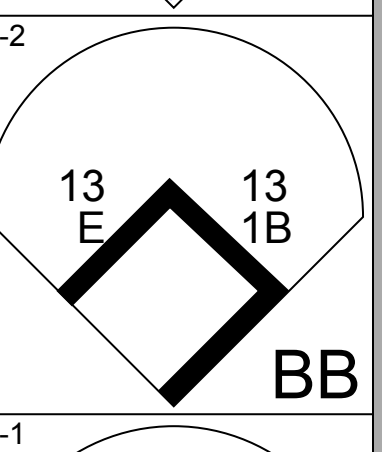
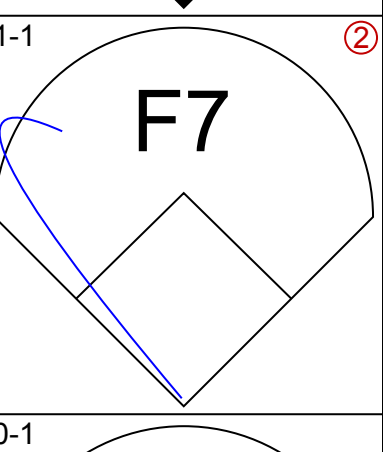
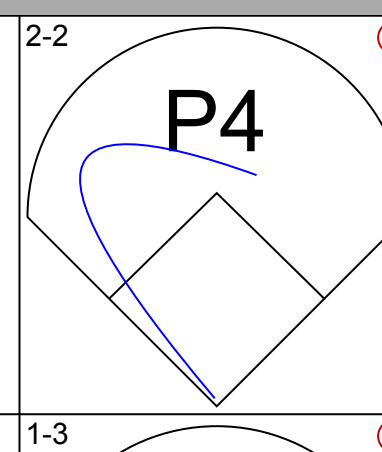
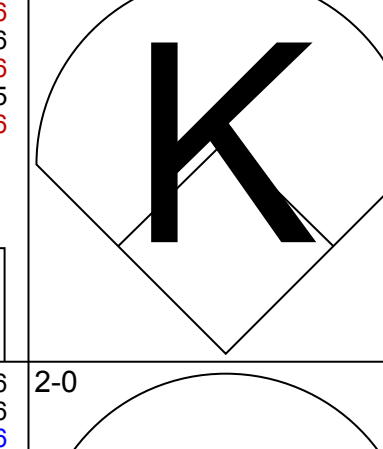
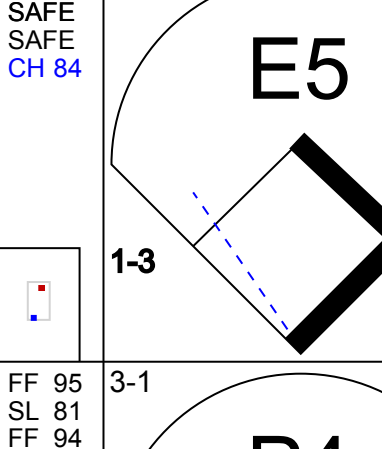
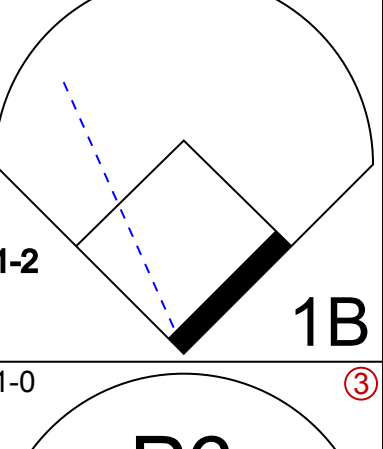
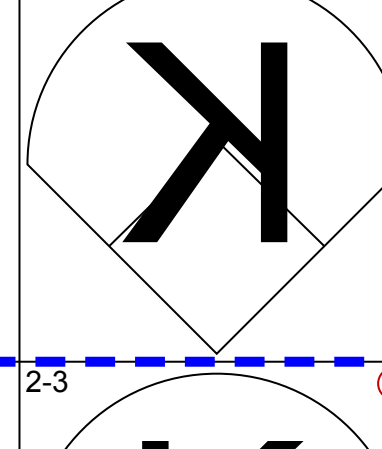
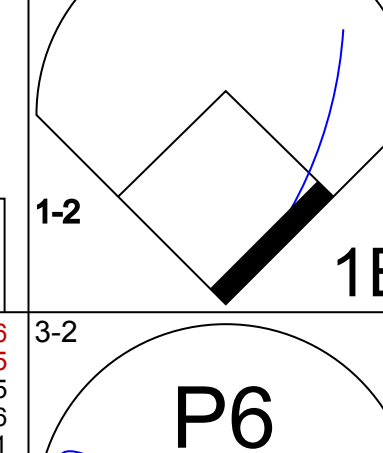
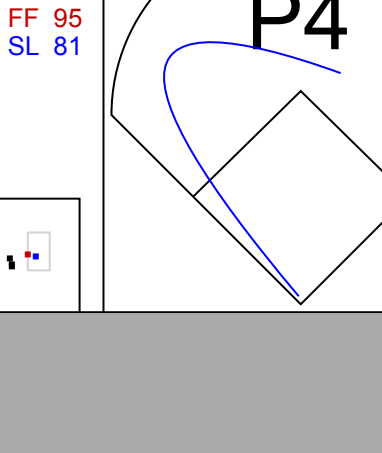
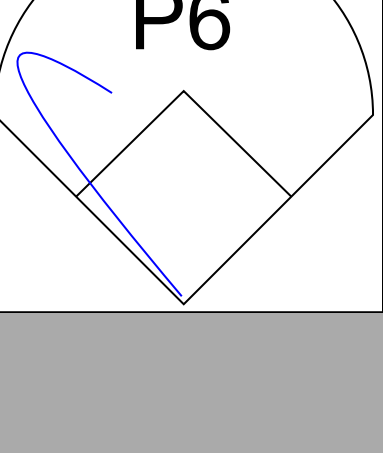

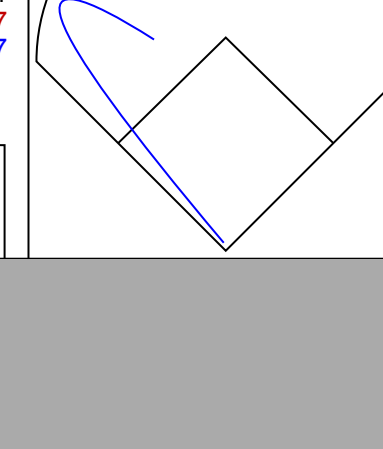

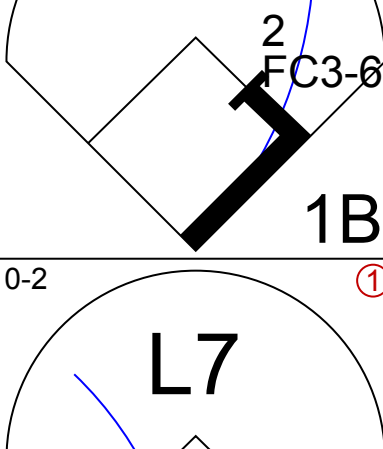
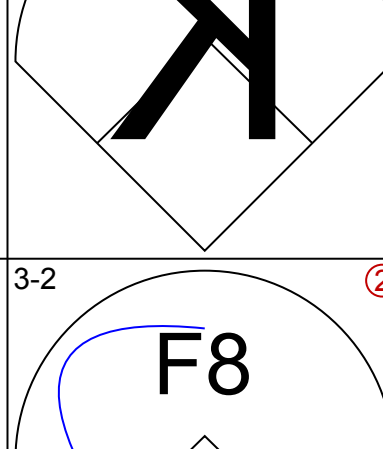
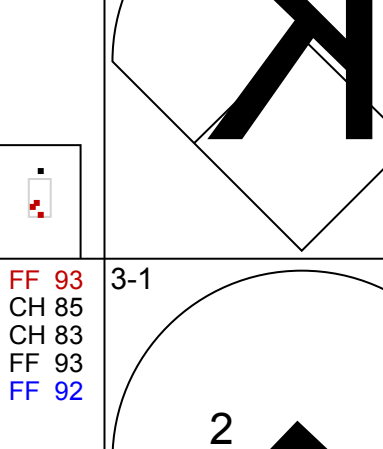
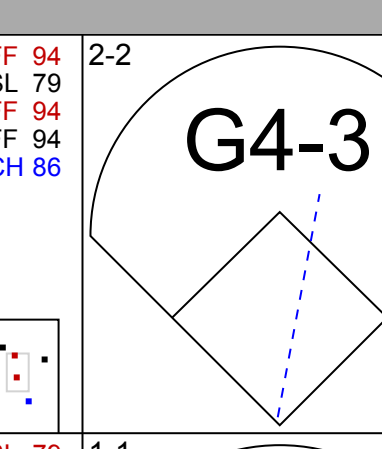
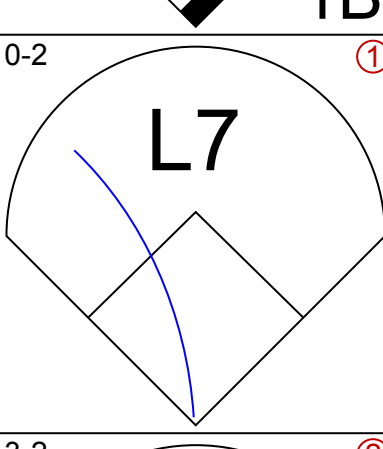
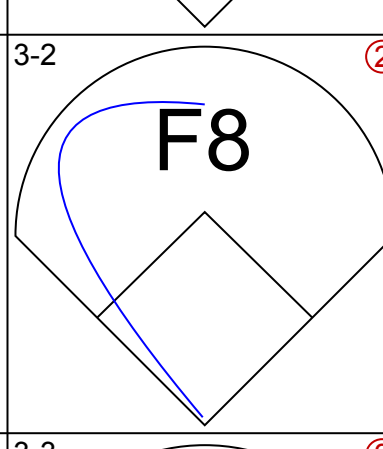

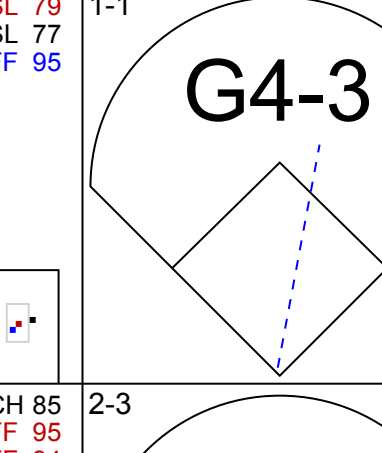
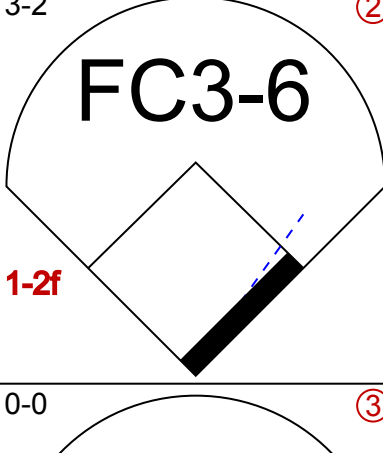
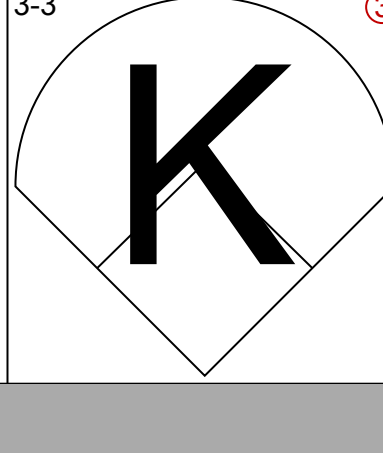
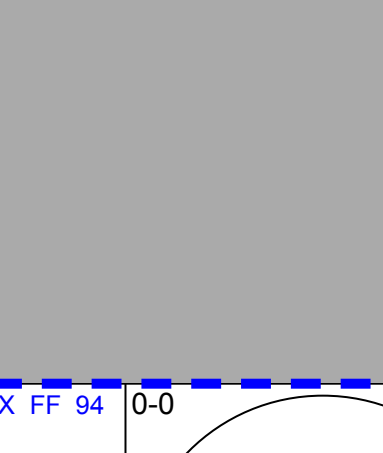
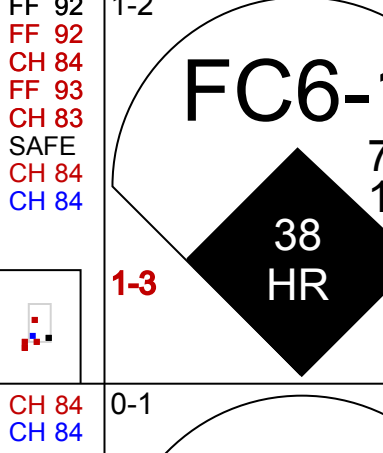
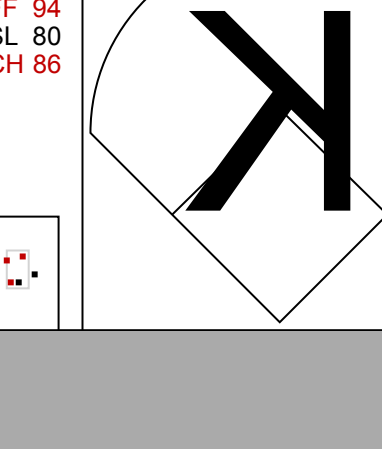
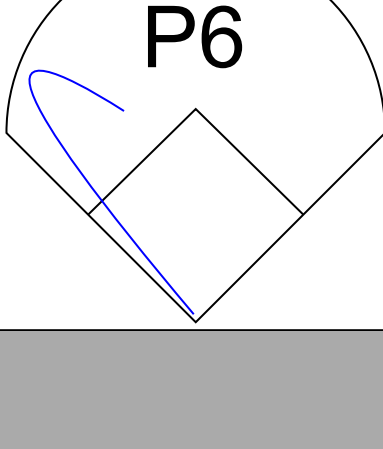
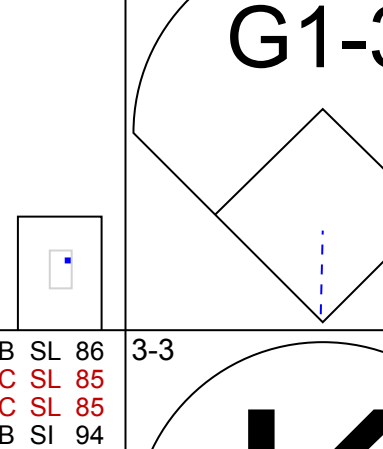
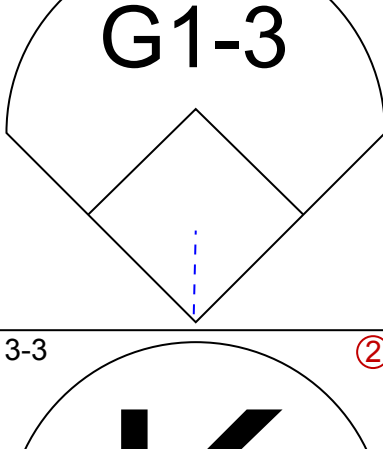
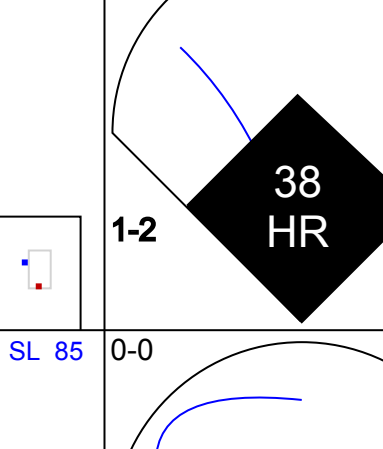
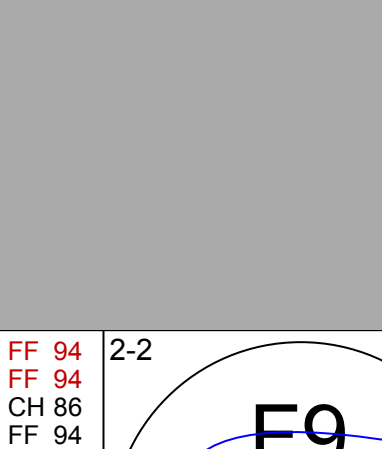

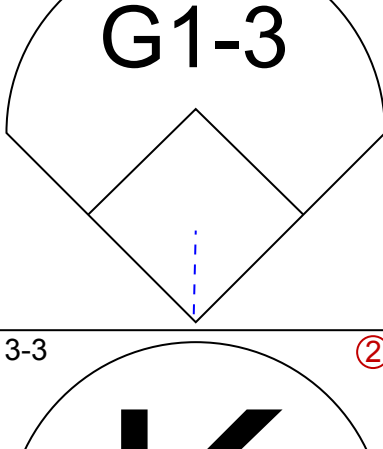
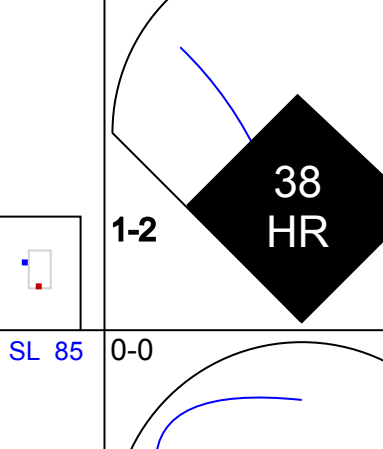
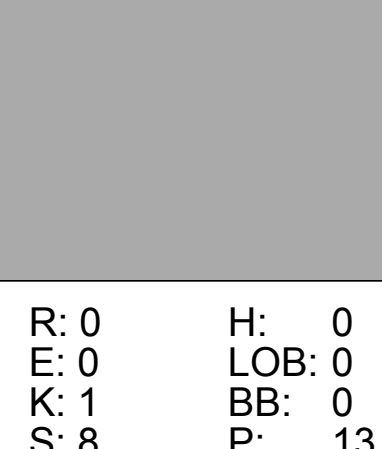

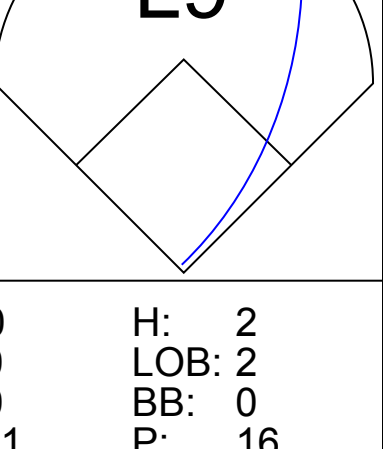
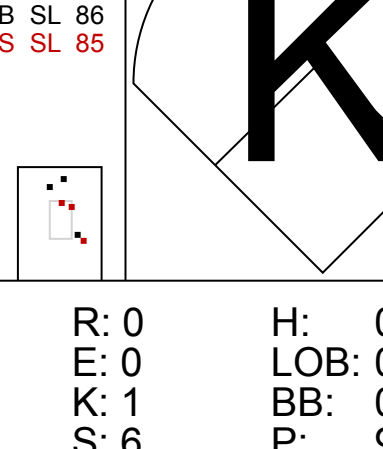
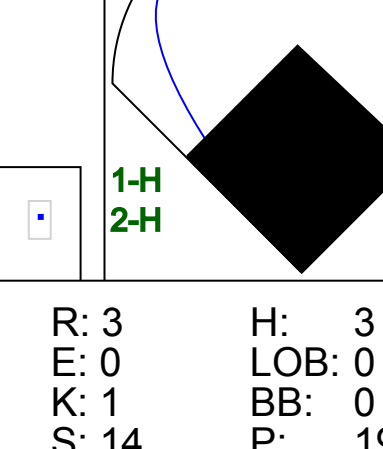
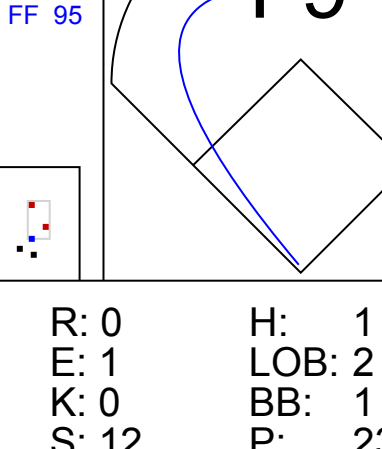
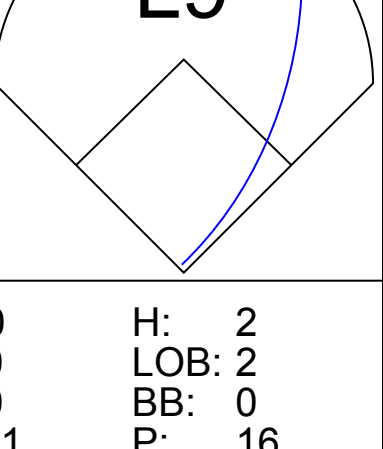
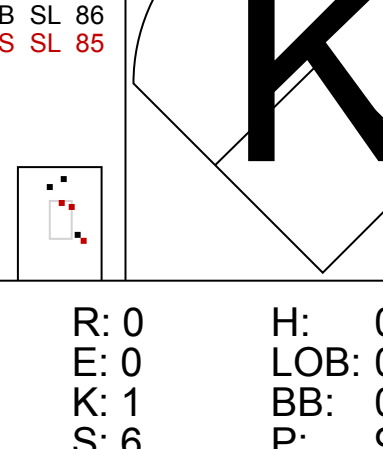
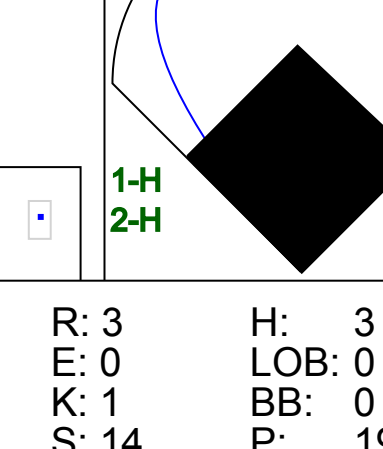


Batter	1	2	3	4	5	6	7	8	9	AB	R	H	RBI	BB	SO	LOB	TOP																			
2 Jazz Chisholm Jr. L (1.4)										4	1	1	1	0	2	2																				
99 Jesús Aguilar R (1.3)										4	1	2	0	0	1	0																				
12 Jorge Soler R (1.7)										4	0	0	0	0	1	2																				
18 Joey Wendle L (1.5)										4	0	1	0	0	1	1																				
26 Garrett Cooper R (1.10)										2	0	0	1	1	1	0																				
14 Bryan De La Cruz R (1.9)										4	0	0	0	0	1	3																				
7 Jesús Sánchez L (1.8)										4	0	0	0	0	0	0																				
11 Miguel Rojas R (1.6)										3	0	1	0	0	2	0																				
59 Payton Henry R (1.2)										2	0	0	0	0	0	1																				
Inning Stats	R: 0 E: 0 K: 2 S: 8	H: 0 LOB: 0 BB: 0 P: 13	R: 0 E: 0 K: 1 S: 11	H: 0 LOB: 0 BB: 0 P: 17	R: 0 E: 0 K: 2 S: 10	H: 0 LOB: 1 BB: 0 P: 16	R: 1 E: 0 K: 1 S: 15	H: 2 LOB: 1 BB: 0 P: 17	R: 0 E: 0 K: 1 S: 5	H: 0 LOB: 0 BB: 0 P: 9	R: 1 E: 0 K: 1 S: 13	H: 2 LOB: 2 BB: 1 P: 21	R: 0 E: 0 K: 0 S: 10	H: 1 LOB: 1 BB: 0 P: 15	R: 0 E: 0 K: 0 S: 9	H: 0 LOB: 0 BB: 0 P: 12	R: 0 E: 0 K: 1 S: 6	H: 0 LOB: 0 BB: 0 P: 9	1B: 2 2B: 2 HR: 1	SF: 1 SAC: 0 HBP: 1	WP: 0 PB: 0 SB: 1 CS: 0	PA: 34														
PITCHER	IP	WLS	BF	H	R	ER	SO	BB	IBB	HBP	BLK	WP	HR	S	P	ERA	WHIP	PITCHER	IP	WLS	BF	H	R	ER	SO	BB	IBB	HBP	BLK	WP	HR	S	P	ERA	WHIP	
44 Joe Musgrove R (1.1)	7.0		28	5	2	2	8	1	0	1	0	0	1	72	108	2.57	0.857																			
75 Robert Suarez R (8.1)	2.0	W	6	0	0	0	1	0	0	0	0	0	0	15	21	0.00	0.000																			

Miami Marlins @ San Diego Padres  
Petco Park, San Diego, CA  
Sun May 08, 2022, 1:12 PM - 4:19 PM PDT  
Att: 37,937 - Overcast - 62 F

AB	31
R	2
H	5
RBI	2
BB	1
SO	9
LOB	9



Batter	1	2	3	4	5	6	7	8	9	AB	R	H	RBI	BB	SO	LOB	BOTTOM																			
9 Jake Cronenworth L (1.4)										3	0	1	0	1	0	0																				
7 Ha-Seong Kim R (1.6)										3	0	0	0	1	1	2																				
13 Manny Machado R (1.5)										4	0	2	0	0	2	1																				
30 Eric Hosmer L (1.3)										4	0	1	0	0	1	4																				
26 Austin Nola R (1.2)										4	0	1	0	0	2	2																				
10 Jurickson Profar S (1.10)										4	0	1	0	0	0	1																				
2 Trent Grisham L (1.8)										4	1	0	0	0	1	2																				
43 Trayce Thompson R (1.9)										2	0	0	0	0	1	1																				
77 C.J. Abrams L (7. PH) (8.9)										2	1	1	0	0	0	0																				
2B José Azocar R (1.7)										3	0	0	0	0	1	0																				
38 Jorge Alfaro R (8. PH)										1	1	1	3	0	0	0																				
Inning Stats	R: 0 E: 0 K: 2 S: 13	H: 1 LOB: 2 BB: 1 P: 28	R: 0 E: 0 K: 1 S: 8	H: 0 LOB: 0 BB: 0 P: 13	R: 0 E: 1 K: 0 S: 12	H: 1 LOB: 2 BB: 1 P: 23	R: 0 E: 0 K: 0 S: 10	H: 1 LOB: 1 BB: 0 P: 13	R: 0 E: 0 K: 0 S: 11	H: 2 LOB: 2 BB: 0 P: 16	R: 0 E: 0 K: 2 S: 10	H: 0 LOB: 0 BB: 0 P: 19	R: 0 E: 0 K: 1 S: 6	H: 0 LOB: 0 BB: 0 P: 9	R: 0 E: 0 K: 2 S: 10	H: 0 LOB: 0 BB: 0 P: 15	R: 3 E: 0 K: 1 S: 14	H: 3 LOB: 0 BB: 0 P: 19	1B: 7 2B: 2 HR: 1	SF: 0 SAC: 0 HBP: 0	WP: 0 PB: 0 SB: 0 CS: 0	PA: 36														
PITCHER	IP	WLS	BF	H	R	ER	SO	BB	IBB	HBP	BLK	WP	HR	S	P	ERA	WHIP	PITCHER	IP	WLS	BF	H	R	ER	SO	BB	IBB	HBP	BLK	WP	HR	S	P	ERA	WHIP	
28 Trevor Rogers L (1.1)	5.0		22	5	0	0	3	2	0	0	0	0	0	10	19	0.00	1.400																			
55 Anthony Bender R (6.1)	1.0	H	3	0	0	0	2	0	0	0	0	0	0	3	5	0.00	0.000																			
52 Anthony Bass R (7.1)	1.2	H	5	0	0	0	2	0	0	0	0	0	0	3	5	0.00	0.000																			
48 Steven Okert L (8.1)	0.1	H	1	0	0	0	1	0	0	0	0	0	0	3	5	0.00	0.000																			
31 Cole Sulser R (9.1)	0.2	L	5	3	3	3	1	0	0	0	0	0	1	14	19	40.50	4.500																			

Miami Marlins @ San Diego Padres  
Petco Park, San Diego, CA  
Sun May 08, 2022, 1:12 PM - 4:19 PM PDT  
Att: 37,937 - Overcast - 62 F

AB	34
R	3
H	8
RBI	3
BB	2
SO	9
LOB	13




Batter	1	2	3	4	5	6	7	8	9	AB	R	H	RBI	BB	SO	LOB	TOP										
2 Jazz Chisholm Jr., L OBP: 0.343, SLG: 0.600	CI 12 G5-4-3	L9			F7			F7		3	0	0	0	0	0	2	<b>Miami Marlins @ Arizona Diamondbacks</b> Chase Field, Phoenix, AZ Mon May 09 2022, 6:41 PM - 9:30 PM MST Att: 11,571 - Clear - 86 F										
99 Jesús Aguilar, R OBP: 0.353, SLG: 0.394 14 Bryan De La Cruz, R OBP: 0.394, SLG: 0.385	L8		F9		K			1B		4	0	1	0	0	1	1											
12 Jorge Soler, R OBP: 0.274, SLG: 0.330	G5-4-3		F7		K			1B		4	0	1	0	0	1												
18 Joey Wendle, L OBP: 0.333, SLG: 0.392		K	G3					L6		4	0	1	0	0	1	2											
26 Garrett Cooper, R OBP: 0.355, SLG: 0.385	F7				K			L8		4	1	1	1	0	1	3											
24 Avisail García, R OBP: 0.222, SLG: 0.253					K					4	1	2	0	0	1	1											
7 Jesús Sánchez, L OBP: 0.292, SLG: 0.398					F4					4	1	1	0	0	1	1											
11 Miguel Rojas, R OBP: 0.233, SLG: 0.271					F7					3	0	1	0	1	0	1											
58 Jacob Stallings, R OBP: 0.244, SLG: 0.229					G6-3					3	0	1	2	0	0	1											
<b>Inning Stats</b>	R: 0 E: 1 K: 0 S: 9	H: 0 LOB: 0 BB: 0 P: 12	R: 2 E: 0 K: 1 S: 20	H: 3 LOB: 2 BB: 1 P: 31	R: 0 E: 0 K: 0 S: 8	H: 0 LOB: 0 BB: 0 P: 10	R: 1 E: 0 K: 1 S: 7	H: 1 LOB: 0 BB: 0 P: 10	R: 0 E: 0 K: 2 S: 9	H: 1 LOB: 1 BB: 0 P: 15	R: 0 E: 0 K: 1 S: 9	H: 1 LOB: 0 BB: 0 P: 15	R: 0 E: 0 K: 0 S: 10	H: 2 LOB: 2 BB: 0 P: 15	R: 0 E: 0 K: 0 S: 5	H: 1 LOB: 0 BB: 0 P: 6		1B: 8 2B: 0 3B: 0 HR: 1	SF: 0 SAC: 0 DP: 2 HBP: 0	WP: 0 PB: 0 SB: 0 CS: 1	PA: 35						
<b>PITCHER</b>	IP	WLS	BF	H	R	ER	SO	BB	IBB	HBP	BLK	WP	HR	S	P	ERA	WHIP										
54 Humberto Castellanos, R (1, 1) ERA: 4.32	5.1		21	4	3	3	4	1	0	0	0	0	1	53	78	5.06	0.938										
50 Kyle Nelson, L (6, 1) ERA: 1.5	1.0	W	4	1	0	0	2	0	0	0	0	0	0	9	14	0.00	1.000										
24 Noé Ramirez, R (7, 1) ERA: 4.73	0.2	H	2	1	0	0	0	0	0	0	0	0	0	6	10	0.00	1.500										
31 Ian Kennedy, R (8, 1) ERA: 3.21	1.0	H	5	2	0	0	0	0	0	0	0	0	0	10	15	0.00	2.000										
34 Mark Melancon, R (9, 1) ERA: 3.6	1.0	S	3	1	0	0	0	0	0	0	0	0	0	5	6	0.00	1.000										

Batter	1	2	3	4	5	6	7	8	9	AB	R	H	RBI	BB	SO	LOB	BOTTOM										
12 Daulton Varsho, L OBP: 0.336, SLG: 0.490	53 2B			G3				G6-3		4	1	2	1	0	0	1	<b>Miami Marlins @ Arizona Diamondbacks</b> Chase Field, Phoenix, AZ Mon May 09 2022, 6:41 PM - 9:30 PM MST Att: 11,571 - Clear - 86 F										
26 Pavin Smith, L OBP: 0.337, SLG: 0.393					F9			K		4	0	0	0	0	3	2											
6 David Peralta, L OBP: 0.311, SLG: 0.407 8 Jordan Luplow, R OBP: 0.300, SLG: 0.444					F8					2	1	0	0	1	0	1											
53 Christian Walker, R OBP: 0.265, SLG: 0.416					P3					3	0	2	1	1	0	0											
10 Josh Rojas, L OBP: 0.364, SLG: 0.300 13 Nick Ahmed, R OBP: 0.209, SLG: 0.465					K			F8		3	0	1	1	0	1	1											
4 Ketel Marte, S OBP: 0.294, SLG: 0.387					K			FC5-4		1	0	0	0	0	0	1											
28 Seth Beer, L OBP: 0.306, SLG: 0.288 21 Cooper Hummel, S OBP: 0.320, SLG: 0.295					K					4	1	2	1	0	0	3											
5 Alek Thomas, L OBP: 0.167, SLG: 0.333					K					3	0	0	0	0	3	3											
2 Geraldo Perdomo, S OBP: 0.356, SLG: 0.246					K					1	0	0	0	0	0	2											
<b>Inning Stats</b>	R: 2 E: 0 K: 2 S: 15	H: 3 LOB: 2 BB: 1 P: 25	R: 1 E: 1 K: 1 S: 16	H: 1 LOB: 1 BB: 0 P: 21	R: 0 E: 0 K: 2 S: 12	H: 1 LOB: 1 BB: 0 P: 20	R: 0 E: 0 K: 0 S: 6	H: 0 LOB: 0 BB: 0 P: 10	R: 0 E: 0 K: 0 S: 5	H: 1 LOB: 0 BB: 0 P: 13	R: 0 E: 0 K: 1 S: 5	H: 0 LOB: 1 BB: 1 P: 12	R: 0 E: 0 K: 1 S: 10	H: 1 LOB: 2 BB: 1 P: 19	1B: 4 2B: 2 3B: 0 HR: 1	SF: 0 SAC: 0 DP: 1 HBP: 0		WP: 0 PB: 0 SB: 1 CS: 0	PA: 34								
<b>PITCHER</b>	IP	WLS	BF	H	R	ER	SO	BB	IBB	HBP	BLK	WP	HR	S	P	ERA	WHIP										
57 Eliaser Hernández, R (1, 1) ERA: 6.37	5.1	L	24	6	4	3	5	1	0	0	0	0	1	57	88	5.06	1.312										
51 Tommy Nance, R (6, 1) ERA: 3.66	1.2		5	0	0	0	3	1	0	0	0	0	0	11	19	0.00	0.600										
66 Tanner Scott, L (8, 1) ERA: 3.66	1.0		5	1	0	0	1	1	0	0	0	0	0	10	19	0.00	2.000										

Batter	1	2	3	4	5	6	7	8	9	AB	R	H	RBI	BB	SO	LOB	TOP					
11 Miguel Rojas, R OBP: 0.242, SLG: 0.278										5	1	2	0	0	1	2						
99 Jesús Aquilar, R OBP: 0.339, SLG: 0.375										5	0	0	0	0	1	4						
12 Jorge Soler, R OBP: 0.273, SLG: 0.354										4	1	1	2	0	1	0						
26 Garrett Cooper, R OBP: 0.351, SLG: 0.379										4	0	1	0	0	1	0						
24 Avisail García, R OBP: 0.223, SLG: 0.253										4	0	1	0	0	0	1						
18 Joey Wendle, L OBP: 0.353, SLG: 0.403										3	1	2	0	1	1	0						
9 Erik González, R OBP: 0.282, SLG: 0.382										4	0	0	0	0	2	4						
7 Jesús Sánchez, L OBP: 0.282, SLG: 0.382										4	0	0	0	0	1	2						
59 Payton Henry, R OBP: 0.250, SLG: 0.125										3	0	1	0	0	0	0						
58 Jacob Stallings, R OBP: 0.253, SLG: 0.239										1	0	1	1	0	0	0						
<b>Inning Stats</b>	R: 2 H: 4 E: 0 K: 1 S: 18	H: 4 LOB: 2 BB: 0 P: 24	R: 0 H: 0 E: 0 K: 1 S: 13	H: 0 LOB: 0 BB: 0 P: 19	R: 0 H: 1 E: 0 K: 1 S: 9	H: 1 LOB: 2 BB: 0 P: 14	R: 0 H: 1 E: 0 K: 1 S: 10	H: 1 LOB: 1 BB: 1 P: 16	R: 0 H: 0 E: 0 K: 0 S: 6	H: 0 LOB: 0 BB: 0 P: 8	R: 0 H: 0 E: 0 K: 1 S: 8	H: 0 LOB: 0 BB: 0 P: 10	R: 0 H: 0 E: 1 K: 1 S: 14	H: 0 LOB: 1 BB: 0 P: 25	R: 0 H: 0 E: 0 K: 1 S: 7	H: 0 LOB: 2 BB: 0 P: 10	R: 1 H: 3 E: 0 K: 1 S: 13	H: 3 LOB: 2 BB: 0 P: 18	1B: 8 2B: 0 3B: 0 HR: 1	SF: 0 SAC: 0 DP: 0 HBP: 0	WP: 0 PB: 0 SB: 0 CS: 0	PA: 38
<b>PITCHER</b>	IP WLS BF H R ER SO BB IBB HBP BLK WP HR S P ERA WHIP	4.0 0 26 6 2 2 5 1 0 0 0 0 0 1 66 96 2.84 1.105	7.1 0 30 3 0 0 0 1 0 0 0 0 0 0 72 20 0.00 0.000	8.1 1.0 3 0 0 0 0 1 0 0 0 0 0 0 12 10 0.00 0.000	9.1 1.0 6 3 1 1 1 0 0 0 0 0 0 0 13 18 9.00 3.000																	

**Miami Marlins @ Arizona Diamondbacks**  
Chase Field, Phoenix, AZ  
Tue May 10 2022, 6:41 PM - 9:58 PM MST  
Att: 8,855 - Partly Cloudy - 88 F

**AB 37**  
**R 3**  
**H 9**  
**RBI 3**  
**BB 1**  
**SO 8**  
**LOB 13**




[livebaseballscores.com](http://livebaseballscores.com)

Batter	1	2	3	4	5	6	7	8	9	AB	R	H	RBI	BB	SO	LOB	BOTTOM					
21 Cooper Hummel, S OBP: 0.338, SLG: 0.323										4	1	2	1	1	2	0						
8 Jordan Luplow, R OBP: 0.286, SLG: 0.500										5	1	1	2	0	3	3						
4 Ketel Marte, S OBP: 0.298, SLG: 0.376										3	1	0	0	2	0	3						
53 Christian Walker, R OBP: 0.282, SLG: 0.433										3	1	2	0	1	0	0						
10 Josh Rojas, L OBP: 0.333, SLG: 0.286										4	1	1	0	0	1	4						
13 Nick Ahmed, R OBP: 0.255, SLG: 0.467										2	2	1	1	2	1	2						
2 Geraldo Perdomo, S OBP: 0.364, SLG: 0.282										4	2	2	2	0	1	3						
5 Alek Thomas, L OBP: 0.300, SLG: 0.500										4	0	2	2	0	0	0						
36 Jose Herrera, S OBP: 0.255, SLG: 0.161										4	0	0	0	0	1	3						
<b>Inning Stats</b>	R: 2 H: 2 E: 0 K: 3 S: 22	H: 2 LOB: 2 BB: 2 P: 40	R: 0 H: 0 E: 0 K: 2 S: 8	H: 0 LOB: 0 BB: 0 P: 12	R: 4 H: 3 E: 0 K: 1 S: 27	H: 1 LOB: 1 BB: 2 P: 50	R: 0 H: 1 E: 0 K: 1 S: 9	H: 1 LOB: 0 BB: 0 P: 11	R: 0 H: 0 E: 0 K: 0 S: 7	H: 0 LOB: 0 BB: 1 P: 13	R: 0 H: 0 E: 0 K: 1 S: 10	H: 0 LOB: 0 BB: 0 P: 16	R: 0 H: 1 E: 0 K: 1 S: 6	H: 1 LOB: 0 BB: 0 P: 11	R: 3 H: 4 E: 0 K: 0 S: 18	H: 4 LOB: 2 BB: 1 P: 25	1B: 7 2B: 3 3B: 0 HR: 1	SF: 0 SAC: 0 DP: 1 HBP: 0	WP: 2 PB: 0 SB: 0 CS: 1	PA: 40		
<b>PITCHER</b>	IP WLS BF H R ER SO BB IBB HBP BLK WP HR S P ERA WHIP	2.2 L 14 4 3 2 2 0 0 0 0 0 0 1 0 14 24 54.00 9.000	3.1 0 1 4 3 2 2 0 0 0 0 0 0 0 14 24 54.00 9.000	4.1 0 13 2 0 0 3 1 0 0 0 0 0 0 32 51 0.00 0.750	8.1 1.0 8 4 3 3 0 1 0 0 0 1 0 0 18 25 27.00 5.000																	

**Miami Marlins @ Arizona Diamondbacks**  
Chase Field, Phoenix, AZ  
Tue May 10 2022, 6:41 PM - 9:58 PM MST  
Att: 8,855 - Partly Cloudy - 88 F

**AB 33**  
**R 9**  
**H 11**  
**RBI 8**  
**BB 6**  
**SO 9**  
**LOB 18**



[livebaseballscores.com](http://livebaseballscores.com)

Batter	1	2	3	4	5	6	7	8	9	AB	R	H	RBI	BB	SO	LOB	TOP				
2 Jazz Chisholm Jr., L OBP: 0.337, SLG: 0.611	L3	F8	G3-1				K		HR	5	1	1	3	0	1	1					
26 Garrett Cooper, R OBP: 0.362, SLG: 0.394	18 HR	BB			K2-3			K	12 1B	4	2	2	0	1	2	0					
12 Jorge Soler, R OBP: 0.271, SLG: 0.347	L7				K			F8	9 1B	5	1	1	0	0	2	3					
18 Joey Wendle, L OBP: 0.368, SLG: 0.456									24 HR	2	1	2	2	0	0	0					
9 Enk González, R OBP: 0.143, SLG: 0.143					G6-3					3	1	1	1	0	1	0					
24 Avisail García, R OBP: 0.241, SLG: 0.291					FC5-4					4	1	2	3	1	1	1					
11 Miguel Rojas, R OBP: 0.242, SLG: 0.277										4	0	1	0	0	1	2					
99 Jesús Aguilar, R OBP: 0.344, SLG: 0.381	G4-3									1	0	1	0	0	0	0					
7 Jesús Sánchez, L OBP: 0.278, SLG: 0.368					G3-6					4	2	0	0	1	0	4					
14 Bryan De La Cruz, R OBP: 0.405, SLG: 0.400										4	1	2	0	0	1	0					
58 Jacob Stallings, R OBP: 0.265, SLG: 0.253										4	1	2	2	0	1	0					
Inning Stats	R: 2 H: 2 K: 0 S: 17	H: 2 LOB: 1 BB: 1 P: 28	R: 1 H: 3 K: 1 S: 16	H: 3 LOB: 2 BB: 1 P: 22	R: 0 H: 2 K: 0 S: 12	H: 2 LOB: 1 BB: 0 P: 15	R: 0 H: 0 K: 1 S: 8	H: 0 LOB: 0 BB: 0 P: 9	R: 0 H: 0 K: 2 S: 14	H: 0 LOB: 0 BB: 0 P: 19	R: 0 H: 0 K: 2 S: 9	H: 0 LOB: 0 BB: 0 P: 12	R: 0 H: 0 K: 2 S: 11	H: 0 LOB: 0 BB: 0 P: 15	R: 8 H: 8 K: 0 S: 25	H: 8 LOB: 1 BB: 1 P: 37	1B: 11 2B: 1 3B: 0 HR: 3	SF: 0 SAC: 0 DP: 1 HBP: 0	WP: 0 PB: 0 SB: 0 CS: 0	PA: 43	
PITCHER	IP	WLS	BF	H	R	ER	SO	BB	IBB	HBP	BLK	WP	HR	S	P	ERA	WHIP				
29 Merrill Kelly, R ERA: 1.71	5.0		22	7	3	3	4	2	0	0	0	0	1	67	93	5.40	1.800				
22 Caleb Smith, L ERA: 9.84	3.0		9	0	0	0	6	0	0	0	0	0	0	29	38	0.00	0.000				
34 Mark Melancon, R ERA: 6.75	0.2	L	6	3	4	4	0	1	0	0	0	0	1	12	20	54.00	6.000				
48 J.B. Wendelken, R ERA: 7.71	0.1		6	5	4	4	0	0	0	0	0	0	1	13	17	108.00	15.000				

Miami Marlins @ Arizona Diamondbacks  
Chase Field, Phoenix, AZ  
Wed May 11 2022, 12:40 PM - 3:38 PM MST  
Att: 9,058 - Sunny - 85 F

AB 40  
R 11  
H 15  
RBI 11  
BB 3  
SO 10  
LOB 11

Batter	1	2	3	4	5	6	7	8	9	AB	R	H	RBI	BB	SO	LOB	BOTTOM					
12 Daulton Varsho, L OBP: 0.325, SLG: 0.471	K		G4-3			F8		K		4	0	0	0	0	2	1						
26 Pavin Smith, L OBP: 0.337, SLG: 0.384	L7									2	0	0	0	1	0	0						
8 Jordan Luplow, R OBP: 0.306, SLG: 0.606			G4-3					HR		1	1	1	2	0	0	0						
6 David Peralta, L OBP: 0.300, SLG: 0.389	K					G1-3		F7		4	0	0	0	0	1	1						
53 Christian Walker, R OBP: 0.281, SLG: 0.421						G6-3		L3		3	0	0	0	1	0	1						
10 Josh Rojas, L OBP: 0.316, SLG: 0.235	K							F7		3	0	0	0	1	1	1						
4 Ketel Marte, S OBP: 0.289, SLG: 0.363	F8							G3		4	0	0	0	0	1	2						
28 Seth Beer, L OBP: 0.303, SLG: 0.286	G4-3									4	0	1	0	0	2	1						
2 Geraldo Perdomo, S OBP: 0.350, SLG: 0.250						G2-3				3	0	0	0	0	0	1						
5 Alek Thomas, L OBP: 0.385, SLG: 0.769										3	2	2	1	0	1	0						
Inning Stats	R: 0 H: 0 K: 2 S: 8	H: 0 LOB: 0 BB: 0 P: 12	R: 0 H: 0 K: 1 S: 7	H: 0 LOB: 1 BB: 1 P: 17	R: 1 H: 1 K: 0 S: 7	H: 1 LOB: 0 BB: 0 P: 8	R: 0 H: 0 K: 1 S: 9	H: 0 LOB: 1 BB: 1 P: 17	R: 0 H: 0 K: 2 S: 14	H: 0 LOB: 0 BB: 0 P: 17	R: 0 H: 0 K: 0 S: 12	H: 0 LOB: 1 BB: 1 P: 20	R: 0 H: 1 K: 0 S: 6	H: 1 LOB: 0 BB: 0 P: 8	R: 2 H: 2 K: 1 S: 12	H: 2 LOB: 0 BB: 0 P: 16	R: 0 H: 0 K: 1 S: 7	H: 0 LOB: 0 BB: 0 P: 9	1B: 2 2B: 0 3B: 0 HR: 2	SF: 0 SAC: 0 DP: 0 HBP: 0	WP: 1 PB: 0 SB: 1 CS: 0	PA: 34
PITCHER	IP	WLS	BF	H	R	ER	SO	BB	IBB	HBP	BLK	WP	HR	S	P	ERA	WHIP					
22 Sandy Alcantara, R ERA: 2.74	7.0		26	2	1	1	6	3	0	0	0	0	1	10	12	27.00	3.000					
48 Steven Okert, L ERA: 3.24	0.2	B	4	2	2	2	1	0	0	0	0	0	1	10	12	27.00	3.000					
52 Anthony Bass, R ERA: 1.2	0.1	W	1	0	0	0	0	0	0	0	0	0	0	2	4	0.00	0.000					
31 Cole Sulser, R ERA: 2.7	1.0		3	0	0	0	1	0	0	0	0	0	0	7	9	0.00	0.000					

Miami Marlins @ Arizona Diamondbacks  
Chase Field, Phoenix, AZ  
Wed May 11 2022, 12:40 PM - 3:38 PM MST  
Att: 9,058 - Sunny - 85 F

AB 31  
R 3  
H 4  
RBI 3  
BB 3  
SO 8  
LOB 8

Batter	1	2	3	4	5	6	7	8	9	AB	R	H	RBI	BB	SO	LOB	TOP
16 Koltan Wong, L (1,4) OBP: 0.306, SLG: 0.393	C FF 91 X FC 88 0-1 		C FF 91 B CU 79 C CH 88 F FC 87 S CH 88 2-3 K			T FC 84 C FC 92 X FF 91 0-2 F8		S SL 81 B SL 82 C SL 83 F SL 84 X SL 85 3-2 P3		4	1	1	1	0	1	1	
27 Willy Adams, R (1,6) OBP: 0.308, SLG: 0.448	S SI 93 F CH 87 B CH 88 C CH 89 X CH 90 1-3 K		F SI 93 B FC 87 C CH 88 S CH 89 1-3 K			C CH 86 B FC 87 S SI 91 C FC 91 1-3 K		B SL 83 C SL 84 F SL 85 X SL 86 2-2 F9		4	0	0	0	0	3	1	
22 Christian Velich, L (1,7) OBP: 0.353, SLG: 0.474	X SI 93 0-0 F8		B CH 87 B FF 92 C CH 88 S CH 89 2-3 K			B FF 93 B FC 87 C CH 88 S CH 89 3-3 K		F FF 97 X FF 97 0-1 1B 15 BB 2 HBP		4	1	1	0	0	2	0	
2 Luis Urias, R (1,5) OBP: 0.425, SLG: 0.500	C SI 93 B CH 88 F FC 87 S CH 88 X CH 89 2-2 E5		B CU 78 F FF 91 C CH 88 1-3 K			C FC 87 B FC 88 S SI 91 X CH 87 2-2 G5-3		S SI 90 D SL 88 F SL 89 H SL 88 2-2 14 BB 15 BB HBP		3	0	0	0	0	1	0	
11 Rowdy Tellez, L (1,10) OBP: 0.297, SLG: 0.514	D CH 88 C CH 89 X FF 93 1-1 F7		C CU 79 S CH 87 X CH 88 0-2 G3			B FF 94 C FC 92 S CH 86 1-3 K		S SL 89 X SL 89 0-1 14 BB		3	0	0	0	0	1	1	
15 Tyrone Taylor, R (9,PH) (9,10)			C FF 92 B CH 86 X CH 86 1-2 F8			X FF 90 0-0 1B		S SI 99 S SI 100 0-3 1B		4	0	1	0	0	1	3	
12 Hunter Renfroe, R (1,9) OBP: 0.284, SLG: 0.482	B FF 92 B CH 87 F FC 93 B SI 93 C SI 94 X FC 88 3-2 F9		C FF 93 X FF 93 0-1 F9			C FF 90 B CH 85 S CH 86 F FC 93 S CH 87 3-3 K		D SI 99 B SI 99 B SI 98 B SI 98 4-0 1-2 2-3 3-H BB		3	0	0	1	1	2	1	
14 Jace Peterson, L (1,3) OBP: 0.316, SLG: 0.348			B FF 94 X FC 87 1-0 2B			C CH 86 B CH 86 S CH 88 1-3 K		C SI 98 S SI 99 S SI 99 T SI 94 1-2 1B		4	0	1	0	0	3	3	
6 Lorenzo Cain, R (1,8) OBP: 0.256, SLG: 0.231			B CH 87 B CH 87 C FC 92 X FF 92 3-1 G5-3			B FF 92 C CH 86 T FF 94 X CH 88 1-2 G3		B SI 97 X CH 91 1-1 G3		4	0	1	0	0	0	4	
7 Victor Caratini, S (1,2) OBP: 0.341, SLG: 0.371			R: 1 E: 1 K: 1 S: 13 H: 1 LOB: 1 BB: 0 P: 17	R: 0 E: 0 K: 0 S: 8 H: 1 LOB: 1 BB: 0 P: 15	R: 0 E: 0 K: 3 S: 10 H: 0 LOB: 0 BB: 0 P: 15	R: 0 E: 0 K: 1 S: 9 H: 0 LOB: 0 BB: 0 P: 11	R: 0 E: 0 K: 2 S: 9 H: 0 LOB: 0 BB: 0 P: 13	R: 0 E: 0 K: 2 S: 14 H: 1 LOB: 1 BB: 0 P: 23	R: 0 E: 0 K: 2 S: 17 H: 2 LOB: 3 BB: 1 P: 25	1B: 4 2B: 1 3B: 0 HR: 1 SF: 0 SAC: 0 DP: 0 HBP: 1	WP: 0 PB: 0 CS: 0	PA: 36					
PITCHER	IP	WLS	BF	H	R	ER	SO	BB	IBB	HBP	BLK	WP	HR	S	P	ERA	WHIP
49 Pablo López, R (1,1) ERA: 1.05	7.0		25	3	1	1	11	0	0	0	0	0	1	69	99	1.29	0.429
48 Steven Okert, L (8,1) ERA: 2.89	1.0		4	1	0	0	1	0	0	0	0	0	0	14	23	0.00	1.000
66 Tanner Scott, L (9,1) ERA: 4.38	0.0	L	3	2	1	1	0	0	0	1	0	0	0	8	10	∞	∞
55 Anthony Bender, R (9,1) ERA: 4.5	1.0		4	0	0	0	2	1	0	0	0	0	0	9	15	0.00	1.000

Batter	1	2	3	4	5	6	7	8	9	AB	R	H	RBI	BB	SO	LOB	BOTTOM
2 Jazz Chisholm Jr., L (1,4) OBP: 0.324, SLG: 0.586	C FC 95 B CH 92 B FC 96 S CU 82 2-3 K		T CU 82 F FC 93 T CU 82 0-2 K			B FC 94 C CH 90 S FC 94 1-2 CS		X SI 97 0-0 G6-3		4	0	0	0	0	2	0	
99 Jesús Aquilar, R (1,3) OBP: 0.341, SLG: 0.404	B FC 96 S SL 90 X SI 97 2-0 F9		S CU 82 S SL 90 X SI 96 1-2 HR			B FC 94 S CU 82 B CH 83 X CH 89 2-1 G2		B SL 84 C SL 84 X SI 97 1-1 G1-3		4	1	1	1	0	0	0	
12 Jorge Soler, R (1,7) OBP: 0.270, SLG: 0.344	B FC 96 S CU 83 X FC 95 1-1 26 BB 1B		F FC 96 B FC 94 B CU 81 X FC 95 2-1 F8			X CU 81 0-0 F7		C SI 96 T SI 98 X SI 98 0-2 F9		4	0	1	0	0	0	0	
26 Garrett Cooper, R (1,10) OBP: 0.361, SLG: 0.392	B CU 80 B FC 95 C FC 95 X FC 95 3-1 1B		C CU 80 C FC 92 S SL 87 0-3 K2-3			X FC 96 0-0 L3				3	0	1	0	0	1	0	
24 Avisail García, R (1,9) OBP: 0.236, SLG: 0.286	S CU 82 B SI 96 X CU 82 2-1 G1-3		S FC 93 B SL 88 S SL 88 1-3 K			F FC 94 X CU 80 0-1 F9				2	0	0	0	0	1	2	
14 Bryan De La Cruz, R (7,9) OBP: 0.356, SLG: 0.357			B CU 81 X FC 94 1-0 G3			B CU 81 1-3 K				1	0	0	0	0	0	0	
7 Jesús Sánchez, L (1,8) OBP: 0.271, SLG: 0.358			C FC 96 B CH 94 B FC 95 B FC 95 X FC 95 3-2 L8							3	0	0	0	0	1	0	
15 Brian Anderson, R (1,5) OBP: 0.385, SLG: 0.385	B SL 91 X FC 94 1-0 11 G5-4-3 1B		F CU 80 B CU 80 S CH 88 2-3 K			C CH 84 F CH 84 B CH 86 S CH 84 2-3 K				3	0	1	0	0	2	0	
11 Miguel Rojas, R (1,6) OBP: 0.235, SLG: 0.268	S FC 94 X SI 95 0-1 G5-4-3		B FC 93 B FC 94 C SL 88 2-3 K			X SL 86 0-0 F9				3	0	0	0	0	1	1	
58 Jacob Stallings, R (1,2) OBP: 0.267, SLG: 0.256			C FC 94 F SL 91 B CU 81 X FC 95 3-2 L9			C FC 95 B CU 83 F CH 91 B CH 90 B FC 95 B SI 95 F SL 88 X CU 81 3-2 2 CS 1B		B SL 87 C CH 84 B FC 96 B FC 96 S CH 85 3-3 K		3	0	1	0	0	1	0	
	R: 0 E: 0 K: 1 S: 10 H: 2 LOB: 2 BB: 0 P: 20	R: 0 E: 0 K: 0 S: 6 H: 1 LOB: 0 BB: 0 P: 10	R: 1 E: 0 K: 1 S: 12 H: 1 LOB: 0 BB: 0 P: 18	R: 0 E: 0 K: 2 S: 7 H: 0 LOB: 0 BB: 0 P: 9	R: 0 E: 0 K: 2 S: 14 H: 1 LOB: 0 BB: 0 P: 22	R: 0 E: 0 K: 0 S: 6 H: 0 LOB: 0 BB: 0 P: 9	R: 0 E: 0 K: 1 S: 6 H: 0 LOB: 0 BB: 0 P: 7	R: 0 E: 0 K: 2 S: 7 H: 0 LOB: 0 BB: 0 P: 12	R: 0 E: 0 K: 0 S: 6 H: 0 LOB: 0 BB: 0 P: 7	1B: 4 2B: 0 3B: 0 HR: 1 SF: 0 SAC: 0 DP: 1 HBP: 0	WP: 0 PB: 0 CS: 1	PA: 31					
PITCHER	IP	WLS	BF	H	R	ER	SO	BB	IBB	HBP	BLK	WP	HR	S	P	ERA	WHIP
39 Corbin Burnes, R (1,1) ERA: 1.77	7.0		24	5	1	1	7	0	0	0	0	0	1	61	95	1.29	0.714
38 Devin Williams, R (8,1) ERA: 5.25	1.0	W	3	0	0	0	2	0	0	0	0	0	0	7	12	0.00	0.000
71 Josh Hader, L (9,1) ERA:	1.0	S	3	0	0	0	0	0	0	0	0	0	0	6	7	0.00	0.000

Milwaukee Brewers @ Miami Marlins  
loanDepot park, Miami, FL  
Fri May 13 2022, 6:43 PM - 9:34 PM EDT  
Att: 9,110 - Clear - 79 F

AB 34  
R 2  
H 6  
RBI 2  
BB 1  
SO 14  
LOB 14

Milwaukee Brewers @ Miami Marlins  
loanDepot park, Miami, FL  
Fri May 13 2022, 6:43 PM - 9:34 PM EDT  
Att: 9,110 - Clear - 79 F

AB 30  
R 1  
H 5  
RBI 1  
BB 0  
SO 9  
LOB 3



Batter	1	2	3	4	5	6	7	8	9	AB	R	H	RBI	BB	SO	LOB	TOP										
2 Luis Urias, R OBP: 0.409, SLG: 0.472 (1,4)	F4		FC4-6 22 1B		L8			22 G6-3 12 HR 27 G1-3 1B		4	1	1	0	0	0	1	<b>Milwaukee Brewers @ Miami Marlins</b> loanDepot park, Miami, FL Sat May 14 2022, 6:15 PM - 9:44 PM EDT Att: 12,941 - Roof Closed - 72 F										
27 Willy Adames, R OBP: 0.308, SLG: 0.465 (1,6)	HR				K			G1-3		4	1	1	1	0	2	2											
22 Christian Yelich, L OBP: 0.350, SLG: 0.467 (1,10)	K							G6-3		4	0	1	0	0	2	1											
12 Hunter Renfroe, R OBP: 0.272, SLG: 0.508 (1,9)	F9				K			HR		4	1	2	2	0	1	2											
15 Tyrone Taylor, R OBP: 0.270, SLG: 0.371 (1,7)					L6			G3		4	0	1	0	0	0	1											
11 Rowdy Tellez, L OBP: 0.295, SLG: 0.504 (1,3)	K									4	0	1	0	0	3	2											
6 Lorenzo Cain, R OBP: 0.244, SLG: 0.220 (1,8)	K				L6					4	0	0	0	0	1	2											
20 Mike Brosseau, R OBP: 0.378, SLG: 0.469 (1,5)										2	0	0	0	0	1	2											
14 Jace Peterson, L OBP: 0.321, SLG: 0.353 (7,PH) (7,5)	K				G1-3					2	0	1	0	0	1	0											
7 Victor Caratini, S OBP: 0.341, SLG: 0.351 (1,2)					G1-3					2	0	0	0	0	0	1											
<b>Inning Stats</b>	R: 1 E: 0 K: 1 S: 12	H: 1 LOB: 0 BB: 0 P: 19	R: 0 E: 0 K: 3 S: 13	H: 1 LOB: 1 BB: 0 P: 20	R: 0 E: 0 K: 2 S: 14	H: 1 LOB: 2 BB: 0 P: 21	R: 0 E: 0 K: 0 S: 8	H: 1 LOB: 0 BB: 0 P: 12	R: 0 E: 0 K: 1 S: 15	H: 0 LOB: 0 BB: 0 P: 16	R: 0 E: 0 K: 2 S: 15	H: 1 LOB: 1 BB: 0 P: 22	R: 0 E: 0 K: 0 S: 9	H: 1 LOB: 0 BB: 0 P: 14	R: 2 E: 0 K: 0 S: 11	H: 2 LOB: 0 BB: 0 P: 17	R: 0 E: 0 K: 2 S: 8	H: 0 LOB: 0 BB: 0 P: 9	1B: 6 2B: 0 3B: 0 HR: 2	SF: 0 SAC: 0 DP: 1 HBP: 1	WP: 1 PB: 0 SB: 1 CS: 0	PA: 35					
<b>PITCHER</b>	IP	WLS	BF	H	R	ER	SO	BB	IBB	HBP	BLK	WP	HR	S	P	ERA	WHIP										
28 Trevor Rogers, L ERA: 4.45 (1,1)	5.1	W	22	5	1	1	8	0	0	1	0	1	1	68	103	1.69	0.938										
48 Steven Okert, L ERA: 2.7 (6,1)	0.2	H	2	0	0	0	1	0	0	0	0	0	0	6	7	0.00	0.000										
55 Anthony Bender, R ERA: 4.15 (7,1)	1.0		3	1	0	0	0	0	0	0	0	0	0	9	14	0.00	1.000										
36 Dylan Floro, R ERA: 22.5 (8,1)	1.0		5	2	2	2	0	0	0	0	0	0	1	11	17	18.00	2.000										
51 Tommy Nance, R ERA: (9,1)	1.0		3	0	0	0	2	0	0	0	0	0	0	8	9	0.00	0.000										

AB	34
R	3
H	8
RBI	3
BB	0
SO	11
LOB	14



Batter	1	2	3	4	5	6	7	8	9	AB	R	H	RBI	BB	SO	LOB	BOTTOM										
2 Jazz Chisholm Jr., L OBP: 0.327, SLG: 0.577 (1,4)	K		G3-1		K	26 FC6				5	0	2	0	0	2	1	<b>Milwaukee Brewers @ Miami Marlins</b> loanDepot park, Miami, FL Sat May 14 2022, 6:15 PM - 9:44 PM EDT Att: 12,941 - Roof Closed - 72 F										
99 Jesús Aguilar, R OBP: 0.344, SLG: 0.439 (1,10)	F8				K			FC1-4		5	1	2	2	0	2	3											
12 Jorge Soler, R OBP: 0.284, SLG: 0.371 (1,7)	F8				CI			26 FC6 BB		2	1	1	1	2	0	0											
26 Garrett Cooper, R OBP: 0.350, SLG: 0.377 (1,3)					G6-3			FC1-4		4	0	0	1	0	2	4											
9 Enk González, R OBP: 0.125, SLG: 0.125 (7,6)	K				K					1	0	0	0	0	0	2											
24 Avisail García, R OBP: 0.243, SLG: 0.291 (1,9)					G6-3					5	1	2	0	0	1	5											
7 Jesús Sánchez, L OBP: 0.279, SLG: 0.357 (1,8)	K				15 HR					3	2	1	0	1	1	1											
15 Brian Anderson, R OBP: 0.378, SLG: 0.420 (1,5)	K				HR					4	2	1	2	0	1	2											
11 Miguel Rojas, R OBP: 0.236, SLG: 0.277 (7,3)	L8				L7					4	1	1	2	0	0	0											
58 Jacob Stallings, R OBP: 0.278, SLG: 0.259 (1,2)	F9									3	1	1	0	1	0	1											
<b>Inning Stats</b>	R: 0 E: 0 K: 1 S: 8	H: 0 LOB: 0 BB: 0 P: 15	R: 0 E: 0 K: 3 S: 11	H: 1 LOB: 1 BB: 0 P: 15	R: 0 E: 0 K: 0 S: 8	H: 0 LOB: 0 BB: 0 P: 10	R: 4 E: 0 K: 0 S: 11	H: 4 LOB: 0 BB: 0 P: 19	R: 0 E: 1 K: 3 S: 19	H: 1 LOB: 2 BB: 0 P: 28	R: 4 E: 1 K: 1 S: 26	H: 3 LOB: 3 BB: 2 P: 44	R: 0 E: 0 K: 0 S: 6	H: 0 LOB: 0 BB: 0 P: 12	R: 1 E: 0 K: 1 S: 15	H: 2 LOB: 2 BB: 2 P: 27	1B: 6 2B: 2 3B: 0 HR: 3	SF: 0 SAC: 0 DP: 0 HBP: 0	WP: 0 PB: 0 SB: 1 CS: 0	PA: 41							
<b>PITCHER</b>	IP	WLS	BF	H	R	ER	SO	BB	IBB	HBP	BLK	WP	HR	S	P	ERA	WHIP										
52 Eric Lauer, L ERA: 2.6 (1,1)	5.0	L	22	4	4	2	0	1	0	0	0	0	0	13	21	2.60	1.200										
48 Trevor Gott, R ERA: 3.27 (6,1)	0.0		4	2	4	2	0	0	0	0	0	0	0	13	23	0.00	2.000										
31 Jandel Gustave, R ERA: 5.54 (6,1)	1.0		6	1	0	0	1	1	0	0	0	0	0	6	12	0.00	0.000										
55 Hoby Milner, L ERA: 4.15 (7,1)	1.0		3	0	0	0	0	0	0	0	0	0	0	6	12	0.00	0.000										
36 J.C. Mejia, R ERA: 23.14 (8,1)	1.0		6	2	1	1	1	2	0	0	0	0	0	15	27	9.00	4.000										

AB	36
R	9
H	11
RBI	8
BB	4
SO	9
LOB	19



Batter	1	2	3	4	5	6	7	8	9	AB	R	H	RBI	BB	SO	LOB	TOP			
16 Koltan Wong, L (1,4) OBP: 0.333, SLG: 0.431										2	2	2	1	3	0	0	<p><b>Milwaukee Brewers @ Miami Marlins</b> loanDepot park, Miami, FL Sun May 15 2022, 1:43 PM - 5:15 PM EDT Att. 11,729 - Roof Closed - 72 F</p>			
27 Willy Adames, R (1,6) OBP: 0.304, SLG: 0.462										1	1	0	0	0	0	1		<p><b>Milwaukee Brewers @ Miami Marlins</b> loanDepot park, Miami, FL Sun May 15 2022, 1:43 PM - 5:15 PM EDT Att. 11,729 - Roof Closed - 72 F</p>		
20 Mike Brosseau, R (2,5) OBP: 0.366, SLG: 0.444										4	1	1	0	0	1	2				
22 Christian Velich, L (1,7) OBP: 0.352, SLG: 0.455										3	1	0	0	2	1	4				
2 Luis Urias, R (1,5) (2,6) OBP: 0.388, SLG: 0.450										4	0	1	2	0	0	5				
11 Rowdy Tellez, L (1,10) OBP: 0.307, SLG: 0.530										4	1	2	2	1	0	1				
12 Hunter Renfroe, R (1,9) OBP: 0.262, SLG: 0.488										5	0	0	0	0	1	3				
10 Omar Narváez, L (1,2)										5	0	2	1	0	0	0				
15 Tyrone Taylor, R (1,8) OBP: 0.269, SLG: 0.356										3	0	0	0	0	1	3				
14 Jace Peterson, L (1,3) OBP: 0.317, SLG: 0.389										4	1	1	1	0	2	1				
<b>Inning Stats</b>	R: 1 E: 1 K: 0 S: 14	H: 0 LOB: 1 BB: 1 P: 23	R: 0 E: 0 K: 1 S: 10	H: 0 LOB: 1 BB: 0 P: 15	R: 0 E: 0 K: 1 S: 7	H: 0 LOB: 1 BB: 1 P: 14	R: 0 E: 0 K: 0 S: 12	H: 1 LOB: 1 BB: 0 P: 15	R: 4 E: 1 K: 1 S: 20	H: 4 LOB: 2 BB: 1 P: 31	R: 0 E: 0 K: 1 S: 14	H: 0 LOB: 2 BB: 2 P: 27	R: 1 E: 0 K: 2 S: 18	H: 3 LOB: 2 BB: 0 P: 27	R: 0 E: 0 K: 0 S: 8	H: 0 LOB: 0 BB: 1 P: 14	1B: 5 2B: 1 3B: 0 HR: 3	SF: 1 SAC: 0 DP: 1 HBP: 1	WP: 0 SB: 0 CS: 0	PA: 43
<b>PITCHER</b>	IP: 4.0 WLS: L BF: 21 ERA: 6.15	H: 3 R: 5 ER: 2 SO: 2	BB: 3 IBB: 0 HBP: 1 BLK: 0	WP: 0 HR: 2 S: 53 P: 85	ERA: 4.50 WHIP: 1.500	IP: 1.0 WLS: L BF: 3 ERA: 15.0	H: 0 R: 0 ER: 0 SO: 0	BB: 1 IBB: 0 HBP: 0 BLK: 0	WP: 0 HR: 0 S: 8 P: 14	ERA: 0.00 WHIP: 1.000										
57 Eliaser Hernández, R (1,1) ERA: 6.15	38 Louis Head, R (5,1) ERA: 1.64	66 Tanner Scott, L (6,1) ERA: 4.05	51 Tommy Nance, R (7,1) ERA: 2.45	31 Cole Sutsler, R (8,1) ERA: 3.14	36 Dylan Floro, R (9,1) ERA: 15.0															
<b>Batter</b>	<b>1</b>	<b>2</b>	<b>3</b>	<b>4</b>	<b>5</b>	<b>6</b>	<b>7</b>	<b>8</b>	<b>9</b>	<b>AB</b>	<b>R</b>	<b>H</b>	<b>RBI</b>	<b>BB</b>	<b>SO</b>	<b>LOB</b>	<b>BOTTOM</b>			
7 Jesús Sánchez, L (1,8) OBP: 0.270, SLG: 0.345										4	0	0	0	0	4	4	<p><b>Milwaukee Brewers @ Miami Marlins</b> loanDepot park, Miami, FL Sun May 15 2022, 1:43 PM - 5:15 PM EDT Att. 11,729 - Roof Closed - 72 F</p>			
99 Jesús Aguilar, R (1,3) OBP: 0.333, SLG: 0.424										4	0	0	0	0	3	0				
12 Jorge Soler, R (1,7) OBP: 0.283, SLG: 0.391										4	1	1	1	0	2	0				
24 Avisail García, R (1,10) OBP: 0.244, SLG: 0.289										4	1	1	0	0	0	0				
15 Brian Anderson, R (1,5) OBP: 0.372, SLG: 0.425										4	1	1	0	0	1	1				
11 Miguel Rojas, R (1,6) OBP: 0.227, SLG: 0.267										4	0	0	0	0	1	3				
14 Bryan De La Cruz, R (1,9) OBP: 0.361, SLG: 0.400										4	0	1	0	0	1	2				
9 Erik González, R (1,4) OBP: 0.167, SLG: 0.091										3	0	0	0	1	1	1				
59 Payton Henry, R (1,2) OBP: 0.281, SLG: 0.148										3	0	1	2	1	1	0				
<b>Inning Stats</b>	R: 0 E: 0 K: 3 S: 12	H: 0 LOB: 0 BB: 0 P: 19	R: 2 E: 1 K: 1 S: 18	H: 2 LOB: 2 BB: 1 P: 29	R: 1 E: 0 K: 1 S: 10	H: 1 LOB: 0 BB: 0 P: 15	R: 0 E: 0 K: 1 S: 10	H: 1 LOB: 1 BB: 1 P: 18	R: 0 E: 0 K: 2 S: 10	H: 0 LOB: 0 BB: 0 P: 17	R: 0 E: 0 K: 2 S: 9	H: 0 LOB: 0 BB: 0 P: 13	R: 0 E: 0 K: 3 S: 10	H: 0 LOB: 1 BB: 0 P: 15	R: 0 E: 0 K: 1 S: 9	H: 0 LOB: 0 BB: 0 P: 10		1B: 2 2B: 2 3B: 0 HR: 1	SF: 0 SAC: 0 DP: 0 HBP: 0	WP: 1 SB: 0 CS: 0
<b>PITCHER</b>	IP: 5.0 WLS: S BF: 23 ERA: 5.35	H: 3 R: 3 ER: 1 SO: 6	BB: 2 IBB: 0 HBP: 0 BLK: 0	WP: 1 HR: 1 S: 58 P: 84	ERA: 1.80 WHIP: 1.400	IP: 4.0 WLS: S BF: 13 ERA: 3.62	H: 0 R: 0 ER: 0 SO: 8	BB: 0 IBB: 0 HBP: 0 BLK: 0	WP: 0 HR: 0 S: 38 P: 55	ERA: 0.00 WHIP: 0.000										
53 Brandon Woodruff, R (1,1) ERA: 5.35	26 Aaron Ashby, L (6,1) ERA: 3.62																			

Batter	1	2	3	4	5	6	7	8	9	AB	R	H	RBI	BB	SO	LOB	TOP											
1 César Hernández, S OBP: 0.321, SLG: 0.314	1-0 B FF 96 X FF 96 19 1B 29 1B 1B	4-2 C CH 91 F FF 96 B FF 97 P FF 93 B CH 92 D CH 92 22 G5-3 BB			1-2 B SL 87 C CH 92 C CH 92 F FF 96 F FF 96 X CH 92 G1-3			1-3 C FF 97 F FF 96 B SI 97 S CH 92 K		3	1	1	0	1	1	0												
22 Juan Soto, L OBP: 0.394, SLG: 0.481	(1, 9) C SI 97 X FF 96 0-1 P5	1-2 B CH 90 S SI 97 B CH 92 X SI 98 3-1 G5-3			1-2 S SL 88 B SI 99 F CH 93 X SI 99 G1-3			1-0 B CH 93 X SL 89 F8		4	0	0	0	0	0	3												
19 Josh Bell, S OBP: 0.423, SLG: 0.481	(1, 3) B CH 91 F FF 97 C CH 91 X CH 91 1-2 20 HBP 7 FC5-2 1B	2-0 B FF 98 X CH 91 G4-3			1-1 B CU 85 F FF 98 X CH 92 F7			0-0 X CH 92 G6-3		4	0	1	0	0	0	2												
29 Yadiel Hernandez, L OBP: 0.365, SLG: 0.505	(1, 10) S CH 91 F FF 96 X FF 96 0-2 FC5-2 20 HBP 1B		1-3 C FF 95 S CH 90 S CH 92 K			1-2 C SL 86 B CH 92 F FF 98 X CH 92 G1-3			1-0 B SL 86 X FF 95 E1 20 1B 28 1B 1B		4	1	1	1	0	1	0											
20 Keibert Ruiz, S OBP: 0.319, SLG: 0.356	(1, 2) C CH 90 H SL 89 1-1 7 FC5-2 HBP 1B	1-1 B FF 96 X FF 97 F8			1-1 F CH 92 X CH 92 G3			0-1 S SL 86 X SL 86 FC4-6 9 28 1B 1B		3	0	1	0	0	0	0												
7 Maikel Franco, R OBP: 0.284, SLG: 0.393	(1, 5) S SL 89 F FF 97 F FF 97 X SI 96 0-2 FC5-2 1B	2-3 C SI 97 C SI 97 S SI 91 G5-3			0-3 C SI 97 C SI 97 S SI 91 K			1-3 C SI 96 B SL 86 S SI 97 K		4	0	0	0	0	2	5												
28 Lane Thomas, R OBP: 0.261, SLG: 0.286	(1, 7) B SL 89 F SI 97 B SL 89 C SL 90 1-2 2-3 3-H K			0-0 X SI 95 G5-3			0-1 C SL 87 X SI 96 G4-3			0-1 F SL 86 X SL 86 FC4-6 9 1B		4	0	1	1	0	1	3										
9 Dee Strange-Gordon, L OBP: 0.167, SLG: 0.167	(1, 6) C SL 88 X FF 97 0-1 G6-3				0-1 C CH 90 X CH 91 G3			2-1 C CH 91 B FF 99 B SL 91 X SI 91 F8		4	0	0	0	0	0	2												
16 Victor Robles, R OBP: 0.286, SLG: 0.292	(1, 8) F FF 97 F SL 90 H FF 98 2-2 22 G5-3 1 S HBP				0-1 S SL 88 X FF 97 G6-3			1-2 B SL 90 F FF 99 S FF 98 F SL 100 T FF 100 K		3	0	0	0	0	1	2												
Inning Stats	R: 1 E: 0 K: 1 S: 18	H: 3 LOB: 3 BB: 0 P: 23	R: 0 E: 0 K: 0 S: 10	H: 0 LOB: 2 BB: 1 P: 20	R: 0 E: 0 K: 2 S: 7	H: 0 LOB: 0 BB: 0 P: 9	R: 0 E: 0 K: 0 S: 5	H: 0 LOB: 0 BB: 0 P: 5	R: 0 E: 0 K: 0 S: 11	H: 0 LOB: 0 BB: 0 P: 14	R: 0 E: 0 K: 1 S: 9	H: 0 LOB: 0 BB: 0 P: 12	R: 0 E: 0 K: 1 S: 5	H: 0 LOB: 0 BB: 0 P: 7	R: 1 E: 1 K: 1 S: 13	H: 2 LOB: 2 BB: 0 P: 15	1B: 5 2B: 0 3B: 0 HR: 0	SF: 0 SAC: 0 DP: 0 HBP: 2	WP: 0 PB: 0 SB: 1 CS: 1	PA: 36								
PITCHER	IP	WLS	BF	H	R	ER	SO	BB	IBB	HBP	BLK	WP	HR	S	P	ERA	WHIP	PITCHER										
22 Sandy Alcantara, R ERA: 2.49	(1, 1) 8.0	W	30	3	1	1	5	1	0	2	0	0	0	72	100	1.12	0.500											
52 Anthony Bass, R ERA: 1.13	(9, 1) 1.0		6	2	1	0	1	0	0	0	0	0	0	13	15	0.00	2.000											
Batter	1	2	3	4	5	6	7	8	9	AB	R	H	RBI	BB	SO	LOB	BOTTOM											
2 Jazz Chisholm Jr., L OBP: 0.339, SLG: 0.587	(1, 4) S FF 93 X FF 94 0-1 F7	1-1 D CH 89 S CU 79 X CU 77 99 CS 1B			2-2 C CH 87 B CH 87 C CH 87 B CH 88 X CU 78 2B			1-2 B CU 78 B CH 91 S CU 79 B CH 88 X FF 85 12 1B 1B		5	1	3	1	0	0	0												
99 Jesús Aguilar, R OBP: 0.336, SLG: 0.423	(1, 10) C FF 93 X SI 93 0-1 F7	1-1 SAFE S SI 93 B CU 80 X CU 80 G5-3			2-3 C CU 80 B FF 94 F FF 94 B CU 80 S FF 95 K			0-1 C SI 94 X FF 95 12 E 1B 1B		5	1	2	0	0	1	3												
12 Jorge Soler, R OBP: 0.287, SLG: 0.391	(1, 7) C SI 93 S CU 79 B CU 80 X FF 94 2-2 G5-3		2-2 B FF 92 C SI 92 C CU 78 X SI 91 26 2B 1B			1-0 B CH 91 X CH 90 L5			1-1 B SI 95 X SI 94 E7 24 1B 1B		5	1	2	2	0	1												
26 Garrett Cooper, R OBP: 0.346, SLG: 0.382	(1, 3) C FF 94 B SI 94 F FF 94 C SI 94 1-3 K		0-0 X SI 92 14 G5-3 2B			3-2 B CU 82 B FF 95 B CH 88 C FF 94 F FF 95 X FF 95 G6-3			1-3 C SI 87 B SL 85 S SI 95 K		4	0	1	0	0	2	1											
24 Avisail García, R OBP: 0.252, SLG: 0.322	(1, 9) B CU 78 S SI 94 X SI 94 1-2 HR	1-2 B CU 79 S SAFE D CU 79 C CU 78 F FF 93 S CU 79 K			1-2 F CU 82 B CU 79 X CU 80 F8			0-2 C SI 95 X SL 87 14 2B 1B		4	1	2	2	0	1	2												
15 Brian Anderson, R OBP: 0.378, SLG: 0.413	(1, 5) F FF 94 S FF 94 B CU 79 B CU 79 P SI 94 B FF 93 4-2 14 2B 9 1B BB	2-0 B FF 92 D CU 78 IBB						3-3 B SI 95 S SI 95 S SI 95 K		2	1	0	0	2	1	1												
14 Bryan De La Cruz, R OBP: 0.413, SLG: 0.457	(1, 8) F SI 90 SAFE B SI 92 X CU 77 1-2 9 1B 2B	1-1 T SI 91 B SI 91 X SI 92 G5-3						1-1 B SI 84 X SL 85 9 G4-6-3 1B		4	1	3	0	0	0	3												
9 Erik González, R OBP: 0.250, SLG: 0.143	(1, 6) F SI 92 X SI 93 1-1 58 2B 2 1B 1B		4-2 C SI 92 S CH 86 B CU 76 B CH 86 B SI 92 G5-4-3 BB			2-0 SAFE SAFE SAFE X SI 91 G5-4-3			2-0 B SI 94 F SI 95 X SI 95 99 1B 2 1B 1B		3	1	1	2	1	0	3											
58 Jacob Stallings, R OBP: 0.287, SLG: 0.282	(1, 2) C SI 92 X FF 93 0-2 2 1B 2B		2-0 SAFE SAFE SAFE X SI 91 G5-4-3					3-2 B CU 77 F SI 95 B SI 95 B SI 95 X SI 91 99 1B 2 1B 1B		4	1	2	0	0	1	1												
Inning Stats	R: 0 E: 0 K: 0 S: 7	H: 0 LOB: 0 BB: 0 P: 9	R: 4 E: 0 K: 1 S: 22	H: 5 LOB: 1 BB: 1 P: 32	R: 0 E: 0 K: 1 S: 11	H: 2 LOB: 2 BB: 1 P: 19	R: 0 E: 0 K: 1 S: 9	H: 1 LOB: 1 BB: 1 P: 19	R: 0 E: 0 K: 0 S: 8	H: 1 LOB: 0 BB: 0 P: 10	R: 4 E: 1 K: 2 S: 24	H: 6 LOB: 2 BB: 0 P: 38	R: 0 E: 0 K: 1 S: 11	H: 1 LOB: 1 BB: 0 P: 16	1B: 10 2B: 5 3B: 0 HR: 1	SF: 0 SAC: 0 DP: 3 HBP: 0	WP: 0 PB: 0 SB: 0 CS: 1	PA: 39										
PITCHER	IP	WLS	BF	H	R	ER	SO	BB	IBB	HBP	BLK	WP	HR	S	P	ERA	WHIP	PITCHER										
45 Aaron Sanchez, R ERA: 7.88	(1, 1) 3.2	L	19	8	4	4	2	2	1	0	0	0	0	1	46	74	9.82	2.727										
58 Carl Edwards Jr., R ERA: 5.06	(4, 1) 1.1		4	0	0	0	1	0	0	0	0	0	0	11	18	0.00	0.000											
50 Austin Voith, R ERA: 5.74	(6, 1) 1.0		5	3	2	2	0	0	0	0	0	0	0	11	21	18.00	3.000											
64 Victor Arano, R ERA: 4.6	(7, 1) 1.0		7	4	2	2	2	0	0	0	0	0	0	18	27	18.00	4.000											
61 Erasmo Ramirez, R ERA: 1.8	(8, 1) 1.0		4	1	0	0	1	0	0	0	0	0	0	11	16	0.00	1.000											

Washington Nationals @ Miami Marlins  
loanDepot park, Miami, FL  
Mon May 16 2022, 6:44 PM - 9:44 PM EDT  
Att: 6,601 - Roof Closed - 72 F

AB 33  
R 2  
H 5  
RBI 2  
BB 1  
SO 6  
LOB 17



Washington Nationals @ Miami Marlins  
loanDepot park, Miami, FL  
Mon May 16 2022, 6:44 PM - 9:44 PM EDT  
Att: 6,601 - Roof Closed - 72 F

AB 36  
R 8  
H 16  
RBI 7  
BB 3  
SO 6  
LOB 15



Batter	1	2	3	4	5	6	7	8	9	AB	R	H	RBI	BB	SO	LOB	TOP											
1 César Hernández, S OBP: 0.325, SLG: 0.325	G1-3			K		19 BB 22 BB 1B		2B		4	0	2	0	0	1	0	Washington Nationals @ Miami Marlins loanDepot park, Miami, FL Tue May 17 2022, 6:41 PM - 10:08 PM EDT Att: 8,097 - Dome - 72 F											
22 Juan Soto, L OBP: 0.397, SLG: 0.478	G3-1			19 G3-6-3 1B		19 BB BB		F7		3	0	1	0	1	0	2												
19 Josh Bell, S OBP: 0.418, SLG: 0.473	G6-3			G3-6-3 1-2		BB		SF7		2	0	0	1	1	0	1												
23 Nelson Cruz, R OBP: 0.271, SLG: 0.289		K				K		L3		4	0	0	0	0	3	4												
29 Yadiel Hernandez, L OBP: 0.370, SLG: 0.500	F7									3	0	1	0	1	1	0												
20 Keibert Ruiz, S OBP: 0.316, SLG: 0.346	G3									3	0	0	0	1	1	2												
7 Maikel Franco, R OBP: 0.283, SLG: 0.389			G4-3							4	0	1	0	0	2	2												
3 Alcides Escobar, R OBP: 0.263, SLG: 0.250																												
28 Lane Thomas, R OBP: 0.256, SLG: 0.282																												
16 Victor Robles, R OBP: 0.294, SLG: 0.301																												
Inning Stats	R: 0 E: 0 K: 0 S: 5	H: 0 LOB: 0 BB: 0 P: 6	R: 0 E: 0 K: 1 S: 7	H: 0 LOB: 0 BB: 0 P: 11	R: 0 E: 0 K: 1 S: 6	H: 0 LOB: 0 BB: 0 P: 9	R: 0 E: 0 K: 1 S: 8	H: 1 LOB: 0 BB: 0 P: 11	R: 0 E: 0 K: 2 S: 15	H: 0 LOB: 1 BB: 1 P: 22	R: 0 E: 0 K: 1 S: 13	H: 2 LOB: 3 BB: 2 P: 28	R: 0 E: 0 K: 2 S: 16	H: 1 LOB: 1 BB: 0 P: 21	R: 1 E: 0 K: 0 S: 8	H: 2 LOB: 1 BB: 0 P: 11	R: 0 E: 0 K: 2 S: 19	H: 1 LOB: 2 BB: 1 P: 28	1B: 6 2B: 1 3B: 0 HR: 0	SF: 1 SAC: 0 DP: 1 HBP: 0	WP: 0 PB: 0 SB: 0 CS: 0	PA: 36						
PITCHER	IP	WLS	BF	H	R	ER	SO	BB	IBB	HBP	BLK	WP	HR	S	P	ERA	WHIP											
72 Cody Poteet, R ERA: 0.43	4.2		15	1	0	0	4	1	0	0	0	0	0	0	37	54	0.00	0.429										
55 Anthony Bender, R ERA: 3.95	1.0	W	4	2	0	0	1	0	0	0	0	0	0	9	14	0.00	2.000											
48 Steven Okert, L ERA: 2.53	0.2	H	5	1	0	0	2	2	0	0	0	0	0	19	32	0.00	4.500											
52 Anthony Bass, R ERA: 1.62	0.2	H	4	2	1	1	1	0	0	0	0	0	0	8	11	13.50	3.000											
66 Tanner Scott, L ERA: 5.68	1.1	H	5	0	0	0	1	1	0	0	0	0	0	13	20	0.00	0.750											
31 Cole Sulser, R ERA: 3.0	0.2		3	1	0	0	1	0	0	0	0	0	0	0	11	16	0.00	1.500										
Batter	1	2	3	4	5	6	7	8	9	AB	R	H	RBI	BB	SO	LOB	BOTTOM											
2 Jazz Chisholm Jr., L OBP: 0.328, SLG: 0.566	G3			K		G3-1		F7		4	0	0	0	0	1	1	Washington Nationals @ Miami Marlins loanDepot park, Miami, FL Tue May 17 2022, 6:41 PM - 10:08 PM EDT Att: 8,097 - Dome - 72 F											
99 Jesús Aguilar, R OBP: 0.340, SLG: 0.433				G6-3		26 FC6-4 1B		K		4	0	2	0	0	1	1												
26 Garrett Cooper, R OBP: 0.336, SLG: 0.368						G5-3		FC6-4		4	0	0	0	0	1	2												
24 Avisail García, R OBP: 0.252, SLG: 0.320	L8					F9		F9		4	0	1	0	0	0	1												
15 Brian Anderson, R OBP: 0.372, SLG: 0.418						FC4-6 14 HBP 1B		G5-3		4	1	1	0	0	0	1												
14 Bryan De La Cruz, R OBP: 0.417, SLG: 0.475								G3		1	0	0	0	0	0	0												
7 Jesús Sánchez, L OBP: 0.273, SLG: 0.373										2	1	1	1	0	0	1												
58 Jacob Stallings, R OBP: 0.286, SLG: 0.281										4	0	1	1	0	1	2												
11 Miguel Rojas, R OBP: 0.246, SLG: 0.321										4	2	3	1	0	0	0												
9 Erik González, R OBP: 0.300, SLG: 0.222										4	1	2	0	0	1	2												
Inning Stats	R: 0 E: 0 K: 1 S: 13	H: 1 LOB: 1 BB: 0 P: 16	R: 0 E: 0 K: 0 S: 11	H: 0 LOB: 0 BB: 0 P: 16	R: 0 E: 0 K: 1 S: 9	H: 1 LOB: 1 BB: 0 P: 15	R: 0 E: 0 K: 0 S: 13	H: 1 LOB: 2 BB: 0 P: 22	R: 1 E: 0 K: 0 S: 11	H: 2 LOB: 1 BB: 0 P: 20	R: 1 E: 0 K: 1 S: 15	H: 1 LOB: 0 BB: 0 P: 25	R: 2 E: 0 K: 1 S: 10	H: 2 LOB: 0 BB: 0 P: 14	R: 1 E: 0 K: 1 S: 11	H: 3 LOB: 2 BB: 0 P: 18	1B: 6 2B: 3 3B: 0 HR: 2	SF: 0 SAC: 0 DP: 0 HBP: 1	WP: 0 PB: 0 SB: 0 CS: 0	PA: 36								
PITCHER	IP	WLS	BF	H	R	ER	SO	BB	IBB	HBP	BLK	WP	HR	S	P	ERA	WHIP											
60 Joan Adon, R ERA: 6.38	4.2	L	20	5	1	1	2	0	0	0	0	0	1	18	30	6.75	0.750											
33 Steve Cishek, R ERA: 5.65	1.1		5	1	1	1	1	0	0	0	0	0	0	10	14	9.00	2.000											
61 Erasmo Ramírez, R ERA: 2.25	1.0		5	2	2	1	1	0	0	0	0	0	0	11	18	9.00	3.000											
30 Paolo Espino, R ERA: 3.18	1.0		6	3	1	1	1	0	0	0	0	0	0	11	18	9.00	3.000											





Batter	1	2	3	4	5	6	7	8	9	AB	R	H	RBI	BB	SO	LOB	TOP								
13 Ronald Acuña Jr., R OBP: 0.424, SLG: 0.453										3	1	1	0	2	1	0									
28 Matt Olson, L OBP: 0.369, SLG: 0.436										5	0	1	0	0	2	4									
20 Marcell Ozuna, R OBP: 0.269, SLG: 0.410 38 Guillermo Heredia, R OBP: 0.200, SLG: 0.306										4	1	1	1	0	2	1									
27 Austin Riley, R OBP: 0.316, SLG: 0.447										4	0	0	0	0	0	2									
Ozzie Albies, S OBP: 0.291, SLG: 0.396										4	0	2	0	0	1	1									
14 Adam Duvall, R OBP: 0.263, SLG: 0.297										3	0	1	1	1	1	0									
7 Dansby Swanson, R OBP: 0.303, SLG: 0.404										4	0	1	0	0	0	2									
24 William Contreras, R OBP: 0.342, SLG: 0.788										3	2	2	2	1	0	2									
48 Travis Demeritte, R OBP: 0.276, SLG: 0.363										4	0	0	0	0	0	3									
<b>Inning Stats</b>	R: 0 K: 2 S: 9	H: 0 LOB: 0 BB: 12	R: 0 K: 1 S: 9	H: 0 LOB: 0 BB: 11	R: 0 K: 0 S: 9	H: 1 LOB: 1 BB: 16	R: 0 K: 2 S: 12	H: 1 LOB: 1 BB: 15	R: 1 K: 0 S: 10	H: 1 LOB: 0 BB: 16	R: 2 K: 0 S: 20	H: 3 LOB: 2 BB: 32	R: 1 K: 1 S: 10	H: 1 LOB: 0 BB: 16	R: 0 K: 0 S: 7	H: 1 LOB: 0 BB: 10	R: 0 K: 1 S: 12	H: 1 LOB: 2 BB: 22	1B: 6 2B: 1 3B: 0 HR: 2	SF: 0 SAC: 0 DP: 0 HBP: 0	WP: 0 PB: 0 SB: 2 CS: 1	PA: 39			
<b>PITCHER</b>	IP	WLS	BF	H	R	ER	SO	BB	IBB	HBP	BLK	WP	HR	S	P	ERA	WHIP								
57 Elieser Hernández, R ERA: 5.09	5.0	L	18	3	1	1	5	1	0	0	0	0	1	49	70	1.80	0.800								
66 Tanner Scott, L ERA: 4.41	0.2		2	1	0	0	0	0	0	0	0	0	0	8	21	27.00	4.500								
36 Dylan Fiorio, R ERA: 3.44	0.1		2	1	0	0	0	0	0	0	0	0	0	1	11	0.00	3.000								
72 Cody Poteet, R ERA: 0.79	2.0		7	2	1	1	1	0	0	0	0	0	1	17	26	4.50	1.000								
51 Tommy Nance, R ERA: 1.38	1.0		6	1	0	0	1	1	1	0	0	0	0	12	22	0.00	2.000								

Atlanta Braves @ Miami Marlins  
loanDepot park, Miami, FL  
Sat May 21 2022, 6:14 PM - 9:41 PM EDT  
Att: 13,264 - Dome - 72 F

AB 34  
R 4  
H 9  
RBI 4  
BB 4  
SO 7  
LOB 15



Batter	1	2	3	4	5	6	7	8	9	AB	R	H	RBI	BB	SO	LOB	BOTTOM								
2 Jazz Chisholm Jr., L OBP: 0.336, SLG: 0.581										5	0	1	0	0	2	2									
26 Garrett Cooper, R OBP: 0.345, SLG: 0.390										4	2	3	1	1	0	0									
12 Jorge Soler, R OBP: 0.300, SLG: 0.430										5	0	2	1	0	2	3									
24 Avisail García, R OBP: 0.243, SLG: 0.304										4	0	1	0	0	2	3									
15 Brian Anderson, R OBP: 0.364, SLG: 0.407										3	0	0	1	1	1	2									
7 Jesús Sánchez, L OBP: 0.283, SLG: 0.398 99 Jesús Aguilar, R OBP: 0.325, SLG: 0.416										3	0	1	0	0	1	4									
14 Bryan De La Cruz, R OBP: 0.375, SLG: 0.417										4	0	0	0	0	2	1									
11 Miguel Rojas, R OBP: 0.250, SLG: 0.308 9 Enk González, R OBP: 0.308, SLG: 0.217										2	0	0	0	0	0	0									
59 Payton Henry, R OBP: 0.314, SLG: 0.143 58 Jacob Stallings, R OBP: 0.271, SLG: 0.258										1	0	0	0	2	1	0									
<b>Inning Stats</b>	R: 0 K: 1 S: 15	H: 1 LOB: 3 BB: 30	R: 0 K: 2 S: 11	H: 0 LOB: 1 BB: 22	R: 0 K: 2 S: 9	H: 0 LOB: 0 BB: 16	R: 0 K: 0 S: 5	H: 1 LOB: 0 BB: 8	R: 0 K: 1 S: 9	H: 0 LOB: 0 BB: 15	R: 1 K: 2 S: 18	H: 2 LOB: 1 BB: 25	R: 0 K: 0 S: 7	H: 0 LOB: 1 BB: 14	R: 1 K: 1 S: 9	H: 2 LOB: 1 BB: 14	R: 0 K: 3 S: 16	H: 2 LOB: 2 BB: 23	1B: 5 2B: 3 3B: 1 HR: 0	SF: 0 SAC: 0 DP: 1 HBP: 0	WP: 0 PB: 0 SB: 0 CS: 0	PA: 39			
<b>PITCHER</b>	IP	WLS	BF	H	R	ER	SO	BB	IBB	HBP	BLK	WP	HR	S	P	ERA	WHIP								
30 Kyle Wright, R ERA: 2.49	5.0	W	19	2	0	0	6	3	0	0	0	0	0	49	91	0.00	1.000								
56 Darren O'Day, R ERA: 4.66	0.1	H	3	2	1	1	0	0	0	0	0	0	0	10	14	27.00	6.000								
53 Jackson Stephens, R ERA: 1.32	1.2	H	6	0	0	0	2	1	0	0	0	0	0	15	25	0.00	0.600								
33 A.J. Minter, L ERA: 1.45	1.0	H	5	2	1	0	1	0	0	0	0	0	0	9	14	0.00	2.000								
74 Kenley Jansen, R ERA: 3.06	1.0	S	6	2	1	1	3	1	0	0	0	0	0	16	23	9.00	3.000								

Atlanta Braves @ Miami Marlins  
loanDepot park, Miami, FL  
Sat May 21 2022, 6:14 PM - 9:41 PM EDT  
Att: 13,264 - Dome - 72 F

AB 34  
R 3  
H 8  
RBI 3  
BB 5  
SO 12  
LOB 16



Batter	1	2	3	4	5	6	7	8	9	AB	R	H	RBI	BB	SO	LOB	TOP			
13 Ronald Acuña Jr., R (1, 10) OBP: 0.429, SLG: 0.474	F7			G4-3	G4-3			K		4	0	2	0	0	1	0	<b>Atlanta Braves @ Miami Marlins</b> loanDepot park, Miami, FL Sun May 22 2022, 1:44 PM - 4:24 PM EDT Att: 17,908 - Roof Closed - 72 F			
28 Matt Olson, L (1, 3) OBP: 0.361, SLG: 0.425	P5			G4-3	G6-3			P4		4	0	0	0	0	4					
20 Marcell Ozuna, R (1, 7) OBP: 0.267, SLG: 0.496	P3			G4-3				F9		4	0	1	0	0	1					
16 Travis d'Arnaud, R (1, 2) OBP: 0.310, SLG: 0.458		G4-3		G4-3						3	1	1	0	1	0					
Ozzie Albies, S (1, 4) OBP: 0.291, SLG: 0.399		K			E8			P5		4	2	1	1	0	1					
27 Austin Riley, R (1, 5) OBP: 0.309, SLG: 0.436		G4-3			K			K		4	0	0	0	0	2					
7 Dansby Swanson, R (1, 6) OBP: 0.301, SLG: 0.400				P3						4	0	1	2	0	1					
14 Adam Duvall, R (1, 8) OBP: 0.263, SLG: 0.291				F9				G6-3		3	0	0	0	1	0					
48 Travis Demeritte, R (1, 9) OBP: 0.267, SLG: 0.349				K				G6-3		3	0	0	0	0	2					
<b>Inning Stats</b>	R: 0 E: 0 K: 0 S: 5	H: 0 LOB: 0 BB: 0 P: 9	R: 0 E: 0 K: 1 S: 8	H: 0 LOB: 0 BB: 0 P: 11	R: 0 E: 0 K: 1 S: 8	H: 0 LOB: 0 BB: 0 P: 10	R: 0 E: 0 K: 0 S: 6	H: 1 LOB: 1 BB: 0 P: 7	R: 1 E: 1 K: 2 S: 16	H: 2 LOB: 3 BB: 1 P: 25	R: 0 E: 0 K: 1 S: 11	H: 1 LOB: 1 BB: 1 P: 16	R: 0 E: 0 K: 1 S: 8	H: 0 LOB: 0 BB: 0 P: 10	R: 2 E: 0 K: 0 S: 12	H: 2 LOB: 0 BB: 0 P: 12	1B: 3 2B: 3 HR: 0	SF: 0 SAC: 0 DP: 0 HBP: 0	WP: 0 PB: 0 SB: 1 CS: 1	PA: 35
<b>PITCHER</b> 22 Sandy Alcantara, R ERA: 2.11	IP: 9.0 WLS: W BF: 35 H: 6 R: 3 ER: 0 SO: 7 BB: 2 IBB: 0 HBP: 0 BLK: 0 WP: 0 HR: 0 S: 84 P: 115 ERA: 0.00 WHIP: 0.889																			

AB	33
R	3
H	6
RBI	3
BB	2
SO	7
LOB	12



Batter	1	2	3	4	5	6	7	8	9	AB	R	H	RBI	BB	SO	LOB	BOTTOM			
2 Jazz Chisholm Jr., L (1, 4) OBP: 0.341, SLG: 0.581										0	1	0	0	1	0	0	<b>Atlanta Braves @ Miami Marlins</b> loanDepot park, Miami, FL Sun May 22 2022, 1:44 PM - 4:24 PM EDT Att: 17,908 - Roof Closed - 72 F			
62 Joe Dunand, R (3, 4) OBP: 0.500, SLG: 1.000			F7					K		3	0	1	0	0	1					
99 Jesús Aguilar, R (1, 3) OBP: 0.333, SLG: 0.426			K							4	0	2	0	0	2					
26 Garrett Cooper, R (1, 10) OBP: 0.342, SLG: 0.384										2	1	0	1	1	4					
24 Avisail García, R (1, 9) OBP: 0.236, SLG: 0.297										3	0	0	1	0	0					
15 Brian Anderson, R (1, 5) OBP: 0.369, SLG: 0.421										4	0	2	1	0	0					
7 Jesús Sánchez, L (1, 8) OBP: 0.282, SLG: 0.389										3	0	0	0	1	2					
14 Bryan De La Cruz, R (1, 7) OBP: 0.350, SLG: 0.355										4	0	0	0	0	2					
9 Erik González, R (1, 6) OBP: 0.300, SLG: 0.222										4	1	1	0	0	1					
5B Jacob Stallings, R (1, 2) OBP: 0.288, SLG: 0.280										3	1	2	1	1	0					
<b>Inning Stats</b>	R: 1 E: 0 K: 0 S: 11	H: 1 LOB: 1 BB: 1 P: 17	R: 0 E: 0 K: 2 S: 8	H: 0 LOB: 0 BB: 0 P: 10	R: 0 E: 0 K: 1 S: 11	H: 1 LOB: 1 BB: 0 P: 17	R: 0 E: 0 K: 1 S: 11	H: 1 LOB: 1 BB: 0 P: 14	R: 0 E: 0 K: 2 S: 8	H: 1 LOB: 1 BB: 0 P: 14	R: 1 E: 0 K: 0 S: 12	H: 1 LOB: 1 BB: 1 P: 20	R: 2 E: 0 K: 1 S: 16	H: 3 LOB: 2 BB: 0 P: 19	R: 0 E: 0 K: 2 S: 11	H: 0 LOB: 2 BB: 2 P: 25	1B: 5 2B: 3 HR: 0	SF: 2 SAC: 0 DP: 0 HBP: 1	WP: 0 PB: 0 SB: 1 CS: 0	PA: 37
<b>PITCHER</b> 36 Ian Anderson, R ERA: 4.07	IP: 6.0 WLS: L BF: 27 H: 7 R: 4 ER: 4 SO: 6 BB: 2 IBB: 0 HBP: 0 BLK: 0 WP: 0 HR: 0 S: 65 P: 96 ERA: 6.00 WHIP: 1.500																			
60 Jesse Chavez, R (7, 1) ERA: 4.11	IP: 1.0 WLS: L BF: 5 H: 1 R: 0 ER: 0 SO: 1 BB: 0 IBB: 0 HBP: 1 BLK: 0 WP: 0 HR: 0 S: 12 P: 15 ERA: 0.00 WHIP: 1.000																			
63 Tyler Thornburg, R (8, 1) ERA: 3.86	IP: 1.0 WLS: L BF: 5 H: 0 R: 0 ER: 0 SO: 2 BB: 2 IBB: 0 HBP: 0 BLK: 0 WP: 0 HR: 0 S: 11 P: 25 ERA: 0.00 WHIP: 2.000																			

AB	30
R	4
H	8
RBI	4
BB	4
SO	9
LOB	20





Batter	1	2	3	4	5	6	7	8	9	AB	R	H	RBI	BB	SO	LOB	TOP							
26 Garrett Cooper, R OBP: 0.347, SLG: 0.388	L8		G6-4-3 1B			G5-4-3 1B		F8		4	0	2	0	0	0	1	<b>Miami Marlins @ Tampa Bay Rays</b> Tropicana Field, St. Petersburg, FL Tue May 24 2022, 6:42 PM - 9:06 PM EDT Att: 9,006 - Dome - 72 F							
99 Jesús Aquilar, R OBP: 0.331, SLG: 0.421	K		G6-4-3 1-2			G5-4-3 1B		G6-3		4	0	1	0	0	1	2								
12 Jorge Soler, R OBP: 0.293, SLG: 0.418	K			K		G5-4-3			K	4	0	0	0	0	3	2								
24 Avisail García, R OBP: 0.236, SLG: 0.291		BB		K		5-2	G6-3	G5-3		3	0	0	0	1	1	0								
15 Brian Anderson, R OBP: 0.357, SLG: 0.404	F9			K			G4-3	G6-3		4	0	0	0	0	1	1								
58 Jacob Stallings, R OBP: 0.307, SLG: 0.294						BB		1B		2	0	2	0	1	0	0								
7 Jesús Sánchez, L OBP: 0.276, SLG: 0.381								G4-3		3	0	0	0	0	2	4								
9 Erik González, R OBP: 0.303, SLG: 0.207						L7				2	0	0	0	1	1	3								
62 Joe Dunand, R OBP: 0.364, SLG: 0.700								P5		3	0	0	0	0	1	2								
<b>Inning Stats</b>	R: 0 H: 0 K: 2 S: 9	H: 0 LOB: 0 BB: 0 P: 15	R: 0 H: 1 K: 2 S: 15	H: 1 LOB: 2 BB: 1 P: 22	R: 0 H: 1 K: 0 S: 7	H: 1 LOB: 0 BB: 0 P: 10	R: 0 H: 0 K: 3 S: 9	H: 0 LOB: 0 BB: 0 P: 14	R: 0 H: 0 K: 2 S: 15	H: 0 LOB: 1 BB: 1 P: 24	R: 0 H: 2 K: 0 S: 9	H: 2 LOB: 1 BB: 0 P: 11	R: 0 H: 1 K: 0 S: 13	H: 1 LOB: 1 BB: 0 P: 19	R: 0 H: 0 K: 0 S: 10	H: 0 LOB: 1 BB: 1 P: 18	R: 0 H: 0 K: 1 S: 12	H: 0 LOB: 0 BB: 0 P: 17	1B: 5 2B: 0 3B: 0 HR: 0	SF: 0 SAC: 0 DP: 2 HBP: 0	WP: 1 PB: 0 SB: 0 CS: 0	PA: 32		
<b>PITCHER</b>	IP WLS BF H R ER SO BB IBB HBP BLK WP HR S P ERA WHIP	IP WLS BF H R ER SO BB IBB HBP BLK WP HR S P ERA WHIP	IP WLS BF H R ER SO BB IBB HBP BLK WP HR S P ERA WHIP	IP WLS BF H R ER SO BB IBB HBP BLK WP HR S P ERA WHIP	IP WLS BF H R ER SO BB IBB HBP BLK WP HR S P ERA WHIP	IP WLS BF H R ER SO BB IBB HBP BLK WP HR S P ERA WHIP	IP WLS BF H R ER SO BB IBB HBP BLK WP HR S P ERA WHIP	IP WLS BF H R ER SO BB IBB HBP BLK WP HR S P ERA WHIP	IP WLS BF H R ER SO BB IBB HBP BLK WP HR S P ERA WHIP	IP WLS BF H R ER SO BB IBB HBP BLK WP HR S P ERA WHIP	IP WLS BF H R ER SO BB IBB HBP BLK WP HR S P ERA WHIP	IP WLS BF H R ER SO BB IBB HBP BLK WP HR S P ERA WHIP	IP WLS BF H R ER SO BB IBB HBP BLK WP HR S P ERA WHIP	IP WLS BF H R ER SO BB IBB HBP BLK WP HR S P ERA WHIP	IP WLS BF H R ER SO BB IBB HBP BLK WP HR S P ERA WHIP	IP WLS BF H R ER SO BB IBB HBP BLK WP HR S P ERA WHIP	IP WLS BF H R ER SO BB IBB HBP BLK WP HR S P ERA WHIP	IP WLS BF H R ER SO BB IBB HBP BLK WP HR S P ERA WHIP	IP WLS BF H R ER SO BB IBB HBP BLK WP HR S P ERA WHIP	IP WLS BF H R ER SO BB IBB HBP BLK WP HR S P ERA WHIP	IP WLS BF H R ER SO BB IBB HBP BLK WP HR S P ERA WHIP	IP WLS BF H R ER SO BB IBB HBP BLK WP HR S P ERA WHIP	IP WLS BF H R ER SO BB IBB HBP BLK WP HR S P ERA WHIP	IP WLS BF H R ER SO BB IBB HBP BLK WP HR S P ERA WHIP
18 Shane Bieber, L ERA: 2.05	6.0	W	22	4	0	0	9	2	0	0	0	0	0	0	0	0	0.00	1.000						
76 Dustin Knight, R ERA: 1.59	2.0		8	1	0	0	0	1	0	0	0	0	1	0	0	23	37	0.00	1.000					
81 Ryan Thompson, R ERA: 5.06	1.0		3	0	0	0	1	0	0	0	0	0	0	0	12	17	0.00	0.000						

AB	29
R	0
H	5
RBI	0
BB	3
SO	10
LOB	15



Batter	1	2	3	4	5	6	7	8	9	AB	R	H	RBI	BB	SO	LOB	BOTTOM							
39 Kevin Kiermaier, L OBP: 0.293, SLG: 0.464	IHR	G1-3			G3					4	1	2	1	0	0	2	<b>Miami Marlins @ Tampa Bay Rays</b> Tropicana Field, St. Petersburg, FL Tue May 24 2022, 6:42 PM - 9:06 PM EDT Att: 9,006 - Dome - 72 F							
5 Wander Franco, S OBP: 0.289, SLG: 0.408	G6-3		G6-3		G4-3					4	0	0	0	0	0	2								
56 Randy Arozarena, R OBP: 0.314, SLG: 0.421	K		K							4	1	1	0	0	3	0								
26 Ji Man Choi, L OBP: 0.380, SLG: 0.471	K		L9							4	1	2	2	0	1	0								
43 Harold Ramírez, R OBP: 0.333, SLG: 0.371		HR			2B					4	1	2	1	0	0	1								
35 Brett Phillips, L OBP: 0.284, SLG: 0.407		K			K					3	0	0	0	1	3	1								
17 Isaac Paredes, R OBP: 0.237, SLG: 0.486		K			F7					4	0	0	0	0	1	3								
6 Taylor Walls, S OBP: 0.254, SLG: 0.231		1B			G4-3					3	0	1	0	0	0	1								
10 Mike Zunino, R OBP: 0.206, SLG: 0.330		1B								3	0	2	0	0	1	0								
<b>Inning Stats</b>	R: 1 H: 1 K: 2 S: 11	H: 3 LOB: 2 BB: 0 P: 17	R: 0 H: 0 K: 1 S: 6	H: 0 LOB: 0 BB: 0 P: 10	R: 0 H: 1 K: 1 S: 10	H: 1 LOB: 0 BB: 0 P: 15	R: 0 H: 0 K: 1 S: 7	H: 0 LOB: 0 BB: 0 P: 10	R: 2 H: 2 K: 1 S: 9	H: 2 LOB: 1 BB: 0 P: 14	R: 0 H: 2 K: 0 S: 6	H: 2 LOB: 1 BB: 0 P: 6	R: 0 H: 1 K: 1 S: 13	H: 1 LOB: 2 BB: 1 P: 20	R: 0 H: 0 K: 1 S: 13	H: 0 LOB: 1 BB: 1 P: 20	1B: 4 2B: 3 3B: 0 HR: 3	SF: 0 SAC: 0 DP: 1 HBP: 0	WP: 0 PB: 0 SB: 0 CS: 0	PA: 34				
<b>PITCHER</b>	IP WLS BF H R ER SO BB IBB HBP BLK WP HR S P ERA WHIP	IP WLS BF H R ER SO BB IBB HBP BLK WP HR S P ERA WHIP	IP WLS BF H R ER SO BB IBB HBP BLK WP HR S P ERA WHIP	IP WLS BF H R ER SO BB IBB HBP BLK WP HR S P ERA WHIP	IP WLS BF H R ER SO BB IBB HBP BLK WP HR S P ERA WHIP	IP WLS BF H R ER SO BB IBB HBP BLK WP HR S P ERA WHIP	IP WLS BF H R ER SO BB IBB HBP BLK WP HR S P ERA WHIP	IP WLS BF H R ER SO BB IBB HBP BLK WP HR S P ERA WHIP	IP WLS BF H R ER SO BB IBB HBP BLK WP HR S P ERA WHIP	IP WLS BF H R ER SO BB IBB HBP BLK WP HR S P ERA WHIP	IP WLS BF H R ER SO BB IBB HBP BLK WP HR S P ERA WHIP	IP WLS BF H R ER SO BB IBB HBP BLK WP HR S P ERA WHIP	IP WLS BF H R ER SO BB IBB HBP BLK WP HR S P ERA WHIP	IP WLS BF H R ER SO BB IBB HBP BLK WP HR S P ERA WHIP	IP WLS BF H R ER SO BB IBB HBP BLK WP HR S P ERA WHIP	IP WLS BF H R ER SO BB IBB HBP BLK WP HR S P ERA WHIP	IP WLS BF H R ER SO BB IBB HBP BLK WP HR S P ERA WHIP	IP WLS BF H R ER SO BB IBB HBP BLK WP HR S P ERA WHIP	IP WLS BF H R ER SO BB IBB HBP BLK WP HR S P ERA WHIP	IP WLS BF H R ER SO BB IBB HBP BLK WP HR S P ERA WHIP	IP WLS BF H R ER SO BB IBB HBP BLK WP HR S P ERA WHIP	IP WLS BF H R ER SO BB IBB HBP BLK WP HR S P ERA WHIP	IP WLS BF H R ER SO BB IBB HBP BLK WP HR S P ERA WHIP	IP WLS BF H R ER SO BB IBB HBP BLK WP HR S P ERA WHIP
49 Pablo López, R ERA: 2.04	7.0	L	29	9	4	4	8	0	0	0	0	0	0	0	0	0	5.14	1.286						
52 Anthony Bass, R ERA: 1.53	1.0		5	1	0	0	1	1	0	0	0	0	0	0	13	20	0.00	2.000						



Batter	1	2	3	4	5	6	7	8	9	AB	R	H	RBI	BB	SO	LOB	TOP										
26 Garrett Cooper, R OBP: 0.348, SLG: 0.383										4	0	1	0	1	2	1	<b>Miami Marlins @ Tampa Bay Rays</b> Tropicana Field, St. Petersburg, FL Wed May 25 2022, 6:42 PM - 9:45 PM EDT Att. 7,520 - Dome - 72 F										
99 Jesus Aguilar, R OBP: 0.321, SLG: 0.407										5	0	0	0	0	2	4											
12 Jorge Soler, R OBP: 0.292, SLG: 0.433										4	1	1	1	0	2	1											
24 Avisail Garcia, R OBP: 0.237, SLG: 0.290										4	1	1	0	0	3	0											
15 Brian Anderson, R OBP: 0.378, SLG: 0.416										2	2	2	0	2	0	0											
58 Jacob Stallings, R OBP: 0.305, SLG: 0.302										4	0	1	2	0	1	3											
7 Jesús Sánchez, L OBP: 0.294, SLG: 0.390										2	0	1	0	1	0	1											
14 Bryan De La Cruz, R OBP: 0.361, SLG: 0.396										1	0	1	0	0	0	0											
11 Miguel Rojas, R OBP: 0.250, SLG: 0.306										4	0	1	1	0	1	3											
9 Erik González, R OBP: 0.286, SLG: 0.194										2	0	0	0	0	1	1											
37 Williams Astudillo, R										2	0	0	0	0	0	3											
<b>Inning Stats</b>	R: 0 E: 0 K: 2 S: 10	H: 0 LOB: 0 BB: 0 P: 13	R: 0 E: 0 K: 2 S: 13	H: 1 LOB: 2 BB: 2 P: 27	R: 0 E: 0 K: 2 S: 13	H: 0 LOB: 0 BB: 0 P: 17	R: 3 E: 0 K: 1 S: 12	H: 4 LOB: 1 BB: 0 P: 19	R: 0 E: 0 K: 1 S: 10	H: 0 LOB: 0 BB: 0 P: 15	R: 0 E: 0 K: 0 S: 10	H: 1 LOB: 0 BB: 0 P: 14	R: 0 E: 0 K: 3 S: 11	H: 0 LOB: 0 BB: 0 P: 17	R: 1 E: 2 K: 1 S: 20	H: 2 LOB: 3 BB: 1 P: 26	1B: 6 2B: 2 3B: 0 HR: 1	SF: 0 SAC: 0 DP: 2 HBP: 0	WP: 0 PB: 0 SB: 0 CS: 0	PA: 38							
<b>PITCHER</b>	IP	WLS	BF	H	R	ER	SO	BB	IBB	HBP	BLK	WP	HR	S	P	ERA	WHIP										
57 Drew Rasmussen, R	5.0	W	21	6	3	3	7	2	0	0	0	0	1	55	87	5.40	1.600										
47 Jason Adam, R	1.0	H	3	0	0	0	1	1	0	0	0	0	0	10	15	0.00	1.000										
37 Matt Wisler, R	1.0	H	4	1	0	0	0	0	0	0	0	0	0	10	14	0.00	1.000										
34 J.P. Feyerherzen, R	1.0	H	3	0	0	0	3	0	0	0	0	0	0	11	17	0.00	0.000										
38 Colin Poche, L	1.0	S	7	2	1	0	1	1	0	0	0	0	0	20	26	0.00	3.000										

AB	34
R	4
H	9
RBI	4
BB	4
SO	12
LOB	17



Batter	1	2	3	4	5	6	7	8	9	AB	R	H	RBI	BB	SO	LOB	BOTTOM										
39 Kevin Kiermaier, L OBP: 0.292, SLG: 0.451										3	1	0	0	1	2	2	<b>Miami Marlins @ Tampa Bay Rays</b> Tropicana Field, St. Petersburg, FL Wed May 25 2022, 6:42 PM - 9:45 PM EDT Att. 7,520 - Dome - 72 F										
5 Wander Franco, S OBP: 0.294, SLG: 0.422										4	1	2	1	0	1	2											
2 Yandy Díaz, R OBP: 0.396, SLG: 0.375										3	1	0	0	1	0	2											
26 Ji Man Choi, L OBP: 0.385, SLG: 0.460										2	0	0	0	2	2	2											
6 Taylor Walls, S OBP: 0.294, SLG: 0.231										0	0	0	0	0	0	0											
56 Randy Arozarena, R OBP: 0.313, SLG: 0.423										4	1	1	2	0	1	2											
43 Harold Ramírez, R OBP: 0.330, SLG: 0.396										4	1	1	2	0	1	2											
21 Francisco Mejía, S OBP: 0.241, SLG: 0.396										3	0	0	0	0	1	1											
13 Manuel Margot, R OBP: 0.410, SLG: 0.495										3	0	1	0	0	0	0											
7 Vidal Bruján, S OBP: 0.186, SLG: 0.175										3	0	1	0	0	1	1											
<b>Inning Stats</b>	R: 5 E: 0 K: 1 S: 16	H: 3 LOB: 0 BB: 2 P: 26	R: 0 E: 0 K: 0 S: 7	H: 1 LOB: 1 BB: 0 P: 9	R: 0 E: 0 K: 0 S: 9	H: 0 LOB: 1 BB: 1 P: 17	R: 0 E: 0 K: 3 S: 14	H: 1 LOB: 0 BB: 0 P: 16	R: 0 E: 0 K: 2 S: 9	H: 0 LOB: 0 BB: 0 P: 13	R: 0 E: 0 K: 2 S: 13	H: 0 LOB: 0 BB: 0 P: 18	R: 0 E: 0 K: 1 S: 11	H: 1 LOB: 1 BB: 0 P: 16	R: 0 E: 0 K: 0 S: 7	H: 0 LOB: 1 BB: 1 P: 14	1B: 2 2B: 3 3B: 0 HR: 1	SF: 0 SAC: 0 DP: 1 HBP: 0	WP: 1 PB: 0 SB: 0 CS: 0	PA: 33							
<b>PITCHER</b>	IP	WLS	BF	H	R	ER	SO	BB	IBB	HBP	BLK	WP	HR	S	P	ERA	WHIP										
72 Cody Poteet, R	3.0	L	16	4	5	5	1	3	0	0	0	0	1	32	52	15.00	2.333										
51 Tommy Nance, R	1.0		4	1	0	0	3	0	0	0	0	0	0	9	13	0.00	1.000										
57 Elieser Hernández, R	1.0		3	0	0	0	2	0	0	0	0	0	0	9	13	0.00	0.000										
31 Cole Sulser, R	1.0		3	0	0	0	2	0	0	0	0	0	0	13	18	0.00	0.000										
48 Steven Okert, L	1.0		4	1	0	0	1	0	0	0	0	0	0	11	16	0.00	1.000										
<b>PITCHER</b>	IP	WLS	BF	H	R	ER	SO	BB	IBB	HBP	BLK	WP	HR	S	P	ERA	WHIP										
36 Dylan Floro, R	1.0		3	0	0	0	0	0	0	0	0	0	0	7	14	0.00	1.000										

AB	29
R	5
H	6
RBI	5
BB	4
SO	9
LOB	14



Batter	1	2	3	4	5	6	7	8	9	AB	R	H	RBI	BB	SO	LOB	TOP								
5 Jon Berti, R OBP: 0.426, SLG: 0.523	L5		F9			26 HR	G4-3			4	1	1	0	0	0	2									
26 Garrett Cooper, R OBP: 0.352, SLG: 0.409	G6-4-3 1B			G5-3		HR		G4-3		4	1	2	2	0	0	0									
12 Jorge Soler, R OBP: 0.297, SLG: 0.428	G6-4-3				BB			G4-3		2	1	0	0	2	0	1									
18 Joey Wendle, L OBP: 0.356, SLG: 0.439		G3			F9					3	0	0	0	0	1	2									
14 Bryan De La Cruz, R OBP: 0.355, SLG: 0.389										1	0	0	0	0	1	0									
99 Jesús Aguilar, R OBP: 0.320, SLG: 0.422		F8			G6-3					4	1	1	2	0	0	1									
15 Brian Anderson, R OBP: 0.374, SLG: 0.410										4	0	1	0	0	2	0									
58 Jacob Stallings, R OBP: 0.295, SLG: 0.291										4	0	0	0	0	3	1									
7 Jesús Sánchez, L OBP: 0.276, SLG: 0.379			G6-3							4	0	0	0	0	3	2									
11 Miguel Rojas, R OBP: 0.252, SLG: 0.301										2	0	0	0	1	0	1									
<b>Inning Stats</b>	R: 0 E: 0 K: 0 S: 11	H: 1 LOB: 0 BB: 0 P: 14	R: 0 E: 0 K: 0 S: 4	H: 0 LOB: 0 BB: 0 P: 6	R: 0 E: 0 K: 1 S: 7	H: 0 LOB: 1 BB: 1 P: 11	R: 0 E: 0 K: 0 S: 8	H: 0 LOB: 0 BB: 0 P: 15	R: 0 E: 0 K: 3 S: 16	H: 0 LOB: 0 BB: 0 P: 23	R: 4 E: 0 K: 2 S: 21	H: 3 LOB: 0 BB: 1 P: 36	R: 0 E: 1 K: 1 S: 11	H: 0 LOB: 1 BB: 0 P: 11	R: 0 E: 0 K: 1 S: 5	H: 0 LOB: 0 BB: 0 P: 8	R: 0 E: 0 K: 2 S: 15	H: 1 LOB: 1 BB: 0 P: 20	1B: 3 2B: 0 3B: 0 HR: 2	SF: 0 SAC: 0 DP: 1 HBP: 0	WP: 0 PB: 0 SB: 1 CS: 0	PA: 35			
<b>PITCHER</b>	IP	WLS	BF	H	R	ER	SO	BB	IBB	HBP	BLK	WP	HR	S	P	ERA	WHIP								
36 Ian Anderson, R ERA: 4.34	5.2		23	4	4	4	5	3	0	0	0	0	2	63	100	6.35	1.235								
53 Jackson Stephens, R ERA: 1.08	2.0	W	7	0	0	0	2	0	0	0	0	0	0	17	20	0.00	0.000								
33 A.J. Minter, L ERA: 1.35	0.1	H	1	0	0	0	1	0	0	0	0	0	0	3	4	0.00	0.000								
74 Kenley Jansen, R ERA: 3.66	1.0	S	4	1	0	0	2	0	0	0	0	0	0	15	20	0.00	1.000								

Miami Marlins @ Atlanta Braves  
Truist Park, Atlanta, GA  
Fri May 27 2022, 7:21 PM - 10:23 PM EDT  
Att: 40,064 - Partly Cloudy - 78 F

AB 32  
R 4  
H 5  
RBI 4  
BB 3  
SO 10  
LOB 10



Batter	1	2	3	4	5	6	7	8	9	AB	R	H	RBI	BB	SO	LOB	BOTTOM								
7 Dansby Swanson, R OBP: 0.333, SLG: 0.440	F9			F9						2	1	0	0	2	0	0									
Ozzie Albies, S OBP: 0.295, SLG: 0.393	F7			F8	L8					4	0	1	2	0	0	2									
20 Marcell Ozuna, R OBP: 0.265, SLG: 0.390	G4-3			L8						4	0	0	0	0	0	1									
27 Austin Riley, R OBP: 0.321, SLG: 0.472										4	1	1	1	0	2	0									
16 Travis d'Arnaud, R OBP: 0.287, SLG: 0.423				G5-3						4	1	1	0	0	1	0									
28 Matt Olson, L OBP: 0.386, SLG: 0.441										3	1	0	0	1	3	1									
24 William Contreras, R OBP: 0.379, SLG: 0.740				G4-3						3	1	1	1	0	0	1									
14 Adam Duvall, R OBP: 0.263, SLG: 0.274										3	0	0	0	0	1	2									
48 Travis Demeritte, R OBP: 0.260, SLG: 0.337										2	0	1	1	0	0	0									
13 Ronald Acuña Jr., R OBP: 0.407, SLG: 0.410										1	1	1	1	0	0	0									
<b>Inning Stats</b>	R: 0 E: 0 K: 0 S: 11	H: 0 LOB: 0 BB: 0 P: 15	R: 0 E: 0 K: 2 S: 13	H: 0 LOB: 0 BB: 0 P: 18	R: 0 E: 0 K: 0 S: 5	H: 0 LOB: 0 BB: 0 P: 8	R: 0 E: 0 K: 0 S: 12	H: 0 LOB: 0 BB: 0 P: 19	R: 3 E: 0 K: 1 S: 17	H: 4 LOB: 2 BB: 1 P: 28	R: 0 E: 0 K: 2 S: 7	H: 0 LOB: 0 BB: 0 P: 13	R: 3 E: 0 K: 1 S: 19	H: 2 LOB: 1 BB: 2 P: 34	R: 0 E: 0 K: 1 S: 7	H: 0 LOB: 0 BB: 0 P: 10	1B: 1 2B: 4 3B: 0 HR: 1	SF: 0 SAC: 0 DP: 0 HBP: 0	WP: 0 PB: 0 SB: 0 CS: 0	PA: 33					
<b>PITCHER</b>	IP	WLS	BF	H	R	ER	SO	BB	IBB	HBP	BLK	WP	HR	S	P	ERA	WHIP								
28 Trevor Rogers, L ERA: 5.23	5.0		20	4	3	3	3	1	0	0	0	0	0	58	88	5.40	1.000								
38 Louis Head, R ERA: 1.2	1.0	H	3	0	0	0	2	0	0	0	0	0	0	7	13	0.00	0.000								
48 Steven Okert, L ERA: 2.7	0.2	H	3	0	1	1	1	1	0	0	0	0	0	12	20	13.50	1.500								
52 Anthony Bass, R ERA: 2.5	0.1	L	4	2	2	2	0	1	0	0	0	0	0	7	14	54.00	9.000								
68 Tanner Scott, L ERA: 4.15	1.0		3	0	0	0	1	0	0	0	0	0	0	7	10	0.00	0.000								

Miami Marlins @ Atlanta Braves  
Truist Park, Atlanta, GA  
Fri May 27 2022, 7:21 PM - 10:23 PM EDT  
Att: 40,064 - Partly Cloudy - 78 F

AB 30  
R 6  
H 6  
RBI 6  
BB 3  
SO 7  
LOB 7



Batter	1	2	3	4	5	6	7	8	9	AB R H RBI BB SO LOB	TOP											
5 Jon Berti, R OBP: 0.424, SLG: 0.489 (1, 8)										3 1 0 0 2 2 1	<b>Miami Marlins @ Atlanta Braves</b> Truist Park, Atlanta, GA Sat May 28 2022, 4:12 PM - 6:59 PM EDT Att: 40,682 - Partly Cloudy - 80 F											
26 Garrett Cooper, R OBP: 0.360, SLG: 0.418 (1, 3)										4 0 2 2 1 0 1												
12 Jorge Soler, R OBP: 0.299, SLG: 0.423 (1, 7)										4 1 1 0 1 1 3												
99 Jesús Aguilar, R OBP: 0.322, SLG: 0.414 (1, 10)										3 0 0 0 2 0 3												
11 Miguel Rojas, R OBP: 0.267, SLG: 0.339 (1, 6)										4 1 3 1 0 0 1												
18 Joey Wendle, L OBP: 0.340, SLG: 0.424 (1, 5)										3 0 0 1 0 0 2												
58 Jacob Stallings, R OBP: 0.286, SLG: 0.281 (1, 2)										4 0 0 0 0 2 4												
14 Bryan De La Cruz, R OBP: 0.333, SLG: 0.362 (1, 9)										4 0 0 0 0 1 1												
37 Williams Astudillo, R OBP: 0.333, SLG: 0.333 (1, 4)										4 1 2 0 0 0 0												
7 Jesús Sánchez, L OBP: 0.276, SLG: 0.379 (9, 8)										0 0 0 0 0 0 0												
<b>Inning Stats</b>	R: 0 E: 0 K: 2 S: 10	H: 0 LOB: 0 BB: 0 P: 16	R: 0 E: 0 K: 0 S: 9	H: 0 LOB: 1 BB: 1 P: 14	R: 0 E: 0 K: 0 S: 7	H: 0 LOB: 1 BB: 1 P: 14	R: 1 E: 0 K: 0 S: 11	H: 1 LOB: 0 BB: 2 P: 20	R: 0 E: 0 K: 1 S: 10	H: 2 LOB: 2 BB: 0 P: 13	R: 1 E: 0 K: 1 S: 16	H: 1 LOB: 0 BB: 0 P: 21	R: 2 E: 0 K: 0 S: 15	H: 2 LOB: 1 BB: 1 P: 26	R: 0 E: 0 K: 2 S: 11	H: 1 LOB: 1 BB: 0 P: 13	R: 0 E: 0 K: 0 S: 9	H: 1 LOB: 2 BB: 1 P: 18	1B: 6 2B: 1 3B: 0 HR: 1	SF: 1 SAC: 0 DP: 1 HBP: 0	WP: 0 PB: 0 SB: 2 CS: 0	PA: 40
<b>PITCHER</b>	IP WLS BF H R ER SO BB IBB HBP BLK WP HR S P ERA WHIP											IP WLS BF H R ER SO BB IBB HBP BLK WP HR S P ERA WHIP										
64 Tucker Davidson, L ERA: 6.46 (1, 1)	5.0 L 21 3 1 1 3 4 0 0 0 0 0 0 47 77 1.80 1.400																					
56 Darren O'Day, R ERA: 4.53 (6, 1)	1.0 4 1 1 1 1 0 0 0 0 0 0 1 16 21 9.00 1.000																					
32 Collin McHugh, R ERA: 4.5 (7, 1)	1.0 6 2 2 2 0 1 0 0 0 0 0 0 15 26 18.00 3.000																					
52 Dylan Lee, L ERA: (8, 1)	2.0 9 2 0 0 2 1 0 0 0 0 0 0 20 31 0.00 1.500																					

Batter	1	2	3	4	5	6	7	8	9	AB R H RBI BB SO LOB	BOTTOM											
13 Ronald Acuña Jr., R OBP: 0.412, SLG: 0.464 (1, 10)										3 0 1 0 0 2 0	<b>Miami Marlins @ Atlanta Braves</b> Truist Park, Atlanta, GA Sat May 28 2022, 4:12 PM - 6:59 PM EDT Att: 40,682 - Partly Cloudy - 80 F											
7 Dansby Swanson, R OBP: 0.337, SLG: 0.448 (1, 6)										4 0 2 1 0 0 1												
20 Marcell Ozuna, R OBP: 0.264, SLG: 0.383 (1, 7)										3 0 0 0 1 1 1												
27 Austin Riley, R OBP: 0.320, SLG: 0.467 (1, 5)										4 0 1 0 0 3 2												
28 Matt Olson, L OBP: 0.362, SLG: 0.434 (1, 3)										3 0 0 0 0 2 1												
Ozzie Albies, S OBP: 0.291, SLG: 0.387 (1, 4)										3 0 0 0 0 3 1												
24 William Contreras, R OBP: 0.361, SLG: 0.696 (1, 2)										3 0 0 0 0 1 1												
14 Adam Duvall, R OBP: 0.298, SLG: 0.269 (1, 9)										3 0 0 0 0 3 0												
23 Michael Harris II, L OBP: 0.333, SLG: 0.333 (1, 8)										3 1 1 0 0 1 0												
<b>Inning Stats</b>	R: 0 E: 0 K: 1 S: 7	H: 1 LOB: 0 BB: 0 P: 12	R: 0 E: 0 K: 2 S: 10	H: 1 LOB: 0 BB: 0 P: 14	R: 0 E: 0 K: 2 S: 10	H: 0 LOB: 0 BB: 0 P: 16	R: 0 E: 0 K: 1 S: 8	H: 0 LOB: 0 BB: 0 P: 12	R: 0 E: 0 K: 3 S: 9	H: 0 LOB: 0 BB: 0 P: 15		R: 1 E: 0 K: 1 S: 9	H: 2 LOB: 0 BB: 0 P: 11	R: 0 E: 0 K: 2 S: 11	H: 0 LOB: 0 BB: 0 P: 15	R: 0 E: 0 K: 2 S: 9	H: 0 LOB: 0 BB: 0 P: 13	R: 0 E: 0 K: 2 S: 13	H: 1 LOB: 2 BB: 1 P: 23	1B: 4 2B: 2 3B: 0 HR: 0	SF: 0 SAC: 0 DP: 2 HBP: 1	WP: 0 PB: 0 SB: 1 CS: 0
<b>PITCHER</b>	IP WLS BF H R ER SO BB IBB HBP BLK WP HR S P ERA WHIP											IP WLS BF H R ER SO BB IBB HBP BLK WP HR S P ERA WHIP										
22 Sandy Alcantara, R ERA: 2.0 (1, 1)	8.0 W 26 4 1 1 14 1 0 0 0 0 0 0 108 108 1.12 0.500																					
31 Cole Sulser, R ERA: 2.5 (9, 1)	1.0 S 5 1 0 0 2 1 0 0 0 0 0 0 13 23 0.00 2.000																					



Batter	1	2	3	4	5	6	7	8	9	AB	R	H	RBI	BB	SO	LOB	TOP										
2 Jazz Chisholm Jr., L OBP: 0.320, SLG: 0.541										4	0	0	0	0	1	1	<b>Miami Marlins @ Colorado Rockies</b> Coors Field, Denver, CO Mon May 30 2022, 2:15 PM - 5:09 PM MDT Att: 40,275 - Partly Cloudy - 64 F										
26 Garrett Cooper, R OBP: 0.360, SLG: 0.426										4	0	2	0	0	1	1											
12 Jorge Soler, R OBP: 0.308, SLG: 0.466										4	0	1	0	0	0	3											
18 Joey Wendle, L OBP: 0.340, SLG: 0.420										2	0	1	0	0	0	1											
37 Wilians Astudillo, R OBP: 0.273, SLG: 0.273										2	0	0	0	0	1	2											
99 Jesús Aguilar, R OBP: 0.319, SLG: 0.404										4	0	0	0	0	1	2											
24 Avisail García, R OBP: 0.231, SLG: 0.282										4	0	0	0	0	2	2											
7 Jesús Sánchez, L OBP: 0.277, SLG: 0.395										3	1	1	1	0	1	2											
11 Miguel Rojas, R OBP: 0.268, SLG: 0.331										3	0	0	0	0	0	0											
58 Jacob Stallings, R OBP: 0.287, SLG: 0.276										2	0	0	0	1	2	0											
<b>Inning Stats</b>	R: 0 H: 1 E: 0 K: 0 S: 12	H: 1 LOB: 1 BB: 0 P: 16	R: 1 H: 0 E: 0 K: 2 S: 10	H: 1 LOB: 0 BB: 0 P: 15	R: 0 H: 0 E: 0 K: 1 S: 5	H: 0 LOB: 1 BB: 1 P: 12	R: 0 H: 1 E: 0 K: 0 S: 9	H: 2 LOB: 2 BB: 0 P: 15	R: 0 H: 0 E: 0 K: 2 S: 8	H: 0 LOB: 0 BB: 0 P: 10	R: 0 H: 1 E: 0 K: 0 S: 9	H: 1 LOB: 1 BB: 0 P: 11	R: 0 H: 0 E: 0 K: 1 S: 9	H: 0 LOB: 0 BB: 0 P: 15	R: 0 H: 1 E: 0 K: 1 S: 9	H: 1 LOB: 1 BB: 0 P: 16	R: 0 H: 0 E: 0 K: 1 S: 6	H: 0 LOB: 0 BB: 0 P: 8	1B: 2 2B: 1 3B: 1 HR: 1	SF: 0 SAC: 0 DP: 1 HBP: 0	WP: 0 PB: 0 SB: 1 CS: 0	PA: 33					
<b>PITCHER</b>	IP	WLS	BF	H	R	ER	SO	BB	IBB	HBP	BLK	WP	HR	S	P	ERA	WHIP										
18 Ryan Felton, R ERA: 3.71	7.0	W	26	4	1	1	6	1	0	0	0	0	1	62	94	1.29	0.714										
40 Tyler Kinley, R ERA: 0.95	1.0	H	4	1	0	0	1	0	0	0	0	0	0	9	16	0.00	1.000										
58 Lucas Gilbreath, L ERA: 7.94	1.0		3	0	0	0	1	0	0	0	0	0	0	6	8	0.00	0.000										

Batter	1	2	3	4	5	6	7	8	9	AB	R	H	RBI	BB	SO	LOB	BOTTOM										
19 Charlie Blackmon, L OBP: 0.308, SLG: 0.422										4	0	1	1	0	1	1	<b>Miami Marlins @ Colorado Rockies</b> Coors Field, Denver, CO Mon May 30 2022, 2:15 PM - 5:09 PM MDT Att: 40,275 - Partly Cloudy - 64 F										
35 Elias Díaz, R OBP: 0.262, SLG: 0.311										1	0	0	0	0	0	0											
9 Connor Joe, R OBP: 0.352, SLG: 0.407										4	0	1	0	0	1	1											
25 C.J. Cron, R OBP: 0.356, SLG: 0.577										4	0	1	0	0	1	2											
24 Ryan McMahon, L OBP: 0.339, SLG: 0.387										2	0	0	0	2	1	2											
Randal Grichuk, R OBP: 0.312, SLG: 0.403										4	0	0	0	0	2	3											
Brendan Rodgers, R OBP: 0.304, SLG: 0.349										2	2	1	0	2	1	0											
22 Sam Hilliard, L OBP: 0.283, SLG: 0.326										4	2	2	0	0	0	1											
1 Garrett Hampson, R OBP: 0.300, SLG: 0.341										4	2	3	2	0	0	0											
6 Brian Serven, R OBP: 0.286, SLG: 0.550										1	0	0	0	1	1	1											
2 Yonathan Daza, R OBP: 0.409, SLG: 0.417										1	1	1	4	0	0	0											
<b>Inning Stats</b>	R: 0 H: 1 E: 0 K: 2 S: 13	H: 0 LOB: 0 BB: 0 P: 18	R: 0 H: 0 E: 0 K: 2 S: 10	H: 0 LOB: 0 BB: 0 P: 17	R: 0 H: 0 E: 0 K: 0 S: 10	H: 0 LOB: 1 BB: 1 P: 16	R: 0 H: 0 E: 0 K: 0 S: 6	H: 0 LOB: 1 BB: 1 P: 11	R: 0 H: 1 E: 0 K: 1 S: 8	H: 1 LOB: 1 BB: 1 P: 15	R: 0 H: 1 E: 0 K: 0 S: 11	H: 1 LOB: 2 BB: 1 P: 22	R: 4 H: 4 E: 0 K: 2 S: 18	H: 4 LOB: 1 BB: 1 P: 30	R: 3 H: 3 E: 0 K: 1 S: 15	H: 3 LOB: 0 BB: 0 P: 27	1B: 7 2B: 1 3B: 2 HR: 0	SF: 1 SAC: 0 DP: 2 HBP: 0	WP: 1 PB: 0 SB: 0 CS: 0	PA: 37							
<b>PITCHER</b>	IP	WLS	BF	H	R	ER	SO	BB	IBB	HBP	BLK	WP	HR	S	P	ERA	WHIP										
49 Pablo López, R ERA: 1.83	6.0		23	3	0	0	5	4	0	0	0	0	0	58	99	0.00	1.167										
31 Cole Sulser, R ERA: 4.5	0.0	L	4	3	4	4	0	1	0	0	0	0	0	7	14	∞	∞										
48 Steven Okert, L ERA: 2.51	1.0		4	1	0	0	2	0	0	0	0	0	0	11	16	0.00	1.000										
66 Tanner Scott, L ERA: 5.4	1.0		6	3	3	3	1	0	0	0	0	0	0	15	27	27.00	3.000										

AB	32
R	1
H	5
RBI	1
BB	1
SO	8
LOB	13

AB	31
R	7
H	10
RBI	7
BB	5
SO	8
LOB	11

Batter	1	2	3	4	5	6	7	8	9	AB	R	H	RBI	BB	SO	LOB	TOP										
2 Jazz Chisholm Jr., L OBP: 0.327, SLG: 0.558	L7	1B		HR		F8	BB	G4-3		5	2	2	4	1	0	1											
26 Garrett Cooper, R OBP: 0.365, SLG: 0.435	2B	1B		G4-3		2B	BB	K		6	2	3	3	0	2	2											
12 Jorge Soler, R OBP: 0.314, SLG: 0.479	F8			2B		2B	1B		G4-3	6	3	3	2	0	0	1											
24 Avisaíl García, R OBP: 0.241, SLG: 0.290	1B			1B		K	F8		G4-3	6	0	3	1	0	1	3											
7 Jesús Sánchez, L OBP: 0.287, SLG: 0.401 37 Wilians Astudillo, R OBP: 0.250, SLG: 0.250	K			FC5			E1		P4	5	1	3	1	0	1	3											
5 Jon Berti, R OBP: 0.391, SLG: 0.429			G4-6-3			F8	BB			4	1	1	0	1	0	3											
14 Bryan De La Cruz, R OBP: 0.333, SLG: 0.373	L8			HR		G5-3				5	2	3	2	0	0	1											
54 Nick Fortes, R OBP: 0.625, SLG: 0.500	K			HR		F7				4	2	1	0	0	1	3											
46 Luke Williams, R OBP: 0.294, SLG: 0.412	1B			B5		F9	P6			5	1	2	0	0	0	4											
<b>Inning Stats</b>	R: 0 H: 2 E: 0 K: 1 S: 10	H: 2 R: 0 ER: 0 LOB: 2 P: 15	R: 1 H: 3 E: 0 K: 2 S: 13	H: 3 R: 0 ER: 0 LOB: 2 P: 18	R: 0 H: 2 E: 0 K: 0 S: 5	H: 2 R: 0 ER: 0 LOB: 1 P: 9	R: 4 H: 5 E: 0 K: 0 S: 17	H: 5 R: 0 ER: 0 LOB: 0 P: 24	R: 0 H: 0 E: 0 K: 0 S: 8	H: 0 R: 0 ER: 0 LOB: 0 P: 14	R: 3 H: 4 E: 0 K: 1 S: 20	H: 4 R: 0 ER: 0 LOB: 1 P: 27	R: 6 H: 5 E: 1 K: 0 S: 17	H: 5 R: 0 ER: 0 LOB: 2 P: 33	R: 0 H: 0 E: 0 K: 1 S: 9	H: 0 R: 0 ER: 0 LOB: 0 P: 17	R: 0 H: 0 E: 0 K: 0 S: 6	H: 0 R: 0 ER: 0 LOB: 0 P: 10	1B: 15 2B: 5 3B: 0 HR: 1	SF: 0 2B: 5 3B: 0 HBP: 1	WP: 0 PB: 0 SB: 0 CS: 0	PA: 50					
<b>PITCHER</b>	IP	WLS	BF	H	R	ER	SO	BB	IBB	HBP	BLK	WP	HR	S	P	ERA	WHIP										
49 Antonio Senzate, R ERA: 5.4	5.1	L	28	13	6	6	3	0	0	0	0	0	1	57	85	10.12	2.438										
43 Jhoulys Chacín, R ERA: 6.93	0.2		5	3	2	2	1	0	0	0	0	0	0	16	22	27.00	4.500										
56 Chad Smith, R ERA: 27.0	1.0		11	5	6	6	0	2	0	1	0	0	0	17	33	54.00	7.000										
54 Carlos Estévez, R ERA: 5.4	1.0		3	0	0	0	1	0	0	0	0	0	0	9	17	0.00	0.000										
Randaj Grichuk, R ERA:	1.0		3	0	0	0	0	0	0	0	0	0	0	6	10	0.00	0.000										

Miami Marlins @ Colorado Rockies  
Coors Field, Denver, CO  
Wed Jun 01 2022, 1:12 PM - 4:12 PM MDT  
Overcast - 52 F


AB 47  
R 14  
H 21  
RBI 13  
BB 2  
SO 5  
LOB 21



Batter	1	2	3	4	5	6	7	8	9	AB	R	H	RBI	BB	SO	LOB	BOTTOM										
19 Charlie Blackmon, L OBP: 0.301, SLG: 0.412	G6-3		K			P5		L5		4	0	0	0	0	1	0											
2 Yonathan Daza, R OBP: 0.415, SLG: 0.413 1 Garrett Hampson, R OBP: 0.294, SLG: 0.333	K		25 HBP			9 F9	25 1B	G2		1	0	0	0	1	1	0											
25 C.J. Cron, R OBP: 0.365, SLG: 0.579 6 Brian Seinen, R OBP: 0.273, SLG: 0.524	BB		HBP			BB	1B	G4-3		1	0	1	0	1	0	0											
24 Ryan McMahon, L OBP: 0.332, SLG: 0.378	K		K			F7		K		4	0	0	0	0	3	5											
9 Connor Joe, R OBP: 0.350, SLG: 0.400		BB				F9		K		3	0	0	0	1	2	2											
Brendan Rodgers, R OBP: 0.309, SLG: 0.356	K		K			F9		11 1B	2B	3	1	1	0	1	1	1											
22 Sam Hilliard, L OBP: 0.273, SLG: 0.313	K		K			F7		K		4	0	0	0	0	3	5											
11 Jose Iglesias, R OBP: 0.364, SLG: 0.385	P6					G6-3		L7		4	0	1	1	0	0	1											
35 Elias Díaz, R OBP: 0.254, SLG: 0.301	G3-1					K		G6-3		4	0	0	0	0	1	1											
<b>Inning Stats</b>	R: 0 H: 0 E: 0 K: 2 S: 9	H: 0 R: 0 ER: 0 LOB: 1 P: 16	R: 0 H: 0 E: 0 K: 2 S: 11	H: 0 R: 0 ER: 0 LOB: 1 P: 15	R: 0 H: 0 E: 0 K: 2 S: 11	H: 0 R: 0 ER: 0 LOB: 2 P: 17	R: 0 H: 0 E: 0 K: 2 S: 8	H: 0 R: 0 ER: 0 LOB: 0 P: 11	R: 0 H: 1 E: 0 K: 0 S: 13	H: 1 R: 0 ER: 0 LOB: 3 P: 26	R: 0 H: 0 E: 0 K: 0 S: 8	H: 0 R: 0 ER: 0 LOB: 0 P: 10	R: 0 H: 0 E: 0 K: 1 S: 9	H: 0 R: 0 ER: 0 LOB: 0 P: 14	R: 1 H: 2 E: 0 K: 2 S: 18	H: 2 R: 0 ER: 0 LOB: 0 P: 24	R: 0 H: 0 E: 0 K: 0 S: 6	H: 0 R: 0 ER: 0 LOB: 0 P: 10	1B: 2 2B: 1 3B: 0 HR: 0	SF: 0 2B: 1 3B: 0 HBP: 2	WP: 0 PB: 0 SB: 0 CS: 0	PA: 36					
<b>PITCHER</b>	IP	WLS	BF	H	R	ER	SO	BB	IBB	HBP	BLK	WP	HR	S	P	ERA	WHIP										
27 Edward Cabrera, R ERA:	6.0	W	25	4	0	0	0	4	0	2	0	0	0	59	94	0.00	0.833										
36 Dylan Florio, R ERA: 5.4	1.0		3	0	0	0	0	0	0	0	0	0	0	8	10	0.00	0.000										
56 Zach Pop, R ERA: 9.0	2.0		8	2	1	1	3	0	0	0	0	0	0	27	38	4.50	1.000										

Miami Marlins @ Colorado Rockies  
Coors Field, Denver, CO  
Wed Jun 01 2022, 1:12 PM - 4:12 PM MDT  
Overcast - 52 F

AB 30  
R 1  
H 3  
RBI 1  
BB 4  
SO 12  
LOB 15







Batter	1	2	3	4	5	6	7	8	9	AB	R	H	RBI	BB	SO	LOB	TOP										
8 Tommy La Stella, L (1, 10) OBP: 0.294, SLG: 0.500 10 Evan Longoria, R (8, FH) OBP: 0.267, SLG: 0.526										3	0	0	0	0	1	2	<b>San Francisco Giants @ Miami Marlins</b> loanDepot park, Miami, FL Thu Jun 02 2022, 6:45 PM - 9:18 PM EDT Att: 8,202 - Roof Closed - 72 F										
5 Mike Yastrzemski, L (1, 8) OBP: 0.401, SLG: 0.466										4	0	1	0	0	2	2											
41 Wilmer Flores, R (1, 3) OBP: 0.310, SLG: 0.423										3	0	0	0	1	0	1											
23 Joc Pederson, L (1, 7) OBP: 0.340, SLG: 0.583										4	0	1	0	0	2	2											
51 Luis González, L (1, 9) OBP: 0.361, SLG: 0.454										4	0	0	0	0	3	3											
39 Thairo Estrada, R (1, 4) OBP: 0.313, SLG: 0.381										3	0	0	0	0	0	1											
37 Donovan Walton, L (1, 6) OBP: 0.241, SLG: 0.393										3	0	0	0	0	1	1											
32 Jason Vosler, L (1, 5) OBP: 0.370, SLG: 0.487										2	0	0	0	1	1	0											
21 Joey Bart, R (1, 2) OBP: 0.305, SLG: 0.310										2	0	1	0	1	1	1											
<b>Inning Stats</b>	R: 0 H: 1 E: 0 K: 1 S: 13	H: 1 LOB: 2 BB: 1 P: 25	R: 0 H: 0 E: 0 K: 1 S: 7	H: 0 LOB: 0 BB: 0 P: 10	R: 0 H: 1 E: 0 K: 2 S: 14	H: 1 LOB: 1 BB: 0 P: 20	R: 0 H: 1 E: 0 K: 1 S: 14	H: 1 LOB: 1 BB: 0 P: 19	R: 0 H: 0 E: 0 K: 2 S: 11	H: 0 LOB: 0 BB: 0 P: 16	R: 0 H: 0 E: 0 K: 0 S: 6	H: 0 LOB: 0 BB: 0 P: 7	R: 0 H: 0 E: 0 K: 1 S: 9	H: 0 LOB: 1 BB: 1 P: 15	R: 0 H: 0 E: 0 K: 2 S: 10	H: 0 LOB: 0 BB: 0 P: 14		1B: 2 2B: 1 3B: 0 HR: 0	SF: 0 SAC: 0 DP: 1 HBP: 0	WP: 0 PB: 0 SB: 0 CS: 0	PA: 32						
<b>PITCHER</b>	IP	WLS	BF	H	R	ER	SO	BB	IBB	HBP	BLK	WP	HR	S	P	ERA	WHIP										
22 Sandy Alcantara, R (1, 1) ERA: 1.81	7.0	W	25	3	0	0	8	2	0	0	0	0	0	73	111	0.00	0.714										
48 Steven Okert, L (8, 1) ERA: 2.3	1.0	H	4	0	0	0	1	1	0	0	0	0	0	9	15	0.00	1.000										
66 Tanner Scott, L (9, 1) ERA: 5.12	1.0	S	3	0	0	0	2	0	0	0	0	0	0	10	14	0.00	0.000										

Batter	1	2	3	4	5	6	7	8	9	AB	R	H	RBI	BB	SO	LOB	BOTTOM										
5 Jon Berti, R (1, 5) OBP: 0.405, SLG: 0.446										4	0	2	0	0	1	3	<b>San Francisco Giants @ Miami Marlins</b> loanDepot park, Miami, FL Thu Jun 02 2022, 6:45 PM - 9:18 PM EDT Att: 8,202 - Roof Closed - 72 F										
2 Jazz Chisholm Jr., L (1, 4) OBP: 0.323, SLG: 0.542										4	0	0	0	0	1	3											
12 Jorge Soler, R (1, 10) OBP: 0.313, SLG: 0.463										4	1	1	0	0	1	3											
99 Jesús Aguilar, R (1, 3) OBP: 0.325, SLG: 0.414										4	1	1	1	0	2	1											
24 Avisail García, R (1, 9) OBP: 0.249, SLG: 0.298										4	1	1	0	0	0	1											
11 Miguel Rojas, R (1, 6) OBP: 0.285, SLG: 0.357										3	0	1	1	1	0	0											
14 Bryan De La Cruz, R (1, 8) OBP: 0.321, SLG: 0.347										3	0	0	0	0	1	3											
58 Jacob Stallings, R (1, 2) OBP: 0.292, SLG: 0.276										3	0	1	1	0	0	0											
46 Luke Williams, R (1, 7) OBP: 0.350, SLG: 0.389										1	0	0	0	2	0	2											
<b>Inning Stats</b>	R: 0 H: 1 E: 0 K: 1 S: 14	H: 2 LOB: 1 BB: 1 P: 23	R: 0 H: 0 E: 0 K: 2 S: 10	H: 0 LOB: 0 BB: 0 P: 18	R: 0 H: 0 E: 0 K: 1 S: 6	H: 0 LOB: 0 BB: 1 P: 17	R: 2 H: 3 E: 0 K: 0 S: 12	H: 3 LOB: 1 BB: 0 P: 17	R: 0 H: 1 E: 0 K: 0 S: 9	H: 1 LOB: 2 BB: 1 P: 15	R: 0 H: 0 E: 0 K: 1 S: 8	H: 0 LOB: 0 BB: 0 P: 11	R: 0 H: 0 E: 0 K: 1 S: 8	H: 0 LOB: 0 BB: 0 P: 11	1B: 5 2B: 3 3B: 0 HR: 0	SF: 0 SAC: 0 DP: 1 HBP: 0		WP: 1 PB: 0 SB: 0 CS: 1	PA: 33								
<b>PITCHER</b>	IP	WLS	BF	H	R	ER	SO	BB	IBB	HBP	BLK	WP	HR	S	P	ERA	WHIP										
57 Alex Wood, L (1, 1) ERA: 4.66	0.2	L	21	4	2	2	5	2	0	0	0	0	0	58	3.38	1.125											
75 Camilo Doval, R (6, 1) ERA: 3.48	2.0		8	1	0	0	1	1	0	0	0	0	0	17	26	0.00	1.000										
73 Sam Long, L (7, 1) ERA: 2.92																											

AB	29
R	0
H	3
RBI	0
BB	3
SO	11
LOB	14



Batter	1	2	3	4	5	6	7	8	9	AB	R	H	RBI	BB	SO	LOB	TOP										
41 Wilmer Flores, R OBP: 0.326, SLG: 0.436	2-1 B SL 90 F FC 97 X SL 90	1-0 B SL 80 X FF 91		L9		10 2B	5 2B 35 HR		4-1 B FA 74 B EP 45 B EP 42 B EP 44	4	3	3	1	2	0	1											
5 Mike Yastrzemski, L OBP: 0.465, SLG: 0.893	4-0 B SL 80 B SL 88	3-2 C SL 80 F FF 92 B SL 84	1-3 2-H	F7	0-1 C SL 80 X SL 81	F7	35 HR		2-1 C FA 73 B EP 42 B FA 71 X EP 45	5	2	2	5	1	0	3											
10 Evan Longoria, R OBP: 0.288, SLG: 0.532	3-2 S SL 91 B FC 87 B SL 91 X SL 90	2-2 B SL 91 F FF 92 B SL 84	2-2	K	1-3 C SL 80 F FF 92 X SL 81				2-1 B EP 45 B FA 70 F EP 46 X EP 40	5	1	2	0	1	1	4											
21 Joey Bart, R OBP: 0.305, SLG: 0.310	1-2 B SL 80 B SL 88	1-1 C CH 86 F FF 92	2-2							0	0	0	0	0	0	0											
35 Brandon Crawford, L OBP: 0.301, SLG: 0.343	3-2 B SL 78 B SL 89 B SL 88 X SL 88	1-1 C CH 86 F FF 92	1-1	L7						5	1	1	5	0	2	4											
2 Curt Casali, R OBP: 0.296, SLG: 0.425	0-3 F FC 88 S CH 82			K	0-3 C SL 80 F FF 92 X SL 81					5	0	0	0	0	5	3											
23 Joc Pederson, L OBP: 0.348, SLG: 0.600		4-1 F FF 91 B CH 86 B SL 88 B SL 77 B FF 92	1-2 C CH 87 F FF 92	HR					2-3 B CH 82 S FF 93 B CH 84 S CH 84 S CH 95	3	3	1	1	2	1	0											
39 Thairo Estrada, R OBP: 0.316, SLG: 0.399		0-3 S SL 80 F FF 92	3-3 C SL 80 F FF 92 X SL 81	K	1-0 B FF 91 X SL 81				0-0 X SL 88	5	2	2	2	0	2	1											
51 Luis González, L OBP: 0.367, SLG: 0.454		1-2 C FF 92 H FF 93	3-2 C SL 79 B FF 91 X SL 92	L7						0	0	0	0	0	0	0											
37 Donovan Walton, L (2, PR) OBP: 0.242, SLG: 0.405	1-2 41 2B 5 HR				2-0 B CH 84 X FF 92	F8			1-2 S CH 84 F FF 94 F CH 86 F CH 85 F CH 94	4	2	1	0	0	1	0											
32 Jason Vosler, L OBP: 0.373, SLG: 0.545	1-3 C SL 79 B FF 92 S SL 81			K	0-0 X FF 91				1-0 B EP 44 X EP 38	5	1	2	1	0	1	4											
Inning Stats	R: 1 H: 1 E: 0 K: 1 S: 12	L: 1 BB: 1 P: 24	R: 4 H: 3 E: 0 K: 2 S: 19	LOB: 1 BB: 1 P: 32	R: 1 H: 1 E: 0 K: 2 S: 13	LOB: 1 BB: 0 P: 20	R: 0 H: 1 E: 0 K: 1 S: 8	LOB: 1 BB: 0 P: 9	R: 2 H: 1 E: 0 K: 2 S: 12	H: 1 LOB: 2 BB: 1 P: 21	R: 1 H: 3 E: 0 K: 2 S: 17	H: 3 LOB: 2 BB: 0 P: 24	R: 6 H: 4 E: 0 K: 1 S: 19	H: 4 LOB: 0 BB: 2 P: 32	R: 0 H: 0 E: 0 K: 2 S: 9	H: 0 LOB: 0 BB: 0 P: 12	R: 0 H: 0 E: 0 K: 0 S: 6	H: 0 LOB: 1 BB: 1 P: 15	1B: 5 2B: 4 3B: 0 HR: 5	SF: 0 SAC: 0 DP: 0 HBP: 1	WP: 0 PB: 0 CS: 0	PA: 48					
PITCHER	IP	WLS	BF	H	R	ER	SO	BB	IBB	HBP	BLK	WP	HR	S	P	ERA	WHIP	PITCHER									
35 Richard Bleier, L ERA: 5.56	1.0	L	5	1	1	1	1	1	0	0	0	0	0	12	24	9.00	2.000										
57 Eleaser Hernández, R ERA: 6.75	4.1		24	8	8	8	7	2	0	1	0	0	4	60	94	16.61	2.308										
38 Louis Head, R ERA: 5.5	1.2		12	5	6	6	3	2	0	0	0	0	1	28	44	32.40	4.200										
31 Cole Sulser, R ERA: 4.74	1.0		3	0	0	0	2	0	0	0	0	0	0	9	12	0.00	0.000										
37 Willans Astudillo, R ERA:	1.0		4	0	0	0	0	1	0	0	0	0	0	6	15	0.00	1.000										

San Francisco Giants @ Miami Marlins  
loanDepot park, Miami, FL  
Fri Jun 03 2022, 6:44 PM - 9:53 PM EDT  
Att: 6,512 - Dome - 71 F

AB	41
R	15
H	14
RBI	15
BB	6
SO	13
LOB	20



Batter	1	2	3	4	5	6	7	8	9	AB	R	H	RBI	BB	SO	LOB	BOTTOM										
2 Jazz Chisholm Jr., L OBP: 0.313, SLG: 0.524	2-2 S FF 94 B FF 95 F FF 96 X SL 88			K	0-1 C SL 88 X SL 89	G3-1			2-1 B EP 38 B EP 35 C FA 28 X FA 63	5	0	0	0	0	2	1											
26 Garrett Cooper, R OBP: 0.368, SLG: 0.441	1-1 T SL 88 B SL 86 X FF 96		K		0-1 F FF 94 X FF 96				1-2 C FA 42 F FA 64 D FA 59 X FA 66	5	0	3	1	0	2	0											
12 Jorge Soler, R OBP: 0.115, SLG: 0.461	1-3 C FF 95 B SL 84 X FF 96				3-3 D SL 89 F FF 95 B SL 88 X SL 88				1-1 C EP 43 X EP 36	3	1	1	0	0	2	2											
14 Bryan De La Cruz, R OBP: 0.314, SLG: 0.338					3-3 C FF 95 B SL 88 X SL 88				1-1 B FA 59 X EP 36	2	0	0	0	0	0	1											
99 Jesús Aguilar, R OBP: 0.318, SLG: 0.405	2-0 B SL 87 X SL 84				1-2 C SL 89 B SL 88 X SL 88	G5-3			2-2 B SL 82 B CH 85 S CH 84 X FF 95	4	0	0	0	0	0	3											
24 Avisail García, R OBP: 0.250, SLG: 0.294	1-0 B SL 93 X SL 94				4-0 D KC 84 B SL 93 D SL 93					2	1	0	0	1	1	0											
37 Willans Astudillo, R OBP: 0.270, SLG: 0.444					4-0 D KC 84 B SL 93 D SL 93					1	0	0	0	0	0	0											
7 Jesús Sánchez, L OBP: 0.287, SLG: 0.434	1-1 C SL 94 B KC 84 X KC 84				1-3 C SL 93 B SL 88 S KC 84	K			1-1 B EP 41 X EP 47	4	1	1	1	0	2	2											
5 Jon Berti, R ERA: 4.5	4-1 B SL 94 B SL 95 B SL 94 B SL 94				3-2 C SL 93 B SL 84 X CH 87					2	0	1	2	1	1	0											
46 Luke Williams, R OBP: 0.381, SLG: 0.389					1-1 F SI 93 B SL 91 X KC 84	E6			0-0 X FF 93	0	1	0	0	1	0	0											
11 Miguel Rojas, R OBP: 0.277, SLG: 0.347	0-3 C KC 84 C SL 93				1-1 F SI 93 B SL 91 X KC 84				1-2 C EP 36 X EP 37	4	0	0	0	0	1	3											
54 Nick Fortes, R OBP: 0.500, SLG: 0.615					2-0 B KC 82 X SL 92	L8			2-H C EP 36 X EP 37	4	2	2	2	0	1	2											
Inning Stats	R: 0 H: 1 E: 0 K: 1 S: 10	L: 0 LOB: 1 BB: 0 P: 16	R: 0 H: 0 E: 0 K: 1 S: 7	LOB: 0 BB: 1 P: 13	R: 0 H: 0 E: 0 K: 2 S: 8	LOB: 0 BB: 0 P: 16	R: 2 H: 2 E: 1 K: 2 S: 25	LOB: 2 BB: 1 P: 38	R: 0 H: 1 E: 0 K: 1 S: 9	H: 1 LOB: 1 BB: 0 P: 13	R: 0 H: 0 E: 0 K: 3 S: 11	H: 0 LOB: 0 BB: 0 P: 12	R: 1 H: 1 E: 0 K: 2 S: 8	H: 1 LOB: 0 BB: 0 P: 12	R: 0 H: 0 E: 0 K: 0 S: 7	H: 0 LOB: 0 BB: 0 P: 12	R: 3 H: 3 E: 0 K: 0 S: 12	H: 3 LOB: 1 BB: 1 P: 21	1B: 4 2B: 2 3B: 0 HR: 2	SF: 0 SAC: 0 DP: 0 HBP: 0	WP: 1 PB: 0 CS: 0	PA: 39					
PITCHER	IP	WLS	BF	H	R	ER	SO	BB	IBB	HBP	BLK	WP	HR	S	P	ERA	WHIP	PITCHER									
59 John Brebbia, R ERA: 3.18	1.0		4	1	0	0	1	0	0	0	0	0	0	10	16	0.00	1.000										
64 Sean Hjelle, R ERA: 4.5	3.0		14	2	2	2	5	2	0	0	0	0	0	40	67	6.00	1.333										
46 Zack Littell, R ERA: 4.64	2.0	W	7	1	0	0	4	0	0	0	0	0	0	20	25	0.00	0.500										
66 Jarlin García, L ERA: 2.33	2.0		7	1	1	1	2	0	0	0	0	0	1	15	24	4.50	0.500										
37 Donovan Walton, R ERA: 27.0	1.0		7	3	3	3	0	1	0	0	0	1	1	12	21	27.00	4.000										

San Francisco Giants @ Miami Marlins  
loanDepot park, Miami, FL  
Fri Jun 03 2022, 6:44 PM - 9:53 PM EDT  
Att: 6,512 - Dome - 71 F

AB	36
R	6
H	8
RBI	6
BB	3
SO	12
LOB	14



Batter	1				2				3				4				5				6				7				8				9				AB	R	H	RBI	BB	SO	LOB	TOP																																
8 Tommy La Stella, L (1, 10) OBP: 0.278, SLG: 0.471	G3-1								G3-1								F8								K								3	0	0	0	0	0	0																																					
10 Evan Longoria, R (8, 10) OBP: 0.284, SLG: 0.524					K								K								G4-3								P6								4	0	0	0	0	2	0																																	
5 Mike Yastrzemski, L (1, 8) OBP: 0.395, SLG: 0.479					K								K								F9								P3								4	0	0	0	0	1	0																																	
41 Wilmer Flores, R (1, 3) OBP: 0.320, SLG: 0.426					K								F9								L8																																																							
23 Joc Pederson, L (1, 9) OBP: 0.349, SLG: 0.602									G1-3								3B								L7								K								3	1	1	0	0	0	0																													
13 Austin Slater, R (9, PH) OBP: 0.393, SLG: 0.385					K								2B								G3								2B								K								3	1	2	0	1	0	0																									
35 Brandon Crawford, L (1, 6) OBP: 0.310, SLG: 0.386					3B								BB								K								2B								K								3	1	0	0	1	2	2																									
39 Thairo Estrada, R (1, 7) OBP: 0.314, SLG: 0.392					L1-4-3								BB								K								P4								K								3	1	0	0	1	2	2																									
37 Donovan Walton, L (1, 4) OBP: 0.243, SLG: 0.417					G1-3								BB								G4-3								G3								P4								4	0	1	3	0	0	2																									
32 Jason Vosler, L (1, 5) OBP: 0.370, SLG: 0.596					HR								G3-1								G3								G3								G3								3	1	1	1	0	0	1																									
21 Joey Bart, R (1, 2) OBP: 0.296, SLG: 0.300					K								G5-3								K								K								K								3	0	0	0	0	2	1																									
<b>Inning Stats</b>	R: 0 K: 2 S: 14	H: 0 BB: 0 P: 18	R: 0 K: 0 S: 8	H: 1 LOB: 1 BB: 0 P: 12	R: 1 K: 2 S: 14	H: 1 LOB: 0 BB: 0 P: 22	R: 3 K: 0 S: 13	H: 2 LOB: 1 BB: 0 P: 26	R: 0 K: 1 S: 6	H: 0 LOB: 0 BB: 0 P: 10	R: 0 K: 1 S: 6	H: 0 LOB: 0 BB: 0 P: 10	R: 0 K: 1 S: 8	H: 0 LOB: 0 BB: 0 P: 12	R: 0 K: 1 S: 11	H: 0 LOB: 0 BB: 0 P: 14	R: 0 K: 2 S: 14	H: 1 LOB: 1 BB: 0 P: 23	1B: 0 2B: 3 HR: 1	SF: 0 SAC: 0 DP: 0	WP: 0 PB: 0 CS: 0	PA: 34	PITCHER	IP	WLS	BF	H	R	ER	SO	BB	IBB	HBP	BLK	WP	HR	S	P	ERA	WHIP																																				
49 Pablo López, R (1, 1) ERA: 2.18	7.0				27				4				4				4				6				2				0				0				0				0				1				0				0				0				11				14				0.00				0.000			
48 Steven Okert, L (8, 1) ERA: 2.16	1.0				3				0				0				0				1				0				0				0				0				0				0				0				0				0				11				14				0.00				0.000			
66 Tanner Scott, L (9, 1) ERA: 4.87	1.0				W				4				1				0				0				2				0				0				0				0				0				0				14				23				0.00				1.000											
<b>Batter</b>	1				2				3				4				5				6				7				8				9				AB	R	H	RBI	BB	SO	LOB	BOTTOM																																
2 Jazz Chisholm Jr., L (1, 4) OBP: 0.313, SLG: 0.513	K								K								BB								G4-3								G4-3								G4-3								3	1	0	0	1	2	0																					
26 Garrett Cooper, R (1, 3) OBP: 0.370, SLG: 0.442	G6-3								1B								1B								G4-3								G4-3								K								4	0	2	2	0	0	0																					
12 Jorge Soler, R (1, 7) OBP: 0.313, SLG: 0.454	WP								K								F8								F9								K								K								3	0	0	0	1	2	2																					
99 Jesús Aguilar, R (1, 10) OBP: 0.317, SLG: 0.401	P6								G4-6-3								F9								G5-3								G5-3								1B								4	0	1	0	0	0	2																					
46 Luke Williams, R (9, PR) OBP: 0.391, SLG: 0.389	G4-6-3								1B								G4-6-3								F9								7								7								0	1	0	0	0	0	0																					
24 Avisail García, R (1, 9) OBP: 0.256, SLG: 0.295	P3								1B								G5-3								G5-3								1B								7								3	1	1	0	0	0	0																					
7 Jesús Sánchez, L (1, 8) OBP: 0.286, SLG: 0.438	B1-3								1B								G3								G3								SF9								SF9								3	1	1	2	0	0	0																					
5 Jon Berti, R (1, 5) OBP: 0.412, SLG: 0.457	K								K								2B								K								K								K								3	1	1	0	0	2	0																					
11 Miguel Rojas, R (1, 6) OBP: 0.272, SLG: 0.340									G3-1								K								L7								L7								K								3	0	0	0	0	1	1																					
58 Jacob Stallings, R (1, 2) OBP: 0.286, SLG: 0.270									K								G3-1								G3-1								F8								F8								3	0	0	0	0	1	1																					
<b>Inning Stats</b>	R: 0 K: 1 S: 11	H: 0 LOB: 1 BB: 1 P: 21	R: 0 K: 1 S: 6	H: 0 LOB: 0 BB: 0 P: 8	R: 0 K: 2 S: 10	H: 0 LOB: 0 BB: 0 P: 19	R: 0 K: 1 S: 10	H: 1 LOB: 0 BB: 0 P: 16	R: 4 K: 1 S: 16	H: 4 LOB: 1 BB: 1 P: 30	R: 0 K: 0 S: 5	H: 0 LOB: 0 BB: 0 P: 6	R: 0 K: 1 S: 10	H: 0 LOB: 0 BB: 0 P: 13	R: 0 K: 1 S: 7	H: 0 LOB: 0 BB: 0 P: 12	R: 1 K: 0 S: 6	H: 1 LOB: 2 BB: 0 P: 12	1B: 5 2B: 1 HR: 0	SF: 1 SAC: 0 DP: 1	WP: 1 PB: 0 CS: 0	PA: 33	PITCHER	IP	WLS	BF	H	R	ER	SO	BB	IBB	HBP	BLK	WP	HR	S	P	ERA	WHIP																																				
62 Logan Webb, R (1, 1) ERA: 3.82	4.2				19				4				4				4				6				2				0				0				0				0				4				7				0.00				3.000																			
59 John Brebbia, R (5, 1) ERA: 3.13	0.1				2				1				0				0				0				0				0				0				0				0				4				7				0.00				0.000																			
75 Camilo Doval, R (6, 1) ERA: 3.32	1.0				3				0				0				0				1				0				0				0				0				10				13				0.00				0.000																							
17 Jake McGee, L (7, 1) ERA: 7.43	1.0				3				0				0				0				1				0				0				0				0				10				13				0.00				0.000																							
71 Tyler Rogers, R (8, 1) ERA: 6.04	1.1				L				6				1				1				1				1				0				0				1				1				0				13				24				6.75				0.750															

San Francisco Giants @ Miami Marlins  
loanDepot park, Miami, FL  
Sat Jun 04 2022, 4:13 PM - 7:05 PM EDT  
Att. 7,515 - Roof Closed - 72 F

AB 32  
R 4  
H 5  
RBI 4  
BB 2  
SO 9  
LOB 6



San Francisco Giants @ Miami Marlins  
loanDepot park, Miami, FL  
Sat Jun 04 2022, 4:13 PM - 7:05 PM EDT  
Att. 7,515 - Roof Closed - 72 F

AB 29  
R 5  
H 6  
RBI 4  
BB 2  
SO 8  
LOB 6



Batter	1	2	3	4	5	6	7	8	9	AB	R	H	RBI	BB	SO	LOB	TOP					
13 Austin Slater, R OBP: 0.372, SLG: 0.371	F9	K		G4-3		K		PO		5	0	1	1	0	2	2						
41 Wilmer Flores, R OBP: 0.322, SLG: 0.422	HBP		F8		G6-3			K	K	4	0	1	0	0	1	0						
5 Mike Yastrzemski, L OBP: 0.394, SLG: 0.463	K		K	G4-3		L9		P6		5	0	0	0	0	2	2						
10 Evan Longoria, R OBP: 0.292, SLG: 0.507			G6-3					P3		4	0	1	0	1	0	0						
51 Luis González, L OBP: 0.363, SLG: 0.446	L6			B5		F9				4	0	1	0	0	0	2						
39 Thairo Estrada, R OBP: 0.362, SLG: 0.393		HBP				L8				2	1	1	0	1	0	0						
32 Jason Vosler, L OBP: 0.318, SLG: 0.569		K						K		4	1	1	0	0	2	4	AB 35					
2 Curt Casali, R OBP: 0.318, SLG: 0.447										3	2	2	0	1	1	3	R 5					
37 Donovan Walton, L OBP: 0.244, SLG: 0.475	K							G3		4	1	1	4	0	1	6	H 9					
																	RBI 5					
Inning Stats	R: 0 H: 1 E: 0 K: 1 S: 14	H: 1 LOB: 2 BB: 0 P: 21	R: 0 H: 1 E: 0 K: 3 S: 16	H: 1 LOB: 2 BB: 0 P: 22	R: 0 H: 0 E: 0 K: 1 S: 11	H: 0 LOB: 0 BB: 0 P: 16	R: 4 H: 4 E: 0 K: 0 S: 16	H: 4 LOB: 1 BB: 1 P: 23	R: 0 H: 1 E: 0 K: 1 S: 16	H: 1 LOB: 3 BB: 2 P: 32	R: 0 H: 0 E: 0 K: 0 S: 8	H: 0 LOB: 0 BB: 0 P: 16	R: 0 H: 0 E: 0 K: 0 S: 4	H: 0 LOB: 0 BB: 0 P: 8	R: 1 H: 2 E: 0 K: 1 S: 17	H: 2 LOB: 0 BB: 0 P: 21	R: 0 H: 0 E: 0 K: 1 S: 9	H: 0 LOB: 0 BB: 0 P: 11	1B: 7 2B: 1 3B: 0 HR: 1	SF: 0 SAC: 0 DP: 0 HBP: 2	WP: 0 PB: 0 SB: 3 CS: 0	PA: 41
PITCHER	IP	WLS	BF	H	R	ER	SO	BB	IBB	HBP	BLK	WP	HR	S	P	ERA	WHIP					
60 Braxton Garrett, L ERA: 10.8	3.1	L	18	5	4	4	5	1	0	2	0	0	1	50	72	10.80	1.800					
51 Tommy Nance, R ERA: 3.09	1.2		9	2	0	0	1	2	0	0	0	0	0	23	42	0.00	2.400					
36 Dylan Floro, R ERA: 4.35	2.0		6	0	0	0	1	0	0	0	0	0	0	12	24	0.00	0.000					
35 Richard Bleier, L ERA: 6.0	0.2		3	1	1	1	1	0	0	0	0	0	0	13	16	13.50	1.500					
52 Anthony Bass, R ERA: 2.14	0.1		1	1	0	0	0	0	0	0	0	0	0	4	5	0.00	3.000					
31 Cole Sulser, R ERA: 4.5	1.0		3	0	0	0	1	0	0	0	0	0	0	0	1	0.00	0.000					
5 Jon Berti, R OBP: 0.404, SLG: 0.446	F8			G1-3		G6-3				4	0	1	0	0	0	0						
26 Garrett Cooper, R OBP: 0.373, SLG: 0.462	K			G6-3		HR				4	1	2	1	0	1	0						
12 Jorge Soler, R OBP: 0.311, SLG: 0.446				K		K				3	0	0	0	1	2	2						
99 Jesús Aguilar, R OBP: 0.315, SLG: 0.403	K			K		K				4	0	1	0	0	3	1						
24 Avisail García, R OBP: 0.250, SLG: 0.288	F9			G1-3		G5-3		G5-3		4	0	0	0	0	0	1						
7 Jesús Sánchez, L OBP: 0.279, SLG: 0.428	G6-3			F7		P5		F7		4	0	0	0	0	0	1						
11 Miguel Rojas, R OBP: 0.278, SLG: 0.340						G6-3		L9		3	0	1	0	1	0	1						
58 Jacob Stallings, R OBP: 0.280, SLG: 0.264	K			L9		K				3	0	0	0	0	2	2						
46 Luke Williams, R OBP: 0.364, SLG: 0.388				L8		K				1	0	0	0	0	0	0						
2 Jazz Chisholm Jr., L OBP: 0.306, SLG: 0.507										2	0	0	0	0	1	1						
Inning Stats	R: 0 H: 0 E: 0 K: 2 S: 10	H: 0 LOB: 1 BB: 1 P: 20	R: 0 H: 1 E: 0 K: 1 S: 8	H: 1 LOB: 1 BB: 0 P: 12	R: 0 H: 0 E: 0 K: 0 S: 9	H: 0 LOB: 0 BB: 0 P: 15	R: 0 H: 0 E: 0 K: 2 S: 12	H: 0 LOB: 0 BB: 0 P: 18	R: 0 H: 1 E: 0 K: 1 S: 12	H: 0 LOB: 1 BB: 1 P: 18	R: 1 H: 1 E: 0 K: 2 S: 8	H: 1 LOB: 0 BB: 0 P: 13	R: 0 H: 0 E: 0 K: 0 S: 4	H: 0 LOB: 0 BB: 0 P: 6	R: 0 H: 2 E: 0 K: 1 S: 14	H: 2 LOB: 2 BB: 0 P: 22	R: 0 H: 1 E: 0 K: 0 S: 13	H: 1 LOB: 1 BB: 0 P: 17	1B: 3 2B: 1 3B: 0 HR: 1	SF: 0 SAC: 0 DP: 0 HBP: 0	WP: 0 PB: 0 SB: 0 CS: 0	PA: 34
PITCHER	IP	WLS	BF	H	R	ER	SO	BB	IBB	HBP	BLK	WP	HR	S	P	ERA	WHIP					
34 Jakob Junis, R ERA: 2.51	6.0	W	22	2	1	1	8	2	0	0	0	0	0	4	6	0.00	0.667					
52 Dominic Leone, R ERA: 2.84	1.0	H	3	0	0	0	0	0	0	0	0	0	0	4	6	0.00	0.000					
71 Tyler Rogers, R ERA: 5.79	1.0		5	2	0	0	1	0	0	0	0	0	0	14	22	0.00	2.000					
75 Camilo Doval, R ERA: 3.18	1.0		4	1	0	0	0	0	0	0	0	0	0	13	17	0.00	1.000					

San Francisco Giants @ Miami Marlins  
loanDepot park, Miami, FL  
Sun Jun 05 2022, 1:42 PM - 4:52 PM EDT  
Att: 9,641 - Dome - 71 F

AB 35  
R 5  
H 9  
RBI 5  
BB 3  
SO 9  
LOB 19



San Francisco Giants @ Miami Marlins  
loanDepot park, Miami, FL  
Sun Jun 05 2022, 1:42 PM - 4:52 PM EDT  
Att: 9,641 - Dome - 71 F

AB 32  
R 1  
H 5  
RBI 1  
SO 9  
LOB 9




Batter	1	2	3	4	5	6	7	8	9	AB	R	H	RBI	BB	SO	LOB	TOP										
1 César Hernández, S OBP: 0.320, SLG: 0.533 9 Dee Strange-Gordon, L OBP: 0.297, SLG: 0.359	G6-3		G6-3			G4-3	FC5-4		FC6-4	4	0	0	0	0	0	2											
28 Lane Thomas, R OBP: 0.277, SLG: 0.423	1B			L7		L7		2B	FC6-4	5	1	2	0	0	0	2											
22 Juan Soto, L OBP: 0.373, SLG: 0.456	FC4-6			BB		HBP		L7		2	0	0	0	1	0	2											
23 Nelson Cruz, R OBP: 0.338, SLG: 0.368	K			F8		BB		2B		3	0	1	1	1	1	2											
19 Josh Bell, S OBP: 0.365, SLG: 0.413	G4-3			G1-3		FC6-4		K		4	0	0	0	0	1	4											
29 Yadiel Hernández, L OBP: 0.319, SLG: 0.411 5 Ehire Adrianza, S	K					K		F8		2	0	0	0	0	2	0											
20 Keibert Ruiz, S OBP: 0.320, SLG: 0.338	F8					G3-1		G6-3		4	0	0	0	0	0	0											
7 Maikel Franco, R OBP: 0.294, SLG: 0.394 16 Víctor Robles, R OBP: 0.305, SLG: 0.320			P5			K		2B		3	0	1	0	0	1	0											
2 Luis García Jr., L OBP: 0.375, SLG: 0.609	F8							HR		4	1	2	1	0	0	1											
<b>Inning Stats</b>	R: 0 H: 1 E: 0 K: 1 S: 10	WLS: 1 BF: 0 P: 18	R: 0 H: 0 E: 0 K: 1 S: 10	LOB: 0 BB: 0 P: 17	R: 0 H: 0 E: 0 K: 0 S: 8	LOB: 0 BB: 0 P: 10	R: 0 H: 0 E: 0 K: 0 S: 9	LOB: 0 BB: 1 P: 16	R: 0 H: 0 E: 0 K: 2 S: 7	LOB: 0 BB: 0 P: 14	R: 1 H: 1 E: 0 K: 0 S: 11	LOB: 2 BB: 1 P: 24	R: 0 H: 2 E: 0 K: 0 S: 10	LOB: 2 BB: 0 P: 16	R: 1 H: 2 E: 0 K: 2 S: 13	LOB: 1 BB: 0 P: 16	R: 0 H: 2 E: 1 K: 0 S: 11	LOB: 2 BB: 0 P: 14	1B: 4 2B: 3 3B: 0 HR: 1	SF: 0 SAC: 0 DP: 0 HBP: 1	WP: 0 PB: 0 SB: 1 CS: 0	PA: 38					
<b>PITCHER</b>	IP	WLS	BF	H	R	ER	SO	BB	IBB	HBP	BLK	WP	HR	S	P	ERA	WHIP										
27 Edward Cabrera, R ERA: 0.75	6.0	W	23	2	1	1	4	2	0	1	0	0	1	55	99	1.50	0.667										
35 Richard Bleier, L ERA: 5.54	1.0		5	2	0	0	0	0	0	0	0	0	0	10	16	0.00	2.000										
38 Luis Head, R ERA: 5.68	1.0		5	2	1	1	2	0	0	0	0	0	0	13	16	9.00	2.000										
31 Cole Sulser, R ERA: 4.29	1.0		5	2	0	0	0	0	0	0	0	0	0	11	14	0.00	2.000										

Washington Nationals @ Miami Marlins  
loanDepot park, Miami, FL  
Tue Jun 07 2022, 6:44 PM - 9:39 PM EDT  
Att: 7,112 - Roof Closed - 72 F

livebaseballscorecards.com

AB 35  
R 2  
H 8  
RBI 2  
BB 2  
SO 6  
LOB 14




Batter	1	2	3	4	5	6	7	8	9	AB	R	H	RBI	BB	SO	LOB	BOTTOM										
2 Jazz Chisholm Jr., L OBP: 0.310, SLG: 0.541	G4-3			K		K			K	5	2	6	0	2	2												
26 Garrett Cooper, R OBP: 0.374, SLG: 0.466	K	HR		G5-3		F7				5	1	2	0	0	1	0											
12 Jorge Soler, R OBP: 0.319, SLG: 0.468 37 Williams Astudillo, R OBP: 0.263, SLG: 0.421	F9		G6-3		HR				K	4	1	2	2	0	1	0											
99 Jesús Aguilar, R OBP: 0.308, SLG: 0.392	G5-3		G6-3		K				F7	5	0	0	0	0	1	1											
24 Avisail García, R OBP: 0.261, SLG: 0.299 46 Luke Williams, R OBP: 0.348, SLG: 0.350	G1-3	1B	K						G5-3	4	1	3	0	0	1	1											
7 Jesús Sánchez, L OBP: 0.279, SLG: 0.428 14 Bryan De La Cruz, R OBP: 0.308, SLG: 0.329	HR	1B	G1-3		FC5-4				F9	0	0	0	0	0	0	0											
5 Jon Berti, R OBP: 0.398, SLG: 0.429	G1-3					G4-3			K	3	1	0	0	1	1	2											
11 Miguel Rojas, R OBP: 0.289, SLG: 0.346	HR	BB				G3				3	2	2	0	1	0	0											
54 Nick Fortes, R OBP: 0.600, SLG: 0.867	HR	BB				HR			BB	2	3	2	4	2	0	0											
<b>Inning Stats</b>	R: 0 H: 0 E: 0 K: 1 S: 9	H: 4 LOB: 0 BB: 1 P: 12	R: 0 H: 1 E: 0 K: 1 S: 7	LOB: 1 BB: 0 P: 12	R: 5 H: 5 E: 0 K: 2 S: 14	LOB: 1 BB: 1 P: 21	R: 2 H: 1 E: 0 K: 0 S: 9	LOB: 0 BB: 1 P: 17	R: 0 H: 1 E: 0 K: 2 S: 10	LOB: 1 BB: 0 P: 17	R: 0 H: 2 E: 0 K: 3 S: 15	LOB: 3 BB: 1 P: 24	R: 0 H: 0 E: 0 K: 0 S: 9	LOB: 0 BB: 0 P: 15	R: 0 H: 0 E: 0 K: 0 S: 9	LOB: 0 BB: 0 P: 15	1B: 8 2B: 2 3B: 0 HR: 4	SF: 0 SAC: 0 DP: 0 HBP: 0	WP: 0 PB: 0 SB: 1 CS: 0	PA: 42							
<b>PITCHER</b>	IP	WLS	BF	H	R	ER	SO	BB	IBB	HBP	BLK	WP	HR	S	P	ERA	WHIP										
60 Joan Adon, R ERA: 6.95	3.0	L	18	7	8	8	2	2	0	0	0	0	2	34	58	24.00	3.000										
57 Andrés Machado, R ERA: 7.04	2.0		11	4	4	4	2	1	0	0	0	0	2	21	31	18.00	2.500										
51 Jordan Weems, R ERA: 13.5	1.1		7	2	0	0	3	1	0	0	0	0	0	16	30	0.00	2.250										
59 Evan Lee, L ERA: 3.38	1.2		6	1	0	0	2	0	0	0	0	0	0	18	26	0.00	0.600										

Washington Nationals @ Miami Marlins  
loanDepot park, Miami, FL  
Tue Jun 07 2022, 6:44 PM - 9:39 PM EDT  
Att: 7,112 - Roof Closed - 72 F

livebaseballscorecards.com

AB 38  
R 12  
H 14  
RBI 12  
BB 4  
SO 9  
LOB 12



Batter	1	2	3	4	5	6	7	8	9	10	AB	R	H	RBI	BB	SO	LOB	TOP				
1 César Hernández, S OBP: 0.314, SLG: 0.326	G1-3		K		F8			F7		G5-3	5	0	0	0	0	1	2					
28 Lane Thomas, R OBP: 0.280, SLG: 0.411	K		K			G5-3		K			4	0	0	0	0	3	0					
22 Juan Soto, L OBP: 0.371, SLG: 0.457	G4-3			G6-3		G5-3		G3-1			4	0	1	0	0	0	0					
23 Nelson Cruz, R OBP: 0.332, SLG: 0.361		K		G5-3		G5-3		K			4	0	0	0	0	2	1					
19 Josh Bell, S OBP: 0.371, SLG: 0.414						G4-3		G6-3			4	0	2	0	0	0	1					
2 Luis García Jr., L OBP: 0.321, SLG: 0.519	FC4-6 20 1B			F9			G4-3		G3-1		4	1	0	0	0	0	2					
20 Keibert Ruiz, S OBP: 0.324, SLG: 0.342					G4-3		G5-3			20 1B	4	0	2	1	0	0	0					
5 Ehire Adrianza, S OBP: 0.333, SLG: 0.333			G4-3								4	0	2	0	0	1	3					
16 Victor Robles, R OBP: 0.297, SLG: 0.311			L8		FC5-4 1 S		P4				4	0	0	0	0	1	3					
<b>Inning Stats</b>	R: 0 E: 0 K: 1 S: 11	H: 0 LOB: 0 BB: 0 P: 13	R: 0 E: 0 K: 1 S: 12	H: 2 LOB: 2 BB: 0 P: 12	R: 0 E: 0 K: 2 S: 7	H: 0 LOB: 0 BB: 0 P: 8	R: 0 E: 0 K: 0 S: 10	H: 1 LOB: 1 BB: 0 P: 15	R: 0 E: 0 K: 0 S: 9	H: 1 LOB: 1 BB: 0 P: 14	R: 0 E: 0 K: 0 S: 9	H: 1 LOB: 1 BB: 0 P: 12	R: 0 E: 0 K: 1 S: 7	H: 0 LOB: 0 BB: 0 P: 8	R: 0 E: 0 K: 1 S: 9	H: 0 LOB: 0 BB: 0 P: 10	R: 1 E: 0 K: 2 S: 11	H: 1 LOB: 1 BB: 0 P: 14	1B: 6 2B: 1 3B: 0 HR: 0	SF: 0 SAC: 0 DP: 0 HBP: 0	WP: 0 PB: 0 SB: 1 CS: 0	PA: 37
<b>PITCHER</b>	IP 9.0	WLS 33	BF 6	H 0	R 0	ER 0	SO 6	BB 0	IBB 0	HBP 0	BLK 0	WP 0	HR 0	S 84	P 105	ERA 0.00	WHIP 0.667					
22 Sandy Alcantara, R ERA: 1.61	1.0	W	4	1	1	0	2	0	0	0	0	0	0	0	11	14	0.00	1.000				
66 Tanner Scott, L ERA: 4.64																						

Washington Nationals @ Miami Marlins  
loanDepot park, Miami, FL  
Wed Jun 08 2022, 6:43 PM - 10:12 PM EDT  
Att: 7,193 - Roof Closed - 72 F

AB	37
R	1
H	7
RBI	1
BB	0
SO	8
LOB	12



Batter	1	2	3	4	5	6	7	8	9	10	AB	R	H	RBI	BB	SO	LOB	BOTTOM						
2 Jazz Chisholm Jr., L OBP: 0.307, SLG: 0.526	G4-3		K				K				4	1	0	0	1	3	3							
26 Garrett Cooper, R OBP: 0.379, SLG: 0.489											5	0	3	0	0	0	0							
12 Jorge Soler, R OBP: 0.323, SLG: 0.472											3	0	2	0	1	0	1							
46 Luke Williams, R OBP: 0.348, SLG: 0.350											0	0	0	0	0	0	0							
37 Wilians Astudillo, R OBP: 0.300, SLG: 0.456											1	1	1	1	0	0	0							
99 Jesús Aguilar, R OBP: 0.307, SLG: 0.389											4	0	1	1	0	0	4							
24 Avisail Garcia, R OBP: 0.255, SLG: 0.292											4	0	0	0	0	2	6							
5 Jon Berti, R OBP: 0.392, SLG: 0.420											4	0	1	0	0	2	5							
11 Miguel Rojas, R OBP: 0.288, SLG: 0.340											3	0	0	0	1	1	0							
58 Jacob Stallings, R OBP: 0.272, SLG: 0.256											4	0	0	0	0	1	2							
14 Bryan De La Cruz, R OBP: 0.305, SLG: 0.326											4	0	1	0	0	0	2							
<b>Inning Stats</b>	R: 0 E: 1 K: 2 S: 20	H: 2 LOB: 3 BB: 0 P: 27	R: 0 E: 0 K: 2 S: 13	H: 1 LOB: 1 BB: 0 P: 20	R: 0 E: 0 K: 1 S: 16	H: 2 LOB: 2 BB: 0 P: 22	R: 0 E: 0 K: 1 S: 10	H: 0 LOB: 0 BB: 0 P: 13	R: 0 E: 0 K: 0 S: 10	H: 1 LOB: 1 BB: 0 P: 19	R: 0 E: 0 K: 0 S: 6	H: 0 LOB: 0 BB: 0 P: 11	R: 0 E: 0 K: 1 S: 7	H: 0 LOB: 0 BB: 0 P: 14	R: 0 E: 0 K: 1 S: 15	H: 0 LOB: 1 BB: 1 P: 26	R: 0 E: 0 K: 1 S: 8	H: 1 LOB: 2 BB: 1 P: 14	R: 2 E: 0 K: 0 S: 7	H: 2 LOB: 1 BB: 0 P: 11	1B: 9 2B: 0 3B: 0 HR: 0	SF: 0 SAC: 0 DP: 0 HBP: 0	WP: 0 PB: 0 SB: 1 CS: 1	PA: 40
<b>PITCHER</b>	IP 5.0	WLS 22	BF 5	H 0	R 0	ER 0	SO 6	BB 1	IBB 0	HBP 0	BLK 0	WP 0	HR 0	S 69	P 101	ERA 0.00	WHIP 1.400							
40 Josiah Gray, R ERA: 4.33	1.2																							
33 Steve Csishek, R ERA: 3.91	1.1																							
58 Carl Edwards Jr., R ERA: 1.66	1.0																							
67 Kyle Finnegan, R ERA: 3.68	0.1	L	3	2	2	0	0	0	0	0	0	0	0	7	11	0.00	6.000							
21 Tanner Rainey, R ERA: 2.55																								

Washington Nationals @ Miami Marlins  
loanDepot park, Miami, FL  
Wed Jun 08 2022, 6:43 PM - 10:12 PM EDT  
Att: 7,193 - Roof Closed - 72 F

AB	36
R	2
H	9
RBI	2
BB	3
SO	9
LOB	23



Batter	1	2	3	4	5	6	7	8	9	AB R H RBI BB SO LOB	TOP											
28 Lane Thomas, R OBP: 0.289, SLG: 0.420	 1-1 C FF 97 B FF 96 X CH 88		 3-2 B CH 88 C FF 94 F FF 96 B FF 95 X CH 88			 4-1 S FF 95 B SL 93 B FF 94		 1-2 C SI 93 B SL 93 X SI 94		 2-3 B FF 97 C FF 96 B SL 93 X CH 88	4 1 2 1 1 1 0	<p><b>Washington Nationals @ Miami Marlins</b> loanDepot park, Miami, FL Thu Jun 09 2022, 6:44 PM - 9:52 PM EDT Att: 9,108 - Dome - 72 F</p> <p><b>AB 35</b> <b>R 4</b> <b>H 9</b> <b>RBI 3</b> <b>BB 3</b> <b>SO 9</b> <b>LOB 20</b></p>										
5 Ehire Adrianza, S OBP: 0.182, SLG: 0.182	 3-3 L FF 97 S FF 96 F FF 97 1 SAFE 1 SAFE F FF 97 B SL 92 B CH 88 F FF 97		 1-1 B SL 83 S FF 95 X CH 88		 0-0 X CH 88		 1-3 B FC 87 C FF 87 S SL 90 C CH 88		 1-3 C SL 90 B SL 90 S SL 91	5 0 0 0 0 3 5												
22 Juan Soto, L OBP: 0.368, SLG: 0.451	 0-2 S CH 87 C CH 87 X SL 81			 1-2 C FF 95 B FF 94 B CH 88 X CH 88	 3-2 C FF 95 B CH 88 B FF 97 F FF 96 B FF 96 X CH 88		 0-0 X SI 89		 1-1 C SL 91 B SL 91 X SL 91	5 0 1 2 0 0 2												
19 Josh Bell, S OBP: 0.373, SLG: 0.418	 0-0 1 SAFE X FF 98			 1-0 B FF 92 X CH 88	 1-0 B FF 95 X CH 88		 4-1 F FC 87 B CH 83 B SL 88 B FF 87			3 0 2 0 1 0 2												
7 Maikel Franco, R OBP: 0.293, SLG: 0.392	 1-2 C CH 88 F FF 96 D SL 81 T FF 98			 1-3 S CH 86 S CH 85 B FF 95 C CH 86	 0-1 B SI 93 B SL 87 C SI 93 X CU 84	 2-2 B SI 93 B SL 87 C SI 93 X CU 84	 0-1 S SL 87 X SL 86			4 0 1 0 0 2 5												
29 Yadiel Hernandez, L OBP: 0.311, SLG: 0.460	 1-0 B FF 96 X FF 96			 1-0 B SL 83 X FF 96		 1-1 B CU 84 C FF 95 X CU 84		 2-2 B FF 94 B SL 86 F FF 95 B SL 86 X SL 86		4 0 0 0 0 0 2												
15 Riley Adams, R OBP: 0.294, SLG: 0.371	 0-3 C FF 94 T FF 95 S FF 96				 3-1 B FF 92 B CH 86 C FF 94 X FF 94	 2-1 C SL 86 B SL 87 X SL 86		 2-2 C SI 96 B SL 86 B SL 86 X SL 87		4 0 2 0 0 1 1												
2 Luis Garcia Jr., L OBP: 0.313, SLG: 0.467	 3-3 B SL 81 B SL 82 C FF 95 C FF 95 S CH 88				 1-2 S CH 86 B CH 85 B SL 82 C FF 95 X CH 88		 4-2 S CU 85 B CU 86 B SI 94 B SI 94 S CU 85	 0-3 F SL 86 S FS 86		3 1 0 0 1 2 2												
16 Victor Robles, R OBP: 0.302, SLG: 0.311			 1-2 C FF 94 B CH 86 X FF 96		 1-1 1 SAFE B CH 86 S FF 96 1 SAFE X FF 94		 1-0 H SI 92	 0-1 F SI 96 X SI 96		3 2 1 0 0 0 1												
<b>Inning Stats</b>	R: 0 H: 2 E: 0 K: 2 S: 15	WLS: 2 BF: 20 LOB: 2 BB: 0 P: 20	R: 0 H: 0 E: 0 K: 2 S: 7	LOB: 0 BB: 0 P: 11	R: 0 H: 0 E: 0 K: 0 S: 9	LOB: 0 BB: 0 P: 14	R: 0 H: 1 E: 0 K: 1 S: 8	LOB: 1 BB: 0 P: 12	R: 2 H: 3 E: 0 K: 0 S: 15	LOB: 2 BB: 1 P: 28	R: 0 H: 1 E: 0 K: 0 S: 7	LOB: 0 BB: 0 P: 12	R: 2 H: 1 E: 1 K: 1 S: 13	LOB: 2 BB: 2 P: 24	R: 0 H: 1 E: 0 K: 1 S: 11	LOB: 1 BB: 0 P: 15	R: 0 H: 0 E: 0 K: 2 S: 8	LOB: 0 BB: 0 P: 12	1B: 8 2B: 1 3B: 0 HR: 0	SF: 0 SAC: 0 DP: 1 HBP: 1	WP: 0 PB: 0 CS: 0	PA: 39
<b>PITCHER</b>	IP WLS BF H R ER SO BB IBB HBP BLK WP HR S P ERA WHIP	IP WLS BF H R ER SO BB IBB HBP BLK WP HR S P ERA WHIP											IP WLS BF H R ER SO BB IBB HBP BLK WP HR S P ERA WHIP									
28 Trevor Rogers, L ERA: 5.88	5.0 W 22 6 2 2 5											5.0 W 22 6 2 2 5										
51 Tommy Nance, R ERA: 4.25	1.0 6 2 2 2 0											1.0 6 2 2 2 0										
35 Richard Bleier, L ERA: 5.27	0.2 H 3 0 0 0 1											0.2 H 3 0 0 0 1										
52 Anthony Bass, R ERA: 2.01	1.1 H 5 1 0 0 1											1.1 H 5 1 0 0 1										
66 Tanner Scott, L ERA: 4.43	1.0 S 3 0 0 0 2											1.0 S 3 0 0 0 2										

Batter	1	2	3	4	5	6	7	8	9	AB R H RBI BB SO LOB	BOTTOM									
2 Jazz Chisholm Jr., L OBP: 0.311, SLG: 0.527	 0-0 X SI 91	 0-3 C CH 88 S CH 87			 0-0 X CH 86	 0-0 X SI 94				4 2 2 0 0 1 0	<p><b>Washington Nationals @ Miami Marlins</b> loanDepot park, Miami, FL Thu Jun 09 2022, 6:44 PM - 9:52 PM EDT Att: 9,108 - Dome - 72 F</p> <p><b>AB 32</b> <b>R 7</b> <b>H 10</b> <b>RBI 7</b> <b>BB 3</b> <b>SO 7</b> <b>LOB 13</b></p>									
26 Garrett Cooper, R OBP: 0.386, SLG: 0.478	 2-2 B CU 79 B SI 91 C SI 90 C CU 77 X SI 91		 1-2 C CH 88 H CH 83		 3-1 1 SAFE B SI 90 C CU 76 B SI 90 C SI 90 X SI 90		 2-0 B FF 97 B FF 95 X FF 94		 2-0 B FF 97 B FF 95 X FF 94	3 1 2 1 0 0 1										
99 Jesús Aguilar, R OBP: 0.306, SLG: 0.387	 1-2 C SI 90 F SI 90 B CU 77 X CU 76		 0-1 C CU 77 X CU 76		 2-2 C SI 90 T CU 78 B CU 79 S CH 86		 2-2 B FF 97 B FF 96 X SL 87	 0-1 B FF 97 B FF 96 X SL 87		4 0 1 1 0 0 3										
24 Avisail Garcia, R OBP: 0.266, SLG: 0.300	 4-2 B SI 92 F CU 77 C SI 92 B FF 91 D CU 80		 2-3 C SI 90 F CU 77 D CH 85 S CU 77		 0-1 F CU 77 X CU 77		 4-0 B FF 97 B FF 97 B FF 96	 1-2 B FF 97 B FF 97 B FF 96		2 2 1 0 2 1 1										
7 Jesús Sánchez, L OBP: 0.284, SLG: 0.453	 1-0 B FF 91 X SI 90		 0-0 X FF 91		 2-2 B FF 90 C FF 91 F FF 91 X FF 92		 1-2 B FF 96 C FF 97 T FF 98	 1-2 B FF 96 C FF 97 T FF 98		4 2 2 3 0 1 3										
5 Jon Berti, R OBP: 0.396, SLG: 0.424	 0-1 C FF 90 X CU 79			 0-2 C FF 90 F FF 91 T CH 86	 2-0 B FC 88 X SI 92		 2-2 F FF 97 B SL 86 F FF 96 F FF 95 D SL 88 X SL 88	 2-2 F FF 97 B SL 86 F FF 96 F FF 95 D SL 88 X SL 88		4 0 2 2 0 1 2										
11 Miguel Rojas, R OBP: 0.287, SLG: 0.333	 3-2 D CU 77 B FF 89 C CU 77 C SI 92 X SI 89			 4-2 B CH 86 C CU 77 B SI 92 F FF 91 F CH 86 B FF 91	 2-1 1 SAFE B FC 87 D FC 87 F SI 91 X SI 91		 2-2 B SI 79 B FF 89 C FF 90 X FF 89	 2-2 B SI 79 B FF 89 C FF 90 X FF 89		3 0 0 0 1 0 2										
58 Jacob Stallings, R OBP: 0.265, SLG: 0.248	 1-3 B FF 89 C CU 77 S CH 85			 1-0 B SI 91 X FF 90		 0-1 S FC 88 X FC 87		 3-1 B SI 79 B FF 89 C FF 90 X FF 89		4 0 0 0 0 1 1										
14 Bryan De La Cruz, R OBP: 0.293, SLG: 0.311	 2-3 C CH 84 B CH 86 B FF 90 S FF 90				 2-1 C CH 84 B CH 86 X CH 85		 2-2 F SI 93 B FC 87 B FC 88 X SI 94	 2-3 B SI 79 B CU 72 C SI 78 S FF 89		4 0 0 0 0 2 0										
<b>Inning Stats</b>	R: 3 H: 3 E: 1 K: 0 S: 15	WLS: 3 BF: 25 LOB: 1 BB: 1 P: 25	R: 0 H: 0 E: 0 K: 3 S: 9	LOB: 0 BB: 0 P: 12	R: 0 H: 0 E: 0 K: 1 S: 8	LOB: 0 BB: 0 P: 11	R: 0 H: 0 E: 0 K: 1 S: 8	LOB: 0 BB: 1 P: 13	R: 4 H: 6 E: 0 K: 0 S: 16	LOB: 1 BB: 0 P: 29	R: 0 H: 0 E: 0 K: 0 S: 7	LOB: 0 BB: 0 P: 9	R: 0 H: 1 E: 0 K: 1 S: 11	LOB: 2 BB: 1 P: 22	R: 0 H: 0 E: 0 K: 1 S: 8	LOB: 0 BB: 0 P: 15	1B: 6 2B: 3 3B: 0 HR: 1	SF: 0 SAC: 0 DP: 1 HBP: 1	WP: 2 PB: 0 SB: 1 CS: 0	PA: 36
<b>PITCHER</b>	IP WLS BF H R ER SO BB IBB HBP BLK WP HR S P ERA WHIP	IP WLS BF H R ER SO BB IBB HBP BLK WP HR S P ERA WHIP											IP WLS BF H R ER SO BB IBB HBP BLK WP HR S P ERA WHIP							
37 Stephen Strasburg, R ERA: 13.5	4.2 L 23 8 7 7 5											4.2 L 23 8 7 7 5								
61 Erasmo Ramirez, R ERA: 3.38	1.1 5 1 0 0 0											1.1 5 1 0 0 0								
51 Jordan Weems, R ERA: 10.38	1.0 5 1 0 0 1											1.0 5 1 0 0 1								
30 Paolo Espino, R ERA: 2.03	1.0 3 0 0 0 1											1.0 3 0 0 0 1								

Batter	1	2	3	4	5	6	7	8	9	AB R H RBI BB SO LOB	TOP											
2 Jazz Chisholm Jr., L OBP: 0.314, SLG: 0.559										5 2 2 3 0 2 1	<b>Miami Marlins @ Houston Astros</b> Minute Maid Park, Houston, TX Fri Jun 10, 2022, 7:12 PM - 11:00 PM CDT Att: 34,163 - Roof Closed - 73 F											
26 Garrett Cooper, R OBP: 0.369, SLG: 0.473 37 Willians Astudillo, R OBP: 0.300, SLG: 0.450										2 1 0 0 2 1 0 0 0 0 0 0 0 0												
12 Jorge Soler, R OBP: 0.317, SLG: 0.462										4 0 0 0 0 3 2												
99 Jesús Aguilar, R OBP: 0.309, SLG: 0.419										4 2 2 3 0 1 1												
7 Jesús Sánchez, L OBP: 0.278, SLG: 0.443										4 0 0 0 0 2 0												
5 Jon Berti, R OBP: 0.309, SLG: 0.409										3 1 0 0 1 1 0												
11 Miguel Rojas, R OBP: 0.281, SLG: 0.327										3 0 0 1 0 1 1												
58 Jacob Stallings, R OBP: 0.271, SLG: 0.255										4 0 2 0 0 1 0												
14 Bryan De La Cruz, R OBP: 0.291, SLG: 0.309										4 1 1 0 0 2 2												
<b>Inning Stats</b>	R: 2 H: 2 E: 0 K: 3 S: 14	H: 2 LOB: 0 BB: 0 P: 18	R: 0 H: 1 E: 1 K: 0 S: 10	H: 1 LOB: 1 BB: 1 P: 12	R: 0 H: 0 E: 0 K: 2 S: 14	H: 0 LOB: 1 BB: 1 P: 26	R: 0 H: 0 E: 0 K: 1 S: 8	H: 0 LOB: 0 BB: 0 P: 13	R: 4 H: 3 E: 0 K: 2 S: 15	H: 3 LOB: 0 BB: 1 P: 28		R: 1 H: 1 E: 0 K: 2 S: 15	H: 1 LOB: 1 BB: 1 P: 27	R: 0 H: 0 E: 0 K: 1 S: 7	H: 0 LOB: 0 BB: 0 P: 12	R: 0 H: 0 E: 0 K: 2 S: 10	H: 0 LOB: 0 BB: 0 P: 13	R: 0 H: 0 E: 0 K: 1 S: 6	H: 0 LOB: 0 BB: 0 P: 8	1B: 3 2B: 0 3B: 0 HR: 4	SF: 1 SAC: 0 DP: 1 HBP: 0	WP: 0 PB: 0 SB: 1 CS: 0
<b>PITCHER</b>	IP WLS BF H R ER SO BB IBB HBP BLK WP HR S P ERA WHIP											IP WLS BF H R ER SO BB IBB HBP BLK WP HR S P ERA WHIP										
77 Luis García, R ERA: 3.6	4.1 L 20 5 5 5 7 2 0 0 0 0 3 56 88 10.38 1.615																					
88 Phil Maton, R ERA: 3.55	1.2 8 2 2 2 3 1 0 0 0 0 1 20 36 10.80 1.800																					
52 Bryan Abreu, R ERA: 2.59	2.0 6 0 0 0 3 0 0 0 0 0 0 17 25 0.00 0.000																					
50 Héctor Neris, R ERA: 2.88	1.0 3 0 0 0 1 0 0 0 0 0 0 6 8 0.00 0.000																					

Batter	1	2	3	4	5	6	7	8	9	AB R H RBI BB SO LOB	BOTTOM											
27 Jose Altuve, R OBP: 0.346, SLG: 0.515										5 0 0 0 0 3 3	<b>Miami Marlins @ Houston Astros</b> Minute Maid Park, Houston, TX Fri Jun 10, 2022, 7:12 PM - 11:00 PM CDT Att: 34,163 - Roof Closed - 73 F											
23 Michael Brantley, L OBP: 0.360, SLG: 0.460										3 2 2 1 2 0 1												
2 Alex Bregman, R OBP: 0.336, SLG: 0.372										5 1 1 0 0 1 5												
44 Yordan Alvarez, L OBP: 0.400, SLG: 0.630										5 0 3 1 0 2 0												
30 Kyle Tucker, L OBP: 0.363, SLG: 0.484										4 1 1 2 1 0 3												
10 Yuli Gurriel, R OBP: 0.271, SLG: 0.354										4 0 1 0 1 0 2												
3 Jeremy Peña, R OBP: 0.328, SLG: 0.459										4 0 1 0 0 1 2												
20 Chas McCormick, R OBP: 0.290, SLG: 0.418										3 0 0 0 1 2 4												
15 Martín Maldonado, R OBP: 0.211, SLG: 0.261										4 0 2 0 0 1 3												
<b>Inning Stats</b>	R: 1 H: 2 E: 0 K: 0 S: 6	H: 2 LOB: 1 BB: 0 P: 9	R: 0 H: 1 E: 0 K: 2 S: 16	H: 1 LOB: 2 BB: 1 P: 26	R: 0 H: 1 E: 0 K: 1 S: 10	H: 1 LOB: 2 BB: 1 P: 19	R: 0 H: 1 E: 0 K: 1 S: 10	H: 1 LOB: 2 BB: 0 P: 14	R: 2 H: 3 E: 1 K: 1 S: 15	H: 3 LOB: 1 BB: 0 P: 23		R: 0 H: 1 E: 0 K: 0 S: 15	H: 1 LOB: 3 BB: 2 P: 29	R: 1 H: 1 E: 0 K: 2 S: 13	H: 1 LOB: 1 BB: 1 P: 22	R: 0 H: 1 E: 0 K: 2 S: 9	H: 1 LOB: 1 BB: 0 P: 15	R: 0 H: 0 E: 0 K: 1 S: 9	H: 0 LOB: 0 BB: 0 P: 10	1B: 7 2B: 2 3B: 0 HR: 2	SF: 0 SAC: 0 DP: 0 HBP: 0	WP: 0 PB: 0 SB: 1 CS: 0
<b>PITCHER</b>	IP WLS BF H R ER SO BB IBB HBP BLK WP HR S P ERA WHIP											IP WLS BF H R ER SO BB IBB HBP BLK WP HR S P ERA WHIP										
49 Pablo López, R ERA: 2.3	4.1 3 2 1 1 0 0 0 0 0 0 0 7 10 27.00 6.000																					
35 Richard Bleier, L ERA: 5.79	0.1 3 2 1 1 0 0 0 0 0 0 0 0 7 10 27.00 6.000																					
36 Dylan Floro, R ERA: 3.97	1.0 H 5 1 0 0 0 1 0 0 0 0 0 13 21 0.00 2.000																					
48 Steven Okert, L ERA: 2.6	0.2 H 4 1 1 1 1 1 0 0 0 0 1 10 18 13.50 3.000																					
31 Cole Sulser, R ERA: 3.97	1.2 W 7 1 0 0 3 1 0 0 0 0 0 16 30 0.00 1.200																					



Batter	1	2	3	4	5	6	7	8	9	AB	R	H	RBI	BB	SO	LOB	TOP										
5 Jon Berti, R OBP: 0.382, SLG: 0.398										5	0	1	2	0	1	2											
24 Avisail Garcia, R OBP: 0.294, SLG: 0.293										4	0	0	0	1	3	3											
12 Jorge Soler, R OBP: 0.316, SLG: 0.455										3	1	0	0	0	2	1											
99 Jesús Aguilar, R OBP: 0.313, SLG: 0.426										4	1	2	0	0	0	0											
11 Miguel Rojas, R OBP: 0.280, SLG: 0.321										3	0	0	1	0	0	2											
54 Nick Fortes, R OBP: 0.500, SLG: 0.684										4	1	0	0	0	0	3											
37 Williams Astudillo, R OBP: 0.340, SLG: 0.445										2	1	1	0	1	0	1											
2 Jazz Chisholm Jr., L OBP: 0.312, SLG: 0.556										3	0	0	1	1	1	2											
14 Bryan De La Cruz, R OBP: 0.290, SLG: 0.299										4	1	2	1	0	1	2											
46 Luke Williams, R OBP: 0.370, SLG: 0.375										4	1	2	1	0	1	2											
<b>Inning Stats</b>	R: 0 E: 0 K: 1 S: 9	H: 0 LOB: 0 BB: 1 P: 13	R: 3 E: 1 K: 1 S: 15	H: 2 LOB: 2 BB: 2 P: 26	R: 1 E: 0 K: 0 S: 11	H: 1 LOB: 1 BB: 0 P: 15	R: 0 E: 0 K: 2 S: 8	H: 0 LOB: 0 BB: 0 P: 12	R: 0 E: 0 K: 2 S: 10	H: 0 LOB: 0 BB: 0 P: 13	R: 0 E: 0 K: 0 S: 11	H: 1 LOB: 2 BB: 0 P: 18	R: 0 E: 0 K: 0 S: 7	H: 0 LOB: 0 BB: 0 P: 9	R: 1 E: 0 K: 1 S: 16	H: 2 LOB: 1 BB: 0 P: 21	1B: 5 2B: 1 3B: 0 HR: 0	SF: 0 SAC: 0 DP: 1 HBP: 2	WP: 0 PB: 0 SB: 4 CS: 0	PA: 38							
<b>PITCHER</b>	IP	WLS	BF	H	R	ER	SO	BB	IBB	HBP	BLK	WP	HR	S	P	ERA	WHIP										
Framber Valdez, L ERA: 2.64	6.0	L	27	4	4	2	6	3	0	2	0	0	0	64	97	3.00	1.167										
45 Ryne Stanek, R ERA: 0.9	1.0		3	0	0	0	2	0	0	0	0	0	0	8	15	0.00	0.000										
47 Rafael Montero, R ERA: 2.19	2.0		8	2	1	1	1	0	0	0	0	0	0	23	30	4.50	1.000										

Miami Marlins @ Houston Astros  
Minute Maid Park, Houston, TX  
Sat Jun 11 2022, 3:13 PM - 6:24 PM CDT  
Att: 31,379 - Roof Closed - 73 F

AB	33
R	5
H	6
RBI	5
BB	3
SO	9
LOB	16



Batter	1	2	3	4	5	6	7	8	9	AB	R	H	RBI	BB	SO	LOB	BOTTOM										
27 Jose Altuve, R OBP: 0.342, SLG: 0.511										5	0	1	1	0	2	3											
23 Michael Brantley, L OBP: 0.377, SLG: 0.422										4	0	1	0	0	1	4											
2 Alex Bregman, R OBP: 0.335, SLG: 0.375										4	0	1	0	0	1	4											
44 Yordan Alvarez, L OBP: 0.397, SLG: 0.620										3	0	0	0	1	2	1											
10 Yuli Gurriel, R OBP: 0.270, SLG: 0.352										4	0	1	0	0	0	2											
30 Kyle Tucker, L OBP: 0.361, SLG: 0.484										4	0	1	0	0	0	3											
3 Jeremy Peña, R OBP: 0.322, SLG: 0.449										4	1	0	0	0	2	3											
14 Mauricio Dubón, R OBP: 0.238, SLG: 0.338										4	0	1	0	0	0	2											
15 Martín Maldonado, R OBP: 0.225, SLG: 0.277										3	0	2	0	1	1	1											
<b>Inning Stats</b>	R: 0 E: 0 K: 2 S: 9	H: 1 LOB: 1 BB: 0 P: 11	R: 0 E: 0 K: 1 S: 10	H: 1 LOB: 0 BB: 0 P: 13	R: 0 E: 0 K: 1 S: 9	H: 1 LOB: 0 BB: 0 P: 15	R: 0 E: 0 K: 0 S: 10	H: 1 LOB: 1 BB: 0 P: 13	R: 1 E: 1 K: 1 S: 12	H: 1 LOB: 1 BB: 0 P: 15	R: 0 E: 0 K: 1 S: 12	H: 1 LOB: 2 BB: 1 P: 21	R: 0 E: 1 K: 1 S: 10	H: 0 LOB: 0 BB: 1 P: 18	R: 0 E: 0 K: 1 S: 9	H: 0 LOB: 0 BB: 0 P: 15	R: 0 E: 0 K: 1 S: 11	H: 1 LOB: 1 BB: 0 P: 17	1B: 3 2B: 6 3B: 0 HR: 0	SF: 0 SAC: 0 DP: 1 HBP: 0	WP: 0 PB: 0 SB: 1 CS: 0	PA: 37					
<b>PITCHER</b>	IP	WLS	BF	H	R	ER	SO	BB	IBB	HBP	BLK	WP	HR	S	P	ERA	WHIP										
60 Braxton Garrett, L ERA: 4.0	5.2	W	24	6	1	0	0	1	0	0	0	0	0	3	5	0.00	0.000										
36 Dylan Florio, R ERA: 3.86	0.1	H	1	0	0	0	1	0	0	0	0	0	0	3	5	0.00	0.000										
52 Anthony Bass, R ERA: 1.93	1.0	H	5	1	0	0	1	1	0	0	0	0	0	10	18	0.00	2.000										
48 Steven Okert, L ERA: 2.45	1.0	H	3	0	0	0	1	0	0	0	0	0	0	9	15	0.00	0.000										
38 Louis Head, R ERA: 5.4	1.0		4	1	0	0	1	0	0	0	0	0	0	11	17	0.00	1.000										

Miami Marlins @ Houston Astros  
Minute Maid Park, Houston, TX  
Sat Jun 11 2022, 3:13 PM - 6:24 PM CDT  
Att: 31,379 - Roof Closed - 73 F

AB	35
R	1
H	8
RBI	1
BB	2
SO	9
LOB	23






Batter	1	2	3	4	5	6	7	8	9	AB	R	H	RBI	BB	SO	LOB	TOP					
2 Jazz Chisholm Jr., L (1.4)	F8			P5	G4-3			K		4	0	0	0	0	1	1						
26 Garrett Cooper, R (1.3)	K			12 1B	G1-3			F9		4	0	1	0	0	1	0						
12 Jorge Soler, R (1.7)	G6-3			1B	K			F8		4	0	1	0	0	1	0						
99 Jesús Aguilar, R (1.10)		F8		K				K		4	0	0	0	0	3	2						
7 Jesús Sánchez, L (1.8)	G6-3			P5				F7		4	0	0	0	0	0	2						
5 Jon Berti, R (1.5)	G5-3			11 2B	2B			11 2B		4	2	2	0	0	0	0						
11 Miguel Rojas, R (1.6)			G4-3	2B	2B			1B		3	0	2	2	0	0	0						
58 Jacob Stallings, R (1.2)			K	F8				K		3	0	0	0	0	2	2						
14 Bryan De La Cruz, R (1.9)			G6-3	G4-3				G5-3		3	0	0	0	0	0	2						
<b>Inning Stats</b>	R: 0 H: 0 E: 0 K: 1 S: 9	H: 0 LOB: 0 BB: 0 P: 14	R: 0 H: 0 E: 0 K: 0 S: 8	H: 0 LOB: 0 BB: 0 P: 12	R: 0 H: 0 E: 0 K: 1 S: 14	H: 0 LOB: 0 BB: 0 P: 20	R: 0 H: 2 E: 0 K: 1 S: 13	H: 2 LOB: 2 BB: 0 P: 20	R: 1 H: 2 E: 0 K: 0 S: 8	H: 2 LOB: 1 BB: 0 P: 11	R: 0 H: 0 E: 0 K: 2 S: 9	H: 0 LOB: 0 BB: 0 P: 10	R: 1 H: 2 E: 0 K: 1 S: 14	H: 2 LOB: 1 BB: 0 P: 20	R: 0 H: 0 E: 0 K: 1 S: 7	H: 0 LOB: 0 BB: 0 P: 10	R: 0 H: 0 E: 0 K: 1 S: 8	H: 0 LOB: 0 BB: 0 P: 9	1B: 3 2B: 3 3B: 0 HR: 0	SF: 0 SAC: 0 DP: 0 HBP: 0	WP: 0 PB: 0 SB: 1 CS: 0	PA: 33
<b>PITCHER</b>	IP WLS BF H R ER SO BB IBB HBP BLK WP HR S P ERA WHIP																					
27 Aaron Nola, R (1.1)	7.0	27	6	2	2	6	0	0	0	0	0	0	75	107	2.57	0.857						
75 Connor Brogdon, R (8.1)	1.0	3	0	0	0	1	0	0	0	0	0	0	7	10	0.00	0.000						
58 Seranthony Dominguez, R (1.1)	1.0	W	3	0	0	0	1	0	0	0	0	0	8	9	0.00	0.000						

Miami Marlins @ Philadelphia Phillies  
Citizens Bank Park, Philadelphia, PA  
Mon Jun 13 2022, 7:09 PM - 10:06 PM EDT  
Att: 22,701 - Partly Cloudy - 88 F


AB 33  
R 2  
H 6  
RBI 2  
BB 0  
SO 8  
LOB 9



Batter	1	2	3	4	5	6	7	8	9	AB	R	H	RBI	BB	SO	LOB	BOTTOM					
12 Kyle Schwarber, L (1.7)	G3		17 1B	3 2B	1B			K		5	1	2	0	0	2	1						
17 Rhys Hoskins, R (1.3)	G5-3		3 2B	1B	F8			10 18 1B	3 BB	4	1	2	1	1	0	1						
3 Bryce Harper, L (1.10)	BB		3 2B	1B	P6			10 G6-4-3	BB	2	0	1	1	2	0	1						
10 J.T. Realmuto, R (1.2)	P3		3 2B	1B	P6			G6-4-3		4	0	0	0	0	1	6						
18 Didi Gregorius, L (1.6)	G2-3		G4-3		K			8 1B	1B	4	0	1	1	0	1	2						
37 Odiel Herrera, L (1.9)	G6-3			G6-3				G1-6-3		3	0	1	0	0	0	0						
8 Nick Castellanos, R (8.9)	5 FC6-4			G3				G6-3		1	0	1	0	0	0	0						
5 Bryson Stott, L (1.4)	FC6-4			G3				K		4	0	0	0	0	1	3						
16 Mickey Moniak, L (1.8)	G3			G3				G1-3		4	0	1	0	0	1	1						
19 Matt Vierling, R (1.5)	K			K				P2		4	1	1	0	0	2	1						
<b>Inning Stats</b>	R: 0 H: 0 E: 0 K: 0 S: 7	H: 1 LOB: 1 BB: 1 P: 14	R: 0 H: 1 E: 0 K: 0 S: 9	H: 1 LOB: 0 BB: 0 P: 11	R: 1 H: 3 E: 0 K: 2 S: 18	H: 3 LOB: 2 BB: 0 P: 27	R: 0 H: 1 E: 0 K: 1 S: 10	H: 1 LOB: 1 BB: 0 P: 13	R: 0 H: 1 E: 0 K: 0 S: 6	H: 1 LOB: 1 BB: 0 P: 11	R: 0 H: 0 E: 0 K: 1 S: 9	H: 0 LOB: 0 BB: 0 P: 13	R: 0 H: 0 E: 0 K: 1 S: 7	H: 0 LOB: 0 BB: 0 P: 10	R: 1 H: 2 E: 0 K: 0 S: 12	H: 2 LOB: 2 BB: 2 P: 21	R: 1 H: 2 E: 0 K: 2 S: 9	H: 2 LOB: 1 BB: 0 P: 15	1B: 7 2B: 3 3B: 0 HR: 0	SF: 0 SAC: 0 DP: 1 HBP: 0	WP: 0 PB: 0 SB: 1 CS: 0	PA: 38
<b>PITCHER</b>	IP WLS BF H R ER SO BB IBB HBP BLK WP HR S P ERA WHIP																					
22 Sandy Alcantara, R (1.1)	7.2	31	6	2	2	5	3	0	0	0	0	0	72	113	2.35	1.174						
48 Steven Okert, L (8.1)	0.1	B	3	2	0	0	0	0	0	0	0	6	7	0.00	6.000							
52 Anthony Bass, R (9.1)	0.2	L	4	2	1	1	2	0	0	0	0	9	15	13.50	3.000							

Miami Marlins @ Philadelphia Phillies  
Citizens Bank Park, Philadelphia, PA  
Mon Jun 13 2022, 7:09 PM - 10:06 PM EDT  
Att: 22,701 - Partly Cloudy - 88 F

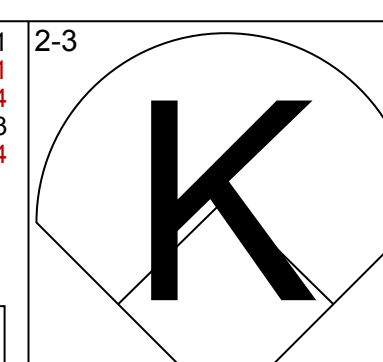
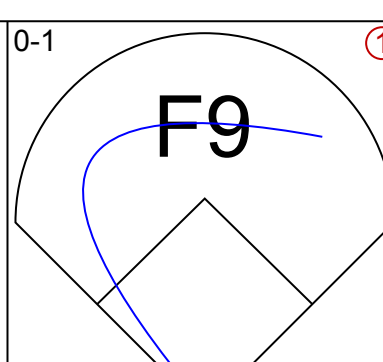
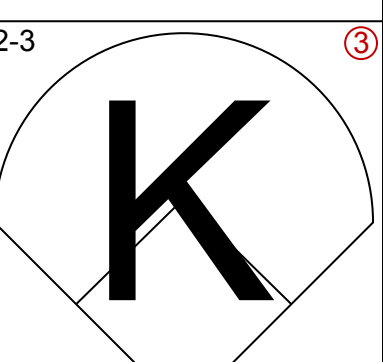
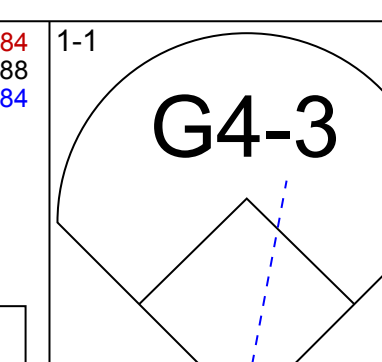
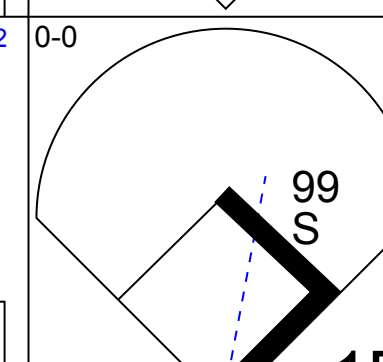
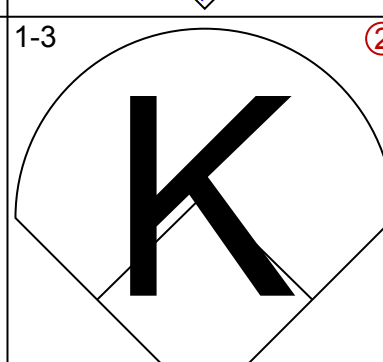
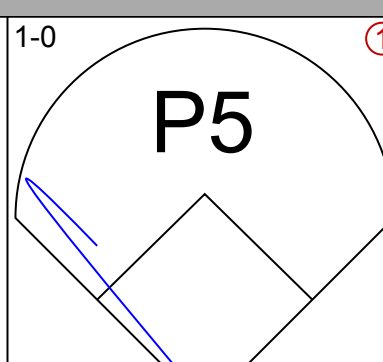
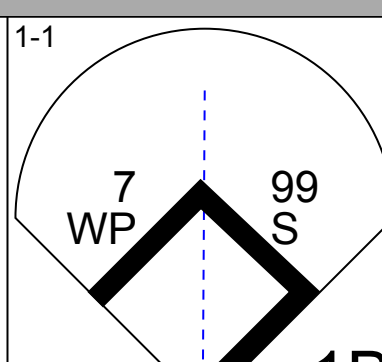
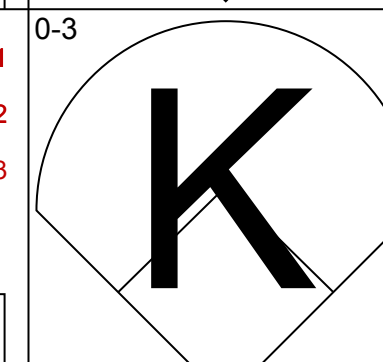
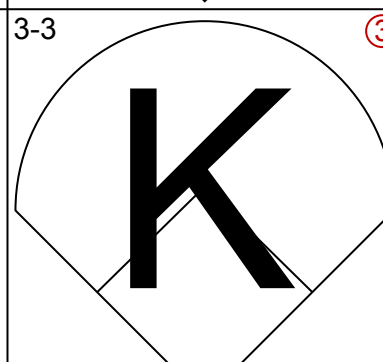
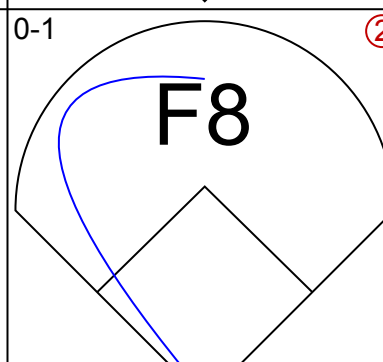
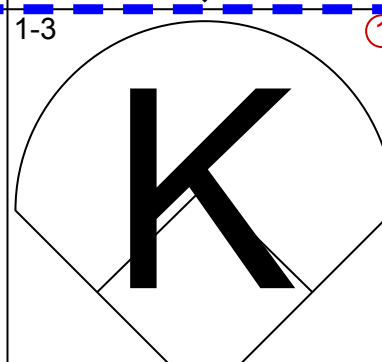
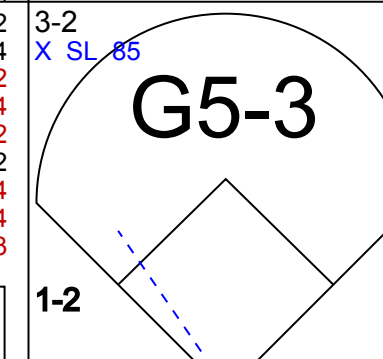
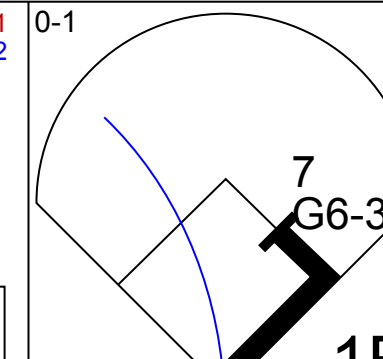
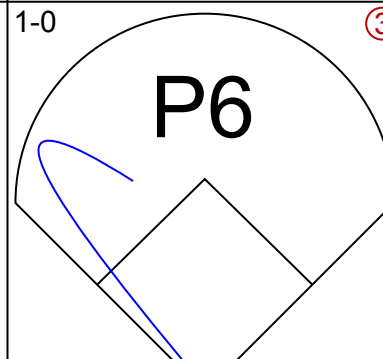
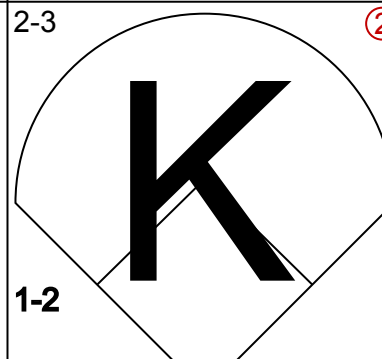
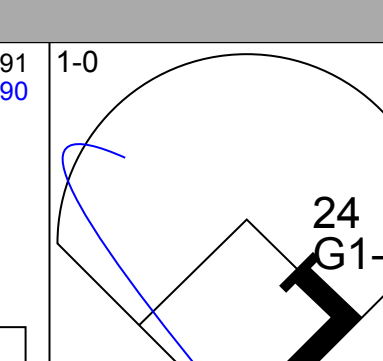
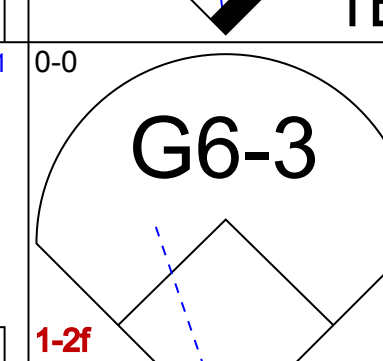
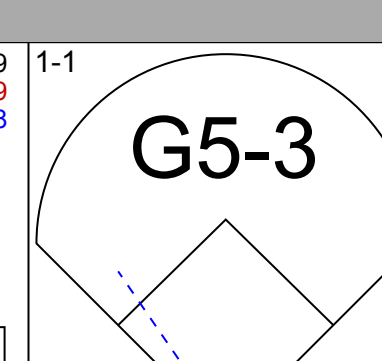
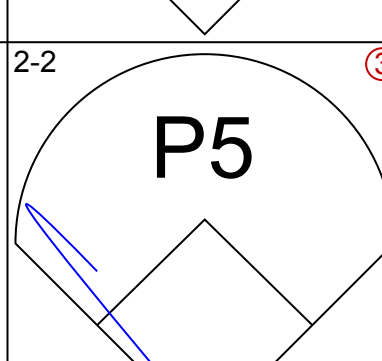
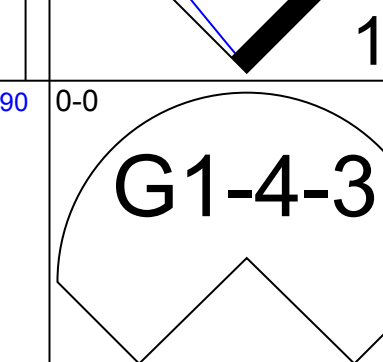
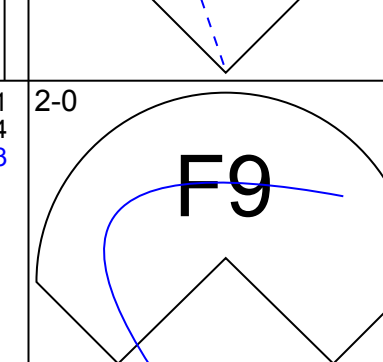
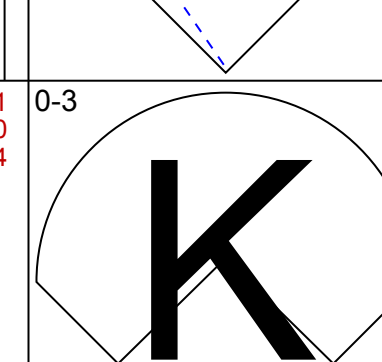
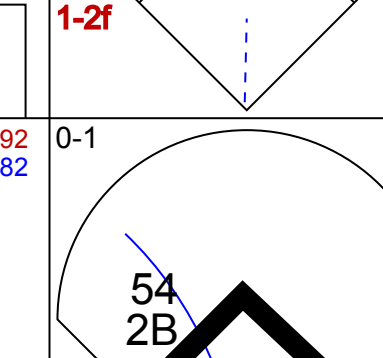
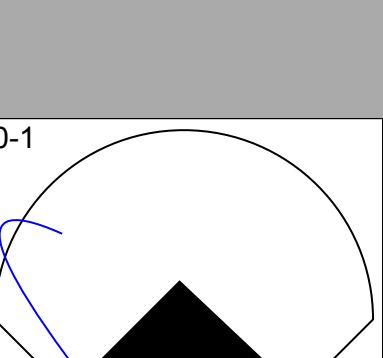
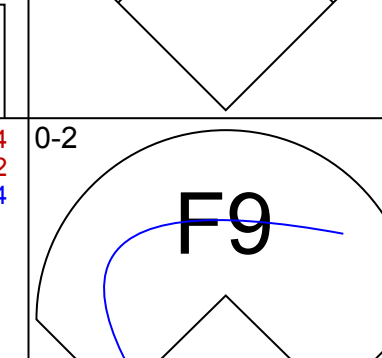
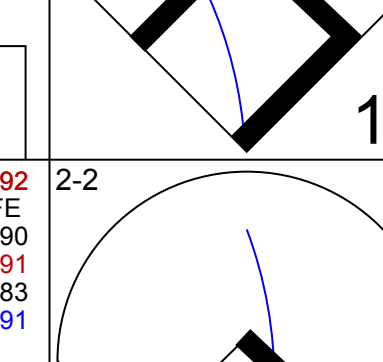
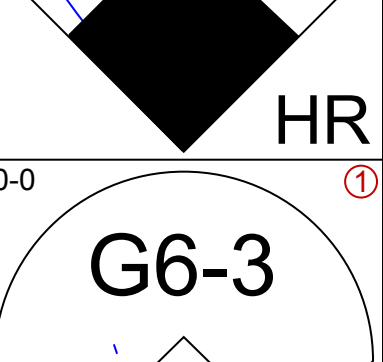
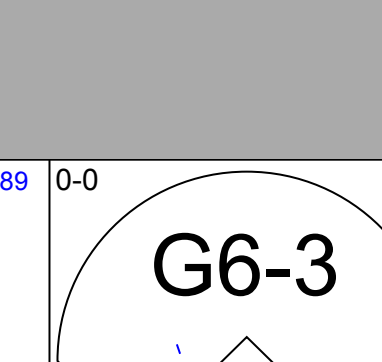
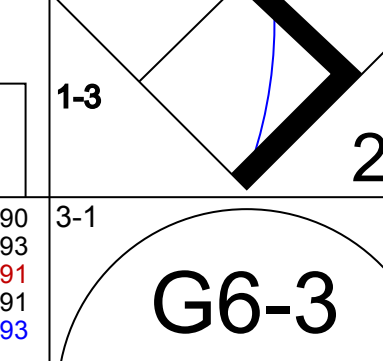
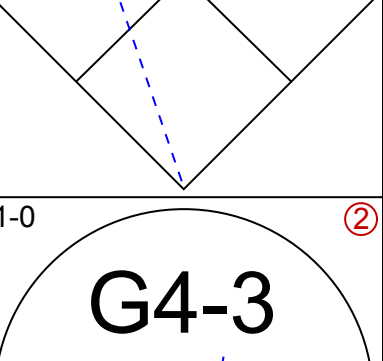
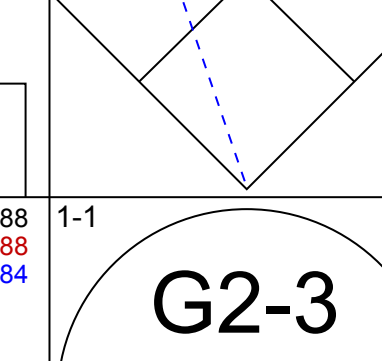
AB 35  
R 3  
H 10  
RBI 3  
BB 3  
SO 8  
LOB 16



Batter	1	2	3	4	5	6	7	8	9	AB	R	H	RBI	BB	SO	LOB	TOP						
2 Jazz Chisholm Jr., L OBP: 0.307, SLG: 0.546	K				P5		HR		26 2B BB	4	2	2	1	1	1	0	<b>Miami Marlins @ Philadelphia Phillies</b> Citizens Bank Park, Philadelphia, PA Tue Jun 14 2022, 7:09 PM - 11:02 PM EDT Att: 28,073 - Clear - 83 F <a href="#">livebaseballscores.com</a>						
26 Garrett Cooper, R OBP: 0.382, SLG: 0.481	G4-3	G1-3			G6-3		K		99 2B 1B	5	0	1	1	0	1	1							
12 Jorge Soler, R OBP: 0.311, SLG: 0.446	99 HR 2B		K		F8		1B		F7	5	1	2	0	0	1	3							
99 Jesús Aguilar, R OBP: 0.304, SLG: 0.428	2H HR		G5-3		F9		K		2H 3H 2B	5	1	2	4	0	1	1							
7 Jesús Sánchez, L OBP: 0.289, SLG: 0.422 14 Bryan De La Cruz, R OBP: 0.279, SLG: 0.314	24 S 24 HR 1B		L9						G3	3	1	1	0	0	1	0							
24 Avisail García, R OBP: 0.297, SLG: 0.317	1H HR			L6			58 HR 2B		K	5	2	2	2	0	2	3							
5 Jon Berti, R OBP: 0.381, SLG: 0.400	G1-3			G6-3			58 HR BB		K	3	1	0	0	1	1	0							
11 Miguel Rojas, R OBP: 0.285, SLG: 0.335 46 Luke Williams, R OBP: 0.333, SLG: 0.333		G5-3		K			L7		2 BB 26 S 1B	4	0	1	0	0	1	2							
58 Jacob Stallings, R OBP: 0.272, SLG: 0.272 54 Nick Fortes, R OBP: 0.481, SLG: 0.619		G6-3			F8		1H 2H HR		26 1B 99 2B BB	3	1	1	3	1	0	0							
<b>Inning Stats</b>	R: 4 H: 4 E: 0 K: 1 S: 15	H: 4 LOB: 0 BB: 0 P: 25	R: 0 H: 1 E: 0 K: 0 S: 10	H: 1 LOB: 1 BB: 0 P: 15	R: 0 H: 0 E: 0 K: 1 S: 9	H: 0 LOB: 0 BB: 0 P: 13	R: 0 H: 0 E: 0 K: 1 S: 7	H: 0 LOB: 0 BB: 0 P: 11	R: 0 H: 0 E: 0 K: 0 S: 4	H: 0 LOB: 0 BB: 0 P: 8	R: 0 H: 0 E: 0 K: 1 S: 6	H: 0 LOB: 0 BB: 0 P: 8	R: 4 H: 4 E: 0 K: 2 S: 20	H: 4 LOB: 1 BB: 1 P: 30	R: 0 H: 0 E: 0 K: 2 S: 10	H: 0 LOB: 0 BB: 0 P: 15		R: 3 H: 3 E: 0 K: 2 S: 14	H: 3 LOB: 3 BB: 2 P: 31	1B: 5 2B: 3 3B: 0 HR: 4	SF: 0 SAC: 0 DP: 0 HBP: 0	WP: 0 PB: 0 SB: 2 CS: 0	PA: 42
<b>PITCHER</b>	IP WLS BF H R ER SO BB IBB HBP BLK WP HR S P ERA WHIP	6.0 0.1 4 2 3 3 4 4 0 0 0 0 0 2 51 80 6.00 0.833	0.1 4 2 1 1 2 0 0 0 0 0 0 1 10 17 81.00 9.000	0.2 B 4 2 1 1 2 0 0 0 0 0 1 10 13 13.50 3.000	1.0 0 3 0 0 2 2 0 0 0 0 0 0 10 15 0.00 0.000	0.0 L 4 2 3 1 0 2 0 0 0 0 0 0 4 16 = =	1.0 0 4 1 0 0 2 0 0 0 0 0 1 10 15 6.00 0.833	1.0 0 4 1 0 0 2 0 0 0 0 0 1 10 17 81.00 9.000	3.32 0.00 1.000	<b>PITCHER</b>	IP WLS BF H R ER SO BB IBB HBP BLK WP HR S P ERA WHIP	1.0 0 4 1 0 0 2 0 0 0 0 0 1 10 15 0.00 1.000											

Batter	1	2	3	4	5	6	7	8	9	AB	R	H	RBI	BB	SO	LOB	BOTTOM
12 Kyle Schwarber, L OBP: 0.333, SLG: 0.475	8 1B 3 BB BB		3 BB 10 FC6-4 BB	17 HR BB	G4-3			K		2	2	0	0	3	1	2	<b>Miami Marlins @ Philadelphia Phillies</b> Citizens Bank Park, Philadelphia, PA Tue Jun 14 2022, 7:09 PM - 11:02 PM EDT Att: 28,073 - Clear - 83 F <a href="#">livebaseballscores.com</a>
17 Rhys Hoskins, R OBP: 0.333, SLG: 0.476	F9		10 FC6-4 3 BB 1B	1H 2H HR	2H 3H 2B		HR		5	2	4	6	0	0	1		
3 Bryce Harper, L OBP: 0.382, SLG: 0.627	8 1B BB		10 FC6-4 BB	1B	G6-3		G4-3		3	0	1	0	2	0	1		
8 Nick Castellanos, R OBP: 0.314, SLG: 0.408	10 G4-3 1B		K	K			F9		5	0	2	0	0	2	4		
10 J.T. Realmuto, R OBP: 0.314, SLG: 0.361	G4-3		18 S FC6-4 BB	1B	18 2B 28 1B 1B		G4-3		5	1	1	1	0	0	6		
18 Didi Gregorius, L OBP: 0.354, SLG: 0.432	F4		F7		L8				5	1	1	0	0	1	2		
28 Alec Bohm, R OBP: 0.291, SLG: 0.352	K		F9		12 G4-3 17 2B 1B		L8		5	1	2	2	0	1	0		
41 Yairo Muñoz, R																	
5 Bryson Stott, L OBP: 0.242, SLG: 0.313					K		F8		2	0	0	0	1	1	1		
19 Matt Vierling, R OBP: 0.279, SLG: 0.295	L7				12 BB 17 HR 1B		G1-3		5	2	2	0	0	0	2		
<b>Inning Stats</b>	R: 0 H: 1 E: 0 K: 0 S: 15	H: 0 LOB: 2 BB: 1 P: 16	R: 1 H: 1 E: 0 K: 1 S: 11	H: 1 LOB: 2 BB: 2 P: 23	R: 3 H: 3 E: 0 K: 1 S: 20	H: 3 LOB: 1 BB: 1 P: 33	R: 4 H: 5 E: 0 K: 1 S: 25	H: 0 LOB: 0 BB: 0 P: 8	R: 0 H: 2 E: 0 K: 1 S: 16	H: 0 LOB: 0 BB: 0 P: 26	R: 1 H: 1 E: 0 K: 1 S: 11	H: 1 LOB: 1 BB: 0 P: 15	1B: 8 2B: 3 3B: 0 HR: 2	SF: 0 SAC: 0 DP: 1 HBP: 0	WP: 0 PB: 0 SB: 1 CS: 0	PA: 45	
<b>PITCHER</b>	IP WLS BF H R ER SO BB IBB HBP BLK WP HR S P ERA WHIP	3.2 0.2 1.2 1.0 1.0	21 4 4 4 2	4 4 4 2	6 0 0 0 0	0 0 0 0 0	0 0 19 21 54.00 6.000	0.00 0.600	0.00 0.000	9.00 2.000	<b>PITCHER</b>	IP WLS BF H R ER SO BB IBB HBP BLK WP HR S P ERA WHIP	1.0 0 4 1 0 0 1 0 0 0 0 1 15 0.00 1.000				

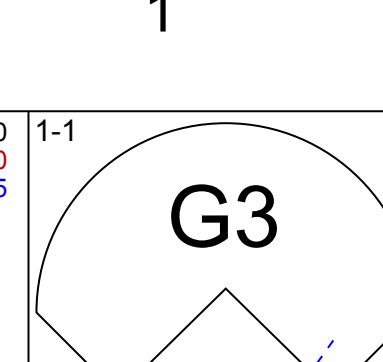
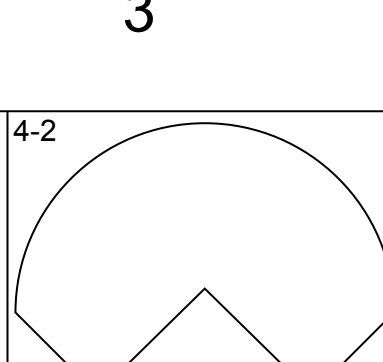
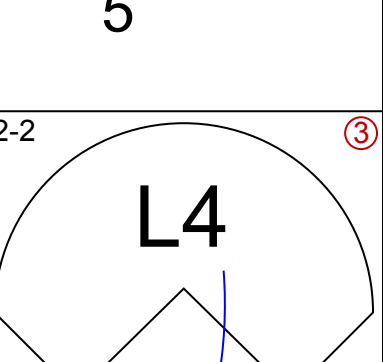
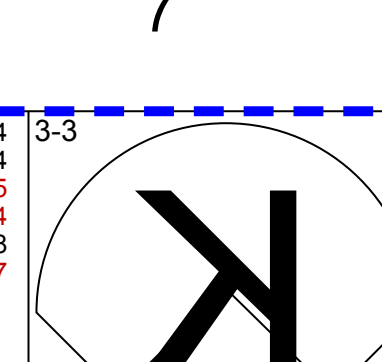
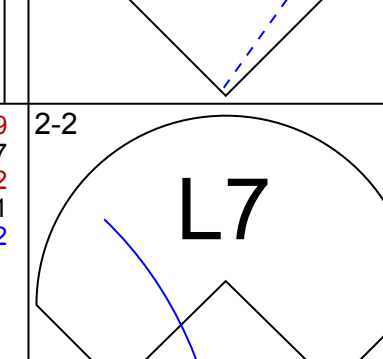
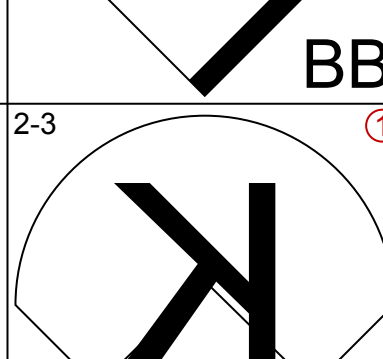
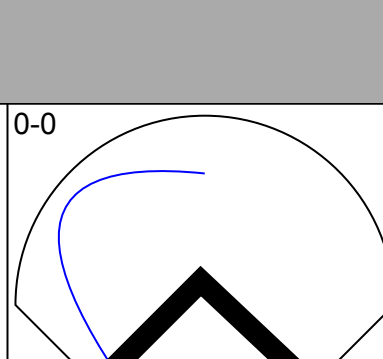
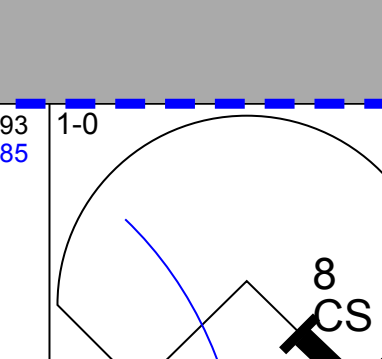
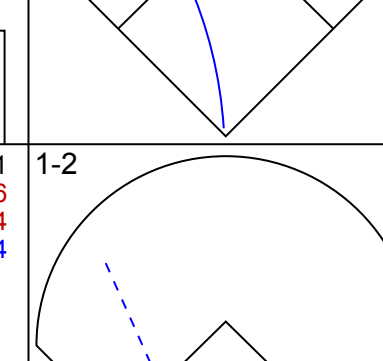
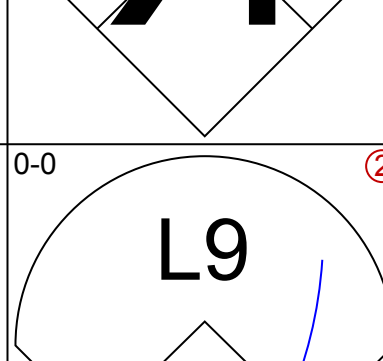
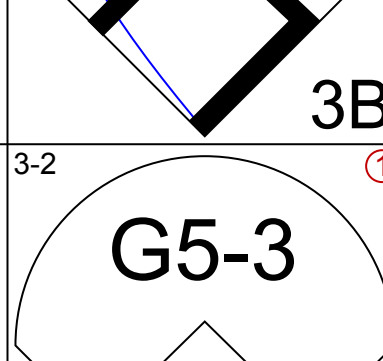
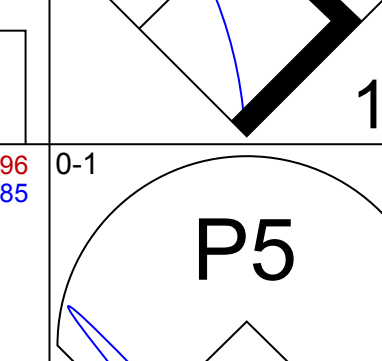
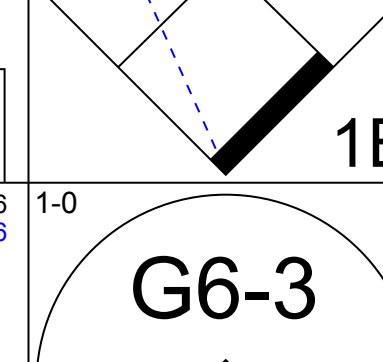
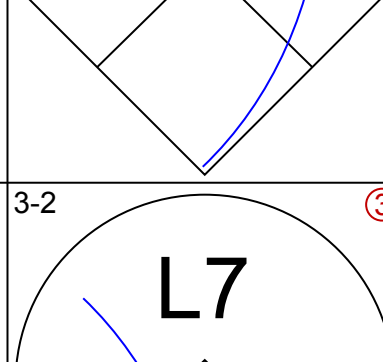
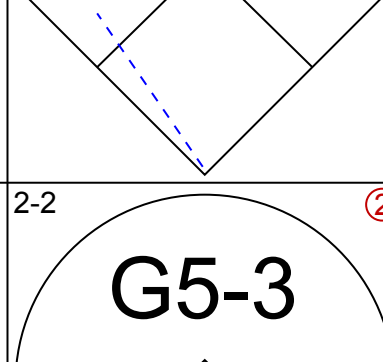
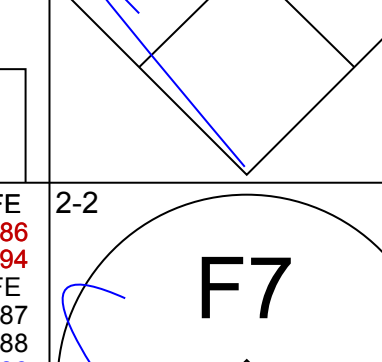
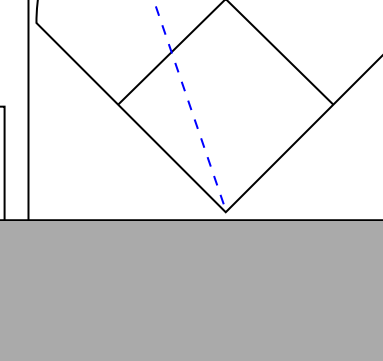
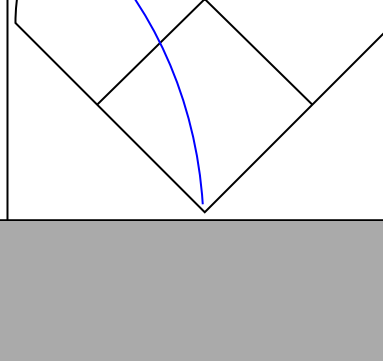
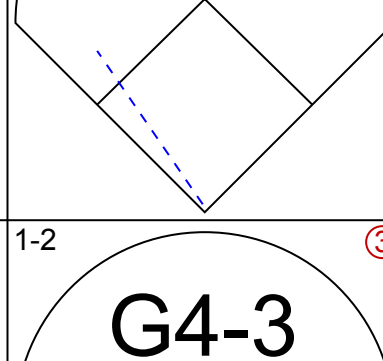
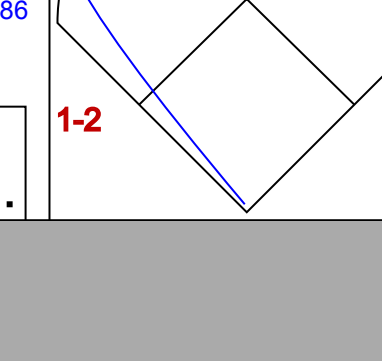
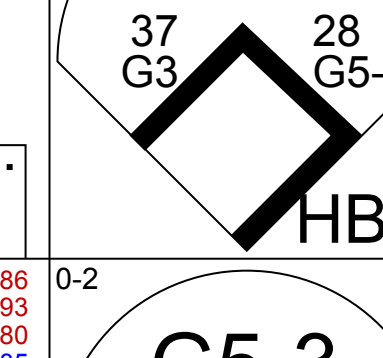
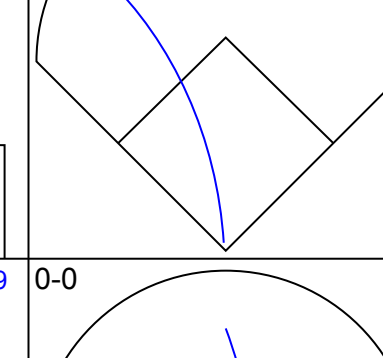
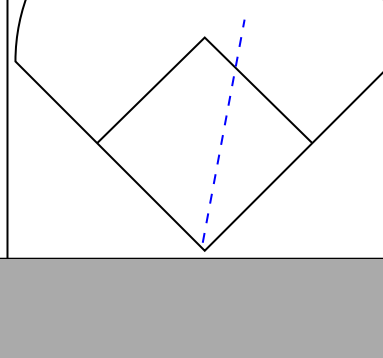
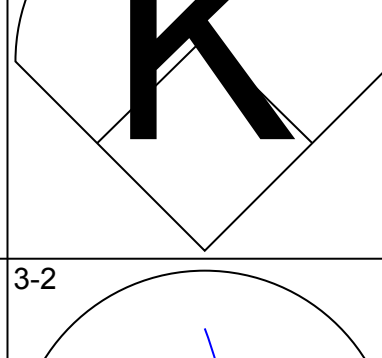
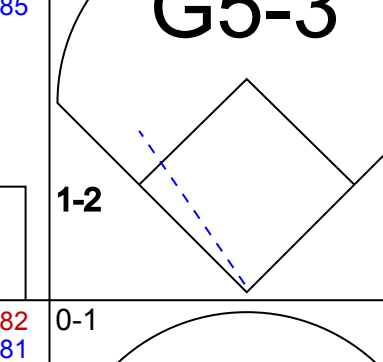
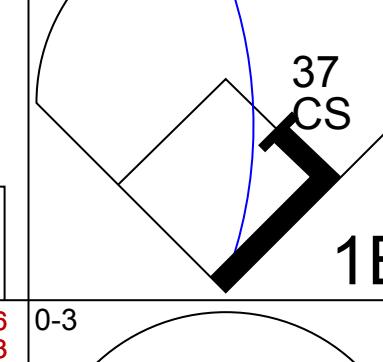
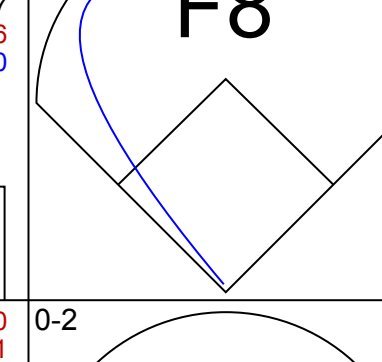
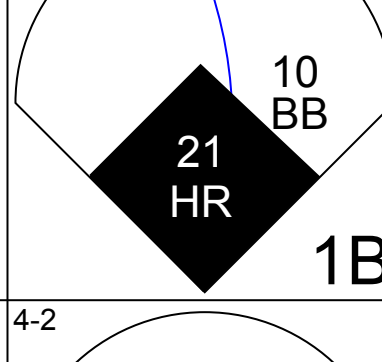
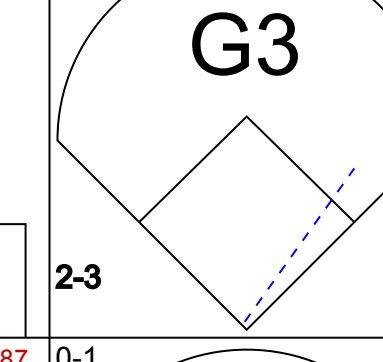
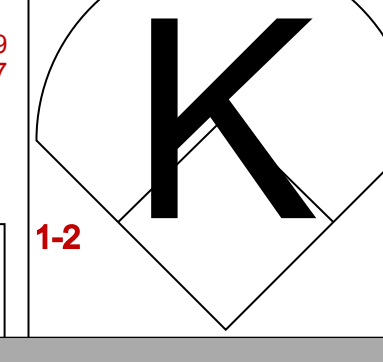
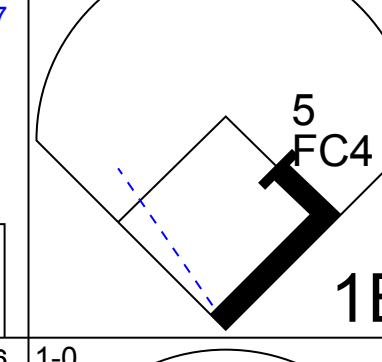
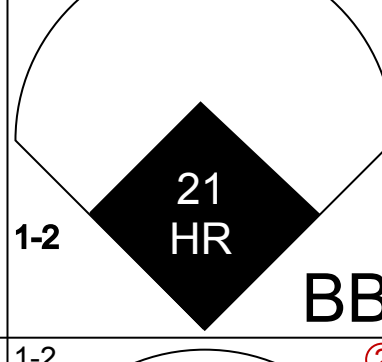
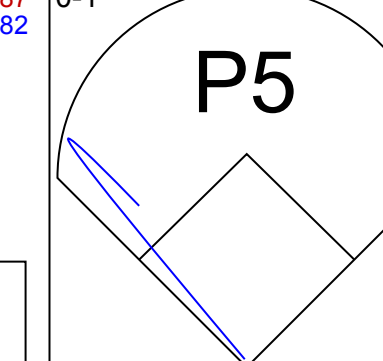

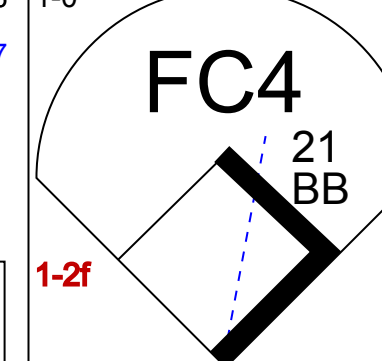
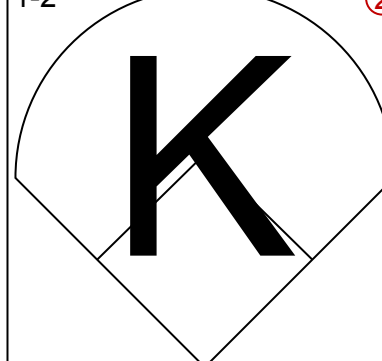


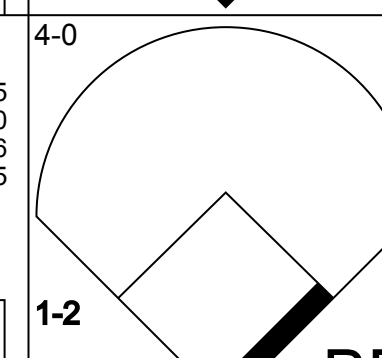
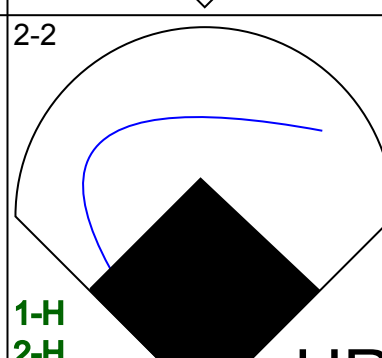
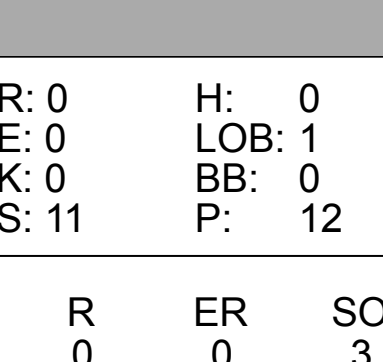
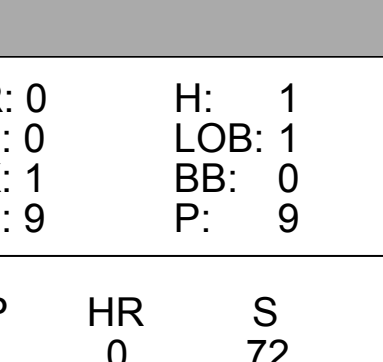
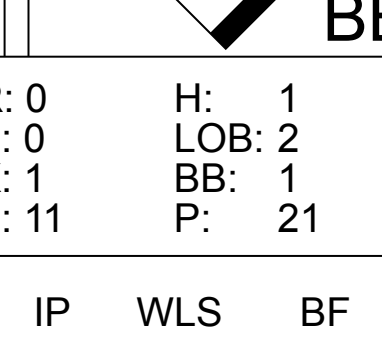
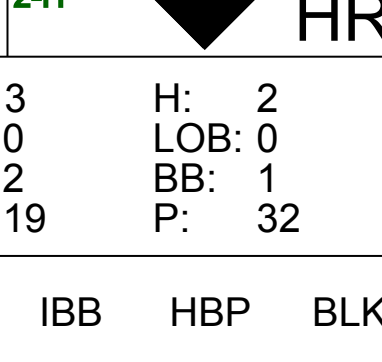

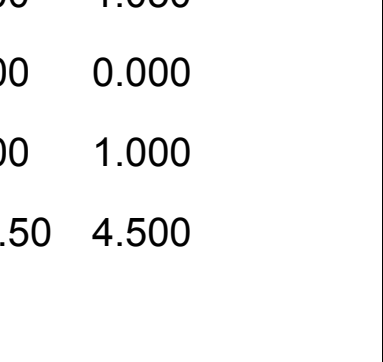


Batter	1	2	3	4	5	6	7	8	9	AB	R	H	RBI	BB	SO	LOB	TOP								
2 Jazz Chisholm Jr., L OBP: 0.301, SLG: 0.535										4	0	0	0	0	2	0									
5 Jon Berti, R OBP: 0.385, SLG: 0.404										4	0	2	0	0	1	0									
12 Jorge Soler, R OBP: 0.306, SLG: 0.438										4	0	0	0	0	3	2									
99 Jesús Aguilar, R OBP: 0.303, SLG: 0.425										4	0	1	0	0	1	2									
7 Jesús Sánchez, L OBP: 0.267, SLG: 0.418										4	0	1	0	0	0	2									
24 Avisail García, R OBP: 0.283, SLG: 0.313										3	0	0	0	0	1	1									
11 Miguel Rojas, R OBP: 0.291, SLG: 0.358										3	1	2	1	0	0	0									
54 Nick Fortes, R OBP: 0.467, SLG: 0.625										3	0	1	0	0	0	0									
14 Bryan De La Cruz, R OBP: 0.271, SLG: 0.306										3	0	0	0	0	0	2									
<b>Inning Stats</b>	R: 0 E: 0 K: 2 S: 14	H: 1 LOB: 1 BB: 0 P: 19	R: 0 E: 0 K: 0 S: 9	H: 3 LOB: 2 BB: 0 P: 15	R: 0 E: 0 K: 2 S: 9	H: 0 LOB: 0 BB: 0 P: 13	R: 0 E: 0 K: 0 S: 4	H: 1 LOB: 0 BB: 0 P: 6	R: 1 E: 0 K: 1 S: 8	H: 1 LOB: 0 BB: 0 P: 11	R: 0 E: 0 K: 0 S: 4	H: 0 LOB: 0 BB: 0 P: 6	R: 0 E: 0 K: 1 S: 8	H: 0 LOB: 0 BB: 0 P: 9	R: 0 E: 0 K: 0 S: 5	H: 0 LOB: 0 BB: 0 P: 7	R: 0 E: 0 K: 2 S: 11	H: 1 LOB: 1 BB: 0 P: 17	1B: 5 2B: 1 3B: 0 HR: 1	SF: 0 SAC: 0 DP: 2 HBP: 0	WP: 1 PB: 0 CS: 2	PA: 32			
<b>PITCHER</b>	IP	WLS	BF	H	R	ER	SO	BB	IBB	HBP	BLK	WP	HR	S	P	ERA	WHIP								
44 Kyle Gibson, R ERA: 4.04	8.0		29	7	1	1	6	0	0	0	0	0	1	63	89	1.12	0.875								
75 Connor Brogdon, R ERA: 2.35	1.0	W	3	0	0	0	2	0	0	0	0	1	0	9	14	0.00	0.000								

Miami Marlins @ Philadelphia Phillies  
Citizens Bank Park, Philadelphia, PA

AB 32  
R 1  
H 7  
RBI 1  
BB 0  
SO 8  
LOB 9



Wed Jun 15 2022, 1:10 PM - 4:20 PM EDT  
Att: 24,726 - Sunny - 84 F

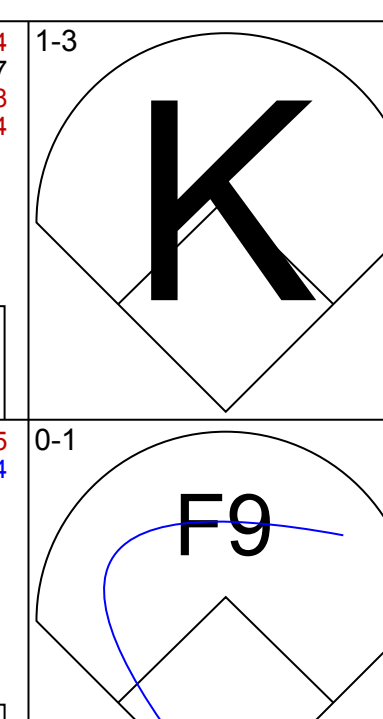
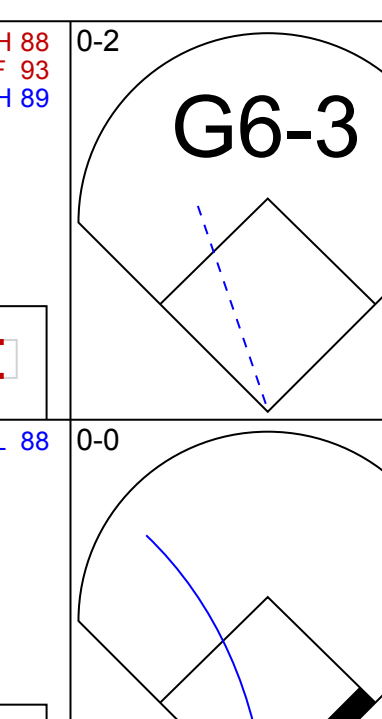
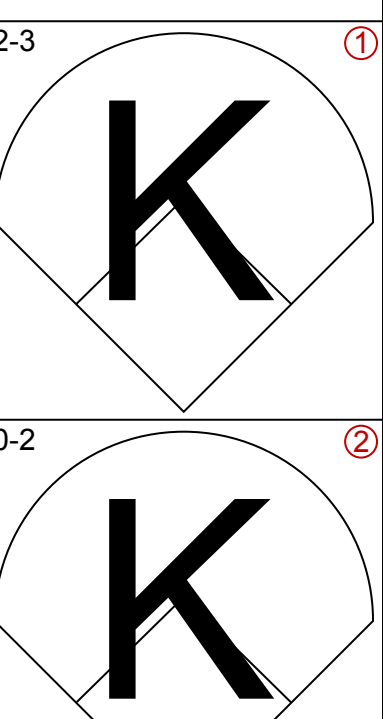
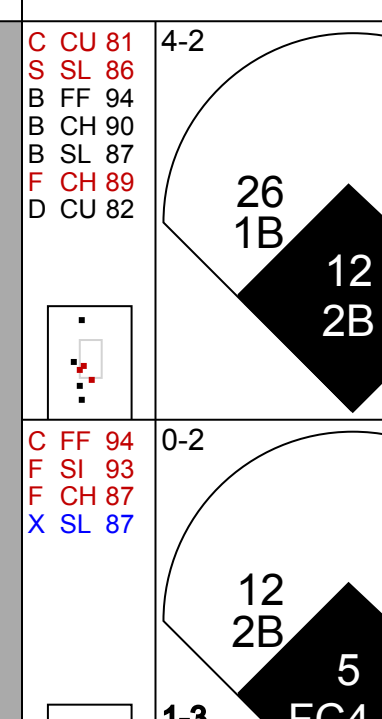
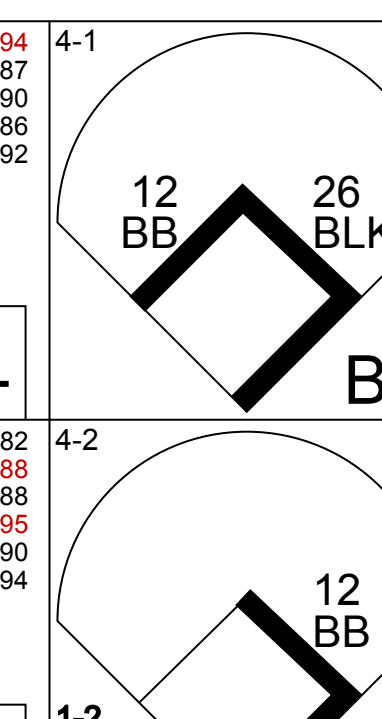
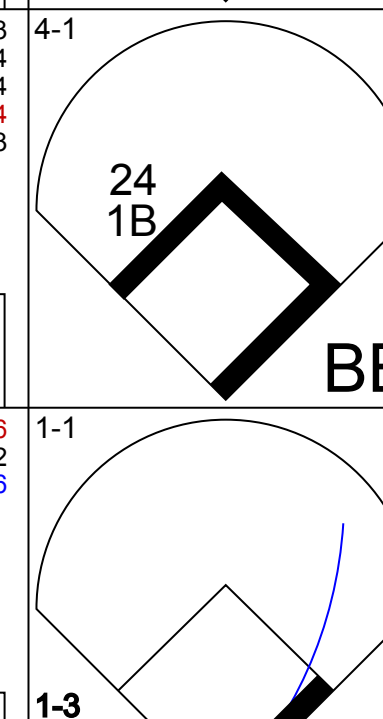
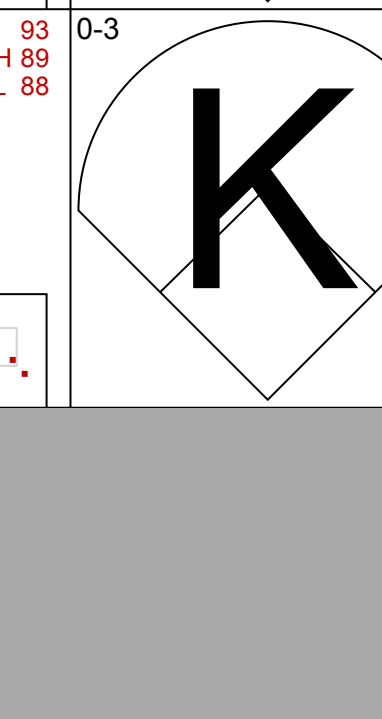
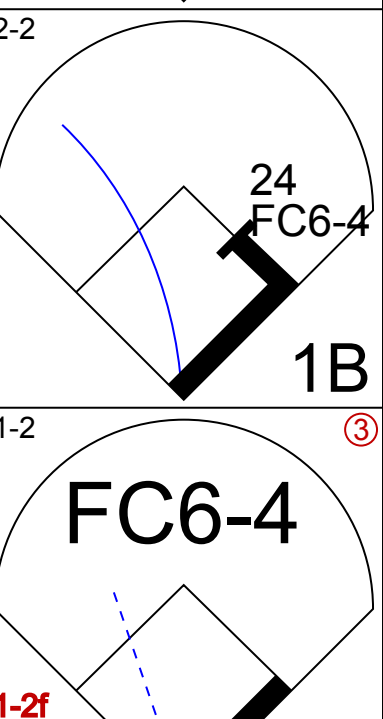
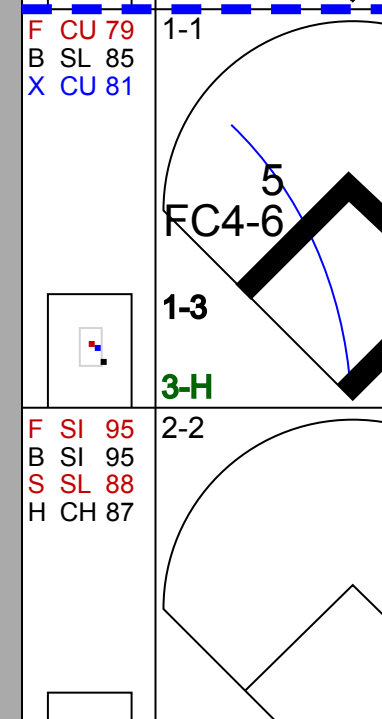
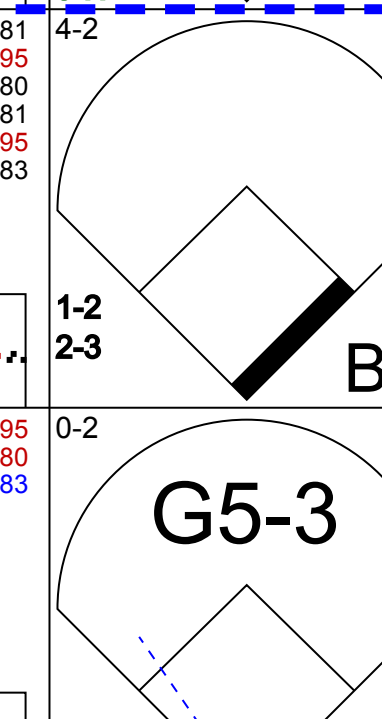
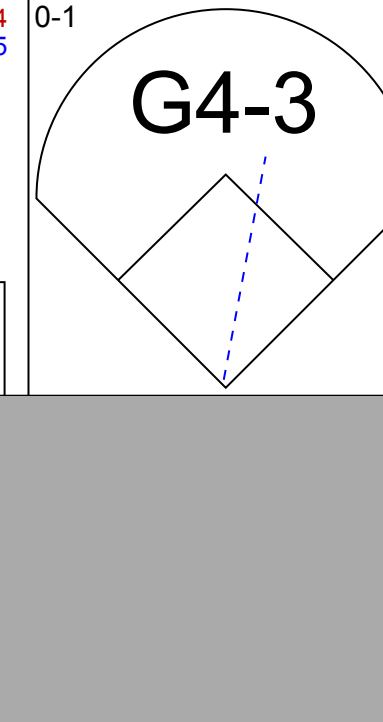


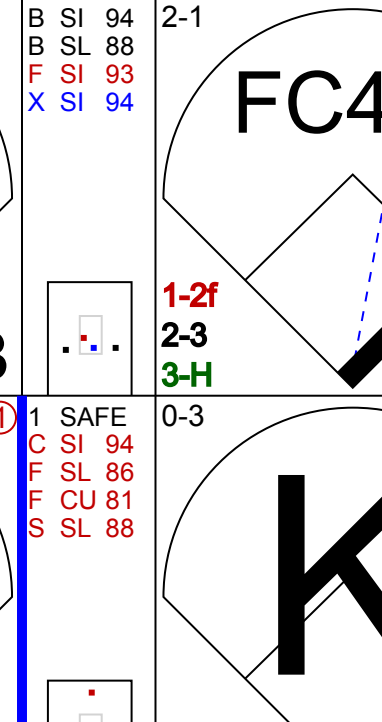




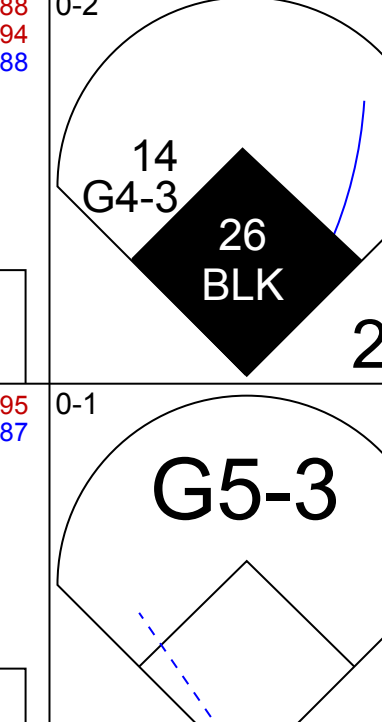

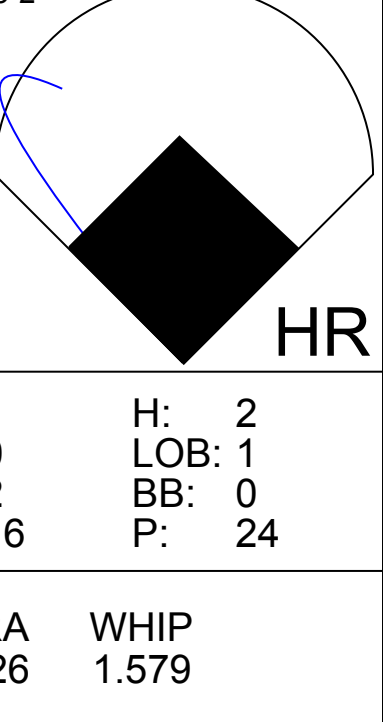
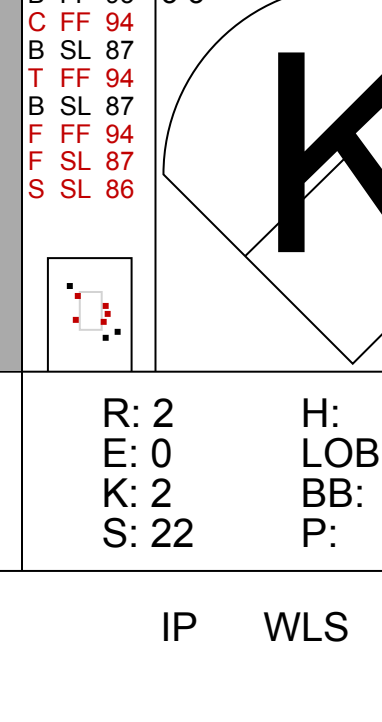
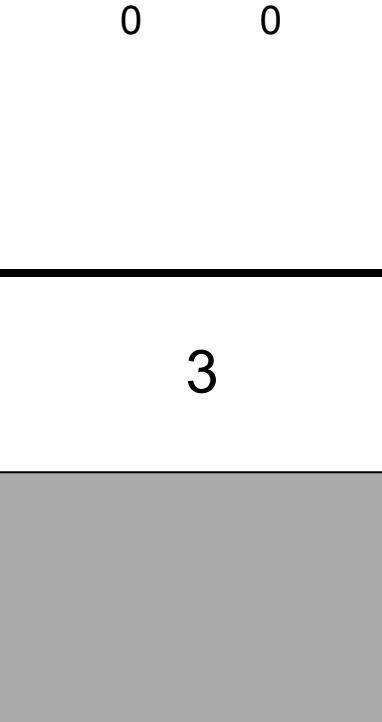
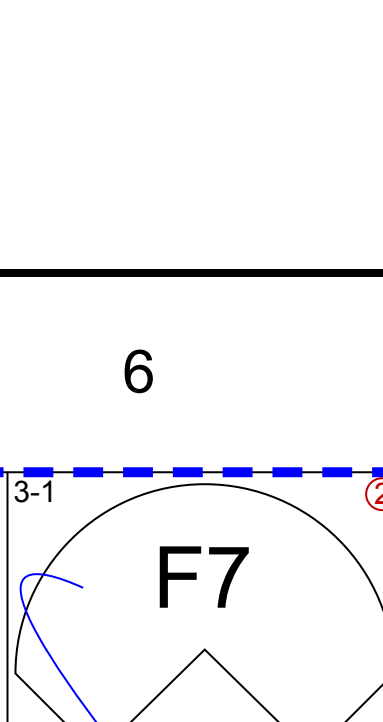
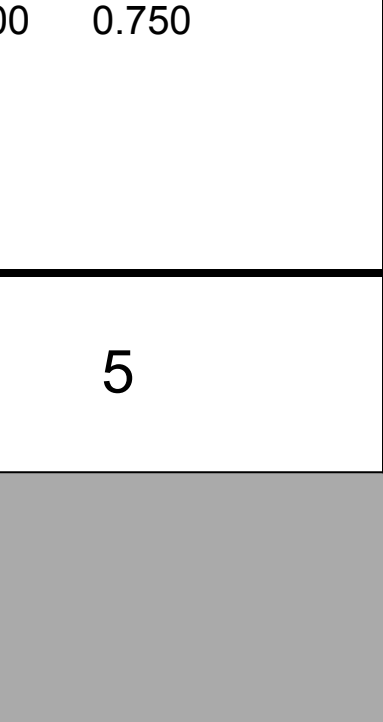

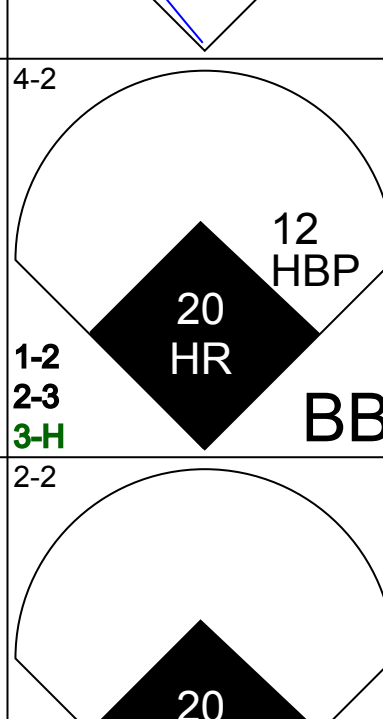
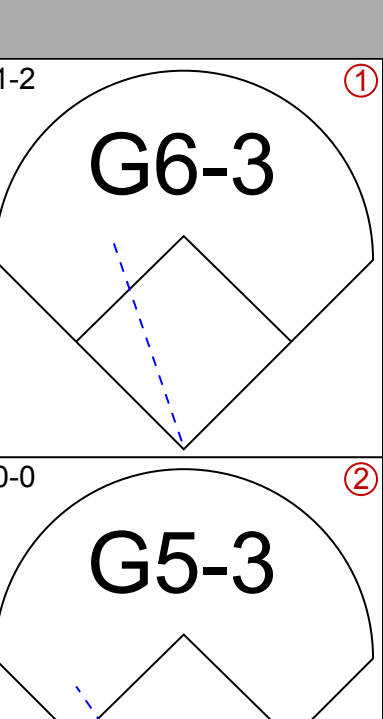
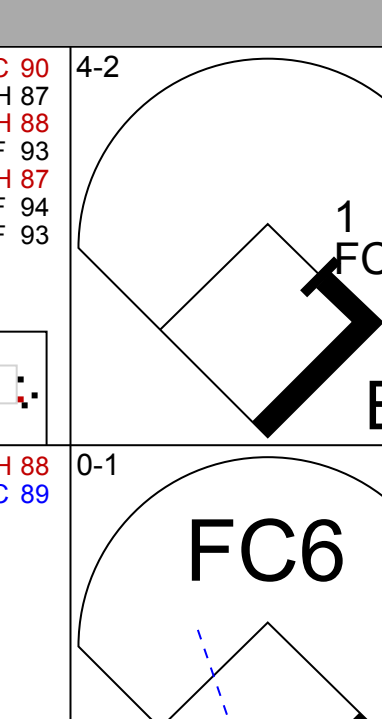
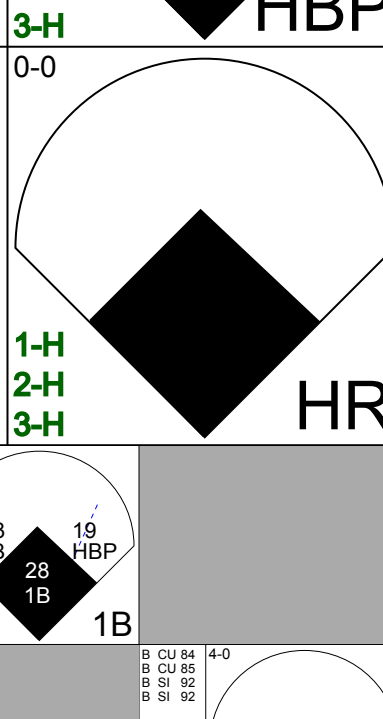
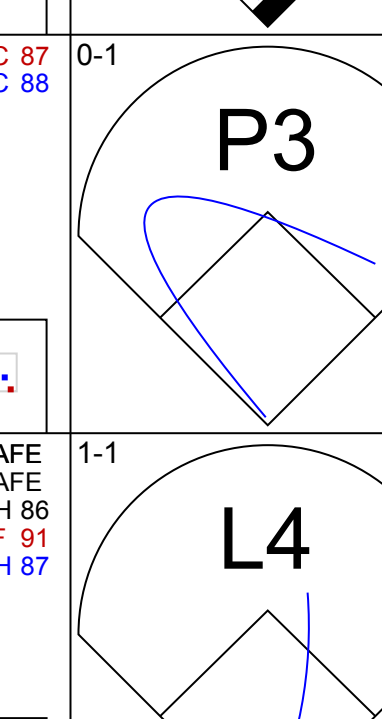
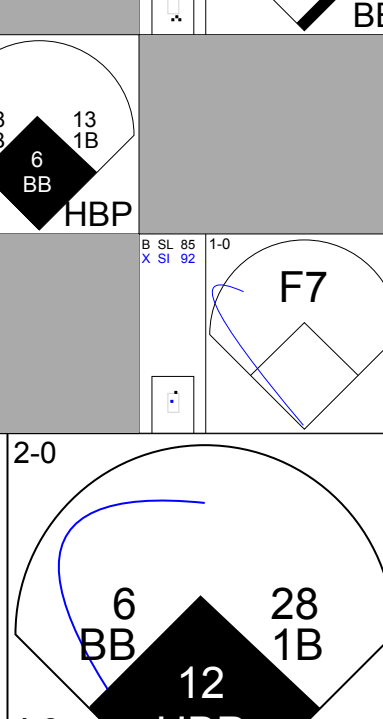

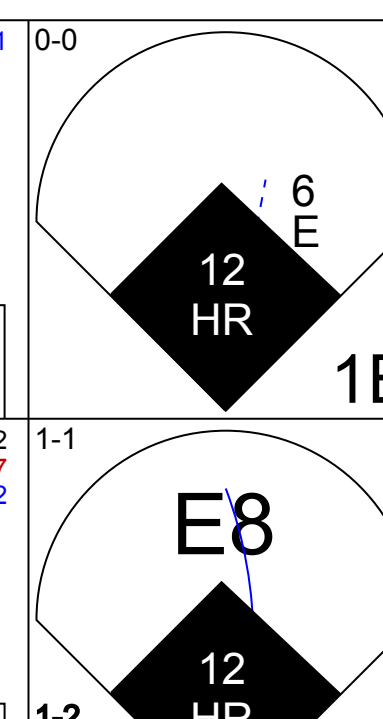

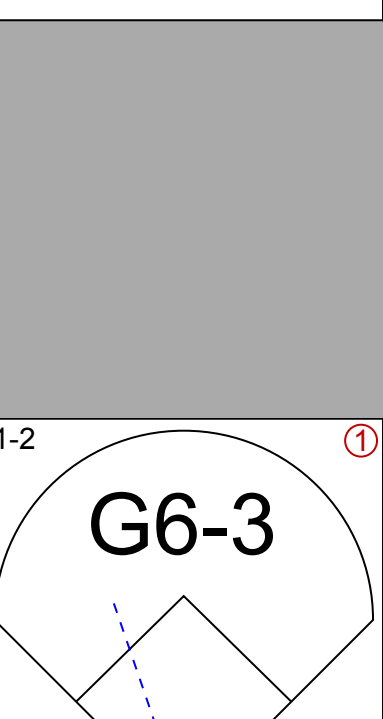

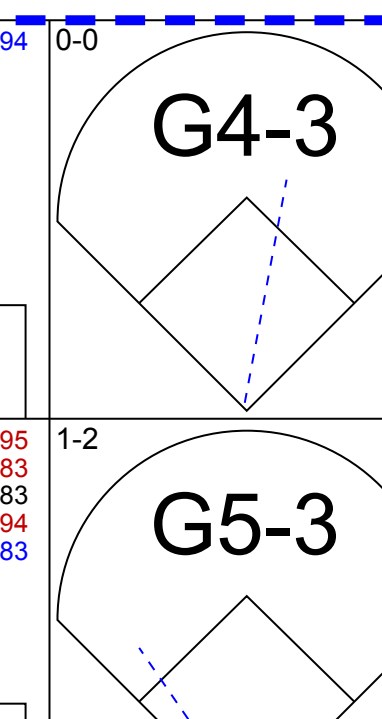
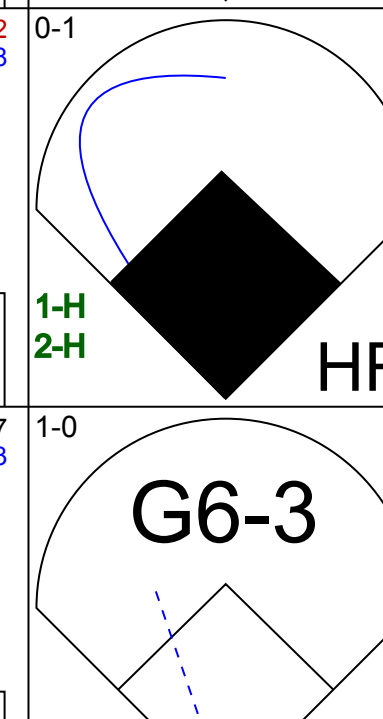
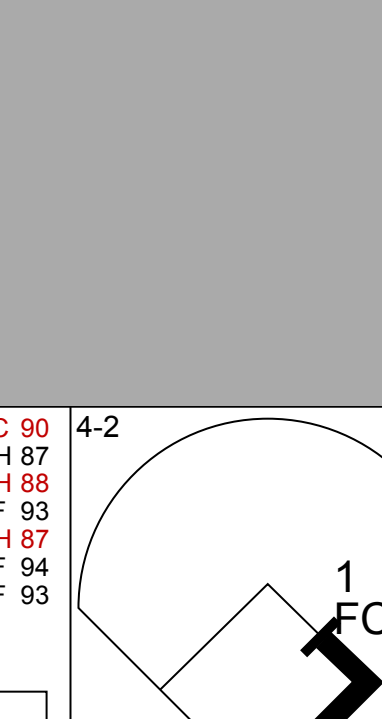
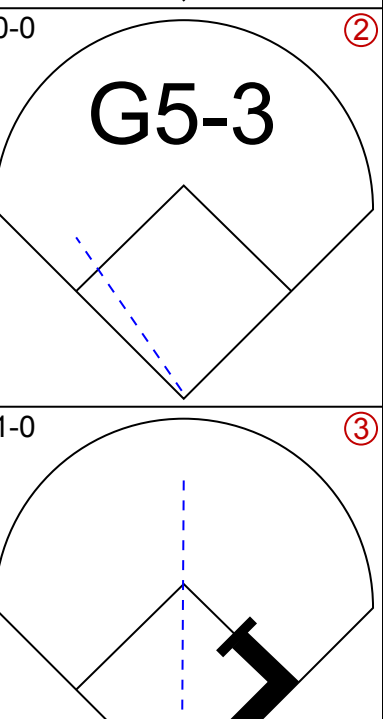

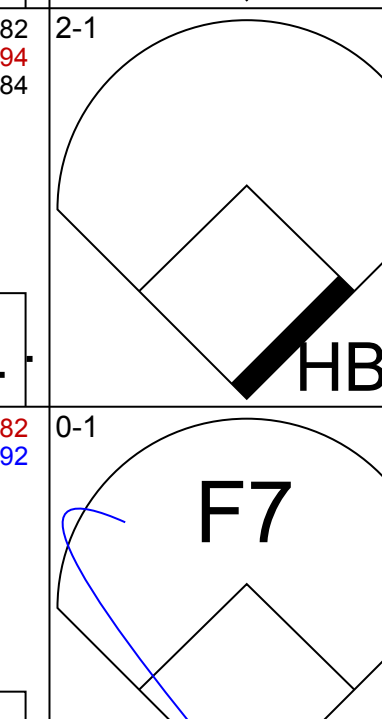
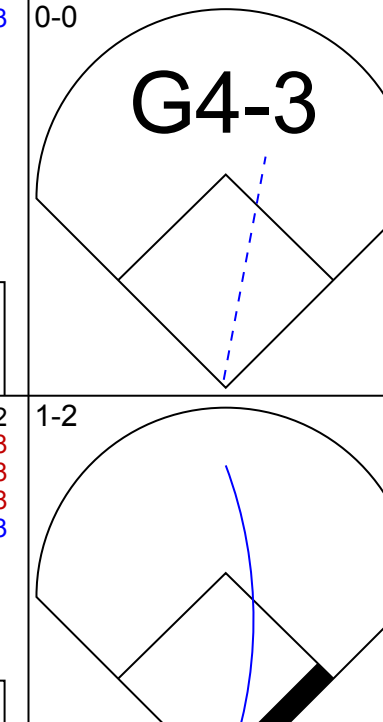
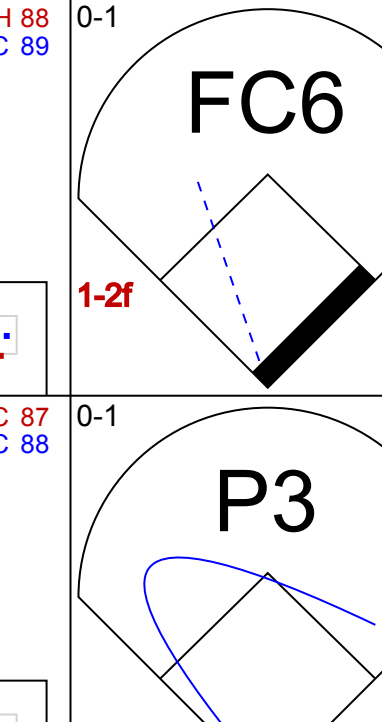

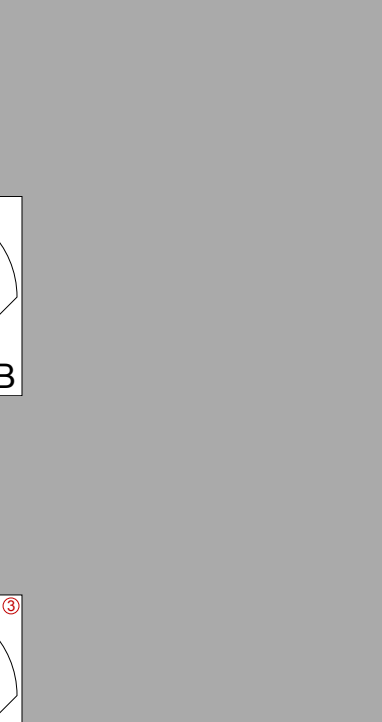


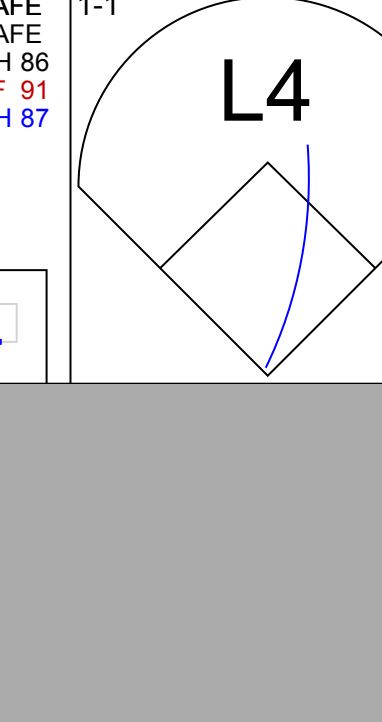
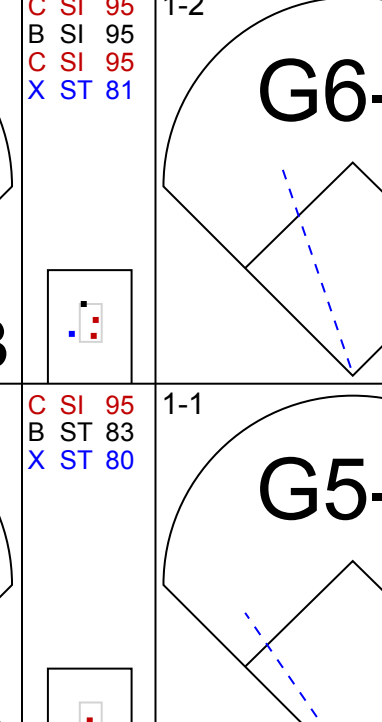


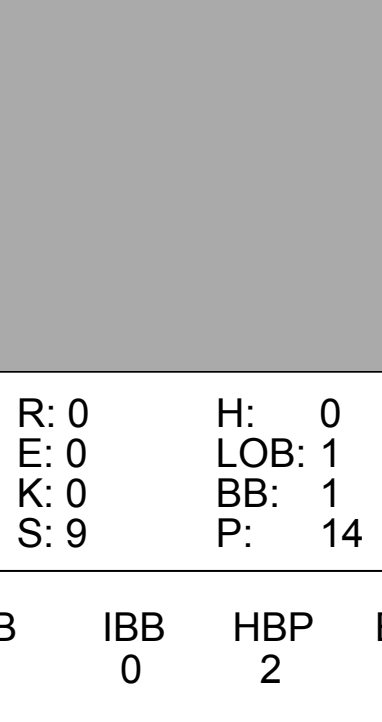
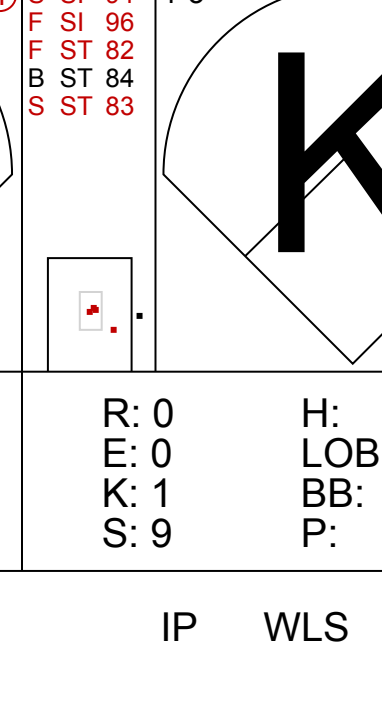



Batter	1	2	3	4	5	6	7	8	9	AB	R	H	RBI	BB	SO	LOB	BOTTOM								
12 Kyle Schwarber, L OBP: 0.332, SLG: 0.468										3	0	0	0	1	1	2									
17 Rhys Hoskins, R OBP: 0.336, SLG: 0.485										4	0	2	0	0	1	2									
19 Matt Vierling, R OBP: 0.279, SLG: 0.295										0	0	0	0	0	0	0									
3 Bryce Harper, L OBP: 0.380, SLG: 0.620										4	0	1	0	0	0	4									
8 Nick Castellanos, R OBP: 0.309, SLG: 0.401										4	0	0	0	0	0	5									
18 Didi Gregorius, L OBP: 0.350, SLG: 0.418										3	0	0	0	0	1	1									
28 Alec Bohm, R OBP: 0.295, SLG: 0.355										4	1	2	0	0	0	1									
37 Odúbel Herrera, L ERA: 3.52										3	0	1	0	0	1	2									
10 J.T. Realmuto, R OBP: 0.317, SLG: 0.361										0	1	0	0	1	0	0									
5 Bryson Stott, L OBP: 0.236, SLG: 0.305										3	0	0	0	0	1	2									
41 Yairo Muñoz, R										1	0	0	0	0	1	2									
21 Garrett Stubbs, L OBP: 0.405, SLG: 0.711										3	1	2	3	1	0	0									
<b>Inning Stats</b>	R: 0 E: 0 K: 0 S: 9	H: 1 LOB: 1 BB: 0 P: 14	R: 0 E: 0 K: 0 S: 11	H: 0 LOB: 0 BB: 0 P: 12	R: 0 E: 0 K: 1 S: 13	H: 1 LOB: 2 BB: 1 P: 24	R: 0 E: 0 K: 1 S: 9	H: 1 LOB: 0 BB: 0 P: 9	R: 0 E: 0 K: 0 S: 13	H: 1 LOB: 1 BB: 0 P: 19	R: 0 E: 0 K: 1 S: 11	H: 1 LOB: 2 BB: 1 P: 21	R: 0 E: 0 K: 0 S: 6	H: 1 LOB: 0 BB: 0 P: 9	R: 3 E: 0 K: 2 S: 19	H: 2 LOB: 0 BB: 1 P: 32	1B: 5 2B: 2 3B: 1 HR: 1	SF: 0 SAC: 0 DP: 1 HBP: 1	WP: 0 PB: 0 CS: 2	PA: 36					
<b>PITCHER</b>	IP	WLS	BF	H	R	ER	SO	BB	IBB	HBP	BLK	WP	HR	S	P	ERA	WHIP								
20 Daniel Castano, L ERA: 3.52	6.2		27	5	0	0	3	2	0	1	0	0	0	72	105	0.00	1.050								
51 Tommy Nance, R	0.1	H	1	0	0	0	1	0	0	0	0	0	0	3	6	0.00	0.000								
52 Anthony Bass, R ERA: 2.08	1.0	H	3	1	0	0	0	0	0	0	0	0	0	6	9	0.00	1.000								
66 Tanner Scott, L ERA: 5.04	0.2	L	5	2	3	3	2	1	0	0	0	0	1	19	32	40.50	4.500								

Miami Marlins @ Philadelphia Phillies  
Citizens Bank Park, Philadelphia, PA

AB 32  
R 3  
H 8  
RBI 3  
BB 3  
SO 6  
LOB 21



Wed Jun 15 2022, 1:10 PM - 4:20 PM EDT  
Att: 24,726 - Sunny - 84 F

Batter	1	2	3	4	5	6	7	8	9	AB	R	H	RBI	BB	SO	LOB	TOP											
2 Jazz Chisholm Jr. L OBP: 0.316, SLG: 0.526										3	1	0	0	2	2	0	<b>Miami Marlins @ New York Mets</b> Citi Field, Flushing, NY Fri Jun 17 2022, 7:12 PM - 10:34 PM EDT Att: 36,111 - Partly Cloudy - 85 F											
26 Garrett Cooper R OBP: 0.387, SLG: 0.462										4	1	2	0	1	1	0												
12 Jorge Soler R OBP: 0.316, SLG: 0.445										3	0	2	1	2	1	1												
24 Avisail Garcia R OBP: 0.271, SLG: 0.316										4	0	2	0	0	0	4												
5 Jon Berti R OBP: 0.378, SLG: 0.394										5	0	1	1	0	1	5												
11 Miguel Rojas R OBP: 0.291, SLG: 0.357										3	0	1	0	0	1	1												
46 Luke Williams R OBP: 0.313, SLG: 0.310										2	0	0	0	0	2	2												
37 Williams Astudillo R OBP: 0.333, SLG: 0.667										2	0	0	0	0	0	2												
34 Lewin Diaz L OBP: 0.333, SLG: 0.667										3	1	1	0	0	2	1												
58 Jacob Stallings R OBP: 0.265, SLG: 0.265										4	0	0	0	0	0	4												
14 Bryan De La Cruz R OBP: 0.270, SLG: 0.330										4	1	1	1	0	1	1												
<b>Inning Stats</b>	R: 0 H: 1 E: 0 K: 1 S: 10	H: 1 LOB: 2 BB: 1 P: 16	R: 0 H: 0 E: 0 K: 1 S: 6	H: 0 LOB: 0 BB: 0 P: 7	R: 0 H: 1 E: 0 K: 1 S: 10	H: 1 LOB: 1 BB: 0 P: 12	R: 0 H: 2 E: 0 K: 0 S: 5	H: 2 LOB: 2 BB: 0 P: 6	R: 1 H: 2 E: 0 K: 2 S: 16	H: 2 LOB: 1 BB: 0 P: 24	R: 0 H: 1 E: 0 K: 1 S: 11	H: 1 LOB: 1 BB: 0 P: 14	R: 2 H: 2 E: 0 K: 2 S: 22	H: 2 LOB: 2 BB: 1 P: 34	R: 1 H: 1 E: 0 K: 0 S: 16	H: 3 LOB: 3 BB: 3 P: 30	R: 0 H: 0 E: 0 K: 3 S: 11	H: 0 LOB: 0 BB: 0 P: 18	1B: 7 2B: 2 3B: 0 HR: 1	SF: 0 SAC: 0 DP: 0 HBP: 1	WP: 0 PB: 0 SB: 1 CS: 0	PA: 43						
<b>PITCHER</b>	IP WLS BF H R ER SO BB IBB HBP BLK WP HR S P ERA WHIP	6.1 W 29 8 3 3 7 2 0 0 0 0 1 70 98 4.26 1.579	7.1 L 9 2 1 1 1 2 0 1 1 0 0 21 36 6.75 3.000	8.1 L 5 0 0 0 3 1 0 0 0 0 0 16 27 0.00 0.750	<b>PITCHER</b>										IP WLS BF H R ER SO BB IBB HBP BLK WP HR S P ERA WHIP													
59 Carlos Carrasco R ERA: 3.96											6.1	W	29	8	3	3	7	2	0	0	0	0	0	1	70	98	4.26	1.579
68 Adonis Medina R ERA: 4.91											7.1	L	9	2	1	1	1	2	0	1	1	0	0	21	36	6.75	3.000	
0 Adam Ottavino R ERA: 2.92											8.1	L	5	0	0	0	3	1	0	0	0	0	16	27	0.00	0.750		
<b>Batter</b>	<b>1</b>	<b>2</b>	<b>3</b>	<b>4</b>	<b>5</b>	<b>6</b>	<b>7</b>	<b>8</b>	<b>9</b>	<b>AB</b>	<b>R</b>	<b>H</b>	<b>RBI</b>	<b>BB</b>	<b>SO</b>	<b>LOB</b>	<b>BOTTOM</b>											
9 Brandon Nimmo L OBP: 0.371, SLG: 0.421										5	1	2	0	0	0	3	<b>Miami Marlins @ New York Mets</b> Citi Field, Flushing, NY Fri Jun 17 2022, 7:12 PM - 10:34 PM EDT Att: 36,111 - Partly Cloudy - 85 F											
6 Starling Marte R OBP: 0.326, SLG: 0.438										4	2	0	1	1	0	3												
12 Francisco Lindor S OBP: 0.325, SLG: 0.414										3	2	1	4	0	0	2												
20 Pete Alonso R OBP: 0.365, SLG: 0.556										4	1	2	4	1	0	1												
1 Jeff McNeil L OBP: 0.379, SLG: 0.457										3	1	1	0	1	0	1												
19 Mark Canha R OBP: 0.380, SLG: 0.403										3	1	1	0	0	0	2												
13 Luis Guillorme L OBP: 0.406, SLG: 0.394										4	1	1	0	0	1	2												
28 J.D. Davis R OBP: 0.338, SLG: 0.370										4	1	1	1	0	2	0												
3 Tomás Nido R OBP: 0.268, SLG: 0.259										3	0	0	0	0	3	3												
<b>Inning Stats</b>	R: 3 H: 3 E: 1 K: 1 S: 15	H: 3 LOB: 1 BB: 0 P: 18	R: 0 H: 1 E: 0 K: 1 S: 12	H: 0 LOB: 2 BB: 0 P: 18	R: 0 H: 0 E: 0 K: 0 S: 9	H: 0 LOB: 0 BB: 1 P: 14	R: 0 H: 0 E: 0 K: 2 S: 9	H: 0 LOB: 0 BB: 0 P: 11	R: 0 H: 1 E: 0 K: 0 S: 5	H: 1 LOB: 1 BB: 0 P: 7	R: 7 H: 4 E: 0 K: 1 S: 17	H: 4 LOB: 2 BB: 2 P: 38	R: 0 H: 0 E: 0 K: 1 S: 9	H: 0 LOB: 0 BB: 0 P: 12	R: 0 H: 0 E: 0 K: 0 S: 8	H: 0 LOB: 1 BB: 0 P: 11		1B: 7 2B: 0 3B: 0 HR: 2	SF: 0 SAC: 0 DP: 0 HBP: 4	WP: 0 PB: 0 SB: 0 CS: 0	PA: 40							
<b>PITCHER</b>	IP WLS BF H R ER SO BB IBB HBP BLK WP HR S P ERA WHIP	5.1 L 27 5 1 3 3 1 0 1 0 0 1 8 22 40.50 4.500	6.1 L 6 1 3 3 0 2 0 1 0 0 0 9 12 0.00 0.000	7.1 L 4 0 0 0 1 0 0 1 0 0 0 8 11 0.00 0.000	<b>PITCHER</b>										IP WLS BF H R ER SO BB IBB HBP BLK WP HR S P ERA WHIP													
49 Pablo López R ERA: 2.85											5.1	L	27	5	1	3	3	1	0	1	0	0	1	8	22	40.50	4.500	
51 Tommy Nance R ERA: 5.06											6.1	L	6	1	3	3	0	2	0	1	0	0	0	9	12	0.00	0.000	
47 Jimmy Yacabonis R ERA: 6.75											7.1	L	4	0	0	0	1	0	0	1	0	0	0	8	11	0.00	0.000	

Batter	1	2	3	4	5	6	7	8	9	AB	R	H	RBI	BB	SO	LOB	TOP										
5 Jon Berti, R OBP: 0.382, SLG: 0.398										4	1	2	0	0	1	0	<b>Miami Marlins @ New York Mets</b> Citi Field, Flushing, NY Sat Jun 18 2022, 4:12 PM - 7:02 PM EDT Att: 40,021 - Partly Cloudy - 68 F										
2 Jazz Chisholm Jr., L OBP: 0.302, SLG: 0.518										3	1	0	0	1	2	2											
12 Jorge Soler, R OBP: 0.311, SLG: 0.438										4	0	0	0	0	2	3											
26 Garrett Cooper, R OBP: 0.384, SLG: 0.458										4	0	1	1	1	0	2											
46 Luke Williams, R OBP: 0.313, SLG: 0.310										0	0	0	0	0	0	0											
24 Avisail García, R OBP: 0.271, SLG: 0.320										4	0	1	1	1	0	2											
34 Lewin Díaz, L OBP: 0.167, SLG: 0.333										3	0	0	0	0	2	1											
11 Miguel Rojas, R OBP: 0.287, SLG: 0.351										3	0	0	0	0	2	0											
54 Nick Fortes, R OBP: 0.424, SLG: 0.556										3	0	0	0	0	1	0											
14 Bryan De La Cruz, R OBP: 0.264, SLG: 0.322										3	0	0	0	0	1	0											
<b>Inning Stats</b>	R: 0 E: 0 K: 3 S: 12	H: 1 LOB: 1 BB: 0 P: 19	R: 0 E: 0 K: 1 S: 9	H: 0 LOB: 0 BB: 0 P: 13	R: 0 E: 0 K: 1 S: 6	H: 0 LOB: 0 BB: 0 P: 8	R: 0 E: 0 K: 1 S: 9	H: 0 LOB: 0 BB: 0 P: 14	R: 0 E: 0 K: 0 S: 9	H: 0 LOB: 0 BB: 0 P: 14	R: 1 E: 0 K: 1 S: 13	H: 1 LOB: 1 BB: 1 P: 24	R: 0 E: 0 K: 2 S: 9	H: 0 LOB: 0 BB: 0 P: 14	R: 1 E: 0 K: 3 S: 16	H: 2 LOB: 2 BB: 0 P: 23	1B: 3 2B: 1 3B: 0 HR: 0	SF: 0 SAC: 0 DP: 0 HBP: 0	WP: 0 PB: 0 CS: 0	PA: 32							
<b>PITCHER</b>	IP	WLS	BF	H	R	ER	SO	BB	IBB	HBP	BLK	WP	HR	S	P	ERA	WHIP										
99 Taijuan Walker, R ERA: 2.88	6.2	W	23	2	1	1	9	1	0	0	0	0	0	62	97	1.35	0.450										
62 Drew Smith, R ERA: 2.1	1.1	H	4	0	0	0	3	0	0	0	0	0	0	15	23	0.00	0.000										
39 Edwin Díaz, R ERA: 2.3	1.0	S	5	2	1	1	3	0	0	0	0	0	0	16	23	9.00	2.000										

Batter	1	2	3	4	5	6	7	8	9	AB	R	H	RBI	BB	SO	LOB	BOTTOM										
9 Brandon Nimmo, L OBP: 0.365, SLG: 0.413										4	0	0	0	0	0	0	<b>Miami Marlins @ New York Mets</b> Citi Field, Flushing, NY Sat Jun 18 2022, 4:12 PM - 7:02 PM EDT Att: 40,021 - Partly Cloudy - 68 F										
6 Starling Marte, R OBP: 0.329, SLG: 0.443										4	1	2	0	0	0												
12 Francisco Lindor, S OBP: 0.324, SLG: 0.424										4	1	1	2	0	0	1											
20 Pete Alonso, R OBP: 0.360, SLG: 0.547										4	0	0	0	0	1	0											
19 Mark Canha, R OBP: 0.387, SLG: 0.404										2	1	1	0	2	0	0											
28 J.D. Davis, R OBP: 0.342, SLG: 0.369										3	0	1	0	1	1	1											
10 Eduardo Escobar, S OBP: 0.297, SLG: 0.392										3	0	0	0	0	1	5											
1 Jeff McNeil, L OBP: 0.379, SLG: 0.455										3	0	1	1	0	1	1											
3 Tomás Nido, R OBP: 0.262, SLG: 0.252										3	0	0	0	0	2												
<b>Inning Stats</b>	R: 0 E: 0 K: 0 S: 6	H: 0 LOB: 0 BB: 0 P: 8	R: 1 E: 0 K: 0 S: 12	H: 2 LOB: 1 BB: 1 P: 23	R: 2 E: 0 K: 0 S: 21	H: 3 LOB: 2 BB: 1 P: 34	R: 0 E: 0 K: 0 S: 5	H: 0 LOB: 0 BB: 0 P: 10	R: 0 E: 0 K: 1 S: 10	H: 0 LOB: 0 BB: 0 P: 15	R: 0 E: 0 K: 3 S: 14	H: 0 LOB: 1 BB: 1 P: 23	R: 0 E: 0 K: 0 S: 6	H: 1 LOB: 0 BB: 0 P: 8	R: 0 E: 0 K: 0 S: 7	H: 0 LOB: 0 BB: 0 P: 10	1B: 4 2B: 1 3B: 0 HR: 1	SF: 0 SAC: 0 DP: 0 HBP: 0	WP: 0 PB: 0 CS: 0	PA: 33							
<b>PITCHER</b>	IP	WLS	BF	H	R	ER	SO	BB	IBB	HBP	BLK	WP	HR	S	P	ERA	WHIP										
60 Braxton Garrett, L ERA: 4.85	4.0	L	19	5	3	3	0	2	0	0	0	0	0	44	75	6.75	1.750										
36 Dylan Floro, R ERA: 6.08	1.0		3	0	0	0	1	0	0	0	0	0	0	10	15	0.00	0.000										
47 Jimmy Yacabonis, R ERA:	0.2		3	0	0	0	2	1	0	0	0	0	0	11	17	0.00	1.500										
35 Richard Bleier, L ERA: 4.78	1.0		3	0	0	0	1	0	0	0	0	0	0	5	10	0.00	0.000										
38 Louis Head, R ERA: 6.35	1.1		5	1	0	0	0	0	0	0	0	0	0	11	14	0.00	0.750										

AB	31
R	2
H	4
RBI	2
BB	1
SO	15
LOB	9



AB	30
R	3
H	6
RBI	3
BB	3
SO	4
LOB	10



Batter	1	2	3	4	5	6	7	8	9	AB	R	H	RBI	BB	SO	LOB	TOP					
2 Jazz Chisholm Jr., L (1,4) OBP: 0.309, SLG: 0.523										4	1	2	1	1	2	0						
5 Jon Bertie, R (1,5) OBP: 0.382, SLG: 0.402										4	0	1	1	1	1	3	2					
24 Avisaíl García, R (1,10) OBP: 0.266, SLG: 0.314										4	0	0	0	0	0	2						
11 Miguel Rojas, R (1,6) OBP: 0.291, SLG: 0.354										4	1	2	0	0	1	0						
34 Lewin Díaz, L (1,3) OBP: 0.100, SLG: 0.200										4	0	0	0	0	1	2						
58 Jacob Stallings, R (1,2) OBP: 0.285, SLG: 0.265										4	1	1	0	0	3	1						
14 Bryan De La Cruz, R (1,8) OBP: 0.271, SLG: 0.322										3	1	1	0	1	1	0						
64 Jerar Encarnación, R (1,9) OBP: 0.250, SLG: 1.000										4	2	1	4	0	1	2						
46 Luke Williams, R (1,7) OBP: 0.278, SLG: 0.273										4	0	0	0	0	0	1						
<b>Inning Stats</b>	R: 0 H: 0 E: 0 K: 2 S: 12	H: 0 LOB: 0 BB: 0 P: 17	R: 0 H: 2 E: 0 K: 3 S: 13	H: 2 LOB: 2 BB: 0 P: 18	R: 0 H: 0 E: 0 K: 1 S: 11	H: 0 LOB: 1 BB: 1 P: 19	R: 0 H: 0 E: 0 K: 1 S: 10	H: 0 LOB: 0 BB: 0 P: 13	R: 0 H: 0 E: 0 K: 1 S: 16	H: 1 LOB: 0 BB: 0 P: 22	R: 5 H: 4 E: 0 K: 0 S: 20	H: 4 LOB: 1 BB: 2 P: 34	R: 0 H: 0 E: 0 K: 2 S: 10	H: 0 LOB: 0 BB: 0 P: 12	R: 1 H: 1 E: 1 K: 1 S: 11	H: 1 LOB: 1 BB: 0 P: 17	1B: 5 2B: 3 HR: 1	SF: 0 SAC: 0 DP: 1 HBP: 0	WP: 0 PB: 0 SB: 2 CS: 1	PA: 38		
<b>PITCHER</b>	IP WLS BF H R ER SO BB IBB HBP BLK WP HR S P ERA WHIP	IP WLS BF H R ER SO BB IBB HBP BLK WP HR S P ERA WHIP	IP WLS BF H R ER SO BB IBB HBP BLK WP HR S P ERA WHIP	IP WLS BF H R ER SO BB IBB HBP BLK WP HR S P ERA WHIP	IP WLS BF H R ER SO BB IBB HBP BLK WP HR S P ERA WHIP	IP WLS BF H R ER SO BB IBB HBP BLK WP HR S P ERA WHIP	IP WLS BF H R ER SO BB IBB HBP BLK WP HR S P ERA WHIP	IP WLS BF H R ER SO BB IBB HBP BLK WP HR S P ERA WHIP	IP WLS BF H R ER SO BB IBB HBP BLK WP HR S P ERA WHIP	IP WLS BF H R ER SO BB IBB HBP BLK WP HR S P ERA WHIP	IP WLS BF H R ER SO BB IBB HBP BLK WP HR S P ERA WHIP	IP WLS BF H R ER SO BB IBB HBP BLK WP HR S P ERA WHIP	IP WLS BF H R ER SO BB IBB HBP BLK WP HR S P ERA WHIP	IP WLS BF H R ER SO BB IBB HBP BLK WP HR S P ERA WHIP	IP WLS BF H R ER SO BB IBB HBP BLK WP HR S P ERA WHIP	IP WLS BF H R ER SO BB IBB HBP BLK WP HR S P ERA WHIP	IP WLS BF H R ER SO BB IBB HBP BLK WP HR S P ERA WHIP	IP WLS BF H R ER SO BB IBB HBP BLK WP HR S P ERA WHIP	IP WLS BF H R ER SO BB IBB HBP BLK WP HR S P ERA WHIP	IP WLS BF H R ER SO BB IBB HBP BLK WP HR S P ERA WHIP	IP WLS BF H R ER SO BB IBB HBP BLK WP HR S P ERA WHIP	IP WLS BF H R ER SO BB IBB HBP BLK WP HR S P ERA WHIP
40 Chris Bassitt, R (1,1) ERA: 4.03	6.1	L	25	5	3	3	9	2	0	0	0	0	0	0	0	0	75	109	4.26	1.105		
67 Seth Lugo, R (7,1) ERA: 3.81	0.2	B	5	2	2	2	0	1	0	0	0	0	0	0	0	1	13	22	27.00	4.500		
34 Tommy Hunter, R (8,1) ERA:	1.2		6	0	1	0	2	0	0	0	0	0	0	0	0	0	17	22	0.00	0.000		
30 Joely Rodríguez, L (9,1) ERA: 5.06	0.1		2	1	0	0	1	0	0	0	0	0	0	0	0	0	4	7	0.00	3.000		
<b>Batter</b>	<b>1</b>	<b>2</b>	<b>3</b>	<b>4</b>	<b>5</b>	<b>6</b>	<b>7</b>	<b>8</b>	<b>9</b>	<b>AB</b>	<b>R</b>	<b>H</b>	<b>RBI</b>	<b>BB</b>	<b>SO</b>	<b>LOB</b>	<b>BOTTOM</b>					
9 Brandon Nimmo, L (1,8) OBP: 0.359, SLG: 0.405										4	0	0	0	0	0	0						
6 Starling Marte, R (1,9) OBP: 0.328, SLG: 0.449										4	1	1	0	0	2	0						
12 Francisco Lindor, S (1,6) OBP: 0.323, SLG: 0.421										4	0	1	1	0	0	0						
20 Pete Alonso, R (1,3) OBP: 0.362, SLG: 0.548										3	0	1	0	1	0	1						
1 Jeff McNeil, L (1,7) OBP: 0.385, SLG: 0.460										2	1	1	0	2	1	0						
10 Eduardo Escobar, S (1,5) OBP: 0.293, SLG: 0.386										4	0	0	0	0	1	5						
13 Luis Guillorme, L (1,4) OBP: 0.404, SLG: 0.383										3	0	1	1	0	1	2						
19 Mark Canha, R (9,PH) OBP: 0.385, SLG: 0.402										1	0	0	0	0	0	2						
18 Nick Plummer, L (1,10) OBP: 0.194, SLG: 0.379										3	0	0	0	0	3	3						
28 J.D. Davis, R (9,PH) OBP: 0.340, SLG: 0.366										1	0	0	0	0	0	2						
3 Tomás Nido, R (1,2) OBP: 0.264, SLG: 0.254										3	0	1	0	0	1	1						
<b>Inning Stats</b>	R: 0 H: 0 E: 0 K: 1 S: 8	H: 1 LOB: 2 BB: 1 P: 13	R: 0 H: 1 E: 0 K: 2 S: 12	H: 1 LOB: 1 BB: 1 P: 18	R: 0 H: 1 E: 0 K: 0 S: 6	H: 1 LOB: 0 BB: 0 P: 7	R: 0 H: 0 E: 0 K: 1 S: 7	H: 0 LOB: 0 BB: 0 P: 14	R: 0 H: 0 E: 0 K: 1 S: 6	H: 0 LOB: 0 BB: 0 P: 10	R: 1 H: 2 E: 0 K: 0 S: 6	H: 2 LOB: 1 BB: 0 P: 9	R: 1 H: 2 E: 0 K: 2 S: 17	H: 2 LOB: 1 BB: 0 P: 23	R: 0 H: 0 E: 0 K: 1 S: 8	H: 0 LOB: 0 BB: 0 P: 12	R: 0 H: 0 E: 0 K: 1 S: 9	H: 0 LOB: 2 BB: 2 P: 22	1B: 3 2B: 2 HR: 0	SF: 0 SAC: 0 DP: 0 HBP: 0	WP: 0 PB: 0 SB: 0 CS: 0	PA: 35
<b>PITCHER</b>	IP WLS BF H R ER SO BB IBB HBP BLK WP HR S P ERA WHIP	IP WLS BF H R ER SO BB IBB HBP BLK WP HR S P ERA WHIP	IP WLS BF H R ER SO BB IBB HBP BLK WP HR S P ERA WHIP	IP WLS BF H R ER SO BB IBB HBP BLK WP HR S P ERA WHIP	IP WLS BF H R ER SO BB IBB HBP BLK WP HR S P ERA WHIP	IP WLS BF H R ER SO BB IBB HBP BLK WP HR S P ERA WHIP	IP WLS BF H R ER SO BB IBB HBP BLK WP HR S P ERA WHIP	IP WLS BF H R ER SO BB IBB HBP BLK WP HR S P ERA WHIP	IP WLS BF H R ER SO BB IBB HBP BLK WP HR S P ERA WHIP	IP WLS BF H R ER SO BB IBB HBP BLK WP HR S P ERA WHIP	IP WLS BF H R ER SO BB IBB HBP BLK WP HR S P ERA WHIP	IP WLS BF H R ER SO BB IBB HBP BLK WP HR S P ERA WHIP	IP WLS BF H R ER SO BB IBB HBP BLK WP HR S P ERA WHIP	IP WLS BF H R ER SO BB IBB HBP BLK WP HR S P ERA WHIP	IP WLS BF H R ER SO BB IBB HBP BLK WP HR S P ERA WHIP	IP WLS BF H R ER SO BB IBB HBP BLK WP HR S P ERA WHIP	IP WLS BF H R ER SO BB IBB HBP BLK WP HR S P ERA WHIP	IP WLS BF H R ER SO BB IBB HBP BLK WP HR S P ERA WHIP	IP WLS BF H R ER SO BB IBB HBP BLK WP HR S P ERA WHIP	IP WLS BF H R ER SO BB IBB HBP BLK WP HR S P ERA WHIP	IP WLS BF H R ER SO BB IBB HBP BLK WP HR S P ERA WHIP	IP WLS BF H R ER SO BB IBB HBP BLK WP HR S P ERA WHIP
22 Sandy Alcantara, R (1,1) ERA: 1.72	8.0	W	30	6	2	2	8	1	0	0	0	0	0	0	0	0	70	106	2.25	0.875		
66 Tanner Scott, L (9,1) ERA: 4.65	1.0		5	0	0	0	1	2	0	0	0	0	0	0	0	0	9	22	0.00	2.000		

Miami Marlins @ New York Mets  
Citi Field, Flushing, NY  
Sun Jun 19 2022, 1:44 PM - 4:44 PM EDT  
Att: 41,255 - Sunny - 70 F

AB 35  
R 6  
H 8  
RBI 6  
BB 3  
SO 12  
LOB 10

Miami Marlins @ New York Mets  
Citi Field, Flushing, NY  
Sun Jun 19 2022, 1:44 PM - 4:44 PM EDT  
Att: 41,255 - Sunny - 70 F

AB 32  
R 2  
H 6  
RBI 2  
BB 3  
SO 9  
LOB 16

WP: 0  
PB: 0  
SB: 0  
CS: 0



Batter	1	2	3	4	5	6	7	8	9	AB	R	H	RBI	BB	SO	LOB	TOP
5 Jon Berti, R OBP: 0.376, SLG: 0.393	E5 2 G6-3		26 L9 2 HBP 1B		K 3-3 S SL 85		K 2-3		FC4-6 1-2	5	0	1	0	0	2	3	
2 Jazz Chisholm Jr., L OBP: 0.313, SLG: 0.518	G6-3 1-2		HBP 1-2		12 G5-4-3 BB			L7 0-2		2	0	0	0	1	0	1	
12 Jorge Soler, R OBP: 0.310, SLG: 0.434	1B 0-0		K 2-3		G5-4-3 1-2			P3 1-1		4	0	1	0	0	1	4	
26 Garrett Cooper, R OBP: 0.382, SLG: 0.454	K 3-3		L9 2-3		G6-3 0-2			1B 1-1		4	0	1	0	0	1	3	
11 Miguel Rojas, R OBP: 0.295, SLG: 0.358		64 FC5-4 58 1B 0-2	G4-3 2-1		64 S 58 BB 1-2			G3 3-2		4	0	2	0	0	0	3	
58 Jacob Stallings, R OBP: 0.276, SLG: 0.268	64 FC5-4 1B 1-2		K 1-2		64 G5-4-3 BB 1-2			64 FC4-6 BB 4-0		2	0	1	0	2	1	0	
64 Jerar Encarnación, R OBP: 0.125, SLG: 0.590	FC5-4 1-1		G5-3 1-1		G5-4-3 1-2			FC4-6 14 BB 1-2		4	0	0	0	0	0	5	
14 Bryan De La Cruz, R OBP: 0.271, SLG: 0.314	K 3-3		K 2-3		K 2-3			5 FC4-6 BB 4-0		3	0	0	0	1	2	2	
46 Luke Williams, R OBP: 0.275, SLG: 0.270	K 1-3		K 2-1		2 BB 1B 2-1			K 1-2		4	0	1	0	0	3	4	
<b>Inning Stats</b>	R: 0 H: 1 E: 1 K: 1 S: 9	H: 2 LOB: 1 BB: 0 P: 15	R: 0 H: 2 E: 0 K: 2 S: 12	H: 1 LOB: 2 BB: 0 P: 18	R: 0 H: 1 E: 0 K: 1 S: 12	H: 1 LOB: 2 BB: 0 P: 20	R: 0 H: 1 E: 0 K: 1 S: 9	H: 1 LOB: 1 BB: 1 P: 20	R: 0 H: 1 E: 0 K: 0 S: 11	H: 0 LOB: 0 BB: 0 P: 16	R: 0 H: 0 E: 0 K: 1 S: 10	H: 0 LOB: 2 BB: 2 P: 19	1B: 7 2B: 0 3B: 0 HR: 0	SF: 0 SAC: 0 DP: 2 HBP: 1	WP: 0 PB: 0 SB: 1 CS: 0	PA: 37	
<b>PITCHER</b>	IP WLS BF H R ER SO BB IBB HBP BLK WP HR S P ERA WHIP																
23 David Peterson, L ERA: 3.18	5.1 W 24 6 0 0 7 2 0 0 0 0 0 60 100 0.00 1.500																
0 Adam Ottavino, R ERA: 2.73	1.2 H 4 0 0 0 2 0 0 0 0 0 0 11 18 0.00 0.000																
62 Drew Smith, R ERA: 2.03	1.0 4 1 0 0 0 0 0 0 0 0 0 11 16 0.00 1.000																
44 Yoan López, R ERA: 6.75	1.0 5 0 0 0 1 2 0 0 0 0 0 10 19 0.00 2.000																

Miami Marlins @ New York Mets  
Citi Field, Flushing, NY  
Mon Jun 20 2022, 1:12 PM - 4:32 PM EDT  
Att: 34,947 - Sunny - 75 F


AB 32  
R 0  
H 7  
RBI 0  
BB 4  
SO 10  
LOB 25



Batter	1	2	3	4	5	6	7	8	9	AB	R	H	RBI	BB	SO	LOB	BOTTOM
9 Brandon Nimmo, L OBP: 0.364, SLG: 0.414	12 BB 19 2B 0-1	G1-3 3-2			12 L8 20 SF7 6 1B 0-1		6 FC5-4 1B 2-2	K 2-3		5	2	3	0	0	1	2	
6 Starling Marte, R OBP: 0.325, SLG: 0.445	E5 19 BB 12 BB 1-2		K 1-2		1B 1-2		FC5-4 12 E 1-2	BB 1-2		4	0	1	0	1	1	2	
12 Francisco Lindor, S OBP: 0.321, SLG: 0.417	19 BB 1-2		G4-3 1-2		L8 2-3		FC1 20 C4-3 1-2	K 1-3		5	0	1	0	0	1	6	
20 Pete Alonso, R OBP: 0.357, SLG: 0.542	K 3-3		K 1-3		SF7 3-H 2-0		G4-3 1-2			3	0	0	1	0	2	5	
19 Mark Canha, R OBP: 0.383, SLG: 0.396	BB 1-2		K 1-3		K 2-3		L6 1-2			3	0	0	1	1	2	1	
28 J.D. Davis, R OBP: 0.344, SLG: 0.361	K 0-3		10 SF7 3 WP 2B 4-2		K 1-3		K 1-3		10 WP 13 BB 10 BB HBP 1-2	2	2	0	0	1	2	3	
1 Jeff McNeil, L OBP: 0.366, SLG: 0.465	L7 0-0		10 SF7 3 WP 2B 2-1		1B 1-3		1B 1-2		10 WP 10 BB 1B 1-2	2	1	1	0	0	0	3	
13 Luis Guillorme, L OBP: 0.412, SLG: 0.392			10 SF7 3 WP 2B 1-3		1B 0-0		1B 1-2		10 WP 10 BB 1B 1-2	2	1	2	0	0	0	0	
10 Eduardo Escobar, S OBP: 0.292, SLG: 0.385	K 2-3		SF7 2-3		P6 2-3		P6 0-0		6 BB 3 BB 1B 1-2	3	0	1	3	0	1	1	
3 Tomás Nido, R OBP: 0.263, SLG: 0.248	G5-3 0-2		G5-3 2-2		F9 2-2		F9 0-0		6 BB 1-2	3	0	0	0	1	0	1	
<b>Inning Stats</b>	R: 1 H: 2 E: 1 K: 2 S: 17	H: 0 LOB: 0 BB: 0 P: 25	R: 0 H: 0 E: 0 K: 1 S: 9	H: 0 LOB: 0 BB: 0 P: 14	R: 0 H: 0 E: 0 K: 2 S: 9	H: 1 LOB: 0 BB: 1 P: 22	R: 1 H: 2 E: 0 K: 1 S: 12	H: 1 LOB: 1 BB: 0 P: 18	R: 0 H: 1 E: 1 K: 0 S: 10	H: 1 LOB: 0 BB: 0 P: 14	R: 2 H: 2 E: 0 K: 2 S: 20	H: 2 LOB: 3 BB: 2 P: 39	1B: 7 2B: 2 3B: 0 HR: 0	SF: 2 SAC: 0 DP: 1 HBP: 1	WP: 2 PB: 0 SB: 0 CS: 0	PA: 39	
<b>PITCHER</b>	IP WLS BF H R ER SO BB IBB HBP BLK WP HR S P ERA WHIP																
28 Trevor Rogers, L ERA: 5.83	5.0 L 23 5 4 3 7 2 0 0 0 0 0 59 93 0.00 1.400																
36 Dylan Floro, R ERA: 5.65	1.0 4 1 0 0 1 0 0 0 0 0 0 9 13 0.00 1.000																
52 Anthony Bass, R ERA: 2.0	1.0 4 1 0 0 0 0 0 0 0 0 0 10 14 0.00 1.000																
51 Tommy Nance, R ERA: 5.82	1.0 8 2 2 2 2 2 0 0 1 0 1 0 20 39 18.00 4.000																

Miami Marlins @ New York Mets  
Citi Field, Flushing, NY  
Mon Jun 20 2022, 1:12 PM - 4:32 PM EDT  
Att: 34,947 - Sunny - 75 F

AB 32  
R 6  
H 9  
RBI 5  
BB 4  
SO 10  
LOB 24



Batter	1	2	3	4	5	6	7	8	9	AB	R	H	RBI	BB	SO	LOB	TOP											
9 Connor Joe, R OBP: 0.360, SLG: 0.392	K		25 F9 19 1B 2B	FC3-6 BB		G4-3	K			4	1	1	0	1	2	0	<b>Colorado Rockies @ Miami Marlins</b> loanDepot park, Miami, FL Tue Jun 21 2022, 6:43 PM - 10:24 PM EDT Att: 9,012 - Roof Closed - 72 F											
2 Yanthan Daza, R OBP: 0.384, SLG: 0.380	G6-3		K	FC3-6		25 1B E	P3			5	1	1	0	0	1	3												
19 Charlie Blackmon, L OBP: 0.323, SLG: 0.466	F8		2B	K		F8				5	1	1	0	0	1	3												
25 C.J. Cron, R OBP: 0.348, SLG: 0.566		24 BB 11 1B BB	F9			24 2B	E			5	3	3	0	0	0	2												
Brendan Rodgers, R OBP: 0.298, SLG: 0.381		11 1B 24 BB BB		K		24 1B	E3			4	1	1	2	1	2	2												
Randal Grichuk, R OBP: 0.299, SLG: 0.388	K		F4			F9				4	0	1	1	1	1	4												
24 Ryan McMahon, L OBP: 0.342, SLG: 0.395		11 1B BB		HR						4	1	3	3	1	1	1												
11 Jose Iglesias, R OBP: 0.349, SLG: 0.378				FC3-6			K			4	0	2	1	1	1	3												
6 Brian Serven, R OBP: 0.358, SLG: 0.492	G5-4-3		G6-3							5	0	0	0	0	2	7												
<b>Inning Stats</b>	R: 0 E: 0 K: 1 S: 7	H: 0 LOB: 0 BB: 0 P: 11	R: 1 E: 0 K: 1 S: 17	H: 2 LOB: 2 BB: 2 P: 29	R: 2 E: 0 K: 1 S: 14	H: 3 LOB: 1 BB: 0 P: 18	R: 1 E: 0 K: 1 S: 10	H: 2 LOB: 2 BB: 1 P: 18	R: 1 E: 0 K: 2 S: 15	H: 2 LOB: 2 BB: 1 P: 28	R: 3 E: 1 K: 1 S: 17	H: 4 LOB: 0 BB: 0 P: 28	R: 0 E: 0 K: 1 S: 12	H: 0 LOB: 0 BB: 0 P: 16	R: 0 E: 0 K: 2 S: 11	H: 0 LOB: 1 BB: 1 P: 17	1B: 8 2B: 4 3B: 0 HR: 1	SF: 0 SAC: 0 DP: 1 HBP: 0	WP: 0 PB: 0 SB: 0 CS: 0	PA: 45								
<b>PITCHER</b>	IP	WLS	BF	H	R	ER	SO	BB	IBB	HBP	BLK	WP	HR	S	P	ERA	WHIP											
20 Daniel Castano, L ERA: 2.57	3.1		19	7	4	4	3	3	0	0	0	0	0	1	44	70	10.80	3.000										
47 Jimmy Yacabonis, R ERA: 2.7	1.2		8	2	1	1	3	1	0	0	0	0	0	19	34	5.40	1.800											
36 Dylan Floro, R ERA: 5.4	0.2	H	6	3	3	0	0	0	0	0	0	0	0	11	20	0.00	4.500											
35 Richard Bleier, L ERA: 4.67	0.1	B	2	1	0	0	1	0	0	0	0	0	0	6	8	0.00	3.000											
52 Anthony Bass, R ERA: 1.93	1.0		3	0	0	0	1	0	0	0	0	0	0	8	11	0.00	0.000											
<b>PITCHER</b>	IP	WLS	BF	H	R	ER	SO	BB	IBB	HBP	BLK	WP	HR	S	P	ERA	WHIP											
48 Steven Okert, L ERA: 2.61	1.0	W	3	0	0	0	1	0	0	0	0	0	0	0	12	16	0.00	0.000										
66 Tanner Scott, L ERA: 4.67	1.0	S	4	0	0	0	2	1	0	0	0	0	0	0	11	17	0.00	1.000										

AB	40
R	8
H	13
RBI	7
BB	5
SO	11
LOB	25



Batter	1	2	3	4	5	6	7	8	9	AB	R	H	RBI	BB	SO	LOB	BOTTOM										
5 Jon Berti, R OBP: 0.377, SLG: 0.389	K		26 S HBP			F8				4	0	1	1	0	1	3	<b>Colorado Rockies @ Miami Marlins</b> loanDepot park, Miami, FL Tue Jun 21 2022, 6:43 PM - 10:24 PM EDT Att: 9,012 - Roof Closed - 72 F										
26 Garrett Cooper, R OBP: 0.278, SLG: 0.452	L4		G5-3			K				5	0	1	1	0	1	2											
12 Jorge Soler, R OBP: 0.312, SLG: 0.431 ERA: 2.7	F6					G5-3				4	1	1	0	1	1	0											
14 Bryan De La Cruz, R OBP: 0.271, SLG: 0.314						99 CI 24 HR 1B				0	0	0	0	0	0	0											
99 Jesús Aguilar, R OBP: 0.306, SLG: 0.426		7 G5-3 1B		CI 24 HR 1B		24 E 7 1B 1B				4	2	2	0	0	1	2											
24 Avisail García, R OBP: 0.269, SLG: 0.335	K			FC6 7 1B 11 E						5	2	2	3	0	1	4											
7 Jesús Sánchez, L OBP: 0.272, SLG: 0.435	G5-3			HR						4	2	2	2	0	1	2											
11 Miguel Rojas, R OBP: 0.294, SLG: 0.355	L9									4	0	1	1	0	0	2											
37 Willians Astudillo, R OBP: 0.303, SLG: 0.375			L8							4	0	1	0	0	0	2											
46 Luke Williams, R OBP: 0.275, SLG: 0.270										0	0	0	0	0	0	0											
54 Nick Fortes, R OBP: 0.432, SLG: 0.581	P3									4	2	2	0	0	1												
<b>Inning Stats</b>	R: 0 E: 0 K: 1 S: 10	H: 0 LOB: 0 BB: 0 P: 13	R: 0 E: 0 K: 1 S: 10	H: 1 LOB: 1 BB: 0 P: 15	R: 0 E: 0 K: 0 S: 6	H: 0 LOB: 1 BB: 0 P: 11	R: 5 E: 1 K: 0 S: 23	H: 5 LOB: 1 BB: 0 P: 37	R: 3 E: 2 K: 0 S: 17	H: 4 LOB: 2 BB: 0 P: 25	R: 0 E: 0 K: 2 S: 8	H: 0 LOB: 0 BB: 0 P: 14	R: 0 E: 0 K: 1 S: 8	H: 1 LOB: 1 BB: 0 P: 10	R: 1 E: 0 K: 1 S: 12	H: 2 LOB: 2 BB: 1 P: 24	1B: 8 2B: 3 3B: 0 HR: 2	SF: 0 SAC: 0 DP: 0 HBP: 1	WP: 0 PB: 0 SB: 2 CS: 0	PA: 41							
<b>PITCHER</b>	IP	WLS	BF	H	R	ER	SO	BB	IBB	HBP	BLK	WP	HR	S	P	ERA	WHIP										
18 Ryan Felner, R ERA: 5.46	3.2		19	6	5	4	2	0	0	0	0	0	0	19	29	9.82	1.636										
43 Jhoulys Chacin, R ERA: 6.42	1.1		9	4	3	2	0	0	0	0	0	0	0	16	24	0.00	0.500										
59 Jake Bird, R ERA:	2.0		7	1	0	0	3	0	0	0	0	0	0	12	24	9.00	3.000										
37 Alex Colomé, R ERA: 2.39	1.0	L	6	2	1	1	1	1	0	0	0	0	0	12	24	9.00	3.000										

AB	38
R	9
H	13
RBI	8
BB	1
SO	6
LOB	18



Batter	1	2	3	4	5	6	7	8	9	AB	R	H	RBI	BB	SO	LOB	TOP				
2 Yonathan Daza, R OBP: 0.385, SLG: 0.386	2-1 B FF 93 F FC 92 B CH 88 X CH 88 19 SF8 2B		2-2 B SI 92 1 SAFE F FC 97 C FC 91 D CH 97 F SI 91 1 SAFE F CH 87 X FC 87	P4		3-2 B SI 92 F FC 97 C FC 91 D CH 97 F SI 91 1 SAFE F CH 87 X FC 87	G6-3		1-1 C FF 93 B FC 88 X FC 88	1B	5	1	2	0	0	1	2				
Brendan Rodgers, R OBP: 0.297, SLG: 0.387	0-3 S FC 88 B CH 88 C FF 93		1-1 B CH 85 F CH 87 X FC 90	F9		1-1 C FF 93 B FC 88 X FC 88	3B	2-3 B SL 80 F FC 83 S SL 80 B FF 95 S SL 80	1B	4	0	1	0	0	2	3					
19 Charlie Blackmon, L OBP: 0.319, SLG: 0.460	2 SAFE X FF 93	0-0	0-1 S FC 88 X FF 92	L1		2-3 B CH 87 F FC 88 S FF 91 B CH 89	K	1-1 B SL 82 X SL 81	2	3	0	0	1	0	1	3					
25 C.J. Cron, R OBP: 0.347, SLG: 0.559	4-0 B FF 94 B FC 90 B CH 88 B FF 93		1-2 C FF 92 B CH 88 X CH 88	L8		0-3 F FC 90 F FC 91 S CU 81	K	1-2 C FF 94 B SL 82 F FC 83 X SL 82	3	3	0	0	0	1	1	2					
24 Ryan McMahon, L OBP: 0.341, SLG: 0.392	0-3 C FF 92 F FC 92 C FF 92		2-2 C CH 87 B FF 92 S FF 91 X CH 87	F8 WP 1B		1-1 F CH 88 X FF 92	F7	3-1 F FF 94 B CH 88 B SL 84 X SL 84	1	4	0	1	0	0	1	2					
Randal Grichuk, R OBP: 0.363, SLG: 0.384		4-1 B FC 88 S CH 87 B FC 88 B SI 93	2-2 C SI 92 B FF 91 C FC 88 B CH 88 X FC 88	F8		0-3 F CH 87 S FC 93	K	1-0 H FF 93		2	0	0	0	1	1	1					
44 Elehuris Montero, R OBP: 0.154, SLG: 0.154		1-1 B FF 94 S CH 87 X SI 92	1-3 B CH 87 C CH 88 C CH 87 X SI 92	G6-3		2-0 B CH 87 B FC 88 X FF 92	1B	4-1 B SL 83 C SL 83 B SL 83 B FF 94	12 BB 35 HR HBP	3	0	1	0	0	0	2					
11 Jose Iglesias, R OBP: 0.349, SLG: 0.377		1-1 B FF 94 S CH 87 X SI 92	2-2 B CH 87 C CH 88 C CH 87 X SI 92	G6-3		0-0 X SI 91	F8	1-2 B SL 83 X FF 94	35 BB 35 HR	0	1	0	0	1	0	0					
12 Sean Bouchard, R (9, PH)		0-2 F CH 87 F FC 94 X CH 87	2-2 C FF 92 B CH 89 S FC 89	G6-3		2-1 B FC 88 B CH 87 X CH 87	FC5-4 1B	1-0 B SL 83 X FF 94	HR	4	1	1	3	0	0	1					
35 Elias Diaz, R OBP: 0.269, SLG: 0.333		4-2 F FF 92 B CH 87 B CH 87 F FC 92 F FC 92 B CH 88	1-3 C SI 92 B CH 89 S FC 89	K		2-1 B FC 88 B CH 87 X CH 87	FC5-4 1-2	2-1 B FF 94 B SL 84 X FF 93	P3	3	0	0	0	1	1	2					
1 Garrett Hampson, R OBP: 0.315, SLG: 0.380																					
<b>Inning Stats</b>	R: 1 H: 1 E: 0 K: 2 S: 9	H: 1 LOB: 1 BB: 1 P: 15	R: 0 H: 0 E: 0 K: 0 S: 6	H: 0 LOB: 0 BB: 1 P: 11	R: 0 H: 0 E: 0 K: 0 S: 12	H: 0 LOB: 1 BB: 1 P: 19	R: 0 H: 1 E: 0 K: 0 S: 12	H: 1 LOB: 1 BB: 0 P: 9	R: 0 H: 0 E: 0 K: 1 S: 11	H: 1 LOB: 0 BB: 0 P: 17	R: 0 H: 1 E: 0 K: 2 S: 11	H: 1 LOB: 1 BB: 0 P: 15	R: 0 H: 1 E: 0 K: 1 S: 7	H: 1 LOB: 1 BB: 0 P: 11	R: 0 H: 1 E: 0 K: 1 S: 12	H: 1 LOB: 1 BB: 1 P: 23	1B: 3 2B: 1 3B: 1 HR: 1	SF: 1 SAC: 0 DP: 1 HBP: 1	WP: 1 PB: 0 SB: 0 CS: 0	PA: 37	
<b>PITCHER</b>	IP WLS BF H R ER SO BB IBB HBP BLK WP HR S P ERA WHIP	7.0 W 27 4 1 0 6 3 0 0 0 1 0 68 107 0.00 1.000	1.0 4 1 0 0 1 0 0 0 0 0 0 12 17 0.00 1.000	1.0 6 1 3 3 1 1 0 1 0 0 1 9 23 27.00 2.000																	

Colorado Rockies @ Miami Marlins  
loanDepot park, Miami, FL  
Wed Jun 22, 2022, 6:42 PM - 9:49 PM EDT  
Att: 8,983 - Partly Cloudy - 83 F

AB 31  
R 4  
H 6  
RBI 4  
BB 4  
SO 8  
LOB 18



Batter	1	2	3	4	5	6	7	8	9	AB	R	H	RBI	BB	SO	LOB	BOTTOM				
5 Jon Berti, R OBP: 0.380, SLG: 0.403	0-2 F SI 92 F FC 97 X SL 86		0-2 C SL 88 B FF 91 F FC 97 X KC 80	2 1B		2-1 B SI 91 B CH 89 X CH 89	F9	4-2 S CH 83 B SL 86 B FF 90 B CH 83 F FC 92 B FF 92	2 HR BB	3	2	1	1	1	0	0					
2 Jazz Chisholm Jr., L OBP: 0.300, SLG: 0.535	4-0 B SI 91 B SL 92 B SI 92		2-0 B SI 94 B SL 87 X SL 88	12 CS BB		1-1 C KC 76 B SL 84 X CH 86	G4-3	0-1 1 SAFE X SL 86	HR	3	2	2	3	1	0	0					
12 Jorge Soler, R OBP: 0.315, SLG: 0.443	4-1 1 SAFE B SI 93 B SL 87 B SI 93		3-2 1 SAFE B SI 93 B SL 87 B SI 93	G1-3		3-3 B CH 89 C KC 76 B SL 87 B CH 83 X FC 86	K	2-0 B CH 83 X FF 92	HR	3	1	1	1	1	1	1					
14 Bryan De La Cruz, R OBP: 0.271, SLG: 0.314	1-2 BB		1-2 BB			1-2 C KC 77 B SI 91 B CH 89 X SL 86	G3-1	0-1 C FF 92 X SL 87	1B	4	1	2	2	0	1	1					
26 Garrett Cooper, R OBP: 0.380, SLG: 0.467	2-3 C SI 93 B SL 83 S SL 86		1-0 B SI 92 X SL 92	HR		2-1 C FF 92 B CH 83 X CH 83	G3-1	0-2 C FF 97 F FC 92 X SL 83	F7	4	0	1	0	0	0	1					
99 Jesús Aguilar, R OBP: 0.305, SLG: 0.423	0-2 C SI 92 F SL 87 X SI 94		3-2 C SI 93 B SI 91 B SI 91 X SL 86	24 1B		3-2 B KC 74 S CH 82 X SL 87	G5-3	0-1 S FF 94 X FF 95	11 1B	4	0	2	0	0	0	0					
24 Avisail Garcia, R OBP: 0.273, SLG: 0.338	0-0 X SI 92		0-0 X CH 90	1B		3-3 B KC 74 S CH 82 X SL 87	G5-3	1-3 C FF 96 B SL 84 C FC 85	K	4	0	0	0	0	3	3					
7 Jesús Sánchez, L OBP: 0.267, SLG: 0.426	3-1 S SI 92 B CH 87 B CH 87 X SI 91		2-3 S KC 90 B KC 78 S SL 88	K		2-3 S SI 92 B CH 89 S SL 86	K	1-3 C FF 96 B SL 84 C FC 85	K	4	0	0	0	0	3	3					
11 Miguel Rojas, R OBP: 0.298, SLG: 0.358			1-1 C SI 91 X SL 87	5 5 3B		1-0 B FF 88 X CH 88	F4	3-3 C FF 90 B CH 82 B SL 86 B FF 92 F FC 92 F FC 92 S SL 86	1B	4	1	2	0	0	1	0					
58 Jacob Stallings, R OBP: 0.270, SLG: 0.261			2-2 C SI 92 S SL 89 D SL 88 1 SAFE B SI 87 F FC 88 1 SAFE X SI 93	P3		0-1 F SI 90 X CH 90	F9	2-2 B FF 92 F FC 92 F FC 92 B SL 86 X CH 84	P4	4	0	0	0	0	0	2					
<b>Inning Stats</b>	R: 0 H: 0 E: 0 K: 1 S: 9	H: 0 LOB: 0 BB: 0 P: 18	R: 0 H: 0 E: 0 K: 0 S: 6	H: 0 LOB: 0 BB: 0 P: 9	R: 4 H: 6 E: 0 K: 1 S: 26	H: 6 LOB: 2 BB: 0 P: 40	R: 0 H: 0 E: 0 K: 0 S: 5	H: 0 LOB: 0 BB: 0 P: 8	R: 0 H: 0 E: 0 K: 1 S: 12	H: 0 LOB: 0 BB: 0 P: 17	R: 0 H: 0 E: 0 K: 1 S: 8	H: 0 LOB: 0 BB: 0 P: 15	R: 3 H: 3 E: 0 K: 1 S: 23	H: 3 LOB: 1 BB: 1 P: 34	R: 0 H: 2 E: 0 K: 1 S: 9	H: 2 LOB: 1 BB: 0 P: 11	1B: 7 2B: 0 3B: 1 HR: 3	SF: 0 SAC: 0 DP: 0 HBP: 0	WP: 0 PB: 0 SB: 1 CS: 1	PA: 36	
<b>PITCHER</b>	IP WLS BF H R ER SO BB IBB HBP BLK WP HR S P ERA WHIP	5.0 L 22 6 4 4 3 2 0 0 0 0 2 27 45 16.20 2.400	1.2 9 3 3 3 2 1 0 0 0 0 0 4 4 0.00 0.000	1.0 4 2 0 0 1 0 0 0 0 0 0 9 11 0.00 2.000																	

Colorado Rockies @ Miami Marlins  
loanDepot park, Miami, FL  
Wed Jun 22, 2022, 6:42 PM - 9:49 PM EDT  
Att: 8,983 - Partly Cloudy - 83 F

AB 33  
R 7  
H 11  
RBI 7  
BB 3  
SO 6  
LOB 8



Batter	1	2	3	4	5	6	7	8	9	AB	R	H	RBI	BB	SO	LOB	TOP			
9 Connor Joe, R OBP: 0.364, SLG: 0.394										4	0	2	0	1	1	1	Colorado Rockies @ Miami Marlins loanDepot park, Miami, FL Thu Jun 23 2022, 12:11 PM - 3:28 PM EDT Att: 11,854 - Dome - 72 F			
2 Yonathan Daza, R OBP: 0.375, SLG: 0.376										5	0	0	0	0	1	5				
25 C.J. Cron, R OBP: 0.342, SLG: 0.551										4	1	0	0	1	3	1				
Brendan Rodgers, R OBP: 0.307, SLG: 0.413										5	1	4	1	0	0	0				
24 Ryan McMahon, L OBP: 0.342, SLG: 0.393										5	0	2	1	0	1	4				
11 Jose Iglesias, R OBP: 0.375, SLG: 0.375										4	0	1	0	1	2	2				
35 Elias Diaz, R OBP: 0.275, SLG: 0.350										4	0	2	0	0	0	4				
44 Elehuris Montero, R OBP: 0.176, SLG: 0.235										4	0	1	0	0	2	2				
12 Sean Bouchard, R OBP: 0.375, SLG: 0.375										4	0	0	0	0	2	3				
<b>Inning Stats</b>	R: 0 H: 2 E: 0 K: 2 S: 14	H: 1 LOB: 1 BB: 0 P: 16	R: 2 H: 2 E: 1 K: 1 S: 15	H: 2 LOB: 1 BB: 1 P: 25	R: 0 H: 2 E: 0 K: 1 S: 13	H: 2 LOB: 2 BB: 0 P: 17	R: 0 H: 1 E: 0 K: 1 S: 8	H: 1 LOB: 1 BB: 0 P: 9	R: 0 H: 0 E: 0 K: 0 S: 10	H: 1 LOB: 1 BB: 1 P: 17	R: 0 H: 1 E: 0 K: 3 S: 17	H: 1 LOB: 1 BB: 0 P: 23	1B: 7 2B: 3 3B: 2 HR: 0	SF: 0 SAC: 0 DP: 0 HBP: 0	WP: 0 PB: 0 SB: 0 CS: 0	PA: 42				
<b>PITCHER</b>	IP: 4.2 WLS: 0 BF: 24 ERA: 4.08	H: 9 R: 2 ER: 1 SO: 7	BB: 1 IBB: 0 HBP: 0 BLK: 0	WP: 0 HR: 0 S: 68 P: 94	ERA: 1.93 WHIP: 2.143	IP: 5.1 WLS: 1 BF: 5 ERA: 5.23	H: 1 R: 0 ER: 0 SO: 1	BB: 0 IBB: 0 HBP: 0 BLK: 0	WP: 0 HR: 9 S: 11 P: 21	ERA: 0.00 WHIP: 0.750	IP: 7.1 WLS: 1 BF: 5 ERA: 1.86	H: 1 R: 0 ER: 0 SO: 1	BB: 1 IBB: 0 HBP: 0 BLK: 0	WP: 0 HR: 10 S: 17 P: 17	ERA: 0.00 WHIP: 1.000	IP: 9.1 WLS: 1 BF: 4 ERA: 4.5	H: 1 R: 0 ER: 0 SO: 3	BB: 0 IBB: 0 HBP: 0 BLK: 0	WP: 0 HR: 0 S: 17 P: 23	ERA: 0.00 WHIP: 1.000
60 Braxton Garrett, L ERA: 4.08	IP: 4.2 WLS: 0 BF: 24 ERA: 4.08	H: 9 R: 2 ER: 1 SO: 7	BB: 1 IBB: 0 HBP: 0 BLK: 0	WP: 0 HR: 0 S: 68 P: 94	ERA: 1.93 WHIP: 2.143	IP: 5.1 WLS: 1 BF: 5 ERA: 5.23	H: 1 R: 0 ER: 0 SO: 1	BB: 0 IBB: 0 HBP: 0 BLK: 0	WP: 0 HR: 9 S: 11 P: 21	ERA: 0.00 WHIP: 0.750	IP: 7.1 WLS: 1 BF: 5 ERA: 1.86	H: 1 R: 0 ER: 0 SO: 1	BB: 1 IBB: 0 HBP: 0 BLK: 0	WP: 0 HR: 10 S: 17 P: 17	ERA: 0.00 WHIP: 1.000	IP: 9.1 WLS: 1 BF: 4 ERA: 4.5	H: 1 R: 0 ER: 0 SO: 3	BB: 0 IBB: 0 HBP: 0 BLK: 0	WP: 0 HR: 0 S: 17 P: 23	ERA: 0.00 WHIP: 1.000
56 Zach Pop, R ERA: 5.23	IP: 5.1 WLS: 1 BF: 5 ERA: 5.23	H: 1 R: 0 ER: 0 SO: 1	BB: 0 IBB: 0 HBP: 0 BLK: 0	WP: 0 HR: 0 S: 13 P: 21	ERA: 0.00 WHIP: 2.000	IP: 8.1 WLS: 1 BF: 4 ERA: 2.38	H: 0 R: 0 ER: 0 SO: 0	BB: 1 IBB: 0 HBP: 0 BLK: 0	WP: 0 HR: 10 S: 17 P: 17	ERA: 0.00 WHIP: 1.000	IP: 9.1 WLS: 1 BF: 4 ERA: 4.5	H: 1 R: 0 ER: 0 SO: 3	BB: 0 IBB: 0 HBP: 0 BLK: 0	WP: 0 HR: 0 S: 17 P: 23	ERA: 0.00 WHIP: 1.000					
48 Steven Okert, L ERA: 2.38	IP: 8.1 WLS: 1 BF: 4 ERA: 2.38	H: 0 R: 0 ER: 0 SO: 0	BB: 1 IBB: 0 HBP: 0 BLK: 0	WP: 0 HR: 10 S: 17 P: 17	ERA: 0.00 WHIP: 1.000	IP: 9.1 WLS: 1 BF: 4 ERA: 4.5	H: 1 R: 0 ER: 0 SO: 3	BB: 0 IBB: 0 HBP: 0 BLK: 0	WP: 0 HR: 0 S: 17 P: 23	ERA: 0.00 WHIP: 1.000										
66 Tanner Scott, L ERA: 4.5	IP: 9.1 WLS: 1 BF: 4 ERA: 4.5	H: 1 R: 0 ER: 0 SO: 3	BB: 0 IBB: 0 HBP: 0 BLK: 0	WP: 0 HR: 0 S: 17 P: 23	ERA: 0.00 WHIP: 1.000															
<b>Batter</b>	<b>1</b>	<b>2</b>	<b>3</b>	<b>4</b>	<b>5</b>	<b>6</b>	<b>7</b>	<b>8</b>	<b>9</b>	<b>AB</b>	<b>R</b>	<b>H</b>	<b>RBI</b>	<b>BB</b>	<b>SO</b>	<b>LOB</b>	<b>BOTTOM</b>			
5 Jon Berti, R OBP: 0.393, SLG: 0.414										4	1	2	0	0	1	1	Colorado Rockies @ Miami Marlins loanDepot park, Miami, FL Thu Jun 23 2022, 12:11 PM - 3:28 PM EDT Att: 11,854 - Dome - 72 F			
2 Jazz Chisholm Jr., L OBP: 0.323, SLG: 0.537										3	0	1	0	0	2	3				
12 Jorge Soler, R OBP: 0.310, SLG: 0.437										3	0	0	1	0	0	1				
37 Williams Astudillo, R OBP: 0.303, SLG: 0.375										0	0	0	0	0	0	0				
26 Garrett Cooper, R OBP: 0.378, SLG: 0.463										4	0	1	0	0	0	2				
46 Luke Williams, R OBP: 0.275, SLG: 0.270										0	1	0	0	0	0	0				
99 Jesús Aguilar, R OBP: 0.312, SLG: 0.430										3	1	2	0	0	1	0				
24 Avisail Garcia, R OBP: 0.288, SLG: 0.332										4	0	0	1	0	1	3				
11 Miguel Rojas, R OBP: 0.297, SLG: 0.356										4	0	1	1	0	0	1				
54 Nick Fortes, R OBP: 0.400, SLG: 0.529										3	0	0	0	0	0	1				
14 Bryan De La Cruz, R OBP: 0.279, SLG: 0.323										3	0	2	0	0	0	0				
<b>Inning Stats</b>	R: 0 H: 1 E: 0 K: 1 S: 11	H: 2 LOB: 0 BB: 0 P: 17	R: 1 H: 1 E: 0 K: 0 S: 12	H: 1 LOB: 1 BB: 0 P: 21	R: 0 H: 0 E: 0 K: 1 S: 6	H: 0 LOB: 0 BB: 0 P: 10	R: 0 H: 1 E: 0 K: 1 S: 8	H: 1 LOB: 1 BB: 0 P: 8	R: 0 H: 0 E: 0 K: 0 S: 11	H: 0 LOB: 1 BB: 0 P: 17	R: 0 H: 2 E: 0 K: 1 S: 12	H: 2 LOB: 1 BB: 0 P: 18	R: 1 H: 1 E: 0 K: 0 S: 8	H: 2 LOB: 1 BB: 0 P: 11	1B: 6 2B: 3 3B: 0 HR: 0	SF: 1 SAC: 0 DP: 1 HBP: 2	WP: 0 PB: 0 SB: 3 CS: 0	PA: 34		
<b>PITCHER</b>	IP: 7.0 WLS: 0 BF: 29 ERA: 4.29	H: 7 R: 2 ER: 2 SO: 5	BB: 0 IBB: 0 HBP: 0 BLK: 0	WP: 0 HR: 0 S: 69 P: 107	ERA: 2.57 WHIP: 1.000	IP: 8.1 WLS: 1 BF: 2 ERA: 9.00	H: 1 R: 1 ER: 1 SO: 0	BB: 0 IBB: 0 HBP: 0 BLK: 0	WP: 0 HR: 8 S: 11 P: 11	ERA: 9.00 WHIP: 2.000										
21 Kyle Freeland, L ERA: 4.29	IP: 7.0 WLS: 0 BF: 29 ERA: 4.29	H: 7 R: 2 ER: 2 SO: 5	BB: 0 IBB: 0 HBP: 0 BLK: 0	WP: 0 HR: 0 S: 69 P: 107	ERA: 2.57 WHIP: 1.000	IP: 8.1 WLS: 1 BF: 2 ERA: 9.00	H: 1 R: 1 ER: 1 SO: 0	BB: 0 IBB: 0 HBP: 0 BLK: 0	WP: 0 HR: 8 S: 11 P: 11	ERA: 9.00 WHIP: 2.000										
37 Alex Colomé, R ERA: 2.57	IP: 8.1 WLS: 1 BF: 2 ERA: 9.00	H: 1 R: 1 ER: 1 SO: 0	BB: 0 IBB: 0 HBP: 0 BLK: 0	WP: 0 HR: 8 S: 11 P: 11	ERA: 9.00 WHIP: 2.000															

Batter	1	2	3	4	5	6	7	8	9	AB	R	H	RBI	BB	SO	LOB	TOP
9 Brandon Nimmo, L OBP: 0.360, SLG: 0.406	L8		G5-3					B1-3		4	1	1	0	0	0	0	
6 Starling Marte, R OBP: 0.322, SLG: 0.434	G6-3			G6-3		FC		G5-3		4	1	0	0	0	0	2	
12 Francisco Lindor, S OBP: 0.322, SLG: 0.426	HR			P6				F9		4	1	2	4	0	0	0	
20 Pete Alonso, R OBP: 0.356, SLG: 0.544	L7			K		G5-3			K	4	0	0	0	0	2	1	
13 Luis Guillorme, L OBP: 0.400, SLG: 0.387	K			K		L7			K	4	0	0	0	0	3	1	
19 Mark Canha, R OBP: 0.376, SLG: 0.399	G5-3			HR		G4-3			K	4	1	1	1	0	1	1	
10 Eduardo Escobar, S OBP: 0.288, SLG: 0.388	G3			G4-3		G3				3	0	0	0	0	0	0	
2 Dominic Smith, L OBP: 0.294, SLG: 0.277	G3			F7						3	0	1	0	0	0	0	
3 Tomás Nido, R OBP: 0.259, SLG: 0.244	K					G6-3				3	1	1	0	0	1	1	
<b>Inning Stats</b>	R: 1 H: 1 E: 0 K: 0 S: 10	H: 1 LOB: 0 BB: 0 P: 15	R: 0 H: 0 E: 0 K: 1 S: 10	H: 0 LOB: 0 BB: 0 P: 14	R: 0 H: 0 E: 0 K: 1 S: 9	H: 0 LOB: 0 BB: 0 P: 12	R: 0 H: 0 E: 0 K: 1 S: 8	H: 0 LOB: 0 BB: 0 P: 12	R: 1 H: 1 E: 0 K: 0 S: 14	H: 3 LOB: 1 BB: 0 P: 20	R: 0 H: 1 E: 0 K: 0 S: 12	H: 0 LOB: 0 BB: 0 P: 16	R: 0 H: 0 E: 0 K: 3 S: 9	H: 0 LOB: 0 BB: 0 P: 13	1B: 3 2B: 1 3B: 0 HR: 2	SF: 0 SAC: 0 DP: 1 HBP: 0	WP: 0 PA: 33 PB: 0 SB: 0 CS: 0
<b>PITCHER</b>	IP WLS BF H R ER SO BB IBB HBP BLK WP HR S P ERA WHIP																
22 Sandy Alcantara, R ERA: 1.95	7.0 L 27 6 5 4 4 0 0 0 0 0 0 2 67 96 5.14 0.857																
36 Dylan Floro, R ERA: 5.05	1.0 3 0 0 0 0 0 0 0 0 0 0 0 12 16 0.00 0.000																
47 Jimmy Yacabonis, R ERA: 2.08	1.0 3 0 0 0 3 0 0 0 0 0 0 0 9 13 0.00 0.000																

New York Mets @ Miami Marlins  
loanDepot park, Miami, FL  
Fri Jun 24 2022, 6:43 PM - 9:46 PM EDT  
Att: 11,444 - Roof Closed - 72 F

AB 33  
R 5  
H 6  
RBI 5  
BB 0  
SO 7  
LOB 6



Batter	1	2	3	4	5	6	7	8	9	AB	R	H	RBI	BB	SO	LOB	BOTTOM		
5 Jon Berti, R OBP: 0.390, SLG: 0.416	1B	G1-3			1B				FC4-6	4	1	2	0	1	0	3			
2 Jazz Chisholm Jr., L OBP: 0.328, SLG: 0.538	1B		K		1B					3	1	2	0	0	1	0			
37 Willians Astudillo, R OBP: 0.314, SLG: 0.362	1B				1B				1B	2	0	1	0	0	1	3			
12 Jorge Soler, R OBP: 0.308, SLG: 0.432	1B		G5-3		G4-3				1B	5	0	1	1	0	1	5			
26 Garrett Cooper, R OBP: 0.380, SLG: 0.462	1B		G6-3		K					3	0	1	2	1	1	1			
99 Jesús Aguilar, R OBP: 0.307, SLG: 0.423	1B			L9		K		F8		4	0	0	0	0	1	5			
24 Avisail García, R OBP: 0.264, SLG: 0.326	L7			G4-3		K		G5-3		4	0	0	0	0	1	0			
7 Jesús Sánchez, L OBP: 0.276, SLG: 0.427	BB				BB				1B	2	0	1	0	2	0	0			
58 Jacob Stallings, R OBP: 0.269, SLG: 0.261	G2-3			G5-3				G4-6-3		4	1	1	0	0	0	3			
46 Luke Williams, R OBP: 0.318, SLG: 0.300	1B				K			1B		3	0	2	0	1	1	0			
<b>Inning Stats</b>	R: 1 H: 4 E: 0 K: 0 S: 13	H: 1 LOB: 2 BB: 1 P: 13	R: 0 H: 0 E: 0 K: 1 S: 10	H: 0 LOB: 0 BB: 0 P: 16	R: 0 H: 0 E: 0 K: 0 S: 8	H: 0 LOB: 1 BB: 1 P: 13	R: 1 H: 2 E: 0 K: 2 S: 12	H: 2 LOB: 0 BB: 0 P: 15	R: 0 H: 0 E: 0 K: 2 S: 9	H: 0 LOB: 0 BB: 0 P: 12	R: 1 H: 1 E: 0 K: 2 S: 23	H: 1 LOB: 3 BB: 3 P: 41	R: 0 H: 1 E: 0 K: 0 S: 8	H: 2 LOB: 0 BB: 0 P: 9	R: 0 H: 2 E: 0 K: 0 S: 10	H: 2 LOB: 1 BB: 0 P: 14	1B: 11 2B: 0 3B: 0 HR: 0	SF: 0 SAC: 0 DP: 2 HBP: 0	WP: 0 PA: 39 PB: 0 SB: 0 CS: 1
<b>PITCHER</b>	IP WLS BF H R ER SO BB IBB HBP BLK WP HR S P ERA WHIP																		
99 Taijuan Walker, R ERA: 3.03	6.0 W 26 8 3 3 3 2 0 0 0 0 0 0 66 99 4.50 1.667																		
62 Drew Smith, R ERA: 1.99	0.2 H 5 0 0 0 2 3 0 0 0 0 0 0 14 29 0.00 4.500																		
0 Adam Ottavino, R ERA: 2.6	1.1 H 4 1 0 0 0 0 0 0 0 0 0 0 10 11 0.00 0.750																		
39 Edwin Díaz, R ERA: 2.2	1.0 S 4 2 0 0 0 0 0 0 0 0 0 0 10 14 0.00 2.000																		

New York Mets @ Miami Marlins  
loanDepot park, Miami, FL  
Fri Jun 24 2022, 6:43 PM - 9:46 PM EDT  
Att: 11,444 - Roof Closed - 72 F

AB 34  
R 3  
H 11  
RBI 3  
BB 5  
SO 7  
LOB 20



Batter	1	2	3	4	5	6	7	8	9	AB	R	H	RBI	BB	SO	LOB	TOP					
9 Brandon Nimmo, L (1, 8) OBP: 0.364, SLG: 0.414										5	0	3	1	0	1	0	<b>New York Mets @ Miami Marlins</b> loanDepot park, Miami, FL Sat Jun 25 2022, 4:13 PM - 7:11 PM EDT Att: 18,722 - Roof Closed - 72 F					
6 Starling Marte, R (1, 9) OBP: 0.324, SLG: 0.433										5	1	2	0	0	1	2						
12 Francisco Lindor, S (1, 6) OBP: 0.323, SLG: 0.431										5	1	2	0	0	2	2						
20 Pete Alonso, R (1, 3) OBP: 0.358, SLG: 0.566										4	2	2	2	0	0	5						
19 Mark Canha, R (1, 7) OBP: 0.370, SLG: 0.391										4	0	0	1	0	2	4						
28 J.D. Davis, R (1, 10) OBP: 0.331, SLG: 0.340										3	0	0	0	1	2	0						
10 Eduardo Escobar, S (1, 5) OBP: 0.287, SLG: 0.386										4	0	1	1	0	2	0						
13 Luis Guillorme, L (1, 4) OBP: 0.390, SLG: 0.377										4	0	0	0	0	2							
33 James McCann, R (1, 2) OBP: 0.265, SLG: 0.283										4	1	1	0	0	1	0						
<b>Inning Stats</b>	R: 0 E: 0 K: 3 S: 12	H: 0 LOB: 0 BB: 0 P: 17	R: 1 E: 0 K: 2 S: 14	H: 1 LOB: 0 BB: 0 P: 22	R: 0 E: 0 K: 0 S: 9	H: 0 LOB: 0 BB: 0 P: 12	R: 2 E: 0 K: 0 S: 11	H: 3 LOB: 2 BB: 1 P: 20	R: 0 E: 0 K: 1 S: 18	H: 0 LOB: 0 BB: 0 P: 10	R: 0 E: 0 K: 1 S: 11	H: 1 LOB: 1 BB: 0 P: 15	R: 1 E: 0 K: 3 S: 12	H: 1 LOB: 0 BB: 0 P: 18	R: 1 E: 0 K: 1 S: 9	H: 2 LOB: 1 BB: 0 P: 14		1B: 7 2B: 2 3B: 0 HR: 2	SF: 0 SAC: 0 DP: 0 HBP: 0	WP: 0 PB: 0 SB: 0 CS: 0	PA: 39	
<b>PITCHER</b>	IP WLS BF H R ER SO	IP WLS BF H R ER SO	IP WLS BF H R ER SO	IP WLS BF H R ER SO	IP WLS BF H R ER SO	IP WLS BF H R ER SO	IP WLS BF H R ER SO	IP WLS BF H R ER SO	IP WLS BF H R ER SO	IP WLS BF H R ER SO	IP WLS BF H R ER SO	IP WLS BF H R ER SO	IP WLS BF H R ER SO	IP WLS BF H R ER SO	IP WLS BF H R ER SO	IP WLS BF H R ER SO	ERA WHIP	ERA WHIP	ERA WHIP	ERA WHIP		
28 Trevor Rogers, L (1, 1) ERA: 5.86	4.1	21	7	3	3	5	1	0	0	0	0	0	0	0	0	0	6.23	1.846	<b>35 Richard Bleier, L</b> (9, 1) ERA: 4.91			
56 Zach Pop, R (5, 1) ERA: 5.4	0.2	2	0	0	0	1	0	0	0	0	0	0	0	0	0	0	0.00	0.000				
36 Dylan Floro, R (6, 1) ERA: 4.76	1.0	3	0	0	0	0	0	0	0	0	0	0	0	0	0	0.00	0.000					
52 Anthony Bass, R (7, 1) ERA: 1.8	1.0	4	1	0	0	1	0	0	0	0	0	0	0	0	0	0.00	1.000					
47 Jimmy Yacabis, R (8, 1) ERA: 3.38	1.0	L 4	1	1	1	3	0	0	0	0	0	0	0	0	0	0.00	1.000					
<b>Batter</b>	<b>1</b>	<b>2</b>	<b>3</b>	<b>4</b>	<b>5</b>	<b>6</b>	<b>7</b>	<b>8</b>	<b>9</b>	<b>AB</b>	<b>R</b>	<b>H</b>	<b>RBI</b>	<b>BB</b>	<b>SO</b>	<b>LOB</b>	<b>BOTTOM</b>					
2 Jazz Chisholm Jr., L (1, 4) OBP: 0.326, SLG: 0.538										4	0	1	0	0	0	0	<b>New York Mets @ Miami Marlins</b> loanDepot park, Miami, FL Sat Jun 25 2022, 4:13 PM - 7:11 PM EDT Att: 18,722 - Roof Closed - 72 F					
26 Garrett Cooper, R (1, 3) OBP: 0.378, SLG: 0.458										4	0	1	0	0	2	1						
12 Jorge Soler, R (1, 7) OBP: 0.307, SLG: 0.429										4	0	1	0	0	2	1						
99 Jesús Aguilar, R (1, 10) OBP: 0.307, SLG: 0.420										4	1	1	0	0	2	1						
7 Jesús Sánchez, L (1, 8) OBP: 0.275, SLG: 0.438										4	1	1	2	0	1	0						
11 Miguel Rojas, R (1, 6) OBP: 0.293, SLG: 0.351										3	0	0	0	0	1	0						
37 Williams Astudillo, R (1, 5) OBP: 0.289, SLG: 0.351										3	0	0	0	0	0	0						
46 Luke Williams, R (8, 5) OBP: 0.318, SLG: 0.300										0	0	0	0	0	0	0						
58 Jacob Stallings, R (1, 2) OBP: 0.265, SLG: 0.256										3	0	0	0	0	1	0						
14 Bryan De La Cruz, R (1, 9) OBP: 0.281, SLG: 0.346										3	1	1	1	0	0	0						
<b>Inning Stats</b>	R: 0 E: 0 K: 2 S: 9	H: 1 LOB: 1 BB: 0 P: 15	R: 0 E: 0 K: 0 S: 6	H: 0 LOB: 0 BB: 0 P: 10	R: 0 E: 0 K: 0 S: 9	H: 0 LOB: 0 BB: 0 P: 13	R: 2 E: 0 K: 1 S: 13	H: 3 LOB: 0 BB: 0 P: 15	R: 1 E: 0 K: 0 S: 10	H: 2 LOB: 1 BB: 0 P: 14	R: 0 E: 0 K: 0 S: 7	H: 0 LOB: 0 BB: 0 P: 10	R: 0 E: 0 K: 2 S: 8	H: 0 LOB: 0 BB: 0 P: 13	R: 0 E: 0 K: 1 S: 11	H: 0 LOB: 0 BB: 0 P: 17		R: 0 E: 0 K: 3 S: 12	H: 0 LOB: 0 BB: 0 P: 16	1B: 3 2B: 1 3B: 0 HR: 2	SF: 0 SAC: 0 DP: 0 HBP: 0	WP: 0 PB: 0 SB: 0 CS: 0
<b>PITCHER</b>	IP WLS BF H R ER SO	IP WLS BF H R ER SO	IP WLS BF H R ER SO	IP WLS BF H R ER SO	IP WLS BF H R ER SO	IP WLS BF H R ER SO	IP WLS BF H R ER SO	IP WLS BF H R ER SO	IP WLS BF H R ER SO	IP WLS BF H R ER SO	IP WLS BF H R ER SO	IP WLS BF H R ER SO	IP WLS BF H R ER SO	IP WLS BF H R ER SO	IP WLS BF H R ER SO	IP WLS BF H R ER SO	ERA WHIP	ERA WHIP	ERA WHIP	ERA WHIP		
40 Chris Bassitt, R (1, 1) ERA: 4.01	7.0	W 26	6	3	3	5	0	0	0	0	0	0	0	0	0	0	3.86	0.857	<b>39 Edwin Díaz, R</b> (9, 1) ERA: 2.12			
67 Seth Lugo, R (8, 1) ERA: 3.66	1.0	H 3	0	0	0	1	0	0	0	0	0	0	0	0	0	0.00	0.000					
39 Edwin Díaz, R (9, 1) ERA: 2.12	1.0	S 3	0	0	0	3	0	0	0	0	0	0	0	0	0	0.00	0.000					

Batter	1	2	3	4	5	6	7	8	9	AB	R	H	RBI	BB	SO	LOB	TOP						
9 Brandon Nimmo, L (1, 8) OBP: 0.366, SLG: 0.431										4	1	2	1	0	0	0	<b>New York Mets @ Miami Marlins</b> loanDepot park, Miami, FL Sun Jun 26 2022, 12:10 PM - 2:53 PM EDT Att: 19,343 - Dome - 72 F						
6 Starling Marte, R (1, 9) OBP: 0.326, SLG: 0.436										3	1	1	0	1	1	0							
12 Francisco Lindor, S (1, 6) OBP: 0.322, SLG: 0.426										3	0	0	0	1	0	3							
20 Pete Alonso, R (1, 3) OBP: 0.360, SLG: 0.567										3	0	1	1	1	0	3							
19 Mark Canha, R (1, 7) OBP: 0.364, SLG: 0.384										4	0	0	0	0	1	4							
28 J.D. Davis, R (1, 10) OBP: 0.335, SLG: 0.347										3	0	1	0	1	0	1							
10 Eduardo Escobar, S (1, 5) OBP: 0.283, SLG: 0.380										4	0	0	0	0	2	2							
13 Luis Guillorme, L (1, 4) OBP: 0.381, SLG: 0.367										4	0	0	0	0	0	2							
33 James McCann, R (1, 2) OBP: 0.250, SLG: 0.266										4	0	0	0	0	2	2							
<b>Inning Stats</b>	R: 0 H: 1 E: 0 K: 1 S: 11	H: 1 LOB: 2 BB: 1 P: 22	R: 0 H: 1 E: 0 K: 2 S: 8	H: 1 LOB: 1 BB: 0 P: 10	R: 2 H: 3 E: 0 K: 0 S: 11	H: 3 LOB: 1 BB: 0 P: 15	R: 0 H: 0 E: 0 K: 0 S: 7	H: 0 LOB: 0 BB: 0 P: 8	R: 0 H: 0 E: 0 K: 1 S: 11	H: 0 LOB: 1 BB: 1 P: 18	R: 0 H: 0 E: 0 K: 0 S: 6	H: 0 LOB: 0 BB: 0 P: 10	R: 0 H: 0 E: 0 K: 0 S: 10	H: 0 LOB: 1 BB: 1 P: 17	R: 0 H: 0 E: 0 K: 2 S: 15	H: 0 LOB: 1 BB: 1 P: 24	1B: 0 2B: 4 3B: 0 HR: 1	SF: 0 SAC: 0 DP: 0 HBP: 0	WP: 1 PB: 0 SB: 0 CS: 0	PA: 36			
<b>PITCHER</b>	IP WLS BF ERA WHIP	WLS BF ERA WHIP	H R ER SO BB IBB HBP BLK WP HR S P ERA WHIP	H R ER SO BB IBB HBP BLK WP HR S P ERA WHIP	H R ER SO BB IBB HBP BLK WP HR S P ERA WHIP	H R ER SO BB IBB HBP BLK WP HR S P ERA WHIP	H R ER SO BB IBB HBP BLK WP HR S P ERA WHIP	H R ER SO BB IBB HBP BLK WP HR S P ERA WHIP	H R ER SO BB IBB HBP BLK WP HR S P ERA WHIP	H R ER SO BB IBB HBP BLK WP HR S P ERA WHIP	H R ER SO BB IBB HBP BLK WP HR S P ERA WHIP	H R ER SO BB IBB HBP BLK WP HR S P ERA WHIP	H R ER SO BB IBB HBP BLK WP HR S P ERA WHIP	H R ER SO BB IBB HBP BLK WP HR S P ERA WHIP	H R ER SO BB IBB HBP BLK WP HR S P ERA WHIP	H R ER SO BB IBB HBP BLK WP HR S P ERA WHIP	H R ER SO BB IBB HBP BLK WP HR S P ERA WHIP	H R ER SO BB IBB HBP BLK WP HR S P ERA WHIP	H R ER SO BB IBB HBP BLK WP HR S P ERA WHIP	H R ER SO BB IBB HBP BLK WP HR S P ERA WHIP	H R ER SO BB IBB HBP BLK WP HR S P ERA WHIP	H R ER SO BB IBB HBP BLK WP HR S P ERA WHIP	
20 Daniel Castano, L (1, 1) ERA: 2.57	7.0 28 2.57 1.000	5 2 2 4	2 0 0 0	2 0 0 0	0 1 62 93	2.57 1.000																	
48 Steven Okert, L (8, 1) ERA: 2.28	1.0 4 2.28 1.000	0 0 0 0	1 0 0 0	0 0 0 0	0 0 10 17	0.00 1.000																	
66 Tanner Scott, L (9, 1) ERA: 4.34	1.0 4 4.34 1.000	W 4 0 0	0 0 0 2	1 0 0 0	1 0 15 24	0.00 1.000																	

Batter	1	2	3	4	5	6	7	8	9	AB	R	H	RBI	BB	SO	LOB	BOTTOM					
5 Jon Berti, R (1, 7) OBP: 0.393, SLG: 0.426										4	1	2	0	0	1	1	<b>New York Mets @ Miami Marlins</b> loanDepot park, Miami, FL Sun Jun 26 2022, 12:10 PM - 2:53 PM EDT Att: 19,343 - Dome - 72 F					
11 Miguel Rojas, R (1, 6) OBP: 0.293, SLG: 0.363										4	1	1	1	0	0	2						
26 Garrett Cooper, R (1, 10) OBP: 0.372, SLG: 0.452										3	0	0	1	0	1	0						
99 Jesús Aguilar, R (1, 3) OBP: 0.306, SLG: 0.417										4	0	1	0	0	1	0						
54 Nick Fortes, R (1, 2) OBP: 0.386, SLG: 0.579										4	1	1	1	0	1	1						
7 Jesús Sánchez, L (1, 8) OBP: 0.271, SLG: 0.432										3	0	0	0	0	1	0						
14 Bryan De La Cruz, R (1, 9) OBP: 0.275, SLG: 0.338										3	0	0	0	0	1	0						
46 Luke Williams, R (1, 4) OBP: 0.298, SLG: 0.279										3	0	0	0	0	2	0						
9 Erik González, R (1, 5) OBP: 0.289, SLG: 0.235										3	0	1	0	0	1	0						
<b>Inning Stats</b>	R: 1 H: 2 E: 0 K: 1 S: 13	H: 2 LOB: 1 BB: 0 P: 23	R: 0 H: 0 E: 0 K: 3 S: 9	H: 0 LOB: 0 BB: 0 P: 15	R: 1 H: 1 E: 0 K: 1 S: 11	H: 1 LOB: 0 BB: 0 P: 16	R: 0 H: 0 E: 0 K: 1 S: 10	H: 0 LOB: 0 BB: 0 P: 16	R: 0 H: 1 E: 0 K: 1 S: 10	H: 1 LOB: 1 BB: 0 P: 17	R: 1 H: 1 E: 0 K: 0 S: 4	H: 1 LOB: 0 BB: 0 P: 6	1B: 2 2B: 2 3B: 0 HR: 2	SF: 1 SAC: 0 DP: 0 HBP: 0	WP: 1 PB: 0 SB: 0 CS: 0	PA: 32						
<b>PITCHER</b>	IP WLS BF ERA WHIP	WLS BF ERA WHIP	H R ER SO BB IBB HBP BLK WP HR S P ERA WHIP	H R ER SO BB IBB HBP BLK WP HR S P ERA WHIP	H R ER SO BB IBB HBP BLK WP HR S P ERA WHIP	H R ER SO BB IBB HBP BLK WP HR S P ERA WHIP	H R ER SO BB IBB HBP BLK WP HR S P ERA WHIP	H R ER SO BB IBB HBP BLK WP HR S P ERA WHIP	H R ER SO BB IBB HBP BLK WP HR S P ERA WHIP	H R ER SO BB IBB HBP BLK WP HR S P ERA WHIP	H R ER SO BB IBB HBP BLK WP HR S P ERA WHIP	H R ER SO BB IBB HBP BLK WP HR S P ERA WHIP	H R ER SO BB IBB HBP BLK WP HR S P ERA WHIP	H R ER SO BB IBB HBP BLK WP HR S P ERA WHIP	H R ER SO BB IBB HBP BLK WP HR S P ERA WHIP	H R ER SO BB IBB HBP BLK WP HR S P ERA WHIP	H R ER SO BB IBB HBP BLK WP HR S P ERA WHIP	H R ER SO BB IBB HBP BLK WP HR S P ERA WHIP	H R ER SO BB IBB HBP BLK WP HR S P ERA WHIP	H R ER SO BB IBB HBP BLK WP HR S P ERA WHIP	H R ER SO BB IBB HBP BLK WP HR S P ERA WHIP	
23 David Peterson, L (1, 1) ERA: 3.1	7.0 25 3.1 0.571	4 2 2 8	0 0 0 0	0 0 0 0	1 1 66 104	2.57 0.571																
34 Tommy Hunter, R (8, 1) ERA: 2.86	1.0 4 2.86 1.000	1 0 0 1	0 0 0 0	0 0 0 0	0 0 10 17	0.00 1.000																
0 Adam Ottavino, R (9, 1) ERA: 2.86	0.2 3 2.86 1.500	L 3 1 1	1 1 1 0	0 0 0 0	0 1 4 6	13.50 1.500																

AB	32
R	2
H	5
RBI	2
BB	4
SO	6
LOB	17



AB	31
R	3
H	6
RBI	3
BB	0
SO	9
LOB	4



Batter	1	2	3	4	5	6	7	8	9	AB	R	H	RBI	BB	SO	LOB	TOP			
5 Jon Berti, R OBP: 0.389, SLG: 0.421 (1,4)										4	0	1	0	0	1	1	<b>Miami Marlins @ St. Louis Cardinals</b> Busch Stadium, St. Louis, MO Mon Jun 27 2022, 6:48 PM - 9:26 PM CDT Att: 34,701 - Clear - 80 F			
26 Garrett Cooper, R OBP: 0.382, SLG: 0.463 (1,3)										3	0	3	0	1	0	0				
12 Jorge Soler, R OBP: 0.303, SLG: 0.422 (1,10)										4	0	0	0	0	2	4				
24 Avisaíl García, R OBP: 0.264, SLG: 0.324 (1,9)										4	0	1	0	0	1	1				
7 Jesús Sánchez, L OBP: 0.267, SLG: 0.424 (1,8)									4	0	0	0	0	2	1					
11 Miguel Rojas, R OBP: 0.293, SLG: 0.363 (1,6)									3	0	1	0	0	0	1					
9 Erik González, R OBP: 0.282, SLG: 0.229 (7,6)									1	0	0	0	0	0	0					
15 Brian Anderson, R OBP: 0.373, SLG: 0.407 (1,5)									3	0	1	0	0	2	1					
14 Bryan De La Cruz, R OBP: 0.269, SLG: 0.331 (1,7)									3	0	0	0	0	1	3					
58 Jacob Stallings, R OBP: 0.266, SLG: 0.257 (1,2)									3	0	1	0	0	0	0					
<b>Inning Stats</b>	R: 0 H: 1 E: 0 K: 3 S: 14	H: 1 LOB: 1 BB: 0 P: 22	R: 0 H: 1 E: 0 K: 1 S: 11	H: 1 LOB: 1 BB: 0 P: 17	R: 0 H: 1 E: 0 K: 0 S: 7	H: 1 LOB: 1 BB: 1 P: 12	R: 0 H: 2 E: 0 K: 2 S: 11	H: 2 LOB: 2 BB: 0 P: 13	R: 0 H: 0 E: 0 K: 1 S: 10	H: 0 LOB: 0 BB: 0 P: 10	R: 0 H: 0 E: 0 K: 1 S: 8	H: 0 LOB: 0 BB: 0 P: 11	R: 0 H: 1 E: 0 K: 0 S: 7	H: 1 LOB: 0 BB: 0 P: 7	R: 0 H: 0 E: 0 K: 0 S: 7	H: 0 LOB: 0 BB: 0 P: 9	1B: 7 2B: 1 3B: 0 HR: 0	SF: 0 SAC: 0 DP: 2 HBP: 0	WP: 2 PB: 0 SB: 1 CS: 0	PA: 33
<b>PITCHER</b>	IP WLS BF H R ER SO BB IBB HBP BLK WP HR S P ERA WHIP	7.0 W 27 7 0 0 9 1 0 0 0 2 0 69 101 0.00 1.143	1.0 3 1 0 0 0 0 0 0 0 0 0 0 7 7 0.00 1.000	1.0 3 0 0 0 0 0 0 0 0 0 0 0 7 9 0.00 0.000	<b>PITCHER</b>															

Batter	1	2	3	4	5	6	7	8	9	AB	R	H	RBI	BB	SO	LOB	BOTTOM			
19 Tommy Edman, S OBP: 0.340, SLG: 0.398 (1,6)										4	1	1	0	0	2	1	<b>Miami Marlins @ St. Louis Cardinals</b> Busch Stadium, St. Louis, MO Mon Jun 27 2022, 6:48 PM - 9:26 PM CDT Att: 34,701 - Clear - 80 F			
71 Conner Capel, L (9,7)										4	0	0	0	0	1	2				
33 Brendan Donovan, L (1,7)										4	2	4	2	0	0	0				
46 Paul Goldschmidt, R OBP: 0.429, SLG: 0.642 (1,3)										4	0	0	0	0	2	3				
63 Edmundo Sosa, R OBP: 0.233, SLG: 0.235 (9,6)										0	0	0	0	0	0	0				
28 Nolan Arenado, R OBP: 0.343, SLG: 0.502 (1,5)										4	0	0	0	0	2	3				
7 Andrew Knizner, R OBP: 0.291, SLG: 0.244 (9,3)										0	0	0	0	0	0	0				
16 Nolan Gorman, L OBP: 0.313, SLG: 0.449 (1,4)										4	2	2	0	0	0	0				
3 Dylan Carlson, S OBP: 0.321, SLG: 0.409 (1,8)										4	2	2	1	0	1	2				
36 Juan Yépez, R OBP: 0.327, SLG: 0.506 (1,10)										4	2	2	5	0	2	1				
21 Lars Nootbaar, L OBP: 0.222, SLG: 0.277 (1,9)										4	0	0	0	0	1	1				
47 Iván Herrera, R OBP: 0.286, SLG: 0.182 (1,2)										3	0	0	0	1	2	0				
<b>Inning Stats</b>	R: 1 H: 1 E: 0 K: 0 S: 9	H: 1 LOB: 0 BB: 0 P: 13	R: 0 H: 0 E: 0 K: 1 S: 7	H: 0 LOB: 0 BB: 0 P: 10	R: 0 H: 0 E: 0 K: 1 S: 10	H: 0 LOB: 1 BB: 1 P: 19	R: 3 H: 3 E: 0 K: 1 S: 18	H: 3 LOB: 0 BB: 0 P: 25	R: 1 H: 2 E: 0 K: 2 S: 12	H: 2 LOB: 1 BB: 0 P: 18	R: 2 H: 2 E: 0 K: 0 S: 8	H: 2 LOB: 0 BB: 0 P: 15	R: 0 H: 1 E: 0 K: 3 S: 13	H: 1 LOB: 0 BB: 0 P: 20	R: 2 H: 2 E: 0 K: 3 S: 15	H: 2 LOB: 0 BB: 0 P: 20	1B: 4 2B: 3 3B: 1 HR: 3	SF: 0 SAC: 0 DP: 0 HBP: 0	WP: 1 PB: 0 SB: 1 CS: 0	PA: 36
<b>PITCHER</b>	IP WLS BF H R ER SO BB IBB HBP BLK WP HR S P ERA WHIP	5.0 L 22 6 2 2 0 0 0 0 0 1 8 15 18.00 2.000	1.0 5 2 2 2 0 0 0 0 0 0 1 8 15 18.00 2.000	2.0 9 3 2 2 6 0 0 0 0 1 0 28 40 9.00 1.500	<b>PITCHER</b>															



Batter	1	2	3	4	5	6	7	8	9	AB	R	H	RBI	BB	SO	LOB	TOP								
5 Jon Berti, R OBP: 0.380, SLG: 0.409 (1,5)			G5-3 		G4-3 			F9 		4	0	0	0	0	1	2	<b>Miami Marlins @ St. Louis Cardinals</b> Busch Stadium, St. Louis, MO Tue Jun 28 2022, 6:48 PM - 9:47 PM CDT Att: 32,065 - Clear - 84 F								
2 Jazz Chisholm Jr., L OBP: 0.325, SLG: 0.535 (1,4)	F9 		P4 		K 			K 		1	0	0	0	0	0	0									
9 Erik González, R OBP: 0.268, SLG: 0.216 (2,5)										2	0	0	0	0	1	1									
15 Brian Anderson, R OBP: 0.370, SLG: 0.404 (8,PH)										1	0	0	0	0	1	1									
12 Jorge Soler, R OBP: 0.306, SLG: 0.421 (1,7)	F9 		1B 		BB 					3	0	1	1	1	1	1									
26 Garrett Cooper, R OBP: 0.380, SLG: 0.460 (1,10)		FC5-4 	1B 		FC5-4 					4	0	1	0	0	1	2									
99 Jesús Aguilar, R OBP: 0.301, SLG: 0.411 (1,3)		G5-4-3 		P4 		G6-4-3 				4	0	0	0	0	1	2									
24 Avisail García, R OBP: 0.283, SLG: 0.323 (1,9)	K 				1B 					4	0	1	0	0	2	0									
7 Jesús Sánchez, L OBP: 0.268, SLG: 0.427 (1,8)			L7 		K 					3	1	1	0	0	1	1									
11 Miguel Rojas, R OBP: 0.294, SLG: 0.367 (1,6)			2B 		FC4-6 					3	1	1	1	0	1	1									
54 Nick Fortes, R OBP: 0.404, SLG: 0.575 (1,2)			1B 		G6-3 			BB 		2	1	1	1	1	0	0									
<b>Inning Stats</b>	R: 0 E: 0 K: 1 S: 9	H: 0 LOB: 0 BB: 0 P: 15	R: 0 E: 0 K: 1 S: 8	H: 1 LOB: 0 BB: 0 P: 12	R: 3 E: 0 K: 0 S: 20	H: 4 LOB: 1 BB: 0 P: 28	R: 0 E: 0 K: 0 S: 8	H: 1 LOB: 1 BB: 0 P: 12	R: 0 E: 0 K: 1 S: 5	H: 0 LOB: 0 BB: 0 P: 10	R: 0 E: 0 K: 0 S: 8	H: 0 LOB: 0 BB: 0 P: 17	R: 0 E: 0 K: 2 S: 8	H: 0 LOB: 0 BB: 0 P: 13	R: 0 E: 0 K: 2 S: 16	H: 0 LOB: 1 BB: 1 P: 26	R: 0 E: 0 K: 3 S: 11	H: 0 LOB: 0 BB: 0 P: 15	1B: 4 2B: 2 3B: 0 HR: 0	SF: 0 SAC: 0 DP: 2 HBP: 0	WP: 0 PB: 0 SB: 0 CS: 0	PA: 33			
<b>PITCHER</b>	IP	WLS	BF	H	R	ER	SO	BB	IBB	HBP	BLK	WP	HR	S	P	ERA	WHIP								
43 Dakota Hudson, R ERA: 3.83 (1,1)	5.0	W	21	6	3	3	3	1	0	0	0	0	0	55	86	5.40	1.400								
44 Junior Fernández, R ERA: 3.1 (6,1)	2.0	H	5	0	0	0	2	0	0	0	0	0	0	11	21	0.00	0.000								
65 Giovanni Gallegos, R ERA: 3.1 (8,1)	1.0	H	4	0	0	0	2	1	0	0	0	0	0	16	26	0.00	1.000								
56 Ryan Helsley, R ERA: 0.3 (9,1)	1.0	S	3	0	0	0	3	0	0	0	0	0	0	11	15	0.00	0.000								

Batter	1	2	3	4	5	6	7	8	9	AB	R	H	RBI	BB	SO	LOB	BOTTOM								
19 Tommy Edman, S OBP: 0.342, SLG: 0.403 (1,4)	G5-3 			1B 	2B 			G3 		4	2	2	1	0	0	0	<b>Miami Marlins @ St. Louis Cardinals</b> Busch Stadium, St. Louis, MO Tue Jun 28 2022, 6:48 PM - 9:47 PM CDT Att: 32,065 - Clear - 84 F								
3 Dylan Carlson, S OBP: 0.324, SLG: 0.416 (1,8)	K 			G6-4-3 	1B 			F8 		4	1	2	2	0	1	0									
46 Paul Goldschmidt, R OBP: 0.429, SLG: 0.639 (1,3)	K 			BB 	1B 			K 		3	0	1	1	1	2	0									
28 Nolan Arenado, R OBP: 0.345, SLG: 0.502 (1,5)		G4-6-3 		G6-4-3 	1B 			K 		4	0	2	0	0	1	2									
36 Juan Yezzer, R OBP: 0.322, SLG: 0.497 (1,9)		K 		F7 				G6-3 		3	0	0	0	0	1	4									
21 Lars Nootbaar, L OBP: 0.219, SLG: 0.273 (8,9)					FC6-4 					1	0	0	0	0	0	0									
5 Albert Pujols, R OBP: 0.294, SLG: 0.336 (1,10)		G4-6-3 		G1-3 						4	0	1	0	0	1	1									
71 Conner Capel, L (8,FR) (9,10)					K 					0	0	0	0	0	0	0									
33 Brendan Donovan, L OBP: 0.420, SLG: 0.439 (1,7)			K 		1B 			K 		4	1	2	0	0	2	1									
63 Edmundo Sosa, R OBP: 0.237, SLG: 0.261 (1,6)		G5-3 		1B 				G6-3 		3	1	1	1	0	0	1									
47 Iván Herrera, R OBP: 0.235, SLG: 0.143 (1,2)			K2-3 		G6-3 			G6-3 		3	0	0	0	0	1	2									
<b>Inning Stats</b>	R: 0 E: 0 K: 2 S: 10	H: 0 LOB: 0 BB: 0 P: 15	R: 0 E: 0 K: 1 S: 12	H: 1 LOB: 0 BB: 0 P: 18	R: 0 E: 0 K: 2 S: 9	H: 0 LOB: 0 BB: 0 P: 13	R: 1 E: 0 K: 0 S: 10	H: 2 LOB: 1 BB: 1 P: 16	R: 4 E: 0 K: 0 S: 24	H: 6 LOB: 2 BB: 0 P: 35	R: 0 E: 0 K: 1 S: 10	H: 1 LOB: 0 BB: 0 P: 13	R: 0 E: 0 K: 1 S: 7	H: 0 LOB: 0 BB: 0 P: 10	R: 0 E: 0 K: 2 S: 9	H: 1 LOB: 1 BB: 0 P: 13	1B: 8 2B: 2 3B: 1 HR: 0	SF: 0 SAC: 0 DP: 2 HBP: 0	WP: 0 PB: 0 SB: 2 CS: 0	PA: 34					
<b>PITCHER</b>	IP	WLS	BF	H	R	ER	SO	BB	IBB	HBP	BLK	WP	HR	S	P	ERA	WHIP								
60 Braxton Garrett, L ERA: 5.24 (1,1)	4.2	L	20	7	5	5	5	1	0	0	0	0	0	58	84	9.64	1.714								
56 Zach Pop, R ERA: 4.25 (5,1)	1.1		7	3	0	0	1	0	0	0	0	0	0	17	26	0.00	2.250								
52 Anthony Bass, R ERA: 1.74 (7,1)	1.0		3	0	0	0	1	0	0	0	0	0	0	7	10	0.00	0.000								
47 Jimmy Yacabonis, R ERA: 2.84 (8,1)	1.0		4	1	0	0	2	0	0	0	0	0	0	9	13	0.00	1.000								

AB	31
R	3
H	6
RBI	3
BB	2
SO	10
LOB	11



AB	33
R	5
H	11
RBI	5
BB	1
SO	9
LOB	11



Batter	1	2	3	4	5	6	7	8	9	AB	R	H	RBI	BB	SO	LOB	TOP										
5 Jon Berti, R OBP: 0.371, SLG: 0.399	L9		G6-3		G5-3			G4-3		4	0	0	0	0	0	2											
26 Garrett Cooper, R OBP: 0.381, SLG: 0.458	G6-3									3	1	1	0	1	0	0											
46 Luke Williams, R OBP: 0.298, SLG: 0.279										0	1	0	0	0	0	0											
9 Enk González, R OBP: 0.268, SLG: 0.216										0	0	0	0	0	0	0											
7 Jesús Sánchez, L OBP: 0.263, SLG: 0.419	F7									4	0	0	0	0	1	2											
99 Jesús Aguilar, R OBP: 0.300, SLG: 0.408										4	0	1	1	0	1	1											
24 Avisail García, R OBP: 0.263, SLG: 0.335										4	1	1	2	0	2	1											
15 Brian Anderson, R OBP: 0.374, SLG: 0.402										3	1	1	0	1	0	0											
11 Miguel Rojas, R OBP: 0.293, SLG: 0.365										4	0	1	0	0	1	1											
58 Jacob Stallings, R OBP: 0.267, SLG: 0.259										3	0	1	0	0	1	0											
14 Bryan De La Cruz, R OBP: 0.270, SLG: 0.338										3	0	1	0	0	0	2											
<b>Inning Stats</b>	R: 0 E: 0 K: 0 S: 6	H: 0 LOB: 0 BB: 0 P: 11	R: 0 E: 0 K: 1 S: 9	H: 0 LOB: 0 BB: 0 P: 14	R: 0 E: 0 K: 0 S: 7	H: 1 LOB: 1 BB: 0 P: 11	R: 1 E: 0 K: 0 S: 10	H: 2 LOB: 0 BB: 0 P: 14	R: 1 E: 0 K: 0 S: 9	H: 2 LOB: 1 BB: 1 P: 17	R: 0 E: 0 K: 0 S: 10	H: 0 LOB: 0 BB: 0 P: 15	R: 0 E: 0 K: 1 S: 9	H: 0 LOB: 0 BB: 0 P: 14	R: 0 E: 0 K: 1 S: 7	H: 0 LOB: 0 BB: 0 P: 11	R: 2 E: 0 K: 3 S: 16	H: 2 LOB: 1 BB: 1 P: 22	1B: 5 2B: 1 HR: 1	SF: 0 SAC: 0 DP: 2 HBP: 0	WP: 0 PB: 0 SB: 0 CS: 0	PA: 34					
<b>PITCHER</b>	IP	WLS	BF	H	R	ER	SO	BB	IBB	HBP	BLK	WP	HR	S	P	ERA	WHIP										
53 André Pallante, R ERA: 2.1	7.0		25	5	2	2	2	1	0	0	0	0	0	60	96	2.57	0.857										
65 Giovanni Gallegos, R ERA: 3.0	1.0	H	3	0	0	0	1	0	0	0	0	0	0	7	11	0.00	0.000										
56 Ryan Helsley, R ERA: 0.88	1.0	L	6	2	2	2	3	1	0	0	0	0	1	16	22	18.00	3.000										

Miami Marlins @ St. Louis Cardinals  
 Busch Stadium, St. Louis, MO  
 Wed Jun 29 2022, 6:48 PM - 9:22 PM CDT  
 Att: 35,674 - Clear - 90 F

AB 32  
 R 4  
 H 7  
 RBI 3  
 BB 2  
 SO 6  
 LOB 9



Batter	1	2	3	4	5	6	7	8	9	AB	R	H	RBI	BB	SO	LOB	BOTTOM										
33 Brendan Donovan, L OBP: 0.411, SLG: 0.432	P5		E3		SF7			G5-6-3		3	0	0	1	0	0	2											
3 Dylan Carlson, S OBP: 0.323, SLG: 0.415	G6-3									3	0	1	2	0	0	0											
46 Paul Goldschmidt, R OBP: 0.424, SLG: 0.630										4	0	0	0	0	2	2											
28 Nolan Arenado, R OBP: 0.341, SLG: 0.495										4	0	0	0	0	0	0											
36 Juan Yezzer, R OBP: 0.328, SLG: 0.512										3	0	2	0	0	0	0											
19 Tommy Edman, S OBP: 0.341, SLG: 0.401										1	0	0	0	0	0	0											
21 Lars Nootbaar, L OBP: 0.221, SLG: 0.261										3	0	0	0	1	0	2											
71 Conner Capel, L OBP: 0.250, SLG: 0.250										4	0	1	0	0	0	2											
63 Edmundo Sosa, R OBP: 0.247, SLG: 0.293										4	2	2	0	0	0	2											
7 Andrew Knizner, R OBP: 0.290, SLG: 0.248										2	1	1	0	1	1	1											
<b>Inning Stats</b>	R: 0 E: 0 K: 1 S: 13	H: 0 LOB: 0 BB: 0 P: 17	R: 0 E: 0 K: 0 S: 5	H: 1 LOB: 1 BB: 0 P: 6	R: 1 E: 1 K: 1 S: 11	H: 1 LOB: 1 BB: 0 P: 16	R: 0 E: 0 K: 0 S: 8	H: 0 LOB: 0 BB: 0 P: 11	R: 2 E: 0 K: 1 S: 14	H: 2 LOB: 1 BB: 1 P: 25	R: 0 E: 0 K: 0 S: 6	H: 1 LOB: 0 BB: 0 P: 9	R: 0 E: 0 K: 0 S: 7	H: 1 LOB: 0 BB: 0 P: 10	R: 0 E: 0 K: 0 S: 6	H: 1 LOB: 1 BB: 1 P: 13	1B: 4 2B: 2 HR: 0	SF: 2 SAC: 0 DP: 2 HBP: 0	WP: 0 PB: 0 SB: 0 CS: 0	PA: 35							
<b>PITCHER</b>	IP	WLS	BF	H	R	ER	SO	BB	IBB	HBP	BLK	WP	HR	S	P	ERA	WHIP										
22 Sandy Alcantara, R ERA: 1.95	9.0	W	35	7	3	2	3	2	0	0	0	0	0	76	117	2.00	1.000										

Miami Marlins @ St. Louis Cardinals  
 Busch Stadium, St. Louis, MO  
 Wed Jun 29 2022, 6:48 PM - 9:22 PM CDT  
 Att: 35,674 - Clear - 90 F

AB 31  
 R 3  
 H 7  
 RBI 3  
 BB 2  
 SO 3  
 LOB 11



Batter	1	2	3	4	5	6	7	8	9	AB	R	H	RBI	BB	SO	LOB	TOP					
5 Jon Berti, R OBP: 0.397, SLG: 0.391	L8		18 1B BB		SF9	FC4-6		E1		3	1	0	2	1	0	2						
18 Joey Wendle, L OBP: 0.353, SLG: 0.424	F7		26 2B 1B		26 1B	26 PO BB		G4-3		4	1	2	1	1	0	1						
26 Garrett Cooper, R OBP: 0.385, SLG: 0.489	F8		1-H 2B			PO				5	0	3	1	0	0	0						
99 Jesús Aguilar, R OBP: 0.299, SLG: 0.404		K	K		F8			F9		5	0	1	0	0	2	4						
24 Avisail García, R OBP: 0.262, SLG: 0.332		K		L9		7 1B 1B		G4-3		5	1	1	0	0	1	2						
7 Jesús Sánchez, L OBP: 0.286, SLG: 0.416		K		K		11 1B 5 FC4-6 1B				4	1	1	0	1	2	1						
15 Brian Anderson, R OBP: 0.378, SLG: 0.431			HR	K		5 FC4-6 11 1B 2-H				4	1	2	2	0	2	2						
11 Miguel Rojas, R OBP: 0.296, SLG: 0.372										4	1	2	0	0	0	0						
14 Bryan De La Cruz, R OBP: 0.270, SLG: 0.338										0	0	0	0	0	0	0						
58 Jacob Stallings, R OBP: 0.262, SLG: 0.253										4	0	0	0	0	0	4						
<b>Inning Stats</b>	R: 0 E: 0 K: 0 S: 4	H: 0 LOB: 0 BB: 0 P: 8	R: 0 E: 0 K: 3 S: 11	H: 0 LOB: 0 BB: 0 P: 15	R: 3 E: 0 K: 1 S: 15	H: 3 LOB: 1 BB: 1 P: 25	R: 0 E: 0 K: 2 S: 8	H: 0 LOB: 0 BB: 0 P: 9	R: 1 E: 0 K: 0 S: 11	H: 3 LOB: 2 BB: 0 P: 16	R: 2 E: 0 K: 0 S: 15	H: 4 LOB: 2 BB: 1 P: 24	R: 0 E: 0 K: 1 S: 8	H: 1 LOB: 2 BB: 1 P: 19	R: 0 E: 1 K: 0 S: 5	H: 0 LOB: 1 BB: 0 P: 8	R: 0 E: 0 K: 0 S: 14	H: 1 LOB: 1 BB: 0 P: 18	1B: 8 2B: 3 3B: 0 HR: 1	SF: 1 SAC: 0 DP: 0 HBP: 0	WP: 0 PB: 0 SB: 3 CS: 0	PA: 43
<b>PITCHER</b>	IP ERA: 4.22	WLS BF	H R ER SO	B R ER SO	BB IBB HBP BLK	WP HR S P	ERA WHIP	<b>PITCHER</b>	IP ERA: 4.22	WLS BF	H R ER SO	B R ER SO	BB IBB HBP BLK	WP HR S P	ERA WHIP							
40 Josiah Gray, R	5.2	L 29	10 6 6 6	10 6 6 6	2 0 0 0	0 1 63 95	9.53 2.118	61 Erasmo Ramírez, R	1.1	5 1 0 0	1 1 0 0	0 0 0 0	0 0 0 0	0 0 9 21	0.00 1.500							
61 Erasmo Ramírez, R	1.1	5 1 0 0	1 1 0 0	0 0 0 0	0 0 0 0	0 0 9 21	0.00 1.500	53 Reed Garrett, R	1.0	4 0 0 0	0 0 0 0	0 0 0 0	0 0 0 0	0 0 5 8	0.00 0.000							
53 Reed Garrett, R	1.0	4 0 0 0	0 0 0 0	0 0 0 0	0 0 0 0	0 0 14 18	0.00 1.000	71 Mason Thompson, R	1.0	4 1 0 0	0 0 0 0	0 0 0 0	0 0 0 0	0 0 14 18	0.00 1.000							

Miami Marlins @ Washington Nationals  
Nationals Park, Washington, DC  
Fri Jul 01 2022, 6:08 PM - 9:12 PM EDT  
Att: 23,794 - Cloudy - 88 F

AB 38  
R 6  
H 12  
RBI 6  
BB 3  
SO 7  
LOB 16



Batter	1	2	3	4	5	6	7	8	9	AB	R	H	RBI	BB	SO	LOB	BOTTOM					
28 Lane Thomas, R OBP: 0.289, SLG: 0.398	P3		G5-3					G1-3		4	0	0	0	0	1	3						
22 Juan Soto, L OBP: 0.377, SLG: 0.439	L4			19 1B 23 G6-4-3 BB		20 HR 2B		K		3	2	1	0	1	1	0						
19 Josh Bell, S OBP: 0.403, SLG: 0.511				23 G6-4-3 1B		P6		F9		4	0	2	0	0	0	1						
23 Nelson Cruz, R OBP: 0.329, SLG: 0.379				G6-4-3		G5-3		L9		4	0	0	0	0	0	3						
20 Keibert Ruiz, S OBP: 0.315, SLG: 0.359		L7		G6-3						4	1	1	2	0	1	0						
7 Maikel Franco, R OBP: 0.288, SLG: 0.372		K				P4		G4-3		4	0	0	0	0	2	0						
1 César Hernández, S OBP: 0.321, SLG: 0.328		P4				L7		G5-3		3	0	0	0	1	0	0						
2 Luis García Jr., L OBP: 0.336, SLG: 0.477						L7				3	0	1	0	0	0	1						
16 Victor Robles, R OBP: 0.296, SLG: 0.298										1	0	0	0	0	1	0						
5 Ehire Adrianza, S OBP: 0.244, SLG: 0.211										1	0	0	0	1	1	1						
<b>Inning Stats</b>	R: 0 E: 0 K: 0 S: 8	H: 1 LOB: 1 BB: 0 P: 11	R: 0 E: 0 K: 1 S: 10	H: 0 LOB: 0 BB: 0 P: 14	R: 0 E: 0 K: 1 S: 7	H: 0 LOB: 0 BB: 0 P: 10	R: 1 E: 0 K: 0 S: 11	H: 1 LOB: 0 BB: 1 P: 17	R: 0 E: 0 K: 2 S: 13	H: 0 LOB: 2 BB: 2 P: 24	R: 2 E: 0 K: 0 S: 11	H: 2 LOB: 0 BB: 0 P: 17	R: 0 E: 0 K: 1 S: 10	H: 1 LOB: 1 BB: 0 P: 16	R: 0 E: 0 K: 1 S: 8	H: 0 LOB: 0 BB: 0 P: 11	R: 0 E: 0 K: 1 S: 8	H: 0 LOB: 0 BB: 0 P: 13	1B: 2 2B: 2 3B: 0 HR: 1	SF: 0 SAC: 0 DP: 1 HBP: 0	WP: 0 PB: 0 SB: 1 CS: 0	PA: 34
<b>PITCHER</b>	IP ERA: 5.96	WLS BF	H R ER SO	B R ER SO	BB IBB HBP BLK	WP HR S P	ERA WHIP	<b>PITCHER</b>	IP ERA: 5.96	WLS BF	H R ER SO	B R ER SO	BB IBB HBP BLK	WP HR S P	ERA WHIP							
28 Trevor Rogers, L	5.0	W 19	2 1 1 4	2 2 2 0	0 0 0 0	0 1 11 76	18.00 2.000	36 Dylan Floro, R	1.0	H 4	1 0 0 1	0 0 0 0	0 0 0 0	0 0 10 16	0.00 1.000							
36 Dylan Floro, R	1.0	H 4	1 0 0 1	0 0 0 0	0 0 0 0	0 0 8 11	0.00 0.000	52 Anthony Bass, R	1.0	H 3	0 0 0 1	0 0 0 0	0 0 0 0	0 0 8 11	0.00 0.000							
52 Anthony Bass, R	1.0	H 3	0 0 0 1	0 0 0 0	0 0 0 0	0 0 8 13	0.00 0.000	48 Steven Okert, L	1.0	S 3	0 0 0 1	0 0 0 0	0 0 0 0	0 0 8 13	0.00 0.000							
48 Steven Okert, L	1.0	S 3	0 0 0 1	0 0 0 0	0 0 0 0	0 0 8 13	0.00 0.000	60 Tanner Scott, L	1.0	S 3	0 0 0 1	0 0 0 0	0 0 0 0	0 0 8 13	0.00 0.000							

Miami Marlins @ Washington Nationals  
Nationals Park, Washington, DC  
Fri Jul 01 2022, 6:08 PM - 9:12 PM EDT  
Att: 23,794 - Cloudy - 88 F

AB 31  
R 3  
H 5  
RBI 2  
BB 3  
SO 7  
LOB 9



Batter	1	2	3	4	5	6	7	8	9	AB	R	H	RBI	BB	SO	LOB	TOP								
5 Jon Berti, R OBP: 0.368, SLG: 0.384 (1,4)										3	1	0	0	2	0	3									
26 Garrett Cooper, R OBP: 0.386, SLG: 0.470 (1,10)										4	1	1	0	1	1	3									
99 Jesús Aguilar, R OBP: 0.300, SLG: 0.419 (1,3)										5	2	2	2	0	0	4									
7 Jesús Sánchez, L OBP: 0.264, SLG: 0.409 (1,8)										4	0	0	0	1	1	1									
24 Avisail García, R OBP: 0.262, SLG: 0.331 (1,9)										4	0	1	2	0	1	1									
15 Brian Anderson, R OBP: 0.374, SLG: 0.420 (1,5)										3	0	0	0	1	1	2									
54 Nick Fortes, R OBP: 0.392, SLG: 0.591 (1,2)										4	1	1	0	0	1	2									
11 Miguel Rojas, R OBP: 0.300, SLG: 0.377 (1,6)										2	0	1	1	1	0	0									
14 Bryan De La Cruz, R OBP: 0.270, SLG: 0.336 (1,7)										4	0	1	0	0	0	3									
<b>Inning Stats</b>	R: 2 E: 0 K: 1 S: 15	H: 1 LOB: 0 BB: 1 P: 24	R: 0 E: 0 K: 0 S: 9	H: 0 LOB: 2 BB: 2 P: 23	R: 1 E: 0 K: 0 S: 8	H: 1 LOB: 1 BB: 1 P: 16	R: 1 E: 1 K: 0 S: 12	H: 2 LOB: 2 BB: 1 P: 21	R: 0 E: 0 K: 0 S: 6	H: 0 LOB: 0 BB: 0 P: 8	R: 0 E: 0 K: 1 S: 13	H: 1 LOB: 2 BB: 1 P: 22	R: 1 E: 0 K: 1 S: 15	H: 2 LOB: 1 BB: 0 P: 24	R: 0 E: 0 K: 0 S: 6	H: 0 LOB: 0 BB: 0 P: 9	R: 0 E: 0 K: 2 S: 9	H: 0 LOB: 0 BB: 0 P: 14	1B: 2 2B: 3 3B: 1 HR: 1	SF: 1 SAC: 0 DP: 1 HBP: 0	WP: 1 PB: 0 SB: 1 CS: 0	PA: 40			
<b>PITCHER</b>	IP	WLS	BF	H	R	ER	SO	BB	IBB	HBP	BLK	WP	HR	S	P	ERA	WHIP								
72 Jackson Tetreault, R ERA: 5.14 (1,1)	4.0	L	21	4	4	4	1	5	0	0	0	0	1	44	84	9.00	2.250								
57 Andrés Machado, R ERA: 4.34 (5,1)	2.0		8	1	0	0	1	1	0	0	0	0	0	19	30	0.00	1.000								
53 Reed Garrett, R ERA: 2.57 (7,1)	1.0		5	2	1	1	1	0	0	0	0	1	0	15	24	9.00	2.000								
33 Steve Csiehek, R ERA: 4.64 (8,1)	2.0		6	0	0	0	2	0	0	0	0	0	0	15	23	0.00	0.000								

**Miami Marlins @ Washington Nationals**  
Nationals Park, Washington, DC  
Sat Jul 02 2022, 4:08 PM - 7:25 PM EDT  
Att: 19,674 - Overcast - 89 F

livebaseballscorecards.com

**AB 33**  
**R 5**  
**H 7**  
**RBI 5**  
**BB 6**  
**SO 5**  
**LOB 19**

Batter	1	2	3	4	5	6	7	8	9	AB	R	H	RBI	BB	SO	LOB	BOTTOM								
1 César Hernández, S OBP: 0.320, SLG: 0.325 (1,4)										3	0	0	0	1	1	3									
22 Juan Soto, L OBP: 0.378, SLG: 0.449 (1,9)										3	1	1	1	1	1	1									
19 Josh Bell, S OBP: 0.398, SLG: 0.504 (1,3)										4	0	0	0	0	1	1									
23 Nelson Cruz, R OBP: 0.325, SLG: 0.374 (1,10)										4	1	0	0	0	0	0									
7 Maikel Franco, R OBP: 0.265, SLG: 0.367 (1,5)										4	0	0	0	0	2	1									
28 Lane Thomas, R OBP: 0.292, SLG: 0.400 (8,8)										4	1	2	0	0	0	0									
2 Luis García Jr., L OBP: 0.333, SLG: 0.468 (1,6)										4	0	1	0	0	1	3									
38 Tres Barrera, R OBP: 0.500, SLG: 0.500 (7, PH)										2	0	1	2	0	0	0									
20 Keibert Ruiz, S OBP: 0.317, SLG: 0.360 (8,2)										2	0	1	0	0	0	1									
16 Victor Robles, R OBP: 0.298, SLG: 0.301 (7, PH)										1	0	0	0	0	1	2									
29 Yadiel Hernández, L OBP: 0.316, SLG: 0.416 (8,7)																									
<b>Inning Stats</b>	R: 0 E: 0 K: 1 S: 5	H: 0 LOB: 0 BB: 1 P: 10	R: 2 E: 3 K: 1 S: 20	H: 2 LOB: 1 BB: 0 P: 30	R: 0 E: 0 K: 0 S: 5	H: 0 LOB: 0 BB: 1 P: 12	R: 0 E: 0 K: 0 S: 8	H: 0 LOB: 0 BB: 0 P: 10	R: 0 E: 0 K: 1 S: 12	H: 1 LOB: 1 BB: 0 P: 18	R: 1 E: 0 K: 1 S: 8	H: 1 LOB: 0 BB: 0 P: 12	R: 0 E: 0 K: 1 S: 13	H: 2 LOB: 2 BB: 0 P: 17	R: 0 E: 0 K: 2 S: 9	H: 0 LOB: 0 BB: 0 P: 15	R: 0 E: 0 K: 0 S: 15	H: 1 LOB: 1 BB: 0 P: 21	1B: 6 2B: 0 3B: 0 HR: 1	SF: 0 SAC: 0 DP: 2 HBP: 0	WP: 1 PB: 0 SB: 0 CS: 0	PA: 35			
<b>PITCHER</b>	IP	WLS	BF	H	R	ER	SO	BB	IBB	HBP	BLK	WP	HR	S	P	ERA	WHIP								
20 Daniel Castano, L ERA: 2.42 (1,1)	5.0	W	20	4	3	1	3	2	0	0	0	0	0	7	10	0.00	0.000								
56 Zach Pop, R ERA: 3.66 (6,1)	1.0	H	3	0	0	0	1	0	0	0	0	0	0	7	10	0.00	0.000								
52 Anthony Bass, R ERA: 1.64 (7,1)	1.0	H	5	2	0	0	1	0	0	0	0	0	0	13	17	0.00	2.000								
48 Steven Okert, L ERA: 2.1 (8,1)	1.0	H	3	0	0	0	2	0	0	0	0	0	0	9	15	0.00	0.000								
66 Tanner Scott, L ERA: 4.06 (9,1)	1.0	S	4	1	0	0	0	0	0	0	0	0	0	15	21	0.00	1.000								

**Miami Marlins @ Washington Nationals**  
Nationals Park, Washington, DC  
Sat Jul 02 2022, 4:08 PM - 7:25 PM EDT  
Att: 19,674 - Overcast - 89 F

livebaseballscorecards.com

**AB 33**  
**R 3**  
**H 7**  
**RBI 3**  
**BB 2**  
**SO 7**  
**LOB 13**

Batter	1	2	3	4	5	6	7	8	9	10	AB	R	H	RBI	BB	SO	LOB	TOP									
5 Jon Bertl, R OBP: 0.363, SLG: 0.378 (1.4)	G6-3		FC6-4 18 CS		K			K										5 0 1 2 0 2 2									
18 Joey Wendle, L OBP: 0.355, SLG: 0.417 (1.6)	G6-3		G4-3					G1-3										4 0 1 1 1 0 2									
26 Garrett Cooper, R OBP: 0.360, SLG: 0.462 (1.3)	G3-1																	4 0 0 0 0 2 1									
11 Miguel Rojas, R OBP: 0.298, SLG: 0.376 (9.3)																		1 0 0 0 0 0 2									
99 Jesús Aguilar, R OBP: 0.295, SLG: 0.411 (1.10)																		5 0 0 0 0 1 3									
24 Avisail García, R OBP: 0.265, SLG: 0.331 (1.9)																		3 0 1 0 1 1 1									
6 Billy Hamilton, S (9. PR) (9.7)																		1 1 0 0 0 1 2									
7 Jesús Sánchez, L OBP: 0.264, SLG: 0.419 (1.8)																		4 1 1 2 0 1 1									
14 Bryan De La Cruz, R OBP: 0.269, SLG: 0.340 (1.7) (9.9)																		4 2 1 0 0 2 1									
58 Jacob Stallings, R OBP: 0.266, SLG: 0.254 (1.2)																		3 1 1 0 1 0 0									
46 Luke Williams, R OBP: 0.327, SLG: 0.384 (1.5)																		1 1 1 1 1 0 0									
15 Brian Anderson, R OBP: 0.376, SLG: 0.421 (8. PH) (8.5)																		2 1 1 1 0 0 0									
<b>Inning Stats</b>	R: 0 E: 0 K: 1 S: 7	H: 0 LOB: 0 BB: 0 P: 10	R: 0 E: 0 K: 1 S: 7	H: 0 LOB: 0 BB: 0 P: 8	R: 1 E: 0 K: 0 S: 13	H: 1 LOB: 1 BB: 2 P: 26	R: 0 E: 0 K: 2 S: 14	H: 1 LOB: 1 BB: 0 P: 21	R: 1 E: 0 K: 1 S: 14	H: 1 LOB: 0 BB: 0 P: 24	R: 0 E: 0 K: 0 S: 9	H: 0 LOB: 0 BB: 0 P: 17	R: 0 E: 0 K: 1 S: 7	H: 0 LOB: 0 BB: 0 P: 10	R: 0 E: 0 K: 1 S: 13	H: 0 LOB: 0 BB: 0 P: 19	R: 2 E: 0 K: 2 S: 14	H: 1 LOB: 1 BB: 1 P: 23	R: 3 E: 0 K: 1 S: 18	H: 4 LOB: 2 BB: 0 P: 29	1B: 5 2B: 1 3B: 0 HR: 2	SF: 0 SAC: 0 DP: 0 HBP: 0	WP: 1 PB: 0 SB: 1 CS: 1	PA: 41			
<b>PITCHER</b>	IP WLS BF H R ER SO BB IBB HBP BLK WP HR S P ERA WHIP	6.0 2.3 23 3 2 2 6 3 0 0 0 0 1 1 64 106 3.00 1.000	7.1 1.0 3 0 0 0 0 0 0 0 0 0 0 0 7 10 0.00 0.000	8.1 1.0 3 0 0 0 0 0 0 0 0 0 0 0 13 19 0.00 0.000	9.1 1.0 5 1 2 2 2 1 0 0 0 0 1 14 23 18.00 2.000	10.1 1.0 7 4 3 2 1 0 0 0 0 0 0 18 29 18.00 4.000																					

Miami Marlins @ Washington Nationals  
Nationals Park, Washington, DC  
Sun Jul 03 2022, 1:37 PM - 5:27 PM EDT  
Att: 25,385 - Cloudy - 82 F


AB	37
R	7
H	8
RBI	7
BB	4
SO	10
LOB	15



Batter	1	2	3	4	5	6	7	8	9	10	AB	R	H	RBI	BB	SO	LOB	BOTTOM								
1 César Hernández, S OBP: 0.315, SLG: 0.320 (1.4)	F7		G5-6-3					G1-3										5 0 0 0 0 2 3								
22 Juan Soto, L OBP: 0.362, SLG: 0.449 (1.9)																		0 0 0 0 2 0 0								
28 Lane Thomas, R OBP: 0.289, SLG: 0.395 (5.9)																		3 0 0 0 0 1 0								
19 Josh Bell, S OBP: 0.401, SLG: 0.517 (1.3)																		4 2 2 1 0 1 1								
23 Nelson Cruz, R OBP: 0.323, SLG: 0.371 (1.10)																		5 1 1 1 0 2 3								
2 Luis García Jr., L OBP: 0.331, SLG: 0.470 (1.6)																		4 0 1 0 0 1 2								
20 Keibert Ruiz, S OBP: 0.320, SLG: 0.357 (1.2)																		2 0 0 0 1 0 2								
3 Alcides Escobar, R OBP: 0.266, SLG: 0.289 (9. PR) (10.2)																		0 1 0 0 0 0 0								
38 Tres Barrera, R OBP: 0.500, SLG: 0.500 (10.2)																		0 0 0 0 0 0 0								
29 Yadiel Hernández, L OBP: 0.316, SLG: 0.412 (1.7)																		2 0 0 0 0 0 1								
7 Maikel Franco, R OBP: 0.297, SLG: 0.367 (9. PH) (10.5)																		0 0 0 0 1 0 0								
5 Ehire Adrianza, S OBP: 0.222, SLG: 0.195 (1.5) (10.7)																		3 0 0 1 0 1 2								
16 Victor Robles, R OBP: 0.303, SLG: 0.301 (1.8)																		3 0 1 1 0 1 2								
<b>Inning Stats</b>	R: 0 E: 0 K: 1 S: 8	H: 0 LOB: 1 BB: 1 P: 15	R: 0 E: 0 K: 1 S: 13	H: 0 LOB: 0 BB: 1 P: 22	R: 0 E: 0 K: 1 S: 4	H: 0 LOB: 0 BB: 0 P: 8	R: 0 E: 0 K: 0 S: 5	H: 0 LOB: 1 BB: 1 P: 12	R: 0 E: 0 K: 0 S: 7	H: 0 LOB: 0 BB: 0 P: 11	R: 0 E: 0 K: 2 S: 8	H: 0 LOB: 0 BB: 0 P: 12	R: 2 E: 0 K: 0 S: 15	H: 3 LOB: 2 BB: 0 P: 24	R: 1 E: 0 K: 1 S: 9	H: 1 LOB: 0 BB: 0 P: 14	R: 1 E: 0 K: 1 S: 13	H: 1 LOB: 2 BB: 1 P: 21	R: 0 E: 0 K: 2 S: 12	H: 0 LOB: 0 BB: 0 P: 15	1B: 2 2B: 3 3B: 0 HR: 1	SF: 1 SAC: 0 DP: 3 HBP: 4	WP: 0 PB: 0 SB: 0 CS: 0	PA: 40		
<b>PITCHER</b>	IP WLS BF H R ER SO BB IBB HBP BLK WP HR S P ERA WHIP	6.1 0.2 25 3 2 0 5 3 0 0 0 0 0 2 58 102 2.84 0.947	7.1 1.6 4 1 1 1 1 0 0 0 0 0 1 9 14 9.00 1.000	8.1 1.0 4 1 1 1 1 1 0 1 0 0 0 13 21 9.00 2.000	9.1 1.0 6 1 1 1 1 1 0 1 0 0 0 12 15 0.00 0.000																					

Miami Marlins @ Washington Nationals  
Nationals Park, Washington, DC  
Sun Jul 03 2022, 1:37 PM - 5:27 PM EDT  
Att: 25,385 - Cloudy - 82 F


AB	31
R	4
H	5
RBI	4
BB	4
SO	9
LOB	16



Batter	1	2	3	4	5	6	7	8	9	10	AB	R	H	RBI	BB	SO	LOB	TOP		
11 Miguel Rojas, R OBP: 0.304, SLG: 0.382	(1,6) B SI 92 1-2 F SI 93 1B X SL 94		(2) S SL 82 1-2 D SL 83 C SI 94 F SI 94 B SI 93	L5		(4-2) C SI 94 B SL 82 F SI 94 F SI 94 B SI 93	(0-0) X SL 77		(0-0) X FF 96	(3) FC6-4		4	1	2	0	1	0	2		
99 Jesús Aguilar, R OBP: 0.297, SLG: 0.411	(1,3) C SI 93 1-2 D SL 83 X SL 94		(0-1) C SI 82 X SL 94	(2-3) 15 1B		(0-2) F SI 93 F SI 94 X FF 94	(2-1) D SL 82 B SI 94 X SI 94		(1-3) C SI 88 S SI 74 F SI 75 X FF 97	(1) K		5	0	2	1	0	1	2		
15 Brian Anderson, R OBP: 0.377, SLG: 0.421	(1,5) X SI 93 0-0		(1-1) C SI 94 B SI 83 X CH 83	(2) 14 FC6-4		(0-0) X SI 93			(0-3) C SI 88 F SI 88 S SI 88	(2) K		5	0	2	0	0	2	3		
14 Bryan De La Cruz, R OBP: 0.297, SLG: 0.356	(9,7) X FF 92 0-0		(1-1) C SI 93 D SL 83 X FF 93	(3) FC6-4		(0-1) S SL 83 X SI 94			(1-1) B SI 88 F SI 74 B SI 75 X FF 88	(2) G5-3		5	1	1	2	0	0	5		
54 Nick Fortes, R OBP: 0.327, SLG: 0.553	(1,2) X SI 92 0-0		(0-0) X SI 93	(1) G6-3		(0-1) X SI 93			(1-0) H SL 73			3	0	0	0	1	1	0		
58 Jacob Stallings, R OBP: 0.280, SLG: 0.247	(1,10) C SI 93 2-1 B SI 94 X SI 94		(3-2) S SI 81 B SI 93 B SI 94 B SI 94 X SI 93	(2) F9		(3-3) S SI 95 B SI 84 B SI 84 B SI 84 X SI 93			(0-3) C SI 87 F SI 88 S SI 88	(3) K		5	0	0	0	0	2	2		
7 Jesús Sánchez, L OBP: 0.284, SLG: 0.421	(1,8) C SL 82 1-1 B SL 84 X SL 94		(0-0) X FF 94	(3) P5		(3-3) B SL 84 B SL 83 B SL 85 X SL 82			(3-2) B SL 87 F SI 96 F SI 97 B SI 97 X FF 98	(1) F7		4	0	1	0	0	1	0		
46 Luke Williams, R OBP: 0.327, SLG: 0.362	(1,4) X SI 92 0-0		(0-0) X SI 93	(3) G4-3		(0-1) C SI 78 X SI 94			(0-0) X FF 96	(2) L7		3	1	1	0	0	1	1		
18 Joey Wendle, L OBP: 0.352, SLG: 0.412	(9,4) X SI 90 0-0		(1-1) X SI 90	(1) SH1-3		(2-2) C SI 93 B SI 94 B SI 94 X SI 94			(1-0) B SI 94 X FF 97	(1) FC6-4		2	0	0	0	0	0	0		
6 Billy Hamilton, S OBP: 0.268, SLG: 0.533	(9,9) X SI 92 1-2			(1) SH1-3								1	0	1	0	0	0	0		
<b>Inning Stats</b>	R: 0 E: 0 K: 0 S: 8	H: 2 LOB: 1 P: 10	R: 0 E: 0 K: 0 S: 5	H: 0 LOB: 0 P: 8	R: 1 E: 0 K: 0 S: 11	H: 3 LOB: 2 P: 14	R: 0 E: 0 K: 0 S: 11	H: 1 LOB: 1 P: 17	R: 0 E: 0 K: 0 S: 13	H: 0 LOB: 0 P: 21	R: 0 E: 0 K: 0 S: 9	H: 1 LOB: 1 P: 13	R: 0 E: 0 K: 0 S: 6	H: 1 LOB: 1 P: 10	R: 2 E: 0 K: 2 S: 10	H: 1 LOB: 1 P: 16	1B: 7 2B: 2 3B: 0 HR: 1	SF: 0 SAC: 1 DP: 0 HBP: 1	WP: 1 PB: 0 SB: 1 CS: 0	PA: 42
<b>PITCHER</b>	IP 7.0	WLS 29	H 8	R 1	ER 1	SO 4	BB 1	IBB 0	HBP 0	BLK 0	WP 0	HR 0	S 67	P 97	ERA 1.29	WHIP 1.286				
46 Patrick Corbin, L ERA: 5.68	(1,1)																			
33 Steve Cishek, R ERA: 4.5	(8,1)																			
67 Kyle Finnegan, R ERA: 3.94	(9,1)																			
21 Tanner Rainey, R ERA: 3.67	(10,1)																			

Miami Marlins @ Washington Nationals  
Nationals Park, Washington, DC  
Mon Jul 04 2022, 11:07 AM - 1:59 PM EDT  
Att. 25,129 - Sunny - 81 F


AB 38  
R 3  
H 10  
RBI 3  
BB 2  
SO 8  
LOB 15



Batter	1	2	3	4	5	6	7	8	9	10	AB	R	H	RBI	BB	SO	LOB	BOTTOM		
28 Lane Thomas, R OBP: 0.284, SLG: 0.388	(1,9) F SI 90 2-2 F SI 91 F SI 92 F SI 83 X SL 84		(1-1) C SL 84 B SL 94 X SL 91	(3) G6-3		(0-1) C CU 80 X SL 85			(0-0) X SI 98	(2) P2		4	0	0	0	0	3			
19 Josh Bell, S OBP: 0.399, SLG: 0.514	(1,3) X SI 91 0-0			(1) P3		(1-0) B SI 90 C CH 85			(3-1) B SL 82 B CH 86 B SI 90 C SI 91 X FF 92	(1) L9		4	0	1	0	0	3			
23 Nelson Cruz, R OBP: 0.322, SLG: 0.369	(1,10) F CU 79 0-1 X SI 91			(2) K		(2-3) C FF 91 S CH 86 S SI 85 C SI 97 X FF 92			(1-2) B SI 82 S SI 80 X ST 81	(2) G3-1		4	0	1	0	0	1			
29 Yadier Hernandez, L OBP: 0.311, SLG: 0.404	(1,7) C SI 84 2-2 B SI 85 X SI 92			(1) L5		(0-2) C SI 80 X SL 86			(1-1) C FF 92 X SL 85	(3) G1-3		4	0	0	0	0	1			
7 Maikel Franco, R OBP: 0.267, SLG: 0.365	(1,5) B CU 80 2-2 C FF 92 B SI 85 F SI 85 F CU 79 X SL 85			(1) P4		(2-2) C FF 90 B SL 85 F CU 79 X SL 85			(0-1) S FF 91 X CU 80	(1) G6-3		4	1	1	0	0	0			
5 Ehire Adrianza, S OBP: 0.245, SLG: 0.205	(1,4) C FF 92 0-3 F SI 92 X SL 96			(2) K		(0-0) X CH 86			(0-1) C CH 89 X ST 81	(3) F8		3	1	1	0	1	1			
2 Luis García Jr., L OBP: 0.328, SLG: 0.462	(1,6) X SAFE X CU 80			(3) G4-3		(0-1) C SL 84 X SI 91			(2-1) B CU 80 S CU 80 B SI 85 X CU 80	(1) G4-6-3		4	0	1	1	0	2			
38 Tres Barrera, R OBP: 0.250, SLG: 0.250	(1,2)								(1-1) B SI 91 B SI 90 C FF 92	(1) G5-3		2	0	1	0	0	1	0		
20 Keibert Ruiz, S OBP: 0.325, SLG: 0.363	(8,PH) (9,2)			(1) K		(0-3) F CU 78 C FF 91			(1-1) B SI 91 C CH 86 C FF 92	(2) G5-3		2	0	2	0	0	0			
16 Victor Robles, R OBP: 0.305, SLG: 0.303	(1,8) X FF 92 0-0			(2) K		(3-3) S CH 86 F SI 92 S SL 85 X SL 85			(2-0) B SI 96 B SI 96 X SI 97	(1) G6-3		2	0	1	0	0	1	0		
22 Juan Soto, L OBP: 0.384, SLG: 0.449	(8,PH) X SI 93 1-1			(1) K		(0-0) X FF 92			(4-0) B SI 96 B SI 96 B SI 96 X SI 98	(2) G6-3		0	0	0	1	0	0			
3 Alcides Escobar, R OBP: 0.266, SLG: 0.289	(9,4) X SI 93 1-1			(1) K					(1-2) B SI 96 B SI 96 X SI 97	(3) G6-3		1	0	0	0	0	1			
1 César Hernández, S OBP: 0.315, SLG: 0.319	(10,PH) X SI 93 1-2			(1) 1B					(2-3) B SI 96 B SI 96 X CH 84	(2) G4-6-3		2	0	1	0	0	2			
<b>Inning Stats</b>	R: 0 E: 0 K: 0 S: 7	H: 1 LOB: 0 P: 9	R: 0 E: 0 K: 1 S: 12	H: 1 LOB: 0 P: 16	R: 0 E: 0 K: 1 S: 6	H: 1 LOB: 0 P: 7	R: 0 E: 0 K: 1 S: 7	H: 0 LOB: 0 P: 10	R: 0 E: 0 K: 0 S: 6	H: 0 LOB: 0 P: 8	R: 0 E: 0 K: 0 S: 7	H: 0 LOB: 0 P: 11	R: 1 E: 0 K: 0 S: 6	H: 1 LOB: 0 P: 9	R: 1 E: 0 K: 0 S: 7	H: 2 LOB: 1 P: 12	1B: 8 2B: 0 3B: 0 HR: 0	SF: 0 SAC: 0 DP: 3 HBP: 0	WP: 0 PB: 0 SB: 1 CS: 0	PA: 36
<b>PITCHER</b>	IP 7.1	WLS 25	H 4	R 1	ER 1	SO 4	BB 1	IBB 0	HBP 0	BLK 0	WP 0	HR 0	S 57	P 83	ERA 1.23	WHIP 0.682				
60 Braxton Garrett, L ERA: 4.25	(1,1)																			
56 Zach Pop, R ERA: 3.38	(8,1)																			
47 Jimmy Yacabonis, R ERA: 2.45	(9,1)																			
36 Dylan Floro, R ERA: 4.95	(10,1)																			

Miami Marlins @ Washington Nationals  
Nationals Park, Washington, DC  
Mon Jul 04 2022, 11:07 AM - 1:59 PM EDT  
Att. 25,129 - Sunny - 81 F

AB 34  
R 2  
H 8  
RBI 1  
BB 2  
SO 4  
LOB 12



Batter	1	2	3	4	5	6	7	8	9	AB	R	H	RBI	BB	SO	LOB	TOP					
Jonathan Villar, S (1, 5) OBP: 0.264, SLG: 0.313				F7 0-2		G1-3 2-2			K 0-3	4	0	0	0	0	2	1	<b>Los Angeles Angels @ Miami Marlins</b> loanDepot park, Miami, FL Tue Jul 05 2022, 6:44 PM - 9:30 PM EDT Att: 13,338 - Roof Closed - 72 F					
27 Mike Trout, R (1, 8) OBP: 0.377, SLG: 0.623							1B 1-2			3	0	1	0	1	2	0						
17 Shohel Ohtani, L (1, 10) OBP: 0.343, SLG: 0.498				G5-3 0-0			FC1-6 2-2			3	0	0	0	1	0	1						
3 Taylor Ward, R (1, 9) OBP: 0.393, SLG: 0.540		G5-3 1-2			G5-3 0-0		F8 1-3			3	0	0	1	0	0	1						
20 Jared Walsh, L (1, 3) OBP: 0.291, SLG: 0.442	F8 0-2				G5-3 2-1		K 1-2		L8 3-H	4	0	0	0	1	3							
2 Luis Rengifo, S (1, 4) OBP: 0.287, SLG: 0.398	F4 0-0								K 2-3	3	0	1	0	0	1	0						
33 Max Stassi, R (1, 2) OBP: 0.306, SLG: 0.315									K 1-3	3	0	0	0	0	3	1						
16 Brandon Marsh, L (1, 7) OBP: 0.278, SLG: 0.345							G4-3 0-1		G3 1-2	3	0	0	0	0	1	0						
4 Andrew Velazquez, S (1, 6) OBP: 0.208, SLG: 0.264							F8 0-0			2	0	0	0	0	1	0						
38 Michael Stefanić, R (9, PH) OBP: 0.250, SLG: 0.250										1	1	1	0	0	0	0						
<b>Inning Stats</b>	R: 0 E: 0 K: 2 S: 10	H: 0 LOB: 0 BB: 0 P: 17	R: 0 E: 0 K: 0 S: 9	H: 0 LOB: 0 BB: 0 P: 10	R: 0 E: 0 K: 3 S: 10	H: 0 LOB: 0 BB: 0 P: 16	R: 0 E: 0 K: 1 S: 11	H: 0 LOB: 0 BB: 0 P: 13	R: 0 E: 0 K: 0 S: 8	H: 1 LOB: 1 BB: 0 P: 10	R: 0 E: 0 K: 0 S: 8	H: 0 LOB: 0 BB: 0 P: 10	R: 0 E: 0 K: 1 S: 12	H: 1 LOB: 1 BB: 0 P: 18	R: 0 E: 0 K: 2 S: 9	H: 0 LOB: 0 BB: 0 P: 13	R: 1 E: 0 K: 1 S: 11	H: 1 LOB: 2 BB: 2 P: 23	1B: 3 2B: 0 3B: 0 HR: 0	SF: 1 SAC: 0 DP: 0 HBP: 0	WP: 0 PB: 0 SB: 2 CS: 0	PA: 32
<b>PITCHER</b>	IP WLS BF H R ER SO BB IBB HBP BLK WP HR S P ERA WHIP	8.0 W 26 2 0 0 10 0 0 0 0 0 0 77 107 0.00 0.250	1.0 S 6 1 1 1 1 2 0 0 0 0 0 0 11 23 9.00 3.000																			

Batter	1	2	3	4	5	6	7	8	9	AB	R	H	RBI	BB	SO	LOB	BOTTOM				
18 Joey Wendle, L (1, 4) OBP: 0.357, SLG: 0.426			L8 1-0				G4-6-3 0-2			4	0	2	0	0	0	1	<b>Los Angeles Angels @ Miami Marlins</b> loanDepot park, Miami, FL Tue Jul 05 2022, 6:44 PM - 9:30 PM EDT Att: 13,338 - Roof Closed - 72 F				
26 Garrett Cooper, R (1, 10) OBP: 0.382, SLG: 0.472										3	1	1	1	1	2	2					
6 Billy Hamilton, S (8, FR)										0	0	0	0	0	0	0					
99 Jesús Aguilar, R (1, 3) OBP: 0.293, SLG: 0.405							F8 0-1			4	0	0	0	0	1	2					
24 Avisail García, R (1, 9) OBP: 0.266, SLG: 0.331							G4-3 0-1			2	0	0	0	0	2	2					
46 Luke Williams, R (5, 7) OBP: 0.333, SLG: 0.367										2	0	1	0	0	1	2					
7 Jesús Sánchez, L (1, 8) OBP: 0.272, SLG: 0.424										3	0	2	0	1	0	2					
15 Brian Anderson, R (1, 5) OBP: 0.367, SLG: 0.408		K2-3 2-3					G4-3 1-1			4	0	0	0	0	1	6					
11 Miguel Rojas, R (1, 6) OBP: 0.301, SLG: 0.377							G6-3 2-2			3	0	0	0	0	2						
14 Bryan De La Cruz, R (1, 7) OBP: 0.268, SLG: 0.375										3	1	1	1	0	1	0					
58 Jacob Stallings, R (1, 2) OBP: 0.261, SLG: 0.249										3	0	1	0	0	1	0					
<b>Inning Stats</b>	R: 0 E: 1 K: 2 S: 11	H: 1 LOB: 2 BB: 0 P: 14	R: 0 E: 0 K: 2 S: 11	H: 0 LOB: 0 BB: 0 P: 15	R: 1 E: 0 K: 1 S: 11	H: 1 LOB: 0 BB: 0 P: 19	R: 0 E: 0 K: 1 S: 15	H: 1 LOB: 0 BB: 0 P: 22	R: 1 E: 0 K: 2 S: 15	H: 2 LOB: 1 BB: 0 P: 22	R: 0 E: 0 K: 0 S: 12	H: 2 LOB: 2 BB: 0 P: 16	R: 0 E: 0 K: 0 S: 8	H: 1 LOB: 0 BB: 0 P: 10	R: 0 E: 1 K: 1 S: 10	H: 0 LOB: 3 BB: 2 P: 24	1B: 5 2B: 1 3B: 0 HR: 2	SF: 0 SAC: 0 DP: 3 HBP: 0	WP: 0 PB: 0 SB: 2 CS: 0	PA: 33	
<b>PITCHER</b>	IP WLS BF H R ER SO BB IBB HBP BLK WP HR S P ERA WHIP	5.0 L 20 5 2 2 8 0 0 0 0 0 0 20 26 0.00 1.500	2.0 8 3 0 0 0 0 0 0 0 0 0 7 19 0.00 6.000	0.2 1 0 0 0 0 0 0 0 0 0 0 3 5 0.00 0.000																	





Batter	1	2	3	4	5	6	7	8	9	AB	R	H	RBI	BB	SO	LOB	TOP					
5 Jon Berti, R OBP: 0.354, SLG: 0.363 (1, 7)										4	0	0	0	0	1	1	<b>Miami Marlins @ New York Mets</b> Citi Field, Flushing, NY Thu Jul 07 2022, 7:11 PM - 10:01 PM EDT Att: 30,555 - Partly Cloudy - 79 F					
18 Joey Wendle, L OBP: 0.345, SLG: 0.417 46 Luke Williams, R OBP: 0.333, SLG: 0.367 (7, 4)										3	0	0	0	0	0	0						
26 Garrett Cooper, R OBP: 0.373, SLG: 0.462 (1, 10)										3	0	0	0	0	2	0						
99 Jesús Aguilar, R OBP: 0.293, SLG: 0.400 (1, 3)										3	0	1	0	0	1	0						
24 Avisail García, R OBP: 0.260, SLG: 0.323 14 Bryan De La Cruz, R OBP: 0.267, SLG: 0.373 (6, 9)										2	0	0	0	0	1	0						
7 Jesús Sánchez, L OBP: 0.288, SLG: 0.413 (1, 8)										3	0	0	0	0	0	0						
15 Brian Anderson, R OBP: 0.363, SLG: 0.397 (1, 5)										3	0	0	0	0	1	0						
11 Miguel Rojas, R OBP: 0.305, SLG: 0.382 6 Billy Hamilton, S (6, 7)										2	0	1	0	0	1	0						
54 Nick Fortes, R OBP: 0.367, SLG: 0.510 (1, 2)										3	0	0	0	0	1	1						
<b>Inning Stats</b>	R: 0 E: 0 K: 2 S: 10	H: 0 LOB: 0 BB: 0 P: 14	R: 0 E: 0 K: 1 S: 10	H: 0 LOB: 0 BB: 0 P: 15	R: 0 E: 0 K: 0 S: 9	H: 1 LOB: 1 BB: 0 P: 15	R: 0 E: 0 K: 1 S: 6	H: 0 LOB: 0 BB: 0 P: 8	R: 0 E: 0 K: 0 S: 5	H: 0 LOB: 0 BB: 0 P: 9	R: 0 E: 0 K: 2 S: 9	H: 0 LOB: 0 BB: 0 P: 12	R: 0 E: 0 K: 1 S: 6	H: 1 LOB: 1 BB: 0 P: 10	R: 0 E: 0 K: 1 S: 6	H: 0 LOB: 0 BB: 0 P: 11		R: 0 E: 0 K: 1 S: 8	H: 0 LOB: 0 BB: 0 P: 12	1B: 1 2B: 1 3B: 0 HR: 0	SF: 0 SAC: 0 DP: 0 HBP: 0	WP: 0 PB: 0 CS: 0
<b>PITCHER</b>	IP WLS BF H R ER SO BB IBB HBP BLK WP HR S P ERA WHIP	<b>PITCHER</b>																ERA WHIP				
29 Trevor Williams, R ERA: 3.76 Jake Reed, R ERA: 11.37 (1, 1) (8, 1)	7.0 W 22 2 0 0 7 0 0 0 0 0 0 55 83 0.00 0.286																	0.00 0.000				


  

Batter	1	2	3	4	5	6	7	8	9	AB	R	H	RBI	BB	SO	LOB	BOTTOM			
9 Brandon Nimmo, L OBP: 0.362, SLG: 0.440 22 Ender Inciarte, L OBP: 0.167, SLG: 0.167 (1, 8) (8, 8)										3	1	1	1	1	2	0	<b>Miami Marlins @ New York Mets</b> Citi Field, Flushing, NY Thu Jul 07 2022, 7:11 PM - 10:01 PM EDT Att: 30,555 - Partly Cloudy - 79 F			
6 Starling Marte, R OBP: 0.345, SLG: 0.464 (1, 9)										5	0	3	0	0	0	1				
12 Francisco Lindor, S OBP: 0.319, SLG: 0.411 2 Dominic Smith, L OBP: 0.295, SLG: 0.325 (1, 6) (8, 3)										4	0	1	0	0	0	4				
20 Pete Alonso, R OBP: 0.354, SLG: 0.538 13 Luis Guillorme, L OBP: 0.364, SLG: 0.345 (1, 3) (8, 6)										4	0	0	0	0	0	2				
10 Eduardo Escobar, S OBP: 0.279, SLG: 0.391 (1, 5)										4	1	0	0	0	0	0				
19 Mark Canha, R OBP: 0.362, SLG: 0.376 (1, 7)										4	2	2	0	0	0	0				
1 Jeff McNeil, L OBP: 0.376, SLG: 0.441 (1, 4)										3	2	1	0	1	0	0				
28 J.D. Davis, R OBP: 0.337, SLG: 0.373 (1, 10)										4	3	3	5	0	1	0				
33 James McCann, R OBP: 0.253, SLG: 0.296 (1, 2)										4	1	1	3	0	0	1				
<b>Inning Stats</b>	R: 0 E: 0 K: 1 S: 10	H: 1 LOB: 1 BB: 0 P: 13	R: 0 E: 0 K: 0 S: 10	H: 0 LOB: 0 BB: 0 P: 12	R: 2 E: 1 K: 0 S: 19	H: 3 LOB: 1 BB: 0 P: 24	R: 4 E: 0 K: 1 S: 19	H: 5 LOB: 1 BB: 0 P: 28	R: 4 E: 1 K: 0 S: 23	H: 3 LOB: 2 BB: 2 P: 40	R: 0 E: 0 K: 0 S: 7	H: 0 LOB: 0 BB: 0 P: 8	R: 0 E: 0 K: 1 S: 10	H: 0 LOB: 0 BB: 0 P: 14	R: 0 E: 0 K: 0 S: 7	H: 0 LOB: 0 BB: 0 P: 12		1B: 8 2B: 2 3B: 0 HR: 2	SF: 0 SAC: 0 DP: 0 HBP: 0	WP: 2 PB: 0 CS: 0
<b>PITCHER</b>	IP WLS BF H R ER SO BB IBB HBP BLK WP HR S P ERA WHIP	<b>PITCHER</b>																ERA WHIP		
20 Daniel Castano, L ERA: 3.6 47 Jimmy Yacabison, R ERA: 5.4 56 Zach Pop, R ERA: 2.61 35 Richard Bleier, L ERA: 5.06 51 Tommy Nance, R ERA: 6.14 (1, 1) (5, 1) (6, 1) (7, 1) (8, 1)	4.0 L 9 3 0 3 0 2 0 0 0 0 1 1 23 40 27.00 5.000																	27.00 5.000		


Batter	1	2	3	4	5	6	7	8	9	AB	R	H	RBI	BB	SO	LOB	TOP										
18 Joey Wendle, L (1,5) OBP: 0.331, SLG: 0.402	P5		G4-3		SF9			G5-3	G4-3	4	0	0	1	0	0	2	<b>Miami Marlins @ New York Mets</b> Citi Field, Flushing, NY Fri Jul 08 2022, 7:13 PM - 10:48 PM EDT Att: 25,208 - Partly Cloudy - 75 F										
5 Jon Berti, R (1,4) OBP: 0.351, SLG: 0.366	F8		G4-3		L7			26 HR		4	1	1	0	0	0	1											
26 Garrett Cooper, R (1,3) OBP: 0.371, SLG: 0.470	K		G5-3		F9			HR		4	1	1	2	0	1	0											
99 Jesús Aguilar, R (1,10) OBP: 0.292, SLG: 0.398			24 1B 14 2B		F9			F9		4	1	1	0	0	0	0											
7 Jesús Sánchez, L (1,8) OBP: 0.264, SLG: 0.407			K		K			G6-3		4	0	0	0	0	2	1											
24 Avisail García, R (1,9) OBP: 0.284, SLG: 0.326			14 2B		L3			G5-3		4	0	2	0	0	0	0											
6 Billy Hamilton, S (9,7)			1B					11 1B 18 SF9		0	1	0	0	0	0	0											
14 Bryan De La Cruz, R (1,7) OBP: 0.284, SLG: 0.404			2B		18 SF9			11 1B		3	1	3	1	1	0	0											
11 Miguel Rojas, R (1,6) OBP: 0.308, SLG: 0.384	G4-3		G4-3		18 SF9 58 G3			58 SH3-4		4	0	2	0	0	0	4											
58 Jacob Stallings, R (1,2) OBP: 0.255, SLG: 0.242	G6-3		G6-3		G3			G4-6-3		3	0	0	1	0	0	6											
<b>Inning Stats</b>	R: 0 E: 0 K: 1 S: 8	H: 0 LOB: 0 BB: 0 P: 11	R: 1 E: 0 K: 1 S: 18	H: 3 LOB: 2 BB: 0 P: 29	R: 0 E: 0 K: 0 S: 9	H: 0 LOB: 0 BB: 0 P: 13	R: 0 E: 0 K: 1 S: 7	H: 0 LOB: 0 BB: 0 P: 8	R: 1 E: 0 K: 0 S: 10	H: 2 LOB: 1 BB: 0 P: 16	R: 0 E: 0 K: 0 S: 9	H: 0 LOB: 0 BB: 0 P: 13	R: 0 E: 0 K: 0 S: 13	H: 2 LOB: 1 BB: 0 P: 17	R: 2 E: 0 K: 0 S: 14	H: 2 LOB: 0 BB: 0 P: 22	R: 1 E: 0 K: 0 S: 16	H: 1 LOB: 2 BB: 1 P: 22	1B: 5 2B: 4 HR: 1	SF: 1 SAC: 1 HBP: 0	WP: 0 PB: 0 SB: 1 CS: 0	PA: 37					
<b>PITCHER</b>	IP	WLS	BF	H	R	ER	SO	BB	IBB	HBP	BLK	WP	HR	S	P	ERA	WHIP										
40 Chris Bassitt, R (1,1) ERA: 3.94	6.1	L	25	6	2	2	3	0	0	0	0	0	0	67	99	2.84	0.947										
62 Drew Smith, R (7,1) ERA: 3.06	1.2		7	3	2	2	0	0	0	0	0	0	1	21	30	10.80	1.800										
30 Joely Rodríguez, L (9,1) ERA: 4.67	1.0		5	1	1	1	0	1	0	0	0	0	0	16	22	9.00	2.000										

Batter	1	2	3	4	5	6	7	8	9	AB	R	H	RBI	BB	SO	LOB	BOTTOM										
9 Brandon Nimmo, L (1,8) OBP: 0.360, SLG: 0.446	E6		HR		F7			K	FC6	5	1	1	1	0	1	1	<b>Miami Marlins @ New York Mets</b> Citi Field, Flushing, NY Fri Jul 08 2022, 7:13 PM - 10:48 PM EDT Att: 25,208 - Partly Cloudy - 75 F										
6 Starling Marte, R (1,9) OBP: 0.343, SLG: 0.463	G5-4-3		12 G3-1		K			G5-3	FC6-4	5	0	1	0	0	1	2											
12 Francisco Lindor, S (1,6) OBP: 0.319, SLG: 0.417	K		G3-1		G3			HR	L8	5	1	1	1	0	1	2											
20 Pete Alonso, R (1,3) OBP: 0.350, SLG: 0.531	L4		G5-3		P3			K		4	0	0	0	0	1	1											
1 Jeff McNeil, L (1,4) OBP: 0.378, SLG: 0.444	F8		FC6-4		K			28 BB 19 BB		3	0	1	0	0	1	0											
19 Mark Canha, R (1,7) OBP: 0.371, SLG: 0.383	2B		HBP		BB			28 BB		1	0	1	0	2	0	0											
2 Dominic Smith, L (1,10) OBP: 0.295, SLG: 0.319	BB		FC6-4		F8			BB		2	0	0	0	1	0	3											
28 J.D. Davis, R (8,PH) OBP: 0.341, SLG: 0.373			1-2					BB		0	0	0	0	1	0	0											
22 Ender Inciarte, L (8,FR) OBP: 0.167, SLG: 0.167	BB		1-2		F8			BB		0	0	0	0	0	0	0											
10 Eduardo Escobar, S (1,5) OBP: 0.276, SLG: 0.386	K		K		F8			F8		4	0	0	0	0	2	7											
3 Tomás Nido, R (1,2) OBP: 0.255, SLG: 0.231	G5-3		K		K			9 FC6		3	0	0	0	1	2	2											
<b>Inning Stats</b>	R: 0 E: 1 K: 1 S: 13	H: 0 LOB: 0 BB: 0 P: 19	R: 0 E: 0 K: 1 S: 17	H: 1 LOB: 1 BB: 1 P: 26	R: 1 E: 0 K: 0 S: 12	H: 2 LOB: 1 BB: 0 P: 15	R: 0 E: 0 K: 2 S: 13	H: 1 LOB: 2 BB: 0 P: 20	R: 0 E: 0 K: 1 S: 9	H: 0 LOB: 0 BB: 1 P: 15	R: 0 E: 0 K: 2 S: 10	H: 0 LOB: 0 BB: 0 P: 17	R: 1 E: 0 K: 0 S: 12	H: 1 LOB: 3 BB: 2 P: 26	R: 0 E: 0 K: 0 S: 13	H: 0 LOB: 1 BB: 1 P: 22	1B: 0 2B: 3 HR: 2	SF: 0 SAC: 0 HBP: 2	WP: 0 PB: 0 SB: 0 CS: 0	PA: 39							
<b>PITCHER</b>	IP	WLS	BF	H	R	ER	SO	BB	IBB	HBP	BLK	WP	HR	S	P	ERA	WHIP										
49 Pablo López, R (1,1) ERA: 2.91	5.0	W	21	4	1	1	0	1	0	0	0	0	0	64	93	1.80	1.000										
36 Dylan Floro, R (6,1) ERA: 4.71	1.0	H	4	0	0	0	1	1	0	0	0	0	0	9	15	0.00	1.000										
52 Anthony Bass, R (7,1) ERA: 1.56	1.0	H	3	0	0	0	2	0	0	0	0	0	0	10	17	0.00	0.000										
48 Steven Okert, L (8,1) ERA: 2.6	1.0	H	7	1	1	1	1	2	0	1	0	0	1	12	26	9.00	3.000										
60 Tanner Scott, L (9,1) ERA: 4.24	1.0	S	4	0	0	0	0	1	0	0	0	0	0	13	22	0.00	1.000										

livebaseballscorecards.com



livebaseballscorecards.com





Batter	1	2	3	4	5	6	7	8	9	10	AB	R	H	RBI	BB	SO	LOB	TOP
18 Joey Wendle, L OBP: 0.326, SLG: 0.388 (6, 6)											3	0	0	0	0	2	0	
5 Jon Berti, R OBP: 0.365, SLG: 0.386 (6, 4)											4	0	3	0	0	0	0	
26 Garrett Cooper, R OBP: 0.368, SLG: 0.459 6 Billy Hamilton, S OBP: 0.294, SLG: 0.411 (10, PR) (10, 7)											3	0	0	0	1	1	3	
99 Jesús Aguilar, R OBP: 0.294, SLG: 0.411 (10, 3)											4	0	0	0	0	2	2	
7 Jesús Sánchez, L OBP: 0.294, SLG: 0.399 (1, 8)											4	1	1	0	0	1	2	
15 Brian Anderson, R OBP: 0.352, SLG: 0.389 (1, 5)											4	0	0	0	0	3	3	
14 Bryan De La Cruz, R OBP: 0.277, SLG: 0.390 (1, 9)											4	0	1	0	0	1	0	
11 Miguel Rojas, R OBP: 0.301, SLG: 0.375 46 Luke Williams, R OBP: 0.339, SLG: 0.373 66 Tanner Scott, R OBP: 0.352, SLG: 0.389 (6, 7) (10, 1)											2	0	0	0	0	0	0	
58 Jacob Stallings, R OBP: 0.250, SLG: 0.237 (1, 2)											4	0	0	0	0	2	2	
<b>Inning Stats</b>	R: 0 E: 0 K: 1 S: 9	H: 1 LOB: 0 BB: 0 P: 12	R: 0 E: 0 K: 2 S: 10	H: 0 LOB: 0 BB: 0 P: 16	R: 0 E: 0 K: 2 S: 9	H: 0 LOB: 0 BB: 0 P: 14	R: 0 E: 0 K: 1 S: 9	H: 0 LOB: 0 BB: 0 P: 15	R: 0 E: 0 K: 1 S: 11	H: 1 LOB: 2 BB: 1 P: 20	R: 0 E: 0 K: 2 S: 7	H: 0 LOB: 0 BB: 0 P: 7	R: 2 E: 0 K: 2 S: 14	H: 3 LOB: 2 BB: 0 P: 19	1B: 6 2B: 0 3B: 0 HR: 0	SF: 0 SAC: 0 DP: 2 HBP: 1	WP: 0 PA: 36 PB: 0 SB: 2 CS: 0	
<b>PITCHER</b>	IP 7.0	WLS 24	H 3	R 0	ER 0	SO 7	BB 1	IBB 0	HBP 1	BLK 0	WP 0	HR 0	S 63	P 99	ERA 0.00	WHIP 0.571		

Miami Marlins @ New York Mets  
Citi Field, Flushing, NY  
Sun Jul 10 2022, 1:43 PM - 4:39 PM EDT  
Att. 34,774 - Sunny - 81 F


AB 34  
R 2  
H 6  
RBI 1  
BB 1  
SO 12  
LOB 12



Batter	1	2	3	4	5	6	7	8	9	10	AB	R	H	RBI	BB	SO	LOB	BOTTOM					
9 Brandon Nimmo, L OBP: 0.352, SLG: 0.433 (1, 8)											5	0	0	0	0	0	0						
19 Mark Canha, R OBP: 0.370, SLG: 0.376 (1, 7)											3	0	1	0	2	0	0						
12 Francisco Lindor, S OBP: 0.316, SLG: 0.421 (1, 6)											5	0	1	0	0	2	5						
20 Pete Alonso, R OBP: 0.348, SLG: 0.533 (10, 3)											4	0	1	0	0	0	2						
1 Jeff McNeil, L OBP: 0.371, SLG: 0.436 (1, 9)											4	0	0	0	0	2	2						
2 Dominic Smith, L OBP: 0.289, SLG: 0.311 28 J.D. Davis, R OBP: 0.337, SLG: 0.364 34 Tommy Hunter, R OBP: 0.374, SLG: 0.360 (9, PH) (10, 1)											3	0	0	0	0	1	0						
10 Eduardo Escobar, S OBP: 0.272, SLG: 0.379 (1, 5)											4	0	1	0	0	0	1						
13 Luis Guillorme, L OBP: 0.374, SLG: 0.360 (1, 4)											4	0	3	0	0	0	1						
3 Tomás Nido, R OBP: 0.258, SLG: 0.242 (1, 2)											4	0	0	0	0	1	4						
<b>Inning Stats</b>	R: 0 E: 0 K: 1 S: 9	H: 0 LOB: 0 BB: 0 P: 17	R: 0 E: 0 K: 1 S: 7	H: 0 LOB: 0 BB: 0 P: 9	R: 0 E: 0 K: 0 S: 7	H: 1 LOB: 0 BB: 0 P: 9	R: 0 E: 0 K: 0 S: 12	H: 2 LOB: 2 BB: 0 P: 16	R: 0 E: 0 K: 0 S: 5	H: 1 LOB: 1 BB: 0 P: 8	R: 0 E: 1 K: 8 S: 10	H: 0 LOB: 1 BB: 1 P: 15	R: 0 E: 0 K: 2 S: 14	H: 2 LOB: 2 BB: 0 P: 19	R: 0 E: 0 K: 0 S: 8	H: 1 LOB: 1 BB: 0 P: 12	R: 0 E: 1 K: 0 S: 11	H: 0 LOB: 1 BB: 0 P: 14	R: 0 E: 0 K: 2 S: 11	H: 0 LOB: 2 BB: 1 P: 19	1B: 7 2B: 0 3B: 0 HR: 0	SF: 0 SAC: 0 DP: 2 HBP: 1	WP: 0 PA: 39 PB: 0 SB: 0 CS: 0
<b>PITCHER</b>	IP 7.0	WLS 27	H 6	R 1	ER 0	SO 4	BB 1	IBB 0	HBP 0	BLK 0	WP 0	HR 0	S 62	P 93	ERA 0.00	WHIP 1.000							

Miami Marlins @ New York Mets  
Citi Field, Flushing, NY  
Sun Jul 10 2022, 1:43 PM - 4:39 PM EDT  
Att. 34,774 - Sunny - 81 F

AB 37  
R 0  
H 7  
RBI 0  
BB 2  
SO 6  
LOB 15



Batter	1	2	3	4	5	6	7	8	9	AB	R	H	RBI	BB	SO	LOB	TOP			
<b>27 Kevin Newman, R</b> OBP: 0.328, SLG: 0.394										5	1	3	1	0	0	1	<b>Pittsburgh Pirates @ Miami Marlins</b> loanDepot park, Miami, FL Mon Jul 11 2022, 6:41 PM - 9:44 PM EDT Att: 8,560 - Roof Closed - 72 F			
<b>13 Ke'Bryan Hayes, R</b> OBP: 0.323, SLG: 0.357										5	1	1	0	0	1	4				
<b>2 Michael Chavis, R</b> OBP: 0.280, SLG: 0.422										4	0	0	0	1	1	5				
<b>19 Daniel Vogelbach, L</b> OBP: 0.340, SLG: 0.453										3	0	0	0	2	2	3				
<b>64 Diego Castillo, R</b> OBP: 0.246, SLG: 0.380										4	0	2	2	0	1	0				
<b>65 Jack Suwinski, L</b> OBP: 0.290, SLG: 0.442										1	0	0	0	0	0	3				
<b>18 Ben Gamel, L</b> OBP: 0.332, SLG: 0.386										4	0	0	0	0	3	3				
<b>26 Josh VanMeter, L</b> OBP: 0.284, SLG: 0.323										4	1	1	0	0	1	2				
<b>41 Jake Marisnick, R</b> OBP: 0.236, SLG: 0.308										3	2	2	2	1	1	2				
<b>61 Jason Delay, R</b> OBP: 0.316, SLG: 0.444										4	0	2	0	0	0	2				
<b>Inning Stats</b>	R: 2 H: 3 E: 1 K: 3 S: 20	H: 3 R: 0 ER: 0 BB: 0 P: 27	R: 1 H: 1 E: 0 K: 1 S: 12	H: 1 R: 0 ER: 0 BB: 1 P: 18	R: 0 H: 0 E: 0 K: 1 S: 10	H: 0 R: 0 ER: 0 BB: 1 P: 17	R: 0 H: 1 E: 0 K: 1 S: 10	H: 1 R: 0 ER: 0 BB: 0 P: 12	R: 0 H: 0 E: 0 K: 2 S: 15	H: 1 R: 0 ER: 0 BB: 1 P: 24	R: 0 H: 1 E: 0 K: 0 S: 9	H: 1 R: 0 ER: 0 BB: 0 P: 17	R: 0 H: 0 E: 0 K: 1 S: 6	H: 0 R: 0 ER: 0 BB: 1 P: 6	R: 2 H: 4 E: 0 K: 1 S: 17	H: 4 R: 0 ER: 0 BB: 1 P: 28	1B: 6 2B: 4 3B: 0 HR: 1	SF: 0 SAC: 0 DP: 1 HBP: 0	WP: 0 PB: 0 SB: 2 CS: 0	PA: 41
<b>PITCHER</b>	IP WLS BF H R ER SO BB IBB HBP BLK WP HR S P ERA WHIP	IP WLS BF H R ER SO BB IBB HBP BLK WP HR S P ERA WHIP																		
<b>28 Trevor Rogers, L</b> ERA: 5.42	5.1 L 24 6 3 2 7 3 0 0 0 0 0 68 101 3.38 1.688																			
<b>56 Zach Pop, R</b> ERA: 2.25	1.2 6 1 0 0 1 0 0 0 0 0 0 16 26 0.00 0.600																			
<b>35 Richard Bleier, L</b> ERA: 4.63	1.0 3 0 0 0 1 0 0 0 0 0 0 6 6 0.00 0.000																			
<b>47 Jimmy Yacabonis, R</b> ERA: 6.75	1.0 8 4 2 2 1 1 0 0 0 0 1 17 28 18.00 5.000																			

Batter	1	2	3	4	5	6	7	8	9	AB	R	H	RBI	BB	SO	LOB	BOTTOM					
<b>18 Joey Wendle, L</b> OBP: 0.331, SLG: 0.392										4	0	2	0	0	0	1	<b>Pittsburgh Pirates @ Miami Marlins</b> loanDepot park, Miami, FL Mon Jul 11 2022, 6:41 PM - 9:44 PM EDT Att: 8,560 - Roof Closed - 72 F					
<b>26 Garrett Cooper, R</b> OBP: 0.377, SLG: 0.460										4	1	1	0	0	0	3						
<b>99 Jesús Aguilar, R</b> OBP: 0.295, SLG: 0.408										2	0	0	0	0	1	1						
<b>6 Billy Hamilton, S</b> OBP: 0.375, SLG: 0.509										0	0	0	0	0	0	0						
<b>54 Nick Fortes, R</b> OBP: 0.263, SLG: 0.323										4	0	1	1	0	2	4						
<b>7 Jesús Sánchez, L</b> OBP: 0.264, SLG: 0.395										3	0	0	0	1	0	1						
<b>15 Brian Anderson, R</b> OBP: 0.343, SLG: 0.378										4	0	0	0	0	3	1						
<b>14 Bryan De La Cruz, R</b> OBP: 0.276, SLG: 0.367										4	0	1	0	0	1	1						
<b>11 Miguel Rojas, R</b> OBP: 0.297, SLG: 0.369										4	0	0	0	0	2	2						
<b>58 Jacob Stallings, R</b> OBP: 0.248, SLG: 0.235										2	0	0	0	0	0	1						
<b>5 Jon Berti, R</b> OBP: 0.368, SLG: 0.386										0	0	0	0	1	0	0						
<b>Inning Stats</b>	R: 0 H: 1 E: 0 K: 0 S: 8	H: 0 R: 0 ER: 0 BB: 0 P: 15	R: 0 H: 0 E: 0 K: 0 S: 8	H: 0 R: 0 ER: 0 BB: 0 P: 12	R: 0 H: 1 E: 0 K: 1 S: 10	H: 1 R: 0 ER: 0 BB: 0 P: 14	R: 0 H: 0 E: 0 K: 1 S: 10	H: 0 R: 0 ER: 0 BB: 0 P: 11	R: 0 H: 1 E: 0 K: 2 S: 11	H: 1 R: 0 ER: 0 BB: 0 P: 19	R: 1 H: 2 E: 0 K: 1 S: 9	H: 2 R: 0 ER: 0 BB: 0 P: 15	R: 0 H: 0 E: 1 K: 1 S: 7	H: 0 R: 0 ER: 1 BB: 1 P: 9	R: 0 H: 0 E: 1 K: 3 S: 9	H: 0 R: 0 ER: 2 BB: 1 P: 14	R: 0 H: 0 E: 0 K: 3 S: 12	H: 0 R: 0 ER: 1 BB: 1 P: 20	1B: 4 2B: 1 3B: 0 HR: 0	SF: 0 SAC: 0 DP: 1 HBP: 1	WP: 0 PB: 0 SB: 0 CS: 0	PA: 35
<b>PITCHER</b>	IP WLS BF H R ER SO BB IBB HBP BLK WP HR S P ERA WHIP	IP WLS BF H R ER SO BB IBB HBP BLK WP HR S P ERA WHIP																				
<b>23 Mitch Keller, R</b> ERA: 4.88	7.0 W 26 5 1 1 5 0 0 0 0 0 4 8 1.29 0.714																					
<b>37 Chase De Jong, R</b> ERA: 2.2	0.2 H 3 0 0 0 0 1 0 0 0 0 4 8 0.00 1.500																					
<b>57 Yerry De Los Santos, R</b> ERA: 2.81	1.1 S 6 0 0 0 4 1 0 0 0 0 17 26 0.00 0.750																					

Batter	1	2	3	4	5	6	7	8	9	AB R H RBI BB SO LOB	TOP											
27 Kevin Newman, R (1,4) OBP: 0.324, SLG: 0.386										4 0 1 0 0 1 1	Pittsburgh Pirates @ Miami Marlins loanDepot park, Miami, FL Tue Jul 12 2022, 6:43 PM - 9:25 PM EDT Att: 8,022 - Dome - 72 F  livebaseballscorecards.com  AB 32 R 3 H 7 RBI 3 BB 1 SO 6 LOB 7  											
13 Ke'Bryan Hayes, R (1,5) OBP: 0.322, SLG: 0.355										4 0 1 0 0 0 1												
2 Michael Chavis, R (1,3) OBP: 0.276, SLG: 0.415										4 0 0 0 0 1 1												
25 Yoshi Tsutsugo, L (1,10) OBP: 0.278, SLG: 0.259										3 0 0 0 1 0 0												
64 Diego Castillo, R (1,9) OBP: 0.250, SLG: 0.382										4 1 2 0 0 1 1 0 0 0 0 0 0 0												
18 Ben Gamel, L (9, PR) OBP: 0.332, SLG: 0.386										4 0 0 0 0 0 2												
65 Jack Suwinski, L (1,7) OBP: 0.286, SLG: 0.434										3 1 1 1 0 1 1												
41 Jake Marisnick, R (1,8) OBP: 0.241, SLG: 0.364										3 1 1 1 0 1 1												
15 Oneil Cruz, L (1,6) OBP: 0.244, SLG: 0.462										3 1 1 1 0 2 0												
61 Jason Delay, R (1,2) OBP: 0.318, SLG: 0.429										3 0 1 1 0 0 0												
<b>Inning Stats</b>	R: 0 E: 0 K: 0 S: 9	H: 1 LOB: 0 BB: 0 P: 10	R: 0 E: 0 K: 1 S: 10	H: 0 LOB: 0 BB: 0 P: 12	R: 1 E: 0 K: 1 S: 9	H: 1 LOB: 0 BB: 0 P: 12	R: 0 E: 0 K: 0 S: 9	H: 0 LOB: 0 BB: 0 P: 15	R: 2 E: 0 K: 1 S: 10	H: 3 LOB: 1 BB: 0 P: 15	R: 0 E: 0 K: 1 S: 10	H: 0 LOB: 0 BB: 0 P: 15	R: 0 E: 0 K: 2 S: 10	H: 0 LOB: 0 BB: 0 P: 15	R: 0 E: 0 K: 0 S: 10	H: 1 LOB: 1 BB: 0 P: 18	R: 0 E: 0 K: 0 S: 4	H: 1 LOB: 1 BB: 0 P: 5	1B: 5 2B: 0 3B: 1 HR: 1	SF: 0 SAC: 0 DP: 2 HBP: 0	WP: 0 PB: 0 SB: 0 CS: 0	PA: 33
<b>PITCHER</b>	IP WLS BF H R ER SO BB IBB HBP BLK WP HR S P ERA WHIP																				IP WLS BF H R ER SO BB IBB HBP BLK WP HR S P ERA WHIP	
20 Daniel Castano, L (1,1) ERA: 3.86	5.0 L 19 5 3 3 3 0 0 0 0 0 1 47 64 5.40 1.000																					
57 Eliceser Hernández, R (6,1) ERA: 6.23	3.0 11 1 0 0 3 1 0 0 0 0 0 30 48 0.00 0.667																					
35 Richard Bleier, L (9,1) ERA: 4.44	1.0 3 1 0 0 0 0 0 0 0 0 0 4 5 0.00 1.000																					
Batter	1	2	3	4	5	6	7	8	9	AB R H RBI BB SO LOB	BOTTOM											
18 Joey Wendle, L (1,4) OBP: 0.321, SLG: 0.382										3 0 0 1 0 0 1	Pittsburgh Pirates @ Miami Marlins loanDepot park, Miami, FL Tue Jul 12 2022, 6:43 PM - 9:25 PM EDT Att: 8,022 - Dome - 72 F  livebaseballscorecards.com  AB 31 R 2 H 5 RBI 2 SO 7 LOB 5  											
5 Jon Berti, R (1,7) OBP: 0.361, SLG: 0.378										4 0 0 0 0 2 1												
26 Garrett Cooper, R (1,3) OBP: 0.363, SLG: 0.455										3 0 0 0 0 2 0 1 0 0 0 0 0 0												
24 Avisail García, R (7,9) OBP: 0.262, SLG: 0.322										3 0 0 0 0 2 0 1 0 0 0 0 0 0												
99 Jesús Aguilar, R (1,10) OBP: 0.294, SLG: 0.406										4 0 1 0 0 0 0 0 0 0 0 0 0 0												
46 Luke Williams, R (9, PR) OBP: 0.339, SLG: 0.373										4 0 0 0 0 2 1												
14 Bryan De La Cruz, R (1,9) OBP: 0.270, SLG: 0.378																						
7 Jesús Sánchez, L (1,8) OBP: 0.261, SLG: 0.390										3 0 0 0 0 0 0												
15 Brian Anderson, R (1,5) OBP: 0.349, SLG: 0.384										3 1 2 0 0 0 0												
11 Miguel Rojas, R (1,6) OBP: 0.294, SLG: 0.364										3 1 0 0 0 0 2												
54 Nick Fortes, R (1,2) OBP: 0.388, SLG: 0.534										3 0 2 1 0 1 0												
<b>Inning Stats</b>	R: 0 E: 0 K: 0 S: 5	H: 0 LOB: 0 BB: 0 P: 9	R: 0 E: 0 K: 0 S: 8	H: 0 LOB: 0 BB: 0 P: 13	R: 1 E: 0 K: 1 S: 10	H: 2 LOB: 1 BB: 0 P: 15	R: 0 E: 0 K: 2 S: 9	H: 0 LOB: 0 BB: 0 P: 15	R: 1 E: 0 K: 0 S: 12	H: 2 LOB: 1 BB: 0 P: 20	R: 0 E: 0 K: 2 S: 10	H: 0 LOB: 0 BB: 0 P: 14	R: 0 E: 0 K: 0 S: 7	H: 0 LOB: 0 BB: 0 P: 10	R: 0 E: 0 K: 1 S: 9	H: 0 LOB: 0 BB: 0 P: 13	R: 0 E: 0 K: 1 S: 12	H: 1 LOB: 2 BB: 0 P: 17	1B: 4 2B: 1 3B: 0 HR: 0	SF: 1 SAC: 0 DP: 0 HBP: 0	WP: 0 PB: 0 SB: 2 CS: 0	PA: 32
<b>PITCHER</b>	IP WLS BF H R ER SO BB IBB HBP BLK WP HR S P ERA WHIP																				IP WLS BF H R ER SO BB IBB HBP BLK WP HR S P ERA WHIP	
46 Chris Stratton, R (1,1) ERA: 5.06	2.1 W 10 2 1 1 3 0 0 0 0 0 0 25 41 3.38 0.750																					
38 Dillon Peters, L (3,1) ERA: 3.61	2.0 H 6 0 0 0 2 0 0 0 0 0 0 17 24 0.00 0.000																					
48 Tyler Beede, R (6,1) ERA: 3.41	1.0 H 3 0 0 0 1 0 0 0 0 0 0 9 13 0.00 0.000																					
29 Wil Crowe, R (8,1) ERA: 3.2	1.0 S 4 1 0 0 1 0 0 0 0 0 0 12 17 0.00 1.000																					
51 David Bednar, R (9,1) ERA: 2.57																						

Batter	1	2	3	4	5	6	7	8	9	10	AB	R	H	RBI	BB	SO	LOB	TOP							
26 Josh VanMeter, L OBP: 0.259, SLG: 0.315 27 Kevin Newman, R OBP: 0.316, SLG: 0.375	G4-3		G6-3			F7		G5-3		K	3	0	0	0	0	1	1								
19 Daniel Vogelbach, L OBP: 0.337, SLG: 0.445	L6			K					BB	G4-3	4	1	0	1	1	2	2								
13 Ke'Bryan Hayes, R OBP: 0.324, SLG: 0.354	G6-3		G4-3						BB		4	0	1	1	1	0	0								
25 Yoshi Tsutsugo, L OBP: 0.273, SLG: 0.254 2 Michael Chavis, R OBP: 0.278, SLG: 0.422	K			F7				G3			3	0	0	0	0	1	0								
15 Oneli Cruz, L OBP: 0.244, SLG: 0.444	G4-3								BB		3	1	0	0	1	1	2								
18 Ben Gamel, L OBP: 0.335, SLG: 0.385											3	0	1	1	1	2	2								
66 Jack Suwinski, L OBP: 0.289, SLG: 0.430	G4-3										2	1	0	0	2	0	3								
5 Michael Pérez, L OBP: 0.204, SLG: 0.321 64 Diego Castillo, R OBP: 0.249, SLG: 0.380 61 Jason Delay, R OBP: 0.348, SLG: 0.455											1	0	0	0	1	0	1								
41 Jake Marisnick, R OBP: 0.258, SLG: 0.373											1	0	0	0	0	0	1								
											4	0	2	0	0	2	1								
<b>Inning Stats</b>	R: 0 E: 0 K: 0 S: 8	H: 0 LOB: 0 BB: 0 P: 12	R: 0 E: 0 K: 1 S: 10	H: 0 LOB: 1 BB: 1 P: 18	R: 0 E: 0 K: 1 S: 9	H: 0 LOB: 0 BB: 1 P: 15	R: 0 E: 0 K: 1 S: 9	H: 0 LOB: 0 BB: 0 P: 12	R: 1 E: 0 K: 0 S: 13	H: 1 LOB: 0 BB: 2 P: 26	R: 0 E: 0 K: 2 S: 9	H: 0 LOB: 0 BB: 0 P: 11	R: 0 E: 0 K: 1 S: 8	H: 1 LOB: 2 BB: 1 P: 17	R: 1 E: 0 K: 1 S: 14	H: 1 LOB: 2 BB: 2 P: 27	R: 2 E: 0 K: 1 S: 11	H: 3 LOB: 3 BB: 0 P: 12	1B: 5 2B: 1 3B: 0 HR: 0	SF: 0 SAC: 0 DP: 1 HBP: 0	WP: 0 PB: 0 SB: 1 CS: 1	PA: 39			
<b>PITCHER</b>	IP 5.0	WLS 17	BF 17	H 1	R 1	ER 1	SO 3	BB 4	IBB 0	HBP 0	BLK 0	WP 0	HR 0	S 49	P 83	ERA 1.80	WHIP 1.000								
49 Pablo López, R ERA: 2.86 36 Dylan Floro, R ERA: 4.43 52 Anthony Bass, R ERA: 1.43 48 Steven Okert, L ERA: 2.43 66 Tanner Scott, L ERA: 4.17																									
<b>PITCHER</b>	IP 10.1	WLS 5	BF 5	H 3	R 2	ER 1	SO 1	BB 0	IBB 0	HBP 0	BLK 0	WP 0	HR 0	S 11	P 12	ERA 9.00	WHIP 3.000								
56 Zach Pop, R ERA: 2.77																									

Pittsburgh Pirates @ Miami Marlins  
loanDepot park, Miami, FL  
Wed Jul 13 2022, 6:41 PM - 10:01 PM EDT  
Att: 9,524 - Roof Closed - 72 F

AB 32  
R 4  
H 6  
RBI 4  
BB 7  
SO 9  
LOB 18



Batter	1	2	3	4	5	6	7	8	9	10	AB	R	H	RBI	BB	SO	LOB	BOTTOM						
18 Joey Wendle, L OBP: 0.326, SLG: 0.381 6 Billy Hamilton, S	1B		L3							FC5	3	0	1	0	0	1	0							
5 Jon Berti, R OBP: 0.362, SLG: 0.375	K		G5-3								4	1	1	1	1	1	1							
99 Jesús Aguilar, R OBP: 0.296, SLG: 0.404	F4		K								4	1	1	1	0	1	1							
24 Avisail García, R OBP: 0.266, SLG: 0.328 66 Tanner Scott, R 66 Zach Pop, R 46 Luke Williams, R OBP: 0.351, SLG: 0.373	K										4	0	2	2	0	1	1							
15 Brian Anderson, R OBP: 0.350, SLG: 0.377	K										3	0	0	0	1	1	3							
7 Jesús Sánchez, L OBP: 0.261, SLG: 0.388											5	0	1	0	0	0	5							
54 Nick Fortes, R OBP: 0.366, SLG: 0.500	K										4	0	0	0	0	2	4							
14 Bryan De La Cruz, R OBP: 0.270, SLG: 0.371											3	0	0	0	1	3	1							
58 Jacob Stallings, R OBP: 0.245, SLG: 0.233 11 Miguel Rojas, R OBP: 0.295, SLG: 0.365	K										2	0	0	0	0	1	2							
<b>Inning Stats</b>	R: 0 E: 0 K: 2 S: 11	H: 1 LOB: 1 BB: 0 P: 18	R: 0 E: 0 K: 3 S: 18	H: 1 LOB: 2 BB: 1 P: 25	R: 0 E: 0 K: 1 S: 7	H: 0 LOB: 0 BB: 0 P: 11	R: 0 E: 0 K: 0 S: 8	H: 0 LOB: 0 BB: 0 P: 11	R: 2 E: 0 K: 1 S: 10	H: 1 LOB: 3 BB: 1 P: 23	R: 0 E: 0 K: 1 S: 7	H: 0 LOB: 1 BB: 0 P: 11	R: 3 E: 0 K: 0 S: 12	H: 3 LOB: 2 BB: 1 P: 15	1B: 6 2B: 1 3B: 0 HR: 0	SF: 0 SAC: 0 DP: 1 HBP: 3	WP: 1 PB: 0 SB: 0 CS: 0	PA: 42						
<b>PITCHER</b>	IP 7.0	WLS 25	BF 25	H 3	R 0	ER 0	SO 9	BB 2	IBB 0	HBP 0	BLK 0	WP 0	HR 0	S 66	P 99	ERA 0.00	WHIP 0.714							
34 JT Brubaker, R ERA: 4.02 56 Duane Underwood Jr., R ERA: 1.24 57 Yerry De Los Santos, R ERA: 2.68 51 David Bednar, R ERA: 2.95																								
<b>PITCHER</b>	IP 10.1	WLS 6	BF 6	H 3	R 2	ER 1	SO 1	BB 0	IBB 0	HBP 0	BLK 0	WP 0	HR 0	S 11	P 12	ERA 9.00	WHIP 3.000							

Pittsburgh Pirates @ Miami Marlins  
loanDepot park, Miami, FL  
Wed Jul 13 2022, 6:41 PM - 10:01 PM EDT  
Att: 9,524 - Roof Closed - 72 F

AB 35  
R 5  
H 7  
RBI 4  
BB 4  
SO 11  
LOB 20



Batter	1	2	3	4	5	6	7	8	9	10	11	AB	R	H	RBI	BB	SO	LOB	TOP
27 Kevin Newman, R OBP: 0.321, SLG: 0.360 (1, 4)												3	0	0	0	1	1	1	
13 Ke'Bryan Hayes, R OBP: 0.329, SLG: 0.360 (1, 5)												3	0	1	0	2	1	0	
2 Michael Chavis, R OBP: 0.274, SLG: 0.415 26 Josh VanMeter, L OBP: 0.257, SLG: 0.313 (10, PH) (10, 3)												4	0	0	0	0	2	4	
25 Yoshi Tsutsugo, L OBP: 0.271, SLG: 0.252 (1, 10)												5	2	1	0	0	3	2	
64 Diego Castillo, R OBP: 0.249, SLG: 0.362 65 Jack Suwinski, L OBP: 0.288, SLG: 0.428 (8, PR) (8, 7)												4	0	1	0	0	1	0	
18 Ben Gamel, L OBP: 0.337, SLG: 0.387 (1, 7) (8, 9)												4	0	1	1	0	2	2	
41 Jake Marisnick, R OBP: 0.289, SLG: 0.365 (1, 8)												4	0	1	0	1	1	2	
15 Oneil Cruz, L OBP: 0.253, SLG: 0.435 (1, 6)												4	0	1	0	1	3	3	
61 Jason Delay, R OBP: 0.209, SLG: 0.318 19 Daniel Vogelbach, L OBP: 0.285, SLG: 0.443 5 Michael Pérez, L OBP: 0.209, SLG: 0.318 (1, 2) (7, PH) (7, 2)												2	0	0	0	0	1	0	
<b>Inning Stats</b> R: 0 H: 1 E: 0 LOB: 1 K: 1 BB: 0 S: 9 P: 11 R: 0 H: 0 E: 0 LOB: 1 K: 1 BB: 0 S: 9 P: 17 R: 0 H: 0 E: 0 LOB: 1 K: 2 BB: 1 S: 11 P: 18 R: 0 H: 1 E: 0 LOB: 1 K: 3 BB: 0 S: 13 P: 18 R: 0 H: 0 E: 0 LOB: 2 K: 1 BB: 1 S: 14 P: 22 R: 0 H: 2 E: 0 LOB: 1 K: 1 BB: 0 S: 7 P: 15 R: 1 H: 1 E: 1 LOB: 1 K: 2 BB: 0 S: 17 P: 25 R: 0 H: 0 E: 0 LOB: 1 K: 0 BB: 2 S: 5 P: 15 R: 0 H: 0 E: 0 LOB: 1 K: 1 BB: 0 S: 13 P: 20 R: 1 H: 1 E: 0 LOB: 2 K: 1 BB: 1 S: 12 P: 15 1B: 3 SF: 0 2B: 2 SAC: 0 3B: 1 DP: 0 HR: 0 HBP: 2 WP: 0 PA: 45 PB: 0 SB: 1 CS: 2												<b>PITCHER</b> 60 Braxton Garrett, L ERA: 3.7 52 Anthony Bass, R ERA: 1.4 48 Steven Okert, L ERA: 2.25 66 Tanner Scott, L ERA: 4.06 36 Dylan Floro, R ERA: 4.24 (1, 1) (7, 1) (8, 1) (9, 1) (10, 1)		<b>PITCHER</b> 35 Richard Bleier, L ERA: 4.26 (11, 1)		<b>PITCHER</b> IP WLS BF H R ER SO BB IBB HBP BLK WP HR S P ERA WHIP 1.0 1.0 5 1 1 0 1 0 0 0 0 0 7 15 0.00 3.000 1.0 1.0 5 1 1 0 2 0 0 0 0 0 7 15 0.00 1.000 1.0 1.0 4 0 0 0 0 2 0 0 0 0 5 15 0.00 2.000 1.0 1.0 3 0 0 0 1 0 0 0 0 0 13 20 0.00 0.000			
Batter	1	2	3	4	5	6	7	8	9	10	11	AB	R	H	RBI	BB	SO	LOB	BOTTOM
5 Jon Berti, R OBP: 0.365, SLG: 0.375 18 Joey Wendle, L OBP: 0.338, SLG: 0.395 (1, 4) (2, 4) (9, 6)												0	0	0	0	1	0	0	
11 Miguel Rojas, R OBP: 0.295, SLG: 0.384 26 Garrett Cooper, R OBP: 0.362, SLG: 0.453 (1, 6) (9, 3)												4	0	1	0	0	0	4	
99 Jesús Aguilar, R OBP: 0.297, SLG: 0.402 (1, 3) (9, 5)												4	1	1	0	1	0	3	
24 Avisail García, R OBP: 0.265, SLG: 0.326 (1, 10)												5	1	1	0	0	1	5	
15 Brian Anderson, R OBP: 0.352, SLG: 0.398 (1, 5) (9, 4)												4	0	1	2	1	0	0	
54 Nick Fortes, R OBP: 0.360, SLG: 0.485 (1, 2)												4	0	1	0	0	0	0	
14 Bryan De La Cruz, R OBP: 0.264, SLG: 0.363 (1, 9)												4	0	0	0	0	1	2	
46 Luke Williams, R OBP: 0.344, SLG: 0.364 (1, 7)												4	0	1	0	0	1	2	
6 Billy Hamilton, S OBP: 0.143, SLG: 0.143 7 Jesús Sánchez, L OBP: 0.262, SLG: 0.386 (1, 8) (8, 8)												2	1	1	0	0	1	0	
<b>Inning Stats</b> R: 0 H: 0 E: 0 LOB: 1 K: 0 BB: 2 S: 8 P: 19 R: 0 H: 0 E: 0 LOB: 0 K: 0 BB: 0 S: 9 P: 15 R: 0 H: 1 E: 0 LOB: 2 K: 1 BB: 1 S: 15 P: 24 R: 0 H: 0 E: 0 LOB: 0 K: 1 BB: 0 S: 7 P: 9 R: 1 H: 2 E: 0 LOB: 1 K: 0 BB: 0 S: 10 P: 13 R: 0 H: 0 E: 0 LOB: 0 K: 0 BB: 0 S: 4 P: 7 R: 0 H: 1 E: 0 LOB: 0 K: 0 BB: 0 S: 9 P: 16 R: 0 H: 2 E: 0 LOB: 2 K: 0 BB: 1 S: 19 P: 30 R: 0 H: 1 E: 0 LOB: 2 K: 2 BB: 1 S: 16 P: 27 R: 0 H: 0 E: 0 LOB: 1 K: 0 BB: 0 S: 10 P: 17 R: 2 H: 2 E: 0 LOB: 1 K: 0 BB: 0 S: 4 P: 5 1B: 7 2B: 1 3B: 1 HR: 0 SF: 0 SAC: 0 DP: 2 HBP: 0 WP: 0 PA: 42 PB: 0 SB: 1 CS: 1												<b>PITCHER</b> 39 Zach Thompson, R ERA: 4.09 37 Chase De Jong, R ERA: 2.12 56 Duane Underwood Jr., R ERA: 4.13 53 Manny Bauwelos, L ERA: 2.25 29 Will Crowe, R ERA: 3.38 (1, 1) (7, 1) (8, 1) (9, 1) (11, 1)		<b>PITCHER</b> IP WLS BF H R ER SO BB IBB HBP BLK WP HR S P ERA WHIP 6.2 1.1 5 2 0 0 2 3 0 0 0 0 0 20 33 1.35 1.050 0.2 4 1 0 0 2 1 0 0 0 0 0 11 20 0.00 3.000 1.1 4 0 0 0 0 0 0 0 0 0 0 15 24 0.00 0.000 0.0 L 2 2 2 1 0 0 0 0 0 0 0 4 5 = =					

Pittsburgh Pirates @ Miami Marlins  
loanDepot park, Miami, FL  
Thu Jul 14 2022, 12:13 PM - 4:25 PM EDT  
Att: 13,612 - Roof Closed - 72 F

livebaseballscorecards.com  
AB 37  
R 2  
H 6  
RBI 1  
BB 6  
SO 16  
LOB 19

Pittsburgh Pirates @ Miami Marlins  
loanDepot park, Miami, FL  
Thu Jul 14 2022, 12:13 PM - 4:25 PM EDT  
Att: 13,612 - Roof Closed - 72 F

livebaseballscorecards.com  
AB 36  
R 3  
H 9  
RBI 3  
BB 5  
SO 4  
LOB 19





Batter	1	2	3	4	5	6	7	8	9	AB	R	H	RBI	BB	SO	LOB	TOP					
12 Kyle Schwarber, L (1, 7) OBP: 0.322, SLG: 0.505										4	0	0	0	0	0	4	1	<b>Philadelphia Phillies @ Miami Marlins</b> loanDepot park, Miami, FL Fri Jul 15 2022, 6:44 PM - 9:47 PM EDT Att: 10,193 - Dome - 72 F				
17 Rhys Hoskins, R (1, 3) OBP: 0.339, SLG: 0.477										3	1	0	0	1	1	0						
8 Nick Castellanos, R (1, 9) OBP: 0.299, SLG: 0.375										4	0	1	0	0	3	0						
41 Yairo Muñoz, R (9, 5) OBP: 0.282, SLG: 0.444										0	0	0	0	0	0	0						
25 Darick Hall, L (1, 10) OBP: 0.276, SLG: 0.536										3	1	1	1	1	1	0						
21 Garrett Stubbs, L (9, PR) (9, 10) OBP: 0.333, SLG: 0.550										0	0	0	0	0	0	0						
10 J.T. Realmuto, R (1, 2) OBP: 0.318, SLG: 0.380										4	0	3	1	0	0	0						
5 Bryson Stott, L (1, 4) OBP: 0.251, SLG: 0.294										4	0	0	0	0	0	4						
19 Matt Vierling, R (1, 5) (9, 9) OBP: 0.306, SLG: 0.341										3	0	0	0	0	2	0						
18 Didi Gregorius, L (1, 6) OBP: 0.299, SLG: 0.335										2	0	0	0	1	1	0						
16 Mickey Moniak, L (1, 8) OBP: 0.184, SLG: 0.152										3	0	0	0	0	2	1						
<b>Inning Stats</b>	R: 0 K: 2 S: 7	H: 0 LOB: 0 BB: 7	R: 0 K: 0 S: 8	H: 0 LOB: 0 BB: 10	R: 0 K: 2 S: 7	H: 0 LOB: 0 BB: 13	R: 0 K: 2 S: 12	H: 0 LOB: 0 BB: 15	R: 0 K: 1 S: 6	H: 1 LOB: 0 BB: 0 P: 8	R: 0 K: 2 S: 11	H: 0 LOB: 0 BB: 0 P: 14	R: 2 K: 1 S: 13	H: 3 LOB: 1 BB: 21	R: 0 K: 2 S: 11	H: 0 LOB: 1 BB: 18	R: 0 K: 2 S: 18	H: 1 LOB: 3 BB: 27	1B: 3 2B: 2 HR: 0	SF: 0 SAC: 0 DP: 1 HBP: 0	WP: 0 PB: 0 CS: 0	PA: 33
<b>PITCHER</b>	IP WLS BF H R ER SO BB IBB HBP BLK WP HR S P ERA WHIP	8.0 L 28 4 2 2 12 2 0 0 0 0 0 75 106 2.25 0.750	1.0 5 1 0 0 2 1 0 0 0 0 0 18 27 0.00 2.000	<b>PITCHER</b>																		
22 Sandy Alcantara, R (1, 1) ERA: 1.76																						
57 Eleaser Hernández, R (9, 1) ERA: 6.11																						
<b>Batter</b>	<b>1</b>	<b>2</b>	<b>3</b>	<b>4</b>	<b>5</b>	<b>6</b>	<b>7</b>	<b>8</b>	<b>9</b>	<b>AB</b>	<b>R</b>	<b>H</b>	<b>RBI</b>	<b>BB</b>	<b>SO</b>	<b>LOB</b>	<b>BOTTOM</b>					
18 Joey Wendle, L (1, 4) OBP: 0.336, SLG: 0.398										4	0	1	0	0	1	0						
26 Garrett Cooper, R (1, 3) OBP: 0.357, SLG: 0.447										4	0	0	0	0	2	1						
99 Jesús Aguilar, R (1, 10) OBP: 0.297, SLG: 0.400										4	0	1	0	0	0	0						
12 Jorge Soler, R (1, 7) OBP: 0.305, SLG: 0.416										3	0	0	0	1	0	1						
6 Billy Hamilton, S (9, PR) (9, 10) OBP: 0.143, SLG: 0.143										0	0	0	0	0	0	0						
24 Avisail García, R (1, 9) OBP: 0.268, SLG: 0.324										2	1	0	0	2	1	0						
15 Brian Anderson, R (1, 5) OBP: 0.360, SLG: 0.398										3	0	2	0	1	1	0						
14 Bryan De La Cruz, R (1, 8) ERA: 4.35										2	0	0	1	0	1	1						
7 Jesús Sánchez, L (9, PH) OBP: 0.261, SLG: 0.385										1	0	0	0	0	0	3						
11 Miguel Rojas, R (1, 6) OBP: 0.291, SLG: 0.358										4	0	0	0	0	3	4						
58 Jacob Stallings, R (1, 2) OBP: 0.243, SLG: 0.230										2	0	0	0	0	1	1						
54 Nick Fortes, R (8, PH) (9, 2) OBP: 0.355, SLG: 0.478										1	0	0	0	0	0	0						
<b>Inning Stats</b>	R: 0 K: 1 S: 12	H: 1 LOB: 1 BB: 0 P: 19	R: 1 K: 1 S: 13	H: 1 LOB: 1 BB: 1 P: 21	R: 0 K: 0 S: 10	H: 0 LOB: 0 BB: 0 P: 15	R: 0 K: 0 S: 9	H: 1 LOB: 1 BB: 0 P: 14	R: 0 K: 2 S: 12	H: 1 LOB: 1 BB: 0 P: 20	R: 0 K: 1 S: 5	H: 0 LOB: 0 BB: 0 P: 7	R: 0 K: 3 S: 10	H: 0 LOB: 0 BB: 0 P: 17	R: 0 K: 1 S: 10	H: 0 LOB: 0 BB: 0 P: 19	R: 0 K: 1 S: 18	H: 0 LOB: 3 BB: 33	1B: 2 2B: 2 HR: 0	SF: 1 SAC: 0 DP: 0 HBP: 0	WP: 0 PB: 0 CS: 0	PA: 35
<b>PITCHER</b>	IP WLS BF H R ER SO BB IBB HBP BLK WP HR S P ERA WHIP	6.0 W 23 4 1 1 5 1 0 0 0 0 0 10 17 0.00 0.000	1.0 H 3 0 0 0 3 0 0 0 0 0 0 10 17 0.00 0.000	1.0 H 3 0 0 0 1 0 0 0 0 0 0 10 19 0.00 0.000	1.0 S 6 0 0 0 1 3 0 0 0 0 0 0 18 33 0.00 3.000	<b>PITCHER</b>																
44 Kyle Gibson, R (1, 1) ERA: 4.35																						
46 José Alvarado, L (7, 1) ERA: 4.5																						
52 Brad Hand, L (8, 1) ERA: 2.13																						
58 Seranthony Domínguez, R (9, 1) ERA: 1.85																						
<b>Philadelphia Phillies @ Miami Marlins</b>																						
loanDepot park, Miami, FL																						
Fri Jul 15 2022, 6:44 PM - 9:47 PM EDT																						
Att: 10,193 - Dome - 72 F																						

Batter	1	2	3	4	5	6	7	8	9	AB	R	H	RBI	BB	SO	LOB	TOP							
12 Kyle Schwarber, L OBP: 0.320, SLG: 0.509										5	1	1	1	0	2	1								
17 Rhys Hoskins, R OBP: 0.338, SLG: 0.483										4	1	1	1	0	1	0								
7 Johan Camargo, S OBP: 0.301, SLG: 0.321										1	0	1	0	0	0	0								
8 Nick Castellanos, R OBP: 0.299, SLG: 0.377										3	1	1	0	1	1	0								
37 Odúbel Herrera, L OBP: 0.294, SLG: 0.395										1	0	1	0	0	0	0								
25 Darick Hall, L OBP: 0.286, SLG: 0.541										5	2	2	0	0	1	4								
10 J.T. Realmuto, R OBP: 0.321, SLG: 0.396										4	2	2	2	0	1	1								
21 Garrett Stubbs, L OBP: 0.328, SLG: 0.492										1	0	0	0	0	1	0								
5 Bryson Stott, L OBP: 0.285, SLG: 0.307										5	1	2	1	0	1	2								
28 Alec Bohm, R OBP: 0.308, SLG: 0.383										4	1	1	1	1	0	1								
18 Didi Gregorius, L OBP: 0.303, SLG: 0.357										4	1	2	4	0	0	0								
79 JoJo Romero, L										0	0	0	0	0	0	0								
19 Matt Vierling, R OBP: 0.304, SLG: 0.338										4	0	1	0	0	0	2								
<b>Inning Stats</b>	R: 0 E: 0 K: 1 S: 12	H: 1 LOB: 1 BB: 0 P: 16	R: 0 E: 0 K: 1 S: 5	H: 0 LOB: 0 BB: 0 P: 10	R: 0 E: 0 K: 1 S: 8	H: 1 LOB: 0 BB: 0 P: 13	R: 2 E: 0 K: 1 S: 12	H: 3 LOB: 1 BB: 0 P: 14	R: 0 E: 0 K: 0 S: 6	H: 0 LOB: 0 BB: 0 P: 11	R: 3 E: 0 K: 2 S: 21	H: 3 LOB: 2 BB: 2 P: 30	R: 0 E: 0 K: 1 S: 10	H: 0 LOB: 0 BB: 0 P: 14	R: 5 E: 0 K: 0 S: 24	H: 7 LOB: 2 BB: 0 P: 34	R: 0 E: 0 K: 1 S: 8	H: 0 LOB: 0 BB: 0 P: 11	1B: 6 2B: 5 3B: 0 HR: 4	SF: 0 SAC: 0 DP: 0 HBP: 0	WP: 0 PB: 0 SB: 0 CS: 1	PA: 43		
<b>PITCHER</b>	IP WLS BF H R ER SO BB IBB HBP BLK WP HR S P ERA WHIP	IP WLS BF H R ER SO BB IBB HBP BLK WP HR S P ERA WHIP	IP WLS BF H R ER SO BB IBB HBP BLK WP HR S P ERA WHIP	IP WLS BF H R ER SO BB IBB HBP BLK WP HR S P ERA WHIP	IP WLS BF H R ER SO BB IBB HBP BLK WP HR S P ERA WHIP	IP WLS BF H R ER SO BB IBB HBP BLK WP HR S P ERA WHIP	IP WLS BF H R ER SO BB IBB HBP BLK WP HR S P ERA WHIP	IP WLS BF H R ER SO BB IBB HBP BLK WP HR S P ERA WHIP	IP WLS BF H R ER SO BB IBB HBP BLK WP HR S P ERA WHIP	IP WLS BF H R ER SO BB IBB HBP BLK WP HR S P ERA WHIP	IP WLS BF H R ER SO BB IBB HBP BLK WP HR S P ERA WHIP	IP WLS BF H R ER SO BB IBB HBP BLK WP HR S P ERA WHIP	IP WLS BF H R ER SO BB IBB HBP BLK WP HR S P ERA WHIP	IP WLS BF H R ER SO BB IBB HBP BLK WP HR S P ERA WHIP	IP WLS BF H R ER SO BB IBB HBP BLK WP HR S P ERA WHIP	IP WLS BF H R ER SO BB IBB HBP BLK WP HR S P ERA WHIP	IP WLS BF H R ER SO BB IBB HBP BLK WP HR S P ERA WHIP	IP WLS BF H R ER SO BB IBB HBP BLK WP HR S P ERA WHIP	IP WLS BF H R ER SO BB IBB HBP BLK WP HR S P ERA WHIP	IP WLS BF H R ER SO BB IBB HBP BLK WP HR S P ERA WHIP	IP WLS BF H R ER SO BB IBB HBP BLK WP HR S P ERA WHIP	IP WLS BF H R ER SO BB IBB HBP BLK WP HR S P ERA WHIP	IP WLS BF H R ER SO BB IBB HBP BLK WP HR S P ERA WHIP	
23 Max Meyer, R ERA: 8.44	35 Richard Bleier, L ERA: 4.15	72 Cody Poteet, R ERA: 3.86	56 Zach Pop, R ERA: 2.57																					

Philadelphia Phillies @ Miami Marlins  
loanDepot park, Miami, FL  
Sat Jul 16 2022, 4:14 PM - 7:06 PM EDT  
Att: 13,497 - Roof Closed - 72 F

AB 41  
R 10  
H 15  
RBI 10  
BB 2  
SO 8  
LOB 11



Batter	1	2	3	4	5	6	7	8	9	AB	R	H	RBI	BB	SO	LOB	BOTTOM							
11 Miguel Rojas, R OBP: 0.287, SLG: 0.353										4	0	0	0	0	1	1								
26 Garrett Cooper, R OBP: 0.353, SLG: 0.441										4	0	0	0	0	2	1								
99 Jesús Aguilar, R OBP: 0.308, SLG: 0.403										3	0	2	0	0	0	0								
54 Nick Fortes, R OBP: 0.351, SLG: 0.471										1	0	0	0	0	0	0								
12 Jorge Soler, R OBP: 0.302, SLG: 0.412										3	0	0	0	0	2	2								
7 Jesús Sánchez, L OBP: 0.290, SLG: 0.383										1	0	0	0	0	1	0								
24 Avisail García, R OBP: 0.265, SLG: 0.320										3	0	0	0	0	2	0								
6 Billy Hamilton, S OBP: 0.143, SLG: 0.143										0	0	0	0	0	0	0								
15 Brian Anderson, R OBP: 0.360, SLG: 0.396										3	0	1	0	0	0	0								
14 Bryan De La Cruz, R OBP: 0.296, SLG: 0.353										3	0	0	0	0	0	1								
46 Luke Williams, R OBP: 0.344, SLG: 0.379										3	0	1	0	0	1	0								
58 Jacob Stallings, R OBP: 0.244, SLG: 0.232										3	0	1	0	0	0	1								
<b>Inning Stats</b>	R: 0 E: 0 K: 1 S: 13	H: 1 LOB: 1 BB: 0 P: 21	R: 0 E: 0 K: 1 S: 9	H: 0 LOB: 0 BB: 0 P: 13	R: 0 E: 0 K: 0 S: 7	H: 1 LOB: 1 BB: 0 P: 8	R: 0 E: 0 K: 2 S: 9	H: 0 LOB: 0 BB: 0 P: 11	R: 0 E: 0 K: 0 S: 8	H: 2 LOB: 1 BB: 0 P: 11	R: 0 E: 0 K: 3 S: 13	H: 1 LOB: 1 BB: 0 P: 21	R: 0 E: 0 K: 0 S: 5	H: 0 LOB: 0 BB: 0 P: 7	R: 0 E: 0 K: 1 S: 7	H: 0 LOB: 0 BB: 0 P: 12	R: 0 E: 0 K: 1 S: 7	H: 0 LOB: 0 BB: 0 P: 12	1B: 4 2B: 1 3B: 0 HR: 0	SF: 0 SAC: 0 DP: 1 HBP: 0	WP: 0 PB: 0 SB: 0 CS: 0	PA: 31		
<b>PITCHER</b>	IP WLS BF H R ER SO BB IBB HBP BLK WP HR S P ERA WHIP	IP WLS BF H R ER SO BB IBB HBP BLK WP HR S P ERA WHIP	IP WLS BF H R ER SO BB IBB HBP BLK WP HR S P ERA WHIP	IP WLS BF H R ER SO BB IBB HBP BLK WP HR S P ERA WHIP	IP WLS BF H R ER SO BB IBB HBP BLK WP HR S P ERA WHIP	IP WLS BF H R ER SO BB IBB HBP BLK WP HR S P ERA WHIP	IP WLS BF H R ER SO BB IBB HBP BLK WP HR S P ERA WHIP	IP WLS BF H R ER SO BB IBB HBP BLK WP HR S P ERA WHIP	IP WLS BF H R ER SO BB IBB HBP BLK WP HR S P ERA WHIP	IP WLS BF H R ER SO BB IBB HBP BLK WP HR S P ERA WHIP	IP WLS BF H R ER SO BB IBB HBP BLK WP HR S P ERA WHIP	IP WLS BF H R ER SO BB IBB HBP BLK WP HR S P ERA WHIP	IP WLS BF H R ER SO BB IBB HBP BLK WP HR S P ERA WHIP	IP WLS BF H R ER SO BB IBB HBP BLK WP HR S P ERA WHIP	IP WLS BF H R ER SO BB IBB HBP BLK WP HR S P ERA WHIP	IP WLS BF H R ER SO BB IBB HBP BLK WP HR S P ERA WHIP	IP WLS BF H R ER SO BB IBB HBP BLK WP HR S P ERA WHIP	IP WLS BF H R ER SO BB IBB HBP BLK WP HR S P ERA WHIP	IP WLS BF H R ER SO BB IBB HBP BLK WP HR S P ERA WHIP	IP WLS BF H R ER SO BB IBB HBP BLK WP HR S P ERA WHIP	IP WLS BF H R ER SO BB IBB HBP BLK WP HR S P ERA WHIP	IP WLS BF H R ER SO BB IBB HBP BLK WP HR S P ERA WHIP	IP WLS BF H R ER SO BB IBB HBP BLK WP HR S P ERA WHIP	IP WLS BF H R ER SO BB IBB HBP BLK WP HR S P ERA WHIP
55 Ranger Suárez, L ERA: 4.07	64 Andrew Bellatti, R ERA: 3.52	75 Connor Brogdon, R ERA: 1.93	57 Nick Nelson, R ERA: 4.09	79 JoJo Romero, L ERA:																				

Philadelphia Phillies @ Miami Marlins  
loanDepot park, Miami, FL  
Sat Jul 16 2022, 4:14 PM - 7:06 PM EDT  
Att: 13,497 - Roof Closed - 72 F

AB 31  
R 0  
H 5  
RBI 0  
BB 0  
SO 9  
LOB 6



Batter	1	2	3	4	5	6	7	8	9	AB	R	H	RBI	BB	SO	LOB	TOP			
12 Kyle Schwarber, L OBP: 0.317, SLG: 0.503	F8		F9		K		K			4	0	0	0	0	2	1	<b>Philadelphia Phillies @ Miami Marlins</b> loanDepot park, Miami, FL Sun Jul 17 2022, 1:43 PM - 4:24 PM EDT Att: 12,450 - Dome - 72 F			
17 Rhys Hoskins, R OBP: 0.337, SLG: 0.479	K		G4-3		HBP		F9			3	0	0	0	0	1	1				
8 Nick Castellanos, R OBP: 0.297, SLG: 0.376	K				F9		K			4	0	1	0	0	2	2				
10 J.T. Realmuto, R OBP: 0.323, SLG: 0.399		HBP			FC5-4				F8	3	1	1	0	0	0	1				
28 Alec Bohm, R OBP: 0.311, SLG: 0.388		HBP			2B		G4-3		G5-3	4	1	2	1	0	0	2				
19 Matt Vierling, R OBP: 0.283, SLG: 0.343		1B			2B				K	4	1	1	1	0	2	2				
18 Didi Gregorius, L OBP: 0.297, SLG: 0.349			P2		P3		F8			4	0	0	0	0	0	3				
41 Yairo Muñoz, R OBP: 0.279, SLG: 0.500			F9		HR		G1-3			4	1	1	2	0	1	2				
7 Johan Camargo, S OBP: 0.306, SLG: 0.326					L6					4	0	2	0	0	1	0				
					1B															
<b>Inning Stats</b>	R: 0 E: 0 K: 2 S: 8	H: 0 LOB: 0 BB: 0 P: 11	R: 0 E: 0 K: 0 S: 17	H: 1 LOB: 2 BB: 0 P: 26	R: 0 E: 0 K: 0 S: 6	H: 1 LOB: 0 BB: 0 P: 8	R: 4 E: 0 K: 0 S: 21	H: 4 LOB: 0 BB: 0 P: 24	R: 0 E: 0 K: 1 S: 9	H: 0 LOB: 0 BB: 0 P: 7	R: 0 E: 0 K: 1 S: 6	H: 1 LOB: 1 BB: 0 P: 13	R: 0 E: 0 K: 1 S: 10	H: 0 LOB: 0 BB: 0 P: 9	R: 0 E: 0 K: 2 S: 10	H: 0 LOB: 0 BB: 0 P: 12	1B: 4 2B: 3 HR: 1	SF: 0 SAC: 0 DP: 0 HBP: 2	WP: 0 PB: 0 SB: 0 CS: 0	PA: 36
<b>PITCHER</b>	IP WLS BF H R ER SO BB IBB HBP BLK WP HR S P ERA WHIP																			
28 Trevor Rogers, L ERA: 5.46	6.0 L 26 7 4 4 4 0 0 0 2 0 0 0 1 67 89 6.00 1.167																			
36 Dylan Floro, R ERA: 4.07	1.0 4 1 0 0 2 0 0 0 0 0 0 0 10 13 0.00 1.000																			
52 Anthony Bass, R ERA: 1.36	1.0 3 0 0 0 1 0 0 0 0 0 0 0 6 9 0.00 0.000																			
48 Steven Okert, L ERA: 2.27	1.0 3 0 0 0 2 0 0 0 0 0 0 0 10 12 0.00 0.000																			

AB	34
R	4
H	8
RBI	4
BB	0
SO	9
LOB	14



Batter	1	2	3	4	5	6	7	8	9	AB	R	H	RBI	BB	SO	LOB	BOTTOM					
18 Joey Wendle, L OBP: 0.333, SLG: 0.394	K		FC6-4			L7				4	0	1	0	0	1	1	<b>Philadelphia Phillies @ Miami Marlins</b> loanDepot park, Miami, FL Sun Jul 17 2022, 1:43 PM - 4:24 PM EDT Att: 12,450 - Dome - 72 F					
15 Brian Anderson, R OBP: 0.358, SLG: 0.393	K				G5-3		K			4	0	1	0	0	2	0						
26 Garrett Cooper, R OBP: 0.349, SLG: 0.434	K				G4-3					4	0	0	0	0	3	2						
99 Jesús Aguilar, R OBP: 0.299, SLG: 0.401							G5-3			1	0	0	0	0	1	0						
14 Bryan De La Cruz, R OBP: 0.287, SLG: 0.353					1B					3	0	1	0	0	0	2						
12 Jorge Soler, R OBP: 0.299, SLG: 0.407					K					3	0	0	0	0	2	1						
24 Avisail García, R OBP: 0.282, SLG: 0.317					F9					3	0	0	0	0	1	0						
7 Jesús Sánchez, L OBP: 0.261, SLG: 0.381					K					2	0	0	0	1	1	0						
11 Miguel Rojas, R OBP: 0.287, SLG: 0.353					L8					3	0	1	0	0	0	1						
54 Nick Fortes, R OBP: 0.338, SLG: 0.451					F8					3	0	0	0	0	0	1						
<b>Inning Stats</b>	R: 0 E: 0 K: 3 S: 9	H: 0 LOB: 0 BB: 0 P: 13	R: 0 E: 0 K: 1 S: 7	H: 0 LOB: 0 BB: 0 P: 8	R: 0 E: 0 K: 1 S: 9	H: 1 LOB: 1 BB: 0 P: 11	R: 0 E: 0 K: 1 S: 12	H: 1 LOB: 0 BB: 0 P: 18	R: 0 E: 0 K: 0 S: 7	H: 0 LOB: 0 BB: 0 P: 11	R: 0 E: 0 K: 1 S: 8	H: 0 LOB: 0 BB: 0 P: 11	R: 0 E: 0 K: 2 S: 10	H: 0 LOB: 0 BB: 0 P: 13	R: 0 E: 0 K: 1 S: 5	H: 0 LOB: 0 BB: 0 P: 10	R: 0 E: 0 K: 1 S: 15	H: 2 LOB: 2 BB: 0 P: 21	1B: 4 2B: 0 HR: 0	SF: 0 SAC: 0 DP: 1 HBP: 0	WP: 0 PB: 0 SB: 0 CS: 0	PA: 31
<b>PITCHER</b>	IP WLS BF H R ER SO BB IBB HBP BLK WP HR S P ERA WHIP																					
27 Aaron Nola, R ERA: 3.13	8.1 W 29 4 0 0 10 1 0 0 0 0 0 0 75 108 0.00 0.600																					
46 José Alvarado, L ERA: 4.39	0.2 S 2 0 0 0 1 0 0 0 0 0 0 0 7 8 0.00 0.000																					

AB	30
R	0
H	4
RBI	0
BB	1
SO	11
LOB	8



Batter	1	2	3	4	5	6	7	8	9	AB	R	H	RBI	BB	SO	LOB	TOP								
47 Josh Smith, L OBP: 0.324, SLG: 0.276										5	0	0	0	0	2	3									
2 Marcus Semien, R OBP: 0.303, SLG: 0.405										3	2	2	0	1	0	0									
30 Nathaniel Lowe, L OBP: 0.321, SLG: 0.426										5	1	1	1	0	3	3									
28 Jonah Heim, S OBP: 0.319, SLG: 0.466										3	2	1	1	2	1	2									
53 Adolis Garcia, R OBP: 0.283, SLG: 0.447										5	1	2	3	0	1	3									
3 Leody Taveras, S OBP: 0.288, SLG: 0.556										5	1	2	2	0	1	2									
56 Kole Calhoun, L OBP: 0.277, SLG: 0.391										4	0	1	0	1	2	4									
38 Elier Hernandez, R OBP: 0.286, SLG: 0.357										4	0	1	1	0	2	2									
70 Ezequiel Duran, R OBP: 0.279, SLG: 0.424										4	1	1	0	0	0	2									
<b>Inning Stats</b>	R: 0 H: 0 E: 0 K: 2 S: 13	H: 0 LOB: 1 BB: 1 P: 19	R: 0 H: 0 E: 0 K: 0 S: 9	H: 0 LOB: 1 BB: 1 P: 16	R: 3 H: 4 E: 0 K: 1 S: 18	H: 0 LOB: 2 BB: 0 P: 30	R: 0 H: 0 E: 0 K: 2 S: 9	H: 0 LOB: 0 BB: 0 P: 10	R: 2 H: 1 E: 0 K: 1 S: 10	H: 1 LOB: 1 BB: 0 P: 19	R: 0 H: 1 E: 0 K: 1 S: 7	H: 1 LOB: 1 BB: 0 P: 20	R: 0 H: 1 E: 0 K: 2 S: 14	H: 1 LOB: 1 BB: 0 P: 21	R: 1 H: 2 E: 0 K: 1 S: 10	H: 2 LOB: 1 BB: 0 P: 14	R: 2 H: 2 E: 0 K: 2 S: 16	H: 2 LOB: 1 BB: 1 P: 24	1B: 6 2B: 4 3B: 0 HR: 1	SF: 0 SAC: 0 DP: 0 HBP: 1	WP: 1 PB: 0 SB: 0 CS: 0	PA: 43			
<b>PITCHER</b>	IP WLS BF H R ER SO BB IBB HBP BLK WP HR S P ERA WHIP	IP WLS BF H R ER SO BB IBB HBP BLK WP HR S P ERA WHIP	IP WLS BF H R ER SO BB IBB HBP BLK WP HR S P ERA WHIP	IP WLS BF H R ER SO BB IBB HBP BLK WP HR S P ERA WHIP	IP WLS BF H R ER SO BB IBB HBP BLK WP HR S P ERA WHIP	IP WLS BF H R ER SO BB IBB HBP BLK WP HR S P ERA WHIP	IP WLS BF H R ER SO BB IBB HBP BLK WP HR S P ERA WHIP	IP WLS BF H R ER SO BB IBB HBP BLK WP HR S P ERA WHIP	IP WLS BF H R ER SO BB IBB HBP BLK WP HR S P ERA WHIP	IP WLS BF H R ER SO BB IBB HBP BLK WP HR S P ERA WHIP	IP WLS BF H R ER SO BB IBB HBP BLK WP HR S P ERA WHIP	IP WLS BF H R ER SO BB IBB HBP BLK WP HR S P ERA WHIP	IP WLS BF H R ER SO BB IBB HBP BLK WP HR S P ERA WHIP	IP WLS BF H R ER SO BB IBB HBP BLK WP HR S P ERA WHIP	IP WLS BF H R ER SO BB IBB HBP BLK WP HR S P ERA WHIP	IP WLS BF H R ER SO BB IBB HBP BLK WP HR S P ERA WHIP	IP WLS BF H R ER SO BB IBB HBP BLK WP HR S P ERA WHIP	IP WLS BF H R ER SO BB IBB HBP BLK WP HR S P ERA WHIP	IP WLS BF H R ER SO BB IBB HBP BLK WP HR S P ERA WHIP	IP WLS BF H R ER SO BB IBB HBP BLK WP HR S P ERA WHIP	IP WLS BF H R ER SO BB IBB HBP BLK WP HR S P ERA WHIP	IP WLS BF H R ER SO BB IBB HBP BLK WP HR S P ERA WHIP	IP WLS BF H R ER SO BB IBB HBP BLK WP HR S P ERA WHIP	IP WLS BF H R ER SO BB IBB HBP BLK WP HR S P ERA WHIP	IP WLS BF H R ER SO BB IBB HBP BLK WP HR S P ERA WHIP

Texas Rangers @ Miami Marlins  
loanDepot park, Miami, FL  
Thu Jul 21 2022, 1:14 PM - 4:19 PM EDT  
Att. 9,524 - Dome - 72 F

AB 38  
R 8  
H 11  
RBI 8  
BB 4  
SO 12  
LOB 21



Batter	1	2	3	4	5	6	7	8	9	AB	R	H	RBI	BB	SO	LOB	BOTTOM								
18 Joey Wendle, L OBP: 0.338, SLG: 0.397										4	0	2	0	0	0	2									
26 Garrett Cooper, R OBP: 0.347, SLG: 0.432										4	0	1	0	0	1	3									
12 Jorge Soler, R OBP: 0.295, SLG: 0.401										4	0	0	0	0	3	2									
99 Jesús Aguilar, R OBP: 0.299, SLG: 0.397										3	0	0	0	1	0	0									
15 Brian Anderson, R OBP: 0.355, SLG: 0.390										4	0	1	0	0	1	2									
24 Avisail Garcia, R OBP: 0.286, SLG: 0.319										4	0	2	0	0	0	1									
7 Jesús Sánchez, L OBP: 0.263, SLG: 0.379										1	0	0	0	1	0	1									
14 Bryan De La Cruz, R OBP: 0.260, SLG: 0.354										2	0	1	0	0	1	1									
11 Miguel Rojas, R OBP: 0.287, SLG: 0.349										3	0	0	0	1	0	3									
58 Jacob Stallings, R OBP: 0.240, SLG: 0.227										4	0	0	0	0	1	5									
<b>Inning Stats</b>	R: 0 H: 1 E: 0 K: 1 S: 16	H: 1 LOB: 2 BB: 1 P: 24	R: 0 H: 1 E: 0 K: 0 S: 7	H: 1 LOB: 0 BB: 0 P: 10	R: 0 H: 1 E: 0 K: 1 S: 8	H: 1 LOB: 1 BB: 0 P: 13	R: 0 H: 0 E: 0 K: 1 S: 8	H: 0 LOB: 0 BB: 0 P: 11	R: 0 H: 1 E: 0 K: 1 S: 17	H: 1 LOB: 2 BB: 1 P: 28	R: 0 H: 0 E: 0 K: 1 S: 6	H: 0 LOB: 0 BB: 0 P: 8	R: 0 H: 1 E: 0 K: 2 S: 16	H: 1 LOB: 2 BB: 1 P: 23	R: 0 H: 0 E: 0 K: 0 S: 8	H: 0 LOB: 0 BB: 0 P: 11	R: 0 H: 2 E: 0 K: 0 S: 10	H: 2 LOB: 2 BB: 0 P: 15	1B: 7 2B: 0 3B: 0 HR: 0	SF: 0 SAC: 0 DP: 1 HBP: 0	WP: 1 PB: 0 SB: 1 CS: 0	PA: 36			
<b>PITCHER</b>	IP WLS BF H R ER SO BB IBB HBP BLK WP HR S P ERA WHIP	IP WLS BF H R ER SO BB IBB HBP BLK WP HR S P ERA WHIP	IP WLS BF H R ER SO BB IBB HBP BLK WP HR S P ERA WHIP	IP WLS BF H R ER SO BB IBB HBP BLK WP HR S P ERA WHIP	IP WLS BF H R ER SO BB IBB HBP BLK WP HR S P ERA WHIP	IP WLS BF H R ER SO BB IBB HBP BLK WP HR S P ERA WHIP	IP WLS BF H R ER SO BB IBB HBP BLK WP HR S P ERA WHIP	IP WLS BF H R ER SO BB IBB HBP BLK WP HR S P ERA WHIP	IP WLS BF H R ER SO BB IBB HBP BLK WP HR S P ERA WHIP	IP WLS BF H R ER SO BB IBB HBP BLK WP HR S P ERA WHIP	IP WLS BF H R ER SO BB IBB HBP BLK WP HR S P ERA WHIP	IP WLS BF H R ER SO BB IBB HBP BLK WP HR S P ERA WHIP	IP WLS BF H R ER SO BB IBB HBP BLK WP HR S P ERA WHIP	IP WLS BF H R ER SO BB IBB HBP BLK WP HR S P ERA WHIP	IP WLS BF H R ER SO BB IBB HBP BLK WP HR S P ERA WHIP	IP WLS BF H R ER SO BB IBB HBP BLK WP HR S P ERA WHIP	IP WLS BF H R ER SO BB IBB HBP BLK WP HR S P ERA WHIP	IP WLS BF H R ER SO BB IBB HBP BLK WP HR S P ERA WHIP	IP WLS BF H R ER SO BB IBB HBP BLK WP HR S P ERA WHIP	IP WLS BF H R ER SO BB IBB HBP BLK WP HR S P ERA WHIP	IP WLS BF H R ER SO BB IBB HBP BLK WP HR S P ERA WHIP	IP WLS BF H R ER SO BB IBB HBP BLK WP HR S P ERA WHIP	IP WLS BF H R ER SO BB IBB HBP BLK WP HR S P ERA WHIP	IP WLS BF H R ER SO BB IBB HBP BLK WP HR S P ERA WHIP	IP WLS BF H R ER SO BB IBB HBP BLK WP HR S P ERA WHIP

Texas Rangers @ Miami Marlins  
loanDepot park, Miami, FL  
Thu Jul 21 2022, 1:14 PM - 4:19 PM EDT  
Att. 9,524 - Dome - 72 F

AB 33  
R 0  
H 7  
RBI 0  
BB 3  
SO 7  
LOB 20



Batter	1	2	3	4	5	6	7	8	9	AB	R	H	RBI	BB	SO	LOB	TOP			
18 Joey Wendle, L (1,4) OBP: 0.346, SLG: 0.411	L8		G5-3 26 1B	G5-3 2H 1B		L1-4 26 1H 2B		G4-3		5	0	3	2	0	0	0				
26 Garrett Cooper, R (1,3) OBP: 0.345, SLG: 0.426	FC3-4 15 99 1B		G5-3	G6-3		L1-4			K	4	0	0	0	1	1	3				
99 Jesús Aguilar, R (1,10) OBP: 0.300, SLG: 0.398	FC3-4 15		G6-3		F7		G4-3		G5-4-3 15 1B	5	0	2	0	0	0	1				
15 Brian Anderson, R (1,5) OBP: 0.351, SLG: 0.384	FC3-4 24 FC6-4			G6-3 24 1B		G5-3		G5-3	G5-4-3	5	1	1	0	0	0	3				
24 Avisail García, R (1,9) OBP: 0.289, SLG: 0.332	FC6-4			G5-3 11 2B 7 WP		G5-3		HR		4	2	2	1	0	0	2				
11 Miguel Rojas, R (1,6) OBP: 0.289, SLG: 0.358	L8			WP 54 G5-3 2B		G3		2B		4	1	2	1	0	0	0				
12 Jorge Soler, R (1,7) OBP: 0.293, SLG: 0.400	K		G5-3			7 2B 54 1B		F8		3	1	1	0	0	1	2				
14 Bryan De La Cruz, R (7,7) OBP: 0.299, SLG: 0.353										1	0	0	0	0	0	1				
7 Jesús Sánchez, L (1,8) OBP: 0.266, SLG: 0.382	L5			54 G5-3 1B				F9		3	2	1	0	1	0	0				
54 Nick Fortes, R (1,2) OBP: 0.333, SLG: 0.440			K	G5-3		18 2B		L9		4	1	1	3	0	1	1				
<b>Inning Stats</b>	R: 0 H: 1 E: 0 K: 0 S: 10	H: 1 LOB: 2 BB: 1 P: 18	R: 0 H: 0 E: 0 K: 1 S: 10	H: 0 LOB: 0 BB: 0 P: 15	R: 0 H: 1 E: 0 K: 1 S: 10	H: 1 LOB: 1 BB: 0 P: 14	R: 4 H: 4 E: 0 K: 0 S: 12	H: 4 LOB: 1 BB: 1 P: 18	R: 0 H: 0 E: 0 K: 0 S: 4	H: 0 LOB: 0 BB: 0 P: 6	R: 1 H: 2 E: 0 K: 0 S: 14	H: 2 LOB: 1 BB: 0 P: 21	R: 0 H: 0 E: 0 K: 0 S: 8	H: 0 LOB: 0 BB: 0 P: 9	R: 0 H: 1 E: 0 K: 1 S: 10	H: 1 LOB: 0 BB: 0 P: 12	1B: 8 2B: 5 3B: 0 HR: 1	SF: 0 SAC: 0 DP: 2 HBP: 0	WP: 1 PB: 0 SB: 0 CS: 0	PA: 40
<b>PITCHER</b>	IP WLS BF H R ER SO BB IBB HBP BLK WP HR S P ERA WHIP	5.1 L 27 9 7 7 2 2 0 0 0 0 1 0 57 89 11.81 2.062	6.1 2.2 10 3 1 1 0 0 0 0 0 0 1 25 34 3.38 1.125	9.1 1.0 3 1 0 0 1 0 0 0 0 0 0 10 12 0.00 1.000	<b>PITCHER</b>										IP WLS BF H R ER SO BB IBB HBP BLK WP HR S P ERA WHIP					

Miami Marlins @ Pittsburgh Pirates  
PNC Park, Pittsburgh, PA  
Fri Jul 22 2022, 7:06 PM - 9:47 PM EDT  
Att: 22,316 - Partly Cloudy - 90 F

AB	38
R	8
H	13
RBI	7
BB	2
SO	3
LOB	13



Batter	1	2	3	4	5	6	7	8	9	AB	R	H	RBI	BB	SO	LOB	BOTTOM					
27 Kevin Newman, R (1,6) OBP: 0.316, SLG: 0.363	13 1B BB		L6			F9			K	3	0	0	0	1	1	0						
13 Ke'Bryan Hayes, R (1,5) OBP: 0.324, SLG: 0.355			P4			G6-3			K	4	0	1	0	0	1	0						
2 Michael Chavis, R (1,3) OBP: 0.276, SLG: 0.412	K		G6-3			G5-3			L4	4	0	0	0	0	1	2						
25 Yoshi Tsutsugo, L (1,10) OBP: 0.260, SLG: 0.240	K		K			K			K	3	0	0	0	0	3	2						
64 Diego Castillo, R (1,4) OBP: 0.244, SLG: 0.376	K		F9			G6-3			G6-3	3	0	0	0	0	1	2						
31 Cal Mitchell, L (1,9) OBP: 0.227, SLG: 0.315			K			G3			F7	3	0	0	0	0	1	0						
41 Jake Marisnick, R (1,8) OBP: 0.272, SLG: 0.390	F8					P4			F8	3	0	0	0	0	0	0						
18 Ben Gamel, L (1,7) OBP: 0.330, SLG: 0.378	P6					K			G5-3	3	0	0	0	0	1	0						
61 Jason Delay, R (1,2) OBP: 0.361, SLG: 0.500			HR			K			K	3	1	1	1	0	2	0						
<b>Inning Stats</b>	R: 0 H: 1 E: 0 K: 3 S: 18	H: 0 LOB: 2 BB: 1 P: 28	R: 0 H: 0 E: 0 K: 1 S: 7	H: 0 LOB: 0 BB: 0 P: 7	R: 1 H: 1 E: 0 K: 0 S: 9	H: 1 LOB: 0 BB: 0 P: 12	R: 0 H: 0 E: 0 K: 1 S: 6	H: 0 LOB: 0 BB: 0 P: 7	R: 0 H: 0 E: 0 K: 2 S: 10	H: 0 LOB: 0 BB: 0 P: 14	R: 0 H: 0 E: 0 K: 0 S: 8	H: 0 LOB: 0 BB: 0 P: 11	R: 0 H: 0 E: 0 K: 1 S: 8	H: 0 LOB: 0 BB: 0 P: 12	R: 0 H: 0 E: 0 K: 1 S: 9	H: 0 LOB: 0 BB: 0 P: 15	R: 0 H: 0 E: 0 K: 2 S: 9	H: 0 LOB: 0 BB: 0 P: 11	1B: 1 2B: 0 3B: 0 HR: 1	SF: 0 SAC: 0 DP: 0 HBP: 0	WP: 0 PB: 0 SB: 0 CS: 0	PA: 30
<b>PITCHER</b>	IP WLS BF H R ER SO BB IBB HBP BLK WP HR S P ERA WHIP	6.0 W 21 2 1 1 1 0 0 0 0 0 0 8 12 0.00 0.500	7.1 1.0 3 0 0 0 1 0 0 0 0 0 0 8 12 0.00 0.000	8.1 1.0 3 0 0 0 1 0 0 0 0 0 0 9 15 0.00 0.000	9.1 1.0 3 0 0 0 2 0 0 0 0 0 0 9 11 0.00 0.000	<b>PITCHER</b>										IP WLS BF H R ER SO BB IBB HBP BLK WP HR S P ERA WHIP						

Miami Marlins @ Pittsburgh Pirates  
PNC Park, Pittsburgh, PA  
Fri Jul 22 2022, 7:06 PM - 9:47 PM EDT  
Att: 22,316 - Partly Cloudy - 90 F

AB	29
R	1
H	2
RBI	1
BB	1
SO	11
LOB	6




Batter	1	2	3	4	5	6	7	8	9	AB	R	H	RBI	BB	SO	LOB	TOP										
11 Miguel Rojas, R OBP: 0.289, SLG: 0.357	G6-3		G6-4-3			G6-3		G6-3		4	0	1	0	0	0	2	<b>Miami Marlins @ Pittsburgh Pirates</b> PNC Park, Pittsburgh, PA Sat Jul 23, 2022, 7:08 PM - 10:09 PM EDT Att: 22,560 - Partly Cloudy - 73 F										
54 Nick Fortes, R OBP: 0.330, SLG: 0.423	K			G1-3		HBP		P4		3	0	0	0	0	1	2											
99 Jesús Aguilar, R OBP: 0.299, SLG: 0.396	K					F8			K	4	0	1	0	0	2	1											
15 Brian Anderson, R OBP: 0.346, SLG: 0.378 67 JJ Bleday, L		G6-3								3	0	0	0	0	1	1											
24 Avisail García, R OBP: 0.268, SLG: 0.331	F8								BB	0	0	0	0	1	0	0											
18 Joey Wendle, L OBP: 0.337, SLG: 0.400	K									4	0	1	0	0	1	1											
14 Bryan De La Cruz, R OBP: 0.260, SLG: 0.352			F7							4	0	0	0	0	1	4											
46 Luke Williams, R OBP: 0.333, SLG: 0.367 26 Garrett Cooper, R OBP: 0.287, SLG: 0.423 6 Billy Hamilton, S OBP: 0.143, SLG: 0.143			E5							3	0	1	0	0	1	0											
58 Jacob Stallings, R OBP: 0.242, SLG: 0.230 7 Jesús Sánchez, L OBP: 0.265, SLG: 0.381 36 Dylan Floro, L										2	0	1	0	0	0	1											
										1	0	0	0	0	0	0											
<b>Inning Stats</b>	R: 0 H: 0 E: 0 K: 2 S: 9	H: 0 LOB: 0 BB: 0 P: 10	R: 0 H: 0 E: 0 K: 1 S: 8	H: 0 LOB: 0 BB: 0 P: 12	R: 0 H: 1 E: 1 K: 0 S: 9	H: 1 LOB: 1 BB: 0 P: 14	R: 0 H: 2 E: 0 K: 1 S: 12	H: 2 LOB: 2 BB: 0 P: 19	R: 0 H: 1 E: 0 K: 0 S: 7	H: 1 LOB: 0 BB: 0 P: 11	R: 0 H: 0 E: 0 K: 0 S: 3	H: 0 LOB: 0 BB: 0 P: 9	R: 0 H: 0 E: 1 K: 0 S: 4	H: 0 LOB: 0 BB: 0 P: 6	R: 0 H: 1 E: 0 K: 2 S: 10	H: 1 LOB: 2 BB: 0 P: 17	R: 0 H: 0 E: 0 K: 2 S: 10	H: 0 LOB: 1 BB: 1 P: 17	1B: 5 2B: 0 3B: 0 HR: 0	SF: 0 SAC: 0 DP: 3 HBP: 2	WP: 0 PB: 0 SB: 0 CS: 1	PA: 33					
<b>PITCHER</b>	IP	WLS	BF	H	R	ER	SO	BB	IBB	HBP	BLK	WP	HR	S	P	ERA	WHIP										
62 Jose Quintana, L ERA: 3.7	7.0	W	24	4	0	0	4	0	0	1	0	0	0	52	81	0.00	0.571										
29 Will Crowe, R ERA: 3.25	1.0	H	5	1	0	0	2	0	0	1	0	0	0	10	17	0.00	1.000										
51 David Bednar, R ERA: 2.82	1.0	S	4	0	0	0	2	1	0	0	0	0	0	10	17	0.00	1.000										

Batter	1	2	3	4	5	6	7	8	9	AB	R	H	RBI	BB	SO	LOB	BOTTOM										
27 Kevin Newman, R OBP: 0.324, SLG: 0.372	P3					F8				3	0	1	0	1	0	0	<b>Miami Marlins @ Pittsburgh Pirates</b> PNC Park, Pittsburgh, PA Sat Jul 23, 2022, 7:08 PM - 10:09 PM EDT Att: 22,560 - Partly Cloudy - 73 F										
24 Greg Allen, S OBP: 0.250, SLG: 0.250	K									4	0	1	0	0	2	3											
13 Ke'Bryan Hayes, R OBP: 0.323, SLG: 0.352			FC			G4-3				3	0	0	0	1	0	3											
18 Ben Gamel, L OBP: 0.333, SLG: 0.377	G4-3									3	1	1	0	1	0	1											
31 Cal Mitchell, L OBP: 0.238, SLG: 0.316 41 Jake Marsnick, R OBP: 0.272, SLG: 0.390		F7								3	0	1	0	1	1	3											
26 Josh VanMeter, L OBP: 0.252, SLG: 0.307 2 Michael Chavis, R OBP: 0.278, SLG: 0.413		E1								2	0	1	0	0	0	0											
15 Oneil Cruz, L OBP: 0.241, SLG: 0.392										2	0	1	0	0	1	2											
25 Yoshi Tsutsugo, L OBP: 0.260, SLG: 0.240										4	0	1	0	0	1	5											
54 Tyler Heineman, S OBP: 0.260, SLG: 0.255										4	0	1	1	0	0	4											
										3	0	1	0	0	0	2											
<b>Inning Stats</b>	R: 0 H: 0 E: 0 K: 1 S: 7	H: 1 LOB: 1 BB: 1 P: 12	R: 0 H: 1 E: 1 K: 0 S: 8	H: 1 LOB: 1 BB: 0 P: 12	R: 0 H: 2 E: 0 K: 2 S: 19	H: 2 LOB: 3 BB: 1 P: 28	R: 0 H: 1 E: 0 K: 0 S: 5	H: 1 LOB: 0 BB: 0 P: 7	R: 0 H: 1 E: 0 K: 0 S: 8	H: 1 LOB: 1 BB: 0 P: 10	R: 1 H: 3 E: 0 K: 1 S: 14	H: 3 LOB: 2 BB: 0 P: 20	R: 0 H: 0 E: 0 K: 0 S: 5	H: 0 LOB: 0 BB: 1 P: 11	R: 0 H: 1 E: 0 K: 1 S: 11	H: 1 LOB: 2 BB: 1 P: 22	1B: 8 2B: 2 3B: 0 HR: 0	SF: 0 SAC: 0 DP: 2 HBP: 0	WP: 1 PB: 0 SB: 0 CS: 0	PA: 35							
<b>PITCHER</b>	IP	WLS	BF	H	R	ER	SO	BB	IBB	HBP	BLK	WP	HR	S	P	ERA	WHIP										
23 Max Meyer, R ERA: 7.5	0.2													5	10	0.00	1.500										
56 Zach Pop, R ERA: 2.2	1.1													10	14	0.00	0.750										
51 Tommy Nance, R ERA: 5.76	1.0													19	28	0.00	3.000										
35 Richard Bleier, L ERA: 3.86	2.0													13	17	0.00	1.000										
66 Tanner Scott, L ERA: 4.43	2.0	L	9	3	1	1	1	1	0	0	0	0	0	19	31	4.50	2.000										
<b>PITCHER</b>	IP	WLS	BF	H	R	ER	SO	BB	IBB	HBP	BLK	WP	HR	S	P	ERA	WHIP										
36 Dylan Floro, R ERA: 3.76	1.0													5	11	0.00	2.000										

AB	30
R	0
H	5
RBI	0
BB	1
SO	8
LOB	14



AB	31
R	1
H	9
RBI	1
BB	4
SO	5
LOB	23





Batter	1	2	3	4	5	6	7	8	9	AB	R	H	RBI	BB	SO	LOB	TOP			
11 Miguel Rojas, R OBP: 0.288, SLG: 0.354										4	0	1	0	0	1	3	<b>Miami Marlins @ Cincinnati Reds</b> Great American Ball Park, Cincinnati, OH Mon Jul 25 2022, 6:43 PM - 9:58 PM EDT Att: 12,948 - Cloudy - 80 F			
54 Nick Fortes, R OBP: 0.344, SLG: 0.427										3	1	1	0	1	0	0				
99 Jesús Aguilar, R OBP: 0.295, SLG: 0.388										4	0	0	0	0	2	4				
24 Avisaíl García, R OBP: 0.265, SLG: 0.326										3	0	1	1	0	1	3				
7 Jesús Sánchez, L OBP: 0.207, SLG: 0.379										0	0	0	0	1	0	0				
67 JJ Bleday, L OBP: 0.444, SLG: 0.625										4	1	1	0	0	2	2				
14 Bryan De La Cruz, R OBP: 0.299, SLG: 0.363										4	0	0	0	0	2	1				
37 Williams Astudillo, R OBP: 0.261, SLG: 0.311										4	0	1	0	0	0	1				
46 Luke Williams, R OBP: 0.329, SLG: 0.359										4	0	1	0	0	1	0				
58 Jacob Stallings, R OBP: 0.253, SLG: 0.235										2	0	1	0	1	1	2				
6 Billy Hamilton, S OBP: 0.143, SLG: 0.143										0	0	0	0	0	0	0				
<b>Inning Stats</b>	R: 1 E: 0 K: 2 S: 14	H: 2 LOB: 1 BB: 0 P: 22	R: 0 E: 0 K: 2 S: 11	H: 0 LOB: 0 BB: 1 P: 15	R: 0 E: 0 K: 1 S: 10	H: 2 LOB: 2 BB: 1 P: 16	R: 1 E: 0 K: 1 S: 11	H: 1 LOB: 0 BB: 0 P: 16	R: 0 E: 0 K: 3 S: 10	H: 0 LOB: 0 BB: 0 P: 14	R: 0 E: 0 K: 1 S: 9	H: 2 LOB: 2 BB: 0 P: 13	R: 0 E: 0 K: 0 S: 9	H: 0 LOB: 1 BB: 1 P: 16	R: 0 E: 0 K: 0 S: 7	H: 0 LOB: 0 BB: 0 P: 9	1B: 6 2B: 2 3B: 0 HR: 0	SF: 0 SAC: 0 DP: 2 HBP: 0	WP: 2 PB: 0 SB: 1 CS: 0	PA: 35
<b>PITCHER</b>	IP WLS BF H R ER SO BB IBB HBP BLK WP HR S P ERA WHIP	IP WLS BF H R ER SO BB IBB HBP BLK WP HR S P ERA WHIP	IP WLS BF H R ER SO BB IBB HBP BLK WP HR S P ERA WHIP	IP WLS BF H R ER SO BB IBB HBP BLK WP HR S P ERA WHIP	IP WLS BF H R ER SO BB IBB HBP BLK WP HR S P ERA WHIP	IP WLS BF H R ER SO BB IBB HBP BLK WP HR S P ERA WHIP	IP WLS BF H R ER SO BB IBB HBP BLK WP HR S P ERA WHIP	IP WLS BF H R ER SO BB IBB HBP BLK WP HR S P ERA WHIP	IP WLS BF H R ER SO BB IBB HBP BLK WP HR S P ERA WHIP	IP WLS BF H R ER SO BB IBB HBP BLK WP HR S P ERA WHIP	IP WLS BF H R ER SO BB IBB HBP BLK WP HR S P ERA WHIP	IP WLS BF H R ER SO BB IBB HBP BLK WP HR S P ERA WHIP	IP WLS BF H R ER SO BB IBB HBP BLK WP HR S P ERA WHIP	IP WLS BF H R ER SO BB IBB HBP BLK WP HR S P ERA WHIP	IP WLS BF H R ER SO BB IBB HBP BLK WP HR S P ERA WHIP	IP WLS BF H R ER SO BB IBB HBP BLK WP HR S P ERA WHIP	IP WLS BF H R ER SO BB IBB HBP BLK WP HR S P ERA WHIP	IP WLS BF H R ER SO BB IBB HBP BLK WP HR S P ERA WHIP		

Batter	1	2	3	4	5	6	7	8	9	AB	R	H	RBI	BB	SO	LOB	BOTTOM			
6 Jonathan India, R OBP: 0.306, SLG: 0.389										4	2	3	4	1	0	0	<b>Miami Marlins @ Cincinnati Reds</b> Great American Ball Park, Cincinnati, OH Mon Jul 25 2022, 6:43 PM - 9:58 PM EDT Att: 12,948 - Cloudy - 80 F			
22 Brandon Drury, R OBP: 0.333, SLG: 0.523										4	2	1	3	1	0	2				
28 Tommy Pham, R OBP: 0.322, SLG: 0.381										5	1	2	0	0	1	2				
19 Joey Votto, L OBP: 0.325, SLG: 0.386										4	0	1	0	1	3	3				
57 Stuart Fairchild, R OBP: 0.208, SLG: 0.238										0	0	0	0	0	0	0				
17 Kyle Farmer, R OBP: 0.331, SLG: 0.387										4	2	2	1	1	0	3				
7 Donovan Solano, R OBP: 0.383, SLG: 0.471										5	0	3	2	0	0	1				
4 Matt Reynolds, R OBP: 0.332, SLG: 0.365										4	1	2	1	0	1	2				
15 Nick Senzel, R OBP: 0.316, SLG: 0.327										3	2	1	0	1	1	4				
26 Michael Papierski, S OBP: 0.285, SLG: 0.143										4	1	1	0	0	1	5				
<b>Inning Stats</b>	R: 0 E: 0 K: 2 S: 12	H: 1 LOB: 1 BB: 0 P: 17	R: 0 E: 0 K: 2 S: 14	H: 1 LOB: 2 BB: 1 P: 21	R: 3 E: 0 K: 1 S: 22	H: 4 LOB: 1 BB: 0 P: 28	R: 3 E: 0 K: 0 S: 18	H: 4 LOB: 2 BB: 1 P: 28	R: 4 E: 0 K: 0 S: 14	H: 3 LOB: 0 BB: 1 P: 25	R: 1 E: 0 K: 2 S: 17	H: 3 LOB: 2 BB: 0 P: 26	R: 0 E: 0 K: 0 S: 6	H: 0 LOB: 0 BB: 1 P: 13	R: 0 E: 0 K: 0 S: 3	H: 0 LOB: 1 BB: 1 P: 8	1B: 10 2B: 4 3B: 0 HR: 2	SF: 0 SAC: 0 DP: 2 HBP: 0	WP: 0 PB: 0 SB: 0 CS: 0	PA: 42
<b>PITCHER</b>	IP WLS BF H R ER SO BB IBB HBP BLK WP HR S P ERA WHIP	IP WLS BF H R ER SO BB IBB HBP BLK WP HR S P ERA WHIP	IP WLS BF H R ER SO BB IBB HBP BLK WP HR S P ERA WHIP	IP WLS BF H R ER SO BB IBB HBP BLK WP HR S P ERA WHIP	IP WLS BF H R ER SO BB IBB HBP BLK WP HR S P ERA WHIP	IP WLS BF H R ER SO BB IBB HBP BLK WP HR S P ERA WHIP	IP WLS BF H R ER SO BB IBB HBP BLK WP HR S P ERA WHIP	IP WLS BF H R ER SO BB IBB HBP BLK WP HR S P ERA WHIP	IP WLS BF H R ER SO BB IBB HBP BLK WP HR S P ERA WHIP	IP WLS BF H R ER SO BB IBB HBP BLK WP HR S P ERA WHIP	IP WLS BF H R ER SO BB IBB HBP BLK WP HR S P ERA WHIP	IP WLS BF H R ER SO BB IBB HBP BLK WP HR S P ERA WHIP	IP WLS BF H R ER SO BB IBB HBP BLK WP HR S P ERA WHIP	IP WLS BF H R ER SO BB IBB HBP BLK WP HR S P ERA WHIP	IP WLS BF H R ER SO BB IBB HBP BLK WP HR S P ERA WHIP	IP WLS BF H R ER SO BB IBB HBP BLK WP HR S P ERA WHIP	IP WLS BF H R ER SO BB IBB HBP BLK WP HR S P ERA WHIP	IP WLS BF H R ER SO BB IBB HBP BLK WP HR S P ERA WHIP		





Batter	1	2	3	4	5	6	7	8	9	AB	R	H	RBI	BB	SO	LOB	TOP							
18 Joey Wendle, L (1,6) OBP: 0.347, SLG: 0.406										5	0	3	2	0	1	0	Miami Marlins @ Cincinnati Reds Great American Ball Park, Cincinnati, OH Tue Jul 26 2022, 6:44 PM - 9:27 PM EDT Att: 14,937 - Partly Cloudy - 81 F							
37 Wilians Astudillo, R (1,4) OBP: 0.255, SLG: 0.300										5	0	1	0	0	1	3								
67 JJ Bleday, L (1,8) OBP: 0.286, SLG: 0.385										5	0	0	0	0	0	5								
24 Avisaíl García, R (1,10) OBP: 0.268, SLG: 0.328										4	0	2	0	0	2	0								
6 Billy Hamilton, S (8, PR) OBP: 0.143, SLG: 0.143										0	0	0	0	0	0	0								
34 Lewin Díaz, L (1,3) OBP: 0.071, SLG: 0.143										4	0	0	0	0	1	2								
14 Bryan De La Cruz, R (1,9) OBP: 0.284, SLG: 0.363										3	0	1	0	1	1	2								
7 Jesús Sánchez, L (1,7) OBP: 0.270, SLG: 0.382										3	1	1	0	1	1	3								
46 Luke Williams, R (1,5) OBP: 0.324, SLG: 0.353										4	1	1	0	0	1	4								
58 Jacob Stallings, R (1,2) OBP: 0.257, SLG: 0.240										4	0	2	0	0	2	2								
<b>Inning Stats</b>	R: 0 E: 0 K: 1 S: 8	H: 0 LOB: 0 BB: 0 P: 11	R: 0 E: 0 K: 2 S: 18	H: 2 LOB: 2 BB: 0 P: 25	R: 0 E: 0 K: 0 S: 7	H: 1 LOB: 0 BB: 0 P: 9	R: 0 E: 0 K: 1 S: 6	H: 0 LOB: 0 BB: 0 P: 8	R: 2 E: 0 K: 1 S: 17	H: 4 LOB: 2 BB: 0 P: 25	R: 0 E: 0 K: 1 S: 7	H: 0 LOB: 1 BB: 1 P: 13	R: 0 E: 0 K: 0 S: 16	H: 2 LOB: 2 BB: 0 P: 25	R: 0 E: 0 K: 2 S: 11	H: 1 LOB: 2 BB: 1 P: 18	R: 0 E: 0 K: 2 S: 11	H: 1 LOB: 0 BB: 0 P: 12	1B: 10 2B: 1 3B: 0 HR: 0	SF: 0 SAC: 0 DP: 0 HBP: 0	WP: 1 PB: 0 SB: 3 CS: 0	PA: 39		
<b>PITCHER</b>	IP WLS BF H R ER SO BB IBB HBP BLK WP HR S P ERA WHIP	IP WLS BF H R ER SO BB IBB HBP BLK WP HR S P ERA WHIP	IP WLS BF H R ER SO BB IBB HBP BLK WP HR S P ERA WHIP	IP WLS BF H R ER SO BB IBB HBP BLK WP HR S P ERA WHIP	IP WLS BF H R ER SO BB IBB HBP BLK WP HR S P ERA WHIP	IP WLS BF H R ER SO BB IBB HBP BLK WP HR S P ERA WHIP	IP WLS BF H R ER SO BB IBB HBP BLK WP HR S P ERA WHIP	IP WLS BF H R ER SO BB IBB HBP BLK WP HR S P ERA WHIP	IP WLS BF H R ER SO BB IBB HBP BLK WP HR S P ERA WHIP	IP WLS BF H R ER SO BB IBB HBP BLK WP HR S P ERA WHIP	IP WLS BF H R ER SO BB IBB HBP BLK WP HR S P ERA WHIP	IP WLS BF H R ER SO BB IBB HBP BLK WP HR S P ERA WHIP	IP WLS BF H R ER SO BB IBB HBP BLK WP HR S P ERA WHIP	IP WLS BF H R ER SO BB IBB HBP BLK WP HR S P ERA WHIP	IP WLS BF H R ER SO BB IBB HBP BLK WP HR S P ERA WHIP	IP WLS BF H R ER SO BB IBB HBP BLK WP HR S P ERA WHIP	IP WLS BF H R ER SO BB IBB HBP BLK WP HR S P ERA WHIP	IP WLS BF H R ER SO BB IBB HBP BLK WP HR S P ERA WHIP	IP WLS BF H R ER SO BB IBB HBP BLK WP HR S P ERA WHIP	IP WLS BF H R ER SO BB IBB HBP BLK WP HR S P ERA WHIP	IP WLS BF H R ER SO BB IBB HBP BLK WP HR S P ERA WHIP	IP WLS BF H R ER SO BB IBB HBP BLK WP HR S P ERA WHIP	IP WLS BF H R ER SO BB IBB HBP BLK WP HR S P ERA WHIP	IP WLS BF H R ER SO BB IBB HBP BLK WP HR S P ERA WHIP

Batter	1	2	3	4	5	6	7	8	9	AB	R	H	RBI	BB	SO	LOB	BOTTOM							
6 Jonathan India, R (1,4) OBP: 0.305, SLG: 0.386										4	0	1	0	0	2	0	Miami Marlins @ Cincinnati Reds Great American Ball Park, Cincinnati, OH Tue Jul 26 2022, 6:44 PM - 9:27 PM EDT Att: 14,937 - Partly Cloudy - 81 F							
22 Brandon Drury, R (1,5) OBP: 0.330, SLG: 0.517										4	0	0	0	0	1	1								
28 Tommy Pham, R (1,7) OBP: 0.320, SLG: 0.377										3	0	0	0	0	2	1								
19 Joey Votto, L (1,3) OBP: 0.322, SLG: 0.382										3	0	0	0	0	1	1								
9 Mike Moustakas, L (1,10) OBP: 0.300, SLG: 0.349										3	1	1	1	0	2	0								
12 Tyler Naquin, L (1,9) OBP: 0.305, SLG: 0.429										3	0	0	0	0	1	0								
17 Kyle Farmer, R (1,6) OBP: 0.328, SLG: 0.383										3	0	0	0	0	2	0								
15 Nick Senzel, R (1,8) OBP: 0.312, SLG: 0.323										3	0	0	0	0	0	0								
26 Michael Papierski, S (1,2) OBP: 0.255, SLG: 0.136										2	0	0	0	0	1	0								
7 Donovan Solano, R (9, PH) OBP: 0.379, SLG: 0.465										1	0	0	0	0	0	0								
<b>Inning Stats</b>	R: 0 E: 0 K: 2 S: 11	H: 1 LOB: 1 BB: 0 P: 18	R: 0 E: 0 K: 3 S: 10	H: 0 LOB: 0 BB: 0 P: 14	R: 0 E: 0 K: 0 S: 8	H: 0 LOB: 0 BB: 0 P: 12	R: 0 E: 0 K: 0 S: 5	H: 0 LOB: 0 BB: 0 P: 9	R: 1 E: 0 K: 1 S: 13	H: 1 LOB: 0 BB: 0 P: 19	R: 0 E: 0 K: 3 S: 10	H: 0 LOB: 0 BB: 0 P: 12	R: 0 E: 0 K: 2 S: 7	H: 0 LOB: 0 BB: 0 P: 10	R: 0 E: 0 K: 0 S: 5	H: 0 LOB: 0 BB: 0 P: 7	R: 0 E: 0 K: 1 S: 7	H: 0 LOB: 0 BB: 0 P: 11	1B: 1 2B: 0 3B: 0 HR: 1	SF: 0 SAC: 0 DP: 0 HBP: 0	WP: 0 PB: 0 SB: 0 CS: 0	PA: 29		
<b>PITCHER</b>	IP WLS BF H R ER SO BB IBB HBP BLK WP HR S P ERA WHIP	IP WLS BF H R ER SO BB IBB HBP BLK WP HR S P ERA WHIP	IP WLS BF H R ER SO BB IBB HBP BLK WP HR S P ERA WHIP	IP WLS BF H R ER SO BB IBB HBP BLK WP HR S P ERA WHIP	IP WLS BF H R ER SO BB IBB HBP BLK WP HR S P ERA WHIP	IP WLS BF H R ER SO BB IBB HBP BLK WP HR S P ERA WHIP	IP WLS BF H R ER SO BB IBB HBP BLK WP HR S P ERA WHIP	IP WLS BF H R ER SO BB IBB HBP BLK WP HR S P ERA WHIP	IP WLS BF H R ER SO BB IBB HBP BLK WP HR S P ERA WHIP	IP WLS BF H R ER SO BB IBB HBP BLK WP HR S P ERA WHIP	IP WLS BF H R ER SO BB IBB HBP BLK WP HR S P ERA WHIP	IP WLS BF H R ER SO BB IBB HBP BLK WP HR S P ERA WHIP	IP WLS BF H R ER SO BB IBB HBP BLK WP HR S P ERA WHIP	IP WLS BF H R ER SO BB IBB HBP BLK WP HR S P ERA WHIP	IP WLS BF H R ER SO BB IBB HBP BLK WP HR S P ERA WHIP	IP WLS BF H R ER SO BB IBB HBP BLK WP HR S P ERA WHIP	IP WLS BF H R ER SO BB IBB HBP BLK WP HR S P ERA WHIP	IP WLS BF H R ER SO BB IBB HBP BLK WP HR S P ERA WHIP	IP WLS BF H R ER SO BB IBB HBP BLK WP HR S P ERA WHIP	IP WLS BF H R ER SO BB IBB HBP BLK WP HR S P ERA WHIP	IP WLS BF H R ER SO BB IBB HBP BLK WP HR S P ERA WHIP	IP WLS BF H R ER SO BB IBB HBP BLK WP HR S P ERA WHIP	IP WLS BF H R ER SO BB IBB HBP BLK WP HR S P ERA WHIP	IP WLS BF H R ER SO BB IBB HBP BLK WP HR S P ERA WHIP



Batter	1	2	3	4	5	6	7	8	9	AB	R	H	RBI	BB	SO	LOB	TOP								
18 Joey Wendle, L (1,6) OBP: 0.339, SLG: 0.396	G4-3		P5		G4-3		K			4	0	0	0	0	1	2									
99 Jesús Aguilar, R (1,10) OBP: 0.292, SLG: 0.383	K		G4-3			P3		L9		4	0	0	0	0	1	0									
67 JJ Bleday, L (1,8) OBP: 0.278, SLG: 0.529	K					K		G4-3		4	1	1	1	0	2	0									
24 Avisail García, R (1,9) OBP: 0.267, SLG: 0.327		F7				G4-3		G6-3		4	0	1	0	0	0	0									
34 Lewin Díaz, L (1,3) OBP: 0.222, SLG: 0.235		1B			L4					3	1	2	0	1	0	1									
37 Williams Astudillo, R (1,4) OBP: 0.255, SLG: 0.296		1B			L9					4	0	1	0	0	0	3									
7 Jesús Sánchez, L (1,7) OBP: 0.270, SLG: 0.384					P5					4	0	1	1	0	1	3									
54 Nick Fortes, R (1,2) OBP: 0.344, SLG: 0.459						G1-6-3				3	1	1	1	0	1	2									
46 Luke Williams, R (1,5) OBP: 0.312, SLG: 0.338						G5-3				3	0	0	0	0	2	2									
Inning Stats	R: 0 E: 0 K: 2 S: 10	H: 0 LOB: 0 BB: 0 P: 12	R: 0 E: 0 K: 1 S: 9	H: 1 LOB: 1 BB: 0 P: 11	R: 1 E: 0 K: 1 S: 9	H: 1 LOB: 0 BB: 0 P: 12	R: 1 E: 0 K: 0 S: 8	H: 2 LOB: 1 BB: 0 P: 13	R: 0 E: 0 K: 1 S: 8	H: 0 LOB: 0 BB: 0 P: 13	R: 1 E: 0 K: 3 S: 14	H: 2 LOB: 2 BB: 1 P: 23	R: 0 E: 0 K: 0 S: 8	H: 0 LOB: 0 BB: 0 P: 9	R: 0 E: 0 K: 0 S: 8	H: 1 LOB: 0 BB: 0 P: 10	1B: 4 2B: 1 3B: 0 HR: 2	SF: 0 SAC: 0 DP: 1 HBP: 0	WP: 0 PB: 0 SB: 0 CS: 0	PA: 34					
PITCHER	IP	WLS	BF	H	R	ER	SO	BB	IBB	HBP	BLK	WP	HR	S	P	ERA	WHIP								
58 Luis Castillo, R (1,1) ERA: 2.86	7.0	W	28	6	3	3	8	1	0	0	0	0	2	62	92	3.86	1.000								
43 Alexis Díaz, R (8,1) ERA: 1.98	1.0	H	3	0	0	0	0	0	0	0	0	0	0	8	9	0.00	0.000								
54 Hunter Strickland, R (9,1) ERA: 4.95	1.0	S	3	1	0	0	0	0	0	0	0	0	0	8	10	0.00	1.000								

Miami Marlins @ Cincinnati Reds  
Great American Ball Park, Cincinnati, OH  
Wed Jul 27 2022, 6:43 PM - 9:14 PM EDT  
Att: 11,387 - Partly Cloudy - 83 F

AB 33  
R 3  
H 7  
RBI 3  
BB 1  
SO 8  
LOB 13



Batter	1	2	3	4	5	6	7	8	9	AB	R	H	RBI	BB	SO	LOB	BOTTOM								
6 Jonathan India, R (1,4) OBP: 0.304, SLG: 0.383	28 CS 22 BB 1B	F8			K		L7			4	0	1	0	0	1	0									
22 Brandon Drury, R (1,5) OBP: 0.329, SLG: 0.512	17 BB 2B	L8			K		K			3	1	0	0	1	2	0									
28 Tommy Pham, R (1,7) OBP: 0.322, SLG: 0.378	17 BB 2B				G6-3		K			4	2	2	0	0	1	0									
19 Joey Votto, L (1,3) OBP: 0.321, SLG: 0.377	K				K		K			3	0	0	0	0	3	2									
17 Kyle Farmer, R (1,6) OBP: 0.327, SLG: 0.384	7 BB 2B				K		F9			4	1	1	2	0	1	2									
7 Donovan Solano, R (1,10) OBP: 0.384, SLG: 0.489	4 WP 1B 2B	F8								4	1	2	1	0	1	2									
4 Matt Reynolds, R (1,9) OBP: 0.337, SLG: 0.371		E4 1B					K			3	0	2	2	0	1	1									
57 Stuart Fairchild, R (1,8) OBP: 0.185, SLG: 0.208	K				K		K			3	0	0	0	0	3	4									
26 Michael Papierski, S (1,2) OBP: 0.241, SLG: 0.128		K			P3		K			3	0	0	0	0	2	1									
Inning Stats	R: 4 E: 0 K: 2 S: 23	H: 5 LOB: 1 BB: 1 P: 36	R: 0 E: 0 K: 1 S: 7	H: 0 LOB: 0 BB: 0 P: 14	R: 1 E: 1 K: 2 S: 11	H: 2 LOB: 2 BB: 0 P: 17	R: 0 E: 0 K: 2 S: 8	H: 0 LOB: 0 BB: 0 P: 11	R: 0 E: 0 K: 1 S: 7	H: 0 LOB: 0 BB: 0 P: 9	R: 0 E: 0 K: 3 S: 12	H: 1 LOB: 1 BB: 0 P: 21	R: 0 E: 0 K: 2 S: 9	H: 0 LOB: 0 BB: 0 P: 15	R: 0 E: 0 K: 2 S: 11	H: 0 LOB: 0 BB: 0 P: 12	1B: 5 2B: 3 3B: 0 HR: 0	SF: 0 SAC: 0 DP: 0 HBP: 1	WP: 1 PB: 0 SB: 0 CS: 1	PA: 33					
PITCHER	IP	WLS	BF	H	R	ER	SO	BB	IBB	HBP	BLK	WP	HR	S	P	ERA	WHIP								
60 Braxton Garrett, L (1,1) ERA: 3.96	5.0	L	23	7	5	5	8	1	0	1	0	1	0	56	87	9.00	1.600								
81 Huascar Brazoban, R (8,1) ERA:	2.0		7	1	0	0	5	0	0	0	0	0	0	21	36	0.00	0.500								
36 Dylan Florio, R (8,1) ERA: 3.62	1.0		3	0	0	0	2	0	0	0	0	0	0	11	12	0.00	0.000								

Miami Marlins @ Cincinnati Reds  
Great American Ball Park, Cincinnati, OH  
Wed Jul 27 2022, 6:43 PM - 9:14 PM EDT  
Att: 11,387 - Partly Cloudy - 83 F

AB 31  
R 5  
H 8  
RBI 5  
BB 1  
SO 15  
LOB 12



Batter	1	2	3	4	5	6	7	8	9	AB R H RBI BB SO LOB	TOP									
<b>18 Joey Wendle, L</b> (1, 5) OBP: 0.341, SLG: 0.402										5 1 2 1 0 0 2	<b>Miami Marlins @ Cincinnati Reds</b> Great American Ball Park, Cincinnati, OH Thu Jul 28 2022, 12:41 PM - 4:19 PM EDT Att: 14,506 - Partly Cloudy - 86 F									
<b>99 Jesús Aguilar, R</b> (1, 10) OBP: 0.295, SLG: 0.399										4 1 3 4 0 1 1										
<b>67 JJ Bleday, L</b> (1, 8) OBP: 0.217, SLG: 0.409										5 0 0 0 0 3 5										
<b>24 Avisail García, R</b> (1, 9) OBP: 0.264, SLG: 0.323										4 0 0 0 0 1 1										
<b>34 Lewin Díaz, L</b> (1, 3) OBP: 0.318, SLG: 0.263										2 1 1 0 2 1 0										
<b>11 Miguel Rojas, R</b> (1, 6) OBP: 0.288, SLG: 0.352										4 0 1 1 0 0 2										
<b>14 Bryan De La Cruz, R</b> (1, 7) OBP: 0.260, SLG: 0.357										3 0 0 0 0 2 2										
<b>7 Jesús Sánchez, L</b> (9, PH) OBP: 0.272, SLG: 0.396										1 1 1 1 0 0 0										
<b>46 Luke Williams, R</b> (1, 4) OBP: 0.309, SLG: 0.324										3 1 0 0 1 1 1										
<b>58 Jacob Stallings, R</b> (1, 2) OBP: 0.265, SLG: 0.250										3 1 2 0 0 0 0										
<b>54 Nick Fortes, R</b> (9, PR) OBP: 0.344, SLG: 0.459										0 1 0 0 0 0 0										
<b>Inning Stats</b>	R: 0 E: 0 K: 3 S: 13	H: 1 LOB: 1 BB: 0 P: 18	R: 0 E: 0 K: 0 S: 4	H: 0 LOB: 0 BB: 1 P: 10	R: 2 E: 0 K: 1 S: 9	H: 2 LOB: 0 BB: 0 P: 13	R: 1 E: 0 K: 1 S: 15	H: 2 LOB: 1 BB: 0 P: 22	R: 0 E: 0 K: 1 S: 7	H: 0 LOB: 1 BB: 1 P: 14	R: 1 E: 0 K: 1 S: 10	H: 2 LOB: 1 BB: 0 P: 15	R: 0 E: 0 K: 1 S: 7	H: 0 LOB: 0 BB: 0 P: 11	R: 3 E: 0 K: 1 S: 17	H: 2 LOB: 1 BB: 1 P: 26	1B: 5 2B: 3 3B: 0 HR: 2	SF: 1 SAC: 0 DP: 1 HBP: 1	WP: 0 PB: 1 SB: 0 CS: 1	PA: 39
<b>PITCHER</b>	IP WLS BF H R ER SO BB IBB HBP BLK WP HR S P ERA WHIP											<b>PITCHER</b>	IP WLS BF H R ER SO BB IBB HBP BLK WP HR S P ERA WHIP							
<b>51 Graham Ashcraft, R</b> (1, 1) ERA: 4.64	6.2 29 8 4 3 6 2 0 0 0 0 0 1 63 100 4.05 1.500																			
<b>43 Alexis Díaz, R</b> (7, 1) ERA: 1.91	1.1 H 4 0 0 0 2 0 0 0 0 0 0 10 17 0.00 0.000																			
<b>54 Hunter Strickland, R</b> (9, 1) ERA: 5.7	0.0 L 3 1 3 3 0 1 0 0 1 0 0 1 9 16 ∞ ∞																			
<b>46 Buck Farmer, R</b> (9, 1) ERA: 4.5	1.0 3 1 0 0 1 0 0 0 0 0 0 0 8 10 0.00 1.000																			
<b>Batter</b>	<b>1</b>	<b>2</b>	<b>3</b>	<b>4</b>	<b>5</b>	<b>6</b>	<b>7</b>	<b>8</b>	<b>9</b>	<b>AB R H RBI BB SO LOB</b>	<b>BOTTOM</b>									
<b>6 Jonathan India, R</b> (1, 4) OBP: 0.301, SLG: 0.374										4 1 0 0 1 0 1	<b>Miami Marlins @ Cincinnati Reds</b> Great American Ball Park, Cincinnati, OH Thu Jul 28 2022, 12:41 PM - 4:19 PM EDT Att: 14,506 - Partly Cloudy - 86 F									
<b>22 Brandon Drury, R</b> (1, 3) OBP: 0.332, SLG: 0.515										4 1 2 0 1 1 0										
<b>28 Tommy Pham, R</b> (1, 7) OBP: 0.325, SLG: 0.385										5 1 3 2 0 1 1										
<b>19 Joey Votto, L</b> (1, 10) OBP: 0.322, SLG: 0.375										4 0 1 0 0 1 3										
<b>7 Donovan Solano, R</b> (1, 5) OBP: 0.379, SLG: 0.479										4 0 1 1 0 1 2										
<b>4 Matt Reynolds, R</b> (1, 6) OBP: 0.335, SLG: 0.368										4 1 1 0 0 0 4										
<b>15 Nick Senzel, R</b> (1, 8) OBP: 0.311, SLG: 0.322										4 1 1 0 0 1 0										
<b>Tyler Naquin, L</b> (1, 9) OBP: 0.305, SLG: 0.444										3 1 1 2 0 0 1										
<b>17 Kyle Farmer, R</b> (9, PH) OBP: 0.326, SLG: 0.383										1 0 0 0 0 0 0										
<b>47 Mark Kolozsvary, R</b> (1, 2) OBP: 0.176, SLG: 0.471										3 0 1 1 0 1 0										
<b>57 Stuart Fairchild, R</b> (9, PH) OBP: 0.179, SLG: 0.290										1 0 0 0 0 1 0										
<b>Inning Stats</b>	R: 1 E: 0 K: 0 S: 14	H: 2 LOB: 2 BB: 0 P: 28	R: 0 E: 0 K: 1 S: 8	H: 0 LOB: 0 BB: 0 P: 11	R: 0 E: 0 K: 1 S: 11	H: 1 LOB: 1 BB: 0 P: 15	R: 2 E: 0 K: 0 S: 17	H: 3 LOB: 1 BB: 0 P: 24	R: 1 E: 0 K: 0 S: 18	H: 1 LOB: 0 BB: 0 P: 25	R: 0 E: 0 K: 1 S: 10	H: 0 LOB: 0 BB: 0 P: 12	R: 0 E: 0 K: 1 S: 7	H: 0 LOB: 0 BB: 0 P: 10	R: 1 K: 2 S: 16	H: 1 LOB: 2 BB: 2 P: 30	1B: 7 2B: 3 3B: 0 HR: 1	SF: 0 SAC: 0 DP: 1 HBP: 1	WP: 2 PB: 0 SB: 0 CS: 0	PA: 40
<b>PITCHER</b>	IP WLS BF H R ER SO BB IBB HBP BLK WP HR S P ERA WHIP											<b>PITCHER</b>	IP WLS BF H R ER SO BB IBB HBP BLK WP HR S P ERA WHIP							
<b>20 Daniel Castano, L</b> (1, 1) ERA: 4.04	0.2 5 2 1 1 0 0 0 0 0 0 0 12 23 13.50 3.000																			
<b>43 Jeff Bringham, R</b> (1, 1) ERA: 4.03	2.2 11 3 2 2 2 0 0 0 0 0 0 31 44 6.75 1.125																			
<b>35 Richard Bleier, L</b> (4, 1) ERA: 4.03	1.0 B 7 4 1 1 0 0 0 0 0 2 0 21 30 9.00 4.000																			
<b>48 Steven Okert, L</b> (5, 1) ERA: 2.29	1.2 5 1 1 1 1 0 0 0 0 0 1 14 20 5.40 0.600																			
<b>52 Anthony Bass, R</b> (7, 1) ERA: 1.44	1.0 3 0 0 0 1 0 0 0 0 0 0 8 12 0.00 0.000																			
<b>56 Zach Pop, R</b> (8, 1) ERA: 4.0	1.0 W 3 0 0 0 0 0 0 0 0 0 0 16 30 9.00 3.000																			
<b>66 Tanner Scott, L</b> (9, 1) ERA: 4.43	1.0 S 6 1 1 1 2 2 0 0 0 0 0 0 16 30 9.00 3.000																			

Batter	1	2	3	4	5	6	7	8	9	AB	R	H	RBI	BB	SO	LOB	TOP					
9 Brandon Nimmo, L OBP: 0.347, SLG: 0.429										5	2	2	3	0	1	0						
6 Starling Marte, R OBP: 0.353, SLG: 0.482										5	1	3	3	0	1	0						
12 Francisco Lindor, S OBP: 0.330, SLG: 0.433										2	0	1	0	3	1	0						
20 Pete Alonso, R OBP: 0.355, SLG: 0.541										4	0	0	0	1	1	5						
32 Daniel Vogelbach, L OBP: 0.349, SLG: 0.437										4	0	2	0	1	1	4						
1 Jeff McNeil, L OBP: 0.348, SLG: 0.397										5	0	1	0	0	1	3						
19 Mark Canha, R OBP: 0.364, SLG: 0.376										5	1	1	0	0	1	5						
13 Luis Guillorme, L OBP: 0.363, SLG: 0.360										3	0	0	0	0	1	4						
10 Eduardo Escobar, S OBP: 0.274, SLG: 0.397										2	1	1	0	0	1	0						
3 Tomás Nido, R OBP: 0.263, SLG: 0.249										2	1	0	0	1	0	0						
<b>Inning Stats</b>	R: 0 E: 0 K: 2 S: 15	H: 1 LOB: 2 BB: 1 P: 23	R: 3 E: 0 K: 0 S: 15	H: 3 LOB: 2 BB: 2 P: 29	R: 0 E: 0 K: 1 S: 13	H: 1 LOB: 1 BB: 0 P: 17	R: 1 E: 0 K: 1 S: 8	H: 1 LOB: 0 BB: 0 P: 13	R: 0 E: 0 K: 1 S: 14	H: 2 LOB: 2 BB: 0 P: 18	R: 0 E: 0 K: 0 S: 8	H: 0 LOB: 0 BB: 0 P: 10	R: 0 E: 0 K: 1 S: 15	H: 0 LOB: 2 BB: 2 P: 27	R: 2 E: 0 K: 2 S: 16	H: 3 LOB: 2 BB: 1 P: 20	R: 0 E: 0 K: 1 S: 8	H: 0 LOB: 0 BB: 0 P: 12	1B: 3 2B: 5 HR: 2	SF: 0 SAC: 1 HBP: 0	WP: 0 PB: 0 SB: 0 CS: 0	PA: 44
<b>PITCHER</b>	IP WLS BF H R ER SO BB IBB HBP BLK WP HR S P ERA WHIP	5.0 1.99 26 8 4 4 5 3 0 0 0 0 0 0 1 65 100 7.20 2.200	6.1 3.49 3 0 0 0 0 0 0 0 0 0 0 0 0 8 10 0.00 0.000	7.1 1.41 5 0 0 0 1 2 0 0 0 0 0 0 15 27 0.00 2.000	8.1 2.72 7 3 2 2 2 0 1 0 0 0 1 16 20 18.00 3.000	9.1 3.79 3 0 0 0 1 0 0 0 0 0 0 0 8 12 0.00 0.000	<b>PITCHER</b>															
22 Sandy Alcantara, R ERA: 1.99																						
36 Dylan Floro, R ERA: 3.49																						
52 Anthony Bass, R ERA: 1.41																						
48 Steven Okert, L ERA: 2.72																						
56 Zach Pop, R ERA: 3.79																						
Batter	1	2	3	4	5	6	7	8	9	AB	R	H	RBI	BB	SO	LOB	BOTTOM					
18 Joey Wendle, L OBP: 0.337, SLG: 0.393										4	0	0	0	0	1	1						
99 Jesús Aguilar, R OBP: 0.293, SLG: 0.395										4	0	0	0	0	1	1						
34 Lewin Diaz, L OBP: 0.346, SLG: 0.273										3	1	1	0	1	1	0						
24 Avisail Garcia, R OBP: 0.267, SLG: 0.323										3	1	1	0	1	1	1						
67 JJ Bleday, L OBP: 0.222, SLG: 0.385										4	1	1	0	0	2	1						
11 Miguel Rojas, R OBP: 0.293, SLG: 0.359										3	0	2	3	1	0	0						
14 Bryan De La Cruz, R OBP: 0.260, SLG: 0.355										4	0	1	0	0	0	3						
46 Luke Williams, R OBP: 0.310, SLG: 0.316										2	1	0	0	1	0	2						
54 Nick Fortes, R OBP: 0.340, SLG: 0.453										1	0	0	0	0	1	0						
5B Jacob Stallings, R OBP: 0.266, SLG: 0.251										3	0	1	0	0	0	2						
7 Jesús Sánchez, L OBP: 0.272, SLG: 0.395										1	0	0	0	0	1	0						
<b>Inning Stats</b>	R: 3 E: 0 K: 0 S: 12	H: 3 LOB: 1 BB: 1 P: 22	R: 1 E: 0 K: 0 S: 9	H: 1 LOB: 0 BB: 1 P: 15	R: 0 E: 0 K: 1 S: 14	H: 0 LOB: 2 BB: 2 P: 28	R: 0 E: 0 K: 0 S: 7	H: 0 LOB: 1 BB: 0 P: 10	R: 0 E: 0 K: 0 S: 10	H: 0 LOB: 0 BB: 0 P: 13	R: 0 E: 0 K: 0 S: 12	H: 2 LOB: 1 BB: 0 P: 15	R: 0 E: 0 K: 2 S: 13	H: 1 LOB: 0 BB: 0 P: 15	R: 0 E: 0 K: 1 S: 8	H: 0 LOB: 0 BB: 0 P: 11	R: 0 E: 0 K: 3 S: 10	H: 0 LOB: 0 BB: 0 P: 10	1B: 6 2B: 1 3B: 0 HR: 0	SF: 0 SAC: 0 DP: 2 HBP: 1	WP: 0 PB: 0 SB: 0 CS: 0	PA: 37
<b>PITCHER</b>	IP WLS BF H R ER SO BB IBB HBP BLK WP HR S P ERA WHIP	6.0 3.83 27 6 4 4 2 4 0 0 0 0 0 0 64 103 6.00 1.667	7.1 2.29 4 1 0 0 2 0 0 0 0 0 0 0 13 15 0.00 1.000	8.1 3.38 3 0 0 0 1 0 0 0 0 0 0 0 8 11 0.00 0.000	9.1 1.51 3 0 0 0 3 0 0 0 0 0 0 0 10 10 0.00 0.000	<b>PITCHER</b>																
40 Chris Bassitt, R ERA: 3.83																						
0 Adam Ottavino, R ERA: 2.29																						
29 Trevor Williams, R ERA: 3.38																						
39 Edwin Díaz, R ERA: 1.51																						

New York Mets @ Miami Marlins  
loanDepot park, Miami, FL  
Fri Jul 29 2022, 6:44 PM - 9:58 PM EDT  
Att: 15,131 - Roof Closed - 72 F

AB 37  
R 6  
H 11  
RBI 6  
BB 6  
SO 9  
LOB 21



WP: 0 PA: 44  
PB: 0  
SB: 0  
CS: 0

New York Mets @ Miami Marlins  
loanDepot park, Miami, FL  
Fri Jul 29 2022, 6:44 PM - 9:58 PM EDT  
Att: 15,131 - Roof Closed - 72 F

AB 32  
R 4  
H 7  
RBI 3  
BB 4  
SO 8  
LOB 11



WP: 0 PA: 37  
PB: 0  
SB: 0  
CS: 0

Batter	1	2	3	4	5	6	7	8	9	AB	R	H	RBI	BB	SO	LOB	TOP								
9 Brandon Nimmo, L OBP: 0.345, SLG: 0.426	G4-3		F9		L1		F7		G4-6-3	5	0	1	0	0	0	2									
6 Starling Marte, R OBP: 0.349, SLG: 0.477	K		F9		K			K		4	0	0	0	0	3	2									
12 Francisco Lindor, S OBP: 0.334, SLG: 0.444	F9		F9					HR		4	1	3	2	0	0	0									
20 Pete Alonso, R OBP: 0.351, SLG: 0.535	G4-3		F9					G1-3		4	0	0	0	0	1	3									
32 Daniel Vogelbach, L OBP: 0.349, SLG: 0.434 28 J.D. Davis, R OBP: 0.327, SLG: 0.363	K				G3-1			HR		2	0	0	0	1	1	0									
25 Tyler Naquin, L OBP: 0.300, SLG: 0.435	L7		F7				F9		G1-3	4	0	0	0	0	0	2									
10 Eduardo Escobar, S OBP: 0.273, SLG: 0.398	G4-3						F8		G6-3	4	0	1	0	0	0	2									
1 Jeff McNeil, L OBP: 0.350, SLG: 0.411	HR		G4-3				L9			4	1	2	1	0	0	1									
3 Tomás Nido, R OBP: 0.268, SLG: 0.250					L4					3	1	1	0	1	0	0									
Inning Stats	R: 0 E: 0 K: 1 S: 7	H: 0 LOB: 0 BB: 0 P: 9	R: 0 E: 0 K: 1 S: 7	H: 0 LOB: 0 BB: 0 P: 10	R: 2 E: 0 K: 0 S: 21	H: 4 LOB: 2 BB: 0 P: 29	R: 0 E: 0 K: 0 S: 12	H: 1 LOB: 1 BB: 0 P: 22	R: 0 E: 0 K: 1 S: 9	H: 0 LOB: 0 BB: 0 P: 12	R: 0 E: 0 K: 0 S: 5	H: 1 LOB: 2 BB: 0 P: 15	R: 0 E: 0 K: 0 S: 5	H: 0 LOB: 0 BB: 0 P: 7	R: 2 E: 0 K: 1 S: 12	H: 2 LOB: 0 BB: 0 P: 19	R: 0 E: 0 K: 0 S: 6	H: 1 LOB: 1 BB: 1 P: 10	1B: 4 2B: 2 HR: 3	SF: 0 SAC: 0 DP: 1 HBP: 0	WP: 0 PB: 0 SB: 0 CS: 0	PA: 37			
PITCHER	IP	WLS	BF	H	R	ER	SO	BB	IBB	HBP	BLK	WP	HR	S	P	ERA	WHIP								
29 Nick Neidert, R ERA: 3.8	5.0	L	20	5	2	2	3	0	0	0	0	0	1	56	82	3.60	1.000								
81 Hussar Brazoban, R ERA: 1.59	2.2		11	2	1	1	2	1	0	0	0	0	1	19	31	3.38	1.125								
35 Richard Bleier, L ERA: 4.15	1.1		6	2	1	1	0	1	0	0	0	0	1	13	20	6.75	2.250								

New York Mets @ Miami Marlins  
loanDepot park, Miami, FL  
Sat Jul 30 2022, 6:12 PM - 8:45 PM EDT  
Att: 16,655 - Dome - 72 F

AB 35  
R 4  
H 9  
RBI 4  
BB 2  
SO 5  
LOB 12



Batter	1	2	3	4	5	6	7	8	9	AB	R	H	RBI	BB	SO	LOB	BOTTOM								
18 Joey Wendle, L OBP: 0.330, SLG: 0.384	G3-1		G1-3				L3		F7	4	0	0	0	0	0	0									
11 Miguel Rojas, R OBP: 0.293, SLG: 0.357	L7					P3		G6-3		4	0	1	0	0	0	0									
34 Lewin Diaz, L OBP: 0.333, SLG: 0.269	K					G4-3			G3-1	4	0	1	0	0	1	1									
99 Jesús Aguilar, R OBP: 0.293, SLG: 0.393						K				2	0	0	0	1	1	1									
67 JJ Bleday, L OBP: 0.233, SLG: 0.357	G4-3					G4-6-3				2	0	0	0	1	0	3									
14 Bryan De La Cruz, R OBP: 0.297, SLG: 0.350	K					K			G1-6-3	3	0	0	0	0	2	1									
7 Jesús Sánchez, L OBP: 0.269, SLG: 0.391	G4-3					F7			F8	3	0	0	0	0	0	0									
54 Nick Fortes, R OBP: 0.340, SLG: 0.449	G3								K	3	0	1	0	0	1	0									
83 Charles Leblanc, R OBP: 0.333, SLG: 0.667	K					K			2B	3	0	1	0	0	2	1									
Inning Stats	R: 0 E: 0 K: 1 S: 8	H: 1 LOB: 2 BB: 1 P: 15	R: 0 E: 0 K: 1 S: 6	H: 0 LOB: 0 BB: 0 P: 7	R: 0 E: 0 K: 1 S: 9	H: 0 LOB: 0 BB: 0 P: 11	R: 0 E: 0 K: 1 S: 9	H: 1 LOB: 0 BB: 0 P: 15	R: 0 E: 0 K: 2 S: 13	H: 1 LOB: 1 BB: 0 P: 17	R: 0 E: 0 K: 0 S: 6	H: 0 LOB: 0 BB: 0 P: 7	R: 0 E: 0 K: 0 S: 5	H: 0 LOB: 0 BB: 1 P: 12	R: 0 E: 0 K: 1 S: 9	H: 1 LOB: 0 BB: 0 P: 11	R: 0 E: 0 K: 0 S: 8	H: 0 LOB: 0 BB: 0 P: 12	1B: 3 2B: 1 HR: 0	SF: 0 SAC: 0 DP: 2 HBP: 0	WP: 0 PB: 0 SB: 1 CS: 1	PA: 31			
PITCHER	IP	WLS	BF	H	R	ER	SO	BB	IBB	HBP	BLK	WP	HR	S	P	ERA	WHIP								
59 Carlos Carrasco, R ERA: 3.79	7.2	W	27	4	0	0	7	2	0	0	0	0	0	63	93	0.00	0.783								
67 Seth Lugo, R ERA: 3.35	1.1		3	0	0	0	0	0	0	0	0	0	0	10	14	0.00	0.000								

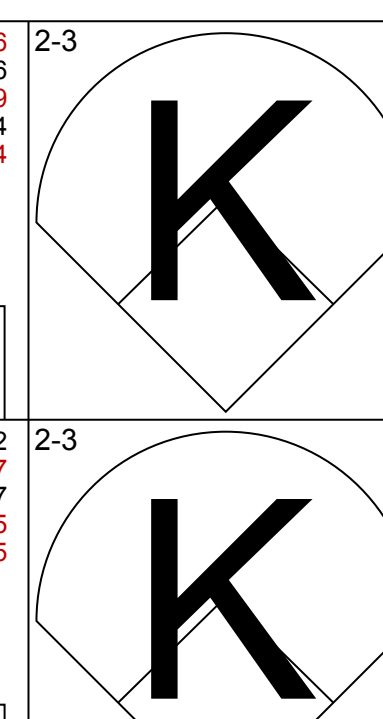
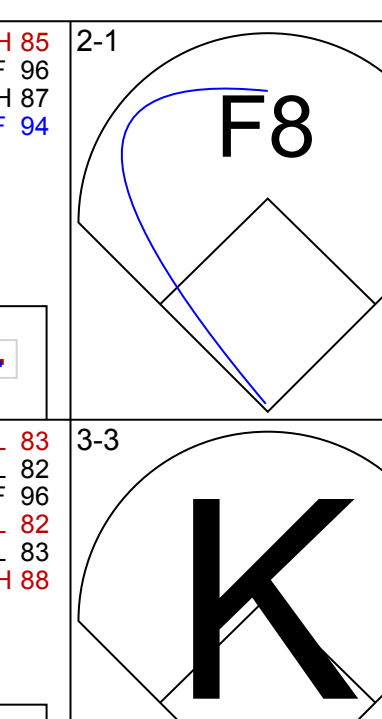
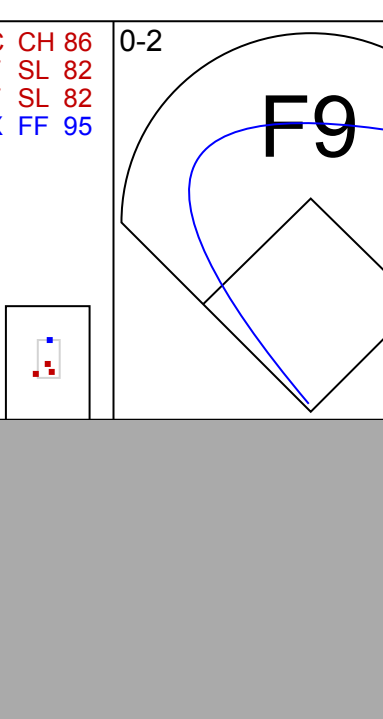
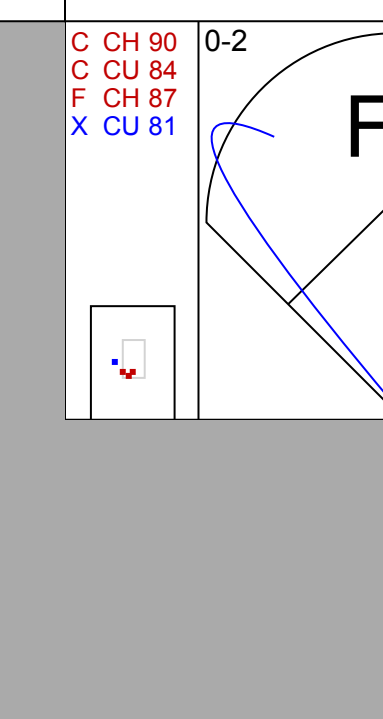
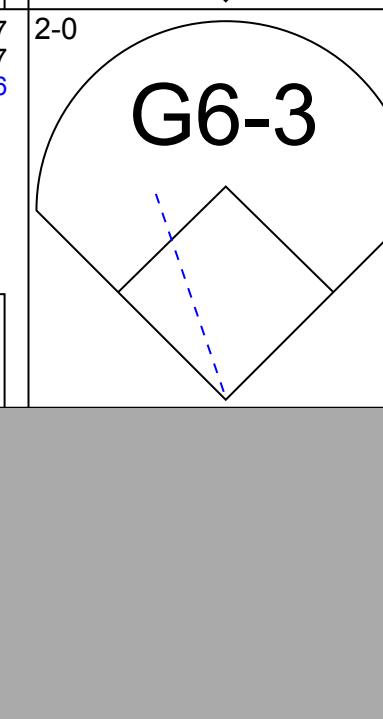
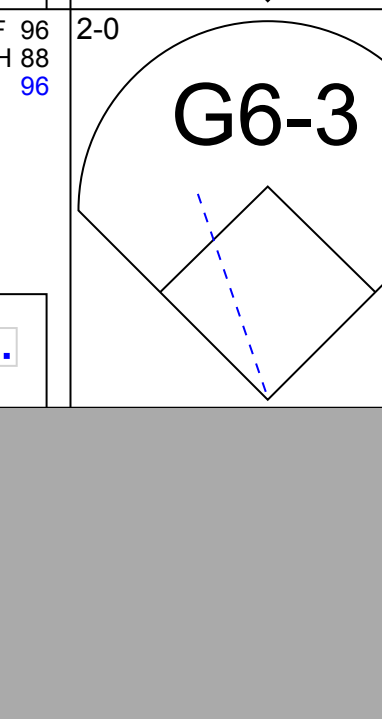
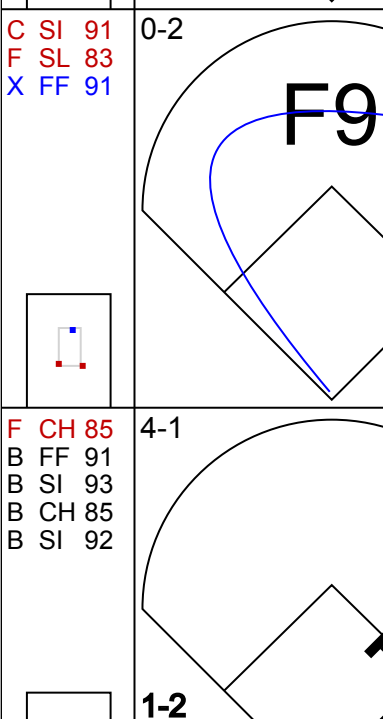



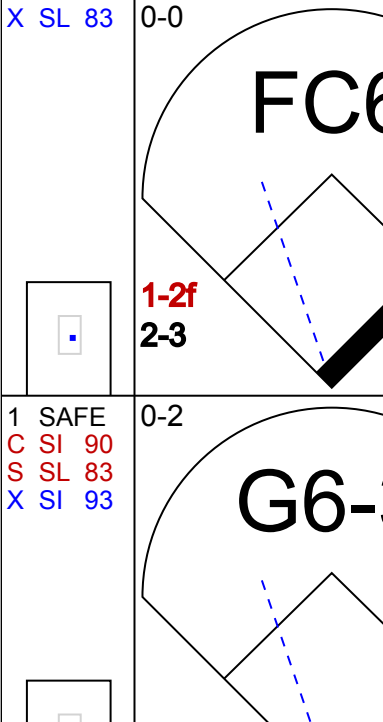
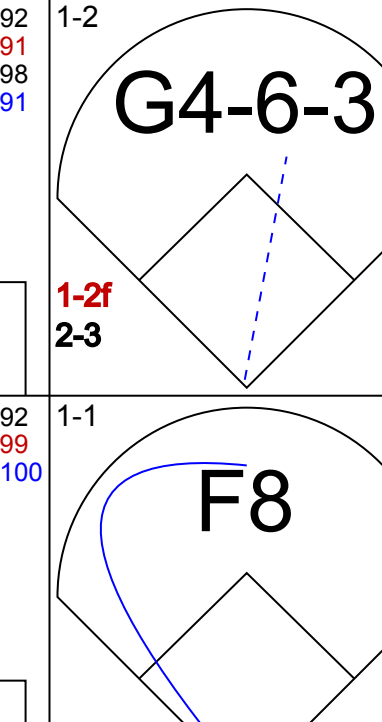




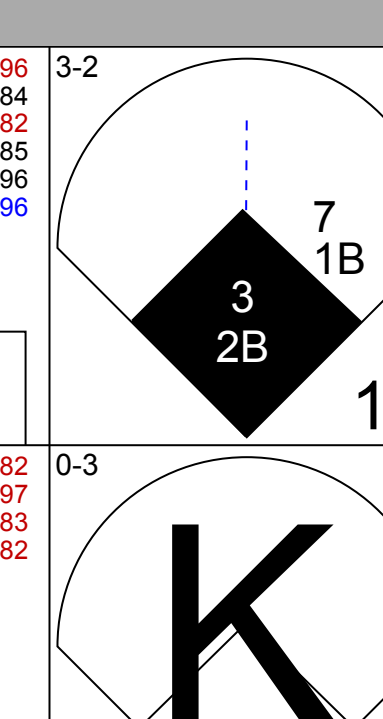
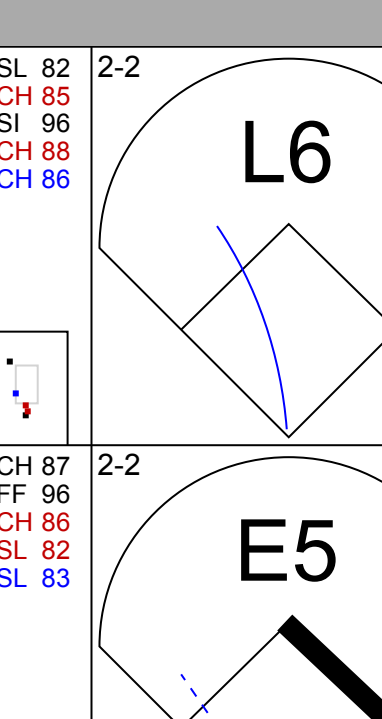
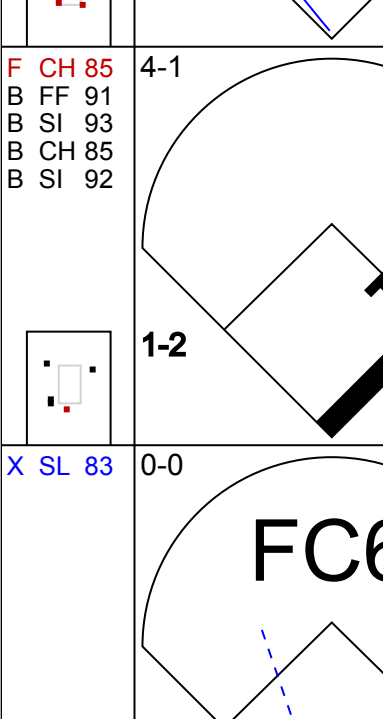
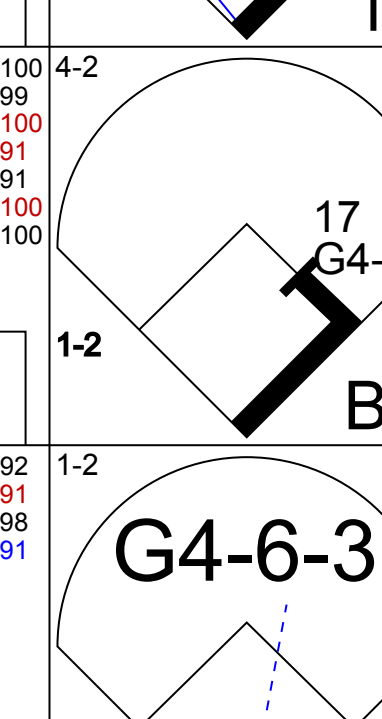

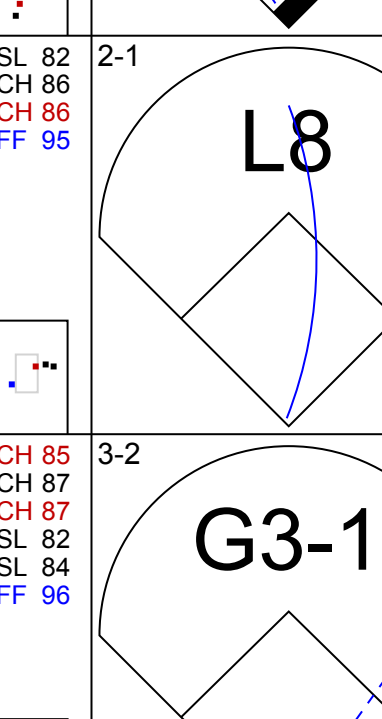
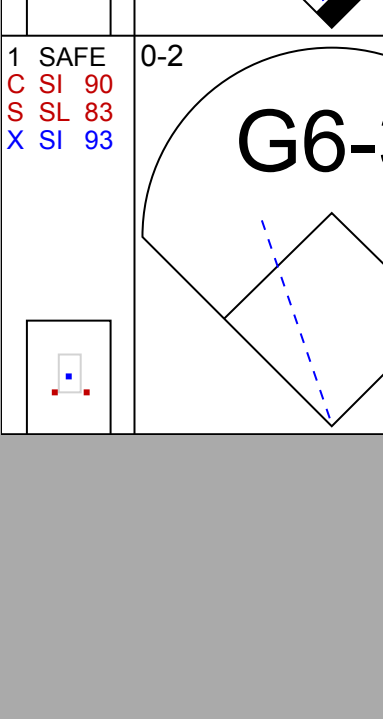
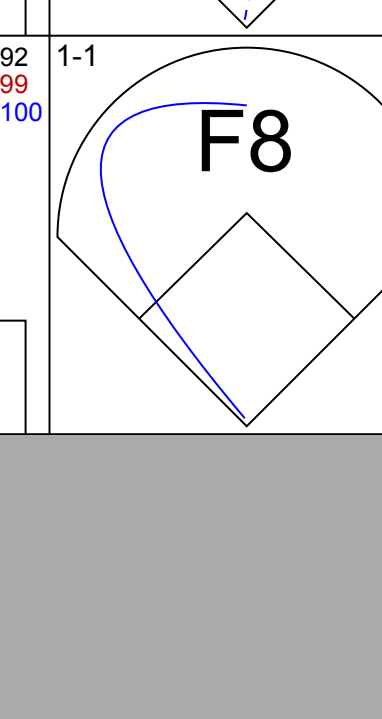
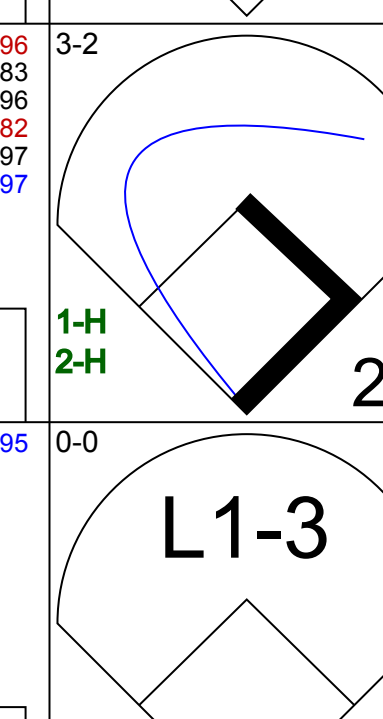



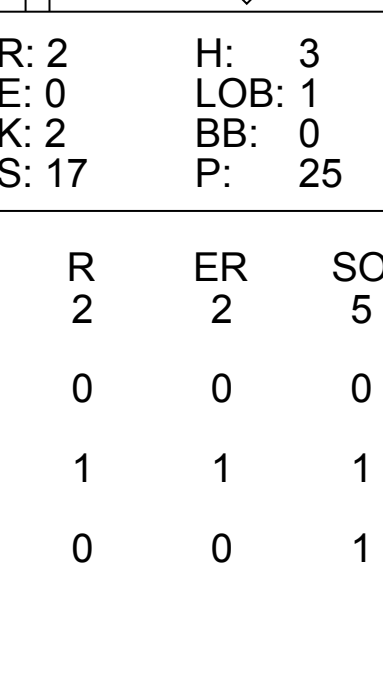
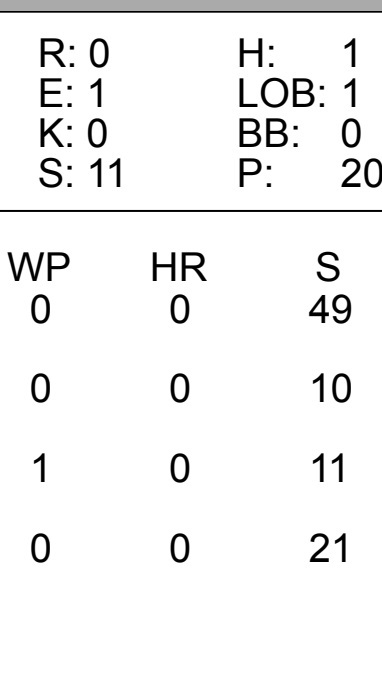
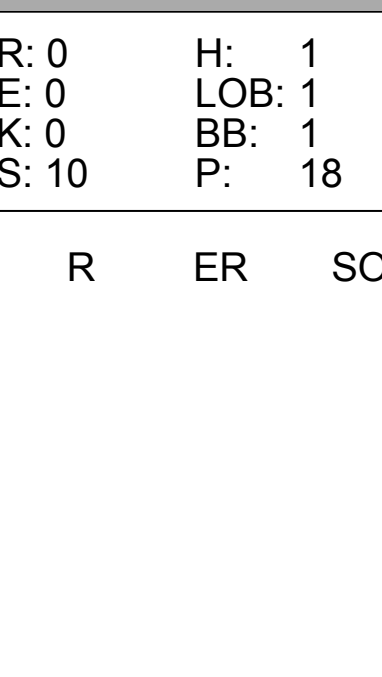

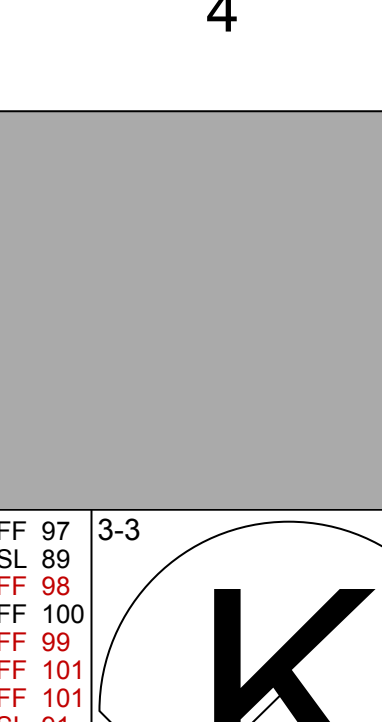
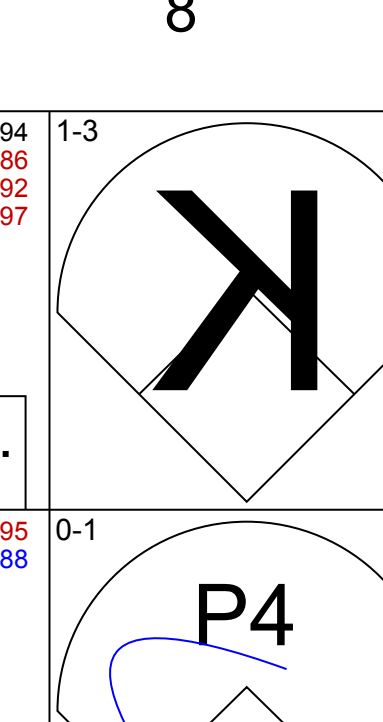


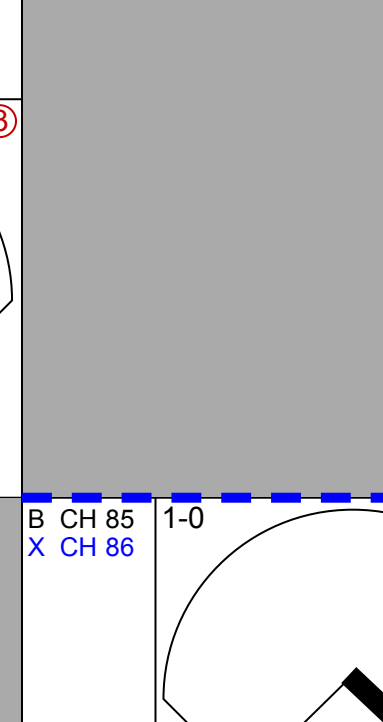
New York Mets @ Miami Marlins  
loanDepot park, Miami, FL  
Sat Jul 30 2022, 6:12 PM - 8:45 PM EDT  
Att: 16,655 - Dome - 72 F

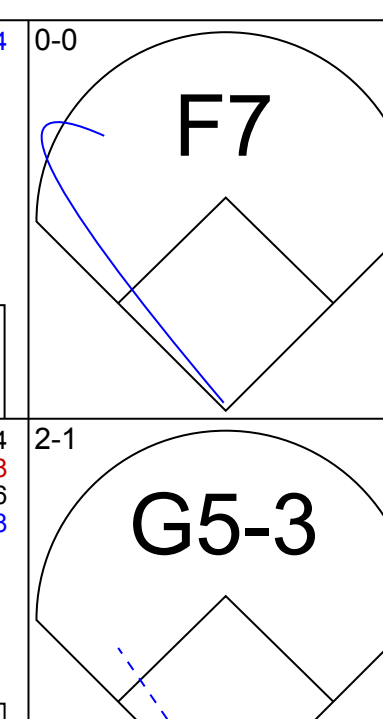
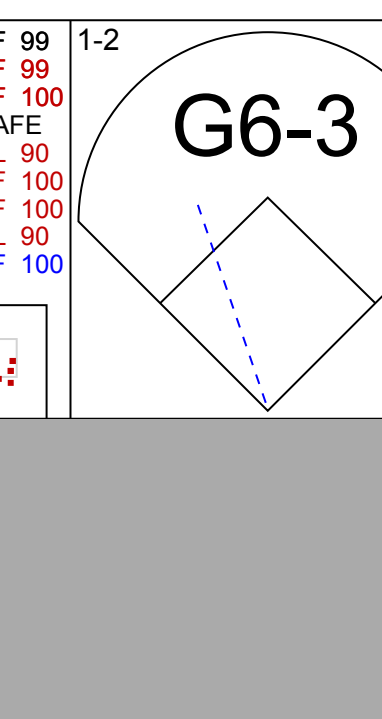

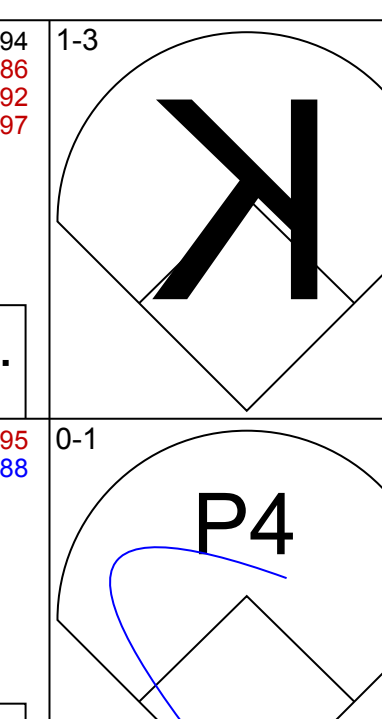
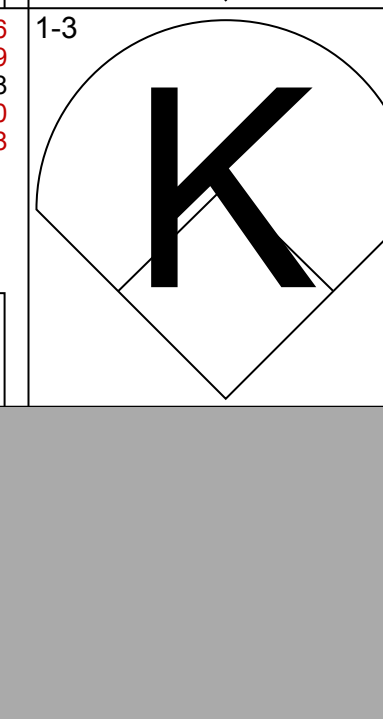
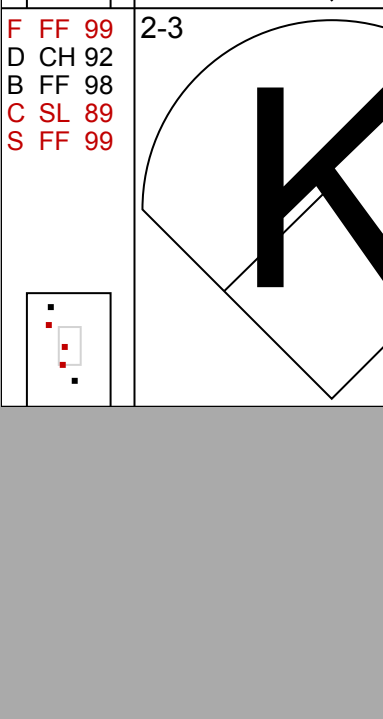



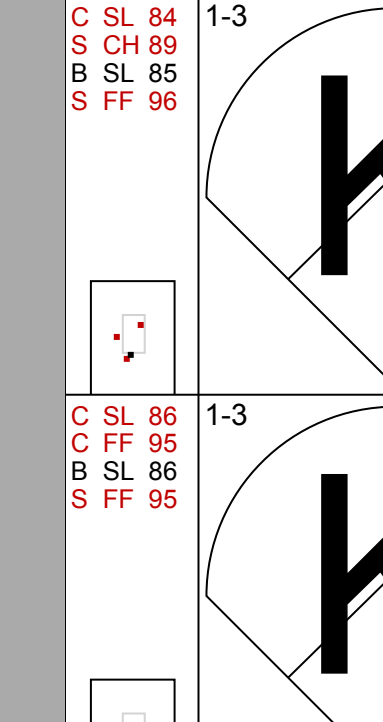
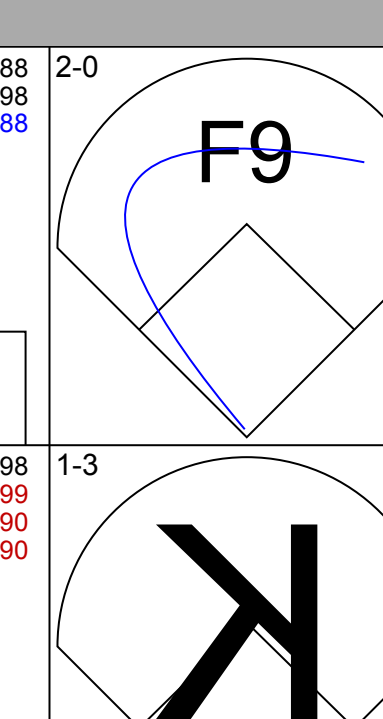
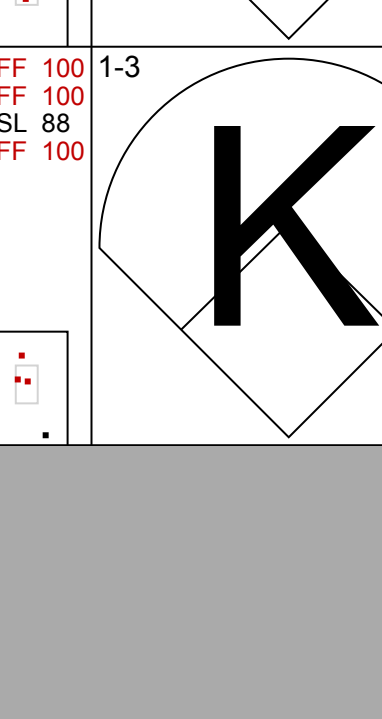
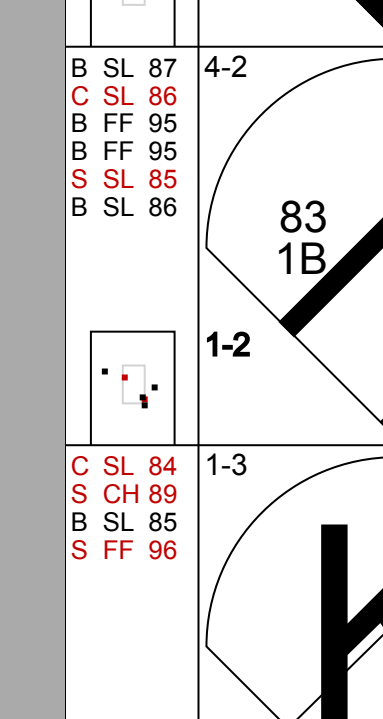
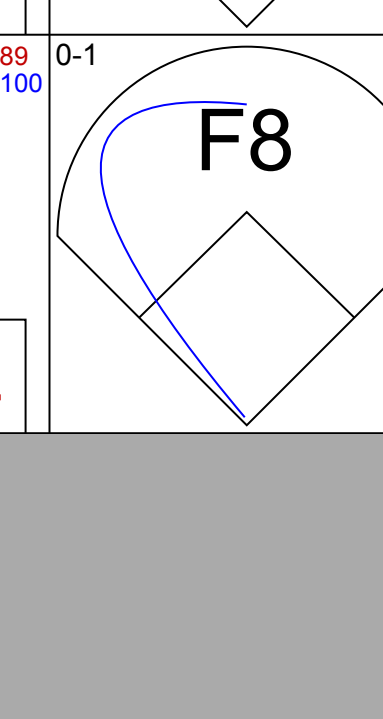
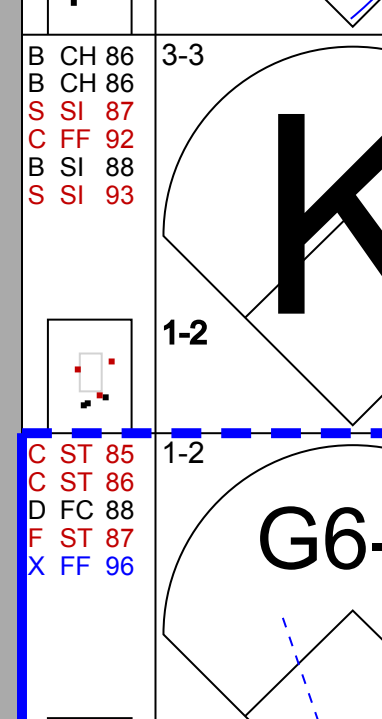
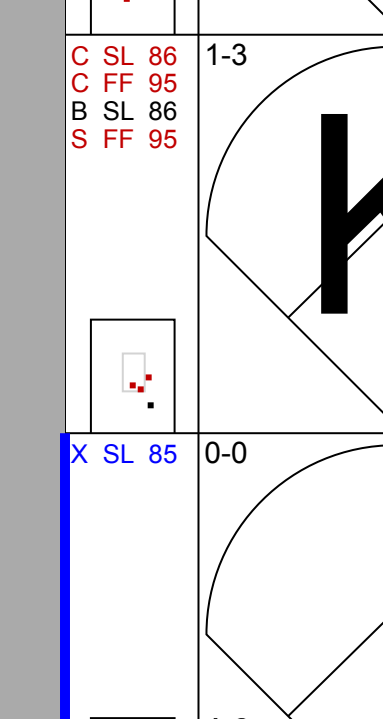

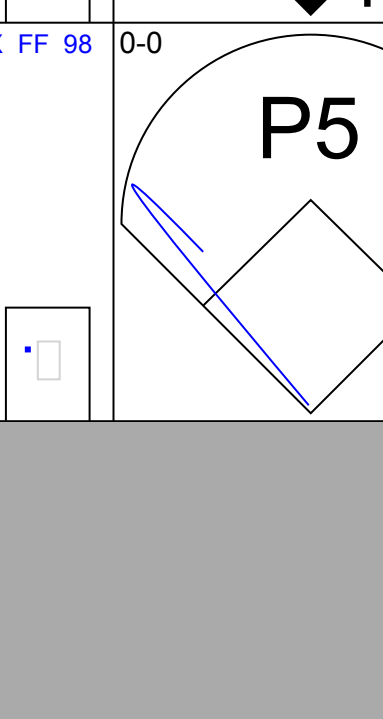
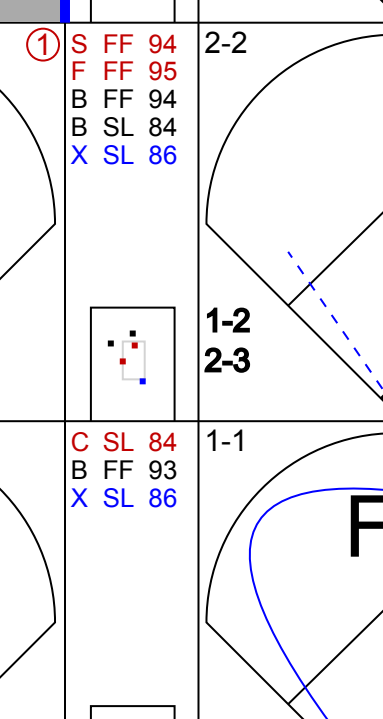
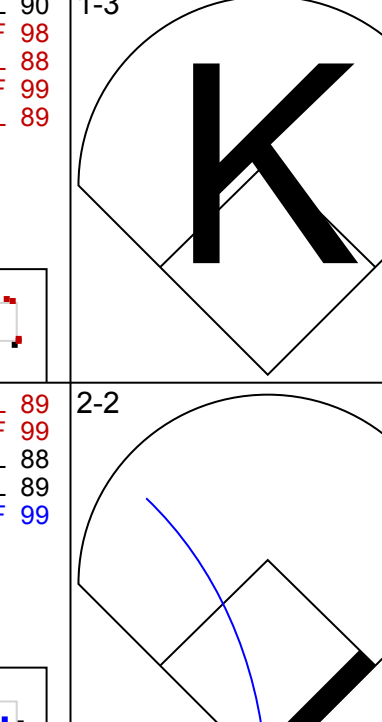
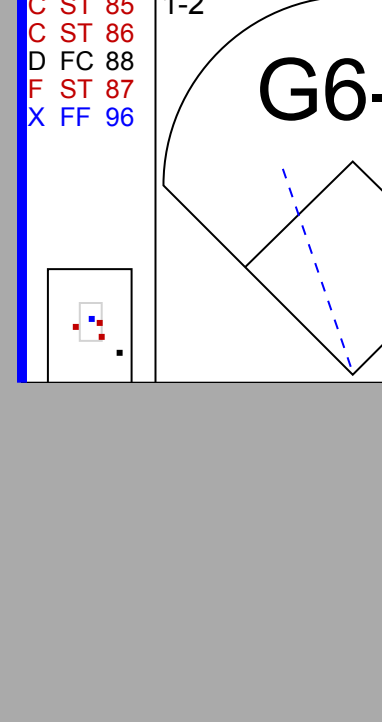
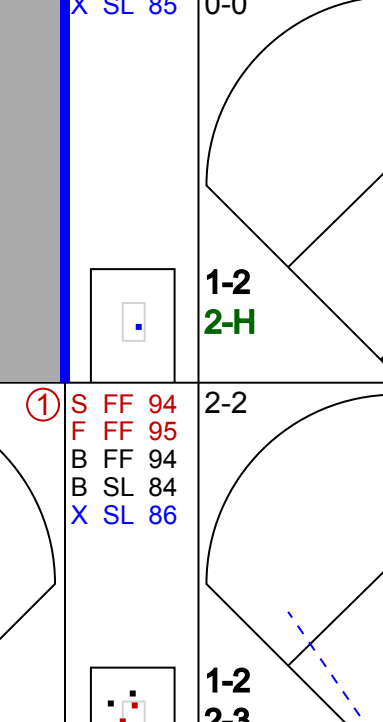
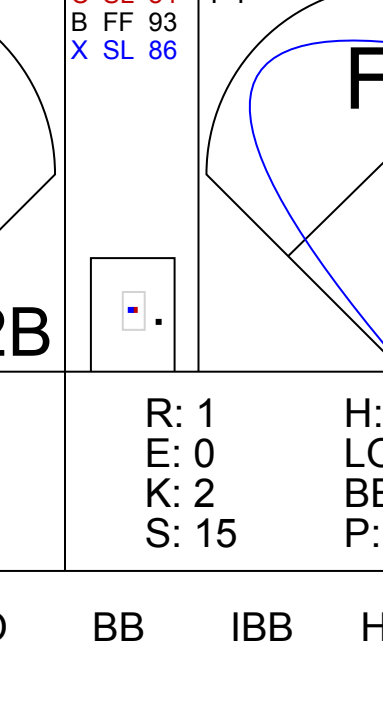

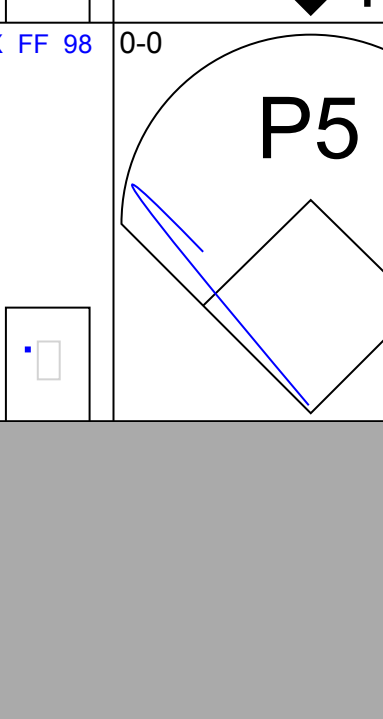
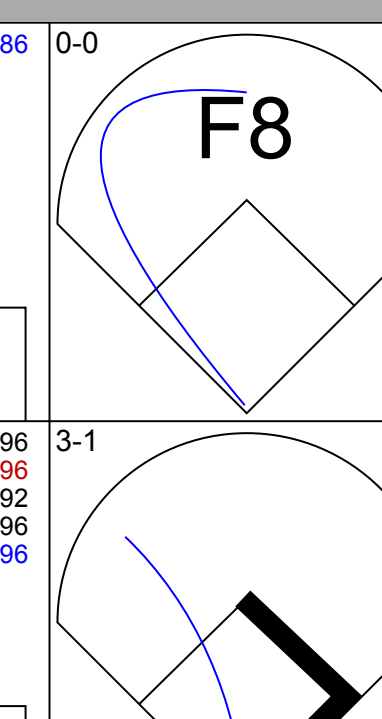
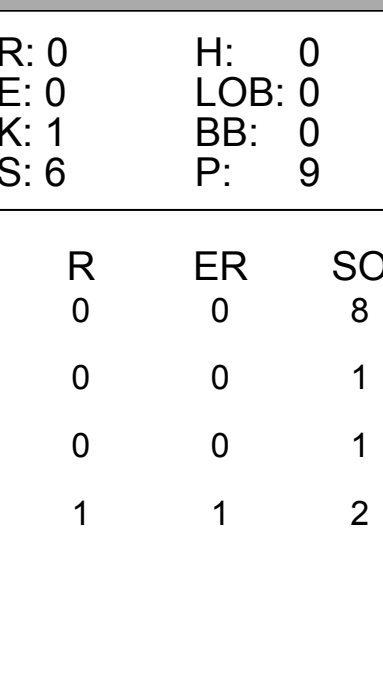
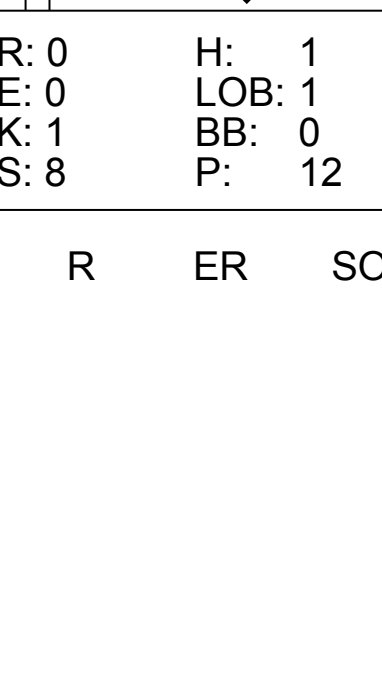
AB 28  
R 0  
H 4  
RBI 0  
BB 2  
SO 7  
LOB 7



Batter	1	2	3	4	5	6	7	8	9	AB R H RBI BB SO LOB	TOP	
9 Brandon Nimmo, L OBP: 0.342, SLG: 0.421	F7	P6	FC5		FC4-6	FC4-6	FC4-6		G4-3	6 1 1 3 0 0 3	<b>New York Mets @ Miami Marlins</b> loanDepot park, Miami, FL Sun Jul 31 2022, 1:43 PM - 5:04 PM EDT Att: 17,449 - Dome - 72 F	
12 Francisco Lindor, S OBP: 0.337, SLG: 0.449	2B	1B	FC5		FC6-4	FC6-4	1B			5 1 3 1 0 0 3		
20 Pete Alonso, R OBP: 0.352, SLG: 0.536	1B	G6-4-3			P6		F7			5 1 2 1 0 0 4		
32 Daniel Vogelbach, L OBP: 0.353, SLG: 0.435	1B				P6	HBP		1B		4 1 2 0 0 1 1		
1 Jeff McNeil, L OBP: 0.354, SLG: 0.417	1B				F7	F7	F7			5 1 3 1 0 0 2		
25 Tyler Naquin, L OBP: 0.297, SLG: 0.439	FC3-6				L8	G1-6-3	L8			5 1 1 1 0 0 6		
19 Mark Canha, R OBP: 0.368, SLG: 0.380	1B				FC4		F9			5 2 3 2 0 0 3		
13 Luis Guillorme, L OBP: 0.368, SLG: 0.367	G4-3				FC5	FC4-6	G4-3			4 1 2 0 1 0 2		
4 Patrick Mazeika, L OBP: 0.217, SLG: 0.299					F9	SH1-3	G3			4 0 2 0 0 0 2		
<b>Inning Stats</b>	R: 3 H: 5 E: 0 K: 0 S: 20	H: 2 R: 0 ER: 0 SO: 11	H: 5 R: 3 ER: 0 SO: 18	H: 2 R: 0 ER: 0 SO: 11	H: 2 R: 0 ER: 0 SO: 15	H: 0 R: 0 ER: 0 SO: 4	H: 2 R: 2 ER: 0 SO: 12	H: 1 R: 0 ER: 0 SO: 13	H: 0 R: 0 ER: 0 SO: 5	1B: 14 2B: 4 3B: 1 HR: 0		SF: 0 LOB: 26
<b>PITCHER</b>	IP WLS BF H R ER SO BB IBB HBP BLK WP HR S P ERA WHIP											
49 Pablo López, R ERA: 3.41	2.2 L 19 12 6 6 1 0 0 0 0 0 0 47 71 20.25 4.500											
94 Jake Fishman, L ERA: 2.7	3.1 14 4 1 1 0 0 0 0 0 0 33 49 2.70 1.200											
43 Jeff Bringham, R ERA: 6.35	2.0 10 3 2 2 0 1 0 0 0 0 25 39 9.00 2.000											
56 Zach Pop, R ERA: 3.6	1.0 3 0 0 0 0 0 0 0 0 0 5 9 0.00 0.000											

Batter	1	2	3	4	5	6	7	8	9	AB R H RBI BB SO LOB	BOTTOM	
18 Joey Wendle, L OBP: 0.327, SLG: 0.385	G6-3				FC4-6	K			F8	5 0 1 0 0 1 2	<b>New York Mets @ Miami Marlins</b> loanDepot park, Miami, FL Sun Jul 31 2022, 1:43 PM - 5:04 PM EDT Att: 17,449 - Dome - 72 F	
11 Miguel Rojas, R OBP: 0.294, SLG: 0.356	F9						F8		L7	4 0 1 0 1 0 0		
34 Lewin Diaz, L OBP: 0.314, SLG: 0.233	G4-3				F7	K	K		BB	4 0 0 0 1 2 4		
99 Jesús Aguilar, R OBP: 0.289, SLG: 0.387		G5-3			P6	F9	F9		F7	5 0 0 0 0 0 3		
67 JJ Bleday, L OBP: 0.235, SLG: 0.375		G4-3			K	G3-1	G3-1		K	4 0 1 0 0 2 0		
14 Bryan De La Cruz, R OBP: 0.285, SLG: 0.359		G4-3				E9	G3-1		1B	3 1 2 0 1 0 1		
7 Jesús Sánchez, L OBP: 0.269, SLG: 0.389					K	G3-1	G3-1		1B	4 0 1 1 0 1 2		
83 Charles Leblanc, R OBP: 0.429, SLG: 1.143					K	HR	K		K	4 2 2 1 0 2 2		
58 Jacob Stallings, R OBP: 0.270, SLG: 0.260		L9				1B	K		K	4 0 2 1 0 1 2		
<b>Inning Stats</b>	R: 0 H: 0 E: 0 K: 0 S: 11	H: 1 R: 0 ER: 0 SO: 10	H: 1 R: 0 ER: 0 SO: 12	H: 0 R: 0 ER: 0 SO: 8	H: 3 R: 1 ER: 0 SO: 11	H: 0 R: 0 ER: 0 SO: 14	H: 3 R: 2 ER: 0 SO: 11	H: 2 R: 0 ER: 0 SO: 12	H: 0 R: 0 ER: 0 SO: 16	1B: 4 2B: 5 3B: 0 HR: 1		SF: 0 LOB: 16
<b>PITCHER</b>	IP WLS BF H R ER SO BB IBB HBP BLK WP HR S P ERA WHIP											
99 Tajuan Walker, R ERA: 2.79	5.2 W 26 7 3 3 4 0 0 0 0 0 60 101 4.76 1.588											
34 Tommy Hunter, R ERA: 2.38	0.1 2 1 0 0 1 0 0 0 0 0 6 8 0.00 3.000											
85 Stephen Nogosek, R ERA: 0.61	2.0 8 2 0 0 4 0 0 0 0 0 23 32 0.00 1.000											
44 Yoan López, R ERA: 2.79	1.0 4 0 0 0 0 1 0 0 0 0 16 25 0.00 1.000											

Batter	1	2	3	4	5	6	7	8	9	AB	R	H	RBI	BB	SO	LOB	TOP				
6 Jonathan India, R OBP: 0.318, SLG: 0.413										5	0	1	1	0	1	1	Cincinnati Reds @ Miami Marlins loanDepot park, Miami, FL Mon Aug 01 2022, 6:42 PM - 9:35 PM EDT Att. 7,701 - Roof Closed - 72 F				
Brandon Drury, R OBP: 0.335, SLG: 0.520										4	0	1	0	0	2	1					
4 Matt Reynolds, R OBP: 0.328, SLG: 0.359										3	0	0	0	0	0	1					
27 Jake Fraley, L OBP: 0.268, SLG: 0.353										1	0	1	0	0	0	0					
19 Joey Votto, L OBP: 0.334, SLG: 0.399										2	1	1	0	2	0	0					
17 Kyle Farmer, R OBP: 0.323, SLG: 0.375										4	0	1	0	0	1	5					
7 Donovan Solano, R OBP: 0.383, SLG: 0.447										4	1	1	0	0	0	4					
15 Nick Senzel, R OBP: 0.302, SLG: 0.316										4	0	0	0	0	1	3					
3 Albert Almora Jr., R OBP: 0.270, SLG: 0.392										4	1	3	2	0	0	0					
26 Michael Papierski, S OBP: 0.250, SLG: 0.150										4	0	0	0	0	2	3					
<b>Inning Stats</b>	R: 0 E: 0 K: 2 S: 7	H: 0 LOB: 0 BB: 0 P: 13	R: 2 E: 0 K: 2 S: 17	H: 3 LOB: 1 BB: 0 P: 25	R: 0 E: 0 K: 1 S: 6	H: 0 LOB: 0 BB: 0 P: 13	R: 0 E: 0 K: 0 S: 11	H: 1 LOB: 2 BB: 0 P: 20	R: 0 E: 0 K: 0 S: 10	H: 1 LOB: 2 BB: 1 P: 14	R: 1 E: 0 K: 1 S: 11	H: 2 LOB: 1 BB: 0 P: 18	R: 0 E: 0 K: 0 S: 10	H: 1 LOB: 1 BB: 1 P: 18	R: 0 E: 0 K: 1 S: 11	H: 1 LOB: 1 BB: 0 P: 16	1B: 7 2B: 2 3B: 0 HR: 0	SF: 0 SAC: 0 DP: 1 HBP: 0	WP: 1 PB: 0 SB: 1 CS: 0	PA: 37	
<b>PITCHER</b>	IP	WLS	BF	H	R	ER	SO	BB	IBB	HBP	BLK	WP	HR	S	P	ERA	WHIP				
44 Jesús Luzardo, L ERA: 3.97	5.0	L	19	4	2	2	5	0	0	0	0	0	0	49	81	3.60	0.800				
36 Dylan Floro, R ERA: 3.38	1.0		5	1	0	0	0	1	0	0	0	0	0	10	14	0.00	2.000				
48 Steven Okert, L ERA: 2.89	1.0		5	2	1	1	1	0	0	0	0	1	0	11	18	9.00	2.000				
80 Aneurys Zabala, R ERA:	2.0		8	2	0	0	1	1	0	0	0	0	0	21	34	0.00	1.500				

Batter	1	2	3	4	5	6	7	8	9	AB	R	H	RBI	BB	SO	LOB	BOTTOM					
18 Joey Wendle, L OBP: 0.320, SLG: 0.376										4	0	0	0	0	1	3	Cincinnati Reds @ Miami Marlins loanDepot park, Miami, FL Mon Aug 01 2022, 6:42 PM - 9:35 PM EDT Att. 7,701 - Roof Closed - 72 F					
11 Miguel Rojas, R OBP: 0.291, SLG: 0.351										4	0	0	0	0	1	2						
34 Lewin Diaz, L OBP: 0.308, SLG: 0.235										4	1	1	0	0	3	1						
24 Avisail Garcia, R OBP: 0.270, SLG: 0.323										3	0	1	0	1	1	0						
67 JJ Bleday, L OBP: 0.211, SLG: 0.333										4	0	0	0	0	3	3						
14 Bryan De La Cruz, R OBP: 0.281, SLG: 0.353										4	0	0	0	0	2	3						
7 Jesús Sánchez, L ERA: 5.28										1	0	0	0	0	1	0						
99 Jesús Aguilar, R OBP: 0.288, SLG: 0.386										1	0	0	0	0	0	1						
46 Luke Williams, R OBP: 0.310, SLG: 0.316										0	0	0	0	0	0	0						
54 Nick Fortes, R OBP: 0.347, SLG: 0.456										1	0	1	1	0	0	0						
6 Billy Hamilton, S OBP: 0.143, SLG: 0.143										0	0	0	0	0	0	0						
83 Charles Leblanc, R OBP: 0.455, SLG: 0.909										4	0	2	0	0	0	1						
5B Jacob Stallings, R OBP: 0.273, SLG: 0.265										3	0	1	0	0	0	4						
<b>Inning Stats</b>	R: 0 E: 0 K: 1 S: 7	H: 0 LOB: 0 BB: 0 P: 10	R: 0 E: 0 K: 1 S: 6	H: 0 LOB: 0 BB: 0 P: 9	R: 0 E: 0 K: 1 S: 15	H: 1 LOB: 1 BB: 0 P: 19	R: 0 E: 0 K: 3 S: 12	H: 0 LOB: 0 BB: 0 P: 18	R: 0 E: 0 K: 1 S: 8	H: 0 LOB: 1 BB: 0 P: 12	R: 0 E: 0 K: 1 S: 10	H: 1 LOB: 1 BB: 0 P: 16	R: 0 E: 0 K: 1 S: 11	H: 1 LOB: 1 BB: 0 P: 17	R: 0 E: 0 K: 1 S: 8	H: 1 LOB: 3 BB: 1 P: 12	R: 1 E: 0 K: 2 S: 15	H: 3 LOB: 3 BB: 1 P: 24	1B: 5 2B: 1 3B: 0 HR: 0	SF: 0 SAC: 0 DP: 0 HBP: 2	WP: 0 PB: 2 SB: 0 CS: 0	PA: 36
<b>PITCHER</b>	IP	WLS	BF	H	R	ER	SO	BB	IBB	HBP	BLK	WP	HR	S	P	ERA	WHIP					
21 Hunter Greene, R ERA: 5.28	6.0	W	21	1	0	0	8	0	0	2	0	0	0	7	12	0.00	1.500					
52 Reiver Sanmartin, L ERA: 7.07	0.2	H	3	1	0	0	1	0	0	0	0	0	0	7	12	0.00	1.500					
79 Ian Gibaut, R ERA: 4.5	1.1	H	5	1	0	0	1	0	0	0	0	0	0	12	17	0.00	0.750					
54 Hunter Strickland, R ERA: 5.79	1.0	S	7	3	1	1	2	1	0	0	0	0	0	15	24	9.00	4.000					

AB	35
R	3
H	9
RBI	3
BB	2
SO	7
LOB	18



AB	33
R	1
H	6
RBI	1
BB	1
SO	12
LOB	18



Batter	1	2	3	4	5	6	7	8	9	AB	R	H	RBI	BB	SO	LOB	TOP					
6 Jonathan India, R OBP: 0.311, SLG: 0.403	G6-3	K		K			K		G5-3	5	0	0	0	0	3	2	<b>Cincinnati Reds @ Miami Marlins</b> loanDepot park, Miami, FL Tue Aug 02 2022, 6:42 PM - 9:28 PM EDT Att: 8,188 - Roof Closed - 72 F					
15 Nick Senzel, R OBP: 0.305, SLG: 0.320	19 BB 44 1B 2B	HBP			L6		L8			3	1	1	0	0	0	1						
17 Kyle Farmer, R OBP: 0.325, SLG: 0.373	HBP	FC6-4			G1-3		HBP			2	1	0	0	0	0	1						
19 Joey Votto, L OBP: 0.333, SLG: 0.395	4 E 44 1B BB			K			G4-3			3	0	0	0	1	2	2						
7 Donovan Solano, R OBP: 0.350, SLG: 0.430	K			K						4	0	0	0	0	4	3						
44 Aristides Aquino, R OBP: 0.262, SLG: 0.319	4 E 1B			K2-3						4	0	1	2	0	3	0						
4 Matt Reynolds, R OBP: 0.327, SLG: 0.353	E1			K2-3			BB			3	0	0	0	1	1	2						
3 Albert Almora Jr., R OBP: 0.264, SLG: 0.383	P3			L8			G1			4	0	0	0	0	0	4						
47 Mark Kolozsvary, R OBP: 0.238, SLG: 0.450		K2-3					19 PB 17 HBP BB			3	0	1	0	1	2	0						
<b>Inning Stats</b>	R: 2 H: 2 E: 1 K: 1 S: 16	H: 2 LOB: 3 BB: 1 P: 26	R: 0 H: 0 E: 0 K: 2 S: 10	H: 0 LOB: 1 BB: 0 P: 17	R: 0 H: 0 E: 0 K: 3 S: 11	H: 0 LOB: 0 BB: 0 P: 15	R: 0 H: 1 E: 0 K: 2 S: 11	H: 1 LOB: 1 BB: 0 P: 14	R: 0 H: 0 E: 0 K: 1 S: 9	H: 0 LOB: 0 BB: 0 P: 14	R: 0 H: 0 E: 0 K: 2 S: 15	H: 0 LOB: 2 BB: 1 P: 23	R: 0 H: 0 E: 0 K: 1 S: 10	H: 0 LOB: 0 BB: 0 P: 20	R: 0 H: 0 E: 0 K: 2 S: 8	H: 0 LOB: 0 BB: 0 P: 12		R: 0 H: 0 E: 0 K: 1 S: 9	H: 0 LOB: 0 BB: 0 P: 10	1B: 2 2B: 1 3B: 0 HR: 0	SF: 0 SAC: 0 DP: 0 HBP: 3	WP: 0 PB: 1 CS: 0
<b>PITCHER</b>	IP WLS BF H R ER SO BB IBB HBP BLK WP HR S P ERA WHIP																					
60 Braxton Garrett, L ERA: 3.88	5.2 L 25 3 2 2 11 2 0 2 0 0 0 68 104 3.18 0.882																					
81 Hussar Brazoban, R ERA: 1.29	1.1 6 0 0 0 1 1 0 1 0 0 0 14 25 0.00 0.750																					
55 Anthony Bender, R ERA: 4.2	1.0 3 0 0 0 2 0 0 0 0 0 0 8 12 0.00 0.000																					
66 Tanner Scott, L ERA: 4.33	1.0 3 0 0 0 1 0 0 0 0 0 0 9 10 0.00 0.000																					
<b>Batter</b>	<b>1</b>	<b>2</b>	<b>3</b>	<b>4</b>	<b>5</b>	<b>6</b>	<b>7</b>	<b>8</b>	<b>9</b>	<b>AB</b>	<b>R</b>	<b>H</b>	<b>RBI</b>	<b>BB</b>	<b>SO</b>	<b>LOB</b>	<b>BOTTOM</b>					
18 Joey Wendle, L OBP: 0.314, SLG: 0.368	L6		G1-3			E6		L7		4	0	0	0	0	0	1	<b>Cincinnati Reds @ Miami Marlins</b> loanDepot park, Miami, FL Tue Aug 02 2022, 6:42 PM - 9:28 PM EDT Att: 8,188 - Roof Closed - 72 F					
11 Miguel Rojas, R OBP: 0.287, SLG: 0.348	G1-3			K		SF8		F9		3	0	0	1	0	1	0						
99 Jesús Aguilar, R OBP: 0.288, SLG: 0.387	F7			L6		G5-3		2B		4	0	1	0	0	0	1						
46 Luke Williams, R OBP: 0.310, SLG: 0.316				L6						0	0	0	0	0	0	0						
34 Lewin Diaz, L OBP: 0.279, SLG: 0.211		G4-3		G3-1		F8		F8		4	0	0	0	0	0	1						
24 Avisail García, R OBP: 0.269, SLG: 0.322		G6-3				L9				1	0	0	0	0	0	0						
67 JJ Bleday, L OBP: 0.225, SLG: 0.342							7 S 54 E 1B			2	0	1	0	0	0	0						
6 Billy Hamilton, S OBP: 0.143, SLG: 0.143										0	0	0	0	0	0	0						
58 Jacob Stallings, R OBP: 0.272, SLG: 0.264		7 1B 2B								1	0	0	0	0	1	2						
54 Nick Fortes, R OBP: 0.346, SLG: 0.462										3	0	1	0	0	1	1						
7 Jesús Sánchez, L OBP: 0.271, SLG: 0.387						G6-3		G4-3		3	0	1	0	0	0	2						
14 Bryan De La Cruz, R OBP: 0.257, SLG: 0.348					G6-3					3	0	0	0	0	1	0						
83 Charles Leblanc, R OBP: 0.429, SLG: 0.786							18 E 11 SF8 1B		L4		3	1	1	0	0	0						
<b>Inning Stats</b>	R: 0 H: 0 E: 0 K: 0 S: 8	H: 2 LOB: 2 BB: 0 P: 11	R: 0 H: 0 E: 0 K: 0 S: 9	H: 2 LOB: 0 BB: 0 P: 13	R: 0 H: 0 E: 0 K: 0 S: 6	H: 0 LOB: 0 BB: 0 P: 7	R: 0 H: 0 E: 0 K: 1 S: 7	H: 0 LOB: 0 BB: 0 P: 10	R: 0 H: 0 E: 0 K: 1 S: 5	H: 0 LOB: 0 BB: 0 P: 7	R: 1 H: 1 E: 1 K: 0 S: 18	H: 1 LOB: 1 BB: 0 P: 25	R: 0 H: 1 E: 1 K: 0 S: 9	H: 1 LOB: 2 BB: 0 P: 15	R: 0 H: 0 E: 0 K: 1 S: 7	H: 0 LOB: 0 BB: 0 P: 8	R: 0 H: 1 E: 0 K: 1 S: 10	H: 1 LOB: 2 BB: 0 P: 17	1B: 3 2B: 2 3B: 0 HR: 0	SF: 1 SAC: 0 DP: 0 HBP: 0	WP: 0 PB: 0 CS: 0	PA: 32
<b>PITCHER</b>	IP WLS BF H R ER SO BB IBB HBP BLK WP HR S P ERA WHIP																					
51 Graham Ashcraft, R ERA: 4.12	8.1 W 30 5 1 0 3 0 0 0 0 0 0 75 107 0.00 0.600																					
43 Alexis Diaz, R ERA: 2.04	0.2 S 2 0 0 0 1 0 0 0 0 0 0 4 6 0.00 0.000																					

**Cincinnati Reds @ Miami Marlins**  
loanDepot park, Miami, FL  
Tue Aug 02 2022, 6:42 PM - 9:28 PM EDT  
Att: 8,188 - Roof Closed - 72 F

livebaseballscorecards.com

AB 31  
R 2  
H 3  
RBI 2  
BB 3  
SO 15  
LOB 15



**Cincinnati Reds @ Miami Marlins**  
loanDepot park, Miami, FL  
Tue Aug 02 2022, 6:42 PM - 9:28 PM EDT  
Att: 8,188 - Roof Closed - 72 F

livebaseballscorecards.com

AB 31  
R 1  
H 5  
RBI 1  
BB 0  
SO 4  
LOB 8





Batter	1	2	3	4	5	6	7	8	9	AB	R	H	RBI	BB	SO	LOB	TOP					
6 Jonathan India, R OBP: 0.308, SLG: 0.400										4	0	1	0	0	1	0						
27 Jake Fraley, L OBP: 0.297, SLG: 0.345										4	0	1	0	0	0	1						
9 Mike Moustakas, L OBP: 0.290, SLG: 0.332										3	0	0	0	1	0	1						
19 Joey Votto, L OBP: 0.335, SLG: 0.396										4	0	2	0	0	0	0						
7 Donovan Solano, R OBP: 0.350, SLG: 0.427										3	0	1	0	0	0	3						
44 Aristides Aquino, R OBP: 0.236, SLG: 0.319										3	0	1	0	0	0	3						
3 Albert Almora Jr., R OBP: 0.299, SLG: 0.376										3	0	0	0	0	0	2						
2 Jose Barrero, R OBP: 0.299, SLG: 0.376										3	0	0	0	0	1	0						
26 Michael Papierski, S OBP: 0.239, SLG: 0.143										3	0	0	0	0	1	0						
<b>Inning Stats</b>	R: 0 E: 0 K: 1 S: 14	H: 2 LOB: 3 BB: 1 P: 22	R: 0 E: 0 K: 1 S: 10	H: 0 LOB: 0 BB: 0 P: 13	R: 0 E: 0 K: 0 S: 5	H: 1 LOB: 0 BB: 0 P: 7	R: 0 E: 0 K: 0 S: 7	H: 1 LOB: 0 BB: 0 P: 11	R: 0 E: 0 K: 1 S: 7	H: 0 LOB: 2 BB: 0 P: 11	R: 0 E: 0 K: 1 S: 9	H: 0 LOB: 1 BB: 0 P: 13	R: 0 E: 0 K: 0 S: 9	H: 2 LOB: 1 BB: 0 P: 9	R: 0 E: 0 K: 0 S: 7	H: 0 LOB: 0 BB: 0 P: 9	R: 0 E: 0 K: 0 S: 7	H: 0 LOB: 0 BB: 0 P: 10	1B: 6 2B: 0 3B: 0 HR: 0	SF: 0 SAC: 0 DP: 2 HBP: 0	WP: 1 PB: 0 SB: 0 CS: 0	PA: 31
<b>PITCHER</b> 22 Sandy Alcantara, R ERA: 1.88	IP: 9.0 WLS: W BF: 31 H: 6 R: 0 ER: 0 SO: 3 BB: 1 IBB: 0 HBP: 0 BLK: 0 WP: 1 HR: 0 S: 75 P: 105 ERA: 0.00 WHIP: 0.778															<b>PITCHER</b>	IP: 9.0 WLS: W BF: 31 H: 6 R: 0 ER: 0 SO: 3 BB: 1 IBB: 0 HBP: 0 BLK: 0 WP: 1 HR: 0 S: 75 P: 105 ERA: 0.00 WHIP: 0.778					

Cincinnati Reds @ Miami Marlins  
loanDepot park, Miami, FL  
Wed Aug 03 2022, 6:43 PM - 8:52 PM EDT  
Att: 8,656 - Roof Closed - 72 F

AB 30  
R 0  
H 6  
RBI 0  
BB 1  
SO 3  
LOB 10



Batter	1	2	3	4	5	6	7	8	9	AB	R	H	RBI	BB	SO	LOB	BOTTOM			
11 Miguel Rojas, R OBP: 0.284, SLG: 0.344										4	0	0	0	0	0	3				
26 Garrett Cooper, R OBP: 0.346, SLG: 0.427										4	0	1	2	0	1	0				
34 Lewin Diaz, L OBP: 0.279, SLG: 0.211										3	1	1	1	1	0	0				
99 Jesús Aguilar, R OBP: 0.290, SLG: 0.395										4	0	0	0	0	1	2				
14 Bryan De La Cruz, R OBP: 0.253, SLG: 0.342										4	0	0	0	0	1	2				
67 JJ Bleday, L OBP: 0.250, SLG: 0.357										4	0	2	0	0	1	0				
83 Charles Leblanc, R OBP: 0.389, SLG: 0.647										3	0	0	0	1	1	2				
58 Jacob Stallings, R OBP: 0.269, SLG: 0.261										3	0	0	0	0	2	1				
46 Luke Williams, R OBP: 0.333, SLG: 0.354										3	1	3	0	0	0	0				
6 Billy Hamilton, S OBP: 0.200, SLG: 0.111										2	1	0	0	1	1	1				
<b>Inning Stats</b>	R: 0 E: 0 K: 1 S: 8	H: 0 LOB: 0 BB: 0 P: 12	R: 0 E: 0 K: 3 S: 14	H: 0 LOB: 0 BB: 0 P: 18	R: 0 E: 0 K: 2 S: 8	H: 1 LOB: 1 BB: 0 P: 10	R: 1 E: 0 K: 0 S: 11	H: 2 LOB: 1 BB: 0 P: 16	R: 2 E: 0 K: 0 S: 10	H: 2 LOB: 2 BB: 2 P: 17	R: 0 E: 0 K: 1 S: 8	H: 1 LOB: 1 BB: 1 P: 16	R: 0 E: 0 K: 0 S: 7	H: 0 LOB: 0 BB: 0 P: 10	R: 0 E: 0 K: 0 S: 8	H: 1 LOB: 1 BB: 0 P: 13	1B: 4 2B: 2 3B: 0 HR: 1	SF: 0 SAC: 0 DP: 0 HBP: 0	WP: 0 PB: 0 SB: 4 CS: 2	PA: 34
<b>PITCHER</b> 31 Mike Minor, L ERA: 6.15 66 Joel Kuhnel, R ERA: 5.63 85 Luis Cessa, R ERA: 6.47 54 Hunter Strickland, R ERA: 5.63	IP: 5.1 WLS: L BF: 24 H: 5 R: 3 ER: 3 SO: 6 BB: 2 IBB: 0 HBP: 0 BLK: 0 WP: 0 HR: 0 S: 54 P: 82 ERA: 5.06 WHIP: 1.312															<b>PITCHER</b>	IP: 5.1 WLS: L BF: 24 H: 5 R: 3 ER: 3 SO: 6 BB: 2 IBB: 0 HBP: 0 BLK: 0 WP: 0 HR: 0 S: 54 P: 82 ERA: 5.06 WHIP: 1.312			

Cincinnati Reds @ Miami Marlins  
loanDepot park, Miami, FL  
Wed Aug 03 2022, 6:43 PM - 8:52 PM EDT  
Att: 8,656 - Roof Closed - 72 F

AB 30  
R 3  
H 7  
RBI 3  
BB 3  
SO 7  
LOB 9





Batter	1	2	3	4	5	6	7	8	9	AB	R	H	RBI	BB	SO	LOB	TOP																													
11 Miguel Rojas, R OBP: 0.285, SLG: 0.339										3	0	0	0	1	0	1																														
18 Joey Wendle, L OBP: 0.306, SLG: 0.357										4	0	0	0	0	0	2																														
99 Jesús Aguilar, R OBP: 0.288, SLG: 0.390										4	0	1	0	0	0	1																														
14 Bryan De La Cruz, R OBP: 0.257, SLG: 0.343										4	0	2	0	0	1	0																														
67 JJ Bleday, L OBP: 0.295, SLG: 0.327										4	0	0	0	0	0	2																														
54 Nick Fortes, R OBP: 0.326, SLG: 0.448											3	0	0	0	0	1																														
83 Charles Leblanc, R OBP: 0.417, SLG: 0.652											3	0	1	0	0	1																														
34 Lewin Diaz, L OBP: 0.267, SLG: 0.200											2	0	0	0	0	1																														
26 Garrett Cooper, R OBP: 0.343, SLG: 0.420											1	0	0	0	0	1																														
86 Peyton Burdick, R OBP: 0.286, SLG: 0.167											3	0	1	0	0	1																														
Inning Stats	R: 0 E: 0 K: 0 S: 13	H: 1 LOB: 2 BB: 1 P: 23	R: 0 E: 0 K: 2 S: 8	H: 0 LOB: 0 BB: 0 P: 11	R: 0 E: 0 K: 0 S: 15	H: 3 LOB: 2 BB: 0 P: 19	R: 0 E: 0 K: 0 S: 10	H: 0 LOB: 0 BB: 0 P: 15	R: 0 E: 0 K: 1 S: 9	H: 0 LOB: 0 BB: 0 P: 14	R: 0 E: 0 K: 0 S: 6	H: 0 LOB: 0 BB: 0 P: 10	R: 0 E: 0 K: 1 S: 9	H: 1 LOB: 1 BB: 0 P: 16	R: 0 E: 0 K: 0 S: 4	H: 0 LOB: 0 BB: 0 P: 8	R: 0 E: 0 K: 1 S: 9	H: 0 LOB: 0 BB: 0 P: 14	1B: 4 2B: 1 3B: 0 HR: 0	SF: 0 SAC: 0 DP: 0 HBP: 0	WP: 0 PB: 0 SB: 0 CS: 0	PA: 32																								
PITCHER	IP	WLS	BF	H	R	ER	SO	BB	IBB	HBP	BLK	WP	HR	S	P	ERA	WHIP	PITCHER										IP	WLS	BF	H	R	ER	SO	BB	IBB	HBP	BLK	WP	HR	S	P	ERA	WHIP		
11 Drew Smyly, L ERA: 3.97	(1, 1)	6.2	W	25	5	0	0	4	1	0	0	0	0	0	69	106	0.00	0.900																												
62 Mark Leiter Jr., R ERA: 4.53	(7, 1)	2.1		7	0	0	0	1	0	0	0	0	0	0	14	24	0.00	0.000																												

Batter	1	2	3	4	5	6	7	8	9	AB	R	H	RBI	BB	SO	LOB	BOTTOM																														
66 Rafael Ortega, L OBP: 0.328, SLG: 0.357										4	1	1	0	0	1	0																															
40 Wilson Contreras, R OBP: 0.366, SLG: 0.410										4	0	1	1	0	2	0																															
27 Seiya Suzuki, R OBP: 0.322, SLG: 0.420										4	0	0	0	0	1	1																															
8 Ian Happ, S OBP: 0.358, SLG: 0.433										3	1	2	0	1	0	0																															
2 Nico Hoerner, R OBP: 0.340, SLG: 0.416										4	0	3	1	0	0	1																															
18 Frank Schwindel, R OBP: 0.279, SLG: 0.361										3	0	0	0	1	2	3																															
48 P.J. Higgins, R OBP: 0.362, SLG: 0.532										3	1	2	1	1	1	2																															
6 Zach McKinstry, L OBP: 0.143, SLG: 0.160										3	0	0	0	0	2	4																															
16 Patrick Wisdom, R OBP: 0.317, SLG: 0.451										1	0	0	0	0	0	1																															
5 Christopher Morel, R OBP: 0.331, SLG: 0.450										2	1	1	0	0	0	0																															
1 Nick Madrigal, R OBP: 0.270, SLG: 0.252										2	0	0	0	0	0	1																															
Inning Stats	R: 0 E: 0 K: 1 S: 8	H: 0 LOB: 0 BB: 0 P: 11	R: 0 E: 0 K: 1 S: 9	H: 1 LOB: 1 BB: 1 P: 17	R: 0 E: 0 K: 1 S: 12	H: 0 LOB: 0 BB: 0 P: 14	R: 1 E: 0 K: 2 S: 19	H: 2 LOB: 1 BB: 1 P: 25	R: 2 E: 0 K: 1 S: 15	H: 5 LOB: 2 BB: 0 P: 22	R: 1 E: 0 K: 2 S: 9	H: 1 LOB: 0 BB: 0 P: 10	R: 0 E: 0 K: 1 S: 10	H: 0 LOB: 1 BB: 1 P: 18	R: 0 E: 0 K: 0 S: 9	H: 1 LOB: 1 BB: 0 P: 14	R: 0 E: 0 K: 0 S: 9	H: 1 LOB: 1 BB: 0 P: 14	1B: 8 2B: 1 3B: 0 HR: 1	SF: 0 SAC: 0 DP: 1 HBP: 0	WP: 0 PB: 0 SB: 1 CS: 0	PA: 36																									
PITCHER	IP	WLS	BF	H	R	ER	SO	BB	IBB	HBP	BLK	WP	HR	S	P	ERA	WHIP	PITCHER										IP	WLS	BF	H	R	ER	SO	BB	IBB	HBP	BLK	WP	HR	S	P	ERA	WHIP			
49 Pablo López, R ERA: 3.57	(1, 1)	5.0	L	25	9	4	4	6	2	0	0	0	0	1	64	91	0.00	2.200																													
43 Jeff Bringham, R ERA: 4.7	(6, 1)	2.0		7	0	0	0	3	1	0	0	0	0	0	18	26	0.00	0.500																													
35 Richard Bleier, L ERA: 4.02	(8, 1)	1.0		4	1	0	0	0	0	0	0	0	0	0	9	14	0.00	1.000																													

Miami Marlins @ Chicago Cubs  
Wrigley Field, Chicago, IL  
Sat Aug 06 2022, 1:23 PM - 4:08 PM CDT  
Att: 36,787 - Partly Cloudy - 91 F

AB	31
R	0
H	5
RBI	0
BB	1
SO	5
LOB	7



Miami Marlins @ Chicago Cubs  
Wrigley Field, Chicago, IL  
Sat Aug 06 2022, 1:23 PM - 4:08 PM CDT  
Att: 36,787 - Partly Cloudy - 91 F

AB	33
R	4
H	10
RBI	3
BB	3
SO	9
LOB	13



Batter	1	2	3	4	5	6	7	8	9	AB R H RBI BB SO LOB	TOP												
18 Joey Wendle, L OBP: 0.309, SLG: 0.356	1-0 67 BB 1B		2-0 F7		0-0 F8			1-0 67 BB 1B		3 0 1 0 1 0 0	<b>Miami Marlins @ Chicago Cubs</b> Wrigley Field, Chicago, IL Sun Aug 07 2022, 2:17 PM - 4:52 PM CDT Att: 30,177 - Cloudy - 77 F												
46 Luke Williams, R OBP: 0.326, SLG: 0.345	1-2 F8		0-0 P6		1-0 67 CS 1B			0-2 K		4 0 1 0 0 1 2													
67 JJ Bleday, L OBP: 0.268, SLG: 0.327	4-2 54 G6-4-3 BB			3-2 P1	1-1 CS		0-2 G6-3	2-1 1B		3 0 1 0 1 0 0													
54 Nick Fortes, R OBP: 0.324, SLG: 0.430	0-2 G6-4-3			3-3 K			0-2 P6	0-1 P6		4 0 0 0 0 1 4													
34 Lewin Diaz, L OBP: 0.245, SLG: 0.182		0-0 G1-3		3-2 G3			1-0 L9	1-2 G5-3		4 0 0 0 0 0 0													
83 Charles Leblanc, R OBP: 0.484, SLG: 0.704	1-2 1B			3-1 58 HR 2B			1-2 G5-3	3-2 58 S 1B		4 1 3 0 0 0 0													
58 Jacob Stallings, R OBP: 0.269, SLG: 0.272	0-1 L9			1-1 HR			0-2 P3	1-1 G6-3		4 1 1 2 0 0 2													
86 Peyton Burdick, R OBP: 0.364, SLG: 0.556	1-3 K			0-0 HR			2-1 G4-3	4-1 BB		3 1 1 1 1 1 1													
6 Billy Hamilton, S OBP: 0.143, SLG: 0.077			2-3 K		2-3 K		1-3 K	2-3 K		4 0 0 0 0 4 2													
<b>Inning Stats</b>	R: 0 H: 1 E: 0 K: 0 S: 10	H: 1 LOB: 1 BB: 1 P: 16	R: 0 H: 1 E: 0 K: 1 S: 10	H: 1 LOB: 1 BB: 0 P: 12	R: 0 H: 0 E: 0 K: 1 S: 5	H: 0 LOB: 0 BB: 0 P: 9	R: 0 H: 0 E: 0 K: 1 S: 9	H: 0 LOB: 0 BB: 0 P: 18	R: 3 H: 4 E: 0 K: 1 S: 12	H: 4 LOB: 0 BB: 0 P: 20	R: 0 H: 0 E: 0 K: 0 S: 8	H: 0 LOB: 0 BB: 0 P: 9	R: 0 H: 0 E: 0 K: 0 S: 8	H: 0 LOB: 0 BB: 0 P: 11	R: 0 H: 1 E: 0 K: 2 S: 10	H: 1 LOB: 2 BB: 1 P: 17	R: 0 H: 1 E: 0 K: 1 S: 14	H: 1 LOB: 2 BB: 1 P: 25	1B: 5 2B: 1 3B: 0 HR: 2	SF: 0 SAC: 0 DP: 1 HBP: 0	WP: 0 PB: 0 SB: 1 CS: 1	PA: 37	
<b>PITCHER</b>	IP WLS BF H R ER SO BB IBB HBP BLK WP HR S P ERA WHIP											<b>PITCHER</b>	IP WLS BF H R ER SO BB IBB HBP BLK WP HR S P ERA WHIP										
Adrian Sampson, R ERA: 3.83	(1, 1) 6.0 L 23 6 3 3 4 1 0 0 0 0 0 2 54 84 4.50 1.167																						
74 Kevin Castro, R ERA: 19.64	(7, 1) 1.0 0 3 0 0 0 0 0 0 0 0 0 0 8 11 0.00 0.000																						
15 Sean Newcomb, L ERA: 3.45	(8, 1) 1.0 5 1 0 0 2 1 0 0 0 0 0 0 10 17 0.00 2.000																						
51 Anderson Espinoza, R ERA: 2.84	(9, 1) 1.0 5 1 0 0 1 1 0 0 0 0 0 0 14 25 0.00 2.000																						

Batter	1	2	3	4	5	6	7	8	9	AB R H RBI BB SO LOB	BOTTOM												
1 Nick Madrigal, R OBP: 0.270, SLG: 0.252	1-2 K		1-0 G6-3			2-1 L9			0-1 40 G5-3 1B	4 0 1 0 0 1 0	<b>Miami Marlins @ Chicago Cubs</b> Wrigley Field, Chicago, IL Sun Aug 07 2022, 2:17 PM - 4:52 PM CDT Att: 30,177 - Cloudy - 77 F												
40 Wilson Contreras, R OBP: 0.363, SLG: 0.465	0-0 F9			3-1 G5-3		0-1 G6-3		2-2 G5-3		4 0 0 0 0 0 1													
27 Seiya Suzuki, R OBP: 0.317, SLG: 0.413	2-2 E6 16 FC5-4			3-3 K			0-1 F4	2-3 K		4 0 0 0 0 2 1													
16 Patrick Wisdom, R OBP: 0.316, SLG: 0.447	0-0 FC5-4			2-2 K			4-2 BB	3-3 K		3 0 0 0 1 2 2													
2 Nico Hoerner, R OBP: 0.337, SLG: 0.412		0-0 P6		2-2 G4-3			2-1 P3			3 0 0 0 0 0 1													
8 Ian Happ, S OBP: 0.356, SLG: 0.429		3-2 K		2-1 G6-3			1-3 K			3 0 0 0 0 2 1													
7 Yan Gomes, R OBP: 0.254, SLG: 0.346		0-0 G1-3		0-1 1B				1-0 4 G6-4-3 BB		2 0 1 0 1 0 0													
18 Frank Schwindel, R OBP: 0.277, SLG: 0.358			0-2 G6-3		0-1 F9			1-3 K		2 0 0 0 0 0 1													
66 Rafael Ortega, L OBP: 0.327, SLG: 0.355								1-3 K		1 0 0 0 0 1 1													
48 P.J. Higgins, R OBP: 0.362, SLG: 0.532										0 0 0 0 0 0 0													
4 Nelson Velázquez, R OBP: 0.289, SLG: 0.443			0-0 F8			3-3 K		1-0 G6-4-3		3 0 0 0 0 1 1													
<b>Inning Stats</b>	R: 0 H: 0 E: 1 K: 1 S: 8	H: 0 LOB: 0 BB: 0 P: 11	R: 0 H: 0 E: 0 K: 1 S: 7	H: 0 LOB: 0 BB: 0 P: 10	R: 0 H: 0 E: 0 K: 0 S: 5	H: 0 LOB: 0 BB: 0 P: 6	R: 0 H: 0 E: 0 K: 2 S: 9	H: 0 LOB: 0 BB: 0 P: 17	R: 0 H: 1 E: 0 K: 0 S: 10	H: 1 LOB: 1 BB: 0 P: 14	R: 0 H: 0 E: 0 K: 1 S: 7	H: 0 LOB: 0 BB: 0 P: 12	R: 0 H: 0 E: 0 K: 1 S: 14	H: 0 LOB: 1 BB: 1 P: 21	R: 0 H: 0 E: 0 K: 1 S: 4	H: 0 LOB: 0 BB: 1 P: 10	R: 0 H: 1 E: 0 K: 2 S: 13	H: 1 LOB: 0 BB: 0 P: 20	1B: 2 2B: 0 3B: 0 HR: 0	SF: 0 SAC: 0 DP: 1 HBP: 0	WP: 0 PB: 0 SB: 0 CS: 0	PA: 31	
<b>PITCHER</b>	IP WLS BF H R ER SO BB IBB HBP BLK WP HR S P ERA WHIP											<b>PITCHER</b>	IP WLS BF H R ER SO BB IBB HBP BLK WP HR S P ERA WHIP										
44 Jesús Luzardo, L ERA: 3.29	(1, 1) 7.0 W 24 1 0 0 6 1 0 0 0 0 0 0 4 60 0.00 0.286																						
55 Anthony Bender, R ERA: 3.71	(8, 1) 1.0 H 3 0 0 0 1 1 0 0 0 0 0 0 4 10 0.00 1.000																						
66 Tanner Scott, L ERA: 4.23	(9, 1) 1.0 S 4 1 0 0 2 0 0 0 0 0 0 0 13 20 0.00 1.000																						

Batter	1	2	3	4	5	6	7	8	9	AB	R	H	RBI	BB	SO	LOB	TOP				
18 Joey Wendle, L (1.4) OBP: 0.304, SLG: 0.350	G3		K		P6		K			4	0	0	0	0	2	1	<b>Miami Marlins @ Philadelphia Phillies</b> Citizens Bank Park, Philadelphia, PA Tue Aug 09 2022, 7:38 PM - 10:51 PM EDT Att: 22,087 - Partly Cloudy - 87 F				
26 Garrett Cooper, R (1.10) OBP: 0.348, SLG: 0.424	K		2B		BB		BB			2	0	1	0	2	1	0					
99 Jesús Aguilar, R (1.3) OBP: 0.287, SLG: 0.391	2B		P3		K		F8			4	0	1	0	0	1	4					
14 Bryan De La Cruz, R (1.9) OBP: 0.253, SLG: 0.338	K		K		FC6-4		G1-3			4	0	0	0	0	2	4					
67 JJ Bleday, L (1.7) OBP: 0.283, SLG: 0.382	K				HR		K			3	1	1	1	1	2	0					
11 Miguel Rojas, R (1.6) OBP: 0.282, SLG: 0.335	G4-3		F9		K		L8			4	0	0	0	0	1	1					
83 Charles Leblanc, R (1.5) OBP: 0.438, SLG: 0.645	1B		G5-3		G5-3		FC5-4		E3	4	0	1	0	0	0	1					
58 Jacob Stallings, R (1.2) OBP: 0.268, SLG: 0.269	G4-3		BB		BB		K		G6-4-3	3	0	0	0	1	1	3					
86 Peyton Burdick, R (1.8) OBP: 0.333, SLG: 0.462	1B		1B		FC6-4		K		K	4	0	1	0	0	2	1					
<b>Inning Stats</b>	R: 0 H: 1 E: 0 K: 2 S: 13	H: 1 LOB: 1 BB: 0 P: 18	R: 0 H: 1 E: 0 K: 1 S: 14	H: 1 LOB: 1 BB: 0 P: 26	R: 0 H: 2 E: 0 K: 2 S: 12	H: 2 LOB: 2 BB: 0 P: 15	R: 1 H: 1 E: 0 K: 0 S: 7	H: 1 LOB: 1 BB: 1 P: 12	R: 0 H: 0 E: 0 K: 2 S: 8	H: 0 LOB: 1 BB: 1 P: 14	R: 0 H: 0 E: 0 K: 2 S: 14	H: 0 LOB: 1 BB: 1 P: 18	R: 0 H: 0 E: 0 K: 1 S: 8	H: 0 LOB: 0 BB: 0 P: 12	R: 0 H: 0 E: 1 K: 1 S: 5	H: 0 LOB: 0 BB: 0 P: 5	1B: 2 2B: 2 3B: 0 HR: 1	SF: 0 SAC: 0 DP: 1 HBP: 0	WP: 0 PB: 0 SB: 0 CS: 0	PA: 36	
<b>PITCHER</b>	IP	WLS	BF	H	R	ER	SO	BB	IBB	HBP	BLK	WP	HR	S	P	ERA	WHIP				
45 Zack Wheeler, R (1.1) ERA: 2.63	6.0	W	26	5	1	1	8	3	0	0	0	0	1	68	109	1.50	1.333				
46 José Alvarado, L (7.1) ERA: 4.73	1.0	H	4	0	0	0	2	1	0	0	0	0	0	12	18	0.00	1.000				
30 David Robertson, R (8.1) ERA: 2.08	1.0	H	3	0	0	0	1	0	0	0	0	0	0	8	12	0.00	0.000				
58 Seranthony Domínguez, R (1.1) ERA: 1.56	1.0	S	3	0	0	0	1	0	0	0	0	0	0	5	5	0.00	0.000				

Batter	1	2	3	4	5	6	7	8	9	AB	R	H	RBI	BB	SO	LOB	BOTTOM					
12 Kyle Schwarber, L (1.7) OBP: 0.310, SLG: 0.499	G5-4-3		G4-3		2B		K			4	1	2	0	0	1	0	<b>Miami Marlins @ Philadelphia Phillies</b> Citizens Bank Park, Philadelphia, PA Tue Aug 09 2022, 7:38 PM - 10:51 PM EDT Att: 22,087 - Partly Cloudy - 87 F					
17 Rhys Hoskins, R (1.3) OBP: 0.344, SLG: 0.496	G5-4-3		2B		K		F7			4	0	1	0	0	1	2						
28 Alec Bohm, R (1.5) OBP: 0.330, SLG: 0.413	E9		G6-3		1B		BB			3	1	1	1	1	0	1						
10 J.T. Realmuto, R (1.2) OBP: 0.339, SLG: 0.455	2B		HR		FC6-4		K			4	1	2	2	0	1	2						
8 Nick Castellanos, R (1.10) OBP: 0.305, SLG: 0.381	G6-3		F8		BB		CS			2	0	0	0	1	0	1						
2 Jean Segura, R (1.4) OBP: 0.328, SLG: 0.422	G4-3		HR		P2		L4-6			3	1	2	1	0	0	1						
19 Matt Vierling, R (1.9) OBP: 0.296, SLG: 0.335	G4-3		L5		L4-6		G5-3			3	0	0	0	0	0	2						
33 Edmundo Sosa, R (1.6) OBP: 0.250, SLG: 0.271	L9		K		K		G5-3			3	0	0	0	0	1	0						
16 Brandon Marsh, L (1.8) OBP: 0.284, SLG: 0.348	K		K		G3-1		K			3	0	0	0	0	2	0						
<b>Inning Stats</b>	R: 1 H: 2 E: 1 K: 0 S: 14	H: 2 LOB: 1 BB: 0 P: 21	R: 0 H: 1 E: 0 K: 0 S: 10	H: 1 LOB: 0 BB: 0 P: 12	R: 0 H: 1 E: 0 K: 1 S: 11	H: 1 LOB: 1 BB: 0 P: 16	R: 2 H: 2 E: 0 K: 1 S: 15	H: 2 LOB: 0 BB: 0 P: 20	R: 1 H: 2 E: 0 K: 1 S: 10	H: 2 LOB: 1 BB: 0 P: 15	R: 0 H: 0 E: 0 K: 0 S: 7	H: 0 LOB: 0 BB: 1 P: 13	R: 0 H: 0 E: 0 K: 2 S: 9	H: 0 LOB: 0 BB: 0 P: 10	R: 0 H: 0 E: 0 K: 1 S: 10	H: 0 LOB: 0 BB: 1 P: 16	1B: 3 2B: 4 3B: 0 HR: 2	SF: 0 SAC: 0 DP: 3 HBP: 0	WP: 0 PB: 0 SB: 1 CS: 1	PA: 32		
<b>PITCHER</b>	IP	WLS	BF	H	R	ER	SO	BB	IBB	HBP	BLK	WP	HR	S	P	ERA	WHIP					
60 Braxton Garrett, L (1.1) ERA: 4.02	4.2	L	21	8	4	3	3	0	0	0	0	0	0	0	9	15	0.00	0.750				
55 Anthony Bender, R (5.1) ERA: 3.44	1.1		4	0	0	0	0	1	0	0	0	0	0	9	10	0.00	0.000					
35 Richard Bleier, L (7.1) ERA: 3.9	1.0		3	0	0	0	2	0	0	0	0	0	0	9	10	0.00	0.000					
57 Elieser Hernández, R (8.1) ERA: 6.0	1.0		3	0	0	0	1	1	0	0	0	0	0	10	16	0.00	1.000					

Batter	1	2	3	4	5	6	7	8	9	AB	R	H	RBI	BB	SO	LOB	TOP							
18 Joey Wendle, L (1,4) OBP: 0.303, SLG: 0.348										4	0	1	0	0	1	0	<b>Miami Marlins @ Philadelphia Phillies</b> Citizens Bank Park, Philadelphia, PA Wed Aug 10 2022, 7:07 PM - 9:45 PM EDT Att: 23,021 - Partly Cloudy - 89 F							
11 Miguel Rojas, R (1,6) OBP: 0.282, SLG: 0.334										4	0	1	0	0	0	1								
26 Garrett Cooper, R (1,10) OBP: 0.349, SLG: 0.426										3	0	1	0	1	1	0								
6 Billy Hamilton, S (6,PR) OBP: 0.143, SLG: 0.077										0	1	0	0	0	0	0								
67 JJ Bleday, L (1,7) OBP: 0.328, SLG: 0.466										3	2	3	1	1	0	0								
83 Charles Leblanc, R (1,5) OBP: 0.444, SLG: 0.629										4	0	2	1	0	1	3								
14 Bryan De La Cruz, R (1,9) OBP: 0.249, SLG: 0.332										4	0	0	0	0	1	5								
34 Lewin Diaz, L (1,3) OBP: 0.226, SLG: 0.167										4	0	0	0	0	0	3								
58 Jacob Stallings, R (1,2) OBP: 0.269, SLG: 0.270										3	0	1	1	0	1	0								
99 Jesus Aguilar, R (9,PH) OBP: 0.266, SLG: 0.390										1	0	0	0	0	1	0								
86 Peyton Burdick, R (1,8) OBP: 0.278, SLG: 0.375										3	0	0	0	0	0	2								
<b>Inning Stats</b>	R: 0 E: 0 K: 1 S: 9	H: 1 LOB: 0 BB: 0 P: 12	R: 1 E: 0 K: 0 S: 11	H: 3 LOB: 2 BB: 0 P: 17	R: 0 E: 0 K: 0 S: 8	H: 0 LOB: 0 BB: 0 P: 12	R: 1 E: 0 K: 0 S: 12	H: 2 LOB: 1 BB: 0 P: 17	R: 0 E: 0 K: 2 S: 9	H: 0 LOB: 0 BB: 2 P: 16	R: 0 E: 0 K: 1 S: 11	H: 0 LOB: 0 BB: 0 P: 21	R: 0 E: 0 K: 0 S: 7	H: 0 LOB: 0 BB: 0 P: 10	R: 1 E: 0 K: 0 S: 9	H: 3 LOB: 1 BB: 0 P: 12	R: 0 E: 0 K: 2 S: 9	H: 0 LOB: 0 BB: 0 P: 14	1B: 6 2B: 3 3B: 1 HR: 0	SF: 0 SAC: 0 DP: 2 HBP: 0	WP: 0 PB: 0 SB: 0 CS: 1	PA: 35		
<b>PITCHER</b>	IP WLS BF H R ER SO BB IBB HBP BLK WP HR S P ERA WHIP																							
43 Noah Syndergaard, R (1,1) ERA: 3.98	6.0	24	6	2	2	4	2	0	0	0	0	0	0	0	60	95	3.00	1.333						
52 Brad Hand, L (7,1) ERA: 2.14	1.0	3	0	0	0	0	0	0	0	0	0	0	0	7	10	0.00	0.000							
64 Andrew Bellatti, R (8,1) ERA: 3.62	1.0	W 5	3	1	1	0	0	0	0	0	0	0	0	9	12	9.00	3.000							
58 Seranthony Dominguez, R (9,1) ERA: 1.52	1.0	S 3	0	0	0	2	0	0	0	0	0	0	0	9	14	0.00	0.000							

Batter	1	2	3	4	5	6	7	8	9	AB	R	H	RBI	BB	SO	LOB	BOTTOM						
12 Kyle Schwarber, L (1,7) OBP: 0.314, SLG: 0.504										4	1	3	2	0	0	0	<b>Miami Marlins @ Philadelphia Phillies</b> Citizens Bank Park, Philadelphia, PA Wed Aug 10 2022, 7:07 PM - 9:45 PM EDT Att: 23,021 - Partly Cloudy - 89 F						
17 Rhys Hoskins, R (1,3) OBP: 0.341, SLG: 0.491										4	0	0	0	0	2	4							
28 Alec Bohm, R (1,5) OBP: 0.329, SLG: 0.411										4	0	1	0	0	0	2							
10 J.T. Realmuto, R (1,2) OBP: 0.338, SLG: 0.453										4	0	1	1	0	2	1							
8 Nick Castellanos, R (1,9) OBP: 0.302, SLG: 0.378											4	0	0	0	0	0		2					
19 Matt Vierling, R (9,9) OBP: 0.296, SLG: 0.335											0	0	0	0	0	0							
25 Darick Hall, L (1,10) OBP: 0.313, SLG: 0.594										3	0	0	0	0	0	0							
2 Jean Segura, R (1,4) OBP: 0.326, SLG: 0.421										3	1	1	0	0	0	0							
5 Bryson Stott, L (1,6) OBP: 0.270, SLG: 0.328										2	2	1	0	1	0	0							
16 Brandon Marsh, L (1,8) OBP: 0.285, SLG: 0.347										3	0	1	1	0	0	1							
<b>Inning Stats</b>	R: 0 E: 0 K: 1 S: 7	H: 0 LOB: 0 BB: 0 P: 10	R: 0 E: 0 K: 1 S: 10	H: 0 LOB: 0 BB: 0 P: 10	R: 0 E: 0 K: 0 S: 7	H: 0 LOB: 0 BB: 0 P: 8	R: 0 E: 0 K: 1 S: 8	H: 1 LOB: 1 BB: 0 P: 12	R: 0 E: 0 K: 0 S: 4	H: 0 LOB: 0 BB: 0 P: 5	R: 1 E: 0 K: 1 S: 11	H: 1 LOB: 1 BB: 1 P: 19	R: 0 E: 0 K: 0 S: 6	H: 0 LOB: 0 BB: 0 P: 7	R: 3 E: 0 K: 0 S: 15	H: 6 LOB: 2 BB: 0 P: 22	1B: 7 2B: 2 3B: 0 HR: 0	SF: 0 SAC: 0 DP: 1 HBP: 0	WP: 0 PB: 0 SB: 1 CS: 0	PA: 32			
<b>PITCHER</b>	IP WLS BF H R ER SO BB IBB HBP BLK WP HR S P ERA WHIP																						
22 Sandy Alcantara, R (1,1) ERA: 2.01	7.2	L 31	8	4	4	4	0	0	0	0	0	0	0	66	91	4.70	1.174						
55 Anthony Bender, R (8,1) ERA: 3.35	0.1	1	0	0	0	0	0	0	0	0	0	2	2	0.00	0.000								

livebaseballscorecards.com

livebaseballscorecards.com

Batter	1	2	3	4	5	6	7	8	9	AB	R	H	RBI	BB	SO	LOB	TOP	
18 Joey Wendle, L (1,4) OBP: 0.306, SLG: 0.360										4	0	2	1	0	0	0	<b>Miami Marlins @ Philadelphia Phillies</b> Citizens Bank Park, Philadelphia, PA Thu Aug 11 2022, 1:07 PM - 4:15 PM EDT Att: 25,444 - Sunny - 86 F	
11 Miguel Rojas, R (1,6) OBP: 0.281, SLG: 0.331										3	0	0	0	1	1	2		
26 Garrett Cooper, R (1,10) OBP: 0.349, SLG: 0.424										2	0	0	0	1	0	0		
99 Jesús Aguilar, R (8,PH) OBP: 0.286, SLG: 0.389										4	0	0	0	0	0	3		
67 JJ Bleday, L (1,9) OBP: 0.309, SLG: 0.435										4	0	0	0	0	0	3		
54 Nick Fortes, R (1,2) OBP: 0.232, SLG: 0.423										4	1	1	0	0	1	3		
83 Charles Leblanc, R (1,5) OBP: 0.425, SLG: 0.590										4	1	1	0	0	1	0		
34 Lewin Diaz, L (1,3) OBP: 0.228, SLG: 0.192										4	1	1	1	0	1	0		
86 Peyton Burdick, R (1,8) OBP: 0.273, SLG: 0.400										4	0	1	0	0	2	2		
46 Luke Williams, R (1,7) OBP: 0.323, SLG: 0.341										4	0	1	0	0	2	1		
<b>Inning Stats</b>	R: 0 H: 1 E: 0 K: 0 S: 10	H: 1 LOB: 2 BB: 2 P: 21	R: 1 H: 2 E: 1 K: 2 S: 15	H: 2 LOB: 2 BB: 0 P: 20	R: 0 H: 0 E: 0 K: 0 S: 6	H: 0 LOB: 0 BB: 0 P: 11	R: 0 H: 0 E: 0 K: 1 S: 6	H: 0 LOB: 0 BB: 0 P: 10	R: 0 H: 0 E: 0 K: 0 S: 5	H: 3 LOB: 1 BB: 0 P: 21	R: 0 H: 0 E: 0 K: 1 S: 7	H: 0 LOB: 0 BB: 0 P: 12	R: 0 H: 1 E: 0 K: 3 S: 12	H: 1 LOB: 1 BB: 0 P: 19	1B: 4 2B: 2 3B: 1 HR: 0	SF: 0 SAC: 0 DP: 1 HBP: 0	WP: 1 PB: 0 SB: 1 CS: 0	PA: 36
<b>PITCHER</b>	IP WLS BF H R ER SO BB IBB HBP BLK WP HR S P ERA WHIP																	
44 Kyle Gibson, R (1,1) ERA: 4.29	6.0 L 26 6 3 2 3 2 0 0 0 0 1 0 56 90 3.00 1.333																	
57 Nick Nelson, R (7,1) ERA: 4.18	1.0 3 0 0 0 1 0 0 0 0 0 0 6 7 0.00 0.000																	
23 Corey Knebel, R (8,1) ERA: 3.45	1.0 3 0 0 0 1 0 0 0 0 0 0 7 12 0.00 0.000																	
75 Connor Brogdon, R (9,1) ERA: 1.8	1.0 4 1 0 0 3 0 0 0 0 0 0 12 19 0.00 1.000																	

Batter	1	2	3	4	5	6	7	8	9	AB	R	H	RBI	BB	SO	LOB	BOTTOM	
12 Kyle Schwarber, L (1,7) OBP: 0.314, SLG: 0.501										2	0	0	0	1	1	2	<b>Miami Marlins @ Philadelphia Phillies</b> Citizens Bank Park, Philadelphia, PA Thu Aug 11 2022, 1:07 PM - 4:15 PM EDT Att: 25,444 - Sunny - 86 F	
16 Brandon Marsh, L (5,FR) OBP: 0.286, SLG: 0.352										3	0	0	0	1	1	0		
17 Rhys Hoskins, R (1,3) OBP: 0.329, SLG: 0.488										3	0	0	0	1	1	0		
28 Alec Bohm, R (1,5) OBP: 0.329, SLG: 0.409										4	0	1	0	0	2	2		
25 Darick Hall, L (1,10) OBP: 0.313, SLG: 0.587										3	0	1	0	0	1	0		
10 J.T. Realmuto, R (8,PH) OBP: 0.337, SLG: 0.452										1	0	0	0	0	1	2		
8 Nick Castellanos, R (1,9) OBP: 0.302, SLG: 0.376										4	0	1	0	0	2	2		
5 Bryson Stott, L (1,6) OBP: 0.273, SLG: 0.331										4	0	2	0	0	1	0		
2 Jean Segura, R (1,4) OBP: 0.327, SLG: 0.414										3	0	0	0	1	2	1		
21 Garrett Stubbs, L (1,2) OBP: 0.333, SLG: 0.494										3	0	1	0	0	0	1		
33 Edmundo Sosa, R (8,PH) OBP: 0.246, SLG: 0.269										1	0	0	0	0	1	3		
19 Matt Vierling, R (1,8) OBP: 0.295, SLG: 0.330										3	0	0	0	1	1	3		
<b>Inning Stats</b>	R: 0 H: 2 E: 0 K: 3 S: 13	H: 2 LOB: 2 BB: 0 P: 22	R: 0 H: 1 E: 0 K: 1 S: 12	H: 1 LOB: 1 BB: 1 P: 21	R: 0 H: 0 E: 0 K: 0 S: 6	H: 0 LOB: 0 BB: 0 P: 9	R: 0 H: 0 E: 0 K: 1 S: 11	H: 0 LOB: 0 BB: 0 P: 17	R: 0 H: 0 E: 0 K: 0 S: 8	H: 0 LOB: 1 BB: 1 P: 15	R: 0 H: 1 E: 0 K: 2 S: 9	H: 1 LOB: 1 BB: 0 P: 15	R: 0 H: 1 E: 0 K: 2 S: 12	H: 2 LOB: 3 BB: 1 P: 34	1B: 6 2B: 1 3B: 0 HR: 0	SF: 0 SAC: 0 DP: 0 HBP: 0	WP: 0 PB: 0 SB: 0 CS: 1	PA: 38
<b>PITCHER</b>	IP WLS BF H R ER SO BB IBB HBP BLK WP HR S P ERA WHIP																	
27 Edward Cabrera, R (1,1) ERA: 2.05	5.2 W 21 3 0 0 6 2 0 0 0 0 0 56 91 0.00 0.882																	
48 Steven Okerl, L (6,1) ERA: 2.77	1.1 H 5 1 0 0 3 0 0 0 0 0 0 12 18 0.00 0.750																	
36 Dylan Floro, R (8,1) ERA: 3.77	0.2 H 4 1 0 0 1 1 0 0 0 0 0 9 17 0.00 3.000																	
66 Tanner Scott, L (8,1) ERA: 4.11	1.1 S 7 2 0 0 3 1 0 0 0 0 0 24 39 0.00 2.250																	

AB 34  
R 3  
H 7  
RBI 2  
BB 2  
SO 8  
LOB 11



AB 33  
R 0  
H 7  
RBI 0  
BB 4  
SO 13  
LOB 19



Batter	1	2	3	4	5	6	7	8	9	AB	R	H	RBI	BB	SO	LOB	TOP										
13 Ronald Acuña Jr., R OBP: 0.359, SLG: 0.401	G4-3		G5-3			G4-3		K		4	0	0	0	0	1	1	<b>Atlanta Braves @ Miami Marlins</b> loanDepot park, Miami, FL Fri Aug 12 2022, 6:44 PM - 10:18 PM EDT Att: 10,459 - Roof Closed - 72 F										
7 Dansby Swanson, R OBP: 0.345, SLG: 0.460	P3		G4-3	G4-3		SF8		F9		3	0	0	1	0	0	0											
27 Austin Riley, R OBP: 0.357, SLG: 0.589	F8		L8					F9		4	0	1	0	0	0	0											
28 Matt Olson, L OBP: 0.337, SLG: 0.483		F9				G3-1			G4-3	4	1	1	1	0	0	1											
24 William Contreras, R OBP: 0.341, SLG: 0.534		G6-3								4	0	1	0	0	1	0											
8 Eddie Rosario, L OBP: 0.237, SLG: 0.307										3	0	2	0	0	0	0											
15 Robbie Grossman, R, PH OBP: 0.312, SLG: 0.285										1	0	0	0	0	1	1											
20 Marcell Ozuna, R OBP: 0.261, SLG: 0.391										4	0	0	0	0	1	3											
18 Vaughn Grissom, R OBP: 0.429, SLG: 1.000										3	1	1	0	0	2	0											
23 Michael Harris II, L OBP: 0.331, SLG: 0.502										3	2	2	2	0	0	0											
<b>Inning Stats</b>	R: 0 E: 0 K: 0 S: 19	H: 0 LOB: 0 BB: 0 P: 25	R: 0 E: 0 K: 1 S: 10	H: 1 LOB: 1 BB: 0 P: 15	R: 0 E: 0 K: 1 S: 7	H: 0 LOB: 0 BB: 0 P: 10	R: 1 E: 0 K: 1 S: 13	H: 1 LOB: 0 BB: 0 P: 19	R: 0 E: 0 K: 1 S: 7	H: 0 LOB: 0 BB: 0 P: 11	R: 1 E: 0 K: 0 S: 12	H: 2 LOB: 1 BB: 0 P: 20	R: 0 E: 0 K: 0 S: 13	H: 1 LOB: 0 BB: 0 P: 19	R: 2 E: 0 K: 1 S: 12	H: 2 LOB: 1 BB: 0 P: 15	R: 0 E: 0 K: 1 S: 11	H: 1 LOB: 1 BB: 0 P: 14	1B: 2 2B: 4 3B: 0 HR: 2	SF: 1 SAC: 0 DP: 1 HBP: 0	WP: 0 PB: 0 CS: 0	PA: 34					
<b>PITCHER</b>	IP	WLS	BF	H	R	ER	SO	BB	IBB	HBP	BLK	WP	HR	S	P	ERA	WHIP										
49 Pablo López, R ERA: 3.55	(1, 1)	5.2	21	4	2	2	4	0	0	0	0	0	1	64	93	3.18	0.706										
48 Steven Okert, L ERA: 2.75	(6, 1)	0.1	1	0	0	0	0	0	0	0	0	0	0	4	7	0.00	0.000										
81 Huascar Brazoban, R ERA: 1.04	(7, 1)	1.0	3	1	0	0	0	0	0	0	0	0	0	13	19	0.00	1.000										
57 Eliesser Hernández, R ERA: 6.22	(8, 1)	1.0	L 5	2	2	2	1	0	0	0	0	0	1	12	15	18.00	2.000										
35 Richard Bleier, L ERA: 3.75	(9, 1)	1.0	4	1	0	0	1	0	0	0	0	0	0	11	14	0.00	1.000										

Batter	1	2	3	4	5	6	7	8	9	AB	R	H	RBI	BB	SO	LOB	BOTTOM											
18 Joey Wendle, L OBP: 0.305, SLG: 0.358	G4-3					G4-3		K		4	0	1	0	0	0	3	<b>Atlanta Braves @ Miami Marlins</b> loanDepot park, Miami, FL Fri Aug 12 2022, 6:44 PM - 10:18 PM EDT Att: 10,459 - Roof Closed - 72 F											
26 Garrett Cooper, R OBP: 0.348, SLG: 0.422										1	0	0	0	0	1	1												
35 Richard Bleier, L										0	0	0	0	0	0	0												
5 Jon Berti, R OBP: 0.366, SLG: 0.381										5	0	2	0	0	1	4												
99 Jesús Aguilar, R OBP: 0.285, SLG: 0.386										3	0	0	0	1	0	1												
46 Luke Williams, R OBP: 0.320, SLG: 0.337										1	0	0	0	0	1	0												
67 JJ Bleday, L OBP: 0.301, SLG: 0.409										4	0	0	0	1	2	2												
15 Brian Anderson, R OBP: 0.352, SLG: 0.397										4	1	2	1	1	1	1												
11 Miguel Rojas, R OBP: 0.286, SLG: 0.331										3	1	1	0	2	1	2												
34 Lewin Díaz, L OBP: 0.242, SLG: 0.196										4	0	1	0	1	0	4												
58 Jacob Stallings, R OBP: 0.276, SLG: 0.285										4	1	3	0	0	0	1												
86 Peyton Burdick, R OBP: 0.308, SLG: 0.458										4	0	2	1	0	1	3												
<b>Inning Stats</b>	R: 0 E: 0 K: 1 S: 11	H: 1 LOB: 1 BB: 0 P: 15	R: 2 E: 0 K: 1 S: 20	H: 4 LOB: 2 BB: 1 P: 32	R: 0 E: 0 K: 0 S: 17	H: 2 LOB: 0 BB: 0 P: 24	R: 0 E: 0 K: 0 S: 9	H: 1 LOB: 1 BB: 0 P: 16	R: 0 E: 0 K: 0 S: 7	H: 0 LOB: 0 BB: 0 P: 10	R: 0 E: 0 K: 2 S: 14	H: 1 LOB: 2 BB: 1 P: 26	R: 0 E: 0 K: 1 S: 10	H: 1 LOB: 2 BB: 2 P: 19	R: 1 E: 0 K: 1 S: 12	H: 2 LOB: 1 BB: 0 P: 22	R: 0 E: 0 K: 2 S: 10	H: 0 LOB: 2 BB: 2 P: 22	1B: 7 2B: 4 3B: 0 HR: 1	SF: 0 SAC: 0 DP: 1 HBP: 0	WP: 1 PB: 0 CS: 1	PA: 43						
<b>PITCHER</b>	IP	WLS	BF	H	R	ER	SO	BB	IBB	HBP	BLK	WP	HR	S	P	ERA	WHIP											
12 Jake Odorizzi, R ERA: 3.8	(1, 1)	4.0	20	8	2	2	2	1	0	0	0	0	0	21	36	0.00	1.000											
32 Collin McHugh, R ERA: 3.06	(5, 1)	2.0	8	1	0	0	2	1	0	0	0	0	0	21	36	0.00	1.000											
68 Tyler Matzek, L ERA: 3.71	(7, 1)	1.0	W 5	1	0	0	1	1	1	0	0	0	0	10	19	0.00	2.000											
22 Kirby Yates, R ERA: 13.5	(8, 1)	0.1	H 3	2	1	1	0	0	0	0	0	1	0	7	13	27.00	6.000											
33 A.J. Minter, L ERA: 2.45	(8, 1)	0.2	H 2	0	0	0	1	0	0	0	0	0	0	5	9	0.00	0.000											
<b>PITCHER</b>	IP	WLS	BF	H	R	ER	SO	BB	IBB	HBP	BLK	WP	HR	S	P	ERA	WHIP											
74 Kenley Jansen, R ERA: 3.4	(9, 1)	1.0	S 5	0	0	0	2	2	0	0	0	0	0	0	2	22	0.00	2.000										

AB 33  
R 4  
H 8  
RBI 4  
BB 0  
SO 6  
LOB 6



AB 37  
R 3  
H 12  
RBI 2  
BB 6  
SO 8  
LOB 22





Batter	1	2	3	4	5	6	7	8	9	AB	R	H	RBI	BB	SO	LOB	TOP						
13 Ronald Acuña Jr., R OBP: 0.359, SLG: 0.401										5	0	2	0	0	2	4							
7 Dansby Swanson, R OBP: 0.346, SLG: 0.457										3	0	0	0	2	2	2							
27 Austin Riley, R OBP: 0.355, SLG: 0.585										5	0	1	0	0	1	4							
28 Matt Olson, L OBP: 0.335, SLG: 0.486										5	1	1	1	0	2	4							
24 William Contreras, R OBP: 0.339, SLG: 0.529										4	1	1	0	0	1	2							
15 Robbie Grossman, S OBP: 0.315, SLG: 0.289										4	1	2	0	0	1	0							
18 Vaughn Grissom, R OBP: 0.273, SLG: 0.636										4	1	0	0	0	1	4							
23 Michael Harris II, L OBP: 0.333, SLG: 0.504										3	1	1	1	1	1	1							
60 Chadwick Tromp, R OBP: 0.750, SLG: 1.250										4	0	3	3	0	0	1							
<b>Inning Stats</b>	R: 0 E: 0 K: 1 S: 8	H: 1 LOB: 1 BB: 0 P: 14	R: 0 E: 0 K: 2 S: 9	H: 0 LOB: 0 BB: 0 P: 12	R: 0 E: 0 K: 2 S: 10	H: 1 LOB: 1 BB: 0 P: 14	R: 3 E: 0 K: 1 S: 19	H: 4 LOB: 2 BB: 1 P: 31	R: 1 E: 0 K: 0 S: 11	H: 1 LOB: 0 BB: 1 P: 21	R: 0 E: 0 K: 1 S: 8	H: 1 LOB: 1 BB: 0 P: 14	R: 0 E: 0 K: 2 S: 16	H: 1 LOB: 2 BB: 1 P: 30	R: 1 E: 0 K: 0 S: 17	H: 2 LOB: 1 BB: 0 P: 21	R: 0 E: 0 K: 2 S: 8	H: 0 LOB: 0 BB: 0 P: 10	1B: 7 2B: 3 3B: 0 HR: 1	SF: 0 SAC: 0 DP: 1 HBP: 0	WP: 1 PB: 0 SB: 2 CS: 0	PA: 40	
<b>PITCHER</b>	IP WLS BF H R ER SO BB IBB HBP BLK WP HR S P ERA WHIP	IP WLS BF H R ER SO BB IBB HBP BLK WP HR S P ERA WHIP	IP WLS BF H R ER SO BB IBB HBP BLK WP HR S P ERA WHIP	IP WLS BF H R ER SO BB IBB HBP BLK WP HR S P ERA WHIP	IP WLS BF H R ER SO BB IBB HBP BLK WP HR S P ERA WHIP	IP WLS BF H R ER SO BB IBB HBP BLK WP HR S P ERA WHIP	IP WLS BF H R ER SO BB IBB HBP BLK WP HR S P ERA WHIP	IP WLS BF H R ER SO BB IBB HBP BLK WP HR S P ERA WHIP	IP WLS BF H R ER SO BB IBB HBP BLK WP HR S P ERA WHIP	IP WLS BF H R ER SO BB IBB HBP BLK WP HR S P ERA WHIP	IP WLS BF H R ER SO BB IBB HBP BLK WP HR S P ERA WHIP	IP WLS BF H R ER SO BB IBB HBP BLK WP HR S P ERA WHIP	IP WLS BF H R ER SO BB IBB HBP BLK WP HR S P ERA WHIP	IP WLS BF H R ER SO BB IBB HBP BLK WP HR S P ERA WHIP	IP WLS BF H R ER SO BB IBB HBP BLK WP HR S P ERA WHIP	IP WLS BF H R ER SO BB IBB HBP BLK WP HR S P ERA WHIP	IP WLS BF H R ER SO BB IBB HBP BLK WP HR S P ERA WHIP	IP WLS BF H R ER SO BB IBB HBP BLK WP HR S P ERA WHIP	IP WLS BF H R ER SO BB IBB HBP BLK WP HR S P ERA WHIP	IP WLS BF H R ER SO BB IBB HBP BLK WP HR S P ERA WHIP	IP WLS BF H R ER SO BB IBB HBP BLK WP HR S P ERA WHIP	IP WLS BF H R ER SO BB IBB HBP BLK WP HR S P ERA WHIP	IP WLS BF H R ER SO BB IBB HBP BLK WP HR S P ERA WHIP

Atlanta Braves @ Miami Marlins  
loanDepot park, Miami, FL  
Sat Aug 13 2022, 1:11 PM - 4:12 PM EDT  
Att: 7,308 - Dome - 72 F

AB 37  
R 5  
H 11  
RBI 5  
BB 3  
SO 11  
LOB 22



Batter	1	2	3	4	5	6	7	8	9	AB	R	H	RBI	BB	SO	LOB	BOTTOM						
5 Jon Berti, R OBP: 0.359, SLG: 0.373										4	0	0	0	0	0	2							
11 Miguel Rojas, R OBP: 0.285, SLG: 0.330										4	1	1	0	0	1	0							
26 Garrett Cooper, R OBP: 0.347, SLG: 0.420										4	0	1	0	0	1	1							
99 Jesús Aguilar, R OBP: 0.287, SLG: 0.394										3	1	1	2	1	0	0							
67 JJ Bleday, L OBP: 0.299, SLG: 0.391										3	0	0	0	1	1	2							
54 Nick Fortes, R OBP: 0.311, SLG: 0.407										4	0	0	0	0	1	1							
83 Charles Leblanc, R OBP: 0.419, SLG: 0.571										3	0	1	0	0	0	0							
86 Peyton Burdick, R OBP: 0.310, SLG: 0.423										2	0	0	0	1	2	0							
46 Luke Williams, R OBP: 0.313, SLG: 0.330										2	0	0	0	0	1	3							
18 Joey Wendle, L OBP: 0.308, SLG: 0.361										1	0	1	0	0	0	0							
<b>Inning Stats</b>	R: 0 E: 0 K: 0 S: 7	H: 0 LOB: 0 BB: 0 P: 9	R: 0 E: 0 K: 0 S: 7	H: 0 LOB: 0 BB: 0 P: 9	R: 0 E: 0 K: 2 S: 11	H: 0 LOB: 1 BB: 0 P: 16	R: 2 E: 0 K: 3 S: 18	H: 2 LOB: 0 BB: 0 P: 24	R: 0 E: 0 K: 0 S: 8	H: 1 LOB: 1 BB: 1 P: 15	R: 0 E: 0 K: 1 S: 8	H: 1 LOB: 1 BB: 1 P: 14	R: 0 E: 0 K: 1 S: 7	H: 0 LOB: 0 BB: 0 P: 10	R: 0 E: 0 K: 0 S: 9	H: 1 LOB: 0 BB: 0 P: 13	R: 0 E: 0 K: 0 S: 12	H: 0 LOB: 1 BB: 1 P: 21	1B: 4 2B: 1 3B: 0 HR: 1	SF: 0 SAC: 0 DP: 2 HBP: 0	WP: 1 PB: 0 SB: 1 CS: 0	PA: 33	
<b>PITCHER</b>	IP WLS BF H R ER SO BB IBB HBP BLK WP HR S P ERA WHIP	IP WLS BF H R ER SO BB IBB HBP BLK WP HR S P ERA WHIP	IP WLS BF H R ER SO BB IBB HBP BLK WP HR S P ERA WHIP	IP WLS BF H R ER SO BB IBB HBP BLK WP HR S P ERA WHIP	IP WLS BF H R ER SO BB IBB HBP BLK WP HR S P ERA WHIP	IP WLS BF H R ER SO BB IBB HBP BLK WP HR S P ERA WHIP	IP WLS BF H R ER SO BB IBB HBP BLK WP HR S P ERA WHIP	IP WLS BF H R ER SO BB IBB HBP BLK WP HR S P ERA WHIP	IP WLS BF H R ER SO BB IBB HBP BLK WP HR S P ERA WHIP	IP WLS BF H R ER SO BB IBB HBP BLK WP HR S P ERA WHIP	IP WLS BF H R ER SO BB IBB HBP BLK WP HR S P ERA WHIP	IP WLS BF H R ER SO BB IBB HBP BLK WP HR S P ERA WHIP	IP WLS BF H R ER SO BB IBB HBP BLK WP HR S P ERA WHIP	IP WLS BF H R ER SO BB IBB HBP BLK WP HR S P ERA WHIP	IP WLS BF H R ER SO BB IBB HBP BLK WP HR S P ERA WHIP	IP WLS BF H R ER SO BB IBB HBP BLK WP HR S P ERA WHIP	IP WLS BF H R ER SO BB IBB HBP BLK WP HR S P ERA WHIP	IP WLS BF H R ER SO BB IBB HBP BLK WP HR S P ERA WHIP	IP WLS BF H R ER SO BB IBB HBP BLK WP HR S P ERA WHIP	IP WLS BF H R ER SO BB IBB HBP BLK WP HR S P ERA WHIP	IP WLS BF H R ER SO BB IBB HBP BLK WP HR S P ERA WHIP	IP WLS BF H R ER SO BB IBB HBP BLK WP HR S P ERA WHIP	IP WLS BF H R ER SO BB IBB HBP BLK WP HR S P ERA WHIP

Atlanta Braves @ Miami Marlins  
loanDepot park, Miami, FL  
Sat Aug 13 2022, 1:11 PM - 4:12 PM EDT  
Att: 7,308 - Dome - 72 F

AB 30  
R 2  
H 5  
RBI 2  
BB 3  
SO 7  
LOB 9



Batter	1	2	3	4	5	6	7	8	9	AB	R	H	RBI	BB	SO	LOB	TOP							
13 Ronald Acuña Jr. R OBP: 0.360, SLG: 0.412 38 Guillermo Heredia, R OBP: 0.328, SLG: 0.333										4	2	2	1	0	1	0								
7 Dansby Swanson, R OBP: 0.344, SLG: 0.454										5	0	1	0	0	1	2								
27 Austin Riley, R OBP: 0.356, SLG: 0.582										2	0	0	0	2	1	1								
28 Matt Olson, L OBP: 0.337, SLG: 0.493										4	1	2	3	0	1	1								
24 William Contreras, R OBP: 0.338, SLG: 0.524										4	0	1	0	0	2	3								
8 Eddie Rosario, L OBP: 0.237, SLG: 0.313										4	0	1	0	0	1	1								
20 Marcell Ozuna, R OBP: 0.261, SLG: 0.392										4	1	1	0	0	2	1								
18 Vaughn Grissom, R OBP: 0.333, SLG: 0.800										4	1	2	2	0	1	0								
23 Michael Harris II, L OBP: 0.328, SLG: 0.496										4	1	0	0	0	0	1								
<b>Inning Stats</b>	R: 1 H: 1 E: 0 K: 3 S: 13	H: 1 LOB: 1 BB: 1 P: 22	R: 0 H: 0 E: 0 K: 1 S: 6	H: 0 LOB: 0 BB: 0 P: 14	R: 0 H: 1 E: 0 K: 2 S: 12	H: 0 LOB: 1 BB: 0 P: 20	R: 0 H: 1 E: 0 K: 0 S: 8	H: 1 LOB: 0 BB: 0 P: 10	R: 2 H: 2 E: 0 K: 0 S: 8	H: 2 LOB: 1 BB: 0 P: 12	R: 1 H: 2 E: 0 K: 0 S: 9	H: 2 LOB: 1 BB: 0 P: 15	R: 2 H: 3 E: 0 K: 1 S: 21	H: 3 LOB: 2 BB: 1 P: 31	R: 0 H: 0 E: 0 K: 3 S: 16	H: 0 LOB: 0 BB: 0 P: 24	R: 0 H: 0 E: 0 K: 1 S: 8	H: 0 LOB: 0 BB: 0 P: 9	1B: 5 2B: 2 3B: 0 HR: 3	SF: 0 SAC: 0 DP: 1 HBP: 0	WP: 0 PB: 0 SB: 0 CS: 0	PA: 38		
<b>PITCHER</b>	IP WLS BF H R ER SO BB IBB HBP BLK WP HR S P ERA WHIP	IP WLS BF H R ER SO BB IBB HBP BLK WP HR S P ERA WHIP	IP WLS BF H R ER SO BB IBB HBP BLK WP HR S P ERA WHIP	IP WLS BF H R ER SO BB IBB HBP BLK WP HR S P ERA WHIP	IP WLS BF H R ER SO BB IBB HBP BLK WP HR S P ERA WHIP	IP WLS BF H R ER SO BB IBB HBP BLK WP HR S P ERA WHIP	IP WLS BF H R ER SO BB IBB HBP BLK WP HR S P ERA WHIP	IP WLS BF H R ER SO BB IBB HBP BLK WP HR S P ERA WHIP	IP WLS BF H R ER SO BB IBB HBP BLK WP HR S P ERA WHIP	IP WLS BF H R ER SO BB IBB HBP BLK WP HR S P ERA WHIP	IP WLS BF H R ER SO BB IBB HBP BLK WP HR S P ERA WHIP	IP WLS BF H R ER SO BB IBB HBP BLK WP HR S P ERA WHIP	IP WLS BF H R ER SO BB IBB HBP BLK WP HR S P ERA WHIP	IP WLS BF H R ER SO BB IBB HBP BLK WP HR S P ERA WHIP	IP WLS BF H R ER SO BB IBB HBP BLK WP HR S P ERA WHIP	IP WLS BF H R ER SO BB IBB HBP BLK WP HR S P ERA WHIP	IP WLS BF H R ER SO BB IBB HBP BLK WP HR S P ERA WHIP	IP WLS BF H R ER SO BB IBB HBP BLK WP HR S P ERA WHIP	IP WLS BF H R ER SO BB IBB HBP BLK WP HR S P ERA WHIP	IP WLS BF H R ER SO BB IBB HBP BLK WP HR S P ERA WHIP	IP WLS BF H R ER SO BB IBB HBP BLK WP HR S P ERA WHIP	IP WLS BF H R ER SO BB IBB HBP BLK WP HR S P ERA WHIP	IP WLS BF H R ER SO BB IBB HBP BLK WP HR S P ERA WHIP	IP WLS BF H R ER SO BB IBB HBP BLK WP HR S P ERA WHIP

Atlanta Braves @ Miami Marlins  
loanDepot park, Miami, FL  
Sat Aug 13 2022, 7:11 PM - 10:23 PM EDT  
Att: 11,910 - Dome - 72 F

AB 36  
R 6  
H 10  
RBI 6  
BB 2  
SO 11  
LOB 10

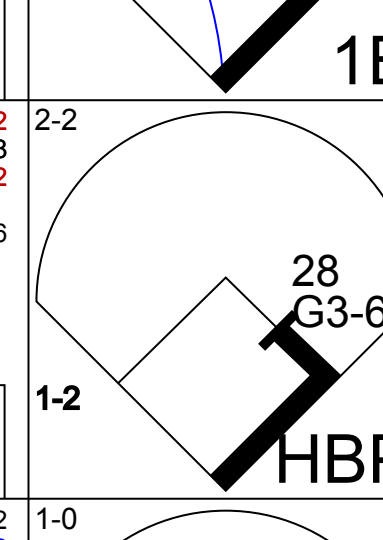
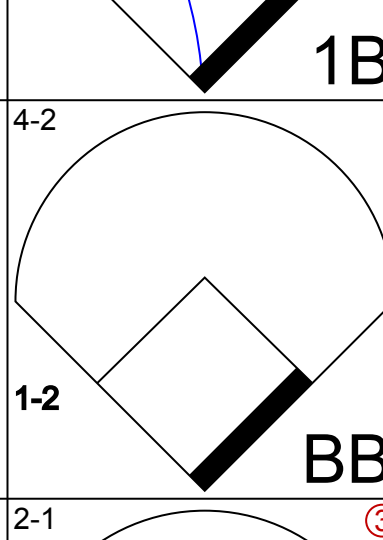
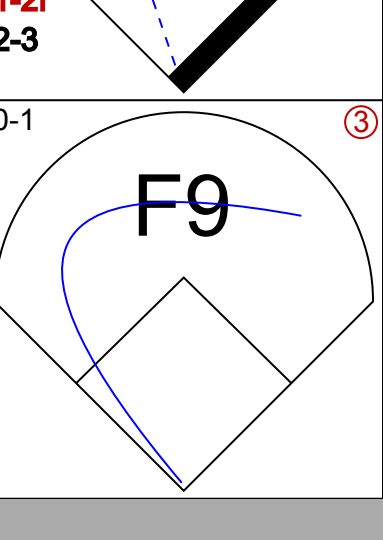
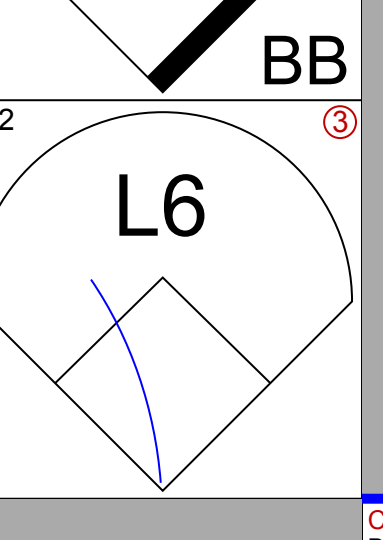
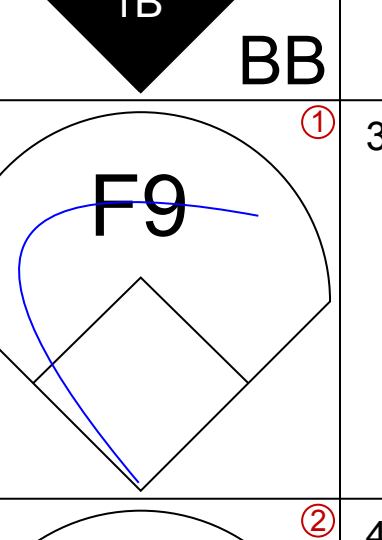
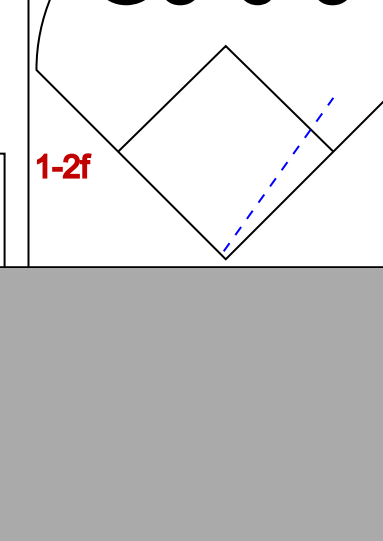
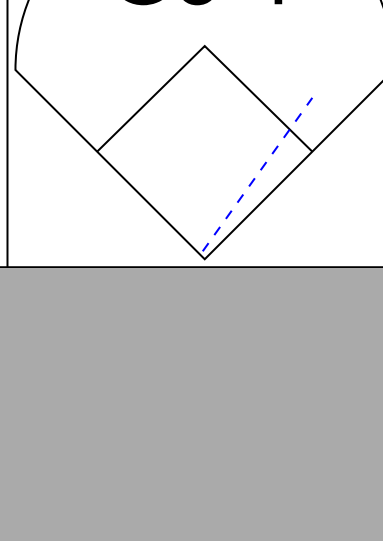

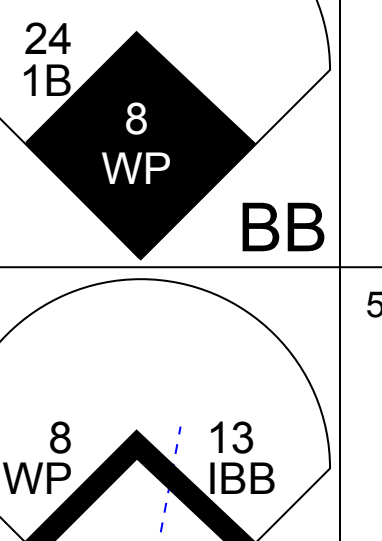


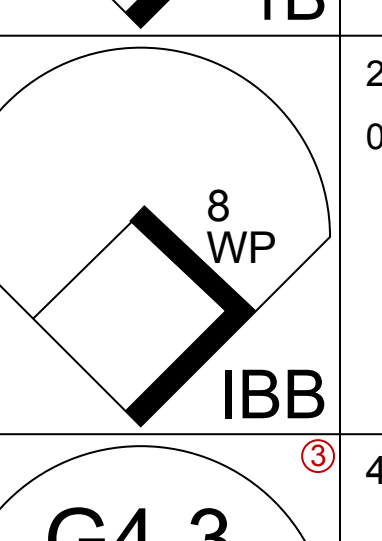


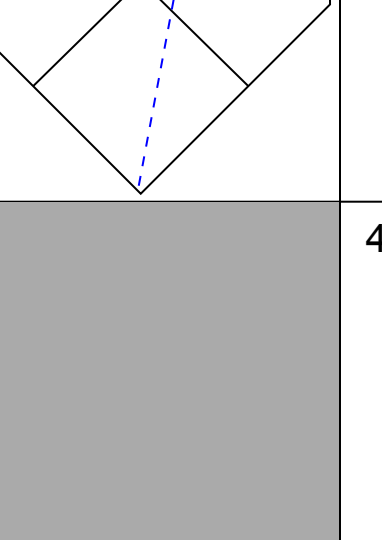
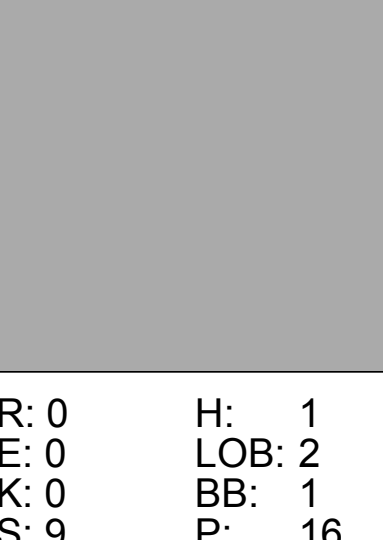
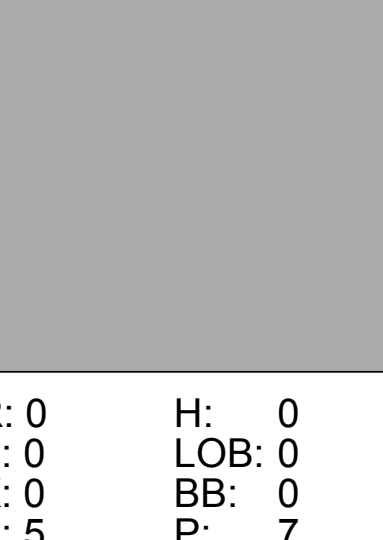
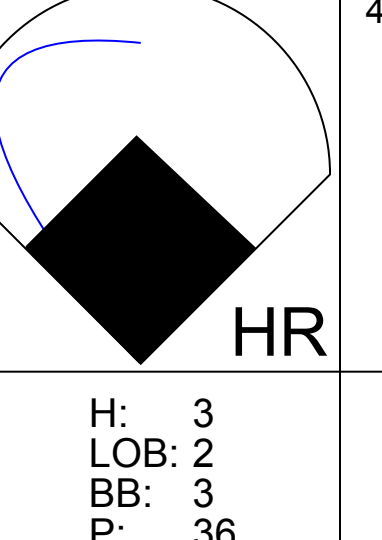









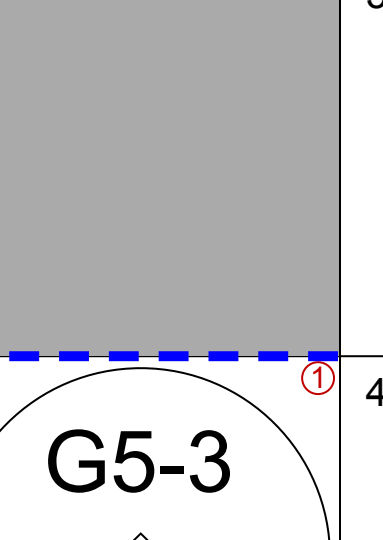


Batter	1	2	3	4	5	6	7	8	9	AB	R	H	RBI	BB	SO	LOB	BOTTOM							
18 Joey Wendle, L OBP: 0.307, SLG: 0.359										4	0	1	1	0	2	0								
15 Brian Anderson, R OBP: 0.250, SLG: 0.394										4	0	1	0	0	1	1								
99 Jesús Aguilar, R OBP: 0.289, SLG: 0.403										4	1	2	1	0	2	0								
67 JJ Bleday, L OBP: 0.296, SLG: 0.375										3	0	0	0	1	0	2								
83 Charles Leblanc, R OBP: 0.404, SLG: 0.533										3	0	0	0	1	1	3								
58 Jacob Stallings, R OBP: 0.276, SLG: 0.282										3	0	0	0	1	0	1								
34 Lewin Diaz, L OBP: 0.227, SLG: 0.183										4	0	0	0	0	1	2								
86 Peyton Burdick, R OBP: 0.303, SLG: 0.379										3	0	0	0	1	0	0								
46 Luke Williams, R OBP: 0.314, SLG: 0.351 26 Garrett Cooper, R (PH) OBP: 0.346, SLG: 0.419										3	1	1	0	0	1	0								
<b>Inning Stats</b>	R: 0 H: 2 E: 0 K: 0 S: 14	H: 0 LOB: 0 BB: 0 P: 15	R: 0 H: 0 E: 0 K: 2 S: 10	H: 0 LOB: 0 BB: 0 P: 14	R: 0 H: 0 E: 0 K: 1 S: 9	H: 0 LOB: 1 BB: 1 P: 15	R: 1 H: 2 E: 0 K: 0 S: 9	H: 2 LOB: 1 BB: 0 P: 13	R: 1 H: 1 E: 0 K: 1 S: 10	H: 1 LOB: 0 BB: 0 P: 19	R: 0 H: 0 E: 0 K: 1 S: 7	H: 0 LOB: 0 BB: 0 P: 9	R: 0 H: 0 E: 0 K: 3 S: 10	H: 0 LOB: 0 BB: 0 P: 13	R: 0 H: 0 E: 0 K: 0 S: 10	H: 0 LOB: 3 BB: 3 P: 24	1B: 3 2B: 0 3B: 1 HR: 1	SF: 0 SAC: 0 DP: 0 HBP: 0	WP: 1 PB: 0 SB: 0 CS: 0	PA: 36				
<b>PITCHER</b>	IP WLS BF H R ER SO BB IBB HBP BLK WP HR S P ERA WHIP	IP WLS BF H R ER SO BB IBB HBP BLK WP HR S P ERA WHIP	IP WLS BF H R ER SO BB IBB HBP BLK WP HR S P ERA WHIP	IP WLS BF H R ER SO BB IBB HBP BLK WP HR S P ERA WHIP	IP WLS BF H R ER SO BB IBB HBP BLK WP HR S P ERA WHIP	IP WLS BF H R ER SO BB IBB HBP BLK WP HR S P ERA WHIP	IP WLS BF H R ER SO BB IBB HBP BLK WP HR S P ERA WHIP	IP WLS BF H R ER SO BB IBB HBP BLK WP HR S P ERA WHIP	IP WLS BF H R ER SO BB IBB HBP BLK WP HR S P ERA WHIP	IP WLS BF H R ER SO BB IBB HBP BLK WP HR S P ERA WHIP	IP WLS BF H R ER SO BB IBB HBP BLK WP HR S P ERA WHIP	IP WLS BF H R ER SO BB IBB HBP BLK WP HR S P ERA WHIP	IP WLS BF H R ER SO BB IBB HBP BLK WP HR S P ERA WHIP	IP WLS BF H R ER SO BB IBB HBP BLK WP HR S P ERA WHIP	IP WLS BF H R ER SO BB IBB HBP BLK WP HR S P ERA WHIP	IP WLS BF H R ER SO BB IBB HBP BLK WP HR S P ERA WHIP	IP WLS BF H R ER SO BB IBB HBP BLK WP HR S P ERA WHIP	IP WLS BF H R ER SO BB IBB HBP BLK WP HR S P ERA WHIP	IP WLS BF H R ER SO BB IBB HBP BLK WP HR S P ERA WHIP	IP WLS BF H R ER SO BB IBB HBP BLK WP HR S P ERA WHIP	IP WLS BF H R ER SO BB IBB HBP BLK WP HR S P ERA WHIP	IP WLS BF H R ER SO BB IBB HBP BLK WP HR S P ERA WHIP	IP WLS BF H R ER SO BB IBB HBP BLK WP HR S P ERA WHIP	IP WLS BF H R ER SO BB IBB HBP BLK WP HR S P ERA WHIP

Atlanta Braves @ Miami Marlins  
loanDepot park, Miami, FL  
Sat Aug 13 2022, 7:11 PM - 10:23 PM EDT  
Att: 11,910 - Dome - 72 F

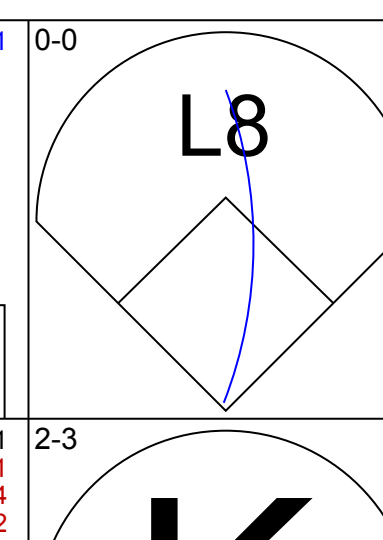
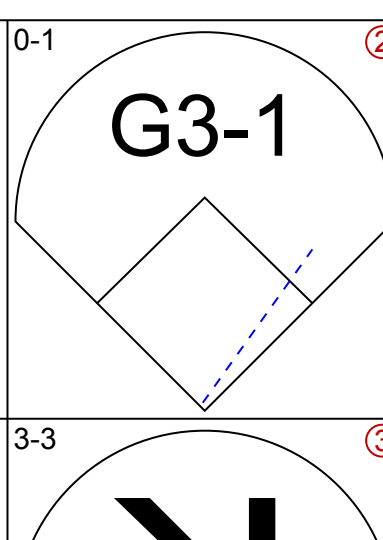
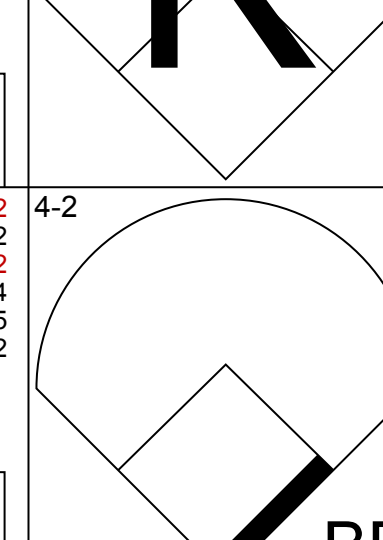

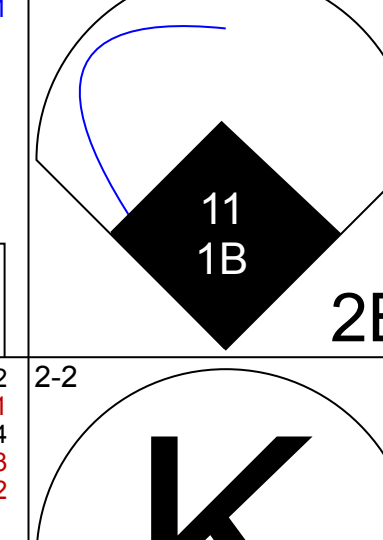
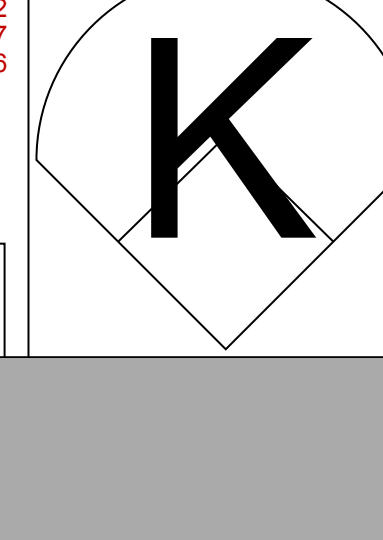
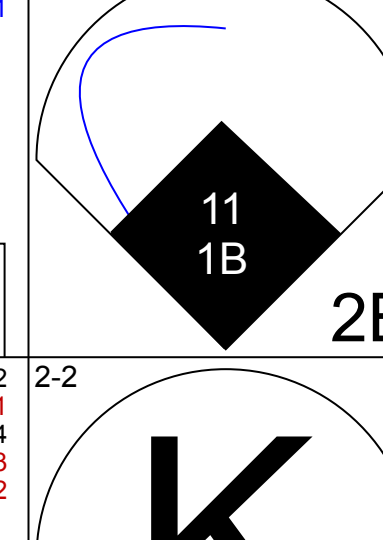
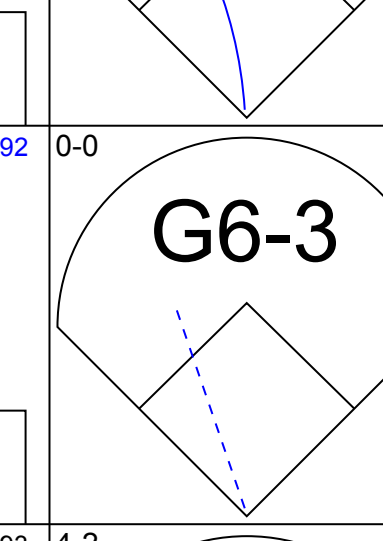
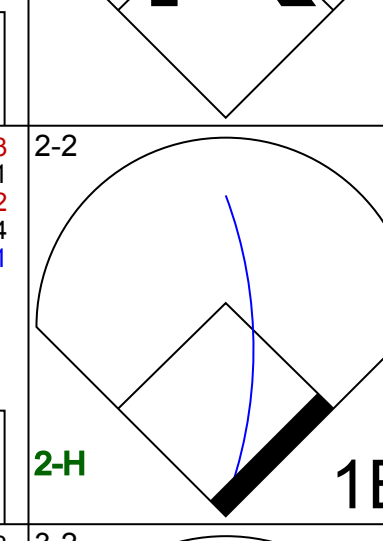
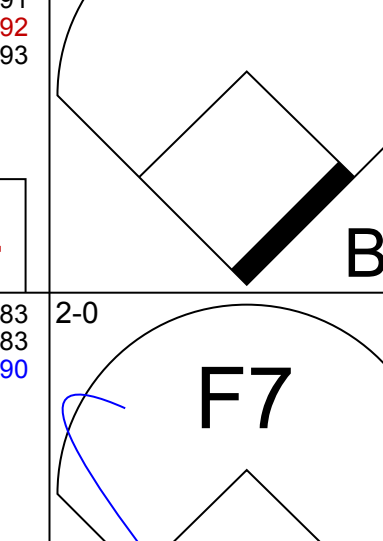
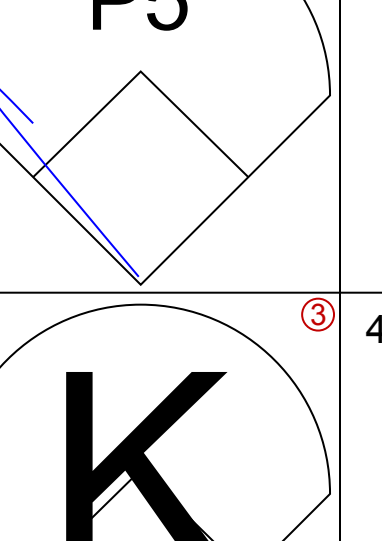
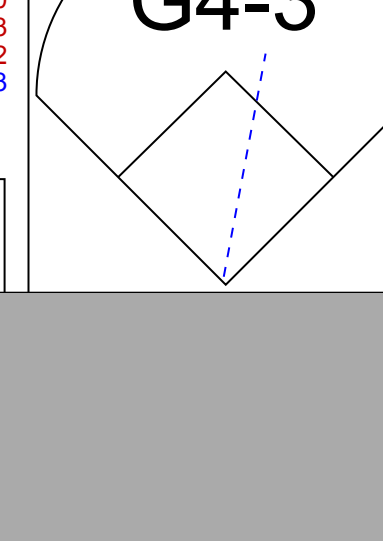

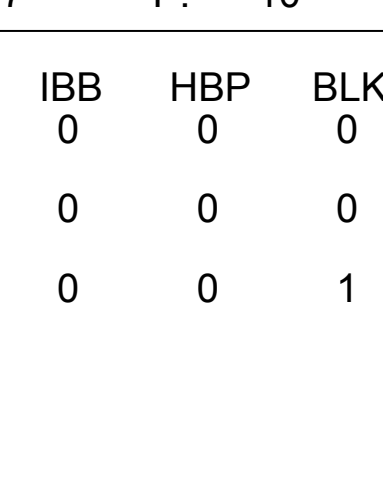
AB 32  
R 2  
H 5  
RBI 2  
BB 4  
SO 8  
LOB 12



Batter	1	2	3	4	5	6	7	8	9	AB	R	H	RBI	BB	SO	LOB	TOP							
7 Dansby Swanson, R (1, 6) OBP: 0.345, SLG: 0.454										5	0	2	0	0	2	1	<b>Atlanta Braves @ Miami Marlins</b> loanDepot park, Miami, FL Sun Aug 14 2022, 1:43 PM - 4:50 PM EDT Att: 10,902 - Roof Closed - 72 F							
18 Vaughn Grissom, R (1, 4) OBP: 0.450, SLG: 0.775										3	1	2	0	2	0	2								
27 Austin Riley, R (1, 5) OBP: 0.357, SLG: 0.578										3	0	0	0	1	0	6								
28 Matt Olson, L (1, 3) OBP: 0.337, SLG: 0.491										4	1	1	0	1	0	4								
24 William Contreras, R (1, 2) OBP: 0.335, SLG: 0.516										5	0	1	1	0	1	1								
15 Robbie Grossman, S (1, 9) OBP: 0.317, SLG: 0.288										2	0	0	0	2	0	0								
13 Ronald Acuña Jr., R (9, PH) OBP: 0.362, SLG: 0.412										0	0	0	0	1	0	0								
8 Eddie Rosario, L (1, 7) OBP: 0.236, SLG: 0.304										4	0	0	0	1	0	5								
20 Marcell Ozuna, R (1, 10) OBP: 0.263, SLG: 0.393										4	0	2	0	0	2	2								
23 Michael Harris II, L (1, 8) OBP: 0.331, SLG: 0.512										4	1	2	1	0	1	1								
<b>Inning Stats</b>	R: 0 E: 0 K: 1 S: 10	H: 1 LOB: 1 BB: 0 P: 15	R: 0 E: 0 K: 0 S: 9	H: 1 LOB: 2 BB: 1 P: 16	R: 0 E: 0 K: 0 S: 12	H: 1 LOB: 2 BB: 1 P: 22	R: 0 E: 0 K: 0 S: 5	H: 0 LOB: 0 BB: 0 P: 7	R: 0 E: 0 K: 1 S: 10	H: 2 LOB: 2 BB: 0 P: 16	R: 0 E: 0 K: 0 S: 9	H: 0 LOB: 1 BB: 1 P: 18	R: 0 E: 0 K: 2 S: 16	H: 1 LOB: 2 BB: 1 P: 24	R: 0 E: 0 K: 2 S: 13	H: 1 LOB: 2 BB: 1 P: 24	R: 3 E: 0 K: 0 S: 21	H: 3 LOB: 2 BB: 3 P: 36	1B: 8 2B: 1 3B: 0 HR: 1	SF: 0 SAC: 0 DP: 1 HBP: 1	WP: 2 PB: 0 SB: 1 CS: 0	PA: 43		
<b>PITCHER</b>	IP WLS BF H R ER SO BB IBB HBP BLK WP HR S P ERA WHIP	6.0 H 5 1 0 0 2 3 0 0 0 1 0 55 94 0.00 1.333	7.1 H 5 1 0 0 2 1 0 0 0 0 0 16 24 0.00 2.000	8.1 H 5 1 0 0 2 1 0 0 0 0 0 13 24 0.00 2.000	9.1 L 8 3 3 3 0 2 1 0 0 1 1 21 36 27.00 5.000																			

AB	34
R	3
H	10
RBI	2
BB	8
SO	6
LOB	22



Batter	1	2	3	4	5	6	7	8	9	AB	R	H	RBI	BB	SO	LOB	BOTTOM					
18 Joey Wendle, L (1, 5) OBP: 0.306, SLG: 0.357										4	0	1	0	0	1	0	<b>Atlanta Braves @ Miami Marlins</b> loanDepot park, Miami, FL Sun Aug 14 2022, 1:43 PM - 4:50 PM EDT Att: 10,902 - Roof Closed - 72 F					
5 Jon Berti, R (1, 4) OBP: 0.353, SLG: 0.366										4	0	0	0	0	3	1						
99 Jesús Aguilar, R (1, 10) OBP: 0.289, SLG: 0.399										3	0	0	0	1	2	1						
67 JJ Bleday, L (1, 8) OBP: 0.306, SLG: 0.387										3	1	1	0	1	1	2						
15 Brian Anderson, R (1, 9) OBP: 0.344, SLG: 0.385										4	0	0	0	0	1	2						
11 Miguel Rojas, R (1, 6) OBP: 0.288, SLG: 0.332										4	0	2	1	0	0	0						
34 Lewin Diaz, L (1, 3) OBP: 0.229, SLG: 0.175										3	0	0	0	1	1	2						
54 Nick Fortes, R (1, 2) OBP: 0.309, SLG: 0.402										4	0	1	0	0	1	2						
86 Peyton Burdick, R (1, 7) OBP: 0.278, SLG: 0.344										3	0	0	0	0	2	1						
<b>Inning Stats</b>	R: 0 E: 0 K: 2 S: 10	H: 0 LOB: 1 BB: 1 P: 17	R: 0 E: 0 K: 0 S: 7	H: 0 LOB: 1 BB: 1 P: 14	R: 0 E: 0 K: 1 S: 7	H: 0 LOB: 0 BB: 0 P: 10	R: 1 E: 0 K: 1 S: 13	H: 2 LOB: 1 BB: 0 P: 23	R: 0 E: 0 K: 2 S: 7	H: 0 LOB: 0 BB: 0 P: 9	R: 0 E: 0 K: 2 S: 9	H: 0 LOB: 1 BB: 1 P: 15	R: 0 E: 0 K: 2 S: 12	H: 1 LOB: 1 BB: 0 P: 16	R: 0 E: 0 K: 1 S: 10	H: 1 LOB: 1 BB: 0 P: 16		R: 0 E: 0 K: 1 S: 13	H: 1 LOB: 0 BB: 0 P: 16	1B: 4 2B: 1 3B: 0 HR: 0	SF: 0 SAC: 0 DP: 0 HBP: 0	WP: 0 PB: 0 SB: 3 CS: 0
<b>PITCHER</b>	IP WLS BF H R ER SO BB IBB HBP BLK WP HR S P ERA WHIP	7.0 W 4 1 0 0 1 0 0 0 0 0 0 65 104 1.29 0.857	1.0 W 4 1 0 0 1 0 0 0 0 0 0 10 16 0.00 1.000	1.0 S 4 1 0 0 1 0 0 0 1 0 0 13 16 0.00 1.000																		

AB	32
R	1
H	5
RBI	1
BB	3
SO	12
LOB	11



Batter	1	2	3	4	5	6	7	8	9	AB	R	H	RBI	BB	SO	LOB	TOP			
10 Jurickson Profar, S OBP: 0.414, SLG: 0.407	L6		G6-3		P6			L7		4	0	0	0	0	0	0	<b>San Diego Padres @ Miami Marlins</b> loanDepot park, Miami, FL Mon Aug 15 2022, 6:43 PM - 9:47 PM EDT Att: 9,123 - Roof Closed - 72 F			
22 Juan Soto, L OBP: 0.474, SLG: 0.488	K				F7			K		3	0	0	0	1	2	0				
13 Manny Machado, R OBP: 0.370, SLG: 0.527								F9		4	0	2	0	0	0	0				
24 Josh Bell, S OBP: 0.374, SLG: 0.459	K									4	0	0	0	0	2	3				
17 Brandon Drury, R OBP: 0.326, SLG: 0.511	K				F7			F7		4	0	1	0	0	1	0				
9 Jake Cronenworth, L OBP: 0.342, SLG: 0.351					F8					3	0	1	0	1	0	1				
2 Trent Grisham, L OBP: 0.300, SLG: 0.375										2	0	0	0	1	2	1				
5 Wil Myers, R OBP: 0.297, SLG: 0.329	K				FC6-4					1	0	1	0	0	0	0				
7 Ha-Seong Kim, R OBP: 0.321, SLG: 0.371	K				FC6-4			L4		4	0	0	0	0	1	4				
26 Austin Nola, R OBP: 0.315, SLG: 0.318					P4			G5-3		3	0	0	0	0	0	0				
<b>Inning Stats</b>	R: 0 E: 0 K: 2 S: 10	H: 1 LOB: 1 BB: 0 P: 15	R: 0 E: 0 K: 3 S: 12	H: 1 LOB: 1 BB: 0 P: 16	R: 0 E: 0 K: 1 S: 14	H: 1 LOB: 2 BB: 1 P: 22	R: 0 E: 0 K: 0 S: 16	H: 0 LOB: 1 BB: 1 P: 23	R: 0 E: 0 K: 0 S: 9	H: 1 LOB: 1 BB: 0 P: 9	R: 0 E: 0 K: 1 S: 9	H: 0 LOB: 0 BB: 0 P: 11	R: 0 E: 0 K: 1 S: 10	H: 0 LOB: 0 BB: 0 P: 13	R: 0 E: 0 K: 0 S: 18	H: 1 LOB: 2 BB: 1 P: 30	1B: 5 2B: 0 3B: 0 HR: 0	SF: 0 SAC: 0 DP: 0 HBP: 0	WP: 0 PB: 0 SB: 0 CS: 0	PA: 35
<b>PITCHER</b>	IP	WLS	BF	H	R	ER	SO	BB	IBB	HBP	BLK	WP	HR	S	P	ERA	WHIP			
22 Sandy Alcantara, R ERA: 1.92	7.0	W	27	4	0	0	7	2	0	0	0	0	0	77	108	0.00	0.857			
48 Steven Okert, L ERA: 2.51	1.0	H	3	0	0	0	1	0	0	0	0	0	0	10	13	0.00	0.000			
66 Tanner Scott, L ERA: 4.5	1.0	S	5	1	0	0	0	1	0	0	0	0	0	18	30	0.00	2.000			

Batter	1	2	3	4	5	6	7	8	9	AB	R	H	RBI	BB	SO	LOB	BOTTOM			
18 Joey Wendle, L OBP: 0.301, SLG: 0.351	K		G4-3		G3-1			K		4	0	0	0	0	2	0	<b>San Diego Padres @ Miami Marlins</b> loanDepot park, Miami, FL Mon Aug 15 2022, 6:43 PM - 9:47 PM EDT Att: 9,123 - Roof Closed - 72 F			
5 Jon Berti, R OBP: 0.356, SLG: 0.373	G1-3				G4-3					4	0	2	0	0	0	0				
99 Jesús Aguilar, R OBP: 0.286, SLG: 0.395	K				F7			F9		4	0	0	0	0	1	2				
67 JJ Bleday, L OBP: 0.303, SLG: 0.418					K					4	1	1	1	0	2	0				
11 Miguel Rojas, R OBP: 0.292, SLG: 0.343								L7		4	2	3	0	0	0	0				
58 Jacob Stallings, R OBP: 0.286, SLG: 0.290										3	0	3	1	1	0	0				
34 Lewin Diaz, L OBP: 0.230, SLG: 0.169										2	0	0	1	0	0	3				
86 Peyton Burdick, R OBP: 0.275, SLG: 0.314										3	0	0	0	0	2	4				
46 Luke Williams, R OBP: 0.305, SLG: 0.340										3	0	0	0	0	1	3				
<b>Inning Stats</b>	R: 0 E: 0 K: 2 S: 10	H: 0 LOB: 0 BB: 0 P: 15	R: 2 E: 0 K: 0 S: 12	H: 3 LOB: 0 BB: 0 P: 21	R: 0 E: 0 K: 0 S: 11	H: 1 LOB: 1 BB: 0 P: 14	R: 0 E: 0 K: 2 S: 16	H: 2 LOB: 3 BB: 0 P: 25	R: 0 E: 0 K: 0 S: 10	H: 0 LOB: 0 BB: 0 P: 13	R: 1 E: 0 K: 1 S: 18	H: 2 LOB: 1 BB: 0 P: 24	R: 0 E: 0 K: 1 S: 14	H: 1 LOB: 1 BB: 0 P: 20	R: 0 E: 0 K: 2 S: 11	H: 0 LOB: 2 BB: 1 P: 21		1B: 6 2B: 1 3B: 1 HR: 1	SF: 1 SAC: 0 DP: 1 HBP: 2	WP: 0 PB: 0 SB: 2 CS: 0
<b>PITCHER</b>	IP	WLS	BF	H	R	ER	SO	BB	IBB	HBP	BLK	WP	HR	S	P	ERA	WHIP			
44 Joe Musgrove, R ERA: 2.98	6.0	L	26	8	3	3	5	0	0	1	0	0	0	77	112	4.50	1.333			
48 Steven Wilson, R ERA: 3.47	1.0		4	1	0	0	1	0	0	0	0	0	0	14	20	0.00	1.000			
25 Tim Hill, L ERA: 3.15	1.0		5	0	0	0	2	1	0	1	0	0	0	11	21	0.00	1.000			

AB 32  
R 0  
H 5  
RBI 0  
BB 3  
SO 8  
LOB 9



AB 31  
R 3  
H 9  
RBI 3  
BB 1  
SO 8  
LOB 12



Batter	1	2	3	4	5	6	7	8	9	AB	R	H	RBI	BB	SO	LOB	TOP			
10 Jurickson Profar, S OBP: 0.342, SLG: 0.405										4	1	1	0	1	0	5	<b>San Diego Padres @ Miami Marlins</b> loanDepot park, Miami, FL Tue Aug 16 2022, 6:43 PM - 10:14 PM EDT Att. 9,065 - Dome - 72 F			
22 Juan Soto, L OBP: 0.414, SLG: 0.486										4	1	1	0	1	1	1				
13 Manny Machado, R OBP: 0.374, SLG: 0.530										3	0	2	3	2	1	1				
24 Josh Bell, S OBP: 0.370, SLG: 0.454										5	0	0	0	0	2	6				
9 Jake Cronenworth, L OBP: 0.341, SLG: 0.379										5	0	1	0	0	2	4				
5 Wil Myers, R OBP: 0.294, SLG: 0.331										5	0	1	0	0	3	3				
2 Trent Grisham, L OBP: 0.300, SLG: 0.374										4	0	1	0	0	1	1				
7 Ha-Seong Kim, R OBP: 0.325, SLG: 0.374										3	1	2	0	1	1	2				
38 Jorge Alfaro, R OBP: 0.300, SLG: 0.414										2	0	0	0	0	2	2				
16 Nomar Mazara, L (8, PH) OBP: 0.320, SLG: 0.357										0	0	0	0	0	0	0				
17 Brandon Drury, R (8, PH) OBP: 0.328, SLG: 0.513										1	0	1	0	0	0	0				
26 Austin Nola, R (8, 2) OBP: 0.315, SLG: 0.318										0	0	0	0	0	0	0				
<b>Inning Stats</b>	R: 0 E: 0 K: 2 S: 16	H: 0 LOB: 1 BB: 1 P: 23	R: 0 E: 0 K: 2 S: 20	H: 2 LOB: 3 BB: 0 P: 29	R: 0 E: 0 K: 1 S: 8	H: 0 LOB: 1 BB: 1 P: 18	R: 0 E: 0 K: 2 S: 12	H: 1 LOB: 1 BB: 0 P: 21	R: 0 E: 0 K: 1 S: 14	H: 0 LOB: 0 BB: 0 P: 17	R: 3 E: 0 K: 1 S: 13	H: 3 LOB: 1 BB: 1 P: 25	R: 0 E: 0 K: 0 S: 9	H: 2 LOB: 2 BB: 0 P: 19	R: 0 E: 0 K: 3 S: 14	H: 2 LOB: 2 BB: 0 P: 18	1B: 8 2B: 3 3B: 0 HR: 0	SF: 0 SAC: 0 DP: 1 HBP: 1	WP: 1 PB: 0 SB: 0 CS: 0	PA: 42
<b>PITCHER</b>	IP WLS BF H R ER SO BB IBB HBP BLK WP HR S P ERA WHIP																			
27 Edward Cabrera, R (1, 1) ERA: 1.78	4.0	18	3	0	0	7	2	0	1	0	1	0	56	91	0.00	1.250	<b>36 Dylan Floro, R</b> (9, 1) ERA: 3.51			
81 Huscar Brazoban, R (5, 1) ERA: 1.59	1.0	4	0	0	0	1	1	0	0	0	0	14	22	0.00	1.000					
90 Andrew Nardi, L (6, 1) ERA: 20.25	1.1	H	7	2	3	2	1	0	0	0	0	18	33	20.25	2.250					
57 Eliaser Hernández, R (7, 1) ERA: 5.97	1.1	W	6	2	0	0	1	0	0	0	0	11	20	0.00	2.250					
35 Richard Bleier, L (8, 1) ERA: 3.89	0.1	H	3	2	0	0	0	0	0	0	0	5	9	0.00	6.000					

AB	36
R	3
H	10
RBI	3
BB	5
SO	13
LOB	25



Batter	1	2	3	4	5	6	7	8	9	AB	R	H	RBI	BB	SO	LOB	BOTTOM			
11 Miguel Rojas, R OBP: 0.289, SLG: 0.339										4	0	0	0	0	1	3	<b>San Diego Padres @ Miami Marlins</b> loanDepot park, Miami, FL Tue Aug 16 2022, 6:43 PM - 10:14 PM EDT Att. 9,065 - Dome - 72 F			
26 Garrett Cooper, R OBP: 0.345, SLG: 0.415										3	0	0	0	0	2	2				
5 Jon Berti, R (8, FR)										0	0	0	0	0	0	0				
34 Lewin Diaz, L OBP: 0.230, SLG: 0.169										0	0	0	0	0	0	0				
99 Jesús Aguilar, R OBP: 0.288, SLG: 0.397										3	0	1	1	1	0	0				
15 Brian Anderson, R OBP: 0.338, SLG: 0.378										4	0	0	0	0	3	4				
67 JJ Bleday, L OBP: 0.301, SLG: 0.402										3	0	0	0	1	2	0				
54 Nick Fortes, R OBP: 0.323, SLG: 0.466										4	3	3	2	0	0	2				
83 Charles Leblanc, R OBP: 0.368, SLG: 0.511										2	0	0	0	0	0	0				
18 Joey Wendle, L (7, PH) OBP: 0.300, SLG: 0.349										1	0	0	0	0	0	1				
86 Peyton Burdick, R OBP: 0.302, SLG: 0.351										2	1	1	1	1	0	0				
46 Luke Williams, R OBP: 0.306, SLG: 0.340										3	0	1	0	0	2	1				
<b>Inning Stats</b>	R: 0 E: 0 K: 0 S: 9	H: 0 LOB: 0 BB: 0 P: 12	R: 1 E: 0 K: 2 S: 10	H: 1 LOB: 0 BB: 0 P: 12	R: 1 E: 0 K: 3 S: 15	H: 2 LOB: 2 BB: 1 P: 27	R: 1 E: 0 K: 1 S: 8	H: 1 LOB: 0 BB: 0 P: 13	R: 0 E: 0 K: 2 S: 8	H: 0 LOB: 0 BB: 0 P: 12	R: 0 E: 0 K: 1 S: 10	H: 0 LOB: 0 BB: 0 P: 13	R: 1 E: 0 K: 1 S: 12	H: 2 LOB: 1 BB: 0 P: 20	R: 0 E: 0 K: 0 S: 9	H: 0 LOB: 2 BB: 2 P: 19	1B: 2 2B: 2 3B: 0 HR: 2	SF: 0 SAC: 0 DP: 1 HBP: 1	WP: 0 PB: 1 SB: 1 CS: 0	PA: 33
<b>PITCHER</b>	IP WLS BF H R ER SO BB IBB HBP BLK WP HR S P ERA WHIP																			
55 Sean Manaea, L (1, 1) ERA: 4.83	4.0	17	4	3	3	0	1	0	0	0	0	18	25	0.00	0.000	<b>21 Nick Martínez, R</b> (8, 1) ERA: 3.21				
74 Nabil Crismatt, R (5, 1) ERA: 2.82	2.0	6	0	0	0	3	0	0	0	0	0	12	20	9.00	2.000					
66 Luis García, R (7, 1) ERA: 3.56	1.0	L	5	2	1	1	1	0	0	0	0	9	19	0.00	2.000					
21 Nick Martínez, R (8, 1) ERA: 3.21	1.0	5	0	0	0	0	2	0	1	0	0	0	9	19	0.00		2.000			

AB	29
R	4
H	6
RBI	4
BB	3
SO	10
LOB	13



Batter	1	2	3	4	5	6	7	8	9	AB	R	H	RBI	BB	SO	LOB	TOP										
10 Jurickson Profar, S OBP: 0.341, SLG: 0.401	G5-3	G6-3	L8			SH1		G1-3		4	0	0	0	1	0	2											
22 Juan Soto, L OBP: 0.416, SLG: 0.485																											
16 Nomar Mazara, L OBP: 0.318, SLG: 0.354	17 F9 9 HR	F9				P5			BB	3	2	1	0	2	0	2											
13 Manny Machado, R OBP: 0.377, SLG: 0.532										1	0	0	0	0	1	2											
17 Brandon Drury, R OBP: 0.327, SLG: 0.509	F9									4	1	2	0	1	1	2											
24 Josh Bell, S OBP: 0.370, SLG: 0.454										5	1	1	1	0	1	6											
9 Jakes Cronenworth, L OBP: 0.343, SLG: 0.367										4	2	1	0	1	1	1											
2 Trent Grisham, L OBP: 0.301, SLG: 0.371										4	1	2	4	1	0	2											
7 Ha-Seong Kim, R OBP: 0.331, SLG: 0.383										3	2	0	0	2	0	3											
26 Austin Nola, R OBP: 0.317, SLG: 0.317										4	1	3	4	1	0	0											
Inning Stats	R: 5 E: 0 K: 0 S: 20	H: 4 LOB: 1 BB: 2 P: 36	R: 0 E: 0 K: 1 S: 10	H: 0 LOB: 0 BB: 0 P: 12	R: 0 E: 0 K: 1 S: 9	H: 1 LOB: 1 BB: 0 P: 13	R: 0 E: 0 K: 0 S: 9	H: 0 LOB: 0 BB: 0 P: 14	R: 1 E: 0 K: 0 S: 10	H: 1 LOB: 2 BB: 2 P: 19	R: 0 E: 0 K: 1 S: 10	H: 2 LOB: 3 BB: 1 P: 19	R: 0 E: 0 K: 0 S: 5	H: 0 LOB: 0 BB: 0 P: 10	R: 1 E: 0 K: 0 S: 11	H: 0 LOB: 1 BB: 3 P: 25	R: 3 E: 0 K: 1 S: 20	H: 3 LOB: 2 BB: 2 P: 33	1B: 6 2B: 4 HR: 1	SF: 0 SAC: 1 DP: 1 HBP: 0	WP: 1 PB: 0 SB: 0 CS: 0	PA: 47					
PITCHER	IP	WLS	BF	H	R	ER	SO	BB	IBB	HBP	BLK	WP	HR	S	P	ERA	WHIP										
49 Pablo López, R ERA: 3.83	4.2	L	23	6	6	6	2	3	0	0	0	0	1	53	85	11.57	1.929										
35 Richard Bleier, L ERA: 3.79	1.0		7	2	0	0	0	1	1	0	0	0	0	12	22	0.00	3.000										
31 Cole Sulser, R ERA: 3.85	1.1		4	0	0	0	1	0	0	0	0	0	0	8	16	0.00	0.000										
81 Huascar Brazoban, R ERA: 2.19	1.0		5	0	1	1	0	3	0	0	0	1	0	11	25	9.00	3.000										
57 Eleaser Hernández, R ERA: 6.33	1.0		8	3	3	3	1	1	1	0	0	0	0	20	33	27.00	4.000										

San Diego Padres @ Miami Marlins  
loanDepot park, Miami, FL  
Wed Aug 17, 2022, 4:12 PM - 7:55 PM EDT  
Att: 7,273 - Roof Closed - 72 F

AB 36  
R 10  
H 11  
RBI 9  
BB 10  
SO 4  
LOB 22



Batter	1	2	3	4	5	6	7	8	9	AB	R	H	RBI	BB	SO	LOB	BOTTOM										
18 Joey Wendle, L OBP: 0.302, SLG: 0.359										5	2	2	0	0	0	2											
5 Jon Berti, R OBP: 0.357, SLG: 0.379										5	0	2	1	0	1	1											
15 Brian Anderson, R OBP: 0.336, SLG: 0.380										4	0	1	1	0	1	2											
67 JJ Bleday, L OBP: 0.299, SLG: 0.388										3	0	0	0	1	1	2											
54 Nick Fortes, R OBP: 0.328, SLG: 0.458										2	1	0	0	1	0	2											
83 Charles Leblanc, R OBP: 0.358, SLG: 0.471										4	0	0	0	0	2	4											
34 Lewin Diaz, L OBP: 0.250, SLG: 0.182										1	0	1	0	1	0	0											
99 Jesús Aguilar, R OBP: 0.287, SLG: 0.395										2	0	0	0	0	2	3											
58 Jacob Stallings, R OBP: 0.285, SLG: 0.289										4	0	1	1	0	0	1											
86 Peyton Burdick, R OBP: 0.298, SLG: 0.325										3	0	0	0	1	3	1											
Inning Stats	R: 1 E: 0 K: 0 S: 10	H: 2 LOB: 1 BB: 0 P: 16	R: 0 E: 0 K: 0 S: 14	H: 0 LOB: 2 BB: 2 P: 26	R: 0 E: 0 K: 0 S: 5	H: 0 LOB: 0 BB: 0 P: 8	R: 1 E: 0 K: 1 S: 15	H: 2 LOB: 1 BB: 1 P: 20	R: 1 E: 0 K: 2 S: 19	H: 2 LOB: 3 BB: 1 P: 32	R: 0 E: 0 K: 1 S: 9	H: 0 LOB: 0 BB: 0 P: 11	R: 0 E: 0 K: 2 S: 17	H: 1 LOB: 1 BB: 0 P: 23	R: 0 E: 0 K: 2 S: 8	H: 0 LOB: 0 BB: 0 P: 12	R: 0 E: 0 K: 2 S: 8	H: 0 LOB: 0 BB: 0 P: 12	1B: 3 2B: 4 HR: 0	SF: 0 SAC: 0 DP: 0 HBP: 1	WP: 0 PB: 0 SB: 0 CS: 0	PA: 38					
PITCHER	IP	WLS	BF	H	R	ER	SO	BB	IBB	HBP	BLK	WP	HR	S	P	ERA	WHIP										
52 Mike Clevinger, R ERA: 3.63	4.1		22	6	3	3	1	4	0	0	0	0	0	16	24	6.23	2.308										
50 Adrian Morejon, L ERA: 3.71	1.2	W	6	0	0	0	3	0	0	1	0	0	0	17	23	0.00	1.000										
75 Robert Suarez, R ERA: 2.79	1.0	H	4	1	0	0	2	0	0	0	0	0	0	8	12	0.00	0.000										
21 Nick Martinez, R ERA: 3.17	1.0		3	0	0	0	2	0	0	0	0	0	0	8	12	0.00	0.000										
48 Steven Wilson, R ERA: 3.38	1.0		3	0	0	0	2	0	0	0	0	0	0	8	12	0.00	0.000										

San Diego Padres @ Miami Marlins  
loanDepot park, Miami, FL  
Wed Aug 17, 2022, 4:12 PM - 7:55 PM EDT  
Att: 7,273 - Roof Closed - 72 F

AB 33  
R 3  
H 7  
RBI 3  
BB 4  
SO 10  
LOB 18



Batter	1	2	3	4	5	6	7	8	9	AB	R	H	RBI	BB	SO	LOB	TOP	
5 Jon Berti, R OBP: 0.351, SLG: 0.372										4	0	0	0	0	2	3		
11 Miguel Rojas, R OBP: 0.286, SLG: 0.335										4	0	0	0	0	1	2		
99 Jesús Aguilar, R OBP: 0.287, SLG: 0.394										4	0	1	0	0	0	0		
15 Brian Anderson, R OBP: 0.335, SLG: 0.374										3	0	0	0	1	2	0		
54 Nick Fortes, R OBP: 0.326, SLG: 0.446										3	0	0	0	1	0	2		
58 Jacob Stallings, R OBP: 0.285, SLG: 0.293										4	1	1	0	0	0	0		
83 Charles Leblanc, R OBP: 0.357, SLG: 0.463										3	0	1	0	0	1	1		
18 Joey Wendle, L OBP: 0.301, SLG: 0.357										1	0	0	0	0	0	0		
86 Peyton Burdick, R OBP: 0.300, SLG: 0.349										3	0	1	0	0	1	2		
64 Jerar Encarnación, R OBP: 0.273, SLG: 0.600										2	0	1	1	1	0	1		
<b>Inning Stats</b>	R: 0 H: 0 E: 0 K: 1 S: 9	H: 0 LOB: 0 BB: 0 P: 10	R: 0 H: 0 E: 0 K: 1 S: 6	H: 0 LOB: 0 BB: 0 P: 8	R: 0 H: 1 E: 0 K: 1 S: 7	H: 2 LOB: 2 BB: 1 P: 13	R: 0 H: 0 E: 0 K: 0 S: 6	H: 0 LOB: 0 BB: 1 P: 11	R: 0 H: 1 E: 0 K: 0 S: 10	H: 1 LOB: 1 BB: 0 P: 17	R: 1 H: 2 E: 0 K: 2 S: 16	H: 2 LOB: 1 BB: 0 P: 24	R: 0 H: 0 E: 0 K: 1 S: 13	H: 0 LOB: 0 BB: 0 P: 9	1B: 2 2B: 3 3B: 0 HR: 0	SF: 0 SAC: 0 DP: 0 HBP: 0	WP: 0 PB: 0 SB: 0 CS: 1	PA: 35
<b>PITCHER</b>	IP WLS BF H R ER SO BB IBB HBP BLK WP HR S P ERA WHIP																	
31 Tyler Anderson, L ERA: 2.73	(1, 1) 7.0 28 5 1 1 6 3 0 0 0 0 0 0 66 99 1.29 1.143																	
58 Chris Martin, R ERA: 3.89	(8, 1) 1.0 W 3 0 0 0 1 0 0 0 0 0 0 0 13 16 0.00 0.000																	
59 Evan Phillips, R ERA: 1.31	(9, 1) 1.0 S 3 0 0 0 0 0 0 0 0 0 0 0 7 9 0.00 0.000																	

Miami Marlins @ Los Angeles Dodgers  
Dodger Stadium, Los Angeles, CA  
Fri Aug 19 2022, 7:12 PM - 9:52 PM PDT  
Att: 50,431 - Clear - 75 F

AB 31  
R 1  
H 5  
RBI 1  
BB 3  
SO 7  
LOB 11



Batter	1	2	3	4	5	6	7	8	9	AB	R	H	RBI	BB	SO	LOB	BOTTOM			
50 Mookie Betts, R OBP: 0.346, SLG: 0.542										4	1	3	0	0	0	0				
6 Trea Turner, R OBP: 0.344, SLG: 0.490										3	0	0	0	1	1	4				
5 Freddie Freeman, L OBP: 0.397, SLG: 0.517										3	0	0	0	1	1	4				
16 Will Smith, R OBP: 0.356, SLG: 0.467										3	0	0	1	1	0	3				
10 Justin Turner, R OBP: 0.326, SLG: 0.391										4	1	1	0	0	1	3				
3 Chris Taylor, R OBP: 0.311, SLG: 0.403										4	0	0	0	0	3	4				
17 Hanser Alberto, R OBP: 0.246, SLG: 0.364										3	0	0	0	0	1	1				
25 Trayce Thompson, R OBP: 0.352, SLG: 0.476										3	0	1	1	0	1	0				
9 Gavin Lux, L OBP: 0.372, SLG: 0.438										3	0	1	0	0	1	1				
<b>Inning Stats</b>	R: 0 H: 1 E: 0 K: 1 S: 9	H: 0 LOB: 1 BB: 0 P: 15	R: 0 H: 0 E: 0 K: 2 S: 7	H: 0 LOB: 0 BB: 0 P: 9	R: 0 H: 2 E: 0 K: 1 S: 11	H: 2 LOB: 2 BB: 0 P: 17	R: 0 H: 0 E: 0 K: 0 S: 11	H: 0 LOB: 0 BB: 1 P: 19	R: 0 H: 0 E: 0 K: 0 S: 8	H: 0 LOB: 0 BB: 0 P: 13	R: 0 H: 0 E: 0 K: 0 S: 9	H: 0 LOB: 1 BB: 1 P: 15	R: 1 H: 2 E: 1 K: 2 S: 15	H: 2 LOB: 1 BB: 0 P: 25	R: 1 H: 1 E: 0 K: 1 S: 11	H: 1 LOB: 2 BB: 1 P: 14	1B: 3 2B: 2 3B: 1 HR: 0	SF: 0 SAC: 0 DP: 1 HBP: 0	WP: 0 PB: 0 SB: 1 CS: 0	PA: 33
<b>PITCHER</b>	IP WLS BF H R ER SO BB IBB HBP BLK WP HR S P ERA WHIP																			
44 Jesús Luzardo, L ERA: 3.44	(1, 1) 6.1 24 4 1 1 7 2 0 0 0 0 0 0 63 100 1.42 0.947																			
48 Steven Okert, L ERA: 2.57	(7, 1) 0.2 B 3 1 0 0 1 0 0 0 0 0 0 0 7 13 0.00 1.500																			
36 Dylan Floro, R ERA: 3.67	(8, 1) 1.0 L 6 1 1 1 1 0 1 0 0 0 0 0 0 11 14 9.00 1.000																			

Miami Marlins @ Los Angeles Dodgers  
Dodger Stadium, Los Angeles, CA  
Fri Aug 19 2022, 7:12 PM - 9:52 PM PDT  
Att: 50,431 - Clear - 75 F

AB 30  
R 2  
H 6  
RBI 2  
BB 3  
SO 9  
LOB 20









Batter	1	2	3	4	5	6	7	8	9	AB	R	H	RBI	BB	SO	LOB	TOP								
18 Joey Wendle, L (1,4) OBP: 0.299, SLG: 0.351										3	0	0	0	1	1	2	<b>Miami Marlins @ Los Angeles Dodgers</b> Dodger Stadium, Los Angeles, CA Sun Aug 21 2022, 1:12 PM - 4:29 PM PDT Att: 42,125 - Sunny - 77 F								
5 Jon Berti, R (1,5) OBP: 0.348, SLG: 0.367										4	0	0	0	0	2	3									
99 Jesus Aguilar, R (1,10) OBP: 0.287, SLG: 0.391										3	0	1	0	0	1	0									
67 JJ Bleday, L (1,8) OBP: 0.305, SLG: 0.407										3	2	1	1	1	1	3									
15 Brian Anderson, R (1,9) OBP: 0.335, SLG: 0.370										4	0	1	0	0	1	2									
11 Miguel Rojas, R (1,6) OBP: 0.282, SLG: 0.330										4	0	0	0	0	1	2									
34 Lewin Diaz, L (1,3) OBP: 0.253, SLG: 0.247										4	1	2	2	0	1	0									
58 Jacob Stallings, R (1,2) OBP: 0.284, SLG: 0.289										3	0	0	0	1	0	1									
86 Peyton Burdick, R (1,7) OBP: 0.286, SLG: 0.327										4	0	1	0	0	2	1									
<b>Inning Stats</b>	R: 0 E: 0 K: 2 S: 12	H: 1 LOB: 2 BB: 1 P: 25	R: 0 E: 0 K: 1 S: 10	H: 1 LOB: 1 BB: 0 P: 13	R: 0 E: 0 K: 1 S: 9	H: 0 LOB: 0 BB: 0 P: 12	R: 2 E: 0 K: 1 S: 10	H: 1 LOB: 0 BB: 1 P: 20	R: 0 E: 0 K: 1 S: 5	H: 0 LOB: 0 BB: 0 P: 10	R: 0 E: 0 K: 1 S: 13	H: 1 LOB: 1 BB: 0 P: 17	R: 0 E: 0 K: 3 S: 10	H: 1 LOB: 2 BB: 1 P: 17	R: 1 E: 0 K: 0 S: 7	H: 1 LOB: 0 BB: 0 P: 12	R: 0 E: 0 K: 0 S: 5	H: 0 LOB: 0 BB: 0 P: 10	1B: 3 2B: 1 3B: 0 HR: 2	SF: 0 SAC: 0 DP: 0 HBP: 1	WP: 0 PB: 0 SB: 1 CS: 0	PA: 36			
<b>PITCHER</b>	IP	WLS	BF	H	R	ER	SO	BB	IBB	HBP	BLK	WP	HR	S	P	ERA	WHIP								
47 Ryan Peplot, R (1,1) ERA: 4.02	6.0	W	24	4	2	2	7	2	0	1	0	0	1	59	97	3.00	1.000								
51 Alex Vesia, L (7,1) ERA: 2.7	1.0		5	1	0	0	3	1	0	0	0	0	0	10	17	0.00	2.000								
33 David Price, L (8,1) ERA: 2.55	1.0		4	1	1	1	0	0	0	0	0	0	1	7	12	9.00	1.000								
46 Craig Kimbrel, R (9,1) ERA: 4.36	1.0		3	0	0	0	0	0	0	0	0	0	0	5	10	0.00	0.000								

Batter	1	2	3	4	5	6	7	8	9	AB	R	H	RBI	BB	SO	LOB	BOTTOM								
50 Mookie Betts, R (1,9) OBP: 0.346, SLG: 0.538										5	2	2	1	0	0	0	<b>Miami Marlins @ Los Angeles Dodgers</b> Dodger Stadium, Los Angeles, CA Sun Aug 21 2022, 1:12 PM - 4:29 PM PDT Att: 42,125 - Sunny - 77 F								
6 Trea Turner, R (1,6) OBP: 0.347, SLG: 0.488										3	2	1	0	2	0	1									
5 Freddie Freeman, L (1,3) OBP: 0.400, SLG: 0.521										5	1	3	0	0	1	3									
16 Will Smith, R (1,2) OBP: 0.360, SLG: 0.479										5	1	3	3	0	2	3									
13 Max Muncy, L (1,5) OBP: 0.326, SLG: 0.386										4	1	2	2	1	0	3									
10 Justin Turner, R (1,10) OBP: 0.328, SLG: 0.399										4	0	1	1	0	3	2									
9 Gavin Lux, L (1,4) ERA: 2.19										4	0	1	0	0	2	3									
17 Hanser Alberto, R (6,PH) OBP: 0.250, SLG: 0.366										1	0	0	0	0	0	2									
12 Joey Gallo, L (1,7) OBP: 0.292, SLG: 0.376										3	2	2	0	1	1	1									
25 Trayce Thompson, R (9,PH) OBP: 0.347, SLG: 0.465										1	0	0	0	0	0	2									
35 Cody Bellinger, L (1,8) OBP: 0.261, SLG: 0.404										4	1	1	2	0	1	3									
<b>Inning Stats</b>	R: 1 E: 0 K: 1 S: 20	H: 2 LOB: 1 BB: 0 P: 27	R: 2 E: 0 K: 1 S: 11	H: 2 LOB: 0 BB: 0 P: 16	R: 1 E: 0 K: 3 S: 15	H: 3 LOB: 2 BB: 0 P: 19	R: 2 E: 0 K: 0 S: 20	H: 3 LOB: 2 BB: 1 P: 31	R: 0 E: 0 K: 3 S: 13	H: 0 LOB: 1 BB: 0 P: 16	R: 0 E: 0 K: 1 S: 8	H: 1 LOB: 1 BB: 0 P: 13	R: 1 E: 0 K: 1 S: 14	H: 2 LOB: 1 BB: 1 P: 24	R: 3 E: 1 K: 0 S: 23	H: 3 LOB: 2 BB: 2 P: 41	1B: 10 2B: 3 3B: 1 HR: 2	SF: 0 SAC: 0 DP: 0 HBP: 1	WP: 0 PB: 0 SB: 2 CS: 0	PA: 44					
<b>PITCHER</b>	IP	WLS	BF	H	R	ER	SO	BB	IBB	HBP	BLK	WP	HR	S	P	ERA	WHIP								
22 Sandy Alcantara, R (1,1) ERA: 3.65	3.2	L	22	10	6	6	5	1	0	0	0	0	0	16	20	0.00	0.000								
81 Huascar Brazoban, R (6,1) ERA: 3.68	2.1		13	5	4	3	2	2	0	0	0	0	1	35	60	11.57	3.000								
90 Andrew Nardi, L (8,1) ERA: 9.0	0.2		4	1	0	0	0	1	0	0	0	0	0	10	18	0.00	3.000								

**AB 32**  
**R 3**  
**H 6**  
**RBI 3**  
**BB 3**  
**SO 10**  
**LOB 14**



**AB 39**  
**R 10**  
**H 16**  
**RBI 9**  
**BB 4**  
**SO 10**  
**LOB 23**



Batter	1	2	3	4	5	6	7	8	9	AB	R	H	RBI	BB	SO	LOB	TOP					
18 Joey Wendle, L (1, 6) OBP: 0.294, SLG: 0.344	L7		G6-3	F5			G4-3		G3-1	5	0	0	0	0	0	2						
5 Jon Berti, R (1, 5) OBP: 0.352, SLG: 0.371	67 BB 2B		15 2B BB	F8			67 1B BB		L9	3	1	1	0	2	0	2						
15 Brian Anderson, R (1, 10) OBP: 0.340, SLG: 0.374	67 BB BB		67 2B	83 FC6-4 BB					F9	3	1	1	1	2	1	1						
67 JJ Bleday, L (1, 7) OBP: 0.321, SLG: 0.426	54 G6-4-3 BB		2B	L4			54 S 1B			3	0	2	1	1	0	1						
54 Nick Fortes, R (1, 2) OBP: 0.310, SLG: 0.422	G6-4-3		G5-3	F9						4	0	0	0	0	1	7						
83 Charles Leblanc, R (1, 4) OBP: 0.344, SLG: 0.492		HR	F9	FC6-4					F8	4	1	1	1	0	0	2						
34 Lewin Diaz, L (1, 3) OBP: 0.253, SLG: 0.247	F7		G6-3	G4-3					86 WP 1B	4	0	1	0	0	0	0						
86 Peyton Burdick, R (1, 8) OBP: 0.283, SLG: 0.308	P6		64 1B BB	G5-3					L7	3	0	0	0	1	0	1						
64 Jerar Encarnación, R (1, 9) OBP: 0.222, SLG: 0.412	K		1B	K					K	4	0	1	0	0	3	1						
<b>Inning Stats</b>	R: 0 H: 1 E: 0 K: 0 S: 13	H: 1 LOB: 2 BB: 2 P: 28	R: 1 H: 1 E: 0 K: 1 S: 11	H: 1 LOB: 0 BB: 0 P: 19	R: 2 H: 2 E: 0 K: 0 S: 8	H: 2 LOB: 1 BB: 1 P: 14	R: 0 H: 1 E: 0 K: 0 S: 12	H: 1 LOB: 2 BB: 1 P: 21	R: 0 H: 0 E: 0 K: 0 S: 9	H: 0 LOB: 1 BB: 0 P: 15	R: 0 H: 0 E: 0 K: 1 S: 9	H: 0 LOB: 0 BB: 0 P: 14	R: 0 H: 1 E: 0 K: 2 S: 16	H: 1 LOB: 2 BB: 1 P: 27	R: 0 H: 1 E: 0 K: 1 S: 15	H: 1 LOB: 1 BB: 2 P: 22	R: 0 H: 0 E: 0 K: 0 S: 10	H: 0 LOB: 0 BB: 0 P: 13	1B: 3 2B: 3 3B: 0 HR: 1	SF: 0 SAC: 0 DP: 1 HBP: 0	WP: 1 PB: 0 SB: 1 CS: 0	PA: 39
<b>PITCHER</b>	IP WLS BF H R ER SO BB IBB HBP BLK WP HR S P ERA WHIP	6.0 L 27 5 3 3 2 5 0 0 0 0 1 62 111 4.50 1.667	7.1 2.0 9 2 0 0 3 1 0 0 0 1 0 31 49 0.00 1.500	9.1 3.0 0 0 0 0 0 0 0 0 0 0 0 10 13 0.00 0.000	<b>PITCHER</b>										IP WLS BF H R ER SO BB IBB HBP BLK WP HR S P ERA WHIP							
36 Adam Oller, R (1, 1) ERA: 6.41											6.0 L 27 5 3 3 2 5 0 0 0 0 1 62 111 4.50 1.667											
63 Norge Ruiz, R (7, 1) ERA: 9.92											7.1 2.0 9 2 0 0 3 1 0 0 0 1 0 31 49 0.00 1.500											
54 Kirby Sneed, L (9, 1) ERA: 6.1											9.1 3.0 0 0 0 0 0 0 0 0 0 0 0 10 13 0.00 0.000											

Miami Marlins @ Oakland Athletics  
Oakland Coliseum, Oakland, CA  
Mon Aug 22 2022, 6:43 PM - 9:24 PM PDT  
Att. 2,630 - Clear - 74 F

AB 33  
R 3  
H 7  
RBI 3  
BB 6  
SO 5  
LOB 17



Batter	1	2	3	4	5	6	7	8	9	AB	R	H	RBI	BB	SO	LOB	BOTTOM					
5 Tony Kemp, L (1, 7) OBP: 0.299, SLG: 0.307	23 FC5 77 BB BB		77 G5-4-3 1B	G6-3					F7	3	0	1	0	1	0	0						
77 Jonah Bride, R (1, 4) OBP: 0.314, SLG: 0.252	BB		G5-4-3	K					G5-3	3	0	0	0	1	1	2						
12 Sean Murphy, R (1, 2) OBP: 0.332, SLG: 0.446	K		K	F8					10 FC3-4 1B	4	0	1	0	0	2	3						
15 Seth Brown, L (1, 3) OBP: 0.291, SLG: 0.431	F7		F7	P5					FC3-4	3	0	0	0	0	0	2						
10 Chad Pinder, R (9, PH) OBP: 0.262, SLG: 0.392	F7		F7	K					K	1	0	0	0	0	0	1						
23 Shea Langeliers, R (1, 10) OBP: 0.292, SLG: 0.636	FC5		BB	K					K	3	0	0	0	1	2	3						
31 Vimal Machin, L (1, 5) OBP: 0.286, SLG: 0.283	F8		F8	F8					K	3	0	0	0	0	1	1						
37 Cal Stevenson, L (1, 8) OBP: 0.289, SLG: 0.250	L6		G6-3	G6-3					K	3	0	0	0	0	1	1						
2 Nick Allen, R (1, 6) OBP: 0.265, SLG: 0.298	G5-3		F7	F7					P3	3	0	0	0	0	0	0						
11 Skye Bolt, S (1, 9) OBP: 0.266, SLG: 0.347	77 G5-4-3 5 1B 1B		L7	L7					K	3	0	1	0	0	1	0						
<b>Inning Stats</b>	R: 0 H: 0 E: 0 K: 1 S: 11	H: 0 LOB: 2 BB: 2 P: 24	R: 0 H: 0 E: 0 K: 0 S: 6	H: 0 LOB: 0 BB: 0 P: 10	R: 0 H: 2 E: 0 K: 1 S: 10	H: 2 LOB: 1 BB: 0 P: 12	R: 0 H: 0 E: 0 K: 0 S: 8	H: 0 LOB: 1 BB: 1 P: 15	R: 0 H: 0 E: 0 K: 0 S: 5	H: 0 LOB: 0 BB: 0 P: 8	R: 0 H: 0 E: 0 K: 1 S: 5	H: 0 LOB: 0 BB: 0 P: 7	R: 0 H: 0 E: 0 K: 3 S: 11	H: 0 LOB: 0 BB: 0 P: 15	R: 0 H: 0 E: 0 K: 1 S: 7	H: 0 LOB: 0 BB: 0 P: 10	R: 0 H: 1 E: 0 K: 1 S: 10	H: 1 LOB: 1 BB: 0 P: 15	1B: 3 2B: 0 3B: 0 HR: 0	SF: 0 SAC: 0 DP: 1 HBP: 0	WP: 0 PB: 0 SB: 0 CS: 0	PA: 32
<b>PITCHER</b>	IP WLS BF H R ER SO BB IBB HBP BLK WP HR S P ERA WHIP	8.0 W 28 2 0 0 0 3 0 0 0 0 0 63 101 0.00 0.625	1.0 S 4 1 0 0 1 0 0 0 0 0 0 10 15 0.00 1.000	<b>PITCHER</b>										IP WLS BF H R ER SO BB IBB HBP BLK WP HR S P ERA WHIP								
27 Edward Cabrera, R (1, 1) ERA: 1.41											8.0 W 28 2 0 0 0 3 0 0 0 0 0 63 101 0.00 0.625											
66 Tanner Scott, L (9, 1) ERA: 4.32											1.0 S 4 1 0 0 1 0 0 0 0 0 0 10 15 0.00 1.000											

Miami Marlins @ Oakland Athletics  
Oakland Coliseum, Oakland, CA  
Mon Aug 22 2022, 6:43 PM - 9:24 PM PDT  
Att. 2,630 - Clear - 74 F

AB 29  
R 0  
H 3  
RBI 0  
BB 3  
SO 8  
LOB 13



Batter	1	2	3	4	5	6	7	8	9	AB	R	H	RBI	BB	SO	LOB	TOP					
11 Miguel Rojas, R OBP: 0.282, SLG: 0.332	G5-3		L8			G4-3	2B			4	0	1	0	0	0	1						
15 Brian Anderson, R OBP: 0.343, SLG: 0.388	F9			HR		G5-3	BB	P3		3	2	1	1	1	0	1						
99 Jesús Aguilar, R OBP: 0.286, SLG: 0.389	K			K		G5-3	1B	P2		4	1	1	1	0	2	0						
34 Lewin Díaz, L OBP: 0.253, SLG: 0.247	K			K		G5-3	1B	F9		0	0	0	0	0	0	0						
18 Joey Wendle, L OBP: 0.289, SLG: 0.339	K			G4-3		G5-3	1B	F9		4	0	0	0	0	1	2						
64 Jerar Encarnación, R OBP: 0.273, SLG: 0.476	K			K		G5-3	2B	F9		4	1	2	2	0	2	0						
58 Jacob Stallings, R OBP: 0.287, SLG: 0.296	2B			K		K	1B	K		4	0	2	1	0	2	1						
86 Peyton Burdick, R OBP: 0.266, SLG: 0.286	G5-3			F9		F4		F8		4	0	0	0	0	0	2						
67 JJ Bleday, L OBP: 0.310, SLG: 0.408			G2-3			L6		K		4	0	0	0	0	1	0						
46 Luke Williams, R OBP: 0.301, SLG: 0.343	K			K		G4-3		K		4	1	1	0	0	2	0						
Inning Stats	R: 0 E: 0 K: 1 S: 6	H: 0 LOB: 0 BB: 0 P: 10	R: 0 E: 0 K: 2 S: 10	H: 1 LOB: 1 BB: 0 P: 15	R: 0 E: 0 K: 1 S: 7	H: 0 LOB: 0 BB: 0 P: 10	R: 1 E: 0 K: 2 S: 12	H: 1 LOB: 0 BB: 0 P: 16	R: 0 E: 0 K: 1 S: 8	H: 0 LOB: 0 BB: 0 P: 10	R: 4 E: 0 K: 0 S: 15	H: 4 LOB: 1 BB: 1 P: 26	R: 0 E: 0 K: 1 S: 10	H: 1 LOB: 1 BB: 0 P: 14	R: 0 E: 0 K: 1 S: 16	H: 0 LOB: 0 BB: 0 P: 25	R: 0 E: 0 K: 1 S: 9	H: 0 LOB: 0 BB: 0 P: 11	1B: 3 2B: 4 HR: 1	SF: 0 SAC: 0 DP: 0 HBP: 0	WP: 0 PB: 0 SB: 0 CS: 0	PA: 36
PITCHER	IP WLS BF H R ER SO BB IBB HBP BLK WP HR S P ERA WHIP	PITCHER																				
67 Zach Logue, L ERA: 6.04	5.1 L 19 3 2 2 7 0 0 0 0 0 1 47 66 3.38 0.562																					
68 Domingo Acevedo, R ERA: 3.38	0.2 6 3 3 3 0 1 0 0 0 0 0 11 21 40.50 6.000																					
30 Joel Payamps, R ERA: 3.02	2.0 8 2 0 0 2 0 0 0 0 0 0 26 39 0.00 1.000																					
54 Kirby Sneed, L ERA: 5.91	1.0 3 0 0 0 1 0 0 0 0 0 0 9 11 0.00 0.000																					

Miami Marlins @ Oakland Athletics  
Oakland Coliseum, Oakland, CA  
Tue Aug 23 2022, 6:41 PM - 9:27 PM PDT  
Att: 4,028 - Clear - 70 F

AB 35  
R 5  
H 8  
RBI 5  
BB 1  
SO 10  
LOB 7



Batter	1	2	3	4	5	6	7	8	9	AB	R	H	RBI	BB	SO	LOB	BOTTOM					
37 Cal Stevenson, L OBP: 0.310, SLG: 0.257	L1					12 2B	1B	FC4-6		3	0	1	0	1	0	1						
5 Tony Kemp, L OBP: 0.296, SLG: 0.304	G3-1		BB			L9		G4-6-3		4	0	0	0	0	0	3						
12 Sean Murphy, R OBP: 0.333, SLG: 0.451	K			F9		2B				4	1	2	0	0	1	0						
15 Seth Brown, L OBP: 0.291, SLG: 0.427	K			K		BB		F7		3	0	0	0	1	2	1						
10 Chad Pinder, R OBP: 0.262, SLG: 0.390	G6-3			G3		K				4	1	1	0	0	1	3						
21 Stephen Vogt, L OBP: 0.257, SLG: 0.299	1B			P4		P5				4	1	2	1	0	0	0						
23 Shea Langeliers, R OBP: 0.286, SLG: 0.615	K			G6-3		G6-3				4	0	1	1	0	1	1						
31 Vimeal Machin, L OBP: 0.287, SLG: 0.285				L8		G6-3				3	0	1	0	0	0	0						
77 Jonah Brdte, R OBP: 0.311, SLG: 0.252				G5-4-3		G6-3				0	0	0	1	0	0	0						
26 Sheldon Neuse, R OBP: 0.282, SLG: 0.305	G5-4-3			F7				BB		3	0	0	0	1	0	2						
Inning Stats	R: 0 E: 0 K: 1 S: 12	H: 0 LOB: 0 BB: 0 P: 18	R: 0 E: 0 K: 2 S: 10	H: 1 LOB: 1 BB: 0 P: 13	R: 0 E: 0 K: 0 S: 12	H: 1 LOB: 1 BB: 1 P: 20	R: 0 E: 0 K: 1 S: 7	H: 0 LOB: 0 BB: 0 P: 8	R: 0 E: 0 K: 0 S: 4	H: 0 LOB: 0 BB: 0 P: 7	R: 0 E: 0 K: 1 S: 16	H: 2 LOB: 3 BB: 1 P: 25	R: 0 E: 0 K: 0 S: 5	H: 0 LOB: 0 BB: 0 P: 7	R: 0 E: 0 K: 0 S: 6	H: 0 LOB: 0 BB: 1 P: 12	R: 3 E: 0 K: 0 S: 18	H: 4 LOB: 1 BB: 0 P: 27	1B: 5 2B: 3 HR: 0	SF: 1 SAC: 0 DP: 2 HBP: 0	WP: 0 PB: 0 SB: 0 CS: 0	PA: 36
PITCHER	IP WLS BF H R ER SO BB IBB HBP BLK WP HR S P ERA WHIP	PITCHER																				
49 Pablo López, R ERA: 3.66	6.0 W 23 4 0 0 0 2 0 0 0 0 0 61 91 0.00 1.000																					
51 Tommy Nance, R ERA: 4.79	2.0 6 0 0 0 0 1 0 0 0 0 0 11 19 0.00 0.500																					
31 Cole Sulser, R ERA: 4.5	0.1 4 3 3 3 0 0 0 0 0 0 0 11 17 81.00 9.000																					
66 Tanner Scott, L ERA: 4.26	0.2 S 3 1 0 0 0 0 0 0 0 0 0 7 10 0.00 1.500																					

Miami Marlins @ Oakland Athletics  
Oakland Coliseum, Oakland, CA  
Tue Aug 23 2022, 6:41 PM - 9:27 PM PDT  
Att: 4,028 - Clear - 70 F

AB 32  
R 3  
H 8  
RBI 3  
BB 3  
SO 5  
LOB 11



Batter	1	2	3	4	5	6	7	8	9	10	AB	R	H	RBI	BB	SO	LOB	TOP								
5 Jon Bertl, R OBP: 0.353, SLG: 0.366	(1,5) K		(1,2) G4-3			(2) K		(4-2) BB		(4-2) BB	3	0	0	0	2	2	1	<b>Miami Marlins @ Oakland Athletics</b> Oakland Coliseum, Oakland, CA Wed Aug 24 2022, 12:39 PM - 3:18 PM PDT Att: 3,901 - Sunny - 70 F								
11 Miguel Rojas, R OBP: 0.281, SLG: 0.330	(1,6) G6-3			(1-1) F8		(3) F9		(0-1) BB		(0-0) L7	5	0	1	1	0	0	1									
99 Jesús Aguilar, R OBP: 0.288, SLG: 0.388	(1,3) G6-3			(0-1) 1B			(2-1) P3	(1-1) G5-3			4	0	1	0	0	0	2									
15 Brian Anderson, R OBP: 0.337, SLG: 0.381		(2-3) K		(2-3) K			(0-3) K		(0-0) L7		4	0	0	0	0	3	1									
54 Nick Fortes, R OBP: 0.315, SLG: 0.447		(3-2) F8		(0-1) F8			(0-0) 1B		(0-1) HR		4	1	2	1	0	0	1									
64 Jerar Encarnación, R OBP: 0.221, SLG: 0.400		(3-3) K			(2-3) K		(2-3) K		(0-0) F8		4	0	0	0	0	3	1									
83 Charles Leblanc, R OBP: 0.349, SLG: 0.492			(0-0) 1B								2	0	1	0	0	0	0									
18 Joey Wendle, L OBP: 0.291, SLG: 0.337				(1-3) K							1	0	0	0	0	0	0									
86 Peyton Burdick, R OBP: 0.250, SLG: 0.267					(2-3) K						4	1	0	0	0	3	2									
46 Luke Williams, R OBP: 0.296, SLG: 0.336											2	0	0	0	0	1	1									
67 JJ Bleday, L OBP: 0.304, SLG: 0.400											2	0	0	0	0	2	1									
<b>Inning Stats</b>	R: 0 E: 0 K: 1 S: 8	H: 0 LOB: 0 BB: 12 P: 12	R: 0 E: 0 K: 2 S: 11	H: 0 LOB: 0 BB: 19 P: 19	R: 0 E: 0 K: 1 S: 11	H: 1 LOB: 1 BB: 0 P: 14	R: 0 E: 0 K: 2 S: 9	H: 1 LOB: 1 BB: 0 P: 12	R: 0 E: 0 K: 2 S: 8	H: 0 LOB: 0 BB: 0 P: 10	R: 0 E: 0 K: 2 S: 9	H: 1 LOB: 1 BB: 0 P: 13	R: 1 E: 0 K: 0 S: 5	H: 1 LOB: 2 BB: 1 P: 22	R: 1 E: 0 K: 2 S: 5	H: 1 LOB: 0 BB: 0 P: 5	R: 0 E: 0 K: 2 S: 11	H: 0 LOB: 1 BB: 1 P: 17	1B: 4 2B: 0 3B: 0 HR: 1	SF: 0 SAC: 0 DP: 0 HBP: 1	WP: 0 PB: 0 SB: 1 CS: 0	PA: 38				
<b>PITCHER</b>	IP 7.0	WLS 24	H 3	R 0	ER 0	SO 11	BB 0	IBB 0	HBP 0	BLK 0	WP 0	HR 0	S 65	P 92	ERA 0.00	WHIP 0.429										
19 Cole Irvin, L ERA: 3.16	(1,1)																									
61 Zach Jackson, R ERA: 3.0	(8,1)	0.2	H 5	1 1	1 1	1 1	1 0	1 0	0 0	0 0	0 0	0 1	7 8	13.50 6.75	3.000 0.750											
56 Dany Jiménez, R ERA: 3.41	(8,1)	1.1	B 5	1 1	1 0	0 0	0 0	0 0	0 0	0 0	0 0	1 7	8 17	6.75 0.00	0.750 1.000											
33 A.J. Puk, L ERA: 2.63	(10,1)	1.0	W 4	0 0	0 0	2 1	0 0	0 0	0 0	0 0	0 0	0 0	11 17	0.00 0.00	1.000											

Batter	1	2	3	4	5	6	7	8	9	10	AB	R	H	RBI	BB	SO	LOB	BOTTOM								
2 Nick Allen, R OBP: 0.265, SLG: 0.297	(1,6) G6-3		(0-2) G3								4	1	1	0	0	0	1	<b>Miami Marlins @ Oakland Athletics</b> Oakland Coliseum, Oakland, CA Wed Aug 24 2022, 12:39 PM - 3:18 PM PDT Att: 3,901 - Sunny - 70 F								
23 Shea Langeliers, R OBP: 0.250, SLG: 0.533	(1,2) K			(3-2) F9		(1-1) FC5-2		(1-0) L7			4	1	0	0	0	1	2									
12 Sean Murphy, R OBP: 0.335, SLG: 0.450	(1,10) K			(3-2) G6-3		(4-2) BB					3	0	1	0	1	1	0									
10 Chad Pinder, R OBP: 0.262, SLG: 0.389		(2-1) F8		(1-0) G6-3		(1-1) BB					4	0	1	2	0	0	1									
26 Sheldon Neuse, R OBP: 0.279, SLG: 0.301		(1-1) F7			(1-1) L9						3	0	0	0	0	0	2									
31 Vimal Machin, L OBP: 0.285, SLG: 0.282					(1-1) L9						1	0	0	0	0	1	1									
49 David MacKinnon, R OBP: 0.236, SLG: 0.146					(1-3) K						4	1	0	0	0	2	1									
11 Skye Bolt, S OBP: 0.257, SLG: 0.337											3	0	0	1	0	1	0									
77 Jonah Bride, R OBP: 0.312, SLG: 0.255											3	0	1	0	0	0	0									
15 Seth Brown, L OBP: 0.291, SLG: 0.427											0	0	0	0	0	0	0									
5 Tony Kemp, L OBP: 0.297, SLG: 0.303											1	0	0	0	1	1	0									
<b>Inning Stats</b>	R: 0 E: 0 K: 2 S: 7	H: 0 LOB: 0 BB: 9 P: 9	R: 0 E: 0 K: 1 S: 7	H: 0 LOB: 0 BB: 11 P: 11	R: 0 E: 0 K: 0 S: 11	H: 0 LOB: 1 BB: 1 P: 17	R: 0 E: 0 K: 0 S: 7	H: 0 LOB: 0 BB: 14 P: 14	R: 0 E: 0 K: 1 S: 7	H: 0 LOB: 0 BB: 10 P: 10	R: 2 E: 0 K: 0 S: 21	H: 3 LOB: 2 BB: 1 P: 30	R: 0 E: 0 K: 0 S: 6	H: 0 LOB: 0 BB: 11 P: 11	R: 0 E: 0 K: 1 S: 7	H: 0 LOB: 0 BB: 10 P: 10	R: 0 E: 0 K: 2 S: 9	H: 1 LOB: 1 BB: 16 P: 16	R: 1 E: 0 K: 0 S: 4	H: 0 LOB: 0 BB: 6 P: 6	1B: 4 2B: 0 3B: 0 HR: 0	SF: 1 SAC: 1 DP: 0 HBP: 0	WP: 1 PB: 0 SB: 0 CS: 0	PA: 34		
<b>PITCHER</b>	IP 7.0	WLS 26	H 3	R 2	ER 2	SO 4	BB 2	IBB 0	HBP 0	BLK 0	WP 0	HR 0	S 66	P 102	ERA 2.57	WHIP 0.714										
44 Jesús Luzardo, L ERA: 3.34	(1,1)																									
48 Steven Okert, L ERA: 2.91	(8,1)	1.0	3	0	0	1	0	0	0	0	0	0	7	10	0.00	0.000										
36 Dylan Floro, R ERA: 3.57	(9,1)	1.0	4	1	0	2	0	0	0	0	0	0	9	16	0.00	1.000										
35 Richard Bleier, L ERA: 3.62	(10,1)	0.1	L 1	0	1	0	0	0	0	0	1	0	4	6	0.00	0.000										



Batter	1	2	3	4	5	6	7	8	9	10	AB	R	H	RBI	BB	SO	LOB	TOP												
50 Mookie Betts, R OBP: 0.348, SLG: 0.547	(1, 9) 13 BB 16 S 1B	(0, 1) L8			(0, 0) F8		(2, 2) HR		(1, 0) HR	(3, 2) 6 1B 5 2B 2B	6	3	4	4	0	0	1													
6 Trea Turner, R OBP: 0.354, SLG: 0.491	(1, 6) 1 SAFE 1B 1B		(3, 2) G5-3		(2, 0) P5		(0, 0) 16 1B 16 4-3 1B		(0, 0) F7	(1, 2) 5 2B 13 2B 1B	6	1	2	1	0	1	1													
5 Freddie Freeman, L OBP: 0.399, SLG: 0.520	(1, 3) 1 SAFE 1B	(0, 0) F8	(2, 1) F7		(2, 2) G4-3		(2, 3) K		(1, 2) 13 BB 16 BB 10 1B 1B	(1, 1) 13 2B 2B	6	2	2	1	0	1	2													
16 Will Smith, R OBP: 0.357, SLG: 0.470	(1, 2) 13 BB 1B	(1, 2) BB	(2, 3) K		(3, 2) 10 1B 3 SF8 2B		(2, 2) G6-4-3		(4, 2) 10 1B 13 BB BB	(1, 2) P6	4	1	1	0	2	1	3													
13 Max Muncy, L OBP: 0.325, SLG: 0.379	(1, 10) 1-2 2-3 BB				(0, 0) F7		(1, 2) P6		(4, 2) 10 1B BB	(0, 1) BB	4	0	1	2	2	1	1													
10 Justin Turner, R OBP: 0.333, SLG: 0.403	(1, 5) P4				(4, 1) 3 WP 3 WP BB		(3, 0) 1B		(2, 2) F8	(0, 1) BB	5	0	2	1	1	0	4													
3 Chris Taylor, R OBP: 0.307, SLG: 0.395			(3, 2) F9		(2, 2) E5		(1, 1) SF8		(1, 2) 35 FC5-6 1B	(0, 0) K	4	1	1	1	0	1	4													
35 Cody Bellinger, L OBP: 0.265, SLG: 0.402		(1, 2) L6			(2, 3) K		(2, 2) F8		(2, 2) FC5-6 1B	(3, 2) 50 2B 6 1B 1B	5	1	1	0	0	1	4													
25 Trayce Thompson, R OBP: 0.363, SLG: 0.500		(3, 2) 1B			(1, 3) K				(1, 0) 50 HR 1B	(2, 3) G5-3	5	1	2	0	0	2	4													
<b>Inning Stats</b>	R: 0 E: 0 K: 1 S: 15	H: 1 LOB: 3 BB: 2 P: 28	R: 0 E: 0 K: 0 S: 13	H: 1 LOB: 1 BB: 0 P: 20	R: 0 E: 0 K: 1 S: 8	H: 0 LOB: 0 BB: 0 P: 15	R: 0 E: 0 K: 2 S: 13	H: 0 LOB: 2 BB: 1 P: 22	R: 0 E: 0 K: 0 S: 5	H: 0 LOB: 0 BB: 0 P: 9	R: 1 E: 0 K: 1 S: 14	H: 2 LOB: 1 BB: 0 P: 24	R: 2 E: 0 K: 1 S: 15	H: 3 LOB: 0 BB: 0 P: 22	R: 0 E: 0 K: 1 S: 15	H: 1 LOB: 1 BB: 0 P: 22	R: 2 E: 0 K: 1 S: 21	H: 3 LOB: 3 BB: 2 P: 34	R: 5 E: 0 K: 1 S: 27	H: 5 LOB: 1 BB: 0 P: 41	1B: 10 2B: 4 3B: 0 HR: 2	SF: 1 DP: 1 HBP: 0	WP: 1 PB: 0 SB: 1 CS: 0	PA: 51						
<b>PITCHER</b>	IP WLS BF H R ER SO BB IBB HBP BLK WP HR S P ERA WHIP	51 Tommy Nance, R ERA: 4.5	81 Huascar Brazoban, R ERA: 3.25	93 Bryan Hoising, R ERA: 14.4	36 Dylan Floro, R ERA: 3.96	48 Steven Okert, L ERA: 2.45	66 Tanner Scott, L ERA: 4.56	31 Cole Sulser, R ERA: 4.44	90 Andrew Nardi, L ERA: 15.75	IP WLS BF H R ER SO BB IBB HBP BLK WP HR S P ERA WHIP	66 Tanner Scott, L ERA: 4.56	31 Cole Sulser, R ERA: 4.44	90 Andrew Nardi, L ERA: 15.75	IP WLS BF H R ER SO BB IBB HBP BLK WP HR S P ERA WHIP	66 Tanner Scott, L ERA: 4.56	31 Cole Sulser, R ERA: 4.44	90 Andrew Nardi, L ERA: 15.75	IP WLS BF H R ER SO BB IBB HBP BLK WP HR S P ERA WHIP	66 Tanner Scott, L ERA: 4.56	31 Cole Sulser, R ERA: 4.44	90 Andrew Nardi, L ERA: 15.75	IP WLS BF H R ER SO BB IBB HBP BLK WP HR S P ERA WHIP	66 Tanner Scott, L ERA: 4.56	31 Cole Sulser, R ERA: 4.44	90 Andrew Nardi, L ERA: 15.75	IP WLS BF H R ER SO BB IBB HBP BLK WP HR S P ERA WHIP	66 Tanner Scott, L ERA: 4.56	31 Cole Sulser, R ERA: 4.44	90 Andrew Nardi, L ERA: 15.75	IP WLS BF H R ER SO BB IBB HBP BLK WP HR S P ERA WHIP

Los Angeles Dodgers @ Miami Marlins  
loanDepot park, Miami, FL  
Fri Aug 26 2022, 6:42 PM - 10:59 PM EDT  
Att: 9,365 - Roof Closed - 72 F

AB 45  
R 10  
H 16  
RBI 10  
BB 5  
SO 8  
LOB 24



Batter	1	2	3	4	5	6	7	8	9	10	AB	R	H	RBI	BB	SO	LOB	BOTTOM												
5 Jon Bertli, R OBP: 0.351, SLG: 0.360	(1, 4) F9		(3, 3) K			(0, 0) P5	(4, 0) 18 1B 11 1B BB		(1, 0) G1-3		4	0	0	0	1	1	1													
11 Miguel Rojas, R OBP: 0.262, SLG: 0.331	(1, 6) 15 WP 1B			(1, 2) P4		(0, 1) FC5 18 2B	(0, 1) 18 1B 1B		(1, 2) E6 18 G1-3 15 E		5	1	2	1	0	0	1													
15 Brian Anderson, R OBP: 0.335, SLG: 0.374	(1, 9) K			(0, 1) G6-3		(4, 2) 18 2B BB	(3, 3) K		(0, 1) E5 18 G1-3		4	0	0	0	1	2	5													
18 Joey Wendle, L OBP: 0.293, SLG: 0.342	(1, 5) G4-3			(2, 1) G3-1		(0, 1) 13 2B 3 4 2B	(0, 2) 1B		(1, 2) G1-3		5	1	2	3	0	0	3													
26 Garrett Cooper, R ERA: 3.15		(0, 3) K				(0, 0) F8	(2, 3) K		(3, 2) F7		4	0	0	0	0	3	5													
54 Nick Fortes, R OBP: 0.305, SLG: 0.431	(1, 10) G6-3					(1, 2) F9	(3, 1) G6-3		(0, 3) K		5	0	0	0	0	1	2													
58 Jacob Stallings, R OBP: 0.291, SLG: 0.297		(3, 2) F7							(0, 2) K		2	0	1	0	1	0	0													
46 Luke Williams, R OBP: 0.298, SLG: 0.336										(0, 2) P5	0	1	0	0	0	0	0													
34 Lewin Diaz, L OBP: 0.247, SLG: 0.241											2	0	0	0	0	1	0													
67 JJ Bleday, L OBP: 0.308, SLG: 0.404			(3, 3) K			(1, 2) G4-3			(2, 1) F8		4	1	1	1	1	1	1													
86 Peyton Burdick, R OBP: 0.260, SLG: 0.323									(1, 2) G4-3		5	2	2	1	0	0	3													
<b>Inning Stats</b>	R: 0 E: 0 K: 1 S: 11	H: 1 LOB: 1 BB: 0 P: 15	R: 0 E: 0 K: 1 S: 9	H: 0 LOB: 0 BB: 0 P: 15	R: 0 E: 0 K: 2 S: 9	H: 0 LOB: 0 BB: 0 P: 18	R: 0 E: 0 K: 0 S: 7	H: 0 LOB: 0 BB: 0 P: 10	R: 0 E: 0 K: 0 S: 8	H: 0 LOB: 1 BB: 1 P: 14	R: 2 E: 1 K: 1 S: 13	H: 2 LOB: 2 BB: 1 P: 22	R: 2 E: 0 K: 2 S: 15	H: 3 LOB: 3 BB: 2 P: 26	R: 0 E: 0 K: 2 S: 8	H: 0 LOB: 0 BB: 0 P: 10	R: 1 E: 2 K: 0 S: 19	H: 1 LOB: 2 BB: 0 P: 26	R: 1 E: 0 K: 0 S: 8	H: 1 LOB: 1 BB: 0 P: 10	1B: 5 2B: 2 3B: 0 HR: 1	SF: 0 DP: 0 HBP: 0	WP: 1 PB: 0 SB: 1 CS: 0	PA: 45						
<b>PITCHER</b>	IP WLS BF H R ER SO BB IBB HBP BLK WP HR S P ERA WHIP	31 Tyler Anderson, L ERA: 2.69	59 Evan Phillips, R ERA: 1.27	52 Phil Bickford, R ERA: 5.36	51 Alex Vesia, L ERA: 2.61	46 Craig Kimbrel, R ERA: 4.26	33 David Price, L ERA: 2.61	48 Brusdar Graterol, R ERA: 3.00	IP WLS BF H R ER SO BB IBB HBP BLK WP HR S P ERA WHIP	33 David Price, L ERA: 2.61	48 Brusdar Graterol, R ERA: 3.00	IP WLS BF H R ER SO BB IBB HBP BLK WP HR S P ERA WHIP	33 David Price, L ERA: 2.61	48 Brusdar Graterol, R ERA: 3.00	IP WLS BF H R ER SO BB IBB HBP BLK WP HR S P ERA WHIP	33 David Price, L ERA: 2.61	48 Brusdar Graterol, R ERA: 3.00	IP WLS BF H R ER SO BB IBB HBP BLK WP HR S P ERA WHIP	33 David Price, L ERA: 2.61	48 Brusdar Graterol, R ERA: 3.00	IP WLS BF H R ER SO BB IBB HBP BLK WP HR S P ERA WHIP	33 David Price, L ERA: 2.61	48 Brusdar Graterol, R ERA: 3.00	IP WLS BF H R ER SO BB IBB HBP BLK WP HR S P ERA WHIP	33 David Price, L ERA: 2.61	48 Brusdar Graterol, R ERA: 3.00	IP WLS BF H R ER SO BB IBB HBP BLK WP HR S P ERA WHIP	33 David Price, L ERA: 2.61	48 Brusdar Graterol, R ERA: 3.00	IP WLS BF H R ER SO BB IBB HBP BLK WP HR S P ERA WHIP

Los Angeles Dodgers @ Miami Marlins  
loanDepot park, Miami, FL  
Fri Aug 26 2022, 6:42 PM - 10:59 PM EDT  
Att: 9,365 - Roof Closed - 72 F

AB 41  
R 6  
H 8  
RBI 6  
BB 4  
SO 9  
LOB 23



Batter	1	2	3	4	5	6	7	8	9	AB	R	H	RBI	BB	SO	LOB	TOP			
50 Mookie Betts, R OBP: 0.347, SLG: 0.551	G6-3		HR			K		K		4	1	1	1	0	2	0	<b>Los Angeles Dodgers @ Miami Marlins</b> loanDepot park, Miami, FL Sat Aug 27 2022, 6:13 PM - 8:28 PM EDT Att: 23,543 - Roof Closed - 72 F			
6 Trea Turner, R OBP: 0.355, SLG: 0.491	G6-3		1B			1B		K		4	0	2	0	0	1	0				
5 Freddie Freeman, L OBP: 0.398, SLG: 0.517	G5-3		L4-3			F7		1B		4	0	1	0	0	0	2				
16 Will Smith, R OBP: 0.356, SLG: 0.468		K				F8		1B		4	0	1	0	0	2	1				
13 Max Muncy, L OBP: 0.322, SLG: 0.374	G3					K		F7		4	0	0	0	0	1	2				
10 Justin Turner, R OBP: 0.335, SLG: 0.405						P4		K		3	0	1	0	1	1	0				
12 Joey Gallo, L OBP: 0.295, SLG: 0.373								G3-1		3	0	0	0	1	1	3				
3 Chris Taylor, R OBP: 0.304, SLG: 0.391								K		3	0	0	0	0	2	2				
35 Cody Bellinger, L OBP: 0.329, SLG: 0.399						G6-3		F5		3	0	0	0	0	0	0				
<b>Inning Stats</b>	R: 0 E: 0 K: 0 S: 8	H: 0 LOB: 0 BB: 0 P: 10	R: 0 E: 0 K: 1 S: 13	H: 1 LOB: 2 BB: 1 P: 22	R: 1 E: 0 K: 0 S: 8	H: 2 LOB: 0 BB: 0 P: 9	R: 0 E: 0 K: 2 S: 7	H: 0 LOB: 0 BB: 0 P: 8	R: 0 E: 0 K: 1 S: 11	H: 1 LOB: 1 BB: 0 P: 13	R: 0 E: 0 K: 1 S: 8	H: 0 LOB: 0 BB: 0 P: 9	R: 0 E: 0 K: 2 S: 8	H: 0 LOB: 0 BB: 0 P: 11	R: 0 E: 0 K: 1 S: 11	H: 2 LOB: 3 BB: 1 P: 18		1B: 4 2B: 2 3B: 0 HR: 1	SF: 0 SAC: 0 DP: 1 HBP: 0	WP: 0 PB: 0 SB: 0 CS: 0
<b>PITCHER</b> 22 Sandy Alcantara, R ERA: 2.13	IP: 9.0 WLS: W BF: 34 H: 6 R: 1 ER: 1 SO: 10 BB: 2 IBB: 0 HBP: 0 BLK: 0 WP: 0 HR: 1 S: 83 P: 111 ERA: 1.00 WHIP: 0.889																			

Batter	1	2	3	4	5	6	7	8	9	AB	R	H	RBI	BB	SO	LOB	BOTTOM			
18 Joey Wendle, L OBP: 0.292, SLG: 0.345	G1-3			G1-3		E1		2B		4	1	1	0	0	0	0	<b>Los Angeles Dodgers @ Miami Marlins</b> loanDepot park, Miami, FL Sat Aug 27 2022, 6:13 PM - 8:28 PM EDT Att: 23,543 - Roof Closed - 72 F			
5 Jon Berti, R OBP: 0.356, SLG: 0.364				1B		1B		K		3	1	2	0	1	1	1				
15 Brian Anderson, R OBP: 0.330, SLG: 0.375				1B		E7		1B		2	0	1	1	0	0	1				
64 Jarar Encarnación, R OBP: 0.259, SLG: 0.423				1B		1B		2B		1	0	1	1	0	0	0				
67 JJ Bleday, L OBP: 0.309, SLG: 0.396				P2		HBP				2	0	0	0	0	1	0				
26 Garrett Cooper, R OBP: 0.339, SLG: 0.406						K		FC5-4		3	0	0	0	0	1	3				
11 Miguel Rojas, R OBP: 0.280, SLG: 0.328						F9		G6-3		3	0	0	0	0	1	0				
34 Lewin Diaz, L OBP: 0.239, SLG: 0.232						G4-3		K		3	0	0	0	0	2	0				
58 Jacob Stallings, R OBP: 0.288, SLG: 0.294						F8		G1-3		3	0	0	0	0	0	0				
86 Peyton Burdick, R OBP: 0.250, SLG: 0.309						F9		K		3	0	0	0	0	1	0				
<b>Inning Stats</b>	R: 0 E: 0 K: 0 S: 5	H: 0 LOB: 0 BB: 1 P: 9	R: 0 E: 0 K: 2 S: 7	H: 0 LOB: 0 BB: 0 P: 13	R: 0 E: 0 K: 1 S: 7	H: 0 LOB: 0 BB: 0 P: 11	R: 1 E: 0 K: 0 S: 11	H: 2 LOB: 0 BB: 0 P: 16	R: 0 E: 0 K: 1 S: 10	H: 0 LOB: 0 BB: 0 P: 14	R: 1 E: 2 K: 0 S: 16	H: 2 LOB: 3 BB: 0 P: 23	R: 0 E: 0 K: 1 S: 6	H: 0 LOB: 0 BB: 0 P: 8	R: 0 E: 0 K: 2 S: 10	H: 1 LOB: 0 BB: 0 P: 13	1B: 4 2B: 2 3B: 0 HR: 0	SF: 0 SAC: 0 DP: 1 HBP: 1	WP: 0 PB: 0 SB: 2 CS: 1	PA: 29
<b>PITCHER</b> 85 Dustin May, R ERA: 0.82 64 Caleb Ferguson, L ERA: 1.21 52 Phil Bickford, R ERA: 5.25	IP: 6.0 WLS: L BF: 23 H: 4 R: 2 ER: 1 SO: 4 BB: 1 IBB: 0 HBP: 0 BLK: 0 WP: 0 HR: 0 S: 56 P: 86 ERA: 1.50 WHIP: 0.833																			

AB	32
R	1
H	6
RBI	1
BB	2
SO	10
LOB	10

AB	27
R	2
H	5
RBI	2
BB	1
SO	7
LOB	5



Batter	1	2	3	4	5	6	7	8	9	AB	R	H	RBI	BB	SO	LOB	TOP										
50 Mookie Betts, R OBP: 0.350, SLG: 0.560		L9			G4-3					5	1	3	2	0	0	0	<b>Los Angeles Dodgers @ Miami Marlins</b> loanDepot park, Miami, FL Sun Aug 28 2022, 12:08 PM - 3:21 PM EDT Att: 13,617 - Dome - 72 F										
6 Trea Turner, R OBP: 0.355, SLG: 0.488		G5-3				K		K		3	1	0	0	1	2	3											
5 Freddie Freeman, L OBP: 0.398, SLG: 0.516	K				F7					5	1	2	0	0	1	2											
13 Max Muncy, L OBP: 0.325, SLG: 0.377								G4-3		5	2	3	0	0	1	1											
10 Justin Turner, R OBP: 0.338, SLG: 0.411					F3					5	0	3	2	0	0	1											
12 Joey Gallo, L OBP: 0.292, SLG: 0.369					F9					3	0	0	0	0	1	3											
3 Chris Taylor, R OBP: 0.308, SLG: 0.396					F8					1	0	1	0	1	0	0											
9 Gavin Lux, L OBP: 0.370, SLG: 0.434								G3-1		4	1	0	0	1	2	6											
25 Trayce Thompson, R OBP: 0.364, SLG: 0.514					G6-3					4	2	1	1	1	2	1											
15 Austin Barnes, R OBP: 0.305, SLG: 0.359	G4-3				G6-3			F9		4	0	1	2	0	0	0											
<b>Inning Stats</b>	R: 2 H: 3 E: 0 K: 3 S: 19	WLS: 3 LOB: 2 BB: 1 P: 29	R: 1 H: 1 E: 0 K: 0 S: 11	LOB: 1 BB: 0 P: 17	R: 0 H: 0 E: 0 K: 1 S: 7	LOB: 0 BB: 0 P: 10	R: 0 H: 0 E: 0 K: 1 S: 6	LOB: 0 BB: 0 P: 10	R: 0 H: 0 E: 0 K: 0 S: 9	LOB: 1 BB: 0 P: 13	R: 3 H: 3 E: 0 K: 1 S: 18	LOB: 3 BB: 2 P: 33	R: 0 H: 3 E: 0 K: 0 S: 13	LOB: 2 BB: 0 P: 17	R: 0 H: 1 E: 0 K: 2 S: 11	LOB: 1 BB: 1 P: 14	R: 2 H: 3 E: 0 K: 1 S: 15	LOB: 1 BB: 1 P: 25	1B: 9 2B: 3 3B: 0 HR: 2	SF: 0 SAC: 0 DP: 1 HBP: 1	WP: 0 PB: 0 SB: 1 CS: 0	PA: 44					
<b>PITCHER</b>	IP: 5.2 ERA: 2.45	WLS: L BF: 26	H: 5 R: 6 ER: 6 SO: 5	BB: 3 IBB: 0 HBP: 1 BLK: 0	WP: 0 HR: 2 S: 64 P: 102	ERA: 9.53 WHIP: 1.412	<b>PITCHER</b>	IP: 6.1 ERA: 4.46	WLS: 2 BF: 24	H: 4 R: 0 ER: 0 SO: 2	BB: 0 IBB: 0 HBP: 0 BLK: 0	WP: 0 HR: 31 S: 10 P: 100	ERA: 0.00 WHIP: 2.000	<b>PITCHER</b>	IP: 7.1 ERA: 3.43	WLS: 3 BF: 30	H: 4 R: 0 ER: 0 SO: 1	BB: 0 IBB: 0 HBP: 0 BLK: 0	WP: 0 HR: 15 S: 24 P: 100	ERA: 0.00 WHIP: 2.000	<b>PITCHER</b>	IP: 9.1 ERA: 4.94	WLS: 6 BF: 36	H: 3 R: 2 ER: 2 SO: 1	BB: 1 IBB: 0 HBP: 0 BLK: 0	WP: 0 HR: 0 S: 15 P: 25	ERA: 18.00 WHIP: 4.000
<b>Batter</b>	<b>1</b>	<b>2</b>	<b>3</b>	<b>4</b>	<b>5</b>	<b>6</b>	<b>7</b>	<b>8</b>	<b>9</b>	<b>AB</b>	<b>R</b>	<b>H</b>	<b>RBI</b>	<b>BB</b>	<b>SO</b>	<b>LOB</b>	<b>BOTTOM</b>										
5 Jon Berti, R OBP: 0.351, SLG: 0.358			G4-3		G5-3			G3-1		4	0	0	0	0	1	1	<b>Los Angeles Dodgers @ Miami Marlins</b> loanDepot park, Miami, FL Sun Aug 28 2022, 12:08 PM - 3:21 PM EDT Att: 13,617 - Dome - 72 F										
11 Miguel Rojas, R OBP: 0.280, SLG: 0.327	P2		G5-3				F8			4	0	1	0	0	0	1											
15 Brian Anderson, R OBP: 0.342, SLG: 0.389										2	1	1	1	2	0	1											
26 Garrett Cooper, R OBP: 0.335, SLG: 0.401	G5-3				G6-3			K		4	0	0	0	0	2	2											
54 Nick Fortes, R OBP: 0.303, SLG: 0.421	G6-3							F9		3	0	0	0	1	0	1											
83 Charles Leblanc, R OBP: 0.324, SLG: 0.455	P3				F9		G3-1			4	0	0	0	0	1	1											
64 Jerar Encarnación, R OBP: 0.233, SLG: 0.379							G6-3			3	0	0	0	0	2	1											
86 Peyton Burdick, R OBP: 0.253, SLG: 0.300							G6-3			2	0	0	0	1	1	0											
46 Luke Williams, R OBP: 0.288, SLG: 0.327										3	0	0	0	0	3	1											
<b>Inning Stats</b>	R: 0 H: 0 E: 0 K: 1 S: 9	WLS: W LOB: 1 BB: 1 P: 15	R: 0 H: 0 E: 0 K: 1 S: 8	LOB: 0 BB: 0 P: 11	R: 0 H: 0 E: 0 K: 1 S: 15	LOB: 1 BB: 1 P: 24	R: 0 H: 0 E: 0 K: 2 S: 9	LOB: 0 BB: 0 P: 11	R: 0 H: 0 E: 0 K: 1 S: 14	LOB: 1 BB: 1 P: 19	R: 0 H: 0 E: 0 K: 0 S: 9	LOB: 0 BB: 0 P: 13	R: 0 H: 1 E: 0 K: 1 S: 8	LOB: 1 BB: 0 P: 10	R: 0 H: 0 E: 0 K: 2 S: 16	LOB: 0 BB: 0 P: 23	1B: 1 2B: 0 3B: 0 HR: 1	SF: 0 SAC: 0 DP: 0 HBP: 0	WP: 0 PB: 0 SB: 0 CS: 0	PA: 33							
<b>PITCHER</b>	IP: 6.0 ERA: 2.32	WLS: W BF: 23	H: 1 R: 1 ER: 1 SO: 7	BB: 4 IBB: 0 HBP: 0 BLK: 0	WP: 0 HR: 1 S: 68 P: 101	ERA: 1.50 WHIP: 0.833	<b>PITCHER</b>	IP: 7.1 ERA: 3.02	WLS: 3 BF: 30	H: 1 R: 0 ER: 0 SO: 1	BB: 0 IBB: 0 HBP: 0 BLK: 0	WP: 0 HR: 8 S: 16 P: 100	ERA: 0.00 WHIP: 1.000	<b>PITCHER</b>	IP: 9.1 ERA: 2.55	WLS: 3 BF: 36	H: 0 R: 0 ER: 0 SO: 2	BB: 0 IBB: 0 HBP: 0 BLK: 0	WP: 0 HR: 16 S: 23 P: 100	ERA: 0.00 WHIP: 0.000							

Batter	1	2	3	4	5	6	7	8	9	10	AB	R	H	RBI	BB	SO	LOB	TOP		
6 Trea Turner, R OBP: 0.356, SLG: 0.487	G5-3		F8				K											5 0 2 0 0 1 0		
5 Freddie Freeman, L OBP: 0.398, SLG: 0.515	13 BB		16 HR				G6-3			FC4-6								5 1 2 1 0 0 2		
16 Will Smith, R OBP: 0.354, SLG: 0.472	L5		HR				G6-3			F8								5 1 1 2 0 0 2		
13 Max Muncy, L OBP: 0.323, SLG: 0.373	BB		G3				K			E1								4 0 0 0 1 1 1		
10 Justin Turner, R OBP: 0.340, SLG: 0.413	L5						K			K								3 0 1 0 1 1 2		
25 Trayce Thompson, R OBP: 0.362, SLG: 0.510							K			K								1 0 0 0 0 1 2		
58 Chris Martin, R (10, 1)																		0 0 0 0 0 0 0		
12 Joey Gallo, L OBP: 0.291, SLG: 0.365																		3 0 0 0 1 2 2		
3 Chris Taylor, R OBP: 0.304, SLG: 0.391																		4 0 0 0 0 3 3		
35 Cody Bellinger, L OBP: 0.265, SLG: 0.399																		3 1 1 0 1 1 0		
17 Hanser Alberto, R OBP: 0.252, SLG: 0.384																		3 0 0 0 0 1 2		
9 Gavin Lux, L OBP: 0.269, SLG: 0.433																		1 0 0 0 0 0 2		
46 Craig Kimbrel, R (9, 1)																		0 0 0 0 0 0 0		
50 Mookie Betts, R OBP: 0.350, SLG: 0.560																		0 0 0 0 0 0 0		
<b>Inning Stats</b>	R: 0 E: 0 K: 0 S: 10	H: 1 LOB: 2 BB: 1 P: 18	R: 0 E: 0 K: 2 S: 9	H: 0 LOB: 0 BB: 0 P: 13	R: 2 E: 0 K: 0 S: 11	H: 2 LOB: 0 BB: 0 P: 17	R: 0 E: 0 K: 1 S: 10	H: 1 LOB: 2 BB: 1 P: 16	R: 0 E: 0 K: 3 S: 12	H: 0 LOB: 1 BB: 0 P: 22	R: 0 E: 0 K: 3 S: 9	H: 0 LOB: 0 BB: 0 P: 12	R: 0 E: 0 K: 1 S: 9	H: 1 LOB: 2 BB: 0 P: 14	R: 1 E: 1 K: 1 S: 10	H: 1 LOB: 2 BB: 0 P: 16	1B: 5 2B: 1 3B: 0 HR: 1	SF: 0 SAC: 0 DP: 1 HBP: 0	WP: 0 PB: 0 SB: 0 CS: 0	PA: 41
<b>PITCHER</b>	IP WLS BF H R ER SO BB IBB HBP BLK WP HR S P ERA WHIP	49 Pablo López, R ERA: 3.64	66 Tanner Scott, L ERA: 4.47	48 Steven Okert, L ERA: 2.4	36 Dylan Floro, R ERA: 3.86	81 Huascar Brazoban, R ERA: 3.95	<b>PITCHER</b>	IP WLS BF H R ER SO BB IBB HBP BLK WP HR S P ERA WHIP	46 Craig Kimbrel, R ERA: 4.14	58 Chris Martin, R ERA: 3.59										

Los Angeles Dodgers @ Miami Marlins  
loanDepot park, Miami, FL  
Mon Aug 29 2022, 6:42 PM - 10:08 PM EDT  
Att: 10,288 - Roof Closed - 72 F

AB 37  
R 3  
H 7  
RBI 3  
BB 4  
SO 11  
LOB 18



Batter	1	2	3	4	5	6	7	8	9	10	AB	R	H	RBI	BB	SO	LOB	BOTTOM				
18 Joey Wendle, L OBP: 0.294, SLG: 0.349	5 F8		P6				K			G3-1								5 1 2 0 0 1 2				
5 Jon Berti, R OBP: 0.349, SLG: 0.352	F8		G6-3				F9			G6-3								4 0 0 0 1 0 2				
15 Brian Anderson, R OBP: 0.336, SLG: 0.381	G4-3		G5-3				L8			G6-3								5 0 0 1 0 0 2				
67 Jj Bleday, L OBP: 0.313, SLG: 0.400	K		K				2B			L8								4 0 1 0 1 2 0				
26 Garrett Cooper, R OBP: 0.336, SLG: 0.405			E5				34 1B			F9								4 1 1 0 1 1 3				
58 Jacob Stallings, R OBP: 0.283, SLG: 0.289	K		K				G5-3			FC6-4								5 0 0 0 0 2 8				
34 Lewin Diaz, L OBP: 0.253, SLG: 0.259	K		K				G5-3			K								3 0 2 1 0 1 1				
46 Luke Williams, R OBP: 0.286, SLG: 0.324	K		K				83 1B			P3								1 0 0 0 0 0 0				
83 Charles Leblanc, R OBP: 0.333, SLG: 0.449			BB				BB			K								3 0 1 0 1 1 1				
64 Jerar Encarnación, R OBP: 0.206, SLG: 0.333	F9		F9				G5-3			K								4 0 0 0 0 1 6				
<b>Inning Stats</b>	R: 1 E: 0 K: 1 S: 9	H: 1 LOB: 0 BB: 0 P: 14	R: 0 E: 1 K: 2 S: 11	H: 0 LOB: 2 BB: 1 P: 17	R: 0 E: 0 K: 0 S: 6	H: 0 LOB: 0 BB: 0 P: 8	R: 1 E: 0 K: 1 S: 11	H: 3 LOB: 2 BB: 0 P: 19	R: 0 E: 0 K: 0 S: 9	H: 2 LOB: 3 BB: 0 P: 16	R: 0 E: 0 K: 0 S: 13	H: 0 LOB: 0 BB: 0 P: 13	R: 0 E: 0 K: 1 S: 12	H: 0 LOB: 0 BB: 0 P: 20	R: 0 E: 0 K: 2 S: 8	H: 0 LOB: 0 BB: 0 P: 14	R: 0 E: 0 K: 1 S: 15	H: 0 LOB: 3 BB: 2 P: 28	1B: 3 2B: 3 3B: 1 HR: 0	SF: 0 SAC: 0 DP: 0 HBP: 0	WP: 0 PB: 0 SB: 0 CS: 0	PA: 42
<b>PITCHER</b>	IP WLS BF H R ER SO BB IBB HBP BLK WP HR S P ERA WHIP	Michael Grove, R ERA: 4.82	33 David Price, L ERA: 2.56	64 Caleb Ferguson, L ERA: 1.16	59 Evan Phillips, R ERA: 1.24	52 Phil Bickford, R ERA: 5.14	<b>PITCHER</b>	IP WLS BF H R ER SO BB IBB HBP BLK WP HR S P ERA WHIP	46 Craig Kimbrel, R ERA: 4.14	58 Chris Martin, R ERA: 3.59												

Los Angeles Dodgers @ Miami Marlins  
loanDepot park, Miami, FL  
Mon Aug 29 2022, 6:42 PM - 10:08 PM EDT  
Att: 10,288 - Roof Closed - 72 F

AB 38  
R 2  
H 7  
RBI 2  
BB 4  
SO 9  
LOB 25



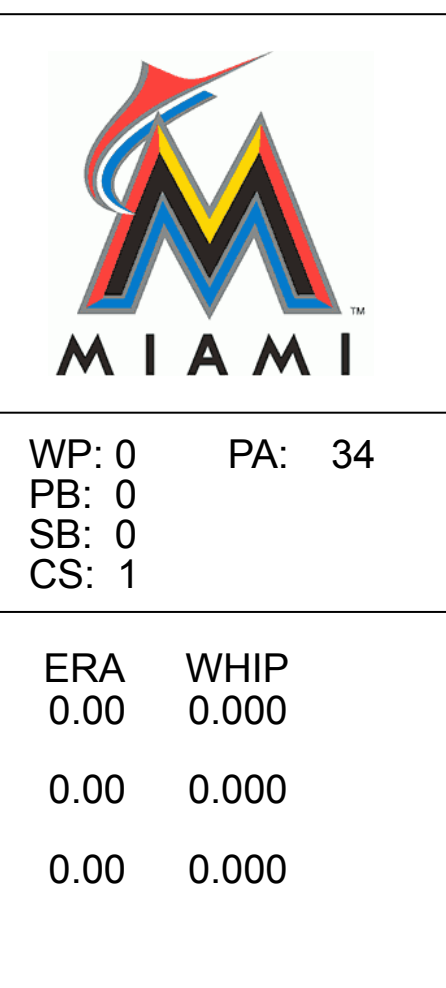


Batter	1	2	3	4	5	6	7	8	9	AB	R	H	RBI	BB	SO	LOB	TOP							
2 Yandy Diaz, R OBP: 0.389, SLG: 0.416 26 Ji Man Choi, L OBP: 0.340, SLG: 0.383										3	1	2	1	0	0	0	<b>Tampa Bay Rays @ Miami Marlins</b> loanDepot park, Miami, FL Tue Aug 30 2022, 6:41 PM - 9:53 PM EDT Att. 7,386 - Roof Closed - 72 F							
13 Manuel Marot, R OBP: 0.361, SLG: 0.421										4	0	1	1	1	0	5								
56 Randy Arozarena, R OBP: 0.336, SLG: 0.457										5	2	3	1	0	1	1								
87 Harold Ramirez, R OBP: 0.366, SLG: 0.438										5	0	2	1	0	1	5								
14 Christian Bethancourt, R OBP: 0.272, SLG: 0.379										5	0	1	0	0	1	3								
21 Francisco Mejia, S OBP: 0.271, SLG: 0.403										5	0	1	0	0	2	2								
9 Yu Chang, R OBP: 0.270, SLG: 0.292										5	0	1	0	0	1	2								
0 Taylor Walls, S OBP: 0.268, SLG: 0.283										4	1	0	0	1	2	4								
22 Jose Siri, R OBP: 0.262, SLG: 0.347										4	3	3	2	0	1	2								
<b>Inning Stats</b>	R: 0 E: 0 K: 1 S: 5	H: 0 LOB: 1 BB: 1 P: 11	R: 0 E: 0 K: 2 S: 7	H: 0 LOB: 0 BB: 0 P: 13	R: 2 E: 0 K: 0 S: 12	H: 3 LOB: 1 BB: 1 P: 21	R: 0 E: 0 K: 0 S: 7	H: 0 LOB: 0 BB: 0 P: 8	R: 3 E: 1 K: 0 S: 12	H: 3 LOB: 1 BB: 0 P: 18	R: 0 E: 0 K: 1 S: 7	H: 0 LOB: 0 BB: 0 P: 12	R: 1 E: 0 K: 2 S: 17	H: 3 LOB: 2 BB: 0 P: 25	R: 0 E: 0 K: 1 S: 13	H: 2 LOB: 3 BB: 0 P: 18		R: 1 E: 0 K: 3 S: 17	H: 3 LOB: 2 BB: 0 P: 23	1B: 8 2B: 4 3B: 0 HR: 2	SF: 0 SAC: 0 DP: 1 HBP: 1	WP: 0 PB: 0 SB: 2 CS: 0	PA: 44	
<b>PITCHER</b>	IP	WLS	BF	H	R	ER	SO	BB	IBB	HBP	BLK	WP	HR	S	P	ERA	WHIP							
44 Jesús Luzardo, L ERA: 3.44	6.0	L	26	6	5	3	4	2	0	0	0	0	0	50	83	4.50	1.333							
31 Cole Sulser, R ERA: 5.08	1.0		6	3	1	1	2	0	0	0	0	0	1	17	25	9.00	3.000							
94 Jake Fishman, L ERA: 2.08	1.0		6	2	0	0	1	0	0	1	0	0	0	13	18	0.00	2.000							
90 Andrew Nardi, L ERA: 14.4	1.0		6	3	1	1	3	0	0	0	0	0	1	17	23	9.00	3.000							

Batter	1	2	3	4	5	6	7	8	9	AB	R	H	RBI	BB	SO	LOB	BOTTOM							
5 Jon Berti, R OBP: 0.347, SLG: 0.351										4	0	1	0	0	1	2	<b>Tampa Bay Rays @ Miami Marlins</b> loanDepot park, Miami, FL Tue Aug 30 2022, 6:41 PM - 9:53 PM EDT Att. 7,386 - Roof Closed - 72 F							
11 Miguel Rojas, R OBP: 0.277, SLG: 0.324										4	0	0	0	0	2	0								
15 Brian Anderson, R OBP: 0.335, SLG: 0.379										4	0	1	0	0	0	0								
26 Garrett Cooper, R OBP: 0.332, SLG: 0.401										4	0	0	0	0	2	1								
54 Nick Fortes, R OBP: 0.308, SLG: 0.424										4	1	2	0	0	0	0								
18 Joey Wendle, L OBP: 0.294, SLG: 0.352										4	1	1	0	0	1	1								
64 Jerar Encarnación, R OBP: 0.297, SLG: 0.376										4	0	2	2	0	0	0								
86 Peyton Burdick, R OBP: 0.268, SLG: 0.306										2	0	1	0	0	0	0								
46 Luke Williams, R OBP: 0.289, SLG: 0.327 67 JJ Bleday, L OBP: 0.310, SLG: 0.396										2	0	1	0	0	1	2								
<b>Inning Stats</b>	R: 0 E: 0 K: 1 S: 13	H: 0 LOB: 0 BB: 0 P: 17	R: 0 E: 0 K: 0 S: 9	H: 1 LOB: 0 BB: 0 P: 11	R: 0 E: 0 K: 0 S: 14	H: 2 LOB: 2 BB: 0 P: 20	R: 0 E: 0 K: 0 S: 13	H: 1 LOB: 0 BB: 0 P: 18	R: 0 E: 0 K: 2 S: 10	H: 2 LOB: 2 BB: 0 P: 15	R: 0 E: 0 K: 0 S: 5	H: 0 LOB: 0 BB: 0 P: 8	R: 2 E: 0 K: 3 S: 20	H: 3 LOB: 2 BB: 0 P: 28	R: 0 E: 0 K: 2 S: 10	H: 0 LOB: 0 BB: 0 P: 16		R: 0 E: 0 K: 0 S: 9	H: 0 LOB: 0 BB: 0 P: 11	1B: 7 2B: 2 3B: 0 HR: 0	SF: 0 SAC: 0 DP: 1 HBP: 1	WP: 0 PB: 0 SB: 0 CS: 1	PA: 34	
<b>PITCHER</b>	IP	WLS	BF	H	R	ER	SO	BB	IBB	HBP	BLK	WP	HR	S	P	ERA	WHIP							
18 Shane McCannahan, L ERA: 2.2	0.0		0	0	0	0	0	0	0	0	0	0	0	0	0	0.00	0.000							
64 Shawn Armstrong, R ERA: 4.72	3.0		10	3	0	0	1	0	0	0	0	0	0	36	48	0.00	1.000							
84 JT Chargois, R ERA: 4.72	1.0	W	3	1	0	0	0	0	0	0	0	0	0	13	18	0.00	1.000							
30 Brooks Raley, L ERA: 2.22	1.0		5	2	0	0	2	0	0	0	0	0	0	10	15	0.00	2.000							
60 Garrett Cleavinger, L ERA: 8.22	1.1		7	3	2	2	1	0	0	0	0	0	0	19	28	13.50	2.250							
47 Jason Adam, R ERA: 1.2	0.2		3	0	0	0	0	0	0	0	0	0	0	0	0	0.00	0.000							
29 Pete Fairbanks, R ERA: 1.84	1.0		3	0	0	0	2	0	0	0	0	0	0	10	16	0.00	0.000							
38 Colin Poche, L ERA: 2.93	1.0		3	0	0	0	0	0	0	0	0	0	0	9	11	0.00	0.000							

livebaseballscorecards.com

livebaseballscorecards.com



Batter	1	2	3	4	5	6	7	8	9	10	AB	R	H	RBI	BB	SO	LOB					
<b>2 Yandy Diaz, R</b> OBP: 0.395, SLG: 0.423	(1,5) FF 96 B FF 97 C CH 98 B CH 99 X FF 96	3-2 13 G6-4-3 1B									3	1	3	0	2	0	0					
<b>13 Manuel Margot, R</b> OBP: 0.358, SLG: 0.416	(1,9) (10,8) C CH 98 B CH 99 X FF 96	1-2 G6-4-3 1-2f									5	0	1	1	0	0	5					
<b>56 Randy Arozarena, R</b> OBP: 0.337, SLG: 0.457	(1,10) S SI 94 B SI 95 X SI 94	0-1 97 1B									5	0	2	0	0	1	3					
<b>87 Harold Ramirez, R</b> OBP: 0.370, SLG: 0.444	(1,3) (10,9) B FF 96 C CH 97 B CH 98 X FF 96	2-3 1-2 K									5	0	3	1	0	1	4					
<b>21 Francisco Mejia, S</b> OBP: 0.266, SLG: 0.397	(1,2) C FF 93 X CH 87	0-1 G6-3									4	0	0	0	0	0	3					
<b>6 David Peralta, L</b> OBP: 0.318, SLG: 0.439	(1,7) B FF 94 C CH 95 B CH 96 S CH 97 C FF 98 X FF 96	3-3 K									3	0	0	0	0	2	1					
<b>17 Isaac Paredes, R</b> OBP: 0.305, SLG: 0.483	(9,PH) C CH 98 B CH 99 S CH 97 C FF 98 X FF 96	K									1	0	0	0	0	0	1					
<b>7 Vidal Brujan, S</b> OBP: 0.230, SLG: 0.246	(9,7) C CH 98 B CH 99 S CH 97 C FF 98 X FF 96	K									0	0	0	0	0	0	0					
<b>9 Yu Chang, R</b> OBP: 0.263, SLG: 0.284	(1,4) B FF 94 C CH 95 B CH 96 S CH 97 C FF 98 X FF 96	1-3 K									4	1	0	0	0	2	1					
<b>0 Taylor Walls, S</b> OBP: 0.265, SLG: 0.280	(1,6) C FF 94 B CH 95 X CH 86	1-2 G4-3									4	0	0	0	0	1	0					
<b>22 Jose Siri, R</b> OBP: 0.263, SLG: 0.347	(1,8) B CH 88 B FF 94 F FF 95 X CH 86	2-2 G5-3									3	0	1	0	0	1	0					
<b>26 Ji Man Choi, L</b> OBP: 0.339, SLG: 0.381	(10,PH) (10,3) C CH 98 B CH 99 S CH 97 C FF 98 X FF 96	K									1	0	0	0	0	1	0					
<b>Inning Stats</b>	R: 0 E: 0 K: 1 S: 12	H: 2 LOB: 1 BB: 0 P: 18	R: 0 E: 0 K: 2 S: 10	H: 0 LOB: 0 BB: 0 P: 14	R: 0 E: 0 K: 0 S: 10	H: 0 LOB: 1 BB: 1 P: 18	R: 0 E: 0 K: 1 S: 6	H: 0 LOB: 0 BB: 0 P: 7	R: 1 E: 0 K: 2 S: 9	H: 2 LOB: 1 BB: 0 P: 12	R: 0 E: 0 K: 2 S: 9	H: 0 LOB: 0 BB: 0 P: 14	R: 0 E: 0 K: 0 S: 11	H: 2 LOB: 1 BB: 0 P: 17	R: 0 E: 0 K: 2 S: 10	H: 1 LOB: 1 BB: 0 P: 13	R: 1 E: 0 K: 3 S: 13	H: 2 LOB: 3 BB: 1 P: 17	1B: 8 2B: 2 3B: 0 HR: 0	SF: 0 SAC: 0 DP: 2 HBP: 0	WP: 0 PB: 0 SB: 1 CS: 0	PA: 40


PITCHER	IP	WLS	BF	H	R	ER	SO	BB	IBB	HBP	BLK	WP	HR	S	P	ERA	WHIP
<b>28 Trevor Rogers, L</b> ERA: 5.57	(1,1) 6.0		23	5	1	1	5	1	0	0	0	0	0	58	84	1.50	1.000
<b>66 Tanner Scott, L</b> ERA: 4.39	(7,1) 1.0		3	0	0	0	2	0	0	0	0	0	0	9	14	0.00	0.000
<b>36 Dylan Floro, R</b> ERA: 3.76	(8,1) 1.0		4	2	0	0	0	0	0	0	0	0	0	11	17	0.00	2.000
<b>48 Steven Okert, L</b> ERA: 2.35	(9,1) 1.0		4	1	0	0	0	0	0	0	0	0	0	10	13	0.00	1.000
<b>51 Tommy Nance, R</b> ERA: 4.53	(10,1) 1.0	L	6	2	1	0	2	0	1	0	0	0	0	13	17	0.00	2.000

Batter	1	2	3	4	5	6	7	8	9	10	AB	R	H	RBI	BB	SO	LOB							
<b>18 Joey Wendle, L</b> OBP: 0.292, SLG: 0.347	(1,6) C SI 95 B FC 90 S FC 91 F ST 85 B FF 96 S FC 90	3-3 K									4	0	0	0	1	1	2							
<b>5 Jon Berti, R</b> OBP: 0.349, SLG: 0.365	(1,5) (9,5) X FF 96	0-0 G4-3									4	1	2	1	0	0	2							
<b>46 Luke Williams, R</b> OBP: 0.289, SLG: 0.327	(9,5) C CH 98 B CH 99 X FF 96	G4-3									0	0	0	0	0	0	0							
<b>15 Brian Anderson, R</b> OBP: 0.330, SLG: 0.372	(1,9) B FF 96 C FC 88 S FC 89 T FF 96	2-2 K									4	0	0	0	0	1	3							
<b>67 Jj Bleday, L</b> OBP: 0.301, SLG: 0.383	(1,8) S FC 90 X FF 96	0-1 L8									4	0	0	0	0	0	1							
<b>26 Garrett Cooper, R</b> OBP: 0.332, SLG: 0.397	(1,10) B FF 96 C FC 91 X FF 96	1-1 G4-3									3	0	0	0	1	0	1							
<b>54 Nick Fortes, R</b> OBP: 0.308, SLG: 0.424	(9,PR) (10,10) C CH 98 B CH 99 X FF 96	G4-3									0	0	0	0	0	0	0							
<b>58 Jacob Stallings, R</b> OBP: 0.283, SLG: 0.286	(1,2) B FF 96 C FC 88 S FC 89	1-3 K									3	0	0	0	1	2	0							
<b>34 Lewin Diaz, L</b> OBP: 0.242, SLG: 0.247	(1,3) B FC 88 S FC 89 C ST 90 X FF 96	2-2 G4-3									4	0	0	0	0	1	2							
<b>64 Jerar Encarnación, R</b> OBP: 0.237, SLG: 0.376	(10,PR) C CH 98 B CH 99 S CH 97 X FF 96	G4-3									0	0	0	0	0	0	0							
<b>83 Charles Leblanc, R</b> OBP: 0.342, SLG: 0.452	(1,4) S FC 90 B ST 86 S FC 89	1-3 K									4	0	2	0	0	1	0							
<b>86 Peyton Burdick, R</b> OBP: 0.267, SLG: 0.303	(1,7) B FF 96 X FC 96	1-0 1B									4	0	1	0	0	1	3							
<b>Inning Stats</b>	R: 0 E: 0 K: 2 S: 9	H: 0 LOB: 0 BB: 0 P: 14	R: 0 E: 0 K: 1 S: 7	H: 0 LOB: 0 BB: 0 P: 9	R: 0 E: 0 K: 1 S: 11	H: 1 LOB: 1 BB: 0 P: 17	R: 0 E: 0 K: 0 S: 8	H: 1 LOB: 1 BB: 0 P: 10	R: 0 E: 0 K: 0 S: 8	H: 1 LOB: 1 BB: 0 P: 10	R: 1 E: 0 K: 1 S: 10	H: 1 LOB: 0 BB: 0 P: 12	R: 0 E: 0 K: 2 S: 8	H: 0 LOB: 0 BB: 0 P: 9	R: 0 E: 0 K: 0 S: 10	H: 1 LOB: 2 BB: 1 P: 16	R: 0 E: 0 K: 0 S: 7	H: 0 LOB: 2 BB: 0 P: 15	R: 0 E: 0 K: 1 S: 10	H: 0 LOB: 1 BB: 0 P: 15	1B: 4 2B: 0 3B: 0 HR: 1	SF: 0 SAC: 0 DP: 1 HBP: 0	WP: 0 PB: 0 SB: 1 CS: 0	PA: 37

PITCHER	IP	WLS	BF	H	R	ER	SO	BB	IBB	HBP	BLK	WP	HR	S	P	ERA	WHIP
<b>57 Drew Rasmussen, R</b> ERA: 2.7	(1,1) 6.0		22	4	1	1	4	0	0	0	0	0	0	53	72	1.50	0.667
<b>29 Pete Fairbanks, R</b> ERA: 1.72	(7,1) 1.0		3	0	0	0	2	0	0	0	0	0	0	8	9	0.00	0.000
<b>38 Colin Poche, L</b> ERA: 2.87	(8,1) 1.0		5	1	0	0	0	1	0	0	0	0	0	10	16	0.00	2.000
<b>47 Jason Adam, R</b> ERA: 1.18	(9,1) 1.0	W	4	0	0	0	0	2	0	0	0	0	0	7	15	0.00	2.000
<b>66 Jalen Beeks, L</b> ERA: 2.65	(10,1) 1.0	S	3	0	0	0	1	0	0	0	0	0	0	10	15	0.00	0.000

**Tampa Bay Rays @ Miami Marlins**  
loanDepot park, Miami, FL  
Wed Aug 31 2022, 6:44 PM - 9:49 PM EDT  
Att: 7,420 - Roof Closed - 72 F

**AB 38**  
**R 2**  
**H 10**  
**RBI 2**  
**BB 2**  
**SO 9**  
**LOB 18**



**Tampa Bay Rays @ Miami Marlins**  
loanDepot park, Miami, FL  
Wed Aug 31 2022, 6:44 PM - 9:49 PM EDT  
Att: 7,420 - Roof Closed - 72 F

**AB 34**  
**R 1**  
**H 5**  
**RBI 1**  
**BB 3**  
**SO 7**  
**LOB 14**






Batter	1	2	3	4	5	6	7	8	9	AB	R	H	RBI	BB	SO	LOB	TOP								
18 Joey Wendle, L (1,6) OBP: 0.294, SLG: 0.345	F8		54 S BB			G5-3		L8		3	0	0	0	1	0	1									
54 Nick Fortes, R (1,2) OBP: 0.319, SLG: 0.429	1B		15 FC6-4 BB			K			67 BB 64 SF9 1B	3	1	2	0	1	1	0									
15 Brian Anderson, R (1,9) OBP: 0.324, SLG: 0.364	L4		FC6-4			G5-3			67 BB 1B	4	0	1	0	0	0	3									
67 JJ Bleday, L (1,8) OBP: 0.298, SLG: 0.364	P4		1-2			F9		P4		3	0	0	0	1	0	1									
64 Jerar Encarnación, R (1,10) OBP: 0.222, SLG: 0.419	K		K			K		K	SF9	3	0	0	1	0	3	0									
83 Charles Leblanc, R (1,4) OBP: 0.333, SLG: 0.438	K		K			K		K	F6	4	0	0	0	0	3	2									
34 Lewin Diaz, L (1,3) OBP: 0.236, SLG: 0.240	F9		F9			F7		F7	F7	3	0	1	0	0	0	0									
11 Miguel Rojas, R (8,PR) OBP: 0.275, SLG: 0.321	F9		F9			F7		F7	F7	1	0	0	0	0	0	2									
86 Peyton Burdick, R (1,7) OBP: 0.270, SLG: 0.304			46 S 66-4-3 1B					K		3	0	1	0	0	2	1									
46 Luke Williams, R (1,5) OBP: 0.282, SLG: 0.319	F9		G6-4-3			G6-4-3		P4		3	0	0	0	0	0	2									
Inning Stats	R: 0 E: 0 K: 0 S: 8	H: 1 LOB: 1 BB: 0 P: 10	R: 0 E: 0 K: 2 S: 9	H: 0 LOB: 0 BB: 0 P: 17	R: 0 E: 0 K: 1 S: 11	H: 0 LOB: 2 BB: 2 P: 22	R: 0 E: 0 K: 2 S: 10	H: 0 LOB: 0 BB: 0 P: 14	R: 0 E: 0 K: 1 S: 6	H: 1 LOB: 0 BB: 0 P: 8	R: 0 E: 0 K: 1 S: 9	H: 0 LOB: 0 BB: 0 P: 12	R: 0 E: 0 K: 2 S: 9	H: 0 LOB: 0 BB: 0 P: 11	R: 0 E: 0 K: 1 S: 9	H: 1 LOB: 1 BB: 0 P: 10	R: 1 E: 0 K: 0 S: 15	H: 2 LOB: 2 BB: 1 P: 25	1B: 5 2B: 0 3B: 0 HR: 0	SF: 1 SAC: 0 DP: 1 HBP: 0	WP: 0 PB: 0 SB: 1 CS: 0	PA: 34			
PITCHER	IP	WLS	BF	H	R	ER	SO	BB	IBB	HBP	BLK	WP	HR	S	P	ERA	WHIP								
Bryce Elder, R (1,1) ERA: 3.67	6.0		21	2	0	0	6	2	0	0	0	0	0	53	83	0.00	0.667								
33 A.J. Minter, L (7,1) ERA: 2.24	1.0	H	3	0	0	0	2	0	0	0	0	0	0	9	11	0.00	0.000								
26 Raisel Iglesias, R (8,1) ERA: 3.17	1.0	H	4	1	0	0	1	0	0	0	0	0	0	9	11	0.00	1.000								
74 Kenley Jansen, R (9,1) ERA: 3.75	0.2	B	5	2	1	1	0	1	0	0	0	0	0	11	19	13.50	4.500								
68 Tyler Matzek, L (9,1) ERA: 3.03	0.1	W	1	0	0	0	0	0	0	0	0	0	0	4	6	0.00	0.000								
Batter	1	2	3	4	5	6	7	8	9	AB	R	H	RBI	BB	SO	LOB	BOTTOM								
13 Ronald Acuña Jr., R (1,10) OBP: 0.364, SLG: 0.409	K		K					F9		3	0	0	0	1	2	1									
7 Dansby Swanson, R (1,6) OBP: 0.340, SLG: 0.440	27 BB BB		K			G5-3		F8		3	0	0	0	1	1	2									
27 Austin Riley, R (1,5) OBP: 0.360, SLG: 0.572	28 C3-6-4 BB		K			G1-3		K		3	1	1	1	1	1	0									
28 Matt Olson, L (1,3) OBP: 0.329, SLG: 0.483	G3-6-1		K			K		K		4	1	1	0	0	2	2									
24 William Contreras, R (1,2) OBP: 0.344, SLG: 0.513	23 G4-6-3 1B		K			K		K		4	0	1	0	0	2	1									
23 Michael Harris II, L (1,8) OBP: 0.347, SLG: 0.535	G4-6-3		K			K		G4-3		4	0	2	0	0	0	1									
18 Vaughn Grissom, R (1,4) OBP: 0.367, SLG: 0.506	K		K			K		K		3	0	1	0	1	2	1									
20 Marcell Ozuna, R (1,7) OBP: 0.265, SLG: 0.394			2B			L7		G4-3		3	0	1	0	0	0	1									
38 Guillermo Heredia, R (8,7) OBP: 0.200, SLG: 0.319			2B			L7		G4-3		0	0	0	0	0	0	0									
16 Travis d'Arnaud, R (9,PH) OBP: 0.316, SLG: 0.460			2B			L7		G4-3		1	0	0	0	0	0	3									
8 Eddie Rosario, L (1,9) OBP: 0.242, SLG: 0.300			P6			K		G6-3		2	0	0	0	0	1	1									
15 Robbie Grossman, PH (8,9) OBP: 0.309, SLG: 0.287			P6			K		G6-3		1	0	0	1	1	0	1									
Inning Stats	R: 0 E: 0 K: 1 S: 5	H: 0 LOB: 1 BB: 2 P: 15	R: 0 E: 0 K: 1 S: 9	H: 1 LOB: 0 BB: 0 P: 16	R: 0 E: 0 K: 2 S: 14	H: 1 LOB: 1 BB: 0 P: 22	R: 1 E: 0 K: 2 S: 16	H: 2 LOB: 1 BB: 0 P: 24	R: 0 E: 0 K: 1 S: 13	H: 0 LOB: 1 BB: 1 P: 21	R: 0 E: 0 K: 2 S: 7	H: 0 LOB: 0 BB: 0 P: 10	R: 0 E: 0 K: 0 S: 7	H: 1 LOB: 0 BB: 0 P: 12	R: 0 E: 0 K: 1 S: 10	H: 0 LOB: 0 BB: 0 P: 13	R: 0 E: 0 K: 1 S: 11	H: 2 LOB: 3 BB: 2 P: 23	1B: 3 2B: 3 3B: 0 HR: 1	SF: 0 SAC: 0 DP: 2 HBP: 0	WP: 0 PB: 0 SB: 1 CS: 0	PA: 36			
PITCHER	IP	WLS	BF	H	R	ER	SO	BB	IBB	HBP	BLK	WP	HR	S	P	ERA	WHIP								
27 Edward Cabrera, R (1,1) ERA: 2.36	5.0		20	4	1	1	7	3	0	0	0	0	0	57	98	1.80	1.400								
81 Huascar Brazoban, R (6,1) ERA: 2.75	1.0		3	0	0	0	2	0	0	0	0	0	0	7	10	0.00	0.000								
35 Richard Bleier, L (7,1) ERA: 3.27	1.0		4	1	0	0	0	0	0	0	0	0	0	7	12	0.00	1.000								
36 Dylan Florio, R (8,1) ERA: 3.66	1.0		3	0	0	0	1	0	0	0	0	0	0	10	13	0.00	0.000								
48 Steven Okert, L (9,1) ERA: 2.51	0.2	L	6	2	1	1	1	1	1	0	0	0	0	11	23	13.50	4.500								


Miami Marlins @ Atlanta Braves  
Truist Park, Atlanta, GA  
Sat Sep 03 2022, 7:22 PM - 10:26 PM EDT  
Att: 42,405 - Partly Cloudy - 84 F

AB 30  
R 1  
H 5  
RBI 1  
BB 3  
SO 9  
LOB 12



Miami Marlins @ Atlanta Braves  
Truist Park, Atlanta, GA  
Sat Sep 03 2022, 7:22 PM - 10:26 PM EDT  
Att: 42,405 - Partly Cloudy - 84 F

AB 31  
R 2  
H 7  
RBI 2  
BB 5  
SO 11  
LOB 14



WP: 0 PA: 36  
PB: 0  
SB: 1  
CS: 0

livebaseballscorecards.com

livebaseballscorecards.com

Batter	1	2	3	4	5	6	7	8	9	AB	R	H	RBI	BB	SO	LOB	TOP										
83 Charles Leblanc, R (1,4) OBP: 0.318, SLG: 0.417	G5-3			K		FC6-4		K		4	0	0	0	0	2	3											
15 Brian Anderson, R (1,9) OBP: 0.323, SLG: 0.360	K			K						3	0	0	0	1	3	0											
26 Garrett Cooper, R (1,3) OBP: 0.328, SLG: 0.389	F8			K						4	0	0	0	0	2	1											
54 Nick Fortes, R (1,10) OBP: 0.317, SLG: 0.420		L6								3	0	0	0	1	1	1											
64 Jerar Encarnación, R (1,7) OBP: 0.224, SLG: 0.404		K2-3								4	1	1	0	0	3	2											
18 Joey Wendle, L (1,5) (8,6)			G4-3							3	0	1	1	0	0	1											
58 Jacob Stallings, R (1,2) OBP: 0.280, SLG: 0.283			G5-3							3	0	0	0	0	0	1											
86 Peyton Burdick, R (1,8) OBP: 0.261, SLG: 0.293			F9							3	0	0	0	0	2	1											
11 Miguel Rojas, R (1,6) OBP: 0.276, SLG: 0.322			G4-3							2	0	1	0	0	0	0											
67 JJ Bleday, L (8,PH) OBP: 0.303, SLG: 0.364										0	0	0	0	1	0	0											
46 Luke Williams, R (8,5) OBP: 0.282, SLG: 0.319										0	0	0	0	0	0	0											
<b>Inning Stats</b>	R: 0 E: 0 K: 1 S: 8	H: 0 LOB: 0 BB: 0 P: 15	R: 0 E: 0 K: 1 S: 8	H: 0 LOB: 0 BB: 0 P: 13	R: 0 E: 0 K: 0 S: 5	H: 0 LOB: 0 BB: 0 P: 10	R: 0 E: 0 K: 3 S: 10	H: 0 LOB: 0 BB: 0 P: 16	R: 0 E: 0 K: 1 S: 6	H: 1 LOB: 1 BB: 1 P: 12	R: 0 E: 0 K: 2 S: 9	H: 0 LOB: 0 BB: 0 P: 13	R: 1 E: 1 K: 2 S: 12	H: 2 LOB: 2 BB: 1 P: 20	R: 0 E: 0 K: 2 S: 9	H: 0 LOB: 1 BB: 1 P: 14	1B: 3 2B: 0 3B: 0 HR: 0	SF: 0 SAC: 0 DP: 1 HBP: 0	WP: 1 PB: 0 SB: 0 CS: 0	PA: 32							
<b>PITCHER</b>	IP	WLS	BF	H	R	ER	SO	BB	IBB	HBP	BLK	WP	HR	S	P	ERA	WHIP										
54 Max Fried, L (1,1) ERA: 2.48	5.0	W	15	0	0	0	6	1	0	0	0	0	0	37	66	0.00	0.200										
60 Jesse Chavez, R (6,1) ERA: 3.43	2.0	H	7	1	0	0	3	0	0	0	0	0	0	18	24	0.00	0.500										
32 Collin McHugh, R (8,1) ERA: 2.78	1.0		6	2	1	1	2	1	0	0	0	1	0	12	20	9.00	3.000										
22 Kirby Yates, R (9,1) ERA: 6.0	1.0		4	0	0	0	2	1	0	0	0	0	0	9	14	0.00	1.000										

Miami Marlins @ Atlanta Braves  
Truist Park, Atlanta, GA  
Sun Sep 04 2022, 1:37 PM - 6:26 PM EDT  
Att: 42,360 - Cloudy - 80 F

AB	29
R	1
H	3
RBI	1
BB	3
SO	13
LOB	10



Batter	1	2	3	4	5	6	7	8	9	AB	R	H	RBI	BB	SO	LOB	BOTTOM											
13 Ronald Acuña Jr., R (1,10) OBP: 0.365, SLG: 0.412	K		SF8		F8		K	7 BB		5	0	2	2	0	2	0												
7 Dansby Swanson, R (1,6) OBP: 0.339, SLG: 0.438	L9		SF8		F9		K	27 FC4		3	0	0	1	1	1	0												
27 Austin Riley, R (1,5) OBP: 0.357, SLG: 0.566	K				K		G5-3	FC4		5	0	0	0	0	3	4												
28 Matt Olson, L (1,3) OBP: 0.332, SLG: 0.482		G6-3						16 WP		1	2	0	0	3	0	0												
16 Travis d'Arnaud, R (1,2) OBP: 0.320, SLG: 0.478		K						18 F9		3	2	1	0	1	2	2												
23 Michael Harris II, L (1,8) OBP: 0.352, SLG: 0.538			18 2B					20 CS		4	1	3	2	0	1	0												
18 Vaughn Grissom, R (1,4) OBP: 0.362, SLG: 0.506										4	0	1	0	0	2	4												
20 Marcell Ozuna, R (1,7) OBP: 0.267, SLG: 0.401										2	1	1	1	1	0	2												
38 Guillermo Heredia, R (8,7) OBP: 0.197, SLG: 0.314			G5-3							1	0	0	0	0	0	2												
8 Eddie Rosario, L (1,9) OBP: 0.243, SLG: 0.301										3	1	1	0	0	1	1												
15 Robbie Grossman, R (8,PH) OBP: 0.310, SLG: 0.287			13 2B							0	0	0	0	1	0	0												
<b>Inning Stats</b>	R: 0 E: 0 K: 2 S: 10	H: 2 LOB: 2 BB: 0 P: 14	R: 0 E: 0 K: 1 S: 13	H: 2 LOB: 0 BB: 0 P: 21	R: 1 E: 0 K: 2 S: 13	H: 2 LOB: 2 BB: 1 P: 21	R: 1 E: 0 K: 2 S: 12	H: 1 LOB: 0 BB: 0 P: 19	R: 0 E: 0 K: 1 S: 7	H: 0 LOB: 0 BB: 0 P: 9	R: 2 E: 1 K: 1 S: 16	H: 2 LOB: 1 BB: 2 P: 29	R: 0 E: 0 K: 2 S: 9	H: 0 LOB: 0 BB: 0 P: 15	R: 3 E: 0 K: 1 S: 21	H: 2 LOB: 3 BB: 4 P: 42	1B: 6 2B: 2 3B: 0 HR: 1	SF: 1 SAC: 0 DP: 0 HBP: 0	WP: 2 PB: 0 SB: 0 CS: 1	PA: 39								
<b>PITCHER</b>	IP	WLS	BF	H	R	ER	SO	BB	IBB	HBP	BLK	WP	HR	S	P	ERA	WHIP											
49 Pablo López, R (1,1) ERA: 3.66	4.0	L	18	5	2	2	7	2	0	0	0	0	1	0	48	75	4.50	1.250										
43 Jeff Bringham, R (5,1) ERA: 4.53	2.0		9	2	2	2	2	2	0	0	0	1	0	23	38	9.00	2.000											
51 Tommy Nance, R (7,1) ERA: 4.21	1.0		3	0	0	0	2	0	0	0	0	0	0	9	15	0.00	0.000											
90 Andrew Nardi, L (8,1) ERA: 17.47	0.2		6	1	3	3	1	3	0	0	0	1	0	17	33	40.50	6.000											
31 Cole Sulser, R (8,1) ERA: 5.46	0.1		3	1	0	0	0	1	0	0	0	0	0	4	9	0.00	6.000											

Miami Marlins @ Atlanta Braves  
Truist Park, Atlanta, GA  
Sun Sep 04 2022, 1:37 PM - 6:26 PM EDT  
Att: 42,360 - Cloudy - 80 F

AB	31
R	7
H	9
RBI	6
BB	7
SO	12
LOB	15



Batter	1	2	3	4	5	6	7	8	9	AB	R	H	RBI	BB	SO	LOB	TOP							
5 Jon Berti, R OBP: 0.348, SLG: 0.363	(1,4) 		(3) 			(3) 		(1) 		4	0	1	0	0	2	0								
18 Joey Wendle, L OBP: 0.285, SLG: 0.348	(1,5) 					(1) 		(1) 		3	1	1	0	0	1	0								
15 Brian Anderson, R OBP: 0.322, SLG: 0.360	(1,7) 					(2) 		(2) 		3	0	1	2	0	2	0								
24 Avisail Garcia, R OBP: 0.266, SLG: 0.318	(1,9) 					(1) 		(3) 		4	0	0	0	0	2	2								
26 Garrett Cooper, R OBP: 0.329, SLG: 0.389	(1,10) 					(1) 		(1) 		3	0	1	0	1	0	0								
46 Luke Williams, R OBP: 0.282, SLG: 0.319	(9,10) 					(2) 				0	0	0	0	0	0	0								
54 Nick Fortes, R OBP: 0.316, SLG: 0.412	(1,2) 					(2) 		(2) 		3	0	0	0	1	2	3								
67 JJ Bleday, L OBP: 0.308, SLG: 0.358	(1,8) 					(3) 		(2) 		2	0	0	0	2	1	3								
11 Miguel Rojas, R OBP: 0.278, SLG: 0.323	(1,6) 					(1) 		(3) 		4	0	2	0	0	1	1								
34 Lewin Diaz, L OBP: 0.231, SLG: 0.235	(1,3) 					(2) 				2	0	0	0	0	2	1								
83 Charles Leblanc, R OBP: 0.322, SLG: 0.412	(8,3) 					(1) 		(3) 		1	1	0	0	0	0	2								
<b>Inning Stats</b>	R: 0 H: 0 E: 0 K: 3 S: 11	H: 0 LOB: 0 BB: 0 P: 13	R: 0 H: 0 E: 0 K: 1 S: 11	H: 0 LOB: 1 BB: 1 P: 21	R: 0 H: 0 E: 0 K: 1 S: 6	H: 0 LOB: 0 BB: 0 P: 9	R: 1 H: 3 E: 0 K: 0 S: 14	H: 3 LOB: 2 BB: 0 P: 18	R: 0 H: 1 E: 0 K: 2 S: 10	H: 1 LOB: 0 BB: 0 P: 13	R: 0 H: 0 E: 0 K: 2 S: 10	H: 0 LOB: 1 BB: 1 P: 15	R: 0 H: 0 E: 0 K: 2 S: 8	H: 0 LOB: 1 BB: 1 P: 14	R: 1 H: 1 E: 0 K: 1 S: 10	H: 1 LOB: 2 BB: 0 P: 15	R: 0 H: 1 E: 0 K: 1 S: 12	H: 1 LOB: 2 BB: 2 P: 24	1B: 5 2B: 1 3B: 0 HR: 0	SF: 1 SH: 1 SAC: 1 HBP: 1	WP: 0 PB: 0 SB: 0 CS: 2	PA: 36		
<b>PITCHER</b>	IP WLS BF H R ER SO BB IBB HBP BLK WP HR S P ERA WHIP	IP WLS BF H R ER SO BB IBB HBP BLK WP HR S P ERA WHIP	IP WLS BF H R ER SO BB IBB HBP BLK WP HR S P ERA WHIP	IP WLS BF H R ER SO BB IBB HBP BLK WP HR S P ERA WHIP	IP WLS BF H R ER SO BB IBB HBP BLK WP HR S P ERA WHIP	IP WLS BF H R ER SO BB IBB HBP BLK WP HR S P ERA WHIP	IP WLS BF H R ER SO BB IBB HBP BLK WP HR S P ERA WHIP	IP WLS BF H R ER SO BB IBB HBP BLK WP HR S P ERA WHIP	IP WLS BF H R ER SO BB IBB HBP BLK WP HR S P ERA WHIP	IP WLS BF H R ER SO BB IBB HBP BLK WP HR S P ERA WHIP	IP WLS BF H R ER SO BB IBB HBP BLK WP HR S P ERA WHIP	IP WLS BF H R ER SO BB IBB HBP BLK WP HR S P ERA WHIP	IP WLS BF H R ER SO BB IBB HBP BLK WP HR S P ERA WHIP	IP WLS BF H R ER SO BB IBB HBP BLK WP HR S P ERA WHIP	IP WLS BF H R ER SO BB IBB HBP BLK WP HR S P ERA WHIP	IP WLS BF H R ER SO BB IBB HBP BLK WP HR S P ERA WHIP	IP WLS BF H R ER SO BB IBB HBP BLK WP HR S P ERA WHIP	IP WLS BF H R ER SO BB IBB HBP BLK WP HR S P ERA WHIP	IP WLS BF H R ER SO BB IBB HBP BLK WP HR S P ERA WHIP	IP WLS BF H R ER SO BB IBB HBP BLK WP HR S P ERA WHIP	IP WLS BF H R ER SO BB IBB HBP BLK WP HR S P ERA WHIP	IP WLS BF H R ER SO BB IBB HBP BLK WP HR S P ERA WHIP	IP WLS BF H R ER SO BB IBB HBP BLK WP HR S P ERA WHIP	
27 Aaron Nola, R ERA: 3.35	(1,1)	(1,1)	(1,1)	(1,1)	(1,1)	(1,1)	(1,1)	(1,1)	(1,1)	(1,1)	(1,1)	(1,1)	(1,1)	(1,1)	(1,1)	(1,1)	(1,1)	(1,1)	(1,1)	(1,1)	(1,1)	(1,1)	(1,1)	(1,1)
46 José Alvarado, L ERA: 4.02	(7,1)	(7,1)	(7,1)	(7,1)	(7,1)	(7,1)	(7,1)	(7,1)	(7,1)	(7,1)	(7,1)	(7,1)	(7,1)	(7,1)	(7,1)	(7,1)	(7,1)	(7,1)	(7,1)	(7,1)	(7,1)	(7,1)	(7,1)	(7,1)
52 Brad Hand, L ERA: 2.41	(8,1)	(8,1)	(8,1)	(8,1)	(8,1)	(8,1)	(8,1)	(8,1)	(8,1)	(8,1)	(8,1)	(8,1)	(8,1)	(8,1)	(8,1)	(8,1)	(8,1)	(8,1)	(8,1)	(8,1)	(8,1)	(8,1)	(8,1)	(8,1)
75 Connor Brogdon, R ERA: 2.7	(8,1)	(8,1)	(8,1)	(8,1)	(8,1)	(8,1)	(8,1)	(8,1)	(8,1)	(8,1)	(8,1)	(8,1)	(8,1)	(8,1)	(8,1)	(8,1)	(8,1)	(8,1)	(8,1)	(8,1)	(8,1)	(8,1)	(8,1)	(8,1)
30 David Robertson, R ERA: 2.3	(9,1)	(9,1)	(9,1)	(9,1)	(9,1)	(9,1)	(9,1)	(9,1)	(9,1)	(9,1)	(9,1)	(9,1)	(9,1)	(9,1)	(9,1)	(9,1)	(9,1)	(9,1)	(9,1)	(9,1)	(9,1)	(9,1)	(9,1)	(9,1)
<b>Batter</b>	<b>1</b>	<b>2</b>	<b>3</b>	<b>4</b>	<b>5</b>	<b>6</b>	<b>7</b>	<b>8</b>	<b>9</b>	<b>AB</b>	<b>R</b>	<b>H</b>	<b>RBI</b>	<b>BB</b>	<b>SO</b>	<b>LOB</b>	<b>BOTTOM</b>							
12 Kyle Schwarber, L OBP: 0.312, SLG: 0.486	(1,7) 		(1) 			(1) 		(2) 		4	0	1	0	0	2	2								
17 Rhys Hoskins, R OBP: 0.340, SLG: 0.465	(1,3) 		(2) 			(2) 		(3) 		3	0	0	0	1	1	2								
28 Alec Bohm, R OBP: 0.326, SLG: 0.404	(1,5) 		(3) 			(1) 		(2) 		3	0	0	1	0	0	0								
3 Bryce Harper, L OBP: 0.391, SLG: 0.574	(1,10) 		(1) 			(2) 		(3) 		4	1	1	0	0	3	1								
10 J.T. Realmuto, R OBP: 0.345, SLG: 0.461	(1,2) 		(2) 			(3) 		(1) 		2	0	1	0	2	1	0								
2 Jean Segura, R OBP: 0.345, SLG: 0.408	(1,4) 		(2) 			(1) 		(1) 		4	0	1	1	0	1	2								
19 Matt Vierling, R OBP: 0.289, SLG: 0.320	(1,8) 		(3) 			(2) 		(2) 		3	0	0	0	0	2									
18 Dalton Guthrie, R OBP: 0.270, SLG: 0.335	(1,9) 		(1) 			(3) 		(3) 		3	0	0	0	0	2	0								
33 Edmundo Sosa, R OBP: 0.270, SLG: 0.335	(1,6) 		(1) 			(1) 		(1) 		2	2	2	1	1	0	0								
<b>Inning Stats</b>	R: 0 H: 0 E: 0 K: 2 S: 7	H: 0 LOB: 0 BB: 0 P: 10	R: 0 H: 1 E: 0 K: 2 S: 13	H: 1 LOB: 1 BB: 0 P: 17	R: 1 H: 2 E: 0 K: 1 S: 11	H: 2 LOB: 1 BB: 0 P: 18	R: 0 H: 0 E: 0 K: 2 S: 9	H: 0 LOB: 0 BB: 0 P: 13	R: 0 H: 0 E: 0 K: 1 S: 7	H: 0 LOB: 0 BB: 0 P: 8	R: 1 H: 1 E: 0 K: 1 S: 9	H: 1 LOB: 1 BB: 1 P: 17	R: 0 H: 0 E: 0 K: 0 S: 5	H: 0 LOB: 0 BB: 1 P: 9	R: 0 H: 0 E: 0 K: 1 S: 9	H: 0 LOB: 1 BB: 1 P: 19	R: 1 H: 2 E: 0 K: 0 S: 5	H: 2 LOB: 2 BB: 1 P: 7	1B: 3 2B: 3 3B: 0 HR: 1	SF: 1 SH: 3 SAC: 0 HBP: 0	WP: 1 PB: 0 SB: 0 CS: 0	PA: 33		
<b>PITCHER</b>	IP WLS BF H R ER SO BB IBB HBP BLK WP HR S P ERA WHIP	IP WLS BF H R ER SO BB IBB HBP BLK WP HR S P ERA WHIP	IP WLS BF H R ER SO BB IBB HBP BLK WP HR S P ERA WHIP	IP WLS BF H R ER SO BB IBB HBP BLK WP HR S P ERA WHIP	IP WLS BF H R ER SO BB IBB HBP BLK WP HR S P ERA WHIP	IP WLS BF H R ER SO BB IBB HBP BLK WP HR S P ERA WHIP	IP WLS BF H R ER SO BB IBB HBP BLK WP HR S P ERA WHIP	IP WLS BF H R ER SO BB IBB HBP BLK WP HR S P ERA WHIP	IP WLS BF H R ER SO BB IBB HBP BLK WP HR S P ERA WHIP	IP WLS BF H R ER SO BB IBB HBP BLK WP HR S P ERA WHIP	IP WLS BF H R ER SO BB IBB HBP BLK WP HR S P ERA WHIP	IP WLS BF H R ER SO BB IBB HBP BLK WP HR S P ERA WHIP	IP WLS BF H R ER SO BB IBB HBP BLK WP HR S P ERA WHIP	IP WLS BF H R ER SO BB IBB HBP BLK WP HR S P ERA WHIP	IP WLS BF H R ER SO BB IBB HBP BLK WP HR S P ERA WHIP	IP WLS BF H R ER SO BB IBB HBP BLK WP HR S P ERA WHIP	IP WLS BF H R ER SO BB IBB HBP BLK WP HR S P ERA WHIP	IP WLS BF H R ER SO BB IBB HBP BLK WP HR S P ERA WHIP	IP WLS BF H R ER SO BB IBB HBP BLK WP HR S P ERA WHIP	IP WLS BF H R ER SO BB IBB HBP BLK WP HR S P ERA WHIP	IP WLS BF H R ER SO BB IBB HBP BLK WP HR S P ERA WHIP	IP WLS BF H R ER SO BB IBB HBP BLK WP HR S P ERA WHIP	IP WLS BF H R ER SO BB IBB HBP BLK WP HR S P ERA WHIP	
44 Jesús Luzardo, L ERA: 3.36	(1,1)	(1,1)	(1,1)	(1,1)	(1,1)	(1,1)	(1,1)	(1,1)	(1,1)	(1,1)	(1,1)	(1,1)	(1,1)	(1,1)	(1,1)	(1,1)	(1,1)	(1,1)	(1,1)	(1,1)	(1,1)	(1,1)	(1,1)	
48 Steven Okert, L ERA: 2.45	(8,1)	(8,1)	(8,1)	(8,1)	(8,1)	(8,1)	(8,1)	(8,1)	(8,1)	(8,1)	(8,1)	(8,1)	(8,1)	(8,1)	(8,1)	(8,1)	(8,1)	(8,1)	(8,1)	(8,1)	(8,1)	(8,1)	(8,1)	(8,1)
51 Tommy Nance, R ERA: 4.42	(9,1)	(9,1)	(9,1)	(9,1)	(9,1)	(9,1)	(9,1)	(9,1)	(9,1)	(9,1)	(9,1)	(9,1)	(9,1)	(9,1)	(9,1)	(9,1)	(9,1)	(9,1)	(9,1)	(9,1)	(9,1)	(9,1)	(9,1)	(9,1)

Miami Marlins @ Philadelphia Phillies  
Citizens Bank Park, Philadelphia, PA

Tue Sep 06 2022, 6:49 PM - 9:54 PM EDT  
Att: 17,145 - Cloudy - 72 F

AB 29  
R 2  
H 6  
RBI 2  
BB 4  
SO 13  
LOB 12



Miami Marlins @ Philadelphia Phillies  
Citizens Bank Park, Philadelphia, PA

Tue Sep 06 2022, 6:49 PM - 9:54 PM EDT  
Att: 17,145 - Cloudy - 72 F

AB 28  
R 3  
H 6  
RBI 3  
BB 4  
SO 10  
LOB 9



Batter	1	2	3	4	5	6	7	8	9	AB	R	H	RBI	BB	SO	LOB	TOP								
83 Charles Leblanc, R (1, 4) OBP: 0.330, SLG: 0.416										4	1	2	1	0	1	0	<b>Miami Marlins @ Philadelphia Phillies</b> Citizens Bank Park, Philadelphia, PA Wed Sep 07 2022, 6:51 PM - 9:51 PM EDT Att: 17,755 - Cloudy - 70 F								
26 Garrett Cooper, R (1, 3) OBP: 0.331, SLG: 0.390										4	0	2	0	0	0	2									
24 Avisail Garcia, R (1, 10) OBP: 0.263, SLG: 0.314										4	0	0	0	0	2	5									
18 Joey Wendle, L (1, 5) OBP: 0.292, SLG: 0.345										3	0	0	1	0	0	1									
5 Jon Berti, R (8, PH) (8, 5)										1	0	0	0	0	0	0									
58 Jacob Stallings, R (1, 2) OBP: 0.283, SLG: 0.296										4	1	2	1	0	1	1									
64 Jerar Encarnación, R (1, 9) OBP: 0.228, SLG: 0.392										4	0	1	0	0	1	1									
46 Luke Williams, R (9, PR) OBP: 0.282, SLG: 0.319										0	0	0	0	0	0	0									
14 Bryan De La Cruz, R (1, 7) OBP: 0.250, SLG: 0.332										3	1	1	0	0	1	1									
15 Brian Anderson, R (9, PH) OBP: 0.321, SLG: 0.358										1	0	0	0	0	1	1									
67 JJ Bleday, L (1, 8) OBP: 0.313, SLG: 0.362										4	0	2	0	0	0	1									
11 Miguel Rojas, R (1, 6) OBP: 0.275, SLG: 0.320										4	0	0	0	0	1	4									
<b>Inning Stats</b>	R: 1 H: 2 E: 0 K: 0 S: 9	WLS: 2 BF: 19 LOB: 1	R: 0 H: 0 E: 0 K: 1 S: 6	H: 0 R: 0 ER: 0 SO: 9	R: 0 H: 1 E: 0 K: 1 S: 11	H: 0 R: 0 ER: 0 SO: 16	R: 0 H: 0 E: 0 K: 1 S: 7	H: 0 R: 0 ER: 0 SO: 9	R: 1 H: 3 E: 0 K: 0 S: 12	H: 3 R: 0 ER: 0 SO: 18	R: 0 H: 1 E: 0 K: 1 S: 7	H: 1 R: 0 ER: 0 SO: 10	R: 0 H: 1 E: 0 K: 2 S: 10	H: 1 R: 0 ER: 0 SO: 16	R: 0 H: 0 E: 0 K: 1 S: 8	H: 0 R: 0 ER: 0 SO: 9	R: 1 H: 2 E: 0 K: 1 S: 19	H: 2 R: 0 ER: 0 SO: 27	1B: 9 2B: 1 3B: 0 HR: 1	SF: 0 SAC: 0 DP: 1 HBP: 0	WP: 0 PB: 0 SB: 0 CS: 1	PA: 36			
<b>PITCHER</b>	IP	WLS	BF	H	R	ER	SO	BB	IBB	HBP	BLK	WP	HR	S	P	ERA	WHIP								
70 Bailey Falter, L (1, 1) ERA: 4.02	5.1	W	23	7	2	2	3	0	0	0	0	0	0	48	74	3.38	1.312								
64 Andrew Bellatti, R (6, 1) ERA: 3.5	1.2	H	5	1	0	0	3	0	0	0	0	0	0	14	23	0.00	0.600								
46 José Alvarado, L (8, 1) ERA: 3.92	1.0	H	3	0	0	0	1	0	0	0	0	0	0	8	9	0.00	0.000								
75 Connor Brogdon, R (9, 1) ERA: 2.88	1.0	S	5	2	1	1	1	0	0	0	0	0	1	19	27	9.00	2.000								

Batter	1	2	3	4	5	6	7	8	9	AB	R	H	RBI	BB	SO	LOB	BOTTOM								
12 Kyle Schwarber, L (1, 7) OBP: 0.309, SLG: 0.482										4	0	0	0	0	2	2	<b>Miami Marlins @ Philadelphia Phillies</b> Citizens Bank Park, Philadelphia, PA Wed Sep 07 2022, 6:51 PM - 9:51 PM EDT Att: 17,755 - Cloudy - 70 F								
17 Rhys Hoskins, R (1, 3) OBP: 0.339, SLG: 0.465										4	0	1	0	0	1	1									
28 Alec Bohm, R (1, 5) OBP: 0.325, SLG: 0.403										4	0	1	0	0	1	1									
3 Bryce Harper, L (1, 10) OBP: 0.389, SLG: 0.568										3	0	0	0	1	2	0									
10 J.T. Realmuto, R (1, 2) OBP: 0.342, SLG: 0.457										4	0	0	0	0	3	2									
2 Jean Segura, R (1, 4) OBP: 0.345, SLG: 0.418										3	1	1	1	0	0	0									
19 Matt Vierling, R (1, 9) OBP: 0.293, SLG: 0.328										3	2	2	0	0	0	0									
16 Brandon Marsh, L (1, 8) OBP: 0.282, SLG: 0.354										3	0	0	0	0	1	2									
33 Edmundo Sosa, R (1, 6) OBP: 0.282, SLG: 0.372										3	1	3	3	0	0	0									
<b>Inning Stats</b>	R: 0 H: 0 E: 0 K: 2 S: 9	H: 0 R: 0 ER: 0 SO: 11	R: 0 H: 0 E: 0 K: 1 S: 7	H: 0 R: 0 ER: 0 SO: 13	R: 2 H: 3 E: 0 K: 0 S: 11	H: 3 R: 0 ER: 0 SO: 17	R: 1 H: 1 E: 0 K: 2 S: 9	H: 1 R: 0 ER: 0 SO: 15	R: 0 H: 0 E: 0 K: 1 S: 7	H: 0 R: 0 ER: 0 SO: 10	R: 1 H: 2 E: 0 K: 1 S: 13	H: 2 R: 0 ER: 0 SO: 18	R: 0 H: 1 E: 0 K: 1 S: 9	H: 1 R: 0 ER: 0 SO: 22	1B: 3 2B: 3 3B: 0 HR: 2	SF: 0 SAC: 0 DP: 0 HBP: 0		WP: 1 PB: 0 SB: 0 CS: 1	PA: 33						
<b>PITCHER</b>	IP	WLS	BF	H	R	ER	SO	BB	IBB	HBP	BLK	WP	HR	S	P	ERA	WHIP								
28 Trevor Rogers, L (1, 1) ERA: 5.51	6.0	L	23	5	3	3	8	0	0	0	0	0	0	22	40	4.50	0.833								
81 Huisacar Brazoban, R (7, 1) ERA: 2.91	2.0		9	3	1	1	2	1	0	0	0	0	0	22	40	4.50	2.000								

AB 36  
R 3  
H 10  
RBI 3  
BB 0  
SO 8  
LOB 17



AB 31  
R 4  
H 8  
RBI 4  
BB 1  
SO 10  
LOB 8



Batter	1	2	3	4	5	6	7	8	9	AB	R	H	RBI	BB	SO	LOB	TOP										
5 Jon Berti, R OBP: 0.348, SLG: 0.360 (1,4)	G6-3 1-2		26 2B 1B	G4-3 1-1		26 FC6-4 HBP		F9 1-2		4	1	1	0	0	0	2											
26 Garrett Cooper, R OBP: 0.332, SLG: 0.396 (1,10)	G5-3 0-0		18 L9 24 1B 2B		G5-3 2-2	FC6-4 1-2			18 E 2B	5	1	2	1	0	0	2											
14 Bryan De La Cruz, R OBP: 0.250, SLG: 0.332 (9,10)										0	1	0	0	0	0	0											
18 Joey Wendle, L OBP: 0.291, SLG: 0.352 (1,6)	K 2-3		L9 2-1							5	2	1	1	0	1	1											
24 Avisail Garcia, R OBP: 0.270, SLG: 0.319 (1,9)																											
15 Brian Anderson, R OBP: 0.322, SLG: 0.357 (1,5)																											
67 JJ Bleday, L OBP: 0.310, SLG: 0.364 (1,8)																											
58 Jacob Stallings, R OBP: 0.285, SLG: 0.298 (1,2)																											
46 Luke Williams, R OBP: 0.280, SLG: 0.316 (8,3)																											
11 Miguel Rojas, R OBP: 0.275, SLG: 0.320 (9,3)																											
64 Jerar Encarnación, R OBP: 0.224, SLG: 0.375 (1,7)																											
34 Lewin Díaz, L OBP: 0.243, SLG: 0.270 (1,3)																											
54 Nick Fortes, R OBP: 0.314, SLG: 0.409 (8,2)																											
<b>Inning Stats</b>	R: 0 E: 0 K: 1 S: 7	H: 0 LOB: 0 BB: 0 P: 10	R: 0 E: 0 K: 0 S: 11	H: 2 LOB: 2 BB: 1 P: 20	R: 3 E: 0 K: 1 S: 11	H: 4 LOB: 1 BB: 0 P: 18	R: 0 E: 0 K: 0 S: 8	H: 1 LOB: 1 BB: 0 P: 13	R: 1 E: 0 K: 0 S: 8	H: 2 LOB: 0 BB: 0 P: 12	R: 0 E: 0 K: 0 S: 17	H: 0 LOB: 2 BB: 1 P: 25	R: 0 E: 0 K: 1 S: 14	H: 0 LOB: 1 BB: 0 P: 22	R: 0 E: 0 K: 1 S: 10	H: 1 LOB: 1 BB: 0 P: 13	R: 2 E: 1 K: 3 S: 14	H: 2 LOB: 3 BB: 1 P: 21	1B: 7 2B: 3 3B: 0 HR: 2	SF: 0 SAC: 0 DP: 1 HBP: 2	WP: 0 PB: 0 SB: 0 CS: 0	PA: 44					
<b>PITCHER</b>	IP	WLS	BF	H	R	ER	SO	BB	IBB	HBP	BLK	WP	HR	S	P	ERA	WHIP										
44 Kyle Gibson, R ERA: 4.57 (1,1)	5.0		24	9	4	4	2	1	0	0	0	0	2	45	73	7.20	2.000										
48 Vinny Nittoli, R ERA: (6,1)	1.0	H	5	0	0	0	0	1	0	1	0	0	0	17	25	0.00	1.000										
54 Sam Coonrod, R ERA: 4.15 (7,1)	1.0	H	4	0	0	0	1	0	0	1	0	0	0	14	22	0.00	0.000										
52 Brad Hand, L ERA: 2.36 (8,1)	1.0	H	4	1	0	0	1	0	0	0	0	0	0	10	13	0.00	1.000										
30 David Robertson, R ERA: 2.43 (9,1)	1.0	L	7	2	2	1	3	1	0	0	0	0	0	14	21	9.00	3.000										

Miami Marlins @ Philadelphia Phillies  
Citizens Bank Park, Philadelphia, PA  
Thu Sep 08 2022, 6:49 PM - 9:52 PM EDT  
Att. 19,073 - Clear - 78 F

AB 39  
R 6  
H 12  
RBI 5  
BB 3  
SO 7  
LOB 25



Batter	1	2	3	4	5	6	7	8	9	AB	R	H	RBI	BB	SO	LOB	BOTTOM										
12 Kyle Schwarber, L OBP: 0.307, SLG: 0.478 (1,7)	F9 1-2		K 2-3		E8 17 1B 28 3B					4	1	0	0	0	1	0											
17 Rhys Hoskins, R OBP: 0.342, SLG: 0.467 (1,3)										4	2	3	0	0	0	0											
28 Alec Bohm, R OBP: 0.326, SLG: 0.410 (1,5)										4	1	2	2	0	1	1											
3 Bryce Harper, L OBP: 0.385, SLG: 0.560 (1,10)										4	0	0	0	0	3	3											
10 J.T. Realmuto, R OBP: 0.339, SLG: 0.453 (1,2)										4	0	0	1	0	1	1											
5 Bryson Stott, L OBP: 0.296, SLG: 0.370 (1,6)										4	0	3	1	0	1	0											
2 Jean Segura, R OBP: 0.340, SLG: 0.412 (1,4)										4	0	0	0	0	1	3											
16 Brandon Marsh, L OBP: 0.279, SLG: 0.351 (1,8)										3	0	0	0	0	0	0											
29 Nick Maton, L OBP: 0.408, SLG: 0.625 (1,9)										2	1	1	1	0	0	0											
19 Matt Vierling, R OBP: 0.292, SLG: 0.327 (7,9)										1	0	0	0	0	0	0											
<b>Inning Stats</b>	R: 0 E: 0 K: 0 S: 8	H: 1 LOB: 0 BB: 0 P: 11	R: 0 E: 0 K: 2 S: 9	H: 0 LOB: 0 BB: 0 P: 14	R: 1 E: 0 K: 2 S: 16	H: 1 LOB: 0 BB: 0 P: 21	R: 2 E: 0 K: 1 S: 14	H: 3 LOB: 1 BB: 0 P: 19	R: 2 E: 0 K: 1 S: 11	H: 2 LOB: 1 BB: 0 P: 20	R: 0 E: 0 K: 1 S: 8	H: 1 LOB: 0 BB: 0 P: 9	R: 0 E: 0 K: 0 S: 6	H: 0 LOB: 0 BB: 0 P: 10	R: 0 E: 0 K: 1 S: 7	H: 0 LOB: 0 BB: 0 P: 11	R: 0 E: 0 K: 0 S: 7	H: 1 LOB: 0 BB: 0 P: 9	1B: 5 2B: 2 3B: 1 HR: 1	SF: 0 SAC: 0 DP: 3 HBP: 0	WP: 0 PB: 0 SB: 0 CS: 0	PA: 34					
<b>PITCHER</b>	IP	WLS	BF	H	R	ER	SO	BB	IBB	HBP	BLK	WP	HR	S	P	ERA	WHIP										
22 Sandy Alcantara, R ERA: 2.43 (1,1)	6.0		25	8	5	3	7	0	0	0	0	0	0	66	94	4.50	1.333										
35 Richard Bleier, L ERA: 3.19 (7,1)	1.0		3	0	0	0	0	0	0	0	0	0	0	6	10	0.00	0.000										
36 Dylan Floro, R ERA: 3.48 (8,1)	2.0	W	6	1	0	0	1	0	0	0	0	0	0	14	20	0.00	0.500										

Miami Marlins @ Philadelphia Phillies  
Citizens Bank Park, Philadelphia, PA  
Thu Sep 08 2022, 6:49 PM - 9:52 PM EDT  
Att. 19,073 - Clear - 78 F

AB 34  
R 5  
H 9  
RBI 5  
BB 0  
SO 8  
LOB 8







Batter	1	2	3	4	5	6	7	8	9	AB	R	H	RBI	BB	SO	LOB	TOP					
9 Brandon Nimmo, L OBP: 0.354, SLG: 0.419 4 Terrance Gore, R										4	1	1	0	1	2	1						
12 Francisco Lindor, S OBP: 0.343, SLG: 0.444 15 Deven Marrero, R										5	3	3	2	0	0	2						
1 Jeff McNeil, L OBP: 0.307, SLG: 0.449										4	0	2	2	0	1	1						
20 Pete Alonso, R OBP: 0.343, SLG: 0.503 28 Darin Ruf, R OBP: 0.310, SLG: 0.350										4	0	1	0	0	2	3						
25 Tyler Naquin, L OBP: 0.307, SLG: 0.462										3	1	1	0	2	1	3						
19 Mark Canha, R OBP: 0.371, SLG: 0.422										3	2	1	4	2	0	1						
32 Daniel Vogelbach, L OBP: 0.347, SLG: 0.422										5	1	2	0	0	1	3						
10 Eduardo Escobar, S OBP: 0.286, SLG: 0.420										5	2	3	2	0	1	3						
33 James McCann, R OBP: 0.273, SLG: 0.295										5	1	2	1	0	2	1						
<b>Inning Stats</b>	R: 0 E: 0 K: 0 S: 13	H: 3 LOB: 2 BB: 0 P: 19	R: 0 E: 0 K: 0 S: 9	H: 1 LOB: 1 BB: 0 P: 13	R: 1 E: 0 K: 2 S: 12	H: 2 LOB: 1 BB: 0 P: 18	R: 8 E: 0 K: 1 S: 22	H: 6 LOB: 1 BB: 3 P: 40	R: 1 E: 0 K: 3 S: 11	H: 1 LOB: 0 BB: 0 P: 14	R: 0 E: 0 K: 1 S: 8	H: 0 LOB: 1 BB: 0 P: 15	R: 1 E: 0 K: 1 S: 14	H: 2 LOB: 1 BB: 0 P: 17	R: 0 E: 0 K: 1 S: 14	H: 1 LOB: 2 BB: 0 P: 24	R: 0 E: 0 K: 2 S: 9	H: 0 LOB: 0 BB: 0 P: 13	1B: 9 2B: 4 3B: 0 HR: 3	SF: 1 SAC: 0 DP: 1 HBP: 0	WP: 0 PB: 0 SB: 0 CS: 0	PA: 47
<b>PITCHER</b>	IP WLS BF H R ER SO BB IBB HBP BLK WP HR S P ERA WHIP	IP WLS BF H R ER SO BB IBB HBP BLK WP HR S P ERA WHIP																				
49 Pablo López, R ERA: 4.04	3.2 L 23 10 8 8 2 3 0 0 0 0 0 47 78 19.64 3.545																					
90 Andrew Nardi, L ERA: 14.53	2.1 11 3 2 2 5 1 0 0 0 0 2 28 41 7.71 1.714																					
43 Jeff Brigham, R ERA: 4.61	2.0 10 3 1 1 2 1 0 0 0 0 1 28 41 4.50 2.000																					
31 Cole Sulser, R ERA: 5.28	1.0 3 0 0 0 2 0 0 0 0 0 0 9 13 0.00 0.000																					

**New York Mets @ Miami Marlins**  
loanDepot park, Miami, FL  
Sat Sep 10 2022, 6:12 PM - 9:24 PM EDT  
Att: 17,441 - Roof Closed - 72 F

AB 41  
R 11  
H 16  
RBI 11  
BB 5  
SO 11  
LOB 18

Batter	1	2	3	4	5	6	7	8	9	AB	R	H	RBI	BB	SO	LOB	BOTTOM					
5 Jon Berti, R OBP: 0.342, SLG: 0.357 14 Bryan De La Cruz, R OBP: 0.260, SLG: 0.340										3	0	1	0	0	1	0						
15 Brian Anderson, R OBP: 0.316, SLG: 0.346										4	0	0	0	0	0	2						
18 Joey Wendle, L OBP: 0.293, SLG: 0.354										4	1	2	0	0	0	1						
26 Garrett Cooper, R OBP: 0.337, SLG: 0.412										4	0	1	1	0	2	1						
24 Avisail García, R OBP: 0.267, SLG: 0.316 83 Charles Leblanc, R (1, PH) OBP: 0.324, SLG: 0.433										0	0	0	0	0	0	0						
67 JJ Bleday, L OBP: 0.302, SLG: 0.353										4	0	0	0	0	1	1						
11 Miguel Rojas, R OBP: 0.281, SLG: 0.328 46 Luke Williams, R OBP: 0.283, SLG: 0.319										2	0	1	0	0	0	0						
58 Jacob Stallings, R OBP: 0.288, SLG: 0.296										3	0	1	1	1	1	1						
34 Lewin Díaz, L OBP: 0.235, SLG: 0.260										4	0	0	0	0	3	3						
<b>Inning Stats</b>	R: 1 E: 0 K: 2 S: 14	H: 2 LOB: 1 BB: 0 P: 20	R: 0 E: 0 K: 0 S: 9	H: 1 LOB: 0 BB: 0 P: 13	R: 0 E: 0 K: 1 S: 8	H: 0 LOB: 0 BB: 0 P: 10	R: 0 E: 0 K: 1 S: 8	H: 0 LOB: 0 BB: 0 P: 11	R: 0 E: 0 K: 1 S: 6	H: 0 LOB: 0 BB: 0 P: 9	R: 0 E: 0 K: 1 S: 8	H: 1 LOB: 1 BB: 0 P: 11	R: 1 E: 0 K: 3 S: 19	H: 3 LOB: 2 BB: 0 P: 26	R: 1 E: 0 K: 2 S: 10	H: 2 LOB: 1 BB: 0 P: 17	R: 0 E: 0 K: 0 S: 6	H: 0 LOB: 1 BB: 1 P: 12	1B: 7 2B: 2 3B: 0 HR: 0	SF: 0 SAC: 0 DP: 1 HBP: 0	WP: 1 PB: 0 SB: 0 CS: 0	PA: 36
<b>PITCHER</b>	IP WLS BF H R ER SO BB IBB HBP BLK WP HR S P ERA WHIP	IP WLS BF H R ER SO BB IBB HBP BLK WP HR S P ERA WHIP																				
59 Carlos Carrasco, R ERA: 3.8	6.0 W 21 4 1 0 0 0 0 0 0 0 53 74 1.50 0.667																					
63 Bryce Montes de Oca, R ERA: 10.8	1.0 6 3 1 1 3 0 0 0 0 0 0 19 26 9.00 3.000																					
29 Trevor Williams, R ERA: 3.0	1.0 5 2 1 1 2 0 0 0 0 0 1 10 17 9.00 2.000																					
58 Alex Claudio, L ERA:	1.0 4 0 0 0 0 1 0 0 0 0 0 6 12 0.00 1.000																					

**New York Mets @ Miami Marlins**  
loanDepot park, Miami, FL  
Sat Sep 10 2022, 6:12 PM - 9:24 PM EDT  
Att: 17,441 - Roof Closed - 72 F

AB 35  
R 3  
H 9  
RBI 2  
BB 1  
SO 11  
LOB 11

Batter	1	2	3	4	5	6	7	8	9	AB	R	H	RBI	BB	SO	LOB	TOP						
9 Brandon Nimmo, L (1.8) OBP: 0.357, SLG: 0.428										4	1	2	3	2	1	1							
19 Mark Canha, R (1.7) OBP: 0.371, SLG: 0.420										4	0	1	0	0	2	4							
12 Francisco Lindor, S (1.6) OBP: 0.344, SLG: 0.443										4	1	1	0	0	0	5							
20 Pete Alonso, R (1.3) OBP: 0.344, SLG: 0.502										5	0	2	1	0	0	5							
28 Darin Ruf, R (1.9) OBP: 0.306, SLG: 0.346										4	0	0	0	0	2	6							
25 Tyler Naquin, L (6.9) OBP: 0.306, SLG: 0.460										1	0	0	0	0	0	1							
10 Eduardo Escobar, S (1.5) OBP: 0.289, SLG: 0.428										4	2	2	1	1	1	0							
1 Jeff McNeil, L (1.4) OBP: 0.371, SLG: 0.452										4	2	3	1	1	0	0							
27 Mark Vientos, R (1.10)										5	0	0	0	0	2	6							
3 Tomás Nido, R (1.2) OBP: 0.277, SLG: 0.300										4	3	3	3	1	1	1							
<b>Inning Stats</b>	R: 0 E: 0 K: 1 S: 20	H: 1 LOB: 2 BB: 0 P: 29	R: 3 E: 0 K: 2 S: 15	H: 2 LOB: 0 BB: 1 P: 24	R: 1 E: 0 K: 0 S: 13	H: 1 LOB: 2 BB: 1 P: 23	R: 1 E: 0 K: 1 S: 12	H: 2 LOB: 2 BB: 1 P: 23	R: 2 E: 0 K: 1 S: 13	H: 2 LOB: 2 BB: 2 P: 27	R: 0 E: 0 K: 1 S: 10	H: 1 LOB: 1 BB: 0 P: 16	R: 0 E: 0 K: 1 S: 12	H: 1 LOB: 1 BB: 0 P: 14	R: 0 E: 0 K: 0 S: 8	H: 2 LOB: 1 BB: 0 P: 9	R: 2 E: 0 K: 2 S: 11	H: 2 LOB: 0 BB: 0 P: 13	1B: 9 2B: 2 3B: 0 HR: 3	SF: 0 SAC: 0 DP: 2 HBP: 2	WP: 2 PB: 0 SB: 2 CS: 0	PA: 46	
<b>PITCHER</b>	IP WLS BF H R ER SO BB IBB HBP BLK WP HR S P ERA WHIP	3.1 L 21 6 5 5 3 3 0 2 0 1 1 55 91 13.50 2.700	4.1 L 9 2 2 2 2 2 0 0 0 0 0 18 35 10.80 2.400	6.1 L 3 1 0 0 1 0 0 0 0 0 0 10 16 0.00 1.000	7.1 L 4 1 0 0 1 0 0 0 0 0 0 12 14 0.00 1.000	8.1 L 4 2 0 0 0 0 0 0 0 0 0 8 9 0.00 2.000	<b>PITCHER</b>	IP WLS BF H R ER SO BB IBB HBP BLK WP HR S P ERA WHIP	1.0 L 5 2 2 2 2 0 0 0 0 0 0 2 2 18.00 2.000	51 Tommy Nance, R (9.1) ERA: 4.74	1.0 L 5 2 2 2 2 0 0 0 0 0 0 2 2 18.00 2.000												

New York Mets @ Miami Marlins  
loanDepot park, Miami, FL  
Sun Sep 11 2022, 1:44 PM - 4:43 PM EDT  
Att: 13,234 - Dome - 72 F

AB 39  
R 9  
H 14  
RBI 9  
BB 5  
SO 9  
LOB 29



Batter	1	2	3	4	5	6	7	8	9	AB	R	H	RBI	BB	SO	LOB	BOTTOM							
5 Jon Berti, R (1.4) OBP: 0.341, SLG: 0.355										4	1	1	0	0	2	0								
15 Brian Anderson, R (1.9) OBP: 0.318, SLG: 0.370										4	2	2	3	0	1	0								
18 Joey Wendle, L (1.5) OBP: 0.296, SLG: 0.363										4	0	2	0	0	0	0								
26 Garrett Cooper, R (1.10) OBP: 0.336, SLG: 0.411										4	0	1	0	0	1	2								
54 Nick Fortes, R (1.2) OBP: 0.322, SLG: 0.420										4	0	1	0	0	1	1								
67 JJ Bleday, L (1.8) OBP: 0.301, SLG: 0.345										3	0	0	0	0	2	2								
64 Jerar Encarnación, R (1.7) OBP: 0.212, SLG: 0.333										4	0	0	0	0	2	2								
11 Miguel Rojas, R (1.6) OBP: 0.279, SLG: 0.326										3	0	0	0	0	1	1								
34 Lewin Díaz, L (1.3) OBP: 0.229, SLG: 0.252										3	0	0	0	0	2	0								
<b>Inning Stats</b>	R: 0 E: 0 K: 2 S: 12	H: 1 LOB: 1 BB: 0 P: 15	R: 0 E: 0 K: 2 S: 8	H: 0 LOB: 0 BB: 0 P: 11	R: 0 E: 0 K: 2 S: 9	H: 0 LOB: 0 BB: 0 P: 13	R: 1 E: 0 K: 0 S: 9	H: 2 LOB: 1 BB: 0 P: 14	R: 0 E: 0 K: 1 S: 6	H: 0 LOB: 0 BB: 0 P: 9	R: 0 E: 0 K: 1 S: 8	H: 1 LOB: 1 BB: 0 P: 11	R: 0 E: 0 K: 2 S: 9	H: 1 LOB: 1 BB: 0 P: 14	R: 2 E: 0 K: 1 S: 13	H: 2 LOB: 0 BB: 0 P: 20	R: 0 E: 0 K: 1 S: 8	H: 0 LOB: 0 BB: 0 P: 13	1B: 3 2B: 2 3B: 0 HR: 2	SF: 0 SAC: 0 DP: 1 HBP: 1	WP: 0 PB: 0 SB: 0 CS: 0	PA: 34		
<b>PITCHER</b>	IP WLS BF H R ER SO BB IBB HBP BLK WP HR S P ERA WHIP	7.0 W 26 5 1 1 10 0 0 0 0 0 1 13 20 18.00 2.000	8.1 L 5 2 2 2 1 0 0 0 0 0 1 13 20 18.00 2.000	9.1 L 3 0 0 0 1 0 0 1 0 0 0 8 13 0.00 0.000	<b>PITCHER</b>	IP WLS BF H R ER SO BB IBB HBP BLK WP HR S P ERA WHIP																		

New York Mets @ Miami Marlins  
loanDepot park, Miami, FL  
Sun Sep 11 2022, 1:44 PM - 4:43 PM EDT  
Att: 13,234 - Dome - 72 F

AB 33  
R 3  
H 7  
RBI 3  
BB 0  
SO 12  
LOB 8



Batter	1	2	3	4	5	6	7	8	9	AB	R	H	RBI	BB	SO	LOB	TOP											
2 Marcus Semien, R OBP: 0.298, SLG: 0.410										5	0	1	0	0	2	1	<b>Texas Rangers @ Miami Marlins</b> loanDepot park, Miami, FL Mon Sep 12, 2022, 1:13 PM - 4:12 PM EDT Att: 5,095 - Roof Closed - 72 F											
5 Corey Seager, L OBP: 0.325, SLG: 0.454										3	1	0	0	1	1													
30 Nathaniel Lowe, L OBP: 0.362, SLG: 0.506										4	0	2	0	0	1	0												
53 Adolis Garcia, R OBP: 0.297, SLG: 0.451										3	1	1	0	1	1	1												
Mark Mathias, R OBP: 0.356, SLG: 0.490										2	1	0	1	2	1	0												
6 Josh Jung, R OBP: 0.250, SLG: 0.563										4	0	1	1	0	3	3												
55 Sam Huff, R OBP: 0.296, SLG: 0.330										3	0	0	1	1	2	1												
47 Josh Smith, L OBP: 0.321, SLG: 0.255										4	0	0	0	0	1	2												
3 Leody Taveras, S OBP: 0.326, SLG: 0.394										0	0	0	0	0	0	0												
65 Bubba Thompson, R OBP: 0.345, SLG: 0.361										4	0	1	0	0	0	0												
<b>Inning Stats</b>	R: 0 E: 0 K: 1 S: 9	H: 1 LOB: 1 P: 11	R: 0 E: 0 K: 3 S: 12	H: 0 LOB: 1 BB: 1 P: 21	R: 0 E: 0 K: 1 S: 7	H: 0 LOB: 0 BB: 0 P: 8	R: 0 E: 0 K: 2 S: 9	H: 0 LOB: 0 BB: 0 P: 13	R: 0 E: 0 K: 2 S: 10	H: 0 LOB: 0 BB: 0 P: 16	R: 0 E: 0 K: 0 S: 5	H: 1 LOB: 0 BB: 0 P: 6	R: 2 E: 0 K: 0 S: 12	H: 2 LOB: 1 BB: 1 P: 22	R: 1 E: 0 K: 2 S: 17	H: 1 LOB: 3 BB: 3 P: 32	R: 0 E: 0 K: 1 S: 9	H: 1 LOB: 1 BB: 0 P: 12	1B: 4 2B: 2 3B: 0 HR: 0	SF: 0 SAC: 0 DP: 1 HBP: 0	WP: 0 PB: 0 SB: 1 CS: 0	PA: 37						
<b>PITCHER</b>	IP	WLS	BF	H	R	ER	SO	BB	IBB	HBP	BLK	WP	HR	S	P	ERA	WHIP											
28 Trevor Rogers, L ERA: 5.35	(1, 1)	6.1		24	4	2	2	9	2	0	0	0	0	0	60	89	2.84	0.947										
51 Tommy Nance, R ERA: 4.56	(7, 1)	0.2	B	2	0	0	0	0	0	0	0	0	0	4	8	0.00	0.000											
48 Steven Okert, L ERA: 2.52	(8, 1)	0.2	L	6	1	1	1	1	3	0	0	0	0	12	27	13.50	6.000											
43 Jeff Brigham, R ERA: 4.2	(8, 1)	1.1		5	1	0	0	2	0	0	0	0	0	14	17	0.00	0.750											

Batter	1	2	3	4	5	6	7	8	9	AB	R	H	RBI	BB	SO	LOB	BOTTOM										
5 Jon Berti, R OBP: 0.340, SLG: 0.354										4	0	1	1	0	0	1	<b>Texas Rangers @ Miami Marlins</b> loanDepot park, Miami, FL Mon Sep 12, 2022, 1:13 PM - 4:12 PM EDT Att: 5,095 - Roof Closed - 72 F										
15 Brian Anderson, R OBP: 0.321, SLG: 0.372										4	0	2	0	0	0	1											
46 Luke Williams, R OBP: 0.283, SLG: 0.319										0	0	0	0	0	0	0											
26 Garrett Cooper, R OBP: 0.336, SLG: 0.407										3	0	0	0	0	1	2											
67 JJ Bleday, L OBP: 0.299, SLG: 0.343										4	0	1	0	0	0	2											
83 Charles Leblanc, R OBP: 0.321, SLG: 0.420										3	0	0	0	1	1	2											
11 Miguel Rojas, R OBP: 0.281, SLG: 0.326										3	1	1	0	0	0	2											
58 Jacob Stallings, R OBP: 0.288, SLG: 0.294										2	1	0	0	1	0	2											
18 Joey Wendle, L OBP: 0.295, SLG: 0.362										1	0	0	0	0	0	0											
64 Jerar Encarnación, R OBP: 0.214, SLG: 0.318										3	0	0	0	1	1	2											
34 Lewin Díaz, L OBP: 0.221, SLG: 0.245										3	0	0	1	0	1	1											
<b>Inning Stats</b>	R: 0 E: 0 K: 1 S: 8	H: 0 LOB: 0 P: 9	R: 0 E: 0 K: 0 S: 7	H: 0 LOB: 0 BB: 0 P: 10	R: 0 E: 0 K: 0 S: 8	H: 0 LOB: 1 BB: 1 P: 13	R: 0 E: 0 K: 0 S: 8	H: 1 LOB: 1 BB: 0 P: 12	R: 2 E: 0 K: 0 S: 9	H: 1 LOB: 1 BB: 1 P: 18	R: 0 E: 0 K: 1 S: 17	H: 1 LOB: 0 BB: 0 P: 28	R: 0 E: 0 K: 0 S: 6	H: 0 LOB: 0 BB: 0 P: 7	R: 0 E: 0 K: 0 S: 15	H: 2 LOB: 2 BB: 1 P: 24	R: 0 E: 0 K: 2 S: 9	H: 0 LOB: 0 BB: 0 P: 11	1B: 5 2B: 0 3B: 0 HR: 0	SF: 1 SAC: 0 DP: 1 HBP: 2	WP: 1 PB: 1 SB: 0 CS: 0	PA: 36					
<b>PITCHER</b>	IP	WLS	BF	H	R	ER	SO	BB	IBB	HBP	BLK	WP	HR	S	P	ERA	WHIP										
49 Glenn Otto, R ERA: 4.71	(1, 1)	6.0		25	3	2	2	2	2	0	0	0	0	57	90	3.00	0.833										
72 Jonathan Hernández, R ERA: 2.91	(7, 1)	1.2	W	7	2	0	0	0	1	0	0	0	0	18	26	0.00	1.800										
45 Matt Moore, L ERA: 2.14	(8, 1)	0.1	H	1	0	0	0	0	0	0	0	0	0	3	5	0.00	0.000										
25 José Leclerc, R ERA: 3.02	(9, 1)	1.0	S	3	0	0	0	2	0	0	0	0	0	9	11	0.00	0.000										

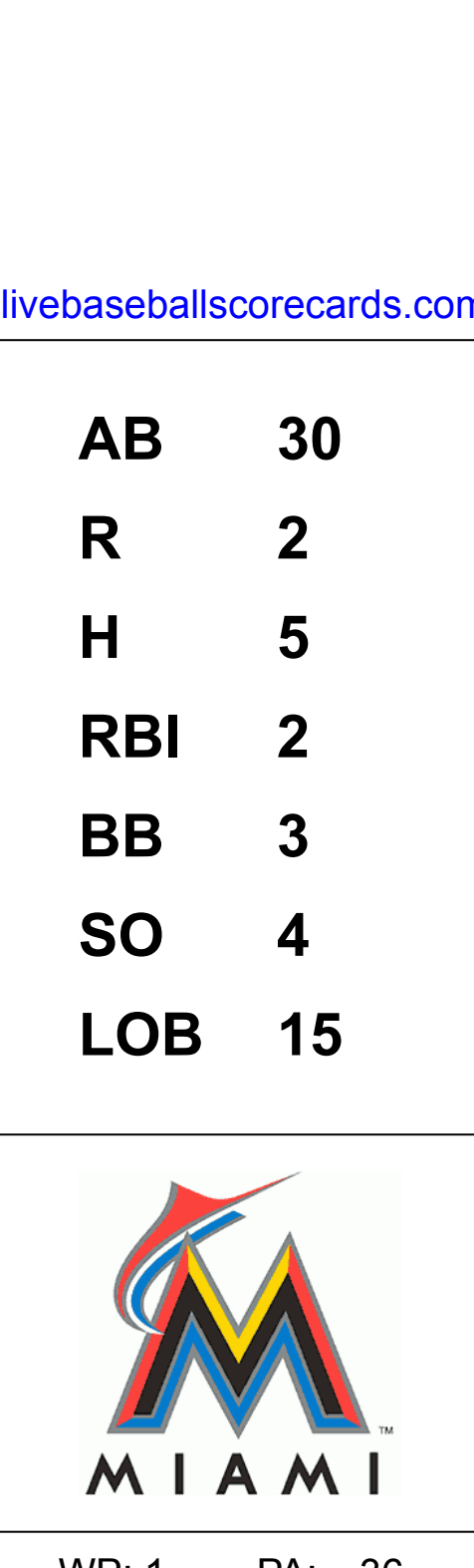
livebaseballscorecards.com

AB 32  
R 3  
H 6  
RBI 3  
BB 5  
SO 12  
LOB 9



livebaseballscorecards.com

AB 30  
R 2  
H 5  
RBI 2  
BB 3  
SO 4  
LOB 15



Batter	1	2	3	4	5	6	7	8	9	AB	R	H	RBI	BB	SO	LOB	TOP										
2 Marcus Semien, R OBP: 0.302, SLG: 0.421										4	2	3	3	0	0	0	<b>Texas Rangers @ Miami Marlins</b> loanDepot park, Miami, FL Mon Sep 12 2022, 7:11 PM - 10:20 PM EDT Att: 5,242 - Roof Closed - 72 F										
5 Corey Seager, L OBP: 0.324, SLG: 0.457										5	1	1	2	0	1	2											
30 Nathaniel Lowe, L OBP: 0.362, SLG: 0.503										3	0	0	0	2	2	1											
53 Adolis Garcia, R OBP: 0.296, SLG: 0.451										4	0	1	0	0	1	2											
28 Jonah Heim, S OBP: 0.307, SLG: 0.397										3	0	0	0	1	1	4											
6 Josh Jung, R OBP: 0.250, SLG: 0.650										4	1	1	1	0	2	1											
56 Kole Calhoun, L Mark Mathias, R OBP: 0.350, SLG: 0.481										3	0	1	0	0	1	0											
3 Leody Taveras, S OBP: 0.325, SLG: 0.391										4	0	1	0	0	1	1											
65 Bubba Thompson, R OBP: 0.342, SLG: 0.351										3	2	0	0	1	1	2											
<b>Inning Stats</b>	R: 0 E: 0 K: 2 S: 7	H: 1 LOB: 1 BB: 0 P: 9	R: 0 E: 0 K: 0 S: 6	H: 0 LOB: 0 BB: 0 P: 12	R: 0 E: 0 K: 2 S: 8	H: 0 LOB: 0 BB: 0 P: 13	R: 0 E: 0 K: 0 S: 12	H: 0 LOB: 2 BB: 1 P: 22	R: 3 E: 0 K: 0 S: 10	H: 2 LOB: 0 BB: 1 P: 16	R: 0 E: 0 K: 2 S: 11	H: 0 LOB: 1 BB: 1 P: 18	R: 3 E: 0 K: 1 S: 19	H: 4 LOB: 2 BB: 1 P: 33	R: 0 E: 0 K: 3 S: 13	H: 1 LOB: 0 BB: 0 P: 18		R: 0 E: 0 K: 1 S: 10	H: 0 LOB: 0 BB: 0 P: 14	1B: 3 2B: 2 3B: 1 HR: 3	SF: 0 SAC: 0 DP: 1 HBP: 1	WP: 0 PB: 0 SB: 1 CS: 1	PA: 39				
<b>PITCHER</b>	IP	WLS	BF	H	R	ER	SO	BB	IBB	HBP	BLK	WP	HR	S	P	ERA	WHIP										
Braxton Garrett, L ERA: 3.88	4.2		18	2	2	2	4	2	0	1	0	0	1	38	65	3.86	0.857										
93 Bryan Hoeling, R ERA: 15.43	2.0	W	13	5	4	4	2	2	0	0	0	0	2	32	54	18.00	3.500										
81 Huascar Brazoban, R ERA: 3.42	0.1	H	1	0	0	0	1	0	0	0	0	0	0	3	4	0.00	0.000										
66 Tanner Scott, L ERA: 4.2	1.0		4	1	0	0	3	0	0	0	0	0	0	13	18	0.00	1.000										
36 Dylan Floro, R ERA: 3.32	1.0		3	0	0	0	1	0	0	0	0	0	0	10	14	0.00	0.000										
<b>Batter</b>	<b>1</b>	<b>2</b>	<b>3</b>	<b>4</b>	<b>5</b>	<b>6</b>	<b>7</b>	<b>8</b>	<b>9</b>	<b>AB</b>	<b>R</b>	<b>H</b>	<b>RBI</b>	<b>BB</b>	<b>SO</b>	<b>LOB</b>	<b>BOTTOM</b>										
5 Jon Berti, R OBP: 0.344, SLG: 0.356										4	3	2	2	1	0	0	<b>Texas Rangers @ Miami Marlins</b> loanDepot park, Miami, FL Mon Sep 12 2022, 7:11 PM - 10:20 PM EDT Att: 5,242 - Roof Closed - 72 F										
15 Brian Anderson, R OBP: 0.325, SLG: 0.374										4	1	2	1	0	0	1											
18 Joey Wendle, L OBP: 0.296, SLG: 0.365										5	0	2	1	0	1	5											
26 Garrett Cooper, R OBP: 0.335, SLG: 0.408										4	1	1	2	0	1	3											
34 Lewin Diaz, L OBP: 0.221, SLG: 0.245										0	0	0	0	0	0	0											
54 Nick Fortes, R OBP: 0.321, SLG: 0.416										4	1	1	1	0	2	3											
67 JJ Bleday, L OBP: 0.298, SLG: 0.336										3	1	0	0	1	2	1											
83 Charles Leblanc, R OBP: 0.327, SLG: 0.442										4	1	2	2	0	2	0											
11 Miguel Rojas, R OBP: 0.281, SLG: 0.326										0	0	0	0	0	0	0											
14 Bryan De La Cruz, R OBP: 0.260, SLG: 0.336										3	1	0	0	1	0	1											
46 Luke Williams, R OBP: 0.282, SLG: 0.311										3	1	0	0	1	2	0											
<b>Inning Stats</b>	R: 1 E: 0 K: 1 S: 13	H: 2 LOB: 0 BB: 0 P: 13	R: 0 E: 0 K: 3 S: 9	H: 0 LOB: 0 BB: 0 P: 11	R: 0 E: 0 K: 1 S: 9	H: 0 LOB: 0 BB: 0 P: 11	R: 0 E: 0 K: 1 S: 11	H: 1 LOB: 1 BB: 0 P: 13	R: 3 E: 1 K: 0 S: 26	H: 6 LOB: 1 BB: 3 P: 46	R: 1 E: 1 K: 2 S: 13	H: 1 LOB: 2 BB: 1 P: 21	R: 0 E: 0 K: 2 S: 9	H: 0 LOB: 0 BB: 0 P: 14	R: 0 E: 0 K: 0 S: 5	H: 0 LOB: 1 BB: 0 P: 9	1B: 6 2B: 4 3B: 0 HR: 0	SF: 0 SAC: 0 DP: 0 HBP: 1	WP: 1 PB: 0 SB: 2 CS: 1	PA: 40							
<b>PITCHER</b>	IP	WLS	BF	H	R	ER	SO	BB	IBB	HBP	BLK	WP	HR	S	P	ERA	WHIP										
22 Jon Gray, R ERA: 3.79	3.2		13	3	1	1	5	3	0	0	0	1	0	39	45	2.46	0.818										
62 A.J. Alexy, R ERA: 11.57	0.1	L	5	1	4	4	1	3	0	0	0	0	0	13	27	108.00	12.000										
59 Brett Martin, L ERA: 4.17	1.2	B	12	6	5	4	2	1	0	0	0	0	0	25	38	21.60	4.200										
63 Jesus Tinoco, R ERA: 2.31	1.1		5	0	0	0	2	0	0	0	0	0	0	13	19	0.00	0.000										
19 Dennis Santana, R ERA: 5.01	1.0		4	0	0	0	0	0	0	1	0	0	0	5	9	0.00	0.000										

Batter	1	2	3	4	5	6	7	8	9	AB	R	H	RBI	BB	SO	LOB	TOP					
12 Kyle Schwarber, L (1, 7) OBP: 0.312, SLG: 0.480										3	0	0	0	1	0	1						
17 Rhys Hoskins, R (1, 3) OBP: 0.338, SLG: 0.470										4	0	0	0	0	3	2						
3 Bryce Harper, L (1, 10) OBP: 0.383, SLG: 0.561										4	0	1	0	0	0	1						
10 J.T. Realmuto, R (1, 2) OBP: 0.345, SLG: 0.461										4	0	0	0	0	2	2						
28 Alec Bohm, R (1, 5) OBP: 0.325, SLG: 0.414										4	0	1	0	0	0	1						
5 Bryson Stott, L (1, 6) OBP: 0.294, SLG: 0.361										4	0	1	0	0	0	0						
2 Jean Segura, R (1, 4) OBP: 0.343, SLG: 0.412										4	1	3	0	0	1	0						
29 Nick Maton, L (1, 9) OBP: 0.400, SLG: 0.673										3	1	1	2	0	1	3						
16 Brandon Marsh, L (1, 8) OBP: 0.284, SLG: 0.365										3	0	1	0	0	0	0						
<b>Inning Stats</b>	R: 0 E: 0 K: 1 S: 8	H: 0 LOB: 1 BB: 1 P: 15	R: 0 E: 0 K: 0 S: 11	H: 1 LOB: 0 BB: 0 P: 16	R: 0 E: 0 K: 2 S: 14	H: 1 LOB: 1 BB: 0 P: 22	R: 0 E: 0 K: 0 S: 13	H: 3 LOB: 3 BB: 0 P: 18	R: 0 E: 0 K: 1 S: 7	H: 0 LOB: 0 BB: 0 P: 9	R: 0 E: 0 K: 0 S: 3	H: 1 LOB: 0 BB: 0 P: 3	R: 2 E: 0 K: 0 S: 15	H: 2 LOB: 0 BB: 0 P: 20	R: 0 E: 0 K: 2 S: 9	H: 0 LOB: 0 BB: 0 P: 13	R: 0 E: 0 K: 1 S: 9	H: 0 LOB: 0 BB: 0 P: 12	1B: 7 2B: 0 3B: 0 HR: 1	SF: 0 SAC: 0 DP: 1 HBP: 0	WP: 0 PB: 0 SB: 2 CS: 1	PA: 35
<b>PITCHER</b>	IP	WLS	BF	H	R	ER	SO	BB	IBB	HBP	BLK	WP	HR	S	P	ERA	WHIP					
22 Sandy Alcantara, R (1, 1) ERA: 2.43	7.0	L	28	8	2	2	4	1	0	0	0	0	1	71	103	2.57	1.286					
51 Tommy Nance, R (8, 1) ERA: 4.54	1.0		3	0	0	0	2	0	0	0	0	0	0	9	13	0.00	0.000					
31 Cole Sulser, R (9, 1) ERA: 4.96	1.0		3	0	0	0	1	0	0	0	0	0	0	9	12	0.00	0.000					

Philadelphia Phillies @ Miami Marlins  
loanDepot park, Miami, FL  
Tue Sep 13 2022, 6:43 PM - 9:16 PM EDT  
Att: 5,801 - Roof Closed - 72 F

AB 33  
R 2  
H 8  
RBI 2  
BB 1  
SO 7  
LOB 10



Batter	1	2	3	4	5	6	7	8	9	AB	R	H	RBI	BB	SO	LOB	BOTTOM					
11 Miguel Rojas, R (1, 6) OBP: 0.283, SLG: 0.328										4	0	2	0	0	1	0						
15 Brian Anderson, R (1, 9) OBP: 0.321, SLG: 0.369										4	0	0	0	0	2	3						
26 Garrett Cooper, R (1, 3) OBP: 0.332, SLG: 0.404										4	0	0	0	0	0	1						
54 Nick Fortes, R (1, 10) OBP: 0.314, SLG: 0.406										4	0	0	0	0	0	1						
83 Charles Leblanc, R (1, 4) OBP: 0.319, SLG: 0.430										3	0	0	0	0	1	0						
58 Jacob Stallings, R (1, 2) OBP: 0.286, SLG: 0.292										3	0	0	0	0	1	0						
14 Bryan De La Cruz, R (1, 8) OBP: 0.261, SLG: 0.346										3	1	1	1	0	1	0						
65 Jordan Groshans, R (1, 5) OBP: 0.297, SLG: 0.333										3	0	0	0	0	0	0						
46 Luke Williams, R (1, 7) OBP: 0.286, SLG: 0.315										2	0	1	0	0	1	0						
67 JJ Bleday, L (8, PH)										1	0	0	0	0	0	0						
<b>Inning Stats</b>	R: 0 E: 0 K: 0 S: 5	H: 0 LOB: 0 BB: 0 P: 7	R: 0 E: 0 K: 0 S: 9	H: 0 LOB: 0 BB: 0 P: 14	R: 0 E: 0 K: 1 S: 12	H: 2 LOB: 2 BB: 0 P: 20	R: 0 E: 0 K: 0 S: 9	H: 0 LOB: 0 BB: 0 P: 11	R: 1 E: 0 K: 2 S: 11	H: 1 LOB: 0 BB: 0 P: 13	R: 0 E: 0 K: 1 S: 12	H: 1 LOB: 1 BB: 0 P: 23	R: 0 E: 0 K: 2 S: 7	H: 0 LOB: 0 BB: 0 P: 12	R: 0 E: 0 K: 1 S: 7	H: 0 LOB: 0 BB: 0 P: 9	R: 0 E: 0 K: 0 S: 8	H: 0 LOB: 0 BB: 0 P: 14	1B: 3 2B: 0 3B: 0 HR: 1	SF: 0 SAC: 0 DP: 0 HBP: 0	WP: 0 PB: 0 SB: 0 CS: 0	PA: 31
<b>PITCHER</b>	IP	WLS	BF	H	R	ER	SO	BB	IBB	HBP	BLK	WP	HR	S	P	ERA	WHIP					
70 Bailey Falter, L (1, 1) ERA: 3.8	6.0		22	4	1	1	4	0	0	0	0	0	0	58	88	1.50	0.667					
46 José Alvarado, L (7, 1) ERA: 3.65	1.0	H	3	0	0	0	2	0	0	0	0	0	0	7	12	0.00	0.000					
58 Seranthony Dominguez, R (1, 1) ERA: 1.57	1.0	H	3	0	0	0	1	0	0	0	0	0	0	7	9	0.00	0.000					
30 David Robertson, R (9, 1) ERA: 2.34	1.0	S	3	0	0	0	0	0	0	0	0	0	0	8	14	0.00	0.000					

Philadelphia Phillies @ Miami Marlins  
loanDepot park, Miami, FL  
Tue Sep 13 2022, 6:43 PM - 9:16 PM EDT  
Att: 5,801 - Roof Closed - 72 F

AB 31  
R 1  
H 4  
RBI 1  
BB 0  
SO 7  
LOB 5



Batter	1	2	3	4	5	6	7	8	9	AB	R	H	RBI	BB	SO	LOB	TOP							
12 Kyle Schwarber, L (1, 7) 18 Dalton Guthrie, R (9, 9) OBP: 0.311, SLG: 0.477 OBP: 0.333, SLG: 0.333										5	1	1	0	0	2	2								
17 Rhys Hoskins, R (1, 3) 33 Edmundo Sosa, R (4, 5) OBP: 0.339, SLG: 0.469 OBP: 0.278, SLG: 0.374										1	0	0	0	0	0	1								
3 Bryce Harper, L (1, 10) OBP: 0.387, SLG: 0.569										3	2	1	1	2	1	2								
10 J.T. Realmuto, R (1, 2) OBP: 0.348, SLG: 0.475										4	2	2	4	1	1	1								
28 Alec Bohm, R (1, 5) OBP: 0.324, SLG: 0.411										3	0	0	0	1	0	0								
5 Bryson Stott, L (1, 6) OBP: 0.294, SLG: 0.360										4	1	1	0	0	1	3								
2 Jean Segura, R (1, 4) OBP: 0.345, SLG: 0.415										3	0	1	1	0	0	0								
29 Nick Maton, L (1, 9) OBP: 0.403, SLG: 0.660										1	0	0	0	1	0	1								
19 Matt Vierling, R (6, PH) OBP: 0.333, SLG: 0.333										2	0	1	0	0	0	1								
16 Brandon Marsh, L (1, 8) OBP: 0.284, SLG: 0.364										4	0	1	0	0	1	3								
<b>Inning Stats</b>	R: 0 H: 1 E: 0 K: 2 S: 20	H: 1 LOB: 3 BB: 2 P: 33	R: 0 H: 0 E: 0 K: 0 S: 7	H: 0 LOB: 0 BB: 0 P: 13	R: 0 H: 0 E: 0 K: 1 S: 9	H: 0 LOB: 0 BB: 0 P: 13	R: 0 H: 0 E: 0 K: 0 S: 8	H: 0 LOB: 0 BB: 0 P: 9	R: 0 H: 0 E: 0 K: 0 S: 10	H: 0 LOB: 1 BB: 1 P: 17	R: 3 H: 4 E: 0 K: 1 S: 18	H: 2 LOB: 0 BB: 1 P: 27	R: 3 H: 2 E: 0 K: 1 S: 17	H: 0 LOB: 1 BB: 1 P: 28	R: 0 H: 1 E: 0 K: 1 S: 9	H: 1 LOB: 1 BB: 0 P: 11	R: 0 H: 0 E: 0 K: 2 S: 13	H: 0 LOB: 1 BB: 1 P: 20	1B: 4 2B: 2 3B: 0 HR: 3	SF: 0 SAC: 0 DP: 2 HBP: 2	WP: 1 PB: 0 SB: 0 CS: 0	PA: 40		
<b>PITCHER</b>	IP WLS BF H R ER SO BB IBB HBP BLK WP HR S P ERA WHIP	IP WLS BF H R ER SO BB IBB HBP BLK WP HR S P ERA WHIP	IP WLS BF H R ER SO BB IBB HBP BLK WP HR S P ERA WHIP	IP WLS BF H R ER SO BB IBB HBP BLK WP HR S P ERA WHIP	IP WLS BF H R ER SO BB IBB HBP BLK WP HR S P ERA WHIP	IP WLS BF H R ER SO BB IBB HBP BLK WP HR S P ERA WHIP	IP WLS BF H R ER SO BB IBB HBP BLK WP HR S P ERA WHIP	IP WLS BF H R ER SO BB IBB HBP BLK WP HR S P ERA WHIP	IP WLS BF H R ER SO BB IBB HBP BLK WP HR S P ERA WHIP	IP WLS BF H R ER SO BB IBB HBP BLK WP HR S P ERA WHIP	IP WLS BF H R ER SO BB IBB HBP BLK WP HR S P ERA WHIP	IP WLS BF H R ER SO BB IBB HBP BLK WP HR S P ERA WHIP	IP WLS BF H R ER SO BB IBB HBP BLK WP HR S P ERA WHIP	IP WLS BF H R ER SO BB IBB HBP BLK WP HR S P ERA WHIP	IP WLS BF H R ER SO BB IBB HBP BLK WP HR S P ERA WHIP	IP WLS BF H R ER SO BB IBB HBP BLK WP HR S P ERA WHIP	IP WLS BF H R ER SO BB IBB HBP BLK WP HR S P ERA WHIP	IP WLS BF H R ER SO BB IBB HBP BLK WP HR S P ERA WHIP	IP WLS BF H R ER SO BB IBB HBP BLK WP HR S P ERA WHIP	IP WLS BF H R ER SO BB IBB HBP BLK WP HR S P ERA WHIP	IP WLS BF H R ER SO BB IBB HBP BLK WP HR S P ERA WHIP	IP WLS BF H R ER SO BB IBB HBP BLK WP HR S P ERA WHIP	IP WLS BF H R ER SO BB IBB HBP BLK WP HR S P ERA WHIP	IP WLS BF H R ER SO BB IBB HBP BLK WP HR S P ERA WHIP

Philadelphia Phillies @ Miami Marlins  
loanDepot park, Miami, FL  
Wed Sep 14, 2022, 6:42 PM - 9:54 PM EDT  
Att. 5,632 - Dome - 72 F

AB 33  
R 6  
H 8  
RBI 6  
BB 5  
SO 8  
LOB 15

Batter	1	2	3	4	5	6	7	8	9	AB	R	H	RBI	BB	SO	LOB	BOTTOM							
5 Jon Berti, R (1, 7) OBP: 0.339, SLG: 0.351										4	0	0	0	0	1	1								
11 Miguel Rojas, R (1, 6) OBP: 0.282, SLG: 0.327										4	0	1	0	0	0	0								
15 Brian Anderson, R (1, 10) OBP: 0.320, SLG: 0.367										4	1	1	0	0	2	0								
54 Nick Fortes, R (1, 2) OBP: 0.313, SLG: 0.402										4	0	1	0	0	2	0								
67 JJ Bleday, L (1, 8) OBP: 0.295, SLG: 0.331										4	0	1	1	0	2	0								
83 Charles Blahac, R (1, 4) OBP: 0.308, SLG: 0.414										4	0	0	0	0	3	0								
14 Bryan De La Cruz, R (1, 9) OBP: 0.262, SLG: 0.347										3	0	1	0	0	0	0								
65 Jordan Groshans, R (1, 5) OBP: 0.500, SLG: 0.500										3	0	3	0	0	0	0								
34 Lewin Diaz, L (1, 3) OBP: 0.216, SLG: 0.239										3	0	0	0	0	1	4								
<b>Inning Stats</b>	R: 1 H: 4 E: 0 K: 1 S: 13	H: 4 LOB: 2 BB: 0 P: 20	R: 0 H: 1 E: 0 K: 0 S: 10	H: 1 LOB: 0 BB: 0 P: 15	R: 0 H: 0 E: 0 K: 0 S: 7	H: 0 LOB: 0 BB: 0 P: 10	R: 0 H: 0 E: 0 K: 3 S: 10	H: 0 LOB: 0 BB: 0 P: 14	R: 0 H: 1 E: 0 K: 1 S: 12	H: 1 LOB: 1 BB: 0 P: 19	R: 0 H: 0 E: 0 K: 2 S: 13	H: 0 LOB: 0 BB: 0 P: 20	R: 0 H: 2 E: 0 K: 1 S: 15	H: 2 LOB: 2 BB: 0 P: 24	R: 0 H: 0 E: 0 K: 1 S: 8	H: 0 LOB: 0 BB: 0 P: 11	R: 0 H: 0 E: 0 K: 2 S: 8	H: 0 LOB: 0 BB: 0 P: 10	1B: 8 2B: 0 3B: 0 HR: 0	SF: 0 SAC: 0 DP: 0 HBP: 0	WP: 0 PB: 0 SB: 0 CS: 0	PA: 33		
<b>PITCHER</b>	IP WLS BF H R ER SO BB IBB HBP BLK WP HR S P ERA WHIP	IP WLS BF H R ER SO BB IBB HBP BLK WP HR S P ERA WHIP	IP WLS BF H R ER SO BB IBB HBP BLK WP HR S P ERA WHIP	IP WLS BF H R ER SO BB IBB HBP BLK WP HR S P ERA WHIP	IP WLS BF H R ER SO BB IBB HBP BLK WP HR S P ERA WHIP	IP WLS BF H R ER SO BB IBB HBP BLK WP HR S P ERA WHIP	IP WLS BF H R ER SO BB IBB HBP BLK WP HR S P ERA WHIP	IP WLS BF H R ER SO BB IBB HBP BLK WP HR S P ERA WHIP	IP WLS BF H R ER SO BB IBB HBP BLK WP HR S P ERA WHIP	IP WLS BF H R ER SO BB IBB HBP BLK WP HR S P ERA WHIP	IP WLS BF H R ER SO BB IBB HBP BLK WP HR S P ERA WHIP	IP WLS BF H R ER SO BB IBB HBP BLK WP HR S P ERA WHIP	IP WLS BF H R ER SO BB IBB HBP BLK WP HR S P ERA WHIP	IP WLS BF H R ER SO BB IBB HBP BLK WP HR S P ERA WHIP	IP WLS BF H R ER SO BB IBB HBP BLK WP HR S P ERA WHIP	IP WLS BF H R ER SO BB IBB HBP BLK WP HR S P ERA WHIP	IP WLS BF H R ER SO BB IBB HBP BLK WP HR S P ERA WHIP	IP WLS BF H R ER SO BB IBB HBP BLK WP HR S P ERA WHIP	IP WLS BF H R ER SO BB IBB HBP BLK WP HR S P ERA WHIP	IP WLS BF H R ER SO BB IBB HBP BLK WP HR S P ERA WHIP	IP WLS BF H R ER SO BB IBB HBP BLK WP HR S P ERA WHIP	IP WLS BF H R ER SO BB IBB HBP BLK WP HR S P ERA WHIP	IP WLS BF H R ER SO BB IBB HBP BLK WP HR S P ERA WHIP	IP WLS BF H R ER SO BB IBB HBP BLK WP HR S P ERA WHIP

Philadelphia Phillies @ Miami Marlins  
loanDepot park, Miami, FL  
Wed Sep 14, 2022, 6:42 PM - 9:54 PM EDT  
Att. 5,632 - Dome - 72 F

AB 33  
R 1  
H 8  
RBI 1  
BB 0  
SO 11  
LOB 5

Batter	1	2	3	4	5	6	7	8	9	AB	R	H	RBI	BB	SO	LOB	TOP										
12 Kyle Schwarber, L (1,7) OBP: 0.312, SLG: 0.482	F FF 96 B CH 90 X CH 90 1-2 G5-3		B FF 94 B CH 89 X CH 89 2-0 P6		F FF 96 S SI 95 X SI 96 0-1 G4-3	B FF 95 F FF 96 X CH 89 1-1 HR		B FF 97 B FF 98 B FF 97 4-0 G6-4-3		3	1	1	1	1	0	1	Philadelphia Phillies @ Miami Marlins loanDepot park, Miami, FL Thu Sep 15 2022, 6:41 PM - 9:42 PM EDT Att: 7,877 - Dome - 72 F										
2 Jean Segura, R (1,4) OBP: 0.341, SLG: 0.409	F FF 96 B CH 91 S FF 97 0-3 K				F FF 96 S SI 95 X SI 96 0-3 G4-3	F CH 88 S FF 95 S FF 94 0-3 K		B FF 97 C SI 88 X FF 98 1-2 G6-4-3		4	0	0	0	0	2	2											
3 Bryce Harper, L (1,10) OBP: 0.385, SLG: 0.563	X CH 90 0-0 F8				S FF 96 F FC 93 B CU 93 B FF 94 B CH 87 B CH 88 4-2 BB	B CU 90 S FF 94 S FF 92 B FF 94 B FF 96 X CH 88 3-2 G6-3		S FF 96 B FF 98 B FF 99 B FF 98 S FF 96 3-3 K		3	0	0	0	1	1	1	livebaseballscorecards.com										
10 J.T. Realmuto, R (1,2) OBP: 0.345, SLG: 0.470		S CH 89 S SI 96 B CH 91 B FF 96 X SI 95 2-2 L8		B CH 88 S SI 93 S CH 87 F CH 88 F CH 88 X SI 94 2-2 FC5-4		C FF 94 X FC 91 X SI 94 1-1 G5-3		C SI 94 B SI 94 X SI 94 1-1 G1-3		4	0	0	0	0	0	1			livebaseballscorecards.com								
28 Alec Bohm, R (1,3) OBP: 0.322, SLG: 0.408		S FF 96 B CH 90 B CU 83 X CH 81 2-2 F8		C FF 95 S SI 93 F CH 92 F CH 97 C FF 96 1-3 K		X CH 88 0-0 F7		C SI 94 B SI 94 F SI 94 B SI 94 S SI 94 3-3 K		4	0	0	0	0	2	1	livebaseballscorecards.com										
5 Bryson Stott, L (1,6) OBP: 0.296, SLG: 0.364	B FF 95 X FF 96 1-0 G3				C FF 93 X FC 90 0-1 P3	B FF 94 C FC 91 B FF 94 C CH 87 X FF 94 2-2 2B		B SI 94 B SI 94 X SI 94 2-1 16 DI 1B		4	2	2	0	0	0	0			livebaseballscorecards.com								
16 Brandon Marsh, L (1,8) OBP: 0.291, SLG: 0.379			F CH 89 C FF 95 B CU 80 X CH 89 1-2 3B		B FF 94 F CH 88 B FF 94 X CH 88 3-1 19 1B	B SI 93 C FC 93 B SI 93 F CH 92 X FF 92 0-2 2B		C SI 93 B SI 92 X SI 94 1-2 1H 1B		4	0	4	2	0	0	0	livebaseballscorecards.com										
19 Matt Vierling, R (1,9) OBP: 0.292, SLG: 0.329			B FF 97 B SI 94 D SI 94 C FF 96 F CH 89 X CH 89 X SI 95 3-2 P6		F CH 87 B SI 93 S FF 94 F CH 88 S FF 94 1-3 K	C SI 83 B SI 94 D SI 93 X SI 94 2-2 F8		B SI 92 B SI 93 B SI 94 X SI 94 2-2 G6-3		4	0	0	0	0	1	4			livebaseballscorecards.com								
33 Edmundo Sosa, R (1,5) OBP: 0.275, SLG: 0.369			B SI 95 D SI 95 F CH 89 S CH 88 2-3 K		C FF 94 X FF 94 0-2 G5-3		C SI 93 X SI 94 0-2 G6-4-3 2 BB 1B		2	0	0	0	0	1	1	Phillies											
29 Nick Maton, L (6,5) OBP: 0.413, SLG: 0.667																			WP: 0 PA: 35 PB: 0 SB: 0 CS: 0								
Inning Stats		R: 0 E: 0 K: 1 S: 7	H: 0 LOB: 0 BB: 0 P: 8	R: 0 E: 0 K: 0 S: 7	H: 0 LOB: 0 BB: 0 P: 12	R: 0 E: 0 K: 1 S: 11	H: 1 LOB: 1 BB: 0 P: 19	R: 0 E: 0 K: 1 S: 12	H: 0 LOB: 1 BB: 1 P: 19	R: 0 E: 0 K: 1 S: 8	H: 1 LOB: 1 BB: 0 P: 12	R: 1 E: 0 K: 1 S: 11	H: 1 LOB: 0 BB: 0 P: 15	R: 1 E: 0 K: 0 S: 15	H: 2 LOB: 1 BB: 0 P: 23	R: 0 E: 0 K: 1 S: 12	H: 1 LOB: 1 BB: 0 P: 20	R: 1 E: 0 K: 1 S: 16	H: 2 LOB: 1 BB: 0 P: 25	1B: 4 2B: 2 HR: 1	SF: 0 SAC: 0 DP: 1 HBP: 0	WP: 0 PA: 35 PB: 0 SB: 0 CS: 0					
PITCHER		IP WLS BF H R ER SO BB IBB HBP BLK WP HR S P ERA WHIP	IP WLS BF H R ER SO BB IBB HBP BLK WP HR S P ERA WHIP	IP WLS BF H R ER SO BB IBB HBP BLK WP HR S P ERA WHIP	IP WLS BF H R ER SO BB IBB HBP BLK WP HR S P ERA WHIP	IP WLS BF H R ER SO BB IBB HBP BLK WP HR S P ERA WHIP	IP WLS BF H R ER SO BB IBB HBP BLK WP HR S P ERA WHIP	IP WLS BF H R ER SO BB IBB HBP BLK WP HR S P ERA WHIP	IP WLS BF H R ER SO BB IBB HBP BLK WP HR S P ERA WHIP	IP WLS BF H R ER SO BB IBB HBP BLK WP HR S P ERA WHIP	IP WLS BF H R ER SO BB IBB HBP BLK WP HR S P ERA WHIP	IP WLS BF H R ER SO BB IBB HBP BLK WP HR S P ERA WHIP	IP WLS BF H R ER SO BB IBB HBP BLK WP HR S P ERA WHIP	IP WLS BF H R ER SO BB IBB HBP BLK WP HR S P ERA WHIP	IP WLS BF H R ER SO BB IBB HBP BLK WP HR S P ERA WHIP	IP WLS BF H R ER SO BB IBB HBP BLK WP HR S P ERA WHIP	IP WLS BF H R ER SO BB IBB HBP BLK WP HR S P ERA WHIP	IP WLS BF H R ER SO BB IBB HBP BLK WP HR S P ERA WHIP	IP WLS BF H R ER SO BB IBB HBP BLK WP HR S P ERA WHIP	IP WLS BF H R ER SO BB IBB HBP BLK WP HR S P ERA WHIP	IP WLS BF H R ER SO BB IBB HBP BLK WP HR S P ERA WHIP	IP WLS BF H R ER SO BB IBB HBP BLK WP HR S P ERA WHIP	IP WLS BF H R ER SO BB IBB HBP BLK WP HR S P ERA WHIP	IP WLS BF H R ER SO BB IBB HBP BLK WP HR S P ERA WHIP	IP WLS BF H R ER SO BB IBB HBP BLK WP HR S P ERA WHIP	IP WLS BF H R ER SO BB IBB HBP BLK WP HR S P ERA WHIP	IP WLS BF H R ER SO BB IBB HBP BLK WP HR S P ERA WHIP


**Philadelphia Phillies @ Miami Marlins**  
loanDepot park, Miami, FL  
Thu Sep 15 2022, 6:41 PM - 9:42 PM EDT  
Att: 7,877 - Dome - 72 F

AB	33
R	3
H	8
RBI	3
BB	2
SO	7
LOB	11



**Philadelphia Phillies @ Miami Marlins**  
loanDepot park, Miami, FL  
Thu Sep 15 2022, 6:41 PM - 9:42 PM EDT  
Att: 7,877 - Dome - 72 F

AB	29
R	5
H	7
RBI	5
BB	5
SO	4
LOB	15






Batter	1	2	3	4	5	6	7	8	9	AB	R	H	RBI	BB	SO	LOB	TOP										
5 Jon Berti, R OBP: 0.333, SLG: 0.341	G4-3	G5-3		K			K		G6-3	5	0	0	0	0	2	1											
18 Joey Wendle, L OBP: 0.391, SLG: 0.369	L6		B1-3		G4-3 1B		1B		1B	5	0	3	0	0	0	0											
15 Brian Anderson, R OBP: 0.321, SLG: 0.366	G5-3		BB		G5-3		1B		G5-3	4	0	1	0	1	0	2											
54 Nick Fortes, R OBP: 0.316, SLG: 0.401					G4-3		K			3	1	1	0	1	1	3											
67 JJ Bleday, L OBP: 0.299, SLG: 0.335										4	1	2	0	0	1	3											
46 Luke Williams, R OBP: 0.286, SLG: 0.315					K					0	0	0	0	0	0	0											
14 Bryan De La Cruz, R OBP: 0.298, SLG: 0.353					G6-3		G4-1		G5-3	4	0	0	1	0	1	4											
11 Miguel Rojas, R OBP: 0.284, SLG: 0.326					G5-3		G4-3		G4-3	4	0	2	1	0	0	0											
65 Jordan Groshans, R OBP: 0.287, SLG: 0.615					BB		K		F9	3	1	1	0	1	1	1											
34 Lewin Diaz, L OBP: 0.227, SLG: 0.269					HR		K		K	4	1	1	2	0	2	1											
<b>Inning Stats</b>	R: 0 E: 0 K: 0 S: 6	H: 0 LOB: 0 BB: 0 P: 6	R: 4 E: 0 K: 0 S: 17	H: 3 LOB: 0 BB: 1 P: 23	R: 0 E: 0 K: 1 S: 12	H: 0 LOB: 2 BB: 2 P: 23	R: 0 E: 0 K: 3 S: 12	H: 1 LOB: 1 BB: 0 P: 15	R: 0 E: 0 K: 0 S: 16	H: 1 LOB: 1 BB: 0 P: 23	R: 0 E: 0 K: 0 S: 9	H: 0 LOB: 0 BB: 0 P: 16	R: 0 E: 0 K: 3 S: 16	H: 2 LOB: 2 BB: 0 P: 24	R: 0 E: 0 K: 1 S: 9	H: 3 LOB: 2 BB: 0 P: 13	R: 0 E: 0 K: 0 S: 7	H: 1 LOB: 1 BB: 0 P: 12	1B: 9 2B: 1 3B: 0 HR: 1	SF: 0 SAC: 0 DP: 0 HBP: 0	WP: 0 PB: 0 SB: 1 CS: 0	PA: 39					
<b>PITCHER</b>	IP	WLS	BF	H	R	ER	SO	BB	IBB	HBP	BLK	WP	HR	S	P	ERA	WHIP										
40 Josiah Gray, R ERA: 5.14	(1, 1)	5.0	23	5	4	4	4	3	0	0	0	0	1	63	90	7.20	1.600										
33 Steve Cishek, R ERA: 4.55	(6, 1)	1.0	3	0	0	0	0	0	0	0	0	0	0	9	16	0.00	0.000										
30 Paolo Espino, R ERA: 4.24	(7, 1)	1.0	5	2	0	0	3	0	0	0	0	0	0	16	24	0.00	2.000										
58 Carl Edwards Jr., R ERA: 2.78	(8, 1)	1.0	W	4	3	0	1	0	0	0	0	0	0	9	13	0.00	3.000										
67 Kyle Finnegan, R ERA: 3.84	(9, 1)	1.0	S	4	1	0	0	0	0	0	0	0	0	7	12	0.00	1.000										

Miami Marlins @ Washington Nationals  
Nationals Park, Washington, DC  
Fri Sep 16 2022, 7:07 PM - 10:06 PM EDT  
Att: 24,931 - Clear - 77 F

livebaseballscorecards.com

AB 36  
R 4  
H 11  
RBI 4  
BB 3  
SO 8  
LOB 15




Batter	1	2	3	4	5	6	7	8	9	AB	R	H	RBI	BB	SO	LOB	BOTTOM										
28 Lane Thomas, R OBP: 0.305, SLG: 0.419	L8			G6-4-3 1B		K	K			4	0	1	0	0	2	1											
62 Alex Call, R OBP: 0.291, SLG: 0.380	G5-3			K		F8			B1-3	4	0	0	0	0	1	1											
45 Joey Meneses, R OBP: 0.352, SLG: 0.561	G4-3			G6-4-3 1B			IHR		BB	3	2	1	1	1	0	1											
34 Luke Voit, R OBP: 0.323, SLG: 0.420				K						3	1	2	0	1	1	0											
68 Joshua Palacios, L OBP: 0.216, SLG: 0.222										0	0	0	0	0	0	0											
14 Ildemaro Vargas, S OBP: 0.329, SLG: 0.442				K		F8			K	4	0	1	1	0	2	2											
2 Luis Garcia Jr., L OBP: 0.306, SLG: 0.424				L9						2	1	1	0	2	0	0											
15 Riley Adams, R OBP: 0.269, SLG: 0.333				K		F7				3	1	0	0	1	1	5											
16 Victor Robles, R OBP: 0.284, SLG: 0.306						G5-3			SF8	2	0	1	1	0	0	2											
5 CJ Abrams, L OBP: 0.273, SLG: 0.314				G4-6-3 1B			K			3	0	1	2	0	1	1											
<b>Inning Stats</b>	R: 0 E: 0 K: 0 S: 6	H: 0 LOB: 0 BB: 0 P: 13	R: 0 E: 0 K: 2 S: 13	H: 0 LOB: 0 BB: 0 P: 21	R: 0 E: 0 K: 1 S: 9	H: 1 LOB: 0 BB: 0 P: 14	R: 0 E: 0 K: 1 S: 8	H: 1 LOB: 0 BB: 0 P: 13	R: 0 E: 0 K: 0 S: 11	H: 2 LOB: 2 BB: 0 P: 17	R: 0 E: 0 K: 2 S: 8	H: 0 LOB: 0 BB: 0 P: 11	R: 4 E: 0 K: 2 S: 21	H: 2 LOB: 1 BB: 3 P: 38	R: 1 E: 0 K: 0 S: 9	H: 2 LOB: 2 BB: 2 P: 17	1B: 5 2B: 1 3B: 1 HR: 1	SF: 1 SAC: 0 DP: 3 HBP: 0	WP: 0 PB: 0 SB: 0 CS: 0	PA: 34							
<b>PITCHER</b>	IP	WLS	BF	H	R	ER	SO	BB	IBB	HBP	BLK	WP	HR	S	P	ERA	WHIP										
44 Jesús Luzardo, L ERA: 3.75	(1, 1)	6.0	22	5	2	2	6	1	0	0	0	0	0	13	24	27.00	4.500										
66 Tanner Scott, L ERA: 4.4	(7, 1)	0.2	B	5	1	2	2	1	2	0	0	0	0	13	24	27.00	4.500										
81 Huascar Brazoban, R ERA: 4.01	(7, 1)	0.1	1	0	0	0	1	0	0	0	0	0	0	5	6	0.00	0.000										
31 Cole Sulser, R ERA: 5.08	(8, 1)	1.0	L	6	2	1	1	0	1	1	0	0	0	9	17	9.00	3.000										

Miami Marlins @ Washington Nationals  
Nationals Park, Washington, DC  
Fri Sep 16 2022, 7:07 PM - 10:06 PM EDT  
Att: 24,931 - Clear - 77 F


livebaseballscorecards.com

AB 28  
R 5  
H 8  
RBI 5  
BB 5  
SO 8  
LOB 13



Batter	1	2	3	4	5	6	7	8	9	AB	R	H	RBI	BB	SO	LOB	TOP			
83 Charles Leblanc, R (1.4) OBP: 0.312, SLG: 0.420										4	0	2	0	0	1	0	<p>Miami Marlins @ Washington Nationals Nationals Park, Washington, DC Sat Sep 17 2022, 4:07 PM - 7:07 PM EDT Att: 34,179 - Sunny - 81 F</p>			
18 Joey Wendle, L (1.6) OBP: 0.297, SLG: 0.364										4	0	0	0	0	0	3				
15 Brian Anderson, R (1.9) OBP: 0.320, SLG: 0.364										4	0	1	1	0	0	1				
54 Nick Fortes, R (1.10) OBP: 0.310, SLG: 0.392										4	0	0	0	0	0	2				
67 JJ Bleday, L (1.8) OBP: 0.293, SLG: 0.327										4	0	0	0	0	2	0				
58 Jacob Stallings, R (1.2) OBP: 0.291, SLG: 0.298										4	0	2	0	0	2	0				
65 Jordan Groshans, R (1.5) OBP: 0.389, SLG: 0.529										4	1	1	0	0	2	2				
64 Jerar Encarnación, R (1.7) OBP: 0.219, SLG: 0.362										3	1	1	2	0	1	1				
34 Lewin Díaz, L (1.3) OBP: 0.230, SLG: 0.270										3	1	1	0	0	0	0				
<b>Inning Stats</b>	R: 0 H: 1 E: 0 K: 0 S: 16	H: 1 LOB: 1 BB: 0 P: 27	R: 0 H: 1 E: 0 K: 2 S: 11	H: 1 LOB: 1 BB: 0 P: 16	R: 1 H: 3 E: 0 K: 0 S: 14	H: 3 LOB: 1 BB: 0 P: 23	R: 2 H: 2 E: 0 K: 1 S: 15	H: 2 LOB: 0 BB: 0 P: 21	R: 0 H: 0 E: 0 K: 1 S: 10	H: 1 LOB: 1 BB: 0 P: 12	R: 0 H: 0 E: 0 K: 0 S: 11	H: 0 LOB: 0 BB: 0 P: 18	R: 0 H: 0 E: 0 K: 0 S: 6	H: 0 LOB: 0 BB: 0 P: 7	R: 0 H: 0 E: 0 K: 3 S: 9	H: 0 LOB: 0 BB: 0 P: 14	1B: 6 2B: 1 3B: 0 HR: 1	SF: 0 SAC: 0 DP: 1 HBP: 0	WP: 0 PB: 0 SB: 1 CS: 0	PA: 34
<b>PITCHER</b>	IP WLS BF H R ER SO BB IBB HBP BLK WP HR S P ERA WHIP																			
32 Erick Fedde, R (1.1) ERA: 5.29	4.0	18	7	3	3	3	0	0	0	0	0	0	0	1	56	87	6.75	1.750		
73 Hunter Harvey, R (5.1) ERA: 3.16	1.0	W	3	0	0	1	0	0	0	0	0	0	0	0	6	8	0.00	0.000		
61 Erasmo Ramirez, R (6.1) ERA: 3.03	2.0	H	7	1	0	0	1	0	0	0	0	0	0	0	21	30	0.00	0.500		
58 Carl Edwards Jr., R (8.1) ERA: 2.73	1.0	H	3	0	0	0	0	0	0	0	0	0	0	6	7	0.00	0.000			
67 Kyle Finnegan, R (9.1) ERA: 3.77	1.0	S	3	0	0	0	3	0	0	0	0	0	0	9	14	0.00	0.000			

AB	34
R	3
H	8
RBI	3
BB	0
SO	8
LOB	9



Batter	1	2	3	4	5	6	7	8	9	AB	R	H	RBI	BB	SO	LOB	BOTTOM			
28 Lane Thomas, R (1.9) OBP: 0.306, SLG: 0.425										3	1	1	1	1	1	0	<p>Miami Marlins @ Washington Nationals Nationals Park, Washington, DC Sat Sep 17 2022, 4:07 PM - 7:07 PM EDT Att: 34,179 - Sunny - 81 F</p>			
62 Alex Call, R (1.7) OBP: 0.285, SLG: 0.413										4	1	1	1	0	1	2				
45 Joey Meneses, R (1.3) OBP: 0.349, SLG: 0.551										3	0	0	0	1	2	0				
34 Luke Voit, R (1.10) OBP: 0.325, SLG: 0.426										3	1	1	1	1	1	1				
14 Ildemaro Vargas, S (1.5) OBP: 0.327, SLG: 0.433										3	0	0	0	0	0	1				
2 Luis Garcia Jr., L (1.4) OBP: 0.305, SLG: 0.425										4	1	1	0	0	1	2				
15 Riley Adams, R (1.2) OBP: 0.268, SLG: 0.339										4	0	1	1	0	1	2				
16 Victor Robles, R (1.8) OBP: 0.284, SLG: 0.315										3	1	1	1	0	2	1				
5 CJ Abrams, L (1.6) OBP: 0.270, SLG: 0.310										3	0	0	0	0	1	1				
<b>Inning Stats</b>	R: 1 H: 1 E: 0 K: 1 S: 16	H: 2 LOB: 2 BB: 1 P: 24	R: 1 H: 1 E: 0 K: 3 S: 14	H: 2 LOB: 1 BB: 0 P: 18	R: 1 H: 1 E: 0 K: 1 S: 13	H: 1 LOB: 0 BB: 0 P: 16	R: 1 H: 1 E: 0 K: 2 S: 17	H: 1 LOB: 2 BB: 1 P: 30	R: 0 H: 0 E: 0 K: 1 S: 8	H: 0 LOB: 0 BB: 0 P: 13	R: 0 H: 0 E: 0 K: 1 S: 7	H: 0 LOB: 0 BB: 0 P: 11	R: 0 H: 0 E: 0 K: 0 S: 6	H: 0 LOB: 0 BB: 0 P: 10	R: 0 H: 0 E: 0 K: 3 S: 9	H: 0 LOB: 0 BB: 0 P: 14	1B: 0 2B: 2 3B: 0 HR: 4	SF: 0 SAC: 0 DP: 0 HBP: 1	WP: 0 PB: 0 SB: 0 CS: 0	PA: 34
<b>PITCHER</b>	IP WLS BF H R ER SO BB IBB HBP BLK WP HR S P ERA WHIP																			
28 Trevor Rogers, L (1.1) ERA: 5.47	1.0	L	12	2	2	2	5	1	0	0	0	0	0	2	33	52	6.00	1.000		
43 Jeff Bringham, R (2.1) ERA: 4.5	0.1		3	1	1	1	0	1	0	0	0	0	0	1	8	17	27.00	6.000		
31 Cole Sulser, R (5.1) ERA: 5.29	3.2		12	0	0	0	4	0	0	1	0	0	0	0	30	47	0.00	0.000		

AB	30
R	5
H	6
RBI	5
BB	3
SO	10
LOB	10



Batter	1	2	3	4	5	6	7	8	9	AB	R	H	RBI	BB	SO	LOB	TOP		
5 Jon Berti, R OBP: 0.331, SLG: 0.337	15 G6-3 18 G4-3 BB		L8		E6 18 FC6		G6-3		F8	4	0	0	0	1	0	2	<b>Miami Marlins @ Washington Nationals</b> Nationals Park, Washington, DC Sun Sep 18 2022, 1:36 PM - 4:02 PM EDT Att: 31,638 - Sunny - 82 F		
18 Joey Wendle, L OBP: 0.297, SLG: 0.366	G4-3		15 F9 2B		FC6 15 L5-3		F7			4	0	1	0	0	0	3			
15 Brian Anderson, R OBP: 0.317, SLG: 0.359	G6-3		F9		L5-3			P4		4	0	0	0	0	0	3			
26 Garrett Cooper, R OBP: 0.235, SLG: 0.415	K		G5-3		HR			67 G3-6-3 BB		3	1	1	1	1	1	2			
67 JJ Bleday, L OBP: 0.292, SLG: 0.321	58 S 14 1B BB		F8		K			G3-6-3		3	1	0	0	1	1				
11 Miguel Rojas, R OBP: 0.283, SLG: 0.325	L7		F9		P3			58 1B 14 FC6-4 1B		2	0	0	0	0	0	1			
46 Luke Williams, R OBP: 0.289, SLG: 0.317										2	1	1	0	0	0	0			
58 Jacob Stallings, R OBP: 0.293, SLG: 0.298	K				F8			14 FC6-4 1B		3	0	1	0	0	1	1			
14 Bryan De La Cruz, R OBP: 0.265, SLG: 0.357	2H 1B						5 G6-3 BB			3	0	2	2	1	0	1			
34 Lewin Diaz, L OBP: 0.223, SLG: 0.262	L4				G6-3			K		4	0	0	0	0	2	5			
<b>Inning Stats</b>	R: 0 H: 0 E: 0 K: 1 S: 10	H: 0 LOB: 1 BB: 1 P: 16	R: 1 H: 1 E: 0 K: 1 S: 13	H: 1 LOB: 1 BB: 1 P: 23	R: 0 H: 1 E: 0 K: 0 S: 8	H: 1 LOB: 1 BB: 0 P: 12	R: 0 H: 1 E: 1 K: 1 S: 10	H: 0 LOB: 0 BB: 0 P: 12	R: 1 H: 1 E: 0 K: 1 S: 8	H: 1 LOB: 0 BB: 0 P: 13	R: 0 H: 0 E: 0 K: 1 S: 8	H: 0 LOB: 1 BB: 1 P: 13	R: 0 H: 0 E: 0 K: 0 S: 7	H: 0 LOB: 0 BB: 0 P: 12	R: 1 H: 2 E: 0 K: 1 S: 17	H: 2 LOB: 1 BB: 0 P: 29	1B: 4 SF: 0 2B: 2 3B: 0 HR: 1	SF: 0 SAC: 0 DP: 2 HBP: 1	WP: 0 PA: 37 PB: 0 SB: 1 CS: 0
<b>PITCHER</b>	IP WLS BF H R ER SO BB IBB HBP BLK WP HR S P ERA WHIP	IP WLS BF H R ER SO BB IBB HBP BLK WP HR S P ERA WHIP	IP WLS BF H R ER SO BB IBB HBP BLK WP HR S P ERA WHIP	IP WLS BF H R ER SO BB IBB HBP BLK WP HR S P ERA WHIP	IP WLS BF H R ER SO BB IBB HBP BLK WP HR S P ERA WHIP	IP WLS BF H R ER SO BB IBB HBP BLK WP HR S P ERA WHIP	IP WLS BF H R ER SO BB IBB HBP BLK WP HR S P ERA WHIP	IP WLS BF H R ER SO BB IBB HBP BLK WP HR S P ERA WHIP	IP WLS BF H R ER SO BB IBB HBP BLK WP HR S P ERA WHIP	IP WLS BF H R ER SO BB IBB HBP BLK WP HR S P ERA WHIP	IP WLS BF H R ER SO BB IBB HBP BLK WP HR S P ERA WHIP	IP WLS BF H R ER SO BB IBB HBP BLK WP HR S P ERA WHIP	IP WLS BF H R ER SO BB IBB HBP BLK WP HR S P ERA WHIP	IP WLS BF H R ER SO BB IBB HBP BLK WP HR S P ERA WHIP	IP WLS BF H R ER SO BB IBB HBP BLK WP HR S P ERA WHIP	IP WLS BF H R ER SO BB IBB HBP BLK WP HR S P ERA WHIP	IP WLS BF H R ER SO BB IBB HBP BLK WP HR S P ERA WHIP		
19 Anibal Sánchez, R ERA: 4.4	6.0 L	25 4	2 2	3 3	2 2	0 0	1 1	0 0	0 0	0 0	0 0	8 13	0.00 0.00	1.000 1.000					
71 Mason Thompson, R ERA: 2.78	1.0	4 0	0 0	0 1	1 0	0 0	0 0	0 0	0 0	0 0	7 12	0.00 0.00	1.000 1.000						
57 Andrés Machado, R ERA: 3.99	1.0	3 0	0 0	0 1	0 0	0 0	0 0	0 0	0 0	0 0	7 17	0.00 9.00	1.000 2.000						
51 Jordan Weems, R ERA: 6.28	1.0	5 2	1 1	1 1	0 0	0 0	0 0	0 0	0 0	0 0	17 29	9.00 2.000							
<b>Batter</b>	<b>1</b>	<b>2</b>	<b>3</b>	<b>4</b>	<b>5</b>	<b>6</b>	<b>7</b>	<b>8</b>	<b>9</b>	<b>AB</b>	<b>R</b>	<b>H</b>	<b>RBI</b>	<b>BB</b>	<b>SO</b>	<b>LOB</b>	<b>BOTTOM</b>		
62 Alex Call, R OBP: 0.310, SLG: 0.416	45 F9-3 HBP		45 FC3-6 1B BB		K			1 S 1B		2	1	1	0	1	1	0	<b>Miami Marlins @ Washington Nationals</b> Nationals Park, Washington, DC Sun Sep 18 2022, 1:36 PM - 4:02 PM EDT Att: 31,638 - Sunny - 82 F		
1 César Hernández, S OBP: 0.313, SLG: 0.323	L6		45 FC3-6 1B		F8			L8		4	0	1	0	0	0	3			
45 Joey Meneses, R OBP: 0.341, SLG: 0.537	F9-3		FC3-6 2 SF7-2-4		K			K		4	0	0	0	0	2	3			
2 Luis García Jr., L OBP: 0.302, SLG: 0.421	G6-3		SF7-2-4		G1-3			L7		3	0	0	1	0	0	0			
34 Luke Voit, R OBP: 0.328, SLG: 0.429	14 G6-3 1B		G5-3		G5-3			14 FC6 1B		4	0	3	0	0	0	0			
14 Ildemaro Vargas, S OBP: 0.319, SLG: 0.422	G6-3		K		K			FC6		4	0	0	0	0	1	3			
5 CJ Abrams, L OBP: 0.270, SLG: 0.314	G4-3		G4-3		G4-3			L9		3	0	1	0	0	0	0			
43 Israel Pineda, R OBP: 0.284, SLG: 0.316	K		K		G4-3			K		3	0	0	0	0	2	1			
16 Victor Robles, R OBP: 0.284, SLG: 0.316	K		K		G6-3			62 1B 1B		3	0	1	0	0	1	0			
<b>Inning Stats</b>	R: 0 H: 0 E: 0 K: 0 S: 6	H: 0 LOB: 0 BB: 0 P: 10	R: 0 H: 1 E: 0 K: 0 S: 6	H: 1 LOB: 0 BB: 0 P: 8	R: 0 H: 0 E: 0 K: 2 S: 9	H: 0 LOB: 0 BB: 0 P: 10	R: 1 H: 1 E: 0 K: 0 S: 4	H: 1 LOB: 0 BB: 1 P: 10	R: 0 H: 1 E: 0 K: 1 S: 11	H: 0 LOB: 0 BB: 0 P: 7	R: 0 H: 0 E: 0 K: 1 S: 6	H: 0 LOB: 0 BB: 0 P: 12	R: 0 H: 1 E: 0 K: 1 S: 11	H: 2 LOB: 2 BB: 0 P: 19	R: 0 H: 1 E: 0 K: 1 S: 9	H: 1 LOB: 1 BB: 0 P: 13		1B: 6 SF: 1 2B: 3 3B: 0 HR: 0	SF: 1 SAC: 0 DP: 3 HBP: 1
<b>PITCHER</b>	IP WLS BF H R ER SO BB IBB HBP BLK WP HR S P ERA WHIP	IP WLS BF H R ER SO BB IBB HBP BLK WP HR S P ERA WHIP	IP WLS BF H R ER SO BB IBB HBP BLK WP HR S P ERA WHIP	IP WLS BF H R ER SO BB IBB HBP BLK WP HR S P ERA WHIP	IP WLS BF H R ER SO BB IBB HBP BLK WP HR S P ERA WHIP	IP WLS BF H R ER SO BB IBB HBP BLK WP HR S P ERA WHIP	IP WLS BF H R ER SO BB IBB HBP BLK WP HR S P ERA WHIP	IP WLS BF H R ER SO BB IBB HBP BLK WP HR S P ERA WHIP	IP WLS BF H R ER SO BB IBB HBP BLK WP HR S P ERA WHIP	IP WLS BF H R ER SO BB IBB HBP BLK WP HR S P ERA WHIP	IP WLS BF H R ER SO BB IBB HBP BLK WP HR S P ERA WHIP	IP WLS BF H R ER SO BB IBB HBP BLK WP HR S P ERA WHIP	IP WLS BF H R ER SO BB IBB HBP BLK WP HR S P ERA WHIP	IP WLS BF H R ER SO BB IBB HBP BLK WP HR S P ERA WHIP	IP WLS BF H R ER SO BB IBB HBP BLK WP HR S P ERA WHIP	IP WLS BF H R ER SO BB IBB HBP BLK WP HR S P ERA WHIP	IP WLS BF H R ER SO BB IBB HBP BLK WP HR S P ERA WHIP		
22 Sandy Alcantara, R ERA: 2.37	9.0 W	33 7	1 1	7 7	1 0	0 0	1 1	0 0	0 0	0 0	77 103	1.00 0.889							

Batter	1	2	3	4	5	6	7	8	9	AB	R	H	RBI	BB	SO	LOB	TOP										
6 Zach McKinstry, L OBP: 0.267, SLG: 0.384	F7		HBP				G3			4	1	2	1	0	0	0	<b>Chicago Cubs @ Miami Marlins</b> loanDepot park, Miami, FL Mon Sep 19 2022, 6:42 PM - 9:39 PM EDT Att. 8,315 - Roof Closed - 72 F										
8 Ian Happ, S OBP: 0.245, SLG: 0.453	P6						G5-3			5	0	1	1	0	2	4											
7 Yan Gomes, R OBP: 0.266, SLG: 0.369	G5-3									4	0	0	0	0	1	2											
32 Franmil Reyes, R OBP: 0.270, SLG: 0.370										3	0	1	0	1	2	0											
48 P.J. Higgins, R OBP: 0.292, SLG: 0.381										3	0	0	0	1	0	2											
13 David Bote, R OBP: 0.215, SLG: 0.376										3	0	1	0	0	1	0											
4 Nelson Velázquez, R OBP: 0.272, SLG: 0.360										4	0	0	0	0	2	4											
37 Michael Hermosillo, R OBP: 0.254, SLG: 0.143										2	1	0	0	2	1	2											
5 Christopher Morel, R OBP: 0.309, SLG: 0.428										3	1	1	1	1	0	1											
<b>Inning Stats</b>	R: 0 E: 0 K: 0 S: 7	H: 0 LOB: 0 BB: 0 P: 11	R: 0 E: 0 K: 0 S: 9	H: 0 LOB: 0 BB: 1 P: 15	R: 2 E: 0 K: 2 S: 11	H: 2 LOB: 1 BB: 0 P: 18	R: 0 E: 0 K: 1 S: 6	H: 0 LOB: 1 BB: 1 P: 14	R: 1 E: 0 K: 1 S: 13	H: 1 LOB: 1 BB: 1 P: 21	R: 0 E: 0 K: 2 S: 10	H: 2 LOB: 2 BB: 0 P: 17	R: 0 E: 0 K: 0 S: 3	H: 0 LOB: 0 BB: 0 P: 4	R: 0 E: 0 K: 1 S: 11	H: 0 LOB: 0 BB: 0 P: 17	R: 0 E: 0 K: 2 S: 19	H: 1 LOB: 3 BB: 2 P: 33	1B: 3 2B: 3 3B: 0 HR: 1	SF: 0 SAC: 0 DP: 2 HBP: 2	WP: 0 PB: 0 SB: 0 CS: 0	PA: 38					
<b>PITCHER</b>	IP	WLS	BF	H	R	ER	SO	BB	IBB	HBP	BLK	WP	HR	S	P	ERA	WHIP										
27 Edward Cabrera, R ERA: 2.91	5.0	W	21	3	3	3	4	3	0	2	0	0	1	46	79	5.40	1.200										
81 Huescar Brazoban, R ERA: 3.86	1.0		5	2	0	0	2	0	0	0	0	0	0	10	17	0.00	2.000										
35 Richard Bleier, L ERA: 3.98	1.0		3	0	0	0	0	0	0	0	0	0	0	3	4	0.00	0.000										
93 Bryan Hoeling, R ERA: 13.5	1.0		3	0	0	0	1	0	0	0	0	0	0	11	17	0.00	0.000										
90 Andrew Nardi, L ERA: 10.84	1.0		6	1	0	0	2	2	0	0	0	0	0	19	33	0.00	3.000										

AB	31
R	3
H	6
RBI	3
BB	5
SO	9
LOB	15



Batter	1	2	3	4	5	6	7	8	9	AB	R	H	RBI	BB	SO	LOB	BOTTOM										
5 Jon Berti, R OBP: 0.335, SLG: 0.351	F9									5	2	3	2	0	0	1	<b>Chicago Cubs @ Miami Marlins</b> loanDepot park, Miami, FL Mon Sep 19 2022, 6:42 PM - 9:39 PM EDT Att. 8,315 - Roof Closed - 72 F										
83 Charles Leblanc, R OBP: 0.223, SLG: 0.455										4	2	2	2	1	0	0											
15 Brian Anderson, R OBP: 0.318, SLG: 0.355										3	1	0	0	1	1	1											
26 Garrett Cooper, R OBP: 0.333, SLG: 0.415										5	0	1	0	0	1	6											
54 Nick Fortes, R OBP: 0.312, SLG: 0.392										5	2	2	0	0	1	4											
14 Bryan De La Cruz, R OBP: 0.287, SLG: 0.369										5	1	2	4	0	2	4											
11 Miguel Rojas, R OBP: 0.287, SLG: 0.329										4	0	3	1	0	0	0											
65 Jordan Groshans, R OBP: 0.364, SLG: 0.450										3	1	0	0	1	0	4											
64 Jerar Encarnación, R OBP: 0.221, SLG: 0.396										4	1	1	0	0	2	2											
<b>Inning Stats</b>	R: 0 E: 0 K: 0 S: 8	H: 1 LOB: 1 BB: 0 P: 8	R: 0 E: 0 K: 1 S: 10	H: 1 LOB: 0 BB: 0 P: 17	R: 5 E: 1 K: 1 S: 16	H: 3 LOB: 0 BB: 0 P: 29	R: 2 E: 0 K: 3 S: 21	H: 2 LOB: 3 BB: 3 P: 42	R: 0 E: 0 K: 1 S: 13	H: 0 LOB: 0 BB: 0 P: 13	R: 1 E: 0 K: 0 S: 11	H: 3 LOB: 1 BB: 0 P: 18	R: 2 E: 0 K: 0 S: 15	H: 3 LOB: 1 BB: 0 P: 24	1B: 9 2B: 2 3B: 0 HR: 3	SF: 0 SAC: 0 DP: 1 HBP: 1	WP: 1 PB: 0 SB: 2 CS: 0	PA: 42									
<b>PITCHER</b>	IP	WLS	BF	H	R	ER	SO	BB	IBB	HBP	BLK	WP	HR	S	P	ERA	WHIP										
20 Wade Miley, L ERA: 3.48	3.0	L	20	7	7	3	2	2	0	1	0	0	0	26	41	0.00	1.000										
56 Jeremiah Estrada, R ERA: 3.18	2.0		8	1	0	0	4	1	0	0	0	0	0	9	13	0.00	0.000										
46 Erich Uelmen, R ERA: 4.76	1.0		3	0	0	0	1	0	0	0	0	0	0	9	13	0.00	0.000										
59 Michael Rucker, R ERA: 4.35	1.0		5	3	1	1	0	0	0	0	0	0	0	11	18	9.00	3.000										
50 Rowan Wick, R ERA: 4.5	1.0		6	3	2	2	0	0	0	0	0	0	1	15	24	18.00	3.000										

AB	38
R	10
H	14
RBI	9
BB	3
SO	7
LOB	22



Batter	1	2	3	4	5	6	7	8	9	AB	R	H	RBI	BB	SO	LOB	TOP										
6 Zach McKinstry, L (1, 6) OBP: 0.261, SLG: 0.375										3	0	0	0	0	1	0	<b>Chicago Cubs @ Miami Marlins</b> loanDepot park, Miami, FL Tue Sep 20 2022, 6:41 PM - 9:29 PM EDT Att: 7,972 - Roof Closed - 72 F										
43 Esteban Quiroz, L (1, 4) OBP: 0.429, SLG: 0.333										3	0	2	0	0	0	0											
13 David Bote, R (1, 5) OBP: 0.313, SLG: 0.409										3	1	1	2	0	1	2											
8 Ian Happ, S (1, 7) OBP: 0.342, SLG: 0.450										4	0	0	0	0	1	3											
36 Alfonso Rivas III, L (1, 3) OBP: 0.322, SLG: 0.320										4	0	0	0	0	2	2											
48 P.J. Higgins, R (1, 2) OBP: 0.256, SLG: 0.389										4	0	2	0	0	0	0											
74 Jared Young, L (1, 10) OBP: 0.286, SLG: 0.385										4	0	1	0	0	2	1											
4 Nelson Velázquez, R (1, 9) OBP: 0.266, SLG: 0.351										4	0	0	0	0	3	3											
37 Michael Hermosillo, R (1, 8) OBP: 0.258, SLG: 0.137										2	1	0	0	0	1	0											
5 Christopher Morel, R (9, 8) OBP: 0.359, SLG: 0.459										0	0	0	0	0	0	0											
<b>Inning Stats</b>	R: 0 E: 0 K: 0 S: 7	H: 1 LOB: 0 BB: 0 P: 11	R: 0 E: 0 K: 0 S: 9	H: 0 LOB: 0 BB: 0 P: 13	R: 0 E: 0 K: 2 S: 7	H: 0 LOB: 1 BB: 0 P: 11	R: 0 E: 0 K: 2 S: 9	H: 0 LOB: 1 BB: 0 P: 15	R: 0 E: 0 K: 0 S: 10	H: 0 LOB: 0 BB: 0 P: 13	R: 1 E: 0 K: 1 S: 17	H: 3 LOB: 2 BB: 0 P: 30	R: 1 E: 0 K: 2 S: 15	H: 1 LOB: 2 BB: 0 P: 23	R: 0 E: 0 K: 2 S: 10	H: 0 LOB: 0 BB: 0 P: 12	1B: 4 2B: 1 3B: 0 HR: 1	SF: 1 SAC: 1 DP: 1 HBP: 2	WP: 0 PB: 0 SB: 1 CS: 0	PA: 35							
<b>PITCHER</b>	IP	WLS	BF	H	R	ER	SO	BB	IBB	HBP	BLK	WP	HR	S	P	ERA	WHIP										
49 Pablo López, R (1, 1) ERA: 3.88	6.2		25	5	1	1	6	0	0	1	0	0	1	68	105	1.35	0.750										
81 Huscar Brazoban, R (7, 1) ERA: 3.81	0.1		1	0	0	0	1	0	0	0	0	0	0	3	6	0.00	0.000										
48 Steven Okert, L (8, 1) ERA: 2.63	1.0	L	6	1	1	1	2	0	0	1	0	0	0	15	23	9.00	1.000										
36 Dylan Floro, R (9, 1) ERA: 3.38	1.0		3	0	0	0	2	0	0	0	0	0	0	10	12	0.00	0.000										

Batter	1	2	3	4	5	6	7	8	9	AB	R	H	RBI	BB	SO	LOB	BOTTOM										
5 Jon Berti, R (1, 7) OBP: 0.334, SLG: 0.350										4	0	1	0	0	0	2	<b>Chicago Cubs @ Miami Marlins</b> loanDepot park, Miami, FL Tue Sep 20 2022, 6:41 PM - 9:29 PM EDT Att: 7,972 - Roof Closed - 72 F										
11 Miguel Rojas, R (1, 6) OBP: 0.286, SLG: 0.328										4	0	1	0	0	1	1											
83 Charles Leblanc, R (1, 4) OBP: 0.328, SLG: 0.457										4	0	2	0	0	1	0											
26 Garrett Cooper, R (1, 10) OBP: 0.333, SLG: 0.415										4	0	1	0	0	2	3											
46 Luke Williams, R (9, PR) OBP: 0.299, SLG: 0.317										0	0	0	0	0	0	0											
67 JJ Bleday, L (1, 9) OBP: 0.292, SLG: 0.317										2	1	0	0	1	0	2											
15 Brian Anderson, R (9, PH) OBP: 0.317, SLG: 0.354										1	0	0	0	0	1	1											
14 Bryan De La Cruz, R (1, 8) OBP: 0.287, SLG: 0.367										4	0	1	0	0	1	1											
58 Jacob Stallings, R (1, 2) OBP: 0.290, SLG: 0.294										4	0	0	0	0	0	3											
65 Jordan Groshans, R (1, 5) OBP: 0.400, SLG: 0.478										3	0	2	1	0	0	0											
34 Lewin Diaz, L (1, 3) OBP: 0.225, SLG: 0.264										3	0	1	0	0	0	1											
<b>Inning Stats</b>	R: 0 E: 0 K: 1 S: 9	H: 2 LOB: 1 BB: 0 P: 13	R: 1 E: 0 K: 0 S: 15	H: 3 LOB: 2 BB: 1 P: 29	R: 0 E: 0 K: 1 S: 8	H: 2 LOB: 1 BB: 0 P: 14	R: 0 E: 0 K: 0 S: 10	H: 1 LOB: 1 BB: 0 P: 16	R: 0 E: 0 K: 0 S: 7	H: 0 LOB: 0 BB: 0 P: 11	R: 0 E: 0 K: 1 S: 5	H: 0 LOB: 0 BB: 0 P: 6	R: 0 E: 0 K: 2 S: 8	H: 0 LOB: 0 BB: 0 P: 13	R: 0 E: 0 K: 1 S: 12	H: 1 LOB: 1 BB: 0 P: 16	1B: 8 2B: 1 3B: 0 HR: 0	SF: 0 SAC: 0 DP: 2 HBP: 0	WP: 0 PB: 0 SB: 0 CS: 1	PA: 34							
<b>PITCHER</b>	IP	WLS	BF	H	R	ER	SO	BB	IBB	HBP	BLK	WP	HR	S	P	ERA	WHIP										
41 Adrian Sampson, R (1, 1) ERA: 3.35	6.0		24	8	1	1	3	1	0	0	0	0	0	54	89	1.50	1.500										
73 Adbert Alzolay, R (7, 1) ERA: 4.5	2.0	W	6	0	0	0	2	0	0	0	0	0	0	14	22	0.00	0.000										
47 Brandon Hughes, L (9, 1) ERA: 3.19	1.0	S	4	1	0	0	1	0	0	0	0	0	0	12	16	0.00	1.000										

AB 31  
R 2  
H 6  
RBI 2  
BB 0  
SO 11  
LOB 11



AB 33  
R 1  
H 9  
RBI 1  
BB 1  
SO 6  
LOB 14



Batter	1	2	3	4	5	6	7	8	9	AB	R	H	RBI	BB	SO	LOB	TOP								
43 Esteban Quiroz, L (1,4) OBP: 0.300, SLG: 0.222										3	1	0	0	0	1	0									
13 David Bote, R (1,5) OBP: 0.300, SLG: 0.391										4	0	0	1	0	2	1									
8 Ian Happ, S (1,7) OBP: 0.342, SLG: 0.449										3	0	1	1	0	1	0									
32 Franmil Reyes, R (1,10) 36 Alfonso Rivas III, L (8, PH) OBP: 0.320, SLG: 0.319										2	0	0	0	1	2	1									
7 Yan Gomes, R (1,2) OBP: 0.262, SLG: 0.363										4	0	0	0	0	1	2									
16 Patrick Wisdom, R (1,9) OBP: 0.303, SLG: 0.428										4	1	1	1	0	2	0									
48 P.J. Higgins, R (1,3) OBP: 0.296, SLG: 0.391										4	0	1	0	0	2	0									
6 Zach McKinstry, L (1,6) OBP: 0.268, SLG: 0.374										3	1	1	0	1	1										
5 Christopher Morel, R (1,8) 37 Michael Hermosillo, R (9,8) OBP: 0.308, SLG: 0.424										3	1	0	0	1	3	2									
Inning Stats	R: 0 E: 0 K: 3 S: 14	H: 1 LOB: 1 BB: 0 P: 18	R: 0 E: 0 K: 0 S: 9	H: 0 LOB: 0 BB: 0 P: 12	R: 0 E: 0 K: 2 S: 10	H: 0 LOB: 0 BB: 0 P: 16	R: 0 E: 0 K: 1 S: 7	H: 0 LOB: 1 BB: 0 P: 12	R: 0 E: 0 K: 2 S: 11	H: 1 LOB: 0 BB: 0 P: 17	R: 0 E: 0 K: 2 S: 10	H: 0 LOB: 0 BB: 0 P: 16	R: 1 E: 0 K: 2 S: 11	H: 1 LOB: 0 BB: 0 P: 15	R: 3 E: 1 K: 0 S: 19	H: 0 LOB: 2 BB: 36	R: 0 E: 0 K: 3 S: 13	H: 1 LOB: 1 BB: 0 P: 14	1B: 2 2B: 1 3B: 0 HR: 1	SF: 1 SAC: 1 DP: 0 HBP: 0	WP: 0 PB: 0 SB: 0 CS: 0	PA: 36			
PITCHER	IP	WLS	BF	H	R	ER	SO	BB	IBB	HBP	BLK	WP	HR	S	P	ERA	WHIP								
44 Jesús Luzardo, L (1,1) ERA: 3.57	6.2		24	3	1	1	11	1	0	0	0	0	1	69	101	1.35	0.600								
43 Jeff Bringham, R (7,1) ERA: 4.42	0.1	H	1	0	0	0	1	0	0	0	0	0	0	3	5	0.00	0.000								
48 Steven Okert, L (8,1) ERA: 2.98	0.0	L	3	0	3	2	0	2	0	0	0	0	0	9	20	∞	∞								
36 Dylan Floro, R (8,1) ERA: 3.3	1.0	B	4	0	0	0	0	0	0	0	0	0	0	10	16	0.00	0.000								
66 Tanner Scott, L (9,1) ERA: 4.32	1.0		4	1	0	0	3	0	0	0	0	0	0	13	14	0.00	1.000								

Chicago Cubs @ Miami Marlins  
loanDepot park, Miami, FL  
Wed Sep 21, 2022, 6:42 PM - 9:28 PM EDT  
Att: 8,753 - Dome - 72 F

AB 31  
R 4  
H 4  
RBI 3  
BB 3  
SO 15  
LOB 8



Batter	1	2	3	4	5	6	7	8	9	AB	R	H	RBI	BB	SO	LOB	BOTTOM								
5 Jon Berti, R (1,7) OBP: 0.333, SLG: 0.346										3	0	0	0	1	1	1									
11 Miguel Rojas, R (1,6) OBP: 0.284, SLG: 0.325										4	0	0	0	0	1	1									
83 Charles Leblanc, R (1,4) OBP: 0.326, SLG: 0.446										3	0	0	0	1	1	1									
26 Garrett Cooper, R (1,10) OBP: 0.332, SLG: 0.414										4	0	1	0	0	1	2									
67 JJ Bleday, L (1,9) OBP: 0.286, SLG: 0.310										4	0	0	0	0	4	2									
14 Bryan De La Cruz, R (1,8) OBP: 0.288, SLG: 0.369										4	1	1	0	0	2	1									
54 Nick Fortes, R (1,2) OBP: 0.316, SLG: 0.416										4	1	2	2	0	0	0									
46 Luke Williams, R (8, PR) OBP: 0.289, SLG: 0.317										0	0	0	0	0	0	0									
65 Jordan Groshans, R (1,5) OBP: 0.379, SLG: 0.444										4	0	1	0	0	1	1									
34 Lewin Diaz, L (1,3) OBP: 0.228, SLG: 0.288										3	1	1	1	0	2	1									
Inning Stats	R: 0 E: 0 K: 1 S: 10	H: 0 LOB: 0 BB: 0 P: 16	R: 0 E: 0 K: 2 S: 9	H: 0 LOB: 0 BB: 0 P: 11	R: 0 E: 0 K: 1 S: 11	H: 1 LOB: 0 BB: 0 P: 18	R: 0 E: 0 K: 1 S: 12	H: 1 LOB: 1 BB: 0 P: 20	R: 3 E: 0 K: 1 S: 14	H: 3 LOB: 0 BB: 0 P: 20	R: 0 E: 0 K: 1 S: 6	H: 0 LOB: 0 BB: 1 P: 11	R: 0 E: 0 K: 1 S: 9	H: 0 LOB: 0 BB: 0 P: 14	R: 0 E: 0 K: 2 S: 8	H: 0 LOB: 1 BB: 1 P: 13	R: 0 E: 0 K: 3 S: 13	H: 1 LOB: 1 BB: 0 P: 16	1B: 2 2B: 2 3B: 0 HR: 2	SF: 0 SAC: 0 DP: 0 HBP: 0	WP: 0 PB: 0 SB: 0 CS: 0	PA: 35			
PITCHER	IP	WLS	BF	H	R	ER	SO	BB	IBB	HBP	BLK	WP	HR	S	P	ERA	WHIP								
0 Marcus Stroman, R (1,1) ERA: 3.8	6.0		24	5	3	3	7	1	0	0	0	0	0	30	43	0.00	0.667								
71 Keegan Thompson, R (1,1) ERA: 3.96	3.0	W	11	1	0	0	6	1	0	0	0	0	0	30	43	0.00	0.667								

Chicago Cubs @ Miami Marlins  
loanDepot park, Miami, FL  
Wed Sep 21, 2022, 6:42 PM - 9:28 PM EDT  
Att: 8,753 - Dome - 72 F

AB 33  
R 3  
H 6  
RBI 3  
BB 2  
SO 13  
LOB 10



Batter	1	2	3	4	5	6	7	8	9	AB	R	H	RBI	BB	SO	LOB	TOP																					
28 Lane Thomas, R OBP: 0.305, SLG: 0.423										4	1	1	1	0	0	3	Washington Nationals @ Miami Marlins loanDepot park, Miami, FL Fri Sep 23 2022, 6:42 PM - 9:23 PM EDT Att: 12,240 - Roof Closed - 72 F																					
1 César Hernández, S OBP: 0.312, SLG: 0.320										4	0	0	0	0	2	3																						
45 Joey Meneses, R OBP: 0.361, SLG: 0.562										4	0	1	1	0	2	2																						
34 Luke Voit, R OBP: 0.321, SLG: 0.416										4	0	0	0	0	3	1																						
62 Alex Call, R OBP: 0.330, SLG: 0.430										4	0	2	0	0	1	0																						
2 Luis García Jr., L OBP: 0.294, SLG: 0.408										4	0	0	0	0	2	2																						
16 Víctor Robles, R OBP: 0.283, SLG: 0.313										4	0	2	0	0	0	0																						
15 Riley Adams, R OBP: 0.254, SLG: 0.317										4	0	0	0	0	0	3																						
5 CJ Abrams, L OBP: 0.270, SLG: 0.313										3	1	2	0	0	0	0																						
<b>Inning Stats</b>	R: 1 E: 0 K: 3 S: 12	H: 1 LOB: 0 BB: 0 P: 14	R: 0 E: 0 K: 0 S: 7	H: 1 LOB: 0 BB: 0 P: 11	R: 0 E: 1 K: 1 S: 11	H: 1 LOB: 2 BB: 0 P: 15	R: 0 E: 0 K: 1 S: 14	H: 2 LOB: 2 BB: 0 P: 16	R: 0 E: 0 K: 1 S: 10	H: 0 LOB: 0 BB: 0 P: 13	R: 0 E: 0 K: 1 S: 6	H: 0 LOB: 0 BB: 0 P: 10	R: 1 E: 0 K: 2 S: 15	H: 2 LOB: 1 BB: 0 P: 20	R: 0 E: 0 K: 1 S: 9	H: 1 LOB: 1 BB: 0 P: 10	1B: 5 2B: 2 3B: 0 HR: 1	SF: 0 SAC: 0 DP: 1 HBP: 0	WP: 1 PB: 0 SB: 0 CS: 0	PA: 35																		
<b>PITCHER</b>	IP	WLS	BF	H	R	ER	SO	BB	IBB	HBP	BLK	WP	HR	S	P	ERA	WHIP	<b>PITCHER</b>				IP	WLS	BF	H	R	ER	SO	BB	IBB	HBP	BLK	WP	HR	S	P	ERA	WHIP
60 Braxton Garrett, L ERA: 3.52	(1, 1)	6.0	W	23	5	1	1	6	0	0	0	0	0	1	62	80	1.50	0.833																				
35 Richard Bleier, L ERA: 3.5	(7, 1)	1.0	H	4	1	1	1	1	0	0	0	0	0	0	10	15	9.00	1.000																				
81 Huascar Brazoban, R ERA: 3.67	(8, 1)	1.0		4	1	0	0	2	0	0	0	0	1	0	11	18	0.00	1.000																				
36 Dylan Floro, R ERA: 3.23	(9, 1)	1.0	S	4	1	0	0	1	0	0	0	0	0	0	9	10	0.00	1.000																				

AB	35
R	2
H	8
RBI	2
BB	0
SO	10
LOB	14



Batter	1	2	3	4	5	6	7	8	9	AB	R	H	RBI	BB	SO	LOB	BOTTOM																						
5 Jon Berti, R OBP: 0.334, SLG: 0.350										5	1	2	0	0	1	1	Washington Nationals @ Miami Marlins loanDepot park, Miami, FL Fri Sep 23 2022, 6:42 PM - 9:23 PM EDT Att: 12,240 - Roof Closed - 72 F																						
15 Brian Anderson, R OBP: 0.316, SLG: 0.351									3	1	0	0	0	0	1																								
26 Garrett Cooper, R OBP: 0.335, SLG: 0.418									3	1	2	1	1	0	1																								
54 Nick Fortes, R OBP: 0.324, SLG: 0.420									3	1	2	0	1	1	2																								
67 JJ Bleday, L OBP: 0.286, SLG: 0.306									2	1	0	1	1	1	3																								
14 Bryan De La Cruz, R OBP: 0.289, SLG: 0.366									3	0	1	1	0	0	4																								
83 Charles Leblanc, R OBP: 0.331, SLG: 0.448									4	0	2	1	0	1	2	AB 31																							
34 Lewin Díaz, L OBP: 0.228, SLG: 0.288									0	0	0	0	0	0	0	R 5																							
11 Miguel Rojas, R OBP: 0.282, SLG: 0.322									4	0	0	0	0	0	5	H 9																							
65 Jordan Groshans, R OBP: 0.333, SLG: 0.387									4	0	0	0	0	0	2	RBI 4																							
<b>Inning Stats</b>	R: 1 E: 0 K: 2 S: 13	H: 2 LOB: 2 BB: 0 P: 19	R: 0 E: 0 K: 1 S: 10	H: 0 LOB: 0 BB: 0 P: 14	R: 0 E: 0 K: 0 S: 7	H: 1 LOB: 0 BB: 0 P: 10	R: 0 E: 0 K: 0 S: 9	H: 2 LOB: 2 BB: 0 P: 11	R: 0 E: 0 K: 0 S: 9	H: 0 LOB: 0 BB: 0 P: 14	R: 3 E: 0 K: 0 S: 13	H: 3 LOB: 1 BB: 1 P: 24	R: 1 E: 1 K: 0 S: 13	H: 0 LOB: 2 BB: 2 P: 25	R: 0 E: 0 K: 1 S: 12	H: 1 LOB: 1 BB: 0 P: 15	1B: 7 2B: 3 3B: 0 HR: 0	SF: 1 SAC: 0 DP: 2 HBP: 2	WP: 0 PB: 0 SB: 1 CS: 0	PA: 37																			
<b>PITCHER</b>	IP	WLS	BF	H	R	ER	SO	BB	IBB	HBP	BLK	WP	HR	S	P	ERA	WHIP	<b>PITCHER</b>				IP	WLS	BF	H	R	ER	SO	BB	IBB	HBP	BLK	WP	HR	S	P	ERA	WHIP	
40 Josiah Gray, R ERA: 5.17	(1, 1)	6.0	L	27	8	4	4	3	1	0	2	0	0	0	61	92	6.00	1.500																					
57 Andrés Machado, R ERA: 3.71	(7, 1)	0.2		5	0	1	0	0	2	0	0	0	0	0	9	20	0.00	3.000																					
71 Mason Thompson, R ERA: 2.55	(7, 1)	0.1		1	0	0	0	0	0	0	0	0	0	0	4	5	0.00	0.000																					
33 Steve Cishek, R ERA: 4.55	(8, 1)	1.0		4	1	0	0	1	0	0	0	0	0	0	12	15	0.00	1.000																					

AB	31
R	5
H	9
RBI	4
BB	3
SO	4
LOB	21



Batter	1	2	3	4	5	6	7	8	9	AB	R	H	RBI	BB	SO	LOB	TOP										
28 Lane Thomas, R OBP: 0.303, SLG: 0.419	G5-3		K			K		K		4	0	0	0	0	3	0	Washington Nationals @ Miami Marlins loanDepot park, Miami, FL Sat Sep 24 2022, 6:11 PM - 8:29 PM EDT Att: 16,099 - Dome - 72 F										
2 Luis Garcia Jr., L OBP: 0.291, SLG: 0.402	G3		K			G6-3		G4-3		4	0	0	0	0	1	0											
45 Joey Meneses, R OBP: 0.359, SLG: 0.571	HR					K		G3		4	1	1	1	0	1	0											
34 Luke Voit, R OBP: 0.319, SLG: 0.413	G3-1					K		F8		4	0	0	0	0	2	0											
62 Alex Call, R OBP: 0.350, SLG: 0.437		G3-6-1 14 5B				1B		HBP		1	0	1	0	1	0	0											
5 CJ Abrams, L OBP: 0.271, SLG: 0.313		1B				F7		K		3	0	1	0	0	1	2											
14 Ildemaro Vargas, S OBP: 0.309, SLG: 0.408		G3-6-1 1-2 1-2 2-3				F7		G1-3		3	0	0	0	0	0	3											
16 Victor Robles, R OBP: 0.281, SLG: 0.311		P3				K		K		3	0	0	0	0	2	1											
15 Riley Adams, R OBP: 0.248, SLG: 0.310						G5-3		K		3	0	0	0	0	2	0											
<b>Inning Stats</b>	R: 1 E: 0 K: 0 S: 6	H: 1 LOB: 0 BB: 0 P: 8	R: 0 E: 0 K: 0 S: 5	H: 1 LOB: 1 BB: 1 P: 10	R: 0 E: 0 K: 2 S: 11	H: 0 LOB: 0 BB: 0 P: 13	R: 0 E: 0 K: 1 S: 11	H: 1 LOB: 1 BB: 0 P: 16	R: 0 E: 0 K: 2 S: 10	H: 0 LOB: 0 BB: 0 P: 12	R: 0 E: 0 K: 2 S: 9	H: 0 LOB: 0 BB: 0 P: 11	R: 0 E: 0 K: 1 S: 12	H: 0 LOB: 1 BB: 0 P: 15	R: 0 E: 0 K: 3 S: 11	H: 0 LOB: 0 BB: 0 P: 14	R: 0 E: 0 K: 1 S: 8	H: 0 LOB: 0 BB: 0 P: 13	1B: 2 2B: 0 3B: 0 HR: 1	SF: 0 SAC: 0 DP: 1 HBP: 1	WP: 0 PB: 0 SB: 0 CS: 0	PA: 31					
<b>PITCHER</b>	IP	WLS	BF	H	R	ER	SO	BB	IBB	HBP	BLK	WP	HR	S	P	ERA	WHIP										
22 Sandy Alcantara, R ERA: 2.32	8.0	W	28	3	1	1	11	1	0	1	0	0	0	75	99	1.12	0.500										
36 Dylan Floro, R ERA: 3.17	1.0	S	3	0	0	0	1	0	0	0	0	0	0	8	13	0.00	0.000										

Batter	1	2	3	4	5	6	7	8	9	AB	R	H	RBI	BB	SO	LOB	BOTTOM										
5 Jon Berti, R OBP: 0.331, SLG: 0.346	G5-3					G6-3		F8		4	0	0	0	0	0	0	Washington Nationals @ Miami Marlins loanDepot park, Miami, FL Sat Sep 24 2022, 6:11 PM - 8:29 PM EDT Att: 16,099 - Dome - 72 F										
15 Brian Anderson, R OBP: 0.318, SLG: 0.356		F4				L9		F9		4	1	2	0	0	0	0											
26 Garrett Cooper, R OBP: 0.335, SLG: 0.415	1B					K		K		3	1	0	0	1	3	1											
83 Charles Leblanc, R OBP: 0.322, SLG: 0.435		BB				G6-3		K		4	0	0	0	0	1	3											
67 JJ Bleday, L OBP: 0.285, SLG: 0.305		1B				F8		K		4	0	1	2	0	1	1											
14 Bryan De La Cruz, R OBP: 0.279, SLG: 0.384						HR		2B		4	2	4	1	0	0	0											
58 Jacob Stallings, R OBP: 0.292, SLG: 0.297		F9				1B		K		4	0	2	0	0	1	3											
11 Miguel Rojas, R OBP: 0.282, SLG: 0.325						G5-4-3		2B		3	0	1	1	0	0	1											
34 Lewin Diaz, L OBP: 0.223, SLG: 0.281						P2		K		3	0	0	0	0	2	2											
<b>Inning Stats</b>	R: 2 E: 0 K: 0 S: 15	H: 3 LOB: 2 BB: 1 P: 24	R: 0 E: 0 K: 1 S: 10	H: 0 LOB: 0 BB: 0 P: 16	R: 0 E: 0 K: 1 S: 11	H: 1 LOB: 1 BB: 0 P: 18	R: 1 E: 0 K: 0 S: 4	H: 2 LOB: 0 BB: 0 P: 8	R: 0 E: 0 K: 1 S: 6	H: 0 LOB: 0 BB: 0 P: 9	R: 1 E: 0 K: 2 S: 14	H: 3 LOB: 2 BB: 0 P: 22	R: 0 E: 0 K: 1 S: 10	H: 0 LOB: 0 BB: 0 P: 12	R: 0 E: 0 K: 2 S: 10	H: 1 LOB: 1 BB: 0 P: 16	R: 0 E: 0 K: 2 S: 10	H: 1 LOB: 1 BB: 0 P: 16	1B: 5 2B: 4 3B: 0 HR: 1	SF: 0 SAC: 0 DP: 1 HBP: 0	WP: 0 PB: 0 SB: 0 CS: 0	PA: 34					
<b>PITCHER</b>	IP	WLS	BF	H	R	ER	SO	BB	IBB	HBP	BLK	WP	HR	S	P	ERA	WHIP										
32 Erick Fedde, R ERA: 5.34	5.2	L	26	9	4	4	4	1	0	0	0	0	0	57	94	6.35	1.765										
51 Jordan Weems, R ERA: 5.57	1.1		4	0	0	0	2	0	0	0	0	0	0	13	15	0.00	0.000										
33 Steve Cishek, R ERA: 4.48	1.0		4	1	0	0	2	0	0	0	0	0	0	10	16	0.00	1.000										

AB	29
R	1
H	3
RBI	1
BB	1
SO	12
LOB	6

AB	33
R	4
H	10
RBI	4
BB	1
SO	8
LOB	11





Batter	1	2	3	4	5	6	7	8	9	AB	R	H	RBI	BB	SO	LOB	TOP					
28 Lane Thomas, R OBP: 0.304, SLG: 0.421										5	2	2	0	0	0	3	<b>Washington Nationals @ Miami Marlins</b> loanDepot park, Miami, FL Sun Sep 25 2022, 1:42 PM - 4:51 PM EDT Att: 13,042 - Roof Closed - 72 F					
2 Luis García Jr., L OBP: 0.289, SLG: 0.399										5	0	1	0	0	1	2						
45 Joey Meneses, R OBP: 0.360, SLG: 0.583										5	1	2	2	0	0	1						
34 Luke Voit, R OBP: 0.318, SLG: 0.410										5	0	1	0	0	2	1						
62 Alex Call, R OBP: 0.346, SLG: 0.422										3	1	0	0	1	0	0						
68 Joshua Palacios, L OBP: 0.225, SLG: 0.211										0	0	0	0	0	0	0						
5 CJ Abrams, L OBP: 0.278, SLG: 0.324										4	2	3	1	0	0	0						
14 Ildemaro Vargas, S OBP: 0.314, SLG: 0.416										4	0	2	1	0	0	1						
16 Victor Robles, R OBP: 0.283, SLG: 0.313										4	0	2	0	0	0	3						
38 Tres Barrera, R OBP: 0.238, SLG: 0.225										3	0	0	0	0	1	3						
<b>Inning Stats</b>	R: 2 H: 2 E: 0 K: 1 S: 14	H: 2 LOB: 0 BB: 0 P: 20	R: 0 H: 2 E: 0 K: 1 S: 8	H: 2 LOB: 2 BB: 0 P: 9	R: 0 H: 0 E: 0 K: 1 S: 6	H: 0 LOB: 0 BB: 0 P: 9	R: 1 H: 2 E: 0 K: 0 S: 12	H: 2 LOB: 1 BB: 0 P: 18	R: 0 H: 2 E: 0 K: 1 S: 9	H: 0 LOB: 2 BB: 0 P: 12	R: 0 H: 0 E: 0 K: 0 S: 8	H: 0 LOB: 0 BB: 0 P: 11	R: 0 H: 1 E: 0 K: 0 S: 10	H: 1 LOB: 1 BB: 0 P: 18	R: 2 H: 2 E: 0 K: 0 S: 18	H: 2 LOB: 1 BB: 1 P: 26	R: 1 H: 2 E: 1 K: 0 S: 12	H: 2 LOB: 1 BB: 0 P: 17	1B: 9 2B: 3 3B: 0 HR: 1	SF: 0 SAC: 1 DP: 0 HBP: 0	WP: 1 PB: 0 SB: 4 CS: 0	PA: 40
<b>PITCHER</b>	IP WLS BF H R ER SO BB IBB HBP BLK WP HR S P ERA WHIP																					
27 Edward Cabrera, R ERA: 3.15	(1, 1) 3.2 L 17 6 3 3 3 0 0 0 0 0 0 1 37 52 7.36 1.636																					
43 Jeff Bringham, R ERA: 4.12	(4, 1) 1.1 5 2 0 0 1 0 0 0 0 0 0 0 12 16 0.00 1.500																					
90 Andrew Nardi, L ERA: 9.75	(6, 1) 1.0 3 0 0 0 0 0 0 0 0 0 0 8 11 0.00 0.000																					
93 Bryan Hoeing, R ERA: 13.03	(7, 1) 1.2 8 2 2 2 0 1 0 0 0 1 0 22 38 10.80 1.800																					
94 Jake Fishman, L ERA: 1.93	(8, 1) 1.1 7 3 1 1 0 0 0 0 0 0 0 0 18 23 6.75 2.250																					
<b>Batter</b>	<b>1</b>	<b>2</b>	<b>3</b>	<b>4</b>	<b>5</b>	<b>6</b>	<b>7</b>	<b>8</b>	<b>9</b>	<b>AB</b>	<b>R</b>	<b>H</b>	<b>RBI</b>	<b>BB</b>	<b>SO</b>	<b>LOB</b>	<b>BOTTOM</b>					
5 Jon Berti, R OBP: 0.327, SLG: 0.342										4	0	0	0	0	1	1	<b>Washington Nationals @ Miami Marlins</b> loanDepot park, Miami, FL Sun Sep 25 2022, 1:42 PM - 4:51 PM EDT Att: 13,042 - Roof Closed - 72 F					
11 Miguel Rojas, R OBP: 0.282, SLG: 0.326										4	0	1	0	0	0	0						
15 Brian Anderson, R OBP: 0.317, SLG: 0.355										4	0	1	0	0	1	2						
54 Nick Fortes, R OBP: 0.323, SLG: 0.413										3	0	0	0	1	0	1						
67 JJ Bleday, L OBP: 0.289, SLG: 0.302										2	0	0	0	2	1	2						
14 Bryan De La Cruz, R OBP: 0.282, SLG: 0.399										4	0	2	0	0	1	1						
65 Jordan Groshans, R OBP: 0.324, SLG: 0.371										4	0	1	0	0	0	3						
64 Jerar Encarnación, R OBP: 0.210, SLG: 0.338										4	0	0	0	0	1	4						
34 Lewin Díaz, L OBP: 0.225, SLG: 0.304										3	1	1	1	0	1	1						
<b>Inning Stats</b>	R: 0 H: 1 E: 0 K: 1 S: 16	H: 0 LOB: 0 BB: 0 P: 7	R: 0 H: 0 E: 0 K: 0 S: 9	H: 0 LOB: 0 BB: 0 P: 18	R: 0 H: 0 E: 0 K: 2 S: 13	H: 0 LOB: 1 BB: 1 P: 23	R: 0 H: 1 E: 0 K: 1 S: 14	H: 1 LOB: 0 BB: 0 P: 18	R: 0 H: 0 E: 1 K: 0 S: 7	H: 0 LOB: 0 BB: 0 P: 10	R: 0 H: 1 E: 0 K: 0 S: 11	H: 1 LOB: 1 BB: 1 P: 18	R: 1 H: 2 E: 0 K: 1 S: 10	H: 2 LOB: 1 BB: 0 P: 13	R: 0 H: 1 E: 0 K: 1 S: 11	H: 1 LOB: 0 BB: 0 P: 16		1B: 3 2B: 2 3B: 0 HR: 1	SF: 0 SAC: 0 DP: 2 HBP: 0	WP: 0 PB: 0 SB: 0 CS: 0	PA: 35	
<b>PITCHER</b>	IP WLS BF H R ER SO BB IBB HBP BLK WP HR S P ERA WHIP																					
19 Anibal Sánchez, R ERA: 4.08	(1, 1) 5.0 W 19 2 0 0 0 2 0 0 0 0 0 0 7 10 0.00 0.000																					
61 Erasmo Ramírez, R ERA: 3.1	(6, 1) 1.0 H 3 0 0 0 0 0 0 0 0 0 0 7 10 0.00 0.000																					
73 Hunter Harvey, R ERA: 2.98	(7, 1) 1.0 H 4 1 0 0 0 1 0 0 0 0 0 0 11 18 0.00 2.000																					
58 Carl Edwards Jr., R ERA: 2.75	(8, 1) 1.0 5 2 1 1 1 0 0 0 0 0 0 1 10 13 9.00 2.000																					
67 Kyle Finnegan, R ERA: 3.75	(9, 1) 1.0 4 1 0 0 1 0 0 0 0 0 0 0 11 16 0.00 1.000																					



Batter	1	2	3	4	5	6	7	8	9	10	AB	R	H	RBI	BB	SO	LOB	TOP						
5 Jon Bertl, R OBP: 0.318, SLG: 0.331	G6-3		K		K		K		K		5	0	0	0	0	4	2							
83 Charles Leblanc, R OBP: 0.333, SLG: 0.437	K			14 HR 2B			15 2B BB		K		3	2	1	0	2	2	0							
15 Brian Anderson, R OBP: 0.320, SLG: 0.362	G5-3		G1-3		K			1-H 2B		P3	5	0	1	1	0	1	4							
54 Nick Fortes, R OBP: 0.320, SLG: 0.405	L1-4-3		G6-3			14 2B 67 SF7 BB		K		K	4	1	0	0	1	2	2							
14 Bryan De La Cruz, R OBP: 0.299, SLG: 0.428											4	1	3	2	0	1	0							
67 JJ Bleday, L OBP: 0.291, SLG: 0.317											3	0	0	1	0	3	1							
58 Jacob Stallings, R OBP: 0.294, SLG: 0.297											4	0	1	0	0	1	2							
65 Jordan Groshans, R (1.5)											4	0	0	0	0	2	2							
34 Lewin Diaz, L OBP: 0.226, SLG: 0.301											4	0	1	0	0	2	0							
<b>Inning Stats</b>	R: 0 E: 0 K: 1 S: 8	H: 0 LOB: 0 BB: 0 P: 12	R: 0 E: 0 K: 1 S: 7	H: 1 LOB: 1 BB: 0 P: 10	R: 0 E: 0 K: 2 S: 9	H: 0 LOB: 0 BB: 0 P: 13	R: 2 E: 0 K: 1 S: 12	H: 2 LOB: 0 BB: 0 P: 22	R: 0 E: 0 K: 3 S: 18	H: 2 LOB: 3 BB: 1 P: 27	R: 1 E: 0 K: 1 S: 15	H: 1 LOB: 1 BB: 1 P: 22	R: 1 E: 0 K: 2 S: 11	H: 1 LOB: 1 BB: 1 P: 19	R: 0 E: 0 K: 2 S: 7	H: 0 LOB: 0 BB: 0 P: 11	R: 0 E: 0 K: 3 S: 10	H: 0 LOB: 0 BB: 0 P: 13	R: 0 E: 0 K: 2 S: 9	H: 0 LOB: 0 BB: 0 P: 15	1B: 3 2B: 3 3B: 0 HR: 1	SF: 1 SAC: 0 DP: 0 HBP: 0	WP: 0 PB: 0 SB: 0 CS: 0	PA: 40
<b>PITCHER</b>	IP 5.0	WLS 23	BF 6	H 3	R 3	ER 3	SO 8	BB 2	IBB 0	HBP 0	BLK 0	WP 0	HR 1	S 60	P 95	ERA 5.40	WHIP 1.600							
99 Taijuan Walker, R ERA: 3.59	IP 2.0	WLS 8	BF 1	H 1	R 1	ER 1	SO 3	BB 1	IBB 0	HBP 0	BLK 0	WP 0	HR 0	S 20	P 30	ERA 4.50	WHIP 1.000							
67 Seth Lugo, R ERA: 3.59	IP 1.0	WLS 3	BF 0	H 0	R 0	ER 0	SO 2	BB 0	IBB 0	HBP 0	BLK 0	WP 0	HR 0	S 7	P 11	ERA 0.00	WHIP 0.000							
0 Adam Ottavino, R ERA: 2.14	IP 1.0	WLS 3	BF 0	H 0	R 0	ER 0	SO 3	BB 0	IBB 0	HBP 0	BLK 0	WP 0	HR 0	S 10	P 13	ERA 0.00	WHIP 0.000							
39 Edwin Diaz, R ERA: 1.35	IP 1.0	WLS 3	BF 0	H 0	R 0	ER 0	SO 2	BB 0	IBB 0	HBP 0	BLK 0	WP 0	HR 0	S 9	P 15	ERA 0.00	WHIP 0.000							
40 Drew Smith, R ERA: 3.45																								

Miami Marlins @ New York Mets  
Citi Field, Flushing, NY  
Wed Sep 28 2022, 7:11 PM - 10:37 PM EDT  
Att. 28,228 - Partly Cloudy - 67 F

AB	36
R	4
H	7
RBI	4
BB	3
SO	18
LOB	13



Batter	1	2	3	4	5	6	7	8	9	10	AB	R	H	RBI	BB	SO	LOB	BOTTOM						
9 Brandon Nimmo, L OBP: 0.362, SLG: 0.416	G1-3		P4		G4-3			19 BB 10 1B BB			3	1	0	0	2	0	1							
20 Pete Alonso, R OBP: 0.347, SLG: 0.521	K		K					19 BB 10 1B BB		K	4	1	0	0	1	4	2							
12 Francisco Lindor, S OBP: 0.345, SLG: 0.454											5	1	1	0	0	1	4							
19 Mark Canha, R OBP: 0.369, SLG: 0.400	G5-3		G5-3					10 1B BB		L9	4	0	0	0	1	1	1							
1 Jeff McNeil, L OBP: 0.377, SLG: 0.439	L7										4	1	2	0	1	0	3							
10 Eduardo Escobar, S OBP: 0.291, SLG: 0.433	P3		P4								5	1	3	5	0	0	1							
27 Mark Vientos, R OBP: 0.273, SLG: 0.286											3	0	0	0	1	1	2							
13 Luis Guillorme, L OBP: 0.354, SLG: 0.342	L7		L7								3	0	0	0	1	0	1							
3 Tomás Nido, R OBP: 0.279, SLG: 0.319											4	0	1	0	0	1	1							
4 Terrance Gore, R ERA: 3.45											0	0	0	0	0	0	0							
33 James McCann, R OBP: 0.256, SLG: 0.264	K										0	0	0	0	0	0	0							
<b>Inning Stats</b>	R: 0 E: 0 K: 1 S: 12	H: 1 LOB: 1 BB: 0 P: 18	R: 0 E: 0 K: 0 S: 8	H: 0 LOB: 1 BB: 1 P: 17	R: 0 E: 0 K: 2 S: 8	H: 0 LOB: 0 BB: 0 P: 11	R: 0 E: 0 K: 0 S: 9	H: 1 LOB: 1 BB: 0 P: 17	R: 0 E: 0 K: 0 S: 8	H: 0 LOB: 1 BB: 1 P: 14	R: 0 E: 0 K: 3 S: 9	H: 0 LOB: 0 BB: 0 P: 14	R: 2 E: 0 K: 0 S: 12	H: 2 LOB: 0 BB: 0 P: 19	R: 2 E: 0 K: 1 S: 15	H: 1 LOB: 2 BB: 3 P: 28	R: 0 E: 0 K: 1 S: 12	H: 1 LOB: 2 BB: 1 P: 22	R: 1 E: 0 K: 0 S: 5	H: 1 LOB: 2 BB: 1 P: 6	1B: 5 2B: 1 3B: 0 HR: 1	SF: 0 SAC: 0 DP: 0 HBP: 0	WP: 0 PB: 0 SB: 0 CS: 0	PA: 42
<b>PITCHER</b>	IP 6.0	WLS 24	BF 4	H 2	R 2	ER 2	SO 6	BB 2	IBB 0	HBP 0	BLK 0	WP 0	HR 1	S 57	P 95	ERA 3.00	WHIP 1.000							
44 Jesús Luzardo, L ERA: 3.53	IP 1.0	WLS 3	BF 0	H 0	R 0	ER 0	SO 0	BB 0	IBB 0	HBP 0	BLK 0	WP 0	HR 0	S 9	P 15	ERA 0.00	WHIP 0.000							
81 Hugascar Brazoban, R ERA: 4.9	IP 0.1	WLS 4	BF 0	H 2	R 2	ER 2	SO 0	BB 3	IBB 0	HBP 0	BLK 0	WP 0	HR 0	S 7	P 19	ERA 54.00	WHIP 9.000							
35 Richard Bleier, L ERA: 3.56	IP 0.2	WLS 3	BF 1	H 0	R 0	ER 0	SO 1	BB 0	IBB 0	HBP 0	BLK 0	WP 0	HR 0	S 8	P 9	ERA 0.00	WHIP 1.500							
90 Andrew Nardi, L ERA: 3.49	IP 0.1	WLS 3	BF 1	H 0	R 0	ER 0	SO 1	BB 0	IBB 0	HBP 0	BLK 0	WP 0	HR 0	S 6	P 11	ERA 0.00	WHIP 6.000							
<b>PITCHER</b>	IP 0.2	WLS L	BF 3	H 1	R 1	ER 0	SO 0	BB 1	IBB 0	HBP 0	BLK 0	WP 0	HR 0	S 1	P 6	ERA 0.00	WHIP 3.000							
43 Jeff Brigham, R ERA: 3.98	IP 0.1	WLS L	BF 1	H 1	R 1	ER 0	SO 0	BB 0	IBB 0	HBP 0	BLK 0	WP 0	HR 0	S 0	P 0	ERA 0.00	WHIP 0.000							
36 Dylan Floro, R ERA: 3.08	IP 0.1	WLS L	BF 3	H 1	R 1	ER 0	SO 0	BB 1	IBB 0	HBP 0	BLK 0	WP 0	HR 0	S 6	P 6	ERA 0.00	WHIP 3.000							

Miami Marlins @ New York Mets  
Citi Field, Flushing, NY  
Wed Sep 28 2022, 7:11 PM - 10:37 PM EDT  
Att. 28,228 - Partly Cloudy - 67 F

AB	35
R	5
H	7
RBI	5
BB	7
SO	8
LOB	16



Batter	1	2	3	4	5	6	7	8	9	AB	R	H	RBI	BB	SO	LOB	TOP					
5 Jon Berti, R OBP: 0.320, SLG: 0.333										4	1	2	0	0	1	0	<b>Miami Marlins @ Milwaukee Brewers</b> American Family Field, Milwaukee, WI Thu Sep 29 2022, 6:43 PM - 9:49 PM CDT Att: 23,122 - Roof Closed - 67 F					
83 Charles Leblanc, R OBP: 0.331, SLG: 0.428										3	0	0	0	1	3	2						
34 Lewin Diaz, L OBP: 0.226, SLG: 0.301										0	0	0	0	0	0	0						
15 Brian Anderson, R OBP: 0.319, SLG: 0.359										3	1	0	0	1	2	2						
24 Avisail Garcia, R OBP: 0.267, SLG: 0.324										4	1	1	4	0	1	2						
14 Bryan De La Cruz, R OBP: 0.287, SLG: 0.421										3	0	0	0	0	2	0						
54 Nick Fortes, R OBP: 0.314, SLG: 0.397										4	0	0	0	0	1	1						
18 Joey Wendle, L OBP: 0.365, SLG: 0.365										4	0	1	0	0	1	1						
65 Jordan Groshans, R OBP: 0.306, SLG: 0.326										4	1	1	0	0	2	2						
86 Peyton Burdick, R OBP: 0.255, SLG: 0.286										2	0	0	0	0	1	0						
67 JJ Bleday, L OBP: 0.290, SLG: 0.316										1	0	0	0	0	0	1						
<b>Inning Stats</b>	R: 0 E: 0 K: 3 S: 10	H: 0 LOB: 0 BB: 0 P: 15	R: 0 E: 1 K: 3 S: 11	H: 1 LOB: 2 BB: 0 P: 17	R: 0 E: 0 K: 1 S: 11	H: 0 LOB: 0 BB: 0 P: 18	R: 0 E: 0 K: 1 S: 6	H: 0 LOB: 0 BB: 0 P: 9	R: 0 E: 0 K: 1 S: 10	H: 0 LOB: 0 BB: 0 P: 12	R: 0 E: 0 K: 2 S: 13	H: 1 LOB: 2 BB: 1 P: 22	R: 0 E: 0 K: 2 S: 8	H: 0 LOB: 0 BB: 0 P: 9	R: 4 E: 0 K: 1 S: 14	H: 3 LOB: 0 BB: 1 P: 27	R: 0 E: 1 K: 0 S: 5	H: 0 LOB: 0 BB: 0 P: 7	1B: 4 2B: 0 3B: 0 HR: 1	SF: 0 SAC: 0 DP: 1 HBP: 0	WP: 0 PB: 0 SB: 1 CS: 0	PA: 35
<b>PITCHER</b>	IP WLS BF H R ER SO BB IBB HBP BLK WP HR S P ERA WHIP																					
52 Eric Lauer, L ERA: 3.83	(1, 1)	5.0		17	1	0	0	9	0	0	0	0	0	0	0	48	71	0.00	0.200			
32 Peter Strzelecki, R ERA: 2.97	(6, 1)	1.0	H	5	1	0	0	2	1	0	0	0	0	0	13	22	0.00	2.000				
51 Freddy Peralta, R ERA: 3.77	(7, 1)	1.2	L	9	3	4	4	3	1	0	0	0	0	1	21	34	21.60	2.400				
56 Justin Topa, R ERA: 2.7	(8, 1)	1.1		4	0	0	0	0	0	0	0	0	0	0	6	9	0.00	0.000				

Batter	1	2	3	4	5	6	7	8	9	AB	R	H	RBI	BB	SO	LOB	BOTTOM					
24 Andrew McCutchen, R OBP: 0.310, SLG: 0.388										5	0	1	0	0	3	2	<b>Miami Marlins @ Milwaukee Brewers</b> American Family Field, Milwaukee, WI Thu Sep 29 2022, 6:43 PM - 9:49 PM CDT Att: 23,122 - Roof Closed - 67 F					
27 Willy Adames, R OBP: 0.302, SLG: 0.469										4	0	1	0	0	1	2						
12 Hunter Renfroe, R OBP: 0.314, SLG: 0.487										4	0	0	0	0	1	3						
22 Christian Yelich, L OBP: 0.356, SLG: 0.380										4	1	2	0	0	0	0						
20 Mike Brosseau, R OBP: 0.360, SLG: 0.447										1	1	1	0	0	0	0						
16 Kolten Wong, L OBP: 0.339, SLG: 0.437										2	0	1	0	0	0	0						
2 Luis Urias, R OBP: 0.329, SLG: 0.390										4	0	1	0	0	0	4						
18 Keston Hiura, R OBP: 0.325, SLG: 0.464										3	0	1	1	1	0	0						
7 Victor Caratini, S OBP: 0.306, SLG: 0.349										3	0	1	0	0	0	3						
14 Jace Peterson, L OBP: 0.323, SLG: 0.395										0	0	0	0	1	0	0						
15 Tyrone Taylor, R OBP: 0.284, SLG: 0.444										3	0	1	0	0	0	1						
11 Rowdy Tellez, L OBP: 0.310, SLG: 0.466										1	0	0	0	0	0	1						
<b>Inning Stats</b>	R: 0 E: 0 K: 1 S: 9	H: 1 LOB: 0 BB: 0 P: 14	R: 2 E: 1 K: 0 S: 22	H: 4 LOB: 1 BB: 0 P: 31	R: 0 E: 0 K: 1 S: 12	H: 2 LOB: 3 BB: 0 P: 15	R: 0 E: 0 K: 0 S: 10	H: 0 LOB: 0 BB: 0 P: 16	R: 0 E: 0 K: 1 S: 9	H: 0 LOB: 0 BB: 0 P: 13	R: 0 E: 0 K: 0 S: 14	H: 2 LOB: 2 BB: 1 P: 22	R: 0 E: 0 K: 1 S: 7	H: 1 LOB: 1 BB: 0 P: 8	R: 0 E: 0 K: 0 S: 7	H: 0 LOB: 0 BB: 0 P: 8	R: 0 E: 0 K: 1 S: 12	H: 0 LOB: 1 BB: 1 P: 21	1B: 5 2B: 5 3B: 0 HR: 0	SF: 0 SAC: 0 DP: 2 HBP: 1	WP: 0 PB: 0 SB: 0 CS: 1	PA: 37
<b>PITCHER</b>	IP WLS BF H R ER SO BB IBB HBP BLK WP HR S P ERA WHIP																					
60 Braxton Garrett, L ERA: 3.96	(1, 1)	4.0		18	7	2	2	2	0	0	0	0	0	0	0	0	4.50	1.750				
93 Bryan Hojeing, R ERA: 12.19	(5, 1)	0.2		2	0	0	0	0	0	0	0	0	0	0	6	9	0.00	0.000				
43 Jeff Brigham, R ERA: 3.74	(5, 1)	1.1		6	2	0	0	1	1	0	0	0	0	0	17	26	0.00	2.250				
51 Tommy Nance, R ERA: 4.43	(7, 1)	1.0	W	4	1	0	0	1	0	0	0	0	0	0	7	8	0.00	1.000				
94 Jake Fishman, L ERA: 1.74	(8, 1)	1.0	H	3	0	0	0	0	0	0	0	0	0	0	7	8	0.00	0.000				

AB	32
R	4
H	5
RBI	4
BB	2
SO	14
LOB	11



WP: 0	PA: 37
PB: 0	
SB: 0	
CS: 1	

Batter	1	2	3	4	5	6	7	8	9	AB	R	H	RBI	BB	SO	LOB	TOP					
5 Jon Berti, R OBP: 0.319, SLG: 0.330				L4		G6-4-3				3	0	0	0	1	1	1	<p>Miami Marlins @ Milwaukee Brewers American Family Field, Milwaukee, WI Fri Sep 30 2022, 7:12 PM - 9:39 PM CDT Att: 31,945 - Roof Closed - 68 F</p> <p>livebaseballscorecards.com</p> <p>AB 30 R 0 H 5 RBI 0 BB 2 SO 10 LOB 12</p>					
18 Joey Wendle, L OBP: 0.296, SLG: 0.363										4	0	1	0	0	2	2						
14 Bryan De La Cruz, R OBP: 0.283, SLG: 0.416				F7			G5-3			4	0	0	0	0	1	3						
24 Avisail Garcia, R OBP: 0.267, SLG: 0.321				G6-3			G5-3			3	0	0	0	1	1	1						
7 Jesús Sánchez, L OBP: 0.271, SLG: 0.385										4	0	1	0	0	2	3						
67 JJ Bleday, L OBP: 0.286, SLG: 0.311				L3			G3-1			3	0	0	0	0	1	1						
11 Miguel Rojas, R OBP: 0.282, SLG: 0.324			G5-3							3	0	1	0	0	1	0						
58 Jacob Stallings, R OBP: 0.291, SLG: 0.294					G1-3					3	0	0	0	0	1	1						
34 Lewin Díaz, L OBP: 0.235, SLG: 0.309			G4-3							3	0	2	0	0	0	0						
86 Peyton Burdick, R OBP: 0.255, SLG: 0.286										0	0	0	0	0	0	0						
<b>Inning Stats</b>	R: 0 H: 0 E: 0 K: 1 S: 6	H: 0 LOB: 0 BB: 0 P: 9	R: 0 H: 0 E: 0 K: 2 S: 9	H: 0 LOB: 0 BB: 0 P: 14	R: 0 H: 0 E: 0 K: 1 S: 6	H: 0 LOB: 0 BB: 0 P: 12	R: 0 H: 1 E: 0 K: 0 S: 12	H: 1 LOB: 1 BB: 0 P: 20	R: 0 H: 2 E: 0 K: 0 S: 5	H: 2 LOB: 1 BB: 0 P: 8	R: 0 H: 1 E: 0 K: 1 S: 10	H: 1 LOB: 0 BB: 0 P: 15	R: 0 H: 0 E: 0 K: 0 S: 6	H: 0 LOB: 0 BB: 0 P: 11	R: 0 H: 0 E: 0 K: 2 S: 8	H: 0 LOB: 0 BB: 0 P: 14	R: 0 H: 1 E: 0 K: 3 S: 13	H: 1 LOB: 3 BB: 2 P: 27	1B: 5 2B: 1 3B: 0 HR: 0	SF: 0 SAC: 0 DP: 2 HBP: 0	WP: 0 PB: 0 CS: 0	PA: 32
<b>PITCHER</b>	IP WLS BF H R ER SO BB IBB HBP BLK WP HR S P ERA WHIP	8.0 W 26 4 0 0 7 0 0 0 0 0 0 62 103 0.00 0.500	1.0 S 6 1 0 0 3 2 0 0 0 0 0 0 13 27 0.00 3.000																			

Batter	1	2	3	4	5	6	7	8	9	AB	R	H	RBI	BB	SO	LOB	BOTTOM					
22 Christian Yelich, L OBP: 0.354, SLG: 0.377			G1-3			F8				4	0	0	0	0	2	3	<p>Miami Marlins @ Milwaukee Brewers American Family Field, Milwaukee, WI Fri Sep 30 2022, 7:12 PM - 9:39 PM CDT Att: 31,945 - Roof Closed - 68 F</p> <p>livebaseballscorecards.com</p> <p>AB 27 R 1 H 5 RBI 1 BB 0 SO 8 LOB 7</p>					
15 Tyrone Taylor, R OBP: 0.294, SLG: 0.444										0	0	0	0	0	0	0						
27 Willy Adames, R OBP: 0.302, SLG: 0.468				L3						4	0	1	0	0	2	1						
11 Rowdy Tellez, L OBP: 0.309, SLG: 0.464			G4-3		G3-1		SF8			2	0	0	1	0	0	0						
12 Hunter Renfroe, R OBP: 0.314, SLG: 0.488		G5-3				F9				3	0	1	0	0	0	1						
16 Koltan Wong, L OBP: 0.337, SLG: 0.434		P6		G4-3						3	0	0	0	0	1	1						
18 Keston Hiura, R OBP: 0.322, SLG: 0.457					G6-3					3	0	0	0	0	2	0						
14 Jace Peterson, L OBP: 0.323, SLG: 0.394			SH5-3		G1-3			G3		3	0	1	0	0	0	0						
10 Omar Narváez, L OBP: 0.293, SLG: 0.313			SH5-3		G3					2	0	0	0	0	0	0						
5 Garrett Mitchell, L OBP: 0.368, SLG: 0.423										3	1	2	0	0	1	1						
<b>Inning Stats</b>	R: 0 H: 0 E: 0 K: 2 S: 9	H: 0 LOB: 0 BB: 0 P: 10	R: 0 H: 0 E: 0 K: 1 S: 8	H: 0 LOB: 0 BB: 0 P: 9	R: 0 H: 1 E: 0 K: 1 S: 10	H: 1 LOB: 0 BB: 0 P: 16	R: 0 H: 1 E: 0 K: 0 S: 11	H: 1 LOB: 1 BB: 0 P: 15	R: 0 H: 2 E: 0 K: 0 S: 8	H: 2 LOB: 0 BB: 0 P: 9	R: 1 H: 2 E: 0 K: 0 S: 10	H: 2 LOB: 1 BB: 0 P: 12	R: 0 H: 0 E: 0 K: 2 S: 9	H: 0 LOB: 0 BB: 0 P: 15	R: 0 H: 1 E: 0 K: 2 S: 10	H: 1 LOB: 1 BB: 0 P: 14	R: 0 H: 1 E: 0 K: 2 S: 10	H: 1 LOB: 1 BB: 0 P: 14	1B: 3 2B: 2 3B: 0 HR: 0	SF: 1 SAC: 1 DP: 0 HBP: 0	WP: 0 PB: 0 CS: 0	PA: 29
<b>PITCHER</b>	IP WLS BF H R ER SO BB IBB HBP BLK WP HR S P ERA WHIP	8.0 L 29 5 1 1 8 0 0 0 0 0 0 75 100 1.12 0.625																				



Batter	1	2	3	4	5	6	7	8	9	10	11	12	AB	R	H	RBI	BB	SO	LOB	TOP								
18 <b>Joey Wendle, L</b> OBP: 0.301, SLG: 0.366														5	0	3	1	1	1	0								
83 <b>Charles Leblanc, R</b> OBP: 0.317, SLG: 0.408														4	0	0	0	0	2	4								
5 <b>Jon Bart, R</b> OBP: 0.317, SLG: 0.326														2	0	0	0	0	1	3								
15 <b>Brian Anderson, R</b> OBP: 0.314, SLG: 0.350														5	0	0	0	0	3	2								
24 <b>Avisail Garcia, R</b> OBP: 0.269, SLG: 0.323														4	1	1	0	1	0	0								
14 <b>Bryan De La Cruz, R</b> OBP: 0.284, SLG: 0.413														5	1	2	0	0	0	1								
7 <b>Jesús Sánchez, L</b> OBP: 0.289, SLG: 0.383														2	0	0	0	0	1	1								
86 <b>Peyton Burdick, R</b> OBP: 0.265, SLG: 0.330														1	0	1	1	0	0	0								
67 <b>JJ Bleday, L</b> OBP: 0.279, SLG: 0.303														2	1	0	1	0	0	0								
58 <b>Jacob Stallings, R</b> OBP: 0.290, SLG: 0.292														3	0	0	1	0	0	1								
65 <b>Jordan Groshans, R</b> OBP: 0.316, SLG: 0.333														5	1	2	0	0	1	1								
34 <b>Lewin Díaz, L</b> OBP: 0.230, SLG: 0.303														3	0	0	0	0	1	3								
11 <b>Miguel Rojas, R</b> OBP: 0.282, SLG: 0.324														2	0	1	1	0	0	0								
<b>Inning Stats</b>	R: 0 E: 0 K: 1 S: 7	H: 0 LOB: 0 BB: 0 P: 9	R: 0 E: 0 K: 0 S: 11	H: 1 LOB: 1 BB: 0 P: 18	R: 0 E: 0 K: 1 S: 9	H: 1 LOB: 0 BB: 0 P: 14	R: 0 E: 0 K: 2 S: 8	H: 0 LOB: 0 BB: 0 P: 14	R: 0 E: 0 K: 2 S: 10	H: 0 LOB: 1 BB: 0 P: 18	R: 0 E: 0 K: 1 S: 13	H: 1 LOB: 1 BB: 0 P: 22	R: 2 E: 0 K: 1 S: 20	H: 4 LOB: 3 BB: 1 P: 34	R: 0 E: 0 K: 4 S: 4	H: 0 LOB: 0 BB: 0 P: 4	R: 0 E: 0 K: 1 S: 11	H: 0 LOB: 0 BB: 0 P: 17	R: 1 E: 0 K: 1 S: 8	H: 1 LOB: 1 BB: 0 P: 10	R: 0 E: 0 K: 0 S: 7	H: 0 LOB: 1 BB: 1 P: 15	R: 1 E: 0 K: 1 S: 17	H: 2 LOB: 2 BB: 0 P: 23	1B: 9 2B: 1 3B: 0 HR: 0	SF: 1 SAC: 0 DP: 2 HBP: 1	WP: 0 PB: 0 SB: 0 CS: 0	PA: 47
<b>PITCHER</b>	IP WLS BF H R ER SO BB IBB HBP BLK WP HR S P ERA WHIP	<b>45 Brad Boxberger, R</b> (9, 1) ERA: 3.05 <b>35 Brent Suter, L</b> (10, 1) ERA: 3.84 <b>48 Trevor Gott, R</b> (12, 1) ERA: 3.63												IP WLS BF H R ER SO BB IBB HBP BLK WP HR S P ERA WHIP														
51 <b>Freddy Peralta, R</b> ERA: 3.58	1.1	13	2	0	0	3	0	0	1	0	0	0	0	0	0	17	30	0.00	0.750									
55 <b>Hoby Milner, L</b> ERA: 3.59	1.1	6	1	0	0	3	0	0	1	0	0	0	0	0	0	17	30	0.00	0.750									
56 <b>Justin Topa, R</b> ERA: 4.91	0.2	4	2	2	2	0	0	0	0	0	0	0	0	0	10	17	27.00	3.000										
25 <b>Taylor Rogers, L</b> ERA: 4.83	0.2	5	2	0	0	0	1	0	0	0	0	0	0	0	13	21	0.00	4.500										
50 <b>Matt Bush, R</b> ERA: 3.47	1.1	4	0	0	0	1	0	0	0	0	0	0	0	0	7	10	0.00	0.000										
22 <b>Christian Yelich, L</b> OBP: 0.396, SLG: 0.379														3	0	0	1	3	0	3								
27 <b>Willy Adames, R</b> OBP: 0.298, SLG: 0.460														6	0	1	1	0	2	4								
11 <b>Rowdy Tellez, L</b> OBP: 0.307, SLG: 0.459														5	0	0	0	0	1	4								
18 <b>Keston Hiura, R</b> OBP: 0.320, SLG: 0.455														1	0	0	0	0	1	1								
12 <b>Hunter Renfroe, R</b> OBP: 0.317, SLG: 0.490														4	1	1	0	0	1	1								
16 <b>Kolten Wong, L</b> OBP: 0.338, SLG: 0.432														4	0	2	1	1	0	0								
24 <b>Andrew McCutchen, R</b> OBP: 0.316, SLG: 0.388														3	0	1	0	2	2	0								
14 <b>Jace Peterson, L</b> OBP: 0.320, SLG: 0.390														2	0	0	0	0	0	1								
2 <b>Luis Uribe, R</b> OBP: 0.333, SLG: 0.391														3	1	1	0	0	1	5								
10 <b>Omar Narváez, L</b> OBP: 0.293, SLG: 0.310														1	0	0	0	1	0	0								
15 <b>Tyrone Taylor, R</b> OBP: 0.294, SLG: 0.442														2	1	1	0	1	0	3								
5 <b>Garrett Mitchell, L</b> OBP: 0.366, SLG: 0.407														2	0	0	0	0	2	2								
20 <b>Mike Brouseau, R</b> OBP: 0.303, SLG: 0.437														1	0	0	0	0	1	2								
7 <b>Victor Caratini, S</b> OBP: 0.302, SLG: 0.343														1	0	0	0	0	1	0								
<b>Inning Stats</b>	R: 0 E: 0 K: 2 S: 8	H: 0 LOB: 1 BB: 1 P: 15	R: 0 E: 0 K: 1 S: 12	H: 0 LOB: 0 BB: 0 P: 17	R: 0 E: 0 K: 1 S: 6	H: 0 LOB: 0 BB: 0 P: 9	R: 0 E: 0 K: 1 S: 6	H: 0 LOB: 0 BB: 0 P: 10	R: 0 E: 0 K: 1 S: 6	H: 0 LOB: 0 BB: 0 P: 11	R: 0 E: 0 K: 1 S: 6	H: 0 LOB: 0 BB: 0 P: 12	R: 1 E: 0 K: 2 S: 15	H: 2 LOB: 1 BB: 0 P: 21	R: 1 E: 0 K: 0 S: 8	H: 2 LOB: 1 BB: 0 P: 13	R: 1 E: 0 K: 0 S: 9	H: 1 LOB: 2 BB: 1 P: 16	R: 0 E: 0 K: 1 S: 11	H: 0 LOB: 3 BB: 1 P: 18	R: 0 E: 0 K: 2 S: 11	H: 0 LOB: 1 BB: 1 P: 17	1B: 5 2B: 2 3B: 0 HR: 0	SF: 0 SAC: 2 DP: 2 HBP: 0	WP: 0 PB: 0 SB: 1 CS: 1	PA: 48		
<b>PITCHER</b>	IP WLS BF H R ER SO BB IBB HBP BLK WP HR S P ERA WHIP	<b>49 Pablo López, R</b> (1, 1) ERA: 3.75 <b>35 Richard Bleier, L</b> (8, 1) ERA: 3.62 <b>36 Dylan Florio, R</b> (8, 1) ERA: 3.12 <b>51 Tommy Nance, R</b> (10, 1) ERA: 4.43 <b>81 Hascar Brazoban, R</b> (11, 1) ERA: 3.23												IP WLS BF H R ER SO BB IBB HBP BLK WP HR S P ERA WHIP														
49 <b>Pablo López, R</b> ERA: 3.75	7.0	24	2	0	0	7	3	0	0	0	0	0	0	0	59	96	0.00	0.714										
35 <b>Richard Bleier, L</b> ERA: 3.62	0.2	4	2	1	1	1	0	0	0	0	0	0	0	11	15	13.50	3.000											
36 <b>Dylan Florio, R</b> ERA: 3.12	1.1	6	2	1	1	1	0	1	0	0	0	0	0	12	19	6.75	1.500											
51 <b>Tommy Nance, R</b> ERA: 4.43	1.0	5	1	1	1	0	1	0	0	0	0	0	0	9	16	9.00	2.000											
81 <b>Hascar Brazoban, R</b> ERA: 3.23	1.0	5	0	0	0	1	1	1	0	0	0	0	0	11	18	0.00	1.000											


Miami Marlins @ Milwaukee Brewers  
American Family Field, Milwaukee, WI  
Sun Oct 02 2022, 1:12 PM - 5:24 PM CDT  
Att. 31,053 - Roof Closed - 68 F

AB 43  
R 4  
H 10  
RBI 4  
BB 2  
SO 11  
LOB 17



Miami Marlins @ Milwaukee Brewers  
American Family Field, Milwaukee, WI  
Sun Oct 02 2022, 1:12 PM - 5:24 PM CDT  
Att. 31,053 - Roof Closed - 68 F

AB 38  
R 3  
H 7  
RBI 3  
BB 8  
SO 12  
LOB 26



Batter	1	2	3	4	5	6	7	8	9	AB	R	H	RBI	BB	SO	LOB	TOP				
13 Ronald Acuña Jr., R OBP: 0.349, SLG: 0.414										4	0	0	0	0	2	2					
7 Dansby Swanson, R OBP: 0.330, SLG: 0.450										4	0	2	0	0	0	1					
23 Michael Harris II, L OBP: 0.336, SLG: 0.515										3	0	0	0	1	2	3					
27 Austin Riley, R OBP: 0.349, SLG: 0.531										4	0	0	0	0	4	4					
28 Matt Olson, L OBP: 0.325, SLG: 0.474										4	0	0	0	0	3	4					
16 Travis d'Arnaud, R OBP: 0.316, SLG: 0.469										3	0	0	0	0	1	1					
24 William Contreras, R OBP: 0.347, SLG: 0.593										3	0	0	0	0	2	0					
11 Orlando Arcia, R OBP: 0.320, SLG: 0.428										3	0	1	0	0	0	0					
15 Robbie Grossman, S OBP: 0.308, SLG: 0.307										3	0	1	0	0	0	1					
<b>Inning Stats</b>	R: 0 E: 1 K: 3 S: 14	H: 1 LOB: 2 BB: 0 P: 20	R: 0 E: 0 K: 2 S: 10	H: 0 LOB: 0 BB: 0 P: 15	R: 0 E: 0 K: 1 S: 8	H: 1 LOB: 0 BB: 0 P: 12	R: 0 E: 0 K: 2 S: 12	H: 0 LOB: 1 BB: 1 P: 21	R: 0 E: 0 K: 3 S: 10	H: 1 LOB: 1 BB: 0 P: 12	R: 0 E: 0 K: 1 S: 8	H: 0 LOB: 0 BB: 0 P: 12	R: 0 E: 0 K: 0 S: 6	H: 0 LOB: 0 BB: 0 P: 11	R: 0 E: 0 K: 1 S: 6	H: 0 LOB: 0 BB: 0 P: 7	1B: 2 2B: 2 HR: 0	SF: 0 SAC: 0 DP: 1 HBP: 0	WP: 0 PB: 0 SB: 0 CS: 0	PA: 32	
<b>PITCHER</b>	IP	WLS	BF	H	R	ER	SO	BB	IBB	HBP	BLK	WP	HR	S	P	ERA	WHIP				
44 Jesús Luzardo, L ERA: 3.32	6.0	W	23	4	0	0	12	1	0	0	0	0	0	67	101	0.00	0.833				
43 Jeff Bringham, R ERA: 3.42	1.0		3	0	0	0	1	0	0	0	0	0	0	8	12	0.00	0.000				
93 Bryan Hoeing, R ERA: 11.12	1.0		3	0	0	0	0	0	0	0	0	0	0	6	11	0.00	0.000				
35 Richard Bleier, L ERA: 3.55	1.0		3	0	0	0	1	0	0	0	0	0	0	6	7	0.00	0.000				
<b>Batter</b>	<b>1</b>	<b>2</b>	<b>3</b>	<b>4</b>	<b>5</b>	<b>6</b>	<b>7</b>	<b>8</b>	<b>9</b>	<b>AB</b>	<b>R</b>	<b>H</b>	<b>RBI</b>	<b>BB</b>	<b>SO</b>	<b>LOB</b>	<b>BOTTOM</b>				
5 Jon Berti, R OBP: 0.319, SLG: 0.328										4	1	2	0	0	1	1					
18 Joey Wendle, L OBP: 0.301, SLG: 0.364										4	1	1	0	0	1	2					
14 Bryan De La Cruz, R OBP: 0.290, SLG: 0.430										4	2	3	3	0	0	0					
24 Avisail García, R OBP: 0.266, SLG: 0.319										4	0	0	0	0	3	2					
7 Jesús Sánchez, L OBP: 0.275, SLG: 0.394										4	0	3	1	0	1	0					
54 Nick Fortes, R OBP: 0.303, SLG: 0.382										4	0	0	0	0	0	4					
67 JJ Bleday, L OBP: 0.275, SLG: 0.296										4	0	0	0	0	0	4					
11 Miguel Rojas, R OBP: 0.283, SLG: 0.323										2	0	0	0	1	0	0					
34 Lewin Díaz, L OBP: 0.232, SLG: 0.299										2	0	0	0	1	1	2					
<b>Inning Stats</b>	R: 2 E: 1 K: 0 S: 20	H: 3 LOB: 2 BB: 0 P: 28	R: 0 E: 0 K: 2 S: 14	H: 0 LOB: 0 BB: 0 P: 19	R: 2 E: 0 K: 1 S: 13	H: 3 LOB: 1 BB: 0 P: 20	R: 0 E: 0 K: 0 S: 10	H: 0 LOB: 0 BB: 1 P: 15	R: 0 E: 0 K: 2 S: 10	H: 1 LOB: 2 BB: 1 P: 16	R: 0 E: 0 K: 0 S: 6	H: 2 LOB: 1 BB: 0 P: 17	R: 0 E: 0 K: 1 S: 8	H: 0 LOB: 0 BB: 0 P: 12	1B: 5 2B: 3 3B: 0 HR: 1	SF: 0 SAC: 0 DP: 2 HBP: 0	WP: 0 PB: 0 SB: 1 CS: 0	PA: 34			
<b>PITCHER</b>	IP	WLS	BF	H	R	ER	SO	BB	IBB	HBP	BLK	WP	HR	S	P	ERA	WHIP				
55 Bryce Elder, R ERA: 3.17	5.0	L	22	6	4	4	4	1	0	0	0	0	0	67	98	7.20	1.400				
68 Tyler Matzek, L ERA: 3.24	1.0		5	1	0	0	0	1	0	0	0	0	0	6	12	0.00	2.000				
60 Jesse Chavez, R ERA: 3.26	1.0		4	2	0	0	1	0	0	0	0	0	0	12	17	0.00	2.000				
61 Silvino Bracho, R ERA:	1.0		3	0	0	0	1	0	0	0	0	0	0	8	12	0.00	0.000				

Atlanta Braves @ Miami Marlins  
loanDepot park, Miami, FL  
Mon Oct 03 2022, 6:42 PM - 9:10 PM EDT  
Att: 10,767 - Roof Closed - 72 F

AB 31  
R 0  
H 4  
RBI 0  
BB 1  
SO 14  
LOB 16



Atlanta Braves @ Miami Marlins  
loanDepot park, Miami, FL  
Mon Oct 03 2022, 6:42 PM - 9:10 PM EDT  
Att: 10,767 - Roof Closed - 72 F

AB 32  
R 4  
H 9  
RBI 4  
BB 2  
SO 7  
LOB 15





Batter		1	2	3	4	5	6	7	8	9	AB	R	H	RBI	BB	SO	LOB	TOP										
<b>13 Ronald Acuña Jr., R</b> OBP: 0.349, SLG: 0.413											3	0	1	1	2	0	2											
<b>7 Dansby Swanson, R</b> OBP: 0.329, SLG: 0.449											4	0	0	0	1	2	8											
<b>27 Austin Riley, R</b> OBP: 0.349, SLG: 0.528											3	0	0	0	2	1	1											
<b>16 Travis d'Arnaud, R</b> OBP: 0.319, SLG: 0.472											4	1	2	0	0	1	1											
<b>28 Matt Olson, L</b> OBP: 0.324, SLG: 0.471											5	0	1	0	0	0	6											
<b>24 William Contreras, R</b> OBP: 0.349, SLG: 0.552											5	0	2	1	0	2	3											
<b>11 Orlando Arcia, R</b> OBP: 0.323, SLG: 0.426											3	1	1	0	1	1	3											
<b>23 Michael Harris II, L</b> OBP: 0.339, SLG: 0.514										2	0	1	0	1	0	0												
<b>15 Robbie Grossman, S</b> OBP: 0.307, SLG: 0.305											3	0	0	0	1	2	4											
Inning Stats		R: 0 H: 1 E: 0 K: 1 S: 9	H: 1 LOB: 2 BB: 1 P: 17	R: 1 H: 1 E: 0 K: 3 S: 16	H: 1 LOB: 2 BB: 2 P: 28	R: 0 H: 0 E: 0 K: 1 S: 7	H: 0 LOB: 0 BB: 1 P: 11	R: 0 H: 2 E: 0 K: 2 S: 12	H: 2 LOB: 3 BB: 1 P: 21	R: 1 H: 2 E: 0 K: 1 S: 13	H: 2 LOB: 1 BB: 0 P: 18	R: 0 H: 1 E: 0 K: 0 S: 8	H: 1 LOB: 1 BB: 1 P: 17	R: 0 H: 0 E: 0 K: 0 S: 6	H: 0 LOB: 2 BB: 1 P: 14	R: 0 H: 0 E: 0 K: 0 S: 10	H: 0 LOB: 1 BB: 1 P: 18	R: 0 H: 1 E: 0 K: 1 S: 11	H: 1 LOB: 0 BB: 0 P: 14	1B: 7 2B: 1 3B: 0 HR: 0	SF: 0 SAC: 1 DP: 2 HBP: 1	WP: 0 PB: 0 SB: 1 CS: 0	PA: 42					
PITCHER												IP	WLS	BF	H	R	ER	SO	BB	IBB	HBP	BLK	WP	HR	S	P	ERA	WHIP
<b>60 Braxton Garrett, L</b>	(1, 1)	4.2	L	24	6	2	2	7	4	1	0	0	0	0	54	91	3.86	2.143										
<b>81 Huisacar Brazoban, R</b>	(5, 1)	1.1		5	1	0	0	1	1	0	0	0	0	6	21	0.00	1.500											
<b>51 Tommy Nance, R</b>	(7, 1)	1.0		5	0	0	0	1	1	0	1	0	0	14	14	0.00	1.000											
<b>66 Tanner Scott, L</b>	(8, 1)	1.0		4	0	0	0	1	1	0	0	0	0	10	18	0.00	1.000											
<b>36 Dylan Fioro, R</b>	(9, 1)	1.0		4	1	0	0	1	0	0	0	0	0	11	14	0.00	1.000											
<b>5 Jon Berti, R</b> OBP: 0.318, SLG: 0.330											4	0	1	0	0	2	0											
<b>18 Joey Wendle, L</b> OBP: 0.297, SLG: 0.360											4	0	0	0	0	2	1											
<b>14 Bryan De La Cruz, R</b> OBP: 0.292, SLG: 0.432											3	0	1	0	1	1	0											
<b>24 Avisail Garcia, R</b> OBP: 0.266, SLG: 0.317											3	0	0	0	1	2	1											
<b>7 Jesús Sánchez, L</b> OBP: 0.278, SLG: 0.405											2	1	1	1	1	1	0											
<b>54 Nick Fortes, R</b> OBP: 0.302, SLG: 0.380											1	0	0	0	0	0	3											
<b>86 Peyton Burdick, R</b> OBP: 0.265, SLG: 0.330											0	0	0	0	0	0	0											
<b>15 Brian Anderson, R</b> OBP: 0.311, SLG: 0.346											4	0	0	0	0	2	1											
<b>58 Jacob Stallings, R</b> OBP: 0.292, SLG: 0.292											3	0	1	0	1	1	0											
<b>65 Jordan Groshans, R</b> OBP: 0.295, SLG: 0.310											4	0	0	0	0	1	3											
<b>34 Lewin Diaz, L</b> OBP: 0.229, SLG: 0.295											2	0	0	0	0	1	0											
<b>83 Charles Leblanc, R</b> OBP: 0.315, SLG: 0.405											1	0	0	0	0	1	0											
Inning Stats		R: 0 H: 0 E: 0 K: 2 S: 9	H: 1 LOB: 0 BB: 0 P: 13	R: 0 H: 1 E: 0 K: 1 S: 10	H: 1 LOB: 1 BB: 1 P: 20	R: 0 H: 0 E: 0 K: 2 S: 8	H: 0 LOB: 0 BB: 0 P: 11	R: 1 H: 1 E: 0 K: 2 S: 9	H: 1 LOB: 0 BB: 0 P: 13	R: 0 H: 0 E: 0 K: 0 S: 8	H: 0 LOB: 0 BB: 0 P: 15	R: 0 H: 1 E: 0 K: 1 S: 13	H: 1 LOB: 1 BB: 0 P: 18	R: 0 H: 0 E: 0 K: 3 S: 11	H: 0 LOB: 1 BB: 1 P: 19	R: 0 H: 1 E: 0 K: 1 S: 11	H: 1 LOB: 2 BB: 2 P: 21	R: 0 H: 0 E: 0 K: 2 S: 12	H: 0 LOB: 0 BB: 0 P: 14	1B: 1 2B: 2 3B: 0 HR: 1	SF: 0 SAC: 0 DP: 0 HBP: 0	WP: 0 PB: 0 SB: 1 CS: 0	PA: 35					
PITCHER												IP	WLS	BF	H	R	ER	SO	BB	IBB	HBP	BLK	WP	HR	S	P	ERA	WHIP
<b>12 Jake Odorizzi, R</b>	(1, 1)	5.0	W	18	2	1	1	7	1	0	0	0	0	13	44	1.80	0.600											
<b>32 Collin McHugh, R</b>	(6, 1)	1.0	H	4	1	0	0	1	0	0	0	0	0	11	19	0.00	1.000											
<b>26 Raisel Iglesias, R</b>	(7, 1)	1.0	H	4	0	0	0	3	1	0	0	0	0	11	21	0.00	1.000											
<b>33 A.J. Minter, L</b>	(8, 1)	1.0	H	6	1	0	0	1	2	0	0	0	0	11	21	0.00	3.000											
<b>74 Kenley Jansen, R</b>	(9, 1)	1.0	S	3	0	0	0	2	0	0	0	0	0	12	14	0.00	0.000											

Batter	1	2	3	4	5	6	7	8	9	AB	R	H	RBI	BB	SO	LOB	TOP																		
7 Dansby Swanson, R OBP: 0.329, SLG: 0.447 18 Vaughn Grissom, R OBP: 0.353, SLG: 0.440	G6-3		SF7		K					1	0	0	0	0	0	0	<b>Atlanta Braves @ Miami Marlins</b> loanDepot park, Miami, FL Wed Oct 05 2022, 4:11 PM - 7:51 PM EDT Att: 12,195 - Dome - 72 F																		
11 Orlando Arcia, R OBP: 0.316, SLG: 0.416	P4		F4			G5-3	P4			5	0	0	0	1	4																				
28 Matt Olson, L OBP: 0.325, SLG: 0.477	K			F9				G4-3		5	2	2	2	0	1	3																			
24 William Contreras, R OBP: 0.354, SLG: 0.506		P5			20 WP 8 1B	20 HR	20 2B		20 1B 38 1B	3	3	2	0	2	0	0																			
20 Marcell Ozuna, R OBP: 0.274, SLG: 0.413		K			P4				38 1B 15 BB	5	1	3	3	0	1	1																			
8 Eddie Rosario, L OBP: 0.298, SLG: 0.328										5	0	1	1	0	3	4																			
15 Robbie Grossman, S OBP: 0.310, SLG: 0.311				G3						4	1	2	0	1	1	1																			
38 Guillermo Heredia, R OBP: 0.220, SLG: 0.342					G6-3					5	1	3	2	0	1	1																			
17 Ehre Adrianza, S OBP: 0.264, SLG: 0.206				F9		G4-3				5	0	1	0	0	1	4																			
<b>Inning Stats</b>	R: 0 E: 0 K: 1 S: 8	H: 0 LOB: 0 BB: 0 P: 11	R: 0 E: 0 K: 2 S: 11	H: 0 LOB: 0 BB: 0 P: 18	R: 2 E: 0 K: 0 S: 10	H: 2 LOB: 0 BB: 0 P: 12	R: 1 E: 0 K: 0 S: 11	H: 2 LOB: 1 BB: 0 P: 17	R: 0 E: 0 K: 1 S: 7	H: 0 LOB: 0 BB: 0 P: 10	R: 3 E: 0 K: 2 S: 27	H: 3 LOB: 1 BB: 1 P: 36	R: 2 E: 0 K: 2 S: 21	H: 3 LOB: 2 BB: 1 P: 31	R: 0 E: 0 K: 2 S: 18	H: 2 LOB: 3 BB: 0 P: 30	R: 1 E: 0 K: 1 S: 22	H: 3 LOB: 3 BB: 1 P: 35	1B: 6 2B: 7 3B: 0 HR: 2	SF: 1 SAC: 0 DP: 0 HBP: 1	WP: 1 PB: 0 SB: 0 CS: 0	PA: 46													
<b>PITCHER</b>	IP	WLS	BF	H	R	ER	SO	BB	IBB	HBP	BLK	WP	HR	S	P	ERA	WHIP	<b>PITCHER</b>	IP	WLS	BF	H	R	ER	SO	BB	IBB	HBP	BLK	WP	HR	S	P	ERA	WHIP
57 Eliaser Hernández, R ERA: 9.35	(1.1)		4.0	16	4	3	3	0	0	0	0	1	0	40	58	6.75	1.000	94 Jake Fishman, L ERA: 4.09	(9.1)	0.1		3	2	1	1	0	0	0	0	0	0	6	11	27.00	6.000
93 Bryan Hoeng, R ERA: 12.08	(6.1)	1.1		7	2	3	3	1	0	0	0	0	1	22	32	20.25	2.250	36 Dylan Floro, R ERA: 3.02	(9.1)	0.2	S	4	1	0	0	1	1	0	0	0	0	16	24	0.00	3.000
90 Andrew Nardi, L ERA: 9.92	(6.1)	1.1	W	8	3	2	2	3	1	0	0	0	1	27	36	13.50	3.000																		
43 Jeff Bringham, R ERA: 3.36	(7.1)	0.1	H	2	1	0	0	1	0	0	0	0	0	6	9	0.00	3.000																		
66 Tanner Scott, L ERA: 4.31	(8.1)	1.0		6	2	0	0	2	0	0	1	0	0	18	30	0.00	2.000																		
<b>Inning Stats</b>	R: 0 E: 0 K: 0 S: 9	H: 1 LOB: 1 BB: 0 P: 14	R: 3 E: 0 K: 0 S: 17	H: 4 LOB: 2 BB: 2 P: 31	R: 0 E: 0 K: 0 S: 7	H: 0 LOB: 0 BB: 0 P: 11	R: 0 E: 0 K: 0 S: 5	H: 0 LOB: 0 BB: 0 P: 7	R: 2 E: 0 K: 0 S: 12	H: 2 LOB: 1 BB: 2 P: 24	R: 5 E: 0 K: 2 S: 23	H: 4 LOB: 0 BB: 1 P: 38	R: 2 E: 0 K: 1 S: 16	H: 2 LOB: 1 BB: 1 P: 22	R: 0 E: 0 K: 2 S: 7	H: 0 LOB: 0 BB: 0 P: 9	1B: 9 2B: 0 3B: 2 HR: 2	SF: 0 SAC: 0 DP: 2 HBP: 0	WP: 1 PB: 0 SB: 1 CS: 0	PA: 41															
<b>PITCHER</b>	IP	WLS	BF	H	R	ER	SO	BB	IBB	HBP	BLK	WP	HR	S	P	ERA	WHIP	<b>PITCHER</b>	IP	WLS	BF	H	R	ER	SO	BB	IBB	HBP	BLK	WP	HR	S	P	ERA	WHIP
53 Jackson Stephens, R ERA: 3.69	(1.1)		3.0	15	5	3	3	0	2	0	0	0	1	0	33	56	9.00	2.333	68 Tyler Matzek, L ERA: 3.5	(4.1)		9	2	2	2	0	2	0	0	0	1	17	31	9.00	2.000
60 Jesse Chavez, R ERA: 3.76	(6.1)	0.1	L	5	3	4	4	1	1	0	0	0	0	13	22	108.00	12.000	61 Silvino Bracho, R ERA: 6.23	(6.1)	2.1		11	3	3	3	1	0	0	0	2	30	44	11.57	1.714	
52 Dylan Lee, L ERA: 2.13	(8.1)	0.1		1	0	0	0	1	0	0	0	0	0	3	3	0.00	0.000																		
<b>Inning Stats</b>	R: 0 E: 0 K: 0 S: 9	H: 1 LOB: 1 BB: 0 P: 14	R: 3 E: 0 K: 0 S: 17	H: 4 LOB: 2 BB: 2 P: 31	R: 0 E: 0 K: 0 S: 7	H: 0 LOB: 0 BB: 0 P: 11	R: 0 E: 0 K: 0 S: 5	H: 0 LOB: 0 BB: 0 P: 7	R: 2 E: 0 K: 0 S: 12	H: 2 LOB: 1 BB: 2 P: 24	R: 5 E: 0 K: 2 S: 23	H: 4 LOB: 0 BB: 1 P: 38	R: 2 E: 0 K: 1 S: 16	H: 2 LOB: 1 BB: 1 P: 22	R: 0 E: 0 K: 2 S: 7	H: 0 LOB: 0 BB: 0 P: 9	1B: 9 2B: 0 3B: 2 HR: 2	SF: 0 SAC: 0 DP: 2 HBP: 0	WP: 1 PB: 0 SB: 1 CS: 0	PA: 41															
<b>PITCHER</b>	IP	WLS	BF	H	R	ER	SO	BB	IBB	HBP	BLK	WP	HR	S	P	ERA	WHIP	<b>PITCHER</b>	IP	WLS	BF	H	R	ER	SO	BB	IBB	HBP	BLK	WP	HR	S	P	ERA	WHIP

