

Milwaukee Braves - 1953

Batter	1	2	3	4	5	6	7	8	9	AB R H RBI BB SO LOB	TOP																						
Bill Bruton, L (1, 8) OBP: 0.500, SLG: 0.750	0-0 S 1B		0-0 2B		0-0 G3-6 1-2f			0-0 G3		4 1 2 0 0 0 2	Milwaukee Braves @ Cincinnati Reds Crosley Field, Cincinnati, OH Mon Apr 13 1953, 3:33 AM EST Att. 30,108 - Unknown																						
Johnny Logan, R (1, 6)	0-0 L7		0-0 P5			0-0 6-3		0-0 P4		4 0 0 0 0 0 3																							
Eddie Mathews, L (1, 5)	0-3 K 1-2		0-0 3-1			4-0 1B BB		1-0 HBP		2 0 0 0 1 1 2																							
Sid Gordon, R (1, 7) OBP: 0.500, SLG: 0.500	0-0 FC5-4 2-H 1B			0-0 F7		0-0 1-3 1B		0-0 P4		4 0 2 1 0 0 2																							
Andy Paiko, R (1, 9)	0-0 FC5-4 1-2f			0-0 G3		0-0 5-3		0-3 K		4 0 0 0 0 1 2																							
Joe Adcock, R (1, 3) OBP: 0.250, SLG: 0.500		0-0 5-3		0-3 K		0-0 F2		0-0 E 2B		4 0 1 0 0 1 0																							
Del Crandall, R (1, 2) OBP: 0.250, SLG: 0.500		0-0 5-3			0-0 1B 2B	0-0 P6		0-0 F2		4 1 1 0 0 0 1																							
Jack Dittmer, L (1, 4) OBP: 0.250, SLG: 0.250		0-0 F8			0-0 2-H 1B	0-0 6-3		0-0 E6		4 0 1 1 0 0 1																							
Max Surkont, R (1, 1) OBP: 0.500, SLG: 0.750			0-0 2-3		0-0 G3-6 1B			0-0 F8		4 0 2 0 0 0 2																							
Inning Stats	R: 1 E: 0 K: 1 S: 7	H: 2 LOB: 1 BB: 0 P: 7	R: 0 E: 0 K: 0 S: 3	H: 0 LOB: 0 BB: 0 P: 3	R: 0 E: 0 K: 0 S: 4	H: 1 LOB: 1 BB: 0 P: 4	R: 0 E: 0 K: 1 S: 5	H: 0 LOB: 0 BB: 0 P: 5	R: 1 E: 0 K: 0 S: 4	H: 3 LOB: 0 BB: 0 P: 4	R: 0 E: 0 K: 0 S: 3	H: 1 LOB: 1 BB: 1 P: 7	R: 0 E: 0 K: 0 S: 3	H: 0 LOB: 0 BB: 0 P: 3	R: 0 E: 0 K: 0 S: 4	H: 1 LOB: 2 BB: 0 P: 5	R: 0 E: 1 K: 1 S: 7	H: 1 LOB: 2 BB: 0 P: 7	1B: 5 2B: 4 3B: 0 HR: 0	SF: 0 SAC: 0 DP: 1 HBP: 1	WP: 0 PB: 0 SB: 1 CS: 0	PA: 36											
PITCHER Bud Podbielan, R (1, 1) ERA: 2.25 Frank Smith, R (9, 1) ERA:	IP 8.0	WLS L	BF 31	H 8	R 2	ER 2	SO 2	BB 1	IBB 0	HBP 1	BLK 0	WP 0	HR 0	S 33	P 38	ERA 2.25	WHIP 1.125																
											PITCHER	IP	WLS	BF	H	R	ER	SO	BB	IBB	HBP	BLK	WP	HR	S	P	ERA	WHIP					

livebaseballscores.com

AB	34
R	2
H	9
RBI	2
BB	1
SO	3
LOB	15




Batter	1	2	3	4	5	6	7	8	9	AB	R	H	RBI	BB	SO	LOB
Johnny Temple, R (1, 4)	0-0 F9		0-3 K		0-0 5-3			0-0 L6		4	0	0	0	0	1	2
Bobby Adams, R (1, 5) OBP: 0.250, SLG: 0.250	0-3 K		0-0 1-2 1B			0-0 P5			0-0 F8	4	0	1	0	0	1	0
Willard Marshall, L (1, 9)	0-0 G3		0-0 F8			0-0 P6			0-0 F8	4	0	0	0	0	0	2
Ted Kluszewski, L (1, 3)		0-0 F5		0-0 4-3		0-0 G3			0-0 P6	4	0	0	0	0	0	0
Jim Greengrass, R (1, 7)		0-0 F8		0-0 6-3					0-0 P6	3	0	0	0	0	0	0
Gus Bell, L (1, 8) OBP: 0.333, SLG: 0.667		0-0 2B		0-0 P6					0-0 G3	3	0	1	0	0	0	0
Roy McMillan, R (1, 6)		0-0 P4				0-0 6-3			0-0 5-3	3	0	0	0	0	0	1
Hobie Landrith, L (1, 2) OBP: 0.333, SLG: 0.667			0-0 B1-3			0-0 2B			0-0 F8	3	0	1	0	0	0	0
Bud Podbielan, R (1, 1)			0-0 E4 1B			0-0 F9			0-0 F8	2	0	0	0	0	0	1
Grady Hatton, L (8, PH)										1	0	0	0	0	0	0
Frank Smith, R (9, 1)										0	0	0	0	0	0	0

Inning Stats	R: 0 E: 0 K: 1 S: 5	H: 0 LOB: 0 BB: 0 P: 5	R: 0 E: 0 K: 0 S: 4	H: 1 LOB: 1 BB: 0 P: 4	R: 0 E: 1 K: 1 S: 7	H: 1 LOB: 2 BB: 0 P: 7	R: 0 E: 0 K: 0 S: 3	H: 0 LOB: 0 BB: 0 P: 3	R: 0 E: 0 K: 0 S: 4	H: 1 LOB: 1 BB: 0 P: 4	R: 0 E: 0 K: 0 S: 3	H: 0 LOB: 0 BB: 0 P: 3	R: 0 E: 0 K: 0 S: 3	H: 0 LOB: 0 BB: 0 P: 3	R: 0 E: 0 K: 0 S: 3	H: 0 LOB: 0 BB: 0 P: 3	1B: 1 2B: 2 3B: 0 HR: 0	SF: 0 SAC: 0 DP: 0 HBP: 0	WP: 0 PB: 0 SB: 0 CS: 0	PA: 31	
PITCHER Max Surkont, R (1, 1) ERA:	IP: 9.0	WLS: W	BF: 31	H: 3	R: 0	ER: 0	SO: 2	BB: 0	IBB: 0	HBP: 0	BLK: 0	WP: 0	HR: 0	S: 35	P: 35	ERA: 0.00	WHIP: 0.333				
PITCHER	IP	WLS	BF	H	R	ER	SO	BB	IBB	HBP	BLK	WP	HR	S	P	ERA	WHIP				

Milwaukee Braves @ Cincinnati Reds
 Crosley Field, Cincinnati, OH
 Mon Apr 13 1953, 3:33 AM EST
 Att. 30,108 - Unknown

AB	31
R	0
H	3
RBI	0
BB	0
SO	2
LOB	6



Batter	1	2	3	4	5	6	7	8	9	10	AB R H RBI BB SO LOB	TOP
Solly Hemus, L (1, 6) BBB	4-0 BB		x 0-0 F7			4-0 FC6-5 SH1-3 BB		x 0-0 FC3-2-5-2		x 0-0 FC2-6	3 0 0 0 2 0 4	St. Louis Cardinals @ Milwaukee Braves Milwaukee County Stadium, Milwaukee, WI Tue Apr 14 1953, 4:33 AM EST Att. 34,357 - Unknown livebaseballscorecards.com AB 35 R 2 H 6 RBI 2 BB 3 SO 2 LOB 22
Red Schoendienst, S (1, 4) x	0-0 F6			x 0-0 5-3		x 0-0 SH1-3		x 0-0 6-3		x 0-0 F8	4 0 0 0 0 0 4	
Stan Musial, L (1, 7) (9, 8) x	0-0 F9			x 0-0 1-3		x 0-0 FC6-5-4		x 0-0 F8		x 0-0 4-3	5 0 0 0 0 0 5	
Steve Bilko, R (1, 3) SS	0-3 K			x 0-0 P6			x 0-0 5-3		x 0-0 F9		4 0 0 0 0 1 1	
Enos Slaughter, L (1, 9)		x 0-0 F7			4-0 E 1B BB		x 0-0 E4		x 0-0 F9		3 1 0 0 1 0 0	
Ray Jablonski, R (1, 5) OBP: 0.500, SLG: 0.500 Harvey Haddix, L (9, PR) Billy Johnson, R (9, 5)		x 0-0 F8			0-0 7-5 1B 1B 1-H		0-3 K		x 0-0 2B 1B		4 0 2 1 0 1 1 0 1 0 0 0 0 0 0 0 0 0 0 0 0	
Rip Repulski, R (1, 8) OBP: 0.333, SLG: 0.333 Peanuts Lowrey, R (9, PH) (9, 7) OBP: 1.000, SLG: 2.000		x 0-0 5-3			0-0 7-5 1B 1-2		x 0-0 F7		x 0-0 2B 1-H		3 0 1 0 0 0 1 1 0 1 1 0 0 0	
Del Rice, R (1, 2) OBP: 0.333, SLG: 0.667 Vern Benson, L (8, PR) Les Fusselman, R (8, 2)			x 0-0 F9		x 0-0 7-5		x 0-0 FC1 FC3-2-5-2 2B		x 0-0 5-3		3 0 1 0 0 0 2 0 0 0 0 0 0 0 1 0 0 0 0 0 2	
Gerry Staley, R (1, 1) OBP: 0.250, SLG: 0.250			x 0-0 F8		x 0-0 L8		x 0-0 FC1 FC3-2-5-2 2-3		x 0-0 FC2-6 1B		4 0 1 0 0 0 2	
Inning Stats	R: 0 H: 0 E: 0 LOB: 1 K: 1 BB: 1 S: 5 P: 9	R: 0 H: 0 E: 0 LOB: 0 K: 0 BB: 0 S: 3 P: 3	R: 0 H: 0 E: 0 LOB: 0 K: 0 BB: 0 S: 3 P: 3	R: 0 H: 0 E: 0 LOB: 0 K: 0 BB: 0 S: 3 P: 3	R: 1 H: 2 E: 1 LOB: 1 K: 0 BB: 1 S: 4 P: 8	R: 0 H: 0 E: 0 LOB: 0 K: 0 BB: 1 S: 2 P: 6	R: 0 H: 0 E: 1 LOB: 1 K: 1 BB: 0 S: 6 P: 6	R: 0 H: 1 E: 0 LOB: 2 K: 0 BB: 2 S: 5 P: 5	R: 1 H: 2 E: 0 LOB: 2 K: 0 BB: 0 S: 5 P: 5	R: 0 H: 1 E: 0 LOB: 1 K: 0 BB: 0 S: 4 P: 4	1B: 4 SF: 0 2B: 4 SAC: 1 3B: 0 DP: 2 HR: 0 HBP: 0	
PITCHER Warren Spahn, L (1, 1) ERA: 1.8	IP WLS BF H R ER SO BB IBB HBP BLK WP HR S P ERA WHIP											
	10.0 W 39 6 2 2 2 3 0 0 0 0 0 40 52 1.80 0.900											

Batter	1	2	3	4	5	6	7	8	9	10
Bill Bruton, L (1, 8) OBP: 0.556, SLG: 1.222	F7		P6			SH1-4 1B		1B 3B		HR
Johnny Logan, R (1, 6)	K		K			SH1-4 1-2		1B BB HBP		
Eddie Mathews, L (1, 5)	K			K		K		1B BB		
Sid Gordon, R (1, 7) OBP: 0.375, SLG: 0.375		F8		1-3		6-3		FC6-4 1B		
Andy Pafko, R (1, 9)		F2		1-3			F8	FC6-4		
Joe Adcock, R (1, 3) OBP: 0.375, SLG: 0.429		1B E 1B			SH1-4 BB		5-3		5-3	
Del Crandall, R (1, 2) OBP: 0.286, SLG: 0.429		E5 1B			SH1-4 1-2		G3		5-3	
Jack Dittmer, L (1, 4) OBP: 0.125, SLG: 0.125		G3			4-3			F9	P4	
Warren Spahn, L (1, 1)			5-3		K			4-3		B1-3

AB	R	H	RBI	BB	SO	LOB
5	2	3	1	0	0	0
2	0	0	0	0	2	0
3	0	0	0	1	3	1
4	0	1	1	0	0	1
4	0	0	0	0	0	3
3	1	1	0	1	0	0
3	0	1	0	0	0	0
4	0	0	0	0	0	2
4	0	0	0	0	1	1

WP	PA
0	37

Inning Stats	R: 0	H: 0	E: 0	K: 2	S: 7	H: 0	LOB: 0	BB: 0	P: 7	R: 1	H: 2	E: 1	LOB: 1	K: 0	BB: 0	S: 5	P: 5	R: 0	H: 0	E: 0	K: 1	BB: 0	S: 5	P: 5	R: 0	H: 0	E: 0	K: 1	BB: 0	S: 5	P: 5	R: 0	H: 0	E: 0	K: 1	BB: 1	S: 5	P: 9	R: 0	H: 1	E: 0	K: 1	BB: 0	S: 6	P: 6	R: 0	H: 0	E: 0	K: 0	BB: 0	S: 3	P: 3	R: 1	H: 2	E: 0	K: 0	BB: 1	S: 5	P: 10	R: 0	H: 0	E: 0	K: 0	BB: 0	S: 3	P: 3	R: 0	H: 1	E: 0	K: 0	BB: 0	S: 2	P: 2	1B: 4	SF: 0	2B: 0	SAC: 2	3B: 1	DP: 0	HR: 1	HBP: 1	WP: 0	PA: 37
PITCHER Gerry Staley, R (1, 1) ERA: 1.93	IP	WLS	BF	H	R	ER	SO	BB	IBB	HBP	BLK	WP	HR	S	P	ERA	WHIP																		PITCHER	IP	WLS	BF	H	R	ER	SO	BB	IBB	HBP	BLK	WP	HR	S	P	ERA	WHIP																															

St. Louis Cardinals @ Milwaukee Braves
 Milwaukee County Stadium, Milwaukee, WI
 Tue Apr 14 1953, 4:33 AM EST
 Att: 34,357 - Unknown

livebaseballscorecards.com

AB	32
R	3
H	6
RBI	2
BB	2
SO	6
LOB	8



Batter	1	2	3	4	5	6	7	8	9	AB	R	H	RBI	BB	SO	LOB	TOP		
Bill Bruton, L (1, 8) OBP: 0.571, SLG: 1.000											0	0	0	0	0	0	0		
Johnny Logan, R (1, 6) OBP: 0.187, SLG: 0.091											0	0	0	0	0	0	0	0	
Eddie Mathews, L (1, 5) OBP: 0.538, SLG: 0.625											0	0	0	0	0	0	0	0	
Sid Gordon, R (1, 7) OBP: 0.308, SLG: 0.385											0	0	0	0	0	0	0	0	
Andy Pafko, R (1, 9) OBP: 0.231, SLG: 0.250											0	0	0	0	0	0	0	0	
Joe Adcock, R (1, 3) OBP: 0.308, SLG: 0.333											0	0	0	0	0	0	0	0	
Ebba St. Claire, S (1, 2)											0	0	0	0	0	0	0	0	
Jack Dittmer, L (1, 4) OBP: 0.167, SLG: 0.167											0	0	0	0	0	0	0	0	
Johnny Antonelli, L (1, 1)	0	0	0	0	0	0	0	0											
Inning Stats											1B: 0	SF: 0	WP: 0	PA: 0					
											2B: 0	SAC: 0	PB: 0						
											3B: 0	DP: 0	SB: 0						
											HR: 0	HBP: 0	CS: 0						
PITCHER Gerry Staley, R (1, 1) ERA: 1.93	IP	WLS	BF	H	R	ER	SO	BB	IBB	HBP	BLK	WP	HR	S	P	ERA	WHIP		
	0.0	W	0	0	0	0	0	0	0	0	0	0	0	0	0	∞	∞		
PITCHER	IP	WLS	BF	H	R	ER	SO	BB	IBB	HBP	BLK	WP	HR	S	P	ERA	WHIP		


Milwaukee Braves @ St. Louis Cardinals
 Sportsman's Park, St. Louis, MO
 Sun Apr 19 1953, 4:33 AM EST
 Att. 7,880 - Unknown

AB 0
R 0
H 0
RBI 0
BB 0
SO 0
LOB 0



WP: 0 PA: 0
 PB: 0
 SB: 0
 CS: 0

livebaseballscorecards.com

Batter	1	2	3	4	5	6	7	8	9	AB R H RBI BB SO LOB	TOP							
Bill Bruton, L (1, 8) OBP: 0.556, SLG: 0.889										0 0 0 0 0 0 0 0	Milwaukee Braves @ St. Louis Cardinals Sportsman's Park, St. Louis, MO Mon Apr 20 1953, 4:33 AM EST Att. 4,391 - Unknown livebaseballscorecards.com							
Johnny Logan, R (1, 6) OBP: 0.188, SLG: 0.200										0 0 0 0 0 0 0 0								
Eddie Mathews, L (1, 5) OBP: 0.529, SLG: 0.500										0 0 0 0 0 0 0 0								
Sid Gordon, R (1, 7) OBP: 0.294, SLG: 0.353										0 0 0 0 0 0 0 0								
Andy Pafko, R (1, 9) OBP: 0.235, SLG: 0.250										0 0 0 0 0 0 0 0								
Joe Adcock, R (1, 3) OBP: 0.294, SLG: 0.313										0 0 0 0 0 0 0 0								
Walker Cooper, R (1, 2) OBP: 0.500, SLG: 0.250										0 0 0 0 0 0 0 0								
Jack Dittmer, L (1, 4) OBP: 0.267, SLG: 0.467										0 0 0 0 0 0 0 0								
Warren Spahn, L (1, 1)	0 0 0 0 0 0 0 0	AB 0 R 0 H 0 RBI 0 BB 0 SO 0 LOB 0 																
Inning Stats	1B: 0 SF: 0 WP: 0 PA: 0 2B: 0 SAC: 0 PB: 0 3B: 0 DP: 0 SB: 0 HR: 0 HBP: 0 CS: 0																	
PITCHER Joe Presko, R (1, 1) ERA:	IP	WLS	BF	H	R	ER	SO	BB	IBB	HBP	BLK	WP	HR	S	P	ERA	WHIP	PITCHER IP WLS BF H R ER SO BB IBB HBP BLK WP HR S P ERA WHIP
0.0	W	0	0	0	0	0	0	0	0	0	0	0	0	0	0	∞	∞	

Batter	1	2	3	4	5	6	7	8	9	AB R H RBI BB SO LOB	BOTTOM
--------	---	---	---	---	---	---	---	---	---	----------------------	--------

Solly Hemus, L (1, 6) OBP: 0.462, SLG: 0.250										0 0 0 0 0 0 0
Red Schoendienst, S (1, 4) OBP: 0.182, SLG: 0.273										0 0 0 0 0 0 0
Stan Musial, L (1, 7) OBP: 0.308, SLG: 0.455										0 0 0 0 0 0 0
Steve Bilko, R (1, 3) OBP: 0.167, SLG: 0.091										0 0 0 0 0 0 0
Enos Slaughter, L (1, 9) OBP: 0.455, SLG: 0.667										0 0 0 0 0 0 0
Ray Jablonski, R (1, 5) OBP: 0.200, SLG: 0.200										0 0 0 0 0 0 0
Rip Repulski, R (1, 8) OBP: 0.333, SLG: 0.444										0 0 0 0 0 0 0
Del Rice, R (1, 2) OBP: 0.222, SLG: 0.333										0 0 0 0 0 0 0
Joe Presko, R (1, 1)										0 0 0 0 0 0 0

Milwaukee Braves @ St. Louis Cardinals
Sportsman's Park, St. Louis, MO
 Mon Apr 20 1953, 4:33 AM EST
 Att. 4,391 - Unknown

AB	0
R	0
H	0
RBI	0
BB	0
SO	0
LOB	0



Inning Stats	1B: 0	SF: 0	WP: 0	PA: 0
	2B: 0	SAC: 0	PB: 0	
	3B: 0	DP: 0	SB: 0	
	HR: 0	HBP: 0	CS: 0	

PITCHER Warren Spahn, L (1, 1) ERA: 1.8	IP: 0.0 WLS: L BF: 0 H: 0 R: 0 ER: 0 SO: 0 BB: 0 IBB: 0 HBP: 0 BLK: 0 WP: 0 HR: 0 S: 0 P: 0 ERA: ∞ WHIP: ∞	PITCHER IP: 0.0 WLS: L BF: 0 H: 0 R: 0 ER: 0 SO: 0 BB: 0 IBB: 0 HBP: 0 BLK: 0 WP: 0 HR: 0 S: 0 P: 0 ERA: ∞ WHIP: ∞
--	--	--

Batter	1	2	3	4	5	6	7	8	9	AB R H RBI BB SO LOB	TOP		
Bill Bruton, L (1, 8) OBP: 0.448, SLG: 0.724	0-0 2B 1B		0-0 E3 1B HR	0-0 F2	0-0 F7		0-0 F5	0-0 3B		6 2 2 2 0 0 3			
Johnny Logan, R (1, 6) OBP: 0.289, SLG: 0.250	0-0 F9		0-0 HR 1B	0-0 E6 HR	0-0 1B		1-0 BB HBP	0-0 5-3		5 2 2 1 0 0 2			
Eddie Mathews, L (1, 5) OBP: 0.593, SLG: 0.944	0-0 2B		0-0 HR	0-0 HR	0-0 F8		4-0 BB		0-0 G3	5 2 3 6 1 0 1			
Sid Gordon, R (1, 7) OBP: 0.259, SLG: 0.385	0-0 F9		4-0 HR 1B BB	0-0 HR		0-0 F8	0-3 K		0-0 P5	5 2 1 1 1 1 4			
Andy Pafko, R (1, 9) OBP: 0.222, SLG: 0.269	0-3 K		0-3 K	0-0 1-3 1B		0-0 1B 2B	0-3 K		0-0 5-3	6 1 2 0 0 3 5			
Joe Adcock, R (1, 3) OBP: 0.308, SLG: 0.292		0-0 F8	0-0 HR 1B	0-0 1-3		0-0 1B		0-0 1-3		5 1 2 1 0 0 1			
Jack Dittmer, L (1, 4) OBP: 0.292, SLG: 0.667		0-0 4-3	0-0 HR	0-0 P5		0-0 F8		0-0 4-3		5 1 1 3 0 0 2			
Ebba St. Claire, S (1, 2) OBP: 0.444, SLG: 0.375		0-0 1-3	0-3 K		0-0 SH1-4 1B 1B		0-0 F8	0-0 1B 3B 1B		5 2 2 0 0 1 1			
Max Surkont, R (1, 1) OBP: 0.625, SLG: 0.857			0-0 F9	0-0 E 2B	0-0 SH1-4		4-0 BB HBP BB	0-0 3B 1B		3 2 2 0 1 0 0			
Inning Stats	R: 1 E: 0 K: 1 S: 7 H: 2 LOB: 1 BB: 0 P: 7	R: 0 E: 0 K: 0 S: 3 H: 0 LOB: 0 BB: 0 P: 3	R: 6 E: 1 K: 2 S: 12 H: 4 LOB: 1 BB: 1 P: 16	R: 4 E: 1 K: 0 S: 8 H: 4 LOB: 1 BB: 0 P: 8	R: 1 E: 0 K: 0 S: 5 H: 2 LOB: 1 BB: 0 P: 5	R: 1 E: 0 K: 0 S: 5 H: 2 LOB: 1 BB: 0 P: 5	R: 0 E: 0 K: 2 S: 7 H: 0 LOB: 3 BB: 2 P: 16	R: 2 E: 0 K: 0 S: 6 H: 3 LOB: 1 BB: 0 P: 6	R: 0 E: 0 K: 0 S: 3 H: 0 LOB: 0 BB: 0 P: 3	1B: 9 2B: 3 3B: 1 HR: 4 SF: 0 SAC: 1 DP: 0 HBP: 1	WP: 0 PB: 0 SB: 0 CS: 0 PA: 50		
PITCHER	IP WLS BF H R ER SO BB IBB HBP BLK WP HR S P ERA WHIP											PITCHER	IP WLS BF H R ER SO BB IBB HBP BLK WP HR S P ERA WHIP
Bob Rush, R (1, 1) ERA: 3.86	2.2 L 16 6 7 3 2 1 0 0 0 0 0 2 19 23 10.12 2.625												
Johnny Klippstein, R (3, 1) ERA: 40.5	0.2 7 4 4 3 1 0 0 0 0 0 0 2 9 9 40.50 6.000												
Bob Kelly, R (4, 1) ERA: 4.91	3.2 18 4 2 2 2 2 0 1 0 0 0 0 19 28 4.91 1.636												
Jim Willis, R (8, 1) ERA: 9.0	2.0 9 3 2 2 0 0 0 0 0 0 0 0 9 9 9.00 1.500												

Milwaukee Braves @ Chicago Cubs
Wrigley Field, Chicago, IL
Wed Apr 22 1953, 3:33 AM CST
Att. 7,995 - Unknown

livebaseballscorecards.com

AB 45
R 15
H 17
RBI 14
BB 3
SO 5
LOB 19



Batter	1	2	3	4	5	6	7	8	9	AB	R	H	RBI	BB	SO	LOB
Eddie Miksis, R (1, 6) OBP: 0.083, SLG: 0.083 Gene Hermanski, L (9, PH)	0-0 5-3	0-0 6-3			0-0 P3		0-0 6-3		0-0 F7	4	0	0	0	0	0	0
Frank Baumholtz, L (1, 9) OBP: 0.308, SLG: 0.417	0-0 2B		0-0 4-3 1B		0-0 6-3			0-0 4-3	0-0 F7	5	1	2	0	0	0	1
Dee Fondy, L (1, 3) OBP: 0.462, SLG: 0.615	0-0 1B		0-0 P6		0-0 4-3			0-0 E4 HR	0-0 F8	5	2	1	1	0	0	2
Hank Sauer, R (1, 7) OBP: 0.500, SLG: 1.333	0-0 HR		0-0 4-3			0-0 3B		0-0 HR		4	2	3	3	0	0	1
Preston Ward, L (1, 8) OBP: 0.700, SLG: 1.000	0-0 HR		4-0 BB		0-3 K			0-0 BB		3	1	2	2	1	1	1
Bill Serena, R (1, 4)	4-0 BB		0-0 F9		0-3 K			0-3 K		3	0	0	0	1	2	4
Randy Jackson, R (1, 5) OBP: 0.364, SLG: 0.400	0-0 G5-4-3			0-0 F7		0-0 F9		4-0 BB		3	0	0	0	1	0	2
Toby Atwell, L (1, 2)		0-0 F2		0-3 K			0-0 F8		0-0 4-3	4	0	0	0	0	1	2
Bob Rush, R (1, 1) Johnny Klippstein, R (3, 1) Bob Kelly, R (4, 1) Bob Addis, L (7, PH) Jim Willis, L (8, 1) Carl Sawatski, L (9, PH) OBP: 1.000, SLG: 1.000		0-3 K		0-3 K			0-0 1-3		0-0 E 1B	1	0	0	0	0	1	0

Inning Stats	R: 4 E: 0 K: 0 S: 6	H: 4 LOB: 0 BB: 1 P: 10	R: 0 E: 0 K: 1 S: 5	H: 0 LOB: 0 BB: 0 P: 5	R: 0 E: 0 K: 0 S: 4	H: 1 LOB: 2 BB: 1 P: 8	R: 0 E: 0 K: 2 S: 7	H: 0 LOB: 0 BB: 0 P: 7	R: 0 E: 0 K: 0 S: 3	H: 0 LOB: 0 BB: 0 P: 3	R: 0 E: 0 K: 2 S: 8	H: 1 LOB: 1 BB: 0 P: 8	R: 0 E: 0 K: 0 S: 3	H: 0 LOB: 0 BB: 0 P: 3	R: 2 E: 1 K: 1 S: 8	H: 2 LOB: 2 BB: 1 P: 12	R: 0 E: 1 K: 0 S: 4	H: 1 LOB: 1 BB: 0 P: 4	1B: 4 2B: 2 3B: 1 HR: 2	SF: 0 SAC: 0 DP: 1 HBP: 0	WP: 0 PB: 0 SB: 0 CS: 0	PA: 39			
PITCHER Max Surkont, R (1, 1) ERA: 2.5	IP 9.0	WLS W	BF 39	H 9	R 6	ER 5	SO 6	BB 3	IBB 0	HBP 0	BLK 0	WP 0	HR 2	S 48	P 60	ERA 5.00	WHIP 1.333								

BOTTOM

Milwaukee Braves @ Chicago Cubs
Wrigley Field, Chicago, IL
Wed Apr 22 1953, 3:33 AM CST
Att. 7,995 - Unknown

livebaseballscores.com

AB	36
R	6
H	9
RBI	6
BB	3
SO	6
LOB	14



Batter	1	2	3	4	5	6	7	8	9	AB R H RBI BB SO LOB	TOP
Bill Bruton, L (1, 8) OBP: 0.424, SLG: 0.667	0-0 1B		0-0 F7		0-0 1-3			0-0 F8		4 0 1 0 0 0 0	
Johnny Logan, R (1, 6) OBP: 0.287, SLG: 0.222	0-0 F7		0-0 F7			4-0 FC4-6 BB		0-0 F8	3 0 0 0 1 0 1		
Eddie Mathews, L (1, 5) OBP: 0.548, SLG: 0.955	0-0 P5			0-0 HR		0-0 FC4-6 CS		0-3 K	4 1 1 1 0 1 2		
Sid Gordon, R (1, 7) OBP: 0.226, SLG: 0.333	0-0 F9			0-3 K		0-0 4-3		0-0 P5	4 0 0 0 0 1 2		
Andy Pafko, R (1, 9) OBP: 0.233, SLG: 0.379		0-0 HR		0-0 F8			0-3 K		3 1 1 1 0 1 0		
Joe Adcock, R (1, 3) OBP: 0.310, SLG: 0.333		0-3 K		0-0 2B			0-3 K		3 0 1 0 0 2 0		
Jack Dittmer, L (1, 4) OBP: 0.259, SLG: 0.593		0-0 P6		0-0 3-1			0-0 1-3		3 0 0 0 0 0 1		
Ebba St. Claire, S (1, 2) OBP: 0.333, SLG: 0.273		0-0 L3			0-0 P6			0-0 F9	3 0 0 0 0 0 0		
Vern Bickford, R (1, 1)			0-3 K		0-0 L8			0-0 P6	2 0 0 0 0 1 0		
Don Liddle, L (7, 1)									0 0 0 0 0 0 0		
George Crowe, L (8, PH)									1 0 0 0 0 0 0		
Virgil Jester, R (8, 1)									0 0 0 0 0 0 0		
Inning Stats	R: 0 E: 0 K: 0 S: 4 H: 1 LOB: 1 BB: 0 P: 4	R: 1 E: 0 K: 1 S: 6 H: 1 LOB: 0 BB: 0 P: 6	R: 0 E: 0 K: 1 S: 5 H: 0 LOB: 0 BB: 0 P: 5	R: 1 E: 0 K: 1 S: 7 H: 2 LOB: 1 BB: 0 P: 7	R: 0 E: 0 K: 0 S: 3 H: 0 LOB: 0 BB: 0 P: 3	R: 0 E: 0 K: 0 S: 2 H: 0 LOB: 0 BB: 1 P: 6	R: 0 E: 0 K: 2 S: 7 H: 0 LOB: 0 BB: 0 P: 7	R: 0 E: 0 K: 0 S: 3 H: 0 LOB: 0 BB: 0 P: 3	R: 0 E: 0 K: 1 S: 5 H: 0 LOB: 0 BB: 0 P: 5	1B: 1 2B: 1 3B: 0 HR: 2 SF: 0 SAC: 0 DP: 0 HBP: 0	WP: 0 PB: 0 SB: 1 CS: 1 PA: 31
PITCHER Warren Hacker, R (1, 1) ERA: 2.81	IP: 9.0 WLS: W BF: 31 H: 4 R: 2 ER: 2 SO: 6 BB: 1 IBB: 0 HBP: 0 BLK: 0 WP: 0 HR: 2 S: 42 P: 46 ERA: 2.00 WHIP: 0.556										

Milwaukee Braves @ Chicago Cubs
Wrigley Field, Chicago, IL
Thu Apr 23 1953, 3:33 AM CST
Att. 6,860 - Unknown

livebaseballscorecards.com

AB 30
R 2
H 4
RBI 2
BB 1
SO 6
LOB 6



Batter	1	2	3	4	5	6	7	8	9	AB R H RBI BB SO LOB	TOP																					
Johnny Temple, R (1, 4) OBP: 0.296, SLG: 0.370	0-3 K		0-0 4-3		0-0 F8			0-0 FC6-4 1B		4 0 1 0 0 1 0																						
Bobby Adams, R (1, 5) OBP: 0.400, SLG: 0.455	0-0 6-3		4-0 BB			0-0 6-3		0-0 FC6-4 1-2f		3 0 0 0 1 0 1																						
Willard Marshall, L (1, 9) OBP: 0.167, SLG: 0.261 Bob Borkowski, R (6, 9) OBP: 1.000, SLG: 1.000	0-0 1B		0-0 P6			0-0 F7			0-0 2B 1B 1B	3 0 1 0 0 0 1 1 1 1 0 0 0 0																						
Ted Kluszewski, L (1, 3) OBP: 0.259, SLG: 0.458	0-0 4-3			0-0 F8		0-0 P3			0-0 1B 1-3 HR 2B	4 1 1 0 0 0 1																						
Jim Greengrass, R (1, 7) OBP: 0.375, SLG: 0.500		0-0 FC5-4 1B		0-0 FC6-4 1B		0-0 F8			0-0 HR 2-3 3-H 1B	4 1 3 1 0 0 0																						
Wally Post, R (1, 8) OBP: 0.182, SLG: 0.455		0-0 P4		0-3 K		0-0 F9			0-3 K	4 0 0 0 0 2 4																						
Roy McMillan, R (1, 6) OBP: 0.143, SLG: 0.100		0-0 FC5-4 1-2f		0-0 FC6-4 1-2f		0-0 L3			0-0 F2	4 0 0 0 0 0 4																						
Andy Seminick, R (1, 2) OBP: 0.333, SLG: 0.500	0-3 K				0-0 G4-3 1B			0-0 F8	0-0 HR 1-H 3-H	4 1 2 3 0 1 1																						
Herm Wehmeier, R (1, 1) Clyde King, S (6, 1) Hank Foiles, R (8, PH) OBP: 0.333, SLG: 0.250 Ernie Nevel, R (8, 1) Rocky Bridges, R (9, PH)			0-3 K		0-0 G4-3 1-2f			0-0 F7	0-0 1-3	2 0 0 0 0 1 1 0 0 0 0 0 0 0 1 0 0 0 0 0 0 0 0 0 0 0 0 0 1 0 0 0 0 0 0																						
Inning Stats	R: 0 E: 0 K: 1 S: 6	H: 1 LOB: 1 BB: 0 P: 6	R: 0 E: 0 K: 1 S: 6	H: 1 LOB: 1 BB: 0 P: 6	R: 0 E: 0 K: 1 S: 5	H: 0 LOB: 1 BB: 1 P: 9	R: 0 E: 0 K: 1 S: 6	H: 1 LOB: 1 BB: 0 P: 6	R: 0 E: 0 K: 0 S: 3	H: 0 LOB: 0 BB: 0 P: 3	R: 0 E: 0 K: 0 S: 3	H: 0 LOB: 0 BB: 0 P: 3	R: 0 E: 0 K: 0 S: 4	H: 1 LOB: 1 BB: 0 P: 4	R: 4 E: 0 K: 1 S: 9	H: 4 LOB: 0 BB: 0 P: 9	1B: 7 2B: 1 3B: 0 HR: 1	SF: 0 SAC: 0 DP: 1 HBP: 0	WP: 0 PB: 0 SB: 0 CS: 0	PA: 36												
PITCHER Johnny Antonelli, L (1, 1) ERA: 4.2	IP 9.0	WLS W	BF 36	H 9	R 4	ER 4	SO 5	BB 1	IBB 0	HBP 0	BLK 0	WP 0	HR 1	S 45	P 49	ERA 4.00	WHIP 1.111															
											PITCHER	IP	WLS	BF	H	R	ER	SO	BB	IBB	HBP	BLK	WP	HR	S	P	ERA	WHIP				

Cincinnati Reds @ Milwaukee Braves
 Milwaukee County Stadium, Milwaukee, WI
 Sat Apr 25 1953, 4:33 AM EST
 Att. 14,492 - Unknown

livebaseballscorecards.com

AB	35
R	4
H	9
RBI	4
BB	1
SO	5
LOB	13



Batter	1	2	3	4	5	6	7	8	9	AB	R	H	RBI	BB	SO	LOB
Bill Bruton, L OBP: 0.368, SLG: 0.579 (1, 8)	0-0 F7	0-0 1-3			0-0 G4-3	0-0 F7		0-0 G4-3		5	0	0	0	0	0	5
Johnny Logan, R OBP: 0.324, SLG: 0.367 (1, 6)	4-0 HR BB		0-0 P5		0-0 HR 1B	0-0 HR				3	3	2	3	1	0	0
Eddie Mathews, L OBP: 0.543, SLG: 1.115 (1, 5)	0-0 HR		0-0 F2		0-0 HR	0-0 P5				4	2	2	4	0	0	0
Sid Gordon, R OBP: 0.257, SLG: 0.313 (1, 7)	0-0 F8		4-0 BB		4-0 F7 BB	0-0 L4				2	1	0	0	2	0	0
Andy Pafko, R OBP: 0.235, SLG: 0.394 (1, 9)	0-0 L7		0-0 F8		0-0 2B					4	0	1	0	0	0	1
Joe Adcock, R OBP: 0.273, SLG: 0.290 (1, 3)		0-0 4-3		0-0 G6-3	0-0 F7			0-0 1-3		4	0	0	1	0	0	1
Jack Dittmer, L OBP: 0.258, SLG: 0.533 (1, 4)		4-0 1-3 BB		0-0 L9	0-0 P6			0-0 5-6-3		3	0	0	0	1	0	1
Walker Cooper, R OBP: 0.500, SLG: 0.500 (1, 2)		0-0 1-3		0-0 2B		0-0 HR 1B		0-0 G4-3 1B		4	1	3	0	0	0	1
Johnny Antonelli, L (1, 1)		4-0 BB		0-0 4-3		0-0 E4 HR		0-0 F8		3	1	0	0	1	0	3

Inning Stats	R: 2	H: 1	E: 0	K: 0	S: 4	LOB: 0	BB: 1	P: 8	R: 0	H: 0	E: 0	K: 0	S: 3	LOB: 2	BB: 2	P: 11	R: 0	H: 0	E: 0	K: 0	S: 3	LOB: 1	BB: 1	P: 7	R: 0	H: 1	E: 0	K: 0	S: 4	LOB: 1	BB: 0	P: 4	R: 3	H: 3	E: 1	K: 0	S: 6	LOB: 1	BB: 1	P: 10	R: 0	H: 0	E: 0	K: 0	S: 3	LOB: 0	BB: 0	P: 3	R: 0	H: 1	E: 0	K: 0	S: 3	LOB: 0	BB: 0	P: 3
--------------	------	------	------	------	------	--------	-------	------	------	------	------	------	------	--------	-------	-------	------	------	------	------	------	--------	-------	------	------	------	------	------	------	--------	-------	------	------	------	------	------	------	--------	-------	-------	------	------	------	------	------	--------	-------	------	------	------	------	------	------	--------	-------	------

PITCHER	IP	WLS	BF	H	R	ER	SO	BB	IBB	HBP	BLK	WP	HR	S	P	ERA	WHIP
Herm Wehmeier, R ERA: 11.81 (1, 1)	5.1	L	29	7	8	7	0	5	0	0	0	0	3	24	44	11.81	2.250
Clyde King, R ERA: (6, 1)	1.2		5	0	0	0	0	0	0	0	0	0	0	5	5	0.00	0.000
Ernie Nevel, R ERA: (8, 1)	1.0		3	1	0	0	0	0	0	0	0	0	0	3	3	0.00	1.000

BOTTOM

Cincinnati Reds @ Milwaukee Braves
Milwaukee County Stadium, Milwaukee, WI
 Sat Apr 25 1953, 4:33 AM EST
 Att. 14,492 - Unknown

livebaseballscorecards.com

AB	32
R	8
H	8
RBI	8
BB	5
SO	0
LOB	12



WP	HR	S	P	ERA	WHIP
0	0	1	3	0.00	1.000

Batter	1	2	3	4	5	6	7	8	9	AB R H RBI BB SO LOB	TOP	
Bill Bruton, L (1, 8) OBP: 0.333, SLG: 0.524	0-0 6-3	0-0 3-1			0-3 K		0-0 4-3			4 0 0 0 0 1 1		
Johnny Logan, R (1, 6) OBP: 0.316, SLG: 0.353	0-0 E5		0-0 F8		0-0 1B		0-0 6-3			4 0 1 0 0 0 0		
Eddie Mathews, L (1, 5) OBP: 0.487, SLG: 0.967	0-0 F7		0-0 4-3		0-0 F7		0-0 4-3			4 0 0 0 0 0 2		
Sid Gordon, R (1, 7) OBP: 0.231, SLG: 0.278	0-0 F2		0-0 5-3		0-0 F7		0-0 F8			4 0 0 0 0 0 2		
Andy Pafko, R (1, 9) OBP: 0.237, SLG: 0.405		0-0 1B 2B 2B		0-0 6-3		0-0 6-3		0-0 F9		4 1 1 0 0 0 0		
Joe Adcock, R (1, 3) OBP: 0.243, SLG: 0.257		0-3 K		0-0 1-3		0-0 F8		0-0 F2		4 0 0 0 0 1 1		
Jack Dittmer, L (1, 4) OBP: 0.343, SLG: 0.656		0-0 2B 1B		0-0 HR		4-0 BB		4-0 5-3 BB		2 2 2 1 2 0 0		
Del Crandall, R (1, 2) OBP: 0.250, SLG: 0.583		0-3 K		0-0 HR		0-3 K		0-0 5-3		4 1 1 1 0 2 4		
Max Surkont, R (1, 1) OBP: 0.500, SLG: 0.727		0-0 2B		0-3 K		0-3 K		0-0 L3		4 0 1 2 0 2 1		
Inning Stats	R: 0 E: 1 K: 0 S: 4 H: 0 LOB: 1 BB: 0 P: 4	R: 2 E: 0 K: 2 S: 10 H: 3 LOB: 1 BB: 0 P: 10	R: 0 E: 0 K: 0 S: 3 H: 0 LOB: 0 BB: 0 P: 3	R: 2 E: 0 K: 1 S: 7 H: 2 LOB: 0 BB: 0 P: 7	R: 0 E: 0 K: 1 S: 6 H: 1 LOB: 1 BB: 0 P: 6	R: 0 E: 0 K: 1 S: 5 H: 0 LOB: 1 BB: 1 P: 9	R: 0 E: 0 K: 1 S: 5 H: 0 LOB: 0 BB: 0 P: 5	R: 0 E: 0 K: 0 S: 3 H: 0 LOB: 0 BB: 0 P: 3	R: 0 E: 0 K: 0 S: 3 H: 0 LOB: 1 BB: 1 P: 7	1B: 2 2B: 2 3B: 0 HR: 2 SF: 0 SAC: 0 DP: 0 HBP: 0	WP: 0 PB: 0 SB: 0 CS: 0 PA: 36	
PITCHER	IP WLS BF H R ER SO BB IBB HBP BLK WP HR S P ERA WHIP											
Larry Jansen, R (1, 1) ERA: 2.86	4.0 L 18 5 4 4 3 0 0 0 0 0 2 24 24 9.00 1.250											
Al Corwin, R (5, 1) ERA: 8.0	3.0 11 1 0 0 3 1 0 0 0 0 0 16 20 0.00 0.667											
Hoyt Wilhelm, R (8, 1) ERA:	2.0 7 0 0 0 0 1 0 0 0 0 0 6 10 0.00 0.500											

Milwaukee Braves @ New York Giants
Polo Grounds, New York, NY
Tue Apr 28 1953, 3:33 AM EDT
Att. 9,638 - Unknown

livebaseballscorecards.com

AB	34
R	4
H	6
RBI	4
BB	2
SO	6
LOB	11



Batter	1	2	3	4	5	6	7	8	9	AB	R	H	RBI	BB	SO	LOB
Davey Williams, R (1, 4) OBP: 0.409, SLG: 0.359	4-0 BB 1B	0-0 G5-4-3		0-0 G5-4-3			0-0 FC6-4 1B		0-0 FC6-4 1B	4	1	2	0	1	0	5
Alvin Dark, R (1, 6) OBP: 0.294, SLG: 0.489	4-0 1B 1-2 BB		0-0 6-3		0-0 F8		0-0 FC6-4 1B		0-0 P4	4	0	0	0	1	0	3
Bobby Thomson, R (1, 8) OBP: 0.333, SLG: 0.412	0-0 F7		0-0 1B		0-0 G5-4-3 1B		0-0 1-2 1B		0-0 FC6-4	5	0	3	0	0	0	4
Monte Irvin, R (1, 7) OBP: 0.294, SLG: 0.426	0-0 1-3 2-H 1B		0-0 P6		0-0 G5-4-3 1-2f		0-0 F2			4	0	1	1	0	0	4
Whitey Lockman, L (1, 3) OBP: 0.346, SLG: 0.313	0-3 K		0-0 G3				0-0 F7		0-0 L5	4	0	0	0	0	1	3
Hank Thompson, L (1, 9) OBP: 0.389, SLG: 0.533	0-0 G3			0-0 BB 1B 1B		0-0 1B		0-0 F3		4	0	2	0	0	0	2
Daryl Spencer, R (1, 5) OBP: 0.265, SLG: 0.356		0-0 1B 1B		0-0 F7		0-0 P2		0-3 K		4	0	1	0	0	1	2
Sal Yvars, R (1, 2) OBP: 0.500, SLG: 0.385		0-0 G5-4-3 1B		0-0 BB 1B		0-0 F7			0-0 F7	3	0	2	0	0	0	1
Dusty Rhodes, L (9, PH) OBP: 0.333, SLG: 0.500		1-3 1B		1-2 1B						1	0	0	0	0	0	0
Larry Jansen, R (1, 1) Don Mueller, L (4, PH) Al Gotwini, R (5, 1) Tookie Gilbert, L (7, PH) Hoyt Wilhelm, R (8, 1) George Wilson, L (9, PH)		0-3 K		4-0 G5-4-3 BB			0-0 F3		4-0 BB BB BB BB	1	0	0	0	0	1	2

Inning Stats	R: 1	H: 1	E: 0	K: 1	S: 6	R: 0	H: 2	E: 0	K: 1	S: 6	R: 0	H: 1	E: 0	K: 0	S: 4	R: 0	H: 2	E: 0	K: 0	S: 4	R: 0	H: 1	E: 0	K: 0	S: 3	R: 0	H: 1	E: 0	K: 0	S: 5	R: 0	H: 0	E: 0	K: 1	S: 5	R: 0	H: 1	E: 0	K: 0	S: 4	1B: 11	2B: 0	3B: 0	HR: 0	SF: 0	SAC: 0	DP: 3	HBP: 0	WP: 0	PB: 0	SB: 0	CS: 0	PA: 39
--------------	------	------	------	------	------	------	------	------	------	------	------	------	------	------	------	------	------	------	------	------	------	------	------	------	------	------	------	------	------	------	------	------	------	------	------	------	------	------	------	------	--------	-------	-------	-------	-------	--------	-------	--------	-------	-------	-------	-------	--------

PITCHER	IP	WLS	BF	H	R	ER	SO	BB	IBB	HBP	BLK	WP	HR	S	P	ERA	WHIP	PITCHER	IP	WLS	BF	H	R	ER	SO	BB	IBB	HBP	BLK	WP	HR	S	P	ERA	WHIP															
Max Surkont, R (1, 1) ERA: 2.0	9.0	W	39	11	1	1	3	4	0	0	0	0	0	41	57	1.00	1.667																																	

Milwaukee Braves @ New York Giants
Polo Grounds, New York, NY
Tue Apr 28 1953, 3:33 AM EDT
Att. 9,638 - Unknown

AB	35
R	1
H	11
RBI	1
BB	4
SO	3
LOB	26



Batter	1	2	3	4	5	6	7	8	9	AB R H RBI BB SO LOB	TOP																
Bill Bruton, L (1, 8) OBP: 0.348, SLG: 0.511	4-0 G5-4-3 BB	0-0 FC6-4 1B		0-0 F7			0-0 F7			3 0 1 0 1 0 0																	
Johnny Logan, R (1, 6) OBP: 0.286, SLG: 0.316	0-0 G5-4-3 1-2f	0-0 FC6-4 1-2f		0-3 K			0-0 5-3			4 0 0 0 0 1 4																	
Eddie Mathews, L (1, 5) OBP: 0.512, SLG: 0.941	0-0 1B 1B		0-0 P7		0-0 FC4-6 1B			0-0 G6-4-3 1B		4 0 3 0 0 0 0																	
Sid Gordon, R (1, 7) OBP: 0.233, SLG: 0.275	0-0 FC5-4 1B		0-0 F8		0-0 FC4-6 G6-3 1-2f			0-0 G6-4-3 1-2f		4 0 1 0 0 0 2																	
Andy Pafko, R (1, 9) OBP: 0.238, SLG: 0.390	0-0 FC5-4 1-2f		0-0 HR 1B		0-0 G6-3 1-2f			0-0 6-3		4 1 1 0 0 0 3																	
Joe Adcock, R (1, 3) OBP: 0.288, SLG: 0.342		4-0 1B BB	0-0 HR		0-0 F2			0-0 E6 WP		3 1 1 2 1 0 0																	
Jim Pendleton, R (9, PR)										0 1 0 0 0 0 0																	
Walker Cooper, R (9, 2) OBP: 0.500, SLG: 0.500										0 0 0 0 0 0 0																	
Jack Dittmer, L (1, 4) OBP: 0.359, SLG: 0.618		4-0 1B BB	4-0 BB		0-3 K			0-3 K		2 0 0 0 2 2 0																	
Del Crandall, R (1, 2) OBP: 0.200, SLG: 0.467		0-3 K	0-3 K		0-0 4-3			0-0 3-1		3 0 0 0 0 2 3																	
George Crowe, L (9, 3) (9, 3)										1 0 0 0 0 0 1																	
Warren Spahn, L (1, 1)		0-3 K		0-3 K			0-3 K		0-0 F7	4 0 0 0 0 3 3																	
Inning Stats	R: 0 E: 0 K: 0 S: 4	H: 2 LOB: 2 BB: 1 P: 8	R: 0 E: 0 K: 2 S: 8	H: 1 LOB: 3 BB: 2 P: 16	R: 2 E: 0 K: 1 S: 7	H: 2 LOB: 1 BB: 1 P: 11	R: 0 E: 0 K: 2 S: 7	H: 0 LOB: 0 BB: 0 P: 7	R: 0 E: 0 K: 1 S: 5	H: 0 LOB: 0 BB: 0 P: 5	R: 0 E: 0 K: 1 S: 5	H: 0 LOB: 0 BB: 0 P: 5	R: 0 E: 0 K: 0 S: 3	H: 1 LOB: 0 BB: 0 P: 3	R: 0 E: 0 K: 0 S: 3	H: 1 LOB: 0 BB: 0 P: 3	R: 1 E: 1 K: 1 S: 6	H: 0 LOB: 1 BB: 0 P: 6	1B: 6 2B: 0 3B: 0 HR: 1	SF: 0 SAC: 0 DP: 3 HBP: 0	WP: 1 PB: 0 SB: 1 CS: 0	PA: 36					
PITCHER	IP WLS BF H R ER SO BB IBB HBP BLK WP HR S P ERA WHIP																										
Jim Hearn, R (1, 1) ERA: 4.44	8.0	32	7	2	2	7	4	0	0	0	0	1	42	58	2.25	1.375											
Hoyt Wilhelm, R (9, 1) ERA:	1.0	L	4	0	1	0	1	0	0	0	0	1	0	6	6	0.00	0.000										

Milwaukee Braves @ New York Giants
Polo Grounds, New York, NY
Wed Apr 29 1953, 3:33 AM EDT
Att. 3,927 - Unknown

AB	32
R	3
H	7
RBI	2
BB	4
SO	8
LOB	16



WP: 1	PA: 36
-------	--------

Batter	1	2	3	4	5	6	7	8	9	AB R H RBI BB SO LOB	TOP	
Bill Bruton, L (1, 8) OBP: 0.380, SLG: 0.531	0-3 K		0-0 1B			0-0 4-3 1B		0-0 1B SH1-4 1B		4 0 3 0 0 1 0	Milwaukee Braves @ New York Giants Polo Grounds, New York, NY Thu Apr 30 1953, 3:33 AM EDT Att. 4,109 - Unknown livebaseballscorecards.com	
Johnny Logan, R (1, 6) OBP: 0.289, SLG: 0.317	0-0 F8		0-0 F8			0-0 4-3 1B		0-0 SH1-4		3 0 1 0 0 0 1		
Eddie Mathews, L (1, 5) OBP: 0.532, SLG: 0.914	4-0 FC6-4 BB				4-0 1B BB	0-0 4-3		4-0 1B IBB		1 0 0 0 3 0 2		
Sid Gordon, R (1, 7) OBP: 0.255, SLG: 0.279	0-0 FC6-4 1-2f				0-0 L8	4-0 IBB		0-0 1-2 2-3 1B		3 0 1 0 1 0 2		
Andy Pafko, R (1, 9) OBP: 0.239, SLG: 0.378		0-0 6-3			0-0 1-3 1B G4-6-3	0-0 F2		0-3 K		4 0 1 0 0 1 6		
Joe Adcock, R (1, 3) OBP: 0.250, SLG: 0.317		0-0 2-3			0-0 G4-6-3 1-2f	0-0 P6		0-0 G3		3 0 0 0 0 0 5		
George Crowe, L (8, 3) (8, 3)										1 0 0 0 0 0 3		
Jack Dittmer, L (1, 4) OBP: 0.326, SLG: 0.553		0-0 F7				0-0 F8		0-0 1-3		4 0 0 0 0 0 0		
Del Crandall, R (1, 2) OBP: 0.158, SLG: 0.368			0-0 F8			0-0 6-3		0-0 F3		4 0 0 0 0 0 0		
Vern Bickford, R (1, 1)			0-3 K			0-3 K2-3		0-0 F9		4 0 0 0 0 3 0		
Inning Stats	R: 0 H: 0 E: 0 LOB: 1 K: 1 BB: 1 S: 5 P: 9	R: 0 H: 0 E: 0 LOB: 0 K: 0 BB: 0 S: 3 P: 3	R: 0 H: 1 E: 0 LOB: 1 K: 1 BB: 0 S: 6 P: 6	R: 0 H: 1 E: 0 LOB: 1 K: 0 BB: 1 S: 3 P: 7	R: 0 H: 0 E: 0 LOB: 0 K: 1 BB: 0 S: 5 P: 5	R: 0 H: 2 E: 0 LOB: 3 K: 0 BB: 1 S: 5 P: 9	R: 0 H: 0 E: 0 LOB: 0 K: 0 BB: 0 S: 3 P: 3	R: 0 H: 2 E: 0 LOB: 3 K: 1 BB: 1 S: 7 P: 11	R: 0 H: 0 E: 0 LOB: 0 K: 1 BB: 0 S: 5 P: 5	1B: 6 SF: 0 2B: 0 SAC: 1 3B: 0 DP: 1 HR: 0 HBP: 0	WP: 0 PA: 36 PB: 0 SB: 0 CS: 0	
PITCHER Sal Maglie, R (1, 1) ERA: 3.71	IP WLS BF H R ER SO BB IBB HBP BLK WP HR S P ERA WHIP	9.0 W 36 6 0 0 5 2 2 0 0 0 0 0 42 58 0.00 0.889										



Batter	1	2	3	4	5	6	7	8	9	AB R H RBI BB SO LOB
Davey Williams, R (1, 4) OBP: 0.423, SLG: 0.370	0-0 FC5-4 1B	4-0 BB			0-0 L4-3			0-0 5-3		3 0 1 0 1 0 1
Don Mueller, L (1, 9) OBP: 0.295, SLG: 0.225	0-0 FC5-4 BB 1-2f	0-0 F9			0-0 F2			4-0 BB		3 0 0 0 1 0 4
Monte Irvin, R (1, 7) OBP: 0.271, SLG: 0.382	0-0 F9		0-0 1-4-3			0-0 1-3		0-0 P3		4 0 0 0 0 0 2
Hank Thompson, L (1, 5) OBP: 0.409, SLG: 0.471	4-0 1-2 BB		4-0 CS BB			0-3 K		0-0 F2		2 0 0 0 2 1 0
Bobby Thomson, R (1, 8) OBP: 0.306, SLG: 0.424	0-0 F7		0-0 F8			0-0 F8		0-0 HR		4 1 1 1 0 0 3
Whitey Lockman, L (1, 3) OBP: 0.345, SLG: 0.302		0-0 1-3	0-0 CS	4-0 4-3 1B BB			0-0 3-1			2 0 0 0 1 0 0
Alvin Dark, R (1, 6) OBP: 0.276, SLG: 0.444		0-0 SH5-4 E 1B		0-0 4-3			0-0 L5			3 0 1 0 0 0 1
Wes Westrum, R (1, 2) OBP: 0.333, SLG: 0.353		0-0 E5 SH5-4		0-0 1-2 1B			0-0 5-3			1 0 0 0 0 0 1
Sal Yvars, R (4, PH) OBP: 0.500, SLG: 0.400 (5, 2)				2-H						2 0 1 0 0 0 0
Sal Maglie, R (1, 1) OBP: 0.333, SLG: 0.250		0-0 SH5-4			0-0 L4-3 1B			0-0 P4		2 0 1 0 0 0 0

Inning Stats	R: 0 E: 0 K: 0 S: 4	H: 1 LOB: 2 BB: 1 P: 8	R: 0 E: 1 K: 0 S: 5	H: 1 LOB: 3 BB: 1 P: 9	R: 0 E: 0 K: 0 S: 2	H: 0 LOB: 0 BB: 1 P: 6	R: 0 E: 0 K: 0 S: 2	H: 1 LOB: 2 BB: 1 P: 6	R: 0 E: 0 K: 1 S: 3	H: 1 LOB: 0 BB: 0 P: 3	R: 0 E: 0 K: 0 S: 5	H: 0 LOB: 0 BB: 0 P: 5	R: 0 E: 0 K: 0 S: 3	H: 0 LOB: 0 BB: 0 P: 3	R: 0 E: 0 K: 0 S: 3	H: 0 LOB: 1 BB: 1 P: 7	R: 1 E: 0 K: 0 S: 2	H: 1 LOB: 0 BB: 0 P: 2	1B: 4 2B: 1 3B: 0 HR: 1	SF: 0 SAC: 1 DP: 1 HBP: 0	WP: 0 PB: 0 SB: 0 CS: 1	PA: 33
--------------	------------------------------	---------------------------------	------------------------------	---------------------------------	------------------------------	---------------------------------	------------------------------	---------------------------------	------------------------------	---------------------------------	------------------------------	---------------------------------	------------------------------	---------------------------------	------------------------------	---------------------------------	------------------------------	---------------------------------	----------------------------------	------------------------------------	----------------------------------	--------

PITCHER	IP	WLS	BF	H	R	ER	SO	BB	IBB	HBP	BLK	WP	HR	S	P	ERA	WHIP
Vern Bickford, R (1, 1) ERA: 2.51	8.1	L	32	5	1	1	1	5	0	0	0	0	1	29	49	1.08	1.200

BOTTOM

Milwaukee Braves @ New York Giants
Polo Grounds, New York, NY
Thu Apr 30 1953, 3:33 AM EDT
Att. 4,109 - Unknown

livebaseballscorecards.com

AB	26
R	1
H	5
RBI	1
BB	5
SO	1
LOB	12



Batter	1	2	3	4	5	6	7	8	9	AB R H RBI BB SO LOB	TOP											
Bill Bruton, L (1, 8) OBP: 0.389, SLG: 0.528	0-0 FC5-4 1B		0-0 1B BB F8 1B		0-3 K		0-3 K2-3			4 1 2 0 0 2 0	Milwaukee Braves @ Philadelphia Phillies Connie Mack Stadium, Philadelphia, PA Fri May 01 1953, 3:33 AM EDT Att. 9,472 - Unknown											
Johnny Logan, R (1, 6) OBP: 0.306, SLG: 0.318	0-0 FC5-4 1-2f 2B		4-0 1B 1-2 1B BB		0-0 5-3			0-0 FC6-4 1B		3 1 1 0 1 0 1												
Eddie Mathews, L (1, 5) OBP: 0.510, SLG: 0.846	0-0 4-3		0-0 1B 1-2 1B		0-0 4-3			0-0 FC6-4 G1-4-3 1-2f		4 0 1 0 0 0 2												
Sid Gordon, R (1, 7) OBP: 0.255, SLG: 0.298	0-0 2-H 2B		0-0 F8		0-0 L8			0-0 G1-4-3 1-2f		4 0 1 2 0 0 3												
Andy Pafko, R (1, 9) OBP: 0.260, SLG: 0.449	0-0 5-3		0-0 G6-4-3 1-2 2-3 1B		0-0 F8			0-0 HR		4 1 2 1 0 0 1												
Joe Adcock, R (1, 3) OBP: 0.250, SLG: 0.378		0-3 K	0-0 G6-4-3 1-2f		0-0 HR			0-0 F8		4 1 1 1 0 1 3												
Jack Dittmer, L (1, 4) OBP: 0.319, SLG: 0.524		0-0 4-3		0-0 L8		0-0 P5		0-0 FC1-5-4 BB 1B		4 0 1 0 0 0 0												
Del Crandall, R (1, 2) OBP: 0.174, SLG: 0.318		0-0 1-3		0-0 6-3			0-0 L7	4-0 FC1-5-4 BB		3 0 0 0 1 0 0												
Jim Wilson, R (1, 1) OBP: 0.167, SLG: 0.667			0-0 HR		0-0 5-3		0-0 L8	0-0 FC1-5-4 1-2 2-3		4 1 1 1 0 0 2												
Inning Stats	R: 1 E: 0 K: 0 S: 5	H: 2 LOB: 1 BB: 0 P: 5	R: 0 E: 0 K: 1 S: 5	H: 0 LOB: 0 BB: 0 P: 5	R: 2 E: 0 K: 0 S: 6	H: 4 LOB: 2 BB: 1 P: 10	R: 0 E: 0 K: 0 S: 3	H: 0 LOB: 0 BB: 0 P: 3	R: 0 E: 0 K: 1 S: 5	H: 0 LOB: 0 BB: 0 P: 5	R: 1 E: 0 K: 0 S: 4	H: 1 LOB: 0 BB: 0 P: 4	R: 0 E: 0 K: 1 S: 5	H: 0 LOB: 0 BB: 0 P: 5	R: 0 E: 0 K: 0 S: 3	H: 1 LOB: 0 BB: 0 P: 3	R: 1 E: 0 K: 0 S: 4	H: 2 LOB: 1 BB: 1 P: 8	1B: 6 2B: 1 3B: 0 HR: 3	SF: 0 SAC: 0 DP: 3 HBP: 0	WP: 0 PB: 0 SB: 0 CS: 0	PA: 36
PITCHER	IP WLS BF H R ER SO BB IBB HBP BLK WP HR S P ERA WHIP																					
Karl Drews, R (1, 1) ERA: 3.28	3.0 L 15 6 3 3 1 1 0 0 0 0 0 1 16 20 9.00 2.333																					
Steve Ridzik, R (4, 1) ERA: 2.79	5.0 16 2 1 1 2 0 0 0 0 0 0 1 20 20 1.80 0.400																					
Andy Hansen, R (9, 1) ERA: 3.86	1.0 5 2 1 1 0 1 0 0 0 0 0 1 4 8 9.00 3.000																					

livebaseballscorecards.com

AB	34
R	5
H	10
RBI	5
BB	2
SO	3
LOB	12



Batter	1	2	3	4	5	6	7	8	9	AB R H RBI BB SO LOB	TOP
Bill Bruton, L (1, 8) OBP: 0.379, SLG: 0.544	1-2 3-1		3-3 K		1-1 E2 3B			2-1 L7		4 1 1 1 0 1 0	
Johnny Logan, R (1, 6) OBP: 0.302, SLG: 0.313	1-0 F5			1-2 G3 1B	0-0 F6			2-1 F8		4 0 1 0 0 0 0	
Eddie Mathews, L (1, 5) OBP: 0.473, SLG: 0.767	1-0 1-3			0-1 G3		0-0 F4		2-3 K		4 0 0 0 0 1 1	
Sid Gordon, R (1, 7) OBP: 0.236, SLG: 0.275		2-3 K		1-3 K		0-2 F7		2-2 L9		4 0 0 0 0 2 1	
Andy Pafko, R (1, 9) OBP: 0.278, SLG: 0.431		4-0 BB		4-1 BB		0-0 1-3		3-3 K		2 0 0 0 2 1 0	
Joe Adcock, R (1, 3) OBP: 0.231, SLG: 0.347		1-1 F8		0-3 K		1-3 K		3-1 6-3		4 0 0 0 0 2 3	
Jack Dittmer, L (1, 4) OBP: 0.300, SLG: 0.489		0-0 G3			1-0 E4 4-3 2-3 E		0-0 4-3			3 1 0 0 0 0 1	
Del Crandall, R (1, 2) OBP: 0.192, SLG: 0.440			2-0 L8		0-1 2-3		0-0 HR			3 1 1 1 0 0 1	
Max Surkont, R (1, 1) OBP: 0.462, SLG: 0.667			3-3 K		1-0 4-3		0-0 F8			1 0 0 0 0 1 0	
Harry Hanebrink, L (5, PH)										1 0 0 0 0 0 1	
Ernie Johnson, R (5, 1)										1 0 0 0 0 0 0	
Inning Stats	R: 0 E: 0 K: 0 S: 5 H: 0 LOB: 0 BB: 0 P: 8	R: 0 E: 0 K: 1 S: 7 H: 0 LOB: 1 BB: 1 P: 14	R: 0 E: 0 K: 2 S: 9 H: 0 LOB: 0 BB: 0 P: 17	R: 0 E: 0 K: 2 S: 14 H: 1 LOB: 2 BB: 1 P: 20	R: 2 E: 2 K: 0 S: 7 H: 1 LOB: 0 BB: 0 P: 10	R: 0 E: 0 K: 0 S: 5 H: 0 LOB: 0 BB: 0 P: 5	R: 1 E: 0 K: 1 S: 6 H: 1 LOB: 0 BB: 0 P: 7	R: 0 E: 0 K: 1 S: 8 H: 0 LOB: 0 BB: 0 P: 14	R: 0 E: 0 K: 1 S: 9 H: 0 LOB: 0 BB: 0 P: 17	1B: 1 2B: 0 3B: 1 HR: 1 SF: 0 SAC: 0 DP: 0 HBP: 0	WP: 0 PB: 0 SB: 0 CS: 0 PA: 33
PITCHER Billy Loes, R (1, 1) ERA: 4.11	IP: 9.0 WLS: W BF: 33 H: 3 R: 3 ER: 1 SO: 8 BB: 2 IBB: 0 HBP: 0 BLK: 0 WP: 0 HR: 1 S: 70 P: 112 ERA: 1.00 WHIP: 0.556										

Milwaukee Braves @ Brooklyn Dodgers
 Ebbets Field, Brooklyn, NY
 Sun May 03 1953, 3:33 AM EDT
 Att. 10,136 - Unknown

AB	31
R	3
H	3
RBI	2
BB	2
SO	8
LOB	8



WP: 0	PA: 33
PB: 0	
SB: 0	
CS: 0	

Batter	1	2	3	4	5	6	7	8	9	AB	R	H	RBI	BB	SO	LOB
Jim Gilliam, S OBP: 0.474, SLG: 0.362 (1, 4)	2-2 F7		4-2 2B BB		1-0 F8		0-0 1B			3	1	1	1	1	0	0
Pee Wee Reese, R OBP: 0.333, SLG: 0.406 (1, 6)	1-2 6-3		1-1 F9		0-1 5-3		0-0 F5			4	0	0	0	0	0	2
Duke Snider, L OBP: 0.466, SLG: 0.726 (1, 8)	1-1 3B		2-2 1-H 3B 2B		4-1 CS BB		4-2 G6-4-3 BB			2	1	2	1	2	0	0
Jackie Robinson, R OBP: 0.468, SLG: 0.500 (1, 5)	0-3 K		0-1 2-H E 3B		1-0 CS 1-2	1-1 6-3		2-2 G6-4-3 1-2f		4	1	1	1	0	1	2
Roy Campanella, R OBP: 0.406, SLG: 0.639 (1, 2)		2-2 F9	0-2 F6		2-2 4-3		1-0 5-3			4	0	0	0	0	0	0
George Shuba, L OBP: 0.259, SLG: 0.385 (1, 7)		2-3 K	3-1 G3		0-0 6-3					3	0	0	0	0	1	0
Carl Furillo, R OBP: 0.346, SLG: 0.469 (9, 9)										0	0	0	0	0	0	0
Gil Hodges, R OBP: 0.422, SLG: 0.213 (1, 3)		4-1 1B BB		1-0 1-3			2-2 F5			2	0	0	0	1	0	0
Don Thompson, L OBP: 0.304, SLG: 0.286 (1, 9) (9, 7)		1-1 1B		0-0 L8			2-2 SH3-4 1B			3	1	2	0	0	0	0
Billy Loes, R OBP: 0.182, SLG: 0.100 (1, 1)		0-1 1-3		0-1 4-3			0-0 SH3-4 1-2			2	0	0	0	0	0	2

Inning Stats	R: 0	H: 1	E: 0	LOB: 1	K: 1	P: 16	R: 0	H: 1	E: 0	LOB: 2	K: 1	P: 20	R: 3	H: 2	E: 1	LOB: 0	K: 0	P: 24	R: 0	H: 0	E: 0	LOB: 0	K: 0	P: 5	R: 0	H: 0	E: 0	LOB: 0	K: 0	P: 10	R: 1	H: 2	E: 0	LOB: 1	K: 0	P: 16	R: 0	H: 0	E: 0	LOB: 0	K: 0	P: 13
1B: 3	SF: 0	2B: 1	SAC: 1	3B: 2	DP: 1	HR: 0	HBP: 0	WP: 0	PA: 33																																	

PITCHER	IP	WLS	BF	H	R	ER	SO	BB	IBB	HBP	BLK	WP	HR	S	P	ERA	WHIP
Max Surkont, R ERA: 2.32 (1, 1)	4.0		18	4	3	2	2	2	0	0	0	0	0	41	65	4.50	1.500
Ernie Johnson, R ERA: 1.8 (5, 1)	4.0	L	14	2	1	1	0	2	0	0	0	0	0	29	49	2.25	1.000


BOTTOM

Milwaukee Braves @ Brooklyn Dodgers
 Ebbets Field, Brooklyn, NY
 Sun May 03 1953, 3:33 AM EDT
 Att. 10,136 - Unknown

AB	27
R	4
H	6
RBI	3
BB	4
SO	2
LOB	6



livebaseballscorecards.com

Batter	1	2	3	4	5	6	7	8	9	AB R H RBI BB SO LOB	TOP																									
Bill Bruton, L (1, 8) OBP: 0.365, SLG: 0.516	0-0 F8	2-2 6-3		1-2 4-3		0-0 WP 2B S 1B	2-1 L7			5 1 1 0 0 0 2																										
Johnny Logan, R (1, 6) OBP: 0.328, SLG: 0.396	1-1 2B	2-0 2B			2-2 6-3	2-1 BB 1H 2B		0-1 6-3		5 1 3 2 0 0 0																										
Eddie Mathews, L (1, 5) OBP: 0.483, SLG: 0.787	4-2 2B	1-2 L8			0-0 1B	1-2 F3		1-0 1B		4 2 2 0 1 0 2																										
Sid Gordon, R (1, 7) OBP: 0.283, SLG: 0.315 Jim Pendleton, R (8, PR) (8, 7)	0-0 6-3 1-H 2-H 2B		4-0 BB BB		1-0 F6	4-1 BB BB		0-1 CS 1B		3 0 2 3 2 0 0 0 0 0 0 0 0 0																										
Andy Pafko, R (1, 9) OBP: 0.288, SLG: 0.455	1-0 6-3 2-3		1-1 F5			1B 3B		0-1 L8		4 1 1 0 1 0 3																										
Joe Adcock, R (1, 3) OBP: 0.281, SLG: 0.365	4-0 BB		4-2 G4-6-3 BB			1B FC5-4		1-0 CS 1-2	0-1	3 1 2 1 2 0 3																										
Jack Dittmer, L (1, 4) OBP: 0.309, SLG: 0.480	2-3 K		1-1 G4-6-3 1-2f			0-0 WP 1-2 HR 1B	0-1 5-3 1B		2-0 F2	5 1 2 0 0 1 5	AB 38 R 9 H 15 RBI 9 BB 6 SO 4 LOB 19																									
Del Crandall, R (1, 2) OBP: 0.226, SLG: 0.567		1-0 SH5-3 2B		2-1 L8		1-0 1-H 2-H HR	1-0 5-3		1-3 K	5 2 2 3 0 1 2																										
Johnny Antonelli, L (1, 1) Lew Burdette, R (1, 1)		2-1 SH5-3		0-3 K		0-1 4-3	1-3 K		2-2 6-3	0 0 0 0 0 0 0 4 0 0 0 0 2 2																										
Inning Stats	R: 2 E: 0 K: 1 S: 10	H: 2 LOB: 2 BB: 2 P: 22	R: 1 E: 0 K: 0 S: 12	H: 2 LOB: 1 BB: 0 P: 20	R: 0 E: 0 K: 0 S: 6	H: 0 LOB: 1 BB: 2 P: 16	R: 0 E: 0 K: 1 S: 8	H: 0 LOB: 0 BB: 0 P: 11	R: 0 E: 0 K: 0 S: 6	H: 1 LOB: 0 BB: 0 P: 9	R: 5 E: 0 K: 0 S: 17	H: 6 LOB: 3 BB: 2 P: 32	R: 0 E: 0 K: 1 S: 8	H: 1 LOB: 1 BB: 0 P: 12	R: 1 E: 0 K: 0 S: 7	H: 2 LOB: 1 BB: 0 P: 9	R: 0 E: 0 K: 1 S: 9	H: 1 LOB: 1 BB: 0 P: 14	1B: 7 2B: 5 3B: 2 HR: 1	SF: 0 SAC: 1 DP: 1 HBP: 0	WP: 2 PB: 0 SB: 1 CS: 1	PA: 46														
PITCHER	IP WLS BF H R ER SO BB IBB HBP BLK WP HR S P ERA WHIP																																			
Preacher Roe, L (1, 1) ERA: 3.27	2.0		12	4	3	3	1	2	0	0	0	0	0	22	42	13.50	3.000																			
Clem Labine, R (3, 1) ERA: 7.94	3.1	L	16	6	5	5	1	2	0	0	0	1	1	28	46	13.50	2.400																			
Bob Milliken, R (6, 1) ERA:	0.2		5	1	0	0	0	2	0	0	0	1	0	9	22	0.00	4.500																			
Johnny Podres, L (7, 1) ERA: 6.08	2.0		8	3	1	1	1	0	0	0	0	0	0	15	21	4.50	1.500																			
Jim Hughes, R (9, 1) ERA: 8.31	1.0		4	1	0	0	1	0	0	0	0	0	0	9	14	0.00	1.000																			

Milwaukee Braves @ Brooklyn Dodgers
Ebbets Field, Brooklyn, NY
Mon May 04 1953, 3:33 AM EDT
Att. 13,474 - Unknown

livebaseballscorecards.com

Batter	1	2	3	4	5	6	7	8	9	AB R H RBI BB SO LOB	TOP											
Eddie Miksis, R (1, 4) OBP: 0.299, SLG: 0.292	0-0 E5 G1-6-3		0-0 F8			0-0 P5		0-0 6-3		4 0 0 0 0 0 1												
Frank Baumholtz, L (1, 9) OBP: 0.207, SLG: 0.246 Gene Hermanski, L (6, 9) OBP: 0.278, SLG: 0.133	0-0 G1-6-3 1-2f			0-3 K		0-0 6-3			0-3 K	3 0 0 0 0 1 1 1 0 0 0 0 1 0												
Dee Fondy, L (1, 3) OBP: 0.273, SLG: 0.344 Randy Jackson, R (9, PH) OBP: 0.319, SLG: 0.409	0-3 K			0-3 K		0-3 K			0-0 5-3	3 0 0 0 0 3 0 1 0 0 0 0 0 0												
Hank Sauer, R (1, 7) OBP: 0.466, SLG: 0.489		0-3 K		0-0 1B 1B			4-0 BB		0-0 F5	3 0 1 0 1 1 0												
Bill Serena, R (1, 5) OBP: 0.305, SLG: 0.377		0-0 F7		0-0 1B 1-2			0-3 K			3 0 1 0 0 1 1												
Hal Jeffcoat, R (1, 8) OBP: 0.222, SLG: 0.125		0-0 P4		0-0 F8			0-0 F8			3 0 0 0 0 0 3												
Roy Smalley, R (1, 6) OBP: 0.667, SLG: 0.600			0-0 5-3		0-0 1B G5-4-3		0-3 K			3 0 1 0 0 1 1												
Clyde McCullough, R (1, 2) OBP: 0.231, SLG: 0.231			0-0 1B FC5-6		0-0 1B G5-4-3 1-2f			0-0 F7		3 0 1 0 0 0 1												
Warren Hacker, R (1, 1) OBP: 0.231, SLG: 0.385 Tommy Brown, R (8, PH) Dutch Leonard, R (8, 1) Sheldon Jones, R (8, 1)			0-0 1B FC5-6 1-2f		0-3 K			0-0 L5		2 0 0 0 0 1 1 1 0												
Inning Stats	R: 0 E: 1 K: 1 S: 5	H: 0 LOB: 0 BB: 0 P: 5	R: 0 E: 0 K: 1 S: 5	H: 0 LOB: 0 BB: 0 P: 5	R: 0 E: 0 K: 0 S: 4	H: 1 LOB: 1 BB: 0 P: 4	R: 0 E: 0 K: 0 S: 9	H: 2 LOB: 2 BB: 0 P: 9	R: 0 E: 0 K: 1 S: 5	H: 1 LOB: 0 BB: 0 P: 5	R: 0 E: 0 K: 1 S: 5	H: 0 LOB: 0 BB: 0 P: 5	R: 0 E: 0 K: 2 S: 7	H: 0 LOB: 1 BB: 1 P: 11	R: 0 E: 0 K: 0 S: 3	H: 0 LOB: 0 BB: 0 P: 3	R: 0 E: 0 K: 1 S: 5	H: 0 LOB: 0 BB: 0 P: 5	1B: 4 2B: 0 3B: 0 HR: 0	SF: 0 SAC: 0 DP: 2 HBP: 0	WP: 0 PB: 0 SB: 0 CS: 0	PA: 31
PITCHER Johnny Antonelli, L (1, 1) ERA: 3.65	IP: 9.0 WLS: W BF: 31 H: 4 R: 0 ER: 0 SO: 9 BB: 1 IBB: 0 HBP: 0 BLK: 0 WP: 0 HR: 0 S: 48 P: 52 ERA: 0.00 WHIP: 0.556											PITCHER	IP: 9.0 WLS: W BF: 31 H: 4 R: 0 ER: 0 SO: 9 BB: 1 IBB: 0 HBP: 0 BLK: 0 WP: 0 HR: 0 S: 48 P: 52 ERA: 0.00 WHIP: 0.556									

Chicago Cubs @ Milwaukee Braves
Milwaukee County Stadium, Milwaukee, WI

Fri May 08 1953, 4:33 AM EDT
Att: 30,293 - Unknown

livebaseballscorecards.com

AB	30
R	0
H	4
RBI	0
BB	1
SO	9
LOB	9



Batter	1	2	3	4	5	6	7	8	9	AB R H RBI BB SO LOB	TOP		
Eddie Miksis, R (1, 4) OBP: 0.282, SLG: 0.275	0-0 6-3		0-0 F7		0-0 L5			0-3 K		4 0 0 0 0 1 1			
Dee Fondy, L (1, 3) OBP: 0.257, SLG: 0.324	0-0 G3			0-0 B5-3		0-0 1-3		0-0 F7		4 0 0 0 0 0 0			
Gene Hermanski, L (1, 9) OBP: 0.273, SLG: 0.211	0-3 K			0-0 F8		0-0 2B		0-0 F2		4 0 1 0 0 1 0			
Hank Sauer, R (1, 7) OBP: 0.435, SLG: 0.451		0-0 F7		0-0 F3		0-0 F2		0-0 F9		4 0 0 0 0 0 1			
Preston Ward, L (1, 8) OBP: 0.370, SLG: 0.500 Hal Jeffcoat, R (9, 8) OBP: 0.222, SLG: 0.125		0-0 6-3 1B			0-0 1B FC5-4	4-0 BB		0-3 K		3 1 2 0 1 1 0 0 0 0 0 0 0 0			
Toby Atwell, L (1, 2) OBP: 0.375, SLG: 0.400	0-0 6-3 1-2			0-0 1B FC5-4		0-0 L7		0-0 1B		4 0 2 0 0 0 3			
Bill Serena, R (1, 5) OBP: 0.286, SLG: 0.351		0-3 K			0-0 1B FC5-4 F8		0-3 K		0-0 F8	4 1 0 1 0 2 3			
Roy Smalley, R (1, 6) OBP: 0.556, SLG: 0.500			0-3 K		0-0 1B F8		0-0 P4			3 0 1 0 0 1 0			
Bob Rush, R (1, 1)			0-3 K		0-0 F8		0-0 1-3			3 0 0 1 0 1 1			
Inning Stats	R: 0 H: 0 E: 0 LOB: 0 K: 1 BB: 0 S: 5 P: 5	R: 0 H: 1 E: 0 LOB: 1 K: 1 BB: 0 S: 6 P: 6	R: 0 H: 0 E: 0 LOB: 0 K: 2 BB: 0 S: 7 P: 7	R: 0 H: 0 E: 0 LOB: 0 K: 0 BB: 0 S: 3 P: 3	R: 2 H: 3 E: 0 LOB: 1 K: 0 BB: 0 S: 6 P: 6	R: 0 H: 1 E: 0 LOB: 2 K: 0 BB: 1 S: 4 P: 8	R: 0 H: 0 E: 0 LOB: 0 K: 1 BB: 0 S: 5 P: 5	R: 0 H: 0 E: 0 LOB: 0 K: 1 BB: 0 S: 6 P: 6	R: 0 H: 1 E: 0 LOB: 1 K: 1 BB: 0 S: 6 P: 6	1B: 5 SF: 0 2B: 1 SAC: 0 3B: 0 DP: 0 HR: 0 HBP: 0	WP: 0 PA: 34 PB: 0 SB: 0 CS: 0		
PITCHER	IP WLS BF H R ER SO BB IBB HBP BLK WP HR S P ERA WHIP											PITCHER	IP WLS BF H R ER SO BB IBB HBP BLK WP HR S P ERA WHIP
Jim Wilson, R (1, 1) ERA: 4.09	8.0 L 30 5 2 2 6 1 0 0 0 0 0 0 41 45 2.25 0.750												
Dave Jolly, R (9, 1) ERA:	1.0 4 1 0 0 1 0 0 0 0 0 0 0 6 6 0.00 1.000												

Chicago Cubs @ Milwaukee Braves
Milwaukee County Stadium, Milwaukee, WI

Sat May 09 1953, 4:33 AM EDT
Att: 20,906 - Unknown

livebaseballscorecards.com

AB 33
R 2
H 6
RBI 2
BB 1
SO 7
LOB 9



Batter	1	2	3	4	5	6	7	8	9	AB R H RBI BB SO LOB	TOP							
Eddie Miksis, R (1, 4) OBP: 0.267, SLG: 0.260										0 0 0 0 0 0 0 0	Chicago Cubs @ Milwaukee Braves Milwaukee County Stadium, Milwaukee, WI Sun May 10 1953, 4:38 AM EDT Att. 33,721 - Unknown livebaseballscorecards.com							
Dee Fondy, L (1, 3) OBP: 0.270, SLG: 0.347										0 0 0 0 0 0 0 0								
Roy Smalley, R (1, 6) OBP: 0.615, SLG: 0.833										0 0 0 0 0 0 0 0								
Hank Sauer, R (1, 7) OBP: 0.424, SLG: 0.426										0 0 0 0 0 0 0 0								
Randy Jackson, R (1, 5) OBP: 0.319, SLG: 0.409										0 0 0 0 0 0 0 0								
Gene Hermanski, L (1, 9) OBP: 0.269, SLG: 0.217										0 0 0 0 0 0 0 0								
Hal Jeffcoat, R (1, 8) OBP: 0.222, SLG: 0.125										0 0 0 0 0 0 0 0								
Clyde McCullough, R (1, 2) OBP: 0.231, SLG: 0.231										0 0 0 0 0 0 0 0								
Johnny Klippstein, R (1, 1) OBP: 0.250, SLG: 0.500	0 0 0 0 0 0 0 0	AB 0 R 0 H 0 RBI 0 BB 0 SO 0 LOB 0																
Inning Stats										1B: 0 SF: 0 2B: 0 SAC: 0 3B: 0 DP: 0 HR: 0 HBP: 0	WP: 0 PA: 0 PB: 0 SB: 0 CS: 0							
PITCHER Don Liddle, L (1, 1) ERA:	IP	WLS	BF	H	R	ER	SO	BB	IBB	HBP	BLK	WP	HR	S	P	ERA	WHIP	PITCHER IP WLS BF H R ER SO BB IBB HBP BLK WP HR S P ERA WHIP
	0.0	W	0	0	0	0	0	0	0	0	0	0	0	0	0	∞	∞	

Batter	1	2	3	4	5	6	7	8	9	AB R H RBI BB SO LOB	TOP	
Davey Williams, R (1, 4) OBP: 0.393, SLG: 0.375	4-0 BB G3-6-3 BB		0-0 F7		0-0 5-3			0-3 K		3 0 0 0 1 1 0		
Alvin Dark, R (1, 6) OBP: 0.274, SLG: 0.393	0-0 G3-6-3 1-2f		0-0 3-1			0-0 P8		0-0 6-3		4 0 0 0 0 0 1		
Bobby Thomson, R (1, 8) OBP: 0.337, SLG: 0.448	0-0 F2			0-0 5-3		0-0 5-3			0-0 BB F7 2B	4 1 1 0 0 0 0		
Monte Irvin, R (1, 7) OBP: 0.330, SLG: 0.483		0-0 1-3		0-0 6-3		0-0 5-3		0-3 K		4 0 0 0 0 1 1		
Whitey Lockman, L (1, 3) OBP: 0.354, SLG: 0.282		4-0 BB BB BB BB BB E BB		4-0 BB 1B BB			4-0 BB HBP BB		4-0 BB BB	0 0 0 0 4 0 0		
Don Mueller, L (1, 9) OBP: 0.333, SLG: 0.320		0-3 K		0-0 1-2 1B		0-0 F5		4-0 BB BB	4-0 BB BB	3 0 1 0 1 1 2		
Daryl Spencer, R (1, 5) OBP: 0.267, SLG: 0.469		0-0 FC		0-0 5-3		1-0 HBP G5-4-3		0-0 F7		3 0 0 1 0 0 5		
Sal Yvars, R (1, 2) OBP: 0.368, SLG: 0.294		0-0 P6			0-0 5-3		0-0 G5-4-3		0-3 K	3 0 0 0 0 0 4		
George Wilson, L (9, PH) OBP: 0.400, SLG: 0.143										1 0 0 0 0 1 2		
Bill Connelly, L (1, 1) Al Corwin, R (3, 1) Dusty Rhodes, L (8, PH) Frank Hiller, R (8, 1)			0-3 K		0-3 K			0-0 6-3		1 0 0 0 0 1 0		
Inning Stats	R: 0 H: 0 E: 0 LOB: 0 K: 0 BB: 1 S: 2 P: 6	R: 0 H: 0 E: 1 LOB: 2 K: 1 BB: 1 S: 6 P: 10	R: 0 H: 0 E: 0 LOB: 0 K: 1 BB: 0 S: 5 P: 5	R: 0 H: 1 E: 0 LOB: 2 K: 0 BB: 1 S: 4 P: 8	R: 0 H: 0 E: 0 LOB: 0 K: 1 BB: 0 S: 5 P: 5	R: 0 H: 0 E: 0 LOB: 0 K: 0 BB: 0 S: 3 P: 3	R: 0 H: 0 E: 0 LOB: 1 K: 0 BB: 1 S: 2 P: 7	R: 0 H: 0 E: 0 LOB: 0 K: 1 BB: 0 S: 5 P: 5	R: 1 H: 1 E: 0 LOB: 2 K: 2 BB: 2 S: 8 P: 16	1B: 1 SF: 0 2B: 1 SAC: 0 3B: 0 DP: 2 HR: 0 HBP: 1	WP: 0 PA: 35 PB: 0 SB: 0 CS: 0	
PITCHER Bob Buhl, R (1, 1) ERA: 3.18	IP WLS BF H R ER SO BB IBB HBP BLK WP HR S P ERA WHIP	9.0 W 35 2 1 1 6 6 0 1 0 0 0 40 65 1.00 0.889										

New York Giants @ Milwaukee Braves
Milwaukee County Stadium, Milwaukee, WI

Tue May 12 1953, 4:33 AM EDT
Att. 29,967 - Unknown - 40 F

livebaseballscorecards.com

AB	28
R	1
H	2
RBI	1
BB	6
SO	6
LOB	15



Batter	1	2	3	4	5	6	7	8	9	AB	R	H	RBI	BB	SO	LOB
Bill Bruton, L OBP: 0.337, SLG: 0.440 (1, 8)	0-0 F8	4-0 BB 1B 1-2	0-0 L7		0-0 F8		0-0 BB 1B 1-3	0-0 3-1		5	0	1	1	1	0	4
Johnny Logan, R OBP: 0.338, SLG: 0.467 (1, 6)	0-0 3B	0-0 BB 1B 1-2 2-3	0-0 L6		0-0 L7		0-0 BB 1B 1-2 3-H			5	1	3	1	0	0	2
Eddie Mathews, L OBP: 0.457, SLG: 0.645 (1, 5)	0-0 4-3	4-0 BB		0-0 4-3	0-0 F9		4-0 BB 1B 1-2 2-3			3	0	0	1	2	0	1
Sid Gordon, R OBP: 0.278, SLG: 0.310 (1, 7)	0-0 1B 3B 3-H	0-0 P8		4-0 BB 1B E BB		0-0 P4	0-0 F3			4	2	1	1	1	0	6
Andy Pafko, R OBP: 0.286, SLG: 0.425 (1, 9)	0-0 1B 3-H		0-0 5-3	0-0 P3		0-0 F8	0-0 F8			5	0	1	1	0	0	4
Joe Adcock, R OBP: 0.303, SLG: 0.348 (1, 3)	0-0 P4		4-0 1B 1B BB	0-0 E 1B 1-2		4-0 BB		0-0 FC1-4 1B 1B		3	2	2	0	2	0	1
Jack Dittmer, L OBP: 0.315, SLG: 0.455 (1, 4)		0-0 P6	0-0 1B 1B L7 1B 1-3	4-0 E 1B 1-2 2-3		0-0 1-3		0-0 FC1-4 1B		4	1	2	0	1	0	1
Del Crandall, R OBP: 0.304, SLG: 0.591 (1, 2)		0-0 1B BB BB 1B	0-0 1B 1B 1-2 3-H	0-0 E5 1-3 2-H 3-H			0-0 1B 1B	0-0 FC1-4 1-2f 2-3		5	2	3	1	0	0	3
Bob Buhl, R OBP: 0.167, SLG: 0.167 (1, 1)		0-3 K	0-0 1B 1-2 2-3	0-0 F9			0-3 K	0-3 K		5	0	1	0	0	3	6

Inning Stats	R: 2	H: 3	E: 0	LOB: 1	K: 0	S: 6	R: 1	H: 2	E: 0	LOB: 3	K: 1	S: 7	R: 2	H: 3	E: 0	LOB: 2	K: 0	S: 6	R: 2	H: 1	E: 1	LOB: 2	K: 0	S: 5	R: 0	H: 0	E: 0	LOB: 0	K: 0	S: 3	R: 0	H: 0	E: 0	LOB: 1	K: 0	S: 3	R: 1	H: 3	E: 0	LOB: 3	K: 1	S: 8	R: 0	H: 2	E: 0	LOB: 2	K: 1	S: 7	1B: 12	2B: 0	3B: 2	HR: 0	SF: 0	SAC: 0	DP: 0	HBP: 0	WP: 0	PA: 46
--------------	------	------	------	--------	------	------	------	------	------	--------	------	------	------	------	------	--------	------	------	------	------	------	--------	------	------	------	------	------	--------	------	------	------	------	------	--------	------	------	------	------	------	--------	------	------	------	------	------	--------	------	------	--------	-------	-------	-------	-------	--------	-------	--------	-------	--------

PITCHER	IP	WLS	BF	H	R	ER	SO	BB	IBB	HBP	BLK	WP	HR	S	P	ERA	WHIP
Bill Connelly, R ERA: 13.0 (1, 1)	2.1	L	16	6	5	5	1	3	0	0	0	0	0	15	27	19.29	3.857
Al Corwin, R ERA: 4.91 (3, 1)	4.2		25	6	3	1	1	4	0	0	0	0	0	23	39	1.93	2.143
Frank Hiller, R ERA: 0.93 (8, 1)	1.0		5	2	0	0	1	0	0	0	0	0	0	7	7	0.00	2.000

BOTTOM

New York Giants @ Milwaukee Braves
Milwaukee County Stadium, Milwaukee, WI

Tue May 12 1953, 4:33 AM EDT
Att: 29,967 - Unknown - 40 F

AB	39
R	8
H	14
RBI	6
BB	7
SO	3
LOB	28



WP	PA	ERA	WHIP
0	46		

livebaseballscores.com

Batter	1	2	3	4	5	6	7	8	9	AB R H RBI BB SO LOB	TOP		
Davey Williams, R (1, 4) OBP: 0.404, SLG: 0.381	4-0 CS BB		0-0 F9 1-2		0-0 BB 1B		0-0 1B		0-0 L5	4 0 2 0 1 0 1			
Whitey Lockman, L (1, 3) OBP: 0.360, SLG: 0.276	0-0 F7		4-0 BB		4-0 BB		0-0 L8			2 0 0 0 2 0 2			
Alvin Dark, R (1, 6) OBP: 0.273, SLG: 0.380	4-0 1-2 BB		0-0 4-3		0-3 K			0-0 1-3		3 0 0 0 1 1 4			
Monte Irvin, R (1, 7) OBP: 0.327, SLG: 0.473	0-0 1-3			0-0 F8	0-0 5-3			0-0 PB BB F9 1B		4 1 1 0 0 0 3			
Bobby Thomson, R (1, 8) OBP: 0.343, SLG: 0.439		0-3 K		4-0 FC1-6 BB BB		0-0 F8		4-0 PB BB		2 0 0 0 2 1 0			
Daryl Spencer, R (1, 5) OBP: 0.267, SLG: 0.452		0-3 K		4-0 FC1-6 BB		0-0 P4		0-0 F9		3 0 0 1 1 1 1			
Don Mueller, L (1, 9) OBP: 0.318, SLG: 0.304		0-0 1-3		0-0 FC1-6 FC4 1-2f 2-3		0-0 F7		0-0 F8		4 0 0 0 0 0 3			
Wes Westrum, R (1, 2) OBP: 0.343, SLG: 0.286 Tookie Gilbert, L (7, PH)			0-0 5-3	0-0 FC4 1-2f			0-0 P6		0-0 F2	2 0 0 0 0 0 2 1 0 0 0 0 0 0 1 0 0 0 0 0 0			
Sal Yvars, R (7, 2) OBP: 0.359, SLG: 0.286													
Dave Koslo, L (1, 1) OBP: 0.250, SLG: 0.250 George Wilson, L (7, PH) Hoyt Wilhelm, R (7, 1) Frank Hiller, R (7, 1) Dusty Rhodes, L (9, PH) OBP: 0.250, SLG: 0.375			0-0 PB 1B		0-0 G3		0-3 K		0-3 K	2 0 1 0 0 0 0 1 0 0 0 0 1 0 0 0 0 0 0 0 0 0 0 0 0 0 0 0 1 0 0 0 0 1 0			
Inning Stats	R: 0 H: 0 E: 0 LOB: 1 K: 0 BB: 2 S: 2 P: 10	R: 0 H: 0 E: 0 LOB: 0 K: 2 BB: 0 S: 7 P: 7	R: 0 H: 1 E: 0 LOB: 2 K: 0 BB: 1 S: 4 P: 8	R: 0 H: 0 E: 0 LOB: 2 K: 0 BB: 2 S: 3 P: 11	R: 0 H: 1 E: 0 LOB: 2 K: 1 BB: 1 S: 6 P: 10	R: 0 H: 0 E: 0 LOB: 0 K: 0 BB: 0 S: 3 P: 3	R: 0 H: 1 E: 0 LOB: 1 K: 1 BB: 0 S: 6 P: 6	R: 1 H: 1 E: 0 LOB: 1 K: 0 BB: 1 S: 4 P: 8	R: 0 H: 0 E: 0 LOB: 0 K: 1 BB: 0 S: 5 P: 5	1B: 4 SF: 0 2B: 0 SAC: 0 3B: 0 DP: 0 HR: 0 HBP: 0	WP: 0 PA: 37 PB: 2 SB: 0 CS: 1		
PITCHER	IP WLS BF H R ER SO BB IBB HBP BLK WP HR S P ERA WHIP											PITCHER	IP WLS BF H R ER SO BB IBB HBP BLK WP HR S P ERA WHIP
Johnny Antonelli, L (1, 1) ERA: 3.38 Lew Burdette, R (3, 1) ERA: 1.56	2.0 7 0 0 0 2 2 0 0 0 0 0 0 9 17 0.00 1.000												7.0 W 30 4 1 0 3 5 0 0 0 0 0 0 31 51 0.00 1.286

New York Giants @ Milwaukee Braves
Milwaukee County Stadium, Milwaukee, WI

Wed May 13 1953, 4:33 AM EDT
Att: 9,043 - Unknown - 40 F

livebaseballscorecards.com

AB	30
R	1
H	4
RBI	1
BB	7
SO	5
LOB	16



Batter	1	2	3	4	5	6	7	8	9	AB R H RBI BB SO LOB	TOP							
Paul Smith, L (1, 3) OBP: 0.320, SLG: 0.299	0-0 6-3			0-0 3B		0-0 4-3			0-0 F9	4 1 1 0 0 0 1	Pittsburgh Pirates @ Milwaukee Braves Milwaukee County Stadium, Milwaukee, WI Thu May 14 1953, 4:33 AM EDT Att. 15,438 - Unknown livebaseballscorecards.com							
Pete Castiglione, R (1, 5) OBP: 0.240, SLG: 0.380	0-0 F2			0-0 1-H F8		0-0 1-3			0-0 5-3	4 1 1 1 0 0 1								
Cal Abrams, L (1, 9) OBP: 0.453, SLG: 0.508	0-3 K			0-0 1-3			0-3 K		0-0 F7	4 0 0 0 0 2 2								
Ralph Kiner, R (1, 7) OBP: 0.323, SLG: 0.361		0-0 F7		0-0 F8			0-0 F9			3 0 0 1 0 0 0								
Carlos Bernier, R (1, 8) OBP: 0.386, SLG: 0.519		0-0 6-3		0-0 6-3			0-0 4-3			3 0 0 0 0 0 0								
Eddie Pellagrini, R (1, 4) OBP: 0.375, SLG: 0.615		0-3 K			0-3 K			0-0 G3		3 0 0 0 0 2 0								
Mike Sandlock, S (1, 2) OBP: 0.286, SLG: 0.231			0-0 F7		0-0 6-3			0-0 F5		3 0 0 0 0 0 0								
Dick Cole, R (1, 6) OBP: 0.388, SLG: 0.323			0-3 K		0-0 F9			0-0 5-3		3 0 0 0 0 1 0								
Johnny Lindell, R (1, 1) OBP: 0.444, SLG: 0.833			0-0 6-3		0-3 K			0-0 2B		3 0 1 0 0 1 0								
Inning Stats	R: 0 E: 0 K: 1 S: 5	H: 0 LOB: 0 BB: 0 P: 5	R: 0 E: 0 K: 1 S: 5	H: 0 LOB: 0 BB: 0 P: 5	R: 2 E: 0 K: 0 S: 5	H: 2 LOB: 0 BB: 0 P: 5	R: 0 E: 0 K: 1 S: 5	H: 0 LOB: 0 BB: 0 P: 5	R: 0 E: 0 K: 1 S: 5	H: 0 LOB: 0 BB: 0 P: 5	R: 0 E: 0 K: 0 S: 3	H: 0 LOB: 0 BB: 0 P: 3	R: 0 E: 0 K: 0 S: 4	H: 1 LOB: 1 BB: 0 P: 4	1B: 1 2B: 1 3B: 1 HR: 0	SF: 0 SAC: 0 DP: 0 HBP: 0	WP: 0 PB: 0 SB: 0 CS: 0	PA: 30
PITCHER Jim Wilson, R (1, 1) ERA: 3.48	IP: 9.0 WLS: W BF: 30 H: 3 R: 2 ER: 2 SO: 6 BB: 0 IBB: 0 HBP: 0 BLK: 0 WP: 0 HR: 0 S: 42 P: 42 ERA: 2.00 WHIP: 0.333											PITCHER	IP: WLS: BF: H: R: ER: SO: BB: IBB: HBP: BLK: WP: HR: S: P: ERA: WHIP:					



Batter	1	2	3	4	5	6	7	8	9	AB R H RBI BB SO LOB	TOP							
Paul Smith, L (1, 3) OBP: 0.324, SLG: 0.297	0-3 K	4-0 1B BB			0-0 4-3		0-0 G1-6-3 1B		0-0 P6	4 0 1 0 1 1 0	Pittsburgh Pirates @ Milwaukee Braves Milwaukee County Stadium, Milwaukee, WI Fri May 15 1953, 4:33 AM EDT Att. 8,744 - Unknown livebaseballscorecards.com							
Pete Castiglione, R (1, 5) OBP: 0.240, SLG: 0.375	0-3 K	0-0 1B 1-2 2-H			0-0 P4		0-0 G1-6-3 1-2f			4 0 1 1 0 1 1								
Cal Abrams, L (1, 9) OBP: 0.456, SLG: 0.507	0-0 BB 1B	0-0 4-3			0-3 K			0-0 4-3 1B		4 1 2 0 0 1 2								
Ralph Kiner, R (1, 7) OBP: 0.330, SLG: 0.360	0-0 1-2 1B				0-0 F8		4-0 2B F8 BB	0-3 K		3 1 1 0 1 1 1								
Joe Garagiola, L (1, 2) OBP: 0.340, SLG: 0.341	4-0 FC6-4 BB				0-0 4-3		0-0 5-3 2B	0-0 4-3		3 0 1 0 1 0 1								
Danny O'Connell, R (1, 4) OBP: 0.391, SLG: 0.459	0-0 FC6-4				0-0 F3		0-0 F8	0-0 1B		4 0 1 2 0 0 4								
Eddie O'Brien, R (8, PR)										0 0 0 0 0 0 0								
Eddie Pellagrini, R (8, 4) OBP: 0.375, SLG: 0.615	0-0 1-2f									0 0 0 0 0 0 0								
Carlos Bernier, R (1, 8) OBP: 0.377, SLG: 0.491					0-3 K		0-0 5-3	0-0 1-3		3 1 0 0 1 1 2								
Dick Cole, R (1, 6) OBP: 0.373, SLG: 0.309					0-0 5-3		0-0 F8			3 0 0 0 0 0 2								
George Metkovich, L (9, PH)										1 0 0 0 0 0 0								
Bob Friend, R (1, 1) OBP: 0.167, SLG: 0.167					0-0 5-3		0-0 F4			3 0 0 0 0 0 1								
Felipe Montemayor, L (9, PH) OBP: 0.231, SLG: 0.229										1 0 0 0 0 0 0								
Inning Stats	R: 0 E: 0 K: 2 S: 9	H: 2 LOB: 3 BB: 1 P: 13	R: 1 E: 0 K: 0 S: 4	H: 1 LOB: 2 BB: 2 P: 12	R: 0 E: 0 K: 0 S: 3	H: 0 LOB: 0 BB: 0 P: 3	R: 0 E: 0 K: 1 S: 5	H: 0 LOB: 0 BB: 0 P: 5	R: 0 E: 0 K: 0 S: 3	H: 1 LOB: 0 BB: 0 P: 3	R: 1 E: 0 K: 0 S: 7	H: 2 LOB: 1 BB: 0 P: 7	R: 0 E: 0 K: 0 S: 3	H: 0 LOB: 0 BB: 0 P: 3	1B: 6 2B: 1 3B: 0 HR: 0	SF: 0 SAC: 0 DP: 1 HBP: 0	WP: 0 PB: 0 SB: 0 CS: 0	PA: 37
PITCHER Max Surkont, R (1, 1) ERA: 2.39	IP: 9.0 WLS: W BF: 37 H: 7 R: 3 ER: 3 SO: 5 BB: 4 IBB: 0 HBP: 0 BLK: 0 WP: 0 HR: 0 S: 43 P: 59 ERA: 3.00 WHIP: 1.222											PITCHER	IP: 0 WLS: 0 BF: 0 H: 0 R: 0 ER: 0 SO: 0 BB: 0 IBB: 0 HBP: 0 BLK: 0 WP: 0 HR: 0 S: 0 P: 0 ERA: 0.00 WHIP: 0.00					



Batter	1	2	3	4	5	6	7	8	9	AB	R	H	RBI	BB	SO	LOB
Bill Bruton, L OBP: 0.323, SLG: 0.394 (1, 8)	0-3 K		0-0 G3		0-0 F8		4-0 FC6-4 BB			3	0	0	0	1	1	0
Johnny Logan, R OBP: 0.333, SLG: 0.448 (1, 6)	0-0 6-3		0-0 L7		0-0 G4-6-3 1B		0-0 FC6-4 1-2f			4	0	1	0	0	0	2
Eddie Mathews, L OBP: 0.457, SLG: 0.662 (1, 5)	0-0 S E 1B		0-0 5-3		0-0 G4-6-3 1-2f			0-0 HR 1B		4	2	2	0	0	0	1
Sid Gordon, R OBP: 0.337, SLG: 0.450 (1, 7)	0-0 E9 1B			0-0 1B FC4-6 2B		0-0 6-3		0-0 HR 1B		4	2	3	3	0	0	0
Jim Pendleton, R (9, 7)										0	0	0	0	0	0	0
Andy Pafko, R OBP: 0.311, SLG: 0.447 (1, 9)	0-3 K			0-0 L6		4-0 G4-6-3 BB		0-0 P6		3	0	0	0	1	1	2
Joe Adcock, R OBP: 0.326, SLG: 0.350 (1, 3)		0-0 1B		0-0 FC4-6 1B		0-0 G4-6-3 1-2f		0-3 K		4	0	2	0	0	1	1
Jack Dittmer, L OBP: 0.291, SLG: 0.405 (1, 4)		0-0 F7		0-0 FC4-6 1B 1-2f		0-0 G4-6-3 1B		0-3 K		4	0	1	1	0	1	2
Del Crandall, R OBP: 0.304, SLG: 0.537 (1, 2)		0-0 F8		0-0 FC4-6 1B 3-H		0-0 FC6-4 SH1-3		0-0 K		3	0	1	0	0	0	2
Max Surkont, R OBP: 0.368, SLG: 0.500 (1, 1)		0-0 F9		0-0 F9		0-0 SH1-3		0-0 K		2	0	0	0	0	0	3

Inning Stats	R: 1	H: 2	E: 1	LOB: 1	K: 2	BB: 0	S: 9	P: 9
	R: 0	H: 1	E: 0	LOB: 1	K: 0	BB: 0	S: 4	P: 4
	R: 0	H: 0	E: 0	LOB: 0	K: 0	BB: 0	S: 3	P: 3
	R: 1	H: 3	E: 0	LOB: 2	K: 0	BB: 0	S: 6	P: 6
	R: 0	H: 1	E: 0	LOB: 0	K: 0	BB: 0	S: 3	P: 3
	R: 0	H: 0	E: 0	LOB: 0	K: 0	BB: 1	S: 2	P: 6
	R: 0	H: 1	E: 0	LOB: 2	K: 0	BB: 1	S: 4	P: 8
	R: 2	H: 2	E: 0	LOB: 0	K: 2	BB: 0	S: 9	P: 9

PITCHER	IP	WLS	BF	H	R	ER	SO	BB	IBB	HBP	BLK	WP	HR	S	P	ERA	WHIP
Bob Friend, R ERA: 4.33 (1, 1)	8.0	L	34	10	4	4	4	2	0	0	0	0	1	40	48	4.50	1.500

BOTTOM

Pittsburgh Pirates @ Milwaukee Braves
Milwaukee County Stadium, Milwaukee, WI

Fri May 15 1953, 4:33 AM EDT
Att. 8,744 - Unknown

AB	31
R	4
H	10
RBI	4
BB	2
SO	4
LOB	13



1B: 8	SF: 0	WP: 0	PA: 34
2B: 1	SAC: 1	PB: 0	
3B: 0	DP: 2	SB: 1	
HR: 1	HBP: 0	CS: 0	

Batter	1	2	3	4	5	6	7	8	9	AB R H RBI BB SO LOB	TOP
Connie Ryan, R (1, 4) <small>OBP: 0.385, SLG: 0.407</small>										5 0 0 0 0 2 2	Philadelphia Phillies @ Milwaukee Braves Milwaukee County Stadium, Milwaukee, WI Sat May 16 1953, 4:33 AM EDT Att: 23,578 - Unknown livebaseballscorecards.com
Richie Ashburn, L (1, 8) <small>OBP: 0.394, SLG: 0.378</small>										4 1 2 0 0 1 1	
Mel Clark, R (1, 9) <small>OBP: 0.333, SLG: 0.391</small>										4 1 2 1 0 1 1	
Del Ennis, R (1, 7) <small>OBP: 0.340, SLG: 0.467</small>										3 0 1 1 1 0 0	
Earl Torgeson, L (1, 3) <small>OBP: 0.356, SLG: 0.415</small>										3 1 1 0 1 0 3	
Granny Hamner, R (1, 6) <small>OBP: 0.281, SLG: 0.452</small>										4 0 1 0 0 0 2	
Willie Jones, R (1, 5) <small>OBP: 0.368, SLG: 0.466</small>										3 0 2 1 1 0 1	
Stan Lopata, R (1, 2) <small>OBP: 0.233, SLG: 0.333</small>										4 0 0 0 0 2 5	
Curt Simmons, L (1, 1) <small>OBP: 0.214, SLG: 0.250</small>										4 0 1 0 0 1 2	
Inning Stats	R: 0 H: 1 E: 0 LOB: 0 K: 1 BB: 0 S: 5 P: 5	R: 1 H: 2 E: 0 LOB: 1 K: 1 BB: 0 S: 7 P: 7	R: 1 H: 2 E: 1 LOB: 2 K: 1 BB: 1 S: 7 P: 11	R: 0 H: 1 E: 0 LOB: 1 K: 0 BB: 0 S: 4 P: 4	R: 0 H: 0 E: 0 LOB: 0 K: 2 BB: 0 S: 7 P: 7	R: 0 H: 0 E: 0 LOB: 2 K: 0 BB: 2 S: 3 P: 11	R: 0 H: 1 E: 0 LOB: 0 K: 0 BB: 0 S: 3 P: 3	R: 1 H: 2 E: 0 LOB: 0 K: 0 BB: 0 S: 4 P: 4	R: 0 H: 1 E: 0 LOB: 1 K: 2 BB: 0 S: 8 P: 8	1B: 8 SF: 0 2B: 3 SAC: 0 3B: 0 DP: 2 HR: 0 HBP: 0	WP: 0 PA: 37 PB: 0 SB: 1 CS: 1
PITCHER Don Liddle, L (1, 1) <small>ERA: 1.15</small> Lew Burdette, R (4, 1) <small>ERA: 1.54</small>	IP WLS BF H R ER SO BB IBB HBP BLK WP HR S P ERA WHIP 3.0 L 14 5 2 1 3 0 1 0 0 0 0 0 19 23 3.00 1.667 6.0 23 5 1 1 4 2 0 0 0 0 0 0 29 37 1.50 1.167	PITCHER IP WLS BF H R ER SO BB IBB HBP BLK WP HR S P ERA WHIP									

Philadelphia Phillies @ Milwaukee Braves
 Milwaukee County Stadium, Milwaukee, WI
 Sat May 16 1953, 4:33 AM EDT
 Att: 23,578 - Unknown

AB	34
R	3
H	10
RBI	3
BB	3
SO	7
LOB	17



Batter	1	2	3	4	5	6	7	8	9	AB R H RBI BB SO LOB
--------	---	---	---	---	---	---	---	---	---	----------------------

Bill Bruton, L <small>OBP: 0.320, SLG: 0.388</small> <small>(1, 8)</small>	<small>0-0</small> <small>1B</small>		<small>0-3</small> <small>K2-3</small>			<small>0-3</small> <small>K</small>			<small>0-3</small> <small>K</small>	4 0 1 0 0 3 0
Johnny Logan, R <small>OBP: 0.323, SLG: 0.433</small> <small>(1, 6)</small>	<small>0-0</small> <small>F8</small>			<small>0-3</small> <small>K</small>			<small>0-0</small> <small>L5</small>			3 0 0 0 0 1 1
Eddie Mathews, L <small>OBP: 0.443, SLG: 0.636</small> <small>(1, 5)</small>	<small>0-0</small> <small>F8</small> <small>1-3</small>			<small>0-0</small> <small>F8</small>			<small>0-0</small> <small>F9</small>			3 0 0 0 0 0 1
Sid Gordon, R <small>OBP: 0.326, SLG: 0.434</small> <small>(1, 7)</small>	<small>0-0</small> <small>P3</small>			<small>0-0</small> <small>1-3</small>			<small>0-0</small> <small>F9</small>			3 0 0 0 0 0 1
Andy Pafko, R <small>OBP: 0.301, SLG: 0.432</small> <small>(1, 9)</small>		<small>0-3</small> <small>K</small>			<small>0-0</small> <small>5-3</small>			<small>0-0</small> <small>5-3</small>		3 0 0 0 0 1 0
Joe Adcock, R <small>OBP: 0.315, SLG: 0.337</small> <small>(1, 3)</small>		<small>0-0</small> <small>4-3</small>			<small>0-0</small> <small>P4</small>			<small>0-3</small> <small>K</small>		3 0 0 0 0 1 0
Jack Dittmer, L <small>OBP: 0.284, SLG: 0.395</small> <small>Walker Cooper, R (8, PH)</small> <small>Harry Hanebrink, L (9, 4)</small>		<small>0-3</small> <small>K</small>			<small>0-0</small> <small>P4</small>			<small>0-0</small> <small>4-3</small>		2 0 0 0 0 1 0 1 0 0 0 0 0 0 0 0 0 0 0 0 0
Del Crandall, R <small>OBP: 0.286, SLG: 0.509</small> <small>(1, 2)</small>			<small>0-0</small> <small>F8</small>			<small>0-0</small> <small>F7</small>			<small>0-0</small> <small>5-3</small>	3 0 0 0 0 0 0
Don Liddle, L <small>(1, 1)</small> Bob Thorpe, R <small>(3, PH)</small> Lew Burdette, R <small>OBP: 0.250, SLG: 0.250</small> Jim Pendleton, R <small>(9, PH)</small>			<small>0-3</small> <small>K</small>			<small>0-3</small> <small>K</small>			<small>0-3</small> <small>K</small>	0 0 0 0 0 0 0 1 0 0 0 0 1 0 1 0 0 0 0 1 0 1 0 0 0 0 1 0

Inning Stats	R: 0 H: 1 E: 0 K: 0 S: 4	R: 0 H: 0 E: 0 K: 2 S: 7	R: 0 H: 0 E: 0 K: 2 S: 7	R: 0 H: 0 E: 0 K: 1 S: 5	R: 0 H: 0 E: 0 K: 0 S: 3	R: 0 H: 0 E: 0 K: 2 S: 7	R: 0 H: 0 E: 0 K: 0 S: 3	R: 0 H: 0 E: 0 K: 1 S: 5	R: 0 H: 0 E: 0 K: 2 S: 7	R: 0 H: 0 E: 0 K: 2 S: 7	1B: 1 2B: 0 3B: 0 HR: 0 SF: 0 SAC: 0 DP: 0 HBP: 0
--------------	--------------------------	--------------------------	--------------------------	--------------------------	--------------------------	--------------------------	--------------------------	--------------------------	--------------------------	--------------------------	---

PITCHER Curt Simmons, L <small>ERA: 1.42</small> <small>(1, 1)</small>	IP: 9.0 WLS: 0 W: 1 BF: 28 H: 1 R: 0 ER: 0 SO: 10 BB: 0 IBB: 0 HBP: 0 BLK: 0 WP: 0 HR: 0 S: 48 P: 48 ERA: 0.00 WHIP: 0.111	PITCHER <small>(1, 1)</small>	IP: 9.0 WLS: 0 W: 1 BF: 28 H: 1 R: 0 ER: 0 SO: 10 BB: 0 IBB: 0 HBP: 0 BLK: 0 WP: 0 HR: 0 S: 48 P: 48 ERA: 0.00 WHIP: 0.111
---	--	---	--

BOTTOM

Philadelphia Phillies @ Milwaukee Braves
Milwaukee County Stadium, Milwaukee, WI

livebaseballscorecards.com

AB	28
R	0
H	1
RBI	0
BB	0
SO	10
LOB	3



WP: 0 PA: 28	SB: 0
PB: 1	CS: 0

Sat May 16 1953, 4:33 AM EDT
 Att. 23,578 - Unknown

Batter	1	2	3	4	5	6	7	8	9	AB R H RBI BB SO LOB	TOP
Connie Ryan, R (1, 4) <small>OBP: 0.398, SLG: 0.415</small> 	4-0 		0-0 		0-0 FC5-4 			0-0 FC1-5 		3 0 2 0 1 0 1	Philadelphia Phillies @ Milwaukee Braves Milwaukee County Stadium, Milwaukee, WI Mon May 18 1953, 4:33 AM EDT Att: 22,237 - Unknown livebaseballscorecards.com
Richie Ashburn, L (1, 8) <small>OBP: 0.408, SLG: 0.394</small> 	0-0 		0-0 F8 			0-0 		0-0 		4 0 3 0 0 0 1	
Johnny Wyrostek, L (1, 9) <small>OBP: 0.425, SLG: 0.416</small> 	0-3 K 		0-0 4-3 			0-0 F7 		0-0 FC1-5 		4 0 0 0 0 1 6	
Del Ennis, R (1, 7) <small>OBP: 0.327, SLG: 0.448</small> 	0-0 F7 			0-0 6-3 		0-0 F6 		0-0 F2 		4 0 0 0 0 0 5	
Earl Torgeson, L (1, 3) <small>OBP: 0.352, SLG: 0.402</small> 	0-0 4-3 			0-0 4-3 		4-0 		0-3 K 		3 0 0 0 1 1 4	
Granny Hamner, R (1, 6) <small>OBP: 0.270, SLG: 0.433</small> 		0-0 5-3 		0-0 F7 		0-0 1-3 		0-0 G2 		4 0 0 0 0 0 2	
Willie Jones, R (1, 5) <small>OBP: 0.363, SLG: 0.447</small> 		0-0 5-3 		0-0 F3 			4-0 	0-0 F7 		3 0 0 0 1 0 0	
Smoky Burgess, L (1, 2) <small>OBP: 0.344, SLG: 0.315</small> Tommy Glaviano, R (9, PR)		0-0 		0-0 		0-0 F6 		4-0 		3 0 2 0 1 0 1 0 0 0 0 0 0 0	
Karl Drews, R (1, 1) <small>OBP: 0.154, SLG: 0.083</small> Steve Ridzik, R (5, 1) Eddie Waitkus, L (7, PH) <small>OBP: 0.750, SLG: 0.750</small> Andy Hansen, R (7, 1) Bill Nicholson, L (9, PH) <small>OBP: 0.429, SLG: 0.500</small>		0-0 CS 	0-3 K 		0-3 K 		0-0 G1-6-3 	0-0 3-4-1 		2 0 0 0 0 2 1 0 0 0 0 0 0 0 1 0 0 0 0 0 1 0 0 0 0 0 0 0 1 0 0 0 0 0 1	
Inning Stats	R: 0 H: 1 E: 0 LOB: 2 K: 1 BB: 1 S: 6 P: 10	R: 0 H: 1 E: 0 LOB: 0 K: 0 BB: 0 S: 3 P: 3	R: 0 H: 1 E: 0 LOB: 1 K: 1 BB: 0 S: 6 P: 6	R: 0 H: 0 E: 0 LOB: 0 K: 0 BB: 0 S: 3 P: 3	R: 0 H: 1 E: 0 LOB: 1 K: 1 BB: 0 S: 6 P: 6	R: 0 H: 1 E: 0 LOB: 2 K: 0 BB: 1 S: 4 P: 8	R: 0 H: 0 E: 0 LOB: 0 K: 0 BB: 1 S: 2 P: 6	R: 0 H: 2 E: 0 LOB: 2 K: 1 BB: 0 S: 7 P: 7	R: 0 H: 0 E: 0 LOB: 1 K: 0 BB: 1 S: 3 P: 7	1B: 6 SF: 0 2B: 1 SAC: 0 3B: 0 DP: 1 HR: 0 HBP: 0	WP: 0 PA: 37 PB: 0 SB: 0 CS: 1
PITCHER Bob Buhl, R (1, 1) <small>ERA: 1.77</small>	IP: 9.0 WLS: W BF: 36 H: 7 R: 0 ER: 0 SO: 4 BB: 4 IBB: 0 HBP: 0 BLK: 0 WP: 0 HR: 0 S: 40 P: 56 ERA: 0.00 WHIP: 1.222					PITCHER IP: WLS: BF: H: R: ER: SO: BB: IBB: HBP: BLK: WP: HR: S: P: ERA: WHIP					

Batter	1	2	3	4	5	6	7	8	9	AB R H RBI BB SO LOB	TOP	
Jim Gilliam, S (1, 4) <small>OBP: 0.415, SLG: 0.303</small>	2-1 		2-0 			2-1 		1-0 	4-2 	4 0 0 0 1 0 0		
Pee Wee Reese, R (1, 6) <small>OBP: 0.391, SLG: 0.413</small>	3-2 			0-1 		4-0 		3-1 	2-2 	4 1 1 0 1 0 3		
Duke Snider, L (1, 8) <small>OBP: 0.394, SLG: 0.573</small>	1-1 			1-3 		0-0 		3-1 		4 1 1 2 0 1 1		
Jackie Robinson, R (1, 3) <small>OBP: 0.429, SLG: 0.511</small> Gil Hodges, R (8, PR) <small>OBP: 0.371, SLG: 0.227</small> (8, 3)		1-1 		1-1 		1-0 		4-2 		3 0 1 0 1 0 0 0 0 0 0 0 0 0		
Roy Campanella, R (1, 2) <small>OBP: 0.434, SLG: 0.755</small>		0-1 		2-2 		4-1 		1-0 		3 1 0 0 1 0 2		
George Shuba, L (1, 7) <small>OBP: 0.373, SLG: 0.538</small> Don Thompson, L (8, 7) <small>OBP: 0.275, SLG: 0.238</small>		0-1 			1-2 		0-0 		2-1 	3 1 1 2 0 0 1 1 0 1 0 0 0 0		
Billy Cox, R (1, 5) <small>OBP: 0.500, SLG: 0.652</small>		2-0 		2-2 		0-0 		0-1 		3 0 1 0 0 0 1		
Carl Furillo, R (1, 9) <small>OBP: 0.342, SLG: 0.397</small>			2-1 		0-0 		0-0 		4-0 	3 0 0 0 1 0 1		
Russ Meyer, S (1, 1) <small>OBP: 0.111, SLG: 0.111</small>			1-1 		0-1 			2-3 	3-3 	4 0 0 0 0 2 2		
Inning Stats	R: 0 H: 0 E: 0 LOB: 0 K: 0 BB: 0 S: 7 P: 13	R: 0 H: 0 E: 1 LOB: 1 K: 0 BB: 0 S: 7 P: 10	R: 0 H: 0 E: 0 LOB: 0 K: 0 BB: 0 S: 5 P: 10	R: 0 H: 1 E: 0 LOB: 1 K: 1 BB: 0 S: 10 P: 14	R: 0 H: 0 E: 0 LOB: 0 K: 0 BB: 0 S: 7 P: 10	R: 0 H: 0 E: 0 LOB: 1 K: 0 BB: 1 S: 5 P: 11	R: 2 H: 2 E: 0 LOB: 0 K: 0 BB: 1 S: 5 P: 10	R: 2 H: 2 E: 0 LOB: 1 K: 1 BB: 1 S: 11 P: 25	R: 0 H: 1 E: 0 LOB: 3 K: 1 BB: 2 S: 14 P: 29	1B: 3 SF: 0 2B: 1 SAC: 1 3B: 0 DP: 1 HR: 2 HBP: 0	WP: 0 PA: 38 PB: 0 SB: 1 CS: 0	
PITCHER Jim Wilson, R (1, 1) <small>ERA: 3.32</small> Max Surkont, R (8, 1) <small>ERA: 2.65</small>	IP WLS BF H R ER SO BB IBB HBP BLK WP HR S P ERA WHIP 7.0 L 26 3 2 2 1 2 0 0 0 0 0 1 46 78 2.57 0.714											PITCHER IP WLS BF H R ER SO BB IBB HBP BLK WP HR S P ERA WHIP 2.0 12 3 2 2 2 2 1 0 0 0 0 1 25 54 9.00 2.500

Brooklyn Dodgers @ Milwaukee Braves
 Milwaukee County Stadium, Milwaukee, WI

Tue May 19 1953, 4:33 AM EDT
 Att: 36,439 - Unknown

livebaseballscorecards.com

AB	32
R	4
H	6
RBI	4
BB	5
SO	3
LOB	11



Batter	1	2	3	4	5	6	7	8	9	AB	R	H	RBI	BB	SO	LOB
Bill Bruton, L OBP: 0.333, SLG: 0.425 (1, 8)	0-1 4-3		1-2 1B			0-0 4-3	3-1 FC6-4 1B			4	0	2	0	0	0	0
Johnny Logan, R OBP: 0.317, SLG: 0.412 (1, 6)	0-0 F8		0-0 1B			4-1 1B FC3-2 BB	0-0 FC6-4 1-2f			3	0	1	0	1	0	2
Eddie Mathews, L OBP: 0.467, SLG: 0.634 (1, 5)	4-0 BB		0-0 F5			1-2 1B FC3-2	0-0 1B 1-3			3	1	2	0	1	0	2
Sid Gordon, R OBP: 0.304, SLG: 0.400 (1, 7)	2-1 1-6-3			1-1 F9		0-0 FC3-2 1B		2-3 K		3	0	0	0	0	0	3
Jim Pendleton, R (7, 7)						1-2 3-H				1	0	0	0	0	1	1
Andy Pafko, R OBP: 0.300, SLG: 0.421 (1, 9)		1-2 F8		2-2 F8		1-0 1B 1-2 2-H		0-0 1-3		4	0	1	1	0	0	1
Joe Adcock, R OBP: 0.300, SLG: 0.311 (1, 3)		0-0 2-3		0-0 4-3		0-1 F9		0-1 L9		4	0	0	0	0	0	3
Jack Dittmer, L OBP: 0.281, SLG: 0.382 (1, 4)		1-2 F7			0-2 F4		0-0 F8			4	0	0	0	0	0	0
Del Crandall, R OBP: 0.299, SLG: 0.538 (1, 2)			1-2 F8		3-2 5-3		2-2 1B 1B		2-1 F3	4	0	1	0	0	0	0
Jim Wilson, R OBP: 0.154, SLG: 0.385 (1, 1)					1-0 L8		1-1 F5		1-3 K	2	0	0	0	0	1	0
George Crowe, L (7, PH)										1	0	0	0	0	0	1
Max Surkont, R OBP: 0.368, SLG: 0.500 (8, 1)										0	0	0	0	0	0	0
Ebba St. Claire, S OBP: 0.308, SLG: 0.250 (9, PH)										1	0	0	0	0	1	0

Inning Stats	R: 0	H: 0	E: 0	K: 0	S: 5	R: 0	H: 0	E: 0	K: 0	S: 7	R: 0	H: 2	E: 0	K: 1	S: 15	R: 0	H: 0	E: 0	K: 0	S: 6	R: 0	H: 0	E: 0	K: 0	S: 7	R: 1	H: 2	E: 0	K: 0	S: 9	R: 0	H: 2	E: 0	K: 0	S: 9	R: 0	H: 1	E: 0	K: 1	S: 7	R: 0	H: 0	E: 0	K: 1	S: 10	1B: 7	2B: 0	3B: 0	HR: 0	SF: 0	SAC: 0	DP: 0	HBP: 0	WP: 0	PB: 0	SB: 0	CS: 0	PA: 36
PITCHER Russ Meyer, R ERA: 4.53 (1, 1)	IP	WLS	BF	H	R	ER	SO	BB	IBB	HBP	BLK	WP	HR	S	P	ERA	WHIP	IP	WLS	BF	H	R	ER	SO	BB	IBB	HBP	BLK	WP	HR	S	P	ERA	WHIP	IP	WLS	BF	H	R	ER	SO	BB	IBB	HBP	BLK	WP	HR	S	P	ERA	WHIP							


BOTTOM

Brooklyn Dodgers @ Milwaukee Braves
Milwaukee County Stadium, Milwaukee, WI

Tue May 19 1953, 4:33 AM EDT
 Att. 36,439 - Unknown

livebaseballscorecards.com

AB 34
R 1
H 7
RBI 1
BB 2
SO 3
LOB 13



Batter	1	2	3	4	5	6	7	8	9	AB R H RBI BB SO LOB
--------	---	---	---	---	---	---	---	---	---	----------------------

Jim Gilliam, S (1, 4) <small>OBP: 0.407, SLG: 0.298</small>	0-1 F7	0-2 FC6		0-1 1B	1-0 F4			0-0 F5		5 1 1 0 0 0 3
Pee Wee Reese, R (1, 6) <small>OBP: 0.391, SLG: 0.402</small>	4-1 WP HR BB		4-1 G3 BB 1B BB	2-3 K2-3			2-3 K	3-2 G5-4-3		3 2 0 0 2 2 2
Duke Snider, L (1, 8) <small>OBP: 0.402, SLG: 0.566</small>	3-3 K		4-0 G3 BB	2-2 S 1B G5-2-3			4-2 S BB			3 1 1 1 2 2 1
Jackie Robinson, R (1, 3) <small>OBP: 0.427, SLG: 0.535</small>	1-2 HR		3-2 G3	0-2 S 1B			1-2 F4			5 1 2 2 0 1 3
Roy Campanella, R (1, 2) <small>OBP: 0.433, SLG: 0.736</small>	0-0 5-3		0-0 E8 1B 5-3 1B	4-2 1B			3-2 5-3			4 1 1 1 1 0 1
George Shuba, L (1, 7) Don Thompson, L (7, 7) <small>OBP: 0.365, SLG: 0.536</small> <small>OBP: 0.275, SLG: 0.238</small>		1-1 SH1-3 1B 2B	1-1 5-3	0-0 G5-2-3			1-1 6-3			4 1 1 0 0 0 4 0 0 0 0 0 0 0
Billy Cox, R (1, 5) Bobby Morgan, R (4, 5) <small>OBP: 0.519, SLG: 0.667</small> <small>OBP: 0.143, SLG: 0.143</small>		1-1 SH1-3	0-0 BB 1B		0-0 S 1B		3-2 5-3			1 0 1 1 0 0 0 2 0 1 0 0 0 0
Carl Furillo, R (1, 9) <small>OBP: 0.337, SLG: 0.382</small>		2-1 6-3	4-0 BB		2-2 F8		3-3 K			3 0 0 0 1 1 2
Billy Loes, R (1, 1) <small>OBP: 0.211, SLG: 0.167</small>		1-2 FC6 1B	1-2 1-3		1-3 K		2-2 G5-4-3 1B			4 0 2 1 0 1 3

Inning Stats	R: 2	H: 1	E: 0	LOB: 0	K: 1	BB: 1	S: 10	P: 18	R: 1	H: 2	E: 0	LOB: 1	K: 0	BB: 0	S: 12	P: 17	R: 3	H: 2	E: 1	LOB: 2	K: 0	BB: 3	S: 11	P: 28	R: 1	H: 3	E: 0	LOB: 2	K: 1	BB: 1	S: 14	P: 22	R: 0	H: 1	E: 0	LOB: 1	K: 1	BB: 0	S: 8	P: 12	R: 0	H: 0	E: 0	LOB: 1	K: 1	BB: 1	S: 16	P: 26	R: 0	H: 0	E: 0	LOB: 0	K: 1	BB: 0	S: 9	P: 16	R: 0	H: 1	E: 0	LOB: 0	K: 0	BB: 0	S: 8	P: 13	R: 0	H: 0	E: 0	LOB: 0	K: 2	BB: 0	S: 7	P: 8	1B: 8	SF: 0	2B: 1	SAC: 1	3B: 0	DP: 2	HR: 1	HBP: 0	WP: 1	PA: 41
--------------	------	------	------	--------	------	-------	-------	-------	------	------	------	--------	------	-------	-------	-------	------	------	------	--------	------	-------	-------	-------	------	------	------	--------	------	-------	-------	-------	------	------	------	--------	------	-------	------	-------	------	------	------	--------	------	-------	-------	-------	------	------	------	--------	------	-------	------	-------	------	------	------	--------	------	-------	------	-------	------	------	------	--------	------	-------	------	------	-------	-------	-------	--------	-------	-------	-------	--------	-------	--------


PITCHER	IP	WLS	BF	H	R	ER	SO	BB	IBB	HBP	BLK	WP	HR	S	P	ERA	WHIP
Vern Bickford, R (1, 1) <small>ERA: 5.4</small>	2.1	L	14	4	6	6	1	3	0	0	0	1	1	27	51	23.14	3.000
Dave Jolly, R (3, 1) <small>ERA:</small>	0.2		4	1	0	0	0	1	0	0	0	0	0	6	12	0.00	3.000
Ernie Johnson, R (4, 1) <small>ERA: 1.8</small>	5.0		20	5	1	1	4	1	1	0	0	0	0	55	89	1.80	1.200
Dave Cole, R (9, 1) <small>ERA:</small>	1.0		3	0	0	0	2	0	0	0	0	0	0	7	8	0.00	0.000

TOP

Brooklyn Dodgers @ Milwaukee Braves
Milwaukee County Stadium, Milwaukee, WI

Wed May 20 1953, 4:33 AM EDT
 Att: 23,450 - Unknown

AB	34
R	7
H	10
RBI	6
BB	6
SO	7
LOB	19



livebaseballscorecards.com

Batter	1	2	3	4	5	6	7	8	9	AB	R	H	RBI	BB	SO	LOB
Bill Bruton, L OBP: 0.339, SLG: 0.422 (1, 8)	3-2 6-3			4-1 BB 3B BB		0-3 K		1-1 FC6-4 1B		3	1	1	0	1	1	0
Johnny Logan, R OBP: 0.324, SLG: 0.410 (1, 6)	1-0 G4-6-3 1B			4-2 1-2 3B BB		0-1 6-3		0-0 FC6-4 1-2f		3	1	1	0	1	0	1
Eddie Mathews, L OBP: 0.468, SLG: 0.651 (1, 5)	2-1 G4-6-3 1-2f			0-0 1-H 2-H 3B		2-0 F9			1-1 1-3 1B 1B	4	0	2	2	0	0	1
Sid Gordon, R OBP: 0.302, SLG: 0.394 (1, 7)		0-0 F8		0-0 1-3		0-1 6-3			2-1 1-2 1-3 1B	4	0	1	0	0	0	1
Andy Pafko, R OBP: 0.288, SLG: 0.404 (1, 9)		1-0 1-3		0-1 F5		1-0 1-3			0-1 1-3 1-2 2-3	4	0	0	0	0	0	3
Joe Adcock, R OBP: 0.298, SLG: 0.309 (1, 3)		2-3 K		2-3 K		0-0 BLK 1B			2-2 5-3	4	0	1	0	0	2	3
Jack Dittmer, L OBP: 0.270, SLG: 0.366 (1, 4)			1-1 L8		2-2 F3		0-0 L9		1-1 1-3	4	0	0	0	0	0	3
Del Crandall, R OBP: 0.294, SLG: 0.530 (1, 2)			3-2 F8		0-2 6-3			1-0 L5		1	0	0	0	0	0	0
Ebba St. Claire, S OBP: 0.267, SLG: 0.214 (5, 2)										2	0	0	0	0	0	0
Vern Bickford, R (1, 1) Dave Jolly, R (3, 1) Harry Hanebrink, L (3, PH) Ernie Johnson, R (4, 1) George Crowe, L (8, PH) Dave Cole, R (9, 1)			2-1 1-3		0-0 5-3			2-2 G3		0	0	0	0	0	0	0

Inning Stats	R: 0	H: 1	R: 0	H: 0	R: 0	H: 0	R: 2	H: 1	R: 0	H: 0	R: 0	H: 1	R: 0	H: 1	R: 0	H: 2	R: 0	H: 2	1B: 5	SF: 0	WP: 0	PA: 34
	E: 0	LOB: 0	E: 0	LOB: 0	E: 0	LOB: 0	E: 0	LOB: 1	E: 0	LOB: 0	E: 0	LOB: 1	E: 0	LOB: 1	E: 0	LOB: 2	E: 0	LOB: 2	2B: 0	SAC: 0	PB: 0	
	K: 0	BB: 0	K: 1	BB: 0	K: 0	BB: 0	K: 1	BB: 2	K: 0	BB: 0	K: 0	BB: 0	K: 0	BB: 0	K: 0	BB: 0	K: 0	BB: 0	3B: 1	DP: 1	SB: 0	
	S: 6	P: 12	S: 8	P: 11	S: 7	P: 13	S: 11	P: 21	S: 8	P: 10	S: 6	P: 8	S: 5	P: 6	S: 8	P: 12	S: 11	P: 17	HR: 0	HBP: 0	CS: 0	

PITCHER	IP	WLS	BF	H	R	ER	SO	BB	IBB	HBP	BLK	WP	HR	S	P	ERA	WHIP	PITCHER	IP	WLS	BF	H	R	ER	SO	BB	IBB	HBP	BLK	WP	HR	S	P	ERA	WHIP	
Billy Loes, R ERA: 3.66 (1, 1)	9.0	W	34	6	2	2	3	2	0	0	1	0	0	70	110	2.00	0.889																			

BOTTOM


Brooklyn Dodgers @ Milwaukee Braves
Milwaukee County Stadium, Milwaukee, WI

Wed May 20 1953, 4:33 AM EDT
Att. 23,450 - Unknown

livebaseballscorecards.com

AB	32
R	2
H	6
RBI	2
BB	2
SO	3
LOB	12



Batter	1	2	3	4	5	6	7	8	9	AB R H RBI BB SO LOB	TOP											
Bill Bruton, L (1, 8) OBP: 0.333, SLG: 0.412	0-0 P6		0-0 B1-3		0-0 SH1-3 HR 1B	0-0 E6 1-3 2-H		0-0 F7 3-H		5 1 1 1 0 0 3	Milwaukee Braves @ Chicago Cubs Wrigley Field, Chicago, IL Sat May 23 1953, 3:33 AM CDT Att: 13,123 - Unknown livebaseballscorecards.com AB 39 R 5 H 13 RBI 4 BB 1 SO 3 LOB 20 											
Johnny Logan, R (1, 6) OBP: 0.313, SLG: 0.394	0-0 5-3		0-0 P4		0-0 SH1-3 1-2	0-0 F8		0-0 F7		4 0 0 0 0 0 4												
Eddie Mathews, L (1, 5) OBP: 0.465, SLG: 0.670	0-0 3-1		0-0 F8		0-0 HR 2-H		0-0 B1-4 1B		0-0 4-3	5 1 2 2 0 0 0												
Sid Gordon, R (1, 7) OBP: 0.300, SLG: 0.388 Jim Pendleton, R (7, 7)		0-0 2B 1B		0-0 4-3 S	0-3 K S		0-0 B1-4 1-2f		0-0 L6	4 0 1 0 0 1 1 1 0 0 0 0 0 0												
Andy Pafko, R (1, 9) OBP: 0.284, SLG: 0.394		0-0 F9		0-0 1B 1B	0-0 5-3		0-0 4-3		0-0 P4	5 1 1 0 0 0 1												
Joe Adcock, R (1, 3) OBP: 0.306, SLG: 0.316		0-0 P1		0-0 1B 1-2 1B		0-0 F8		0-0 1B 1B F7 1B		4 1 2 0 0 0 1												
Jack Dittmer, L (1, 4) OBP: 0.288, SLG: 0.392		0-0 2B		0-0 1B 1-2 2-H 1B		0-0 3-1		0-0 1B 1-2 1B		4 0 3 1 0 0 0												
Del Crandall, R (1, 2) OBP: 0.319, SLG: 0.536		4-0 IBB		0-3 K S		0-0 1B E 1B		0-0 1-2 2-3 1B		3 1 2 0 1 1 2												
Warren Spahn, L (1, 1) OBP: 0.083, SLG: 0.083 Lew Burdette, R (7, 1) OBP: 0.222, SLG: 0.222		0-0 P6		0-0 F8		0-0 E 1-2 1B		0-3 K		3 0 1 0 0 0 5 1 0 0 0 0 1 3												
Inning Stats	R: 0 E: 0 K: 0 S: 3	H: 0 LOB: 0 BB: 0 P: 3	R: 0 E: 0 K: 0 S: 5	H: 2 LOB: 3 BB: 1 P: 9	R: 0 E: 0 K: 0 S: 3	H: 0 LOB: 0 BB: 0 P: 3	R: 1 E: 0 K: 1 S: 8	H: 3 LOB: 2 BB: 0 P: 8	R: 2 E: 0 K: 1 S: 7	H: 2 LOB: 0 BB: 0 P: 7	R: 1 E: 1 K: 0 S: 6	H: 2 LOB: 2 BB: 0 P: 6	R: 0 E: 0 K: 0 S: 3	H: 1 LOB: 0 BB: 0 P: 3	R: 1 E: 0 K: 1 S: 8	H: 3 LOB: 2 BB: 0 P: 8	R: 0 E: 0 K: 0 S: 3	H: 0 LOB: 0 BB: 0 P: 3	1B: 11 2B: 2 3B: 0 HR: 1	SF: 0 SAC: 1 DP: 1 HBP: 0	WP: 0 PB: 0 SB: 0 CS: 0	PA: 41
PITCHER	IP WLS BF H R ER SO BB IBB HBP BLK WP HR S P ERA WHIP																					
Paul Minner, L (1, 1) ERA: 5.13	6.0 L 29 9 4 3 2 0 0 0 0 0 0 1 32 36 4.50 1.500																					
Sheldon Jones, R (7, 1) ERA: 3.0	1.0 6 4 1 1 0 0 0 0 0 0 0 0 6 6 9.00 4.000																					
Turk Lown, R (8, 1) ERA: 5.5	1.0 3 0 0 0 1 0 0 0 0 0 0 0 5 5 0.00 0.000																					
Duke Simpson, R (9, 1) ERA:	1.0 3 0 0 0 0 0 0 0 0 0 0 0 3 3 0.00 0.000																					


Batter	1	2	3	4	5	6	7	8	9	AB R H RBI BB SO LOB
Frank Baumholtz, L (1, 9) OBP: 0.300, SLG: 0.393	0-0 1B 1B		0-0 2B 1B		0-0 F9 SH1-3 1B		0-0 FC1-5 1B		0-0 F7	5 1 4 0 0 0 0
Eddie Miksis, R (1, 4) OBP: 0.276, SLG: 0.277	0-0 1B 1B		0-0 F8		0-0 SH1-3		0-0 FC1-5 1B		0-0 5-3	4 1 2 0 0 0 1
Roy Smalley, R (1, 6) OBP: 0.489, SLG: 0.625	0-0 1B 1B		0-0 2B		0-0 F9		0-0 FC1-5 FC6-4		0-0 P6	5 0 2 1 0 0 3
Hank Sauer, R (1, 7) OBP: 0.388, SLG: 0.375	0-0 F7		4-0 IBB		0-3 K		0-0 F9			3 0 0 0 1 1 5
Randy Jackson, R (1, 5) OBP: 0.348, SLG: 0.429	0-0 1B		0-3 K			0-0 1B 4-3		0-0 FC6-4		4 1 2 1 0 1 5
Dee Fondy, L (1, 3) OBP: 0.289, SLG: 0.368	0-0 4-3		0-3 K			0-0 1B 4-3		4-0 BB BB		3 0 1 0 1 1 4
Hal Jeffcoat, R (1, 8) OBP: 0.261, SLG: 0.150		0-3 K		0-0 1-3		0-0 4-3		0-3 K		3 0 0 1 0 1 1
Preston Ward, L (8, PH) OBP: 0.358, SLG: 0.478						1-2 3-H				1 0 0 0 0 1 1
Clyde McCullough, R (1, 2) OBP: 0.304, SLG: 0.238		0-0 F9		0-0 5-3		0-0 F9		4-0 G4-3 BB		3 0 0 0 0 0 1
Carl Sawatski, L (8, PH) OBP: 0.412, SLG: 0.400								1-2 BB		0 0 0 0 1 0 0
Paul Minner, L (1, 1) OBP: 0.113, SLG: 0.025		0-0 L9		0-3 K2-3		0-0 L6		0-0 G4-3		2 0 0 0 0 0 1 0
Tommy Brown, R (6, PH) OBP: 0.250, SLG: 0.286								1-2 1-2f		1 0 0 0 0 0 1
Sheldon Jones, R (7, 1) OBP: 0.250, SLG: 0.286										0 0 0 0 0 0 0
Turk Lown, R (8, 1) OBP: 0.244, SLG: 0.189										0 0 0 0 0 0 0
Gene Hermanski, L (8, PH) OBP: 0.244, SLG: 0.189										1 0 0 0 0 0 2
Duke Simpson, R (9, 1)										0 0 0 0 0 0 0

Inning Stats	R: 2	H: 4	E: 0	K: 0	S: 6	H: 4	LOB: 1	BB: 0	P: 6	R: 0	H: 0	E: 0	K: 1	S: 5	H: 0	LOB: 0	BB: 0	P: 5	R: 0	H: 0	E: 0	K: 1	S: 5	H: 1	LOB: 1	BB: 0	P: 6	R: 0	H: 2	E: 0	K: 0	S: 5	H: 2	LOB: 1	BB: 0	P: 5	R: 0	H: 2	E: 0	K: 0	S: 5	H: 0	LOB: 1	BB: 2	P: 5	R: 0	H: 0	E: 0	K: 1	S: 4	H: 0	LOB: 1	BB: 2	P: 12	R: 0	H: 0	E: 0	K: 0	S: 3	H: 0	LOB: 0	BB: 0	P: 3	1B: 10	SF: 0	2B: 1	SAC: 1	3B: 0	DP: 1	HR: 0	HBP: 0	WP: 0	PA: 39
--------------	------	------	------	------	------	------	--------	-------	------	------	------	------	------	------	------	--------	-------	------	------	------	------	------	------	------	--------	-------	------	------	------	------	------	------	------	--------	-------	------	------	------	------	------	------	------	--------	-------	------	------	------	------	------	------	------	--------	-------	-------	------	------	------	------	------	------	--------	-------	------	--------	-------	-------	--------	-------	-------	-------	--------	-------	--------

PITCHER	IP	WLS	BF	H	R	ER	SO	BB	IBB	HBP	BLK	WP	HR	S	P	ERA	WHIP
Warren Spahn, L (1, 1) ERA: 3.1	6.0	W	29	11	3	3	5	0	1	0	0	0	0	38	42	4.50	1.833
Lew Burdette, R (7, 1) ERA: 1.37	3.0	S	10	0	0	0	1	2	0	0	0	0	0	10	18	0.00	0.667

Milwaukee Braves @ Chicago Cubs
Wrigley Field, Chicago, IL
Sat May 23 1953, 3:33 AM CDT
Att. 13,123 - Unknown

AB 35
R 3
H 11
RBI 3
BB 3
SO 6
LOB 24



WP	HR	S	P	ERA	WHIP
0	0	1	39		

Batter	1	2	3	4	5	6	7	8	9	AB	R	H	RBI	BB	SO	LOB
Frank Baumholtz, L (1, 9) OBP: 0.295, SLG: 0.383	0-0 6-3	0-0 FC4-6 BB 1B 1-2f		0-0 1B		0-0 P6		0-0 F7		5	0	1	0	0	0	1
Eddie Miksis, R (1, 4) OBP: 0.298, SLG: 0.293	4-0 1B S BB	0-0 1B BB 1-2		0-0 1B HR		0-0 FC5-4 1B		0-0 6-3		4	2	3	0	1	0	0
Roy Smalley, R (1, 6) OBP: 0.480, SLG: 0.659	0-3 K	4-0 FC5-4 BB 1-2 2-3		0-0 HR		0-0 FC5-4			0-3 K	4	1	1	2	1	2	2
Hank Sauer, R (1, 7) OBP: 0.379, SLG: 0.365	0-0 1B BB 1-H	0-0 FC5-4		0-3 K			0-0 4-3		0-0 P4	5	1	1	1	0	1	3
Randy Jackson, R (1, 5) OBP: 0.365, SLG: 0.424	4-0 1B BB 1-2		0-0 1B K		0-0 6-3		0-3 K		4-0 BB	3	0	1	0	2	1	0
Dee Fondy, L (1, 3) OBP: 0.294, SLG: 0.387	0-0 1B 1-2 2-H		0-3 K		0-0 4-3		0-0 3B		0-3 K	5	0	2	1	0	2	2
Hal Jeffcoat, R (1, 8) OBP: 0.250, SLG: 0.143	0-0 F8		0-0 1B		4-0 BB		4-0 BB			1	0	0	0	0	0	2
Preston Ward, L (2, 8) OBP: 0.381, SLG: 0.486										1	0	1	0	2	0	0
Clyde McCullough, R (1, 2) OBP: 0.320, SLG: 0.261		0-0 1B FC4-6		0-0 F9		0-0 F2		0-0 F9		2	0	1	0	0	0	1
Carl Sawatski, L (5, PH) OBP: 0.368, SLG: 0.353										2	0	0	0	0	0	3
Warren Hacker, R (1, 1) OBP: 0.174, SLG: 0.304		0-0 F5		0-3 K		0-0 F8		0-0 2-3		3	0	0	0	0	1	1
Phil Cavarretta, L (8, PH)										1	0	0	0	0	0	0
Duke Simpson, R (9, 1)										0	0	0	0	0	0	0

Inning Stats	R: 2	H: 2	E: 0	K: 1	S: 7	LOB: 2	BB: 2	P: 15	R: 0	H: 2	E: 0	K: 0	S: 5	LOB: 3	BB: 1	P: 9	R: 0	H: 2	E: 0	K: 1	S: 6	LOB: 1	BB: 0	P: 6	R: 2	H: 3	E: 0	K: 2	S: 9	LOB: 0	BB: 0	P: 9	R: 0	H: 0	E: 0	K: 0	S: 3	LOB: 1	BB: 1	P: 7	R: 0	H: 1	E: 0	K: 0	S: 4	LOB: 1	BB: 0	P: 4	R: 0	H: 1	E: 0	K: 1	S: 6	LOB: 2	BB: 1	P: 10	R: 0	H: 0	E: 0	K: 0	S: 3	LOB: 0	BB: 0	P: 3	R: 0	H: 0	E: 0	K: 2	S: 7	LOB: 1	BB: 1	P: 11	1B: 9	2B: 0	3B: 1	HR: 1	SF: 0	SAC: 0	DP: 0	HBP: 0	WP: 0	PB: 0	SB: 1	CS: 0	PA: 42
--------------	------	------	------	------	------	--------	-------	-------	------	------	------	------	------	--------	-------	------	------	------	------	------	------	--------	-------	------	------	------	------	------	------	--------	-------	------	------	------	------	------	------	--------	-------	------	------	------	------	------	------	--------	-------	------	------	------	------	------	------	--------	-------	-------	------	------	------	------	------	--------	-------	------	------	------	------	------	------	--------	-------	-------	-------	-------	-------	-------	-------	--------	-------	--------	-------	-------	-------	-------	--------

PITCHER	IP	WLS	BF	H	R	ER	SO	BB	IBB	HBP	BLK	WP	HR	S	P	ERA	WHIP
Johnny Antonelli, L (1, 1) ERA: 3.81	1.2		12	4	2	2	1	3	0	0	0	0	0	11	23	10.80	4.200
Ernie Johnson, R (2, 1) ERA: 2.92	2.1		10	5	2	2	3	0	0	0	0	0	1	16	16	7.71	2.143
Vern Bickford, R (5, 1) ERA: 4.15	5.0	W	20	2	0	0	3	3	0	0	0	0	0	23	35	0.00	1.000

BOTTOM

Milwaukee Braves @ Chicago Cubs
 Wrigley Field, Chicago, IL
 Sun May 24 1953, 3:33 AM CDT
 Unknown

livebaseballscorecards.com

AB	36
R	4
H	11
RBI	4
BB	6
SO	7
LOB	15



Batter	1	2	3	4	5	6	7	8	9	AB R H RBI BB SO LOB	TOP
Bill Bruton, L (1, 8) OBP: 0.320, SLG: 0.402	0-0 P4	0-0 F8			0-3 K		0-0 G4-6-3			4 0 0 0 0 1 4	Milwaukee Braves @ Chicago Cubs Wrigley Field, Chicago, IL Sun May 24 1953, 3:38 AM CDT Att: 21,250 - Unknown
Johnny Logan, R (1, 6) OBP: 0.308, SLG: 0.387	0-0 5-3		0-0 P3		1-0 HBP		0-0 2B			3 0 1 1 0 0 0	
Eddie Mathews, L (1, 5) OBP: 0.459, SLG: 0.663	0-0 2B		0-0 2B		0-0 P6			4-0 FC1-6 G1 BB		3 0 2 0 1 0 1	
Sid Gordon, R (1, 7) OBP: 0.305, SLG: 0.385	4-0 BB		0-0 5-3		0-0 6-3			0-0 G1		3 0 0 0 1 0 2	
Andy Pafko, R (1, 9) OBP: 0.274, SLG: 0.375 Jim Pendleton, R (8, PR)	0-3 K		0-0 4-3		0-0 G4-6-3 1B			0-0 FC1-6 1B		4 0 1 0 0 1 4 0 0 0 0 0 0 0	
Joe Adcock, R (1, 3) OBP: 0.302, SLG: 0.311		0-0 5-3		0-0 G5-4-3 1B		0-0 G4-6-3		0-0 1B		4 0 2 0 0 0 1	
Jack Dittmer, L (1, 4) OBP: 0.304, SLG: 0.388		0-0 1-3		0-0 F7		0-0 1B		0-0 F9		4 1 1 0 0 0 1	
Walker Cooper, R (1, 2) OBP: 0.429, SLG: 0.421 Del Crandall, R (7, PR)		0-0 BB 1B		0-0 G5-4-3		0-0 G4-6-3 1B		0-0 F7		3 0 2 0 0 0 1 1 1 0 0 0 0 0	
Bob Buhl, R (1, 1) OBP: 0.100, SLG: 0.100 Harry Hanebrink, L (2, PH) Johnny Antonelli, L (2, 1) Ebba St. Claire, S (5, PH) Dave Jolly, R (5, 1) George Crowe, L (7, PH) Jim Wilson, R (7, 1) Bob Thorpe, R (9, PH)		4-0 BB		0-0 L4		0-0 G4-6-3 1B		0-0		0 0 0 0 0 0 0 0 0 0 0 0 1 0 0 0 0 0 0 0 0 0 0 1 0 1 0 0 1 1 0 0 0 0 0 0 0 0 0 0 0 1 0 0 0 0 0 0 0	
Inning Stats	R: 0 H: 1 E: 0 LOB: 2 K: 1 BB: 1 S: 6 P: 10	R: 0 H: 1 E: 0 LOB: 2 K: 0 BB: 1 S: 4 P: 8	R: 0 H: 1 E: 0 LOB: 1 K: 0 BB: 0 S: 4 P: 4	R: 0 H: 1 E: 0 LOB: 0 K: 0 BB: 0 S: 3 P: 3	R: 0 H: 0 E: 0 LOB: 1 K: 1 BB: 0 S: 5 P: 6	R: 0 H: 1 E: 0 LOB: 0 K: 0 BB: 0 S: 3 P: 3	R: 2 H: 4 E: 0 LOB: 2 K: 0 BB: 0 S: 5 P: 5	R: 0 H: 1 E: 0 LOB: 2 K: 0 BB: 1 S: 3 P: 7	R: 0 H: 0 E: 0 LOB: 0 K: 0 BB: 0 S: 3 P: 3	1B: 7 SF: 0 2B: 3 SAC: 0 3B: 0 DP: 3 HR: 0 HBP: 1	WP: 0 PA: 36 PB: 0 SB: 0 CS: 0
PITCHER Johnny Klippstein, R (1, 1) ERA: 5.08	IP WLS BF H R ER SO BB IBB HBP BLK WP HR S P ERA WHIP	IP WLS BF H R ER SO BB IBB HBP BLK WP HR S P ERA WHIP									

AB	32
R	2
H	10
RBI	2
BB	3
SO	2
LOB	14



Batter	1	2	3	4	5	6	7	8	9	AB	R	H	RBI	BB	SO	LOB
Frank Baumholtz, L (1, 9) OBP: 0.290, SLG: 0.367	0-0 5-3	0-0 F7		0-0 F9		0-0 F7		4-0 BB 1B BB		4	1	0	0	1	0	2
Eddie Miksis, R (1, 4) OBP: 0.310, SLG: 0.300	0-0 1B 1B	0-0 L4		0-0 FC4			0-0 SH 1B	4-0 BB 1B BB		4	1	2	0	1	0	1
Dee Fondy, L (1, 3) OBP: 0.303, SLG: 0.395	0-0 BB 1B 1B		0-0 2B FC4-2 1B		0-0 L4		0-0 SH 1B	0-0 BB 1B		3	1	2	0	0	0	0
Hal Jeffcoat, R (6, 8) OBP: 0.280, SLG: 0.182	1-2 1B 1B						1-2 2-H 3-H	1-2 2-H 3-H		1	0	1	2	0	0	0
Hank Sauer, R (1, 7) OBP: 0.398, SLG: 0.386	0-0 1B 1B		0-0 FC4-2 2B		4-0 BB		0-0 P2	4-0 PO BB		3	1	2	1	2	0	2
Preston Ward, L (1, 8) OBP: 0.364, SLG: 0.459	0-3 K		0-0 FC4-2		0-0 P5		0-0 F8	0-0 PO		4	0	0	0	0	1	7
Randy Jackson, R (1, 5) OBP: 0.359, SLG: 0.406	4-0 1B BB		0-3 K		0-3 K		0-0 F9			3	0	0	0	1	2	5
Toby Atwell, L (1, 2) OBP: 0.379, SLG: 0.368	0-0 1B		0-0 F9			0-0 1B 1B		0-0 4-3 1B 2B		4	1	3	2	0	0	2
Roy Smalley, R (1, 6) OBP: 0.481, SLG: 0.646	0-0 P4			0-0 FC3-6 1B		0-0 1B		0-0 4-3		4	0	2	0	0	0	3
Johnny Klippstein, R (1, 1) OBP: 0.167, SLG: 0.250		0-0 L4		0-0 FC3-6 FC4		0-3 K		0-0 F7		4	0	0	0	0	1	3

Inning Stats	R: 3	H: 4	E: 0	K: 1	S: 9	LOB: 2	BB: 1	P: 13	R: 0	H: 0	E: 0	K: 0	S: 3	LOB: 0	BB: 0	P: 3	R: 0	H: 2	E: 0	K: 1	S: 7	LOB: 2	BB: 0	P: 7	R: 0	H: 1	E: 0	K: 0	S: 4	LOB: 1	BB: 0	P: 4	R: 0	H: 0	E: 0	K: 1	S: 5	LOB: 1	BB: 1	P: 9	R: 0	H: 2	E: 0	K: 1	S: 6	LOB: 1	BB: 0	P: 6	R: 0	H: 1	E: 0	K: 0	S: 5	LOB: 2	BB: 0	P: 5	R: 2	H: 2	E: 0	K: 0	S: 4	LOB: 2	BB: 3	P: 16
--------------	------	------	------	------	------	--------	-------	-------	------	------	------	------	------	--------	-------	------	------	------	------	------	------	--------	-------	------	------	------	------	------	------	--------	-------	------	------	------	------	------	------	--------	-------	------	------	------	------	------	------	--------	-------	------	------	------	------	------	------	--------	-------	------	------	------	------	------	------	--------	-------	-------

PITCHER	IP	WLS	BF	H	R	ER	SO	BB	IBB	HBP	BLK	WP	HR	S	P	ERA	WHIP
Bob Buhl, R (1, 1) ERA: 2.95	1.0	L	8	4	3	3	1	1	0	0	0	0	0	9	13	27.00	5.000
Johnny Antonelli, L (2, 1) ERA: 3.45	3.0		12	3	0	0	1	0	0	0	0	0	0	14	14	0.00	1.000
Dave Jolly, R (5, 1) ERA:	2.0		8	2	0	0	2	1	0	0	0	0	0	11	15	0.00	1.500
Jim Wilson, R (7, 1) ERA: 3.6	2.0		12	3	2	2	0	3	0	0	0	0	0	9	21	9.00	3.000


BOTTOM

Milwaukee Braves @ Chicago Cubs
 Wrigley Field, Chicago, IL
 Sun May 24 1953, 3:38 AM CDT
 Att. 21,250 - Unknown

AB	34
R	5
H	12
RBI	5
BB	5
SO	4
LOB	25



WP	HR	S	P	ERA	WHIP
0	0	0	0	0	0

Batter	1	2	3	4	5	6	7	8	9	AB R H RBI BB SO LOB	TOP														
Rocky Bridges, R (1, 4) OBP: 0.388, SLG: 0.278	4-0 BB 1B		0-0 1-3 1B		0-0 F3		0-0 5-3			3 0 1 0 1 0 2	<p>Cincinnati Reds @ Milwaukee Braves Milwaukee County Stadium, Milwaukee, WI Mon May 25 1953, 4:33 AM EDT Unknown</p> <p>livebaseballscorecards.com</p> <table> <tr><td>AB</td><td>29</td></tr> <tr><td>R</td><td>1</td></tr> <tr><td>H</td><td>3</td></tr> <tr><td>RBI</td><td>1</td></tr> <tr><td>BB</td><td>6</td></tr> <tr><td>SO</td><td>1</td></tr> <tr><td>LOB</td><td>15</td></tr> </table> 	AB	29	R	1	H	3	RBI	1	BB	6	SO	1	LOB	15
AB	29																								
R	1																								
H	3																								
RBI	1																								
BB	6																								
SO	1																								
LOB	15																								
Bobby Adams, R (1, 5) OBP: 0.327, SLG: 0.344	0-0 F8		0-0 F8		0-0 4-3			4-0 1-3 WP BB	3 0 0 1 1 0 3																
Gus Bell, L (1, 8) OBP: 0.373, SLG: 0.602	0-0 G6-4-3 1-2 1B		0-0 F6		0-0 4-3			0-0 F3 1-2	4 0 1 0 0 0 2																
Jim Greengrass, R (1, 7) OBP: 0.398, SLG: 0.569	0-0 G6-4-3 1-2f			0-0 6-3		0-0 1B		0-0 1-3 2-3	4 0 1 0 0 0 3																
Bob Borkowski, R (1, 9) OBP: 0.432, SLG: 0.641		0-0 F1		0-3 K		0-0 F9		0-0 6-3	4 0 0 0 0 1 2																
Ted Kluszewski, L (1, 3) OBP: 0.277, SLG: 0.536		0-0 F2		4-0 BB		0-0 F9		0-0 4-3	3 0 0 0 1 0 1																
Andy Seminick, R (1, 2) OBP: 0.265, SLG: 0.469		0-0 F3		0-0 F8			0-0 F9	0-0 F8	4 0 0 0 0 0 1																
Roy McMillan, R (1, 6) OBP: 0.173, SLG: 0.140			4-0 FC5-6 BB		0-0 F8		0-0 F8	0-0 F4	3 0 0 0 1 0 0																
Bubba Church, R (1, 1) OBP: 0.333, SLG: 0.250 Willard Marshall, L (7, PH) OBP: 0.271, SLG: 0.473 Frank Smith, R (7, 1) Jackie Collum, L (7, 1)			0-0 FC5-6 1B F8 1-2f		4-0 BB		4-0 BB		1 1 0 0 1 0 1 0 0 0 0 1 0 0 0 0 0 0 0 0 0 0 0 0 0 0 0 0																
Inning Stats	R: 0 E: 0 K: 0 S: 3	H: 1 LOB: 1 BB: 1 P: 7	R: 0 E: 0 K: 0 S: 3	H: 0 LOB: 0 BB: 0 P: 3	R: 1 E: 0 K: 0 S: 4	H: 1 LOB: 1 BB: 1 P: 8	R: 0 E: 0 K: 1 S: 5	H: 0 LOB: 1 BB: 1 P: 9	R: 0 E: 0 K: 0 S: 3	H: 0 LOB: 1 BB: 1 P: 7	R: 0 E: 0 K: 0 S: 4	H: 1 LOB: 1 BB: 0 P: 4	R: 0 E: 0 K: 0 S: 3	H: 0 LOB: 1 BB: 1 P: 7	R: 0 E: 0 K: 0 S: 3	H: 0 LOB: 0 BB: 0 P: 3	R: 0 E: 0 K: 0 S: 3	H: 0 LOB: 0 BB: 0 P: 3	1B: 3 2B: 0 3B: 0 HR: 0	SF: 0 SAC: 0 DP: 1 HBP: 0	WP: 1 PB: 0 SB: 0 CS: 0	PA: 35			
PITCHER Don Liddle, L (1, 1) ERA: 1.09	IP: 9.0 WLS: W BF: 35 H: 3 R: 1 ER: 1 SO: 1 BB: 6 IBB: 0 HBP: 0 BLK: 0 WP: 1 HR: 0 S: 31 P: 55 ERA: 1.00 WHIP: 1.000											PITCHER	IP: 9.0 WLS: W BF: 35 H: 3 R: 1 ER: 1 SO: 1 BB: 6 IBB: 0 HBP: 0 BLK: 0 WP: 1 HR: 0 S: 31 P: 55 ERA: 1.00 WHIP: 1.000												

Batter	1	2	3	4	5	6	7	8	9	AB	R	H	RBI	BB	SO	LOB
Bill Bruton, L OBP: 0.311, SLG: 0.389 (1, 8)	0-0 F6		0-0 G3		0-0 1-3		0-0 2-3			4	0	0	0	0	0	2
Johnny Logan, R OBP: 0.315, SLG: 0.404 (1, 6)	0-0 F3		0-0 6-3		4-0 E1 BB		0-0 2-H 3-H 3B			3	0	1	2	1	0	0
Eddie Mathews, L OBP: 0.444, SLG: 0.637 (1, 5)	0-0 G3		0-0 F2		0-0 E1 1-3		0-0 G3			4	0	0	0	0	0	2
Sid Gordon, R OBP: 0.311, SLG: 0.383 (1, 7)		4-0 5-3 1B BB		0-0 E HBP 1B		0-0 6-3		0-0 F9		3	2	1	0	1	0	2
Andy Pafko, R OBP: 0.273, SLG: 0.365 (1, 9)		0-0 5-3		1-0 5-3 E 1B HBP		0-0 6-3		0-0 F1		3	1	0	0	0	0	1
Joe Adcock, R OBP: 0.300, SLG: 0.309 (1, 3)		0-0 IBB 2-H 1B		0-0 5-3		0-0 F7		0-3 K		4	0	1	1	0	1	1
Jack Dittmer, L OBP: 0.302, SLG: 0.383 (1, 4)		0-0 F9		0-0 FC5-4 1B 3-H		0-0 6-3		0-0 4-3		4	0	1	1	0	0	1
Del Crandall, R OBP: 0.338, SLG: 0.533 (1, 2)		4-0 1-2 IBB		0-0 FC5-4 1-2f			0-0 2-3 SH 3B 1B			2	1	1	0	1	0	1
Don Liddle, L (1, 1)		0-3 K		0-3 K			0-0 SH 2-3 3B			2	1	0	0	0	2	3

Inning Stats	R: 0	H: 0	E: 0	LOB: 0	K: 0	BB: 0	S: 3	P: 3	R: 1	H: 1	E: 0	LOB: 2	K: 1	BB: 2	S: 6	P: 14	R: 0	H: 0	E: 0	LOB: 0	K: 0	BB: 0	S: 3	P: 3	R: 2	H: 2	E: 1	LOB: 1	K: 1	BB: 2	S: 7	P: 8	R: 0	H: 0	E: 1	LOB: 1	K: 0	BB: 1	S: 3	P: 7	R: 0	H: 0	E: 0	LOB: 0	K: 0	BB: 0	S: 3	P: 3	R: 2	H: 2	E: 0	LOB: 1	K: 0	BB: 0	S: 6	P: 6	R: 0	H: 0	E: 0	LOB: 0	K: 1	BB: 0	S: 5	P: 5
--------------	------	------	------	--------	------	-------	------	------	------	------	------	--------	------	-------	------	-------	------	------	------	--------	------	-------	------	------	------	------	------	--------	------	-------	------	------	------	------	------	--------	------	-------	------	------	------	------	------	--------	------	-------	------	------	------	------	------	--------	------	-------	------	------	------	------	------	--------	------	-------	------	------

PITCHER	IP	WLS	BF	H	R	ER	SO	BB	IBB	HBP	BLK	WP	HR	S	P	ERA	WHIP
Bubba Church, R ERA: 4.61 (1, 1)	6.0	L	25	3	3	2	2	2	2	1	0	0	0	25	38	3.00	0.833
Frank Smith, R ERA: 4.29 (7, 1)	0.0		2	1	2	2	0	0	0	0	0	0	0	2	2	∞	∞
Jackie Collum, L ERA: 5.02 (7, 1)	2.0		7	1	0	0	1	0	0	0	0	0	0	9	9	0.00	0.500

BOTTOM

Cincinnati Reds @ Milwaukee Braves
Milwaukee County Stadium, Milwaukee, WI

Mon May 25 1953, 4:33 AM EDT
Unknown

AB	29
R	5
H	5
RBI	4
BB	3
SO	3
LOB	13

livebaseballscorecards.com



WP	HR	S	P	ERA	WHIP
0	0	0	0	0	0

Batter	1	2	3	4	5	6	7	8	9	AB R H RBI BB SO LOB	TOP									
Rocky Bridges, R (1, 4) OBP: 0.366, SLG: 0.259	0-3 K		0-3 K			0-3 K		0-0 4-3		4 0 0 0 0 3 0										
Bobby Adams, R (1, 5) OBP: 0.324, SLG: 0.333	0-0 2-3		0-3 K			4-0 BB		0-0 6-3		3 0 0 0 1 1 0										
Gus Bell, L (1, 8) OBP: 0.368, SLG: 0.588	0-0 3-1		0-3 K			0-0 F9		0-0 HR 1B		4 1 1 0 0 1 1										
Willard Marshall, L (1, 9) OBP: 0.270, SLG: 0.458		0-0 2B G3 1B		0-3 K		0-0 F8		0-0 F9		4 1 1 0 0 1 2										
Bob Borkowski, R (1, 7) OBP: 0.438, SLG: 0.721		0-0 G3 1-3 2B		0-3 K		0-0 F5		0-0 HR		4 1 2 2 0 1 0										
Grady Hatton, L (1, 3) OBP: 0.167, SLG: 0.130		0-0 G3		0-3 K		0-3 K		0-0 1B		4 0 1 1 0 2 1										
Hobie Landrith, L (1, 2) OBP: 0.292, SLG: 0.364		4-0 BB		0-3 K		0-0 F4		0-0 F8		0 0 0 0 1 0 0										
Andy Seminick, R (3, 2) OBP: 0.254, SLG: 0.448		0-0 BB								3 0 0 0 0 1 1										
Roy McMillan, R (1, 6) OBP: 0.168, SLG: 0.136		0-0 F4				0-0 F6		0-3 K		3 0 0 0 0 1 2										
Harry Perkowski, L (1, 1) OBP: 0.200, SLG: 0.200		0-3 K				0-0 G3		0-3 K		0 0 0 0 0 0 0										
Herm Wehmeier, R (1, 1) OBP: 0.200, SLG: 0.200										1 0 0 0 0 1 2										
Ernie Nevel, R (4, 1)										0 0 0 0 0 0 0										
Bob Marquis, L (5, PH) OBP: 0.379, SLG: 0.615										1 0 0 0 0 0 0										
Frank Smith, R (5, 1)										1 0 0 0 0 1 0										
Inning Stats	R: 0 E: 0 K: 1 S: 5	H: 0 LOB: 0 BB: 0 P: 5	R: 1 E: 0 K: 1 S: 7	H: 2 LOB: 2 BB: 1 P: 11	R: 0 E: 0 K: 3 S: 9	H: 0 LOB: 0 BB: 0 P: 9	R: 0 E: 0 K: 3 S: 9	H: 0 LOB: 0 BB: 0 P: 9	R: 0 E: 0 K: 1 S: 5	H: 0 LOB: 1 BB: 1 P: 9	R: 0 E: 0 K: 1 S: 5	H: 0 LOB: 0 BB: 0 P: 5	R: 0 E: 0 K: 2 S: 7	H: 0 LOB: 0 BB: 0 P: 7	R: 2 E: 0 K: 0 S: 6	H: 3 LOB: 1 BB: 0 P: 6	1B: 3 2B: 1 3B: 0 HR: 1	SF: 0 SAC: 0 DP: 0 HBP: 0	WP: 0 PB: 0 SB: 0 CS: 0	PA: 34
PITCHER Max Surkont, R (1, 1) ERA: 2.7	IP: 9.0 WLS: W BF: 34 H: 5 R: 3 ER: 3 SO: 13 BB: 2 IBB: 0 HBP: 0 BLK: 0 WP: 0 HR: 1 S: 58 P: 66 ERA: 3.00 WHIP: 0.778																			

Cincinnati Reds @ Milwaukee Braves
 Milwaukee County Stadium, Milwaukee, WI
 Mon May 25 1953, 4:38 AM EDT
 Att: 24,445 - Unknown

livebaseballscorecards.com

AB 32
 R 3
 H 5
 RBI 3
 BB 2
 SO 13
 LOB 9



Batter	1	2	3	4	5	6	7	8	9	AB R H RBI BB SO LOB	TOP	
Rocky Bridges, R OBP: 0.347, SLG: 0.242 (1, 4) (7, 6)	0-0 4-3		0-0 5-3			0-0 F9		0-0 5-3		4 0 0 0 0 0 0	Cincinnati Reds @ Milwaukee Braves Milwaukee County Stadium, Milwaukee, WI Tue May 26 1953, 4:33 AM EDT Att. 8,720 - Unknown livebaseballscorecards.com	
Bobby Adams, R OBP: 0.313, SLG: 0.320 (1, 5)	0-0 F8			0-0 P3		0-0 P4		0-0 G3		4 0 0 0 0 0 0		
Gus Bell, L OBP: 0.373, SLG: 0.604 (1, 8)	0-0 1-3			0-0 2B			0-0 1B 2B		0-3 K	4 0 2 0 0 1 0		
Bob Borkowski, R OBP: 0.462, SLG: 0.739 (1, 7)		4-0 1-4-3 BB		0-0 F7		0-0 2-3 1B		0-0 DI 2B		3 0 2 0 1 0 1		
Willard Marshall, L OBP: 0.254, SLG: 0.429 (1, 9)		0-0 1-4-3 1-2		0-0 P6		0-0 P1		0-0 F7		4 0 0 0 0 0 5		
Andy Seminick, R OBP: 0.253, SLG: 0.429 (1, 2)		0-0 5-3			0-0 P4		4-0 1-2 BB		0-3 K	3 0 0 0 1 1 2		
Grady Hatton, L OBP: 0.148, SLG: 0.115 (1, 3)		0-0 F9			0-0 1-3		0-0 F8			3 0 0 0 0 0 4		
Roy McMillan, R OBP: 0.165, SLG: 0.133 Jim Greengrass, R OBP: 0.395, SLG: 0.564 Johnny Temple, R OBP: 0.262, SLG: 0.276 (1, 6) (7, PH) (7, 4)			0-0 F7		0-0 P6		0-0 F9			2 0 0 0 0 0 0 1 0 0 0 0 0 3 0 0 0 0 0 0 0		
Howie Judson, R OBP: 0.364, SLG: 0.125 Harry Perkowski, L OBP: 0.273, SLG: 0.200 Frank Baldwin, R OBP: 0.273, SLG: 0.200 Ernie Nevel, R OBP: 0.273, SLG: 0.200 Bob Marquis, L OBP: 0.367, SLG: 0.593 Jackie Collum, L OBP: 0.273, SLG: 0.200 (1, 1) (4, 1) (6, PH) (6, 1) (8, PH) (8, 1)		0-3 K2-3				0-0 5-3		0-0 F9		1 0 0 0 0 0 1 0 0 0 0 0 0 0 0 0 1 0 0 0 0 0 0 0 0 0 0 0 0 0 0 0 1 0 0 0 0 0 0 0 0 0 0 0 0 0 0 0		
Inning Stats	R: 0 H: 0 E: 0 LOB: 0 K: 0 BB: 0 S: 3 P: 3	R: 0 H: 0 E: 0 LOB: 1 K: 0 BB: 1 S: 3 P: 7	R: 0 H: 0 E: 0 LOB: 0 K: 1 BB: 0 S: 5 P: 5	R: 0 H: 1 E: 0 LOB: 1 K: 0 BB: 0 S: 4 P: 4	R: 0 H: 0 E: 0 LOB: 0 K: 0 BB: 0 S: 3 P: 3	R: 0 H: 0 E: 0 LOB: 0 K: 0 BB: 0 S: 3 P: 3	R: 0 H: 2 E: 0 LOB: 3 K: 0 BB: 1 S: 5 P: 9	R: 0 H: 0 E: 0 LOB: 0 K: 0 BB: 0 S: 3 P: 3	R: 0 H: 1 E: 0 LOB: 1 K: 2 BB: 0 S: 8 P: 8	1B: 1 SF: 0 2B: 3 SAC: 0 3B: 0 DP: 0 HR: 0 HBP: 0		WP: 0 PA: 33 PB: 0 SB: 0 CS: 0
PITCHER Warren Spahn, L ERA: 2.37 (1, 1)	IP WLS BF H R ER SO BB IBB HBP BLK WP HR S P ERA WHIP											PITCHER IP WLS BF H R ER SO BB IBB HBP BLK WP HR S P ERA WHIP



Batter	1	2	3	4	5	6	7	8	9	AB	R	H	RBI	BB	SO	LOB
Bill Bruton, L OBP: 0.329, SLG: 0.406 (1, 8)	L9		G1-6-3 1B	4-3		E5 1B				4	0	2	1	0	0	2
Johnny Logan, R OBP: 0.326, SLG: 0.410 (1, 6)	1-6-3 1B		G1-6-3		1B 6-3 1B	K				4	1	2	0	0	1	2
Eddie Mathews, L OBP: 0.440, SLG: 0.673 (1, 5)	1-6-3		K		1B 6-3 1B	F8				4	1	1	0	0	1	2
Sid Gordon, R OBP: 0.323, SLG: 0.417 (1, 7)	5-3			1B 1B	6-3	F8				4	1	1	1	0	0	2
Andy Pafko, R OBP: 0.271, SLG: 0.352 (1, 9)		6-3		P4	3-1 1B	F9				4	0	1	1	0	0	1
Joe Adcock, R OBP: 0.313, SLG: 0.356 (1, 3)		2B 2B		L8	3-1	1B				4	1	2	0	0	0	2
Jack Dittmer, L OBP: 0.315, SLG: 0.400 (1, 4)		2B 2B		L8	4-3	1B				4	1	3	1	0	0	1
Del Crandall, R OBP: 0.345, SLG: 0.544 (1, 2)		K		1B 1B		E 2B		G6-4-3 1B		4	1	2	1	0	1	2
Warren Spahn, L OBP: 0.125, SLG: 0.125 (1, 1)	P6			1B 1B		F5		4-3		4	0	1	1	0	0	2

Inning Stats	R: 0	H: 1	E: 0	LOB: 1	K: 0	BB: 0	S: 4	P: 4	R: 1	H: 2	E: 0	LOB: 1	K: 1	BB: 0	S: 7	P: 7	R: 0	H: 1	E: 0	LOB: 0	K: 1	BB: 0	S: 5	P: 5	R: 2	H: 4	E: 0	LOB: 2	K: 0	BB: 0	S: 7	P: 7	R: 2	H: 3	E: 0	LOB: 1	K: 0	BB: 0	S: 6	P: 6	R: 1	H: 2	E: 1	LOB: 1	K: 1	BB: 0	S: 7	P: 7	R: 0	H: 1	E: 0	LOB: 1	K: 0	BB: 0	S: 3	P: 3	R: 0	H: 1	E: 0	LOB: 0	K: 0	BB: 0	S: 3	P: 3	1B: 12	SF: 0	2B: 3	SAC: 0	3B: 0	DP: 2	HR: 0	HBP: 0	WP: 0	PA: 36
--------------	------	------	------	--------	------	-------	------	------	------	------	------	--------	------	-------	------	------	------	------	------	--------	------	-------	------	------	------	------	------	--------	------	-------	------	------	------	------	------	--------	------	-------	------	------	------	------	------	--------	------	-------	------	------	------	------	------	--------	------	-------	------	------	------	------	------	--------	------	-------	------	------	--------	-------	-------	--------	-------	-------	-------	--------	-------	--------

PITCHER	IP	WLS	BF	H	R	ER	SO	BB	IBB	HBP	BLK	WP	HR	S	P	ERA	WHIP
Howie Judson, R ERA: 5.64 (1, 1)	3.2	L	18	8	3	3	2	0	0	0	0	0	0	22	22	7.36	2.182
Harry Perkowski, L ERA: 8.2 (4, 1)	1.1		7	3	2	2	0	0	0	0	0	0	0	7	7	13.50	2.250
Ernie Nevel, R ERA: 6.75 (6, 1)	2.0		8	3	1	1	1	0	0	0	0	0	0	10	10	4.50	1.500
Jackie Collum, L ERA: 4.7 (8, 1)	1.0		3	1	0	0	0	0	0	0	0	0	0	3	3	0.00	1.000

BOTTOM

Cincinnati Reds @ Milwaukee Braves
Milwaukee County Stadium, Milwaukee, WI

Tue May 26 1953, 4:33 AM EDT
 Att. 8,720 - Unknown

livebaseballscorecards.com

AB	36
R	6
H	15
RBI	6
BB	0
SO	3
LOB	16



Batter	1	2	3	4	5	6	7	8	9	AB R H RBI BB SO LOB	TOP											
Bob Addis, L (1, 9) OBP: 0.300, SLG: 0.125 Tommy Brown, R (6, PH) OBP: 0.150, SLG: 0.111 (6, 9)	0-0 F8		0-0 3-1		0-0 FC1-6 1B	0-0 F8			0-3 K	3 1 0 0 0 0 1 2 0 0 0 0 1 2	Chicago Cubs @ Milwaukee Braves Milwaukee County Stadium, Milwaukee, WI Wed May 27 1953, 4:33 AM EDT Att: 30,936 - Unknown											
Eddie Miksis, R (1, 4) OBP: 0.324, SLG: 0.321	4-0 S BB		0-0 F8		0-0 1-2 HR 1B		0-0 F8	4-0 1-2 BB	3 1 1 0 2 0 0													
Dee Fondy, L (1, 3) OBP: 0.295, SLG: 0.380	0-3 K 1-2		0-3 K		0-0 1-2 HR 1B		0-3 K	0-0 4-3 1-2 2-3	5 1 1 1 0 3 3													
Hank Sauer, R (1, 7) OBP: 0.386, SLG: 0.429	0-3 K			0-0 F8	0-0 1-H 2-H HR		0-0 F4	0-0 6-3	5 1 1 3 0 1 3													
Preston Ward, L (1, 8) OBP: 0.382, SLG: 0.459 Hal Jeffcoat, R (8, PH) OBP: 0.306, SLG: 0.194 (8, 8)		4-0 1B BB		0-0 F8	0-0 G6-4-3 1B		0-0 5-3		2 0 1 0 1 0 0 1 0 0 0 0 0 0													
Randy Jackson, R (1, 5) OBP: 0.358, SLG: 0.434		0-3 K		4-0 S BB	0-0 G6-4-3 1-2f		0-3 K		3 0 0 0 1 2 2													
Toby Atwell, L (1, 2) OBP: 0.359, SLG: 0.328		0-0 1-3 1B		4-0 1-2 BB		0-0 1-3		0-0 E6	3 0 1 0 1 0 0													
Roy Smalley, R (1, 6) OBP: 0.437, SLG: 0.540		0-3 K		0-0 F7		0-0 5-3		0-0 F3	4 0 0 0 0 1 5													
Bob Rush, R (1, 1) OBP: 0.105, SLG: 0.056 Johnny Klippstein, R (6, 1) OBP: 0.167, SLG: 0.250 Dutch Leonard, R (6, 1) Bill Serena, R (9, PH) OBP: 0.325, SLG: 0.338		0-3 K		0-0 FC1-6 1B		4-0 BB		4-0 4-3 BB BB	2 0 1 0 1 1 2 0 0 0 0 0 0 0 0 0 0 0 0 0 0 0 0 0 0 1 0 0													
Inning Stats	R: 0 E: 0 K: 2 S: 7	H: 0 LOB: 1 BB: 1 P: 11	R: 0 E: 0 K: 3 S: 10	H: 1 LOB: 2 BB: 1 P: 14	R: 0 E: 0 K: 1 S: 5	H: 0 LOB: 0 BB: 0 P: 5	R: 0 E: 0 K: 0 S: 3	H: 0 LOB: 2 BB: 2 P: 11	R: 4 E: 0 K: 0 S: 7	H: 5 LOB: 0 BB: 0 P: 7		R: 0 E: 0 K: 0 S: 3	H: 0 LOB: 1 BB: 1 P: 7	R: 0 E: 0 K: 1 S: 5	H: 0 LOB: 0 BB: 0 P: 5	R: 0 E: 1 K: 1 S: 6	H: 0 LOB: 1 BB: 0 P: 6	R: 0 E: 0 K: 1 S: 5	H: 0 LOB: 2 BB: 2 P: 13	1B: 5 2B: 0 3B: 0 HR: 1	SF: 0 SAC: 0 DP: 1 HBP: 0	WP: 0 PB: 0 SB: 2 CS: 0
PITCHER	IP WLS BF H R ER SO BB IBB HBP BLK WP HR S P ERA WHIP																					
Jim Wilson, R (1, 1) ERA: 4.0 Johnny Antonelli, L (6, 1) ERA: 3.06	5.0 W 24 6 4 4 6 4 0 0 0 0 1 32 48 7.20 2.000																					

livebaseballscorecards.com

AB	33
R	4
H	6
RBI	4
BB	7
SO	9
LOB	18



Batter	1	2	3	4	5	6	7	8	9
Bill Bruton, L OBP: 0.331, SLG: 0.401 (1, 8)	0-0 F7		0-0 E S 1B		0-0 F7	4-0 WP 1B FC5-2 BB	0-0 F2		
Johnny Logan, R OBP: 0.336, SLG: 0.413 (1, 6)	0-0 5-3 1B		0-0 6-3		4-0 E 1B BB	0-0 WP E 1B		0-3 K	
Eddie Mathews, L OBP: 0.439, SLG: 0.655 (1, 5)	0-0 5-3		4-0 G5-4-3 BB		0-0 E3 1B HR	4-0 E BB		0-0 F5	
Sid Gordon, R OBP: 0.326, SLG: 0.417 (1, 7)	0-3 K		0-0 G5-4-3		0-0 HR 1B	0-0 FC5-2 PB		0-0 1B 1B	
Andy Pafko, R OBP: 0.291, SLG: 0.389 (1, 9)		0-0 BB 1B		0-0 6-3	0-0 HR	4-0 BB BB		0-0 1B 1B	
Joe Adcock, R OBP: 0.308, SLG: 0.350 (1, 3)		0-0 F5		0-0 6-3	0-0 F6	0-0 F5		0-0 1B	
Jack Dittmer, L OBP: 0.318, SLG: 0.400 (1, 4)		0-0 F3		0-0 1B		0-0 SH1-4 1B	0-0 F5	0-0 F3	
Del Crandall, R OBP: 0.356, SLG: 0.543 (1, 2)		4-0 BB		0-0 F4		0-0 SH1-4	0-0 FC5-6 1B		
Jim Wilson, R OBP: 0.143, SLG: 0.357 (1, 1)		0-0 5-3			0-0 F6	0-0 WP 1B	0-0 FC5-6		
Harry Hanebrink, L ERA: 5.08 (5, PH)									
Johnny Antonelli, L OBP: 0.154, SLG: 0.083 (6, 1)									

AB	R	H	RBI	BB	SO	LOB
4	0	1	0	1	0	1
4	2	2	1	1	1	1
3	2	0	0	2	0	2
5	2	2	1	0	1	4
4	1	3	3	1	0	0
5	0	1	1	0	0	3
5	1	2	0	0	0	3
2	0	1	0	1	0	1
1	0	0	0	0	0	2
1	0	0	0	0	0	0
2	1	1	1	0	0	1

AB	R	H	RBI	BB	SO	LOB
36	9	13	7	6	2	18

WP	PA
2	43

Inning Stats	R	H	E	K	S	P	IP	WLS	BF	H	R	ER	SO	BB	IBB	HBP	BLK	WP	HR	S	P	ERA	WHIP
Bob Rush, R ERA: 4.61 (1, 1)	0	1	0	1	6	27	5.1	L	27	8	6	2	1	3	0	0	0	0	1	26	38	3.38	2.062
Johnny Klippstein, R ERA: 5.08 (6, 1)	0	0	0	0	0	2	0.0		2	1	0	0	0	1	0	0	0	1	1	5	5	∞	∞
Dutch Leonard, R ERA: 6.08 (6, 1)	0	1	0	0	3	14	2.2		14	4	3	1	1	2	0	0	0	1	14	22	22	3.38	2.250

Chicago Cubs @ Milwaukee Braves
Milwaukee County Stadium, Milwaukee, WI
 Wed May 27 1953, 4:33 AM EDT
 Att. 30,936 - Unknown

livebaseballscorecards.com



Batter	1	2	3	4	5	6	7	8	9
Solly Hemus, L OBP: 0.416, SLG: 0.415 (1, 6)	0-0 1B G4-6-3 2B		0-0 1B	0-0 P6 1B	0-0 L1-3 1-2			0-0 6-3	
Red Schoendienst, S OBP: 0.435, SLG: 0.584 (1, 4)	0-0 G4-6-3 2-3 1B		0-0 P4	0-0 1B E 1B		0-0 F9		0-0 3-1	
Stan Musial, L OBP: 0.367, SLG: 0.441 (1, 7)	0-0 G4-6-3 1-2f 3-H			0-0 1B 1B		0-0 1-3			
Enos Slaughter, L OBP: 0.442, SLG: 0.449 (1, 9)	0-0 G3			0-0 1B 2B 1B		0-0 6-3			
Ray Jablonski, R OBP: 0.298, SLG: 0.462 (1, 5)		0-3 K		0-0 1B 1B FC5-2 2B			0-0 F9		
Steve Bilko, R OBP: 0.354, SLG: 0.500 (1, 3)		0-0 5-3		0-0 1B 2B 2B			4-0 BB		
Rip Repulski, R OBP: 0.318, SLG: 0.333 (1, 8)		0-3 K		0-0 1B IBB K			0-3 K		
Del Rice, R OBP: 0.361, SLG: 0.398 (1, 2)			0-0 4-3	0-0 SH 1B	0-0 L1-3 1B		0-3 K		
Gerry Staley, R OBP: 0.148, SLG: 0.115 (1, 1)			0-0 4-3	0-0 SH 1B	0-3 K		0-3 K		
Stu Miller, R OBP: 0.500, SLG: 0.667 (9, 1)									
Mike Clark, R (9, 1)									

Inning Stats	R: 1	H: 2	E: 0	LOB: 0	K: 0	S: 4	P: 4	R: 0	H: 0	E: 0	LOB: 0	K: 2	S: 7	R: 0	H: 1	E: 0	LOB: 1	K: 0	S: 4	R: 10	H: 9	E: 2	LOB: 1	K: 1	S: 15	R: 0	H: 1	E: 0	LOB: 0	K: 1	S: 5	R: 0	H: 0	E: 0	LOB: 0	K: 0	S: 3	R: 0	H: 0	E: 0	LOB: 1	K: 2	S: 7	R: 0	H: 0	E: 0	LOB: 0	K: 1	S: 5
--------------	------	------	------	--------	------	------	------	------	------	------	--------	------	------	------	------	------	--------	------	------	-------	------	------	--------	------	-------	------	------	------	--------	------	------	------	------	------	--------	------	------	------	------	------	--------	------	------	------	------	------	--------	------	------

PITCHER	IP	WLS	BF	H	R	ER	SO	BB	IBB	HBP	BLK	WP	HR	S	P	ERA	WHIP
Vern Bickford, R ERA: 5.47 (1, 1)	3.0	L	15	7	5	5	2	0	0	0	0	0	0	19	19	15.00	2.333
Lew Burdette, R ERA: 2.36 (4, 1)	0.1		6	3	3	2	0	0	1	0	0	0	0	5	9	54.00	9.000
Ernie Johnson, R ERA: 2.57 (4, 1)	1.2		7	3	3	1	2	0	0	0	0	0	0	11	11	5.40	1.800
Dave Cole, R ERA: (6, 1)	3.0		10	0	0	0	3	1	0	0	0	0	0	15	19	0.00	0.333

AB R H RBI BB SO LOB

5	1	2	0	0	0	2
5	1	2	1	0	0	1
4	2	2	0	0	0	1
4	1	2	1	0	0	0
4	2	1	1	0	1	1
3	1	2	2	1	0	0
3	1	0	0	1	3	2
4	1	2	2	0	1	1
3	1	0	0	0	2	1
0	0	0	0	0	0	0
0	0	0	0	0	0	0

1B: 10	SF: 0	WP: 0	PA: 38
2B: 4	SAC: 1	PB: 0	
3B: 0	DP: 2	SB: 0	
HR: 0	HBP: 0	CS: 0	

PITCHER	IP	WLS	BF	H	R	ER	SO	BB	IBB	HBP	BLK	WP	HR	S	P	ERA	WHIP
---------	----	-----	----	---	---	----	----	----	-----	-----	-----	----	----	---	---	-----	------

Milwaukee Braves @ St. Louis Cardinals
 Sportsman's Park, St. Louis, MO
 Fri May 29 1953, 4:33 AM EDT
 Att. 4,396 - Unknown

livebaseballscorecards.com

AB	35
R	11
H	13
RBI	7
BB	2
SO	7
LOB	9



Batter	1	2	3	4	5	6	7	8	9	AB R H RBI BB SO LOB	TOP		
Bill Bruton, L (1, 8) OBP: 0.318, SLG: 0.379	0-0 G3		0-0 F8		0-0 F7		0-0 1-3			4 0 0 0 0 0 1			
Johnny Logan, R (1, 6) OBP: 0.336, SLG: 0.437	0-0 WP HR 2B		0-0 F8			0-0 HR		0-0 F8		4 2 2 1 0 0 0			
Eddie Mathews, L (1, 5) OBP: 0.446, SLG: 0.675	4-0 HR BB		0-0 6-3			4-0 WP 2B BB		0-3 K		2 2 0 0 2 1 0			
Sid Gordon, R (1, 7) OBP: 0.347, SLG: 0.496 Jim Pendleton, R (8, PR) (8, 7)	0-0 HR			4-0 G4-6-3 BB		0-0 6-3		4-0 1B BB		2 1 1 3 2 0 1 0 0 0 0 0 0 0			
Andy Pafko, R (1, 9) OBP: 0.303, SLG: 0.425	0-0 L8			0-0 G4-6-3		0-0 2B		0-0 1B		4 0 2 1 0 0 1			
Joe Adcock, R (1, 3) OBP: 0.305, SLG: 0.344	0-3 K			0-0 P4		0-0 P6		0-0 F9		4 0 0 0 0 1 3			
Jack Dittmer, L (1, 4) OBP: 0.307, SLG: 0.383		0-0 6-3			0-0 P6	0-0 4-3		0-0 G3		4 0 0 0 0 0 1			
Del Crandall, R (1, 2) OBP: 0.366, SLG: 0.529		0-0 6-3			4-0 S BB		0-0 6-3		0-0 F8	3 0 0 0 1 0 0			
Warren Spahn, L (1, 1) OBP: 0.100, SLG: 0.100		0-0 L8			0-0 F8		0-0 4-3		0-0 L8	4 0 0 0 0 0 1			
Inning Stats	R: 3 E: 0 K: 1 S: 7 H: 2 LOB: 0 BB: 1 P: 11	R: 0 E: 0 K: 0 S: 3 H: 0 LOB: 0 BB: 0 P: 3	R: 0 E: 0 K: 0 S: 3 H: 0 LOB: 0 BB: 0 P: 3	R: 0 E: 0 K: 0 S: 2 H: 0 LOB: 0 BB: 1 P: 6	R: 0 E: 0 K: 0 S: 3 H: 0 LOB: 1 BB: 1 P: 7	R: 2 E: 0 K: 0 S: 5 H: 2 LOB: 1 BB: 1 P: 9	R: 0 E: 0 K: 0 S: 3 H: 0 LOB: 0 BB: 0 P: 3	R: 0 E: 0 K: 1 S: 6 H: 1 LOB: 2 BB: 1 P: 10	R: 0 E: 0 K: 0 S: 3 H: 0 LOB: 0 BB: 0 P: 3	1B: 1 2B: 2 3B: 0 HR: 2 SF: 0 SAC: 0 DP: 1 HBP: 0	WP: 2 PB: 0 SB: 1 CS: 0 PA: 36		
PITCHER	IP WLS BF H R ER SO BB IBB HBP BLK WP HR S P ERA WHIP											PITCHER	IP WLS BF H R ER SO BB IBB HBP BLK WP HR S P ERA WHIP
Joe Presko, R (1, 1) ERA: 5.19	6.0 L 25 4 5 5 1 4 0 0 0 2 2 23 39 7.50 1.333												
Cliff Chambers, L (7, 1) ERA: 4.3	3.0 11 1 0 0 1 1 0 0 0 0 0 12 16 0.00 0.667												

Milwaukee Braves @ St. Louis Cardinals
Sportsman's Park, St. Louis, MO
Sat May 30 1953, 4:33 AM EDT
Unknown

livebaseballscorecards.com

AB 31
R 5
H 5
RBI 5
BB 5
SO 2
LOB 8



Batter	1	2	3	4	5	6	7	8	9	AB R H RBI BB SO LOB
Solly Hemus, L (1, 6) OBP: 0.410, SLG: 0.415	0-0 F8		0-0 1-3 2B		0-0 4-3		0-0 4-3 E4		0-0 F2	5 0 1 0 0 0 0
Red Schoendienst, S (1, 4) OBP: 0.431, SLG: 0.576	0-0 F8		0-0 F8		0-0 1B		0-0 1-3			4 0 1 0 0 0 3
Stan Musial, L (1, 7) OBP: 0.365, SLG: 0.432	4-0 BB		0-0 1-3		0-0 5-3		0-0 4-3			3 0 0 0 1 0 4
Steve Bilko, R (1, 3) OBP: 0.358, SLG: 0.493	0-3 K		4-0 BB			4-0 HR BB	0-0 P3			2 1 0 0 2 1 2
Enos Slaughter, L (1, 9) OBP: 0.437, SLG: 0.443		0-0 4-3	0-0 P2			0-0 F2		0-0 G1-6-3 1B		4 0 1 0 0 0 4
Ray Jablonski, R (1, 5) OBP: 0.290, SLG: 0.450		0-0 F8		0-0 F7		0-0 F5		0-0 P4		4 0 0 0 0 0 2
Del Rice, R (1, 2) OBP: 0.357, SLG: 0.420		0-0 E2 FC6-4		0-0 F5		0-0 HR		0-0 G1-6-3 1-2f		4 1 1 2 0 0 1
Rip Repulski, R (1, 8) OBP: 0.316, SLG: 0.331		0-0 FC6-4 1-2f		0-0 L7		0-0 1B		0-0 4-3		4 0 1 0 0 0 1
Joe Presko, R (1, 1) OBP: 0.300, SLG: 0.222			0-0 2B 1B		0-3 K	0-3 K		0-0 6-3		2 0 1 0 0 1 0
Grant Dunlap, R (6, PH) OBP: 0.250, SLG: 1.000										1 0 0 0 0 1 1
Cliff Chambers, L (7, 1)										0 0 0 0 0 0 0
Peanuts Lowrey, R (9, PH) OBP: 0.378, SLG: 0.606										1 0 0 0 0 0 0

Inning Stats	R: 0 E: 0 K: 1 S: 5	H: 0 LOB: 1 BB: 1 P: 9	R: 0 E: 1 K: 0 S: 4	H: 0 LOB: 1 BB: 0 P: 4	R: 0 E: 0 K: 0 S: 5	H: 2 LOB: 3 BB: 1 P: 9	R: 0 E: 0 K: 0 S: 3	H: 0 LOB: 0 BB: 0 P: 3	R: 0 E: 0 K: 1 S: 6	H: 1 LOB: 1 BB: 0 P: 6	R: 2 E: 0 K: 1 S: 7	H: 2 LOB: 1 BB: 1 P: 11	R: 0 E: 1 K: 0 S: 4	H: 0 LOB: 1 BB: 0 P: 4	R: 0 E: 0 K: 0 S: 3	H: 1 LOB: 0 BB: 0 P: 3	R: 0 E: 0 K: 0 S: 3	H: 0 LOB: 0 BB: 0 P: 3	1B: 4 2B: 1 3B: 0 HR: 1	SF: 0 SAC: 0 DP: 1 HBP: 0	WP: 0 PB: 0 SB: 0 CS: 0	PA: 37
---------------------	------------------------------	---------------------------------	------------------------------	---------------------------------	------------------------------	---------------------------------	------------------------------	---------------------------------	------------------------------	---------------------------------	------------------------------	----------------------------------	------------------------------	---------------------------------	------------------------------	---------------------------------	------------------------------	---------------------------------	----------------------------------	------------------------------------	----------------------------------	--------

PITCHER Warren Spahn, L (1, 1) ERA: 2.3	IP 9.0	WLS W	BF 37	H 6	R 2	ER 2	SO 3	BB 3	IBB 0	HBP 0	BLK 0	WP 0	HR 1	S 40	P 52	ERA 2.00	WHIP 1.000	PITCHER	IP 9.0	WLS W	BF 37	H 6	R 2	ER 2	SO 3	BB 3	IBB 0	HBP 0	BLK 0	WP 0	HR 1	S 40	P 52	ERA 2.00	WHIP 1.000
---	-----------	----------	----------	--------	--------	---------	---------	---------	----------	----------	----------	---------	---------	---------	---------	-------------	---------------	----------------	-----------	----------	----------	--------	--------	---------	---------	---------	----------	----------	----------	---------	---------	---------	---------	-------------	---------------

BOTTOM

Milwaukee Braves @ St. Louis Cardinals
Sportsman's Park, St. Louis, MO

Sat May 30 1953, 4:33 AM EDT
Unknown

AB	34
R	2
H	6
RBI	2
BB	3
SO	3
LOB	18



Batter	1	2	3	4	5	6	7	8	9	AB	R	H	RBI	BB	SO	LOB	TOP																
Bill Bruton, L (1, 8) <small>OBP: 0.318, SLG: 0.379</small>																	0	0	0	0	0	0	0	0	0	0	0						
Johnny Logan, R (1, 6) <small>OBP: 0.336, SLG: 0.437</small>																	0	0	0	0	0	0	0	0	0	0	0	0	0	0	0	0	
Eddie Mathews, L (1, 5) <small>OBP: 0.446, SLG: 0.675</small>																	0	0	0	0	0	0	0	0	0	0	0	0	0	0	0	0	
Sid Gordon, R (1, 7) <small>OBP: 0.347, SLG: 0.496</small>																	0	0	0	0	0	0	0	0	0	0	0	0	0	0	0	0	
Andy Pafko, R (1, 9) <small>OBP: 0.303, SLG: 0.425</small>																	0	0	0	0	0	0	0	0	0	0	0	0	0	0	0	0	
Joe Adcock, R (1, 3) <small>OBP: 0.305, SLG: 0.344</small>																	0	0	0	0	0	0	0	0	0	0	0	0	0	0	0	0	
Jack Dittmer, L (1, 4) <small>OBP: 0.307, SLG: 0.383</small>																	0	0	0	0	0	0	0	0	0	0	0	0	0	0	0	0	
Walker Cooper, R (1, 2) <small>OBP: 0.400, SLG: 0.391</small>																	0	0	0	0	0	0	0	0	0	0	0	0	0	0	0	0	
Don Liddle, L (1, 1)	0	0	0	0	0	0	0	0	0	0	0	0	0	0	0	0																	
Inning Stats																	1B: 0	SF: 0	WP: 0	PA: 0													
																	2B: 0	SAC: 0	PB: 0														
																	3B: 0	DP: 0	SB: 0														
																	HR: 0	HBP: 0	CS: 0														
PITCHER Eddie Erault, R (1, 1) <small>ERA: 6.75</small>	IP	WLS	BF	H	R	ER	SO	BB	IBB	HBP	BLK	WP	HR	S	P	ERA	WHIP	PITCHER IP WLS BF H R ER SO BB IBB HBP BLK WP HR S P ERA WHIP															
	0.0	L	0	0	0	0	0	0	0	0	0	0	0	0	0	∞	∞																

Milwaukee Braves @ St. Louis Cardinals
Sportsman's Park, St. Louis, MO
 Sat May 30 1953, 4:38 AM EDT
 Att. 30,105 - Unknown

AB 0
R 0
H 0
RBI 0
BB 0
SO 0
LOB 0



WP: 0 PA: 0
 PB: 0
 SB: 0
 CS: 0

livebaseballscorecards.com

Batter	1	2	3	4	5	6	7	8	9	AB R H RBI BB SO LOB	TOP																								
Bill Bruton, L (1, 8) OBP: 0.299, SLG: 0.355	0-0 F6		0-0 F9		0-0 F5	0-0 FC1-2		0-0 F7		5 0 0 0 0 0 5																									
Johnny Logan, R (1, 6) OBP: 0.346, SLG: 0.434	0-0 HR 1B		4-0 1B BB		0-0 4-3	0-0 F2			4-0 FC5-4 BB BB	3 2 1 0 2 0 4																									
Eddie Mathews, L (1, 5) OBP: 0.456, SLG: 0.711	0-0 1-H HR		0-0 1-2 1B		4-0 1B BB			0-0 F9	4-0 1-2 FC5-4 BB	3 1 2 2 2 0 0																									
Sid Gordon, R (1, 7) OBP: 0.349, SLG: 0.496 Jim Pendleton, R (7, PR) OBP: 0.167, SLG: 0.167	0-0 F8		0-0 6-3		0-0 1-2 3-H 1B			0-0 E7 1B 1B	0-0 FC5-4 2B	4 0 1 1 0 0 2 1 2 0 0 0 0 2																									
Andy Paiko, R (1, 9) OBP: 0.309, SLG: 0.420	0-0 4-3			0-0 6-3	0-0 F7			0-0 1-H G5-4-3 1B	0-0 F4	5 0 1 1 0 0 4																									
Joe Adcock, R (1, 3) OBP: 0.331, SLG: 0.407		0-0 F3 1B		0-0 1-3		0-0 6-3 FC1-2 2B		0-0 G5-4-3	0-0 1-H 3-H 2B	5 0 3 2 0 0 1																									
Jack Dittmer, L (1, 4) OBP: 0.299, SLG: 0.370		0-0 F3 1-2		0-0 1B		0-0 FC FC1-2 6-3		0-0 F9	0-0 4-3	5 0 1 0 0 0 3																									
Walker Cooper, R (1, 2) OBP: 0.394, SLG: 0.345 Sibby Sisti, R (8, PR) Dave Jolly, R (8, 1)		0-0 5-3		0-0 F9		0-0 6-3			4-0 BB	3 0 0 0 1 0 3 0 0 0 0 0 0 0 0 0 0 0 0 0 0																									
Max Surkont, R (1, 1) OBP: 0.320, SLG: 0.458 Don Liddle, L (5, 1) Ernie Johnson, R (5, 1) George Crowe, L (8, PH) Dave Cole, R (6, 1) Ebba St. Claire, S (8, PH)			0-0 F2		0-0 4-3 1B 2B	4-0 FC1-2 BB		0-3 K		2 1 1 0 1 0 0 0 0 0 0 0 0 0 1 0 0 0 0 1 1																									
Inning Stats	R: 2 E: 0 K: 0 S: 5	H: 2 LOB: 0 BB: 0 P: 5	R: 0 E: 0 K: 0 S: 3	H: 1 LOB: 0 BB: 0 P: 3	R: 0 E: 0 K: 0 S: 4	H: 1 LOB: 2 BB: 1 P: 8	R: 0 E: 0 K: 0 S: 4	H: 1 LOB: 1 BB: 0 P: 4	R: 1 E: 0 K: 0 S: 5	H: 2 LOB: 2 BB: 1 P: 9	R: 0 E: 0 K: 0 S: 5	H: 1 LOB: 3 BB: 1 P: 9	R: 1 E: 1 K: 0 S: 4	H: 1 LOB: 1 BB: 0 P: 4	R: 0 E: 0 K: 1 S: 5	H: 0 LOB: 1 BB: 1 P: 9	R: 2 E: 0 K: 0 S: 4	H: 1 LOB: 1 BB: 2 P: 12	1B: 6 2B: 3 3B: 0 HR: 1	SF: 0 SAC: 0 DP: 1 HBP: 0	WP: 0 PB: 0 SB: 0 CS: 0	PA: 43													
PITCHER Bubba Church, R (1, 1) ERA: 5.06	IP 9.0	WLS W	BF 43	H 10	R 6	ER 5	SO 1	BB 6	IBB 0	HBP 0	BLK 0	WP 0	HR 1	S 39	P 63	ERA 5.00	WHIP 1.778	PITCHER	IP 9.0	WLS W	BF 43	H 10	R 6	ER 5	SO 1	BB 6	IBB 0	HBP 0	BLK 0	WP 0	HR 1	S 39	P 63	ERA 5.00	WHIP 1.778

Milwaukee Braves @ Cincinnati Reds
Crosley Field, Cincinnati, OH
Sun May 31 1953, 3:33 AM EDT
Unknown

livebaseballscorecards.com

AB	37
R	6
H	10
RBI	6
BB	6
SO	1
LOB	25



Batter	1	2	3	4	5	6	7	8	9	AB R H RBI BB SO LOB	TOP											
Bill Bruton, L (1, 8) OBP: 0.308, SLG: 0.363	0-0 G3 1-3 1B		0-0 G6-4-3 1B		0-0 S 1B	0-0 F6			0-0 G3	5 1 3 1 0 0 1												
Johnny Logan, R (1, 6) OBP: 0.348, SLG: 0.453	0-0 1-3 1-2		0-0 G6-4-3 1-2f		0-0 FC5-4 1B	0-0 F4			0-0 HR	5 1 2 2 0 0 3												
Eddie Mathews, L (1, 5) OBP: 0.454, SLG: 0.729	0-0 G3 2-3			0-0 HR	0-0 F7			0-0 2B	0-0 F3	5 1 2 1 0 0 2												
Sid Gordon, R (1, 7) OBP: 0.350, SLG: 0.493	0-0 F8			0-0 G6-4-3 1B	0-0 FC5-4 1-2f			0-0 F8	0-0 1B 1B	5 0 2 0 0 0 3 0 0 0 0 0 0 0												
Jim Pendleton, R (9, PR) OBP: 0.167, SLG: 0.167																						
Andy Pafo, R (1, 9) OBP: 0.318, SLG: 0.422		0-0 F9		4-0 G6-4-3 1-2 BB		0-0 1B 1B		0-0 F8	0-0 1B 1B	4 1 2 0 1 0 1												
Joe Adcock, R (1, 3) OBP: 0.327, SLG: 0.400		0-3 K		0-0 G6-4-3 1-2f 2-3		0-0 1B 1B		0-0 4-3	0-0 4-3	5 1 1 0 0 1 5												
Jack Dittmer, L (1, 4) OBP: 0.298, SLG: 0.366		0-0 F8		0-0 F9		0-0 1B 1-2 F8 1B		0-0 F6		4 1 1 1 0 0 1												
Del Crandall, R (1, 2) OBP: 0.381, SLG: 0.573			0-0 E4 1B 1B		0-0 HR			0-3 K		4 2 3 2 0 1 0												
Johnny Antonelli, L (1, 1) OBP: 0.125, SLG: 0.067			0-0 F8		0-3 K	0-0 F8		0-3 K		3 0 0 1 0 1 2												
Lew Burdette, R (6, 1) OBP: 0.200, SLG: 0.200										1 0 0 0 0 1 0												
Warren Spahn, L (8, 1) OBP: 0.100, SLG: 0.100										0 0 0 0 0 0 0												
Inning Stats	R: 0 E: 0 K: 0 S: 4	H: 1 LOB: 1 BB: 0 P: 4	R: 0 E: 0 K: 1 S: 5	H: 0 LOB: 0 BB: 0 P: 5	R: 1 E: 1 K: 0 S: 4	H: 2 LOB: 0 BB: 0 P: 4	R: 1 E: 0 K: 0 S: 4	H: 2 LOB: 1 BB: 1 P: 8	R: 2 E: 0 K: 1 S: 8	H: 3 LOB: 1 BB: 0 P: 8	R: 3 E: 0 K: 0 S: 7	H: 4 LOB: 1 BB: 0 P: 7	R: 0 E: 0 K: 0 S: 4	H: 1 LOB: 1 BB: 0 P: 4	R: 0 E: 0 K: 2 S: 7	H: 0 LOB: 0 BB: 0 P: 7	R: 1 E: 0 K: 0 S: 6	H: 3 LOB: 2 BB: 0 P: 6	1B: 12 2B: 1 3B: 0 HR: 3	SF: 0 SAC: 0 DP: 2 HBP: 0	WP: 0 PB: 0 SB: 1 CS: 0	PA: 42
PITCHER	IP WLS BF H R ER SO BB IBB HBP BLK WP HR S P ERA WHIP																					
Harry Perkowski, L (1, 1) ERA: 7.32	5.0 L 22 8 4 3 2 1 0 0 0 0 0 2 25 29 5.40 1.800																					
Frank Smith, R (6, 1) ERA: 4.05	0.0 4 4 3 3 0 0 0 0 0 0 0 0 4 4 ∞ ∞																					
Herm Wehmeier, R (6, 1) ERA: 11.25	2.0 7 1 0 0 0 0 0 0 0 0 0 0 7 7 0.00 0.500																					
Howie Judson, R (8, 1) ERA: 5.4	2.0 9 3 1 1 2 0 0 0 0 0 0 1 13 13 4.50 1.500																					

Milwaukee Braves @ Cincinnati Reds
 Crosley Field, Cincinnati, OH
 Sun May 31 1953, 3:38 AM EDT
 Att. 13,937 - Unknown

livebaseballscorecards.com

AB	41
R	8
H	16
RBI	8
BB	1
SO	4
LOB	18



Batter	1	2	3	4	5	6	7	8	9	AB R H RBI BB SO LOB	TOP											
Bill Bruton, L (1, 8) OBP: 0.312, SLG: 0.366	1-3 K		1-2 S 1B			1-2 G3		0-1 S 1B		4 0 2 1 0 1 0												
Johnny Logan, R (1, 6) OBP: 0.339, SLG: 0.441	0-0 L8		2-0 F7			0-0 4-3		2-2 L7		4 0 0 0 0 0 2												
Eddie Mathews, L (1, 5) OBP: 0.449, SLG: 0.715	1-0 4-3				0-1 6-3		0-0 G4-6-3 1B		0-1 4-3	4 0 1 0 0 0 0												
Sid Gordon, R (1, 7) OBP: 0.348, SLG: 0.486		1-1 F5		1-2 5-3		2-0 G4-6-3		0-1 HR 1B		4 0 1 0 0 0 1												
Jim Pendleton, R (9, PR) OBP: 0.167, SLG: 0.167						1-2f				0 1 0 0 0 0 0												
Andy Pafko, R (1, 9) OBP: 0.323, SLG: 0.444		1-1 4-3		1-2 L8		2-1 2B 1B		0-0 HR 1B		4 2 2 2 0 0 0												
Joe Adcock, R (1, 3) OBP: 0.338, SLG: 0.412		1-0 1-3			4-2 L4-3 BB		1-2 1-H 2B		0-0 G3-6-3 1B	3 0 2 1 1 0 0												
Jack Dittmer, L (1, 4) OBP: 0.297, SLG: 0.370			1-1 G6-4-3 1B 2B		0-1 L4-3		0-0 G3		0-0 G3-6-3	4 1 1 0 0 0 3												
Del Crandall, R (1, 2) OBP: 0.380, SLG: 0.565			1-2 G6-4-3 1B		1-0 5-3			1-3 K		3 0 1 0 0 1 0												
Jim Wilson, R (1, 1) OBP: 0.125, SLG: 0.313			0-2 G6-4-3			1-1 5-3				2 0 0 0 0 0 2												
George Crowe, L (8, PH) OBP: 0.300, SLG: 0.125			1-2f 2-3							1 0 0 0 0 0 0												
Lew Burdette, R (8, 1) OBP: 0.200, SLG: 0.200										0 0 0 0 0 0 0												
Inning Stats	R: 0 E: 0 K: 1 S: 5	H: 0 LOB: 0 BB: 0 P: 7	R: 0 E: 0 K: 0 S: 5	H: 0 LOB: 0 BB: 0 P: 8	R: 1 E: 0 K: 0 S: 12	H: 3 LOB: 1 BB: 0 P: 17	R: 0 E: 0 K: 0 S: 9	H: 0 LOB: 0 BB: 0 P: 11	R: 0 E: 0 K: 0 S: 6	H: 0 LOB: 0 BB: 1 P: 11	R: 0 E: 0 K: 0 S: 6	H: 0 LOB: 0 BB: 0 P: 8	R: 1 E: 0 K: 0 S: 8	H: 3 LOB: 1 BB: 0 P: 13	R: 0 E: 0 K: 1 S: 12	H: 1 LOB: 1 BB: 0 P: 16	R: 2 E: 0 K: 0 S: 7	H: 3 LOB: 1 BB: 0 P: 7	1B: 7 2B: 3 3B: 0 HR: 1	SF: 0 SAC: 0 DP: 4 HBP: 0	WP: 0 PB: 0 SB: 2 CS: 0	PA: 34
PITCHER Russ Meyer, R (1, 1) ERA: 4.6	IP: 9.0 WLS: L BF: 34 H: 10 R: 4 ER: 4 SO: 2 BB: 1 IBB: 0 HBP: 0 BLK: 0 WP: 0 HR: 1 S: 70 P: 98 ERA: 4.00 WHIP: 1.222																					

Milwaukee Braves @ Brooklyn Dodgers
Ebbets Field, Brooklyn, NY
Tue Jun 02 1953, 3:33 AM EDT
Att. 26,288 - Unknown

livebaseballscorecards.com

AB	33
R	4
H	10
RBI	4
BB	1
SO	2
LOB	8



Batter	1	2	3	4	5	6	7	8	9	AB R H RBI BB SO LOB	TOP														
Bill Bruton, L (1, 8) OBP: 0.324, SLG: 0.391	3-2 3-1		0-2 WP L8 2B		1-2 E7 1B	2-1 L8 3B		3-2 BB 1B HBP	0-2 FC4-6 1-2f	5 4 3 2 0 0 1	Milwaukee Braves @ Brooklyn Dodgers Ebbets Field, Brooklyn, NY Wed Jun 03 1953, 3:33 AM EDT Att: 11,557 - Unknown														
Johnny Logan, R (1, 6) OBP: 0.341, SLG: 0.436	1-0 4-3		1-1 L8 2B		1-2 HR 1B	0-0 L8		4-2 1B HR BB		4 2 1 3 1 0 0															
Eddie Mathews, L (1, 5) OBP: 0.453, SLG: 0.730	3-3 K		0-1 F2		0-0 HR	4-1 FC6-4 BB		2-1 HR 1B		4 2 2 3 1 1 0															
Sid Gordon, R (1, 7) OBP: 0.345, SLG: 0.480		2-2 5-3		2-1 F6	2-1 F9 1B	FC6-4 1-2f		0-2 HR		4 1 1 0 0 0 1															
Jim Pendleton, R (6, 7) OBP: 0.286, SLG: 0.714								1-H HR		1 1 1 3 0 0 0															
Andy Pafko, R (1, 9) OBP: 0.331, SLG: 0.481	1-0 F9		0-1 2B		0-0 F9 2B		3-1 F8	0-1 HR		5 2 3 1 0 0 0															
Joe Adcock, R (1, 3) OBP: 0.339, SLG: 0.418	1-1 2B		2-3 K		0-2 F9		1-1 G6-4-3 1B	0-3 K		5 0 2 1 0 2 2															
Jack Dittmer, L (1, 4) OBP: 0.294, SLG: 0.371	1-0 3-1		0-0 L9		1-0 2B		1-1 G6-4-3		0-0 F7	5 0 1 1 0 0 3															
Del Crandall, R (1, 2) OBP: 0.381, SLG: 0.567			3-2 SH2-4 2B 1B		3-1 F8 2B	4-3		2-0 F6	2-3 K	5 2 2 0 0 1 1															
Vern Bickford, R (1, 1) Ernie Johnson, R (3, 1) Harry Hanebrink, L (5, PH) Bob Buhl, R (5, 1) Johnny Antonelli, L (7, 1) Ebbas St. Claire, S (8, PH) Lew Burdette, R (8, 1)			0-0 SH2-4		3-2 F8	0-0 L4		1-2 F2	3-1 FC4-6 1B	0 0 0 0 0 0 0 0 0 0 0 0 0 0 0 0 1 0 0 0 0 0 0 1 1 0 0 0 0 0 0 0 0 0 0 0 0 0 0 0 1 0 0 0 0 0 0 0 1 0 1 0 0 0 0 0															
Inning Stats	R: 0 E: 0 K: 1 S: 8	H: 0 LOB: 0 BB: 0 P: 15	R: 0 E: 0 K: 0 S: 7	H: 1 LOB: 1 BB: 0 P: 12	R: 2 E: 0 K: 0 S: 13	H: 2 LOB: 0 BB: 0 P: 17	R: 0 E: 0 K: 1 S: 9	H: 1 LOB: 1 BB: 0 P: 13	R: 6 E: 1 K: 0 S: 22	H: 7 LOB: 1 BB: 0 P: 33	R: 1 E: 0 K: 0 S: 7	H: 1 LOB: 1 BB: 1 P: 15	R: 0 E: 0 K: 0 S: 6	H: 1 LOB: 0 BB: 0 P: 11	R: 5 E: 0 K: 1 S: 19	H: 3 LOB: 0 BB: 1 P: 31	R: 0 E: 0 K: 1 S: 9	H: 1 LOB: 1 BB: 0 P: 14	1B: 7 2B: 6 3B: 1 HR: 3	SF: 0 SAC: 1 DP: 1 HBP: 1	WP: 1 PB: 0 SB: 0 CS: 0	PA: 46			
PITCHER	IP WLS BF H R ER SO BB IBB HBP BLK WP HR S P ERA WHIP	IP WLS BF H R ER SO BB IBB HBP BLK WP HR S P ERA WHIP	IP WLS BF H R ER SO BB IBB HBP BLK WP HR S P ERA WHIP	IP WLS BF H R ER SO BB IBB HBP BLK WP HR S P ERA WHIP	IP WLS BF H R ER SO BB IBB HBP BLK WP HR S P ERA WHIP	IP WLS BF H R ER SO BB IBB HBP BLK WP HR S P ERA WHIP	IP WLS BF H R ER SO BB IBB HBP BLK WP HR S P ERA WHIP	IP WLS BF H R ER SO BB IBB HBP BLK WP HR S P ERA WHIP	IP WLS BF H R ER SO BB IBB HBP BLK WP HR S P ERA WHIP	IP WLS BF H R ER SO BB IBB HBP BLK WP HR S P ERA WHIP	IP WLS BF H R ER SO BB IBB HBP BLK WP HR S P ERA WHIP	IP WLS BF H R ER SO BB IBB HBP BLK WP HR S P ERA WHIP	IP WLS BF H R ER SO BB IBB HBP BLK WP HR S P ERA WHIP	IP WLS BF H R ER SO BB IBB HBP BLK WP HR S P ERA WHIP	IP WLS BF H R ER SO BB IBB HBP BLK WP HR S P ERA WHIP	IP WLS BF H R ER SO BB IBB HBP BLK WP HR S P ERA WHIP	IP WLS BF H R ER SO BB IBB HBP BLK WP HR S P ERA WHIP	IP WLS BF H R ER SO BB IBB HBP BLK WP HR S P ERA WHIP	IP WLS BF H R ER SO BB IBB HBP BLK WP HR S P ERA WHIP	IP WLS BF H R ER SO BB IBB HBP BLK WP HR S P ERA WHIP	IP WLS BF H R ER SO BB IBB HBP BLK WP HR S P ERA WHIP	IP WLS BF H R ER SO BB IBB HBP BLK WP HR S P ERA WHIP	IP WLS BF H R ER SO BB IBB HBP BLK WP HR S P ERA WHIP	IP WLS BF H R ER SO BB IBB HBP BLK WP HR S P ERA WHIP	IP WLS BF H R ER SO BB IBB HBP BLK WP HR S P ERA WHIP

AB	42
R	14
H	17
RBI	14
BB	2
SO	4
LOB	9



Batter	1	2	3	4	5	6	7	8	9	AB	R	H	RBI	BB	SO	LOB
Jim Gilliam, S OBP: 0.369, SLG: 0.309 (1, 4)	3-2 L8	0-0 F8	1-1 4-3			1-1 4-3		1-1 L7		5	0	0	0	0	0	3
Pee Wee Reese, R OBP: 0.398, SLG: 0.399 (1, 6)	2-2 S 2B	2-2 L8			3-3 K		1-0 E 1B	2-2 1B HBP		4	1	2	0	0	1	2
Duke Snider, L OBP: 0.397, SLG: 0.562 (1, 8)	0-3 K		1-2 F6		1-2 F9		1-2 E 1B	0-0 F9		5	1	1	0	0	1	2
Roy Campanella, R OBP: 0.421, SLG: 0.705 (1, 2)	2-1 6-3		4-2 WP 1B S BB		2-0 F2		2-3 K	1-1 1B		4	1	1	0	1	1	3
Gil Hodges, R OBP: 0.405, SLG: 0.400 (1, 3)		3-1 1B BB	4-0 1B BB		4-2 G6-4-3 BB		2-1 E9 1H 2H 2B	3-3 K		3	2	2	2	2	1	2
George Shuba, L OBP: 0.354, SLG: 0.456 (1, 7)		4-2 1B BB	0-0 1B		1-3 K		4-0 S IBB		1-2 6-3	2	2	1	1	1	1	1
Jackie Robinson, R (7, PH) OBP: 0.407, SLG: 0.479 (7, 7)		1-2 1B BB	1-3 1B 1B		3-H				0-1 6-3	0	0	0	0	1	0	0
Bill Antonello, R OBP: 0.235, SLG: 0.375 (8, 7)		2-3 K	0-2 1B E 1B		3-2 G6-4-3 1-2f		3-3 K		0-1 6-3	5	1	1	1	0	2	5
Bobby Morgan, R OBP: 0.143, SLG: 0.143 (1, 5)		3-2 1B 1B	0-1 E9 1B 1B				2-2 4-3	4-0 IBB		4	1	2	2	1	0	0
Carl Furillo, R OBP: 0.344, SLG: 0.407 (1, 9)		1-3 2-H 1B	1-H 2-H 1B				0-0 F7	2-3 K		2	0	2	2	0	0	0
Carl Erskine, R OBP: 0.296, SLG: 0.296 (5, 1)		0-0 1B	0-0 1B				0-0 F7			0	0	0	0	0	0	0
Joe Black, R (5, 1)										0	0	0	0	0	0	0
Bob Milliken, R (5, 1)										0	0	0	0	0	0	0
Wayne Belardi, L (6, PH) OBP: 0.182, SLG: 0.455 (7, 1)										1	0	0	0	0	0	0
Jim Hughes, R (7, 1) OBP: 1.000, SLG: 1.000 (7, PH) OBP: 0.380, SLG: 0.485 (8, 1) OBP: 0.250, SLG: 0.625 (9, 1)		1-2 1B	4-3 1B							0	0	0	0	0	0	0
Billy Cox, R (7, PH)										1	0	0	0	0	1	3
Ben Wade, R (8, 1)										0	0	0	0	0	0	0
Clem Labine, R (9, 1)										0	0	0	0	0	0	0

Inning Stats	R: 0	H: 1	E: 0	K: 12	S: 19	R: 2	H: 3	E: 0	K: 16	S: 30	R: 5	H: 4	E: 1	K: 0	S: 15	R: 0	H: 0	E: 0	K: 1	S: 8	R: 0	H: 0	E: 0	K: 10	S: 18	R: 2	H: 3	E: 1	K: 3	S: 16	R: 0	H: 1	E: 0	K: 7	S: 18	R: 0	H: 0	E: 0	K: 7	S: 8	1B: 10	SF: 0	2B: 2	SAC: 0	3B: 0	DP: 1	HR: 0	HBP: 1	WP: 1	PA: 44
PITCHER	IP	WLS	BF	H	R	ER	SO	BB	IBB	HBP	BLK	WP	HR	S	P	ERA	WHIP																																	
Vern Bickford, R (1, 1) ERA: 6.67	2.1		15	5	5	5	2	3	0	0	0	1	0	34	64	19.29	3.429																																	
Ernie Johnson, R (3, 1) ERA: 3.38	1.2		7	3	2	2	1	0	0	0	0	0	0	17	24	10.80	1.800																																	
Bob Fuhl, R (5, 1) ERA: 3.38	2.1		10	3	2	2	1	0	0	0	0	0	0	26	43	7.71	1.714																																	
Johnny Antonelli, L (7, 1) ERA: 3.48	0.2	W	4	0	0	0	2	0	2	0	0	0	0	6	19	0.00	0.000																																	
Lew Burdette, R (8, 1) ERA: 2.43	2.0	S	8	1	0	0	1	0	0	1	0	0	0	18	26	0.00	0.500																																	


BOTTOM

Milwaukee Braves @ Brooklyn Dodgers
Ebbets Field, Brooklyn, NY
Wed Jun 03 1953, 3:33 AM EDT
Att. 11,557 - Unknown

livebaseballscores.com

AB	37
R	9
H	12
RBI	8
BB	6
SO	8
LOB	21



Batter	1	2	3	4	5	6	7	8	9	AB R H RBI BB SO LOB	TOP		
Bill Bruton, L (1, 8) OBP: 0.322, SLG: 0.393	2-1 F2		0-0 6-3			1-1 4-3		1-1 1B F7 2B		4 1 1 0 0 0 1			
Johnny Logan, R (1, 6) OBP: 0.351, SLG: 0.463	2-2 5-3			0-1 1B F8 1B		0-0 HR		0-0 2B 1B		4 3 3 2 0 0 0			
Eddie Mathews, L (1, 5) OBP: 0.449, SLG: 0.717	1-3 K			0-0 1-3 2B 1B		2-2 4-3		0-0 F7		4 0 1 1 0 1 1			
Sid Gordon, R (1, 7) OBP: 0.343, SLG: 0.480 Jim Pendleton, R (8, PR) OBP: 0.286, SLG: 0.714 (8, 7)		3-1 4-3		2-0 F8		1-2 1-3		0-0 1-H 2B		4 0 1 2 0 0 1 0 0 0 0 0 0 0			
Andy Pafko, R (1, 9) OBP: 0.324, SLG: 0.469	2-2 L6			1-1 F9			1-0 1-3	1-0 3-1		4 0 0 0 0 0 2			
Joe Adcock, R (1, 3) OBP: 0.337, SLG: 0.420	1-3 K			0-0 1-H 2B			2-3 K		3-2 G3	4 0 1 0 0 2 0			
Jack Dittmer, L (1, 4) OBP: 0.299, SLG: 0.374			0-0 SH3-4 1B		0-0 G5-4-3 1B		0-1 5-3		1-1 F6	4 0 2 0 0 0 0	AB 34 R 5 H 10 RBI 5 BB 0 SO 3 LOB 8		
Del Crandall, R (1, 2) OBP: 0.380, SLG: 0.560 Paul Burris, R (8, 2)			2-0 F9		1-1 G5-4-3			0-1 2B 1B 1B	2-2 1-3	3 1 1 0 0 0 2 1 0 0 0 0 0 0			
Max Surkont, R (1, 1) OBP: 0.329, SLG: 0.458 Dave Jolly, R (4, 1) Harry Hanebrink, L (5, PH) Ernie Johnson, R (5, 1) Walker Cooper, R (8, PH) Dave Cole, R (8, 1)			0-0 SH3-4		1-2 4-3			2-2 F3		0 0 0 0 0 0 0 0 0 0 0 0 0 0 1 0 0 0 0 0 0 0 0 0 0 0 0 0 1 0 0 0 0 0 1 0 0 0 0 0 0 0			
Inning Stats	R: 0 H: 0 E: 0 LOB: 0 K: 1 BB: 0 S: 8 P: 13	R: 0 H: 0 E: 0 LOB: 0 K: 1 BB: 0 S: 8 P: 14	R: 0 H: 1 E: 0 LOB: 1 K: 0 BB: 0 S: 4 P: 6	R: 1 H: 3 E: 0 LOB: 2 K: 0 BB: 0 S: 7 P: 10	R: 0 H: 1 E: 0 LOB: 0 K: 0 BB: 0 S: 6 P: 8	R: 1 H: 1 E: 0 LOB: 0 K: 0 BB: 0 S: 10 P: 14	R: 0 H: 0 E: 0 LOB: 0 K: 1 BB: 0 S: 6 P: 9	R: 3 H: 4 E: 0 LOB: 1 K: 0 BB: 0 S: 11 P: 15	R: 0 H: 0 E: 0 LOB: 0 K: 0 BB: 0 S: 8 P: 14	1B: 6 SF: 0 2B: 3 SAC: 1 3B: 0 DP: 1 HR: 1 HBP: 0	WP: 0 PA: 35 PB: 0 SB: 0 CS: 0		
PITCHER	IP WLS BF H R ER SO BB IBB HBP BLK WP HR S P ERA WHIP											PITCHER	IP WLS BF H R ER SO BB IBB HBP BLK WP HR S P ERA WHIP
Billy Loes, R (1, 1) ERA: 3.97	7.2 W 31 10 5 5 3 0 0 0 0 0 0 1 59 87 5.87 1.304												
Jim Hughes, R (8, 1) ERA: 2.35	1.1 S 4 0 0 0 0 0 0 0 0 0 0 0 9 16 0.00 0.000												

Milwaukee Braves @ Brooklyn Dodgers
Ebbets Field, Brooklyn, NY
Thu Jun 04 1953, 3:33 AM EDT
Att. 13,482 - Unknown

livebaseballscorecards.com

Batter	1	2	3	4	5	6	7	8	9
Jim Gilliam, S <small>OBP: 0.370, SLG: 0.307</small> (1, 4)	4-0 BB	0-2 F2 F2		0-0 2B L7 1B	0-0 4-3 4-3		0-1 4-3		
Pee Wee Reese, R <small>OBP: 0.403, SLG: 0.407</small> (1, 6)	1-0 L9		3-2 SH3 F8 1B	0-0 BB 2B		4-1 1B G6-4-3 BB		0-0 F6	
Duke Snider, L <small>OBP: 0.412, SLG: 0.593</small> (1, 8)	0-0 1B 2B 1-H		4-2 SH3 2B BB	4-0 BB BB IBB		0-0 G6-4-3 1B		3-1 HR	
Jackie Robinson, R <small>OBP: 0.406, SLG: 0.477</small> Bill Antonello, R <small>OBP: 0.222, SLG: 0.353</small> (1, 7) (8, 7)	2-1 1B		1-0 SH3	1-1 L7		2-2 G6-4-3		2-0 F8	
Roy Campanella, R <small>OBP: 0.431, SLG: 0.701</small> (1, 2)	4-0 FC6-4 IBB		4-0 2B IBB	4-0 BB BB		3-2 F7		4-2 BB BB	
Gil Hodges, R <small>OBP: 0.411, SLG: 0.422</small> (1, 3)	0-0 F8		1-0 F8	4-1 BB		3-2 HR		4-0 BB	
Carl Furillo, R <small>OBP: 0.346, SLG: 0.439</small> (1, 9)	1-2 FC6-4 1-2f		1-0 1-H 2-H 2B	1-0 F2		2-1 HR		2-1 F9	
Bobby Morgan, R <small>OBP: 0.167, SLG: 0.333</small> (1, 5)		0-1 F3		1-2 HR	2-0 L5		2-1 F7		
Billy Loes, R <small>OBP: 0.138, SLG: 0.107</small> Jim Hughes, R <small>OBP: 1.000, SLG: 1.000</small> (1, 1) (8, 1)		1-1 4-3		0-3 K	2-1 1-3		1-0 4-3		

AB	R	H	RBI	BB	SO	LOB
4	2	1	0	1	0	0
4	3	2	0	1	0	1
3	2	3	2	2	0	0
3	0	1	1	0	0	3
1	0	0	0	0	0	0
1	0	0	0	4	0	0
3	1	1	3	2	0	5
5	1	2	2	0	0	8
4	1	1	1	0	0	0
4	0	0	0	0	1	0
0	0	0	0	0	0	0

AB	R	H	RBI	BB	SO	LOB
32	10	11	9	10	1	17

Inning	1	2	3	4	5	6	7	8	9
R	1	0	2	3	0	1	2	1	0
H	2	0	2	3	0	1	2	1	1
E	0	0	0	0	0	0	0	0	0
K	0	0	0	1	0	0	0	0	0
S	8	7	8	12	4	8	11	8	23
H	2	0	2	3	0	1	2	1	1
LOB	3	0	2	3	0	0	0	2	2
BB	2	0	2	3	0	1	0	2	2
P	20	8	22	27	8	17	19	23	

WP	HR	S	P	ERA	WHIP
0	4	44	23	9.00	1.333

Milwaukee Braves @ Brooklyn Dodgers
 Ebbets Field, Brooklyn, NY
 Thu Jun 04 1953, 3:33 AM EDT
 Att. 13,482 - Unknown

livebaseballscorecards.com

PITCHER	IP	WLS	BF	H	R	ER	SO	BB	IBB	HBP	BLK	WP	HR	S	P	ERA	WHIP
Max Surkont, R <small>ERA: 3.57</small>	(1, 1)	3.1	L	7	6	6	1	2	2	0	0	0	0	31	59	16.20	2.700
Dave Jolly, R <small>ERA:</small>	(4, 1)	0.2		5	0	0	0	2	1	0	0	0	0	4	18	0.00	3.000
Ernie Johnson, R <small>ERA: 4.26</small>	(5, 1)	3.0		12	3	3	0	1	0	0	0	0	2	23	44	9.00	1.333
Dave Cole, R <small>ERA: 6.43</small>	(8, 1)	1.0		6	1	1	0	2	0	0	0	0	1	8	23	9.00	3.000

Batter	1	2	3	4	5	6	7	8	9	10	11	AB R H RBI BB SO LOB	TOP				
Bill Bruton, L (1.8) OBP: 0.330, SLG: 0.399	0-0 1B		0-0 1B		0-0 1B		0-0 E1		0-0 1-3			5 0 3 0 0 0 1	Milwaukee Braves @ Philadelphia Phillies Connie Mack Stadium, Philadelphia, PA Fri Jun 05 1953, 3:33 AM EDT Att. 16,025 - Unknown				
Johnny Logan, R (1.6) OBP: 0.341, SLG: 0.448	0-0 F8		0-0 L5-4		0-0 P4		0-0 G5-3		0-0 L7			5 0 0 0 0 0 8					
Eddie Mathews, L (1.5) OBP: 0.442, SLG: 0.700	0-3 K		0-0 1B		0-0 G3		0-0 F9		0-0 F8			5 0 1 1 0 1 3					
Sid Gordon, R (1.7) OBP: 0.339, SLG: 0.468 Jim Pendleton, R (11. PR) OBP: 0.286, SLG: 0.714	0-0 1-3		0-3 K		0-0 F8		0-0 6-3		0-0 6-3		4-0 4-3 SH3-4 1B BB	4 0 0 0 1 1 3 0 1 0 0 0 0 0					
Andy Pafko, R (1.9) OBP: 0.316, SLG: 0.457		0-0 P4		0-0 P6		0-0 6-3		0-0 6-3		0-0 SH3-4		4 0 0 0 0 0 0					
Joe Adcock, R (1.3) OBP: 0.328, SLG: 0.407		0-0 6-3		0-0 1-3		0-0 F8		0-0 4-3		0-0 4-3		5 0 0 0 0 0 2					
Jack Dittmer, L (1.4) OBP: 0.302, SLG: 0.371		0-0 6-3		0-0 3-1		0-0 SH3-4 1B 1B		0-0 E6		4-0 1B IBB		4 1 1 0 1 0 0					
Del Crandall, R (1.2) OBP: 0.384, SLG: 0.558			0-0 1B SH 1B 1B		0-0 5-3		0-0 SH3-4		0-0 F8		0-0 1B			4 1 2 1 0 0 1			
Warren Spahn, L (1.1) OBP: 0.167, SLG: 0.208			0-0 SH L5-4 1B		0-0 1B 2B		0-0 G5-3 E 1B		0-3 K		0-0 G3			4 0 2 1 0 1 3			
Inning Stats	R: 0 H: 1 E: 0 LOB: 1 K: 1 BB: 0 S: 6 P: 6	R: 0 H: 0 E: 0 LOB: 0 K: 0 BB: 0 S: 3 P: 3	R: 1 H: 3 E: 1 LOB: 2 K: 1 BB: 0 S: 8 P: 8	R: 0 H: 0 E: 0 LOB: 0 K: 0 BB: 0 S: 3 P: 3	R: 0 H: 2 E: 0 LOB: 2 K: 0 BB: 0 S: 5 P: 5	R: 0 H: 0 E: 0 LOB: 0 K: 0 BB: 0 S: 3 P: 3	R: 1 H: 2 E: 1 LOB: 1 K: 0 BB: 0 S: 5 P: 5	R: 0 H: 0 E: 0 LOB: 0 K: 0 BB: 0 S: 3 P: 3	R: 0 H: 0 E: 1 LOB: 1 K: 1 BB: 0 S: 6 P: 6	R: 0 H: 0 E: 0 LOB: 0 K: 0 BB: 0 S: 3 P: 3	R: 1 H: 1 E: 0 LOB: 2 K: 0 BB: 2 S: 4 P: 12	1B: 8 SF: 0 2B: 2 SAC: 3 3B: 0 DP: 2 HR: 0 HBP: 0		WP: 0 PA: 45 PB: 0 SB: 1 CS: 0			
PITCHER	IP WLS BF H R ER SO BB IBB HBP BLK WP HR S P ERA WHIP																
Karl Drews, R (1.1) ERA: 5.18	8.0	32	8	2	1	2	0	0	0	0	0	0	0	36	36	1.12	1.000
Jim Konstanty, R (9.1) ERA: 5.03	3.0	L	13	1	1	1	1	1	0	0	0	0	0	13	21	3.00	0.667

AB	40
R	3
H	9
RBI	3
BB	2
SO	3
LOB	21



livebaseballscorecards.com

Batter	1	2	3	4	5	6	7	8	9	10	11	AB R H RBI BB SO LOB	BOTTOM	
Connie Ryan, R <small>(1, 4)</small> <small>OBP: 0.369, SLG: 0.385</small>												5 0 1 0 0 1 0	Milwaukee Braves @ Philadelphia Phillies Connie Mack Stadium, Philadelphia, PA <small>Fri Jun 05 1953, 3:33 AM EDT</small> <small>Att. 16,025 - Unknown</small>	
Richie Ashburn, L <small>(1, 8)</small> <small>OBP: 0.390, SLG: 0.433</small>												4 0 0 0 0 0 0		
Mel Clark, R <small>(1, 9)</small> <small>OBP: 0.371, SLG: 0.379</small>												5 0 1 0 0 1 1		
Del Ennis, R <small>(1, 7)</small> <small>OBP: 0.315, SLG: 0.463</small>												2 1 1 1 2 0 0		
Earl Torgeson, L <small>(1, 3)</small> <small>OBP: 0.361, SLG: 0.427</small>												4 1 1 0 0 1 2		
Granny Hamner, R <small>(1, 6)</small> <small>OBP: 0.298, SLG: 0.449</small>												3 0 0 0 1 0 2		
Willie Jones, R <small>(1, 5)</small> <small>OBP: 0.376, SLG: 0.472</small>												4 0 0 1 0 0 1		
Stan Lopata, R <small>(1, 2)</small> <small>OBP: 0.258, SLG: 0.286</small>												4 0 1 0 0 1 1		
Karl Drews, R <small>(1, 1)</small> <small>OBP: 0.091, SLG: 0.048</small> Tommy Glaviano, R <small>(8, PH)</small> <small>OBP: 0.333, SLG: 0.324</small> Jim Konstanty, R <small>(9, 1)</small> <small>OBP: 0.294, SLG: 0.294</small>												2 0 0 0 0 1 0 1 0 0 0 0 0 1 1 0 0 0 0 1 0		
Inning Stats	R: 0 H: 0 E: 0 LOB: 0 K: 1 BB: 0 S: 5 P: 5	R: 1 H: 1 E: 0 LOB: 1 K: 0 BB: 1 S: 4 P: 8	R: 0 H: 0 E: 0 LOB: 0 K: 0 BB: 0 S: 3 P: 3	R: 1 H: 1 E: 0 LOB: 0 K: 1 BB: 0 S: 6 P: 6	R: 0 H: 0 E: 0 LOB: 0 K: 1 BB: 0 S: 5 P: 5	R: 0 H: 1 E: 0 LOB: 1 K: 0 BB: 1 S: 3 P: 7	R: 0 H: 0 E: 0 LOB: 0 K: 0 BB: 0 S: 3 P: 3	R: 0 H: 1 E: 0 LOB: 0 K: 1 BB: 0 S: 5 P: 5	R: 0 H: 1 E: 0 LOB: 2 K: 0 BB: 1 S: 4 P: 8	R: 0 H: 0 E: 0 LOB: 0 K: 2 BB: 0 S: 7 P: 7	R: 0 H: 0 E: 0 LOB: 0 K: 0 BB: 0 S: 3 P: 3	1B: 2 SF: 0 2B: 2 SAC: 1 3B: 0 DP: 1 HR: 1 HBP: 0		WP: 0 PA: 40 PB: 0 SB: 1 CS: 0
PITCHER Warren Spahn, L <small>(1, 1)</small> <small>ERA: 2.1</small>	IP 11.0 WLS W BF 39 H 5 R 2 ER 2 SO 6 BB 1 IBB 2 HBP 0 BLK 1 WP 0 HR 1 S 48 P 60 ERA 1.64 WHIP 0.545													

livebaseballscorecards.com

AB	35
R	2
H	5
RBI	2
BB	3
SO	6
LOB	8



Batter	1	2	3	4	5	6	7	8	9	AB R H RBI BB SO LOB	TOP									
Bill Bruton, L (1, 8) OBP: 0.323, SLG: 0.390	0-3 K			0-3 K		0-3 K		0-0 F8		4 0 0 0 0 3 2	Milwaukee Braves @ Philadelphia Phillies Connie Mack Stadium, Philadelphia, PA Sat Jun 06 1953, 3:33 AM EDT Att. 9,144 - Unknown livebaseballscorecards.com									
Johnny Logan, R (1, 6) OBP: 0.333, SLG: 0.438	0-0 5-3			0-0 5-3		0-0 F3		0-0 4-3	4 0 0 0 0 0 0											
Eddie Mathews, L (1, 5) OBP: 0.432, SLG: 0.682	0-0 F8			0-0 F8			0-0 6-3	0-0 G3	4 0 0 0 0 0 0											
Sid Gordon, R (1, 7) OBP: 0.331, SLG: 0.456		0-0 F3			0-0 F8		0-3 K	0-0 4-3	4 0 0 0 0 1 0											
Andy Pafko, R (1, 9) OBP: 0.311, SLG: 0.449		0-0 P5			0-0 6-3		0-3 K		3 0 0 0 0 1 0											
Joe Adcock, R (1, 3) OBP: 0.322, SLG: 0.400		0-0 L3			0-0 6-3			0-0 E4 1B	3 0 0 0 0 0 0											
Jack Dittmer, L (1, 4) OBP: 0.308, SLG: 0.377			0-0 5-3			0-0 HR 1B		0-0 1-2 1B	3 1 2 0 0 0 0											
Walker Cooper, R (1, 2) OBP: 0.361, SLG: 0.313			0-0 4-3			0-0 F3		0-3 K	2 0 0 0 0 0 1											
Ebba St. Claire, S (6, 2) OBP: 0.190, SLG: 0.150								0-0 P2	1 0 0 0 0 1 2											
Jim Wilson, R (1, 1) OBP: 0.125, SLG: 0.313			0-0 5-3			0-0 HR 1-H			0 0 0 0 0 0 0											
Ernie Johnson, R (1, 1)									1 0 0 0 0 0 0											
Harry Hanebrink, L (6, PH) OBP: 0.222, SLG: 0.500									1 1 1 2 0 0 0											
Dave Jolly, R (6, 1)									0 0 0 0 0 0 0											
George Crowe, L (8, PH) OBP: 0.273, SLG: 0.111									1 0 0 0 0 0 2											
Lew Burdette, R (8, 1) OBP: 0.273, SLG: 0.273									0 0 0 0 0 0 0											
Inning Stats	R: 0 E: 0 K: 1 S: 5	H: 0 LOB: 0 BB: 0 P: 5	R: 0 E: 0 K: 0 S: 3	H: 0 LOB: 0 BB: 0 P: 3	R: 0 E: 0 K: 1 S: 5	H: 0 LOB: 0 BB: 0 P: 5	R: 0 E: 0 K: 0 S: 3	H: 0 LOB: 0 BB: 0 P: 3	R: 2 E: 0 K: 1 S: 7	H: 2 LOB: 0 BB: 0 P: 7	R: 0 E: 0 K: 2 S: 7	H: 0 LOB: 0 BB: 0 P: 7	R: 0 E: 1 K: 1 S: 7	H: 1 LOB: 2 BB: 0 P: 7	R: 0 E: 0 K: 0 S: 3	H: 0 LOB: 0 BB: 0 P: 3	1B: 2 2B: 0 3B: 0 HR: 1	SF: 0 SAC: 0 DP: 0 HBP: 0	WP: 0 PB: 0 SB: 0 CS: 0	PA: 31
PITCHER Robin Roberts, R (1, 1) ERA: 2.24	IP: 9.0 WLS: W BF: 31 H: 3 R: 2 ER: 2 SO: 6 BB: 0 IBB: 0 HBP: 0 BLK: 0 WP: 0 HR: 1 S: 43 P: 43 ERA: 2.00 WHIP: 0.333																			



BOTTOM

Milwaukee Braves @ Philadelphia Phillies
Connie Mack Stadium, Philadelphia, PA

Sat Jun 06 1953, 3:33 AM EDT
Att. 9,144 - Unknown

livebaseballscorecards.com

AB	33
R	6
H	11
RBI	6
BB	5
SO	2
LOB	22



WP:	0	PA:	39
PB:	0	SB:	0
CS:	0		

AB R H RBI BB SO LOB

4	1	0	0	1	0	3
5	2	3	1	0	0	0
2	0	1	0	1	0	0
2	0	0	0	0	1	1
3	1	0	1	1	0	4
4	1	2	2	0	0	1
2	0	1	0	2	0	0
4	0	1	1	0	1	6
4	1	3	1	0	0	3
3	0	0	0	0	0	4
1B:	9	SF:	0			
2B:	2	SAC:	1			
3B:	0	DP:	1			
HR:	0	HBP:	0			

Batter	1	2	3	4	5	6	7	8	9
Jack Lohrke, R OBP: 0.231, SLG: 0.167 (1, 4)	4-0 BB 1B F9 BB	0-0 P6		0-0 FC6 1-2f		0-0 6-3		0-0 L1-3 2-3	
Richie Ashburn, L OBP: 0.395, SLG: 0.438 (1, 8)	0-0 F9 BB 1-2 2B 1B	0-0 F8			0-0 FC4-6 1B 2B 1B	0-0 4-3		0-0 1B 3-H	
Johnny Wyrostek, L OBP: 0.438, SLG: 0.478 Del Ennis, R OBP: 0.311, SLG: 0.456 (1, 7) (6, 7)	4-0 2B 1-2 2-3 BB		0-0 F9		0-0 FC4-6 1B 1-2	0-3 K		0-0 F9	
Bill Nicholson, L OBP: 0.528, SLG: 0.828 (1, 9)	0-0 F9 2-3 3-H		4-0 G6-3 BB		0-0 FC4-6 2B 1-2f 2-3 F9		0-0 P6		
Earl Torgeson, L OBP: 0.365, SLG: 0.442 (1, 3)	0-0 1-3 3-H 2B		0-0 G6-3 1-2f		0-0 1B 2B 3-H		0-0 F3		
Granny Hamner, R OBP: 0.309, SLG: 0.449 (1, 6)	4-0 IBB			0-0 F9	4-0 1B IBB		0-0 1B		
Willie Jones, R OBP: 0.372, SLG: 0.464 (1, 5)	0-3 K			0-0 FC4-6 1B 1B	0-0 F9 3-H		0-0 F8		
Smoky Burgess, L OBP: 0.344, SLG: 0.317 (1, 2)	0-0 L1-3			0-0 FC4-6 1B 1-2	0-0 1B 1-3 2-H		0-0 L1-3 SH3-4 1B 1B		
Robin Roberts, S OBP: 0.220, SLG: 0.256 (1, 1)		0-0 4-3		0-0 FC4-6 FC6 1-2f 2-3	0-0 P6		0-0 SH3-4 1-2		

Inning Stats	R: 2	H: 2	E: 0	K: 1	S: 7	LOB: 3	BB: 3	P: 19	R: 0	H: 0	E: 0	K: 0	S: 3	LOB: 0	BB: 0	P: 3	R: 0	H: 0	E: 0	K: 0	S: 2	LOB: 0	BB: 1	P: 6	R: 0	H: 2	E: 0	K: 0	S: 5	LOB: 2	BB: 0	P: 5	R: 3	H: 4	E: 0	K: 0	S: 7	LOB: 2	BB: 1	P: 11	R: 0	H: 0	E: 0	K: 1	S: 5	LOB: 0	BB: 0	P: 5	R: 0	H: 1	E: 0	K: 0	S: 4	LOB: 1	BB: 0	P: 4	R: 1	H: 2	E: 0	K: 0	S: 5	LOB: 1	BB: 0	P: 5	1B: <th>2B: <th>3B: <th>HR: <th>SF: <th>SAC: <th>DP: <th>HBP: <th>WP: <th>PA: </th></th></th></th></th></th></th></th></th>	2B: <th>3B: <th>HR: <th>SF: <th>SAC: <th>DP: <th>HBP: <th>WP: <th>PA: </th></th></th></th></th></th></th></th>	3B: <th>HR: <th>SF: <th>SAC: <th>DP: <th>HBP: <th>WP: <th>PA: </th></th></th></th></th></th></th>	HR: <th>SF: <th>SAC: <th>DP: <th>HBP: <th>WP: <th>PA: </th></th></th></th></th></th>	SF: <th>SAC: <th>DP: <th>HBP: <th>WP: <th>PA: </th></th></th></th></th>	SAC: <th>DP: <th>HBP: <th>WP: <th>PA: </th></th></th></th>	DP: <th>HBP: <th>WP: <th>PA: </th></th></th>	HBP: <th>WP: <th>PA: </th></th>	WP: <th>PA: </th>	PA:
--------------	------	------	------	------	------	--------	-------	-------	------	------	------	------	------	--------	-------	------	------	------	------	------	------	--------	-------	------	------	------	------	------	------	--------	-------	------	------	------	------	------	------	--------	-------	-------	------	------	------	------	------	--------	-------	------	------	------	------	------	------	--------	-------	------	------	------	------	------	------	--------	-------	------	---	--	---	--	---	--	--	---------------------------------	-------------------	-----

PITCHER	IP	WLS	BF	H	R	ER	SO	BB	IBB	HBP	BLK	WP	HR	S	P	ERA	WHIP
Jim Wilson, R ERA: 4.3 (1, 1)	0.1	L	5	2	2	2	0	2	0	0	0	0	0	3	11	54.00	12.000
Ernie Johnson, R ERA: 4.56 (1, 1)	4.2		22	6	3	3	1	1	2	0	0	0	0	21	33	5.79	1.500
Dave Jolly, R ERA: (6, 1)	2.0		7	1	0	0	1	0	0	0	0	0	0	9	9	0.00	0.500
Lew Burdette, R ERA: 2.62 (8, 1)	1.0		5	2	1	1	0	0	0	0	0	0	0	5	5	9.00	2.000

Batter	1	2	3	4	5	6	7	8	9	AB R H RBI BB SO LOB	TOP													
Bill Bruton, L (1, 8) OBP: 0.321, SLG: 0.387	0-0 E6 4-3 HR		0-0 G6-4-3 1B		0-3 K		0-0 4-3			4 1 1 0 0 1 1	Milwaukee Braves @ Philadelphia Phillies Connie Mack Stadium, Philadelphia, PA Sun Jun 07 1953, 3:33 AM EDT Unknown													
Johnny Logan, R (1, 6) OBP: 0.332, SLG: 0.434	0-0 4-3		0-0 G6-4-3 1-2f		0-0 F8			0-0 FC6-4 1B		4 0 1 0 0 0 3														
Eddie Mathews, L (1, 5) OBP: 0.429, SLG: 0.690	0-3 K		0-0 HR		0-0 F8			0-0 F9		4 1 1 1 0 1 3														
Sid Gordon, R (1, 7) Jim Pendleton, R (6, PR) OBP: 0.337, SLG: 0.475 OBP: 0.250, SLG: 0.625	0-0 2-H HR		0-3 K		4-0 SH3-4 1B BB			0-3 K		2 1 1 2 1 1 0 1 1 0 0 0 1 1														
Andy Pafko, R (1, 9) OBP: 0.311, SLG: 0.465	0-0 HR			0-0 6-3		0-0 SH3-4 1-2		0-0 FC6-4 1-2f		3 1 1 1 0 0 1														
Joe Adcock, R (1, 3) OBP: 0.320, SLG: 0.396	0-3 K			0-0 6-3		0-0 G1-6-3 1B 2-H		0-0 1-3		4 0 1 1 0 1 0														
Jack Dittmer, L (1, 4) OBP: 0.301, SLG: 0.367		0-0 F8		0-0 4-3		0-0 G1-6-3 1-2f		0-0 4-3		4 0 0 0 0 0 1														
Ebba St. Claire, S (1, 2) OBP: 0.240, SLG: 0.333		0-0 F8			0-0 HR		0-0 P5		0-0 1B	4 1 2 1 0 0 0														
Johnny Antonelli, L (1, 1) OBP: 0.150, SLG: 0.056		0-0 F8			4-0 BB		0-3 K		0-0 4-3	3 0 0 0 1 1 1														
Inning Stats	R: 3 E: 1 K: 2 S: 10	H: 2 LOB: 0 BB: 0 P: 10	R: 0 E: 0 K: 0 S: 3	H: 0 LOB: 0 BB: 0 P: 3	R: 1 E: 0 K: 1 S: 6	H: 2 LOB: 0 BB: 0 P: 6	R: 0 E: 0 K: 0 S: 3	H: 0 LOB: 0 BB: 0 P: 3	R: 1 E: 0 K: 1 S: 6	H: 1 LOB: 1 BB: 1 P: 10	R: 1 E: 0 K: 0 S: 3	H: 1 LOB: 1 BB: 1 P: 7	R: 0 E: 0 K: 1 S: 5	H: 0 LOB: 0 BB: 0 P: 5	R: 0 E: 0 K: 1 S: 6	H: 1 LOB: 1 BB: 0 P: 6	R: 0 E: 0 K: 0 S: 4	H: 1 LOB: 1 BB: 0 P: 4	R: 0 E: 0 K: 0 S: 4	H: 1 LOB: 1 BB: 0 P: 4	1B: 4 2B: 0 3B: 0 HR: 4	SF: 0 SAC: 1 DP: 2 HBP: 0	WP: 0 PB: 0 SB: 0 CS: 0	PA: 36
PITCHER	IP WLS BF H R ER SO BB IBB HBP BLK WP HR S P ERA WHIP																							
Steve Ridzik, R (1, 1) ERA: 2.83	3.0 L 13 4 4 1 3 0 0 0 0 0 3 19 19 3.00 1.333																							
Andy Hansen, R (4, 1) ERA: 4.61	3.0 12 2 2 2 1 2 0 0 0 0 1 12 20 6.00 1.333																							
Kent Peterson, L (7, 1) ERA: 6.14	2.0 7 1 0 0 2 0 0 0 0 0 0 0 11 11 0.00 0.500																							
Jim Konstanty, R (9, 1) ERA: 4.93	1.0 4 1 0 0 0 0 0 0 0 0 0 0 4 4 0.00 1.000																							

livebaseballscorecards.com

AB	33
R	6
H	8
RBI	6
BB	2
SO	6
LOB	11



Batter	1	2	3	4	5	6	7	8	9	AB	R	H	RBI	BB	SO	LOB
Connie Ryan, R (1, 4) <small>OBP: 0.366, SLG: 0.382</small>	0-3 		0-3 			0-0 		0-0 		4	0	1	0	0	2	1
Richie Ashburn, L (1, 8) <small>OBP: 0.392, SLG: 0.434</small>	0-0 			0-0 		0-3 		0-0 		4	0	1	0	0	1	2
Mel Clark, R (1, 9) <small>OBP: 0.364, SLG: 0.371</small>	0-0 			0-3 		0-0 			0-0 	4	0	1	0	0	1	2
Del Ennis, R (1, 7) <small>OBP: 0.310, SLG: 0.450</small>		0-0 		0-0 		0-0 			0-0 	4	0	1	0	0	0	2
Granny Hamner, R (1, 6) <small>OBP: 0.302, SLG: 0.438</small>		0-0 		0-0 		0-0 		0-0 	0-0 	4	0	0	0	0	0	2
Earl Torgeson, L (1, 3) <small>OBP: 0.364, SLG: 0.436</small>		4-0 		0-3 		0-0 		0-0 		2	0	0	0	1	1	0
Willie Jones, R (1, 5) <small>OBP: 0.364, SLG: 0.452</small>		0-0 		0-0 		0-0 		0-0 		3	0	0	0	0	0	1
Stan Lopata, R (1, 2) <small>OBP: 0.246, SLG: 0.271</small>			0-3 		0-3 			0-0 		3	0	0	0	0	2	0
Steve Ridzik, R (1, 1) Jack Lohrke, R (3, PH) Andy Hansen, R (4, 1) Tommy Glaviano, R (6, PH) Kent Peterson, R (7, 1) Eddie Walkus, L (8, PH) Jim Konstanty, R (9, 1)			0-0 		0-0 			0-0 		0	0	0	0	0	0	0

Inning Stats	R: 0	H: 0	R: 0	H: 0	R: 0	H: 2	R: 0	H: 0	R: 0	H: 2	R: 0	H: 0	R: 0	H: 1	R: 0	H: 0	R: 0	H: 0	R: 0	H: 0	1B: 5	SF: 0	WP: 0	PA: 32
	E: 1	LOB: 0	E: 0	LOB: 1	E: 0	LOB: 1	E: 0	LOB: 0	E: 0	LOB: 2	E: 0	LOB: 0	E: 0	LOB: 1	E: 0	LOB: 0	E: 0	LOB: 0	E: 0	LOB: 0	2B: 0	SAC: 0	PB: 0	
	K: 1	BB: 0	K: 0	BB: 1	K: 2	BB: 0	K: 2	BB: 0	K: 0	BB: 0	K: 0	BB: 0	K: 0	BB: 0	K: 0	BB: 0	K: 0	BB: 0	K: 0	BB: 0	3B: 0	DP: 2	SB: 0	
	S: 5	P: 5	S: 3	P: 7	S: 7	P: 6	S: 7	P: 7	S: 7	P: 7	S: 3	P: 3	S: 4	P: 4	S: 3	P: 3	S: 3	P: 3	S: 3	P: 3	HR: 0	HBP: 0	CS: 0	

PITCHER	IP	WLS	BF	H	R	ER	SO	BB	IBB	HBP	BLK	WP	HR	S	P	ERA	WHIP	PITCHER	IP	WLS	BF	H	R	ER	SO	BB	IBB	HBP	BLK	WP	HR	S	P	ERA	WHIP	
Johnny Antonelli, L (1, 1) <small>ERA: 2.86</small>	9.0	W	32	5	0	0	7	1	0	0	0	0	0	45	49	0.00	0.667																			

Milwaukee Braves @ Philadelphia Phillies
 Connie Mack Stadium, Philadelphia, PA
 Sun Jun 07 1953, 3:33 AM EDT
 Unknown

AB	31
R	0
H	5
RBI	0
BB	1
SO	7
LOB	10

Batter	1	2	3	4	5	6	7	8	9	AB R H RBI BB SO LOB	TOP
Bill Bruton, L (1, 8) OBP: 0.313, SLG: 0.377	0-0 F8		0-0 6-3		0-0 F8		0-0 4-3		0-0 F8	5 0 0 0 0 0 1	Milwaukee Braves @ Philadelphia Phillies Connie Mack Stadium, Philadelphia, PA Sun Jun 07 1953, 3:38 AM EDT Att: 20,098 - Unknown livebaseballscorecards.com
Johnny Logan, R (1, 6) OBP: 0.328, SLG: 0.444	0-0 P6		0-0 F7			0-0 6-3	0-0 HR		0-0 F2	5 1 1 1 0 0 0	
Eddie Mathews, L (1, 5) OBP: 0.428, SLG: 0.681	0-0 F9		0-0 F8			0-0 1B E	0-0 3-1		0-0 1B	5 1 2 0 0 0 0	
Sid Gordon, R (1, 7) OBP: 0.335, SLG: 0.470		0-0 4-3		0-0 F9		0-0 1B E		0-0 5-3	0-0 BB	4 0 1 0 0 0 0	
Jim Pendleton, R (8, 7) OBP: 0.333, SLG: 0.667						1-2 1B E			1-3 1B	1 0 1 0 0 0 0	
Andy Pafko, R (1, 9) OBP: 0.314, SLG: 0.460		0-0 6-3		0-0 F9		0-0 1B E		0-0 2B	0-0 BB	4 1 1 0 1 0 1	
Joe Adcock, R (1, 3) OBP: 0.317, SLG: 0.387		4-0 1B BB		0-0 P4		1-3 2-H 1B		0-0 1B	1-2 BB	4 0 0 0 1 0 6	
Jack Dittmer, L (1, 4) OBP: 0.311, SLG: 0.382		0-0 1B			0-0 3-1		0-0 HR	0-0 2B		4 1 3 1 0 0 0	
Walker Cooper, R (1, 2) OBP: 0.410, SLG: 0.382		0-0 1B			0-0 2B		0-0 SH5-3	4-0 IBB		2 0 2 0 1 0 0	
Don Liddle, L (1, 1)		0-3 K			0-0 P4		0-0 HR	0-0 G3		2 0 0 0 0 1 4	
Bob Buhl, R (5, 1) OBP: 0.071, SLG: 0.071										0 0 0 0 0 0 0	
George Crowe, L (7, PH) OBP: 0.333, SLG: 0.500										1 1 1 2 0 0 0	
Lew Burdette, R (7, 1) OBP: 0.250, SLG: 0.250										1 0 0 0 0 0 2	
Inning Stats	R: 0 H: 0 E: 0 LOB: 0 K: 0 BB: 0 S: 3 P: 3	R: 0 H: 2 E: 0 LOB: 3 K: 1 BB: 1 S: 7 P: 11	R: 0 H: 0 E: 0 LOB: 0 K: 0 BB: 0 S: 3 P: 3	R: 0 H: 0 E: 0 LOB: 0 K: 0 BB: 0 S: 3 P: 3	R: 0 H: 1 E: 0 LOB: 1 K: 0 BB: 0 S: 4 P: 4	R: 1 H: 2 E: 1 LOB: 1 K: 0 BB: 0 S: 5 P: 5	R: 3 H: 3 E: 0 LOB: 0 K: 0 BB: 0 S: 6 P: 6	R: 1 H: 2 E: 0 LOB: 2 K: 0 BB: 1 S: 5 P: 9	R: 0 H: 2 E: 0 LOB: 3 K: 0 BB: 1 S: 5 P: 9	1B: 8 SF: 0 2B: 2 SAC: 1 3B: 0 DP: 1 HR: 2 HBP: 0	WP: 0 PA: 42 PB: 0 SB: 0 CS: 0
PITCHER	IP WLS BF H R ER SO BB IBB HBP BLK WP HR S P ERA WHIP										
Thornton Kipper, R (1, 1) ERA: 4.05	6.2 L 29 8 4 3 1 1 0 0 0 0 0 2 30 34 4.05 1.350										
Karl Drews, R (7, 1) ERA: 5.15	0.1 1 0 0 0 0 0 0 0 0 0 0 0 1 1 0.00 0.000										
Jim Konstanty, R (8, 1) ERA: 4.91	2.0 12 4 1 1 0 1 1 0 0 0 0 0 10 18 4.50 2.500										



Batter	1	2	3	4	5	6	7	8	9	AB	R	H	RBI	BB	SO	LOB
Connie Ryan, R (1, 4) OBP: 0.367, SLG: 0.389	0-0 F3		0-0 1B		0-0 2B		0-0 5-3		0-0 FC6-4	5	0	2	0	0	0	1
Richie Ashburn, L (1, 8) OBP: 0.389, SLG: 0.426	0-0 F8		0-0 G3		4-0 BB			0-0 E4		3	0	0	0	1	0	2
Mel Clark, R (1, 9) OBP: 0.353, SLG: 0.359 Bill Nicholson, L (5, PH) OBP: 0.500, SLG: 0.774 (6, 9)	0-0 6-3			0-3 K	0-3 K			0-0 FC4-6 1B FC5-4		2	0	0	0	0	1	0
Del Ennis, R (1, 7) OBP: 0.314, SLG: 0.451		0-0 1B		0-0 P4		0-0 F8		0-0 FC5-4 1B		4	0	2	0	0	0	0
Granny Hamner, R (1, 6) OBP: 0.301, SLG: 0.434		0-0 1B G4-6-3		0-0 5-3		0-3 K		0-0 FC5-4 1-2f 3-H		4	0	1	1	0	1	1
Earl Torgeson, L (1, 3) OBP: 0.367, SLG: 0.447		0-0 1B G4-6-3			4-0 HR BB	0-0 3B		0-0 6-3		3	1	1	0	1	0	2
Willie Jones, R (1, 5) OBP: 0.368, SLG: 0.475			0-0 5-3		0-0 HR	0-0 P3			4-0 FC6-4 BB	3	1	1	2	1	0	1
Smoky Burgess, L (1, 2) OBP: 0.340, SLG: 0.314			0-0 1B 1B		0-0 3-1		0-0 6-3		0-0 F8	4	0	1	0	0	0	1
Thornton Kipper, R (1, 1) Karl Drews, R (7, 1) Eddie Waitkus, L (7, PH) Jim Konstanty, R (8, 1) Johnny Wyrostek, L (9, PH) OBP: 0.434, SLG: 0.474			0-3 K		0-3 K		0-0 4-3		0-0 P6	2	0	0	0	0	2	1

Inning Stats	R: 0	H: 0	E: 0	K: 0	S: 3	R: 0	H: 2	E: 0	K: 0	S: 3	R: 0	H: 2	E: 0	K: 1	S: 7	R: 0	H: 0	E: 0	K: 1	S: 5	R: 2	H: 2	E: 0	K: 2	S: 9	R: 0	H: 1	E: 0	K: 1	S: 6	R: 0	H: 0	E: 0	K: 0	S: 3	R: 1	H: 1	E: 1	K: 0	S: 5	R: 0	H: 0	E: 0	K: 0	S: 3	R: 0	H: 0	E: 0	K: 0	S: 3	1B: 5	SF: 0	2B: 1	SAC: 0	3B: 1	DP: 1	HR: 1	HBP: 0	WP: 0	PA: 37
--------------	------	------	------	------	------	------	------	------	------	------	------	------	------	------	------	------	------	------	------	------	------	------	------	------	------	------	------	------	------	------	------	------	------	------	------	------	------	------	------	------	------	------	------	------	------	------	------	------	------	------	-------	-------	-------	--------	-------	-------	-------	--------	-------	--------

PITCHER	IP	WLS	BF	H	R	ER	SO	BB	IBB	HBP	BLK	WP	HR	S	P	ERA	WHIP
Don Liddle, L (1, 1) ERA: 2.27	4.2		20	6	2	2	3	2	0	0	0	0	1	24	32	3.86	1.714
Bob Buhl, R (5, 1) ERA: 3.23	1.1	W	5	1	0	0	2	0	0	0	0	0	0	9	9	0.00	0.750
Lew Burdette, R (7, 1) ERA: 2.41	3.0	S	12	1	1	0	0	1	0	0	0	0	0	11	15	0.00	0.667

BOTTOM

Milwaukee Braves @ Philadelphia Phillies
 Connie Mack Stadium, Philadelphia, PA
 Sun Jun 07 1953, 3:38 AM EDT
 Att. 20,098 - Unknown

AB	34
R	3
H	8
RBI	3
BB	3
SO	5
LOB	13



WP	HR	S	P	ERA	WHIP
0	0	0	0	0	0
0	0	0	0	0	0
0	0	0	0	0	0
0	0	0	0	0	0
0	0	0	0	0	0

Batter	1	2	3	4	5	6	7	8	9	AB R H RBI BB SO LOB	TOP	
Bill Bruton, L (1, 8) OBP: 0.319, SLG: 0.383	0-0 F8		0-0 F7			0-0 BB 2B	0-0 2B 1B	0-0 1-3	1-0 HBP	5 2 2 0 0 0 1		
Johnny Logan, R (1, 6) OBP: 0.333, SLG: 0.443	4-0 1B BB			0-0 6-3		0-0 BB E	0-0 2B 1B	0-0 HR 1B	0-0 L7	5 3 2 1 1 0 4		
Eddie Mathews, L (1, 5) OBP: 0.437, SLG: 0.707	0-0 G5-4-3 1B			0-0 F8		4-0 BB E IBB	0-0 1-H 2-H 3-H 2B	0-0 1-H HR		4 2 3 5 1 0 0		
Sid Gordon, R (1, 7) OBP: 0.337, SLG: 0.465 Jim Pendleton, R (8, 7) OBP: 0.333, SLG: 0.667	0-0 G5-4-3 1-2f			0-0 F3		4-0 BB E	0-3 K	0-0 1B		4 1 1 1 1 1 3 0 0 0 0 0 0 0		
Andy Paiko, R (1, 9) OBP: 0.311, SLG: 0.469 Bob Thorpe, R (8, 9)		0-0 P6			0-0 HR	0-0 E	0-0 6-3	0-0 3-1		5 1 1 1 0 0 3 0 0 0 0 0 0 0		
Joe Adcock, R (1, 3) OBP: 0.309, SLG: 0.376		0-0 F9			0-0 P4	0-3 K	0-0 P6		0-0 F7	5 0 0 0 0 1 3		
Jack Dittmer, L (1, 4) OBP: 0.314, SLG: 0.383		0-0 3-1			0-0 P6	0-0 E4		0-0 3-4-3 3B 1B	0-0 2B 1B	5 1 2 0 0 0 1		
Ebba St. Claire, S (1, 2) OBP: 0.233, SLG: 0.345			0-0 4-3		0-0 F8	0-0 F9		0-0 3-4-3	0-0 2B	5 0 1 0 0 0 3		
Max Surkont, R (1, 1) OBP: 0.345, SLG: 0.519 Lew Burdette, R (8, 1) OBP: 0.231, SLG: 0.231			0-3 K		0-0 F8	0-0 F8	4-0 1B 2B 1B BB	0-0 1B 3B	0-0 4-3	3 2 1 1 1 1 0 1 0 0 0 0 0 2		
Inning Stats	R: 0 H: 1 E: 0 LOB: 1 K: 0 BB: 1 S: 3 P: 7	R: 0 H: 0 E: 0 LOB: 0 K: 0 BB: 0 S: 3 P: 3	R: 0 H: 0 E: 0 LOB: 0 K: 1 BB: 0 S: 5 P: 5	R: 0 H: 0 E: 0 LOB: 0 K: 0 BB: 0 S: 3 P: 3	R: 1 H: 1 E: 0 LOB: 0 K: 0 BB: 0 S: 4 P: 4	R: 4 H: 1 E: 3 LOB: 2 K: 1 BB: 2 S: 9 P: 17	R: 3 H: 3 E: 0 LOB: 1 K: 1 BB: 1 S: 8 P: 12	R: 4 H: 5 E: 0 LOB: 1 K: 0 BB: 0 S: 8 P: 8	R: 0 H: 2 E: 0 LOB: 3 K: 0 BB: 0 S: 5 P: 6	1B: 7 SF: 0 2B: 3 SAC: 0 3B: 1 DP: 1 HR: 2 HBP: 1	WP: 0 PA: 47 PB: 0 SB: 0 CS: 0	
PITCHER	IP WLS BF H R ER SO BB IBB HBP BLK WP HR S P ERA WHIP											
Sal Maglie, R (1, 1) ERA: 4.28	7.0 L 33 6 8 4 3 3 1 0 0 0 0 1 35 51 5.14 1.286											
Al Corwin, R (8, 1) ERA: 5.26	1.0 8 5 4 4 0 0 0 0 0 0 0 1 8 8 36.00 5.000											
Monty Kennedy, L (9, 1) ERA: 8.1	1.0 6 2 0 0 0 0 0 0 1 0 0 0 5 6 0.00 2.000											

Milwaukee Braves @ New York Giants
Polo Grounds, New York, NY
Mon Jun 08 1953, 3:33 AM EDT
Att. 7,998 - Sunny

livebaseballscorecards.com

AB 42
R 12
H 13
RBI 9
BB 4
SO 3
LOB 20



Batter	1	2	3	4	5	6	7	8	9	AB	R	H	RBI	BB	SO	LOB
Davey Williams, R (1, 4) OBP: 0.394, SLG: 0.383	0-0 F8		0-0 F8		0-0 F7		0-0 F8	0-0 F7		5	0	0	0	0	0	3
Alvin Dark, R (1, 6) OBP: 0.333, SLG: 0.441	0-0 1-3			0-0 BB 1B	0-0 2B			0-0 1B 1B	0-0 WP FC5-2-5 2B	5	2	4	1	0	0	0
Hank Thompson, L (1, 5) OBP: 0.417, SLG: 0.585	0-0 F2			4-0 BB 1B	0-3 K			0-0 1B 1B	4-0 FC5-2-5 E BB	3	2	1	0	2	1	1
Monte Irvin, R (1, 7) OBP: 0.378, SLG: 0.532		0-0 1B		0-0 FC3-5-2 1B		0-0 F8		0-0 P4	0-0 FC5-2-5 E 1-3	5	1	2	1	0	0	4
Whitey Lockman, L (1, 3) OBP: 0.371, SLG: 0.372		0-0 F8		0-0 P5		0-0 1B		0-0 1B F8 1B	0-0 E4 1-3	5	1	2	1	0	0	4
Don Mueller, L (1, 9) OBP: 0.331, SLG: 0.347		0-0 F7		0-0 FC3-5-2		0-0 F8		0-0 1B 1B	0-0 1-3	5	1	1	2	0	0	5
Bobby Thomson, R (1, 8) OBP: 0.325, SLG: 0.418		0-3 K		0-0 6-3		0-3 K2-3		0-0 F8 1B	0-0 L6	5	0	0	1	0	2	6
Wes Westrum, R (1, 2) OBP: 0.346, SLG: 0.359			4-0 BB B3-6-4		4-0 SH2-4 2B BB		0-0 F8	0-0 1B 1B		2	1	1	0	2	0	0
Sal Maglie, R (1, 1) OBP: 0.278, SLG: 0.294			0-0 B3-6-4		0-0 SH2-4		0-0 6-3	0-0 1B		1	0	0	0	0	0	1
Dusty Rhodes, L (7, PH) OBP: 0.278, SLG: 0.353										1	0	0	0	0	0	0
Al Corwin, R (8, 1) OBP: 0.267, SLG: 0.333										0	0	0	0	0	0	0
Tookie Gilbert, L (8, PH) OBP: 0.284, SLG: 0.319										1	0	1	1	0	0	0
Monty Kennedy, R (9, 1) OBP: 0.284, SLG: 0.319										0	0	0	0	0	0	0

Inning Stats	R: 0	H: 0	E: 0	K: 0	S: 3	R: 0	H: 1	E: 0	K: 1	S: 6	R: 0	H: 0	E: 0	K: 0	S: 2	R: 1	H: 2	E: 0	K: 0	S: 5	R: 1	H: 1	E: 0	K: 1	S: 6	R: 0	H: 1	E: 0	K: 1	S: 6	R: 0	H: 1	E: 0	K: 1	S: 6	R: 4	H: 6	E: 0	K: 0	S: 9	R: 2	H: 1	E: 1	K: 0	S: 5	1B: 10	SF: 0	2B: 2	SAC: 1	3B: 0	DP: 1	HR: 0	HBP: 0	WP: 1	PA: 43
--------------	------	------	------	------	------	------	------	------	------	------	------	------	------	------	------	------	------	------	------	------	------	------	------	------	------	------	------	------	------	------	------	------	------	------	------	------	------	------	------	------	------	------	------	------	------	--------	-------	-------	--------	-------	-------	-------	--------	-------	--------

PITCHER	IP	WLS	BF	H	R	ER	SO	BB	IBB	HBP	BLK	WP	HR	S	P	ERA	WHIP
Max Surkont, R (1, 1) ERA: 3.93	7.2	W	36	11	6	6	3	3	0	0	0	0	0	39	51	7.04	1.826
Lew Burdette, R (8, 1) ERA: 2.33	1.1	S	7	1	2	0	0	1	0	0	0	1	0	6	10	0.00	1.500

BOTTOM

Milwaukee Braves @ New York Giants
Polo Grounds, New York, NY
Mon Jun 08 1953, 3:33 AM EDT
Att. 7,998 - Sunny

AB	38
R	8
H	12
RBI	7
BB	4
SO	3
LOB	24



PITCHER	IP	WLS	BF	H	R	ER	SO	BB	IBB	HBP	BLK	WP	HR	S	P	ERA	WHIP
---------	----	-----	----	---	---	----	----	----	-----	-----	-----	----	----	---	---	-----	------

Batter	1	2	3	4	5	6	7	8	9	AB R H RBI BB SO LOB	TOP									
Bill Bruton, L (1, 8) OBP: 0.316, SLG: 0.375	0-3 K		0-0 1-3	4-0 BB 1-2 BB		0-0 P6 1-2		0-3 K		4 0 0 0 1 2 1										
Johnny Logan, R (1, 6) OBP: 0.340, SLG: 0.441	0-0 6-3		4-0 FC3-6 BB	4-0 BB 1-2 2-3 3-H BB		0-0 1-3		0-0 BB 1B		3 0 1 1 2 0 1										
Eddie Mathews, L (1, 5) OBP: 0.431, SLG: 0.690	0-3 K FC5 BB		0-0 FC3-6 1-2f	0-0 P5			0-0 F8	4-0 BB 1-2 BB		4 0 0 0 1 1 4										
Sid Gordon, R (1, 7) OBP: 0.340, SLG: 0.480	4-0 1-2 BB		0-0 F8		0-0 F8		0-0 HR	0-0 F3		3 1 1 1 1 0 1										
Jim Pendleton, R (7, 7) OBP: 0.300, SLG: 0.600										1 0 0 0 0 0 2										
Andy Pafko, R (1, 9) OBP: 0.308, SLG: 0.462	0-0 FC5 2-3f			0-0 6-3	0-0 6-3		0-0 1-3		0-0 FC6-5 1-6-3 1B	5 0 1 0 0 0 2										
Joe Adcock, R (1, 3) OBP: 0.316, SLG: 0.383		0-0 G3 1B		0-3 K	0-0 1B		0-0 1B		0-0 1-6-3 1-2	5 0 3 0 0 1 1										
Jack Dittmer, L (1, 4) OBP: 0.311, SLG: 0.378		0-0 G3 1-2		0-0 BB 1B 1B	0-0 4-3		0-0 P6		0-0 FC6-5-4 1B 2-3	5 1 1 0 0 0 4										
Del Crandall, R (1, 2) OBP: 0.385, SLG: 0.546		0-0 F7		4-0 BB 1B BB		0-0 F8		0-0 4-3	0-0 1-2 1B	4 1 1 0 1 0 1										
Warren Spahn, L (1, 1) OBP: 0.241, SLG: 0.379		0-0 3-1		0-0 BB BB 1B 1-3 2-H		0-0 E 1B		0-0 HR	0-0 P6	5 1 3 2 0 0 3										
Inning Stats	R: 0 E: 1 K: 2 S: 8	H: 0 LOB: 2 BB: 1 P: 12	R: 0 E: 0 K: 0 S: 4	H: 1 LOB: 1 BB: 0 P: 4	R: 0 E: 0 K: 0 S: 3	H: 0 LOB: 1 BB: 1 P: 7	R: 2 E: 0 K: 1 S: 7	H: 2 LOB: 3 BB: 3 P: 19	R: 0 E: 0 K: 0 S: 4	H: 1 LOB: 1 BB: 0 P: 4	R: 1 E: 0 K: 0 S: 5	H: 2 LOB: 1 BB: 0 P: 5	R: 1 E: 0 K: 1 S: 7	H: 2 LOB: 2 BB: 1 P: 11	R: 0 E: 0 K: 0 S: 5	H: 2 LOB: 2 BB: 0 P: 5	1B: 9 2B: 0 3B: 0 HR: 2	SF: 0 SAC: 0 DP: 0 HBP: 0	WP: 0 PB: 0 SB: 0 CS: 0	PA: 45
PITCHER	IP WLS BF H R ER SO BB IBB HBP BLK WP HR S P ERA WHIP																			
Ruben Gomez, R (1, 1) ERA: 4.65	7.2 L 39 9 4 4 4 6 0 0 0 0 0 2 41 65 4.70 1.957																			
Hoyt Wilhelm, R (8, 1) ERA: 1.98	1.1 6 2 0 0 0 0 0 0 0 0 0 0 6 6 0.00 1.500																			

Milwaukee Braves @ New York Giants
Polo Grounds, New York, NY
Tue Jun 09 1953, 3:33 AM EDT
Att. 23,689 - Unknown

AB	39
R	4
H	11
RBI	4
BB	6
SO	4
LOB	20



Batter	1	2	3	4	5	6	7	8	9	AB R H RBI BB SO LOB
Davey Williams, R (1, 4) OBP: 0.389, SLG: 0.378	0-0 1-3 ①		0-0 P4 ①		0-3 K ①		0-0 F9 ②		0-0 FC5-4 1B ②	5 0 1 0 0 1 1
Alvin Dark, R (1, 6) OBP: 0.330, SLG: 0.432	0-0 F8 ②		0-0 F3 ②		0-0 F9 ②		4-0 1B BB ②		0-0 FC5-4 1B ②	4 2 0 0 1 0 2
Bobby Thomson, R (1, 8) OBP: 0.327, SLG: 0.418	0-0 5-3 ③		0-0 6-3 ③		0-0 P6 ③		0-0 1B 1-2 ③		0-0 1B 1-2 ③	5 0 2 0 0 0 1
Monte Irvin, R (1, 7) OBP: 0.389, SLG: 0.534		4-0 HBP G3 FC1-2 BB ①		0-0 6-3 ①		4-0 G1-6-3 BB ①	0-0 1B 1-3 2-H ③		0-0 1B 1-2 2-H ③	3 0 2 2 2 0 0
Whitey Lockman, L (1, 3) OBP: 0.374, SLG: 0.374		0-0 G3 ①		0-0 E8 ①		0-0 G1-6-3 ①		0-0 1B ①	0-3 K ③	4 0 2 0 0 0 2
Tookie Gilbert, L (9, 3) OBP: 0.284, SLG: 0.319		1-2 ①		1B ①		1-2f ②				0 0 0 0 0 0 0
Bill Rigney, R (9, PH) OBP: 0.111, SLG: 0.111										1 0 0 0 0 1 2
Bobby Hofman, R (1, 5) OBP: 0.542, SLG: 1.000		4-0 HBP BB ②		0-0 F3 ②		0-0 BB 1B ②		0-0 6-3 ②		3 0 1 0 1 0 1
Wes Westrum, R (1, 2) OBP: 0.366, SLG: 0.364		0-0 F7 ②		4-0 BB ②		4-0 BB 1B ②		0-0 1B ②		2 0 1 0 2 0 2
Don Mueller, L (1, 9) OBP: 0.333, SLG: 0.345		1-0 H ①		0-0 F9 ③		0-3 K ③		0-3 K ③		1 0 0 0 0 0 2
Daryl Spencer, R (6, PH) OBP: 0.269, SLG: 0.485										1 0 0 0 0 1 2
Dusty Rhodes, L (7, 9) OBP: 0.278, SLG: 0.353										0 0 0 0 0 0 0
Ray Noble, R (8, PH) OBP: 0.429, SLG: 0.571		1-2 2-3 HBP ③								1 0 0 0 0 1 1
Hank Thompson, L (9, 9) OBP: 0.417, SLG: 0.585										0 0 0 0 0 0 0
Ruben Gomez, R (1, 1) OBP: 0.455, SLG: 0.400		0-0 FC1-2 ③								3 0 1 0 0 0 3
Hoyt Wilhelm, R (8, 1) OBP: 0.412, SLG: 0.500										0 0 0 0 0 0 0
Sal Yvars, R (9, PH) OBP: 0.340, SLG: 0.250										1 0 0 0 0 0 0

Inning Stats	R: 0	H: 0	E: 0	LOB: 0	K: 0	BB: 0	S: 3	P: 3	R: 0	H: 0	E: 0	LOB: 0	K: 0	BB: 0	S: 3	P: 3	R: 0	H: 1	E: 1	LOB: 2	K: 0	BB: 1	S: 4	P: 8	R: 0	H: 1	E: 0	LOB: 1	K: 1	BB: 0	S: 6	P: 6	R: 1	H: 2	E: 0	LOB: 2	K: 0	BB: 1	S: 4	P: 8	R: 0	H: 2	E: 0	LOB: 1	K: 1	BB: 0	S: 6	P: 6	R: 1	H: 3	E: 0	LOB: 2	K: 1	BB: 0	S: 8	P: 8	1B: 10	SF: 0	2B: 0	SAC: 0	3B: 0	DP: 1	HR: 0	HBP: 1	WP: 0	PA: 41
PITCHER Warren Spahn, L (1, 1) ERA: 2.09	IP	WLS	BF	H	R	ER	SO	BB	IBB	HBP	BLK	WP	HR	S	P	ERA	WHIP	IP	WLS	BF	H	R	ER	SO	BB	IBB	HBP	BLK	WP	HR	S	P	ERA	WHIP	IP	WLS	BF	H	R	ER	SO	BB	IBB	HBP	BLK	WP	HR	S	P	ERA	WHIP															

Milwaukee Braves @ New York Giants
 Polo Grounds, New York, NY
 Tue Jun 09 1953, 3:33 AM EDT
 Att. 23,689 - Unknown

livebaseballscorecards.com

AB	34
R	2
H	10
RBI	2
BB	6
SO	4
LOB	19



BOTTOM

Milwaukee Braves @ New York Giants
Polo Grounds, New York, NY
Wed Jun 10 1953, 3:33 AM EDT
Att. 7,364 - Sunny

livebaseballscorecards.com

AB	33
R	5
H	11
RBI	5
BB	7
SO	3
LOB	18



WP:	0	PA:	41
PB:	0		
SB:	0		
CS:	3		

AB R H RBI BB SO LOB

5	0	1	0	0	0	4
5	3	3	1	0	0	1
4	0	2	1	0	0	1
3	0	0	0	2	0	3
4	0	0	0	1	0	1
3	2	3	3	1	0	0
3	0	0	0	1	0	3
0	0	0	0	1	0	0
2	0	2	0	1	0	0
0	0	0	0	0	0	0
0	0	0	0	0	0	0
3	0	0	0	0	2	3
0	0	0	0	0	0	0
0	0	0	0	0	0	0
1	0	0	0	0	1	2
0	0	0	0	0	0	0

1B:	6	SF:	0
2B:	4	SAC:	1
3B:	0	DP:	3
HR:	3	HBP:	0

IP	WLS	BF	H	R	ER	SO	BB	IBB	HBP	BLK	WP	HR	S	P	ERA	WHIP
2.1		12	5	3	3	1	1	0	0	0	0	1	13	17	11.57	2.571
2.1		12	3	2	2	1	3	0	0	0	0	1	11	23	7.71	2.571
1.1		4	0	0	0	0	1	0	0	0	0	0	3	7	0.00	0.750
1.2	W	7	3	0	0	0	1	0	0	0	0	0	6	10	0.00	2.400
1.1	S	6	0	0	0	1	1	0	0	0	0	0	7	11	0.00	0.750

Batter	1	2	3	4	5	6	7	8	9
Davey Williams, R OBP: 0.385, SLG: 0.378 (1, 4)	0-0 FC1-5 2B		0-0 F3		0-0 6-3	0-0 L3-6 1-2		0-0 P2	
Alvin Dark, R OBP: 0.336, SLG: 0.456 (1, 5)	0-0 FC1-5 1B 2-3		0-0 HR		0-0 BB BB 2B		0-0 7-4 SH1-3 1B	0-0 P2	
Bobby Thomson, R OBP: 0.330, SLG: 0.420 (1, 8)	0-0 G1-6-3 1B 2-H		0-0 CS 1B		0-0 5-3		0-0 SH1-3 1-2	0-0 F8	
Monte Irvin, R OBP: 0.389, SLG: 0.525 (1, 7)	0-0 G1-6-3 1-2f		0-0 4-3 1-2		4-0 BB BB BB BB BB	4-0 BB BB BB	0-0 7-4 2-3f	4-0 BB	
Whitey Lockman, L OBP: 0.370, SLG: 0.366 (1, 3)		0-0 4-3		0-0 F7	4-0 BB BB BB	1-2 2-3 BB BB		0-0 E3 CS 1B	0-0 F8
Hank Thompson, L OBP: 0.437, SLG: 0.660 (1, 9)		0-0 HR		0-0 HR	4-0 BB BB BB	1-2 2-3 3-H BB		0-0 CS 1B	
Daryl Spencer, R OBP: 0.269, SLG: 0.470 (1, 6)		0-0 F7		0-0 5-3	0-0 P4		4-0 K 1B BB 1-2 2-3	4-0 K 1B BB	
Wes Westrum, R OBP: 0.373, SLG: 0.364 Sal Yvars, R OBP: 0.377, SLG: 0.283 Al Corwin, R OBP: 0.267, SLG: 0.333 Sam Calderone, R OBP: 0.545, SLG: 0.600 (1, 2) (4, 2) (8, PR) (9, 2)		4-0 BB		0-0 1B	4-0 BB BB BB	4-0 L3-6 BB		0-0 K 1B	
Jim Hearn, R OBP: 0.214, SLG: 0.192 Hoyt Wilhelm, R OBP: 0.412, SLG: 0.500 Don Mueller, L OBP: 0.333, SLG: 0.345 Bobby Hofman, R OBP: 0.520, SLG: 0.955 Dave Koslo, L OBP: 0.200, SLG: 0.111 (1, 1) (8, 1) (8, PH) (8, PH) (9, 1)		0-3 K		0-3 K		0-0 F3		0-3 K 1-2 2-3	

Inning Stats	R: 1	H: 2	E: 0	K: 0	S: 4	H: 1	LOB: 0	BB: 0	P: 4	R: 1	H: 1	E: 0	K: 1	S: 6	R: 1	H: 2	E: 0	K: 0	S: 4	R: 1	H: 2	E: 0	K: 0	S: 4	R: 0	H: 0	E: 0	K: 0	S: 2	R: 0	H: 1	E: 0	K: 0	S: 3	R: 0	H: 2	E: 2	K: 1	S: 7	R: 0	H: 0	E: 0	K: 0	S: 3	R: 0	H: 0	E: 0	K: 0	S: 3	1B: 6	2B: 4	3B: 0	HR: 3	SF: 0	SAC: 1	DP: 3	HBP: 0	WP: 0	PB: 0	SB: 0	CS: 3	PA: 41
--------------	------	------	------	------	------	------	--------	-------	------	------	------	------	------	------	------	------	------	------	------	------	------	------	------	------	------	------	------	------	------	------	------	------	------	------	------	------	------	------	------	------	------	------	------	------	------	------	------	------	------	-------	-------	-------	-------	-------	--------	-------	--------	-------	-------	-------	-------	--------

PITCHER	IP	WLS	BF	H	R	ER	SO	BB	IBB	HBP	BLK	WP	HR	S	P	ERA	WHIP
Vern Bickford, R ERA: 7.06 (1, 1)	2.1		12	5	3	3	1	1	0	0	0	0	1	13	17	11.57	2.571
Bob Buhl, R ERA: 3.55 (3, 1)	2.1		12	3	2	2	1	3	0	0	0	0	1	11	23	7.71	2.571
Dave Jolly, R ERA: (5, 1)	1.1		4	0	0	0	0	1	0	0	0	0	0	3	7	0.00	0.750
Lew Burdette, R ERA: 2.23 (7, 1)	1.2	W	7	3	0	0	0	1	0	0	0	0	0	6	10	0.00	2.400
Johnny Antonelli, L ERA: 2.79 (8, 1)	1.1	S	6	0	0	0	1	1	0	0	0	0	0	7	11	0.00	0.750

Batter	1	2	3	4	5	6	7	8	9	AB R H RBI BB SO LOB	TOP																					
Bill Bruton, L (1, 8) OBP: 0.317, SLG: 0.373	0-0 L5-3 1B		0-0 FC4 G5-4-3 1-2f		0-0 F9			0-0 F5		4 0 1 0 0 0 2																						
Johnny Logan, R (1, 6) OBP: 0.332, SLG: 0.425	0-0 L5-3 1-2		0-0 G5-4-3 1-2f			4-0 G4-6-3 BB		0-0 5-3		3 0 0 0 1 0 2																						
Eddie Mathews, L (1, 5) OBP: 0.429, SLG: 0.689	0-0 1-3			0-0 P5		0-0 G4-6-3 1-2f		0-0 6-3		4 0 0 0 0 0 1																						
Sid Gordon, R (1, 7) OBP: 0.351, SLG: 0.508 Jim Pendleton, R (9, PR) OBP: 0.300, SLG: 0.600		0-0 FC5 1B 1B		0-0 1B		0-0 6-3		0-0 2B		4 0 3 0 0 0 0 0 0 0 0 0 0 0																						
Andy Pafko, R (1, 9) OBP: 0.310, SLG: 0.455		0-0 1-2 1B		0-0 F7		4-0 4-3 1B BB		0-0 F8		3 1 1 0 1 0 2																						
Joe Adcock, R (1, 3) OBP: 0.319, SLG: 0.382		0-0 F2		0-0 P2		0-0 4-3 1-2		0-0 5-3		4 0 0 0 0 0 5																						
Jack Dittmer, L (1, 4) OBP: 0.303, SLG: 0.367		0-3 K		0-0 4-3		0-0 4-3 2-3		0-0 F8		4 0 0 0 0 1 4																						
Del Crandall, R (1, 2) OBP: 0.379, SLG: 0.530		0-0 FC5 2-3f		0-0 F7		0-0 1B		0-0 3-H 1B F5		3 0 1 1 0 0 2																						
Jim Wilson, R (1, 1) OBP: 0.222, SLG: 0.353 George Crowe, L (7, PH) OBP: 0.286, SLG: 0.417 Ernie Johnson, R (7, 1)			0-0 FC4 1B		4-0 BB					1 0 1 0 1 0 0 1 0 0 0 0 0 1 0 0 0 0 0 0 0																						
Inning Stats	R: 0 E: 0 K: 0 S: 3	H: 1 LOB: 0 BB: 0 P: 3	R: 0 E: 0 K: 1 S: 7	H: 2 LOB: 2 BB: 0 P: 7	R: 0 E: 0 K: 0 S: 3	H: 1 LOB: 0 BB: 0 P: 3	R: 0 E: 0 K: 0 S: 4	H: 1 LOB: 1 BB: 0 P: 4	R: 0 E: 0 K: 0 S: 2	H: 0 LOB: 0 BB: 1 P: 6	R: 1 E: 0 K: 0 S: 4	H: 1 LOB: 1 BB: 1 P: 8	R: 0 E: 0 K: 0 S: 3	H: 0 LOB: 0 BB: 0 P: 3	R: 0 E: 0 K: 0 S: 4	H: 1 LOB: 1 BB: 0 P: 4	1B: 6 2B: 2 3B: 0 HR: 0	SF: 0 SAC: 0 DP: 3 HBP: 0	WP: 0 PB: 0 SB: 0 CS: 0	PA: 34												
PITCHER Larry Jansen, R (1, 1) ERA: 4.33	IP 9.0	WLS W	BF 34	H 7	R 1	ER 1	SO 1	BB 3	IBB 0	HBP 0	BLK 0	WP 0	HR 0	S 33	P 45	ERA 1.00	WHIP 1.111															
											PITCHER	IP	WLS	BF	H	R	ER	SO	BB	IBB	HBP	BLK	WP	HR	S	P	ERA	WHIP				

Milwaukee Braves @ New York Giants
Polo Grounds, New York, NY
Thu Jun 11 1953, 3:33 AM EDT
Att. 6,492 - Unknown

livebaseballscorecards.com

AB 31
R 1
H 7
RBI 1
BB 3
SO 1
LOB 19



Batter	1	2	3	4	5	6	7	8	9	AB R H RBI BB SO LOB	TOP							
Bill Bruton, L (1, 8) <small>OBP: 0.317, SLG: 0.373</small>											0 0 0 0 0 0 0 0	Milwaukee Braves @ Pittsburgh Pirates Forbes Field, Pittsburgh, PA Fri Jun 12 1953, 3:33 AM EDT Unknown livebaseballscorecards.com						
Johnny Logan, R (1, 6) <small>OBP: 0.332, SLG: 0.425</small>											0 0 0 0 0 0 0 0							
Eddie Mathews, L (1, 5) <small>OBP: 0.429, SLG: 0.689</small>											0 0 0 0 0 0 0 0							
Sid Gordon, R (1, 7) <small>OBP: 0.351, SLG: 0.508</small>											0 0 0 0 0 0 0 0							
Andy Pafko, R (1, 9) <small>OBP: 0.310, SLG: 0.455</small>											0 0 0 0 0 0 0 0							
Joe Adcock, R (1, 3) <small>OBP: 0.319, SLG: 0.382</small>											0 0 0 0 0 0 0 0							
Jack Dittmer, L (1, 4) <small>OBP: 0.303, SLG: 0.367</small>											0 0 0 0 0 0 0 0							
Del Crandall, R (1, 2) <small>OBP: 0.379, SLG: 0.530</small>											0 0 0 0 0 0 0 0							
Johnny Antonelli, L (1, 1) <small>OBP: 0.143, SLG: 0.053</small>											0 0 0 0 0 0 0 0	AB 0 R 0 H 0 RBI 0 BB 0 SO 0 LOB 0						
Inning Stats											1B: 0 SF: 0 2B: 0 SAC: 0 3B: 0 DP: 0 HR: 0 HBP: 0	WP: 0 PA: 0 PB: 0 SB: 0 CS: 0						
PITCHER Murry Dickson, R (1, 1) <small>ERA: 5.8</small>	IP	WLS	BF	H	R	ER	SO	BB	IBB	HBP	BLK	WP	HR	S	P	ERA	WHIP	PITCHER IP WLS BF H R ER SO BB IBB HBP BLK WP HR S P ERA WHIP



Batter	1	2	3	4	5	6	7	8	9	AB R H RBI BB SO LOB	TOP
Bill Bruton, L (1, 8) OBP: 0.314, SLG: 0.366 Jim Pendleton, R (7, 8) OBP: 0.273, SLG: 0.545	 	 			 			 		3 2 1 1 1 0 2 1 0 0 0 0 0 0	
Johnny Logan, R (1, 6) OBP: 0.336, SLG: 0.423	 		 		 			 		4 2 2 2 1 0 1	
Eddie Mathews, L (1, 5) OBP: 0.434, SLG: 0.720	 		 		 			 		5 1 2 1 0 0 1	
Sid Gordon, R (1, 7) OBP: 0.352, SLG: 0.500 Bob Thorpe, R (7, 7)	 		 		 			 		3 1 1 0 0 0 0 1 0 0 0 0 0 1	
Andy Pafko, R (1, 9) OBP: 0.311, SLG: 0.450	 			 		 			 	5 1 1 2 0 1 1	
Joe Adcock, R (1, 3) OBP: 0.325, SLG: 0.387	 	 		 		 		 		5 1 4 1 0 1 0	
Jack Dittmer, L (1, 4) OBP: 0.304, SLG: 0.365	 	 		 		 		 		5 1 3 2 0 0 2	
Walker Cooper, R (1, 2) OBP: 0.386, SLG: 0.359	 	 		 		 		 		5 1 1 0 0 0 5	
Max Surkont, R (1, 1) OBP: 0.333, SLG: 0.484	 	 			 			 		4 1 1 1 0 0 2	
Inning Stats	R: 10 H: 9 E: 2 LOB: 1 K: 0 BB: 1 S: 12 P: 17	R: 0 H: 2 E: 0 LOB: 2 K: 0 BB: 0 S: 5 P: 5	R: 0 H: 0 E: 0 LOB: 0 K: 0 BB: 1 S: 2 P: 6	R: 0 H: 1 E: 0 LOB: 1 K: 0 BB: 0 S: 4 P: 4	R: 0 H: 0 E: 0 LOB: 0 K: 0 BB: 0 S: 3 P: 3	R: 0 H: 0 E: 0 LOB: 0 K: 0 BB: 0 S: 3 P: 3	R: 0 H: 1 E: 0 LOB: 0 K: 1 BB: 0 S: 5 P: 5	R: 1 H: 2 E: 0 LOB: 1 K: 0 BB: 0 S: 5 P: 5	R: 0 H: 1 E: 0 LOB: 1 K: 1 BB: 0 S: 6 P: 6	1B: 16 SF: 0 2B: 0 SAC: 0 3B: 0 DP: 2 HR: 0 HBP: 1	WP: 2 PA: 44 PB: 0 SB: 0 CS: 0
PITCHER Bob Schultz, L (1, 1) ERA: 7.23 Johnny Hetki, R (1, 1) ERA: 3.72 Roy Face, R (1, 1) ERA: 7.43	IP WLS BF H R ER SO BB IBB HBP BLK WP HR S P ERA WHIP 0.1 L 6 3 5 5 0 1 0 1 0 0 0 0 4 9 135.00 12.000 0.0 4 4 2 2 0 0 0 0 0 0 0 0 4 4 ∞ ∞ 8.2 34 9 4 4 2 1 0 0 0 2 0 37 41 4.15 1.154	PITCHER IP WLS BF H R ER SO BB IBB HBP BLK WP HR S P ERA WHIP									

Milwaukee Braves @ Pittsburgh Pirates
 Forbes Field, Pittsburgh, PA
 Fri Jun 12 1953, 3:38 AM EDT
 Att: 17,344 - Unknown

AB	41
R	11
H	16
RBI	10
BB	2
SO	2
LOB	15



Batter	1	2	3	4	5	6	7	8	9	AB R H RBI BB SO LOB	TOP									
Bill Bruton, L (1, 8) <small>OBP: 0.308, SLG: 0.357</small>	0-0 F9		0-0 F9		0-0 4-3			0-0 G3	0-3 K	5 0 0 0 0 1 3										
Johnny Logan, R (1, 6) <small>OBP: 0.335, SLG: 0.424</small>	0-0 1-3			0-0 F8 F7 2B		0-0 5-3		0-0 F2		4 1 1 0 0 0 0										
Eddie Mathews, L (1, 5) <small>OBP: 0.431, SLG: 0.709</small>	0-3 K			4-0 E 2B BB		0-0 F9		0-3 K		3 1 0 0 1 2 0										
Sid Gordon, R (1, 7) <small>OBP: 0.350, SLG: 0.492</small> Jim Pendleton, R (9, PR) <small>OBP: 0.273, SLG: 0.545</small> (9, 7)		0-0 6-3		0-0 F8 2-3		0-0 P4			4-0 SH 1B BB	3 0 0 0 1 0 2 0 1 0 0 0 0 0										
Andy Paiko, R (1, 9) <small>OBP: 0.312, SLG: 0.448</small>		0-0 5-3		0-0 F7 1-2 3-H		0-0 FC6-4 1B			0-0 SH 1B 1B	3 0 1 1 0 0 1										
Joe Adcock, R (1, 3) <small>OBP: 0.329, SLG: 0.394</small>		0-0 6-3		0-0 2B 2-H		0-0 FC6-4 1B F8 1-2f			0-0 1B 1B	4 1 2 2 0 0 1										
Jack Dittmer, L (1, 4) <small>OBP: 0.308, SLG: 0.368</small>			0-0 4-3	0-0 4-3		0-0 1B 1-3			0-0 1B 1-2 2-3	4 0 2 0 0 0 1										
Del Crandall, R (1, 2) <small>OBP: 0.374, SLG: 0.537</small>			0-0 HR		0-0 5-3		0-0 F8 3-H		0-0 F2	4 1 1 2 0 0 4										
Warren Spahn, L (1, 1) <small>OBP: 0.226, SLG: 0.355</small> Walker Cooper, R (7, PH) <small>OBP: 0.378, SLG: 0.350</small> Lew Burdette, R (7, 1) <small>OBP: 0.214, SLG: 0.214</small>			0-3 K		0-0 F7		0-0 1-3		0-0 P6	2 0 0 0 0 1 0 1 0 0 0 0 0 1 1 0 0 0 0 0 3										
Inning Stats	R: 0 E: 0 K: 1 S: 5	H: 0 LOB: 0 BB: 0 P: 5	R: 0 E: 0 K: 0 S: 3	H: 0 LOB: 0 BB: 0 P: 3	R: 1 E: 0 K: 1 S: 6	H: 1 LOB: 0 BB: 0 P: 6	R: 2 E: 1 K: 0 S: 5	H: 2 LOB: 1 BB: 1 P: 9	R: 0 E: 0 K: 0 S: 3	H: 0 LOB: 0 BB: 0 P: 3	R: 1 E: 0 K: 0 S: 5	H: 2 LOB: 1 BB: 0 P: 5	R: 0 E: 0 K: 1 S: 5	H: 0 LOB: 0 BB: 0 P: 5	R: 1 E: 0 K: 1 S: 8	H: 2 LOB: 3 BB: 1 P: 12	1B: 4 2B: 2 3B: 0 HR: 1	SF: 0 SAC: 1 DP: 0 HBP: 0	WP: 0 PB: 0 SB: 0 CS: 0	PA: 37
PITCHER	IP WLS BF H R ER SO BB IBB HBP BLK WP HR S P ERA WHIP																			
Paul LaPalme, L (1, 1) <small>ERA: 4.2</small> Johnny Hetki, R (9, 1) <small>ERA: 3.64</small>	8.0 L 34 7 5 5 3 2 0 0 0 0 0 1 38 46 5.62 1.125																			

Milwaukee Braves @ Pittsburgh Pirates
 Forbes Field, Pittsburgh, PA
 Sat Jun 13 1953, 3:33 AM EDT
 Att. 5,134 - Unknown

livebaseballscorecards.com

AB	34
R	5
H	7
RBI	5
BB	2
SO	4
LOB	16



Batter	1	2	3	4	5	6	7	8	9	AB R H RBI BB SO LOB	TOP	
Jim Pendleton, R (1, 8) <small>OBP: 0.273, SLG: 0.545</small>											0 0 0 0 0 0 0 0	Milwaukee Braves @ Pittsburgh Pirates Forbes Field, Pittsburgh, PA Sun Jun 14 1953, 3:33 AM EDT Unknown livebaseballscorecards.com
Johnny Logan, R (1, 6) <small>OBP: 0.335, SLG: 0.424</small>											0 0 0 0 0 0 0 0	
Eddie Mathews, L (1, 5) <small>OBP: 0.431, SLG: 0.709</small>											0 0 0 0 0 0 0 0	
Sid Gordon, R (1, 7) <small>OBP: 0.350, SLG: 0.492</small>											0 0 0 0 0 0 0 0	
Andy Pafko, R (1, 9) <small>OBP: 0.312, SLG: 0.448</small>											0 0 0 0 0 0 0 0	
Joe Adcock, R (1, 3) <small>OBP: 0.329, SLG: 0.394</small>											0 0 0 0 0 0 0 0	
Jack Dittmer, L (1, 4) <small>OBP: 0.308, SLG: 0.368</small>											0 0 0 0 0 0 0 0	
Del Crandall, R (1, 2) <small>OBP: 0.374, SLG: 0.537</small>											0 0 0 0 0 0 0 0	
Don Liddle, L (1, 1)	0 0 0 0 0 0 0 0	AB 0 R 0 H 0 RBI 0 BB 0 SO 0 LOB 0										
Inning Stats	1B: 0 SF: 0 2B: 0 SAC: 0 3B: 0 DP: 0 HR: 0 HBP: 0	WP: 0 PA: 0 PB: 0 SB: 0 CS: 0										
PITCHER Bob Hall, R (1, 1) <small>ERA: 4.02</small>	IP 0.0 WLS L BF 0 H 0 R 0 ER 0 SO 0 BB 0 IBB 0 HBP 0 BLK 0 WP 0 HR 0 S 0 P 0 ERA ∞ WHIP ∞	PITCHER IP WLS BF H R ER SO BB IBB HBP BLK WP HR S P ERA WHIP										




Batter	1	2	3	4	5	6	7	8	9	AB	R	H	RBI	BB	SO	LOB	TOP		
Jim Pendleton, R (1, 8) <small>OBP: 0.313, SLG: 0.625</small>											0	0	0	0	0	0	0		
Johnny Logan, R (1, 6) <small>OBP: 0.341, SLG: 0.440</small>											0	0	0	0	0	0	0	0	
Eddie Mathews, L (1, 5) <small>OBP: 0.426, SLG: 0.694</small>											0	0	0	0	0	0	0	0	
Sid Gordon, R (1, 7) <small>OBP: 0.356, SLG: 0.487</small>											0	0	0	0	0	0	0	0	
Bob Thorpe, R (1, 9)											0	0	0	0	0	0	0	0	
Joe Adcock, R (1, 3) <small>OBP: 0.330, SLG: 0.401</small>											0	0	0	0	0	0	0	0	
Jack Dittmer, L (1, 4) <small>OBP: 0.302, SLG: 0.361</small>											0	0	0	0	0	0	0	0	
Walker Cooper, R (1, 2) <small>OBP: 0.378, SLG: 0.350</small>											0	0	0	0	0	0	0	0	
Bob Buhl, R (1, 1) <small>OBP: 0.067, SLG: 0.067</small>	0	0	0	0	0	0	0	0											
Inning Stats											1B: 0	SF: 0	WP: 0	PA: 0					
											2B: 0	SAC: 0	PB: 0						
											3B: 0	DP: 0	SB: 0						
											HR: 0	HBP: 0	CS: 0						
PITCHER Roger Bowman, L (1, 1) <small>ERA: 3.74</small>	IP	WLS	BF	H	R	ER	SO	BB	IBB	HBP	BLK	WP	HR	S	P	ERA	WHIP	PITCHER IP WLS BF H R ER SO BB IBB HBP BLK WP HR S P ERA WHIP	
	0.0	L	0	0	0	0	0	0	0	0	0	0	0	0	0	∞	∞		

Milwaukee Braves @ Pittsburgh Pirates
Forbes Field, Pittsburgh, PA
Sun Jun 14 1953, 3:38 AM EDT
Att. 15,083 - Unknown


AB 0
R 0
H 0
RBI 0
BB 0
SO 0
LOB 0



Batter	1	2	3	4	5	6	7	8	9	AB	R	H	RBI	BB	SO	LOB	TOP		
Bill Bruton, L (1, 8) <small>OBP: 0.311, SLG: 0.362</small>											0	0	0	0	0	0	0	Milwaukee Braves @ Pittsburgh Pirates Forbes Field, Pittsburgh, PA Mon Jun 15 1953, 3:33 AM EDT Att. 6,548 - Unknown livebaseballscorecards.com	
Johnny Logan, R (1, 6) <small>OBP: 0.346, SLG: 0.439</small>											0	0	0	0	0	0	0		0
Eddie Mathews, L (1, 5) <small>OBP: 0.426, SLG: 0.687</small>											0	0	0	0	0	0	0		0
Sid Gordon, R (1, 7) <small>OBP: 0.366, SLG: 0.508</small>											0	0	0	0	0	0	0		0
Jim Pendleton, R (1, 9) <small>OBP: 0.318, SLG: 0.545</small>											0	0	0	0	0	0	0		0
Joe Adcock, R (1, 3) <small>OBP: 0.327, SLG: 0.401</small>											0	0	0	0	0	0	0		0
Jack Dittmer, L (1, 4) <small>OBP: 0.301, SLG: 0.359</small>											0	0	0	0	0	0	0		0
Del Crandall, R (1, 2) <small>OBP: 0.378, SLG: 0.532</small>											0	0	0	0	0	0	0		0
Jim Wilson, R (1, 1) <small>OBP: 0.222, SLG: 0.353</small>	0	0	0	0	0	0	0	0	0	0	0	0	0	0	0				
Inning Stats	1B: 0	SF: 0	WP: 0	PA: 0															
Bob Friend, R (1, 1) <small>ERA: 5.95</small>	IP: 0.0	WLS: W	BF: 0	H: 0	R: 0	ER: 0	SO: 0	BB: 0	IBB: 0	HBP: 0	BLK: 0	WP: 0	HR: 0	S: 0	P: 0	ERA: ∞	WHIP: ∞	PITCHER IP: 0.0 WLS: W BF: 0 H: 0 R: 0 ER: 0 SO: 0 BB: 0 IBB: 0 HBP: 0 BLK: 0 WP: 0 HR: 0 S: 0 P: 0 ERA: ∞ WHIP: ∞	

AB 0
R 0
H 0
RBI 0
BB 0
SO 0
LOB 0



Batter	1	2	3	4	5	6	7	8	9	AB R H RBI BB SO LOB	TOP							
Connie Ryan, R (1, 4) <small>OBP: 0.380, SLG: 0.449</small>										0 0 0 0 0 0 0 0	Philadelphia Phillies @ Milwaukee Braves Milwaukee County Stadium, Milwaukee, WI Tue Jun 16 1953, 4:33 AM EDT Unknown livebaseballscorecards.com							
Richie Ashburn, L (1, 8) <small>OBP: 0.376, SLG: 0.410</small>										0 0 0 0 0 0 0 0								
Granny Hamner, R (1, 6) <small>OBP: 0.294, SLG: 0.425</small>										0 0 0 0 0 0 0 0								
Del Ennis, R (1, 7) <small>OBP: 0.339, SLG: 0.476</small>										0 0 0 0 0 0 0 0								
Willie Jones, R (1, 5) <small>OBP: 0.341, SLG: 0.415</small>										0 0 0 0 0 0 0 0								
Earl Torgeson, L (1, 3) <small>OBP: 0.366, SLG: 0.484</small>										0 0 0 0 0 0 0 0								
Mel Clark, R (1, 9) <small>OBP: 0.326, SLG: 0.366</small>										0 0 0 0 0 0 0 0		AB 0 R 0 H 0 RBI 0 BB 0 SO 0 LOB 0						
Stan Lopata, R (1, 2) <small>OBP: 0.305, SLG: 0.342</small>										0 0 0 0 0 0 0 0								
Steve Ridzik, R (1, 1) <small>OBP: 0.200, SLG: 0.300</small>	0 0 0 0 0 0 0 0																	
Inning Stats										1B: 0 SF: 0 2B: 0 SAC: 0 3B: 0 DP: 0 HR: 0 HBP: 0 WP: 0 PA: 0 PB: 0 SB: 0 CS: 0								
PITCHER Johnny Antonelli, L (1, 1) <small>ERA: 2.87</small>	IP	WLS	BF	H	R	ER	SO	BB	IBB	HBP	BLK	WP	HR	S	P	ERA	WHIP	PITCHER IP WLS BF H R ER SO BB IBB HBP BLK WP HR S P ERA WHIP

Batter	1	2	3	4	5	6	7	8	9	AB R H RBI BB SO LOB	TOP							
Connie Ryan, R (1, 4) <small>OBP: 0.376, SLG: 0.447</small>											0 0 0 0 0 0 0 0	Philadelphia Phillies @ Milwaukee Braves Milwaukee County Stadium, Milwaukee, WI Tue Jun 16 1953, 4:38 AM EDT Att. 33,962 - Unknown livebaseballscorecards.com						
Richie Ashburn, L (1, 8) <small>OBP: 0.377, SLG: 0.407</small>											0 0 0 0 0 0 0 0							
Granny Hamner, R (1, 6) <small>OBP: 0.301, SLG: 0.434</small>											0 0 0 0 0 0 0 0							
Bill Nicholson, L (1, 9) <small>OBP: 0.458, SLG: 0.667</small>											0 0 0 0 0 0 0 0							
Johnny Wyrostek, L (1, 7) <small>OBP: 0.425, SLG: 0.458</small>											0 0 0 0 0 0 0 0							
Earl Torgeson, L (1, 3) <small>OBP: 0.371, SLG: 0.481</small>											0 0 0 0 0 0 0 0							
Smoky Burgess, L (1, 2) <small>OBP: 0.348, SLG: 0.312</small>											0 0 0 0 0 0 0 0							
Willie Jones, R (1, 5) <small>OBP: 0.337, SLG: 0.408</small>											0 0 0 0 0 0 0 0							
Jim Konstanty, R (1, 1) <small>OBP: 0.263, SLG: 0.263</small>	0 0 0 0 0 0 0 0	AB 0 R 0 H 0 RBI 0 BB 0 SO 0 LOB 0																
Inning Stats	1B: 0 SF: 0 2B: 0 SAC: 0 3B: 0 DP: 0 HR: 0 HBP: 0		WP: 0 PA: 0 PB: 0 SB: 0 CS: 0															
PITCHER Max Surkont, R (1, 1) <small>ERA: 3.72</small>	IP	WLS	BF	H	R	ER	SO	BB	IBB	HBP	BLK	WP	HR	S	P	ERA	WHIP	PITCHER IP WLS BF H R ER SO BB IBB HBP BLK WP HR S P ERA WHIP

Batter	1	2	3	4	5	6	7	8	9	AB R H RBI BB SO LOB	TOP											
Connie Ryan, R (1, 4) <small>OBP: 0.362, SLG: 0.429</small> Johnny Wyrostek, L (9, PH) <small>OBP: 0.424, SLG: 0.463</small>	0-0 F8		0-0 F7			0-0 F7		0-0 F5	0-0 G3	4 0 0 0 0 0 4 1 0 0 0 0 0 0												
Richie Ashburn, L (1, 8) <small>OBP: 0.379, SLG: 0.403</small>	0-0 F9			0-0 2B 6-3 1B		0-0 9-3 1-2f	4-0 FC3-6 1-2 BB		0-0 F4	4 1 1 0 1 0 2												
Granny Hamner, R (1, 6) <small>OBP: 0.299, SLG: 0.432</small>	0-0 6-3			0-0 WP 1-3 2B		0-0 F7	0-0 FC3-6 1-2f 2-H HR		0-0 F3	5 1 1 1 0 0 1												
Del Ennis, R (1, 7) <small>OBP: 0.347, SLG: 0.489</small>		4-0 BB BB BB BB CS BB		0-0 F3		0-0 BB 1B 1B	0-0 1B 1B 1-H HR			3 2 2 2 1 0 2												
Mel Clark, R (1, 9) <small>OBP: 0.340, SLG: 0.382</small>		0-0 G4-6-3 1-2 1B		0-0 6-3		0-0 BB 1B 1B	4-0 BB BB BB BB BB			3 1 2 1 1 0 1												
Earl Torgeson, L (1, 3) <small>OBP: 0.381, SLG: 0.490</small>		0-0 G4-6-3 1-2f		0-0 G4-6-3 1-2f		4-0 3-H 2-3 BB	4-0 BB 1B 1B 1-2 2-3 BB			2 0 0 0 2 0 2												
Stan Lopata, R (1, 2) <small>OBP: 0.315, SLG: 0.354</small> Eddie Waitkus, L (8, PH) <small>OBP: 0.471, SLG: 0.625</small> Smoky Burgess, L (8, 2) <small>OBP: 0.355, SLG: 0.305</small>			0-0 F9	0-0 F8		0-0 G4-6-3 1-2 2-H 3-H 1B		0-0 F9		3 0 1 2 0 0 2 1 0 0 0 0 0 0 0 0 0 0 0 0 0												
Willie Jones, R (1, 5) <small>OBP: 0.335, SLG: 0.403</small>			0-0 1B		0-0 1B 1B	0-0 G4-6-3 1-2f		0-0 6-3		4 0 2 0 0 0 2												
Bob Miller, R (1, 1) <small>OBP: 0.167, SLG: 0.167</small> Andy Hansen, R (4, 1) <small>OBP: 1.000, SLG: 1.000</small> Tommy Glaviano, R (7, PH) <small>OBP: 0.348, SLG: 0.324</small> Kent Peterson, R (7, 1) <small>OBP: 0.415, SLG: 0.591</small> Bill Nicholson, L (8, PH) <small>OBP: 0.080, SLG: 0.042</small> Karl Drews, R (8, 1)		0-3 K	0-0 K		0-0 9-3 1B	0-0 1-2 1B	4-0 S BB FC3-6 BB	0-0 F8		1 0 0 0 0 1 1 1 0 1 0 0 0 0 0 1 0 0 0 1 0 0 0 0 0 0 0 0 0 0 1 0 0 0 0 0 0 0 0 0 0 0 0 0 0 0												
Inning Stats	R: 0 E: 0 K: 0 S: 3	H: 0 LOB: 0 BB: 0 P: 3	R: 0 E: 0 K: 0 S: 2	H: 1 LOB: 0 BB: 1 P: 6	R: 0 E: 0 K: 1 S: 6	H: 1 LOB: 1 BB: 0 P: 6	R: 1 E: 0 K: 0 S: 5	H: 2 LOB: 2 BB: 1 P: 9	R: 0 E: 0 K: 0 S: 4	H: 2 LOB: 1 BB: 0 P: 4	R: 2 E: 0 K: 0 S: 5	H: 3 LOB: 1 BB: 1 P: 9	R: 3 E: 0 K: 0 S: 4	H: 1 LOB: 1 BB: 3 P: 16	R: 0 E: 0 K: 0 S: 3	H: 0 LOB: 0 BB: 0 P: 3	R: 0 E: 0 K: 0 S: 3	H: 0 LOB: 0 BB: 0 P: 3	1B: 8 2B: 2 3B: 0 HR: 1	SF: 0 SAC: 0 DP: 3 HBP: 0	WP: 1 PB: 0 SB: 1 CS: 1	PA: 39
PITCHER	IP WLS BF H R ER SO BB IBB HBP BLK WP HR S P ERA WHIP	IP WLS BF H R ER SO BB IBB HBP BLK WP HR S P ERA WHIP																			ERA WHIP	
Warren Spahn, L (1, 1) <small>ERA: 2.87</small> Lew Burdette, R (7, 1) <small>ERA: 1.93</small>	6.2 W 31 10 6 6 1 5 0 0 0 1 1 28 48 8.10 2.250	2.1 S 8 0 0 0 0 1 0 0 0 0 0 7 11 0.00 0.429																				

Philadelphia Phillies @ Milwaukee Braves
Milwaukee County Stadium, Milwaukee, WI

Wed Jun 17 1953, 4:33 AM EDT
Att: 32,771 - Unknown

AB	33
R	6
H	10
RBI	6
BB	6
SO	1
LOB	17



Batter	1	2	3	4	5	6	7	8	9	AB	R	H	RBI	BB	SO	LOB
Bill Bruton, L OBP: 0.313, SLG: 0.363 (1, 8)	0-0 F7	0-0 3B		0-0 4-3		0-0 1B		0-0 1B		5	0	3	4	0	0	0
Johnny Logan, R OBP: 0.333, SLG: 0.417 (1, 6)	0-0 5-3	0-0 F8		0-0 1B		0-0 8-2		0-0 G5-3		5	0	1	0	0	0	5
Eddie Mathews, L OBP: 0.417, SLG: 0.678 (1, 5)	0-0 E3		0-0 1B 3B	0-0 F6			0-0 F8			4	1	1	0	0	0	1
Sid Gordon, R OBP: 0.358, SLG: 0.483 (1, 7)	0-0 F2		0-0 6-3	0-0 6-3			0-3 K			4	0	0	0	0	1	3
Jim Pendleton, R OBP: 0.342, SLG: 0.444 (1, 9)		0-0 1B 1B	0-0 HR 1B		0-0 6-3		0-3 K			4	1	2	1	0	1	0
Joe Adcock, R OBP: 0.332, SLG: 0.419 (1, 3)		0-3 K	0-0 HR		0-0 F3			0-0 F8 1B 2B		4	2	2	2	0	1	1
Jack Dittmer, L OBP: 0.295, SLG: 0.353 (1, 4)		0-0 1B BB 3B 1B	0-0 6-3		0-0 F4			0-0 F8 2B		4	1	1	0	0	0	1
Del Crandall, R OBP: 0.385, SLG: 0.537 (1, 2)		4-0 1B 3B BB	0-0 HR		0-0 F9			4-0 1B 1B IBB		2	3	1	1	2	0	0
Warren Spahn, L OBP: 0.265, SLG: 0.412 (1, 1)		0-0 3B 1B	0-3 K2-3		0-0 1B 8-2 2B			0-0 1B G5-3 1B		3	1	2	0	0	1	0
Lew Burdette, R OBP: 0.267, SLG: 0.267 (7, 1)		1-2 3B 1B								1	0	1	1	0	0	0

Inning Stats	R: 0	H: 0	E: 1	LOB: 1	K: 0	BB: 0	S: 4	P: 4	R: 3	H: 4	E: 0	LOB: 1	K: 1	BB: 1	S: 8	P: 12	R: 4	H: 4	E: 0	LOB: 0	K: 1	BB: 0	S: 9	P: 9	R: 0	H: 1	E: 0	LOB: 1	K: 0	BB: 0	S: 4	P: 4	R: 0	H: 0	E: 0	LOB: 0	K: 0	BB: 0	S: 3	P: 3	R: 0	H: 2	E: 0	LOB: 1	K: 0	BB: 0	S: 4	P: 4	R: 0	H: 0	E: 0	LOB: 0	K: 2	BB: 0	S: 7	P: 7	R: 2	H: 3	E: 0	LOB: 1	K: 0	BB: 1	S: 5	P: 9	R: 0	H: 0	E: 0	LOB: 0	K: 2	BB: 0	S: 7	P: 7	R: 0	H: 0	E: 0	LOB: 0	K: 0	BB: 0	S: 5	P: 9
--------------	------	------	------	--------	------	-------	------	------	------	------	------	--------	------	-------	------	-------	------	------	------	--------	------	-------	------	------	------	------	------	--------	------	-------	------	------	------	------	------	--------	------	-------	------	------	------	------	------	--------	------	-------	------	------	------	------	------	--------	------	-------	------	------	------	------	------	--------	------	-------	------	------	------	------	------	--------	------	-------	------	------	------	------	------	--------	------	-------	------	------

PITCHER	IP	WLS	BF	H	R	ER	SO	BB	IBB	HBP	BLK	WP	HR	S	P	ERA	WHIP
Bob Miller, R ERA: 6.17 (1, 1)	3.0	L	18	8	7	7	2	1	0	0	0	0	2	21	25	21.00	3.000
Andy Hansen, R ERA: 4.12 (4, 1)	3.0		11	3	0	0	0	0	0	0	0	0	0	11	11	0.00	1.000
Kent Peterson, L ERA: 5.68 (7, 1)	1.0		3	0	0	0	2	0	0	0	0	0	0	7	7	0.00	0.000
Karl Drews, R ERA: 5.35 (8, 1)	1.0		6	3	2	2	0	0	1	0	0	0	0	5	9	18.00	3.000

BOTTOM

Philadelphia Phillies @ Milwaukee Braves
Milwaukee County Stadium, Milwaukee, WI
 Wed Jun 17 1953, 4:33 AM EDT
 Att. 32,771 - Unknown

AB	36
R	9
H	14
RBI	9
BB	2
SO	4
LOB	11



1B	8	SF	0	WP	0	PA	38
2B	3	SAC	0	PB	0		
3B	2	DP	2	SB	1		
HR	2	HBP	0	CS	0		

Batter	1	2	3	4	5	6	7	8	9	AB R H RBI BB SO LOB	TOP	
Whitey Lockman, L (1, 7) OBP: 0.357, SLG: 0.355 Dusty Rhodes, L (8, PH) OBP: 0.250, SLG: 0.316 (8, 7)	0-0 PB G3 F8 1B		0-3 K		0-0 1B 1-2 3-H	0-0 E6 1B	4-0 BB	0-0 4-3		4 2 2 1 1 1 1 1 0 0 0 0 0 2		
Alvin Dark, R (1, 6) OBP: 0.320, SLG: 0.423 Davey Williams, R (6, PR) OBP: 0.373, SLG: 0.364 (6, 4)	0-0 G3 1-2			0-0 F9	0-0 2B 1B 1-3 2-H	0-0 3B 1B 2-H 3-H	0-3 K		0-0 F8	4 1 2 3 0 0 1 2 1 0 0 0 1 3		
Hank Thompson, L (1, 5) OBP: 0.445, SLG: 0.667 (1, 5)	0-0 F8 2-H			0-0 FC5-4 1B	4-0 2B BB	0-0 3B 2-H		0-0 S 1B	4-0 BB BB	4 2 3 2 2 0 0		
Bobby Thomson, R (1, 8) OBP: 0.341, SLG: 0.457 (1, 8)	0-0 5-3			0-0 FC5-4 CS 1-2f	0-0 2B 1-H 2-H	0-3 K		0-3 K 1-2	0-0 F8	6 0 1 2 0 2 5		
Don Mueller, L (1, 9) OBP: 0.315, SLG: 0.346 (1, 9)		0-0 F8		0-0 CS 1-2	HR 4-3	0-0 F7		0-0 1B 1B 2-H	0-0 F7	6 2 2 2 0 0 4		
Tookie Gilbert, L (1, 3) OBP: 0.302, SLG: 0.340 (1, 3)		0-0 F9			0-0 4-3	4-0 WP 1B BB	0-3 K	0-0 1B 1B 2-H		4 2 1 1 1 1 0		
Daryl Spencer, R (1, 4) OBP: 0.291, SLG: 0.504 (6, 6)		0-3 K			4-0 E 1B BB	0-0 F4 1-2	4-0 1B BB	0-0 G3 1-2		3 1 0 0 2 1 2		
Wes Westrum, R (1, 2) OBP: 0.362, SLG: 0.365 Ray Noble, R (8, PH) OBP: 0.429, SLG: 0.500 (8, 2)			0-3 K2-3		0-0 1B 1B 1-3	4-0 WP 1B BB	0-0 S 1B	4-0 1B BB		3 2 2 0 1 1 0 0 0 0 0 1 0 0		
Sal Maglie, R (1, 1) OBP: 0.346, SLG: 0.360 (1, 1)			0-3 K		0-0 1B 1B 1-3 3-H	0-0 E 1B 1B 1-H 2-H	0-3 K	0-0 1B 1-3 2-H		5 2 3 4 0 2 2		
Inning Stats	R: 1 E: 0 K: 0 S: 4 H: 1 LOB: 0 BB: 0 P: 4	R: 0 E: 0 K: 1 S: 5 H: 0 LOB: 0 BB: 0 P: 5	R: 0 E: 0 K: 3 S: 9 H: 0 LOB: 0 BB: 0 P: 9	R: 0 E: 0 K: 0 S: 3 H: 1 LOB: 0 BB: 0 P: 3	R: 6 E: 1 K: 0 S: 8 H: 6 LOB: 1 BB: 2 P: 16	R: 5 E: 2 K: 1 S: 9 H: 3 LOB: 2 BB: 2 P: 17	R: 0 E: 0 K: 3 S: 10 H: 1 LOB: 3 BB: 2 P: 18	R: 3 E: 0 K: 1 S: 9 H: 4 LOB: 2 BB: 1 P: 13	R: 0 E: 0 K: 0 S: 3 H: 0 LOB: 1 BB: 1 P: 7	1B: 13 2B: 1 3B: 1 HR: 1 SF: 0 SAC: 0 DP: 0 HBP: 0	WP: 1 PB: 1 SB: 2 CS: 1 PA: 51	
PITCHER	IP WLS BF H R ER SO BB IBB HBP BLK WP HR S P ERA WHIP											
Bob Buhl, R (1, 1) ERA: 3.47	4.2 L 20 7 6 5 4 1 0 0 0 0 1 27 31 9.64 1.714											
Dave Jolly, R (5, 1) ERA: 3.97	0.2 10 4 6 5 0 3 0 0 0 1 0 7 19 67.50 10.500											
Dave Cole, R (6, 1) ERA: 6.75	3.2 20 5 3 3 5 4 0 0 0 0 0 26 42 7.36 2.455											

New York Giants @ Milwaukee Braves
Milwaukee County Stadium, Milwaukee, WI
 Fri Jun 19 1953, 4:33 AM EDT
 Att. 34,348 - Unknown

livebaseballscorecards.com

AB	42
R	15
H	16
RBI	15
BB	8
SO	9
LOB	20



Batter	1	2	3	4	5	6	7	8	9	AB R H RBI BB SO LOB
Bill Bruton, L (1, 8) OBP: 0.308, SLG: 0.357	0-0 4-3		0-0 G4-6-3			0-0 F7			0-0 F7	4 0 0 0 0 0 1
Johnny Logan, R (1, 6) OBP: 0.329, SLG: 0.412 Sibby Sisti, R (8, 6)	0-0 F2		0-0 1-3			0-0 5-3			0-0 5-3	3 0 0 0 0 0 0 1 0 0 0 0 0 0
Eddie Mathews, L (1, 5) OBP: 0.410, SLG: 0.665	0-3 K				0-0 F8	0-0 6-3			0-0 F8	4 0 0 0 0 1 0
Sid Gordon, R (1, 7) OBP: 0.358, SLG: 0.486		0-0 1B 2B		0-0 F7		0-0 6-3				3 0 1 0 0 0 0
Jim Pendleton, R (1, 9) OBP: 0.317, SLG: 0.410		0-0 P4		0-3 K		0-0 F9				3 0 0 0 0 1 1
Joe Adcock, R (1, 3) OBP: 0.328, SLG: 0.413 George Crowe, L (8, 3) OBP: 0.250, SLG: 0.357		0-3 K			0-0 6-3	0-0 F2				3 0 0 0 0 1 1 0 0 0 0 0 0 0
Jack Dittmer, L (1, 4) OBP: 0.298, SLG: 0.356 Harry Hanebrink, L (5, 4) OBP: 0.231, SLG: 0.417		0-0 2-3 1B			0-3 K			0-0 G3		1 0 1 0 0 0 0 2 0 0 0 0 1 0
Del Crandall, R (1, 2) OBP: 0.380, SLG: 0.529 Ebba St. Claire, S (7, 2) OBP: 0.226, SLG: 0.333		0-0 5-3			0-0 5-3			0-0 4-3		2 0 0 0 0 0 2 1 0 0 0 0 0 0
Bob Buhl, R (1, 1) OBP: 0.250, SLG: 0.250 Dave Jolly, R (5, 1) Dave Cole, R (6, 1) OBP: 0.500, SLG: 2.000			0-0 G4-6-3 1B			0-0 HR		0-0 F7		1 0 1 0 0 0 0 0 0 0 0 0 0 0 2 1 1 1 0 0 0

Inning Stats	R: 0 H: 0 E: 0 K: 5 S: 5	H: 0 LOB: 0 BB: 0 P: 5	R: 0 H: 2 E: 0 K: 1 S: 7	H: 2 LOB: 2 BB: 0 P: 7	R: 0 H: 1 E: 0 K: 0 S: 3	H: 1 LOB: 0 BB: 0 P: 3	R: 0 H: 0 E: 0 K: 1 S: 5	H: 0 LOB: 0 BB: 0 P: 5	R: 0 H: 0 E: 0 K: 1 S: 5	H: 0 LOB: 0 BB: 0 P: 5	R: 1 H: 1 E: 0 K: 0 S: 4	H: 1 LOB: 0 BB: 0 P: 4	R: 0 H: 0 E: 0 K: 0 S: 3	H: 0 LOB: 0 BB: 0 P: 3	R: 0 H: 0 E: 0 K: 0 S: 3	H: 0 LOB: 0 BB: 0 P: 3	R: 0 H: 0 E: 0 K: 0 S: 3	H: 0 LOB: 0 BB: 0 P: 3	1B: 2 2B: 1 3B: 0 HR: 1	SF: 0 SAC: 0 DP: 1 HBP: 0	WP: 0 PB: 0 SB: 0 CS: 0	PA: 30
--------------	--------------------------	------------------------	--------------------------	------------------------	--------------------------	------------------------	--------------------------	------------------------	--------------------------	------------------------	--------------------------	------------------------	--------------------------	------------------------	--------------------------	------------------------	--------------------------	------------------------	-------------------------	---------------------------	-------------------------	--------

PITCHER	Sal Maglie, R (1, 1) ERA: 3.53	IP 9.0 WLS W BF 30 H 4 R 1 ER 1 SO 4 BB 0 IBB 0 HBP 0 BLK 0 WP 0 HR 1 S 38 P 38 ERA 1.00 WHIP 0.444	PITCHER	IP 9.0 WLS W BF 30 H 4 R 1 ER 1 SO 4 BB 0 IBB 0 HBP 0 BLK 0 WP 0 HR 1 S 38 P 38 ERA 1.00 WHIP 0.444
---------	-----------------------------------	---	---------	---

BOTTOM

New York Giants @ Milwaukee Braves
Milwaukee County Stadium, Milwaukee, WI
 Fri Jun 19 1953, 4:33 AM EDT
 Att. 34,348 - Unknown

livebaseballscorecards.com

AB	30
R	1
H	4
RBI	1
BB	0
SO	4
LOB	5



Batter	1	2	3	4	5	6	7	8	9	AB	R	H	RBI	BB	SO	LOB	TOP										
Whitey Lockman, L OBP: 0.355, SLG: 0.353 (1, 7) (8, 3)	0-0 1-3		0-0 5-3			0-0 6-3		0-0 1B 1-2 3-H 1B		4	0	1	1	0	0	0											
Alvin Dark, R OBP: 0.331, SLG: 0.430 (1, 6)	0-0 1B			4-0 CS BB		0-0 1B G5-4-3		0-0 1B FC5-4 1-2 2-H		3	0	3	1	1	0	0											
Bobby Thomson, R OBP: 0.336, SLG: 0.450 (1, 8)	0-0 F8		0-0 F9			0-0 1B G5-4-3 1-2f		0-0 1B FC5-4 1-2f		4	0	0	0	0	0	5											
Monte Irvin, R OBP: 0.393, SLG: 0.510 (1, 9) (8, 7)	0-3 K		0-3 K 1-2			0-0 F9			0-0 4-3	4	0	0	0	0	2	2											
Daryl Spencer, R OBP: 0.289, SLG: 0.496 (1, 4)		0-0 F2-6 1B		0-0 F7				0-3 K SS	0-3 K SS	4	0	1	0	0	2	0											
Hank Thompson, L OBP: 0.440, SLG: 0.650 (1, 5)		0-0 F2-6 1-2		0-0 L6				4-0 E F9 BB	0-0 F9	3	1	0	0	1	0	1											
Wes Westrum, R OBP: 0.361, SLG: 0.364 Ruben Gomez, R OBP: 0.357, SLG: 0.308 Ray Noble, R OBP: 0.429, SLG: 0.500 (1, 2) (8, PR) (8, 2)		0-3 K SS		0-3 K SS				0-0 E7 F9 1B 1B		3	0	1	0	0	2	0											
Tookie Gilbert, L OBP: 0.296, SLG: 0.333 Davey Williams, R OBP: 0.376, SLG: 0.364 Don Mueller, L OBP: 0.315, SLG: 0.346 (1, 3) (8, PH) (8, 9)			0-0 F5		0-0 4-3			4-0 1B 1B BB		2	0	0	0	0	0	0											
Jim Hearn, R OBP: 0.212, SLG: 0.258 Bill Rigney, R OBP: 0.182, SLG: 0.182 Hoyt Wilhelm, R OBP: 0.368, SLG: 0.438 Dave Koslo, L OBP: 0.143, SLG: 0.077 Frank Hiller, R OBP: 0.667, SLG: 0.667 (1, 1) (8, PH) (8, 1) (8, 1) (8, 1)			0-0 P3		0-3 K SS			0-0 F9 2-3 3-H		2	0	0	0	0	1	0											
Inning Stats	R: 0 E: 0 K: 1 S: 6	H: 1 LOB: 1 BB: 0 P: 6	R: 0 E: 0 K: 1 S: 5	H: 1 LOB: 0 BB: 0 P: 5	R: 0 E: 0 K: 0 S: 3	H: 0 LOB: 0 BB: 0 P: 3	R: 0 E: 0 K: 1 S: 4	H: 0 LOB: 1 BB: 1 P: 8	R: 0 E: 0 K: 1 S: 5	H: 0 LOB: 0 BB: 0 P: 5	R: 0 E: 0 K: 0 S: 3	H: 1 LOB: 0 BB: 0 P: 3	R: 3 E: 1 K: 1 S: 8	H: 3 LOB: 2 BB: 2 P: 16	R: 0 E: 0 K: 1 S: 5	H: 0 LOB: 0 BB: 0 P: 5	1B: 6 2B: 2 3B: 0 HR: 0	SF: 0 SAC: 0 DP: 3 HBP: 0	WP: 0 PB: 0 SB: 0 CS: 1	PA: 33							
PITCHER	IP	WLS	BF	H	R	ER	SO	BB	IBB	HBP	BLK	WP	HR	S	P	ERA	WHIP										
Don Liddle, L ERA: 2.23 (1, 1)	7.2		28	5	3	3	6	3	0	0	0	0	0	37	49	3.52	1.043										
Lew Burdette, R ERA: 1.91 (8, 1)	0.1	W	2	1	0	0	0	0	0	0	0	0	0	2	2	0.00	3.000										
Vern Bickford, R ERA: 6.82 (9, 1)	1.0	S	3	0	0	0	1	0	0	0	0	0	0	5	5	0.00	0.000										

New York Giants @ Milwaukee Braves
 Milwaukee County Stadium, Milwaukee, WI
 Sat Jun 20 1953, 4:33 AM EDT
 Att. 23,631 - Unknown

AB	30
R	3
H	6
RBI	3
BB	3
SO	7
LOB	10



1B	6	SF	0
2B	2	SAC	0
3B	0	DP	3
HR	0	HBP	0

Batter	1	2	3	4	5	6	7	8	9
Bill Bruton, L OBP: 0.318, SLG: 0.379 (1, 8)	0-0 FC1-6-5 2B		0-0 WP S 1B			0-0 F8 3B		0-0 2B E 1B	
Johnny Logan, R OBP: 0.328, SLG: 0.414 (1, 6)	0-0 FC1-6-5 FC3-6 2-3		0-0 F7 1-3			0-0 5-3		0-0 E L8 2B	
Eddie Mathews, L OBP: 0.408, SLG: 0.656 (1, 5)	0-0 FC3-6 1-2f			0-0 F2		0-0 F8 3-H		0-0 E IBB	
Sid Gordon, R OBP: 0.352, SLG: 0.477 (1, 7) Bob Thorpe, R OBP: 0.125, SLG: 0.125 (8, PR) (9, 9)	0-0 F7			0-0 F9		0-0 F8		0-0 E6 1-2 2-3 3-H	
Jim Pendleton, R OBP: 0.311, SLG: 0.395 (1, 9) (9, 7)		0-0 5-3		0-0 1B		0-0 F9		0-0 L8	
Joe Adcock, R OBP: 0.323, SLG: 0.406 (1, 3)		0-3 K		0-0 5-3		0-0 F9		0-0 F6	
Jack Dittmer, L OBP: 0.293, SLG: 0.349 (1, 4)		0-0 6-3			0-0 6-3		0-0 1-6-3	0-0 L8	
Del Crandall, R OBP: 0.379, SLG: 0.547 (1, 2)			0-0 L7		0-3 K			0-0 HR	
Don Liddle, L OBP: 0.214, SLG: 0.083 (1, 1) Lew Burdette, R OBP: 0.267, SLG: 0.267 (8, 1) George Crowe, L OBP: 0.294, SLG: 0.467 (8, PH) Sibby Sisti, R (8, PR) Vern Bickford, R (9, 1)			0-0 L6		0-0 F7			0-0 1B 2B 2B	

Inning Stats	R: 0 E: 0 K: 0 S: 4	H: 1 LOB: 1 BB: 0 P: 4	R: 0 E: 0 K: 1 S: 5	H: 0 LOB: 0 BB: 0 P: 5	R: 0 E: 0 K: 0 S: 4	H: 1 LOB: 1 BB: 0 P: 4	R: 0 E: 0 K: 0 S: 4	H: 1 LOB: 1 BB: 0 P: 4	R: 0 E: 0 K: 1 S: 5	H: 0 LOB: 0 BB: 0 P: 5	R: 1 E: 0 K: 0 S: 4	H: 1 LOB: 0 BB: 0 P: 4	R: 0 E: 0 K: 0 S: 3	H: 0 LOB: 0 BB: 0 P: 3	R: 4 E: 1 K: 0 S: 8	H: 4 LOB: 2 BB: 1 P: 12
--------------	------------------------------	---------------------------------	------------------------------	---------------------------------	------------------------------	---------------------------------	------------------------------	---------------------------------	------------------------------	---------------------------------	------------------------------	---------------------------------	------------------------------	---------------------------------	------------------------------	----------------------------------

PITCHER	IP	WLS	BF	H	R	ER	SO	BB	IBB	HBP	BLK	WP	HR	S	P	ERA	WHIP
Jim Hearn, R ERA: 3.33 (1, 1)	7.0		25	4	1	1	2	0	0	0	0	1	0	29	29	1.29	0.571
Hoyt Wilhelm, R ERA: 2.23 (8, 1)	0.0		2	2	2	2	0	0	0	0	0	0	1	2	2	∞	∞
Dave Koslo, L ERA: 4.74 (8, 1)	0.0	L	2	2	0	0	0	0	0	0	0	0	0	2	2	∞	∞
Frank Hiller, R ERA: 4.75 (8, 1)	1.0		5	0	2	2	0	0	1	0	0	0	0	4	8	18.00	0.000

BOTTOM

New York Giants @ Milwaukee Braves
Milwaukee County Stadium, Milwaukee, WI

Sat Jun 20 1953, 4:33 AM EDT
Att. 23,631 - Unknown

AB	33
R	5
H	8
RBI	4
BB	1
SO	2
LOB	14



1B	2B	3B	HR	SF	SAC	DP	HBP	WP	HR	S	P	ERA	WHIP
3	3	1	1	0	0	0	0	1	0	0	0	18.00	0.000

Batter	1	2	3	4	5	6	7	8	9	AB R H RBI BB SO LOB	TOP									
Davey Williams, R (1, 4) OBP: 0.368, SLG: 0.355	0-3 K	0-0 E4		0-0 F7		0-0 5-3		0-0 F3		5 0 0 0 0 1 2										
Whitey Lockman, L (1, 3) OBP: 0.352, SLG: 0.350	0-0 4-3	0-0 8-2-5-6		0-0 1B		0-0 E5		0-0 5-3		5 0 1 1 0 0 2										
Alvin Dark, R (1, 7) OBP: 0.332, SLG: 0.425	4-0 1B BB		0-0 6-3	0-3 K		0-0 F6		4-0 BB		3 1 0 0 2 1 2										
Monte Irvin, R (1, 9) OBP: 0.402, SLG: 0.516	0-0 1B 1-3 1B		0-0 1B 2B		4-0 E BB		1-0 SH3 2B HBP	0-0 F1		3 2 2 0 1 0 1										
Daryl Spencer, R (1, 6) OBP: 0.295, SLG: 0.497	0-0 1-2 3-H 1B		0-0 2-H 1B	0-0 F7		0-0 F7		0-0 SH3	0-0 4-3	4 0 2 2 0 0 1										
Bobby Thomson, R (1, 8) OBP: 0.333, SLG: 0.442	0-0 F5		0-0 F7	0-0 E6		0-0 1-3		0-0 FC BB	4-0 FC BB	4 0 0 0 1 0 5										
Wes Westrum, R (1, 2) OBP: 0.354, SLG: 0.348		0-0 P2	0-0 4-3		0-0 P2		4-0 2B BB	0-0 FC PB	0-0 FC PB	4 0 0 0 1 0 4	AB 37 R 5 H 9 RBI 5 BB 5 SO 2 LOB 22									
Bobby Hofman, R (1, 5) OBP: 0.455, SLG: 0.867		0-0 E 1B 8-2-5-6 1B		0-0 HR		0-0 F7		0-0 1-3 2-H 2B	0-0 P5	3 2 2 1 0 0 2 2 0 1 1 0 0 1										
Hank Thompson, L (7, PH) OBP: 0.441, SLG: 0.656																				
Ruben Gomez, R (1, 1) OBP: 0.333, SLG: 0.294		0-0 E 1B 8-2-5-6 1B		0-0 F5		0-0 F9		0-0 F4		4 0 1 0 0 0 2										
Inning Stats	R: 1 E: 0 K: 1 S: 7	H: 2 LOB: 2 BB: 1 P: 11	R: 1 E: 1 K: 0 S: 5	H: 2 LOB: 1 BB: 0 P: 5	R: 1 E: 0 K: 1 S: 5	H: 2 LOB: 1 BB: 0 P: 5	R: 0 E: 1 K: 0 S: 4	H: 0 LOB: 2 BB: 1 P: 8	R: 0 E: 1 K: 0 S: 4	H: 0 LOB: 1 BB: 0 P: 4	R: 1 E: 0 K: 0 S: 4	H: 1 LOB: 2 BB: 1 P: 9	R: 0 E: 0 K: 0 S: 3	H: 0 LOB: 1 BB: 1 P: 7	R: 0 E: 0 K: 0 S: 3	H: 0 LOB: 1 BB: 1 P: 7	1B: 6 2B: 3 3B: 0 HR: 1	SF: 0 SAC: 1 DP: 1 HBP: 1	WP: 0 PB: 1 SB: 0 CS: 0	PA: 44
PITCHER	IP WLS BF H R ER SO BB IBB HBP BLK WP HR S P ERA WHIP																			
Johnny Antonelli, L (1, 1) ERA: 3.38	3.2 L 20 8 4 3 1 1 0 0 0 0 1 21 25 7.36 2.455																			
Ernie Johnson, R (4, 1) ERA: 3.72	2.1 10 0 0 0 1 1 0 0 0 0 0 11 15 0.00 0.429																			
Dave Jolly, R (7, 1) ERA: 3.77	3.0 14 1 1 1 0 3 0 1 0 0 0 10 23 3.00 1.333																			

New York Giants @ Milwaukee Braves
Milwaukee County Stadium, Milwaukee, WI

livebaseballscorecards.com



Sun Jun 21 1953, 4:33 AM EDT
Unknown

Batter	1	2	3	4	5	6	7	8	9	AB R H RBI BB SO LOB
Bill Bruton, L OBP: 0.313, SLG: 0.373 (1, 8)	0-0 F9 ①		0-0 1-3 ②			0-3 K2-3 ②			0-0 3-1 ②	4 0 0 0 0 1 0
Johnny Logan, R OBP: 0.323, SLG: 0.407 (1, 6)	0-0 F8 ②		0-0 6-3 ③			0-0 6-3 ③			0-0 ③	4 0 0 0 0 0 0
Eddie Mathews, L OBP: 0.403, SLG: 0.647 (1, 5)	0-0 F6 ③				0-0 F9 ①				0-0 F8 ①	3 0 0 0 0 0 0
Sid Gordon, R OBP: 0.348, SLG: 0.471 (1, 7)		0-3 K ①			0-0 F9 ②				0-0 F3 ②	3 0 0 0 0 1 0
Jim Pendleton, R OBP: 0.313, SLG: 0.391 (1, 9)		0-0 1B ①			0-0 F9 ③				0-0 6-3 ③	3 0 1 0 0 0 0
Joe Adcock, R OBP: 0.319, SLG: 0.401 (1, 3)		0-0 L7 ②			0-0 6-3 ①				0-0 5-3 ①	3 0 0 0 0 0 1
Jack Dittmer, L OBP: 0.293, SLG: 0.349 (1, 4)		0-0 1-3 ①			0-0 F3 ②				0-0 ②	3 0 1 0 0 0 0
Del Crandall, R OBP: 0.372, SLG: 0.535 (1, 2)		0-3 K ③			0-0 F8 ③				0-3 K ③	3 0 0 0 0 2 2
Johnny Antonelli, L OBP: 0.120, SLG: 0.043 (1, 1)			0-0 F3 ①			0-0 F7 ①			0-0 L4 ①	1 0 0 0 0 0 0
Ernie Johnson, R (4, 1)										0 0 0 0 0 0 0
Harry Hanebrink, L OBP: 0.214, SLG: 0.385 (6, PH)										1 0 0 0 0 0 0
Dave Jolly, R (7, 1)										0 0 0 0 0 0 0
Ebba St. Claire, S OBP: 0.219, SLG: 0.323 (9, PH)										1 0 0 0 0 0 0

Inning Stats	R: 0	H: 0	E: 0	K: 0	S: 3	R: 0	H: 2	E: 0	K: 2	S: 9	R: 0	H: 0	E: 0	K: 0	S: 3	R: 0	H: 0	E: 0	K: 0	S: 3	R: 0	H: 0	E: 0	K: 1	S: 5	R: 0	H: 0	E: 0	K: 0	S: 3	R: 0	H: 0	E: 0	K: 1	S: 5	R: 0	H: 0	E: 0	K: 0	S: 3	R: 0	H: 0	E: 0	K: 0	S: 3						
PITCHER Ruben Gomez, R ERA: 3.58 (1, 1)	IP	WLS	BF	H	R	ER	SO	BB	IBB	HBP	BLK	WP	HR	S	P	ERA	WHIP	IP	WLS	BF	H	R	ER	SO	BB	IBB	HBP	BLK	WP	HR	S	P	ERA	WHIP	IP	WLS	BF	H	R	ER	SO	BB	IBB	HBP	BLK	WP	HR	S	P	ERA	WHIP

BOTTOM

New York Giants @ Milwaukee Braves
Milwaukee County Stadium, Milwaukee, WI


Sun Jun 21 1953, 4:33 AM EDT
Unknown


livebaseballscorecards.com

AB	29
R	0
H	2
RBI	0
BB	0
SO	4
LOB	3



WP: 0	PA: 29
PB: 0	SB: 0
CS: 0	

Batter	1	2	3	4	5	6	7	8	9	AB R H RBI BB SO LOB	TOP							
Carlos Bernier, R (1, 8) <small>OBP: 0.369, SLG: 0.374</small>											0 0 0 0 0 0 0 0	Pittsburgh Pirates @ Milwaukee Braves Milwaukee County Stadium, Milwaukee, WI Tue Jun 23 1953, 4:33 AM EDT Att. 26,299 - Unknown livebaseballscorecards.com						
Johnny O'Brien, R (1, 4) <small>OBP: 0.342, SLG: 0.370</small>											0 0 0 0 0 0 0 0							
Danny O'Connell, R (1, 5) <small>OBP: 0.381, SLG: 0.425</small>											0 0 0 0 0 0 0 0							
Frank Thomas, R (1, 7) <small>OBP: 0.314, SLG: 0.421</small>											0 0 0 0 0 0 0 0							
Mike Sandlock, S (1, 2) <small>OBP: 0.342, SLG: 0.304</small>											0 0 0 0 0 0 0 0							
Cal Abrams, L (1, 9) <small>OBP: 0.369, SLG: 0.415</small>											0 0 0 0 0 0 0 0							
Preston Ward, L (1, 3) <small>OBP: 0.309, SLG: 0.307</small>											0 0 0 0 0 0 0 0		AB 0 R 0 H 0 RBI 0 BB 0 SO 0 LOB 0					
Eddie O'Brien, R (1, 6) <small>OBP: 0.250, SLG: 0.214</small>											0 0 0 0 0 0 0 0							
Bob Hall, R (1, 1) <small>OBP: 0.278, SLG: 0.412</small>	0 0 0 0 0 0 0 0																	
Inning Stats											1B: 0 SF: 0 2B: 0 SAC: 0 3B: 0 DP: 0 HR: 0 HBP: 0 WP: 0 PA: 0 PB: 0 SB: 0 CS: 0							
PITCHER Warren Spahn, L (1, 1) <small>ERA: 2.87</small>	IP	WLS	BF	H	R	ER	SO	BB	IBB	HBP	BLK	WP	HR	S	P	ERA	WHIP	PITCHER IP WLS BF H R ER SO BB IBB HBP BLK WP HR S P ERA WHIP
	0.0	L	0	0	0	0	0	0	0	0	0	0	0	0	0	∞	∞	

Batter	1	2	3	4	5	6	7	8	9	AB R H RBI BB SO LOB	TOP												
Cal Abrams, L (1, 9) OBP: 0.369, SLG: 0.414											0 0 0 0 0 0 0 0	Pittsburgh Pirates @ Milwaukee Braves Milwaukee County Stadium, Milwaukee, WI Wed Jun 24 1953, 4:33 AM EDT Att. 21,438 - Unknown livebaseballscorecards.com											
Johnny O'Brien, R (1, 4) OBP: 0.325, SLG: 0.351											0 0 0 0 0 0 0 0												
Preston Ward, L (1, 3) OBP: 0.309, SLG: 0.303											0 0 0 0 0 0 0 0												
Hal Rice, L (1, 7) OBP: 0.294, SLG: 0.353											0 0 0 0 0 0 0 0												
Danny O'Connell, R (1, 5) OBP: 0.375, SLG: 0.417											0 0 0 0 0 0 0 0												
Toby Atwell, L (1, 2) OBP: 0.323, SLG: 0.259											0 0 0 0 0 0 0 0												
Carlos Bernier, R (1, 8) OBP: 0.366, SLG: 0.371											0 0 0 0 0 0 0 0		AB 0 R 0 H 0 RBI 0 BB 0 SO 0 LOB 0										
Eddie O'Brien, R (1, 6) OBP: 0.242, SLG: 0.207											0 0 0 0 0 0 0 0												
Roy Face, R (1, 1) OBP: 0.200, SLG: 0.200	0 0 0 0 0 0 0 0																						
Inning Stats											1B: 0 SF: 0 2B: 0 SAC: 0 3B: 0 DP: 0 HR: 0 HBP: 0	WP: 0 PA: 0 PB: 0 SB: 0 CS: 0											
PITCHER Vern Bickford, R (1, 1) ERA: 6.61	IP	WLS	BF	H	R	ER	SO	BB	IBB	HBP	BLK	WP	HR	S	P	ERA	WHIP						PITCHER IP WLS BF H R ER SO BB IBB HBP BLK WP HR S P ERA WHIP

Batter	1	2	3	4	5	6	7	8	9	10	11	12	AB	R	H	RBI	BB	SO	LOB	TOP						
Carlos Bernier, R OBP: 0.351, SLG: 0.348 (1, 8)	0-0 1-3		0-3 K		0-0 F9			0-3 K	0-0 FC1-6		0-0 6-3		6	0	0	0	0	2	2							
Johnny O'Brien, R OBP: 0.340, SLG: 0.360 (1, 4)	0-0 1B		0-0 6-3			0-0 6-3		0-0 L6-4 HBP 1B	0-3 K			4-0 1B BB	5	1	2	0	1	1	1							
Danny O'Connell, R OBP: 0.379, SLG: 0.418 (1, 5)	0-3 K		0-0 2B			0-0 2B 1B		1-0 1-2 HBP		4-0 BB		0-0 1B 1B	4	2	3	0	1	1	1							
Frank Thomas, R OBP: 0.308, SLG: 0.403 (1, 9)	0-0 F7		0-0 F2			0-3 K		0-0 L6-4		0-3 K		0-0 2B 1B	6	0	1	1	0	2	6							
Hal Rice, L OBP: 0.414, SLG: 0.444 (1, 7)		0-0 F5		0-0 G6-4-3 1B		0-0 2B			4-0 1B HR BB	0-0 F2		0-0 F4	5	1	2	1	1	0	3							
Mike Sandlock, S OBP: 0.322, SLG: 0.284 Dick Cole, R OBP: 0.377, SLG: 0.329 (1, 2) (9, PH) (9, 6)	0-0 F2		0-0 G6-4-3		0-0 6-3			0-0 1-2 HR 1B		0-3 K		0-0 2B	3	0	0	0	0	0	2							
Preston Ward, L OBP: 0.320, SLG: 0.309 (1, 3)	0-0 1B 1B		0-3 K			0-3 K		0-3 K			0-0 F9	4-0 FC6-4 IBB	5	0	1	0	1	3	2							
Eddie O'Brien, R OBP: 0.257, SLG: 0.242 Johnny Lindell, R OBP: 0.490, SLG: 0.732 Jack Shepard, R OBP: 0.250, SLG: 0.250 (1, 6) (9, PH) (9, 2)	0-0 1B		0-0 G3		0-0 G3		0-3 K	0-0 1-2 2-H HR		0-3 K		0-3 K	3	0	1	0	0	1	0							
Bob Friend, R OBP: 0.160, SLG: 0.200 Eddie Pellagrini, R OBP: 0.328, SLG: 0.452 Johnny Hetki, R OBP: 0.294, SLG: 0.563 (1, 1) (7, PH) (7, 1)	0-0 5-3		0-3 K		0-3 K		0-3 K	0-0 E4 FC1-6			0-0 2B	0-0 FC6-4	2	0	0	0	0	1	2							
Inning Stats	R: 0 E: 0 K: 1 S: 6	H: 1 LOB: 1 BB: 0 P: 6	R: 0 E: 0 K: 0 S: 5	H: 2 LOB: 2 BB: 0 P: 5	R: 0 E: 0 K: 1 S: 6	H: 1 LOB: 0 BB: 0 P: 6	R: 0 E: 0 K: 1 S: 5	H: 0 LOB: 0 BB: 0 P: 5	R: 1 E: 0 K: 1 S: 7	H: 2 LOB: 1 BB: 0 P: 7	R: 0 E: 0 K: 3 S: 9	H: 0 LOB: 0 BB: 0 P: 9	R: 0 E: 0 K: 1 S: 5	H: 1 LOB: 1 BB: 0 P: 6	R: 3 E: 1 K: 2 S: 10	H: 2 LOB: 1 BB: 1 P: 14	R: 0 E: 0 K: 2 S: 7	H: 0 LOB: 1 BB: 1 P: 11	R: 0 E: 0 K: 1 S: 6	H: 1 LOB: 1 BB: 0 P: 6	R: 2 E: 0 K: 1 S: 8	H: 3 LOB: 3 BB: 2 P: 16	1B: 9 2B: 5 3B: 0 HR: 1	SF: 0 SAC: 0 DP: 2 HBP: 1	WP: 0 PB: 0 SB: 2 CS: 0	PA: 54
PITCHER	IP WLS BF H R ER SO BB IBB HBP BLK WP HR S P ERA WHIP	IP WLS BF H R ER SO BB IBB HBP BLK WP HR S P ERA WHIP																								
Don Liddle, L ERA: 2.54 Bob Buhl, R ERA: 3.58 (1, 1) (9, 1)	8.1 L 35 10 4 4 58 1 0 1 0 0 1 53 58 4.32 1.320	19 2 2 5 2 1 0 0 0 0 0 0 26 38 4.91 1.636																								

Pittsburgh Pirates @ Milwaukee Braves
 Milwaukee County Stadium, Milwaukee, WI
 Thu Jun 25 1953, 4:33 AM EDT
 Att. 14,841 - Unknown

AB	49
R	6
H	14
RBI	6
BB	4
SO	15
LOB	26



Batter	1	2	3	4	5	6	7	8	9	10	11	12	AB	R	H	RBI	BB	SO	LOB
Bill Bruton, L OBP: 0.315, SLG: 0.372 (1, 8)	0-0 E F9 1B	0-0 F9		0-0 6-3			0-0 4-3			0-0 F7		0-0 1B	6	1	2	0	0	0	3
Johnny Logan, R OBP: 0.313, SLG: 0.390 (1, 6)	0-0 E4 1-3		0-0 5-3		0-0 4-3		0-0 5-3			0-0 F2		0-0 F6	6	0	0	0	0	0	2
Eddie Mathews, L OBP: 0.405, SLG: 0.633 (1, 5)	0-3 K		0-0 2B		0-0 F8			4-0 SH1-4 BB		0-3 K			4	1	1	0	1	2	2
Sid Gordon, R OBP: 0.346, SLG: 0.477 Sibby Sisti, R (11, PR) Bob Thorpe, R OBP: 0.125, SLG: 0.125 (12, 9)	0-0 F9 3-H		0-0 1B 2B		0-0 6-3			0-0 SH1-4 1-2			0-0 1B		4	1	2	2	0	0	1
0 0 0 0 0 0 0													0	0	0	0	0	0	0
0 0 0 0 0 0 0													0	0	0	0	0	0	0
Jim Pendleton, R OBP: 0.308, SLG: 0.355 (1, 9) (12, 7)	0-0 F7		0-0 CS 1B			0-0 E FC4-6 1B		0-0 F7		0-3 K		0-3 K	5	1	2	1	0	1	3
Joe Adcock, R OBP: 0.313, SLG: 0.386 (1, 3)		4-0 FC3-6 BB	0-3 K			0-0 E1 FC4-6 1-3		0-3 K			0-0 F9		4	0	0	0	1	2	4
Jack Dittmer, L OBP: 0.282, SLG: 0.333 (1, 4)		0-0 F8	0-0 CS	0-0 5-3		0-0 FC4-6 G4-3 1-2f 3-H		0-0 4-3		0-0 F7			5	0	0	1	0	0	3
Del Crandall, R OBP: 0.377, SLG: 0.523 (1, 2)		0-0 FC3-6 BB 1-2f		4-0 SH1-4 BB		0-0 G4-3 1-2f		0-0 6-3			0-3 K		4	0	0	0	1	1	2
Don Liddle, L OBP: 0.250, SLG: 0.077 Bob Buhl, R OBP: 0.238, SLG: 0.238 George Crowe, L OBP: 0.263, SLG: 0.412 (12, PH)	4-0 BB		0-0 SH1-4				0-0 3-1		0-0 4-3		0-0 F7		1	0	0	0	1	0	0
1 0 0 0 0 0 0													1	0	0	0	0	0	0
1 0 0 0 0 0 0													1	0	0	0	0	0	0

Inning Stats	R: 1	H: 1	E: 1	K: 1	S: 7	R: 0	H: 0	E: 0	K: 0	S: 3	R: 0	H: 3	E: 0	K: 1	S: 7	R: 0	H: 0	E: 0	K: 0	S: 3	R: 0	H: 0	E: 0	K: 0	S: 3	R: 1	H: 1	E: 0	K: 0	S: 4	R: 0	H: 0	E: 0	K: 0	S: 3	R: 0	H: 0	E: 0	K: 1	S: 5	R: 0	H: 0	E: 0	K: 0	S: 3	R: 0	H: 0	E: 0	K: 1	S: 5	R: 0	H: 1	E: 0	K: 1	S: 6	R: 0	H: 1	E: 0	K: 1	S: 6	R: 0	H: 1	E: 0	K: 1	S: 6	
	1	1	1	7		0	0	0	0	3	0	3	0	0	7	0	0	0	0	0	3	0	0	0	0	0	1	1	0	0	4	0	0	0	0	3	0	0	0	0	5	0	0	0	0	3	0	0	0	0	5	0	1	0	0	6	0	1	0	0	6	0	1	0	0	6

PITCHER	IP	WLS	BF	H	R	ER	SO	BB	IBB	HBP	BLK	WP	HR	S	P	ERA	WHIP
Bob Friend, R ERA: 4.73 Johnny Hetki, R ERA: 3.03	6.0		26	5	4	2	2	3	0	0	0	0	0	27	39	3.00	1.333
	6.0	W	21	2	0	0	4	1	0	0	0	0	0	28	32	0.00	0.500

BOTTOM

Pittsburgh Pirates @ Milwaukee Braves
Milwaukee County Stadium, Milwaukee, WI

Thu Jun 25 1953, 4:33 AM EDT
Att: 14,841 - Unknown

livebaseballscorecards.com

AB	41
R	4
H	7
RBI	4
BB	4
SO	6
LOB	20



WP	PA
0	48
0	0
0	0
0	0
1	0

BOTTOM

Brooklyn Dodgers @ Milwaukee Braves
 Milwaukee County Stadium, Milwaukee, WI

Fri Jun 26 1953, 4:33 AM EDT
 Att. 35,145 - Unknown

livebaseballscorecards.com

AB	31
R	3
H	6
RBI	3
BB	1
SO	5
LOB	6



WP: 0	PA: 32
PB: 0	
SB: 0	
CS: 0	

AB	R	H	RBI	BB	SO	LOB
4	0	0	0	0	1	1
2	1	0	0	1	0	0
1	1	1	0	0	0	0
4	0	1	0	0	2	2
4	1	2	3	0	0	1
0	0	0	0	0	0	0
4	0	1	0	0	1	1
3	0	0	0	0	1	1
3	0	0	0	0	0	0
3	0	0	0	0	0	0
2	0	1	0	0	0	0
0	0	0	0	0	0	0
1	0	0	0	0	0	0
0	0	0	0	0	0	0

1B	2B	3B	SF	SAC	DP	HBP
0	0	0	0	0	0	0
0	0	0	0	0	0	0
0	0	0	0	0	0	0
0	0	0	0	0	0	0
0	0	0	0	0	0	0
0	0	0	0	0	0	0
0	0	0	0	0	0	0
0	0	0	0	0	0	0
0	0	0	0	0	0	0
0	0	0	0	0	0	0
0	0	0	0	0	0	0
0	0	0	0	0	0	0
0	0	0	0	0	0	0
0	0	0	0	0	0	0
0	0	0	0	0	0	0

R	H	ER	SO	BB	IBB	HBP	BLK	WP	HR	S	P	ERA	WHIP
0	0	0	0	0	0	0	0	0	0	0	0	2.84	0.789
0	0	0	0	0	0	0	0	0	0	1	1	0.00	0.000
0	0	0	0	0	0	0	0	0	0	20	28	4.50	1.000

IP	WLS	BF	H	R	ER	SO	BB	IBB	HBP	BLK	WP	HR	S	P	ERA	WHIP
6.1		23	4	2	2	4	1	0	0	0	0	1	50	73	2.84	0.789
0.2	W	1	0	0	0	0	0	0	0	0	0	0	1	1	0.00	0.000
2.0	S	8	2	1	1	1	0	0	0	0	0	0	20	28	4.50	1.000

IP	WLS	BF	H	R	ER	SO	BB	IBB	HBP	BLK	WP	HR	S	P	ERA	WHIP
6.1		23	4	2	2	4	1	0	0	0	0	1	50	73	2.84	0.789
0.2	W	1	0	0	0	0	0	0	0	0	0	0	1	1	0.00	0.000
2.0	S	8	2	1	1	1	0	0	0	0	0	0	20	28	4.50	1.000

IP	WLS	BF	H	R	ER	SO	BB	IBB	HBP	BLK	WP	HR	S	P	ERA	WHIP
6.1		23	4	2	2	4	1	0	0	0	0	1	50	73	2.84	0.789
0.2	W	1	0	0	0	0	0	0	0	0	0	0	1	1	0.00	0.000
2.0	S	8	2	1	1	1	0	0	0	0	0	0	20	28	4.50	1.000

IP	WLS	BF	H	R	ER	SO	BB	IBB	HBP	BLK	WP	HR	S	P	ERA	WHIP
6.1		23	4	2	2	4	1	0	0	0	0	1	50	73	2.84	0.789
0.2	W	1	0	0	0	0	0	0	0	0	0	0	1	1	0.00	0.000
2.0	S	8	2	1	1	1	0	0	0	0	0	0	20	28	4.50	1.000

IP	WLS	BF	H	R	ER	SO	BB	IBB	HBP	BLK	WP	HR	S	P	ERA	WHIP
6.1		23	4	2	2	4	1	0	0	0	0	1	50	73	2.84	0.789
0.2	W	1	0	0	0	0	0	0	0	0	0	0	1	1	0.00	0.000
2.0	S	8	2	1	1	1	0	0	0	0	0	0	20	28	4.50	1.000

IP	WLS	BF	H	R	ER	SO	BB	IBB	HBP	BLK	WP	HR	S	P	ERA	WHIP
6.1		23	4	2	2	4	1	0	0	0	0	1	50	73	2.84	0.789
0.2	W	1	0	0	0	0	0	0	0	0	0	0	1	1	0.00	0.000
2.0	S	8	2	1	1	1	0	0	0	0	0	0	20	28	4.50	1.000

IP	WLS	BF	H	R	ER	SO	BB	IBB	HBP	BLK	WP	HR	S	P	ERA	WHIP
6.1		23	4	2	2	4	1	0	0	0	0	1	50	73	2.84	0.789
0.2	W	1	0	0	0	0	0	0	0	0	0	0	1	1	0.00	0.000
2.0	S	8	2	1	1	1	0	0	0	0	0	0	20	28	4.50	1.000

IP	WLS	BF	H	R	ER	SO	BB	IBB	HBP	BLK	WP	HR	S	P	ERA	WHIP
6.1		23	4	2	2	4	1	0	0	0	0	1	50	73	2.84	0.789
0.2	W	1	0	0	0	0	0	0	0	0	0	0	1	1	0.00	0.000
2.0	S	8	2	1	1	1	0	0	0	0	0	0	20	28	4.50	1.000

Batter	1	2	3	4	5	6	7	8	9	AB	R	H	RBI	BB	SO	LOB						
Bill Bruton, L OBP: 0.310, SLG: 0.366 (1, 8)	K			L7		G3-6			F8	4	0	0	0	0	1	1						
Johnny Logan, R OBP: 0.313, SLG: 0.387 (1, 6) George Crowe, L OBP: 0.300, SLG: 0.444 (9, PH)	F6			6-3			HR	BB	G3 2B 1B	2	1	0	0	1	0	0						
Eddie Mathews, L OBP: 0.403, SLG: 0.627 (1, 5)	K			1B			K		G3	4	0	1	0	0	2	2						
Sid Gordon, R OBP: 0.348, SLG: 0.494 (1, 7) Sibby Sisti, R (9, PR)		L8		F8			HR		2B	4	1	2	3	0	0	1						
Jim Pendleton, R OBP: 0.304, SLG: 0.348 (1, 9)		F6			4-3				K	4	0	1	0	0	1	1						
Joe Adcock, R OBP: 0.310, SLG: 0.382 (1, 3)		6-3			K				G4-3 1B	3	0	0	0	0	1	1						
Jack Dittmer, L OBP: 0.279, SLG: 0.329 (1, 4)			4-3		6-3				F5	3	0	0	0	0	0	0						
Del Crandall, R OBP: 0.371, SLG: 0.513 (1, 2)			F8			F6			F8	3	0	0	0	0	0	0						
Max Surkont, R OBP: 0.375, SLG: 0.500 (1, 1) Ernie Johnson, R (8, 1)			4-3						6-3	2	0	1	0	0	0	0						
Harry Hanebrink, L OBP: 0.188, SLG: 0.333 (8, PH) Lew Burdette, R OBP: 0.267, SLG: 0.267 (9, 1)						G3-6 1B				0	0	0	0	0	0	0						
Inning Stats	R: 0 E: 0 K: 2 S: 7	H: 0 LOB: 0 BB: 0 P: 11	R: 0 E: 0 K: 0 S: 9	H: 0 LOB: 0 BB: 0 P: 13	R: 0 E: 0 K: 0 S: 6	H: 0 LOB: 0 BB: 0 P: 7	R: 0 E: 0 K: 0 S: 10	H: 1 LOB: 1 BB: 0 P: 14	R: 0 E: 0 K: 1 S: 7	H: 0 LOB: 0 BB: 0 P: 7	R: 0 E: 0 K: 0 S: 5	H: 1 LOB: 0 BB: 0 P: 6	R: 2 E: 0 K: 1 S: 7	H: 2 LOB: 0 BB: 1 P: 16	R: 0 E: 0 K: 0 S: 7	H: 0 LOB: 0 BB: 0 P: 9	R: 1 E: 0 K: 1 S: 13	H: 2 LOB: 1 BB: 0 P: 19	1B: 4 2B: 1 3B: 0 HR: 1	SF: 0 SAC: 0 DP: 2 HBP: 0	WP: 0 PB: 0 SB: 0 CS: 0	PA: 32
PITCHER	IP	WLS	BF	H	R	ER	SO	BB	IBB	HBP	BLK	WP	HR	S	P	ERA	WHIP					
Bob Milliken, R ERA: 2.68 (1, 1)	6.1		23	4	2	2	4	1	0	0	0	0	0	1	1	0.00	0.000					
Billy Loes, R ERA: 4.57 (7, 1)	0.2	W	1	0	0	0	0	0	0	0	0	0	0	1	1	0.00	0.000					
Jim Hughes, R ERA: 3.0 (8, 1)	2.0	S	8	2	1	1	1	0	0	0	0	0	0	20	28	4.50	1.000					

Batter	1	2	3	4	5	6	7	8	9	10	AB R H RBI BB SO LOB	TOP										
Jim Gilliam, S OBP: 0.359, SLG: 0.357 (1, 4)	2-2 F6		3-2 4-3		0-1 3-1		1-0 1-3		1-1 F8		5 0 0 1 0 0 1	<p>Brooklyn Dodgers @ Milwaukee Braves</p> <p>Milwaukee County Stadium, Milwaukee, WI</p> <p>Sat Jun 27 1953, 4:33 AM EDT</p> <p>Att. 34,360 - Unknown</p>										
Pee Wee Reese, R OBP: 0.385, SLG: 0.421 (1, 6)	1-3 K		2-2 5-3		1-3 K			0-2 F8		2-1 HR	5 1 1 1 0 2 0											
Duke Snider, L OBP: 0.424, SLG: 0.578 (1, 8)	0-0 1B			4-2 1B BB		1-1 SH1-3 1B		2-3 K		1-1 4-3	4 1 2 0 1 1 0											
Jackie Robinson, R OBP: 0.427, SLG: 0.498 (1, 5)	1-0 1-3			0-1 F5		0-1 SH1-3		1-0 E5		4-2 BB	3 0 0 0 1 0 2											
Roy Campanella, R OBP: 0.398, SLG: 0.598 (1, 2)		2-1 F7		0-1 E5 1B 1B		2-1 5-3		1-2 E4		2-1 L7	5 1 1 0 0 0 3											
Wayne Belardi, L OBP: 0.327, SLG: 0.667 Don Thompson, L OBP: 0.303, SLG: 0.272 (1, 3) (10, 7)	0-0 F5		3-2 1B		4-0 FC6-4 IBB		0-1 F8		0-1 F8	2-1 F8	4 0 1 1 1 0 3 0 0 0 0 0 0 0											
Gil Hodges, R OBP: 0.387, SLG: 0.518 (1, 7) (10, 3)	1-3 K		0-1 F9		1-2 FC6-4			1-0 F7			4 0 0 0 0 1 3											
Carl Furillo, R OBP: 0.360, SLG: 0.493 (1, 9)		2-1 SH4 4-3 2B		0-1 F7		0-0 L8		2-2 F9			4 1 1 0 0 0 1											
Clem Labine, R OBP: 0.167, SLG: 0.167 Jim Hughes, R OBP: 0.384, SLG: 0.529 George Shuba, L OBP: 0.333, SLG: 0.364 Carl Erskine, R OBP: 0.132, SLG: 0.108 (1, 1) (8, 1) (9, PH) (9, PR) (9, 1)	0-1 SH4		3-3 K			1-3 K		1-2 1B			2 0 0 0 0 2 0 0 0 0 0 0 0 0 1 0 1 0 0 0 0 0 0 0 0 0 0 0 0 0 0 0 0 0 0											
Inning Stats	R: 0 E: 0 K: 1 S: 9	H: 1 LOB: 1 BB: 0 P: 13	R: 0 E: 0 K: 1 S: 6	H: 0 LOB: 0 BB: 0 P: 9	R: 1 E: 0 K: 0 S: 10	H: 1 LOB: 0 BB: 0 P: 17	R: 2 E: 1 K: 0 S: 14	H: 2 LOB: 1 BB: 1 P: 21	R: 0 E: 0 K: 2 S: 9	H: 0 LOB: 0 BB: 0 P: 13	R: 0 E: 0 K: 1 S: 5		H: 0 LOB: 0 BB: 0 P: 7	R: 0 E: 2 K: 1 S: 13	H: 0 LOB: 2 BB: 0 P: 17	R: 0 E: 0 K: 0 S: 9	H: 1 LOB: 1 BB: 0 P: 14	R: 1 E: 0 K: 0 S: 11	H: 1 LOB: 1 BB: 1 P: 22	1B: 5 2B: 1 3B: 0 HR: 1	SF: 0 SAC: 2 DP: 0 HBP: 0	WP: 0 PB: 0 SB: 0 CS: 0
PITCHER Jim Wilson, R ERA: 3.94 (1, 1)	IP 10.0	WLS L	BF 42	H 7	R 4	ER 3	SO 6	BB 2	IBB 1	HBP 0	BLK 0	WP 0	HR 1	S 96	P 151	ERA 2.70	WHIP 0.900					

livebaseballscorecards.com

AB	37
R	4
H	7
RBI	3
BB	3
SO	6
LOB	13



BOTTOM

Brooklyn Dodgers @ Milwaukee Braves
 Milwaukee County Stadium, Milwaukee, WI

Sat Jun 27 1953, 4:33 AM EDT
 Att. 34,360 - Unknown

livebaseballscorecards.com

AB	35
R	3
H	7
RBI	3
BB	3
SO	6
LOB	15



WP:	0	PA:	38
PB:	0		
SB:	0		
CS:	0		

AB	R	H	RBI	BB	SO	LOB
4	0	0	0	1	0	2

4	0	1	0	1	2	2
---	---	---	---	---	---	---

4	0	0	0	0	1	2
---	---	---	---	---	---	---

4	0	1	0	0	0	1
---	---	---	---	---	---	---

0	0	0	0	0	0	0
---	---	---	---	---	---	---

4	2	1	1	0	0	1
---	---	---	---	---	---	---

3	1	1	0	0	1	0
---	---	---	---	---	---	---

1	0	0	0	0	1	1
---	---	---	---	---	---	---

4	0	0	0	0	0	3
---	---	---	---	---	---	---

4	0	3	2	0	0	0
---	---	---	---	---	---	---

0	0	0	0	0	0	0
---	---	---	---	---	---	---

2	0	0	0	1	1	2
---	---	---	---	---	---	---

1	0	0	0	0	0	1
---	---	---	---	---	---	---

1B:	6	SF:	0
2B:	0	SAC:	0
3B:	0	DP:	3
HR:	1	HBP:	0

Batter	1	2	3	4	5	6	7	8	9	10
Bill Bruton, L OBP: 0.308, SLG: 0.361 (1, 8)	4-1 BB G5-4-3		2-0 G3			0-1 F7		1-1 G4-3-6 1-2f		2-2 F8
Del Crandall, R OBP: 0.371, SLG: 0.506 (1, 2)	1-1 G5-4-3 1-2f		2-3 K			1-0 1B		4-2 BB		1-3 K
Eddie Mathews, L OBP: 0.397, SLG: 0.616 (1, 5)	1-0 F2		1-0 6-3			0-3 K		0-0 L8		
Sid Gordon, R OBP: 0.347, SLG: 0.490 (1, 7)		3-2 F4		2-2 F8		3-1 F6			3-2 1B	
Jim Pendleton, R OBP: 0.304, SLG: 0.348 (9, PR) (10, 7)										
Andy Pafko, R OBP: 0.314, SLG: 0.462 (1, 9)		1-0 E6 G3 1B 1B		1-2 F5			0-1 HR		2-2 F9	
Joe Adcock, R OBP: 0.310, SLG: 0.381 (1, 3)		0-2 G3 1B		1-1 F8			1-3 K		1-3 K	
George Crowe, L OBP: 0.286, SLG: 0.421 (9, PH) (10, 3)										
Jack Dittmer, L OBP: 0.274, SLG: 0.324 (1, 4)		0-1 G3 1-2 2-3		2-2 G3			1-0 3-1		2-2 1-3	
Johnny Logan, R OBP: 0.319, SLG: 0.392 (1, 6)		0-1 2-H 3-H 1B		1-2 B1-6-3 1B			0-0 5-3			0-0 1B
Sibby Sisti, R (10, PR)										
Jim Wilson, R OBP: 0.217, SLG: 0.286 (1, 1)						1-1 B1-6-3		4-2 G4-3-6 BB		0-1 F2
Harry Hanebrink, L OBP: 0.176, SLG: 0.313 (10, PH)										

Inning Stats	R: 0	H: 0	E: 0	K: 0	S: 4	P: 10	R: 2	H: 2	E: 1	K: 1	S: 15	P: 20	R: 0	H: 0	E: 0	K: 1	S: 8	R: 0	H: 0	E: 0	K: 0	S: 9	P: 13	R: 0	H: 1	E: 0	K: 0	S: 9	P: 13	R: 0	H: 1	E: 0	K: 1	S: 8	R: 1	H: 1	E: 0	K: 1	S: 7	P: 9	R: 0	H: 0	E: 0	K: 0	S: 7	P: 16	R: 0	H: 1	E: 0	K: 1	S: 13	P: 21	R: 0	H: 1	E: 0	K: 1	S: 9	P: 12	1B: 6	SF: 0	2B: 0	SAC: 0	3B: 0	DP: 3	HR: 1	HBP: 0	WP: 0	PA: 38
--------------	------	------	------	------	------	-------	------	------	------	------	-------	-------	------	------	------	------	------	------	------	------	------	------	-------	------	------	------	------	------	-------	------	------	------	------	------	------	------	------	------	------	------	------	------	------	------	------	-------	------	------	------	------	-------	-------	------	------	------	------	------	-------	-------	-------	-------	--------	-------	-------	-------	--------	-------	--------

PITCHER	IP	WLS	BF	H	R	ER	SO	BB	IBB	HBP	BLK	WP	HR	S	P	ERA	WHIP
Clem Labine, R ERA: 3.75 (1, 1)	7.2		29	5	3	1	4	3	0	0	0	0	1	66	105	1.17	1.043
Jim Hughes, R ERA: 2.97 (8, 1)	0.1		1	0	0	0	0	0	0	0	0	0	0	1	1	0.00	0.000
Billy Loes, R ERA: 4.49 (9, 1)	2.0	W	8	2	0	0	2	0	0	0	0	0	0	22	33	0.00	1.000

Batter	1	2	3	4	5	6	7	8	9	AB R H RBI BB SO LOB	TOP	
Jim Gilliam, S (1, 4) <small>OBP: 0.362, SLG: 0.365</small>	1-0 		4-1 	1-2 			1-2 	1-0 	1-1 	5 2 2 0 1 0 3	Brooklyn Dodgers @ Milwaukee Braves Milwaukee County Stadium, Milwaukee, WI Sun Jun 28 1953, 4:33 AM EDT Att. 34,375 - Unknown	
Pee Wee Reese, R (1, 6) <small>OBP: 0.390, SLG: 0.426</small>	1-3 		0-0 		0-0 		1-0 	1-2 		4 2 3 1 0 1 1		
Jackie Robinson, R (1, 7) <small>OBP: 0.427, SLG: 0.509</small>	2-1 		0-1 		2-2 		3-1 	2-2 		5 1 2 3 0 0 3		
Roy Campanella, R (1, 2) <small>OBP: 0.398, SLG: 0.594</small>	1-0 		1-1 		1-1 		2-1 	2-0 		5 1 2 2 0 0 3		
Gil Hodges, R (1, 3) <small>OBP: 0.395, SLG: 0.534</small>		1-2 	3-2 		2-2 		2-1 		4-2 	3 3 2 2 1 0 1		
Carl Furillo, R (1, 9) <small>OBP: 0.365, SLG: 0.509</small>		1-0 	0-0 			0-0 	0-1 		1-0 	5 1 3 2 0 0 2		
Duke Snider, L (1, 8) <small>OBP: 0.422, SLG: 0.577</small> Don Thompson, L (9, PR) <small>OBP: 0.303, SLG: 0.272</small>		0-0 	2-1 			1-2 	3-3 		1-0 	4 0 1 1 0 1 3		
Billy Cox, R (1, 5) <small>OBP: 0.343, SLG: 0.420</small>		2-2 		2-0 		0-0 		0-1 	2-1 	5 0 1 0 0 0 3		
Russ Meyer, S (1, 1) <small>OBP: 0.158, SLG: 0.184</small>		2-0 		0-0 		2-1 		0-1 	2-2 	5 1 0 0 0 0 4		
Inning Stats	R: 0 H: 1 E: 0 LOB: 1 K: 1 BB: 0 S: 7 P: 12	R: 1 H: 2 E: 0 LOB: 1 K: 0 BB: 0 S: 9 P: 15	R: 4 H: 3 E: 0 LOB: 0 K: 0 BB: 1 S: 12 P: 22	R: 0 H: 0 E: 0 LOB: 0 K: 0 BB: 0 S: 5 P: 8	R: 0 H: 1 E: 0 LOB: 1 K: 0 BB: 0 S: 9 P: 14	R: 0 H: 1 E: 0 LOB: 1 K: 0 BB: 0 S: 7 P: 10	R: 2 H: 3 E: 0 LOB: 2 K: 1 BB: 0 S: 15 P: 27	R: 2 H: 3 E: 0 LOB: 1 K: 0 BB: 0 S: 13 P: 19	R: 2 H: 2 E: 0 LOB: 2 K: 0 BB: 1 S: 12 P: 23	1B: 8 SF: 0 2B: 5 SAC: 2 3B: 2 DP: 0 HR: 1 HBP: 1		WP: 0 PA: 46 PB: 0 SB: 0 CS: 0
PITCHER	IP WLS BF H R ER SO BB IBB HBP BLK WP HR S P ERA WHIP											IP WLS BF H R ER SO BB IBB HBP BLK WP HR S P ERA WHIP
Warren Spahn, L (1, 1) <small>ERA: 3.0</small>	2.1 L 13 5 4 4 1 1 0 0 0 0 0 0 22 38 15.43 2.571											
Bob Buhl, R (3, 1) <small>ERA: 3.71</small>	0.2 3 1 1 1 0 0 0 0 0 0 0 1 6 11 13.50 1.500											
Ernie Johnson, R (4, 1) <small>ERA: 3.55</small>	2.0 7 1 0 0 0 0 0 0 0 0 0 0 14 22 0.00 0.500											
Lew Burdette, R (6, 1) <small>ERA: 3.52</small>	3.0 17 7 4 4 1 0 0 1 0 0 0 0 35 56 12.00 2.333											
Dave Cole, R (9, 1) <small>ERA: 7.82</small>	1.0 6 2 2 2 0 1 0 0 0 0 0 0 12 23 18.00 3.000											

livebaseballscorecards.com

AB	41
R	11
H	16
RBI	11
BB	2
SO	2
LOB	23



Batter	1	2	3	4	5	6	7	8	9	AB R H RBI BB SO LOB	TOP										
Bill Bruton, L (1, 8) OBP: 0.307, SLG: 0.358	0-0 F7		0-0 F5		0-0 2-H S 1B			0-0 1-3		4 0 1 1 0 0 0											
Del Crandall, R (1, 2) OBP: 0.366, SLG: 0.500	0-0 1B 2B		0-0 1B		0-0 1-2 F8			0-0 F7		4 1 2 0 0 0 1											
Eddie Mathews, L (1, 5) OBP: 0.390, SLG: 0.601	0-0 G5-4-3 2-H 1B		0-3 K		0-0 F5			0-0 F4		4 0 1 1 0 1 2											
Sid Gordon, R (1, 7) Harry Hanebrink, L (9, PR) OBP: 0.348, SLG: 0.488 OBP: 0.176, SLG: 0.313	0-0 G5-4-3 1-2f		0-0 F8		0-0 6-3			0-0 2B		4 0 1 0 0 0 2 0 0 0 0 0 0 0											
Andy Pafko, R (1, 9) OBP: 0.304, SLG: 0.447		0-0 6-3		0-0 F8		0-0 F4		0-0 F8		4 0 0 0 0 0 1											
Joe Adcock, R (1, 3) OBP: 0.317, SLG: 0.411		0-0 HR		0-0 F7		0-0 2B		4-0 BB		3 1 2 1 1 0 0											
Jack Dittmer, L (1, 4) Jim Pendleton, R (9, PH) OBP: 0.272, SLG: 0.321 OBP: 0.300, SLG: 0.343		0-0 F4		0-0 5-3			0-0 1-3	0-0 F7		3 0 0 0 0 0 0 1 0 0 0 0 0 2											
Johnny Logan, R (1, 6) OBP: 0.319, SLG: 0.390		0-0 1B			0-0 SH1-4 1B 1B		0-0 F8	0-0 5-3		4 1 2 0 0 0 2											
Don Liddle, L (1, 1) Walker Cooper, R (7, PH) Vern Bickford, R (7, 1) OBP: 0.235, SLG: 0.071 OBP: 0.350, SLG: 0.345		0-3 K		0-0 SH1-4			0-0 F8			1 0 0 0 0 1 1 1 0 0 0 0 0 0 0 0 0 0 0 0 0											
Inning Stats	R: 1 E: 0 K: 0 S: 4	H: 2 LOB: 0 BB: 0 P: 4	R: 1 E: 0 K: 1 S: 7	H: 2 LOB: 1 BB: 0 P: 7	R: 0 E: 0 K: 1 S: 6	H: 1 LOB: 1 BB: 0 P: 6	R: 0 E: 0 K: 0 S: 3	H: 0 LOB: 0 BB: 0 P: 3	R: 1 E: 0 K: 0 S: 5	H: 2 LOB: 1 BB: 0 P: 5	R: 0 E: 0 K: 0 S: 3	H: 1 LOB: 1 BB: 0 P: 3	R: 0 E: 0 K: 0 S: 3	H: 0 LOB: 0 BB: 0 P: 3	R: 0 E: 0 K: 0 S: 4	H: 1 LOB: 2 BB: 1 P: 8	1B: 5 2B: 3 3B: 0 HR: 1	SF: 0 SAC: 1 DP: 1 HBP: 0	WP: 0 PB: 0 SB: 1 CS: 0	PA: 35	
PITCHER Harry Perkowski, L (1, 1) ERA: 5.4	IP 9.0	WLS W	BF 35	H 9	R 3	ER 3	SO 2	BB 1	IBB 0	HBP 0	BLK 0	WP 0	HR 1	S 38	P 42	ERA 3.00	WHIP 1.111				
PITCHER	IP	WLS	BF	H	R	ER	SO	BB	IBB	HBP	BLK	WP	HR	S	P	ERA	WHIP				

Milwaukee Braves @ Cincinnati Reds
Crosley Field, Cincinnati, OH
Tue Jun 30 1953, 3:33 AM EDT
Unknown

livebaseballscorecards.com

AB 33
R 3
H 9
RBI 3
BB 1
SO 2
LOB 11




Batter	1	2	3	4	5	6	7	8	9	AB	R	H	RBI	BB	SO	LOB
Rocky Bridges, R OBP: 0.316, SLG: 0.261 (1, 4)	0-0 F4		0-0 2B		0-0 SH1-3 1B		0-0 F3			4	1	2	0	0	0	1
Bobby Adams, R OBP: 0.365, SLG: 0.391 (1, 5)	0-0 G3 1B		0-0 F8		0-0 SH1-3 1-2		0-0 FC4-6 1-2f			3	0	1	0	0	0	2
Gus Bell, L OBP: 0.379, SLG: 0.609 (1, 8)	0-0 G3 1-2		0-0 4-3		0-0 2-H 1B		0-0 F8			4	0	1	1	0	0	3
Ted Kluszewski, L OBP: 0.342, SLG: 0.604 (1, 3)	0-0 F4			0-0 4-3 F9 2B	0-0 F2			0-0 F5		4	1	1	0	0	0	1
Jim Greengrass, R OBP: 0.343, SLG: 0.502 (1, 7)		0-0 F9		0-0 4-3 2-3		0-0 6-3		0-0 HR		4	1	1	1	0	0	1
Bob Borkowski, R OBP: 0.373, SLG: 0.528 (1, 9)		0-0 1B		0-0 F9 3-H		0-0 F2		0-0 HR		4	1	2	2	0	0	0
Andy Seminick, R OBP: 0.325, SLG: 0.421 (1, 2)		0-0 F8		0-0 2B 1B		0-0 HR		4-0 CS BB		3	2	2	1	1	0	1
Roy McMillan, R OBP: 0.261, SLG: 0.295 (1, 6)		0-0 F7		0-0 1-H 2B		0-0 5-3		0-3 K 1-2		4	0	1	1	0	1	2
Harry Perkowski, L OBP: 0.292, SLG: 0.238 (1, 1)			0-3 K	0-0 1-3			4-0 FC4-6 BB			2	0	0	0	1	1	1

Inning Stats	R: 0	H: 1	E: 0	LOB: 1	K: 0	BB: 0	S: 4	P: 4	R: 0	H: 1	E: 0	LOB: 1	K: 0	BB: 0	S: 4	P: 4	R: 0	H: 1	E: 0	LOB: 0	K: 0	BB: 1	S: 3	P: 7	R: 2	H: 2	E: 0	LOB: 0	K: 1	BB: 1	S: 6	P: 10
	1B: 5	SF: 0	2B: 3	SAC: 1	3B: 0	DP: 0	HR: 3	HBP: 0	WP: 0	PA: 35																						

PITCHER	IP	WLS	BF	H	R	ER	SO	BB	IBB	HBP	BLK	WP	HR	S	P	ERA	WHIP
Don Liddle, L ERA: 2.87 (1, 1)	6.0	L	26	9	4	4	1	0	0	0	0	0	1	28	28	6.00	1.500
Vern Bickford, R ERA: 6.57 (7, 1)	2.0		9	2	2	2	1	2	0	0	0	0	2	9	17	9.00	2.000

Milwaukee Braves @ Cincinnati Reds
Crosley Field, Cincinnati, OH
Tue Jun 30 1953, 3:33 AM EDT
Unknown

AB	32
R	6
H	11
RBI	6
BB	2
SO	2
LOB	12



Batter	1	2	3	4	5	6	7	8	9	10	AB R H RBI BB SO LOB	TOP											
Bill Bruton, L (1, 8) OBP: 0.302, SLG: 0.352	0-0 P6		0-0 F7		0-0 B1-3			0-0 4-3		0-3 K	5 0 0 0 0 1 0	Milwaukee Braves @ Cincinnati Reds Crosley Field, Cincinnati, OH Tue Jun 30 1953, 3:38 AM EDT Att. 22,523 - Unknown											
Johnny Logan, R (1, 6) OBP: 0.323, SLG: 0.391	0-0 6-3		4-0 F7 1B BB		0-0 6-3			0-0 HR 1B		0-0 HR 1B	4 2 2 0 1 0 0												
Eddie Mathews, L (1, 5) OBP: 0.400, SLG: 0.632	0-0 2B 1B		0-0 1-2 1B		0-0 1B 1B			0-0 1-H HR		0-0 1-H HR	5 3 5 4 0 0 0												
Sid Gordon, R (1, 7) OBP: 0.352, SLG: 0.504	0-0 1-H 2B		0-0 F7 2-3		0-0 F2			0-0 HR		1-0 1B HBP	4 1 2 2 0 0 3 0 0 0 0 0 0 0												
Jim Pendleton, R (10, PR) OBP: 0.300, SLG: 0.343	0-0 1-H 2B		0-0 F7		0-0 F2			0-0 HR		1-0 1B HBP	4 1 2 2 0 0 3 0 0 0 0 0 0 0												
Andy Pafko, R (1, 9) OBP: 0.306, SLG: 0.445	0-0 1-3		0-0 F9		0-0 G6-4-3 1B			0-0 6-3		0-0 1-2 1B	5 0 2 0 0 0 3												
Joe Adcock, R (1, 3) OBP: 0.311, SLG: 0.403		0-0 6-3		0-0 F8		0-0 G6-4-3 1-2f		0-3 K		0-0 F8	5 0 0 0 0 1 4												
Walker Cooper, R (1, 2) OBP: 0.338, SLG: 0.322		1-0 HBP		0-0 F8		0-0 F8		0-0 F8		0-0 F9	4 0 0 0 0 0 2												
Jack Dittmer, L (1, 4) OBP: 0.270, SLG: 0.318		0-0 F8		0-0 F8		0-0 F8		4-0 G5-4-3 BB		0-0 6-3	2 0 0 0 0 0 1 1 0 0 0 1 0 0												
Sibby Sisti, R (7, PH) (7, 4)		0-0 F8		0-0 F8		0-0 F8		0-0 G5-4-3 BB		0-0 6-3	2 0 0 0 0 0 1 1 0 0 0 1 0 0												
Max Surkont, R (1, 1) OBP: 0.357, SLG: 0.475		0-0 F3		0-0 F3		0-0 6-3		0-0 G5-4-3 1-2f		0-3 K	2 0 0 0 0 0 1 1 0 0 0 0 0 1 1 0 0 0 0 1 0												
Del Crandall, R (7, PH) OBP: 0.364, SLG: 0.497		0-0 F3		0-0 F3		0-0 6-3		0-0 G5-4-3 1-2f		0-3 K	2 0 0 0 0 0 1 1 0 0 0 0 0 1 1 0 0 0 0 1 0												
Ernie Johnson, R (7, 1)		0-0 F3		0-0 F3		0-0 6-3		0-0 G5-4-3 1-2f		0-3 K	2 0 0 0 0 0 1 1 0 0 0 0 0 1 1 0 0 0 0 1 0												
Inning Stats	R: 1 E: 0 K: 0 S: 5	H: 2 LOB: 1 BB: 0 P: 5	R: 0 E: 0 K: 0 S: 3	H: 0 LOB: 1 BB: 0 P: 4	R: 0 E: 0 K: 0 S: 4	H: 1 LOB: 2 BB: 1 P: 8	R: 0 E: 0 K: 0 S: 3	H: 0 LOB: 0 BB: 0 P: 3	R: 0 E: 0 K: 0 S: 4	H: 2 LOB: 1 BB: 0 P: 4	R: 0 E: 0 K: 0 S: 2	H: 0 LOB: 0 BB: 1 P: 6	R: 3 E: 0 K: 1 S: 8	H: 3 LOB: 0 BB: 0 P: 8	R: 0 E: 0 K: 1 S: 5	H: 0 LOB: 0 BB: 0 P: 5	R: 2 E: 0 K: 1 S: 8	H: 3 LOB: 2 BB: 0 P: 9	1B: 7 2B: 1 3B: 0 HR: 3	SF: 0 SAC: 0 DP: 2 HBP: 2	WP: 0 PB: 0 SB: 0 CS: 0	PA: 43	
PITCHER	IP WLS BF H R ER SO BB IBB HBP BLK WP HR S P ERA WHIP	IP WLS BF H R ER SO BB IBB HBP BLK WP HR S P ERA WHIP	IP WLS BF H R ER SO BB IBB HBP BLK WP HR S P ERA WHIP	IP WLS BF H R ER SO BB IBB HBP BLK WP HR S P ERA WHIP	IP WLS BF H R ER SO BB IBB HBP BLK WP HR S P ERA WHIP	IP WLS BF H R ER SO BB IBB HBP BLK WP HR S P ERA WHIP	IP WLS BF H R ER SO BB IBB HBP BLK WP HR S P ERA WHIP	IP WLS BF H R ER SO BB IBB HBP BLK WP HR S P ERA WHIP	IP WLS BF H R ER SO BB IBB HBP BLK WP HR S P ERA WHIP	IP WLS BF H R ER SO BB IBB HBP BLK WP HR S P ERA WHIP	IP WLS BF H R ER SO BB IBB HBP BLK WP HR S P ERA WHIP	IP WLS BF H R ER SO BB IBB HBP BLK WP HR S P ERA WHIP	IP WLS BF H R ER SO BB IBB HBP BLK WP HR S P ERA WHIP	IP WLS BF H R ER SO BB IBB HBP BLK WP HR S P ERA WHIP	IP WLS BF H R ER SO BB IBB HBP BLK WP HR S P ERA WHIP	IP WLS BF H R ER SO BB IBB HBP BLK WP HR S P ERA WHIP	IP WLS BF H R ER SO BB IBB HBP BLK WP HR S P ERA WHIP	IP WLS BF H R ER SO BB IBB HBP BLK WP HR S P ERA WHIP	IP WLS BF H R ER SO BB IBB HBP BLK WP HR S P ERA WHIP	IP WLS BF H R ER SO BB IBB HBP BLK WP HR S P ERA WHIP	IP WLS BF H R ER SO BB IBB HBP BLK WP HR S P ERA WHIP	IP WLS BF H R ER SO BB IBB HBP BLK WP HR S P ERA WHIP	IP WLS BF H R ER SO BB IBB HBP BLK WP HR S P ERA WHIP
Jackie Collum, L (1, 1) ERA: 4.26	9.1																						
Clyde King, R (10, 1) ERA: 5.85	0.2																						

livebaseballscorecards.com

AB 39
R 6
H 11
RBI 6
BB 2
SO 3
LOB 15



Batter	1	2	3	4	5	6	7	8	9	AB R H RBI BB SO LOB	TOP		
Bill Bruton, L (1, 8) OBP: 0.300, SLG: 0.356	0-0 4-3		0-0 1B 3B		0-0 F4	0-0 4-3			0-3 K	5 1 1 0 0 1 2	Milwaukee Braves @ Cincinnati Reds Crosley Field, Cincinnati, OH Wed Jul 01 1953, 3:33 AM EDT Att. 3,356 - Unknown		
Johnny Logan, R (1, 6) OBP: 0.329, SLG: 0.404 Harry Hanebrink, L (8, 4) OBP: 0.222, SLG: 0.353	0-0 5-3		0-0 HR 1B		0-0 2B			0-0 1B	4 2 3 2 0 0 0 1 0 1 0 0 0 0				
Eddie Mathews, L (1, 5) OBP: 0.403, SLG: 0.646	0-0 HR 2B		0-0 HR		0-0 P4			0-0 1B	5 2 3 3 0 0 2				
Sid Gordon, R (1, 7) OBP: 0.351, SLG: 0.512 Bob Thorpe, R (7, PR) OBP: 0.100, SLG: 0.100	0-0 HR		0-0 4-3		0-0 P5			0-3 K	4 1 1 2 0 0 2 1 0 0 0 0 1 1				
Andy Paiko, R (1, 9) OBP: 0.305, SLG: 0.442 Jim Pendleton, R (8, 9) OBP: 0.300, SLG: 0.343	0-0 F9		0-0 4-3		0-0 1B 1B			0-0 G6-4-3	4 1 1 0 0 0 1 0 0 0 0 0 0 0				
Joe Adcock, R (1, 3) OBP: 0.314, SLG: 0.415 George Crowe, L (8, 3) OBP: 0.273, SLG: 0.400		0-0 L7		0-0 P4				0-0 HR	4 2 2 1 0 0 0 0 0 0 0 0 0 0				
Del Crandall, R (1, 2) OBP: 0.367, SLG: 0.494		0-0 5-3		0-0 P5				4-0 BB	3 0 1 0 1 0 0				
Sibby Sisti, R (1, 4) OBP: 0.250, SLG: 0.143		0-0 L6		0-0 6-3				0-0 G4-6-3	4 0 1 2 0 0 1				
Warren Spahn, L (1, 1) OBP: 0.244, SLG: 0.390			0-0 4-3		0-0 2B			0-0 F9	4 1 1 0 0 0 2				
Inning Stats	R: 2 H: 2 E: 0 LOB: 0 K: 0 BB: 0 S: 5 P: 5	R: 0 H: 0 E: 0 LOB: 0 K: 0 BB: 0 S: 3 P: 3	R: 3 H: 3 E: 0 LOB: 0 K: 0 BB: 0 S: 6 P: 6	R: 0 H: 0 E: 0 LOB: 0 K: 0 BB: 0 S: 3 P: 3	R: 1 H: 2 E: 0 LOB: 1 K: 0 BB: 0 S: 5 P: 5	R: 2 H: 4 E: 0 LOB: 1 K: 0 BB: 0 S: 6 P: 6	R: 1 H: 2 E: 0 LOB: 1 K: 0 BB: 0 S: 4 P: 4	R: 1 H: 1 E: 0 LOB: 0 K: 0 BB: 1 S: 3 P: 7	R: 0 H: 1 E: 0 LOB: 1 K: 2 BB: 0 S: 8 P: 8	1B: 7 SF: 0 2B: 4 SAC: 0 3B: 1 DP: 2 HR: 3 HBP: 0		WP: 1 PA: 40 PB: 0 SB: 0 CS: 0	
PITCHER	IP WLS BF H R ER SO BB IBB HBP BLK WP HR S P ERA WHIP											PITCHER	IP WLS BF H R ER SO BB IBB HBP BLK WP HR S P ERA WHIP
Joe Nuxhall, L (1, 1) ERA: 4.83	2.1 L 12 5 5 5 0 0 0 0 0 0 0 2 12 12 19.29 2.143												
Bob Kelly, R (3, 1) ERA: 8.69	2.2 14 6 3 3 0 0 0 0 0 0 0 0 14 14 10.12 2.250												
Herm Wehmeier, R (6, 1) ERA: 8.21	4.0 14 4 2 2 2 1 0 0 0 1 1 17 21 4.50 1.250												

livebaseballscorecards.com

AB	39
R	10
H	15
RBI	10
BB	1
SO	2
LOB	11



Batter	1	2	3	4	5	6	7	8	9	AB R H RBI BB SO LOB
--------	---	---	---	---	---	---	---	---	---	----------------------

Rocky Bridges, R <small>(1, 4) OBP: 0.313, SLG: 0.255</small>										3 1 1 0 1 0 1
Bobby Adams, R <small>(1, 5) OBP: 0.364, SLG: 0.390</small>										4 0 1 0 0 0 1
Gus Bell, L <small>(1, 8) OBP: 0.376, SLG: 0.613</small>										4 0 0 0 0 1 1
Ted Kluszewski, L <small>(1, 3) OBP: 0.350, SLG: 0.603</small>										4 0 2 0 0 1 0
Jim Greengrass, R <small>(1, 7) OBP: 0.340, SLG: 0.505</small>										4 1 2 1 0 0 1
Bob Borkowski, R <small>(1, 9) OBP: 0.362, SLG: 0.508</small>										3 0 1 0 0 0 2
Andy Seminick, R <small>(1, 2) OBP: 0.320, SLG: 0.412</small> Frank Baldwin, R <small>(8, 2) OBP: 0.200, SLG: 0.143</small>										3 0 0 0 0 0 3 0 0 0 0 0 0 0
Roy McMillan, R <small>(1, 6) OBP: 0.258, SLG: 0.288</small>										3 0 0 0 0 0 0
Joe Nuxhall, L <small>(1, 1) OBP: 0.381, SLG: 0.500</small> Bob Kelly, R <small>(3, 1)</small> Herm Wehmeier, R <small>(6, 1) OBP: 0.357, SLG: 0.308</small>										0 0 0 0 0 0 0 2 0 0 0 0 1 0 0 0 0 0 1 0 0

Inning Stats	R: 0 H: 0 E: 0 K: 0 S: 2	H: 0 LOB: 0 BB: 1 P: 6	R: 0 H: 2 E: 0 K: 0 S: 4	H: 2 LOB: 1 BB: 0 P: 4	R: 1 H: 2 E: 1 K: 0 S: 5	H: 2 LOB: 1 BB: 0 P: 5	R: 1 H: 2 E: 0 K: 1 S: 6	H: 2 LOB: 0 BB: 0 P: 6	R: 0 H: 0 E: 0 K: 1 S: 5	H: 0 LOB: 0 BB: 0 P: 5	R: 0 H: 0 E: 0 K: 1 S: 5	H: 0 LOB: 0 BB: 0 P: 5	R: 0 H: 0 E: 0 K: 0 S: 3	H: 0 LOB: 0 BB: 0 P: 3	R: 0 H: 0 E: 0 K: 0 S: 2	H: 0 LOB: 0 BB: 1 P: 6	R: 0 H: 1 E: 0 K: 0 S: 4	H: 1 LOB: 1 BB: 0 P: 4	1B: 6 SF: 0 2B: 1 SAC: 0 3B: 0 DP: 3 HR: 1 HBP: 0
--------------	--------------------------	------------------------	--------------------------	------------------------	--------------------------	------------------------	--------------------------	------------------------	--------------------------	------------------------	--------------------------	------------------------	--------------------------	------------------------	--------------------------	------------------------	--------------------------	------------------------	--

PITCHER	Warren Spahn, L <small>(1, 1) ERA: 2.82</small>	IP: 9.0 WLS: W BF: 32 H: 7 R: 2 ER: 1 SO: 3 BB: 2 IBB: 0 HBP: 0 BLK: 0 WP: 0 HR: 1 S: 36 P: 44 ERA: 1.00 WHIP: 1.000	PITCHER	IP: 9.0 WLS: W BF: 32 H: 7 R: 2 ER: 1 SO: 3 BB: 2 IBB: 0 HBP: 0 BLK: 0 WP: 0 HR: 1 S: 36 P: 44 ERA: 1.00 WHIP: 1.000
---------	---	--	---------	--

BOTTOM

Milwaukee Braves @ Cincinnati Reds
 Crosley Field, Cincinnati, OH
 Wed Jul 01 1953, 3:33 AM EDT
 Att. 3,356 - Unknown

livebaseballscorecards.com

AB	30
R	2
H	7
RBI	1
BB	2
SO	3
LOB	9



WP: 0	PA: 32
PB: 0	SB: 0
CS: 0	

Batter	1	2	3	4	5	6	7	8	9	AB R H RBI BB SO LOB	TOP											
Rocky Bridges, R OBP: 0.318, SLG: 0.268 (1, 4) X	0-0 5-3 ①		X 0-0 2B		X 0-0 FC6-4 1B			X 0-0 6-3 ②		4 0 2 0 0 0 0												
Bobby Adams, R OBP: 0.366, SLG: 0.387 (1, 5) B B B	4-0 HR BB		B B B 4-0 PO BB		X 0-0 FC6-4 1-2f ③			X 0-0 F7 ③		2 1 0 0 2 0 1												
Gus Bell, L OBP: 0.378, SLG: 0.621 (1, 8) S S S	0-3 K ②		X 0-0 F7 ①		B B B 4-0 CS BB			X 0-0 HR		3 1 1 1 1 1 3												
Ted Kluszewski, L OBP: 0.349, SLG: 0.609 (1, 3) X	0-0 1-H HR		S S S 0-3 K ②		S S S 0-3 K 1-2 ① ② ③			X 0-0 F8 ①		4 1 1 2 0 2 3												
Jim Greengrass, R OBP: 0.339, SLG: 0.502 (1, 7) X	0-0 1B		0-0 PO 1-2 ③ X	0-0 3-1 ①		X 0-0 6-3 ③		X 0-0 F9 ②		4 0 1 0 0 0 0												
Bob Borkowski, R OBP: 0.366, SLG: 0.507 (1, 9) S S S	0-3 K ③		X 0-0 G5-4-3 1B		X 0-0 FC4-6 1B			X 0-0 F9 ③		4 0 2 0 0 1 1												
Frank Baldwin, R OBP: 0.167, SLG: 0.118 (1, 2) S S S		0-3 K ①		X 0-0 G5-4-3 1-2f ② ③		X 0-0 FC4-6 G5-4-3 1-2f ①				3 0 0 0 0 1 2												
Roy McMillan, R OBP: 0.255, SLG: 0.285 (1, 6) X		0-0 6-3 ②		X 0-0 F3 ①		X 0-0 G5-4-3 1-2f ② ③				3 0 0 0 0 0 1												
Bud Podbielniak, R OBP: 0.189, SLG: 0.189 (1, 1) X		0-0 P6 ③		S S S 0-3 K ②		X 0-0 6-3 ①				3 0 0 0 0 1 0												
Inning Stats	R: 2 E: 0 K: 2 S: 9	H: 2 LOB: 1 BB: 1 P: 13	R: 0 E: 0 K: 1 S: 5	H: 0 LOB: 0 BB: 0 P: 5	R: 0 E: 0 K: 1 S: 5	H: 1 LOB: 1 BB: 1 P: 9	R: 0 E: 0 K: 0 S: 3	H: 1 LOB: 0 BB: 0 P: 3	R: 0 E: 0 K: 1 S: 6	H: 1 LOB: 1 BB: 0 P: 6	R: 0 E: 0 K: 1 S: 4	H: 0 LOB: 0 BB: 1 P: 8	R: 0 E: 0 K: 0 S: 3	H: 1 LOB: 0 BB: 0 P: 3	R: 0 E: 0 K: 0 S: 3	H: 0 LOB: 0 BB: 0 P: 3	R: 1 E: 0 K: 0 S: 4	H: 1 LOB: 0 BB: 0 P: 4	1B: 4 2B: 2 3B: 0 HR: 2	SF: 0 SAC: 0 DP: 3 HBP: 0	WP: 0 PB: 0 SB: 0 CS: 1	PA: 34
PITCHER	IP WLS BF H R ER SO BB IBB HBP BLK WP HR S P ERA WHIP																					
Johnny Antonelli, L ERA: 3.3 (1, 1)	7.0 L 26 6 2 2 6 3 0 0 0 0 0 1 35 47 2.57 1.286																					
Lew Burdette, R ERA: 3.56 (8, 1)	2.0 7 1 1 1 0 0 0 0 0 0 0 1 7 7 4.50 0.500																					

Cincinnati Reds @ Milwaukee Braves
Milwaukee County Stadium, Milwaukee, WI

Thu Jul 02 1953, 4:33 AM EDT
Att: 33,661 - Unknown

AB	30
R	3
H	7
RBI	3
BB	3
SO	6
LOB	11



Batter	1	2	3	4	5	6	7	8	9	AB	R	H	RBI	BB	SO	LOB
Bill Bruton, L (1, 8) OBP: 0.297, SLG: 0.351	0-0 F8			0-0 G3		0-0 6-3		0-0 6-3		4	0	0	0	0	0	0
Johnny Logan, R (1, 6) OBP: 0.331, SLG: 0.401	0-0 P6			1-0 1B HBP		0-0 F5		4-0 BB		2	0	0	0	1	0	0
Eddie Mathews, L (1, 5) OBP: 0.405, SLG: 0.643	0-0 F5			0-0 1B		4-0 FC5-4 BB		0-0 F8		3	0	1	0	1	0	1
Sid Gordon, R (1, 7) OBP: 0.346, SLG: 0.504		0-0 1-3		0-0 P6		0-0 FC5-4		0-0 F8		4	0	0	0	0	0	4
Andy Pafko, R (1, 9) OBP: 0.300, SLG: 0.434		0-0 F7		0-3 K			0-0 P6		0-0 F9	4	0	0	0	0	1	2
Joe Adcock, R (1, 3) OBP: 0.310, SLG: 0.409		0-3 K			0-0 F9		0-0 P5		0-0 F9	4	0	0	0	0	1	0
Del Crandall, R (1, 2) OBP: 0.375, SLG: 0.517			0-0 F8		0-0 5-3 1B		0-0 HR		0-0 1B	4	1	3	1	0	0	0
Jack Dittmer, L (1, 4) OBP: 0.270, SLG: 0.317			0-0 F8		0-0 5-3		0-0 1B		0-0 F9	4	0	1	0	0	0	2
Johnny Antonelli, L (1, 1) OBP: 0.111, SLG: 0.040			0-0 G3		0-0 4-3		0-3 K			2	0	0	0	0	0	1
Walker Cooper, R (7, PH) OBP: 0.333, SLG: 0.317										1	0	0	0	0	1	1
Lew Burdette, R (8, 1) OBP: 0.267, SLG: 0.267										0	0	0	0	0	0	0

Inning Stats	R: 0 E: 0 K: 0 S: 3	H: 0 LOB: 0 BB: 0 P: 3	R: 0 E: 0 K: 1 S: 5	H: 0 LOB: 0 BB: 0 P: 5	R: 0 E: 0 K: 0 S: 3	H: 0 LOB: 0 BB: 0 P: 3	R: 0 E: 0 K: 1 S: 6	H: 1 LOB: 2 BB: 0 P: 7	R: 0 E: 0 K: 0 S: 4	H: 1 LOB: 1 BB: 0 P: 4	R: 0 E: 0 K: 0 S: 3	H: 0 LOB: 1 BB: 1 P: 7	R: 1 E: 0 K: 1 S: 7	H: 2 LOB: 1 BB: 0 P: 7	R: 0 E: 0 K: 0 S: 3	H: 0 LOB: 1 BB: 1 P: 7	R: 0 E: 0 K: 0 S: 4	H: 1 LOB: 1 BB: 0 P: 4	1B: 4 2B: 0 3B: 0 HR: 1	SF: 0 SAC: 0 DP: 0 HBP: 1	WP: 0 PB: 0 SB: 0 CS: 0	PA: 35
---------------------	------------------------------	---------------------------------	------------------------------	---------------------------------	------------------------------	---------------------------------	------------------------------	---------------------------------	------------------------------	---------------------------------	------------------------------	---------------------------------	------------------------------	---------------------------------	------------------------------	---------------------------------	------------------------------	---------------------------------	----------------------------------	------------------------------------	----------------------------------	--------

PITCHER Bud Podbielan, R (1, 1) ERA: 3.83	IP: 9.0 WLS: W BF: 35 H: 5 R: 1 ER: 1 SO: 3 BB: 2 IBB: 0 HBP: 1 BLK: 0 WP: 0 HR: 1 S: 38 P: 47 ERA: 1.00 WHIP: 0.778	PITCHER	IP: 9.0 WLS: W BF: 35 H: 5 R: 1 ER: 1 SO: 3 BB: 2 IBB: 0 HBP: 1 BLK: 0 WP: 0 HR: 1 S: 38 P: 47 ERA: 1.00 WHIP: 0.778
--	--	----------------	--

BOTTOM

Cincinnati Reds @ Milwaukee Braves
Milwaukee County Stadium, Milwaukee, WI

Thu Jul 02 1953, 4:33 AM EDT
Att. 33,661 - Unknown

livebaseballscorecards.com

AB	32
R	1
H	5
RBI	1
BB	2
SO	3
LOB	11



Batter	1	2	3	4	5	6	7	8	9	AB R H RBI BB SO LOB	TOP
Rocky Bridges, R (1, 4) <small>OBP: 0.312, SLG: 0.263</small> Grady Hatton, L (8, PH) <small>OBP: 0.318, SLG: 0.374</small> (8, 4)	0-0 F4		0-3 K		0-0 FC6-4 1-2f			0-3 K		3 0 0 0 0 1 1 1 0 0 0 0 1 0	Cincinnati Reds @ Milwaukee Braves Milwaukee County Stadium, Milwaukee, WI Fri Jul 03 1953, 4:33 AM EDT Att. 14,121 - Unknown livebaseballscorecards.com
Bobby Adams, R (1, 5) <small>OBP: 0.361, SLG: 0.381</small>	0-0 F5			0-3 K		0-3 K		0-0 P3		4 0 0 0 0 2 0	
Gus Bell, L (1, 8) <small>OBP: 0.376, SLG: 0.614</small>	4-0 CS BB			0-0 F7		0-0 P6		0-0 G3		3 0 0 0 1 0 0	
Ted Kluszewski, L (1, 3) <small>OBP: 0.351, SLG: 0.617</small>	0-0 CS 1-2	0-0 HR		4-0 FC5 1B BB		0-0 F8		0-0 F9		3 1 1 1 1 0 0	
Jim Greengrass, R (1, 7) <small>OBP: 0.341, SLG: 0.502</small>		0-3 K		0-0 FC5 1B		0-0 F2		0-0 BB 1B		4 0 2 0 0 1 0	
Bob Borkowski, R (1, 9) <small>OBP: 0.362, SLG: 0.496</small>		0-3 K		0-0 FC5 1-2 2-3f		0-0 5-3		4-0 BB		3 0 0 0 1 1 2	
Hobie Landrith, L (1, 2) <small>OBP: 0.276, SLG: 0.253</small>		0-0 6-3		0-0 6-3		0-0 6-3 1B		0-0 4-3		4 0 1 0 0 0 2	
Roy McMillan, R (1, 6) <small>OBP: 0.256, SLG: 0.282</small>			0-0 F5		1-0 FC6-4 HBP		0-0 F7			2 0 0 0 0 0 1	
Fred Baczewski, L (1, 1) <small>OBP: 0.250, SLG: 0.250</small> Willard Marshall, L (8, PH) <small>OBP: 0.290, SLG: 0.412</small> Frank Smith, R (8, 1) <small>OBP: 0.222, SLG: 0.222</small>			0-0 G3		0-0 F5		0-3 K		2 0 0 0 0 0 1 1 0 0 0 0 1 0 0 0 0 0 0 0 0		
Inning Stats	R: 0 H: 0 E: 0 LOB: 0 K: 0 BB: 1 S: 2 P: 6	R: 1 H: 1 E: 0 LOB: 0 K: 2 BB: 0 S: 8 P: 8	R: 0 H: 0 E: 0 LOB: 0 K: 1 BB: 0 S: 5 P: 5	R: 0 H: 1 E: 0 LOB: 2 K: 1 BB: 1 S: 6 P: 10	R: 0 H: 0 E: 0 LOB: 1 K: 0 BB: 0 S: 3 P: 4	R: 0 H: 0 E: 0 LOB: 0 K: 1 BB: 0 S: 5 P: 5	R: 0 H: 1 E: 0 LOB: 1 K: 0 BB: 0 S: 4 P: 4	R: 0 H: 0 E: 0 LOB: 0 K: 2 BB: 0 S: 7 P: 7	R: 0 H: 1 E: 0 LOB: 2 K: 0 BB: 1 S: 4 P: 8	1B: 3 SF: 0 2B: 0 SAC: 0 3B: 0 DP: 0 HR: 1 HBP: 1	WP: 0 PA: 35 PB: 0 SB: 0 CS: 1
PITCHER Jim Wilson, R (1, 1) <small>ERA: 3.63</small>	IP: 9.0 WLS: W BF: 34 H: 4 R: 1 ER: 1 SO: 7 BB: 3 IBB: 0 HBP: 1 BLK: 0 WP: 0 HR: 1 S: 44 P: 57 ERA: 1.00 WHIP: 0.778										



Batter	1	2	3	4	5	6	7	8	9	AB	R	H	RBI	BB	SO	LOB
Jim Pendleton, R OBP: 0.307, SLG: 0.347 (1, 8)	F9		7-4-3 1B			4-3 SH2-4 1B		FC6-2 1B		5	1	2	0	0	0	3
Johnny Logan, R OBP: 0.333, SLG: 0.402 Harry Hanebrink, L OBP: 0.222, SLG: 0.353 (1, 6) (9, 4)	BB BB 1B		F9			SH2-4		FC5-6 2B		4	2	2	1	0	0	2
Eddie Mathews, L OBP: 0.404, SLG: 0.636 (1, 5)	BB BB 1-2 BB		7-4-3 1-2f			4-3		K 2B BB		3	1	0	0	2	1	5
Sid Gordon, R OBP: 0.350, SLG: 0.507 (1, 7)	1-2 2-3 BB				6-3			F7 2B		4	1	2	2	1	0	3
Andy Pafko, R OBP: 0.310, SLG: 0.437 (1, 9)	1-2 2-3 3-H BB				2B 1B			1B F8 1B		3	3	2	1	2	0	1
Joe Adcock, R OBP: 0.314, SLG: 0.414 (1, 3)	G6-3 1-2f				1-H 2B			E SH 1B BB		4	1	2	1	1	1	6
Del Crandall, R OBP: 0.372, SLG: 0.517 (1, 2)			6-3					SH 1B E FC6-2 1B		4	1	1	3	0	0	2
Sibby Sisti, R OBP: 0.308, SLG: 0.182 (1, 4) (9, 6)			P4					E1 FC6-2 1B 1B		4	1	1	2	1	0	3
Jim Wilson, R OBP: 0.214, SLG: 0.269 (1, 1)			F9					1B FC6-2 1B		5	0	1	1	0	0	4


Inning Stats	R: 1	H: 1	E: 0	K: 0	S: 3	LOB: 2	BB: 3	P: 15	R: 0	H: 0	E: 0	K: 0	S: 3	LOB: 0	BB: 0	P: 3	R: 0	H: 1	E: 0	K: 0	S: 3	LOB: 0	BB: 0	P: 3	R: 1	H: 2	E: 0	K: 0	S: 5	LOB: 2	BB: 1	P: 9	R: 1	H: 2	E: 0	K: 0	S: 5	LOB: 1	BB: 0	P: 5	R: 2	H: 2	E: 2	K: 1	S: 9	LOB: 3	BB: 1	P: 13	R: 1	H: 2	E: 0	K: 0	S: 5	LOB: 1	BB: 0	P: 5	R: 5	H: 3	E: 1	K: 1	S: 9	LOB: 1	BB: 2	P: 17
PITCHER	IP	WLS	BF	H	R	ER	SO	BB	IBB	HBP	BLK	WP	HR	S	P	ERA	WHIP																																															
Fred Baczewski, L ERA: 3.46 (1, 1)	7.0	L	36	10	6	5	1	5	0	0	0	0	0	33	53	6.43	2.143																																															
Frank Smith, R ERA: 6.19 (8, 1)	1.0		9	3	5	0	1	1	1	0	0	0	0	9	17	0.00	4.000																																															

BOTTOM

Cincinnati Reds @ Milwaukee Braves
Milwaukee County Stadium, Milwaukee, WI

Fri Jul 03 1953, 4:33 AM EDT
Att. 14,121 - Unknown

AB	36
R	11
H	13
RBI	11
BB	7
SO	2
LOB	29



1B:	10	SF:	0	WP:	0	PA:	45
2B:	4	SAC:	2	PB:	0		
3B:	0	DP:	2	SB:	0		
HR:	0	HBP:	0	CS:	0		

Batter	1	2	3	4	5	6	7	8	9	AB R H RBI BB SO LOB	TOP											
Rocky Bridges, R (1, 4) OBP: 0.309, SLG: 0.256	4-0 3B BB	0-0 F2		0-0 FC6-4		0-3 K		0-0 6-3		4 1 0 0 1 1 4												
Bobby Adams, R (1, 5) OBP: 0.365, SLG: 0.385	0-0 F7		0-3 K		0-0 1B 1B	0-0 1B		0-0 1B		5 1 3 1 0 1 1												
Gus Bell, L (1, 8) OBP: 0.376, SLG: 0.617	0-0 1-H 3B		0-0 1-3		0-0 1B G3 1B	0-3 K		0-0 F8		5 1 2 1 0 1 3												
Ted Kluszewski, L (1, 3) OBP: 0.352, SLG: 0.613	0-3 K		0-0 1B 1B		0-0 1B G3 1B		0-0 F9		0-0 F5	5 0 2 1 0 1 1												
Jim Greengrass, R (1, 7) OBP: 0.342, SLG: 0.500	0-0 F7		0-0 1-2 1B		0-0 G3		0-0 FC6-4 1B		0-0 F9	5 0 2 1 0 0 2												
Bob Borkowski, R (1, 9) OBP: 0.351, SLG: 0.479		0-0 6-3	0-0 F8		0-3 K		0-0 FC6-4		0-0 5-3	5 0 0 0 0 1 4												
Hobie Landrith, L (1, 2) OBP: 0.265, SLG: 0.242		0-0 4-3		0-0 1-3	0-0 3-1		0-0 F6			4 0 0 0 0 0 2												
Roy McMillan, R (1, 6) OBP: 0.259, SLG: 0.283		0-0 E1 1B 1B		0-0 6-3		4-0 FC1-6 BB		0-0 6-3		3 1 1 0 1 0 0												
Harry Perkowski, L (1, 1) OBP: 0.357, SLG: 0.360		0-0 2-H 1B		0-0 FC6-4 1B		0-0 FC1-6 1B		0-0 6-3 1B 2B		4 1 3 1 0 0 1												
Inning Stats	R: 1 E: 0 K: 1 S: 6	H: 1 LOB: 1 BB: 1 P: 10	R: 1 E: 1 K: 0 S: 5	H: 2 LOB: 1 BB: 0 P: 5	R: 0 E: 0 K: 1 S: 7	H: 2 LOB: 2 BB: 0 P: 7	R: 0 E: 0 K: 0 S: 4	H: 1 LOB: 1 BB: 0 P: 4	R: 2 E: 0 K: 1 S: 8	H: 3 LOB: 1 BB: 0 P: 8	R: 0 E: 0 K: 2 S: 8	H: 1 LOB: 2 BB: 1 P: 12	R: 0 E: 0 K: 0 S: 4	H: 1 LOB: 1 BB: 0 P: 4	R: 1 E: 0 K: 0 S: 5	H: 2 LOB: 1 BB: 0 P: 5	R: 0 E: 0 K: 0 S: 3	H: 0 LOB: 0 BB: 0 P: 3	1B: 11 2B: 1 3B: 1 HR: 0	SF: 0 SAC: 0 DP: 0 HBP: 0	WP: 0 PB: 0 SB: 0 CS: 0	PA: 42
PITCHER	IP WLS BF H R ER SO BB IBB HBP BLK WP HR S P ERA WHIP																					
Ernie Johnson, R (1, 1) ERA: 3.51	4.0 L 22 9 4 3 2 1 0 0 0 0 0 0 25 29 6.75 2.500																					
Dave Jolly, R (5, 1) ERA: 3.18	2.0 8 1 0 0 3 1 0 0 0 0 0 0 13 17 0.00 1.000																					
Lew Burdette, R (7, 1) ERA: 3.59	2.0 9 3 1 1 0 0 0 0 0 0 0 0 9 9 4.50 1.500																					
Dave Cole, R (9, 1) ERA: 7.24	1.0 3 0 0 0 0 0 0 0 0 0 0 0 3 3 0.00 0.000																					

Cincinnati Reds @ Milwaukee Braves
 Milwaukee County Stadium, Milwaukee, WI
 Sat Jul 04 1953, 4:33 AM EDT
 Unknown

livebaseballscorecards.com

AB	40
R	5
H	13
RBI	5
BB	2
SO	5
LOB	18



Batter	1	2	3	4	5	6	7	8	9	AB R H RBI BB SO LOB	TOP											
Rocky Bridges, R (1, 4) OBP: 0.308, SLG: 0.263 Willard Marshall, L (9, PH) OBP: 0.288, SLG: 0.409 Johnny Temple, R (9, 4) OBP: 0.289, SLG: 0.318	0-0 F3		0-0 2B		0-0 6-3			0-0 5-3	0-3 K	4 0 1 0 0 0 0 1 0 0 0 0 1 1 0 0 0 0 0 0 0												
Bobby Adams, R (1, 5) OBP: 0.360, SLG: 0.379	0-3 K		0-0 F8		0-0 F8			0-3 K		4 0 0 0 0 2 1												
Gus Bell, L (1, 8) OBP: 0.381, SLG: 0.625	0-0 1B		4-0 BB		0-0 4-3			0-0 1B		3 2 2 0 1 0 0												
Ted Kluszewski, L (1, 3) OBP: 0.357, SLG: 0.615	0-0 1B		0-0 F4		0-0 1B			0-0 1B		4 0 3 2 0 0 2												
Jim Greengrass, R (1, 7) OBP: 0.341, SLG: 0.497	0-0 F3			0-0 1B			0-0 G1-6-3	0-0 F3		4 0 1 0 0 0 3												
Bob Borkowski, R (1, 9) OBP: 0.348, SLG: 0.469		0-0 F8		0-0 6-3		0-0 F8			4-0 SH5-3 SH1-4 WP BB	3 1 0 0 1 0 1												
Andy Seminick, R (1, 2) OBP: 0.314, SLG: 0.404		0-3 K2-3		0-0 F8			0-0 6-3	0-0 SH1-4		3 0 0 0 0 1 1												
Roy McMillan, R (1, 6) OBP: 0.263, SLG: 0.281		0-0 G3		4-0 BB			0-0 F3	4-0 WP SH5-3 IBB		2 0 0 0 2 0 0												
Ken Raffensberger, R (1, 1) OBP: 0.120, SLG: 0.200			0-3 K		0-3 K		0-0 1-3	0-0 SH5-3		3 0 0 0 0 2 2												
Inning Stats	R: 1 E: 0 K: 1 S: 7	H: 2 LOB: 1 BB: 0 P: 7	R: 0 E: 0 K: 1 S: 5	H: 0 LOB: 0 BB: 0 P: 5	R: 0 E: 0 K: 1 S: 6	H: 1 LOB: 2 BB: 1 P: 10	R: 0 E: 0 K: 1 S: 6	H: 1 LOB: 2 BB: 1 P: 10	R: 0 E: 0 K: 0 S: 3	H: 0 LOB: 0 BB: 0 P: 3	R: 0 E: 0 K: 0 S: 3	H: 1 LOB: 0 BB: 0 P: 3	R: 0 E: 0 K: 0 S: 3	H: 0 LOB: 0 BB: 0 P: 3	R: 1 E: 0 K: 1 S: 7	H: 2 LOB: 1 BB: 0 P: 7	R: 1 E: 0 K: 1 S: 5	H: 0 LOB: 1 BB: 2 P: 13	1B: 4 2B: 3 3B: 0 HR: 0	SF: 0 SAC: 2 DP: 1 HBP: 0	WP: 1 PB: 0 SB: 0 CS: 0	PA: 37
PITCHER	IP WLS BF H R ER SO BB IBB HBP BLK WP HR S P ERA WHIP																					
Don Liddle, L (1, 1) ERA: 2.8	8.0 L 32 7 2 2 5 2 0 0 0 0 0 0 40 48 2.25 1.125																					
Bob Buhl, R (9, 1) ERA: 3.81	1.0 5 0 1 1 1 1 1 1 0 0 1 0 5 13 9.00 1.000																					

Cincinnati Reds @ Milwaukee Braves
 Milwaukee County Stadium, Milwaukee, WI
 Sat Jul 04 1953, 4:38 AM EDT
 Att. 26,511 - Unknown

livebaseballscorecards.com

AB 31
 R 3
 H 7
 RBI 2
 BB 4
 SO 6
 LOB 11



Batter	1	2	3	4	5	6	7	8	9	AB R H RBI BB SO LOB	TOP							
Solly Hemus, L (1, 6) OBP: 0.383, SLG: 0.435	0-0 F5		0-0 F9			0-0 F7			0-0 P2	4 0 0 0 0 0 0								
Red Schoendienst, S (1, 4) Eddie Erautt, R (6, 1) Eddie Stanky, R (9, PH)	0-0 5-3			0-0 F9		0-0 F8			0-0 F7	3 0 0 0 0 0 0 0 0 0 0 0 0 0 1 0 0 0 0 0 0								
Stan Musial, L (1, 7) OBP: 0.413, SLG: 0.512	0-3 K			0-0 6-3			0-0 F8		0-0 E1	4 0 0 0 0 1 0								
Steve Bilko, R (1, 3) OBP: 0.354, SLG: 0.441		0-0 P3		0-0 F8			0-3 K		0-0 F8	4 0 0 0 0 1 1								
Peanuts Lowrey, R (1, 9) OBP: 0.340, SLG: 0.489		0-0 P5			0-0 2B		0-0 1B			3 0 2 0 0 0 0								
Ray Jablonski, R (1, 5) OBP: 0.307, SLG: 0.453		0-0 1B			0-0 6-3		0-0 P2			3 0 1 0 0 0 2								
Rip Repulski, R (1, 8) OBP: 0.321, SLG: 0.388		0-0 F9			0-0 F7			0-0 F9		3 0 0 0 0 0 2								
Del Rice, R (1, 2) OBP: 0.327, SLG: 0.374			0-0 5-3		0-0 5-3			0-0 F2		3 0 0 0 0 0 1								
Gerry Staley, R (1, 1) Pete Castiglione, R (6, PH) OBP: 0.234, SLG: 0.302			0-0 1-3			0-0 6-3		0-0 6-3		1 0 0 0 0 0 0 2 0 0 0 0 0 0								
Inning Stats	R: 0 E: 0 K: 1 S: 5	H: 0 LOB: 0 BB: 0 P: 5	R: 0 E: 0 K: 0 S: 4	H: 1 LOB: 1 BB: 0 P: 4	R: 0 E: 0 K: 0 S: 3	H: 0 LOB: 0 BB: 0 P: 3	R: 0 E: 0 K: 0 S: 3	H: 0 LOB: 0 BB: 0 P: 3	R: 0 E: 0 K: 1 S: 6	H: 1 LOB: 1 BB: 0 P: 6	R: 0 E: 0 K: 0 S: 3	H: 0 LOB: 0 BB: 0 P: 3	R: 0 E: 1 K: 0 S: 4	H: 0 LOB: 1 BB: 0 P: 4	1B: 2 2B: 1 3B: 0 HR: 0	SF: 0 SAC: 0 DP: 0 HBP: 0	WP: 0 PB: 0 SB: 0 CS: 0	PA: 31
PITCHER Warren Spahn, L (1, 1) ERA: 2.59	IP: 9.0 WLS: W BF: 31 H: 3 R: 0 ER: 0 SO: 2 BB: 0 IBB: 0 HBP: 0 BLK: 0 WP: 0 HR: 0 S: 35 P: 35 ERA: 0.00 WHIP: 0.333											PITCHER IP: 0 WLS: 0 BF: 0 H: 0 R: 0 ER: 0 SO: 0 BB: 0 IBB: 0 HBP: 0 BLK: 0 WP: 0 HR: 0 S: 0 P: 0 ERA: 0.00 WHIP: 0.000						

St. Louis Cardinals @ Milwaukee Braves
Milwaukee County Stadium, Milwaukee, WI

Sun Jul 05 1953, 4:33 AM EDT
Unknown

livebaseballscorecards.com

AB	31
R	0
H	3
RBI	0
BB	0
SO	2
LOB	6



Batter	1	2	3	4	5	6	7	8	9	AB R H RBI BB SO LOB	TOP	
Frank Baumholtz, L (1, 8) OBP: 0.366, SLG: 0.448	0-3 K	0-0 F8			0-3 K		0-3 K		0-0 F6	5 0 0 0 0 3 2	Chicago Cubs @ Milwaukee Braves Milwaukee County Stadium, Milwaukee, WI Tue Jul 07 1953, 4:33 AM EDT Att: 37,113 - Unknown livebaseballscorecards.com	
Eddie Miksis, R (1, 6) OBP: 0.298, SLG: 0.356	0-0 CS 1B		0-0 6-3		0-0 6-3		4-0 BB			3 0 1 0 1 0 0		
Ralph Kiner, R (1, 7) OBP: 0.388, SLG: 0.520	4-0 1-2 BB		0-0 E 1B		0-0 FC6-4 1B		0-0 F7			3 0 2 0 1 0 1		
Hank Sauer, R (1, 9) OBP: 0.383, SLG: 0.500	0-0 F9		0-0 E6 G6-4-3		0-0 FC6-4		0-0 F7			4 0 0 0 0 0 3		
Randy Jackson, R (1, 5) OBP: 0.366, SLG: 0.530		4-0 BB 1B BB	0-0 G6-4-3		0-0 F8		0-3 K			3 1 0 0 1 1 2		
Dee Fondy, L (1, 3) OBP: 0.346, SLG: 0.460		0-3 K		0-0 1B		0-0 G3		0-0 2B		4 0 2 0 0 1 1		
Bill Serena, R (1, 4) OBP: 0.314, SLG: 0.362		0-0 1-2 1B 1B		0-0 F9		4-0 BB		0-0 F7		3 0 1 0 1 0 2		
Clyde McCullough, R (1, 2) OBP: 0.287, SLG: 0.337		0-0 1-2 2-H 1B		0-3 K		0-0 P4		0-0 F4		4 0 1 1 0 1 2		
Turk Lown, R (1, 1) OBP: 0.080, SLG: 0.083 Tommy Brown, R (9, PH) OBP: 0.281, SLG: 0.321		0-0 F9		0-0 L9		0-0 F7		0-3 K		3 0 0 0 0 0 3 1 0 0 0 0 1 0		
Inning Stats	R: 0 E: 0 K: 1 S: 5 H: 1 LOB: 1 BB: 1 P: 9	R: 1 E: 0 K: 1 S: 7 H: 2 LOB: 2 BB: 1 P: 11	R: 0 E: 1 K: 0 S: 4 H: 1 LOB: 1 BB: 0 P: 4	R: 0 E: 0 K: 1 S: 6 H: 1 LOB: 1 BB: 0 P: 6	R: 0 E: 0 K: 1 S: 6 H: 1 LOB: 1 BB: 0 P: 6	R: 0 E: 0 K: 0 S: 3 H: 0 LOB: 1 BB: 1 P: 7	R: 0 E: 0 K: 1 S: 5 H: 0 LOB: 1 BB: 1 P: 9	R: 0 E: 0 K: 1 S: 6 H: 1 LOB: 1 BB: 0 P: 6	R: 0 E: 0 K: 1 S: 5 H: 0 LOB: 0 BB: 0 P: 5	1B: 6 2B: 1 3B: 0 HR: 0 SF: 0 SAC: 0 DP: 1 HBP: 0	WP: 0 PB: 0 SB: 0 CS: 1 PA: 37	
PITCHER Johnny Antonelli, L (1, 1) ERA: 3.06	IP WLS BF H R ER SO BB IBB HBP BLK WP HR S P ERA WHIP	9.0 W 37 7 1 1 7 4 0 0 0 0 0 0 47 63 1.00 1.222										

Chicago Cubs @ Milwaukee Braves
 Milwaukee County Stadium, Milwaukee, WI
 Tue Jul 07 1953, 4:33 AM EDT
 Att: 37,113 - Unknown

AB	33
R	1
H	7
RBI	1
BB	4
SO	7
LOB	16



Batter	1	2	3	4	5	6	7	8	9	AB	R	H	RBI	BB	SO	LOB
Bill Bruton, L OBP: 0.295, SLG: 0.351 (1, 8) BBB	4-0 1B G6-4-3 BB		0-0 P6		0-0 L6		0-0 F9 1B 1-3			3	1	1	0	1	0	1
Johnny Logan, R OBP: 0.331, SLG: 0.407 (1, 6) X	0-0 G6-4-3 1-3 1B		0-0 6-3		0-0 F7		0-0 FC5-4 1-2 3-H 1B			4	0	2	1	0	0	1
Eddie Mathews, L OBP: 0.401, SLG: 0.636 (1, 5) BBB	4-0 G6-4-3 IBB		4-0 BB			0-0 HR	0-0 F9 2-3			2	1	1	1	2	0	2
Del Crandall, R OBP: 0.365, SLG: 0.500 (1, 2) X	0-0 G6-4-3 1-2f 2-3 3-H		0-0 6-3			0-0 6-3 SH3-4 1B	0-0 FC5-4 1-2f			4	0	1	0	0	0	5
Andy Pafko, R OBP: 0.308, SLG: 0.426 (1, 9) X	0-0 6-3			0-0 F9		0-0 SH3-4 1-2		0-0 4-3		3	0	0	0	0	0	1
Jim Pendleton, R OBP: 0.280, SLG: 0.303 (1, 7) X		0-0 F3		0-0 1-3		0-0 6-3 2-3		0-3 K		4	0	0	0	0	1	1
Joe Adcock, R OBP: 0.317, SLG: 0.424 (1, 3) X		0-0 4-3 1B		0-0 5-3		0-3 K		0-0 IHR		4	1	2	1	0	1	1
Jack Dittmer, L OBP: 0.266, SLG: 0.312 (1, 4) X		0-0 4-3 1-2		0-0 4-3		0-0 4-3		0-0 F8		4	1	1	0	0	0	1
Johnny Antonelli, L OBP: 0.133, SLG: 0.071 (1, 1) X		0-0 G3			0-0 1B		0-3 K			3	0	1	0	0	1	2

Inning Stats	R: 1	H: 1	E: 0	LOB: 1	K: 0	BB: 2	S: 3	R: 0	H: 1	E: 0	LOB: 1	K: 0	BB: 0	S: 4	R: 0	H: 0	E: 0	LOB: 0	K: 0	BB: 1	S: 3	R: 0	H: 0	E: 0	LOB: 0	K: 0	BB: 0	S: 4	R: 1	H: 2	E: 0	LOB: 1	K: 1	BB: 0	S: 7	R: 1	H: 3	E: 0	LOB: 2	K: 1	BB: 0	S: 8	R: 1	H: 1	E: 0	LOB: 0	K: 1	BB: 0	S: 6
	0	1	0	1	0	2	3	0	1	0	1	0	0	4	0	0	0	0	0	0	1	3	0	0	0	0	0	0	0	1	2	0	1	0	0	7	1	0	2	0	0	0	6	1	0	6			

PITCHER	IP	WLS	BF	H	R	ER	SO	BB	IBB	HBP	BLK	WP	HR	S	P	ERA	WHIP	PITCHER	IP	WLS	BF	H	R	ER	SO	BB	IBB	HBP	BLK	WP	HR	S	P	ERA	WHIP												
Turk Lown, R ERA: 3.96 (1, 1)	8.0	L	35	9	4	4	3	2	1	0	0	0	1	38	50	4.50	1.375																														

BOTTOM

Chicago Cubs @ Milwaukee Braves
Milwaukee County Stadium, Milwaukee, WI

Tue Jul 07 1953, 4:33 AM EDT
Att. 37,113 - Unknown

AB	31
R	4
H	9
RBI	3
BB	3
SO	3
LOB	15



WP: 0	PA: 35
PB: 0	SB: 0
CS: 0	

Batter	1	2	3	4	5	6	7	8	9	AB R H RBI BB SO LOB	TOP
Frank Baumholtz, L (1, 8) <small>OBP: 0.374, SLG: 0.462</small> Hal Jeffcoat, R (9, 8) <small>OBP: 0.314, SLG: 0.286</small>	0-0 F5 3B		0-0 F8		0-0 1B 1B		0-0 2B 1B	0-0 E1 1B 1B		5 3 4 0 0 0 0 0 0 0 0 0 0 0	
Dee Fondy, L (1, 3) <small>OBP: 0.347, SLG: 0.462</small>	0-3 K		0-0 F8		0-3 K		0-0 2B	0-0 FC6-4 1B		5 0 2 2 0 2 2	
Ralph Kiner, R (1, 7) <small>OBP: 0.388, SLG: 0.516</small>	0-0 F5		0-3 K		0-0 1B		4-0 IBB	0-0 FC6-4		4 0 1 2 1 1 1	
Hank Sauer, R (1, 9) <small>OBP: 0.377, SLG: 0.490</small>	0-3 K			0-0 1-3	0-0 F7		0-0 F6		0-0 6-3	5 0 0 0 0 1 4	
Randy Jackson, R (1, 5) <small>OBP: 0.363, SLG: 0.521</small>		0-0 F3		4-0 BB		0-0 1-3	0-3 K		0-3 K	4 0 0 0 1 2 3	
Bill Serena, R (1, 4) <small>OBP: 0.316, SLG: 0.383</small>		0-0 4-3		0-0 F4		0-0 HR		0-0 F6	0-0 1B	5 1 2 1 0 0 1	
Eddie Miksis, R (1, 6) <small>OBP: 0.296, SLG: 0.352</small>			4-0 1B BB		0-0 F7		0-0 F9		0-0 6-3	4 0 0 0 1 1 2	
Clyde McCullough, R (1, 2) <small>OBP: 0.308, SLG: 0.391</small>					0-0 HR		0-0 F9		0-0 1B E 1B 1B	4 2 3 1 0 0 0	
Warren Hacker, R (1, 1) <small>OBP: 0.217, SLG: 0.267</small>					0-0 6-3		0-0 3-1		0-0 1B 1B 1-2	4 1 1 0 0 0 2	
Inning Stats	R: 1 H: 1 E: 0 LOB: 0 K: 2 BB: 0 S: 8 P: 8	R: 0 H: 1 E: 0 LOB: 2 K: 0 BB: 1 S: 4 P: 8	R: 0 H: 0 E: 0 LOB: 0 K: 1 BB: 0 S: 5 P: 5	R: 0 H: 0 E: 0 LOB: 1 K: 0 BB: 1 S: 3 P: 7	R: 2 H: 3 E: 0 LOB: 1 K: 1 BB: 0 S: 8 P: 8	R: 1 H: 1 E: 0 LOB: 0 K: 0 BB: 0 S: 4 P: 4	R: 0 H: 2 E: 0 LOB: 3 K: 1 BB: 1 S: 7 P: 11	R: 3 H: 4 E: 1 LOB: 1 K: 0 BB: 0 S: 7 P: 7	R: 0 H: 1 E: 0 LOB: 1 K: 2 BB: 0 S: 8 P: 8	1B: 9 SF: 0 2B: 1 SAC: 0 3B: 1 DP: 0 HR: 2 HBP: 0	WP: 0 PA: 43 PB: 0 SB: 1 CS: 0
PITCHER Jim Wilson, R (1, 1) <small>ERA: 3.77</small> Lew Burdette, R (7, 1) <small>ERA: 3.73</small>	IP WLS BF H R ER SO BB IBB HBP BLK WP HR S P ERA WHIP 6.1 L 29 8 4 4 4 2 0 0 0 0 0 2 35 43 5.68 1.579					IP WLS BF H R ER SO BB IBB HBP BLK WP HR S P ERA WHIP 2.2 14 5 3 2 3 0 1 0 0 0 0 0 19 23 6.75 1.875					

Chicago Cubs @ Milwaukee Braves
 Milwaukee County Stadium, Milwaukee, WI

Wed Jul 08 1953, 4:33 AM EDT
 Att: 37,119 - Unknown

livebaseballscorecards.com

AB	40
R	7
H	13
RBI	6
BB	3
SO	7
LOB	15



Batter	1	2	3	4	5	6	7	8	9	AB R H RBI BB SO LOB	TOP		
Bill Bruton, L (1, 8) OBP: 0.292, SLG: 0.347	0-0 F8	0-0 4-3			0-0 5-3	0-0 F8		0-0 F8		5 0 0 0 0 0 2			
Johnny Logan, R (1, 6) OBP: 0.336, SLG: 0.414	0-0 2B		0-0 1B		0-0 HR 1B	0-3 K			4-0 BB	4 1 3 0 1 1 1			
Eddie Mathews, L (1, 5) OBP: 0.402, SLG: 0.637	4-0 BB		0-0 F8		0-0 HR	4-0 IBB			0-0 P6	3 1 1 2 2 0 2			
Sid Gordon, R (1, 7) OBP: 0.347, SLG: 0.500 Jim Pendleton, R (5, PR) OBP: 0.265, SLG: 0.287 (5, 7)	0-0 G5-4-3		0-0 F4		0-0 1-3 1B	0-0 1-3			0-0 G6-4-3	3 0 1 0 0 0 3 2 0 0 0 0 0 3			
Andy Pafko, R (1, 9) OBP: 0.317, SLG: 0.436		0-0 2B 1B	0-0 FC4-6 1B		0-0 E5 1-3				0-0 G5-4-3 1B	4 1 3 0 0 0 1			
Joe Adcock, R (1, 3) OBP: 0.313, SLG: 0.416		0-0 F8	0-0 FC4-6		0-0 1-3				0-0 G5-4-3	4 0 0 0 0 0 6			
Ebba St. Claire, S (1, 2) OBP: 0.211, SLG: 0.324		0-0 1B 2B		0-0 4-3	0-0 G3				0-0 G3	4 1 1 0 0 0 3			
Jack Dittmer, L (1, 4) OBP: 0.269, SLG: 0.321		0-0 1B		0-0 F9					0-0 F7	4 1 2 2 0 0 0			
Warren Spahn, L (1, 1) OBP: 0.229, SLG: 0.375		0-0 L7		0-0 4-3					0-3 K	4 0 1 1 0 1 1			
Inning Stats	R: 0 H: 1 E: 0 LOB: 1 K: 0 BB: 1 S: 3 P: 7	R: 2 H: 3 E: 0 LOB: 1 K: 0 BB: 0 S: 6 P: 6	R: 0 H: 2 E: 0 LOB: 2 K: 0 BB: 0 S: 5 P: 5	R: 0 H: 0 E: 0 LOB: 0 K: 0 BB: 0 S: 3 P: 3	R: 2 H: 3 E: 1 LOB: 3 K: 0 BB: 0 S: 7 P: 7	R: 1 H: 2 E: 0 LOB: 2 K: 1 BB: 1 S: 7 P: 11	R: 0 H: 1 E: 0 LOB: 0 K: 0 BB: 0 S: 3 P: 3	R: 0 H: 0 E: 0 LOB: 0 K: 1 BB: 0 S: 5 P: 5	R: 0 H: 0 E: 0 LOB: 0 K: 0 BB: 1 S: 2 P: 6	1B: 7 SF: 0 2B: 4 SAC: 0 3B: 0 DP: 3 HR: 1 HBP: 0	WP: 0 PA: 40 PB: 0 SB: 1 CS: 0		
PITCHER	IP WLS BF H R ER SO BB IBB HBP BLK WP HR S P ERA WHIP											PITCHER	IP WLS BF H R ER SO BB IBB HBP BLK WP HR S P ERA WHIP
Joe Presko, R (1, 1) ERA: 4.47	3.0 L 15 6 2 2 0 1 0 0 0 0 0 0 14 18 6.00 2.333												
Al Brazle, L (4, 1) ERA: 4.08	2.0 10 3 2 2 0 0 0 0 0 0 0 1 10 10 9.00 1.500												
Eddie Erault, R (6, 1) ERA: 5.79	2.0 9 3 1 1 1 0 1 0 0 0 0 0 10 14 4.50 1.500												
Cliff Chambers, L (8, 1) ERA: 4.88	2.0 6 0 0 0 0 1 1 0 0 0 0 0 7 11 0.00 0.500												

Milwaukee Braves @ St. Louis Cardinals
Sportsman's Park, St. Louis, MO
Fri Jul 10 1953, 4:33 AM EDT
Att. 22,664 - Unknown

AB	37
R	5
H	12
RBI	5
BB	3
SO	2
LOB	22



Batter	1	2	3	4	5	6	7	8	9	AB R H RBI BB SO LOB
Solly Hemus, L OBP: 0.384, SLG: 0.426 (1, 6)	0-0 F8	0-0 F9			0-0 L9		0-0 1B			4 0 1 0 0 0 3
Red Schoendienst, S OBP: 0.408, SLG: 0.517 (1, 4)	0-0 1-3 1B		0-0 E5 FC4-6		0-0 6-3		0-0 5-3			4 1 1 0 0 0 1
Stan Musial, L OBP: 0.408, SLG: 0.507 (1, 7)	0-0 1-3 1-2		0-3 K			0-0 6-3 3B		0-0 F8		4 1 1 0 0 1 2
Ray Jablonski, R OBP: 0.312, SLG: 0.450 (1, 5)	0-0 PO 2-H 1B		0-0 FC4-6 1-2f		0-0 6-3		0-0 L9			4 0 1 2 0 0 1
Enos Slaughter, L OBP: 0.425, SLG: 0.437 (1, 9)	0-0 PO 1-2	0-0 BB BB 1B	0-3 K		0-0 3-1 2B		0-0 F7			4 0 2 0 0 1 1
Rip Repulski, R OBP: 0.326, SLG: 0.425 (1, 8)		4-0 BB BB 1-2 BB		0-0 4-3		0-0 3-1 2-3		0-0 5-3		3 0 0 0 1 0 1
Steve Bilko, R OBP: 0.351, SLG: 0.426 (1, 3)		0-3 K		0-0 P4		0-3 K		0-0 P3		4 0 0 0 0 2 3
Ferrell Anderson, R OBP: 0.333, SLG: 0.417 (1, 2)		0-0 F9		0-0 4-3		0-0 F3		0-0 6-3		4 0 0 0 0 0 2
Joe Presko, R OBP: 0.268, SLG: 0.211 (1, 1)		4-0 BB BB BB			0-0 F7		0-0 6-3			0 0 0 0 1 0 0
Al Brazzle, L OBP: 0.333, SLG: 0.500 (4, 1)										0 0 0 0 0 0 0
Grant Dunlap, R OBP: 0.222, SLG: 0.778 (5, PH)										1 0 0 0 0 0 0
Eddie Erault, R (6, 1)										0 0 0 0 0 0 0
Peanuts Lowrey, R OBP: 0.330, SLG: 0.474 (7, PH)										1 0 0 0 0 0 0
Cliff Chambers, L (8, 1)		1-2 2-3 BB								0 0 0 0 0 0 0

Inning Stats	R: 1	H: 2	E: 0	K: 0	S: 4	LOB: 0	BB: 0	P: 4
	R: 0	H: 1	E: 0	K: 1	S: 6	LOB: 3	BB: 2	P: 14
	R: 0	H: 0	E: 1	K: 2	S: 8	LOB: 1	BB: 0	P: 8
	R: 0	H: 0	E: 0	K: 0	S: 3	LOB: 0	BB: 0	P: 3
	R: 0	H: 0	E: 0	K: 0	S: 3	LOB: 0	BB: 0	P: 3
	R: 1	H: 2	E: 0	K: 1	S: 7	LOB: 1	BB: 0	P: 7
	R: 0	H: 1	E: 0	K: 0	S: 4	LOB: 1	BB: 0	P: 4
	R: 0	H: 0	E: 0	K: 0	S: 3	LOB: 0	BB: 0	P: 3


PITCHER	IP	WLS	BF	H	R	ER	SO	BB	IBB	HBP	BLK	WP	HR	S	P	ERA	WHIP
Warren Spahn, L ERA: 2.55 (1, 1)	9.0	W	35	6	2	2	4	2	0	0	0	0	0	41	49	2.00	0.889

BOTTOM

Milwaukee Braves @ St. Louis Cardinals
Sportsman's Park, St. Louis, MO


Fri Jul 10 1953, 4:33 AM EDT
Att. 22,664 - Unknown


AB	33
R	2
H	6
RBI	2
BB	2
SO	4
LOB	14





1B	2B	3B	HR	SF	SAC	DP	HBP	WP	PA
4	1	1	0	0	0	0	0	0	36

WP	PB	SB	CS	ERA	WHIP
0	0	0	0		

Batter	1	2	3	4	5	6	7	8	9	AB	R	H	RBI	BB	SO	LOB	TOP			
Bill Bruton, L (1, 8) <small>OBP: 0.292, SLG: 0.347</small>											0	0	0	0	0	0	0	Milwaukee Braves @ St. Louis Cardinals Sportsman's Park, St. Louis, MO Sat Jul 11 1953, 4:33 AM EDT Att. 25,219 - Unknown livebaseballscorecards.com		
Johnny Logan, R (1, 6) <small>OBP: 0.336, SLG: 0.414</small>											0	0	0	0	0	0	0		0	
Eddie Mathews, L (1, 5) <small>OBP: 0.402, SLG: 0.637</small>											0	0	0	0	0	0	0		0	
Sid Gordon, R (1, 7) <small>OBP: 0.347, SLG: 0.500</small>											0	0	0	0	0	0	0		0	
Andy Pafko, R (1, 9) <small>OBP: 0.317, SLG: 0.436</small>											0	0	0	0	0	0	0		0	
Joe Adcock, R (1, 3) <small>OBP: 0.313, SLG: 0.416</small>											0	0	0	0	0	0	0		0	
Ebba St. Claire, S (1, 2) <small>OBP: 0.211, SLG: 0.324</small>											0	0	0	0	0	0	0		0	AB 0 R 0 H 0 RBI 0 BB 0 SO 0 LOB 0
Jack Dittmer, L (1, 4) <small>OBP: 0.269, SLG: 0.321</small>											0	0	0	0	0	0	0		0	
Max Surkont, R (1, 1) <small>OBP: 0.341, SLG: 0.452</small>	0	0	0	0	0	0	0	0	1B: 0 SF: 0 2B: 0 SAC: 0 3B: 0 DP: 0 HR: 0 HBP: 0 WP: 0 PA: 0 PB: 0 SB: 0 CS: 0											
Inning Stats																				
PITCHER Stu Miller, R (1, 1) <small>ERA: 5.76</small>	IP	WLS	BF	H	R	ER	SO	BB	IBB	HBP	BLK	WP	HR	S	P	ERA	WHIP	PITCHER IP WLS BF H R ER SO BB IBB HBP BLK WP HR S P ERA WHIP		
	0.0	W	0	0	0	0	0	0	0	0	0	0	0	0	0	∞	∞			

Batter	1	2	3	4	5	6	7	8	9	AB R H RBI BB SO LOB	TOP							
Bill Bruton, L (1, 8) <small>OBP: 0.292, SLG: 0.346</small>										0 0 0 0 0 0 0 0	Milwaukee Braves @ St. Louis Cardinals Sportsman's Park, St. Louis, MO Sun Jul 12 1953, 4:33 AM EDT Unknown livebaseballscorecards.com							
Johnny Logan, R (1, 6) <small>OBP: 0.338, SLG: 0.418</small>										0 0 0 0 0 0 0 0								
Eddie Mathews, L (1, 5) <small>OBP: 0.401, SLG: 0.631</small>										0 0 0 0 0 0 0 0								
Sid Gordon, R (1, 7) <small>OBP: 0.343, SLG: 0.493</small>										0 0 0 0 0 0 0 0								
Andy Pafko, R (1, 9) <small>OBP: 0.313, SLG: 0.429</small>										0 0 0 0 0 0 0 0								
Joe Adcock, R (1, 3) <small>OBP: 0.310, SLG: 0.412</small>										0 0 0 0 0 0 0 0								
Ebba St. Claire, S (1, 2) <small>OBP: 0.244, SLG: 0.333</small>										0 0 0 0 0 0 0 0		AB 0 R 0 H 0 RBI 0 BB 0 SO 0 LOB 0						
Jack Dittmer, L (1, 4) <small>OBP: 0.267, SLG: 0.317</small>										0 0 0 0 0 0 0 0								
Johnny Antonelli, L (1, 1) <small>OBP: 0.133, SLG: 0.071</small>	0 0 0 0 0 0 0 0																	
Inning Stats										1B: 0 SF: 0 2B: 0 SAC: 0 3B: 0 DP: 0 HR: 0 HBP: 0 WP: 0 PA: 0 PB: 0 SB: 0 CS: 0								
PITCHER Gerry Staley, R (1, 1) <small>ERA: 3.02</small>	IP	WLS	BF	H	R	ER	SO	BB	IBB	HBP	BLK	WP	HR	S	P	ERA	WHIP	PITCHER IP WLS BF H R ER SO BB IBB HBP BLK WP HR S P ERA WHIP
	0.0	L	0	0	0	0	0	0	0	0	0	0	0	0	0	∞	∞	

Batter	1	2	3	4	5	6	7	8	9	AB	R	H	RBI	BB	SO	LOB	TOP																
Bill Bruton, L (1, 8) <small>OBP: 0.293, SLG: 0.343</small>																	0	0	0	0	0	0	0	0	0	0	0	0	Milwaukee Braves @ St. Louis Cardinals Sportsman's Park, St. Louis, MO <small>Sun Jul 12 1953, 4:38 AM EDT</small> <small>Att. 31,030 - Unknown</small>				
Johnny Logan, R (1, 6) <small>OBP: 0.338, SLG: 0.415</small>																	0	0	0	0	0	0	0	0	0	0	0	0		0	0	0	0
Eddie Mathews, L (1, 5) <small>OBP: 0.406, SLG: 0.647</small>																	0	0	0	0	0	0	0	0	0	0	0	0		0	0	0	0
Sid Gordon, R (1, 7) <small>OBP: 0.343, SLG: 0.489</small>																	0	0	0	0	0	0	0	0	0	0	0	0		0	0	0	0
Andy Pafko, R (1, 9) <small>OBP: 0.319, SLG: 0.432</small>																	0	0	0	0	0	0	0	0	0	0	0	0		0	0	0	0
Joe Adcock, R (1, 3) <small>OBP: 0.311, SLG: 0.415</small>																	0	0	0	0	0	0	0	0	0	0	0	0		0	0	0	0
Walker Cooper, R (1, 2) <small>OBP: 0.315, SLG: 0.299</small>																	0	0	0	0	0	0	0	0	0	0	0	0		0	0	0	0
Jack Dittmer, L (1, 4) <small>OBP: 0.269, SLG: 0.322</small>																	0	0	0	0	0	0	0	0	0	0	0	0		0	0	0	0
Don Liddle, L (1, 1) <small>OBP: 0.211, SLG: 0.063</small>	0	0	0	0	0	0	0	0	0	0	0	0	0	0	0	0																	
Inning Stats	1B: 0	SF: 0	2B: 0	SAC: 0	3B: 0	DP: 0	HR: 0	HBP: 0	WP: 0	PA: 0	PB: 0	SB: 0	CS: 0	ERA: ∞	WHIP: ∞																		
PITCHER Vinegar Bend Mizell, L (1, 1) <small>ERA: 2.79</small>	IP	WLS	BF	H	R	ER	SO	BB	IBB	HBP	BLK	WP	HR	S	P	ERA	WHIP	PITCHER IP WLS BF H R ER SO BB IBB HBP BLK WP HR S P ERA WHIP															

Batter	1	2	3	4	5	6	7	8	9	AB	R	H	RBI	BB	SO	LOB	TOP							
Bill Bruton, L (1, 8) <small>OBP: 0.291, SLG: 0.341</small>											0	0	0	0	0	0	0	Milwaukee Braves @ Pittsburgh Pirates Forbes Field, Pittsburgh, PA Thu Jul 16 1953, 3:33 AM EDT Att. 11,775 - Unknown livebaseballscorecards.com						
Johnny Logan, R (1, 6) <small>OBP: 0.333, SLG: 0.409</small>											0	0	0	0	0	0	0		0					
Eddie Mathews, L (1, 5) <small>OBP: 0.407, SLG: 0.644</small>											0	0	0	0	0	0	0		0					
Sid Gordon, R (1, 7) <small>OBP: 0.346, SLG: 0.495</small>											0	0	0	0	0	0	0		0					
Andy Pafko, R (1, 9) <small>OBP: 0.322, SLG: 0.431</small>											0	0	0	0	0	0	0		0					
Joe Adcock, R (1, 3) <small>OBP: 0.310, SLG: 0.413</small>											0	0	0	0	0	0	0		0					
Ebba St. Claire, S (1, 2) <small>OBP: 0.261, SLG: 0.341</small>											0	0	0	0	0	0	0		0					
Jack Dittmer, L (1, 4) <small>OBP: 0.273, SLG: 0.327</small>											0	0	0	0	0	0	0		0					
Johnny Antonelli, L (1, 1) <small>OBP: 0.176, SLG: 0.125</small>											0	0	0	0	0	0	0							
Inning Stats											1B: 0	SF: 0	WP: 0	PA: 0										
											2B: 0	SAC: 0	PB: 0											
											3B: 0	DP: 0	SB: 0											
											HR: 0	HBP: 0	CS: 0											
PITCHER Bob Friend, R (1, 1) <small>ERA: 4.94</small>	IP	WLS	BF	H	R	ER	SO	BB	IBB	HBP	BLK	WP	HR	S	P	ERA	WHIP	PITCHER IP WLS BF H R ER SO BB IBB HBP BLK WP HR S P ERA WHIP						
	0.0	W	0	0	0	0	0	0	0	0	0	0	0	0	0	∞	∞							

Batter	1	2	3	4	5	6	7	8	9	AB R H RBI BB SO LOB	TOP	
Bill Bruton, L (1, 8) <small>OBP: 0.297, SLG: 0.351</small>	0-0 		0-0 		0-0 		0-0 			4 1 2 0 0 0 0		
Johnny Logan, R (1, 6) <small>OBP: 0.341, SLG: 0.418</small>	0-0 		0-0 		0-0 		0-0 			4 0 1 1 0 0 1		
Eddie Mathews, L (1, 5) Sibby Sisti, R (5, 5) <small>OBP: 0.402, SLG: 0.637</small> <small>OBP: 0.276, SLG: 0.250</small>	0-0 		0-0 		0-0 			0-0 		3 1 1 1 0 0 2 1 0 0 0 0 0 0		
Sid Gordon, R (1, 7) Jim Pendleton, R (8, PR) <small>OBP: 0.344, SLG: 0.488</small> <small>OBP: 0.260, SLG: 0.281</small>	0-0 			0-0 	0-0 			0-0 		4 0 1 0 0 0 1 0 0 0 0 0 0 0		
Andy Pafo, R (1, 9) <small>OBP: 0.324, SLG: 0.437</small>		0-0 		0-0 		0-0 		0-0 		4 1 2 0 0 0 1		
Joe Adcock, R (1, 3) <small>OBP: 0.310, SLG: 0.418</small>		0-0 		0-0 		0-0 		0-0 		4 1 1 1 0 0 2		
Ebba St. Claire, S (1, 2) <small>OBP: 0.271, SLG: 0.339</small>		0-0 		0-0 		0-0 		4-0 		3 0 1 1 1 0 1		
Jack Dittmer, L (1, 4) <small>OBP: 0.274, SLG: 0.321</small>		0-0 		0-0 		0-0 		0-0 		4 0 0 0 0 0 3		
Don Liddle, L (1, 1) Lew Burdette, R (6, 1) <small>OBP: 0.174, SLG: 0.050</small> <small>OBP: 0.235, SLG: 0.235</small>			0-0 		0-0 		0-0 		0-0 		2 0 0 0 0 0 0 2 0 0 0 0 0 1	
Inning Stats	R: 1 H: 1 E: 0 LOB: 0 K: 0 BB: 0 S: 4 P: 4	R: 0 H: 1 E: 0 LOB: 1 K: 0 BB: 0 S: 4 P: 4	R: 0 H: 1 E: 0 LOB: 1 K: 0 BB: 0 S: 4 P: 4	R: 1 H: 2 E: 0 LOB: 1 K: 0 BB: 0 S: 5 P: 5	R: 1 H: 2 E: 0 LOB: 1 K: 0 BB: 0 S: 5 P: 5	R: 1 H: 1 E: 0 LOB: 0 K: 0 BB: 0 S: 4 P: 4	R: 0 H: 0 E: 0 LOB: 0 K: 0 BB: 0 S: 3 P: 3	R: 0 H: 1 E: 0 LOB: 1 K: 0 BB: 0 S: 3 P: 3	R: 0 H: 0 E: 0 LOB: 1 K: 0 BB: 1 S: 3 P: 7	1B: 3 SF: 0 2B: 3 SAC: 0 3B: 1 DP: 1 HR: 2 HBP: 0	WP: 2 PA: 36 PB: 0 SB: 0 CS: 0	
PITCHER Jim Waugh, R (1, 1) <small>ERA: 4.38</small> Johnny Hetki, R (6, 1) <small>ERA: 3.67</small>	IP WLS BF H R ER SO BB IBB HBP BLK WP HR S P ERA WHIP 5.0 L 22 7 3 3 0 0 0 0 0 1 2 22 22 5.40 1.400											PITCHER IP WLS BF H R ER SO BB IBB HBP BLK WP HR S P ERA WHIP 4.0 14 2 1 1 0 1 0 0 0 0 0 0 13 17 2.25 0.750

Milwaukee Braves @ Pittsburgh Pirates
 Forbes Field, Pittsburgh, PA
 Sat Jul 18 1953, 3:33 AM EDT
 Att. 4,674 - Unknown

livebaseballscorecards.com

AB	35
R	4
H	9
RBI	4
BB	1
SO	0
LOB	12



BOTTOM

Milwaukee Braves @ Pittsburgh Pirates
Forbes Field, Pittsburgh, PA
Sat Jul 18 1953, 3:33 AM EDT
Att. 4,674 - Unknown

livebaseballscores.com

AB 34
R 3
H 8
RBI 2
BB 1
SO 3
LOB 13



WP: 0 PA: 36
PB: 0
SB: 0
CS: 0

AB R H RBI BB SO LOB

4 0 0 0 0 0 1

3 2 2 0 0 0 0

4 1 2 1 0 0 1

4 0 1 1 0 1 1

3 0 0 0 0 1 3
1 0 0 0 0 0 1

4 0 1 0 0 0 1

3 0 1 0 0 0 1
1 0 0 0 0 1 0

3 0 1 0 0 0 1
0 0 0 0 1 0 0

1 0 0 0 0 0 1
1 0 0 0 0 0 1
1 0 0 0 0 0 0
1 0 0 0 0 0 1

1B: 6 SF: 0
2B: 0 SAC: 0
3B: 2 DP: 1
HR: 0 HBP: 1

Batter	1	2	3	4	5	6	7	8	9
Cal Abrams, L (1, 9) OBP: 0.387, SLG: 0.444	0-0 5-3		0-0 6-3		0-0 FC6-4		0-0 1-3		
Johnny O'Brien, R (1, 4) OBP: 0.303, SLG: 0.331	1-0 1B HBP		0-0 F8			0-0 3B 1B		0-0 3B	
Danny O'Connell, R (1, 5) OBP: 0.378, SLG: 0.406	0-0 1B 1B 1B		0-0 F9			0-0 3B		0-0 FC6-2-5-2 F8	
Frank Thomas, R (1, 7) (9, 8) OBP: 0.298, SLG: 0.398	0-0 1B 1B			0-3 K		0-0 E5 FC1-6		0-0 F8	
Carlos Bernier, R (1, 8) (8, PH) (9, 7) OBP: 0.344, SLG: 0.343 Hal Rice, L (8, PH) (9, 7) OBP: 0.327, SLG: 0.421	0-3 K		0-0 F9			0-0 F8		0-0 5-3	
Paul Smith, L (1, 3) OBP: 0.314, SLG: 0.318	0-0 1B			0-0 1-3		0-0 FC1-6			0-0 6-3
Vic Janowicz, R (1, 2) (9, PH) OBP: 0.222, SLG: 0.231 Toby Atwell, L (9, PH) OBP: 0.339, SLG: 0.266		0-0 4-3			0-0 FC6-4 1B		0-0 4-3		0-3 K
Eddie O'Brien, R (1, 6) (9, PH) OBP: 0.285, SLG: 0.235 Preston Ward, L (9, PH) OBP: 0.333, SLG: 0.310		0-0 G1-6-3 1B			0-0 L9		0-0 6-3		4-0 BB
Jim Waugh, R (1, 1) (5, PH) (6, 1) (9, PH) OBP: 0.333, SLG: 0.200 Johnny Lindell, R (5, PH) (6, 1) (9, PH) OBP: 0.391, SLG: 0.559 Johnny Hetki, R (6, 1) (9, PH) OBP: 0.300, SLG: 0.526 Gene Hermanski, L (9, PH) OBP: 0.225, SLG: 0.198		0-0 G1-6-3			0-0 F8		0-0 6-3		0-0 F5

Inning Stats	R: 1	H: 3	E: 0	K: 1	S: 7	H: 3	LOB: 2	BB: 0	P: 8	R: 0	H: 1	E: 0	K: 0	S: 3	R: 0	H: 0	E: 0	K: 0	S: 3	R: 0	H: 0	E: 0	K: 1	S: 5	R: 0	H: 1	E: 1	K: 0	S: 6	R: 0	H: 0	E: 0	K: 0	S: 3	R: 0	H: 1	E: 0	K: 1	S: 5	R: 0	H: 0	E: 0	K: 1	S: 5
--------------	------	------	------	------	------	------	--------	-------	------	------	------	------	------	------	------	------	------	------	------	------	------	------	------	------	------	------	------	------	------	------	------	------	------	------	------	------	------	------	------	------	------	------	------	------

PITCHER	IP	WLS	BF	H	R	ER	SO	BB	IBB	HBP	BLK	WP	HR	S	P	ERA	WHIP
Don Liddle, L (1, 1) ERA: 3.11	5.2	W	24	7	3	3	2	0	0	1	0	0	0	27	28	4.76	1.235
Lew Burdette, R (6, 1) ERA: 3.65	3.1	S	12	1	0	0	1	1	0	0	0	0	0	13	17	0.00	0.600

PITCHER	IP	WLS	BF	H	R	ER	SO	BB	IBB	HBP	BLK	WP	HR	S	P	ERA	WHIP
---------	----	-----	----	---	---	----	----	----	-----	-----	-----	----	----	---	---	-----	------

Batter	1	2	3	4	5	6	7	8	9	AB R H RBI BB SO LOB	TOP									
Bill Bruton, L (1, 8) OBP: 0.296, SLG: 0.349	0-0 F7	0-0 1B		0-0 4-3		0-3 K		0-0 P4		5 0 1 2 0 1 2										
Johnny Logan, R (1, 6) OBP: 0.339, SLG: 0.418	0-0 E5	0-0 1-3		0-0 F3			0-0 P8		0-0 2B	5 0 1 0 0 0 2										
Eddie Mathews, L (1, 5) OBP: 0.397, SLG: 0.627	0-0 P4		0-0 1-3		0-0 3-1		0-0 4-3		0-0 F9	5 0 0 0 0 0 2										
Sid Gordon, R (1, 7) OBP: 0.345, SLG: 0.483	0-0 5-3		4-0 F7 BB		0-0 1-3		0-3 K		4-0 IBB	3 0 0 0 2 1 1										
Jim Pendleton, R (9, PR) OBP: 0.260, SLG: 0.281			BB BB							0 0 0 0 0 0 0										
Andy Pafko, R (1, 9) OBP: 0.329, SLG: 0.436		0-0 1-3	4-0 F7 BB		0-0 FC6-4		BB BB	4-0 HR	0-0 F9	3 1 1 0 2 0 2										
Joe Adcock, R (1, 3) OBP: 0.312, SLG: 0.429		0-0 E 1B	0-0 F7		0-0 FC6-4		X	0-0 HR	0-0 F7	5 2 2 2 0 0 5										
Ebba St. Claire, S (1, 2) OBP: 0.254, SLG: 0.317		0-0 E1 1B	0-0 5-3			0-0 F7		0-0 F5		4 1 0 0 0 0 3										
Jack Dittmer, L (1, 4) OBP: 0.280, SLG: 0.334		4-0 1B BB		0-0 HR		0-3 K		0-0 1B		3 1 2 1 1 1 0										
Jim Wilson, R (1, 1) OBP: 0.242, SLG: 0.290		0-0 P4		0-0 L7		4-0 BB		0-3 K		2 0 0 0 0 0 3										
Ernie Johnson, R (4, 1)										0 0 0 0 0 0 0										
Harry Hanebrink, L (6, PH) OBP: 0.273, SLG: 0.350										0 0 0 0 1 0 0										
Dave Jolly, R (6, 1)										1 0 0 0 0 1 1										
Inning Stats	R: 0 E: 1 K: 0 S: 4	H: 0 LOB: 1 BB: 0 P: 4	R: 2 E: 1 K: 0 S: 6	H: 2 LOB: 2 BB: 1 P: 10	R: 0 E: 0 K: 0 S: 3	H: 0 LOB: 2 BB: 2 P: 11	R: 1 E: 0 K: 0 S: 4	H: 1 LOB: 0 BB: 0 P: 4	R: 0 E: 0 K: 2 S: 7	H: 0 LOB: 1 BB: 1 P: 11	R: 0 E: 0 K: 1 S: 5	H: 0 LOB: 0 BB: 0 P: 5	R: 2 E: 0 K: 1 S: 7	H: 2 LOB: 1 BB: 1 P: 11	R: 0 E: 0 K: 0 S: 4	H: 1 LOB: 2 BB: 1 P: 8	1B: 3 2B: 2 3B: 0 HR: 2	SF: 0 SAC: 0 DP: 0 HBP: 0	WP: 0 PB: 0 SB: 0 CS: 0	PA: 42
PITCHER Ruben Gomez, R (1, 1) ERA: 3.19	IP: 9.0 WLS: W BF: 42 H: 7 R: 5 ER: 3 SO: 4 BB: 5 IBB: 1 HBP: 0 BLK: 0 WP: 0 HR: 2 S: 44 P: 68 ERA: 3.00 WHIP: 1.333																			

Milwaukee Braves @ New York Giants
Polo Grounds, New York, NY
Sun Jul 19 1953, 3:33 AM EDT
Overcast

livebaseballscorecards.com

AB 36
R 5
H 7
RBI 5
BB 6
SO 4
LOB 21



Batter	1	2	3	4	5	6	7	8	9	AB R H RBI BB SO LOB
Whitey Lockman, L (1, 3) OBP: 0.378, SLG: 0.401	0-0 HR		0-0 F8	0-0 G3			0-0 CS BB 1B		0-0 F2	5 1 2 1 0 0 2
Alvin Dark, R (1, 4) OBP: 0.346, SLG: 0.445	0-0 F5		0-0 1B 1-2 1B		0-0 1B 2B		0-3 K		4-0 HR BB	4 2 2 0 1 1 1
Hank Thompson, L (1, 5) OBP: 0.433, SLG: 0.650	1-0 1B HBP		0-0 1-3 2-H 1B		0-0 4-3		4-0 1-2 BB		0-0 1-H HR	3 1 2 3 1 0 1
Monte Irvin, R (1, 7) OBP: 0.406, SLG: 0.567	0-0 1-3 1B		0-0 F5		0-0 PB 1B 1B		0-3 K 2-3			4 1 2 1 0 1 4
Bobby Thomson, R (1, 8) OBP: 0.352, SLG: 0.475	0-0 F7		0-0 F8		0-0 1-H L3 1B		0-3 K			4 0 1 1 0 1 3
Don Mueller, L (1, 9) OBP: 0.344, SLG: 0.379		4-0 BB BB BB	4-0 G5-4-3 BB		0-0 HR		0-0 L3 1-2		0-0 F3	3 1 1 1 1 0 1
Daryl Spencer, R (1, 6) OBP: 0.313, SLG: 0.504		0-0 G5-4-3 1-2f			0-0 2B		0-0 F9		0-0 BB 1B	4 0 2 0 0 0 1
Ray Noble, R (1, 2) OBP: 0.448, SLG: 0.509		0-0 F9			0-0 5-3		4-0 BB BB BB G5-6-3 BB		4-0 1-2 BB	2 0 0 0 2 0 1
Ruben Gomez, R (1, 1) OBP: 0.294, SLG: 0.273			0-0 1B 1B		0-0 F5		0-0 G5-6-3 1-2f		0-0 F8	4 1 1 0 0 0 4

Inning Stats	R: 1	H: 2	E: 0	K: 0	S: 4	LOB: 1	BB: 0	P: 5	R: 0	H: 0	E: 0	K: 0	S: 2	LOB: 0	BB: 1	P: 6	R: 1	H: 3	E: 0	K: 0	S: 6	LOB: 2	BB: 0	P: 6	R: 2	H: 3	E: 0	K: 0	S: 5	LOB: 0	BB: 0	P: 5	R: 0	H: 1	E: 0	K: 2	S: 7	LOB: 2	BB: 1	P: 11	R: 0	H: 1	E: 0	K: 1	S: 6	LOB: 2	BB: 1	P: 10	R: 2	H: 1	E: 0	K: 0	S: 2	LOB: 0	BB: 1	P: 6	1B: 8	SF: 0	2B: 4	SAC: 0	3B: 0	DP: 4	HR: 3	HBP: 1	WP: 0	PA: 39
--------------	------	------	------	------	------	--------	-------	------	------	------	------	------	------	--------	-------	------	------	------	------	------	------	--------	-------	------	------	------	------	------	------	--------	-------	------	------	------	------	------	------	--------	-------	-------	------	------	------	------	------	--------	-------	-------	------	------	------	------	------	--------	-------	------	-------	-------	-------	--------	-------	-------	-------	--------	-------	--------

PITCHER	IP	WLS	BF	H	R	ER	SO	BB	IBB	HBP	BLK	WP	HR	S	P	ERA	WHIP
Jim Wilson, R (1, 1) ERA: 3.94	3.0		16	7	3	3	0	1	0	0	0	0	2	14	19	9.00	2.667
Ernie Johnson, R (4, 1) ERA: 3.4	2.0		8	3	2	1	0	0	0	0	0	0	0	8	8	4.50	1.500
Dave Jolly, R (6, 1) ERA: 3.09	3.1	L	15	3	2	2	3	4	0	0	0	0	1	17	33	5.40	2.100

BOTTOM

Milwaukee Braves @ New York Giants
Polo Grounds, New York, NY
Sun Jul 19 1953, 3:33 AM EDT
Overcast

livebaseballscorecards.com

AB	33
R	7
H	13
RBI	7
BB	5
SO	3
LOB	18



Batter	1	2	3	4	5	6	7	8	9	AB R H RBI BB SO LOB	TOP
Bill Bruton, L (1, 8) <small>OBP: 0.302, SLG: 0.353</small>	0-0 	4-0 		0-0 						2 0 2 0 1 0 0	
Johnny Logan, R (1, 6) <small>OBP: 0.336, SLG: 0.414</small>	0-0 	0-0 		0-0 						3 0 0 0 0 0 6	
Eddie Mathews, L (1, 5) <small>OBP: 0.396, SLG: 0.624</small>	0-3 		0-0 		0-0 					3 0 1 0 0 1 1	
Sid Gordon, R (1, 7) <small>OBP: 0.345, SLG: 0.485</small>	0-0 		0-0 		0-0 					3 1 1 0 0 0 2	
Andy Pafko, R (1, 9) <small>OBP: 0.326, SLG: 0.432</small>		0-3 	0-0 		0-0 					3 0 0 0 0 1 2	
Joe Adcock, R (1, 3) <small>OBP: 0.315, SLG: 0.432</small>		0-0 	0-0 		0-0 					3 0 2 0 0 0 0	
Jack Dittmer, L (1, 4) <small>OBP: 0.277, SLG: 0.331</small>		0-0 		0-0 	0-0 					3 1 0 0 0 0 3	
Walker Cooper, R (1, 2) <small>OBP: 0.329, SLG: 0.310</small>		4-0 		0-0 						1 0 0 0 1 0 0	
Max Surkont, R (1, 1) <small>OBP: 0.362, SLG: 0.489</small>		0-0 		0-0 						2 0 2 1 0 0 0	
Inning Stats	R: 0 H: 1 E: 0 LOB: 1 K: 1 BB: 0 S: 6 P: 6	R: 1 H: 2 E: 0 LOB: 3 K: 1 BB: 2 S: 7 P: 15	R: 1 H: 1 E: 1 LOB: 1 K: 0 BB: 0 S: 4 P: 4	R: 0 H: 2 E: 0 LOB: 2 K: 0 BB: 0 S: 5 P: 5	R: 0 H: 2 E: 0 LOB: 2 K: 0 BB: 0 S: 5 P: 5					1B: 6 SF: 0 2B: 2 SAC: 0 3B: 0 DP: 0 HR: 0 HBP: 0	WP: 0 PA: 25 PB: 0 SB: 0 CS: 0
PITCHER Al Worthington, R (1, 1) <small>ERA: 0.39</small>	IP: 5.0 WLS: L BF: 25 H: 8 R: 2 ER: 1 SO: 2 BB: 2 IBB: 0 HBP: 0 BLK: 0 WP: 0 HR: 0 S: 27 P: 35 ERA: 1.80 WHIP: 2.000										PITCHER IP WLS BF H R ER SO BB IBB HBP BLK WP HR S P ERA WHIP

Milwaukee Braves @ New York Giants
 Polo Grounds, New York, NY
 Sun Jul 19 1953, 3:38 AM EDT
 Att. 33,668 - Unknown

AB	23
R	2
H	8
RBI	1
BB	2
SO	2
LOB	14

Batter	1	2	3	4	5	6	7	8	9
Whitey Lockman, L (1, 3) OBP: 0.376, SLG: 0.398	0-0 1-3		0-0 1-3						
Alvin Dark, R (1, 4) OBP: 0.349, SLG: 0.457	0-0 HR			0-0 FC1-6 1B					
Hank Thompson, L (1, 5) OBP: 0.430, SLG: 0.644	0-0 G3			0-0 FC1-6 FC5-4 1-2f					
Monte Irvin, R (1, 7) OBP: 0.403, SLG: 0.564	0-0 F8			0-0 F9					
Bobby Thomson, R (1, 8) OBP: 0.350, SLG: 0.472		0-0 P4		0-0 FC5-4 1-2f					
Don Mueller, L (1, 9) OBP: 0.341, SLG: 0.375		0-0 F8			0-0 1-3				
Daryl Spencer, R (1, 6) OBP: 0.312, SLG: 0.502		0-0 5-3				0-0 G3			
Dusty Rhodes, L (5, PH) OBP: 0.185, SLG: 0.231									
Wes Westrum, R (1, 2) OBP: 0.337, SLG: 0.354			0-3 K			0-0 F9			
Tookie Gilbert, L (5, PH) OBP: 0.273, SLG: 0.303									
Al Worthington, R (1, 1)			0-0 F9						

Inning Stats	R: 1	H: 1	E: 0	LOB: 0	K: 0	BB: 0	S: 4	P: 4
	R: 0	H: 0	E: 0	LOB: 0	K: 0	BB: 0	S: 3	P: 3
	R: 0	H: 0	E: 0	LOB: 0	K: 1	BB: 0	S: 5	P: 5
	R: 0	H: 1	E: 0	LOB: 1	K: 0	BB: 0	S: 4	P: 4
	R: 0	H: 0	E: 0	LOB: 0	K: 0	BB: 0	S: 3	P: 3

PITCHER	IP	WLS	BF	H	R	ER	SO	BB	IBB	HBP	BLK	WP	HR	S	P	ERA	WHIP
Max Surkont, R (1, 1) ERA: 4.06	5.0	W	17	2	1	1	1	0	0	0	0	0	1	19	19	1.80	0.400

AB R H RBI BB SO LOB

BOTTOM

2	0	0	0	0	0	0
2	1	2	1	0	0	0
2	0	0	0	0	0	1
2	0	0	0	0	0	1
2	0	0	0	0	0	1
2	0	0	0	0	0	0

1	0	0	0	0	0	0
1	0	0	0	0	0	0
1	0	0	0	0	1	0
1	0	0	0	0	0	0

1	0	0	0	0	0	0
---	---	---	---	---	---	---

1B: 1	SF: 0	WP: 0	PA: 17
2B: 0	SAC: 0	PB: 0	
3B: 0	DP: 0	SB: 0	
HR: 1	HBP: 0	CS: 0	

Milwaukee Braves @ New York Giants
Polo Grounds, New York, NY
Sun Jul 19 1953, 3:38 AM EDT
Att. 33,668 - Unknown

livebaseballscorecards.com

AB	17
R	1
H	2
RBI	1
BB	0
SO	1
LOB	3



Batter	1	2	3	4	5	6	7	8	9	AB R H RBI BB SO LOB	TOP
Bill Bruton, L (1, 8) OBP: 0.298, SLG: 0.349	0-0 P5		0-0 F7			0-0 F7		0-0 F7		4 0 0 0 0 0 0	Milwaukee Braves @ Philadelphia Phillies Connie Mack Stadium, Philadelphia, PA Tue Jul 21 1953, 3:33 AM EDT Unknown
Johnny Logan, R (1, 6) OBP: 0.335, SLG: 0.413	0-0 FC5 BB 1B		0-0 F8			0-0 P6		0-0 F8		4 0 1 0 0 0 0	
Eddie Mathews, L (1, 5) OBP: 0.397, SLG: 0.626	0-0 P6				0-0 P5					4 0 2 0 0 0 1	
Sid Gordon, R (1, 7) OBP: 0.345, SLG: 0.482 Jim Pendleton, R (8, 7) OBP: 0.257, SLG: 0.278	4-0 1-2 BB				0-0 5-3					2 0 0 0 1 0 1 1 0 0 0 0 1 1	
Andy Pafko, R (1, 9) OBP: 0.326, SLG: 0.431 Bob Thorpe, R (8, 9) OBP: 0.200, SLG: 0.200	0-0 FC5 2-3f				0-3 K					3 0 1 0 0 1 2 1 0 0 0 0 0 1	
Joe Adcock, R (1, 3) OBP: 0.314, SLG: 0.429			0-0 F8		0-3 K					4 0 1 0 0 1 1	
Ebba St. Claire, S (1, 2) OBP: 0.254, SLG: 0.313			0-0 F8		0-3 K					4 0 1 0 0 1 2	
Jack Dittmer, L (1, 4) OBP: 0.278, SLG: 0.334			0-0 G3		0-0 2B					3 0 1 0 0 0 1	
Bob Buhl, R (1, 1) OBP: 0.217, SLG: 0.217 Ernie Johnson, R (4, 1) Dave Cole, R (7, 1) OBP: 0.500, SLG: 2.000 Joey Jay, S (7, 1)			0-3 K		0-0 F7					1 0 0 0 0 1 0 1 0 0 0 0 0 1 0 0 0 0 0 0 0 1 0 0 0 0 1 0	
Inning Stats	R: 0 H: 1 E: 0 LOB: 2 K: 0 BB: 1 S: 4 P: 8	R: 0 H: 0 E: 0 LOB: 0 K: 0 BB: 0 S: 3 P: 3	R: 0 H: 0 E: 0 LOB: 0 K: 1 BB: 0 S: 5 P: 5	R: 0 H: 0 E: 0 LOB: 0 K: 1 BB: 0 S: 5 P: 5	R: 0 H: 1 E: 0 LOB: 1 K: 2 BB: 0 S: 8 P: 8	R: 0 H: 1 E: 0 LOB: 1 K: 0 BB: 0 S: 4 P: 4	R: 0 H: 2 E: 0 LOB: 1 K: 0 BB: 0 S: 4 P: 4	R: 0 H: 0 E: 0 LOB: 0 K: 1 BB: 0 S: 5 P: 5	R: 0 H: 2 E: 0 LOB: 2 K: 1 BB: 0 S: 7 P: 7	1B: 5 SF: 0 2B: 2 SAC: 0 3B: 0 DP: 1 HR: 0 HBP: 0	
PITCHER Robin Roberts, R (1, 1) ERA: 2.38	IP WLS BF H R ER SO BB IBB HBP BLK WP HR S P ERA WHIP										
	9.0 W 34 7 0 0 6 1 0 0 0 0 0 0 45 49 0.00 0.889										

livebaseballscorecards.com

AB	33
R	0
H	7
RBI	0
BB	1
SO	6
LOB	11



Batter	1	2	3	4	5	6	7	8	9	AB R H RBI BB SO LOB	TOP		
Bill Bruton, L (1, 8) <small>OBP: 0.302, SLG: 0.351</small>	0-0 1B		0-3 K		1-0 HBP		0-0 1B		0-3 K	4 1 2 0 0 2 0			
Johnny Logan, R (1, 6) <small>OBP: 0.336, SLG: 0.418</small>	0-0 1B		0-0 P3		0-0 G5-4-3		0-0 3B		0-0 F5	5 0 2 1 0 0 2			
Eddie Mathews, L (1, 5) <small>OBP: 0.400, SLG: 0.632</small>	4-0 BB			0-0 4-3		0-0 P6	4-0 BB		0-0 HR	3 1 1 1 2 0 0			
Sid Gordon, R (1, 7) <small>OBP: 0.344, SLG: 0.479</small> Jim Pendleton, R (7, 7) <small>OBP: 0.255, SLG: 0.276</small>	0-0 P4			0-0 F9		0-0 HR 1B	0-0 G6-4-3		0-0 P4	4 1 1 0 0 0 5 1 0 0 0 0 0 0			
Andy Pafko, R (1, 9) <small>OBP: 0.325, SLG: 0.428</small>	0-0 G4-6-3			0-0 4-3		0-0 F9		0-0 1B		4 0 1 0 0 0 4			
Joe Adcock, R (1, 3) <small>OBP: 0.316, SLG: 0.429</small>		0-0 F8			0-0 2B 1B	4-0 HR BB		0-0 P2		3 2 1 0 1 0 1			
Walker Cooper, R (1, 2) <small>OBP: 0.349, SLG: 0.387</small>		0-0 1B			0-0 2B 2B	0-0 HR		0-0 L7		4 2 3 4 0 0 1			
Jack Dittmer, L (1, 4) <small>OBP: 0.281, SLG: 0.338</small>		0-0 G4-6-3			0-0 2B	0-0 F2		4-0 IBB		3 0 1 1 1 0 1			
Johnny Antonelli, L (1, 1) <small>OBP: 0.175, SLG: 0.132</small>			0-3 K		0-3 K		0-0 4-3	0-3 K		4 0 0 0 0 3 3			
Inning Stats	R: 0 H: 2 E: 0 LOB: 2 K: 0 BB: 1 S: 4 P: 8	R: 0 H: 1 E: 0 LOB: 0 K: 0 BB: 0 S: 3 P: 3	R: 0 H: 0 E: 0 LOB: 0 K: 2 BB: 0 S: 7 P: 7	R: 0 H: 0 E: 0 LOB: 0 K: 0 BB: 0 S: 3 P: 3	R: 2 H: 3 E: 0 LOB: 1 K: 1 BB: 0 S: 7 P: 8	R: 3 H: 2 E: 0 LOB: 0 K: 0 BB: 1 S: 5 P: 9	R: 1 H: 2 E: 0 LOB: 1 K: 0 BB: 1 S: 4 P: 8	R: 0 H: 1 E: 0 LOB: 2 K: 1 BB: 1 S: 6 P: 10	R: 1 H: 1 E: 0 LOB: 0 K: 1 BB: 0 S: 6 P: 6	1B: 7 SF: 0 2B: 2 SAC: 0 3B: 1 DP: 4 HR: 2 HBP: 1	WP: 0 PA: 40 PB: 0 SB: 1 CS: 0		
PITCHER Curt Simmons, L (1, 1) <small>ERA: 2.88</small> Andy Hansen, R (7, 1) <small>ERA: 3.47</small> Steve Ridzik, R (8, 1) <small>ERA: 4.08</small>	IP WLS BF H R ER SO BB IBB HBP BLK WP HR S P ERA WHIP 6.0 L 26 8 5 5 3 2 0 1 0 0 0 1 29 38 7.50 1.667											PITCHER IP WLS BF H R ER SO BB IBB HBP BLK WP HR S P ERA WHIP	

Milwaukee Braves @ Philadelphia Phillies
 Connie Mack Stadium, Philadelphia, PA

AB	35
R	7
H	12
RBI	7
BB	4
SO	5
LOB	17



Tue Jul 21 1953, 3:38 AM EDT
 Att: 35,174 - Unknown

livebaseballscorecards.com

Batter	1	2	3	4	5	6	7	8	9	AB R H RBI BB SO LOB	TOP		
Bill Bruton, L (1, 8) OBP: 0.304, SLG: 0.352	0-0 F2 1B			0-0 1B G6-4-3 1B	0-0 G3			0-0 1-3		4 1 2 0 0 0 1	Milwaukee Braves @ Philadelphia Phillies Connie Mack Stadium, Philadelphia, PA Wed Jul 22 1953, 3:33 AM EDT Att: 12,756 - Unknown livebaseballscorecards.com		
Johnny Logan, R (1, 6) OBP: 0.335, SLG: 0.416	0-0 F2 1-2			0-0 G6-4-3 1-2 2B 1B			0-0 F8	0-0 5-3	4 1 1 0 0 0 1				
Eddie Mathews, L (1, 5) OBP: 0.398, SLG: 0.628	0-0 G3			0-0 G6-4-3 1-2 2-3 1B			0-3 K	0-0 L9	4 0 1 0 0 1 0				
Sid Gordon, R (1, 7) OBP: 0.340, SLG: 0.473			0-0 6-3	0-0 G6-4-3 1-2f 2-3 3-H			0-0 6-3	0-0 3-1	4 0 0 0 0 0 2				
Andy Pafko, R (1, 9) OBP: 0.327, SLG: 0.443			0-0 F8	0-0 2B 3-H			0-0 HR	0-0 6-3	4 1 2 2 0 0 0				
Joe Adcock, R (1, 3) OBP: 0.315, SLG: 0.427			0-0 L9	0-0 6-3			0-0 1B 1B	0-3 K	4 0 1 0 0 1 1				
Walker Cooper, R (1, 2) OBP: 0.337, SLG: 0.372			0-0 F8		0-3 K		0-0 F8		3 0 0 0 0 1 1				
Jack Dittmer, L (1, 4) OBP: 0.284, SLG: 0.341			0-0 P6		0-0 1B		0-0 1B G4-6-3		3 0 2 0 0 0 0				
Warren Spahn, L (1, 1) OBP: 0.226, SLG: 0.358 Vern Bickford, R (6, 1) George Crowe, L (7, PH) OBP: 0.259, SLG: 0.400 Lew Burdette, R (7, 1) OBP: 0.235, SLG: 0.235	0-0 F2		0-0 F2		0-0 F8		0-0 G4-6-3 1-2f		2 0 0 0 0 0 1 0 0 0 0 0 0 0 1 0 0 0 0 0 2 0 0 0 0 0 0 0				
Inning Stats	R: 0 H: 1 E: 0 LOB: 0 K: 0 BB: 0 S: 3 P: 3	R: 0 H: 0 E: 0 LOB: 0 K: 0 BB: 0 S: 3 P: 3	R: 0 H: 0 E: 0 LOB: 0 K: 0 BB: 0 S: 3 P: 3	R: 2 H: 4 E: 0 LOB: 1 K: 0 BB: 0 S: 6 P: 6	R: 0 H: 1 E: 0 LOB: 1 K: 1 BB: 0 S: 6 P: 6	R: 0 H: 0 E: 0 LOB: 0 K: 1 BB: 0 S: 5 P: 5	R: 1 H: 3 E: 0 LOB: 1 K: 0 BB: 0 S: 5 P: 5	R: 0 H: 0 E: 0 LOB: 0 K: 0 BB: 0 S: 3 P: 3	R: 0 H: 0 E: 0 LOB: 0 K: 1 BB: 0 S: 5 P: 5	1B: 7 SF: 0 2B: 1 SAC: 0 3B: 0 DP: 2 HR: 1 HBP: 0	WP: 0 PA: 33 PB: 0 SB: 0 CS: 0		
PITCHER	IP WLS BF H R ER SO BB IBB HBP BLK WP HR S P ERA WHIP											PITCHER	IP WLS BF H R ER SO BB IBB HBP BLK WP HR S P ERA WHIP
Jim Konstanty, R (1, 1) ERA: 4.27	6.0 W 24 8 3 3 2 0 0 0 0 0 0 1 28 28 4.50 1.333												
Karl Drews, R (7, 1) ERA: 5.11	3.0 S 9 1 0 0 1 0 0 0 0 0 0 0 11 11 0.00 0.333												



Batter	1	2	3	4	5	6	7	8	9	AB	R	H	RBI	BB	SO	LOB
Eddie Waitkus, L OBP: 0.338, SLG: 0.383 (1, 3)	0-0 E 1B	0-0 1-3		4-0 1-2 BB		0-0 2-H 3-H 1B 1B		0-0 F8		4	1	2	2	1	0	0
Richie Ashburn, L OBP: 0.377, SLG: 0.392 (1, 8)	0-0 E5 L9 1-H 2B	0-0 5-3		0-0 F7		0-0 FC6-4 1-2 1B				4	1	2	1	0	0	3
Mel Clark, R OBP: 0.337, SLG: 0.402 (1, 9)	0-0 L9 3-H		0-0 F9		0-0 6-3	0-0 FC6-4 1-2f				4	0	0	1	0	0	2
Del Ennis, R OBP: 0.350, SLG: 0.482 (1, 7)	0-0 HR 1B		0-0 F7		0-0 5-3		0-0 3-1			4	1	1	0	0	0	0
Granny Hamner, R OBP: 0.311, SLG: 0.466 (1, 4)	0-0 1-H HR		0-0 F7		0-0 6-3		0-0 F9			4	1	1	2	0	0	0
Stan Lopata, R OBP: 0.338, SLG: 0.414 (1, 2)	0-0 P6			0-0 4-3		0-0 4-3 1B 1B	4-0 BB BB BB			3	1	1	0	1	0	0
Willie Jones, R OBP: 0.344, SLG: 0.415 (1, 5)	4-0 BB			4-0 1B BB		0-0 F8	0-0 F8			2	0	0	0	2	0	2
Ted Kazanski, R OBP: 0.283, SLG: 0.327 (1, 6)	0-0 F8			0-0 1-3 BB 1B		0-0 1-2 4-3 1B 1B	0-3 S S S K	0-3 K		4	1	2	0	0	1	1
Jim Konstanty, R OBP: 0.244, SLG: 0.244 Karl Drews, R OBP: 0.073, SLG: 0.050 (1, 1) (7, 1)		0-0 P6		0-3 K		0-0 4-3	0-3 S S S K	0-3 K		3	0	0	0	0	1	4
										1	0	0	0	0	1	0

Inning Stats	R: 4	H: 4	E: 1	K: 0	S: 7	LOB: 1	BB: 1	P: 11	R: 0	H: 0	E: 0	K: 0	S: 3	LOB: 0	BB: 0	P: 3	R: 0	H: 0	E: 0	K: 0	S: 3	LOB: 0	BB: 0	P: 3	R: 0	H: 4	E: 0	K: 0	S: 7	LOB: 2	BB: 0	P: 7	R: 0	H: 0	E: 0	K: 0	S: 3	LOB: 1	BB: 1	P: 7	R: 0	H: 0	E: 0	K: 2	S: 7	LOB: 0	BB: 0	P: 7	1B: 7	2B: 1	3B: 0	HR: 1	SF: 0	SAC: 0	DP: 0	HBP: 0
--------------	------	------	------	------	------	--------	-------	-------	------	------	------	------	------	--------	-------	------	------	------	------	------	------	--------	-------	------	------	------	------	------	------	--------	-------	------	------	------	------	------	------	--------	-------	------	------	------	------	------	------	--------	-------	------	-------	-------	-------	-------	-------	--------	-------	--------

PITCHER	IP	WLS	BF	H	R	ER	SO	BB	IBB	HBP	BLK	WP	HR	S	P	ERA	WHIP
Warren Spahn, L ERA: 2.67 (1, 1)	5.2	L	29	9	6	6	1	3	0	0	0	0	1	28	40	9.53	2.118
Vern Bickford, R ERA: 6.51 (6, 1)	0.1		1	0	0	0	0	0	0	0	0	0	0	1	1	0.00	0.000
Lew Burdette, R ERA: 3.54 (7, 1)	2.0		7	0	0	0	2	1	0	0	0	0	0	10	14	0.00	0.500

BOTTOM

Milwaukee Braves @ Philadelphia Phillies
Connie Mack Stadium, Philadelphia, PA

Wed Jul 22 1953, 3:33 AM EDT
Att. 12,756 - Unknown

livebaseballscores.com

AB	33
R	6
H	9
RBI	6
BB	4
SO	3
LOB	12



WP: 0	PA: 37
PB: 0	
SB: 0	
CS: 0	

Batter	1	2	3	4	5	6	7	8	9	AB R H RBI BB SO LOB	TOP
Bill Bruton, L (1, 8) OBP: 0.307, SLG: 0.354	4-0 BB		3-3 K		1-0 1B 2B	1-2 1-3	4-1 1B BB		0-3 K	4 1 1 0 2 2 1	
Johnny Logan, R (1, 6) OBP: 0.335, SLG: 0.415	3-1 F6			1-0 1-3	1-1 HR 1B	1-2 F5	0-0 BB 1B		2-3 K2-3	6 1 2 3 0 1 2	
Eddie Mathews, L (1, 5) OBP: 0.404, SLG: 0.640	1-3 K			4-0 BB 1B BB	1-0 HR 1B	1-2 2B	4-0 BB			3 2 2 2 2 1 1	
Sid Gordon, R (1, 7) Jim Pendleton, R (7, 7) OBP: 0.255, SLG: 0.276	3-3 K			4-0 1B BB	1-0 6-3	0-0 6-3	1-3 K			4 0 0 0 1 2 5 0 0 0 0 0 0 0	
Andy Pafko, R (1, 9) Bob Thorpe, R (7, 9) OBP: 0.188, SLG: 0.188			3-2 F4	0-1 F9	0-0 HR 2B		0-1 1B 2B	1-0 6-3		4 2 2 0 0 0 2 1 0 0 0 0 0 0	
Joe Adcock, R (1, 3) OBP: 0.319, SLG: 0.427			0-1 6-3	1-0 FC6-4 1B	4-2 HR BB		1-2 1B FC4-6 1B	2-2 6-3		4 2 2 2 1 0 0	
Walker Cooper, R (1, 2) OBP: 0.330, SLG: 0.398			1-1 L6	1-2 FC6-4 1-2f	1-1 HR 1-1 2-H		0-2 F4	2-2 6-3		5 1 1 3 0 0 3	
Jack Dittmer, L (1, 4) OBP: 0.289, SLG: 0.345			1-1 5-3		1-0 L4 1B		3-2 FC4-6 1B		1-0 SH1-4 1B	5 0 3 0 0 0 0	
Max Surkont, R (1, 1) Lew Burdette, R (8, 1) OBP: 0.235, SLG: 0.235			1-0 L9		1-0 BB 1B 5-3		0-1 FC4-6 BB 1B		0-0 SH1-4 1-3	3 2 0 1 1 0 2 0 0 0 0 0 0 0	
Inning Stats	R: 0 H: 0 E: 0 LOB: 1 K: 2 BB: 1 S: 8 P: 19	R: 0 H: 0 E: 0 LOB: 0 K: 0 BB: 0 S: 7 P: 11	R: 0 H: 0 E: 0 LOB: 0 K: 1 BB: 0 S: 6 P: 11	R: 1 H: 1 E: 0 LOB: 2 K: 0 BB: 2 S: 7 P: 18	R: 7 H: 6 E: 0 LOB: 1 K: 0 BB: 2 S: 19 P: 33	R: 0 H: 1 E: 0 LOB: 1 K: 0 BB: 0 S: 11 P: 14	R: 3 H: 4 E: 0 LOB: 3 K: 1 BB: 2 S: 18 P: 31	R: 0 H: 0 E: 0 LOB: 0 K: 0 BB: 0 S: 8 P: 13	R: 0 H: 1 E: 1 LOB: 1 K: 2 BB: 0 S: 8 P: 11	1B: 7 SF: 0 2B: 4 SAC: 1 3B: 0 DP: 0 HR: 2 HBP: 0	WP: 0 PA: 47 PB: 0 SB: 1 CS: 0
PITCHER Billy Loes, R (1, 1) ERA: 4.63 Ben Wade, R (5, 1) ERA: 4.44 Joe Black, R (6, 1) ERA: 5.87 Jim Hughes, R (7, 1) ERA: 3.2 Bob Milliken, R (8, 1) ERA: 3.47	IP WLS BF H R ER SO BB IBB HBP BLK WP HR S P ERA WHIP 4.1 L 21 4 5 5 3 4 0 0 0 0 1 35 74 10.38 1.846 0.2 6 3 3 3 0 1 0 0 0 0 1 12 18 40.50 6.000 1.2 11 5 3 3 0 1 0 0 0 0 0 26 37 16.20 3.600 0.1 2 0 0 0 1 1 0 0 0 0 0 3 8 0.00 3.000 1.0 3 0 0 0 0 0 0 0 0 0 0 8 13 0.00 0.000				PITCHER Glenn Mickens, R (9, 1) ERA: 7.5	IP WLS BF H R ER SO BB IBB HBP BLK WP HR S P ERA WHIP 1.0 4 1 0 0 2 0 0 0 0 0 0 0 8 11 0.00 1.000					

Milwaukee Braves @ Brooklyn Dodgers
 Ebbets Field, Brooklyn, NY
 Fri Jul 24 1953, 3:33 AM EDT
 Att: 27,948 - Unknown

livebaseballscorecards.com

AB 39
R 11
H 13
RBI 11
BB 7
SO 6
LOB 16



BOTTOM

Milwaukee Braves @ Brooklyn Dodgers
Ebbets Field, Brooklyn, NY

livebaseballscorecards.com

AB	38
R	6
H	8
RBI	6
BB	6
SO	3
LOB	18



WP:	0	PA:	44
PB:	0		
SB:	0		
CS:	0		

Fri Jul 24 1953, 3:33 AM EDT
Att. 27,948 - Unknown

AB R H RBI BB SO LOB

3 0 0 0 2 0 0

4 0 0 0 1 0 1

5 2 2 0 0 1 5

4 2 2 1 1 0 3

5 0 0 1 0 0 3

5 1 1 1 0 0 1

3 1 2 3 2 0 0

5 0 0 0 0 0 5

1B:	4	SF:	0
2B:	1	SAC:	0
3B:	1	DP:	0
HR:	2	HBP:	0

1B:	4	SF:	0
2B:	1	SAC:	0
3B:	1	DP:	0
HR:	2	HBP:	0

WP:	0	PA:	44
PB:	0		
SB:	0		
CS:	0		

WP:	0	PA:	44
PB:	0		
SB:	0		
CS:	0		

WP:	0	PA:	44
PB:	0		
SB:	0		
CS:	0		

WP:	0	PA:	44
PB:	0		
SB:	0		
CS:	0		

WP:	0	PA:	44
PB:	0		
SB:	0		
CS:	0		

WP:	0	PA:	44
PB:	0		
SB:	0		
CS:	0		

WP:	0	PA:	44
PB:	0		
SB:	0		
CS:	0		

WP:	0	PA:	44
PB:	0		
SB:	0		
CS:	0		

WP:	0	PA:	44
PB:	0		
SB:	0		
CS:	0		

WP:	0	PA:	44
PB:	0		
SB:	0		
CS:	0		

WP:	0	PA:	44
PB:	0		
SB:	0		
CS:	0		

WP:	0	PA:	44
PB:	0		
SB:	0		
CS:	0		

WP:	0	PA:	44
PB:	0		
SB:	0		
CS:	0		

WP:	0	PA:	44
PB:	0		
SB:	0		
CS:	0		

WP:	0	PA:	44
PB:	0		
SB:	0		
CS:	0		

WP:	0	PA:	44
PB:	0		
SB:	0		
CS:	0		

WP:	0	PA:	44
PB:	0		
SB:	0		
CS:	0		

WP:	0	PA:	44
PB:	0		
SB:	0		
CS:	0		

WP:	0	PA:	44
PB:	0		
SB:	0		
CS:	0		

WP:	0	PA:	44
PB:	0		
SB:	0		
CS:	0		

WP:	0	PA:	44
PB:	0		
SB:	0		
CS:	0		

WP:	0	PA:	44
PB:	0		
SB:	0		
CS:	0		

WP:	0	PA:	44
PB:	0		
SB:	0		
CS:	0		

WP:	0	PA:	44
PB:	0		
SB:	0		
CS:	0		

WP:	0	PA:	44
PB:	0		
SB:	0		
CS:	0		

WP:	0	PA:	44
PB:	0		
SB:	0		
CS:	0		

WP:	0	PA:	44
PB:	0		
SB:	0		
CS:	0		

WP:	0	PA:	44
PB:	0		
SB:	0		
CS:	0		

WP:	0	PA:	44
PB:	0		
SB:	0		
CS:	0		

WP:	0	PA:	44
PB:	0		
SB:	0		
CS:	0		

WP:	0	PA:	44
PB:	0		
SB:	0		
CS:	0		

WP:	0	PA:	44
PB:	0		
SB:	0		
CS:	0		

WP:	0	PA:	44
PB:	0		
SB:	0		
CS:	0		

WP:	0	PA:	44
PB:	0		
SB:	0		
CS:	0		

WP:	0	PA:	44
PB:	0		
SB:	0		
CS:	0		

WP:	0	PA:	44
PB:	0		
SB:	0		
CS:	0		

WP:	0	PA:	44
PB:	0		
SB:	0		
CS:	0		

WP:	0	PA:	44
PB:	0		
SB:	0		
CS:	0		

WP:	0	PA:	44
PB:	0		
SB:	0		
CS:	0		

WP:	0	PA:	44
PB:	0		
SB:	0		
CS:	0		

WP:	0	PA:	44
PB:	0		
SB:	0		
CS:	0		

WP:	0	PA:	44
PB:	0		
SB:	0		
CS:	0		

WP:	0	PA:	44
PB:	0		
SB:	0		
CS:	0		

WP:	0	PA:	44
PB:	0		
SB:	0		
CS:	0		

WP:	0	PA:	44
PB:	0		
SB:	0		
CS:	0		

WP:	0	PA:	44
PB:	0		
SB:	0		
CS:	0		

WP:	0	PA:	44
PB:	0		
SB:	0		
CS:	0		

WP:	0	PA:	44
PB:	0		
SB:	0		
CS:	0		

WP:	0	PA:	44
PB:	0		
SB:	0		
CS:	0		

WP:	0	PA:	44
PB:	0		
SB:	0		
CS:	0		

WP:	0	PA:	44
PB:	0		
SB:	0		
CS:	0		

WP:	0	PA:	44
PB:	0		
SB:	0		
CS:	0		

WP:	0	PA:	44
PB:	0		
SB:	0		
CS:	0		

WP:	0	PA:	44
PB:	0		
SB:	0		
CS:	0		

WP:	0	PA:	44
PB:	0		
SB:	0		
CS:	0		

WP:	0	PA:	44
PB:	0		
SB:	0		
CS:	0		

WP:	0	PA:	44
PB:	0		
SB:	0		
CS:	0		

WP:	0	PA:	44
PB:	0		
SB:	0		
CS:	0		

WP:	0	PA:	44
PB:	0		
SB:	0		
CS:	0		

WP:	0	PA:	44
PB:	0		
SB:	0		
CS:	0		

WP:	0	PA:	44
PB:	0		
SB:	0		
CS:	0		

WP:	0	PA:	44
PB:	0		
SB:	0		
CS:	0		

WP:	0	PA:	44
PB:	0		
SB:	0		
CS:	0		

WP:	0	PA:	44
PB:	0		
SB:	0		
CS:	0		

WP:	0	PA:	44
PB:	0		
SB:	0		
CS:	0		

WP:	0	PA:	44
PB:	0		
SB:	0		
CS:	0		

WP:	0	PA:	44
PB:	0		
SB:	0		
CS:	0		

WP:	0	PA:	44
PB:	0		
SB:	0		
CS:	0		

WP:	0	PA:	44
PB:	0		
SB:	0		
CS:	0		

WP:	0	PA:	44
PB:	0		
SB:	0		
CS:	0		


WP:	0	PA:	44
PB:	0		
SB:	0		
CS:	0		

WP:	0	PA:	44
PB:	0		
SB:	0		
CS:	0		

WP:	0	PA:	44
PB:	0		
SB:	0		
CS:	0		

WP:	0	PA:	44
PB:	0		
SB:	0		
CS:	0		

WP:	0	PA:	44
PB:	0		
SB:	0		
CS:	0		

Batter	1	2	3	4	5	6	7	8	9	AB R H RBI BB SO LOB	TOP											
Bill Bruton, L (1, 8) OBP: 0.309, SLG: 0.354	0-1 G3			4-1 2B L9-2 BB		2-3 K		2-2 1-2 1B		3 0 1 0 1 1 0												
Johnny Logan, R (1, 6) OBP: 0.334, SLG: 0.413	3-3 K			1-1 F7		1-0 E7 1B		1-2 4-3		4 0 1 0 0 1 3												
Eddie Mathews, L (1, 5) OBP: 0.402, SLG: 0.638	1-1 F9			0-1 1-3 2B		0-3 K			0-3 K	4 0 1 0 0 2 1												
Sid Gordon, R (1, 7) OBP: 0.334, SLG: 0.461		1-0 1-3		2-2 L9-2 3-H			2-1 L7		2-1 4-3	4 0 0 0 0 0 2												
Andy Pafko, R (1, 9) OBP: 0.325, SLG: 0.444		2-2 1-3			0-0 F7		2-2 F9		0-1 6-3	4 0 0 0 0 0 0												
Joe Adcock, R (1, 3) OBP: 0.319, SLG: 0.425		0-0 F9			4-1 FC6-4 BB		1-1 F8			2 0 0 0 1 0 0												
Del Crandall, R (1, 2) OBP: 0.355, SLG: 0.485			1-1 5-3		2-2 FC6-4 1-2f			3-2 6-3		3 0 0 0 0 0 1												
Jack Dittmer, L (1, 4) OBP: 0.286, SLG: 0.341			2-1 F9		1-2 L4			0-1 4-3		3 0 0 0 0 0 1												
Jim Wilson, R (1, 1) OBP: 0.235, SLG: 0.281 Dave Jolly, R (5, 1) Bob Buhl, R (5, 1) Harry Hanebrink, L (6, PH) Ernie Johnson, R (6, 1) George Crowe, L (8, PH) Vern Bickford, R (8, 1)			0-1 F9			1-3 K		1-2 1B 1B		1 0 1 0 0 0 0 1 0 0 0 0 0 0 0 0 1 0 1 0 0 0 0 0 0 0 0 0 0 0												
Inning Stats	R: 0 E: 0 K: 1 S: 8	H: 0 LOB: 0 BB: 0 P: 12	R: 0 E: 0 K: 0 S: 5	H: 0 LOB: 0 BB: 0 P: 8	R: 0 E: 0 K: 0 S: 6	H: 0 LOB: 0 BB: 0 P: 9	R: 0 E: 0 K: 0 S: 8	H: 1 LOB: 1 BB: 1 P: 15	R: 0 E: 0 K: 0 S: 9	H: 0 LOB: 1 BB: 1 P: 16	R: 0 E: 1 K: 3 S: 11	H: 1 LOB: 1 BB: 0 P: 15	R: 0 E: 0 K: 0 S: 7	H: 0 LOB: 0 BB: 0 P: 12	R: 0 E: 0 K: 0 S: 15	H: 2 LOB: 2 BB: 0 P: 22	R: 0 E: 0 K: 1 S: 7	H: 0 LOB: 0 BB: 0 P: 9	1B: 3 2B: 2 3B: 0 HR: 0	SF: 0 SAC: 0 DP: 1 HBP: 0	WP: 0 PB: 0 SB: 0 CS: 0	PA: 32
PITCHER Russ Meyer, R (1, 1) ERA: 4.51	IP: 9.0 WLS: W BF: 32 H: 4 R: 0 ER: 0 SO: 5 BB: 2 IBB: 0 HBP: 0 BLK: 0 WP: 0 HR: 0 S: 76 P: 118 ERA: 0.00 WHIP: 0.667											PITCHER	IP: 9.0 WLS: W BF: 32 H: 4 R: 0 ER: 0 SO: 5 BB: 2 IBB: 0 HBP: 0 BLK: 0 WP: 0 HR: 0 S: 76 P: 118 ERA: 0.00 WHIP: 0.667									

Milwaukee Braves @ Brooklyn Dodgers
Ebbets Field, Brooklyn, NY
Sat Jul 25 1953, 3:33 AM EDT
Att. 18,863 - Unknown

livebaseballscorecards.com

AB	30
R	0
H	4
RBI	0
BB	2
SO	5
LOB	8

Batter	1	2	3	4	5	6	7	8	9
Jim Gilliam, S <small>OBP: 0.364, SLG: 0.361</small> (1, 4)	4-0 BB		1-0 1B		3-2 1B 3B	1-2 F8		1-2 L1-6 2-3	
Pee Wee Reese, R <small>OBP: 0.391, SLG: 0.430</small> (1, 6)	0-0 5-3		2-1 F4		4-0 1B 1B BB	2-3 K			
Duke Snider, L <small>OBP: 0.415, SLG: 0.567</small> (1, 8)	2-0 F6		1-2 G3		0-1 1B 1B	0-0 1B			
Jackie Robinson, R <small>OBP: 0.422, SLG: 0.508</small> (1, 7)	1-2 F6		3-3 K		0-2 1B 1B	2-0 L9			
Gil Hodges, R <small>OBP: 0.398, SLG: 0.606</small> (1, 3)		3-3 K		1-1 5-3	2-1 1B F7 1B		3-2 F9		
Carl Furillo, R <small>OBP: 0.375, SLG: 0.532</small> (1, 9)		4-0 HR BB		1-1 F5	1-0 1B		0-0 F3		
Roy Campanella, R <small>OBP: 0.396, SLG: 0.616</small> (1, 2)		1-0 HR		2-1 E7 1B	3-2 F7		2-3 K		
Billy Cox, R <small>OBP: 0.393, SLG: 0.555</small> (1, 5)	0-0 6-3			4-0 IBB	1-1 L7		4-2 L1-6 SH3-4 BB		
Russ Meyer, S <small>OBP: 0.118, SLG: 0.137</small> (1, 1)		3-3 K		0-3 K	3-3 K		0-0 SH3-4		

AB	R	H	RBI	BB	SO	LOB
4	1	2	0	1	0	1
3	1	0	0	1	1	2
4	1	2	1	0	0	2
4	1	1	1	0	1	3
4	1	1	1	0	1	0
3	1	1	1	1	0	0
4	1	2	3	0	1	1
2	0	0	0	2	0	1
3	0	0	0	0	3	3

BOTTOM

Milwaukee Braves @ Brooklyn Dodgers
 Ebbets Field, Brooklyn, NY
 Sat Jul 25 1953, 3:33 AM EDT
 Att. 18,863 - Unknown

AB	31
R	7
H	9
RBI	7
BB	5
SO	7
LOB	13



1B:	7	SF:	0
2B:	1	SAC:	1
3B:	1	DP:	1
HR:	1	HBP:	0

WP:	0	PA:	37
PB:	0		
SB:	0		
CS:	0		

Inning Stats		R	H	E	K	S	R	H	E	K	S	R	H	E	K	S	R	H	E	K	S	R	H	E	K	S	R	H	E	K	S	R	H	E	K	S				
R: 0		0	0	0	7	14	R: 2	2	1	0	8	R: 0	0	0	11	R: 5	5	0	20	R: 0	0	0	7	R: 0	0	0	7	R: 0	0	0	12	R: 0	0	0	12	R: 0	0	0	12	
H: 0		0	1	0	14	H: 1	1	1	1	18	H: 1	1	1	1	H: 1	1	1	13	H: 0	0	0	13	H: 0	0	0	13	H: 0	0	0	12	H: 0	0	0	12	H: 0	0	0	12		
LOB: 1		0	0	0	14	LOB: 0	0	0	0	18	LOB: 2	2	LOB: 1	1	LOB: 1	1	LOB: 0	0	LOB: 0	0	0	12	LOB: 0	0	LOB: 0	0	LOB: 0	0	LOB: 0	0	LOB: 0	0	LOB: 0	0	LOB: 0	0	LOB: 0	0	LOB: 0	0
BB: 1		1	0	0	14	BB: 1	1	BB: 0	0	18	BB: 1	1	BB: 0	0	BB: 0	0	BB: 1	1	BB: 0	0	0	12	BB: 1	1	BB: 1	1	BB: 1	1	BB: 1	1	BB: 1	1	BB: 1	1	BB: 1	1	BB: 1	1	BB: 1	1
P: 14		14	19	18	14	P: 14	14	P: 18	18	14	P: 18	P: 17	P: 37	P: 12	P: 12	P: 12	P: 12	P: 12	P: 12	P: 12	P: 12	P: 12	P: 12	P: 12	P: 12	P: 12	P: 12	P: 12	P: 12	P: 12	P: 12	P: 12	P: 12	P: 12	P: 12	P: 12	P: 12	P: 12		

PITCHER	IP	WLS	BF	H	R	ER	SO	BB	IBB	HBP	BLK	WP	HR	S	P	ERA	WHIP
Jim Wilson, R <small>ERA: 4.32</small>	(1, 1)	4.0	L	22	6	6	6	4	3	1	0	0	0	0	3	6	∞
Dave Jolly, R <small>ERA: 3.47</small>	(5, 1)	0.0		2	2	0	0	0	0	0	0	0	0	3	6	∞	∞
Bob Buhl, R <small>ERA: 3.88</small>	(5, 1)	1.0		3	0	1	1	1	0	0	0	0	0	9	16	9.00	0.000
Ernie Johnson, R <small>ERA: 3.06</small>	(6, 1)	2.0		7	1	0	0	2	0	0	0	0	0	15	25	0.00	0.500
Vern Bickford, R <small>ERA: 6.34</small>	(8, 1)	1.0		3	0	0	0	0	1	0	0	0	0	7	12	0.00	1.000

PITCHER	IP	WLS	BF	H	R	ER	SO	BB	IBB	HBP	BLK	WP	HR	S	P	ERA	WHIP
Jim Wilson, R <small>ERA: 4.32</small>	(1, 1)	4.0	L	22	6	6	6	4	3	1	0	0	0	0	3	6	∞
Dave Jolly, R <small>ERA: 3.47</small>	(5, 1)	0.0		2	2	0	0	0	0	0	0	0	0	3	6	∞	∞
Bob Buhl, R <small>ERA: 3.88</small>	(5, 1)	1.0		3	0	1	1	1	0	0	0	0	0	9	16	9.00	0.000
Ernie Johnson, R <small>ERA: 3.06</small>	(6, 1)	2.0		7	1	0	0	2	0	0	0	0	0	15	25	0.00	0.500
Vern Bickford, R <small>ERA: 6.34</small>	(8, 1)	1.0		3	0	0	0	0	1	0	0	0	0	7	12	0.00	1.000

Batter	1	2	3	4	5	6	7	8	9
Jim Gilliam, S (1, 4) <small>OBP: 0.368, SLG: 0.368</small>	0-1 		1-2 			0-1 		3-1 	
Pee Wee Reese, R (1, 6) <small>OBP: 0.390, SLG: 0.434</small>	1-1 			1-3 		2-1 		0-0 	
Jackie Robinson, R (1, 7) <small>OBP: 0.423, SLG: 0.510</small> Dick Williams, R (9, 7) <small>OBP: 0.333, SLG: 0.200</small>	1-2 			3-1 		4-0 		1-2 	
Gil Hodges, R (1, 3) <small>OBP: 0.394, SLG: 0.599</small>	0-2 			1-2 		0-0 		1-2 	
Roy Campanella, R (1, 2) <small>OBP: 0.397, SLG: 0.613</small>		1-0 			1-1 		2-0 	4-0 	
Carl Furillo, R (1, 9) <small>OBP: 0.373, SLG: 0.528</small>		2-1 			2-3 		0-0 	0-0 	
Duke Snider, L (1, 8) <small>OBP: 0.416, SLG: 0.564</small>		2-3 			4-1 		4-2 	3-1 	
Billy Cox, R (1, 5) <small>OBP: 0.390, SLG: 0.548</small>			0-3 		2-0 		2-1 	2-2 	
Clem Labine, R (1, 1) Bobby Morgan, R (7, PH) <small>OBP: 0.353, SLG: 0.427</small> Bob Milliken, R (8, 1) <small>OBP: 0.167, SLG: 0.278</small>			1-3 			0-3 	2-0 		

AB	R	H	RBI	BB	SO	LOB
4	1	3	0	0	0	0
4	1	1	1	0	1	2
3	1	1	1	1	0	0
0	0	0	0	0	0	0
4	0	0	0	0	0	4
3	0	1	0	1	0	0
4	0	1	1	0	1	1
2	0	0	0	2	1	2
4	0	1	0	0	1	3
2	0	0	0	0	2	0
1	0	0	0	0	0	2
0	0	0	0	0	0	0

BOTTOM

Milwaukee Braves @ Brooklyn Dodgers
 Ebbets Field, Brooklyn, NY


Sun Jul 26 1953, 3:33 AM EDT
 Unknown

AB	31
R	3
H	8
RBI	3
BB	4
SO	6
LOB	14

Inning Stats		R	H	E	K	S	R		H	E	K	S	R		H	E	K	S	R		H	E	K	S	R		H	E	K	S																		
R: 0 H: 1 E: 1 K: 0 S: 11		0	1	0	0	13	R: 0 H: 0 E: 0 K: 1 S: 6		0	0	0	11	R: 0 H: 0 E: 0 K: 2 S: 11		0	0	0	13	R: 0 H: 0 E: 0 K: 1 S: 8		0	0	0	13	R: 0 H: 0 E: 0 K: 1 S: 8		0	0	0	17	R: 0 H: 1 E: 0 K: 1 S: 8		1	2	1	14	R: 0 H: 2 E: 0 K: 0 S: 7		2	2	1	17	R: 3 H: 4 E: 0 K: 0 S: 16		3	4	2	30

PITCHER		IP	WLS	BF	H	R	ER	SO	BB	IBB	HBP	BLK	WP	HR	S	P	ERA	WHIP
Johnny Antonelli, L (1, 1) <small>ERA: 2.92</small>	(1, 1)	7.2	L	34	8	3	3	6	3	1	0	0	0	0	72	123	3.52	1.435
Ernie Johnson, R (8, 1) <small>ERA: 3.04</small>	(8, 1)	0.1		1	0	0	0	0	0	0	0	0	0	3	5	0.00	0.000	

WP	PA
0	35

Batter	1	2	3	4	5	6	7	8	9	AB R H RBI BB SO LOB	TOP	
Bill Bruton, L (1, 8) OBP: 0.308, SLG: 0.350 C B X	1-1 FC4 1B		1-2 FC3-6 1-2f		0-1 4-3 S X			1-0 F8 B X		4 0 1 0 0 0 1		
Johnny Logan, R (1, 6) OBP: 0.330, SLG: 0.410 B X	1-0 F7		3-3 K			0-0 L7			1-2 6-3	4 0 0 0 0 1 2		
Eddie Mathews, L (1, 5) OBP: 0.399, SLG: 0.629 B C C B S	2-3 K			1-1 4-3 F B X		2-0 F7 B B X			2-3 K	4 0 0 0 0 2 1		
Walker Cooper, R (1, 2) OBP: 0.316, SLG: 0.379 X	0-0 FC4 1-2f			0-0 F8 X		1-3 K C S B S			0-3 K S S S	4 0 0 0 0 2 1		
Andy Pafko, R (1, 9) OBP: 0.327, SLG: 0.450 F B B B S		3-3 K		0-0 1B			0-1 6-3 C X			3 0 1 0 0 1 0		
Joe Adcock, R (1, 3) OBP: 0.316, SLG: 0.419 X		0-0 G6-4-3 1B		2-3 K S B B B S			0-2 4-3 C X T T C			3 0 1 0 0 1 1		
Sid Gordon, R (1, 7) OBP: 0.337, SLG: 0.479 C B X	1-1 G6-4-3 1-2f				1-1 HR F B X		3-2 6-3 B B C B C B X			3 1 1 1 0 0 1		
Jack Dittmer, L (1, 4) OBP: 0.284, SLG: 0.338 F B B B X			3-1 FC3-6 1B		1-0 F8 B X			0-0 4-3 X		3 0 1 0 0 0 0		
Lew Burdette, R (1, 1) OBP: 0.211, SLG: 0.211 George Crowe, L (8, PH) OBP: 0.276, SLG: 0.407 Bob Buhl, R (8, 1) OBP: 0.217, SLG: 0.217 M S L B S			2-3 K		3-3 K F B B F B C			2-3 K C B B B S		2 0 0 0 0 2 1 1 0 0 0 0 1 0 0 0 0 0 0 0 0		
Inning Stats	R: 0 H: 1 E: 0 LOB: 1 K: 1 BB: 0 S: 7 P: 11	R: 0 H: 1 E: 0 LOB: 0 K: 1 BB: 0 S: 6 P: 10	R: 0 H: 1 E: 0 LOB: 1 K: 2 BB: 0 S: 11 P: 20	R: 0 H: 1 E: 0 LOB: 1 K: 1 BB: 0 S: 7 P: 10	R: 1 H: 1 E: 0 LOB: 0 K: 1 BB: 0 S: 9 P: 14	R: 0 H: 0 E: 0 LOB: 0 K: 1 BB: 0 S: 5 P: 8	R: 0 H: 0 E: 0 LOB: 0 K: 0 BB: 0 S: 12 P: 15	R: 0 H: 0 E: 0 LOB: 0 K: 1 BB: 0 S: 5 P: 8	R: 0 H: 0 E: 0 LOB: 0 K: 2 BB: 0 S: 9 P: 12	1B: 4 SF: 0 2B: 0 SAC: 0 3B: 0 DP: 1 HR: 1 HBP: 0	WP: 0 PA: 31 PB: 0 SB: 0 CS: 0	
PITCHER Carl Erskine, R (1, 1) ERA: 4.14	IP WLS BF H R ER SO BB IBB HBP BLK WP HR S P ERA WHIP 9.0 W 31 5 1 1 10 0 0 0 0 0 1 71 108 1.00 0.556											PITCHER IP WLS BF H R ER SO BB IBB HBP BLK WP HR S P ERA WHIP

Milwaukee Braves @ Brooklyn Dodgers
 Ebbets Field, Brooklyn, NY
 Sun Jul 26 1953, 3:38 AM EDT
 Att: 33,421 - Unknown

livebaseballscorecards.com

Batter	1	2	3	4	5	6	7	8	9
Jim Gilliam, S <small>OBP: 0.366, SLG: 0.365</small> (1, 4)									
Pee Wee Reese, R <small>OBP: 0.393, SLG: 0.436</small> (1, 6)									
Duke Snider, L <small>OBP: 0.412, SLG: 0.558</small> (1, 8)									
Jackie Robinson, R <small>OBP: 0.421, SLG: 0.506</small> (1, 7)									
Roy Campanella, R <small>OBP: 0.394, SLG: 0.607</small> (1, 2)									
Gil Hodges, R <small>OBP: 0.391, SLG: 0.593</small> (1, 3)									
Carl Furillo, R <small>OBP: 0.373, SLG: 0.526</small> (1, 9)									
Billy Cox, R <small>OBP: 0.394, SLG: 0.550</small> (1, 5)									
Carl Erskine, R <small>OBP: 0.302, SLG: 0.340</small> (1, 1)									

AB	R	H	RBI	BB	SO	LOB
3	1	0	1	1	1	1
3	0	2	0	1	0	0
4	0	0	0	0	2	4
4	0	1	1	0	0	1
3	0	0	0	0	0	2
3	0	0	0	0	0	2
3	0	1	0	0	0	0
3	1	2	0	0	0	0
3	0	1	0	0	1	2

BOTTOM

Milwaukee Braves @ Brooklyn Dodgers
 Ebbets Field, Brooklyn, NY

Sun Jul 26 1953, 3:38 AM EDT
 Att. 33,421 - Unknown

AB	29
R	2
H	7
RBI	2
BB	2
SO	4
LOB	12

Inning Stats	R	H	E	K	S	R	H	E	K	S	R	H	E	K	S	R	H	E	K	S	R	H	E	K	S	R	H	E	K	S	
	1	2	0	1	14	1	2	1	0	8	0	0	0	0	7	0	0	0	0	13	0	0	0	0	0	0	0	0	0	0	0

PITCHER	IP	WLS	BF	H	R	ER	SO	BB	IBB	HBP	BLK	WP	HR	S	P	ERA	WHIP
Lew Burdette, R <small>ERA: 3.39</small>	(1, 1)	7.0	28	7	2	1	4	2	0	0	0	0	0	64	100	1.29	1.286
Bob Buhl, R <small>ERA: 3.82</small>	(8, 1)	1.0	3	0	0	0	0	0	0	0	0	0	0	5	9	0.00	0.000

WP	PA	ERA	WHIP
0	32		

Batter	1	2	3	4	5	6	7	8	9	AB R H RBI BB SO LOB	TOP
Whitey Lockman, L (1, 3) OBP: 0.377, SLG: 0.397	0-0 G3		0-0 BB 1B		0-0 G5-4-3 1B		0-0 2-3 1B			4 0 3 0 0 0 0	New York Giants @ Milwaukee Braves Milwaukee County Stadium, Milwaukee, WI Mon Jul 27 1953, 4:33 AM EDT Att: 29,380 - Unknown livebaseballscorecards.com
Alvin Dark, R (1, 9) OBP: 0.346, SLG: 0.461	0-0 BB 1B		0-0 F6		0-0 G5-4-3 1-2f		0-0 F9			4 0 1 0 0 0 4	
Bobby Thomson, R (1, 8) OBP: 0.346, SLG: 0.472	0-0 F8		0-0 F8		0-0 6-3		0-0 F3			4 0 0 0 0 0 2	
Monte Irvin, R (1, 7) Dusty Rhodes, L (8, 7) OBP: 0.408, SLG: 0.565 OBP: 0.207, SLG: 0.250	4-0 BB 1-2		4-0 BB 1-2		0-0 6-3		0-0 F8			2 0 0 0 2 0 0 0 0 0 0 0 0 0	
Daryl Spencer, R (1, 6) OBP: 0.310, SLG: 0.511	0-3 K		0-0 P5		0-0 1B		0-0 F6			4 0 1 0 0 1 4	
Hank Thompson, L (1, 5) Bobby Hofman, R (6, PH) OBP: 0.428, SLG: 0.644 OBP: 0.434, SLG: 0.878		0-0 FC4-6 1B		0-0 F7		0-0 F9		0-3 K		2 0 1 0 0 0 0 2 0 0 0 0 1 1	
Davey Williams, R (1, 4) OBP: 0.373, SLG: 0.363		0-0 FC4-6 1-2f		0-0 F7		0-0 1B 2B		0-0 F8		4 0 1 0 0 0 1	
Wes Westrum, R (1, 2) Sam Calderone, R (5, 2) OBP: 0.336, SLG: 0.354 OBP: 0.350, SLG: 0.368		0-3 K		0-3 K		0-0 F9		0-0 6-3		2 0 0 0 0 2 1 2 0 0 0 0 0 1	
Jim Hearn, R (1, 1) Marv Grissom, R (4, 1) Al Corwin, R (4, 1) Monty Kennedy, R (6, 1) OBP: 0.200, SLG: 0.255		0-3 K		0-3 K		0-3 K				1 0 0 0 0 1 1 0 0 0 0 0 0 0 1 0 0 0 0 1 0 1 0 0 0 0 1 1	
Inning Stats	R: 0 E: 0 K: 1 S: 6 H: 1 LOB: 2 BB: 1 P: 10	R: 0 E: 0 K: 2 S: 8 H: 1 LOB: 1 BB: 0 P: 8	R: 0 E: 0 K: 0 S: 4 H: 1 LOB: 2 BB: 1 P: 8	R: 0 E: 0 K: 1 S: 5 H: 0 LOB: 0 BB: 0 P: 5	R: 0 E: 0 K: 1 S: 5 H: 1 LOB: 0 BB: 0 P: 5	R: 0 E: 0 K: 0 S: 4 H: 1 LOB: 1 BB: 0 P: 4	R: 0 E: 0 K: 1 S: 7 H: 2 LOB: 2 BB: 0 P: 7	R: 0 E: 0 K: 0 S: 3 H: 0 LOB: 0 BB: 0 P: 3	R: 0 E: 0 K: 1 S: 5 H: 0 LOB: 0 BB: 0 P: 5	1B: 6 2B: 1 3B: 0 HR: 0 SF: 0 SAC: 0 DP: 1 HBP: 0	
PITCHER Warren Spahn, L (1, 1) ERA: 2.51	IP WLS BF H R ER SO BB IBB HBP BLK WP HR S P ERA WHIP										



Batter	1	2	3	4	5	6	7	8	9	AB R H RBI BB SO LOB	TOP	
Whitey Lockman, L (1, 3) OBP: 0.376, SLG: 0.395	0-0 3-1 6-3 1B		0-0 2-3		0-0 1-3			0-0 F8		4 0 1 0 0 0 1		
Alvin Dark, R (1, 4) OBP: 0.345, SLG: 0.458 (7, 6)	0-0 6-3 1-2 1B		0-0 FC4-6 1B		0-0 L7			0-0 F8		4 0 1 0 0 0 2		
Hank Thompson, L (1, 5) OBP: 0.429, SLG: 0.640	0-0 3-1 2-3 1B		0-0 FC4-6 1B 1-2f CS		0-0 G6-4-3 1B			4-0 BB		3 0 1 0 1 0 2		
Monte Irvin, R (1, 7) OBP: 0.407, SLG: 0.561	0-0 P6		0-0 1-3 1B		0-0 G6-4-3 1-2f			0-0 F8		4 0 1 0 0 0 3		
Don Mueller, L (1, 9) OBP: 0.335, SLG: 0.363		4-0 BB 5-3 BB	0-0 CS 3-H	0-0 4-3			0-0 L6	0-0 L9		3 0 0 0 1 0 1		
Bobby Thomson, R (1, 8) OBP: 0.345, SLG: 0.469		0-0 5-3 1-2		0-0 5-3			0-0 L6-3 1B	0-3 K		4 0 1 0 0 1 2		
Daryl Spencer, R (1, 6) OBP: 0.312, SLG: 0.510 Dusty Rhodes, L (7, PH) OBP: 0.200, SLG: 0.241 Davey Williams, R (7, 4) OBP: 0.373, SLG: 0.363		4-0 BB BB BB	0-3 K		0-0 L6-3		0-0 L6-3 1-2			1 0 0 0 1 1 0 1 0 0 0 0 0 1 0 0 0 0 0 0 0		
Wes Westrum, R (1, 2) OBP: 0.333, SLG: 0.350 Tookie Gilbert, L (8, PH) OBP: 0.276, SLG: 0.306 Ruben Gomez, R (8, PR) OBP: 0.297, SLG: 0.278 Sam Calderone, R (8, 2) OBP: 0.350, SLG: 0.368		0-0 F7 BB		0-0 6-3			0-0 6-3	0-0 1B		2 0 0 0 0 0 2 1 0 1 0 0 0 0 0 0 0 0 0 0 0 0 0 0 0 0 0 0		
Al Worthington, R (1, 1) OBP: 0.083, SLG: 0.083 Bobby Hofman, R (8, PH) OBP: 0.426, SLG: 0.860 Hoyt Wilhelm, R (8, 1) OBP: 0.346, SLG: 0.409		0-0 P6		0-3 K			0-0 F2			2 0 0 0 0 1 2 1 0 0 0 0 0 1 0 0 0 0 0 0 0		
Inning Stats	R: 0 H: 1 E: 0 LOB: 1 K: 0 BB: 0 S: 4 P: 4	R: 0 H: 0 E: 0 LOB: 2 K: 0 BB: 2 S: 3 P: 11	R: 0 H: 2 E: 0 LOB: 1 K: 0 BB: 0 S: 4 P: 4	R: 0 H: 0 E: 0 LOB: 0 K: 1 BB: 0 S: 5 P: 5	R: 0 H: 0 E: 0 LOB: 0 K: 1 BB: 0 S: 5 P: 5	R: 0 H: 1 E: 0 LOB: 0 K: 0 BB: 0 S: 3 P: 3	R: 0 H: 1 E: 0 LOB: 0 K: 0 BB: 0 S: 3 P: 3	R: 0 H: 1 E: 0 LOB: 1 K: 0 BB: 0 S: 4 P: 4	R: 0 H: 0 E: 0 LOB: 1 K: 1 BB: 1 S: 5 P: 9	1B: 6 SF: 0 2B: 1 SAC: 0 3B: 0 DP: 2 HR: 0 HBP: 0	WP: 0 PA: 34 PB: 0 SB: 0 CS: 1	
PITCHER Bob Buhl, R (1, 1) ERA: 3.33	IP WLS BF H R ER SO BB IBB HBP BLK WP HR S P ERA WHIP	9.0 W 33 6 0 0 3 3 0 0 0 0 0 0 36 48 0.00 1.000										

New York Giants @ Milwaukee Braves
Milwaukee County Stadium, Milwaukee, WI

Tue Jul 28 1953, 4:33 AM EDT
Att: 30,021 - Unknown

livebaseballscorecards.com

AB	30
R	0
H	6
RBI	0
BB	3
SO	3
LOB	17



Batter	1	2	3	4	5	6	7	8	9
Bill Bruton, L (1, 8) OBP: 0.312, SLG: 0.350	0-0 F9		0-0 SH BB SH1-4 F8		0-3 K		0-0 CS 1B		
Johnny Logan, R (1, 6) OBP: 0.329, SLG: 0.406	0-0 6-3		0-0 SH1-4		0-0 F8		0-0 CS 1-2	0-0 F9	
Eddie Mathews, L (1, 5) OBP: 0.400, SLG: 0.640	0-0 3-1		4-0 BB IBB		0-0 P6			0-0 5-3	
Sid Gordon, R (1, 7) OBP: 0.340, SLG: 0.473		4-0 BB FC6-4 BB	4-0 BB 1-2 2-3 3-H BB		0-0 F8			0-3 K	
Jim Pendleton, R (9, 7) OBP: 0.255, SLG: 0.276									
Andy Pafko, R (1, 9) OBP: 0.331, SLG: 0.453		0-0 F8	0-0 F8		0-0 FC5-4 1B				
Joe Adcock, R (1, 3) OBP: 0.317, SLG: 0.415		0-0 FC6-4 1B 1-2f	0-0 P4		0-0 FC5-4 1-2f				
Del Crandall, R (1, 2) OBP: 0.351, SLG: 0.473		0-0 1B 1-2		0-0 6-3		0-0 F8			
Jack Dittmer, L (1, 4) OBP: 0.283, SLG: 0.336		0-0 G3		0-0 G3		0-0 4-3			
Bob Buhl, R (1, 1) OBP: 0.231, SLG: 0.200			4-0 SH1-4 BB SH BB	0-3 K		0-0 4-3			

AB	R	H	RBI	BB	SO	LOB
3	1	1	0	0	1	0
3	0	0	0	0	0	0
3	0	0	0	1	0	0
2	0	0	1	2	1	0
0	0	0	0	0	0	0
3	0	1	1	0	0	3
3	0	0	0	0	0	4
3	0	1	0	0	0	1
3	0	0	0	0	0	2
2	1	0	0	1	1	0

BOTTOM

New York Giants @ Milwaukee Braves
Milwaukee County Stadium, Milwaukee, WI
 Tue Jul 28 1953, 4:33 AM EDT
 Att. 30,021 - Unknown

AB	25
R	2
H	3
RBI	2
BB	4
SO	3
LOB	10



1B:	3	SF:	0
2B:	0	SAC:	2
3B:	0	DP:	0
HR:	0	HBP:	0

WP:	0	PA:	32
PB:	0		
SB:	0		
CS:	1		

Inning Stats		R	H	E	K	S	PITCHER		IP	WLS	BF	H	R	ER	SO	BB	IBB	HBP	BLK	WP	HR	S	P	ERA	WHIP
R: 0	H: 0	E: 0	K: 0	S: 3			Al Worthington, R (1, 1)	7.0	L	28	3	2	2	2	0	0	0	0	0	0	0	28	44	2.57	0.857
R: 0	H: 1	E: 0	K: 0	S: 4			Hoyt Wilhelm, R (8, 1)	1.0		3	0	0	0	1	0	0	0	0	0	0	0	5	5	0.00	0.000

WP	HR	S	P	ERA	WHIP
0	0	0	0		

Batter	1	2	3	4	5	6	7	8	9	AB R H RBI BB SO LOB	TOP											
Whitey Lockman, L (1, 3) OBP: 0.378, SLG: 0.402	0-0 1B 3B	4-0 BB BB BB BB FC6 BB		0-0 F7		0-0 4-3		0-0 1B		4 1 2 0 1 0 1												
Alvin Dark, R (1, 6) OBP: 0.345, SLG: 0.458	0-0 1B 4-3	0-0 FC6		0-0 FC3-2 1B		0-0 P4		0-0 F7		5 1 2 1 0 0 3												
Hank Thompson, L (1, 5) OBP: 0.425, SLG: 0.629	0-0 4-3 1-2		0-0 P4	0-0 FC3-2 1B			0-0 1-3		4-0 SH5-3 BB BB	4 0 0 0 1 0 3												
Monte Irvin, R (1, 7) OBP: 0.409, SLG: 0.559	0-0 G6-3 1B		4-0 4-3 1B BB	0-0 F8			0-0 F8		4-0 SH5-3 BB	3 0 1 1 2 0 2												
Don Mueller, L (1, 9) OBP: 0.341, SLG: 0.374	0-0 G6-3		0-0 4-3 1B		0-0 BB 1B		0-0 2B		0-0 SH5-3	4 0 3 0 0 0 1												
Bobby Thomson, R (1, 8) OBP: 0.348, SLG: 0.471		0-0 1B 2B	0-0 4-3	0-0 4-3 1-2 2-3		0-0 F8		4-0 IBB	4-0 G1-6-3 BB	3 1 1 0 2 0 3												
Bobby Hofman, R (1, 4) OBP: 0.414, SLG: 0.811		0-0 5-3	4-0		0-3 K		0-0 P6		0-0 G1-6-3	3 0 0 0 1 1 4												
Dusty Rhodes, L (9, PH) OBP: 0.194, SLG: 0.233										1 0 0 0 0 0 3												
Daryl Spencer, R (9, 4) OBP: 0.312, SLG: 0.510										0 0 0 0 0 0 0												
Wes Westrum, R (1, 2) OBP: 0.338, SLG: 0.352		0-0 FC1-6 1B	0-0 F3		4-0 PO BB				0-0 F7	2 0 1 1 1 0 3												
Ray Noble, R (7, 2) OBP: 0.425, SLG: 0.466										1 0 0 0 0 0 0												
Ruben Gomez, R (1, 1) OBP: 0.293, SLG: 0.275		0-0 FC1-6 BB		0-0 1B FC3-2 1B		0-0 PO		0-0 F9	0-3 K	4 0 1 0 0 1 1												
Inning Stats	R: 2 E: 0 K: 0 S: 5	H: 3 LOB: 0 BB: 0 P: 5	R: 1 E: 0 K: 0 S: 5	H: 2 LOB: 2 BB: 1 P: 9	R: 0 E: 0 K: 0 S: 4	H: 1 LOB: 3 BB: 2 P: 12	R: 0 E: 0 K: 0 S: 5	H: 2 LOB: 2 BB: 0 P: 5	R: 0 E: 0 K: 1 S: 5	H: 1 LOB: 1 BB: 1 P: 9	R: 0 E: 0 K: 0 S: 3	H: 0 LOB: 0 BB: 0 P: 3	R: 0 E: 0 K: 0 S: 4	H: 1 LOB: 2 BB: 1 P: 8	R: 0 E: 0 K: 1 S: 6	H: 1 LOB: 1 BB: 0 P: 6	R: 0 E: 0 K: 0 S: 2	H: 0 LOB: 2 BB: 3 P: 14	1B: 8 2B: 2 3B: 1 HR: 0	SF: 0 SAC: 1 DP: 2 HBP: 0	WP: 0 PB: 0 SB: 0 CS: 0	PA: 44
PITCHER	IP WLS BF H R ER SO BB IBB HBP BLK WP HR S P ERA WHIP																					
Max Surkont, R (1, 1) ERA: 4.25	1.1 L 8 5 3 3 0 0 0 0 0 0 0 0 8 8 20.25 3.750																					
Ernie Johnson, R (2, 1) ERA: 3.0	0.2 3 0 0 0 0 1 0 0 0 0 0 0 2 6 0.00 1.500																					
Don Liddle, L (3, 1) ERA: 2.93	5.0 23 5 0 0 1 2 2 0 0 0 0 0 21 37 0.00 1.400																					
Jim Wilson, R (8, 1) ERA: 4.24	2.0 9 1 0 0 1 3 0 0 0 0 0 0 8 20 0.00 2.000																					

New York Giants @ Milwaukee Braves
Milwaukee County Stadium, Milwaukee, WI
 Wed Jul 29 1953, 4:33 AM EDT
 Att: 31,430 - Unknown

AB	34
R	3
H	11
RBI	3
BB	8
SO	2
LOB	24



Batter	1	2	3	4	5	6	7	8	9	AB R H RBI BB SO LOB	TOP
Whitey Lockman, L (1, 3) OBP: 0.377, SLG: 0.400	0-0 FC4-6 1B		0-0 5-3		0-0 L7			0-0 5-3		4 0 1 0 0 0 0	
Alvin Dark, R (1, 6) OBP: 0.342, SLG: 0.453	0-0 FC4-6 1B 1-2f		0-0 6-3			0-0 5-3		0-0 L7		4 0 0 0 0 0 1	
Hank Thompson, L (1, 5) OBP: 0.429, SLG: 0.628	0-0 G6-4-3 1B 1-3			0-0 P6		4-0 G6-4-3 BB			4-0 G5-4-3 BB	2 0 1 0 2 0 0	
Monte Irvin, R (1, 7) OBP: 0.408, SLG: 0.556	0-0 G6-4-3 1-2f			0-0 1B 1B		0-0 G6-4-3 1-2f		0-0 G5-4-3 1-2f		4 0 1 0 0 0 4	
Don Mueller, L (1, 9) OBP: 0.340, SLG: 0.372		0-0 6-3		0-0 1-2 1B			0-0 1-4-3		0-0 6-3	4 0 1 0 0 0 0	
Bobby Thomson, R (1, 8) OBP: 0.348, SLG: 0.470		0-0 4-3		0-0 F8			0-0 1B			3 0 1 0 0 0 2	
Bobby Hofman, R (1, 4) OBP: 0.410, SLG: 0.786		0-0 1B		0-0 F7			0-0 L8			3 0 1 0 0 0 3	
Ray Noble, R (1, 2) OBP: 0.408, SLG: 0.443		0-0 G3			0-0 4-3		0-0 F7			3 0 0 0 0 0 2	
Sal Maglie, R (1, 1) OBP: 0.304, SLG: 0.311			0-0 F9		0-0 5-3			0-0 F8		0 0 0 0 0 0 0	
Marv Grissom, R (1, 1)										2 0 0 0 0 0 0	
Tookie Gilbert, L (8, PH) OBP: 0.274, SLG: 0.304										1 0 0 0 0 0 0	
Al Corwin, R (8, 1) OBP: 0.292, SLG: 0.542										0 0 0 0 0 0 0	
Inning Stats	R: 0 H: 2 E: 0 LOB: 1 K: 0 BB: 0 S: 4 P: 4	R: 0 H: 1 E: 0 LOB: 1 K: 0 BB: 0 S: 4 P: 4	R: 0 H: 0 E: 0 LOB: 0 K: 0 BB: 0 S: 3 P: 3	R: 0 H: 2 E: 0 LOB: 2 K: 0 BB: 0 S: 5 P: 5	R: 0 H: 0 E: 0 LOB: 0 K: 0 BB: 0 S: 3 P: 3	R: 0 H: 0 E: 0 LOB: 0 K: 0 BB: 1 S: 2 P: 6	R: 0 H: 1 E: 0 LOB: 1 K: 0 BB: 0 S: 4 P: 4	R: 0 H: 0 E: 0 LOB: 0 K: 0 BB: 0 S: 3 P: 3	R: 0 H: 0 E: 0 LOB: 0 K: 0 BB: 1 S: 2 P: 6	1B: 6 SF: 0 2B: 0 SAC: 0 3B: 0 DP: 3 HR: 0 HBP: 0	WP: 0 PA: 32 PB: 0 SB: 0 CS: 0
PITCHER Lew Burdette, R (1, 1) ERA: 3.03	IP WLS BF H R ER SO BB IBB HBP BLK WP HR S P ERA WHIP										
	9.0 W 32 6 0 0 0 2 0 0 0 0 0 0 30 38 0.00 0.889										
PITCHER	IP WLS BF H R ER SO BB IBB HBP BLK WP HR S P ERA WHIP										

New York Giants @ Milwaukee Braves
Milwaukee County Stadium, Milwaukee, WI

AB	30
R	0
H	6
RBI	0
BB	2
SO	0
LOB	12



Thu Jul 30 1953, 4:33 AM EDT
Att: 24,439 - Unknown

livebaseballscorecards.com

Batter	1	2	3	4	5	6	7	8	9
Bill Bruton, L OBP: 0.313, SLG: 0.355 (1, 8)	0-0 F7	0-0 F7			0-0 1B		0-0 F7		
Johnny Logan, R OBP: 0.332, SLG: 0.412 (1, 6)	4-0 E 1B BB	0-0 P3			0-0 1-2 1B		0-3 K		
Eddie Mathews, L OBP: 0.395, SLG: 0.629 (1, 5)	0-0 E8 1B 1-3 1B		0-0 F8		0-0 F5			0-0 F8	
Sid Gordon, R OBP: 0.345, SLG: 0.472 (1, 7)	4-0 1B		0-0 BB 1B		0-3 K			4-0 1B S FC6-4 BB	
Jim Pendleton, R OBP: 0.250, SLG: 0.270 (8, PR) (9, 7)	1B IBB								
Andy Pafko, R OBP: 0.335, SLG: 0.452 (1, 9)	0-0 1B 1-2 2-3 3-H 1B		4-0 G5-4-3 BB		0-0 F7			0-0 FC6-4 1-3 1B	
Joe Adcock, R OBP: 0.313, SLG: 0.409 (1, 3)	0-0 1B 1-2 2-H 3-H 1B		0-0 G5-4-3 1-2f			0-0 F2		0-0 FC6-4 1-2f 1B 3-H	
Del Crandall, R OBP: 0.348, SLG: 0.463 (1, 2)	0-3 K			0-3 K		0-3 K		0-0 2-H 1B	
Jack Dittmer, L OBP: 0.283, SLG: 0.340 (1, 4)	0-3 K			0-3 K		0-0 4-3		0-0 G3	
Lew Burdette, R OBP: 0.182, SLG: 0.182 (1, 1)		0-0 6-3		0-0 1-3			0-0 F3		

Inning Stats	R: 3	H: 3	E: 1	K: 2	S: 10	LOB: 2	BB: 2	P: 18	R: 0	H: 0	E: 0	K: 0	S: 3	LOB: 0	BB: 0	P: 3	R: 0	H: 1	E: 0	K: 0	S: 3	LOB: 1	BB: 1	P: 7	R: 0	H: 0	E: 0	K: 2	S: 7	LOB: 0	BB: 0	P: 7	R: 0	H: 2	E: 0	K: 1	S: 5	LOB: 2	BB: 0	P: 7	R: 0	H: 0	E: 0	K: 1	S: 5	LOB: 0	BB: 0	P: 5	R: 0	H: 0	E: 0	K: 1	S: 5	LOB: 0	BB: 0	P: 5	R: 2	H: 2	E: 1	K: 0	S: 5	LOB: 1	BB: 1	P: 9
--------------	------	------	------	------	-------	--------	-------	-------	------	------	------	------	------	--------	-------	------	------	------	------	------	------	--------	-------	------	------	------	------	------	------	--------	-------	------	------	------	------	------	------	--------	-------	------	------	------	------	------	------	--------	-------	------	------	------	------	------	------	--------	-------	------	------	------	------	------	------	--------	-------	------

PITCHER	IP	WLS	BF	H	R	ER	SO	BB	IBB	HBP	BLK	WP	HR	S	P	ERA	WHIP
Sal Maglie, R ERA: 3.63 (1, 1)	0.1	L	6	3	3	3	0	1	1	0	0	0	0	4	12	81.00	12.000
Mary Grissom, R ERA: 4.76 (1, 1)	6.2		23	3	0	0	7	1	0	0	0	0	0	36	40	0.00	0.600
Al Corwin, R ERA: 4.57 (8, 1)	1.0		6	2	2	1	0	1	0	0	0	0	0	5	9	9.00	3.000

AB R H RBI BB SO LOB

4	0	1	0	0	0	0
3	1	1	0	1	1	0
4	1	1	0	0	0	2
2	1	1	0	2	1	2
0	1	0	0	0	0	0
3	0	2	1	1	0	2
4	1	1	3	0	0	3
4	0	1	1	0	3	2
4	0	0	0	0	2	3
3	0	0	0	0	0	0

AB	R	H	RBI	BB	SO	LOB
31	5	8	5	4	7	14



New York Giants @ Milwaukee Braves
 Milwaukee County Stadium, Milwaukee, WI
 Thu Jul 30 1953, 4:33 AM EDT
 Att. 24,439 - Unknown

livebaseballscorecards.com

WP	HR	S	P	ERA	WHIP
0	0	1	35	0.00	0.600

Batter	1	2	3	4	5	6	7	8	9	AB R H RBI BB SO LOB	TOP											
Eddie Waitkus, L (1, 3) OBP: 0.347, SLG: 0.390	0-3 K		4-0 2B 6-3 BB	0-0 2B			0-0 6-3		0-0 FC4-6 BB	4 1 1 0 1 1 1	Philadelphia Phillies @ Milwaukee Braves Milwaukee County Stadium, Milwaukee, WI Fri Jul 31 1953, 4:33 AM EDT Unknown livebaseballscorecards.com											
Richie Ashburn, L (1, 8) OBP: 0.374, SLG: 0.394	0-0 P3		0-0 1-3 HR 2B	0-0 4-3			0-3 K		4-0 1-2 BB	4 1 1 0 1 1 1												
Mel Clark, R (1, 9) OBP: 0.338, SLG: 0.389 Johnny Wyrostek, L (3, 9) OBP: 0.373, SLG: 0.409	0-0 6-3		0-0 6-3				0-3 K		0-0 4-3	2 0 0 1 0 0 1 3 0 0 0 0 1 2												
Del Ennis, R (1, 7) OBP: 0.355, SLG: 0.514			4-0 HR IBB				0-0 6-3		0-3 K	3 2 1 1 1 1 0												
Granny Hamner, R (1, 4) OBP: 0.332, SLG: 0.495			0-0 1B 1B				0-0 F8		0-0 5-3 1B	4 0 2 0 0 0 2												
Stan Lopata, R (1, 2) OBP: 0.333, SLG: 0.429			0-0 F8				0-0 2B		0-0 5-3	4 1 2 3 0 0 2												
Willie Jones, R (1, 5) OBP: 0.361, SLG: 0.421			0-0 1-2 1B				0-3 K		0-3 K	4 0 1 0 0 2 2												
Ted Kazanski, R (1, 6) OBP: 0.288, SLG: 0.328	0-3 K						0-0 F8		0-0 FC4-6 1B	4 0 1 0 0 1 3												
Robin Roberts, S (1, 1) OBP: 0.207, SLG: 0.217	0-3 K						0-3 K		0-3 K	4 0 0 0 0 3 4												
Inning Stats	R: 0 E: 0 K: 1 S: 5	H: 0 LOB: 0 BB: 0 P: 5	R: 1 E: 0 K: 2 S: 10	H: 3 LOB: 2 BB: 0 P: 10	R: 4 E: 0 K: 0 S: 5	H: 2 LOB: 0 BB: 2 P: 13	R: 0 E: 0 K: 1 S: 6	H: 1 LOB: 1 BB: 0 P: 6	R: 0 E: 0 K: 0 S: 3	H: 0 LOB: 0 BB: 0 P: 3	R: 0 E: 0 K: 1 S: 6	H: 1 LOB: 1 BB: 0 P: 6	R: 0 E: 0 K: 2 S: 7	H: 0 LOB: 0 BB: 0 P: 7	R: 0 E: 0 K: 2 S: 8	H: 1 LOB: 1 BB: 0 P: 8	R: 0 E: 0 K: 1 S: 6	H: 1 LOB: 2 BB: 1 P: 10	1B: 4 2B: 3 3B: 0 HR: 2	SF: 0 SAC: 0 DP: 0 HBP: 0	WP: 0 PB: 0 SB: 0 CS: 0	PA: 39
PITCHER	IP WLS BF H R ER SO BB IBB HBP BLK WP HR S P ERA WHIP																					
Johnny Antonelli, L (1, 1) ERA: 3.23	3.0 L 16 5 5 5 3 1 1 0 0 0 2 20 28 15.00 2.000																					
Dave Jolly, R (4, 1) ERA: 3.2	2.0 7 1 0 0 1 0 0 0 0 0 0 9 9 0.00 0.500																					
Vern Bickford, R (6, 1) ERA: 5.88	3.0 11 2 0 0 5 0 0 0 0 0 0 21 21 0.00 0.667																					
Dave Cole, R (9, 1) ERA: 8.59	1.0 5 1 0 0 1 1 0 0 0 0 0 6 10 0.00 2.000																					

Philadelphia Phillies @ Milwaukee Braves
Milwaukee County Stadium, Milwaukee, WI
 Fri Jul 31 1953, 4:33 AM EDT
 Unknown

AB	36
R	5
H	9
RBI	5
BB	3
SO	10
LOB	18



Batter	1	2	3	4	5	6	7	8	9	AB	R	H	RBI	BB	SO	LOB
Bill Bruton, L (1, 8) OBP: 0.312, SLG: 0.354	0-0 F7		0-0 1B		0-0 4-3			0-0 F2		4	0	1	0	0	0	1
Johnny Logan, R (1, 6) OBP: 0.329, SLG: 0.408	0-0 5-3		0-3 K					0-0 F8		4	0	0	0	0	1	2
Eddie Mathews, L (1, 5) OBP: 0.391, SLG: 0.622	0-0 F9		0-0 F9						0-0 F9	4	0	0	0	0	0	1
Sid Gordon, R (1, 7) OBP: 0.341, SLG: 0.466		0-0 6-3		0-0 F9				0-0 F8		4	0	0	0	0	0	0
Andy Pafko, R (1, 9) OBP: 0.334, SLG: 0.450		0-3 K		0-0 1B				0-0 F9		4	0	1	0	0	1	0
Joe Adcock, R (1, 3) OBP: 0.313, SLG: 0.414		0-0 1B 3B		0-3 K				0-0 P4		3	1	1	0	0	1	1
Del Crandall, R (1, 2) OBP: 0.347, SLG: 0.461		0-0 1B		0-0 F7				0-0 P6		3	0	1	1	0	0	1
Jack Dittmer, L (1, 4) OBP: 0.280, SLG: 0.337		0-0 P5			0-0 F7			0-3 K		3	0	0	0	0	1	1
Johnny Antonelli, L (1, 1) Mel Roach, R (3, PH) Dave Jolly, R (4, 1) Harry Hanebrink, L (5, PH) Vern Bickford, R (6, 1) Walker Cooper, R (8, PH) Sibby Sisti, R (8, PR) Dave Cole, R (9, 1)			0-3 K		0-0 4-3			4-0 BB		0	0	0	0	0	0	0

Inning Stats	R: 0	H: 0	E: 0	K: 0	S: 3	R: 1	H: 2	E: 0	K: 1	S: 7	R: 0	H: 1	E: 0	K: 2	S: 8	R: 0	H: 1	E: 0	K: 1	S: 6	R: 0	H: 0	E: 0	K: 0	S: 3	R: 0	H: 0	E: 0	K: 0	S: 3	R: 0	H: 0	E: 0	K: 1	S: 5	R: 0	H: 0	E: 0	K: 0	S: 3	R: 0	H: 0	E: 0	K: 0	S: 3	R: 0	H: 0	E: 0	K: 0	S: 3	R: 0	H: 0	E: 0	K: 0	S: 3	1B: 3	2B: 0	3B: 1	HR: 0	SF: 0	SAC: 0	DP: 0	HBP: 0	WP: 0	PB: 0	SB: 0	CS: 0	PA: 32
PITCHER Robin Roberts, R (1, 1) ERA: 2.43	IP	WLS	BF	H	R	ER	SO	BB	IBB	HBP	BLK	WP	HR	S	P	ERA	WHIP	IP	WLS	BF	H	R	ER	SO	BB	IBB	HBP	BLK	WP	HR	S	P	ERA	WHIP																																		


BOTTOM

Philadelphia Phillies @ Milwaukee Braves
Milwaukee County Stadium, Milwaukee, WI

Fri Jul 31 1953, 4:33 AM EDT
 Unknown

livebaseballscorecards.com

AB	31
R	1
H	4
RBI	1
BB	1
SO	5
LOB	7



Batter	1	2	3	4	5	6	7	8	9	10	AB R H RBI BB SO LOB	TOP												
Eddie Waitkus, L (1, 3) OBP: 0.345, SLG: 0.387	0-0 F6		0-0 L6			0-0 6-3			0-0 FC4-6 1B		4 0 1 0 0 0 0	Philadelphia Phillies @ Milwaukee Braves Milwaukee County Stadium, Milwaukee, WI Fri Jul 31 1953, 4:38 AM EDT Att. 29,802 - Unknown												
Richie Ashburn, L (1, 8) OBP: 0.375, SLG: 0.395	0-0 S 1B			0-0 F7		0-0 S 1B			0-0 FC4-6 1-2f		4 0 2 0 0 0 1													
Johnny Wyrostek, L (1, 9) OBP: 0.371, SLG: 0.403	0-3 K 1-2			4-0 BB		0-0 4-3 1-2			0-0 FC4-6 1-2f		3 0 0 0 1 1 3													
Del Ennis, R (1, 7) OBP: 0.352, SLG: 0.508	0-3 K			0-0 F8			0-0 L8		0-0 F9		4 0 0 0 0 1 3													
Granny Hamner, R (1, 4) OBP: 0.329, SLG: 0.490		0-0 F8		0-0 F1			0-0 1-3			0-0 6-3	4 0 0 0 0 0 1													
Smoky Burgess, L (1, 2) OBP: 0.373, SLG: 0.402		0-0 F8			0-0 G1-6-3 1B		0-0 L7			0-0 F8	4 0 1 0 0 0 0													
Willie Jones, R (1, 5) OBP: 0.357, SLG: 0.416		0-0 5-3			0-0 F9			0-0 F9		0-0 1-3	4 0 0 0 0 0 1													
Ted Kazanski, R (1, 6) OBP: 0.282, SLG: 0.321			0-0 6-3		0-0 G1-6-3 1-2f			0-0 F4			3 0 0 0 0 0 1													
Bob Miller, R (1, 1) OBP: 0.095, SLG: 0.143			0-3 K			0-3 K		0-0 5-3			3 0 0 0 0 2 0													
Inning Stats	R: 0 E: 0 K: 2 S: 8	H: 1 LOB: 1 BB: 0 P: 8	R: 0 E: 0 K: 0 S: 3	H: 0 LOB: 0 BB: 0 P: 3	R: 0 E: 0 K: 1 S: 5	H: 0 LOB: 0 BB: 0 P: 5	R: 0 E: 0 K: 0 S: 3	H: 0 LOB: 1 BB: 1 P: 7	R: 0 E: 0 K: 0 S: 3	H: 1 LOB: 0 BB: 0 P: 3	R: 0 E: 0 K: 1 S: 6	H: 0 LOB: 0 BB: 0 P: 6	R: 0 E: 0 K: 0 S: 3	H: 0 LOB: 0 BB: 0 P: 3	R: 0 E: 0 K: 0 S: 4	H: 1 LOB: 1 BB: 0 P: 4	R: 0 E: 0 K: 0 S: 3	H: 0 LOB: 0 BB: 0 P: 3	R: 0 E: 0 K: 0 S: 3	H: 0 LOB: 0 BB: 0 P: 3	1B: 4 2B: 0 3B: 0 HR: 0	SF: 0 SAC: 0 DP: 1 HBP: 0	WP: 0 PB: 0 SB: 2 CS: 0	PA: 34
PITCHER Max Surkont, R (1, 1) ERA: 3.96	IP: 10.0 WLS: 34 BF: 4 H: 4 R: 0 ER: 0 SO: 4 BB: 1 IBB: 0 HBP: 0 BLK: 0 WP: 0 HR: 0 S: 41 P: 45 ERA: 0.00 WHIP: 0.500											PITCHER IP: 10.0 WLS: 34 BF: 4 H: 4 R: 0 ER: 0 SO: 4 BB: 1 IBB: 0 HBP: 0 BLK: 0 WP: 0 HR: 0 S: 41 P: 45 ERA: 0.00 WHIP: 0.500												

livebaseballscorecards.com

AB	33
R	0
H	4
RBI	0
BB	1
SO	4
LOB	10



Batter	1	2	3	4	5	6	7	8	9	AB R H RBI BB SO LOB	TOP	
Eddie Waitkus, L (1, 3) OBP: 0.337, SLG: 0.377	0-3 K			0-3 K		0-0 1-3			0-0 4-3	4 0 0 0 0 2 0	Philadelphia Phillies @ Milwaukee Braves Milwaukee County Stadium, Milwaukee, WI Sat Aug 01 1953, 4:33 AM EDT Att: 23,791 - Unknown livebaseballscorecards.com	
Richie Ashburn, L (1, 8) OBP: 0.374, SLG: 0.394	0-0 P4			0-0 1B			0-0 G3			3 0 1 0 0 0 0		
Johnny Wyrostek, L (1, 9) OBP: 0.366, SLG: 0.397	0-3 K			0-3 K			0-0 F8			3 0 0 0 0 2 1		
Del Ennis, R (1, 7) OBP: 0.349, SLG: 0.504		0-0 F7		0-0 1-3			0-3 K			3 0 0 0 0 1 1		
Granny Hamner, R (1, 4) OBP: 0.327, SLG: 0.486		0-0 F8			0-0 F8			0-0 F7		3 0 0 0 0 0 0		
Stan Lopata, R (1, 2) OBP: 0.328, SLG: 0.421		0-0 6-3			0-3 K			0-0 F2		3 0 0 0 0 1 0		
Willie Jones, R (1, 5) OBP: 0.354, SLG: 0.411			0-0 F7		0-0 P6			0-0 L5		3 0 0 0 0 0 0		
Ted Kazanski, R (1, 6) OBP: 0.276, SLG: 0.315			0-0 6-3			0-3 K			0-0 4-3	3 0 0 0 0 1 0		
Jim Konstanty, R (1, 1) OBP: 0.238, SLG: 0.238 Karl Drews, R (5, 1) OBP: 0.070, SLG: 0.048 Connie Ryan, R (9, PH) OBP: 0.363, SLG: 0.449			0-0 6-3			0-0 P4			0-3 K	1 0 0 0 0 0 0 1 0 0 0 0 0 0 1 0 0 0 0 1 0		
Inning Stats	R: 0 E: 0 K: 2 S: 7 H: 0 LOB: 0 BB: 0 P: 7	R: 0 E: 0 K: 0 S: 3 H: 0 LOB: 0 BB: 0 P: 3	R: 0 E: 0 K: 0 S: 3 H: 0 LOB: 0 BB: 0 P: 3	R: 0 E: 0 K: 2 S: 8 H: 1 LOB: 1 BB: 0 P: 8	R: 0 E: 0 K: 1 S: 5 H: 0 LOB: 0 BB: 0 P: 5	R: 0 E: 0 K: 1 S: 5 H: 0 LOB: 0 BB: 0 P: 5	R: 0 E: 0 K: 1 S: 5 H: 0 LOB: 0 BB: 0 P: 5	R: 0 E: 0 K: 0 S: 3 H: 0 LOB: 0 BB: 0 P: 3	R: 0 E: 0 K: 1 S: 5 H: 0 LOB: 0 BB: 0 P: 5	1B: 1 2B: 0 3B: 0 HR: 0 SF: 0 SAC: 0 DP: 0 HBP: 0	WP: 0 PB: 0 SB: 0 CS: 0 PA: 28	
PITCHER Warren Spahn, L (1, 1) ERA: 2.36	IP WLS BF H R ER SO BB IBB HBP BLK WP HR S P ERA WHIP											PITCHER IP WLS BF H R ER SO BB IBB HBP BLK WP HR S P ERA WHIP
	9.0 W 28 1 0 0 8 0 0 0 0 0 0 0 0 44 44 0.00 0.111											



Batter	1	2	3	4	5	6	7	8	9	AB R H RBI BB SO LOB	TOP		
Ted Kazanski, R (1, 6) OBP: 0.276, SLG: 0.313	0-0 5-3			0-0 FC6-4 1B	0-0 F8		0-3 K			4 0 1 0 0 1 2	Philadelphia Phillies @ Milwaukee Braves Milwaukee County Stadium, Milwaukee, WI Sun Aug 02 1953, 4:33 AM EDT Unknown livebaseballscorecards.com		
Richie Ashburn, L (1, 8) OBP: 0.376, SLG: 0.394	0-0 6-3			0-0 FC6-4 1B 1-2f HR		0-0 E1 1B	4-0 BB 1-2 2-3 BB			3 1 1 0 1 0 1			
Earl Torgeson, L (1, 3) OBP: 0.365, SLG: 0.479	0-0 6-3			0-0 HR 1B		0-3 K	0-0 P6			4 1 1 0 0 1 4			
Del Ennis, R (1, 7) OBP: 0.351, SLG: 0.511		0-3 K		0-0 HR		4-0 G6-3 IBB	0-3 K			3 1 1 3 1 2 0			
Granny Hamner, R (1, 4) OBP: 0.324, SLG: 0.481		0-0 F8		0-0 F9		0-0 G6-3	0-0 F3			4 0 0 0 0 0 2			
Stan Lopata, R (1, 2) OBP: 0.326, SLG: 0.417		0-0 F9		0-0 E4		0-0 1B 1B	0-0 F9			4 1 1 0 0 0 0			
Johnny Wyrostek, L (1, 9) OBP: 0.364, SLG: 0.394			0-0 6-3	0-0 F7		0-0 FC1-5 1B 1-3 1B	0-0 F7			4 0 1 0 0 0 1			
Willie Jones, R (1, 5) OBP: 0.353, SLG: 0.409			0-0 F4		0-0 F7	0-0 BB FC1-5 1B 1-2 3-H	0-0 F7			4 0 1 1 0 0 0			
Curt Simmons, L (1, 1) OBP: 0.172, SLG: 0.161			0-3 K		0-3 K	0-0 FC1-5 BB 1-2 2-3f	0-0 6-3			4 0 0 0 0 2 2			
Inning Stats	R: 0 E: 0 K: 0 S: 3 H: 0 LOB: 0 BB: 0 P: 3	R: 0 E: 0 K: 1 S: 5 H: 0 LOB: 0 BB: 0 P: 5	R: 0 E: 0 K: 1 S: 5 H: 0 LOB: 0 BB: 0 P: 5	R: 3 E: 1 K: 0 S: 7 H: 3 LOB: 1 BB: 0 P: 7	R: 0 E: 0 K: 1 S: 5 H: 0 LOB: 0 BB: 0 P: 5	R: 0 E: 1 K: 1 S: 5 H: 1 LOB: 1 BB: 1 P: 9	R: 1 E: 0 K: 1 S: 8 H: 3 LOB: 3 BB: 1 P: 12	R: 0 E: 0 K: 1 S: 5 H: 0 LOB: 0 BB: 0 P: 5	R: 0 E: 0 K: 0 S: 3 H: 0 LOB: 0 BB: 0 P: 3	1B: 6 2B: 0 3B: 0 HR: 1 SF: 0 SAC: 0 DP: 1 HBP: 0	WP: 0 PB: 0 SB: 0 CS: 0 PA: 36		
PITCHER	IP WLS BF H R ER SO BB IBB HBP BLK WP HR S P ERA WHIP											PITCHER	IP WLS BF H R ER SO BB IBB HBP BLK WP HR S P ERA WHIP
Don Liddle, L (1, 1) ERA: 3.13	6.0 L 26 7 4 4 4 0 1 0 0 0 1 33 37 6.00 1.167												
Dave Jolly, R (7, 1) ERA: 2.96	2.0 7 0 0 0 2 1 0 0 0 0 0 10 14 0.00 0.500												
Ernie Johnson, R (9, 1) ERA: 2.94	1.0 3 0 0 0 0 0 0 0 0 0 0 3 3 0.00 0.000												

Philadelphia Phillies @ Milwaukee Braves
Milwaukee County Stadium, Milwaukee, WI
 Sun Aug 02 1953, 4:33 AM EDT
 Unknown

AB	34
R	4
H	7
RBI	4
BB	2
SO	6
LOB	12



Batter	1	2	3	4	5	6	7	8	9	AB	R	H	RBI	BB	SO	LOB
Bill Bruton, L (1, 8) OBP: 0.308, SLG: 0.347	0-0 1-4-3		0-0 6-3			0-0 P6		4-0 1B BB		3	0	0	0	1	0	0
Jim Pendleton, R (1, 6) OBP: 0.259, SLG: 0.287	0-0 B5		0-0 F9			0-0 5-3		0-0 1-2 1B		4	0	1	0	0	0	0
Eddie Mathews, L (1, 5) OBP: 0.387, SLG: 0.620	0-0 2B		0-3 K			0-3 K		0-0 F9		4	0	1	0	0	2	2
Andy Pafko, R (1, 9) OBP: 0.337, SLG: 0.452	0-0 6-3			0-3 K			0-0 E5		0-0 1B	4	0	1	0	0	1	1
Joe Adcock, R (1, 3) OBP: 0.316, SLG: 0.415		0-0 2B		0-0 P6			0-3 K		0-0 F8	4	1	1	0	0	1	2
Del Crandall, R (1, 2) OBP: 0.340, SLG: 0.453		0-0 2B		0-0 1-3			0-0 F8		0-0 F7	4	0	1	1	0	0	2
Sid Gordon, R (1, 7) OBP: 0.334, SLG: 0.454		0-0 F3			0-0 F9		0-0 F7		0-3 K	4	0	0	0	0	1	3
Jack Dittmer, L (1, 4) Walker Cooper, R (8, PH) Sibby Sisti, R (9, 4) OBP: 0.279, SLG: 0.334 OBP: 0.307, SLG: 0.359 OBP: 0.278, SLG: 0.250		0-3 K			0-3 K			0-0 F8		2	0	0	0	0	2	1
Don Liddle, L (1, 1) Dave Jolly, R (7, 1) Bob Thorpe, R (8, PH) Ernie Johnson, R (9, 1) OBP: 0.154, SLG: 0.043 OBP: 0.176, SLG: 0.176		0-3 K			0-3 K			0-3 K		1	0	0	0	0	0	0
										0	0	0	0	0	0	0
										1	0	0	0	0	1	0
										0	0	0	0	0	0	0

Inning Stats	R: 0	H: 1	R: 1	H: 2	R: 0	H: 0	R: 0	H: 0	R: 0	H: 0	R: 0	H: 0	R: 0	H: 1	R: 0	H: 1	1B: 2	SF: 0
	E: 0	LOB: 1	E: 0	LOB: 1	E: 0	LOB: 0	E: 0	LOB: 0	E: 0	LOB: 0	E: 1	LOB: 1	E: 0	LOB: 2	E: 0	LOB: 1	2B: 3	SAC: 0
	K: 0	BB: 0	K: 2	BB: 0	K: 1	BB: 0	K: 1	BB: 0	K: 1	BB: 0	K: 1	BB: 0	K: 1	BB: 1	K: 1	BB: 0	3B: 0	DP: 0
	S: 4	P: 4	S: 9	P: 9	S: 5	P: 5	S: 5	P: 5	S: 7	P: 7	S: 6	P: 6	S: 6	P: 10	S: 6	P: 6	HR: 0	HBP: 0

PITCHER	IP	WLS	BF	H	R	ER	SO	BB	IBB	HBP	BLK	WP	HR	S	P	ERA	WHIP	PITCHER	IP	WLS	BF	H	R	ER	SO	BB	IBB	HBP	BLK	WP	HR	S	P	ERA	WHIP	
Curt Simmons, L (1, 1) ERA: 3.42	9.0	W	34	5	1	1	10	1	0	0	0	0	0	53	57	1.00	0.667																			

BOTTOM

Philadelphia Phillies @ Milwaukee Braves
Milwaukee County Stadium, Milwaukee, WI

AB	33
R	1
H	5
RBI	1
BB	1
SO	10
LOB	12



WP: 0	PA: 34
PB: 0	
SB: 0	
CS: 0	

Sun Aug 02 1953, 4:33 AM EDT
Unknown

livebaseballscorecards.com

Batter	1	2	3	4	5	6	7	8	9	AB R H RBI BB SO LOB	TOP
Eddie Waitkus, L (1, 3) OBP: 0.346, SLG: 0.386	0-0 6-3 1B		0-0 F9		0-0 1B		0-0 F9			4 1 3 0 0 0 0	Philadelphia Phillies @ Milwaukee Braves Milwaukee County Stadium, Milwaukee, WI Sun Aug 02 1953, 4:38 AM EDT Att: 31,300 - Unknown
Richie Ashburn, L (1, 8) OBP: 0.377, SLG: 0.395	0-0 6-3 1-2		0-0 F9		0-0 1B			0-0 G1-4-3 1B		4 0 2 0 0 0 2	
Johnny Wyrostek, L (1, 9) OBP: 0.363, SLG: 0.392	0-0 6-3 2-H 1B		0-0 P3		0-0 F9			0-0 F8		4 0 1 1 0 0 4	
Del Ennis, R (1, 7) OBP: 0.347, SLG: 0.505	0-0 6-3 1-2			0-0 5-3		0-3 K		0-0 G1-4-3 1-2f		4 0 0 0 0 1 2	
Granny Hamner, R (1, 4) OBP: 0.323, SLG: 0.477 (7, 6)	0-0 4-3			0-0 4-3		0-0		4-0 BLK BB		3 0 0 0 1 0 1	
Smoky Burgess, L (1, 2) OBP: 0.375, SLG: 0.401		0-3 K		0-0 1B		4-0 BB		0-0 F7 1-2		3 0 1 0 1 1 1	
Willie Jones, R (1, 5) OBP: 0.349, SLG: 0.404		0-0 4-3		0-0 F8		0-3 K		0-0 F8		4 0 0 0 0 1 3	
Ted Kazanski, R (1, 6) OBP: 0.272, SLG: 0.309 Earl Torgeson, L (7, PH) OBP: 0.363, SLG: 0.477 Tommy Glaviano, R (7, 4) OBP: 0.395, SLG: 0.421		0-3 K			0-0 6-3		0-3 K		0-3 K	2 0 0 0 0 1 0 1 0 0 0 0 1 0 1 0 0 0 0 1 1	
Steve Ridzik, R (1, 1) OBP: 0.269, SLG: 0.480 Bill Nicholson, L (7, PH) OBP: 0.353, SLG: 0.456 Karl Drews, R (7, 1) OBP: 0.070, SLG: 0.048 Thornton Kipper, R (8, 1) OBP: 0.143, SLG: 0.143			0-0 4-3		0-3 K		0-3 K			2 0 0 0 0 1 0 1 0 0 0 0 1 0 0 0 0 0 0 0 0 0 0 0 0 0 0 0	
Inning Stats	R: 1 H: 2 E: 0 LOB: 1 K: 0 BB: 0 S: 5 P: 5	R: 0 H: 0 E: 0 LOB: 0 K: 2 BB: 0 S: 7 P: 7	R: 0 H: 1 E: 0 LOB: 1 K: 0 BB: 0 S: 4 P: 4	R: 0 H: 1 E: 0 LOB: 1 K: 0 BB: 0 S: 4 P: 4	R: 0 H: 2 E: 0 LOB: 2 K: 1 BB: 0 S: 7 P: 7	R: 0 H: 0 E: 0 LOB: 1 K: 2 BB: 1 S: 7 P: 11	R: 0 H: 0 E: 0 LOB: 0 K: 2 BB: 0 S: 7 P: 7	R: 0 H: 1 E: 0 LOB: 0 K: 0 BB: 0 S: 3 P: 3	R: 0 H: 0 E: 0 LOB: 1 K: 1 BB: 1 S: 5 P: 9	1B: 7 SF: 0 2B: 0 SAC: 0 3B: 0 DP: 1 HR: 0 HBP: 0	
PITCHER Bob Buhl, R (1, 1) ERA: 3.06	IP WLS BF H R ER SO BB IBB HBP BLK WP HR S P ERA WHIP										
	9.0 W 35 7 1 1 8 2 0 0 1 0 0 0 49 57 1.00 1.000										

livebaseballscorecards.com

AB	33
R	1
H	7
RBI	1
BB	2
SO	8
LOB	14



Batter	1	2	3	4	5	6	7	8	9	AB R H RBI BB SO LOB	TOP
Jim Gilliam, S (1, 4) <small>OBP: 0.379, SLG: 0.388</small>	0-0 B1-3		0-0 F5			2-2 F7	4-0 BB			3 0 0 0 1 0 0	Brooklyn Dodgers @ Milwaukee Braves Milwaukee County Stadium, Milwaukee, WI Mon Aug 03 1953, 4:33 AM EDT Att: 32,739 - Unknown livebaseballscorecards.com
Pee Wee Reese, R (1, 6) <small>OBP: 0.379, SLG: 0.415</small>	2-1 L5			1-0 F5		0-2 F4	3-2 4-3			4 0 0 0 0 0 3	
Duke Snider, L (1, 8) <small>OBP: 0.404, SLG: 0.551</small>	2-2 1B			2-1 1B		4-1 BB				2 0 2 0 1 0 0	
Gil Hodges, R (1, 3) <small>OBP: 0.389, SLG: 0.581</small>	0-0 1-3			2-3 K		0-1 F8				3 0 0 0 0 1 3	
Roy Campanella, R (1, 2) <small>OBP: 0.388, SLG: 0.594</small>		1-3 K		0-0 F3			2-2 6-3			3 0 0 0 0 1 1	
George Shuba, L (1, 7) Don Thompson, L (7, PR) <small>OBP: 0.290, SLG: 0.240</small>		1-1 F7			1-2 4-3		4-2 6-3 1B BB			2 0 0 0 1 0 0 0 1 0 0 0 0 0	
Carl Furillo, R (1, 9) <small>OBP: 0.372, SLG: 0.524</small>		1-1 6-3			1-0 5-3		3-2 6-3			3 0 0 0 0 0 1	
Billy Cox, R (1, 5) <small>OBP: 0.394, SLG: 0.541</small>			3-2 F2		1-1 1B		4-0 BB 1B IBB			2 0 1 0 1 0 0	
Russ Meyer, S (1, 1) <small>OBP: 0.125, SLG: 0.143</small>			0-0 L5		0-2 G3		0-0 BB 1B			3 0 1 1 0 0 1	
Inning Stats	R: 0 H: 1 E: 0 LOB: 1 K: 0 BB: 0 S: 8 P: 12	R: 0 H: 0 E: 0 LOB: 0 K: 1 BB: 0 S: 9 P: 12	R: 0 H: 0 E: 0 LOB: 0 K: 0 BB: 0 S: 5 P: 8	R: 0 H: 1 E: 0 LOB: 1 K: 1 BB: 0 S: 7 P: 12	R: 0 H: 1 E: 0 LOB: 1 K: 0 BB: 0 S: 10 P: 13	R: 0 H: 0 E: 0 LOB: 1 K: 0 BB: 1 S: 10 P: 16	R: 1 H: 1 E: 0 LOB: 3 K: 0 BB: 3 S: 12 P: 32			1B: 4 SF: 0 2B: 0 SAC: 0 3B: 0 DP: 0 HR: 0 HBP: 0	
PITCHER Lew Burdette, R (1, 1) <small>ERA: 2.9</small>	IP 7.0 WLS L BF 29 H 4 R 1 ER 1 SO 2 BB 3 IBB 1 HBP 0 BLK 0 WP 0 HR 0 S 61 P 105 ERA 1.29 WHIP 1.000					PITCHER IP WLS BF H R ER SO BB IBB HBP BLK WP HR S P ERA WHIP					

Batter	1	2	3	4	5	6	7	8	9	AB R H RBI BB SO LOB	TOP
Jim Gilliam, S (1, 4) <small>OBP: 0.379, SLG: 0.391</small>	1-1 	0-3 			0-1 		0-1 		1-3 	5 2 2 0 0 2 1	
Pee Wee Reese, R (1, 6) <small>OBP: 0.376, SLG: 0.412</small>	1-0 		2-0 		1-1 		2-3 			3 0 0 0 0 1 1	
Duke Snider, L (1, 8) <small>OBP: 0.405, SLG: 0.550</small>	4-0 		3-2 		1-2 		3-2 			3 0 1 0 1 0 0	
Gil Hodges, R (1, 3) <small>OBP: 0.387, SLG: 0.577</small>	0-1 		0-2 		3-1 		1-3 			4 0 1 2 0 1 2	
Roy Campanella, R (1, 2) <small>OBP: 0.387, SLG: 0.591</small>	2-1 		3-1 		1-0 		0-3 			4 0 1 0 0 1 1	
Carl Furillo, R (1, 9) <small>OBP: 0.373, SLG: 0.533</small>	1-1 			0-1 		2-1 		1-2 		4 1 2 1 0 0 2	
George Shuba, L (1, 7) <small>OBP: 0.373, SLG: 0.509</small> Don Thompson, L (6, PR) <small>OBP: 0.287, SLG: 0.237</small>		2-1 		3-2 		4-2 		1-0 		2 0 1 0 1 0 0 1 0 0 0 0 0 1	AB 34 R 3 H 9 RBI 3 BB 2 SO 6 LOB 13
Billy Cox, R (1, 5) <small>OBP: 0.391, SLG: 0.535</small>		0-0 		0-0 		1-0 		0-1 		4 0 1 0 0 0 2	
Carl Erskine, R (1, 1) <small>OBP: 0.271, SLG: 0.305</small> Erv Palica, R (8, 1) <small>OBP: 0.167, SLG: 0.278</small> Bob Milliken, R (8, 1) <small>OBP: 0.419, SLG: 0.502</small> Jackie Robinson, R (9, PH)		1-1 		1-3 		0-0 		1-0 		3 0 0 0 0 1 3 0 0 0 0 0 0 0 0 0 0 0 0 0 0 1 0 0 0 0 0 0	
Inning Stats	R: 1 H: 2 E: 0 LOB: 2 K: 0 BB: 1 S: 9 P: 18	R: 0 H: 1 E: 0 LOB: 1 K: 1 BB: 0 S: 8 P: 11	R: 0 H: 1 E: 0 LOB: 1 K: 0 BB: 0 S: 9 P: 17	R: 0 H: 1 E: 0 LOB: 1 K: 1 BB: 0 S: 9 P: 13	R: 1 H: 2 E: 0 LOB: 0 K: 0 BB: 0 S: 9 P: 14	R: 1 H: 1 E: 0 LOB: 1 K: 0 BB: 1 S: 7 P: 15	R: 0 H: 0 E: 0 LOB: 0 K: 1 BB: 0 S: 13 P: 18	R: 0 H: 1 E: 0 LOB: 1 K: 2 BB: 0 S: 11 P: 14	R: 0 H: 0 E: 0 LOB: 0 K: 1 BB: 0 S: 6 P: 8	1B: 7 SF: 0 2B: 2 SAC: 1 3B: 0 DP: 1 HR: 1 HBP: 0	WP: 0 PA: 37 PB: 0 SB: 1 CS: 0
PITCHER	Max Surkont, R (1, 1) <small>ERA: 3.96</small> Ernie Johnson, R (8, 1) <small>ERA: 2.89</small> Lew Burdette, R (9, 1) <small>ERA: 2.87</small>	IP WLS BF H R ER SO BB IBB HBP BLK WP HR S P ERA WHIP	IP WLS BF H R ER SO BB IBB HBP BLK WP HR S P ERA WHIP	IP WLS BF H R ER SO BB IBB HBP BLK WP HR S P ERA WHIP	IP WLS BF H R ER SO BB IBB HBP BLK WP HR S P ERA WHIP	IP WLS BF H R ER SO BB IBB HBP BLK WP HR S P ERA WHIP	IP WLS BF H R ER SO BB IBB HBP BLK WP HR S P ERA WHIP	IP WLS BF H R ER SO BB IBB HBP BLK WP HR S P ERA WHIP	IP WLS BF H R ER SO BB IBB HBP BLK WP HR S P ERA WHIP	IP WLS BF H R ER SO BB IBB HBP BLK WP HR S P ERA WHIP	ERA WHIP

Brooklyn Dodgers @ Milwaukee Braves
 Milwaukee County Stadium, Milwaukee, WI

Wed Aug 05 1953, 4:33 AM EDT
 Att: 30,741 - Unknown

livebaseballscorecards.com

Batter	1	2	3	4	5	6	7	8	9
Bill Bruton, L OBP: 0.311, SLG: 0.344 (1, 8)	4-2 FC6-4 BB		0-0 G3		2-1 1-2 1B		4-2 E BB	0-1 BB BB 1B	
Jim Pendleton, R OBP: 0.254, SLG: 0.288 (1, 6) Harry Hanebrink, L OBP: 0.231, SLG: 0.292 (7, PH) Sibby Sisti, R OBP: 0.316, SLG: 0.250 (8, 6)	1-1 FC6-4 4-3 1-2f		2-2 4-3		2-2 F9		1-0 E4 1-3 2-H 3-H	4-2 BB BB 1B	
Eddie Mathews, L OBP: 0.395, SLG: 0.617 (1, 5)	0-1 4-3 1-2			0-0 1B 1B		0-1 F7	4-0 IBB	4-2 1-2 2-3 3-H BB	
Andy Pafko, R OBP: 0.332, SLG: 0.443 (1, 9)	2-3 K			1-0 1-3 G4-6-3 1B		3-2 F9	0-0 F9	2-2 4-3	
Joe Adcock, R OBP: 0.315, SLG: 0.420 (1, 3)		0-0 6-3		0-3 K		1-1 5-3		2-2 2B 2B	
Del Crandall, R OBP: 0.343, SLG: 0.457 (1, 2)		1-1 5-3		0-0 G4-6-3 1-2f			0-0 BB E 1B 1B	1-2 1B 2B	
Sid Gordon, R OBP: 0.333, SLG: 0.450 (1, 7)		2-2 F3			0-1 L7		2-3 K	1-2 L7	
Jack Dittmer, L OBP: 0.285, SLG: 0.340 (1, 4)				1-0 SH3-4 1B		1-2 5-3	0-2 BB E 1B	4-0 1B BB IBB	
Max Surkont, R OBP: 0.357, SLG: 0.442 (1, 1) George Crowe, L OBP: 0.258, SLG: 0.379 (7, PH) Ernie Johnson, R (8, 1) Walker Cooper, R OBP: 0.302, SLG: 0.351 (8, PH) Warren Spahn, L OBP: 0.237, SLG: 0.362 (8, PR) Lew Burdette, R OBP: 0.167, SLG: 0.167 (9, 1)			0-0 SH3-4		0-0 1B		2-3 K	2-0 1B	

AB	R	H	RBI	BB	SO	LOB
3	0	2	0	2	0	1
3	0	0	0	0	0	4
1	0	0	0	0	0	1
0	0	0	0	1	0	0
3	0	1	1	2	0	1
5	0	1	0	0	1	7
4	1	1	0	0	1	2
4	2	2	1	0	0	2
4	0	0	0	0	1	2
3	2	2	0	1	0	0
1	0	1	0	0	0	0
1	0	0	0	0	1	2
0	0	0	0	0	0	0
0	0	0	0	0	0	0
0	0	0	0	0	0	0
0	0	0	0	0	0	0
0	0	0	0	0	0	0
0	0	0	0	0	0	0

BOTTOM

Brooklyn Dodgers @ Milwaukee Braves
Milwaukee County Stadium, Milwaukee, WI

livebaseballscores.com

AB	33
R	5
H	11
RBI	3
BB	6
SO	4
LOB	22



WP: 0	PA: 40
PB: 0	
SB: 0	
CS: 0	

Wed Aug 05 1953, 4:33 AM EDT
Att. 30,741 - Unknown

Inning Stats	R: 0	H: 0	E: 0	K: 1	S: 9	LOB: 1	BB: 1	P: 16									
Carl Erskine, R ERA: 3.9 (1, 1)	7.0	WLS: L	BF: 33	H: 9	R: 4	ER: 2	SO: 4	BB: 2	IBB: 1	HBP: 0	BLK: 0	WP: 0	HR: 0	S: 70	P: 109	ERA: 2.57	WHIP: 1.571
Erv Palica, R ERA: 5.4 (8, 1)	0.2		6	2	1	1	0	2	1	0	0	0	0	10	25	13.50	6.000
Bob Milliken, R ERA: 3.16 (8, 1)	0.1		1	0	0	0	0	0	0	0	0	0	0	3	5	0.00	0.000

Batter	1	2	3	4	5	6	7	8	9	10	11	AB R H RBI BB SO LOB	TOP
Jim Gilliam, S (1, 4) OBP: 0.378, SLG: 0.388	2-1 F9		0-1 BB 1B	3-2 F8			0-1 F8		0-2 F9		4-1 BB 1B	5 1 1 0 1 0 0	
Pee Wee Reese, R (1, 6) OBP: 0.380, SLG: 0.413	4-1 BB BB		4-2 6-3 BB 1B E				1-1 F9		0-1 SH1-3 1B		0-0 BB 1B	4 2 2 1 2 0 0	
Jackie Robinson, R (1, 7) OBP: 0.419, SLG: 0.498	4-2 FC6-4 BB		1-1 E 6-3 1B				2-1 F7		1-1 SH1-3		0-3 K	4 0 1 1 1 1 3	
Roy Campanella, R (1, 2) OBP: 0.387, SLG: 0.587	2-1 F7		3-2 6-3				1-1 F5		4-0 1B IBB		1-0 1B	4 0 1 0 1 0 4	
Gil Hodges, R (1, 3) OBP: 0.390, SLG: 0.577	1-2 FC6-4		4-0 E IBB				0-2 L6-3 1B		1-2 2-H 1B		1-1 F8	4 0 2 1 1 0 3	
Carl Furillo, R (1, 9)		0-1 F4	2-0 E5				0-0 L6-3 1B		0-0 F8		2-0 L7	5 0 0 0 0 0 5	
Duke Snider, L (1, 8) Bobby Morgan, R (8, PH) Don Thompson, L (8, 8)		1-3 K	1-3 K				2-3 K		2-3 K		1-2 BB 1B	3 0 0 0 0 3 3 1 0 0 0 0 1 2 1 0 1 0 0 0 0	
Billy Cox, R (1, 5) OBP: 0.388, SLG: 0.528		0-1 F6		2-2 F2			1-1 6-3		0-2 F8		3-0 BB 1B 1B	5 1 1 0 0 0 0	
Billy Loes, R (1, 1) Bill Antonello, R (3, PH) Ben Wade, R (3, 1) Dick Williams, R (9, PH) Carl Erskine, R (9, 1)			1-1 6-3				2-1 F9		1-3 K		0-2 BB 1B	0 0 0 0 0 0 0 1 0 0 0 0 0 0 2 0 0 0 0 1 0 1 0 0 0 0 1 0 1 0 1 0 0 0 0	
Inning Stats	R: 0 H: 0 E: 0 LOB: 2 K: 0 BB: 2 S: 10 P: 23	R: 0 H: 0 E: 0 LOB: 0 K: 1 BB: 0 S: 7 P: 8	R: 2 H: 2 E: 1 LOB: 3 K: 1 BB: 2 S: 16 P: 32	R: 0 H: 0 E: 0 LOB: 0 K: 1 BB: 0 S: 10 P: 17	R: 0 H: 0 E: 0 LOB: 0 K: 0 BB: 0 S: 6 P: 10	R: 0 H: 1 E: 0 LOB: 0 K: 1 BB: 0 S: 7 P: 9	R: 0 H: 0 E: 0 LOB: 0 K: 0 BB: 0 S: 6 P: 9	R: 1 H: 2 E: 0 LOB: 2 K: 1 BB: 1 S: 9 P: 16	R: 0 H: 0 E: 0 LOB: 0 K: 1 BB: 0 S: 9 P: 10	R: 0 H: 1 E: 0 LOB: 1 K: 0 BB: 0 S: 8 P: 11	R: 1 H: 4 E: 0 LOB: 3 K: 1 BB: 1 S: 14 P: 24	1B: 10 SF: 0 2B: 1 SAC: 1 3B: 0 DP: 1 HR: 0 HBP: 0	WP: 0 PA: 48 PB: 0 SB: 0 CS: 0
PITCHER Warren Spahn, L (1, 1) ERA: 2.36	IP 11.0 WLS L BF 48 H 10 R 4 ER 3 SO 7 BB 4 IBB 2 HBP 0 BLK 0 WP 0 HR 0 S 102 P 169 ERA 2.46 WHIP 1.273												


Brooklyn Dodgers @ Milwaukee Braves
 Milwaukee County Stadium, Milwaukee, WI
 Thu Aug 06 1953, 4:33 AM EDT
 Unknown

AB	41
R	4
H	10
RBI	3
BB	6
SO	7
LOB	20



WP: 0	PA: 48
PB: 0	
SB: 0	
CS: 0	

livebaseballscorecards.com

Batter	1	2	3	4	5	6	7	8	9	10	11	AB R H RBI BB SO LOB	BOTTOM																						
Bill Bruton, L OBP: 0.312, SLG: 0.347 (1, 8)	3-3 K	2-2 1-H 2B		2-3 K			3-2 FC4-6 1B		2-0 FC3-6 BB		1-3 K	6 0 2 1 0 3 2	<p>Brooklyn Dodgers @ Milwaukee Braves Milwaukee County Stadium, Milwaukee, WI</p> <p>Thu Aug 06 1953, 4:33 AM EDT Unknown</p> <p>livebaseballscores.com</p> <p>AB 44 R 3 H 14 RBI 3 BB 4 SO 9 LOB 26</p> 																						
Jim Pendleton, R OBP: 0.250, SLG: 0.282 (1, 6)	2-3 K	1-1 L8		2-3 K			0-0 1-2 FC4-6 1B		0-0 F9		0-1 F8	6 0 1 0 0 2 3																							
Eddie Mathews, L OBP: 0.394, SLG: 0.619 (1, 5)	1-0 HR						0-0 F8		4-1 1-2 BB		2-1 4-3	5 1 1 1 1 0 2																							
Andy Pafko, R OBP: 0.335, SLG: 0.444 (1, 9)	1-0 1B						4-0 CS BB		0-2 L7			4 0 2 0 1 1 4																							
Joe Adcock, R OBP: 0.314, SLG: 0.417 (1, 3)	1-0 1B						1-3 K		2-0 F8		1-1 F5	5 0 1 0 0 1 2																							
Del Crandall, R OBP: 0.348, SLG: 0.477 (1, 2)	1-3 K						0-0 5-3		1-0 HR		1-2 2B	5 1 3 1 0 1 2																							
Sid Gordon, R OBP: 0.339, SLG: 0.452 (1, 7)		2-0 WP 2B 1B					0-0 G6-3 1B		4-2 G1-6-3 BB		4-0 FC4-6 IBB	3 1 2 0 2 0 2																							
Jack Dittmer, L OBP: 0.284, SLG: 0.338 (1, 4)		1-0 F9					2-1 G6-3		0-1 G1-6-3		1-3 K	5 0 1 0 0 1 5																							
Warren Spahn, L OBP: 0.234, SLG: 0.349 (1, 1)		2-2 F4					1-0 G3		1-1 FC3-6 1B		0-0 FC4-6	5 0 1 0 0 0 4																							
Inning Stats	R: 1 E: 0 K: 3 S: 12	H: 3 LOB: 2 BB: 0 P: 21	R: 1 E: 0 K: 0 S: 10	H: 2 LOB: 1 BB: 0 P: 18	R: 0 E: 0 K: 0 S: 11	H: 2 LOB: 2 BB: 0 P: 17	R: 0 E: 0 K: 2 S: 11	H: 1 LOB: 1 BB: 0 P: 17	R: 0 E: 0 K: 1 S: 4	H: 0 LOB: 0 BB: 1 P: 9	R: 0 E: 0 K: 0 S: 4	H: 1 LOB: 0 BB: 0 P: 6	R: 0 E: 0 K: 0 S: 10	H: 2 LOB: 2 BB: 0 P: 14	R: 1 E: 0 K: 0 S: 6	H: 1 LOB: 0 BB: 1 P: 13	R: 0 E: 0 K: 1 S: 8	H: 1 LOB: 2 BB: 1 P: 17	R: 0 E: 0 K: 1 S: 9	H: 1 LOB: 2 BB: 1 P: 16	R: 0 E: 0 K: 1 S: 7	H: 0 LOB: 0 BB: 0 P: 10	1B: 10 2B: 2 3B: 0 HR: 2	SF: 0 SAC: 0 DP: 2 HBP: 0	WP: 1 PB: 0 SB: 0 CS: 1	PA: 48									
PITCHER	IP WLS BF H R ER SO BB IBB HBP BLK WP HR S P ERA WHIP																				IP WLS BF H R ER SO BB IBB HBP BLK WP HR S P ERA WHIP														
Billy Loes, R ERA: 4.7 (1, 1)	2.0	11	5	2	2	3	0	0	0	0	1	1	22	39	9.00	2.500																			
Ben Wade, R ERA: 3.97 (3, 1)	6.0	24	7	1	1	3	2	0	0	0	0	1	46	76	1.50	1.500																			
Carl Erskine, R ERA: 3.83 (9, 1)	3.0	W 13	2	0	0	3	1	1	0	0	0	0	24	43	0.00	1.000																			

Batter	1	2	3	4	5	6	7	8	9	AB R H RBI BB SO LOB	TOP
Jim Gilliam, S (1, 4) OBP: 0.377, SLG: 0.387 	1-3 			2-2 		0-2 		2-2 		4 0 1 1 0 1 1	
Pee Wee Reese, R (1, 6) OBP: 0.379, SLG: 0.410 	0-1 			1-0 		4-1 		3-2 		3 0 0 0 1 0 0	
Duke Snider, L (1, 8) OBP: 0.401, SLG: 0.550 	1-3 			0-0 		1-1 		1-2 		4 1 1 1 0 1 2	
Jackie Robinson, R (1, 7) OBP: 0.417, SLG: 0.494 			1-0 		2-0 		4-2 	1-2 		3 0 0 0 1 0 0	
Gil Hodges, R (1, 3) OBP: 0.386, SLG: 0.570 			1-1 		3-3 		2-2 	2-3 		4 0 0 0 0 2 1	
Carl Furillo, R (1, 9) OBP: 0.365, SLG: 0.521 			2-0 		0-0 		1-2 			3 0 0 0 0 0 1	
Billy Cox, R (1, 5) OBP: 0.391, SLG: 0.534 			1-1 		0-0 		2-2 			3 1 2 0 0 0 0	
Rube Walker, L (1, 2) OBP: 0.339, SLG: 0.382 			2-2 		2-2 		2-1 			3 0 0 0 0 0 2	
Clem Labine, R (1, 1) OBP: 0.063, SLG: 0.125 Russ Meyer, S (9, 1) OBP: 0.125, SLG: 0.143 			1-3 		2-2 		1-0 			2 0 0 0 0 1 1 0 0 0 0 0 0 0	
Inning Stats	R: 0 H: 0 E: 0 LOB: 0 K: 2 BB: 0 S: 8 P: 10	R: 0 H: 0 E: 0 LOB: 0 K: 0 BB: 0 S: 4 P: 8	R: 0 H: 0 E: 0 LOB: 0 K: 1 BB: 0 S: 8 P: 12	R: 0 H: 0 E: 0 LOB: 0 K: 0 BB: 0 S: 5 P: 8	R: 0 H: 0 E: 0 LOB: 0 K: 1 BB: 0 S: 6 P: 11	R: 1 H: 2 E: 0 LOB: 2 K: 0 BB: 1 S: 13 P: 22	R: 0 H: 0 E: 0 LOB: 0 K: 0 BB: 1 S: 10 P: 17	R: 0 H: 1 E: 0 LOB: 1 K: 0 BB: 0 S: 9 P: 16	R: 1 H: 1 E: 0 LOB: 0 K: 1 BB: 0 S: 14 P: 21	1B: 2 SF: 0 2B: 1 SAC: 1 3B: 0 DP: 1 HR: 1 HBP: 0	WP: 0 PA: 32 PB: 0 SB: 1 CS: 0
PITCHER Bob Buhl, R (1, 1) ERA: 2.89 Don Liddle, L (9, 1) ERA: 3.19	IP WLS BF H R ER SO BB IBB HBP BLK WP HR S P ERA WHIP 8.0 28 3 1 1 4 2 0 0 0 0 0 0 63 104 1.12 0.625 1.0 W 4 1 1 1 1 0 0 0 0 0 0 1 14 21 9.00 1.000										

Brooklyn Dodgers @ Milwaukee Braves
 Milwaukee County Stadium, Milwaukee, WI
 Thu Aug 06 1953, 4:38 AM EDT
 Att: 34,077 - Unknown

AB	29
R	2
H	4
RBI	2
BB	2
SO	5
LOB	8



livebaseballscorecards.com

BOTTOM

Brooklyn Dodgers @ Milwaukee Braves
 Milwaukee County Stadium, Milwaukee, WI

Thu Aug 06 1953, 4:38 AM EDT
 Att. 34,077 - Unknown

livebaseballscorecards.com

AB	30
R	3
H	6
RBI	3
BB	4
SO	4
LOB	13



WP: 0	PA: 35
PB: 0	
SB: 0	
CS: 0	

AB R H RBI BB SO LOB

4 0 0 0 0 0 2

4 0 1 0 0 0 1

4 1 1 0 0 1 2

3 0 1 0 1 0 0

3 0 0 0 0 2 2

4 0 2 0 0 0 2

3 0 0 0 1 0 3

2 0 0 0 0 1 0

1 0 0 0 1 0 0

1 0 0 0 0 0 1

0 0 0 0 0 0 0


1B: 5 SF: 0
 2B: 0 SAC: 1
 3B: 1 DP: 1
 HR: 0 HBP: 0

Batter	1	2	3	4	5	6	7	8	9
Bill Bruton, L OBP: 0.309, SLG: 0.343 (1, 8)	1-1 3-1		2-2 FC4-6 1B			1-1 L8		1-0 L9	
Jim Pendleton, R OBP: 0.250, SLG: 0.281 (1, 6)	0-1 6-3		0-0 1-3 1B			2-2 1-3		0-1 F8	
Eddie Mathews, L OBP: 0.393, SLG: 0.615 (1, 5)	0-3 K		0-2 4-3			1-2 F2		0-1 BB 1B 3B 1B	
Andy Pafko, R OBP: 0.337, SLG: 0.443 (1, 9)		0-0 4-3		2-2 6-3		4-0 1B SH1-4 BB		0-0 3B 1B	
Sibby Sisti, R OBP: 0.316, SLG: 0.250 (9, PR)								1-2 3B 1B	
Joe Adcock, R OBP: 0.312, SLG: 0.414 (1, 3)		2-3 K		0-0 6-3		0-0 SH1-4		0-3 K	
Walker Cooper, R OBP: 0.309, SLG: 0.356 (1, 2)						1-2 1B		0-0 L7	
Sid Gordon, R OBP: 0.338, SLG: 0.448 (1, 7)		1-1 FC6-4 1B		1-1 6-3		2-0 G6-4-3 1B		0-0 L7	
Mel Roach, R OBP: 0.346, SLG: 0.475 (9, PR)						0-0 G6-4-3		4-1 3B BB	
Jack Dittmer, L OBP: 0.282, SLG: 0.336 (1, 4)						1-2 1-3		1-2 2-3 3B BB	
Harry Hanebrink, L OBP: 0.286, SLG: 0.400 (8, PH) (9, 4)						1-0 F5		4-1 BB	
Bob Buhl, R OBP: 0.219, SLG: 0.167 (1, 1)						0-0 4-3		3-2 F7	
Del Crandall, R OBP: 0.346, SLG: 0.475 (8, PH)									
Don Liddle, L OBP: 0.154, SLG: 0.043 (9, 1)									

Inning Stats	R: 0 H: 0 E: 0 K: 1 S: 8	H: 0 LOB: 0 BB: 0 P: 9	R: 0 H: 1 E: 0 K: 1 S: 8	H: 1 LOB: 1 BB: 0 P: 12	R: 0 H: 1 E: 0 K: 1 S: 14	H: 1 LOB: 2 BB: 1 P: 21	R: 0 H: 0 E: 0 K: 0 S: 7	H: 0 LOB: 0 BB: 0 P: 10	R: 0 H: 0 E: 0 K: 0 S: 5	H: 0 LOB: 0 BB: 0 P: 7	R: 0 H: 1 E: 0 K: 0 S: 9	H: 1 LOB: 1 BB: 1 P: 9	R: 0 H: 0 E: 0 K: 0 S: 8	H: 0 LOB: 1 BB: 1 P: 16	R: 3 H: 3 E: 0 K: 1 S: 9	H: 3 LOB: 2 BB: 1 P: 14	1B: 5 2B: 0 3B: 1 HR: 0	SF: 0 SAC: 1 DP: 1 HBP: 0
--------------	--------------------------	------------------------	--------------------------	-------------------------	---------------------------	-------------------------	--------------------------	-------------------------	--------------------------	------------------------	--------------------------	------------------------	--------------------------	-------------------------	--------------------------	-------------------------	-------------------------	---------------------------

PITCHER	IP WLS BF H R ER SO BB IBB HBP BLK WP HR S P ERA WHIP	8.0 0 31 5 2 2 3 3 0 0 0 0 0 0 65 100 2.25 1.000	0.2 L 4 1 1 1 1 1 0 0 0 0 0 0 6 11 13.50 3.000
---------	---	--	--

PITCHER	IP WLS BF H R ER SO BB IBB HBP BLK WP HR S P ERA WHIP	0.2 L 4 1 1 1 1 1 0 0 0 0 0 0 6 11 13.50 3.000
---------	---	--

Batter	1	2	3	4	5	6	7	8	9	AB	R	H	RBI	BB	SO	LOB	TOP	
Cal Abrams, L (1, 9) OBP: 0.374, SLG: 0.445										0	0	0	0	0	0	0	Pittsburgh Pirates @ Milwaukee Braves Milwaukee County Stadium, Milwaukee, WI Fri Aug 07 1953, 4:33 AM EDT Att. 26,902 - Unknown livebaseballscorecards.com	
Paul Smith, L (1, 3) OBP: 0.324, SLG: 0.342										0	0	0	0	0	0	0		
Danny O'Connell, R (1, 5) OBP: 0.373, SLG: 0.424										0	0	0	0	0	0	0		
Hal Rice, L (1, 7) OBP: 0.320, SLG: 0.422										0	0	0	0	0	0	0		
Frank Thomas, R (1, 8) OBP: 0.327, SLG: 0.446										0	0	0	0	0	0	0		
Toby Atwell, L (1, 2) OBP: 0.338, SLG: 0.273										0	0	0	0	0	0	0		
Johnny O'Brien, R (1, 4) OBP: 0.301, SLG: 0.318										0	0	0	0	0	0	0		
Eddie O'Brien, R (1, 6) OBP: 0.284, SLG: 0.262										0	0	0	0	0	0	0		
Murry Dickson, R (1, 1) OBP: 0.163, SLG: 0.128										0	0	0	0	0	0	0		
Inning Stats																		1B: 0 SF: 0 2B: 0 SAC: 0 3B: 0 DP: 0 HR: 0 HBP: 0
PITCHER Vern Bickford, R (1, 1) ERA: 5.88	IP	WLS	BF	H	R	ER	SO	BB	IBB	HBP	BLK	WP	HR	S	P	ERA	WHIP	PITCHER IP WLS BF H R ER SO BB IBB HBP BLK WP HR S P ERA WHIP

Batter	1	2	3	4	5	6	7	8	9	AB R H RBI BB SO LOB	TOP	
Cal Abrams, L (1, 9) OBP: 0.368, SLG: 0.436	0-0 4-3 1B		0-0 6-3		0-0 2-3		0-0 F7			4 1 1 0 0 0 2	Pittsburgh Pirates @ Milwaukee Braves Milwaukee County Stadium, Milwaukee, WI Sat Aug 08 1953, 4:33 AM EDT Att: 17,163 - Unknown livebaseballscorecards.com	
Paul Smith, L (1, 3) OBP: 0.319, SLG: 0.336	0-0 4-3 1-2		0-0 6-3		0-0 4-3		0-0 5-3			4 0 0 0 0 0 3		
Danny O'Connell, R (1, 5) OBP: 0.369, SLG: 0.420	0-0 4-3 2-3		0-0 B1-3		0-0 5-3		0-3 K			4 0 0 0 0 1 1		
Hal Rice, L (1, 7) OBP: 0.333, SLG: 0.430	0-0 1B			0-0 E 2B		0-0 P5		0-0 P6		4 1 2 1 0 0 0		
Frank Thomas, R (1, 8) OBP: 0.328, SLG: 0.442	0-0 P4			0-0 F7		0-0 L7		0-0 6-3		4 0 0 0 0 0 2		
Toby Atwell, L (1, 2) OBP: 0.340, SLG: 0.277		0-0 FC1-6 1B		0-0 E6 L6-3 2-H		0-0 FC5-4 HBP 2B 1B		0-0 G5-4-3 1B		4 1 3 0 0 0 0		
Johnny O'Brien, R (1, 4) OBP: 0.299, SLG: 0.309		0-0 FC1-6 FC6-4 1-2f		0-0 L6-3 1-2		1-0 FC5-4 HBP		0-0 G5-4-3 1-2f		3 0 0 0 0 0 3		
Eddie O'Brien, R (1, 6) OBP: 0.287, SLG: 0.263		0-0 FC6-4 1-2f			0-0 S 1B		0-0 FC5-4 2B 1-2f 2-3		0-0 1B	4 1 2 0 0 0 3		
Bob Hall, R (1, 1) OBP: 0.194, SLG: 0.241 Preston Ward, L (5, PH) OBP: 0.323, SLG: 0.287 Murry Dickson, R (5, 1) OBP: 0.157, SLG: 0.122 Johnny Lindell, R (7, PH) OBP: 0.293, SLG: 0.500 Vic Janowicz, R (7, PR) OBP: 0.277, SLG: 0.267 Johnny Hetki, R (7, 1) OBP: 0.250, SLG: 0.435 Eddie Pellagnini, R (9, PH) OBP: 0.325, SLG: 0.400		0-0 5-3			0-0 F7		0-0 F7 1-H 3-H 2B		0-0 P6	1 0 0 0 0 0 0 1 1 0 0 0 0 0 0 1 0 0 0 0 0 0 0 1 1 0 0 1 2 0 0 0 0 0 0 0 0 0 0 0 0 0 0 0 0 0 0 0 1 0 0 0 0 0 0 1		
Inning Stats	R: 1 H: 2 E: 0 LOB: 1 K: 0 BB: 0 S: 5 P: 5	R: 0 H: 1 E: 0 LOB: 1 K: 0 BB: 0 S: 4 P: 4	R: 0 H: 0 E: 0 LOB: 0 K: 0 BB: 0 S: 3 P: 3	R: 1 H: 1 E: 1 LOB: 0 K: 0 BB: 0 S: 4 P: 4	R: 0 H: 1 E: 0 LOB: 1 K: 0 BB: 0 S: 4 P: 4	R: 0 H: 0 E: 0 LOB: 0 K: 0 BB: 0 S: 3 P: 3	R: 2 H: 2 E: 0 LOB: 1 K: 0 BB: 0 S: 5 P: 6	R: 0 H: 0 E: 0 LOB: 0 K: 1 BB: 0 S: 5 P: 5	R: 0 H: 2 E: 0 LOB: 1 K: 0 BB: 0 S: 4 P: 4	1B: 7 SF: 0 2B: 3 SAC: 0 3B: 0 DP: 2 HR: 0 HBP: 1	WP: 0 PA: 36 PB: 0 SB: 1 CS: 0	
PITCHER Lew Burdette, R (1, 1) ERA: 2.88	IP WLS BF H R ER SO BB IBB HBP BLK WP HR S P ERA WHIP											PITCHER IP WLS BF H R ER SO BB IBB HBP BLK WP HR S P ERA WHIP

Pittsburgh Pirates @ Milwaukee Braves
Milwaukee County Stadium, Milwaukee, WI
 Sat Aug 08 1953, 4:33 AM EDT
 Att: 17,163 - Unknown
livebaseballscorecards.com

AB	35
R	4
H	9
RBI	3
BB	0
SO	1
LOB	17



Batter	1	2	3	4	5	6	7	8	9	AB R H RBI BB SO LOB	TOP														
Cal Abrams, L (1, 9) OBP: 0.362, SLG: 0.425	0-3 K		0-3 K		4-0 1B BB		0-3 K		0-0 F9	4 0 0 0 1 3 2	Pittsburgh Pirates @ Milwaukee Braves Milwaukee County Stadium, Milwaukee, WI Sun Aug 09 1953, 4:38 AM EDT Att: 33,376 - Unknown livebaseballscorecards.com														
Paul Smith, L (1, 3) OBP: 0.320, SLG: 0.343	0-0 F9			0-0 4-3	0-0 1B		0-0 3-1		0-0 F6	5 0 1 0 0 0 2															
Danny O'Connell, R (1, 5) OBP: 0.371, SLG: 0.420	0-0 F8			0-0 1B 1B		4-0 1B BB BB	0-0 5-3			3 2 1 0 1 0 0															
Hal Rice, L (1, 7) OBP: 0.342, SLG: 0.438		0-0 L5		0-0 1B 1B		4-0 BB 1B BB		0-0 1-3		3 1 1 0 1 0 0															
Frank Thomas, R (1, 8) OBP: 0.329, SLG: 0.440	0-3 K			0-0 E 1B 1B		0-0 3-1 BB		0-0 F7		4 0 2 1 0 1 0															
Vic Janowicz, R (1, 2) OBP: 0.275, SLG: 0.265		0-0 FC6-4 1B		0-0 F8		0-0 1-2 2-3 1B		0-3 K		4 0 1 0 0 1 5															
Johnny O'Brien, R (1, 4) OBP: 0.294, SLG: 0.303		0-0 FC6-4		0-0 1-3		4-0 1-2 2-3 3-H BB		0-0 1B 1B		2 0 0 0 0 0 3															
Preston Ward, L (6, PH) OBP: 0.325, SLG: 0.287										0 0 0 1 1 0 0															
Eddie Pellagrini, R (6, 4) OBP: 0.328, SLG: 0.402										1 0 1 0 0 0 0															
Eddie O'Brien, R (1, 6) OBP: 0.284, SLG: 0.260			0-0 6-3		0-3 K		0-0 3-1		0-0 1B 1B	2 0 0 0 0 1 0															
Toby Atwell, L (6, PH) OBP: 0.338, SLG: 0.276									1-2 1B	1 0 0 1 0 0 2															
Dick Cole, R (6, 6) OBP: 0.365, SLG: 0.312									1-2 1B	1 0 1 0 0 0 0															
Roy Face, R (1, 1) OBP: 0.100, SLG: 0.150			0-3 K		0-0 P5		0-0 P4		0-0 F5	2 0 0 0 0 1 0															
Roger Bowman, R (5, 1) OBP: 0.286, SLG: 0.167										0 0 0 0 0 0 0															
Johnny Lindell, R (6, PH) OBP: 0.385, SLG: 0.487										1 0 0 0 0 0 2															
Bob Hall, R (6, 1) OBP: 0.194, SLG: 0.241										0 0 0 0 0 0 0															
Carlos Bernier, R (9, PH) OBP: 0.341, SLG: 0.329										1 0 0 0 0 0 2															
Inning Stats	R: 0 E: 0 K: 1 S: 5	H: 0 LOB: 0 BB: 0 P: 5	R: 0 E: 0 K: 1 S: 6	H: 1 LOB: 1 BB: 0 P: 6	R: 0 E: 0 K: 2 S: 7	H: 0 LOB: 0 BB: 0 P: 7	R: 1 E: 1 K: 0 S: 6	H: 3 LOB: 2 BB: 0 P: 6	R: 0 E: 0 K: 1 S: 5	H: 1 LOB: 1 BB: 1 P: 9	R: 2 E: 0 K: 0 S: 4	H: 1 LOB: 2 BB: 3 P: 16	R: 0 E: 0 K: 1 S: 5	H: 0 LOB: 0 BB: 0 P: 5	R: 0 E: 0 K: 1 S: 5	H: 0 LOB: 0 BB: 0 P: 5	R: 0 E: 0 K: 0 S: 5	H: 2 LOB: 2 BB: 0 P: 5	R: 0 E: 0 K: 0 S: 5	H: 2 LOB: 2 BB: 0 P: 5	1B: 8 2B: 0 3B: 0 HR: 0	SF: 0 SAC: 0 DP: 0 HBP: 0	WP: 0 PB: 0 SB: 0 CS: 0	PA: 38	
PITCHER Jim Wilson, R (1, 1) ERA: 4.14	IP 9.0	WLS W	BF 38	H 8	R 3	ER 3	SO 7	BB 4	IBB 0	HBP 0	BLK 0	WP 0	HR 0	S 48	P 64	ERA 3.00	WHIP 1.333								



Batter	1	2	3	4	5	6	7	8	9	AB R H RBI BB SO LOB
--------	---	---	---	---	---	---	---	---	---	----------------------

Bill Bruton, L <small>OBP: 0.317, SLG: 0.350</small> (1, 8)										5 1 3 1 0 0 2
Johnny Logan, R <small>OBP: 0.327, SLG: 0.399</small> (1, 6)										3 1 0 0 2 0 4
Eddie Mathews, L <small>OBP: 0.399, SLG: 0.630</small> (1, 5)										5 2 2 1 0 0 3
Andy Pafko, R <small>OBP: 0.343, SLG: 0.457</small> (1, 9)										4 3 3 3 1 0 2
Joe Adcock, R <small>OBP: 0.315, SLG: 0.426</small> (1, 3)										5 1 2 4 0 0 0
Walker Cooper, R <small>OBP: 0.313, SLG: 0.368</small> (1, 2)										4 0 1 1 0 1 2
Sid Gordon, R <small>OBP: 0.340, SLG: 0.444</small> (1, 7)										2 1 0 0 1 1 2
Jim Pendleton, R <small>OBP: 0.261, SLG: 0.300</small> (7, 7)										1 0 1 0 0 0 0
Harry Hanebrink, L <small>OBP: 0.386, SLG: 0.450</small> (1, 4)										4 0 2 0 0 1 3
Jim Wilson, R <small>OBP: 0.211, SLG: 0.250</small> (1, 1)										4 1 0 0 0 0 4

Inning Stats	R: 2	H: 2	E: 0	K: 2	S: 9	R: 1	H: 2	E: 0	K: 0	S: 5	R: 0	H: 0	E: 0	K: 0	S: 3	R: 0	H: 1	E: 0	K: 0	S: 4	R: 4	H: 5	E: 0	K: 1	S: 10	R: 1	H: 1	E: 0	K: 0	S: 4	R: 0	H: 1	E: 0	K: 0	S: 3	R: 2	H: 2	E: 0	K: 0	S: 5	1B: 8	SF: 0	2B: 4	SAC: 0	3B: 0	DP: 0	HR: 2	HBP: 0	WP: 0	PA: 41
--------------	------	------	------	------	------	------	------	------	------	------	------	------	------	------	------	------	------	------	------	------	------	------	------	------	-------	------	------	------	------	------	------	------	------	------	------	------	------	------	------	------	-------	-------	-------	--------	-------	-------	-------	--------	-------	--------

PITCHER	IP	WLS	BF	H	R	ER	SO	BB	IBB	HBP	BLK	WP	HR	S	P	ERA	WHIP
Roy Face, R <small>ERA: 6.3</small>	(1, 1)	4.0	L	24	9	7	2	2	1	0	0	0	0	25	37	15.75	2.750
Roger Bowman, L <small>ERA: 4.39</small>	(5, 1)	1.0		5	1	0	1	1	0	0	0	0	0	6	10	0.00	2.000
Bob Hall, R <small>ERA: 5.57</small>	(6, 1)	3.0		12	4	3	0	0	0	0	0	0	2	12	12	9.00	1.333

BOTTOM


Pittsburgh Pirates @ Milwaukee Braves
 Milwaukee County Stadium, Milwaukee, WI


Sun Aug 09 1953, 4:38 AM EDT
 Att. 33,376 - Unknown

livebaseballscorecards.com

AB	37
R	10
H	14
RBI	10
BB	4
SO	3
LOB	22



Batter	1	2	3	4	5	6	7	8	9	AB	R	H	RBI	BB	SO	LOB	TOP	
Solly Hemus, L (1, 6) OBP: 0.388, SLG: 0.447										0	0	0	0	0	0	0	St. Louis Cardinals @ Milwaukee Braves Milwaukee County Stadium, Milwaukee, WI Mon Aug 10 1953, 4:33 AM EDT Att: 34,950 - Unknown livebaseballscorecards.com	
Red Schoendienst, S (1, 4) OBP: 0.395, SLG: 0.491										0	0	0	0	0	0	0		
Stan Musial, L (1, 7) OBP: 0.426, SLG: 0.556										0	0	0	0	0	0	0		
Ray Jablonski, R (1, 5) OBP: 0.313, SLG: 0.446										0	0	0	0	0	0	0		
Enos Slaughter, L (1, 9) OBP: 0.412, SLG: 0.423										0	0	0	0	0	0	0		
Steve Bilko, R (1, 3) OBP: 0.353, SLG: 0.440										0	0	0	0	0	0	0		
Rip Repulski, R (1, 8) OBP: 0.333, SLG: 0.437										0	0	0	0	0	0	0		
Del Rice, R (1, 2) OBP: 0.315, SLG: 0.343										0	0	0	0	0	0	0		
Harvey Haddix, L (1, 1) OBP: 0.329, SLG: 0.375										0	0	0	0	0	0	0		
Inning Stats																	1B: 0 SF: 0 2B: 0 SAC: 0 3B: 0 DP: 0 HR: 0 HBP: 0 WP: 0 PA: 0 PB: 0 SB: 0 CS: 0	
PITCHER Warren Spahn, L (1, 1) ERA: 2.36	IP	WLS	BF	H	R	ER	SO	BB	IBB	HBP	BLK	WP	HR	S	P	ERA	WHIP	PITCHER IP WLS BF H R ER SO BB IBB HBP BLK WP HR S P ERA WHIP
	0.0	W	0	0	0	0	0	0	0	0	0	0	0	0	0	∞	∞	

Batter	1	2	3	4	5	6	7	8	9	AB R H RBI BB SO LOB	TOP							
Solly Hemus, L (1, 6) OBP: 0.387, SLG: 0.448										0 0 0 0 0 0 0	St. Louis Cardinals @ Milwaukee Braves Milwaukee County Stadium, Milwaukee, WI Tue Aug 11 1953, 4:33 AM EDT Att. 34,436 - Unknown livebaseballscorecards.com							
Red Schoendienst, S (1, 4) OBP: 0.394, SLG: 0.489										0 0 0 0 0 0 0								
Stan Musial, L (1, 7) OBP: 0.424, SLG: 0.553										0 0 0 0 0 0 0								
Enos Slaughter, L (1, 9) OBP: 0.411, SLG: 0.419										0 0 0 0 0 0 0								
Ray Jablonski, R (1, 5) OBP: 0.313, SLG: 0.444										0 0 0 0 0 0 0								
Rip Repulski, R (1, 8) OBP: 0.333, SLG: 0.435										0 0 0 0 0 0 0								
Steve Bilko, R (1, 3) OBP: 0.352, SLG: 0.438										0 0 0 0 0 0 0								
Del Rice, R (1, 2) OBP: 0.311, SLG: 0.339										0 0 0 0 0 0 0								
Stu Miller, R (1, 1) OBP: 0.276, SLG: 0.321										0 0 0 0 0 0 0								
Inning Stats											1B: 0 SF: 0 2B: 0 SAC: 0 3B: 0 DP: 0 HR: 0 HBP: 0 WP: 0 PA: 0 PB: 0 SB: 0 CS: 0							
PITCHER Bob Buhl, R (1, 1) ERA: 2.89	IP	WLS	BF	H	R	ER	SO	BB	IBB	HBP	BLK	WP	HR	S	P	ERA	WHIP	PITCHER IP WLS BF H R ER SO BB IBB HBP BLK WP HR S P ERA WHIP
0.0	L	0	0	0	0	0	0	0	0	0	0	0	0	0	0	∞	∞	

Batter	1	2	3	4	5	6	7	8	9	AB R H RBI BB SO LOB	TOP																									
Solly Hemus, L OBP: 0.392, SLG: 0.453 (1, 6) X	0-0 1B 2B	4-0 PO BB			4-0 BB			0-0 4-3		2 1 1 0 2 0 0	St. Louis Cardinals @ Milwaukee Braves Milwaukee County Stadium, Milwaukee, WI Wed Aug 12 1953, 4:33 AM EDT Unknown livebaseballscorecards.com																									
Red Schoendienst, S OBP: 0.395, SLG: 0.490 (1, 4) X	0-0 FC4-6 1B 2-H	0-0 PO	0-3 K		0-0 F9			0-0 1B		4 0 2 1 0 1 1																										
Stan Musial, L OBP: 0.423, SLG: 0.558 (1, 9) X	0-0 FC4-6 BB 1-2f				0-0 F8			0-0 F3		4 0 1 0 0 0 2																										
Ray Jablonski, R OBP: 0.310, SLG: 0.437 Eddie Erault, R OBP: 0.143, SLG: 0.143 Enos Slaughter, L OBP: 0.407, SLG: 0.413 Joe Presko, R OBP: 0.240, SLG: 0.174 (1, 5) B B B B (7, 1) B B (8, PH) (8, 1)	4-0 G3-6-3 BB 1-2				0-0 6-3			0-3 SH1-3 1B		2 0 0 0 1 1 1 0 0 0 0 0 0 0 1 0 0 0 0 1 1 0 0 0 0 0 0 0																										
Peanuts Lowrey, R OBP: 0.353, SLG: 0.484 (1, 7) X	0-0 G3-6-3 1-2f				0-0 G6-4-3 1B			0-0 SH1-3 1-2		3 0 1 0 0 1 2																										
Rip Repulski, R OBP: 0.336, SLG: 0.445 (1, 8)					0-0 G6-4-3 1-2f			0-0 L1		3 1 1 0 0 0 2																										
Steve Bilko, R OBP: 0.357, SLG: 0.441 (1, 3)					0-0 4-3			0-0 4-3		3 0 1 1 1 0 0																										
Sal Yvars, R OBP: 0.348, SLG: 0.317 Dick Schofield, S OBP: 0.333, SLG: 0.333 (1, 2) (9, PR)					0-0 FC6-4 FC1-6 1-2f			0-0 F7		3 0 1 0 0 0 1 0 0 0 0 0 0 0																										
Willard Schmidt, R Cliff Chambers, L OBP: 0.111, SLG: 0.111 Harvey Haddix, L OBP: 0.310, SLG: 0.364 Hal White, R Pete Castiglione, R OBP: 0.231, SLG: 0.289 (1, 1) (4, 1) (5, PH) (5, 1) (7, PH) (7, 5)					0-0 FC1-6 BB 1-2f			0-0 G4-6-3		1 0 0 0 0 0 1 0 0 0 0 0 0 0 1 0 0 0 0 0 1 0 0 0 0 0 0 0 2 0 0 0 0 0 3																										
Inning Stats	R: 1 E: 0 K: 0 S: 4	H: 2 LOB: 1 BB: 1 P: 8	R: 1 E: 0 K: 0 S: 4	H: 2 LOB: 1 BB: 1 P: 8	R: 0 E: 0 K: 1 S: 5	H: 0 LOB: 0 BB: 0 P: 5	R: 0 E: 0 K: 0 S: 3	H: 1 LOB: 0 BB: 0 P: 3	R: 0 E: 0 K: 0 S: 3	H: 1 LOB: 1 BB: 1 P: 7	R: 0 E: 0 K: 1 S: 6	H: 1 LOB: 1 BB: 0 P: 6	R: 0 E: 0 K: 0 S: 3	H: 0 LOB: 0 BB: 0 P: 3	R: 0 E: 0 K: 1 S: 6	H: 1 LOB: 1 BB: 0 P: 6	R: 0 E: 0 K: 1 S: 4	H: 0 LOB: 3 BB: 1 P: 10	1B: 6 2B: 2 3B: 0 HR: 0	SF: 0 SAC: 1 DP: 4 HBP: 2	WP: 0 PB: 0 SB: 0 CS: 0	PA: 37														
PITCHER	IP WLS BF H R ER SO BB IBB HBP BLK WP HR S P ERA WHIP																				IP WLS BF H R ER SO BB IBB HBP BLK WP HR S P ERA WHIP															
Johnny Antonelli, L ERA: 3.35 (1, 1)	1.0	7	4	2	2	0	1	0	0	0	0	0	0	6	10	18.00	5.000																			
Ernie Johnson, R ERA: 2.4 (2, 1)	8.0	W	29	4	0	0	4	3	0	2	0	0	0	32	46	0.00	0.875																			



Batter	1	2	3	4	5	6	7	8	9	AB R H RBI BB SO LOB	TOP											
Solly Hemus, L (1, 6) OBP: 0.391, SLG: 0.454	0-0 2B	0-0 1-3			0-0 F5		0-0 1-3			4 1 1 0 0 0 2	St. Louis Cardinals @ Milwaukee Braves Milwaukee County Stadium, Milwaukee, WI Wed Aug 12 1953, 4:38 AM EDT Att: 36,241 - Unknown livebaseballscorecards.com											
Red Schoendienst, S (1, 4) OBP: 0.392, SLG: 0.486	0-0 F8		0-0 F5			0-0 6-3		0-0 F7		4 0 0 0 0 0 1												
Stan Musial, L (1, 7) OBP: 0.423, SLG: 0.562	0-0 2B		0-0 6-3			0-0 E3 G3		0-0 1B 2B		4 1 2 1 0 0 0												
Enos Slaughter, L (1, 9) OBP: 0.408, SLG: 0.413	4-0 IBB		0-0 F7			0-0 G3 2-3		0-0 1B P4-2 2-H		3 0 1 1 1 0 1												
Rip Repulski, R (1, 8) OBP: 0.335, SLG: 0.443	0-3 K			0-0 P3		0-0 5-3		0-0 1B 1-3		4 0 1 0 0 1 3												
Steve Bilko, R (1, 3) OBP: 0.354, SLG: 0.436	0-0 4-3			0-0 F9			0-0 6-3	0-0 P4-2 3-H		4 0 0 0 0 0 4												
Ray Jablonski, R (1, 5) OBP: 0.313, SLG: 0.446		0-0 HR			0-0 6-3		0-0 1B 1B		0-0 F7	3 1 2 1 0 0 0												
Dick Schofield, S (7, PR) OBP: 0.333, SLG: 0.333									0-0 K	0 0 0 0 0 0 0												
Al Brazle, L (7, 1) OBP: 0.400, SLG: 0.500									0-0 K	0 0 0 0 0 0 0												
Ferrell Anderson, R (9, PH) OBP: 0.323, SLG: 0.387									0-0 F7	1 0 0 0 0 0 0												
Del Rice, R (1, 2) OBP: 0.307, SLG: 0.333		0-0 1B			0-0 5-3		0-0 L9		0-3 K	4 0 1 0 0 1 1												
Gerry Staley, R (1, 1) OBP: 0.129, SLG: 0.100					0-0 K		0-0 1B		0-0 F8	2 0 0 0 0 1 1												
Peanuts Lowrey, R (7, PH) OBP: 0.358, SLG: 0.488		B1-6-4								1 0 1 0 0 0 0												
Pete Castiglione, R (7, 5) OBP: 0.230, SLG: 0.288										1 0 0 0 0 0 0												
Inning Stats	R: 1 E: 0 K: 1 S: 7	H: 2 LOB: 2 BB: 1 P: 11	R: 1 E: 0 K: 0 S: 4	H: 2 LOB: 0 BB: 0 P: 4	R: 0 E: 0 K: 0 S: 3	H: 0 LOB: 0 BB: 0 P: 3	R: 0 E: 0 K: 0 S: 3	H: 0 LOB: 0 BB: 0 P: 3	R: 0 E: 0 K: 1 S: 5	H: 0 LOB: 0 BB: 0 P: 5	R: 0 E: 1 K: 0 S: 4	H: 0 LOB: 1 BB: 0 P: 4	R: 0 E: 0 K: 0 S: 5	H: 2 LOB: 2 BB: 0 P: 5	R: 1 E: 0 K: 0 S: 5	H: 3 LOB: 1 BB: 0 P: 5	R: 0 E: 0 K: 1 S: 5	H: 0 LOB: 0 BB: 0 P: 5	1B: 5 2B: 4 3B: 0 HR: 1	SF: 0 SAC: 0 DP: 2 HBP: 0	WP: 0 PB: 0 SB: 0 CS: 0	PA: 36
PITCHER	IP WLS BF H R ER SO BB IBB HBP BLK WP HR S P ERA WHIP																					
Lew Burdette, R (1, 1) ERA: 2.92	8.0 W 33 9 3 3 2 0 1 0 0 0 1 36 40 3.38 1.125																					
Warren Spahn, L (9, 1) ERA: 2.28	1.0 S 3 0 0 0 1 0 0 0 0 0 0 5 5 0.00 0.000																					

St. Louis Cardinals @ Milwaukee Braves
Milwaukee County Stadium, Milwaukee, WI
 Wed Aug 12 1953, 4:38 AM EDT
 Att: 36,241 - Unknown

AB 35
R 3
H 9
RBI 3
BB 1
SO 3
LOB 13



Batter	1	2	3	4	5	6	7	8	9
Bill Bruton, L (1, 8) OBP: 0.317, SLG: 0.343	0-0 G3		0-3 K		0-0 SH1-4		0-0 B5-3	0-3 K	
Johnny Logan, R (1, 6) OBP: 0.332, SLG: 0.398	0-0 F8		0-0 1B		0-0 2B F9 1B		0-0 F7		
Eddie Mathews, L (1, 5) OBP: 0.402, SLG: 0.634	0-0 P5		0-0 F8		0-0 1-3 F9 2B		0-0 F9		
Andy Pafko, R (1, 9) OBP: 0.350, SLG: 0.464		0-0 4-3 2B		0-0 F8	4-0 FC6-4 IBB		0-0 1-3		
Joe Adcock, R (1, 3) OBP: 0.314, SLG: 0.418		0-0 4-3 2B		0-0 6-3	0-0 F9		0-0 IBB 2B 1B		
Walker Cooper, R (1, 2) OBP: 0.317, SLG: 0.364		0-0 6-3		0-0 6-3	0-0 FC6-4		4-0 2B F9 IBB		
Sibby Sisti, R (8, PR) OBP: 0.316, SLG: 0.250		0-0 6-3		0-0 2B 1B	0-0 1-2		1-2 F9 IBB		
Sid Gordon, R (1, 7) OBP: 0.346, SLG: 0.447		0-0 5-3		0-0 1-H 2B		0-0 6-3	0-0 F9 1-3 2-H 2B		
Jim Pendleton, R (8, 7) OBP: 0.270, SLG: 0.316		0-0 5-3		0-0 1-H 2B		0-0 6-3	0-0 F9 1-3 2-H 2B		
Harry Hanebrink, L (1, 4) OBP: 0.345, SLG: 0.389			0-0 4-3	0-0 4-3		0-3 K	4-0 IBB		
Del Crandall, R (8, PH) OBP: 0.345, SLG: 0.475			0-0 4-3	0-0 4-3		0-3 K	4-0 IBB		
Lew Burdette, R (1, 1) OBP: 0.194, SLG: 0.194			0-0 1B		0-0 1B SH1-4 2B 1B		0-0 F9		
Bob Thorpe, R (8, PH) OBP: 0.167, SLG: 0.167			0-0 1B		0-0 1B SH1-4 2B 1B		0-0 F9		
Warren Spahn, L (9, 1) OBP: 0.221, SLG: 0.328			0-0 1B		0-0 1B SH1-4 2B 1B		0-0 F9		

Inning Stats	R: 0	H: 0	E: 0	K: 0	S: 3	P: 3	R: 0	H: 1	E: 0	K: 0	S: 4	P: 4	R: 0	H: 2	E: 0	K: 1	S: 7	P: 7	R: 1	H: 2	E: 0	K: 0	S: 5	P: 5	R: 2	H: 3	E: 0	K: 0	S: 6	P: 10	R: 0	H: 0	E: 0	K: 1	S: 5	P: 5	R: 0	H: 0	E: 0	K: 0	S: 3	P: 3	R: 2	H: 2	E: 0	K: 1	S: 7	P: 15
	0	0	0	0	3	3	0	1	0	0	4	4	0	2	0	1	7	7	0	2	1	0	5	5	0	10	10	0	0	0	0	5	5	0	0	0	0	3	3	2	2	0	0	0	0	15	15	

PITCHER	IP	WLS	BF	H	R	ER	SO	BB	IBB	HBP	BLK	WP	HR	S	P	ERA	WHIP
Gerry Staley, R (1, 1) ERA: 3.83	6.0		27	8	3	3	2	0	1	0	0	0	0	30	34	4.50	1.333
Al Brazle, L (7, 1) ERA: 3.82	2.0	L	10	2	2	2	1	0	2	0	0	0	0	10	18	9.00	1.000

AB	R	H	RBI	BB	SO	LOB
4	0	0	0	0	2	3
4	1	2	0	0	0	0
4	0	1	1	0	0	2
3	0	1	0	1	0	0
4	1	1	1	0	0	3
3	1	1	0	1	0	3
0	1	0	0	0	0	0
3	0	1	1	0	0	1
1	0	1	1	0	0	0
3	0	0	0	0	1	1
0	0	0	0	1	0	0
3	1	2	0	0	0	0
1	0	0	1	0	0	2
0	0	0	0	0	0	0

WP	PA
0	37

1B	2B	3B	HR	SF	SAC	DP	HBP
6	4	0	0	0	1	0	0

WP	HR	S	P	ERA	WHIP
0	0	0	0	0	0

St. Louis Cardinals @ Milwaukee Braves
Milwaukee County Stadium, Milwaukee, WI
 Wed Aug 12 1953, 4:38 AM EDT
 Att. 36,241 - Unknown

AB	33
R	5
H	10
RBI	5
BB	3
SO	3
LOB	15



Batter	1	2	3	4	5	6	7	8	9	AB R H RBI BB SO LOB	TOP																
Bill Bruton, L (1, 8) OBP: 0.316, SLG: 0.341	0-3 K		0-0 1B	0-0 L4			0-0 P5		0-0 FC3-6 1B	5 1 1 0 0 1 2																	
Johnny Logan, R (1, 6) OBP: 0.333, SLG: 0.400	0-0 F8		0-0 1B			0-0 6-3 1B	0-3 K		0-0 F9	5 2 2 0 0 1 1																	
Eddie Mathews, L (1, 5) OBP: 0.404, SLG: 0.641	0-0 HR		0-0 1B			0-3 K	0-0 F2		0-0 1B	5 1 3 2 0 1 1																	
Andy Pafko, R (1, 9) OBP: 0.348, SLG: 0.460	0-0 F9		0-0 FC6-4 1B			0-0 6-3		0-0 F8	0-0 P6	5 0 1 1 0 0 3																	
Joe Adcock, R (1, 3) OBP: 0.316, SLG: 0.419		0-0 5-3	0-0 P5			0-0 1B		0-0 1B		4 0 2 1 0 0 2																	
Del Crandall, R (1, 2) OBP: 0.344, SLG: 0.472		0-0 5-3	0-0 FC6-4			0-0 F7		0-0 1B		4 0 1 0 0 0 3																	
Sid Gordon, R (1, 7) OBP: 0.345, SLG: 0.445		0-0 1B		0-0 P7			0-0 F3		0-0 F2	4 0 1 0 0 0 2																	
Jim Pendleton, R (8, 7) OBP: 0.270, SLG: 0.316										0 0 0 0 0 0 0	AB 38																
Harry Hanebrink, L (1, 4) OBP: 0.339, SLG: 0.368	0-0 F8			4-0 SH3-4 BB			0-0 P8		0-0 4-3	3 0 0 0 1 0 3	R 4																
Max Surkont, R (1, 1) OBP: 0.356, SLG: 0.426			0-3 K	0-0 SH3-4			0-0 4-3		0-0 E3 FC3-6	1 0 0 0 0 1 0	H 11																
Johnny Antonelli, L (5, 1) OBP: 0.159, SLG: 0.119										1 0 0 0 0 0 0	RBI 4																
Dave Jolly, R (6, 1)										0 0 0 0 0 0 0	BB 1																
George Crowe, L (9, PH) OBP: 0.250, SLG: 0.367										1 0 0 0 0 0 0	SO 4																
											LOB 17																
Inning Stats	R: 1 E: 0 K: 1 S: 6	H: 1 LOB: 0 BB: 0 P: 6	R: 0 E: 0 K: 0 S: 4	H: 1 LOB: 1 BB: 0 P: 4	R: 2 E: 0 K: 1 S: 9	H: 4 LOB: 2 BB: 0 P: 9	R: 0 E: 0 K: 0 S: 3	H: 0 LOB: 1 BB: 1 P: 7	R: 1 E: 0 K: 1 S: 7	H: 2 LOB: 1 BB: 0 P: 7	R: 0 E: 0 K: 0 S: 3	H: 0 LOB: 0 BB: 0 P: 3	R: 0 E: 0 K: 1 S: 5	H: 0 LOB: 0 BB: 0 P: 5	R: 0 E: 0 K: 0 S: 5	H: 2 LOB: 2 BB: 0 P: 5	R: 0 E: 1 K: 0 S: 5	H: 1 LOB: 2 BB: 0 P: 5	1B: 9 2B: 1 3B: 0 HR: 1	SF: 0 SAC: 1 DP: 0 HBP: 0	WP: 0 PB: 0 SB: 0 CS: 0	PA: 40					
PITCHER	IP WLS BF H R ER SO BB IBB HBP BLK WP HR S P ERA WHIP																										
Warren Hacker, R (1, 1) ERA: 4.65	2.1		13	6	3	3	2	0	0	0	0	0	1	17	17	11.57	2.571										
Turk Lown, R (3, 1) ERA: 4.93	3.2	W	14	2	1	1	1	1	0	0	0	0	0	15	19	2.46	0.818										
Johnny Klippstein, R (7, 1) ERA: 5.53	3.0	S	13	3	0	0	1	0	0	0	0	0	0	15	15	0.00	1.000										

Milwaukee Braves @ Chicago Cubs
Wrigley Field, Chicago, IL
Fri Aug 14 1953, 3:33 AM CDT
Att: 12,862 - Unknown

livebaseballscorecards.com



Batter	1	2	3	4	5	6	7	8	9
Frank Baumholtz, L (1, 9) OBP: 0.370, SLG: 0.433	0-0 1B SH1-3 F8 1B		0-0 4-3	0-0 1-3		0-0 4-3		0-0 P8	
Eddie Miksis, R (1, 6) OBP: 0.287, SLG: 0.351	0-0 SH1-3 1-2		0-0 G3		0-0 G4-3 1B	0-3 K		0-0 HR	
Dee Fondy, L (1, 3) OBP: 0.363, SLG: 0.493	0-0 2-3 1B		0-0 1B 2B		0-0 P6 1B BB	4-0 1B BB		0-3 K2-3	
Ralph Kiner, R (1, 7) OBP: 0.395, SLG: 0.537	0-0 F8 3-H		4-0 1B BB		0-0 G4-3 1-2f	0-0 1-3 1B		4-0 HR BB	
Randy Jackson, R (1, 5) OBP: 0.350, SLG: 0.505	0-0 F8		0-0 1-2 2-H 1B		0-0 1B BB BB	0-0 P3		0-0 1-H HR	
Joe Garagiola, L (1, 2) OBP: 0.346, SLG: 0.370		0-0 F8	0-0 P4			4-0 BB 1B 1-2 HR BB	0-0 P3	0-0 6-3	
Clyde McCullough, R (6, PH) OBP: 0.313, SLG: 0.381 (7, 2)									
George Metkovich, L (1, 8) OBP: 0.263, SLG: 0.333		0-0 4-3		0-0 HR		0-0 1-2 2-3 HR 1B BB	4-0 1-3 S BB		
Hal Jeffcoat, R (7, 8) OBP: 0.291, SLG: 0.282									
Bob Ramazzotti, R (1, 4) OBP: 0.182, SLG: 0.100		0-0 FC4 1B		0-0 F9		4-0 1-2 2-3 3-H HR BB	0-0 1-3		
Warren Hacker, R (1, 1) OBP: 0.237, SLG: 0.276		0-0 FC4		0-0 5-3		0-0 1-H 2-H 3-H HR	0-0 F7		
Turk Lown, R (3, 1) OBP: 0.100, SLG: 0.103									
Bill Serena, R (6, PH) OBP: 0.329, SLG: 0.426									
Johnny Klippstein, R (7, 1) OBP: 0.220, SLG: 0.341									

AB	R	H	RBI	BB	SO	LOB
5	1	1	0	0	0	0
4	1	2	1	0	1	0
4	1	2	0	1	1	1
3	1	1	1	2	0	2
4	2	2	3	1	0	3
2	0	0	0	0	0	2
2	1	0	0	1	0	0
3	2	2	1	0	0	0
0	0	0	0	1	0	0
3	1	1	1	1	0	1
1	0	0	0	0	0	1
1	0	0	0	0	0	0
1	1	1	4	0	0	0
1	0	0	0	0	0	1

WP	PA
0	42

Milwaukee Braves @ Chicago Cubs
Wrigley Field, Chicago, IL
Fri Aug 14 1953, 3:33 AM CDT
Att. 12,862 - Unknown

AB	34
R	11
H	12
RBI	11
BB	7
SO	2
LOB	11



Inning Stats															Inning Stats																						
R	H	E	K	S	H	LOB	BB	P	R	H	E	K	S	H	LOB	BB	P	R	H	E	K	S	H	LOB	BB	P	R	H	E	K	S	H	LOB	BB	P		
1	2	0	5	5	2	1	0	5	1	1	0	4	4	1	0	0	4	0	3	0	3	3	3	3	0	8	24	0	2	0	7	7	2	0	0	11	11

PITCHER															PITCHER																																		
IP	WLS	BF	H	R	ER	SO	BB	IBB	HBP	BLK	WP	HR	S	P	ERA	WHIP	IP	WLS	BF	H	R	ER	SO	BB	IBB	HBP	BLK	WP	HR	S	P	ERA	WHIP																
4.0		19	6	3	3	0	1	0	0	0	0	1	18	22	6.75	1.750	1.0	L	7	2	4	4	0	3	0	0	0	0	4	16	36.00	5.000	3.0		16	4	4	4	2	3	0	0	0	0	3	17	29	12.00	2.333

Batter	1	2	3	4	5	6	7	8	9	AB R H RBI BB SO LOB	TOP	
Bill Bruton, L (1, 8) <small>OBP: 0.316, SLG: 0.342</small>	0-0 		0-0 F9 		0-0 F8 	0-0 CS 	4-0 BB SH2-4 		0-0 4-3 	4 0 1 0 1 0 0	Milwaukee Braves @ Chicago Cubs Wrigley Field, Chicago, IL Sat Aug 15 1953, 3:33 AM CDT Att: 20,296 - Unknown livebaseballscorecards.com	
Johnny Logan, R (1, 6) <small>OBP: 0.334, SLG: 0.401</small>	0-0 		0-0 F8 		0-0 BB BB 		0-0 SH2-4 	0-0 6-3 	4 0 2 0 0 0 0			
Eddie Mathews, L (1, 5) <small>OBP: 0.404, SLG: 0.637</small>	0-0 P6 		0-0 F5 		4-0 FC5 BB 		4-0 	0-3 K 	3 0 0 0 2 1 2			
Andy Pafko, R (1, 9) <small>OBP: 0.350, SLG: 0.459</small>	0-0 P4 			0-0 HR 	0-0 P4 		4-0 G6-4-3 		3 1 1 0 1 0 4			
Joe Adcock, R (1, 3) <small>OBP: 0.319, SLG: 0.426</small>	4-0 			0-0 HR 	4-0 		0-0 G6-4-3 		2 1 1 2 2 0 3			
Del Crandall, R (1, 2) <small>OBP: 0.342, SLG: 0.472</small>	0-3 K 		0-0 5-3 	0-0 FC5 			0-0 G3 		4 0 1 0 0 1 6			
Sid Gordon, R (1, 7) <small>OBP: 0.347, SLG: 0.446</small> Jim Pendleton, R (6, PR) <small>OBP: 0.268, SLG: 0.313</small>		0-0 5-3 		4-0 G3 BB 		0-0 CS 		0-0 F8 	2 0 1 0 1 0 0 1 0 0 0 0 0 1			
Harry Hanebrink, L (1, 4) <small>OBP: 0.318, SLG: 0.344</small>		0-0 4-3 		0-0 G3 		0-0 F8 		0-0 G3 	4 0 0 0 0 0 3			
Warren Spahn, L (1, 1) <small>OBP: 0.208, SLG: 0.310</small>		0-0 F3 		0-0 3-1 		0-0 F7 		0-3 K 	4 0 0 0 0 1 3			
Inning Stats	R: 0 H: 2 E: 0 LOB: 3 K: 1 BB: 1 S: 7 P: 11	R: 0 H: 0 E: 0 LOB: 0 K: 0 BB: 0 S: 3 P: 3	R: 0 H: 0 E: 0 LOB: 0 K: 0 BB: 0 S: 3 P: 3	R: 2 H: 2 E: 0 LOB: 1 K: 0 BB: 1 S: 5 P: 9	R: 0 H: 1 E: 0 LOB: 3 K: 0 BB: 2 S: 4 P: 12	R: 0 H: 1 E: 0 LOB: 1 K: 0 BB: 0 S: 3 P: 3	R: 0 H: 0 E: 0 LOB: 2 K: 0 BB: 3 S: 2 P: 14	R: 0 H: 1 E: 0 LOB: 1 K: 1 BB: 0 S: 6 P: 6	R: 0 H: 0 E: 0 LOB: 0 K: 1 BB: 0 S: 5 P: 5	1B: 4 SF: 0 2B: 2 SAC: 1 3B: 0 DP: 1 HR: 1 HBP: 0	WP: 0 PA: 40 PB: 0 SB: 1 CS: 1	
PITCHER Bubba Church, R (1, 1) <small>ERA: 5.16</small> Dutch Leonard, R (9, 1) <small>ERA: 4.47</small>	IP WLS BF H R ER SO BB IBB HBP BLK WP HR S P ERA WHIP 8.0 L 36 7 2 2 2 6 1 0 0 0 1 33 61 2.25 1.625											PITCHER IP WLS BF H R ER SO BB IBB HBP BLK WP HR S P ERA WHIP 1.0 3 0 0 0 1 0 0 0 0 0 0 5 5 0.00 0.000

Milwaukee Braves @ Chicago Cubs
 Wrigley Field, Chicago, IL
 Sat Aug 15 1953, 3:33 AM CDT
 Att: 20,296 - Unknown

AB	31
R	2
H	7
RBI	2
BB	7
SO	3
LOB	22



Batter	1	2	3	4	5	6	7	8	9	AB R H RBI BB SO LOB	TOP									
Bill Bruton, L (1, 8) OBP: 0.315, SLG: 0.341	0-3 K		0-0 F7			0-0 SH1-4		0-0 SH3-4		2 0 0 0 0 1 0	Milwaukee Braves @ Chicago Cubs Wrigley Field, Chicago, IL Sun Aug 16 1953, 3:33 AM CDT Unknown									
Johnny Logan, R (1, 6) OBP: 0.333, SLG: 0.400	0-0 F8		0-0 F4			0-0 F8		0-0 3B 1B		4 1 1 0 0 0 1										
Eddie Mathews, L (1, 5) OBP: 0.403, SLG: 0.638	0-0 4-3				0-0 F8		0-0 F7		0-0 1-H 3B	4 0 1 2 0 0 1										
Andy Pafo, R (1, 9) OBP: 0.349, SLG: 0.460		0-0 6-3			0-0 F8		0-0 1B 2B		0-0 5-3	4 1 1 0 0 0 1										
Joe Adcock, R (1, 3) OBP: 0.321, SLG: 0.433		0-0 HR			0-0 F8		0-0 2-H 1B		0-3 K	4 1 2 2 0 1 1										
Del Crandall, R (1, 2) OBP: 0.338, SLG: 0.465		0-0 5-3			0-0 F5		0-0 F8		0-0 6-3	4 0 0 0 0 0 1										
Sid Gordon, R (1, 7) OBP: 0.350, SLG: 0.452		0-0			4-0 BB BB BB		0-0 F9		0-0 5-3	1 0 1 0 1 0 0										
Jim Pendleton, R (5, PR) OBP: 0.264, SLG: 0.309		0-0 3B			0-0 CS BB		0-0 F9		0-0 5-3	2 0 0 0 0 0 1										
Harry Hanebrink, L (1, 4) OBP: 0.313, SLG: 0.339		0-3 K			0-3 K		0-0 5-3		0-0 F3	1 0 0 0 0 1 1										
Walker Cooper, R (5, PH) OBP: 0.314, SLG: 0.360					1-2 K					1 0 0 0 0 1 1										
Lew Burdette, R (5, 1) OBP: 0.182, SLG: 0.182										2 0 0 0 0 0 1										
Vern Bickford, R (1, 1) OBP: 0.125, SLG: 0.067			0-0 6-3				0-0 SH1-4 1B		4-0 1B 3B SH3-4 BB	0 0 0 0 0 0 0										
Don Liddle, L (1, 1) OBP: 0.143, SLG: 0.040										1 0 0 0 0 0 0										
Sibby Sisti, R (5, 4) OBP: 0.381, SLG: 0.294										1 1 1 0 1 0 0										
Inning Stats	R: 0 E: 0 K: 1 S: 5	H: 0 LOB: 0 BB: 0 P: 5	R: 1 E: 0 K: 1 S: 7	H: 2 LOB: 1 BB: 0 P: 7	R: 0 E: 0 K: 0 S: 3	H: 0 LOB: 0 BB: 0 P: 3	R: 0 E: 0 K: 0 S: 4	H: 0 LOB: 0 BB: 0 P: 8	R: 0 E: 0 K: 0 S: 4	H: 1 LOB: 1 BB: 0 P: 4	R: 1 E: 0 K: 0 S: 5	H: 2 LOB: 1 BB: 0 P: 5	R: 2 E: 0 K: 1 S: 7	H: 2 LOB: 1 BB: 1 P: 11	R: 0 E: 0 K: 0 S: 3	H: 0 LOB: 0 BB: 0 P: 3	1B: 3 2B: 1 3B: 2 HR: 1	SF: 0 SAC: 2 DP: 0 HBP: 0	WP: 0 PB: 0 SB: 0 CS: 1	PA: 35
PITCHER	IP WLS BF H R ER SO BB IBB HBP BLK WP HR S P ERA WHIP																			
Paul Minner, L (1, 1) ERA: 4.43	7.1 L 30 7 4 4 3 2 0 0 0 0 0 1 34 42 4.91 1.227																			
Dutch Leonard, R (8, 1) ERA: 4.31	1.2 5 0 0 0 1 0 0 0 0 0 0 0 7 7 0.00 0.000																			

livebaseballscorecards.com

AB	31
R	4
H	7
RBI	4
BB	2
SO	4
LOB	9



Batter	1	2	3	4	5	6	7	8	9	AB	R	H	RBI	BB	SO	LOB
Frank Baumholtz, L (1, 9) OBP: 0.365, SLG: 0.426	0-0 G6-4-3 1B	0-0 F7		0-0 1-3			0-0 F1		0-0 F8	5	0	1	0	0	0	2
Bob Ramazzotti, R (1, 4) OBP: 0.158, SLG: 0.111	0-0 G6-4-3 1-2f		0-3 K			0-0 F6	0-0 1-3			4	0	0	0	0	1	1
Dee Fondy, L (1, 3) OBP: 0.363, SLG: 0.498	0-0 HR		0-0 1-3			0-0 FC5-4 1B	0-0 1B			4	1	3	1	0	0	0
Ralph Kiner, R (1, 7) OBP: 0.399, SLG: 0.536	0-0 2B		0-0 BB			0-0 F8	0-0 F7			3	0	1	0	1	0	2
Randy Jackson, R (1, 5) OBP: 0.348, SLG: 0.499	4-0 BB		0-3 K			0-0 FC5-4 1-2f		0-0 F3		3	0	0	0	1	1	2
George Metkovich, L (1, 8) OBP: 0.262, SLG: 0.331	0-0 F3			0-0 FC4-6 1B			0-0 F3	0-0 F7		4	0	1	0	0	0	2
Eddie Miksis, R (1, 6) OBP: 0.285, SLG: 0.348		0-0 1B F9 1B		0-0 FC4-6 1-2f CS 1B			0-0 F9	0-0 1-3		4	1	1	0	0	0	1
Clyde McCullough, R (1, 2) OBP: 0.318, SLG: 0.384		0-0 1-3 1B		0-0 1B 1-2 1B			0-0 1B		0-3 K	4	0	3	0	0	1	0
Paul Minner, L (1, 1) OBP: 0.246, SLG: 0.327		0-0 F9 3-H		0-0 1-2 1B			0-0 1-3		0-0 4-3	3	0	1	1	0	0	1
Dutch Leonard, R (8, 1) OBP: 0.300, SLG: 0.400										0	0	0	0	0	0	0
Carl Sawatski, L (9, PH) OBP: 0.333, SLG: 0.375										1	0	0	0	0	0	0

Inning Stats	R: 1	H: 3	E: 0	K: 5	S: 5	H: 2	LOB: 2	BB: 1	P: 9	R: 1	H: 0	E: 0	K: 4	S: 4	H: 2	LOB: 0	BB: 0	P: 4	R: 0	H: 0	E: 0	K: 2	S: 7	H: 0	LOB: 1	BB: 1	P: 11	R: 0	H: 3	E: 0	K: 5	S: 5	R: 0	H: 1	E: 0	K: 4	S: 4	R: 0	H: 1	E: 0	K: 4	S: 4	R: 0	H: 1	E: 0	K: 4	S: 4	R: 0	H: 0	E: 0	K: 3	S: 5	R: 0	H: 0	E: 0	K: 1	S: 5
--------------	------	------	------	------	------	------	--------	-------	------	------	------	------	------	------	------	--------	-------	------	------	------	------	------	------	------	--------	-------	-------	------	------	------	------	------	------	------	------	------	------	------	------	------	------	------	------	------	------	------	------	------	------	------	------	------	------	------	------	------	------

PITCHER	IP	WLS	BF	H	R	ER	SO	BB	IBB	HBP	BLK	WP	HR	S	P	ERA	WHIP
Vern Bickford, R (1, 1) ERA: 5.29	0.2		5	3	1	1	0	1	0	0	0	0	1	4	8	13.50	6.000
Don Liddle, L (1, 1) ERA: 3.09	3.1		14	5	1	1	2	1	0	0	0	0	0	17	21	2.70	1.800
Lew Burdette, R (5, 1) ERA: 2.79	5.0	W	18	3	0	0	1	0	0	0	0	0	0	20	20	0.00	0.600

BOTTOM

Milwaukee Braves @ Chicago Cubs
 Wrigley Field, Chicago, IL
 Sun Aug 16 1953, 3:33 AM CDT
 Unknown

AB	35
R	2
H	11
RBI	2
BB	2
SO	3
LOB	11



WP	PA	37
PB	0	
SB	0	
CS	1	

livebaseballscores.com

Batter	1	2	3	4	5	6	7	8	9	AB	R	H	RBI	BB	SO	LOB	TOP										
Bill Bruton, L (1, 8) OBP: 0.316, SLG: 0.342	0-0 4-3	0-0 F8		0-0 1B	0-3 K		0-0 1B			5	1	2	0	0	1	3											
Johnny Logan, R (1, 6) OBP: 0.338, SLG: 0.402	4-0 1B	0-0 1B		0-0 1B		0-0 E6	4-0 1B			3	3	2	2	2	0	0											
Eddie Mathews, L (1, 5) OBP: 0.403, SLG: 0.635	0-0 1B	0-0 F7		0-0 1B		0-0 F7	0-0 F8			5	0	2	0	0	0	5											
Andy Paiko, R (1, 9) OBP: 0.347, SLG: 0.462	0-0 F8			0-0 G1-6-3		0-0 FC6-2	0-0 1-3			5	0	1	2	0	1	4											
Joe Adcock, R (1, 3) OBP: 0.326, SLG: 0.437	4-0 FC4-6			0-0 1B		4-0 FC1-2	0-0 F8			3	1	2	0	2	0	0											
Walker Cooper, R (1, 2) OBP: 0.302, SLG: 0.345	0-0 FC4-6			0-0 K		0-0 FC6-2	0-3 K			5	0	0	0	0	2	6											
Sid Gordon, R (1, 7) OBP: 0.356, SLG: 0.453		4-0 FC6-4		0-0 1B		4-0 FC1-6	0-0 1B			1	0	1	1	3	0	0											
Jim Pendleton, R (6, PR) OBP: 0.270, SLG: 0.314				2-H 1B		1-2 2-3 BB				1	0	1	0	0	0	0											
Jack Dittmer, L (1, 4) OBP: 0.281, SLG: 0.334		0-0 FC6-4		0-0 1B		0-0 FC1-6	0-0 FC1-2			5	1	1	0	0	0	6											
Bob Buhl, R (1, 1) OBP: 0.216, SLG: 0.147		4-0 1B		0-3 K		0-0 SH2-4	0-0 P3			2	0	0	0	1	1	2											
Inning Stats	R: 1 E: 0 K: 0 S: 4	H: 1 LOB: 2 BB: 2 P: 12	R: 1 E: 0 K: 0 S: 4	H: 1 LOB: 2 BB: 2 P: 12	R: 1 E: 0 K: 3 S: 12	H: 3 LOB: 2 BB: 0 P: 12	R: 2 E: 0 K: 0 S: 6	H: 4 LOB: 1 BB: 0 P: 6	R: 0 E: 0 K: 1 S: 5	H: 0 LOB: 1 BB: 1 P: 9	R: 1 E: 1 K: 0 S: 5	H: 1 LOB: 3 BB: 2 P: 13	R: 0 E: 0 K: 0 S: 4	H: 1 LOB: 2 BB: 1 P: 8	R: 0 E: 0 K: 1 S: 6	H: 1 LOB: 1 BB: 0 P: 6	1B: 10 2B: 1 3B: 1 HR: 0	SF: 0 SAC: 1 DP: 1 HBP: 0	WP: 0 PB: 0 SB: 2 CS: 0	PA: 44							
PITCHER	IP	WLS	BF	H	R	ER	SO	BB	IBB	HBP	BLK	WP	HR	S	P	ERA	WHIP										
Bob Rush, R (1, 1) ERA: 4.5	3.0	L	20	7	5	5	3	4	0	0	0	0	0	22	38	15.00	3.667										
Turk Lown, R (4, 1) ERA: 4.81	3.0		15	3	1	0	1	3	0	0	0	0	0	14	26	0.00	2.000										
Johnny Klippstein, R (7, 1) ERA: 5.44	2.0		9	2	0	0	1	1	0	0	0	0	0	10	14	0.00	1.500										

Milwaukee Braves @ Chicago Cubs
Wrigley Field, Chicago, IL
Sun Aug 16 1953, 3:38 AM CDT
Att: 39,903 - Unknown

livebaseballscorecards.com

AB	35
R	6
H	12
RBI	5
BB	8
SO	5
LOB	26



Batter	1	2	3	4	5	6	7	8	9	AB	R	H	RBI	BB	SO	LOB
Frank Baumholtz, L (1, 9) OBP: 0.361, SLG: 0.422	0-0 F7		0-0 F7		0-3 K		0-3 K			4	0	0	0	0	2	2
Eddie Miksis, R (1, 6) OBP: 0.282, SLG: 0.345	0-0 F7		0-0 P3		0-0 F8		0-0 F8			4	0	0	0	0	0	2
Dee Fondy, L (1, 3) OBP: 0.364, SLG: 0.499	0-0 G3			4-0 BB		0-0 BB	1-3			3	1	1	0	1	0	0
Ralph Kiner, R (1, 7) OBP: 0.400, SLG: 0.534		4-0 BB	4-0 BB	0-0 P4		4-0 BB		0-0 F7		2	1	0	0	2	0	1
Bill Serena, R (1, 5) OBP: 0.341, SLG: 0.426		4-0 BB	4-0 BB	4-0 BB		4-0 BB		4-0 BB		0	0	0	0	4	0	0
Joe Garagiola, L (1, 2) OBP: 0.345, SLG: 0.368		0-0 G4-6-3	0-3 K		0-0 F8		0-0 F8		0-0 1B	4	0	1	1	0	1	6
George Metkovich, L (1, 8) OBP: 0.255, SLG: 0.321		0-0 F8		0-0 P6		0-0 F6		0-0 F7		4	0	0	0	0	0	7
Bob Ramazzotti, R (1, 4) OBP: 0.261, SLG: 0.150			4-0 BB		4-0 BB	1-2 2-H	0-0 K		0-3 K	2	0	1	1	2	1	2
Bob Rush, R (1, 1) OBP: 0.195, SLG: 0.184			0-3 K		0-0 FC6-4		0-3 K			1	0	0	0	0	1	1
Turk Lown, R (4, 1) OBP: 0.090, SLG: 0.100										1	0	0	0	0	0	1
Carl Sawatski, L (6, PH) OBP: 0.327, SLG: 0.367										1	0	0	0	0	1	2
Johnny Klippstein, R (7, 1) OBP: 0.220, SLG: 0.341										0	0	0	0	0	0	0

Inning Stats	R: 0	H: 0	E: 0	K: 0	S: 3	R: 0	H: 0	E: 0	K: 0	S: 2	R: 0	H: 0	E: 0	K: 1	S: 5	R: 0	H: 0	E: 0	K: 1	S: 5	R: 2	H: 2	E: 0	K: 1	S: 7	R: 0	H: 0	E: 0	K: 1	S: 5	R: 0	H: 1	E: 0	K: 1	S: 6	
	LOB: 0	BB: 0	P: 3	LOB: 1	BB: 2	LOB: 1	BB: 1	LOB: 2	BB: 2	P: 13	LOB: 1	BB: 1	LOB: 2	BB: 2	P: 15	LOB: 0	BB: 0	LOB: 2	BB: 1	P: 10	LOB: 0	BB: 0	LOB: 0	BB: 0	LOB: 2	BB: 1	P: 10	LOB: 0	BB: 0	LOB: 0	BB: 0	LOB: 0	BB: 0	LOB: 0	BB: 0	LOB: 0

PITCHER	IP	WLS	BF	H	R	ER	SO	BB	IBB	HBP	BLK	WP	HR	S	P	ERA	WHIP	PITCHER	IP	WLS	BF	H	R	ER	SO	BB	IBB	HBP	BLK	WP	HR	S	P	ERA	WHIP		
Bob Buhl, R (1, 1) ERA: 2.86	8.0	W	35	3	2	2	6	9	0	0	0	0	0	38	74	2.25	1.500																				

Milwaukee Braves @ Chicago Cubs
 Wrigley Field, Chicago, IL
 Sun Aug 16 1953, 3:38 AM CDT
 Att. 39,903 - Unknown

AB	26
R	2
H	3
RBI	2
BB	9
SO	6
LOB	24



WP: 0	PA: 35
PB: 0	SB: 0
CS: 0	

Batter	1	2	3	4	5	6	7	8	9	AB R H RBI BB SO LOB	TOP
Bill Bruton, L (1, 8) <small>OBP: 0.314, SLG: 0.342</small>	0-0 			0-0 	0-3 			0-0 		4 1 1 0 0 1 2	
Johnny Logan, R (1, 6) <small>OBP: 0.338, SLG: 0.405</small>	0-0 			0-0 	0-0 			0-0 		4 0 1 0 0 0 2	
Eddie Mathews, L (1, 5) <small>OBP: 0.404, SLG: 0.636</small>	0-0 			0-0 		4-0 		0-3 		3 0 0 1 1 1 1	
Andy Paiko, R (1, 9) <small>OBP: 0.347, SLG: 0.466</small>		0-0 		0-0 		0-0 		0-0 		4 1 1 1 0 0 2	
Joe Adcock, R (1, 3) <small>OBP: 0.322, SLG: 0.433</small>		0-0 		0-0 		0-0 		0-0 		4 0 0 0 0 0 2	
Del Crandall, R (1, 2) <small>OBP: 0.334, SLG: 0.456</small>		0-0 			0-0 	0-0 		0-0 		4 1 1 0 0 0 1	
Sid Gordon, R (1, 7) <small>OBP: 0.359, SLG: 0.452</small> Jim Pendleton, R (9, PR) <small>OBP: 0.270, SLG: 0.314</small>			0-0 		0-0 		0-0 	4-0 		3 0 1 0 1 0 0 0 0 0 0 0 0 0	AB 34 R 3 H 7 RBI 3 BB 2 SO 3 LOB 14
Jack Dittmer, L (1, 4) <small>OBP: 0.288, SLG: 0.350</small>			0-0 		0-0 	0-3 		0-0 		4 0 2 1 0 1 0	
Warren Spahn, L (1, 1) <small>OBP: 0.197, SLG: 0.293</small>			0-0 		0-0 	0-0 		0-0 		4 0 0 0 0 0 4	
Inning Stats	R: 0 H: 0 E: 0 LOB: 0 K: 0 BB: 0 S: 3 P: 3	R: 0 H: 0 E: 0 LOB: 0 K: 0 BB: 0 S: 3 P: 3	R: 0 H: 0 E: 0 LOB: 0 K: 0 BB: 0 S: 3 P: 3	R: 1 H: 2 E: 0 LOB: 1 K: 0 BB: 0 S: 5 P: 5	R: 1 H: 3 E: 0 LOB: 2 K: 1 BB: 0 S: 8 P: 8	R: 0 H: 0 E: 0 LOB: 1 K: 0 BB: 1 S: 3 P: 7	R: 0 H: 0 E: 0 LOB: 0 K: 1 BB: 0 S: 5 P: 5	R: 0 H: 0 E: 0 LOB: 0 K: 1 BB: 0 S: 5 P: 5	R: 1 H: 2 E: 0 LOB: 2 K: 0 BB: 1 S: 5 P: 9	1B: 4 SF: 0 2B: 2 SAC: 0 3B: 0 DP: 0 HR: 1 HBP: 0	WP: 0 PA: 36 PB: 0 SB: 0 CS: 0
PITCHER Joe Nuxhall, L (1, 1) <small>ERA: 4.2</small>	IP 9.0 WLS L BF 36 H 7 R 3 ER 3 SO 3 BB 2 IBB 0 HBP 0 BLK 0 WP 0 HR 1 S 40 P 48 ERA 3.00 WHIP 1.000										

Milwaukee Braves @ Cincinnati Reds
 Crosley Field, Cincinnati, OH
 Wed Aug 19 1953, 3:33 AM EDT
 Att. 4,875 - Unknown

livebaseballscorecards.com

Batter	1	2	3	4	5	6	7	8	9	AB R H RBI BB SO LOB	TOP											
Frank Baumholtz, L (1, 9) OBP: 0.362, SLG: 0.414	0-0 G1-6-3 1B		0-0 1-3		4-0 BB IBB		0-0 4-3		0-0 1-3 1-2 2-3	4 0 1 0 1 0 3												
Eddie Miksis, R (1, 6) OBP: 0.285, SLG: 0.350	0-0 G1-6-3 1-2f			0-0 5-3	4-0 BB		0-0 P4		0-0 1B 2-H 3-H	4 0 1 3 1 0 1												
Dee Fondy, L (1, 3) OBP: 0.360, SLG: 0.491	0-3 K			0-0 2B	0-0 F7			0-0 B5	0-0 4-3	5 0 1 0 0 1 4												
Ralph Kiner, R (1, 7) OBP: 0.399, SLG: 0.525		0-3 K		0-0 5-3	0-0 F7			0-0 G3		4 0 0 0 0 1 1												
Randy Jackson, R (1, 5) OBP: 0.343, SLG: 0.490		0-0 F8		0-0 F8	0-0 6-3			0-3 K		4 0 0 0 0 1 1												
Bill Serena, R (1, 4) OBP: 0.344, SLG: 0.431		0-3 K			0-0 1-3 1B BB 1B	0-0 BB 1B			0-0 1B 2B	4 2 3 0 0 1 0												
George Metkovich, L (1, 8) OBP: 0.280, SLG: 0.319			0-3 K		0-0 BB 1-3 1B	4-0 1-2 BB			0-0 F7	3 0 1 0 1 1 1												
Clyde McCullough, R (1, 2) OBP: 0.331, SLG: 0.414			0-0 2B		0-0 1-3	0-0 6-3			0-0 1-3 1B 1B	4 1 2 1 0 0 4												
Bubba Church, R (1, 1) OBP: 0.190, SLG: 0.220			0-0 P6		0-0 F3		0-3 K		0-0 1B 1B	2 0 0 0 0 0 3												
Tommy Brown, R (7, PH) OBP: 0.281, SLG: 0.277										1 0 0 0 0 1 0												
Turk Lown, R (7, 1) OBP: 0.098, SLG: 0.100										0 0 0 0 0 0 0												
Joe Garagiola, L (9, PH) OBP: 0.342, SLG: 0.364										1 1 1 0 0 0 0												
Inning Stats	R: 0 E: 0 K: 1 S: 5	H: 1 LOB: 0 BB: 0 P: 5	R: 0 E: 0 K: 2 S: 7	H: 0 LOB: 0 BB: 0 P: 7	R: 0 E: 0 K: 1 S: 6	H: 1 LOB: 1 BB: 0 P: 6	R: 0 E: 0 K: 0 S: 4	H: 1 LOB: 1 BB: 0 P: 4	R: 1 E: 0 K: 0 S: 5	H: 2 LOB: 3 BB: 2 P: 13	R: 0 E: 0 K: 0 S: 4	H: 1 LOB: 2 BB: 1 P: 8	R: 0 E: 0 K: 1 S: 5	H: 0 LOB: 0 BB: 0 P: 5	R: 0 E: 0 K: 1 S: 5	H: 0 LOB: 0 BB: 0 P: 5	R: 3 E: 0 K: 0 S: 7	H: 4 LOB: 1 BB: 0 P: 7	1B: 7 2B: 3 3B: 0 HR: 0	SF: 0 SAC: 0 DP: 1 HBP: 0	WP: 0 PB: 0 SB: 0 CS: 0	PA: 39
PITCHER	IP WLS BF H R ER SO BB IBB HBP BLK WP HR S P ERA WHIP																					
Lew Burdette, R (1, 1) ERA: 2.89	8.2 W 38 10 4 4 6 2 1 0 0 0 0 0 47 59 4.15 1.385																					
Don Liddle, L (9, 1) ERA: 3.08	0.1 S 1 0 0 0 0 0 0 0 0 0 0 0 0 1 1 0.00 0.000																					

Chicago Cubs @ Milwaukee Braves
 Milwaukee County Stadium, Milwaukee, WI
 Fri Aug 21 1953, 4:33 AM EDT
 Att: 37,243 - Unknown

livebaseballscorecards.com

AB	36
R	4
H	10
RBI	4
BB	3
SO	6
LOB	18



Batter	1	2	3	4	5	6	7	8	9
Bill Bruton, L (1, 8) OBP: 0.312, SLG: 0.339	0-0 B1-3		0-0 4-3		0-0 4-3		0-0 FC1-6		
Johnny Logan, R (1, 6) OBP: 0.339, SLG: 0.406	0-0 F8			0-0 1B E 1B		0-0 FC4-6 1B	0-0 CS	0-0 F8	
Eddie Mathews, L (1, 5) OBP: 0.405, SLG: 0.642	0-0 L3			0-0 FC5-4 1B		0-0 FC4-6 1B WP		0-0 HR	
Andy Pafko, R (1, 9) OBP: 0.348, SLG: 0.466		0-0 E1 1B		0-0 E6 FC5-4		0-0 2B 1B		0-3 K	
Joe Adcock, R (1, 3) OBP: 0.321, SLG: 0.433		0-3 K		0-0 FC5-4 FC6-4		0-0 F7 2B		0-3 K	
Del Crandall, R (1, 2) OBP: 0.331, SLG: 0.451		0-0 F7		0-0 FC6-4		0-0 F7			
Sid Gordon, R (1, 7) OBP: 0.358, SLG: 0.449		0-0 P3			4-0 FC3-6 BB	0-0 6-3			
Jim Pendleton, R (9, 7) OBP: 0.270, SLG: 0.314									
Jack Dittmer, L (1, 4) OBP: 0.288, SLG: 0.350			0-0 F9		0-3 K		0-0 FC1-6 1B		
Lew Burdette, R (1, 1) OBP: 0.167, SLG: 0.167			0-3 K		0-0 FC3-6		0-0 B3		
Don Liddle, L (9, 1) OBP: 0.143, SLG: 0.040									

AB	R	H	RBI	BB	SO	LOB
4	0	0	0	0	0	2
4	1	2	0	0	0	0
4	2	2	1	0	0	1
4	1	2	2	0	1	1
4	1	1	1	0	2	3
3	0	0	1	0	0	2
2	0	0	0	1	0	1
0	0	0	0	0	0	0
3	0	1	0	0	1	1
3	0	0	0	0	1	2
0	0	0	0	0	0	0

BOTTOM	
Chicago Cubs @ Milwaukee Braves	Milwaukee County Stadium, Milwaukee, WI
Fri Aug 21 1953, 4:33 AM EDT	Att. 37,243 - Unknown
AB	31
R	5
H	8
RBI	5
BB	1
SO	5
LOB	13
WP: 1	PA: 33
PB: 0	
SB: 0	
CS: 1	

Inning Stats		R: 0	H: 0	E: 0	K: 0	S: 3	R: 0	H: 1	E: 1	K: 1	S: 6	R: 0	H: 0	E: 0	K: 1	S: 5	R: 1	H: 2	E: 1	K: 0	S: 5	R: 0	H: 0	E: 0	K: 1	S: 5	R: 3	H: 3	E: 0	K: 0	S: 6	R: 0	H: 1	E: 0	K: 0	S: 3	R: 1	H: 1	E: 0	K: 2	S: 8						
PITCHER	IP	WLS	BF	H	R	ER	SO	BB	IBB	HBP	BLK	WP	HR	S	P	ERA	WHIP																														
Bubba Church, R (1, 1) ERA: 5.2	6.0	L	25	6	4	4	3	1	0	0	0	1	0	30	34	6.00	1.167																														
Turk Lown, R (7, 1) ERA: 4.8	2.0		7	2	1	1	2	0	0	0	0	0	1	11	11	4.50	1.000																														



livebaseballscores.com

Batter	1	2	3	4	5	6	7	8	9	AB R H RBI BB SO LOB	TOP											
George Metkovich, L (1, 9) OBP: 0.276, SLG: 0.308	0-0 F8		4-0 FC5-4 BB	0-0 F5			0-0 F9			3 0 0 0 1 0 2												
Eddie Miksis, R (1, 6) OBP: 0.285, SLG: 0.346	4-0 BB		0-0 FC5-4 1B		0-0 5-3		0-0 F2			3 0 0 1 1 0 2												
Dee Fondy, L (1, 3) OBP: 0.358, SLG: 0.487	0-3 K		0-0 1B		0-3 K			0-0 F7		4 0 1 1 0 2 1												
Ralph Kiner, R (1, 7) OBP: 0.392, SLG: 0.513	0-3 K		0-0 F7		0-0 F8			0-0 F9		4 0 0 0 0 1 3												
Randy Jackson, R (1, 5) OBP: 0.339, SLG: 0.482		0-0 6-3	0-0 5-3		0-0 FC5-4 1B			0-0 5-3		4 0 1 0 0 0 2												
Bill Serena, R (1, 4) OBP: 0.338, SLG: 0.414	0-0 F8			4-0 FC1-4 BB		0-0 FC5-4 BB		0-0 F3		3 0 0 0 1 0 1												
Clyde McCullough, R (1, 2) OBP: 0.322, SLG: 0.400		0-3 K		0-0 F9		4-0 BB		0-0 4-3		2 0 0 0 0 1 1												
Carl Sawatski, L (5, 2) OBP: 0.328, SLG: 0.353						1-2 BB				1 0 0 0 1 0 0												
Hal Jeffcoat, R (1, 8) OBP: 0.287, SLG: 0.270			0-0 BB SH FC5-4 1B	0-0 FC1-4 1B		0-0 G5-3		4-0 BB		3 1 1 0 1 0 3												
Paul Minner, L (1, 1) OBP: 0.246, SLG: 0.327			0-0 SH	0-0 1B			0-0 6-3		0-3 K	0 1 0 0 0 0 0												
Turk Lavin, R (3, 1) OBP: 0.119, SLG: 0.122										1 0 1 0 0 0 0												
Duke Simpson, R (4, 1) OBP: 0.250, SLG: 0.250										0 0 0 0 0 0 0												
Jim Willis, L (5, 1)										0 0 0 0 0 0 0												
Roy Smalley, R (7, PH) OBP: 0.324, SLG: 0.349			0-0 FC5-4 BB 1B	0-0 1B						1 0 0 0 0 0 0												
Dutch Leonard, R (7, 1) OBP: 0.300, SLG: 0.400										0 0 0 0 0 0 0												
Tommy Brown, R (9, PH) OBP: 0.279, SLG: 0.275										1 0 0 0 0 1 1												
Inning Stats	R: 0 E: 0 K: 2 S: 7	H: 0 LOB: 1 BB: 1 P: 11	R: 0 E: 0 K: 1 S: 5	H: 0 LOB: 0 BB: 0 P: 5	R: 2 E: 0 K: 0 S: 6	H: 2 LOB: 2 BB: 1 P: 10	R: 0 E: 0 K: 0 S: 4	H: 1 LOB: 2 BB: 1 P: 8	R: 0 E: 0 K: 1 S: 5	H: 0 LOB: 0 BB: 0 P: 5	R: 0 E: 0 K: 0 S: 3	H: 1 LOB: 1 BB: 1 P: 7	R: 0 E: 0 K: 0 S: 3	H: 0 LOB: 0 BB: 0 P: 3	R: 0 E: 0 K: 0 S: 3	H: 0 LOB: 0 BB: 0 P: 3	R: 0 E: 0 K: 1 S: 5	H: 0 LOB: 1 BB: 1 P: 9	1B: 4 2B: 0 3B: 0 HR: 0	SF: 0 SAC: 1 DP: 1 HBP: 0	WP: 0 PB: 0 SB: 0 CS: 0	PA: 36
PITCHER Warren Spahn, L (1, 1) ERA: 2.15	IP: 9.0 WLS: W BF: 36 H: 4 R: 2 ER: 2 SO: 5 BB: 5 IBB: 0 HBP: 0 BLK: 0 WP: 0 HR: 0 S: 41 P: 61 ERA: 2.00 WHIP: 1.000																					

Chicago Cubs @ Milwaukee Braves
 Milwaukee County Stadium, Milwaukee, WI
 Sun Aug 23 1953, 4:33 AM EDT
 Unknown

livebaseballscorecards.com

AB	30
R	2
H	4
RBI	2
BB	5
SO	5
LOB	16



Batter	1	2	3	4	5	6	7	8	9	AB R H RBI BB SO LOB	TOP									
Bill Bruton, L (1, 8) OBP: 0.307, SLG: 0.332	0-0 L8		0-0 F9			0-0 F8		0-0 F8		4 0 0 0 0 0 0	Milwaukee Braves @ Philadelphia Phillies Connie Mack Stadium, Philadelphia, PA Tue Aug 25 1953, 3:33 AM EDT Unknown livebaseballscorecards.com									
Johnny Logan, R (1, 6) OBP: 0.338, SLG: 0.401	0-0 1-3			0-0 E3		0-0 6-3		0-0 4-3		4 0 0 0 0 0 0										
Eddie Mathews, L (1, 5) OBP: 0.401, SLG: 0.633	0-0 HR			0-3 K		0-0 1B		0-0 F9		4 1 2 1 0 1 1										
Andy Pafko, R (1, 9) OBP: 0.348, SLG: 0.459	0-0 F5			0-3 K		0-0 1-3		0-0 4-3		4 0 0 0 0 1 2										
Joe Adcock, R (1, 3) OBP: 0.327, SLG: 0.434		0-0 6-3		0-3 K		0-0 F8		0-0 FC5-4 1B		4 0 1 0 0 1 1										
Del Crandall, R (1, 2) OBP: 0.330, SLG: 0.447		0-0 F6			0-0 F9		0-0 F8	0-0 FC5-4 1-2		4 0 0 0 0 0 1										
Sid Gordon, R (1, 7) OBP: 0.360, SLG: 0.445		0-3 K			0-0 6-3		0-0 1B			3 0 1 0 0 1 0										
Jack Dittmer, L (1, 4) OBP: 0.286, SLG: 0.349			0-0 F4		0-0 2B		0-0 F7			3 0 1 0 0 0 1										
Johnny Antonelli, L (1, 1) OBP: 0.140, SLG: 0.104 Harry Hanebrink, L (8, PH) OBP: 0.300, SLG: 0.323 Vern Bickford, R (8, 1) OBP: 0.125, SLG: 0.067			0-0 3-1		0-3 K			0-0 F5		2 0 0 0 0 1 1 1 0 0 0 0 0 0 0 0 0 0 0 0 0										
Inning Stats	R: 1 E: 0 K: 0 S: 4	H: 1 LOB: 0 BB: 0 P: 4	R: 0 E: 0 K: 1 S: 5	H: 0 LOB: 0 BB: 0 P: 5	R: 0 E: 0 K: 0 S: 3	H: 0 LOB: 0 BB: 0 P: 3	R: 0 E: 1 K: 3 S: 10	H: 0 LOB: 1 BB: 0 P: 10	R: 0 E: 0 K: 1 S: 6	H: 1 LOB: 1 BB: 0 P: 6	R: 0 E: 0 K: 0 S: 4	H: 1 LOB: 1 BB: 0 P: 4	R: 0 E: 0 K: 0 S: 4	H: 0 LOB: 0 BB: 0 P: 3	R: 0 E: 0 K: 0 S: 4	H: 1 LOB: 1 BB: 0 P: 4	1B: 3 2B: 1 3B: 0 HR: 1	SF: 0 SAC: 0 DP: 0 HBP: 0	WP: 0 PB: 0 SB: 0 CS: 0	PA: 33
PITCHER Robin Roberts, R (1, 1) ERA: 2.45	IP: 9.0 WLS: W BF: 33 H: 5 R: 1 ER: 1 SO: 5 BB: 0 IBB: 0 HBP: 0 BLK: 0 WP: 0 HR: 1 S: 43 P: 43 ERA: 1.00 WHIP: 0.556											PITCHER	IP: WLS: BF: H: R: ER: SO: BB: IBB: HBP: BLK: WP: HR: S: P: ERA: WHIP:							



Batter	1	2	3	4	5	6	7	8	9
Ted Kazanski, R OBP: 0.266, SLG: 0.290 (1, 6)	0-0 BB 1B 1B		0-0 F8		0-0 F3	0-3 K		1-0 FC6-4 1B 1B HBP	
Richie Ashburn, L OBP: 0.396, SLG: 0.411 (1, 8)	0-0 BB 1-2 1B 1B		4-0 BB		0-0 E BB 1B	0-0 1-3		0-0 FC6-4 1-2 2-3 1B	
Earl Torgeson, L OBP: 0.370, SLG: 0.486 (1, 3)	4-0 G1-6-3 1B 1-2 2-3 BB		0-3 K		4-0 E BB 1-2 BB		0-0 L9	0-0 FC6-4 1B 1-2 2-3 3-H	
Del Ennis, R OBP: 0.336, SLG: 0.470 (1, 7)	0-0 G1-6-3 1B 1-2 2-H 3-H		0-3 K		0-3 K		0-0 HR	0-0 1-2 1B 3-H	
Granny Hamner, R OBP: 0.313, SLG: 0.447 (1, 4)	0-0 G1-6-3 1-2 2-3			0-0 PB 2B	4-0 IBB		0-0 F8	0-3 K	
Stan Lopata, R OBP: 0.336, SLG: 0.398 (1, 2)	0-3 K			4-0 G3 BB 2-3	0-0 L7		0-0 1B		
Johnny Wyrostek, L OBP: 0.357, SLG: 0.371 (1, 9)		0-3 K		0-0 G3 1-2		0-3 K	0-0 P4		
Willie Jones, R OBP: 0.350, SLG: 0.388 (1, 5)		0-0 F2		4-0 G4-3 IBB		0-0 HR	4-0 1B SH1-4 FC6-4 BB		
Robin Roberts, S OBP: 0.196, SLG: 0.225 (1, 1)		0-0 6-3		0-0 G4-3 1-2		0-0 2B	0-0 SH1-4		

Inning Stats	R: 2	H: 3	E: 0	K: 1	S: 7	LOB: 1	BB: 1	P: 11
	R: 0	H: 0	E: 0	K: 1	S: 5	LOB: 0	BB: 0	P: 5
	R: 0	H: 0	E: 0	K: 2	S: 7	LOB: 1	BB: 1	P: 11
	R: 0	H: 1	E: 0	K: 0	S: 3	LOB: 2	BB: 2	P: 11
	R: 0	H: 1	E: 1	K: 1	S: 6	LOB: 3	BB: 2	P: 14
	R: 1	H: 2	E: 0	K: 2	S: 9	LOB: 1	BB: 0	P: 9
	R: 1	H: 2	E: 0	K: 0	S: 5	LOB: 1	BB: 0	P: 5
	R: 2	H: 2	E: 0	K: 1	S: 7	LOB: 2	BB: 1	P: 12

PITCHER	IP	WLS	BF	H	R	ER	SO	BB	IBB	HBP	BLK	WP	HR	S	P	ERA	WHIP
Johnny Antonelli, L ERA: 3.52 (1, 1)	7.0	L	34	9	4	4	7	4	2	0	0	0	2	42	66	5.14	1.857
Vern Bickford, R ERA: 5.4 (8, 1)	1.0		7	2	2	2	1	1	0	1	0	0	0	7	12	18.00	3.000

AB R H RBI BB SO LOB

4	2	1	0	0	1	1
4	1	3	0	1	0	1
3	0	0	1	2	1	3
5	1	3	4	0	2	3
4	0	1	0	1	1	4
3	0	1	0	1	1	4
4	0	0	0	0	2	3
2	2	1	1	2	0	0
3	0	1	0	0	0	3


AB	32
R	6
H	11
RBI	6
BB	7
SO	8
LOB	22



WP	HR	S	P	ERA	WHIP
0	0	2	41		
0	0	2	41		

Milwaukee Braves @ Philadelphia Phillies
 Connie Mack Stadium, Philadelphia, PA
 Tue Aug 25 1953, 3:33 AM EDT
 Unknown

livebaseballscorecards.com

Batter	1	2	3	4	5	6	7	8	9	AB R H RBI BB SO LOB	TOP											
Bill Bruton, L (1, 8) OBP: 0.306, SLG: 0.329	0-0 4-3		0-0 F5		1-0 2B HBP		0-0 G3	0-0 1-5-3		4 1 0 0 0 0 1												
Johnny Logan, R (1, 6) OBP: 0.340, SLG: 0.404	0-0 1B		0-0 5-3		0-0 F9 1B 2B		4-0 1B BB		0-0 F7	4 2 2 1 1 0 0												
Eddie Mathews, L (1, 5) OBP: 0.403, SLG: 0.635	0-0 F2			0-0 E 2B	0-0 F9		0-0 1B 1B		0-0 G5-4-3 1B	5 1 3 0 0 0 2												
Andy Pafko, R (1, 9) OBP: 0.351, SLG: 0.461	0-0 F8			0-0 E7 1B	0-0 FC5-4 1B		0-0 G4-3 1B		0-0 G5-4-3	5 1 3 2 0 0 2												
Joe Adcock, R (1, 3) OBP: 0.326, SLG: 0.433		0-0 F5		0-0 1B	0-0 FC5-4		0-0 G4-3			4 0 1 1 0 0 3												
Walker Cooper, R (1, 2) OBP: 0.313, SLG: 0.375		0-0 5-3		0-0 F4		4-0 BB		0-0 HR		3 1 1 1 1 0 1												
Sid Gordon, R (1, 7) OBP: 0.360, SLG: 0.447		0-0 2B		0-3 K		0-0 F8		0-0 4-3		3 0 1 0 0 0 1 2												
Jim Pendleton, R (6, 7) OBP: 0.265, SLG: 0.308										1 0 0 0 0 0 0	AB 36 R 6 H 12 RBI 5 BB 2 SO 1 LOB 15											
Jack Dittmer, L (1, 4) OBP: 0.286, SLG: 0.348		0-0 4-3		0-0 L8		0-0 F9		0-0 SH1-3 1B		4 0 1 0 0 0 3												
Lew Burdette, R (1, 1) OBP: 0.154, SLG: 0.154			0-0 1-3		0-0 L8	0-0 G3		0-0 SH1-3		3 0 0 0 0 0 1												
Inning Stats	R: 0 E: 0 K: 0 S: 4	H: 1 LOB: 1 BB: 0 P: 4	R: 0 E: 0 K: 0 S: 4	H: 1 LOB: 1 BB: 0 P: 4	R: 0 E: 0 K: 0 S: 3	H: 0 LOB: 0 BB: 0 P: 3	R: 2 E: 1 K: 1 S: 8	H: 3 LOB: 1 BB: 0 P: 8	R: 2 E: 0 K: 0 S: 5	H: 2 LOB: 1 BB: 0 P: 6	R: 0 E: 0 K: 0 S: 3	H: 0 LOB: 1 BB: 1 P: 7	R: 1 E: 0 K: 0 S: 4	H: 2 LOB: 1 BB: 1 P: 8	R: 1 E: 0 K: 0 S: 5	H: 2 LOB: 1 BB: 0 P: 5	R: 0 E: 0 K: 0 S: 3	H: 1 LOB: 0 BB: 0 P: 3	1B: 8 2B: 3 3B: 0 HR: 1	SF: 0 SAC: 1 DP: 2 HBP: 1	WP: 0 PB: 0 SB: 0 CS: 0	PA: 40
PITCHER	IP WLS BF H R ER SO BB IBB HBP BLK WP HR S P ERA WHIP																					
Bob Miller, R (1, 1) ERA: 3.99	5.0 L 23 7 4 3 1 0 0 0 1 0 0 0 24 25 5.40 1.400																					
Steve Ridzik, R (6, 1) ERA: 3.31	1.1 8 2 1 1 0 2 0 0 0 0 0 0 6 14 6.75 3.000																					
Jim Konstanty, R (7, 1) ERA: 4.31	0.2 1 0 0 0 0 0 0 0 0 0 0 0 1 1 0.00 0.000																					
Thornton Kipper, R (8, 1) ERA: 5.31	2.0 8 3 1 1 0 0 0 0 0 0 0 0 1 8 8 4.50 1.500																					

Milwaukee Braves @ Philadelphia Phillies
 Connie Mack Stadium, Philadelphia, PA
 Tue Aug 25 1953, 3:38 AM EDT
 Att: 31,596 - Unknown

livebaseballscorecards.com

Batter	1	2	3	4	5	6	7	8	9	AB	R	H	RBI	BB	SO	LOB
Ted Kazanski, R OBP: 0.261, SLG: 0.284 (1, 6)	0-0 6-3		0-3 K		0-0 FC6-4		0-0 L8		0-0 G1-6-3	5	0	0	0	0	1	4
Richie Ashburn, L OBP: 0.395, SLG: 0.412 (1, 8)	0-0 6-3		0-0 2B			0-0 F2		0-0 F6		4	0	1	0	0	0	0
Earl Torgeson, L OBP: 0.372, SLG: 0.490 (1, 3)	0-0 4-3		0-0 4-3			0-0 E9 1B		0-0 1B 2B		4	2	2	0	0	0	1
Del Ennis, R OBP: 0.339, SLG: 0.472 (1, 7)		0-0 6-3		0-0 G3-6-3 1B		0-0 L5-3 1B		0-0 1B		4	0	3	2	0	0	0
Granny Hamner, R OBP: 0.312, SLG: 0.445 (1, 4)		0-3 K		0-0 G3-6-3 1-2f		0-0 L5-3 1-2		0-0 E 1B		4	0	1	0	0	1	2
Smoky Burgess, L OBP: 0.385, SLG: 0.411 (1, 2)		0-0 1B 1B		0-3 K			0-0 3-4-1	0-0 E3 FC4-6		4	0	1	0	0	1	1
Johnny Wyrostek, L OBP: 0.361, SLG: 0.376 (1, 9)		0-0 1-2 1B			0-0 FC6-4 1B		0-0 4-3 1B	0-0 FC4-6 1-2f		4	0	3	0	0	0	2
Willie Jones, R OBP: 0.349, SLG: 0.387 (1, 5)		0-0 F8			0-0 FC6-4 1-2f		0-0 4-3 1B		0-0 E5 G1-6-3	4	0	1	0	0	0	3
Bob Miller, R OBP: 0.250, SLG: 0.225 (1, 1)			0-0 F9			0-0 L9			0-0 F6	1	0	0	0	0	0	0
Bill Nicholson, L OBP: 0.343, SLG: 0.441 (5, PH)										1	0	0	0	0	0	1
Steve Riddick, R OBP: 0.229, SLG: 0.382 (6, 1)										0	0	0	0	0	0	0
Jim Konstanty, R OBP: 0.229, SLG: 0.229 (7, 1)										0	0	0	0	0	0	0
Eddie Walkus, L OBP: 0.353, SLG: 0.367 (7, PH)										1	0	0	0	0	0	2
Thornton Kipper, R OBP: 0.111, SLG: 0.111 (8, 1)										0	0	0	0	0	0	0
Tommy Glaviano, R OBP: 0.388, SLG: 0.400 (9, PH)										1	0	0	0	0	0	1

Inning Stats	R: 0	H: 0	E: 0	K: 0	S: 3	R: 0	H: 2	E: 0	K: 1	S: 7	R: 0	H: 1	E: 0	K: 1	S: 6	R: 0	H: 1	E: 0	K: 1	S: 5	R: 0	H: 1	E: 0	K: 0	S: 4	R: 1	H: 2	E: 1	K: 0	S: 4	R: 0	H: 2	E: 0	K: 0	S: 5	R: 1	H: 3	E: 1	K: 0	S: 6	R: 0	H: 0	E: 1	K: 0	S: 3	1B: 10	2B: 3	3B: 0	HR: 0	SF: 0	SAC: 0	DP: 3	HBP: 0	WP: 0	PA: 37
--------------	------	------	------	------	------	------	------	------	------	------	------	------	------	------	------	------	------	------	------	------	------	------	------	------	------	------	------	------	------	------	------	------	------	------	------	------	------	------	------	------	------	------	------	------	------	--------	-------	-------	-------	-------	--------	-------	--------	-------	--------

PITCHER	IP	WLS	BF	H	R	ER	SO	BB	IBB	HBP	BLK	WP	HR	S	P	ERA	WHIP
Lew Burdette, R ERA: 2.76 (1, 1)	9.0	W	37	12	2	1	3	0	0	0	0	0	0	43	43	1.00	1.333


BOTTOM

Milwaukee Braves @ Philadelphia Phillies
Connie Mack Stadium, Philadelphia, PA

Tue Aug 25 1953, 3:38 AM EDT
 Att. 31,596 - Unknown

AB 37
 R 2
 H 12
 RBI 2
 BB 0
 SO 3
 LOB 17



Batter	1	2	3	4	5	6	7	8	9	AB R H RBI BB SO LOB	TOP											
Bill Bruton, L (1, 8) OBP: 0.303, SLG: 0.326	0-0 4-3		0-0 P4		0-0 4-3		0-0 F9		0-3 K	5 0 0 0 0 1 5	Milwaukee Braves @ Philadelphia Phillies Connie Mack Stadium, Philadelphia, PA Wed Aug 26 1953, 3:33 AM EDT Att: 13,918 - Unknown livebaseballscorecards.com											
Johnny Logan, R (1, 6) OBP: 0.337, SLG: 0.400	0-0 P6			0-0 5-3		0-0 F2	0-0 1-3		0-0 FC6-4	5 0 0 0 0 0 1												
Eddie Mathews, L (1, 5) OBP: 0.404, SLG: 0.638	0-3 K			0-0 F8		0-0 E 1B 4-3 1B				4 2 2 0 0 1 0												
Andy Pafko, R (1, 9) OBP: 0.350, SLG: 0.459		0-0 F9		0-0 4-3		0-0 4-3 1B 1-2 1B		0-0 4-3		4 1 1 1 0 0 0												
Joe Adcock, R (1, 3) OBP: 0.326, SLG: 0.431		0-0 5-3			0-0 1B 1B 1B	0-0 E4 1-2 2-3 1B 4-3		0-0 L7		4 1 1 0 0 0 2												
Del Crandall, R (1, 2) OBP: 0.326, SLG: 0.441		0-0 5-3			0-3 K	0-0 4-3		0-0 5-3		4 0 0 1 0 1 3												
Sid Gordon, R (1, 7) OBP: 0.365, SLG: 0.459			0-0 1B		0-0 1B	0-0 FC4-6 2-H 3-H 1B			0-0 HR	4 1 4 3 0 0 0												
Jack Dittmer, L (1, 4) OBP: 0.286, SLG: 0.347			0-0 F9		0-0 F8	0-0 FC4-6 1-2f			0-0 FC6-4 1B	4 0 1 0 0 0 4												
Sibby Sisti, R (9, PR) OBP: 0.409, SLG: 0.294										0 0 0 0 0 0 0												
Bob Buhl, R (1, 1) OBP: 0.166, SLG: 0.125			0-0 F8		0-0 1B		0-0 G3		0-3 K	0 0 0 0 0 0 0												
Max Surkont, R (1, 1) OBP: 0.350, SLG: 0.418										1 0 0 0 0 0 0 1												
Don Liddle, L (3, 1) OBP: 0.143, SLG: 0.040										0 0 0 0 0 0 0 0												
George Crowe, L (5, PH) OBP: 0.333, SLG: 0.424										1 0 0 1 0 0 0 0												
Ernie Johnson, R (5, 1) OBP: 0.083, SLG: 0.083										0 0 0 0 0 0 0 0												
Harry Hansen, L (7, PH) OBP: 0.296, SLG: 0.318										1 0 0 0 0 0 0 0												
Dave Jolly, R (7, 1) OBP: 0.296, SLG: 0.318										0 0 0 0 0 0 0 0												
Walker Cooper, R (9, PH) OBP: 0.311, SLG: 0.372										1 0 0 0 0 0 1 1												
Inning Stats	R: 0 E: 0 K: 1 S: 5	H: 0 LOB: 0 BB: 0 P: 5	R: 0 E: 0 K: 0 S: 3	H: 0 LOB: 0 BB: 0 P: 3	R: 0 E: 0 K: 0 S: 4	H: 1 LOB: 1 BB: 0 P: 4	R: 0 E: 0 K: 0 S: 3	H: 0 LOB: 0 BB: 0 P: 3	R: 0 E: 0 K: 1 S: 8	H: 3 LOB: 3 BB: 0 P: 8	R: 3 E: 1 K: 0 S: 7	H: 3 LOB: 1 BB: 0 P: 7	R: 0 E: 0 K: 0 S: 3	H: 0 LOB: 0 BB: 0 P: 3	R: 1 E: 0 K: 0 S: 4	H: 1 LOB: 0 BB: 0 P: 4	R: 1 E: 0 K: 2 S: 9	H: 2 LOB: 1 BB: 0 P: 9	1B: 8 2B: 0 3B: 1 HR: 1	SF: 0 SAC: 0 DP: 0 HBP: 0	WP: 0 PB: 0 SB: 0 CS: 0	PA: 38
PITCHER	IP WLS BF H R ER SO BB IBB HBP BLK WP HR S P ERA WHIP																					
Karl Drews, R (1, 1) ERA: 4.82	8.0 W 34 9 5 2 2 0 0 0 0 0 0 1 38 38 2.25 1.125																					
Jim Konstanty, R (9, 1) ERA: 4.28	1.0 S 4 1 0 0 2 0 0 0 0 0 0 0 8 8 0.00 1.000																					

Batter	1	2	3	4	5	6	7	8	9	AB	R	H	RBI	BB	SO	LOB
Ted Kazanski, R OBP: 0.267, SLG: 0.295 (1, 6)	0-0 6-3	4-0 BB		0-0 SH3-4 8-2 2B		0-0 6-3		0-0 FC3-5 2B		4	0	2	0	1	0	0
Richie Ashburn, L OBP: 0.395, SLG: 0.413 (1, 8)	0-0 1B F7 1B	0-3 K		0-0 SH3-4 2-3		0-0 1B		0-0 FC3-5 1B 2-3		4	1	2	0	0	1	2
Earl Torgeson, L OBP: 0.375, SLG: 0.490 (1, 3)	0-0 1B 1-3 1B		4-0 HR BB	0-0 8-2		0-0 4-3		0-0 1B 1-3		4	2	2	0	1	0	2
Del Ennis, R OBP: 0.340, SLG: 0.480 (1, 7)	0-0 F7		0-0 HR		0-0 E 2B		0-0 F8	0-0 F9		5	2	2	3	0	0	3
Granny Hamner, R OBP: 0.313, SLG: 0.445 (1, 4)	0-0 1B 1-3 1B		0-0 5-3		0-0 E5 1B G6-3 1B		0-0 P3	0-0 F3		5	1	2	0	0	0	2
Smoky Burgess, L OBP: 0.394, SLG: 0.429 (1, 2)	0-0 1B 1-3		0-0 CS 1B		0-0 G6-3 1B		0-0 3B			4	0	4	1	0	0	0
Johnny Wyrostek, L OBP: 0.363, SLG: 0.375 (1, 9)	0-0 1-3		0-0 2B 1-2 1B		0-0 G6-3 1-2f 3-H		4-0 BB IBB			3	0	1	0	1	0	3
Willie Jones, R OBP: 0.350, SLG: 0.389 (1, 5)		0-0 6-3	0-0 1-3 2B		0-0 6-3		4-0 BB			3	0	1	0	1	0	0
Karl Drews, R OBP: 0.113, SLG: 0.078 (1, 1)		0-0 6-3		0-0 4-3		0-0 F8		0-3 K		4	0	0	0	0	1	5
Jim Konstanty, R OBP: 0.229, SLG: 0.229 (9, 1)										0	0	0	0	0	0	0

Inning Stats	R: 2	H: 4	E: 0	LOB: 2	K: 0	BB: 0	S: 7	R: 0	H: 0	E: 0	LOB: 1	K: 1	BB: 1	S: 5	R: 2	H: 4	E: 0	LOB: 2	K: 0	BB: 1	S: 6	R: 0	H: 1	E: 0	LOB: 0	K: 0	BB: 0	S: 3	R: 2	H: 3	E: 1	LOB: 0	K: 0	BB: 0	S: 5	R: 0	H: 1	E: 0	LOB: 1	K: 1	BB: 0	S: 4	R: 0	H: 1	E: 0	LOB: 3	K: 1	BB: 2	S: 6	R: 0	H: 2	E: 0	LOB: 2	K: 0	BB: 0	S: 5
1B: 10	SF: 0	2B: 5	SAC: 1	3B: 1	DP: 2	HR: 1	HBP: 0	WP: 0	PA: 41																																															

PITCHER	IP	WLS	BF	H	R	ER	SO	BB	IBB	HBP	BLK	WP	HR	S	P	ERA	WHIP
Bob Buhl, R ERA: 2.74 (1, 1)	0.2	L	6	4	2	2	0	0	0	0	0	0	0	6	6	27.00	6.000
Max Surkont, R ERA: 4.2 (1, 1)	2.0		11	4	2	2	1	2	0	0	0	0	1	11	19	9.00	3.000
Don Liddle, L ERA: 3.04 (3, 1)	1.1		4	1	0	0	0	0	0	0	0	0	0	4	4	0.00	0.750
Ernie Johnson, R ERA: 2.88 (5, 1)	2.0		9	4	2	1	0	0	0	0	0	0	0	9	9	4.50	2.000
Dave Jolly, R ERA: 3.62 (7, 1)	2.0		11	3	0	0	1	1	1	0	0	0	0	11	19	0.00	2.000

BOTTOM

Milwaukee Braves @ Philadelphia Phillies
Connie Mack Stadium, Philadelphia, PA

Wed Aug 26 1953, 3:33 AM EDT
 Att. 13,918 - Unknown

livebaseballscorecards.com

AB	36
R	6
H	16
RBI	4
BB	4
SO	2
LOB	17



Batter	1	2	3	4	5	6	7	8	9	AB R H RBI BB SO LOB	TOP
Bill Bruton, L (1, 8) OBP: 0.303, SLG: 0.325	0-0 E4 1B G4-6-3		0-3 K		0-0 3-1			0-0 P6		4 1 0 0 0 1 1	
Johnny Logan, R (1, 6) OBP: 0.335, SLG: 0.397	0-0 1-3 1B G4-6-3		0-0 FC6-4 1-2f			0-0 6-3			0-0 4-3 1B	4 0 2 0 0 0 1	
Eddie Mathews, L (1, 5) OBP: 0.400, SLG: 0.630	0-0 G4-6-3 1-2f 3-H		0-0 F8			0-0 F7			0-0 4-3 1-2	4 0 0 0 0 0 3	
Andy Paiko, R (1, 9) OBP: 0.347, SLG: 0.452	0-0 L8			4-0 BB G4-6-3		0-0 6-3			0-0 F9	3 0 0 0 1 0 1	
Joe Adcock, R (1, 3) OBP: 0.326, SLG: 0.432		4-0 BB FC6-4 BB		0-0 G4-6-3 1-2f			0-0 F9		0-0 5-3	3 0 0 0 1 0 2	
Del Crandall, R (1, 2) OBP: 0.328, SLG: 0.441		0-0 FC6-4 1-2f		0-0 FC6-4 1B			0-0 G6-4-3 1B			3 0 2 0 0 0 1	
Sid Gordon, R (1, 7) OBP: 0.362, SLG: 0.454		0-0 F9		0-0 FC6-4 1-2f			0-0 G6-4-3 1-2f			3 0 0 0 0 0 3	
Jack Dittmer, L (1, 4) OBP: 0.286, SLG: 0.344		0-3 K			0-0 F2			0-0 F9		3 0 0 0 0 1 1	
Lew Burdette, R (1, 1) OBP: 0.175, SLG: 0.175			0-0 K			0-0 P4		0-0 F8		1 0 1 0 0 0 0	
Harry Hanebrink, L (5, PH) OBP: 0.292, SLG: 0.313										1 0 0 0 0 0 0	
Don Liddle, L (5, 1) OBP: 0.143, SLG: 0.040										0 0 0 0 0 0 0	
George Crowe, L (8, PH) OBP: 0.324, SLG: 0.412										1 0 0 0 0 0 0	
Ernie Johnson, R (8, 1) OBP: 0.083, SLG: 0.083										0 0 0 0 0 0 0	
Inning Stats	R: 1 E: 1 K: 0 S: 4 H: 1 LOB: 0 BB: 0 P: 4	R: 0 E: 0 K: 1 S: 5 H: 0 LOB: 1 BB: 1 P: 9	R: 0 E: 0 K: 1 S: 6 H: 1 LOB: 1 BB: 0 P: 6	R: 0 E: 0 K: 0 S: 3 H: 1 LOB: 1 BB: 1 P: 7	R: 0 E: 0 K: 0 S: 3 H: 0 LOB: 0 BB: 0 P: 3	R: 0 E: 0 K: 0 S: 3 H: 0 LOB: 0 BB: 0 P: 3	R: 0 E: 0 K: 0 S: 3 H: 1 LOB: 0 BB: 0 P: 3	R: 0 E: 0 K: 0 S: 3 H: 0 LOB: 0 BB: 0 P: 3	R: 0 E: 0 K: 0 S: 4 H: 1 LOB: 1 BB: 0 P: 4	1B: 5 2B: 0 3B: 0 HR: 0 SF: 0 SAC: 0 DP: 3 HBP: 0	WP: 0 PB: 0 SB: 0 CS: 0 PA: 32
PITCHER Ruben Gomez, R (1, 1) ERA: 2.9	IP: 9.0 WLS: W BF: 32 H: 5 R: 1 ER: 0 SO: 2 BB: 2 IBB: 0 HBP: 0 BLK: 0 WP: 0 HR: 0 S: 34 P: 42 ERA: 0.00 WHIP: 0.778	PITCHER IP WLS BF H R ER SO BB IBB HBP BLK WP HR S P ERA WHIP									

Milwaukee Braves @ New York Giants
Polo Grounds, New York, NY
Sat Aug 29 1953, 3:33 AM EDT
Att. 7,945 - Unknown - 100 F

livebaseballscorecards.com

AB	30
R	1
H	5
RBI	0
BB	2
SO	2
LOB	13



Batter	1	2	3	4	5	6	7	8	9
Whitey Lockman, L (1, 3) OBP: 0.364, SLG: 0.401	0-0 F7		0-0 1B		0-3 K			0-0 1B	
Alvin Dark, R (1, 6) OBP: 0.330, SLG: 0.453	0-0 F7		0-0 1-3		0-0 E6			0-0 SH1-3	
Hank Thompson, L (1, 5) OBP: 0.399, SLG: 0.569	4-0 FC6-4 BB		0-0 1B		0-0 G4-6-3			0-0 4-3	
Don Mueller, L (1, 9) OBP: 0.346, SLG: 0.383	0-0 FC6-4		0-0 F9			0-0 4-3		0-0 1B	
Bobby Thomson, R (1, 8) OBP: 0.335, SLG: 0.471		0-0 5-3	0-0 F8			0-0 5-3		0-0 F7	
Dusty Rhodes, L (1, 7) OBP: 0.245, SLG: 0.433		0-0 HR		0-3 K		0-3 K			
Daryl Spencer, R (1, 4) OBP: 0.290, SLG: 0.449		0-0 P3		0-0 F7			0-0 5-3		
Wes Westrum, R (1, 2) OBP: 0.348, SLG: 0.371		0-0 HR		0-0 E9			0-0 F8		
Ruben Gomez, R (1, 1) OBP: 0.237, SLG: 0.224		0-0 5-3		0-3 K			0-0 F9		

AB	R	H	RBI	BB	SO	LOB
4	2	2	0	0	1	0
3	0	0	0	0	0	1
3	0	1	1	1	0	2
4	0	1	1	0	0	2
4	0	0	0	0	0	2
3	1	1	0	0	2	0
3	0	0	0	0	0	1
3	1	2	2	0	0	0
3	0	0	0	0	1	1


BOTTOM

Milwaukee Braves @ New York Giants
Polo Grounds, New York, NY

Sat Aug 29 1953, 3:33 AM EDT
Att: 7,945 - Unknown - 100 F


livebaseballscorecards.com

AB	30
R	4
H	7
RBI	4
BB	1
SO	4
LOB	9



Inning Stats		R: 0	H: 0	E: 0	K: 0	S: 3	R: 2	H: 2	E: 0	K: 0	S: 5	R: 1	H: 2	E: 0	K: 0	S: 5	R: 0	H: 1	E: 1	K: 2	S: 8	R: 0	H: 0	E: 1	K: 1	S: 5	R: 0	H: 0	E: 0	K: 0	S: 3	R: 1	H: 2	E: 0	K: 0	S: 5												
PITCHER		IP	WLS	BF	H	R	ER	SO	BB	IBB	HBP	BLK	WP	HR	S	P	ERA	WHIP	PITCHER										IP	WLS	BF	H	R	ER	SO	BB	IBB	HBP	BLK	WP	HR	S	P	ERA	WHIP			
Lew Burdette, R (1, 1) ERA: 2.88	(1, 1)	4.0	L	18	5	3	3	2	1	0	0	0	0	1	21	25	6.75	1.500																														
Don Liddle, L (5, 1) ERA: 2.95	(5, 1)	3.0		9	0	0	0	2	0	0	0	0	0	0	13	13	0.00	0.000																														
Ernie Johnson, R (8, 1) ERA: 2.97	(8, 1)	1.0		5	2	1	1	0	0	0	0	0	0	0	5	5	9.00	2.000																														

WP: 0	PA: 32
PB: 0	SB: 0
CS: 0	

Batter	1	2	3	4	5	6	7	8	9	AB R H RBI BB SO LOB	TOP							
Bill Bruton, L (1, 8) <small>OBP: 0.303, SLG: 0.325</small>											0 0 0 0 0 0 0 0	Milwaukee Braves @ Pittsburgh Pirates Forbes Field, Pittsburgh, PA Sun Aug 30 1953, 3:33 AM EDT Unknown livebaseballscorecards.com						
Johnny Logan, R (1, 6) <small>OBP: 0.335, SLG: 0.397</small>											0 0 0 0 0 0 0 0							
Eddie Mathews, L (1, 5) <small>OBP: 0.400, SLG: 0.630</small>											0 0 0 0 0 0 0 0							
Joe Adcock, R (1, 3) <small>OBP: 0.326, SLG: 0.432</small>											0 0 0 0 0 0 0 0							
Del Crandall, R (1, 2) <small>OBP: 0.328, SLG: 0.441</small>											0 0 0 0 0 0 0 0							
Jim Pendleton, R (1, 9) <small>OBP: 0.265, SLG: 0.308</small>											0 0 0 0 0 0 0 0							
Sid Gordon, R (1, 7) <small>OBP: 0.362, SLG: 0.454</small>											0 0 0 0 0 0 0 0		AB 0 R 0 H 0 RBI 0 BB 0 SO 0 LOB 0					
Jack Dittmer, L (1, 4) <small>OBP: 0.286, SLG: 0.344</small>											0 0 0 0 0 0 0 0							
Johnny Antonelli, L (1, 1) <small>OBP: 0.140, SLG: 0.104</small>	0 0 0 0 0 0 0 0																	
Inning Stats											1B: 0 SF: 0 2B: 0 SAC: 0 3B: 0 DP: 0 HR: 0 HBP: 0 WP: 0 PA: 0 PB: 0 SB: 0 CS: 0							
PITCHER Johnny Lindell, R (1, 1) <small>ERA: 4.53</small>	IP	WLS	BF	H	R	ER	SO	BB	IBB	HBP	BLK	WP	HR	S	P	ERA	WHIP	PITCHER IP WLS BF H R ER SO BB IBB HBP BLK WP HR S P ERA WHIP
	0.0	L	0	0	0	0	0	0	0	0	0	0	0	0	0	∞	∞	

Batter	1	2	3	4	5	6	7	8	9	AB R H RBI BB SO LOB	TOP							
Bill Bruton, L (1, 8) OBP: 0.305, SLG: 0.330											0 0 0 0 0 0 0 0	Milwaukee Braves @ Pittsburgh Pirates Forbes Field, Pittsburgh, PA Sun Aug 30 1953, 3:38 AM EDT Att. 9,458 - Unknown livebaseballscorecards.com						
Johnny Logan, R (1, 6) OBP: 0.335, SLG: 0.402											0 0 0 0 0 0 0 0							
Eddie Mathews, L (1, 5) OBP: 0.401, SLG: 0.640											0 0 0 0 0 0 0 0							
Joe Adcock, R (1, 3) OBP: 0.330, SLG: 0.434											0 0 0 0 0 0 0 0							
Walker Cooper, R (1, 2) OBP: 0.311, SLG: 0.372											0 0 0 0 0 0 0 0							
Jim Pendleton, R (1, 9) OBP: 0.288, SLG: 0.385											0 0 0 0 0 0 0 0							
Sid Gordon, R (1, 7) OBP: 0.367, SLG: 0.455											0 0 0 0 0 0 0 0							
Jack Dittmer, L (1, 4) OBP: 0.289, SLG: 0.357											0 0 0 0 0 0 0 0							
Bob Buhl, R (1, 1) OBP: 0.186, SLG: 0.125	0 0 0 0 0 0 0 0	AB 0 R 0 H 0 RBI 0 BB 0 SO 0 LOB 0																
Inning Stats											1B: 0 SF: 0 2B: 0 SAC: 0 3B: 0 DP: 0 HR: 0 HBP: 0	WP: 0 PA: 0 PB: 0 SB: 0 CS: 0						
PITCHER Paul LaPalme, L (1, 1) ERA: 4.73	IP	WLS	BF	H	R	ER	SO	BB	IBB	HBP	BLK	WP	HR	S	P	ERA	WHIP	PITCHER IP WLS BF H R ER SO BB IBB HBP BLK WP HR S P ERA WHIP
	0.0	L	0	0	0	0	0	0	0	0	0	0	0	0	0	∞	∞	



Batter	1	2	3	4	5	6	7	8	9	AB R H RBI BB SO LOB	TOP
Bill Bruton, L (1, 8) OBP: 0.305, SLG: 0.329	1-3 K		2-3 K		1-3 K			0-0 HR 1B	2-3 K	5 1 1 0 0 4 2	Milwaukee Braves @ Brooklyn Dodgers Ebbets Field, Brooklyn, NY Thu Sep 03 1953, 3:33 AM EDT Att. 12,215 - Unknown
Johnny Logan, R (1, 6) OBP: 0.335, SLG: 0.410	0-0 E 1B		0-1 F9		0-0 F9			2-3 K	0-0 F8	5 1 1 0 0 1 3	
Eddie Mathews, L (1, 5) OBP: 0.403, SLG: 0.650	2-2 E6 1-H 2B		2-2 1-H 2B		0-0 F4			3-0 1-H 2-H HR	1-0 F8	5 1 3 4 0 0 0	
Joe Adcock, R (1, 3) OBP: 0.326, SLG: 0.431	0-1 6-3			0-0 5-3				1-3 K		4 0 0 0 0 1 1	
Del Crandall, R (1, 2) OBP: 0.333, SLG: 0.444	2-2 L3			1-3 K				4-2 IHR BB		3 1 0 0 1 1 1	
Jim Pendleton, R (1, 9) OBP: 0.307, SLG: 0.441 (8, 7)			1-3 K		3-2 L6			0-0 1-H IHR		4 1 2 2 0 1 0	
Sid Gordon, R (1, 7) Andy Pafo, R (8, 9) OBP: 0.347, SLG: 0.452			1-2 1-3		0-1 6-3			2-2 FC6-4 1B	1-1 BB 1B	4 0 2 0 0 0 0 0 0 0 0 0 0 0	
Jack Dittmer, L (1, 4) OBP: 0.292, SLG: 0.361			2-0 F4		4-0 SH5-4 BB			1-1 FC6-4 1-2f BB	4-1 1-2 BB	2 0 0 0 2 0 1	
Lew Burdette, R (1, 1) OBP: 0.186, SLG: 0.186			1-1 E5 2B		0-2 SH5-4			1-2 HR 1B	0-3 K	3 1 1 0 0 1 2	
Inning Stats	R: 1 H: 2 E: 1 LOB: 1 K: 1 BB: 0 S: 12 P: 17	R: 0 H: 0 E: 0 LOB: 0 K: 1 BB: 0 S: 8 P: 12	R: 0 H: 1 E: 1 LOB: 2 K: 1 BB: 0 S: 13 P: 18	R: 0 H: 0 E: 0 LOB: 0 K: 1 BB: 0 S: 7 P: 11	R: 0 H: 0 E: 0 LOB: 1 K: 1 BB: 1 S: 8 P: 13	R: 0 H: 0 E: 0 LOB: 0 K: 0 BB: 0 S: 4 P: 6	R: 0 H: 2 E: 0 LOB: 1 K: 0 BB: 0 S: 11 P: 16	R: 5 H: 5 E: 0 LOB: 2 K: 3 BB: 2 S: 20 P: 37	R: 0 H: 0 E: 0 LOB: 0 K: 1 BB: 0 S: 5 P: 8	1B: 6 SF: 0 2B: 2 SAC: 1 3B: 0 DP: 0 HR: 2 HBP: 0	
PITCHER	IP WLS BF H R ER SO BB IBB HBP BLK WP HR S P ERA WHIP										
Carl Erskine, R (1, 1) ERA: 3.74	7.2 L 35 10 6 6 7 3 0 0 0 0 0 1 80 127 7.04 1.696										
Ben Wade, R (8, 1) ERA: 4.06	0.1 1 0 0 0 1 0 0 0 0 0 0 0 3 3 0.00 0.000										
Billy Loes, R (9, 1) ERA: 4.95	1.0 3 0 0 0 1 0 0 0 0 0 0 0 5 8 0.00 0.000										

livebaseballscorecards.com

AB 35
R 6
H 10
RBI 6
BB 3
SO 9
LOB 10



Batter	1	2	3	4	5	6	7	8	9	AB	R	H	RBI	BB	SO	LOB
Jim Gilliam, S OBP: 0.394, SLG: 0.426 (1, 4)	3-2 G3			3-2 L9 3B		3-2 6-3		0-0 F5		4	1	1	0	0	0	1
Pee Wee Reese, R OBP: 0.373, SLG: 0.411 (1, 6)	1-0 6-3			0-0 L9		3-3 K		1-1 4-3		4	0	0	1	0	1	1
Duke Snider, L OBP: 0.407, SLG: 0.607 (1, 8)	0-0 G3			3-H 1-3 K		0-0 1B			2-1 F6	4	0	1	0	0	1	0
Jackie Robinson, R OBP: 0.423, SLG: 0.503 (1, 7)			1-1 B3	2-1 F4		0-0 L7			0-0 G5-4-3 1B	4	0	1	0	0	0	1
Roy Campanella, R OBP: 0.403, SLG: 0.619 (1, 2)		0-0 5-3			1-3 K		0-0 6-3		3-2 G5-4-3 1-2f	4	0	0	0	0	1	1
Gil Hodges, R OBP: 0.401, SLG: 0.560 (1, 3)		3-1 6-3			0-0 2B 1B		1-3 K			3	0	1	0	0	1	0
Carl Furillo, R OBP: 0.385, SLG: 0.568 (1, 9)			0-1 G6-4-3 1B		1-1 1-H 2B		1-0 6-3			3	0	2	0	0	0	0
Billy Cox, R OBP: 0.370, SLG: 0.483 (1, 5)			1-2 G6-4-3 1-2f		4-0 IBB			3-2 E4 4-3		2	0	0	0	1	0	1
Carl Erskine, R OBP: 0.250, SLG: 0.275 (1, 1)			0-3 K		0-0 5-3			0-1 4-3		2	0	0	0	0	1	2
Ben Wade, R OBP: 0.182, SLG: 0.318 (8, 1)										0	0	0	0	0	0	0
Wayne Belardi, L OBP: 0.333, SLG: 0.546 (8, PH)										1	0	0	0	0	0	1
Billy Loes, R OBP: 0.098, SLG: 0.080 (9, 1)										0	0	0	0	0	0	0


Inning Stats	R: 0	H: 0	R: 0	H: 0	R: 0	H: 1	R: 1	H: 1	R: 0	H: 2	R: 0	H: 1	R: 0	H: 0	R: 0	H: 0	R: 0	H: 1	R: 0	H: 1	1B: 4	SF: 0	WP: 0	PA: 32	
E: 0	LOB: 0	E: 0	LOB: 0	E: 0	LOB: 0	E: 0	LOB: 0	E: 0	LOB: 2	E: 0	LOB: 1	E: 0	LOB: 0	E: 1	LOB: 1	E: 0	LOB: 0	E: 0	LOB: 0	E: 0	LOB: 0	2B: 1	SAC: 0	PB: 0	
K: 0	BB: 0	K: 0	BB: 0	K: 1	BB: 0	K: 1	BB: 0	K: 1	BB: 1	K: 1	BB: 0	K: 1	BB: 0	K: 0	BB: 0	K: 0	BB: 0	K: 0	BB: 0	K: 0	BB: 0	3B: 1	DP: 2	SB: 0	
S: 6	P: 10	S: 5	P: 9	S: 8	P: 9	S: 8	P: 16	S: 10	P: 14	S: 8	P: 7	S: 8	P: 14	S: 5	P: 7	S: 8	P: 12	S: 6	P: 11	S: 6	P: 11	HR: 0	HBP: 0	CS: 0	

PITCHER	IP	WLS	BF	H	R	ER	SO	BB	IBB	HBP	BLK	WP	HR	S	P	ERA	WHIP	PITCHER	IP	WLS	BF	H	R	ER	SO	BB	IBB	HBP	BLK	WP	HR	S	P	ERA	WHIP	
Lew Burdette, R ERA: 2.76 (1, 1)	9.0	W	32	6	1	1	5	0	1	0	0	0	0	64	102	1.00	0.667																			

Milwaukee Braves @ Brooklyn Dodgers
Ebbets Field, Brooklyn, NY
Thu Sep 03 1953, 3:33 AM EDT
Att. 12,215 - Unknown

AB	31
R	1
H	6
RBI	1
BB	1
SO	5
LOB	8

B

Batter	1	2	3	4	5	6	7	8	9	AB R H RBI BB SO LOB	TOP											
Solly Hemus, L (1, 6) OBP: 0.384, SLG: 0.453	0-0 F7		0-3 K		0-0 F9			0-0 1B HR 2B	0-0 4-3	5 1 1 0 0 1 3												
Red Schoendienst, S (1, 4) OBP: 0.397, SLG: 0.499	0-0 F2		0-0 4-3			0-0 1B F9		0-0 2-3 HR 1B		4 2 1 0 0 0 1												
Stan Musial, L (1, 7) OBP: 0.430, SLG: 0.575	0-3 K			0-0 F8		0-0 WP 1B		0-0 1-H 3-H HR		4 1 2 3 0 1 0												
Ray Jablonski, R (1, 5) Pete Castiglione, R (8, 5) OBP: 0.307, SLG: 0.438 OBP: 0.230, SLG: 0.287		0-0 P3		0-0 F7		0-0 F9		0-0 5-3		4 0 0 1 0 0 1 0 0 0 0 0 0 0												
Enos Slaughter, L (1, 9) OBP: 0.408, SLG: 0.433		0-0 4-3		4-0 S BB		0-3 K		0-0 L4		3 0 0 0 1 1 1												
Steve Bilko, R (1, 3) OBP: 0.348, SLG: 0.443		0-0 FC5-4 1B		0-0 6-3		0-3 K		0-3 K		4 0 1 0 0 2 2												
Rip Repulski, R (1, 8) OBP: 0.333, SLG: 0.447		0-0 FC5-4 1-2f		0-0 1-3			0-0 F7		0-0 5-3	4 0 0 0 0 0 1	AB 36 R 4 H 8 RBI 4 BB 1 SO 6 LOB 11											
Del Rice, R (1, 2) OBP: 0.305, SLG: 0.323			0-0 FC2-6 1B		0-0 FC1-6 1B		0-0 F9		0-3 K	4 0 2 0 0 1 0												
Stu Miller, R (1, 1) OBP: 0.250, SLG: 0.263			0-0 FC2-6 1-2f		0-0 FC1-6 1-2f		0-0 F8		0-0 1B	4 0 1 0 0 0 2												
Inning Stats	R: 0 E: 0 K: 1 S: 5	H: 0 LOB: 0 BB: 0 P: 5	R: 0 E: 0 K: 0 S: 4	H: 1 LOB: 1 BB: 0 P: 4	R: 0 E: 0 K: 1 S: 6	H: 1 LOB: 1 BB: 0 P: 6	R: 0 E: 0 K: 0 S: 3	H: 0 LOB: 1 BB: 1 P: 7	R: 0 E: 0 K: 0 S: 4	H: 1 LOB: 1 BB: 0 P: 4	R: 1 E: 1 K: 2 S: 9	H: 1 LOB: 1 BB: 0 P: 9	R: 0 E: 0 K: 0 S: 3	H: 0 LOB: 0 BB: 0 P: 3	R: 3 E: 0 K: 1 S: 8	H: 3 LOB: 0 BB: 0 P: 8	R: 0 E: 0 K: 1 S: 6	H: 1 LOB: 1 BB: 0 P: 6	1B: 6 2B: 1 3B: 0 HR: 1	SF: 0 SAC: 0 DP: 0 HBP: 0	WP: 1 PB: 0 SB: 1 CS: 0	PA: 37
PITCHER Johnny Antonelli, L (1, 1) ERA: 3.4	IP 9.0 WLS L BF 37 H 8 R 4 ER 3 SO 6 BB 1 IBB 0 HBP 0 BLK 0 WP 1 HR 1 S 48 P 52 ERA 3.00 WHIP 1.000											PITCHER	IP WLS BF H R ER SO BB IBB HBP BLK WP HR S P ERA WHIP									

St. Louis Cardinals @ Milwaukee Braves
Milwaukee County Stadium, Milwaukee, WI

Fri Sep 04 1953, 4:33 AM EDT
Att. 34,092 - Unknown

livebaseballscorecards.com

Batter	1	2	3	4	5	6	7	8	9	AB R H RBI BB SO LOB
Bill Bruton, L OBP: 0.306, SLG: 0.330 (1, 8) X	0-0 F8 ①		0-0 6-3 ②		0-0 1-3 2-H 2B		4-0 IBB		0-3 K ③	4 0 1 1 1 1 1
Johnny Logan, R OBP: 0.333, SLG: 0.406 (1, 6) X	0-0 5-3 ②		0-0 6-3 ③		0-0 1-3 ③		0-3 K ③			4 0 0 0 0 1 5
Eddie Mathews, L OBP: 0.400, SLG: 0.644 (1, 5) X	0-0 4-3 ③			0-0 2-3 ①		0-3 K ①		0-0 4-3 ①		4 0 0 0 0 1 0
Del Crandall, R OBP: 0.332, SLG: 0.442 (1, 2) X		0-0 K E 1B		0-0 5-3 ②		0-0 5-3 ②		0-0 F9 ②		4 0 1 0 0 0 0
Jim Pendleton, R OBP: 0.300, SLG: 0.430 (1, 9) X		0-0 E6 1B 1-2		0-0 F8 ③		0-0 4-3 ③		0-0 P6 ③		4 0 0 0 0 0 1
Joe Adcock, R OBP: 0.324, SLG: 0.428 (1, 3) X		0-3 K ① ② 2-3			0-0 5-3 ①		0-0 F8 ①		0-0 6-3 ①	4 0 0 0 0 1 2
Sid Gordon, R OBP: 0.372, SLG: 0.463 (1, 7) X		0-0 1-3 1B		4-0 FC3-6 BB		0-0 F8 ②		0-0 1B 2B		3 1 2 0 1 0 0
Jack Dittmer, L OBP: 0.292, SLG: 0.360 (1, 4) X		0-3 K ③		0-0 FC3-6 BB 1-2f 2B		0-0 2B 1B		0-0 F8 ②		4 1 1 0 0 1 4
Johnny Antonelli, L OBP: 0.172, SLG: 0.145 (1, 1) X			0-0 4-3 ①		4-0 2B BB 1-2		0-0 1-3 2B		0-0 2-H 1B	2 0 1 0 1 0 0
George Crowe, L OBP: 0.342, SLG: 0.429 (9, PH)										1 0 1 1 0 0 0
Sibby Sisti, R OBP: 0.409, SLG: 0.294 (9, PR)										0 0 0 0 0 0 0

Inning Stats	R: 0	H: 0	E: 0	K: 0	S: 3	R: 0	H: 2	E: 1	K: 2	S: 9	R: 0	H: 0	E: 0	K: 0	S: 3	R: 0	H: 0	E: 0	K: 0	S: 3	R: 1	H: 1	E: 0	K: 0	S: 4	R: 0	H: 0	E: 0	K: 1	S: 5	R: 0	H: 2	E: 0	K: 1	S: 7	R: 0	H: 0	E: 0	K: 0	S: 3	R: 1	H: 2	E: 0	K: 1	S: 7	R: 0	H: 0	E: 0	K: 0	S: 3	R: 0	H: 2	E: 0	K: 1	S: 7	1B: 4	2B: 3	3B: 0	HR: 0	SF: 0	SAC: 0	DP: 0	HBP: 0	WP: 0	PA: 37
	0	0	0	0	3	0	2	1	2	9	0	0	0	0	3	0	0	0	0	3	1	1	0	2	12	0	0	0	1	5	0	0	0	0	3	0	2	0	1	11	0	0	0	0	3	0	0	0	0	7	4	3	0	0	0	0	0	0	0	37					

PITCHER	IP	WLS	BF	H	R	ER	SO	BB	IBB	HBP	BLK	WP	HR	S	P	ERA	WHIP
Stu Miller, R ERA: 5.75 (1, 1)	9.0	W	37	7	2	2	5	2	1	0	0	0	0	44	56	2.00	1.000

BOTTOM


St. Louis Cardinals @ Milwaukee Braves
Milwaukee County Stadium, Milwaukee, WI

AB	34
R	2
H	7
RBI	2
BB	3
SO	5
LOB	13



Fri Sep 04 1953, 4:33 AM EDT
 Att. 34,092 - Unknown

livebaseballscorecards.com

Batter	1	2	3	4	5	6	7	8	9	AB R H RBI BB SO LOB	TOP			
Solly Hemus, L (1, 6) OBP: 0.383, SLG: 0.451	0-0 4-3		0-0 1B		0-0 G3		0-0 F5		0-0 F7	5 0 1 0 0 0 1				
Red Schoendienst, S (1, 4) OBP: 0.397, SLG: 0.505 Dick Schofield, S (7, PR) OBP: 0.220, SLG: 0.333 Al Brazle, L (7, 1) OBP: 0.308, SLG: 0.385	0-0 HR			0-0 F8		0-0 1B 1B	0-0 E6 1B		0-0 F8	4 2 2 1 0 0 0 0 1 0 0 0 0 0 1 0 0 0 0 0 0				
Stan Musial, L (1, 7) OBP: 0.433, SLG: 0.583	0-0 G3			0-0 FC5-4 1B		0-0 1B 1B	0-0 1B 1B		0-0 HR	5 3 4 1 0 0 0				
Ray Jablonski, R (1, 5) OBP: 0.308, SLG: 0.438 Harvey Haddix, L (9, PR) OBP: 0.321, SLG: 0.372 Pete Castiglione, R (9, 5) OBP: 0.230, SLG: 0.287	0-3 K		0-0 FC5-4 1-2f	0-0 FC5-4		0-3 K	0-0 1B 1B		0-0 1B 1B	5 0 2 1 0 2 3 0 0 0 0 0 0 0 0 0 0 0 0 0 0				
Enos Slaughter, L (1, 9) OBP: 0.410, SLG: 0.433		0-0 4-3		0-0 F3		4-0 1B 1B	0-0 1B 1B		0-0 1B	4 0 2 1 1 0 1				
Steve Bilko, R (1, 3) OBP: 0.347, SLG: 0.441		0-0 F3			0-0 P4	0-0 1B	0-0 F8			4 0 1 2 0 0 2				
Rip Repulski, R (1, 8) OBP: 0.333, SLG: 0.446		0-0 F8			0-0 2B 1B	0-3 K		0-0 6-3		4 1 1 0 0 1 2	AB 40 R 7 H 14 RBI 7 BB 1 SO 4 LOB 12			
Del Rice, R (1, 2) OBP: 0.305, SLG: 0.325			0-0 5-3		0-0 2B	0-3 K		0-0 4-3		4 0 1 1 0 1 2				
Gerry Staley, R (1, 1) OBP: 0.137, SLG: 0.087 Harry Elliott, R (5, PH) OBP: 0.333, SLG: 0.480 Hal White, R (5, 1) Cliff Chambers, L (5, 1) OBP: 0.125, SLG: 0.188 Peanuts Lowrey, R (7, PH) OBP: 0.322, SLG: 0.440			0-0 6-3		0-0 6-3		0-0 F7	0-0 1-3		1 0 0 0 0 0 0 1 0 0 0 0 0 1 0 0 0 0 0 0 0 0 0 0 0 0 0 0 2 0 0 0 0 0 0				
Inning Stats	R: 1 H: 1 E: 0 LOB: 0 K: 1 BB: 0 S: 6 P: 6	R: 0 H: 0 E: 0 LOB: 0 K: 0 BB: 0 S: 3 P: 3	R: 0 H: 1 E: 0 LOB: 1 K: 0 BB: 0 S: 3 P: 3	R: 0 H: 1 E: 0 LOB: 1 K: 0 BB: 0 S: 4 P: 4	R: 1 H: 2 E: 0 LOB: 1 K: 0 BB: 0 S: 5 P: 5	R: 2 H: 3 E: 0 LOB: 2 K: 3 BB: 1 S: 12 P: 16	R: 2 H: 3 E: 1 LOB: 2 K: 0 BB: 0 S: 7 P: 7	R: 0 H: 0 E: 0 LOB: 0 K: 0 BB: 0 S: 3 P: 3	R: 1 H: 3 E: 0 LOB: 2 K: 0 BB: 0 S: 5 P: 5	1B: 11 SF: 0 2B: 1 SAC: 0 3B: 0 DP: 0 HR: 2 HBP: 0	WP: 0 PA: 41 PB: 0 SB: 0 CS: 0			
PITCHER	IP WLS BF H R ER SO BB IBB HBP BLK WP HR S P ERA WHIP												PITCHER	IP WLS BF H R ER SO BB IBB HBP BLK WP HR S P ERA WHIP
Warren Spahn, L (1, 1) ERA: 2.27	6.2 L 32 11 6 4 4 1 0 0 0 0 0 1 39 43 5.40 1.800													
Ernie Johnson, R (7, 1) ERA: 3.0	1.1 4 0 0 0 0 0 0 0 0 0 0 0 4 4 0.00 0.000													
Vern Bickford, R (9, 1) ERA: 5.46	1.0 5 3 1 1 0 0 0 0 0 0 0 0 1 5 9.00 3.000													

St. Louis Cardinals @ Milwaukee Braves
Milwaukee County Stadium, Milwaukee, WI

Sat Sep 05 1953, 4:33 AM EDT
Att: 27,722 - Unknown

livebaseballscorecards.com



Batter	1	2	3	4	5	6	7	8	9	AB	R	H	RBI	BB	SO	LOB
Bill Bruton, L OBP: 0.305, SLG: 0.329 (1, 8)	0-0 E G6-4-3 1B		0-0 P6	0-0 FC3-6 1-2f 2-3	0-0 1-3			0-0 B1-3		5	1	1	0	0	0	5
Johnny Logan, R OBP: 0.330, SLG: 0.403 (1, 6)	0-0 E5 G6-4-3 1-2		0-0 4-3	0-0 F8 1-2 3-H			0-0 F9	0-0 P6		5	0	0	1	0	0	2
Eddie Mathews, L OBP: 0.403, SLG: 0.646 (1, 5)	4-0 G6-4-3 1-2 2-3 IBB		0-0 2B	4-0 IBB			0-0 4-3		0-0 FC1-5 1B 1B	3	0	2	0	2	0	0
Del Crandall, R OBP: 0.331, SLG: 0.438 (1, 2)	0-0 G6-4-3 1-2f 2-3 3-H		0-0 F9	0-0 5-3			0-0 P6		0-0 FC5 FC1-5 1-2 1B	5	0	1	0	0	0	5
Jim Pendleton, R OBP: 0.303, SLG: 0.429 (1, 9)	0-0 6-3			0-0 1B S HR 1B	0-0 1B BB 1B		0-0 4-3		0-0 FC1-5 1-2 2-3f	5	1	2	0	0	0	3
Joe Adcock, R OBP: 0.324, SLG: 0.427 (1, 3)		0-0 F3		0-0 HR 1B	0-3 K		4-0 5-3 BB		0-0 F9	4	1	1	0	1	1	3
Sid Gordon, R OBP: 0.374, SLG: 0.469 (1, 7)		4-0 FC4-6 BB		0-0 HR 1B	4-0 1B BB		0-0 5-3		0-0 FC5 2-3f	3	1	1	3	2	0	3
Jack Dittmer, L OBP: 0.294, SLG: 0.362 (1, 4)		0-0 FC4-6		0-0 HR 1B	0-0 1B BB		0-0 5-3			3	1	2	0	0	0	1
Andy Pafko, R OBP: 0.346, SLG: 0.451 (7, PH)		0-0 FC4-6		0-0 F8 1B	0-0 1B BB					1	0	0	0	0	0	1
Sibby Sisti, R OBP: 0.409, SLG: 0.294 (8, 4)		0-0 FC4-6 1-2f		0-0 F8 1B	0-0 1B BB					0	0	0	0	0	0	0
Warren Spahn, L OBP: 0.239, SLG: 0.356 (1, 1)		0-0 F8		0-0 FC3-6 1B	0-3 K					3	0	1	0	0	1	4
Ernie Johnson, R OBP: 0.083, SLG: 0.083 (7, 1)										0	0	0	0	0	0	0
Walker Cooper, R OBP: 0.299, SLG: 0.357 (8, PH)										1	0	0	0	0	0	0
Vern Bickford, R OBP: 0.125, SLG: 0.067 (9, 1)								0-0 6-3		0	0	0	0	0	0	0

Inning Stats	R: 1	H: 1	E: 2	LOB: 1	K: 0	BB: 1	S: 4	P: 8	R: 0	H: 0	E: 0	LOB: 1	K: 0	BB: 1	S: 3	P: 7	R: 0	H: 1	E: 0	LOB: 1	K: 0	BB: 0	S: 4	P: 4	R: 4	H: 5	E: 1	LOB: 2	K: 0	BB: 1	S: 8	P: 12	R: 0	H: 2	E: 0	LOB: 0	K: 2	BB: 1	S: 9	P: 13	R: 0	H: 0	E: 0	LOB: 0	K: 0	BB: 0	S: 3	P: 3	R: 0	H: 0	E: 0	LOB: 1	K: 0	BB: 1	S: 3	P: 7	R: 0	H: 0	E: 0	LOB: 0	K: 0	BB: 0	S: 5	P: 5	R: 0	H: 2	E: 0	LOB: 2	K: 0	BB: 0	S: 5	P: 5	1B: 9	SF: 0	2B: 1	SAC: 0	3B: 0	DP: 1	HR: 1	HBP: 0	WP: 0	PA: 43
--------------	------	------	------	--------	------	-------	------	------	------	------	------	--------	------	-------	------	------	------	------	------	--------	------	-------	------	------	------	------	------	--------	------	-------	------	-------	------	------	------	--------	------	-------	------	-------	------	------	------	--------	------	-------	------	------	------	------	------	--------	------	-------	------	------	------	------	------	--------	------	-------	------	------	------	------	------	--------	------	-------	------	------	-------	-------	-------	--------	-------	-------	-------	--------	-------	--------

PITCHER	IP	WLS	BF	H	R	ER	SO	BB	IBB	HBP	BLK	WP	HR	S	P	ERA	WHIP
Gerry Staley, R ERA: 3.79 (1, 1)	4.0		22	7	5	4	0	1	1	0	0	0	0	19	31	9.00	2.000
Hal White, R ERA: 3.02 (5, 1)	0.1		4	2	0	0	1	1	0	0	0	0	0	5	9	0.00	9.000
Cliff Chambers, L ERA: 4.71 (5, 1)	1.2	W	5	0	0	0	1	0	0	0	0	0	0	7	7	0.00	0.000
Al Brazle, L ERA: 3.89 (7, 1)	3.0	S	12	2	0	0	0	1	0	0	0	0	0	11	15	0.00	1.000

BOTTOM

St. Louis Cardinals @ Milwaukee Braves
Milwaukee County Stadium, Milwaukee, WI


Sat Sep 05 1953, 4:33 AM EDT
Att. 27,722 - Unknown

livebaseballscores.com

AB	38
R	5
H	11
RBI	4
BB	5
SO	2
LOB	27



Batter	1	2	3	4	5	6	7	8	9	AB R H RBI BB SO LOB	TOP							
Solly Hemus, L (1, 6) OBP: 0.383, SLG: 0.451										0 0 0 0 0 0 0 0	St. Louis Cardinals @ Milwaukee Braves Milwaukee County Stadium, Milwaukee, WI Sun Sep 06 1953, 4:33 AM EDT Unknown livebaseballscorecards.com							
Red Schoendienst, S (1, 4) OBP: 0.397, SLG: 0.505										0 0 0 0 0 0 0 0								
Stan Musial, L (1, 7) OBP: 0.433, SLG: 0.583										0 0 0 0 0 0 0 0								
Enos Slaughter, L (1, 9) OBP: 0.410, SLG: 0.433										0 0 0 0 0 0 0 0								
Ray Jablonski, R (1, 5) OBP: 0.308, SLG: 0.438										0 0 0 0 0 0 0 0								
Steve Bilko, R (1, 3) OBP: 0.347, SLG: 0.441										0 0 0 0 0 0 0 0								
Rip Repulski, R (1, 8) OBP: 0.333, SLG: 0.446										0 0 0 0 0 0 0 0								
Del Rice, R (1, 2) OBP: 0.305, SLG: 0.325										0 0 0 0 0 0 0 0								
Joe Presko, R (1, 1) OBP: 0.255, SLG: 0.196	0 0 0 0 0 0 0 0	AB 0 R 0 H 0 RBI 0 BB 0 SO 0 LOB 0																
Inning Stats										1B: 0 SF: 0 2B: 0 SAC: 0 3B: 0 DP: 0 HR: 0 HBP: 0	WP: 0 PA: 0 PB: 0 SB: 0 CS: 0							
PITCHER Bob Buhl, R (1, 1) ERA: 2.85	IP	WLS	BF	H	R	ER	SO	BB	IBB	HBP	BLK	WP	HR	S	P	ERA	WHIP	PITCHER IP WLS BF H R ER SO BB IBB HBP BLK WP HR S P ERA WHIP

Batter	1	2	3	4	5	6	7	8	9	AB	R	H	RBI	BB	SO	LOB	TOP	
Solly Hemus, L (1, 6) OBP: 0.385, SLG: 0.452										0	0	0	0	0	0	0	St. Louis Cardinals @ Milwaukee Braves Milwaukee County Stadium, Milwaukee, WI Sun Sep 06 1953, 4:38 AM EDT Att: 32,837 - Unknown livebaseballscorecards.com	
Red Schoendienst, S (1, 4) OBP: 0.397, SLG: 0.503										0	0	0	0	0	0	0		
Stan Musial, L (1, 7) OBP: 0.432, SLG: 0.584										0	0	0	0	0	0	0		
Ray Jablonski, R (1, 5) OBP: 0.306, SLG: 0.435										0	0	0	0	0	0	0		
Enos Slaughter, L (1, 9) OBP: 0.407, SLG: 0.429										0	0	0	0	0	0	0		
Steve Bilko, R (1, 3) OBP: 0.345, SLG: 0.438										0	0	0	0	0	0	0		
Rip Repulski, R (1, 8) OBP: 0.334, SLG: 0.448										0	0	0	0	0	0	0		
Del Rice, R (1, 2) OBP: 0.307, SLG: 0.327										0	0	0	0	0	0	0		
John Romonosky, R (1, 1)										0	0	0	0	0	0	0		
Inning Stats																		1B: 0 SF: 0 2B: 0 SAC: 0 3B: 0 DP: 0 HR: 0 HBP: 0 WP: 0 PA: 0 PB: 0 SB: 0 CS: 0
PITCHER Don Liddle, L (1, 1) ERA: 2.84	IP	WLS	BF	H	R	ER	SO	BB	IBB	HBP	BLK	WP	HR	S	P	ERA	WHIP	PITCHER IP WLS BF H R ER SO BB IBB HBP BLK WP HR S P ERA WHIP
	0.0		0	0	0	0	0	0	0	0	0	0	0	0	0	∞	∞	

Batter	1	2	3	4	5	6	7	8	9	AB R H RBI BB SO LOB	TOP									
Bill Bruton, L (1, 8) OBP: 0.303, SLG: 0.324	4-0 BB 		0-3 K			0-0 F9	0-3 K			3 0 0 0 1 2 2										
Johnny Logan, R (1, 6) OBP: 0.330, SLG: 0.400	0-0 F7 1-2			0-0 F7		0-0 6-3		0-0 4-3		4 0 0 0 0 0 1										
Eddie Mathews, L (1, 5) OBP: 0.404, SLG: 0.648	0-0 P4			0-0 P4			4-0 1B BB	0-0 4-3		3 1 0 0 1 0 1										
Andy Pafo, R (1, 9) OBP: 0.346, SLG: 0.449	0-3 K			0-0 6-3		0-0 1B F8 1B	0-0 F8			4 1 1 0 0 1 1										
Jim Pendleton, R (1, 7) OBP: 0.316, SLG: 0.456		0-3 K			0-0 S 1B		0-0 2B E 1B	0-0 1-3		4 1 2 1 0 1 0										
Del Crandall, R (1, 2) OBP: 0.331, SLG: 0.432		0-3 K			0-0 5-3 1-2		0-3 K	4-0 G4-6-3 BB		3 0 0 0 1 2 3 0 0 0 0 0 0 0										
Sibby Sisti, R (9, PR) OBP: 0.409, SLG: 0.294																				
Joe Adcock, R (1, 3) OBP: 0.325, SLG: 0.431		0-0 F7			0-0 F8		0-0 F8	0-0 G4-6-3		4 0 0 1 0 0 3										
Jack Dittmer, L (1, 4) OBP: 0.293, SLG: 0.362			0-0 5-3		0-0 F7		0-0 E 2B			3 0 1 0 0 0 1										
Lew Burdette, R (1, 1) OBP: 0.178, SLG: 0.178			0-3 K			0-0 F5	0-0 E4			2 0 0 0 0 1 0										
George Crowe, L (7, PH) OBP: 0.333, SLG: 0.417										1 0 0 0 0 0 1										
Mel Roach, R (7, PR)										0 0 0 0 0 0 0										
Dave Jolly, R (7, 1)										0 0 0 0 0 0 0										
Inning Stats	R: 0 E: 0 K: 1 S: 5	H: 0 LOB: 1 BB: 1 P: 9	R: 0 E: 0 K: 2 S: 7	H: 0 LOB: 0 BB: 0 P: 7	R: 0 E: 0 K: 2 S: 7	H: 0 LOB: 0 BB: 0 P: 7	R: 0 E: 0 K: 0 S: 3	H: 0 LOB: 0 BB: 0 P: 3	R: 0 E: 0 K: 0 S: 3	H: 0 LOB: 0 BB: 0 P: 3	R: 3 E: 1 K: 2 S: 11	H: 3 LOB: 2 BB: 1 P: 15	R: 0 E: 0 K: 0 S: 3	H: 0 LOB: 0 BB: 0 P: 3	R: 0 E: 0 K: 0 S: 2	H: 0 LOB: 1 BB: 1 P: 6	1B: 3 2B: 1 3B: 0 HR: 0	SF: 0 SAC: 0 DP: 1 HBP: 0	WP: 0 PB: 0 SB: 2 CS: 0	PA: 34
PITCHER	IP WLS BF H R ER SO BB IBB HBP BLK WP HR S P ERA WHIP																			
Warren Hacker, R (1, 1) ERA: 4.49	6.2 W 26 4 3 2 6 2 0 0 0 0 0 0 36 44 2.70 0.900																			
Turk Lown, R (7, 1) ERA: 5.22	2.1 S 8 0 0 0 1 1 0 0 0 0 0 0 9 13 0.00 0.429																			

Milwaukee Braves @ Chicago Cubs
Wrigley Field, Chicago, IL
Mon Sep 07 1953, 3:33 AM CDT
Unknown

livebaseballscorecards.com

AB	31
R	3
H	4
RBI	2
BB	3
SO	7
LOB	13



Batter	1	2	3	4	5	6	7	8	9	AB R H RBI BB SO LOB	TOP											
Jim Pendleton, R (1, 8) OBP: 0.307, SLG: 0.444	0-0 F8		0-0 4-3		0-0 3-1			0-0 F8	0-0 FC6	5 0 0 0 0 0 3												
Johnny Logan, R (1, 6) OBP: 0.331, SLG: 0.401	0-0 6-3		0-0 1B			0-0 E6 1B		0-0 FC6-4 1B		4 1 2 1 0 0 0												
Eddie Mathews, L (1, 5) OBP: 0.404, SLG: 0.646	4-0 BB		0-0 G3			0-0 G5-4-3 1B		0-3 K		3 0 1 1 1 1 2												
Andy Pafo, R (1, 9) OBP: 0.344, SLG: 0.445	0-0 F9			0-0 6-3		0-0 G5-4-3		0-0 FC6-4		4 0 0 0 0 0 3												
Sid Gordon, R (1, 7) OBP: 0.373, SLG: 0.463		0-0 6-3		0-0 F3		4-0 BB			0-0 HR 1B	3 1 1 0 1 0 0												
Walker Cooper, R (1, 2) OBP: 0.283, SLG: 0.336		0-0 F8		0-0 F8		0-0 4-3			0-0 F8	4 0 0 0 0 0 2												
Joe Adcock, R (1, 3) OBP: 0.326, SLG: 0.432		0-0 6-3			0-0 4-3 1B		0-0 24-3-6-3 1B		0-0 F9	4 0 2 0 0 0 1												
Jack Dittmer, L (1, 4) OBP: 0.294, SLG: 0.372			0-0 SH5-4 1B 2B		0-0 4-3		0-0 G4-3-6-3		0-0 HR	4 2 2 2 0 0 2												
Jim Wilson, R (1, 1) OBP: 0.211, SLG: 0.250			0-0 SH5-4		0-0 4-3		0-0 6-3		0-0 FC6 1B	0 0 0 0 0 0 0												
Vern Bickford, R (3, 1) OBP: 0.125, SLG: 0.067										0 0 0 0 0 0 0												
Bob Thorpe, R (5, PH) OBP: 0.167, SLG: 0.167										1 0 0 0 0 0 1												
Max Surkont, R (5, 1) OBP: 0.344, SLG: 0.411										1 0 0 0 0 0 0												
Del Crandall, R (9, PH) OBP: 0.332, SLG: 0.434										1 0 1 0 0 0 0												
Inning Stats	R: 0 E: 0 K: 0 S: 3	H: 0 LOB: 1 BB: 1 P: 7	R: 0 E: 0 K: 0 S: 3	H: 0 LOB: 0 BB: 0 P: 3	R: 1 E: 0 K: 0 S: 5	H: 2 LOB: 1 BB: 0 P: 5	R: 0 E: 0 K: 0 S: 3	H: 0 LOB: 0 BB: 0 P: 3	R: 0 E: 0 K: 0 S: 4	H: 1 LOB: 1 BB: 0 P: 4	R: 1 E: 1 K: 0 S: 4	H: 1 LOB: 1 BB: 1 P: 8	R: 0 E: 0 K: 0 S: 3	H: 1 LOB: 0 BB: 0 P: 3	R: 0 E: 0 K: 1 S: 6	H: 1 LOB: 1 BB: 0 P: 6	R: 2 E: 0 K: 0 S: 6	H: 3 LOB: 1 BB: 0 P: 6	1B: 7 2B: 1 3B: 0 HR: 1	SF: 0 SAC: 1 DP: 2 HBP: 0	WP: 0 PB: 0 SB: 0 CS: 0	PA: 37
PITCHER Howie Pollet, L (1, 1) ERA: 4.49	IP: 9.0 WLS: W BF: 37 H: 9 R: 4 ER: 3 SO: 1 BB: 2 IBB: 0 HBP: 0 BLK: 0 WP: 0 HR: 1 S: 37 P: 45 ERA: 3.00 WHIP: 1.222																					

Milwaukee Braves @ Chicago Cubs
Wrigley Field, Chicago, IL
Mon Sep 07 1953, 3:38 AM CDT
Att: 27,401 - Unknown

livebaseballscorecards.com

AB 34
R 4
H 9
RBI 4
BB 2
SO 1
LOB 14



Batter	1	2	3	4	5	6	7	8	9
Frank Baumholtz, L (1, 8) Hal Jeffcoat, R (8, 8) OBP: 0.356, SLG: 0.412 OBP: 0.308, SLG: 0.326	0-0 6-3	0-0 1-3		0-0 L4			0-0 HR	0-0 F3	
Eddie Miksis, R (1, 4) OBP: 0.289, SLG: 0.344	0-0 S BB 1B		0-0 HR 1B	0-0 6-3			0-3 K		
Dee Fondy, L (1, 3) OBP: 0.360, SLG: 0.488	4-0 S BB 1-2		0-0 1-H HR	0-0 4-3			0-0 1B		
Ralph Kiner, R (1, 7) OBP: 0.391, SLG: 0.505	0-3 K 1-2 2-3		0-0 E8 3B 1B		0-3 K		0-0 F4		
Hank Sauer, R (1, 9) OBP: 0.371, SLG: 0.500	4-0 IBB		0-0 F9 3B 2-H		0-3 K		0-3 K		
Randy Jackson, R (1, 5) OBP: 0.339, SLG: 0.478	0-0 F5		0-0 6-3		0-0 6-3			0-0 2B F9 1B	
Joe Garagiola, L (1, 2) OBP: 0.354, SLG: 0.383		0-0 F8	4-0 FC6 BB			0-0 G6-4-3 1B		0-0 1-3 2B	
Roy Smalley, R (1, 6) OBP: 0.323, SLG: 0.352		0-0 E5 WP	0-0 F9			0-0 G6-4-3 1-2f		0-0 F9 3-H	
Howie Pollet, L (1, 1) OBP: 0.229, SLG: 0.156		0-0 F8 1-2	0-0 FC6 1-2f			0-0 3-1		0-0 6-3	

Inning Stats	R: 0 E: 0 K: 1 S: 6	H: 1 LOB: 3 BB: 2 P: 14	R: 0 E: 1 K: 0 S: 4	H: 0 LOB: 1 BB: 0 P: 4	R: 4 E: 1 K: 0 S: 7	H: 4 LOB: 1 BB: 1 P: 11	R: 0 E: 0 K: 0 S: 3	H: 0 LOB: 0 BB: 0 P: 3	R: 0 E: 0 K: 2 S: 7	H: 0 LOB: 0 BB: 0 P: 7	R: 0 E: 0 K: 0 S: 3	H: 1 LOB: 0 BB: 0 P: 3	R: 1 E: 0 K: 2 S: 9	H: 2 LOB: 1 BB: 0 P: 9	R: 1 E: 0 K: 0 S: 5	H: 2 LOB: 1 BB: 0 P: 5
--------------	------------------------------	----------------------------------	------------------------------	---------------------------------	------------------------------	----------------------------------	------------------------------	---------------------------------	------------------------------	---------------------------------	------------------------------	---------------------------------	------------------------------	---------------------------------	------------------------------	---------------------------------

PITCHER	IP	WLS	BF	H	R	ER	SO	BB	IBB	HBP	BLK	WP	HR	S	P	ERA	WHIP
Jim Wilson, R (1, 1) ERA: 4.5	2.0	L	14	5	4	4	1	1	1	0	0	1	1	14	22	18.00	3.000
Vern Bickford, R (3, 1) ERA: 5.28	2.0		7	0	0	0	0	1	0	0	0	0	0	6	10	0.00	0.500
Max Surkont, R (5, 1) ERA: 4.21	4.0		16	5	2	2	4	0	0	0	0	0	1	24	24	4.50	1.250

BOTTOM

AB	R	H	RBI	BB	SO	LOB
4	1	1	1	0	0	1
1	0	0	0	0	0	1
4	1	2	0	0	1	0
3	1	2	2	1	0	0
4	1	1	0	0	2	3
3	1	1	1	1	2	1
4	1	1	0	0	0	4
3	0	2	0	1	0	0
4	0	0	2	0	0	3
4	0	0	0	0	0	3

AB	34
R	6
H	10
RBI	6
BB	3
SO	5
LOB	16



WP	PA	ERA	WHIP
1	37		
0			
2			
0			

Milwaukee Braves @ Chicago Cubs
 Wrigley Field, Chicago, IL
 Mon Sep 07 1953, 3:38 AM CDT
 Att. 27,401 - Unknown

livebaseballscorecards.com

Batter	1	2	3	4	5	6	7	8	9	AB R H RBI BB SO LOB	TOP											
Ted Kazanski, R (1, 6) OBP: 0.278, SLG: 0.320	0-3 K		0-3 K		0-3 K		4-0 BB		0-0 1B	4 0 1 0 1 3 1	Philadelphia Phillies @ Milwaukee Braves Milwaukee County Stadium, Milwaukee, WI Tue Sep 08 1953, 4:33 AM EDT Att: 28,629 - Unknown livebaseballscorecards.com											
Richie Ashburn, L (1, 8) OBP: 0.388, SLG: 0.407	0-0 6-3			0-0 1B		0-0 6-3	0-0 L7		0-0 G3	5 0 1 0 0 0 4												
Eddie Waitkus, L (1, 3) OBP: 0.329, SLG: 0.357	0-3 K			0-3 K		0-0 1-3			0-0 G3	4 0 0 0 0 2 1												
Del Ennis, R (1, 7) OBP: 0.337, SLG: 0.469		0-0 F3		0-0 F8		4-0 HR			0-0 1B	3 1 1 0 1 0 1												
Granny Hamner, R (1, 4) OBP: 0.315, SLG: 0.466		4-0 FC3-6		0-0 1B		0-0 HR			0-0 F5	3 1 2 2 1 0 1												
Smoky Burgess, L (1, 2) OBP: 0.386, SLG: 0.432		0-0 FC3-6		0-3 K		0-0 F7			0-3 K	4 0 0 0 0 2 4												
Stan Lopata, R (8, 2) OBP: 0.325, SLG: 0.403		1-2 1B								0 0 0 0 0 0 0												
Johnny Wyrostek, L (1, 9) OBP: 0.347, SLG: 0.367		0-0 F9				0-0 G3			0-3 K	4 0 0 0 0 2 1												
Willie Jones, R (1, 5) OBP: 0.348, SLG: 0.391			0-0 1-3		0-0 F8				0-0 5-3	4 0 0 0 0 0 0												
Johnny Lindell, R (1, 1) OBP: 0.409, SLG: 0.500			0-3 K		0-0 1B				4-0 1B	3 0 2 0 1 1 0												
Inning Stats	R: 0 E: 0 K: 2 S: 7	H: 0 LOB: 0 BB: 0 P: 7	R: 0 E: 0 K: 0 S: 3	H: 0 LOB: 1 BB: 1 P: 7	R: 0 E: 0 K: 2 S: 7	H: 0 LOB: 0 BB: 0 P: 7	R: 0 E: 0 K: 2 S: 9	H: 2 LOB: 2 BB: 0 P: 9	R: 0 E: 0 K: 1 S: 6	H: 1 LOB: 1 BB: 0 P: 6	R: 2 E: 0 K: 0 S: 4	H: 1 LOB: 0 BB: 1 P: 8	R: 0 E: 0 K: 1 S: 6	H: 1 LOB: 2 BB: 1 P: 10	R: 0 E: 0 K: 1 S: 6	H: 1 LOB: 1 BB: 0 P: 6	R: 0 E: 0 K: 1 S: 6	H: 1 LOB: 2 BB: 1 P: 10	1B: 6 2B: 0 3B: 0 HR: 1	SF: 0 SAC: 0 DP: 0 HBP: 0	WP: 0 PB: 0 SB: 0 CS: 0	PA: 38
PITCHER Johnny Antonelli, L (1, 1) ERA: 3.33	IP: 9.0 WLS: W BF: 38 H: 7 R: 2 ER: 2 SO: 10 BB: 4 IBB: 0 HBP: 0 BLK: 0 WP: 0 HR: 1 S: 54 P: 70 ERA: 2.00 WHIP: 1.222											PITCHER	IP: 9.0 WLS: W BF: 38 H: 7 R: 2 ER: 2 SO: 10 BB: 4 IBB: 0 HBP: 0 BLK: 0 WP: 0 HR: 1 S: 54 P: 70 ERA: 2.00 WHIP: 1.222									

Philadelphia Phillies @ Milwaukee Braves
 Milwaukee County Stadium, Milwaukee, WI

AB	34
R	2
H	7
RBI	2
BB	4
SO	10
LOB	13



Batter	1	2	3	4	5	6	7	8	9	AB	R	H	RBI	BB	SO	LOB					
Bill Bruton, L OBP: 0.305, SLG: 0.323 (1, 8)	4-0 3B BB	4-0 1-2 BB		4-0 2-3 BB		0-0 4-3			0-3 K SH2-4 FC	2	2	0	0	3	1	0					
Johnny Logan, R OBP: 0.331, SLG: 0.403 (1, 6)	0-0 L7 3B	0-0 6-3		0-0 P6			0-0 L6		0-0 SH2-4	4	1	1	1	0	0	4					
Eddie Mathews, L OBP: 0.404, SLG: 0.643 (1, 5)	0-0 L7		0-0 SH1-3 1B		0-0 F8		0-0 F9		4-0 FC IBB	4	0	1	1	1	0	0					
Andy Pafko, R OBP: 0.345, SLG: 0.443 (1, 9)	4-0 1B BB		0-0 SH1-3		4-0 BB BB		0-0 F8		0-0 FC	2	0	0	1	2	0	1					
Jim Pendleton, R OBP: 0.311, SLG: 0.450 (1, 7)	0-0 1B		0-0 F3		0-0 P4			0-0 1B 2B		4	0	2	0	0	0	2					
Del Crandall, R OBP: 0.334, SLG: 0.433 (1, 2)	0-0 G5-4-3		0-0 F7		4-0 BB			0-0 5-3 1B		3	0	1	0	1	0	3					
Joe Adcock, R OBP: 0.324, SLG: 0.428 (1, 3)		0-0 E5		0-3 K		0-0 P4		0-3 K		4	0	0	0	0	2	4					
Jack Dittmer, L OBP: 0.292, SLG: 0.369 (1, 4)		0-0 3-6		0-0 L3		0-0 F5		0-0 5-3		4	0	0	0	0	0	3					
Johnny Antonelli, L OBP: 0.194, SLG: 0.186 (1, 1)		0-0 BB 1B		0-0 PB 2B		0-0 F8		0-0 P6		4	0	2	0	0	0	2					
Inning Stats	R: 2 E: 0 K: 0 S: 4	H: 2 LOB: 1 BB: 2 P: 12	R: 0 E: 1 K: 0 S: 4	H: 1 LOB: 2 BB: 1 P: 8	R: 0 E: 0 K: 0 S: 4	H: 1 LOB: 1 BB: 0 P: 4	R: 0 E: 0 K: 1 S: 6	H: 1 LOB: 2 BB: 1 P: 10	R: 0 E: 0 K: 0 S: 3	H: 0 LOB: 2 BB: 2 P: 11	R: 0 E: 0 K: 0 S: 3	H: 0 LOB: 0 BB: 0 P: 3	R: 0 E: 0 K: 1 S: 7	H: 2 LOB: 2 BB: 0 P: 7	R: 1 E: 1 K: 1 S: 5	H: 0 LOB: 2 BB: 1 P: 9	1B: 4 2B: 3 3B: 1 HR: 0	SF: 0 SAC: 2 DP: 2 HBP: 0	WP: 0 PB: 1 SB: 0 CS: 0	PA: 40	
PITCHER Johnny Lindell, R ERA: 4.6 (1, 1)	IP 8.1	WLS L	BF 40	H 7	R 3	ER 2	SO 3	BB 6	IBB 1	HBP 0	BLK 0	WP 0	HR 0	S 39	P 67	ERA 2.16	WHIP 1.560				

BOTTOM

Philadelphia Phillies @ Milwaukee Braves
Milwaukee County Stadium, Milwaukee, WI

AB 31
R 3
H 7
RBI 3
BB 7
SO 3
LOB 19



Tue Sep 08 1953, 4:33 AM EDT
Att. 28,629 - Unknown

livebaseballscorecards.com

Batter	1	2	3	4	5	6	7	8	9	AB R H RBI BB SO LOB	TOP	
Ted Kazanski, R (1, 6) OBP: 0.274, SLG: 0.315	0-3 K		0-0 4-3		0-0 G3			0-3 K		4 0 0 0 0 2 1	Philadelphia Phillies @ Milwaukee Braves Milwaukee County Stadium, Milwaukee, WI Wed Sep 09 1953, 4:33 AM EDT Att: 31,049 - Unknown livebaseballscorecards.com	
Richie Ashburn, L (1, 8) OBP: 0.387, SLG: 0.406	0-0 4-3			0-0 4-3		0-0 F2		0-0 BB 1B		4 0 1 0 0 0 0		
Earl Torgeson, L (1, 3) OBP: 0.376, SLG: 0.480	0-3 K			0-0 E 1B		0-0 4-3		4-0 BB 1-2 BB		3 0 1 0 1 1 0		
Del Ennis, R (1, 7) OBP: 0.338, SLG: 0.468		0-0 F8		0-0 E1 1-3 1B		4-0 BB		0-0 F7		3 0 1 0 1 0 2		
Granny Hamner, R (1, 4) OBP: 0.317, SLG: 0.465		0-0 F2		4-0 IBB		0-0 F9		0-0 BLK HR 1B		3 1 1 0 1 0 1		
Stan Lopata, R (1, 2) OBP: 0.324, SLG: 0.414		0-0 F7		0-0 F6		0-0 F8		0-0 1-H HR		4 1 1 2 0 0 3		
Johnny Wyrostek, L (1, 9) OBP: 0.343, SLG: 0.363			0-3 K	0-0 4-3		0-0 F9		0-3 K		4 0 0 0 0 2 3		
Willie Jones, R (1, 5) OBP: 0.346, SLG: 0.387			0-0 F8		0-0 F5		0-0 5-3		0-0 F9			4 0 0 0 0 0 0
Bob Miller, R (1, 1) OBP: 0.191, SLG: 0.213			0-0 1B		0-3 K			0-3 K	0-3 K	4 0 1 0 0 3 0		
Inning Stats	R: 0 E: 0 K: 2 S: 7 H: 0 LOB: 0 BB: 0 P: 7	R: 0 E: 0 K: 0 S: 3 H: 0 LOB: 0 BB: 0 P: 3	R: 0 E: 0 K: 1 S: 6 H: 1 LOB: 1 BB: 0 P: 6	R: 0 E: 1 K: 0 S: 5 H: 2 LOB: 3 BB: 1 P: 9	R: 0 E: 0 K: 1 S: 5 H: 0 LOB: 0 BB: 0 P: 5	R: 0 E: 0 K: 0 S: 3 H: 0 LOB: 1 BB: 1 P: 7	R: 0 E: 0 K: 0 S: 3 H: 0 LOB: 0 BB: 0 P: 3	R: 0 E: 0 K: 2 S: 8 H: 1 LOB: 2 BB: 1 P: 12	R: 2 E: 0 K: 2 S: 9 H: 2 LOB: 0 BB: 0 P: 9	1B: 5 2B: 0 3B: 0 HR: 1 SF: 0 SAC: 0 DP: 0 HBP: 0	WP: 0 PB: 0 SB: 0 CS: 0 PA: 36	
PITCHER Warren Spahn, L (1, 1) ERA: 2.23	IP 9.0 WLS L BF 36 H 6 R 2 ER 2 SO 8 BB 2 IBB 1 HBP 0 BLK 1 WP 0 HR 1 S 49 P 61 ERA 2.00 WHIP 0.889											PITCHER IP WLS BF H R ER SO BB IBB HBP BLK WP HR S P ERA WHIP

Philadelphia Phillies @ Milwaukee Braves
Milwaukee County Stadium, Milwaukee, WI
 Wed Sep 09 1953, 4:33 AM EDT
 Att: 31,049 - Unknown

AB	33
R	2
H	6
RBI	2
BB	3
SO	8
LOB	10



Batter	1	2	3	4	5	6	7	8	9	AB R H RBI BB SO LOB
Bill Bruton, L OBP: 0.305, SLG: 0.323 (1, 8)	0-0 F8 BB 1B		0-0 G3			0-0 F7		0-0 F6		4 0 1 0 0 0 0
Johnny Logan, R OBP: 0.332, SLG: 0.402 (1, 6)	4-0 1B F8 1-2 BB		0-0 F6			0-0 5-3			4-0 1B BB	2 0 0 0 2 0 0
Eddie Mathews, L OBP: 0.402, SLG: 0.638 (1, 5)	0-0 F8 1-2 2-3		0-0 F7			0-0 F9			0-3 K	4 0 0 0 0 1 3
Andy Pafko, R OBP: 0.344, SLG: 0.440 (1, 9)	4-0 1B BB			0-0 6-3			0-0 F7		0-0 F8	3 0 0 0 1 0 1
Jim Pendleton, R OBP: 0.315, SLG: 0.451 (1, 7)	0-0 1B			0-3 K			0-0 E4		0-0 1B	4 0 2 0 0 1 0
Del Crandall, R OBP: 0.332, SLG: 0.429 (1, 2) George Crowe, L OBP: 0.325, SLG: 0.405 (9, PH)	0-3 K2-3			0-3 K			0-0 F5		0-0 4-3	3 0 0 0 0 2 4 1 0 0 0 0 0 2
Joe Adcock, R OBP: 0.322, SLG: 0.426 (1, 3)		0-0 F6			0-0 6-3		0-0 F8			3 0 0 0 0 0 1
Jack Dittmer, L OBP: 0.290, SLG: 0.366 (1, 4)		0-0 4-3			0-0 F8			0-0 F8		3 0 0 0 0 0 0
Warren Spahn, L OBP: 0.228, SLG: 0.341 (1, 1)		0-0 4-3			0-3 K			0-3 K		3 0 0 0 0 2 0

Inning Stats	R: 0 E: 0 K: 1 S: 6	H: 2 LOB: 3 BB: 2 P: 14	R: 0 E: 0 K: 0 S: 3	H: 0 LOB: 0 BB: 0 P: 3	R: 0 E: 0 K: 0 S: 3	H: 0 LOB: 0 BB: 0 P: 3	R: 0 E: 0 K: 2 S: 7	H: 0 LOB: 0 BB: 0 P: 7	R: 0 E: 0 K: 1 S: 5	H: 0 LOB: 0 BB: 0 P: 5	R: 0 E: 0 K: 0 S: 3	H: 0 LOB: 0 BB: 0 P: 3	R: 0 E: 1 K: 0 S: 4	H: 0 LOB: 1 BB: 0 P: 4	R: 0 E: 0 K: 1 S: 5	H: 0 LOB: 0 BB: 0 P: 5	R: 0 E: 0 K: 1 S: 6	H: 1 LOB: 2 BB: 1 P: 10	1B: 3 2B: 0 3B: 0 HR: 0	SF: 0 SAC: 0 DP: 0 HBP: 0														
PITCHER Bob Miller, R ERA: 3.95 (1, 1)	IP 9.0	WLS W	BF 33	H 3	R 0	ER 0	SO 6	BB 3	IBB 0	HBP 0	BLK 0	WP 0	HR 0	S 42	P 54	ERA 0.00	WHIP 0.667	IP 9.0	WLS W	BF 33	H 3	R 0	ER 0	SO 6	BB 3	IBB 0	HBP 0	BLK 0	WP 0	HR 0	S 42	P 54	ERA 0.00	WHIP 0.667

BOTTOM

Philadelphia Phillies @ Milwaukee Braves
Milwaukee County Stadium, Milwaukee, WI

Wed Sep 09 1953, 4:33 AM EDT
Att. 31,049 - Unknown

livebaseballscorecards.com

AB	30
R	0
H	3
RBI	0
BB	3
SO	6
LOB	11



WP: 0	PA: 33
PB: 0	
SB: 1	
CS: 0	

Brooklyn Dodgers @ Milwaukee Braves
 Milwaukee County Stadium, Milwaukee, WI

Fri Sep 11 1953, 4:33 AM EDT
 Att: 34,260 - Unknown

livebaseballscorecards.com

AB	42
R	9
H	14
RBI	9
BB	7
SO	7
LOB	17



WP	0	PA	50
PB	0		
SB	0		
CS	1		

AB R H RBI BB SO LOB

5 1 2 0 1 1 2

6 1 2 2 0 0 2

2 2 0 0 4 0 0

5 2 4 4 1 0 1

4 0 2 2 1 1 0

5 0 0 0 0 1 7

5 1 1 0 0 1 3

5 1 2 1 0 1 1

2 1 1 0 0 1 0

2 0 0 0 0 1 1

1 0 0 0 0 0 0

1B: 10 SF: 0
 2B: 0 SAC: 0
 3B: 2 DP: 0
 HR: 2 HBP: 0

Batter	1	2	3	4	5	6	7	8	9	10																										
Bill Bruton, L OBP: 0.307, SLG: 0.327 (1, 8)	0-1 6-3	2-3 K	4-2 CS BB		0-0 1-2 1B		2-2 F8 3B		2-0 4-3																											
Johnny Logan, R OBP: 0.332, SLG: 0.401 (1, 6)	1-2 1B BB 1B	1-2 BB BB 1B	1-1 CS	1-2 F7	0-1 F7		0-1 F8		1-1 5-3																											
Eddie Mathews, L OBP: 0.404, SLG: 0.636 (1, 5)	4-0 1B BB 1B	4-0 BB BB IBB		1-0 4-3		4-1 HR BB	4-2 BB		2-2 F6																											
Andy Patko, R OBP: 0.350, SLG: 0.457 (1, 9)	3-2 SAFE 1B 1-3 2-3	4-2 BB BB		1-1 1B		1-0 HR	3-2 F8		2-1 HR																											
Jim Pendleton, R OBP: 0.322, SLG: 0.452 (1, 7)	2-1 FC6-4 1B 1-2 3-H	4-2 BB		1-1 1B		1-3 K		1-1 F8																												
Del Crandall, R OBP: 0.327, SLG: 0.423 (1, 2)	0-0 FC6-4 1-2f	1-3 K		1-2 L5		1-0 5-3		0-0 B1-3																												
Joe Adcock, R OBP: 0.321, SLG: 0.428 (1, 3)					1-1 F8	0-0 E5		0-1 F8																												
Jack Dittmer, L OBP: 0.291, SLG: 0.367 (1, 4)		2-2 1B 1B	3-2 F4		1-0 1B	1-1 G3		1-3 K																												
Lew Burdette, R OBP: 0.191, SLG: 0.191 (1, 1)		0-0 1B BB 1B	0-3 K		0-0 F2		0-3 K		0-0 4-3																											
Ernie Johnson, R OBP: 0.071, SLG: 0.071 (5, 1)																																				
Don Liddle, L OBP: 0.121, SLG: 0.033 (9, 1)																																				
Inning Stats	R: 1 E: 0 K: 0 S: 11	H: 3 LOB: 2 BB: 1 P: 21	R: 4 E: 0 K: 3 S: 24	H: 4 LOB: 3 BB: 3 P: 45	R: 0 E: 0 K: 1 S: 13	H: 0 LOB: 0 BB: 1 P: 21	R: 0 E: 0 K: 0 S: 11	H: 2 LOB: 2 BB: 0 P: 16	R: 0 E: 0 K: 0 S: 7	H: 2 LOB: 2 BB: 0 P: 9	R: 2 E: 1 K: 1 S: 9	H: 1 LOB: 1 BB: 1 P: 17	R: 1 E: 0 K: 1 S: 16	H: 1 LOB: 1 BB: 1 P: 25	R: 0 E: 0 K: 0 S: 5	H: 0 LOB: 0 BB: 0 P: 6	R: 0 E: 0 K: 1 S: 5	H: 0 LOB: 0 BB: 0 P: 8	R: 1 E: 0 K: 0 S: 7	H: 1 LOB: 0 BB: 0 P: 12	1B: 10 2B: 0 3B: 2 HR: 2	SF: 0 SAC: 0 DP: 0 HBP: 0	WP: 0 PA: 50													
PITCHER	IP WLS BF H R ER SO BB IBB HBP BLK WP HR S P ERA WHIP																				IP WLS BF H R ER SO BB IBB HBP BLK WP HR S P ERA WHIP															
Russ Meyer, R ERA: 4.62 (1, 1)	1.0	8	5	3	3	0	1	0	0	0	0	0	0	16	31	27.00	6.000																			
Jim Hughes, R ERA: 3.46 (2, 1)	0.1	6	2	2	2	1	2	1	0	0	0	0	0	13	28	54.00	12.000																			
Ben Wade, R ERA: 4.06 (2, 1)	4.2	21	5	2	2	4	2	0	0	0	0	0	1	46	70	3.86	1.500																			
Clem Labine, R ERA: 2.84 (7, 1)	3.2	L 14	2	2	2	2	1	0	0	0	0	0	1	33	51	4.91	0.818																			

BOTTOM

Batter	1	2	3	4	5	6	7	8	9	AB	R	H	RBI	BB	SO	LOB
Bill Bruton, L OBP: 0.308, SLG: 0.328 (1, 8) C X	0-1 B2-3		3-2 F8		1-2 CS 1B			3-2 FC6-4 1B		4	0	2	0	0	0	0
Johnny Logan, R OBP: 0.331, SLG: 0.402 (1, 6) X	0-0 F6		0-2 2B		1-0 CS 1-2	1-2 F9		1-2 FC6-4 1-2f		4	0	1	0	0	0	1
Eddie Mathews, L OBP: 0.402, SLG: 0.631 (1, 5) B X	1-0 4-3		1-0 1-3			0-0 4-3		2-1 F9		4	0	0	0	0	0	2
Andy Pafko, R OBP: 0.347, SLG: 0.453 (1, 9) X		0-0 6-3		3-1 L9		0-1 F8		2-1 F8		4	0	0	0	0	0	1
Jim Pendleton, R OBP: 0.321, SLG: 0.448 (1, 7) B X		2-2 F7		1-2 6-3			1-2 1B WP 1B		1-2 6-3	4	1	1	0	0	0	0
Walker Cooper, R OBP: 0.282, SLG: 0.328 (1, 2) B X		2-0 E5 1B E		4-2 BB			1-3 K		1-3 K	3	1	0	0	1	2	1
Joe Adcock, R OBP: 0.322, SLG: 0.428 (1, 3) B X		1-1 1B E 1-2 1B		1-1 F7			1-2 WP 1-3 1B		2-0 5-3	4	0	2	0	0	0	1
Jack Dittmer, L OBP: 0.291, SLG: 0.366 (1, 4) C X		1-2 E8 1-3 2-H 1B		1-0 L6			1-2 4-3			3	0	1	1	0	0	1
Bob Buhl, R OBP: 0.176, SLG: 0.125 (6, 1) L B X			1-3 K		1-3 K		1-3 K			2	0	0	0	0	2	0
Max Surkont, R OBP: 0.344, SLG: 0.411 (7, PH)										0	0	0	0	0	0	0
Harry Hanebrink, L OBP: 0.284, SLG: 0.304 (8, 1)										1	0	0	0	0	1	1
Lew Burdette, R OBP: 0.191, SLG: 0.191										0	0	0	0	0	0	0

Inning Stats	R: 0	H: 0	E: 0	K: 0	S: 4	R: 1	H: 2	E: 2	K: 0	S: 12	R: 0	H: 1	E: 0	K: 1	S: 10	R: 0	H: 0	E: 0	K: 0	S: 9	R: 0	H: 1	E: 0	K: 1	S: 7	R: 0	H: 0	E: 0	K: 0	S: 6	R: 1	H: 2	E: 0	K: 2	S: 21	R: 0	H: 1	E: 0	K: 0	S: 10	R: 0	H: 0	E: 0	K: 1	S: 7	1B: 6	SF: 0	2B: 1	SAC: 0	3B: 0	DP: 0	HR: 0	HBP: 0	WP: 1	PA: 35
Carl Erskine, R ERA: 3.57 (1, 1)	IP	WLS	BF	H	R	ER	SO	BB	IBB	HBP	BLK	WP	HR	S	P	ERA	WHIP																																						
	9.0	W	34	7	2	1	5	1	0	0	0	1	0	86	129	1.00	0.889																																						


BOTTOM

Brooklyn Dodgers @ Milwaukee Braves
Milwaukee County Stadium, Milwaukee, WI

Sat Sep 12 1953, 4:33 AM EDT
Att. 34,884 - Unknown

livebaseballscorecards.com

AB	33
R	2
H	7
RBI	1
BB	1
SO	5
LOB	8



Batter	1	2	3	4	5	6	7	8	9	AB R H RBI BB SO LOB	TOP
Whitey Lockman, L (1, 3) OBP: 0.357, SLG: 0.398	0-0 P5		0-0 G3			0-3 K			0-0 5-3	4 0 0 0 0 1 1	New York Giants @ Milwaukee Braves Milwaukee County Stadium, Milwaukee, WI Sun Sep 13 1953, 4:33 AM EDT Sunny - 52 F
Alvin Dark, R (1, 6) OBP: 0.332, SLG: 0.466	0-0 F8		0-0 F8			0-0 6-3			0-0 1B	4 0 1 0 0 0 1	
Bobby Thomson, R (1, 8) OBP: 0.332, SLG: 0.468	0-0 F8				0-0 6-3				0-3 K	4 0 0 0 0 1 1	
Monte Irvin, R (1, 7) OBP: 0.415, SLG: 0.561		0-0 HR			0-3 K				0-0 1B	4 1 2 1 0 1 1	
Bobby Hofman, R (1, 4) OBP: 0.313, SLG: 0.553		0-0 F9			0-0 5-3				0-0 G6-4-3	3 0 0 0 0 0 1	
Daryl Spencer, R (1, 5) OBP: 0.294, SLG: 0.434		0-0 L7							0-3 K	3 0 0 0 0 1 0	
Don Mueller, L (1, 9) OBP: 0.362, SLG: 0.404		0-0 1-3							0-0 1B	3 0 2 0 0 0 0	
Wes Westrum, R (1, 2) OBP: 0.344, SLG: 0.368			0-0 5-3			0-0 G6-4-3			0-3 K	3 0 0 0 0 1 2	
Larry Jansen, R (1, 1) OBP: 0.219, SLG: 0.138 Davey Williams, R (8, PH) OBP: 0.376, SLG: 0.360 Al Corwin, R (8, 1) OBP: 0.258, SLG: 0.548			0-0 1B						0-0 FC4-6	2 0 1 0 0 0 0 1 0 0 0 0 0 1 0 0 0 0 0 0 0	
Inning Stats	R: 0 H: 0 E: 0 LOB: 0 K: 0 BB: 0 S: 3 P: 3	R: 1 H: 1 E: 0 LOB: 0 K: 0 BB: 0 S: 4 P: 4	R: 0 H: 1 E: 0 LOB: 1 K: 0 BB: 0 S: 4 P: 4	R: 0 H: 0 E: 0 LOB: 0 K: 1 BB: 0 S: 5 P: 5	R: 0 H: 1 E: 0 LOB: 0 K: 0 BB: 0 S: 3 P: 3	R: 0 H: 0 E: 0 LOB: 0 K: 1 BB: 0 S: 5 P: 5	R: 0 H: 1 E: 0 LOB: 0 K: 0 BB: 0 S: 3 P: 3	R: 0 H: 1 E: 0 LOB: 1 K: 2 BB: 0 S: 8 P: 8	R: 0 H: 1 E: 0 LOB: 1 K: 1 BB: 0 S: 6 P: 6	1B: 5 SF: 0 2B: 0 SAC: 0 3B: 0 DP: 2 HR: 1 HBP: 0	WP: 0 PA: 31 PB: 0 SB: 0 CS: 0
PITCHER Warren Spahn, L (1, 1) ERA: 2.19	IP WLS BF H R ER SO BB IBB HBP BLK WP HR S P ERA WHIP										

livebaseballscorecards.com

AB	31
R	1
H	6
RBI	1
BB	0
SO	5
LOB	8



Batter	1	2	3	4	5	6	7	8	9	AB R H RBI BB SO LOB	TOP									
Whitey Lockman, L (1, 3) OBP: 0.359, SLG: 0.400	0-0 F8		0-0 FC4-6 1B	0-0 2B 1B		0-0 4-3 1B	0-0 FC6-4			5 2 3 1 0 0 1										
Alvin Dark, R (1, 6) OBP: 0.331, SLG: 0.465	0-3 K		0-0 FC4-6 BB	0-0 1B 2B		0-0 4-3		0-0 F3		5 1 1 1 0 1 2										
Bobby Thomson, R (1, 8) OBP: 0.334, SLG: 0.472	0-0 1B 3B		4-0 BB	0-0 1B		0-0 5-3		0-0 P6		4 1 2 2 1 0 1										
Monte Irvin, R (1, 7) OBP: 0.417, SLG: 0.560	0-0 1B		0-3 K	4-0 IBB		0-0 1B 1B		0-0 6-3		4 0 2 2 1 1 2										
Bobby Hofman, R (1, 4) OBP: 0.311, SLG: 0.545	0-0 F8			5-3 K		0-0 1B				4 0 1 0 0 1 3										
Daryl Spencer, R (1, 5) OBP: 0.291, SLG: 0.429		0-3 K		0-0 F7	0-0 F2	0-0 F7				4 0 0 0 0 1 2										
Don Mueller, L (1, 9) OBP: 0.361, SLG: 0.402		0-0 6-3		0-0 BB 1B	0-0 F7		0-0 F4			4 1 1 0 0 0 0										
Wes Westrum, R (1, 2) OBP: 0.346, SLG: 0.366		0-3 K		4-0 BB 1B BB	4-0 FC6-4 BB		0-3 K			2 1 0 0 2 2 0										
Mary Grissom, R (1, 1) OBP: 0.089, SLG: 0.070			0-0 4-3	0-0 E6 1B 2B	0-0 FC6-4		0-0 FC6-4 1B			4 1 1 0 0 0 2										
Inning Stats	R: 1 E: 0 K: 1 S: 7	H: 2 LOB: 1 BB: 0 P: 7	R: 0 E: 0 K: 2 S: 7	H: 0 LOB: 0 BB: 0 P: 7	R: 0 E: 0 K: 1 S: 6	H: 1 LOB: 2 BB: 1 P: 10	R: 5 E: 1 K: 1 S: 10	H: 4 LOB: 2 BB: 2 P: 18	R: 0 E: 0 K: 0 S: 3	H: 0 LOB: 1 BB: 1 P: 7	R: 1 E: 0 K: 0 S: 6	H: 3 LOB: 2 BB: 0 P: 6	R: 0 E: 0 K: 1 S: 6	H: 1 LOB: 1 BB: 0 P: 6	R: 0 E: 0 K: 0 S: 3	H: 0 LOB: 0 BB: 0 P: 3	1B: 9 2B: 1 3B: 1 HR: 0	SF: 0 SAC: 0 DP: 0 HBP: 0	WP: 0 PB: 0 SB: 0 CS: 0	PA: 40
PITCHER	IP WLS BF H R ER SO	IP WLS BF H R ER SO	IP WLS BF H R ER SO	IP WLS BF H R ER SO	IP WLS BF H R ER SO	IP WLS BF H R ER SO	IP WLS BF H R ER SO	IP WLS BF H R ER SO	IP WLS BF H R ER SO	IP WLS BF H R ER SO	IP WLS BF H R ER SO	IP WLS BF H R ER SO	IP WLS BF H R ER SO	IP WLS BF H R ER SO	IP WLS BF H R ER SO	IP WLS BF H R ER SO	ERA WHIP	ERA WHIP	ERA WHIP	
Johnny Antonelli, L (1, 1) ERA: 3.31	3.2 L 22 7 6 1 4																2.46 2.455			
Dave Jolly, R (4, 1) ERA: 3.44	2.1 11 3 1 1 1 1																3.86 1.714			
Ernie Johnson, R (7, 1) ERA: 3.13	2.0 7 1 0 0 1 0																0.00 0.500			


New York Giants @ Milwaukee Braves
Milwaukee County Stadium, Milwaukee, WI

Sun Sep 13 1953, 4:38 AM EDT
Att: 33,223 - Unknown

livebaseballscorecards.com

AB 36
R 7
H 11
RBI 6
BB 4
SO 6
LOB 13



Batter	1	2	3	4	5	6	7	8	9	AB	R	H	RBI	BB	SO	LOB	TOP	
Cal Abrams, L (1, 9) OBP: 0.370, SLG: 0.430										0	0	0	0	0	0	0	Pittsburgh Pirates @ Milwaukee Braves Milwaukee County Stadium, Milwaukee, WI Tue Sep 15 1953, 4:33 AM EDT Att. 32,145 - Unknown livebaseballscorecards.com	
Brandy Davis, R (1, 7) OBP: 0.333, SLG: 0.444										0	0	0	0	0	0	0		
Danny O'Connell, R (1, 5) OBP: 0.365, SLG: 0.412										0	0	0	0	0	0	0		
Frank Thomas, R (1, 8) OBP: 0.322, SLG: 0.460										0	0	0	0	0	0	0		
Preston Ward, L (1, 3) OBP: 0.335, SLG: 0.324										0	0	0	0	0	0	0		
Eddie Pellagrini, R (1, 4) OBP: 0.317, SLG: 0.377										0	0	0	0	0	0	0		
Pete Naton, R (1, 2) OBP: 0.375, SLG: 0.167										0	0	0	0	0	0	0		
Dick Smith, R (1, 6) OBP: 0.235, SLG: 0.267										0	0	0	0	0	0	0		
Bob Friend, R (1, 1) OBP: 0.133, SLG: 0.156										0	0	0	0	0	0	0		
Inning Stats																		1B: 0 SF: 0 2B: 0 SAC: 0 3B: 0 DP: 0 HR: 0 HBP: 0
PITCHER Lew Burdette, R (1, 1) ERA: 3.06	IP	WLS	BF	H	R	ER	SO	BB	IBB	HBP	BLK	WP	HR	S	P	ERA	WHIP	PITCHER IP WLS BF H R ER SO BB IBB HBP BLK WP HR S P ERA WHIP

Batter	1	2	3	4	5	6	7	8	9	AB R H RBI BB SO LOB	TOP																					
Brandy Davis, R OBP: 0.167, SLG: 0.222 (1, 7) X	0-0 3-1			0-0 6-3		0-3 K	0-0 F3			4 0 0 0 0 1 2																						
Danny O'Connell, R OBP: 0.366, SLG: 0.412 (1, 5) X	0-0 5-3			0-0 1B E 1B		0-0 L1		0-0 F7		4 1 1 0 0 0 0																						
Hal Rice, L OBP: 0.350, SLG: 0.419 (1, 9) X	0-0 3-1			0-0 FC6-4 1-2 1B		0-0 HR 1B		0-0 1B		4 1 3 0 0 0 0																						
Frank Thomas, R OBP: 0.322, SLG: 0.471 (1, 8) X		0-0 L5		0-0 FC6-4 1B 1-2f 2-H		0-0 HR 1B 1-H		0-0 P3		4 1 1 2 0 0 2																						
Preston Ward, L OBP: 0.336, SLG: 0.333 (1, 3) X		0-0 3-1		0-0 1-2 1B		0-0 F5		0-0 4-3		4 0 1 0 0 0 1																						
Eddie Pellagrini, R OBP: 0.309, SLG: 0.362 (1, 4) X		0-0 F7		0-0 5-3			0-0 5-3		0-0 4-3	4 0 0 0 0 0 2																						
Vic Janowicz, R OBP: 0.308, SLG: 0.369 (1, 2) X			0-0 G3		0-0 L6		0-0 F9		0-0 F9	4 0 0 0 0 0 0																						
Dick Smith, R OBP: 0.280, SLG: 0.273 (1, 6) X			0-0 E4 G4-6-3		0-3 K		0-0 1B 1B		0-0 F9	4 0 1 0 0 1 0																						
Roy Face, R OBP: 0.138, SLG: 0.172 (1, 1) X			0-0 G4-6-3		0-0 6-3		0-0 1B			0 0 0 0 0 0 0																						
Paul Smith, L OBP: 0.331, SLG: 0.382 (3, PH)										1 0 0 0 0 0 1																						
Jim Waugh, R OBP: 0.250, SLG: 0.211 (3, 1)										1 0 0 0 0 0 0																						
Cal Abrams, L OBP: 0.372, SLG: 0.434 (7, PH)										1 0 1 0 0 0 0																						
Johnny Hetki, R OBP: 0.240, SLG: 0.417 (7, 1)										0 0 0 0 0 0 0																						
Inning Stats	R: 0 E: 0 K: 0 S: 3	H: 0 LOB: 0 BB: 0 P: 3	R: 0 E: 0 K: 0 S: 3	H: 0 LOB: 0 BB: 0 P: 3	R: 1 E: 1 K: 0 S: 6	H: 3 LOB: 2 BB: 0 P: 6	R: 0 E: 0 K: 1 S: 5	H: 0 LOB: 0 BB: 0 P: 5	R: 2 E: 0 K: 1 S: 7	H: 2 LOB: 0 BB: 0 P: 7	R: 0 E: 0 K: 0 S: 5	H: 2 LOB: 2 BB: 0 P: 5	R: 0 E: 0 K: 0 S: 4	H: 1 LOB: 1 BB: 0 P: 4	R: 0 E: 0 K: 0 S: 3	H: 0 LOB: 0 BB: 0 P: 3	1B: 7 2B: 0 3B: 0 HR: 1	SF: 0 SAC: 0 DP: 1 HBP: 0	WP: 0 PB: 0 SB: 0 CS: 0	PA: 35												
PITCHER Bob Buhl, R ERA: 2.75 (1, 1)	IP 9.0	WLS W	BF 35	H 8	R 3	ER 3	SO 2	BB 0	IBB 0	HBP 0	BLK 0	WP 0	HR 1	S 39	P 39	ERA 3.00	WHIP 0.889															
											PITCHER	IP	WLS	BF	H	R	ER	SO	BB	IBB	HBP	BLK	WP	HR	S	P	ERA	WHIP				

Pittsburgh Pirates @ Milwaukee Braves
 Milwaukee County Stadium, Milwaukee, WI
 Wed Sep 16 1953, 4:33 AM EDT
 Att: 18,912 - Unknown

livebaseballscorecards.com

AB	35
R	3
H	8
RBI	2
BB	0
SO	2
LOB	8



Batter	1	2	3	4	5	6	7	8	9	AB R H RBI BB SO LOB	TOP							
Roy McMillan, R (1, 6) OBP: 0.288, SLG: 0.299	0-0 F3		0-0 L4			0-0 F9		0-0 1B		4 0 1 0 0 0 1	Cincinnati Reds @ Milwaukee Braves Milwaukee County Stadium, Milwaukee, WI Sat Sep 19 1953, 4:33 AM EDT Att: 32,482 - Unknown livebaseballscorecards.com							
Bobby Adams, R (1, 5) OBP: 0.342, SLG: 0.358	0-0 1B		0-0 F2			0-0 F9		0-0 F8		4 0 1 0 0 0 2								
Gus Bell, L (1, 8) OBP: 0.353, SLG: 0.529	0-0 F8				0-0 F8		0-0 4-3		0-0 4-3	4 0 0 0 0 0 2								
Grady Hatton, L (1, 3) OBP: 0.343, SLG: 0.383	0-0 P3				0-0 F8		0-0 F8		0-0 F8	4 0 0 0 0 0 1								
Jim Greengrass, R (1, 7) OBP: 0.343, SLG: 0.445		0-0 P2		0-3 K		0-0 HR 1B		4-0 1B BB		3 1 1 0 1 1 0								
Bob Borkowski, R (1, 9) OBP: 0.332, SLG: 0.411		0-3 K			0-0 5-3		0-3 K		0-0 G1-4-3 1B	4 0 1 0 0 2 1								
Andy Seminick, R (1, 2) OBP: 0.321, SLG: 0.417		0-3 K			0-0 5-3 1B		0-0 HR		0-0 G1-4-3	4 1 2 2 0 1 2								
Rocky Bridges, R (1, 4) OBP: 0.281, SLG: 0.270			0-0 F6		0-0 5-3		0-0 F8			3 0 0 0 0 0 1								
Ken Raffensberger, R (1, 1) OBP: 0.148, SLG: 0.259			0-0		0-3 K			0-3 K		2 0 1 0 0 1 1								
Bob Kelly, R (6, 1) OBP: 0.111, SLG: 0.111										0 0 0 0 0 0 0								
Joe Szekely, R (8, PH)										1 0 0 0 0 1 0								
Fred Baczewski, L (8, 1) OBP: 0.217, SLG: 0.267			1B							0 0 0 0 0 0 0								
Inning Stats	R: 0 E: 0 K: 0 S: 4	H: 1 LOB: 1 BB: 0 P: 4	R: 0 E: 0 K: 2 S: 7	H: 0 LOB: 0 BB: 0 P: 7	R: 0 E: 0 K: 1 S: 5	H: 1 LOB: 1 BB: 0 P: 5	R: 0 E: 0 K: 1 S: 6	H: 1 LOB: 1 BB: 0 P: 6	R: 2 E: 0 K: 1 S: 7	H: 2 LOB: 0 BB: 0 P: 7	R: 0 E: 0 K: 1 S: 6	H: 1 LOB: 1 BB: 0 P: 6	R: 0 E: 0 K: 0 S: 3	H: 1 LOB: 1 BB: 1 P: 7	1B: 6 2B: 0 3B: 0 HR: 1	SF: 0 SAC: 0 DP: 1 HBP: 0	WP: 0 PB: 0 SB: 0 CS: 0	PA: 34
PITCHER Warren Spahn, L (1, 1) ERA: 2.18	IP: 9.0 WLS: W BF: 34 H: 7 R: 2 ER: 2 SO: 6 BB: 1 IBB: 0 HBP: 0 BLK: 0 WP: 0 HR: 1 S: 45 P: 49 ERA: 2.00 WHIP: 0.889											PITCHER	IP: 9.0 WLS: W BF: 34 H: 7 R: 2 ER: 2 SO: 6 BB: 1 IBB: 0 HBP: 0 BLK: 0 WP: 0 HR: 1 S: 45 P: 49 ERA: 2.00 WHIP: 0.889					



Batter	1	2	3	4	5	6	7	8	9
Bill Bruton, L OBP: 0.307, SLG: 0.327 (1, 8) X	0-0 P3-4 1B		0-3 K		0-0 G3 1B	0-3 K		0-0 4-3	
Johnny Logan, R OBP: 0.329, SLG: 0.403 (1, 6) X	0-0 P3-4 1-2f			0-0 F7	0-0 F6		0-0 1B 2B	0-3 K	
Eddie Mathews, L OBP: 0.405, SLG: 0.636 (1, 5) S S S	0-3 K			0-0 FC4-6 1B	0-0 G3		0-0 F9		
Andy Pafko, R OBP: 0.345, SLG: 0.447 (1, 9) X		0-0 F8		0-0 L5	0-0 L4		0-0 BB 1B		
Jim Pendleton, R OBP: 0.319, SLG: 0.457 (1, 7) X		0-0 4-3		0-0 FC4-6 1-2f		0-0 HR	0-3 K		
Del Crandall, R OBP: 0.331, SLG: 0.427 (1, 2) X		0-0 6-3			0-0 1B SH 1B	0-0 2B 1B	4-0 BB		
Joe Adcock, R OBP: 0.323, SLG: 0.434 (1, 3) X			0-0 2B		0-0 SH 1B	0-0 F8	0-3 K		
Jack Dittmer, L OBP: 0.296, SLG: 0.374 (1, 4) S S S			0-3 K		0-0 1B 1B	0-0 1H 2B	0-0 4-3 SH2-3 1B		
Warren Spahn, L OBP: 0.224, SLG: 0.330 (1, 1) S S S			0-3 K		0-0 G3 1B	0-0 F8	0-0 SH2-3		

Inning Stats	R: 0	H: 1	E: 0	LOB: 0	K: 1	P: 5	R: 0	H: 0	E: 0	LOB: 0	K: 0	P: 3	R: 0	H: 1	E: 0	LOB: 1	K: 3	P: 10	R: 0	H: 1	E: 0	LOB: 1	K: 0	P: 4	R: 3	H: 4	E: 0	LOB: 2	K: 0	P: 8	R: 2	H: 3	E: 0	LOB: 1	K: 1	P: 8	R: 0	H: 2	E: 0	LOB: 3	K: 2	P: 13	R: 0	H: 1	E: 0	LOB: 1	K: 1	P: 6	
	5	0	2	1	0	2	3	4	0	1	0	1	4	0	1	0	3	0	3	4	0	1	0	3	3	0	2	1	0	1	3	0	1	3	0	1	3	0	1	3	0	1	3	0	1	3	0	1	3

BOTTOM

Cincinnati Reds @ Milwaukee Braves
Milwaukee County Stadium, Milwaukee, WI
 Sat Sep 19 1953, 4:33 AM EDT
 Att. 32,482 - Unknown

AB	35
R	5
H	13
RBI	5
BB	1
SO	8
LOB	23



PITCHER	IP	WLS	BF	H	R	ER	SO	BB	IBB	HBP	BLK	WP	HR	S	P	ERA	WHIP
Ken Raffensberger, L ERA: 3.97 (1, 1)	5.1	L	26	10	5	5	4	0	0	0	0	0	1	34	34	8.44	1.875
Bob Kelly, R ERA: 5.58 (6, 1)	1.2		8	2	0	0	3	1	0	0	0	0	0	13	17	0.00	1.800
Fred Baczewski, L ERA: 3.71 (8, 1)	1.0		4	1	0	0	1	0	0	0	0	0	0	6	6	0.00	1.000

Batter	1	2	3	4	5	6	7	8	9	AB	R	H	RBI	BB	SO	LOB
Jim Pendleton, R OBP: 0.321, SLG: 0.456 (1, 8)	0-3 K2-3 ①		0-0 1B 1-H		0-0 F4		0-3 K ③		0-0 1B 1-2	5	0	2	1	0	2	1
Johnny Logan, R OBP: 0.328, SLG: 0.401 (1, 6)	0-0 F3		0-0 F6 ②			0-0 FC4-6 1B		0-0 F7 ①	0-0 F8 ③	5	0	1	0	0	0	3
Eddie Mathews, L OBP: 0.404, SLG: 0.632 (1, 5)	4-0 BB		0-0 G3 ③			0-0 FC4-6 1B 1-2f		0-0 F2 ②		3	0	0	0	1	0	2
Andy Pafko, R OBP: 0.347, SLG: 0.447 (1, 9)	0-3 K ③			0-0 1B		0-0 F2		0-0 HR 1B		4	1	2	0	0	1	2
Del Crandall, R OBP: 0.333, SLG: 0.436 (1, 2)		0-0 5-3 ①		0-0 F8 ①		0-0 FC4 1B 2-3		0-0 HR 1-H		4	1	2	2	0	0	1
Bob Thorpe, R OBP: 0.179, SLG: 0.148 (1, 7)		4-0 BB CS BB		0-3 K ②		0-0 FC4 1-2f		0-3 K ③		3	0	0	0	1	2	3
Joe Adcock, R OBP: 0.322, SLG: 0.432 (1, 3)		0-0 F8 ② ③ 1-2		0-0 F7 ③			0-0 1B		0-0 F3 ①	4	0	1	0	0	0	2
Sibby Sisti, R OBP: 0.360, SLG: 0.250 George Crowe, L OBP: 0.310, SLG: 0.385 (9, PH)			0-0 L1 ①		0-0 F6 ①		0-3 K ①		0-3 K ②	3	0	0	0	0	1	1
Johnny Antonelli, L OBP: 0.215, SLG: 0.210 Dave Jolly, R OBP: 0.567, SLG: 0.500 Sid Gordon, R OBP: 0.373, SLG: 0.463 Ernie Johnson, R OBP: 0.071, SLG: 0.071 Harry Hanebrink, L OBP: 0.280, SLG: 0.303 (9, PH)			0-0 1B WP 1B		0-3 K ②		0-3 K ②		4-0 BB	1	0	0	0	0	1	0

Inning Stats	R: 0	H: 0	E: 0	K: 2	S: 7	R: 0	H: 0	E: 0	K: 0	S: 2	R: 1	H: 2	E: 0	K: 0	S: 5	R: 0	H: 1	E: 0	K: 1	S: 6	R: 0	H: 0	E: 0	K: 1	S: 5	R: 0	H: 2	E: 1	K: 0	S: 5	R: 0	H: 1	E: 0	K: 3	S: 10	R: 2	H: 2	E: 0	K: 1	S: 7	R: 0	H: 1	E: 0	K: 1	S: 6	1B: 8	2B: 0	3B: 0	HR: 1	SF: 0	SAC: 0	DP: 0	HBP: 0	WP: 1	PB: 0	SB: 0	CS: 1	PA: 38
--------------	------	------	------	------	------	------	------	------	------	------	------	------	------	------	------	------	------	------	------	------	------	------	------	------	------	------	------	------	------	------	------	------	------	------	-------	------	------	------	------	------	------	------	------	------	------	-------	-------	-------	-------	-------	--------	-------	--------	-------	-------	-------	-------	--------

PITCHER	IP	WLS	BF	H	R	ER	SO	BB	IBB	HBP	BLK	WP	HR	S	P	ERA	WHIP
Bud Podbielan, R ERA: 4.68 (1, 1)	9.0	W	38	9	3	3	9	3	0	0	0	1	1	53	65	3.00	1.333


BOTTOM

Cincinnati Reds @ Milwaukee Braves
Milwaukee County Stadium, Milwaukee, WI

Sun Sep 20 1953, 4:33 AM EDT
Unknown

livebaseballscorecards.com

AB	35
R	3
H	9
RBI	3
BB	3
SO	9
LOB	16



Batter	1	2	3	4	5	6	7	8	9	AB R H RBI BB SO LOB	TOP
Bobby Adams, R (1, 5) OBP: 0.339, SLG: 0.354	0-3 K		4-0 BB		0-0 6-3					2 0 0 0 1 1 0	Cincinnati Reds @ Milwaukee Braves Milwaukee County Stadium, Milwaukee, WI Sun Sep 20 1953, 4:38 AM EDT Att: 36,011 - Unknown livebaseballscorecards.com
Grady Hatton, L (1, 4) OBP: 0.343, SLG: 0.377	4-0 PB WP BB		0-0 F8		0-0 G3					2 0 0 0 1 0 2	
Gus Bell, L (1, 8) OBP: 0.353, SLG: 0.525	4-0 BB		0-3 K		0-3 K					2 0 0 0 1 2 2	
Ted Kluszewski, L (1, 3) OBP: 0.382, SLG: 0.581	0-0 F6		0-3 K		0-0 F8					3 0 0 0 0 1 4	
Jim Greengrass, R (1, 7) OBP: 0.345, SLG: 0.450	0-0 F7			4-0 1B 3-2 BB		0-0 F8				2 0 0 0 1 0 2	
Willard Marshall, L (1, 9) OBP: 0.344, SLG: 0.487		0-0 9-3 1B		0-0 3-2 1B		0-0 4-3				3 0 2 0 0 0 0	
Hobie Landrith, L (1, 2) OBP: 0.304, SLG: 0.331		0-0 F9		0-0 3-2 1-2 3-Hf		0-0 F5				3 0 0 0 0 0 3	
Roy McMillan, R (1, 6) OBP: 0.287, SLG: 0.298		0-0 9-3 1-2f		0-0 F7		0-0 4-3				3 0 0 0 0 0 2	
Joe Nuxhall, L (1, 1) OBP: 0.377, SLG: 0.551			0-0 BB 1B		0-0 G3					2 0 1 0 0 0 0	
Inning Stats	R: 0 E: 0 K: 1 S: 5 H: 0 LOB: 2 BB: 2 P: 13	R: 0 E: 0 K: 0 S: 3 H: 1 LOB: 0 BB: 0 P: 3	R: 0 E: 2 K: 8 S: 8 H: 1 LOB: 2 BB: 1 P: 12	R: 0 E: 0 K: 0 S: 3 H: 1 LOB: 1 BB: 1 P: 7	R: 0 E: 0 K: 0 S: 3 H: 0 LOB: 0 BB: 0 P: 3	R: 0 E: 0 K: 1 S: 5 H: 0 LOB: 0 BB: 0 P: 5	R: 0 E: 0 K: 0 S: 3 H: 0 LOB: 0 BB: 0 P: 3	R: 0 E: 0 K: 0 S: 3 H: 0 LOB: 0 BB: 0 P: 3	R: 0 E: 0 K: 0 S: 3 H: 0 LOB: 0 BB: 0 P: 3	1B: 3 2B: 2 3B: 0 HR: 0 SF: 0 SAC: 0 DP: 2 HBP: 0	WP: 1 PB: 1 SB: 0 CS: 0 PA: 26
PITCHER Joey Jay, R (1, 1) ERA:	IP: 7.0 WLS: W BF: 26 H: 3 R: 0 ER: 0 SO: 4 BB: 4 IBB: 0 HBP: 0 BLK: 0 WP: 1 HR: 0 S: 30 P: 46 ERA: 0.00 WHIP: 1.000										

Batter	1	2	3	4	5	6	7	8	9	AB	R	H	RBI	BB	SO	LOB
--------	---	---	---	---	---	---	---	---	---	----	---	---	-----	----	----	-----

Jim Pendleton, R <small>(1, 8)</small> <small>OBP: 0.321, SLG: 0.452</small>	4-0 <small>BB</small>		0-0 <small>1</small>		0-0 <small>3</small>					2	0	0	0	1	0	0
Johnny Logan, R <small>(1, 6)</small> <small>OBP: 0.326, SLG: 0.399</small>	0-0 <small>1-2f</small>		0-0 <small>2</small>			0-0 <small>1B</small>				3	1	0	0	0	0	1
Eddie Mathews, L <small>(1, 5)</small> <small>OBP: 0.403, SLG: 0.631</small>	0-0 <small>1-2f</small>		0-0 <small>1B</small>			0-3 <small>1</small>				3	1	1	0	0	1	2
Andy Pafko, R <small>(1, 9)</small> <small>OBP: 0.348, SLG: 0.455</small>	0-0 <small>1-H</small>		0-0 <small>1-2f</small>			0-0 <small>1-3</small>				3	1	2	2	0	0	1
Joe Adcock, R <small>(1, 3)</small> <small>OBP: 0.322, SLG: 0.432</small>	0-0 <small>1B</small>			0-0 <small>1</small>		0-0 <small>2</small>				3	0	1	1	0	0	1
Bob Thorpe, R <small>(1, 7)</small> <small>OBP: 0.161, SLG: 0.133</small>	0-0 <small>3</small>			0-0 <small>2</small>		0-0 <small>3</small>				3	0	0	0	0	0	2
Sibby Sisti, R <small>(1, 4)</small> <small>OBP: 0.333, SLG: 0.227</small>		0-0 <small>1</small>		0-0 <small>3</small>						2	0	0	0	0	0	0
Ebba St. Claire, S <small>(1, 2)</small> <small>OBP: 0.239, SLG: 0.294</small>		0-0 <small>2</small>			0-0 <small>1</small>					2	0	0	0	0	0	0
Joey Jay, S <small>(1, 1)</small>		0-0 <small>3</small>			0-3 <small>2</small>					2	0	0	0	0	1	0

Inning Stats	R: 2	H: 2	E: 0	LOB: 1	K: 0	BB: 1	S: 5	P: 9	R: 0	H: 0	E: 0	LOB: 0	K: 0	BB: 0	S: 3	P: 3	R: 0	H: 1	E: 0	LOB: 1	K: 0	BB: 0	S: 4	P: 4	R: 0	H: 0	E: 0	LOB: 0	K: 0	BB: 0	S: 3	P: 3	R: 0	H: 0	E: 0	LOB: 0	K: 1	BB: 0	S: 5	P: 5	R: 1	H: 1	E: 1	LOB: 1	K: 1	BB: 0	S: 7	P: 7
--------------	------	------	------	--------	------	-------	------	------	------	------	------	--------	------	-------	------	------	------	------	------	--------	------	-------	------	------	------	------	------	--------	------	-------	------	------	------	------	------	--------	------	-------	------	------	------	------	------	--------	------	-------	------	------

PITCHER	IP	WLS	BF	H	R	ER	SO	BB	IBB	HBP	BLK	WP	HR	S	P	ERA	WHIP	IP	WLS	BF	H	R	ER	SO	BB	IBB	HBP	BLK	WP	HR	S	P	ERA	WHIP															
Joe Nuxhall, L <small>(1, 1)</small> <small>ERA: 4.35</small>	6.0	L	24	4	3	2	2	1	0	0	0	0	1	27	31	3.00	0.833																																

BOTTOM

Cincinnati Reds @ Milwaukee Braves
Milwaukee County Stadium, Milwaukee, WI
 Sun Sep 20 1953, 4:38 AM EDT
 Att. 36,011 - Unknown

livebaseballscorecards.com

AB	23
R	3
H	4
RBI	3
BB	1
SO	2
LOB	7



WP: 0	PA: 24
PB: 0	SB: 0
CS: 0	

Batter	1	2	3	4	5	6	7	8	9	AB	R	H	RBI	BB	SO	LOB	TOP											
Bill Bruton, L (1, 8) <small>OBP: 0.307, SLG: 0.331</small>																	0	0	0	0	0	0	0	0	0	0	0	0
Johnny Logan, R (1, 6) <small>OBP: 0.327, SLG: 0.398</small>																	0	0	0	0	0	0	0	0	0	0	0	0
Eddie Mathews, L (1, 5) <small>OBP: 0.406, SLG: 0.638</small>																	0	0	0	0	0	0	0	0	0	0	0	0
Andy Pafko, R (1, 9) <small>OBP: 0.348, SLG: 0.453</small>																	0	0	0	0	0	0	0	0	0	0	0	0
Jim Pendleton, R (1, 7) <small>OBP: 0.320, SLG: 0.448</small>																	0	0	0	0	0	0	0	0	0	0	0	0
Joe Adcock, R (1, 3) <small>OBP: 0.324, SLG: 0.438</small>																	0	0	0	0	0	0	0	0	0	0	0	0
Ebba St. Claire, S (1, 2) <small>OBP: 0.239, SLG: 0.294</small>																	0	0	0	0	0	0	0	0	0	0	0	0
Jack Dittmer, L (1, 4) <small>OBP: 0.296, SLG: 0.373</small>																	0	0	0	0	0	0	0	0	0	0	0	0
Don Liddle, L (1, 1) <small>OBP: 0.121, SLG: 0.033</small>	0	0	0	0	0	0	0	0	0	0	0	0																
Inning Stats																	1B: 0 SF: 0 2B: 0 SAC: 0 3B: 0 DP: 0 HR: 0 HBP: 0	WP: 0 PA: 0 PB: 0 SB: 0 CS: 0										
PITCHER Joe Presko, R (1, 1) <small>ERA: 5.03</small>	IP	WLS	BF	H	R	ER	SO	BB	IBB	HBP	BLK	WP	HR	S	P	ERA	WHIP	PITCHER IP WLS BF H R ER SO BB IBB HBP BLK WP HR S P ERA WHIP										
	0.0		0	0	0	0	0	0	0	0	0	0	0	0	0	∞	∞											

Milwaukee Braves @ St. Louis Cardinals
Sportsman's Park, St. Louis, MO
Tue Sep 22 1953, 4:38 AM EDT
Att: 11,599 - Unknown

AB 0
R 0
H 0
RBI 0
BB 0
SO 0
LOB 0



WP: 0 PA: 0
PB: 0
SB: 0
CS: 0

PITCHER IP WLS BF H R ER SO BB IBB HBP BLK WP HR S P ERA WHIP

Batter	1	2	3	4	5	6	7	8	9	AB R H RBI BB SO LOB	TOP												
Jim Pendleton, R (1, 8) OBP: 0.319, SLG: 0.455 (6, 7)	0-3 K		0-0 FC4-6 1-3		0-0 F3		0-3 K		0-0 6-3	5 0 0 0 0 2 2													
Johnny Logan, R (1, 6) OBP: 0.327, SLG: 0.395	0-3 K		0-0 1-3			0-0 BB 1B	0-0 1B		0-0 6-3	5 1 2 0 0 1 2													
Eddie Mathews, L (1, 5) OBP: 0.408, SLG: 0.634	0-3 K		0-0 F8			0-3 K	0-3 K			4 0 0 0 0 3 4													
Andy Pafko, R (1, 9) OBP: 0.346, SLG: 0.448		0-0 1-4-3		0-0 F8		4-0 1B 1-2 1B BB		0-0 F8		3 1 0 0 1 0 0													
Sid Gordon, R (1, 7) OBP: 0.372, SLG: 0.461 Bill Bruton, L (6, PR) OBP: 0.308, SLG: 0.331 (6, 8)		0-0 5-3		0-0 1-3		0-0 1B 1-3 2-H 1B		0-3 K		3 0 1 1 0 0 0 1 0 0 0 0 1 0													
Joe Adcock, R (1, 3) OBP: 0.330, SLG: 0.445		1-0 HBP		0-0 2B		0-0 F9		0-0 2B		3 0 2 0 0 0 2													
Del Crandall, R (1, 2) OBP: 0.330, SLG: 0.429		0-3 K		0-0 F8		0-0 1-2 3-H 1B		4-0 IBB		3 0 1 1 1 1 2													
Jack Dittmer, L (1, 4) OBP: 0.292, SLG: 0.367			0-0 E8 FC4-6 SH		0-0 F8	0-0 F8		0-0 5-3		4 0 0 0 0 0 4													
Warren Spahn, L (1, 1) OBP: 0.218, SLG: 0.320			0-0 SH FC4-6		0-3 K		0-0 B1		0-0 G3	3 0 0 0 0 1 0													
Inning Stats	R: 0 E: 0 K: 3 S: 9	H: 0 LOB: 0 BB: 0 P: 9	R: 0 E: 0 K: 1 S: 5	H: 0 LOB: 1 BB: 0 P: 6	R: 0 E: 1 K: 0 S: 5	H: 0 LOB: 2 BB: 0 P: 5	R: 0 E: 0 K: 0 S: 4	H: 1 LOB: 1 BB: 0 P: 4	R: 0 E: 0 K: 1 S: 5	H: 0 LOB: 0 BB: 0 P: 5	R: 2 E: 0 K: 1 S: 8	H: 3 LOB: 2 BB: 1 P: 12	R: 0 E: 0 K: 2 S: 8	H: 1 LOB: 1 BB: 0 P: 8	R: 0 E: 0 K: 1 S: 6	H: 1 LOB: 2 BB: 1 P: 10	R: 0 E: 0 K: 0 S: 3	H: 0 LOB: 0 BB: 0 P: 3	1B: 4 2B: 2 3B: 0 HR: 0	SF: 0 SAC: 1 DP: 0 HBP: 1	WP: 0 PB: 0 SB: 0 CS: 0	PA: 38	
PITCHER Vinegar Bend Mizell, L (1, 1) ERA: 3.49	IP 9.0	WLS L	BF 38	H 6	R 2	ER 2	SO 9	BB 1	IBB 1	HBP 1	BLK 0	WP 0	HR 0	S 53	P 62	ERA 2.00	WHIP 0.778						PITCHER IP WLS BF H R ER SO BB IBB HBP BLK WP HR S P ERA WHIP

Milwaukee Braves @ St. Louis Cardinals
 Sportsman's Park, St. Louis, MO
 Wed Sep 23 1953, 4:33 AM EDT
 Att. 6,439 - Unknown

AB	34
R	2
H	6
RBI	2
BB	2
SO	9
LOB	16



Batter	1	2	3	4	5	6	7	8	9	AB R H RBI BB SO LOB
Rip Repulski, R OBP: 0.327, SLG: 0.418 (1, 8)	0-0 F8		0-0 6-3		0-0 1B			0-0 L8		4 0 1 0 0 0 0
Solly Hemus, L OBP: 0.381, SLG: 0.434 Eddie Phillips, S (8, PR)	0-0 1-6-3		0-0 F9		0-0 1B			4-0 1B BB		3 0 1 0 1 0 0 0 0 0 0 0 0 0 0 0 0 0 0 0 0
Pete Castiglione, R OBP: 0.228, SLG: 0.284 (9, 6)					1-2 1B					3 1 2 0 1 0 0
Stan Musial, L OBP: 0.436, SLG: 0.600 (1, 9)	0-0 1B 2B		4-0 BB					0-0 1B		4 0 2 1 0 0 3
Ray Jablonski, R OBP: 0.306, SLG: 0.429 (1, 5)	0-0 1B		0-0 P4					0-0 F8		4 0 3 0 0 0 1
Red Schoendienst, S OBP: 0.404, SLG: 0.501 (1, 4)	0-0 1B			0-0 L4-6 2B				0-0 FC1-6 1B		4 0 0 0 0 2 5 0 0 0 0 0 0 0
Steve Bilko, R OBP: 0.339, SLG: 0.418 Dick Schofield, S OBP: 0.220, SLG: 0.333 (9, PR)	0-3 K		0-0 F3		0-0 K			0-0 FC1-6 1B		4 0 0 0 0 1 2
Harry Elliott, R OBP: 0.302, SLG: 0.441 (1, 7)		0-0 5-3		0-0 L4-6				0-0 F8		2 0 0 0 0 1 0 1 0 0 0 0 1 0 0 0 0 0 0 0 0 1 0 1 0 0 0 0
Dick Rand, R OBP: 0.320, SLG: 0.304 Peanuts Lowrey, R OBP: 0.323, SLG: 0.422 (7, PH)		0-3 K			0-0 P4			0-0 K 1B		3 0 0 0 0 2 0 1 0 0 0 0 0 2
Del Rice, R OBP: 0.321, SLG: 0.335 Enos Slaughter, L OBP: 0.400, SLG: 0.432 (9, PH)										
Vinegar Bend Mizell, R OBP: 0.120, SLG: 0.163 Sal Yvars, R OBP: 0.336, SLG: 0.308 (9, PH)		0-3 K			0-0 F3			0-0 F9		

Inning Stats	R: 1 E: 0 K: 1 S: 8	H: 3 LOB: 2 BB: 0 P: 8	R: 0 E: 0 K: 2 S: 7	H: 0 LOB: 0 BB: 0 P: 7	R: 0 E: 0 K: 0 S: 3	H: 0 LOB: 1 BB: 1 P: 7	R: 0 E: 0 K: 0 S: 3	H: 1 LOB: 0 BB: 1 P: 3	R: 0 E: 0 K: 1 S: 6	H: 2 LOB: 1 BB: 0 P: 4	R: 0 E: 0 K: 3 S: 9	H: 0 LOB: 0 BB: 0 P: 9	R: 0 E: 0 K: 0 S: 3	H: 1 LOB: 2 BB: 1 P: 7	R: 0 E: 0 K: 0 S: 5	H: 2 LOB: 2 BB: 0 P: 5	1B: 8 2B: 3 3B: 0 HR: 0	SF: 0 SAC: 0 DP: 1 HBP: 0	
PITCHER Warren Spahn, L ERA: 2.14 (1, 1)	IP 9.0	WLS W	BF 36	H 10	R 1	ER 1	SO 7	BB 2	IBB 0	HBP 0	BLK 0	WP 0	HR 0	S 48	P 56	ERA 1.00	WHIP 1.333		
PITCHER	IP	WLS	BF	H	R	ER	SO	BB	IBB	HBP	BLK	WP	HR	S	P	ERA	WHIP		

BOTTOM

Milwaukee Braves @ St. Louis Cardinals
Sportsman's Park, St. Louis, MO

Wed Sep 23 1953, 4:33 AM EDT
Att. 6,439 - Unknown

AB	34
R	1
H	10
RBI	1
BB	2
SO	7
LOB	13



Batter	1	2	3	4	5	6	7	8	9	AB R H RBI BB SO LOB	TOP																	
Bill Bruton, L (1, 8) <small>OBP: 0.306, SLG: 0.330</small> Bob Thorpe, R (5, 7) <small>OBP: 0.152, SLG: 0.125</small>	0-0 B5-3		0-0 4-3		0-0 G4-6-3	0-0 F8			0-0 F3	3 0 0 0 0 0 1 2 0 0 0 0 0 1																		
Johnny Logan, R (1, 6) <small>OBP: 0.326, SLG: 0.394</small>	0-0 5-3		0-0 F8		0-0 F9			0-0 P4	0-0 1B	5 0 1 0 0 0 0																		
Eddie Mathews, L (1, 5) <small>OBP: 0.408, SLG: 0.631</small>	4-0 1B BB		0-0 3-1			0-0 HR 1B		0-3 K	0-0 P6	4 1 1 0 1 1 1																		
Andy Paiko, R (1, 9) <small>OBP: 0.347, SLG: 0.454</small>	0-0 1-2 1B		0-0 4-3			0-0 1-H HR		0-0 P6		4 1 2 2 0 0 0																		
Jim Pendleton, R (1, 7) <small>OBP: 0.318, SLG: 0.451</small> (5, 8)	0-0 F9		0-3 K			0-0 2B 1B 1B		0-0 F3		4 1 1 0 0 1 2																		
Joe Adcock, R (1, 3) <small>OBP: 0.332, SLG: 0.448</small> Don Liddle, L (6, 1) <small>OBP: 0.162, SLG: 0.088</small>		0-0 1B 1B		0-0 E6 HR		0-0 1-3 1B 2B		0-0 F8		3 1 2 0 0 0 0 1 0 0 0 0 0 0																		
Ebba St. Claire, S (1, 2) <small>OBP: 0.241, SLG: 0.329</small>		0-0 F9		0-0 1-H HR		0-0 F5		0-0 1-3		4 1 1 2 0 0 3																		
Harry Hanebrink, L (1, 4) <small>OBP: 0.291, SLG: 0.313</small>		0-0 1-2 G6-3 1B		0-0 F7		0-0 1B 1B		0-0 1-3		4 1 2 1 0 0 0																		
Bob Buhl, R (1, 1) <small>OBP: 0.161, SLG: 0.113</small> Warren Spahn, L (5, PH) <small>OBP: 0.225, SLG: 0.327</small> Joey Jay, S (5, 1) George Crowe, L (6, PH) <small>OBP: 0.341, SLG: 0.488</small> (6, 3)		0-0 G6-3		0-0 G4-6-3 1B		0-0 2-H 3-H 1B		0-0 HR		1 0 0 0 0 0 2 1 0 1 0 0 0 0 0 0 0 0 0 0 0 2 1 2 2 0 0 0																		
Inning Stats	R: 0 E: 0 K: 0 S: 4	H: 1 LOB: 2 BB: 1 P: 8	R: 0 E: 0 K: 0 S: 4	H: 2 LOB: 1 BB: 0 P: 4	R: 0 E: 0 K: 0 S: 3	H: 0 LOB: 0 BB: 0 P: 3	R: 2 E: 1 K: 1 S: 7	H: 1 LOB: 0 BB: 0 P: 7	R: 0 E: 0 K: 0 S: 3	H: 1 LOB: 0 BB: 0 P: 3	R: 4 E: 0 K: 0 S: 8	H: 6 LOB: 1 BB: 0 P: 8	R: 0 E: 0 K: 1 S: 5	H: 0 LOB: 0 BB: 0 P: 5	R: 0 E: 0 K: 0 S: 3	H: 0 LOB: 0 BB: 0 P: 3	R: 1 E: 0 K: 0 S: 5	H: 2 LOB: 1 BB: 0 P: 5	1B: 9 2B: 1 3B: 0 HR: 3	SF: 0 SAC: 0 DP: 2 HBP: 0	WP: 0 PB: 0 SB: 0 CS: 0	PA: 39						
PITCHER	IP WLS BF H R ER SO BB IBB HBP BLK WP HR S P ERA WHIP																											
Bud Podbielan, R (1, 1) <small>ERA: 4.73</small> Bob Kelly, R (6, 1) <small>ERA: 5.42</small> Frank Smith, R (7, 1) <small>ERA: 5.49</small>	5.2		27	11	6	4	1	1	0	0	0	0	0	2	28	32	6.35	2.118										
	0.1		1	0	0	0	0	0	0	0	0	0	0	1	1	0.00	0.000											
	3.0	W	11	2	1	1	1	0	0	0	0	0	1	13	13	3.00	0.667											

Milwaukee Braves @ Cincinnati Reds
 Crosley Field, Cincinnati, OH
 Sat Sep 26 1953, 3:33 AM EDT
 Att. 1,660 - Unknown

livebaseballscorecards.com

AB	38
R	7
H	13
RBI	7
BB	1
SO	2
LOB	10



Batter	1	2	3	4	5	6	7	8	9
Rocky Bridges, R OBP: 0.288, SLG: 0.273 (1, 4) X	0-0 6-3	0-0 HR 1B		4-0 1B BB		0-0 F8		4-0 G3 2B IBB	
Grady Hatton, L OBP: 0.351, SLG: 0.396 (1, 5) X	0-0 2B 1B	0-0 HR		0-0 G4-6-3 1B		4-0 BB		0-0 G3	
Gus Bell, L OBP: 0.354, SLG: 0.525 (1, 8) S S S	0-3 K	0-0 3-1		0-0 G4-6-3 1-2f		0-0 3-1		0-0 2B 2B	
Ted Kluszewski, L OBP: 0.381, SLG: 0.573 (1, 3) X	0-0 2B		0-3 K		0-0 G6-4-3 1B		0-0 F9	4-0 2B BB	
Jim Greengrass, R OBP: 0.340, SLG: 0.445 (1, 7) X	0-0 3-1		0-0 6-3		0-0 F8		0-0 5-3	0-0 2B	
Wally Post, R OBP: 0.303, SLG: 0.345 (1, 9) X		0-0 2B 1B	0-0 F9		0-0 G6-4-3 1-2f		4-0 E 1B BB	4-0 BB	
Ed Bailey, L OBP: 0.600, SLG: 0.800 (1, 2) X		0-0 G3 1B 2B		0-3 K		0-0 1B WP 1B	0-0 E8 1B	0-0 3-1	
Roy McMillan, R OBP: 0.290, SLG: 0.302 (1, 6) X		0-0 F5		0-0 BB SH 1B 1B		0-0 1B		0-0 G3 SH1-4 2B 1B	
Bud Podbielan, R OBP: 0.155, SLG: 0.125 (1, 1) X		0-0 G3		0-0 SH BB 1B		0-0 F3		0-0 SH1-4	
Bob Kelly, R OBP: 0.111, SLG: 0.111 (6, 1)				1-2				1-2	
Andy Seminick, R OBP: 0.323, SLG: 0.415 (6, PH)									
Frank Smith, R OBP: 0.154, SLG: 0.154 (7, 1)									

Inning Stats	R: 0 E: 0 K: 1 S: 7	H: 2 LOB: 2 BB: 0 P: 7	R: 4 E: 0 K: 0 S: 7	H: 4 LOB: 0 BB: 0 P: 7	R: 0 E: 0 K: 1 S: 5	H: 0 LOB: 0 BB: 0 P: 5	R: 2 E: 1 K: 1 S: 7	H: 2 LOB: 1 BB: 1 P: 11	R: 0 E: 0 K: 0 S: 3	H: 1 LOB: 0 BB: 0 P: 3	R: 0 E: 0 K: 0 S: 5	H: 2 LOB: 3 BB: 1 P: 9	R: 0 E: 1 K: 0 S: 3	H: 1 LOB: 1 BB: 1 P: 7	R: 4 E: 0 K: 0 S: 6	H: 3 LOB: 2 BB: 3 P: 18
--------------	------------------------------	---------------------------------	------------------------------	---------------------------------	------------------------------	---------------------------------	------------------------------	----------------------------------	------------------------------	---------------------------------	------------------------------	---------------------------------	------------------------------	---------------------------------	------------------------------	----------------------------------

PITCHER	IP	WLS	BF	H	R	ER	SO	BB	IBB	HBP	BLK	WP	HR	S	P	ERA	WHIP
Bob Buhl, R ERA: 2.97 (1, 1)	4.0		21	8	6	5	3	1	0	0	0	0	1	26	30	11.25	2.250
Joey Jay, R ERA: (5, 1)	1.0		3	1	0	0	0	0	0	0	0	0	0	3	3	0.00	1.000
Don Liddle, L ERA: 3.09 (6, 1)	3.0	L	19	6	4	4	0	4	1	0	0	1	0	14	34	12.00	3.333

BOTTOM

AB R H RBI BB SO LOB

3	2	1	1	2	0	2
4	1	3	4	1	0	2
5	1	1	2	0	1	6
4	1	2	0	1	1	0
5	0	1	2	0	0	3
3	1	1	0	2	0	1
5	1	3	1	0	1	2
4	2	3	0	0	0	1
1	1	0	0	0	0	1
0	0	0	0	0	0	0
1	0	0	0	0	0	2
0	0	0	0	0	0	0

AB 35
R 10
H 15
RBI 10
BB 6
SO 3
LOB 20



WP: 1 PA: 43
PB: 0
SB: 0
CS: 0

Milwaukee Braves @ Cincinnati Reds
Crosley Field, Cincinnati, OH
Sat Sep 26 1953, 3:33 AM EDT
Att. 1,660 - Unknown

livebaseballscorecards.com

Batter	1	2	3	4	5	6	7	8	9	AB R H RBI BB SO LOB
Roy McMillan, R OBP: 0.290, SLG: 0.302 (1, 6)	0-0 F8	0-0 E5			0-0 4-3			0-0 BB 1B		4 0 1 0 0 0 0
Bobby Adams, R OBP: 0.339, SLG: 0.357 (1, 5)	0-0 1B FC1-6	0-0 F9			0-0 6-3			0-3 K		4 1 1 0 0 1 2
Wally Post, R OBP: 0.324, SLG: 0.364 (1, 8)	0-0 FC1-6 1B		0-0 4-3		0-0 F4			0-0 BB 1B		4 0 2 0 0 0 0
Ted Kluszewski, L OBP: 0.380, SLG: 0.570 (1, 3)	0-0 FC1-6 1B		0-0 L4		0-0 F5			4-0 BB BB		3 0 0 1 1 0 1
Jim Greengrass, R OBP: 0.340, SLG: 0.444 (1, 7)	0-0 1B		0-0 F6		0-0 F9			0-0 BB 4-1		4 0 1 0 0 0 3
Joe Szekely, R OBP: 0.077, SLG: 0.077 (1, 9)	0-0 6-3			0-0 G4-6-3 BB 1B		0-0 5-3		0-3 K		4 0 1 0 0 1 2
Ed Bailey, L OBP: 0.444, SLG: 0.500 (1, 2)		0-3 K		4-0 G4-6-3 BB 1B		0-0 F9		0-3 K		3 0 0 0 1 2 0
Rocky Bridges, R OBP: 0.288, SLG: 0.273 (1, 4)		0-0 SH3-4 E 1B		0-0 G4-6-3 1-2f 2-3		0-0 F9		0-0 L7		4 1 1 0 0 0 2
Fred Baczewski, L OBP: 0.208, SLG: 0.255 (1, 1)		0-0 SH3-4		0-0 L8		0-0 E5				0 0 0 0 0 0 0
Herm Wehmeier, R OBP: 0.238, SLG: 0.200 (4, 1)										1 0 0 0 0 0 1
Harry Perkowski, L OBP: 0.247, SLG: 0.261 (7, 1)										0 0 0 0 0 0 0
Andy Seminick, R OBP: 0.323, SLG: 0.413 (7, PH)										1 0 0 0 0 0 0
Clyde King, S (8, 1)										0 0 0 0 0 0 0

Inning Stats	R: 1	H: 3	E: 0	K: 0	S: 6	LOB: 2	BB: 0	P: 6	R: 1	H: 1	E: 1	K: 1	S: 7	LOB: 1	BB: 0	P: 7	R: 0	H: 0	E: 0	K: 0	S: 3	LOB: 0	BB: 0	P: 3	R: 0	H: 0	E: 0	K: 0	S: 3	LOB: 0	BB: 0	P: 3	R: 0	H: 2	E: 0	K: 1	S: 6	LOB: 2	BB: 1	P: 10	R: 0	H: 0	E: 0	K: 2	S: 7	LOB: 0	BB: 0	P: 7	1B: 7	SF: 0	2B: 1	SAC: 1	3B: 0	DP: 2	HR: 0	HBP: 0	WP: 0	PA: 35
PITCHER Warren Spahn, L ERA: 2.1 (1, 1)	IP	WLS	BF	H	R	ER	SO	BB	IBB	HBP	BLK	WP	HR	S	P	ERA	WHIP	IP	WLS	BF	H	R	ER	SO	BB	IBB	HBP	BLK	WP	HR	S	P	ERA	WHIP	IP	WLS	BF	H	R	ER	SO	BB	IBB	HBP	BLK	WP	HR	S	P	ERA	WHIP							

BOTTOM

Milwaukee Braves @ Cincinnati Reds
Crosley Field, Cincinnati, OH
Sun Sep 27 1953, 3:33 AM EST
Att. 8,426 - Unknown

livebaseballscorecards.com

AB	32
R	2
H	7
RBI	1
BB	2
SO	4
LOB	11

