

Milwaukee Braves - 1954

| Batter | 1 | 2 | 3 | 4 | 5 | 6 | 7 | 8 | 9 | AB R H RBI BB SO LOB | TOP | | | | | | | | | | | | | | | | | | | | | | | | | |
|---|---|---------------------------------|------------------------------|----------------------------------|------------------------------|----------------------------------|------------------------------|---------------------------------|------------------------------|---|------------------------------|---------------------------------|------------------------------|---------------------------------|------------------------------|---------------------------------|------------------------------|---------------------------------|----------------------------------|------------------------------------|----------------------------------|--------|--|--|--|--|--|--|--|--|--|--|--|--|--|--|
| Bill Bruton, L (1, 8) OBP: 0.400, SLG: 0.250 | 0-0 E8 1B | 4-0 1B BB | 0-0 F8 | | | 0-0 6-3 | | 0-3 K | | 4 1 1 0 1 1 3 | | | | | | | | | | | | | | | | | | | | | | | | | | |
| Danny O'Connell, R (1, 4) OBP: 0.400, SLG: 0.400 | 0-0 F9 2B | 0-0 1B 1-2 2-H 3-H | | | 0-0 F8 | 0-0 F3 | | 0-0 G3 | | 5 1 2 3 0 0 0 | | | | | | | | | | | | | | | | | | | | | | | | | | |
| Eddie Mathews, L (1, 5) OBP: 0.400, SLG: 1.600 | 0-0 F9 2-3 | 0-0 F8 | | | 0-3 K | 0-0 HR | | 0-0 HR | | 5 2 2 2 0 1 3 | | | | | | | | | | | | | | | | | | | | | | | | | | |
| Andy Pafo, R (1, 9) Sibby Sisti, R (8, PR) Billy Queen, R (8, 9) | 0-0 6-4 2B | | 0-0 2B | | 0-0 2B | 0-0 F9 | | 1-0 HBP | | 4 1 3 1 0 0 0 0 0 0 0 0 0 0 0 0 0 0 0 0 0 | | | | | | | | | | | | | | | | | | | | | | | | | | |
| Hank Aaron, R (1, 7) | 0-0 6-4 2-3f | | 0-0 5-3 2B | | 0-0 F4 | | 0-0 F9 | 0-0 F9 | | 5 0 0 0 0 0 4 | | | | | | | | | | | | | | | | | | | | | | | | | | |
| Joe Adcock, R (1, 3) OBP: 0.600, SLG: 0.750 | | 0-0 F5 | 4-0 2B BB | | 0-0 2B | | 0-0 2B SF7 1B | 0-0 F2 | | 4 1 2 0 1 0 0 | | | | | | | | | | | | | | | | | | | | | | | | | | |
| Johnny Logan, R (1, 6) OBP: 0.600, SLG: 1.000 | | 1-0 2B 1B HBP | 0-0 2B 1-3 2-H | | 0-0 F4 | | 0-0 E 2B 1-3 | 0-0 F5 | | 4 1 2 1 0 0 1 | | | | | | | | | | | | | | | | | | | | | | | | | | |
| Sam Calderone, R (1, 2) Jack Dittmer, L (9, PH) | | 0-0 1B 2B | 4-0 IBB | | 0-0 6-3 | | 0-0 SF7 | 0-0 F6 | | 2 1 1 1 1 0 1 1 0 0 0 0 0 0 | | | | | | | | | | | | | | | | | | | | | | | | | | |
| Bob Buhl, R (1, 1) Chet Nichols, S (4, 1) Ray Crone, R (6, 1) Jim Pendleton, R (7, PH) Lew Burdette, R (7, 1) | | 0-0 F9 | 0-3 K | | 0-0 4-3 | | 0-0 F4 | | | 2 0 0 0 0 1 5 1 0 0 0 0 0 1 0 0 0 0 0 0 0 1 0 0 0 0 0 1 0 0 0 0 0 0 0 | | | | | | | | | | | | | | | | | | | | | | | | | | |
| Inning Stats | R: 2 E: 1 K: 0 S: 5 | H: 3 LOB: 0 BB: 0 P: 5 | R: 2 E: 0 K: 0 S: 5 | H: 2 LOB: 2 BB: 1 P: 10 | R: 1 E: 0 K: 1 S: 7 | H: 2 LOB: 3 BB: 2 P: 15 | R: 0 E: 0 K: 1 S: 6 | H: 1 LOB: 1 BB: 0 P: 6 | R: 0 E: 0 K: 0 S: 4 | H: 1 LOB: 1 BB: 0 P: 4 | R: 1 E: 0 K: 0 S: 4 | H: 1 LOB: 0 BB: 0 P: 4 | R: 1 E: 1 K: 0 S: 5 | H: 2 LOB: 1 BB: 0 P: 5 | R: 1 E: 0 K: 1 S: 6 | H: 1 LOB: 1 BB: 0 P: 7 | R: 0 E: 0 K: 0 S: 3 | H: 0 LOB: 0 BB: 0 P: 3 | 1B: 4 2B: 8 3B: 0 HR: 2 | SF: 1 SAC: 0 DP: 1 HBP: 2 | WP: 0 PB: 0 SB: 0 CS: 0 | PA: 44 | | | | | | | | | | | | | | |
| PITCHER | IP WLS BF H R ER SO BB IBB HBP BLK WP HR S P ERA WHIP | | | | | | | | | | | | | | | | | | | | ERA WHIP | | | | | | | | | | | | | | | |
| Bud Podbielan, R (1, 1) ERA: 27.0 | 1.1 | | 8 | 4 | 4 | 4 | 0 | 0 | 0 | 1 | 0 | 0 | 0 | 7 | 8 | 27.00 | 3.000 | | | | | | | | | | | | | | | | | | | |
| Joe Nuxhall, L (2, 1) ERA: 5.68 | 6.1 | W | 32 | 9 | 4 | 4 | 3 | 2 | 1 | 1 | 0 | 0 | 2 | 34 | 47 | 5.68 | 1.737 | | | | | | | | | | | | | | | | | | | |
| Frank Smith, R (8, 1) ERA: | 1.1 | S | 4 | 0 | 0 | 0 | 0 | 0 | 0 | 0 | 0 | 0 | 0 | 4 | 4 | 0.00 | 0.000 | | | | | | | | | | | | | | | | | | | |

Milwaukee Braves @ Cincinnati Redlegs
 Crosley Field, Cincinnati, OH
 Tue Apr 13 1954, 3:33 AM EST
 Att: 33,185 - Unknown

| | |
|-----|----|
| AB | 38 |
| R | 8 |
| H | 13 |
| RBI | 8 |
| BB | 3 |
| SO | 3 |
| LOB | 19 |



| Batter | 1 | 2 | 3 | 4 | 5 | 6 | 7 | 8 | 9 |
|--|--------------------|-----------------|-----------------------|--------------------------|-----------------|-----------------------|------------|---|---|
| Bobby Adams, R OBP: 0.400, SLG: 0.600 (1, 5) | 0-0 FC6-4 1B | | 0-0 E 2B | 0-0 FC6-4 2B 1B | 0-3 K | | 0-0 F8 | | |
| Roy McMillan, R OBP: 0.200, SLG: 0.400 (1, 6) | 0-0 F7 | | 0-0 F7 | 0-0 1B 2B | | 0-0 6-3 | 0-0 G3 | | |
| Gus Bell, L OBP: 0.400, SLG: 0.400 (1, 8) | 0-0 FC6-4 | | 0-0 E8 2B 1B | 0-0 1B | | 0-0 E3 2B 1B | 0-0 G3 | | |
| Ted Kluszewski, L OBP: 0.200, SLG: 0.200 (1, 3) | 0-0 F8 | | 0-0 F4 | 0-3 K | | 0-0 2B 1B 1B | 0-0 G3 | | |
| Jim Greengrass, R OBP: 0.800, SLG: 1.600 (1, 7) | | 0-0 E 2B | 0-0 2B | | 0-0 5-3 | 0-0 1B 2B | 0-0 2B | | |
| Johnny Temple, R OBP: 0.600, SLG: 0.333 (1, 4) | | 0-0 E8 1B | 0-3 K | | 4-0 BB BB | 4-0 1B IBB | 0-0 F9 | | |
| Wally Post, R OBP: 0.400, SLG: 0.250 (1, 9) | | 0-3 K | | 0-0 6-3 | 4-0 BB BB | 0-0 4-3 1B | 0-0 1-3 | | |
| Andy Seminick, R OBP: 0.250, SLG: 0.250 (1, 2) | | 0-0 F3 | | 0-0 FC6-4 2B 1B | 0-3 K | 0-0 4-3 | | | |
| Bud Podbielan, R (1, 1) | | 0-3 K | | 4-0 1B | 4-0 BB BB | 0-0 4-3 | | | |
| Joe Nuxhall, L (2, 1) | | | | 1-2 FC6-4 BB | 1-2 BB | | | | |
| Frank Smith, R (8, 1) | | | | | | | | | |

| Inning Stats | R: 0 | H: 1 | E: 0 | LOB: 1 | K: 0 | BB: 0 | S: 4 | P: 4 |
|--------------|------|------|------|--------|------|-------|------|-------|
| | R: 1 | H: 2 | E: 1 | LOB: 1 | K: 2 | BB: 0 | S: 9 | P: 9 |
| | R: 2 | H: 3 | E: 1 | LOB: 1 | K: 1 | BB: 0 | S: 8 | P: 8 |
| | R: 3 | H: 3 | E: 0 | LOB: 1 | K: 1 | BB: 1 | S: 8 | P: 12 |
| | R: 0 | H: 0 | E: 0 | LOB: 3 | K: 2 | BB: 3 | S: 7 | P: 19 |
| | R: 3 | H: 3 | E: 1 | LOB: 2 | K: 0 | BB: 1 | S: 7 | P: 11 |
| | R: 0 | H: 0 | E: 0 | LOB: 0 | K: 0 | BB: 0 | S: 3 | P: 3 |
| | R: 0 | H: 1 | E: 0 | LOB: 1 | K: 0 | BB: 0 | S: 4 | P: 4 |

| PITCHER | | | | | | | | | | | | | | PITCHER | | | | | | | | | | | | | | | | | | | | |
|---------|-----|----|---|---|----|----|----|-----|-----|-----|----|----|----|---------|-------|-------|----|-----|----|---|---|----|----|----|-----|-----|-----|----|----|---|---|-----|------|--|
| IP | WLS | BF | H | R | ER | SO | BB | IBB | HBP | BLK | WP | HR | S | P | ERA | WHIP | IP | WLS | BF | H | R | ER | SO | BB | IBB | HBP | BLK | WP | HR | S | P | ERA | WHIP | |
| 3.2 | | 20 | 8 | 6 | 6 | 3 | 1 | 0 | 0 | 0 | 0 | 0 | 25 | 29 | 14.73 | 2.455 | | | | | | | | | | | | | | | | | | |
| 1.2 | L | 14 | 4 | 3 | 2 | 3 | 3 | 1 | 0 | 0 | 0 | 0 | 16 | 32 | 10.80 | 4.200 | | | | | | | | | | | | | | | | | | |
| 0.2 | | 2 | 0 | 0 | 0 | 0 | 0 | 0 | 0 | 0 | 0 | 0 | 2 | 2 | 0.00 | 0.000 | | | | | | | | | | | | | | | | | | |
| 2.0 | | 7 | 1 | 0 | 0 | 0 | 0 | 0 | 0 | 0 | 0 | 0 | 7 | 7 | 0.00 | 0.500 | | | | | | | | | | | | | | | | | | |


BOTTOM

Milwaukee Braves @ Cincinnati Redlegs
Crosley Field, Cincinnati, OH

Tue Apr 13 1954, 3:33 AM EST
Att. 33,185 - Unknown

| | | | | | | |
|----|---|---|-----|----|----|-----|
| AB | R | H | RBI | BB | SO | LOB |
| 5 | 2 | 2 | 0 | 0 | 1 | 5 |
| 5 | 1 | 1 | 1 | 0 | 0 | 2 |
| 5 | 2 | 2 | 3 | 0 | 0 | 1 |
| 5 | 1 | 1 | 0 | 0 | 1 | 3 |
| 5 | 2 | 4 | 2 | 0 | 0 | 0 |
| 3 | 0 | 1 | 1 | 2 | 1 | 2 |
| 4 | 0 | 1 | 2 | 1 | 1 | 2 |
| 4 | 1 | 1 | 0 | 0 | 1 | 5 |
| 0 | 0 | 0 | 0 | 0 | 0 | 0 |
| 2 | 0 | 0 | 0 | 2 | 1 | 3 |
| 0 | 0 | 0 | 0 | 0 | 0 | 0 |

| | |
|-----|----|
| AB | 38 |
| R | 9 |
| H | 13 |
| RBI | 9 |
| BB | 5 |
| SO | 6 |
| LOB | 23 |



| | |
|-------|--------|
| WP: 0 | PA: 43 |
| PB: 0 | |
| SB: 0 | |
| CS: 0 | |

livebaseballscorecards.com

| Batter | 1 | 2 | 3 | 4 | 5 | 6 | 7 | 8 | 9 | 10 | 11 | AB R H RBI BB SO LOB | TOP | | | | | | | | | | | | | |
|--|---|---------------------------------|------------------------------|---------------------------------|------------------------------|---------------------------------|------------------------------|---------------------------------|------------------------------|---------------------------------|------------------------------|---|---|------------------------------|---------------------------------|------------------------------|---------------------------------|------------------------------|----------------------------------|------------------------------|---------------------------------|------------------------------|---------------------------------|----------------------------------|------------------------------------|----------------------------------|
| Rip Repulski, R OBP: 0.444, SLG: 0.556 (1, 9) | 0-0 E 1B | 0-0 F7 | | | 0-0 5-3 | | | 0-0 F6 | 0-0 E 1B | | | 5 1 2 0 0 0 2 | St. Louis Cardinals @ Milwaukee Braves Milwaukee County Stadium, Milwaukee, WI Thu Apr 15 1954, 4:33 AM EST Att. 39,963 - Unknown | | | | | | | | | | | | | |
| Wally Moon, L OBP: 0.222, SLG: 0.750 (1, 8) | 0-0 F8 1-2 | 0-3 K | | | 0-0 F7 | | | 0-0 WP 1B 2B | 0-0 E3 G6-4-3 1-2 | | | 5 1 1 0 0 1 4 | | | | | | | | | | | | | | |
| Red Schoendienst, S OBP: 0.111, SLG: 0.111 (1, 4) | 0-0 S 1B 2-H | | | | 0-0 5-3 | | | 0-0 F3 2-3 | 0-0 G6-4-3 1-2f | | | 5 1 1 1 0 0 3 | | | | | | | | | | | | | | |
| Stan Musial, L OBP: 0.444, SLG: 0.714 (1, 7) | 0-3 K 1-2 | | | | 4-0 1B 3-2 BB | | | 0-0 4-3 | | | | 3 0 1 1 2 1 1 | | | | | | | | | | | | | | |
| Ray Jablonski, R OBP: 0.444, SLG: 0.444 (1, 5) | 0-0 FC6-4 1B 2-H | | | | 0-0 1B 1-3 | | | 0-0 G6-4-3 1B 3-H | | | | 5 0 3 1 0 0 2 | | | | | | | | | | | | | | |
| Steve Bilko, R (1, 3) | 0-0 FC6-4 1-2f | | | | 0-0 3-2 3-Hf | | | 0-0 G6-4-3 1-2f | | | | 4 1 0 0 1 0 4 | | | | | | | | | | | | | | |
| Alex Grammas, R (1, 6) | | | | | 0-0 F9 | | | 0-0 F8 | | | | 5 1 0 0 0 0 1 | | | | | | | | | | | | | | |
| Del Rice, R OBP: 0.286, SLG: 0.167 (1, 2) | | | | | 0-0 F6 | | | 4-0 G4-6-3 BB | | | | 4 0 1 0 1 0 1 | | | | | | | | | | | | | | |
| Vic Raschi, R OBP: 1.000, SLG: 1.000 Stu Miller, R (2, 1) | | | | | 0-0 K | | | 0-0 G4-6-3 BB 1-2f | | | | 1 0 1 0 0 0 0 1 0 0 0 0 0 1 1 0 0 0 0 0 0 1 1 1 2 0 0 0 1 0 0 0 0 0 0 | | | | | | | | | | | | | | |
| Peanuts Lowrey, R OBP: 0.500, SLG: 1.500 Al Brazie, L (7, PH) Sal Yvars, R OBP: 1.000, SLG: 4.000 Harvey Haddix, L (9, 1) | | | | | 0-3 K | | | 0-0 G4-6-3 BB 1-2f | | | | 1 0 1 0 0 0 0 1 0 0 0 0 0 1 1 0 0 0 0 0 0 1 1 1 2 0 0 0 1 0 0 0 0 0 0 | | | | | | | | | | | | | | |
| Inning Stats | R: 2 E: 1 K: 1 S: 8 | H: 3 LOB: 1 BB: 0 P: 8 | R: 0 E: 0 K: 1 S: 7 | H: 2 LOB: 2 BB: 0 P: 7 | R: 0 E: 0 K: 0 S: 3 | H: 1 LOB: 1 BB: 1 P: 7 | R: 0 E: 0 K: 1 S: 5 | H: 0 LOB: 0 BB: 0 P: 5 | R: 0 E: 0 K: 0 S: 3 | H: 0 LOB: 0 BB: 0 P: 3 | R: 0 E: 0 K: 0 S: 3 | H: 1 LOB: 0 BB: 0 P: 3 | | R: 0 E: 0 K: 0 S: 2 | H: 0 LOB: 0 BB: 1 P: 6 | R: 1 E: 0 K: 0 S: 5 | H: 2 LOB: 1 BB: 0 P: 5 | R: 3 E: 2 K: 0 S: 6 | H: 2 LOB: 1 BB: 1 P: 10 | R: 0 E: 0 K: 0 S: 2 | H: 0 LOB: 0 BB: 1 P: 6 | R: 0 E: 0 K: 0 S: 3 | H: 0 LOB: 0 BB: 0 P: 3 | 1B: 9 2B: 2 3B: 0 HR: 1 | SF: 0 SAC: 0 DP: 5 HBP: 0 | WP: 1 PB: 1 SB: 1 CS: 0 |
| PITCHER Warren Spahn, L ERA: 4.09 (1, 1) | IP 11.0 WLS W BF 45 H 11 R 6 ER 5 SO 3 BB 4 IBB 0 HBP 0 BLK 0 WP 1 HR 1 S 47 P 63 ERA 4.09 WHIP 1.364 | | | | | | | | | | | | | | | | | | | | | | | | | |

livebaseballscorecards.com

| | |
|-----|----|
| AB | 41 |
| R | 6 |
| H | 11 |
| RBI | 5 |
| BB | 4 |
| SO | 3 |
| LOB | 19 |



| Batter | 1 | 2 | 3 | 4 | 5 | 6 | 7 | 8 | 9 | 10 | 11 | AB R H RBI BB SO LOB |
|---|----------|---------------|---------------|--------------|-----|---------------------|---|---------|-----|----|---------------|--------------------------------|
| Bill Bruton, L OBP: 0.545, SLG: 0.444 (1, 8) | G3 | F4 | | SH3-4 1B | | FC4-6 1B | | S 1B | | | E 1B BB | 5 2 3 0 1 0 1 |
| Danny O'Connell, R OBP: 0.500, SLG: 0.444 (1, 4) | HR BB | PO E 1B | | SH3-4 | | FC4-6 WP 1-2f | | F7 | | | E9 1B | 4 1 2 0 1 0 2 |
| Eddie Mathews, L OBP: 0.600, SLG: 1.333 (1, 5) | HR BB | | | 1B IBB | | 1-2 BB | | | F9 | | | 1 1 0 0 4 0 0 |
| Joe Adcock, R OBP: 0.600, SLG: 1.000 (1, 3) | HR | PO | | 1B IBB | | F8 | | | F8 | | | 5 1 3 4 0 0 2 |
| George Metkovich, L Jim Pendleton, R (1, 9) (9, PH) (10, 9) | F2 | | K | G1-6-3 1B | | F8 | | | F7 | | | 4 0 0 0 0 1 3 1 0 0 0 0 0 0 |
| Hank Aaron, R OBP: 0.200, SLG: 0.300 (1, 7) | 2B | | 1B E 1B | | 4-3 | F5 | | | 4-3 | | | 5 1 2 0 0 0 0 |
| Johnny Logan, R OBP: 0.400, SLG: 0.556 (1, 6) | 5-3 | | E 1B 1B | | F7 | K2-3 | | | 5-3 | | | 5 0 1 0 0 1 1 |
| Sam Calderone, R OBP: 0.444, SLG: 0.571 (1, 2) | | 1B E 1B | E6 1B | | F8 | | | F7 | | | | 5 1 2 1 0 1 0 |
| Warren Spahn, L (1, 1) | | F8 | F8 | | F9 | | | F4 | | | K | 5 0 0 0 0 1 3 |

| Inning Stats | R: 3 | H: 2 | E: 0 | K: 0 | S: 5 | P: 13 | R: 1 | H: 2 | E: 1 | K: 0 | S: 4 | P: 8 | R: 1 | H: 4 | E: 1 | K: 1 | S: 8 | R: 1 | H: 2 | E: 0 | K: 0 | S: 4 | P: 8 | R: 0 | H: 0 | E: 0 | K: 0 | S: 3 | P: 3 | R: 0 | H: 1 | E: 0 | K: 1 | S: 5 | P: 5 | R: 0 | H: 1 | E: 0 | K: 0 | S: 4 | P: 4 | R: 0 | H: 0 | E: 0 | K: 1 | S: 5 | P: 5 | R: 0 | H: 1 | E: 0 | K: 0 | S: 3 | P: 3 | R: 0 | H: 0 | E: 0 | K: 1 | S: 5 | P: 5 | R: 1 | H: 1 | E: 1 | K: 1 | S: 4 | P: 8 | 1B: 11 | SF: 0 | 2B: 1 | SAC: 1 | 3B: 0 | DP: 1 | HR: 1 | HBP: 0 | WP: 1 | PA: 48 |
|--------------|------|------|------|------|------|-------|------|------|------|------|------|------|------|------|------|------|------|------|------|------|------|------|------|------|------|------|------|------|------|------|------|------|------|------|------|------|------|------|------|------|------|------|------|------|------|------|------|------|------|------|------|------|------|------|------|------|------|------|------|------|------|------|------|------|------|--------|-------|-------|--------|-------|-------|-------|--------|-------|--------|
|--------------|------|------|------|------|------|-------|------|------|------|------|------|------|------|------|------|------|------|------|------|------|------|------|------|------|------|------|------|------|------|------|------|------|------|------|------|------|------|------|------|------|------|------|------|------|------|------|------|------|------|------|------|------|------|------|------|------|------|------|------|------|------|------|------|------|------|--------|-------|-------|--------|-------|-------|-------|--------|-------|--------|

| PITCHER | IP | WLS | BF | H | R | ER | SO | BB | IBB | HBP | BLK | WP | HR | S | P | ERA | WHIP |
|---|-----|-----|----|---|---|----|----|----|-----|-----|-----|----|----|----|----|-------|-------|
| Vic Raschi, R ERA: 16.2 (1, 1) | 1.2 | | 11 | 4 | 4 | 3 | 0 | 2 | 0 | 0 | 0 | 0 | 1 | 9 | 17 | 16.20 | 3.600 |
| Stu Miller, R ERA: 4.15 (2, 1) | 4.1 | | 20 | 7 | 2 | 2 | 1 | 1 | 2 | 0 | 0 | 1 | 0 | 19 | 31 | 4.15 | 1.846 |
| Al Brazle, L ERA: (7, 1) | 2.0 | | 7 | 1 | 0 | 0 | 1 | 0 | 0 | 0 | 0 | 0 | 0 | 9 | 9 | 0.00 | 0.500 |
| Harvey Haddix, L ERA: 7.71 (9, 1) | 2.1 | L | 9 | 1 | 1 | 0 | 2 | 1 | 0 | 0 | 0 | 0 | 0 | 12 | 16 | 0.00 | 0.857 |

BOTTOM

St. Louis Cardinals @ Milwaukee Braves
 Milwaukee County Stadium, Milwaukee, WI
 Thu Apr 15 1954, 4:33 AM EST
 Att. 39,963 - Unknown

livebaseballscores.com

| | |
|-----|----|
| AB | 40 |
| R | 7 |
| H | 13 |
| RBI | 5 |
| BB | 6 |
| SO | 4 |
| LOB | 12 |



| Batter | 1 | 2 | 3 | 4 | 5 | 6 | 7 | 8 | 9 | AB R H RBI BB SO LOB | TOP |
|---|--|---|---|---|---|---|---|---|---|--|--|
| Bobby Adams, R (1, 5) OBP: 0.467, SLG: 0.462 BB BB BB | 4-0 FC6-4 1B FC4-6 BB | | x 0-0 5-3 ① | | BB BB BB 4-0 FC6-4 BB | | x 0-0 G6-4-3 1B | | x 0-0 1-3 ③ | 3 1 1 0 2 0 2 | |
| Roy McMillan, R (1, 6) OBP: 0.231, SLG: 0.308 Lloyd Merriman, L (7, PH) Art Fowler, R (7, 1) | 0-0 FC6-4 1B | | x 0-0 6-3 ② | | x 0-0 FC6-4 1-2f | | x 0-0 G6-4-3 1-2f | | | 3 0 1 0 0 0 1 1 0 0 0 0 0 2 0 0 0 0 0 0 0 | |
| Gus Bell, L (1, 8) OBP: 0.286, SLG: 0.462 | 0-0 FC6-4 1-2f 2-3 | | x 0-0 4-3 ③ | | x 0-0 1-5-3 | | | x 0-0 3-1 ① | | 4 0 0 0 0 0 2 | |
| Ted Kluszewski, L (1, 3) OBP: 0.286, SLG: 0.231 | 0-0 FC4-6 1-2f 3-H | | x 0-0 F7 ① | | x 0-0 F3 ② | | | x 0-0 F5 ② | | 4 0 0 1 0 0 1 | |
| Jim Greengrass, R (1, 7) OBP: 0.643, SLG: 1.250 S S S | 0-3 K ③ | | BB BB BB 4-0 FC4-6 BB | | x 0-0 1B 1B | | | x 0-0 6-3 ③ | | 3 0 1 0 1 1 1 | |
| Johnny Temple, R (1, 4) OBP: 0.500, SLG: 0.583 | | x 0-0 6-3 ① | | x 0-0 FC4-6 1-2f FC6-4 | | x 0-0 1B 1B | | x 0-0 1B 1B | | 4 0 2 0 0 0 1 | |
| Wally Post, R (1, 9) OBP: 0.143, SLG: 0.077 | | x 0-0 F3 ② | | x 0-0 FC6-4 1-2f | | x 0-0 1-3 ③ | | x 0-0 F8 ① | | 4 0 0 0 0 0 4 | |
| Andy Seminick, R (1, 2) OBP: 0.300, SLG: 0.125 Nino Escalera, L (7, PH) OBP: 1.000, SLG: 1.000 Ed Bailey, L (7, 2) OBP: 1.000, SLG: 1.000 | | BB BB BB 4-0 BB | | x 0-0 6-3 ① | | x 0-0 1B 1B | | x 0-0 1B 1B | | 1 0 0 0 1 0 0 1 0 1 0 0 0 0 1 0 1 0 0 0 0 | |
| Corky Valentine, R (1, 1) Chuck Harmon, R (7, PH) Rocky Bridges, R (7, 6) Grady Hatton, L (9, PH) | | BB BB 0-3 K ③ | | x 0-0 F9 ② | | x 0-0 F3 ① | | x 0-0 F9 ② | | 2 0 0 0 0 1 1 1 0 0 0 0 0 1 0 0 0 0 0 0 0 1 0 0 0 0 0 2 | |
| Inning Stats | R: 1 E: 0 K: 1 S: 6 H: 1 LOB: 1 BB: 1 P: 10 | R: 0 E: 0 K: 1 S: 5 H: 0 LOB: 1 BB: 1 P: 9 | R: 0 E: 0 K: 0 S: 3 H: 0 LOB: 0 BB: 0 P: 3 | R: 0 E: 0 K: 0 S: 3 H: 0 LOB: 1 BB: 1 P: 7 | R: 0 E: 0 K: 0 S: 3 H: 0 LOB: 1 BB: 1 P: 7 | R: 0 E: 0 K: 0 S: 5 H: 2 LOB: 2 BB: 0 P: 5 | R: 0 E: 0 K: 0 S: 4 H: 2 LOB: 1 BB: 0 P: 4 | R: 0 E: 0 K: 0 S: 3 H: 0 LOB: 0 BB: 0 P: 3 | R: 0 E: 0 K: 0 S: 5 H: 2 LOB: 2 BB: 0 P: 5 | 1B: 7 2B: 0 3B: 0 HR: 0 SF: 0 SAC: 0 DP: 1 HBP: 0 | WP: 0 PB: 0 SB: 0 CS: 0 PA: 37 |
| PITCHER Lew Burdette, R (1, 1) ERA: 0.82 | IP WLS BF H R ER SO BB IBB HBP BLK WP HR S P ERA WHIP | 9.0 W 37 7 1 1 2 4 0 0 0 0 0 37 53 1.00 1.222 | | | | | | | | | |
| PITCHER | IP WLS BF H R ER SO BB IBB HBP BLK WP HR S P ERA WHIP | | | | | | | | | | |

Cincinnati Redlegs @ Milwaukee Braves
Milwaukee County Stadium, Milwaukee, WI
 Sat Apr 17 1954, 4:33 AM EST
 Att. 20,938 - Unknown

| | |
|------------|-----------|
| AB | 33 |
| R | 1 |
| H | 7 |
| RBI | 1 |
| BB | 4 |
| SO | 2 |
| LOB | 18 |



| Batter | 1 | 2 | 3 | 4 | 5 | 6 | 7 | 8 | 9 | AB | R | H | RBI | BB | SO | LOB |
|--|---------------------------------|-----------|---|---|------------------------|-----------|---|---|---|----|---|---|-----|----|----|-----|
| Bill Bruton, L OBP: 0.533, SLG: 0.417 (1, 8) BBB | 4-0 1B BB | 0-0 F6 | | | | 0-0 F8 | | | | 3 | 1 | 1 | 1 | 1 | 0 | 0 |
| Danny O'Connell, R OBP: 0.500, SLG: 0.462 (1, 4) X | 0-0 1B 1-2 | | | | 0-0 F7 | | | | | 4 | 0 | 2 | 0 | 0 | 0 | 1 |
| Eddie Mathews, L OBP: 0.643, SLG: 1.200 (1, 5) X | 0-0 G4-3 1B 1-2 2-H | | | | 0-0 K | | | | | 4 | 0 | 3 | 1 | 0 | 1 | 1 |
| Joe Adcock, R OBP: 0.500, SLG: 0.769 (1, 3) X | 0-0 F4 | | | | 0-0 F8 | | | | | 4 | 0 | 1 | 0 | 0 | 0 | 4 |
| George Metkovich, L Jim Pendleton, R (1, 9) (8, 9) X | 0-0 G4-3 1-2f | | | | 0-0 4-3 | | | | | 4 | 0 | 0 | 0 | 0 | 0 | 6 |
| Hank Aaron, R OBP: 0.357, SLG: 0.417 (1, 7) BBB | | | | | 4-0 HR BB | | | | | 2 | 1 | 1 | 0 | 2 | 0 | 0 |
| Johnny Logan, R OBP: 0.429, SLG: 1.000 (1, 6) X | | | | | 0-0 F9 1-H HR | | | | | 4 | 2 | 2 | 3 | 0 | 0 | 2 |
| Del Crandall, R (1, 2) SS | | | | | 0-0 F8 | | | | | 3 | 1 | 0 | 0 | 1 | 1 | 2 |
| Lew Burdette, R (1, 1) X | | | | | 0-0 F4 | | | | | 3 | 0 | 0 | 0 | 0 | 1 | 2 |

| Inning Stats | R: 1 | H: 2 | E: 0 | K: 0 | S: 4 | LOB: 1 | BB: 1 | P: 8 | R: 2 | H: 1 | E: 0 | K: 1 | S: 6 | LOB: 0 | BB: 1 | P: 10 | R: 0 | H: 1 | E: 0 | K: 0 | S: 4 | LOB: 1 | BB: 0 | P: 4 | R: 0 | H: 2 | E: 0 | K: 1 | S: 7 | LOB: 2 | BB: 0 | P: 7 | R: 2 | H: 2 | E: 0 | K: 0 | S: 5 | LOB: 1 | BB: 1 | P: 9 | R: 0 | H: 1 | E: 0 | K: 1 | S: 6 | LOB: 0 | BB: 0 | P: 3 | R: 0 | H: 1 | E: 0 | K: 1 | S: 6 | LOB: 1 | BB: 0 | P: 6 |
|--------------|------|------|------|------|------|--------|-------|------|------|------|------|------|------|--------|-------|-------|------|------|------|------|------|--------|-------|------|------|------|------|------|------|--------|-------|------|------|------|------|------|------|--------|-------|------|------|------|------|------|------|--------|-------|------|------|------|------|------|------|--------|-------|------|
|--------------|------|------|------|------|------|--------|-------|------|------|------|------|------|------|--------|-------|-------|------|------|------|------|------|--------|-------|------|------|------|------|------|------|--------|-------|------|------|------|------|------|------|--------|-------|------|------|------|------|------|------|--------|-------|------|------|------|------|------|------|--------|-------|------|

| PITCHER | IP | WLS | BF | H | R | ER | SO | BB | IBB | HBP | BLK | WP | HR | S | P | ERA | WHIP |
|--|-----|-----|----|---|---|----|----|----|-----|-----|-----|----|----|----|----|------|-------|
| Corky Valentine, R ERA: 7.5 (1, 1) | 6.0 | L | 29 | 8 | 5 | 5 | 2 | 4 | 0 | 0 | 0 | 0 | 2 | 29 | 45 | 7.50 | 2.000 |
| Art Fowler, R ERA: (7, 1) | 2.0 | | 7 | 2 | 0 | 0 | 1 | 0 | 0 | 0 | 0 | 0 | 0 | 9 | 9 | 0.00 | 1.000 |

BOTTOM

Cincinnati Redlegs @ Milwaukee Braves
Milwaukee County Stadium, Milwaukee, WI
 Sat Apr 17 1954, 4:33 AM EST
 Att. 20,938 - Unknown

| | |
|-----|----|
| AB | 31 |
| R | 5 |
| H | 10 |
| RBI | 5 |
| BB | 4 |
| SO | 3 |
| LOB | 18 |



| | | | | | | | |
|-----|---|------|---|-----|---|-----|----|
| 1B: | 6 | SF: | 0 | WP: | 0 | PA: | 36 |
| 2B: | 2 | SAC: | 1 | PB: | 0 | | |
| 3B: | 0 | DP: | 2 | SB: | 0 | | |
| HR: | 2 | HBP: | 0 | CS: | 0 | | |

livebaseballscorecards.com

| Batter | 1 | 2 | 3 | 4 | 5 | 6 | 7 | 8 | 9 | AB R H RBI BB SO LOB | TOP | | |
|---|---|---|---|---|---|---|---|---|---|--|--|----------------|---|
| Bobby Adams, R (1, 5) OBP: 0.400, SLG: 0.389 | 0-0 F8 | | 0-0 F4 | 0-3 K | | | 0-0 1B FC6-4 1B | | 0-0 F7 | 5 1 1 0 0 1 1 | | | |
| Roy McMillan, R (1, 6) OBP: 0.235, SLG: 0.294 | 0-0 5-3 | | 0-0 6-3 | | | 0-0 F7 | 0-0 FC6-4 1B | | | 4 0 1 1 0 0 0 | | | |
| Gus Bell, L (1, 8) OBP: 0.389, SLG: 0.588 | 0-0 1B 2B | | 0-0 1B HR 1B | | | 0-0 G4-6-3 1B | 0-0 FC6-4 CS | | | 4 2 3 1 0 0 1 | | | |
| Ted Kluszewski, L (1, 3) OBP: 0.333, SLG: 0.250 | 4-0 1B BB | | 0-0 1-2 HR 1B | | | 0-0 G4-6-3 | 0-0 CS | 0-0 6-3 | | 3 1 1 0 1 0 1 | | | |
| Jim Greengrass, R (1, 7) OBP: 0.611, SLG: 1.250 | 0-0 1-2 2-H FC4 1B | | 0-0 1-H 2-H HR | | | 0-0 F3 | | 0-3 K | | 4 1 2 4 0 1 0 | | | |
| Johnny Temple, R (1, 4) OBP: 0.444, SLG: 0.500 | 0-0 1-2f FC4 | | 0-0 1B | | | 0-0 F6 | | 0-0 F4 | | 4 0 1 0 0 0 2 | | | |
| Wally Post, R (1, 9) OBP: 0.167, SLG: 0.118 | | 0-0 6-3 | 0-0 5-3 | | | 0-3 K | | | 0-0 1B SH3-4 1B | 4 0 1 0 0 1 1 | | | |
| Andy Seminick, R (1, 2) OBP: 0.357, SLG: 0.182 | | 0-0 5-3 | | 0-3 K | | 4-0 FC1-6 BB | | 0-0 SH3-4 1B | | 3 0 1 0 1 1 0 | | | |
| Howie Judson, R (1, 1) Herm Wehmeier, R (7, 1) | | 0-0 1-3 | | 0-0 F6 | | 0-0 FC1-6 1B | | 0-0 SH3-4 | | 3 1 0 0 0 0 1 0 0 0 0 0 0 0 | | | |
| Inning Stats | R: 1 E: 0 K: 0 S: 5 H: 2 LOB: 2 BB: 1 P: 9 | R: 0 E: 0 K: 0 S: 3 H: 0 LOB: 0 BB: 0 P: 3 | R: 3 E: 0 K: 0 S: 7 H: 4 LOB: 1 BB: 0 P: 7 | R: 0 E: 0 K: 2 S: 7 H: 0 LOB: 0 BB: 0 P: 7 | R: 0 E: 0 K: 0 S: 3 H: 1 LOB: 0 BB: 0 P: 3 | R: 0 E: 0 K: 1 S: 5 H: 0 LOB: 0 BB: 0 P: 5 | R: 2 E: 0 K: 0 S: 4 H: 2 LOB: 0 BB: 1 P: 8 | R: 0 E: 0 K: 1 S: 5 H: 0 LOB: 0 BB: 0 P: 5 | R: 0 E: 0 K: 0 S: 4 H: 2 LOB: 1 BB: 0 P: 4 | 1B: 9 2B: 1 3B: 0 HR: 1 SF: 0 SAC: 1 DP: 1 HBP: 0 | WP: 0 PB: 0 SB: 0 CS: 1 PA: 38 | | |
| PITCHER | IP WLS BF H R ER SO BB IBB HBP BLK WP HR S P ERA WHIP | | | | | | | | | | | PITCHER | IP WLS BF H R ER SO BB IBB HBP BLK WP HR S P ERA WHIP |
| Chet Nichols, L (1, 1) ERA: 12.46 | 2.2 L 15 6 4 4 0 1 0 0 0 0 0 1 14 18 13.50 2.625 | | | | | | | | | | | | |
| Ernie Johnson, R (3, 1) ERA: 3.38 | 5.1 18 3 2 2 4 1 0 0 0 0 0 0 25 29 3.38 0.750 | | | | | | | | | | | | |
| Jim Wilson, R (9, 1) ERA: | 1.0 4 2 0 0 0 0 0 0 0 0 0 0 4 4 0.00 2.000 | | | | | | | | | | | | |

Cincinnati Redlegs @ Milwaukee Braves
Milwaukee County Stadium, Milwaukee, WI
 Sun Apr 18 1954, 4:33 AM EST
 Unknown

livebaseballscorecards.com

| | |
|------------|----|
| AB | 34 |
| R | 6 |
| H | 11 |
| RBI | 6 |
| BB | 2 |
| SO | 4 |
| LOB | 7 |



| Batter | 1 | 2 | 3 | 4 | 5 | 6 | 7 | 8 | 9 | AB R H RBI BB SO LOB |
|---|-----|---|-------|---|-----|-----|-------|-------|-----|----------------------|
| Jack Dittmer, L (1, 4) | F9 | | FC3-6 | | | F7 | | FC4-6 | SF9 | 4 1 0 1 0 0 2 |
| Danny O'Connell, R (1, 5) OBP: 0.421, SLG: 0.389 | F8 | | F3 | | | F7 | | | 6-3 | 5 1 1 0 0 0 1 |
| Eddie Mathews, L (1, 7) OBP: 0.500, SLG: 0.857 | E4 | | | | F7 | 4-3 | | G3 | | 4 0 0 0 0 0 2 |
| Joe Adcock, R (1, 3) OBP: 0.500, SLG: 0.765 | 5-3 | | | | 6-3 | | BB BB | | | 4 0 2 2 0 0 1 |
| Jim Pendleton, R (1, 8) OBP: 0.333, SLG: 0.200 | | | K | | | | F5 | | | 3 0 1 0 1 1 1 |
| Hank Aaron, R (1, 9) OBP: 0.333, SLG: 0.333 | | | 5-3 | | 1-3 | | | | | 3 0 0 0 1 1 3 |
| Johnny Logan, R (1, 6) OBP: 0.389, SLG: 0.813 | | | F7 | | | | | | | 3 1 0 0 1 0 0 |
| Del Crandall, R (1, 2) | | | | | | | | | | 3 0 0 0 0 0 3 |
| Jim Wilson, R (9, 1) | | | | | | | | | | 0 0 0 0 0 0 0 |
| George Metkovich, L (9, PH) OBP: 0.111, SLG: 0.333 | | | F6 | | | F7 | | | | 1 1 1 1 0 0 0 |
| Chet Nichols, S (1, 1) | | | | | | | | | | 0 0 0 0 0 0 0 |
| Ernie Johnson, R (3, 1) OBP: 0.500, SLG: 0.500 | | | | | | 1-3 | | | | 2 0 1 0 0 0 0 |
| Charlie White, L (8, PH) (9, 2) | | | | | | | | | | 1 0 0 0 1 0 1 |

| Inning Stats | R: 0 | H: 0 | E: 1 | LOB: 1 | K: 0 | BB: 0 | S: 4 | R: 0 | H: 0 | E: 0 | LOB: 0 | K: 1 | BB: 0 | S: 5 | R: 0 | H: 1 | E: 0 | LOB: 1 | K: 0 | BB: 0 | S: 4 | R: 0 | H: 0 | E: 0 | LOB: 0 | K: 0 | BB: 0 | S: 3 | R: 0 | H: 0 | E: 0 | LOB: 0 | K: 0 | BB: 0 | S: 3 | R: 0 | H: 1 | E: 0 | LOB: 2 | K: 0 | BB: 2 | S: 3 | R: 2 | H: 2 | E: 0 | LOB: 2 | K: 1 | BB: 2 | S: 7 | R: 2 | H: 1 | E: 1 | LOB: 0 | K: 0 | BB: 0 | S: 5 | 1B: 4 | SF: 1 | 2B: 1 | SAC: 0 | 3B: 1 | DP: 1 | HR: 0 | HBP: 0 |
|--------------|------|------|------|--------|------|-------|------|------|------|------|--------|------|-------|------|------|------|------|--------|------|-------|------|------|------|------|--------|------|-------|------|------|------|------|--------|------|-------|------|------|------|------|--------|------|-------|------|------|------|------|--------|------|-------|------|------|------|------|--------|------|-------|------|-------|-------|-------|--------|-------|-------|-------|--------|
|--------------|------|------|------|--------|------|-------|------|------|------|------|--------|------|-------|------|------|------|------|--------|------|-------|------|------|------|------|--------|------|-------|------|------|------|------|--------|------|-------|------|------|------|------|--------|------|-------|------|------|------|------|--------|------|-------|------|------|------|------|--------|------|-------|------|-------|-------|-------|--------|-------|-------|-------|--------|

| PITCHER | IP | WLS | BF | H | R | ER | SO | BB | IBB | HBP | BLK | WP | HR | S | P | ERA | WHIP |
|--------------------------------------|-----|-----|----|---|---|----|----|----|-----|-----|-----|----|----|----|----|------|-------|
| Howie Judson, R (1, 1) ERA: 6.1 | 6.1 | W | 25 | 3 | 0 | 0 | 1 | 2 | 0 | 0 | 0 | 1 | 0 | 25 | 33 | 0.00 | 0.789 |
| Herm Wehmeier, R (7, 1) ERA: 3.38 | 2.2 | S | 13 | 3 | 4 | 2 | 1 | 2 | 0 | 0 | 0 | 0 | 0 | 13 | 21 | 6.75 | 1.875 |

BOTTOM

Cincinnati Redlegs @ Milwaukee Braves
 Milwaukee County Stadium, Milwaukee, WI
 Sun Apr 18 1954, 4:33 AM EST
 Unknown

| | |
|-----|----|
| AB | 33 |
| R | 4 |
| H | 6 |
| RBI | 4 |
| BB | 4 |
| SO | 2 |
| LOB | 14 |



| WP | PA |
|----|----|
| 1 | 38 |

| Batter | 1 | 2 | 3 | 4 | 5 | 6 | 7 | 8 | 9 | AB R H RBI BB SO LOB | TOP | | | | | | | | | | | |
|---|---|----------------------------------|------------------------------|---------------------------------|------------------------------|----------------------------------|------------------------------|---------------------------------|------------------------------|----------------------------------|------------------------------|---------------------------------|------------------------------|---|------------------------------|----------------------------------|------------------------------|---------------------------------|----------------------------------|------------------------------------|----------------------------------|--------|
| Bobby Adams, R (1, 5) OBP: 0.320, SLG: 0.304 | 0-0 G3 | 0-0 F9 | | 0-0 F5 | | 0-3 K | | | 0-0 F5 | 5 0 0 0 0 1 1 | | | | | | | | | | | | |
| Roy McMillan, R (1, 6) OBP: 0.273, SLG: 0.250 | 4-0 1B E BB | | 0-3 K | | 4-0 FC6-4 4-3 BB | | 0-0 F6 | | 0-0 F7 | 3 1 0 0 2 1 0 | | | | | | | | | | | | |
| Gus Bell, L (1, 8) OBP: 0.391, SLG: 0.524 | 0-0 E8 2B 1B | | 4-0 4-3 1B BB | | 0-0 4-3 1-2 | | 0-0 F7 | | 0-3 K | 4 2 1 0 1 1 1 | | | | | | | | | | | | |
| Ted Kluszewski, L (1, 3) OBP: 0.364, SLG: 0.316 | 0-0 2B 2B | | 0-0 4-3 | | 4-0 FC6-4 BB | | 0-0 G3 | | | 3 1 1 1 1 0 1 | | | | | | | | | | | | |
| Jim Greengrass, R (1, 7) Bob Borkowski, R (3, 7) | 0-0 1-3 2B | | 0-0 1B | | 0-0 FC6-4 1-2 2-3 | | 0-0 6-3 | | | 2 0 2 2 0 0 0 2 0 0 0 0 0 2 | | | | | | | | | | | | |
| Johnny Temple, R (1, 4) OBP: 0.409, SLG: 0.421 | 0-0 1-3 2-3 | | 0-0 6-3 | | 0-0 1-3 | | 4-0 BB BB | | | 3 0 0 0 1 0 4 | | | | | | | | | | | | |
| Lloyd Merriman, L (1, 9) | 0-0 F7 | | | 0-0 F8 | | 0-3 K | | 0-0 F7 | | 4 0 0 0 0 1 2 | | | | | | | | | | | | |
| Ed Bailey, L (1, 2) OBP: 0.600, SLG: 1.250 | | 0-3 K | | 0-0 F7 | | 0-0 HR | | 4-0 1-2 BB | | 3 1 1 1 1 1 0 | | | | | | | | | | | | |
| Bud Podbielan, R (1, 1) Frank Smith, R (8, 1) | | 0-3 K | | 4-0 BB | | 0-0 5-3 | | 0-0 F4 | | 3 0 0 0 1 1 2 0 0 0 0 0 0 0 | | | | | | | | | | | | |
| Inning Stats | R: 3 E: 1 K: 0 S: 6 | H: 3 LOB: 1 BB: 1 P: 10 | R: 0 E: 0 K: 2 S: 7 | H: 0 LOB: 0 BB: 0 P: 7 | R: 1 E: 0 K: 1 S: 6 | H: 1 LOB: 1 BB: 1 P: 10 | R: 0 E: 0 K: 0 S: 3 | H: 0 LOB: 1 BB: 1 P: 7 | R: 0 E: 0 K: 0 S: 3 | H: 0 LOB: 2 BB: 2 P: 11 | R: 1 E: 0 K: 2 S: 8 | H: 1 LOB: 0 BB: 0 P: 8 | R: 0 E: 0 K: 0 S: 3 | H: 0 LOB: 0 BB: 0 P: 3 | R: 0 E: 0 K: 0 S: 3 | H: 0 LOB: 2 BB: 2 P: 11 | R: 0 E: 0 K: 1 S: 5 | H: 0 LOB: 0 BB: 0 P: 5 | 1B: 2 2B: 2 3B: 0 HR: 1 | SF: 0 SAC: 0 DP: 0 HBP: 0 | WP: 0 PB: 0 SB: 0 CS: 0 | PA: 39 |
| PITCHER | IP WLS BF H R ER SO BB IBB HBP BLK WP HR S P ERA WHIP | | | | | | | | | | | | PITCHER | IP WLS BF H R ER SO BB IBB HBP BLK WP HR S P ERA WHIP | | | | | | | | |
| Bob Buhl, R (1, 1) ERA: 9.28 | 7.0 L 31 5 5 5 5 5 0 0 0 0 0 1 36 56 6.43 1.429 | | | | | | | | | | | | | | | | | | | | | |
| Dave Jolly, R (8, 1) ERA: | 2.0 8 0 0 0 1 2 0 0 0 0 0 0 8 16 0.00 1.000 | | | | | | | | | | | | | | | | | | | | | |

Cincinnati Redlegs @ Milwaukee Braves
Milwaukee County Stadium, Milwaukee, WI
 Sun Apr 18 1954, 4:38 AM EST
 Att: 27,267 - Unknown

| | |
|------------|-----------|
| AB | 32 |
| R | 5 |
| H | 5 |
| RBI | 4 |
| BB | 7 |
| SO | 6 |
| LOB | 13 |



| Batter | 1 | 2 | 3 | 4 | 5 | 6 | 7 | 8 | 9 | AB R H RBI BB SO LOB | TOP |
|---|---|---|---|--|--|---|---|---|---|---|---|
| Bob Talbot, R (1, 8) OBP: 0.286, SLG: 0.385 | 0-3 ① K | | x 0-0 3B 2B | | x 0-0 1B 1B | | x 0-0 ① B3 | | x 0-0 ③ P4 | 5 1 2 0 0 1 0 | Chicago Cubs @ Milwaukee Braves Milwaukee County Stadium, Milwaukee, WI Wed Apr 21 1954, 4:33 AM EST Att. 27,828 - Unknown livebaseballscorecards.com |
| Dee Fondy, L (1, 3) OBP: 0.462, SLG: 0.500 | 0-0 ② F5 | | x 0-0 3B | | x 0-0 1B | | x 0-0 1B | | | 4 0 3 1 0 0 0 | |
| Ralph Kiner, R (1, 7) OBP: 0.542, SLG: 0.467 | 0-3 ③ K | | x 0-0 ③ F3 | | 0-3 ② K | | 0-3 ② K | | | 4 0 0 0 0 3 4 | |
| Hank Sauer, R (1, 9) OBP: 0.500, SLG: 0.647 | | 4-0 SH5-3 1B BB | | x 0-0 HR | | x 0-0 IBB | | x 0-0 ③ F8 | | 2 2 1 1 2 0 1 | |
| Randy Jackson, R (1, 5) OBP: 0.565, SLG: 0.905 | | 0-0 ① SH5-3 | | 4-0 FC6-4 BB | | 0-0 ③ F7 | | 0-3 ① K | | 2 0 0 0 1 1 3 | |
| 14 Ernie Banks, R (1, 6) OBP: 0.304, SLG: 0.158 Eddie Miksis, R (8, PH) Chris Kitsos, S (8, 6) | | 0-0 ② F7 | | 0-3 ① K | | 0-3 ① K | | 0-0 ② 6-3 | | 3 0 0 0 0 2 2 1 0 0 0 0 0 0 0 0 0 0 0 0 0 | |
| Gene Baker, R (1, 4) OBP: 0.542, SLG: 0.905 | | 0-0 PO 1B | | x 0-0 ② B1 | | x 0-0 ② P6 | | x 0-0 ③ F9 | | 4 0 1 1 0 0 1 | |
| Clyde McCullough, R (1, 2) OBP: 0.467, SLG: 0.857 | 0-0 PO | 0-3 ③ K | x 0-0 ① K | 0-0 ③ FC6-4 | | x 0-0 1B | | x 0-0 F8 | | 4 0 1 0 0 1 1 | |
| Johnny Klippstein, R (1, 1) Warren Hacker, R (5, 1) Bruce Edwards, R (6, PH) Jim Davis, S (6, 1) Bill Serena, R (9, PH) | | | x 0-0 ② P6 | | 0-3 ① K | 0-3 ③ K | | 0-3 ② K | | 2 0 0 0 0 1 0 0 0 0 0 0 0 0 1 0 0 0 0 1 1 0 0 0 0 0 0 0 1 0 0 0 0 1 0 | |
| Inning Stats | R: 0 H: 0 E: 0 LOB: 0 K: 2 BB: 0 S: 7 P: 7 | R: 1 H: 1 E: 0 LOB: 0 K: 0 BB: 1 S: 3 P: 7 | R: 1 H: 2 E: 0 LOB: 1 K: 1 BB: 0 S: 7 P: 7 | R: 1 H: 1 E: 0 LOB: 1 K: 1 BB: 1 S: 6 P: 10 | R: 0 H: 2 E: 0 LOB: 3 K: 2 BB: 1 S: 9 P: 13 | R: 0 H: 1 E: 0 LOB: 1 K: 2 BB: 0 S: 8 P: 8 | R: 0 H: 1 E: 0 LOB: 1 K: 1 BB: 0 S: 6 P: 6 | R: 0 H: 0 E: 0 LOB: 0 K: 1 BB: 0 S: 5 P: 5 | R: 0 H: 0 E: 0 LOB: 0 K: 1 BB: 0 S: 5 P: 5 | 1B: 5 SF: 0 2B: 1 SAC: 1 3B: 1 DP: 0 HR: 1 HBP: 0 | |
| PITCHER Warren Spahn, L (1, 1) ERA: 3.6 | IP WLS BF H R ER SO BB IBB HBP BLK WP HR S P ERA WHIP | | | | | | | | | | |
| | 9.0 W 37 8 3 3 11 2 1 0 0 0 1 56 68 3.00 1.111 | | | | | | | | | | |



| Batter | 1 | 2 | 3 | 4 | 5 | 6 | 7 | 8 | 9 |
|---|--------|---------|---------------|---------|--------------|--------------|-----------|---------|---|
| Jack Dittmer, L (1, 4) OBP: 0.200, SLG: 0.571 | 0-0 L5 | | 0-0 1B 2B | | 0-0 F8 | 0-0 FC3-6 | | | |
| Danny O'Connell, R (1, 5) OBP: 0.407, SLG: 0.417 | 4-0 BB | | 0-0 SF8 | | 0-0 E4 HR | | 0-0 HR 2B | | |
| Eddie Mathews, L (1, 7) OBP: 0.500, SLG: 0.955 | 0-3 K | | 0-0 1B | | 0-0 HR | | 0-3 K | | |
| Joe Adcock, R (1, 3) OBP: 0.500, SLG: 0.833 | 0-0 F3 | | 0-0 F9 | | 0-0 FC6-4 1B | | 0-0 HR | | |
| Jim Pendleton, R (1, 8) OBP: 0.214, SLG: 0.154 | | 0-0 6-3 | | 0-0 F7 | 0-0 FC6-4 | | 0-0 6-3 | | |
| Hank Aaron, R (1, 9) OBP: 0.308, SLG: 0.348 | | 0-0 F9 | | 0-0 2B | 0-0 F7 | | 0-0 P5 | | |
| Johnny Logan, R (1, 6) OBP: 0.308, SLG: 0.565 | | 0-0 P4 | | 0-3 K | | 0-0 6-3 | | 0-0 6-3 | |
| Del Crandall, R (1, 2) OBP: 0.267, SLG: 0.083 | | | 0-0 2B SF8 1B | 0-0 6-3 | | 4-0 FC3-6 BB | | 0-3 K | |
| Warren Spahn, L (1, 1) ERA: 8.1 | | | 0-3 K | | 4-0 E HR BB | 0-0 FC3-6 | | 0-0 6-3 | |

| Inning Stats | R: 0 | H: 0 | E: 0 | K: 1 | S: 5 | LOB: 1 | BB: 1 | P: 9 |
|--------------|------|------|------|------|---|--------|-------|-------|
| | R: 0 | H: 0 | E: 0 | K: 0 | S: 3 <td>LOB: 0</td> <td>BB: 0</td> <td>P: 3 </td> | LOB: 0 | BB: 0 | P: 3 |
| | R: 2 | H: 3 | E: 0 | K: 1 | S: 8 <td>LOB: 1</td> <td>BB: 0</td> <td>P: 8 </td> | LOB: 1 | BB: 0 | P: 8 |
| | R: 0 | H: 1 | E: 0 | K: 1 | S: 6 <td>LOB: 1</td> <td>BB: 0</td> <td>P: 6 </td> | LOB: 1 | BB: 0 | P: 6 |
| | R: 3 | H: 2 | E: 1 | K: 0 | S: 6 <td>LOB: 1</td> <td>BB: 1</td> <td>P: 10 </td> | LOB: 1 | BB: 1 | P: 10 |
| | R: 0 | H: 0 | E: 0 | K: 0 | S: 3 <td>LOB: 1</td> <td>BB: 1</td> <td>P: 7 </td> | LOB: 1 | BB: 1 | P: 7 |
| | R: 2 | H: 2 | E: 0 | K: 1 | S: 7 <td>LOB: 0</td> <td>BB: 0</td> <td>P: 7 </td> | LOB: 0 | BB: 0 | P: 7 |
| | R: 0 | H: 0 | E: 0 | K: 1 | S: 5 <td>LOB: 0</td> <td>BB: 0</td> <td>P: 5 </td> | LOB: 0 | BB: 0 | P: 5 |

| PITCHER | IP | WLS | BF | H | R | ER | SO | BB | IBB | HBP | BLK | WP | HR | S | P | ERA | WHIP |
|---|-----|-----|----|---|---|----|----|----|-----|-----|-----|----|----|----|----|------|-------|
| Johnny Klippstein, R (1, 1) ERA: 15.88 | 4.1 | L | 22 | 6 | 5 | 4 | 3 | 2 | 0 | 0 | 0 | 0 | 1 | 26 | 34 | 8.31 | 1.846 |
| Warren Hacker, R (5, 1) ERA: | 0.2 | | 2 | 0 | 0 | 0 | 0 | 0 | 0 | 0 | 0 | 0 | 0 | 2 | 2 | 0.00 | 0.000 |
| Jim Davis, L (6, 1) ERA: 8.1 | 3.0 | | 12 | 2 | 2 | 2 | 2 | 1 | 0 | 0 | 0 | 0 | 1 | 15 | 19 | 6.00 | 1.000 |

BOTTOM

Chicago Cubs @ Milwaukee Braves
Milwaukee County Stadium, Milwaukee, WI

Wed Apr 21 1954, 4:33 AM EST
Att. 27,828 - Unknown

livebaseballscorecards.com

| | |
|-----|----|
| AB | 32 |
| R | 7 |
| H | 8 |
| RBI | 7 |
| BB | 3 |
| SO | 5 |
| LOB | 13 |



| | |
|-------|--------|
| WP: 0 | PA: 36 |
| PB: 0 | |
| SB: 0 | |
| CS: 0 | |

| PITCHER | IP | WLS | BF | H | R | ER | SO | BB | IBB | HBP | BLK | WP | HR | S | P | ERA | WHIP |
|---|-----|-----|----|---|---|----|----|----|-----|-----|-----|----|----|----|----|------|-------|
| Johnny Klippstein, R (1, 1) ERA: 15.88 | 4.1 | L | 22 | 6 | 5 | 4 | 3 | 2 | 0 | 0 | 0 | 0 | 1 | 26 | 34 | 8.31 | 1.846 |
| Warren Hacker, R (5, 1) ERA: | 0.2 | | 2 | 0 | 0 | 0 | 0 | 0 | 0 | 0 | 0 | 0 | 0 | 2 | 2 | 0.00 | 0.000 |
| Jim Davis, L (6, 1) ERA: 8.1 | 3.0 | | 12 | 2 | 2 | 2 | 2 | 1 | 0 | 0 | 0 | 0 | 1 | 15 | 19 | 6.00 | 1.000 |


| Batter | 1 | 2 | 3 | 4 | 5 | 6 | 7 | 8 | 9 | 10 | 11 | 12 | 13 | 14 | AB R H RBI BB SO LOB | TOP | | | | | | | | | | | | | | | | |
|--|---|---------------------------------|------------------------------|---------------------------------|------------------------------|---------------------------------|------------------------------|---------------------------------|------------------------------|---------------------------------|------------------------------|---------------------------------|------------------------------|---------------------------------|---|---------------------------------|------------------------------|---------------------------------|------------------------------|----------------------------------|------------------------------|---------------------------------|------------------------------|----------------------------------|------------------------------|---------------------------------|------------------------------|---------------------------------|-----------------------------------|------------------------------------|-------------------------|--------|
| Jack Dittmer, L OBP: 0.174, SLG: 0.409 (1, 4) | L7 | K | | 6-3 | | | K | | 0-0 2-H 1B | | K | | E6 1B | K | 8 0 1 1 0 4 3 | | | | | | | | | | | | | | | | | |
| Danny O'Connell, R OBP: 0.441, SLG: 0.452 (1, 5) | 1B 1B 1B | | 1-3 | | F7 | | 0-0 1B | | F7 | | | SH3-4 1B | 0-0 1-2 1B | | 7 1 4 0 0 0 2 | | | | | | | | | | | | | | | | | |
| Eddie Mathews, L OBP: 0.469, SLG: 0.815 (1, 7) | 1B 1-2 1B 1B | | F3 | | 3-1 | | 3-1 | | | SH2-4 BB | | SH3-4 1-2 | F2 | | 5 0 1 0 1 0 3 | | | | | | | | | | | | | | | | | |
| Joe Adcock, R OBP: 0.469, SLG: 0.714 (1, 3) | F8 | | 4-0 BB | | 4-3 | | 0-0 F8 | | | SH2-4 1-2 | | 4-0 BB | | 6-3 | 4 0 0 0 2 0 2 | | | | | | | | | | | | | | | | | |
| Andy Pafko, R OBP: 0.583, SLG: 0.800 (1, 8) | 0-0 1-2 2-3 1B 1B | | F8 | | | 0-0 F8 | | 1-6-3 | | FC6-4 BB | | F8 | | E 1B 1B | 6 1 2 0 1 0 3 | | | | | | | | | | | | | | | | | |
| Hank Aaron, R OBP: 0.333, SLG: 0.467 (1, 9) | 0-0 1-2 2-3 3-H 1B | | 4-3 | | 4-3 | | 0-0 HR | | 6-3 | | F8 | | K | | 7 2 3 2 0 1 4 | | | | | | | | | | | | | | | | | |
| Johnny Logan, R OBP: 0.273, SLG: 0.567 (1, 6) | P4 | | | HR | 6-3 | | 0-0 HR | | K | | FC6-4 1-2 | | 6-3 | E6 1B | 7 1 1 1 0 1 7 | | | | | | | | | | | | | | | | | |
| Del Crandall, R OBP: 0.263, SLG: 0.188 (9, PR) | | 6-3 | | F8 | | 6-3 | | | 1B 2B | | | | 6-3 | 0-0 1-2 2-3 3-H 1B | 4 0 1 0 0 0 0 0 1 0 0 0 0 0 2 0 0 0 0 0 0 1 0 1 2 0 0 0 0 0 0 0 0 0 0 | | | | | | | | | | | | | | | | | |
| Dave Jolly, R (9, 1) | | | | | | | | | | | | | | | | | | | | | | | | | | | | | | | | |
| Jim Pendleton, R OBP: 0.267, SLG: 0.214 (14, PH) | | | | | | | | | | | | | | | | | | | | | | | | | | | | | | | | |
| Ray Crone, R (14, 1) | | | | | | | | | | | | | | | | | | | | | | | | | | | | | | | | |
| Gene Conley, R OBP: 0.500, SLG: 0.500 (1, 1) | | 4-3 | | | | | F9 | | K | | | | | | 2 0 1 0 0 0 0 1 0 0 0 0 0 0 0 0 0 0 0 0 0 4 1 1 1 0 1 3 | | | | | | | | | | | | | | | | | |
| George Metkovich, L OBP: 0.162, SLG: 0.300 (7, PH) | | | | | | | | | | | | | | | | | | | | | | | | | | | | | | | | |
| Ernie Johnson, R OBP: 0.500, SLG: 0.500 (7, 1) | | | | | | | | | | | | | | | | | | | | | | | | | | | | | | | | |
| Charlie White, L OBP: 0.286, SLG: 0.667 (9, PH) | | | | | | | | | | | | | | | | | | | | | | | | | | | | | | | | |
| Charlie White, L OBP: 0.286, SLG: 0.667 (9, 2) | | | | | | | | | | | | | | | | | | | | | | | | | | | | | | | | |
| Inning Stats | R: 1 E: 0 K: 0 S: 7 | H: 4 LOB: 3 BB: 0 P: 7 | R: 0 E: 0 K: 1 S: 5 | H: 0 LOB: 0 BB: 1 P: 5 | R: 0 E: 0 K: 0 S: 3 | H: 0 LOB: 1 BB: 1 P: 7 | R: 1 E: 0 K: 0 S: 5 | H: 2 LOB: 1 BB: 0 P: 5 | R: 0 E: 0 K: 0 S: 3 | H: 0 LOB: 0 BB: 0 P: 3 | R: 1 E: 0 K: 0 S: 4 | H: 1 LOB: 0 BB: 0 P: 4 | R: 0 E: 0 K: 1 S: 6 | H: 1 LOB: 1 BB: 0 P: 6 | R: 0 E: 0 K: 0 S: 3 | H: 0 LOB: 0 BB: 0 P: 3 | R: 1 E: 0 K: 2 S: 9 | H: 2 LOB: 2 BB: 0 P: 9 | R: 0 E: 0 K: 0 S: 3 | H: 0 LOB: 2 BB: 2 P: 11 | R: 0 E: 0 K: 1 S: 5 | H: 0 LOB: 0 BB: 0 P: 5 | R: 0 E: 0 K: 1 S: 6 | H: 1 LOB: 2 BB: 1 P: 10 | R: 1 E: 1 K: 0 S: 6 | H: 2 LOB: 2 BB: 0 P: 6 | R: 2 E: 1 K: 1 S: 9 | H: 3 LOB: 2 BB: 0 P: 9 | 1B: 12 2B: 1 3B: 0 HR: 3 | SF: 0 SAC: 2 DP: 0 HBP: 0 | WP: 0 PB: 0 CS: 0 | PA: 64 |
| PITCHER | IP WLS BF H R ER SO BB IBB HBP BLK WP HR S P ERA WHIP | | | | | | | | | | | | | | | | | | | | | | | | | | | | | | | |
| Vic Raschi, R ERA: 5.94 (1, 1) | 9.0 38 10 4 4 4 4 1 0 0 0 0 2 45 49 4.00 1.222 | | | | | | | | | | | | | | | | | | | | | | | | | | | | | | | |
| Al Brazle, L ERA: 6.0 (10, 1) | 3.0 13 1 0 0 2 3 0 0 0 0 0 0 14 26 0.00 1.333 | | | | | | | | | | | | | | | | | | | | | | | | | | | | | | | |
| Cot Deal, R ERA: 8.31 (13, 1) | 1.1 L 9 4 3 3 0 0 0 0 0 0 0 1 9 9 20.25 3.000 | | | | | | | | | | | | | | | | | | | | | | | | | | | | | | | |
| Joe Presko, R ERA: (14, 1) | 0.0 2 1 0 0 0 0 0 0 0 0 0 0 2 2 ∞ ∞ | | | | | | | | | | | | | | | | | | | | | | | | | | | | | | | |
| Royce Lint, L ERA: 4.15 (14, 1) | 0.2 2 0 0 0 1 0 0 0 0 0 0 0 4 4 0.00 0.000 | | | | | | | | | | | | | | | | | | | | | | | | | | | | | | | |

Milwaukee Braves @ St. Louis Cardinals
Sportsman's Park, St. Louis, MO
Fri Apr 23 1954, 4:33 AM EST
Att. 14,577 - Unknown

livebaseballscores.com

| | |
|-----|----|
| AB | 58 |
| R | 7 |
| H | 16 |
| RBI | 7 |
| BB | 4 |
| SO | 7 |
| LOB | 27 |



| Batter | 1 | 2 | 3 | 4 | 5 | 6 | 7 | 8 | 9 | AB R H RBI BB SO LOB | TOP | | | | | | | | | | | | | |
|--|---|---------------------------------|------------------------------|----------------------------------|------------------------------|---------------------------------|------------------------------|---------------------------------|------------------------------|---------------------------------|---|---------------------------------|------------------------------|---------------------------------|------------------------------|---------------------------------|------------------------------|---------------------------------|------------------------------|---------------------------------|---|------------------------------------|----------------------------------|--------|
| Johnny Logan, R (1, 6) OBP: 0.243, SLG: 0.500 | 0-0 P4 | | 0-0 1-3 | | 0-0 F8 | | | 0-0 F3 | | 4 0 0 0 0 0 0 | | | | | | | | | | | | | | |
| Danny O'Connell, R (1, 5) OBP: 0.421, SLG: 0.429 | 0-0 F8 | | 0-3 K | | 0-0 5-3 | | | 0-0 1B | | 4 0 1 0 0 1 0 | | | | | | | | | | | | | | |
| Eddie Mathews, L (1, 7) OBP: 0.417, SLG: 0.710 | 0-0 F8 | | | | 0-0 F8 | | | 0-0 3-1 | | 4 0 0 0 0 0 1 | | | | | | | | | | | | | | |
| Joe Adcock, R (1, 3) OBP: 0.472, SLG: 0.710 | | 4-0 BB 1B G4-6-3 BB | | | 0-0 2B | | | 0-0 5-3 | | 3 1 1 0 1 0 0 | | | | | | | | | | | | | | |
| Andy Pafko, R (1, 8) OBP: 0.563, SLG: 0.714 | | 0-0 G4-6-3 BB 1-2 1B | | | 0-3 K2-3 | | | 0-0 FC6-4 1B | | 4 0 2 0 0 2 1 | | | | | | | | | | | | | | |
| Hank Aaron, R (1, 9) OBP: 0.324, SLG: 0.424 | | 4-0 G4-6-3 1-2 2-3 BB | | | 0-0 1-3 | | | 0-0 F8 | | 3 0 0 0 1 0 2 | | | | | | | | | | | | | | |
| Jack Dittmer, L (1, 4) OBP: 0.192, SLG: 0.440 | | 0-0 G4-6-3 | | | 0-0 HR 2B | | | 0-0 P3 | | 3 1 1 0 0 0 2 | | | | | | | | | | | | | | |
| Jim Pendleton, R (9, PH) OBP: 0.250, SLG: 0.200 | | 1-2 2-3 3-H | | | 0-0 HR 2B | | | 0-0 FC6-4 1-2 | | 1 0 0 0 0 0 1 | | | | | | | | | | | | | | |
| Del Crandall, R (1, 2) OBP: 0.273, SLG: 0.368 | | 0-0 6-3 | | | 0-0 2-H HR | | | 0-0 6-3 | | 3 1 1 2 0 0 1 | | | | | | | | | | | | | | |
| Lew Burdette, R (1, 1) | | | 0-0 P4 | | 0-3 K | | | 0-3 K | | 2 0 0 0 0 1 0 | | | | | | | | | | | | | | |
| Jim Wilson, R (5, 1) | | | | | | | | | | 0 0 0 0 0 0 0 | | | | | | | | | | | | | | |
| Phil Paine, R (7, 1) | | | | | | | | | | 0 0 0 0 0 0 0 | | | | | | | | | | | | | | |
| Billy Queen, R (8, PH) | | | | | | | | | | 1 0 0 0 0 1 0 | | | | | | | | | | | | | | |
| Chet Nichols, S (8, 1) | | | | | | | | | | 0 0 0 0 0 0 0 |  | | | | | | | | | | | | | |
| Inning Stats | R: 0 E: 0 K: 0 S: 3 | H: 0 LOB: 0 BB: 0 P: 3 | R: 1 E: 0 K: 0 S: 3 | H: 1 LOB: 1 BB: 2 P: 11 | R: 0 E: 0 K: 1 S: 5 | H: 0 LOB: 0 BB: 0 P: 5 | R: 0 E: 0 K: 1 S: 6 | H: 1 LOB: 1 BB: 0 P: 6 | R: 2 E: 0 K: 1 S: 7 | H: 2 LOB: 0 BB: 0 P: 7 | R: 0 E: 0 K: 1 S: 5 | H: 0 LOB: 0 BB: 0 P: 5 | R: 0 E: 0 K: 0 S: 3 | H: 0 LOB: 0 BB: 0 P: 3 | R: 0 E: 0 K: 1 S: 6 | H: 1 LOB: 1 BB: 0 P: 6 | R: 0 E: 0 K: 0 S: 4 | H: 1 LOB: 1 BB: 0 P: 4 | R: 0 E: 0 K: 0 S: 4 | H: 1 LOB: 1 BB: 0 P: 4 | 1B: 3 2B: 2 3B: 0 HR: 1 | SF: 0 SAC: 0 DP: 1 HBP: 0 | WP: 0 PB: 0 SB: 0 CS: 0 | PA: 34 |
| PITCHER Harvey Haddix, L (1, 1) ERA: 4.15 | IP 9.0 WLS W BF 34 H 6 R 3 ER 3 SO 5 BB 2 IBB 0 HBP 0 BLK 0 WP 0 HR 1 S 42 P 50 ERA 3.00 WHIP 0.889 | | | | | | | | | | | | | | | | | | | | PITCHER IP WLS BF H R ER SO BB IBB HBP BLK WP HR S P ERA WHIP | | | |

Milwaukee Braves @ St. Louis Cardinals
 Sportsman's Park, St. Louis, MO
 Sat Apr 24 1954, 4:33 AM EST
 Att. 18,355 - Unknown

| | |
|-----|----|
| AB | 32 |
| R | 3 |
| H | 6 |
| RBI | 2 |
| BB | 2 |
| SO | 5 |
| LOB | 8 |

| Batter | 1 | 2 | 3 | 4 | 5 | 6 | 7 | 8 | 9 | 10 | 11 | 12 | AB | R | H | RBI | BB | SO | LOB | TOP | | | | | | | |
|---|---------------------------------|---------------------------------|-------------------------------------|----------------------------------|---|---|--------------------------------|---|----------------------------------|---|--|---------------------------------|-------------------------------------|----------------------------------|------------------------------|---------------------------------|------------------------------|---------------------------------|------------------------------|---|----------------------------------|------------------------------|---------------------------------|-----------------------------------|------------------------------------|----------------------------------|--------|
| Jack Dittmer, L (1, 4) <small>OBP: 0.172, SLG: 0.393</small> Jim Pendleton, R (6, PH) <small>OBP: 0.211, SLG: 0.167</small> (6, 7) | 0-0 3-1 | | 0-0 P1 | | 0-0 F4 | 0-0 FC6-4 | | | 0-3 K | | 0-3 K | | 3 | 0 | 0 | 0 | 0 | 0 | 3 | Milwaukee Braves @ St. Louis Cardinals Sportsman's Park, St. Louis, MO Sun Apr 25 1954, 4:33 AM EDT Att. 16,684 - Unknown | | | | | | | |
| Danny O'Connell, R (1, 5) <small>OBP: 0.432, SLG: 0.488</small> (6, 4) | 0-0 4-3 | | 0-0 6-3 | | 0-0 G4-6-3 1B | | | 0-0 F4 | 0-0 HR 3B | | 0-0 BB 1B | | 6 | 1 | 3 | 1 | 0 | 0 | 0 | | | | | | | | |
| Eddie Mathews, L (1, 7) <small>OBP: 0.405, SLG: 0.722</small> (6, 5) | 0-0 3-1 | | | 0-0 3-1 | 0-0 G4-6-3 1B | | | 0-3 K | 0-0 HR | 4-0 BB BB BB BB | 1-2 BB | | 5 | 1 | 1 | 2 | 1 | 1 | 3 | | | | | | | | |
| Joe Adcock, R (1, 3) <small>OBP: 0.475, SLG: 0.706</small> George Metkovich, L (7, 3) <small>OBP: 0.154, SLG: 0.250</small> | | 0-0 6-3 2B | | 0-0 P8 | | 4-0 FC1-6 BB | | 0-3 K | 0-0 4-3 | | 0-0 F5 | | 3 | 0 | 1 | 0 | 1 | 1 | 0 | | | | | | | | |
| Andy Pafko, R (1, 8) <small>OBP: 0.455, SLG: 0.550</small> | 0-0 F3 | | | 0-0 1-3 | | 0-0 FC1-6 1B | | 0-0 1B SF7 1B | | 0-0 P8 | | 6 | 2 | 1 | 0 | 0 | 0 | 2 | | | | | | | | | |
| Hank Aaron, R (1, 9) <small>OBP: 0.395, SLG: 0.564</small> | 0-0 6-3 2-3 | | | | 0-0 HR | 0-0 BB 1B | | 0-0 1B | | 0-0 G1-4-3 1B | | 6 | 1 | 5 | 1 | 0 | 0 | 1 | | | | | | | | | |
| Johnny Logan, R (1, 6) <small>OBP: 0.302, SLG: 0.526</small> | 1-0 HBP | | | | 0-0 1B S 1B | 0-0 BB 1B | | 0-0 SF7 | | 0-0 P3 | | 4 | 1 | 3 | 2 | 0 | 0 | 1 | | | | | | | | | |
| Del Crandall, R (1, 2) <small>OBP: 0.250, SLG: 0.292</small> | 0-0 1-3 | | | | 1-0 1B 1B | 0-0 BB 1B | | 0-0 F4 | | 0-0 G1-4-3 1B | | 5 | 0 | 0 | 0 | 0 | 0 | 8 | | | | | | | | | |
| Warren Spahn, L (1, 1) <small>OBP: 0.250, SLG: 0.100</small> Ray Crone, R (6, 1) Billy Queen, R (8, PH) Chet Nichols, S (8, 1) | | 0-0 1-3 | | | 0-0 1B 1B | 4-0 FC6-4 BB | | 0-3 K | | 0-0 F9 | | 2 | 0 | 1 | 0 | 1 | 0 | 0 | | | | | | | | | |
| Inning Stats | R: 0 E: 0 K: 0 S: 3 | H: 0 LOB: 0 BB: 0 P: 3 | R: 0 E: 0 K: 0 S: 4 | H: 1 LOB: 2 BB: 0 P: 5 | R: 0 E: 0 K: 0 S: 3 | H: 0 LOB: 0 BB: 0 P: 3 | R: 2 E: 0 K: 0 S: 6 | H: 4 LOB: 2 BB: 0 P: 7 | R: 1 E: 0 K: 0 S: 5 | H: 2 LOB: 3 BB: 2 P: 13 | R: 0 E: 0 K: 2 S: 7 | H: 0 LOB: 0 BB: 0 P: 7 | R: 1 E: 0 K: 1 S: 7 | H: 2 LOB: 1 BB: 0 P: 7 | R: 2 E: 0 K: 1 S: 7 | H: 2 LOB: 0 BB: 0 P: 7 | R: 0 E: 0 K: 0 S: 3 | H: 1 LOB: 0 BB: 0 P: 3 | R: 0 E: 0 K: 1 S: 6 | | H: 1 LOB: 2 BB: 1 P: 10 | R: 0 E: 0 K: 0 S: 4 | H: 2 LOB: 1 BB: 0 P: 4 | 1B: 11 2B: 1 3B: 1 HR: 2 | SF: 1 SAC: 0 DP: 3 HBP: 2 | WP: 0 PB: 0 SB: 1 CS: 0 | PA: 53 |
| PITCHER Stu Miller, R (1, 1) <small>ERA: 4.35</small> Al Brazle, L (6, 1) <small>ERA: 6.1</small> Joe Presko, R (11, 1) <small>ERA:</small> | IP: 5.2 WLS: 27 BF: 27 | H: 7 R: 3 ER: 3 SO: 0 | BB: 2 IBB: 0 HBP: 2 BLK: 0 | WP: 0 HR: 1 S: 23 P: 33 | ERA: 4.76 WHIP: 1.588 | PITCHER IP: 17.0 WLS: 17 BF: 79 | H: 5 R: 3 ER: 3 SO: 4 | BB: 0 IBB: 0 HBP: 0 BLK: 0 | WP: 0 HR: 1 S: 25 P: 25 | ERA: 6.23 WHIP: 1.154 | PITCHER IP: 2.0 WLS: 9 BF: 9 | H: 3 R: 0 ER: 0 SO: 1 | BB: 1 IBB: 0 HBP: 0 BLK: 0 | WP: 0 HR: 0 S: 10 P: 14 | ERA: 0.00 WHIP: 2.000 | | | | | | | | | | | | |

| | |
|-----|----|
| AB | 47 |
| R | 6 |
| H | 15 |
| RBI | 6 |
| BB | 3 |
| SO | 5 |
| LOB | 24 |



livebaseballscorecards.com

| Batter | 1 | 2 | 3 | 4 | 5 | 6 | 7 | 8 | 9 | 10 | 11 | 12 | AB | R | H | RBI | BB | SO | LOB |
|--|--------------------------------|----------------------|---|------------------|-----------|--------------------------------|----------|-----------------|------------|--------------------|----------------|--------------------------------|----|---|---|-----|----|----|-----|
| Rip Repulski, R OBP: 0.333, SLG: 0.435 (1, 7) | 0-3 K | 0-0 P9 | | | 0-0 1B | 0-3 K | | 0-0 6-3 | | 4-0 FC6 BB | | 0-0 E5 E 1B | 6 | 0 | 1 | 0 | 1 | 2 | 7 |
| Wally Moon, L OBP: 0.510, SLG: 0.744 (1, 8) | 0-0 P8 | | | 4-0 F4 BB | 0-0 F3 | | 0-3 K | | 0-0 G3 | 0-0 FC6 1-2f | | 0-0 E 1B | 6 | 0 | 1 | 0 | 1 | 1 | 3 |
| Red Schoendienst, S OBP: 0.196, SLG: 0.186 (1, 4) | 0-0 F6 | | | 0-0 F4 1-2 | | 0-0 1B 1B | | 0-0 F6 | 0-0 5-3 | | 0-0 L6 | 0-0 E7 1-2 2-3 3-H | 7 | 1 | 1 | 0 | 0 | 0 | 3 |
| Stan Musial, L OBP: 0.413, SLG: 0.658 (1, 9) | | 0-0 1B 1B | | 0-0 P1 | | 0-0 HBP 1B 1B | | 0-0 HR | 0-0 2B | | 0-0 9-1-3 | | 6 | 3 | 4 | 1 | 0 | 0 | 0 |
| Ray Jablonski, R OBP: 0.326, SLG: 0.467 Pete Castiglione, R (8, 5) Steve Bilko, R OBP: 0.250, SLG: 0.077 Solly Hemus, L OBP: 0.875, SLG: 0.750 (10, 5) | | 0-0 1B S 1B | | 0-0 P7 | | 0-0 P9 | 0-3 K | | 4-0 BB | | 0-0 S 1B | | 4 | 0 | 1 | 0 | 0 | 1 | 2 |
| Tom Alston, L OBP: 0.290, SLG: 0.500 (1, 3) | 0-0 F4 1-2 | | | 0-0 F5 | | 0-0 HBP 1B 1B | | 0-0 F5 | 0-0 5-3 | | 0-0 1-3 | | 6 | 1 | 1 | 1 | 0 | 0 | 5 |
| Sal Yvars, R OBP: 0.444, SLG: 0.727 Dick Schofield, S OBP: 0.250, SLG: 0.750 (6, PR) Del Rice, R OBP: 0.417, SLG: 0.364 Harvey Haddix, L OBP: 0.375, SLG: 0.429 (10, PR) Bill Sami, R (11, 2) | | 4-0 1B BB | | 0-0 P7 | | 1-0 1B SF9 HBP | | 0-0 1B 1B | | 0-0 SH1-4 1B | | 0-0 F9 | 1 | 0 | 0 | 0 | 1 | 0 | 0 |
| Alex Grammas, R OBP: 0.333, SLG: 0.294 (1, 6) | 0-0 1-2 2-3 3-H 1B | | | 0-0 F4 | | 0-0 1-3 2-H 3-H 1B | | 0-0 1B 1B | | 0-0 SH1-4 | | 1-0 1B E HBP | 4 | 1 | 3 | 3 | 0 | 0 | 0 |
| Stu Miller, R (1, 1) Al Brazle, L (6, 1) Joe Frazier, L OBP: 0.500, SLG: 0.333 (10, PH) Joe Presko, R (11, 1) Tom Burgess, L (12, PH) | | 0-3 K | | 0-0 1-3 | | 0-0 SF9 | | 0-0 P8 | | 0-3 K | | 0-0 F7-9 | 2 | 0 | 0 | 0 | 0 | 1 | 3 |

| Inning Stats | R: 0 | H: 0 | E: 0 | K: 1 | S: 5 | R: 1 | H: 3 | E: 0 | K: 1 | S: 8 | R: 0 | H: 0 | E: 0 | K: 0 | S: 2 | R: 0 | H: 0 | E: 0 | K: 0 | S: 3 | R: 0 | H: 0 | E: 0 | K: 0 | S: 3 | R: 4 | H: 4 | E: 0 | K: 1 | S: 9 | R: 1 | H: 1 | E: 0 | K: 2 | S: 8 | R: 0 | H: 2 | E: 0 | K: 0 | S: 5 | R: 0 | H: 1 | E: 0 | K: 0 | S: 4 | R: 0 | H: 1 | E: 0 | K: 1 | S: 6 | R: 0 | H: 1 | E: 0 | K: 0 | S: 4 | R: 0 | H: 1 | E: 2 | K: 0 | S: 5 | R: 1 | H: 1 | E: 2 | K: 0 | S: 5 | R: 0 | H: 1 | E: 0 | K: 0 | S: 4 | R: 1 | H: 1 | E: 0 | K: 0 | S: 5 |
|--------------|--------|-------|------|--------|-------|-------|--------|-------|------|--------|-------|------|--------|-------|------|--------|-------|-------|--------|-------|------|--------|-------|------|--------|-------|------|--------|-------|------|--------|-------|-------|--------|-------|------|--------|-------|------|--------|-------|------|--------|-------|------|--------|-------|------|--------|-------|------|--------|-------|-------|--------|-------|-------|-------|--------|-------|--------|------|------|------|------|------|------|------|------|------|------|------|------|------|------|
| | LOB: 0 | BB: 0 | P: 5 | LOB: 3 | BB: 1 | P: 12 | LOB: 0 | BB: 1 | P: 6 | LOB: 0 | BB: 0 | P: 3 | LOB: 1 | BB: 0 | P: 4 | LOB: 1 | BB: 0 | P: 10 | LOB: 2 | BB: 0 | P: 5 | LOB: 2 | BB: 1 | P: 8 | LOB: 2 | BB: 0 | P: 5 | LOB: 2 | BB: 1 | P: 8 | LOB: 2 | BB: 1 | P: 10 | LOB: 2 | BB: 0 | P: 4 | LOB: 3 | BB: 0 | P: 6 | LOB: 3 | BB: 0 | P: 6 | LOB: 1 | BB: 0 | P: 4 | LOB: 1 | BB: 0 | P: 4 | LOB: 3 | BB: 0 | P: 6 | 1B: 13 | SF: 1 | 2B: 1 | SAC: 1 | 3B: 0 | DP: 0 | HR: 1 | HBP: 2 | WP: 0 | PA: 57 | | | | | | | | | | | | | | |

| PITCHER | IP | WLS | BF | H | R | ER | SO | BB | IBB | HBP | BLK | WP | HR | S | P | ERA | WHIP |
|--|-----|-----|----|---|---|----|----|----|-----|-----|-----|----|----|----|----|------|-------|
| Warren Spahn, L ERA: 4.62 (1, 1) | 5.1 | | 26 | 8 | 5 | 5 | 2 | 2 | 0 | 1 | 0 | 0 | 0 | 27 | 36 | 8.44 | 1.875 |
| Ray Crone, R ERA: 2.7 (6, 1) | 1.2 | | 6 | 1 | 1 | 1 | 3 | 0 | 0 | 0 | 0 | 0 | 1 | 12 | 12 | 5.40 | 0.600 |
| Chet Nichols, L ERA: 5.4 (8, 1) | 4.2 | L | 25 | 6 | 1 | 0 | 1 | 2 | 0 | 1 | 0 | 0 | 0 | 24 | 33 | 0.00 | 1.714 |

Milwaukee Braves @ St. Louis Cardinals
Sportsman's Park, St. Louis, MO
 Sun Apr 25 1954, 4:33 AM EDT
 Att: 16,684 - Unknown

livebaseballscorecards.com

| AB | 49 |
|-----|----|
| R | 7 |
| H | 15 |
| RBI | 6 |
| BB | 4 |
| SO | 6 |
| LOB | 28 |



| Batter | 1 | 2 | 3 | 4 | 5 | 6 | 7 | 8 | 9 | AB | R | H | RBI | BB | SO | LOB |
|---|-------------|-----------|-----------|------------------------|---------------|-----------------------|--------------|----------------------|---|----|---|---|-----|----|----|-----|
| Jack Dittmer, L (1, 4) OBP: 0.182, SLG: 0.406 | 0-3 K | | 0-0 2B | | 0-0 E6 | | 0-0 FC5-4 | | | 4 | 0 | 1 | 0 | 0 | 1 | 1 |
| Danny O'Connell, R (1, 5) OBP: 0.417, SLG: 0.467 | 0-0 1B | | 0-0 F7 | | 0-0 G6-4-3 | | 0-0 4-3 | | | 4 | 0 | 1 | 0 | 0 | 0 | 3 |
| Eddie Mathews, L (1, 7) OBP: 0.391, SLG: 0.667 | 0-0 G6-3 | | | 0-3 K | 0-0 F9 | | | 4-0 1B S 1B BB | | 3 | 1 | 0 | 0 | 1 | 1 | 1 |
| Andy Pafko, R (1, 8) OBP: 0.500, SLG: 0.565 | | 0-0 1B | | 0-0 1B 4-3 1B 1B | | 4-0 F7 SH1-4 BB | | 0-0 F7 | | 3 | 1 | 2 | 0 | 1 | 0 | 1 |
| Joe Adcock, R (1, 3) OBP: 0.442, SLG: 0.649 | | 0-0 P4 | | 0-0 4-3 | | 0-0 SH1-4 | | 0-0 5-3 | | 3 | 0 | 0 | 0 | 0 | 0 | 3 |
| Hank Aaron, R (1, 9) OBP: 0.404, SLG: 0.558 | | 0-0 F2 | | 0-0 BB 1B 1B | | 0-0 F7 | | 0-0 1B 1B | | 4 | 1 | 2 | 0 | 0 | 0 | 2 |
| Johnny Logan, R (1, 6) OBP: 0.319, SLG: 0.512 | | 0-0 G3 | | 4-0 1B BB | | 0-0 F7 | | 0-0 1B | | 3 | 0 | 1 | 1 | 1 | 0 | 2 |
| Del Crandall, R (1, 2) OBP: 0.250, SLG: 0.286 | | | 0-0 F8 | 0-0 1B | | 0-3 K FC5-4 | | 0-0 F7 | | 4 | 0 | 1 | 2 | 0 | 1 | 2 |
| Bob Buhl, R (1, 1) Dave Jolly, R (8, 1) | | | 0-0 P4 | 0-3 K | | 0-0 F3 | | | | 3 | 0 | 0 | 0 | 0 | 1 | 3 |
| | | | | | | | | | | 0 | 0 | 0 | 0 | 0 | 0 | 0 |

| Inning Stats | R: 0 | H: 1 | R: 0 | H: 1 | R: 0 | H: 1 | R: 2 | H: 3 | R: 0 | H: 0 | R: 0 | H: 2 | R: 1 | H: 2 | 1B: 7 | SF: 0 |
|--------------|------|--------|------|--------|------|--------|-------|--------|------|--------|------|--------|------|--------|-------|--------|
| | E: 0 | LOB: 0 | E: 0 | LOB: 1 | E: 0 | LOB: 1 | E: 0 | LOB: 2 | E: 1 | LOB: 0 | E: 0 | LOB: 1 | E: 0 | LOB: 2 | 2B: 1 | SAC: 1 |
| | K: 1 | BB: 0 | K: 0 | BB: 0 | K: 2 | BB: 1 | K: 2 | BB: 1 | K: 0 | BB: 0 | K: 1 | BB: 0 | K: 0 | BB: 1 | 3B: 0 | DP: 2 |
| | S: 5 | P: 5 | S: 4 | P: 4 | S: 4 | P: 4 | S: 10 | P: 14 | S: 3 | P: 3 | S: 6 | P: 6 | S: 5 | P: 9 | HR: 0 | HBP: 0 |

| PITCHER | IP | WLS | BF | H | R | ER | SO | BB | IBB | HBP | BLK | WP | HR | S | P | ERA | WHIP |
|-------------------------------------|-----|-----|----|---|---|----|----|----|-----|-----|-----|----|----|----|----|------|-------|
| Larry Jansen, R (1, 1) ERA: 6.55 | 5.0 | | 21 | 6 | 2 | 2 | 3 | 1 | 0 | 0 | 0 | 0 | 0 | 26 | 30 | 3.60 | 1.400 |
| Hoyt Wilhelm, R (6, 1) ERA: | 2.0 | | 8 | 0 | 0 | 0 | 1 | 1 | 0 | 0 | 0 | 0 | 0 | 9 | 13 | 0.00 | 0.500 |
| Al Corwin, R (8, 1) ERA: 3.38 | 1.0 | L | 6 | 2 | 1 | 1 | 0 | 1 | 0 | 0 | 0 | 0 | 0 | 5 | 9 | 9.00 | 3.000 |

BOTTOM

New York Giants @ Milwaukee Braves
Milwaukee County Stadium, Milwaukee, WI
 Tue Apr 27 1954, 4:33 AM EDT
 Att. 24,143 - Unknown

livebaseballscores.com

| | |
|------------|-----------|
| AB | 31 |
| R | 3 |
| H | 8 |
| RBI | 3 |
| BB | 3 |
| SO | 4 |
| LOB | 18 |



| WP | PA | 3B | DP | CS |
|----|----|----|----|----|
| 0 | 35 | 0 | 2 | 1 |

| Batter | 1 | 2 | 3 | 4 | 5 | 6 | 7 | 8 | 9 | AB R H RBI BB SO LOB | TOP | | |
|---|---|--|---|---|---|---|--|---|---|--|--|----------------|---|
| Whitey Lockman, L (1, 3) OBP: 0.321, SLG: 0.413 | 0-0 1-3 | | 0-0 4-3 | | 0-0 4-3 | | BB BB BB 4-0 1-2 2B BB | | 0-0 P4 | 4 0 0 0 1 0 0 | | | |
| Alvin Dark, R (1, 6) OBP: 0.316, SLG: 0.436 | 0-0 1-3 | | 0-0 G3 | | | 0-0 5-3 | 0-0 1-3 2-H 3-H 2B | | 4-0 BB | 4 0 1 2 1 0 0 | | | |
| Willie Mays, R (1, 8) OBP: 0.291, SLG: 0.472 | 0-0 5-3 | | 0-0 1B | | | 0-0 5-3 | 0-0 5-3 | | 0-0 5-3 | 5 0 1 0 0 0 3 | | | |
| Hank Thompson, L (1, 5) OBP: 0.404, SLG: 0.425 | | 0-0 3-1 | 0-0 4-3 | | | 0-0 P6 | | 0-0 P4 | | 4 0 0 0 0 0 1 | | | |
| Don Mueller, L (1, 9) OBP: 0.348, SLG: 0.442 | | | | 0-0 L9 | | | 0-0 FC1-6 1B | 0-0 BB 1B | | 4 0 3 0 0 0 0 | | | |
| Monte Irvin, R (1, 7) OBP: 0.280, SLG: 0.478 | | 4-0 BB 1B | | 0-0 6-3 | | | 0-0 FC1-6 1B | 0-0 F8 | | 3 1 0 0 1 0 2 | | | |
| Davey Williams, R (1, 4) OBP: 0.234, SLG: 0.186 | | 0-0 F3 | | 0-0 6-3 | | | 0-0 1B 1-2 2B 1B | 4-0 BB | | 3 1 1 0 1 0 2 | | | |
| Wes Westrum, R (1, 2) OBP: 0.313, SLG: 0.083 | | 4-0 BB 1B | | | | 0-0 F8 | 0-0 F7 | 0-0 F7 | | 3 0 0 0 1 0 4 | | | |
| Ruben Gomez, R (1, 1) Hoyt Wilhelm, R (7, 1) OBP: 0.250, SLG: 0.250 | | 0-0 5-3 | | | | 0-0 6-3 | 0-0 BB 2B 1B | | 0-0 G3 | 3 1 1 1 0 0 3 1 0 0 0 0 0 0 | | | |
| Inning Stats | R: 0 E: 0 K: 0 S: 3 H: 0 LOB: 0 BB: 0 P: 3 | R: 0 E: 0 K: 0 S: 4 H: 1 LOB: 3 BB: 2 P: 12 | R: 0 E: 0 K: 0 S: 4 H: 1 LOB: 1 BB: 0 P: 4 | R: 0 E: 0 K: 0 S: 3 H: 0 LOB: 0 BB: 0 P: 3 | R: 0 E: 0 K: 0 S: 3 H: 0 LOB: 0 BB: 0 P: 3 | R: 0 E: 0 K: 0 S: 3 H: 0 LOB: 0 BB: 0 P: 3 | R: 3 E: 0 K: 0 S: 7 H: 4 LOB: 2 BB: 1 P: 11 | R: 0 E: 0 K: 0 S: 4 H: 1 LOB: 2 BB: 1 P: 8 | R: 0 E: 0 K: 0 S: 3 H: 0 LOB: 1 BB: 1 P: 7 | 1B: 6 2B: 1 3B: 0 HR: 0 SF: 0 SAC: 0 DP: 0 HBP: 0 | WP: 0 PB: 0 SB: 0 CS: 0 PA: 39 | | |
| PITCHER | IP WLS BF H R ER SO BB IBB HBP BLK WP HR S P ERA WHIP | | | | | | | | | | | PITCHER | IP WLS BF H R ER SO BB IBB HBP BLK WP HR S P ERA WHIP |
| Lew Burdette, R (1, 1) ERA: 3.22 | 6.2 L 29 6 3 3 0 3 0 0 0 0 0 0 26 38 4.05 1.350 | | | | | | | | | | | | |
| Ray Crone, R (7, 1) ERA: 2.45 | 0.1 1 0 0 0 0 0 0 0 0 0 0 0 0 1 1 0.00 0.000 | | | | | | | | | | | | |
| Ernie Johnson, R (8, 1) ERA: 1.93 | 2.0 9 1 0 0 0 0 2 0 0 0 0 0 0 7 15 0.00 1.500 | | | | | | | | | | | | |

New York Giants @ Milwaukee Braves
Milwaukee County Stadium, Milwaukee, WI

Wed Apr 28 1954, 4:33 AM EDT
Att: 11,468 - Unknown

livebaseballscorecards.com

| | |
|-----|----|
| AB | 34 |
| R | 3 |
| H | 7 |
| RBI | 3 |
| BB | 5 |
| SO | 0 |
| LOB | 15 |



BOTTOM

New York Giants @ Milwaukee Braves
Milwaukee County Stadium, Milwaukee, WI

Wed Apr 28 1954, 4:33 AM EDT
Att. 11,468 - Unknown

livebaseballscorecards.com

| | |
|-----|----|
| AB | 34 |
| R | 1 |
| H | 8 |
| RBI | 1 |
| BB | 2 |
| SO | 1 |
| LOB | 13 |



| | | | |
|-----|---|-----|----|
| WP: | 1 | PA: | 36 |
| PB: | 0 | | |
| SB: | 0 | | |
| CS: | 0 | | |

| AB | R | H | RBI | BB | SO | LOB |
|----|---|---|-----|----|----|-----|
| 4 | 0 | 1 | 0 | 0 | 0 | 3 |
| 4 | 0 | 0 | 0 | 0 | 1 | 1 |
| 3 | 0 | 0 | 0 | 1 | 0 | 0 |
| 4 | 0 | 0 | 0 | 0 | 0 | 1 |
| 4 | 0 | 2 | 0 | 0 | 0 | 0 |
| 4 | 1 | 1 | 0 | 0 | 0 | 2 |
| 4 | 0 | 2 | 0 | 0 | 0 | 2 |
| 3 | 0 | 1 | 1 | 0 | 0 | 1 |
| 0 | 0 | 0 | 0 | 0 | 0 | 0 |
| 0 | 0 | 0 | 0 | 0 | 0 | 0 |
| 0 | 0 | 0 | 0 | 1 | 0 | 0 |
| 2 | 0 | 0 | 0 | 0 | 0 | 1 |
| 0 | 0 | 0 | 0 | 0 | 0 | 0 |
| 2 | 0 | 1 | 0 | 0 | 0 | 2 |

| Batter | 1 | 2 | 3 | 4 | 5 | 6 | 7 | 8 | 9 |
|---|--------------|--------------|--------------|-------------|-------------|-------------------|--------------|--------------|-------------|
| Jack Dittmer, L (1, 4) OBP: 0.189, SLG: 0.389 | 0-0 F9 ① | | 0-0 1B ③ | | 0-0 G3 ③ | | 0-0 P3 ③ | | |
| Danny O'Connell, R (1, 5) OBP: 0.385, SLG: 0.429 | 0-0 F8 ② | | 0-0 1-3 ③ | | | 0-3 K2-3 ① | | 0-0 1-3 ① | |
| Eddie Mathews, L (1, 7) OBP: 0.380, SLG: 0.619 | 0-0 5-3 ③ | | | 0-0 G3 ① | | 4-0 G6-4-3 BB | | 0-0 F8 ② | |
| Andy Pafko, R (1, 8) OBP: 0.433, SLG: 0.481 | | 0-0 5-3 ① | | 0-0 F8 ② | | 0-0 G6-4-3 ② ③ | | 0-0 F7 ③ | |
| Joe Adcock, R (1, 3) OBP: 0.447, SLG: 0.634 | | 0-0 1B | | 0-0 1B | | | 0-0 F2 ① | | 0-0 F2 ① |
| Hank Aaron, R (1, 9) OBP: 0.392, SLG: 0.553 | | 0-0 F8 ② | | 0-0 F3 ③ | | | 0-0 1B 2B | | 0-0 F7 ② |
| Johnny Logan, R (1, 6) OBP: 0.333, SLG: 0.511 | | 0-0 1-3 ③ | | | 0-0 G1 1B | | 0-0 5-3 ② | | 0-0 WP 1B |
| Del Crandall, R (1, 2) OBP: 0.257, SLG: 0.290 | | | 0-0 F8 ① | | 0-0 G1 ① | | 0-0 1B 1B | | 4-0 1B BB |
| Sibby Sisti, R (7, PR) | | | | | 1-2 | | 2-H 1B | | 1-2 BB |
| Ernie Johnson, R (8, 1) OBP: 0.500, SLG: 0.500 | | | | | | | | | |
| George Metkovich, L (9, PH) OBP: 0.214, SLG: 0.250 | | | | | | | | | |
| Lew Burdette, R (1, 1) | | | 0-0 G3 ② | | | | 0-0 F9 ② | | 0-0 F8 ③ |
| Ray Crone, R (7, 1) | | | | | | | | | |
| Charlie White, L (7, PH) OBP: 0.333, SLG: 0.625 | | | | | | | 1-3 1B | | |

| Inning | R | H | E | K | S | H | LOB | BB | P |
|--------|---|---|---|---|---|---|-----|----|---|
| 1 | 0 | 0 | 0 | 0 | 3 | 1 | 0 | 0 | 4 |
| 2 | 0 | 0 | 0 | 0 | 4 | 1 | 1 | 0 | 4 |
| 3 | 0 | 1 | 0 | 0 | 4 | 1 | 1 | 0 | 4 |
| 4 | 0 | 1 | 0 | 0 | 4 | 1 | 1 | 0 | 4 |
| 5 | 0 | 1 | 0 | 0 | 4 | 1 | 1 | 0 | 4 |
| 6 | 0 | 0 | 0 | 1 | 8 | 0 | 0 | 1 | 8 |
| 7 | 1 | 3 | 0 | 0 | 6 | 2 | 0 | 0 | 6 |
| 8 | 0 | 0 | 0 | 0 | 3 | 0 | 0 | 0 | 3 |
| 9 | 0 | 1 | 0 | 0 | 8 | 2 | 1 | 1 | 8 |

| PITCHER | IP | WLS | BF | H | R | ER | SO | BB | IBB | HBP | BLK | WP | HR | S | P | ERA | WHIP |
|------------------------------------|-----|-----|----|---|---|----|----|----|-----|-----|-----|----|----|----|----|------|-------|
| Ruben Gomez, R (1, 1) ERA: 7.84 | 6.0 | W | 22 | 4 | 0 | 0 | 1 | 1 | 0 | 0 | 0 | 0 | 0 | 23 | 27 | 0.00 | 0.833 |
| Hoyt Wilhelm, R (7, 1) ERA: 0.9 | 3.0 | S | 14 | 4 | 1 | 1 | 0 | 1 | 0 | 0 | 0 | 1 | 0 | 13 | 17 | 3.00 | 1.667 |

| Batter | 1 | 2 | 3 | 4 | 5 | 6 | 7 | 8 | 9 | AB R H RBI BB SO LOB | TOP | | | | | | | | | | | |
|--|---|---------------------------------|------------------------------|---------------------------------|------------------------------|---------------------------------|------------------------------|---------------------------------|------------------------------|---------------------------------|------------------------------|----------------------------------|------------------------------|----------------------------------|------------------------------|---------------------------------|------------------------------|---------------------------------|----------------------------------|------------------------------------|----------------------------------|--------|
| Willie Jones, R (1, 5) OBP: 0.420, SLG: 0.489 | 0-0 1-6-3 | | 0-0 2-H 1B | | 0-0 5-3 | | 4-0 BB BB BB | | 0-0 1-2 1B | 4 0 2 1 1 0 0 | | | | | | | | | | | | |
| Richie Ashburn, L (1, 8) OBP: 0.298, SLG: 0.184 | 0-0 G4-6-3 1B | | 0-0 F5 | | | 4-0 1B E 1B BB | 4-0 PO BB | | 0-0 F5 | 3 1 1 0 2 0 3 | | | | | | | | | | | | |
| Earl Torgeson, L (1, 3) OBP: 0.360, SLG: 0.422 | 0-0 G4-6-3 1-2f | | | 0-0 4-3 | | 0-0 1B E 1B SF9-3-4 | 0-0 F8 | | 0-0 F8 | 5 1 0 0 0 0 6 | | | | | | | | | | | | |
| Del Ennis, R (1, 7) OBP: 0.286, SLG: 0.457 | | 0-0 F3 | | 0-0 5-3 | | 0-0 1B E 1B SF9-3-4 | 0-0 PO | 0-0 4-3 | | 4 1 1 0 0 0 0 | | | | | | | | | | | | |
| Granny Hamner, R (1, 4) OBP: 0.438, SLG: 0.442 | | 0-0 4-3 | | 0-0 1B 1B | | 0-0 1B E 1B SF9-3-4 | | 0-0 3B | | 4 0 3 1 0 0 0 | | | | | | | | | | | | |
| Mel Clark, R (1, 9) OBP: 0.125, SLG: 0.217 | | 0-3 K | | 0-0 1B | | 0-0 SF9-3-4 | | 0-3 K | | 3 0 1 1 0 2 1 | | | | | | | | | | | | |
| Stan Lopata, R (1, 2) OBP: 0.423, SLG: 0.450 | | | 0-0 1B 2B | | 0-0 F6 | | 0-0 1B | | 0-0 F9 | 4 1 2 1 0 0 3 | | | | | | | | | | | | |
| Bobby Morgan, R (1, 6) OBP: 0.381, SLG: 0.235 | | | 0-3 K | | | 0-0 F7 | | | 0-0 1B 1B | 4 0 1 0 0 1 2 | | | | | | | | | | | | |
| Robin Roberts, S (1, 1) | | | 0-3 K | | | 0-0 F6 | | | 0-0 F7 | 4 0 0 0 0 2 2 | | | | | | | | | | | | |
| Inning Stats | R: 0 E: 0 K: 0 S: 3 | H: 1 LOB: 0 BB: 0 P: 3 | R: 0 E: 0 K: 1 S: 5 | H: 0 LOB: 0 BB: 0 P: 5 | R: 1 E: 0 K: 2 S: 9 | H: 2 LOB: 1 BB: 0 P: 9 | R: 0 E: 0 K: 0 S: 5 | H: 2 LOB: 2 BB: 0 P: 5 | R: 0 E: 0 K: 0 S: 3 | H: 0 LOB: 0 BB: 0 P: 3 | R: 3 E: 1 K: 0 S: 6 | H: 3 LOB: 1 BB: 1 P: 10 | R: 0 E: 0 K: 1 S: 4 | H: 0 LOB: 1 BB: 2 P: 12 | R: 0 E: 0 K: 1 S: 6 | H: 1 LOB: 1 BB: 0 P: 6 | R: 0 E: 0 K: 0 S: 5 | H: 2 LOB: 2 BB: 0 P: 5 | 1B: 9 2B: 2 3B: 1 HR: 0 | SF: 1 SAC: 0 DP: 2 HBP: 0 | WP: 0 PB: 0 SB: 0 CS: 0 | PA: 40 |
| PITCHER | IP WLS BF H R ER SO BB IBB HBP BLK WP HR S P ERA WHIP | | | | | | | | | | | | | | | | | | | | | |
| Warren Spahn, L (1, 1) ERA: 4.6 | 6.0 L 26 8 4 3 3 1 0 0 0 0 0 0 31 35 4.50 1.500 | | | | | | | | | | | | | | | | | | | | | |
| Ray Crone, R (7, 1) ERA: 1.35 | 3.0 13 3 0 0 2 2 0 0 0 0 0 0 15 23 0.00 1.667 | | | | | | | | | | | | | | | | | | | | | |

Philadelphia Phillies @ Milwaukee Braves
 Milwaukee County Stadium, Milwaukee, WI
 Thu Apr 29 1954, 4:33 AM EDT
 Att. 18,793 - Unknown

| | |
|-----|----|
| AB | 35 |
| R | 4 |
| H | 11 |
| RBI | 4 |
| BB | 3 |
| SO | 5 |
| LOB | 17 |



| Batter | 1 | 2 | 3 | 4 | 5 | 6 | 7 | 8 | 9 | AB R H RBI BB SO LOB | TOP |
|---|--|---|---|---|---|--|---|---|--|--|--|
| Willie Jones, R OBP: 0.436, SLG: 0.468 (1, 5) BBB | 4-0 FC4-6 BB | | 0-0 5-3 | 0-3 K | | 4-0 1B E BB | | 4-0 SH1-3 PB BB | | 2 1 0 0 3 1 3 | Philadelphia Phillies @ Milwaukee Braves Milwaukee County Stadium, Milwaukee, WI Fri Apr 30 1954, 4:33 AM EDT Att: 20,433 - Unknown livebaseballscorecards.com |
| Richie Ashburn, L OBP: 0.294, SLG: 0.190 (1, 8) X | 0-0 FC4-6 1B E 1-2f | | 0-0 F7 | | 0-0 L6 | 0-0 1B E 1B 1-2 2-H | | 0-0 SH1-3 1B 1-3 | | 4 2 1 1 0 0 1 | |
| Earl Torgeson, L OBP: 0.382, SLG: 0.460 (1, 3) X | 0-0 E7 1B 1-H | | 0-0 FC6-4 1B | | 0-0 2B | 0-0 E6 1B 1-3 2-H | | 0-0 4-3 | | 5 0 3 0 0 0 2 | |
| Del Ennis, R OBP: 0.278, SLG: 0.431 (1, 7) X | 0-0 L8 | | 0-0 FC6-4 1-2f | | 0-0 F3 | 0-0 1B 1-3 3-H | | 0-0 F3 | | 5 0 1 1 0 0 4 | |
| Granny Hamner, R OBP: 0.415, SLG: 0.417 (1, 4) X | 0-0 4-3 | | | 0-0 E 1B | 0-0 F4 | 0-0 F7 | | 0-0 F6 | | 5 0 1 0 0 0 4 | |
| Johnny Wyrostek, L OBP: 0.172, SLG: 0.222 (1, 9) X | | 0-0 4-3 | | 0-0 F9 | | 0-0 SH2-3 1B 2B | 0-0 1-3 | 0-3 K | | 5 1 1 0 0 1 1 | |
| Smoky Burgess, L OBP: 0.364, SLG: 0.545 (1, 2) X | | 0-0 4-1 | | 0-0 E7 1B 1-3 | | 0-0 SH2-3 2-3 | 0-0 F9 | 0-0 2B | | 4 0 2 0 0 0 0 | |
| Bobby Morgan, R OBP: 0.500, SLG: 0.316 (1, 6) BBB | | 4-0 BB | | 4-0 IBB | | 0-0 FC1-6 1B 3-H | 0-0 1B | 4-0 IBB | | 2 0 2 1 3 0 0 | |
| Murry Dickson, R OBP: 0.167, SLG: 0.182 Jim Konstanty, R (7, 1) X | 0-0 5-3 | | 0-0 F2 | | 0-0 FC1-6 1B 1-2f | 0-0 F7 | | 0-3 K | | 4 1 0 0 0 0 6 1 0 0 0 0 1 2 | |
| Inning Stats | R: 1 E: 1 K: 0 S: 4 H: 1 LOB: 1 BB: 1 P: 8 | R: 0 E: 0 K: 0 S: 3 H: 0 LOB: 1 BB: 1 P: 7 | R: 0 E: 0 K: 0 S: 4 H: 1 LOB: 1 BB: 0 P: 4 | R: 0 E: 1 K: 1 S: 7 H: 2 LOB: 3 BB: 1 P: 11 | R: 0 E: 0 K: 0 S: 4 H: 1 LOB: 1 BB: 0 P: 4 | R: 4 E: 1 K: 0 S: 8 H: 4 LOB: 2 BB: 1 P: 12 | R: 0 E: 0 K: 0 S: 4 H: 1 LOB: 1 BB: 0 P: 4 | R: 0 E: 0 K: 0 S: 3 H: 0 LOB: 1 BB: 1 P: 7 | R: 0 E: 0 K: 2 S: 8 H: 1 LOB: 2 BB: 1 P: 12 | 1B: 8 2B: 3 3B: 0 HR: 0 SF: 0 SAC: 2 DP: 0 HBP: 0 | WP: 0 PB: 1 SB: 0 CS: 0 PA: 45 |
| PITCHER Gene Conley, R ERA: 4.63 Jim Wilson, R ERA: 4.5 Ernie Johnson, R ERA: 1.59 | IP 5.2 WLS L BF 29 H 8 R 5 ER 3 SO 1 BB 3 IBB 1 HBP 0 BLK 0 WP 0 HR 0 S 27 P 43 ERA 4.76 WHIP 1.941 | IP 1.1 WLS L BF 7 H 2 R 0 ER 0 SO 0 BB 0 IBB 0 HBP 0 BLK 0 WP 0 HR 0 S 7 P 7 ERA 0.00 WHIP 1.500 | IP 2.0 WLS L BF 9 H 1 R 0 ER 0 SO 2 BB 1 IBB 1 HBP 0 BLK 0 WP 0 HR 0 S 11 P 19 ERA 0.00 WHIP 1.000 | PITCHER IP WLS BF H R ER SO BB IBB HBP BLK WP HR S P ERA WHIP | | | | | | | |

Philadelphia Phillies @ Milwaukee Braves
Milwaukee County Stadium, Milwaukee, WI
 Fri Apr 30 1954, 4:33 AM EDT
 Att: 20,433 - Unknown

| | |
|-----|----|
| AB | 37 |
| R | 5 |
| H | 11 |
| RBI | 3 |
| BB | 6 |
| SO | 3 |
| LOB | 23 |



BOTTOM

Philadelphia Phillies @ Milwaukee Braves
Milwaukee County Stadium, Milwaukee, WI

Fri Apr 30 1954, 4:33 AM EDT
Att. 20,433 - Unknown

livebaseballscorecards.com

| | |
|-----|----|
| AB | 37 |
| R | 2 |
| H | 10 |
| RBI | 2 |
| BB | 1 |
| SO | 1 |
| LOB | 19 |



| | | | |
|-----|---|-----|----|
| WP: | 1 | PA: | 38 |
| PB: | 0 | | |
| SB: | 0 | | |
| CS: | 0 | | |

AB R H RBI BB SO LOB

| | | | | | | |
|---|---|---|---|---|---|---|
| 5 | 0 | 0 | 0 | 0 | 0 | 3 |
| 5 | 0 | 2 | 0 | 0 | 0 | 4 |
| 3 | 0 | 1 | 0 | 1 | 1 | 3 |
| 4 | 1 | 1 | 1 | 0 | 0 | 4 |
| 4 | 1 | 1 | 0 | 0 | 0 | 2 |
| 4 | 0 | 2 | 1 | 0 | 0 | 0 |
| 4 | 0 | 0 | 0 | 0 | 0 | 2 |
| 3 | 0 | 1 | 0 | 0 | 0 | 0 |
| 0 | 0 | 0 | 0 | 0 | 0 | 0 |
| 0 | 0 | 0 | 0 | 0 | 0 | 0 |
| 1 | 0 | 1 | 0 | 0 | 0 | 0 |
| 2 | 0 | 0 | 0 | 0 | 0 | 0 |
| 0 | 0 | 0 | 0 | 0 | 0 | 0 |
| 2 | 0 | 1 | 0 | 0 | 0 | 1 |

| Batter | 1 | 2 | 3 | 4 | 5 | 6 | 7 | 8 | 9 |
|--|------------------|------------|------------|------------|------------|-----------------|-----------------------|------------|---------------------|
| Jack Dittmer, L OBP: 0.152, SLG: 0.311 (1, 4) | 0-0 F5 | | 0-0 F8 | | 0-0 4-3 | | 0-0 F4 | | 0-0 4-3 |
| Danny O'Connell, R OBP: 0.361, SLG: 0.414 (1, 5) | 0-0 6-3 2B | | 0-0 1B | | | 0-0 4-3 | 0-0 F7 | | 0-0 6-3 |
| Eddie Mathews, L OBP: 0.379, SLG: 0.563 (1, 7) | 4-0 6-3 BB | | 0-0 1B | | | 0-3 K | 0-0 G3 | | |
| Andy Pafko, R OBP: 0.378, SLG: 0.500 (1, 8) | 0-0 6-3 | | 0-0 5-3 | | | 0-0 HR | | 0-0 F4 | |
| Joe Adcock, R OBP: 0.407, SLG: 0.583 (1, 3) | 0-0 6-3 | | | 0-0 F6 | | 0-0 E 2B | | 0-0 1-3 | |
| Hank Aaron, R OBP: 0.379, SLG: 0.519 (1, 9) | | 0-0 L5 | | 0-0 4-3 | | 0-0 E7 1B | | 0-0 1B | |
| Johnny Logan, R OBP: 0.293, SLG: 0.442 (1, 6) | | 0-0 F3 | | 0-0 F3 | | 0-0 1-3 | | 0-0 F8 | |
| Del Crandall, R OBP: 0.268, SLG: 0.324 Sibby Sisti, R (7, PR) | | 0-0 5-3 | | | 0-0 6-3 | | 0-0 WP 1B 1B | | 0-0 FC6-4 1B |
| Ernie Johnson, R OBP: 0.500, SLG: 0.500 George Metkovich, L OBP: 0.313, SLG: 0.308 (9, PH) | | | | | | | | | |
| Gene Conley, R OBP: 0.250, SLG: 0.250 Jim Wilson, R (6, 1) | | | 0-0 6-3 | | 0-0 L7 | | 0-0 WP 1B | | 0-0 FC6-4 4-3 |
| Charlie White, L OBP: 0.417, SLG: 0.600 (7, PH) (8, 2) | | | | | | | | | |

| Inning Stats | R: 0 | H: 1 | E: 0 | K: 0 | S: 4 | LOB: 2 | BB: 1 | P: 8 | R: 0 | H: 0 | E: 0 | K: 0 | S: 3 | LOB: 0 | BB: 0 | P: 3 | R: 0 | H: 2 | E: 0 | K: 0 | S: 5 | LOB: 2 | BB: 0 | P: 5 | R: 0 | H: 0 | E: 0 | K: 0 | S: 3 | LOB: 0 | BB: 0 | P: 3 | R: 2 | H: 3 | E: 1 | K: 1 | S: 8 | LOB: 1 | BB: 0 | P: 8 | R: 0 | H: 2 | E: 0 | K: 0 | S: 5 | LOB: 3 | BB: 0 | P: 5 | R: 0 | H: 1 | E: 0 | K: 0 | S: 4 | LOB: 1 | BB: 0 | P: 4 | R: 0 | H: 1 | E: 0 | K: 0 | S: 4 | LOB: 1 | BB: 0 | P: 4 | R: 0 | H: 1 | E: 0 | K: 0 | S: 4 | LOB: 1 | BB: 0 | P: 4 | 1B: 7 | SF: 0 | 2B: 2 | SAC: 0 | 3B: 0 | DP: 0 | HR: 1 | HBP: 0 | WP: 1 | PA: 38 |
|--------------|------|------|------|------|------|--------|-------|------|------|------|------|------|------|--------|-------|------|------|------|------|------|------|--------|-------|------|------|------|------|------|------|--------|-------|------|------|------|------|------|------|--------|-------|------|------|------|------|------|------|--------|-------|------|------|------|------|------|------|--------|-------|------|------|------|------|------|------|--------|-------|------|------|------|------|------|------|--------|-------|------|-------|-------|-------|--------|-------|-------|-------|--------|-------|--------|
|--------------|------|------|------|------|------|--------|-------|------|------|------|------|------|------|--------|-------|------|------|------|------|------|------|--------|-------|------|------|------|------|------|------|--------|-------|------|------|------|------|------|------|--------|-------|------|------|------|------|------|------|--------|-------|------|------|------|------|------|------|--------|-------|------|------|------|------|------|------|--------|-------|------|------|------|------|------|------|--------|-------|------|-------|-------|-------|--------|-------|-------|-------|--------|-------|--------|

| PITCHER | IP | WLS | BF | H | R | ER | SO | BB | IBB | HBP | BLK | WP | HR | S | P | ERA | WHIP |
|---|-----|-----|----|---|---|----|----|----|-----|-----|-----|----|----|----|----|------|-------|
| Murry Dickson, R ERA: 3.33 (1, 1) | 6.0 | W | 27 | 8 | 2 | 2 | 1 | 1 | 0 | 0 | 0 | 0 | 1 | 28 | 32 | 3.00 | 1.500 |
| Jim Konstanty, R ERA: 5.14 (7, 1) | 3.0 | S | 11 | 2 | 0 | 0 | 0 | 0 | 0 | 0 | 0 | 1 | 0 | 11 | 11 | 0.00 | 0.667 |

| Batter | 1 | 2 | 3 | 4 | 5 | 6 | 7 | 8 | 9 | 10 | AB R H RBI BB SO LOB | TOP | | | | | | | | |
|--|---|---------------------------------|------------------------------|---------------------------------|------------------------------|---------------------------------|------------------------------|---------------------------------|-------------------------------|---------------------------------|---|--|---------------------------------|------------------------------|----------------------------------|------------------------------|---------------------------------|----------------------------------|------------------------------------|----------------------------------|
| Willie Jones, R OBP: 0.433, SLG: 0.451 (1, 5) | 0-3 K | 0-0 F3 | | | 0-0 F4 | | | 4-0 1B BB | | 0-0 FC1-6 1B | 4 0 1 0 1 1 2 | Philadelphia Phillies @ Milwaukee Braves Milwaukee County Stadium, Milwaukee, WI Sat May 01 1954, 4:33 AM EDT Att. 20,784 - Unknown livebaseballscorecards.com | | | | | | | | |
| Richie Ashburn, L OBP: 0.321, SLG: 0.200 (1, 8) | 4-0 G3 BB | | 0-0 E S 1B 1B | | 4-0 BB | | | 0-0 F2 | | 0-0 FC1-6 2B | 3 2 1 0 2 0 2 | | | | | | | | | |
| Earl Torgeson, L OBP: 0.383, SLG: 0.455 (1, 3) | 0-0 G3 | | 0-0 G6-4-3 1B | | 0-0 4-3 | | | 0-0 G6-4-3 1B | | 0-0 F8 | 5 0 2 1 0 0 3 | | | | | | | | | |
| Del Ennis, R OBP: 0.254, SLG: 0.393 (1, 7) | 0-0 5-3 | | 0-0 G6-4-3 1-2f | | | 0-0 5-3 | | 0-0 G6-4-3 1-2f | | 0-0 E6 2B | 5 1 0 0 0 0 5 | | | | | | | | | |
| Granny Hamner, R OBP: 0.414, SLG: 0.453 (1, 4) | | 0-0 4-3 1B 2B | | 0-0 F3 | | 0-0 1-3 | | | 0-0 F7 | 0-0 1-H 2-H 2B | 5 1 2 2 0 0 0 | | | | | | | | | |
| Mel Clark, R OBP: 0.172, SLG: 0.250 (1, 9) | | 0-0 4-3 | | 0-0 1B | | 0-0 6-3 | | | 0-0 BB BB G1-2-3 1B | 0-0 5-3 | 5 0 2 0 0 0 2 | | | | | | | | | |
| Stan Lopata, R OBP: 0.467, SLG: 0.478 (1, 2) | | 0-0 1B S 1B | | 0-0 G5-4-3 1B | | | 0-0 6-3 | | 4-0 BB 1-2 BB | | 3 0 2 0 1 0 0 | | | | | | | | | |
| Bobby Morgan, R OBP: 0.448, SLG: 0.273 Smoky Burgess, L OBP: 0.391, SLG: 0.545 Ted Kazanski, R (9, 6) | 0-3 K | | 0-0 G5-4-3 1-2f | | 0-0 K | | 0-3 K | | 4-0 BB 1-2 2-3 BB | | 3 0 0 0 0 2 3 0 0 0 0 1 0 0 0 0 0 0 0 0 0 | | | | | | | | | |
| Curt Simmons, L OBP: 0.214, SLG: 0.214 (1, 1) | 0-0 2-3 3-H 1B | | | 0-0 6-3 | | 0-0 4-3 | | 0-0 G1-2-3 | | 0-0 3-Hf | 4 0 1 1 0 0 3 | | | | | | | | | |
| Inning Stats | R: 0 E: 0 K: 1 S: 5 | H: 0 LOB: 1 BB: 1 P: 9 | R: 1 E: 0 K: 1 S: 8 | H: 3 LOB: 2 BB: 0 P: 8 | R: 1 E: 0 K: 0 S: 4 | H: 2 LOB: 0 BB: 0 P: 4 | R: 0 E: 0 K: 0 S: 3 | H: 2 LOB: 0 BB: 0 P: 3 | R: 0 E: 0 K: 1 S: 5 | H: 0 LOB: 0 BB: 0 P: 5 | R: 0 E: 0 K: 0 S: 3 | | H: 1 LOB: 1 BB: 1 P: 7 | R: 0 E: 0 K: 0 S: 3 | H: 1 LOB: 2 BB: 2 P: 11 | R: 2 E: 1 K: 0 S: 6 | H: 2 LOB: 1 BB: 0 P: 6 | 1B: 9 2B: 2 3B: 0 HR: 0 | SF: 0 SAC: 0 DP: 4 HBP: 0 | WP: 0 PB: 0 SB: 2 CS: 0 |
| PITCHER | IP WLS BF H R ER SO BB IBB HBP BLK WP HR S P ERA WHIP | | | | | | | | | | | | | | | | | | | |
| Chet Nichols, L ERA: 3.93 Dave Jolly, R ERA: 0.9 | 8.1 L 8 2 2 0 0 1 0 0 0 0 0 0 7 11 0.00 1.800 | | | | | | | | | | | | | | | | | | | |

BOTTOM

Philadelphia Phillies @ Milwaukee Braves
 Milwaukee County Stadium, Milwaukee, WI

Sat May 01 1954, 4:33 AM EDT
 Att: 20,784 - Unknown

livebaseballscorecards.com



AB R H RBI BB SO LOB

| | | | | | | |
|---|---|---|---|---|---|---|
| 5 | 0 | 3 | 2 | 1 | 0 | 2 |
| 5 | 0 | 1 | 0 | 0 | 0 | 4 |
| 4 | 0 | 1 | 0 | 0 | 0 | 0 |
| 3 | 0 | 1 | 0 | 2 | 0 | 1 |
| 5 | 0 | 0 | 0 | 0 | 2 | 6 |
| 5 | 0 | 0 | 0 | 0 | 0 | 5 |
| 5 | 2 | 3 | 0 | 0 | 0 | 0 |
| 5 | 1 | 2 | 0 | 0 | 0 | 2 |
| 0 | 0 | 0 | 0 | 0 | 0 | 0 |
| 2 | 0 | 0 | 0 | 0 | 1 | 2 |
| 0 | 0 | 0 | 0 | 0 | 0 | 0 |
| 1 | 0 | 1 | 0 | 0 | 0 | 0 |
| 0 | 0 | 0 | 0 | 0 | 0 | 0 |


| | |
|------------|----|
| AB | 40 |
| R | 3 |
| H | 12 |
| RBI | 2 |
| BB | 3 |
| SO | 3 |
| LOB | 22 |

| | | | |
|-----------|---|-----------|----|
| WP | 0 | PA | 46 |
| PB | 0 | | |
| SB | 0 | | |
| CS | 0 | | |

| Batter | 1 | 2 | 3 | 4 | 5 | 6 | 7 | 8 | 9 | 10 |
|--|----------------------------|-------------------------|--------------------|--------------------|------------|--------------------|-------------------|-----------|------------|------------------|
| Jim Pendleton, R (1, 7) OBP: 0.320, SLG: 0.261 | 0-0 SH2-3 1B | 0-0 E9 2-H 1B | | 4-0 1-2 BB | | 0-0 2-H 1B | | | 0-0 F2 | 0-0 6-3 |
| Danny O'Connell, R (1, 4) OBP: 0.348, SLG: 0.397 | 0-0 SH2-3 1B | 0-0 6-3 | | 0-0 F8 | | 0-0 F7 | | | 0-0 4-3 | |
| Eddie Mathews, L (1, 5) OBP: 0.371, SLG: 0.538 | 0-0 SH2-3 1-2 2-3 | | 0-0 F5 | | 0-0 F8 | | 0-0 4-3 | | 0-0 1B | |
| Andy Patko, R (1, 8) OBP: 0.405, SLG: 0.486 | 4-0 BB | | 0-0 E6 FC4 | | 4-0 BB | | 0-0 L4-3 1B | | 0-0 1-3 | |
| Joe Adcock, R (1, 3) OBP: 0.373, SLG: 0.528 | 0-0 F4 | | 0-3 K | | 0-0 F9 | | 0-0 L4-3 | | 0-0 K | |
| Hank Aaron, R (1, 9) OBP: 0.349, SLG: 0.475 | 0-0 5-3 | | 0-0 FC4 1-2f | | 0-0 1-3 | | 0-0 F8 | | 0-0 5-3 | |
| Johnny Logan, R (1, 6) OBP: 0.317, SLG: 0.474 | | 0-0 6-3 | | 0-0 FC3-6 1B | | 0-0 SH3-4 1B | | 0-0 F9 | | 0-0 E 2B |
| Del Crandall, R (1, 2) OBP: 0.283, SLG: 0.333 | | 0-0 SH3-4 E 1B | | 0-0 F8 | | 0-0 F6 | | 0-0 1B | | 0-0 E6 1B |
| Sibby Sisti, R (10, PR) | | | | | | | | | | |
| Chet Nichols, S (1, 1) | | 0-0 SH3-4 | | 0-0 FC3-6 BB | | 0-0 SH3-4 | | 0-3 K | | 0-0 2-H 1B |
| Dave Jolly, R (9, 1) | | | | | | | | | | |
| Sam Calderone, R (10, PH) OBP: 0.500, SLG: 0.625 | | | | | | | | | | |
| Bill Bruton, L (10, PR) OBP: 0.533, SLG: 0.417 | | 1-2 | | | | | | | | 1-2 1B |

| | | | | | | | | | | | | | | | | | | | | | | |
|---------------------|------------------------------|---------------------------------|------------------------------|---------------------------------|------------------------------|---------------------------------|------------------------------|---------------------------------|------------------------------|---------------------------------|------------------------------|---------------------------------|------------------------------|---------------------------------|------------------------------|---------------------------------|------------------------------|---------------------------------|------------------------------|---------------------------------|-----------------------------------|------------------------------------|
| Inning Stats | R: 0 E: 0 K: 0 S: 5 | H: 2 LOB: 3 BB: 1 P: 9 | R: 1 E: 1 K: 0 S: 5 | H: 2 LOB: 1 BB: 0 P: 5 | R: 0 E: 1 K: 1 S: 6 | H: 0 LOB: 1 BB: 0 P: 6 | R: 0 E: 0 K: 0 S: 4 | H: 1 LOB: 2 BB: 1 P: 8 | R: 0 E: 0 K: 0 S: 3 | H: 0 LOB: 1 BB: 1 P: 7 | R: 1 E: 0 K: 0 S: 5 | H: 2 LOB: 1 BB: 0 P: 5 | R: 0 E: 0 K: 0 S: 3 | H: 1 LOB: 0 BB: 0 P: 3 | R: 0 E: 0 K: 1 S: 6 | H: 1 LOB: 1 BB: 0 P: 6 | R: 0 E: 0 K: 0 S: 4 | H: 1 LOB: 1 BB: 0 P: 4 | R: 1 E: 1 K: 1 S: 8 | H: 2 LOB: 2 BB: 0 P: 8 | 1B: 11 2B: 2 3B: 0 HR: 0 | SF: 0 SAC: 3 DP: 1 HBP: 0 |
|---------------------|------------------------------|---------------------------------|------------------------------|---------------------------------|------------------------------|---------------------------------|------------------------------|---------------------------------|------------------------------|---------------------------------|------------------------------|---------------------------------|------------------------------|---------------------------------|------------------------------|---------------------------------|------------------------------|---------------------------------|------------------------------|---------------------------------|-----------------------------------|------------------------------------|

| | | | | | | | | | | | | | | | | | |
|---|------|-----|----|----|---|----|----|----|-----|-----|-----|----|----|----|----|------|-------|
| PITCHER Curt Simmons, L (1, 1) ERA: 1.0 | IP | WLS | BF | H | R | ER | SO | BB | IBB | HBP | BLK | WP | HR | S | P | ERA | WHIP |
| | 10.0 | W | 46 | 12 | 3 | 2 | 3 | 3 | 0 | 0 | 0 | 0 | 0 | 49 | 61 | 1.80 | 1.500 |

| Batter | 1 | 2 | 3 | 4 | 5 | 6 | 7 | 8 | 9 | AB R H RBI BB SO LOB | TOP | | | | | | | |
|--|--|---|--|---|---|----|----|----|-----|----------------------|--|----|----|---|---|-----|------|---|
| Cal Abrams, L (1, 7) OBP: 0.565, SLG: 0.533 | | | | | | | | | | 0 0 0 0 0 0 0 0 | Pittsburgh Pirates @ Milwaukee Braves Milwaukee County Stadium, Milwaukee, WI Tue May 04 1954, 4:33 AM EDT Att. 12,383 - Unknown livebaseballscorecards.com | | | | | | | |
| Dick Cole, R (1, 5) OBP: 0.382, SLG: 0.345 | | | | | | | | | | 0 0 0 0 0 0 0 0 | | | | | | | | |
| Bob Skinner, L (1, 3) OBP: 0.375, SLG: 0.453 | | | | | | | | | | 0 0 0 0 0 0 0 0 | | | | | | | | |
| Frank Thomas, R (1, 8) OBP: 0.388, SLG: 0.571 | | | | | | | | | | 0 0 0 0 0 0 0 0 | | | | | | | | |
| Jerry Lynch, L (1, 9) OBP: 0.357, SLG: 0.590 | | | | | | | | | | 0 0 0 0 0 0 0 0 | | | | | | | | |
| Jack Shepard, R (1, 2) OBP: 0.458, SLG: 0.381 | | | | | | | | | | 0 0 0 0 0 0 0 0 | | | | | | | | |
| Curt Roberts, R (1, 4) OBP: 0.277, SLG: 0.325 | | | | | | | | | | 0 0 0 0 0 0 0 0 | | | | | | | | |
| Gair Allie, R (1, 6) OBP: 0.304, SLG: 0.241 | | | | | | | | | | 0 0 0 0 0 0 0 0 | | | | | | | | |
| Max Surkont, R (1, 1) | 0 0 0 0 0 0 0 0 |  | | | | | | | | | | | | | | | | |
| Inning Stats | 1B: 0 SF: 0 2B: 0 SAC: 0 3B: 0 DP: 0 HR: 0 HBP: 0 | | WP: 0 PA: 0 PB: 0 SB: 0 CS: 0 | | | | | | | | | | | | | | | |
| PITCHER Warren Spahn, L (1, 1) ERA: 4.6 | IP | WLS | BF | H | R | ER | SO | BB | IBB | HBP | BLK | WP | HR | S | P | ERA | WHIP | PITCHER IP WLS BF H R ER SO BB IBB HBP BLK WP HR S P ERA WHIP |

| Batter | 1 | 2 | 3 | 4 | 5 | 6 | 7 | 8 | 9 | AB R H RBI BB SO LOB | TOP | |
|---|---|---|---|---|---|---|---|---|---|--|---|--|
| Cal Abrams, L (1, 7) X OBP: 0.452, SLG: 0.391 | 0-0 F8 ① 0.0 0.0 | 0-3 K ③ 0.0 0.0 | | | X 0-0 1B 1B 1-2 | | X 0-0 G4-6-3 ① ② 1-2f | | | 4 0 1 0 0 1 3 | Pittsburgh Pirates @ Milwaukee Braves Milwaukee County Stadium, Milwaukee, WI Wed May 05 1954, 4:33 AM EDT Att. 13,194 - Unknown livebaseballscorecards.com | |
| Dick Cole, R (1, 6) X OBP: 0.357, SLG: 0.306 | 0-0 5-3 ② | | 0-3 K ① | | X 0-0 F2 ① | | BBB 4-0 BB ③ | | 3 0 0 0 1 1 2 | | | |
| Bob Skinner, L (1, 3) X OBP: 0.350, SLG: 0.417 | 0-0 E6 S | | 0-3 K ② | | X 0-0 1B ③ 1-3 2-H | | X 0-0 6-3 ③ | | 4 0 1 1 0 1 1 | | | |
| Frank Thomas, R (1, 8) BBB OBP: 0.398, SLG: 0.549 | 4-0 FC6-4 BB ① 1-2 | | 0-0 1B ② | | X 0-0 F3 ② | | SSS 0-3 K ① | | 3 0 1 0 1 1 2 | | | |
| Jerry Lynch, L (1, 9) X OBP: 0.320, SLG: 0.511 | 0-0 FC6-4 ③ 1-2f | | 0-0 F8 ③ | | X 0-0 6-3 ③ | | SSS 0-3 K ② | | 4 0 0 0 0 1 5 | | | |
| Preston Ward, L (1, 5) X OBP: 0.219, SLG: 0.167 | | X 0-0 FC G3 1B ① | | X 0-0 F7 ① | | BBB 4-0 BB ① L4-3 | | SSS 0-3 K ③ | 3 0 1 0 1 1 0 | | | |
| Curt Roberts, R (1, 4) X OBP: 0.275, SLG: 0.310 | | X 0-0 G3 ① 1-2 | | X 0-0 F9 ② | | X 0-0 F8 ① | | X 0-0 F6 ① | 4 0 0 0 0 0 2 | | | |
| Bill Hall, L (1, 2) X OBP: 0.275, SLG: 0.310 | | X 0-0 FC ② 2-3 | | X 0-0 4-3 ③ | | X 0-0 L4-3 ② ③ 1-2 | | X 0-0 F6 ② | 4 0 0 0 0 0 2 | | | |
| Bob Purkey, R (1, 1) Gail Henley, L (5, PH) Johnny Hetki, R (5, 1) Toby Atwell, L (7, PH) Jake Thies, R (7, 1) Hal Rice, L (9, PH) OBP: 0.323, SLG: 0.333 | | 0-3 K ② 0.0 0.0 | | | X 0-0 1B 1B | | X 0-0 G4-6-3 ③ 1B | | 0-3 K ③ 0.0 0.0 | 1 0 0 0 0 1 2 1 1 1 0 0 0 0 0 0 0 0 0 0 0 1 0 1 0 0 0 0 0 0 0 0 0 0 0 1 0 0 0 0 1 0 | | |
| Inning Stats | R: 0 H: 0 E: 1 LOB: 2 K: 0 BB: 1 S: 4 P: 8 | R: 0 H: 1 E: 0 LOB: 2 K: 2 BB: 0 S: 9 P: 9 | R: 0 H: 1 E: 0 LOB: 1 K: 2 BB: 0 S: 8 P: 8 | R: 0 H: 0 E: 0 LOB: 0 K: 0 BB: 0 S: 3 P: 3 | R: 1 H: 3 E: 0 LOB: 2 K: 0 BB: 0 S: 6 P: 6 | R: 0 H: 0 E: 0 LOB: 0 K: 0 BB: 1 S: 2 P: 6 | R: 0 H: 1 E: 0 LOB: 1 K: 0 BB: 1 S: 3 P: 7 | R: 0 H: 0 E: 0 LOB: 0 K: 3 BB: 0 S: 9 P: 9 | R: 0 H: 0 E: 0 LOB: 0 K: 1 BB: 0 S: 5 P: 5 | 1B: 6 SF: 0 2B: 1 SAC: 0 3B: 0 DP: 2 HR: 0 HBP: 0 | WP: 0 PA: 36 PB: 0 SB: 1 CS: 0 | |
| PITCHER Gene Conley, R (1, 1) ERA: 3.05 | IP WLS BF H R ER SO BB IBB HBP BLK WP HR S P ERA WHIP | 9.0 W 36 6 1 1 8 3 0 0 0 0 0 49 61 1.00 1.000 | | | | | | | | | | |

| Batter | 1 | 2 | 3 | 4 | 5 | 6 | 7 | 8 | 9 | AB | R | H | RBI | BB | SO | LOB |
|---|---------------------------|------------------|-------------|--------------------------|----------------------|-------------------------|------------|------------|---|----|---|---|-----|----|----|-----|
| Bill Bruton, L OBP: 0.478, SLG: 0.368 (1, 8) | 4-0 4-3 S SF8 BB | | x 0-0 F4 | | x 0-0 F8 | 0-0 1-3 | | | | 3 | 1 | 0 | 0 | 1 | 0 | 3 |
| Danny O'Connell, R OBP: 0.356, SLG: 0.391 (1, 4) | 0-0 4-3 1-3 | | x 0-0 F4 | | x 0-0 BB 1B | | 0-3 K | | | 4 | 0 | 1 | 0 | 0 | 1 | 1 |
| Eddie Mathews, L OBP: 0.400, SLG: 0.589 (1, 5) | 0-0 SF8 3-H | | | 4-0 SH1-3 2B BB | 4-0 FC6-4 BB | | 0-0 HR | | | 1 | 2 | 1 | 2 | 2 | 0 | 0 |
| Andy Pafko, R OBP: 0.347, SLG: 0.429 (1, 9) | 0-0 1-6-3 | | | x 0-0 SH1-3 1-2 | 0-0 FC6-4 1-2f | | 0-0 F3 | | | 3 | 0 | 0 | 0 | 0 | 0 | 2 |
| Joe Adcock, R OBP: 0.403, SLG: 0.607 (1, 3) | | 0-3 K | | x 0-0 1B 2B | | x 0-0 BB 1B 1B | 0-0 F7 | | | 4 | 1 | 2 | 1 | 0 | 1 | 0 |
| Hank Aaron, R OBP: 0.324, SLG: 0.424 (1, 7) | | 0-0 4-3 | | x 0-0 F7 | | x 0-0 F7 | | 0-0 6-3 | | 4 | 0 | 0 | 0 | 0 | 0 | 2 |
| Johnny Logan, R OBP: 0.352, SLG: 0.492 (1, 6) | | 0-0 WP 1B | | x 0-0 1B | | x 0-0 BB 1B | | 0-0 6-3 | | 4 | 0 | 3 | 1 | 0 | 0 | 0 |
| Del Crandall, R OBP: 0.278, SLG: 0.306 (1, 2) | | 0-0 F3 1-2 | | x 0-0 F8 | | 4-0 BB BB BB | 0-0 6-3 | | | 3 | 0 | 0 | 0 | 1 | 0 | 2 |
| Gene Conley, R OBP: 0.143, SLG: 0.143 (1, 1) | | | x 0-0 F2 | | 0-3 K | 0-0 F4 | | | | 3 | 0 | 0 | 0 | 0 | 1 | 3 |

| Inning Stats | R: 1 | H: 0 | E: 0 | K: 0 | S: 3 | R: 0 | H: 1 | E: 0 | K: 1 | S: 6 | R: 0 | H: 0 | E: 0 | K: 0 | S: 3 | R: 2 | H: 2 | E: 0 | K: 0 | S: 5 | R: 0 | H: 1 | E: 0 | K: 1 | S: 6 | R: 0 | H: 2 | E: 0 | K: 0 | S: 5 | R: 1 | H: 1 | E: 0 | K: 1 | S: 6 | R: 0 | H: 0 | E: 0 | K: 0 | S: 3 | R: 0 | H: 0 | E: 0 | K: 0 | S: 3 | | | | | | | |
|--------------|------|------|------|------|------|------|------|------|------|------|------|------|------|------|------|------|------|------|------|------|------|------|------|------|------|------|------|------|------|------|------|------|------|------|------|------|------|------|------|------|------|------|------|------|------|---|---|---|---|---|---|---|
| | 0 | 0 | 0 | 1 | 7 | 0 | 1 | 0 | 1 | 6 | 0 | 0 | 0 | 0 | 3 | 0 | 2 | 2 | 0 | 10 | 0 | 0 | 0 | 0 | 0 | 0 | 0 | 0 | 0 | 0 | 0 | 0 | 0 | 0 | 0 | 0 | 0 | 0 | 0 | 0 | 0 | 0 | 0 | 0 | 0 | 0 | 0 | 0 | 0 | 0 | 0 | 0 |

| PITCHER | IP | WLS | BF | H | R | ER | SO | BB | IBB | HBP | BLK | WP | HR | S | P | ERA | WHIP |
|------------------------------------|-----|-----|----|---|---|----|----|----|-----|-----|-----|----|----|----|----|------|-------|
| Bob Purkey, R ERA: 3.79 (1, 1) | 4.0 | L | 17 | 3 | 3 | 3 | 1 | 2 | 0 | 0 | 0 | 1 | 0 | 17 | 25 | 6.75 | 1.250 |
| Johnny Hetki, R ERA: 1.2 (5, 1) | 2.0 | | 11 | 3 | 0 | 0 | 1 | 2 | 0 | 0 | 0 | 0 | 0 | 11 | 19 | 0.00 | 2.500 |
| Jake Thies, R ERA: 2.79 (7, 1) | 2.0 | | 7 | 1 | 1 | 1 | 1 | 0 | 0 | 0 | 0 | 0 | 1 | 9 | 9 | 4.50 | 0.500 |

BOTTOM

Pittsburgh Pirates @ Milwaukee Braves
Milwaukee County Stadium, Milwaukee, WI

Wed May 05 1954, 4:33 AM EDT
Att. 13,194 - Unknown

livebaseballscorecards.com

| | |
|------------|-----------|
| AB | 29 |
| R | 4 |
| H | 7 |
| RBI | 4 |
| BB | 4 |
| SO | 3 |
| LOB | 13 |



| | |
|-------|--------|
| WP: 1 | PA: 35 |
| PB: 0 | |
| SB: 1 | |
| CS: 0 | |

| Batter | 1 | 2 | 3 | 4 | 5 | 6 | 7 | 8 | 9 | AB R H RBI BB SO LOB | TOP | | | | | | | | | |
|--|--|---------------------------------|------------------------------|---------------------------------|------------------------------|---------------------------------|------------------------------|---------------------------------|------------------------------|--|---|---|---------------------------------|------------------------------|---------------------------------|------------------------------|---------------------------------|----------------------------------|------------------------------------|----------------------------------|
| Cal Abrams, L (1, 7) OBP: 0.400, SLG: 0.333 | 0-3 K | | 0-0 G4-6-3 | | | 0-0 1-3 | | | 0-0 F7 | 4 0 0 0 0 1 1 | Pittsburgh Pirates @ Milwaukee Braves Milwaukee County Stadium, Milwaukee, WI Thu May 06 1954, 4:33 AM EDT Att: 11,856 - Unknown livebaseballscorecards.com | | | | | | | | | |
| Dick Cole, R (1, 6) OBP: 0.370, SLG: 0.325 | 0-0 F8 | | | 0-0 G4-6-3 1B | | 0-3 K | | | 0-0 1B | 4 0 2 0 0 1 0 | | | | | | | | | | |
| Bob Skinner, L (1, 3) OBP: 0.357, SLG: 0.413 | 4-0 BB | | | 0-0 G4-6-3 1-2f | | | 0-0 G6-4-3 1B | | 0-0 4-3 | 3 0 1 0 1 0 2 | | | | | | | | | | |
| Frank Thomas, R (1, 8) OBP: 0.385, SLG: 0.529 | 0-0 P4 | | | 0-0 P1 | | | 0-0 G6-4-3 1-2f | | | 3 0 0 0 0 0 2 | | | | | | | | | | |
| Jerry Lynch, L (1, 9) OBP: 0.321, SLG: 0.490 | | 0-0 F7 | | | 4-0 G1-6-3 1B BB | | | 0-0 6-3 | | 2 0 0 0 1 0 0 | | | | | | | | | | |
| Preston Ward, L (1, 5) OBP: 0.229, SLG: 0.182 | | 0-0 4-3 | | | 0-0 G1-6-3 1-2 1B | | | 0-0 F9 | | 3 0 1 0 0 0 0 | | | | | | | | | | |
| Toby Atwell, L (1, 2) OBP: 0.385, SLG: 0.409 | | 0-0 F6 | | | 0-0 G1-6-3 1-2f 2-3 | | | 0-0 F7 | | 3 0 0 0 0 0 2 | | | | | | | | | | |
| Curt Roberts, R (1, 4) OBP: 0.277, SLG: 0.333 | | | 0-0 FC4-2 3B | | | 0-0 P6 | | | 0-0 5-3 | 3 0 1 0 0 0 1 | | | | | | | | | | |
| George O'Donnell, R (1, 1) Gail Henley, L (6, PH) Paul LaPalme, L (6, 1) Bill Hall, L (9, PH) | | | 0-0 FC4-2 3-H | | | 0-0 4-3 | | | 0-0 L6 | 1 0 0 0 0 0 1 1 0 0 0 0 0 0 0 0 0 0 0 0 0 1 0 0 0 0 0 0 | | | | | | | | | | |
| Inning Stats | R: 0 E: 0 K: 1 S: 5 | H: 0 LOB: 1 BB: 1 P: 9 | R: 0 E: 0 K: 0 S: 3 | H: 0 LOB: 0 BB: 0 P: 3 | R: 0 E: 0 K: 0 S: 3 | H: 1 LOB: 0 BB: 0 P: 3 | R: 0 E: 0 K: 0 S: 3 | H: 1 LOB: 0 BB: 0 P: 3 | R: 0 E: 0 K: 1 S: 5 | H: 0 LOB: 0 BB: 0 P: 5 | | R: 0 E: 0 K: 0 S: 3 | H: 1 LOB: 0 BB: 0 P: 3 | R: 0 E: 0 K: 0 S: 3 | H: 0 LOB: 0 BB: 0 P: 3 | R: 0 E: 0 K: 0 S: 4 | H: 1 LOB: 1 BB: 0 P: 4 | 1B: 4 2B: 0 3B: 1 HR: 0 | SF: 0 SAC: 0 DP: 4 HBP: 0 | WP: 0 PB: 0 SB: 0 CS: 0 |
| PITCHER Lew Burdette, R (1, 1) ERA: 2.3 | IP: 9.0 WLS: W BF: 30 H: 5 R: 0 ER: 0 SO: 2 BB: 2 IBB: 0 HBP: 0 BLK: 0 WP: 0 HR: 0 S: 32 P: 40 ERA: 0.00 WHIP: 0.778 | | | | | | | | | | | PITCHER IP: WLS: BF: H: R: ER: SO: BB: IBB: HBP: BLK: WP: HR: S: P: ERA: WHIP | | | | | | | | |

| | |
|-----|----|
| AB | 28 |
| R | 0 |
| H | 5 |
| RBI | 0 |
| BB | 2 |
| SO | 2 |
| LOB | 9 |



| Batter | 1 | 2 | 3 | 4 | 5 | 6 | 7 | 8 | 9 | AB | R | H | RBI | BB | SO | LOB | | | |
|---|------------------------------|---------------------------------|------------------------------|---------------------------------|--------------------------------|---------------------------------|------------------------------|---------------------------------|------------------------------|---------------------------------|------------------------------|---------------------------------|------------------------------|---------------------------------|-----------------------------------|------------------------------------|----------------------------------|--------|--|
| Bill Bruton, L OBP: 0.481, SLG: 0.391 (1, 8) | 0-0 1-3 1B | | 0-0 6-3 S 1B | | 0-0 F9 | 0-0 4-3 | | | | 4 | 1 | 2 | 0 | 0 | 0 | 2 | | | |
| Danny O'Connell, R OBP: 0.364, SLG: 0.397 (1, 4) | 0-0 1-3 1-2 | | 0-0 6-3 1-3 | | 0-0 1B SF8 1B | | 0-0 1B | | | 4 | 1 | 2 | 0 | 0 | 0 | 2 | | | |
| Eddie Mathews, L OBP: 0.432, SLG: 0.603 (1, 5) | 0-0 2-H 1B | | 4-0 BB | | 0-0 1-3 1B | | 4-0 4-3 1B BB | | | 2 | 0 | 2 | 1 | 2 | 0 | 0 | | | |
| Andy Pafko, R OBP: 0.340, SLG: 0.422 (1, 9) | 0-0 F8 | | 0-0 6-3 | | 0-0 SF8 | | 0-0 1-2 4-3 1B | | | 3 | 0 | 1 | 1 | 0 | 0 | 3 | | | |
| Joe Adcock, R OBP: 0.394, SLG: 0.585 (1, 3) | 0-0 4-3 | | | 0-0 2B SF8-3-4-3 1B | | 0-0 5-3 1-2 | | 0-0 4-3 1-2 2-3 | | 4 | 1 | 1 | 0 | 0 | 0 | 4 | | | |
| Hank Aaron, R OBP: 0.320, SLG: 0.429 (1, 7) | | 0-0 5-3 | | 0-0 1-3 2B | | 0-0 4-3 | | 0-0 F7 | | 4 | 0 | 1 | 0 | 0 | 0 | 2 | | | |
| Johnny Logan, R OBP: 0.347, SLG: 0.478 (1, 6) | | 0-0 F7 | | 0-0 5-3 | | 0-0 1B 1B | | 0-0 F8 | | 4 | 0 | 1 | 0 | 0 | 0 | 2 | | | |
| Del Crandall, R OBP: 0.293, SLG: 0.308 (1, 2) | | 0-0 P3 | | 4-0 SF8-3-4-3 IBB | | 0-0 1-3 1B | | 0-0 F8 | | 3 | 0 | 1 | 0 | 1 | 0 | 0 | | | |
| Lew Burdette, R (1, 1) | | | 0-0 F8 | | 0-0 SF8-3-4-3 1-2 3-H | | 0-0 1-3 1-2 | | 0-3 K | 3 | 0 | 0 | 1 | 0 | 1 | 2 | | | |
| Inning Stats | R: 1 E: 0 K: 0 S: 5 | H: 2 LOB: 1 BB: 0 P: 5 | R: 0 E: 0 K: 0 S: 3 | H: 0 LOB: 0 BB: 0 P: 3 | R: 0 E: 0 K: 0 S: 4 | H: 1 LOB: 2 BB: 1 P: 8 | R: 1 E: 0 K: 0 S: 4 | H: 2 LOB: 1 BB: 1 P: 8 | R: 1 E: 0 K: 0 S: 5 | H: 2 LOB: 1 BB: 0 P: 5 | R: 0 E: 0 K: 0 S: 4 | H: 2 LOB: 2 BB: 1 P: 8 | R: 0 E: 0 K: 1 S: 5 | H: 0 LOB: 0 BB: 0 P: 5 | 1B: 10 2B: 2 3B: 0 HR: 0 | SF: 2 SAC: 0 DP: 1 HBP: 0 | WP: 0 PB: 0 SB: 2 CS: 0 | PA: 36 | |
| PITCHER | IP WLS L | WLS BF | H R | R ER | SO | BB IBB | HBP BLK | WP HR | S P | ERA | WHIP | | | | | | | | |
| George O'Donnell, R (1, 1) ERA: 3.38 | 5.0 | 23 | 7 | 3 | 3 | 0 | 1 | 0 | 21 | 29 | 5.40 | 1.600 | | | | | | | |
| Paul LaPalme, L (6, 1) ERA: 3.6 | 3.0 | 13 | 4 | 0 | 0 | 1 | 0 | 0 | 14 | 18 | 0.00 | 1.667 | | | | | | | |

BOTTOM

Pittsburgh Pirates @ Milwaukee Braves
Milwaukee County Stadium, Milwaukee, WI

Thu May 06 1954, 4:33 AM EDT
 Att. 11,856 - Unknown

livebaseballscores.com

| | |
|------------|-----------|
| AB | 31 |
| R | 3 |
| H | 11 |
| RBI | 3 |
| BB | 3 |
| SO | 1 |
| LOB | 17 |



| Batter | 1 | 2 | 3 | 4 | 5 | 6 | 7 | 8 | 9 | AB R H RBI BB SO LOB | BOTTOM |
|--------|---|---|---|---|---|---|---|---|---|----------------------|--------|
|--------|---|---|---|---|---|---|---|---|---|----------------------|--------|

| | | | | | | | | | | | |
|---|-----------------|---|--|--|--|--|--|--|--|-----------------|---|
| Bill Bruton, L (1, 8) <small>OBP: 0.481, SLG: 0.391</small> | | | | | | | | | | 0 0 0 0 0 0 0 0 | <p style="text-align: center;">Chicago Cubs @ Milwaukee Braves Milwaukee County Stadium, Milwaukee, WI Fri May 07 1954, 4:33 AM EDT Att. 24,637 - Unknown</p> <p style="text-align: right;">livebaseballscorecards.com</p> |
| Danny O'Connell, R (1, 4) <small>OBP: 0.364, SLG: 0.397</small> | | | | | | | | | | 0 0 0 0 0 0 0 0 | |
| Eddie Mathews, L (1, 5) <small>OBP: 0.432, SLG: 0.603</small> | | | | | | | | | | 0 0 0 0 0 0 0 0 | |
| Andy Pafko, R (1, 9) <small>OBP: 0.340, SLG: 0.422</small> | | | | | | | | | | 0 0 0 0 0 0 0 0 | |
| Joe Adcock, R (1, 3) <small>OBP: 0.394, SLG: 0.585</small> | | | | | | | | | | 0 0 0 0 0 0 0 0 | |
| Hank Aaron, R (1, 7) <small>OBP: 0.320, SLG: 0.429</small> | | | | | | | | | | 0 0 0 0 0 0 0 0 | |
| Johnny Logan, R (1, 6) <small>OBP: 0.347, SLG: 0.478</small> | | | | | | | | | | 0 0 0 0 0 0 0 0 | |
| Del Crandall, R (1, 2) <small>OBP: 0.293, SLG: 0.308</small> | | | | | | | | | | 0 0 0 0 0 0 0 0 | |
| Bob Buhl, R (1, 1) | 0 0 0 0 0 0 0 0 |  | | | | | | | | | |

| | | |
|--|--|--|
| Inning Stats | 1B: 0 SF: 0 2B: 0 SAC: 0 3B: 0 DP: 0 HR: 0 HBP: 0 | WP: 0 PA: 0 PB: 0 SB: 0 CS: 0 |
| PITCHER Warren Hacker, R (1, 1) <small>ERA: 4.15</small> | IP 0.0 WLS W BF 0 H 0 R 0 ER 0 SO 0 BB 0 IBB 0 HBP 0 BLK 0 WP 0 HR 0 S 0 P 0 ERA ∞ WHIP ∞ | PITCHER IP WLS BF H R ER SO BB IBB HBP BLK WP HR S P ERA WHIP |

| Batter | 1 | 2 | 3 | 4 | 5 | 6 | 7 | 8 | 9 | AB R H RBI BB SO LOB | TOP | |
|--|---|---|---|---|---|---|---|---|--|--|--|---|
| Frank Baumholtz, L (1, 8) OBP: 0.300, SLG: 0.450 | 0-0 4-3 | | | x 0-0 F8 | | x 0-0 1-3 | | x 0-0 F7 | | 4 0 0 0 0 0 3 | Chicago Cubs @ Milwaukee Braves Milwaukee County Stadium, Milwaukee, WI Sat May 08 1954, 4:33 AM EDT Att: 22,517 - Unknown livebaseballscorecards.com | |
| Dee Fondy, L (1, 3) OBP: 0.345, SLG: 0.474 | 0-0 4-3 | | x 0-0 P3 1B | | | x 0-0 1B G5-4-3 2B | | x 0-0 E 14 1B 1B | 4 2 3 0 0 0 0 | | | |
| Ralph Kiner, R (1, 7) OBP: 0.443, SLG: 0.524 Luis Marquez, R (9, PR) | 0-0 F9 | | x 0-0 P3 1-2 | | | x 0-0 G5-4-3 1B 2-3 | | x 0-0 E5 14 1B 1-2 | 4 0 1 0 0 0 2 0 0 0 0 0 0 0 | | | |
| Hank Sauer, R (1, 9) OBP: 0.443, SLG: 0.794 | | 0-3 K | | x 0-0 4-3 | | x 0-0 G5-4-3 1-2 3-H | | x 0-0 F9 | 4 0 0 0 0 1 3 | | | |
| Randy Jackson, R (1, 5) OBP: 0.395, SLG: 0.639 | | 0-3 K | | x 0-0 F8 | | x 0-0 6-3 | | x 0-3 K | 4 0 0 0 0 2 2 | | | |
| 14 Ernie Banks, R (1, 6) OBP: 0.320, SLG: 0.406 | | 0-0 L6 | | x 0-0 F7 | | | | x 0-0 5-3 1-3 2-H 1B | 4 0 1 1 0 0 0 | | | |
| Gene Baker, R (1, 4) OBP: 0.405, SLG: 0.548 | | | x 0-0 4-3 | | x 0-0 B1-3 | | | x 0-0 5-3 4-3 | 4 0 0 0 0 0 2 | | | |
| El Tappe, R (1, 2) OBP: 0.222, SLG: 0.192 Don Robertson, L (8, PR) Joe Garagiola, L (8, 2) OBP: 0.476, SLG: 0.444 | | | x 0-0 P4 | | x 0-0 1-3 | | | x 0-0 1B 1B | 3 0 1 0 0 0 0 0 0 0 0 0 0 0 0 0 0 0 0 0 0 | | | |
| Paul Minner, L (1, 1) OBP: 0.214, SLG: 0.455 Steve Bilko, R (8, PH) OBP: 0.316, SLG: 0.188 Hal Jeffcoat, R (8, PR) OBP: 0.571, SLG: 1.167 Jim Willis, L (8, 1) | | 0-3 K | | x 0-0 1B | | | | x 0-0 1-2 1B | 2 0 1 0 0 1 0 1 0 1 0 0 0 0 0 0 0 0 0 0 0 0 0 0 0 0 0 0 | | | |
| Inning Stats | R: 0 E: 0 K: 0 S: 3 H: 0 LOB: 0 BB: 0 P: 3 | R: 0 E: 0 K: 2 S: 7 H: 0 LOB: 0 BB: 0 P: 7 | R: 0 E: 0 K: 1 S: 5 H: 0 LOB: 0 BB: 0 P: 5 | R: 0 E: 0 K: 0 S: 3 H: 1 LOB: 0 BB: 0 P: 3 | R: 0 E: 0 K: 0 S: 3 H: 0 LOB: 0 BB: 0 P: 3 | R: 0 E: 0 K: 0 S: 4 H: 1 LOB: 1 BB: 0 P: 4 | R: 1 E: 0 K: 0 S: 4 H: 2 LOB: 0 BB: 0 P: 4 | R: 0 E: 0 K: 0 S: 5 H: 2 LOB: 2 BB: 0 P: 5 | R: 1 E: 1 K: 1 S: 8 H: 2 LOB: 2 BB: 0 P: 8 | 1B: 7 2B: 1 3B: 0 HR: 0 SF: 0 SAC: 0 DP: 1 HBP: 0 | | WP: 0 PB: 0 SB: 0 CS: 0 PA: 34 |
| PITCHER Chet Nichols, L (1, 1) ERA: 2.96 | IP 9.0 WLS W BF 34 H 8 R 2 ER 1 SO 4 BB 0 IBB 0 HBP 0 BLK 0 WP 0 HR 0 S 42 P 42 ERA 1.00 WHIP 0.889 | | | | | | | | | | | PITCHER IP WLS BF H R ER SO BB IBB HBP BLK WP HR S P ERA WHIP |



| Batter | 1 | 2 | 3 | 4 | 5 | 6 | 7 | 8 | 9 | AB | R | H | RBI | BB | SO | LOB |
|---|-----------------|-----------------------------------|---------------------------|------------|----------------------|------------------|------------|------------|---|----|---|---|-----|----|----|-----|
| Bill Bruton, L OBP: 0.486, SLG: 0.419 (1, 8) | 0-0 CS 1B | | 0-0 S 1B | | 0-0 6-3 | | 0-0 1B | | | 4 | 1 | 3 | 0 | 0 | 0 | 0 |
| Danny O'Connell, R OBP: 0.329, SLG: 0.358 (1, 4) | 0-3 K 1-2 | | 0-3 K | | 0-0 F9 | | 0-3 K | | | 4 | 0 | 0 | 0 | 0 | 3 | 3 |
| Eddie Mathews, L OBP: 0.415, SLG: 0.576 (1, 5) | 0-0 E4 | | 0-0 P3 | | 0-0 FC6-4 1B | | 0-0 4-3 | | | 4 | 0 | 1 | 0 | 0 | 0 | 2 |
| Andy Pafko, R OBP: 0.344, SLG: 0.434 (1, 9) | 0-0 F3 | | 0-0 FC6-4 1B 1-H | | 0-0 FC6-4 1-2f | | 0-0 5-3 | | | 4 | 0 | 1 | 1 | 0 | 0 | 2 |
| Joe Adcock, R OBP: 0.380, SLG: 0.548 (1, 3) | | 0-0 1B 1B | 0-0 FC6-4 1-2f | | 0-0 CS 1B | | 0-0 4-3 | | | 4 | 1 | 2 | 0 | 0 | 0 | 1 |
| Hank Aaron, R OBP: 0.313, SLG: 0.423 (1, 7) | | 0-0 G6-4-3 1-3 1B 1B | | 0-0 F7 | | 0-0 F9 | | 0-0 1-3 | | 4 | 0 | 1 | 0 | 0 | 0 | 1 |
| Johnny Logan, R OBP: 0.346, SLG: 0.459 (1, 6) | | 0-0 G6-4-3 1-2 3-H 1B | | 0-0 1-3 | | 4-0 BB 1-2 | | | | 2 | 0 | 1 | 1 | 1 | 0 | 0 |
| Del Crandall, R OBP: 0.281, SLG: 0.345 (1, 2) | | 0-0 G6-4-3 1-2f 2-3 | | 0-0 HR | | 0-0 F8 | | | | 3 | 1 | 1 | 1 | 0 | 0 | 3 |
| Chet Nichols, S (1, 1) | | 0-3 K | | 0-0 F3 | | | 0-3 K | | | 3 | 0 | 0 | 0 | 0 | 2 | 1 |

| Inning Stats | R: 0 | H: 1 | E: 1 | LOB: 1 | K: 1 | P: 6 | R: 1 | H: 3 | E: 0 | LOB: 1 | K: 1 | P: 7 | R: 1 | H: 2 | E: 0 | LOB: 1 | K: 1 | P: 7 | R: 1 | H: 1 | E: 0 | LOB: 0 | K: 0 | P: 4 | R: 0 | H: 1 | E: 0 | LOB: 1 | K: 0 | P: 4 | R: 0 | H: 1 | E: 0 | LOB: 1 | K: 2 | P: 8 | R: 0 | H: 0 | E: 0 | LOB: 0 | K: 0 | P: 3 |
|--------------|------|------|------|--------|------|------|------|------|------|--------|------|------|------|------|------|--------|------|------|------|------|------|--------|------|------|------|------|------|--------|------|------|------|------|------|--------|------|------|------|------|------|--------|------|------|
| | 0 | 1 | 1 | 1 | 1 | 6 | 1 | 3 | 0 | 1 | 1 | 7 | 1 | 2 | 0 | 1 | 1 | 1 | 7 | 1 | 1 | 0 | 0 | 4 | 0 | 1 | 0 | 1 | 0 | 1 | 0 | 1 | 0 | 1 | 0 | 8 | 0 | 0 | 0 | 0 | 3 | |

| PITCHER | IP | WLS | BF | H | R | ER | SO | BB | IBB | HBP | BLK | WP | HR | S | P | ERA | WHIP |
|------------------------------------|-----|-----|----|----|---|----|----|----|-----|-----|-----|----|----|----|----|------|-------|
| Paul Minner, L ERA: 3.65 (1, 1) | 7.0 | L | 30 | 10 | 3 | 3 | 5 | 1 | 0 | 0 | 0 | 0 | 1 | 39 | 43 | 3.86 | 1.571 |
| Jim Willis, R ERA: 2.79 (8, 1) | 1.0 | | 3 | 0 | 0 | 0 | 0 | 0 | 0 | 0 | 0 | 0 | 0 | 3 | 3 | 0.00 | 0.000 |

BOTTOM

Chicago Cubs @ Milwaukee Braves
Milwaukee County Stadium, Milwaukee, WI
 Sat May 08 1954, 4:33 AM EDT
 Att. 22,517 - Unknown

| AB | 32 |
|-----|----|
| R | 3 |
| H | 10 |
| RBI | 3 |
| BB | 1 |
| SO | 5 |
| LOB | 13 |



| WP | PA | 33 |
|----|----|----|
| PB | 0 | |
| SB | 1 | |
| CS | 2 | |

| WP | HR | S | P | ERA | WHIP |
|----|----|---|---|------|-------|
| 0 | 0 | 0 | 0 | 0.00 | 0.000 |

| Batter | 1 | 2 | 3 | 4 | 5 | 6 | 7 | 8 | 9 | AB R H RBI BB SO LOB | TOP | |
|---|---|---|---|---|---|---|---|---|--|--|---|--|
| Frank Baumholtz, L (1, 8) OBP: 0.320, SLG: 0.480 | 0-0 FC3-6 1B | 0-0 1-3 | | | 0-0 F9 | | 0-0 F7 | | 0-0 E5 1-H 2B | 5 0 2 0 0 0 2 | | |
| Dee Fondy, L (1, 3) OBP: 0.337, SLG: 0.458 | 0-0 FC3-6 G2-3 1-2f HR | | 0-0 F8 | | 0-0 4-3 | | 0-0 1-2 1B | | 0-0 4-3 | 5 1 1 0 0 0 2 | | |
| Ralph Kiner, R (1, 7) OBP: 0.434, SLG: 0.552 | 0-0 G2-3 1-2 | | 0-0 F9 | | 0-0 HR | | 0-0 F8 | | | 4 1 1 1 0 0 3 | | |
| Hank Sauer, R (1, 9) OBP: 0.434, SLG: 0.806 | 0-0 2-H HR | | 0-0 G1-3 | | 0-0 6-3 | | | 0-0 P4 | | 4 1 1 2 0 0 0 | | |
| Randy Jackson, R (1, 5) OBP: 0.388, SLG: 0.618 | 0-0 P6 | | | 0-0 14 1B | | 0-0 F7 | | 0-0 P3 | | 4 0 1 0 0 0 0 | | |
| 14 Ernie Banks, R (1, 6) OBP: 0.329, SLG: 0.411 | | 0-0 1B E 1B | | 0-0 1-2 1B | | 0-0 P3 | | 0-0 6-3 | | 4 1 2 0 0 0 0 | | |
| Gene Baker, R (1, 4) OBP: 0.397, SLG: 0.530 | | 0-0 E 1-2 1B | | 0-3 K | | 0-0 6-3 | | | 0-0 P6 | 4 0 1 0 0 1 2 | | |
| El Tappe, R (1, 2) OBP: 0.226, SLG: 0.172 | | 0-0 5-3 1-3 2-H | | 0-0 F9 | | | 0-0 P6 | | 4-0 2B E BB | 3 1 0 0 1 0 3 | | |
| Bob Rush, R (1, 1) OBP: 0.357, SLG: 0.357 | | 0-0 5-3 | | 0-0 F9 | | | 0-0 1B 1B | | 0-3 K | 4 0 1 0 0 1 4 | | |
| Inning Stats | R: 2 H: 2 E: 0 LOB: 0 K: 0 BB: 0 S: 5 P: 5 | R: 1 H: 2 E: 1 LOB: 1 K: 0 BB: 0 S: 5 P: 5 | R: 0 H: 0 E: 0 LOB: 0 K: 0 BB: 0 S: 3 P: 3 | R: 0 H: 2 E: 0 LOB: 2 K: 1 BB: 0 S: 7 P: 7 | R: 1 H: 1 E: 0 LOB: 0 K: 0 BB: 0 S: 4 P: 4 | R: 0 H: 0 E: 0 LOB: 0 K: 0 BB: 0 S: 3 P: 3 | R: 0 H: 2 E: 0 LOB: 2 K: 0 BB: 0 S: 5 P: 5 | R: 0 H: 0 E: 0 LOB: 0 K: 0 BB: 0 S: 3 P: 3 | R: 1 H: 1 E: 1 LOB: 1 K: 1 BB: 1 S: 6 P: 10 | 1B: 7 SF: 0 2B: 1 SAC: 0 3B: 0 DP: 0 HR: 2 HBP: 0 | WP: 0 PA: 38 PB: 0 SB: 0 CS: 0 | |
| PITCHER Warren Spahn, L (1, 1) ERA: 3.8 Dave Jolly, R (8, 1) ERA: 0.75 | IP WLS BF H R ER SO BB IBB HBP BLK WP HR S P ERA WHIP | | | | | | | | | | | |
| | 7.0 L 30 9 4 3 1 0 0 0 0 0 0 2 32 32 3.86 1.286 | | | | | | | | | | | |
| | 2.0 8 1 1 0 1 1 0 0 0 0 0 0 9 13 0.00 1.000 | | | | | | | | | | | |

Chicago Cubs @ Milwaukee Braves
Milwaukee County Stadium, Milwaukee, WI

Sun May 09 1954, 4:33 AM EDT
Att. 23,411 - Unknown

livebaseballscorecards.com

| | |
|-----|----|
| AB | 37 |
| R | 5 |
| H | 10 |
| RBI | 3 |
| BB | 1 |
| SO | 2 |
| LOB | 16 |



| Batter | 1 | 2 | 3 | 4 | 5 | 6 | 7 | 8 | 9 | AB R H RBI BB SO LOB |
|--|-------------|-------------------|-----------------------|------------|------------------|----------|-----------------|---------------------|------------|----------------------|
| Bill Bruton, L (1, 8) OBP: 0.425, SLG: 0.361 | 0-3 K | | 0-0 G3 | | 0-3 K | | 0-0 F8 | | 0-0 6-3 | 5 0 0 0 0 2 3 |
| Danny O'Connell, R (1, 4) OBP: 0.333, SLG: 0.360 | 0-0 G6-3 | | 0-0 BB 1B | | 0-0 6-3 | | 0-0 1B | | 0-0 4-3 | 5 1 2 2 0 0 0 |
| Eddie Mathews, L (1, 5) OBP: 0.407, SLG: 0.551 | 0-0 G3 | | 4-0 BB 1B BB | | 0-0 1-3 | | 0-0 P5 | | | 3 0 0 0 1 0 2 |
| Andy Pafko, R (1, 9) OBP: 0.369, SLG: 0.456 | | 0-0 G5-3 1B | 0-0 BB 1B | | 0-0 5-3 1B | | 0-0 F8 | | | 4 0 3 1 0 0 2 |
| Joe Adcock, R (1, 3) OBP: 0.386, SLG: 0.539 | | 0-0 G5-3 | 4-0 BB | | 0-0 5-3 | | | 0-0 FC3-6 1B | | 3 0 1 0 1 0 2 |
| Sibby Sisti, R (8, PR) | | 1-2 | 1-2 2-3 BB | | 1-2 | | | | | 0 0 0 0 0 0 0 |
| George Metkovich, L (9, 3) OBP: 0.294, SLG: 0.286 | | | | | | | | | | 0 0 0 0 0 0 0 |
| Hank Aaron, R (1, 7) OBP: 0.310, SLG: 0.415 | 0-0 G6-3 | | 0-0 P5 | | 0-0 1B | | 0-0 1B | 0-0 FC3-6 BB | | 4 0 1 0 0 0 5 |
| Johnny Logan, R (1, 6) OBP: 0.341, SLG: 0.442 | 0-0 F9 | | | 0-0 F9 | | 0-3 K | | 4-0 G4-6-3 BB | | 3 0 0 0 1 1 2 |
| Del Crandall, R (1, 2) OBP: 0.273, SLG: 0.333 | | | 0-3 K | 0-0 6-3 | | | 0-0 E5 1B | 0-0 G4-6-3 | | 2 0 0 0 0 1 0 |
| Charlie White, L (7, PH) OBP: 0.357, SLG: 0.500 | | | | | | | | 1-2 | | 2 1 0 0 0 0 2 |
| Warren Spahn, L (1, 1) OBP: 0.263, SLG: 0.067 | | | 4-0 BB G3 1B | | 0-0 1-3 | | 0-0 1B | | 0-3 K | 1 1 0 0 0 1 0 0 |
| Jack Dittmer, L (7, PH) OBP: 0.170, SLG: 0.326 | | | | | | | | | | 1 0 1 0 0 0 0 |
| Dave Jolly, R (8, 1) | | | | | | | | | | 0 0 0 0 0 0 0 |
| Jim Pendleton, R (9, PH) OBP: 0.308, SLG: 0.250 | | | | | | | 1-2 1B | | | 1 0 0 0 0 1 0 |

| Inning Stats | R: 0 | H: 0 | R: 0 | H: 1 | R: 2 | H: 2 | R: 0 | H: 0 | R: 0 | H: 2 | R: 1 | H: 2 | R: 0 | H: 1 | R: 0 | H: 0 | 1B: 8 | SF: 0 | WP: 0 | PA: 38 | |
|--------------|--------|------|--------|------|--------|------|--------|------|--------|------|--------|------|--------|------|--------|------|--------|-------|--------|--------|--|
| E: 0 | LOB: 0 | E: 0 | LOB: 1 | E: 0 | LOB: 3 | E: 0 | LOB: 0 | E: 0 | LOB: 1 | E: 1 | LOB: 2 | E: 0 | LOB: 2 | E: 0 | LOB: 0 | E: 0 | LOB: 0 | 2B: 0 | SAC: 0 | PB: 0 | |
| K: 1 | BB: 0 | K: 0 | BB: 0 | K: 1 | BB: 3 | K: 0 | BB: 0 | K: 1 | BB: 0 | K: 0 | BB: 0 | K: 0 | BB: 1 | K: 1 | BB: 0 | K: 1 | BB: 0 | 3B: 0 | DP: 1 | SB: 0 | |
| S: 5 | P: 5 | S: 4 | P: 4 | S: 7 | P: 19 | S: 3 | P: 3 | S: 5 | P: 5 | S: 6 | P: 6 | S: 6 | P: 7 | S: 5 | P: 5 | S: 5 | P: 5 | HR: 0 | HBP: 0 | CS: 0 | |

| PITCHER | IP | WLS | BF | H | R | ER | SO | BB | IBB | HBP | BLK | WP | HR | S | P | ERA | WHIP | IP | WLS | BF | H | R | ER | SO | BB | IBB | HBP | BLK | WP | HR | S | P | ERA | WHIP | | |
|---------------------------------|-----|-----|----|---|---|----|----|----|-----|-----|-----|----|----|----|----|------|-------|----|-----|----|---|---|----|----|----|-----|-----|-----|----|----|---|---|-----|------|--|--|
| Bob Rush, R (1, 1) ERA: 3.53 | 9.0 | W | 38 | 8 | 3 | 2 | 5 | 4 | 0 | 0 | 0 | 0 | 0 | 44 | 60 | 2.00 | 1.333 | | | | | | | | | | | | | | | | | | | |

BOTTOM

Chicago Cubs @ Milwaukee Braves
Milwaukee County Stadium, Milwaukee, WI

Sun May 09 1954, 4:33 AM EDT
Att. 23,411 - Unknown

livebaseballscores.com

| | |
|-----|----|
| AB | 34 |
| R | 3 |
| H | 8 |
| RBI | 3 |
| BB | 4 |
| SO | 5 |
| LOB | 18 |



| Batter | 1 | 2 | 3 | 4 | 5 | 6 | 7 | 8 | 9 | AB R H RBI BB SO LOB | TOP | |
|--|--|---|---|---|---|---|---|---|--|--|---|---|
| Bill Bruton, L (1, 8) <small>OBP: 0.378, SLG: 0.317</small> | 1-0 | | 0-0 | | 0-0 | | 0-1 | | 1-3 | 5 0 0 0 0 1 3 | Milwaukee Braves @ Brooklyn Dodgers Ebbets Field, Brooklyn, NY Tue May 11 1954, 3:33 AM EDT Att. 19,172 - Unknown | |
| Danny O'Connell, R (1, 4) <small>OBP: 0.340, SLG: 0.367</small> | 0-0 | | 0-2 | | 0-1 | | 2-1 | | | 4 1 2 0 0 0 2 | | |
| Eddie Mathews, L (1, 5) <small>OBP: 0.400, SLG: 0.548</small> | 0-1 | | 1-2 | | 1-1 | | 2-2 | | | 4 0 1 1 0 0 3 | | |
| Andy Pafo, R (1, 9) <small>OBP: 0.348, SLG: 0.426</small> | 0-1 | | 0-0 | | 1-3 | | 2-2 | | | 4 0 0 0 0 1 4 | | |
| Joe Adcock, R (1, 3) <small>OBP: 0.379, SLG: 0.563</small> | | 2-0 | | 0-0 | | 1-1 | | 0-0 | | 4 1 1 1 0 0 0 | | |
| Hank Aaron, R (1, 7) <small>OBP: 0.308, SLG: 0.400</small> | | 2-2 | | 0-0 | | 4-2 | | 1-0 | | 3 0 0 0 1 0 0 | | |
| Johnny Logan, R (1, 6) <small>OBP: 0.348, SLG: 0.438</small> | | 4-1 | | 2-1 | | 2-2 | | 0-0 | | 3 0 1 0 1 0 0 | | |
| Charlie White, L (1, 2) <small>OBP: 0.333, SLG: 0.438</small> | | 2-3 | | 2-1 | | 3-1 | | 1-1 | | 4 0 1 0 0 1 3 | | |
| Gene Conley, R (1, 1) <small>OBP: 0.200, SLG: 0.200</small> | | | 0-0 | | 0-1 | | 0-0 | | 3-1 | 3 0 1 0 0 0 0 | | |
| Inning Stats | R: 0 H: 1 E: 0 LOB: 1 K: 0 BB: 0 S: 6 P: 7 | R: 0 H: 0 E: 0 LOB: 1 K: 1 BB: 1 S: 10 P: 20 | R: 0 H: 2 E: 0 LOB: 2 K: 0 BB: 0 S: 10 P: 11 | R: 0 H: 0 E: 0 LOB: 0 K: 0 BB: 0 S: 4 P: 6 | R: 0 H: 1 E: 0 LOB: 1 K: 0 BB: 0 S: 7 P: 9 | R: 1 H: 2 E: 0 LOB: 2 K: 1 BB: 1 S: 15 P: 27 | R: 1 H: 1 E: 1 LOB: 1 K: 0 BB: 0 S: 12 P: 18 | R: 0 H: 0 E: 0 LOB: 0 K: 0 BB: 0 S: 3 P: 4 | R: 0 H: 0 E: 0 LOB: 0 K: 1 BB: 0 S: 7 P: 12 | 1B: 5 SF: 0 2B: 1 SAC: 1 3B: 0 DP: 0 HR: 1 HBP: 0 | WP: 0 PA: 37 PB: 0 SB: 0 CS: 0 | |
| PITCHER Russ Meyer, R (1, 1) <small>ERA: 2.54</small> Clem Labine, R (7, 1) <small>ERA: 2.19</small> Joe Black, R (9, 1) <small>ERA:</small> | IP WLS BF H R ER SO BB IBB HBP BLK WP HR S P ERA WHIP | | | | | | | | | | | PITCHER IP WLS BF H R ER SO BB IBB HBP BLK WP HR S P ERA WHIP |
| | 6.0 L 26 6 1 1 2 2 0 0 0 0 0 1 52 80 1.50 1.333 2.0 8 1 1 0 0 0 0 0 0 0 0 15 22 0.00 0.500 1.0 3 0 0 0 0 1 0 0 0 0 0 7 12 0.00 0.000 | | | | | | | | | | | |

| | |
|-----|----|
| AB | 34 |
| R | 2 |
| H | 7 |
| RBI | 2 |
| BB | 2 |
| SO | 3 |
| LOB | 15 |



livebaseballscorecards.com

| Batter | 1 | 2 | 3 | 4 | 5 | 6 | 7 | 8 | 9 | AB | R | H | RBI | BB | SO | LOB |
|---|-----------|-----------|------------|---|---|--------------------|---|--------------------|---|----|---|---|-----|----|----|-----|
| Pee Wee Reese, R OBP: 0.398, SLG: 0.512 (1, 6) | 3-2 L8 | | 0-2 F4 | | | 1-2 F6 | | 2-2 F4 | | 4 | 0 | 0 | 0 | 0 | 0 | 1 |
| Jim Gilliam, S OBP: 0.367, SLG: 0.520 (1, 4) | 1-2 F6 | | 3-2 6-3 | | | 0-1 1B | | 0-0 1B | | 4 | 0 | 2 | 0 | 0 | 0 | 1 |
| Duke Snider, L OBP: 0.465, SLG: 0.655 (1, 8) | 1-2 L6 | | | | | 0-2 1B | | 1-3 K | | 4 | 0 | 2 | 0 | 0 | 1 | 1 |
| Gil Hodges, R OBP: 0.423, SLG: 0.625 (1, 3) | | 2-2 1B | | | | 1-1 G6-4-3 | | 1-3 K | | 4 | 0 | 2 | 0 | 0 | 1 | 3 |
| Carl Furillo, R OBP: 0.347, SLG: 0.284 (1, 9) | | 0-3 K | | | | 3-1 L8 | | 0-3 K | | 4 | 0 | 0 | 0 | 0 | 2 | 2 |
| Sandy Amoros, L OBP: 0.243, SLG: 0.212 (1, 7) | | 2-0 F7 | | | | 1-2 6-3 | | 0-0 FC6-4 1B | | 4 | 0 | 1 | 0 | 0 | 0 | 2 |
| Billy Cox, R OBP: 0.255, SLG: 0.250 Jackie Robinson, R OBP: 0.483, SLG: 0.511 (7, PH) (8, 5) | | 2-3 K | | | | 1-3 K | | 0-1 FC6-4 1B | | 2 | 0 | 0 | 0 | 0 | 2 | 1 |
| Rube Walker, L OBP: 0.261, SLG: 0.273 (1, 2) | | | | | | 1-3 K | | 2-0 F6 | | 3 | 0 | 1 | 0 | 0 | 1 | 1 |
| Russ Meyer, S (1, 1) | | | | | | 2-1 SH1-4 1B | | 0-0 4-3 | | 0 | 0 | 0 | 0 | 0 | 0 | 0 |
| Wayne Belardi, L OBP: 0.667, SLG: 0.500 (6, PH) | | | | | | 1-0 SH1-4 | | | | 1 | 0 | 0 | 0 | 0 | 0 | 0 |
| Clem Labine, R (7, 1) | | | | | | | | | | 0 | 0 | 0 | 0 | 0 | 0 | 0 |
| Don Thompson, L OBP: 0.231, SLG: 0.091 (8, PH) | | | | | | 1-2 | | | | 1 | 0 | 0 | 0 | 0 | 0 | 0 |
| Joe Black, R (9, 1) | | | | | | | | | | 0 | 0 | 0 | 0 | 0 | 0 | 0 |

| Inning Stats | R: 0 | H: 0 | E: 0 | K: 0 | S: 9 | R: 0 | H: 1 | E: 0 | K: 2 | S: 11 | R: 0 | H: 1 | E: 0 | K: 0 | S: 10 | R: 0 | H: 1 | E: 0 | K: 0 | S: 8 | R: 0 | H: 0 | E: 0 | K: 2 | S: 9 | R: 0 | H: 2 | E: 0 | K: 1 | S: 14 | R: 0 | H: 1 | E: 0 | K: 1 | S: 7 | R: 0 | H: 1 | E: 0 | K: 1 | S: 8 | R: 0 | H: 1 | E: 0 | K: 0 | S: 8 | R: 0 | H: 1 | E: 0 | K: 0 | S: 8 |
|--|------|------|------|------|------|------|------|------|------|-------|------|------|------|------|-------|------|-------|------|------|------|------|------|------|------|------|------|------|------|------|-------|------|------|------|------|------|------|------|------|------|------|------|------|------|------|------|------|------|------|------|------|
| | 0 | 0 | 0 | 0 | 9 | 0 | 1 | 0 | 2 | 11 | 0 | 1 | 0 | 0 | 10 | 0 | 0 | 0 | 0 | 0 | 8 | 0 | 0 | 0 | 0 | 9 | 0 | 2 | 0 | 14 | 0 | 1 | 0 | 7 | 0 | 1 | 0 | 8 | 0 | 1 | 0 | 8 | 0 | 1 | 0 | 10 | 0 | 1 | 0 | 8 |
| PITCHER Gene Conley, R ERA: 2.12 (1, 1) | IP | WLS | BF | H | R | ER | SO | BB | IBB | HBP | BLK | WP | HR | S | P | ERA | WHIP | | | | | | | | | | | | | | | | | | | | | | | | | | | | | | | | | |
| | 9.0 | W | 34 | 8 | 0 | 0 | 7 | 0 | 0 | 0 | 0 | 0 | 0 | 84 | 119 | 0.00 | 0.889 | | | | | | | | | | | | | | | | | | | | | | | | | | | | | | | | | |

BOTTOM

Milwaukee Braves @ Brooklyn Dodgers
Ebbets Field, Brooklyn, NY

Tue May 11 1954, 3:33 AM EDT
Att. 19,172 - Unknown

| | |
|-----|----|
| AB | 33 |
| R | 0 |
| H | 8 |
| RBI | 0 |
| BB | 0 |
| SO | 7 |
| LOB | 14 |



| | |
|-------|--------|
| WP: 0 | PA: 34 |
| PB: 0 | SB: 0 |
| CS: 0 | |

livebaseballscores.com

| Batter | 1 | 2 | 3 | 4 | 5 | 6 | 7 | 8 | 9 | AB R H RBI BB SO LOB | TOP |
|--|---|--|--|---|--|---|---|---|---|--|--|
| Bill Bruton, L (1, 8) OBP: 0.340, SLG: 0.283 B B C F S | 2-3 | | 1-3 | | 0-2 FC1-6 | | 0-1 | | 0-1 | 5 1 0 0 0 2 2 | Milwaukee Braves @ Brooklyn Dodgers Ebbets Field, Brooklyn, NY Wed May 12 1954, 3:33 AM EDT Att. 6,083 - Unknown livebaseballscorecards.com AB 34 R 5 H 11 RBI 5 BB 1 SO 6 LOB 12 |
| Danny O'Connell, R (1, 4) OBP: 0.333, SLG: 0.368 F B C F S | 1-2 | | 2-3 | | 0-1 | | 1-2 | | 1-0 | 5 0 1 1 0 1 1 | |
| Eddie Mathews, L (1, 5) OBP: 0.426, SLG: 0.618 C B X | 1-1 | | | 2-2 | 4-0 | | | 0-1 | | 3 3 3 1 1 0 0 | |
| Andy Pafko, R (1, 9) OBP: 0.333, SLG: 0.406 B S S C | 1-3 | | | 1-0 | 0-0 | | | 0-1 | | 3 0 0 0 0 1 3 | |
| Joe Adcock, R (1, 3) OBP: 0.385, SLG: 0.602 B X | | 1-0 | | 0-0 | | 1-0 | | 2-2 | | 3 1 2 2 0 0 1 | |
| Hank Aaron, R (1, 7) OBP: 0.316, SLG: 0.416 X | | 0-0 | | 3-2 | | 0-0 | | 1-2 | | 4 0 2 1 0 0 1 | |
| Johnny Logan, R (1, 6) OBP: 0.344, SLG: 0.429 C B F S | | 0-3 | | 2-1 | | 0-1 | | 1-2 | | 4 0 1 0 0 1 2 | |
| Charlie White, L (1, 2) OBP: 0.364, SLG: 0.500 C B F S | | 1-3 | | | 2-0 | 0-0 | | | 1-0 | 4 0 2 0 0 1 1 | |
| Lew Burdette, R (1, 1) S X | | | 0-1 | | 0-0 | | 0-1 | | 0-1 | 3 0 0 0 0 0 1 | |
| Inning Stats | R: 1 H: 1 E: 0 LOB: 0 K: 2 BB: 0 S: 13 P: 18 | R: 1 H: 1 E: 0 LOB: 0 K: 2 BB: 0 S: 9 P: 11 | R: 0 H: 0 E: 0 LOB: 0 K: 2 BB: 0 S: 8 P: 11 | R: 1 H: 2 E: 0 LOB: 1 K: 0 BB: 0 S: 12 P: 20 | R: 1 H: 2 E: 0 LOB: 2 K: 0 BB: 1 S: 8 P: 14 | R: 0 H: 2 E: 0 LOB: 1 K: 0 BB: 0 S: 5 P: 6 | R: 0 H: 0 E: 0 LOB: 0 K: 0 BB: 0 S: 7 P: 8 | R: 1 H: 2 E: 1 LOB: 1 K: 0 BB: 0 S: 13 P: 17 | R: 0 H: 1 E: 0 LOB: 1 K: 0 BB: 0 S: 6 P: 8 | 1B: 5 SF: 1 2B: 4 SAC: 2 3B: 0 DP: 1 HR: 2 HBP: 0 | WP: 0 PA: 38 PB: 0 SB: 0 CS: 0 |
| PITCHER Don Newcombe, R (1, 1) ERA: 4.58 Ben Wade, R (7, 1) ERA: 6.48 | IP WLS BF H R ER SO BB IBB HBP BLK WP HR S P ERA WHIP 6.0 L 26 8 4 4 6 0 1 0 0 0 2 55 80 6.00 1.333 3.0 12 3 1 0 0 0 0 0 0 0 0 26 33 0.00 1.000 | | | | | | | | | | |

| Batter | 1 | 2 | 3 | 4 | 5 | 6 | 7 | 8 | 9 | AB R H RBI BB SO LOB |
|---|------------|------------|------------|------------|------------|------------|---------------------|------------|------------|----------------------|
| Pee Wee Reese, R OBP: 0.383, SLG: 0.489 (1, 6) | 0-1 1-3 | | 1-1 L7 | | | 0-1 5-3 | | | 0-1 6-3 | 4 0 0 0 0 0 1 |
| Jim Gilliam, S OBP: 0.354, SLG: 0.500 (1, 4) | 3-3 K | | | 1-1 6-3 | | 0-1 F8 | | | 0-0 F8 | 4 0 0 0 0 1 0 |
| Duke Snider, L OBP: 0.452, SLG: 0.633 (1, 8) | 0-0 F7 | | | 0-2 6-3 | | | 2-2 4-3 | | | 3 0 0 0 0 0 0 |
| Jackie Robinson, R OBP: 0.475, SLG: 0.489 (1, 5) | | 1-0 F9 | | 3-2 6-3 | | | 4-1 G4-3 BB | | | 2 0 0 0 1 0 0 |
| Gil Hodges, R OBP: 0.420, SLG: 0.651 (1, 3) | | 0-1 5-3 | | | 1-1 HR | | 0-0 G4-3 1-2f | | | 3 1 1 1 0 0 1 |
| Sandy Amoros, L OBP: 0.225, SLG: 0.194 (1, 7) | | 1-2 4-3 | | | 1-1 4-3 | | | 1-2 4-3 | | 3 0 0 0 0 0 0 |
| Carl Furillo, R OBP: 0.337, SLG: 0.274 (1, 9) | | | 0-0 F7 | | 2-0 1-3 | | | 0-0 F4 | | 3 0 0 0 0 0 0 |
| Rube Walker, L OBP: 0.231, SLG: 0.240 (1, 2) | | | 0-1 4-3 | | 3-2 4-3 | | | 0-1 G3 | | 3 0 0 0 0 0 0 |
| Don Newcombe, L OBP: 0.357, SLG: 0.273 (6, PH) | | | 4-2 BB | | | 3-3 K | | | 3-2 1-3 | 0 0 0 0 1 0 0 |
| Wayne Belardi, L OBP: 0.500, SLG: 0.333 (7, 1) | | | | | | | | | | 1 0 0 0 0 1 0 |
| Ben Wade, R (9, PH) | | | | | | | | | | 0 0 0 0 0 0 0 |
| Don Thompson, L OBP: 0.214, SLG: 0.083 (9, PH) | | | | | | | | | | 1 0 0 0 0 0 0 |

| Inning Stats | R: 0 | H: 0 | E: 0 | LOB: 0 | K: 1 | BB: 0 | S: 6 | P: 9 | R: 0 | H: 0 | E: 0 | LOB: 0 | K: 0 | BB: 0 | S: 7 | P: 9 | R: 0 | H: 0 | E: 0 | LOB: 1 | K: 0 | BB: 1 | S: 7 | P: 12 | R: 0 | H: 0 | E: 0 | LOB: 0 | K: 0 | BB: 0 | S: 8 | P: 12 | R: 1 | H: 1 | E: 0 | LOB: 0 | K: 0 | BB: 0 | S: 9 | P: 16 | R: 0 | H: 0 | E: 0 | LOB: 0 | K: 1 | BB: 0 | S: 7 | P: 10 | R: 0 | H: 0 | E: 0 | LOB: 0 | K: 0 | BB: 0 | S: 6 | P: 12 | R: 0 | H: 0 | E: 0 | LOB: 0 | K: 0 | BB: 1 | S: 6 | P: 7 | R: 0 | H: 0 | E: 0 | LOB: 0 | K: 0 | BB: 0 | S: 6 | P: 9 | R: 0 | H: 0 | E: 0 | LOB: 0 | K: 0 | BB: 0 | S: 6 | P: 9 | 1B: 0 | SF: 0 | 2B: 0 | SAC: 0 | 3B: 0 | DP: 1 | HR: 1 | HBP: 0 |
|---|------|------|------|--------|------|-------|------|------|------|------|------|--------|------|-------|------|------|------|----------------|------|--------|------|-------|------|-------|------|------|------|--------|------|-------|------|-------|------|------|------|--------|------|-------|------|-------|------|------|------|--------|------|-------|------|-------|------|------|------|--------|------|-------|------|-------|------|------|------|--------|------|-------|------|------|------|------|------|--------|------|-------|------|------|------|------|------|--------|------|-------|------|------|-------|-------|-------|--------|-------|-------|-------|--------|
| PITCHER Lew Burdette, R ERA: 2.01 (1, 1) | IP | WLS | BF | H | R | ER | SO | BB | IBB | HBP | BLK | WP | HR | S | P | ERA | WHIP | | | | | | | | | | | | | | | | | | | | | | | | | | | | | | | | | | | | | | | | | | | | | | | | | | | | | | | | | | | | | | | | | | | | | | | |
| | | | | | | | | | | | | | | | | | | PITCHER | IP | WLS | BF | H | R | ER | SO | BB | IBB | HBP | BLK | WP | HR | S | P | ERA | WHIP | | | | | | | | | | | | | | | | | | | | | | | | | | | | | | | | | | | | | | | | | | | | | | | | | | | | | |

BOTTOM


Milwaukee Braves @ Brooklyn Dodgers
Ebbets Field, Brooklyn, NY
Wed May 12 1954, 3:33 AM EDT
Att. 6,083 - Unknown

livebaseballscorecards.com

| | |
|------------|-----------|
| AB | 27 |
| R | 1 |
| H | 1 |
| RBI | 1 |
| BB | 2 |
| SO | 2 |
| LOB | 2 |

B

| | |
|-------|--------|
| WP: 0 | PA: 29 |
| PB: 0 | |
| SB: 0 | |
| CS: 0 | |

| Batter | 1 | 2 | 3 | 4 | 5 | 6 | 7 | 8 | 9 | AB | R | H | RBI | BB | SO | LOB | TOP | | |
|--|-----|-----|----|---|---|----|----|----|-----|-----|-------|-------|-------|-------|----|-----|---|--|---|
| Bill Bruton, L (1, 8) <small>OBP: 0.340, SLG: 0.283</small> | | | | | | | | | | | 0 | 0 | 0 | 0 | 0 | 0 | 0 | Milwaukee Braves @ Pittsburgh Pirates Forbes Field, Pittsburgh, PA Thu May 13 1954, 3:33 AM EDT Att. 6,090 - Unknown livebaseballscorecards.com | |
| Danny O'Connell, R (1, 4) <small>OBP: 0.333, SLG: 0.368</small> | | | | | | | | | | | 0 | 0 | 0 | 0 | 0 | 0 | 0 | | 0 |
| Eddie Mathews, L (1, 5) <small>OBP: 0.426, SLG: 0.618</small> | | | | | | | | | | | 0 | 0 | 0 | 0 | 0 | 0 | 0 | | 0 |
| Andy Pafko, R (1, 9) <small>OBP: 0.333, SLG: 0.406</small> | | | | | | | | | | | 0 | 0 | 0 | 0 | 0 | 0 | 0 | | 0 |
| Joe Adcock, R (1, 3) <small>OBP: 0.385, SLG: 0.602</small> | | | | | | | | | | | 0 | 0 | 0 | 0 | 0 | 0 | 0 | | 0 |
| Hank Aaron, R (1, 7) <small>OBP: 0.316, SLG: 0.416</small> | | | | | | | | | | | 0 | 0 | 0 | 0 | 0 | 0 | 0 | | 0 |
| Johnny Logan, R (1, 6) <small>OBP: 0.344, SLG: 0.429</small> | | | | | | | | | | | 0 | 0 | 0 | 0 | 0 | 0 | 0 | | 0 |
| Charlie White, L (1, 2) <small>OBP: 0.364, SLG: 0.500</small> | | | | | | | | | | | 0 | 0 | 0 | 0 | 0 | 0 | 0 | | 0 |
| Chet Nichols, S (1, 1) | | | | | | | | | | | 0 | 0 | 0 | 0 | 0 | 0 |  | | |
| Inning Stats | | | | | | | | | | | 1B: 0 | SF: 0 | WP: 0 | PA: 0 | | | | | |
| PITCHER Bob Purkey, R (1, 1) <small>ERA: 3.79</small> | IP | WLS | BF | H | R | ER | SO | BB | IBB | HBP | BLK | WP | HR | S | P | ERA | WHIP | PITCHER IP WLS BF H R ER SO BB IBB HBP BLK WP HR S P ERA WHIP | |
| | 0.0 | L | 0 | 0 | 0 | 0 | 0 | 0 | 0 | 0 | 0 | 0 | 0 | 0 | 0 | ∞ | ∞ | | |

AB 0
R 0
H 0
RBI 0
BB 0
SO 0
LOB 0



| Batter | 1 | 2 | 3 | 4 | 5 | 6 | 7 | 8 | 9 | AB R H RBI BB SO LOB | TOP | | | | | | | |
|---|--|---|----|---|---|----|----|----|-----|----------------------|-----------------|--|----|---|---|-----|------|---|
| Bill Bruton, L (1, 8) OBP: 0.345, SLG: 0.320 | | | | | | | | | | | 0 0 0 0 0 0 0 0 | Milwaukee Braves @ Pittsburgh Pirates Forbes Field, Pittsburgh, PA Fri May 14 1954, 3:33 AM EDT Att. 8,225 - Unknown livebaseballscorecards.com | | | | | | |
| Danny O'Connell, R (1, 4) OBP: 0.330, SLG: 0.357 | | | | | | | | | | | 0 0 0 0 0 0 0 0 | | | | | | | |
| Eddie Mathews, L (1, 5) OBP: 0.429, SLG: 0.603 | | | | | | | | | | | 0 0 0 0 0 0 0 0 | | | | | | | |
| Andy Pafko, R (1, 9) OBP: 0.316, SLG: 0.382 | | | | | | | | | | | 0 0 0 0 0 0 0 0 | | | | | | | |
| Joe Adcock, R (1, 3) OBP: 0.400, SLG: 0.605 | | | | | | | | | | | 0 0 0 0 0 0 0 0 | | | | | | | |
| Hank Aaron, R (1, 7) OBP: 0.313, SLG: 0.409 | | | | | | | | | | | 0 0 0 0 0 0 0 0 | | | | | | | |
| Johnny Logan, R (1, 6) OBP: 0.351, SLG: 0.432 | | | | | | | | | | | 0 0 0 0 0 0 0 0 | | | | | | | |
| Charlie White, L (1, 2) OBP: 0.385, SLG: 0.542 | | | | | | | | | | | 0 0 0 0 0 0 0 0 | | | | | | | |
| Warren Spahn, L (1, 1) OBP: 0.263, SLG: 0.067 | 0 0 0 0 0 0 0 0 | AB 0 R 0 H 0 RBI 0 BB 0 SO 0 LOB 0 | | | | | | | | | | | | | | | | |
| Inning Stats | 1B: 0 SF: 0 2B: 0 SAC: 0 3B: 0 DP: 0 HR: 0 HBP: 0 | WP: 0 PA: 0 PB: 0 SB: 0 CS: 0 | | | | | | | | | | | | | | | | |
| PITCHER Max Surkont, R (1, 1) ERA: 6.39 | IP | WLS | BF | H | R | ER | SO | BB | IBB | HBP | BLK | WP | HR | S | P | ERA | WHIP | PITCHER IP WLS BF H R ER SO BB IBB HBP BLK WP HR S P ERA WHIP |



| Batter | 1 | 2 | 3 | 4 | 5 | 6 | 7 | 8 | 9 | AB R H RBI BB SO LOB | BOTTOM |
|--------|---|---|---|---|---|---|---|---|---|----------------------|--------|
|--------|---|---|---|---|---|---|---|---|---|----------------------|--------|

| | | | | | | | | | | | |
|--|-----------------|---|--|--|--|--|--|--|--|-----------------|---|
| Cal Abrams, L (1, 9) <small>OBP: 0.389, SLG: 0.321</small> | | | | | | | | | | 0 0 0 0 0 0 0 0 | Milwaukee Braves @ Pittsburgh Pirates Forbes Field, Pittsburgh, PA Fri May 14 1954, 3:33 AM EDT Att. 8,225 - Unknown livebaseballscorecards.com |
| Curt Roberts, R (1, 4) <small>OBP: 0.259, SLG: 0.314</small> | | | | | | | | | | 0 0 0 0 0 0 0 0 | |
| Dick Cole, R (1, 6) <small>OBP: 0.403, SLG: 0.389</small> | | | | | | | | | | 0 0 0 0 0 0 0 0 | |
| Frank Thomas, R (1, 7) <small>OBP: 0.354, SLG: 0.470</small> | | | | | | | | | | 0 0 0 0 0 0 0 0 | |
| Sid Gordon, R (1, 5) <small>OBP: 0.318, SLG: 0.176</small> | | | | | | | | | | 0 0 0 0 0 0 0 0 | |
| Jack Shepard, R (1, 2) <small>OBP: 0.450, SLG: 0.444</small> | | | | | | | | | | 0 0 0 0 0 0 0 0 | |
| Dick Hall, R (1, 8) <small>OBP: 0.438, SLG: 0.308</small> | | | | | | | | | | 0 0 0 0 0 0 0 0 | |
| Bob Skinner, L (1, 3) <small>OBP: 0.350, SLG: 0.389</small> | | | | | | | | | | 0 0 0 0 0 0 0 0 | |
| Max Surkont, R (1, 1) | 0 0 0 0 0 0 0 0 |  | | | | | | | | | |

| | | |
|--|---|---|
| Inning Stats | 1B: 0 SF: 0 2B: 0 SAC: 0 3B: 0 DP: 0 HR: 0 HBP: 0 | WP: 0 PA: 0 PB: 0 SB: 0 CS: 0 |
| PITCHER Warren Spahn, L (1, 1) <small>ERA: 3.8</small> | IP WLS BF H R ER SO BB IBB HBP BLK WP HR S P ERA WHIP 0.0 L 0 0 0 0 0 0 0 0 0 0 0 0 0 0 ∞ ∞ | PITCHER IP WLS BF H R ER SO BB IBB HBP BLK WP HR S P ERA WHIP |

| Batter | 1 | 2 | 3 | 4 | 5 | 6 | 7 | 8 | 9 | AB R H RBI BB SO LOB | TOP | | | | | | | | | |
|---|--|---------------------------------|------------------------------|---------------------------------|------------------------------|---------------------------------|------------------------------|---------------------------------|------------------------------|---------------------------------|------------------------------|---------------------------------|------------------------------|---------------------------------|------------------------------|---------------------------------|----------------------------------|------------------------------------|----------------------------------|--------|
| Bill Bruton, L (1, 8) OBP: 0.359, SLG: 0.316 | 0-0 FC5-4 1B | | 4-0 B1-3 BB | | | 0-0 F7 | | 0-0 P4 | | 3 0 1 0 1 0 2 | | | | | | | | | | |
| Danny O'Connell, R (1, 4) OBP: 0.313, SLG: 0.336 | 0-0 FC5-4 1B SF8 | | 0-0 B1-3 | | | 0-0 | | 0-0 4-3 | | 4 1 1 0 0 0 4 | | | | | | | | | | |
| Eddie Mathews, L (1, 5) OBP: 0.439, SLG: 0.588 | 0-0 1-3 1B | | | 0-0 4-3 | | 0-0 F2 | | | 0-0 F9 | 4 0 1 0 0 0 1 | | | | | | | | | | |
| Andy Pafo, R (1, 9) OBP: 0.329, SLG: 0.400 | 0-0 SF8 | | | 0-0 4-3 | | | 0-0 FC5-4 1B | | 0-0 6-3 | 3 0 1 1 0 0 0 | | | | | | | | | | |
| Joe Adcock, R (1, 3) OBP: 0.385, SLG: 0.564 | 0-0 6-3 | | | 0-0 5-3 | | | 0-0 L7 | | 0-0 F4 | 4 0 0 0 0 0 2 | | | | | | | | | | |
| Jim Pendleton, R (1, 7) OBP: 0.276, SLG: 0.222 | | 0-0 F8 | | | 0-0 F3 | | 0-0 FC5-4 WP S | | | 3 0 0 0 0 0 1 | | | | | | | | | | |
| Johnny Logan, R (1, 6) OBP: 0.343, SLG: 0.448 | | 0-0 F8 | | | 0-0 F7 | | 0-0 5-3 | | | 3 0 0 0 0 0 1 | | | | | | | | | | |
| Charlie White, L (1, 2) OBP: 0.353, SLG: 0.452 | | 0-3 K | | | 0-0 F2 | | | 4-0 SH1-3 BB | | 2 0 0 0 1 1 0 | | | | | | | | | | |
| Sibby Sisti, R (8, PR) | | | | | | | | | | 0 0 0 0 0 0 0 | | | | | | | | | | |
| Sam Calderone, R (8, 2) OBP: 0.500, SLG: 0.625 | | | | | | | | | | 0 0 0 0 0 0 0 | | | | | | | | | | |
| Bob Buhl, R (1, 1) | | | 0-0 4-3 | | | 0-0 4-3 | | 0-0 SH1-3 | | 2 0 0 0 0 0 0 | | | | | | | | | | |
| Jack Dittmer, L (8, PH) OBP: 0.170, SLG: 0.326 | | | | | | | | | | 0 0 0 0 0 0 0 | | | | | | | | | | |
| Jim Wilson, R (8, 1) | | | | | | | | | | 0 0 0 0 0 0 0 | | | | | | | | | | |
| Inning Stats | R: 1 E: 0 K: 0 S: 5 | H: 2 LOB: 1 BB: 0 P: 5 | R: 0 E: 0 K: 1 S: 5 | H: 0 LOB: 0 BB: 0 P: 5 | R: 0 E: 0 K: 0 S: 2 | H: 0 LOB: 0 BB: 1 P: 6 | R: 0 E: 0 K: 0 S: 3 | H: 0 LOB: 0 BB: 0 P: 3 | R: 0 E: 0 K: 0 S: 3 | H: 1 LOB: 1 BB: 0 P: 3 | R: 0 E: 0 K: 0 S: 4 | H: 1 LOB: 1 BB: 0 P: 4 | R: 0 E: 0 K: 0 S: 3 | H: 0 LOB: 2 BB: 1 P: 7 | R: 0 E: 0 K: 0 S: 3 | H: 0 LOB: 0 BB: 0 P: 3 | 1B: 4 2B: 1 3B: 0 HR: 0 | SF: 1 SAC: 1 DP: 1 HBP: 0 | WP: 1 PB: 0 SB: 1 CS: 0 | PA: 32 |
| PITCHER Vern Law, R (1, 1) ERA: 4.78 | IP: 9.0 WLS: W BF: 32 H: 4 R: 1 ER: 1 SO: 1 BB: 2 IBB: 0 HBP: 0 BLK: 0 WP: 1 HR: 0 S: 32 P: 40 ERA: 1.00 WHIP: 0.667 | | | | | | | | | | | | | | | | | | | |

Milwaukee Braves @ Pittsburgh Pirates
 Forbes Field, Pittsburgh, PA
 Sat May 15 1954, 3:33 AM EDT
 Att. 3,366 - Unknown

livebaseballscorecards.com

| | |
|-----|----|
| AB | 28 |
| R | 1 |
| H | 4 |
| RBI | 1 |
| BB | 2 |
| SO | 1 |
| LOB | 11 |



| Batter | 1 | 2 | 3 | 4 | 5 | 6 | 7 | 8 | 9 | AB | R | H | RBI | BB | SO | LOB |
|--|--------------|---------|-------------|--------------------|-----------|---------|-----------------|-----------------|---|----|---|---|-----|----|----|-----|
| Cal Abrams, L OBP: 0.333, SLG: 0.250 (1, 9) | 0-0 F7 | 0-0 L6 | | 0-0 FC1-5 | | 0-0 1-3 | | 4-0 2B | | 4 | 1 | 0 | 0 | 1 | 0 | 3 |
| Dick Cole, R OBP: 0.394, SLG: 0.387 (1, 6) | 4-0 FC4-6 BB | | 0-3 K | 0-0 G3 | | 0-0 CS | 0-0 F7 | 0-0 2B | | 4 | 0 | 1 | 2 | 1 | 1 | 1 |
| Bob Skinner, L OBP: 0.349, SLG: 0.414 (1, 3) | 0-0 FC4-6 1B | | 0-0 BB E 1B | | 0-0 F7 | | 0-0 5-3 | 0-0 4-3 | | 5 | 0 | 1 | 0 | 0 | 0 | 2 |
| Frank Thomas, R OBP: 0.364, SLG: 0.509 (1, 7) | 0-0 1B | | 0-0 E4 BB | | 0-0 3B 2B | | 0-0 P4 | | | 4 | 1 | 2 | 0 | 0 | 0 | 1 |
| Sid Gordon, R OBP: 0.367, SLG: 0.238 (1, 5) | 4-0 BB | | 4-0 BB | | 0-0 6-3 | | | 0-0 E 2B | | 2 | 0 | 1 | 0 | 2 | 0 | 1 |
| Vic Janowicz, R OBP: 0.200, SLG: 0.200 (8, PR) | | | 1-2 2-3 BB | | | | | | | 0 | 1 | 0 | 0 | 0 | 0 | 0 |
| Eddie Pellagrini, R OBP: 0.333, SLG: 0.250 (9, 5) | | | | | | | | | | 0 | 0 | 0 | 0 | 0 | 0 | 0 |
| Toby Atwell, L OBP: 0.390, SLG: 0.451 (1, 2) | 0-0 F8 | | 0-0 P4 | | 0-0 1B 3B | | | 0-0 E4 1B 1B | | 4 | 2 | 2 | 2 | 0 | 0 | 6 |
| Curt Roberts, R OBP: 0.267, SLG: 0.319 (1, 4) | | 0-0 4-3 | 0-0 P6 | | 0-0 CS 1B | | | 0-0 F8 | | 4 | 0 | 1 | 1 | 0 | 0 | 5 |
| Dick Hall, R OBP: 0.417, SLG: 0.381 (1, 8) | | 0-0 F9 | | 0-0 FC1-5 SH1-4 1B | | 0-0 CS | 0-0 SH5-4 CS 2B | 0-0 SH5-3 2B 1B | | 4 | 1 | 3 | 1 | 0 | 0 | 0 |
| Vern Law, R (1, 1) | | 4-0 BB | | 0-0 SH1-4 1-2 | | | 0-0 SH5-4 | 0-0 SH5-3 | | 0 | 0 | 0 | 0 | 1 | 0 | 0 |

| Inning Stats | R: 0 | H: 1 | E: 0 | LOB: 3 | K: 0 | P: 12 | R: 0 | H: 0 | E: 0 | LOB: 1 | K: 0 | P: 7 | R: 0 | H: 1 | E: 1 | LOB: 3 | K: 1 | P: 11 | R: 0 | H: 1 | E: 0 | LOB: 1 | K: 0 | P: 4 | R: 2 | H: 3 | E: 0 | LOB: 0 | K: 0 | P: 5 | R: 0 | H: 1 | E: 0 | LOB: 0 | K: 0 | P: 3 | R: 0 | H: 0 | E: 0 | LOB: 0 | K: 0 | P: 3 | R: 4 | H: 4 | E: 1 | LOB: 1 | K: 0 | P: 11 | 1B: 6 | SF: 0 | 2B: 4 | SAC: 3 | 3B: 1 | DP: 0 | HR: 0 | HBP: 0 |
|--------------|------|------|------|--------|------|-------|------|------|------|--------|------|------|------|------|------|--------|------|-------|------|------|------|--------|------|------|------|------|------|--------|------|------|------|------|------|--------|------|------|------|------|------|--------|------|------|------|------|------|--------|------|-------|-------|-------|-------|--------|-------|-------|-------|--------|
|--------------|------|------|------|--------|------|-------|------|------|------|--------|------|------|------|------|------|--------|------|-------|------|------|------|--------|------|------|------|------|------|--------|------|------|------|------|------|--------|------|------|------|------|------|--------|------|------|------|------|------|--------|------|-------|-------|-------|-------|--------|-------|-------|-------|--------|


| PITCHER | IP | WLS | BF | H | R | ER | SO | BB | IBB | HBP | BLK | WP | HR | S | P | ERA | WHIP |
|-----------------------------------|-----|-----|----|---|---|----|----|----|-----|-----|-----|----|----|----|----|-------|-------|
| Bob Buhl, R ERA: 4.91 (1, 1) | 7.0 | L | 31 | 7 | 2 | 2 | 1 | 4 | 0 | 0 | 0 | 0 | 0 | 29 | 45 | 2.57 | 1.571 |
| Jim Wilson, R ERA: 10.8 (8, 1) | 1.0 | | 8 | 4 | 4 | 4 | 0 | 1 | 0 | 0 | 0 | 0 | 0 | 7 | 11 | 36.00 | 5.000 |

BOTTOM

Milwaukee Braves @ Pittsburgh Pirates
Forbes Field, Pittsburgh, PA
 Sat May 15 1954, 3:33 AM EDT
 Att. 3,366 - Unknown

livebaseballscores.com

| | |
|------------|-----------|
| AB | 31 |
| R | 6 |
| H | 11 |
| RBI | 6 |
| BB | 5 |
| SO | 1 |
| LOB | 19 |



| | |
|--------------|---------------|
| WP: 0 | PA: 41 |
| PB: 0 | |
| SB: 0 | |
| CS: 2 | |

| Batter | 1 | 2 | 3 | 4 | 5 | 6 | 7 | 8 | 9 | 10 | AB R H RBI BB SO LOB | TOP | | | | | | | | | | | |
|---|---|---|---|---|---|---|---|---|---|---|---|--|---|---|---|---|---|---|---|---|---|--|--|
| Bill Bruton, L (1, 8) OBP: 0.348, SLG: 0.306 | 0-0 4-3 | | 0-0 1-3 | | 0-3 K | | | 0-0 SH3-4 1B | | 0-0 F9 | 5 1 1 0 0 1 1 | Milwaukee Braves @ New York Giants Polo Grounds, New York, NY Sun May 16 1954, 3:33 AM EDT Unknown | | | | | | | | | | | |
| Danny O'Connell, R (1, 4) OBP: 0.302, SLG: 0.324 | 0-0 F7 | | | 0-3 K | | 0-0 L5 | | 0-0 SH3-4 | | 0-3 K | 4 0 0 0 0 2 0 | | | | | | | | | | | | |
| Eddie Mathews, L (1, 5) OBP: 0.455, SLG: 0.618 | 0-0 4-3 | | | 0-0 6-3 3B 1B | | 0-0 BB 1B 1B | | 4-0 1B IBB | | 0-0 1B 3B | 4 2 3 0 1 0 0 | | | | | | | | | | | | |
| Andy Pafko, R (1, 9) OBP: 0.333, SLG: 0.392 | | 0-0 F7 | | 0-0 6-3 1-2 | | 0-0 BB 1B | | 0-0 F8 | | 4-0 1B BB | 4 0 1 0 1 0 3 | | | | | | | | | | | | |
| Joe Adcock, R (1, 3) OBP: 0.404, SLG: 0.592 | | 0-0 6-3 | | 0-0 3B | | 4-0 G6-4-3 BB | | 0-0 FC4-6 1B | | 0-0 1B | 4 0 3 3 1 0 0 | | | | | | | | | | | | |
| Johnny Logan, R (1, 6) OBP: 0.336, SLG: 0.430 | | 0-0 4-3 | | 1-0 HBP | | 0-0 G6-4-3 1-2f | | 0-0 FC4-6 1-2f | | 0-0 F8 | 4 0 0 0 0 0 7 | | | | | | | | | | | | |
| Jim Pendleton, R (1, 7) OBP: 0.273, SLG: 0.200 | | | 4-0 FC3-6 BB | 0-0 F2 | | | 0-0 1-3 | | 0-0 6-3 | | 3 0 0 0 1 0 2 | | | | | | | | | | | | |
| Charlie White, L (1, 2) OBP: 0.316, SLG: 0.400 | | | 0-0 FC3-6 1-2f | | 0-0 5-3 | | 0-0 6-3 | | 0-0 4-3 | | 4 0 0 0 0 0 1 | | | | | | | | | | | | |
| Gene Conley, R (1, 1) OBP: 0.143, SLG: 0.143 | | | 0-3 K | | 0-0 6-3 | | 0-0 F7 | | 0-0 1-3 | | 4 0 0 0 0 1 1 0 0 0 0 0 0 0 | | | | | | | | | | | | |
| Dave Jolly, R (9, 1) | | | | | | | | | | | | | | | | | | | | | | | |
| Inning Stats | R: 0 E: 0 K: 0 S: 3 | H: 0 LOB: 0 BB: 0 P: 3 | R: 0 E: 0 K: 0 S: 3 | H: 0 LOB: 0 BB: 0 P: 3 | R: 0 E: 0 K: 1 S: 5 | H: 0 LOB: 1 BB: 1 P: 9 | R: 1 E: 0 K: 1 S: 7 | H: 2 LOB: 2 BB: 0 P: 8 | R: 0 E: 0 K: 0 S: 4 | H: 2 LOB: 2 BB: 1 P: 8 | R: 0 E: 0 K: 0 S: 3 | H: 0 LOB: 0 BB: 0 P: 3 | R: 1 E: 0 K: 0 S: 7 | H: 2 LOB: 2 BB: 1 P: 11 | R: 1 E: 0 K: 1 S: 7 | H: 2 LOB: 2 BB: 1 P: 11 | 1B: 6 2B: 0 3B: 2 HR: 0 | SF: 0 SAC: 1 DP: 1 HBP: 1 | WP: 0 PB: 0 SB: 0 CS: 0 | PA: 42 | | | |
| PITCHER | IP WLS BF H R ER SO BB IBB HBP BLK WP HR S P ERA WHIP | IP WLS BF H R ER SO BB IBB HBP BLK WP HR S P ERA WHIP | IP WLS BF H R ER SO BB IBB HBP BLK WP HR S P ERA WHIP | IP WLS BF H R ER SO BB IBB HBP BLK WP HR S P ERA WHIP | IP WLS BF H R ER SO BB IBB HBP BLK WP HR S P ERA WHIP | IP WLS BF H R ER SO BB IBB HBP BLK WP HR S P ERA WHIP | IP WLS BF H R ER SO BB IBB HBP BLK WP HR S P ERA WHIP | IP WLS BF H R ER SO BB IBB HBP BLK WP HR S P ERA WHIP | IP WLS BF H R ER SO BB IBB HBP BLK WP HR S P ERA WHIP | IP WLS BF H R ER SO BB IBB HBP BLK WP HR S P ERA WHIP | IP WLS BF H R ER SO BB IBB HBP BLK WP HR S P ERA WHIP | IP WLS BF H R ER SO BB IBB HBP BLK WP HR S P ERA WHIP | IP WLS BF H R ER SO BB IBB HBP BLK WP HR S P ERA WHIP | IP WLS BF H R ER SO BB IBB HBP BLK WP HR S P ERA WHIP | IP WLS BF H R ER SO BB IBB HBP BLK WP HR S P ERA WHIP | IP WLS BF H R ER SO BB IBB HBP BLK WP HR S P ERA WHIP | IP WLS BF H R ER SO BB IBB HBP BLK WP HR S P ERA WHIP | IP WLS BF H R ER SO BB IBB HBP BLK WP HR S P ERA WHIP | IP WLS BF H R ER SO BB IBB HBP BLK WP HR S P ERA WHIP | IP WLS BF H R ER SO BB IBB HBP BLK WP HR S P ERA WHIP | IP WLS BF H R ER SO BB IBB HBP BLK WP HR S P ERA WHIP | | |
| Ruben Gomez, R (1, 1) ERA: 6.0 | 7.0 | | | | | | | | | | | | | | | | | | | | | | |
| Hoyt Wilhelm, R (8, 1) ERA: 3.05 | 2.0 | | | | | | | | | | | | | | | | | | | | | | |
| Mary Grissom, R (10, 1) ERA: 2.22 | 1.0 | L | | | | | | | | | | | | | | | | | | | | | |

| | |
|-----|----|
| AB | 36 |
| R | 3 |
| H | 8 |
| RBI | 3 |
| BB | 4 |
| SO | 4 |
| LOB | 15 |



livebaseballscorecards.com

BOTTOM

Milwaukee Braves @ New York Giants
Polo Grounds, New York, NY
Sun May 16 1954, 3:33 AM EDT
Unknown

livebaseballscorecards.com

AB 38
R 2
H 9
RBI 2
BB 2
SO 5
LOB 14



WP: 0 PA: 41
PB: 0
SB: 0
CS: 0

AB R H RBI BB SO LOB

5 0 0 0 0 1 4
4 0 0 0 0 1 2
0 0 0 0 0 0 0

4 0 1 0 1 1 1

5 0 1 0 0 1 2

5 0 1 0 0 0 2

4 1 1 0 0 1 1

4 1 2 1 0 0 1

2 0 0 0 0 0 1

0 0 0 0 1 0 0

1 0 1 0 0 0 0

0 0 0 0 0 0 0

0 0 0 0 0 0 0

2 0 0 0 0 0 0

1 0 1 1 0 0 0

0 0 0 0 0 0 0


1 0 1 0 0 0 0

1B: 8 SF: 0
2B: 0 SAC: 0
3B: 0 DP: 1
HR: 1 HBP: 1

| Batter | 1 | 2 | 3 | 4 | 5 | 6 | 7 | 8 | 9 | 10 |
|---|-------------|-----|-----|---|-----|-------------|-------|-----------|----|----|
| Davey Williams, R OBP: 0.193, SLG: 0.155 (1, 4) | 1-3 | | K | | | 6-3 | FC6-4 | | P7 | |
| Alvin Dark, R OBP: 0.311, SLG: 0.388 Billy Gardner, R OBP: 0.750, SLG: 0.667 (10, 6) | 1-3 | | 6-3 | | | HBP | | 1-3 | K | |
| Hank Thompson, L OBP: 0.402, SLG: 0.457 (1, 5) | FC6-4 BB | | | | F5 | F8 | | 1B 1B | K | |
| Monte Irvin, R OBP: 0.333, SLG: 0.540 (1, 7) | FC6-4 | | | | K | F7 | | 1-2 1B | F4 | |
| Don Mueller, L OBP: 0.370, SLG: 0.471 (1, 9) | | F7 | | | 1B | F7 | | G1-4-6-3 | F7 | |
| Willie Mays, R OBP: 0.314, SLG: 0.514 (1, 8) | | F9 | | | K | BB 1B | | 5-3 | | |
| Whitey Lockman, L OBP: 0.322, SLG: 0.430 (1, 3) | | 1B | | | 1-3 | F5 | | HR | | |
| Wes Westrum, R OBP: 0.306, SLG: 0.214 (1, 2) Dusty Rhodes, L OBP: 0.556, SLG: 0.429 (7, PH) Ray Katt, R OBP: 0.375, SLG: 0.300 (8, 2) Ron Samford, R OBP: 0.375, SLG: 0.300 (9, PR) Marv Grissom, R OBP: 0.375, SLG: 0.300 (10, 1) | | 4-3 | | | F8 | 1B BB | | 1B 1B | | |
| Ruben Gomez, R OBP: 0.250, SLG: 0.250 (1, 1) Bill Taylor, L OBP: 0.364, SLG: 0.300 (7, PH) Hoyt Wilhelm, R OBP: 0.364, SLG: 0.300 (8, 1) Ebba St. Claire, S OBP: 0.447, SLG: 0.444 (9, PH) (10, 2) | | | F3 | | 6-3 | FC6-4 1B | | 1-3 1B | | |

| Inning Stats | R: 0 | H: 0 | E: 0 | K: 0 | S: 3 | P: 7 | R: 0 | H: 1 | E: 0 | K: 0 | S: 4 | P: 4 | R: 0 | H: 0 | E: 0 | K: 1 | S: 5 | P: 5 | R: 0 | H: 1 | E: 0 | K: 2 | S: 8 | P: 8 | R: 0 | H: 0 | E: 0 | K: 0 | S: 3 | P: 3 | R: 0 | H: 0 | E: 0 | K: 0 | S: 3 | P: 4 | R: 1 | H: 2 | E: 0 | K: 0 | S: 5 | P: 9 | R: 0 | H: 2 | E: 0 | K: 0 | S: 4 | P: 4 | R: 1 | H: 3 | E: 0 | K: 1 | S: 8 | P: 8 | R: 0 | H: 0 | E: 0 | K: 1 | S: 5 | P: 5 | 1B: 8 | SF: 0 | 2B: 0 | 3B: 0 | HR: 1 | SAC: 0 | DP: 1 | HBP: 1 | WP: 0 | PA: 41 |
|--------------|------|------|------|------|------|------|------|------|------|------|------|------|------|------|------|------|------|------|------|------|------|------|------|------|------|------|------|------|------|------|------|------|------|------|------|------|------|------|------|------|------|------|------|------|------|------|------|------|------|------|------|------|------|------|------|------|------|------|------|------|-------|-------|-------|-------|-------|--------|-------|--------|-------|--------|
|--------------|------|------|------|------|------|------|------|------|------|------|------|------|------|------|------|------|------|------|------|------|------|------|------|------|------|------|------|------|------|------|------|------|------|------|------|------|------|------|------|------|------|------|------|------|------|------|------|------|------|------|------|------|------|------|------|------|------|------|------|------|-------|-------|-------|-------|-------|--------|-------|--------|-------|--------|

| PITCHER | IP | WLS | BF | H | R | ER | SO | BB | IBB | HBP | BLK | WP | HR | S | P | ERA | WHIP |
|------------------------------------|-----|-----|----|---|---|----|----|----|-----|-----|-----|----|----|----|----|------|-------|
| Gene Conley, R ERA: 2.13 (1, 1) | 8.1 | | 36 | 9 | 2 | 2 | 3 | 2 | 0 | 1 | 0 | 0 | 1 | 39 | 48 | 2.16 | 1.320 |
| Dave Jolly, R ERA: 0.66 (9, 1) | 1.2 | W | 5 | 0 | 0 | 0 | 2 | 0 | 0 | 0 | 0 | 0 | 0 | 9 | 9 | 0.00 | 0.000 |

| Batter | 1 | 2 | 3 | 4 | 5 | 6 | 7 | 8 | 9 | AB R H RBI BB SO LOB | TOP | | | | | | | | | | | |
|---|---|---------------------------------|------------------------------|---------------------------------|------------------------------|---------------------------------|------------------------------|---------------------------------|------------------------------|--|---|---------------------------------|---|---------------------------------|------------------------------|---------------------------------|------------------------------|---------------------------------|----------------------------------|------------------------------------|----------------------------------|--------|
| Bill Bruton, L (1, 8) OBP: 0.370, SLG: 0.333 | 0-0 G4-6-3 1B | | 0-0 S 1B | | | 0-0 FC3-6 1B | | 0-0 6-3 | | 4 0 3 0 0 0 0 | | | | | | | | | | | | |
| Danny O'Connell, R (1, 4) OBP: 0.292, SLG: 0.313 | 0-0 G4-6-3 1-2f | | 0-0 F7 1-2 | | | 0-0 FC3-6 1-2f | | 0-3 K | | 4 0 0 0 0 1 3 | | | | | | | | | | | | |
| Eddie Mathews, L (1, 5) OBP: 0.440, SLG: 0.591 | 0-3 K | | | | 0-3 K | | 0-0 FC4-6-5 1-2f | | 0-0 F8 | 4 0 0 0 0 2 1 | | | | | | | | | | | | |
| Andy Pafko, R (1, 9) OBP: 0.340, SLG: 0.434 | | 0-0 HR | | | 0-3 K | | 0-0 F9 | | 0-0 FC5-4 1B | 4 1 2 1 0 1 1 | | | | | | | | | | | | |
| Joe Adcock, R (1, 3) OBP: 0.398, SLG: 0.574 | | 0-0 F3 | | H 1-0 HBP | | | 0-0 5-3 | | 0-0 F9 | 3 0 0 0 0 0 1 | | | | | | | | | | | | |
| Johnny Logan, R (1, 6) OBP: 0.333, SLG: 0.423 | | 0-0 L6-3 1B | | 0-0 F8 | | | 0-3 K | | 0-0 FC5-4 1-2f | 4 0 1 0 0 1 2 | | | | | | | | | | | | |
| Jim Pendleton, R (1, 7) OBP: 0.250, SLG: 0.182 | | 0-0 L6-3 1-2 | | | 0-3 K | | 0-0 3-1 | | | 3 0 0 0 0 1 1 | AB 32 R 2 H 7 RBI 2 BB 0 SO 6 LOB 9 | | | | | | | | | | | |
| Del Crandall, R (1, 2) OBP: 0.261, SLG: 0.317 | | | 0-0 5-3 | | 0-0 6-3 | | | 0-0 F8 | | 3 0 0 0 0 0 0 | | | | | | | | | | | | |
| Lew Burdette, R (1, 1) Ernie Johnson, R (3, 1) Roy Smalley, R (8, PH) Phil Paine, R (8, 1) | | | 0-0 4-3 | | 0-0 4-3 | | | 0-0 HR | | 1 0 0 0 0 0 0 1 0 0 0 0 0 0 1 1 1 1 0 0 0 0 0 0 0 0 0 0 |  | | | | | | | | | | | |
| Inning Stats | R: 0 E: 0 K: 1 S: 5 | H: 1 LOB: 0 BB: 0 P: 5 | R: 1 E: 0 K: 0 S: 4 | H: 2 LOB: 0 BB: 0 P: 4 | R: 0 E: 0 K: 0 S: 4 | H: 1 LOB: 1 BB: 0 P: 4 | R: 0 E: 0 K: 2 S: 7 | H: 0 LOB: 1 BB: 0 P: 8 | R: 0 E: 0 K: 1 S: 5 | H: 0 LOB: 0 BB: 0 P: 5 | R: 0 E: 0 K: 0 S: 4 | H: 1 LOB: 1 BB: 0 P: 4 | R: 0 E: 0 K: 1 S: 5 | H: 0 LOB: 0 BB: 0 P: 5 | R: 1 E: 0 K: 1 S: 6 | H: 1 LOB: 0 BB: 0 P: 6 | R: 0 E: 0 K: 0 S: 4 | H: 1 LOB: 1 BB: 0 P: 4 | 1B: 5 2B: 1 3B: 0 HR: 2 | SF: 0 SAC: 0 DP: 2 HBP: 1 | WP: 0 PB: 0 SB: 1 CS: 0 | PA: 33 |
| PITCHER Johnny Antonelli, L (1, 1) ERA: 1.96 | IP 9.0 WLS W BF 33 H 7 R 2 ER 2 SO 6 BB 0 IBB 0 HBP 1 BLK 0 WP 0 HR 2 S 44 P 45 ERA 2.00 WHIP 0.778 | | | | | | | | | | | PITCHER | IP WLS BF H R ER SO BB IBB HBP BLK WP HR S P ERA WHIP | | | | | | | | | |

Milwaukee Braves @ New York Giants
Polo Grounds, New York, NY
Sun May 16 1954, 3:38 AM EDT
Att: 39,588 - Unknown

livebaseballscorecards.com

| Batter | 1 | 2 | 3 | 4 | 5 | 6 | 7 | 8 | 9 | AB | R | H | RBI | BB | SO | LOB | TOP | | | | | | | | | | | |
|--|----|-----|----|---|---|----|----|----|-----|-----|-----|----|-----|----|----|-----|------|---|------|---|-----|---|-----|---|---|---|---|---|
| Bill Bruton, L (1, 8) <small>OBP: 0.370, SLG: 0.333</small> | | | | | | | | | | | | | | | | | 0 | 0 | 0 | 0 | 0 | 0 | 0 | 0 | 0 | 0 | 0 | 0 |
| Danny O'Connell, R (1, 4) <small>OBP: 0.292, SLG: 0.313</small> | | | | | | | | | | | | | | | | | 0 | 0 | 0 | 0 | 0 | 0 | 0 | 0 | 0 | 0 | 0 | 0 |
| Eddie Mathews, L (1, 5) <small>OBP: 0.440, SLG: 0.591</small> | | | | | | | | | | | | | | | | | 0 | 0 | 0 | 0 | 0 | 0 | 0 | 0 | 0 | 0 | 0 | 0 |
| Andy Pafko, R (1, 9) <small>OBP: 0.340, SLG: 0.434</small> | | | | | | | | | | | | | | | | | 0 | 0 | 0 | 0 | 0 | 0 | 0 | 0 | 0 | 0 | 0 | 0 |
| Joe Adcock, R (1, 3) <small>OBP: 0.398, SLG: 0.574</small> | | | | | | | | | | | | | | | | | 0 | 0 | 0 | 0 | 0 | 0 | 0 | 0 | 0 | 0 | 0 | 0 |
| Johnny Logan, R (1, 6) <small>OBP: 0.333, SLG: 0.423</small> | | | | | | | | | | | | | | | | | 0 | 0 | 0 | 0 | 0 | 0 | 0 | 0 | 0 | 0 | 0 | 0 |
| Hank Aaron, R (1, 7) <small>OBP: 0.308, SLG: 0.408</small> | | | | | | | | | | | | | | | | | 0 | 0 | 0 | 0 | 0 | 0 | 0 | 0 | 0 | 0 | 0 | 0 |
| Del Crandall, R (1, 2) <small>OBP: 0.261, SLG: 0.317</small> | | | | | | | | | | | | | | | | | 0 | 0 | 0 | 0 | 0 | 0 | 0 | 0 | 0 | 0 | 0 | 0 |
| Chet Nichols, S (1, 1) <small>OBP: 0.100, SLG: 0.100</small> | | | | | | | | | | | | | | | | | 0 | 0 | 0 | 0 | 0 | 0 | 0 | 0 | 0 | 0 | 0 | 0 |
| Inning Stats | | | | | | | | | | | | | | | | | 1B: | 0 | SF: | 0 | WP: | 0 | PA: | 0 | | | | |
| | | | | | | | | | | | | | | | | | 2B: | 0 | SAC: | 0 | PB: | 0 | | | | | | |
| | | | | | | | | | | | | | | | | | 3B: | 0 | DP: | 0 | SB: | 0 | | | | | | |
| | | | | | | | | | | | | | | | | | HR: | 0 | HBP: | 0 | CS: | 0 | | | | | | |
| | | | | | | | | | | | | | | | | | | | | | | | | | | | | |
| | | | | | | | | | | | | | | | | | | | | | | | | | | | | |
| | | | | | | | | | | | | | | | | | | | | | | | | | | | | |
| PITCHER Curt Simmons, L (1, 1) <small>ERA: 1.5</small> | IP | WLS | BF | H | R | ER | SO | BB | IBB | HBP | BLK | WP | HR | S | P | ERA | WHIP | PITCHER IP WLS BF H R ER SO BB IBB HBP BLK WP HR S P ERA WHIP | | | | | | | | | | |
| 0.0 | L | 0 | 0 | 0 | 0 | 0 | 0 | 0 | 0 | 0 | 0 | 0 | 0 | 0 | 0 | ∞ | ∞ | | | | | | | | | | | |

Milwaukee Braves @ Philadelphia Phillies
Connie Mack Stadium, Philadelphia, PA
 Tue May 18 1954, 3:33 AM EDT
 Att. 9,254 - Unknown

AB 0
R 0
H 0
RBI 0
BB 0
SO 0
LOB 0



| Batter | 1 | 2 | 3 | 4 | 5 | 6 | 7 | 8 | 9 | AB | R | H | RBI | BB | SO | LOB | TOP | | | | | | | | |
|--|-----|-----|----|---|---|----|----|----|-----|-----|-----|----|-----|----|----|-----|--|---|---|---|---|---|---|---|---|
| Bill Bruton, L (1, 8) <small>OBP: 0.351, SLG: 0.314</small> | | | | | | | | | | | | | | | | | 0 | 0 | 0 | 0 | 0 | 0 | 0 | 0 | 0 |
| Jack Dittmer, L (1, 4) <small>OBP: 0.167, SLG: 0.326</small> | | | | | | | | | | | | | | | | | 0 | 0 | 0 | 0 | 0 | 0 | 0 | 0 | 0 |
| Eddie Mathews, L (1, 5) <small>OBP: 0.438, SLG: 0.577</small> | | | | | | | | | | | | | | | | | 0 | 0 | 0 | 0 | 0 | 0 | 0 | 0 | 0 |
| Andy Pafko, R (1, 9) <small>OBP: 0.337, SLG: 0.437</small> | | | | | | | | | | | | | | | | | 0 | 0 | 0 | 0 | 0 | 0 | 0 | 0 | 0 |
| Joe Adcock, R (1, 3) <small>OBP: 0.388, SLG: 0.558</small> | | | | | | | | | | | | | | | | | 0 | 0 | 0 | 0 | 0 | 0 | 0 | 0 | 0 |
| Johnny Logan, R (1, 6) <small>OBP: 0.347, SLG: 0.454</small> | | | | | | | | | | | | | | | | | 0 | 0 | 0 | 0 | 0 | 0 | 0 | 0 | 0 |
| Hank Aaron, R (1, 7) <small>OBP: 0.315, SLG: 0.406</small> | | | | | | | | | | | | | | | | | 0 | 0 | 0 | 0 | 0 | 0 | 0 | 0 | 0 |
| Del Crandall, R (1, 2) <small>OBP: 0.260, SLG: 0.313</small> | | | | | | | | | | | | | | | | | 0 | 0 | 0 | 0 | 0 | 0 | 0 | 0 | 0 |
| Warren Spahn, L (1, 1) <small>OBP: 0.250, SLG: 0.100</small> | 0 | 0 | 0 | 0 | 0 | 0 | 0 | 0 | 0 | | | | | | | | | | | | | | | | |
| Inning Stats | | | | | | | | | | | | | | | | | 1B: 0 SF: 0 2B: 0 SAC: 0 3B: 0 DP: 0 HR: 0 HBP: 0 | WP: 0 PA: 0 PB: 0 SB: 0 CS: 0 | | | | | | | |
| PITCHER Murry Dickson, R (1, 1) <small>ERA: 2.23</small> | IP | WLS | BF | H | R | ER | SO | BB | IBB | HBP | BLK | WP | HR | S | P | ERA | WHIP | PITCHER IP WLS BF H R ER SO BB IBB HBP BLK WP HR S P ERA WHIP | | | | | | | |
| | 0.0 | L | 0 | 0 | 0 | 0 | 0 | 0 | 0 | 0 | 0 | 0 | 0 | 0 | 0 | ∞ | ∞ | | | | | | | | |

Milwaukee Braves @ Philadelphia Phillies
Connie Mack Stadium, Philadelphia, PA
Wed May 19 1954, 3:33 AM EDT
Att. 9,910 - Unknown

AB 0
R 0
H 0
RBI 0
BB 0
SO 0
LOB 0



WP: 0 PA: 0
PB: 0
SB: 0
CS: 0

PITCHER
Murry Dickson, R (1, 1)
ERA: 2.23

IP WLS BF H R ER SO BB IBB HBP BLK WP HR S P ERA WHIP

| Batter | 1 | 2 | 3 | 4 | 5 | 6 | 7 | 8 | 9 | AB R H RBI BB SO LOB | TOP | |
|---|---|---|---|--|---|---|---|---|---|--|--|--|
| Bill Bruton, L (1, 8) OBP: 0.345, SLG: 0.304 | 4-0 PO BB | | 0-0 F8 | | 0-0 B2-3 | | 0-0 S 1B | | 0-0 F9 | 4 0 1 0 1 0 0 | | |
| Danny O'Connell, R (1, 4) OBP: 0.287, SLG: 0.306 | 0-0 F9 | | 0-0 5-3 | | 0-0 1B | | 0-0 F8 | | 0-0 4-3 | 5 0 1 0 0 0 2 | | |
| Eddie Mathews, L (1, 5) OBP: 0.446, SLG: 0.602 | 0-0 F9 | | 4-0 BB | | 0-0 F7 | | 4-0 IBB | | 0-0 F8 | 3 0 0 0 2 0 2 | | |
| Andy Pafko, R (1, 9) OBP: 0.340, SLG: 0.442 | 0-0 PO 1-2 | 0-0 3B 1B | 0-0 F8 | | 0-0 P4 | | 0-0 P6 | | | 4 1 1 0 0 0 4 | | |
| Joe Adcock, R (1, 3) OBP: 0.390, SLG: 0.568 | | 0-0 HR 3B | | 0-0 F2 | | 0-0 6-3 | | 0-0 FC6-4 1B | | 4 1 2 1 0 0 0 | | |
| Johnny Logan, R (1, 6) OBP: 0.341, SLG: 0.466 | | 0-0 HR | | 0-0 BB 1B | | 0-0 F7 | | 0-0 FC6-4 HR 1-2f | | 4 2 2 2 0 0 1 | | |
| Hank Aaron, R (1, 7) OBP: 0.328, SLG: 0.459 | | 0-0 G6-4-3 1B | | 0-3 K | | 0-0 6-3 | | 0-0 HR 1-H | | 4 1 2 2 0 1 1 | | |
| Del Crandall, R (1, 2) OBP: 0.259, SLG: 0.338 | | 0-0 L7 | | 4-0 BB 1-2 BB | | 0-0 HR | | 0-3 K | | 3 1 1 1 1 1 1 | | |
| Gene Conley, R (1, 1) OBP: 0.111, SLG: 0.111 | | 0-0 G6-4-3 | | 0-0 P6 | | 0-0 L9 | | 0-0 4-3 | | 4 0 0 0 0 0 3 | | |
| Dave Jolly, R (8, 1) OBP: 0.333, SLG: 0.667 | | | | | | | | | | 0 0 0 0 0 0 0 | | |
| Inning Stats | R: 0 E: 0 K: 0 S: 2 H: 0 LOB: 0 BB: 1 P: 6 | R: 3 E: 0 K: 0 S: 6 H: 4 LOB: 0 BB: 0 P: 6 | R: 0 E: 0 K: 0 S: 3 H: 0 LOB: 1 BB: 1 P: 7 | R: 0 E: 0 K: 1 S: 6 H: 1 LOB: 2 BB: 1 P: 10 | R: 0 E: 0 K: 0 S: 4 H: 1 LOB: 1 BB: 0 P: 4 | R: 0 E: 0 K: 0 S: 3 H: 0 LOB: 0 BB: 0 P: 3 | R: 1 E: 0 K: 0 S: 5 H: 2 LOB: 2 BB: 1 P: 9 | R: 2 E: 0 K: 1 S: 7 H: 2 LOB: 0 BB: 0 P: 7 | R: 0 E: 0 K: 0 S: 3 H: 0 LOB: 0 BB: 0 P: 3 | 1B: 6 2B: 0 3B: 1 HR: 3 SF: 0 SAC: 0 DP: 1 HBP: 0 | WP: 0 PB: 0 SB: 1 CS: 0 PA: 40 | |
| PITCHER | IP WLS BF H R ER SO BB IBB HBP BLK WP HR S P ERA WHIP | | | | | | | | | | | |
| Johnny Klippstein, R (1, 1) ERA: 6.35 | 7.0 L 32 9 5 5 1 3 1 0 0 0 2 30 46 6.43 1.714 | | | | | | | | | | | |
| Hal Jeffcoat, R (8, 1) ERA: 6.48 | 2.0 7 1 1 1 1 0 0 0 0 0 1 9 9 4.50 0.500 | | | | | | | | | | | |

Milwaukee Braves @ Chicago Cubs
Wrigley Field, Chicago, IL
Fri May 21 1954, 3:33 AM CDT
Att. 6,179 - Unknown

livebaseballscorecards.com

| | |
|-----|----|
| AB | 35 |
| R | 6 |
| H | 10 |
| RBI | 6 |
| BB | 4 |
| SO | 2 |
| LOB | 14 |




| Batter | 1 | 2 | 3 | 4 | 5 | 6 | 7 | 8 | 9 | AB | R | H | RBI | BB | SO | LOB |
|--|----|-----|---------------------------|-----|-----|------------------------|---------------|-------------|------------------|----|---|---|-----|----|----|-----|
| Frank Baumholtz, L (1, 9) OBP: 0.347, SLG: 0.371 | F7 | | L4-5 | | F3 | | | L6-3 1B | F8 | 5 | 0 | 1 | 0 | 0 | 0 | 6 |
| Dee Fondy, L (1, 3) OBP: 0.303, SLG: 0.437 | F1 | | | HR | | G3 | | L6-3 1-2 | | 4 | 1 | 1 | 1 | 0 | 0 | 1 |
| Gene Baker, R (1, 4) OBP: 0.354, SLG: 0.469 | F2 | | | 5-3 | | K | | 1B | | 4 | 0 | 1 | 0 | 0 | 1 | 0 |
| Ralph Kiner, R (1, 7) OBP: 0.435, SLG: 0.574 | | 6-3 | | HR | | P6 | | G3 | | 4 | 1 | 1 | 1 | 0 | 0 | 1 |
| Randy Jackson, R (1, 5) OBP: 0.357, SLG: 0.525 | | 6-3 | | F8 | | | 14 E 2B | | BB BB BB | 3 | 1 | 1 | 0 | 1 | 0 | 0 |
| 14 Ernie Banks, R (1, 6) OBP: 0.352, SLG: 0.449 | | F7 | | K | | E7 4-3 SF3 1B | | F9 | | 4 | 1 | 1 | 1 | 0 | 1 | 1 |
| Joe Garagiola, L (1, 2) OBP: 0.491, SLG: 0.455 Turk Lown, R (9, PR) | | | SH2-4 L4-5 BB BB | | 6-3 | | 4-3 | | BB BB BB | 2 | 0 | 0 | 0 | 2 | 0 | 1 |
| Luis Marquez, R (1, 8) OBP: 0.222, SLG: 0.125 Bill Serena, R (7, PH) OBP: 0.300, SLG: 0.143 Bob Talbot, R (8, 8) OBP: 0.319, SLG: 0.424 Walker Cooper, R (9, PH) OBP: 0.278, SLG: 0.313 | | | SH2-4 BB | | | S 1B | SF3 | | 1-2 BB BB | 1 | 0 | 1 | 0 | 1 | 0 | 0 |
| Johnny Klippstein, R (1, 1) OBP: 0.143, SLG: 0.154 Hal Jeffcoat, R (8, 1) OBP: 0.571, SLG: 1.167 Steve Bilko, R (9, PH) OBP: 0.304, SLG: 0.158 Eddie Miksis, R (9, PR) | | | SH2-4 | | | F9 | 2-3 | | 1-2 2-3 BB | 0 | 0 | 0 | 0 | 0 | 0 | 0 |

| Inning Stats | R: 0 | H: 0 | E: 0 | K: 0 | S: 3 | R: 0 | H: 0 | E: 0 | K: 0 | S: 3 | R: 0 | H: 0 | E: 0 | K: 1 | S: 7 | R: 2 | H: 2 | E: 0 | K: 1 | S: 7 | R: 0 | H: 1 | E: 0 | K: 0 | S: 4 | R: 0 | H: 0 | E: 0 | K: 1 | S: 5 | R: 2 | H: 2 | E: 1 | K: 0 | S: 5 | R: 0 | H: 2 | E: 0 | K: 0 | S: 4 | R: 0 | H: 0 | E: 0 | K: 0 | S: 3 | R: 0 | H: 0 | E: 0 | K: 0 | S: 3 | 1B: 4 | 2B: 3 | 3B: 0 | HR: 2 | SF: 1 | SAC: 1 | DP: 2 | HBP: 0 | WP: 0 | PA: 37 |
|--------------|------|------|------|------|------|------|------|------|------|------|------|------|------|------|------|------|------|------|------|------|------|------|------|------|------|------|------|------|------|------|------|------|------|------|------|------|------|------|------|------|------|------|------|------|------|------|------|------|------|------|-------|-------|-------|-------|-------|--------|-------|--------|-------|--------|
|--------------|------|------|------|------|------|------|------|------|------|------|------|------|------|------|------|------|------|------|------|------|------|------|------|------|------|------|------|------|------|------|------|------|------|------|------|------|------|------|------|------|------|------|------|------|------|------|------|------|------|------|-------|-------|-------|-------|-------|--------|-------|--------|-------|--------|

| PITCHER | IP | WLS | BF | H | R | ER | SO | BB | IBB | HBP | BLK | WP | HR | S | P | ERA | WHIP |
|------------------------------------|-----|-----|----|---|---|----|----|----|-----|-----|-----|----|----|----|----|------|-------|
| Gene Conley, R (1, 1) ERA: 2.36 | 7.2 | W | 30 | 7 | 4 | 3 | 2 | 2 | 0 | 0 | 0 | 0 | 2 | 32 | 40 | 3.52 | 1.174 |
| Dave Jolly, R (8, 1) ERA: 0.55 | 1.1 | S | 7 | 0 | 0 | 0 | 0 | 3 | 0 | 0 | 0 | 0 | 0 | 4 | 16 | 0.00 | 2.250 |

Milwaukee Braves @ Chicago Cubs
Wrigley Field, Chicago, IL
 Fri May 21 1954, 3:33 AM CDT
 Att. 6,179 - Unknown

| | |
|------------|-----------|
| AB | 30 |
| R | 4 |
| H | 7 |
| RBI | 4 |
| BB | 5 |
| SO | 2 |
| LOB | 13 |



| PITCHER | IP | WLS | BF | H | R | ER | SO | BB | IBB | HBP | BLK | WP | HR | S | P | ERA | WHIP |
|---------|----|-----|----|---|---|----|----|----|-----|-----|-----|----|----|---|---|-----|------|
|---------|----|-----|----|---|---|----|----|----|-----|-----|-----|----|----|---|---|-----|------|

| Batter | 1 | 2 | 3 | 4 | 5 | 6 | 7 | 8 | 9 | AB | R | H | RBI | BB | SO | LOB | TOP | | | | | | | | | | | | | | | | | |
|--|---|---|---|---|---|---|---|---|---|----|---|---|-----|----|----|-----|-----|-----|----|---|---|----|----|----|-----|-----|-----|----|----|---|---|-----|------|---|
| Bill Bruton, L (1, 8) <small>OBP: 0.352, SLG: 0.313</small> | | | | | | | | | | | | | | | | | 0 | 0 | 0 | 0 | 0 | 0 | 0 | 0 | | | | | | | | | | |
| Danny O'Connell, R (1, 4) <small>OBP: 0.299, SLG: 0.307</small> | | | | | | | | | | | | | | | | | 0 | 0 | 0 | 0 | 0 | 0 | 0 | 0 | | | | | | | | | | |
| Eddie Mathews, L (1, 5) <small>OBP: 0.444, SLG: 0.598</small> | | | | | | | | | | | | | | | | | 0 | 0 | 0 | 0 | 0 | 0 | 0 | 0 | | | | | | | | | | |
| Andy Pafko, R (1, 9) <small>OBP: 0.342, SLG: 0.440</small> | | | | | | | | | | | | | | | | | 0 | 0 | 0 | 0 | 0 | 0 | 0 | 0 | | | | | | | | | | |
| Joe Adcock, R (1, 3) <small>OBP: 0.391, SLG: 0.578</small> | | | | | | | | | | | | | | | | | 0 | 0 | 0 | 0 | 0 | 0 | 0 | 0 | | | | | | | | | | |
| Johnny Logan, R (1, 6) <small>OBP: 0.344, SLG: 0.467</small> | | | | | | | | | | | | | | | | | 0 | 0 | 0 | 0 | 0 | 0 | 0 | 0 | | | | | | | | | | |
| Hank Aaron, R (1, 7) <small>OBP: 0.339, SLG: 0.460</small> | | | | | | | | | | | | | | | | | 0 | 0 | 0 | 0 | 0 | 0 | 0 | 0 | | | | | | | | | | |
| Charlie White, L (1, 2) <small>OBP: 0.316, SLG: 0.400</small> | | | | | | | | | | | | | | | | | 0 | 0 | 0 | 0 | 0 | 0 | 0 | 0 | | | | | | | | | | |
| Bob Buhl, R (1, 1) | | | | | | | | | | | | | | | | | 0 | 0 | 0 | 0 | 0 | 0 | 0 | 0 | | | | | | | | | | |
| Inning Stats | | | | | | | | | | | | | | | | | | | | | | | | | | | | | | | | | | |
| PITCHER Warren Hacker, R (1, 1) <small>ERA: 1.37</small> | | | | | | | | | | | | | | | | | IP | WLS | BF | H | R | ER | SO | BB | IBB | HBP | BLK | WP | HR | S | P | ERA | WHIP | PITCHER IP WLS BF H R ER SO BB IBB HBP BLK WP HR S P ERA WHIP |
| | | | | | | | | | | | | | | | | | | | | | | | | | | | | | | | | | | |
| | | | | | | | | | | | | | | | | | | | | | | | | | | | | | | | | | | |
| | | | | | | | | | | | | | | | | | | | | | | | | | | | | | | | | | | |
| | | | | | | | | | | | | | | | | | | | | | | | | | | | | | | | | | | |
| | | | | | | | | | | | | | | | | | | | | | | | | | | | | | | | | | | |

Milwaukee Braves @ Chicago Cubs
 Wrigley Field, Chicago, IL
 Sat May 22 1954, 3:38 AM CDT
 Att. 30,267 - Unknown

| | |
|------------|----------|
| AB | 0 |
| R | 0 |
| H | 0 |
| RBI | 0 |
| BB | 0 |
| SO | 0 |
| LOB | 0 |



| | | | |
|-------|--------|-------|-------|
| 1B: 0 | SF: 0 | WP: 0 | PA: 0 |
| 2B: 0 | SAC: 0 | PB: 0 | |
| 3B: 0 | DP: 0 | SB: 0 | |
| HR: 0 | HBP: 0 | CS: 0 | |

livebaseballscorecards.com

| Batter | 1 | 2 | 3 | 4 | 5 | 6 | 7 | 8 | 9 | 10 | AB R H RBI BB SO LOB | TOP | | | | | | | | |
|---|---|---------------------------------|------------------------------|----------------------------------|------------------------------|---------------------------------|------------------------------|---------------------------------|-------------------------------|---------------------------------|------------------------------|---|---------------------------------|------------------------------|----------------------------------|------------------------------|----------------------------------|----------------------------------|------------------------------------|----------------------------------|
| Bill Bruton, L (1, 8) OBP: 0.337, SLG: 0.293 | 0-0 F7 | | 0-3 K | | | 0-0 F8 | | 0-0 1B 1B | 0-0 F9 | | 5 0 1 0 0 1 1 | Milwaukee Braves @ Chicago Cubs Wrigley Field, Chicago, IL Sun May 23 1954, 3:33 AM CDT Unknown | | | | | | | | |
| Danny O'Connell, R (1, 4) OBP: 0.292, SLG: 0.307 | 0-0 5-3 | | 0-0 5-3 | | | 0-0 5-3 | | 0-0 F6 | | 5 1 1 0 0 0 1 | | | | | | | | | | |
| Eddie Mathews, L (1, 5) OBP: 0.441, SLG: 0.612 | 0-0 2B | | 0-0 F7 | | | 4-0 BB BB | | 0-0 1-2 1B | | 4 0 2 0 1 0 1 | | | | | | | | | | |
| Andy Pafko, R (1, 9) OBP: 0.347, SLG: 0.435 | 0-0 F8 | | 0-0 F7 | | | 4-0 1-2 FC5-4 BB | | 0-0 4-3 | | 4 0 1 1 1 0 3 | | | | | | | | | | |
| Joe Adcock, R (1, 3) OBP: 0.399, SLG: 0.569 | | 0-0 5-3 2B | | 0-0 F8 | | 0-0 FC5-4 1-2f | | 4-0 SH1-4 1B BB | | 3 2 1 0 2 0 2 | | | | | | | | | | |
| Johnny Logan, R (1, 6) OBP: 0.350, SLG: 0.461 | | 4-0 5-3 BB | | 0-0 6-3 | | | 0-0 G6-4-3 1B | | 0-0 SH1-4 | | 3 0 1 0 1 0 3 | | | | | | | | | |
| Hank Aaron, R (1, 7) OBP: 0.328, SLG: 0.459 | | 0-0 F8 | | 0-0 F6 | | | 0-0 G6-4-3 1-2f | | 4-0 1B BB | | 4 1 0 0 1 0 5 | | | | | | | | | |
| Del Crandall, R (1, 2) OBP: 0.247, SLG: 0.309 | | 0-0 5-3 | | 0-0 F5 | | | 0-0 5-3 | | 0-0 F7 | | 4 0 0 0 1 0 4 | | | | | | | | | |
| Ray Crone, R (1, 1) OBP: 0.200, SLG: 0.200 | | 0-3 K | | 0-0 3-1 | | | 0-3 K | | 0-0 E9 1-2 2-H 1B | | 5 0 1 1 0 2 5 | | | | | | | | | |
| Inning Stats | R: 0 E: 0 K: 0 S: 4 | H: 1 LOB: 1 BB: 0 P: 4 | R: 0 E: 0 K: 1 S: 6 | H: 1 LOB: 2 BB: 1 P: 10 | R: 0 E: 0 K: 1 S: 5 | H: 0 LOB: 0 BB: 0 P: 5 | R: 0 E: 0 K: 0 S: 3 | H: 0 LOB: 0 BB: 0 P: 3 | R: 0 E: 0 K: 0 S: 3 | H: 1 LOB: 0 BB: 0 P: 3 | R: 0 E: 0 K: 1 S: 7 | | H: 2 LOB: 2 BB: 0 P: 7 | R: 2 E: 1 K: 0 S: 4 | H: 1 LOB: 1 BB: 2 P: 12 | R: 2 E: 2 K: 0 S: 6 | H: 2 LOB: 3 BB: 2 P: 14 | 1B: 4 2B: 4 3B: 0 HR: 0 | SF: 0 SAC: 1 DP: 1 HBP: 0 | WP: 0 PB: 0 SB: 0 CS: 0 |
| PITCHER | IP WLS BF H R ER SO BB IBB HBP BLK WP HR S P ERA WHIP | | | | | | | | | | | | | | | | | | | |
| Howie Pollet, L (1, 1) ERA: 3.86 | 9.0 L 41 8 4 2 3 6 0 0 0 0 0 0 0 65 2.00 1.556 | | | | | | | | | | | | | | | | | | | |
| Johnny Klippstein, R (10, 1) ERA: 6.2 | 1.0 4 0 0 0 0 1 0 0 0 0 0 0 3 7 0.00 1.000 | | | | | | | | | | | | | | | | | | | |

| | |
|-----|----|
| AB | 37 |
| R | 4 |
| H | 8 |
| RBI | 2 |
| BB | 7 |
| SO | 3 |
| LOB | 25 |



| Batter | 1 | 2 | 3 | 4 | 5 | 6 | 7 | 8 | 9 | AB R H RBI BB SO LOB | TOP | | |
|---|--|---|---|---|---|---|---|---|---|--|--|----------------|---|
| Bill Bruton, L (1, 8) OBP: 0.349, SLG: 0.330 | 0-0 G6-3 HBP 3B 1B | 0-0 F7 | | | 0-0 PB HR 1B | | | 0-0 FC4-6 | 0-0 3B | | 5 2 3 0 0 0 2 | | |
| Danny O'Connell, R (1, 4) OBP: 0.293, SLG: 0.302 Jack Dittmer, L (6, PH) OBP: 0.161, SLG: 0.283 (6, 4) | 1-0 G6-3 HBP | | 0-0 6-3 | | 0-0 F4 | 0-0 F7 | | 0-3 K | | 2 0 0 0 0 0 1 2 0 0 0 0 0 1 | | | |
| Eddie Mathews, L (1, 5) OBP: 0.433, SLG: 0.592 | 0-0 G6-3 1-2f 2-3 | | 0-0 F6 | | 4-0 BB BB BB HR 2-3 | 0-0 F8 | | 0-0 6-3 | | 4 1 0 0 1 0 2 | | | |
| Andy Pafko, R (1, 9) OBP: 0.357, SLG: 0.513 | 0-0 1B 3B | | 0-3 K | | 0-0 1-H 3-H HR | 0-0 5-3 | | 0-0 HR | | 5 3 3 5 0 1 0 | | | |
| Joe Adcock, R (1, 3) OBP: 0.413, SLG: 0.575 | 4-0 1B BB | | | 0-0 1B | 0-0 1B 3B 1B | | 0-0 1-3 | 0-0 FC6-4 1B | | 4 1 3 0 1 0 0 | | | |
| Johnny Logan, R (1, 6) OBP: 0.352, SLG: 0.459 | 0-0 FC4-6 1-2 3-H 1B | | 0-3 K | 0-0 K | 0-0 1-2 3B 1B | | 0-3 K | 0-3 K | | 5 1 2 1 0 3 2 | | | |
| Hank Aaron, R (1, 7) OBP: 0.324, SLG: 0.465 | 0-0 FC4-6 1-2f | | 0-3 K | 0-0 K | 0-0 1-H 2-H 1B 3B | | 0-0 F9 | 0-0 FC6-4 1-2f | | 5 1 1 2 0 1 4 | | | |
| Del Crandall, R (1, 2) OBP: 0.247, SLG: 0.298 | | 0-0 F4 | | 0-0 F9 | 4-0 1B BB | | 0-0 F6 | | | 3 0 0 0 1 0 1 | | | |
| Chet Nichols, S (1, 1) OBP: 0.118, SLG: 0.118 | | 0-0 G3 | | | 0-0 K | | 0-3 K | | | 4 0 1 1 0 2 0 | | | |
| Inning Stats | R: 2 E: 0 K: 0 S: 5 H: 3 LOB: 2 BB: 1 P: 10 | R: 0 E: 0 K: 0 S: 3 H: 0 LOB: 0 BB: 0 P: 3 | R: 0 E: 0 K: 1 S: 5 H: 0 LOB: 0 BB: 0 P: 5 | R: 0 E: 0 K: 2 S: 8 H: 1 LOB: 1 BB: 0 P: 8 | R: 6 E: 0 K: 1 S: 11 H: 6 LOB: 2 BB: 2 P: 19 | R: 0 E: 0 K: 0 S: 3 H: 0 LOB: 0 BB: 0 P: 3 | R: 0 E: 0 K: 1 S: 5 H: 0 LOB: 0 BB: 0 P: 5 | R: 0 E: 0 K: 2 S: 8 H: 1 LOB: 1 BB: 0 P: 8 | R: 1 E: 0 K: 1 S: 7 H: 2 LOB: 1 BB: 0 P: 7 | 1B: 8 2B: 0 3B: 3 HR: 2 SF: 0 SAC: 0 DP: 1 HBP: 1 | WP: 0 PB: 1 SB: 2 CS: 0 PA: 43 | | |
| PITCHER | IP WLS BF H R ER SO BB IBB HBP BLK WP HR S P ERA WHIP | | | | | | | | | | | PITCHER | IP WLS BF H R ER SO BB IBB HBP BLK WP HR S P ERA WHIP |
| Bob Rush, R (1, 1) ERA: 5.05 | 4.2 L 24 8 7 7 4 2 0 1 0 0 0 1 29 38 13.50 2.143 | | | | | | | | | | | | |
| Jim Willis, R (5, 1) ERA: 4.05 | 1.1 7 2 1 1 0 1 0 0 0 0 0 0 6 10 6.75 2.250 | | | | | | | | | | | | |
| Turk Lown, R (7, 1) ERA: 7.3 | 2.0 7 1 0 0 3 0 0 0 0 0 0 0 13 13 0.00 0.500 | | | | | | | | | | | | |
| Bubba Church, R (9, 1) ERA: 9.82 | 1.0 5 2 1 1 1 0 0 0 0 0 0 0 1 7 9.00 2.000 | | | | | | | | | | | | |

Milwaukee Braves @ Chicago Cubs
Wrigley Field, Chicago, IL
Sun May 23 1954, 3:38 AM CDT
Att: 36,306 - Unknown

livebaseballscorecards.com

| | |
|-----|----|
| AB | 39 |
| R | 9 |
| H | 13 |
| RBI | 9 |
| BB | 3 |
| SO | 8 |
| LOB | 13 |



| Batter | 1 | 2 | 3 | 4 | 5 | 6 | 7 | 8 | 9 | AB | R | H | RBI | BB | SO | LOB |
|---|-----------|----------------|---------|---------|---------|---------|------------|------------|---------|----|---|---|-----|----|----|-----|
| Frank Baumholtz, L (1, 9) OBP: 0.344, SLG: 0.360 | 0-0 F3 | | 0-0 5-3 | | | 0-0 F8 | | 0-0 6-3 | | 4 | 0 | 0 | 0 | 0 | 0 | 2 |
| Dee Fondy, L (1, 3) OBP: 0.306, SLG: 0.447 | 0-3 K | | | 0-3 K | | | 0-0 SF6 3B | | 0-0 4-3 | 4 | 1 | 1 | 0 | 0 | 2 | 0 |
| Gene Baker, R (1, 4) OBP: 0.352, SLG: 0.461 | 0-0 1B 2B | | | 0-0 4-3 | | | 0-0 SF6 | | 0-3 K | 3 | 1 | 1 | 1 | 0 | 1 | 0 |
| Ralph Kiner, R (1, 7) OBP: 0.439, SLG: 0.554 | 0-0 1B | | | 0-3 K | | | 0-0 6-3 | | 0-0 F8 | 4 | 0 | 1 | 1 | 0 | 1 | 0 |
| Randy Jackson, R (1, 5) OBP: 0.354, SLG: 0.519 | | 0-0 E6 14 L1-3 | | | 0-0 5-3 | | | 0-0 F8 | | 3 | 0 | 0 | 0 | 0 | 0 | 0 |
| 14 Ernie Banks, R (1, 6) OBP: 0.333, SLG: 0.440 | | 0-0 L1-3 | | | 0-0 5-3 | | | 0-0 6-3 | | 3 | 0 | 0 | 0 | 0 | 0 | 1 |
| Walker Cooper, R (1, 2) OBP: 0.296, SLG: 0.375 Don Robertson, L (8, PR) El Tappe, R (9, 2) OBP: 0.283, SLG: 0.273 | | 0-0 F7 | | | 0-0 6-3 | | | 4-0 3B BB | | 2 | 0 | 0 | 0 | 1 | 0 | 0 |
| Bob Talbot, R (1, 8) OBP: 0.305, SLG: 0.377 | | | 0-0 G3 | | | 0-0 5-3 | | 0-0 F8 | | 3 | 0 | 0 | 0 | 0 | 0 | 1 |
| Bob Rush, R (1, 1) OBP: 0.368, SLG: 0.421 Jim Willis, L (5, 1) Bill Serena, R (6, PH) OBP: 0.259, SLG: 0.111 Turk Lown, R (7, 1) Steve Bilko, R (8, PH) OBP: 0.333, SLG: 0.300 Bubba Church, R (9, 1) | | | 0-0 2B | | | 0-3 K | | 0-0 1-H 3B | | 1 | 0 | 1 | 0 | 0 | 0 | 0 |

| Inning Stats | R: 1 | H: 2 | E: 0 | K: 1 | S: 6 | LOB: 1 | BB: 0 | P: 6 | R: 0 | H: 0 | E: 1 | K: 0 | S: 3 | LOB: 0 | BB: 0 | P: 3 | R: 0 | H: 1 | E: 0 | K: 0 | S: 3 | LOB: 0 | BB: 0 | P: 3 | R: 0 | H: 0 | E: 0 | K: 2 | S: 7 | LOB: 0 | BB: 0 | P: 7 | R: 0 | H: 0 | E: 0 | K: 0 | S: 3 | LOB: 0 | BB: 0 | P: 3 | R: 1 | H: 1 | E: 0 | K: 0 | S: 4 | LOB: 0 | BB: 0 | P: 4 | R: 1 | H: 1 | E: 0 | K: 0 | S: 4 | LOB: 2 | BB: 1 | P: 8 | R: 0 | H: 0 | E: 0 | K: 1 | S: 5 | LOB: 0 | BB: 0 | P: 5 | R: 0 | H: 0 | E: 0 | K: 1 | S: 5 | LOB: 0 | BB: 0 | P: 5 | 1B: 1 | SF: 1 | 2B: 3 | SAC: 0 | 3B: 2 | DP: 1 | HR: 0 | HBP: 0 | WP: 0 | PA: 31 | ERA | WHIP |
|--|------|------|------|------|------|--------|-------|------|------|------|------|------|------|--------|-------|------|------|------|------|------|------|--------|-------|------|------|------|------|------|------|--------|-------|------|------|------|------|------|------|--------|-------|------|------|------|------|------|------|--------|-------|------|------|------|------|------|------|--------|-------|------|------|------|------|------|------|--------|-------|------|------|------|------|------|------|--------|-------|------|-------|-------|-------|--------|-------|-------|-------|--------|-------|--------|-----|------|
| PITCHER Chet Nichols, L (1, 1) ERA: 2.72 | IP | WLS | BF | H | R | ER | SO | BB | IBB | HBP | BLK | WP | HR | S | P | ERA | WHIP | IP | WLS | BF | H | R | ER | SO | BB | IBB | HBP | BLK | WP | HR | S | P | ERA | WHIP | IP | WLS | BF | H | R | ER | SO | BB | IBB | HBP | BLK | WP | HR | S | P | ERA | WHIP | | | | | | | | | | | | | | | | | | | | | | | | | | | | | | | | | |

BOTTOM

Milwaukee Braves @ Chicago Cubs
 Wrigley Field, Chicago, IL
 Sun May 23 1954, 3:38 AM CDT
 Att. 36,306 - Unknown

livebaseballscorecards.com

| | |
|-----|----|
| AB | 29 |
| R | 3 |
| H | 5 |
| RBI | 3 |
| BB | 1 |
| SO | 5 |
| LOB | 4 |



| Batter | 1 | 2 | 3 | 4 | 5 | 6 | 7 | 8 | 9 | AB R H RBI BB SO LOB | TOP | | | | | | | | | | | |
|--|------------------------------|---------------------------------|------------------------------|---------------------------------|------------------------------|---------------------------------|------------------------------|---------------------------------|------------------------------|----------------------------------|------------------------------|---------------------------------|------------------------------|---------------------------------|------------------------------|---------------------------------|----------------------------------|------------------------------------|----------------------------------|--------|--|--|
| Bill Bruton, L (1, 8) OBP: 0.336, SLG: 0.317 | 0-0 F9 | | | x 0-0 1-3 | x 0-0 4-3 | | | 0-3 K | | 4 0 0 0 0 1 0 | | | | | | | | | | | | |
| Danny O'Connell, R (1, 4) OBP: 0.298, SLG: 0.308 | 0-0 F7 | | | x 0-0 F8 | | x 0-0 FC2-5 BB 1B | | x 0-0 CS 1B | | 4 0 2 0 0 0 0 | | | | | | | | | | | | |
| Eddie Mathews, L (1, 5) OBP: 0.435, SLG: 0.582 | 0-0 F7 | | | BBB 4-0 BB | | BBB 4-0 FC2-5 BB 1-2 | | 0-3 K 1-2 | | 2 0 0 0 2 1 1 | | | | | | | | | | | | |
| Andy Pafko, R (1, 9) OBP: 0.346, SLG: 0.496 | | x 0-0 1-3 | | x 0-0 6-3 | | x 0-0 FC2-5 1-2 2-3f | | | x 0-0 F6 | 4 0 0 0 0 0 3 | | | | | | | | | | | | |
| Joe Adcock, R (1, 3) OBP: 0.408, SLG: 0.573 | | x 0-0 L6 | | | x 0-0 HR 2B | SSS 0-3 K | | x 0-0 F5 | | 4 1 1 0 0 1 2 | | | | | | | | | | | | |
| Johnny Logan, R (1, 6) OBP: 0.342, SLG: 0.445 | | x 0-0 6-3 | | | x 0-0 6-3 | SSS 0-3 K | | x 0-0 5-3 | | 4 0 0 0 0 1 3 | | | | | | | | | | | | |
| Hank Aaron, R (1, 7) OBP: 0.324, SLG: 0.485 | | | x 0-0 5-3 | | x 0-0 2-H HR | | x 0-0 6-3 | | | 3 1 1 2 0 0 0 | | | | | | | | | | | | |
| Del Crandall, R (1, 2) OBP: 0.250, SLG: 0.299 | | | x 0-0 F8 | | x 0-0 F8 | | x 0-0 CS 1B | | | 3 0 1 0 0 0 0 | | | | | | | | | | | | |
| Warren Spahn, L (1, 1) OBP: 0.323, SLG: 0.407 | | | x 0-0 F8 | | x 0-0 HR | | x 0-0 L9 1-2 | | | 3 1 1 1 0 0 1 | | | | | | | | | | | | |
| Inning Stats | R: 0 E: 0 K: 0 S: 3 | H: 0 LOB: 0 BB: 0 P: 3 | R: 0 E: 0 K: 0 S: 3 | H: 0 LOB: 0 BB: 0 P: 3 | R: 0 E: 0 K: 0 S: 3 | H: 0 LOB: 1 BB: 1 P: 7 | R: 3 E: 0 K: 2 S: 8 | H: 3 LOB: 0 BB: 0 P: 6 | R: 0 E: 0 K: 0 S: 3 | H: 1 LOB: 2 BB: 1 P: 12 | R: 0 E: 0 K: 0 S: 7 | H: 1 LOB: 0 BB: 0 P: 3 | R: 0 E: 0 K: 2 S: 3 | H: 1 LOB: 1 BB: 0 P: 7 | R: 0 E: 0 K: 0 S: 3 | H: 0 LOB: 0 BB: 0 P: 3 | 1B: 3 2B: 2 3B: 0 HR: 2 | SF: 0 SAC: 0 DP: 1 HBP: 0 | WP: 0 PB: 0 SB: 0 CS: 2 | PA: 33 | | |
| PITCHER Herm Wehmeier, R (1, 1) ERA: 4.39 Frank Smith, R (8, 1) ERA: 0.92 | IP 7.0 | WLS L | BF 27 | H 5 | R 3 | ER 3 | SO 2 | BB 2 | IBB 0 | HBP 0 | BLK 0 | WP 0 | HR 2 | S 29 | P 37 | ERA 3.86 | WHIP 1.000 | | | | | |
| PITCHER | IP | WLS | BF | H | R | ER | SO | BB | IBB | HBP | BLK | WP | HR | S | P | ERA | WHIP | | | | | |

Milwaukee Braves @ Cincinnati Redlegs
Crosley Field, Cincinnati, OH
Tue May 25 1954, 3:33 AM EDT
Att. 14,850 - Unknown

livebaseballscorecards.com

| | |
|-----|----|
| AB | 31 |
| R | 3 |
| H | 6 |
| RBI | 3 |
| BB | 2 |
| SO | 4 |
| LOB | 10 |



| Batter | 1 | 2 | 3 | 4 | 5 | 6 | 7 | 8 | 9 | AB | R | H | RBI | BB | SO | LOB |
|--|-----------|------------|------------|------------|-----------|--------------|-----------|-----------|-----------|----|---|---|-----|----|----|-----|
| Bobby Adams, R OBP: 0.360, SLG: 0.361 (1, 5) | 0-0 F9 | | 0-0 6-3 | | 0-0 F8 | | 0-0 F8 | | 0-0 F9 | 5 | 0 | 0 | 0 | 0 | 0 | 3 |
| Roy McMillan, R OBP: 0.295, SLG: 0.261 (1, 6) | 0-0 F5 | | 0-0 F6 | | | 0-0 4-3 | 0-0 F4 | | | 3 | 0 | 0 | 0 | 0 | 0 | 0 |
| Bob Borkowski, R OBP: 0.300, SLG: 0.333 (7, PH) | | | | | | | | | | 1 | 0 | 0 | 0 | 0 | 0 | 1 |
| Frank Smith, R (8, 1) | | | | | | | | | | 0 | 0 | 0 | 0 | 0 | 0 | 0 |
| Gus Bell, L OBP: 0.352, SLG: 0.487 (1, 8) | 0-3 K | | 0-0 F7 | | | 0-0 BB 1B | | 0-0 F7 | | 4 | 0 | 1 | 0 | 0 | 1 | 0 |
| Jim Greengrass, R OBP: 0.299, SLG: 0.463 (1, 7) | | 0-0 6-3 | | 0-0 F8 | | 0-0 BB 1B | | 0-0 F7 | | 4 | 0 | 1 | 0 | 0 | 0 | 0 |
| Ted Kluszewski, L OBP: 0.382, SLG: 0.606 (1, 3) | | 0-0 HR | | 0-0 F2 | | 0-0 BB 1B | | 0-3 K | | 4 | 1 | 1 | 1 | 0 | 1 | 2 |
| Johnny Temple, R OBP: 0.409, SLG: 0.373 (1, 4) | | 0-0 2B | | 4-0 BB | | 4-0 BB | | 4-0 BB | 4-0 BB | 1 | 0 | 1 | 0 | 3 | 0 | 0 |
| Wally Post, R OBP: 0.270, SLG: 0.483 (1, 9) | | 0-0 F9 | | 0-0 L7 | | 0-0 F6 | | 0-0 F9 | | 4 | 0 | 0 | 0 | 0 | 0 | 6 |
| Andy Seminick, R OBP: 0.414, SLG: 0.311 (1, 2) | | 4-0 BB | | 0-0 F7 | | 0-0 6-3 | | 0-0 F9 | | 3 | 0 | 1 | 0 | 1 | 0 | 0 |
| Nino Escalera, L OBP: 0.308, SLG: 0.190 (9, PR) | | | | | | | | 1-2 BB | 1-2 BB | 0 | 0 | 0 | 0 | 0 | 0 | 0 |
| Herm Wehmeier, R (1, 1) | | 0-0 F9 | | 0-0 3-1 | | 0-0 E1 1B | | 0-3 K | | 2 | 0 | 0 | 0 | 0 | 0 | 2 |
| Chuck Harmon, R OBP: 0.268, SLG: 0.300 (7, PH) | | | | | | | | | | 1 | 0 | 1 | 0 | 0 | 0 | 0 |
| Rocky Bridges, R OBP: 0.600, SLG: 0.750 (8, 6) | | | | | | | | | | 1 | 0 | 0 | 0 | 0 | 1 | 2 |


| Inning Stats | R: 0 | H: 0 | E: 0 | K: 1 | S: 5 | R: 1 | H: 2 | E: 0 | K: 0 | S: 5 | R: 0 | H: 0 | E: 0 | K: 0 | S: 3 | R: 0 | H: 0 | E: 0 | K: 0 | S: 3 | R: 0 | H: 2 | E: 0 | K: 0 | S: 5 | R: 0 | H: 1 | E: 1 | K: 0 | S: 4 | R: 0 | H: 0 | E: 0 | K: 1 | S: 5 | R: 0 | H: 1 | E: 0 | K: 1 | S: 6 | R: 0 | H: 0 | E: 0 | K: 1 | S: 5 | R: 0 | H: 1 | E: 0 | K: 1 | S: 6 | 1B: 4 | SF: 0 | 2B: 1 | SAC: 0 | 3B: 0 | DP: 0 | HR: 1 | HBP: 0 | WP: 0 | PA: 37 |
|--------------|------|------|------|------|------|------|------|------|------|------|------|------|------|------|------|------|------|------|------|------|------|------|------|------|------|------|------|------|------|------|------|------|------|------|------|------|------|------|------|------|------|------|------|------|------|------|------|------|------|------|-------|-------|-------|--------|-------|-------|-------|--------|-------|--------|
|--------------|------|------|------|------|------|------|------|------|------|------|------|------|------|------|------|------|------|------|------|------|------|------|------|------|------|------|------|------|------|------|------|------|------|------|------|------|------|------|------|------|------|------|------|------|------|------|------|------|------|------|-------|-------|-------|--------|-------|-------|-------|--------|-------|--------|

| PITCHER | IP | WLS | BF | H | R | ER | SO | BB | IBB | HBP | BLK | WP | HR | S | P | ERA | WHIP |
|---|-----|-----|----|---|---|----|----|----|-----|-----|-----|----|----|----|----|------|-------|
| Warren Spahn, L ERA: 3.08 (1, 1) | 9.0 | W | 37 | 6 | 1 | 1 | 3 | 4 | 0 | 0 | 0 | 0 | 1 | 39 | 55 | 1.00 | 1.111 |


BOTTOM

Milwaukee Braves @ Cincinnati Redlegs
Crosley Field, Cincinnati, OH
Tue May 25 1954, 3:33 AM EDT
Att. 14,850 - Unknown

| AB | 33 |
|-----|----|
| R | 1 |
| H | 6 |
| RBI | 1 |
| BB | 4 |
| SO | 3 |
| LOB | 16 |



| WP | 0 | PA | 37 |
|----|---|----|----|
| PB | 0 | SB | 0 |
| CS | 0 | | |

| Batter | 1 | 2 | 3 | 4 | 5 | 6 | 7 | 8 | 9 | AB R H RBI BB SO LOB | TOP | | | | | | | | | |
|---|---|---------------------------------|------------------------------|---------------------------------|------------------------------|---------------------------------|-------------------------------|---------------------------------|------------------------------|---------------------------------|---|----------------------------------|------------------------------|---------------------------------|------------------------------|---------------------------------|----------------------------------|------------------------------------|----------------------------------|--------|
| Bill Bruton, L (1, 8) OBP: 0.333, SLG: 0.314 | 0-3 K | | | 0-0 SH3-4 1B | | 0-3 K | 0-0 F8 | | | 4 1 1 0 0 2 1 | | | | | | | | | | |
| Danny O'Connell, R (1, 4) OBP: 0.305, SLG: 0.322 | 0-0 G4-6-3 1B | | | 0-0 SH3-4 1-2 | | 0-0 5-3 | | 0-0 4-3 1B 2B | | 3 1 2 0 0 0 0 | | | | | | | | | | |
| Eddie Mathews, L (1, 5) OBP: 0.424, SLG: 0.563 | 0-0 G4-6-3 1-2f | | | 0-0 6-3 2-3 | | 0-0 F9 | | 0-0 4-3 2-3 | | 4 0 0 0 0 0 3 | | | | | | | | | | |
| Andy Pafo, R (1, 9) OBP: 0.366, SLG: 0.512 | | 0-0 G1-6-3 1B | | 0-0 HR 1B 3-H | | 0-0 BB SH1-4 SF7 1B | | 0-0 FC6-4 1B 3-H | | 4 2 4 2 0 0 0 | | | | | | | | | | |
| Joe Adcock, R (1, 3) OBP: 0.407, SLG: 0.590 | 0-3 K | | | 0-0 HR 1-H | | 0-0 SH1-4 1-2 | | 0-0 P6 | | 3 1 1 2 0 1 2 | | | | | | | | | | |
| Johnny Logan, R (1, 6) OBP: 0.340, SLG: 0.436 | 0-0 G1-6-3 1-2f | | | 0-0 5-3 | | 4-0 BB 2B BB | | 0-0 FC6-4 1-2f | | 3 1 0 0 1 0 2 | | | | | | | | | | |
| Hank Aaron, R (1, 7) OBP: 0.322, SLG: 0.474 | | | 0-0 1-3 | | 0-0 6-3 | | 4-0 2B BB 1-2 2-3 | | 0-0 L8 | 3 1 0 0 1 0 0 | AB 31 R 7 H 9 RBI 7 BB 2 SO 4 LOB 8 | | | | | | | | | |
| Del Crandall, R (1, 2) OBP: 0.240, SLG: 0.289 | | | 0-0 5-3 | | 0-0 L7 | | 0-0 SF7 3-H | | 0-0 5-3 | 3 0 0 1 0 0 0 | | | | | | | | | | |
| Gene Conley, R (1, 1) OBP: 0.143, SLG: 0.190 | | | 0-0 6-3 | | 0-0 F9 | | 0-0 1-H 2-H 2B | | 0-3 K | 3 0 1 2 0 0 0 1 0 0 0 0 1 0 |  | | | | | | | | | |
| Dave Jolly, R (8, 1) OBP: 0.250, SLG: 0.500 | | | | | | | | | | | | | | | | | | | | |
| Inning Stats | R: 0 E: 0 K: 1 S: 5 | H: 1 LOB: 0 BB: 0 P: 5 | R: 0 E: 0 K: 1 S: 5 | H: 1 LOB: 0 BB: 0 P: 5 | R: 0 E: 0 K: 0 S: 3 | H: 0 LOB: 0 BB: 0 P: 3 | R: 3 E: 0 K: 0 S: 6 | H: 3 LOB: 0 BB: 0 P: 6 | R: 0 E: 0 K: 1 S: 5 | H: 0 LOB: 0 BB: 0 P: 5 | R: 3 E: 0 K: 0 S: 5 | H: 2 LOB: 1 BB: 2 P: 13 | R: 1 E: 0 K: 0 S: 5 | H: 2 LOB: 1 BB: 0 P: 5 | R: 0 E: 0 K: 1 S: 5 | H: 0 LOB: 0 BB: 0 P: 5 | 1B: 6 2B: 2 3B: 0 HR: 1 | SF: 1 SAC: 2 DP: 2 HBP: 0 | WP: 0 PB: 0 SB: 0 CS: 0 | PA: 36 |
| PITCHER | IP WLS BF H R ER SO BB IBB HBP BLK WP HR S P ERA WHIP | | | | | | | | | | | | | | | | | | | |
| Corky Valentine, R (1, 1) ERA: 6.32 | 4.0 L 15 5 3 3 2 0 0 0 0 0 1 19 19 6.75 1.250 | | | | | | | | | | | | | | | | | | | |
| Howie Judson, R (5, 1) ERA: 5.11 | 2.2 12 2 3 3 1 2 0 0 0 0 0 12 20 10.12 1.500 | | | | | | | | | | | | | | | | | | | |
| Jackie Collum, L (7, 1) ERA: 1.57 | 0.1 1 0 0 0 0 0 0 0 0 0 0 1 1 0.00 0.000 | | | | | | | | | | | | | | | | | | | |
| Bud Podbielan, R (8, 1) ERA: 5.55 | 1.0 5 2 1 1 0 0 0 0 0 0 0 5 5 9.00 2.000 | | | | | | | | | | | | | | | | | | | |
| Frank Smith, R (9, 1) ERA: 0.87 | 1.0 3 0 0 0 0 1 0 0 0 0 0 5 5 0.00 0.000 | | | | | | | | | | | | | | | | | | | |

Milwaukee Braves @ Cincinnati Redlegs
Crosley Field, Cincinnati, OH
Wed May 26 1954, 3:33 AM EDT
Att: 10,312 - Unknown

livebaseballscorecards.com

| Batter | 1 | 2 | 3 | 4 | 5 | 6 | 7 | 8 | 9 | 10 | 11 | 12 | AB R H RBI BB SO LOB | TOP | | | | | | | | | |
|---|------------------------------|---------------------------------|------------------------------|---------------------------------|------------------------------|---------------------------------|------------------------------|---------------------------------|------------------------------|---------------------------------|------------------------------|---------------------------------|---|--|---------------------------------|------------------------------|---------------------------------|------------------------------|----------------------------------|----------------------------------|------------------------------------|----------------------------------|--------|
| Rip Repulski, R OBP: 0.322, SLG: 0.411 (1, 7) | 0-0 5-3 | | 0-0 5-3 | | | 0-0 F9 | | 0-0 F8 | | | 0-3 K | | 5 0 0 0 0 1 1 | St. Louis Cardinals @ Milwaukee Braves Milwaukee County Stadium, Milwaukee, WI Fri May 28 1954, 4:33 AM EDT Att. 34,146 - Unknown | | | | | | | | | |
| Wally Moon, L OBP: 0.414, SLG: 0.500 (1, 8) | 0-0 F7 | | 0-0 3-1 | | | 0-0 F7 | | | 0-0 P6 | | | 4-0 SH1-3 1B BB | 4 1 0 0 1 0 0 | | | | | | | | | | |
| Red Schoendienst, S OBP: 0.352, SLG: 0.439 (1, 4) | 0-0 F8 | | | | 0-0 F3 | | 0-0 1-3 | | 0-0 1-3 | | | 0-0 SH1-3 1-2 | 4 0 0 0 0 0 0 | | | | | | | | | | |
| Stan Musial, L OBP: 0.469, SLG: 0.738 (1, 9) | | 0-0 4-3 | | | 0-0 F9 | | | 0-0 G5-4-3 1B | | 0-3 K | | 4-0 1B FC5-2 BB | 4 0 1 0 1 1 0 | | | | | | | | | | |
| Ray Jablonski, R OBP: 0.418, SLG: 0.566 (1, 5) | | 0-0 P6 | | | 0-3 K | | 0-0 G5-4-3 1-2f | | | 0-0 P4 | | 0-0 FC5-2 1B | 5 0 1 1 0 1 1 | | | | | | | | | | |
| Tom Alston, L OBP: 0.359, SLG: 0.443 (1, 3) | | 0-0 1B 2B | | | | 0-0 L5 | | 0-3 K | | 0-0 F5 | | 0-0 FC5-2 1-2 3-H | 5 1 1 0 0 1 2 | | | | | | | | | | |
| Alex Grammas, R OBP: 0.333, SLG: 0.319 (1, 6) | | 0-0 2-H 1B | | | 1-0 FC6-4 HBP | | | 0-0 SH3-4 1B | | 0-0 4-3 | | 0-0 P6 | 4 0 2 1 0 0 2 | | | | | | | | | | |
| Del Rice, R OBP: 0.289, SLG: 0.373 (1, 2) | | 0-0 L4 | | | 0-0 FC6-4 1-2f | | | 0-0 SH3-4 1-2 | | | 0-3 K | | 3 0 0 0 0 1 2 | | | | | | | | | | |
| Vic Raschi, R OBP: 0.167, SLG: 0.107 Joe Presko, R (10, 1) Gerry Staley, R OBP: 0.200, SLG: 0.077 (12, 1) | | | 0-3 K | | 0-3 K | | | 0-3 K | | | 0-0 6-3 | | 3 0 0 0 0 3 2 1 0 0 0 0 0 0 0 0 0 0 0 0 0 | | | | | | | | | | |
| Inning Stats | R: 0 E: 0 K: 0 S: 3 | H: 0 LOB: 0 BB: 0 P: 3 | R: 1 E: 0 K: 0 S: 5 | H: 2 LOB: 1 BB: 0 P: 5 | R: 0 E: 0 K: 1 S: 5 | H: 0 LOB: 0 BB: 0 P: 5 | R: 0 E: 0 K: 1 S: 5 | H: 0 LOB: 1 BB: 0 P: 6 | R: 0 E: 0 K: 0 S: 3 | H: 0 LOB: 0 BB: 0 P: 3 | R: 0 E: 0 K: 1 S: 5 | H: 0 LOB: 0 BB: 0 P: 5 | R: 0 E: 0 K: 0 S: 3 | | H: 0 LOB: 0 BB: 0 P: 3 | R: 0 E: 0 K: 2 S: 7 | H: 0 LOB: 0 BB: 0 P: 7 | R: 1 E: 0 K: 0 S: 4 | H: 1 LOB: 2 BB: 2 P: 12 | 1B: 4 2B: 1 3B: 0 HR: 0 | SF: 0 SAC: 2 DP: 1 HBP: 1 | WP: 0 PB: 0 SB: 0 CS: 0 | PA: 43 |
| PITCHER Lew Burdette, R ERA: 2.25 (1, 1) | IP 12.0 | WLS W | BF 43 | H 5 | R 2 | ER 2 | SO 8 | BB 2 | IBB 0 | HBP 1 | BLK 0 | WP 0 | HR 0 | | S 56 | P 65 | ERA 1.50 | WHIP 0.583 | | | | | |
| PITCHER | IP | WLS | BF | H | R | ER | SO | BB | IBB | HBP | BLK | WP | HR | | S | P | ERA | WHIP | | | | | |

| | |
|-----|----|
| AB | 38 |
| R | 2 |
| H | 5 |
| RBI | 2 |
| BB | 2 |
| SO | 8 |
| LOB | 10 |



BOTTOM

St. Louis Cardinals @ Milwaukee Braves
 Milwaukee County Stadium, Milwaukee, WI

| | |
|-----|----|
| AB | 35 |
| R | 7 |
| H | 8 |
| RBI | 5 |
| BB | 7 |
| SO | 4 |
| LOB | 21 |



| | | | |
|-----|---|-----|----|
| WP: | 0 | PA: | 42 |
| PB: | 0 | SB: | 0 |
| CS: | 1 | | |

| | | | |
|-----|------|------|-------|
| ERA | 1.35 | WHIP | 2.100 |
| ERA | 0.00 | WHIP | 0.429 |

Sat May 29 1954, 4:33 AM EDT
 Att. 40,001 - Unknown

livebaseballscorecards.com

AB R H RBI BB SO LOB

| | | | | | | |
|---|---|---|---|---|---|---|
| 3 | 1 | 1 | 1 | 2 | 1 | 0 |
| 5 | 1 | 2 | 0 | 0 | 0 | 2 |
| 4 | 1 | 1 | 0 | 1 | 1 | 2 |
| 5 | 0 | 0 | 0 | 0 | 0 | 7 |
| 3 | 1 | 1 | 0 | 2 | 0 | 1 |
| 4 | 2 | 1 | 1 | 1 | 1 | 2 |
| 3 | 0 | 0 | 1 | 1 | 1 | 2 |
| 3 | 1 | 1 | 0 | 0 | 0 | 1 |
| 1 | 0 | 1 | 2 | 0 | 0 | 0 |
| 1 | 0 | 0 | 0 | 0 | 0 | 0 |
| 0 | 0 | 0 | 0 | 0 | 0 | 0 |
| 1 | 0 | 0 | 0 | 0 | 0 | 0 |
| 0 | 0 | 0 | 0 | 0 | 0 | 0 |
| 1 | 0 | 0 | 0 | 0 | 0 | 0 |
| 1 | 0 | 0 | 0 | 0 | 0 | 2 |
| 0 | 0 | 0 | 0 | 0 | 0 | 0 |
| 0 | 0 | 0 | 0 | 0 | 0 | 0 |

1B: 8 SF: 0
 2B: 0 SAC: 0
 3B: 0 DP: 1
 HR: 0 HBP: 0

| | | | | | | | | | | | | | | | | |
|-----|-----|----|---|---|----|----|----|-----|-----|-----|----|----|----|----|------|-------|
| IP | WLS | BF | H | R | ER | SO | BB | IBB | HBP | BLK | WP | HR | S | P | ERA | WHIP |
| 6.2 | W | 34 | 7 | 7 | 1 | 3 | 7 | 0 | 0 | 0 | 0 | 0 | 33 | 61 | 1.35 | 2.100 |
| 2.1 | S | 8 | 1 | 0 | 0 | 1 | 0 | 0 | 0 | 0 | 0 | 0 | 10 | 10 | 0.00 | 0.429 |

| Batter | 1 | 2 | 3 | 4 | 5 | 6 | 7 | 8 | 9 |
|--|----------------------|-----------------|------------|--------------------------------|------------------------------|------------------|---|------------|------------|
| Bill Bruton, L OBP: 0.328, SLG: 0.298 (1, 8) | 0-3 K | | 4-0 BB | | 0-0 BB E 1-2 2-H 1B | | 4-0 E 1B BB | 0-0 4-3 | |
| Danny O'Connell, R OBP: 0.303, SLG: 0.314 (1, 4) | 0-0 FC4-6 1B | | 0-0 3-1 | | 0-0 E6 BB 1-2 2-H | | 0-0 BB E BB 1-2 1B | 0-0 6-3 | |
| Eddie Mathews, L OBP: 0.426, SLG: 0.545 (1, 5) | 0-0 FC4-6 1-2f | | | 0-0 FC5-4 1B | 4-0 BB 1-2 2-3 BB | | 0-0 E6 BB BB 1-2 2-H | 0-3 K | |
| Andy Pafko, R OBP: 0.359, SLG: 0.489 (1, 9) | 0-0 F9 | | | 0-0 FC5-4 G1-4-3 1-2f | 0-0 4-3 | | 0-0 P4 | | 0-0 6-3 |
| Joe Adcock, R OBP: 0.410, SLG: 0.570 (1, 3) | | 4-0 CS BB | | 0-0 G1-4-3 1-2f | | 0-0 4-3 1B | 4-0 BB BB 1-2 2-3 1B BB | | 0-0 L7 |
| Johnny Logan, R OBP: 0.350, SLG: 0.436 (1, 6) | | 0-3 K 1-2 | | | 0-0 1B 1B | 0-0 4-3 | 4-0 BB BB 1-2 2-3 3-H 1B BB | | 0-0 4-3 |
| Hank Aaron, R OBP: 0.322, SLG: 0.464 (1, 7) | | 0-0 1-3 | | | 0-0 F3 | 0-3 K | 4-0 1B BB 1-2 2-3 3-H | | |
| Del Crandall, R OBP: 0.250, SLG: 0.289 (1, 2) | | | 0-0 5-3 | | 0-0 1B E 1B | 0-0 6-3 | 0-0 F8 | | 0-0 F8 |
| Sam Calderone, R OBP: 0.545, SLG: 0.667 (7, 2) | | | | | | | | | 0-0 F7 |
| Chet Nichols, S OBP: 0.111, SLG: 0.111 (1, 1) | | | | | | | | | |
| Ernie Johnson, R OBP: 0.250, SLG: 0.250 (5, 1) | | | | | | | | | |
| George Miskovich, L OBP: 0.316, SLG: 0.313 (5, PH) | | | | | | | | | |
| Joey Jay, S (6, 1) | | | | | | | | | |
| Phil Paine, R (6, 1) | | | | | | | | | |
| Charlie Gorin, L (6, 1) | | | | | | | | | |
| Jim Pendleton, R OBP: 0.263, SLG: 0.286 (7, PH) | | | | | | | | | |
| Jim Wilson, R (8, 1) | | | | | | | | | |

| Inning Stats | R: 0 | H: 1 | E: 0 | LOB: 1 | K: 1 | BB: 0 | S: 6 | R: 0 | H: 0 | E: 0 | LOB: 0 | K: 1 | BB: 1 | S: 4 | R: 0 | H: 0 | E: 0 | LOB: 0 | K: 0 | BB: 1 | S: 3 | R: 0 | H: 1 | E: 0 | LOB: 0 | K: 0 | BB: 0 | S: 3 | R: 2 | H: 3 | E: 1 | LOB: 3 | K: 0 | BB: 1 | S: 7 | R: 0 | H: 1 | E: 0 | LOB: 1 | K: 1 | BB: 0 | S: 6 | R: 5 | H: 2 | E: 1 | LOB: 2 | K: 0 | BB: 4 | S: 6 | R: 0 | H: 0 | E: 0 | LOB: 0 | K: 1 | BB: 0 | S: 5 | R: 0 | H: 0 | E: 0 | LOB: 0 | K: 0 | BB: 0 | S: 3 | R: 0 | H: 0 | E: 0 | LOB: 0 | K: 0 | BB: 0 | S: 3 | 1B: 8 | SF: 0 | 2B: 0 | SAC: 0 | 3B: 0 | DP: 1 | HR: 0 | HBP: 0 | WP: 0 | PA: 42 |
|--------------|------|------|------|--------|------|-------|------|------|------|------|--------|------|-------|------|------|------|------|--------|------|-------|------|------|------|------|--------|------|-------|------|------|------|------|--------|------|-------|------|------|------|------|--------|------|-------|------|------|------|------|--------|------|-------|------|------|------|------|--------|------|-------|------|------|------|------|--------|------|-------|------|------|------|------|--------|------|-------|------|-------|-------|-------|--------|-------|-------|-------|--------|-------|--------|
|--------------|------|------|------|--------|------|-------|------|------|------|------|--------|------|-------|------|------|------|------|--------|------|-------|------|------|------|------|--------|------|-------|------|------|------|------|--------|------|-------|------|------|------|------|--------|------|-------|------|------|------|------|--------|------|-------|------|------|------|------|--------|------|-------|------|------|------|------|--------|------|-------|------|------|------|------|--------|------|-------|------|-------|-------|-------|--------|-------|-------|-------|--------|-------|--------|

| PITCHER | IP | WLS | BF | H | R | ER | SO | BB | IBB | HBP | BLK | WP | HR | S | P | ERA | WHIP |
|--|-----|-----|----|---|---|----|----|----|-----|-----|-----|----|----|----|----|------|-------|
| Stu Miller, R ERA: 5.59 (1, 1) | 6.2 | W | 34 | 7 | 7 | 1 | 3 | 7 | 0 | 0 | 0 | 0 | 0 | 33 | 61 | 1.35 | 2.100 |
| Al Brazle, L ERA: 4.88 (7, 1) | 2.1 | S | 8 | 1 | 0 | 0 | 1 | 0 | 0 | 0 | 0 | 0 | 0 | 10 | 10 | 0.00 | 0.429 |

| Batter | 1 | 2 | 3 | 4 | 5 | 6 | 7 | 8 | 9 | AB R H RBI BB SO LOB | TOP | | | | | | | | | |
|--|---|----------------------------------|------------------------------|----------------------------------|------------------------------|---------------------------------|------------------------------|---------------------------------|------------------------------|---------------------------------|------------------------------|---------------------------------|------------------------------|---------------------------------|------------------------------|---------------------------------|----------------------------------|------------------------------------|----------------------------------|--------|
| Wally Moon, L OBP: 0.406, SLG: 0.485 (1, 8) | 0-3 K | 0-3 K | | X 0-0 E8 6-3 | | X 0-0 3-1 | | X 0-0 1B | 5 0 1 0 0 2 0 | | | | | | | | | | | |
| Red Schoendienst, S OBP: 0.357, SLG: 0.447 (1, 4) | 0-0 HR | 4-0 2B 6-2 BB | | X 0-0 6-3 | | X 0-0 5-3 | | X 0-3 K | 4 1 1 1 1 1 2 | | | | | | | | | | | |
| Stan Musial, L OBP: 0.478, SLG: 0.738 (1, 9) | 0-0 1B | 0-0 1B 2B | | X 0-0 F7 | | X 0-0 5-3 | | | 4 1 2 0 0 0 1 | | | | | | | | | | | |
| Ray Jablonski, R OBP: 0.424, SLG: 0.560 (1, 5) | 0-0 1B | 4-0 1B BB | | X 0-0 F5 | | X 0-0 6-3 | | | 3 1 1 0 1 0 1 | | | | | | | | | | | |
| Rip Repulski, R OBP: 0.318, SLG: 0.398 (1, 7) | 0-0 1B | 0-0 6-2 | | X 0-0 F8 | | X 0-3 K | | | 4 0 1 1 0 1 3 | | | | | | | | | | | |
| Tom Alston, L OBP: 0.363, SLG: 0.443 (1, 3) | 0-0 1B | | X 0-3 K | | X 0-0 F3 | | X 0-0 F7 | | 4 0 1 1 0 1 0 | | | | | | | | | | | |
| Alex Grammas, R OBP: 0.342, SLG: 0.350 (1, 6) | 0-3 K | | X 0-0 6-3 | | X 0-0 F7 | | X 0-0 1-3 | | 4 0 0 0 0 1 2 | | | | | | | | | | | |
| Bill Sarni, R OBP: 0.368, SLG: 0.294 (1, 2) | 4-0 BB | | X 0-0 1B | | X 0-0 F9 | | X 0-0 F8 | | 3 0 1 0 1 0 0 | | | | | | | | | | | |
| Harvey Haddix, L OBP: 0.324, SLG: 0.355 (1, 1) | 0-0 1-3 | | X 0-0 F7 | | X 0-0 F2 | | X 0-0 G3 | | 4 0 0 0 0 0 4 | | | | | | | | | | | |
| Inning Stats | R: 3 E: 0 K: 2 S: 12 | H: 5 LOB: 3 BB: 1 P: 16 | R: 0 E: 0 K: 1 S: 5 | H: 1 LOB: 2 BB: 2 P: 13 | R: 0 E: 0 K: 1 S: 6 | H: 1 LOB: 1 BB: 0 P: 6 | R: 0 E: 1 K: 0 S: 4 | H: 0 LOB: 1 BB: 0 P: 4 | R: 0 E: 0 K: 0 S: 3 | H: 0 LOB: 0 BB: 0 P: 3 | R: 0 E: 0 K: 0 S: 3 | H: 0 LOB: 0 BB: 0 P: 3 | R: 0 E: 0 K: 1 S: 5 | H: 0 LOB: 0 BB: 0 P: 5 | R: 0 E: 0 K: 1 S: 6 | H: 1 LOB: 1 BB: 0 P: 6 | 1B: 6 2B: 2 3B: 0 HR: 1 | SF: 0 SAC: 0 DP: 1 HBP: 0 | WP: 0 PB: 0 SB: 2 CS: 0 | PA: 38 |
| PITCHER | IP WLS BF H R ER SO BB IBB HBP BLK WP HR S P ERA WHIP | | | | | | | | | | | | | | | | | | | |
| Warren Spahn, L ERA: 3.14 (1, 1) | 7.0 L 31 7 3 3 4 3 0 0 0 0 0 1 36 48 3.86 1.429 | | | | | | | | | | | | | | | | | | | |
| Dave Jolly, R ERA: 0.45 (8, 1) | 2.0 7 1 0 0 2 0 0 0 0 0 0 0 11 11 0.00 0.500 | | | | | | | | | | | | | | | | | | | |

St. Louis Cardinals @ Milwaukee Braves
Milwaukee County Stadium, Milwaukee, WI

Sun May 30 1954, 4:33 AM EDT
Att: 37,592 - Unknown

livebaseballscorecards.com

| | |
|-----|----|
| AB | 35 |
| R | 3 |
| H | 8 |
| RBI | 3 |
| BB | 3 |
| SO | 6 |
| LOB | 13 |



| Batter | 1 | 2 | 3 | 4 | 5 | 6 | 7 | 8 | 9 | AB | R | H | RBI | BB | SO | LOB |
|---|-----------------|--------------|------------|------------------------|------------|-----------------------|-----------|-----------------|-----------|----|---|---|-----|----|----|-----|
| Bill Bruton, L OBP: 0.323, SLG: 0.295 (1, 8) | 3-2 L7 | | 3-2 4-3 | | 0-0 5-3 | | 2-1 L8 | | 0-0 F7 | 5 | 0 | 0 | 0 | 0 | 0 | 3 |
| Danny O'Connell, R OBP: 0.301, SLG: 0.311 (1, 4) (7, 6) | 0-0 1-3 | | | 1-0 6-3 | | 1-2 6-3 | 0-0 F2 | | | 4 | 0 | 0 | 0 | 0 | 0 | 1 |
| Eddie Mathews, L OBP: 0.429, SLG: 0.532 (1, 5) | 4-2 PB BB | | | 0-0 G6-3 | | 4-0 BB BB BB | | 0-2 L7 | | 2 | 0 | 0 | 0 | 2 | 0 | 0 |
| Andy Pafko, R OBP: 0.353, SLG: 0.475 (1, 9) | 3-2 F9 | | | 0-0 1B 1B | | 1-0 F4 | | 0-0 BB 1B | | 4 | 0 | 2 | 0 | 0 | 0 | 2 |
| Joe Adcock, R OBP: 0.414, SLG: 0.561 (1, 3) | | 0-2 1-4-3 | | 1-0 1B 1-2 1B | | 4-1 BB BB | | 4-2 BB BB | | 2 | 0 | 1 | 0 | 2 | 0 | 0 |
| Johnny Logan, R OBP: 0.345, SLG: 0.429 (1, 6) | | 0-3 K | | 0-1 5-3 | | 4-2 BB | | 1-2 9-6-3-6 | | 0 | 0 | 0 | 0 | 0 | 0 | 0 |
| Roy Smalley, R OBP: 0.333, SLG: 1.333 (2, PH) (3, 6) | | | | | | | | | | 2 | 0 | 0 | 0 | 0 | 1 | 2 |
| Jack Dittmer, L OBP: 0.172, SLG: 0.278 (6, PH) (7, 4) | | | | | | 1-2 2-3 BB | | | | 1 | 0 | 0 | 0 | 1 | 0 | 2 |
| Hank Aaron, R OBP: 0.319, SLG: 0.459 (1, 7) | | 1-0 F4 | | | 2-1 2B | 2-1 F4 | | | 1-3 K | 4 | 0 | 1 | 0 | 0 | 1 | 3 |
| Del Crandall, R OBP: 0.241, SLG: 0.277 (1, 2) | | | 2-1 6-3 | | 3-1 F4 | | 2-2 F9 | | 2-2 1B | 2 | 0 | 0 | 0 | 0 | 0 | 1 |
| Charlie White, L OBP: 0.318, SLG: 0.375 (7, PH) (8, 2) | | | | | | | | | | 2 | 0 | 1 | 0 | 0 | 0 | 0 |
| Bob Buhl, R (1, 1) | | | 0-0 G3 | | 2-3 K | | 0-1 1B | | 0-0 F8 | 2 | 0 | 0 | 0 | 0 | 1 | 1 |
| George Metkovich, L OBP: 0.350, SLG: 0.353 (7, PH) | | | | | | | | | | 1 | 0 | 1 | 0 | 0 | 0 | 0 |
| Dave Jolly, R OBP: 0.250, SLG: 0.500 (8, 1) | | | | | | | | | | 0 | 0 | 0 | 0 | 0 | 0 | 0 |
| Jim Pendleton, R OBP: 0.244, SLG: 0.270 (9, PH) | | | | | | | | | | 1 | 0 | 0 | 0 | 0 | 0 | 1 |

| Inning Stats | R: 0 | H: 0 | E: 0 | K: 0 | S: 12 | R: 0 | H: 0 | E: 0 | K: 1 | S: 7 | R: 0 | H: 0 | E: 0 | K: 0 | S: 6 | R: 0 | H: 2 | E: 0 | K: 0 | S: 6 | R: 0 | H: 1 | E: 0 | K: 1 | S: 8 | R: 0 | H: 0 | E: 0 | K: 0 | S: 10 | R: 0 | H: 1 | E: 0 | K: 0 | S: 9 | R: 0 | H: 1 | E: 0 | K: 0 | S: 10 | R: 0 | H: 1 | E: 0 | K: 1 | S: 8 | R: 0 | H: 1 | E: 0 | K: 1 | S: 11 | 1B: 5 | 2B: 2 | 3B: 0 | HR: 0 | SF: 0 | SAC: 0 | DP: 1 | HBP: 0 | WP: 0 | PB: 1 | SB: 0 | CS: 0 | PA: 37 |
|--------------|------|------|------|------|-------|------|------|------|------|------|------|------|------|------|------|------|------|------|------|------|------|------|------|------|------|------|------|------|------|-------|------|------|------|------|------|------|------|------|------|-------|------|------|------|------|------|------|------|------|------|-------|-------|-------|-------|-------|-------|--------|-------|--------|-------|-------|-------|-------|--------|
|--------------|------|------|------|------|-------|------|------|------|------|------|------|------|------|------|------|------|------|------|------|------|------|------|------|------|------|------|------|------|------|-------|------|------|------|------|------|------|------|------|------|-------|------|------|------|------|------|------|------|------|------|-------|-------|-------|-------|-------|-------|--------|-------|--------|-------|-------|-------|-------|--------|


| PITCHER | IP | WLS | BF | H | R | ER | SO | BB | IBB | HBP | BLK | WP | HR | S | P | ERA | WHIP |
|---|-----|-----|----|---|---|----|----|----|-----|-----|-----|----|----|----|-----|------|-------|
| Russ Meyer, R ERA: 2.66 (1, 1) | 9.0 | W | 37 | 6 | 0 | 0 | 3 | 5 | 0 | 0 | 0 | 0 | 0 | 76 | 129 | 0.00 | 1.222 |

BOTTOM

Brooklyn Dodgers @ Milwaukee Braves
Milwaukee County Stadium, Milwaukee, WI

Tue Jun 01 1954, 4:33 AM EDT
Att. 33,868 - Unknown

| | |
|------------|-----------|
| AB | 32 |
| R | 0 |
| H | 6 |
| RBI | 0 |
| BB | 5 |
| SO | 3 |
| LOB | 16 |



| Batter | 1 | 2 | 3 | 4 | 5 | 6 | 7 | 8 | 9 | AB | R | H | RBI | BB | SO | LOB |
|---|-------------------|--------------------------------|------------|--------------------------------|--------------|---|---|---|---|----|---|---|-----|----|----|-----|
| Bill Bruton, L OBP: 0.316, SLG: 0.288 (1, 8) C B S S | 1-3 K | 2-1 F7 | | 1-3 K | | | | | | 3 | 0 | 0 | 0 | 0 | 2 | 5 |
| Johnny Logan, R OBP: 0.357, SLG: 0.439 (1, 6) B B C X | 2-1 4-3 2B | 4-1 1-2 2-3 3-H BB | | 3-2 1-2 2-3 HR BB | | | | | | 1 | 1 | 1 | 1 | 2 | 0 | 0 |
| Eddie Mathews, L OBP: 0.428, SLG: 0.549 (1, 5) B F X | 1-1 4-3 2-3 | 0-0 F4 | | 1-1 1-H 2-H 3-H HR | | | | | | 3 | 1 | 1 | 4 | 0 | 0 | 4 |
| Andy Pafko, R OBP: 0.353, SLG: 0.468 (1, 9) B B B B | 4-0 BB | | 3-1 F9 | 1-0 F4 | | | | | | 2 | 0 | 0 | 0 | 1 | 0 | 0 |
| Joe Adcock, R OBP: 0.407, SLG: 0.550 (1, 3) B B C F S | 3-3 K | | 1-3 K | 0-1 F8 | | | | | | 3 | 0 | 0 | 0 | 0 | 2 | 2 |
| Jack Dittmer, L OBP: 0.197, SLG: 0.286 (1, 4) B B C B C B | | 4-2 HBP 1B BB BB | 1-2 6-3 | 1-0 SH1-3 1B | | | | | | 2 | 1 | 1 | 0 | 1 | 0 | 0 |
| Hank Aaron, R OBP: 0.321, SLG: 0.467 (1, 7) C F B B F | | 1-3 K | | 0-0 2B 2B | 1-2 SH1-3 | | | | | 2 | 1 | 1 | 0 | 0 | 1 | 1 |
| Charlie White, L OBP: 0.340, SLG: 0.419 (1, 2) X | | 0-0 BB HBP 1B | | 2-2 BB HR 2B 2-H | 2-1 F7 | | | | | 3 | 1 | 2 | 1 | 0 | 0 | 1 |
| Lew Burdette, R (1, 1) Dave Jolly, R OBP: 0.250, SLG: 0.500 (5, 1) George Metkovich, L OBP: 0.333, SLG: 0.333 (5, PH) | | 1-0 BB HBP | | 1-0 BB HR HBP | 1-1 F8 | | | | | 0 | 1 | 0 | 0 | 0 | 0 | 0 |
| | | 1-2 2-3 HBP | | | | | | | | 0 | 0 | 0 | 0 | 0 | 0 | 0 |
| | | | | | | | | | | 1 | 0 | 0 | 0 | 0 | 0 | 1 |

| | | | | | | | | | | | | | | |
|---------------------|-------------------------------|----------------------------------|-------------------------------|----------------------------------|------------------------------|----------------------------------|-------------------------------|----------------------------------|------------------------------|----------------------------------|----------------------------------|------------------------------------|----------------------------------|--------|
| Inning Stats | R: 0 E: 0 K: 2 S: 10 | H: 1 LOB: 2 BB: 1 P: 21 | R: 1 E: 0 K: 1 S: 12 | H: 1 LOB: 3 BB: 2 P: 24 | R: 0 E: 0 K: 1 S: 8 | H: 0 LOB: 0 BB: 0 P: 13 | R: 5 E: 0 K: 1 S: 16 | H: 3 LOB: 0 BB: 1 P: 25 | R: 0 E: 0 K: 0 S: 6 | H: 1 LOB: 1 BB: 0 P: 10 | 1B: 2 2B: 3 3B: 0 HR: 1 | SF: 0 SAC: 1 DP: 0 HBP: 2 | WP: 0 PB: 0 SB: 0 CS: 0 | PA: 27 |
|---------------------|-------------------------------|----------------------------------|-------------------------------|----------------------------------|------------------------------|----------------------------------|-------------------------------|----------------------------------|------------------------------|----------------------------------|----------------------------------|------------------------------------|----------------------------------|--------|

| PITCHER | IP | WLS | BF | H | R | ER | SO | BB | IBB | HBP | BLK | WP | HR | S | P | ERA | WHIP |
|--|-----|-----|----|---|---|----|----|----|-----|-----|-----|----|----|----|----|-------|-------|
| Don Newcombe, R ERA: 4.87 (1, 1) | 1.2 | | 11 | 2 | 1 | 1 | 3 | 3 | 0 | 1 | 0 | 0 | 0 | 21 | 44 | 5.40 | 3.000 |
| Bob Milliken, R ERA: 4.98 (2, 1) | 2.1 | W | 12 | 3 | 5 | 5 | 2 | 1 | 0 | 1 | 0 | 0 | 1 | 25 | 39 | 19.29 | 1.714 |
| Ben Wade, R ERA: 10.8 (5, 1) | 1.0 | S | 4 | 1 | 0 | 0 | 0 | 0 | 0 | 0 | 0 | 0 | 0 | 6 | 10 | 0.00 | 1.000 |


BOTTOM

Brooklyn Dodgers @ Milwaukee Braves
Milwaukee County Stadium, Milwaukee, WI

Wed Jun 02 1954, 4:33 AM EDT
Att. 37,044 - Unknown

livebaseballscorecards.com

| | |
|------------|-----------|
| AB | 20 |
| R | 6 |
| H | 6 |
| RBI | 6 |
| BB | 4 |
| SO | 5 |
| LOB | 14 |



| Batter | 1 | 2 | 3 | 4 | 5 | 6 | 7 | 8 | 9 | AB R H RBI BB SO LOB | TOP | | | | | | | | | |
|--|---|--|-------------------------------|----------------------------------|------------------------------|---------------------------------|------------------------------|---------------------------------|-------------------------------|----------------------------------|------------------------------|----------------------------------|------------------------------|----------------------------------|------------------------------|---------------------------------|----------------------------------|------------------------------------|----------------------------------|--------|
| Gair Allie, R (1, 6) OBP: 0.288, SLG: 0.255 | 0-0 F8 | 0-0 1-2 2-H 1B | | 0-0 F3 | | 0-3 K | | 0-0 F8 | | 5 0 1 1 0 1 1 | | | | | | | | | | |
| Dick Cole, R (1, 5) OBP: 0.382, SLG: 0.392 | 0-3 K | 0-0 F9 | | 4-0 1-2 BB | | 0-0 1B 1B | | 0-3 K | | 4 0 1 0 1 2 2 | | | | | | | | | | |
| Bob Skinner, L (1, 3) OBP: 0.345, SLG: 0.388 | 0-0 3-1 | | 0-0 F7 | 0-0 F8 | | 0-0 1-2 1B | | 4-0 BB | | 4 0 1 0 1 0 2 | | | | | | | | | | |
| Frank Thomas, R (1, 7) OBP: 0.376, SLG: 0.517 | | 0-3 K E FC5-2 1B | 0-0 1B G3 1B | | 0-3 K | 0-0 F6 | | 0-3 K | | 5 0 1 0 0 3 3 | | | | | | | | | | |
| Sid Gordon, R (1, 9) OBP: 0.360, SLG: 0.315 | | 0-0 E9 FC5-2 1B 1B | 0-0 G3 | | 0-0 F8 | | 0-0 F3 | | 0-0 F9 | 5 1 1 0 0 0 1 | | | | | | | | | | |
| Jim Mangan, R (1, 2) OBP: 0.462, SLG: 0.417 | | 0-0 FC5-2 1B 1-2 3-H 1B | 0-0 1B | | 0-0 1B | | 4-0 SH1-3 BB | | 0-0 F9 | 4 1 2 0 1 0 2 | | | | | | | | | | |
| Curt Roberts, R (1, 4) OBP: 0.282, SLG: 0.286 | | 0-3 K | 0-0 F7 | | 0-0 F4 | | 0-0 SH1-3 | | 4-0 S BB | 3 0 0 0 1 1 5 | | | | | | | | | | |
| Dick Hall, R (1, 8) OBP: 0.319, SLG: 0.329 | | 0-0 1B 1-2 2-H 1B | | 0-3 K | | 0-0 HR | | 4-0 IBB | 0-0 F4 | 4 2 2 2 1 1 1 | | | | | | | | | | |
| Max Surkont, R (1, 1) OBP: 0.273, SLG: 0.158 | | 0-0 1B 1-2 2-H 1B | | 4-0 BB BB | | 0-3 K | | 0-0 F8 | | 3 0 1 1 1 1 2 | | | | | | | | | | |
| Inning Stats | R: 0 E: 0 K: 1 S: 5 | H: 0 LOB: 0 BB: 0 P: 5 | R: 3 E: 2 K: 2 S: 12 | H: 4 LOB: 2 BB: 0 P: 12 | R: 0 E: 0 K: 0 S: 5 | H: 2 LOB: 2 BB: 0 P: 5 | R: 0 E: 0 K: 1 S: 6 | H: 1 LOB: 1 BB: 0 P: 6 | R: 1 E: 0 K: 2 S: 10 | H: 3 LOB: 2 BB: 0 P: 10 | R: 0 E: 0 K: 0 S: 3 | H: 0 LOB: 2 BB: 2 P: 11 | R: 0 E: 0 K: 2 S: 7 | H: 0 LOB: 1 BB: 1 P: 11 | R: 0 E: 0 K: 0 S: 3 | H: 0 LOB: 1 BB: 1 P: 7 | 1B: 9 2B: 0 3B: 0 HR: 1 | SF: 0 SAC: 1 DP: 0 HBP: 0 | WP: 0 PB: 0 SB: 1 CS: 0 | PA: 44 |
| PITCHER | IP WLS BF H R ER SO BB IBB HBP BLK WP HR S P ERA WHIP | | | | | | | | | | | | | | | | | | | |
| Chet Nichols, L (1, 1) ERA: 3.0 | 3.0 L 16 6 3 0 3 0 0 0 0 0 0 0 22 22 0.00 2.000 | | | | | | | | | | | | | | | | | | | |
| Ray Crone, R (4, 1) ERA: 1.31 | 2.0 9 1 0 0 2 2 0 0 0 0 0 0 11 19 0.00 1.500 | | | | | | | | | | | | | | | | | | | |
| Ernie Johnson, R (6, 1) ERA: 3.04 | 2.0 11 3 1 1 2 1 1 0 0 0 0 1 13 21 4.50 2.000 | | | | | | | | | | | | | | | | | | | |
| Joey Jay, R (8, 1) ERA: 13.5 | 2.0 8 0 0 0 2 2 0 0 0 0 0 0 10 18 0.00 1.000 | | | | | | | | | | | | | | | | | | | |

Pittsburgh Pirates @ Milwaukee Braves
Milwaukee County Stadium, Milwaukee, WI

Fri Jun 04 1954, 4:33 AM EDT
Att. 21,582 - Unknown

livebaseballscorecards.com

| | |
|-----|----|
| AB | 37 |
| R | 4 |
| H | 10 |
| RBI | 4 |
| BB | 6 |
| SO | 9 |
| LOB | 19 |



| Batter | 1 | 2 | 3 | 4 | 5 | 6 | 7 | 8 | 9 | AB R H RBI BB SO LOB | TOP | | | | | | | | | |
|--|--|---------------------------------|------------------------------|---------------------------------|------------------------------|---------------------------------|------------------------------|---------------------------------|------------------------------|--|------------------------------|---------------------------------|------------------------------|---------------------------------|------------------------------|---------------------------------|----------------------------------|------------------------------------|----------------------------------|--------|
| Gair Allie, R (1, 6) OBP: 0.296, SLG: 0.265 | 0-0 F7 | | | 0-0 1B | | 0-0 1B | | 0-0 P3 | | 4 0 2 0 0 0 0 | | | | | | | | | | |
| Dick Cole, R (1, 5) OBP: 0.379, SLG: 0.387 | 0-0 F8 | | | 0-0 1B | | 0-0 G5-4-3 | | 0-0 5-3 | | 4 0 1 0 0 0 1 | | | | | | | | | | |
| Bob Skinner, L (1, 3) OBP: 0.343, SLG: 0.385 | 0-3 K | | | 0-0 1B | | 0-0 P6 | | 0-3 K | | 4 0 1 0 0 2 0 | | | | | | | | | | |
| Frank Thomas, R (1, 7) OBP: 0.369, SLG: 0.505 | | 0-0 F5 | | 0-0 L7 | | 0-0 L8 | | 0-0 F9 | | 4 0 0 0 0 0 2 | | | | | | | | | | |
| Sid Gordon, R (1, 9) OBP: 0.360, SLG: 0.315 | | 0-0 F9 | | 0-0 L9 | | 0-0 1B | | | | 3 0 1 0 0 0 2 | | | | | | | | | | |
| Jack Shepard, R (1, 2) OBP: 0.368, SLG: 0.391 | | 0-0 F8 | | | 0-0 5-3 | | 0-3 K | | | 3 0 0 0 0 1 1 | | | | | | | | | | |
| Curt Roberts, R (1, 4) OBP: 0.278, SLG: 0.281 | | | 0-0 F7 | | 0-0 F9 | | 0-0 5-3 | | | 3 0 0 0 0 0 1 | | | | | | | | | | |
| Dick Hall, R (1, 8) OBP: 0.319, SLG: 0.353 | | | 0-0 F9 | | 0-0 3B | | 0-3 K | | | 3 0 1 0 0 1 0 | | | | | | | | | | |
| George O'Donnell, R (1, 1) OBP: 0.125, SLG: 0.067 Dick Littlefield, L (4, 1) OBP: 0.429, SLG: 0.385 Jim Mangan, R (5, PH) OBP: 0.429, SLG: 0.385 Bob Purkey, R (5, 1) Eddie Pellagrini, R (8, PH) OBP: 0.278, SLG: 0.242 Johnny Hetki, R (8, 1) | | | 0-0 F8 | | 0-3 K | | 0-3 K | | | 1 0 0 0 0 0 0 0 0 0 0 0 0 0 1 0 0 0 0 1 1 0 0 0 0 0 0 0 1 0 0 0 0 1 0 0 0 0 0 0 0 0 | | | | | | | | | | |
| Inning Stats | R: 0 E: 0 K: 1 S: 5 | H: 0 LOB: 0 BB: 0 P: 5 | R: 0 E: 0 K: 0 S: 3 | H: 0 LOB: 0 BB: 0 P: 3 | R: 0 E: 0 K: 0 S: 3 | H: 3 LOB: 2 BB: 0 P: 5 | R: 0 E: 0 K: 1 S: 6 | H: 1 LOB: 1 BB: 0 P: 6 | R: 0 E: 0 K: 0 S: 3 | H: 1 LOB: 0 BB: 0 P: 3 | R: 0 E: 0 K: 1 S: 6 | H: 1 LOB: 1 BB: 0 P: 6 | R: 0 E: 0 K: 2 S: 7 | H: 0 LOB: 0 BB: 0 P: 7 | R: 0 E: 0 K: 1 S: 5 | H: 0 LOB: 0 BB: 0 P: 5 | 1B: 5 2B: 0 3B: 1 HR: 0 | SF: 0 SAC: 0 DP: 1 HBP: 0 | WP: 0 PB: 0 SB: 0 CS: 0 | PA: 31 |
| PITCHER Warren Spahn, L (1, 1) ERA: 2.84 | IP: 9.0 WLS: W BF: 31 H: 6 R: 0 ER: 0 SO: 6 BB: 0 IBB: 0 HBP: 0 BLK: 0 WP: 0 HR: 0 S: 43 P: 43 ERA: 0.00 WHIP: 0.667 | | | | | | | | | | | | | | | | | | | |

Pittsburgh Pirates @ Milwaukee Braves
Milwaukee County Stadium, Milwaukee, WI

Sat Jun 05 1954, 4:33 AM EDT
Att: 19,415 - Unknown

livebaseballscorecards.com

| | |
|-----|----|
| AB | 31 |
| R | 0 |
| H | 6 |
| RBI | 0 |
| BB | 0 |
| SO | 6 |
| LOB | 8 |



| Batter | 1 | 2 | 3 | 4 | 5 | 6 | 7 | 8 | 9 | AB R H RBI BB SO LOB | TOP | | | | | | | | | | | | | | | | | | | | | | |
|--|------------------------------|---------------------------------|------------------------------|---------------------------------|-------------------------------|---------------------------------|------------------------------|----------------------------------|------------------------------|---------------------------------|------------------------------|----------------------------------|------------------------------|---------------------------------|------------------------------|---------------------------------|------------------------------|---------------------------------|----------------------------------|------------------------------------|----------------------------------|--------|----|----|---|---|-----|------|--|--|--|--|--|
| Gair Allie, R OBP: 0.283, SLG: 0.252 (1, 6) | 0-0 5-3 | | 0-0 F9 | | 0-0 FC6-4 | | 0-0 F8 | | 0-0 1-3 | 5 0 0 0 0 0 4 | | | | | | | | | | | | | | | | | | | | | | | |
| Dick Cole, R OBP: 0.368, SLG: 0.375 (1, 5) | 0-3 K | | | 0-0 F4 | | 0-0 E5 BB BB | 0-0 1-3 | | | 4 0 0 0 0 1 1 | | | | | | | | | | | | | | | | | | | | | | | |
| Bob Skinner, L OBP: 0.342, SLG: 0.382 (1, 3) | 0-0 F9 | | | 0-0 BB 1B | | 0-0 F5 | | 0-0 F4 | | 4 0 1 0 0 0 1 | | | | | | | | | | | | | | | | | | | | | | | |
| Frank Thomas, R OBP: 0.362, SLG: 0.495 (1, 7) | | 0-0 F7 | | 0-3 K | | 0-3 K | | 0-3 K2-3 | | 4 0 0 0 0 3 2 | | | | | | | | | | | | | | | | | | | | | | | |
| Sid Gordon, R OBP: 0.373, SLG: 0.319 (1, 9) | | 0-0 6-3 | | 4-0 BB 1-2 BB | | 4-0 BB 1-2 BB | | 0-0 BB 1B | | 2 0 1 0 2 0 0 | | | | | | | | | | | | | | | | | | | | | | | |
| Jerry Lynch, L OBP: 0.247, SLG: 0.337 (8, PR) (8, 9) | | | | 0-0 BB | | 4-0 BB 1-2 2-3 BB | | 0-0 1B | | 0 0 0 0 0 0 0 | | | | | | | | | | | | | | | | | | | | | | | |
| Toby Atwell, L OBP: 0.435, SLG: 0.433 (1, 2) | | 0-0 1-3 | | 0-0 F5 | | 4-0 BB | | 0-0 4-3 | | 3 0 0 0 1 0 3 | | | | | | | | | | | | | | | | | | | | | | | |
| Curt Roberts, R OBP: 0.282, SLG: 0.286 (1, 4) | | | 0-0 1-3 | | 0-0 FC5-4 1B | 0-0 F6 | | 0-0 G1-6-3 1B | | 4 0 2 0 0 0 3 | | | | | | | | | | | | | | | | | | | | | | | |
| Dick Hall, R OBP: 0.316, SLG: 0.341 (1, 8) | | | 0-0 F6 | | 0-0 FC5-4 FC6-4 1-2f | | 4-0 FC6-4 BB | 0-0 G1-6-3 1-2f | | 3 0 0 0 1 0 2 | | | | | | | | | | | | | | | | | | | | | | | |
| Vern Law, R OBP: 0.263, SLG: 0.250 (1, 1) | | | 1-0 HBP | | 0-0 F7 | | 0-0 FC6-4 1-2f | 0-0 E3 | | 2 0 0 0 0 0 2 | | | | | | | | | | | | | | | | | | | | | | | |
| Hal Rice, L OBP: 0.289, SLG: 0.286 (9, PH) | | | | | | | | | | 1 0 0 0 0 0 0 | | | | | | | | | | | | | | | | | | | | | | | |
| Inning Stats | R: 0 E: 0 K: 1 S: 5 | H: 0 LOB: 0 BB: 0 P: 5 | R: 0 E: 0 K: 0 S: 3 | H: 0 LOB: 0 BB: 0 P: 3 | R: 0 E: 0 K: 0 S: 3 | H: 0 LOB: 1 BB: 0 P: 4 | R: 0 E: 0 K: 1 S: 6 | H: 1 LOB: 2 BB: 1 P: 10 | R: 0 E: 0 K: 0 S: 4 | H: 1 LOB: 1 BB: 0 P: 4 | R: 0 E: 1 K: 0 S: 6 | H: 0 LOB: 3 BB: 2 P: 14 | R: 0 E: 0 K: 0 S: 3 | H: 0 LOB: 1 BB: 1 P: 7 | R: 0 E: 0 K: 1 S: 6 | H: 1 LOB: 1 BB: 0 P: 6 | R: 0 E: 1 K: 0 S: 4 | H: 1 LOB: 1 BB: 0 P: 4 | 1B: 4 2B: 0 3B: 0 HR: 0 | SF: 0 SAC: 0 DP: 1 HBP: 1 | WP: 0 PB: 0 SB: 0 CS: 0 | PA: 37 | | | | | | | | | | | |
| PITCHER Jim Wilson, R ERA: 3.57 (1, 1) | IP 9.0 | WLS W | BF 37 | H 4 | R 0 | ER 0 | SO 4 | BB 4 | IBB 0 | HBP 1 | BLK 0 | WP 0 | HR 0 | S 40 | P 57 | ERA 0.00 | WHIP 0.889 | | | | | | | | | | | | | | | | |
| | | | | | | | | | | | PITCHER | IP | WLS | BF | H | R | ER | SO | BB | IBB | HBP | BLK | WP | HR | S | P | ERA | WHIP | | | | | |

Pittsburgh Pirates @ Milwaukee Braves
 Milwaukee County Stadium, Milwaukee, WI
 Sun Jun 06 1954, 4:33 AM EDT
 Unknown

livebaseballscorecards.com

AB 32
 R 0
 H 4
 RBI 0
 BB 4
 SO 4
 LOB 18



| Batter | 1 | 2 | 3 | 4 | 5 | 6 | 7 | 8 | 9 | AB R H RBI BB SO LOB | TOP | | | | | | | | | | | | | | | | | | | | | | | | | |
|---|---|---------------------------------|--------------------------------|----------------------------------|------------------------------|----------------------------------|--|---|---------------------------------------|---|---|---------------------------------|------------------------------|----------------------------------|------------------------------|----------------------------------|------------------------------|----------------------------------|----------------------------------|------------------------------------|----------------------------------|--------|--|--|--|--|--|--|--|--|--|--|--|--|--|--|
| Gair Allie, R (1, 6) OBP: 0.288, SLG: 0.245 | 4-0 BB G4-6-3 BB | 0-0 F5 | | 0-0 5-3 | | 0-3 K | | 4-0 BB BB BB G6-2-3 1B BB | | 3 1 0 0 2 1 3 | | | | | | | | | | | | | | | | | | | | | | | | | | |
| Bob Skinner, L (1, 3) OBP: 0.337, SLG: 0.376 | 0-0 F8 | 0-0 F8 | | 0-0 3-1 | | | 4-0 BB BB BB 2B SF9 BB | 4-0 BB BB BB 1B G6-2-3 BB | | 3 0 0 0 0 0 4 0 1 0 0 1 0 0 0 0 0 0 1 0 0 | | | | | | | | | | | | | | | | | | | | | | | | | | |
| Eddie Pellagrini, R (7, PH) OBP: 0.297, SLG: 0.242 | | | | | | | | | | | | | | | | | | | | | | | | | | | | | | | | | | | | |
| Jim Mangan, R (7, 2) OBP: 0.467, SLG: 0.385 | | | | | | | | | | | | | | | | | | | | | | | | | | | | | | | | | | | | |
| Jerry Lynch, L (1, 9) OBP: 0.250, SLG: 0.337 | 0-0 G4-6-3 | | 0-0 SH FC3-2 1B | 0-0 G3 | | | 0-0 BB BB BB SF9 1B 2B | 0-0 BB BB BB G6-2-3 BB | | 3 0 1 0 0 0 1 2 1 1 0 0 0 3 | | | | | | | | | | | | | | | | | | | | | | | | | | |
| Frank Thomas, R (7, PH) OBP: 0.363, SLG: 0.500 | | | | | | | | | | | | | | | | | | | | | | | | | | | | | | | | | | | | |
| Hal Rice, L (1, 7) OBP: 0.294, SLG: 0.292 | | 0-0 2B 1B | 0-0 SH BB FC3-2 WP | | 0-0 F5 | | 4-0 BB BB BB 1B IBB | 0-0 BB BB BB 1B | | 2 2 1 0 0 0 0 1 0 1 1 1 0 0 | | | | | | | | | | | | | | | | | | | | | | | | | | |
| Sid Gordon, R (7, PH) OBP: 0.383, SLG: 0.326 | | | | | | | | | | | | | | | | | | | | | | | | | | | | | | | | | | | | |
| Toby Atwell, L (1, 2) OBP: 0.436, SLG: 0.446 | | 0-0 1B 2B | 0-0 FC3-2 WP BB | | 0-0 F8 | | 0-0 BB BB BB SF9 | | 4-0 BB BB BB SH1-3 BB | 2 1 1 1 0 0 2 1 0 0 0 0 0 0 0 0 0 1 1 0 0 | | | | | | | | | | | | | | | | | | | | | | | | | | |
| Jack Shepard, R (5, PH) OBP: 0.364, SLG: 0.386 | | | | | | | | | | | | | | | | | | | | | | | | | | | | | | | | | | | | |
| Preston Ward, L (7, PH) OBP: 0.280, SLG: 0.313 | | | | | | | | | | | | | | | | | | | | | | | | | | | | | | | | | | | | |
| Dick Cole, R (1, 5) OBP: 0.385, SLG: 0.385 | | 0-0 1B BB 1B | 4-0 WP BB | | 4-0 BB BB BB BB | | 0-0 BB BB BB 1B 1B | 0-0 BB BB BB SH1-3 | | 2 0 2 2 2 0 0 | | | | | | | | | | | | | | | | | | | | | | | | | | |
| Curt Roberts, R (1, 4) OBP: 0.280, SLG: 0.280 | | | | | | | | | | | | | | | | | | | | | | | | | | | | | | | | | | | | |
| Dick Hall, R (1, 8) OBP: 0.340, SLG: 0.352 | | 4-0 1B BB | 0-3 K | | 0-0 F9 | | 0-0 BB BB BB F7 | | 0-0 BB BB BB 6-3 | 4 0 0 0 1 1 6 | AB 30 R 6 H 9 RBI 5 BB 12 SO 6 LOB 27 | | | | | | | | | | | | | | | | | | | | | | | | | |
| Jake Thies, R (1, 1) Dick Littlefield, L (3, 1) | | 0-0 1B | 0-3 K | | 0-3 K | | 0-3 BB BB BB K | | 4-0 BB BB BB G6-2-3 BB | 3 0 2 0 2 1 0 2 0 0 0 0 2 6 2 0 0 0 1 1 2 | | | | | | | | | | | | | | | | | | | | | | | | | | |
| Inning Stats | R: 0 E: 0 K: 0 S: 2 | H: 0 LOB: 0 BB: 1 P: 6 | R: 2 E: 0 K: 1 S: 9 | H: 4 LOB: 3 BB: 1 P: 13 | R: 1 E: 1 K: 2 S: 9 | H: 1 LOB: 3 BB: 2 P: 17 | R: 0 E: 0 K: 0 S: 3 | H: 0 LOB: 0 BB: 0 P: 3 | R: 0 E: 0 K: 0 S: 3 | H: 0 LOB: 1 BB: 1 P: 7 | R: 0 E: 0 K: 3 S: 9 | H: 0 LOB: 0 BB: 0 P: 9 | R: 2 E: 0 K: 0 S: 5 | H: 3 LOB: 2 BB: 2 P: 13 | R: 1 E: 0 K: 0 S: 2 | H: 1 LOB: 3 BB: 3 P: 14 | R: 0 E: 0 K: 0 S: 3 | H: 0 LOB: 2 BB: 2 P: 11 | 1B: 7 2B: 2 3B: 0 HR: 0 | SF: 1 SAC: 2 DP: 2 HBP: 0 | WP: 1 PB: 0 SB: 0 CS: 0 | PA: 45 | | | | | | | | | | | | | | |
| PITCHER | IP WLS BF H R ER SO BB IBB HBP BLK WP HR S P ERA WHIP | | | | | | | | | | | | | | | | | | | | | | | | | | | | | | | | | | | |
| Bob Buhl, R (1, 1) ERA: 5.9 | 1.0 | | 6 | 3 | 2 | 2 | 0 | 1 | 0 | 0 | 0 | 0 | 0 | 5 | 9 | 18.00 | 4.000 | | | | | | | | | | | | | | | | | | | |
| Charlie Gorin, L (2, 1) ERA: 2.84 | 5.0 | L | 25 | 3 | 3 | 2 | 6 | 4 | 2 | 0 | 0 | 1 | 0 | 31 | 55 | 3.60 | 1.400 | | | | | | | | | | | | | | | | | | | |
| Dave Jolly, R (7, 1) ERA: 0.38 | 1.0 | | 4 | 2 | 0 | 0 | 0 | 0 | 0 | 0 | 0 | 0 | 0 | 4 | 4 | 0.00 | 2.000 | | | | | | | | | | | | | | | | | | | |
| Joey Jay, R (8, 1) ERA: 18.0 | 0.0 | | 3 | 0 | 1 | 1 | 0 | 3 | 0 | 0 | 0 | 0 | 0 | 0 | 12 | ∞ | ∞ | | | | | | | | | | | | | | | | | | | |
| Phil Paine, R (8, 1) ERA: 7.11 | 2.0 | | 7 | 1 | 0 | 0 | 0 | 1 | 1 | 0 | 0 | 0 | 0 | 5 | 13 | 0.00 | 1.000 | | | | | | | | | | | | | | | | | | | |

Pittsburgh Pirates @ Milwaukee Braves
Milwaukee County Stadium, Milwaukee, WI

Sun Jun 06 1954, 4:38 AM EDT
Att: 34,095 - Unknown

livebaseballscorecards.com



| Batter | 1 | 2 | 3 | 4 | 5 | 6 | 7 | 8 | 9 | AB | R | H | RBI | BB | SO | LOB |
|--|----------------|------------|----------------------------|------------|--------------------|--------------------|--------------|-----------|-----------------|----|---|---|-----|----|----|-----|
| Bill Bruton, L (1, 8) <small>OBP: 0.314, SLG: 0.284</small> Roy Smalley, R (9, PH) <small>OBP: 0.400, SLG: 1.000</small> | 0-3 K | | 0-0 E HR 1B | 0-3 K | | | 0-0 SH1-3 | | 4-0 BB | 3 | 1 | 1 | 0 | 0 | 2 | 1 |
| Johnny Logan, R (1, 6) <small>OBP: 0.365, SLG: 0.450</small> | 0-0 F8 | | 4-0 HR BB | | 0-0 F8 | | 4-0 BB | | 0-0 F8 | 3 | 1 | 0 | 0 | 2 | 0 | 2 |
| Eddie Mathews, L (1, 5) <small>OBP: 0.416, SLG: 0.541</small> | 0-0 E 1B | | 0-0 HR | | 0-3 K | | 0-0 F8 | | | 4 | 1 | 2 | 4 | 0 | 1 | 2 |
| Andy Pafko, R (1, 9) <small>OBP: 0.353, SLG: 0.456</small> | 0-0 5-3 | | 0-0 1B | | 0-0 F3 | | | 0-0 F9 | | 4 | 0 | 1 | 0 | 0 | 0 | 1 |
| Joe Adcock, R (1, 3) <small>OBP: 0.397, SLG: 0.524</small> | | 0-0 G3 | 0-3 K | | 0-0 FC1-6 1B | | | 0-3 K | | 4 | 0 | 1 | 0 | 0 | 2 | 1 |
| Jim Pendleton, R (1, 7) <small>OBP: 0.241, SLG: 0.280</small> | | 0-0 6-3 | 0-0 5-3 | | 0-0 FC1-6 CS | | | 0-0 F8 | | 4 | 0 | 0 | 0 | 0 | 0 | 2 |
| Danny O'Connell, R (1, 4) <small>OBP: 0.292, SLG: 0.307</small> | | 0-3 K | | 0-0 2B | | 0-3 K | | | 0-0 F9 | 4 | 0 | 1 | 0 | 0 | 2 | 1 |
| Charlie White, L (1, 2) <small>OBP: 0.356, SLG: 0.415</small> Sam Calderone, R (4, PH) <small>OBP: 0.500, SLG: 0.500</small> (5, 2) | | | 0-0 E HR 1B 1B | 0-0 F8 | | 0-0 F8 | | 0-0 P3 | 4-0 BB BB | 1 | 1 | 1 | 0 | 0 | 0 | 0 |
| Bob Buhl, R (1, 1) Charlie Gorin, L (2, 1) Dave Jolly, R (7, 1) <small>OBP: 0.250, SLG: 0.500</small> Hank Aaron, R (7, PH) <small>OBP: 0.303, SLG: 0.458</small> Sibby Sisti, R (7, PR) Joey Jay, S (8, 1) Phil Paine, R (8, 1) Del Crandall, R (9, PH) <small>OBP: 0.239, SLG: 0.275</small> | | | 0-0 F8 | 0-0 4-3 | | 4-0 SH1-3 BB | | 0-3 K | | 0 | 0 | 0 | 0 | 0 | 0 | 0 |

| Inning Stats | R: 0 | H: 1 | E: 1 | K: 1 | S: 6 | L: 0 | LOB: 1 | BB: 0 | P: 6 | R: 0 | H: 0 | E: 0 | K: 1 | S: 5 | L: 0 | LOB: 0 | BB: 0 | P: 5 | R: 4 | H: 4 | E: 1 | K: 1 | S: 9 | L: 0 | LOB: 1 | BB: 1 | P: 13 | R: 0 | H: 1 | E: 0 | K: 1 | S: 6 | L: 0 | LOB: 0 | BB: 0 | P: 5 | R: 0 | H: 1 | E: 0 | K: 1 | S: 5 | L: 0 | LOB: 0 | BB: 0 | P: 5 | R: 0 | H: 0 | E: 0 | K: 0 | S: 3 | L: 0 | LOB: 2 | BB: 2 | P: 11 | R: 0 | H: 0 | E: 0 | K: 1 | S: 5 | L: 0 | LOB: 0 | BB: 0 | P: 5 | R: 0 | H: 0 | E: 0 | K: 1 | S: 5 | L: 0 | LOB: 2 | BB: 2 | P: 13 | 1B: 5 | SF: 0 | 2B: 1 | 3B: 0 | HR: 1 | SAC: 1 | DP: 0 | HBP: 0 | WP: 0 | PA: 38 |
|--------------|------|------|------|------|------|------|--------|-------|------|------|------|------|------|------|------|--------|-------|------|------|------|------|------|------|------|--------|-------|-------|------|------|------|------|------|------|--------|-------|------|------|------|------|------|------|------|--------|-------|------|------|------|------|------|------|------|--------|-------|-------|------|------|------|------|------|------|--------|-------|------|------|------|------|------|------|------|--------|-------|-------|-------|-------|-------|-------|-------|--------|-------|--------|-------|--------|
|--------------|------|------|------|------|------|------|--------|-------|------|------|------|------|------|------|------|--------|-------|------|------|------|------|------|------|------|--------|-------|-------|------|------|------|------|------|------|--------|-------|------|------|------|------|------|------|------|--------|-------|------|------|------|------|------|------|------|--------|-------|-------|------|------|------|------|------|------|--------|-------|------|------|------|------|------|------|------|--------|-------|-------|-------|-------|-------|-------|-------|--------|-------|--------|-------|--------|

| PITCHER | IP | WLS | BF | H | R | ER | SO | BB | IBB | HBP | BLK | WP | HR | S | P | ERA | WHIP |
|---|-----|-----|----|---|---|----|----|----|-----|-----|-----|----|----|----|----|-------|-------|
| Jake Thies, R (1, 1) <small>ERA: 3.93</small> | 2.1 | | 13 | 5 | 4 | 4 | 2 | 1 | 0 | 0 | 0 | 0 | 1 | 16 | 20 | 15.43 | 2.571 |
| Dick Littlefield, L (3, 1) <small>ERA: 4.42</small> | 6.2 | W | 25 | 2 | 0 | 0 | 6 | 4 | 0 | 0 | 0 | 0 | 0 | 33 | 49 | 0.00 | 0.900 |

BOTTOM

Pittsburgh Pirates @ Milwaukee Braves
Milwaukee County Stadium, Milwaukee, WI

Sun Jun 06 1954, 4:38 AM EDT
 Att. 34,095 - Unknown

livebaseballscorecards.com

| | |
|------------|-----------|
| AB | 32 |
| R | 4 |
| H | 7 |
| RBI | 4 |
| BB | 5 |
| SO | 8 |
| LOB | 14 |



New York Giants @ Milwaukee Braves
 Milwaukee County Stadium, Milwaukee, WI

Mon Jun 07 1954, 4:33 AM EDT
 Att: 31,071 - Unknown

| | |
|------------|-----------|
| AB | 38 |
| R | 4 |
| H | 11 |
| RBI | 4 |
| BB | 1 |
| SO | 5 |
| LOB | 17 |



| | | | |
|-----|---|-----|----|
| WP: | 1 | PA: | 40 |
| PB: | 0 | | |
| SB: | 1 | | |
| CS: | 0 | | |

| AB | R | H | RBI | BB | SO | LOB |
|-----|---|------|-----|----|----|-----|
| 5 | 2 | 2 | 2 | 0 | 0 | 1 |
| 4 | 1 | 1 | 0 | 1 | 0 | 1 |
| 5 | 0 | 2 | 1 | 0 | 0 | 1 |
| 5 | 0 | 3 | 1 | 0 | 0 | 1 |
| 4 | 0 | 0 | 0 | 0 | 1 | 4 |
| 4 | 0 | 0 | 0 | 0 | 1 | 5 |
| 3 | 0 | 1 | 0 | 0 | 0 | 0 |
| 4 | 1 | 1 | 0 | 0 | 2 | 3 |
| 3 | 0 | 1 | 0 | 0 | 0 | 1 |
| 1 | 0 | 0 | 0 | 0 | 1 | 0 |
| 1B: | 9 | SF: | 0 | | | |
| 2B: | 1 | SAC: | 0 | | | |
| 3B: | 0 | DP: | 1 | | | |
| HR: | 1 | HBP: | 1 | | | |

| Batter | 1 | 2 | 3 | 4 | 5 | 6 | 7 | 8 | 9 | | | | | | | | | |
|---|------------------------------|---------------------------------|------------------------------|---------------------------------|------------------------------|---------------------------------|------------------------------|---------------------------------|------------------------------|---------------------------------|------------------------------|---------------------------------|------------------------------|---------------------------------|------------------------------|---------------------------------|------------------------------|----------------------------------|
| Whitey Lockman, L (1, 3) OBP: 0.314, SLG: 0.438 | 0-0 1B 1B | 0-0 1-H HR | | 0-0 F8 | | 0-0 G3 | | | 0-0 F7 | | | | | | | | | |
| Alvin Dark, R (1, 6) OBP: 0.303, SLG: 0.400 | 0-0 F9 | 0-0 1B | | 0-0 L9 | | | 0-0 4-3 | 4-0 WP 2B BB | | | | | | | | | | |
| Hank Thompson, L (1, 5) OBP: 0.409, SLG: 0.535 | 0-0 1B 1-3 1B | 0-0 F9 | | | 0-0 4-3 | | 0-0 1-3 | 0-0 1-H 2B | | | | | | | | | | |
| Monte Irvin, R (1, 7) OBP: 0.337, SLG: 0.474 | 0-0 1-2 3-H 1B | | 0-0 S 1B | | 0-0 E 1B | | 0-0 6-3 | 0-0 P6 | | | | | | | | | | |
| Don Mueller, L (1, 9) OBP: 0.389, SLG: 0.470 | 0-0 P6 | | 0-0 6-3 | | 0-0 E6 G6-4-3 | | | 0-3 K | | | | | | | | | | |
| Willie Mays, R (1, 8) OBP: 0.370, SLG: 0.669 | 0-3 K | | 0-0 5-3 | | 0-0 G6-4-3 1-2f | | | 0-0 F8 | | | | | | | | | | |
| Billy Gardner, R (1, 4) OBP: 0.382, SLG: 0.548 | | 0-0 6-3 | 1-0 HBP | | 0-0 5-3 | | | 0-0 1B | | | | | | | | | | |
| Wes Westrum, R (1, 2) OBP: 0.277, SLG: 0.205 | | 0-0 HR 1B | 0-3 K | | 0-3 K | | | 0-0 P4 | | | | | | | | | | |
| Sal Maglie, R (1, 1) OBP: 0.107, SLG: 0.074 | | 0-0 F3 | | 0-0 L5 | | 0-0 1B | | 0-3 K | | | | | | | | | | |
| Marv Grissom, R (8, 1) | | | | | | | | | | | | | | | | | | |
| Inning Stats | R: 1 E: 0 K: 1 S: 8 | H: 3 LOB: 2 BB: 0 P: 8 | R: 2 E: 0 K: 0 S: 6 | H: 3 LOB: 1 BB: 0 P: 6 | R: 0 E: 0 K: 1 S: 6 | H: 1 LOB: 2 BB: 0 P: 7 | R: 0 E: 0 K: 0 S: 3 | H: 0 LOB: 0 BB: 0 P: 3 | R: 0 E: 1 K: 0 S: 4 | H: 1 LOB: 1 BB: 0 P: 4 | R: 0 E: 0 K: 1 S: 6 | H: 1 LOB: 1 BB: 0 P: 6 | R: 0 E: 0 K: 0 S: 3 | H: 0 LOB: 0 BB: 0 P: 3 | R: 0 E: 0 K: 1 S: 6 | H: 1 LOB: 1 BB: 0 P: 6 | R: 1 E: 0 K: 1 S: 6 | H: 1 LOB: 1 BB: 1 P: 10 |

| PITCHER | IP | WLS | BF | H | R | ER | SO | BB | IBB | HBP | BLK | WP | HR | S | P | ERA | WHIP |
|---|-----|-----|----|---|---|----|----|----|-----|-----|-----|----|----|----|----|------|-------|
| Lew Burdette, R (1, 1) ERA: 2.51 | 7.0 | L | 31 | 9 | 3 | 3 | 3 | 0 | 0 | 1 | 0 | 0 | 1 | 36 | 37 | 3.86 | 1.286 |
| Ernie Johnson, R (8, 1) ERA: 3.16 | 2.0 | | 9 | 2 | 1 | 1 | 2 | 1 | 0 | 0 | 0 | 1 | 0 | 12 | 16 | 4.50 | 1.500 |

BOTTOM

New York Giants @ Milwaukee Braves
 Milwaukee County Stadium, Milwaukee, WI

Mon Jun 07 1954, 4:33 AM EDT
 Att. 31,071 - Unknown

livebaseballscorecards.com

| | |
|------------|-----------|
| AB | 36 |
| R | 2 |
| H | 9 |
| RBI | 2 |
| BB | 2 |
| SO | 6 |
| LOB | 21 |



| | |
|-------|--------|
| WP: 0 | PA: 38 |
| PB: 1 | |
| SB: 1 | |
| CS: 0 | |

| AB | R | H | RBI | BB | SO | LOB |
|----|---|---|-----|----|----|-----|
| 5 | 0 | 3 | 0 | 0 | 0 | 0 |
| 5 | 0 | 0 | 0 | 0 | 2 | 5 |
| 4 | 1 | 1 | 1 | 0 | 1 | 2 |
| 4 | 0 | 1 | 0 | 0 | 0 | 2 |
| 3 | 0 | 0 | 0 | 1 | 0 | 1 |
| 4 | 1 | 2 | 0 | 0 | 0 | 1 |
| 3 | 0 | 1 | 0 | 1 | 1 | 2 |
| 4 | 0 | 0 | 0 | 0 | 1 | 6 |
| 2 | 0 | 0 | 0 | 0 | 1 | 2 |
| 1 | 0 | 1 | 1 | 0 | 0 | 0 |
| 0 | 0 | 0 | 0 | 0 | 0 | 0 |
| 1 | 0 | 0 | 0 | 0 | 0 | 0 |

| Batter | 1 | 2 | 3 | 4 | 5 | 6 | 7 | 8 | 9 |
|--|----------------------------|--------------------------|------------------|-----------------|--------------------------|---------------------------------|----------------------|---------------------------------|-----------------|
| Bill Bruton, L OBP: 0.323, SLG: 0.295 (1, 8) X | 0-0 E S 1B | | 0-0 B4-3 1 | | | 0-0 1B | 0-0 1-2 2-3 1B | | 0-0 4-3 2 |
| Johnny Logan, R OBP: 0.356, SLG: 0.438 (1, 6) S S S | 0-3 K 1 | | 0-0 L6 2 | | | 0-3 K S S | 0-0 1-3 3 | | 0-0 6-3 3 |
| Eddie Mathews, L OBP: 0.413, SLG: 0.553 (1, 5) S S S | 0-3 K 1-3 1 | | 0-0 F2 3 | | | 0-0 F8 2 | | 0-0 HR 1 | |
| Andy Pafko, R OBP: 0.350, SLG: 0.451 (1, 9) X | 0-0 6-3 1 | | | 0-0 F9 1 | | 0-0 4-3 3 | | 0-0 FC4-6 1B 1 | |
| Joe Adcock, R OBP: 0.394, SLG: 0.515 (1, 3) B B B B | | 4-0 4-3 PB BB 1 | | 0-0 P3 2 | | 0-0 F8 1 | | 0-0 FC4-6 1B 1-2f 1 | |
| Jim Pendleton, R OBP: 0.259, SLG: 0.296 (1, 7) X | 0-0 L4 1-2 1 | | | 0-0 6-3 3 | | 0-0 1B 1B 1 | | 0-0 1-2 1B 1 | |
| Danny O'Connell, R OBP: 0.296, SLG: 0.307 (1, 4) B B B B | | 4-0 4-3 BB 1 | | | 0-3 K S S S S 1 | 0-0 1B 1B 1-2 1 | | 0-0 L4 2 | |
| Charlie White, L OBP: 0.333, SLG: 0.386 (1, 2) X | 0-0 4-3 1-2 2-3 2 | | | | 0-0 6-3 2 | 0-3 K S S S 2 | | 0-0 F8 3 | |
| Lew Burdette, R (1, 1) S S S S | 0-3 K 3 | | | | 0-0 6-3 3 | 0-0 1B 1-2 2-H 1B X | | 0-0 6-3 1 | |
| George Metkovich, L OBP: 0.391, SLG: 0.400 (7, PH) | | | | | | | | | |
| Ernie Johnson, R OBP: 0.250, SLG: 0.250 (8, 1) | | | | | | | | | |
| Hank Aaron, R OBP: 0.321, SLG: 0.455 (9, PH) | | | | | | | | | |

| Inning Stats | R: 0 | H: 1 | E: 0 | LOB: 1 | K: 2 | S: 8 | P: 8 | R: 0 | H: 0 | E: 0 | LOB: 2 | K: 1 | S: 5 | R: 0 | H: 0 | E: 0 | LOB: 0 | K: 0 | S: 3 | R: 0 | H: 0 | E: 0 | LOB: 0 | K: 0 | S: 3 | R: 0 | H: 0 | E: 0 | LOB: 0 | K: 1 | S: 5 | R: 0 | H: 1 | E: 0 | LOB: 1 | K: 1 | S: 6 | R: 1 | H: 4 | E: 0 | LOB: 3 | K: 1 | S: 9 | R: 1 | H: 3 | E: 0 | LOB: 2 | K: 0 | S: 6 | R: 0 | H: 0 | E: 0 | LOB: 0 | K: 0 | S: 3 | 1B: 8 | SF: 0 | 2B: 0 | SAC: 0 | 3B: 0 | DP: 0 | HR: 1 | HBP: 0 | WP: 0 | PA: 38 |
|--------------|------|------|------|--------|------|------|------|------|------|------|--------|------|------|------|------|------|--------|------|------|------|------|------|--------|------|------|------|------|------|--------|------|------|------|------|------|--------|------|------|------|------|------|--------|------|------|------|------|------|--------|------|------|------|------|------|--------|------|------|-------|-------|-------|--------|-------|-------|-------|--------|-------|--------|
|--------------|------|------|------|--------|------|------|------|------|------|------|--------|------|------|------|------|------|--------|------|------|------|------|------|--------|------|------|------|------|------|--------|------|------|------|------|------|--------|------|------|------|------|------|--------|------|------|------|------|------|--------|------|------|------|------|------|--------|------|------|-------|-------|-------|--------|-------|-------|-------|--------|-------|--------|

| PITCHER | IP | WLS | BF | H | R | ER | SO | BB | IBB | HBP | BLK | WP | HR | S | P | ERA | WHIP |
|--|-----|-----|----|---|---|----|----|----|-----|-----|-----|----|----|----|----|------|-------|
| Sal Maglie, R ERA: 3.4 (1, 1) | 7.0 | W | 29 | 6 | 1 | 1 | 6 | 2 | 0 | 0 | 0 | 0 | 0 | 39 | 47 | 1.29 | 1.143 |
| Mary Grissom, R ERA: 1.79 (8, 1) | 2.0 | S | 9 | 3 | 1 | 1 | 0 | 0 | 0 | 0 | 0 | 0 | 1 | 9 | 9 | 4.50 | 1.500 |

BOTTOM

New York Giants @ Milwaukee Braves
Milwaukee County Stadium, Milwaukee, WI

Tue Jun 08 1954, 4:33 AM EDT
Att. 35,230 - Unknown

livebaseballscorecards.com

| | |
|-----|----|
| AB | 31 |
| R | 5 |
| H | 6 |
| RBI | 5 |
| BB | 4 |
| SO | 8 |
| LOB | 12 |



| | | | |
|-----|---|-----|----|
| WP: | 0 | PA: | 38 |
| PB: | 1 | SB: | 0 |
| CS: | 0 | | |

AB R H RBI BB SO LOB

| | | | | | | |
|---|---|---|---|---|---|---|
| 4 | 0 | 0 | 0 | 0 | 2 | 1 |
| 5 | 1 | 2 | 1 | 0 | 1 | 1 |
| 2 | 1 | 0 | 0 | 2 | 0 | 1 |
| 3 | 1 | 0 | 0 | 1 | 0 | 3 |
| 4 | 1 | 2 | 4 | 0 | 2 | 0 |
| 3 | 0 | 1 | 0 | 0 | 0 | 0 |
| 4 | 0 | 1 | 0 | 0 | 0 | 1 |
| 3 | 1 | 0 | 0 | 1 | 1 | 3 |
| 0 | 0 | 0 | 0 | 0 | 0 | 0 |
| 2 | 0 | 0 | 0 | 0 | 2 | 2 |
| 1 | 0 | 0 | 0 | 0 | 0 | 0 |

| Batter | 1 | 2 | 3 | 4 | 5 | 6 | 7 | 8 | 9 |
|--|-----------------------|-------------------|----------------------|----------------|----------------|----------------|-----------------|-----------------|---|
| Bill Bruton, L OBP: 0.319, SLG: 0.287 (1, 8) X | 0-0 F5 1B | 0-3 K 2B | | H 1-0 K HBP | | S 0-3 K 2B | | X 0-0 P6 2B | |
| Johnny Logan, R OBP: 0.357, SLG: 0.442 (1, 6) X | 0-0 BB PB HR 1B | 0-0 E4 2B | | S 0-3 K 1-2 | | X 0-0 L6 1B | | X 0-0 4-3 1B | |
| Eddie Mathews, L OBP: 0.415, SLG: 0.546 (1, 5) B B B B | 4-0 BB HR 1-2 BB | 4-0 FC6 IBB | | X 0-0 F9 1B | | X 0-0 F7 1B | | | |
| Andy Pafko, R OBP: 0.348, SLG: 0.442 (1, 9) B B B B | 4-0 HR 1-2 2-3 BB | 0-0 FC6 1-2 | | X 0-0 F7 1B | | X 0-0 F8 1B | | | |
| Joe Adcock, R OBP: 0.396, SLG: 0.531 (1, 3) X | 0-0 HR 1-H 2-H 3-H | | X 0-0 1B SH1-3 1B | | S 0-3 K 1B | | X 0-0 F8 1B | | |
| Jim Pendleton, R OBP: 0.262, SLG: 0.298 (1, 7) X | 0-0 F7 1B | | X 0-0 SH1-3 1-2 | | X 0-0 1B 1B | | X 0-0 F8 1B | | |
| Danny O'Connell, R OBP: 0.295, SLG: 0.306 (1, 4) X | 0-0 F7 1B | | X 0-0 1B 2-3 | | X 0-0 F3 1B | | X 0-0 6-3 1B | | |
| Del Crandall, R OBP: 0.239, SLG: 0.267 (1, 2) B B B B | | 4-0 SH3-4 E BB | X 0-0 F7 1B | | X 0-0 F9 1B | | X 0-3 K 1B | | |
| Chet Nichols, S OBP: 0.111, SLG: 0.111 Dave Jolly, R OBP: 0.167, SLG: 0.333 George Metkovich, L OBP: 0.375, SLG: 0.381 (9, PH) | | 0-0 SH3-4 1-2 | X 0-3 K 1B | | S 0-3 K 1B | | X 0-0 F2 1B | | |

| Inning Stats | R: 4 | H: 2 | E: 0 | K: 5 | LOB: 0 | BB: 2 | P: 13 | R: 1 | H: 1 | E: 1 | K: 1 | S: 6 | R: 0 | H: 2 | E: 0 | K: 1 | S: 7 | R: 0 | H: 0 | E: 1 | K: 1 | S: 5 | R: 0 | H: 1 | E: 0 | K: 1 | S: 6 | R: 0 | H: 0 | E: 0 | K: 2 | S: 7 | R: 0 | H: 0 | E: 0 | K: 1 | S: 5 | R: 0 | H: 0 | E: 0 | K: 0 | S: 3 |
|--------------|------|------|------|------|--------|-------|-------|------|------|------|------|------|------|------|------|------|------|------|------|------|------|------|------|------|------|------|------|------|------|------|------|------|------|------|------|------|------|------|------|------|------|------|
|--------------|------|------|------|------|--------|-------|-------|------|------|------|------|------|------|------|------|------|------|------|------|------|------|------|------|------|------|------|------|------|------|------|------|------|------|------|------|------|------|------|------|------|------|------|

| PITCHER | IP | WLS | BF | H | R | ER | SO | BB | IBB | HBP | BLK | WP | HR | S | P | ERA | WHIP |
|---|-----|-----|----|---|---|----|----|----|-----|-----|-----|----|----|----|----|--------|--------|
| Larry Jansen, R ERA: 5.94 (1, 1) | 0.1 | | 5 | 2 | 4 | 4 | 0 | 2 | 0 | 0 | 0 | 0 | 1 | 3 | 11 | 108.00 | 12.000 |
| Alex Konikowski, R ERA: 7.36 (1, 1) | 1.2 | | 8 | 1 | 1 | 1 | 1 | 1 | 1 | 0 | 0 | 0 | 0 | 8 | 16 | 5.40 | 1.200 |
| Windy McCall, L ERA: 2.08 (3, 1) | 5.0 | | 19 | 3 | 0 | 0 | 6 | 0 | 0 | 1 | 0 | 0 | 0 | 30 | 31 | 0.00 | 0.600 |
| Hoyt Wilhelm, R ERA: 2.17 (8, 1) | 2.0 | W | 6 | 0 | 0 | 0 | 1 | 0 | 0 | 0 | 0 | 0 | 0 | 8 | 8 | 0.00 | 0.000 |

| Batter | 1 | 2 | 3 | 4 | 5 | 6 | 7 | 8 | 9 | 10 | AB R H RBI BB SO LOB | TOP | | | | | | | | |
|--|------------------------------|---------------------------------|------------------------------|---------------------------------|------------------------------|---------------------------------|------------------------------|---------------------------------|------------------------------|---------------------------------|------------------------------|--|------------------------------|---------------------------------|------------------------------|---------------------------------|----------------------------------|------------------------------------|----------------------------------|--------|
| Whitey Lockman, L (1, 3) OBP: 0.303, SLG: 0.417 | 0-0 4-3 | | 0-0 G3 | | 0-0 CS 1B | | | 0-0 4-3 | | | 4 0 1 0 0 0 0 | New York Giants @ Milwaukee Braves Milwaukee County Stadium, Milwaukee, WI Thu Jun 10 1954, 4:33 AM EDT Att. 23,100 - Unknown | | | | | | | | |
| Alvin Dark, R (1, 6) OBP: 0.329, SLG: 0.432 | 0-0 1B 1B | | 0-3 K | | 0-0 CS 1-2 | 0-0 F9 | | | 0-0 6-3 | | 4 0 1 0 0 1 0 | | | | | | | | | |
| Hank Thompson, L (1, 5) OBP: 0.402, SLG: 0.519 | 0-0 F8 | | | 0-0 4-3 | | 0-0 F8 | | | 0-3 K | | 4 0 0 0 0 1 1 | | | | | | | | | |
| Monte Irvin, R (1, 7) OBP: 0.362, SLG: 0.481 | 0-0 1-2 1B | | | 4-0 FC5 BB BB | | 0-3 K | | | 0-0 1B | | 3 0 2 0 1 1 0 | | | | | | | | | |
| Don Mueller, L (1, 9) OBP: 0.377, SLG: 0.449 | 0-0 4-3 | | | 0-0 F2 | | | 0-0 P4 | | 0-3 K | | 4 0 0 0 0 1 4 | | | | | | | | | |
| Willie Mays, R (1, 8) OBP: 0.369, SLG: 0.640 | | 0-0 F8 | | 4-0 1-2 BB | | 0-0 5-3 | | | 0-3 K | | 3 0 0 0 1 1 0 | | | | | | | | | |
| Billy Gardner, R (1, 4) OBP: 0.340, SLG: 0.442 | | 0-0 6-3 | | 0-0 FC5 2-3f | | 0-0 6-3 | | | 0-0 HR | | 3 0 0 0 0 0 2 | | | | | | | | | |
| Bill Taylor, L (10, PH) OBP: 0.353, SLG: 0.600 | | | | | | | | | | | 1 1 1 1 0 0 0 | | | | | | | | | |
| Bobby Hofman, R (10, 4) OBP: 0.120, SLG: 0.400 | | | | | | | | | | | 0 0 0 0 0 0 0 | | | | | | | | | |
| Wes Westrum, R (1, 2) OBP: 0.283, SLG: 0.184 | | 0-0 P5 | | | 0-3 K | | | 0-0 1-3 | | 0-3 K | 4 0 0 0 0 2 0 | | | | | | | | | |
| Ruben Gomez, R (1, 1) OBP: 0.250, SLG: 0.250 | | | 0-0 4-3 | | 0-0 P6 | | | 0-0 F9 | | 0-0 6-3 | 4 0 0 0 0 0 0 | | | | | | | | | |
| Inning Stats | R: 0 E: 0 K: 0 S: 5 | H: 2 LOB: 2 BB: 0 P: 5 | R: 0 E: 0 K: 0 S: 3 | H: 0 LOB: 0 BB: 0 P: 3 | R: 0 E: 0 K: 1 S: 5 | H: 0 LOB: 0 BB: 0 P: 5 | R: 0 E: 0 K: 1 S: 5 | H: 1 LOB: 0 BB: 0 P: 5 | R: 0 E: 0 K: 1 S: 5 | H: 0 LOB: 0 BB: 0 P: 3 | R: 0 E: 0 K: 0 S: 3 | H: 0 LOB: 0 BB: 0 P: 3 | R: 0 E: 0 K: 2 S: 8 | H: 1 LOB: 1 BB: 0 P: 8 | R: 1 E: 0 K: 2 S: 8 | H: 1 LOB: 0 BB: 0 P: 8 | 1B: 4 2B: 0 3B: 0 HR: 1 | SF: 0 SAC: 0 DP: 0 HBP: 0 | WP: 0 PB: 0 SB: 0 CS: 1 | PA: 37 |
| PITCHER Gene Conley, R (1, 1) ERA: 2.43 | IP 10.0 | WLS L | BF 36 | H 5 | R 1 | ER 1 | SO 7 | BB 2 | IBB 0 | HBP 0 | BLK 0 | WP 0 | HR 1 | S 48 | P 56 | ERA 0.90 | WHIP 0.700 | | | |

livebaseballscorecards.com

| | |
|-----|----|
| AB | 34 |
| R | 1 |
| H | 5 |
| RBI | 1 |
| BB | 2 |
| SO | 7 |
| LOB | 7 |



| Batter | 1 | 2 | 3 | 4 | 5 | 6 | 7 | 8 | 9 | AB R H RBI BB SO LOB | TOP | |
|--|---|---|---|---|---|---|---|---|---|--|--|--|
| Willie Jones, R (1, 5) OBP: 0.365, SLG: 0.433 | 0-0 1B 5-3 1B | | 0-0 E5 1B | | 0-0 1B | | | 0-0 E5 FC3-8 | | 4 0 2 0 0 0 0 | Philadelphia Phillies @ Milwaukee Braves Milwaukee County Stadium, Milwaukee, WI Fri Jun 11 1954, 4:33 AM EDT Att: 35,047 - Unknown livebaseballscorecards.com | |
| Richie Ashburn, L (1, 8) OBP: 0.445, SLG: 0.354 Danny Schell, R (1, 8) OBP: 0.265, SLG: 0.344 | 0-0 5-3 1-2 | | 0-0 1B | | 0-0 6-3 | | | 0-0 FC3-6 1-2f | | 1 0 0 0 0 0 1 3 0 1 0 0 0 2 | | |
| Earl Torgeson, L (1, 3) OBP: 0.392, SLG: 0.438 | 0-0 G1-4-3 2-3 1B | | 0-0 F7 | | | | 0-0 P1 | | 0-0 F5 | 4 0 1 0 0 0 3 | | |
| Del Ennis, R (1, 7) OBP: 0.324, SLG: 0.470 | 0-0 G1-4-3 1-2f | | | 0-3 K | | | 0-0 F3 | | 0-0 F7 | 4 0 0 0 0 1 2 | | |
| Granny Hamner, R (1, 4) OBP: 0.421, SLG: 0.526 | | 0-0 4-3 | | 4-0 1B BB | | | 0-0 L9 | | 0-0 F3 | 3 0 0 0 1 0 0 | | |
| Smoky Burgess, L (1, 2) OBP: 0.468, SLG: 0.530 Mickey Micelotta, R (9, PR) | | 0-0 1-3 | | 0-0 G4-6-3 1-3 1B | | | 0-0 F8 | | 4-0 BB | 3 0 1 0 1 0 0 0 0 0 0 0 0 0 | | |
| Johnny Wyrostek, L (1, 9) OBP: 0.304, SLG: 0.402 | | 0-0 4-3 | | 0-0 G4-6-3 1-2f | | | 0-0 F7 | | 0-0 4-1 | 4 0 0 0 0 0 3 | | |
| Bobby Morgan, R (1, 6) OBP: 0.411, SLG: 0.467 | | | 0-0 5-3 | | 0-0 6-3 | | | 0-0 4-3 | | 3 0 0 0 0 0 0 | | |
| Curt Simmons, L (1, 1) OBP: 0.194, SLG: 0.171 | | | 0-0 5-3 | | 0-0 6-3 | | | 0-0 1-3 | | 3 0 0 0 0 0 0 | | |
| Inning Stats | R: 0 H: 2 E: 0 LOB: 1 K: 0 BB: 0 S: 4 P: 4 | R: 0 H: 0 E: 0 LOB: 0 K: 0 BB: 0 S: 3 P: 3 | R: 0 H: 1 E: 1 LOB: 2 K: 0 BB: 0 S: 5 P: 5 | R: 0 H: 1 E: 0 LOB: 1 K: 1 BB: 1 S: 5 P: 9 | R: 0 H: 1 E: 0 LOB: 1 K: 0 BB: 0 S: 4 P: 4 | R: 0 H: 0 E: 0 LOB: 0 K: 0 BB: 0 S: 3 P: 3 | R: 0 H: 0 E: 0 LOB: 0 K: 0 BB: 0 S: 3 P: 3 | R: 0 H: 0 E: 1 LOB: 1 K: 0 BB: 0 S: 4 P: 4 | R: 0 H: 0 E: 0 LOB: 1 K: 0 BB: 1 S: 3 P: 7 | 1B: 5 SF: 0 2B: 0 SAC: 0 3B: 0 DP: 2 HR: 0 HBP: 0 | WP: 0 PA: 34 PB: 0 SB: 0 CS: 0 | |
| PITCHER Lew Burdette, R (1, 1) ERA: 2.24 | IP WLS BF H R ER SO BB IBB HBP BLK WP HR S P ERA WHIP | 9.0 W 34 5 0 0 1 2 0 0 0 0 0 0 34 42 0.00 0.778 | | | | | | | | | | |

Philadelphia Phillies @ Milwaukee Braves
Milwaukee County Stadium, Milwaukee, WI

Fri Jun 11 1954, 4:33 AM EDT
 Att: 35,047 - Unknown

AB 32
R 0
H 5
RBI 0
BB 2
SO 1
LOB 11



| Batter | 1 | 2 | 3 | 4 | 5 | 6 | 7 | 8 | 9 | AB R H RBI BB SO LOB | TOP | | | | | | | | | | | | | | | | | | | | | | | | |
|--|------------------------------|---------------------------------|------------------------------|---------------------------------|------------------------------|---------------------------------|------------------------------|---------------------------------|------------------------------|---------------------------------|--|------------------------------|---------------------------------|------------------------------|---------------------------------|------------------------------|---------------------------------|------------------------------|---------------------------------|----------------------------------|------------------------------------|----------------------------------|--------|---------|---------|---------|----------|----------|----------|---------|---------|---------|---------|-------------|---------------|
| Willie Jones, R OBP: 0.359, SLG: 0.424 (1, 5) X | 0-0 5-3 ① | | 0-0 F9 ③ | | | 0-0 L6 ③ | | | 0-0 4-3 ③ | 4 0 0 0 0 0 0 | Philadelphia Phillies @ Milwaukee Braves Milwaukee County Stadium, Milwaukee, WI Sat Jun 12 1954, 4:33 AM EDT Att. 28,218 - Unknown livebaseballscorecards.com | | | | | | | | | | | | | | | | | | | | | | | | |
| Richie Ashburn, L OBP: 0.443, SLG: 0.352 (1, 8) X Danny Schell, R OBP: 0.250, SLG: 0.324 (1, 8) | 0-0 F7 ② | | | 0-0 P4 ① | | | 0-0 1-3 ① | | | 1 0 0 0 0 0 0 2 0 0 0 0 0 0 | | | | | | | | | | | | | | | | | | | | | | | | | |
| Earl Torgeson, L OBP: 0.386, SLG: 0.431 (1, 3) X | 0-0 G3 ③ | | | 0-0 F8 ② | | | 0-0 F9 ② | | | 3 0 0 0 0 0 0 | | | | | | | | | | | | | | | | | | | | | | | | | |
| Del Ennis, R OBP: 0.320, SLG: 0.463 (1, 7) | | 0-0 F7 ① | | 0-0 F7 ③ | | | 0-0 P4 ③ | | | 3 0 0 0 0 0 0 | | | | | | | | | | | | | | | | | | | | | | | | | |
| Granny Hamner, R OBP: 0.416, SLG: 0.518 (1, 4) | | 0-0 F8 ② | | | 0-0 6-3 ① | | | 0-0 1-3 ① | | 3 0 0 0 0 0 0 | | | | | | | | | | | | | | | | | | | | | | | | | |
| Smoky Burgess, L OBP: 0.471, SLG: 0.525 (1, 2) | | 4-0 BB | | | 4-0 CS BB | | | 0-0 F7 ② | | 1 0 0 0 2 0 0 | | | | | | | | | | | | | | | | | | | | | | | | | |
| Johnny Wyrostek, L OBP: 0.297, SLG: 0.391 (1, 9) | | 0-3 K ③ | | | 0-3 K ② ③ 1-2 | | | 0-0 6-3 ③ | | 3 0 0 0 0 2 2 | | | | | | | | | | | | | | | | | | | | | | | | | |
| Bobby Morgan, R OBP: 0.402, SLG: 0.455 (1, 6) | | | 0-0 5-3 ① | | | 0-3 K ① | | | 0-0 P3 ① | 3 0 0 0 0 1 0 | | | | | | | | | | | | | | | | | | | | | | | | | |
| Robin Roberts, S OBP: 0.140, SLG: 0.125 (1, 1) Mel Clark, R OBP: 0.253, SLG: 0.240 (9, PH) | | | 0-3 K ② | | | 0-3 K ② | | | 0-3 K ② | 2 0 0 0 0 2 0 1 0 0 0 0 1 0 | | | | | | | | | | | | | | | | | | | | | | | | | |
| Inning Stats | R: 0 E: 0 K: 0 S: 3 | H: 0 LOB: 0 BB: 0 P: 3 | R: 0 E: 0 K: 1 S: 5 | H: 0 LOB: 1 BB: 1 P: 9 | R: 0 E: 0 K: 1 S: 5 | H: 0 LOB: 0 BB: 0 P: 5 | R: 0 E: 0 K: 1 S: 3 | H: 0 LOB: 0 BB: 0 P: 3 | R: 0 E: 0 K: 1 S: 4 | H: 0 LOB: 1 BB: 1 P: 8 | | R: 0 E: 0 K: 2 S: 7 | H: 0 LOB: 0 BB: 0 P: 7 | R: 0 E: 0 K: 0 S: 3 | H: 0 LOB: 0 BB: 0 P: 3 | R: 0 E: 0 K: 1 S: 3 | H: 0 LOB: 0 BB: 0 P: 3 | R: 0 E: 0 K: 1 S: 5 | H: 0 LOB: 0 BB: 0 P: 5 | 1B: 0 2B: 1 3B: 0 HR: 0 | SF: 0 SAC: 0 DP: 1 HBP: 0 | WP: 0 PB: 0 SB: 0 CS: 1 | PA: 28 | | | | | | | | | | | | |
| PITCHER Jim Wilson, R ERA: 2.36 (1, 1) | IP 9.0 | WLS W | BF 28 | H 0 | R 0 | ER 0 | SO 6 | BB 2 | IBB 0 | HBP 0 | BLK 0 | WP 0 | HR 0 | S 38 | P 46 | ERA 0.00 | WHIP 0.222 | PITCHER | IP 9.0 | WLS W | BF 28 | H 0 | R 0 | ER 0 | SO 6 | BB 2 | IBB 0 | HBP 0 | BLK 0 | WP 0 | HR 0 | S 38 | P 46 | ERA 0.00 | WHIP 0.222 |



| Batter | 1 | 2 | 3 | 4 | 5 | 6 | 7 | 8 | 9 |
|---|------------------|------------|------------|------------|------------|---------------------|------------|------------------|---|
| Bill Bruton, L OBP: 0.320, SLG: 0.289 (1, 8) | 0-0 6-3 | | 0-0 F9 | | | 0-0 SH3-4 1B | | 0-0 S 1B | |
| Johnny Logan, R OBP: 0.347, SLG: 0.440 (1, 6) | 0-0 HR | | 0-0 F7 | | | 0-0 SH3-4 1-2 | | 0-0 F9 1-2 | |
| Hank Aaron, R OBP: 0.335, SLG: 0.464 (1, 7) | 0-0 CS 1B | | | 0-0 F7 | | 0-3 K | | 0-3 K | |
| Eddie Mathews, L OBP: 0.405, SLG: 0.517 (1, 5) | 0-0 F5 | | | 0-0 3-1 | | 0-0 4-3 | | | |
| Joe Adcock, R OBP: 0.384, SLG: 0.505 (1, 3) | 0-0 CS 1-2 | 0-0 F2 | | 0-0 F8 | | | 0-3 K | | |
| Andy Pafko, R OBP: 0.338, SLG: 0.425 (1, 9) | | 0-0 6-3 | | | 0-0 F9 | | 0-0 1-3 | | |
| Danny O'Connell, R OBP: 0.302, SLG: 0.306 (1, 4) | | 0-0 5-3 | | | 0-0 P4 | | 0-0 1B | | |
| Del Crandall, R OBP: 0.246, SLG: 0.284 (1, 2) | | | 0-0 5-3 | | 0-0 HR | | 0-0 F5 | | |
| Jim Wilson, R OBP: 0.333, SLG: 0.500 (1, 1) | | | 0-0 2B | | 0-0 6-3 | | | 0-0 P5 | |

| Inning Stats | R: 1 | H: 2 | E: 0 | K: 0 | S: 4 | LOB: 0 | BB: 0 | P: 4 |
|--------------|------|------|------|------|--|--------|-------|------|
| | R: 0 | H: 0 | E: 0 | K: 0 | S: 3 <td>LOB: 0</td> <td>BB: 0</td> <td>P: 3 </td> | LOB: 0 | BB: 0 | P: 3 |
| | R: 0 | H: 1 | E: 0 | K: 0 | S: 4 <td>LOB: 1</td> <td>BB: 0</td> <td>P: 4 </td> | LOB: 1 | BB: 0 | P: 4 |
| | R: 0 | H: 0 | E: 0 | K: 0 | S: 3 <td>LOB: 0</td> <td>BB: 0</td> <td>P: 3 </td> | LOB: 0 | BB: 0 | P: 3 |
| | R: 1 | H: 1 | E: 0 | K: 0 | S: 4 <td>LOB: 0</td> <td>BB: 0</td> <td>P: 4 </td> | LOB: 0 | BB: 0 | P: 4 |
| | R: 0 | H: 1 | E: 0 | K: 1 | S: 6 <td>LOB: 1</td> <td>BB: 0</td> <td>P: 6 </td> | LOB: 1 | BB: 0 | P: 6 |
| | R: 0 | H: 1 | E: 0 | K: 1 | S: 6 <td>LOB: 1</td> <td>BB: 0</td> <td>P: 6 </td> | LOB: 1 | BB: 0 | P: 6 |
| | R: 0 | H: 1 | E: 0 | K: 1 | S: 6 <td>LOB: 1</td> <td>BB: 0</td> <td>P: 6 </td> | LOB: 1 | BB: 0 | P: 6 |

| PITCHER | IP | WLS | BF | H | R | ER | SO | BB | IBB | HBP | BLK | WP | HR | S | P | ERA | WHIP |
|---------------------------------------|-----|-----|----|---|---|----|----|----|-----|-----|-----|----|----|----|----|------|-------|
| Robbin Roberts, R ERA: 2.72 (1, 1) | 8.0 | L | 30 | 7 | 2 | 2 | 3 | 0 | 0 | 0 | 0 | 0 | 2 | 36 | 36 | 2.25 | 0.875 |

AB R H RBI BB SO LOB

| | | | | | | |
|---|---|---|---|---|---|---|
| 4 | 0 | 2 | 0 | 0 | 0 | 1 |
| 3 | 1 | 1 | 1 | 0 | 0 | 2 |
| 4 | 0 | 1 | 0 | 0 | 2 | 2 |
| 3 | 0 | 0 | 0 | 0 | 0 | 2 |
| 3 | 0 | 0 | 0 | 0 | 1 | 0 |
| 3 | 0 | 0 | 0 | 0 | 0 | 0 |
| 3 | 0 | 1 | 0 | 0 | 0 | 0 |
| 3 | 1 | 1 | 1 | 0 | 0 | 1 |
| 3 | 0 | 1 | 0 | 0 | 0 | 0 |

| WP | PA |
|----|----|
| 0 | 31 |

| | |
|-----|----|
| AB | 29 |
| R | 2 |
| H | 7 |
| RBI | 2 |
| BB | 0 |
| SO | 3 |
| LOB | 8 |



Philadelphia Phillies @ Milwaukee Braves
 Milwaukee County Stadium, Milwaukee, WI
 Sat Jun 12 1954, 4:33 AM EDT
 Att. 28,218 - Unknown

livebaseballscorecards.com

| Batter | 1 | 2 | 3 | 4 | 5 | 6 | 7 | 8 | 9 | AB R H RBI BB SO LOB | TOP | | | | | | | |
|---|-----------------|---|----|---|---|----|----|----|-----|--|---|----|----|---|---|-----|------|--|
| Willie Jones, R (1, 5) OBP: 0.359, SLG: 0.424 | | | | | | | | | | 0 0 0 0 0 0 0 0 | Philadelphia Phillies @ Milwaukee Braves Milwaukee County Stadium, Milwaukee, WI Sun Jun 13 1954, 4:33 AM EDT Att. 39,859 - Unknown livebaseballscorecards.com | | | | | | | |
| Richie Ashburn, L (1, 8) OBP: 0.443, SLG: 0.352 | | | | | | | | | | 0 0 0 0 0 0 0 0 | | | | | | | | |
| Earl Torgeson, L (1, 3) OBP: 0.386, SLG: 0.431 | | | | | | | | | | 0 0 0 0 0 0 0 0 | | | | | | | | |
| Del Ennis, R (1, 7) OBP: 0.320, SLG: 0.463 | | | | | | | | | | 0 0 0 0 0 0 0 0 | | | | | | | | |
| Granny Hamner, R (1, 4) OBP: 0.416, SLG: 0.518 | | | | | | | | | | 0 0 0 0 0 0 0 0 | | | | | | | | |
| Stan Lopata, R (1, 2) OBP: 0.371, SLG: 0.500 | | | | | | | | | | 0 0 0 0 0 0 0 0 | | | | | | | | |
| Mel Clark, R (1, 9) OBP: 0.253, SLG: 0.240 | | | | | | | | | | 0 0 0 0 0 0 0 0 | | | | | | | | |
| Bobby Morgan, R (1, 6) OBP: 0.402, SLG: 0.455 | | | | | | | | | | 0 0 0 0 0 0 0 0 | | | | | | | | |
| Murry Dickson, R (1, 1) OBP: 0.229, SLG: 0.265 | 0 0 0 0 0 0 0 0 | AB 0 R 0 H 0 RBI 0 BB 0 SO 0 LOB 0 | | | | | | | | | | | | | | | | |
| Inning Stats | | | | | | | | | | 1B: 0 SF: 0 2B: 0 SAC: 0 3B: 0 DP: 0 HR: 0 HBP: 0 WP: 0 PA: 0 PB: 0 SB: 0 CS: 0 | | | | | | | | |
| PITCHER Warren Spahn, L (1, 1) ERA: 2.94 | IP | WLS | BF | H | R | ER | SO | BB | IBB | HBP | BLK | WP | HR | S | P | ERA | WHIP | PITCHER IP WLS BF H R ER SO BB IBB HBP BLK WP HR S P ERA WHIP |
| | 0.0 | W | 0 | 0 | 0 | 0 | 0 | 0 | 0 | 0 | 0 | 0 | 0 | 0 | 0 | ∞ | ∞ | |

| Batter | 1 | 2 | 3 | 4 | 5 | 6 | 7 | 8 | 9 | AB R H RBI BB SO LOB |
|--|-----------------|---------------------|------------|-----------|--------------------------|-----------|------------|--------------------|-----------|----------------------|
| Bill Bruton, L OBP: 0.324, SLG: 0.296 (1, 8) | 1-1 1-3 | | 2-0 4-3 | | 0-1 4-3 | 1-2 1B | | 0-0 1B | | 5 0 2 0 0 0 0 |
| Johnny Logan, R OBP: 0.350, SLG: 0.441 (1, 6) | 1-2 HR 1B | | 2-2 F9 | | 4-2 FC4-6 1B BB | 1-0 F7 | | 1-0 1B | | 4 2 2 1 1 0 2 |
| Hank Aaron, R OBP: 0.344, SLG: 0.486 (1, 7) | 1-0 HR | | | 1-2 1B | 4-1 FC4-6 BB | | 1-2 1-3 | 1-0 F2 | | 4 2 2 2 1 0 2 |
| Eddie Mathews, L OBP: 0.389, SLG: 0.492 (1, 5) | 0-1 F2 | | | 3-3 K | 0-1 FC4-6 1B | | 3-2 6-3 | | 1-1 F3 | 5 0 0 0 0 1 3 |
| Joe Adcock, R OBP: 0.386, SLG: 0.505 (1, 3) | 1-2 F8 | | | 1-3 K | 2-1 FC6-4 1B | | 1-0 6-3 | | 2-1 F7 | 5 0 1 1 0 1 1 |
| Andy Pafko, R OBP: 0.343, SLG: 0.439 (1, 9) | | 3-1 F8 | | 3-1 1B | 0-0 FC6-4 | | | 0-0 SH1-4 1B | 1-1 E5 | 5 2 2 1 0 0 2 |
| Danny O'Connell, R OBP: 0.310, SLG: 0.310 (1, 4) | | 2-0 G5-4-3 1B | | 3-2 1B | | 0-0 F8 | | 1-0 SH1-4 | 1-2 F9 | 4 0 2 0 0 0 1 |
| Del Crandall, R OBP: 0.268, SLG: 0.325 (1, 2) | | 2-2 G5-4-3 | | 0-0 1B | | 0-0 1B | | 1-1 FC3-6 1B | | 4 0 3 2 0 0 1 |
| Gene Conley, R OBP: 0.172, SLG: 0.207 (1, 1) | | | 0-3 K | 1-1 F2 | | 1-3 K | | 0-0 FC3-6 1B | | 4 1 0 0 0 2 4 |

| TOP | |
|-----|----|
| AB | 40 |
| R | 7 |
| H | 14 |
| RBI | 7 |
| BB | 2 |
| SO | 4 |
| LOB | 16 |

| Inning Stats | |
|--------------|--------|
| R: 2 | H: 2 |
| E: 0 | LOB: 0 |
| K: 0 | BB: 0 |
| S: 12 | P: 16 |
| R: 0 | H: 1 |
| E: 0 | LOB: 0 |
| K: 0 | BB: 0 |
| S: 6 | P: 13 |
| R: 0 | H: 0 |
| E: 0 | LOB: 0 |
| K: 1 | BB: 0 |
| S: 7 | P: 11 |
| R: 2 | H: 4 |
| E: 0 | LOB: 2 |
| K: 2 | BB: 0 |
| S: 17 | P: 29 |
| R: 1 | H: 1 |
| E: 0 | LOB: 2 |
| K: 0 | BB: 2 |
| S: 10 | P: 20 |
| R: 0 | H: 2 |
| E: 0 | LOB: 2 |
| K: 1 | BB: 0 |
| S: 9 | P: 12 |
| R: 0 | H: 0 |
| E: 0 | LOB: 0 |
| K: 0 | BB: 0 |
| S: 7 | P: 12 |
| R: 2 | H: 4 |
| E: 0 | LOB: 2 |
| K: 0 | BB: 0 |
| S: 8 | P: 12 |
| R: 0 | H: 0 |
| E: 1 | LOB: 1 |
| K: 0 | BB: 0 |
| S: 9 | P: 14 |
| 1B: 13 | SF: 0 |
| 2B: 0 | SAC: 1 |
| 3B: 0 | DP: 1 |
| HR: 1 | HBP: 0 |
| WP: 0 | PA: 43 |
| PB: 0 | |
| SB: 1 | |
| CS: 0 | |

| PITCHER | IP | WLS | BF | H | R | ER | SO | BB | IBB | HBP | BLK | WP | HR | S | P | ERA | WHIP |
|--|-----|-----|----|---|---|----|----|----|-----|-----|-----|----|----|----|----|------|-------|
| Russ Meyer, R ERA: 3.39 (1, 1) | 4.0 | | 18 | 7 | 4 | 4 | 3 | 0 | 0 | 0 | 0 | 0 | 1 | 42 | 69 | 9.00 | 1.750 |
| Clem Labine, R ERA: 4.0 (5, 1) | 3.2 | L | 19 | 6 | 3 | 3 | 1 | 2 | 0 | 0 | 0 | 0 | 0 | 32 | 52 | 7.36 | 2.182 |
| Jim Hughes, R ERA: 2.93 (8, 1) | 1.1 | | 6 | 1 | 0 | 0 | 0 | 0 | 0 | 0 | 0 | 0 | 0 | 11 | 18 | 0.00 | 0.750 |

| PITCHER | IP | WLS | BF | H | R | ER | SO | BB | IBB | HBP | BLK | WP | HR | S | P | ERA | WHIP |
|---------|----|-----|----|---|---|----|----|----|-----|-----|-----|----|----|---|---|-----|------|
| | | | | | | | | | | | | | | | | | |

Milwaukee Braves @ Brooklyn Dodgers
Ebbets Field, Brooklyn, NY
 Tue Jun 15 1954, 3:33 AM EDT
 Att: 18,318 - Unknown

livebaseballscorecards.com



| Batter | 1 | 2 | 3 | 4 | 5 | 6 | 7 | 8 | 9 | AB | R | H | RBI | BB | SO | LOB |
|---|------------|---------------------|--------------------------|------------------|-------------------------|------------|----------------------|-------------------|------------------|----|---|---|-----|----|----|-----|
| Jim Gilliam, S OBP: 0.319, SLG: 0.423 (1, 4) | 1-0 F7 | | 1-2 SF8 2-H 3-H | | 1-1 HR 2B | | 1-0 F7 | | 1-0 F2 | 5 | 2 | 2 | 2 | 0 | 0 | 0 |
| Pee Wee Reese, R OBP: 0.376, SLG: 0.452 (1, 6) | 2-1 F6 | | 2-2 SF8 | | 1-0 HR 1-3 | | 1-0 FC6-4 1B | | 2-1 E4 BB | 4 | 1 | 2 | 1 | 0 | 0 | 0 |
| Duke Snider, L OBP: 0.457, SLG: 0.688 (1, 8) | 0-0 4-3 | | 3-2 1B | | 2-2 HR 2-H 3-H | | 1-3 K | | 4-1 BB 1-2 | 4 | 1 | 2 | 3 | 1 | 1 | 1 |
| Gil Hodges, R OBP: 0.381, SLG: 0.586 (1, 3) | | 4-1 G6-3 BB | 2-3 K | | 0-2 6-3 | | 0-0 FC6-4 1-2f | | 1-0 F8 | 4 | 0 | 0 | 0 | 1 | 1 | 4 |
| Roy Campanella, R OBP: 0.237, SLG: 0.339 (1, 2) | | 1-3 K | | 2-2 6-3 | | 0-0 4-3 | | 1-3 K | 4 | 0 | 0 | 0 | 0 | 0 | 2 | 1 |
| Carl Furillo, R OBP: 0.330, SLG: 0.301 (1, 9) | | 1-1 G6-3 1-2f | | 1-0 3-1 | | 1-2 F4 | | 1-1 5-3 HBP | 3 | 0 | 0 | 0 | 0 | 0 | 0 | 1 |
| Billy Cox, R OBP: 0.325, SLG: 0.309 (1, 5) | | | 2-2 E4 SH3-4 3B | 4-2 1B BB | | 0-0 F8 | | 0-0 5-3 | 3 | 1 | 0 | 0 | 1 | 0 | 1 | |
| Dick Williams, R OBP: 0.176, SLG: 0.250 (1, 7) | | | 0-2 E1 SH3-4 3B | 2-2 1-2 1B | | 0-1 6-3 | | 1-3 K | 4 | 1 | 1 | 0 | 0 | 1 | 2 | |
| Russ Meyer, S OBP: 0.125, SLG: 0.067 (1, 1) | | | 0-1 SH3-4 | 0-2 3-1 | | 1-0 F6 | | | 0 | 0 | 0 | 0 | 0 | 0 | 0 | 0 |
| George Shuba, L OBP: 0.333, SLG: 0.421 (4, PH) | | | | | | | | | 3-2 F7 | 1 | 0 | 0 | 0 | 0 | 0 | 2 |
| Clem Labine, R (5, 1) | | | | | | | | | | 1 | 0 | 0 | 0 | 0 | 0 | 0 |
| Jim Hughes, R OBP: 0.333, SLG: 0.333 (8, 1) | | | | | | | | | | 0 | 0 | 0 | 0 | 0 | 0 | 0 |
| Chuck Kress, L OBP: 0.200, SLG: 0.231 (9, PH) | | | | | | | | | | 1 | 0 | 0 | 0 | 0 | 0 | 0 |

| Inning Stats | R: 0 | H: 0 | E: 0 | LOB: 0 | K: 0 | BB: 0 | S: 4 | P: 7 | R: 0 | H: 0 | E: 0 | LOB: 0 | K: 1 | BB: 1 | S: 6 | P: 12 | R: 3 | H: 2 | E: 2 | LOB: 1 | K: 1 | BB: 0 | S: 20 | P: 30 | R: 0 | H: 1 | E: 0 | LOB: 2 | K: 0 | BB: 1 | S: 14 | P: 23 | R: 3 | H: 3 | E: 0 | LOB: 0 | K: 0 | BB: 0 | S: 13 | P: 18 | R: 0 | H: 0 | E: 0 | LOB: 0 | K: 0 | BB: 0 | S: 4 | P: 5 | R: 0 | H: 1 | E: 0 | LOB: 1 | K: 1 | BB: 0 | S: 7 | P: 10 | R: 0 | H: 0 | E: 0 | LOB: 1 | K: 2 | BB: 0 | S: 11 | P: 14 | R: 0 | H: 0 | E: 1 | LOB: 2 | K: 0 | BB: 1 | S: 11 | P: 22 | 1B: 4 | SF: 1 | 2B: 1 | SAC: 1 | 3B: 1 | DP: 1 | HR: 1 | HBP: 1 |
|--|------|------|------|--------|------|-------|------|------|------|------|------|--------|------|-------|------|-------|------|------|------|--------|------|-------|-------|-------|------|------|------|--------|------|-------|-------|-------|------|------|------|--------|------|-------|-------|-------|------|------|------|--------|------|-------|------|------|------|------|------|--------|------|-------|------|-------|------|------|------|--------|------|-------|-------|-------|------|------|------|--------|------|-------|-------|-------|-------|-------|-------|--------|-------|-------|-------|--------|
| Gene Conley, R ERA: 2.5 (1, 1) | IP | WLS | BF | H | R | ER | SO | BB | IBB | HBP | BLK | WP | HR | S | P | ERA | WHIP | IP | WLS | BF | H | R | ER | SO | BB | IBB | HBP | BLK | WP | HR | S | P | ERA | WHIP | IP | WLS | BF | H | R | ER | SO | BB | IBB | HBP | BLK | WP | HR | S | P | ERA | WHIP | | | | | | | | | | | | | | | | | | | | | | | | | | | | | |

BOTTOM

Milwaukee Braves @ Brooklyn Dodgers
Ebbets Field, Brooklyn, NY

Tue Jun 15 1954, 3:33 AM EDT
Att. 18,318 - Unknown

| | |
|-----|----|
| AB | 34 |
| R | 6 |
| H | 7 |
| RBI | 6 |
| BB | 3 |
| SO | 5 |
| LOB | 12 |



WP: 0 PA: 40
PB: 0
SB: 0
CS: 0

livebaseballscorecards.com

| Batter | 1 | 2 | 3 | 4 | 5 | 6 | 7 | 8 | 9 | AB R H RBI BB SO LOB | TOP |
|--|---|--|---|---|--|---|---|---|---|--|---|
| Bill Bruton, L (1, 8) OBP: 0.317, SLG: 0.289 CFB S | 1-3 | | | 0-2 | | 1-3 | | 2-1 | | 4 0 0 0 0 2 2 | Milwaukee Braves @ Brooklyn Dodgers Ebbets Field, Brooklyn, NY Wed Jun 16 1954, 3:33 AM EDT Att. 14,237 - Unknown livebaseballscorecards.com |
| Johnny Logan, R (1, 6) OBP: 0.348, SLG: 0.437 CFB X | 1-1 | | | 0-0 | | 0-3 | | 1-1 | | 4 0 1 0 0 1 2 | |
| Hank Aaron, R (1, 7) OBP: 0.337, SLG: 0.475 BFB X | 1-0 | | | 1-2 | | | 1-3 | | 1-2 | 4 0 0 0 0 1 1 | |
| Eddie Mathews, L (1, 5) OBP: 0.391, SLG: 0.497 BFB X | | 3-1 | | | 3-2 | | 0-2 | | 3-2 | 4 2 2 0 0 0 0 | |
| Joe Adcock, R (1, 3) OBP: 0.388, SLG: 0.520 BFB X | | 1-3 | | | 2-2 | | 1-0 | | 0-0 | 4 2 2 2 0 1 0 | |
| Andy Pafko, R (1, 9) OBP: 0.337, SLG: 0.429 BFB X | | 1-3 | | | 0-0 | | 1-1 | | 0-0 | 4 0 0 0 0 1 2 | |
| Danny O'Connell, R (1, 4) OBP: 0.318, SLG: 0.325 BFB X | | | | 0-1 | | 4-2 | 1-1 | | 0-0 | 3 0 2 2 1 0 0 | |
| Del Crandall, R (1, 2) OBP: 0.270, SLG: 0.320 BFB X | | | | 1-0 | | 4-0 | 3-2 | | | 2 0 0 0 1 0 2 | |
| Lew Burdette, R (1, 1) Ernie Johnson, R (5, 1) George Metkovich, L (6, PH) Ray Crone, R (6, 1) Jack Dittmer, L (8, PH) Phil Paine, R (8, 1) | | | | 0-3 | | 2-1 | | 0-1 | | 1 0 0 0 0 1 0 0 0 0 0 0 0 0 1 0 0 0 0 0 2 0 0 0 0 0 0 0 1 0 0 0 0 0 0 0 0 0 0 0 0 0 | |
| Inning Stats | R: 0 H: 0 E: 0 LOB: 0 K: 1 BB: 0 S: 6 P: 9 | R: 0 H: 0 E: 0 LOB: 0 K: 2 BB: 0 S: 8 P: 13 | R: 0 H: 1 E: 0 LOB: 0 K: 1 BB: 0 S: 6 P: 7 | R: 0 H: 1 E: 0 LOB: 0 K: 0 BB: 0 S: 7 P: 8 | R: 0 H: 0 E: 0 LOB: 0 K: 0 BB: 0 S: 7 P: 12 | R: 0 H: 0 E: 0 LOB: 2 K: 2 BB: 2 S: 11 P: 22 | R: 2 H: 3 E: 1 LOB: 1 K: 1 BB: 0 S: 16 P: 23 | R: 0 H: 0 E: 0 LOB: 0 K: 0 BB: 0 S: 6 P: 9 | R: 2 H: 2 E: 0 LOB: 0 K: 0 BB: 0 S: 12 P: 16 | 1B: 4 SF: 0 2B: 2 SAC: 0 3B: 1 DP: 2 HR: 1 HBP: 0 | WP: 0 PA: 34 PB: 0 SB: 0 CS: 0 |
| PITCHER Carl Erskine, R (1, 1) ERA: 3.58 | IP WLS BF H R ER SO BB IBB HBP BLK WP HR S P ERA WHIP 9.0 W 34 7 4 4 7 2 0 0 0 0 1 79 119 4.00 1.000 | | | | | PITCHER IP WLS BF H R ER SO BB IBB HBP BLK WP HR S P ERA WHIP | | | | | |



| Batter | 1 | 2 | 3 | 4 | 5 | 6 | 7 | 8 | 9 | AB R H RBI BB SO LOB | TOP |
|--|--|---|---|---|---|--|---|---|---|--|---|
| Jim Pendleton, R (1, 8) OBP: 0.243, SLG: 0.300 Bill Bruton, L (8, PH) OBP: 0.316, SLG: 0.287 (8, 8) | 1-2 F2 | | 0-1 F8 | 1-1 1-2 2-H 1B | | 0-0 F7 | | 0-1 F7 | | 4 0 1 1 0 0 0 1 0 0 0 0 0 1 | |
| Johnny Logan, R (1, 6) OBP: 0.341, SLG: 0.427 | 3-3 K | | 2-2 4-3 | 0-0 F2 | | | 2-1 6-3 | | 0-0 L8 | 5 0 0 0 0 1 2 | |
| Hank Aaron, R (1, 7) OBP: 0.348, SLG: 0.500 | 1-0 HR | | 4-1 HR BB | | 4-2 FC3-6 BB | | 0-2 2B | | 1-0 6-3 | 3 2 2 1 2 0 0 | |
| Eddie Mathews, L (1, 5) OBP: 0.387, SLG: 0.505 | 2-1 F2 | | 3-1 HR 1-H | | 0-1 FC3-6 6-3 1B 1-2f | | 2-3 K | | 2-3 K | 5 2 1 2 0 2 2 | |
| Joe Adcock, R (1, 3) OBP: 0.382, SLG: 0.510 | | 1-1 1-3 | 1-2 L5 | | 3-1 6-3 1-2 | | 1-1 6-3 | | | 4 0 0 0 0 0 2 | |
| Andy Pafko, R (1, 9) OBP: 0.340, SLG: 0.431 | | 1-2 BB 1B | | 0-0 F4 | 1-1 1B 2-H | | | 1-0 6-3 | | 4 0 2 1 0 0 0 | |
| Danny O'Connell, R (1, 4) OBP: 0.326, SLG: 0.345 | | 4-1 BB 1-2 | | 1-0 1B 1B | 0-1 B1 | | | 2-1 HR | | 3 2 2 1 1 0 1 | |
| Del Crandall, R (1, 2) OBP: 0.269, SLG: 0.318 | | 0-0 F6 | | 2-3 K | | 1-1 6-3 | | 1-2 FC3-4-6 1B | | 4 0 1 0 0 1 3 | |
| Jim Wilson, R (1, 1) OBP: 0.300, SLG: 0.400 | | 1-0 4-3 | | 0-0 1B 1-2 | | 2-2 5-3 | | 0-2 FC3-4-6 1-2f | | 4 0 1 0 0 0 3 | |
| Inning Stats | R: 1 H: 1 E: 0 LOB: 0 K: 1 BB: 0 S: 9 P: 16 | R: 0 H: 1 E: 0 LOB: 2 K: 0 BB: 1 S: 9 P: 16 | R: 2 H: 1 E: 0 LOB: 0 K: 0 BB: 1 S: 14 P: 24 | R: 1 H: 3 E: 0 LOB: 2 K: 1 BB: 0 S: 11 P: 15 | R: 1 H: 1 E: 0 LOB: 1 K: 0 BB: 1 S: 10 P: 18 | R: 0 H: 0 E: 0 LOB: 0 K: 0 BB: 0 S: 7 P: 10 | R: 0 H: 1 E: 0 LOB: 1 K: 1 BB: 0 S: 10 P: 15 | R: 1 H: 2 E: 0 LOB: 1 K: 0 BB: 0 S: 11 P: 15 | R: 0 H: 0 E: 0 LOB: 0 K: 1 BB: 0 S: 6 P: 9 | 1B: 6 SF: 0 2B: 1 SAC: 0 3B: 0 DP: 0 HR: 3 HBP: 0 | WP: 0 PA: 40 PB: 0 SB: 0 CS: 0 |
| PITCHER Johnny Podres, L (1, 1) ERA: 3.53 Bob Milliken, R (8, 1) ERA: 5.14 Clem Labine, R (9, 1) ERA: 3.89 | IP WLS BF H R ER SO BB IBB HBP BLK WP HR S P ERA WHIP 7.1 L 35 10 6 6 3 3 0 0 0 0 0 3 76 124 7.36 1.773 0.2 2 0 0 0 0 0 0 0 0 0 0 0 5 5 0.00 0.000 1.0 3 0 0 0 0 1 0 0 0 0 0 0 6 9 0.00 0.000 | PITCHER IP WLS BF H R ER SO BB IBB HBP BLK WP HR S P ERA WHIP | | | | | | | | | |

Milwaukee Braves @ Brooklyn Dodgers
 Ebbets Field, Brooklyn, NY
 Thu Jun 17 1954, 3:33 AM EDT
 Att. 9,304 - Unknown

livebaseballscorecards.com

| | |
|------------|----|
| AB | 37 |
| R | 6 |
| H | 10 |
| RBI | 6 |
| BB | 3 |
| SO | 4 |
| LOB | 14 |



| Batter | 1 | 2 | 3 | 4 | 5 | 6 | 7 | 8 | 9 | AB | R | H | RBI | BB | SO | LOB | | | | | | |
|---|------------------------------|----------------------------------|------------------------------|----------------------------------|------------------------------|---------------------------------|-------------------------------|----------------------------------|-------------------------------|----------------------------------|------------------------------|----------------------------------|------------------------------|---------------------------------|-------------------------------|----------------------------------|-------------------------------|----------------------------------|----------------------------------|------------------------------------|----------------------------------|--------|
| Jim Gilliam, S OBP: 0.321, SLG: 0.426 (1, 4) | 0-1 F2 | | | 0-2 HR 2B | 1-1 F8 | | | 1-1 F3 | | 4 | 1 | 1 | 0 | 0 | 0 | 1 | | | | | | |
| Pee Wee Reese, R OBP: 0.373, SLG: 0.458 (1, 6) | 1-2 F2 | | | 2-0 F3 | | 1-3 K | | 3-1 L5 | | 4 | 0 | 0 | 0 | 0 | 1 | 1 | | | | | | |
| Duke Snider, L OBP: 0.450, SLG: 0.699 (1, 8) | 2-1 4-3 | | | 3-2 2-H HR | | 0-0 F7 | | | 2-1 F3 | 4 | 1 | 1 | 2 | 0 | 0 | 0 | | | | | | |
| Jackie Robinson, R OBP: 0.462, SLG: 0.586 (1, 7) | | | 1-2 S CS 2B | 0-0 HR | | 1-1 2B | | | 1-2 HR | 4 | 2 | 4 | 2 | 0 | 0 | 0 | | | | | | |
| Gil Hodges, R OBP: 0.381, SLG: 0.590 (1, 3) | | | 1-2 5-3 | 2-3 K | | 0-2 5-3 | | | 2-1 5-3 | 4 | 0 | 0 | 0 | 0 | 1 | 2 | | | | | | |
| George Shuba, L OBP: 0.309, SLG: 0.378 (1, 9) | | | 0-1 F9 | 3-2 3-1 | | | 2-1 1-3 | | 0-2 L7 | 4 | 0 | 0 | 0 | 0 | 0 | 1 | | | | | | |
| Roy Campanella, R OBP: 0.240, SLG: 0.358 (1, 2) | | | 1-1 CS | 0-1 F8 | | 2-2 6-3 | | 1-2 G4-6-3 1B | | 3 | 0 | 1 | 0 | 0 | 0 | 0 | | | | | | |
| Don Hoak, R OBP: 0.284, SLG: 0.422 (1, 5) | | | 1-2 F4 | | 0-2 F4 | | 0-0 G4-6-3 1-2f | | | 3 | 0 | 0 | 0 | 0 | 0 | 1 | | | | | | |
| Johnny Podres, L OBP: 0.343, SLG: 0.406 (1, 1) | | | 0-0 4-3 | | | 1-0 2B | | 3-2 F8 | | 2 | 0 | 1 | 0 | 0 | 0 | 0 | | | | | | |
| Bob Milliken, R OBP: 0.250, SLG: 0.250 (8, 1) | | | | | | | | | | 0 | 0 | 0 | 0 | 0 | 0 | 0 | | | | | | |
| Chuck Kress, L OBP: 0.195, SLG: 0.225 (8, PH) | | | | | | | | | | 1 | 0 | 0 | 0 | 0 | 0 | 0 | | | | | | |
| Clem Labine, R (9, 1) | | | | | | | | | | 0 | 0 | 0 | 0 | 0 | 0 | 0 | | | | | | |
| Inning Stats | R: 0 E: 0 K: 0 S: 7 | H: 0 LOB: 0 BB: 0 P: 10 | R: 0 E: 0 K: 0 S: 9 | H: 1 LOB: 0 BB: 0 P: 12 | R: 0 E: 0 K: 0 S: 6 | H: 0 LOB: 0 BB: 0 P: 7 | R: 3 E: 0 K: 1 S: 16 | H: 3 LOB: 0 BB: 0 P: 26 | R: 0 E: 0 K: 0 S: 11 | H: 1 LOB: 1 BB: 0 P: 15 | R: 0 E: 0 K: 1 S: 9 | H: 1 LOB: 1 BB: 0 P: 11 | R: 0 E: 0 K: 0 S: 6 | H: 1 LOB: 0 BB: 0 P: 9 | R: 0 E: 0 K: 0 S: 10 | H: 0 LOB: 0 BB: 0 P: 17 | R: 1 E: 0 K: 0 S: 12 | H: 1 LOB: 0 BB: 0 P: 17 | 1B: 1 2B: 4 3B: 0 HR: 3 | SF: 0 SAC: 0 DP: 1 HBP: 0 | WP: 0 PB: 0 SB: 1 CS: 1 | PA: 34 |
| PITCHER Jim Wilson, R ERA: 2.78 (1, 1) | IP 9.0 | WLS W | BF 33 | H 8 | R 4 | ER 4 | SO 2 | BB 0 | IBB 0 | HBP 0 | BLK 0 | WP 0 | HR 3 | S 86 | P 124 | ERA 4.00 | WHIP 0.889 | | | | | |
| PITCHER | IP | WLS | BF | H | R | ER | SO | BB | IBB | HBP | BLK | WP | HR | S | P | ERA | WHIP | | | | | |

BOTTOM

Milwaukee Braves @ Brooklyn Dodgers
Ebbets Field, Brooklyn, NY
 Thu Jun 17 1954, 3:33 AM EDT
 Att. 9,304 - Unknown

livebaseballscorecards.com

| | |
|------------|-----------|
| AB | 33 |
| R | 4 |
| H | 8 |
| RBI | 4 |
| BB | 0 |
| SO | 2 |
| LOB | 6 |



| Batter | 1 | 2 | 3 | 4 | 5 | 6 | 7 | 8 | 9 | AB | R | H | RBI | BB | SO | LOB | TOP | | | | | | | |
|---|----|-----|----|---|---|----|----|----|-----|-----|-----|----|-----|----|----|-----|------|---|--|--|-------|--------|-------|-------|
| Bill Bruton, L (1, 8) <small>OBP: 0.316, SLG: 0.287</small> | | | | | | | | | | | 0 | 0 | 0 | 0 | 0 | 0 | 0 | | | | | | | |
| Johnny Logan, R (1, 6) <small>OBP: 0.341, SLG: 0.427</small> | | | | | | | | | | | 0 | 0 | 0 | 0 | 0 | 0 | 0 | 0 | | | | | | |
| Hank Aaron, R (1, 7) <small>OBP: 0.348, SLG: 0.500</small> | | | | | | | | | | | 0 | 0 | 0 | 0 | 0 | 0 | 0 | 0 | | | | | | |
| Eddie Mathews, L (1, 5) <small>OBP: 0.387, SLG: 0.505</small> | | | | | | | | | | | 0 | 0 | 0 | 0 | 0 | 0 | 0 | 0 | | | | | | |
| Joe Adcock, R (1, 3) <small>OBP: 0.382, SLG: 0.510</small> | | | | | | | | | | | 0 | 0 | 0 | 0 | 0 | 0 | 0 | 0 | | | | | | |
| Andy Pafko, R (1, 9) <small>OBP: 0.340, SLG: 0.431</small> | | | | | | | | | | | 0 | 0 | 0 | 0 | 0 | 0 | 0 | 0 | | | | | | |
| Danny O'Connell, R (1, 4) <small>OBP: 0.326, SLG: 0.345</small> | | | | | | | | | | | 0 | 0 | 0 | 0 | 0 | 0 | 0 | 0 | | | | | | |
| Del Crandall, R (1, 2) <small>OBP: 0.269, SLG: 0.318</small> | | | | | | | | | | | 0 | 0 | 0 | 0 | 0 | 0 | 0 | 0 | | | | | | |
| Warren Spahn, L (1, 1) <small>OBP: 0.318, SLG: 0.368</small> | | | | | | | | | | | 0 | 0 | 0 | 0 | 0 | 0 | 0 | | | | | | | |
| Inning Stats | | | | | | | | | | | | | | | | | | | | | 1B: 0 | SF: 0 | WP: 0 | PA: 0 |
| | | | | | | | | | | | | | | | | | | | | | 2B: 0 | SAC: 0 | PB: 0 | |
| | | | | | | | | | | | | | | | | | | | | | 3B: 0 | DP: 0 | SB: 0 | |
| | | | | | | | | | | | | | | | | | | | | | HR: 0 | HBP: 0 | CS: 0 | |
| | | | | | | | | | | | | | | | | | | | | | | | | |
| | | | | | | | | | | | | | | | | | | | | | | | | |
| | | | | | | | | | | | | | | | | | | | | | | | | |
| | | | | | | | | | | | | | | | | | | | | | | | | |
| PITCHER Vern Law, R (1, 1) <small>ERA: 3.68</small> | IP | WLS | BF | H | R | ER | SO | BB | IBB | HBP | BLK | WP | HR | S | P | ERA | WHIP | PITCHER IP WLS BF H R ER SO BB IBB HBP BLK WP HR S P ERA WHIP | | | | | | |

Milwaukee Braves @ Pittsburgh Pirates
Forbes Field, Pittsburgh, PA
 Fri Jun 18 1954, 3:33 AM EDT
 Att. 8,859 - Unknown

AB 0
R 0
H 0
RBI 0
BB 0
SO 0
LOB 0



WP: 0 PA: 0
 PB: 0
 SB: 0
 CS: 0

livebaseballscorecards.com

| Batter | 1 | 2 | 3 | 4 | 5 | 6 | 7 | 8 | 9 | AB | R | H | RBI | BB | SO | LOB | TOP | | | | | |
|--|---|---------------------------------|----------------------------------|---------------------------------|------------------------------|----------------------------------|----------------------------------|---------------------------------|------------------------------|---------------------------------|------------------------------|---------------------------------|------------------------------|----------------------------------|------------------------------|---------------------------------|------------------------------|---------------------------------|---|------------------------------------|----------------------------------|--------|
| Jim Pendleton, R (1, 8) OBP: 0.234, SLG: 0.288 Bill Bruton, L (5, 8) OBP: 0.316, SLG: 0.285 | 0-0 F8 | | 0-0 E6 1B | 0-0 6-3 | | 0-0 P6 | 0-3 K | | | 3 | 1 | 0 | 0 | 0 | 0 | 2 | | | | | | |
| Johnny Logan, R (1, 6) OBP: 0.342, SLG: 0.427 | 0-0 G3 | | 0-0 E6 1B | | 0-0 F8 | 0-0 L4 | | 0-0 | | 5 | 1 | 2 | 0 | 0 | 0 | 1 | | | | | | |
| Hank Aaron, R (1, 7) OBP: 0.343, SLG: 0.487 | 0-0 P5 | | 0-0 E6 2B 1B | | 0-0 L8 | | 0-0 E6 WP 2B | 4-0 WP 1B BB | | 4 | 2 | 1 | 2 | 1 | 0 | 0 | | | | | | |
| Joe Adcock, R (1, 3) OBP: 0.390, SLG: 0.533 | | 0-0 F7 | 0-0 F7 | | 0-0 | | 0-0 WP SF9 2B | 0-0 | | 5 | 2 | 3 | 2 | 0 | 0 | 2 | | | | | | |
| Andy Pafko, R (1, 9) OBP: 0.342, SLG: 0.448 | | 0-0 | 0-0 | | 0-0 P3 | | 4-0 WP 2B BB | 0-0 F5 | | 4 | 2 | 2 | 3 | 1 | 0 | 2 | | | | | | |
| Danny O'Connell, R (1, 5) OBP: 0.314, SLG: 0.333 | | 0-0 L7 | 0-0 5-3 | | | 0-0 B1 | 0-0 SF9 | 0-0 F7 | | 4 | 0 | 0 | 1 | 0 | 0 | 3 | | | | | | |
| Del Crandall, R (1, 2) OBP: 0.276, SLG: 0.326 Charlie White, L (7, 2) OBP: 0.328, SLG: 0.379 | 0-0 P6 | | | 0-0 F5 | | 0-0 | 0-0 4-3 | 0-0 F2 | | 4 | 1 | 2 | 1 | 0 | 0 | 0 | | | | | | |
| Jack Dittmer, L (1, 4) OBP: 0.208, SLG: 0.262 | | | 4-0 | 4-0 | | 0-0 E8 1B | 0-0 4-3 | 0-0 1-3 | | 3 | 1 | 1 | 0 | 2 | 0 | 1 | | | | | | |
| Chet Nichols, S (1, 1) OBP: 0.105, SLG: 0.105 Dave Jolly, R (5, 1) OBP: 0.333, SLG: 0.375 | | | 0-0 FC2-6 1B | 0-0 SH1-4 | | 0-0 | 4-0 | 0-0 6-3 | | 1 | 1 | 0 | 0 | 0 | 0 | 1 | | | | | | |
| Inning Stats | R: 0 E: 0 K: 0 S: 3 | H: 0 LOB: 0 BB: 0 P: 3 | R: 1 E: 0 K: 0 S: 4 | H: 1 LOB: 0 BB: 0 P: 4 | R: 4 E: 1 K: 0 S: 7 | H: 3 LOB: 1 BB: 1 P: 11 | R: 0 E: 0 K: 0 S: 3 | H: 0 LOB: 1 BB: 1 P: 7 | R: 1 E: 0 K: 0 S: 4 | H: 1 LOB: 0 BB: 0 P: 4 | R: 2 E: 1 K: 0 S: 6 | H: 3 LOB: 1 BB: 0 P: 6 | R: 3 E: 1 K: 1 S: 8 | H: 2 LOB: 2 BB: 2 P: 16 | R: 0 E: 0 K: 0 S: 4 | H: 2 LOB: 2 BB: 1 P: 8 | R: 0 E: 0 K: 0 S: 3 | H: 0 LOB: 0 BB: 0 P: 3 | 1B: 6 2B: 4 3B: 0 HR: 2 | SF: 1 SAC: 1 DP: 0 HBP: 0 | WP: 4 PB: 0 SB: 0 CS: 0 | PA: 45 |
| PITCHER | IP WLS BF H R ER SO BB IBB HBP BLK WP HR S P ERA WHIP | | | | | | | | | | | | | | | | | PITCHER | IP WLS BF H R ER SO BB IBB HBP BLK WP HR S P ERA WHIP | | | |
| Dick Littlefield, L (1, 1) ERA: 3.56 Bob Purkey, R (4, 1) ERA: 5.72 Johnny Hetki, R (6, 1) ERA: 5.52 Len Yochim, L (7, 1) ERA: 7.32 | 3.0 L 15 4 5 2 0 1 0 0 0 0 1 14 18 6.00 1.667 | | | | | | | | | | | | | | | | | PITCHER | 2.0 8 1 1 1 0 1 0 0 0 0 1 7 11 4.50 1.000 | | | |
| | 1.0 6 3 2 1 0 0 0 0 0 0 6 6 9.00 3.000 | | | | | | | | | | | | | | | | | | 3.0 16 4 3 2 1 3 0 0 0 4 0 15 27 6.00 2.333 | | | |

Milwaukee Braves @ Pittsburgh Pirates
 Forbes Field, Pittsburgh, PA
 Sat Jun 19 1954, 3:33 AM EDT
 Att. 3,961 - Unknown

livebaseballscorecards.com

AB 38
R 11
H 12
RBI 10
BB 5
SO 1
LOB 15



BOTTOM

Milwaukee Braves @ Pittsburgh Pirates
Forbes Field, Pittsburgh, PA

livebaseballscorecards.com

| | |
|-----|----|
| AB | 32 |
| R | 2 |
| H | 9 |
| RBI | 2 |
| BB | 5 |
| SO | 2 |
| LOB | 16 |



| | | | |
|-----|---|-----|----|
| WP: | 0 | PA: | 37 |
| PB: | 0 | | |
| SB: | 0 | | |
| CS: | 0 | | |

| | |
|-----|------|
| ERA | WHIP |
|-----|------|

AB R H RBI BB SO LOB

| | | | | | | |
|---|---|---|---|---|---|---|
| 5 | 0 | 1 | 1 | 0 | 0 | 0 |
| 3 | 0 | 0 | 0 | 1 | 0 | 0 |
| 2 | 0 | 1 | 0 | 0 | 0 | 0 |
| 0 | 0 | 0 | 0 | 0 | 0 | 0 |
| 2 | 0 | 0 | 0 | 0 | 1 | 3 |
| 4 | 0 | 2 | 0 | 0 | 0 | 1 |
| 4 | 0 | 3 | 0 | 0 | 0 | 0 |
| 3 | 0 | 0 | 0 | 1 | 0 | 5 |
| 3 | 1 | 0 | 0 | 1 | 0 | 4 |
| 2 | 1 | 0 | 0 | 2 | 0 | 0 |
| 0 | 0 | 0 | 0 | 0 | 0 | 0 |
| 1 | 0 | 1 | 0 | 0 | 0 | 0 |
| 0 | 0 | 0 | 0 | 0 | 0 | 0 |
| 1 | 0 | 1 | 1 | 0 | 0 | 0 |
| 0 | 0 | 0 | 0 | 0 | 0 | 0 |
| 1 | 0 | 0 | 0 | 0 | 0 | 3 |
| 0 | 0 | 0 | 0 | 0 | 0 | 0 |
| 1 | 0 | 0 | 0 | 0 | 1 | 0 |

Batter 1 2 3 4 5 6 7 8 9

| | | | | | | | | | |
|---|------------------|-------------------------|-------------------|----------------------|---------------------------|--|--------------------|--|---------------------|
| Gair Allie, R OBP: 0.302, SLG: 0.267 (1, 6) X | 0-0 B2-3 ① | | X 0-0 F2 ③ | | X 0-0 1B 1-3 2-H | | X 0-0 F7 ① | | X 0-0 5-3 ③ |
| Dick Cole, R OBP: 0.368, SLG: 0.371 (1, 5) X | 0-0 6-3 ② | | X 0-0 5-3 ① | | 4-0 BB | | X 0-0 F9 ② | | |
| Bob Skinner, L OBP: 0.326, SLG: 0.371 (1, 3) X | 0-0 | | X 0-0 4-3 ② | | 0-3 K ③ | | X 0-0 F9 ③ | | |
| Vern Law, R OBP: 0.333, SLG: 0.458 (5, PH) | | | | | | | | | |
| Preston Ward, L OBP: 0.330, SLG: 0.381 (5, PH) | | | | | | | | | |
| Frank Thomas, R OBP: 0.361, SLG: 0.493 (1, 7) X | 0-0 5-3 ③ | | X 0-0 6-3 ③ | | 0-0 FC1-6 1B | | X 0-0 1B | | X 0-0 G4-3 1B |
| Sid Gordon, R OBP: 0.409, SLG: 0.353 (1, 9) X | | 0-0 6-3 ① | | X 0-0 | 0-0 G6-4-3 1B | | X 0-0 1B | | X 0-0 G4-3 1B |
| Jack Shepard, R OBP: 0.337, SLG: 0.346 (1, 2) | | 4-0 BB G5-4-3 | | X 0-0 G6-4-3 ① | 0-0 F2 ① | | X 0-0 G4-3 ② | | |
| Curt Roberts, R OBP: 0.284, SLG: 0.292 (1, 4) X | | 0-0 G5-4-3 ② ③ | | 4-0 BB 1B | 0-0 FC1-6 BB | | X 0-0 5-3 ③ | | |
| Dick Hall, R OBP: 0.316, SLG: 0.308 (1, 8) X | | | X 0-0 6-3 ① | | 4-0 1B 1-2 | | X 0-0 BB | | X 0-0 F2 ① |
| Dick Littlefield, L OBP: 0.200, SLG: 0.143 (3, PH) | | | X 0-0 ② | | 0-0 1B | | X 0-0 3-1 ③ | | X 0-3 K ② |
| Luis Marquez, R OBP: 0.250, SLG: 0.296 (4, 1) | | | | | 1-2 2-H | | | | |
| Bob Purkey, R OBP: 0.300, SLG: 0.250 (5, PH) | | | | | | | | | |
| Eddie Polignani, R OBP: 0.300, SLG: 0.250 (5, PH) | | | | | | | | | |
| Johnny Hetki, R OBP: 0.250, SLG: 0.330 (6, PH) | | | | | | | | | |
| Jerry Lynch, L OBP: 0.500, SLG: 0.500 (7, 1) | | | | | | | | | |
| Len Yochim, L OBP: 0.100, SLG: 0.100 (9, PH) | | | | | | | | | |

| | | | | | | | | | | | | | | | | | | | | | |
|---|------------------------------|---------------------------------|------------------------------|---------------------------------|------------------------------|---------------------------------|------------------------------|---------------------------------|------------------------------|----------------------------------|------------------------------|---------------------------------|------------------------------|---------------------------------|------------------------------|---------------------------------|------------------------------|---------------------------------|----------------------------------|------------------------------------|----------------------------------|
| Inning Stats | R: 0 E: 0 K: 0 S: 4 | H: 1 LOB: 1 BB: 0 P: 4 | R: 0 E: 0 K: 0 S: 2 | H: 0 LOB: 0 BB: 1 P: 6 | R: 0 E: 0 K: 0 S: 3 | H: 1 LOB: 0 BB: 0 P: 3 | R: 0 E: 0 K: 0 S: 3 | H: 0 LOB: 0 BB: 0 P: 3 | R: 2 E: 0 K: 1 S: 7 | H: 3 LOB: 3 BB: 3 P: 19 | R: 0 E: 0 K: 0 S: 5 | H: 2 LOB: 3 BB: 1 P: 9 | R: 0 E: 0 K: 0 S: 3 | H: 0 LOB: 0 BB: 0 P: 3 | R: 0 E: 0 K: 0 S: 4 | H: 2 LOB: 1 BB: 0 P: 4 | R: 0 E: 0 K: 1 S: 5 | H: 0 LOB: 0 BB: 0 P: 5 | 1B: 8 2B: 1 3B: 0 HR: 0 | SF: 0 SAC: 0 DP: 3 HBP: 0 | WP: 0 PB: 0 SB: 0 CS: 0 |
| PITCHER | IP | WLS | BF | H | R | ER | SO | BB | IBB | HBP | BLK | WP | HR | S | P | ERA | WHIP | | | | |
| Chet Nichols, L ERA: 3.39 (1, 1) | 4.2 | | 20 | 5 | 2 | 2 | 0 | 4 | 0 | 0 | 0 | 0 | 0 | 16 | 32 | 3.86 | 1.929 | | | | |
| Dave Jolly, R ERA: 1.02 (5, 1) | 4.1 | W | 17 | 4 | 0 | 0 | 2 | 1 | 0 | 0 | 0 | 0 | 0 | 20 | 24 | 0.00 | 1.154 | | | | |

Sat Jun 19 1954, 3:33 AM EDT
Att. 3,961 - Unknown

| Batter | 1 | 2 | 3 | 4 | 5 | 6 | 7 | 8 | 9 | 10 | AB R H RBI BB SO LOB | TOP | | | | | | | |
|--|------------------------------|---------------------------------|------------------------------|---------------------------------|------------------------------|---------------------------------|------------------------------|---------------------------------|------------------------------|---------------------------------|------------------------------|--|---------------------------------|------------------------------|---------------------------------|----------------------------------|------------------------------------|----------------------------------|--------|
| Bill Bruton, L (1, 8) OBP: 0.318, SLG: 0.284 | 0-0 F8 | | 0-0 S 1B | | 4-0 G6-4-3 IBB | | | 0-0 1-3 | | 0-0 F8 | 4 0 1 0 1 0 1 | Milwaukee Braves @ Pittsburgh Pirates Forbes Field, Pittsburgh, PA Sun Jun 20 1954, 3:33 AM EDT Unknown | | | | | | | |
| Johnny Logan, R (1, 6) OBP: 0.336, SLG: 0.419 | 0-0 F5 | | 0-0 F2 | | 0-0 G6-4-3 | | | 0-0 5-3 | | | 4 0 0 0 0 0 4 | | | | | | | | |
| Hank Aaron, R (1, 7) OBP: 0.341, SLG: 0.487 | 0-0 3B 2B | | 0-0 5-3 | | | | | | 0-0 5-3 | | 4 1 1 0 0 0 1 | | | | | | | | |
| Joe Adcock, R (1, 3) OBP: 0.368, SLG: 0.537 | 0-0 2-H 3B | | | | 0-0 F8 | | | 0-0 5-3 | | 0-0 6-3 | 4 0 1 1 0 0 0 | | | | | | | | |
| Andy Pafko, R (1, 9) OBP: 0.341, SLG: 0.444 | 0-0 F8 | | | | 0-0 F8 | | | 0-0 6-3 | | 0-0 1B | 4 0 1 0 0 0 1 | | | | | | | | |
| Jack Dittmer, L (1, 4) OBP: 0.197, SLG: 0.246 | | 0-0 F6 | | | 0-0 F4 | | | 0-0 F7 | | 0-0 6-3 | 4 0 0 0 0 0 1 | | | | | | | | |
| Danny O'Connell, R (1, 5) OBP: 0.313, SLG: 0.329 | | 0-0 F6 | | | 4-0 SH1-3 1B BB | | | 0-0 F9 | | 0-0 F8 | 3 0 0 0 1 0 0 | | | | | | | | |
| Del Crandall, R (1, 2) OBP: 0.276, SLG: 0.324 | | 0-0 5-3 | | | 0-0 SH1-3 1B | | | 0-0 F8 | | 0-0 5-3 | 4 0 1 0 0 0 0 | | | | | | | | |
| Lew Burdette, R (1, 1) OBP: 0.114, SLG: 0.065 | | | 0-0 F6 | | 0-0 SH1-3 | | | 0-0 F9 | | 0-0 2B | 3 0 1 0 0 0 0 | | | | | | | | |
| Inning Stats | R: 1 E: 0 K: 0 S: 5 | H: 2 LOB: 1 BB: 0 P: 5 | R: 0 E: 0 K: 0 S: 3 | H: 0 LOB: 0 BB: 0 P: 3 | R: 0 E: 0 K: 0 S: 4 | H: 1 LOB: 1 BB: 0 P: 4 | R: 0 E: 0 K: 0 S: 3 | H: 0 LOB: 0 BB: 0 P: 3 | R: 0 E: 0 K: 0 S: 3 | H: 0 LOB: 0 BB: 0 P: 3 | R: 0 E: 0 K: 0 S: 4 | | H: 1 LOB: 1 BB: 0 P: 4 | R: 0 E: 0 K: 0 S: 4 | H: 1 LOB: 1 BB: 0 P: 4 | 1B: 3 2B: 2 3B: 1 HR: 0 | SF: 0 SAC: 1 DP: 1 HBP: 0 | WP: 0 PB: 0 SB: 1 CS: 0 | PA: 37 |
| PITCHER Max Surkont, R (1, 1) ERA: 3.55 | IP 10.0 | WLS W | BF 37 | H 6 | R 1 | ER 1 | SO 0 | BB 1 | IBB 1 | HBP 0 | BLK 0 | WP 0 | HR 0 | S 35 | P 43 | ERA 0.90 | WHIP 0.700 | | |

livebaseballscores.com

| | |
|-----|----|
| AB | 34 |
| R | 1 |
| H | 6 |
| RBI | 1 |
| BB | 2 |
| SO | 0 |
| LOB | 8 |



| Batter | 1 | 2 | 3 | 4 | 5 | 6 | 7 | 8 | 9 | 10 | AB R H RBI BB SO LOB |
|--|------------------|-----------------------------|-----------------------|-------------------|------------|-----------------|-------------------------|-----------------|------------------|---------------------------------------|--------------------------------|
| Gair Allie, R OBP: 0.305, SLG: 0.271 (1, 6) | 0-0 F9 | | 0-0 1B SH2-3 1B | | 0-0 4-3 | | 0-0 1-2 3-H 1B | | 0-0 5-3 | | 5 0 2 1 0 0 2 |
| Dick Cole, R OBP: 0.366, SLG: 0.368 (1, 5) | 0-0 2B 1B | | 0-0 SH2-3 1-2 | | 0-0 3-1 | | 0-0 1-3 | | 0-0 F5 | | 4 0 1 0 0 0 2 |
| Preston Ward, L OBP: 0.333, SLG: 0.392 (1, 3) Luis Marquez, R OBP: 0.200, SLG: 0.143 (10, PR) | 0-0 F9 | | 0-0 P2 | | | 0-0 1B | | 0-3 K | | 0-0 F8 HBP 2B | 5 0 2 0 0 1 2 0 1 0 0 0 0 0 |
| Frank Thomas, R OBP: 0.366, SLG: 0.498 (1, 7) | 0-0 1-3 2B | | 0-0 2-3 1B | | 0-0 5-3 | | 0-0 F6 | | 0-0 F6 | 4-0 HBP F8 IBB | 4 0 2 0 1 0 0 |
| Sid Gordon, R OBP: 0.403, SLG: 0.355 (1, 9) | 0-0 F8 | | | 0-0 4-3 2B | | 0-3 K | | 0-0 F3 | | 0-0 F8 1-2 2-3 | 5 0 1 0 0 1 4 |
| Toby Atwell, L OBP: 0.412, SLG: 0.420 (1, 2) | | 0-0 FC5-4 1B | | 0-0 4-3 2-3 | | 0-0 4-3 | | 0-0 F7 | | 4-0 HBP IBB | 4 0 1 0 1 0 1 |
| Curt Roberts, R OBP: 0.266, SLG: 0.292 (1, 4) | | 0-0 FC5-4 1-2f 5-3 | | 0-0 P2 | | 0-0 F9 | | 0-0 F9 | | 1-0 1B 1-2 2-3 3-H HBP | 4 0 1 1 0 0 2 |
| Dick Hall, R OBP: 0.321, SLG: 0.314 (1, 8) | | 0-0 5-3 1-2 | | 0-0 6-3 | | 0-0 1B 1B | | 0-0 1B 1B | | 0-0 E S 1-3 1B | 4 1 2 0 0 0 2 |
| Max Surkont, R OBP: 0.250, SLG: 0.172 (1, 1) | | 0-0 5-3 | | | 0-3 K | | 0-0 1B 1-3 1B | | 0-0 E4 1-3 | | 4 0 1 0 0 1 2 |

| Inning Stats | R: 0 E: 0 K: 0 S: 5 | H: 2 LOB: 2 BB: 0 P: 5 | R: 0 E: 0 K: 0 S: 4 | H: 1 LOB: 1 BB: 0 P: 4 | R: 0 E: 0 K: 0 S: 4 | H: 2 LOB: 2 BB: 0 P: 4 | R: 0 E: 0 K: 0 S: 4 | H: 1 LOB: 1 BB: 0 P: 4 | R: 0 E: 0 K: 1 S: 5 | H: 0 LOB: 0 BB: 0 P: 5 | R: 0 E: 0 K: 1 S: 5 | H: 1 LOB: 0 BB: 0 P: 5 | R: 1 E: 0 K: 0 S: 6 | H: 3 LOB: 2 BB: 0 P: 6 | R: 0 E: 0 K: 1 S: 5 | H: 0 LOB: 0 BB: 0 P: 5 | R: 0 E: 1 K: 0 S: 5 | H: 2 LOB: 2 BB: 0 P: 5 | R: 1 E: 0 K: 0 S: 3 | H: 1 LOB: 3 BB: 2 P: 12 | 1B: 10 2B: 3 3B: 0 HR: 0 | SF: 0 SAC: 1 DP: 0 HBP: 1 |
|--------------|------------------------------|---------------------------------|------------------------------|---------------------------------|------------------------------|---------------------------------|------------------------------|---------------------------------|------------------------------|---------------------------------|------------------------------|---------------------------------|------------------------------|---------------------------------|------------------------------|---------------------------------|------------------------------|---------------------------------|------------------------------|----------------------------------|-----------------------------------|------------------------------------|
|--------------|------------------------------|---------------------------------|------------------------------|---------------------------------|------------------------------|---------------------------------|------------------------------|---------------------------------|------------------------------|---------------------------------|------------------------------|---------------------------------|------------------------------|---------------------------------|------------------------------|---------------------------------|------------------------------|---------------------------------|------------------------------|----------------------------------|-----------------------------------|------------------------------------|

| PITCHER | IP | WLS | BF | H | R | ER | SO | BB | IBB | HBP | BLK | WP | HR | S | P | ERA | WHIP | PITCHER | IP | WLS | BF | H | R | ER | SO | BB | IBB | HBP | BLK | WP | HR | S | P | ERA | WHIP | |
|-------------------------------------|-----|-----|----|----|---|----|----|----|-----|-----|-----|----|----|----|----|------|-------|---------|----|-----|----|---|---|----|----|----|-----|-----|-----|----|----|---|---|-----|------|--|
| Lew Burdette, R ERA: 2.56 (1, 1) | 9.2 | L | 43 | 13 | 2 | 2 | 3 | 0 | 2 | 1 | 0 | 0 | 0 | 46 | 55 | 1.86 | 1.345 | | | | | | | | | | | | | | | | | | | |

Milwaukee Braves @ Pittsburgh Pirates
Forbes Field, Pittsburgh, PA
 Sun Jun 20 1954, 3:33 AM EDT
 Unknown

| | |
|------------|----|
| AB | 39 |
| R | 2 |
| H | 13 |
| RBI | 2 |
| BB | 2 |
| SO | 3 |
| LOB | 17 |



| | | | |
|-----------|---|-----------|----|
| WP | 0 | PA | 43 |
| PB | 0 | | |
| SB | 1 | | |
| CS | 0 | | |

| Batter | 1 | 2 | 3 | 4 | 5 | 6 | 7 | 8 | 9 | AB | R | H | RBI | BB | SO | LOB | TOP | | |
|---|-----|-----|----|---|---|----|----|----|-----|-----|-------|--------|-----|----|-------|-------|------|---|--|
| Bill Bruton, L (1, 8) <small>OBP: 0.318, SLG: 0.284</small> | | | | | | | | | | | 0 | 0 | 0 | 0 | 0 | 0 | 0 | | |
| Johnny Logan, R (1, 6) <small>OBP: 0.336, SLG: 0.419</small> | | | | | | | | | | | 0 | 0 | 0 | 0 | 0 | 0 | 0 | 0 | |
| Hank Aaron, R (1, 7) <small>OBP: 0.341, SLG: 0.487</small> | | | | | | | | | | | 0 | 0 | 0 | 0 | 0 | 0 | 0 | 0 | |
| Joe Adcock, R (1, 3) <small>OBP: 0.388, SLG: 0.537</small> | | | | | | | | | | | 0 | 0 | 0 | 0 | 0 | 0 | 0 | 0 | |
| Andy Pafko, R (1, 9) <small>OBP: 0.341, SLG: 0.444</small> | | | | | | | | | | | 0 | 0 | 0 | 0 | 0 | 0 | 0 | 0 | |
| Danny O'Connell, R (1, 5) <small>OBP: 0.313, SLG: 0.329</small> | | | | | | | | | | | 0 | 0 | 0 | 0 | 0 | 0 | 0 | 0 | |
| Del Crandall, R (1, 2) <small>OBP: 0.276, SLG: 0.324</small> | | | | | | | | | | | 0 | 0 | 0 | 0 | 0 | 0 | 0 | 0 | |
| Jack Dittmer, L (1, 4) <small>OBP: 0.197, SLG: 0.246</small> | | | | | | | | | | | 0 | 0 | 0 | 0 | 0 | 0 | 0 | 0 | |
| Bob Buhl, R (1, 1) | | | | | | | | | | | 0 | 0 | 0 | 0 | 0 | 0 | | | |
| Inning Stats | | | | | | | | | | | 1B: 0 | SF: 0 | | | WP: 0 | PA: 0 | | | |
| | | | | | | | | | | | 2B: 0 | SAC: 0 | | | PB: 0 | | | | |
| | | | | | | | | | | | 3B: 0 | DP: 0 | | | SB: 0 | | | | |
| | | | | | | | | | | | HR: 0 | HBP: 0 | | | CS: 0 | | | | |
| PITCHER Bob Friend, R (1, 1) <small>ERA: 6.83</small> | IP | WLS | BF | H | R | ER | SO | BB | IBB | HBP | BLK | WP | HR | S | P | ERA | WHIP | PITCHER IP WLS BF H R ER SO BB IBB HBP BLK WP HR S P ERA WHIP | |
| | 0.0 | W | 0 | 0 | 0 | 0 | 0 | 0 | 0 | 0 | 0 | 0 | 0 | 0 | 0 | ∞ | ∞ | | |

Milwaukee Braves @ Pittsburgh Pirates
Forbes Field, Pittsburgh, PA
Sun Jun 20 1954, 3:38 AM EDT
Att. 10,236 - Unknown

AB 0
R 0
H 0
RBI 0
BB 0
SO 0
LOB 0



| Batter | 1 | 2 | 3 | 4 | 5 | 6 | 7 | 8 | 9 | AB R H RBI BB SO LOB | TOP | | | | | | | | | | | |
|--|---|---------------------------------|------------------------------|---------------------------------|------------------------------|---------------------------------|------------------------------|---------------------------------|------------------------------|---------------------------------|--|---------------------------------|------------------------------|---------------------------------|------------------------------|---------------------------------|------------------------------|---------------------------------|----------------------------------|------------------------------------|----------------------------------|--------|
| Jim Pendleton, R (1, 8) <small>OBP: 0.235, SLG: 0.286</small> Bill Bruton, L (8, 8) <small>OBP: 0.315, SLG: 0.282</small> | 0-0 6-3 | | | x 0-0 F8 | | x 0-0 4-3 | | x 0-0 1B | | 4 0 1 0 0 0 0 0 0 0 0 0 0 0 | Milwaukee Braves @ New York Giants Polo Grounds, New York, NY Tue Jun 22 1954, 3:33 AM EDT Att. 29,136 - Unknown | | | | | | | | | | | |
| Johnny Logan, R (1, 6) <small>OBP: 0.332, SLG: 0.409</small> | 0-0 F8 | | | x 0-0 F8 | | x 0-0 5-3 | | SS 0-3 K | | 4 0 0 0 0 1 1 | | | | | | | | | | | | |
| Hank Aaron, R (1, 7) <small>OBP: 0.341, SLG: 0.493</small> | 0-0 6-3 | | | x 0-0 HR | | x 0-0 F8 | | H 1-0 HBP | | 3 1 1 1 0 0 0 | | | | | | | | | | | | |
| Joe Adcock, R (1, 3) <small>OBP: 0.379, SLG: 0.522</small> | | SS 0-3 K | | x 0-0 F2 | | x 0-0 F8 | | x 0-0 F3 | | 4 0 0 0 0 1 1 | | | | | | | | | | | | |
| Andy Pafko, R (1, 9) <small>OBP: 0.339, SLG: 0.443</small> | | x 0-0 6-3 | | | x 0-0 G3 2B | | x 0-0 4-3 | | x 0-0 F3 | | | 4 1 1 0 0 0 1 | | | | | | | | | | |
| Danny O'Connell, R (1, 5) <small>OBP: 0.320, SLG: 0.336</small> | | x 0-0 F9 | | | x 0-0 G3 2-3 | | x 0-0 1B | | SS 0-3 K | | | 4 0 1 0 0 1 2 | | | | | | | | | | |
| Del Crandall, R (1, 2) <small>OBP: 0.272, SLG: 0.313</small> | | | x 0-0 5-3 | | BB 4-0 G3 BB | | SS 0-3 K | | | | | 2 0 0 0 1 1 1 | | | | | | | | | | |
| Jack Dittmer, L (1, 4) <small>OBP: 0.205, SLG: 0.240</small> | | | x 0-0 F9 | | x 0-0 G3 1-2 3-H | | SS 0-3 K | | | | | 3 0 0 1 0 1 1 | | | | | | | | | | |
| Gene Conley, R (1, 1) <small>OBP: 0.156, SLG: 0.188</small> | | | SS 0-3 K | | x 0-0 F6 | | x 0-0 4-3 | | | | | 3 0 0 0 0 1 1 | | | | | | | | | | |
| Inning Stats | R: 0 E: 0 K: 0 S: 3 | H: 0 LOB: 0 BB: 0 P: 3 | R: 0 E: 0 K: 1 S: 5 | H: 0 LOB: 0 BB: 0 P: 5 | R: 0 E: 0 K: 1 S: 5 | H: 0 LOB: 0 BB: 0 P: 5 | R: 1 E: 0 K: 0 S: 4 | H: 1 LOB: 0 BB: 0 P: 4 | R: 1 E: 0 K: 0 S: 4 | H: 1 LOB: 1 BB: 1 P: 8 | R: 0 E: 0 K: 0 S: 3 | H: 0 LOB: 0 BB: 0 P: 3 | R: 0 E: 0 K: 1 S: 6 | H: 1 LOB: 1 BB: 0 P: 6 | R: 0 E: 0 K: 2 S: 8 | H: 1 LOB: 1 BB: 0 P: 8 | R: 0 E: 0 K: 1 S: 5 | H: 0 LOB: 1 BB: 0 P: 6 | 1B: 2 2B: 1 3B: 0 HR: 1 | SF: 0 SAC: 0 DP: 0 HBP: 1 | WP: 0 PB: 0 SB: 0 CS: 0 | PA: 33 |
| PITCHER | IP WLS BF H R ER SO BB IBB HBP BLK WP HR S P ERA WHIP | | | | | | | | | | | | | | | | | | | | | |
| Johnny Antonelli, L (1, 1) <small>ERA: 2.16</small> Hoyt Wilhelm, R (9, 1) <small>ERA: 2.01</small> | 8.0 29 4 2 2 5 1 0 0 0 0 1 38 42 2.25 0.625 | | | | | | | | | | | | | | | | | | | | | |
| | 1.0 W 4 0 0 0 1 0 0 1 0 0 0 5 6 0.00 0.000 | | | | | | | | | | | | | | | | | | | | | |

livebaseballscorecards.com

| | |
|------------|----|
| AB | 31 |
| R | 2 |
| H | 4 |
| RBI | 2 |
| BB | 1 |
| SO | 6 |
| LOB | 8 |



| Batter | 1 | 2 | 3 | 4 | 5 | 6 | 7 | 8 | 9 | AB R H RBI BB SO LOB | TOP | |
|---|---|---|---|---|--|---|---|---|---|--|---|--|
| Bill Bruton, L (1, 8) OBP: 0.317, SLG: 0.281 | 0-0 L8 | | 0-0 P6 | | 0-0 1B | 4-0 BB | | | 0-0 F9 | 4 1 1 0 1 0 0 | | |
| Johnny Logan, R (1, 6) OBP: 0.329, SLG: 0.404 | 0-0 FC5-4 1B | | 0-0 6-3 | | 0-3 K | 0-0 F3 | | | 0-0 F7 | 5 0 1 0 0 1 3 | | |
| Hank Aaron, R (1, 7) OBP: 0.338, SLG: 0.486 | 0-0 FC5-4 HR | | 0-0 5-3 | | 0-0 BB 1B | | | 0-0 6-3 | 0-0 P2 | 5 1 1 1 0 0 1 | | |
| Joe Adcock, R (1, 3) OBP: 0.381, SLG: 0.533 | 0-0 HR | | | 0-0 5-3 | 4-0 BB | | | 0-0 5-3 | | 3 1 1 2 1 0 0 | | |
| Andy Pafko, R (1, 9) OBP: 0.342, SLG: 0.458 | 0-0 6-3 | | | 0-0 HR | 0-0 F8 | | | 0-0 1B | | 4 1 2 1 0 0 2 | | |
| Danny O'Connell, R (1, 5) OBP: 0.314, SLG: 0.330 | | | 0-0 F8 | 0-0 1-3 | | 0-0 P4 | | 0-0 1-3 | | 4 0 0 0 0 0 1 | | |
| Del Crandall, R (1, 2) OBP: 0.283, SLG: 0.351 | | | 0-0 | 0-0 | 0-0 | 0-0 HR | | 0-0 F8 | | 4 1 3 1 0 0 0 | | |
| Jack Dittmer, L (1, 4) OBP: 0.207, SLG: 0.253 | | | 0-0 F8 | 0-0 1B | 0-0 F5 | 0-0 F3 2B | | 0-0 L8 | | 4 0 1 0 0 0 2 | | |
| Jim Wilson, R (1, 1) OBP: 0.214, SLG: 0.286 | | | 0-3 K | | 0-0 F9 | 0-0 F3 | | 0-0 F9 | | 4 0 0 0 0 1 2 | | |
| Dave Jolly, R (9, 1) OBP: 0.333, SLG: 0.375 | | | | | | 2-3 | | | | 0 0 0 0 0 0 0 | | |
| Inning Stats | R: 2 H: 2 E: 0 LOB: 0 K: 0 BB: 0 S: 5 P: 5 | R: 0 H: 1 E: 0 LOB: 1 K: 1 BB: 0 S: 6 P: 6 | R: 0 H: 0 E: 0 LOB: 0 K: 0 BB: 0 S: 3 P: 3 | R: 1 H: 2 E: 0 LOB: 1 K: 0 BB: 0 S: 5 P: 5 | R: 1 H: 2 E: 0 LOB: 2 K: 1 BB: 1 S: 7 P: 11 | R: 1 H: 2 E: 0 LOB: 2 K: 0 BB: 1 S: 5 P: 9 | R: 0 H: 1 E: 0 LOB: 1 K: 0 BB: 0 S: 4 P: 4 | R: 0 H: 0 E: 0 LOB: 0 K: 0 BB: 0 S: 3 P: 3 | R: 0 H: 0 E: 0 LOB: 0 K: 0 BB: 0 S: 3 P: 3 | 1B: 5 SF: 0 2B: 2 SAC: 0 3B: 0 DP: 0 HR: 3 HBP: 0 | WP: 0 PA: 39 PB: 0 SB: 1 CS: 0 | |
| PITCHER | IP WLS BF H R ER SO BB IBB HBP BLK WP HR S P ERA WHIP | | | | | | | | | | | |
| Ruben Gomez, R (1, 1) ERA: 3.4 | 1.0 L 5 2 2 2 0 0 0 0 0 0 0 1 5 5 18.00 2.000 | | | | | | | | | | | |
| Larry Jansen, R (2, 1) ERA: 5.79 | 4.0 18 5 2 2 2 1 0 0 0 0 0 1 21 25 4.50 1.500 | | | | | | | | | | | |
| Windy McCall, L (6, 1) ERA: 3.07 | 2.0 10 3 1 1 0 1 0 0 0 0 0 1 9 13 4.50 2.000 | | | | | | | | | | | |
| Alex Konikowski, R (8, 1) ERA: 3.86 | 2.0 6 0 0 0 0 0 0 0 0 0 0 0 6 6 0.00 0.000 | | | | | | | | | | | |

Milwaukee Braves @ New York Giants
Polo Grounds, New York, NY
Wed Jun 23 1954, 3:33 AM EDT
Att. 4,640 - Unknown

livebaseballscorecards.com

AB 37
R 5
H 10
RBI 5
BB 2
SO 2
LOB 11



| Batter | 1 | 2 | 3 | 4 | 5 | 6 | 7 | 8 | 9 | AB | R | H | RBI | BB | SO | LOB |
|---|-----------|------------|------------|--------------------|------------|---|------------------|------------|------------|----|---|---|-----|----|----|-----|
| Davey Williams, R OBP: 0.268, SLG: 0.311 (1, 4) | 0-0 1B | | 0-0 F7 | | 0-0 F7 | | | 0-0 F7 | | 4 | 0 | 1 | 0 | 0 | 0 | 0 |
| Alvin Dark, R OBP: 0.325, SLG: 0.415 (1, 6) | 0-0 P4 | | 0-0 P3 | | 0-0 F7 | | | 0-0 1-3 | | 4 | 0 | 0 | 0 | 0 | 0 | 1 |
| Whitey Lockman, L OBP: 0.312, SLG: 0.405 (1, 3) | 0-0 F8 | | | 0-0 F8 1B 1B | | | | 0-0 3-1 | | 4 | 1 | 2 | 0 | 0 | 0 | 1 |
| Monte Irvin, R OBP: 0.349, SLG: 0.429 (1, 7) | 0-0 F3 | | | 0-0 1-2 1B | | | 0-3 K | | 0-0 1B | 4 | 0 | 2 | 0 | 0 | 1 | 2 |
| Don Mueller, L OBP: 0.376, SLG: 0.438 (1, 9) | | 0-0 F4 | | 0-0 L7 | | | 0-0 1-2 1B | | 0-0 1B | 4 | 0 | 2 | 0 | 0 | 0 | 2 |
| Willie Mays, R OBP: 0.390, SLG: 0.681 (1, 8) | | 0-0 HR | | 0-0 F8 | | | 0-0 P3 | | 1-0 1B | 3 | 1 | 1 | 1 | 0 | 0 | 3 |
| Billy Gardner, R OBP: 0.292, SLG: 0.361 Hank Thompson, L (9, PH) OBP: 0.396, SLG: 0.497 (1, 5) | | 0-0 6-3 | | 0-0 1-2 1B | | | | | 0-0 HBP | 3 | 0 | 1 | 1 | 0 | 1 | 0 |
| Wes Westrum, R OBP: 0.298, SLG: 0.308 (1, 2) | | 0-3 K | | 0-0 3-H 1B | | | | | 1-2 HBP | 1 | 0 | 0 | 0 | 0 | 0 | 3 |
| Ruben Gomez, R OBP: 0.242, SLG: 0.242 Larry Jansen, R OBP: 0.353, SLG: 0.417 Dusty Rhodes, L OBP: 0.435, SLG: 0.571 Windy McCall, L OBP: 0.303, SLG: 0.400 Bill Taylor, L OBP: 0.303, SLG: 0.400 Alex Konikowski, R OBP: 0.156, SLG: 0.452 (1, 1) | | | 0-0 6-3 | | 0-0 4-3 | | | | 0-0 P2 | 0 | 0 | 0 | 0 | 0 | 0 | 0 |

| Inning Stats | R: 0 | H: 1 | E: 0 | LOB: 1 | K: 0 | BB: 0 | S: 4 | P: 4 | R: 1 | H: 1 | E: 0 | LOB: 0 | K: 1 | BB: 0 | S: 6 | P: 6 | R: 0 | H: 0 | E: 0 | LOB: 0 | K: 0 | BB: 0 | S: 3 | P: 3 | R: 1 | H: 3 | E: 0 | LOB: 2 | K: 0 | BB: 0 | S: 6 | P: 6 | R: 0 | H: 0 | E: 0 | LOB: 0 | K: 0 | BB: 0 | S: 3 | P: 3 | R: 0 | H: 2 | E: 0 | LOB: 1 | K: 1 | BB: 0 | S: 6 | P: 6 | R: 0 | H: 0 | E: 0 | LOB: 0 | K: 2 | BB: 0 | S: 7 | P: 7 | R: 0 | H: 0 | E: 0 | LOB: 0 | K: 0 | BB: 0 | S: 3 | P: 3 | R: 0 | H: 0 | E: 0 | LOB: 3 | K: 0 | BB: 0 | S: 5 | P: 6 | 1B: 8 | 2B: 0 | 3B: 0 | HR: 1 | SF: 0 | SAC: 0 | DP: 0 | HBP: 1 | WP: 0 | PA: 36 |
|--------------------------------------|------|------|------|--------|------|-------|------|------|------|------|------|--------|------|-------|------|------|-------|------|------|--------|------|-------|------|------|------|------|------|--------|------|-------|------|------|------|------|------|--------|------|-------|------|------|------|------|------|--------|------|-------|------|------|------|------|------|--------|------|-------|------|------|------|------|------|--------|------|-------|------|------|------|------|------|--------|------|-------|------|------|-------|-------|-------|-------|-------|--------|-------|--------|-------|--------|
| PITCHER | IP | WLS | BF | H | R | ER | SO | BB | IBB | HBP | BLK | WP | HR | S | P | ERA | WHIP | | | | | | | | | | | | | | | | | | | | | | | | | | | | | | | | | | | | | | | | | | | | | | | | | | | | | | | | | | | | | | | | | |
| Jim Wilson, R ERA: 2.68 (1, 1) | 8.0 | W | 32 | 9 | 2 | 2 | 4 | 0 | 0 | 0 | 0 | 0 | 1 | 40 | 40 | 2.25 | 1.125 | | | | | | | | | | | | | | | | | | | | | | | | | | | | | | | | | | | | | | | | | | | | | | | | | | | | | | | | | | | | | | | | | |
| Dave Jolly, R ERA: 0.99 (9, 1) | 1.0 | S | 4 | 0 | 0 | 0 | 0 | 0 | 0 | 1 | 0 | 0 | 0 | 3 | 4 | 0.00 | 0.000 | | | | | | | | | | | | | | | | | | | | | | | | | | | | | | | | | | | | | | | | | | | | | | | | | | | | | | | | | | | | | | | | | |

BOTTOM

Milwaukee Braves @ New York Giants

Polo Grounds, New York, NY


Wed Jun 23 1954, 3:33 AM EDT

Att. 4,640 - Unknown

livebaseballscorecards.com

| | |
|-----|----|
| AB | 35 |
| R | 2 |
| H | 9 |
| RBI | 2 |
| BB | 0 |
| SO | 4 |
| LOB | 20 |



| Batter | 1 | 2 | 3 | 4 | 5 | 6 | 7 | 8 | 9 | AB R H RBI BB SO LOB | TOP |
|---|--|---|---|---|---|---|---|---|---|--|--|
| Jim Pendleton, R (1, 8) <small>OBP: 0.224, SLG: 0.272</small> | 0-0 F8 | | 0-0 G5-4-3 | | | 0-0 F9 | | | 0-0 P4 | 4 0 0 0 0 0 1 | Milwaukee Braves @ New York Giants Polo Grounds, New York, NY Thu Jun 24 1954, 3:33 AM EDT Att. 7,743 - Unknown livebaseballscorecards.com AB 28 R 1 H 4 RBI 1 BB 1 SO 2 LOB 4  |
| Johnny Logan, R (1, 6) <small>OBP: 0.324, SLG: 0.397</small> | 0-0 F3 | | | 0-0 L8 | | 0-3 K | | 0-0 F8 | 4 0 0 0 0 1 0 | | |
| Hank Aaron, R (1, 7) <small>OBP: 0.333, SLG: 0.479</small> | 0-0 P6 | | | 0-0 F3 | | | 0-0 F6 | | 3 0 0 0 0 0 0 | | |
| Joe Adcock, R (1, 3) <small>OBP: 0.376, SLG: 0.526</small> | | 0-0 P6 | | 0-0 F7 | | | 0-0 F2 | | 3 0 0 0 0 0 0 | | |
| Andy Pafko, R (1, 9) <small>OBP: 0.346, SLG: 0.475</small> | | 0-0 HR | | | 0-0 CS 1B | | 0-0 L9 | | 3 1 2 1 0 0 0 | | |
| Danny O'Connell, R (1, 5) <small>OBP: 0.315, SLG: 0.330</small> | | 0-0 5-3 | | | 0-0 1B | | | 0-0 F5 | 3 0 1 0 0 0 0 | | |
| Del Crandall, R (1, 2) <small>OBP: 0.284, SLG: 0.351</small> | | 0-0 F7 | | | 0-3 K | | | 0-0 1B | 3 0 1 0 0 1 1 | | |
| Jack Dittmer, L (1, 4) <small>OBP: 0.213, SLG: 0.250</small> Roy Smalley, R (8, PH) <small>OBP: 0.286, SLG: 0.667</small> (8, 4) | | | 4-0 FC1-6 BB | | 0-0 F9 | | | 0-0 F7 | 1 0 0 0 1 0 1 1 0 0 0 0 0 0 | | |
| Warren Spahn, L (1, 1) <small>OBP: 0.286, SLG: 0.326</small> Sam Calderone, R (9, PH) <small>OBP: 0.444, SLG: 0.429</small> | | | 0-0 FC1-6 G5-4-3 | | 0-0 1-3 | | | 0-0 F2 | 2 0 0 0 0 0 1 1 0 0 0 0 0 0 | | |
| Inning Stats | R: 0 H: 0 E: 0 LOB: 0 K: 0 BB: 0 S: 3 P: 3 | R: 1 H: 1 E: 0 LOB: 0 K: 0 BB: 0 S: 4 P: 4 | R: 0 H: 0 E: 0 LOB: 0 K: 0 BB: 1 S: 2 P: 6 | R: 0 H: 0 E: 0 LOB: 0 K: 0 BB: 0 S: 3 P: 3 | R: 0 H: 2 E: 0 LOB: 1 K: 1 BB: 0 S: 6 P: 6 | R: 0 H: 0 E: 0 LOB: 0 K: 1 BB: 0 S: 5 P: 5 | R: 0 H: 0 E: 0 LOB: 0 K: 0 BB: 0 S: 3 P: 3 | R: 0 H: 1 E: 0 LOB: 0 K: 0 BB: 0 S: 3 P: 3 | R: 0 H: 0 E: 0 LOB: 0 K: 0 BB: 0 S: 3 P: 3 | 1B: 3 SF: 0 2B: 0 SAC: 0 3B: 0 DP: 1 HR: 1 HBP: 0 | WP: 0 PA: 29 PB: 0 SB: 0 CS: 1 |
| PITCHER Don Liddle, L (1, 1) <small>ERA: 2.75</small> | IP WLS BF H R ER SO BB IBB HBP BLK WP HR S P ERA WHIP 9.0 W 29 4 1 1 2 1 0 0 0 0 0 1 32 36 1.00 0.556 | | | | | | | | | | |

| Batter | 1 | 2 | 3 | 4 | 5 | 6 | 7 | 8 | 9 |
|--|-----------|----------------------|------------|---|------------|-----------------------|---|----------------------|---|
| Davey Williams, R OBP: 0.268, SLG: 0.310 (1, 4) | 0-0 1B | 0-0 F8 | | | 0-0 F8 | | | 0-0 FC1-6 1-2f | |
| Alvin Dark, R OBP: 0.321, SLG: 0.409 (1, 6) | 0-0 P3 | | 0-0 4-3 | | | 0-0 F7 | | 0-0 F8 | |
| Whitey Lockman, L OBP: 0.311, SLG: 0.402 (1, 3) | 0-0 F8 | | 0-3 K | | | 0-0 G5-4-3 1B | | 0-0 P4 | |
| Monte Irvin, R OBP: 0.345, SLG: 0.423 (1, 7) | 0-0 F8 | | 0-0 P4 | | | 0-0 G5-4-3 1-2f | | | |
| Don Mueller, L OBP: 0.376, SLG: 0.437 (1, 9) | | 0-0 HR 1B | | | 0-0 F2 | | | 0-0 F8 | |
| Willie Mays, R OBP: 0.393, SLG: 0.693 (1, 8) | | 0-0 1-H HR | | | 0-0 F7 | | | 0-0 FC1-4 1B | |
| Billy Gardner, R OBP: 0.279, SLG: 0.344 (1, 5) | | 0-0 F7 | | | 0-0 F8 | | | 0-0 FC1-4 1-2f | |
| Wes Westrum, R OBP: 0.299, SLG: 0.309 (1, 2) | | 0-0 FC3-6 1B | | | 0-0 F8 | | | 0-0 4-3 | |
| Don Liddle, L OBP: 0.091, SLG: 0.091 (1, 1) | | 0-0 FC3-6 1-2f | | | 0-0 1-3 | | | 0-0 FC1-6 1B | |

| Inning Stats | R: 0 E: 0 K: 0 S: 4 | H: 1 LOB: 1 BB: 0 P: 4 | R: 2 E: 0 K: 0 S: 6 | H: 3 LOB: 1 BB: 0 P: 6 | R: 0 E: 0 K: 1 S: 5 | H: 0 LOB: 0 BB: 0 P: 5 | R: 0 E: 0 K: 0 S: 3 | H: 0 LOB: 0 BB: 0 P: 3 | R: 0 E: 0 K: 0 S: 3 | H: 0 LOB: 0 BB: 0 P: 3 | R: 0 E: 0 K: 0 S: 3 | H: 1 LOB: 0 BB: 0 P: 3 | R: 0 E: 0 K: 0 S: 4 | H: 1 LOB: 1 BB: 0 P: 4 | R: 0 E: 0 K: 0 S: 4 | H: 1 LOB: 1 BB: 0 P: 4 |
|----------------------------------|------------------------------------|--|------------------------------|---------------------------------|------------------------------|---------------------------------|------------------------------|---------------------------------|------------------------------|---------------------------------|------------------------------|---------------------------------|------------------------------|---------------------------------|------------------------------|---------------------------------|
| 1B: 6 2B: 0 3B: 0 HR: 1 | SF: 0 SAC: 0 DP: 1 HBP: 0 | WP: 0 PA: 30 PB: 0 SB: 0 CS: 0 | | | | | | | | | | | | | | |

| PITCHER | IP | WLS | BF | H | R | ER | SO | BB | IBB | HBP | BLK | WP | HR | S | P | ERA | WHIP |
|-------------------------------------|-----|-----|----|---|---|----|----|----|-----|-----|-----|----|----|----|----|------|-------|
| Warren Spahn, L ERA: 2.91 (1, 1) | 8.0 | L | 30 | 7 | 2 | 2 | 1 | 0 | 0 | 0 | 0 | 0 | 1 | 32 | 32 | 2.25 | 0.875 |

BOTTOM

Milwaukee Braves @ New York Giants
Polo Grounds, New York, NY
Thu Jun 24 1954, 3:33 AM EDT
Att. 7,743 - Unknown

| | |
|-----|----|
| AB | 30 |
| R | 2 |
| H | 7 |
| RBI | 2 |
| BB | 0 |
| SO | 1 |
| LOB | 11 |



livebaseballscorecards.com

| Batter | 1 | 2 | 3 | 4 | 5 | 6 | 7 | 8 | 9 | AB R H RBI BB SO LOB | TOP | | |
|---|---|---|---|--|---|---|---|---|---|---|--|----------------|---|
| Bill Bruton, L (1, 8) OBP: 0.329, SLG: 0.305 | 0-0 G6-4-3 1B | | 0-0 4-3 | | 0-0 1B | | 0-0 1B 3B | 0-0 1B | | 5 2 4 3 0 0 0 | | | |
| Johnny Logan, R (1, 6) OBP: 0.330, SLG: 0.402 | 0-0 1-2 1B | | | 0-0 L5 | 0-0 1B | | 0-0 1B | 0-0 F9 | | 5 0 3 2 0 0 2 | | | |
| Hank Aaron, R (1, 7) OBP: 0.331, SLG: 0.472 | 0-0 G6-4-3 1-2f 2-3 1B | | | 0-3 K | 0-0 5-3 | | 0-0 1-2 FC6-4 1B | | 0-0 P6 | 5 0 1 0 0 1 3 | | | |
| Eddie Mathews, L (1, 5) OBP: 0.381, SLG: 0.505 | 0-0 5-3 | | | 4-0 1B BB | | 0-0 F7 | 0-0 P5 | | 0-0 HR | 4 2 1 1 1 0 3 | | | |
| Joe Adcock, R (1, 3) OBP: 0.377, SLG: 0.528 | | 0-0 2B | | 0-0 1-2 1B | | 0-0 F7 | 0-0 FC6-4 | | 0-0 5-3 | 5 0 2 0 0 0 2 | | | |
| Andy Pafko, R (1, 9) OBP: 0.343, SLG: 0.469 | | 0-0 1-3 | | 0-0 1-2 FC6-4 1B | | 0-0 1-3 | | 0-0 F8 | 0-0 P5 | 5 0 1 1 0 0 0 | | | |
| Danny O'Connell, R (1, 4) OBP: 0.317, SLG: 0.342 | | 0-0 5-3 | | 0-0 FC6-4 | | | 0-0 1B 3B 2B | 0-0 BLK 1B 2B | | 4 2 2 0 0 0 2 | | | |
| Del Crandall, R (1, 2) OBP: 0.289, SLG: 0.351 | | | 0-0 5-3 | | 0-0 F7 | | 0-0 2-3 3B 1B | 4-0 1B SH1-3 BB | | 3 1 1 0 1 0 0 | | | |
| Lew Burdette, R (1, 1) OBP: 0.105, SLG: 0.059 | | | 0-3 K | | 0-0 G3 | | 0-0 6-3 1B | 0-0 SH1-3 | | 3 0 0 0 0 1 2 | | | |
| Inning Stats | R: 0 E: 0 K: 0 S: 4 H: 2 LOB: 1 BB: 0 P: 4 | R: 0 E: 0 K: 0 S: 3 H: 1 LOB: 0 BB: 0 P: 3 | R: 0 E: 0 K: 1 S: 5 H: 0 LOB: 0 BB: 0 P: 5 | R: 1 E: 0 K: 1 S: 7 H: 2 LOB: 2 BB: 1 P: 11 | R: 1 E: 0 K: 0 S: 5 H: 2 LOB: 1 BB: 0 P: 5 | R: 0 E: 0 K: 0 S: 3 H: 0 LOB: 0 BB: 0 P: 3 | R: 3 E: 0 K: 0 S: 8 H: 5 LOB: 2 BB: 0 P: 8 | R: 1 E: 0 K: 0 S: 5 H: 2 LOB: 2 BB: 1 P: 9 | R: 1 E: 0 K: 0 S: 4 H: 1 LOB: 0 BB: 0 P: 4 | 1B: 10 2B: 3 3B: 1 HR: 1 SF: 0 SAC: 1 DP: 1 HBP: 0 | WP: 0 PB: 0 SB: 1 CS: 0 PA: 42 | | |
| PITCHER | IP WLS BF H R ER SO BB IBB HBP BLK WP HR S P ERA WHIP | | | | | | | | | | | PITCHER | IP WLS BF H R ER SO BB IBB HBP BLK WP HR S P ERA WHIP |
| Bob Miller, R (1, 1) ERA: 4.65 | 6.1 L 28 10 5 5 2 1 0 0 0 0 0 0 31 35 7.11 1.737 | | | | | | | | | | | | |
| Jim Konstanty, R (7, 1) ERA: 3.38 | 0.2 4 2 0 0 0 0 0 0 0 0 0 0 4 4 0.00 3.000 | | | | | | | | | | | | |
| Steve Ridzik, R (8, 1) ERA: 3.31 | 2.0 10 3 2 2 0 1 0 0 0 1 0 1 9 13 9.00 2.000 | | | | | | | | | | | | |

Milwaukee Braves @ Philadelphia Phillies
 Connie Mack Stadium, Philadelphia, PA

| | |
|-----|----|
| AB | 39 |
| R | 7 |
| H | 15 |
| RBI | 7 |
| BB | 2 |
| SO | 2 |
| LOB | 14 |



Fri Jun 25 1954, 3:33 AM EDT
 Att. 16,560 - Unknown

livebaseballscorecards.com

| Batter | 1 | 2 | 3 | 4 | 5 | 6 | 7 | 8 | 9 | AB R H RBI BB SO LOB | TOP | |
|--|---|---|---|---|---|---|---|---|---|--|---|--|
| Bill Bruton, L (1, 8) OBP: 0.327, SLG: 0.303 | 0-0 F8 | | 0-0 F8 | | 0-0 | | | 0-0 F7 | | 4 0 1 1 0 0 1 | Milwaukee Braves @ Philadelphia Phillies Connie Mack Stadium, Philadelphia, PA Sat Jun 26 1954, 3:33 AM EDT Att. 5,373 - Unknown livebaseballscorecards.com | |
| Johnny Logan, R (1, 6) OBP: 0.328, SLG: 0.399 | 0-0 1-3 | | 0-3 K | | 0-0 P4 | | | 0-0 2B SF7 1B | | 4 1 1 0 0 1 2 | | |
| Hank Aaron, R (1, 7) OBP: 0.333, SLG: 0.491 | 0-0 P5 | | | 0-0 HR | | | | 0-0 1-3 2B | | 4 1 2 1 0 0 0 | | |
| Eddie Mathews, L (1, 5) OBP: 0.378, SLG: 0.500 | | 0-0 F6 | | 0-0 F8 | | 4-0 BB | | 0-0 SF7 | | 2 0 0 1 1 0 0 | | |
| Joe Adcock, R (1, 3) OBP: 0.375, SLG: 0.523 | | 0-0 1B 1B | | 0-0 F7 | | 0-0 F5 | | 0-0 F8 | | 4 0 1 0 0 0 2 | | |
| Andy Pafko, R (1, 9) OBP: 0.337, SLG: 0.461 | | 0-0 L8 | | 0-0 4-3 | | 0-0 6-3 | | | 0-0 6-3 | 4 0 0 0 0 0 2 | | |
| Danny O'Connell, R (1, 4) OBP: 0.320, SLG: 0.342 | | 0-0 1B | | 0-0 L7 | | 4-0 L3 BB | | | 0-0 1-3 | 3 0 1 0 1 0 0 | | |
| Del Crandall, R (1, 2) OBP: 0.294, SLG: 0.361 | | | 0-0 1B | | 0-0 1B 2B | | | | 0-0 5-3 | 4 1 2 0 0 0 1 | | |
| Chet Nichols, S (1, 1) OBP: 0.105, SLG: 0.105 | | | 0-0 F5 | | 0-0 L8 | | 0-0 L3 | | | 0 0 0 0 0 0 0 | | |
| Bob Buhl, R (1, 1) | | | | | | | | | | 0 0 0 0 0 0 0 | | |
| Jack Dittmer, L (3, PH) OBP: 0.231, SLG: 0.247 | | | | | | | | | | 1 0 0 0 0 0 1 | | |
| Ray Crone, R (3, 1) OBP: 0.200, SLG: 0.200 | | | | | | | | | | 0 0 0 0 0 0 0 | | |
| Charlie White, L (5, PH) OBP: 0.318, SLG: 0.367 | | | | | | | | | | 1 0 0 0 0 0 1 | | |
| Joey Jay, S (5, 1) | | | | | | | | | | 0 0 0 0 0 0 0 | | |
| George Metkovich, L (7, PH) OBP: 0.363, SLG: 0.375 | | | | | | | | | | 1 0 0 0 0 0 1 | | |
| Phil Paine, R (7, 1) | | | | | | | | | | 0 0 0 0 0 0 0 | | |
| Inning Stats | R: 0 H: 0 E: 0 LOB: 0 K: 0 BB: 0 S: 3 P: 3 | R: 0 H: 2 E: 0 LOB: 1 K: 0 BB: 0 S: 4 P: 4 | R: 0 H: 1 E: 0 LOB: 1 K: 1 BB: 0 S: 6 P: 6 | R: 1 H: 1 E: 0 LOB: 0 K: 0 BB: 0 S: 4 P: 4 | R: 1 H: 2 E: 0 LOB: 1 K: 0 BB: 0 S: 5 P: 5 | R: 0 H: 0 E: 0 LOB: 1 K: 0 BB: 1 S: 3 P: 7 | R: 0 H: 0 E: 0 LOB: 0 K: 0 BB: 1 S: 2 P: 6 | R: 1 H: 2 E: 0 LOB: 1 K: 0 BB: 0 S: 5 P: 5 | R: 0 H: 0 E: 0 LOB: 0 K: 0 BB: 0 S: 3 P: 3 | 1B: 5 SF: 1 2B: 3 SAC: 0 3B: 0 DP: 1 HR: 1 HBP: 0 | WP: 0 PA: 35 PB: 0 SB: 0 CS: 0 | |
| PITCHER Robin Roberts, R (1, 1) ERA: 2.48 | IP WLS BF H R ER SO BB IBB HBP BLK WP HR S P ERA WHIP | 9.0 W 35 8 3 3 1 2 0 0 0 0 0 1 35 43 3.00 1.111 | | | | | | | | | | |



| Batter | 1 | 2 | 3 | 4 | 5 | 6 | 7 | 8 | 9 | AB | R | H | RBI | BB | SO | LOB |
|--|-------------------|-------------------|---------------|------------|--------------|-----------------|-----------------|-----------------------|---|----|---|---|-----|----|----|-----|
| Willie Jones, R OBP: 0.332, SLG: 0.399 (1, 5) | 0-0 SH1-3 SF8 2B | 4-0 2B FC6-4 BB | 0-0 F8 | | | 0-0 1-H HR | | 0-0 SH BB 1B | | 3 | 3 | 2 | 2 | 1 | 0 | 1 |
| Richie Ashburn, L OBP: 0.440, SLG: 0.367 (1, 8) | 0-0 SH1-3 2-3 | 0-0 FC6-4 1-3 2B | | 0-0 1-3 | | 4-0 1B BB | | 4-0 1B BB 1-2 2-3 3-H | | 2 | 0 | 1 | 1 | 2 | 0 | 0 |
| Stan Lopata, R OBP: 0.405, SLG: 0.532 (1, 2) | 4-0 1B BB | 0-0 FC6-4 2-3 3-H | | 0-0 CS 1B | | 0-0 G4-6-3 1B | | 0-3 K | | 4 | 1 | 2 | 0 | 1 | 1 | 5 |
| Earl Torgeson, L OBP: 0.381, SLG: 0.398 (1, 3) | 0-0 SF8 3-H | 0-0 F2 | | 0-0 F8 1-2 | | 0-0 G4-6-3 1-2f | | 0-3 K | | 4 | 0 | 0 | 1 | 0 | 1 | 8 |
| Granny Hamner, R OBP: 0.408, SLG: 0.504 (1, 4) | 0-0 1B 1-2 3B 1B | 0-0 L9 | | 0-3 K | | | | 0-0 K BB 1-3 2-H 3-H | | 5 | 1 | 2 | 2 | 0 | 2 | 2 |
| Danny Schell, R OBP: 0.340, SLG: 0.477 (1, 7) | 0-0 1-3 2-H 3B 1B | | 0-0 HR | | 0-0 L4-3 1B | | 0-0 G5-4-3 1B | 4-0 FC6 1-2 BB | | 4 | 2 | 4 | 2 | 1 | 0 | 0 |
| Mel Clark, R OBP: 0.274, SLG: 0.294 (1, 9) | 0-0 1-H 3-H 3B | | 0-0 1-6-3 2B | | 0-0 L4-3 1-2 | | 0-0 G5-4-3 1-2f | 0-0 FC6 1-2f | | 5 | 0 | 2 | 2 | 0 | 0 | 5 |
| Bobby Morgan, R OBP: 0.406, SLG: 0.476 (1, 6) | 4-0 IBB | | 0-0 1-6-3 2-3 | | 0-0 6-3 | | | 4-0 SH 1B BB BB | | 2 | 1 | 0 | 0 | 2 | 0 | 1 |
| Robin Roberts, S OBP: 0.161, SLG: 0.118 (1, 1) | 0-3 K | | 0-3 K | | 4-0 HR BB | | | 0-0 BB BB E 1B 1B | | 3 | 2 | 1 | 0 | 1 | 2 | 3 |

| Inning Stats | R: 4 | H: 4 | E: 0 | LOB: 2 | K: 1 | S: 9 | P: 17 | R: 0 | H: 1 | E: 0 | LOB: 2 | K: 0 | S: 4 | P: 8 | R: 1 | H: 2 | E: 0 | LOB: 1 | K: 1 | S: 7 | P: 7 | R: 0 | H: 1 | E: 0 | LOB: 0 | K: 0 | S: 3 | R: 0 | H: 1 | E: 0 | LOB: 0 | K: 1 | S: 5 | P: 5 | R: 2 | H: 2 | E: 0 | LOB: 1 | K: 0 | S: 4 | P: 12 | R: 0 | H: 1 | E: 0 | LOB: 0 | K: 1 | S: 5 | P: 5 | R: 3 | H: 2 | E: 1 | LOB: 3 | K: 2 | S: 10 | P: 22 |
|--------------|-------|-------|--------|--------|-------|-------|--------|-------|-------|-------|--------|-------|-------|-------|--------|-------|--------|--------|-------|-------|-------|--------|------|------|--------|------|------|------|------|------|--------|------|------|------|------|------|------|--------|------|------|-------|------|------|------|--------|------|------|------|------|------|------|--------|------|-------|-------|
| 1B: 8 | SF: 1 | 2B: 4 | SAC: 2 | 3B: 1 | DP: 3 | HR: 2 | HBP: 0 | 1B: 8 | SF: 1 | 2B: 4 | SAC: 2 | 3B: 1 | DP: 3 | HR: 2 | HBP: 0 | WP: 0 | PA: 43 | PB: 0 | SB: 0 | CS: 1 | WP: 0 | PA: 43 | ERA | WHIP | ERA | WHIP | | | | | | | | | | | | | | | | | | | | | | | | | | | | | |

| PITCHER | IP | WLS | BF | H | R | ER | SO | BB | IBB | HBP | BLK | WP | HR | S | P | ERA | WHIP |
|------------------------------------|-----|-----|----|---|---|----|----|----|-----|-----|-----|----|----|----|----|-------|-------|
| Chet Nichols, L ERA: 3.9 (1, 1) | 0.2 | L | 6 | 3 | 4 | 4 | 0 | 1 | 1 | 0 | 0 | 0 | 0 | 5 | 9 | 54.00 | 6.000 |
| Bob Buhl, R ERA: 5.85 (1, 1) | 1.1 | | 8 | 2 | 0 | 0 | 1 | 1 | 1 | 0 | 0 | 0 | 0 | 8 | 16 | 0.00 | 2.250 |
| Ray Crone, R ERA: 2.77 (3, 1) | 2.0 | | 8 | 3 | 1 | 1 | 1 | 0 | 0 | 0 | 0 | 0 | 1 | 10 | 10 | 4.50 | 1.500 |
| Joey Jay, R ERA: 13.5 (5, 1) | 2.0 | | 9 | 3 | 2 | 2 | 1 | 2 | 0 | 0 | 0 | 0 | 1 | 9 | 17 | 9.00 | 2.500 |
| Phil Paine, R ERA: 4.82 (7, 1) | 2.0 | | 12 | 3 | 3 | 0 | 3 | 3 | 0 | 0 | 0 | 0 | 0 | 15 | 27 | 0.00 | 3.000 |

BOTTOM

Milwaukee Braves @ Philadelphia Phillies
Connie Mack Stadium, Philadelphia, PA

Sat Jun 26 1954, 3:33 AM EDT
 Att. 5,373 - Unknown

livebaseballscorecards.com

| | |
|-----|----|
| AB | 32 |
| R | 10 |
| H | 14 |
| RBI | 10 |
| BB | 8 |
| SO | 6 |
| LOB | 25 |



| Batter | 1 | 2 | 3 | 4 | 5 | 6 | 7 | 8 | 9 | AB R H RBI BB SO LOB | TOP | | | | | | | | | | | | | |
|---|------------------------------|---------------------------------|------------------------------|---------------------------------|----------------------------------|---------------------------------|------------------------------|---------------------------------|------------------------------|---|--|---------------------------------|------------------------------|---------------------------------|------------------------------|---------------------------------|------------------------------|---------------------------------|----------------------------------|------------------------------------|----------------------------------|--------|-------------|---------------|
| Jim Pendleton, R (1, 8) OBP: 0.213, SLG: 0.259 Bill Bruton, L (7, 8) OBP: 0.326, SLG: 0.302 | 0-0 F8 | | 0-3 K | | 0-0 FC6-4 BB BB 1-2f | | 0-0 F4 | | 0-0 4-3 | 4 0 0 0 0 1 2 1 0 0 0 0 0 1 | Milwaukee Braves @ Philadelphia Phillies Connie Mack Stadium, Philadelphia, PA Sun Jun 27 1954, 3:33 AM EDT Unknown livebaseballscorecards.com | | | | | | | | | | | | | |
| Johnny Logan, R (1, 6) OBP: 0.327, SLG: 0.394 | 0-0 F9 | | | 0-0 6-3 | 4-0 BB 1-2 BB | | 0-0 F2 | | | 3 0 0 0 1 0 0 | | | | | | | | | | | | | | |
| Hank Aaron, R (1, 7) OBP: 0.336, SLG: 0.489 | 0-0 F8 | | | 0-0 1B | 4-0 BB 1-2 2-3 BB | | 0-0 6-3 | | | 3 0 1 0 1 0 0 | | | | | | | | | | | | | | |
| Eddie Mathews, L (1, 5) OBP: 0.373, SLG: 0.490 | | 0-3 K | | 0-0 F4 | 0-0 G3 | | | 0-3 K | | 4 0 0 0 0 2 4 | | | | | | | | | | | | | | |
| Joe Adcock, R (1, 3) OBP: 0.373, SLG: 0.519 | | 0-0 6-3 | | 0-0 L9 | | 0-0 SH1-4 1B | | 0-3 K | | 4 0 1 0 0 1 1 | | | | | | | | | | | | | | |
| Andy Pafko, R (1, 9) OBP: 0.337, SLG: 0.457 | | 0-0 F3 | | | 1-0 2B 1B HBP | 0-0 SH1-4 1-2 | | 0-0 F8 | | 2 1 0 0 0 0 0 | | | | | | | | | | | | | | |
| Danny O'Connell, R (1, 4) OBP: 0.323, SLG: 0.349 | | | 0-0 SH5-4 1B | | 0-0 1B 2B | 0-0 F8 | | 0-0 L7 | | 4 1 2 0 0 0 1 | | | | | | | | | | | | | | |
| Del Crandall, R (1, 2) OBP: 0.287, SLG: 0.352 | | | 0-0 F2 | | 0-3 K | 0-0 F2 | | 0-0 6-3 | | 4 0 0 0 0 1 4 | | | | | | | | | | | | | | |
| Ernie Johnson, R (1, 1) OBP: 0.250, SLG: 0.250 Roy Smalley, R (5, PH) OBP: 0.375, SLG: 0.714 Dave Jolly, R (5, 1) OBP: 0.400, SLG: 0.778 Sam Calderone, R (9, PH) OBP: 0.474, SLG: 0.533 Lew Burdette, R (9, PR) OBP: 0.105, SLG: 0.059 | | | 0-0 SH5-4 | | 0-0 FC6-4 1B 2-H 3-H | | 0-0 HR | | 0-0 2B | 0 0 0 0 0 0 0 1 0 1 2 0 0 0 1 1 1 1 0 0 0 1 0 1 0 0 0 0 0 0 0 0 0 0 0 | | | | | | | | | | | | | | |
| Inning Stats | R: 0 E: 0 K: 0 S: 3 | H: 0 LOB: 0 BB: 0 P: 3 | R: 0 E: 0 K: 1 S: 5 | H: 0 LOB: 0 BB: 0 P: 5 | R: 0 E: 0 K: 1 S: 6 | H: 1 LOB: 1 BB: 0 P: 6 | R: 0 E: 0 K: 0 S: 4 | H: 1 LOB: 1 BB: 0 P: 4 | R: 0 E: 0 K: 0 S: 7 | H: 0 LOB: 0 BB: 0 P: 7 | R: 0 E: 0 K: 0 S: 4 | H: 1 LOB: 1 BB: 0 P: 4 | R: 1 E: 0 K: 0 S: 4 | H: 1 LOB: 0 BB: 0 P: 4 | R: 0 E: 0 K: 2 S: 7 | H: 0 LOB: 0 BB: 0 P: 7 | R: 0 E: 0 K: 0 S: 4 | H: 1 LOB: 1 BB: 0 P: 4 | 1B: 4 2B: 2 3B: 0 HR: 1 | SF: 0 SAC: 2 DP: 0 HBP: 1 | WP: 0 PB: 0 SB: 0 CS: 0 | PA: 37 | | |
| PITCHER Curt Simmons, L (1, 1) ERA: 2.42 | IP 9.0 | WLS W | BF 37 | H 7 | R 3 | ER 3 | SO 5 | BB 2 | IBB 0 | HBP 1 | BLK 0 | WP 0 | HR 1 | S 44 | P 53 | ERA 3.00 | WHIP 1.000 | | | | | | ERA 3.00 | WHIP 1.000 |



| Batter | 1 | 2 | 3 | 4 | 5 | 6 | 7 | 8 | 9 | AB R H RBI BB SO LOB | TOP | | | | | | | | | | | |
|---|--|---------------------------------|------------------------------|---------------------------------|------------------------------|---------------------------------|------------------------------|---------------------------------|------------------------------|----------------------------------|------------------------------|---------------------------------|--|---------------------------------|------------------------------|---------------------------------|------------------------------|---------------------------------|----------------------------------|------------------------------------|----------------------------------|--------|
| Bob Talbot, R (1, 8) OBP: 0.263, SLG: 0.331 | 0-0 F | | | 0-0 G | | 4-0 SH BB | | 0-0 G | | 3 0 0 0 1 0 0 | | | | | | | | | | | | |
| Gene Baker, R (1, 4) OBP: 0.321, SLG: 0.390 | 0-0 P | | | 0-0 CS 1B | | 0-0 SH | | 0-0 F | | 3 0 1 0 0 0 0 | | | | | | | | | | | | |
| Hal Rice, L (1, 9) OBP: 0.297, SLG: 0.266 | 0-3 K | | | 0-3 K | | 0-0 | | 0-0 | | 4 0 1 0 0 2 3 | | | | | | | | | | | | |
| Hank Sauer, R (1, 7) OBP: 0.389, SLG: 0.627 | | 0-0 F | | 0-3 K | | 0-0 | | 0-3 K | | 4 0 0 0 0 2 3 | | | | | | | | | | | | |
| Randy Jackson, R (1, 5) OBP: 0.380, SLG: 0.528 | | 0-0 F | | 0-0 2B 1B | | 0-3 K | | 0-0 F | | 4 0 1 0 0 1 1 | | | | | | | | | | | | |
| Dee Fondy, L (1, 3) OBP: 0.289, SLG: 0.420 | | 0-0 G | | 0-0 2B | | 0-0 G | | 0-0 G | | 3 0 1 0 0 0 0 | | | | | | | | | | | | |
| 14 Ernie Banks, R (1, 6) OBP: 0.331, SLG: 0.397 | | | 0-0 G | | 4-0 G6-4-3 BB | | 0-0 F | | | 2 0 0 0 1 0 0 | | | | | | | | | | | | |
| Walker Cooper, R (1, 2) OBP: 0.375, SLG: 0.476 | | | 0-0 F | | 0-0 G6-4-3 | | 0-0 F | | | 3 0 0 0 0 0 3 | | | | | | | | | | | | |
| Paul Minner, L (1, 1) OBP: 0.227, SLG: 0.425 | | | 0-0 G | | 0-0 SH 2B | | 0-0 F | | | 2 0 1 0 0 0 0 | | | | | | | | | | | | |
| Johnny Klippstein, R (6, 1) OBP: 0.130, SLG: 0.136 | | | | | | | | | | 0 0 0 0 0 0 0 | | | | | | | | | | | | |
| Bill Tremel, R (7, 1) | | | | | | | | | | 0 0 0 0 0 0 0 | | | | | | | | | | | | |
| Frank Baumholtz, L (8, PH) OBP: 0.347, SLG: 0.409 | | | | | | | | | | 1 0 0 0 0 0 0 | | | | | | | | | | | | |
| Jim Brosnan, R (8, 1) OBP: 0.250, SLG: 0.250 | | | | | | | | | | 0 0 0 0 0 0 0 | | | | | | | | | | | | |
| Inning Stats | R: 0 E: 0 K: 1 S: 5 | H: 0 LOB: 0 BB: 0 P: 5 | R: 0 E: 0 K: 0 S: 3 | H: 0 LOB: 0 BB: 0 P: 3 | R: 0 E: 0 K: 0 S: 3 | H: 0 LOB: 0 BB: 0 P: 3 | R: 0 E: 0 K: 1 S: 5 | H: 1 LOB: 0 BB: 0 P: 5 | R: 0 E: 0 K: 1 S: 6 | H: 2 LOB: 2 BB: 1 P: 10 | R: 0 E: 0 K: 0 S: 4 | H: 1 LOB: 2 BB: 1 P: 8 | R: 0 E: 0 K: 1 S: 5 | H: 0 LOB: 0 BB: 0 P: 5 | R: 0 E: 0 K: 0 S: 3 | H: 0 LOB: 0 BB: 0 P: 3 | R: 0 E: 0 K: 1 S: 6 | H: 1 LOB: 1 BB: 0 P: 6 | 1B: 3 2B: 2 3B: 0 HR: 0 | SF: 0 SAC: 1 DP: 1 HBP: 0 | WP: 0 PB: 0 SB: 0 CS: 1 | PA: 32 |
| PITCHER Jim Wilson, R (1, 1) ERA: 2.22 | IP: 9.0 WLS: W BF: 32 H: 5 R: 0 ER: 0 SO: 5 BB: 2 IBB: 0 HBP: 0 BLK: 0 WP: 0 HR: 0 S: 40 P: 48 ERA: 0.00 WHIP: 0.778 | | | | | | | | | | | PITCHER | IP: 9.0 WLS: W BF: 32 H: 5 R: 0 ER: 0 SO: 5 BB: 2 IBB: 0 HBP: 0 BLK: 0 WP: 0 HR: 0 S: 40 P: 48 ERA: 0.00 WHIP: 0.778 | | | | | | | | | |

Chicago Cubs @ Milwaukee Braves
Milwaukee County Stadium, Milwaukee, WI

Tue Jun 29 1954, 4:33 AM EDT
Att. 38,284 - Unknown

livebaseballscorecards.com

| | |
|-----|----|
| AB | 29 |
| R | 0 |
| H | 5 |
| RBI | 0 |
| BB | 2 |
| SO | 5 |
| LOB | 10 |



| Batter | 1 | 2 | 3 | 4 | 5 | 6 | 7 | 8 | 9 | AB R H RBI BB SO LOB | TOP | | | | | | | | | | | |
|--|---|---------------------------------|------------------------------|---------------------------------|------------------------------|---------------------------------|-----------------------------------|---------------------------------|------------------------------|--|------------------------------|---------------------------------|------------------------------|----------------------------------|-------------------------------|----------------------------------|------------------------------|---------------------------------|----------------------------------|------------------------------------|----------------------------------|--------|
| Bob Talbot, R OBP: 0.273, SLG: 0.339 (1, 8) X | 0-0 G4-6-3 1B | | | 0-0 F8 | | 0-0 FC6-4 | | BB 1B | | 5 1 3 2 0 0 1 | | | | | | | | | | | | |
| Gene Baker, R OBP: 0.323, SLG: 0.387 (1, 4) X | 0-0 F9 | | | 0-0 5-3 | | | 0-0 BB 2B 1B | BB 1B | | 4 2 1 0 1 0 3 | | | | | | | | | | | | |
| Hal Rice, L OBP: 0.293, SLG: 0.263 (1, 9) X | 0-0 G4-6-3 1-2f | | | 0-0 F2 | | | 0-0 P5 | 0-0 1B E 1B | 0-0 F9 | 5 1 1 1 0 0 2 | | | | | | | | | | | | |
| Hank Sauer, R OBP: 0.390, SLG: 0.620 (1, 7) | | 0-0 F2 | | | 0-0 F9 | | 4-0 BB BB BB 2B BB | 0-0 BB E BB 1B | 0-3 K | 4 2 1 1 1 1 0 | | | | | | | | | | | | |
| Randy Jackson, R OBP: 0.380, SLG: 0.528 (1, 5) | | 0-0 F2 | | | 0-0 6-3 | | 0-0 BB 1B 2B | 0-0 BB BB E6 1B | 4-0 BB | 4 2 1 2 1 0 1 | | | | | | | | | | | | |
| Dee Fondy, L OBP: 0.291, SLG: 0.417 (1, 3) | | 0-0 G3 | | | 0-3 K | | 0-0 BB BB BB 1B 2B | 4-0 BB BB 1B BB | 0-0 P5 | 4 1 1 1 1 1 1 | | | | | | | | | | | | |
| 14 Ernie Banks, R OBP: 0.326, SLG: 0.391 (1, 6) | | | 0-3 K | | | 0-0 5-3 | 0-0 F8 | 0-0 F2 | | 4 0 0 0 0 1 4 | | | | | | | | | | | | |
| Joe Garagiola, L OBP: 0.407, SLG: 0.378 (1, 2) | | | 0-0 L9 | | | 0-0 4-3 | 0-0 BB 1B | 0-3 K | | 4 0 1 0 0 1 3 | | | | | | | | | | | | |
| Bob Rush, R OBP: 0.361, SLG: 0.400 Bill Tremel, R Jim Davis, S Hal Jeffcoat, R OBP: 0.375, SLG: 0.769 (1, 1) (7, 1) (9, 1) (9, 1) | | | 0-3 K | | | 4-0 BB FC6-4 BB | 0-0 BB BB BB 4-3 | 4-0 BB BB 1B BB | | 2 0 0 0 1 1 2 0 0 0 1 1 0 0 0 0 0 0 0 0 0 0 0 0 0 0 0 0 | | | | | | | | | | | | |
| Inning Stats | R: 0 E: 0 K: 0 S: 3 | H: 1 LOB: 0 BB: 0 P: 3 | R: 0 E: 0 K: 0 S: 3 | H: 0 LOB: 0 BB: 0 P: 3 | R: 0 E: 0 K: 2 S: 7 | H: 0 LOB: 0 BB: 0 P: 7 | R: 0 E: 0 K: 0 S: 3 | H: 0 LOB: 0 BB: 0 P: 3 | R: 0 E: 0 K: 1 S: 5 | H: 0 LOB: 0 BB: 0 P: 5 | R: 0 E: 0 K: 0 S: 3 | H: 0 LOB: 1 BB: 1 P: 7 | R: 3 E: 0 K: 0 S: 7 | H: 4 LOB: 2 BB: 1 P: 11 | R: 6 E: 1 K: 1 S: 10 | H: 4 LOB: 2 BB: 3 P: 22 | R: 0 E: 0 K: 1 S: 5 | H: 0 LOB: 1 BB: 1 P: 9 | 1B: 8 2B: 1 3B: 0 HR: 0 | SF: 0 SAC: 0 DP: 1 HBP: 0 | WP: 0 PB: 0 SB: 0 CS: 0 | PA: 42 |
| PITCHER | IP WLS BF H R ER SO BB IBB HBP BLK WP HR S P ERA WHIP | | | | | | | | | | | | | | | | | | | | | |
| Lew Burdette, R ERA: 2.45 (1, 1) | 6.2 L 26 5 3 3 3 2 0 0 0 0 0 0 30 38 4.05 1.050 | | | | | | | | | | | | | | | | | | | | | |
| Ernie Johnson, R ERA: 3.52 (7, 1) | 0.1 1 0 0 0 0 0 0 0 0 0 0 0 1 1 0.00 0.000 | | | | | | | | | | | | | | | | | | | | | |
| Dave Jolly, R ERA: 1.34 (8, 1) | 0.0 4 3 4 2 0 1 0 0 0 0 0 0 3 7 ∞ ∞ | | | | | | | | | | | | | | | | | | | | | |
| Bob Buhl, R ERA: 5.77 (8, 1) | 0.2 6 1 2 0 1 2 0 0 0 0 0 0 6 14 0.00 4.500 | | | | | | | | | | | | | | | | | | | | | |
| Phil Paine, R ERA: 4.22 (8, 1) | 1.1 5 0 0 0 1 1 0 0 0 0 0 0 6 10 0.00 0.750 | | | | | | | | | | | | | | | | | | | | | |

Chicago Cubs @ Milwaukee Braves
Milwaukee County Stadium, Milwaukee, WI

Wed Jun 30 1954, 4:33 AM EDT
Att: 25,074 - Unknown

| | |
|-----|----|
| AB | 36 |
| R | 9 |
| H | 9 |
| RBI | 8 |
| BB | 6 |
| SO | 5 |
| LOB | 17 |



| | | | |
|----|---|----|----|
| WP | 0 | PA | 42 |
| PB | 0 | | |
| SB | 0 | | |
| CS | 0 | | |

livebaseballscorecards.com

BOTTOM

Chicago Cubs @ Milwaukee Braves
Milwaukee County Stadium, Milwaukee, WI

Wed Jun 30 1954, 4:33 AM EDT
Att. 25,074 - Unknown

livebaseballscorecards.com

| | |
|-----|----|
| AB | 37 |
| R | 7 |
| H | 11 |
| RBI | 7 |
| BB | 6 |
| SO | 3 |
| LOB | 21 |



| | | | |
|-----|---|-----|----|
| WP: | 0 | PA: | 44 |
| PB: | 0 | | |
| SB: | 1 | | |
| CS: | 0 | | |

AB R H RBI BB SO LOB

| | | | | | | |
|---|---|---|---|---|---|---|
| 4 | 1 | 1 | 1 | 0 | 0 | 1 |
| 4 | 1 | 2 | 1 | 1 | 0 | 1 |
| 5 | 2 | 2 | 1 | 0 | 1 | 3 |
| 2 | 1 | 0 | 0 | 3 | 0 | 1 |
| 5 | 0 | 2 | 3 | 0 | 1 | 1 |
| 4 | 0 | 1 | 0 | 1 | 0 | 2 |
| 4 | 0 | 2 | 1 | 1 | 1 | 3 |
| 5 | 1 | 0 | 0 | 0 | 0 | 8 |
| 2 | 0 | 1 | 0 | 0 | 0 | 0 |
| 0 | 0 | 0 | 0 | 0 | 0 | 0 |
| 1 | 0 | 0 | 0 | 0 | 0 | 0 |
| 0 | 0 | 0 | 0 | 0 | 0 | 0 |
| 0 | 0 | 0 | 0 | 0 | 0 | 0 |
| 0 | 0 | 0 | 0 | 0 | 0 | 0 |
| 0 | 0 | 0 | 0 | 0 | 0 | 0 |
| 1 | 1 | 0 | 0 | 0 | 0 | 1 |

| Batter | 1 | 2 | 3 | 4 | 5 | 6 | 7 | 8 | 9 |
|---|-------------|-------------|---------------------|---------------------------|----------------|---------------------|---------------------------|--------------|--------------------------------------|
| Bill Bruton, L OBP: 0.330, SLG: 0.302 (1, 8) | 0-0 F8 ① | | 0-0 6-3 ② | | 0-0 5-3 ② | | 1-0 HBP S | | 0-0 1B 1B 1-3 2-H |
| Johnny Logan, R OBP: 0.332, SLG: 0.395 (1, 6) | 0-0 1B | | 0-0 F7 ③ | | 0-0 F7 ③ | | 4-0 BB G5-4-3 1-2 | | 0-0 1B 1B 1-3 3-H |
| Hank Aaron, R OBP: 0.333, SLG: 0.485 (1, 7) | 0-0 F7 ② | | | 0-0 1B 2B | | 0-3 K ① | 0-0 G5-4-3 ② ③ 1-2f | | 0-0 BB 1B 1B 1-3 3-H |
| Eddie Mathews, L OBP: 0.384, SLG: 0.512 (1, 5) | 0-0 F7 ③ | | | 4-0 1B 1B BB | | 4-0 BB 1B 5-3 | | 0-0 2-3 ① | 4-0 FC1-2 BB 1-2 |
| Joe Adcock, R OBP: 0.377, SLG: 0.533 (1, 3) | | 0-0 F8 ① | | 0-0 L6-3 1B 1-3 2-H | | 0-0 5-3 ② | | 0-3 K ② | 0-0 FC1-2 BB 1B 1-3 2-H 3-H |
| Andy Pafko, R OBP: 0.344, SLG: 0.450 (1, 9) | | 0-0 F8 ② | | 0-0 L6-3 ① ② 1-2 | | 0-0 BB 1B 2-3 | | 0-0 F8 ③ | 4-0 FC1-2 BB 1-2 |
| Danny O'Connell, R OBP: 0.324, SLG: 0.349 (1, 4) | | | | 0-0 K | | 4-0 BB 1B 1-2 | | | FC6-4 1B 1-2 |
| Del Crandall, R OBP: 0.283, SLG: 0.339 (1, 2) | | | 0-0 5-3 ① | | 0-0 F8 ③ | | 0-0 5-3 ③ | | FC6-4 1B 1-2 |
| Lew Burdette, R OBP: 0.125, SLG: 0.083 (7, 1) Ernie Johnson, R OBP: 0.250, SLG: 0.250 (7, PH) George Miekovich, L OBP: 0.379, SLG: 0.360 (8, 1) Dave Jolly, R OBP: 0.450, SLG: 0.778 (8, 1) Bob Buhl, R (8, 1) Phil Paine, R (8, 1) Charlie White, L OBP: 0.314, SLG: 0.349 (9, PH) | | | 0-0 E1 6-3 1B | | 0-0 1-6-3 ① | | 0-0 F9 ① | | 0-0 E6 1B 1B 1-2 |

| Inning Stats | R: 0 H: 1 E: 0 K: 4 S: 4 | H: 1 LOB: 1 BB: 0 P: 4 | R: 0 H: 0 E: 0 K: 5 S: 5 | L: 0 LOB: 0 BB: 0 P: 5 | R: 0 H: 1 E: 1 K: 0 S: 4 | H: 1 LOB: 1 BB: 0 P: 4 | R: 2 H: 3 E: 0 K: 0 S: 5 | H: 3 LOB: 1 BB: 1 P: 9 | R: 0 H: 0 E: 0 K: 3 S: 3 | H: 0 LOB: 0 BB: 0 P: 3 | R: 0 H: 1 E: 0 K: 1 S: 6 | H: 1 LOB: 3 BB: 2 P: 14 | R: 0 H: 0 E: 0 K: 2 S: 2 | H: 0 LOB: 1 BB: 1 P: 7 | R: 0 H: 0 E: 0 K: 1 S: 5 | H: 0 LOB: 0 BB: 0 P: 5 | R: 5 H: 5 E: 1 K: 0 S: 9 | H: 5 LOB: 3 BB: 2 P: 17 | 1B: 10 2B: 2 3B: 0 HR: 0 | SF: 0 SAC: 0 DP: 2 HBP: 1 | WP: 0 PB: 0 SB: 1 CS: 0 | PA: 44 |
|--------------|--------------------------|------------------------|--------------------------|------------------------|--------------------------|------------------------|--------------------------|------------------------|--------------------------|------------------------|--------------------------|-------------------------|--------------------------|------------------------|--------------------------|------------------------|--------------------------|-------------------------|--------------------------|---------------------------|-------------------------|--------|
|--------------|--------------------------|------------------------|--------------------------|------------------------|--------------------------|------------------------|--------------------------|------------------------|--------------------------|------------------------|--------------------------|-------------------------|--------------------------|------------------------|--------------------------|------------------------|--------------------------|-------------------------|--------------------------|---------------------------|-------------------------|--------|

| PITCHER | IP | WLS | BF | H | R | ER | SO | BB | IBB | HBP | BLK | WP | HR | S | P | ERA | WHIP |
|---------------------------------------|-----|-----|----|---|---|----|----|----|-----|-----|-----|----|----|----|----|-------|-------|
| Bob Rush, R ERA: 4.8 (1, 1) | 6.1 | W | 29 | 6 | 2 | 2 | 2 | 4 | 0 | 0 | 0 | 0 | 0 | 28 | 45 | 2.84 | 1.579 |
| Bill Tremel, R ERA: 9.0 (7, 1) | 2.0 | | 10 | 4 | 5 | 4 | 1 | 0 | 0 | 0 | 0 | 0 | 0 | 12 | 12 | 18.00 | 2.000 |
| Jim Davis, L ERA: 4.53 (9, 1) | 0.0 | | 1 | 0 | 0 | 0 | 0 | 1 | 0 | 0 | 0 | 0 | 0 | 4 | ∞ | ∞ | |
| Hal Jeffcoat, R ERA: 6.4 (9, 1) | 0.2 | S | 4 | 1 | 0 | 0 | 0 | 1 | 0 | 0 | 0 | 0 | 0 | 3 | 7 | 0.00 | 3.000 |

| Batter | 1 | 2 | 3 | 4 | 5 | 6 | 7 | 8 | 9 | AB R H RBI BB SO LOB | TOP | |
|---|--|---|---|---|---|---|---|---|---|--|--|--|
| Wally Moon, L OBP: 0.391, SLG: 0.470 (1, 8) X | 0-0 F3 2B | | 0-3 K | 0-0 1-3 | | 0-3 K | | | 0-0 E6 FC4-6 | 5 0 1 0 0 2 0 | | |
| Red Schoendienst, S OBP: 0.373, SLG: 0.490 (1, 4) X | 0-0 F3 2-3 | | 0-0 1B E 1B | 0-0 F3 | | | 0-0 5-3 | | 0-0 FC4-6 HR | 5 2 1 0 0 0 2 | | |
| Stan Musial, L OBP: 0.445, SLG: 0.702 (1, 9) S S S | 0-3 K | | 0-0 E 1-3 2B 1B | | 0-0 HR | | 4-0 1B BB | | 0-0 HR | 4 3 3 3 1 1 1 | | |
| Ray Jablonski, R OBP: 0.383, SLG: 0.503 (1, 5) B B B | 4-0 BB | | 0-0 E4 2B HR 1-2 3-H | | 0-0 5-3 | | 0-0 F3 | | 0-3 K | 4 1 0 1 1 1 2 | | |
| Rip Repulski, R OBP: 0.345, SLG: 0.512 (1, 7) X | 0-0 F7 | | 0-0 HR 1-3 2-H | | 0-0 F9 | | 0-0 1-2 1B | | 0-0 6-3 | 5 1 2 1 0 0 2 | | |
| Joe Cunningham, L OBP: 0.556, SLG: 1.625 (1, 3) | | 0-0 HR | 0-0 HR 2-H 3-H | | 4-0 BB | | 0-0 1-3 | | | 3 2 2 4 1 0 2 | | |
| Alex Grammas, R OBP: 0.283, SLG: 0.282 (1, 6) | | 0-0 1-3 | 0-0 1-3 | | 0-0 F7 | | | 0-3 K | | 4 0 0 0 0 1 1 | | |
| Bill Sarni, R OBP: 0.391, SLG: 0.530 (1, 2) | | 0-0 4-3 | 0-0 F4 | | | 0-0 6-3 | | 0-0 F5 | | 4 0 0 0 0 0 0 | | |
| Harvey Haddix, L OBP: 0.263, SLG: 0.315 Gerry Staley, R OBP: 0.233, SLG: 0.115 (1, 1) (4, 1) | | 0-0 F6 | | 0-0 6-3 | | 0-0 F3 | | 0-0 F7 | | 2 0 0 0 0 0 0 2 0 0 0 0 0 0 | | |
| Inning Stats | R: 0 E: 0 K: 1 S: 6 H: 1 LOB: 2 BB: 1 P: 10 | R: 1 E: 0 K: 0 S: 4 H: 1 LOB: 0 BB: 0 P: 4 | R: 5 E: 1 K: 1 S: 10 H: 4 LOB: 0 BB: 0 P: 10 | R: 0 E: 0 K: 0 S: 3 H: 0 LOB: 0 BB: 0 P: 3 | R: 1 E: 0 K: 0 S: 4 H: 1 LOB: 1 BB: 1 P: 8 | R: 0 E: 0 K: 1 S: 5 H: 0 LOB: 0 BB: 0 P: 5 | R: 0 E: 0 K: 0 S: 4 H: 1 LOB: 2 BB: 1 P: 8 | R: 0 E: 0 K: 1 S: 5 H: 0 LOB: 0 BB: 0 P: 5 | R: 2 E: 1 K: 1 S: 7 H: 1 LOB: 0 BB: 0 P: 7 | 1B: 3 2B: 2 3B: 0 HR: 4 SF: 0 SAC: 0 DP: 0 HBP: 0 | WP: 0 PB: 0 SB: 0 CS: 0 PA: 41 | |
| PITCHER Warren Spahn, L ERA: 3.22 Ernie Johnson, R ERA: 3.58 (1, 1) (8, 1) | IP 7.0 WLS L BF 33 H 8 R 7 ER 6 SO 3 BB 3 IBB 0 HBP 0 BLK 0 WP 0 HR 3 S 36 P 48 ERA 7.71 WHIP 1.571 | IP 2.0 WLS L BF 8 H 1 R 2 ER 1 SO 2 BB 0 IBB 0 HBP 0 BLK 0 WP 0 HR 1 S 12 P 12 ERA 4.50 WHIP 0.500 | PITCHER IP WLS BF H R ER SO BB IBB HBP BLK WP HR S P ERA WHIP | | | | | | | | | |

St. Louis Cardinals @ Milwaukee Braves
Milwaukee County Stadium, Milwaukee, WI

Thu Jul 01 1954, 4:33 AM EDT
Att: 19,791 - Unknown

livebaseballscorecards.com

AB 38
R 9
H 9
RBI 9
BB 3
SO 5
LOB 10



| Batter | 1 | 2 | 3 | 4 | 5 | 6 | 7 | 8 | 9 | AB | R | H | RBI | BB | SO | LOB |
|---|---|---|---|--|---|--|---|---|---|--|---|---|-----|----|----|-----|
| Jim Pendleton, R (1, 8) <small>OBP: 0.213, SLG: 0.256</small> Bill Bruton, L (5, 8) <small>OBP: 0.332, SLG: 0.304</small> | 1B SF8 1B | | 5-3 1-2 | | 5-3 1B | | F3 1-2 | | | 2 | 1 | 1 | 0 | 0 | 0 | 1 |
| Johnny Logan, R (1, 6) <small>OBP: 0.331, SLG: 0.393</small> | FC6-4 1B | | F8 | | 5-3 1-2 | | 5-3 | | | 4 | 0 | 1 | 0 | 0 | 0 | 3 |
| Hank Aaron, R (1, 7) <small>OBP: 0.336, SLG: 0.488</small> | SF8 3-H | | 2-3 1B | | FC6-4 1B 2-H | | F8 | | | 3 | 0 | 2 | 2 | 0 | 0 | 1 |
| Eddie Mathews, L (1, 5) <small>OBP: 0.379, SLG: 0.502</small> | K | | 6-3 | | F8 | | | F3 | | 4 | 0 | 0 | 0 | 0 | 1 | 4 |
| Joe Adcock, R (1, 3) <small>OBP: 0.372, SLG: 0.525</small> | FC6-4 1-2f | | | 1-6-3 | FC6-4 1-2f | | | F8 | | 4 | 0 | 0 | 0 | 0 | 0 | 2 |
| Andy Pafko, R (1, 9) <small>OBP: 0.338, SLG: 0.443</small> | | F8 | | 5-3 | | F9 | | 6-3 | | 4 | 0 | 0 | 0 | 0 | 0 | 0 |
| Danny O'Connell, R (1, 4) <small>OBP: 0.322, SLG: 0.345</small> | | 5-3 | | BB BB | | 5-3 | | 6-3 | | 3 | 0 | 0 | 0 | 1 | 0 | 0 |
| Del Crandall, R (1, 2) <small>OBP: 0.284, SLG: 0.335</small> Charlie White, L (9, PH) <small>OBP: 0.310, SLG: 0.344</small> | | 5-3 | | BB BB | | F7 | | K | | 2 | 0 | 0 | 0 | 1 | 0 | 0 |
| Warren Spahn, L (1, 1) <small>OBP: 0.294, SLG: 0.333</small> George Metkovich, L (7, PH) <small>OBP: 0.400, SLG: 0.385</small> Ernie Johnson, R (8, 1) <small>OBP: 0.250, SLG: 0.250</small> Jack Dittmer, L (9, PH) <small>OBP: 0.209, SLG: 0.244</small> | | | 1B 5-3 1B | 3-1 | | F3 1B | | G3 | | 2 | 0 | 1 | 0 | 0 | 0 | 2 |
| Inning Stats | R: 1 H: 2 E: 0 LOB: 1 K: 1 BB: 0 S: 7 P: 7 | R: 0 H: 0 E: 0 LOB: 0 K: 0 BB: 0 S: 3 P: 3 | R: 0 H: 2 E: 0 LOB: 2 K: 0 BB: 0 S: 5 P: 5 | R: 0 H: 0 E: 0 LOB: 2 K: 0 BB: 2 S: 3 P: 11 | R: 1 H: 2 E: 0 LOB: 1 K: 0 BB: 0 S: 5 P: 5 | R: 0 H: 0 E: 0 LOB: 0 K: 0 BB: 0 S: 3 P: 3 | R: 0 H: 1 E: 0 LOB: 1 K: 0 BB: 0 S: 4 P: 4 | R: 0 H: 0 E: 0 LOB: 0 K: 0 BB: 0 S: 3 P: 3 | R: 0 H: 0 E: 0 LOB: 0 K: 1 BB: 0 S: 5 P: 5 | 1B: 7 SF: 1 2B: 0 SAC: 0 3B: 0 DP: 0 HR: 0 HBP: 0 | WP: 0 PA: 36 PB: 0 SB: 0 CS: 0 | | | | | |
| PITCHER Harvey Haddix, L (1, 1) <small>ERA: 3.24</small> Gerry Staley, R (4, 1) <small>ERA: 5.66</small> | IP WLS BF H R ER SO 3.1 0 14 4 1 1 1 | | IP WLS BF H R ER SO 5.2 W 22 3 1 1 1 2 | | WP HR S P ERA WHIP 0 0 22 30 1.59 0.882 | PITCHER IP WLS BF H R ER SO 0 0 0 0 0 0 | | | | | | | | | | |

BOTTOM

St. Louis Cardinals @ Milwaukee Braves
 Milwaukee County Stadium, Milwaukee, WI

Thu Jul 01 1954, 4:33 AM EDT
 Att. 19,791 - Unknown

livebaseballscores.com

| | |
|-----|----|
| AB | 33 |
| R | 2 |
| H | 7 |
| RBI | 2 |
| BB | 2 |
| SO | 2 |
| LOB | 14 |



| Batter | 1 | 2 | 3 | 4 | 5 | 6 | 7 | 8 | 9 | AB R H RBI BB SO LOB | TOP | | |
|---|---|---|---|--|---|--|---|--|---|--|---|--|--|
| Bobby Adams, R (1, 5) <small>OBP: 0.366, SLG: 0.357</small> Bob Borkowski, R (8, PH) <small>OBP: 0.237, SLG: 0.321</small> Joe Nuxhall, L (8, 1) <small>OBP: 0.412, SLG: 0.500</small> Jackie Collum, L (8, 1) <small>OBP: 0.143, SLG: 0.286</small> | 0-0 5-3 | 0-0 F8 | | | 0-0 FC5-6 E | | 0-0 SH3-4 1B | 0-0 F8 | | 4 0 1 0 0 0 4 1 0 0 0 0 0 3 0 0 0 0 0 0 0 0 0 0 0 0 0 0 | Cincinnati Redlegs @ Milwaukee Braves Milwaukee County Stadium, Milwaukee, WI <small>Fri Jul 02 1954, 4:33 AM EDT</small> <small>Unknown</small> | | |
| Roy McMillan, R (1, 6) <small>OBP: 0.298, SLG: 0.304</small> | 0-0 E8 | | 0-0 4-3 | | 0-0 SF9 | | 0-0 SH3-4 | | 0-0 6-3 | 3 0 0 1 0 0 0 | | | |
| Gus Bell, L (1, 8) <small>OBP: 0.379, SLG: 0.536</small> | 0-3 K | | 4-0 G4-6-3 BB | | 0-0 4-3 | | 0-0 F8 | | 0-0 F7 | 4 0 0 0 1 1 3 | | | |
| Ted Kluszewski, L (1, 3) <small>OBP: 0.390, SLG: 0.613</small> | 0-0 4-3 | | 0-0 G4-6-3 | | | 4-0 SH3 2B | 0-0 1-3 | | 0-0 BB E 1B | 4 2 1 0 1 0 3 | | | |
| Jim Greengrass, R (1, 7) <small>OBP: 0.305, SLG: 0.460</small> | | 0-0 E 1B 1B | | 0-0 L4-3 1B | | 0-0 F8 | | 0-3 K | 4-0 E 1B BB | 4 1 2 0 1 1 1 | | | |
| Rocky Bridges, R (1, 4) <small>OBP: 0.409, SLG: 0.429</small> | | 0-0 F3 | | 0-0 L4-3 | | 0-0 SH3 | | 0-0 BB 1B 1B | 0-0 E7 1B | 4 0 2 1 0 0 2 | | | |
| Wally Post, R (1, 9) <small>OBP: 0.284, SLG: 0.445</small> | | 0-0 E4 E 1B | | 0-0 5-3 | | 0-0 2-H 2B | | 0-0 F2 | 0-0 F8 | 5 0 1 1 0 0 4 | | | |
| Andy Seminick, R (1, 2) <small>OBP: 0.373, SLG: 0.392</small> Chuck Harmon, R (8, PR) <small>OBP: 0.255, SLG: 0.277</small> (8, 5) | | 0-0 E7 1B | | 4-0 FC5-6 SH SF9 BB | | 4-0 IBB | | 0-0 BB 1B | | 2 1 2 1 2 0 0 0 0 0 0 0 0 0 | | | |
| Corky Valentine, R (1, 1) <small>OBP: 0.152, SLG: 0.182</small> Lloyd Merriman, L (8, PH) <small>OBP: 0.339, SLG: 0.367</small> Hobie Landrith, L (8, 2) <small>OBP: 0.364, SLG: 0.455</small> | | 0-3 K | | 0-0 SH FC5-6 | | 0-0 F8 | | 4-0 BB | | 2 0 0 0 0 1 4 0 0 0 0 1 0 0 0 0 0 0 0 0 0 | | | |
| Inning Stats | R: 0 E: 1 K: 1 S: 6 H: 0 LOB: 1 BB: 0 P: 6 | R: 1 E: 2 K: 1 S: 8 H: 2 LOB: 2 BB: 0 P: 8 | R: 0 E: 0 K: 0 S: 2 H: 0 LOB: 0 BB: 1 P: 6 | R: 0 E: 0 K: 0 S: 3 H: 1 LOB: 0 BB: 0 P: 3 | R: 1 E: 1 K: 0 S: 4 H: 0 LOB: 1 BB: 1 P: 8 | R: 1 E: 0 K: 0 S: 4 H: 1 LOB: 2 BB: 2 P: 12 | R: 0 E: 0 K: 0 S: 4 H: 1 LOB: 1 BB: 0 P: 4 | R: 0 E: 0 K: 1 S: 7 H: 2 LOB: 3 BB: 1 P: 11 | R: 1 E: 1 K: 0 S: 5 H: 2 LOB: 2 BB: 1 P: 9 | 1B: 8 2B: 2 3B: 0 HR: 0 SF: 1 SAC: 3 DP: 2 HBP: 0 | | WP: 0 PB: 0 SB: 0 CS: 0 PA: 43 | |
| PITCHER Chet Nichols, L (1, 1) <small>ERA: 3.77</small> Dave Jolly, R (8, 1) <small>ERA: 1.49</small> | IP WLS BF H R ER SO BB IBB HBP BLK WP HR S P ERA WHIP | 7.0 W 31 5 3 2 2 3 1 0 0 0 0 31 47 2.57 1.143 | 2.0 S 12 4 1 1 1 2 0 0 0 0 0 0 12 20 4.50 3.000 | PITCHER IP WLS BF H R ER SO BB IBB HBP BLK WP HR S P ERA WHIP | | | | | | | | | |

livebaseballscorecards.com

| | |
|-----|----|
| AB | 33 |
| R | 4 |
| H | 9 |
| RBI | 4 |
| BB | 6 |
| SO | 3 |
| LOB | 24 |



| Batter | 1 | 2 | 3 | 4 | 5 | 6 | 7 | 8 | 9 |
|---|------------|-----------|---------------------|-----------|-----------|-----------|-----------------|-----------------------|---|
| Bill Bruton, L (1, 8) OBP: 0.329, SLG: 0.301 | 0-0 4-3 | | 0-0 FC3-6 SF7 | | 0-0 F5 | | 0-3 K | 0-0 E 1B 1B | |
| Johnny Logan, R (1, 6) OBP: 0.332, SLG: 0.395 | 0-0 F3 | | 0-0 SF7 | | 0-0 G3 | | 0-0 HR 1B | 0-0 E7 HR 1B | |
| Hank Aaron, R (1, 7) OBP: 0.345, SLG: 0.504 | 4-0 BB | | 0-0 1B | | 0-0 1B | | 0-0 HR 1B | 0-3 K | |
| Eddie Mathews, L (1, 5) OBP: 0.383, SLG: 0.531 | 0-0 G3 | | 0-0 F3 | | 0-0 1B | | 0-0 HR | 0-0 HR | |
| Joe Adcock, R (1, 3) OBP: 0.372, SLG: 0.534 | | 0-0 1B | | 0-0 HR | | 0-0 F8 | 0-3 K | 0-0 F9 | |
| Andy Pafko, R (1, 9) OBP: 0.341, SLG: 0.441 | | 0-0 F9 | | 0-0 1B | | 0-0 F4 | | 4-0 1B BB | |
| Danny O'Connell, R (1, 4) OBP: 0.321, SLG: 0.344 | | 0-0 F5 | | 0-0 F2 | | 0-0 1B | | 0-3 K | |
| Sam Calderone, R (1, 2) OBP: 0.435, SLG: 0.474 | | 0-0 F6 | | 0-3 K | | 0-3 K | | 0-0 1B 1B 1B | |
| Chet Nichols, S (1, 1) OBP: 0.143, SLG: 0.143 | | | 0-0 FC3-6 1B | | 0-0 F6 | | 0-3 K | 0-0 1B 1B | |
| George Metkovich, L (7, PH) OBP: 0.387, SLG: 0.370 | | | | | | | | | |
| Dave Jolly, R (8, 1) OBP: 0.455, SLG: 0.800 | | | | | | | | | |

| AB | R | H | RBI | BB | SO | LOB |
|----|---|---|-----|----|----|-----|
| 5 | 2 | 1 | 0 | 0 | 1 | 1 |
| 4 | 2 | 2 | 3 | 0 | 0 | 0 |
| 4 | 1 | 3 | 2 | 1 | 1 | 1 |
| 5 | 2 | 3 | 3 | 0 | 0 | 2 |
| 5 | 1 | 2 | 1 | 0 | 1 | 0 |
| 3 | 1 | 1 | 0 | 1 | 0 | 1 |
| 4 | 0 | 1 | 0 | 0 | 1 | 3 |
| 4 | 1 | 1 | 0 | 0 | 2 | 3 |
| 2 | 0 | 1 | 0 | 0 | 0 | 1 |
| 1 | 0 | 0 | 0 | 0 | 1 | 0 |
| 1 | 1 | 1 | 1 | 0 | 0 | 0 |

| WP | PA |
|----|----|
| 0 | 41 |

| Inning Stats | R | H | E | K | S | BB | LOB | P |
|--------------|---|---|---|---|----|----|-----|----|
| 1 | 0 | 0 | 0 | 0 | 3 | 1 | 1 | 7 |
| 2 | 0 | 1 | 0 | 0 | 4 | 0 | 0 | 4 |
| 3 | 1 | 2 | 0 | 0 | 5 | 0 | 0 | 5 |
| 4 | 1 | 2 | 0 | 1 | 7 | 0 | 0 | 7 |
| 5 | 0 | 2 | 0 | 1 | 4 | 0 | 0 | 4 |
| 6 | 0 | 1 | 0 | 1 | 6 | 0 | 0 | 6 |
| 7 | 3 | 3 | 0 | 3 | 12 | 0 | 0 | 12 |
| 8 | 6 | 5 | 1 | 2 | 16 | 0 | 0 | 16 |

| WP | HR | S | P | ERA | WHIP |
|----|----|---|---|------|-------|
| 0 | 0 | 0 | 0 | 6.43 | 1.714 |

Cincinnati Redlegs @ Milwaukee Braves
Milwaukee County Stadium, Milwaukee, WI
 Fri Jul 02 1954, 4:33 AM EDT
 Unknown

| | |
|-----|----|
| AB | 38 |
| R | 11 |
| H | 16 |
| RBI | 10 |
| BB | 2 |
| SO | 7 |
| LOB | 12 |



| Batter | 1 | 2 | 3 | 4 | 5 | 6 | 7 | 8 | 9 |
|--|-----------|------------|--------------|--------------------|------------|------------------|--------------------|---|---|
| Jim Pendleton, R (1, 8) <small>OBP: 0.206, SLG: 0.247</small> Bill Bruton, L (7, 8) <small>OBP: 0.329, SLG: 0.301</small> | 0-0 F3 | | | 0-3 K | | 0-0 5-3 | | | |
| Johnny Logan, R (1, 6) <small>OBP: 0.332, SLG: 0.392</small> | 0-0 F8 | | | 4-0 2B BB | | 0-0 F4 | | | |
| Hank Aaron, R (1, 7) <small>OBP: 0.344, SLG: 0.506</small> | 0-3 K | | | 0-0 1-H 2B | | 0-0 F7 | | | |
| Eddie Mathews, L (1, 5) <small>OBP: 0.382, SLG: 0.526</small> | | 0-0 3-1 | | 4-0 G6-4-3 BB | | 0-0 F4 | | | |
| Joe Adcock, R (1, 3) <small>OBP: 0.372, SLG: 0.532</small> | | 0-0 F3 | | 0-0 G6-4-3 1-2f | | 0-0 G5-4-3 1B | | | |
| Andy Pafko, R (1, 9) <small>OBP: 0.337, SLG: 0.436</small> | | 0-0 6-3 | | | 0-0 F8 | | 0-0 G5-4-3 1-2f | | |
| Danny O'Connell, R (1, 4) <small>OBP: 0.318, SLG: 0.340</small> | | | 0-0 1-6-3 | | 0-0 5-3 | | 0-0 F5 | | |
| Del Crandall, R (1, 2) <small>OBP: 0.284, SLG: 0.352</small> | | | 0-0 F2 | | 0-0 HR | | 0-3 K | | |
| Gene Conley, R (1, 1) <small>OBP: 0.128, SLG: 0.154</small> | | | 0-0 F4 | | 0-0 6-3 | | 0-0 6-3 | | |

| Inning Stats | R: 0 | H: 0 | E: 0 | K: 1 | S: 5 | R: 0 | H: 0 | E: 0 | K: 0 | S: 3 | R: 0 | H: 0 | E: 0 | K: 0 | S: 3 | R: 1 | H: 1 | E: 0 | K: 1 | S: 5 | R: 1 | H: 1 | E: 0 | K: 0 | S: 4 | R: 0 | H: 0 | E: 0 | K: 0 | S: 3 | R: 0 | H: 1 | E: 0 | K: 1 | S: 5 | R: 0 | H: 0 | E: 0 | K: 1 | S: 5 |
|--------------|--------|-------|--------|-------|------|--------|-------|--------|-------|------|--------|-------|--------|-------|------|--------|-------|--------|-------|------|--------|-------|--------|-------|------|--------|-------|--------|-------|------|--------|-------|--------|-------|------|--------|-------|--------|-------|------|
| | LOB: 0 | BB: 0 | LOB: 0 | BB: 0 | P: 5 | LOB: 0 | BB: 0 | LOB: 0 | BB: 0 | P: 3 | LOB: 1 | BB: 2 | LOB: 0 | BB: 0 | P: 4 | LOB: 0 | BB: 0 | LOB: 0 | BB: 0 | P: 3 | LOB: 0 | BB: 0 | LOB: 0 | BB: 0 | P: 3 | LOB: 0 | BB: 0 | LOB: 0 | BB: 0 | P: 5 | LOB: 0 | BB: 0 | LOB: 0 | BB: 0 | P: 5 | LOB: 0 | BB: 0 | LOB: 0 | BB: 0 | P: 5 |

| PITCHER | IP | WLS | BF | H | R | ER | SO | BB | IBB | HBP | BLK | WP | HR | S | P | ERA | WHIP |
|---|-----|-----|----|---|---|----|----|----|-----|-----|-----|----|----|----|----|------|-------|
| Fred Baczewski, L (1, 1) <small>ERA: 4.31</small> | 7.0 | L | 24 | 3 | 2 | 2 | 2 | 2 | 0 | 0 | 0 | 0 | 1 | 26 | 34 | 2.57 | 0.714 |
| Karl Drews, R (8, 1) <small>ERA: 7.66</small> | 1.0 | | 3 | 0 | 0 | 0 | 1 | 0 | 0 | 0 | 0 | 0 | 0 | 5 | 5 | 0.00 | 0.000 |

BOTTOM

| AB | R | H | RBI | BB | SO | LOB |
|----|---|---|-----|----|----|-----|
| 3 | 0 | 0 | 0 | 0 | 1 | 0 |
| 0 | 0 | 0 | 0 | 0 | 0 | 0 |
| 2 | 1 | 0 | 0 | 1 | 0 | 0 |
| 3 | 0 | 1 | 1 | 0 | 1 | 0 |
| 2 | 0 | 0 | 0 | 1 | 0 | 0 |
| 3 | 0 | 1 | 0 | 0 | 0 | 2 |
| 3 | 0 | 0 | 0 | 0 | 0 | 1 |
| 3 | 0 | 0 | 0 | 0 | 0 | 0 |
| 3 | 1 | 1 | 1 | 0 | 1 | 0 |
| 3 | 0 | 0 | 0 | 0 | 0 | 0 |

AB 25
R 2
H 3
RBI 2
BB 2
SO 3
LOB 3



| WP | HR | S | P | ERA | WHIP |
|----|----|---|---|------|-------|
| 0 | 1 | 5 | 5 | 0.00 | 0.000 |
| 0 | 0 | 5 | 5 | 0.00 | 0.000 |

Cincinnati Redlegs @ Milwaukee Braves
Milwaukee County Stadium, Milwaukee, WI
 Fri Jul 02 1954, 4:38 AM EDT
 Att. 22,508 - Unknown

livebaseballscorecards.com

| Batter | 1 | 2 | 3 | 4 | 5 | 6 | 7 | 8 | 9 | AB R H RBI BB SO LOB | TOP | | | | | | | | | | | | | | | | |
|---|--------------------------------|----------------------------------|------------------------------|---------------------------------|------------------------------|---------------------------------|------------------------------|----------------------------------|------------------------------|---------------------------------|------------------------------|---------------------------------|------------------------------|---------------------------------|-------------------------------|----------------------------------|------------------------------|---------------------------------|----------------------------------|------------------------------------|----------------------------------|--------|--|--|--|--|--|
| Bobby Adams, R (1, 5) OBP: 0.366, SLG: 0.352 | 4-0 BB E G1-2-3 BB | 0-0 G3 | | 0-0 FC5-4 1-2f | | | 0-0 SH FC1-5 1-2 | | 0-3 K | 3 0 0 0 1 1 2 | | | | | | | | | | | | | | | | | |
| Roy McMillan, R (1, 6) OBP: 0.293, SLG: 0.297 | 0-0 E6 BB 1-2 | | 0-0 6-3 | 0-3 K | | | 0-0 FC1-5 1-2 2-3 | | 0-0 1B | 5 0 1 0 0 1 4 | | | | | | | | | | | | | | | | | |
| Gus Bell, L (1, 8) OBP: 0.374, SLG: 0.530 | 0-0 F7 | | 0-0 HR 2B | | 0-0 G6-4-3 1B | | 0-0 F5 | | 0-3 K | 5 1 2 0 0 1 5 | | | | | | | | | | | | | | | | | |
| Ted Kluszewski, L (1, 3) OBP: 0.389, SLG: 0.600 | 4-0 BB 1-2 2-3 BB | | 4-0 HR BB | | 0-3 K2-3 | | 0-0 4-3 | | 0-0 F7 | 3 1 0 0 2 1 4 | | | | | | | | | | | | | | | | | |
| Jim Greengrass, R (1, 7) OBP: 0.307, SLG: 0.470 | 0-0 G1-2-3 3-Hf | | 0-0 HR | | 0-0 G6-4-3 1-2f | | | 0-0 WP 1B 2B | | 4 2 2 3 0 0 4 | | | | | | | | | | | | | | | | | |
| Wally Post, R (1, 9) OBP: 0.279, SLG: 0.437 | | 0-3 K | 0-0 F3 | | | 0-0 F9 | | 0-3 K 2-3 | | 4 0 0 0 0 2 1 | | | | | | | | | | | | | | | | | |
| Rocky Bridges, R (1, 4) OBP: 0.393, SLG: 0.385 | | 0-0 F8 | 0-0 | | | 0-0 4-3 | | 0-0 1B 3-H | | 3 0 1 0 0 0 0 | | | | | | | | | | | | | | | | | |
| Johnny Temple, R (8, PH) OBP: 0.399, SLG: 0.364 | | | CS 1B | | | | | | | 1 0 1 1 0 0 0 | | | | | | | | | | | | | | | | | |
| Andy Seminick, R (1, 2) OBP: 0.369, SLG: 0.406 | | 0-0 1B 3B | 0-0 CS | 0-3 K | | 0-0 6-3 | | 0-3 K | | 4 1 1 0 0 2 1 | | | | | | | | | | | | | | | | | |
| Bud Podbielan, R (1, 1) OBP: 0.333, SLG: 0.250 | | 0-0 1B | | 4-0 FC5-4 BB | | | 4-0 FC1-5 SH BB | | 0-3 K | 1 0 1 1 1 0 0 | | | | | | | | | | | | | | | | | |
| Frank Smith, R (6, 1) | | | | | | | | | | 1 0 0 0 1 1 1 | | | | | | | | | | | | | | | | | |
| Inning Stats | R: 0 E: 1 K: 0 S: 3 | H: 0 LOB: 2 BB: 2 P: 11 | R: 1 E: 0 K: 1 S: 7 | H: 2 LOB: 1 BB: 0 P: 7 | R: 3 E: 0 K: 0 S: 5 | H: 3 LOB: 0 BB: 1 P: 9 | R: 0 E: 0 K: 2 S: 7 | H: 0 LOB: 1 BB: 1 P: 11 | R: 0 E: 0 K: 1 S: 5 | H: 1 LOB: 0 BB: 0 P: 5 | R: 0 E: 0 K: 0 S: 3 | H: 0 LOB: 0 BB: 0 P: 3 | R: 0 E: 0 K: 0 S: 4 | H: 0 LOB: 2 BB: 1 P: 8 | R: 1 E: 0 K: 3 S: 11 | H: 2 LOB: 1 BB: 0 P: 11 | R: 0 E: 0 K: 2 S: 8 | H: 1 LOB: 1 BB: 0 P: 8 | 1B: 5 2B: 2 3B: 1 HR: 1 | SF: 0 SAC: 1 DP: 2 HBP: 0 | WP: 1 PB: 0 SB: 0 CS: 1 | PA: 41 | | | | | |
| PITCHER | IP | WLS | BF | H | R | ER | SO | BB | IBB | HBP | BLK | WP | HR | S | P | ERA | WHIP | | | | | | | | | | |
| Joey Jay, R (1, 1) ERA: 13.5 | 2.2 | | 16 | 5 | 4 | 4 | 1 | 3 | 0 | 0 | 0 | 0 | 1 | 15 | 27 | 13.50 | 3.000 | | | | | | | | | | |
| Phil Paine, R (3, 1) ERA: 4.09 | 0.1 | | 0 | 0 | 0 | 0 | 0 | 0 | 0 | 0 | 0 | 0 | 0 | 0 | 0 | 0.00 | 0.000 | | | | | | | | | | |
| Ernie Johnson, R (4, 1) ERA: 3.28 | 3.0 | | 10 | 1 | 0 | 0 | 3 | 1 | 0 | 0 | 0 | 0 | 0 | 15 | 19 | 0.00 | 0.667 | | | | | | | | | | |
| Dave Jolly, R (7, 1) ERA: 1.45 | 1.0 | | 5 | 0 | 0 | 0 | 0 | 1 | 0 | 0 | 0 | 0 | 0 | 4 | 8 | 0.00 | 1.000 | | | | | | | | | | |
| Bob Buhl, R (8, 1) ERA: 5.72 | 2.0 | L | 9 | 3 | 1 | 1 | 5 | 0 | 0 | 0 | 0 | 1 | 0 | 19 | 19 | 4.50 | 1.500 | | | | | | | | | | |

Cincinnati Redlegs @ Milwaukee Braves
Milwaukee County Stadium, Milwaukee, WI

Sat Jul 03 1954, 4:33 AM EDT
Att: 25,932 - Unknown

livebaseballscorecards.com

| | |
|------------|-----------|
| AB | 34 |
| R | 5 |
| H | 9 |
| RBI | 5 |
| BB | 5 |
| SO | 9 |
| LOB | 22 |



BOTTOM

Cincinnati Redlegs @ Milwaukee Braves
Milwaukee County Stadium, Milwaukee, WI

Sat Jul 03 1954, 4:33 AM EDT
Att. 25,932 - Unknown

| | |
|-----|----|
| AB | 30 |
| R | 4 |
| H | 6 |
| RBI | 4 |
| BB | 3 |
| SO | 4 |
| LOB | 11 |



| | | | |
|-----|---|-----|----|
| WP: | 0 | PA: | 35 |
| PB: | 0 | | |
| SB: | 1 | | |
| CS: | 1 | | |

AB R H RBI BB SO LOB

| | | | | | | |
|---|---|---|---|---|---|---|
| 2 | 1 | 0 | 0 | 2 | 1 | 0 |
| 3 | 0 | 0 | 0 | 0 | 0 | 1 |
| 4 | 1 | 1 | 2 | 0 | 0 | 1 |
| 4 | 0 | 1 | 1 | 0 | 0 | 2 |
| 4 | 0 | 1 | 0 | 0 | 1 | 1 |
| 2 | 0 | 0 | 0 | 1 | 0 | 2 |
| 0 | 0 | 0 | 0 | 0 | 0 | 0 |
| 4 | 0 | 0 | 0 | 0 | 1 | 2 |
| 4 | 1 | 2 | 0 | 0 | 0 | 1 |
| 0 | 0 | 0 | 0 | 0 | 0 | 0 |
| 0 | 0 | 0 | 0 | 0 | 0 | 0 |
| 0 | 0 | 0 | 0 | 0 | 0 | 0 |
| 1 | 1 | 1 | 1 | 0 | 0 | 0 |
| 0 | 0 | 0 | 0 | 0 | 0 | 0 |
| 1 | 0 | 0 | 0 | 0 | 1 | 1 |
| 0 | 0 | 0 | 0 | 0 | 0 | 0 |

| | | | |
|-----|---|------|---|
| 1B: | 5 | SF: | 0 |
| 2B: | 2 | SAC: | 1 |
| 3B: | 0 | DP: | 3 |
| HR: | 0 | HBP: | 1 |

| | | | |
|-----|---|-----|----|
| WP: | 0 | PA: | 35 |
| PB: | 0 | | |
| SB: | 1 | | |
| CS: | 1 | | |

| | | | |
|-----|---|-----|----|
| WP: | 0 | PA: | 35 |
| PB: | 0 | | |
| SB: | 1 | | |
| CS: | 1 | | |

| | | | |
|-----|---|-----|----|
| WP: | 0 | PA: | 35 |
| PB: | 0 | | |
| SB: | 1 | | |
| CS: | 1 | | |

| | | | |
|-----|---|-----|----|
| WP: | 0 | PA: | 35 |
| PB: | 0 | | |
| SB: | 1 | | |
| CS: | 1 | | |

| | | | |
|-----|---|-----|----|
| WP: | 0 | PA: | 35 |
| PB: | 0 | | |
| SB: | 1 | | |
| CS: | 1 | | |

| | | | |
|-----|---|-----|----|
| WP: | 0 | PA: | 35 |
| PB: | 0 | | |
| SB: | 1 | | |
| CS: | 1 | | |

| | | | |
|-----|---|-----|----|
| WP: | 0 | PA: | 35 |
| PB: | 0 | | |
| SB: | 1 | | |
| CS: | 1 | | |

| | | | |
|-----|---|-----|----|
| WP: | 0 | PA: | 35 |
| PB: | 0 | | |
| SB: | 1 | | |
| CS: | 1 | | |

| | | | |
|-----|---|-----|----|
| WP: | 0 | PA: | 35 |
| PB: | 0 | | |
| SB: | 1 | | |
| CS: | 1 | | |

| | | | |
|-----|---|-----|----|
| WP: | 0 | PA: | 35 |
| PB: | 0 | | |
| SB: | 1 | | |
| CS: | 1 | | |

| | | | |
|-----|---|-----|----|
| WP: | 0 | PA: | 35 |
| PB: | 0 | | |
| SB: | 1 | | |
| CS: | 1 | | |

| | | | |
|-----|---|-----|----|
| WP: | 0 | PA: | 35 |
| PB: | 0 | | |
| SB: | 1 | | |
| CS: | 1 | | |

| | | | |
|-----|---|-----|----|
| WP: | 0 | PA: | 35 |
| PB: | 0 | | |
| SB: | 1 | | |
| CS: | 1 | | |

| | | | |
|-----|---|-----|----|
| WP: | 0 | PA: | 35 |
| PB: | 0 | | |
| SB: | 1 | | |
| CS: | 1 | | |

| | | | |
|-----|---|-----|----|
| WP: | 0 | PA: | 35 |
| PB: | 0 | | |
| SB: | 1 | | |
| CS: | 1 | | |

| | | | |
|-----|---|-----|----|
| WP: | 0 | PA: | 35 |
| PB: | 0 | | |
| SB: | 1 | | |
| CS: | 1 | | |

| | | | |
|-----|---|-----|----|
| WP: | 0 | PA: | 35 |
| PB: | 0 | | |
| SB: | 1 | | |
| CS: | 1 | | |

| | | | |
|-----|---|-----|----|
| WP: | 0 | PA: | 35 |
| PB: | 0 | | |
| SB: | 1 | | |
| CS: | 1 | | |

| | | | |
|-----|---|-----|----|
| WP: | 0 | PA: | 35 |
| PB: | 0 | | |
| SB: | 1 | | |
| CS: | 1 | | |

| | | | |
|-----|---|-----|----|
| WP: | 0 | PA: | 35 |
| PB: | 0 | | |
| SB: | 1 | | |
| CS: | 1 | | |

| | | | |
|-----|---|-----|----|
| WP: | 0 | PA: | 35 |
| PB: | 0 | | |
| SB: | 1 | | |
| CS: | 1 | | |

| | | | |
|-----|---|-----|----|
| WP: | 0 | PA: | 35 |
| PB: | 0 | | |
| SB: | 1 | | |
| CS: | 1 | | |

| | | | |
|-----|---|-----|----|
| WP: | 0 | PA: | 35 |
| PB: | 0 | | |
| SB: | 1 | | |
| CS: | 1 | | |

| | | | |
|-----|---|-----|----|
| WP: | 0 | PA: | 35 |
| PB: | 0 | | |
| SB: | 1 | | |
| CS: | 1 | | |

| | | | |
|-----|---|-----|----|
| WP: | 0 | PA: | 35 |
| PB: | 0 | | |
| SB: | 1 | | |
| CS: | 1 | | |

| | | | |
|-----|---|-----|----|
| WP: | 0 | PA: | 35 |
| PB: | 0 | | |
| SB: | 1 | | |
| CS: | 1 | | |

| | | | |
|-----|---|-----|----|
| WP: | 0 | PA: | 35 |
| PB: | 0 | | |
| SB: | 1 | | |
| CS: | 1 | | |

| | | | |
|-----|---|-----|----|
| WP: | 0 | PA: | 35 |
| PB: | 0 | | |
| SB: | 1 | | |
| CS: | 1 | | |

| | | | |
|-----|---|-----|----|
| WP: | 0 | PA: | 35 |
| PB: | 0 | | |
| SB: | 1 | | |
| CS: | 1 | | |

| | | | |
|-----|---|-----|----|
| WP: | 0 | PA: | 35 |
| PB: | 0 | | |
| SB: | 1 | | |
| CS: | 1 | | |

| | | | |
|-----|---|-----|----|
| WP: | 0 | PA: | 35 |
| PB: | 0 | | |
| SB: | 1 | | |
| CS: | 1 | | |

| | | | |
|-----|---|-----|----|
| WP: | 0 | PA: | 35 |
| PB: | 0 | | |
| SB: | 1 | | |
| CS: | 1 | | |

| | | | |
|-----|---|-----|----|
| WP: | 0 | PA: | 35 |
| PB: | 0 | | |
| SB: | 1 | | |
| CS: | 1 | | |

| | | | |
|-----|---|-----|----|
| WP: | 0 | PA: | 35 |
| PB: | 0 | | |
| SB: | 1 | | |
| CS: | 1 | | |

| | | | |
|-----|---|-----|----|
| WP: | 0 | PA: | 35 |
| PB: | 0 | | |
| SB: | 1 | | |
| CS: | 1 | | |

| | | | |
|-----|---|-----|----|
| WP: | 0 | PA: | 35 |
| PB: | 0 | | |
| SB: | 1 | | |
| CS: | 1 | | |

| | | | |
|-----|---|-----|----|
| WP: | 0 | PA: | 35 |
| PB: | 0 | | |
| SB: | 1 | | |
| CS: | 1 | | |

| | | | |
|-----|---|-----|----|
| WP: | 0 | PA: | 35 |
| PB: | 0 | | |
| SB: | 1 | | |
| CS: | 1 | | |

| | | | |
|-----|---|-----|----|
| WP: | 0 | PA: | 35 |
| PB: | 0 | | |
| SB: | 1 | | |
| CS: | 1 | | |

| | | | |
|-----|---|-----|----|
| WP: | 0 | PA: | 35 |
| PB: | 0 | | |
| SB: | 1 | | |
| CS: | 1 | | |

| | | | |
|-----|---|-----|----|
| WP: | 0 | PA: | 35 |
| PB: | 0 | | |
| SB: | 1 | | |
| CS: | 1 | | |

| | | | |
|-----|---|-----|----|
| WP: | 0 | PA: | 35 |
| PB: | 0 | | |
| SB: | 1 | | |
| CS: | 1 | | |

| | | | |
|-----|---|-----|----|
| WP: | 0 | PA: | 35 |
| PB: | 0 | | |
| SB: | 1 | | |
| CS: | 1 | | |

| | | | |
|-----|---|-----|----|
| WP: | 0 | PA: | 35 |
| PB: | 0 | | |
| SB: | 1 | | |
| CS: | 1 | | |

| | | | |
|-----|---|-----|----|
| WP: | 0 | PA: | 35 |
| PB: | 0 | | |
| SB: | 1 | | |
| CS: | 1 | | |

| | | | |
|-----|---|-----|----|
| WP: | 0 | PA: | 35 |
| PB: | 0 | | |
| SB: | 1 | | |
| CS: | 1 | | |

| | | | |
|-----|---|-----|----|
| WP: | 0 | PA: | 35 |
| PB: | 0 | | |
| SB: | 1 | | |
| CS: | 1 | | |

| | | | |
|-----|---|-----|----|
| WP: | 0 | PA: | 35 |
| PB: | 0 | | |
| SB: | 1 | | |
| CS: | 1 | | |

| | | | |
|-----|---|-----|----|
| WP: | 0 | PA: | 35 |
| PB: | 0 | | |
| SB: | 1 | | |
| CS: | 1 | | |

| | | | |
|-----|---|-----|----|
| WP: | 0 | PA: | 35 |
| PB: | 0 | | |
| SB: | 1 | | |
| CS: | 1 | | |

| | | | |
|-----|---|-----|----|
| WP: | 0 | PA: | 35 |
| PB: | 0 | | |
| SB: | 1 | | |
| CS: | 1 | | |

| | | | |
|-----|---|-----|----|
| WP: | 0 | PA: | 35 |
| PB: | 0 | | |
| SB: | 1 | | |
| CS: | 1 | | |

| | | | |
|-----|---|-----|----|
| WP: | 0 | PA: | 35 |
| PB: | 0 | | |
| SB: | 1 | | |
| CS: | 1 | | |

| | | | |
|-----|---|-----|----|
| WP: | 0 | PA: | 35 |
| PB: | 0 | | |
| SB: | 1 | | |
| CS: | 1 | | |

| | | | |
|-----|---|-----|----|
| WP: | 0 | PA: | 35 |
| PB: | 0 | | |
| SB: | 1 | | |
| CS: | 1 | | |

| | | | |
|-----|---|-----|----|
| WP: | 0 | PA: | 35 |
| PB: | 0 | | |
| SB: | 1 | | |
| CS: | 1 | | |

| | | | |
|-----|---|-----|----|
| WP: | 0 | PA: | 35 |
| PB: | 0 | | |
| SB: | 1 | | |
| CS: | 1 | | |

| | | | |
|-----|---|-----|----|
| WP: | 0 | PA: | 35 |
| PB: | 0 | | |
| SB: | 1 | | |
| CS: | 1 | | |

| | | | |
|-----|---|-----|----|
| WP: | 0 | PA: | 35 |
| PB: | 0 | | |
| SB: | 1 | | |
| CS: | 1 | | |

| | | | |
|-----|---|-----|----|
| WP: | 0 | PA: | 35 |
| PB: | 0 | | |
| SB: | 1 | | |
| CS: | 1 | | |

| | | | |
|-----|---|-----|----|
| WP: | 0 | PA: | 35 |
| PB: | 0 | | |
| SB: | 1 | | |
| CS: | 1 | | |

| | | | |
|-----|---|-----|----|
| WP: | 0 | PA: | 35 |
| PB: | 0 | | |
| SB: | 1 | | |
| CS: | 1 | | |

| | | | |
|-----|---|-----|----|
| WP: | 0 | PA: | 35 |
| PB: | 0 | | |
| SB: | 1 | | |
| CS: | 1 | | |

| | | | |
|-----|---|-----|----|
| WP: | 0 | PA: | 35 |
| PB: | 0 | | |
| SB: | 1 | | |
| CS: | 1 | | |

| | | | |
|-----|---|-----|----|
| WP: | 0 | PA: | 35 |
| PB: | 0 | | |
| SB: | 1 | | |
| CS: | 1 | | |

| | | | |
|-----|---|-----|----|
| WP: | 0 | PA: | 35 |
| PB: | 0 | | |
| SB: | 1 | | |
| CS: | 1 | | |

| | | | |
|-----|---|-----|----|
| WP: | 0 | PA: | 35 |
| PB: | 0 | | |
| SB: | 1 | | |
| CS: | 1 | | |

| | | | |
|-----|---|-----|----|
| WP: | 0 | PA: | 35 |
| PB: | 0 | | |
| SB: | 1 | | |
| CS: | 1 | | |

| | | | |
|-----|---|-----|----|
| WP: | 0 | PA: | 35 |
| PB: | 0 | | |
| SB: | 1 | | |
| CS: | 1 | | |

| | | | |
|-----|---|-----|----|
| WP: | 0 | PA: | 35 |
| PB: | 0 | | |
| SB: | 1 | | |
| CS: | 1 | | |

| | | | |
|-----|---|-----|----|
| WP: | 0 | PA: | 35 |
| PB: | 0 | | |
| SB: | 1 | | |
| CS: | 1 | | |

| | | | |
|-----|---|-----|----|
| WP: | 0 | PA: | 35 |
| PB: | 0 | | |
| SB: | 1 | | |
| CS: | 1 | | |

| | | | |
|-----|---|-----|----|
| WP: | 0 | PA: | 35 |
| PB: | 0 | | |
| SB: | 1 | | |
| CS: | 1 | | |

| | | | |
|-----|---|-----|----|
| WP: | 0 | PA: | 35 |
| PB: | 0 | | |
| SB: | 1 | | |
| CS: | 1 | | |

| | | | |
|-----|---|-----|----|
| WP: | 0 | PA: | 35 |
| PB: | 0 | | |

| Batter | 1 | 2 | 3 | 4 | 5 | 6 | 7 | 8 | 9 | AB R H RBI BB SO LOB | TOP | | | | | | | | | |
|---|---|---------------------------------|------------------------------|---------------------------------|------------------------------|---------------------------------|------------------------------|---------------------------------|------------------------------|----------------------------------|------------------------------|---------------------------------|------------------------------|---------------------------------|------------------------------|---------------------------------|----------------------------------|------------------------------------|----------------------------------|--------|
| Bobby Adams, R (1, 5) OBP: 0.364, SLG: 0.350 | 0-0 F6 | | | 0-0 4-3 | | 0-0 1B 1B | | 0-3 K | | 4 1 1 0 0 1 0 | | | | | | | | | | |
| Roy McMillan, R (1, 6) OBP: 0.295, SLG: 0.298 | 4-0 CS BB | | | 0-0 F8 | | 0-0 BB 1B 1B | | 0-0 F7 | | 3 1 1 1 1 0 0 | | | | | | | | | | |
| Gus Bell, L (1, 8) OBP: 0.376, SLG: 0.529 | 0-3 K | | | 0-0 F7 | | 0-0 BB 1B 1B | | 0-0 1B | | 4 1 2 1 0 1 1 | | | | | | | | | | |
| Ted Kluszewski, L (1, 3) OBP: 0.387, SLG: 0.593 | | 0-0 F4 | | | 0-0 F9 | 4-0 1B BB | | 0-0 G3 | | 3 0 0 0 1 0 1 | | | | | | | | | | |
| Jim Greengrass, R (1, 7) OBP: 0.313, SLG: 0.474 | | 0-0 F3 | | | 0-0 1B | 0-0 1B | | 0-0 1B | | 4 0 3 2 0 0 0 | | | | | | | | | | |
| Johnny Temple, R (1, 4) OBP: 0.394, SLG: 0.358 | | 0-0 4-3 | | | 0-0 F8 | 0-0 F8 | | 0-0 F4 | | 4 0 0 0 0 0 3 | | | | | | | | | | |
| Wally Post, R (1, 9) OBP: 0.278, SLG: 0.433 | | | 0-0 4-3 | | | 0-0 1B 1B | 0-0 F5 | | 0-3 K | 4 1 1 0 0 1 1 | | | | | | | | | | |
| Andy Seminick, R (1, 2) OBP: 0.357, SLG: 0.390 | | | 0-3 K | | | 0-0 F6 | 0-0 6-3 | | 0-0 1-4-3 | 4 0 0 0 0 1 2 | | | | | | | | | | |
| Howie Judson, R (1, 1) OBP: 0.083, SLG: 0.083 | | | 0-3 K | | | 0-0 F8 | 0-3 K | | | 1 0 0 0 0 1 0 | | | | | | | | | | |
| Nino Escalera, L (6, PH) OBP: 0.263, SLG: 0.200 | | | | | | | | | | 1 0 0 0 0 0 1 | | | | | | | | | | |
| Joe Nuxhall, L (6, 1) OBP: 0.389, SLG: 0.467 | | | | | | | | | | 1 0 0 0 0 1 0 | | | | | | | | | | |
| Frank Smith, R (9, 1) | | | | | | | | | | 0 0 0 0 0 0 0 | | | | | | | | | | |
| Inning Stats | R: 0 E: 0 K: 1 S: 4 | H: 0 LOB: 0 BB: 1 P: 8 | R: 0 E: 0 K: 0 S: 3 | H: 0 LOB: 0 BB: 0 P: 3 | R: 0 E: 0 K: 2 S: 7 | H: 0 LOB: 0 BB: 0 P: 7 | R: 0 E: 0 K: 0 S: 3 | H: 1 LOB: 0 BB: 0 P: 3 | R: 4 E: 0 K: 0 S: 8 | H: 5 LOB: 2 BB: 1 P: 12 | R: 0 E: 0 K: 1 S: 5 | H: 0 LOB: 0 BB: 0 P: 5 | R: 0 E: 0 K: 1 S: 6 | H: 1 LOB: 1 BB: 0 P: 6 | R: 0 E: 0 K: 1 S: 6 | H: 1 LOB: 1 BB: 0 P: 6 | 1B: 8 2B: 0 3B: 0 HR: 0 | SF: 0 SAC: 0 DP: 0 HBP: 0 | WP: 0 PB: 0 SB: 0 CS: 1 | PA: 35 |
| PITCHER | IP WLS BF H R ER SO BB IBB HBP BLK WP HR S P ERA WHIP | | | | | | | | | | | | | | | | | | | |
| Lew Burdette, R (1, 1) ERA: 2.63 | 5.2 L 21 5 4 4 3 1 0 0 0 0 0 0 26 30 6.35 1.059 | | | | | | | | | | | | | | | | | | | |
| Chet Nichols, L (6, 1) ERA: 3.77 | 0.0 1 0 0 0 0 1 0 0 0 0 0 0 4 4 3.77 1.000 | | | | | | | | | | | | | | | | | | | |
| Ray Crone, R (6, 1) ERA: 2.63 | 1.1 5 1 0 0 1 0 0 0 0 0 0 0 7 7 0.00 0.750 | | | | | | | | | | | | | | | | | | | |
| Ernie Johnson, R (8, 1) ERA: 3.11 | 2.0 8 2 0 0 2 0 0 0 0 0 0 0 12 12 0.00 1.000 | | | | | | | | | | | | | | | | | | | |

Cincinnati Redlegs @ Milwaukee Braves
Milwaukee County Stadium, Milwaukee, WI

Sun Jul 04 1954, 4:33 AM EDT
Att: 28,516 - Unknown

| | |
|-----|----|
| AB | 33 |
| R | 4 |
| H | 8 |
| RBI | 4 |
| BB | 2 |
| SO | 6 |
| LOB | 9 |



| | |
|-------|--------|
| WP: 0 | PA: 35 |
|-------|--------|

| PITCHER | IP | WLS | BF | H | R | ER | SO | BB | IBB | HBP | BLK | WP | HR | S | P | ERA | WHIP |
|------------------|-----|-----|----|---|---|----|----|----|-----|-----|-----|----|----|----|----|------|-------|
| Lew Burdette, R | 5.2 | L | 21 | 5 | 4 | 4 | 3 | 1 | 0 | 0 | 0 | 0 | 0 | 26 | 30 | 6.35 | 1.059 |
| Chet Nichols, L | 0.0 | | 1 | 0 | 0 | 0 | 0 | 1 | 0 | 0 | 0 | 0 | 0 | 4 | 4 | 3.77 | 1.000 |
| Ray Crone, R | 1.1 | | 5 | 1 | 0 | 0 | 1 | 0 | 0 | 0 | 0 | 0 | 0 | 7 | 7 | 0.00 | 0.750 |
| Ernie Johnson, R | 2.0 | | 8 | 2 | 0 | 0 | 2 | 0 | 0 | 0 | 0 | 0 | 0 | 12 | 12 | 0.00 | 1.000 |

| Batter | 1 | 2 | 3 | 4 | 5 | 6 | 7 | 8 | 9 | AB R H RBI BB SO LOB |
|---|------------|------------|---|------------------|--------------------------|------------------|------------|------------|------------|--|
| Bill Bruton, L (1, 8) OBP: 0.335, SLG: 0.302 Jim Pendleton, R (9, PH) OBP: 0.200, SLG: 0.247 George Metkovich, L (9, PH) OBP: 0.364, SLG: 0.345 | 0-0 6-3 | | 0-0 FC6-4 1-2f 3-H | | 0-0 G4-3 1B | | 0-0 1B | | 0-3 K | 4 0 2 2 0 0 1 0 0 0 0 0 0 0 1 0 0 0 0 0 1 1 |
| Johnny Logan, R (1, 6) OBP: 0.331, SLG: 0.400 | 0-0 1B | | 0-0 CS 1-2 | 0-0 HR | 0-0 G4-3 1-2f | | 0-0 4-3 | | | 4 1 2 1 0 0 2 |
| Hank Aaron, R (1, 7) OBP: 0.338, SLG: 0.494 | 0-3 K | | | 0-0 F9 | | 0-0 6-3 | | 0-0 F8 | | 4 0 0 0 0 1 0 |
| Eddie Mathews, L (1, 5) OBP: 0.375, SLG: 0.513 | | 0-0 F9 | | 0-0 F4 | | 0-0 4-3 | | 0-3 K | | 4 0 0 0 0 1 0 |
| Joe Adcock, R (1, 3) OBP: 0.372, SLG: 0.524 | | 0-0 F2 | | 0-0 E5 1B | | 4-0 1B BB | | 4-0 BB | | 2 0 0 0 2 0 0 |
| Andy Pafko, R (1, 9) OBP: 0.342, SLG: 0.434 | | 0-0 6-3 | | 0-0 1-2 1B | | 0-0 1-2 1B | | 0-0 5-3 | | 4 0 2 0 0 0 1 |
| Danny O'Connell, R (1, 4) OBP: 0.316, SLG: 0.341 | | | 0-0 FC3-2-5-2 1B 1B | 0-0 F6 | | 0-0 F7 | | 0-0 2B | | 4 0 2 0 0 0 4 |
| Del Crandall, R (1, 2) OBP: 0.293, SLG: 0.361 | | | 0-0 FC3-2-5-2 1-2 FC6-4 1B | | 4-0 SH3-4 1B BB | | 0-0 F7 | | 0-0 F9 | 3 2 1 0 1 0 1 |
| Lew Burdette, R (1, 1) OBP: 0.152, SLG: 0.081 Chet Nichols, S (6, 1) OBP: 0.143, SLG: 0.143 Ray Croone, R (6, 1) OBP: 0.200, SLG: 0.200 Roy Smalley, R (7, PH) OBP: 0.333, SLG: 0.625 Ernie Johnson, R (8, 1) OBP: 0.250, SLG: 0.250 Sam Calderone, R (9, PH) OBP: 0.417, SLG: 0.450 | | | 0-0 FC3-2-5-2 1-3 2-3 FC6-4 | | 0-0 SH3-4 1-2 | | 0-0 4-3 | | 0-0 4-3 | 1 0 0 0 0 0 2 0 0 0 0 0 0 0 0 0 0 0 0 0 0 1 0 0 0 0 0 0 0 0 0 0 0 0 0 1 0 0 0 0 0 1 |

| Inning Stats | R: 0 | H: 1 | E: 0 | LOB: 0 | K: 1 | BB: 0 | S: 5 | P: 5 | R: 0 | H: 0 | E: 0 | LOB: 0 | K: 0 | BB: 0 | S: 3 | P: 3 | R: 1 | H: 2 | E: 0 | LOB: 0 | K: 0 | BB: 0 | S: 4 | P: 4 | R: 1 | H: 2 | E: 1 | LOB: 2 | K: 0 | BB: 0 | S: 6 | P: 6 | R: 0 | H: 1 | E: 0 | LOB: 2 | K: 0 | BB: 1 | S: 4 | P: 8 | R: 0 | H: 1 | E: 0 | LOB: 1 | K: 0 | BB: 0 | S: 4 | P: 4 | R: 0 | H: 0 | E: 0 | LOB: 1 | K: 1 | BB: 1 | S: 5 | P: 9 | R: 0 | H: 1 | E: 0 | LOB: 1 | K: 1 | BB: 0 | S: 6 | P: 6 | 1B: 7 | SF: 0 | 2B: 1 | SAC: 1 | 3B: 0 | DP: 1 | HR: 1 | HBP: 0 |
|--------------|------|------|------|--------|------|-------|------|------|------|------|------|--------|------|-------|------|------|------|------|------|--------|------|-------|------|------|------|------|------|--------|------|-------|------|------|------|------|------|--------|------|-------|------|------|------|------|------|--------|------|-------|------|------|------|------|------|--------|------|-------|------|------|------|------|------|--------|------|-------|------|------|-------|-------|-------|--------|-------|-------|-------|--------|
|--------------|------|------|------|--------|------|-------|------|------|------|------|------|--------|------|-------|------|------|------|------|------|--------|------|-------|------|------|------|------|------|--------|------|-------|------|------|------|------|------|--------|------|-------|------|------|------|------|------|--------|------|-------|------|------|------|------|------|--------|------|-------|------|------|------|------|------|--------|------|-------|------|------|-------|-------|-------|--------|-------|-------|-------|--------|

| PITCHER | IP | WLS | BF | H | R | ER | SO | BB | IBB | HBP | BLK | WP | HR | S | P | ERA | WHIP |
|--|-----|-----|----|---|---|----|----|----|-----|-----|-----|----|----|----|----|------|-------|
| Howie Judson, R (1, 1) ERA: 3.08 | 5.0 | W | 20 | 6 | 3 | 3 | 1 | 1 | 0 | 0 | 0 | 0 | 1 | 21 | 25 | 5.40 | 1.400 |
| Joe Nuxhall, L (6, 1) ERA: 5.1 | 3.2 | | 16 | 3 | 0 | 0 | 1 | 2 | 0 | 0 | 0 | 0 | 0 | 16 | 24 | 0.00 | 1.364 |
| Frank Smith, R (9, 1) ERA: 1.21 | 0.1 | S | 1 | 0 | 0 | 0 | 1 | 0 | 0 | 0 | 0 | 0 | 0 | 3 | 3 | 0.00 | 0.000 |

BOTTOM

Cincinnati Redlegs @ Milwaukee Braves
 Milwaukee County Stadium, Milwaukee, WI

AB 33
 R 3
 H 9
 RBI 3
 BB 3
 SO 3
 LOB 13



WP: 0 PA: 38
 PB: 0
 SB: 0
 CS: 1

Sun Jul 04 1954, 4:33 AM EDT
 Att. 28,516 - Unknown

livebaseballscorecards.com

| Batter | 1 | 2 | 3 | 4 | 5 | 6 | 7 | 8 | 9 | AB R H RBI BB SO LOB | TOP | | | | | | | | | | | | |
|---|------------------------------|---------------------------------|-------------------------------|----------------------------------|------------------------------|---------------------------------|------------------------------|---------------------------------|------------------------------|---------------------------------|------------------------------|---------------------------------|------------------------------|---------------------------------|------------------------------|---------------------------------|---------------------------------|---------------------------------|----------------------------------|------------------------------------|----------------------------------|--------|--|
| Bill Bruton, L (1, 8) OBP: 0.332, SLG: 0.313 | 0-0 6-3 | 0-0 HR | 0-0 F7 | | | 0-3 K | | 0-0 4-3 | | 5 1 1 2 0 1 2 | | | | | | | | | | | | | |
| Johnny Logan, R (1, 6) OBP: 0.329, SLG: 0.394 | 0-0 F8 | 1-0 1B FC4-6 HBP | | | 0-0 4-3 | 0-0 F8 | | 0-0 G3 | | 4 1 0 0 0 0 0 | | | | | | | | | | | | | |
| Hank Aaron, R (1, 7) OBP: 0.336, SLG: 0.488 | 0-3 K | 0-0 FC4-6 1B | | | 0-0 E3 1B | 0-0 F9 | | 0-0 5-3 | | 5 0 1 0 0 1 0 | | | | | | | | | | | | | |
| Eddie Mathews, L (1, 5) OBP: 0.382, SLG: 0.544 | | 0-0 HR FC4-6 | | | 0-0 G6-4-3 1B | | 0-0 HR | 0-0 1B | | 5 2 4 3 0 0 1 | | | | | | | | | | | | | |
| Joe Adcock, R (1, 3) OBP: 0.366, SLG: 0.514 | | 4-3 K | | | 0-0 G6-4-3 | | 0-0 6-3 | 0-0 P6 | | 5 0 0 0 0 1 4 | | | | | | | | | | | | | |
| Andy Pafko, R (1, 9) OBP: 0.347, SLG: 0.434 | | 4-0 1B HR BB | | | 4-0 L7 | | 0-0 G6-4-3 1B BB | | | 2 1 1 0 2 0 0 | | | | | | | | | | | | | |
| Danny O'Connell, R (1, 4) OBP: 0.315, SLG: 0.339 | | 0-0 HR 1B | | | 0-0 5-3 | | 0-0 5-3 | 0-0 G6-4-3 | | 4 1 1 0 0 0 2 | | | | | | | | | | | | | |
| Del Crandall, R (1, 2) OBP: 0.297, SLG: 0.376 | | 0-0 HR | | | 0-0 1B BB | | 0-0 P6 | 0-0 6-3 | | 3 1 1 3 1 0 1 | | | | | | | | | | | | | |
| Jim Wilson, R (1, 1) OBP: 0.286, SLG: 0.381 | | 0-0 HR | | | 0-0 E5 HR | | 0-0 5-3 | 0-0 P3 | | 4 1 1 0 0 0 1 | | | | | | | | | | | | | |
| Bob Buhl, R (8, 1) | | | | | 1-2 1B | | | | | 0 0 0 0 0 0 0 | | | | | | | | | | | | | |
| Inning Stats | R: 0 E: 0 K: 1 S: 5 | H: 0 LOB: 0 BB: 0 P: 5 | R: 7 E: 1 K: 1 S: 11 | H: 5 LOB: 1 BB: 1 P: 16 | R: 0 E: 0 K: 0 S: 4 | H: 1 LOB: 2 BB: 1 P: 8 | R: 0 E: 1 K: 0 S: 4 | H: 1 LOB: 1 BB: 0 P: 4 | R: 0 E: 0 K: 0 S: 3 | H: 0 LOB: 1 BB: 1 P: 7 | R: 0 E: 0 K: 1 S: 5 | H: 0 LOB: 0 BB: 0 P: 5 | R: 1 E: 0 K: 0 S: 4 | H: 2 LOB: 0 BB: 0 P: 4 | R: 0 E: 0 K: 0 S: 3 | H: 0 LOB: 0 BB: 0 P: 3 | R: 0 E: 0 K: 0 S: 4 | H: 1 LOB: 1 BB: 0 P: 4 | 1B: 6 2B: 0 3B: 0 HR: 4 | SF: 0 SAC: 0 DP: 2 HBP: 1 | WP: 0 PB: 0 SB: 0 CS: 0 | PA: 41 | |
| PITCHER Brooks Lawrence, R (1, 1) ERA: 3.97 Cot Deal, R (3, 1) ERA: 7.02 Al Brazle, L (9, 1) ERA: 4.44 | IP 2.0 6.0 1.0 | WLS L 23 4 | BF 14 23 4 | H 5 4 1 | R 7 1 0 | ER 5 1 0 | SO 2 1 0 | BB 1 2 0 | IBB 0 0 0 | HBP 1 0 0 | BLK 0 0 0 | WP 0 0 0 | HR 3 1 0 | S 16 23 4 | P 21 31 4 | ERA 22.50 1.50 0.00 | WHIP 3.000 1.000 1.000 | | | | | | |

Milwaukee Braves @ St. Louis Cardinals
Sportsman's Park, St. Louis, MO
Mon Jul 05 1954, 4:33 AM EDT
Unknown

livebaseballscorecards.com

| | |
|-----|----|
| AB | 37 |
| R | 8 |
| H | 10 |
| RBI | 8 |
| BB | 3 |
| SO | 3 |
| LOB | 11 |



| Batter | 1 | 2 | 3 | 4 | 5 | 6 | 7 | 8 | 9 | AB | R | H | RBI | BB | SO | LOB |
|--|--------|--------------|---|---|---------|---|--------|---------|---------|----|---|---|-----|----|----|-----|
| Wally Moon, L OBP: 0.393, SLG: 0.469 (1, 8) X | 0-0 F9 | 0-0 1B | | | 0-0 F8 | | HBP 1B | 0-0 2B | | 5 | 0 | 3 | 1 | 0 | 0 | 0 |
| Solly Hemus, L OBP: 0.463, SLG: 0.485 (1, 6) X | 0-0 HR | 0-0 3-1 | | | 0-0 F9 | | HBP | 0-0 5-3 | | 4 | 1 | 1 | 1 | 0 | 0 | 4 |
| Red Schoendienst, S OBP: 0.373, SLG: 0.479 (1, 4) X | 0-0 1B | | | | 0-0 1B | | F2 | | 0-0 P6 | 5 | 0 | 2 | 0 | 0 | 0 | 2 |
| Stan Musial, L OBP: 0.432, SLG: 0.673 (1, 9) X | 0-0 F8 | | | | 0-0 1B | | F7 | | 0-0 SF7 | 5 | 1 | 2 | 0 | 0 | 1 | 3 |
| Ray Jablonski, R OBP: 0.372, SLG: 0.492 (1, 5) S S S | 0-3 K | | | | 0-0 F8 | | F7 | | 0-0 1B | 5 | 1 | 1 | 0 | 0 | 1 | 5 |
| Joe Cunningham, L OBP: 0.484, SLG: 0.893 (1, 3) X | | 0-0 FC5-4 1B | | | 0-0 2B | | F7 | | 0-0 HR | 5 | 1 | 4 | 1 | 0 | 0 | 0 |
| Rip Repulski, R OBP: 0.335, SLG: 0.505 (1, 7) X | | 0-0 FC5-4 1B | | | 0-0 6-3 | | HR | | 0-0 SF7 | 4 | 2 | 1 | 2 | 0 | 0 | 2 |
| Bill Sarni, R OBP: 0.371, SLG: 0.500 (1, 2) X | | 0-0 F7 | | | 0-0 F2 | | K | | 0-0 5-3 | 5 | 0 | 1 | 1 | 0 | 1 | 2 |
| Dick Schofield, S OBP: 0.200, SLG: 0.600 (9, PR) X | | 0-0 1B | | | 0-3 K | | P3 | | 0-0 K | 0 | 0 | 0 | 0 | 0 | 0 | 0 |
| Brooks Lawrence, R OBP: 0.200, SLG: 0.111 (1, 1) X | | 0-0 1B | | | | | | | 0-3 K | 0 | 0 | 0 | 0 | 0 | 0 | 0 |
| Joe Frazier, L OBP: 0.373, SLG: 0.408 (2, PH) X | | | | | | | | | | 0 | 0 | 1 | 0 | 0 | 0 | 0 |
| Col DiSanti, S OBP: 0.167, SLG: 0.364 (3, 1) X | | | | | | | | | | 2 | 0 | 0 | 0 | 0 | 1 | 1 |
| Peanuts Lowrey, R OBP: 0.211, SLG: 0.242 (8, PH) X | | | | | | | | | | 0 | 0 | 0 | 0 | 1 | 0 | 0 |
| Al Brazle, L OBP: 0.370, SLG: 0.513 (9, 1) X | | | | | | | | | | 0 | 0 | 0 | 0 | 0 | 0 | 0 |
| Sal Yvars, R OBP: 0.370, SLG: 0.513 (9, PH) X | | | | | | | | | | 1 | 0 | 0 | 0 | 0 | 1 | 2 |

| Inning Stats | R: 1 | H: 2 | E: 0 | K: 1 | S: 7 | H: 2 | LOB: 1 | BB: 0 | P: 7 | R: 1 | H: 3 | E: 0 | K: 0 | S: 6 | H: 0 | LOB: 0 | BB: 0 | P: 5 | R: 0 | H: 1 | E: 0 | K: 1 | S: 6 | H: 2 | LOB: 2 | BB: 0 | P: 5 | R: 1 | H: 1 | E: 0 | K: 1 | S: 6 | H: 1 | LOB: 0 | BB: 0 | P: 6 | R: 0 | H: 1 | E: 0 | K: 0 | S: 5 | H: 1 | LOB: 2 | BB: 0 | P: 5 | R: 1 | H: 2 | E: 0 | K: 0 | S: 4 | H: 1 | LOB: 2 | BB: 0 | P: 5 | R: 1 | H: 2 | E: 0 | K: 0 | S: 5 | H: 2 | LOB: 2 | BB: 1 | P: 9 | R: 2 | H: 4 | E: 0 | K: 1 | S: 9 | H: 4 | LOB: 2 | BB: 0 | P: 9 | 1B: 11 | SF: 1 | 2B: 2 | SAC: 0 | 3B: 0 | DP: 0 | HR: 3 | HBP: 1 | WP: 0 | PA: 45 |
|--|------|------|------|------|------|------|--------|-------|------|------|------|------|------|------|------|--------|-------|------|------|------|------|------|------|------|--------|-------|------|------|------|------|------|------|------|--------|-------|------|------|------|------|------|------|------|--------|-------|------|------|------|------|------|------|------|--------|-------|------|------|------|------|------|------|------|--------|-------|------|------|------|------|------|------|------|--------|-------|------|--------|-------|-------|--------|-------|-------|-------|--------|-------|--------|
| PITCHER | IP | WLS | BF | H | R | ER | SO | BB | IBB | HBP | BLK | WP | HR | S | P | ERA | WHIP | | | | | | | | | | | | | | | | | | | | | | | | | | | | | | | | | | | | | | | | | | | | | | | | | | | | | | | | | | | | | | | | | |
| Jim Wilson, R ERA: 2.56 (1, 1) | 7.0 | W | 33 | 11 | 4 | 4 | 4 | 0 | 0 | 1 | 0 | 0 | 3 | 40 | 41 | 5.14 | 1.571 | | | | | | | | | | | | | | | | | | | | | | | | | | | | | | | | | | | | | | | | | | | | | | | | | | | | | | | | | | | | | | | | | |
| Bob Buhl, R ERA: 5.85 (8, 1) | 2.0 | S | 12 | 5 | 2 | 2 | 1 | 1 | 0 | 0 | 0 | 0 | 0 | 13 | 17 | 9.00 | 3.000 | | | | | | | | | | | | | | | | | | | | | | | | | | | | | | | | | | | | | | | | | | | | | | | | | | | | | | | | | | | | | | | | | |

BOTTOM

Milwaukee Braves @ St. Louis Cardinals
Sportsman's Park, St. Louis, MO

Mon Jul 05 1954, 4:33 AM EDT
Unknown

livebaseballscorecards.com

| | |
|------------|-----------|
| AB | 42 |
| R | 6 |
| H | 16 |
| RBI | 6 |
| BB | 1 |
| SO | 5 |
| LOB | 21 |



| Batter | 1 | 2 | 3 | 4 | 5 | 6 | 7 | 8 | 9 | AB R H RBI BB SO LOB | TOP | | | |
|---|--|--|---|--|---|---|---|---|---|---|--|--|----------------|---|
| Bill Bruton, L (1, 8) OBP: 0.336, SLG: 0.319 | 0-0 SH2-3 1B 2B | 4-0 1B BB | | 0-0 2-3 2B 1B | 0-3 K | | 0-0 P6 | | 0-0 F7 | 5 3 2 0 1 1 4 | | | | |
| Johnny Logan, R (1, 6) OBP: 0.331, SLG: 0.399 | 0-0 SH2-3 2-3 | 0-0 1B 1B | | 0-0 1-H 3-H 1B 2B | | 0-0 6-3 | | 0-0 F8 | | 4 1 2 2 0 0 0 | | | | |
| Hank Aaron, R (1, 7) OBP: 0.337, SLG: 0.487 | 0-0 FC6-4 2B 3-H | 0-0 1B 1B | | 0-0 6-3 | | 0-0 6-3 | | 0-0 4-3 | | 5 1 2 2 0 0 1 | | | | |
| Eddie Mathews, L (1, 5) OBP: 0.386, SLG: 0.539 | 4-0 FC6-4 1-2 BB | 0-0 F2 | | 4-0 1B IBB | | 4-0 BB | | 0-0 F7 | | 2 0 0 0 3 0 2 | | | | |
| Joe Adcock, R (1, 3) OBP: 0.370, SLG: 0.516 | 0-0 FC6-4 1-2f 2-3 2B | | 0-0 L6-3 1B | 0-0 1-3 2-H 1B | | 0-0 F7 | | 0-0 SH 1B 1B | | 5 2 3 1 0 0 3 | | | | |
| Andy Pafko, R (1, 9) OBP: 0.346, SLG: 0.435 | 0-0 1-H 3-H 2B | | 0-0 L6-3 1-2 | | 0-0 F8 | | 0-3 K | 0-0 SH 1-2 | | 4 0 1 2 0 1 1 | | | | |
| Danny O'Connell, R (1, 4) OBP: 0.313, SLG: 0.337 | 0-0 5-3 | | 0-0 2-3 | | 0-0 L7 | | 0-0 F8 | 0-0 2B 1B | | 5 1 1 1 0 0 1 | | | | |
| Charlie White, L (1, 2) OBP: 0.338, SLG: 0.371 | | 0-0 F6 | | 0-0 1B SH 2B 1B | | 0-0 1B 1B | 0-0 2B 1B | 0-0 F8 | | 5 2 3 0 0 0 1 | | | | |
| Warren Spahn, L (1, 1) OBP: 0.327, SLG: 0.408 | | 0-3 K | | 0-0 SH 1-2 | | 0-0 1B | 0-0 1-H 2B | 0-0 1-H 2B | | 4 0 3 2 0 1 0 | | | | |
| Inning Stats | R: 3 E: 0 K: 0 S: 6 H: 3 LOB: 1 BB: 1 P: 10 | R: 1 E: 0 K: 1 S: 7 H: 2 LOB: 2 BB: 1 P: 11 | R: 0 E: 0 K: 0 S: 3 H: 1 LOB: 0 BB: 0 P: 3 | R: 3 E: 0 K: 0 S: 6 H: 4 LOB: 2 BB: 1 P: 10 | R: 0 E: 0 K: 1 S: 7 H: 2 LOB: 2 BB: 0 P: 7 | R: 0 E: 0 K: 0 S: 3 H: 0 LOB: 1 BB: 1 P: 7 | R: 1 E: 0 K: 1 S: 7 H: 2 LOB: 1 BB: 0 P: 7 | R: 0 E: 0 K: 0 S: 3 H: 0 LOB: 0 BB: 0 P: 3 | R: 2 E: 0 K: 0 S: 6 H: 3 LOB: 1 BB: 0 P: 6 | 1B: 12 2B: 6 3B: 0 HR: 0 SF: 0 SAC: 3 DP: 1 HBP: 0 | WP: 0 PB: 0 SB: 0 CS: 0 PA: 46 | | | |
| PITCHER | IP WLS BF H R ER SO BB IBB HBP BLK WP HR S P ERA WHIP | | | | | | | | | | | | PITCHER | IP WLS BF H R ER SO BB IBB HBP BLK WP HR S P ERA WHIP |
| Vic Raschi, R (1, 1) ERA: 4.85 | 3.1 L 20 9 7 7 1 2 0 0 0 0 0 0 20 28 18.90 3.300 | | | | | | | | | | | | | |
| Ralph Beard, R (4, 1) ERA: 3.55 | 3.2 17 5 1 1 2 1 1 0 0 0 0 19 27 2.46 1.636 | | | | | | | | | | | | | |
| Joe Presko, R (8, 1) ERA: 6.7 | 2.0 9 3 2 2 0 0 0 0 0 0 0 9 9 9.00 1.500 | | | | | | | | | | | | | |

Milwaukee Braves @ St. Louis Cardinals
 Sportsman's Park, St. Louis, MO
 Mon Jul 05 1954, 4:38 AM EDT
 Att: 33,381 - Unknown

| | |
|-----|----|
| AB | 39 |
| R | 10 |
| H | 17 |
| RBI | 10 |
| BB | 4 |
| SO | 3 |
| LOB | 13 |



| Batter | 1 | 2 | 3 | 4 | 5 | 6 | 7 | 8 | 9 | AB R H RBI BB SO LOB | TOP | | | | | | | | | | | |
|---|---|----------------------------------|------------------------------|----------------------------------|------------------------------|----------------------------------|------------------------------|---------------------------------|------------------------------|---------------------------------|------------------------------|----------------------------------|------------------------------|---------------------------------|------------------------------|---------------------------------|------------------------------|---------------------------------|----------------------------------|------------------------------------|----------------------------------|--------|
| Bill Bruton, L (1, 8) <small>OBP: 0.336, SLG: 0.314</small> | 4-0 | 0-0 | 4-0 | 0-0 | | 0-0 | | | 0-0 | 4 1 0 0 2 0 1 | | | | | | | | | | | | |
| Johnny Logan, R (1, 6) <small>OBP: 0.333, SLG: 0.399</small> Roy Smalley, R (5, 6) <small>OBP: 0.364, SLG: 0.600</small> | 0-0 | 4-0 | 0-0 | | 0-0 | 0-0 | | | 0-0 | 3 2 1 0 1 0 1 2 0 1 0 0 0 1 | | | | | | | | | | | | |
| Hank Aaron, R (1, 7) <small>OBP: 0.337, SLG: 0.481</small> | 4-0 | 0-0 | 0-0 | | 0-0 | | 0-0 | | 0-0 | 5 3 1 0 1 0 2 | | | | | | | | | | | | |
| Eddie Mathews, L (1, 5) <small>OBP: 0.389, SLG: 0.537</small> | 4-0 | 4-0 | 0-0 | | 0-0 | | 0-0 | | | 3 3 1 1 2 0 0 | | | | | | | | | | | | |
| Joe Adcock, R (1, 3) <small>OBP: 0.376, SLG: 0.528</small> Jim Pendleton, R (6, PH) <small>OBP: 0.202, SLG: 0.242</small> | 4-0 | 4-0 | 0-0 | | | 0-0 | 0-3 | | | 1 2 1 5 2 0 0 2 0 0 0 0 1 0 | | | | | | | | | | | | |
| George Metkovich, L (1, 9) <small>OBP: 0.368, SLG: 0.344</small> | 0-0 | 0-0 | 0-0 | | | 4-0 | | 0-0 | | 3 1 1 3 1 0 0 | | | | | | | | | | | | |
| Danny O'Connell, R (1, 4) <small>OBP: 0.318, SLG: 0.342</small> | 0-0 | 0-0 | 0-0 | | | 0-0 | | 0-0 | | 5 1 3 2 0 0 1 | | | | | | | | | | | | |
| Del Crandall, R (1, 2) <small>OBP: 0.300, SLG: 0.392</small> Sam Calderone, R (6, 2) <small>OBP: 0.400, SLG: 0.429</small> | 0-3 | 4-0 | | 0-0 | | 0-0 | | 0-0 | | 3 1 1 3 1 1 2 1 0 0 0 0 0 1 | | | | | | | | | | | | |
| Gene Conley, R (1, 1) <small>OBP: 0.136, SLG: 0.159</small> | 0-0 | 0-3 | | 0-0 | | 0-0 | | 0-3 | | 5 0 1 0 0 2 6 | | | | | | | | | | | | |
| Inning Stats | R: 4 E: 0 K: 1 S: 7 | H: 2 LOB: 2 BB: 4 P: 23 | R: 3 E: 1 K: 1 S: 7 | H: 1 LOB: 3 BB: 4 P: 23 | R: 4 E: 0 K: 0 S: 6 | H: 4 LOB: 0 BB: 1 P: 10 | R: 0 E: 0 K: 0 S: 3 | H: 0 LOB: 0 BB: 0 P: 3 | R: 0 E: 0 K: 0 S: 3 | H: 0 LOB: 0 BB: 0 P: 3 | R: 3 E: 1 K: 0 S: 6 | H: 2 LOB: 1 BB: 1 P: 10 | R: 0 E: 0 K: 1 S: 5 | H: 0 LOB: 0 BB: 0 P: 5 | R: 0 E: 0 K: 1 S: 6 | H: 1 LOB: 1 BB: 0 P: 6 | R: 0 E: 0 K: 0 S: 3 | H: 1 LOB: 0 BB: 0 P: 3 | 1B: 9 2B: 0 3B: 0 HR: 2 | SF: 1 SAC: 0 DP: 1 HBP: 0 | WP: 1 PB: 0 SB: 0 CS: 1 | PA: 48 |
| PITCHER | IP WLS BF H R ER SO BB IBB HBP BLK WP HR S P ERA WHIP | | | | | | | | | | | | | | | | | | | | | |
| Dave Cole, R (1, 1) <small>ERA: 7.11</small> Johnny Klippstein, R (1, 1) <small>ERA: 7.31</small> | 0.1 L 4 0 3 3 0 3 0 0 0 1 0 1 13 81.00 9.000 | | | | | | | | | | | | | | | | | | | | | |
| | 8.2 44 11 11 7 4 6 1 0 0 0 2 45 73 7.27 1.962 | | | | | | | | | | | | | | | | | | | | | |

Milwaukee Braves @ Chicago Cubs
 Wrigley Field, Chicago, IL
 Tue Jul 06 1954, 3:33 AM CDT
 Att. 7,358 - Unknown

livebaseballscorecards.com

| | |
|------------|----|
| AB | 37 |
| R | 14 |
| H | 11 |
| RBI | 14 |
| BB | 10 |
| SO | 4 |
| LOB | 15 |




| Batter | 1 | 2 | 3 | 4 | 5 | 6 | 7 | 8 | 9 | AB R H RBI BB SO LOB |
|---|--------------------------|-------------------|----------------|---------|---------|--------|-----------------------|-------------------------|-------------------|----------------------|
| Bob Talbot, R OBP: 0.284, SLG: 0.338 (1, 8) X | 0-0 BB 1B | 4-0 FC6 1-2 BB | | 0-0 6-3 | | | 0-0 SH1-3 1-2 | | 0-0 6-3 | 3 1 1 0 1 0 0 |
| Gene Baker, R OBP: 0.329, SLG: 0.404 (1, 4) X | 0-0 F9 | 0-0 FC6 1-2f | | 0-0 5-3 | | | 0-3 K | | 0-0 FC6-4 1B | 5 0 1 0 0 1 4 |
| Ralph Kiner, R OBP: 0.414, SLG: 0.564 (1, 7) B B B | 4-0 FC5 1-2 BB | | 0-0 HR | | 0-0 F6 | | 0-0 K | | 0-0 FC6-4 1-2f | 4 1 2 2 1 0 1 |
| Randy Jackson, R OBP: 0.375, SLG: 0.549 (1, 5) X | 0-0 FC5 1-2 2-H 1B | | 0-0 F9 | | 0-0 5-3 | | 0-3 K | | | 4 0 1 1 0 1 1 |
| Hank Sauer, R OBP: 0.397, SLG: 0.596 (1, 9) X | 0-0 FC5 1-2 2-3f | | 0-0 5-3 | | 0-0 F7 | | | 0-0 F5 | | 4 0 0 0 0 0 2 |
| Steve Bilko, R OBP: 0.302, SLG: 0.333 (1, 3) X | 0-0 4-3 | | 0-0 14 E 2B | | | 0-3 K | | 0-0 14 1B 1B | | 4 0 2 0 0 1 2 |
| 14 Ernie Banks, R OBP: 0.332, SLG: 0.397 (1, 6) X | | 0-0 L7 | 0-0 E6 2-3 | | | 0-0 P6 | | 0-0 G4-6-3 1-2 1B | | 4 0 1 0 0 0 1 |
| El Tappe, R OBP: 0.281, SLG: 0.265 (1, 2) B B B | | 4-0 BB BB | 0-0 5-3 | | | 0-0 P3 | | 0-0 G4-6-3 1-2f | | 3 0 0 0 1 0 4 |
| Dave Cole, R (1, 1) | | 0-3 K | | | | | | | | 0 0 0 0 0 0 0 |
| Johnny Klippstein, R (1, 1) | | | | | | | | | | 3 1 1 0 0 2 1 |
| Hal Rice, L (9, PH) OBP: 0.286, SLG: 0.255 | | | | | | | 0-0 SH1-3 2B 1B | | | 1 0 0 0 0 0 0 |

| Inning Stats | R: 1 | H: 2 | E: 0 | LOB: 2 | K: 0 | BB: 1 | S: 5 | R: 0 | H: 0 | E: 0 | LOB: 2 | K: 1 | BB: 2 | S: 5 | R: 1 | H: 2 | E: 1 | LOB: 2 | K: 0 | BB: 0 | S: 6 | R: 0 | H: 0 | E: 0 | LOB: 0 | K: 1 | BB: 0 | S: 5 | R: 0 | H: 0 | E: 0 | LOB: 0 | K: 0 | BB: 0 | S: 3 | R: 0 | H: 0 | E: 0 | LOB: 0 | K: 1 | BB: 0 | S: 5 | R: 1 | H: 2 | E: 0 | LOB: 1 | K: 2 | BB: 0 | S: 9 | R: 0 | H: 2 | E: 0 | LOB: 1 | K: 0 | BB: 0 | S: 4 | R: 0 | H: 1 | E: 0 | LOB: 1 | K: 0 | BB: 0 | S: 4 | R: 0 | H: 1 | E: 0 | LOB: 1 | K: 0 | BB: 0 | S: 4 | 1B: 6 | SF: 0 | 2B: 2 | SAC: 1 | 3B: 0 | DP: 1 | HR: 1 | HBP: 0 | WP: 0 | PA: 39 |
|--------------|------|------|------|--------|------|-------|------|------|------|------|--------|------|-------|------|------|------|------|--------|------|-------|------|------|------|------|--------|------|-------|------|------|------|------|--------|------|-------|------|------|------|------|--------|------|-------|------|------|------|------|--------|------|-------|------|------|------|------|--------|------|-------|------|------|------|------|--------|------|-------|------|------|------|------|--------|------|-------|------|-------|-------|-------|--------|-------|-------|-------|--------|-------|--------|
|--------------|------|------|------|--------|------|-------|------|------|------|------|--------|------|-------|------|------|------|------|--------|------|-------|------|------|------|------|--------|------|-------|------|------|------|------|--------|------|-------|------|------|------|------|--------|------|-------|------|------|------|------|--------|------|-------|------|------|------|------|--------|------|-------|------|------|------|------|--------|------|-------|------|------|------|------|--------|------|-------|------|-------|-------|-------|--------|-------|-------|-------|--------|-------|--------|

| PITCHER | IP | WLS | BF | H | R | ER | SO | BB | IBB | HBP | BLK | WP | HR | S | P | ERA | WHIP |
|---------------------------------|-----|-----|----|---|---|----|----|----|-----|-----|-----|----|----|----|----|------|-------|
| Gene Conley, R (1, 1) ERA: 2.36 | 9.0 | W | 39 | 9 | 3 | 3 | 5 | 3 | 0 | 0 | 0 | 0 | 1 | 46 | 58 | 3.00 | 1.333 |

Milwaukee Braves @ Chicago Cubs
Wrigley Field, Chicago, IL
Tue Jul 06 1954, 3:33 AM CDT
Att. 7,358 - Unknown

| | |
|-----|----|
| AB | 35 |
| R | 3 |
| H | 9 |
| RBI | 3 |
| BB | 3 |
| SO | 5 |
| LOB | 16 |



| PITCHER | IP | WLS | BF | H | R | ER | SO | BB | IBB | HBP | BLK | WP | HR | S | P | ERA | WHIP |
|---------|----|-----|----|---|---|----|----|----|-----|-----|-----|----|----|---|---|-----|------|
|---------|----|-----|----|---|---|----|----|----|-----|-----|-----|----|----|---|---|-----|------|


| Batter | 1 | 2 | 3 | 4 | 5 | 6 | 7 | 8 | 9 | AB R H RBI BB SO LOB | TOP | |
|--|---|---|---|---|---|---|---|---|---|--|---|---|
| Bill Bruton, L (1, 8) OBP: 0.335, SLG: 0.313 | 0-0 1B 1B | | 0-0 F9 | | | 0-3 K | | 0-0 4-3 | | 4 0 1 0 0 1 0 | | |
| Johnny Logan, R (1, 6) OBP: 0.332, SLG: 0.397 | 0-0 F3 | | 0-0 FC6-4 1B | | | 0-0 F8 | | 0-0 5-3 | | 4 0 1 0 0 0 1 | | |
| Hank Aaron, R (1, 7) OBP: 0.336, SLG: 0.478 | 0-0 G3-6-3 1-3 1B | | 0-0 FC6-4 1-2f | | | 0-0 F8 | | 0-0 F8 | | 4 0 1 0 0 0 1 | | |
| Eddie Mathews, L (1, 5) OBP: 0.384, SLG: 0.528 | 0-0 G3-6-3 1-2f | | | 0-0 G6-3 | | | 0-0 1-3 | | 0-0 4-3 | 4 0 0 0 0 0 2 | | |
| Danny O'Connell, R (1, 4) OBP: 0.318, SLG: 0.341 | | 0-0 4-3 | | 0-3 K | | | 0-0 2B 1B | | | 3 1 1 0 0 1 0 | | |
| Jim Pendleton, R (1, 9) OBP: 0.216, SLG: 0.265 | | 0-0 FC3-6 1B | | 0-0 F8 | | | 0-0 1-H 2B | | | 3 0 2 1 0 0 0 | | |
| George Metkovich, L (1, 3) OBP: 0.341, SLG: 0.314 | | 0-0 FC3-6 FC5-4 1-2f | | | 0-0 4-3 | | 0-0 L3 | | | 3 0 0 0 0 0 1 | | |
| Del Crandall, R (1, 2) OBP: 0.296, SLG: 0.385 | | 0-0 FC5-4 1-2f | | | 0-0 F2 | | | 0-0 5-3 | | 3 0 0 0 0 0 1 | | |
| Chet Nichols, S (1, 1) OBP: 0.125, SLG: 0.125 | | | 0-0 1-3 | | 0-0 B1-3 | | | 0-0 1-3 | | 3 0 0 0 0 0 0 | | |
| Inning Stats | R: 0 H: 2 E: 0 LOB: 1 K: 0 BB: 0 S: 4 P: 4 | R: 0 H: 1 E: 0 LOB: 1 K: 0 BB: 0 S: 4 P: 4 | R: 0 H: 1 E: 0 LOB: 1 K: 0 BB: 0 S: 4 P: 4 | R: 0 H: 0 E: 0 LOB: 0 K: 1 BB: 0 S: 5 P: 5 | R: 0 H: 0 E: 0 LOB: 0 K: 0 BB: 0 S: 3 P: 3 | R: 0 H: 0 E: 0 LOB: 0 K: 1 BB: 0 S: 5 P: 5 | R: 1 H: 2 E: 0 LOB: 0 K: 0 BB: 0 S: 4 P: 4 | R: 0 H: 0 E: 0 LOB: 0 K: 0 BB: 0 S: 3 P: 3 | R: 0 H: 0 E: 0 LOB: 0 K: 0 BB: 0 S: 3 P: 3 | 1B: 5 SF: 0 2B: 1 SAC: 0 3B: 0 DP: 1 HR: 0 HBP: 0 | WP: 0 PA: 31 PB: 0 SB: 0 CS: 0 | |
| PITCHER Howie Pollet, L (1, 1) ERA: 3.3 Bill Tremel, R (8, 1) ERA: 6.35 | IP WLS BF H R ER SO BB IBB HBP BLK WP HR S P ERA WHIP | | | | | | | | | | | PITCHER IP WLS BF H R ER SO BB IBB HBP BLK WP HR S P ERA WHIP |
| | 7.0 L 25 6 1 1 2 0 0 0 0 0 0 0 0 29 29 1.29 0.857 | | | | | | | | | | | |

Milwaukee Braves @ Chicago Cubs
Wrigley Field, Chicago, IL
Wed Jul 07 1954, 3:33 AM CDT
Att. 4,833 - Unknown

livebaseballscorecards.com

AB 31
R 1
H 6
RBI 1
BB 0
SO 2
LOB 6



| Batter | 1 | 2 | 3 | 4 | 5 | 6 | 7 | 8 | 9 | AB | R | H | RBI | BB | SO | LOB | TOP | | |
|--|--|---|-------|-------|---|---|---|---|---|----|---|---|-----|----|----|---|-----|---|---|
| Bill Bruton, L (1, 8) <small>OBP: 0.335, SLG: 0.313</small> | | | | | | | | | | | 0 | 0 | 0 | 0 | 0 | 0 | 0 | Milwaukee Braves @ Chicago Cubs Wrigley Field, Chicago, IL Thu Jul 08 1954, 3:33 AM CDT Att. 12,847 - Unknown livebaseballscorecards.com | |
| Johnny Logan, R (1, 6) <small>OBP: 0.332, SLG: 0.397</small> | | | | | | | | | | | 0 | 0 | 0 | 0 | 0 | 0 | 0 | | 0 |
| Hank Aaron, R (1, 7) <small>OBP: 0.336, SLG: 0.478</small> | | | | | | | | | | | 0 | 0 | 0 | 0 | 0 | 0 | 0 | | 0 |
| Eddie Mathews, L (1, 5) <small>OBP: 0.384, SLG: 0.528</small> | | | | | | | | | | | 0 | 0 | 0 | 0 | 0 | 0 | 0 | | 0 |
| George Metkovich, L (1, 3) <small>OBP: 0.341, SLG: 0.314</small> | | | | | | | | | | | 0 | 0 | 0 | 0 | 0 | 0 | 0 | | 0 |
| Danny O'Connell, R (1, 4) <small>OBP: 0.318, SLG: 0.341</small> | | | | | | | | | | | 0 | 0 | 0 | 0 | 0 | 0 | 0 | | 0 |
| Jim Pendleton, R (1, 9) <small>OBP: 0.216, SLG: 0.265</small> | | | | | | | | | | | 0 | 0 | 0 | 0 | 0 | 0 | 0 | | 0 |
| Del Crandall, R (1, 2) <small>OBP: 0.296, SLG: 0.385</small> | | | | | | | | | | | 0 | 0 | 0 | 0 | 0 | 0 | 0 | | 0 |
| Lew Burdette, R (1, 1) <small>OBP: 0.122, SLG: 0.081</small> | 0 | 0 | 0 | 0 | 0 | 0 | 0 | 0 | 0 | 0 | 0 | 0 | 0 | 0 | 0 |  | | | |
| Inning Stats | 1B: 0 | SF: 0 | WP: 0 | PA: 0 | | | | | | | | | | | | | | | |
| Warren Hacker, R (1, 1) <small>ERA: 3.52</small> | IP: 0.0 WLS: 0 BF: 0 H: 0 R: 0 ER: 0 SO: 0 BB: 0 IBB: 0 HBP: 0 BLK: 0 WP: 0 HR: 0 S: 0 P: 0 ERA: ∞ WHIP: ∞ | PITCHER IP: 0.0 WLS: 0 BF: 0 H: 0 R: 0 ER: 0 SO: 0 BB: 0 IBB: 0 HBP: 0 BLK: 0 WP: 0 HR: 0 S: 0 P: 0 ERA: ∞ WHIP: ∞ | | | | | | | | | | | | | | | | | |

| Batter | 1 | 2 | 3 | 4 | 5 | 6 | 7 | 8 | 9 | AB R H RBI BB SO LOB | TOP | | | | | | | | | |
|--|---|----------------------------------|------------------------------|---------------------------------|------------------------------|---------------------------------|------------------------------|---------------------------------|------------------------------|---------------------------------|------------------------------|---------------------------------|------------------------------|---------------------------------|------------------------------|---------------------------------|----------------------------------|------------------------------------|----------------------------------|--------|
| Bill Bruton, L (1, 8) OBP: 0.332, SLG: 0.315 | 0-0 6-3 | | 0-0 F2 | | 0-0 F4 | | | 0-0 BB SF8 2B | | 4 1 1 0 0 0 1 | | | | | | | | | | |
| Johnny Logan, R (1, 6) OBP: 0.330, SLG: 0.387 | 4-0 2B 3-2 BB | | 0-0 G6-4-3 | | | 0-0 5-3 | | 1-0 BB HBP | | 2 0 0 0 1 0 1 | | | | | | | | | | |
| Hank Aaron, R (1, 7) OBP: 0.332, SLG: 0.481 | 0-0 1-3 2B | | | 0-0 6-3 | | 0-0 5-3 | | 0-0 P4 | | 4 0 1 0 0 0 2 | | | | | | | | | | |
| Eddie Mathews, L (1, 5) OBP: 0.379, SLG: 0.529 | 4-0 IBB | | | 0-0 4-3 | | 0-0 1B 3B | | 4-0 1-2 2-3 BB | | 2 1 1 0 2 0 0 | | | | | | | | | | |
| George Metkovich, L (1, 3) OBP: 0.364, SLG: 0.311 | 0-0 3-2 3-Hf | | | 4-0 FC5-4 BB | | 0-0 1B | | 0-0 SF8 | | 2 0 1 2 1 0 3 | | | | | | | | | | |
| Andy Paiko, R (1, 9) OBP: 0.337, SLG: 0.422 | | 0-0 1-3 | | 0-0 FC5-4 | | 0-0 P5 | | 0-0 F9 | | 4 0 0 0 0 0 4 | | | | | | | | | | |
| Danny O'Connell, R (1, 4) OBP: 0.317, SLG: 0.342 | | 0-0 4-3 | | | 0-0 6-3 | | 0-0 3-1 | | 0-0 5-3 | 4 0 0 0 0 0 0 | | | | | | | | | | |
| Del Crandall, R (1, 2) OBP: 0.301, SLG: 0.412 | | 0-0 F7 | | | | | | | | 3 1 2 1 0 0 0 | | | | | | | | | | |
| Sam Calderone, R (7, 2) OBP: 0.423, SLG: 0.455 | | | | | | | | | | 1 0 1 0 0 0 0 | | | | | | | | | | |
| Warren Spahn, L (1, 1) OBP: 0.333, SLG: 0.412 | | | 0-0 G6-4-3 1B | | 0-0 L6 | | 0-0 G4-6-3 1B | | 0-0 G6-4-3 1B | 2 0 1 0 0 0 0 | | | | | | | | | | |
| Phil Paine, R (6, 1) | | | | | | | | | | 0 0 0 0 0 0 0 | | | | | | | | | | |
| Mel Roach, R (7, PH) | | | | | | | | | | 1 0 0 0 0 0 1 | | | | | | | | | | |
| Joey Jay, S (7, 1) | | | | | | | | | | 0 0 0 0 0 0 0 | | | | | | | | | | |
| Charlie White, L (9, PH) OBP: 0.342, SLG: 0.366 | | | | | | | | | | 1 0 0 0 0 0 1 | | | | | | | | | | |
| Inning Stats | R: 0 E: 0 K: 0 S: 3 | H: 1 LOB: 2 BB: 2 P: 11 | R: 0 E: 0 K: 0 S: 3 | H: 0 LOB: 0 BB: 0 P: 3 | R: 0 E: 0 K: 0 S: 3 | H: 0 LOB: 1 BB: 1 P: 7 | R: 1 E: 0 K: 0 S: 4 | H: 1 LOB: 0 BB: 0 P: 4 | R: 1 E: 0 K: 0 S: 5 | H: 2 LOB: 1 BB: 0 P: 5 | R: 0 E: 0 K: 0 S: 3 | H: 1 LOB: 0 BB: 0 P: 3 | R: 1 E: 0 K: 0 S: 4 | H: 1 LOB: 2 BB: 1 P: 9 | R: 0 E: 0 K: 0 S: 3 | H: 1 LOB: 0 BB: 0 P: 3 | 1B: 4 2B: 3 3B: 1 HR: 1 | SF: 1 SAC: 0 DP: 4 HBP: 1 | WP: 0 PB: 0 SB: 0 CS: 0 | PA: 36 |
| PITCHER | IP WLS BF H R ER SO BB IBB HBP BLK WP HR S P ERA WHIP | | | | | | | | | | | | | | | | | | | |
| Karl Drews, R (1, 1) ERA: 6.45 | 7.1 W 31 7 3 3 0 3 1 1 0 0 1 26 43 3.68 1.364 | | | | | | | | | | | | | | | | | | | |
| Frank Smith, R (8, 1) ERA: 1.29 | 1.2 S 5 1 0 0 0 0 0 0 0 0 0 5 5 0.00 0.600 | | | | | | | | | | | | | | | | | | | |

Milwaukee Braves @ Cincinnati Redlegs
Crosley Field, Cincinnati, OH
Sat Jul 10 1954, 3:33 AM EDT
Att. 4,915 - Unknown

livebaseballscorecards.com

| | |
|-----|----|
| AB | 30 |
| R | 3 |
| H | 8 |
| RBI | 3 |
| BB | 4 |
| SO | 0 |
| LOB | 13 |



| Batter | 1 | 2 | 3 | 4 | 5 | 6 | 7 | 8 | 9 | AB R H RBI BB SO LOB | TOP | | | | | | | | | | | | | | | | | | | | | | | | | |
|--|---|----------------------------------|-------------------------------|----------------------------------|------------------------------|---------------------------------|------------------------------|---------------------------------|------------------------------|---------------------------------|------------------------------|---------------------------------|------------------------------|---------------------------------|------------------------------|---------------------------------|----------------------------------|------------------------------------|----------------------------------|--------|--|--|--|--|--|--|--|--|--|--|--|--|--|--|--|--|
| Bill Bruton, L (1, 8) OBP: 0.327, SLG: 0.310 | 0-3 K2-3 | 0-0 E1 1-2 3B | | 0-0 SH1-4 | | 0-0 F6 | | 0-0 G3 | | 4 1 0 0 0 1 4 | | | | | | | | | | | | | | | | | | | | | | | | | | |
| Johnny Logan, R (1, 6) OBP: 0.326, SLG: 0.381 | 0-0 F9 | 0-0 F9 | | 0-0 6-3 | | 0-0 F9 | | | 0-0 F5 | 5 0 0 0 0 0 5 | | | | | | | | | | | | | | | | | | | | | | | | | | |
| Hank Aaron, R (1, 7) OBP: 0.336, SLG: 0.488 | 4-0 1B BB | 0-0 3B 1-H 2-H | | 0-0 F9 | | | 0-0 6-3 | | 0-0 1B | 4 0 2 2 1 0 1 | | | | | | | | | | | | | | | | | | | | | | | | | | |
| Eddie Mathews, L (1, 5) OBP: 0.379, SLG: 0.524 | 0-0 1-2 1B | 4-0 IBB | | | 0-3 K | | 0-0 4-3 | | 0-0 F8 | 4 0 1 0 1 1 1 | | | | | | | | | | | | | | | | | | | | | | | | | | |
| George Metkovich, L (1, 3) OBP: 0.350, SLG: 0.360 | 0-0 G3 | 0-3 K | | | 0-0 F7 | | 0-0 HR | | 0-0 F3 | 5 1 1 1 0 1 5 | | | | | | | | | | | | | | | | | | | | | | | | | | |
| Andy Pafo, R (1, 9) OBP: 0.336, SLG: 0.431 | | 0-0 HR | 0-3 K | | 0-0 1-3 | | 0-0 3-1 | | | 4 1 1 1 0 1 0 | | | | | | | | | | | | | | | | | | | | | | | | | | |
| Danny O'Connell, R (1, 4) OBP: 0.316, SLG: 0.344 | | 0-0 F8 | 0-0 6-3 | | | 0-0 F5 | | 0-0 4-3 2B | | 4 0 1 0 0 0 0 | | | | | | | | | | | | | | | | | | | | | | | | | | |
| Del Crandall, R (1, 2) OBP: 0.305, SLG: 0.418 | | 0-0 1B 2B | 0-0 5-3 | | | 0-0 1B 1B | | 0-0 5-3 | | 4 1 2 0 0 0 1 | | | | | | | | | | | | | | | | | | | | | | | | | | |
| Gene Conley, R (1, 1) OBP: 0.191, SLG: 0.213 | | 0-0 3B 1B | | 0-0 6-3 SH1-4 1B | | 0-0 1B | | 0-0 4-3 | | 3 1 3 1 0 0 0 | | | | | | | | | | | | | | | | | | | | | | | | | | |
| Charlie White, L (8, PH) OBP: 0.338, SLG: 0.361 | | | | | | | | | | 1 0 0 0 0 0 1 | | | | | | | | | | | | | | | | | | | | | | | | | | |
| Ray Crone, R (8, 1) OBP: 0.333, SLG: 0.333 | | | | | | | | | | 0 0 0 0 0 0 0 | | | | | | | | | | | | | | | | | | | | | | | | | | |
| Inning Stats | R: 0 E: 0 K: 1 S: 6 | H: 1 LOB: 2 BB: 1 P: 10 | R: 4 E: 1 K: 1 S: 10 | H: 4 LOB: 2 BB: 1 P: 14 | R: 0 E: 0 K: 1 S: 5 | H: 0 LOB: 0 BB: 0 P: 5 | R: 0 E: 0 K: 0 S: 4 | H: 1 LOB: 1 BB: 0 P: 4 | R: 0 E: 0 K: 0 S: 5 | H: 2 LOB: 2 BB: 0 P: 5 | R: 1 E: 0 K: 0 S: 4 | H: 1 LOB: 0 BB: 0 P: 4 | R: 0 E: 0 K: 0 S: 4 | H: 1 LOB: 1 BB: 0 P: 4 | R: 0 E: 0 K: 0 S: 4 | H: 1 LOB: 1 BB: 0 P: 4 | 1B: 6 2B: 2 3B: 1 HR: 2 | SF: 0 SAC: 1 DP: 0 HBP: 0 | WP: 0 PB: 0 SB: 0 CS: 0 | PA: 41 | | | | | | | | | | | | | | | | |
| PITCHER | IP WLS BF H R ER SO BB IBB HBP BLK WP HR S P ERA WHIP | | | | | | | | | | | | | | | | | | | | | | | | | | | | | | | | | | | |
| Art Fowler, R (1, 1) ERA: 3.6 | 1.2 | | 12 | 5 | 4 | 2 | 1 | 1 | 0 | 0 | 0 | 0 | 1 | 13 | 17 | 10.80 | 3.600 | | | | | | | | | | | | | | | | | | | |
| Moe Savransky, L (2, 1) ERA: 0.64 | 2.1 | | 9 | 1 | 0 | 0 | 2 | 0 | 1 | 0 | 0 | 0 | 0 | 12 | 16 | 0.00 | 0.429 | | | | | | | | | | | | | | | | | | | |
| Jackie Collum, L (5, 1) ERA: 3.83 | 3.0 | W | 12 | 3 | 1 | 1 | 1 | 0 | 0 | 0 | 0 | 0 | 1 | 14 | 14 | 3.00 | 1.000 | | | | | | | | | | | | | | | | | | | |
| Howie Judson, R (8, 1) ERA: 2.91 | 2.0 | S | 8 | 2 | 0 | 0 | 0 | 0 | 0 | 0 | 0 | 0 | 0 | 8 | 8 | 0.00 | 1.000 | | | | | | | | | | | | | | | | | | | |

Milwaukee Braves @ Cincinnati Redlegs
Crosley Field, Cincinnati, OH
Sun Jul 11 1954, 3:33 AM EDT
Unknown

livebaseballscorecards.com

AB 38
R 5
H 11
RBI 5
BB 2
SO 4
LOB 18



| Batter | 1 | 2 | 3 | 4 | 5 | 6 | 7 | 8 | 9 | AB | R | H | RBI | BB | SO | LOB |
|--|--|---|---|---|---|---|---|---|--|---|---|---|-----|----|----|-----|
| Chuck Harmon, R (1, 5) <small>OBP: 0.283, SLG: 0.330</small> | 0-0 G3 | | 0-0 WP BB 1-3 1B | | 0-0 F5 | | 0-0 F3 | | | 4 | 0 | 1 | 0 | 0 | 0 | 1 |
| Roy McMillan, R (1, 6) <small>OBP: 0.305, SLG: 0.306</small> | 0-0 F2 | | 0-0 F6 | | 0-0 S 1B | | 0-0 1-3 | | | 4 | 1 | 1 | 0 | 0 | 0 | 3 |
| Gus Bell, L (1, 8) <small>OBP: 0.375, SLG: 0.528</small> | 4-0 BB | | 0-0 SF8 | | 0-0 F5 | | 0-0 HR | | | 2 | 1 | 1 | 3 | 1 | 0 | 1 |
| Ted Kluszewski, L (1, 3) <small>OBP: 0.398, SLG: 0.610</small> | 0-0 F4 | | 4-0 WP BB 1-2 | | 0-0 1B | | 0-0 HR | | | 3 | 1 | 2 | 2 | 1 | 0 | 1 |
| Jim Greengrass, R (1, 7) <small>OBP: 0.314, SLG: 0.490</small> | | 0-0 F8 | 0-0 1-3 | | 0-3 K | | 0-0 F7 | | | 4 | 0 | 0 | 0 | 0 | 1 | 3 |
| Wally Post, R (1, 9) <small>OBP: 0.273, SLG: 0.422</small> | | 0-3 K | | 0-0 1B | | 0-0 F7 | | 0-3 K | | 4 | 1 | 1 | 0 | 0 | 2 | 0 |
| Johnny Temple, R (1, 4) <small>OBP: 0.394, SLG: 0.353</small> | | 4-0 BB | | 0-0 G4-3-6 1B | | 0-0 6-3 | | 0-0 FC6-4 | | 3 | 0 | 2 | 1 | 1 | 0 | 0 |
| Ed Bailey, L (1, 2) <small>OBP: 0.348, SLG: 0.393</small> | | 0-0 F8 | | 0-0 F5 | | 0-0 4-3 | | 0-0 F7 | | 4 | 0 | 0 | 0 | 0 | 0 | 3 |
| Art Fowler, R (1, 1) <small>OBP: 0.260, SLG: 0.152</small> Moe Savransky, L (2, 1) <small>OBP: 1.000, SLG: 1.000</small> Nino Esposito, L (4, PH) <small>OBP: 0.259, SLG: 0.196</small> Jackie Collum, L (5, 1) <small>OBP: 0.143, SLG: 0.286</small> Bobby Adams, R (7, PH) <small>OBP: 0.367, SLG: 0.362</small> Howie Judson, R (8, 1) <small>OBP: 0.077, SLG: 0.077</small> | | | 0-0 1B | 0-0 G4-3-6 | | 0-0 1-3 | | 0-0 FC6-4 | | 0 | 0 | 0 | 0 | 0 | 0 | 0 |
| Inning Stats | R: 0 H: 0 E: 0 LOB: 1 K: 0 BB: 1 S: 3 P: 7 | R: 0 H: 0 E: 0 LOB: 1 K: 1 BB: 1 S: 5 P: 9 | R: 1 H: 2 E: 0 LOB: 2 K: 0 BB: 1 S: 5 P: 9 | R: 1 H: 2 E: 0 LOB: 0 K: 0 BB: 0 S: 4 P: 4 | R: 1 H: 2 E: 0 LOB: 1 K: 1 BB: 0 S: 7 P: 7 | R: 0 H: 0 E: 0 LOB: 0 K: 0 BB: 0 S: 3 P: 3 | R: 3 H: 3 E: 0 LOB: 0 K: 0 BB: 0 S: 6 P: 6 | R: 0 H: 1 E: 0 LOB: 1 K: 1 BB: 0 S: 6 P: 6 | 1B: 6 SF: 1 2B: 2 SAC: 0 3B: 0 DP: 1 HR: 2 HBP: 0 | WP: 1 PA: 36 PB: 0 SB: 1 CS: 0 | | | | | | |
| PITCHER Gene Conley, R (1, 1) <small>ERA: 2.69</small> Ray Crone, R (8, 1) <small>ERA: 2.67</small> | IP WLS BF H R ER SO BB IBB HBP BLK WP HR S P ERA WHIP 7.0 L 32 9 6 6 2 3 0 0 0 1 2 33 45 7.71 1.714 | IP WLS BF H R ER SO BB IBB HBP BLK WP HR S P ERA WHIP 1.0 4 1 0 0 1 0 0 0 0 0 0 6 6 0.00 1.000 | | | | | | | | | | | | | | |

BOTTOM

Milwaukee Braves @ Cincinnati Redlegs
 Crosley Field, Cincinnati, OH
 Sun Jul 11 1954, 3:33 AM EDT
 Unknown

livebaseballscorecards.com

| | |
|------------|-----------|
| AB | 32 |
| R | 6 |
| H | 10 |
| RBI | 6 |
| BB | 3 |
| SO | 3 |
| LOB | 14 |



| Batter | 1 | 2 | 3 | 4 | 5 | 6 | 7 | 8 | 9 | AB R H RBI BB SO LOB | TOP | | | | | | | | | | | |
|--|---|---------------------------------|------------------------------|---------------------------------|------------------------------|----------------------------------|------------------------------|---------------------------------|------------------------------|---|------------------------------|---------------------------------|------------------------------|---------------------------------|------------------------------|---------------------------------|------------------------------|----------------------------------|-----------------------------------|------------------------------------|----------------------------------|--------|
| Bill Bruton, L (1, 8) OBP: 0.332, SLG: 0.316 | 0-0 FC6-4 1B | | 0-0 F8 | | 0-0 F9 2-H 1B | 0-0 F7 | | | 0-0 SH2-4 1B | 5 1 3 1 0 0 2 | | | | | | | | | | | | |
| Johnny Logan, R (1, 6) OBP: 0.325, SLG: 0.379 | 0-0 F3 | | 0-0 F9 | | 0-0 F9 2-3 | | 0-0 1B 1B | | 0-0 SH2-4 1-2 | 4 0 1 0 0 0 2 | | | | | | | | | | | | |
| Hank Aaron, R (1, 7) OBP: 0.337, SLG: 0.485 | 0-0 FC6-4 1-2f | | 0-3 K | | 0-0 1B | | 0-0 F7 | | 4-0 BB BB | 4 0 1 1 1 1 2 | | | | | | | | | | | | |
| Eddie Mathews, L (1, 5) OBP: 0.380, SLG: 0.520 | 0-0 F6 | | | 4-0 CS BB | 0-3 K | | 0-0 G5-4-3 1-2 1B | | 0-0 F7 | 4 0 1 0 1 1 4 | | | | | | | | | | | | |
| George Metkovich, L (1, 3) OBP: 0.355, SLG: 0.365 | | 0-0 HR 1B | | 0-0 F8 1-2 | | 0-3 K | | 0-0 G5-4-3 1-2f | 0-3 K | 2 1 1 0 0 0 1 2 0 0 0 0 1 2 1 0 0 0 0 1 2 | | | | | | | | | | | | |
| Jim Wilson, R (5, 1) OBP: 0.261, SLG: 0.348 | | | | | | | | | | | | | | | | | | | | | | |
| Bob Buhl, R (8, 1) | | | | | | | | | | | | | | | | | | | | | | |
| Andy Pafo, R (1, 9) OBP: 0.338, SLG: 0.442 | | 0-0 1-H HR | | 0-0 F8 | | 0-0 1B 1B | | | 0-0 F8 | 4 2 2 2 0 0 0 | | | | | | | | | | | | |
| Danny O'Connell, R (1, 4) OBP: 0.318, SLG: 0.350 | | 0-0 F9 | | | 0-0 1B 2B | 0-0 FC6-4 1-2 1B | | 0-0 6-3 | | 4 1 2 0 0 0 0 | | | | | | | | | | | | |
| Charlie White, L (1, 2) OBP: 0.329, SLG: 0.351 | | 0-0 6-3 | | | 0-0 F8 | 0-0 FC6-4 1-2 2-H 1B | | 0-0 2B | | 2 0 0 0 0 0 1 2 0 2 1 0 0 0 | | | | | | | | | | | | |
| Del Crandall, R (6, PH) OBP: 0.311, SLG: 0.429 | | | | | | | | | | | | | | | | | | | | | | |
| Chet Nichols, S (1, 1) OBP: 0.120, SLG: 0.120 | | 0-0 6-3 | | | 0-0 1B 1B | 0-0 FC6-4 1-2f 2-3 | | 0-3 K | | 1 0 0 0 0 0 0 0 0 0 0 0 0 0 3 1 1 1 0 1 3 | | | | | | | | | | | | |
| Ernie Johnson, R (3, 1) OBP: 0.250, SLG: 0.250 | | | | | | | | | | | | | | | | | | | | | | |
| Joe Adcock, R (5, PH) OBP: 0.375, SLG: 0.526 | | | | | | | | | | | | | | | | | | | | | | |
| Inning Stats | R: 0 E: 0 K: 0 S: 4 | H: 1 LOB: 1 BB: 0 P: 4 | R: 2 E: 0 K: 0 S: 5 | H: 2 LOB: 0 BB: 0 P: 5 | R: 0 E: 0 K: 1 S: 5 | H: 0 LOB: 0 BB: 0 P: 5 | R: 0 E: 0 K: 0 S: 2 | H: 0 LOB: 0 BB: 1 P: 6 | R: 3 E: 0 K: 1 S: 9 | H: 4 LOB: 1 BB: 0 P: 9 | R: 1 E: 0 K: 1 S: 8 | H: 3 LOB: 2 BB: 0 P: 8 | R: 0 E: 0 K: 0 S: 4 | H: 2 LOB: 1 BB: 0 P: 4 | R: 0 E: 0 K: 1 S: 6 | H: 1 LOB: 1 BB: 0 P: 6 | R: 0 E: 0 K: 1 S: 6 | H: 1 LOB: 2 BB: 1 P: 10 | 1B: 11 2B: 2 3B: 0 HR: 1 | SF: 0 SAC: 1 DP: 1 HBP: 0 | WP: 0 PB: 0 SB: 0 CS: 1 | PA: 41 |
| PITCHER | IP WLS BF H R ER SO BB IBB HBP BLK WP HR S P ERA WHIP | | | | | | | | | | | | | | | | | | | | | |
| Corky Valentine, R (1, 1) ERA: 5.21 | 4.2 L 21 7 5 5 1 1 0 0 0 0 0 1 22 26 9.64 1.714 | | | | | | | | | | | | | | | | | | | | | |
| Joe Nuxhall, L (5, 1) ERA: 4.91 | 0.2 5 3 1 1 2 0 0 0 0 0 0 9 9 13.50 4.500 | | | | | | | | | | | | | | | | | | | | | |
| Harry Perkowski, L (6, 1) ERA: 7.95 | 1.2 6 2 0 0 0 0 0 0 0 0 0 6 6 0.00 1.200 | | | | | | | | | | | | | | | | | | | | | |
| Howie Judson, R (8, 1) ERA: 2.85 | 1.0 4 1 0 0 1 0 0 0 0 0 0 6 6 0.00 1.000 | | | | | | | | | | | | | | | | | | | | | |
| Frank Smith, R (9, 1) ERA: 1.26 | 1.0 5 1 0 0 1 1 0 0 0 0 0 6 10 0.00 2.000 | | | | | | | | | | | | | | | | | | | | | |

Milwaukee Braves @ Cincinnati Redlegs
Crosley Field, Cincinnati, OH
Sun Jul 11 1954, 3:38 AM EDT
Att: 22,908 - Unknown

| | |
|-----|----|
| AB | 38 |
| R | 6 |
| H | 14 |
| RBI | 6 |
| BB | 2 |
| SO | 5 |
| LOB | 19 |



| | |
|-------|--------|
| WP: 0 | PA: 41 |
| PB: 0 | |
| SB: 0 | |
| CS: 1 | |

| PITCHER | IP | WLS | BF | H | R | ER | SO | BB | IBB | HBP | BLK | WP | HR | S | P | ERA | WHIP |
|--------------------|-----|-----|----|---|---|----|----|----|-----|-----|-----|----|----|----|----|-------|-------|
| Corky Valentine, R | 4.2 | L | 21 | 7 | 5 | 5 | 1 | 1 | 0 | 0 | 0 | 0 | 1 | 22 | 26 | 9.64 | 1.714 |
| Joe Nuxhall, L | 0.2 | | 5 | 3 | 1 | 1 | 2 | 0 | 0 | 0 | 0 | 0 | 0 | 9 | 9 | 13.50 | 4.500 |
| Harry Perkowski, L | 1.2 | | 6 | 2 | 0 | 0 | 0 | 0 | 0 | 0 | 0 | 0 | 0 | 6 | 6 | 0.00 | 1.200 |
| Howie Judson, R | 1.0 | | 4 | 1 | 0 | 0 | 1 | 0 | 0 | 0 | 0 | 0 | 0 | 6 | 6 | 0.00 | 1.000 |
| Frank Smith, R | 1.0 | | 5 | 1 | 0 | 0 | 1 | 1 | 0 | 0 | 0 | 0 | 0 | 6 | 10 | 0.00 | 2.000 |

BOTTOM

Milwaukee Braves @ Cincinnati Redlegs

Crosley Field, Cincinnati, OH

Sun Jul 11 1954, 3:38 AM EDT

Att. 22,908 - Unknown

livebaseballscorecards.com

| | |
|-----|----|
| AB | 37 |
| R | 5 |
| H | 12 |
| RBI | 5 |
| BB | 1 |
| SO | 1 |
| LOB | 14 |



| | | | |
|----|---|----|----|
| WP | 0 | PA | 40 |
| PB | 0 | | |
| SB | 0 | | |
| CS | 0 | | |

AB R H RBI BB SO LOB

5 0 0 0 0 0 3

5 1 2 0 0 0 1

5 2 4 2 0 0 0

5 1 2 1 0 0 4

4 0 1 1 0 0 3

3 1 1 0 1 0 1

4 0 1 0 0 0 1

3 0 0 1 0 0 1

| | | | |
|----|---|-----|---|
| 1B | 8 | SF | 1 |
| 2B | 2 | SAC | 0 |
| 3B | 1 | DP | 1 |
| HR | 1 | HBP | 1 |

| | | | |
|----|---|-----|---|
| 1B | 8 | SF | 1 |
| 2B | 2 | SAC | 0 |
| 3B | 1 | DP | 1 |
| HR | 1 | HBP | 1 |

| Batter | 1 | 2 | 3 | 4 | 5 | 6 | 7 | 8 | 9 |
|--|---------|---------|---------|--------|---------|------------|--------|---------|---------|
| Chuck Harmon, R OBP: 0.273, SLG: 0.317 (1, 5) | 0-0 F2 | | 0-0 4-1 | | 0-0 1-3 | | 0-0 F8 | 0-0 4-3 | |
| Roy McMillan, R OBP: 0.307, SLG: 0.310 (1, 6) | 0-0 1B | | 0-0 3B | | 0-0 F8 | | 0-0 F7 | | 0-0 F9 |
| Gus Bell, L OBP: 0.380, SLG: 0.547 (1, 8) | 0-0 1B | | 0-0 1B | | 0-0 HR | | 0-0 1B | | 0-0 4-3 |
| Ted Kluszewski, L OBP: 0.398, SLG: 0.606 (1, 3) | 0-0 F4 | | 0-0 2B | | 0-0 1B | | 0-0 F7 | | 0-0 F8 |
| Jim Greengrass, R OBP: 0.313, SLG: 0.490 (1, 7) | 0-0 4-3 | | 0-0 2B | | 0-0 F3 | | | 0-0 2-3 | |
| Wally Post, R OBP: 0.276, SLG: 0.421 (1, 9) | | 0-0 6-3 | 0-0 5-3 | | | 0-0 FC6-4 | | 4-0 1B | |
| Johnny Temple, R OBP: 0.392, SLG: 0.351 (1, 4) | | 0-0 6-3 | | 0-0 F3 | | 0-0 FC6-4 | | 0-0 HBP | |
| Andy Seminick, R OBP: 0.338, SLG: 0.368 (1, 2) | | 0-0 F9 | | 0-0 F5 | | 0-0 G5-4-3 | | 0-0 SF8 | |
| Corky Valentine, R OBP: 0.143, SLG: 0.171 (5, 1) | | | 0-3 K | | 0-0 6-3 | | | 1-0 1B | |
| Joe Nuxhall, L OBP: 0.400, SLG: 0.471 (6, 1) | | | | | | | | | 1-2 HBP |
| Harry Pierkowski, L OBP: 0.118, SLG: 0.313 (7, PH) | | | | | | | | | |
| Lloyd Merriman, L OBP: 0.309, SLG: 0.333 (8, PH) | | | | | | | | | |
| Howie Judson, R OBP: 0.077, SLG: 0.077 (8, PH) | | | | | | | | | |
| Bobby Adams, R OBP: 0.370, SLG: 0.382 (9, 1) | | | | | | | | | |
| | | | | | | | | | |

| Inning Stats | R: 0 | H: 2 | E: 0 | LOB: 2 | K: 0 | BB: 0 | S: 5 | R: 0 | H: 0 | E: 0 | LOB: 0 | K: 0 | BB: 0 | S: 3 | R: 3 | H: 4 | E: 0 | LOB: 1 | K: 1 | BB: 0 | S: 9 | R: 0 | H: 0 | E: 0 | LOB: 0 | K: 0 | BB: 0 | S: 3 | R: 1 | H: 2 | E: 0 | LOB: 1 | K: 0 | BB: 0 | S: 5 | R: 0 | H: 1 | E: 0 | LOB: 0 | K: 0 | BB: 0 | S: 3 | R: 0 | H: 2 | E: 0 | LOB: 2 | K: 0 | BB: 0 | S: 5 | R: 1 | H: 1 | E: 0 | LOB: 2 | K: 0 | BB: 1 | S: 4 | R: 0 | H: 0 | E: 0 | LOB: 0 | K: 0 | BB: 0 | S: 3 | R: 0 | H: 0 | E: 0 | LOB: 0 | K: 0 | BB: 0 | S: 3 | R: 0 | H: 0 | E: 0 | LOB: 0 | K: 0 | BB: 0 | S: 3 |
|--------------|------|------|------|--------|------|-------|------|------|------|------|--------|------|-------|------|------|------|------|--------|------|-------|------|------|------|------|--------|------|-------|------|------|------|------|--------|------|-------|------|------|------|------|--------|------|-------|------|------|------|------|--------|------|-------|------|------|------|------|--------|------|-------|------|------|------|------|--------|------|-------|------|------|------|------|--------|------|-------|------|------|------|------|--------|------|-------|------|
|--------------|------|------|------|--------|------|-------|------|------|------|------|--------|------|-------|------|------|------|------|--------|------|-------|------|------|------|------|--------|------|-------|------|------|------|------|--------|------|-------|------|------|------|------|--------|------|-------|------|------|------|------|--------|------|-------|------|------|------|------|--------|------|-------|------|------|------|------|--------|------|-------|------|------|------|------|--------|------|-------|------|------|------|------|--------|------|-------|------|

| PITCHER | IP | WLS | BF | H | R | ER | SO | BB | IBB | HBP | BLK | WP | HR | S | P | ERA | WHIP |
|---|-----|-----|----|---|---|----|----|----|-----|-----|-----|----|----|----|----|-------|-------|
| Chet Nichols, L ERA: 3.57 (1, 1) | 2.2 | | 14 | 6 | 3 | 3 | 1 | 0 | 0 | 0 | 0 | 0 | 0 | 16 | 16 | 10.12 | 2.250 |
| Ernie Johnson, R ERA: 3.89 (3, 1) | 1.1 | W | 4 | 0 | 0 | 0 | 0 | 0 | 0 | 0 | 0 | 0 | 0 | 4 | 4 | 0.00 | 0.000 |
| Jim Wilson, R ERA: 2.7 (5, 1) | 3.2 | | 18 | 6 | 2 | 2 | 0 | 1 | 0 | 1 | 0 | 0 | 1 | 16 | 21 | 4.91 | 1.909 |
| Bob Buhl, R ERA: 5.16 (8, 1) | 1.1 | S | 4 | 0 | 0 | 0 | 0 | 0 | 0 | 0 | 0 | 0 | 0 | 4 | 4 | 0.00 | 0.000 |

| Batter | 1 | 2 | 3 | 4 | 5 | 6 | 7 | 8 | 9 | AB R H RBI BB SO LOB | TOP |
|--|---|--|---|---|---|---|---|---|---|--|---|
| Jim Gilliam, S (1, 4) OBP: 0.343, SLG: 0.434 | 4-1 | | 4-2 | | | 1-1 | | 4-0 | | 1 0 0 0 3 0 0 | Brooklyn Dodgers @ Milwaukee Braves Milwaukee County Stadium, Milwaukee, WI Thu Jul 15 1954, 4:33 AM EDT Unknown livebaseballscorecards.com |
| Pee Wee Reese, R (1, 6) OBP: 0.386, SLG: 0.457 | 2-1 | | 3-3 | | | 4-2 | | 4-2 | | 2 0 0 0 2 1 2 | |
| Duke Snider, L (1, 8) OBP: 0.437, SLG: 0.682 | 1-2 | | | 2-3 | | 0-0 | | 2-3 | | 4 0 0 0 0 2 4 | |
| Gil Hodges, R (1, 3) OBP: 0.381, SLG: 0.610 | 0-0 | | | 0-0 | | 4-2 | | 0-1 | | 3 0 0 0 1 0 3 | |
| Jackie Robinson, R (1, 5) OBP: 0.408, SLG: 0.518 | | 4-0 | | 1-1 | | 0-0 | | 3-1 | | 3 0 1 0 1 0 3 | |
| Sandy Amoros, L (1, 7) OBP: 0.204, SLG: 0.178 | | 2-3 | | | 3-1 | 1-2 | | 3-2 | | 4 0 1 0 0 1 4 | |
| Carl Furillo, R (1, 9) OBP: 0.347, SLG: 0.395 | | 0-0 | | | 2-2 | | 0-0 | 0-0 | | 4 0 1 0 0 0 2 | |
| Roy Campanella, R (1, 2) OBP: 0.268, SLG: 0.437 | | | 1-1 | | 2-2 | | 1-1 | 0-3 | | 4 0 0 0 0 1 2 | |
| Bob Milliken, R (1, 1) OBP: 0.176, SLG: 0.176 Erv Palica, R (8, 1) OBP: 0.333, SLG: 0.250 Walt Moryn, L (9, PH) OBP: 0.425, SLG: 0.568 | | | 3-2 | | 0-2 | | 1-1 | 2-1 | | 3 0 0 0 0 0 1 0 0 0 0 0 0 0 1 0 0 0 0 0 1 | |
| Inning Stats | R: 0 H: 0 E: 0 LOB: 1 K: 0 BB: 1 S: 7 P: 14 | R: 0 H: 0 E: 0 LOB: 0 K: 1 BB: 1 S: 4 P: 10 | R: 0 H: 0 E: 0 LOB: 1 K: 1 BB: 1 S: 11 P: 22 | R: 0 H: 0 E: 1 LOB: 0 K: 1 BB: 0 S: 6 P: 9 | R: 0 H: 1 E: 0 LOB: 1 K: 0 BB: 0 S: 12 P: 19 | R: 0 H: 1 E: 0 LOB: 3 K: 0 BB: 2 S: 12 P: 22 | R: 0 H: 0 E: 0 LOB: 0 K: 0 BB: 0 S: 5 P: 7 | R: 0 H: 0 E: 0 LOB: 2 K: 1 BB: 2 S: 14 P: 27 | R: 0 H: 1 E: 0 LOB: 1 K: 1 BB: 0 S: 10 P: 15 | 1B: 3 SF: 0 2B: 0 SAC: 0 3B: 0 DP: 2 HR: 0 HBP: 0 | WP: 0 PA: 36 PB: 0 SB: 2 CS: 0 |
| PITCHER Bob Buhl, R (1, 1) ERA: 4.5 | IP WLS BF H R ER SO BB IBB HBP BLK WP HR S P ERA WHIP 9.0 W 36 3 0 0 5 7 0 0 0 0 0 0 81 145 0.00 1.111 | | | | | | | | | | |

| Batter | 1 | 2 | 3 | 4 | 5 | 6 | 7 | 8 | 9 |
|---|-----------------|--------------------|--------------------|-------------------------|--------------------|------------|------------------|-----------|---|
| Bill Bruton, L OBP: 0.333, SLG: 0.319 (1, 8) | 1-2 6-3 | | 0-0 4-3 | 0-0 F7 | | | 1-1 HR 1B | 2-0 L8 | |
| Danny O'Connell, R OBP: 0.319, SLG: 0.347 (1, 4) | 3-2 E7 1B | | 4-2 BB BB | | 2-2 SH5-3 1B | | 2-2 F9 | | |
| Eddie Mathews, L OBP: 0.379, SLG: 0.523 (1, 5) | 1-1 F6 | | 4-2 FC6-4 BB | | 0-0 SH5-3 | | 1-1 1-H HR | | |
| Hank Aaron, R OBP: 0.337, SLG: 0.479 (1, 7) | 3-3 K | | 0-0 FC6-4 | | 3-1 L7 | | 2-2 E6 1B | | |
| Joe Adcock, R OBP: 0.380, SLG: 0.525 (1, 3) | | 1-0 SH1-3 1B | | 0-0 6-3 | | 0-0 F8 | 0-1 1-2 1B | | |
| Andy Pafko, R OBP: 0.329, SLG: 0.430 (1, 9) | | 1-1 SH1-3 | | 0-1 F9 | | 0-0 5-3 | 2-0 F9 | | |
| Johnny Logan, R OBP: 0.326, SLG: 0.383 (1, 6) | | 0-0 6-3 | | 4-0 BB 1B BB | | 3-2 5-3 | | 1-1 3B | |
| Del Crandall, R OBP: 0.303, SLG: 0.416 (1, 2) | | 1-0 6-3 | | 0-0 BB 1-2 1B | | 0-1 F8 | | 2-3 K | |
| Bob Buhl, R (1, 1) | | | 2-2 3-1 | 4-1 1-2 2-3 BB | | 0-0 F8 | | 3-3 K | |

| Inning Stats | R: 0 | H: 1 | E: 1 | K: 1 | S: 15 | LOB: 1 | BB: 0 | P: 23 |
|--------------|------|------|------|------|--|--------|-------|-------|
| | R: 0 | H: 1 | E: 0 | K: 0 | S: 5 <td>LOB: 1</td> <td>BB: 0</td> <td>P: 8 </td> | LOB: 1 | BB: 0 | P: 8 |
| | R: 0 | H: 0 | E: 0 | K: 0 | S: 10 <td>LOB: 2</td> <td>BB: 2</td> <td>P: 20 </td> | LOB: 2 | BB: 2 | P: 20 |
| | R: 0 | H: 1 | E: 0 | K: 0 | S: 6 <td>LOB: 3</td> <td>BB: 2</td> <td>P: 14 </td> | LOB: 3 | BB: 2 | P: 14 |
| | R: 0 | H: 1 | E: 0 | K: 0 | S: 7 <td>LOB: 1</td> <td>BB: 0</td> <td>P: 12 </td> | LOB: 1 | BB: 0 | P: 12 |
| | R: 0 | H: 0 | E: 0 | K: 0 | S: 6 <td>LOB: 0</td> <td>BB: 0</td> <td>P: 9 </td> | LOB: 0 | BB: 0 | P: 9 |
| | R: 2 | H: 3 | E: 1 | K: 0 | S: 15 <td>LOB: 2</td> <td>BB: 0</td> <td>P: 23 </td> | LOB: 2 | BB: 0 | P: 23 |
| | R: 0 | H: 1 | E: 0 | K: 2 | S: 10 <td>LOB: 1</td> <td>BB: 0</td> <td>P: 18 </td> | LOB: 1 | BB: 0 | P: 18 |

| PITCHER | IP | WLS | BF | H | R | ER | SO | BB | IBB | HBP | BLK | WP | HR | S | P | ERA | WHIP |
|-------------------------------------|-----|-----|----|---|---|----|----|----|-----|-----|-----|----|----|----|-----|------|-------|
| Bob Milliken, R ERA: 3.84 (1, 1) | 7.0 | L | 34 | 8 | 2 | 2 | 1 | 4 | 0 | 0 | 0 | 0 | 1 | 66 | 112 | 2.57 | 1.714 |
| Erv Palica, R ERA: 3.83 (8, 1) | 1.0 | | 3 | 0 | 0 | 0 | 2 | 0 | 0 | 0 | 0 | 0 | 0 | 8 | 15 | 0.00 | 0.000 |

AB R H RBI BB SO LOB

| | | | | | | |
|---|---|---|---|---|---|---|
| 5 | 1 | 1 | 0 | 0 | 0 | 4 |
| 3 | 0 | 2 | 0 | 1 | 0 | 1 |
| 2 | 1 | 1 | 2 | 1 | 0 | 1 |
| 4 | 0 | 0 | 0 | 0 | 1 | 4 |
| 4 | 0 | 2 | 0 | 0 | 0 | 1 |
| 3 | 0 | 0 | 0 | 0 | 0 | 2 |
| 3 | 0 | 1 | 0 | 1 | 0 | 1 |
| 4 | 0 | 1 | 0 | 0 | 1 | 2 |
| 3 | 0 | 0 | 0 | 1 | 1 | 1 |

| | |
|-----|----|
| AB | 31 |
| R | 2 |
| H | 8 |
| RBI | 2 |
| BB | 4 |
| SO | 3 |
| LOB | 17 |



| WP | HR | S | P | ERA | WHIP |
|----|----|---|---|------|-------|
| 0 | 0 | 0 | 0 | 0.00 | 0.000 |

WP: 0 PA: 37
PB: 0
SB: 0
CS: 0

Brooklyn Dodgers @ Milwaukee Braves
Milwaukee County Stadium, Milwaukee, WI
Thu Jul 15 1954, 4:33 AM EDT
Unknown

livebaseballscorecards.com

BOTTOM

Brooklyn Dodgers @ Milwaukee Braves
 Milwaukee County Stadium, Milwaukee, WI

Thu Jul 15 1954, 4:38 AM EDT
 Att. 43,633 - Unknown

| | |
|-----|----|
| AB | 37 |
| R | 9 |
| H | 12 |
| RBI | 9 |
| BB | 6 |
| SO | 5 |
| LOB | 19 |



| | | | |
|-----|---|-----|----|
| WP: | 0 | PA: | 44 |
| PB: | 0 | | |
| SB: | 1 | | |
| CS: | 0 | | |

AB R H RBI BB SO LOB

| | | | | | | |
|---|---|---|---|---|---|---|
| 4 | 2 | 1 | 0 | 1 | 0 | 2 |
| 4 | 0 | 0 | 0 | 0 | 1 | 1 |
| 3 | 2 | 2 | 2 | 2 | 0 | 0 |
| 5 | 0 | 0 | 0 | 0 | 2 | 5 |
| 5 | 2 | 2 | 2 | 0 | 0 | 1 |
| 5 | 0 | 3 | 2 | 0 | 0 | 1 |
| 0 | 1 | 0 | 0 | 0 | 0 | 0 |
| 4 | 1 | 3 | 2 | 1 | 1 | 1 |
| 2 | 0 | 0 | 0 | 0 | 1 | 3 |
| 3 | 0 | 1 | 1 | 0 | 0 | 3 |
| 1 | 0 | 0 | 0 | 1 | 0 | 2 |
| 0 | 0 | 0 | 0 | 0 | 0 | 0 |
| 1 | 0 | 0 | 0 | 0 | 0 | 0 |
| 0 | 0 | 0 | 0 | 0 | 0 | 0 |
| 0 | 1 | 0 | 0 | 1 | 0 | 0 |

| | | | |
|-----|----|------|---|
| 1B: | 10 | SF: | 0 |
| 2B: | 1 | SAC: | 1 |
| 3B: | 0 | DP: | 0 |
| HR: | 1 | HBP: | 0 |

| Batter | 1 | 2 | 3 | 4 | 5 | 6 | 7 | 8 | 9 |
|--|------------------|----------------------|------------|----------------------|------------|----------------------|--------------------|----------------------------|--------------------------------------|
| Bill Bruton, L OBP: 0.334, SLG: 0.318 (1, 8) | 4-1 HR BB | 1-1 FC6-4 1-2f | | | 1-2 2-3 | | 0-0 4-3 | | 2-2 SH5-3 1B 1B |
| Danny O'Connell, R OBP: 0.315, SLG: 0.343 (1, 4) | 0-3 K | | 0-1 4-3 | | 2-1 4-3 | | 3-2 6-3 | | 0-0 SH5-3 1-2 2-3 |
| Eddie Mathews, L OBP: 0.386, SLG: 0.536 (1, 5) | 1-2 HR 1-H | | 2-2 4-3 | | 1-0 1B | | 4-2 FC6-4 BB | | 4-1 1B 2B BB |
| Hank Aaron, R OBP: 0.332, SLG: 0.471 (1, 7) | 1-2 6-3 | | 1-3 K | | 1-1 F4 | | 2-3 K | | 0-0 F3 |
| Joe Adcock, R OBP: 0.381, SLG: 0.523 (1, 3) | 2-0 F3 | | | 0-0 BB 1B | | 2-2 F8 | | 1-0 FC6-4 1B 1-2f | 2-2 2B 1B 1-2 2-H 3-H |
| Andy Pafko, R OBP: 0.333, SLG: 0.436 (1, 9) | | 1-2 6-3 | | 1-0 F8 | | 1-0 FC6-4 1B | | 2-2 1B 1B | 1-2 1B 2B 1-H 2-H |
| Jim Pendleton, R OBP: 0.204, SLG: 0.250 (9, PR) | | | | | | | | | |
| Johnny Logan, R OBP: 0.332, SLG: 0.388 (1, 6) | | 1-0 S 1B | | 4-2 FC4-6 BB | | 1-3 K | | 1-2 1B | 0-0 1B 1B 2-H |
| Del Crandall, R OBP: 0.301, SLG: 0.412 (1, 2) | | 3-3 K | | 0-2 F6 | | 0-0 FC6-4 1-2f | | 2-2 4-3 | 1-0 1B |
| Charlie White, L OBP: 0.329, SLG: 0.351 (6, PH) (7, 2) | | | | | | | | | 2-H 1B |
| Jim Wilson, R OBP: 0.280, SLG: 0.333 (1, 1) | | 4-1 FC6-4 BB | | 1-1 FC4-6 1-2f | | | 0-0 4-3 | | 4-2 SH5-3 1B 1B BB |
| Ernie Johnson, R OBP: 0.250, SLG: 0.250 (5, 1) | | | | | | | | | |
| Bobby Thomson, R (7, PH) | | | | | | | | | |
| Joey Jay, S (8, 1) | | | | | | | | | |
| George Metkovich, L OBP: 0.359, SLG: 0.358 (9, PH) | | | | | | | | | |

| Inning Stats | R: 2 E: 0 K: 1 S: 11 | H: 1 LOB: 0 BB: 1 P: 19 | R: 0 E: 0 K: 1 S: 11 | H: 1 LOB: 2 BB: 1 P: 21 | R: 0 E: 0 K: 1 S: 9 | H: 0 LOB: 0 BB: 0 P: 12 | R: 0 E: 0 K: 0 S: 9 | H: 1 LOB: 2 BB: 1 P: 15 | R: 0 E: 0 K: 0 S: 9 | H: 1 LOB: 1 BB: 0 P: 14 | R: 0 E: 0 K: 0 S: 6 | H: 0 LOB: 0 BB: 0 P: 9 | R: 1 E: 0 K: 1 S: 17 | H: 2 LOB: 2 BB: 1 P: 29 | R: 6 E: 0 K: 0 S: 18 | H: 5 LOB: 2 BB: 2 P: 32 | 1B: 10 2B: 1 3B: 0 HR: 1 | SF: 0 SAC: 1 DP: 0 HBP: 0 |
|--------------|-------------------------------|----------------------------------|-------------------------------|----------------------------------|------------------------------|----------------------------------|------------------------------|----------------------------------|------------------------------|----------------------------------|------------------------------|---------------------------------|-------------------------------|----------------------------------|-------------------------------|----------------------------------|-----------------------------------|------------------------------------|
|--------------|-------------------------------|----------------------------------|-------------------------------|----------------------------------|------------------------------|----------------------------------|------------------------------|----------------------------------|------------------------------|----------------------------------|------------------------------|---------------------------------|-------------------------------|----------------------------------|-------------------------------|----------------------------------|-----------------------------------|------------------------------------|

| PITCHER | IP | WLS | BF | H | R | ER | SO | BB | IBB | HBP | BLK | WP | HR | S | P | ERA | WHIP |
|--|-----|-----|----|---|---|----|----|----|-----|-----|-----|----|----|----|-----|-------|-------|
| Billy Loes, R ERA: 5.0 (1, 1) | 7.2 | | 34 | 7 | 3 | 3 | 5 | 4 | 0 | 0 | 0 | 0 | 1 | 77 | 126 | 3.52 | 1.435 |
| Jim Hughes, R ERA: 3.38 (8, 1) | 1.0 | | 7 | 2 | 4 | 4 | 0 | 2 | 0 | 0 | 0 | 0 | 0 | 15 | 29 | 36.00 | 4.000 |
| Erv Palica, R ERA: 4.28 (9, 1) | 0.0 | L | 3 | 3 | 2 | 2 | 0 | 0 | 0 | 0 | 0 | 0 | 0 | 6 | 8 | ∞ | ∞ |

| | | | |
|-----|---|-----|----|
| WP: | 0 | PA: | 44 |
| PB: | 0 | | |
| SB: | 1 | | |
| CS: | 0 | | |

| Batter | 1 | 2 | 3 | 4 | 5 | 6 | 7 | 8 | 9 | AB R H RBI BB SO LOB | TOP | | | | | | | | | | | |
|---|---|----------------------------------|------------------------------|----------------------------------|------------------------------|----------------------------------|-------------------------------|----------------------------------|-------------------------------|--|------------------------------|---------------------------------|------------------------------|---------------------------------|------------------------------|----------------------------------|------------------------------|----------------------------------|----------------------------------|------------------------------------|----------------------------------|--------|
| Jim Gilliam, S (1, 4) <small>OBP: 0.345, SLG: 0.433</small> | 0-1 4-3 | 0-1 CS 1B | | | 1-1 F5 | | | 2-2 4-3 | | 4 0 1 0 0 0 1 | | | | | | | | | | | | |
| Pee Wee Reese, R (1, 6) <small>OBP: 0.389, SLG: 0.458</small> | 1-1 1B HBP 1B | 2-0 CS 1-2 | 3-1 6-3 | | 2-1 1-2 1B | | | 1-3 K | | 4 1 2 0 0 1 0 | | | | | | | | | | | | |
| Duke Snider, L (1, 8) <small>OBP: 0.437, SLG: 0.675</small> | 3-1 HBP BB 1-3 FC1-2 1B | | 1-2 4-3 | | 1-2 F7 | | | 0-3 K | | 4 0 1 0 0 1 2 | | | | | | | | | | | | |
| Gil Hodges, R (1, 3) <small>OBP: 0.380, SLG: 0.600</small> | 4-1 FC1-2 1-2 HBP BB | | 2-3 K | | 1-0 B5-3 | | | 3-2 6-3 | | 3 0 0 0 1 1 0 | | | | | | | | | | | | |
| Jackie Robinson, R (1, 5) <small>OBP: 0.410, SLG: 0.518</small> Billy Cox, R (2, 5) <small>OBP: 0.306, SLG: 0.333</small> | 2-2 FC1-2 1-2 2-3 3-H HBP | | 1-3 K | | 0-0 F3 | | | 1-0 F3 | | 0 0 0 1 0 0 0 3 0 0 0 0 1 0 | | | | | | | | | | | | |
| Sandy Amoros, L (1, 7) <small>OBP: 0.211, SLG: 0.208</small> | 3-2 FC1-2 1-2 2-3 3-H | | 2-3 K | | 0-0 1-3 | | | 1-0 F6 | | 4 0 0 0 0 1 3 | | | | | | | | | | | | |
| Carl Furillo, R (1, 9) <small>OBP: 0.343, SLG: 0.389</small> | 3-2 5-3 | | 0-2 6-3 | | 0-0 5-3 | | | | | 3 0 0 0 0 0 3 | | | | | | | | | | | | |
| Roy Campanella, R (1, 2) <small>OBP: 0.269, SLG: 0.436</small> | | 1-3 K | | | 0-0 1B 1B | | | 0-0 F6 | | 3 0 1 0 0 1 0 | | | | | | | | | | | | |
| Carl Erskine, R (1, 1) <small>OBP: 0.182, SLG: 0.137</small> Ben Wade, R (5, 1) Don Hoak, R (7, PH) <small>OBP: 0.318, SLG: 0.419</small> Pete Wojey, R (7, 1) | | 2-3 K | | | 2-3 K | | | 1-3 K | | 2 0 0 0 0 2 1 0 0 0 0 0 0 0 1 0 0 0 0 1 0 0 0 0 0 0 0 0 | | | | | | | | | | | | |
| Inning Stats | R: 1 E: 0 K: 0 S: 16 | H: 2 LOB: 3 BB: 1 P: 32 | R: 0 E: 0 K: 2 S: 8 | H: 1 LOB: 0 BB: 0 P: 13 | R: 0 E: 0 K: 1 S: 8 | H: 0 LOB: 0 BB: 0 P: 14 | R: 0 E: 0 K: 2 S: 10 | H: 0 LOB: 0 BB: 0 P: 13 | R: 0 E: 0 K: 1 S: 11 | H: 2 LOB: 2 BB: 0 P: 17 | R: 0 E: 0 K: 0 S: 3 | H: 0 LOB: 0 BB: 0 P: 4 | R: 0 E: 0 K: 1 S: 5 | H: 0 LOB: 0 BB: 0 P: 6 | R: 0 E: 0 K: 2 S: 9 | H: 0 LOB: 0 BB: 0 P: 12 | R: 0 E: 0 K: 0 S: 5 | H: 0 LOB: 0 BB: 0 P: 10 | 1B: 5 2B: 0 3B: 0 HR: 0 | SF: 0 SAC: 0 DP: 0 HBP: 1 | WP: 0 PB: 0 SB: 0 CS: 1 | PA: 34 |
| PITCHER Gene Conley, R (1, 1) <small>ERA: 2.57</small> | IP: 9.0 WLS: W BF: 33 H: 5 R: 1 ER: 1 SO: 9 BB: 1 IBB: 0 HBP: 1 BLK: 0 WP: 0 HR: 0 S: 75 P: 121 ERA: 1.00 WHIP: 0.667 | | | | | | | | | | | | | | | | | | | | | |

Brooklyn Dodgers @ Milwaukee Braves
 Milwaukee County Stadium, Milwaukee, WI

Fri Jul 16 1954, 4:33 AM EDT
 Att: 41,778 - Unknown

livebaseballscorecards.com

AB 31
R 1
H 5
RBI 1
BB 1
SO 9
LOB 10



| Batter | 1 | 2 | 3 | 4 | 5 | 6 | 7 | 8 | 9 | 10 | 11 | AB R H RBI BB SO LOB | TOP | | | | | | | | | | | |
|--|--|-------------------------|---------------------------|-------------------------|--------------------------|-------------------------|--------------------------|-------------------------|--------------------------|-------------------------|--------------------------|---|--------------------------|-------------------------|---|-------------------------|--------------------------|-------------------------|--------------------------|-------------------------|---------------------------|-------------------------|---|--------------------------------|
| Jim Gilliam, S OBP: 0.346, SLG: 0.429 (1, 4) | 1-2 4-3 | | 4-1 L3 BB | | | 1-0 L8 | | | 0-1 1-3 | | 4-2 FC1-6 BB | 3 0 0 0 2 0 0 | | | | | | | | | | | | |
| Pee Wee Reese, R OBP: 0.389, SLG: 0.455 (1, 6) | 4-1 CS BB | | 2-1 L3 | | | 1-0 F3 | | | 1-0 FC6-4 BB 1B | | 1-1 FC1-6 1B | 4 1 1 0 1 0 2 | | | | | | | | | | | | |
| Duke Snider, L OBP: 0.437, SLG: 0.670 (1, 8) | 3-3 K | | 1-2 | | | 3-2 F7 | | | 4-1 FC6-4 BB 1B | | 1-2 FC5-4 1B 1B | 4 0 1 0 1 1 1 | | | | | | | | | | | | |
| Gil Hodges, R OBP: 0.380, SLG: 0.596 (1, 3) | | | 3-1 F7 | | | 4-2 4-3 BB | | | 2-2 5-3 | | 2-1 FC5-4 1B | 4 0 1 1 1 0 2 | | | | | | | | | | | | |
| Jackie Robinson, R OBP: 0.407, SLG: 0.509 Billy Cox, R OBP: 0.306, SLG: 0.333 (11, PR) (11, 5) | | | 4-0 4-3 1B BB | | | 2-1 4-3 1-2 | | | 2-0 6-3 | | 0-1 F8 | 4 1 0 0 1 0 3 0 0 0 0 0 0 0 | | | | | | | | | | | | |
| Sandy Amoros, L OBP: 0.194, SLG: 0.190 (1, 7) | | | 3-2 4-3 1-2 | | | 1-0 F9 | | | 1-2 G3 | | 0-0 L9 | 5 0 0 0 0 0 4 | | | | | | | | | | | | |
| Carl Furillo, R OBP: 0.348, SLG: 0.397 (1, 9) | | | 0-0 FC6-4 1B 2-H | | | 1-1 CS 1B | | | 0-1 F4 | | 0-0 2B | 4 0 3 1 0 0 0 | | | | | | | | | | | | |
| Roy Campanella, R OBP: 0.268, SLG: 0.430 (1, 2) | | | 0-0 FC6-4 1-2f | | | 3-3 K 1-2 | | | 3-2 F6 | | 4-0 IBB | 3 0 0 0 1 1 2 | | | | | | | | | | | | |
| Don Newcombe, L OBP: 0.382, SLG: 0.310 Walt Moryn, L OBP: 0.409, SLG: 0.537 Jim Hughes, R OBP: 0.143, SLG: 0.143 (10, PH) (10, 1) | | | 1-1 L6 | | | 1-1 G3 | | | 1-0 3-1 | | 3-3 K | 3 0 0 0 0 0 0 1 0 0 0 0 1 2 0 0 0 0 0 0 0 | | | | | | | | | | | | |
| Inning Stats | R: 0 H: 0 E: 0 K: 1 S: 7 | H: 0 LOB: 1 BB: 1 P: 15 | R: 1 H: 1 E: 0 K: 0 S: 7 | H: 1 LOB: 1 BB: 1 P: 17 | R: 0 H: 0 E: 0 K: 0 S: 5 | H: 0 LOB: 0 BB: 1 P: 12 | R: 0 H: 0 E: 0 K: 0 S: 7 | H: 0 LOB: 1 BB: 1 P: 14 | R: 0 H: 1 E: 0 K: 1 S: 7 | H: 1 LOB: 0 BB: 0 P: 12 | R: 0 H: 0 E: 0 K: 0 S: 6 | H: 0 LOB: 0 BB: 0 P: 11 | R: 0 H: 0 E: 0 K: 0 S: 8 | H: 0 LOB: 0 BB: 0 P: 13 | R: 0 H: 0 E: 0 K: 0 S: 7 | H: 0 LOB: 0 BB: 0 P: 11 | R: 0 H: 1 E: 0 K: 0 S: 6 | H: 1 LOB: 1 BB: 1 P: 12 | R: 0 H: 1 E: 0 K: 1 S: 8 | H: 1 LOB: 2 BB: 1 P: 15 | R: 1 H: 2 E: 0 K: 0 S: 14 | H: 2 LOB: 2 BB: 1 P: 24 | 1B: 5 SF: 0 2B: 4 SAC: 0 3B: 0 DP: 3 HR: 0 HBP: 0 | WP: 0 PA: 42 PB: 0 SB: 0 CS: 2 |
| PITCHER | IP WLS BF H R ER SO BB IBB HBP BLK WP HR S P ERA WHIP | | | | | | | | | | | | | | IP WLS BF H R ER SO BB IBB HBP BLK WP HR S P ERA WHIP | | | | | | | | | |
| Dave Jolly, R ERA: 1.44 Lew Burdette, R ERA: 2.92 | (1, 1) 10.0 36 4 1 1 3 5 1 0 0 0 0 0 68 132 0.90 0.900 | | | | | | | | | | | | | | (11, 1) 1.0 6 2 1 1 0 1 0 0 0 0 0 14 24 9.00 3.000 | | | | | | | | | |

Brooklyn Dodgers @ Milwaukee Braves
 Milwaukee County Stadium, Milwaukee, WI

Sat Jul 17 1954, 4:33 AM EDT
 Att. 39,250 - Unknown

| | |
|-----|----|
| AB | 35 |
| R | 2 |
| H | 6 |
| RBI | 2 |
| BB | 7 |
| SO | 3 |
| LOB | 16 |



livebaseballscorecards.com

| Batter | 1 | 2 | 3 | 4 | 5 | 6 | 7 | 8 | 9 | 10 | 11 | AB | R | H | RBI | BB | SO | LOB | BOTTOM | | | | | | | | |
|---|----------------------------------|----------------------------------|-------------------------------|----------------------------------|------------------------------|----------------------------------|------------------------------|----------------------------------|-------------------------------|----------------------------------|-------------------------------|----------------------------------|------------------------------|----------------------------------|------------------------------|---------------------------------|-------------------------------|----------------------------------|-------------------------------|----------------------------------|-------------------------------|----------------------------------|-----------------------------------|------------------------------------|----------------------------------|--------|--|
| Bill Bruton, L OBP: 0.335, SLG: 0.321 (1, 8) | 4-2 1B BB | 1-1 F3 | | | 1-1 6-3 | | 1-2 SH3-4 1B | | 2-3 K | | 0-2 5-3 | 5 | 1 | 1 | 0 | 1 | 1 | 2 | | | | | | | | | |
| Danny O'Connell, R OBP: 0.315, SLG: 0.350 (1, 4) | 1-2 1B 1B | 0-0 G3 | | | 1-1 E5 FC4-6 | | 1-0 SH3-4 | | 0-0 1B 1B | | 2-2 F8 | 5 | 0 | 2 | 0 | 0 | 0 | 2 | | | | | | | | | |
| Eddie Mathews, L OBP: 0.389, SLG: 0.530 (1, 5) | 1-1 L9 | | | | 1-2 FC4-6 1B 1-2f | | 4-0 IBB | | 1-0 1-3 1B | | 0-1 1B | 5 | 0 | 2 | 0 | 1 | 0 | 3 | | | | | | | | | |
| Hank Aaron, R OBP: 0.326, SLG: 0.459 (1, 7) | 2-2 F7 | | | | 0-0 6-3 1-3 1B | | 1-1 F2 | | 0-1 F8 | | 1-0 L8 | 6 | 0 | 1 | 0 | 0 | 0 | 7 | | | | | | | | | |
| Joe Adcock, R OBP: 0.379, SLG: 0.518 (1, 3) | 0-2 FC6-4 1-2 2-H 1B | | | | 3-2 6-3 | | 0-0 6-3 | | | | 0-2 5-3 | 5 | 0 | 1 | 1 | 0 | 1 | 4 | | | | | | | | | |
| Andy Pafko, R OBP: 0.327, SLG: 0.427 (1, 9) | 0-0 FC6-4 1-2f | | | | 0-0 F9 | | 0-1 F8 | | 0-0 F3 | | 1-3 K | 5 | 0 | 0 | 0 | 0 | 1 | 2 | | | | | | | | | |
| Johnny Logan, R OBP: 0.335, SLG: 0.393 (1, 6) | | 1-1 1B 1B | | | 3-2 2B | | 2-2 6-3 | | 1-2 F8 | | 4-2 1B BB | 4 | 0 | 2 | 0 | 1 | 0 | 0 | | | | | | | | | |
| Del Crandall, R OBP: 0.306, SLG: 0.410 (1, 2) | | 0-3 K | | | 0-0 5-3 | | 2-2 1B | | 0-0 6-3 | | 1-1 DI 1B | 5 | 0 | 2 | 0 | 0 | 1 | 2 | | | | | | | | | |
| Dave Jolly, R OBP: 0.500, SLG: 0.706 George Metkovich, L OBP: 0.354, SLG: 0.352 Lew Burdette, R OBP: 0.152, SLG: 0.119 (1, 1) (10, PH) (11, 1) | | 1-2 1B | | | 2-2 6-3 | | 0-3 K | | 1-1 F3 | | 0-3 K | 4 | 0 | 1 | 0 | 0 | 1 | 2 | | | | | | | | | |
| Inning Stats | R: 1 E: 0 K: 0 S: 17 | H: 2 LOB: 2 BB: 1 P: 25 | R: 0 E: 0 K: 1 S: 11 | H: 2 LOB: 2 BB: 0 P: 14 | R: 0 E: 0 K: 1 S: 7 | H: 0 LOB: 0 BB: 0 P: 12 | R: 0 E: 0 K: 0 S: 8 | H: 1 LOB: 1 BB: 0 P: 13 | R: 0 E: 1 K: 0 S: 11 | H: 1 LOB: 2 BB: 0 P: 17 | R: 0 E: 0 K: 1 S: 14 | H: 1 LOB: 1 BB: 0 P: 18 | R: 0 E: 0 K: 0 S: 7 | H: 1 LOB: 2 BB: 1 P: 14 | R: 0 E: 0 K: 0 S: 6 | H: 0 LOB: 0 BB: 0 P: 7 | R: 0 E: 0 K: 1 S: 12 | H: 2 LOB: 2 BB: 0 P: 16 | R: 0 E: 0 K: 2 S: 15 | H: 1 LOB: 2 BB: 1 P: 21 | R: 0 E: 0 K: 0 S: 10 | H: 1 LOB: 1 BB: 0 P: 13 | 1B: 11 2B: 1 3B: 0 HR: 0 | SF: 0 SAC: 1 DP: 0 HBP: 0 | WP: 0 PB: 0 SB: 0 CS: 0 | PA: 49 | |
| PITCHER | IP | WLS | BF | H | R | ER | SO | BB | IBB | HBP | BLK | WP | HR | S | P | ERA | WHIP | | | | | | | | | | |
| Don Newcombe, R ERA: 4.26 Jim Hughes, R ERA: 3.24 | (1, 1) (10, 1) | 9.0 2.0 | 40 9 | 10 2 | 1 0 | 1 0 | 4 2 | 1 1 | 1 0 | 0 0 | 0 0 | 0 0 | 0 0 | 93 25 | 136 34 | 1.00 0.00 | 1.222 1.500 | | | | | | | | | | |

Brooklyn Dodgers @ Milwaukee Braves
 Milwaukee County Stadium, Milwaukee, WI
 Sat Jul 17 1954, 4:33 AM EDT
 Att. 39,250 - Unknown

AB 45
 R 1
 H 12
 RBI 1
 BB 3
 SO 6
 LOB 26



WP: 0
 PB: 0
 SB: 0
 CS: 0

| Batter | 1 | 2 | 3 | 4 | 5 | 6 | 7 | 8 | 9 | AB R H RBI BB SO LOB | TOP | | | | | | | |
|---|--|---|--|---|---|----|----|----|-----|----------------------|-----------------|--|----|---|---|-----|------|---|
| Gair Allie, R (1, 6) OBP: 0.304, SLG: 0.291 | | | | | | | | | | | 0 0 0 0 0 0 0 0 | Pittsburgh Pirates @ Milwaukee Braves Milwaukee County Stadium, Milwaukee, WI Sun Jul 18 1954, 4:33 AM EDT Unknown livebaseballscorecards.com | | | | | | |
| Eddie Pellagrini, R (1, 4) OBP: 0.269, SLG: 0.258 | | | | | | | | | | | 0 0 0 0 0 0 0 0 | | | | | | | |
| Bob Skinner, L (1, 3) OBP: 0.340, SLG: 0.414 | | | | | | | | | | | 0 0 0 0 0 0 0 0 | | | | | | | |
| Frank Thomas, R (1, 8) OBP: 0.365, SLG: 0.480 | | | | | | | | | | | 0 0 0 0 0 0 0 0 | | | | | | | |
| Sid Gordon, R (1, 7) OBP: 0.404, SLG: 0.359 | | | | | | | | | | | 0 0 0 0 0 0 0 0 | | | | | | | |
| Jack Shepard, R (1, 2) OBP: 0.343, SLG: 0.328 | | | | | | | | | | | 0 0 0 0 0 0 0 0 | | | | | | | |
| Dick Hall, R (1, 9) OBP: 0.324, SLG: 0.335 | | | | | | | | | | | 0 0 0 0 0 0 0 0 | | | | | | | |
| Vic Janowicz, R (1, 5) OBP: 0.208, SLG: 0.188 | | | | | | | | | | | 0 0 0 0 0 0 0 0 | | | | | | | |
| Dick Littlefield, L (1, 1) OBP: 0.167, SLG: 0.188 | 0 0 0 0 0 0 0 0 | AB 0 R 0 H 0 RBI 0 BB 0 SO 0 LOB 0 | | | | | | | | | | | | | | | | |
| Inning Stats | 1B: 0 SF: 0 2B: 0 SAC: 0 3B: 0 DP: 0 HR: 0 HBP: 0 | | WP: 0 PA: 0 PB: 0 SB: 0 CS: 0 | | | | | | | | | | | | | | | |
| PITCHER Warren Spahn, L (1, 1) ERA: 3.53 | IP | WLS | BF | H | R | ER | SO | BB | IBB | HBP | BLK | WP | HR | S | P | ERA | WHIP | PITCHER IP WLS BF H R ER SO BB IBB HBP BLK WP HR S P ERA WHIP |



BOTTOM

Pittsburgh Pirates @ Milwaukee Braves
Milwaukee County Stadium, Milwaukee, WI

Sun Jul 18 1954, 4:38 AM EDT
Att. 29,371 - Unknown

livebaseballscorecards.com

| | |
|-----|----|
| AB | 36 |
| R | 5 |
| H | 10 |
| RBI | 5 |
| BB | 3 |
| SO | 6 |
| LOB | 19 |



| | | | |
|-----|---|-----|----|
| WP: | 0 | PA: | 40 |
| PB: | 0 | SB: | 0 |
| CS: | 0 | | |

AB R H RBI BB SO LOB

| | | | | | | |
|---|---|---|---|---|---|---|
| 5 | 2 | 2 | 0 | 0 | 0 | 0 |
| 4 | 1 | 1 | 0 | 1 | 0 | 2 |
| 5 | 0 | 2 | 2 | 0 | 1 | 5 |
| 5 | 0 | 1 | 2 | 0 | 1 | 4 |
| 4 | 0 | 1 | 0 | 0 | 1 | 2 |
| 1 | 0 | 0 | 0 | 1 | 0 | 0 |
| 1 | 0 | 0 | 0 | 0 | 1 | 0 |
| 3 | 0 | 1 | 1 | 1 | 1 | 1 |
| 1 | 0 | 0 | 0 | 0 | 0 | 1 |
| 3 | 0 | 0 | 0 | 0 | 0 | 4 |
| 0 | 0 | 0 | 0 | 0 | 0 | 0 |
| 0 | 0 | 0 | 0 | 0 | 0 | 0 |
| 0 | 1 | 0 | 0 | 0 | 0 | 0 |
| 0 | 0 | 0 | 0 | 0 | 0 | 0 |
| 0 | 0 | 0 | 0 | 0 | 0 | 0 |
| 1 | 1 | 1 | 0 | 0 | 0 | 0 |
| 0 | 0 | 0 | 0 | 0 | 0 | 0 |
| 1 | 0 | 0 | 0 | 0 | 0 | 0 |
| 0 | 0 | 0 | 0 | 0 | 0 | 0 |
| 0 | 0 | 0 | 0 | 0 | 0 | 0 |
| 1 | 0 | 0 | 0 | 0 | 0 | 1 |

| Batter | 1 | 2 | 3 | 4 | 5 | 6 | 7 | 8 | 9 |
|---|------------------|-----------|-----------------|-------------------------|------------------------|------------|-----------|------------|------------------|
| Jim Pendleton, R OBP: 0.222, SLG: 0.265 (1, 8) (9, 9) | 0-0 1-3 1B | | 0-0 1B 1B | 0-0 1B 1B | | 0-0 6-3 | | | 0-0 E6 1B |
| Danny O'Connell, R OBP: 0.319, SLG: 0.348 (1, 4) | 0-0 6-3 | | 4-0 1B BB | 0-0 B5-4 | | 0-0 4-3 | | | 0-0 FC 1B |
| Eddie Mathews, L OBP: 0.387, SLG: 0.522 (1, 5) | 0-0 1B | | 0-3 K | 0-0 L4-3 1B | | | 0-0 G3 | | 0-0 P6 |
| Hank Aaron, R OBP: 0.323, SLG: 0.453 (1, 7) | 0-3 K | | 0-0 1B BB | 0-0 L4-3 | | | 0-0 P6 | | 0-0 FC 1-2 |
| Joe Adcock, R OBP: 0.374, SLG: 0.508 (1, 3) | | 0-0 G3 | 0-3 K | | 0-0 4-3 SH 1B | | | 0-0 5-3 | |
| Andy Pafko, R OBP: 0.328, SLG: 0.424 Bill Bruton, L OBP: 0.333, SLG: 0.318 (8, PH) (9, 8) | | 0-0 P3 | 4-0 BB BB | | 0-0 SH | | | 0-3 K | |
| Johnny Logan, R OBP: 0.336, SLG: 0.397 (1, 6) | | 0-0 1B | 4-0 BB BB | | 0-0 4-3 | | | 0-3 K | |
| Sam Calderone, R OBP: 0.407, SLG: 0.435 Charlie White, L OBP: 0.318, SLG: 0.338 (3, PH) (4, 2) | | 0-0 F7 | 0-0 P6 | | 0-0 F7 | | | 0-0 P5 | |
| Chet Nichols, S Ray Crone, R Bobby Thomson, R Dave Johnson, R Joey Jay, S Jack Dittmer, L Phil Paine, R George Metkovich, L Law Burdette, R Charlie Gornis, L Del Crandall, R | | | 0-0 1B 1B | 0-0 B5-4 1B 1B | | 0-0 F7 | | | 0-3 K |

| Inning Stats | R: 0 | H: 1 | E: 0 | LOB: 1 | K: 1 | BB: 0 | S: 6 | P: 6 |
|--------------|------|------|------|--------|------|-------|-------|-------|
| | R: 0 | H: 1 | E: 0 | LOB: 1 | K: 0 | BB: 0 | S: 4 | P: 4 |
| | R: 3 | H: 3 | E: 0 | LOB: 3 | K: 2 | BB: 3 | S: 10 | P: 22 |
| | R: 2 | H: 3 | E: 0 | LOB: 0 | K: 0 | BB: 0 | S: 5 | P: 5 |
| | R: 0 | H: 1 | E: 0 | LOB: 1 | K: 0 | BB: 0 | S: 4 | P: 4 |
| | R: 0 | H: 0 | E: 0 | LOB: 0 | K: 0 | BB: 0 | S: 3 | P: 3 |
| | R: 0 | H: 0 | E: 0 | LOB: 0 | K: 0 | BB: 0 | S: 3 | P: 3 |
| | R: 0 | H: 0 | E: 0 | LOB: 0 | K: 2 | BB: 0 | S: 7 | P: 7 |
| | R: 0 | H: 1 | E: 1 | LOB: 2 | K: 1 | BB: 0 | S: 7 | P: 7 |

| PITCHER | IP | WLS | BF | H | R | ER | SO | BB | IBB | HBP | BLK | WP | HR | S | P | ERA | WHIP |
|--|-----|-----|----|---|---|----|----|----|-----|-----|-----|----|----|----|----|-------|-------|
| Paul LaPalme, L ERA: 5.97 (1, 1) | 2.2 | | 15 | 5 | 3 | 3 | 3 | 2 | 0 | 0 | 0 | 0 | 0 | 19 | 27 | 10.12 | 2.625 |
| Bob Friend, R ERA: 5.81 (3, 1) | 6.1 | W | 25 | 5 | 2 | 2 | 3 | 1 | 0 | 0 | 0 | 0 | 0 | 30 | 34 | 2.84 | 0.947 |

| Batter | 1 | 2 | 3 | 4 | 5 | 6 | 7 | 8 | 9 | AB R H RBI BB SO LOB | TOP | |
|---|---|---|---|---|---|---|---|---|---|--|---|--|
| Whitey Lockman, L (1, 3) OBP: 0.322, SLG: 0.411 | 0-0 2B | | 0-0 F7 | | | 0-0 F8 | | 0-0 1B | | 4 1 2 0 0 0 0 | New York Giants @ Milwaukee Braves Milwaukee County Stadium, Milwaukee, WI Fri Jul 23 1954, 4:33 AM EDT Att: 45,056 - Unknown | |
| Alvin Dark, R (1, 6) OBP: 0.316, SLG: 0.424 | 0-3 K | | 0-0 4-3 | | | 0-0 FC6 1B | | 0-0 1B | | 4 0 2 0 0 1 1 | | |
| Don Mueller, L (1, 9) OBP: 0.358, SLG: 0.437 | 0-0 2B | | | | 0-0 F6 | | 0-0 FC6 | | 0-0 G6-4-3 | 4 0 1 1 0 0 3 | | |
| Hank Thompson, L (1, 5) OBP: 0.377, SLG: 0.447 | 0-0 F9 | | | | 0-3 K | | 0-0 F8 | | 4-0 1B SF7 BB | 3 1 0 0 1 1 2 | | |
| Dusty Rhodes, L (1, 8) OBP: 0.472, SLG: 0.735 | 0-0 F9 | | | | 0-0 2B | | 0-0 4-1 | | 0-0 F9 | 4 0 1 0 0 0 2 | | |
| Monte Irvin, R (1, 7) OBP: 0.388, SLG: 0.492 | | 4-0 BB | | | 0-0 3-1 | | 0-0 1-3 | | 0-0 1B | 3 0 1 0 1 0 1 | | |
| Davey Williams, R (1, 4) OBP: 0.298, SLG: 0.347 | | | | | | 0-0 F7 | | 0-0 1B | 0-0 SF7 | 3 0 1 1 0 0 1 | | |
| Ray Katt, R (1, 2) OBP: 0.333, SLG: 0.387 | | | | | | 0-0 F3 | | 0-0 G3 | 0-0 F8 | 4 0 0 0 0 0 2 | | |
| Ruben Gomez, R (1, 1) OBP: 0.178, SLG: 0.178 Bill Taylor, L (8, PH) OBP: 0.265, SLG: 0.295 Hoyt Wilhelm, R (8, 1) | | | 0-0 F7 | | | 0-0 6-3 | | 0-0 F9 | | 2 0 0 0 0 0 0 1 0 0 0 0 0 0 0 0 0 0 0 0 0 | | |
| Inning Stats | R: 1 H: 2 E: 0 LOB: 1 K: 1 BB: 0 S: 7 P: 7 | R: 0 H: 0 E: 0 LOB: 0 K: 0 BB: 1 S: 2 P: 6 | R: 0 H: 0 E: 0 LOB: 0 K: 0 BB: 0 S: 3 P: 3 | R: 0 H: 1 E: 0 LOB: 1 K: 1 BB: 0 S: 6 P: 6 | R: 0 H: 0 E: 0 LOB: 0 K: 0 BB: 0 S: 3 P: 3 | R: 0 H: 1 E: 0 LOB: 1 K: 0 BB: 0 S: 4 P: 4 | R: 0 H: 1 E: 0 LOB: 1 K: 0 BB: 0 S: 4 P: 4 | R: 0 H: 2 E: 0 LOB: 1 K: 0 BB: 0 S: 4 P: 4 | R: 1 H: 1 E: 0 LOB: 1 K: 0 BB: 1 S: 4 P: 8 | 1B: 5 SF: 1 2B: 3 SAC: 0 3B: 0 DP: 2 HR: 0 HBP: 0 | WP: 0 PA: 35 PB: 0 SB: 0 CS: 0 | |
| PITCHER Bob Buhl, R (1, 1) ERA: 4.22 | IP WLS BF H R ER SO BB IBB HBP BLK WP HR S P ERA WHIP | 9.0 W 35 8 2 2 2 2 2 0 0 0 0 0 0 37 45 2.00 1.111 | | | | | | | | | | |

livebaseballscorecards.com

| | |
|------------|----|
| AB | 32 |
| R | 2 |
| H | 8 |
| RBI | 2 |
| BB | 2 |
| SO | 2 |
| LOB | 12 |



| Batter | 1 | 2 | 3 | 4 | 5 | 6 | 7 | 8 | 9 | AB | R | H | RBI | BB | SO | LOB |
|--|---------|---------|---------|--------|--------------|-----------|---------|----------------|----------------|----|---|---|-----|----|----|-----|
| Bill Bruton, L (1, 8) OBP: 0.335, SLG: 0.322 | 0-0 F8 | | 0-0 2B | | 0-0 F4 | | | 0-0 SH1-4 1B | | 4 | 0 | 2 | 0 | 0 | 0 | 1 |
| Danny O'Connell, R (1, 4) OBP: 0.314, SLG: 0.340 | 0-0 6-3 | | 0-0 F7 | | | 0-0 E9 1B | | 0-0 SH1-4 1-2 | | 3 | 0 | 1 | 0 | 0 | 0 | 1 |
| Eddie Mathews, L (1, 5) OBP: 0.389, SLG: 0.547 | 0-3 K | | | 0-0 HR | | 0-0 6-3 | | 4-0 G5-4-3 IBB | | 3 | 1 | 1 | 1 | 1 | 1 | 1 |
| Hank Aaron, R (1, 7) OBP: 0.315, SLG: 0.442 | | 0-0 F7 | | 0-0 G3 | | 0-0 F2 | | 0-0 G5-4-3 1-2 | | 4 | 0 | 0 | 0 | 0 | 0 | 3 |
| Joe Adcock, R (1, 3) OBP: 0.370, SLG: 0.515 | | 0-0 HR | | 0-0 F8 | | 0-0 5-3 | | | 0-0 6-3 | 4 | 1 | 1 | 1 | 0 | 0 | 1 |
| Andy Pafko, R (1, 9) OBP: 0.327, SLG: 0.422 Jim Pendleton, R (9, PR) OBP: 0.222, SLG: 0.265 | | 0-0 L5 | | 0-0 F4 | | | 0-0 6-3 | | 0-0 1B 1B | 4 | 0 | 1 | 0 | 0 | 0 | 0 |
| Johnny Logan, R (1, 6) OBP: 0.337, SLG: 0.394 | | 0-0 6-3 | | | 0-0 L4-3 1B | | 0-3 K | | 0-3 K 1B | 4 | 0 | 1 | 0 | 0 | 2 | 1 |
| Del Crandall, R (1, 2) OBP: 0.298, SLG: 0.407 | | | 0-0 F7 | | 0-0 L4-3 1-2 | | 0-0 1B | | 0-0 1B 1B | 4 | 0 | 2 | 0 | 0 | 0 | 1 |
| Bob Buhl, R (1, 1) OBP: 0.111, SLG: 0.040 Bobby Thomson, R (9, PH) OBP: 0.800, SLG: 0.750 | | | 0-0 4-3 | | 0-0 1B | | 0-3 K | | 0-0 1-2 2-H 1B | 3 | 0 | 1 | 0 | 0 | 1 | 1 |

| Inning Stats | R: 0 | H: 0 | E: 0 | K: 1 | S: 5 | R: 1 | H: 1 | E: 0 | K: 0 | S: 4 | R: 0 | H: 1 | E: 0 | K: 0 | S: 4 | R: 1 | H: 1 | E: 0 | K: 0 | S: 4 | R: 0 | H: 2 | E: 0 | K: 0 | S: 4 | R: 0 | H: 1 | E: 1 | K: 0 | S: 4 | R: 0 | H: 1 | E: 0 | K: 2 | S: 8 | R: 0 | H: 1 | E: 0 | K: 0 | S: 3 | R: 1 | H: 3 | E: 0 | K: 1 | S: 7 | 1B: 8 | SF: 0 | 2B: 2 | 3B: 0 | HR: 2 | SAC: 1 | DP: 2 | HBP: 0 | WP: 1 | PA: 36 |
|--------------|------|------|------|------|------|------|------|------|------|------|------|------|------|------|------|------|------|------|------|------|------|------|------|------|------|------|------|------|------|------|------|------|------|------|------|------|------|------|------|------|------|------|------|------|------|-------|-------|-------|-------|-------|--------|-------|--------|-------|--------|
|--------------|------|------|------|------|------|------|------|------|------|------|------|------|------|------|------|------|------|------|------|------|------|------|------|------|------|------|------|------|------|------|------|------|------|------|------|------|------|------|------|------|------|------|------|------|------|-------|-------|-------|-------|-------|--------|-------|--------|-------|--------|

| PITCHER | IP | WLS | BF | H | R | ER | SO | BB | IBB | HBP | BLK | WP | HR | S | P | ERA | WHIP |
|-------------------------------------|-----|-----|----|---|---|----|----|----|-----|-----|-----|----|----|----|----|------|-------|
| Ruben Gomez, R (1, 1) ERA: 3.18 | 7.0 | | 27 | 7 | 2 | 2 | 3 | 0 | 0 | 0 | 0 | 1 | 2 | 33 | 33 | 2.57 | 1.000 |
| Hoyt Wilhelm, R (8, 1) ERA: 3.11 | 1.2 | L | 9 | 4 | 1 | 1 | 1 | 0 | 1 | 0 | 0 | 0 | 0 | 10 | 14 | 5.40 | 2.400 |

BOTTOM

New York Giants @ Milwaukee Braves
Milwaukee County Stadium, Milwaukee, WI

Fri Jul 23 1954, 4:33 AM EDT
Att. 45,056 - Unknown

livebaseballscorecards.com

| | |
|-----|----|
| AB | 34 |
| R | 3 |
| H | 11 |
| RBI | 3 |
| BB | 1 |
| SO | 4 |
| LOB | 10 |



| Batter | 1 | 2 | 3 | 4 | 5 | 6 | 7 | 8 | 9 | AB R H RBI BB SO LOB | TOP | | | | | | | | | | | |
|---|--|---------------------------------|------------------------------|---------------------------------|------------------------------|---------------------------------|------------------------------|---------------------------------|------------------------------|---------------------------------|------------------------------|---------------------------------|------------------------------|---------------------------------|------------------------------|---------------------------------|------------------------------|---------------------------------|----------------------------------|------------------------------------|----------------------------------|--------|
| Whitey Lockman, L (1, 3) OBP: 0.323, SLG: 0.410 | 0-0 4-3 | | 0-0 1B | | 0-0 F2 | | 0-0 FC6-4 1B | | 0-0 1-3 | 5 0 2 0 0 0 0 | | | | | | | | | | | | |
| Alvin Dark, R (1, 6) OBP: 0.313, SLG: 0.420 | 0-0 6-3 | | 0-0 F5 | | 0-0 F8 | | 0-0 FC6-4 1-2f | | | 4 0 0 0 0 0 2 | | | | | | | | | | | | |
| Don Mueller, L (1, 9) OBP: 0.359, SLG: 0.438 | 0-0 1B | | | 0-0 F6 | | 0-0 FC4-6 1B | | 0-0 F8 | | 4 0 2 0 0 0 0 | | | | | | | | | | | | |
| Monte Irvin, R (1, 7) OBP: 0.389, SLG: 0.492 | 0-0 6-3 | | | 0-0 E4 F9 1B | | 0-0 FC4-6 1-2f BB | | 0-0 HR 1B | | 4 2 2 0 0 0 2 | | | | | | | | | | | | |
| Willie Mays, R (1, 8) OBP: 0.399, SLG: 0.706 | | 0-0 G1-6-3 1B | | 4-0 F9 1B BB | | 4-0 1-2 BB | | 0-0 1-H HR | | 2 2 2 2 2 0 0 | | | | | | | | | | | | |
| Davey Williams, R (1, 4) OBP: 0.294, SLG: 0.342 | | 0-0 G1-6-3 1-2f | | 0-0 F9 1-2 2-3 | | 0-0 F4 | | 0-0 4-3 | | 4 0 0 0 0 0 5 | | | | | | | | | | | | |
| Hank Thompson, L (1, 5) OBP: 0.375, SLG: 0.444 | | 0-3 K | | 0-0 2-H 3-H 1B | | 0-0 3-1 | | 0-3 K | | 4 0 1 2 0 2 2 | | | | | | | | | | | | |
| Wes Westrum, R (1, 2) OBP: 0.309, SLG: 0.335 | | | 0-0 F4 | | 0-0 F6 | | 0-3 K | | 0-3 K | 4 0 0 0 0 2 1 | | | | | | | | | | | | |
| Don Liddle, L (1, 1) OBP: 0.250, SLG: 0.182 | | | 0-3 K | | 0-0 F7 | | 0-0 6-3 | | 0-3 K | 2 0 0 0 0 0 1 0 | | | | | | | | | | | | |
| Bobby Hofman, R (7, PH) OBP: 0.229, SLG: 0.435 | | | | | | | | | | 1 0 0 0 0 0 0 0 | | | | | | | | | | | | |
| Ramon Montant, R (7, 1) OBP: 0.095, SLG: 0.095 | | | | | | | | | | 0 0 0 0 0 0 0 0 | | | | | | | | | | | | |
| Al Corwin, R (7, 1) OBP: 0.095, SLG: 0.095 | | | | | | | | | | 0 0 0 0 0 0 0 0 | | | | | | | | | | | | |
| Marv Grissom, R (8, 1) OBP: 0.095, SLG: 0.095 | | | | | | | | | | 0 0 0 0 0 0 0 0 | | | | | | | | | | | | |
| Ray Katt, F (9, PH) OBP: 0.330, SLG: 0.383 | | | | | | | | | | 1 0 0 0 0 0 1 0 | | | | | | | | | | | | |
| Inning Stats | R: 0 E: 0 K: 0 S: 4 | H: 1 LOB: 1 BB: 0 P: 4 | R: 0 E: 0 K: 1 S: 5 | H: 1 LOB: 0 BB: 0 P: 5 | R: 0 E: 0 K: 1 S: 6 | H: 1 LOB: 1 BB: 0 P: 6 | R: 2 E: 1 K: 0 S: 5 | H: 2 LOB: 1 BB: 1 P: 9 | R: 0 E: 0 K: 0 S: 3 | H: 0 LOB: 0 BB: 0 P: 3 | R: 0 E: 0 K: 0 S: 4 | H: 1 LOB: 2 BB: 1 P: 8 | R: 0 E: 0 K: 1 S: 6 | H: 1 LOB: 1 BB: 0 P: 6 | R: 2 E: 0 K: 1 S: 7 | H: 2 LOB: 0 BB: 0 P: 7 | R: 0 E: 0 K: 2 S: 7 | H: 0 LOB: 0 BB: 0 P: 7 | 1B: 8 2B: 0 3B: 0 HR: 1 | SF: 0 SAC: 0 DP: 1 HBP: 0 | WP: 0 PB: 0 SB: 0 CS: 0 | PA: 37 |
| PITCHER Warren Spahn, L (1, 1) ERA: 3.44 | IP: 9.0 WLS: W BF: 37 H: 9 R: 4 ER: 4 SO: 6 BB: 2 IBB: 0 HBP: 0 BLK: 0 WP: 0 HR: 1 S: 47 P: 55 ERA: 4.00 WHIP: 1.222 | | | | | | | | | | | | | | | | | | | | | |

New York Giants @ Milwaukee Braves
Milwaukee County Stadium, Milwaukee, WI

Sat Jul 24 1954, 4:33 AM EDT
Att: 37,768 - Unknown

livebaseballscorecards.com

| | |
|-----|----|
| AB | 35 |
| R | 4 |
| H | 9 |
| RBI | 4 |
| BB | 2 |
| SO | 6 |
| LOB | 12 |



| Batter | 1 | 2 | 3 | 4 | 5 | 6 | 7 | 8 | 9 |
|--|--------------------------|---------------------|----------------------|------------------------|--------------------------|-------------------------|-------------------------------|-------------------------|---|
| Jim Pendleton, R (1, 8) <small>OBP: 0.223, SLG: 0.265</small> Bill Bruton, L (7, 8) <small>OBP: 0.337, SLG: 0.325</small> | 0-3 K | | 0-0 HR 1B | | 0-0 F9 | 0-0 6-3 | | 0-0 1B | |
| Danny O'Connell, R (1, 4) <small>OBP: 0.318, SLG: 0.346</small> | 0-0 FC3-6 1B | | 0-0 F9 | | 0-0 S 2B | | 0-0 G4-6-3 BB 1B | 0-0 F9 | |
| Eddie Mathews, L (1, 5) <small>OBP: 0.393, SLG: 0.556</small> | 0-0 FC3-6 1-2f | | 0-0 1-H HR | | 4-0 2-3 BB | | 4-0 1-2 BB | | |
| Hank Aaron, R (1, 7) <small>OBP: 0.312, SLG: 0.437</small> | 0-0 F9 | | 0-0 F7 | | 0-0 F7 | | 0-0 G4-6-3 1-2f 2-3 | | |
| Joe Adcock, R (1, 3) <small>OBP: 0.369, SLG: 0.512</small> | | 0-0 F8 | | 0-0 6-3 | | 0-0 SH5-4 1B | 0-0 5-3 | | |
| Andy Pafko, R (1, 9) <small>OBP: 0.330, SLG: 0.423</small> | | 4-0 CS BB | | 0-0 FC6-4 1B | | 0-0 SH5-4 2-3 | | 0-0 F9 | |
| Johnny Logan, R (1, 6) <small>OBP: 0.333, SLG: 0.389</small> | | 0-3 K 1-2 | | 0-0 F8 | | 0-3 K | | 0-0 6-3 | |
| Del Crandall, R (1, 2) <small>OBP: 0.304, SLG: 0.418</small> | | | 0-0 1B 3B | | 0-0 FC6-4 1-2f | | 4-0 1B IBB | 0-0 BB 1B | |
| Warren Spahn, L (1, 1) <small>OBP: 0.344, SLG: 0.404</small> | | | 0-0 F8 | | 0-0 F2 | | 0-0 1-3 3-H 1B | 4-0 1-2 1B BB | |

| Inning Stats | R: 0 E: 0 K: 1 S: 6 | H: 1 LOB: 1 BB: 0 P: 6 | R: 0 E: 0 K: 1 S: 4 | H: 0 LOB: 1 BB: 1 P: 8 | R: 3 E: 0 K: 0 S: 6 | H: 3 LOB: 0 BB: 0 P: 6 | R: 0 E: 0 K: 0 S: 4 | H: 1 LOB: 1 BB: 0 P: 4 | R: 0 E: 0 K: 0 S: 4 | H: 1 LOB: 2 BB: 1 P: 8 | R: 1 E: 1 K: 1 S: 7 | H: 2 LOB: 2 BB: 1 P: 11 | R: 0 E: 0 K: 0 S: 3 | H: 1 LOB: 1 BB: 1 P: 7 | R: 1 E: 0 K: 0 S: 5 | H: 2 LOB: 2 BB: 1 P: 9 |
|----------------------------------|------------------------------------|----------------------------------|------------------------------|---------------------------------|------------------------------|---------------------------------|------------------------------|---------------------------------|------------------------------|---------------------------------|------------------------------|----------------------------------|------------------------------|---------------------------------|------------------------------|---------------------------------|
| 1B: 8 2B: 2 3B: 1 HR: 1 | SF: 0 SAC: 1 DP: 2 HBP: 0 | WP: 0 PB: 0 SB: 1 CS: 1 | PA: 38 | | | | | | | | | | | | | |

| PITCHER | IP | WLS | BF | H | R | ER | SO | BB | IBB | HBP | BLK | WP | HR | S | P | ERA | WHIP |
|---|-----|-----|----|---|---|----|----|----|-----|-----|-----|----|----|----|----|------|-------|
| Don Liddle, L (1, 1) <small>ERA: 2.57</small> | 6.0 | | 28 | 8 | 4 | 4 | 3 | 2 | 1 | 0 | 0 | 0 | 1 | 31 | 43 | 6.00 | 1.667 |
| Ramon Monzant, R (7, 1) <small>ERA: 4.7</small> | 0.0 | | 2 | 1 | 0 | 0 | 0 | 1 | 0 | 0 | 0 | 0 | 0 | 1 | 5 | ∞ | ∞ |
| Al Corwin, R (7, 1) <small>ERA: 3.68</small> | 1.2 | L | 6 | 1 | 1 | 1 | 0 | 1 | 0 | 0 | 0 | 0 | 0 | 5 | 9 | 5.40 | 1.200 |
| Mary Grissom, R (8, 1) <small>ERA: 2.03</small> | 0.1 | | 2 | 1 | 0 | 0 | 0 | 0 | 0 | 0 | 0 | 0 | 0 | 2 | 2 | 0.00 | 3.000 |


BOTTOM

New York Giants @ Milwaukee Braves
Milwaukee County Stadium, Milwaukee, WI
 Sat Jul 24 1954, 4:33 AM EDT
 Att. 37,768 - Unknown

livebaseballscores.com

| | |
|------------|-----------|
| AB | 32 |
| R | 5 |
| H | 11 |
| RBI | 5 |
| BB | 5 |
| SO | 3 |
| LOB | 17 |



| Batter | 1 | 2 | 3 | 4 | 5 | 6 | 7 | 8 | 9 | AB R H RBI BB SO LOB | TOP | | | | | | | | | | | | | | | | |
|--|---|---------------------------------|------------------------------|---------------------------------|------------------------------|----------------------------------|------------------------------|----------------------------------|------------------------------|---------------------------------|--|---------------------------------|------------------------------|---------------------------------|------------------------------|---------------------------------|------------------------------|---------------------------------|----------------------------------|------------------------------------|----------------------------------|--------|---|-----|----|--|--|
| Whitey Lockman, L (1, 3) OBP: 0.329, SLG: 0.414 | 0-0 E7 1B | | 0-0 2B 1B | 4-0 G6-4-3 BB | | | 0-0 1B 1B | 0-0 E3 | | 4 2 3 0 1 0 1 | <p>New York Giants @ Milwaukee Braves Milwaukee County Stadium, Milwaukee, WI</p> <p>Sun Jul 25 1954, 4:33 AM EDT Att: 44,279 - Unknown</p> <p>livebaseballscorecards.com</p> <table border="1"> <tr><td>AB</td><td>36</td></tr> <tr><td>R</td><td>5</td></tr> <tr><td>H</td><td>10</td></tr> <tr><td>RBI</td><td>5</td></tr> <tr><td>BB</td><td>4</td></tr> <tr><td>SO</td><td>3</td></tr> <tr><td>LOB</td><td>21</td></tr> </table>  | AB | 36 | R | 5 | H | 10 | RBI | 5 | BB | 4 | SO | 3 | LOB | 21 | | |
| AB | 36 | | | | | | | | | | | | | | | | | | | | | | | | | | |
| R | 5 | | | | | | | | | | | | | | | | | | | | | | | | | | |
| H | 10 | | | | | | | | | | | | | | | | | | | | | | | | | | |
| RBI | 5 | | | | | | | | | | | | | | | | | | | | | | | | | | |
| BB | 4 | | | | | | | | | | | | | | | | | | | | | | | | | | |
| SO | 3 | | | | | | | | | | | | | | | | | | | | | | | | | | |
| LOB | 21 | | | | | | | | | | | | | | | | | | | | | | | | | | |
| Alvin Dark, R (1, 6) OBP: 0.312, SLG: 0.417 | 0-3 K | | 0-0 F8 | 0-0 G6-4-3 1-2f | | | 0-0 1B 1B | 0-0 F9 | | 5 0 1 0 0 1 8 | | | | | | | | | | | | | | | | | |
| Don Mueller, L (1, 9) OBP: 0.357, SLG: 0.437 | 0-0 F8 | | 0-0 1B 2B | | | | 0-0 F5 | | 0-0 4-3 | 5 1 1 1 0 0 3 | | | | | | | | | | | | | | | | | |
| Hank Thompson, L (1, 5) OBP: 0.373, SLG: 0.440 | 0-0 F9 | | 0-0 FC4 1B | | | | 0-0 F9 | | 0-0 F2 | 5 0 1 2 0 0 3 | | | | | | | | | | | | | | | | | |
| Willie Mays, R (1, 8) OBP: 0.396, SLG: 0.699 | | 0-3 K | 0-0 FC4 1-2f | | | | 0-0 6-3 | | 0-0 F4 | 5 0 1 1 0 1 1 | | | | | | | | | | | | | | | | | |
| Monte Irvin, R (1, 7) OBP: 0.387, SLG: 0.488 | 0-0 5-3 | | | 4-0 1B 1B BB | | | 0-0 F8 | | 0-0 FC6-4 1-2f | 3 1 0 0 1 0 2 | | | | | | | | | | | | | | | | | |
| Davey Williams, R (1, 4) OBP: 0.294, SLG: 0.341 | 0-0 6-3 | | | 0-0 SH5-4 1B 1B | | | 0-0 F9 | | 0-0 F6 | 4 0 1 0 0 0 0 | | | | | | | | | | | | | | | | | |
| Wes Westrum, R (1, 2) OBP: 0.319, SLG: 0.343 | | | 4-0 1B 2B BB | | | | 0-0 1B | | 4-0 E BB | 2 1 2 1 1 0 0 | | | | | | | | | | | | | | | | | |
| Dusty Rhodes, L (8, PH) OBP: 0.481, SLG: 0.735 | | | | 0-0 SH5-4 1B | | | | | | 0 0 0 0 1 0 0 | | | | | | | | | | | | | | | | | |
| Ray Katt, R (8, 2) OBP: 0.330, SLG: 0.383 | | | | 0-0 SH5-4 1B | | | | | | 0 0 0 0 0 0 0 | | | | | | | | | | | | | | | | | |
| Johnny Antonelli, L (1, 1) OBP: 0.188, SLG: 0.254 | | | 0-0 F9 | 0-0 SH5-4 | | | 0-3 K | | 0-0 F7 | 1 0 0 0 0 0 1 | | | | | | | | | | | | | | | | | |
| Jim Hearn, R (4, 1) OBP: 0.200, SLG: 0.250 | | | | | | | | | | 1 0 0 0 0 1 1 | | | | | | | | | | | | | | | | | |
| Ruben Gomez, R (6, 1) OBP: 0.178, SLG: 0.178 | | | | | | | | | | 0 0 0 0 0 0 0 | | | | | | | | | | | | | | | | | |
| Bill Taylor, L (8, PH) OBP: 0.260, SLG: 0.289 | | | | | | | | | | 1 0 0 0 0 0 1 | | | | | | | | | | | | | | | | | |
| Windy McCall, L (8, 1) OBP: 0.260, SLG: 0.289 | | | | | | | | | | 0 0 0 0 0 0 0 | | | | | | | | | | | | | | | | | |
| Inning Stats | R: 0 E: 1 K: 1 S: 6 | H: 1 LOB: 1 BB: 0 P: 6 | R: 0 E: 0 K: 1 S: 5 | H: 0 LOB: 0 BB: 0 P: 5 | R: 3 E: 0 K: 0 S: 6 | H: 3 LOB: 1 BB: 1 P: 10 | R: 1 E: 0 K: 0 S: 4 | H: 2 LOB: 2 BB: 2 P: 12 | R: 0 E: 0 K: 0 S: 3 | H: 0 LOB: 0 BB: 0 P: 3 | R: 0 E: 0 K: 1 S: 6 | H: 1 LOB: 1 BB: 0 P: 6 | R: 1 E: 0 K: 0 S: 6 | H: 3 LOB: 2 BB: 0 P: 6 | R: 0 E: 1 K: 0 S: 4 | H: 0 LOB: 2 BB: 1 P: 8 | R: 0 E: 0 K: 0 S: 3 | H: 0 LOB: 0 BB: 0 P: 3 | 1B: 9 2B: 1 3B: 0 HR: 0 | SF: 0 SAC: 1 DP: 1 HBP: 0 | WP: 0 PB: 0 SB: 0 CS: 0 | PA: 41 | | | | | |
| PITCHER | IP WLS BF H R ER SO BB IBB HBP BLK WP HR S P ERA WHIP | | | | | | | | | | | | | | | | | | | | | | | | | | |
| Jim Wilson, R (1, 1) ERA: 3.28 | 3.0 | | 17 | 6 | 4 | 4 | 2 | 2 | 0 | 0 | 0 | 0 | 0 | 19 | 27 | 12.00 | 2.667 | | | | | | | | | | |
| Chet Nichols, L (4, 1) ERA: 3.89 | 1.0 | | 3 | 0 | 0 | 0 | 0 | 1 | 0 | 0 | 0 | 0 | 0 | 2 | 6 | 0.00 | 1.000 | | | | | | | | | | |
| Dave Jolly, R (5, 1) ERA: 1.47 | 5.0 | W | 21 | 4 | 1 | 1 | 1 | 1 | 0 | 0 | 0 | 0 | 0 | 22 | 26 | 1.80 | 1.000 | | | | | | | | | | |

BOTTOM

New York Giants @ Milwaukee Braves
Milwaukee County Stadium, Milwaukee, WI

livebaseballscorecards.com

AB 32
R 7
H 12
RBI 7
BB 6
SO 4
LOB 17



WP: 0 PA: 39
PB: 0
SB: 1
CS: 0


Sun Jul 25 1954, 4:33 AM EDT
Att. 44,279 - Unknown

| AB | R | H | RBI | BB | SO | LOB |
|--------|--------|-------|--------|----|----|-----|
| 2 | 0 | 1 | 0 | 0 | 0 | 0 |
| 3 | 1 | 2 | 0 | 0 | 0 | 2 |
| 3 | 0 | 0 | 1 | 1 | 1 | 1 |
| 3 | 1 | 1 | 1 | 2 | 1 | 0 |
| 4 | 1 | 1 | 0 | 0 | 0 | 5 |
| 2 | 1 | 0 | 0 | 2 | 1 | 0 |
| 4 | 2 | 3 | 3 | 0 | 0 | 0 |
| 3 | 0 | 1 | 1 | 1 | 0 | 2 |
| 4 | 1 | 3 | 1 | 0 | 0 | 2 |
| 1 | 0 | 0 | 0 | 0 | 0 | 1 |
| 0 | 0 | 0 | 0 | 0 | 0 | 0 |
| 1 | 0 | 0 | 0 | 0 | 0 | 2 |
| 2 | 0 | 0 | 0 | 0 | 1 | 2 |
| 1B: 10 | SF: 1 | WP: 0 | PA: 39 | | | |
| 2B: 1 | SAC: 0 | PB: 0 | | | | |
| 3B: 0 | DP: 3 | SB: 1 | | | | |
| HR: 1 | HBP: 0 | CS: 0 | | | | |

| Batter | 1 | 2 | 3 | 4 | 5 | 6 | 7 | 8 | 9 |
|--|----------------|----------------|---|------------------------------------|---------------------------|--|---------------------------|---------------------------|---|
| Jim Pendleton, R (1, 8) OBP: 0.228, SLG: 0.269 Bill Bruton, L (5, PH) OBP: 0.340, SLG: 0.331 (6, 8) | 0-0 F8 | | 0-0 BB BB 1-2 1B | | 0-0 5-3 1B | 0-0 G6-3 1-2f | | 0-0 S SF8 2B | |
| Danny O'Connell, R (1, 4) OBP: 0.316, SLG: 0.344 | 0-0 1-3 | | 4-0 FC5 BB 1-2 2-3 BB | | 0-0 5-3 1-2 | | 0-3 K | 0-0 SF8 2-H | |
| Eddie Mathews, L (1, 5) OBP: 0.396, SLG: 0.554 | 0-0 6-3 | | 4-0 BB BB BB BB 1-2 2-3 3-H BB | | 4-0 G6-4-3 BB | | 0-0 E8 1B 1B | 0-3 K | |
| Hank Aaron, R (1, 7) OBP: 0.311, SLG: 0.435 | | 0-0 5-3 | 0-0 FC5 2-3f | | 0-0 G6-4-3 1-2f | | 0-0 1B 1B | | |
| Joe Adcock, R (1, 3) OBP: 0.370, SLG: 0.509 | | 0-3 K | | 0-0 F5 | | 4-0 BB BB BB BB 1B 1B BB | | 4-0 1B IBB | |
| Andy Pafko, R (1, 9) OBP: 0.335, SLG: 0.436 | 0-0 F9 | | | 0-0 HR | | 0-0 1B 1B 1-3 1B | | 1-2 2-H 3-H 1B | |
| Johnny Logan, R (1, 6) OBP: 0.335, SLG: 0.389 | | | 0-0 6-3 | 4-0 BB BB BB BB 1B BB | | 0-0 FC3-6 1-3 3-H 1B 1B | | 0-0 F5 | |
| Del Crandall, R (1, 2) OBP: 0.311, SLG: 0.423 | | | 0-0 BB BB 1B 1B | 0-0 G5-4-3 1-2 1B | | 0-0 FC3-6 1-2 3-H 1B | | 0-0 F5 | |
| Jim Wilson, R (1, 1) OBP: 0.241, SLG: 0.286 Chet Nichols, S (4, 1) OBP: 0.120, SLG: 0.120 Bobby Thomson, R (4, PH) OBP: 0.667, SLG: 0.600 Dave Jolly, R (5, 1) OBP: 0.450, SLG: 0.632 | | | 0-0 F4 | 0-0 G5-4-3 1-2f | | 0-0 FC3-6 G6-3 1-2f 2-3 | | 0-3 K | |

| Inning | R | H | E | K | S | H | LOB | BB | P |
|--------|---|---|---|---|---|---|-----|----|----|
| 1 | 0 | 0 | 0 | 0 | 3 | 0 | 0 | 0 | 3 |
| 2 | 0 | 0 | 0 | 1 | 5 | 0 | 0 | 0 | 5 |
| 3 | 1 | 2 | 0 | 0 | 5 | 2 | 3 | 2 | 13 |
| 4 | 1 | 2 | 0 | 0 | 4 | 1 | 1 | 0 | 8 |
| 5 | 0 | 1 | 0 | 0 | 3 | 1 | 1 | 0 | 7 |
| 6 | 2 | 3 | 0 | 0 | 5 | 3 | 1 | 0 | 9 |
| 7 | 2 | 3 | 1 | 1 | 8 | 2 | 2 | 1 | 12 |
| 8 | 1 | 1 | 0 | 2 | 8 | 0 | 0 | 0 | 8 |
| 9 | 0 | 0 | 0 | 0 | 0 | 0 | 0 | 0 | 0 |

| PITCHER | IP | WLS | BF | H | R | ER | SO | BB | IBB | HBP | BLK | WP | HR | S | P | ERA | WHIP |
|--|-----|-----|----|---|---|----|----|----|-----|-----|-----|----|----|----|----|-------|-------|
| Johnny Antonelli, L (1, 1) ERA: 2.27 | 3.1 | | 17 | 4 | 2 | 2 | 1 | 3 | 0 | 0 | 0 | 0 | 1 | 16 | 28 | 5.40 | 2.100 |
| Jim Hearn, R (4, 1) ERA: 4.18 | 1.2 | | 8 | 3 | 2 | 2 | 0 | 2 | 0 | 0 | 0 | 0 | 0 | 6 | 14 | 10.80 | 3.000 |
| Ruben Gomez, R (6, 1) ERA: 3.27 | 2.0 | L | 10 | 4 | 2 | 2 | 1 | 0 | 1 | 0 | 0 | 0 | 0 | 11 | 15 | 9.00 | 2.000 |
| Windy McCall, L (8, 1) ERA: 3.15 | 1.0 | | 4 | 1 | 1 | 1 | 2 | 0 | 0 | 0 | 0 | 0 | 0 | 8 | 8 | 9.00 | 1.000 |

| Batter | 1 | 2 | 3 | 4 | 5 | 6 | 7 | 8 | 9 | AB | R | H | RBI | BB | SO | LOB | TOP | | |
|---|-----|-----|----|---|---|----|----|----|-----|-----|-------|--------|-------|-------|----|--|------|--|---|
| Bill Bruton, L (1, 8) <small>OBP: 0.340, SLG: 0.331</small> | | | | | | | | | | | 0 | 0 | 0 | 0 | 0 | 0 | 0 | Milwaukee Braves @ Pittsburgh Pirates Forbes Field, Pittsburgh, PA Mon Jul 26 1954, 3:33 AM EDT Att. 6,850 - Unknown livebaseballscorecards.com | |
| Danny O'Connell, R (1, 4) <small>OBP: 0.316, SLG: 0.344</small> | | | | | | | | | | | 0 | 0 | 0 | 0 | 0 | 0 | 0 | | 0 |
| Eddie Mathews, L (1, 5) <small>OBP: 0.396, SLG: 0.554</small> | | | | | | | | | | | 0 | 0 | 0 | 0 | 0 | 0 | 0 | | 0 |
| Hank Aaron, R (1, 7) <small>OBP: 0.311, SLG: 0.435</small> | | | | | | | | | | | 0 | 0 | 0 | 0 | 0 | 0 | 0 | | 0 |
| Joe Adcock, R (1, 3) <small>OBP: 0.370, SLG: 0.509</small> | | | | | | | | | | | 0 | 0 | 0 | 0 | 0 | 0 | 0 | | 0 |
| Andy Pafko, R (1, 9) <small>OBP: 0.335, SLG: 0.436</small> | | | | | | | | | | | 0 | 0 | 0 | 0 | 0 | 0 | 0 | | 0 |
| Johnny Logan, R (1, 6) <small>OBP: 0.335, SLG: 0.389</small> | | | | | | | | | | | 0 | 0 | 0 | 0 | 0 | 0 | 0 | | 0 |
| Del Crandall, R (1, 2) <small>OBP: 0.311, SLG: 0.423</small> | | | | | | | | | | | 0 | 0 | 0 | 0 | 0 | 0 | 0 | | 0 |
| Gene Conley, R (1, 1) <small>OBP: 0.200, SLG: 0.220</small> | 0 | 0 | 0 | 0 | 0 | 0 | 0 | 0 | 0 | 0 | 0 | 0 | 0 | 0 | 0 | AB 0 R 0 H 0 RBI 0 BB 0 SO 0 LOB 0  | | | |
| Inning Stats | | | | | | | | | | | 1B: 0 | SF: 0 | WP: 0 | PA: 0 | | | | | |
| | | | | | | | | | | | 2B: 0 | SAC: 0 | PB: 0 | | | | | | |
| | | | | | | | | | | | 3B: 0 | DP: 0 | SB: 0 | | | | | | |
| | | | | | | | | | | | HR: 0 | HBP: 0 | CS: 0 | | | | | | |
| PITCHER Bob Purkey, R (1, 1) <small>ERA: 4.35</small> | IP | WLS | BF | H | R | ER | SO | BB | IBB | HBP | BLK | WP | HR | S | P | ERA | WHIP | PITCHER IP WLS BF H R ER SO BB IBB HBP BLK WP HR S P ERA WHIP | |
| | 0.0 | L | 0 | 0 | 0 | 0 | 0 | 0 | 0 | 0 | 0 | 0 | 0 | 0 | 0 | ∞ | ∞ | | |

| Batter | 1 | 2 | 3 | 4 | 5 | 6 | 7 | 8 | 9 | 10 | AB R H RBI BB SO LOB | TOP | | | | | | | | | | | | | | | | | | |
|--|---|---------------------------------|------------------------------|---------------------------------|------------------------------|----------------------------------|------------------------------|---------------------------------|------------------------------|---------------------------------|--|---------------------------------|------------------------------|---------------------------------|------------------------------|---------------------------------|------------------------------|---------------------------------|-----------------------------------|------------------------------------|----------------------------------|--------|--|--|--|--|--|--|--|--|
| Bill Bruton, L (1, 8) OBP: 0.344, SLG: 0.340 | 0-0 F7 | | 4-0 BB | | 0-0 F9 | | 0-0 F2 | | 0-0 FC6-4 | 0-3 K | 5 0 2 1 1 1 2 | | | | | | | | | | | | | | | | | | | |
| Danny O'Connell, R (1, 4) OBP: 0.318, SLG: 0.354 | 0-0 1B | | 4-3 BB | | 0-3 K | | 0-0 CS | | 0-0 FC6-4 | | 5 1 2 0 0 1 4 | | | | | | | | | | | | | | | | | | | |
| Eddie Mathews, L (1, 5) OBP: 0.402, SLG: 0.549 | 0-0 1B | | 4-3 | | 0-0 F9 | | 4-0 CS | | 0-0 F7 | | 4 1 1 0 1 0 4 | | | | | | | | | | | | | | | | | | | |
| Hank Aaron, R (1, 7) OBP: 0.318, SLG: 0.449 | 0-0 1B | | 4-0 BB | | 0-0 6-3 | | 0-0 CS | 0-3 K | | 0-0 HR | 4 1 2 2 1 1 1 | | | | | | | | | | | | | | | | | | | |
| Joe Adcock, R (1, 3) OBP: 0.368, SLG: 0.506 | 0-0 1B | | 4-0 BB | | 0-0 BB | | 0-0 F7 | | 0-0 F8 | 0-0 F7 | 4 0 1 1 1 0 0 | | | | | | | | | | | | | | | | | | | |
| Andy Paiko, R (1, 9) OBP: 0.336, SLG: 0.433 | 0-0 G3-2 | | 0-0 F9 | | 0-0 BB | | 0-0 4-3 | | 0-0 P4 | 0-0 1B | 5 1 1 0 0 0 5 | | | | | | | | | | | | | | | | | | | |
| Johnny Logan, R (1, 6) OBP: 0.336, SLG: 0.384 | | 0-0 5-3 | | 0-0 6-3 | | 4-0 BB | | 0-0 BB | 0-0 1B | 0-0 1B | 4 1 2 0 1 0 0 | AB 39 | | | | | | | | | | | | | | | | | | |
| Del Crandall, R (1, 2) OBP: 0.311, SLG: 0.417 | | 4-0 BB | | 0-0 5-3 | | 0-0 F7 | | 0-0 F7 | 0-0 SH3-4 | 0-0 2B | 3 0 1 1 1 0 1 | R 5 | | | | | | | | | | | | | | | | | | |
| Warren Spahn, L (1, 1) George Metkovich, L (7, PH) Ernie Johnson, R (7, 1) Charlie White, L (9, PH) Jim Pendleton, R (9, PR) Chet Nichols, S (9, 1) | | 0-0 G3-6-1 | | 0-0 4-3 | | 0-0 3-1 | | 0-0 1B | 0-0 1B | 0-0 4-3 | 2 0 0 0 0 0 1 1 0 0 0 0 0 0 0 0 0 0 0 0 0 1 0 1 0 0 0 0 0 0 0 0 0 0 0 1 0 0 0 0 0 2 | H 13 | | | | | | | | | | | | | | | | | | |
| Inning Stats | R: 2 E: 0 K: 0 S: 6 | H: 4 LOB: 1 BB: 0 P: 6 | R: 0 E: 0 K: 0 S: 2 | H: 0 LOB: 0 BB: 1 P: 6 | R: 0 E: 0 K: 0 S: 3 | H: 0 LOB: 3 BB: 3 P: 15 | R: 0 E: 0 K: 1 S: 3 | H: 0 LOB: 0 BB: 0 P: 3 | R: 0 E: 0 K: 1 S: 6 | H: 1 LOB: 1 BB: 0 P: 6 | R: 0 E: 0 K: 0 S: 3 | H: 0 LOB: 1 BB: 1 P: 7 | R: 0 E: 0 K: 0 S: 5 | H: 0 LOB: 0 BB: 0 P: 5 | R: 1 E: 0 K: 0 S: 6 | H: 3 LOB: 2 BB: 0 P: 6 | R: 2 E: 0 K: 1 S: 9 | H: 4 LOB: 2 BB: 0 P: 9 | 1B: 10 2B: 3 3B: 0 HR: 1 | SF: 0 SAC: 1 DP: 2 HBP: 0 | WP: 0 PB: 0 SB: 2 CS: 2 | PA: 47 | | | | | | | | |
| PITCHER | IP WLS BF H R ER SO BB IBB HBP BLK WP HR S P ERA WHIP | | | | | | | | | | | | | | | | | | | | | | | | | | | | | |
| Bob Friend, R (1, 1) ERA: 5.45 | 8.1 | L | 9 | 4 | 2 | 2 | 1 | 0 | 0 | 0 | 0 | 0 | 0 | 0 | 1 | 11 | 11 | 10.80 | 2.400 | | | | | | | | | | | |
| Johnny Hetki, R (9, 1) ERA: 5.96 | 1.2 | | | | | | | | | | | | | | | | | | | | | | | | | | | | | |

Milwaukee Braves @ Pittsburgh Pirates
 Forbes Field, Pittsburgh, PA
 Thu Jul 29 1954, 3:33 AM EDT
 Att: 2,259 - Unknown

livebaseballscorecards.com

AB 39
 R 5
 H 13
 RBI 5
 BB 6
 SO 3
 LOB 20



| Batter | 1 | 2 | 3 | 4 | 5 | 6 | 7 | 8 | 9 | AB R H RBI BB SO LOB | TOP |
|--|--|---|--|---|--|---|--|--|---|--|---|
| Bill Bruton, L (1, 8) OBP: 0.342, SLG: 0.338 | 2-3 | | 1-0 F4 | 0-0 F8 | | 0-0 HR 1B | | | 2-3 | 5 1 1 1 0 2 2 | |
| Danny O'Connell, R (1, 4) OBP: 0.319, SLG: 0.363 | 2-2 F7 | | 0-2 6-3 | | 3-1 1-3 | 1-0 HR | | | 3-2 1B | 5 1 2 3 0 0 1 | |
| Eddie Mathews, L (1, 5) OBP: 0.402, SLG: 0.544 | 4-1 PO BB | | | 4-0 HR BB | 1-3 K | 3-3 | | | 3-1 F5 | 3 1 0 0 2 2 1 | |
| Hank Aaron, R (1, 7) OBP: 0.319, SLG: 0.449 | 1-1 PO 1-2 | 2-2 E7 | | 1-0 F4 | 0-1 2B 1B | | | | 2-2 1B | 5 1 2 0 0 0 1 | |
| Joe Adcock, R (1, 3) OBP: 0.371, SLG: 0.518 | | | 3-2 F6 | | 2-2 HR 1-H | 2-0 2B 1-H | | | 1-2 CS 1B | 5 1 3 3 0 1 3 | |
| Andy Pafko, R (1, 9) OBP: 0.338, SLG: 0.433 | | | 1-3 K | | 0-1 E5 3B 1B | 0-1 FC4-6 1B 1-2 | | | 3-3 K | 4 1 2 0 0 2 2 | |
| Johnny Logan, R (1, 6) OBP: 0.335, SLG: 0.388 | | | 2-3 K | | 2-1 1B 2-H 3B | 0-3 K | | | 3-3 K | 4 1 1 1 0 3 2 | |
| Del Crandall, R (1, 2) OBP: 0.313, SLG: 0.416 | | | | 4-0 SH3-4 BB | 1-2 SH3-4 1B 3-H | 2-2 FC4-6 1B 1-2f | | | 1-0 6-3 | 3 1 1 1 1 0 1 | |
| Bob Buhl, R (1, 1) OBP: 0.111, SLG: 0.040 Ernie Johnson, R (1, 1) OBP: 0.286, SLG: 0.286 | | | 0-1 SH3-4 | 1-0 SH3-4 | | 1-2 HR 1B | | | 1-3 K | 0 0 0 0 0 0 0 2 1 1 0 0 1 0 | |
| Inning Stats | R: 0 H: 0 E: 0 LOB: 0 K: 1 BB: 1 S: 9 P: 18 | R: 0 H: 0 E: 1 LOB: 1 K: 2 BB: 0 S: 13 P: 21 | R: 0 H: 0 E: 0 LOB: 1 K: 0 BB: 1 S: 6 P: 11 | R: 4 H: 4 E: 1 LOB: 1 K: 0 BB: 1 S: 18 P: 29 | R: 1 H: 2 E: 0 LOB: 1 K: 1 BB: 0 S: 8 P: 14 | R: 4 H: 4 E: 0 LOB: 0 K: 2 BB: 0 S: 18 P: 25 | R: 0 H: 1 E: 0 LOB: 1 K: 1 BB: 0 S: 9 P: 14 | R: 0 H: 0 E: 0 LOB: 0 K: 2 BB: 0 S: 7 P: 12 | R: 0 H: 2 E: 0 LOB: 2 K: 2 BB: 0 S: 17 P: 28 | 1B: 9 SF: 0 2B: 2 SAC: 2 3B: 1 DP: 1 HR: 2 HBP: 0 | WP: 0 PA: 42 PB: 0 SB: 0 CS: 1 |
| PITCHER Carl Erskine, R (1, 1) ERA: 3.75 Ben Wade, R (6, 1) ERA: 7.78 Pete Wojey, R (8, 1) ERA: 2.63 | IP WLS BF H R ER SO BB IBB HBP BLK WP HR S P ERA WHIP 5.0 L 23 6 5 5 4 3 0 0 0 0 0 1 54 93 9.00 1.800 2.0 10 5 4 4 3 0 0 0 0 0 0 1 27 39 18.00 2.500 2.0 8 2 0 0 0 4 0 0 0 0 0 0 24 40 0.00 1.000 | PITCHER IP WLS BF H R ER SO BB IBB HBP BLK WP HR S P ERA WHIP | | | | | | | | | |

Milwaukee Braves @ Brooklyn Dodgers
 Ebbets Field, Brooklyn, NY
 Fri Jul 30 1954, 3:33 AM EDT
 Att. 19,617 - Unknown

livebaseballscorecards.com

| | |
|-----|----|
| AB | 36 |
| R | 9 |
| H | 13 |
| RBI | 9 |
| BB | 3 |
| SO | 11 |
| LOB | 13 |



| Batter | 1 | 2 | 3 | 4 | 5 | 6 | 7 | 8 | 9 | AB | R | H | RBI | BB | SO | LOB |
|---|-----------------|------------|------------|----------|-------------------|---|---------------|---------------------|---|----|---|---|-----|----|----|-----|
| Jim Gilliam, S OBP: 0.346, SLG: 0.421 (1, 4) | 1-1 6-3 | 2-2 4-3 | | | 1-1 B1 | | 0-1 G4-6-3 | | | 4 | 0 | 0 | 0 | 0 | 0 | 2 |
| Pee Wee Reese, R OBP: 0.392, SLG: 0.458 (1, 6) | 3-2 WP 1B | | 4-2 BB | | 4-2 BB | | | 2-1 L7 | | 2 | 1 | 1 | 0 | 2 | 0 | 0 |
| Duke Snider, L OBP: 0.444, SLG: 0.680 (1, 8) | 2-2 1B PB | | 1-1 4-3 | | 2-3 K | | | 0-0 F4 | | 4 | 1 | 1 | 1 | 0 | 1 | 2 |
| Gil Hodges, R OBP: 0.375, SLG: 0.577 (1, 3) | 1-3 K | | 1-1 F2 | | 1-2 F7 | | | 1-2 F8 | | 4 | 0 | 0 | 0 | 0 | 1 | 2 |
| Sandy Amoros, L OBP: 0.274, SLG: 0.416 (1, 7) | 1-2 PB 3B | | 1-0 F8 | | 0-0 L6-3 1B | | | 2-1 4-3 | | 4 | 1 | 2 | 0 | 0 | 0 | 1 |
| Jackie Robinson, R OBP: 0.414, SLG: 0.517 (1, 5) | 1-2 3B | | 0-1 F5 | | 1-0 L6-3 | | | 3-1 F8 | | 4 | 0 | 1 | 1 | 0 | 0 | 1 |
| Carl Furillo, R OBP: 0.354, SLG: 0.403 (1, 9) | 2-0 6-3 | | 0-0 F4 | | 0-1 1B BB | | | 3-2 6-3 | | 3 | 0 | 0 | 0 | 1 | 0 | 1 |
| Roy Campanella, R OBP: 0.266, SLG: 0.423 (1, 2) | | 3-2 1-3 | | 3-3 K | | | 0-1 F3 | | | 3 | 0 | 0 | 0 | 0 | 1 | 1 |
| Carl Erskine, R OBP: 0.185, SLG: 0.167 (1, 1) | | 0-2 F3 | | | 0-1 6-3 | | | 0-0 G4-6-3 1B | | 1 | 0 | 0 | 0 | 0 | 0 | 0 |
| Billy Cox, R OBP: 0.296, SLG: 0.316 (5, PH) | | | | | | | | | | 1 | 0 | 0 | 0 | 0 | 0 | 0 |
| Ben Wade, R (6, 1) | | | | | | | | | | 0 | 0 | 0 | 0 | 0 | 0 | 0 |
| Walt Moryn, L OBP: 0.377, SLG: 0.474 (7, PH) | | | | | | | | | | 1 | 0 | 1 | 0 | 0 | 0 | 0 |
| Pete Wojey, R (8, 1) | | | | | | | | | | 0 | 0 | 0 | 0 | 0 | 0 | 0 |

| Inning Stats | R: 3 | H: 4 | E: 0 | K: 1 | S: 19 | H: 4 | LOB: 1 | BB: 0 | P: 30 | R: 0 | H: 0 | E: 0 | K: 0 | S: 10 | H: 0 | LOB: 0 | BB: 0 | P: 15 | R: 0 | H: 0 | E: 0 | K: 0 | S: 7 | H: 0 | LOB: 1 | BB: 1 | P: 14 | R: 0 | H: 0 | E: 0 | K: 1 | S: 6 | H: 0 | LOB: 0 | BB: 0 | P: 9 | R: 0 | H: 0 | E: 0 | K: 1 | S: 10 | H: 0 | LOB: 1 | BB: 1 | P: 17 | R: 0 | H: 1 | E: 0 | K: 0 | S: 5 | H: 1 | LOB: 0 | BB: 0 | P: 7 | R: 0 | H: 1 | E: 0 | K: 0 | S: 6 | H: 1 | LOB: 1 | BB: 1 | P: 10 | R: 0 | H: 0 | E: 0 | K: 0 | S: 6 | H: 0 | LOB: 0 | BB: 0 | P: 9 | R: 0 | H: 0 | E: 0 | K: 0 | S: 9 | H: 0 | LOB: 0 | BB: 0 | P: 17 | 1B: 5 | SF: 0 | 2B: 1 | SAC: 0 | 3B: 1 | DP: 2 | HR: 0 | HBP: 0 | WP: 2 | PA: 34 |
|--------------------------------------|------|------|------|------|-------|------|--------|-------|-------|------|------|------|------|-------|------|--------|-------|-------|------|------|------|------|------|------|--------|-------|-------|------|------|------|------|------|------|--------|-------|------|------|------|------|------|-------|------|--------|-------|-------|------|------|------|------|------|------|--------|-------|------|------|------|------|------|------|------|--------|-------|-------|------|------|------|------|------|------|--------|-------|------|------|------|------|------|------|------|--------|-------|-------|-------|-------|-------|--------|-------|-------|-------|--------|-------|--------|
| PITCHER | IP | WLS | BF | H | R | ER | SO | BB | IBB | HBP | BLK | WP | HR | S | P | ERA | WHIP | | | | | | | | | | | | | | | | | | | | | | | | | | | | | | | | | | | | | | | | | | | | | | | | | | | | | | | | | | | | | | | | | | | | | | | | | | |
| Bob Buhl, R ERA: 4.52 (1, 1) | 0.2 | | 6 | 4 | 3 | 3 | 1 | 0 | 0 | 0 | 0 | 1 | 0 | 18 | 27 | 40.50 | 6.000 | | | | | | | | | | | | | | | | | | | | | | | | | | | | | | | | | | | | | | | | | | | | | | | | | | | | | | | | | | | | | | | | | | | | | | | | | | |
| Ernie Johnson, R ERA: 2.88 (1, 1) | 8.1 | W | 28 | 2 | 0 | 0 | 2 | 3 | 0 | 0 | 0 | 0 | 0 | 60 | 101 | 0.00 | 0.600 | | | | | | | | | | | | | | | | | | | | | | | | | | | | | | | | | | | | | | | | | | | | | | | | | | | | | | | | | | | | | | | | | | | | | | | | | | |


BOTTOM

Milwaukee Braves @ Brooklyn Dodgers
Ebbets Field, Brooklyn, NY

Fri Jul 30 1954, 3:33 AM EDT
Att. 19,617 - Unknown

livebaseballscorecards.com

| | |
|-----|----|
| AB | 31 |
| R | 3 |
| H | 6 |
| RBI | 2 |
| BB | 3 |
| SO | 3 |
| LOB | 10 |



| Batter | 1 | 2 | 3 | 4 | 5 | 6 | 7 | 8 | 9 | AB R H RBI BB SO LOB | TOP | | | | | | | | | | | |
|---|---|----------------------------------|-------------------------------|----------------------------------|-------------------------------|----------------------------------|------------------------------|---------------------------------|---------------------------------|--|------------------------------|----------------------------------|-------------------------------|----------------------------------|------------------------------|----------------------------------|-------------------------------|----------------------------------|----------------------------------|------------------------------------|----------------------------------|--------|
| Bill Bruton, L (1, 8) OBP: 0.347, SLG: 0.353 | 0-1 F7 | 0-0 2-H 2B | | 2-0 F9 | | 1-1 CS 1B | | 0-0 SH1-3 2B | 2-2 2B | 6 0 4 1 0 0 0 | | | | | | | | | | | | |
| Danny O'Connell, R (1, 4) OBP: 0.315, SLG: 0.358 | 0-1 F7 | 2-0 F7 | | 1-2 6-3 | | 1-3 K | | 1-1 SH1-3 2-3 | 1-1 F9 | 5 0 0 0 0 1 3 | | | | | | | | | | | | |
| Eddie Mathews, L (1, 5) OBP: 0.404, SLG: 0.562 | 2-1 HR | | 1-0 HR | | 4-0 1B HR BB | 1-0 F6 | | 3-3 K | | 4 3 2 2 1 1 2 | | | | | | | | | | | | |
| Hank Aaron, R (1, 7) OBP: 0.320, SLG: 0.451 | 2-0 F7 | | 0-0 F9 | | 2-0 HR 1B | 1-0 CS | 0-0 HR 2B | 1-0 5-3 | | 5 2 2 0 0 0 1 | | | | | | | | | | | | |
| Joe Adcock, R (1, 3) OBP: 0.379, SLG: 0.561 | | 0-0 HR | 0-0 1B 2B | | 0-1 1-H 3-H HR | | 0-0 HR | | 1-0 HR | 5 5 5 7 0 0 0 | | | | | | | | | | | | |
| Andy Pafko, R (1, 9) OBP: 0.342, SLG: 0.449 | | 0-0 1B 2B | 1-2 1B | | 1-1 F3 | | 1-2 HR | | 3-2 E5 1B G6-4-3 | 4 2 3 2 0 0 0 1 1 0 0 0 0 0 | | | | | | | | | | | | |
| Jim Pendleton, R (7, 9) OBP: 0.226, SLG: 0.267 | | | 2-H 1B | | | | | | | | | | | | | | | | | | | |
| Johnny Logan, R (1, 6) OBP: 0.337, SLG: 0.389 | | 3-2 2B 1B | 1-2 F4 | | 4-1 BB | | 2-3 K | | 3-1 G6-4-3 1B WP 1B | 2 1 1 1 1 0 1 2 1 1 0 0 1 0 | | | | | | | | | | | | |
| Roy Smalley, R (6, 6) OBP: 0.385, SLG: 0.583 | | | | | | | | | | | | | | | | | | | | | | |
| Del Crandall, R (1, 2) OBP: 0.309, SLG: 0.410 | 0-1 F7 | | 1-3 K | | 1-0 F2 | | 2-3 K | | 1-0 G6-4-3 1B | 4 0 0 0 0 2 3 1 0 1 0 0 0 0 | | | | | | | | | | | | |
| Sam Calderone, R (7, 2) OBP: 0.429, SLG: 0.458 | | | | | | | | | | | | | | | | | | | | | | |
| Jim Wilson, R (1, 1) OBP: 0.233, SLG: 0.276 | 3-2 6-3 | | | 0-0 F7 | 2-0 F6 | | 1-2 1-3 | | 1-0 G6-4-3 | 1 0 0 0 0 0 1 3 0 0 0 0 0 1 0 0 0 0 0 0 0 1 0 0 0 0 0 2 | | | | | | | | | | | | |
| Lew Burdette, R (2, 1) OBP: 0.145, SLG: 0.118 | | | | | | | | | | | | | | | | | | | | | | |
| Bob Buhl, R (8, 1) OBP: 0.111, SLG: 0.040 | | | | | | | | | | | | | | | | | | | | | | |
| Dave Jolly, R (8, 1) OBP: 0.455, SLG: 0.619 | | | | | | | | | | | | | | | | | | | | | | |
| Inning Stats | R: 1 E: 0 K: 0 S: 7 | H: 1 LOB: 0 BB: 0 P: 11 | R: 3 E: 0 K: 0 S: 12 | H: 4 LOB: 1 BB: 0 P: 20 | R: 2 E: 0 K: 1 S: 13 | H: 3 LOB: 1 BB: 0 P: 17 | R: 0 E: 0 K: 0 S: 5 | H: 0 LOB: 0 BB: 0 P: 8 | R: 3 E: 0 K: 0 S: 8 | H: 2 LOB: 1 BB: 2 P: 22 | R: 0 E: 0 K: 1 S: 6 | H: 1 LOB: 0 BB: 0 P: 10 | R: 3 E: 0 K: 2 S: 14 | H: 3 LOB: 0 BB: 0 P: 20 | R: 0 E: 0 K: 1 S: 7 | H: 1 LOB: 1 BB: 0 P: 12 | R: 3 E: 1 K: 0 S: 13 | H: 4 LOB: 1 BB: 0 P: 25 | 1B: 6 2B: 6 3B: 0 HR: 7 | SF: 0 SAC: 1 DP: 1 HBP: 0 | WP: 1 PB: 0 SB: 0 CS: 1 | PA: 48 |
| PITCHER | IP WLS BF H R ER SO BB IBB HBP BLK WP HR S P ERA WHIP | | | | | | | | | | | | | | | | | | | | | |
| Don Newcombe, R (1, 1) ERA: 4.61 | 1.0 L 7 4 4 4 0 0 0 0 0 0 0 2 12 19 36.00 4.000 | | | | | | | | | | | | | | | | | | | | | |
| Clem Labine, R (2, 1) ERA: 3.36 | 1.0 4 1 0 0 0 0 0 0 0 0 0 7 12 0.00 1.000 | | | | | | | | | | | | | | | | | | | | | |
| Erv Palica, R (3, 1) ERA: 4.81 | 2.1 14 5 5 5 1 2 0 0 0 0 2 24 42 19.29 3.000 | | | | | | | | | | | | | | | | | | | | | |
| Pete Wojey, R (5, 1) ERA: 3.86 | 2.2 11 4 3 3 3 0 0 0 0 0 2 22 35 10.12 1.500 | | | | | | | | | | | | | | | | | | | | | |
| Johnny Podres, L (8, 1) ERA: 4.12 | 2.0 11 5 3 1 1 0 0 0 0 1 1 20 37 4.50 2.500 | | | | | | | | | | | | | | | | | | | | | |

Milwaukee Braves @ Brooklyn Dodgers
 Ebbets Field, Brooklyn, NY
 Sat Jul 31 1954, 3:33 AM EDT
 Att. 12,263 - Unknown

| | |
|-----|----|
| AB | 44 |
| R | 15 |
| H | 19 |
| RBI | 13 |
| BB | 2 |
| SO | 5 |
| LOB | 14 |



BOTTOM

Milwaukee Braves @ Brooklyn Dodgers
Ebbets Field, Brooklyn, NY
Sat Jul 31 1954, 3:33 AM EDT
Att. 12,263 - Unknown

livebaseballscorecards.com

| | |
|-----|----|
| AB | 39 |
| R | 7 |
| H | 16 |
| RBI | 7 |
| BB | 3 |
| SO | 4 |
| LOB | 26 |



| | | | |
|-----|---|-----|----|
| WP: | 0 | PA: | 45 |
| PB: | 0 | | |
| SB: | 0 | | |
| CS: | 1 | | |

AB R H RBI BB SO LOB

4 1 4 0 1 0 0
3 0 1 0 0 0 2
1 0 0 0 1 0 2

4 0 1 1 0 1 4
1 0 0 0 0 0 3

5 1 1 1 0 1 6

5 2 3 0 0 0 0

0 0 0 0 1 0 0
2 1 1 2 0 0 1

5 1 2 1 0 1 1

5 1 1 2 0 1 4

0 0 0 0 0 0 0
0 0 0 0 0 0 0
1 0 0 0 0 0 3
0 0 0 0 0 0 0
1 0 0 0 0 0 0
2 0 2 0 0 0 0

1B: 10 SF: 1
2B: 2 SAC: 0
3B: 1 DP: 2
HR: 3 HBP: 1

| Batter | 1 | 2 | 3 | 4 | 5 | 6 | 7 | 8 | 9 |
|--|-----------------------------------|-----------------------------------|-----------------------------|----------------------|------------|------------|-----------|-----------------|------------------|
| Jim Gilliam, S OBP: 0.353, SLG: 0.429 (1, 4) | 2-1 1B 2B | | 4-2 FC5-4 BB | | 1-0 1B | | 1-2 1B | 3-2 1B | |
| Pee Wee Reese, R OBP: 0.392, SLG: 0.457 Don Zimmer, R OBP: 0.267, SLG: 0.259 (1, 6) (6, 6) | 0-1 G5-4-3 CS 1B | | 2-2 FC5-4 1-3 1-2f | | 1-2 F2 | | 1-2 F8 | 4-2 1B | |
| Duke Snider, L OBP: 0.442, SLG: 0.675 George Shuba, L OBP: 0.254, SLG: 0.298 (1, 8) (8, 7) | 0-0 G5-4-3 1-2 2-H 1B | | 1-0 1-3 | | 1-0 F8 | | 1-3 K | 1-2 F5 | |
| Gil Hodges, R OBP: 0.373, SLG: 0.580 (1, 3) | 0-0 G5-4-3 1-2f 2-3 | | 1-2 4-3 | | | 0-3 K | | HR | 6-3 |
| Sandy Amoros, L OBP: 0.290, SLG: 0.457 (1, 7) (8, 8) | 1-0 CS 3-H | 1-2 1B 2B | | 1-1 L4 | | 1-0 G3 | | 0-1 1B 1B | 1-2 SF8 3B |
| Jackie Robinson, R OBP: 0.418, SLG: 0.517 Don Hoak, R OBP: 0.315, SLG: 0.415 (1, 5) (6, 5) | | 1-0 1B HBP | | 4-2 FC1-4 BB | | 2-2 HR | | 3-2 4-3 | 1-2 SF8 |
| Carl Furillo, R OBP: 0.355, SLG: 0.403 (1, 9) | | 0-0 G4-6-3 1-2 2-3 1B | | 2-2 FC1-4 1-2f | | 3-2 1-3 | | 3-2 HR 1B | 1-3 K |
| Rube Walker, L OBP: 0.277, SLG: 0.307 (1, 2) | | 2-3 K | | 0-0 G3 | | | 0-0 F8 | 0-0 HR | 3-2 F5 |
| Don Newcombe, L OBP: 0.386, SLG: 0.324 Clem Labine, R OBP: 0.371, SLG: 0.466 Walt Moryn, L OBP: 0.267, SLG: 0.214 Erv Palica, R OBP: 0.267, SLG: 0.214 Pete Wojey, R OBP: 0.378, SLG: 0.441 (1, 1) (2, 1) (2, PH) (3, 1) (5, 1) (7, PH) (8, 1) | 2-1 G4-6-3 1-2f | | | | 0-1 1-3 | | 1-1 1B | 0-1 BB 1B | |

| Inning Stats | R: 1 | H: 3 | E: 0 | LOB: 0 | K: 0 | S: 6 | P: 9 | R: 0 | H: 2 | E: 0 | LOB: 2 | K: 1 | S: 10 | P: 16 | R: 0 | H: 0 | E: 0 | LOB: 1 | K: 0 | S: 10 | P: 18 | R: 0 | H: 0 | E: 0 | LOB: 1 | K: 0 | S: 8 | P: 15 | R: 0 | H: 1 | E: 0 | LOB: 1 | K: 0 | S: 7 | P: 10 | R: 1 | H: 1 | E: 0 | LOB: 0 | K: 1 | S: 11 | P: 17 | R: 0 | H: 2 | E: 0 | LOB: 2 | K: 1 | S: 13 | P: 17 | R: 4 | H: 6 | E: 0 | LOB: 3 | K: 0 | S: 24 | P: 42 | R: 1 | H: 1 | E: 0 | LOB: 0 | K: 1 | S: 14 | P: 20 |
|--------------|------|------|------|--------|------|------|------|------|------|------|--------|------|-------|-------|------|------|------|--------|------|-------|-------|------|------|------|--------|------|------|-------|------|------|------|--------|------|------|-------|------|------|------|--------|------|-------|-------|------|------|------|--------|------|-------|-------|------|------|------|--------|------|-------|-------|------|------|------|--------|------|-------|-------|
|--------------|------|------|------|--------|------|------|------|------|------|------|--------|------|-------|-------|------|------|------|--------|------|-------|-------|------|------|------|--------|------|------|-------|------|------|------|--------|------|------|-------|------|------|------|--------|------|-------|-------|------|------|------|--------|------|-------|-------|------|------|------|--------|------|-------|-------|------|------|------|--------|------|-------|-------|

| PITCHER | IP | WLS | BF | H | R | ER | SO | BB | IBB | HBP | BLK | WP | HR | S | P | ERA | WHIP |
|--|-----|-----|----|---|---|----|----|----|-----|-----|-----|----|----|----|-----|------|-------|
| Jim Wilson, R ERA: 3.35 (1, 1) | 1.0 | | 7 | 5 | 1 | 1 | 0 | 0 | 0 | 0 | 0 | 0 | 0 | 11 | 16 | 9.00 | 5.000 |
| Lew Burdette, R ERA: 3.02 (2, 1) | 6.1 | W | 28 | 8 | 5 | 5 | 3 | 2 | 0 | 0 | 0 | 0 | 3 | 64 | 103 | 7.11 | 1.579 |
| Bob Buhl, R ERA: 4.52 (8, 1) | 0.0 | | 2 | 2 | 0 | 0 | 0 | 0 | 0 | 0 | 0 | 0 | 0 | 5 | 8 | ∞ | ∞ |
| Dave Jolly, R ERA: 1.5 (8, 1) | 1.2 | S | 7 | 1 | 1 | 1 | 1 | 1 | 0 | 0 | 0 | 0 | 0 | 23 | 37 | 5.40 | 1.200 |

| Batter | 1 | 2 | 3 | 4 | 5 | 6 | 7 | 8 | 9 | AB R H RBI BB SO LOB | TOP | | | | | | | | | | | |
|--|---|----------------------------------|-------------------------------|----------------------------------|------------------------------|----------------------------------|-------------------------------|----------------------------------|-------------------------------|----------------------------------|------------------------------|---------------------------------|------------------------------|----------------------------------|------------------------------|----------------------------------|------------------------------|----------------------------------|-----------------------------------|------------------------------------|----------------------------------|--------|
| Bill Bruton, L (1, 8) OBP: 0.352, SLG: 0.377 | 0-2 HR | 0-0 1B 3B | | 0-0 1B 3B | 4-2 1B HR BB | 2-1 F4 | | | 3-3 K | 5 4 3 1 1 1 0 | | | | | | | | | | | | |
| Danny O'Connell, R (1, 4) OBP: 0.320, SLG: 0.363 | 2-0 FC6-4 1B | 2-2 3-H 1B | | 2-1 3-H 2B 1B | 2-2 1-3 HR 1B | | | 1-1 1-3 | 0-0 F8 | 6 2 4 2 0 0 0 | | | | | | | | | | | | |
| Eddie Mathews, L (1, 5) OBP: 0.404, SLG: 0.571 | 1-2 F8 | 1-0 F8 | | 3-2 1-H 3B 2B | 1-0 1-H HR | | | 1-0 3-1 | | 5 2 2 4 0 0 2 | | | | | | | | | | | | |
| Hank Aaron, R (1, 7) OBP: 0.316, SLG: 0.445 | 0-1 FC6-4 1-2f | 2-2 5-3 | | 1-1 6-3 | 1-0 F8 | | | 3-2 F8 | | 5 0 0 0 0 0 3 | | | | | | | | | | | | |
| Joe Adcock, R (1, 3) OBP: 0.381, SLG: 0.564 | 1-0 F8 | | 1-0 1B | 1-1 2B | 2-1 3B HBP | | | 2-0 G5-4-3 1B | | 2 1 1 0 0 0 1 | | | | | | | | | | | | |
| George Metkovich, L (4, PR) OBP: 0.367, SLG: 0.379 | | | | | | | | | | 2 1 2 0 0 0 0 | | | | | | | | | | | | |
| Andy Pafko, R (1, 9) OBP: 0.346, SLG: 0.457 | | | | | | | | | | 5 2 3 2 0 1 2 | | | | | | | | | | | | |
| Jim Pendleton, R (8, PR) OBP: 0.226, SLG: 0.267 | | | | | | | | | | 0 0 0 0 0 0 0 | | | | | | | | | | | | |
| Johnny Logan, R (1, 6) OBP: 0.340, SLG: 0.390 | | | | | | | | | | 4 1 2 1 1 0 3 | | | | | | | | | | | | |
| Roy Smalley, R (8, 6) OBP: 0.385, SLG: 0.583 | | | | | | | | | | 0 0 0 0 0 0 0 | | | | | | | | | | | | |
| Del Crandall, R (1, 2) OBP: 0.310, SLG: 0.420 | | | | | | | | | | 5 1 2 4 0 0 3 | | | | | | | | | | | | |
| Sam Calderone, R (9, 2) OBP: 0.429, SLG: 0.458 | | | | | | | | | | 0 0 0 0 0 0 0 | | | | | | | | | | | | |
| Gene Conley, R (1, 1) OBP: 0.186, SLG: 0.203 | | | | | | | | | | 5 0 0 0 0 0 2 | | | | | | | | | | | | |
| Inning Stats | R: 1 E: 0 K: 0 S: 10 | H: 2 LOB: 1 BB: 0 P: 14 | R: 4 E: 0 K: 0 S: 18 | H: 5 LOB: 1 BB: 0 P: 26 | R: 1 E: 0 K: 1 S: 8 | H: 2 LOB: 0 BB: 0 P: 13 | R: 5 E: 0 K: 0 S: 18 | H: 5 LOB: 2 BB: 1 P: 31 | R: 3 E: 0 K: 0 S: 12 | H: 3 LOB: 1 BB: 1 P: 23 | R: 0 E: 0 K: 0 S: 6 | H: 0 LOB: 0 BB: 0 P: 8 | R: 0 E: 0 K: 0 S: 6 | H: 0 LOB: 0 BB: 0 P: 11 | R: 0 E: 0 K: 0 S: 8 | H: 2 LOB: 2 BB: 0 P: 15 | R: 0 E: 0 K: 1 S: 7 | H: 0 LOB: 0 BB: 0 P: 11 | 1B: 11 2B: 2 3B: 3 HR: 3 | SF: 0 SAC: 0 DP: 2 HBP: 1 | WP: 0 PB: 0 SB: 0 CS: 0 | PA: 47 |
| PITCHER | IP WLS BF H R ER SO BB IBB HBP BLK WP HR S P ERA WHIP | | | | | | | | | | | | | | | | | | | | | |
| Russ Meyer, R (1, 1) ERA: 4.09 | 2.0 L 14 8 6 6 0 0 0 0 0 0 0 2 29 42 27.00 4.000 | | | | | | | | | | | | | | | | | | | | | |
| Ben Wade, R (3, 1) ERA: 8.16 | 1.1 7 4 3 3 1 0 0 0 0 0 0 0 16 25 20.25 3.000 | | | | | | | | | | | | | | | | | | | | | |
| Clem Labine, R (4, 1) ERA: 3.97 | 0.2 9 4 5 5 0 2 0 1 0 0 0 1 15 30 67.50 9.000 | | | | | | | | | | | | | | | | | | | | | |
| Preacher Roe, L (5, 1) ERA: 4.37 | 3.0 10 1 0 0 0 0 0 0 0 0 0 0 18 29 0.00 0.333 | | | | | | | | | | | | | | | | | | | | | |
| Don Newcombe, R (8, 1) ERA: 4.53 | 2.0 7 2 0 0 1 0 0 0 0 0 0 0 15 26 0.00 1.000 | | | | | | | | | | | | | | | | | | | | | |

Milwaukee Braves @ Brooklyn Dodgers
Ebbets Field, Brooklyn, NY
 Sun Aug 01 1954, 3:33 AM EDT
 Att. 14,268 - Unknown

| | |
|------------|-----------|
| AB | 44 |
| R | 14 |
| H | 19 |
| RBI | 14 |
| BB | 2 |
| SO | 2 |
| LOB | 16 |



| Batter | 1 | 2 | 3 | 4 | 5 | 6 | 7 | 8 | 9 | AB R H RBI BB SO LOB |
|---|-------------------|-----------------|-----------|------------|---------------|------------------|--------------------|--------------------|---------------|--|
| Jim Gilliam, S OBP: 0.356, SLG: 0.433 (1, 4) | 2-2 G3 | | 2-2 1B | | 0-0 1B 2B | | 0-0 HBP 1B | | 0-0 F3 | 5 1 3 0 0 0 1 |
| Pee Wee Reese, R OBP: 0.394, SLG: 0.459 Don Zimmer, R OBP: 0.250, SLG: 0.241 (1, 6) (7, 6) | 0-0 FC4-6 1B | | 3-2 F9 | | 3-2 2-H 1B | | 2-3 K | | 2-3 K | 3 0 2 1 0 0 0 2 0 0 0 0 2 3 |
| Duke Snider, L OBP: 0.442, SLG: 0.679 (1, 8) | 1-1 FC4-6 1-2f | | 2-1 L3 | | 1-1 4-3 | | 1-0 1-2 2-3 HBP | | 2-1 2-H HR | 4 1 1 2 0 0 2 |
| Jackie Robinson, R OBP: 0.417, SLG: 0.527 Don Hoak, R OBP: 0.312, SLG: 0.411 (1, 5) (7, 5) | 3-2 4-3 | | | 3-1 HR | | 2-3 K | 1-3 K | | 0-1 F4 | 3 1 1 1 0 1 1 2 0 0 0 0 1 3 |
| Sandy Amoros, L OBP: 0.298, SLG: 0.448 (1, 7) | | 4-2 HR BB | | 2-1 4-3 | | 0-1 G3 | | 4-1 F8 SH1-3 BB | | 2 1 0 0 2 0 0 |
| Gil Hodges, R OBP: 0.375, SLG: 0.587 (1, 3) | | 1-0 1-H HR | | 0-0 L6 | | 4-2 BB | | 0-0 SH1-3 | | 2 1 1 2 1 0 0 |
| Walt Moryn, L OBP: 0.364, SLG: 0.443 (1, 9) | | 4-2 L9-3 BB | | 0-1 F7 | | 1-0 F5 | | 0-0 F8 | | 3 0 0 0 1 0 2 |
| Rube Walker, L OBP: 0.267, SLG: 0.293 (1, 2) | | 3-2 L9-3 1-2 | | 2-1 4-3 | | 1-0 F7 | | 1-1 4-3 | | 4 0 0 0 0 0 2 |
| Russ Meyer, S OBP: 0.143, SLG: 0.032 Ben Wade, R OBP: 0.190, SLG: 0.190 Clem Labine, R OBP: 0.217, SLG: 0.190 Preacher Roe, R OBP: 0.396, SLG: 0.457 Johnny Podres, L OBP: 0.396, SLG: 0.457 Don Newcombe, L OBP: 0.400, SLG: 0.343 (1, 1) (3, 1) (4, 1) (5, 1) (7, PH) (8, 1) | | 0-2 G3 | | 1-2 3-1 | | 1-1 HBP 1B 1B | | 1-1 HR PB 1B | | 1 0 1 0 0 0 0 0 0 1 0 1 0 0 0 0 1 1 1 0 0 0 0 |

| Inning Stats | R: 0 | H: 1 | E: 0 | LOB: 1 | K: 0 | BB: 0 | S: 12 | R: 2 | H: 1 | E: 0 | LOB: 0 | K: 0 | BB: 2 | S: 14 | R: 0 | H: 1 | E: 0 | LOB: 0 | K: 0 | BB: 0 | S: 8 | R: 1 | H: 1 | E: 0 | LOB: 0 | K: 0 | BB: 0 | S: 7 | R: 1 | H: 2 | E: 0 | LOB: 1 | K: 0 | BB: 0 | S: 11 | R: 0 | H: 0 | E: 0 | LOB: 1 | K: 1 | BB: 1 | S: 8 | R: 0 | H: 2 | E: 0 | LOB: 3 | K: 2 | BB: 0 | S: 12 | R: 0 | H: 0 | E: 0 | LOB: 1 | K: 0 | BB: 1 | S: 5 | R: 2 | H: 2 | E: 0 | LOB: 0 | K: 1 | BB: 0 | S: 10 | 1B: 6 | SF: 0 | 2B: 2 | SAC: 1 | 3B: 0 | DP: 1 | HR: 3 | HBP: 1 | WP: 0 | PA: 40 |
|--|------|------|------|--------|------|-------|-------|------|------|------|--------|------|-------|-------|------|------|------|--------|------|-------|------|------|------|------|--------|------|-------|------|------|------|------|--------|------|-------|-------|------|------|------|--------|------|-------|------|------|------|------|--------|------|-------|-------|------|------|------|--------|------|-------|------|------|------|------|--------|------|-------|-------|-------|-------|-------|--------|-------|-------|-------|--------|-------|--------|
| PITCHER Gene Conley, R ERA: 2.94 (1, 1) | IP | WLS | BF | H | R | ER | SO | BB | IBB | HBP | BLK | WP | HR | S | P | ERA | WHIP | | | | | | | | | | | | | | | | | | | | | | | | | | | | | | | | | | | | | | | | | | | | | | | | | | | | | | | | |

BOTTOM

Milwaukee Braves @ Brooklyn Dodgers
Ebbets Field, Brooklyn, NY

Sun Aug 01 1954, 3:33 AM EDT
Att. 14,268 - Unknown

| | |
|-----|----|
| AB | 34 |
| R | 6 |
| H | 10 |
| RBI | 6 |
| BB | 4 |
| SO | 4 |
| LOB | 14 |



| Batter | 1 | 2 | 3 | 4 | 5 | 6 | 7 | 8 | 9 | 10 | 11 | 12 | 13 | AB R H RBI BB SO LOB | TOP | | | | | | | | | | | | | | | |
|--|---|---|------------------------------|----------------------------------|-------------------------------|----------------------------------|------------------------------|----------------------------------|------------------------------|----------------------------------|------------------------------|----------------------------------|------------------------------|--|---|---|-------------------------------|----------------------------------|-------------------------------|----------------------------------|------------------------------|----------------------------------|-------------------------------|----------------------------------|-----------------------------------|------------------------------------|----------------------------------|--------|--|--|
| Bill Bruton, L OBP: 0.352, SLG: 0.376 (1, 8) | 1-2 L9 | | 2-2 1B | | | 0-0 F7 | | 0-0 1B | 0-1 L8 | | | 0-2 4-3 | | 6 0 2 0 0 0 3 | | | | | | | | | | | | | | | | |
| Danny O'Connell, R OBP: 0.316, SLG: 0.357 (1, 4) | 0-0 F2 | | 3-1 5-3 | | | 1-3 K | | 0-2 F3 | | 0-0 F6 | | 1-1 3-1 | | 6 0 0 0 0 1 3 | | | | | | | | | | | | | | | | |
| Eddie Mathews, L OBP: 0.401, SLG: 0.563 (1, 5) | 2-3 K | | 3-3 K | | | 2-3 K | | 1-0 L9 | | 4-2 BB | | 2-1 F8 | | 5 0 0 0 1 3 3 | | | | | | | | | | | | | | | | |
| Hank Aaron, R OBP: 0.314, SLG: 0.446 (1, 7) | | 2-0 F8 | | 1-2 6-3 | | | 0-1 F9 | | 2-2 F8 | 0-2 F7 | | | 3-1 3B | 6 0 1 0 0 0 1 | | | | | | | | | | | | | | | | |
| Joe Adcock, R OBP: 0.381, SLG: 0.562 (1, 3) | | 2-2 WP 2B | | 4-2 G6-4-3 BB | | | 2-0 6-3 | | 2-0 F7 | 3-2 6-3 | | | 1-1 5-3 | 5 0 1 0 1 0 2 | | | | | | | | | | | | | | | | |
| Andy Patko, R OBP: 0.348, SLG: 0.458 (1, 9) | | 0-0 1-3 | | 2-1 G6-4-3 1-2f | | | 2-1 1B | | 2-2 1B 1B | | 0-1 SH2-4 1B | | 1-3 K | 6 1 3 0 0 1 3 | | | | | | | | | | | | | | | | |
| Johnny Logan, R OBP: 0.343, SLG: 0.391 (1, 6) | | 4-1 BB | | 2-1 F9 6-3 1B | | | 0-3 K | | 3-2 1B 1B | 1-2 1B | 0-0 SH2-4 | | 1-2 5-3 | 4 0 2 0 1 1 2 | AB 48 R 1 H 12 RBI 1 BB 3 SO 7 LOB 24 | | | | | | | | | | | | | | | |
| Del Crandall, R OBP: 0.312, SLG: 0.420 (1, 2) | | 2-2 5-3 | | 3-2 6-3 1-2 | | | 0-1 FC5-6 1B | | 1-2 1B 1B | | 1-3 K | | | 5 0 2 1 0 1 4 | | | | | | | | | | | | | | | | |
| Jim Wilson, R George Metkovich, L Jim Peacock, R Eino Johanson, L Bobby Thomson, R Warren Spafford, L Orel Martinez, R Bob Bell, R Charlie White, L Dave Jolly, R | | | 1-1 L7 | | 2-1 SAFE F9 | | 0-0 FC5-6 1B | | 3-2 1B 1B | | 0-1 F6 | | | 2 0 0 0 0 0 0 1 1 0 0 0 0 0 0 1 0 0 0 0 0 0 0 0 0 0 0 0 0 0 0 0 1 0 0 1 0 1 0 0 0 0 0 0 0 0 0 0 0 0 0 0 0 | | | | | | | | | | | | | | | | |
| Inning Stats | R: 0 E: 0 K: 1 S: 8 | H: 0 LOB: 0 BB: 0 P: 11 | R: 0 E: 0 K: 0 S: 9 | H: 1 LOB: 2 BB: 1 P: 19 | R: 0 E: 0 K: 1 S: 12 | H: 1 LOB: 1 BB: 0 P: 21 | R: 0 E: 0 K: 0 S: 8 | H: 0 LOB: 0 BB: 1 P: 15 | R: 0 E: 0 K: 2 S: 7 | H: 1 LOB: 0 BB: 0 P: 14 | R: 0 E: 0 K: 1 S: 7 | H: 0 LOB: 0 BB: 0 P: 10 | R: 0 E: 0 K: 0 S: 9 | H: 2 LOB: 2 BB: 0 P: 10 | R: 1 E: 0 K: 0 S: 20 | H: 4 LOB: 3 BB: 0 P: 33 | R: 0 E: 0 K: 0 S: 11 | H: 0 LOB: 1 BB: 1 P: 18 | R: 0 E: 0 K: 1 S: 10 | H: 1 LOB: 1 BB: 0 P: 11 | R: 0 E: 0 K: 0 S: 7 | H: 0 LOB: 0 BB: 0 P: 10 | R: 0 E: 0 K: 1 S: 10 | H: 1 LOB: 1 BB: 0 P: 16 | 1B: 10 2B: 1 3B: 1 HR: 0 | SF: 0 SAC: 1 DP: 1 HBP: 0 | WP: 1 PB: 0 SB: 1 CS: 0 | PA: 52 | | |
| PITCHER | IP WLS BF H R ER SO BB IBB HBP BLK WP HR S P ERA WHIP | IP WLS BF H R ER SO BB IBB HBP BLK WP HR S P ERA WHIP | | | | | | | | | | | | | | IP WLS BF H R ER SO BB IBB HBP BLK WP HR S P ERA WHIP | | | | | | | | | | | | | | |
| Billy Loes, R ERA: 4.43 (1, 1) | 8.2 | 34 | 8 | 1 | 1 | 5 | 2 | 0 | 0 | 0 | 0 | 0 | 0 | 0 | 0 | 1.04 | 1.154 | | | | | | | | | | | | | |
| Jim Hughes, R ERA: 2.95 (9, 1) | 3.1 | 14 | 3 | 0 | 0 | 1 | 1 | 0 | 0 | 0 | 0 | 0 | 0 | 0 | 0 | 0.00 | 1.200 | | | | | | | | | | | | | |
| Pete Wojey, R ERA: 3.63 (13, 1) | 1.0 | 4 | 1 | 0 | 0 | 1 | 0 | 0 | 0 | 0 | 0 | 0 | 0 | 0 | 0 | 0.00 | 1.000 | | | | | | | | | | | | | |

Milwaukee Braves @ Brooklyn Dodgers
Ebbets Field, Brooklyn, NY
Mon Aug 02 1954, 3:33 AM EDT
Att: 6,524 - Unknown

livebaseballscorecards.com




| Batter | 1 | 2 | 3 | 4 | 5 | 6 | 7 | 8 | 9 | 10 | 11 | 12 | 13 | AB R H RBI BB SO LOB |
|---|-------------------------|-----------------------|-----------------------------|-------------------|-----------------|--------------------------------|------------------|------------------------------|--------------------------------|------------------|------------------------|--------------------------|------------------------------|--|
| Jim Gilliam, S OBP: 0.357, SLG: 0.431 (1, 4) | 4-0 BB L4-3 | | 3-2 BB G6-4-3 1B | | 0-1 X F8 | | 3-2 BB 1-3 | | 4-0 BB G3 IBB | | 1-0 BB F6 | 2-2 BB 1-3 | | 5 0 1 0 2 0 3 |
| Pee Wee Reese, R OBP: 0.394, SLG: 0.455 (1, 6) | 0-0 X L4-3 1-2 | | 2-2 BB G6-4-3 1-2f | | | 4-1 BB FC2-5 1B BB | | 4-2 BB G3 1B BB | 1-1 BB G3 | | 3-2 BB S 1B | | 1-2 BB F7 | 5 0 1 0 2 0 4 |
| Duke Snider, L OBP: 0.444, SLG: 0.675 (1, 8) | 0-0 X 1B | | 1-1 BB F7 | | | 0-0 X L9 | | 0-2 BB L9 | 4-0 BB IBB | | 4-2 BB 1B IBB | | 0-2 BB 1B SF7 1B | 5 1 2 0 2 0 2 |
| Gil Hodges, R OBP: 0.376, SLG: 0.584 (1, 3) | 0-0 X 4-3 | | | 2-2 BB 1-3 | | 1-2 BB FC2-5 1B | | 0-0 BB FC5 G3 1B | 1-2 BB F5 | | 1-3 BB K | | 1-0 BB IBB 1B | 7 0 3 0 0 1 6 |
| Sandy Amoros, L OBP: 0.306, SLG: 0.441 (1, 7) (9, 9) (10, 7) | | 2-2 BB 1B 1B | | 0-0 BB B1-3 | | 0-2 BB FC2-5 BB | | 1-0 BB G3 | | 1-1 BB 4-3 | | 0-1 BB SH3-4 1B | 4-0 BB IBB | 6 1 2 0 1 0 4 |
| Jackie Robinson, R OBP: 0.425, SLG: 0.534 (1, 5) | | 1-2 BB 1B F8 | | 1-1 BB 2B | | 4-1 BB FC6-4 BB | | 4-0 BB IBB | | 0-1 BB F9 | | 0-0 BB SH3-4 | 2-1 BB SF7 | 2 0 2 0 2 0 0 1 0 0 1 0 0 0 |
| Billy Cox, R OBP: 0.293, SLG: 0.314 (9, 5) | | 1-3 BB 1B | | | | 1-2 BB 2-3 | | | | | | 1-2 BB | 3-H BB IBB | 4 0 0 0 2 0 9 |
| Carl Furillo, R OBP: 0.355, SLG: 0.399 (1, 9) (9, 7) (10, 9) | | 0-0 BB F5 | | 1-1 BB L4 | | 2-1 BB FC6-4 1-2f | | 0-0 BB FC5 2-3f | | 4-2 BB BB | | 4-0 BB IBB | | 5 0 0 0 1 1 5 |
| Roy Campanella, R OBP: 0.264, SLG: 0.416 (1, 2) | | 1-1 BB F8 | | | 1-0 BB F2 | | 1-1 BB F8 | | 4-2 BB G3 SH1-4 BB | 2-2 BB F8 | | 1-3 BB K | | 3 0 1 1 0 1 0 1 0 0 0 0 1 0 0 0 0 0 1 0 0 0 0 0 0 0 0 0 |
| Billy Loes, R OBP: 0.185, SLG: 0.185 (1, 1) | | 0-0 BB 1B | | | 1-3 BB K | | | | 0-0 BB SH1-4 | | 1-3 BB K | 4-0 BB 1-2 2-3 | | |
| Jim Hughes, R OBP: 0.111, SLG: 0.111 (9, 1) | | | | | | | | | | | | | | |
| Johnny Podres, L OBP: 0.410, SLG: 0.457 (12, PH) | | | | | | | | | | | | | | |
| Pete Wojey, R (13, 1) | | | | | | | | | | | | | | |

| Inning Stats | R: 0 | H: 1 | E: 0 | LOB: 1 | K: 0 | P: 7 | R: 1 | H: 3 | E: 0 | LOB: 2 | K: 0 | P: 10 | R: 0 | H: 1 | E: 0 | LOB: 0 | K: 0 | P: 8 | R: 0 | H: 1 | E: 0 | LOB: 3 | K: 0 | P: 11 | R: 0 | H: 0 | E: 0 | LOB: 0 | K: 0 | P: 15 | R: 0 | H: 1 | E: 0 | LOB: 3 | K: 0 | P: 9 | R: 0 | H: 0 | E: 0 | LOB: 1 | K: 0 | P: 16 | R: 0 | H: 1 | E: 0 | LOB: 2 | K: 2 | P: 12 | R: 0 | H: 1 | E: 0 | LOB: 3 | K: 1 | P: 9 | R: 1 | H: 2 | E: 0 | LOB: 2 | K: 0 | P: 17 | R: 0 | H: 1 | E: 0 | LOB: 3 | K: 1 | P: 20 | R: 1 | H: 2 | E: 0 | LOB: 2 | K: 0 | P: 17 | 1B: 11 | SF: 1 | 2B: 2 | SAC: 2 | 3B: 0 | DP: 2 | HR: 0 | HBP: 0 | WP: 0 | PA: 60 |
|--------------|------|------|------|--------|------|------|------|------|------|--------|------|-------|------|------|------|--------|------|------|------|------|------|--------|------|-------|------|------|------|--------|------|-------|------|------|------|--------|------|------|------|------|------|--------|------|-------|------|------|------|--------|------|-------|------|------|------|--------|------|------|------|------|------|--------|------|-------|------|------|------|--------|------|-------|------|------|------|--------|------|-------|--------|-------|-------|--------|-------|-------|-------|--------|-------|--------|
|--------------|------|------|------|--------|------|------|------|------|------|--------|------|-------|------|------|------|--------|------|------|------|------|------|--------|------|-------|------|------|------|--------|------|-------|------|------|------|--------|------|------|------|------|------|--------|------|-------|------|------|------|--------|------|-------|------|------|------|--------|------|------|------|------|------|--------|------|-------|------|------|------|--------|------|-------|------|------|------|--------|------|-------|--------|-------|-------|--------|-------|-------|-------|--------|-------|--------|

| PITCHER | IP | WLS | BF | H | R | ER | SO | BB | IBB | HBP | BLK | WP | HR | S | P | ERA | WHIP |
|--|-----|-----|----|---|---|----|----|----|-----|-----|-----|----|----|----|----|------|-------|
| Jim Wilson, R ERA: 3.18 (1, 1) | 7.0 | | 28 | 7 | 1 | 1 | 1 | 3 | 0 | 0 | 0 | 0 | 0 | 56 | 92 | 1.29 | 1.429 |
| Ernie Johnson, R ERA: 2.83 (8, 1) | 1.0 | | 6 | 1 | 0 | 0 | 0 | 1 | 1 | 0 | 0 | 0 | 0 | 9 | 18 | 0.00 | 2.000 |
| Chet Nichols, L ERA: 3.79 (9, 1) | 0.1 | | 3 | 0 | 0 | 0 | 0 | 1 | 1 | 0 | 0 | 0 | 0 | 4 | 12 | 0.00 | 3.000 |
| Bob Buhl, R ERA: 4.43 (9, 1) | 1.2 | | 7 | 0 | 0 | 0 | 0 | 1 | 1 | 0 | 0 | 0 | 0 | 15 | 28 | 0.00 | 0.600 |
| Dave Jolly, R ERA: 1.57 (11, 1) | 2.2 | L | 16 | 4 | 1 | 1 | 3 | 1 | 3 | 0 | 0 | 0 | 0 | 30 | 59 | 3.38 | 1.875 |

Milwaukee Braves @ Brooklyn Dodgers
Ebbets Field, Brooklyn, NY
 Mon Aug 02 1954, 3:33 AM EDT
 Att. 6,524 - Unknown

| | |
|-----|----|
| AB | 44 |
| R | 2 |
| H | 12 |
| RBI | 2 |
| BB | 13 |
| SO | 4 |
| LOB | 33 |



| Batter | 1 | 2 | 3 | 4 | 5 | 6 | 7 | 8 | 9 | AB R H RBI BB SO LOB | TOP | | | | | | | | | |
|---|---|---------------------------------|------------------------------|---------------------------------|------------------------------|----------------------------------|------------------------------|---------------------------------|------------------------------|---------------------------------|--|---------------------------------|------------------------------|---------------------------------|------------------------------|---------------------------------|----------------------------------|------------------------------------|----------------------------------|--------|
| Bill Bruton, L (1, 8) OBP: 0.350, SLG: 0.374 | 0-0 6-3 | 0-0 1B | | | 0-0 F8 | 0-0 F5 | | | 0-0 4-3 | 5 0 1 0 0 0 1 | Milwaukee Braves @ Philadelphia Phillies Connie Mack Stadium, Philadelphia, PA Tue Aug 03 1954, 3:33 AM EDT Att: 13,899 - Unknown livebaseballscorecards.com | | | | | | | | | |
| Danny O'Connell, R (1, 4) OBP: 0.312, SLG: 0.353 | 0-0 E5 1B | | 0-0 1-4-3 | | 0-0 F8 | 0-0 FC3-6 1-2f | | 0-0 P5 | 5 0 0 0 0 0 1 | | | | | | | | | | | |
| Eddie Mathews, L (1, 5) OBP: 0.401, SLG: 0.562 | 0-0 F9 | | 4-0 FC4-6 BB | | 0-0 2B | | 0-0 F9 | 4 1 1 0 1 0 1 | | | | | | | | | | | | |
| Hank Aaron, R (1, 7) OBP: 0.318, SLG: 0.451 | 0-0 1-2 1B | | 0-0 FC4-6 1-2f 2B | | 0-0 2B | | 0-0 FC6-4 1B | 4 1 3 1 0 0 1 | | | | | | | | | | | | |
| Joe Adcock, R (1, 3) OBP: 0.362, SLG: 0.564 | 0-0 F7 | | 0-0 2B | | 0-0 1B | | 0-0 F6 | 4 0 2 1 0 0 3 | | | | | | | | | | | | |
| Andy Pafko, R (1, 9) OBP: 0.350, SLG: 0.467 | | 0-0 HR | | 0-3 K2-3 | 0-0 1-2 1B | | 0-0 FC6-4 1-2f | 4 1 2 1 0 1 1 | | | | | | | | | | | | |
| Johnny Logan, R (1, 6) OBP: 0.343, SLG: 0.390 | | 0-0 L6 | | 0-0 F5 | 0-0 F7 | | 0-0 G5-4-3 1B | 4 0 1 0 0 0 2 | | | | | | | | | | | | |
| Del Crandall, R (1, 2) OBP: 0.314, SLG: 0.417 | | 4-0 1B BB | | 4-0 BB | | 0-0 5-3 | 0-0 G5-4-3 1-2f | 2 0 0 0 2 0 1 | | | | | | | | | | | | |
| Warren Spahn, L (1, 1) OBP: 0.329, SLG: 0.371 | | 0-0 F5 | | 0-3 K | 4-0 FC3-6 BB | | 0-0 L4 | 3 0 0 0 1 1 2 | | | | | | | | | | | | |
| Inning Stats | R: 0 E: 1 K: 0 S: 5 | H: 1 LOB: 2 BB: 0 P: 5 | R: 1 E: 0 K: 0 S: 4 | H: 2 LOB: 2 BB: 1 P: 8 | R: 0 E: 0 K: 2 S: 7 | H: 1 LOB: 2 BB: 1 P: 11 | R: 2 E: 0 K: 0 S: 7 | H: 4 LOB: 2 BB: 0 P: 7 | R: 0 E: 0 K: 0 S: 3 | H: 1 LOB: 1 BB: 1 P: 7 | R: 0 E: 0 K: 0 S: 4 | H: 1 LOB: 1 BB: 0 P: 4 | R: 0 E: 0 K: 0 S: 3 | H: 1 LOB: 0 BB: 0 P: 3 | R: 0 E: 0 K: 0 S: 3 | H: 0 LOB: 0 BB: 0 P: 3 | 1B: 6 2B: 3 3B: 0 HR: 1 | SF: 0 SAC: 0 DP: 1 HBP: 0 | WP: 0 PB: 0 SB: 0 CS: 0 | PA: 39 |
| PITCHER | IP WLS BF H R ER SO BB IBB HBP BLK WP HR S P ERA WHIP | | | | | | | | | | | | | | | | | | | |
| Murry Dickson, R (1, 1) ERA: 3.88 | 5.0 L 25 8 3 3 2 3 0 0 0 0 0 1 26 38 5.40 2.200 | | | | | | | | | | | | | | | | | | | |
| Herm Wehmeier, R (6, 1) ERA: 5.38 | 2.0 8 1 0 0 0 1 0 0 0 0 0 0 7 11 0.00 1.000 | | | | | | | | | | | | | | | | | | | |
| Jim Konstanty, R (8, 1) ERA: 3.95 | 2.0 6 1 0 0 0 0 0 0 0 0 0 0 6 6 0.00 0.500 | | | | | | | | | | | | | | | | | | | |

Milwaukee Braves @ Philadelphia Phillies
Connie Mack Stadium, Philadelphia, PA

Tue Aug 03 1954, 3:33 AM EDT
 Att: 13,899 - Unknown

| | |
|-----|----|
| AB | 35 |
| R | 3 |
| H | 10 |
| RBI | 3 |
| BB | 4 |
| SO | 2 |
| LOB | 13 |



| Batter | 1 | 2 | 3 | 4 | 5 | 6 | 7 | 8 | 9 | AB R H RBI BB SO LOB | TOP | | | | | | | | | | | |
|--|--|---------------------------------|------------------------------|---------------------------------|------------------------------|---------------------------------|------------------------------|---------------------------------|------------------------------|---------------------------------|--|---------------------------------|--|----------------------------------|------------------------------|---------------------------------|------------------------------|---------------------------------|----------------------------------|------------------------------------|----------------------------------|--------|
| Bill Bruton, L (1, 8) OBP: 0.349, SLG: 0.373 | 0-0 F8 | | 0-0 4-3 | | 0-0 CS 1B | | | 0-3 K | | 4 0 1 0 0 1 0 | Milwaukee Braves @ Philadelphia Phillies Connie Mack Stadium, Philadelphia, PA Wed Aug 04 1954, 3:33 AM EDT Att: 16,093 - Unknown | | | | | | | | | | | |
| Danny O'Connell, R (1, 4) OBP: 0.312, SLG: 0.354 | 0-0 2B | | 0-0 F8 | | 0-0 CS 1-2 | 0-0 5-3 | | 0-0 F7 | | 4 1 1 0 0 0 0 | | | | | | | | | | | | |
| Eddie Mathews, L (1, 5) OBP: 0.402, SLG: 0.563 | 0-0 6-3 2-H 2B | | 4-0 BB | | | 0-0 F7 | | 0-0 F9 | | 3 0 1 1 1 0 0 | | | | | | | | | | | | |
| Hank Aaron, R (1, 7) OBP: 0.318, SLG: 0.449 | 0-0 6-3 2-3 | | 0-0 L9 | | | 0-0 1B | | 0-0 F8 | | 4 0 1 0 0 0 2 | | | | | | | | | | | | |
| Joe Adcock, R (1, 3) OBP: 0.378, SLG: 0.558 | 0-0 F7 | | | 0-0 F8 | | 0-3 K | | 0-0 F8 | | 4 0 0 0 0 1 2 | | | | | | | | | | | | |
| Andy Pafko, R (1, 9) OBP: 0.346, SLG: 0.462 | | 0-0 6-3 | | 0-3 K | | 0-3 K | | 0-0 F8 | | 4 0 0 0 0 2 0 | | | | | | | | | | | | |
| Johnny Logan, R (1, 6) OBP: 0.340, SLG: 0.387 | | 0-0 P6 | | 0-0 F5 | | 0-3 K | | | | 3 0 0 0 0 1 0 | | | | | | | | | | | | |
| Del Crandall, R (1, 2) OBP: 0.318, SLG: 0.418 | | 0-0 1B | | | 0-3 K | | 1-0 HBP | | | 2 0 1 0 0 1 0 | | | | | | | | | | | | |
| Chet Nichols, S (1, 1) OBP: 0.111, SLG: 0.111 | | 0-3 K | | | 0-3 K | | 0-3 K | | | 1 0 0 0 0 1 1 | | | | | | | | | | | | |
| George Metkovich, L (5, PH) OBP: 0.358, SLG: 0.368 | | | | | | | | | | 1 0 0 0 0 1 0 | | | | | | | | | | | | |
| Bob Buhl, R (5, 1) OBP: 0.111, SLG: 0.040 | | | | | | | | | | 0 0 0 0 0 0 0 | | | | | | | | | | | | |
| Bobby Thomson, R (7, PH) OBP: 0.556, SLG: 0.500 | | | | | | | | | | 1 0 0 0 0 1 1 | | | | | | | | | | | | |
| Ernie Johnson, R (7, 1) OBP: 0.286, SLG: 0.286 | | | | | | | | | | 0 0 0 0 0 0 0 | | | | | | | | | | | | |
| Inning Stats | R: 1 E: 0 K: 0 S: 5 | H: 2 LOB: 1 BB: 0 P: 5 | R: 0 E: 0 K: 1 S: 6 | H: 1 LOB: 1 BB: 0 P: 6 | R: 0 E: 0 K: 0 S: 3 | H: 0 LOB: 1 BB: 1 P: 7 | R: 0 E: 0 K: 1 S: 5 | H: 0 LOB: 0 BB: 0 P: 5 | R: 0 E: 0 K: 1 S: 6 | H: 1 LOB: 0 BB: 0 P: 7 | R: 0 E: 0 K: 1 S: 6 | H: 1 LOB: 1 BB: 0 P: 6 | R: 0 E: 0 K: 3 S: 9 | H: 0 LOB: 1 BB: 0 P: 10 | R: 0 E: 0 K: 1 S: 5 | H: 0 LOB: 0 BB: 0 P: 5 | R: 0 E: 0 K: 0 S: 3 | H: 0 LOB: 0 BB: 0 P: 3 | 1B: 3 2B: 2 3B: 0 HR: 0 | SF: 0 SAC: 0 DP: 0 HBP: 1 | WP: 0 PB: 0 SB: 0 CS: 1 | PA: 34 |
| PITCHER Robin Roberts, R (1, 1) ERA: 2.56 | IP: 9.0 WLS: W BF: 33 H: 5 R: 1 ER: 1 SO: 9 BB: 1 IBB: 0 HBP: 1 BLK: 0 WP: 0 HR: 0 S: 49 P: 54 ERA: 1.00 WHIP: 0.667 | | | | | | | | | | | PITCHER | IP: WLS: BF: H: R: ER: SO: BB: IBB: HBP: BLK: WP: HR: S: P: ERA: WHIP: | | | | | | | | | |

livebaseballscorecards.com

| | |
|------------|-----------|
| AB | 31 |
| R | 1 |
| H | 5 |
| RBI | 1 |
| BB | 1 |
| SO | 9 |
| LOB | 6 |



| Batter | 1 | 2 | 3 | 4 | 5 | 6 | 7 | 8 | 9 | AB R H RBI BB SO LOB | TOP | | | | | | | | | | | |
|---|---|---------------------------------|------------------------------|---------------------------------|------------------------------|---------------------------------|------------------------------|----------------------------------|------------------------------|---------------------------------|------------------------------|---------------------------------|------------------------------|---------------------------------|------------------------------|---------------------------------|------------------------------|---------------------------------|----------------------------------|------------------------------------|----------------------------------|--------|
| Bill Bruton, L (1, 8) OBP: 0.348, SLG: 0.371 | 0-0 G3 | | 0-0 SH3-4 | 0-0 1B | | 0-0 4-3 | | | 0-0 G3 | 4 1 1 1 0 0 0 | | | | | | | | | | | | |
| Danny O'Connell, R (1, 4) OBP: 0.310, SLG: 0.351 | 0-0 1-3 | | 0-0 6-3 | 4-0 1B | | 0-0 F9 | | | 0-0 E1 | 4 1 0 0 1 0 1 | | | | | | | | | | | | |
| Eddie Mathews, L (1, 5) OBP: 0.404, SLG: 0.563 | 4-0 BB | | 0-0 1B | 0-0 1B | | | | | 0-0 F9 | 4 0 2 3 1 0 1 | | | | | | | | | | | | |
| Hank Aaron, R (1, 7) OBP: 0.319, SLG: 0.449 | 0-0 F6 | | 0-0 1B | 0-0 1B | | | | | 0-0 1-4-3 | 5 0 2 1 0 0 2 | | | | | | | | | | | | |
| Joe Adcock, R (1, 3) OBP: 0.377, SLG: 0.554 | | 0-0 F7 | 0-0 F6 | 0-0 FC5-4 | | | | | 0-0 FC5-4 | 4 0 1 0 0 0 4 | | | | | | | | | | | | |
| Andy Pafko, R (1, 9) OBP: 0.345, SLG: 0.459 | | 0-0 5-3 | | 0-0 1B | | 0-0 F1 | | | 0-0 FC5-4 | 4 0 1 0 0 0 1 | | | | | | | | | | | | |
| Johnny Logan, R (1, 6) OBP: 0.337, SLG: 0.383 | | 0-0 F6 | | 0-0 G5-4-3 | | 0-0 F7 | | | 0-0 F8 | 4 0 0 0 0 0 1 | | | | | | | | | | | | |
| Del Crandall, R (1, 2) OBP: 0.320, SLG: 0.426 | | | 0-0 E | 0-0 1B | | 0-3 K | | | 0-0 6-3 | 4 2 2 0 0 1 0 | | | | | | | | | | | | |
| Gene Conley, R (1, 1) OBP: 0.194, SLG: 0.210 | | | 0-0 E4 | 0-0 1B | | | | | 0-0 G3 | 3 2 1 0 0 0 0 | | | | | | | | | | | | |
| Dave Jolly, R (7, 1) OBP: 0.435, SLG: 0.591 | | | 0-0 1B | 1-2 1B | | 0-0 F9 | | | | 1 0 0 0 0 0 0 | | | | | | | | | | | | |
| Inning Stats | R: 0 E: 0 K: 0 S: 3 | H: 0 LOB: 1 BB: 1 P: 7 | R: 0 E: 0 K: 0 S: 3 | H: 0 LOB: 0 BB: 0 P: 3 | R: 2 E: 1 K: 0 S: 7 | H: 3 LOB: 2 BB: 0 P: 7 | R: 4 E: 0 K: 0 S: 8 | H: 6 LOB: 2 BB: 1 P: 12 | R: 0 E: 0 K: 1 S: 5 | H: 0 LOB: 0 BB: 0 P: 5 | R: 0 E: 0 K: 0 S: 3 | H: 0 LOB: 0 BB: 0 P: 3 | R: 0 E: 0 K: 0 S: 4 | H: 1 LOB: 1 BB: 0 P: 4 | R: 0 E: 0 K: 0 S: 3 | H: 0 LOB: 0 BB: 0 P: 3 | R: 0 E: 1 K: 0 S: 4 | H: 0 LOB: 1 BB: 0 P: 4 | 1B: 9 2B: 0 3B: 1 HR: 0 | SF: 0 SAC: 1 DP: 1 HBP: 0 | WP: 0 PB: 0 SB: 0 CS: 0 | PA: 40 |
| PITCHER | IP WLS BF H R ER SO BB IBB HBP BLK WP HR S P ERA WHIP | | | | | | | | | | | | | | | | | | | | | |
| Johnny Antonelli, L (1, 1) ERA: 2.32 | 3.2 L 19 7 5 3 0 1 0 0 0 0 0 0 18 22 7.36 2.182 | | | | | | | | | | | | | | | | | | | | | |
| Al Worthington, R (4, 1) ERA: 3.86 | 0.0 3 2 1 1 0 1 0 0 0 0 0 0 2 6 ∞ ∞ | | | | | | | | | | | | | | | | | | | | | |
| Al Corwin, R (4, 1) ERA: 3.54 | 3.1 11 1 0 0 1 0 0 0 0 0 0 0 13 13 0.00 0.300 | | | | | | | | | | | | | | | | | | | | | |
| Mary Grissom, R (8, 1) ERA: 2.18 | 1.0 3 0 0 0 0 0 0 0 0 0 0 0 3 3 0.00 0.000 | | | | | | | | | | | | | | | | | | | | | |
| Windy McCall, L (9, 1) ERA: 3.0 | 1.0 4 0 0 0 0 0 0 0 0 0 0 0 4 4 0.00 0.000 | | | | | | | | | | | | | | | | | | | | | |

Milwaukee Braves @ New York Giants
Polo Grounds, New York, NY
Fri Aug 06 1954, 3:33 AM EDT
Att: 38,485 - Unknown

livebaseballscorecards.com

| | |
|-----|----|
| AB | 37 |
| R | 6 |
| H | 10 |
| RBI | 5 |
| BB | 2 |
| SO | 1 |
| LOB | 10 |



| Batter | 1 | 2 | 3 | 4 | 5 | 6 | 7 | 8 | 9 | AB R H RBI BB SO LOB | TOP |
|--|---|---|---|---|---|---|---|---|---|---|---|
| Bill Bruton, L (1, 8) <small>OBP: 0.352, SLG: 0.384</small> | 0-0 | | 0-0 | | 0-0 | | 0-0 | | 0-0 | 4 1 3 1 0 0 0 | |
| Danny O'Connell, R (1, 4) <small>OBP: 0.314, SLG: 0.354</small> | 0-0 | | 0-3 | | 0-0 | | 0-0 | | 0-0 | 5 0 3 0 0 1 1 | |
| Eddie Mathews, L (1, 5) <small>OBP: 0.404, SLG: 0.569</small> | 0-0 | | 0-0 | | 0-0 | | 4-0 | | 0-0 | 3 1 1 2 1 0 2 | |
| Hank Aaron, R (1, 7) <small>OBP: 0.317, SLG: 0.446</small> | 0-0 | | 0-0 | | | | 0-0 | | 0-0 | 5 0 1 0 0 0 4 | |
| Joe Adcock, R (1, 3) <small>OBP: 0.375, SLG: 0.550</small> | | 0-0 | 0-0 | | | | 0-0 | | 0-0 | 5 1 1 0 0 0 4 | |
| Andy Pafko, R (1, 9) <small>OBP: 0.345, SLG: 0.458</small> | | 0-0 | | 0-0 | | | 0-0 | | 0-0 | 3 0 1 0 0 0 1 | |
| Johnny Logan, R (1, 6) <small>OBP: 0.336, SLG: 0.382</small> | | 0-0 | | 0-0 | | | 0-0 | | 0-0 | 4 0 1 1 0 0 3 | |
| Del Crandall, R (1, 2) <small>OBP: 0.319, SLG: 0.421</small> | | 4-0 | | 0-0 | | | 0-0 | | 0-0 | 3 0 0 0 1 0 3 | |
| Lew Burdette, R (1, 1) <small>OBP: 0.153, SLG: 0.127</small> Chet Nichols, S (9, 1) <small>OBP: 0.111, SLG: 0.111</small> | | 0-0 | | | 0-3 | | 0-0 | | 0-0 | 4 1 1 0 0 1 2 0 0 0 0 0 0 0 | |
| Inning Stats | R: 1 H: 2 E: 0 LOB: 0 K: 0 BB: 0 S: 4 P: 4 | R: 0 H: 1 E: 0 LOB: 2 K: 0 BB: 1 S: 4 P: 8 | R: 1 H: 2 E: 0 LOB: 1 K: 1 BB: 0 S: 7 P: 7 | R: 0 H: 0 E: 0 LOB: 0 K: 0 BB: 0 S: 3 P: 3 | R: 0 H: 2 E: 0 LOB: 1 K: 1 BB: 0 S: 6 P: 6 | R: 0 H: 0 E: 1 LOB: 2 K: 0 BB: 0 S: 5 P: 5 | R: 0 H: 0 E: 1 LOB: 2 K: 0 BB: 1 S: 4 P: 8 | R: 1 H: 2 E: 0 LOB: 0 K: 0 BB: 0 S: 4 P: 4 | R: 1 H: 3 E: 0 LOB: 2 K: 0 BB: 0 S: 6 P: 6 | 1B: 10 SF: 1 2B: 0 SAC: 2 3B: 0 DP: 2 HR: 2 HBP: 0 | WP: 0 PA: 41 PB: 0 SB: 0 CS: 1 |
| PITCHER Ruben Gomez, R (1, 1) <small>ERA: 3.14</small> Windy McCall, L (9, 1) <small>ERA: 2.98</small> Hoyt Wilhelm, R (9, 1) <small>ERA: 3.18</small> | IP WLS BF H R ER SO BB IBB HBP BLK WP HR S P ERA WHIP 8.0 L 38 12 4 4 2 0 0 0 0 0 0 2 40 48 4.50 1.500 0.1 1 0 0 0 0 0 0 0 0 0 0 0 1 1 0.00 0.000 0.2 2 0 0 0 0 0 0 0 0 0 0 0 0 2 2 0.00 0.000 | PITCHER IP WLS BF H R ER SO BB IBB HBP BLK WP HR S P ERA WHIP | | | | | | | | | |

Milwaukee Braves @ New York Giants
 Polo Grounds, New York, NY
 Sat Aug 07 1954, 3:33 AM EDT
 Att: 21,811 - Unknown

| | |
|------------|----|
| AB | 36 |
| R | 4 |
| H | 12 |
| RBI | 4 |
| BB | 2 |
| SO | 2 |
| LOB | 20 |



BOTTOM

Milwaukee Braves @ New York Giants
Polo Grounds, New York, NY
Sat Aug 07 1954, 3:33 AM EDT
Att. 21,811 - Unknown

livebaseballscorecards.com

AB 33
R 2
H 7
RBI 2
BB 4
SO 3
LOB 20



WP: 0 PA: 39
PB: 0
SB: 0
CS: 0

AB R H RBI BB SO LOB

5 1 1 0 0 0 2

5 0 2 1 0 1 1

4 0 2 0 1 1 4

3 0 0 1 0 0 2

4 0 2 0 0 0 1

2 0 0 0 2 0 3

3 0 0 0 1 0 4

0 1 0 0 0 0 0

3 0 0 0 0 0 1

1 0 0 0 0 0 1

2 0 0 0 0 0 0

0 0 0 0 0 0 0

0 0 0 0 0 0 0

1 0 0 0 0 1 1

1B: 5 SF: 1

2B: 1 SAC: 0

3B: 1 DP: 1

HR: 0 HBP: 1

| Batter | 1 | 2 | 3 | 4 | 5 | 6 | 7 | 8 | 9 |
|---|--------------------|------------|----------------------------|----------------------|-----------------------|------------|----------------------|-----------|-------------------------|
| Davey Williams, R OBP: 0.297, SLG: 0.340 (1, 4) | 0-0 SF8 3B | 0-0 4-3 | | 0-0 FC6-4 1-2f | | | 0-0 F8 | | 0-0 E6 2B 1-2 |
| Alvin Dark, R OBP: 0.319, SLG: 0.441 (1, 6) | 0-0 6-3 | | 0-0 5-3 | | 0-0 G1-6-3 1B | | 0-3 K | | 0-0 2B 1-3 2-H |
| Don Mueller, L OBP: 0.359, SLG: 0.432 (1, 9) | 4-0 1B BB | | 0-0 FC5-4 1B | | 0-0 G1-6-3 1-2f | | 0-0 FC4-6 1B | | 0-3 K |
| Hank Thompson, L OBP: 0.377, SLG: 0.469 (1, 5) | 0-0 SF8 | | 0-0 FC5-4 1B 1-2f | | 0-0 4-3 | | 0-0 FC4-6 1-2f | | |
| Willie Mays, R OBP: 0.392, SLG: 0.672 (1, 8) | 0-0 1-3 1B | | 0-0 1-2 1B | | 0-0 F8 | | 0-0 F2 | | |
| Whitey Lockman, L OBP: 0.331, SLG: 0.403 (1, 3) | 4-0 FC6 IBB | | 0-0 F6 | | 4-0 4-3 BB | | 0-0 F9 | | |
| Monte Irvin, R OBP: 0.373, SLG: 0.463 Al Corwin, R (9, PR) | 0-0 FC6 1-2f | | 0-0 6-3 | | 0-0 4-3 1-2 | | 0-0 E 2B BB | | |
| Ray Katt, R OBP: 0.323, SLG: 0.436 Dusty Rhodes, L OBP: 0.433, SLG: 0.805 (9, PH) | | 0-0 6-3 | | 0-0 F3 | | 0-0 6-3 | | 0-0 F9 | |
| Ruben Gomez, R OBP: 0.200, SLG: 0.241 Windy McCall, L (9, 1) Hoyt Wilhelm, R (9, 1) Bill Taylor, L OBP: 0.268, SLG: 0.340 (9, PH) | | 0-0 1-3 | | 1-0 FC6-4 HBP | | 0-0 1-3 | | 0-3 K | |

| Inning Stats | R: 1 | H: 2 | E: 0 | K: 0 | S: 5 | H: 2 | LOB: 3 | BB: 2 | P: 13 | R: 0 | H: 0 | E: 0 | K: 0 | S: 3 | R: 0 | H: 2 | LOB: 2 | BB: 0 | P: 5 | R: 0 | H: 0 | E: 0 | K: 0 | S: 3 | R: 0 | H: 1 | LOB: 0 | BB: 0 | P: 3 | R: 0 | H: 0 | E: 0 | K: 1 | S: 5 | R: 0 | H: 1 | LOB: 1 | BB: 1 | P: 7 | R: 0 | H: 0 | E: 0 | K: 1 | S: 5 | R: 0 | H: 1 | LOB: 1 | BB: 0 | P: 4 | R: 1 | H: 1 | E: 1 | K: 2 | S: 9 | 1B: 5 | SF: 1 | 2B: 1 | SAC: 0 | 3B: 1 | DP: 1 | HR: 0 | HBP: 1 | WP: 0 | PA: 39 |
|--------------|------|------|------|------|------|------|--------|-------|-------|------|------|------|------|------|------|------|--------|-------|------|------|------|------|------|------|------|------|--------|-------|------|------|------|------|------|------|------|------|--------|-------|------|------|------|------|------|------|------|------|--------|-------|------|------|------|------|------|------|-------|-------|-------|--------|-------|-------|-------|--------|-------|--------|
|--------------|------|------|------|------|------|------|--------|-------|-------|------|------|------|------|------|------|------|--------|-------|------|------|------|------|------|------|------|------|--------|-------|------|------|------|------|------|------|------|------|--------|-------|------|------|------|------|------|------|------|------|--------|-------|------|------|------|------|------|------|-------|-------|-------|--------|-------|-------|-------|--------|-------|--------|

| PITCHER | IP | WLS | BF | H | R | ER | SO | BB | IBB | HBP | BLK | WP | HR | S | P | ERA | WHIP |
|--|-----|-----|----|---|---|----|----|----|-----|-----|-----|----|----|----|----|------|-------|
| Lew Burdette, R ERA: 2.92 (1, 1) | 8.2 | W | 38 | 7 | 2 | 1 | 2 | 3 | 1 | 1 | 0 | 0 | 0 | 37 | 54 | 1.04 | 1.154 |
| Chet Nichols, L ERA: 3.8 (9, 1) | 0.1 | S | 1 | 0 | 0 | 0 | 1 | 0 | 0 | 0 | 0 | 0 | 0 | 3 | 3 | 0.00 | 0.000 |

| PITCHER | IP | WLS | BF | H | R | ER | SO | BB | IBB | HBP | BLK | WP | HR | S | P | ERA | WHIP |
|---------|----|-----|----|---|---|----|----|----|-----|-----|-----|----|----|---|---|-----|------|
|---------|----|-----|----|---|---|----|----|----|-----|-----|-----|----|----|---|---|-----|------|

| Batter | 1 | 2 | 3 | 4 | 5 | 6 | 7 | 8 | 9 | AB R H RBI BB SO LOB | TOP | | | | | | | | | | | |
|---|---|---------------------------------|------------------------------|---------------------------------|------------------------------|----------------------------------|------------------------------|---------------------------------|------------------------------|---------------------------------|------------------------------|---------------------------------|------------------------------|---------------------------------|------------------------------|---------------------------------|------------------------------|----------------------------------|----------------------------------|------------------------------------|----------------------------------|--------|
| Bill Bruton, L (1, 8) OBP: 0.353, SLG: 0.380 | 0-0 F7 | | 0-0 F8 | | 4-0 F8 WP 1B BB | | 0-0 1-3 | | 1-0 S 2B HBP | 3 2 0 0 1 0 1 | | | | | | | | | | | | |
| Danny O'Connell, R (1, 4) OBP: 0.310, SLG: 0.349 | 0-0 F9 | | 0-3 K | | 0-0 F8 | | 0-0 6-3 | | 0-0 F8 | 5 0 0 0 0 1 3 | | | | | | | | | | | | |
| Eddie Mathews, L (1, 5) OBP: 0.411, SLG: 0.580 | 4-0 1B BB | | 4-0 1-2 BB | | 0-0 FC5-4 1B | | | 0-0 HR | 4-0 2B IBB | 2 2 2 2 3 0 0 | | | | | | | | | | | | |
| Hank Aaron, R (1, 7) OBP: 0.320, SLG: 0.450 | 0-0 1-2 1B | | 0-3 K | | 0-0 FC5-4 1-2f | | | 0-0 S 1B | 0-0 1-H 2-H 2B | 5 1 3 2 0 1 3 | | | | | | | | | | | | |
| Joe Adcock, R (1, 3) OBP: 0.375, SLG: 0.548 | 0-0 F7 | | | 0-0 SH1-3 1B | | 0-0 FC5-4 1B | | 0-3 K | 0-0 6-3 | 5 0 2 0 0 1 4 | | | | | | | | | | | | |
| Andy Pafko, R (1, 9) OBP: 0.345, SLG: 0.457 | | 0-0 F8 | | 0-0 SH1-3 1-2 | | 0-0 F9 | | 0-0 2-H 1B | | 3 0 1 1 0 0 1 | | | | | | | | | | | | |
| Johnny Logan, R (1, 6) OBP: 0.333, SLG: 0.378 | | 0-0 F8 | | 0-0 6-3 | | 0-0 FC5-4 1-2f | | 0-0 F7 | | 4 0 0 0 0 0 3 | | | | | | | | | | | | |
| Del Crandall, R (1, 2) OBP: 0.315, SLG: 0.416 | | 0-3 K | | 0-0 5-3 | | 0-0 5-3 | | 0-0 F8 | | 4 0 0 0 0 1 3 | | | | | | | | | | | | |
| Warren Spahn, L (1, 1) OBP: 0.324, SLG: 0.364 | | | 0-0 BB 1B | | 0-0 F8 | | 0-0 1-3 | | 0-3 K | 4 0 1 0 0 1 0 | | | | | | | | | | | | |
| Inning Stats | R: 0 E: 0 K: 0 S: 4 | H: 1 LOB: 2 BB: 1 P: 8 | R: 0 E: 0 K: 1 S: 5 | H: 0 LOB: 0 BB: 0 P: 5 | R: 0 E: 0 K: 2 S: 8 | H: 1 LOB: 2 BB: 1 P: 12 | R: 0 E: 0 K: 0 S: 4 | H: 1 LOB: 1 BB: 0 P: 4 | R: 1 E: 0 K: 0 S: 4 | H: 1 LOB: 1 BB: 1 P: 8 | R: 0 E: 0 K: 0 S: 4 | H: 1 LOB: 1 BB: 0 P: 4 | R: 0 E: 0 K: 0 S: 3 | H: 0 LOB: 0 BB: 0 P: 3 | R: 2 E: 0 K: 1 S: 8 | H: 3 LOB: 1 BB: 0 P: 8 | R: 2 E: 0 K: 1 S: 6 | H: 1 LOB: 1 BB: 1 P: 11 | 1B: 7 2B: 1 3B: 0 HR: 1 | SF: 0 SAC: 1 DP: 0 HBP: 1 | WP: 1 PB: 0 SB: 2 CS: 0 | PA: 41 |
| PITCHER | IP WLS BF H R ER SO BB IBB HBP BLK WP HR S P ERA WHIP | | | | | | | | | | | | | | | | | | | | | |
| Sal Maglie, R (1, 1) ERA: 3.5 | 7.1 L 33 8 3 3 4 3 0 0 0 1 1 38 50 3.68 1.500 | | | | | | | | | | | | | | | | | | | | | |
| Mary Grissom, R (8, 1) ERA: 2.35 | 1.2 8 1 2 2 1 0 1 1 0 0 0 8 13 10.80 0.600 | | | | | | | | | | | | | | | | | | | | | |

Milwaukee Braves @ New York Giants
Polo Grounds, New York, NY
Sun Aug 08 1954, 3:33 AM EDT
Att: 31,070 - Unknown

livebaseballscorecards.com

| | |
|-----|----|
| AB | 35 |
| R | 5 |
| H | 9 |
| RBI | 5 |
| BB | 4 |
| SO | 5 |
| LOB | 18 |




| Batter | 1 | 2 | 3 | 4 | 5 | 6 | 7 | 8 | 9 | AB | R | H | RBI | BB | SO | LOB | TOP | | | | | | | | | | | | | | | |
|---|-----|-----|----|---|---|----|----|----|-----|-----|-----|----|-----|----|----|-----|--|---|---|---|---|---|---|---|---|---|---|---|---|---|---|---|
| Bill Bruton, L (1, 8) <small>OBP: 0.353, SLG: 0.380</small> | | | | | | | | | | | | | | | | | 0 | 0 | 0 | 0 | 0 | 0 | 0 | 0 | 0 | 0 | 0 | 0 | | | | |
| Danny O'Connell, R (1, 4) <small>OBP: 0.310, SLG: 0.349</small> | | | | | | | | | | | | | | | | | 0 | 0 | 0 | 0 | 0 | 0 | 0 | 0 | 0 | 0 | 0 | 0 | 0 | 0 | 0 | 0 |
| Eddie Mathews, L (1, 5) <small>OBP: 0.411, SLG: 0.580</small> | | | | | | | | | | | | | | | | | 0 | 0 | 0 | 0 | 0 | 0 | 0 | 0 | 0 | 0 | 0 | 0 | 0 | 0 | 0 | 0 |
| Hank Aaron, R (1, 7) <small>OBP: 0.320, SLG: 0.450</small> | | | | | | | | | | | | | | | | | 0 | 0 | 0 | 0 | 0 | 0 | 0 | 0 | 0 | 0 | 0 | 0 | 0 | 0 | 0 | 0 |
| Joe Adcock, R (1, 3) <small>OBP: 0.375, SLG: 0.548</small> | | | | | | | | | | | | | | | | | 0 | 0 | 0 | 0 | 0 | 0 | 0 | 0 | 0 | 0 | 0 | 0 | 0 | 0 | 0 | 0 |
| Andy Pafko, R (1, 9) <small>OBP: 0.345, SLG: 0.457</small> | | | | | | | | | | | | | | | | | 0 | 0 | 0 | 0 | 0 | 0 | 0 | 0 | 0 | 0 | 0 | 0 | 0 | 0 | 0 | 0 |
| Johnny Logan, R (1, 6) <small>OBP: 0.333, SLG: 0.378</small> | | | | | | | | | | | | | | | | | 0 | 0 | 0 | 0 | 0 | 0 | 0 | 0 | 0 | 0 | 0 | 0 | 0 | 0 | 0 | 0 |
| Del Crandall, R (1, 2) <small>OBP: 0.315, SLG: 0.416</small> | | | | | | | | | | | | | | | | | 0 | 0 | 0 | 0 | 0 | 0 | 0 | 0 | 0 | 0 | 0 | 0 | 0 | 0 | 0 | 0 |
| Jim Wilson, R (1, 1) <small>OBP: 0.219, SLG: 0.258</small> | 0 | 0 | 0 | 0 | 0 | 0 | 0 | 0 | 0 | 0 | 0 | 0 | 0 | 0 | 0 | 0 | | | | | | | | | | | | | | | | |
| Inning Stats | | | | | | | | | | | | | | | | | 1B: 0 SF: 0 2B: 0 SAC: 0 3B: 0 DP: 0 HR: 0 HBP: 0 | WP: 0 PA: 0 PB: 0 SB: 0 CS: 0 | | | | | | | | | | | | | | |
| PITCHER Vic Raschi, R (1, 1) <small>ERA: 4.12</small> | IP | WLS | BF | H | R | ER | SO | BB | IBB | HBP | BLK | WP | HR | S | P | ERA | WHIP | PITCHER IP WLS BF H R ER SO BB IBB HBP BLK WP HR S P ERA WHIP | | | | | | | | | | | | | | |
| | 0.0 | L | 0 | 0 | 0 | 0 | 0 | 0 | 0 | 0 | 0 | 0 | 0 | 0 | 0 | ∞ | ∞ | | | | | | | | | | | | | | | |

Milwaukee Braves @ St. Louis Cardinals
Sportsman's Park, St. Louis, MO
Tue Aug 10 1954, 4:33 AM EDT
Att: 20,593 - Unknown

livebaseballscorecards.com

AB 0
R 0
H 0
RBI 0
BB 0
SO 0
LOB 0



| Batter | 1 | 2 | 3 | 4 | 5 | 6 | 7 | 8 | 9 | AB R H RBI BB SO LOB | TOP |
|--|---|---|---|---|---|---|--|---|---|--|---|
| Bill Bruton, L (1, 8) OBP: 0.352, SLG: 0.380 | 0-0 2B | | 0-0 3-1 | | 0-0 6-3 | | 0-0 6-3 | | | 4 0 1 0 0 0 2 | |
| Danny O'Connell, R (1, 4) OBP: 0.313, SLG: 0.355 | 0-0 F5 | | 0-0 4-3 | | 0-0 HR 1B | | 0-0 1B 2B | | | 4 2 2 2 0 0 1 | |
| Eddie Mathews, L (1, 5) OBP: 0.414, SLG: 0.592 | 0-0 F3 | | 0-0 4-3 | | 0-0 HR | | 4-0 1B IBB | | | 3 1 1 2 1 0 1 | |
| Hank Aaron, R (1, 7) OBP: 0.323, SLG: 0.458 | 1-0 HBP | | | 0-0 F8 | 0-0 F6 | | 0-3 K | | | 3 0 0 0 0 1 2 | |
| Joe Adcock, R (1, 3) OBP: 0.374, SLG: 0.549 | 0-0 1-3 | | | 0-0 5-3 | | 0-0 F6 | 0-0 FC4-6 1B | | | 4 0 1 1 0 0 2 | |
| Andy Pafko, R (1, 9) OBP: 0.342, SLG: 0.460 | | 0-0 2B | | 0-0 5-3 | | 0-0 F8 | 0-0 FC4-6 1-2 2-H 1-2f | | | 4 0 1 0 0 0 2 | |
| Johnny Logan, R (1, 6) OBP: 0.335, SLG: 0.376 | | | 0-0 F9 | | 0-0 5-3 HBP 1B | 1-0 2B HBP | | | | 2 2 1 0 0 0 1 | AB 29 R 6 H 8 RBI 6 BB 1 SO 1 LOB 16 |
| Del Crandall, R (1, 2) OBP: 0.318, SLG: 0.429 | | | 0-0 F7 | | 1-0 1B 5-3 HBP | 0-0 1-H 2B | | | | 2 1 1 1 0 0 1 | |
| Gene Conley, R (1, 1) OBP: 0.190, SLG: 0.206 George Metkovich, L (5, PH) OBP: 0.354, SLG: 0.362 Dave Jolly, R (5, 1) OBP: 0.417, SLG: 0.565 Chet Nichols, S (6, 1) OBP: 0.111, SLG: 0.111 | | | 0-0 F9 | | 0-0 5-3 | 0-0 4-3 | | | | 1 0 0 0 0 0 1 1 0 0 0 0 0 2 1 0 0 0 0 0 1 0 0 0 0 0 0 0 |  |
| Inning Stats | R: 0 H: 1 E: 0 LOB: 2 K: 0 BB: 0 S: 4 P: 5 | R: 0 H: 1 E: 0 LOB: 1 K: 0 BB: 0 S: 4 P: 4 | R: 0 H: 0 E: 0 LOB: 0 K: 0 BB: 0 S: 3 P: 3 | R: 0 H: 0 E: 0 LOB: 0 K: 0 BB: 0 S: 3 P: 3 | R: 4 H: 3 E: 0 LOB: 0 K: 0 BB: 0 S: 6 P: 7 | R: 1 H: 1 E: 0 LOB: 1 K: 0 BB: 0 S: 4 P: 5 | R: 1 H: 2 E: 0 LOB: 2 K: 1 BB: 1 S: 7 P: 11 | | | 1B: 3 SF: 0 2B: 4 SAC: 0 3B: 0 DP: 0 HR: 1 HBP: 3 | WP: 0 PA: 33 PB: 0 SB: 1 CS: 0 |
| PITCHER Brooks Lawrence, R (1, 1) ERA: 3.57 Gerry Staley, R (7, 1) ERA: 5.41 | IP WLS BF H R ER SO BB IBB HBP BLK WP HR S P ERA WHIP | 6.0 0 27 6 5 5 0 0 0 3 0 0 1 24 27 7.50 1.000 | 1.0 L 6 2 1 1 1 0 1 0 0 0 0 0 7 11 9.00 2.000 | | PITCHER IP WLS BF H R ER SO BB IBB HBP BLK WP HR S P ERA WHIP | | | | | | |

Milwaukee Braves @ St. Louis Cardinals
Sportsman's Park, St. Louis, MO
Wed Aug 11 1954, 4:33 AM EDT
Att. 9,965 - Unknown

livebaseballscorecards.com

| Batter | 1 | 2 | 3 | 4 | 5 | 6 | 7 | 8 | 9 |
|--|---------------|-------------------|-----------------|------------|--------------|-----------------------|---------------|---|---|
| Rip Repulski, R OBP: 0.325, SLG: 0.451 (1, 7) | 0-0 F7 | | 0-0 6-3 | | 0-0 5-3 | 4-0 BB | | | |
| Wally Moon, L OBP: 0.384, SLG: 0.472 (1, 8) | 0-0 1B | | 0-0 2B 1B | | 0-0 4-3 | 0-0 1-4-3 | | | |
| Stan Musial, L OBP: 0.439, SLG: 0.638 (1, 9) | 0-0 1B | | 0-0 1B 2B | | 0-0 F8 | | 0-0 4-3 | | |
| Ray Jablonski, R OBP: 0.365, SLG: 0.459 (1, 5) | 0-0 1B | | 0-3 K | | 0-3 K | 4-0 BB | 4-0 BB | | |
| Red Schoendienst, S OBP: 0.376, SLG: 0.451 (1, 4) | 0-0 G6-4-3 | | 4-0 1B BB | | 0-0 FC6-4 | 0-0 1B | 0-0 G6-4-3 | | |
| Joe Cunningham, L OBP: 0.354, SLG: 0.448 (1, 3) | | 0-0 1-3 1B | 0-0 PO 1B | | 0-0 FC6-4 | 0-0 1B | | | |
| Bill Sarni, R OBP: 0.344, SLG: 0.446 (1, 2) | | 0-0 1-3 1B | 0-0 PO | 0-0 5-3 | | 4-0 BB 1B BB | | | |
| Alex Grammas, R OBP: 0.289, SLG: 0.277 (1, 6) | | 4-0 L4-3 BB | | 0-0 5-3 | | 4-0 BB 1B BB | | | |
| Solly Hemus, L OBP: 0.461, SLG: 0.456 (6, PH) | | 0-0 L4-3 | | 0-0 F5 | | 0-0 BB 1B | | | |
| Brooks Lawrence, R OBP: 0.323, SLG: 0.250 (1, 1) | | 0-0 L4-3 | | | | 1-2 2-H 3-H | | | |
| Joe Frazier, L OBP: 0.434, SLG: 0.563 (6, PH) | | | | | | | | | |
| Gerry Staley, R OBP: 0.250, SLG: 0.188 (7, 1) | | | | | | | | | |

| Inning Stats | R: 1 | H: 3 | E: 0 | K: 0 | S: 5 | LOB: 1 | BB: 0 | P: 5 |
|--------------|------|------|------|------|------|--------|-------|-------|
| | R: 0 | H: 1 | E: 0 | K: 0 | S: 3 | LOB: 1 | BB: 1 | P: 7 |
| | R: 2 | H: 3 | E: 0 | K: 1 | S: 7 | LOB: 1 | BB: 1 | P: 11 |
| | R: 0 | H: 0 | E: 0 | K: 0 | S: 3 | LOB: 0 | BB: 0 | P: 3 |
| | R: 0 | H: 0 | E: 0 | K: 0 | S: 3 | LOB: 0 | BB: 0 | P: 3 |
| | R: 2 | H: 2 | E: 0 | K: 1 | S: 7 | LOB: 3 | BB: 3 | P: 19 |
| | R: 0 | H: 0 | E: 0 | K: 0 | S: 2 | LOB: 0 | BB: 1 | P: 6 |

| PITCHER | IP | WLS | BF | H | R | ER | SO | BB | IBB | HBP | BLK | WP | HR | S | P | ERA | WHIP |
|-------------------------------------|-----|-----|----|---|---|----|----|----|-----|-----|-----|----|----|----|----|-------|-------|
| Gene Conley, R ERA: 3.11 (1, 1) | 4.0 | | 18 | 7 | 3 | 3 | 1 | 2 | 0 | 0 | 0 | 0 | 0 | 18 | 26 | 6.75 | 2.250 |
| Dave Jolly, R ERA: 1.93 (5, 1) | 1.2 | | 10 | 2 | 2 | 2 | 1 | 3 | 0 | 0 | 0 | 0 | 0 | 9 | 21 | 10.80 | 3.000 |
| Chet Nichols, L ERA: 3.75 (6, 1) | 1.1 | W | 4 | 0 | 0 | 0 | 0 | 1 | 0 | 0 | 0 | 0 | 0 | 3 | 7 | 0.00 | 0.750 |

BOTTOM

Milwaukee Braves @ St. Louis Cardinals
Sportsman's Park, St. Louis, MO

Wed Aug 11 1954, 4:33 AM EDT
Att. 9,965 - Unknown

| | |
|-----|----|
| AB | 26 |
| R | 5 |
| H | 9 |
| RBI | 5 |
| BB | 6 |
| SO | 2 |
| LOB | 12 |



| | | | |
|-------|--------|-------|--------|
| 1B: 8 | SF: 0 | WP: 0 | PA: 33 |
| 2B: 2 | SAC: 0 | PB: 0 | |
| 3B: 0 | DP: 3 | SB: 0 | |
| HR: 0 | HBP: 0 | CS: 0 | |

| Batter | 1 | 2 | 3 | 4 | 5 | 6 | 7 | 8 | 9 | AB R H RBI BB SO LOB | TOP | | | | | | | | | |
|--|---|--|---|------------------------|--------------------------|------------------------|--------------------------|-------------------------|--------------------------|------------------------|---|------------------------|--------------------------|------------------------|--------------------------|------------------------|--------------------------|-------------------------|--|---|
| Bill Bruton, L (1, 8) OBP: 0.350, SLG: 0.376 | 0-0 F2 | | 0-0 F6 | | 0-0 4-3 | 0-0 F3 | | | 1-0 BB BB HBP | 4 0 0 0 0 0 2 | Milwaukee Braves @ St. Louis Cardinals Sportsman's Park, St. Louis, MO Thu Aug 12 1954, 4:33 AM EDT Att: 11,234 - Unknown livebaseballscorecards.com | | | | | | | | | |
| Danny O'Connell, R (1, 4) OBP: 0.316, SLG: 0.356 | 0-0 6-3 | | | 0-0 E5 1B 1B | 0-0 2B 1B | | 0-0 1B | 4-0 BB BB | 4 1 2 0 1 0 0 | | | | | | | | | | | |
| Eddie Mathews, L (1, 5) OBP: 0.416, SLG: 0.594 | 0-0 F9 | | | 0-0 1B 2B 1B | 0-0 2B | | 0-0 F5 | 4-0 FC6-4 BB | 4 1 2 0 1 0 1 | | | | | | | | | | | |
| Hank Aaron, R (1, 7) OBP: 0.319, SLG: 0.453 | | 0-0 5-3 | | 0-3 K 1B | 0-0 1-3 | | 0-0 F7 | 0-3 K | 5 0 0 0 0 2 8 | | | | | | | | | | | |
| Joe Adcock, R (1, 3) OBP: 0.374, SLG: 0.546 | | 0-3 K | | 0-0 2B 1B F7 | 4-0 FC6-4 IBB | | 0-0 5-3 | 0-0 FC6-4 | 4 1 1 1 1 1 4 | | | | | | | | | | | |
| Andy Pafko, R (1, 9) OBP: 0.342, SLG: 0.460 | | 0-0 5-3 | | 0-0 2B | 0-0 FC6-4 | | | 0-3 K | 4 0 1 1 0 1 3 | | | | | | | | | | | |
| Johnny Logan, R (1, 6) OBP: 0.336, SLG: 0.378 | | | 0-0 1B | 4-0 IBB | | 0-0 SH3-4 1B | | 0-0 6-3 | 3 0 2 0 1 0 0 | | | | | | | | | | | |
| Del Crandall, R (1, 2) OBP: 0.315, SLG: 0.424 | | | 0-0 F9 | 0-0 F7 | | 0-0 SH3-4 | | 0-0 F4 | 3 0 0 1 0 0 3 | | | | | | | | | | | |
| Warren Spahn, L (1, 1) OBP: 0.308, SLG: 0.343 | | | 0-0 F6 | 0-0 F6 | | 0-0 F8 | | 0-3 K | 4 0 0 0 0 1 4 | | | | | | | | | | | |
| Inning Stats | R: 0 H: 0 E: 0 K: 0 S: 3 | H: 0 LOB: 0 BB: 0 P: 3 | R: 0 H: 0 E: 0 K: 1 S: 5 | H: 0 LOB: 0 BB: 0 P: 5 | R: 0 H: 1 E: 0 K: 0 S: 4 | H: 1 LOB: 1 BB: 0 P: 4 | R: 3 H: 3 E: 1 K: 1 S: 9 | H: 3 LOB: 2 BB: 1 P: 13 | R: 0 H: 2 E: 0 K: 0 S: 5 | H: 2 LOB: 3 BB: 1 P: 9 | R: 0 H: 1 E: 0 K: 0 S: 4 | H: 1 LOB: 1 BB: 0 P: 4 | R: 0 H: 1 E: 0 K: 0 S: 4 | H: 1 LOB: 1 BB: 0 P: 4 | R: 0 H: 0 E: 0 K: 1 S: 5 | H: 0 LOB: 0 BB: 0 P: 5 | R: 0 H: 0 E: 0 K: 2 S: 7 | H: 0 LOB: 3 BB: 2 P: 16 | 1B: 6 SF: 0 2B: 2 SAC: 1 3B: 0 DP: 0 HR: 0 HBP: 1 | WP: 0 PA: 41 PB: 0 SB: 0 CS: 0 |
| PITCHER Gordon Jones, R (1, 1) ERA: 1.29 Joe Presko, R (8, 1) ERA: 6.39 | IP 7.0 WLS L BF 32 H 8 R 3 ER 1 SO 2 BB 0 IBB 2 HBP 0 BLK 0 WP 0 HR 0 S 34 P 42 ERA 1.29 WHIP 1.143 | IP 2.0 WLS L BF 9 H 0 R 0 ER 0 SO 3 BB 2 IBB 0 HBP 1 BLK 0 WP 0 HR 0 S 12 P 21 ERA 0.00 WHIP 1.000 | PITCHER IP WLS BF H R ER SO BB IBB HBP BLK WP HR S P ERA WHIP | | | | | | | | | | | | | | | | | |



| Batter | 1 | 2 | 3 | 4 | 5 | 6 | 7 | 8 | 9 | AB | R | H | RBI | BB | SO | LOB |
|--|------------|------------|------------|--------------------|-----------|------------------|---|------------|---|----|---|---|-----|----|----|-----|
| Rip Repulski, R (1, 7) OBP: 0.323, SLG: 0.447 | 0-3 K | | 0-0 F7 | | 0-0 F8 | | | 0-0 5-3 | | 4 | 0 | 0 | 0 | 0 | 1 | 0 |
| Wally Moon, L (1, 8) OBP: 0.383, SLG: 0.470 | 0-0 1B | | 0-3 K | | 0-3 K | | | 0-0 F5 | | 4 | 0 | 1 | 0 | 0 | 2 | 0 |
| Stan Musial, L (1, 9) OBP: 0.440, SLG: 0.640 | 0-0 1-3 | | 0-0 1-3 | | | 0-0 F8 SF8 | | 0-3 K | | 4 | 1 | 2 | 0 | 0 | 1 | 0 |
| Ray Jablonski, R (1, 5) OBP: 0.364, SLG: 0.458 | 0-3 K | | | 0-0 1B FC5-2 | | 0-0 F8 | | 0-0 F7 | | 4 | 0 | 1 | 0 | 0 | 1 | 3 |
| Red Schoendienst, S (1, 4) OBP: 0.375, SLG: 0.450 | 0-0 F6 | | | 0-0 FC5-2 | 2-3 1B | 0-0 SF8 | | 0-0 6-3 | | 3 | 0 | 1 | 1 | 0 | 0 | 2 |
| Joe Cunningham, L (1, 3) OBP: 0.348, SLG: 0.440 | | 0-0 4-3 | | 0-0 2-3 | | 0-0 F4 | | 0-3 K | | 3 | 0 | 0 | 0 | 0 | 0 | 2 |
| Sal Yvars, R (9, PH) OBP: 0.345, SLG: 0.451 | | | | 1-2 | | | | | | 1 | 0 | 0 | 0 | 0 | 1 | 0 |
| Del Rice, R (1, 2) OBP: 0.273, SLG: 0.342 | | 0-0 F8 | | 0-0 FC5-2 | | 0-0 F6 | | | | 3 | 0 | 0 | 0 | 0 | 0 | 2 |
| Alex Grammas, R (1, 6) OBP: 0.289, SLG: 0.278 | | 0-0 1B | | 0-0 F9 | | 0-0 F9 | | | | 3 | 0 | 1 | 0 | 0 | 0 | 2 |
| Gordon Jones, R (1, 1) OBP: 0.250, SLG: 0.250 | | 0-0 F8 | | | | 0-0 F4 | | | | 2 | 0 | 0 | 0 | 0 | 0 | 1 |
| Peanuts Lowrey, R (7, PH) OBP: 0.250, SLG: 0.250 | | | | | | | | | | 1 | 0 | 0 | 0 | 0 | 1 | 0 |
| Joe Presko, R (8, 1) OBP: 0.154, SLG: 0.154 | | | | | | | | 0-3 K | | 0 | 0 | 0 | 0 | 0 | 0 | 0 |

| Inning Stats | R: 0 | H: 2 | E: 0 | K: 2 | S: 9 | R: 0 | H: 1 | E: 0 | K: 0 | S: 4 | R: 0 | H: 0 | E: 0 | K: 1 | S: 5 | R: 0 | H: 2 | E: 0 | K: 0 | S: 5 | R: 0 | H: 0 | E: 0 | K: 1 | S: 5 | R: 1 | H: 1 | E: 0 | K: 0 | S: 4 | R: 0 | H: 0 | E: 0 | K: 1 | S: 5 | R: 0 | H: 0 | E: 0 | K: 1 | S: 5 | R: 0 | H: 0 | E: 0 | K: 1 | S: 5 | R: 0 | H: 0 | E: 0 | K: 1 | S: 5 |
|-------------------------------------|------|------|------|------|------|------|------|------|------|------|------|------|------|------|------|------|-------|------|------|------|------|------|------|------|------|------|------|------|------|------|------|------|------|------|------|------|------|------|------|------|------|------|------|------|------|------|------|------|------|------|
| WARREN SPAHN, L (1, 1) ERA: 3.18 | IP | WLS | BF | H | R | ER | SO | BB | IBB | HBP | BLK | WP | HR | S | P | ERA | WHIP | | | | | | | | | | | | | | | | | | | | | | | | | | | | | | | | | |
| | 9.0 | W | 33 | 6 | 1 | 1 | 7 | 0 | 0 | 0 | 0 | 0 | 0 | 47 | 47 | 1.00 | 0.667 | | | | | | | | | | | | | | | | | | | | | | | | | | | | | | | | | |

BOTTOM

Milwaukee Braves @ St. Louis Cardinals
Sportsman's Park, St. Louis, MO

Thu Aug 12 1954, 4:33 AM EDT
Att. 11,234 - Unknown

| | |
|-----|----|
| AB | 32 |
| R | 1 |
| H | 6 |
| RBI | 1 |
| BB | 0 |
| SO | 7 |
| LOB | 12 |



| | |
|-------|--------|
| WP: 0 | PA: 33 |
| PB: 0 | |
| SB: 0 | |
| CS: 0 | |

livebaseballscorecards.com

| Batter | 1 | 2 | 3 | 4 | 5 | 6 | 7 | 8 | 9 | AB R H RBI BB SO LOB | TOP | | |
|---|---|---|---|---|---|---|---|---|---|--|---|----------------|---|
| Frank Baumholtz, L (1, 8) OBP: 0.356, SLG: 0.449 | 0-0 G6-3 1B HR 1B | | 0-3 K | | | 0-0 4-3 | | 0-0 1-2 G6-3 1B | | 4 1 2 0 0 1 0 | | | |
| Gene Baker, R (1, 4) OBP: 0.340, SLG: 0.466 | 0-0 G6-3 1B | | 0-0 F8 | | | 0-0 S 1B | | 0-0 1-2f G6-3 | | 4 0 2 0 0 0 2 | | | |
| Dee Fondy, L (1, 3) OBP: 0.311, SLG: 0.391 | 0-0 G6-3 1-2f 2-3 | | 0-0 F9 | | | 0-0 1-2 F7 | | 0-0 G4-3 | | 4 0 0 0 0 0 3 | | | |
| Ralph Kiner, R (1, 7) OBP: 0.393, SLG: 0.519 | 0-0 HR | | | 0-0 G5-3 | | 0-0 G6-3 | | 0-3 K | | 4 1 1 2 0 1 1 | | | |
| Hank Sauer, R (1, 9) OBP: 0.388, SLG: 0.585 | 0-0 G6-3 | | | 0-0 F7 | | | 0-0 G6-3 | | 0-0 F8 | 4 0 0 0 0 0 0 | | | |
| 14 Ernie Banks, R (1, 6) OBP: 0.343, SLG: 0.433 | | 0-0 S 2B | | 0-0 F8 | | | 0-0 F8 | | | 3 0 1 0 0 0 0 | | | |
| Vern Morgan, L (1, 5) OBP: 0.357, SLG: 0.429 | | 0-0 P6 2-3 | | | 0-0 G3-1 | | 0-0 G6-3 | | | 3 0 0 0 0 0 1 | | | |
| Joe Garagiola, L (1, 2) OBP: 0.393, SLG: 0.349 | | 4-0 BB G5-4-3 | | | 4-0 BB G3-6-4 | | | 0-0 G6-3 | | 1 0 0 0 2 0 0 | | | |
| Dave Cole, R (1, 1) OBP: 0.222, SLG: 0.176 | | 0-0 G5-4-3 | | | 0-0 G3-6-4 | | | 0-0 1B | | 3 0 1 0 0 0 3 | | | |
| Hal Jeffcoat, R (8, 1) OBP: 0.318, SLG: 0.579 | | | | | | | | | | 0 0 0 0 0 0 0 | | | |
| Jim Davis, S (8, 1) OBP: 0.286, SLG: 0.048 | | | | | | | | | | 0 0 0 0 0 0 0 | | | |
| Inning Stats | R: 2 H: 3 E: 0 LOB: 0 K: 0 BB: 0 S: 5 P: 5 | R: 0 H: 1 E: 0 LOB: 1 K: 0 BB: 1 S: 3 P: 7 | R: 0 H: 0 E: 0 LOB: 0 K: 1 BB: 0 S: 5 P: 5 | R: 0 H: 0 E: 0 LOB: 0 K: 0 BB: 0 S: 3 P: 3 | R: 0 H: 0 E: 0 LOB: 0 K: 0 BB: 1 S: 2 P: 6 | R: 0 H: 1 E: 0 LOB: 1 K: 0 BB: 0 S: 4 P: 4 | R: 0 H: 0 E: 0 LOB: 0 K: 0 BB: 0 S: 3 P: 3 | R: 0 H: 2 E: 0 LOB: 1 K: 0 BB: 0 S: 4 P: 4 | R: 0 H: 0 E: 0 LOB: 0 K: 1 BB: 0 S: 5 P: 5 | 1B: 5 SF: 0 2B: 1 SAC: 0 3B: 0 DP: 4 HR: 1 HBP: 0 | WP: 0 PA: 32 PB: 0 SB: 2 CS: 0 | | |
| PITCHER | IP WLS BF H R ER SO BB IBB HBP BLK WP HR S P ERA WHIP | | | | | | | | | | | PITCHER | IP WLS BF H R ER SO BB IBB HBP BLK WP HR S P ERA WHIP |
| Lew Burdette, R (1, 1) ERA: 2.89 | 8.0 29 7 2 2 1 2 0 0 0 0 0 1 29 37 2.25 1.125 | | | | | | | | | | | | |
| Dave Jolly, R (9, 1) ERA: 1.9 | 1.0 3 0 0 0 1 0 0 0 0 0 0 0 5 5 0.00 0.000 | | | | | | | | | | | | |

Chicago Cubs @ Milwaukee Braves
Milwaukee County Stadium, Milwaukee, WI

Fri Aug 13 1954, 4:33 AM EDT
Att: 42,820 - Unknown

livebaseballscorecards.com

| | |
|-----|----|
| AB | 30 |
| R | 2 |
| H | 7 |
| RBI | 2 |
| BB | 2 |
| SO | 2 |
| LOB | 10 |



| Batter | 1 | 2 | 3 | 4 | 5 | 6 | 7 | 8 | 9 | AB | R | H | RBI | BB | SO | LOB |
|---|-------------------------------|--------------------|-----------|-------------|---------------|-----------|--------------------|---------------------------------|------------------------|----|---|---|-----|----|----|-----|
| Bill Bruton, L OBP: 0.349, SLG: 0.375 (1, 8) | 0-0 G4-3 | 0-3 K | | | 0-0 G4-3 | | | 0-0 FC3-8 1B | | 4 | 0 | 1 | 0 | 0 | 1 | 1 |
| Danny O'Connell, R OBP: 0.317, SLG: 0.356 (1, 4) | 4-0 BB SF8 BB | | 0-3 K | | | 0-0 1B | | 0-0 FC3-6 | | 3 | 1 | 1 | 0 | 1 | 1 | 2 |
| Eddie Mathews, L OBP: 0.414, SLG: 0.591 (1, 5) | 4-0 BB 1-2 BB | | 0-0 F7 | | | 0-3 K | | 0-0 SF8 | | 2 | 0 | 0 | 1 | 1 | 1 | 1 |
| Hank Aaron, R OBP: 0.319, SLG: 0.449 (1, 7) | 4-0 BB 1-2 2-3 BB | | 0-0 F7 | | | 0-0 F8 | | 0-0 G6-3 | | 3 | 0 | 0 | 0 | 1 | 0 | 2 |
| Joe Adcock, R OBP: 0.373, SLG: 0.545 (1, 3) | 0-0 SF8 | | | 0-0 G5-3 | | 0-0 F8 | | | 0-0 SH3 HR 1B | 3 | 1 | 1 | 1 | 0 | 0 | 1 |
| Andy Pafko, R OBP: 0.341, SLG: 0.459 (1, 9) | 0-0 G6-3 | | | 0-0 F8 | | | 0-0 4-3-6 1B | | 0-0 SH3 | 3 | 0 | 1 | 0 | 0 | 0 | 2 |
| Johnny Logan, R OBP: 0.340, SLG: 0.377 (1, 6) | | 0-0 FC3-4 1B | | 0-0 G6-3 | | | 0-0 4-3-6 1B | | 4-0 HR BB | 3 | 1 | 1 | 0 | 1 | 0 | 1 |
| Del Crandall, R OBP: 0.314, SLG: 0.432 (1, 2) | | | 0-0 F7 | | 0-0 F7 | | 0-0 G6-3 | | 0-0 HR | 4 | 1 | 1 | 3 | 0 | 0 | 1 |
| Lew Burdette, R OBP: 0.148, SLG: 0.123 (1, 1) | | 0-0 FC3-4 | | | 0-0 G1-6-3 | | | 4-0 FC3-6 1B SF8 BB | | 2 | 0 | 0 | 0 | 0 | 0 | 1 |
| Bobby Thomson, R OBP: 0.600, SLG: 0.500 (8, PH) | | | | | | | | | | 0 | 0 | 0 | 0 | 1 | 0 | 0 |
| Jim Pendleton, R OBP: 0.226, SLG: 0.267 (8, PR) | | | | | | | | | | 0 | 1 | 0 | 0 | 0 | 0 | 0 |
| Dave Jolly, R OBP: 0.417, SLG: 0.565 (9, 1) | | | | | | | | | | 0 | 0 | 0 | 0 | 0 | 0 | 0 |

| Inning Stats | R: 1 | H: 0 | E: 0 | K: 0 | S: 3 | H: 0 | LOB: 2 | BB: 3 | P: 15 | R: 0 | H: 1 | E: 0 | K: 1 | S: 6 | H: 0 | LOB: 0 | BB: 0 | P: 6 | R: 0 | H: 0 | E: 0 | K: 1 | S: 5 | H: 0 | LOB: 0 | BB: 0 | P: 5 | R: 0 | H: 0 | E: 0 | K: 0 | S: 3 | H: 1 | LOB: 1 | BB: 0 | P: 6 | R: 0 | H: 1 | E: 0 | K: 0 | S: 3 | H: 1 | LOB: 0 | BB: 0 | P: 3 | R: 1 | H: 1 | E: 0 | K: 0 | S: 4 | H: 1 | LOB: 1 | BB: 1 | P: 8 | R: 3 | H: 2 | E: 0 | K: 0 | S: 3 | H: 2 | LOB: 0 | BB: 1 | P: 7 | 1B: 5 | SF: 2 | 2B: 1 | SAC: 1 | 3B: 0 | DP: 1 | HR: 1 | HBP: 0 | WP: 0 | PA: 35 |
|--------------|------|------|------|------|------|------|--------|-------|-------|------|------|------|------|------|------|--------|-------|------|------|------|------|------|------|------|--------|-------|------|------|------|------|------|------|------|--------|-------|------|------|------|------|------|------|------|--------|-------|------|------|------|------|------|------|------|--------|-------|------|------|------|------|------|------|------|--------|-------|------|-------|-------|-------|--------|-------|-------|-------|--------|-------|--------|
|--------------|------|------|------|------|------|------|--------|-------|-------|------|------|------|------|------|------|--------|-------|------|------|------|------|------|------|------|--------|-------|------|------|------|------|------|------|------|--------|-------|------|------|------|------|------|------|------|--------|-------|------|------|------|------|------|------|------|--------|-------|------|------|------|------|------|------|------|--------|-------|------|-------|-------|-------|--------|-------|-------|-------|--------|-------|--------|

| PITCHER | IP | WLS | BF | H | R | ER | SO | BB | IBB | HBP | BLK | WP | HR | S | P | ERA | WHIP |
|-------------------------------------|-----|-----|----|---|---|----|----|----|-----|-----|-----|----|----|----|----|-------|-------|
| Dave Cole, R ERA: 4.4 (1, 1) | 7.0 | | 28 | 4 | 2 | 2 | 3 | 4 | 0 | 0 | 0 | 0 | 0 | 30 | 46 | 2.57 | 1.143 |
| Hal Jeffcoat, R ERA: 5.58 (8, 1) | 0.1 | | 1 | 0 | 0 | 0 | 0 | 0 | 0 | 0 | 0 | 0 | 0 | 1 | 1 | 0.00 | 0.000 |
| Jim Davis, L ERA: 3.71 (8, 1) | 1.0 | L | 6 | 2 | 3 | 3 | 0 | 1 | 0 | 0 | 0 | 0 | 1 | 5 | 9 | 27.00 | 3.000 |

BOTTOM

Chicago Cubs @ Milwaukee Braves
Milwaukee County Stadium, Milwaukee, WI

Fri Aug 13 1954, 4:33 AM EDT
Att. 42,820 - Unknown

| | |
|-----|----|
| AB | 27 |
| R | 5 |
| H | 6 |
| RBI | 5 |
| BB | 5 |
| SO | 3 |
| LOB | 12 |



| | |
|-------|--------|
| WP: 0 | PA: 35 |
| PB: 0 | |
| SB: 0 | |
| CS: 0 | |

livebaseballscores.com

| Batter | 1 | 2 | 3 | 4 | 5 | 6 | 7 | 8 | 9 | AB R H RBI BB SO LOB | TOP |
|---|---|---|---|---|---|---|---|---|---|--|--|
| Bob Talbot, R (1, 8) OBP: 0.279, SLG: 0.309 | 0-0 F8 ① | | 0-0 F9 ② | | | 0-0 F7 ① | | 0-0 P3 ③ | | 4 0 0 0 0 0 0 | Chicago Cubs @ Milwaukee Braves Milwaukee County Stadium, Milwaukee, WI Sat Aug 14 1954, 4:33 AM EDT Att: 44,159 - Unknown livebaseballscorecards.com |
| Gene Baker, R (1, 4) OBP: 0.336, SLG: 0.461 | 0-0 F8 ② | | 0-0 F9 ③ | | | 0-0 F9 ② | | 0-3 K ① | 4 0 0 0 0 1 0 | | |
| 14 Ernie Banks, R (1, 6) OBP: 0.342, SLG: 0.431 | 0-0 F8 ③ | | | 0-0 G5-4-3 BB 1B | | 0-0 F8 ③ | | 0-0 F8 ② | 4 0 1 0 0 0 0 | | |
| Ralph Kiner, R (1, 7) OBP: 0.396, SLG: 0.526 | | 0-0 P6 ① | | 4-0 G5-4-3 BB 1-2 | | 0-0 HR | | 4-0 BB | 2 1 1 1 2 0 0 | | |
| Hank Sauer, R (1, 9) OBP: 0.387, SLG: 0.582 | | 0-0 BB 1B | | 0-0 G5-4-3 ① ② 1-2f 2-3 | | 0-3 K ① | | 0-0 F7 ③ | 4 0 1 0 0 1 3 | | |
| Steve Bilko, R (1, 3) OBP: 0.281, SLG: 0.308 | | 4-0 BB 1-2 BB | | 0-0 F8 ③ | | 0-0 F9 ② | | | 2 0 0 0 1 0 1 | | |
| Walker Cooper, R (1, 2) OBP: 0.387, SLG: 0.507 | | 0-0 P6 ② | | | 0-0 5-3 ① | | 0-0 6-3 ③ | | 3 0 0 0 0 0 2 | | |
| Vern Morgan, L (1, 5) OBP: 0.294, SLG: 0.353 | | 0-0 P2 ③ | | | 0-0 4-3 ② | | | 0-0 P6 ① | 3 0 0 0 0 0 2 | | |
| Bob Rush, R (1, 1) OBP: 0.333, SLG: 0.414 | | | 0-3 K ① | | | 0-3 K ③ | | 0-0 6-3 ② | 2 0 0 0 0 2 0 | | |
| Eddie Miksis, R (8, PH) OBP: 0.232, SLG: 0.302 | | | | | | | | | 1 0 0 0 0 0 0 | | |
| Warren Hacker, R (8, 1) OBP: 0.204, SLG: 0.229 | | | | | | | | | 0 0 0 0 0 0 0 | | |
| Inning Stats | R: 0 H: 0 E: 0 LOB: 0 K: 0 BB: 0 S: 3 P: 3 | R: 0 H: 1 E: 0 LOB: 2 K: 0 BB: 1 S: 4 P: 8 | R: 0 H: 0 E: 0 LOB: 0 K: 1 BB: 0 S: 5 P: 5 | R: 0 H: 1 E: 0 LOB: 1 K: 0 BB: 1 S: 3 P: 7 | R: 0 H: 0 E: 0 LOB: 0 K: 1 BB: 0 S: 5 P: 5 | R: 0 H: 0 E: 0 LOB: 0 K: 0 BB: 0 S: 3 P: 3 | R: 1 H: 1 E: 0 LOB: 0 K: 1 BB: 0 S: 6 P: 6 | R: 0 H: 0 E: 0 LOB: 0 K: 0 BB: 0 S: 3 P: 3 | R: 0 H: 0 E: 0 LOB: 1 K: 1 BB: 1 S: 5 P: 9 | 1B: 2 SF: 0 2B: 0 SAC: 0 3B: 0 DP: 1 HR: 1 HBP: 0 | WP: 0 PA: 32 PB: 0 SB: 0 CS: 0 |
| PITCHER Chet Nichols, L (1, 1) ERA: 3.52 | IP WLS BF H R ER SO BB IBB HBP BLK WP HR S P ERA WHIP | | | | | | | | | | |
| | 9.0 W 32 3 1 1 4 3 0 0 0 0 1 37 49 1.00 0.667 | | | | | | | | | | |



| Batter | 1 | 2 | 3 | 4 | 5 | 6 | 7 | 8 | 9 |
|---|-------------|---------------------|---------------------------|-----------|--------------|----------------------------------|------------|---------------------------|---|
| Bill Bruton, L (1, 8) OBP: 0.348, SLG: 0.376 | 0-0 6-3 | | 0-0 1B 2B | | 0-0 P5 | | 0-0 4-3 | | |
| Danny O'Connell, R (1, 4) OBP: 0.321, SLG: 0.362 | 0-0 F9 | | 0-0 1B 1B 2-H | | | 0-0 FC1-6 1B | | 0-0 1B 2B | |
| Eddie Mathews, L (1, 5) OBP: 0.415, SLG: 0.590 | 0-3 K2-3 | | 0-0 FC6-4 1B 1-2 | | | 0-0 FC1-6 1B WP 1-2f | | 0-0 SH1-4 1B 2-H | |
| Hank Aaron, R (1, 7) OBP: 0.319, SLG: 0.449 | | 0-0 SH2-4 1B | 0-0 FC6-4 1-2f | | | 0-0 F9 | | 0-0 SH1-4 1-2 | |
| Joe Adcock, R (1, 3) OBP: 0.373, SLG: 0.543 | | 0-0 SH2-4 1-2 | | 0-0 P6 | | 0-0 WP 1B 1-3 | | 0-0 5-3 | |
| Andy Pafko, R (1, 9) OBP: 0.341, SLG: 0.455 | | 0-0 F9 | | 0-0 P6 | | 4-0 BB 1-2 3-H | | 0-0 F7 | |
| Johnny Logan, R (1, 6) OBP: 0.338, SLG: 0.375 | | 0-3 K | | 0-0 P5 | | 0-0 1-3 | | | |
| Del Crandall, R (1, 2) OBP: 0.311, SLG: 0.428 | | | 0-0 4-3 | | 0-0 1-6-3 | | 0-0 6-3 | | |
| Chet Nichols, S (1, 1) OBP: 0.100, SLG: 0.100 | | | 0-0 6-3 | | 0-3 K | | 0-3 K | | |

| Inning Stats | R: 0 E: 0 K: 1 S: 5 | H: 0 LOB: 0 BB: 0 P: 5 | R: 0 E: 0 K: 1 S: 6 | H: 1 LOB: 1 BB: 0 P: 6 | R: 1 E: 0 K: 0 S: 6 | H: 3 LOB: 2 BB: 0 P: 6 | R: 0 E: 0 K: 0 S: 3 | H: 0 LOB: 0 BB: 0 P: 3 | R: 0 E: 0 K: 1 S: 5 | H: 0 LOB: 0 BB: 0 P: 5 | R: 1 E: 0 K: 0 S: 5 | H: 2 LOB: 2 BB: 1 P: 9 | R: 0 E: 0 K: 1 S: 5 | H: 0 LOB: 0 BB: 0 P: 5 | R: 1 E: 0 K: 0 S: 5 | H: 2 LOB: 1 BB: 0 P: 5 |
|----------------------------------|------------------------------------|----------------------------------|------------------------------|---------------------------------|------------------------------|---------------------------------|------------------------------|---------------------------------|------------------------------|---------------------------------|------------------------------|---------------------------------|------------------------------|---------------------------------|------------------------------|---------------------------------|
| 1B: 6 2B: 2 3B: 0 HR: 0 | SF: 0 SAC: 2 DP: 0 HBP: 0 | WP: 1 PB: 0 SB: 0 CS: 0 | PA: 33 | | | | | | | | | | | | | |

| PITCHER | IP | WLS | BF | H | R | ER | SO | BB | IBB | HBP | BLK | WP | HR | S | P | ERA | WHIP |
|--------------------------------------|-----|-----|----|---|---|----|----|----|-----|-----|-----|----|----|----|----|------|-------|
| Bob Rush, R (1, 1) ERA: 4.4 | 7.0 | L | 28 | 6 | 2 | 2 | 4 | 1 | 0 | 0 | 0 | 1 | 0 | 35 | 39 | 2.57 | 1.000 |
| Warren Hacker, R (8, 1) ERA: 4.47 | 1.0 | | 5 | 2 | 1 | 1 | 0 | 0 | 0 | 0 | 0 | 0 | 0 | 5 | 5 | 9.00 | 2.000 |

BOTTOM

Chicago Cubs @ Milwaukee Braves
Milwaukee County Stadium, Milwaukee, WI

Sat Aug 14 1954, 4:33 AM EDT
Att. 44,159 - Unknown

livebaseballscorecards.com

| | |
|-----|----|
| AB | 30 |
| R | 3 |
| H | 8 |
| RBI | 2 |
| BB | 1 |
| SO | 4 |
| LOB | 10 |



| Batter | 1 | 2 | 3 | 4 | 5 | 6 | 7 | 8 | 9 | AB R H RBI BB SO LOB | TOP | | | | | | | | | | | | | |
|---|--|---------------------------------|------------------------------|---------------------------------|------------------------------|---------------------------------|------------------------------|---------------------------------|------------------------------|---------------------------------|---|----------------------------------|--|---------------------------------|------------------------------|---------------------------------|------------------------------|---------------------------------|------------------------------|---------------------------------|----------------------------------|------------------------------------|----------------------------------|--------|
| Frank Baumholtz, L (1, 8) OBP: 0.355, SLG: 0.444 | 4-0 BB 2-3 | | 0-0 F8 | | 0-0 F8 | | | 0-0 P5 | | 3 0 0 0 1 0 1 | Chicago Cubs @ Milwaukee Braves Milwaukee County Stadium, Milwaukee, WI Sun Aug 15 1954, 4:33 AM EDT Att: 42,609 - Unknown livebaseballscorecards.com | | | | | | | | | | | | | |
| Gene Baker, R (1, 4) OBP: 0.338, SLG: 0.464 | 0-0 2-3 | | 0-0 | | | 0-0 6-3 | | 0-0 4-3 2B | | 4 0 2 0 0 0 1 | | | | | | | | | | | | | | |
| Vern Morgan, L (1, 5) OBP: 0.238, SLG: 0.286 | 0-0 P5 | | 0-3 K | | | 0-3 K | | 0-0 4-3 | | 4 0 0 0 0 2 3 | | | | | | | | | | | | | | |
| Ralph Kiner, R (1, 7) OBP: 0.394, SLG: 0.522 | 0-3 K2-3 | | | 0-0 F8 | | 4-0 2B 14 WP BB | | 0-3 K | | 3 1 0 0 1 2 2 | | | | | | | | | | | | | | |
| Hank Sauer, R (1, 9) OBP: 0.390, SLG: 0.586 | | 0-0 1B | | 0-0 14 CS 1B | | 0-0 14 WP 2B | | 0-0 F8 | | 4 0 3 0 0 0 0 | | | | | | | | | | | | | | |
| 14 Ernie Banks, R (1, 6) OBP: 0.340, SLG: 0.427 | | 0-0 F8 | | 0-0 P5 | | 0-0 F9 | | 0-0 5-3 | | 4 0 0 0 0 0 3 | | | | | | | | | | | | | | |
| Dee Fondy, L (1, 3) OBP: 0.310, SLG: 0.389 | | 0-0 F7 | | | 0-0 F7 | | 0-0 4-3 | | 0-0 1B | 4 0 1 0 0 0 1 | | | | | | | | | | | | | | |
| Joe Garagiola, L (1, 2) OBP: 0.388, SLG: 0.345 | | 0-0 F8 | | | 0-0 3-1 1B | | 0-0 F8 | | 0-0 F8 | 4 0 1 0 0 0 2 | | | | | | | | | | | | | | |
| Johnny Klippstein, R (1, 1) OBP: 0.147, SLG: 0.182 | | | 0-0 P2 | | 0-0 3-1 | | 0-0 G1 | | | 3 0 0 0 0 0 1 | | | | | | | | | | | | | | |
| Inning Stats | R: 0 E: 0 K: 1 S: 5 | H: 0 LOB: 1 BB: 1 P: 9 | R: 0 E: 0 K: 0 S: 4 | H: 1 LOB: 1 BB: 0 P: 4 | R: 0 E: 0 K: 1 S: 6 | H: 1 LOB: 1 BB: 0 P: 6 | R: 0 E: 0 K: 0 S: 3 | H: 1 LOB: 0 BB: 0 P: 3 | R: 0 E: 0 K: 0 S: 4 | H: 0 LOB: 0 BB: 0 P: 4 | R: 1 E: 0 K: 1 S: 6 | H: 1 LOB: 1 BB: 1 P: 10 | R: 0 E: 0 K: 0 S: 3 | H: 0 LOB: 0 BB: 0 P: 3 | R: 0 E: 0 K: 1 S: 6 | H: 1 LOB: 1 BB: 0 P: 6 | R: 0 E: 0 K: 0 S: 4 | H: 1 LOB: 1 BB: 0 P: 4 | R: 0 E: 0 K: 0 S: 4 | H: 1 LOB: 1 BB: 0 P: 4 | 1B: 5 2B: 2 3B: 0 HR: 0 | SF: 0 SAC: 0 DP: 0 HBP: 0 | WP: 1 PB: 0 SB: 0 CS: 1 | PA: 35 |
| PITCHER Gene Conley, R (1, 1) ERA: 2.99 | IP: 9.0 WLS: W BF: 35 H: 7 R: 1 ER: 1 SO: 4 BB: 2 IBB: 0 HBP: 0 BLK: 0 WP: 1 HR: 0 S: 41 P: 49 ERA: 1.00 WHIP: 1.000 | | | | | | | | | | | PITCHER | IP: WLS: BF: H: R: ER: SO: BB: IBB: HBP: BLK: WP: HR: S: P: ERA: WHIP: | | | | | | | | | | | |



| Batter | 1 | 2 | 3 | 4 | 5 | 6 | 7 | 8 | 9 | AB | R | H | RBI | BB | SO | LOB |
|---|------------|-----------|---------------------|------------------|------------|-------------------------|-----------|------------------------------|---|----|---|---|-----|----|----|-----|
| Bill Bruton, L OBP: 0.347, SLG: 0.375 (1, 8) | 0-0 5-3 | | 0-0 S E 1B | | 0-0 5-3 | | 0-0 F7 | | | 4 | 1 | 1 | 0 | 0 | 0 | 0 |
| Danny O'Connell, R OBP: 0.318, SLG: 0.358 (1, 4) | 0-3 K | | 0-0 E5 1-H | | 0-0 4-3 | | 0-0 F8 | | | 4 | 0 | 0 | 0 | 0 | 1 | 0 |
| Eddie Mathews, L OBP: 0.414, SLG: 0.585 (1, 5) | 0-0 F8 | | 4-0 BB BB | | 0-0 F8 | | 0-0 F7 | | | 3 | 0 | 0 | 0 | 1 | 0 | 0 |
| Hank Aaron, R OBP: 0.318, SLG: 0.447 (1, 7) | | 0-0 F7 | 0-0 F7 | | | 0-0 F9 | | 0-0 G5-4-3 1B | | 4 | 0 | 1 | 0 | 0 | 0 | 2 |
| Joe Adcock, R OBP: 0.376, SLG: 0.548 (1, 3) | | 0-3 K | | 0-0 1B 2B | | 0-0 5-3 1B | | 0-0 1-2 G5-4-3 1B | | 4 | 1 | 3 | 0 | 0 | 1 | 0 |
| Andy Pafko, R OBP: 0.342, SLG: 0.461 (1, 9) | | 0-0 3B | | 0-0 F9 | | 0-0 1-2 5-3 1B | | 0-0 1-2f 2-3 G5-4-3 | | 4 | 0 | 2 | 0 | 0 | 0 | 3 |
| Johnny Logan, R OBP: 0.337, SLG: 0.374 (1, 6) | | 0-0 F9 | | 0-0 2-H 1B | | 0-0 5-3 | | 0-0 F7 | | 4 | 0 | 1 | 1 | 0 | 0 | 4 |
| Del Crandall, R OBP: 0.311, SLG: 0.425 (1, 2) | | | 0-0 5-3 | 0-0 F7 | | 4-0 BB BB | | | | 2 | 0 | 0 | 0 | 1 | 0 | 1 |
| Gene Conley, R OBP: 0.182, SLG: 0.197 (1, 1) | | | 0-0 5-3 | 0-3 K | | 0-0 4-3 | | | | 3 | 0 | 0 | 0 | 0 | 1 | 4 |

| Inning Stats | R: 0 | H: 0 | E: 0 | K: 1 | S: 5 | LOB: 0 | BB: 0 | P: 5 |
|--------------|------|------|------|------|------|--------|-------|------|
| | R: 0 | H: 1 | E: 0 | K: 1 | S: 6 | LOB: 1 | BB: 0 | P: 6 |
| | R: 1 | H: 1 | E: 1 | K: 0 | S: 5 | LOB: 2 | BB: 1 | P: 9 |
| | R: 1 | H: 2 | E: 0 | K: 1 | S: 7 | LOB: 1 | BB: 0 | P: 7 |
| | R: 0 | H: 0 | E: 0 | K: 0 | S: 3 | LOB: 0 | BB: 0 | P: 3 |
| | R: 0 | H: 2 | E: 0 | K: 0 | S: 5 | LOB: 3 | BB: 1 | P: 9 |
| | R: 0 | H: 0 | E: 0 | K: 0 | S: 3 | LOB: 0 | BB: 0 | P: 3 |
| | R: 0 | H: 2 | E: 0 | K: 0 | S: 4 | LOB: 1 | BB: 0 | P: 4 |

| PITCHER | IP | WLS | BF | H | R | ER | SO | BB | IBB | HBP | BLK | WP | HR | S | P | ERA | WHIP |
|--|-----|-----|----|---|---|----|----|----|-----|-----|-----|----|----|----|----|------|-------|
| Johnny Klippstein, R ERA: 5.68 (1, 1) | 8.0 | L | 34 | 8 | 2 | 1 | 3 | 2 | 0 | 0 | 0 | 0 | 0 | 38 | 46 | 1.12 | 1.250 |

BOTTOM

Chicago Cubs @ Milwaukee Braves
Milwaukee County Stadium, Milwaukee, WI

Sun Aug 15 1954, 4:33 AM EDT
Att. 42,609 - Unknown

| | |
|-----|----|
| AB | 32 |
| R | 2 |
| H | 8 |
| RBI | 1 |
| BB | 2 |
| SO | 3 |
| LOB | 14 |



| WP | HR | S | P | ERA | WHIP |
|----|----|---|---|------|-------|
| 0 | 0 | 1 | 4 | 5.68 | 1.250 |

| Batter | 1 | 2 | 3 | 4 | 5 | 6 | 7 | 8 | 9 | AB R H RBI BB SO LOB | TOP |
|--|---|---|---|---|---|---|--|---|---|--|---|
| Wally Moon, L OBP: 0.387, SLG: 0.468 (1, 8) X | 0-0 1B E 1B 1B | | 0-0 ① 4-3 | | 0-0 ③ F6 | | 4-0 BB BB BB | | 0-3 ③ K | 4 1 1 0 1 1 1 | |
| Red Schoendienst, S OBP: 0.378, SLG: 0.448 (1, 4) X | 0-0 1B 1-2 1B 1B | | 0-0 ② 4-3 | | 0-0 ① X 4-3 | | 0-0 ③ F9 | | | 4 0 1 0 0 0 1 | |
| Stan Musial, L OBP: 0.438, SLG: 0.635 (1, 9) S S S | 0-3 ① K | | 0-3 ③ K | | 0-0 G1-4-3 1B | | 0-0 1B | | 0-0 1B | 4 0 2 0 0 2 2 | |
| Ray Jablonski, R OBP: 0.362, SLG: 0.463 (1, 5) X | 0-0 E2 1-3 2-H 1B | | 0-0 ① F9 | | 0-0 ② ③ G1-4-3 1-2f | | 0-0 ① F9 | | | 4 0 1 0 0 0 2 | |
| Joe Cunningham, L OBP: 0.371, SLG: 0.478 (1, 3) X | 0-0 ② F7 | | 0-0 ② F8 | | 0-3 ① X K | | 0-0 ② F8 | | | 4 0 0 0 0 1 3 | |
| Rip Repulski, R OBP: 0.321, SLG: 0.447 (1, 7) X | 0-0 ③ F3 | | 0-0 1B | | 0-0 ① X K | | 0-0 ③ F8 | | | 4 1 2 0 0 0 3 | |
| Bill Sarni, R OBP: 0.347, SLG: 0.457 (1, 2) X | | 0-0 ① 4-3 | | 0-0 ③ 1-3 | | 0-0 1-3 HR 1B | | 0-0 ① F7 | | 4 1 1 0 0 0 1 | |
| Alex Grammas, R OBP: 0.286, SLG: 0.272 Joe Frazier, L OBP: 0.438, SLG: 0.603 Solly Hemus, L OBP: 0.475, SLG: 0.467 (1, 6) (7, PH) (7, 6) | | 0-0 ② 4-3 | | 0-0 ① F5 | | 0-0 1-H 3-H HR | | 0-0 1-3 2B | | 2 0 0 0 0 0 0 1 1 1 3 0 0 0 1 0 1 0 0 0 0 | |
| Brooks Lawrence, R OBP: 0.286, SLG: 0.219 (1, 1) X | | 0-0 ③ F6 | | 0-0 ② F7 | | 0-0 ② 5-3 | | 0-0 ② 1-3 | | 4 0 0 0 0 0 1 | |
| Inning Stats | R: 1 H: 3 E: 1 LOB: 2 K: 1 BB: 0 S: 8 P: 8 | R: 0 H: 0 E: 0 LOB: 0 K: 0 BB: 0 S: 3 P: 3 | R: 0 H: 0 E: 0 LOB: 0 K: 1 BB: 0 S: 5 P: 5 | R: 0 H: 1 E: 0 LOB: 1 K: 0 BB: 0 S: 4 P: 4 | R: 0 H: 0 E: 0 LOB: 0 K: 0 BB: 0 S: 3 P: 3 | R: 0 H: 1 E: 0 LOB: 0 K: 0 BB: 0 S: 3 P: 3 | R: 3 H: 3 E: 0 LOB: 1 K: 1 BB: 1 S: 8 P: 12 | R: 0 H: 1 E: 0 LOB: 1 K: 0 BB: 0 S: 4 P: 4 | R: 0 H: 1 E: 0 LOB: 1 K: 1 BB: 0 S: 6 P: 6 | 1B: 8 SF: 0 2B: 1 SAC: 0 3B: 0 DP: 1 HR: 1 HBP: 0 | WP: 0 PA: 37 PB: 0 SB: 0 CS: 0 |
| PITCHER | IP WLS BF H R ER SO BB IBB HBP BLK WP HR S P ERA WHIP | | | | | | | | | | |
| Jim Wilson, R ERA: 2.97 (1, 1) | 6.1 L 26 8 4 3 3 0 0 0 0 0 0 1 32 32 4.26 1.263 | | | | | | | | | | |
| Dave Koslo, L ERA: 2.93 (7, 1) | 0.2 3 0 0 0 0 1 0 0 0 0 0 0 2 6 0.00 1.500 | | | | | | | | | | |
| Ernie Johnson, R ERA: 2.7 (8, 1) | 1.0 4 1 0 0 0 0 0 0 0 0 0 0 4 4 0.00 1.000 | | | | | | | | | | |
| Joey Jay, R ERA: 7.24 (9, 1) | 1.0 4 1 0 0 1 0 0 0 0 0 0 0 6 6 0.00 1.000 | | | | | | | | | | |

St. Louis Cardinals @ Milwaukee Braves
Milwaukee County Stadium, Milwaukee, WI

Tue Aug 17 1954, 4:33 AM EDT
Att: 41,797 - Unknown

| | |
|-----|----|
| AB | 36 |
| R | 4 |
| H | 10 |
| RBI | 3 |
| BB | 1 |
| SO | 4 |
| LOB | 14 |



livebaseballscorecards.com

BOTTOM

St. Louis Cardinals @ Milwaukee Braves
Milwaukee County Stadium, Milwaukee, WI

Tue Aug 17 1954, 4:33 AM EDT
Att. 41,797 - Unknown

livebaseballscorecards.com

| | |
|-----|----|
| AB | 32 |
| R | 1 |
| H | 7 |
| RBI | 0 |
| BB | 6 |
| SO | 4 |
| LOB | 24 |



| | | | |
|-----|---|-----|----|
| WP: | 0 | PA: | 40 |
| PB: | 0 | SB: | 0 |
| CS: | 1 | | |

AB R H RBI BB SO LOB

| | | | | | | |
|---|---|---|---|---|---|---|
| 4 | 0 | 1 | 0 | 1 | 0 | 1 |
| 3 | 0 | 0 | 0 | 1 | 0 | 3 |
| 5 | 0 | 1 | 0 | 0 | 1 | 5 |
| 5 | 1 | 2 | 0 | 0 | 0 | 1 |
| 3 | 0 | 0 | 0 | 0 | 1 | 1 |
| 3 | 0 | 2 | 0 | 1 | 0 | 1 |
| 3 | 0 | 1 | 0 | 1 | 1 | 3 |
| 4 | 0 | 0 | 0 | 0 | 1 | 6 |
| 1 | 0 | 0 | 0 | 1 | 0 | 0 |
| 0 | 0 | 0 | 0 | 0 | 0 | 0 |
| 0 | 0 | 0 | 0 | 1 | 0 | 0 |
| 0 | 0 | 0 | 0 | 0 | 0 | 0 |
| 1 | 0 | 0 | 0 | 0 | 0 | 3 |
| 0 | 0 | 0 | 0 | 0 | 0 | 0 |

| | | | |
|-----|---|------|---|
| 1B: | 6 | SF: | 0 |
| 2B: | 2 | SAC: | 1 |
| 3B: | 0 | DP: | 3 |
| HR: | 0 | HBP: | 1 |

WP HR S P ERA WHIP

| | | | | | | | | | | | | | | | |
|-----|---|----|---|---|---|---|---|---|---|---|---|---|---|------|-------|
| 9.0 | W | 40 | 7 | 1 | 0 | 4 | 6 | 0 | 1 | 0 | 0 | 0 | 0 | 0.00 | 1.444 |
|-----|---|----|---|---|---|---|---|---|---|---|---|---|---|------|-------|

| Batter | 1 | 2 | 3 | 4 | 5 | 6 | 7 | 8 | 9 |
|---|-----------------|-----------------|---------------------------------------|-----------|------------------|---------------------------|-----------------------|--------------------------------|------------------|
| Bill Bruton, L (1, 8) OBP: 0.348, SLG: 0.374 | 0-0 6-3 | | 4-0 FC5-6 1-2 BB | | 0-0 HBP 1B | | 0-0 F9 | | 0-0 F7 |
| Danny O'Connell, R (1, 4) OBP: 0.319, SLG: 0.356 | 4-0 CS BB | | 0-0 FC5-6 G3-6-3 1-2f 2-3 | | 1-0 HBP | | 0-0 G1-4-3 1-2f | | 0-0 F8 |
| Eddie Mathews, L (1, 5) OBP: 0.411, SLG: 0.583 | 0-3 K 1-2 | | 0-0 G3-6-3 1-2f | | 0-0 F9 | | | 0-0 6-3 | 0-0 DI 2B |
| Hank Aaron, R (1, 7) OBP: 0.319, SLG: 0.446 | | 0-0 F9 | | 0-0 F4 | | 0-0 4-3 SH3-4 1B | | 0-0 BB E 1B 1B | 0-0 F7 2-3 |
| Joe Adcock, R (1, 3) OBP: 0.374, SLG: 0.544 | | 0-0 E5 1B | | 0-3 K | | 0-0 SH3-4 1-2 | | 0-0 F8 | |
| Andy Pafko, R (1, 9) OBP: 0.346, SLG: 0.463 | | 0-0 F8 | | 0-0 1B | | 4-0 4-3 BB | | 0-0 E BB 1B | |
| Johnny Logan, R (1, 6) OBP: 0.338, SLG: 0.373 | | 0-0 1B | | 0-3 K | | 0-0 4-3 1-2 2-3 | | 4-0 E BB | |
| Del Crandall, R (1, 2) OBP: 0.308, SLG: 0.420 | | 0-0 F7 | | | 0-3 K | 0-0 F8 | | 0-0 E5 1-2 2-3 3-H | |
| Jim Wilson, R (1, 1) OBP: 0.237, SLG: 0.278 | | | 4-0 FC5-6 BB | | | 0-0 G3 | | 4-0 G1-4-3 BB | 0-0 6-3 |
| Dave Kosco, L (7, 1) | | | | | | | | | |
| George Metkovich, L (7, PH) OBP: 0.361, SLG: 0.362 | | | | | | | | | |
| Ernie Johnson, R (8, 1) OBP: 0.286, SLG: 0.286 | | | | | | | | | |
| Bobby Thomson, R (8, PH) OBP: 0.166, SLG: 0.444 | | | | | | | | | |
| Joey Jay, S (9, 1) | | | | | | | | | |

| Inning Stats | R: 0 E: 0 K: 1 S: 4 | H: 0 LOB: 1 BB: 1 P: 8 | R: 0 E: 1 K: 0 S: 5 | H: 1 LOB: 2 BB: 0 P: 5 | R: 0 E: 0 K: 0 S: 2 | H: 0 LOB: 1 BB: 2 P: 10 | R: 0 E: 0 K: 2 S: 8 | H: 1 LOB: 1 BB: 0 P: 8 | R: 0 E: 0 K: 1 S: 6 | H: 1 LOB: 2 BB: 0 P: 7 | R: 0 E: 0 K: 0 S: 4 | H: 1 LOB: 2 BB: 1 P: 8 | R: 0 E: 0 K: 0 S: 2 | H: 0 LOB: 0 BB: 1 P: 6 | R: 1 E: 1 K: 0 S: 6 | H: 2 LOB: 3 BB: 1 P: 10 | R: 0 E: 0 K: 0 S: 4 | H: 1 LOB: 1 BB: 0 P: 4 | 1B: 6 2B: 2 3B: 0 HR: 0 | SF: 0 SAC: 1 DP: 3 HBP: 1 | WP: 0 PB: 0 SB: 0 CS: 1 | PA: 40 |
|--------------|------------------------------|---------------------------------|------------------------------|---------------------------------|------------------------------|----------------------------------|------------------------------|---------------------------------|------------------------------|---------------------------------|------------------------------|---------------------------------|------------------------------|---------------------------------|------------------------------|----------------------------------|------------------------------|---------------------------------|----------------------------------|------------------------------------|----------------------------------|--------|
|--------------|------------------------------|---------------------------------|------------------------------|---------------------------------|------------------------------|----------------------------------|------------------------------|---------------------------------|------------------------------|---------------------------------|------------------------------|---------------------------------|------------------------------|---------------------------------|------------------------------|----------------------------------|------------------------------|---------------------------------|----------------------------------|------------------------------------|----------------------------------|--------|

| PITCHER | IP | WLS | BF | H | R | ER | SO | BB | IBB | HBP | BLK | WP | HR | S | P | ERA | WHIP |
|--|-----|-----|----|---|---|----|----|----|-----|-----|-----|----|----|----|----|------|-------|
| Brooks Lawrence, R (1, 1) ERA: 3.33 | 9.0 | W | 40 | 7 | 1 | 0 | 4 | 6 | 0 | 1 | 0 | 0 | 0 | 41 | 66 | 0.00 | 1.444 |

| Batter | 1 | 2 | 3 | 4 | 5 | 6 | 7 | 8 | 9 |
|---|--------|---------|--------|-----------|--------|-----------|--------|--------|---|
| Bill Bruton, L OBP: 0.347, SLG: 0.373 (1, 8) | 0-0 F8 | | 0-3 K | | 0-0 L4 | | 0-0 CS | | |
| Danny O'Connell, R OBP: 0.319, SLG: 0.355 (1, 4) | 0-3 K | | 0-0 P5 | | | 0-0 F7 | 0-0 CS | 0-0 F3 | |
| Eddie Mathews, L OBP: 0.414, SLG: 0.581 (1, 5) | 4-0 BB | | | 4-0 FC1-6 | | 4-0 FC6-4 | | 0-0 F3 | |
| Hank Aaron, R OBP: 0.318, SLG: 0.444 (1, 7) | 0-0 L8 | | | 0-0 FC1-6 | | 0-0 FC6-4 | | 0-0 BB | |
| Joe Adcock, R OBP: 0.373, SLG: 0.546 (1, 3) | | 0-0 6-3 | | 0-0 6-3 | | 0-0 1B | | 0-0 F8 | |
| Andy Pafko, R OBP: 0.345, SLG: 0.461 (1, 9) | | 0-3 K | | 0-0 L5 | | 0-0 1B | | 0-0 F9 | |
| Johnny Logan, R OBP: 0.336, SLG: 0.371 (1, 6) | | 0-0 P4 | | | 0-0 F7 | 0-0 1-3 | | | |
| Del Crandall, R OBP: 0.308, SLG: 0.419 (1, 2) | | | 0-0 E5 | | 0-0 1B | | 0-0 F2 | | |
| Warren Spahn, L OBP: 0.296, SLG: 0.329 (1, 1) | | | 0-0 F3 | | 0-0 F9 | | 0-0 P6 | | |

| Inning Stats | R: 0 | H: 0 | E: 0 | K: 1 | S: 5 | LOB: 1 | BB: 1 | P: 9 |
|--------------|------|------|------|------|------|--------|-------|------|
| | R: 0 | H: 0 | E: 0 | K: 1 | S: 5 | LOB: 0 | BB: 0 | P: 5 |
| | R: 0 | H: 0 | E: 1 | K: 1 | S: 6 | LOB: 1 | BB: 0 | P: 6 |
| | R: 0 | H: 0 | E: 0 | K: 0 | S: 3 | LOB: 1 | BB: 1 | P: 7 |
| | R: 0 | H: 1 | E: 0 | K: 0 | S: 4 | LOB: 1 | BB: 0 | P: 4 |
| | R: 2 | H: 2 | E: 0 | K: 0 | S: 5 | LOB: 1 | BB: 1 | P: 9 |
| | R: 0 | H: 1 | E: 0 | K: 0 | S: 3 | LOB: 0 | BB: 0 | P: 3 |
| | R: 1 | H: 2 | E: 0 | K: 0 | S: 5 | LOB: 1 | BB: 0 | P: 5 |

| PITCHER | IP | WLS | BF | H | R | ER | SO | BB | IBB | HBP | BLK | WP | HR | S | P | ERA | WHIP |
|--------------------------------------|-----|-----|----|---|---|----|----|----|-----|-----|-----|----|----|----|----|------|-------|
| Harvey Haddix, L ERA: 3.38 (1, 1) | 7.0 | L | 28 | 4 | 2 | 2 | 3 | 3 | 0 | 0 | 0 | 0 | 0 | 31 | 43 | 2.57 | 1.000 |
| Gerry Staley, R ERA: 5.69 (8, 1) | 1.0 | | 5 | 2 | 1 | 1 | 0 | 0 | 0 | 0 | 0 | 0 | 0 | 5 | 5 | 9.00 | 2.000 |

AB R H RBI BB SO LOB

| | | | | | | |
|---|---|---|---|---|---|---|
| 4 | 0 | 1 | 0 | 0 | 1 | 2 |
| 4 | 1 | 1 | 0 | 0 | 1 | 1 |
| 1 | 0 | 0 | 0 | 3 | 0 | 1 |
| 4 | 1 | 1 | 1 | 0 | 0 | 3 |
| 4 | 1 | 1 | 1 | 0 | 0 | 2 |
| 4 | 0 | 1 | 1 | 0 | 1 | 2 |
| 3 | 0 | 0 | 0 | 0 | 0 | 1 |
| 3 | 0 | 1 | 0 | 0 | 0 | 0 |
| 3 | 0 | 0 | 0 | 0 | 0 | 2 |


| | | | |
|-------|--------|-------|--------|
| 1B: 5 | SF: 0 | WP: 0 | PA: 34 |
| 2B: 0 | SAC: 0 | PB: 0 | |
| 3B: 1 | DP: 0 | SB: 0 | |
| HR: 0 | HBP: 0 | CS: 1 | |
| WP: 0 | PA: 34 | ERA | WHIP |

St. Louis Cardinals @ Milwaukee Braves
Milwaukee County Stadium, Milwaukee, WI
 Wed Aug 18 1954, 4:33 AM EDT
 Att. 40,320 - Unknown

livebaseballscorecards.com

| | |
|-----|----|
| AB | 30 |
| R | 3 |
| H | 6 |
| RBI | 3 |
| BB | 3 |
| SO | 3 |
| LOB | 14 |



| Batter | 1 | 2 | 3 | 4 | 5 | 6 | 7 | 8 | 9 | AB R H RBI BB SO LOB | TOP | | | | | | | |
|---|-----------------|---|----|---|---|----|----|----|-----|----------------------|--|--|----|---|---|-----|------|---|
| Wally Moon, L (1, 8) OBP: 0.386, SLG: 0.467 | | | | | | | | | | | 0 0 0 0 0 0 0 0 | St. Louis Cardinals @ Milwaukee Braves Milwaukee County Stadium, Milwaukee, WI Thu Aug 19 1954, 4:33 AM EDT Att. 37,255 - Unknown livebaseballscorecards.com | | | | | | |
| Red Schoendienst, S (1, 4) OBP: 0.375, SLG: 0.444 | | | | | | | | | | | 0 0 0 0 0 0 0 0 | | | | | | | |
| Stan Musial, L (1, 9) OBP: 0.441, SLG: 0.644 | | | | | | | | | | | 0 0 0 0 0 0 0 0 | | | | | | | |
| Ray Jablonski, R (1, 5) OBP: 0.361, SLG: 0.461 | | | | | | | | | | | 0 0 0 0 0 0 0 0 | | | | | | | |
| Joe Cunningham, L (1, 3) OBP: 0.366, SLG: 0.470 | | | | | | | | | | | 0 0 0 0 0 0 0 0 | | | | | | | |
| Rip Repulski, R (1, 7) OBP: 0.320, SLG: 0.445 | | | | | | | | | | | 0 0 0 0 0 0 0 0 | | | | | | | |
| Bill Sarni, R (1, 2) OBP: 0.346, SLG: 0.452 | | | | | | | | | | | 0 0 0 0 0 0 0 0 | | | | | | | |
| Alex Grammas, R (1, 6) OBP: 0.288, SLG: 0.271 | | | | | | | | | | | 0 0 0 0 0 0 0 0 | | | | | | | |
| Gordon Jones, R (1, 1) OBP: 0.250, SLG: 0.250 | 0 0 0 0 0 0 0 0 |  | | | | | | | | | | | | | | | | |
| Inning Stats | | | | | | | | | | | 1B: 0 SF: 0 2B: 0 SAC: 0 3B: 0 DP: 0 HR: 0 HBP: 0 WP: 0 PA: 0 PB: 0 SB: 0 CS: 0 | | | | | | | |
| PITCHER Lew Burdette, R (1, 1) ERA: 2.89 | IP | WLS | BF | H | R | ER | SO | BB | IBB | HBP | BLK | WP | HR | S | P | ERA | WHIP | PITCHER IP WLS BF H R ER SO BB IBB HBP BLK WP HR S P ERA WHIP |

| Batter | 1 | 2 | 3 | 4 | 5 | 6 | 7 | 8 | 9 | AB R H RBI BB SO LOB | TOP | | | | | | | | | | | | | |
|---|--|---------------------------------|------------------------------|---------------------------------|------------------------------|---------------------------------|------------------------------|---------------------------------|------------------------------|---------------------------------|------------------------------|---------------------------------|------------------------------|---------------------------------|------------------------------|---------------------------------|------------------------------|---------------------------------|------------------------------|---------------------------------|---|------------------------------------|----------------------------------|--------|
| Bill Bruton, L (1, 8) OBP: 0.342, SLG: 0.367 | 0-0 1B SF7 1B | | 0-0 P4 | | 0-0 F7 | | 0-0 G3 | | | 4 1 1 0 0 0 1 | | | | | | | | | | | | | | |
| Danny O'Connell, R (1, 4) OBP: 0.323, SLG: 0.359 | 0-0 1-3 G4-6-3 1B | | 0-0 FC1-4 E 1B | | 0-0 1-3 | | | 0-0 1B | | 4 0 3 0 0 0 0 | | | | | | | | | | | | | | |
| Eddie Mathews, L (1, 5) OBP: 0.409, SLG: 0.571 | 0-0 SF7 | | 0-0 E3 FC1-4 1-2 | | 0-0 F7 | | | 0-0 F7 | | 3 0 0 1 0 0 2 | | | | | | | | | | | | | | |
| Hank Aaron, R (1, 7) OBP: 0.319, SLG: 0.441 | 0-0 G4-6-3 1-2f | | 0-0 FC1-4 1-2f 2-3 | | 0-0 4-3 | | | 0-0 F7 | | 4 0 0 0 0 0 4 | | | | | | | | | | | | | | |
| Joe Adcock, R (1, 3) OBP: 0.370, SLG: 0.541 | | 0-0 F7 | 0-3 K | | 0-3 K | | | 0-0 1-3 | | 4 0 0 0 0 2 3 | | | | | | | | | | | | | | |
| Andy Pafko, R (1, 9) OBP: 0.343, SLG: 0.455 | | 0-0 F9 | | 0-0 FC6-4 1B | | 0-3 K | | 0-0 P3 | | 4 0 1 0 0 1 0 | | | | | | | | | | | | | | |
| Johnny Logan, R (1, 6) OBP: 0.337, SLG: 0.369 | | 0-0 1B 1B | | 0-0 F7 | | | 0-0 F9 | 0-0 P3 | | 4 0 1 0 0 0 1 | | | | | | | | | | | | | | |
| Del Crandall, R (1, 2) OBP: 0.307, SLG: 0.415 | | 0-0 1-3 1B | | 0-0 FC6-4 1-2f | | | 0-0 G3 | 0-0 1B | | 4 0 2 0 0 0 1 | | | | | | | | | | | | | | |
| Gene Conley, R (1, 1) OBP: 0.176, SLG: 0.191 | | 0-0 6-3 | | 0-0 P6 | | | 0-0 1B | 0-0 P4 | | 2 0 0 0 0 0 3 | | | | | | | | | | | | | | |
| Bobby Thomson, R (7, PH) OBP: 0.538, SLG: 0.455 | | | | | | | | | | 1 0 1 0 0 0 0 | | | | | | | | | | | | | | |
| Ernie Johnson, R (7, 1) OBP: 0.286, SLG: 0.286 | | | | | | | | | | 0 0 0 0 0 0 0 | | | | | | | | | | | | | | |
| George Metkovich, L (9, PH) OBP: 0.353, SLG: 0.352 | | | | | | | | | | 1 0 0 0 0 0 1 | | | | | | | | | | | | | | |
| Inning Stats | R: 1 E: 0 K: 0 S: 4 | H: 2 LOB: 0 BB: 0 P: 4 | R: 0 E: 0 K: 0 S: 5 | H: 2 LOB: 2 BB: 0 P: 5 | R: 0 E: 1 K: 1 S: 7 | H: 1 LOB: 2 BB: 0 P: 7 | R: 0 E: 0 K: 0 S: 4 | H: 1 LOB: 1 BB: 0 P: 4 | R: 0 E: 0 K: 2 S: 7 | H: 0 LOB: 0 BB: 0 P: 7 | R: 0 E: 0 K: 0 S: 3 | H: 0 LOB: 0 BB: 0 P: 3 | R: 0 E: 0 K: 0 S: 4 | H: 1 LOB: 1 BB: 0 P: 4 | R: 0 E: 0 K: 0 S: 4 | H: 1 LOB: 1 BB: 0 P: 4 | R: 0 E: 0 K: 0 S: 4 | H: 1 LOB: 1 BB: 0 P: 4 | R: 0 E: 0 K: 0 S: 4 | H: 1 LOB: 1 BB: 0 P: 4 | 1B: 9 2B: 0 3B: 0 HR: 0 | SF: 1 SAC: 0 DP: 1 HBP: 0 | WP: 0 PB: 0 SB: 0 CS: 0 | PA: 36 |
| PITCHER Bob Rush, R (1, 1) ERA: 4.23 | IP: 9.0 WLS: W BF: 36 H: 9 R: 1 ER: 1 SO: 3 BB: 0 IBB: 0 HBP: 0 BLK: 0 WP: 0 HR: 0 S: 42 P: 42 ERA: 1.00 WHIP: 1.000 | | | | | | | | | | | | | | | | | | | | PITCHER IP: WLS: BF: H: R: ER: SO: BB: IBB: HBP: BLK: WP: HR: S: P: ERA: WHIP | | | |

Milwaukee Braves @ Chicago Cubs
Wrigley Field, Chicago, IL
Fri Aug 20 1954, 3:33 AM CDT
Att: 13,088 - Unknown

livebaseballscorecards.com

| | |
|-----|----|
| AB | 35 |
| R | 1 |
| H | 9 |
| RBI | 1 |
| BB | 0 |
| SO | 3 |
| LOB | 16 |



| Batter | 1 | 2 | 3 | 4 | 5 | 6 | 7 | 8 | 9 |
|---|--|-----------------------|-----------------------|----------------------|---------------------------------|-----------|--------------------------|---|---|
| Bob Talbot, R OBP: 0.288, SLG: 0.321 (1, 8) | 0-0 FC5-4 1B 1B | 0-0 F7 | | | 0-0 1B FC5-4 4-3 1B | | 0-0 2B | | |
| Gene Baker, R OBP: 0.337, SLG: 0.458 (1, 4) | 0-0 FC5-4 1-2 1B | | 0-3 K | | 0-0 4-3 1-2 | | 0-0 L4-6 2B 2-H | | |
| Vern Morgan, L OBP: 0.250, SLG: 0.275 (1, 5) | 0-3 K | | 0-0 G6-4-3 1B | | 0-0 FC5-4 2-3 1B | | 0-0 L4-6 2-3 | | |
| Ralph Kiner, R OBP: 0.390, SLG: 0.517 (1, 7) | 0-0 FC5-4 14 BB 1B 1-2f 2-3 | | 0-0 G6-4-3 1-2f | | 0-0 FC5-4 1-2f | | 0-0 F7 | | |
| Hank Sauer, R OBP: 0.391, SLG: 0.586 (1, 9) | 0-0 14 BB 1-2 3-H 1B | | 0-3 K | | 0-0 FC5-4 1-2f | | 0-0 1B | | |
| 14 Ernie Banks, R OBP: 0.341, SLG: 0.437 (1, 6) | 4-0 1-2 2-3 BB | | 0-0 2B | | 0-0 F7 | | 0-0 F8 | | |
| Dee Fondy, L OBP: 0.311, SLG: 0.388 (1, 3) | 0-0 G3 | | 4-0 FC6-4 BB | | 0-3 K | | 0-0 G3 | | |
| Joe Garagiola, L OBP: 0.388, SLG: 0.347 (1, 2) | | 0-0 G6-4-3 1B | | 0-0 F5 | | 0-0 F9 | | | |
| Bob Rush, R OBP: 0.317, SLG: 0.393 (1, 1) | | 0-0 G6-4-3 1-2f | | 0-0 FC6-4 1-2f | | 0-0 F4 | | | |

| AB | R | H | RBI | BB | SO | LOB |
|----|---|---|-----|----|----|-----|
| 4 | 3 | 3 | 0 | 0 | 0 | 0 |
| 4 | 0 | 2 | 1 | 0 | 1 | 1 |
| 4 | 0 | 2 | 0 | 0 | 1 | 3 |
| 4 | 0 | 0 | 1 | 0 | 0 | 4 |
| 4 | 0 | 2 | 1 | 0 | 1 | 1 |
| 3 | 0 | 1 | 0 | 1 | 0 | 1 |
| 3 | 0 | 0 | 0 | 1 | 1 | 4 |
| 3 | 0 | 1 | 0 | 0 | 0 | 2 |
| 3 | 0 | 0 | 0 | 0 | 0 | 3 |

BOTTOM

Milwaukee Braves @ Chicago Cubs
Wrigley Field, Chicago, IL
Fri Aug 20 1954, 3:33 AM CDT
Att. 13,088 - Unknown

livebaseballscorecards.com

| | |
|------------|-----------|
| AB | 32 |
| R | 3 |
| H | 11 |
| RBI | 3 |
| BB | 2 |
| SO | 4 |
| LOB | 19 |



| | |
|-------|--------|
| 1B: 8 | SF: 0 |
| 2B: 4 | SAC: 0 |
| 3B: 0 | DP: 3 |
| HR: 0 | HBP: 0 |

| | |
|-------|--------|
| WP: 0 | PA: 34 |
| PB: 0 | |
| SB: 0 | |
| CS: 0 | |

| Inning Stats | R | H | E | K | S | P | IP | WLS | BF | H | R | ER | SO | BB | IBB | HBP | BLK | WP | HR | S | P | ERA | WHIP |
|---|---|---|---|---|---|---|-----|-----|----|---|---|----|----|----|-----|-----|-----|----|----|----|----|------|-------|
| Gene Conley, R ERA: 2.99 (1, 1) | 1 | 3 | 0 | 1 | 6 | 0 | 6.0 | L | 26 | 8 | 2 | 2 | 4 | 2 | 0 | 0 | 0 | 0 | 0 | 32 | 40 | 3.00 | 1.667 |
| Ernie Johnson, R ERA: 2.76 (7, 1) | 0 | 1 | 0 | 0 | 2 | 0 | 2.0 | | 8 | 3 | 1 | 1 | 0 | 0 | 0 | 0 | 0 | 0 | 0 | 8 | 8 | 4.50 | 1.500 |

| Batter | 1 | 2 | 3 | 4 | 5 | 6 | 7 | 8 | 9 | AB R H RBI BB SO LOB | TOP | | | | | | | | | | | |
|--|--|---------------------------------|------------------------------|---------------------------------|------------------------------|---------------------------------|------------------------------|---------------------------------|------------------------------|---------------------------------|---|----------------------------------|--|----------------------------------|------------------------------|---------------------------------|------------------------------|---------------------------------|----------------------------------|------------------------------------|----------------------------------|--------|
| Bill Bruton, L (1, 8) OBP: 0.342, SLG: 0.366 | 0-0 F8 | | 0-3 K | | | 0-0 SF BB SF9 1B | 0-0 FC6-4 | | | 4 1 1 0 0 1 2 | Milwaukee Braves @ Chicago Cubs Wrigley Field, Chicago, IL Sat Aug 21 1954, 3:33 AM CDT Att: 18,394 - Unknown | | | | | | | | | | | |
| Danny O'Connell, R (1, 4) OBP: 0.323, SLG: 0.357 | 0-3 K | | | 0-0 F9 | | 4-0 SF SF SF9 BB | | 0-0 1-3 | | 3 0 0 0 1 1 0 | | | | | | | | | | | | |
| Eddie Mathews, L (1, 5) OBP: 0.405, SLG: 0.566 | 0-0 F8 | | | 0-0 F3 | | 0-0 SF | | 0-0 L6 | | 3 0 0 1 0 0 0 | | | | | | | | | | | | |
| Hank Aaron, R (1, 7) OBP: 0.318, SLG: 0.439 | | 0-0 4-3 | | 0-0 6-3 | | 0-0 SF9 | | 4-0 BB | | 2 0 0 1 1 0 0 | | | | | | | | | | | | |
| Joe Adcock, R (1, 3) OBP: 0.371, SLG: 0.541 | | | | | 0-0 G4-6-3 1B | 0-3 K | | 0-0 F7 | | 4 0 2 0 0 1 3 | | | | | | | | | | | | |
| Andy Pafko, R (1, 9) OBP: 0.342, SLG: 0.453 | | | | | 0-3 K | | 0-0 5-3 | | 0-0 5-3 | 4 0 1 0 0 1 1 | | | | | | | | | | | | |
| Johnny Logan, R (1, 6) OBP: 0.336, SLG: 0.368 | | | | | 0-0 G4-6-3 | | 0-0 BB 1B | | 0-0 F7 | 4 0 1 0 0 0 3 | | | | | | | | | | | | |
| Del Crandall, R (1, 2) OBP: 0.312, SLG: 0.418 | | | 0-3 K | | | 4-0 BB BB SF 1B | 4-0 FC6-4 BB | | 0-0 2B | 2 1 1 0 2 1 0 | | | | | | | | | | | | |
| Chet Nichols, S (1, 1) OBP: 0.100, SLG: 0.100 | | | 0-3 K | | | 0-0 P6 | 0-3 K | | 0-3 K | 0 0 0 0 0 0 0 | | | | | | | | | | | | |
| Bob Buhl, R (1, 1) OBP: 0.107, SLG: 0.038 | | | | | | | | | | 1 0 0 0 0 0 1 0 | | | | | | | | | | | | |
| Jack Dittmer, L (6, PH) OBP: 0.231, SLG: 0.244 | | | | | | | | | | 1 0 0 0 0 0 0 1 | | | | | | | | | | | | |
| Ernie Johnson, R (6, 1) OBP: 0.286, SLG: 0.286 | | | | | | | | | | 0 0 0 0 0 0 0 0 | | | | | | | | | | | | |
| Bobby Thomson, R (7, PH) OBP: 0.500, SLG: 0.417 | | | | | | | | | | 1 0 0 0 0 0 1 2 | | | | | | | | | | | | |
| Dave Jolly, R (7, 1) OBP: 0.417, SLG: 0.565 | | | | | | | | | | 0 0 0 0 0 0 0 0 | | | | | | | | | | | | |
| Jim Fenton, R (9, PH) OBP: 0.224, SLG: 0.284 | | | | | | | | | | 1 0 0 0 0 0 1 1 | | | | | | | | | | | | |
| Inning Stats | R: 0 E: 0 K: 1 S: 5 | H: 0 LOB: 0 BB: 0 P: 5 | R: 0 E: 0 K: 0 S: 4 | H: 2 LOB: 1 BB: 0 P: 4 | R: 0 E: 0 K: 3 S: 9 | H: 0 LOB: 0 BB: 0 P: 9 | R: 0 E: 0 K: 0 S: 3 | H: 0 LOB: 0 BB: 0 P: 3 | R: 0 E: 0 K: 1 S: 5 | H: 1 LOB: 0 BB: 0 P: 5 | R: 2 E: 1 K: 1 S: 7 | H: 1 LOB: 2 BB: 2 P: 15 | R: 0 E: 0 K: 1 S: 6 | H: 1 LOB: 2 BB: 1 P: 10 | R: 0 E: 0 K: 0 S: 3 | H: 0 LOB: 1 BB: 1 P: 7 | R: 0 E: 0 K: 1 S: 6 | H: 1 LOB: 1 BB: 0 P: 6 | 1B: 5 2B: 1 3B: 0 HR: 0 | SF: 2 SAC: 0 DP: 2 HBP: 0 | WP: 0 PB: 0 SB: 0 CS: 0 | PA: 36 |
| PITCHER Johnny Klippstein, R (1, 1) ERA: 5.33 | IP: 9.0 WLS: W BF: 36 H: 6 R: 2 ER: 1 SO: 8 BB: 4 IBB: 0 HBP: 0 BLK: 0 WP: 0 HR: 0 S: 48 P: 64 ERA: 1.00 WHIP: 1.111 | | | | | | | | | | | PITCHER | IP: 9.0 WLS: W BF: 36 H: 6 R: 2 ER: 1 SO: 8 BB: 4 IBB: 0 HBP: 0 BLK: 0 WP: 0 HR: 0 S: 48 P: 64 ERA: 1.00 WHIP: 1.111 | | | | | | | | | |

livebaseballscorecards.com

| | |
|-----|----|
| AB | 30 |
| R | 2 |
| H | 6 |
| RBI | 2 |
| BB | 4 |
| SO | 8 |
| LOB | 13 |



| Batter | 1 | 2 | 3 | 4 | 5 | 6 | 7 | 8 | 9 |
|---|----------------------------------|----------------------------------|--------------------------|-----------|------------|-----------|------------|---|---|
| Bob Talbot, R OBP: 0.284, SLG: 0.316 (1, 8) | 0-0 F8 | 0-0 P6 | | 0-0 F8 | | | 0-0 F2 | | |
| Gene Baker, R OBP: 0.339, SLG: 0.458 (1, 4) | 0-0 FC6-4 1B | 0-0 1-2 1B | | | 0-0 F6 | | 0-0 6-3 | | |
| Ralph Kiner, R OBP: 0.368, SLG: 0.513 (1, 7) | 0-0 FC6-4 14 3B 1-2f | 0-0 PO 2-3 | 4-0 14 FC6-4 BB | | 0-0 6-3 | | 0-0 F8 | | |
| Hank Sauer, R OBP: 0.391, SLG: 0.593 (1, 9) | 0-0 1-2 14 3B 1B | | 0-0 P6 | | 0-0 HR | | 0-0 F8 | | |
| 14 Ernie Banks, R OBP: 0.340, SLG: 0.439 (1, 6) | 0-0 1-H 2-H HR 3B | | 0-0 FC6-4 1-2f | | 0-0 F2 | | 0-0 F2 | | |
| Steve Bilko, R OBP: 0.290, SLG: 0.354 Dee Fondy, L OBP: 0.311, SLG: 0.388 (1, 3) (8, PR) (9, 3) | 0-0 HR | | 0-3 K | | 0-0 P6 | | 0-0 1B | | |
| Walker Cooper, R OBP: 0.385, SLG: 0.507 (1, 2) | 0-0 3-H F3 | | 0-0 E6 | | 0-3 K | | 0-0 F7 | | |
| Vern Morgan, L OBP: 0.279, SLG: 0.302 (1, 5) | | 0-0 FC3-6 1B | | 0-0 F8 | | 0-0 1B | | | |
| Johnny Klippstein, R OBP: 0.135, SLG: 0.167 (1, 1) | | 0-0 FC3-6 PO 1B 1-2f | | 0-3 K | | 0-3 K | | | |

| AB | R | H | RBI | BB | SO | LOB |
|----|---|---|-----|----|----|-----|
| 4 | 0 | 0 | 0 | 0 | 0 | 2 |
| 4 | 0 | 2 | 0 | 0 | 0 | 0 |
| 3 | 1 | 0 | 0 | 1 | 0 | 1 |
| 4 | 2 | 2 | 1 | 0 | 0 | 1 |
| 4 | 1 | 1 | 2 | 0 | 0 | 1 |
| 4 | 1 | 2 | 2 | 0 | 1 | 1 |
| 0 | 0 | 0 | 0 | 0 | 0 | 0 |
| 4 | 0 | 0 | 0 | 0 | 1 | 1 |
| 3 | 0 | 2 | 0 | 0 | 0 | 1 |
| 3 | 0 | 0 | 0 | 0 | 2 | 3 |

BOTTOM

Milwaukee Braves @ Chicago Cubs
Wrigley Field, Chicago, IL
Sat Aug 21 1954, 3:33 AM CDT
Att. 18,394 - Unknown

| | |
|-----|----|
| AB | 33 |
| R | 5 |
| H | 9 |
| RBI | 5 |
| BB | 1 |
| SO | 4 |
| LOB | 11 |



| Inning | R | H | E | K | S | WLS | BF | H | R | ER | SO | BB | IBB | HBP | BLK | WP | HR | S | P | ERA | WHIP |
|--------|---|---|---|---|---|-----|----|---|---|----|----|----|-----|-----|-----|----|----|---|---|-------|-------|
| 1 | 4 | 4 | 0 | 7 | 0 | | 6 | 4 | 4 | 0 | 0 | 0 | 0 | 0 | 0 | 0 | 1 | 6 | 6 | 54.00 | 6.000 |
| 2 | 0 | 2 | 0 | 4 | 0 | | 4 | 0 | 1 | 0 | 2 | 0 | 0 | 0 | 0 | 0 | 0 | 8 | 8 | 0.00 | 1.000 |
| 3 | 0 | 0 | 0 | 1 | 0 | | 7 | 0 | 0 | 0 | 0 | 0 | 0 | 0 | 0 | 0 | 0 | 7 | 7 | 0.00 | 0.500 |

| PITCHER | IP | WLS | BF | H | R | ER | SO | BB | IBB | HBP | BLK | WP | HR | S | P | ERA | WHIP |
|-------------------------------|-----|-----|----|---|---|----|----|----|-----|-----|-----|----|----|----|----|-------|-------|
| Chet Nichols, L ERA: 3.83 | 0.2 | L | 6 | 4 | 4 | 4 | 0 | 0 | 0 | 0 | 0 | 0 | 0 | 6 | 6 | 54.00 | 6.000 |
| Bob Buhl, R ERA: 4.21 | 4.1 | | 17 | 3 | 1 | 1 | 2 | 1 | 0 | 0 | 0 | 0 | 1 | 20 | 24 | 2.08 | 0.923 |
| Ernie Johnson, R ERA: 2.71 | 1.0 | | 4 | 1 | 0 | 0 | 2 | 0 | 0 | 0 | 0 | 0 | 0 | 8 | 8 | 0.00 | 1.000 |
| Dave Jolly, R ERA: 1.92 | 2.0 | | 7 | 1 | 0 | 0 | 0 | 0 | 0 | 0 | 0 | 0 | 0 | 7 | 7 | 0.00 | 0.500 |

| WP | HR | S | P | ERA | WHIP |
|----|----|---|---|-----|------|
| 0 | 0 | 0 | 0 | 0 | 0 |
| 0 | 0 | 0 | 0 | 0 | 0 |
| 0 | 0 | 0 | 0 | 0 | 0 |
| 0 | 0 | 0 | 0 | 0 | 0 |

PA: 35

| Batter | 1 | 2 | 3 | 4 | 5 | 6 | 7 | 8 | 9 | AB R H RBI BB SO LOB | TOP | | | | | | | | | | | | | | | | | | | | | | | | | |
|---|---|---------------------------------|------------------------------|---------------------------------|------------------------------|----------------------------------|------------------------------|---------------------------------|------------------------------|---|------------------------------|----------------------------------|------------------------------|---------------------------------|------------------------------|---------------------------------|----------------------------------|------------------------------------|----------------------------------|--------|--|--|--|--|--|--|--|--|--|--|--|--|--|--|--|--|
| Bill Bruton, L (1, 8) OBP: 0.342, SLG: 0.367 | 0-0 1B 2B | | 4-0 1B BB | 0-0 4-3 | | | 0-0 F9 | 0-0 4-3 | | 4 2 1 0 1 0 0 | | | | | | | | | | | | | | | | | | | | | | | | | | |
| Danny O'Connell, R (1, 4) OBP: 0.325, SLG: 0.357 | 4-0 1B SF9 BB | | 0-0 5-3 | | | 0-0 6-3 | 0-0 HR 1B | | 4-0 FC5-4 BB | 3 2 1 0 2 0 1 | | | | | | | | | | | | | | | | | | | | | | | | | | |
| Eddie Mathews, L (1, 5) OBP: 0.409, SLG: 0.567 | 0-0 1-4 1B | | 4-0 1B E BB | | | 1-0 FC1-4 HBP | 0-0 HR | | 0-0 F8 | 1 1 1 1 1 0 0 2 1 1 2 0 0 1 | | | | | | | | | | | | | | | | | | | | | | | | | | |
| Bobby Thomson, R (5, PR) OBP: 0.500, SLG: 0.643 | 1-3 2-H 1B | | 0-0 E 1B BB | | | 0-0 FC1-4 | 4-0 E SF8 BB | | 0-0 FC5-4 | 2 1 1 2 0 0 1 1 2 0 0 1 0 1 | | | | | | | | | | | | | | | | | | | | | | | | | | |
| Hank Aaron, R (1, 7) OBP: 0.318, SLG: 0.439 | 0-0 SF9 | | 1-2 2-H 1B | | | 1-2f | E SF8 BB | | 0-0 FC5-4 | 2 1 1 2 0 0 1 1 2 0 0 1 0 1 | | | | | | | | | | | | | | | | | | | | | | | | | | |
| Roy Smalley, R (5, 4) OBP: 0.400, SLG: 0.538 | 3-H SF9 | | 0-0 1B 1B | | | 0-0 5-3 | 1-3 SF8 1B | | 0-0 HR | 5 3 2 2 0 0 3 | | | | | | | | | | | | | | | | | | | | | | | | | | |
| Joe Adcock, R (1, 3) OBP: 0.371, SLG: 0.546 | 0-0 P3 | | 1-3 2-H 1B WP | | | 0-0 5-3 | E5 SF8 1B | | 0-0 HR | 4 0 1 3 0 1 0 | | | | | | | | | | | | | | | | | | | | | | | | | | |
| Andy Pafko, R (1, 9) OBP: 0.341, SLG: 0.451 | 0-0 1-4 | 0-3 K | 0-0 2-3 3-H 1B | | | 0-0 3-1 | 0-0 SF8 | | 0-0 F7 | 4 0 1 3 0 1 0 | | | | | | | | | | | | | | | | | | | | | | | | | | |
| Johnny Logan, R (1, 6) OBP: 0.335, SLG: 0.367 | | 0-0 5-3 | 0-0 F7 | | | 0-0 FC6-4 1B | 0-0 P3 | | | 4 0 1 0 0 0 1 | | | | | | | | | | | | | | | | | | | | | | | | | | |
| Del Crandall, R (1, 2) OBP: 0.311, SLG: 0.416 | | 0-0 1-3 | | 0-0 6-3 | | 0-0 FC6-4 | | 0-0 B1-6-4 1B | | 4 0 1 0 0 0 1 | | | | | | | | | | | | | | | | | | | | | | | | | | |
| Jim Wilson, R (1, 1) OBP: 0.231, SLG: 0.270 | | | 0-0 1-3 | 0-3 K2-3 | | 0-0 4-3 | | 0-0 B1-6-4 | | 1 0 0 0 0 0 0 1 0 0 0 0 1 0 0 0 0 0 0 0 0 1 0 0 0 0 0 1 1 0 0 0 0 0 1 | | | | | | | | | | | | | | | | | | | | | | | | | | |
| Dave Jolly, R (3, 1) OBP: 0.400, SLG: 0.542 | | | | | | | | | | | | | | | | | | | | | | | | | | | | | | | | | | | | |
| Lew Burdette, R (5, 1) OBP: 0.159, SLG: 0.136 | | | | | | | | | | | | | | | | | | | | | | | | | | | | | | | | | | | | |
| George Metkovich, L (6, PH) OBP: 0.349, SLG: 0.347 | | | | | | | | | | | | | | | | | | | | | | | | | | | | | | | | | | | | |
| Gene Conley, R (6, 1) OBP: 0.174, SLG: 0.188 | | | | | | | | | | | | | | | | | | | | | | | | | | | | | | | | | | | | |
| Inning Stats | R: 2 E: 0 K: 0 S: 4 | H: 2 LOB: 1 BB: 1 P: 8 | R: 0 E: 0 K: 1 S: 5 | H: 0 LOB: 0 BB: 0 P: 5 | R: 4 E: 1 K: 0 S: 6 | H: 2 LOB: 1 BB: 2 P: 14 | R: 0 E: 0 K: 1 S: 5 | H: 0 LOB: 0 BB: 0 P: 5 | R: 0 E: 0 K: 0 S: 3 | H: 1 LOB: 1 BB: 0 P: 4 | R: 4 E: 1 K: 0 S: 6 | H: 3 LOB: 0 BB: 1 P: 10 | R: 0 E: 0 K: 0 S: 3 | H: 1 LOB: 0 BB: 0 P: 3 | R: 2 E: 0 K: 0 S: 4 | H: 1 LOB: 0 BB: 1 P: 8 | 1B: 7 2B: 1 3B: 0 HR: 2 | SF: 2 SAC: 0 DP: 1 HBP: 1 | WP: 1 PB: 0 SB: 0 CS: 0 | PA: 42 | | | | | | | | | | | | | | | | |
| PITCHER | IP WLS BF H R ER SO BB IBB HBP BLK WP HR S P ERA WHIP | | | | | | | | | | | | | | | | | | | | | | | | | | | | | | | | | | | |
| Dave Cole, R (1, 1) ERA: 5.23 | 3.0 | | 17 | 4 | 6 | 3 | 1 | 3 | 0 | 0 | 0 | 1 | 0 | 15 | 27 | 9.00 | 2.333 | | | | | | | | | | | | | | | | | | | |
| Hal Jeffcoat, R (4, 1) ERA: 5.7 | 5.0 | L | 21 | 5 | 4 | 3 | 1 | 1 | 0 | 1 | 0 | 0 | 1 | 21 | 26 | 5.40 | 1.200 | | | | | | | | | | | | | | | | | | | |
| Bill Tremel, R (9, 1) ERA: 4.6 | 1.0 | | 5 | 1 | 2 | 2 | 0 | 1 | 0 | 0 | 0 | 0 | 1 | 4 | 8 | 18.00 | 2.000 | | | | | | | | | | | | | | | | | | | |

Milwaukee Braves @ Chicago Cubs
Wrigley Field, Chicago, IL
Sun Aug 22 1954, 3:33 AM CDT
Att: 30,003 - Unknown

| | |
|-----|----|
| AB | 34 |
| R | 12 |
| H | 10 |
| RBI | 10 |
| BB | 5 |
| SO | 2 |
| LOB | 11 |



livebaseballscorecards.com

| Batter | 1 | 2 | 3 | 4 | 5 | 6 | 7 | 8 | 9 | AB | R | H | RBI | BB | SO | LOB |
|---|---------------|--------------|------------------------------------|-----------------|-----------------|-----------|--------------|----------------|---|----|---|---|-----|----|----|-----|
| Bob Talbot, R OBP: 0.286, SLG: 0.318 (1, 8) | F7 | | E6 BB 1B 2B | 1B | F9 | | | BB 1B | | 5 | 1 | 2 | 0 | 0 | 0 | 1 |
| Gene Baker, R OBP: 0.339, SLG: 0.456 (1, 4) | K | | BB 2B 1B | F8 | | F9 | | G4-6-3 BB | | 4 | 1 | 1 | 0 | 1 | 1 | 1 |
| Vern Morgan, L OBP: 0.292, SLG: 0.298 (1, 5) | K | | BB 2B BB | 1-2 2B BB | 1-2 1B | 1-3 | | G4-6-3 1-2f | | 4 | 1 | 1 | 0 | 1 | 1 | 2 |
| Ralph Kiner, R OBP: 0.387, SLG: 0.512 (1, 7) | | K | 6-4-5-6 1-H 2-H 3-H 2B | K | | K | | F3 | | 5 | 0 | 1 | 3 | 0 | 3 | 2 |
| Hank Sauer, R OBP: 0.389, SLG: 0.588 (1, 9) | | 2B 1B | 6-4-5-6 2-3f | | 6-3 | | K | | | 5 | 0 | 1 | 0 | 0 | 1 | 1 |
| 14 Ernie Banks, R OBP: 0.342, SLG: 0.454 (1, 6) | F7 | | HR | HR | | 1B 1B | | | | 5 | 2 | 3 | 2 | 0 | 0 | 1 |
| Dee Fondy, L OBP: 0.316, SLG: 0.394 (1, 3) | | 1-3 2B | 4-3 BB 1B | | 4-3 3B 1B | | G4-6-3 1B | | | 3 | 1 | 3 | 0 | 1 | 0 | 0 |
| Joe Garagiola, L OBP: 0.384, SLG: 0.339 (1, 2) | | FC6-4 IBB | L9 | | 4-3 | | G4-6-3 | | | 3 | 0 | 0 | 0 | 1 | 0 | 4 |
| Dave Cole, R OBP: 0.211, SLG: 0.167 Hal Jeffcoat, R OBP: 0.333, SLG: 0.667 Hal Rice, L OBP: 0.277, SLG: 0.237 Bill Tremel, R OBP: 0.333, SLG: 0.250 (1, 1) (4, 1) (8, PH) (9, 1) | FC6-4 1-2f | | | P5 | | 2-H 3B | | F9 | | 1 | 0 | 0 | 0 | 0 | 0 | 3 |
| | | | | | | | | | | 2 | 0 | 1 | 1 | 0 | 0 | 0 |
| | | | | | | | | | | 1 | 0 | 0 | 0 | 0 | 0 | 0 |
| | | | | | | | | | | 0 | 0 | 0 | 0 | 0 | 0 | 0 |

| Inning Stats | R: 0 | H: 0 | E: 0 | K: 2 | S: 7 | H: 0 | LOB: 0 | BB: 0 | P: 7 | R: 0 | H: 2 | E: 0 | K: 1 | S: 7 | R: 4 | H: 3 | E: 1 | K: 0 | S: 6 | R: 0 | H: 2 | E: 0 | K: 1 | S: 7 | R: 2 | H: 3 | E: 0 | K: 0 | S: 6 | R: 0 | H: 0 | E: 0 | K: 1 | S: 5 | R: 0 | H: 2 | E: 0 | K: 1 | S: 6 | R: 0 | H: 1 | E: 0 | K: 0 | S: 3 | R: 0 | H: 0 | E: 0 | K: 0 | S: 3 | 1B: 8 | 2B: 3 | 3B: 1 | HR: 2 | SF: 0 | SAC: 0 | DP: 3 | HBP: 0 | WP: 0 | PA: 42 |
|--------------|------|------|------|------|------|------|--------|-------|------|------|------|------|------|------|------|------|------|------|------|------|------|------|------|------|------|------|------|------|------|------|------|------|------|------|------|------|------|------|------|------|------|------|------|------|------|------|------|------|------|-------|-------|-------|-------|-------|--------|-------|--------|-------|--------|
|--------------|------|------|------|------|------|------|--------|-------|------|------|------|------|------|------|------|------|------|------|------|------|------|------|------|------|------|------|------|------|------|------|------|------|------|------|------|------|------|------|------|------|------|------|------|------|------|------|------|------|------|-------|-------|-------|-------|-------|--------|-------|--------|-------|--------|

| PITCHER | IP | WLS | BF | H | R | ER | SO | BB | IBB | HBP | BLK | WP | HR | S | P | ERA | WHIP |
|---------------------------------------|-----|-----|----|---|---|----|----|----|-----|-----|-----|----|----|----|----|------|-------|
| Jim Wilson, R ERA: 3.07 (1, 1) | 2.2 | | 15 | 5 | 4 | 2 | 3 | 1 | 1 | 0 | 0 | 0 | 1 | 19 | 27 | 6.75 | 2.250 |
| Dave Jolly, R ERA: 2.08 (3, 1) | 2.0 | | 12 | 5 | 2 | 2 | 1 | 1 | 0 | 0 | 0 | 0 | 1 | 13 | 17 | 9.00 | 3.000 |
| Lew Burdette, R ERA: 2.8 (5, 1) | 0.1 | | 1 | 0 | 0 | 0 | 0 | 0 | 0 | 0 | 0 | 0 | 0 | 1 | 1 | 0.00 | 0.000 |
| Gene Conley, R ERA: 2.92 (6, 1) | 4.0 | W | 14 | 3 | 0 | 0 | 2 | 1 | 0 | 0 | 0 | 0 | 0 | 17 | 21 | 0.00 | 1.000 |

BOTTOM

Milwaukee Braves @ Chicago Cubs
Wrigley Field, Chicago, IL
Sun Aug 22 1954, 3:33 AM CDT
Att. 30,003 - Unknown

livebaseballscorecards.com

| | |
|-----|----|
| AB | 38 |
| R | 6 |
| H | 13 |
| RBI | 6 |
| BB | 4 |
| SO | 6 |
| LOB | 15 |



| Batter | 1 | 2 | 3 | 4 | 5 | 6 | 7 | 8 | 9 | AB R H RBI BB SO LOB | TOP | | | | | | | | | | | | | | | | | | | | | | | | | | | | | |
|--|------------------------------|---------------------------------|-------------------------------|---------------------------------|------------------------------|----------------------------------|------------------------------|---------------------------------|------------------------------|---------------------------------|--|---------------------------------|------------------------------|---------------------------------|------------------------------|---------------------------------|------------------------------|---------------------------------|----------------------------------|------------------------------------|----------------------------------|--------|----------------|-----------|----------|----------|--------|--------|---------|---------|---------|----------|----------|----------|---------|---------|---------|---------|-------------|---------------|
| Richie Ashburn, L (1, 8) OBP: 0.436, SLG: 0.378 | 0-0 6-3 | | 0-0 FC6 BB BB 1-2f | | 0-0 6-3 | | 0-0 1B | | 0-0 L5 | 5 0 1 0 0 0 1 | Philadelphia Phillies @ Milwaukee Braves Milwaukee County Stadium, Milwaukee, WI Tue Aug 24 1954, 4:33 AM EDT Att: 37,749 - Unknown livebaseballscorecards.com | | | | | | | | | | | | | | | | | | | | | | | | | | | | | |
| Bobby Morgan, R (1, 6) OBP: 0.380, SLG: 0.464 | 0-0 5-3 | | 4-0 BB 1-2 BB | | | 0-0 2B 1B | 0-0 F8 | | 0-0 6-3 | 4 0 1 0 1 0 2 | | | | | | | | | | | | | | | | | | | | | | | | | | | | | | |
| Stan Lopata, R (1, 2) OBP: 0.379, SLG: 0.510 | 4-0 BB | | 4-0 BB 1-2 2-3 BB | | | 0-0 F8 | | 0-0 F8 | | 2 0 0 0 2 0 1 | | | | | | | | | | | | | | | | | | | | | | | | | | | | | | |
| Granny Hamner, R (1, 4) OBP: 0.365, SLG: 0.491 | 0-0 L4 | | 0-0 F3 | | | 0-0 1-3 2B | | 0-0 F8 | | 4 0 1 0 0 0 4 | | | | | | | | | | | | | | | | | | | | | | | | | | | | | | |
| Mel Clark, R (1, 9) OBP: 0.294, SLG: 0.324 | | 0-0 4-3 | | 0-3 K | | 0-3 K | | 0-0 1B 1B | | 4 1 1 0 0 2 2 | | | | | | | | | | | | | | | | | | | | | | | | | | | | | | |
| Del Ennis, R (1, 7) OBP: 0.316, SLG: 0.463 | | 0-0 F7 | | 0-0 1-3 | | 0-0 F3 | | 0-0 1B 1B | | 4 0 1 0 0 0 2 | | | | | | | | | | | | | | | | | | | | | | | | | | | | | | |
| Earl Torgeson, L (1, 3) OBP: 0.372, SLG: 0.372 | | 0-0 4-3 | | 0-0 F4 | | | 0-0 F8 | | 0-0 1B 1-2 3-H | 4 0 1 1 0 0 0 | | | | | | | | | | | | | | | | | | | | | | | | | | | | | | |
| Willie Jones, R (1, 5) OBP: 0.335, SLG: 0.411 | | | 0-0 F8 | | 0-0 F8 | | 0-0 1B 1B | 0-0 L5 | | 4 0 1 0 0 0 2 | | | | | | | | | | | | | | | | | | | | | | | | | | | | | | |
| Robin Roberts, S (1, 1) OBP: 0.167, SLG: 0.179 | | | 0-0 E6 FC6 | | 0-0 5-3 | | 0-3 K | | 0-0 6-3 | 2 0 0 0 0 0 0 | | | | | | | | | | | | | | | | | | | | | | | | | | | | | | |
| Danny Schell, R (7, PH) OBP: 0.316, SLG: 0.431 | | | | | | | | | | 1 0 0 0 0 1 1 | | | | | | | | | | | | | | | | | | | | | | | | | | | | | | |
| Steve Ridzik, R (7, 1) OBP: 0.211, SLG: 0.316 | | | | | | | | | | 0 0 0 0 0 0 0 | | | | | | | | | | | | | | | | | | | | | | | | | | | | | | |
| Smoky Burgess, L (9, PH) OBP: 0.431, SLG: 0.522 | | | | | | | | | | 1 0 0 0 0 0 0 | | | | | | | | | | | | | | | | | | | | | | | | | | | | | | |
| Inning Stats | R: 0 E: 0 K: 0 S: 3 | H: 0 LOB: 1 BB: 1 P: 7 | R: 0 E: 0 K: 0 S: 3 | H: 0 LOB: 0 BB: 0 P: 3 | R: 0 E: 1 K: 0 S: 4 | H: 0 LOB: 3 BB: 2 P: 12 | R: 0 E: 0 K: 1 S: 5 | H: 0 LOB: 0 BB: 0 P: 5 | R: 0 E: 0 K: 1 S: 3 | H: 0 LOB: 0 BB: 0 P: 3 | R: 0 E: 0 K: 1 S: 7 | H: 2 LOB: 2 BB: 0 P: 7 | R: 0 E: 0 K: 1 S: 7 | H: 2 LOB: 2 BB: 0 P: 7 | R: 1 E: 0 K: 0 S: 6 | H: 3 LOB: 2 BB: 0 P: 6 | R: 0 E: 0 K: 0 S: 3 | H: 0 LOB: 0 BB: 0 P: 3 | 1B: 6 2B: 1 3B: 0 HR: 0 | SF: 0 SAC: 0 DP: 0 HBP: 0 | WP: 0 PB: 0 SB: 0 CS: 0 | PA: 38 | | | | | | | | | | | | | | | | | | |
| PITCHER Warren Spahn, L (1, 1) ERA: 3.0 | IP 9.0 | WLS W | BF 38 | H 7 | R 1 | ER 1 | SO 3 | BB 3 | IBB 0 | HBP 0 | BLK 0 | WP 0 | HR 0 | S 41 | P 53 | ERA 1.00 | WHIP 1.111 | | | | | | PITCHER | IP 9.0 | WLS W | BF 38 | H 7 | R 1 | ER 1 | SO 3 | BB 3 | IBB 0 | HBP 0 | BLK 0 | WP 0 | HR 0 | S 41 | P 53 | ERA 1.00 | WHIP 1.111 |



| Batter | 1 | 2 | 3 | 4 | 5 | 6 | 7 | 8 | 9 | AB | R | H | RBI | BB | SO | LOB |
|---|--------|-------------------|---------|----------------|---------------|---------|-----------|---------|---|----|---|---|-----|----|----|-----|
| Bill Bruton, L OBP: 0.345, SLG: 0.373 (1, 8) | 0-3 K | 0-3 K | | 0-0 6-3 | | | 4-0 CS BB | | | 3 | 0 | 0 | 0 | 1 | 2 | 2 |
| Danny O'Connell, R OBP: 0.325, SLG: 0.356 (1, 5) | 0-0 1B | | 0-0 5-3 | | 0-0 SH5-4 1B | | 0-0 F9 | | | 4 | 0 | 2 | 0 | 0 | 0 | 1 |
| Hank Aaron, R OBP: 0.316, SLG: 0.436 (1, 7) | 0-0 F4 | | 0-0 5-3 | | 0-0 SH5-4 1-2 | | 0-0 4-3 | | | 3 | 0 | 0 | 0 | 0 | 0 | 1 |
| Joe Adcock, R OBP: 0.365, SLG: 0.536 (1, 3) | 0-3 K | | 0-0 1-3 | | 0-0 5-3 | | 0-0 F8 | | | 4 | 0 | 0 | 0 | 0 | 1 | 2 |
| Andy Pafko, R OBP: 0.337, SLG: 0.447 (1, 9) | | 0-0 4-3 | | 0-0 L8 | | 0-0 F8 | | 0-0 6-3 | | 4 | 0 | 0 | 0 | 0 | 0 | 1 |
| Del Crandall, R OBP: 0.313, SLG: 0.418 (1, 2) | | 0-0 1B 2B | | 0-0 E6 3B | | 0-0 F9 | | | | 3 | 2 | 1 | 0 | 0 | 0 | 0 |
| Johnny Logan, R OBP: 0.339, SLG: 0.373 (1, 6) | | 4-0 1B E BB | | 0-0 1-H SF7 3B | | 0-0 6-3 | | | | 2 | 2 | 1 | 1 | 1 | 0 | 0 |
| Roy Smalley, R OBP: 0.381, SLG: 0.471 (1, 4) | | 0-0 E8 1B 1-H 2-H | | 4-0 IBB | | 0-0 6-3 | | | | 2 | 0 | 1 | 1 | 1 | 0 | 0 |
| Lew Burdette, R OBP: 0.152, SLG: 0.131 (1, 1) | | 0-0 2-3 | | 0-0 3-H SF7 | | | 0-0 4-3 | | | 2 | 0 | 0 | 1 | 0 | 0 | 1 |
| Dave Jolly, R OBP: 0.400, SLG: 0.542 (8, 1) | | | | | | | | | | 0 | 0 | 0 | 0 | 0 | 0 | 0 |

| Inning Stats | R: 0 | H: 1 | E: 0 | LOB: 1 | K: 2 | P: 8 | R: 2 | H: 2 | E: 1 | LOB: 1 | K: 1 | P: 11 | R: 0 | H: 0 | E: 0 | LOB: 0 | K: 0 | P: 3 | R: 2 | H: 1 | E: 1 | LOB: 1 | K: 0 | P: 9 | R: 0 | H: 1 | E: 0 | LOB: 1 | K: 0 | P: 4 | R: 0 | H: 0 | E: 0 | LOB: 0 | K: 0 | P: 3 | R: 0 | H: 0 | E: 0 | LOB: 0 | K: 0 | P: 6 | R: 0 | H: 0 | E: 0 | LOB: 0 | K: 0 | P: 3 | |
|--------------|-------|-------|-------|--------|-------|-------|-------|--------|-------|--------|--------|-------|------|------|------|--------|------|------|------|------|------|--------|------|------|------|------|------|--------|------|------|------|------|------|--------|------|------|------|------|------|--------|------|------|------|------|------|--------|------|------|--|
| | 1B: 3 | SF: 1 | 2B: 1 | SAC: 1 | 3B: 1 | DP: 0 | HR: 0 | HBP: 0 | CS: 1 | WP: 0 | PA: 32 | | | | | | | | | | | | | | | | | | | | | | | | | | | | | | | | | | | | | | |

| PITCHER | IP | WLS | BF | H | R | ER | SO | BB | IBB | HBP | BLK | WP | HR | S | P | ERA | WHIP | PITCHER | IP | WLS | BF | H | R | ER | SO | BB | IBB | HBP | BLK | WP | HR | S | P | ERA | WHIP | | | | | | | | | | | | | | |
|-------------------------------------|-----|-----|----|---|---|----|----|----|-----|-----|-----|----|----|----|----|------|-------|---------|----|-----|----|---|---|----|----|----|-----|-----|-----|----|----|---|---|-----|------|--|--|--|--|--|--|--|--|--|--|--|--|--|--|
| Curt Simmons, L ERA: 2.94 (1, 1) | 8.0 | L | 32 | 5 | 4 | 1 | 3 | 2 | 1 | 0 | 0 | 0 | 0 | 35 | 47 | 1.12 | 0.875 | | | | | | | | | | | | | | | | | | | | | | | | | | | | | | | | |

BOTTOM

Philadelphia Phillies @ Milwaukee Braves
 Milwaukee County Stadium, Milwaukee, WI
 Wed Aug 25 1954, 4:33 AM EDT
 Att. 30,689 - Unknown

livebaseballscorecards.com

| | |
|-----|----|
| AB | 27 |
| R | 4 |
| H | 5 |
| RBI | 3 |
| BB | 3 |
| SO | 3 |
| LOB | 8 |



| Batter | 1 | 2 | 3 | 4 | 5 | 6 | 7 | 8 | 9 | AB R H RBI BB SO LOB | TOP | |
|---|---|---|---|---|---|--|---|---|---|--|--|--|
| Whitey Lockman, L (1, 3) OBP: 0.319, SLG: 0.385 | 0-0 1B | | 0-0 SH5-4 1-2 2-3 | | 0-0 4-3 | 0-0 F8 | | | 0-0 5-3 | 4 0 1 0 0 0 3 | | |
| Alvin Dark, R (1, 6) OBP: 0.323, SLG: 0.447 | 0-3 K | | 0-0 6-3 2-3 3-H | | 0-0 1-3 | | | 0-0 SH3-4 1B | 0-0 F7 | 5 0 1 1 0 1 2 | | |
| Don Mueller, L (1, 9) OBP: 0.355, SLG: 0.444 | 0-0 F5 | | 0-0 2B 3-H | | 0-0 6-3 | | | 0-0 SH3-4 1-2 | 0-0 4-3 | 4 0 1 1 0 0 1 | | |
| Dusty Rhodes, L (1, 7) OBP: 0.430, SLG: 0.772 Monte Irvin, R (7, PH) OBP: 0.370, SLG: 0.441 (7, 7) | 0-0 4-3 | | 0-0 6-3 | | | 0-0 WP HBP 1B 1B | | 0-0 F4 | | 3 1 1 0 0 0 2 1 0 0 0 0 0 1 | | |
| Willie Mays, R (1, 8) OBP: 0.399, SLG: 0.679 | | 0-0 5-3 | | 0-0 F7 | | 0-3 K | | 4-0 IBB | | 3 0 0 0 1 1 1 | | |
| Hank Thompson, L (1, 5) OBP: 0.371, SLG: 0.453 | | 0-0 4-3 | | 0-0 1B 1B | | 0-0 F8 | | 0-0 G3 | | 4 0 1 0 0 0 3 | | |
| Davey Williams, R (1, 4) OBP: 0.290, SLG: 0.329 | | 0-0 F7 | | 0-0 1-3 1B | | 0-0 HBP WP 1B | | 0-0 6-3 | | 4 0 2 0 0 0 0 | | |
| Wes Westrum, R (1, 2) OBP: 0.327, SLG: 0.332 | | | 0-0 SH5-4 SH 6-3 1B | | 0-3 K | 4-0 HBP IBB | | 0-3 K | | 3 1 1 0 1 2 2 | | |
| Sal Maglie, R (1, 1) OBP: 0.194, SLG: 0.123 | | | 0-0 SH 6-3 SH5-4 2B | | 0-0 1-3 | 1-0 HBP | | 0-3 K | | 2 1 0 1 0 1 2 | | |
| Inning Stats | R: 0 E: 0 K: 1 S: 6 H: 1 LOB: 1 BB: 0 P: 6 | R: 0 E: 0 K: 0 S: 3 H: 0 LOB: 0 BB: 0 P: 3 | R: 2 E: 0 K: 0 S: 6 H: 2 LOB: 1 BB: 0 P: 6 | R: 0 E: 0 K: 1 S: 7 H: 2 LOB: 2 BB: 0 P: 7 | R: 0 E: 0 K: 0 S: 3 H: 0 LOB: 0 BB: 0 P: 3 | R: 1 E: 0 K: 1 S: 7 H: 2 LOB: 3 BB: 1 P: 12 | R: 0 E: 0 K: 0 S: 4 H: 1 LOB: 2 BB: 1 P: 8 | R: 0 E: 0 K: 2 S: 7 H: 0 LOB: 0 BB: 0 P: 7 | R: 0 E: 0 K: 0 S: 3 H: 0 LOB: 0 BB: 0 P: 3 | 1B: 7 2B: 1 3B: 0 HR: 0 SF: 0 SAC: 3 DP: 0 HBP: 1 | WP: 1 PB: 0 SB: 0 CS: 0 PA: 39 | |
| PITCHER | IP WLS BF H R ER SO BB IBB HBP BLK WP HR S P ERA WHIP | | | | | | | | | | | |
| Gene Conley, R (1, 1) ERA: 2.98 | 5.2 L 27 7 3 3 3 0 1 1 0 1 0 31 36 4.76 1.235 | | | | | | | | | | | |
| Dave Koslo, L (6, 1) ERA: 2.55 | 2.1 9 1 0 0 2 0 1 0 0 0 0 12 16 0.00 0.429 | | | | | | | | | | | |
| Dave Jolly, R (9, 1) ERA: 2.01 | 1.0 3 0 0 0 0 0 0 0 0 0 0 3 3 0.00 0.000 | | | | | | | | | | | |

New York Giants @ Milwaukee Braves
Milwaukee County Stadium, Milwaukee, WI

Fri Aug 27 1954, 4:33 AM EDT
Att: 46,944 - Unknown

livebaseballscorecards.com

| | |
|-----|----|
| AB | 33 |
| R | 3 |
| H | 8 |
| RBI | 3 |
| BB | 2 |
| SO | 5 |
| LOB | 17 |



| Batter | 1 | 2 | 3 | 4 | 5 | 6 | 7 | 8 | 9 | AB | R | H | RBI | BB | SO | LOB |
|--|------------------------|----------------------|------------|-----------|--------------------|------------|-----------|------------|------------|----|---|---|-----|----|----|-----|
| Bill Bruton, L OBP: 0.347, SLG: 0.371 (1, 8) | 0-0 4-3 1B | | 0-0 6-3 | | | 0-3 K | | 0-0 1-3 | | 4 | 1 | 1 | 0 | 0 | 1 | 1 |
| Danny O'Connell, R OBP: 0.322, SLG: 0.352 (1, 5) | 0-3 K | | 0-3 K | | | 0-0 6-3 | | | 0-0 F5 | 4 | 0 | 0 | 0 | 0 | 2 | 1 |
| Bobby Thomson, R OBP: 0.464, SLG: 0.654 (1, 7) | 0-0 4-3 1-2 | | | 0-3 K | | 0-0 F9 | | | 0-0 6-3 | 4 | 0 | 0 | 0 | 0 | 1 | 1 |
| Joe Adcock, R OBP: 0.366, SLG: 0.532 (1, 3) | 0-0 WP 2-H 1B | | | 4-0 BB | | | 0-0 F7 | | 0-0 6-3 | 3 | 0 | 1 | 1 | 1 | 0 | 0 |
| Andy Pafko, R OBP: 0.334, SLG: 0.444 (1, 9) | 0-0 F9 1-2 | | | 0-3 K | | | 0-0 F7 | | | 3 | 0 | 0 | 0 | 0 | 1 | 2 |
| Del Crandall, R OBP: 0.313, SLG: 0.416 (1, 2) | | 0-0 F5 | | 0-0 F7 | | | 0-0 F6 | | | 3 | 0 | 0 | 0 | 0 | 0 | 1 |
| Johnny Logan, R OBP: 0.339, SLG: 0.375 (1, 6) | | 0-0 FC1-6 1B | | | 0-0 L4-6 2B | | | 0-0 1-3 | | 3 | 0 | 2 | 0 | 0 | 0 | 0 |
| Roy Smalley, R OBP: 0.306, SLG: 0.364 Charlie White, L OBP: 0.315, SLG: 0.333 Jack Dittmer, L OBP: 0.211, SLG: 0.244 (1, 4) (8, PH) (9, 4) | | 0-0 FC1-6 1-2f | | | 0-3 K | | | 0-0 1-3 | | 2 | 0 | 0 | 0 | 0 | 1 | 2 |
| Gene Conley, R OBP: 0.169, SLG: 0.183 Dave Koslo, L (6, 1) Hank Aaron, R OBP: 0.317, SLG: 0.437 Dave Jolly, R OBP: 0.400, SLG: 0.542 (1, 1) (8, PH) (9, 1) | | | 0-0 F3 | | 0-0 L4-6 2-3 | | | 0-0 1B | | 1 | 0 | 0 | 0 | 0 | 0 | 0 |

| Inning Stats | R: 1 | H: 2 | E: 0 | K: 1 | S: 7 | R: 0 | H: 1 | E: 1 | K: 0 | S: 3 | R: 0 | H: 0 | E: 0 | K: 1 | S: 5 | R: 0 | H: 0 | E: 0 | K: 2 | S: 7 | R: 0 | H: 1 | E: 0 | K: 1 | S: 5 | R: 0 | H: 0 | E: 0 | K: 0 | S: 3 | R: 0 | H: 1 | E: 0 | K: 0 | S: 4 | R: 0 | H: 0 | E: 0 | K: 0 | S: 3 | R: 0 | H: 0 | E: 0 | K: 0 | S: 3 |
|--------------|--------|-------|------|--------|-------|------|--------|-------|------|--------|-------|--------|-------|------|--------|-------|--------|-------|------|--------|-------|--------|-------|--------|-------|------|--------|-------|------|--------|-------|--------|-------|------|--------|-------|--------|-------|------|--------|-------|--------|-------|------|------|
| | LOB: 1 | BB: 0 | P: 7 | LOB: 1 | BB: 0 | P: 3 | LOB: 0 | BB: 0 | P: 5 | LOB: 1 | BB: 1 | LOB: 0 | BB: 0 | P: 5 | LOB: 0 | BB: 0 | LOB: 0 | BB: 0 | P: 3 | LOB: 1 | BB: 0 | LOB: 0 | BB: 0 | LOB: 0 | BB: 0 | P: 4 | LOB: 0 | BB: 0 | P: 3 | LOB: 0 | BB: 0 | LOB: 0 | BB: 0 | P: 3 | LOB: 0 | BB: 0 | LOB: 0 | BB: 0 | P: 3 | LOB: 0 | BB: 0 | LOB: 0 | BB: 0 | P: 3 | |

| PITCHER | IP | WLS | BF | H | R | ER | SO | BB | IBB | HBP | BLK | WP | HR | S | P | ERA | WHIP | PITCHER | IP | WLS | BF | H | R | ER | SO | BB | IBB | HBP | BLK | WP | HR | S | P | ERA | WHIP | | | | | | | | | | | | |
|--------------------------------------|-----|-----|----|---|---|----|----|----|-----|-----|-----|----|----|----|----|------|-------|---------|----|-----|----|---|---|----|----|----|-----|-----|-----|----|----|---|---|-----|------|--|--|--|--|--|--|--|--|--|--|--|--|
| Sal Maglie, R ERA: 3.31 (1, 1) | 9.0 | W | 31 | 5 | 1 | 1 | 6 | 1 | 0 | 0 | 0 | 1 | 0 | 42 | 46 | 1.00 | 0.667 | | | | | | | | | | | | | | | | | | | | | | | | | | | | | | |

BOTTOM

New York Giants @ Milwaukee Braves
Milwaukee County Stadium, Milwaukee, WI
 Fri Aug 27 1954, 4:33 AM EDT
 Att. 46,944 - Unknown

livebaseballscorecards.com

| | |
|------------|-----------|
| AB | 30 |
| R | 1 |
| H | 5 |
| RBI | 1 |
| BB | 1 |
| SO | 6 |
| LOB | 9 |



| | |
|-------|--------|
| WP: 1 | PA: 31 |
| PB: 0 | |
| SB: 0 | |
| CS: 0 | |

| Batter | 1 | 2 | 3 | 4 | 5 | 6 | 7 | 8 | 9 | AB R H RBI BB SO LOB | TOP | |
|---|---|---|---|---|---|---|---|---|---|--|---|--|
| Davey Williams, R (1, 4) OBP: 0.288, SLG: 0.326 | 0-0 1-3 | | 0-3 K | | 0-0 F5 | | | 0-0 F4 | | 4 0 0 0 0 1 1 | | |
| Don Mueller, L (1, 9) OBP: 0.358, SLG: 0.444 | 4-0 FC5-4 BB | | 0-0 F6 | | 0-0 1B | | | 4-0 BB | | 2 0 1 0 2 0 0 | | |
| Alvin Dark, R (1, 6) OBP: 0.320, SLG: 0.443 | 0-0 FC5-4 FC4 1-2f | | | 0-0 F9 | 0-0 F8 | | | 0-0 F5 | | 4 0 0 0 0 0 4 | | |
| Willie Mays, R (1, 8) OBP: 0.398, SLG: 0.678 | 0-0 FC4 1-2f | | | 0-0 2B | | 0-0 4-3 | | 0-0 F8 | | 4 0 1 0 0 0 2 | | |
| Bobby Hofman, R (1, 3) OBP: 0.303, SLG: 0.489 | | 0-0 5-3 | | 0-0 F7 | | 0-3 K | | | 0-0 1B SF7 2B | 4 1 1 0 0 1 1 | | |
| Monte Irvin, R (1, 7) OBP: 0.372, SLG: 0.440 | | 4-0 1B BB | | 0-0 F9 | | 0-0 F6 | | | 0-0 2-3 E 1B | 3 0 1 0 1 0 1 | | |
| Hank Thompson, L (1, 5) OBP: 0.372, SLG: 0.463 | | | | | 0-0 HR | | 0-0 F9 | | 0-0 SF7 1-2 3-H | 3 1 2 2 0 0 0 | | |
| Wes Westrum, R (1, 2) OBP: 0.323, SLG: 0.327 Foster Castleman, R (9, PH) OBP: 0.333, SLG: 0.333 | | 0-0 F7 | | 0-3 K | | 0-0 F4 | | 0-0 F7 | | 3 0 0 0 0 1 1 1 0 0 0 0 0 1 | | |
| Ruben Gomez, R (1, 1) OBP: 0.209, SLG: 0.258 Mary Grissom, R (8, 1) OBP: 0.160, SLG: 0.125 Ray Katt, R (9, PH) OBP: 0.310, SLG: 0.450 | | | 0-0 1-3 | | 0-0 1B 1B | | 0-0 F5 | | 0-3 K | 3 0 1 0 0 0 0 0 0 0 0 0 0 0 1 0 0 0 0 1 1 | | |
| Inning Stats | R: 0 H: 0 E: 0 LOB: 1 K: 0 BB: 1 S: 3 P: 7 | R: 0 H: 1 E: 0 LOB: 1 K: 0 BB: 1 S: 3 P: 7 | R: 0 H: 0 E: 0 LOB: 0 K: 1 BB: 0 S: 5 P: 5 | R: 0 H: 1 E: 0 LOB: 1 K: 0 BB: 0 S: 4 P: 4 | R: 1 H: 3 E: 0 LOB: 2 K: 1 BB: 0 S: 8 P: 8 | R: 0 H: 0 E: 0 LOB: 0 K: 1 BB: 0 S: 5 P: 5 | R: 0 H: 0 E: 0 LOB: 0 K: 0 BB: 0 S: 3 P: 3 | R: 0 H: 0 E: 0 LOB: 1 K: 0 BB: 1 S: 3 P: 7 | R: 1 H: 2 E: 1 LOB: 1 K: 1 BB: 0 S: 7 P: 7 | 1B: 4 SF: 1 2B: 2 SAC: 0 3B: 0 DP: 0 HR: 1 HBP: 0 | WP: 0 PA: 36 PB: 0 SB: 0 CS: 0 | |
| PITCHER Warren Spahn, L (1, 1) ERA: 2.96 | IP WLS BF H R ER SO BB IBB HBP BLK WP HR S P ERA WHIP | 9.0 W 36 7 2 2 4 3 0 0 0 0 1 41 53 2.00 1.111 | | | | | | | | | | |

New York Giants @ Milwaukee Braves
Milwaukee County Stadium, Milwaukee, WI
 Sat Aug 28 1954, 4:33 AM EDT
 Att: 41,654 - Unknown

livebaseballscorecards.com

| | |
|------------|----|
| AB | 32 |
| R | 2 |
| H | 7 |
| RBI | 2 |
| BB | 3 |
| SO | 4 |
| LOB | 12 |



| Batter | 1 | 2 | 3 | 4 | 5 | 6 | 7 | 8 | 9 | 10 | 11 | AB R H RBI BB SO LOB | BOTTOM | | | | |
|---|---|---|---|---|---|---|---|---|---|--|--|--|--|---|-----|------|-------|
| Bill Bruton, L OBP: 0.347, SLG: 0.371 (1, 8) | 0-1 F7 | 0-0 F5 | | | 3-2 FC6-5 SH1-4 1B | | 1-1 2B 1B | | 3-2 1B 1B | 1-3 K | | 6 2 3 0 0 1 3 | <p>Brooklyn Dodgers @ Milwaukee Braves</p> <p>Milwaukee County Stadium, Milwaukee, WI</p> <p>Sun Aug 29 1954, 4:33 AM EDT</p> <p>Unknown</p> | | | | |
| Danny O'Connell, R OBP: 0.326, SLG: 0.357 (1, 5) | 3-2 1B 1B | | 2-1 F9 | | 1-1 SH1-4 | | 1-1 1B 2B | | 1-3 K | | 0-1 DI 6-3 1B | 5 1 3 0 0 1 1 | | | | | |
| Bobby Thomson, R OBP: 0.474, SLG: 0.611 (1, 7) | 0-2 F9 | | 0-0 1B | | 3-1 FC6-5 | | 3-2 2-H 3-H 1B | | 2-0 1B 1B | | 0-1 6-3 | 6 1 3 2 0 0 3 | | | | | |
| Joe Adcock, R OBP: 0.365, SLG: 0.526 (1, 3) | 3-1 FC4-6 1B | | 0-3 K | | 2-2 1-3 | | 3-2 6-3 | | 0-0 1B 1B | | 4-2 G4-6-3 BB | 5 0 2 1 1 1 3 | | | | | |
| Andy Pafo, R OBP: 0.333, SLG: 0.440 (1, 9) | 1-0 FC4-6 | | 0-0 F4 | | | 0-2 F7 | | 0-0 G5-4-3 1B | | 0-0 1B 1B | 0-1 G4-6-3 | 6 0 2 1 0 0 5 | | | | | |
| Del Crandall, R OBP: 0.313, SLG: 0.415 Charlie White, L OBP: 0.315, SLG: 0.333 (1, 2) (11, 2) | | 3-1 1B 2B | | 0-2 5-3 | | 0-1 F7 | | 0-1 G5-4-3 | | 1-1 F8 | | 5 0 1 0 0 0 3 0 0 0 0 0 0 0 | | | | | |
| Johnny Logan, R OBP: 0.342, SLG: 0.378 (1, 6) | | 3-1 2-3 1B | | 0-0 6-3 | | 1-3 K | | 0-0 1B | | 1-0 SH2-4 1B | | 5 0 3 0 0 1 0 | | | | | |
| Jack Dittmer, L OBP: 0.225, SLG: 0.242 Eddie Mathews, L OBP: 0.408, SLG: 0.566 Roy Smalley, R OBP: 0.296, SLG: 0.348 (1, 4) (8, PH) (9, 4) | | 0-3 K | | 0-0 1B | | | 2-1 G3 | | 2-3 K | | 0-3 K | 3 0 1 0 0 1 2 1 0 0 0 0 1 1 1 0 0 0 0 1 1 | | | | | |
| Lew Burdette, R OBP: 0.147, SLG: 0.127 Dave Koslo, L (7, PH) Hank Aaron, R OBP: 0.316, SLG: 0.436 Ernie Johnson, R OBP: 0.286, SLG: 0.286 George Mekovich, L OBP: 0.362, SLG: 0.342 Dave Jolly, R OBP: 0.560, SLG: 0.542 Chet Nichols, S OBP: 0.097, SLG: 0.097 Joey Jay, S (1, 1) (7, 1) (8, 1) (9, PH) (10, 1) (11, 1) (11, 1) | | 1-3 K | | 2-1 F6 | | | 2-3 K | | 3-2 G3 | | 0-1 SH2-4 | 2 0 0 0 0 1 3 0 0 0 0 0 0 0 1 0 0 0 0 1 0 0 0 0 0 0 0 0 1 0 | | | | | |
| Inning Stats | R: 0 H: 2 E: 0 LOB: 2 K: 0 BB: 0 S: 13 P: 20 | R: 0 H: 2 E: 0 LOB: 2 K: 2 BB: 0 S: 12 P: 19 | R: 0 H: 1 E: 0 LOB: 1 K: 1 BB: 0 S: 7 P: 9 | R: 0 H: 1 E: 0 LOB: 1 K: 0 BB: 0 S: 7 P: 9 | R: 0 H: 1 E: 0 LOB: 1 K: 0 BB: 0 S: 10 P: 19 | R: 0 H: 0 E: 0 LOB: 0 K: 1 BB: 0 S: 8 P: 9 | R: 2 H: 3 E: 0 LOB: 1 K: 1 BB: 0 S: 16 P: 28 | R: 0 H: 2 E: 0 LOB: 1 K: 1 BB: 0 S: 7 P: 9 | R: 2 H: 4 E: 0 LOB: 2 K: 1 BB: 0 S: 14 P: 24 | R: 0 H: 1 E: 0 LOB: 1 K: 2 BB: 0 S: 9 P: 11 | R: 0 H: 1 E: 0 LOB: 1 K: 0 BB: 1 S: 8 P: 12 | 1B: 16 SF: 0 2B: 2 SAC: 2 3B: 0 DP: 2 HR: 0 HBP: 0 | | WP: 0 PA: 50 PB: 0 SB: 0 CS: 0 | | | |
| PITCHER | IP WLS BF H R ER SO BB IBB HBP BLK WP HR S P ERA WHIP | | | | | | | | | | | | | | | | |
| Russ Meyer, R ERA: 4.05 (1, 1) | 6.2 | | 10 | 2 | 2 | 5 | 0 | 0 | 0 | 0 | 0 | 0 | 0 | 69 | 106 | 2.70 | 1.500 |
| Jim Hughes, R ERA: 2.92 (7, 1) | 2.0 | 11 | 6 | 2 | 2 | 2 | 0 | 0 | 0 | 0 | 0 | 0 | 0 | 23 | 37 | 9.00 | 3.000 |
| Clem Labine, R ERA: 4.05 (9, 1) | 1.1 | W 5 | 1 | 0 | 0 | 2 | 0 | 0 | 0 | 0 | 0 | 0 | 0 | 11 | 14 | 0.00 | 0.750 |
| Pete Wojey, R ERA: 3.1 (11, 1) | 1.0 | S 4 | 1 | 0 | 0 | 0 | 1 | 0 | 0 | 0 | 0 | 0 | 0 | 8 | 12 | 0.00 | 2.000 |



livebaseballscores.com

| Batter | 1 | 2 | 3 | 4 | 5 | 6 | 7 | 8 | 9 | AB R H RBI BB SO LOB | TOP | |
|---|---|---|---|--|--|---|---|---|--|--|--|---|
| Jim Gilliam, S (1, 4) OBP: 0.354, SLG: 0.412 | 2-2 | 0-2 8-6-3 1-2f | | 1-0 6-3 | | 2-1 | | 2-1 | 0-0 F5 | 6 1 1 0 0 0 4 | Brooklyn Dodgers @ Milwaukee Braves Milwaukee County Stadium, Milwaukee, WI Sun Aug 29 1954, 4:38 AM EDT Att: 45,922 - Unknown | |
| Pee Wee Reese, R (1, 6) OBP: 0.398, SLG: 0.450 | 4-1 | | 1-0 | 0-1 4-3 | | 1-2 | | 1-1 | 0-0 | 5 2 3 0 1 0 2 | | |
| Duke Snider, L (1, 8) OBP: 0.437, SLG: 0.660 | 2-3 | | 1-2 | | 4-1 | 4-0 | | 1-1 | 3-2 | 4 4 2 3 2 1 2 | | |
| Gil Hodges, R (1, 3) OBP: 0.386, SLG: 0.588 | 2-0 | | 3-1 4-3 | | 0-0 1-3 | 1-1 | | 4-1 | | 4 2 1 3 1 0 2 | | |
| Sandy Amoros, L (1, 7) OBP: 0.339, SLG: 0.494 | | 0-1 | 3-1 | | 1-0 | 1-2 | | 0-0 4-3 | | 5 0 2 1 0 0 2 | | |
| Carl Furillo, R (1, 9) OBP: 0.360, SLG: 0.440 | | 1-2 | 2-2 | | 0-0 6-3 | | 2-2 | 4-0 | | 4 1 2 0 1 0 2 | | |
| Billy Cox, R (1, 5) OBP: 0.304, SLG: 0.327 Don Hoak, R (2, PR) OBP: 0.319, SLG: 0.409 | | 1-0 | 0-3 | | 2-3 | | 1-0 4-3 | 1-1 | | 1 0 1 1 0 0 0 4 0 1 2 0 2 3 | | |
| Rube Walker, L (1, 2) OBP: 0.295, SLG: 0.360 | | 4-0 | | 3-2 | | 0-0 | 3-3 | 1-1 | | 4 1 2 1 1 1 3 | | |
| Billy Loes, R (1, 1) OBP: 0.170, SLG: 0.133 | | 0-2 | | 0-0 | | 2-3 | 1-3 | | 1-3 | 4 0 1 0 0 3 1 | | |
| Inning Stats | R: 0 H: 0 E: 0 LOB: 1 K: 1 BB: 1 S: 9 P: 19 | R: 1 H: 3 E: 1 LOB: 2 K: 0 BB: 1 S: 17 P: 23 | R: 2 H: 3 E: 0 LOB: 1 K: 1 BB: 0 S: 14 P: 24 | R: 0 H: 1 E: 0 LOB: 1 K: 0 BB: 0 S: 7 P: 11 | R: 1 H: 1 E: 0 LOB: 1 K: 1 BB: 1 S: 7 P: 14 | R: 4 H: 3 E: 0 LOB: 0 K: 1 BB: 1 S: 14 P: 25 | R: 0 H: 1 E: 0 LOB: 1 K: 2 BB: 0 S: 10 P: 17 | R: 3 H: 3 E: 0 LOB: 2 K: 0 BB: 2 S: 12 P: 26 | R: 0 H: 1 E: 0 LOB: 1 K: 1 BB: 0 S: 8 P: 12 | 1B: 7 SF: 0 2B: 7 SAC: 1 3B: 0 DP: 1 HR: 3 HBP: 0 | | WP: 0 PA: 48 PB: 0 SB: 1 CS: 0 |
| PITCHER Bob Buhl, R (1, 1) ERA: 4.32 Chet Nichols, L (5, 1) ERA: 4.09 Ernie Johnson, R (5, 1) ERA: 3.06 Dave Koslo, L (7, 1) ERA: 3.54 Joey Jay, R (9, 1) ERA: 6.46 | IP WLS BF H R ER SO BB IBB HBP BLK WP HR S P ERA WHIP | | | | | | | | | | | PITCHER IP WLS BF H R ER SO BB IBB HBP BLK WP HR S P ERA WHIP |

livebaseballscorecards.com

| | |
|-----|----|
| AB | 41 |
| R | 11 |
| H | 16 |
| RBI | 11 |
| BB | 6 |
| SO | 7 |
| LOB | 21 |



| Batter | 1 | 2 | 3 | 4 | 5 | 6 | 7 | 8 | 9 | AB | R | H | RBI | BB | SO | LOB |
|---|-----|----|-----|-----|---|-----|-----|-----|--------|----|---|---|-----|----|----|-----|
| Bill Bruton, L OBP: 0.344, SLG: 0.367 (1, 8) | F7 | | K | G3 | | | K | | 4-3 | 5 | 0 | 0 | 0 | 0 | 2 | 3 |
| Danny O'Connell, R OBP: 0.327, SLG: 0.361 (1, 5) | 4-3 | | 1B | | | 2B | 4-3 | | | 4 | 0 | 2 | 0 | 0 | 0 | 0 |
| Bobby Thomson, R OBP: 0.429, SLG: 0.550 Joey Jay, S (9, 1) | L7 | | F9 | | | K | L6 | | | 4 | 0 | 0 | 0 | 0 | 1 | 2 |
| Joe Adcock, R OBP: 0.364, SLG: 0.526 (1, 3) | | 2B | F8 | | | 6-3 | | L9 | | 4 | 1 | 1 | 0 | 0 | 0 | 2 |
| Andy Pafko, R OBP: 0.333, SLG: 0.440 (1, 9) | | 1B | | 5-3 | | 1-3 | | 5-3 | | 4 | 1 | 1 | 1 | 0 | 0 | 1 |
| Del Crandall, R OBP: 0.313, SLG: 0.415 Dave Koslo, L (7, 1) Hank Aaron, R OBP: 0.316, SLG: 0.435 (8, PH) (9, 7) | | 2B | F6 | | | 5-3 | | F7 | | 3 | 0 | 1 | 1 | 0 | 0 | 0 |
| Johnny Logan, R OBP: 0.342, SLG: 0.377 (1, 6) | | F9 | HBP | 1B | | L5 | | | F6 | 4 | 1 | 1 | 0 | 0 | 0 | 1 |
| Jack Dittmer, L OBP: 0.245, SLG: 0.287 (1, 4) | | F8 | 1B | HBP | | HR | | | DJ 5-3 | 3 | 1 | 2 | 1 | 0 | 0 | 1 |
| Bob Buhl, R OBP: 0.183, SLG: 0.037 George Metkovich, L OBP: 0.360, SLG: 0.351 Chet Nichols, S OBP: 0.097, SLG: 0.097 Ernie Johnson, R OBP: 0.296, SLG: 0.286 Charlie White, L OBP: 0.309, SLG: 0.326 (7, 2) | | K | 1B | 1B | | K | | 5-3 | | 1 | 0 | 0 | 0 | 0 | 1 | 1 |

| Inning Stats | R: 0 | H: 0 | E: 0 | K: 0 | S: 9 | P: 11 | R: 2 | H: 3 | E: 0 | K: 1 | S: 9 | P: 11 | R: 0 | H: 1 | E: 0 | K: 1 | S: 10 | R: 1 | H: 2 | E: 0 | K: 0 | S: 9 | P: 15 | R: 0 | H: 1 | E: 0 | K: 1 | S: 8 | R: 1 | H: 1 | E: 0 | K: 1 | S: 12 | P: 18 | R: 0 | H: 0 | E: 0 | K: 1 | S: 9 | P: 15 | R: 0 | H: 0 | E: 0 | K: 0 | S: 7 | P: 10 | R: 0 | H: 1 | E: 0 | K: 0 | S: 5 | P: 10 | 1B: 5 | 2B: 3 | 3B: 0 | HR: 1 | SF: 0 | SAC: 0 | DP: 0 | HBP: 1 | WP: 0 | PB: 0 | SB: 0 | CS: 0 | PA: 37 |
|--------------|------|------|------|------|------|-------|------|------|------|------|------|-------|------|------|------|------|-------|------|------|------|------|------|-------|------|------|------|------|------|------|------|------|------|-------|-------|------|------|------|------|------|-------|------|------|------|------|------|-------|------|------|------|------|------|-------|-------|-------|-------|-------|-------|--------|-------|--------|-------|-------|-------|-------|--------|
|--------------|------|------|------|------|------|-------|------|------|------|------|------|-------|------|------|------|------|-------|------|------|------|------|------|-------|------|------|------|------|------|------|------|------|------|-------|-------|------|------|------|------|------|-------|------|------|------|------|------|-------|------|------|------|------|------|-------|-------|-------|-------|-------|-------|--------|-------|--------|-------|-------|-------|-------|--------|


| PITCHER | IP | WLS | BF | H | R | ER | SO | BB | IBB | HBP | BLK | WP | HR | S | P | ERA | WHIP |
|--------------------------------------|-----|-----|----|---|---|----|----|----|-----|-----|-----|----|----|----|-----|------|-------|
| Billy Loes, R ERA: 4.11 (1, 1) | 9.0 | W | 37 | 9 | 4 | 4 | 5 | 0 | 0 | 1 | 0 | 0 | 1 | 78 | 114 | 4.00 | 1.000 |

BOTTOM

Brooklyn Dodgers @ Milwaukee Braves
Milwaukee County Stadium, Milwaukee, WI

Sun Aug 29 1954, 4:38 AM EDT
 Att. 45,922 - Unknown

| | |
|------------|-----------|
| AB | 36 |
| R | 4 |
| H | 9 |
| RBI | 4 |
| BB | 0 |
| SO | 5 |
| LOB | 12 |



| Batter | 1 | 2 | 3 | 4 | 5 | 6 | 7 | 8 | 9 | AB | R | H | RBI | BB | SO | LOB |
|--|-----------|-----------------------------------|------------|-----------------------------|-----------------|-----------|--------------------------|--------------------------|---|----|---|---|-----|----|----|-----|
| Bill Bruton, L OBP: 0.342, SLG: 0.365 (1, 8) | 0-2 F5 | | 0-0 4-3 | | 2-3 K | | 0-1 SH5-3 HR 1B | 1-1 L7 | | 5 | 1 | 1 | 0 | 0 | 1 | 2 |
| Danny O'Connell, R OBP: 0.325, SLG: 0.358 (1, 5) | 2-2 F7 | | 1-2 F9 | | 0-1 F5 | | 0-1 SH5-3 | | | 3 | 0 | 0 | 0 | 0 | 0 | 0 |
| Joe Adcock, R OBP: 0.365, SLG: 0.525 (1, 3) | 0-1 F5 | | 2-1 F8 | | 2-2 BB 1B | | 4-0 HR BB | | | 3 | 1 | 1 | 0 | 1 | 0 | 0 |
| Bobby Thomson, R OBP: 0.457, SLG: 0.619 (1, 7) | | 4-2 FC3-6 BB 1B BB | | 2-0 L5 | 4-2 BB 1B | | 1-0 HR | | | 2 | 2 | 1 | 3 | 2 | 0 | 0 |
| Andy Pafko, R OBP: 0.334, SLG: 0.440 (1, 9) | | 4-2 FC3-6 BB | | 0-0 E8 1B HR 1B | 0-1 F7 | | 1-3 K | | | 3 | 1 | 1 | 0 | 1 | 1 | 2 |
| Del Crandall, R OBP: 0.315, SLG: 0.416 (1, 2) | | 0-3 K | | 0-1 HR 1B | | 0-0 F7 | | 0-0 F8 SH2-4 1B | | 4 | 1 | 2 | 0 | 0 | 1 | 2 |
| Johnny Logan, R OBP: 0.340, SLG: 0.375 (1, 6) | | 0-0 FC3-6 1B 1-2F 2-3 | | 2-2 F8 | 1-1 F7 | | 0-0 SH2-4 | | | 3 | 0 | 0 | 0 | 0 | 0 | 4 |
| Jack Dittmer, L OBP: 0.264, SLG: 0.330 (1, 4) | | 2-2 1B | | 2-2 HR | 2-1 F9 | | 4-0 IBB | | | 3 | 1 | 2 | 4 | 1 | 0 | 0 |
| Jim Wilson, R OBP: 0.214, SLG: 0.250 (1, 1) | | 0-3 K | | 1-0 F6 | | 2-3 K | | 2-0 F8 | | 1 | 0 | 0 | 0 | 0 | 1 | 2 |
| Ernie Johnson, R OBP: 0.250, SLG: 0.250 (4, 1) | | | | | | | | | | 1 | 0 | 0 | 0 | 0 | 0 | 0 |
| Hank Aaron, R OBP: 0.315, SLG: 0.434 (7, PH) | | | | | | | | | | 1 | 0 | 0 | 0 | 0 | 1 | 0 |
| Dave Jolly, R OBP: 0.400, SLG: 0.542 (8, 1) | | | | | | | | | | 0 | 0 | 0 | 0 | 0 | 0 | 0 |
| Warren Spahn, L OBP: 0.292, SLG: 0.313 (8, 1) | | | | | | | | | | 1 | 0 | 0 | 0 | 0 | 0 | 2 |

| Inning Stats | R: 0 | H: 0 | E: 0 | K: 0 | S: 10 | R: 1 | H: 1 | E: 0 | K: 2 | S: 15 | R: 0 | H: 0 | E: 0 | K: 0 | S: 6 | R: 3 | H: 3 | E: 1 | K: 0 | S: 12 | R: 0 | H: 1 | E: 0 | K: 1 | S: 13 | R: 0 | H: 0 | E: 0 | K: 0 | S: 5 | R: 3 | H: 2 | E: 0 | K: 2 | S: 12 | R: 0 | H: 1 | E: 0 | K: 0 | S: 5 |
|--------------|--------|-------|--------|-------|-------|--------|-------|--------|-------|-------|--------|-------|--------|-------|------|--------|-------|--------|-------|-------|--------|-------|--------|-------|-------|--------|-------|--------|-------|------|--------|-------|--------|-------|-------|--------|-------|------|--------|-------|
| | LOB: 0 | BB: 0 | LOB: 2 | BB: 2 | | LOB: 0 | BB: 2 | LOB: 0 | BB: 0 | | LOB: 0 | BB: 0 | LOB: 0 | BB: 0 | | LOB: 2 | BB: 1 | LOB: 0 | BB: 1 | | LOB: 0 | BB: 0 | LOB: 0 | BB: 0 | | LOB: 0 | BB: 0 | LOB: 0 | BB: 0 | | LOB: 0 | BB: 1 | LOB: 2 | BB: 1 | | LOB: 2 | BB: 1 | | LOB: 2 | BB: 1 |

| PITCHER | IP | WLS | BF | H | R | ER | SO | BB | IBB | HBP | BLK | WP | HR | S | P | ERA | WHIP |
|--|-----|-----|----|---|---|----|----|----|-----|-----|-----|----|----|----|-----|------|-------|
| Carl Erskine, R ERA: 3.94 (1, 1) | 7.0 | L | 32 | 7 | 7 | 7 | 5 | 4 | 0 | 0 | 0 | 0 | 2 | 73 | 114 | 9.00 | 1.571 |
| Clem Labine, R ERA: 4.0 (8, 1) | 1.0 | | 5 | 1 | 0 | 0 | 0 | 0 | 1 | 0 | 0 | 0 | 0 | 5 | 12 | 0.00 | 1.000 |

BOTTOM

Brooklyn Dodgers @ Milwaukee Braves
Milwaukee County Stadium, Milwaukee, WI

Mon Aug 30 1954, 4:33 AM EDT
Att. 40,326 - Unknown

| | |
|-----|----|
| AB | 30 |
| R | 7 |
| H | 8 |
| RBI | 7 |
| BB | 5 |
| SO | 5 |
| LOB | 14 |



| WP | PA | ERA | WHIP |
|----|----|-----|------|
| 0 | 37 | | |

| Batter | 1 | 2 | 3 | 4 | 5 | 6 | 7 | 8 | 9 | AB R H RBI BB SO LOB | TOP |
|---|---|---|---|---|---|--|---|---|--|--|---|
| Jim Gilliam, S (1, 4) OBP: 0.353, SLG: 0.412 L C B B B X | 3-2 4-3 ① | | 3-2 F5 ③ | | | 0-2 F9 ② | | | 1-1 2B | 4 0 1 0 0 0 1 | |
| Pee Wee Reese, R (1, 6) OBP: 0.395, SLG: 0.446 B X | 1-0 6-3 ② | | | 2-2 4-3 ① | | 2-1 4-3 ③ | | | 0-2 6-3 ① | 4 0 0 0 0 0 1 | |
| Duke Snider, L (1, 8) OBP: 0.435, SLG: 0.660 C X | 0-1 5-3 ③ | | | 0-3 K | | | 1-3 K | | 1-3 K | 4 0 0 0 0 3 1 | |
| Gil Hodges, R (1, 3) OBP: 0.383, SLG: 0.581 B X | | 1-0 F9 ① | | 1-2 1B | | | 0-0 5-3 ② | | 0-0 L7 ③ | 4 0 1 0 0 0 1 | |
| Sandy Amoros, L (1, 7) OBP: 0.332, SLG: 0.478 B C T B C | | 2-3 K | | 0-2 G3 ③ | | | 1-0 F9 ③ | | | 3 0 0 0 0 1 1 | |
| Carl Furillo, R (1, 9) OBP: 0.359, SLG: 0.436 C X | | 0-1 4-3 ③ | | | 0-2 5-3 ① | | | 0-0 4-3 ① | | 3 0 0 0 0 0 0 | |
| Jackie Robinson, R (1, 5) OBP: 0.419, SLG: 0.528 X C F | | | 0-2 1-3 ① | | 2-2 F3 ② | | | 0-0 5-3 ② | | 3 0 0 0 0 0 0 | |
| Rube Walker, L (1, 2) OBP: 0.301, SLG: 0.359 Don Zimmer, R (8, PR) OBP: 0.242, SLG: 0.233 Roy Campanella, R (8, 2) OBP: 0.279, SLG: 0.408 | | | 0-3 K | | 0-2 L9 ③ | | | 2-0 HBP | | 2 0 0 0 0 1 0 0 0 0 0 0 0 0 0 0 0 0 0 0 0 | |
| Don Newcombe, L (1, 1) OBP: 0.413, SLG: 0.390 Walt Moryn, L (8, PH) OBP: 0.356, SLG: 0.481 Pete Wojey, R (8, 1) | | | 1-1 1B | | 0-1 6-3 ① | | | 1-3 K | | 2 0 1 0 0 0 0 1 0 0 0 0 1 1 0 0 0 0 0 0 0 | |
| Inning Stats | R: 0 H: 0 E: 0 LOB: 0 K: 0 BB: 0 S: 6 P: 10 | R: 0 H: 0 E: 0 LOB: 0 K: 1 BB: 0 S: 7 P: 10 | R: 0 H: 1 E: 0 LOB: 1 K: 1 BB: 0 S: 12 P: 16 | R: 0 H: 1 E: 0 LOB: 1 K: 1 BB: 0 S: 13 P: 16 | R: 0 H: 0 E: 0 LOB: 0 K: 0 BB: 0 S: 13 P: 15 | R: 0 H: 0 E: 0 LOB: 0 K: 0 BB: 0 S: 8 P: 10 | R: 0 H: 0 E: 0 LOB: 0 K: 1 BB: 0 S: 5 P: 7 | R: 0 H: 0 E: 0 LOB: 1 K: 1 BB: 0 S: 5 P: 8 | R: 0 H: 1 E: 0 LOB: 1 K: 1 BB: 0 S: 9 P: 11 | 1B: 2 SF: 0 2B: 1 SAC: 0 3B: 0 DP: 0 HR: 0 HBP: 1 | WP: 0 PA: 31 PB: 0 SB: 0 CS: 0 |
| PITCHER Gene Conley, R (1, 1) ERA: 2.83 | IP WLS BF H R ER SO BB IBB HBP BLK WP HR S P ERA WHIP 9.0 W 31 3 0 0 6 0 0 1 0 0 0 0 78 103 0.00 0.333 | PITCHER IP WLS BF H R ER SO BB IBB HBP BLK WP HR S P ERA WHIP | | | | | | | | | |

Brooklyn Dodgers @ Milwaukee Braves
 Milwaukee County Stadium, Milwaukee, WI

Tue Aug 31 1954, 4:33 AM EDT
 Att: 35,398 - Unknown

| | |
|-----|----|
| AB | 30 |
| R | 0 |
| H | 3 |
| RBI | 0 |
| BB | 0 |
| SO | 6 |
| LOB | 6 |



| Batter | 1 | 2 | 3 | 4 | 5 | 6 | 7 | 8 | 9 | AB R H RBI BB SO LOB | TOP | | | | | | | | | | | |
|--|--|---------------------------------|------------------------------|---------------------------------|------------------------------|---------------------------------|------------------------------|---------------------------------|------------------------------|---------------------------------|------------------------------|--|------------------------------|---------------------------------|------------------------------|---------------------------------|------------------------------|---------------------------------|----------------------------------|------------------------------------|----------------------------------|--------|
| Curt Roberts, R (1, 4) OBP: 0.301, SLG: 0.307 | 0-0 G4-6-3 1B | | 0-0 F | | | 0-0 F | | 4-0 FC BB 1-2 | | 3 0 1 0 1 0 0 | | | | | | | | | | | | |
| Gair Allie, R (1, 5) OBP: 0.303, SLG: 0.275 | 0-3 K | | 0-0 F | | | 0-0 G | | 0-0 FC 1-2f | | 4 0 0 0 0 1 3 | | | | | | | | | | | | |
| Bob Skinner, L (1, 3) OBP: 0.326, SLG: 0.374 | 0-0 G4-6-3 1-2f | | 0-3 K | | | 0-3 K | | | | 4 0 0 0 0 2 1 | | | | | | | | | | | | |
| Frank Thomas, R (1, 8) OBP: 0.368, SLG: 0.513 | | 0-0 G | | 0-0 G | | 0-0 G | | 0-0 F | | 4 0 0 0 0 0 0 | | | | | | | | | | | | |
| Sid Gordon, R (1, 9) OBP: 0.406, SLG: 0.416 | | 0-0 G | | 0-0 G | | 0-0 F | | 0-0 F | | 4 0 0 0 0 0 0 | | | | | | | | | | | | |
| Jack Shepard, R (1, 2) OBP: 0.365, SLG: 0.405 | | 0-0 1B | | 0-0 2B | | | | 0-0 G 1B 1B | | 3 1 3 0 0 0 0 | | | | | | | | | | | | |
| Dick Cole, R (1, 6) OBP: 0.325, SLG: 0.348 | | 0-0 G | | 0-0 F | | 0-0 F | | 0-0 1B G 1B | | 3 0 1 0 0 0 2 | | | | | | | | | | | | |
| Dick Hall, R (1, 7) OBP: 0.319, SLG: 0.331 | | | 0-0 G | | 0-0 F | | | 0-0 G 1-2 2-3 | | 3 0 0 0 0 0 3 | | | | | | | | | | | | |
| Max Surkont, R (1, 1) OBP: 0.233, SLG: 0.185 | | | 0-0 G | | | 0-0 F | | 0-0 BB 1B 2-3 3-H | | 2 0 0 0 0 0 0 | | | | | | | | | | | | |
| Eddie Pellagrini, R (8, PH) OBP: 0.292, SLG: 0.274 | | | | | | | | | | 1 0 1 1 0 0 0 | | | | | | | | | | | | |
| Johnny Hetki, R (8, 1) OBP: 0.143, SLG: 0.143 | | | | | | | | | | 0 0 0 0 0 0 0 | | | | | | | | | | | | |
| Inning Stats | R: 0 E: 0 K: 1 S: 5 | H: 1 LOB: 0 BB: 0 P: 5 | R: 0 E: 0 K: 0 S: 4 | H: 1 LOB: 1 BB: 0 P: 4 | R: 0 E: 0 K: 0 S: 3 | H: 0 LOB: 0 BB: 0 P: 3 | R: 0 E: 0 K: 1 S: 5 | H: 0 LOB: 0 BB: 0 P: 5 | R: 0 E: 0 K: 0 S: 4 | H: 1 LOB: 1 BB: 0 P: 4 | R: 0 E: 0 K: 0 S: 3 | H: 0 LOB: 0 BB: 0 P: 3 | R: 0 E: 0 K: 1 S: 5 | H: 0 LOB: 0 BB: 0 P: 5 | R: 0 E: 0 K: 0 S: 5 | H: 3 LOB: 2 BB: 1 P: 9 | R: 0 E: 0 K: 0 S: 3 | H: 0 LOB: 0 BB: 0 P: 3 | 1B: 5 2B: 1 3B: 0 HR: 0 | SF: 0 SAC: 0 DP: 1 HBP: 0 | WP: 0 PB: 0 SB: 0 CS: 0 | PA: 32 |
| PITCHER Warren Spahn, L (1, 1) ERA: 2.86 | IP: 9.0 WLS: W BF: 32 H: 6 R: 1 ER: 1 SO: 3 BB: 1 IBB: 0 HBP: 0 BLK: 0 WP: 0 HR: 0 S: 37 P: 41 ERA: 1.00 WHIP: 0.778 | | | | | | | | | | | PITCHER IP: WLS: BF: H: R: ER: SO: BB: IBB: HBP: BLK: WP: HR: S: P: ERA: WHIP: | | | | | | | | | | |

Pittsburgh Pirates @ Milwaukee Braves
Milwaukee County Stadium, Milwaukee, WI
 Wed Sep 01 1954, 4:33 AM EDT
 Att: 40,494 - Unknown

| | |
|-----|----|
| AB | 31 |
| R | 1 |
| H | 6 |
| RBI | 1 |
| BB | 1 |
| SO | 3 |
| LOB | 9 |



| Batter | 1 | 2 | 3 | 4 | 5 | 6 | 7 | 8 | 9 |
|---|----------------------|---------------|--------------|--------------|--------------|---------------|--------------|---------------|---|
| Bill Bruton, L (1, 8) <small>OBP: 0.341, SLG: 0.362</small> | 0-0 | 0-0 FC | | | 0-0 G | | 0-0 F | | |
| Danny O'Connell, R (1, 5) <small>OBP: 0.326, SLG: 0.359</small> | 0-0 | | 0-0 P | | | 0-0 E4 | | 0-0 | |
| Joe Adcock, R (1, 3) <small>OBP: 0.365, SLG: 0.522</small> | 0-0 | | 0-3 K | | | 0-0 SH | | 0-0 SH | |
| Bobby Thomson, R (1, 7) <small>OBP: 0.463, SLG: 0.583</small> | 0-0 FC5-1 | | 0-3 K | | | 4-0 | | 0-0 G | |
| Andy Pafko, R (1, 9) <small>OBP: 0.335, SLG: 0.437</small> | 4-0 | | | 0-0 F | | 0-0 | | 0-0 G | |
| Del Crandall, R (1, 2) <small>OBP: 0.313, SLG: 0.420</small> | 0-0 FC6-4-3-2 | | | 0-0 G | | 0-0 FC | | 0-0 G | |
| Johnny Logan, R (1, 6) <small>OBP: 0.336, SLG: 0.370</small> | | 0-0 G | | 0-0 G | | 0-0 | 0-0 G | | |
| Jack Dittmer, L (1, 4) <small>OBP: 0.267, SLG: 0.330</small> | | 0-0 | | | 0-0 F | | 0-0 | | |
| Warren Spahn, L (1, 1) <small>OBP: 0.286, SLG: 0.305</small> | | 0-3 K | | | 0-0 G | | 0-0 | | |

| Inning Stats | R: 1 | H: 3 | E: 0 | K: 0 | S: 5 | LOB: 2 | BB: 1 | P: 9 | R: 0 | H: 1 | E: 0 | K: 1 | S: 6 | LOB: 1 | BB: 0 | P: 6 | R: 0 | H: 0 | E: 0 | K: 2 | S: 7 | LOB: 0 | BB: 0 | P: 7 | R: 0 | H: 0 | E: 0 | K: 0 | S: 3 | LOB: 0 | BB: 0 | P: 3 | R: 2 | H: 1 | E: 1 | K: 0 | S: 4 | LOB: 1 | BB: 1 | P: 8 | R: 0 | H: 1 | E: 0 | K: 0 | S: 4 | LOB: 1 | BB: 0 | P: 4 | R: 0 | H: 1 | E: 0 | K: 0 | S: 4 | LOB: 1 | BB: 0 | P: 4 |
|--------------|------|------|------|------|------|--------|-------|------|------|------|------|------|------|--------|-------|------|------|------|------|------|------|--------|-------|------|------|------|------|------|------|--------|-------|------|------|------|------|------|------|--------|-------|------|------|------|------|------|------|--------|-------|------|------|------|------|------|------|--------|-------|------|
|--------------|------|------|------|------|------|--------|-------|------|------|------|------|------|------|--------|-------|------|------|------|------|------|------|--------|-------|------|------|------|------|------|------|--------|-------|------|------|------|------|------|------|--------|-------|------|------|------|------|------|------|--------|-------|------|------|------|------|------|------|--------|-------|------|

| PITCHER | | | | | | | | | | PITCHER | | | | | | | | | | | | | | | | | | | | | | | | | | | | | | | | | | | | | | | | | | | | |
|-----------------|--------|-----|---|----|----|----|----|-----|-----|---------|----|----|---|---|------|-------|----|-----|----|---|---|----|----|----|-----|-----|-----|----|----|---|---|-----|------|--|--|--|--|--|--|--|--|--|--|--|--|--|--|--|--|--|--|--|--|--|
| IP | WLS | BF | H | R | ER | SO | BB | IBB | HBP | BLK | WP | HR | S | P | ERA | WHIP | IP | WLS | BF | H | R | ER | SO | BB | IBB | HBP | BLK | WP | HR | S | P | ERA | WHIP | | | | | | | | | | | | | | | | | | | | | |
| Max Surkont, R | (1, 1) | 7.0 | L | 29 | 6 | 3 | 1 | 3 | 2 | 0 | 0 | 0 | 0 | 0 | 1.29 | 1.143 | | | | | | | | | | | | | | | | | | | | | | | | | | | | | | | | | | | | | | |
| Johnny Hetki, R | (8, 1) | 1.0 | | 4 | 1 | 0 | 0 | 0 | 0 | 0 | 0 | 0 | 0 | 0 | 0.00 | 1.000 | | | | | | | | | | | | | | | | | | | | | | | | | | | | | | | | | | | | | | |

BOTTOM

Pittsburgh Pirates @ Milwaukee Braves
 Milwaukee County Stadium, Milwaukee, WI

Wed Sep 01 1954, 4:33 AM EDT
 Att. 40,494 - Unknown

| | | | | | | |
|----|---|---|-----|----|----|-----|
| AB | R | H | RBI | BB | SO | LOB |
| 4 | 1 | 1 | 0 | 0 | 0 | 2 |
| 4 | 1 | 2 | 0 | 0 | 0 | 0 |
| 2 | 0 | 1 | 1 | 0 | 1 | 0 |
| 3 | 1 | 0 | 0 | 1 | 1 | 3 |
| 3 | 0 | 1 | 1 | 1 | 0 | 1 |
| 3 | 0 | 0 | 0 | 0 | 0 | 5 |
| 3 | 0 | 0 | 0 | 0 | 0 | 0 |
| 3 | 0 | 2 | 0 | 0 | 0 | 0 |
| 2 | 0 | 0 | 0 | 0 | 1 | 1 |

| | |
|-----|----|
| AB | 27 |
| R | 3 |
| H | 7 |
| RBI | 2 |
| BB | 2 |
| SO | 3 |
| LOB | 12 |



| | | | | | | | |
|-----|---|------|---|-----|---|-----|----|
| 1B: | 6 | SF: | 0 | WP: | 1 | PA: | 32 |
| 2B: | 2 | SAC: | 3 | PB: | 0 | | |
| 3B: | 0 | DP: | 1 | SB: | 0 | | |
| HR: | 0 | HBP: | 0 | CS: | 0 | | |

livebaseballscorecards.com

| Batter | 1 | 2 | 3 | 4 | 5 | 6 | 7 | 8 | 9 | 10 | 11 | AB R H RBI BB SO LOB | TOP | | | | |
|---|---|---|---|---|---|---|---|---|---|---|---|---|---|----|----|------|-------|
| Bill Bruton, L (1, 8) OBP: 0.341, SLG: 0.362 | 0-0 S 1B | | 0-3 K | | 0-0 1B G4-6-3 | | 0-0 4-3 | | 0-3 K | | | 5 1 2 0 0 2 2 | | | | | |
| Eddie Mathews, L (1, 5) OBP: 0.408, SLG: 0.566 Danny O'Connell, R (7, 5) OBP: 0.322, SLG: 0.355 | 0-0 F8 | | 0-0 2B | | 0-0 1B G4-6-3 | | 0-0 F3 | | 0-0 F8 | | | 4 0 2 1 0 0 1 1 0 0 0 0 0 0 | | | | | |
| Joe Adcock, R (1, 3) OBP: 0.365, SLG: 0.517 | 0-0 F2 | | 0-0 5-3 | | 0-0 1B G4-6-3 | | 0-3 K | | 0-0 L8 | | | 5 0 0 0 0 1 3 | | | | | |
| Bobby Thomson, R (1, 7) OBP: 0.419, SLG: 0.518 Hank Aaron, R (7, 7) OBP: 0.314, SLG: 0.432 | 0-0 F3 | | | | 0-0 F4 | | 0-0 F8 | | 0-0 F9 | | | 3 0 0 0 0 0 1 2 0 0 0 0 0 0 | | | | | |
| Andy Paiko, R (1, 9) OBP: 0.332, SLG: 0.432 | | 0-0 P4 | | | 0-0 1B HR | | 0-0 1B | | 0-0 F8 | | | 5 1 2 0 0 0 0 | | | | | |
| Del Crandall, R (1, 2) OBP: 0.313, SLG: 0.440 | | 0-0 6-3 | | | 0-0 1B HR | | 0-0 P6 | | 0-0 6-3 | | | 5 2 2 3 0 0 1 | | | | | |
| Johnny Logan, R (1, 6) OBP: 0.336, SLG: 0.369 | | 0-0 F7 | | | 4-0 BB | | 0-0 F8 | | 0-0 1B SH1-4 | | | 4 0 1 0 1 0 1 | | | | | |
| Jack Dittmer, L (1, 4) OBP: 0.288, SLG: 0.378 | | | 0-0 1B SH1-4 | | 0-0 F7 | | 0-0 1B | | 0-0 SH1-4 | | | 4 1 2 0 0 0 1 | | | | | |
| Gene Conley, R (1, 1) OBP: 0.167, SLG: 0.176 Charlie White, L (4, PH) OBP: 0.305, SLG: 0.322 Chet Nichols, S (4, 1) OBP: 0.094, SLG: 0.094 Bob Buhl, R (7, 1) OBP: 0.103, SLG: 0.037 Jim Pendleton, R (9, PH) OBP: 0.222, SLG: 0.282 Dave Koslo, L (9, 1) OBP: 0.365, SLG: 0.520 | | | 0-0 1B SH1-4 | | 0-0 4-3 | | 0-0 F9 | | 0-0 L6 | | | 0 0 0 0 0 0 0 1 0 0 0 0 0 1 1 0 0 0 0 0 2 0 0 0 0 0 0 0 1 0 0 0 0 0 1 0 0 0 0 0 0 0 0 0 0 0 0 0 0 | | | | | |
| Inning Stats | R: 0 H: 1 E: 0 LOB: 1 K: 0 BB: 0 S: 4 P: 4 | R: 0 H: 0 E: 0 LOB: 0 K: 0 BB: 0 S: 3 P: 3 | R: 1 H: 2 E: 0 LOB: 1 K: 1 BB: 0 S: 7 P: 7 | R: 2 H: 2 E: 0 LOB: 1 K: 0 BB: 1 S: 5 P: 9 | R: 1 H: 2 E: 0 LOB: 0 K: 0 BB: 0 S: 4 P: 4 | R: 0 H: 2 E: 0 LOB: 2 K: 0 BB: 0 S: 5 P: 5 | R: 0 H: 0 E: 0 LOB: 0 K: 1 BB: 0 S: 5 P: 5 | R: 0 H: 0 E: 0 LOB: 0 K: 0 BB: 0 S: 3 P: 3 | R: 0 H: 1 E: 0 LOB: 1 K: 1 BB: 0 S: 6 P: 6 | R: 0 H: 0 E: 0 LOB: 0 K: 0 BB: 0 S: 3 P: 3 | R: 1 H: 1 E: 0 LOB: 0 K: 0 BB: 0 S: 4 P: 4 | 1B: 8 SF: 0 2B: 1 SAC: 2 3B: 0 DP: 1 HR: 2 HBP: 0 | WP: 0 PA: 44 PB: 0 SB: 1 CS: 0 | | | | |
| PITCHER | IP WLS BF H R ER SO BB IBB HBP BLK WP HR S P ERA WHIP | | | | | | | | | | | | | | | | |
| Karl Drews, R (1, 1) ERA: 5.96 | 4.0 | 18 | 5 | 3 | 3 | 1 | 1 | 0 | 0 | 0 | 0 | 0 | 1 | 19 | 23 | 6.75 | 1.500 |
| Fred Baczewski, L (5, 1) ERA: 5.1 | 3.0 | 12 | 4 | 1 | 1 | 1 | 0 | 0 | 0 | 0 | 0 | 0 | 0 | 14 | 14 | 3.00 | 1.333 |
| Howie Judson, R (8, 1) ERA: 3.44 | 3.0 | 10 | 1 | 0 | 0 | 1 | 0 | 0 | 0 | 0 | 0 | 0 | 0 | 12 | 12 | 0.00 | 0.333 |
| Jackie Collum, L (11, 1) ERA: 3.82 | 1.0 | L 4 | 1 | 1 | 1 | 0 | 0 | 0 | 0 | 0 | 0 | 0 | 1 | 4 | 4 | 9.00 | 1.000 |

Milwaukee Braves @ Cincinnati Redlegs
Crosley Field, Cincinnati, OH
Sat Sep 04 1954, 3:33 AM EDT
Att: 5,025 - Unknown

| | |
|-----|----|
| AB | 41 |
| R | 5 |
| H | 11 |
| RBI | 4 |
| BB | 1 |
| SO | 3 |
| LOB | 14 |




| Batter | 1 | 2 | 3 | 4 | 5 | 6 | 7 | 8 | 9 | 10 | 11 | AB R H RBI BB SO LOB |
|--|-----|-----------|------------------|---|-----------------|---|-------------------------|----|---|----|----------------|----------------------|
| Bobby Adams, R (1, 5) OBP: 0.361, SLG: 0.373 | L4 | | SF8 1-3 2B | | 1B 1-3 1B | | FC4-6 1B BB | L5 | | | F7 | 5 1 2 0 1 0 0 |
| Roy McMillan, R (1, 6) OBP: 0.300, SLG: 0.308 | F3 | | G3 | | K | | FC4-6 1-2 1B | L7 | | | WP 1B 1B | 6 0 2 0 0 1 3 |
| Gus Bell, L (1, 8) OBP: 0.342, SLG: 0.466 | 4-3 | | SF8 | | 1-3 | | FC4-6 1B | | | | F9 | 5 1 0 1 0 0 4 |
| Ted Kluszewski, L (1, 3) OBP: 0.402, SLG: 0.645 | | F2 | | | | | BB 1-2 1B | | | | WP 1B | 5 1 3 1 1 1 0 |
| Nino Escalera, L (11, PR) OBP: 0.234, SLG: 0.203 | | | FC5-4 IBB | | 1B | | 1B | | | | 1B | 0 0 0 0 0 0 0 |
| Jim Greengrass, R (1, 7) OBP: 0.332, SLG: 0.502 | | P3 | FC5-4 | | F8 | | 1B 1-2 2-H 1B | | | | F8 | 5 0 1 1 1 0 4 |
| Johnny Temple, R (1, 4) OBP: 0.378, SLG: 0.356 | | 1B BB | | | 4-3 | | 1B 1-2 2-3 BB | | | | F7 | 4 0 0 0 2 0 3 |
| Lloyd Merriman, L (1, 9) OBP: 0.390, SLG: 0.333 | | 1-2 1B | | | BB HBP | | 1B 1-2 2-3 3-H | | | | SH5-3 BB | 3 0 2 1 1 0 0 |
| Ed Bailey, L (1, 2) OBP: 0.337, SLG: 0.407 | | K | | | G1-4-3 BB | | K | | | | SH5-3 | 3 0 0 0 1 2 5 |
| Karl Drews, R (1, 1) OBP: 0.289, SLG: 0.188 | | | | | | | K | | | | 6-3 | 0 1 0 0 0 1 0 0 |
| Wally Post, R (4, PH) OBP: 0.282, SLG: 0.407 | | | | | | | | | | | | 1 0 0 0 0 0 0 2 |
| Fred Baczewski, L (5, PH) OBP: 0.083, SLG: 0.071 | | | | | | | | | | | | 0 0 0 0 0 0 0 0 |
| Chuck Harmon, R (7, PH) OBP: 0.270, SLG: 0.295 | | | | | | | | | | | | 1 0 0 0 0 0 1 0 |
| Howie Judson, R (8, PH) OBP: 0.120, SLG: 0.083 | | | | | | | | | | | | 1 0 0 0 0 0 1 0 |
| Bob Borkowski, R (10, PH) OBP: 0.321, SLG: 0.411 | | | | | | | | | | | | 1 0 0 0 0 0 0 1 |
| Jackie Collum, L (11, PH) OBP: 0.112, SLG: 0.200 | | | 2B SF8 BB | | G1-4-3 | | | | | | | 0 0 0 0 0 0 0 0 |

| Inning Stats | R: 0 | H: 0 | R: 0 | H: 1 | R: 1 | H: 1 | R: 0 | H: 0 | R: 0 | H: 2 | R: 0 | H: 0 | R: 3 | H: 4 | R: 0 | H: 0 | R: 0 | H: 0 | R: 0 | H: 0 | R: 0 | H: 2 | 1B: 9 | SF: 1 |
|--------------|--------|------|--------|------|--------|------|--------|------|--------|------|--------|------|--------|------|--------|------|--------|------|--------|------|--------|-------|--------|-------|
| E: 0 | LOB: 0 | E: 0 | LOB: 2 | E: 0 | LOB: 2 | E: 0 | LOB: 1 | E: 0 | LOB: 0 | E: 0 | LOB: 2 | E: 0 | LOB: 3 | E: 0 | LOB: 0 | E: 0 | LOB: 1 | E: 0 | LOB: 1 | E: 0 | LOB: 3 | 2B: 1 | SAC: 1 | |
| K: 0 | BB: 0 | K: 1 | BB: 1 | K: 0 | BB: 2 | K: 0 | BB: 1 | K: 1 | BB: 0 | K: 1 | BB: 0 | K: 1 | BB: 0 | K: 1 | BB: 0 | K: 1 | BB: 0 | K: 0 | BB: 1 | K: 0 | BB: 1 | 3B: 0 | DP: 1 | |
| S: 3 | P: 3 | S: 6 | P: 10 | S: 4 | P: 12 | S: 2 | P: 7 | S: 7 | P: 7 | S: 5 | P: 5 | S: 9 | P: 17 | S: 5 | P: 5 | S: 5 | P: 5 | S: 3 | P: 7 | S: 5 | P: 9 | HR: 0 | HBP: 1 | |

Milwaukee Braves @ Cincinnati Redlegs
Crosley Field, Cincinnati, OH
 Sat Sep 04 1954, 3:33 AM EDT
 Att: 5,025 - Unknown

| | |
|------------|-----------|
| AB | 40 |
| R | 4 |
| H | 10 |
| RBI | 4 |
| BB | 8 |
| SO | 6 |
| LOB | 22 |

WP: 1 PA: 51
 PB: 0
 SB: 0
 CS: 0



| PITCHER | IP | WLS | BF | H | R | ER | SO | BB | IBB | HBP | BLK | WP | HR | S | P | ERA | WHIP |
|---|-----|-----|----|---|---|----|----|----|-----|-----|-----|----|----|----|----|------|-------|
| Gene Conley, R (1, 1) ERA: 2.83 | 3.0 | | 14 | 2 | 1 | 1 | 1 | 2 | 1 | 0 | 0 | 0 | 0 | 13 | 25 | 3.00 | 1.333 |
| Chet Nichols, L (4, 1) ERA: 4.2 | 3.2 | | 18 | 5 | 3 | 3 | 3 | 2 | 0 | 1 | 0 | 0 | 0 | 21 | 30 | 7.36 | 1.909 |
| Bob Buhl, R (7, 1) ERA: 4.26 | 1.1 | | 6 | 1 | 0 | 0 | 1 | 1 | 0 | 0 | 0 | 0 | 0 | 7 | 11 | 0.00 | 1.500 |
| Dave Koslo, L (9, 1) ERA: 2.96 | 2.2 | W | 11 | 2 | 0 | 0 | 1 | 1 | 0 | 0 | 0 | 0 | 0 | 12 | 16 | 0.00 | 1.125 |
| Dave Jolly, R (11, 1) ERA: 2.41 | 0.1 | S | 2 | 0 | 0 | 0 | 0 | 0 | 1 | 0 | 0 | 1 | 0 | 1 | 5 | 0.00 | 0.000 |

| Batter | 1 | 2 | 3 | 4 | 5 | 6 | 7 | 8 | 9 | AB R H RBI BB SO LOB | TOP | | | | | | | | | | | | | | | | | | | | | | | | | |
|--|---|---------------------------------|------------------------------|---------------------------------|------------------------------|---------------------------------|------------------------------|---------------------------------|------------------------------|---|------------------------------|---------------------------------|-------------------------------|----------------------------------|------------------------------|---------------------------------|------------------------------|---------------------------------|----------------------------------|------------------------------------|----------------------------------|--------|--|--|--|--|--|--|--|--|--|--|--|--|--|--|
| Bill Bruton, L (1, 8) OBP: 0.345, SLG: 0.369 | 0-0 F7 | | 0-0 G3 | 0-0 6-3 | | | 0-0 HR | 0-0 6-3 | | 5 1 1 1 0 0 2 | | | | | | | | | | | | | | | | | | | | | | | | | | |
| Eddie Mathews, L (1, 5) OBP: 0.410, SLG: 0.577 Danny O'Connell, R (9, 5) OBP: 0.324, SLG: 0.358 | 0-0 6-3 | | 0-0 HR | | 0-0 F8 | | 0-0 HR | 4-0 FC5-4 BB | | 4 2 2 3 1 0 0 0 0 0 0 0 0 0 | | | | | | | | | | | | | | | | | | | | | | | | | | |
| Joe Adcock, R (1, 3) OBP: 0.365, SLG: 0.522 | 0-0 BB 1B | | 0-0 6-3 | | 0-0 1B 2B | | 0-0 5-3 | 0-0 FC5-4 3B | | 5 1 2 0 0 0 1 | | | | | | | | | | | | | | | | | | | | | | | | | | |
| Hank Aaron, R (1, 7) OBP: 0.322, SLG: 0.447 Bobby Thomson, R (8, PR) OBP: 0.394, SLG: 0.483 | 4-0 1-2 BB | | 0-0 2B | | 0-0 G4-6-3 1B | | 0-0 HR 1B | 0-0 1-H 3B | | 4 1 4 1 1 0 0 0 0 0 0 0 0 0 | | | | | | | | | | | | | | | | | | | | | | | | | | |
| George Metkovich, L (1, 9) OBP: 0.344, SLG: 0.333 Andy Pafo, R (8, PH) OBP: 0.330, SLG: 0.429 | 0-0 F8 | | 0-3 K | | 0-0 G4-6-3 | | 0-0 F2 | 0-0 F9 | | 4 0 0 0 0 1 6 1 0 0 0 0 0 1 | | | | | | | | | | | | | | | | | | | | | | | | | | |
| Del Crandall, R (1, 2) OBP: 0.317, SLG: 0.451 | | 0-0 F8 | | 0-0 WP 1B 1B | | 0-0 F5 | 0-0 1-H HR | 0-0 5-3 | | 5 1 2 2 0 0 0 | | | | | | | | | | | | | | | | | | | | | | | | | | |
| Johnny Logan, R (1, 6) OBP: 0.336, SLG: 0.367 Roy Smalley, R (3, 6) OBP: 0.303, SLG: 0.321 | | 0-0 P5 | | 0-0 1-2 WP 1B | | 0-0 F6 | 1-0 HR HBP | 0-0 1-3 | | 1 0 0 0 0 0 0 3 1 1 0 0 0 0 | | | | | | | | | | | | | | | | | | | | | | | | | | |
| Jack Dittmer, L (1, 4) OBP: 0.304, SLG: 0.433 | | 0-0 1B | | 0-0 F4 1-2 2-3 | | 0-0 F5 | 0-0 1-H HR | 0-0 6-3 | | 5 1 2 2 0 0 2 | | | | | | | | | | | | | | | | | | | | | | | | | | |
| Jim Wilson, R (1, 1) OBP: 0.209, SLG: 0.244 Joey Jay, S (3, 1) Charlie White, L (4, PH) OBP: 0.352, SLG: 0.318 Warren Spahn, L (4, 1) OBP: 0.287, SLG: 0.306 Jim Pendleton, R (7, PH) OBP: 0.227, SLG: 0.266 Bob Buhl, R (7, 1) OBP: 0.103, SLG: 0.037 Dave Koslo, L (8, 1) | | 0-0 F8 | | 0-0 L6 | | | 0-0 2B 1B K | | | 1 0 0 0 0 0 1 0 0 0 0 0 0 0 1 0 0 0 0 0 2 0 0 0 0 0 0 0 2 1 1 0 0 1 0 0 0 0 0 0 0 0 0 0 0 0 0 0 0 | | | | | | | | | | | | | | | | | | | | | | | | | | |
| Inning Stats | R: 0 E: 0 K: 0 S: 4 | H: 1 LOB: 2 BB: 1 P: 8 | R: 0 E: 0 K: 0 S: 4 | H: 1 LOB: 1 BB: 0 P: 4 | R: 1 E: 0 K: 1 S: 7 | H: 2 LOB: 1 BB: 0 P: 7 | R: 0 E: 0 K: 0 S: 5 | H: 2 LOB: 2 BB: 0 P: 5 | R: 0 E: 0 K: 0 S: 4 | H: 2 LOB: 1 BB: 0 P: 4 | R: 0 E: 0 K: 0 S: 3 | H: 0 LOB: 0 BB: 0 P: 3 | R: 7 E: 0 K: 1 S: 11 | H: 6 LOB: 0 BB: 0 P: 12 | R: 1 E: 0 K: 0 S: 4 | H: 1 LOB: 1 BB: 1 P: 8 | R: 0 E: 0 K: 0 S: 3 | H: 0 LOB: 0 BB: 0 P: 3 | 1B: 7 2B: 3 3B: 1 HR: 4 | SF: 0 SAC: 0 DP: 1 HBP: 1 | WP: 1 PB: 0 SB: 0 CS: 0 | PA: 44 | | | | | | | | | | | | | | |
| PITCHER | IP WLS BF H R ER SO BB IBB HBP BLK WP HR S P ERA WHIP | | | | | | | | | | | | | | | | | | | | | | | | | | | | | | | | | | | |
| Bud Podbielan, R (1, 1) ERA: 5.09 | 6.0 | | 29 | 11 | 4 | 4 | 1 | 1 | 0 | 0 | 0 | 1 | 2 | 30 | 34 | 6.00 | 2.000 | | | | | | | | | | | | | | | | | | | |
| Corky Valentine, R (7, 1) ERA: 4.55 | 0.2 | L | 6 | 3 | 4 | 4 | 0 | 0 | 0 | 1 | 0 | 0 | 2 | 5 | 6 | 54.00 | 4.500 | | | | | | | | | | | | | | | | | | | |
| Howie Judson, R (7, 1) ERA: 3.43 | 0.1 | | 1 | 0 | 0 | 0 | 1 | 0 | 0 | 0 | 0 | 0 | 0 | 3 | 3 | 0.00 | 0.000 | | | | | | | | | | | | | | | | | | | |
| Harry Perkowski, L (8, 1) ERA: 6.11 | 2.0 | | 8 | 1 | 1 | 1 | 0 | 1 | 0 | 0 | 0 | 0 | 0 | 7 | 11 | 4.50 | 1.000 | | | | | | | | | | | | | | | | | | | |

Milwaukee Braves @ Cincinnati Redlegs
Crosley Field, Cincinnati, OH
Sun Sep 05 1954, 3:38 AM EDT
Att: 22,127 - Unknown

livebaseballscorecards.com

| | |
|-----|----|
| AB | 41 |
| R | 9 |
| H | 15 |
| RBI | 9 |
| BB | 2 |
| SO | 2 |
| LOB | 15 |



BOTTOM

Milwaukee Braves @ Cincinnati Redlegs

Crosley Field, Cincinnati, OH

Sun Sep 05 1954, 3:38 AM EDT
Att. 22,127 - Unknown

livebaseballscorecards.com

| | |
|-----|----|
| AB | 39 |
| R | 7 |
| H | 15 |
| RBI | 7 |
| BB | 4 |
| SO | 6 |
| LOB | 24 |



| | | | |
|----|---|----|----|
| WP | 0 | PA | 44 |
| PB | 0 | | |
| SB | 1 | | |
| CS | 0 | | |


AB R H RBI BB SO LOB

| | | | | | | |
|---|---|---|---|---|---|---|
| 5 | 1 | 2 | 0 | 0 | 0 | 1 |
| 5 | 2 | 3 | 0 | 0 | 0 | 2 |
| 4 | 2 | 3 | 1 | 1 | 1 | 2 |
| 5 | 1 | 2 | 4 | 0 | 0 | 4 |
| 4 | 1 | 2 | 1 | 0 | 0 | 2 |
| 3 | 0 | 3 | 1 | 2 | 0 | 0 |
| 4 | 0 | 0 | 0 | 0 | 1 | 6 |
| 1 | 0 | 0 | 0 | 0 | 0 | 1 |
| 4 | 0 | 0 | 0 | 0 | 2 | 5 |
| 1 | 0 | 0 | 0 | 0 | 0 | 0 |
| 2 | 0 | 0 | 0 | 1 | 1 | 0 |
| 0 | 0 | 0 | 0 | 0 | 0 | 0 |
| 0 | 0 | 0 | 0 | 0 | 0 | 0 |
| 1 | 0 | 0 | 0 | 0 | 1 | 1 |
| 0 | 0 | 0 | 0 | 0 | 0 | 0 |

| Batter | 1 | 2 | 3 | 4 | 5 | 6 | 7 | 8 | 9 |
|---|------------------|--------------------|------------------------|------------------|---------------------------|------------------------|-----------|---------------------------|---|
| Chuck Harmon, R OBP: 0.271, SLG: 0.296 (1, 5) | 0-0 F4 | 0-0 FC6-4 | | 0-0 6-3 | | 0-0 1B HR 1B | | 0-0 1B 1B | |
| Roy McMillan, R OBP: 0.300, SLG: 0.310 (1, 6) | 0-0 3B 2B | 0-0 F7 | | 0-0 BB 1B | | 0-0 1-2 HR 1B | | 0-0 F2 | |
| Gus Bell, L OBP: 0.347, SLG: 0.475 (1, 8) | 0-0 G3 3B | | 0-0 1B SF8 1B | 4-0 1-2 BB | | 0-3 K | | 0-0 1-2 FC5-4 1B | |
| Ted Kluszewski, L OBP: 0.402, SLG: 0.651 (1, 3) | 0-0 G3 | | 0-0 1-3 1B | 0-0 4-3 | | 0-0 1-2 HR | | 0-0 F3 | |
| Bob Borkowski, R OBP: 0.329, SLG: 0.425 (1, 7) | 0-0 1B 2B | | 0-0 SF8 | | 0-0 FC5-6 F9 1B | 4-3 | | 0-0 FC5-4 | |
| Lloyd Merriman, L OBP: 0.415, SLG: 0.354 (1, 9) | 0-0 2-H 1B | | 4-0 BB | | 4-0 1-2 FC5-6 BB | | 0-0 1B | 0-0 G6-4-3 1B | |
| Rocky Bridges, R OBP: 0.328, SLG: 0.255 Bobby Adams, R OBP: 0.359, SLG: 0.371 (1, 4) (9, PH) | 0-0 F2 | | 0-0 F2 | | 0-0 1-2 FC5-6 | | 0-3 K | 0-0 G6-4-3 | |
| Ed Bailey, L OBP: 0.333, SLG: 0.398 Andy Seminick, R OBP: 0.376, SLG: 0.406 (1, 2) (9, PH) | | 0-3 K | 0-0 F8 | | 0-0 F9 | | 0-3 K | 0-0 F9 | |
| Bud Podbielan, R OBP: 0.238, SLG: 0.158 Corky Valentine, R OBP: 0.175, SLG: 0.214 Howie Judson, R OBP: 0.120, SLG: 0.083 Wally Post, R OBP: 0.280, SLG: 0.411 Harry Perkowski, L OBP: 0.154, SLG: 0.320 (1, 1) (7, 1) (7, 1) (7, PH) (8, 1) | | 4-0 FC6-4 BB | | 0-3 K | | 0-0 F7 | 0-3 K | | |

| Inning Stats | R: 3 | H: 4 | E: 0 | LOB: 1 | K: 0 | BB: 0 | S: 7 | R: 0 | H: 0 | E: 0 | LOB: 1 | K: 1 | BB: 1 | S: 5 | R: 1 | H: 2 | E: 0 | LOB: 2 | K: 0 | BB: 1 | S: 5 | R: 0 | H: 1 | E: 0 | LOB: 2 | K: 1 | BB: 1 | S: 6 | R: 0 | H: 1 | E: 0 | LOB: 1 | K: 0 | BB: 1 | S: 3 | R: 3 | H: 3 | E: 0 | LOB: 0 | K: 1 | BB: 0 | S: 8 | R: 0 | H: 1 | E: 0 | LOB: 1 | K: 3 | BB: 0 | S: 10 | R: 0 | H: 2 | E: 0 | LOB: 2 | K: 0 | BB: 0 | S: 5 | R: 0 | H: 1 | E: 0 | LOB: 0 | K: 0 | BB: 0 | S: 3 | 1B: 11 | SF: 1 | 2B: 2 | SAC: 0 | 3B: 1 | DP: 1 | HR: 1 | HBP: 0 | WP: 0 | PA: 44 |
|--------------|------|------|------|--------|------|-------|------|------|------|------|--------|------|-------|------|------|------|------|--------|------|-------|------|------|------|------|--------|------|-------|------|------|------|------|--------|------|-------|------|------|------|------|--------|------|-------|------|------|------|------|--------|------|-------|-------|------|------|------|--------|------|-------|------|------|------|------|--------|------|-------|------|--------|-------|-------|--------|-------|-------|-------|--------|-------|--------|
|--------------|------|------|------|--------|------|-------|------|------|------|------|--------|------|-------|------|------|------|------|--------|------|-------|------|------|------|------|--------|------|-------|------|------|------|------|--------|------|-------|------|------|------|------|--------|------|-------|------|------|------|------|--------|------|-------|-------|------|------|------|--------|------|-------|------|------|------|------|--------|------|-------|------|--------|-------|-------|--------|-------|-------|-------|--------|-------|--------|

| PITCHER | IP | WLS | BF | H | R | ER | SO | BB | IBB | HBP | BLK | WP | HR | S | P | ERA | WHIP |
|--|-----|-----|----|---|---|----|----|----|-----|-----|-----|----|----|----|----|-------|-------|
| Jim Wilson, R ERA: 3.45 (1, 1) | 2.0 | | 13 | 6 | 4 | 4 | 1 | 1 | 0 | 0 | 0 | 0 | 0 | 14 | 18 | 18.00 | 3.500 |
| Joey Jay, R ERA: 6.06 (3, 1) | 1.0 | | 4 | 0 | 0 | 0 | 0 | 1 | 0 | 0 | 0 | 0 | 0 | 3 | 7 | 0.00 | 1.000 |
| Warren Spahn, L ERA: 3.06 (4, 1) | 3.0 | W | 15 | 5 | 3 | 3 | 2 | 2 | 0 | 0 | 0 | 0 | 1 | 17 | 25 | 9.00 | 2.333 |
| Bob Buhl, R ERA: 4.15 (7, 1) | 1.1 | | 7 | 3 | 0 | 0 | 3 | 0 | 0 | 0 | 0 | 0 | 0 | 13 | 13 | 0.00 | 2.250 |
| Dave Koslo, L ERA: 2.77 (8, 1) | 1.2 | S | 5 | 1 | 0 | 0 | 0 | 0 | 0 | 0 | 0 | 0 | 0 | 5 | 5 | 0.00 | 0.600 |

| Batter | 1 | 2 | 3 | 4 | 5 | 6 | 7 | 8 | 9 | AB R H RBI BB SO LOB | TOP | |
|---|---|---|---|---|---|---|---|---|---|--|---|---|
| Bob Talbot, R (1, 8) OBP: 0.293, SLG: 0.331 Joe Garagiola, L (9, PH) OBP: 0.403, SLG: 0.412 Eddie Miksis, R (9, PR) OBP: 0.225, SLG: 0.293 | 0-0 F7 | | 0-0 FC4-6 | | 0-0 G3 | | 0-0 1B | | 0-0 1B | 4 0 1 0 0 0 3 1 0 1 0 0 0 0 0 0 0 0 0 0 0 | Chicago Cubs @ Milwaukee Braves Milwaukee County Stadium, Milwaukee, WI Mon Sep 06 1954, 4:38 AM EDT Att: 43,207 - Unknown AB 37 R 1 H 12 RBI 1 BB 0 SO 1 LOB 20  | |
| Gene Baker, R (1, 4) OBP: 0.328, SLG: 0.432 | 0-0 5-3 | | 0-0 G6-4-3 | | 0-0 1B | 0-0 1B | 0-0 F9 | | 0-0 G4-6-3 | 5 0 1 0 0 0 5 | | |
| Randy Jackson, R (1, 5) OBP: 0.344, SLG: 0.471 | 0-0 1B | | | 0-0 5-3 | | 0-0 F9 | | 0-0 F9 | | 4 0 1 0 0 0 1 | | |
| Hank Sauer, R (1, 7) OBP: 0.381, SLG: 0.575 | 0-0 F5 | | | 0-0 F8 | | 0-0 1B | | 0-0 F7 | | 4 0 1 0 0 0 1 | | |
| 14 Ernie Banks, R (1, 6) OBP: 0.333, SLG: 0.441 | | 0-0 5-3 | | 0-3 K | | 0-0 F9 | | 0-0 1B | | 4 0 1 0 0 1 2 | | |
| Hal Rice, L (1, 9) OBP: 0.265, SLG: 0.221 | | 0-0 F8 | | | 0-0 F8 | 0-0 F3 | | 0-0 4-3 | | 4 0 0 0 0 0 3 | | |
| Steve Bilko, R (1, 3) OBP: 0.288, SLG: 0.347 | | 0-0 FC5-4 1B | | | 0-0 E6 FC1-4 1B | | 0-0 2B | | 0-0 1B SF8 2B | 4 1 3 0 0 0 0 | | |
| Clyde McCullough, R (1, 2) OBP: 0.295, SLG: 0.432 | | 0-0 FC5-4 | | | 0-0 FC1-4 1B | | 0-0 6-3 | | 0-0 1B 1B | 4 0 2 0 0 0 2 | | |
| Dave Cole, R (1, 1) OBP: 0.280, SLG: 0.217 Frank Baumholtz, L (7, PH) OBP: 0.346, SLG: 0.425 Hal Jeffcoat, R (7, 1) OBP: 0.300, SLG: 0.556 Vern Morgan, L (9, PH) OBP: 0.294, SLG: 0.306 | | | 0-0 FC4-6 1B | | 0-0 FC1-4 | | 0-0 F7 | | 0-0 SF8 | 2 0 1 0 0 0 2 1 0 0 0 0 0 1 0 0 0 0 0 0 0 0 0 0 1 0 0 0 | | |
| Inning Stats | R: 0 H: 1 E: 0 LOB: 1 K: 0 BB: 0 S: 4 P: 4 | R: 0 H: 1 E: 0 LOB: 1 K: 0 BB: 0 S: 4 P: 4 | R: 0 H: 1 E: 0 LOB: 0 K: 0 BB: 0 S: 3 P: 3 | R: 0 H: 0 E: 0 LOB: 0 K: 1 BB: 0 S: 5 P: 5 | R: 0 H: 1 E: 1 LOB: 2 K: 0 BB: 0 S: 5 P: 5 | R: 0 H: 2 E: 0 LOB: 2 K: 0 BB: 0 S: 5 P: 5 | R: 0 H: 2 E: 0 LOB: 2 K: 0 BB: 0 S: 5 P: 5 | R: 0 H: 1 E: 0 LOB: 1 K: 0 BB: 0 S: 4 P: 4 | R: 1 H: 3 E: 0 LOB: 2 K: 0 BB: 0 S: 5 P: 5 | 1B: 10 SF: 1 2B: 2 SAC: 0 3B: 0 DP: 2 HR: 0 HBP: 0 | WP: 0 PA: 38 PB: 0 SB: 0 CS: 0 | |
| PITCHER Lew Burdette, R (1, 1) ERA: 2.74 | IP WLS BF H R ER SO BB IBB HBP BLK WP HR S P ERA WHIP 9.0 W 38 12 1 1 1 0 0 0 0 0 0 0 40 40 1.00 1.333 | | | | | | | | | | | PITCHER IP WLS BF H R ER SO BB IBB HBP BLK WP HR S P ERA WHIP |

| Batter | 1 | 2 | 3 | 4 | 5 | 6 | 7 | 8 | 9 |
|--|--------------------------------|-----------|-----------------------|----------------------|---------------------------|-------------------------------|------------------------|-----------|---|
| Bill Bruton, L OBP: 0.347, SLG: 0.376 (1, 8) | 0-0 1B SF8 1B | 0-0 F8 | | | 0-0 F6 | 0-0 HR | | 0-0 1B | |
| Jim Pendleton, R OBP: 0.246, SLG: 0.292 (1, 7) | 0-0 SF8 1-3 1B 1B | | 0-0 G6-4-3 1B | | 0-0 FC5-6 2B | 0-0 F4 | | 0-3 K | |
| Joe Adcock, R OBP: 0.364, SLG: 0.517 (1, 3) | 0-0 SF8 2-3 3-H 1B | | 0-0 G6-4-3 1-2f | | 0-0 FC5-6 1B 2-3 | 0-0 F4 | | 0-0 F9 | |
| Eddie Mathews, L OBP: 0.419, SLG: 0.594 Danny O'Connell, R OBP: 0.324, SLG: 0.358 (1, 5) (9, 5) | 0-0 1B 3-H | | 4-0 BB | | 0-0 1B 1-3 | | 0-0 5-3 BB 1B | 0-0 F8 | |
| Andy Pafko, R OBP: 0.329, SLG: 0.425 (1, 9) | 0-0 F7 | | 0-3 K | | 0-0 F5 | | 4-0 5-3 BB | | |
| Del Crandall, R OBP: 0.316, SLG: 0.454 (1, 2) | 0-0 F5 | | | 0-0 F7 | | 0-0 SH1-4 E 1B | 0-0 5-3 | | |
| Johnny Logan, R OBP: 0.337, SLG: 0.366 (1, 6) | | 4-0 BB | | 0-0 4-1 | | 0-0 SH1-4 1-2 | 0-3 K | | |
| Jack Dittmer, L OBP: 0.329, SLG: 0.444 (1, 4) | | 0-0 F7 | | 0-0 FC6-4 1B | | 4-0 E IBB | 4-0 IBB | | |
| Lew Burdette, R OBP: 0.133, SLG: 0.114 (1, 1) | | 0-0 F3 | | 0-0 FC6-4 1-2f | | 0-0 E1 1-H 2-H HR | 0-0 1-3 | | |

| Inning Stats | R: 2 | H: 3 | E: 0 | LOB: 1 | K: 0 | P: 6 | R: 0 | H: 0 | E: 0 | LOB: 1 | K: 0 | P: 7 | R: 0 | H: 1 | E: 0 | LOB: 1 | K: 1 | P: 9 | R: 0 | H: 1 | E: 0 | LOB: 1 | K: 0 | P: 4 | R: 0 | H: 2 | E: 0 | LOB: 2 | K: 0 | P: 5 | R: 4 | H: 2 | E: 1 | LOB: 0 | K: 0 | P: 10 | R: 0 | H: 1 | E: 0 | LOB: 3 | K: 1 | P: 14 | R: 0 | H: 1 | E: 0 | LOB: 1 | K: 1 | P: 6 |
|--------------|------|-------|------|--------|------|-------|------|-------|------|--------|------|-------|------|-------|------|--------|------|-------|------|-------|------|--------|------|-------|------|-------|------|--------|------|-------|------|-------|------|--------|------|-------|------|-------|------|--------|------|-------|------|-------|------|--------|------|------|
| | S: 6 | BB: 0 | S: 3 | BB: 1 | S: 5 | BB: 1 | S: 4 | BB: 0 | S: 5 | BB: 1 | S: 6 | BB: 2 | S: 6 | BB: 0 | S: 5 | BB: 1 | S: 6 | BB: 1 | S: 6 | BB: 2 | S: 6 | BB: 0 | S: 6 | BB: 2 | S: 6 | BB: 1 | S: 6 | BB: 2 | S: 6 | BB: 1 | S: 6 | BB: 1 | S: 6 | BB: 1 | S: 6 | BB: 1 | S: 6 | BB: 2 | S: 6 | BB: 0 | S: 6 | BB: 0 | S: 6 | BB: 6 | | | | |


| PITCHER | IP | WLS | BF | H | R | ER | SO | BB | IBB | HBP | BLK | WP | HR | S | P | ERA | WHIP |
|--|-----|-----|----|---|---|----|----|----|-----|-----|-----|----|----|----|----|------|-------|
| Dave Cole, R ERA: 5.45 (1, 1) | 6.0 | L | 30 | 9 | 6 | 5 | 1 | 2 | 1 | 0 | 0 | 0 | 1 | 29 | 41 | 7.50 | 1.833 |
| Hal Jeffcoat, R ERA: 5.14 (7, 1) | 2.0 | | 10 | 2 | 0 | 0 | 2 | 1 | 1 | 0 | 0 | 0 | 0 | 12 | 20 | 0.00 | 1.500 |

BOTTOM

Chicago Cubs @ Milwaukee Braves
Milwaukee County Stadium, Milwaukee, WI

Mon Sep 06 1954, 4:38 AM EDT
Att. 43,207 - Unknown

| | |
|-----|----|
| AB | 33 |
| R | 6 |
| H | 11 |
| RBI | 4 |
| BB | 5 |
| SO | 3 |
| LOB | 21 |



| WP | HR | S | P | ERA | WHIP |
|----|----|---|---|-----|------|
| 0 | 0 | 0 | 0 | 0 | 0 |

| Batter | 1 | 2 | 3 | 4 | 5 | 6 | 7 | 8 | 9 | AB R H RBI BB SO LOB | TOP | |
|--|---|---|--|---|---|---|---|---|---|--|---|---|
| Bill Bruton, L (1, 8) OBP: 0.345, SLG: 0.372 | 4-0 | | 0-3 | | 0-0 | | 0-0 | | 0-0 | 4 1 0 0 1 1 1 | | |
| Jim Pendleton, R (1, 7) OBP: 0.239, SLG: 0.284 | 0-0 | | 0-0 | | 0-0 | | 0-0 | | | 4 0 0 0 0 0 1 | | |
| Joe Adcock, R (1, 3) OBP: 0.363, SLG: 0.514 | 0-0 | | 4-0 | | 0-0 | | | 0-0 | | 3 1 0 0 1 0 1 | | |
| Eddie Mathews, L (1, 5) OBP: 0.420, SLG: 0.599 | 4-0 | | 0-0 | | 0-0 | | | 0-0 | | 3 1 1 2 1 0 1 | | |
| Andy Paiko, R (1, 9) OBP: 0.330, SLG: 0.429 | 0-0 | | 0-0 | | 0-0 | | | 0-0 | | 3 1 2 1 0 0 1 | | |
| Del Crandall, R (1, 2) OBP: 0.313, SLG: 0.450 | 0-0 | | 0-0 | | 0-0 | | | 0-0 | | 4 0 0 0 0 0 5 | | |
| Johnny Logan, R (1, 6) OBP: 0.336, SLG: 0.367 | | 0-0 | | 0-3 | | 0-0 | | | 0-0 | 4 1 2 1 0 1 0 | AB 32 R 5 H 6 RBI 5 BB 3 SO 3 LOB 13 | |
| Jack Dittmer, L (1, 4) OBP: 0.322, SLG: 0.434 | | 0-0 | | 0-0 | | 0-0 | | | 0-0 | 3 0 0 0 0 0 2 | | |
| Warren Spahn, L (1, 1) OBP: 0.286, SLG: 0.303 | | 0-0 | | 0-3 | | 0-0 | | | 0-0 | 4 0 1 1 0 1 1 | | |
| Inning Stats | R: 1 H: 0 E: 1 LOB: 2 K: 0 BB: 2 S: 4 P: 12 | R: 0 H: 0 E: 1 LOB: 0 K: 0 BB: 0 S: 3 P: 3 | R: 2 H: 2 E: 0 LOB: 1 K: 1 BB: 1 S: 7 P: 11 | R: 0 H: 0 E: 0 LOB: 0 K: 2 BB: 0 S: 7 P: 7 | R: 0 H: 0 E: 0 LOB: 0 K: 0 BB: 0 S: 3 P: 3 | R: 1 H: 2 E: 0 LOB: 1 K: 0 BB: 0 S: 5 P: 5 | R: 0 H: 0 E: 0 LOB: 0 K: 0 BB: 0 S: 3 P: 3 | R: 0 H: 0 E: 1 LOB: 1 K: 0 BB: 0 S: 4 P: 4 | R: 1 H: 2 E: 0 LOB: 0 K: 0 BB: 0 S: 4 P: 4 | 1B: 4 SF: 1 2B: 2 SAC: 1 3B: 0 DP: 2 HR: 1 HBP: 0 | WP: 0 PA: 37 PB: 0 SB: 0 CS: 0 | |
| PITCHER Dick Littlefield, L (1, 1) ERA: 3.85 Bob Friend, R (8, 1) ERA: 5.27 | IP WLS BF H R ER SO BB IBB HBP BLK WP HR S P ERA WHIP | | | | | | | | | | | PITCHER IP WLS BF H R ER SO BB IBB HBP BLK WP HR S P ERA WHIP |

Milwaukee Braves @ Pittsburgh Pirates
Forbes Field, Pittsburgh, PA
 Wed Sep 08 1954, 3:33 AM EDT
 Att. 2,516 - Unknown

livebaseballscorecards.com

| Batter | 1 | 2 | 3 | 4 | 5 | 6 | 7 | 8 | 9 | AB R H RBI BB SO LOB | TOP |
|--|---|---|---|--|---|---|--|--|--|--|--|
| Bill Bruton, L (1, 8) OBP: 0.343, SLG: 0.368 | 1-1 3-1 | | 1-0 F3 | | 1-0 F4 | | | 4-0 1B 1B BB | 0-1 G3 | 4 1 0 0 1 0 2 | |
| Jim Pendleton, R (1, 7) OBP: 0.232, SLG: 0.275 | 2-0 F7 | | 2-2 5-3 | | 1-3 K | | | 1-1 F3 | | 4 0 0 0 0 1 2 | |
| Joe Adcock, R (1, 3) OBP: 0.365, SLG: 0.520 George Metkovich, L (1, PR) OBP: 0.330, SLG: 0.317 | 1-0 FC4-6 HBP | | | 0-0 3-1 | | 2-1 F5 | | 0-0 F8 | | 0 0 0 0 0 0 0 3 0 0 0 0 0 1 | |
| Eddie Mathews, L (1, 5) OBP: 0.417, SLG: 0.593 | 1-2 FC4-6 1-2f | | | 0-0 F9 | | 1-1 4-3 | | 0-0 FC6-5 1B 1-3 | | 4 0 1 0 0 0 1 | |
| Andy Pafko, R (1, 9) OBP: 0.330, SLG: 0.426 | | | 1-2 F7 | | 4-0 BB | | 0-0 6-3 | 1-2 1B 3-H | | 3 0 1 1 1 0 0 | |
| Del Crandall, R (1, 2) OBP: 0.309, SLG: 0.443 | | | 2-3 K | | 2-2 1-3 | | 1-0 F6 | 2-1 FC6-5 2-3f | | 4 0 0 0 0 1 3 | |
| Johnny Logan, R (1, 6) OBP: 0.340, SLG: 0.375 | | | 2-2 HR | | | 3-2 1B 2B | | 4-1 FC1-6 BB | 2-1 6-3 | 3 2 2 1 1 0 0 | |
| Jack Dittmer, L (1, 4) OBP: 0.318, SLG: 0.425 | | | 2-2 F7 | | 0-0 3-1 2-H 1B | | 0-2 FC1-6 1-2f FC6-4 | | 0-0 4-3 | 4 0 1 1 0 0 1 | |
| Gene Conley, R (1, 1) OBP: 0.162, SLG: 0.176 Ernie Johnson, R (1, 1) OBP: 0.273, SLG: 0.273 Jim Wilson, R (3, 1) OBP: 0.239, SLG: 0.244 Charlie White, L (5, PH) OBP: 0.357, SLG: 0.481 Dave Jolly, R (5, 1) OBP: 0.370, SLG: 0.439 Bobby Thomson, R (7, PH) OBP: 0.370, SLG: 0.439 Dave Kosco, L (7, 1) OBP: 0.326, SLG: 0.360 Danny O'Connell, R (9, PH) | | | 0-0 G1 | | 1-0 3-1 2-3 | | 0-0 FC6-4 1-2f | | 1-1 1B | 0 0 0 0 0 0 0 1 0 0 0 0 0 0 0 0 0 0 0 0 0 1 0 0 0 0 0 1 0 0 0 0 0 0 0 1 0 0 0 0 0 1 0 0 0 0 0 0 0 1 0 1 0 0 0 0 | |
| Inning Stats | R: 0 E: 0 K: 0 S: 6 H: 0 LOB: 1 BB: 0 P: 11 | R: 1 E: 0 K: 1 S: 14 H: 1 LOB: 0 BB: 0 P: 21 | R: 0 E: 0 K: 0 S: 5 H: 0 LOB: 0 BB: 0 P: 8 | R: 0 E: 0 K: 0 S: 6 H: 0 LOB: 1 BB: 1 P: 12 | R: 1 E: 0 K: 1 S: 10 H: 2 LOB: 1 BB: 0 P: 16 | R: 0 E: 0 K: 0 S: 5 H: 0 LOB: 0 BB: 0 P: 8 | R: 0 E: 0 K: 0 S: 6 H: 0 LOB: 1 BB: 1 P: 11 | R: 1 E: 0 K: 0 S: 9 H: 2 LOB: 2 BB: 1 P: 17 | R: 0 E: 0 K: 0 S: 7 H: 1 LOB: 1 BB: 0 P: 10 | 1B: 4 2B: 1 3B: 0 HR: 1 SF: 0 SAC: 0 DP: 0 HBP: 1 | WP: 0 PB: 0 SB: 0 CS: 0 PA: 37 |
| PITCHER Don Newcombe, R (1, 1) ERA: 4.65 | IP: 9.0 WLS: W BF: 37 H: 6 R: 3 ER: 3 SO: 2 BB: 3 IBB: 0 HBP: 1 BLK: 0 WP: 0 HR: 1 S: 68 P: 114 ERA: 3.00 WHIP: 1.000 | | | | | | | | | | |

Milwaukee Braves @ Brooklyn Dodgers
Ebbets Field, Brooklyn, NY
Sat Sep 11 1954, 3:33 AM EDT
Att. 7,748 - Unknown

livebaseballscorecards.com

| | |
|-----|----|
| AB | 33 |
| R | 3 |
| H | 6 |
| RBI | 3 |
| BB | 3 |
| SO | 2 |
| LOB | 12 |



| Batter | 1 | 2 | 3 | 4 | 5 | 6 | 7 | 8 | 9 | AB R H RBI BB SO LOB |
|--|-------------------------|------------|-------------------------|------------|-----------------------|----------------------------|-----------------------|---|---|----------------------|
| Jim Gilliam, S OBP: 0.355, SLG: 0.419 (1, 4) | 4-0 BB HR BB | 1-1 4-3 | | 2-2 6-3 | | 0-1 1-2 1B | | | | 3 1 1 0 1 0 0 |
| Pee Wee Reese, R OBP: 0.407, SLG: 0.463 (1, 6) | 4-1 1-2 HR BB | 2-3 K | | 4-1 BB | | 3-0 2 SAFE PO 2-3 | 0-0 F9 | | | 2 1 0 0 2 1 0 |
| Duke Snider, L OBP: 0.432, SLG: 0.666 (1, 8) | 2-1 1-H 2-H HR | | 2-3 K | 3-1 G3 | | | 1-0 4-3 | | | 4 1 1 3 0 1 1 |
| Gil Hodges, R OBP: 0.374, SLG: 0.574 (1, 3) | 1-1 F7 | | 1-2 HR | | 0-1 2-3 | | 1-0 5-3 | | | 4 1 1 1 0 0 0 |
| Sandy Amoros, L OBP: 0.361, SLG: 0.502 (1, 7) | 3-1 HR | | 0-1 E WP 1B | | 3-2 F6 | | 4-0 G6-4-3 BB | | | 3 1 2 1 1 0 0 |
| Carl Furillo, R OBP: 0.360, SLG: 0.432 (1, 9) | 2-0 1B | | 0-0 E7 WP 1B | | 0-0 L7 | | 1-2 G6-4-3 1-2f | | | 4 0 2 0 0 0 1 |
| Don Hoak, R OBP: 0.325, SLG: 0.408 (1, 5) | 2-3 K | | 4-2 1-3 3-H BB | | 1-0 F9 | | 1-3 K | | | 3 0 0 0 1 2 1 |
| Roy Campanella, R OBP: 0.291, SLG: 0.426 (1, 2) | 0-0 F2 | | 0-0 5-3 | | 4-0 PO 1B BB | | | | | 2 0 0 0 1 0 3 |
| Don Newcombe, L OBP: 0.388, SLG: 0.364 (1, 1) | | 2-0 1-3 | | 0-1 1-3 | | 2-2 F6 | | | | 3 0 0 0 0 0 1 |

| Inning Stats | R: 4 E: 0 K: 1 S: 12 | H: 3 LOB: 1 BB: 2 P: 30 | R: 0 E: 0 K: 1 S: 6 | H: 0 LOB: 0 BB: 0 P: 11 | R: 1 E: 1 K: 1 S: 13 | H: 3 LOB: 2 BB: 1 P: 20 | R: 0 E: 0 K: 0 S: 8 | H: 0 LOB: 1 BB: 1 P: 17 | R: 0 E: 0 K: 0 S: 6 | H: 0 LOB: 0 BB: 0 P: 9 | R: 0 E: 0 K: 0 S: 6 | H: 1 LOB: 1 BB: 1 P: 16 | R: 0 E: 0 K: 0 S: 3 | H: 0 LOB: 0 BB: 0 P: 5 | R: 0 E: 0 K: 1 S: 7 | H: 0 LOB: 0 BB: 1 P: 13 |
|--------------|-------------------------------|----------------------------------|------------------------------|----------------------------------|-------------------------------|----------------------------------|------------------------------|----------------------------------|------------------------------|---------------------------------|------------------------------|----------------------------------|------------------------------|---------------------------------|------------------------------|----------------------------------|
|--------------|-------------------------------|----------------------------------|------------------------------|----------------------------------|-------------------------------|----------------------------------|------------------------------|----------------------------------|------------------------------|---------------------------------|------------------------------|----------------------------------|------------------------------|---------------------------------|------------------------------|----------------------------------|

| PITCHER | IP | WLS | BF | H | R | ER | SO | BB | IBB | HBP | BLK | WP | HR | S | P | ERA | WHIP |
|--------------------------------------|-----|-----|----|---|---|----|----|----|-----|-----|-----|----|----|----|----|------|-------|
| Gene Conley, R ERA: 2.98 (1, 1) | 0.0 | L | 3 | 1 | 3 | 3 | 0 | 2 | 0 | 0 | 0 | 0 | 1 | 3 | 13 | ∞ | ∞ |
| Ernie Johnson, R ERA: 3.01 (1, 1) | 2.1 | | 12 | 5 | 2 | 2 | 3 | 0 | 0 | 0 | 0 | 0 | 2 | 25 | 41 | 7.71 | 2.143 |
| Jim Wilson, R ERA: 3.4 (3, 1) | 1.2 | | 6 | 0 | 0 | 0 | 0 | 2 | 0 | 0 | 0 | 1 | 0 | 11 | 24 | 0.00 | 1.200 |
| Dave Jolly, R ERA: 2.48 (5, 1) | 2.0 | | 7 | 1 | 0 | 0 | 0 | 1 | 0 | 0 | 0 | 0 | 0 | 12 | 25 | 0.00 | 1.000 |
| Dave Koslo, L ERA: 2.57 (7, 1) | 2.0 | | 6 | 0 | 0 | 0 | 1 | 1 | 0 | 0 | 0 | 0 | 0 | 10 | 18 | 0.00 | 0.500 |

BOTTOM

Milwaukee Braves @ Brooklyn Dodgers
Ebbets Field, Brooklyn, NY

Sat Sep 11 1954, 3:33 AM EDT
Att. 7,748 - Unknown

AB 28
R 5
H 7
RBI 5
BB 6
SO 4
LOB 7



1B: 4 SF: 0
2B: 0 SAC: 0
3B: 0 DP: 1
HR: 3 HBP: 0

WP: 1 PA: 35
PB: 0
SB: 0
CS: 0

livebaseballscorecards.com

| Batter | 1 | 2 | 3 | 4 | 5 | 6 | 7 | 8 | 9 | AB R H RBI BB SO LOB | TOP |
|--|---|---|---|---|---|---|---|---|---|--|--|
| Bill Bruton, L (1, 8) OBP: 0.340, SLG: 0.365 | 0-0 F8 | | 0-0 L7 | | 0-0 F3 | | 0-0 L4-6 | | | 4 0 0 0 0 0 1 | Milwaukee Braves @ Philadelphia Phillies Connie Mack Stadium, Philadelphia, PA Sun Sep 12 1954, 3:33 AM EDT Unknown livebaseballscorecards.com |
| Jack Dittmer, L (1, 4) OBP: 0.329, SLG: 0.442 | 0-0 1B | | 0-0 2B | | 0-0 F7 | | | 0-0 G3 1B | 4 0 3 0 0 0 0 | | |
| Bobby Thomson, R (1, 7) OBP: 0.364, SLG: 0.420 | 0-3 K | | 0-3 K | | 4-0 BB | | | 0-3 K | 3 0 0 0 1 3 3 | | |
| Eddie Mathews, L (1, 5) OBP: 0.417, SLG: 0.592 | 0-0 1B | | | 0-0 BB 1B | 0-0 F5 | | | 0-0 G3 | 4 1 2 0 0 0 2 | | |
| Andy Pafko, R (1, 9) OBP: 0.330, SLG: 0.424 | 0-0 F2 | | | 4-0 BB 1B SF8 | | 0-0 F8 | | 0-3 K | 3 1 0 0 1 1 3 | | |
| Del Crandall, R (1, 2) OBP: 0.308, SLG: 0.441 | | 0-0 F7 | | 0-0 1B | | 0-0 F3 | | 0-0 F2 | 4 0 1 1 0 0 0 | | |
| Johnny Logan, R (1, 6) OBP: 0.339, SLG: 0.375 | | 0-0 G4-3 1B | | 0-0 SF8 | | 0-3 K | | 0-0 F8 | 3 0 1 1 0 1 0 | | |
| George Metkovich, L (1, 3) OBP: 0.337, SLG: 0.318 | | 0-0 G4-3 | | 0-0 F6 | | 4-0 L4-6 SH1 BB | | 0-0 1B | 3 0 1 0 1 0 2 | | |
| Warren Spahn, L (1, 1) OBP: 0.280, SLG: 0.297 | | | 0-0 G3 | | 0-0 F8 | | 0-0 SH1 | 0-0 4-3 | 2 0 0 0 0 0 1 | | |
| Ernie Johnson, R (8, 1) OBP: 0.273, SLG: 0.273 | | | | | | | | | 0 0 0 0 0 0 0 | | |
| Charlie White, L (9, PH) OBP: 0.296, SLG: 0.311 | | | | | | | | | 1 0 0 0 0 0 1 | | |
| Inning Stats | R: 0 H: 2 E: 0 LOB: 2 K: 1 BB: 0 S: 7 P: 7 | R: 0 H: 1 E: 0 LOB: 0 K: 0 BB: 0 S: 3 P: 3 | R: 0 H: 1 E: 0 LOB: 1 K: 1 BB: 0 S: 6 P: 6 | R: 2 H: 2 E: 0 LOB: 1 K: 0 BB: 1 S: 5 P: 9 | R: 0 H: 0 E: 0 LOB: 1 K: 0 BB: 1 S: 3 P: 7 | R: 0 H: 0 E: 0 LOB: 0 K: 1 BB: 0 S: 5 P: 5 | R: 0 H: 0 E: 0 LOB: 0 K: 0 BB: 1 S: 2 P: 6 | R: 0 H: 1 E: 0 LOB: 1 K: 2 BB: 0 S: 8 P: 8 | R: 0 H: 1 E: 0 LOB: 1 K: 0 BB: 0 S: 4 P: 4 | 1B: 7 SF: 1 2B: 2 SAC: 1 3B: 0 DP: 2 HR: 0 HBP: 0 | WP: 0 PA: 36 PB: 0 SB: 0 CS: 0 |
| PITCHER Murry Dickson, R (1, 1) ERA: 3.82 | IP WLS BF H R ER SO BB IBB HBP BLK WP HR S P ERA WHIP | | | | | | | | | | |

Milwaukee Braves @ Philadelphia Phillies
Connie Mack Stadium, Philadelphia, PA
 Sun Sep 12 1954, 3:33 AM EDT
 Unknown

| | |
|-----|----|
| AB | 31 |
| R | 2 |
| H | 8 |
| RBI | 2 |
| BB | 3 |
| SO | 5 |
| LOB | 13 |



| Batter | 1 | 2 | 3 | 4 | 5 | 6 | 7 | 8 | 9 |
|---|--------------------|-----------|----------------------------|------------|--------------------|-----------|------------------|------------------------|---|
| Richie Ashburn, L (1, 8) OBP: 0.443, SLG: 0.376 | 0-0 5-3 | | 0-0 FC4-6 1B | | 0-0 SH1-4 | | 0-0 G3 | 0-0 L7 | |
| Mel Clark, R (1, 7) OBP: 0.291, SLG: 0.337 | 0-0 6-3 | | 0-0 FC4-6 1-2f HR | | 0-0 F6 | | | 0-0 2B 3B | |
| Stan Lopata, R (1, 2) OBP: 0.378, SLG: 0.528 | 4-0 FC4 BB | | 0-0 1-H HR | | 0-0 F7 | | | 4-0 2B 1B BB | |
| Granny Hamner, R (1, 4) OBP: 0.365, SLG: 0.497 | 0-0 FC4 1-2f | | 0-0 1B | | 0-0 F7 | | | 0-0 1-3 1B 2B | |
| Del Ennis, R (1, 9) OBP: 0.324, SLG: 0.457 | | 0-0 F8 | 0-0 F7 | | 0-0 F8 | | | 4-0 1B IBB | |
| Bobby Morgan, R (1, 6) OBP: 0.373, SLG: 0.448 | | 0-0 F8 | | 0-0 F6 | | 0-0 F8 | | 0-0 1B 1B | |
| Willie Jones, R (1, 5) OBP: 0.343, SLG: 0.406 | | 0-0 1B | | 0-0 4-3 | | 0-0 F7 | 0-3 K | 0-3 K | |
| Johnny Wrosteck, L (1, 3) OBP: 0.316, SLG: 0.367 | | 0-0 F2 | | 0-0 4-3 | | 0-3 K | 0-0 1-2 1B | | |
| Murry Dickson, R (1, 1) OBP: 0.190, SLG: 0.205 | | | 0-0 F3 | | 0-0 SH1-4 1B | | 0-0 1B | 0-0 F3 | |

| Inning Stats | R: 0 | H: 0 | E: 0 | K: 0 | S: 3 | R: 0 | H: 1 | E: 0 | K: 0 | S: 4 | R: 2 | H: 3 | E: 0 | K: 0 | S: 6 | R: 0 | H: 0 | E: 0 | K: 0 | S: 3 | R: 0 | H: 1 | E: 0 | K: 0 | S: 4 | R: 0 | H: 0 | E: 0 | K: 1 | S: 6 | R: 3 | H: 4 | E: 0 | K: 1 | S: 9 | 1B: 7 | 2B: 1 | 3B: 1 | HR: 1 | SF: 0 | SAC: 1 | DP: 0 | HBP: 0 |
|--------------|------|------|------|------|------|------|------|------|------|------|------|------|------|------|------|------|------|------|------|------|------|------|------|------|------|------|------|------|------|------|------|------|------|------|------|-------|-------|-------|-------|-------|--------|-------|--------|
| | 0 | 0 | 0 | 0 | 3 | 0 | 1 | 0 | 0 | 4 | 2 | 3 | 0 | 0 | 6 | 0 | 0 | 0 | 0 | 3 | 0 | 0 | 0 | 1 | 4 | 0 | 0 | 0 | 0 | 6 | 3 | 4 | 0 | 0 | 9 | 7 | 1 | 1 | 1 | 0 | 0 | 0 | 0 |

| PITCHER | IP | WLS | BF | H | R | ER | SO | BB | IBB | HBP | BLK | WP | HR | S | P | ERA | WHIP |
|--------------------------------------|-----|-----|----|---|---|----|----|----|-----|-----|-----|----|----|----|----|------|-------|
| Warren Spahn, L (1, 1) ERA: 3.12 | 7.0 | L | 31 | 8 | 5 | 5 | 1 | 2 | 0 | 0 | 0 | 0 | 1 | 31 | 39 | 6.43 | 1.429 |
| Ernie Johnson, R (8, 1) ERA: 2.98 | 1.0 | | 6 | 2 | 0 | 0 | 1 | 0 | 1 | 0 | 0 | 0 | 0 | 7 | 11 | 0.00 | 2.000 |

BOTTOM

Milwaukee Braves @ Philadelphia Phillies
Connie Mack Stadium, Philadelphia, PA

Sun Sep 12 1954, 3:33 AM EDT
 Unknown

AB 33
 R 5
 H 10
 RBI 5
 BB 3
 SO 2
 LOB 15



| WP | HR | S | P | ERA | WHIP |
|----|----|---|----|-----|------|
| 0 | 1 | 0 | 37 | | |

| Batter | 1 | 2 | 3 | 4 | 5 | 6 | 7 | 8 | 9 | AB R H RBI BB SO LOB | TOP |
|--|---|---|---|--|---|---|---|---|--|--|--|
| Bill Bruton, L (1, 8) OBP: 0.343, SLG: 0.368 | 0-0 S 1B | | 0-0 F8 | | 0-0 S 2B 1B | | | 0-0 B1-3-6 1B | | 4 1 3 0 0 0 0 | Milwaukee Braves @ Philadelphia Phillies Connie Mack Stadium, Philadelphia, PA Sun Sep 12 1954, 3:38 AM EDT Att: 17,598 - Unknown |
| Jack Dittmer, L (1, 4) OBP: 0.327, SLG: 0.444 | 0-0 F2 1-2 | | | 0-0 F9 | 0-0 1-H 2B | | | 0-0 B1-3-6 1-2f | | 4 0 1 1 0 0 2 | |
| Bobby Thomson, R (1, 7) OBP: 0.358, SLG: 0.411 Jim Pendleton, R (8, PR) OBP: 0.232, SLG: 0.275 (8, 7) | 0-0 F8 | | | 0-3 S K | 0-3 S K | | | 0-0 1B | | 4 0 1 0 0 2 2 0 0 0 0 0 0 0 | |
| Eddie Mathews, L (1, 5) OBP: 0.416, SLG: 0.591 Danny O'Connell, R (8, 5) OBP: 0.325, SLG: 0.360 | 0-3 S K | | | 0-0 1B 2B | | 0-0 F4 | | 0-0 F7 | | 4 1 1 0 0 1 2 0 0 0 0 0 0 0 | |
| Andy Pafko, R (1, 9) OBP: 0.331, SLG: 0.423 | | 0-0 F2 | | 4-0 B B B 1B BB | | 0-3 S S K | | 0-0 SH1-3 1B | | 3 0 1 0 1 1 0 | |
| Del Crandall, R (1, 2) OBP: 0.308, SLG: 0.440 | | 0-0 F3 | | 0-0 1-2 2-H 1B | | 0-0 G1 | | 0-0 SH1-3 1-2 | | 3 0 1 1 0 0 0 | |
| Johnny Logan, R (1, 6) OBP: 0.337, SLG: 0.372 | | 0-0 F7 | | 0-0 F8 | | | 0-0 5-3 | | 0-0 6-3 | 4 0 0 0 0 0 3 | |
| George Metkovich, L (1, 3) OBP: 0.333, SLG: 0.307 | | | 0-0 F8 | | 0-0 F5 | | 0-0 F5 | | 4-0 IBB | 3 0 0 0 1 0 0 | |
| Lew Burdette, R (1, 1) OBP: 0.127, SLG: 0.108 | | | 0-0 F8 | | 0-0 F6 | | 0-0 L7 | | 0-3 K | 4 0 0 0 0 1 2 | |
| Inning Stats | R: 0 E: 0 K: 1 S: 6 H: 1 LOB: 1 BB: 0 P: 6 | R: 0 E: 0 K: 0 S: 3 H: 0 LOB: 0 BB: 0 P: 3 | R: 0 E: 0 K: 0 S: 3 H: 0 LOB: 0 BB: 0 P: 3 | R: 1 E: 0 K: 1 S: 7 H: 2 LOB: 2 BB: 1 P: 11 | R: 1 E: 0 K: 1 S: 7 H: 2 LOB: 1 BB: 0 P: 7 | R: 0 E: 0 K: 1 S: 5 H: 0 LOB: 0 BB: 0 P: 5 | R: 0 E: 0 K: 0 S: 3 H: 0 LOB: 0 BB: 0 P: 3 | R: 0 E: 0 K: 0 S: 4 H: 2 LOB: 1 BB: 0 P: 4 | R: 0 E: 0 K: 1 S: 6 H: 1 LOB: 2 BB: 1 P: 10 | 1B: 6 2B: 3 3B: 0 HR: 0 SF: 0 SAC: 1 DP: 1 HBP: 0 | WP: 0 PB: 0 SB: 2 CS: 0 PA: 36 |
| PITCHER Robin Roberts, R (1, 1) ERA: 3.12 | IP WLS BF H R ER SO BB IBB HBP BLK WP HR S P ERA WHIP | | | | | | | | | | |
| | 9.0 L 36 8 2 2 5 1 1 0 0 0 0 0 44 52 2.00 1.000 | | | | | | | | | | |

livebaseballscorecards.com

| | |
|------------|-----------|
| AB | 33 |
| R | 2 |
| H | 8 |
| RBI | 2 |
| BB | 2 |
| SO | 5 |
| LOB | 11 |



| Batter | 1 | 2 | 3 | 4 | 5 | 6 | 7 | 8 | 9 | AB | R | H | RBI | BB | SO | LOB |
|---|------------------|------------|------------|------------|--------------------|-----------|------------|------------|------------|----|---|---|-----|----|----|-----|
| Richie Ashburn, L (1, 8) OBP: 0.442, SLG: 0.375 | 0-0 3B 1B | | 0-0 F7 | | 0-0 FC4 1-2f | | | 0-0 L7 | | 4 | 1 | 1 | 0 | 0 | 0 | 1 |
| Mel Clark, R (1, 7) OBP: 0.290, SLG: 0.346 | 0-0 1-H 3B | | 0-0 L4 | | | 0-0 F7 | | | 0-0 F9 | 4 | 0 | 1 | 1 | 0 | 0 | 0 |
| Smoky Burgess, L (1, 2) OBP: 0.420, SLG: 0.503 | 0-0 G3 | | | 0-0 1B | | 0-0 F6 | | | 0-0 1-3 | 4 | 0 | 1 | 0 | 0 | 0 | 1 |
| Granny Hamner, R (1, 4) OBP: 0.363, SLG: 0.494 | 0-0 F3 | | | 0-0 F9 | | 0-0 F7 | | | 0-0 F6 | 4 | 0 | 0 | 0 | 0 | 0 | 2 |
| Del Ennis, R (1, 9) OBP: 0.322, SLG: 0.454 | 0-0 6-3 | | | 0-0 F9 | | | 0-0 6-3 | | | 3 | 0 | 0 | 0 | 0 | 0 | 2 |
| Bobby Morgan, R (1, 6) OBP: 0.370, SLG: 0.445 | | 0-0 G3 | | 0-0 6-3 | | | 0-0 F5 | | | 3 | 0 | 0 | 0 | 0 | 0 | 1 |
| Willie Jones, R (1, 5) OBP: 0.343, SLG: 0.405 | | 0-0 6-3 | | | 0-0 FC4 1B | | 0-0 6-3 | | | 3 | 0 | 1 | 0 | 0 | 0 | 0 |
| Johnny Wyrostek, L (1, 3) OBP: 0.312, SLG: 0.362 | | 0-0 P4 | | | 0-0 F9 | | | 0-0 F8 | | 3 | 0 | 0 | 0 | 0 | 0 | 1 |
| Robin Roberts, S (1, 1) OBP: 0.162, SLG: 0.191 | | | 0-0 4-3 | | 0-3 K | | | 0-0 3-1 | | 3 | 0 | 0 | 0 | 0 | 1 | 1 |

| | | | | | | | | | | | | | | | | | | |
|---|--|---------------------------------|------------------------------|---------------------------------|------------------------------|---------------------------------|------------------------------|---------------------------------|------------------------------|---------------------------------|------------------------------|---------------------------------|------------------------------|---------------------------------|------------------------------|---------------------------------|----------------------------------|------------------------------------|
| Inning Stats | R: 1 E: 0 K: 0 S: 5 | H: 2 LOB: 1 BB: 0 P: 5 | R: 0 E: 0 K: 0 S: 3 | H: 0 LOB: 0 BB: 0 P: 3 | R: 0 E: 0 K: 0 S: 3 | H: 0 LOB: 0 BB: 0 P: 3 | R: 0 E: 0 K: 0 S: 4 | H: 1 LOB: 1 BB: 0 P: 4 | R: 0 E: 0 K: 1 S: 6 | H: 1 LOB: 1 BB: 0 P: 6 | R: 0 E: 0 K: 0 S: 3 | H: 0 LOB: 0 BB: 0 P: 3 | R: 0 E: 0 K: 0 S: 3 | H: 0 LOB: 0 BB: 0 P: 3 | R: 0 E: 0 K: 0 S: 3 | H: 0 LOB: 0 BB: 0 P: 3 | 1B: 3 2B: 0 3B: 1 HR: 0 | SF: 0 SAC: 0 DP: 0 HBP: 0 |
| PITCHER Lew Burdette, R (1, 1) ERA: 2.74 | IP: 9.0 WLS: W BF: 31 H: 4 R: 1 ER: 1 SO: 1 BB: 0 IBB: 0 HBP: 0 BLK: 0 WP: 0 HR: 0 S: 33 P: 33 ERA: 1.00 WHIP: 0.444 | | | | | | | | | | | | | | | | | |

BOTTOM

Milwaukee Braves @ Philadelphia Phillies
Connie Mack Stadium, Philadelphia, PA

Sun Sep 12 1954, 3:38 AM EDT
 Att. 17,598 - Unknown

livebaseballscorecards.com

| | |
|------------|-----------|
| AB | 31 |
| R | 1 |
| H | 4 |
| RBI | 1 |
| BB | 0 |
| SO | 1 |
| LOB | 9 |



| | |
|-------|--------|
| WP: 0 | PA: 31 |
| PB: 0 | SB: 0 |
| CS: 0 | |

| Batter | 1 | 2 | 3 | 4 | 5 | 6 | 7 | 8 | 9 | AB R H RBI BB SO LOB | TOP | | | | | | | | | | | |
|---|---|---------------------------------|------------------------------|---------------------------------|------------------------------|---------------------------------|------------------------------|--|------------------------------|---------------------------------|--|---------------------------------|---|---------------------------------|------------------------------|----------------------------------|------------------------------|---------------------------------|----------------------------------|------------------------------------|----------------------------------|--------|
| Bill Bruton, L (1, 8) OBP: 0.344, SLG: 0.368 | 0-3 K | | 0-3 K | | 0-0 B5-3 | | 0-0 CS SH1-3 1B | 0-0 1-2 2-H 3-H 1B | | 5 0 2 2 0 2 0 | Milwaukee Braves @ Philadelphia Phillies Connie Mack Stadium, Philadelphia, PA Mon Sep 13 1954, 3:33 AM EDT Att: 11,189 - Unknown | | | | | | | | | | | |
| Danny O'Connell, R (1, 5) OBP: 0.324, SLG: 0.359 | 0-0 4-3 1B | | 0-0 6-3 | | 0-0 F8 | | 0-0 SH1-3 1-2 | 0-0 F8 | | 4 1 1 0 0 0 2 | | | | | | | | | | | | |
| Bobby Thomson, R (1, 7) OBP: 0.360, SLG: 0.395 | 0-0 4-3 2-3 | | | 4-0 L5-3 BB | 0-0 6-3 | | 0-3 K 2-3 | 4-0 FC5-4 1-2 2-3 BB | | 3 0 0 0 2 1 2 | | | | | | | | | | | | |
| Del Crandall, R (1, 2) OBP: 0.312, SLG: 0.447 | 0-0 FC6-4 1B | | | 0-0 L5-3 1-2 | | 0-0 F8 1B 2B | | SH HBP 2B | FC5-4 | 5 2 3 1 0 0 4 | | | | | | | | | | | | |
| Andy Pafko, R (1, 9) OBP: 0.330, SLG: 0.421 | 0-0 FC6-4 1-2f | | | 4-0 1B E 1B BB | | 0-0 F8 2-3 | | 0-0 SH HBP BB 2-3 | 0-0 F7 | 3 2 0 0 1 0 2 | | | | | | | | | | | | |
| Johnny Logan, R (1, 6) OBP: 0.336, SLG: 0.369 | | 0-0 F8 | | 0-0 E5 1B 1B 1-2 | | 0-0 P4 | | 4-0 BB HBP 1B BB 1-2 | 0-0 5-3 | 4 1 0 0 1 0 2 | | | | | | | | | | | | |
| Jack Dittmer, L (1, 4) OBP: 0.341, SLG: 0.452 | | 0-0 G6-4-3 1B | | 0-0 1B 1B 1-2 2-3 | | 0-0 E 1B | | H 1-0 BB 1B HBP 1-2 2-3 3-H | 0-0 F8 | 4 1 3 2 0 0 0 | | | | | | | | | | | | |
| Roy Smalley, R (1, 3) OBP: 0.324, SLG: 0.323 | | 0-0 G6-4-3 1-2f | | 0-0 1B 1-2 2-3 3-H | | 0-0 E4 1-3 | | BB 1B BB 1-2 2-3 3-H | | 3 0 1 2 1 0 2 | | | | | | | | | | | | |
| Jim Wilson, R (1, 1) OBP: 0.205, SLG: 0.238 | | | 0-3 K | | 0-0 L8 | | 0-0 L9 | | 0-3 K | 1 0 0 0 0 1 0 | | | | | | | | | | | | |
| Jim Pendleton, R (4, PH) OBP: 0.231, SLG: 0.273 | | | | | | | | | | 1 0 0 0 0 0 3 | | | | | | | | | | | | |
| Dave Jolly, R (4, 1) OBP: 0.333, SLG: 0.448 | | | | | | | | | | 2 0 0 0 0 1 5 | | | | | | | | | | | | |
| Inning Stats | R: 1 E: 1 K: 1 S: 7 | H: 2 LOB: 1 BB: 0 P: 7 | R: 0 E: 0 K: 0 S: 3 | H: 1 LOB: 0 BB: 0 P: 3 | R: 0 E: 0 K: 2 S: 7 | H: 0 LOB: 0 BB: 0 P: 7 | R: 1 E: 1 K: 0 S: 5 | H: 2 LOB: 3 BB: 2 P: 13 | R: 0 E: 0 K: 0 S: 3 | H: 0 LOB: 0 BB: 0 P: 3 | R: 1 E: 1 K: 0 S: 6 | H: 2 LOB: 2 BB: 0 P: 6 | R: 0 E: 0 K: 1 S: 5 | H: 1 LOB: 0 BB: 0 P: 5 | R: 4 E: 0 K: 1 S: 8 | H: 2 LOB: 3 BB: 3 P: 21 | R: 0 E: 0 K: 0 S: 3 | H: 0 LOB: 0 BB: 0 P: 3 | 1B: 8 2B: 3 3B: 0 HR: 0 | SF: 0 SAC: 2 DP: 2 HBP: 1 | WP: 0 PB: 0 SB: 0 CS: 1 | PA: 43 |
| PITCHER | IP WLS BF H R ER SO BB IBB HBP BLK WP HR S P ERA WHIP | | | | | | | | | | | PITCHER | IP WLS BF H R ER SO BB IBB HBP BLK WP HR S P ERA WHIP | | | | | | | | | |
| Curt Simmons, L (1, 1) ERA: 3.01 | 7.0 L 35 9 7 5 4 4 0 1 0 0 0 38 55 6.43 1.857 | | | | | | | | | | | | | | | | | | | | | |
| Steve Ridzik, R (8, 1) ERA: 3.82 | 1.0 5 1 0 0 1 1 0 0 0 0 0 0 6 10 0.00 2.000 | | | | | | | | | | | | | | | | | | | | | |
| Thornton Kipper, R (9, 1) ERA: 7.9 | 1.0 3 0 0 0 0 0 0 0 0 0 0 0 3 3 0.00 0.000 | | | | | | | | | | | | | | | | | | | | | |

livebaseballscorecards.com

| | |
|------------|-----------|
| AB | 35 |
| R | 7 |
| H | 10 |
| RBI | 7 |
| BB | 5 |
| SO | 5 |
| LOB | 22 |



| Batter | 1 | 2 | 3 | 4 | 5 | 6 | 7 | 8 | 9 | AB | R | H | RBI | BB | SO | LOB |
|---|------------|-------------|--------------------------|---------------------|-----------------------|-----------|-----------|------------|------------|----|---|---|-----|----|----|-----|
| Richie Ashburn, L (1, 8) OBP: 0.441, SLG: 0.376 | 0-0 6-3 | | 0-0 2B | | 0-0 F7 | | | 0-0 1-3 | | 4 | 0 | 1 | 1 | 0 | 0 | 0 |
| Mel Clark, R (1, 7) OBP: 0.289, SLG: 0.344 | 0-0 F8 | | 0-3 K | | | 0-0 L9 | | | 0-0 HR | 4 | 1 | 1 | 0 | 0 | 1 | 1 |
| Smoky Burgess, L (1, 2) OBP: 0.421, SLG: 0.511 | 0-3 K | | 4-0 IBB | | | 0-0 F8 | | | 0-0 HR | 3 | 1 | 1 | 2 | 1 | 1 | 0 |
| Granny Hamner, R (1, 4) OBP: 0.361, SLG: 0.490 | | 0-0 B1-3 | 0-3 K | | | 0-0 F3 | | | 0-0 5-3 | 4 | 0 | 0 | 0 | 0 | 1 | 2 |
| Del Ennis, R (1, 9) OBP: 0.320, SLG: 0.450 | | 0-0 6-3 | | 0-3 K | | | 0-0 L9 | | 0-0 L6 | 4 | 0 | 0 | 0 | 0 | 1 | 0 |
| Bobby Morgan, R (1, 6) OBP: 0.369, SLG: 0.443 | | 0-0 L7 | | 0-0 G5-4-3 1B | | | 0-3 K | | 0-0 5-3 | 4 | 0 | 1 | 0 | 0 | 1 | 0 |
| Willie Jones, R (1, 5) OBP: 0.343, SLG: 0.407 | | | 0-0 1B 2B | | 0-0 G5-4-3 1-2f | | | 0-0 5-3 | | 3 | 1 | 1 | 0 | 0 | 0 | 1 |
| Johnny Wyrostek, L (1, 3) OBP: 0.313, SLG: 0.361 | | | 0-0 SH5-4 2B 1B | | 0-0 6-3 | | | 0-0 1-3 | | 3 | 1 | 1 | 1 | 0 | 0 | 0 |
| Curt Simmons, L (1, 1) OBP: 0.198, SLG: 0.169 | | | 0-0 SH5-4 2B 1B | | 0-3 K | | | 0-0 6-3 | | 1 | 0 | 0 | 0 | 0 | 1 | 0 |
| Steve Ridzik, R (8, 1) OBP: 0.227, SLG: 0.318 | | | 0-0 SH5-4 | | | | | | | 0 | 0 | 0 | 0 | 0 | 0 | 0 |
| Floyd Baker, L (8, PH) OBP: 0.296, SLG: 0.262 | | | 2-3 | | | | | | | 1 | 0 | 0 | 0 | 0 | 0 | 0 |
| Thornton Kipper, R (9, 1) | | | | | | | | | | 0 | 0 | 0 | 0 | 0 | 0 | 0 |

| Inning Stats | R: 0 | H: 0 | R: 0 | H: 0 | R: 2 | H: 3 | R: 0 | H: 1 | R: 0 | H: 0 | R: 0 | H: 0 | R: 0 | H: 0 | R: 2 | H: 2 | 1B: 3 | SF: 0 | WP: 0 | PA: 33 |
|--------------|------|--------|------|--------|-------|--------|------|--------|------|--------|------|--------|------|--------|------|--------|-------|--------|-------|--------|
| | E: 0 | LOB: 0 | E: 0 | LOB: 0 | E: 0 | LOB: 2 | E: 0 | LOB: 0 | E: 0 | LOB: 0 | E: 0 | LOB: 0 | E: 0 | LOB: 0 | E: 0 | LOB: 0 | 2B: 2 | SAC: 1 | PB: 0 | |
| | K: 1 | BB: 0 | K: 0 | BB: 0 | K: 2 | BB: 1 | K: 1 | BB: 0 | K: 1 | BB: 0 | K: 1 | BB: 0 | K: 0 | BB: 0 | K: 0 | BB: 0 | 3B: 0 | DP: 1 | SB: 0 | |
| | S: 5 | P: 5 | S: 3 | P: 3 | S: 10 | P: 14 | S: 5 | P: 5 | S: 5 | P: 5 | S: 5 | P: 5 | S: 3 | P: 3 | S: 5 | P: 5 | HR: 1 | HBP: 0 | CS: 0 | |

| PITCHER | IP | WLS | BF | H | R | ER | SO | BB | IBB | HBP | BLK | WP | HR | S | P | ERA | WHIP |
|-----------------------------------|-----|-----|----|---|---|----|----|----|-----|-----|-----|----|----|----|----|------|-------|
| Jim Wilson, R (1, 1) ERA: 3.47 | 3.0 | | 13 | 3 | 2 | 2 | 3 | 0 | 1 | 0 | 0 | 0 | 0 | 18 | 22 | 6.00 | 1.000 |
| Dave Jolly, R (4, 1) ERA: 2.51 | 6.0 | W | 20 | 3 | 2 | 2 | 3 | 0 | 0 | 0 | 0 | 0 | 1 | 26 | 26 | 3.00 | 0.500 |

BOTTOM


Milwaukee Braves @ Philadelphia Phillies
Connie Mack Stadium, Philadelphia, PA

Mon Sep 13 1954, 3:33 AM EDT
 Att. 11,189 - Unknown

livebaseballscores.com

| | |
|-----|----|
| AB | 31 |
| R | 4 |
| H | 6 |
| RBI | 4 |
| BB | 1 |
| SO | 6 |
| LOB | 4 |



| Batter | 1 | 2 | 3 | 4 | 5 | 6 | 7 | 8 | 9 | AB R H RBI BB SO LOB | TOP | | | | | | |
|--|---|--|---|---|---|---|---|---|---|--|---|---|---|----|----|------|-------|
| Bill Bruton, L (1, 8) OBP: 0.343, SLG: 0.368 | 0-0 G4-6-3 1B | 0-0 3-1 | | | 0-0 F8 | | 0-0 F8 | | | 4 0 1 0 0 0 4 | | | | | | | |
| Jack Dittmer, L (1, 4) OBP: 0.333, SLG: 0.440 | 0-0 G4-6-3 1-2f | | 0-0 F7 | | 0-0 F8 | | | 0-0 E4 G5-4-3 BB | | 4 0 0 0 0 0 2 | | | | | | | |
| Eddie Mathews, L (1, 5) OBP: 0.419, SLG: 0.591 | 4-0 BB | | 0-0 F3 | | | 0-0 1B 1B | | 4-0 BB G5-4-3 | | 2 1 1 0 2 0 0 | | | | | | | |
| Del Crandall, R (1, 2) OBP: 0.309, SLG: 0.443 | 0-0 F8 | | 0-0 4-3 | | | 0-0 F8 | | 0-0 G5-4-3 1-2f 2-3 | | 4 0 0 0 0 0 4 | | | | | | | |
| Andy Pafko, R (1, 9) OBP: 0.331, SLG: 0.421 | | 0-0 2B 1B | | 0-0 6-3 | | 0-0 1B 1B | | 0-0 F7 | | 4 0 2 0 0 0 1 | | | | | | | |
| Bobby Thomson, R (1, 7) OBP: 0.356, SLG: 0.388 | | 0-3 K | | 0-3 K | | 0-0 G6-4-3 1B | | 0-3 K | | 4 0 1 1 0 3 1 | | | | | | | |
| Johnny Logan, R (1, 6) OBP: 0.335, SLG: 0.370 | | 0-0 1-3 2B | | 0-0 F8 | | 0-0 G6-4-3 1-2f | | 0-0 F7 | | 4 0 1 0 0 0 2 | | | | | | | |
| George Metkovich, L (1, 3) OBP: 0.339, SLG: 0.319 | | 4-0 IBB | | | 0-0 FC1-5 2B | | 0-3 K | | 0-3 K | 3 0 1 0 1 2 0 | | | | | | | |
| Gene Conley, R (1, 1) OBP: 0.156, SLG: 0.169 | | 0-3 K | | | 0-0 FC1-5 2-3 | | 0-3 K | | | 3 0 0 0 0 2 4 | | | | | | | |
| Chet Nichols, S (8, 1) OBP: 0.094, SLG: 0.094 | | | | | | | | | | 0 0 0 0 0 0 0 | | | | | | | |
| Bob Buhl, R (8, 1) OBP: 0.100, SLG: 0.036 | | | | | | | | | | 0 0 0 0 0 0 0 |  | | | | | | |
| Inning Stats | R: 0 E: 0 K: 0 S: 3 H: 1 LOB: 1 BB: 1 P: 7 | R: 0 E: 0 K: 2 S: 9 H: 2 LOB: 3 BB: 1 P: 13 | R: 0 E: 0 K: 0 S: 3 H: 0 LOB: 0 BB: 0 P: 3 | R: 0 E: 0 K: 1 S: 5 H: 0 LOB: 0 BB: 0 P: 5 | R: 0 E: 0 K: 0 S: 4 H: 1 LOB: 1 BB: 0 P: 4 | R: 1 E: 0 K: 0 S: 5 H: 3 LOB: 1 BB: 0 P: 5 | R: 0 E: 0 K: 2 S: 7 H: 0 LOB: 0 BB: 0 P: 7 | R: 0 E: 1 K: 0 S: 3 H: 0 LOB: 1 BB: 1 P: 7 | R: 0 E: 0 K: 2 S: 7 H: 0 LOB: 0 BB: 0 P: 7 | 1B: 5 2B: 2 3B: 0 HR: 0 SF: 0 SAC: 0 DP: 3 HBP: 0 | WP: 0 PB: 0 SB: 0 CS: 0 PA: 35 | | | | | | |
| PITCHER | IP WLS BF H R ER SO BB IBB HBP BLK WP HR S P ERA WHIP | | | | | | | | | | | | | | | | |
| Sal Maglie, R (1, 1) ERA: 3.34 | 7.0 | 28 | 7 | 1 | 1 | 5 | 1 | 1 | 0 | 0 | 0 | 0 | 0 | 36 | 44 | 1.29 | 1.143 |
| Hoyt Wilhelm, R (8, 1) ERA: 2.29 | 2.0 | W | 7 | 0 | 0 | 2 | 1 | 0 | 0 | 0 | 0 | 0 | 0 | 10 | 14 | 0.00 | 0.500 |

Milwaukee Braves @ New York Giants
Polo Grounds, New York, NY
Tue Sep 14 1954, 3:33 AM EDT
Att: 31,331 - Unknown

livebaseballscorecards.com

AB 32
R 1
H 7
RBI 1
BB 3
SO 7
LOB 18

| Batter | 1 | 2 | 3 | 4 | 5 | 6 | 7 | 8 | 9 |
|--|------------|----------------------------------|------------|------------------|-----------|-----------------------|-----------|---------------------------------------|---|
| Whitey Lockman, L (1, 3) OBP: 0.319, SLG: 0.389 | 0-0 4-3 | | 0-0 F8 | | 0-0 F9 | | 0-0 HR | | |
| Alvin Dark, R (1, 6) OBP: 0.331, SLG: 0.455 | 0-3 K | | 0-0 5-3 | | 0-0 F2 | | 0-0 F5 | | |
| Don Mueller, L (1, 9) OBP: 0.354, SLG: 0.431 | 0-0 F8 | | 0-0 F4 | | 1-3 1B | | | 0-0 WP BB 1B | |
| Dusty Rhodes, L (1, 7) OBP: 0.431, SLG: 0.750 | | 4-0 FC5-4 BB | | 0-0 BB 1B | 0-3 K | | | 4-0 WP 1B BB | |
| Willie Mays, R (1, 8) OBP: 0.404, SLG: 0.665 | | 0-0 FC5-4 PB 1B 1-2f | | 0-0 F8 | | 0-0 1-3 | | 4-0 1B 1-2 2-3 IBB | |
| Hank Thompson, L (1, 5) OBP: 0.390, SLG: 0.493 | | 0-0 PB 1B 1-2 | | 4-0 1-2 BB | | 4-0 G6-4-3 BB | | 0-0 1-3 2-H 3-H 4-0 1B | |
| Bobby Hofman, R (8, PH) OBP: 0.315, SLG: 0.463 | | | | | | | | | |
| Billy Gardner, R (9, 5) OBP: 0.269, SLG: 0.306 | | | | | | | | | |
| Davey Williams, R (1, 4) OBP: 0.284, SLG: 0.314 | | 0-3 K 1-2 2-3 | | 0-0 F9 | | 0-0 G6-4-3 1-2f | | | |
| Wes Westrum, R (1, 2) OBP: 0.319, SLG: 0.313 | | 4-0 IBB | | 0-0 F7 | | | 0-3 K | 0-3 K | |
| Sal Maglie, R (1, 1) OBP: 0.197, SLG: 0.131 | | 0-0 F8 | | | 0-0 1B | | 0-3 K | 0-3 K | |
| Bill Taylor, L (7, PH) OBP: 0.250, SLG: 0.306 | | | | | | | | | |
| Hoyt Wilhelm, R (8, 1) OBP: 0.050, SLG: 0.050 | | | | | | | | | |

| Inning Stats | R: 0 E: 0 K: 1 S: 5 | H: 0 LOB: 0 BB: 0 P: 5 | R: 0 E: 0 K: 1 S: 6 | H: 1 LOB: 3 BB: 2 P: 14 | R: 0 E: 0 K: 0 S: 3 | H: 0 LOB: 0 BB: 0 P: 3 | R: 0 E: 0 K: 0 S: 4 | H: 1 LOB: 2 BB: 1 P: 8 | R: 0 E: 0 K: 1 S: 7 | H: 2 LOB: 2 BB: 0 P: 7 | R: 0 E: 0 K: 0 S: 2 | H: 0 LOB: 0 BB: 1 P: 6 | R: 1 E: 0 K: 2 S: 8 | H: 1 LOB: 0 BB: 0 P: 8 | R: 1 E: 0 K: 2 S: 8 | H: 2 LOB: 3 BB: 3 P: 20 |
|--------------|------------------------------|---------------------------------|------------------------------|----------------------------------|------------------------------|---------------------------------|------------------------------|---------------------------------|------------------------------|---------------------------------|------------------------------|---------------------------------|------------------------------|---------------------------------|------------------------------|----------------------------------|
|--------------|------------------------------|---------------------------------|------------------------------|----------------------------------|------------------------------|---------------------------------|------------------------------|---------------------------------|------------------------------|---------------------------------|------------------------------|---------------------------------|------------------------------|---------------------------------|------------------------------|----------------------------------|

| PITCHER | IP | WLS | BF | H | R | ER | SO | BB | IBB | HBP | BLK | WP | HR | S | P | ERA | WHIP |
|-------------------------------------|-----|-----|----|---|---|----|----|----|-----|-----|-----|----|----|----|----|------|-------|
| Gene Conley, R (1, 1) ERA: 2.96 | 7.0 | L | 32 | 6 | 2 | 2 | 5 | 4 | 2 | 0 | 0 | 1 | 1 | 36 | 60 | 2.57 | 1.429 |
| Chet Nichols, L (8, 1) ERA: 4.18 | 0.1 | | 1 | 1 | 0 | 0 | 0 | 0 | 0 | 0 | 0 | 0 | 0 | 1 | 1 | 0.00 | 3.000 |
| Bob Buhl, R (8, 1) ERA: 3.99 | 0.2 | | 3 | 0 | 0 | 0 | 2 | 0 | 1 | 0 | 0 | 0 | 0 | 6 | 10 | 0.00 | 0.000 |

BOTTOM

Milwaukee Braves @ New York Giants
Polo Grounds, New York, NY
Tue Sep 14 1954, 3:33 AM EDT
Att. 31,331 - Unknown


| AB | R | H | RBI | BB | SO | LOB |
|----|---|---|-----|----|----|-----|
| 4 | 1 | 1 | 1 | 0 | 0 | 1 |
| 4 | 0 | 0 | 0 | 0 | 1 | 1 |
| 4 | 1 | 2 | 0 | 0 | 0 | 0 |
| 2 | 0 | 1 | 0 | 2 | 1 | 2 |
| 3 | 0 | 0 | 0 | 1 | 0 | 2 |
| 1 | 0 | 1 | 0 | 2 | 0 | 0 |
| 1 | 0 | 1 | 1 | 0 | 0 | 0 |
| 0 | 0 | 0 | 0 | 0 | 0 | 0 |
| 3 | 0 | 0 | 0 | 1 | 1 | 5 |
| 3 | 0 | 0 | 0 | 1 | 2 | 5 |
| 2 | 0 | 1 | 0 | 0 | 0 | 3 |
| 1 | 0 | 0 | 0 | 0 | 1 | 0 |
| 1 | 0 | 0 | 0 | 0 | 1 | 3 |

| AB | 29 |
|-----|----|
| R | 2 |
| H | 7 |
| RBI | 2 |
| BB | 7 |
| SO | 7 |
| LOB | 22 |

livebaseballscorecards.com



| WP | PA |
|----|----|
| 1 | 36 |
| 1 | 36 |
| 0 | 36 |
| 0 | 36 |

| Batter | 1 | 2 | 3 | 4 | 5 | 6 | 7 | 8 | 9 | AB R H RBI BB SO LOB | TOP | | | | | | | | | | | |
|--|--|---------------------------------|------------------------------|---------------------------------|------------------------------|---------------------------------|------------------------------|---------------------------------|------------------------------|---------------------------------|---|---------------------------------|--|---------------------------------|------------------------------|---------------------------------|------------------------------|---------------------------------|----------------------------------|------------------------------------|----------------------------------|--------|
| Bill Bruton, L (1, 8) OBP: 0.340, SLG: 0.364 | 0-0 F8 | | 0-0 E6 1B | | 0-0 F5 | | 0-3 K | | 0-0 FC6 1B 1-2f | 5 0 0 0 0 1 3 | | | | | | | | | | | | |
| Jack Dittmer, L (1, 4) OBP: 0.329, SLG: 0.432 | 0-0 F8 | | 0-0 F7 | | 0-0 1B | | 0-0 3-1 | | 0-0 F7 | 5 0 1 0 0 0 4 | | | | | | | | | | | | |
| Eddie Mathews, L (1, 5) OBP: 0.420, SLG: 0.590 | 4-0 BB | | 0-0 1B | | 0-0 F5 | | | 0-0 F7 | 0-0 FC6-4 1B 1-3 | 4 0 2 0 1 0 1 | | | | | | | | | | | | |
| Del Crandall, R (1, 2) OBP: 0.308, SLG: 0.439 | 0-3 K | | 0-0 1-3 | | | 0-0 4-3 | | 4-0 1B E BB | 0-0 FC6-4 1-2f | 4 1 0 0 1 1 5 | | | | | | | | | | | | |
| Andy Pafko, R (1, 9) OBP: 0.331, SLG: 0.420 | | 0-0 F8 | | 0-0 6-3 | | 0-0 F8 | | 0-0 E SF9 1B 1-2 | | 4 1 1 0 0 0 0 | | | | | | | | | | | | |
| Jim Pendleton, R (1, 7) OBP: 0.224, SLG: 0.266 | | 0-0 6-3 | | 0-0 F8 | | 0-3 K | | 0-0 E5 1-3 2-H | | 4 0 0 0 0 1 1 | | | | | | | | | | | | |
| Johnny Logan, R (1, 6) OBP: 0.336, SLG: 0.373 | | 4-0 BB | | 0-0 1B | | | 0-0 E 1B | 0-0 SF9 3-H | | 2 0 2 1 1 0 0 | | | | | | | | | | | | |
| George Metkovich, L (1, 3) OBP: 0.336, SLG: 0.316 | | 0-0 G3 | | 0-3 K | | | 0-0 E1 1-3 1B | 0-0 F4 | | 4 0 1 0 0 1 3 | | | | | | | | | | | | |
| Warren Spahn, L (1, 1) OBP: 0.275, SLG: 0.290 | | | 0-0 F8 | | 0-0 G3 | | 0-0 1-3 | | 0-0 FC6 1B | 2 0 0 0 0 0 0 | | | | | | | | | | | | |
| Ernie Johnson, R (5, 1) OBP: 0.273, SLG: 0.273 | | | | | | | | | | 0 0 0 0 0 0 0 | | | | | | | | | | | | |
| Charlie White, L (7, PH) OBP: 0.293, SLG: 0.308 | | | | | | | | | | 1 0 0 0 0 0 2 | | | | | | | | | | | | |
| Bob Buhl, R (7, 1) OBP: 0.100, SLG: 0.036 | | | | | | | | | | 0 0 0 0 0 0 0 | | | | | | | | | | | | |
| Danny O'Connell, R (9, PH) OBP: 0.325, SLG: 0.360 | | | | | | | | | | 1 0 1 0 0 0 0 |  | | | | | | | | | | | |
| Inning Stats | R: 0 E: 0 K: 1 S: 5 | H: 0 LOB: 1 BB: 1 P: 9 | R: 0 E: 0 K: 0 S: 3 | H: 0 LOB: 1 BB: 1 P: 7 | R: 0 E: 1 K: 0 S: 5 | H: 1 LOB: 2 BB: 0 P: 5 | R: 0 E: 0 K: 1 S: 6 | H: 1 LOB: 1 BB: 0 P: 6 | R: 0 E: 0 K: 1 S: 4 | H: 1 LOB: 1 BB: 0 P: 4 | R: 0 E: 0 K: 1 S: 5 | H: 0 LOB: 0 BB: 0 P: 5 | R: 0 E: 1 K: 1 S: 7 | H: 2 LOB: 2 BB: 0 P: 7 | R: 2 E: 1 K: 0 S: 5 | H: 1 LOB: 1 BB: 1 P: 9 | R: 0 E: 0 K: 0 S: 5 | H: 2 LOB: 2 BB: 0 P: 5 | 1B: 8 2B: 0 3B: 0 HR: 0 | SF: 1 SAC: 0 DP: 0 HBP: 0 | WP: 0 PB: 0 SB: 0 CS: 0 | PA: 40 |
| PITCHER Ruben Gomez, R (1, 1) ERA: 2.95 | IP: 9.0 WLS: W BF: 40 H: 8 R: 2 ER: 0 SO: 4 BB: 3 IBB: 0 HBP: 0 BLK: 0 WP: 0 HR: 0 S: 45 P: 57 ERA: 0.00 WHIP: 1.222 | | | | | | | | | | | PITCHER | IP: 9.0 WLS: W BF: 40 H: 8 R: 2 ER: 0 SO: 4 BB: 3 IBB: 0 HBP: 0 BLK: 0 WP: 0 HR: 0 S: 45 P: 57 ERA: 0.00 WHIP: 1.222 | | | | | | | | | |

Milwaukee Braves @ New York Giants
Polo Grounds, New York, NY
Thu Sep 16 1954, 3:33 AM EDT
Unknown

livebaseballscorecards.com

AB 36
R 2
H 8
RBI 1
BB 3
SO 4
LOB 19

| Batter | 1 | 2 | 3 | 4 | 5 | 6 | 7 | 8 | 9 | AB | R | H | RBI | BB | SO | LOB |
|--|-----------------------|---------|------------------------------|-------------------------|----------------------|----------------------|---------------------|---------|---|----|---|---|-----|----|----|-----|
| Whitey Lockman, L (1, 3) OBP: 0.320, SLG: 0.389 | 0-0 SH2-3 2B 1B | | 0-0 E2 SH3-4 SF8 1B | | 0-3 K | 0-0 1-3 | | 0-0 6-3 | | 5 | 2 | 2 | 0 | 0 | 1 | 0 |
| Alvin Dark, R (1, 6) OBP: 0.330, SLG: 0.453 | 0-0 SH2-3 1-2 | | 0-0 SH3-4 | | 0-0 F8 | | 0-0 F2 | | | 2 | 0 | 0 | 0 | 0 | 0 | 0 |
| Bobby Hofman, R (1, 5) OBP: 0.320, SLG: 0.464 | 0-0 F7 | | 0-0 SF8 | | 0-0 BB 1B | | 4-0 1B SF8 BB | | | 2 | 1 | 1 | 1 | 1 | 0 | 1 |
| Billy Gardner, R (7, PR) OBP: 0.269, SLG: 0.306 | | | | | | | | | | 0 | 1 | 0 | 0 | 0 | 0 | 0 |
| Hank Thompson, L (8, 5) OBP: 0.390, SLG: 0.493 | | | | | | | | | | 0 | 0 | 0 | 0 | 0 | 0 | 0 |
| Willie Mays, R (1, 8) OBP: 0.408, SLG: 0.665 | 4-0 2B IBB | | 4-0 BB | | 4-0 1B 1B | | 0-0 1-3 1B | | | 1 | 2 | 1 | 0 | 3 | 0 | 0 |
| Monte Irvin, R (1, 7) OBP: 0.375, SLG: 0.456 | 0-0 1-H 2-H 2B | | 0-0 F6 | | 0-0 1-2 2-H 1B | | 0-0 SF8 | | | 3 | 0 | 2 | 4 | 0 | 0 | 1 |
| Don Mueller, L (1, 9) OBP: 0.355, SLG: 0.430 | 0-0 6-3 | | | 0-0 4-3 | | 0-0 1-3 2-H 1B | | 4-0 IBB | | 3 | 0 | 1 | 1 | 1 | 0 | 1 |
| Davey Williams, R (1, 4) OBP: 0.284, SLG: 0.314 | | 0-0 1-3 | | 0-0 1B 1B | | 0-0 F8 | | 0-0 1-3 | | 4 | 0 | 1 | 0 | 0 | 0 | 4 |
| Wes Westrum, R (1, 2) OBP: 0.318, SLG: 0.312 | | 0-0 5-3 | | 0-0 G6-4-3 1-2 1B | | 0-0 5-3 | | 0-0 4-3 | | 4 | 0 | 1 | 0 | 0 | 0 | 0 |
| Ruben Gomez, R (1, 1) OBP: 0.175, SLG: 0.215 | | 0-0 F8 | | 0-0 G6-4-3 1-2f | | 0-0 F6 | | 0-0 1-3 | | 4 | 0 | 0 | 0 | 0 | 0 | 2 |

| Inning Stats | R: 2 | H: 2 | E: 0 | K: 0 | S: 5 | LOB: 1 | BB: 1 | P: 9 | R: 0 | H: 0 | E: 0 | K: 0 | S: 3 | LOB: 0 | BB: 0 | P: 3 | R: 1 | H: 1 | E: 1 | K: 0 | S: 4 | LOB: 1 | BB: 1 | P: 8 | R: 0 | H: 2 | E: 0 | K: 0 | S: 4 | LOB: 1 | BB: 0 | P: 4 | R: 2 | H: 3 | E: 0 | K: 1 | S: 8 | LOB: 2 | BB: 1 | P: 12 | R: 0 | H: 0 | E: 0 | K: 0 | S: 3 | LOB: 0 | BB: 0 | P: 3 | R: 1 | H: 1 | E: 0 | K: 0 | S: 4 | LOB: 2 | BB: 2 | P: 12 | R: 0 | H: 0 | E: 0 | K: 0 | S: 3 | LOB: 0 | BB: 0 | P: 3 |
|--------------|------|------|------|------|------|--------|-------|------|------|------|------|------|------|--------|-------|------|------|------|------|------|------|--------|-------|------|------|------|------|------|------|--------|-------|------|------|------|------|------|------|--------|-------|-------|------|------|------|------|------|--------|-------|------|------|------|------|------|------|--------|-------|-------|------|------|------|------|------|--------|-------|------|
|--------------|------|------|------|------|------|--------|-------|------|------|------|------|------|------|--------|-------|------|------|------|------|------|------|--------|-------|------|------|------|------|------|------|--------|-------|------|------|------|------|------|------|--------|-------|-------|------|------|------|------|------|--------|-------|------|------|------|------|------|------|--------|-------|-------|------|------|------|------|------|--------|-------|------|

| PITCHER | IP | WLS | BF | H | R | ER | SO | BB | IBB | HBP | BLK | WP | HR | S | P | ERA | WHIP |
|--------------------------------------|-----|-----|----|---|---|----|----|----|-----|-----|-----|----|----|----|----|------|-------|
| Warren Spahn, L (1, 1) ERA: 3.2 | 4.2 | L | 24 | 8 | 5 | 4 | 1 | 2 | 1 | 0 | 0 | 0 | 0 | 23 | 35 | 7.71 | 2.143 |
| Ernie Johnson, R (5, 1) ERA: 2.93 | 1.1 | | 4 | 0 | 0 | 0 | 0 | 0 | 0 | 0 | 0 | 0 | 0 | 4 | 4 | 0.00 | 0.000 |
| Bob Buhl, R (7, 1) ERA: 4.0 | 2.0 | | 9 | 1 | 1 | 1 | 0 | 1 | 1 | 0 | 0 | 0 | 0 | 7 | 15 | 4.50 | 1.000 |

BOTTOM

Milwaukee Braves @ New York Giants
Polo Grounds, New York, NY
Thu Sep 16 1954, 3:33 AM EDT
Unknown

livebaseballscorecards.com

| | |
|-----|----|
| AB | 28 |
| R | 6 |
| H | 9 |
| RBI | 6 |
| BB | 5 |
| SO | 1 |
| LOB | 9 |



| WP | PA | ERA | WHIP |
|----|----|-----|------|
| 0 | 37 | | |

| Batter | 1 | 2 | 3 | 4 | 5 | 6 | 7 | 8 | 9 | AB R H RBI BB SO LOB | TOP | | | | | |
|---|---|---|---|---|--|---|---|---|---|--|---|---|----|----|------|-------|
| Bill Bruton, L (1, 8) OBP: 0.341, SLG: 0.367 | 0-0 SF8-4 1B 2B | | 0-0 F5 | | 0-0 1-3 1B | | 0-0 5-3 | | | 4 1 2 0 0 0 0 | | | | | | |
| Danny O'Connell, R (1, 3) OBP: 0.325, SLG: 0.359 | 0-0 SF8-4 2-3 1B | | 0-0 F2 | | 0-3 K | | | 0-0 F8 | | 4 0 1 0 0 1 2 | | | | | | |
| Eddie Mathews, L (1, 5) OBP: 0.419, SLG: 0.595 | 0-0 SF8-4 1-2 3-H | | 0-0 5-3 | | | 0-0 HR | | 0-0 5-3 | | 3 1 1 2 0 0 0 | | | | | | |
| Del Crandall, R (1, 2) OBP: 0.309, SLG: 0.439 | 0-0 E4 | | | 0-0 G1-6-3 1B | | 0-0 L4-6 HBP 1B | | 0-0 F8 | | 4 0 2 0 0 0 0 | | | | | | |
| Andy Pafko, R (1, 9) OBP: 0.328, SLG: 0.416 | 0-0 F8 | | | 0-0 F3 | | 0-0 F2 | | | 0-0 F8 | 4 0 0 0 0 0 3 | | | | | | |
| Jack Dittmer, L (1, 4) OBP: 0.328, SLG: 0.424 | | 0-0 4-3 | | 0-0 G1-6-3 1-2f | | 1-0 1-2 HBP | | | 0-0 3-1 | 3 0 0 0 0 0 1 | | | | | | |
| Johnny Logan, R (1, 6) OBP: 0.337, SLG: 0.371 | | 0-0 4-3 | | | 4-0 1B BB | 0-0 L4-6 2-3 | | | 0-0 6-3 | 3 0 0 0 1 0 2 | | | | | | |
| Jim Pendleton, R (1, 7) OBP: 0.227, SLG: 0.267 | | 0-0 1B | | | 0-0 F2 | | 0-0 F8 | | | 3 0 1 0 0 0 1 | | | | | | |
| Lew Burdette, R (1, 1) OBP: 0.123, SLG: 0.105 | | 0-3 K | | | 0-3 K | | 0-3 K | | | 2 0 0 0 0 2 2 | | | | | | |
| Dave Jolly, R (6, 1) OBP: 0.333, SLG: 0.448 | | | | | | | | | | 0 0 0 0 0 0 0 | | | | | | |
| Dave Koslo, L (6, 1) | | | | | | | | | | 0 0 0 0 0 0 0 | | | | | | |
| Bobby Thomson, R (7, PH) OBP: 0.352, SLG: 0.383 | | | | | | | | | | 1 0 0 0 0 1 0 | | | | | | |
| Ray Crone, R (7, 1) OBP: 0.333, SLG: 0.333 | | | | | | | | | | 0 0 0 0 0 0 0 | | | | | | |
| Inning Stats | R: 1 H: 2 E: 1 LOB: 1 K: 0 BB: 0 S: 5 P: 5 | R: 0 H: 1 E: 0 LOB: 1 K: 1 BB: 0 S: 6 P: 6 | R: 0 H: 0 E: 0 LOB: 0 K: 0 BB: 0 S: 3 P: 3 | R: 0 H: 1 E: 0 LOB: 0 K: 0 BB: 0 S: 3 P: 3 | R: 0 H: 1 E: 0 LOB: 2 K: 2 BB: 1 S: 8 P: 12 | R: 1 H: 2 E: 0 LOB: 1 K: 0 BB: 0 S: 4 P: 5 | R: 0 H: 0 E: 0 LOB: 0 K: 1 BB: 0 S: 5 P: 5 | R: 0 H: 0 E: 0 LOB: 0 K: 0 BB: 0 S: 3 P: 3 | R: 0 H: 0 E: 0 LOB: 0 K: 0 BB: 0 S: 3 P: 3 | 1B: 5 SF: 1 2B: 3 SAC: 0 3B: 0 DP: 3 HR: 1 HBP: 1 | WP: 0 PA: 34 PB: 0 SB: 0 CS: 0 | | | | | |
| PITCHER | IP WLS BF H R ER SO BB IBB HBP BLK WP HR S P ERA WHIP | | | | | | | | | | | | | | | |
| Mary Grissom, R (1, 1) ERA: 2.52 | 5.1 | 24 | 7 | 2 | 2 | 3 | 1 | 0 | 1 | 0 | 0 | 1 | 28 | 33 | 3.38 | 1.500 |
| Hoyt Wilhelm, R (6, 1) ERA: 2.21 | 3.2 | W | 10 | 0 | 0 | 0 | 1 | 0 | 0 | 0 | 0 | 0 | 12 | 12 | 0.00 | 0.000 |

Milwaukee Braves @ New York Giants
Polo Grounds, New York, NY
Thu Sep 16 1954, 3:38 AM EDT
Att. 8,690 - Unknown

livebaseballscorecards.com

| | |
|-----|----|
| AB | 31 |
| R | 2 |
| H | 7 |
| RBI | 2 |
| BB | 1 |
| SO | 4 |
| LOB | 11 |



| Batter | 1 | 2 | 3 | 4 | 5 | 6 | 7 | 8 | 9 |
|--|-------------|------------|-------------|------------------|---------------|------------------|------------------|------------|---|
| Whitey Lockman, L (1, 3) OBP: 0.319, SLG: 0.387 | 0-0 1-3 | | 0-3 K | | 0-0 L3 | | 4-0 FC1-6 BB | | |
| Alvin Dark, R (1, 6) OBP: 0.331, SLG: 0.458 | 0-0 HR | | | 0-0 FC6-4 1B | | 0-0 F7 | 0-0 FC1-6 | | |
| Don Mueller, L (1, 9) OBP: 0.354, SLG: 0.431 | 0-0 F9 | | | 0-0 F2 | | 0-0 1B 2B | 0-0 F6 | | |
| Dusty Rhodes, L (1, 7) OBP: 0.427, SLG: 0.737 | 0-3 K | | | 0-0 FC6-4 1B | | 0-0 1B E 1B | 0-3 K | | |
| Willie Mays, R (1, 8) OBP: 0.410, SLG: 0.672 | | 0-0 F6 | | 0-0 1B | | 0-0 E8 1B 1B | | 0-0 HR | |
| Hank Thompson, L (1, 5) OBP: 0.388, SLG: 0.491 | | 0-0 F2 | | 0-0 1-3 | | 0-0 FC6-4 1B | | 0-0 F2 | |
| Bobby Hofman, R (6, PH) OBP: 0.323, SLG: 0.464 | | | | | | | | | |
| Davey Williams, R (1, 4) OBP: 0.285, SLG: 0.321 | | 0-0 F3 | | | | 0-0 HR | 0-0 FC6-4 1B | 0-0 F7 | |
| Wes Westrum, R (1, 2) OBP: 0.313, SLG: 0.306 | | | 0-0 F8 | | 0-0 F3 | 0-0 FC6-4 | 0-0 F8 | | |
| Mary Grissom, R (1, 1) OBP: 0.194, SLG: 0.138 | | | 0-0 1-3 | | 0-0 L3 1B | | 0-0 F8 | | |
| Hoyt Wilhelm, R (6, 1) OBP: 0.048, SLG: 0.048 | | | | | | | | | |

| Inning Stats | R: 1 | H: 1 | E: 0 | LOB: 0 | K: 1 | BB: 0 | S: 6 | P: 6 |
|--------------|------|------|------|--------|------|-------|------|------|
| | R: 0 | H: 0 | E: 0 | LOB: 0 | K: 0 | BB: 0 | S: 3 | P: 3 |
| | R: 0 | H: 0 | E: 0 | LOB: 0 | K: 1 | BB: 0 | S: 5 | P: 5 |
| | R: 0 | H: 2 | E: 0 | LOB: 2 | K: 0 | BB: 0 | S: 5 | P: 5 |
| | R: 1 | H: 2 | E: 0 | LOB: 0 | K: 0 | BB: 0 | S: 4 | P: 4 |
| | R: 3 | H: 5 | E: 1 | LOB: 2 | K: 0 | BB: 0 | S: 8 | P: 8 |
| | R: 0 | H: 0 | E: 0 | LOB: 1 | K: 1 | BB: 1 | S: 5 | P: 9 |
| | R: 1 | H: 1 | E: 0 | LOB: 0 | K: 0 | BB: 0 | S: 4 | P: 4 |

| PITCHER | IP | WLS | BF | H | R | ER | SO | BB | IBB | HBP | BLK | WP | HR | S | P | ERA | WHIP |
|------------------------------------|-----|-----|----|---|---|----|----|----|-----|-----|-----|----|----|----|------|-------|-------|
| LeW Burdette, R (1, 1) ERA: 2.8 | 5.1 | L | 22 | 7 | 4 | 4 | 2 | 0 | 0 | 0 | 0 | 0 | 2 | 26 | 26 | 6.75 | 1.312 |
| Dave Jolly, R (6, 1) ERA: 2.6 | 0.0 | | 1 | 1 | 0 | 0 | 0 | 0 | 0 | 0 | 0 | 0 | 1 | 1 | ∞ | ∞ | |
| Dave Koslo, L (6, 1) ERA: 2.51 | 0.2 | | 4 | 2 | 1 | 0 | 0 | 0 | 0 | 0 | 0 | 0 | 4 | 4 | 0.00 | 3.000 | |
| Ray Crone, R (7, 1) ERA: 2.94 | 2.0 | | 8 | 1 | 1 | 1 | 1 | 1 | 0 | 0 | 0 | 0 | 1 | 9 | 13 | 4.50 | 1.000 |

BOTTOM

Milwaukee Braves @ New York Giants
Polo Grounds, New York, NY
Thu Sep 16 1954, 3:38 AM EDT
Att. 8,690 - Unknown


| AB | R | H | RBI | BB | SO | LOB |
|----|---|---|-----|----|----|-----|
| 3 | 0 | 0 | 0 | 1 | 1 | 1 |
| 4 | 1 | 2 | 1 | 0 | 0 | 1 |
| 4 | 1 | 1 | 0 | 0 | 0 | 2 |
| 4 | 1 | 1 | 1 | 0 | 2 | 2 |
| 4 | 2 | 3 | 1 | 0 | 0 | 0 |
| 2 | 0 | 0 | 0 | 0 | 0 | 2 |
| 2 | 0 | 1 | 1 | 0 | 0 | 0 |
| 4 | 1 | 2 | 1 | 0 | 0 | 0 |
| 4 | 0 | 0 | 0 | 0 | 0 | 2 |
| 2 | 0 | 1 | 0 | 0 | 0 | 0 |
| 1 | 0 | 0 | 0 | 0 | 0 | 2 |


| AB | 34 |
|-----|----|
| R | 6 |
| H | 11 |
| RBI | 5 |
| BB | 1 |
| SO | 3 |
| LOB | 12 |

WP: 0 PA: 35
PB: 0
SB: 0
CS: 0



| PITCHER | IP | WLS | BF | H | R | ER | SO | BB | IBB | HBP | BLK | WP | HR | S | P | ERA | WHIP |
|------------------------------------|-----|-----|----|---|---|----|----|----|-----|-----|-----|----|----|----|------|-------|-------|
| LeW Burdette, R (1, 1) ERA: 2.8 | 5.1 | L | 22 | 7 | 4 | 4 | 2 | 0 | 0 | 0 | 0 | 0 | 2 | 26 | 26 | 6.75 | 1.312 |
| Dave Jolly, R (6, 1) ERA: 2.6 | 0.0 | | 1 | 1 | 0 | 0 | 0 | 0 | 0 | 0 | 0 | 0 | 1 | 1 | ∞ | ∞ | |
| Dave Koslo, L (6, 1) ERA: 2.51 | 0.2 | | 4 | 2 | 1 | 0 | 0 | 0 | 0 | 0 | 0 | 0 | 4 | 4 | 0.00 | 3.000 | |
| Ray Crone, R (7, 1) ERA: 2.94 | 2.0 | | 8 | 1 | 1 | 1 | 1 | 1 | 0 | 0 | 0 | 0 | 1 | 9 | 13 | 4.50 | 1.000 |

| Batter | 1 | 2 | 3 | 4 | 5 | 6 | 7 | 8 | 9 | AB | R | H | RBI | BB | SO | LOB | TOP | | | | | | | | | | | | | | | | |
|---|-------|-------|-------|--------|-------|-------|-------|--------|-------|-------|-------|-------|-------|--------|---------|--------|---|---|---|---|---|---|---|---|---|---|---|---|---|---|---|---|---|
| Bill Bruton, L (1, 8) <small>OBP: 0.341, SLG: 0.367</small> | | | | | | | | | | | | | | | | | 0 | 0 | 0 | 0 | 0 | 0 | 0 | 0 | 0 | 0 | 0 | 0 | Milwaukee Braves @ St. Louis Cardinals Sportsman's Park, St. Louis, MO Fri Sep 17 1954, 4:33 AM EDT Att. 16,865 - Unknown livebaseballscorecards.com | | | | |
| Danny O'Connell, R (1, 3) <small>OBP: 0.325, SLG: 0.359</small> | | | | | | | | | | | | | | | | | 0 | 0 | 0 | 0 | 0 | 0 | 0 | 0 | 0 | 0 | 0 | 0 | | 0 | 0 | 0 | 0 |
| Eddie Mathews, L (1, 5) <small>OBP: 0.419, SLG: 0.595</small> | | | | | | | | | | | | | | | | | 0 | 0 | 0 | 0 | 0 | 0 | 0 | 0 | 0 | 0 | 0 | 0 | | 0 | 0 | 0 | 0 |
| Del Crandall, R (1, 2) <small>OBP: 0.309, SLG: 0.439</small> | | | | | | | | | | | | | | | | | 0 | 0 | 0 | 0 | 0 | 0 | 0 | 0 | 0 | 0 | 0 | 0 | | 0 | 0 | 0 | 0 |
| Andy Pafko, R (1, 9) <small>OBP: 0.328, SLG: 0.416</small> | | | | | | | | | | | | | | | | | 0 | 0 | 0 | 0 | 0 | 0 | 0 | 0 | 0 | 0 | 0 | 0 | | 0 | 0 | 0 | 0 |
| Bobby Thomson, R (1, 7) <small>OBP: 0.352, SLG: 0.383</small> | | | | | | | | | | | | | | | | | 0 | 0 | 0 | 0 | 0 | 0 | 0 | 0 | 0 | 0 | 0 | 0 | | 0 | 0 | 0 | 0 |
| Johnny Logan, R (1, 6) <small>OBP: 0.337, SLG: 0.371</small> | | | | | | | | | | | | | | | | | 0 | 0 | 0 | 0 | 0 | 0 | 0 | 0 | 0 | 0 | 0 | 0 | | 0 | 0 | 0 | 0 |
| Jack Dittmer, L (1, 4) <small>OBP: 0.328, SLG: 0.424</small> | | | | | | | | | | | | | | | | | 0 | 0 | 0 | 0 | 0 | 0 | 0 | 0 | 0 | 0 | 0 | 0 | | 0 | 0 | 0 | 0 |
| Chet Nichols, S (1, 1) <small>OBP: 0.094, SLG: 0.094</small> | 0 | 0 | 0 | 0 | 0 | 0 | 0 | 0 | 0 | 0 | 0 | 0 | 0 | 0 | 0 | 0 |  | | | | | | | | | | | | | | | | |
| Inning Stats | 1B: 0 | SF: 0 | 2B: 0 | SAC: 0 | 3B: 0 | DP: 0 | HR: 0 | HBP: 0 | WP: 0 | PA: 0 | PB: 0 | SB: 0 | CS: 0 | ERA: ∞ | WHIP: ∞ | ERA: ∞ | | WHIP: ∞ | | | | | | | | | | | | | | | |
| PITCHER Harvey Haddix, L (1, 1) <small>ERA: 3.57</small> | IP | WLS | BF | H | R | ER | SO | BB | IBB | HBP | BLK | WP | HR | S | P | ERA | WHIP | PITCHER IP WLS BF H R ER SO BB IBB HBP BLK WP HR S P ERA WHIP | | | | | | | | | | | | | | | |

| Batter | 1 | 2 | 3 | 4 | 5 | 6 | 7 | 8 | 9 | AB | R | H | RBI | BB | SO | LOB | TOP | | |
|---|-------|--------|-------|---|---|----|----|----|-----|-----|-------|-------|-------|-------|----|---|------|---|---|
| Bill Bruton, L (1, 8) <small>OBP: 0.341, SLG: 0.373</small> | | | | | | | | | | | 0 | 0 | 0 | 0 | 0 | 0 | 0 | Milwaukee Braves @ St. Louis Cardinals Sportsman's Park, St. Louis, MO Sat Sep 18 1954, 4:33 AM EDT Att: 19,901 - Unknown livebaseballscorecards.com | |
| Danny O'Connell, R (1, 3) <small>OBP: 0.324, SLG: 0.358</small> | | | | | | | | | | | 0 | 0 | 0 | 0 | 0 | 0 | 0 | | 0 |
| Eddie Mathews, L (1, 5) <small>OBP: 0.421, SLG: 0.596</small> | | | | | | | | | | | 0 | 0 | 0 | 0 | 0 | 0 | 0 | | 0 |
| Del Crandall, R (1, 2) <small>OBP: 0.312, SLG: 0.440</small> | | | | | | | | | | | 0 | 0 | 0 | 0 | 0 | 0 | 0 | | 0 |
| Andy Pafko, R (1, 9) <small>OBP: 0.333, SLG: 0.421</small> | | | | | | | | | | | 0 | 0 | 0 | 0 | 0 | 0 | 0 | | 0 |
| Bobby Thomson, R (1, 7) <small>OBP: 0.340, SLG: 0.369</small> | | | | | | | | | | | 0 | 0 | 0 | 0 | 0 | 0 | 0 | | 0 |
| Johnny Logan, R (1, 6) <small>OBP: 0.336, SLG: 0.375</small> | | | | | | | | | | | 0 | 0 | 0 | 0 | 0 | 0 | 0 | | 0 |
| Jack Dittmer, L (1, 4) <small>OBP: 0.324, SLG: 0.414</small> | | | | | | | | | | | 0 | 0 | 0 | 0 | 0 | 0 | 0 | | 0 |
| Jim Wilson, R (1, 1) <small>OBP: 0.205, SLG: 0.238</small> | 0 | 0 | 0 | 0 | 0 | 0 | 0 | 0 | 0 | 0 | 0 | 0 | 0 | 0 | 0 |  | | | |
| Inning Stats | | | | | | | | | | | 1B: 0 | SF: 0 | WP: 0 | PA: 0 | | | | | |
| | 2B: 0 | SAC: 0 | PB: 0 | | | | | | | | | | | | | | | | |
| | 3B: 0 | DP: 0 | SB: 0 | | | | | | | | | | | | | | | | |
| | HR: 0 | HBP: 0 | CS: 0 | | | | | | | | | | | | | | | | |
| PITCHER Gordon Jones, R (1, 1) <small>ERA: 2.08</small> | IP | WLS | BF | H | R | ER | SO | BB | IBB | HBP | BLK | WP | HR | S | P | ERA | WHIP | PITCHER IP WLS BF H R ER SO BB IBB HBP BLK WP HR S P ERA WHIP | |
| | 0.0 | W | 0 | 0 | 0 | 0 | 0 | 0 | 0 | 0 | 0 | 0 | 0 | 0 | 0 | ∞ | ∞ | | |

BOTTOM

Milwaukee Braves @ St. Louis Cardinals
Sportsman's Park, St. Louis, MO

livebaseballscorecards.com

AB 30
R 7
H 10
RBI 7
BB 9
SO 1
LOB 20



WP: 1 PA: 43
PB: 0
SB: 1
CS: 1

Sun Sep 19 1954, 4:33 AM EDT
Att. 18,413 - Unknown

AB R H RBI BB SO LOB

4 1 2 2 1 0 2

3 0 0 1 2 0 3

5 1 2 1 0 0 4

3 0 1 0 2 0 3

4 1 1 0 0 0 2

3 0 0 0 1 0 3

3 2 2 1 1 1 1

3 2 2 1 1 0 0

1B: 7 SF: 2
2B: 4 SAC: 1
3B: 0 DP: 3
HR: 0 HBP: 1

| Batter | 1 | 2 | 3 | 4 | 5 | 6 | 7 | 8 | 9 |
|--|--------------------------------|------------------|------------|-----------------------|--------------------------|--------------------|--------------------------|---------------------------|-------------------|
| Wally Moon, L OBP: 0.377, SLG: 0.441 (1, 8) | 4-0 FC4-6 BB | | 0-0 F9 | | 0-0 FC6-4 E | | 0-0 WP 4-3 2B | 0-0 2B | |
| Joe Cunningham, L OBP: 0.386, SLG: 0.460 (1, 3) | 0-0 FC4-6 1B | | | 4-0 G4-6-3 BB | 0-0 E5 G4-6-3 | | 4-0 WP 4-3 BB | 0-0 F9 | |
| Stan Musial, L OBP: 0.429, SLG: 0.616 (1, 9) | 0-0 FC3-6-2-5 1B | | | 0-0 G4-6-3 1-2f | 0-0 G4-6-3 1-2f | | 0-0 4-3 1-3 2-H | 0-0 SH5-4 SF9 2B | |
| Ray Jablonski, R OBP: 0.347, SLG: 0.422 (1, 5) | 0-0 FC3-6-2-5 1-2 3-H | | | 0-0 1B 1B | | 4-0 FC4-6 BB | 0-0 P3 | 4-0 SH5-4 IBB | |
| Red Schoendienst, S OBP: 0.361, SLG: 0.426 (1, 4) | | 0-0 1-3 | | 0-0 1B | | 0-0 FC4-6 1B | 0-0 F7 | 0-0 SH5-4 | 0-0 1-2 2-3 |
| Rip Repulski, R OBP: 0.333, SLG: 0.455 (1, 7) | | 1-0 CS HBP | | 0-0 F8 | | 0-0 F8 | | 0-0 G3 | 4-0 IBB |
| Bill Sarni, R OBP: 0.333, SLG: 0.443 (1, 2) | | 0-3 K | | | 0-0 BB FC6-4 1B | 0-0 1B | | 4-0 1B SF7 BB | 0-0 SF9 3-H |
| Alex Grammas, R OBP: 0.333, SLG: 0.339 (1, 6) | | | 0-0 5-3 | | 4-0 FC6-4 E BB | 0-0 1B | | 0-0 S 2B 1B | |
| Brooks Lawrence, R OBP: 0.264, SLG: 0.204 Al Brazile, L Solly Hemus, L Ben Wade, R Sal Yvars, R Gerry Staley, R Peanuts Lowrey, R Harvey Haddix, L | | | 0-0 4-3 | | 4-0 FC6-4 BB | 0-0 6-3 | | 0-0 SF7 3-H | |

| Inning Stats | R: 0 | H: 1 | E: 0 | LOB: 1 | K: 0 | BB: 1 | S: 3 | P: 7 | R: 0 | H: 0 | E: 0 | LOB: 0 | K: 1 | BB: 0 | S: 4 | P: 5 | R: 0 | H: 0 | E: 0 | LOB: 0 | K: 0 | BB: 0 | S: 3 | P: 3 | R: 0 | H: 2 | E: 0 | LOB: 2 | K: 0 | BB: 1 | S: 4 | P: 8 | R: 2 | H: 1 | E: 1 | LOB: 1 | K: 0 | BB: 2 | S: 4 | P: 12 | R: 1 | H: 2 | E: 0 | LOB: 2 | K: 0 | BB: 1 | S: 5 | P: 9 | R: 1 | H: 1 | E: 0 | LOB: 1 | K: 0 | BB: 1 | S: 4 | P: 8 | R: 2 | H: 2 | E: 0 | LOB: 1 | K: 0 | BB: 1 | S: 5 | P: 9 | R: 1 | H: 1 | E: 0 | LOB: 2 | K: 0 | BB: 2 | S: 3 | P: 11 | 1B: 7 | SF: 2 | 2B: 4 | SAC: 1 | 3B: 0 | DP: 3 | HR: 0 | HBP: 1 | WP: 1 | PA: 43 |
|--------------|------|------|------|--------|------|-------|------|------|------|------|------|--------|------|-------|------|------|------|------|------|--------|------|-------|------|------|------|------|------|--------|------|-------|------|------|------|------|------|--------|------|-------|------|-------|------|------|------|--------|------|-------|------|------|------|------|------|--------|------|-------|------|------|------|------|------|--------|------|-------|------|------|------|------|------|--------|------|-------|------|-------|-------|-------|-------|--------|-------|-------|-------|--------|-------|--------|
|--------------|------|------|------|--------|------|-------|------|------|------|------|------|--------|------|-------|------|------|------|------|------|--------|------|-------|------|------|------|------|------|--------|------|-------|------|------|------|------|------|--------|------|-------|------|-------|------|------|------|--------|------|-------|------|------|------|------|------|--------|------|-------|------|------|------|------|------|--------|------|-------|------|------|------|------|------|--------|------|-------|------|-------|-------|-------|-------|--------|-------|-------|-------|--------|-------|--------|

| PITCHER | IP | WLS | BF | H | R | ER | SO | BB | IBB | HBP | BLK | WP | HR | S | P | ERA | WHIP |
|--------------------------------------|-----|-----|----|---|---|----|----|----|-----|-----|-----|----|----|----|----|-------|-------|
| Bob Buhl, R ERA: 4.11 (1, 1) | 6.0 | | 29 | 7 | 4 | 4 | 1 | 6 | 0 | 1 | 0 | 0 | 0 | 24 | 49 | 6.00 | 2.167 |
| Dave Koslo, L ERA: 3.13 (7, 1) | 2.2 | L | 14 | 3 | 3 | 3 | 0 | 1 | 2 | 0 | 0 | 1 | 0 | 11 | 23 | 10.12 | 1.500 |

| Batter | 1 | 2 | 3 | 4 | 5 | 6 | 7 | 8 | 9 | AB R H RBI BB SO LOB | TOP |
|--|---|---|---|---|---|---|--|---|--|--|--|
| Chuck Harmon, R (1, 5) <small>OBP: 0.277, SLG: 0.304</small> | 0-0 | 0-0 6-3 | | | 0-0 5-3 | | 4-0 | | 0-0 F9 | 4 0 1 0 1 0 2 | Cincinnati Redlegs @ Milwaukee Braves Milwaukee County Stadium, Milwaukee, WI Mon Sep 20 1954, 4:33 AM EDT Unknown |
| Roy McMillan, R (1, 6) <small>OBP: 0.305, SLG: 0.312</small> | 0-0 G6-4-3 <small>1-2f</small> | | 0-0 5-3 | | 0-0 | | 0-0 F9 | 0-0 6-3 | 5 0 1 0 0 0 2 | | |
| Gus Bell, L (1, 8) <small>OBP: 0.351, SLG: 0.471</small> | 0-0 | | 0-0 F8 | | 0-0 | | 0-0 | | 4 0 3 0 0 0 0 | | |
| Ted Kluszewski, L (1, 3) <small>OBP: 0.408, SLG: 0.654</small> | 0-0 F4 | | 0-0 4-1 | | 0-3 K | | 0-0 3-1 | | 4 0 0 0 0 1 5 | | |
| Wally Post, R (1, 9) <small>OBP: 0.294, SLG: 0.440</small> | | 0-0 | | 0-0 | | 0-0 | | 0-0 | 4 2 4 1 0 0 0 | | |
| Bob Borkowski, R (1, 7) <small>OBP: 0.311, SLG: 0.388</small> | | 4-0 | | 0-0 F7 | | 0-3 K | | 0-0 FC6-4 <small>1-2f</small> | 3 0 0 0 1 1 2 | | |
| Johnny Temple, R (1, 4) <small>OBP: 0.385, SLG: 0.368</small> | | 0-0 F8 | | 0-0 F9 | | 0-0 G3 | | 0-0 F9 | 4 0 0 0 0 0 4 | | |
| Andy Seminick, R (1, 2) <small>OBP: 0.364, SLG: 0.406</small> Hobie Landrith, L (6, 2) <small>OBP: 0.340, SLG: 0.383</small> | | 0-0 | | 0-0 FC6-4 <small>1-2f</small> | | 0-3 K | | 0-0 F8 | 3 0 1 1 0 1 1 1 0 0 0 0 0 1 | | |
| Bud Podbielan, R (1, 1) <small>OBP: 0.217, SLG: 0.143</small> Karl Drews, R (6, 1) <small>OBP: 0.286, SLG: 0.188</small> Cliff Ross, L (6, 1) <small>OBP: 0.333, SLG: 0.333</small> Jim Bolger, R (7, PH) <small>OBP: 0.093, SLG: 0.071</small> Fred Baczewski, L (7, 1) <small>OBP: 0.093, SLG: 0.071</small> Bobby Adams, R (9, PH) <small>OBP: 0.362, SLG: 0.386</small> | | 0-0 SH1-4 | | 0-3 K | | 0-3 K | | 0-0 6-3 | 1 0 0 0 0 0 1 0 0 0 0 0 0 0 0 0 0 0 0 0 0 0 0 0 1 0 0 0 0 0 1 0 0 0 0 0 0 0 0 0 1 0 0 0 0 0 0 0 | | |
| Inning Stats | R: 0 H: 2 E: 0 LOB: 1 K: 0 BB: 0 S: 4 P: 4 | R: 1 H: 2 E: 0 LOB: 2 K: 0 BB: 1 S: 5 P: 9 | R: 0 H: 0 E: 0 LOB: 0 K: 0 BB: 0 S: 3 P: 3 | R: 0 H: 1 E: 0 LOB: 1 K: 0 BB: 0 S: 4 P: 4 | R: 0 H: 2 E: 0 LOB: 2 K: 2 BB: 0 S: 9 P: 9 | R: 1 H: 1 E: 0 LOB: 0 K: 2 BB: 0 S: 8 P: 8 | R: 0 H: 1 E: 0 LOB: 2 K: 1 BB: 1 S: 6 P: 10 | R: 0 H: 1 E: 0 LOB: 1 K: 0 BB: 0 S: 4 P: 4 | R: 0 H: 0 E: 0 LOB: 0 K: 0 BB: 0 S: 3 P: 3 | 1B: 9 SF: 0 2B: 0 SAC: 1 3B: 0 DP: 1 HR: 1 HBP: 0 | WP: 0 PA: 38 PB: 0 SB: 0 CS: 0 |
| PITCHER Warren Spahn, L (1, 1) <small>ERA: 3.16</small> | IP WLS BF H R ER SO BB IBB HBP BLK WP HR S P ERA WHIP 9.0 W 38 10 2 2 5 2 0 0 0 0 1 46 54 2.00 1.333 | | | | | PITCHER IP WLS BF H R ER SO BB IBB HBP BLK WP HR S P ERA WHIP | | | | | |

livebaseballscorecards.com

| | |
|------------|-----------|
| AB | 35 |
| R | 2 |
| H | 10 |
| RBI | 2 |
| BB | 2 |
| SO | 5 |
| LOB | 17 |



| Batter | 1 | 2 | 3 | 4 | 5 | 6 | 7 | 8 | 9 | AB R H RBI BB SO LOB |
|--------|---|---|---|---|---|---|---|---|---|----------------------|
|--------|---|---|---|---|---|---|---|---|---|----------------------|

| | | | | | | | | | | |
|--|-------------------------|-------------------|--------------------------------|---------------------------------|-----------------|-----------------------------|------------|----------------------|--------------------------|---------------|
| Bobby Adams, R OBP: 0.367, SLG: 0.391 (1, 5) X | 0-0 1B 2B 1B | | 0-0 FC2-4 1B | | 0-0 BB 1B | | 0-0 5-3 | | 0-0 2-H 1B 1B | 5 1 4 1 0 0 0 |
| Roy McMillan, R OBP: 0.309, SLG: 0.315 (1, 6) X | 0-0 2B 1B | | 0-0 FC2-4 G4-6-3 1-2f | | 4-0 BB 1B | | | 0-0 SH5-3 1B | 0-0 1-2 1B | 4 1 3 0 1 0 1 |
| Gus Bell, L OBP: 0.348, SLG: 0.468 (1, 8) X | 0-0 F8 | | 0-0 G4-6-3 1-2f | | 0-0 4-3 | | | 0-0 SH5-3 1-2 | 0-0 4-3 | 4 0 0 0 0 0 7 |
| Ted Kluszewski, L OBP: 0.408, SLG: 0.654 (1, 3) X | 0-0 2B 1-H 2-H | | | 0-0 F9 | | 0-0 F4 | | 4-0 FC5-4 BB | | 3 0 1 2 1 0 0 |
| Wally Post, R OBP: 0.296, SLG: 0.440 (1, 9) X | 0-0 F6 | | | H 1-0 WP HBP | | 0-0 FC3-6 1B | | 0-0 FC5-4 1-2f | | 3 0 1 0 0 0 2 |
| Lloyd Merriman, L OBP: 0.410, SLG: 0.368 (1, 7) X | | 0-0 S 1B | | B 4-0 G6-4-3 1-2 BB | | 0-0 FC3-6 FC6 1-2f | | 0-3 K | | 3 0 1 0 1 1 3 |
| Johnny Temple, R OBP: 0.383, SLG: 0.365 (1, 4) X | | 0-0 1-3 1-2 | | X 0-0 G6-4-3 1-2f | | 0-0 FC6 1-2f | | 0-3 K | | 4 0 0 0 0 1 4 |
| Andy Seminick, R OBP: 0.363, SLG: 0.401 (1, 2) X | | 0-0 5-3 | | X 0-0 F7 | | 0-0 F7 | | 0-3 K | 4-0 SH3-4 1B BB | 3 1 0 0 1 1 1 |
| Jim Pearce, R (1, 1) X | | 0-0 F7 | | X 0-0 F9 | | 0-0 F9 | | 0-3 K | 0-0 SH3-4 1-2 | 3 0 0 0 0 1 1 |

TOP

Cincinnati Redlegs @ Milwaukee Braves
Milwaukee County Stadium, Milwaukee, WI
 Mon Sep 20 1954, 4:38 AM EDT
 Att: 18,685 - Unknown

| | |
|-----|----|
| AB | 32 |
| R | 3 |
| H | 10 |
| RBI | 3 |
| BB | 4 |
| SO | 4 |
| LOB | 19 |



| Inning Stats | R: 2 | H: 3 | E: 0 | K: 0 | S: 5 | P: 5 | R: 0 | H: 1 | E: 0 | K: 0 | S: 4 | P: 4 | R: 0 | H: 1 | E: 0 | K: 0 | S: 3 | P: 3 | R: 0 | H: 0 | E: 0 | K: 0 | S: 2 | P: 7 | R: 0 | H: 1 | E: 0 | K: 0 | S: 4 | P: 8 | R: 0 | H: 1 | E: 0 | K: 0 | S: 4 | P: 4 | R: 0 | H: 0 | E: 0 | K: 2 | S: 7 | P: 7 | R: 0 | H: 1 | E: 0 | K: 1 | S: 6 | P: 10 | R: 1 | H: 2 | E: 0 | K: 1 | S: 7 | P: 11 | 1B: 9 | 2B: 1 | 3B: 0 | HR: 0 | SF: 0 | SAC: 2 | DP: 2 | HBP: 1 | WP: 1 | PA: 39 |
|--------------|------|------|------|------|------|------|------|------|------|------|------|------|------|------|------|------|------|------|------|------|------|------|------|------|------|------|------|------|------|------|------|------|------|------|------|------|------|------|------|------|------|------|------|------|------|------|------|-------|------|------|------|------|------|-------|-------|-------|-------|-------|-------|--------|-------|--------|-------|--------|
|--------------|------|------|------|------|------|------|------|------|------|------|------|------|------|------|------|------|------|------|------|------|------|------|------|------|------|------|------|------|------|------|------|------|------|------|------|------|------|------|------|------|------|------|------|------|------|------|------|-------|------|------|------|------|------|-------|-------|-------|-------|-------|-------|--------|-------|--------|-------|--------|

| PITCHER | IP | WLS | BF | H | R | ER | SO | BB | IBB | HBP | BLK | WP | HR | S | P | ERA | WHIP |
|--|-----|-----|----|---|---|----|----|----|-----|-----|-----|----|----|----|----|-------|-------|
| Lew Burdette, R ERA: 2.87 (1, 1) | 0.2 | L | 4 | 3 | 2 | 2 | 0 | 0 | 0 | 0 | 0 | 0 | 0 | 4 | 4 | 27.00 | 4.500 |
| Ray Crone, R ERA: 2.48 (1, 1) | 5.1 | | 21 | 4 | 0 | 0 | 0 | 2 | 0 | 1 | 0 | 1 | 0 | 18 | 27 | 0.00 | 1.125 |
| Dave Jolly, R ERA: 2.43 (7, 1) | 2.0 | | 8 | 1 | 0 | 0 | 3 | 1 | 0 | 0 | 0 | 0 | 0 | 13 | 17 | 0.00 | 1.000 |
| Joey Jay, R ERA: 6.35 (9, 1) | 0.2 | | 5 | 2 | 1 | 1 | 1 | 1 | 0 | 0 | 0 | 0 | 0 | 6 | 10 | 13.50 | 4.500 |
| Charlie Gorin, L ERA: 1.86 (9, 1) | 0.1 | | 1 | 0 | 0 | 0 | 0 | 0 | 0 | 0 | 0 | 0 | 0 | 1 | 1 | 0.00 | 0.000 |

| PITCHER | IP | WLS | BF | H | R | ER | SO | BB | IBB | HBP | BLK | WP | HR | S | P | ERA | WHIP |
|---------|----|-----|----|---|---|----|----|----|-----|-----|-----|----|----|---|---|-----|------|
|---------|----|-----|----|---|---|----|----|----|-----|-----|-----|----|----|---|---|-----|------|

| Batter | 1 | 2 | 3 | 4 | 5 | 6 | 7 | 8 | 9 | AB R H RBI BB SO LOB |
|---|-----------|----------|--------------------|-----------|----------------|-----------------|------------|-------------------------|-------------------|----------------------|
| Bobby Adams, R OBP: 0.365, SLG: 0.394 (1, 5) X | 0-0 1-3 ① | | 0-0 SF7 3B 1-H 2-H | | 0-0 FC5-4 1-2f | | | 0-0 FC3-6 SH1-4 1B 1-2f | 0-0 1-3 ③ | 5 2 1 2 0 0 4 |
| Roy McMillan, R OBP: 0.307, SLG: 0.314 (1, 6) X | 0-0 F9 | | 0-0 SF7 ② | | | 0-0 F2 | | 0-0 SH1-4 1-2 | | 2 0 0 1 0 0 0 |
| Gus Bell, L OBP: 0.349, SLG: 0.467 (1, 8) X | 0-0 4-3 ③ | | 0-0 G3 | | | 4-0 G3-6-3 BB | | 0-0 1B 2-H | | 3 0 1 1 1 0 0 |
| Ted Kluszewski, L OBP: 0.406, SLG: 0.649 (1, 3) X | | 0-0 F4 ① | | 0-0 4-3 ① | | 0-0 G3-6-3 1-2f | | 0-0 1-3 ③ | | 4 0 0 0 0 0 2 |
| Wally Post, R OBP: 0.297, SLG: 0.440 (1, 9) X | | 0-0 1B | | 0-0 6-3 ② | | | 0-0 F8 ① | | 0-0 FC2-6 1B | 4 0 2 0 0 0 0 |
| Bob Borkowski, R OBP: 0.304, SLG: 0.378 (1, 7) X | | 0-0 F9 ③ | | 0-0 6-3 ③ | | | 0-0 F7 ② | | 0-0 FC2-6 2B 1-2f | 4 1 0 0 0 0 1 |
| Johnny Temple, R OBP: 0.385, SLG: 0.368 (1, 4) X | | | 0-0 6-3 ① | | 4-0 CS BB | | 0-0 1B 1B | | 0-0 2B 1-H | 3 0 2 1 1 0 0 |
| Andy Seminick, R OBP: 0.388, SLG: 0.402 (1, 2) X | | | 4-0 SH 3B BB | | 0-0 F8 1-2 | | 0-0 1B 1-3 | | 1-0 HBP | 2 1 1 0 1 0 1 |
| Joe Nuxhall, L OBP: 0.288, SLG: 0.367 (1, 1) X | | | 0-0 SH 3B 1-2 | | 0-0 FC5-4 1B | | | 0-0 E6 FC3-6 | 0-0 F9 ② | 3 1 1 0 0 0 2 |

| Inning Stats | R: 0 E: 0 K: 0 S: 3 | H: 0 LOB: 0 BB: 0 P: 3 | R: 0 E: 0 K: 0 S: 3 | H: 1 LOB: 0 BB: 0 P: 3 | R: 3 E: 0 K: 0 S: 5 | H: 1 LOB: 0 BB: 1 P: 9 | R: 0 E: 0 K: 0 S: 3 | H: 0 LOB: 0 BB: 0 P: 3 | R: 0 E: 0 K: 0 S: 3 | H: 1 LOB: 1 BB: 1 P: 7 | R: 0 E: 0 K: 0 S: 2 | H: 0 LOB: 0 BB: 1 P: 6 | R: 0 E: 0 K: 0 S: 4 | H: 2 LOB: 2 BB: 0 P: 4 | R: 1 E: 1 K: 0 S: 5 | H: 1 LOB: 1 BB: 0 P: 5 | R: 1 E: 0 K: 0 S: 5 | H: 2 LOB: 2 BB: 0 P: 6 | 1B: 6 2B: 1 3B: 1 HR: 0 | SF: 1 SAC: 2 DP: 1 HBP: 1 | WP: 0 PB: 0 SB: 0 CS: 1 | PA: 37 |
|--------------|------------------------------|---------------------------------|------------------------------|---------------------------------|------------------------------|---------------------------------|------------------------------|---------------------------------|------------------------------|---------------------------------|------------------------------|---------------------------------|------------------------------|---------------------------------|------------------------------|---------------------------------|------------------------------|---------------------------------|----------------------------------|------------------------------------|----------------------------------|--------|
|--------------|------------------------------|---------------------------------|------------------------------|---------------------------------|------------------------------|---------------------------------|------------------------------|---------------------------------|------------------------------|---------------------------------|------------------------------|---------------------------------|------------------------------|---------------------------------|------------------------------|---------------------------------|------------------------------|---------------------------------|----------------------------------|------------------------------------|----------------------------------|--------|

| PITCHER | IP | WLS | BF | H | R | ER | SO | BB | IBB | HBP | BLK | WP | HR | S | P | ERA | WHIP |
|--|-----|-----|----|---|---|----|----|----|-----|-----|-----|----|----|----|----|------|-------|
| Chet Nichols, L ERA: 4.41 (1, 1) | 5.0 | L | 19 | 3 | 3 | 3 | 0 | 2 | 0 | 0 | 0 | 0 | 0 | 17 | 25 | 5.40 | 1.000 |
| Bob Buhl, R ERA: 4.0 (6, 1) | 3.0 | | 12 | 3 | 1 | 0 | 0 | 1 | 0 | 0 | 0 | 0 | 0 | 11 | 15 | 0.00 | 1.333 |
| Joey Jay, R ERA: 6.5 (9, 1) | 1.0 | | 6 | 2 | 1 | 1 | 0 | 0 | 0 | 1 | 0 | 0 | 0 | 5 | 6 | 9.00 | 2.000 |

TOP

Cincinnati Redlegs @ Milwaukee Braves
Milwaukee County Stadium, Milwaukee, WI

Tue Sep 21 1954, 4:33 AM EDT
Att: 10,001 - Unknown

| | |
|------------|-----------|
| AB | 30 |
| R | 5 |
| H | 8 |
| RBI | 5 |
| BB | 3 |
| SO | 0 |
| LOB | 10 |



| Batter | 1 | 2 | 3 | 4 | 5 | 6 | 7 | 8 | 9 | AB R H RBI BB SO LOB |
|--|----------------------|------------------|---------------------------|-----------|------------|---|-----------------------|---------------------------|---|---|
| Bill Bruton, L OBP: 0.340, SLG: 0.369 (1, 8) | 0-0 F7 | | 0-0 1-3 | | 0-3 K | | | 0-0 G1-6-3 1B | | 4 0 1 0 0 1 0 |
| Danny O'Connell, R OBP: 0.322, SLG: 0.354 (1, 3) (8, 4) | 0-0 4-3 | | 4-0 FC5 WP BB | | 0-0 4-3 | | | 0-0 G1-6-3 1-2f | | 3 0 0 0 1 0 1 |
| Eddie Mathews, L OBP: 0.421, SLG: 0.597 (1, 5) | 0-0 FC5-4 1B | | 4-0 FC5 BB | | 0-0 4-3 | | | 0-3 K | | 3 0 1 0 1 1 0 |
| Del Crandall, R OBP: 0.309, SLG: 0.431 (1, 2) | 0-0 FC5-4 1-2f | | 0-0 FC5 1-2 2-3f | | 0-0 5-3 | | | 0-0 1B 1B | | 4 0 1 0 0 0 3 |
| Jim Pendleton, R OBP: 0.248, SLG: 0.282 (1, 7) | | 0-0 F4 | 0-0 F7 | | 0-0 5-3 | | | 0-0 1B G5-4-3 1B | | 4 0 1 0 0 0 2 |
| Johnny Logan, R OBP: 0.338, SLG: 0.371 (1, 6) | | 0-0 HBP 1B | | 0-0 F7 | | | 0-0 G6-4-3 1B | 0-0 G5-4-3 1-2f | | 4 0 2 0 0 0 2 |
| Jack Dittmer, L OBP: 0.320, SLG: 0.393 (1, 4) Roy Smalley, R OBP: 0.308, SLG: 0.303 (7, PH) (8, 3) | | 0-3 K | | 0-3 K | | | 0-0 G6-4-3 1-2f | | | 2 0 0 0 0 2 1 1 0 0 0 0 0 1 |
| George Metkovich, L OBP: 0.341, SLG: 0.327 (1, 9) Bobby Thomson, R OBP: 0.309, SLG: 0.323 (7, PH) (8, 9) | | 1-0 HBP | | 0-0 F8 | | | 0-0 6-3 | | | 1 0 0 0 0 0 0 1 0 0 0 0 0 0 |
| Chet Nichols, S OBP: 0.086, SLG: 0.086 (1, 1) Mel Roach, R (5, PH) Bob Buhl, R OBP: 0.091, SLG: 0.032 (6, 1) Sam Calderone, R OBP: 0.433, SLG: 0.462 (8, PH) Joey Jay, S (9, 1) | | 0-3 K | | 0-3 K | | | | 0-0 F4 | | 1 0 0 0 0 1 2 1 0 0 0 0 1 0 0 0 0 0 0 0 0 1 0 0 0 0 0 0 0 0 0 0 0 0 0 |

| Inning Stats | R: 0 E: 0 K: 0 S: 4 | H: 1 LOB: 1 BB: 0 P: 4 | R: 0 E: 0 K: 2 S: 8 | H: 1 LOB: 2 BB: 0 P: 9 | R: 0 E: 0 K: 0 S: 3 | H: 0 LOB: 2 BB: 2 P: 11 | R: 0 E: 0 K: 1 S: 5 | H: 0 LOB: 0 BB: 0 P: 5 | R: 0 E: 0 K: 2 S: 7 | H: 0 LOB: 0 BB: 0 P: 7 | R: 0 E: 0 K: 0 S: 3 | H: 1 LOB: 0 BB: 0 P: 3 | R: 0 E: 0 K: 0 S: 3 | H: 1 LOB: 0 BB: 0 P: 3 | R: 0 E: 0 K: 1 S: 6 | H: 2 LOB: 1 BB: 0 P: 6 | 1B: 6 2B: 0 3B: 0 HR: 0 | SF: 0 SAC: 0 DP: 3 HBP: 1 | WP: 1 PB: 0 SB: 0 CS: 0 | PA: 33 |
|--------------|------------------------------|---------------------------------|------------------------------|---------------------------------|------------------------------|----------------------------------|------------------------------|---------------------------------|------------------------------|---------------------------------|------------------------------|---------------------------------|------------------------------|---------------------------------|------------------------------|---------------------------------|----------------------------------|------------------------------------|----------------------------------|--------|
|--------------|------------------------------|---------------------------------|------------------------------|---------------------------------|------------------------------|----------------------------------|------------------------------|---------------------------------|------------------------------|---------------------------------|------------------------------|---------------------------------|------------------------------|---------------------------------|------------------------------|---------------------------------|----------------------------------|------------------------------------|----------------------------------|--------|

| PITCHER | IP | WLS | BF | H | R | ER | SO | BB | IBB | HBP | BLK | WP | HR | S | P | ERA | WHIP |
|------------------------------------|-----|-----|----|---|---|----|----|----|-----|-----|-----|----|----|----|----|------|-------|
| Joe Nuxhall, L ERA: 3.77 (1, 1) | 9.0 | W | 33 | 6 | 0 | 0 | 6 | 2 | 0 | 1 | 0 | 1 | 0 | 42 | 51 | 0.00 | 0.889 |

BOTTOM

Cincinnati Redlegs @ Milwaukee Braves
Milwaukee County Stadium, Milwaukee, WI

Tue Sep 21 1954, 4:33 AM EDT
Att. 10,001 - Unknown

| | |
|------------|-----------|
| AB | 30 |
| R | 0 |
| H | 6 |
| RBI | 0 |
| BB | 2 |
| SO | 6 |
| LOB | 12 |



| Batter | 1 | 2 | 3 | 4 | 5 | 6 | 7 | 8 | 9 | AB R H RBI BB SO LOB | TOP | | | | | | | | | | | | | | | | | |
|--|---|---------------------------------|------------------------------|---------------------------------|------------------------------|---------------------------------|------------------------------|----------------------------------|------------------------------|---------------------------------|------------------------------|---------------------------------|------------------------------|---------------------------------|------------------------------|---------------------------------|------------------------------|----------------------------------|----------------------------------|------------------------------------|----------------------------------|--------|--|--|--|--|--|--|
| Bobby Adams, R (1, 5) OBP: 0.361, SLG: 0.390 | 0-0 F6 | | 0-0 F6 | | 0-0 F9 | | | 0-0 5-3 | | 4 0 0 0 0 0 1 | | | | | | | | | | | | | | | | | | |
| Roy McMillan, R (1, 6) OBP: 0.307, SLG: 0.314 | 0-0 F8 | | | 0-0 BB BB SF8 1B | | 0-0 F4 | | 0-0 5-3 | | 4 1 1 0 0 0 0 | | | | | | | | | | | | | | | | | | |
| Gus Bell, L (1, 8) OBP: 0.350, SLG: 0.466 | 0-0 F9 | | | 0-0 F2 | | 0-0 1B | | | 4-0 WP BB E BB | 3 1 1 0 1 0 1 | | | | | | | | | | | | | | | | | | |
| Ted Kluszewski, L (1, 3) OBP: 0.405, SLG: 0.646 | | 0-3 K | | 4-0 BB 1-2 BB | | 0-3 K | | | 0-0 F2 | 3 0 0 0 1 2 2 | | | | | | | | | | | | | | | | | | |
| Wally Post, R (1, 9) OBP: 0.301, SLG: 0.440 | | 0-3 K | | 4-0 BB 1-2 2-3 BB | | 0-0 1B | | | 4-0 WP E BB | 2 0 1 0 2 1 0 0 1 0 0 0 0 0 | | | | | | | | | | | | | | | | | | |
| Nino Escalera, L (9, PR) OBP: 0.234, SLG: 0.203 | | | | | | | | | | | | | | | | | | | | | | | | | | | | |
| Lloyd Merriman, L (1, 7) OBP: 0.409, SLG: 0.370 | | | | | | | | | 0-3 F2 | 2 0 1 1 0 0 0 | | | | | | | | | | | | | | | | | | |
| Bob Borkowski, R (9, PH) OBP: 0.302, SLG: 0.376 | | | | | | | | | 1-2 2-3 K | 1 0 0 0 0 1 2 | | | | | | | | | | | | | | | | | | |
| Johnny Temple, R (1, 4) OBP: 0.386, SLG: 0.369 | | | | | 0-0 F7 | | | | 0-0 1-3 | 4 0 2 1 0 0 3 | | | | | | | | | | | | | | | | | | |
| Andy Seminick, R (1, 2) OBP: 0.363, SLG: 0.395 | | | | | 0-0 S 1B | | | | 0-0 E8 | | | | | | | | | | | | | | | | | | | |
| | | | | | 0-3 K | | | | 0-0 1B | | | | | | | | | | | | | | | | | | | |
| | | | | | 0-3 K | | | | 0-3 K | 4 0 0 0 0 3 3 | | | | | | | | | | | | | | | | | | |
| Corky Valentine, R (1, 1) OBP: 0.152, SLG: 0.185 | | | | | 0-3 K | | | | 0-0 K | | | | | | | | | | | | | | | | | | | |
| Frank Smith, R (9, 1) OBP: 0.357, SLG: 0.200 | | | | | 0-3 K | | | | 0-0 1-3 | 3 0 0 0 0 2 1 0 0 0 0 0 0 0 | | | | | | | | | | | | | | | | | | |
| Inning Stats | R: 0 E: 0 K: 0 S: 3 | H: 0 LOB: 0 BB: 0 P: 3 | R: 0 E: 0 K: 2 S: 7 | H: 0 LOB: 0 BB: 0 P: 7 | R: 0 E: 0 K: 2 S: 8 | H: 1 LOB: 1 BB: 0 P: 8 | R: 1 E: 0 K: 0 S: 4 | H: 1 LOB: 2 BB: 2 P: 12 | R: 0 E: 0 K: 2 S: 7 | H: 0 LOB: 0 BB: 0 P: 7 | R: 0 E: 0 K: 1 S: 6 | H: 2 LOB: 2 BB: 0 P: 6 | R: 0 E: 0 K: 0 S: 3 | H: 1 LOB: 0 BB: 0 P: 3 | R: 0 E: 0 K: 0 S: 3 | H: 0 LOB: 0 BB: 0 P: 3 | R: 2 E: 1 K: 2 S: 8 | H: 1 LOB: 2 BB: 2 P: 16 | 1B: 6 2B: 1 3B: 0 HR: 0 | SF: 1 SAC: 0 DP: 1 HBP: 0 | WP: 1 PB: 0 SB: 1 CS: 0 | PA: 35 | | | | | | |
| PITCHER | IP WLS BF H R ER SO BB IBB HBP BLK WP HR S P ERA WHIP | | | | | | | | | | | | | | | | | | | | | | | | | | | |
| Ernie Johnson, R (1, 1) ERA: 2.77 | 8.0 | | 29 | 5 | 1 | 1 | 7 | 2 | 0 | 0 | 0 | 0 | 0 | 0 | 41 | 49 | 1.12 | 0.875 | | | | | | | | | | |
| Warren Spahn, L (9, 1) ERA: 3.18 | 0.2 | | 4 | 0 | 2 | 1 | 1 | 2 | 0 | 0 | 0 | 1 | 0 | 4 | 12 | 13.50 | 3.000 | | | | | | | | | | | |
| Dave Jolly, R (9, 1) ERA: 2.43 | 0.1 | W | 2 | 1 | 0 | 0 | 1 | 0 | 0 | 0 | 0 | 0 | 0 | 4 | 4 | 0.00 | 3.000 | | | | | | | | | | | |

Cincinnati Redlegs @ Milwaukee Braves
Milwaukee County Stadium, Milwaukee, WI

Fri Sep 24 1954, 4:33 AM EDT
Att. 11,585 - Unknown

| | |
|------------|----|
| AB | 30 |
| R | 3 |
| H | 6 |
| RBI | 2 |
| BB | 4 |
| SO | 9 |
| LOB | 13 |



| Batter | 1 | 2 | 3 | 4 | 5 | 6 | 7 | 8 | 9 | AB R H RBI BB SO LOB | TOP |
|---|--|---|---|---|---|---|---|---|---|--|--|
| Alex Grammas, R (1, 6) OBP: 0.336, SLG: 0.340 | 0-0 6-3 | | 0-0 6-3 | | | 0-0 5-3 | | 0-0 F7 | | 4 0 0 0 0 0 0 | |
| Rip Repulski, R (1, 7) OBP: 0.333, SLG: 0.459 | 0-3 K | | | 0-0 6-3 | | 0-0 P4 | | | 0-0 F9 1B 2B | 4 1 1 0 0 1 0 | |
| Stan Musial, L (1, 9) OBP: 0.428, SLG: 0.611 | 0-0 5-3 | | | 0-0 F7 | | 0-0 F7 | | | 0-0 F9 2-3 | 4 0 0 0 0 0 1 | |
| Ray Jablonski, R (1, 5) OBP: 0.346, SLG: 0.420 | | 0-0 FC4-6 1B | | 0-0 F7 | | | 0-0 P4 | | 0-0 P6 | 4 0 1 0 0 0 1 | |
| Red Schoendienst, S (1, 4) OBP: 0.367, SLG: 0.430 | | 0-0 FC4-6 1-2f | | | 0-0 F9 1B BLK | | | | 0-0 1B 1B | 4 1 3 1 0 0 1 | |
| Wally Moon, L (1, 8) OBP: 0.373, SLG: 0.434 | | 0-0 FC4-6 1-2f | | | 0-0 F9 1-3 | | | | 0-0 3-H 1B 1B | 4 0 1 0 0 0 3 | |
| Bill Sarni, R (1, 2) OBP: 0.336, SLG: 0.439 | | 0-0 5-3 | | | 0-0 1B 3-H | | | | 0-0 L6 | 4 0 1 1 0 0 4 | |
| Joe Cunningham, L (1, 3) OBP: 0.380, SLG: 0.452 | | | 0-0 4-3 | | 0-0 P3 | | | | 0-0 P4 | 3 0 0 0 0 0 1 | |
| Gordon Jones, R (1, 1) OBP: 0.160, SLG: 0.167 | | | 0-0 6-3 | | 0-0 F8 | | | | 0-0 F8 | 2 0 0 0 0 0 1 | |
| Peanuts Lowrey, R (8, PH) OBP: 0.225, SLG: 0.200 | | | | | | | | | | 1 0 0 0 0 0 0 | |
| Ben Wade, R (8, 1) | | | | | | | | | | 0 0 0 0 0 0 0 | |
| Al Brazle, L (8, 1) | | | | | | | | | | 0 0 0 0 0 0 0 | |
| Inning Stats | R: 0 E: 0 K: 1 S: 5 H: 0 LOB: 0 BB: 0 P: 5 | R: 0 E: 0 K: 0 S: 4 H: 1 LOB: 1 BB: 0 P: 4 | R: 0 E: 0 K: 0 S: 3 H: 0 LOB: 0 BB: 0 P: 3 | R: 0 E: 0 K: 0 S: 3 H: 0 LOB: 0 BB: 0 P: 3 | R: 1 E: 0 K: 0 S: 5 H: 2 LOB: 1 BB: 0 P: 5 | R: 0 E: 0 K: 0 S: 3 H: 0 LOB: 0 BB: 0 P: 3 | R: 0 E: 0 K: 0 S: 4 H: 1 LOB: 1 BB: 0 P: 4 | R: 0 E: 0 K: 0 S: 3 H: 0 LOB: 0 BB: 0 P: 3 | R: 1 E: 0 K: 0 S: 6 H: 3 LOB: 2 BB: 0 P: 6 | 1B: 6 2B: 1 3B: 0 HR: 0 SF: 0 SAC: 0 DP: 0 HBP: 0 | WP: 0 PB: 0 SB: 0 CS: 0 PA: 34 |
| PITCHER Warren Spahn, L (1, 1) ERA: 3.14 | IP: 9.0 WLS: W BF: 34 H: 7 R: 2 ER: 2 SO: 1 BB: 0 IBB: 0 HBP: 0 BLK: 1 WP: 0 HR: 0 S: 36 P: 36 ERA: 2.00 WHIP: 0.778 | | | | | | | | | | |

St. Louis Cardinals @ Milwaukee Braves
Milwaukee County Stadium, Milwaukee, WI

| | |
|-----|----|
| AB | 34 |
| R | 2 |
| H | 7 |
| RBI | 2 |
| BB | 0 |
| SO | 1 |
| LOB | 12 |



Fri Sep 24 1954, 4:33 AM EDT
Att. 16,094 - Unknown

livebaseballscorecards.com

| Batter | 1 | 2 | 3 | 4 | 5 | 6 | 7 | 8 | 9 | AB R H RBI BB SO LOB |
|--|----------------------|-----------------|------------------------------|------------|----------|------------|------------|-------------------------|---|----------------------|
| Bill Bruton, L OBP: 0.339, SLG: 0.367 (1, 8) | 0-0 3B 1B | 0-0 F5 | | 0-0 4-3 | | | 0-0 5-3 | | | 4 1 1 0 0 0 2 |
| Jack Dittmer, L OBP: 0.317, SLG: 0.387 (1, 4) | 0-0 F9 | 0-0 F8 | | | | 0-0 P6 | 0-0 1B | | | 4 0 1 0 0 0 2 |
| Eddie Mathews, L OBP: 0.420, SLG: 0.597 (1, 5) | 0-0 1B 3B | | 0-0 G6-4-3 E 1B | | | 0-0 F8 | 0-0 F7 | | | 4 1 2 1 0 0 1 |
| Del Crandall, R OBP: 0.308, SLG: 0.428 (1, 2) | 0-0 FC6-4 1B | | 0-0 E4 G6-4-3 1-2 | | 0-3 K | | | 0-0 1B 2B 1B | | 4 1 2 1 0 1 1 |
| Jim Pendleton, R OBP: 0.243, SLG: 0.274 (1, 7) | 0-0 FC6-4 1-2f | | 0-0 G6-4-3 1-2f 2-3 | | | 0-0 5-3 | | 0-0 P1 | | 4 0 0 0 0 0 4 |
| Johnny Logan, R OBP: 0.337, SLG: 0.370 (1, 6) | 0-0 F7 1-2 | | 0-0 6-3 | | | 0-0 6-3 | | 0-0 2B 1-2 1B | | 4 0 1 0 0 0 2 |
| Danny O'Connell, R OBP: 0.326, SLG: 0.360 (1, 3) | | 0-0 2B 2B | | 0-0 P3 | | 0-0 E3 | | 0-0 1-3 2-H 2B | | 4 1 2 1 0 0 0 |
| George Metkovich, L OBP: 0.336, SLG: 0.330 (1, 9) | | 0-3 K | | 0-0 2B | | 0-0 F3 | | 0-0 F2 | | 4 0 1 0 0 1 4 |
| Warren Spahn, L OBP: 0.273, SLG: 0.297 (1, 1) | | 0-0 2B | | 0-0 F9 | | | 0-0 F8 | 0-0 F8 | | 4 0 1 1 0 0 3 |

| Inning Stats | R: 2 E: 0 K: 0 S: 6 | H: 3 LOB: 1 BB: 0 P: 6 | R: 1 E: 0 K: 1 S: 7 | H: 2 LOB: 1 BB: 0 P: 7 | R: 0 E: 1 K: 0 S: 4 | H: 1 LOB: 1 BB: 0 P: 4 | R: 0 E: 0 K: 0 S: 4 | H: 1 LOB: 1 BB: 0 P: 4 | R: 0 E: 0 K: 1 S: 5 | H: 0 LOB: 0 BB: 0 P: 5 | R: 0 E: 1 K: 0 S: 4 | H: 0 LOB: 1 BB: 0 P: 4 | R: 0 E: 0 K: 0 S: 4 | H: 1 LOB: 1 BB: 0 P: 4 | R: 1 E: 0 K: 0 S: 6 | H: 3 LOB: 2 BB: 0 P: 6 | 1B: 6 2B: 4 3B: 1 HR: 0 | SF: 0 SAC: 0 DP: 1 HBP: 0 | WP: 0 PB: 0 SB: 1 CS: 0 | PA: 36 |
|--------------|------------------------------|---------------------------------|------------------------------|---------------------------------|------------------------------|---------------------------------|------------------------------|---------------------------------|------------------------------|---------------------------------|------------------------------|---------------------------------|------------------------------|---------------------------------|------------------------------|---------------------------------|----------------------------------|------------------------------------|----------------------------------|--------|
|--------------|------------------------------|---------------------------------|------------------------------|---------------------------------|------------------------------|---------------------------------|------------------------------|---------------------------------|------------------------------|---------------------------------|------------------------------|---------------------------------|------------------------------|---------------------------------|------------------------------|---------------------------------|----------------------------------|------------------------------------|----------------------------------|--------|


| PITCHER | IP | WLS | BF | H | R | ER | SO | BB | IBB | HBP | BLK | WP | HR | S | P | ERA | WHIP |
|------------------------------------|-----|-----|----|---|---|----|----|----|-----|-----|-----|----|----|----|----|-------|-------|
| Gordon Jones, R ERA: 2.0 (1, 1) | 7.0 | L | 30 | 8 | 3 | 3 | 2 | 0 | 0 | 0 | 0 | 0 | 0 | 34 | 34 | 3.86 | 1.143 |
| Ben Wade, R ERA: 7.28 (8, 1) | 0.1 | | 4 | 3 | 1 | 1 | 0 | 0 | 0 | 0 | 0 | 0 | 0 | 4 | 4 | 27.00 | 9.000 |
| Al Brazle, L ERA: 4.16 (8, 1) | 0.2 | | 2 | 0 | 0 | 0 | 0 | 0 | 0 | 0 | 0 | 0 | 0 | 2 | 2 | 0.00 | 0.000 |

BOTTOM

St. Louis Cardinals @ Milwaukee Braves
Milwaukee County Stadium, Milwaukee, WI

Fri Sep 24 1954, 4:33 AM EDT
Att. 16,094 - Unknown

| | |
|------------|-----------|
| AB | 36 |
| R | 4 |
| H | 11 |
| RBI | 4 |
| BB | 0 |
| SO | 2 |
| LOB | 19 |



| Batter | 1 | 2 | 3 | 4 | 5 | 6 | 7 | 8 | 9 | AB R H RBI BB SO LOB | TOP | |
|--|---|---|---|---|---|---|---|---|---|--|--|---|
| Wally Moon, L (1, 8) OBP: 0.372, SLG: 0.432 | 4-0 CS BB | | | x 0-0 3-1 | | x 0-0 4-1 | | | x 0-0 F8 | 3 0 0 0 1 0 1 | St. Louis Cardinals @ Milwaukee Braves Milwaukee County Stadium, Milwaukee, WI Sat Sep 25 1954, 4:33 AM EDT Att: 34,445 - Unknown livebaseballscorecards.com | |
| Joe Cunningham, L (1, 3) OBP: 0.376, SLG: 0.447 | x 0-0 F3 1-2 | | | x 0-0 4-3 | | | x 0-0 F3 | 0-3 K | 4 0 0 0 0 1 1 | | | |
| Stan Musial, L (1, 9) OBP: 0.429, SLG: 0.610 | x 0-0 CS 1B | | | x 0-0 F3 | | | BBB 4-0 FC6-4 BB | 0-3 K | 3 0 1 0 1 1 0 | | | |
| Ray Jablonski, R (1, 5) OBP: 0.346, SLG: 0.421 Dick Schofield, S (7, PR) OBP: 0.143, SLG: 0.429 Del Rice, R (7, 2) OBP: 0.315, SLG: 0.372 | 0-0 CS 1-2 | x 0-0 8-6-5 2B | | x 0-0 5-3 | | x 0-0 FC6-4 1-2f | | | 3 0 1 0 0 0 1 0 0 0 0 0 0 0 0 0 0 0 0 0 0 | | | |
| Red Schoendienst, S (1, 4) OBP: 0.366, SLG: 0.427 | | x 0-0 8-6-5 2-3f | | x 0-0 F8 | | x 0-0 4-3 | | | 3 0 0 0 0 0 2 | | | |
| Rip Repulski, R (1, 7) OBP: 0.331, SLG: 0.457 | | x 0-0 P3 | | x 0-0 4-3 | | | x 0-0 F9 | | 3 0 0 0 0 0 0 | | | |
| Bill Sarni, R (1, 2) OBP: 0.337, SLG: 0.439 Solly Hemus, L (7, 5) OBP: 0.450, SLG: 0.429 | | | x 0-0 F8 | | x 0-0 FC6-4 1B | | x 0-0 1B | | 2 0 1 0 0 0 0 1 0 1 0 0 0 0 | | | |
| Alex Grammas, R (1, 6) OBP: 0.333, SLG: 0.338 | | | x 0-0 L6 | | x 0-0 FC6-4 SH1-4 1-2f | | x 0-0 P6 | | 3 0 0 0 0 0 2 | | | |
| Tom Poholsky, R (1, 1) OBP: 0.143, SLG: 0.185 Joe Frazier, L (8, PH) OBP: 0.392, SLG: 0.506 Joe Presko, R (8, 1) OBP: 0.250, SLG: 0.250 | | | x 0-0 6-3 | | x 0-0 SH1-4 1-2 | | x 0-0 4-3 | | 1 0 0 0 0 0 0 1 0 0 0 0 0 1 0 0 0 0 0 0 0 | | | |
| Inning Stats | R: 0 H: 1 E: 0 LOB: 0 K: 0 BB: 1 S: 2 P: 6 | R: 0 H: 1 E: 0 LOB: 0 K: 0 BB: 0 S: 3 P: 3 | R: 0 H: 0 E: 0 LOB: 0 K: 0 BB: 0 S: 3 P: 3 | R: 0 H: 0 E: 0 LOB: 0 K: 0 BB: 0 S: 3 P: 3 | R: 0 H: 0 E: 0 LOB: 0 K: 0 BB: 0 S: 3 P: 3 | R: 0 H: 1 E: 0 LOB: 1 K: 0 BB: 0 S: 4 P: 4 | R: 0 H: 0 E: 0 LOB: 1 K: 0 BB: 1 S: 3 P: 7 | R: 0 H: 1 E: 0 LOB: 1 K: 0 BB: 0 S: 4 P: 4 | R: 0 H: 0 E: 0 LOB: 0 K: 2 BB: 0 S: 7 P: 7 | 1B: 3 SF: 0 2B: 2 SAC: 1 3B: 0 DP: 1 HR: 0 HBP: 0 | | WP: 0 PA: 31 PB: 0 SB: 0 CS: 2 |
| PITCHER Lew Burdette, R (1, 1) ERA: 2.76 | IP WLS BF H R ER SO BB IBB HBP BLK WP HR S P ERA WHIP | 9.0 W 30 4 0 0 2 2 0 0 0 0 0 0 32 40 0.00 0.667 | | | | | | | | | | |

St. Louis Cardinals @ Milwaukee Braves
Milwaukee County Stadium, Milwaukee, WI
 Sat Sep 25 1954, 4:33 AM EDT
 Att: 34,445 - Unknown

AB 27
R 0
H 4
RBI 0
BB 2
SO 2
LOB 8



| Batter | 1 | 2 | 3 | 4 | 5 | 6 | 7 | 8 | 9 | AB | R | H | RBI | BB | SO | LOB |
|--|-----------|-------------------------|-------------|---------------------|--------------------|------------------------|------------------------------------|-----------------|---|----|---|---|-----|----|----|-----|
| Bill Bruton, L OBP: 0.337, SLG: 0.365 (1, 8) | 0-0 F2 | | 0-3 K2-3 | | 0-0 F8 | | 0-0 6-3 | | | 4 | 0 | 0 | 0 | 0 | 1 | 3 |
| Jack Dittmer, L OBP: 0.316, SLG: 0.381 (1, 4) | 0-3 K | | 0-0 4-3 | | 0-0 F8 | | | 4-0 HR BB | | 3 | 1 | 0 | 0 | 1 | 1 | 1 |
| Eddie Mathews, L OBP: 0.423, SLG: 0.605 (1, 5) | 0-0 L9 | | 0-0 1B | | | 0-0 F2 SH3 1B | | 0-0 HR | | 4 | 1 | 3 | 2 | 0 | 0 | 0 |
| Del Crandall, R OBP: 0.306, SLG: 0.425 (1, 2) | | 0-3 K | 0-0 F8 | | | 0-0 SH3 | | 0-0 P5 | | 3 | 0 | 0 | 0 | 0 | 1 | 1 |
| Jim Pendleton, R OBP: 0.237, SLG: 0.268 (1, 7) | | 0-0 B1-3 | | 0-0 5-3 | | 0-0 F2 | | 0-0 6-3 | | 4 | 0 | 0 | 0 | 0 | 0 | 1 |
| Johnny Logan, R OBP: 0.340, SLG: 0.375 (1, 6) | | 0-0 1B 1B 2B | | 0-0 G6-4-3 1B | | | 0-0 F9 BB 1B | 0-0 E6 | | 4 | 1 | 3 | 0 | 0 | 0 | 0 |
| Danny O'Connell, R OBP: 0.328, SLG: 0.359 (1, 3) | | 0-0 FC5 1B | | 0-0 G6-4-3 | | | 4-0 BB BB BB 1-2 BB | 0-0 1-3 | | 3 | 0 | 1 | 0 | 1 | 0 | 2 |
| George Metkovich, L OBP: 0.343, SLG: 0.339 (1, 9) | | 0-0 1-2 3-H 1B | | | 0-0 FC1-6 1B | | 0-0 F9 | | | 3 | 0 | 2 | 1 | 0 | 0 | 2 |
| Lew Burdette, R OBP: 0.119, SLG: 0.101 (1, 1) | | 0-0 FC5 | | | 0-0 FC1-6 | | 0-3 K | | | 3 | 0 | 0 | 0 | 0 | 1 | 5 |

| Inning Stats | R: 0 | H: 0 | E: 0 | K: 1 | S: 5 | R: 1 | H: 3 | E: 0 | K: 1 | S: 8 | R: 0 | H: 1 | E: 0 | K: 1 | S: 6 | R: 0 | H: 1 | E: 0 | K: 0 | S: 3 | R: 0 | H: 1 | E: 0 | K: 0 | S: 4 | R: 0 | H: 1 | E: 0 | K: 1 | S: 3 | R: 0 | H: 1 | E: 1 | K: 0 | S: 5 | R: 2 | H: 1 | E: 1 | K: 0 | S: 5 | 1B: 7 | SF: 0 | 2B: 1 | SAC: 1 | 3B: 0 | DP: 1 | HR: 1 | HBP: 0 | WP: 0 | PA: 34 |
|--------------|------|------|------|------|------|------|------|------|------|------|------|------|------|------|------|------|------|------|------|------|------|------|------|------|------|------|------|------|------|------|------|------|------|------|------|------|------|------|------|------|-------|-------|-------|--------|-------|-------|-------|--------|-------|--------|
|--------------|------|------|------|------|------|------|------|------|------|------|------|------|------|------|------|------|------|------|------|------|------|------|------|------|------|------|------|------|------|------|------|------|------|------|------|------|------|------|------|------|-------|-------|-------|--------|-------|-------|-------|--------|-------|--------|

| PITCHER | IP | WLS | BF | H | R | ER | SO | BB | IBB | HBP | BLK | WP | HR | S | P | ERA | WHIP |
|-------------------------------------|-----|-----|----|---|---|----|----|----|-----|-----|-----|----|----|----|----|-------|-------|
| Tom Poholsky, R ERA: 3.06 (1, 1) | 7.0 | L | 28 | 8 | 1 | 1 | 4 | 1 | 0 | 0 | 0 | 0 | 0 | 35 | 39 | 1.29 | 1.286 |
| Joe Presko, R ERA: 6.91 (8, 1) | 1.0 | | 6 | 1 | 2 | 2 | 0 | 1 | 0 | 0 | 0 | 0 | 1 | 5 | 9 | 18.00 | 2.000 |

BOTTOM

St. Louis Cardinals @ Milwaukee Braves
Milwaukee County Stadium, Milwaukee, WI

Sat Sep 25 1954, 4:33 AM EDT
Att. 34,445 - Unknown

livebaseballscorecards.com

| | |
|-----|----|
| AB | 31 |
| R | 3 |
| H | 9 |
| RBI | 3 |
| BB | 2 |
| SO | 4 |
| LOB | 15 |



| Batter | 1 | 2 | 3 | 4 | 5 | 6 | 7 | 8 | 9 | 10 | 11 | AB R H RBI BB SO LOB | TOP | | | | | |
|---|---|---|---|---|---|---|---|---|---|---|---|---|--|---|----|----|------|-------|
| Wally Moon, L OBP: 0.371, SLG: 0.435 (1, 8) | F5 | | K | | | F7 | | G4-6-3 | | | HR | 5 1 1 2 0 1 1 | St. Louis Cardinals @ Milwaukee Braves Milwaukee County Stadium, Milwaukee, WI Sun Sep 26 1954, 4:33 AM EST Att. 39,845 - Unknown | | | | | |
| Solly Hemus, L OBP: 0.453, SLG: 0.430 (1, 5) | 1B | | F7 | | | BB | | | 1B | F9 | | 4 0 2 0 1 0 0 | | | | | | |
| Stan Musial, L OBP: 0.428, SLG: 0.607 (1, 9) | F8 | | | F8 | | K | | | 1B | CS | 1B | 4 0 1 0 1 1 2 | | | | | | |
| Ray Jablonski, R OBP: 0.345, SLG: 0.419 Peanuts Lowrey, R OBP: 0.222, SLG: 0.197 Joe Cunningham, L OBP: 0.375, SLG: 0.445 (1, 3) (9, PH) (9, 3) | 5-3 | | | F6 | | 5-3 | | | FC1-5 | FC1-5 | K | 3 0 0 0 0 0 2 1 0 0 0 0 0 2 1 0 0 0 0 0 1 1 | | | | | | |
| Red Schoendienst, S OBP: 0.366, SLG: 0.428 (1, 4) | | 3-1 | | | | 1B | | | 6-3 | | | 4 0 2 0 0 0 2 | | | | | | |
| Rip Repulski, R OBP: 0.329, SLG: 0.454 (1, 7) | | F7 | | K | | | F8 | | | K | | 4 0 0 0 0 2 2 | | | | | | |
| Alex Grammas, R OBP: 0.335, SLG: 0.342 (1, 6) | | | | | | | F8 | | | 4-3 | | 4 0 2 0 0 0 1 | | | | | | |
| Del Rice, R OBP: 0.321, SLG: 0.374 Dick Schofield, S OBP: 0.143, SLG: 0.429 Bill Sarni, R OBP: 0.337, SLG: 0.439 Joe Frazier, L OBP: 0.388, SLG: 0.500 Brooks Lawrence, R OBP: 0.246, SLG: 0.189 (1, 2) (8, PR) (8, 2) (10, PH) (10, 1) | | | | | | 2B | | | | K | | 2 0 1 0 1 0 1 0 0 0 0 0 0 0 0 0 0 0 0 0 0 1 0 0 0 0 1 0 0 0 0 0 0 0 0 | | | | | | |
| Harvey Haddix, L OBP: 0.232, SLG: 0.280 Sal Yvars, R OBP: 0.328, SLG: 0.421 (1, 1) (10, 2) | | | 6-3 | | | 4-5 | | | | | E6 | 3 0 0 0 0 1 2 1 1 0 0 0 0 0 | | | | | | |
| Inning Stats | R: 0 H: 1 E: 0 LOB: 1 K: 0 BB: 0 S: 4 P: 4 | R: 0 H: 2 E: 0 LOB: 2 K: 0 BB: 0 S: 4 P: 4 | R: 0 H: 0 E: 0 LOB: 0 K: 1 BB: 0 S: 5 P: 5 | R: 0 H: 1 E: 0 LOB: 1 K: 1 BB: 0 S: 6 P: 6 | R: 0 H: 1 E: 0 LOB: 0 K: 0 BB: 0 S: 3 P: 3 | R: 0 H: 0 E: 0 LOB: 1 K: 1 BB: 1 S: 5 P: 9 | R: 0 H: 1 E: 0 LOB: 0 K: 0 BB: 0 S: 3 P: 3 | R: 0 H: 0 E: 0 LOB: 1 K: 1 BB: 1 S: 4 P: 8 | R: 0 H: 1 E: 0 LOB: 1 K: 0 BB: 1 S: 3 P: 7 | R: 0 H: 0 E: 0 LOB: 0 K: 2 BB: 0 S: 7 P: 7 | R: 2 H: 2 E: 1 LOB: 1 K: 1 BB: 0 S: 7 P: 7 | 1B: 7 SF: 0 2B: 4 SAC: 0 3B: 0 DP: 4 HR: 1 HBP: 0 | | WP: 0 PA: 41 PB: 1 SB: 2 CS: 2 | | | | |
| PITCHER | IP WLS BF H R ER SO BB IBB HBP BLK WP HR S P ERA WHIP | | | | | | | | | | | | | | | | | |
| Ray Crone, R ERA: 2.02 (1, 1) | 9.0 | 32 | 7 | 0 | 0 | 4 | 2 | 1 | 0 | 0 | 0 | 0 | 0 | 0 | 37 | 49 | 0.00 | 1.000 |
| Ernie Johnson, R ERA: 2.81 (10, 1) | 2.0 | L | 8 | 2 | 2 | 1 | 3 | 0 | 0 | 0 | 0 | 0 | 0 | 1 | 14 | 14 | 4.50 | 1.000 |

livebaseballscores.com

| | |
|-----|----|
| AB | 37 |
| R | 2 |
| H | 9 |
| RBI | 2 |
| BB | 3 |
| SO | 7 |
| LOB | 16 |



| Batter | 1 | 2 | 3 | 4 | 5 | 6 | 7 | 8 | 9 | 10 | 11 | AB R H RBI BB SO LOB | BOTTOM | | | | | |
|--|---|---|---|---|---|---|---|---|--|---|---|--|--|---|----|------|-------|-------|
| Bill Bruton, L OBP: 0.336, SLG: 0.365 (1, 8) | 1-3 | | F7 | | | F9 | | 2B | FC4 | | | 5 0 1 0 0 0 3 | St. Louis Cardinals @ Milwaukee Braves Milwaukee County Stadium, Milwaukee, WI Sun Sep 26 1954, 4:33 AM EST Att. 39,845 - Unknown | | | | | |
| Danny O'Connell, R OBP: 0.326, SLG: 0.357 (1, 3) (7, 5) | F6 | | | 6-3 | | F6 | | FC6-4 IBB | | F8 | | 4 0 0 0 1 0 0 | | | | | | |
| Eddie Mathews, L OBP: 0.422, SLG: 0.603 Mel Roach, R (7, 3) | F9 | | | F9 | | CS 1B | | F9 | | 4-3 | | 3 0 1 0 0 0 0 2 0 0 0 0 0 2 | | | | | | |
| Jim Pendleton, R OBP: 0.236, SLG: 0.266 (1, 7) | | K | | | | CS 1B | 5-3 | FC6-4 | | K | | 5 0 1 0 0 2 2 | | | | | | |
| Johnny Logan, R OBP: 0.339, SLG: 0.373 Roy Smalley, R OBP: 0.310, SLG: 0.306 (1, 6) (5, 6) | | E6 FC6-4 | | 5-3 | | | 1-3 | | | | K | 2 0 0 0 0 0 1 3 0 1 0 0 1 0 | | | | | | |
| George Metkovich, L OBP: 0.352, SLG: 0.358 (1, 9) | | F7 | | | K | | 1B 2B | | | | | 5 0 3 0 0 1 1 | | | | | | |
| Sam Calderone, R OBP: 0.441, SLG: 0.448 Charlie White, L OBP: 0.304, SLG: 0.312 (1, 2) (11, PH) | | FC6-4 | | | | FC4-6 1B | 1B IBB | | G5-3 | | G4-6-3 1B | 3 0 1 0 1 0 3 1 0 0 0 0 0 1 | | | | | | |
| Jack Dittmer, L OBP: 0.319, SLG: 0.380 (1, 4) | | | 3-1 | | FC4-6 | | 1B | | | | | 3 0 1 0 1 0 1 | | | | | | |
| Ray Crone, R OBP: 0.200, SLG: 0.200 Bobby Thomson, R OBP: 0.315, SLG: 0.323 Ernie Johnson, R OBP: 0.231, SLG: 0.231 (1, 1) (9, PH) (10, 1) | | | K | | | F8 | | F8 | | | FC4 BB | 3 0 0 0 0 1 1 0 0 0 0 1 0 0 0 0 0 0 0 0 0 | | | | | | |
| Inning Stats | R: 0 H: 0 E: 0 LOB: 0 K: 0 BB: 0 S: 3 P: 3 | R: 0 H: 0 E: 1 LOB: 1 K: 1 BB: 0 S: 6 P: 6 | R: 0 H: 0 E: 0 LOB: 0 K: 1 BB: 0 S: 5 P: 5 | R: 0 H: 1 E: 0 LOB: 1 K: 0 BB: 0 S: 4 P: 4 | R: 0 H: 1 E: 0 LOB: 1 K: 1 BB: 0 S: 6 P: 6 | R: 0 H: 1 E: 0 LOB: 0 K: 0 BB: 0 S: 3 P: 3 | R: 0 H: 2 E: 0 LOB: 3 K: 0 BB: 1 S: 4 P: 8 | R: 0 H: 1 E: 0 LOB: 2 K: 0 BB: 1 S: 4 P: 8 | R: 0 H: 2 E: 0 LOB: 3 K: 0 BB: 2 S: 4 P: 12 | R: 0 H: 0 E: 0 LOB: 0 K: 1 BB: 0 S: 5 P: 5 | R: 0 H: 1 E: 0 LOB: 0 K: 1 BB: 0 S: 5 P: 5 | 1B: 7 SF: 0 2B: 2 SAC: 0 3B: 0 DP: 2 HR: 0 HBP: 0 | | WP: 0 PA: 44 PB: 0 SB: 0 CS: 1 | | | | |
| PITCHER | IP WLS BF H R ER SO BB IBB HBP BLK WP HR S P ERA WHIP | | | | | | | | | | | | | | | | | |
| Harvey Haddix, L ERA: 3.57 (1, 1) | 9.0 | W 37 | 8 | 0 | 0 | 3 | 1 | 3 | 0 | 0 | 0 | 0 | 0 | 0 | 39 | 55 | 0.00 | 1.000 |
| Brooks Lawrence, R ERA: 3.74 (10, 1) | 2.0 | W 6 | 1 | 0 | 0 | 2 | 0 | 0 | 0 | 0 | 0 | 0 | 0 | 10 | 10 | 0.00 | 0.500 | |

livebaseballscores.com

| | |
|-----|----|
| AB | 39 |
| R | 0 |
| H | 9 |
| RBI | 0 |
| BB | 4 |
| SO | 5 |
| LOB | 15 |

