



Milwaukee Braves - 1954

| Batter | 1 | 2 | 3 | 4 | 5 | 6 | 7 | 8 | 9 | AB | R | H | RBI | BB | SO | LOB | TOP | | | |
|--|---|---------------------------------|------------------------------|----------------------------------|------------------------------|----------------------------------|------------------------------|---------------------------------|------------------------------|---------------------------------|------------------------------|---------------------------------|------------------------------|---------------------------------|------------------------------|---------------------------------|---|------------------------------------|----------------------------------|--------|
| Bill Bruton, L OBP: 0.400, SLG: 0.250 (1, 8) | E8 1B | 4-0 1B BB | 0-0 F8 | | | 0-0 6-3 | | 0-3 K | | 4 | 1 | 1 | 0 | 1 | 1 | 3 | | | | |
| Danny O'Connell, R OBP: 0.400, SLG: 0.400 (1, 4) | 0-0 F9 2B | 0-0 1B | | 0-0 F8 | | 0-0 F3 | | 0-0 G3 | | 5 | 1 | 2 | 3 | 0 | 0 | 0 | | | | |
| Eddie Mathews, L OBP: 0.400, SLG: 1.600 (1, 5) | 0-0 F9 | 0-0 F8 | | 0-3 K | | 0-0 HR | | 0-0 HR | | 5 | 2 | 2 | 2 | 0 | 1 | 3 | | | | |
| Andy Pafko, R OBP: 0.800, SLG: 1.500 Sibby Sisti, R (8, PR) Billy Queen, R (8, 9) | 0-0 6-4 2B | | 0-0 2B | 0-0 2B | | 0-0 F9 | | 1-0 HBP | | 4 | 1 | 3 | 1 | 0 | 0 | 0 | | | | |
| Hank Aaron, R (1, 7) | 0-0 6-4 | | 0-0 5-3 | 0-0 F4 | | | 0-0 F9 | 0-0 F9 | | 5 | 0 | 0 | 0 | 0 | 0 | 4 | | | | |
| Joe Adcock, R OBP: 0.600, SLG: 0.750 (1, 3) | | 0-0 F5 | 4-0 2B BB | | 0-0 2B | | 0-0 2B SF7 | 1B | 0-0 F2 | 4 | 1 | 2 | 0 | 1 | 0 | 0 | | | | |
| Johnny Logan, R OBP: 0.600, SLG: 1.000 (1, 6) | | 1-0 2B 1B HBP | 0-0 2B | 0-0 F4 | | 0-0 2B | 0-0 E 1-3 | 2B | 0-0 F5 | 4 | 1 | 2 | 1 | 0 | 0 | 1 | AB 38 R 8 H 13 RBI 8 BB 3 SO 3 LOB 19 | | | |
| Sam Calderone, R OBP: 0.500, SLG: 1.000 Jack Dittmer, L (9, PH) | | 0-0 1-3 1B 2B | 4-0 2B IBB | 0-0 6-3 | | 0-0 SF7 | | 0-0 F6 | 0-0 F6 | 2 | 1 | 1 | 1 | 1 | 0 | 1 | | | | |
| Bob Buhl, R (1, 1) Chet Nichols, S (4, 1) Ray Crone, R (6, 1) Jim Pendleton, R (7, PH) Lew Burdette, R (7, 1) | | 0-0 F9 | 0-3 K | 0-0 4-3 | | 0-0 F4 | | | | 2 | 0 | 0 | 0 | 0 | 1 | 5 |  | | | |
| Inning Stats | R: 2 E: 1 K: 0 S: 5 | H: 3 LOB: 0 BB: 0 P: 5 | R: 2 E: 0 K: 0 S: 5 | H: 2 LOB: 2 BB: 1 P: 10 | R: 1 E: 0 K: 1 S: 7 | H: 2 LOB: 3 BB: 2 P: 15 | R: 0 E: 0 K: 1 S: 6 | H: 1 LOB: 1 BB: 0 P: 6 | R: 0 E: 0 K: 0 S: 4 | H: 1 LOB: 1 BB: 0 P: 4 | R: 1 E: 0 K: 0 S: 4 | H: 2 LOB: 1 BB: 0 P: 4 | R: 1 E: 1 K: 0 S: 5 | H: 2 LOB: 1 BB: 0 P: 5 | R: 0 E: 0 K: 1 S: 6 | H: 0 LOB: 0 BB: 0 P: 3 | 1B: 4 2B: 8 3B: 0 HR: 2 | SF: 1 SAC: 0 DP: 1 HBP: 2 | WP: 0 PB: 0 SB: 0 CS: 0 | PA: 44 |
| PITCHER | IP WLS BF H R ER SO BB IBB HBP BLK WP HR S P ERA WHIP | | | | | | | | | | | | | | | | | | | |
| Bud Podbielan, R ERA: 27.0 (1, 1) | 1.1 | 8 | 4 | 4 | 4 | 0 | 0 | 0 | 1 | 0 | 0 | 0 | 0 | 7 | 8 | 27.00 | 3.000 | | | |
| Joe Nuxhall, L ERA: 5.68 (2, 1) | 6.1 | W | 32 | 9 | 4 | 4 | 3 | 2 | 1 | 1 | 0 | 0 | 2 | 34 | 47 | 5.68 | 1.737 | | | |
| Frank Smith, R ERA: (8, 1) | 1.1 | S | 4 | 0 | 0 | 0 | 0 | 0 | 0 | 0 | 0 | 0 | 0 | 4 | 4 | 0.00 | 0.000 | | | |

Milwaukee Braves @ Cincinnati Redlegs
Crosley Field, Cincinnati, OH
Tue Apr 13 1954, 3:33 AM EST
Att: 33,185 - Unknown

AB 38
R 8
H 13
RBI 8
BB 3
SO 3
LOB 19



| Batter | 1 | 2 | 3 | 4 | 5 | 6 | 7 | 8 | 9 | AB | R | H | RBI | BB | SO | LOB | BOTTOM | | | |
|--|---|---------------------------------|------------------------------|---------------------------------|------------------------------|---------------------------------|------------------------------|----------------------------------|------------------------------|----------------------------------|------------------------------|----------------------------------|------------------------------|---------------------------------|------------------------------|---------------------------------|---|------------------------------------|----------------------------------|--------|
| Bobby Adams, R OBP: 0.400, SLG: 0.600 (1, 5) | 0-0 FC6-4 1B | | 0-0 E 2B | 0-0 FC6-4 2B 1B | 0-3 K | | 0-0 F8 | | | 5 | 2 | 2 | 0 | 0 | 1 | 5 | | | | |
| Roy McMillan, R OBP: 0.200, SLG: 0.400 (1, 6) | 0-0 F7 | | 0-0 F7 | 0-0 1-3 1B 2B | | 0-0 6-3 | 0-0 G3 | | | 5 | 1 | 1 | 1 | 0 | 0 | 2 | | | | |
| Gus Bell, L OBP: 0.400, SLG: 0.400 (1, 8) | 0-0 FC6-4 | | 0-0 E8 2B 1B | 0-0 2H 2B 1B | 0-3 K | | 0-0 E3 1B 2B | 0-0 G3 | | 5 | 2 | 2 | 3 | 0 | 0 | 1 | | | | |
| Ted Kluszewski, L OBP: 0.200, SLG: 0.200 (1, 3) | 0-0 F8 | | 0-0 F4 | 0-0 K | | 0-0 2B 1B | | 0-0 G3 | | 5 | 1 | 1 | 0 | 0 | 1 | 3 | | | | |
| Jim Greengrass, R OBP: 0.800, SLG: 1.600 (1, 7) | | 0-0 E 2B | 0-0 2H 2B | | 0-0 5-3 | 0-0 1-3 2H 2B | | 0-0 2B | | 5 | 2 | 4 | 2 | 0 | 0 | 0 | | | | |
| Johnny Temple, R OBP: 0.600, SLG: 0.333 (1, 4) | | 0-0 E8 1B | 0-3 K | | 4-0 BB BB | 4-0 4-3 1B IBB | | 0-0 F9 | | 3 | 0 | 1 | 1 | 2 | 1 | 2 | | | | |
| Wally Post, R OBP: 0.400, SLG: 0.250 (1, 9) | | 0-3 K | | 0-0 6-3 | 4-0 1-2 BB | 0-0 1-2 2H 3H 1B | | 0-0 1-3 | | 4 | 0 | 1 | 2 | 1 | 1 | 2 | AB 38 R 9 H 13 RBI 9 BB 5 SO 6 LOB 23 | | | |
| Andy Seminick, R OBP: 0.250, SLG: 0.250 (1, 2) | | 0-0 F3 | | 0-0 FC6-4 2B 1B | 0-3 K | 0-0 4-3 | | 0-0 4-3 | | 4 | 1 | 1 | 0 | 0 | 1 | 5 | | | | |
| Bud Podbielan, R (1, 1) Joe Nuxhall, L (2, 1) Frank Smith, R (8, 1) | | 0-3 K | | 4-0 FC6-4 BB | 4-0 1-2 2-3 BB | 0-0 4-3 | | | | 0 | 0 | 0 | 0 | 0 | 0 | 0 |  | | | |
| Inning Stats | R: 0 E: 0 K: 0 S: 4 | H: 1 LOB: 1 BB: 0 P: 4 | R: 1 E: 1 K: 2 S: 9 | H: 2 LOB: 1 BB: 0 P: 9 | R: 2 E: 1 K: 1 S: 8 | H: 3 LOB: 1 BB: 0 P: 8 | R: 3 E: 0 K: 1 S: 8 | H: 3 LOB: 1 BB: 1 P: 12 | R: 0 E: 0 K: 2 S: 7 | H: 0 LOB: 3 BB: 3 P: 19 | R: 3 E: 1 K: 0 S: 7 | H: 3 LOB: 2 BB: 1 P: 11 | R: 0 E: 0 K: 0 S: 3 | H: 0 LOB: 0 BB: 0 P: 3 | R: 0 E: 0 K: 0 S: 4 | H: 1 LOB: 1 BB: 0 P: 4 | 1B: 7 2B: 6 3B: 0 HR: 0 | SF: 0 SAC: 0 DP: 0 HBP: 0 | WP: 0 PB: 0 SB: 0 CS: 0 | PA: 43 |
| PITCHER | IP WLS BF H R ER SO BB IBB HBP BLK WP HR S P ERA WHIP | | | | | | | | | | | | | | | | | | | |
| Bob Buhl, R ERA: 14.73 (1, 1) | 3.2 | 20 | 8 | 6 | 6 | 3 | 3 | 1 | 0 | 0 | 0 | 0 | 0 | 16 | 32 | 10.80 | 4.200 | | | |
| Chet Nichols, L ERA: 10.8 (4, 1) | 1.2 | L | 14 | 4 | 3 | 2 | 3 | 3 | 1 | 0 | 0 | 0 | 0 | 2 | 2 | 0.00 | 0.000 | | | |
| Ray Crone, R ERA: (6, 1) Lew Burdette, R ERA: (7, 1) | 0.2 | 2 | 0 | 0 | 0 | 0 | 0 | 0 | 0 | 0 | 0 | 0 | 0 | 7 | 7 | 0.00 | 0.500 | | | |

Milwaukee Braves @ Cincinnati Redlegs
Crosley Field, Cincinnati, OH
Tue Apr 13 1954, 3:33 AM EST
Att: 33,185 - Unknown

AB 38
R 9
H 13
RBI 9
BB 5
SO 6
LOB 23



| Batter | 1 | 2 | 3 | 4 | 5 | 6 | 7 | 8 | 9 | 10 | 11 | AB | R | H | RBI | BB | SO | LOB | TOP | | | | | |
|--|---|---------------------------------|------------------------------|---------------------------------|------------------------------|---------------------------------|------------------------------|---------------------------------|------------------------------|---------------------------------|------------------------------|---------------------------------|------------------------------|---------------------------------|------------------------------|----------------------------------|------------------------------|---------------------------------|------------------------------|---------------------------------|----------------------------------|------------------------------------|----------------------------------|--------|
| Rip Repulski, R OBP: 0.444, SLG: 0.556 (1, 9) | | | | | | | | | | | | 5 | 1 | 2 | 0 | 0 | 0 | 2 | | | | | | |
| Wally Moon, L OBP: 0.222, SLG: 0.750 (1, 8) | | | | | | | | | | | | 5 | 1 | 1 | 0 | 0 | 1 | 4 | | | | | | |
| Red Schoendienst, S OBP: 0.111, SLG: 0.111 (1, 4) | | | | | | | | | | | | 5 | 1 | 1 | 1 | 0 | 0 | 3 | | | | | | |
| Stan Musial, L OBP: 0.444, SLG: 0.714 (1, 7) | | | | | | | | | | | | 3 | 0 | 1 | 1 | 2 | 1 | 1 | | | | | | |
| Ray Jablonski, R OBP: 0.444, SLG: 0.444 (1, 5) | | | | | | | | | | | | 5 | 0 | 3 | 1 | 0 | 0 | 2 | | | | | | |
| Steve Bilko, R (1, 3) | | | | | | | | | | | | 4 | 1 | 0 | 0 | 1 | 0 | 4 | | | | | | |
| Alex Grammas, R (1, 6) | | | | | | | | | | | | 5 | 1 | 0 | 0 | 0 | 0 | 1 | | | | | | |
| Del Rice, R OBP: 0.286, SLG: 0.167 (1, 2) | | | | | | | | | | | | 4 | 0 | 1 | 0 | 1 | 0 | 1 | | | | | | |
| Vic Raschi, R OBP: 1.000, SLG: 1.000 (2, 1) Stu Miller, R OBP: 0.500, SLG: 1.500 (7, 9) Al Brazle, L OBP: 1.000, SLG: 1.000 (7, 1) Sal Yvars, R OBP: 0.500, SLG: 1.000 (8, 1) Harvey Haddix, L OBP: 0.500, SLG: 1.000 (8, 1) | | | | | | | | | | | | 1 | 0 | 1 | 0 | 0 | 0 | 0 | | | | | | |
| Inning Stats | R: 2 E: 1 K: 1 S: 8 | H: 3 LOB: 1 BB: 0 P: 8 | R: 0 E: 0 K: 1 S: 7 | H: 2 LOB: 2 BB: 0 P: 7 | R: 0 E: 0 K: 0 S: 3 | H: 1 LOB: 1 BB: 1 P: 7 | R: 0 E: 0 K: 0 S: 5 | H: 0 LOB: 0 BB: 0 P: 5 | R: 0 E: 0 K: 0 S: 3 | H: 1 LOB: 0 BB: 0 P: 3 | R: 0 E: 0 K: 0 S: 2 | H: 0 LOB: 0 BB: 1 P: 6 | R: 1 E: 0 K: 0 S: 5 | H: 2 LOB: 1 BB: 0 P: 5 | R: 3 E: 2 K: 0 S: 6 | H: 2 LOB: 1 BB: 1 P: 10 | R: 0 E: 0 K: 0 S: 2 | H: 0 LOB: 0 BB: 1 P: 6 | R: 0 E: 0 K: 0 S: 3 | H: 0 LOB: 0 BB: 0 P: 3 | 1B: 9 2B: 2 3B: 0 HR: 1 | SF: 0 SAC: 5 DP: 5 HBP: 0 | WP: 1 PB: 1 SB: 1 CS: 0 | PA: 45 |
| PITCHER Warren Spahn, L ERA: 4.09 (1, 1) | IP: 11.0 WLS: 11 BF: 45 H: 11 R: 6 ER: 5 SO: 3 BB: 4 IBB: 0 HBP: 0 BLK: 0 WP: 1 HR: 1 S: 47 P: 63 ERA: 4.09 WHIP: 1.364 | | | | | | | | | | | | | | | | | | | | | | | |

St. Louis Cardinals @ Milwaukee Braves
Milwaukee County Stadium, Milwaukee, WI
Thu Apr 15 1954, 4:33 AM EST
Att: 39,963 - Unknown

AB 41
R 6
H 11
RBI 5
BB 4
SO 3
LOB 19




| Batter | 1 | 2 | 3 | 4 | 5 | 6 | 7 | 8 | 9 | 10 | 11 | AB | R | H | RBI | BB | SO | LOB | BOTTOM | | | |
|--|--|----------------------------------|------------------------------|---------------------------------|------------------------------|---------------------------------|------------------------------|---------------------------------|------------------------------|---------------------------------|------------------------------|---------------------------------|------------------------------|---------------------------------|------------------------------|---------------------------------|------------------------------|---------------------------------|-----------------------------------|------------------------------------|----------------------------------|--------|
| Bill Bruton, L OBP: 0.545, SLG: 0.444 (1, 8) | | | | | | | | | | | | 5 | 2 | 3 | 0 | 1 | 0 | 1 | | | | |
| Danny O'Connell, R OBP: 0.500, SLG: 0.444 (1, 4) | | | | | | | | | | | | 4 | 1 | 2 | 0 | 1 | 0 | 2 | | | | |
| Eddie Mathews, L OBP: 0.600, SLG: 1.333 (1, 5) | | | | | | | | | | | | 1 | 1 | 0 | 0 | 4 | 0 | 0 | | | | |
| Joe Adcock, R OBP: 0.600, SLG: 1.000 (1, 3) | | | | | | | | | | | | 5 | 1 | 3 | 4 | 0 | 0 | 2 | | | | |
| George Metkovich, L Jim Pendleton, R (9, 9) (10, 9) | | | | | | | | | | | | 4 | 0 | 0 | 0 | 0 | 1 | 3 | | | | |
| Hank Aaron, R OBP: 0.200, SLG: 0.300 (1, 7) | | | | | | | | | | | | 5 | 1 | 2 | 0 | 0 | 0 | 0 | | | | |
| Johnny Logan, R OBP: 0.400, SLG: 0.556 (1, 6) | | | | | | | | | | | | 5 | 0 | 1 | 0 | 0 | 1 | 1 | | | | |
| Sam Calderone, R OBP: 0.444, SLG: 0.571 (1, 2) | | | | | | | | | | | | 5 | 1 | 2 | 1 | 0 | 1 | 0 | | | | |
| Warren Spahn, L (1, 1) | | | | | | | | | | | | 5 | 0 | 0 | 0 | 0 | 1 | 3 | | | | |
| Inning Stats | R: 3 E: 0 K: 0 S: 5 | H: 2 LOB: 1 BB: 2 P: 13 | R: 1 E: 1 K: 0 S: 4 | H: 2 LOB: 1 BB: 1 P: 8 | R: 1 E: 1 K: 1 S: 8 | H: 4 LOB: 2 BB: 0 P: 8 | R: 1 E: 0 K: 0 S: 4 | H: 2 LOB: 1 BB: 1 P: 8 | R: 0 E: 0 K: 0 S: 3 | H: 1 LOB: 2 BB: 1 P: 8 | R: 0 E: 0 K: 0 S: 4 | H: 1 LOB: 1 BB: 0 P: 4 | R: 0 E: 0 K: 0 S: 3 | H: 0 LOB: 0 BB: 0 P: 3 | R: 0 E: 0 K: 1 S: 5 | H: 0 LOB: 0 BB: 0 P: 5 | R: 1 E: 1 K: 1 S: 4 | H: 1 LOB: 1 BB: 1 P: 8 | 1B: 11 2B: 1 3B: 0 HR: 1 | SF: 0 SAC: 1 DP: 1 HBP: 0 | WP: 1 PB: 0 SB: 1 CS: 1 | PA: 48 |
| PITCHER Vic Raschi, R ERA: 16.2 (1, 1) Stu Miller, R ERA: 4.15 (2, 1) Al Brazle, L ERA: 4.15 (7, 1) Harvey Haddix, L ERA: 7.71 (9, 1) | IP: 1.2 WLS: 4 BF: 11 H: 4 R: 4 ER: 3 SO: 3 BB: 2 IBB: 0 HBP: 0 BLK: 0 WP: 0 HR: 1 S: 9 P: 17 ERA: 16.20 WHIP: 3.600 | | | | | | | | | | | | | | | | | | | | | |

St. Louis Cardinals @ Milwaukee Braves
Milwaukee County Stadium, Milwaukee, WI
Thu Apr 15 1954, 4:33 AM EST
Att: 39,963 - Unknown

AB 40
R 7
H 13
RBI 5
BB 6
SO 4
LOB 12




| Batter | 1 | 2 | 3 | 4 | 5 | 6 | 7 | 8 | 9 | AB | R | H | RBI | BB | SO | LOB | TOP | | | |
|--|--|----------------------------------|------------------------------|---------------------------------|------------------------------|---------------------------------|------------------------------|---------------------------------|------------------------------|---------------------------------|------------------------------|---------------------------------|------------------------------|---------------------------------|------------------------------|---------------------------------|---|------------------------------------|----------------------------------|--------|
| Bobby Adams, R (1, 5) OBP: 0.467, SLG: 0.462 | 4-0 FC6-4 1B FC4-6 BB | | 0-0 5-3 | | 4-0 FC6-4 BB | | 0-0 G6-4-3 1B | | 0-0 1-3 | 3 | 1 | 1 | 0 | 2 | 0 | 2 | | | | |
| Roy McMillan, R (1, 6) OBP: 0.231, SLG: 0.308 | 0-0 | | 0-0 6-3 | | 0-0 FC6-4 | | 0-0 G6-4-3 | | | 3 | 0 | 1 | 0 | 0 | 0 | 1 | | | | |
| Lloyd Merriman, L (7, PH) | 1-2 FC6-4 1B | | | | 1-2 | | 1-2 | | | 1 | 0 | 0 | 0 | 0 | 0 | 2 | | | | |
| Art Fowler, R (7, 1) | 1-2 FC6-4 1B | | | | 1-2 | | 1-2 | | | 0 | 0 | 0 | 0 | 0 | 0 | 0 | | | | |
| Gus Bell, L (1, 8) OBP: 0.286, SLG: 0.462 | 0-0 FC6-4 FC4-6 1-2 2-3 | | 0-0 4-3 | | 0-0 1-5-3 | | 0-0 3-1 | | | 4 | 0 | 0 | 0 | 0 | 0 | 2 | | | | |
| Ted Kluszewski, L (1, 3) OBP: 0.286, SLG: 0.231 | 0-0 FC4-6 1-2 3-H | | | 0-0 F7 | | 0-0 F3 | | 0-0 F5 | | 4 | 0 | 0 | 1 | 0 | 0 | 1 | | | | |
| Jim Greengrass, R (1, 7) OBP: 0.643, SLG: 1.250 | 0-0 K | | 0-0 FC4-6 BB | | 0-0 1B 1B | | 0-0 6-3 | | | 3 | 0 | 1 | 0 | 1 | 1 | 1 | | | | |
| Johnny Temple, R (1, 4) OBP: 0.500, SLG: 0.583 | | 0-0 6-3 | | 0-0 FC4-6 FC6-4 1-2 | | 0-0 1B 1B | | 0-0 1B 1B | | 4 | 0 | 2 | 0 | 0 | 0 | 1 | | | | |
| Wally Post, R (1, 9) OBP: 0.143, SLG: 0.077 | | 0-0 F3 | | 0-0 FC6-4 1-2 | | 0-0 1-3 | | 0-0 F8 | | 4 | 0 | 0 | 0 | 0 | 0 | 4 | | | | |
| Andy Seminick, R (1, 2) OBP: 0.300, SLG: 0.125 | | 4-0 | | 0-0 6-3 | | 0-0 1B 1B | | 0-0 1B 1B | | 1 | 0 | 0 | 0 | 1 | 0 | 0 | | | | |
| Nino Escalera, L (7, PH) OBP: 1.000, SLG: 1.000 | | | | | | | | 1-2 1B | | 1 | 0 | 1 | 0 | 0 | 0 | 0 | | | | |
| Ed Bailey, L (7, 2) OBP: 1.000, SLG: 1.000 | | | | | | | | 1-2 1B | | 1 | 0 | 1 | 0 | 0 | 0 | 0 | | | | |
| Corky Valentine, R (1, 1) | | 0-3 K | | 0-0 F9 | | 0-0 F3 | | 0-0 F9 | | 2 | 0 | 0 | 0 | 0 | 1 | 1 | | | | |
| Chuck Harmon, R (7, PH) | | | | | | | | | | 1 | 0 | 0 | 0 | 0 | 0 | 1 | | | | |
| Rocky Bridges, R (7, 6) | | | | | | | | | | 0 | 0 | 0 | 0 | 0 | 0 | 0 | | | | |
| Grady Hatton, L (9, PH) | | | | | | | | | | 1 | 0 | 0 | 0 | 0 | 0 | 2 |  | | | |
| Inning Stats | R: 1 E: 0 K: 1 S: 6 | H: 1 LOB: 1 BB: 1 P: 10 | R: 0 E: 0 K: 1 S: 5 | H: 0 LOB: 1 BB: 1 P: 9 | R: 0 E: 0 K: 0 S: 3 | H: 0 LOB: 0 BB: 0 P: 3 | R: 0 E: 0 K: 0 S: 3 | H: 0 LOB: 1 BB: 1 P: 7 | R: 0 E: 0 K: 0 S: 5 | H: 2 LOB: 2 BB: 0 P: 5 | R: 0 E: 0 K: 0 S: 4 | H: 2 LOB: 1 BB: 0 P: 4 | R: 0 E: 0 K: 0 S: 3 | H: 0 LOB: 0 BB: 0 P: 3 | R: 0 E: 0 K: 0 S: 5 | H: 2 LOB: 2 BB: 0 P: 5 | 1B: 7 2B: 0 3B: 0 HR: 0 | SF: 0 SAC: 0 DP: 1 HBP: 0 | WP: 0 PB: 0 SB: 0 CS: 0 | PA: 37 |
| PITCHER Lew Burdette, R (1, 1) ERA: 0.82 | IP: 9.0 WLS: W BF: 37 H: 7 R: 1 ER: 1 SO: 2 BB: 4 IBB: 0 HBP: 0 BLK: 0 WP: 0 HR: 0 S: 37 P: 53 ERA: 1.00 WHIP: 1.222 | | | | | | | | | | | | | | | PITCHER | | | | |

Cincinnati Redlegs @ Milwaukee Braves
Milwaukee County Stadium, Milwaukee, WI
Sat Apr 17 1954, 4:33 AM EST
Att: 20,938 - Unknown

AB 33
R 1
H 7
RBI 1
BB 4
SO 2
LOB 18



| Batter | 1 | 2 | 3 | 4 | 5 | 6 | 7 | 8 | 9 | AB | R | H | RBI | BB | SO | LOB | BOTTOM | | | |
|--|--|---------------------------------|------------------------------|----------------------------------|------------------------------|---------------------------------|-------------------------------|---------------------------------|------------------------------|---------------------------------|------------------------------|---------------------------------|------------------------------|---------------------------------|------------------------------|---------------------------------|---|------------------------------------|----------------------------------|--------|
| Bill Bruton, L (1, 8) OBP: 0.533, SLG: 0.417 | 4-0 1B 1B BB | | 0-0 F6 | | 0-0 F8 | | 0-0 2-H 1B | | | 3 | 1 | 1 | 1 | 1 | 0 | 0 | | | | |
| Danny O'Connell, R (1, 4) OBP: 0.500, SLG: 0.462 | 0-0 1B 1-2 1B | | 0-0 F7 | | 0-0 1B 1B | | 0-0 6-3 | | | 4 | 0 | 2 | 0 | 0 | 0 | 1 | | | | |
| Eddie Mathews, L (1, 5) OBP: 0.643, SLG: 1.200 | 0-0 G4-3 1-2 2-H 1B | | 0-0 K | | 0-0 K | | 0-0 FC1-6 1B | | | 4 | 0 | 3 | 1 | 0 | 1 | 1 | | | | |
| Joe Adcock, R (1, 3) OBP: 0.500, SLG: 0.769 | 0-0 F4 | | 0-0 F8 | | 0-0 1B | | 0-0 FC1-6 G3-6-1 1-2 | | | 4 | 0 | 1 | 0 | 0 | 0 | 4 | | | | |
| George Metkovich, L (1, 9) | | 0-0 G4-3 | | 0-0 4-3 | | 0-0 4-3 | | 0-0 G3-6-1 1-2 | | 4 | 0 | 0 | 0 | 0 | 0 | 6 | | | | |
| Jim Pendleton, R (8, 9) | | 1-2 | | | | | | | | 0 | 0 | 0 | 0 | 0 | 0 | 0 | | | | |
| Hank Aaron, R (1, 7) OBP: 0.357, SLG: 0.417 | | 4-0 HR BB | | 4-0 BB | | 0-0 F6 | | 0-0 2B | | 2 | 1 | 1 | 0 | 2 | 0 | 0 | | | | |
| Johnny Logan, R (1, 6) OBP: 0.429, SLG: 1.000 | | 0-0 1-H HR | | 0-0 F9 | | 0-0 HR | | 0-0 F8 | | 4 | 2 | 2 | 3 | 0 | 0 | 2 | | | | |
| Del Crandall, R (1, 2) | | 0-3 K | | 0-0 F8 | | 4-0 SH1-4 1B BB | | 0-0 F2 | | 3 | 1 | 0 | 0 | 1 | 1 | 2 | | | | |
| Lew Burdette, R (1, 1) | | 0-0 F4 | | 0-0 F4 | | 0-0 SH1-4 | | 0-3 K | | 3 | 0 | 0 | 0 | 0 | 1 | 2 |  | | | |
| Inning Stats | R: 1 E: 0 K: 0 S: 4 | H: 2 LOB: 1 BB: 1 P: 8 | R: 2 E: 0 K: 1 S: 6 | H: 1 LOB: 0 BB: 1 P: 10 | R: 0 E: 0 K: 0 S: 4 | H: 1 LOB: 1 BB: 0 P: 4 | R: 0 E: 0 K: 0 S: 3 | H: 0 LOB: 1 BB: 1 P: 7 | R: 0 E: 0 K: 0 S: 7 | H: 2 LOB: 2 BB: 0 P: 7 | R: 2 E: 0 K: 0 S: 5 | H: 2 LOB: 1 BB: 1 P: 9 | R: 0 E: 0 K: 0 S: 3 | H: 1 LOB: 0 BB: 0 P: 3 | R: 0 E: 0 K: 1 S: 6 | H: 1 LOB: 1 BB: 0 P: 6 | 1B: 6 2B: 2 3B: 0 HR: 2 | SF: 0 SAC: 1 DP: 2 HBP: 0 | WP: 0 PB: 0 SB: 0 CS: 0 | PA: 36 |
| PITCHER Corky Valentine, R (1, 1) ERA: 7.5 | IP: 6.0 WLS: L BF: 29 H: 6 R: 5 ER: 5 SO: 2 BB: 4 IBB: 0 HBP: 0 BLK: 0 WP: 0 HR: 2 S: 29 P: 45 ERA: 7.50 WHIP: 2.000 | | | | | | | | | | | | | | | PITCHER | | | | |
| Art Fowler, R (7, 1) ERA: | IP: 2.0 WLS: 7 BF: 2 H: 2 R: 0 ER: 0 SO: 1 BB: 0 IBB: 0 HBP: 0 BLK: 0 WP: 0 HR: 0 S: 9 P: 9 ERA: 0.00 WHIP: 1.000 | | | | | | | | | | | | | | | PITCHER | | | | |

Cincinnati Redlegs @ Milwaukee Braves
Milwaukee County Stadium, Milwaukee, WI
Sat Apr 17 1954, 4:33 AM EST
Att: 20,938 - Unknown

AB 31
R 5
H 10
RBI 5
BB 4
SO 3
LOB 18



| Batter | 1 | 2 | 3 | 4 | 5 | 6 | 7 | 8 | 9 | AB | R | H | RBI | BB | SO | LOB | TOP | | | | | | | | |
|--|------------------------------|---------------------------------|------------------------------|---------------------------------|------------------------------|---------------------------------|------------------------------|---------------------------------|------------------------------|---------------------------------|------------------------------|---------------------------------|------------------------------|---------------------------------|------------------------------|---------------------------------|--|---------------------------------|----------------------------------|------------------------------------|----------------------------------|--------|--|--|--|
| Bobby Adams, R OBP: 0.400, SLG: 0.389 (1, 5) | | | | | | | | | | 5 | 1 | 1 | 0 | 0 | 1 | 1 | Cincinnati Redlegs @ Milwaukee Braves Milwaukee County Stadium, Milwaukee, WI Sun Apr 18 1954, 4:33 AM EST Unknown livebaseballscorecards.com | | | | | | | | |
| Roy McMillan, R OBP: 0.235, SLG: 0.294 (1, 6) | | | | | | | | | | 4 | 0 | 1 | 1 | 0 | 0 | 0 | | | | | | | | | |
| Gus Bell, L OBP: 0.389, SLG: 0.588 (1, 8) | | | | | | | | | | 4 | 2 | 3 | 1 | 0 | 0 | 1 | | | | | | | | | |
| Ted Kluszewski, L OBP: 0.333, SLG: 0.250 (1, 3) | | | | | | | | | | 3 | 1 | 1 | 0 | 1 | 0 | 1 | | | | | | | | | |
| Jim Greengrass, R OBP: 0.611, SLG: 1.250 (1, 7) | | | | | | | | | | 4 | 1 | 2 | 4 | 0 | 1 | 0 | | | | | | | | | |
| Johnny Temple, R OBP: 0.444, SLG: 0.500 (1, 4) | | | | | | | | | | 4 | 0 | 1 | 0 | 0 | 0 | 2 | | | | | | | | | |
| Wally Post, R OBP: 0.167, SLG: 0.118 (1, 9) | | | | | | | | | | 4 | 0 | 1 | 0 | 0 | 1 | 1 | | | | | | | | | |
| Andy Seminick, R OBP: 0.357, SLG: 0.182 (1, 2) | | | | | | | | | | 3 | 0 | 1 | 0 | 1 | 1 | 0 | | | | | | | | | |
| Howie Judson, R Herm Wehmeier, R (7, 1) | | | | | | | | | | 3 | 1 | 0 | 0 | 0 | 0 | 1 | | | | | | | | | |
| Inning Stats | R: 1 E: 0 K: 0 S: 5 | H: 2 LOB: 2 BB: 1 P: 9 | R: 0 E: 0 K: 0 S: 3 | H: 0 LOB: 0 BB: 0 P: 3 | R: 3 E: 0 K: 0 S: 7 | H: 4 LOB: 1 BB: 0 P: 7 | R: 0 E: 0 K: 2 S: 7 | H: 0 LOB: 0 BB: 0 P: 7 | R: 0 E: 0 K: 0 S: 3 | H: 1 LOB: 0 BB: 0 P: 3 | R: 0 E: 0 K: 1 S: 5 | H: 0 LOB: 0 BB: 0 P: 5 | R: 2 E: 0 K: 0 S: 4 | H: 2 LOB: 0 BB: 1 P: 8 | R: 0 E: 0 K: 1 S: 5 | H: 0 LOB: 0 BB: 0 P: 5 | R: 0 E: 0 K: 0 S: 4 | H: 2 LOB: 1 BB: 0 P: 4 | 1B: 9 2B: 1 3B: 0 HR: 1 | SF: 0 SAC: 1 DP: 1 HBP: 0 | WP: 0 PB: 0 SB: 0 CS: 1 | PA: 38 | | | |
| PITCHER | IP | WLS | BF | H | R | ER | SO | BB | IBB | HBP | BLK | WP | HR | S | P | ERA | WHIP | | | | | | | | |
| Chet Nichols, L ERA: 12.46 (1, 1) | 2.2 | L | 15 | 6 | 4 | 4 | 0 | 1 | 0 | 0 | 0 | 0 | 1 | 14 | 18 | 13.50 | 2.625 | | | | | | | | |
| Ernie Johnson, R ERA: 3.38 (3, 1) | 5.1 | | 18 | 3 | 2 | 2 | 4 | 1 | 0 | 0 | 0 | 0 | 0 | 25 | 29 | 3.38 | 0.750 | | | | | | | | |
| Jim Wilson, R ERA: (9, 1) | 1.0 | | 4 | 2 | 0 | 0 | 0 | 0 | 0 | 0 | 0 | 0 | 0 | 4 | 4 | 0.00 | 2.000 | | | | | | | | |

| Batter | 1 | 2 | 3 | 4 | 5 | 6 | 7 | 8 | 9 | AB | R | H | RBI | BB | SO | LOB | BOTTOM | | | | | | | | |
|---|------------------------------|---------------------------------|------------------------------|---------------------------------|------------------------------|---------------------------------|------------------------------|---------------------------------|------------------------------|---------------------------------|------------------------------|---------------------------------|------------------------------|----------------------------------|------------------------------|----------------------------------|--|---------------------------------|----------------------------------|------------------------------------|----------------------------------|--------|--|--|--|
| Jack Dittmer, L (1, 4) | | | | | | | | | | 4 | 1 | 0 | 1 | 0 | 0 | 2 | Cincinnati Redlegs @ Milwaukee Braves Milwaukee County Stadium, Milwaukee, WI Sun Apr 18 1954, 4:33 AM EST Unknown livebaseballscorecards.com | | | | | | | | |
| Danny O'Connell, R OBP: 0.421, SLG: 0.389 (1, 5) | | | | | | | | | | 5 | 1 | 1 | 0 | 0 | 0 | 1 | | | | | | | | | |
| Eddie Mathews, L OBP: 0.500, SLG: 0.857 (1, 7) | | | | | | | | | | 4 | 0 | 0 | 0 | 0 | 0 | 2 | | | | | | | | | |
| Joe Adcock, R OBP: 0.500, SLG: 0.765 (1, 3) | | | | | | | | | | 4 | 0 | 2 | 2 | 0 | 0 | 1 | | | | | | | | | |
| Jim Pendleton, R OBP: 0.333, SLG: 0.200 (1, 8) | | | | | | | | | | 3 | 0 | 1 | 0 | 1 | 1 | 1 | | | | | | | | | |
| Hank Aaron, R OBP: 0.333, SLG: 0.333 (1, 9) | | | | | | | | | | 3 | 0 | 0 | 0 | 1 | 1 | 3 | | | | | | | | | |
| Johnny Logan, R OBP: 0.389, SLG: 0.813 (1, 6) | | | | | | | | | | 3 | 1 | 0 | 0 | 1 | 0 | 0 | | | | | | | | | |
| Del Crandall, R Jim Wilson, R George Metkovich, L OBP: 0.111, SLG: 0.333 (1, 2) (9, 1) (9, PH) | | | | | | | | | | 3 | 0 | 0 | 0 | 0 | 0 | 3 | | | | | | | | | |
| Chet Nichols, S Ernie Johnson, R Charlie White, L (1, 1) (3, 1) (9, PH) (9, 2) | | | | | | | | | | 2 | 0 | 1 | 0 | 0 | 0 | 0 | | | | | | | | | |
| Inning Stats | R: 0 E: 1 K: 0 S: 4 | H: 0 LOB: 1 BB: 0 P: 4 | R: 0 E: 0 K: 1 S: 5 | H: 0 LOB: 0 BB: 0 P: 5 | R: 0 E: 0 K: 0 S: 4 | H: 1 LOB: 1 BB: 0 P: 4 | R: 0 E: 0 K: 0 S: 4 | H: 1 LOB: 1 BB: 0 P: 4 | R: 0 E: 0 K: 0 S: 3 | H: 0 LOB: 0 BB: 0 P: 3 | R: 0 E: 0 K: 0 S: 3 | H: 0 LOB: 0 BB: 0 P: 3 | R: 0 E: 0 K: 0 S: 3 | H: 1 LOB: 2 BB: 2 P: 11 | R: 2 E: 0 K: 1 S: 7 | H: 2 LOB: 2 BB: 2 P: 15 | R: 2 E: 1 K: 0 S: 5 | H: 1 LOB: 0 BB: 0 P: 5 | 1B: 4 2B: 1 3B: 1 HR: 0 | SF: 1 SAC: 0 DP: 1 HBP: 0 | WP: 1 PB: 0 SB: 0 CS: 0 | PA: 38 | | | |
| PITCHER | IP | WLS | BF | H | R | ER | SO | BB | IBB | HBP | BLK | WP | HR | S | P | ERA | WHIP | | | | | | | | |
| Howie Judson, R ERA: (1, 1) | 6.1 | W | 25 | 3 | 0 | 0 | 1 | 2 | 0 | 0 | 0 | 0 | 0 | 25 | 33 | 0.00 | 0.789 | | | | | | | | |
| Herm Wehmeier, R ERA: 3.38 (7, 1) | 2.2 | S | 13 | 3 | 4 | 2 | 1 | 2 | 0 | 0 | 0 | 0 | 0 | 13 | 21 | 6.75 | 1.875 | | | | | | | | |

| Batter | 1 | 2 | 3 | 4 | 5 | 6 | 7 | 8 | 9 | AB | R | H | RBI | BB | SO | LOB | TOP | |
|---|---|---|---|---|---|---|---|---|---|---|---|---|---|---|---|---|---|---|
| Bobby Adams, R OBP: 0.320, SLG: 0.304 | G3 | F9 | | F5 | | K | | | F5 | 5 | 0 | 0 | 0 | 0 | 1 | 1 | | |
| Roy McMillan, R OBP: 0.273, SLG: 0.250 | 1B E BB | | K | | FC6-4 4-3 BB | | F6 | | F7 | 3 | 1 | 0 | 0 | 2 | 1 | 0 | | |
| Gus Bell, L OBP: 0.391, SLG: 0.524 | E8 2B 1B | | 4-3 1B BB | | 4-3 1-2 | | F7 | | K | 4 | 2 | 1 | 0 | 1 | 1 | 1 | | |
| Ted Kluszewski, L OBP: 0.364, SLG: 0.316 | 2B | | 4-3 | | FC6-4 BB | | G3 | | | 3 | 1 | 1 | 1 | 1 | 0 | 1 | | |
| Jim Greengrass, R OBP: 0.650, SLG: 1.278 Bob Borkowski, R (3, 7) | 1-3 2B | | | | FC6-4 | | | | 6-3 | 2 | 0 | 2 | 2 | 0 | 0 | 0 | | |
| Johnny Temple, R OBP: 0.409, SLG: 0.421 | 1-3 | | 6-3 | | 1-2 2-3 | | 1-3 | | BB BB | 3 | 0 | 0 | 0 | 1 | 0 | 4 | | |
| Lloyd Merriman, L | F7 | | | | F8 | | K | | F7 | 4 | 0 | 0 | 0 | 0 | 1 | 2 | | |
| Ed Bailey, L OBP: 0.600, SLG: 1.250 | | | K | | F7 | | | | HR BB | 3 | 1 | 1 | 1 | 1 | 1 | 0 | | |
| Bud Podbielan, R Frank Smith, R (8, 1) | | | K | | | | 5-3 | | F4 | 3 | 0 | 0 | 0 | 1 | 1 | 2 | | |
| Inning Stats | R: 3 E: 1 K: 0 S: 6 | H: 3 LOB: 1 BB: 1 P: 10 | R: 0 E: 0 K: 1 S: 7 | H: 0 LOB: 0 BB: 0 P: 7 | R: 1 E: 0 K: 1 S: 6 | H: 1 LOB: 1 BB: 1 P: 10 | R: 0 E: 0 K: 0 S: 3 | H: 0 LOB: 2 BB: 2 P: 11 | R: 0 E: 0 K: 0 S: 3 | H: 0 LOB: 0 BB: 0 P: 3 | R: 0 E: 0 K: 0 S: 3 | H: 0 LOB: 2 BB: 2 P: 11 | R: 0 E: 0 K: 1 S: 5 | H: 0 LOB: 0 BB: 0 P: 5 | 1B: 2 2B: 2 3B: 0 HR: 1 | SF: 0 SAC: 0 DP: 0 HBP: 0 | WP: 0 PB: 0 CS: 0 | PA: 39 |
| PITCHER | IP WLS BF H R ER SO BB IBB HBP BLK WP HR S P ERA WHIP | IP WLS BF H R ER SO BB IBB HBP BLK WP HR S P ERA WHIP | IP WLS BF H R ER SO BB IBB HBP BLK WP HR S P ERA WHIP | IP WLS BF H R ER SO BB IBB HBP BLK WP HR S P ERA WHIP | IP WLS BF H R ER SO BB IBB HBP BLK WP HR S P ERA WHIP | IP WLS BF H R ER SO BB IBB HBP BLK WP HR S P ERA WHIP | IP WLS BF H R ER SO BB IBB HBP BLK WP HR S P ERA WHIP | IP WLS BF H R ER SO BB IBB HBP BLK WP HR S P ERA WHIP | IP WLS BF H R ER SO BB IBB HBP BLK WP HR S P ERA WHIP | IP WLS BF H R ER SO BB IBB HBP BLK WP HR S P ERA WHIP | IP WLS BF H R ER SO BB IBB HBP BLK WP HR S P ERA WHIP | IP WLS BF H R ER SO BB IBB HBP BLK WP HR S P ERA WHIP | IP WLS BF H R ER SO BB IBB HBP BLK WP HR S P ERA WHIP | IP WLS BF H R ER SO BB IBB HBP BLK WP HR S P ERA WHIP | IP WLS BF H R ER SO BB IBB HBP BLK WP HR S P ERA WHIP | IP WLS BF H R ER SO BB IBB HBP BLK WP HR S P ERA WHIP | IP WLS BF H R ER SO BB IBB HBP BLK WP HR S P ERA WHIP | IP WLS BF H R ER SO BB IBB HBP BLK WP HR S P ERA WHIP |

Cincinnati Redlegs @ Milwaukee Braves
Milwaukee County Stadium, Milwaukee, WI
Sun Apr 18 1954, 4:38 AM EST
Att: 27,267 - Unknown

AB 32
R 5
H 5
RBI 4
BB 7
SO 6
LOB 13





| Batter | 1 | 2 | 3 | 4 | 5 | 6 | 7 | 8 | 9 | AB | R | H | RBI | BB | SO | LOB | BOTTOM | | | |
|--|---|---|---|---|---|---|---|---|---|---|---|---|---|---|---|---|---|---|-------------------------|--------|
| Jack Dittmer, L OBP: 0.182, SLG: 0.600 | F4 | | G3 | | 2B | | | HR | F3 | 5 | 1 | 2 | 1 | 0 | 0 | 1 | | | | |
| Danny O'Connell, R OBP: 0.391, SLG: 0.364 | FC4-6 1B | | | | F9 | | F6 | | 5-3 | 4 | 0 | 1 | 0 | 0 | 0 | 1 | | | | |
| Eddie Mathews, L OBP: 0.500, SLG: 0.889 | FC4-6 FC6-4 1-2 | | | | 2B | | K | | F3 2B | 4 | 1 | 2 | 0 | 0 | 1 | 2 | | | | |
| Joe Adcock, R OBP: 0.500, SLG: 0.750 | FC6-4 1-2 | | | | 1B 2B | | F9 | | F3 BB | 3 | 1 | 1 | 1 | 1 | 0 | 1 | | | | |
| Jim Pendleton, R OBP: 0.300, SLG: 0.222 | | | K | | 1B | | F8 | | F3 | 4 | 0 | 1 | 1 | 0 | 1 | 2 | | | | |
| Hank Aaron, R OBP: 0.318, SLG: 0.316 | | | 3-1 | | BB 1B | | F9 | | F8 | 4 | 0 | 1 | 0 | 0 | 0 | 2 | | | | |
| Johnny Logan, R OBP: 0.364, SLG: 0.684 | | | F7 | | 1-2 BB | | F5 | | F6 | 3 | 0 | 0 | 0 | 1 | 0 | 0 | | | | |
| Del Crandall, R | | | F8 | | F4 | | L3 BB | | F3 | 3 | 0 | 0 | 0 | 1 | 0 | 2 | | | | |
| Bob Buhl, R Charlie White, L Dave Jolly, R George Metkovich, L (9, PH) | | | G3 | | 1-3 | | L3 | | BB | 2 | 0 | 0 | 0 | 0 | 0 | 0 | | | | |
| Inning Stats | R: 0 E: 0 K: 0 S: 4 | H: 1 LOB: 1 BB: 0 P: 4 | R: 0 E: 0 K: 1 S: 5 | H: 0 LOB: 0 BB: 0 P: 5 | R: 0 E: 0 K: 0 S: 3 | H: 0 LOB: 0 BB: 0 P: 3 | R: 2 E: 0 K: 0 S: 6 | H: 4 LOB: 2 BB: 1 P: 10 | R: 0 E: 0 K: 0 S: 3 | H: 0 LOB: 0 BB: 0 P: 3 | R: 0 E: 0 K: 0 S: 2 | H: 0 LOB: 0 BB: 1 P: 6 | R: 1 E: 0 K: 0 S: 5 | H: 2 LOB: 1 BB: 1 P: 9 | R: 0 E: 0 K: 0 S: 3 | H: 0 LOB: 1 BB: 1 P: 7 | 1B: 3 2B: 5 3B: 0 HR: 1 | SF: 0 SAC: 0 DP: 1 HBP: 0 | WP: 0 PB: 1 CS: 0 | PA: 37 |
| PITCHER | IP WLS BF H R ER SO BB IBB HBP BLK WP HR S P ERA WHIP | IP WLS BF H R ER SO BB IBB HBP BLK WP HR S P ERA WHIP | IP WLS BF H R ER SO BB IBB HBP BLK WP HR S P ERA WHIP | IP WLS BF H R ER SO BB IBB HBP BLK WP HR S P ERA WHIP | IP WLS BF H R ER SO BB IBB HBP BLK WP HR S P ERA WHIP | IP WLS BF H R ER SO BB IBB HBP BLK WP HR S P ERA WHIP | IP WLS BF H R ER SO BB IBB HBP BLK WP HR S P ERA WHIP | IP WLS BF H R ER SO BB IBB HBP BLK WP HR S P ERA WHIP | IP WLS BF H R ER SO BB IBB HBP BLK WP HR S P ERA WHIP | IP WLS BF H R ER SO BB IBB HBP BLK WP HR S P ERA WHIP | IP WLS BF H R ER SO BB IBB HBP BLK WP HR S P ERA WHIP | IP WLS BF H R ER SO BB IBB HBP BLK WP HR S P ERA WHIP | IP WLS BF H R ER SO BB IBB HBP BLK WP HR S P ERA WHIP | IP WLS BF H R ER SO BB IBB HBP BLK WP HR S P ERA WHIP | IP WLS BF H R ER SO BB IBB HBP BLK WP HR S P ERA WHIP | IP WLS BF H R ER SO BB IBB HBP BLK WP HR S P ERA WHIP | IP WLS BF H R ER SO BB IBB HBP BLK WP HR S P ERA WHIP | IP WLS BF H R ER SO BB IBB HBP BLK WP HR S P ERA WHIP | | |

Cincinnati Redlegs @ Milwaukee Braves
Milwaukee County Stadium, Milwaukee, WI
Sun Apr 18 1954, 4:38 AM EST
Att: 27,267 - Unknown

AB 33
R 3
H 8
RBI 3
BB 4
SO 2
LOB 12



| Batter | 1 | 2 | 3 | 4 | 5 | 6 | 7 | 8 | 9 | AB | R | H | RBI | BB | SO | LOB | TOP | | | | | | |
|--|---|---------------------------------|------------------------------|---------------------------------|------------------------------|---------------------------------|------------------------------|----------------------------------|------------------------------|----------------------------------|------------------------------|---------------------------------|------------------------------|---------------------------------|------------------------------|---------------------------------|---|------------------------------|---------------------------------|----------------------------------|------------------------------------|----------------------------------|--------|
| Bob Talbot, R (1.8) OBP: 0.286, SLG: 0.385 | 0-3 K | | 0-0 3B 2B | | 0-0 1B | | 0-0 B3 | | 0-0 P4 | 5 | 1 | 2 | 0 | 0 | 1 | 0 | Chicago Cubs @ Milwaukee Braves Milwaukee County Stadium, Milwaukee, WI Wed Apr 21 1954, 4:33 AM EST Att: 27,828 - Unknown  | | | | | | |
| Dee Fondy, L (1.3) OBP: 0.462, SLG: 0.500 | 0-0 F5 | | 0-0 2H 3B | | 0-0 1B | | 0-0 1B | | | 4 | 0 | 3 | 1 | 0 | 0 | 0 | | | | | | | |
| Ralph Kiner, R (1.7) OBP: 0.542, SLG: 0.467 | 0-3 K | | 0-0 F3 | | 0-3 K | | 0-3 K | | | 4 | 0 | 0 | 0 | 0 | 3 | 4 | | | | | | | |
| Hank Sauer, R (1.9) OBP: 0.500, SLG: 0.647 | | 4-0 SH5-3 1B BB | | 0-0 HR | 4-0 IBB | | | 0-0 F8 | | 2 | 2 | 1 | 1 | 2 | 0 | 1 | | | | | | | |
| Randy Jackson, R (1.5) OBP: 0.565, SLG: 0.905 | | 0-0 SH5-3 | | 0-0 FC6-4 BB | 0-0 F7 | | | 0-3 K | | 2 | 0 | 0 | 0 | 1 | 1 | 3 | | | | | | | |
| 14 Ernie Banks, R (1.6) OBP: 0.304, SLG: 0.158 Eddie Miksis, R (8, PH) Chris Kitsos, S (8, 6) | | 0-0 F7 | | 0-3 K | | 0-3 K | | 0-0 6-3 | | 3 | 0 | 0 | 0 | 0 | 2 | 2 | | | | | | | |
| Gene Baker, R (1.4) OBP: 0.542, SLG: 0.905 | | 0-0 PO 1B | | 0-0 B1 | | 0-0 P6 | | 0-0 F9 | | 4 | 0 | 1 | 1 | 0 | 0 | 1 | | | | | | | |
| Clyde McCullough, R (1.2) OBP: 0.467, SLG: 0.857 | | 0-0 PO | 0-3 K | 0-0 FC6-4 | | | | | 0-0 F8 | 4 | 0 | 1 | 0 | 0 | 1 | 1 | | | | | | | |
| Johnny Klippstein, R (1.1) Warren Hacker, R (5, 1) Bruce Edwards, R (6, PH) Jim Davis, S (6, 1) Bill Serena, R (9, PH) | | | 0-0 P6 | | 0-3 K | 0-3 K | | | 0-3 K | 2 | 0 | 0 | 0 | 0 | 1 | 0 | | | | | | | |
| Inning Stats | R: 0 E: 0 K: 2 S: 7 | H: 0 LOB: 0 BB: 0 P: 7 | R: 1 E: 0 K: 0 S: 3 | H: 1 LOB: 0 BB: 1 P: 7 | R: 1 E: 0 K: 1 S: 7 | H: 2 LOB: 1 BB: 0 P: 7 | R: 1 E: 0 K: 1 S: 6 | H: 1 LOB: 1 BB: 1 P: 10 | R: 0 E: 0 K: 2 S: 9 | H: 2 LOB: 3 BB: 0 P: 13 | R: 0 E: 0 K: 1 S: 8 | H: 1 LOB: 1 BB: 0 P: 8 | R: 0 E: 0 K: 1 S: 6 | H: 1 LOB: 0 BB: 0 P: 6 | R: 0 E: 0 K: 1 S: 5 | H: 0 LOB: 0 BB: 0 P: 5 | | R: 0 E: 0 K: 1 S: 5 | H: 0 LOB: 0 BB: 0 P: 5 | 1B: 5 2B: 1 3B: 1 HR: 1 | SF: 0 SAC: 1 DP: 0 HBP: 0 | WP: 0 PB: 0 SB: 1 CS: 0 | PA: 38 |
| PITCHER Warren Spahn, L (1.1) ERA: 3.6 | IP: 9.0 WLS: W BF: 37 H: 8 R: 3 ER: 3 SO: 11 BB: 2 IBB: 1 HBP: 0 BLK: 0 WP: 0 HR: 1 S: 56 P: 68 ERA: 3.00 WHIP: 1.111 | | | | | | | | | | | | | | | PITCHER | | | | | | | |

| Batter | 1 | 2 | 3 | 4 | 5 | 6 | 7 | 8 | 9 | AB | R | H | RBI | BB | SO | LOB | BOTTOM | | | | |
|---|--|---------------------------------|------------------------------|---------------------------------|------------------------------|---------------------------------|------------------------------|---------------------------------|------------------------------|----------------------------------|------------------------------|---------------------------------|------------------------------|---------------------------------|------------------------------|---------------------------------|---|----------------------------------|------------------------------------|----------------------------------|--------|
| Jack Dittmer, L (1.4) OBP: 0.200, SLG: 0.571 | 0-0 L5 | | 0-0 1B 2B | | 0-0 F8 | 0-0 FC3-6 | | | | 4 | 1 | 1 | 0 | 0 | 0 | 2 | Chicago Cubs @ Milwaukee Braves Milwaukee County Stadium, Milwaukee, WI Wed Apr 21 1954, 4:33 AM EST Att: 27,828 - Unknown  | | | | |
| Danny O'Connell, R (1.5) OBP: 0.407, SLG: 0.417 | 4-0 BB | | 0-0 SF8 | | 0-0 E4 HR | | 0-0 HR 2B | | | 2 | 2 | 1 | 1 | 1 | 0 | 1 | | | | | |
| Eddie Mathews, L (1.7) OBP: 0.500, SLG: 0.955 | 0-3 K | | 0-0 2H 1B | | 0-0 HR | | 0-3 K | | | 4 | 1 | 2 | 4 | 0 | 2 | 2 | | | | | |
| Joe Adcock, R (1.3) OBP: 0.500, SLG: 0.833 | 0-0 F3 | | 0-0 F9 | | 0-0 FC6-4 1B | | 0-0 HR | | | 4 | 1 | 2 | 2 | 0 | 0 | 2 | | | | | |
| Jim Pendleton, R (1.8) OBP: 0.214, SLG: 0.154 | | 0-0 6-3 | | 0-0 F7 | 0-0 FC6-4 | | 0-0 6-3 | | | 4 | 0 | 0 | 0 | 0 | 0 | 1 | | | | | |
| Hank Aaron, R (1.9) OBP: 0.308, SLG: 0.348 | | 0-0 F9 | | 0-0 2B | 0-0 F7 | | 0-0 P5 | | | 4 | 0 | 1 | 0 | 0 | 0 | 1 | | | | | |
| Johnny Logan, R (1.6) OBP: 0.308, SLG: 0.565 | | 0-0 P4 | | 0-3 K | | 0-0 6-3 | | 0-0 6-3 | | 4 | 0 | 0 | 0 | 0 | 1 | 1 | | | | | |
| Del Crandall, R (1.2) OBP: 0.267, SLG: 0.083 | | | 0-0 2B SF8 1B | | 0-0 6-3 | | 0-0 FC3-6 BB | | 0-3 K | 3 | 1 | 1 | 0 | 1 | 1 | 1 | | | | | |
| Warren Spahn, L (1.1) ERA: 8.1 | | | 0-3 K | | 4-0 E HR BB | | 0-0 FC3-6 FC3-6 | | 0-0 6-3 | 3 | 1 | 0 | 0 | 1 | 1 | 2 | | | | | |
| Inning Stats | R: 0 E: 0 K: 1 S: 5 | H: 0 LOB: 1 BB: 1 P: 9 | R: 0 E: 0 K: 0 S: 3 | H: 0 LOB: 0 BB: 0 P: 3 | R: 2 E: 0 K: 1 S: 8 | H: 3 LOB: 1 BB: 0 P: 8 | R: 0 E: 0 K: 1 S: 6 | H: 1 LOB: 1 BB: 0 P: 6 | R: 3 E: 1 K: 0 S: 6 | H: 2 LOB: 1 BB: 1 P: 10 | R: 0 E: 0 K: 0 S: 3 | H: 0 LOB: 1 BB: 1 P: 7 | R: 2 E: 0 K: 1 S: 7 | H: 2 LOB: 0 BB: 0 P: 7 | R: 0 E: 0 K: 1 S: 5 | H: 0 LOB: 0 BB: 0 P: 5 | | 1B: 3 2B: 3 3B: 0 HR: 2 | SF: 1 SAC: 0 DP: 0 HBP: 0 | WP: 0 PB: 0 SB: 0 CS: 0 | PA: 36 |
| PITCHER Johnny Klippstein, R (1.1) ERA: 15.8 Warren Hacker, R (5, 1) Jim Davis, L (6, 1) | IP: 4.1 WLS: L BF: 22 H: 6 R: 5 ER: 4 SO: 3 BB: 2 IBB: 0 HBP: 0 BLK: 0 WP: 0 HR: 1 S: 26 P: 34 ERA: 8.31 WHIP: 1.846 | | | | | | | | | | | | | | | PITCHER | | | | | |

| Batter | 1 | 2 | 3 | 4 | 5 | 6 | 7 | 8 | 9 | 10 | 11 | 12 | 13 | 14 | AB | R | H | RBI | BB | SO | LOB | TOP | | | | | | | | |
|--|------------------------------|---------------------------------|------------------------------|---------------------------------|------------------------------|---------------------------------|------------------------------|---------------------------------|------------------------------|---------------------------------|------------------------------|---------------------------------|------------------------------|---------------------------------|------------------------------|---------------------------------|------------------------------|----------------------------------|------------------------------|---------------------------------|------------------------------|----------------------------------|------------------------------|---------------------------------|------------------------------|---------------------------------|-----------------------------------|------------------------------------|-------------------------|--------|
| Jack Dittmer, L OBP: 0.174, SLG: 0.409 (1.4) | | | | | | | | | | | | | | | 8 | 0 | 1 | 1 | 0 | 4 | 3 | | | | | | | | | |
| Danny O'Connell, R OBP: 0.441, SLG: 0.452 (1.5) | | | | | | | | | | | | | | | 7 | 1 | 4 | 0 | 0 | 0 | 2 | | | | | | | | | |
| Eddie Mathews, L OBP: 0.469, SLG: 0.815 (1.7) | | | | | | | | | | | | | | | 5 | 0 | 1 | 0 | 1 | 0 | 3 | | | | | | | | | |
| Joe Adcock, R OBP: 0.469, SLG: 0.714 (1.3) | | | | | | | | | | | | | | | 4 | 0 | 0 | 0 | 2 | 0 | 2 | | | | | | | | | |
| Andy Pafko, R OBP: 0.593, SLG: 0.800 (1.8) | | | | | | | | | | | | | | | 6 | 1 | 2 | 0 | 1 | 0 | 3 | | | | | | | | | |
| Hank Aaron, R OBP: 0.333, SLG: 0.467 (1.9) | | | | | | | | | | | | | | | 7 | 2 | 3 | 2 | 0 | 1 | 4 | | | | | | | | | |
| Johnny Logan, R OBP: 0.273, SLG: 0.567 (1.6) | | | | | | | | | | | | | | | 7 | 1 | 1 | 1 | 0 | 1 | 7 | | | | | | | | | |
| Del Crandall, R Sibby Sisti, R Dave Jolly, R Jim Pendleton, R Ray Crone, R Gene Conley, R George Metchovich, L Ernie Johnson, R Charlie White, L (1.2) (9, PR) (9, 1) (14, PH) (14, 1) (1.1) (7, PH) (7, 1) (9, PH) (9, 2) | | | | | | | | | | | | | | | 4 | 0 | 1 | 0 | 0 | 0 | 0 | | | | | | | | | |
| | | | | | | | | | | | | | | | 2 | 0 | 1 | 0 | 0 | 0 | 0 | | | | | | | | | |
| Inning Stats | R: 1 E: 0 K: 0 S: 7 | H: 4 LOB: 3 BB: 0 P: 7 | R: 0 E: 0 K: 1 S: 5 | H: 0 LOB: 0 BB: 1 P: 5 | R: 0 E: 0 K: 0 S: 3 | H: 0 LOB: 1 BB: 0 P: 7 | R: 1 E: 0 K: 0 S: 5 | H: 2 LOB: 1 BB: 0 P: 5 | R: 0 E: 0 K: 0 S: 3 | H: 0 LOB: 0 BB: 0 P: 3 | R: 0 E: 0 K: 1 S: 4 | H: 1 LOB: 1 BB: 0 P: 6 | R: 0 E: 0 K: 0 S: 3 | H: 0 LOB: 0 BB: 0 P: 3 | R: 1 E: 0 K: 2 S: 9 | H: 2 LOB: 2 BB: 0 P: 9 | R: 0 E: 0 K: 0 S: 3 | H: 0 LOB: 2 BB: 2 P: 11 | R: 0 E: 0 K: 1 S: 5 | H: 0 LOB: 0 BB: 0 P: 5 | R: 0 E: 0 K: 1 S: 6 | H: 1 LOB: 2 BB: 1 P: 10 | R: 1 E: 1 K: 0 S: 6 | H: 2 LOB: 2 BB: 0 P: 6 | R: 2 E: 1 K: 3 S: 9 | H: 3 LOB: 2 BB: 0 P: 9 | 1B: 12 2B: 1 3B: 0 HR: 3 | SF: 0 SAC: 2 DP: 0 HBP: 0 | WP: 0 PB: 0 CS: 0 | PA: 64 |
| PITCHER | IP 9.0 | WLS 38 | BF 10 | H 4 | ER 4 | SO 4 | BB 3 | IBB 0 | HBP 0 | BLK 0 | WP 0 | HR 2 | S 45 | P 49 | ERA 5.94 | WHIP 4.00 | | | | | | | | | | | | | | |
| Vic Raschi, R Al Brazle, L Cot Deal, R Joe Presko, R Royce Lint, L (1.1) (10, 1) (13, 1) (14, 1) (14, 1) | IP 3.0 | WLS 13 | BF 1 | H 0 | ER 0 | SO 2 | BB 3 | IBB 0 | HBP 0 | BLK 0 | WP 0 | HR 0 | S 14 | P 26 | ERA 0.00 | WHIP 1.333 | | | | | | | | | | | | | | |
| | IP 1.1 | WLS 9 | BF 4 | H 3 | ER 3 | SO 0 | BB 0 | IBB 0 | HBP 0 | BLK 0 | WP 1 | HR 9 | S 9 | P 20 | ERA 20.25 | WHIP 3.000 | | | | | | | | | | | | | | |
| | IP 0.0 | WLS 2 | BF 1 | H 0 | ER 0 | SO 0 | BB 0 | IBB 0 | HBP 0 | BLK 0 | WP 0 | HR 2 | S 2 | P 2 | ERA - | WHIP - | | | | | | | | | | | | | | |
| | IP 0.2 | WLS 2 | BF 0 | H 0 | ER 0 | SO 1 | BB 0 | IBB 0 | HBP 0 | BLK 0 | WP 0 | HR 4 | S 4 | P 4 | ERA 0.00 | WHIP 0.000 | | | | | | | | | | | | | | |

Milwaukee Braves @ St. Louis Cardinals
Sportsman's Park, St. Louis, MO
Fri Apr 23 1954, 4:33 AM EST
Att. 14,577 - Unknown

AB 58
R 7
H 16
RBI 7
BB 4
SO 7
LOB 27



| Batter | 1 | 2 | 3 | 4 | 5 | 6 | 7 | 8 | 9 | 10 | 11 | 12 | 13 | 14 | AB | R | H | RBI | BB | SO | LOB | BOTTOM | | | | | | | | | | |
|--|------------------------------|----------------------------------|------------------------------|---------------------------------|------------------------------|----------------------------------|------------------------------|---------------------------------|------------------------------|---------------------------------|------------------------------|---------------------------------|------------------------------|---------------------------------|------------------------------|----------------------------------|------------------------------|---------------------------------|------------------------------|---------------------------------|------------------------------|---------------------------------|------------------------------|---------------------------------|-------------------------------|---------------------------------|-------------------------------|----------------------------------|----------------------------------|------------------------------------|-------------------------|--------|
| Rip Repulski, R OBP: 0.350, SLG: 0.500 (1.7) | | | | | | | | | | | | | | | 6 | 0 | 0 | 0 | 1 | 1 | 2 | | | | | | | | | | | |
| Wally Moon, L OBP: 0.526, SLG: 0.833 (1.8) | | | | | | | | | | | | | | | 5 | 2 | 5 | 0 | 1 | 0 | 0 | | | | | | | | | | | |
| Red Schoendienst, S OBP: 0.171, SLG: 0.182 (1.4) | | | | | | | | | | | | | | | 5 | 1 | 0 | 1 | 0 | 1 | 6 | | | | | | | | | | | |
| Stan Musial, L OBP: 0.389, SLG: 0.536 (1.9) | | | | | | | | | | | | | | | 4 | 1 | 1 | 1 | 2 | 0 | 2 | | | | | | | | | | | |
| Ray Jablonski, R OBP: 0.368, SLG: 0.541 (1.5) | | | | | | | | | | | | | | | 5 | 1 | 1 | 2 | 1 | 0 | 2 | | | | | | | | | | | |
| Tom Alston, L OBP: 0.333, SLG: 0.611 (1.3) | | | | | | | | | | | | | | | 5 | 0 | 1 | 0 | 1 | 1 | 1 | | | | | | | | | | | |
| Sal Yvars, R OBP: 0.490, SLG: 0.889 Joe Frazier, L Del Rice, R Harvey Haddix, L (1.2) (9, PH) (10, 2) (14, PR) | | | | | | | | | | | | | | | 3 | 0 | 0 | 0 | 0 | 0 | 2 | | | | | | | | | | | |
| Alex Grammas, R Solly Hemus, L (1.6) (9, PH) (10, 6) | | | | | | | | | | | | | | | 3 | 0 | 0 | 0 | 0 | 1 | 0 | | | | | | | | | | | |
| Vic Raschi, R Tom Burgess, L Steve Siko, R Cot Deal, S Joe Presko, R Royce Lint, L Dick Schofield, S (1.1) (9, PH) (12, PH) (13, 1) (14, 1) (14, PH) | | | | | | | | | | | | | | | 3 | 0 | 0 | 0 | 0 | 1 | 0 | | | | | | | | | | | |
| Inning Stats | R: 2 E: 1 K: 0 S: 4 | H: 1 LOB: 2 BB: 3 P: 16 | R: 0 E: 0 K: 0 S: 3 | H: 0 LOB: 0 BB: 0 P: 3 | R: 2 E: 0 K: 1 S: 6 | H: 2 LOB: 1 BB: 1 P: 10 | R: 0 E: 0 K: 2 S: 7 | H: 0 LOB: 0 BB: 0 P: 7 | R: 0 E: 0 K: 0 S: 3 | H: 0 LOB: 0 BB: 0 P: 3 | R: 0 E: 0 K: 0 S: 2 | H: 0 LOB: 0 BB: 1 P: 6 | R: 0 E: 0 K: 0 S: 3 | H: 0 LOB: 0 BB: 0 P: 3 | R: 0 E: 0 K: 1 S: 6 | H: 1 LOB: 1 BB: 1 P: 10 | R: 0 E: 0 K: 0 S: 4 | H: 1 LOB: 1 BB: 0 P: 4 | R: 0 E: 0 K: 0 S: 3 | H: 0 LOB: 0 BB: 0 P: 3 | R: 0 E: 0 K: 0 S: 3 | H: 0 LOB: 0 BB: 0 P: 3 | R: 0 E: 0 K: 0 S: 3 | H: 0 LOB: 0 BB: 0 P: 3 | R: 1 E: 0 K: 3 S: 10 | H: 1 LOB: 2 BB: 1 P: 7 | R: 0 E: 0 K: 3 S: 10 | H: 1 LOB: 2 BB: 1 P: 14 | 1B: 7 2B: 1 3B: 1 HR: 1 | SF: 1 SAC: 0 DP: 3 HBP: 0 | WP: 0 PB: 0 CS: 0 | PA: 55 |
| PITCHER | IP 6.0 | WLS 24 | BF 4 | H 4 | ER 3 | SO 3 | BB 3 | IBB 2 | HBP 0 | BLK 0 | WP 0 | HR 1 | S 25 | P 45 | ERA 4.50 | WHIP 1.167 | | | | | | | | | | | | | | | | |
| Gene Conley, R Ernie Johnson, R Dave Jolly, R Ray Crone, R (1.1) (7, 1) (9, 1) (14, 1) | IP 2.0 | WLS 17 | BF 3 | H 1 | ER 0 | SO 0 | BB 0 | IBB 0 | HBP 0 | BLK 0 | WP 0 | HR 7 | S 7 | P 19 | ERA 0.00 | WHIP 0.500 | | | | | | | | | | | | | | | | |
| | IP 5.0 | WLS 9 | BF 3 | H 1 | ER 1 | SO 1 | BB 1 | IBB 1 | HBP 1 | BLK 0 | WP 1 | HR 27 | S 27 | P 27 | ERA 1.80 | WHIP 0.800 | | | | | | | | | | | | | | | | |
| | IP 1.0 | WLS 5 | BF 1 | H 0 | ER 0 | SO 3 | BB 1 | IBB 0 | HBP 0 | BLK 0 | WP 0 | HR 10 | S 14 | P 14 | ERA 0.00 | WHIP 2.000 | | | | | | | | | | | | | | | | |

Milwaukee Braves @ St. Louis Cardinals
Sportsman's Park, St. Louis, MO
Fri Apr 23 1954, 4:33 AM EST
Att. 14,577 - Unknown

AB 46
R 5
H 9
RBI 4
BB 8
SO 7
LOB 20



| Batter | 1 | 2 | 3 | 4 | 5 | 6 | 7 | 8 | 9 | AB | R | H | RBI | BB | SO | LOB | TOP | | | | | |
|---|--|---------------------------------|------------------------------|----------------------------------|------------------------------|---------------------------------|------------------------------|---------------------------------|------------------------------|---------------------------------|------------------------------|---------------------------------|------------------------------|---------------------------------|------------------------------|---------------------------------|------------------------------|---------------------------------|----------------------------------|------------------------------------|----------------------------------|--------|
| Johnny Logan, R OBP: 0.243, SLG: 0.500 | | | | | | | | | | 4 | 0 | 0 | 0 | 0 | 0 | 0 | | | | | | |
| Danny O'Connell, R OBP: 0.421, SLG: 0.429 | | | | | | | | | | 4 | 0 | 1 | 0 | 0 | 1 | 0 | | | | | | |
| Eddie Mathews, L OBP: 0.417, SLG: 0.710 | | | | | | | | | | 4 | 0 | 0 | 0 | 0 | 0 | 1 | | | | | | |
| Joe Adcock, R OBP: 0.472, SLG: 0.710 | | | | | | | | | | 3 | 1 | 1 | 0 | 1 | 0 | 0 | | | | | | |
| Andy Pafko, R OBP: 0.563, SLG: 0.714 | | | | | | | | | | 4 | 0 | 2 | 0 | 0 | 2 | 1 | | | | | | |
| Hank Aaron, R OBP: 0.324, SLG: 0.424 | | | | | | | | | | 3 | 0 | 0 | 0 | 1 | 0 | 2 | | | | | | |
| Jack Dittmer, L OBP: 0.192, SLG: 0.440 | | | | | | | | | | 3 | 1 | 1 | 0 | 0 | 0 | 2 | | | | | | |
| Jim Pendleton, R OBP: 0.250, SLG: 0.200 | | | | | | | | | | 1 | 0 | 0 | 0 | 0 | 0 | 1 | | | | | | |
| Del Crandall, R OBP: 0.273, SLG: 0.368 | | | | | | | | | | 3 | 1 | 1 | 2 | 0 | 0 | 1 | | | | | | |
| Lew Burdette, R OBP: 0.324, SLG: 0.424 | | | | | | | | | | 2 | 0 | 0 | 0 | 0 | 1 | 0 | | | | | | |
| Jim Wilson, R OBP: 0.324, SLG: 0.424 | | | | | | | | | | 0 | 0 | 0 | 0 | 0 | 0 | 0 | | | | | | |
| Phil Paine, R OBP: 0.324, SLG: 0.424 | | | | | | | | | | 0 | 0 | 0 | 0 | 0 | 0 | 0 | | | | | | |
| Billy Queen, R OBP: 0.324, SLG: 0.424 | | | | | | | | | | 1 | 0 | 0 | 0 | 0 | 1 | 0 | | | | | | |
| Chet Nichols, S OBP: 0.324, SLG: 0.424 | | | | | | | | | | 0 | 0 | 0 | 0 | 0 | 0 | 0 | | | | | | |
| Inning Stats | R: 0 E: 0 K: 0 S: 3 | H: 0 LOB: 0 BB: 0 P: 3 | R: 1 E: 0 K: 0 S: 3 | H: 1 LOB: 1 BB: 2 P: 11 | R: 0 E: 0 K: 1 S: 5 | H: 0 LOB: 0 BB: 0 P: 5 | R: 0 E: 0 K: 1 S: 6 | H: 1 LOB: 1 BB: 0 P: 6 | R: 2 E: 0 K: 1 S: 7 | H: 2 LOB: 0 BB: 0 P: 7 | R: 0 E: 0 K: 0 S: 5 | H: 0 LOB: 0 BB: 0 P: 5 | R: 0 E: 0 K: 0 S: 3 | H: 0 LOB: 0 BB: 0 P: 3 | R: 0 E: 0 K: 1 S: 6 | H: 1 LOB: 1 BB: 0 P: 6 | R: 0 E: 0 K: 0 S: 4 | H: 1 LOB: 1 BB: 0 P: 4 | 1B: 3 2B: 2 3B: 0 HR: 1 | SF: 0 SAC: 0 DP: 1 HBP: 0 | WP: 0 PB: 0 SB: 0 CS: 0 | PA: 34 |
| PITCHER Harvey Haddix, L ERA: 4.15 | IP: 9.0 WLS: W BF: 34 H: 6 R: 3 ER: 3 SO: 5 BB: 2 IBB: 0 HBP: 0 BLK: 0 WP: 0 HR: 1 S: 42 P: 50 ERA: 3.00 WHIP: 0.889 | | | | | | | | | | | | | | | PITCHER | | | | | | |

Milwaukee Braves @ St. Louis Cardinals
Sportsman's Park, St. Louis, MO
Sat Apr 24 1954, 4:33 AM EST
Att: 18,355 - Unknown

AB 32
R 3
H 6
RBI 2
BB 2
SO 5
LOB 8





| Batter | 1 | 2 | 3 | 4 | 5 | 6 | 7 | 8 | 9 | AB | R | H | RBI | BB | SO | LOB | BOTTOM | | | |
|--|--|---------------------------------|------------------------------|---------------------------------|------------------------------|----------------------------------|------------------------------|---------------------------------|------------------------------|---------------------------------|------------------------------|---------------------------------|------------------------------|---------------------------------|------------------------------|---------------------------------|----------------------------------|------------------------------------|----------------------------------|--------|
| Rip Repuski, R OBP: 0.341, SLG: 0.475 | | | | | | | | | | 4 | 1 | 1 | 0 | 0 | 1 | 2 | | | | |
| Wally Moon, L OBP: 0.548, SLG: 0.848 | | | | | | | | | | 3 | 3 | 2 | 2 | 1 | 0 | 0 | | | | |
| Red Schoendienst, S OBP: 0.295, SLG: 0.194 | | | | | | | | | | 3 | 0 | 1 | 2 | 1 | 0 | 1 | | | | |
| Stan Musial, L OBP: 0.375, SLG: 0.531 | | | | | | | | | | 4 | 0 | 1 | 2 | 0 | 0 | 2 | | | | |
| Ray Jablonski, R OBP: 0.333, SLG: 0.488 | | | | | | | | | | 4 | 0 | 0 | 0 | 0 | 1 | 2 | | | | |
| Pete Castiglione, R OBP: 0.333, SLG: 0.488 | | | | | | | | | | 0 | 0 | 0 | 0 | 0 | 0 | 0 | | | | |
| Tom Alston, L OBP: 0.320, SLG: 0.591 | | | | | | | | | | 4 | 0 | 1 | 0 | 0 | 1 | 0 | | | | |
| Sal Yvars, R OBP: 0.417, SLG: 0.762 | | | | | | | | | | 3 | 0 | 0 | 0 | 1 | 1 | 1 | | | | |
| Alex Grammas, R OBP: 0.265, SLG: 0.233 | | | | | | | | | | 4 | 0 | 1 | 0 | 0 | 0 | 1 | | | | |
| Harvey Haddix, L OBP: 0.375, SLG: 0.429 | | | | | | | | | | 3 | 3 | 2 | 0 | 0 | 0 | 1 | | | | |
| Inning Stats | R: 0 E: 0 K: 0 S: 3 | H: 0 LOB: 0 BB: 0 P: 3 | R: 0 E: 0 K: 1 S: 6 | H: 1 LOB: 1 BB: 0 P: 6 | R: 3 E: 1 K: 0 S: 5 | H: 2 LOB: 1 BB: 2 P: 13 | R: 0 E: 0 K: 1 S: 5 | H: 0 LOB: 0 BB: 0 P: 5 | R: 2 E: 0 K: 0 S: 6 | H: 3 LOB: 1 BB: 0 P: 6 | R: 0 E: 0 K: 1 S: 5 | H: 0 LOB: 0 BB: 0 P: 5 | R: 2 E: 0 K: 1 S: 7 | H: 3 LOB: 0 BB: 0 P: 7 | R: 0 E: 0 K: 0 S: 3 | H: 0 LOB: 1 BB: 1 P: 7 | 1B: 5 2B: 4 3B: 0 HR: 0 | SF: 0 SAC: 0 DP: 1 HBP: 0 | WP: 0 PB: 0 SB: 1 CS: 0 | PA: 35 |
| PITCHER Lew Burdette, R ERA: 2.87 | IP: 4.2 WLS: L BF: 22 H: 6 R: 5 ER: 4 SO: 2 BB: 2 IBB: 0 HBP: 0 BLK: 0 WP: 0 HR: 0 S: 24 P: 32 ERA: 7.71 WHIP: 1.714 | | | | | | | | | | | | | | | PITCHER | | | | |
| Jim Wilson, R ERA: 6.75 | IP: 1.2 WLS: L BF: 8 H: 3 R: 2 ER: 2 SO: 2 BB: 0 IBB: 0 HBP: 0 BLK: 0 WP: 0 HR: 0 S: 12 P: 12 ERA: 10.80 WHIP: 1.800 | | | | | | | | | | | | | | | PITCHER | | | | |
| Phil Paine, R ERA: 10.13 | IP: 0.2 WLS: L BF: 1 H: 0 R: 0 ER: 0 SO: 0 BB: 0 IBB: 0 HBP: 0 BLK: 0 WP: 0 HR: 0 S: 1 P: 1 ERA: 0.00 WHIP: 0.000 | | | | | | | | | | | | | | | PITCHER | | | | |
| Chet Nichols, L ERA: 10.13 | IP: 1.0 WLS: L BF: 4 H: 0 R: 0 ER: 0 SO: 0 BB: 1 IBB: 0 HBP: 0 BLK: 0 WP: 0 HR: 0 S: 3 P: 7 ERA: 0.00 WHIP: 1.000 | | | | | | | | | | | | | | | PITCHER | | | | |

Milwaukee Braves @ St. Louis Cardinals
Sportsman's Park, St. Louis, MO
Sat Apr 24 1954, 4:33 AM EST
Att: 18,355 - Unknown

AB 32
R 7
H 9
RBI 6
BB 3
SO 4
LOB 10



| Batter | 1 | 2 | 3 | 4 | 5 | 6 | 7 | 8 | 9 | AB | R | H | RBI | BB | SO | LOB | TOP | | | | | | | | | | | | | | | | | |
|---|---|---------------------------------|------------------------------|---------------------------------|------------------------------|----------------------------------|------------------------------|---------------------------------|------------------------------|---------------------------------|------------------------------|---------------------------------|------------------------------|---------------------------------|------------------------------|----------------------------------|--|---------------------------------|----------------------------------|------------------------------------|-------------------------|--------|--|--|--|--|--|--|--|--|--|--|--|--|
| Whitey Lockman, L (1, 3) OBP: 0.333, SLG: 0.452 | 0-0 4-3 1B | | 0-0 4-3 | | 0-0 6-3 | | 0-0 G1-6-3 1B | 4-0 BB | | 4 | 0 | 2 | 0 | 1 | 0 | 0 | New York Giants @ Milwaukee Braves Milwaukee County Stadium, Milwaukee, WI Tue Apr 27 1954, 4:33 AM EDT Att: 24,143 - Unknown  | | | | | | | | | | | | | | | | | |
| Alvin Dark, R (1, 6) OBP: 0.306, SLG: 0.431 | 0-0 4-3 | | 4-0 1B BB | | 0-0 1B | | 0-0 G1-6-3 1-2 | 0-0 P4 | | 4 | 0 | 1 | 0 | 1 | 0 | 5 | | | | | | | | | | | | | | | | | | |
| Hank Thompson, L (1, 5) OBP: 0.438, SLG: 0.472 | 0-3 K | | 0-0 1-3 1B | | 0-0 4-3 | | 4-0 WP BB | | 4-0 G4-6-3 BB | 3 | 0 | 1 | 0 | 2 | 1 | 2 | | | | | | | | | | | | | | | | | | |
| Willie Mays, R (1, 8) OBP: 0.300, SLG: 0.500 | 0-0 P3 | | 4-0 1-2 BB | | 0-0 4-3 | | 0-0 FC6-4 1B | | 0-0 G4-6-3 1-2 | 4 | 0 | 1 | 0 | 1 | 0 | 3 | | | | | | | | | | | | | | | | | | |
| Don Mueller, L (1, 9) OBP: 0.310, SLG: 0.410 | | 0-0 6-3 1B | 0-0 F5 | | 0-0 FC6-4 1B | | 0-0 6-3 | | 0-0 4-3 | 5 | 1 | 1 | 0 | 0 | 0 | 4 | | | | | | | | | | | | | | | | | | |
| Monte Irvin, R (1, 7) OBP: 0.283, SLG: 0.512 | | 0-0 6-3 | | 0-0 5-3 | | 0-0 E4 FC6-4 | | 0-0 6-3 | | 4 | 0 | 0 | 0 | 0 | 0 | 2 | | | | | | | | | | | | | | | | | | |
| Davey Williams, R (1, 4) OBP: 0.209, SLG: 0.175 | | 0-0 6-3 | | 0-0 6-3 | | 0-0 FC6-4 1B | | 0-0 BB 1B | | 4 | 1 | 1 | 0 | 0 | 0 | 3 | | | | | | | | | | | | | | | | | | |
| Wes Westrum, R (1, 2) OBP: 0.333, SLG: 0.111 | | 0-0 5-3 | | 0-0 F2 | | 0-0 PB 1B | | 4-0 1B BB | | 2 | 0 | 0 | 0 | 0 | 0 | 1 | | | | | | | | | | | | | | | | | | |
| Dusty Rhodes, L (6, PH) OBP: 0.000, SLG: 0.500 | | | | | | 1-2 2-3 | | 1-2 BB | | 1 | 0 | 1 | 1 | 0 | 0 | 0 | | | | | | | | | | | | | | | | | | |
| Ray Katt, R (6, 2) OBP: 0.308, SLG: 0.273 | | | | | | 1-2 3-H | | 1-2 BB | | 0 | 0 | 0 | 0 | 0 | 0 | 0 | | | | | | | | | | | | | | | | | | |
| Ron Samford, R (8, PR) OBP: 0.450, SLG: 0.429 | | | | | | 1-2 2-3 | | 1-3 2-H 1B | | 0 | 0 | 0 | 0 | 0 | 0 | 0 | | | | | | | | | | | | | | | | | | |
| Larry Jansen, R (1, 1) Harvey Gentry, L (6, PH) Hoyt Wilhelm, R (8, 1) Bill Taylor, L (6, PH) Billy Gardner, R (8, PR) Al Corwin, R (8, 1) | | | 0-0 4-3 | | 0-3 K | | 0-0 3-1 | | 0-0 BB 1B | 2 | 0 | 0 | 0 | 0 | 1 | 0 | | | | | | | | | | | | | | | | | | |
| Inning Stats | R: 0 E: 0 K: 1 S: 6 | H: 1 LOB: 1 BB: 0 P: 6 | R: 0 E: 0 K: 0 S: 4 | H: 1 LOB: 1 BB: 0 P: 4 | R: 0 E: 0 K: 0 S: 4 | H: 1 LOB: 3 BB: 2 P: 12 | R: 0 E: 0 K: 0 S: 3 | H: 0 LOB: 0 BB: 0 P: 3 | R: 0 E: 0 K: 1 S: 6 | H: 1 LOB: 1 BB: 0 P: 6 | R: 1 E: 1 K: 0 S: 6 | H: 2 LOB: 2 BB: 0 P: 6 | R: 0 E: 0 K: 0 S: 3 | H: 1 LOB: 1 BB: 1 P: 7 | R: 1 E: 0 K: 0 S: 5 | H: 2 LOB: 3 BB: 2 P: 13 | R: 0 E: 0 K: 0 S: 2 | H: 0 LOB: 0 BB: 1 P: 6 | 1B: 9 2B: 0 3B: 0 HR: 0 | SF: 0 SAC: 0 DP: 2 HBP: 0 | WP: 1 PB: 1 CS: 0 | PA: 41 | | | | | | | | | | | | |
| PITCHER | IP WLS BF H R ER SO BB IBB HBP BLK WP HR S P ERA WHIP | | | | | | | | | | | | | | | | | | | | | | | | | | | | | | | | | |
| Bob Buhl, R (1, 1) ERA: 5.89 | 7.2 | | 36 | 9 | 2 | 1 | 2 | 4 | 0 | 0 | 0 | 0 | 1 | 0 | 36 | 52 | 1.17 | 1.696 | | | | | | | | | | | | | | | | |
| Dave Jolly, R (8, 1) ERA: 1.08 | 1.1 | W | 5 | 0 | 0 | 0 | 0 | 2 | 0 | 0 | 0 | 0 | 0 | 0 | 3 | 11 | 0.00 | 1.500 | | | | | | | | | | | | | | | | |

| Batter | 1 | 2 | 3 | 4 | 5 | 6 | 7 | 8 | 9 | AB | R | H | RBI | BB | SO | LOB | BOTTOM | | | | | | | | | | | | | | | | | |
|---|---|---------------------------------|------------------------------|---------------------------------|--------------------------------|----------------------------------|------------------------------|---------------------------------|------------------------------|---------------------------------|------------------------------|---------------------------------|------------------------------|---------------------------------|----------------------------------|------------------------------------|--|-------------------------|--------|--|--|--|--|--|--|--|--|--|--|--|--|--|--|--|
| Jack Dittmer, L (1, 4) OBP: 0.182, SLG: 0.406 | 0-3 K | | 0-0 2B | | 0-0 E6 G6-4-3 | | 0-0 FC5-4 1-2 | | | 4 | 0 | 1 | 0 | 0 | 1 | 1 | New York Giants @ Milwaukee Braves Milwaukee County Stadium, Milwaukee, WI Tue Apr 27 1954, 4:33 AM EDT Att: 24,143 - Unknown  | | | | | | | | | | | | | | | | | |
| Danny O'Connell, R (1, 5) OBP: 0.417, SLG: 0.467 | 0-0 G6-3 1B | | 0-0 F7 | | 0-0 G6-4-3 1-2 | | 0-0 4-3 | | | 4 | 0 | 1 | 0 | 0 | 0 | 3 | | | | | | | | | | | | | | | | | | |
| Eddie Mathews, L (1, 7) OBP: 0.391, SLG: 0.667 | 0-0 G6-3 1-2 | | | 0-3 K | 0-0 F9 | | | 4-0 1B S BB | | 3 | 1 | 0 | 0 | 1 | 1 | 1 | | | | | | | | | | | | | | | | | | |
| Andy Pafko, R (1, 8) OBP: 0.500, SLG: 0.565 | | 0-0 1B | | 0-0 1B 4-3 1B | | 4-0 F7 SH1-4 BB | | 0-0 F7 | | 3 | 1 | 2 | 0 | 1 | 0 | 1 | | | | | | | | | | | | | | | | | | |
| Joe Adcock, R (1, 3) OBP: 0.442, SLG: 0.649 | | 0-0 P4 | | 0-0 4-3 | | 0-0 SH1-4 | | 0-0 5-3 | | 3 | 0 | 0 | 0 | 0 | 0 | 3 | | | | | | | | | | | | | | | | | | |
| Hank Aaron, R (1, 9) OBP: 0.404, SLG: 0.558 | | 0-0 F2 | | 0-0 BB 1B | | 0-0 F7 | | 0-0 1B | | 4 | 1 | 2 | 0 | 0 | 0 | 2 | | | | | | | | | | | | | | | | | | |
| Johnny Logan, R (1, 6) OBP: 0.319, SLG: 0.512 | | 0-0 G3 | | 4-0 1B BB | | 0-0 F7 | | 0-0 1B | | 3 | 0 | 1 | 1 | 1 | 0 | 2 | | | | | | | | | | | | | | | | | | |
| Del Crandall, R (1, 2) OBP: 0.250, SLG: 0.286 | | | 0-0 F8 | | 0-0 1-2 2-H 3-H 1B | | 0-3 K FC5-4 | | 0-0 F7 | 4 | 0 | 1 | 2 | 0 | 1 | 2 | | | | | | | | | | | | | | | | | | |
| Bob Buhl, R (1, 1) Dave Jolly, R (8, 1) | | | 0-0 P4 | | 0-0 K | | 0-0 F3 | | | 3 | 0 | 0 | 0 | 0 | 1 | 3 | | | | | | | | | | | | | | | | | | |
| Inning Stats | R: 0 E: 0 K: 1 S: 5 | H: 1 LOB: 0 BB: 0 P: 5 | R: 0 E: 0 K: 0 S: 4 | H: 1 LOB: 1 BB: 0 P: 4 | R: 0 E: 0 K: 2 S: 10 | H: 3 LOB: 2 BB: 1 P: 14 | R: 0 E: 1 K: 0 S: 3 | H: 0 LOB: 0 BB: 1 P: 7 | R: 0 E: 2 K: 1 S: 6 | H: 0 LOB: 1 BB: 0 P: 6 | R: 1 E: 0 K: 0 S: 5 | H: 2 LOB: 2 BB: 1 P: 9 | R: 0 E: 0 K: 0 S: 2 | H: 0 LOB: 0 BB: 1 P: 6 | 1B: 7 2B: 1 3B: 0 HR: 0 | SF: 0 SAC: 1 DP: 2 HBP: 0 | | WP: 0 PB: 0 CS: 0 | PA: 35 | | | | | | | | | | | | | | | |
| PITCHER | IP WLS BF H R ER SO BB IBB HBP BLK WP HR S P ERA WHIP | | | | | | | | | | | | | | | | | | | | | | | | | | | | | | | | | |
| Larry Jansen, R (1, 1) ERA: 6.55 | 5.0 | | 21 | 6 | 2 | 2 | 3 | 1 | 0 | 0 | 0 | 0 | 0 | 0 | 26 | 30 | 3.60 | 1.400 | | | | | | | | | | | | | | | | |
| Hoyt Wilhelm, R (6, 1) ERA | 2.0 | 8 | 0 | 0 | 0 | 1 | 1 | 1 | 0 | 0 | 0 | 0 | 0 | 9 | 13 | 0.00 | 0.500 | | | | | | | | | | | | | | | | | |
| Al Corwin, R (8, 1) ERA: 3.38 | 1.0 | L | 6 | 2 | 1 | 1 | 0 | 1 | 0 | 0 | 0 | 0 | 0 | 5 | 9 | 9.00 | 3.000 | | | | | | | | | | | | | | | | | |

| Batter | 1 | 2 | 3 | 4 | 5 | 6 | 7 | 8 | 9 | AB | R | H | RBI | BB | SO | LOB | TOP | | | | |
|--|---|---|---|---|---|---|---|---|---|---|---|---|---|---|---|---|---|---|---|---|---|
| Whitey Lockman, L (1, 3) OBP: 0.321, SLG: 0.413 | 1-3 | | 4-3 | | 4-3 | | 2B 1-2 BB | | P4 | 4 | 0 | 0 | 0 | 1 | 0 | 0 | New York Giants @ Milwaukee Braves Milwaukee County Stadium, Milwaukee, WI Wed Apr 28 1954, 4:33 AM EDT Att: 11,468 - Unknown | | | | |
| Alvin Dark, R (1, 6) OBP: 0.316, SLG: 0.436 | 1-3 | | G3 | | | | 1-3 2-H 3-H | | BB | 4 | 0 | 1 | 2 | 1 | 0 | 0 | | | | | |
| Willie Mays, R (1, 8) OBP: 0.291, SLG: 0.472 | 5-3 | | | | | | | | 5-3 | 5 | 0 | 1 | 0 | 0 | 0 | 3 | | | | | |
| Hank Thompson, L (1, 5) OBP: 0.404, SLG: 0.425 | | 3-1 | 4-3 | | | | | | P4 | 4 | 0 | 0 | 0 | 0 | 0 | 1 | | | | | |
| Don Mueller, L (1, 9) OBP: 0.348, SLG: 0.442 | | BB BB 1B | | | L9 | | | | FC1-6 1B | 4 | 0 | 3 | 0 | 0 | 0 | 0 | | | | | |
| Monte Irvin, R (1, 7) OBP: 0.280, SLG: 0.478 | | 4-0 BB BB | | | 6-3 | | | | FC1-6 1B | 3 | 1 | 0 | 0 | 1 | 0 | 2 | | | | | |
| Davey Williams, R (1, 4) OBP: 0.234, SLG: 0.186 | | F3 | | | 6-3 | | | | 1B 2B 1B | 3 | 1 | 1 | 0 | 1 | 0 | 2 | | | | | |
| Wes Westrum, R (1, 2) OBP: 0.313, SLG: 0.083 | | 4-0 1-2 2-3 BB | | | | | | | F7 | 3 | 0 | 0 | 0 | 1 | 0 | 4 | | | | | |
| Ruben Gomez, R (1, 1) OBP: 0.250, SLG: 0.250 | | | 5-3 | | | | | | G3 | 3 | 1 | 1 | 1 | 0 | 0 | 3 | | | | | |
| Hoyt Wilhelm, R (7, 1) | | | | | 6-3 | | | | 1-3 2-H 2B 1B | 1 | 0 | 0 | 0 | 0 | 0 | 0 | | | | | |
| Inning Stats | R: 0 E: 0 K: 0 S: 3 | H: 0 LOB: 0 BB: 0 P: 3 | R: 0 E: 0 K: 0 S: 4 | H: 1 LOB: 3 BB: 2 P: 12 | R: 0 E: 0 K: 0 S: 4 | H: 1 LOB: 1 BB: 0 P: 4 | R: 0 E: 0 K: 0 S: 3 | H: 0 LOB: 0 BB: 0 P: 3 | R: 0 E: 0 K: 0 S: 3 | H: 0 LOB: 0 BB: 0 P: 3 | R: 3 E: 0 K: 0 S: 7 | H: 4 LOB: 2 BB: 1 P: 11 | R: 0 E: 0 K: 0 S: 4 | H: 1 LOB: 2 BB: 1 P: 8 | R: 0 E: 0 K: 0 S: 3 | H: 0 LOB: 1 BB: 1 P: 7 | 1B: 6 2B: 1 3B: 0 HR: 0 | SF: 0 SAC: 0 DP: 0 HBP: 0 | WP: 0 PB: 0 CS: 0 | PA: 39 | |
| PITCHER | IP WLS BF H R ER SO BB IBB HBP BLK WP HR S P ERA WHIP | IP WLS BF H R ER SO BB IBB HBP BLK WP HR S P ERA WHIP | IP WLS BF H R ER SO BB IBB HBP BLK WP HR S P ERA WHIP | IP WLS BF H R ER SO BB IBB HBP BLK WP HR S P ERA WHIP | IP WLS BF H R ER SO BB IBB HBP BLK WP HR S P ERA WHIP | IP WLS BF H R ER SO BB IBB HBP BLK WP HR S P ERA WHIP | IP WLS BF H R ER SO BB IBB HBP BLK WP HR S P ERA WHIP | IP WLS BF H R ER SO BB IBB HBP BLK WP HR S P ERA WHIP | IP WLS BF H R ER SO BB IBB HBP BLK WP HR S P ERA WHIP | IP WLS BF H R ER SO BB IBB HBP BLK WP HR S P ERA WHIP | IP WLS BF H R ER SO BB IBB HBP BLK WP HR S P ERA WHIP | IP WLS BF H R ER SO BB IBB HBP BLK WP HR S P ERA WHIP | IP WLS BF H R ER SO BB IBB HBP BLK WP HR S P ERA WHIP | IP WLS BF H R ER SO BB IBB HBP BLK WP HR S P ERA WHIP | IP WLS BF H R ER SO BB IBB HBP BLK WP HR S P ERA WHIP | IP WLS BF H R ER SO BB IBB HBP BLK WP HR S P ERA WHIP | IP WLS BF H R ER SO BB IBB HBP BLK WP HR S P ERA WHIP | IP WLS BF H R ER SO BB IBB HBP BLK WP HR S P ERA WHIP | IP WLS BF H R ER SO BB IBB HBP BLK WP HR S P ERA WHIP | IP WLS BF H R ER SO BB IBB HBP BLK WP HR S P ERA WHIP | IP WLS BF H R ER SO BB IBB HBP BLK WP HR S P ERA WHIP |

| | |
|-----|----|
| AB | 34 |
| R | 3 |
| H | 7 |
| RBI | 3 |
| BB | 5 |
| SO | 0 |
| LOB | 15 |



| Batter | 1 | 2 | 3 | 4 | 5 | 6 | 7 | 8 | 9 | AB | R | H | RBI | BB | SO | LOB | BOTTOM | | | | |
|---|---|---|---|---|---|---|---|---|---|---|---|---|---|---|---|---|---|---|---|---|---|
| Jack Dittmer, L (1, 4) OBP: 0.189, SLG: 0.389 | F9 | | | | G3 | | | | P3 | 4 | 0 | 1 | 0 | 0 | 0 | 3 | New York Giants @ Milwaukee Braves Milwaukee County Stadium, Milwaukee, WI Wed Apr 28 1954, 4:33 AM EDT Att: 11,468 - Unknown | | | | |
| Danny O'Connell, R (1, 5) OBP: 0.385, SLG: 0.429 | F8 | | 1-3 | | | K2-3 | | | 1-3 | 4 | 0 | 0 | 0 | 0 | 1 | 1 | | | | | |
| Eddie Mathews, L (1, 7) OBP: 0.380, SLG: 0.619 | 5-3 | | | | G3 | | | | F8 | 3 | 0 | 0 | 0 | 1 | 0 | 0 | | | | | |
| Andy Pafko, R (1, 8) OBP: 0.433, SLG: 0.481 | | 5-3 | | | F8 | | | | G6-4-3 BB | 4 | 0 | 0 | 0 | 0 | 0 | 1 | | | | | |
| Joe Adcock, R (1, 3) OBP: 0.447, SLG: 0.634 | | | | | | | | | F2 | 4 | 0 | 2 | 0 | 0 | 0 | 0 | | | | | |
| Hank Aaron, R (1, 9) OBP: 0.392, SLG: 0.553 | | | | | | | | | F7 | 4 | 1 | 1 | 0 | 0 | 0 | 2 | | | | | |
| Johnny Logan, R (1, 6) OBP: 0.333, SLG: 0.511 | | | 1-3 | | | | | | 5-3 | 4 | 0 | 2 | 0 | 0 | 0 | 2 | | | | | |
| Del Crandall, R (1, 2) OBP: 0.257, SLG: 0.290 | | | | | | | | | G1 1B | 3 | 0 | 1 | 1 | 0 | 0 | 1 | | | | | |
| Sibby Sisti, R (7, PH) | | | | | | | | | WP 1B | 0 | 0 | 0 | 0 | 0 | 0 | 0 | | | | | |
| Ernie Johnson, R (8, 1) OBP: 0.500, SLG: 0.500 | | | | | | | | | F8 | 0 | 0 | 0 | 0 | 0 | 0 | 0 | | | | | |
| George Metkovich, L (9, PH) OBP: 0.214, SLG: 0.250 | | | | | | | | | 1B 2B 1B | 0 | 0 | 0 | 0 | 1 | 0 | 0 | | | | | |
| Lew Burdette, R (1, 1) OBP: 0.257, SLG: 0.290 | | | | | | | | | 1-2 BB | 2 | 0 | 0 | 0 | 0 | 0 | 1 | | | | | |
| Ray Crone, R (7, 1) OBP: 0.257, SLG: 0.290 | | | | | | | | | F8 | 0 | 0 | 0 | 0 | 0 | 0 | 0 | | | | | |
| Charlie White, L (7, PH) OBP: 0.333, SLG: 0.625 | | | | | | | | | F8 | 2 | 0 | 1 | 0 | 0 | 0 | 2 | | | | | |
| Inning Stats | R: 0 E: 0 K: 0 S: 3 | H: 0 LOB: 0 BB: 0 P: 3 | R: 0 E: 0 K: 0 S: 4 | H: 1 LOB: 1 BB: 0 P: 4 | R: 0 E: 0 K: 0 S: 4 | H: 1 LOB: 1 BB: 0 P: 4 | R: 0 E: 0 K: 0 S: 4 | H: 1 LOB: 1 BB: 0 P: 4 | R: 0 E: 0 K: 0 S: 4 | H: 0 LOB: 0 BB: 0 P: 8 | R: 1 E: 0 K: 0 S: 6 | H: 3 LOB: 2 BB: 0 P: 6 | R: 0 E: 0 K: 0 S: 3 | H: 0 LOB: 0 BB: 0 P: 3 | R: 0 E: 0 K: 0 S: 4 | H: 1 LOB: 2 BB: 1 P: 8 | 1B: 7 2B: 1 3B: 0 HR: 0 | SF: 0 SAC: 0 DP: 1 HBP: 0 | WP: 1 PB: 0 CS: 0 | PA: 36 | |
| PITCHER | IP WLS BF H R ER SO BB IBB HBP BLK WP HR S P ERA WHIP | IP WLS BF H R ER SO BB IBB HBP BLK WP HR S P ERA WHIP | IP WLS BF H R ER SO BB IBB HBP BLK WP HR S P ERA WHIP | IP WLS BF H R ER SO BB IBB HBP BLK WP HR S P ERA WHIP | IP WLS BF H R ER SO BB IBB HBP BLK WP HR S P ERA WHIP | IP WLS BF H R ER SO BB IBB HBP BLK WP HR S P ERA WHIP | IP WLS BF H R ER SO BB IBB HBP BLK WP HR S P ERA WHIP | IP WLS BF H R ER SO BB IBB HBP BLK WP HR S P ERA WHIP | IP WLS BF H R ER SO BB IBB HBP BLK WP HR S P ERA WHIP | IP WLS BF H R ER SO BB IBB HBP BLK WP HR S P ERA WHIP | IP WLS BF H R ER SO BB IBB HBP BLK WP HR S P ERA WHIP | IP WLS BF H R ER SO BB IBB HBP BLK WP HR S P ERA WHIP | IP WLS BF H R ER SO BB IBB HBP BLK WP HR S P ERA WHIP | IP WLS BF H R ER SO BB IBB HBP BLK WP HR S P ERA WHIP | IP WLS BF H R ER SO BB IBB HBP BLK WP HR S P ERA WHIP | IP WLS BF H R ER SO BB IBB HBP BLK WP HR S P ERA WHIP | IP WLS BF H R ER SO BB IBB HBP BLK WP HR S P ERA WHIP | IP WLS BF H R ER SO BB IBB HBP BLK WP HR S P ERA WHIP | IP WLS BF H R ER SO BB IBB HBP BLK WP HR S P ERA WHIP | IP WLS BF H R ER SO BB IBB HBP BLK WP HR S P ERA WHIP | IP WLS BF H R ER SO BB IBB HBP BLK WP HR S P ERA WHIP |

| | |
|-----|----|
| AB | 34 |
| R | 1 |
| H | 8 |
| RBI | 1 |
| BB | 2 |
| SO | 1 |
| LOB | 13 |



| Batter | 1 | 2 | 3 | 4 | 5 | 6 | 7 | 8 | 9 | AB | R | H | RBI | BB | SO | LOB | TOP | | | | | |
|---|---|---|------------------------------|---------------------------------|------------------------------|---------------------------------|------------------------------|---------------------------------|------------------------------|---------------------------------|------------------------------|----------------------------------|------------------------------|----------------------------------|------------------------------|---------------------------------|---|---------------------------------|----------------------------------|------------------------------------|----------------------------------|--------|
| Willie Jones, R (1,5) OBP: 0.420, SLG: 0.489 | 0-0 1-6-3 | | 0-0 2H 1B | | 0-0 5-3 | | 4-0 BB BB | | 0-0 1-2 1B | 4 | 0 | 2 | 1 | 1 | 0 | 0 | Philadelphia Phillies @ Milwaukee Braves Milwaukee County Stadium, Milwaukee, WI Thu Apr 29 1954, 4:33 AM EDT Att: 18,793 - Unknown livebaseballscorecards.com | | | | | |
| Richie Ashburn, L (1,8) OBP: 0.298, SLG: 0.184 | 0-0 G4-6-3 1B | | 0-0 F5 | | | 4-0 1B E 1B BB | 4-0 1-2 BB | | 0-0 F5 | 3 | 1 | 1 | 0 | 2 | 0 | 3 | | | | | | |
| Earl Torgeson, L (1,3) OBP: 0.360, SLG: 0.422 | 0-0 G4-6-3 1-2 | | | 0-0 4-3 | | 0-0 1B 1B | 0-0 F8 | | 0-0 F8 | 5 | 1 | 0 | 0 | 0 | 0 | 6 | | | | | | |
| Del Ennis, R (1,7) OBP: 0.286, SLG: 0.457 | | 0-0 F3 | | 0-0 5-3 | | 0-0 1B 1B | 0-0 PO | 0-0 4-3 | | 4 | 1 | 1 | 0 | 0 | 0 | 0 | | | | | | |
| Granny Hamner, R (1,4) OBP: 0.438, SLG: 0.442 | | 0-0 4-3 | | 0-0 1B 1B | | 0-0 1B 1B | | 0-0 3B | | 4 | 0 | 3 | 1 | 0 | 0 | 0 | | | | | | |
| Mel Clark, R (1,9) OBP: 0.125, SLG: 0.217 | 0-3 K | | | 0-0 1B | | 0-0 SF9-3-4 | | 0-3 K | | 3 | 0 | 1 | 1 | 0 | 2 | 1 | | | | | | |
| Stan Lopata, R (1,2) OBP: 0.423, SLG: 0.450 | | | 0-0 1B 2B | 0-0 F6 | | 0-0 1B | | 0-0 F9 | | 4 | 1 | 2 | 1 | 0 | 0 | 3 | | | | | | |
| Bobby Morgan, R (1,6) OBP: 0.381, SLG: 0.235 | | | 0-3 K | | 0-0 F7 | 0-0 4-3 | | 0-0 1B 1B | | 4 | 0 | 1 | 0 | 0 | 1 | 2 | | | | | | |
| Robin Roberts, S (1,1) OBP: 0.381, SLG: 0.235 | | | 0-3 K | | 0-0 F6 | | 0-3 K | | 0-0 F7 | 4 | 0 | 0 | 0 | 0 | 2 | 2 | | | | | | |
| Inning Stats | R: 0 E: 0 K: 0 S: 3 | H: 1 LOB: 0 BB: 0 P: 3 | R: 0 E: 0 K: 1 S: 5 | H: 0 LOB: 0 BB: 0 P: 5 | R: 1 E: 0 K: 2 S: 9 | H: 2 LOB: 1 BB: 0 P: 9 | R: 0 E: 0 K: 0 S: 5 | H: 2 LOB: 2 BB: 0 P: 5 | R: 0 E: 0 K: 0 S: 3 | H: 0 LOB: 0 BB: 0 P: 3 | R: 3 E: 1 K: 0 S: 6 | H: 3 LOB: 1 BB: 1 P: 10 | R: 0 E: 0 K: 1 S: 4 | H: 0 LOB: 1 BB: 2 P: 12 | R: 0 E: 0 K: 1 S: 6 | H: 1 LOB: 1 BB: 0 P: 6 | R: 0 E: 0 K: 0 S: 5 | H: 2 LOB: 2 BB: 0 P: 5 | 1B: 9 2B: 2 3B: 1 HR: 0 | SF: 1 SAC: 0 DP: 2 HBP: 0 | WP: 0 PB: 0 SB: 0 CS: 0 | PA: 40 |
| PITCHER | IP WLS BF H R ER SO BB IBB HBP BLK WP HR S P ERA WHIP | IP WLS BF H R ER SO BB IBB HBP BLK WP HR S P ERA WHIP | | | | | | | | | | | | | | | | | | | | |
| Warren Spahn, L (1,1) ERA: 4.6 | 6.0 L 26 8 4 3 3 | 3.0 L 13 3 0 0 2 | | | | | | | | | | | | | | | | | | | | |
| Ray Crone, R (7,1) ERA: 1.35 | | | | | | | | | | | | | | | | | | | | | | |

| Batter | 1 | 2 | 3 | 4 | 5 | 6 | 7 | 8 | 9 | AB | R | H | RBI | BB | SO | LOB | BOTTOM | |
|--|---|---|------------------------------|---------------------------------|------------------------------|---------------------------------|------------------------------|---------------------------------|------------------------------|---------------------------------|------------------------------|---------------------------------|------------------------------|---------------------------------|----------------------------------|------------------------------------|---|--------|
| Jack Dittmer, L (1,4) OBP: 0.171, SLG: 0.350 | 0-0 F7 | | 0-0 4-3 | | | 0-0 F9 | | | 0-0 F2 | 4 | 0 | 0 | 0 | 0 | 0 | 3 | Philadelphia Phillies @ Milwaukee Braves Milwaukee County Stadium, Milwaukee, WI Thu Apr 29 1954, 4:33 AM EDT Att: 18,793 - Unknown livebaseballscorecards.com | |
| Danny O'Connell, R (1,5) OBP: 0.357, SLG: 0.396 | 0-0 F7 | | 0-0 4-3 | | | 0-0 L3 | | | 0-0 F9 | 4 | 0 | 0 | 0 | 0 | 0 | 3 | | |
| Eddie Mathews, L (1,7) OBP: 0.370, SLG: 0.578 | 4-0 BB | | | 0-3 K | | 0-3 K | | | 0-3 K | 3 | 0 | 0 | 0 | 1 | 3 | 1 | | |
| Andy Pafko, R (1,8) OBP: 0.394, SLG: 0.433 | 0-3 K | | | 0-0 F2 | | 0-0 4-3 | | | 0-0 F6 | 3 | 0 | 0 | 0 | 0 | 1 | 1 | | |
| Joe Adcock, R (1,3) OBP: 0.420, SLG: 0.591 | | 0-0 F8 | | 0-0 6-3 | | 0-0 F6 | | | 0-0 F8 | 3 | 0 | 0 | 0 | 0 | 0 | 0 | | |
| Hank Aaron, R (1,9) OBP: 0.370, SLG: 0.520 | | 0-0 F6 | | | 0-0 F6 | | | | 0-0 F8 | 3 | 0 | 0 | 0 | 0 | 0 | 0 | | |
| Johnny Logan, R (1,6) OBP: 0.315, SLG: 0.479 | | 0-3 K | | | 0-0 F8 | | | | 0-0 F5 | 3 | 0 | 0 | 0 | 0 | 1 | 0 | | |
| Del Crandall, R (1,2) OBP: 0.263, SLG: 0.324 | | | 0-0 4-3 2B | | 0-0 F6 | | | | 0-0 F2 | 3 | 0 | 1 | 0 | 0 | 0 | 0 | | |
| Warren Spahn, L (1,1) OBP: 0.231, SLG: 0.091 | | | 0-3 K | | | 4-0 BB | | | 4-0 BB | 1 | 0 | 0 | 0 | 0 | 1 | 1 | | |
| George Metkovich, L (6,PH) OBP: 0.297, SLG: 0.250 | | | | | | | | | | 0 | 0 | 0 | 0 | 1 | 0 | 0 | | |
| Ray Crone, R (7,1) OBP: 0.400, SLG: 0.625 | | | | | | | | | | 0 | 0 | 0 | 0 | 0 | 0 | 0 | | |
| Charlie White, L (9,PH) OBP: 0.400, SLG: 0.625 | | | | | | | | | | 0 | 0 | 0 | 0 | 1 | 0 | 0 | | |
| Inning Stats | R: 0 E: 0 K: 1 S: 5 | H: 0 LOB: 1 BB: 1 P: 9 | R: 0 E: 0 K: 1 S: 5 | H: 0 LOB: 0 BB: 0 P: 5 | R: 0 E: 0 K: 1 S: 6 | H: 1 LOB: 0 BB: 0 P: 6 | R: 0 E: 0 K: 1 S: 5 | H: 0 LOB: 0 BB: 0 P: 5 | R: 0 E: 0 K: 0 S: 3 | H: 0 LOB: 0 BB: 0 P: 3 | R: 0 E: 0 K: 1 S: 5 | H: 0 LOB: 1 BB: 1 P: 9 | R: 0 E: 0 K: 1 S: 5 | H: 0 LOB: 1 BB: 1 P: 9 | 1B: 0 2B: 2 3B: 0 HR: 0 | SF: 0 SAC: 0 DP: 1 HBP: 0 | WP: 0 PB: 0 SB: 0 CS: 0 | PA: 30 |
| PITCHER | IP WLS BF H R ER SO BB IBB HBP BLK WP HR S P ERA WHIP | IP WLS BF H R ER SO BB IBB HBP BLK WP HR S P ERA WHIP | | | | | | | | | | | | | | | | |
| Robin Roberts, R (1,1) ERA: 1.35 | 9.0 W 30 1 0 0 6 | | | | | | | | | | | | | | | | | |

| Batter | 1 | 2 | 3 | 4 | 5 | 6 | 7 | 8 | 9 | AB | R | H | RBI | BB | SO | LOB | TOP | | | | | | | | | | | | | | | | | | |
|--|----|-----|----|---|---|----|----|----|-----|-----|-------|-------|-------|-------|-------|--------|-------|---|-------|-------|-------|-------|--------|----|----|----|-----|-----|-----|----|----|---|---|-----|------|
| Cal Abrams, L (1, 7) OBP: 0.565, SLG: 0.533 | | | | | | | | | | | 0 | 0 | 0 | 0 | 0 | 0 | 0 | Pittsburgh Pirates @ Milwaukee Braves Milwaukee County Stadium, Milwaukee, WI Tue May 04 1954, 4:33 AM EDT Att: 12,383 - Unknown livebaseballscorecards.com | | | | | | | | | | | | | | | | | |
| Dick Cole, R (1, 5) OBP: 0.382, SLG: 0.345 | | | | | | | | | | | 0 | 0 | 0 | 0 | 0 | 0 | 0 | | | | | | | | | | | | | | | | | | |
| Bob Skinner, L (1, 3) OBP: 0.375, SLG: 0.453 | | | | | | | | | | | 0 | 0 | 0 | 0 | 0 | 0 | 0 | | | | | | | | | | | | | | | | | | |
| Frank Thomas, R (1, 8) OBP: 0.388, SLG: 0.571 | | | | | | | | | | | 0 | 0 | 0 | 0 | 0 | 0 | 0 | | | | | | | | | | | | | | | | | | |
| Jerry Lynch, L (1, 9) OBP: 0.357, SLG: 0.590 | | | | | | | | | | | 0 | 0 | 0 | 0 | 0 | 0 | 0 | | | | | | | | | | | | | | | | | | |
| Jack Shepard, R (1, 2) OBP: 0.458, SLG: 0.381 | | | | | | | | | | | 0 | 0 | 0 | 0 | 0 | 0 | 0 | | | | | | | | | | | | | | | | | | |
| Curt Roberts, R (1, 4) OBP: 0.277, SLG: 0.325 | | | | | | | | | | | 0 | 0 | 0 | 0 | 0 | 0 | 0 | | | | | | | | | | | | | | | | | | |
| Gair Allie, R (1, 6) OBP: 0.304, SLG: 0.241 | | | | | | | | | | | 0 | 0 | 0 | 0 | 0 | 0 | 0 | | | | | | | | | | | | | | | | | | |
| Max Surkont, R (1, 1) | | | | | | | | | | | 0 | 0 | 0 | 0 | 0 | 0 | 0 | | | | | | | | | | | | | | | | | | |
| Inning Stats | | | | | | | | | | | 1B: 0 | SF: 0 | WP: 0 | PA: 0 | 2B: 0 | SAC: 0 | FB: 0 | 3B: 0 | DP: 0 | SB: 0 | CS: 0 | HR: 0 | HBP: 0 | | | | | | | | | | | | |
| PITCHER Warren Spahn, L (1, 1) ERA: 4.6 | IP | WLS | BF | H | R | ER | SO | BB | IBB | HBP | BLK | WP | HR | S | P | ERA | WHIP | | | | | | | | | | | | | | | | | | |
| | | | | | | | | | | | | | | | | | | PITCHER | IP | WLS | BF | H | R | ER | SO | BB | IBB | HBP | BLK | WP | HR | S | P | ERA | WHIP |

AB 0
R 0
H 0
RBI 0
BB 0
SO 0
LOB 0



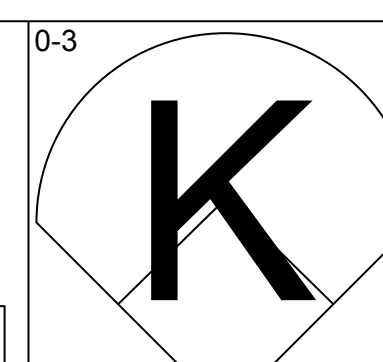
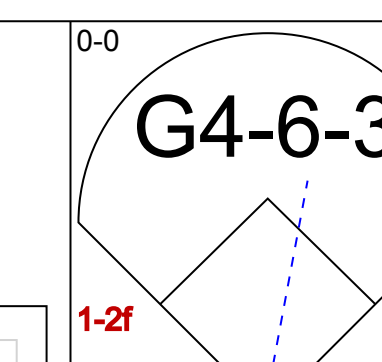
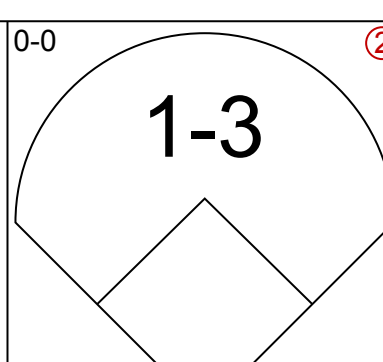
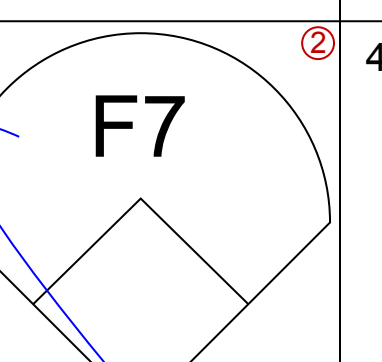
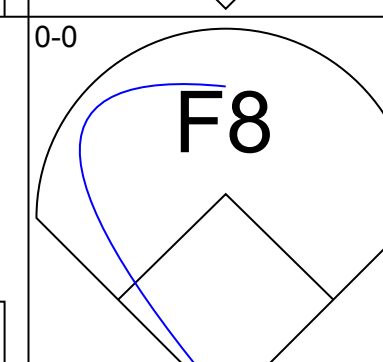
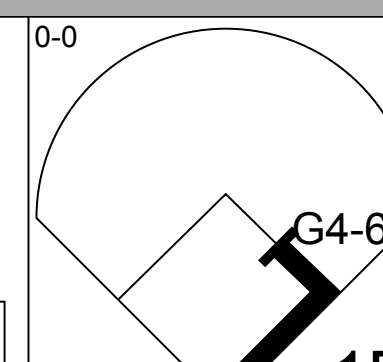
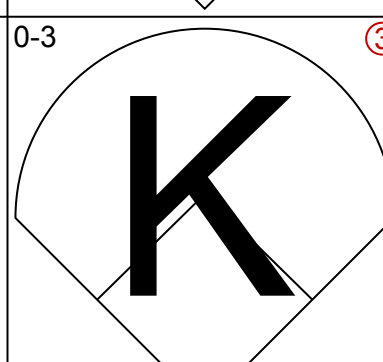
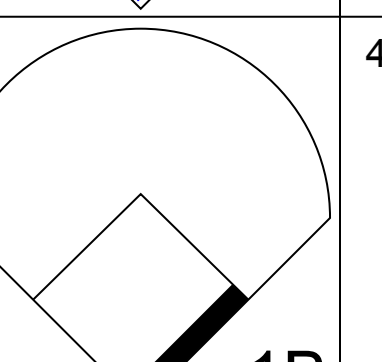
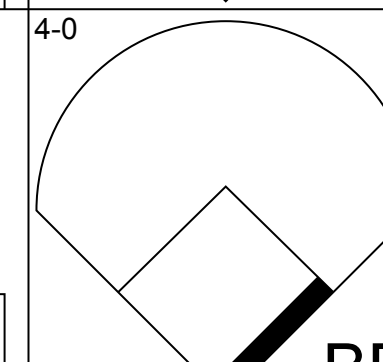
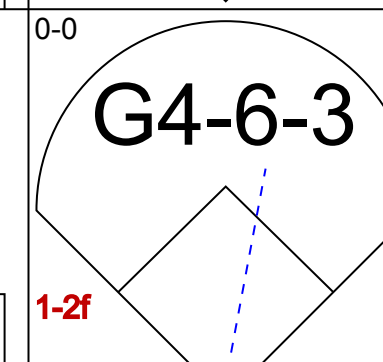
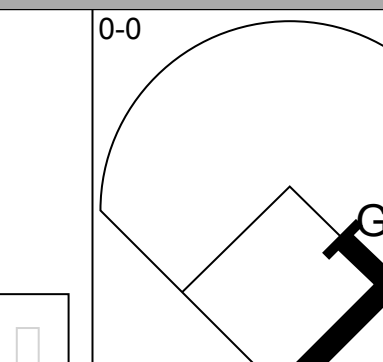
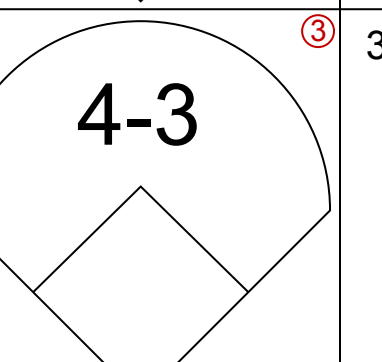
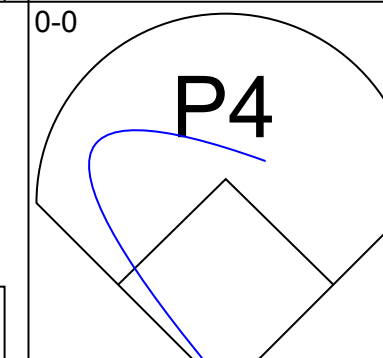
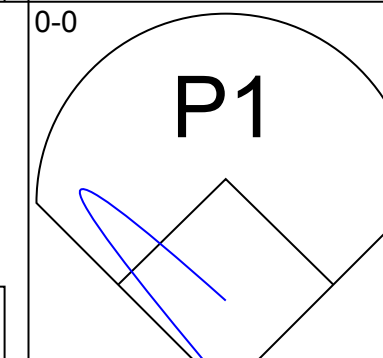
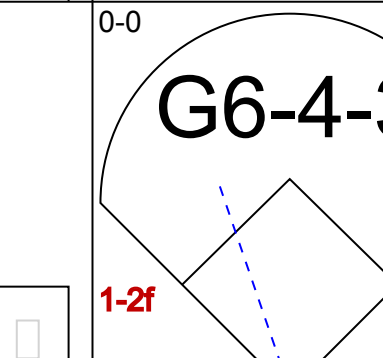
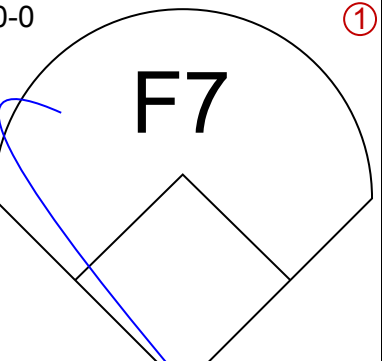
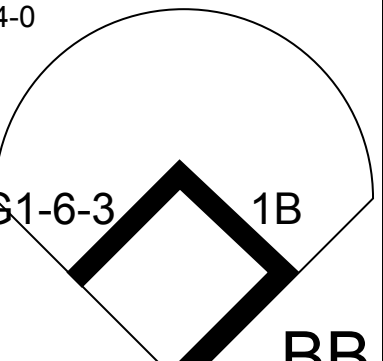
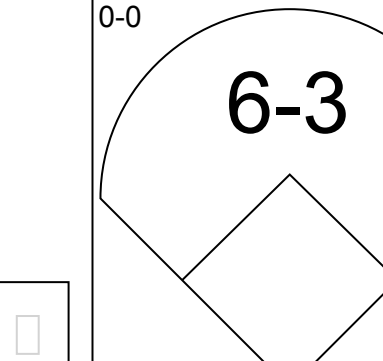
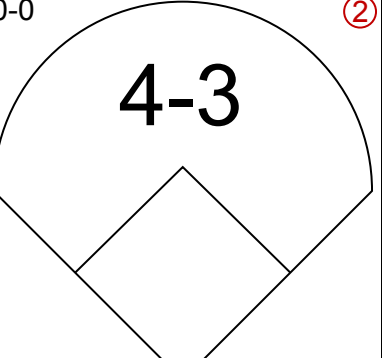
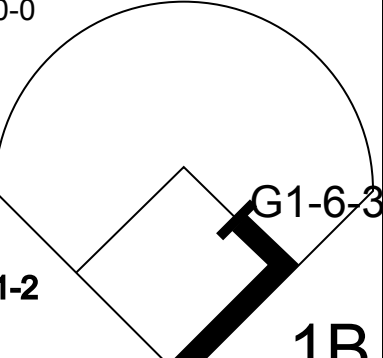
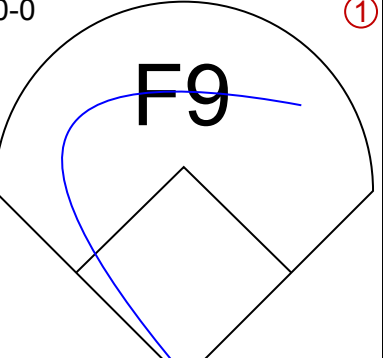
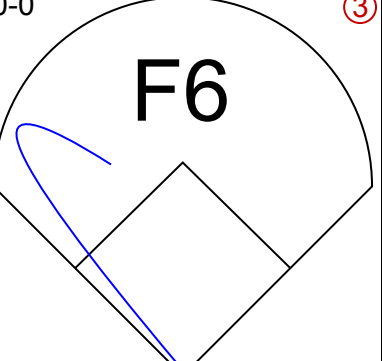
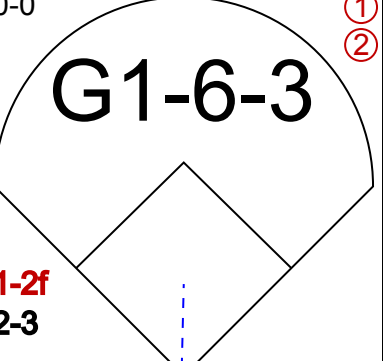
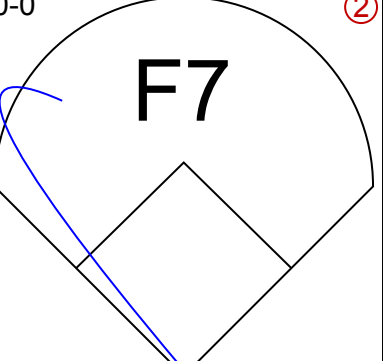
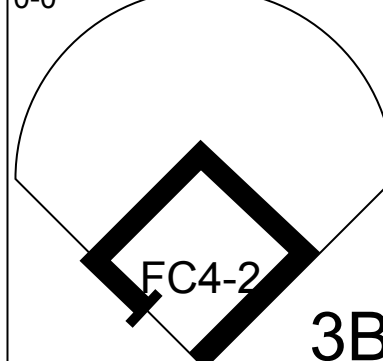
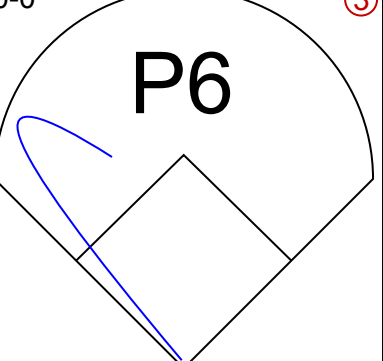
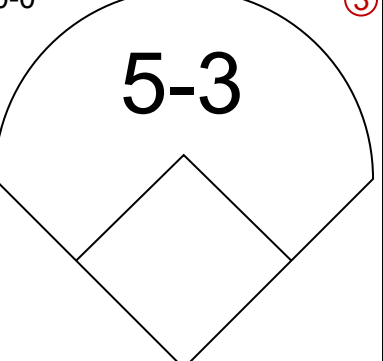
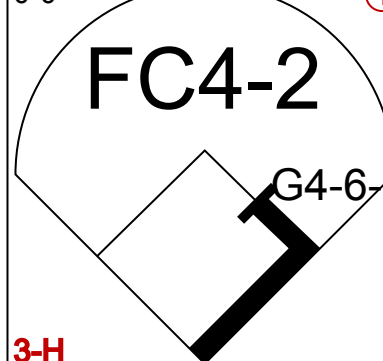
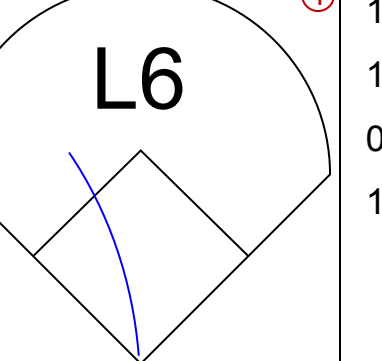
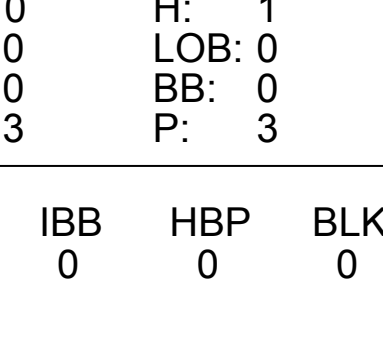

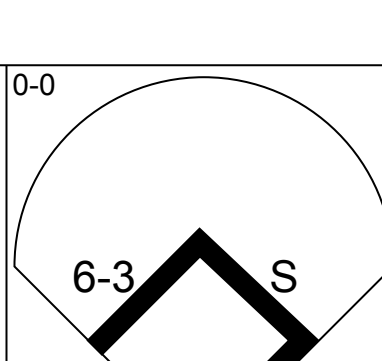
| Batter | 1 | 2 | 3 | 4 | 5 | 6 | 7 | 8 | 9 | AB | R | H | RBI | BB | SO | LOB | BOTTOM | | | | | | | | | | | | | | | | | | |
|---|----|-----|----|---|---|----|----|----|-----|-----|-------|-------|-------|-------|-------|--------|--------|---|-------|-------|-------|-------|--------|----|----|----|-----|-----|-----|----|----|---|---|-----|------|
| Bill Bruton, L (1, 8) OBP: 0.533, SLG: 0.417 | | | | | | | | | | | 0 | 0 | 0 | 0 | 0 | 0 | 0 | Pittsburgh Pirates @ Milwaukee Braves Milwaukee County Stadium, Milwaukee, WI Tue May 04 1954, 4:33 AM EDT Att: 12,383 - Unknown livebaseballscorecards.com | | | | | | | | | | | | | | | | | |
| Danny O'Connell, R (1, 4) OBP: 0.348, SLG: 0.397 | | | | | | | | | | | 0 | 0 | 0 | 0 | 0 | 0 | 0 | | | | | | | | | | | | | | | | | | |
| Eddie Mathews, L (1, 5) OBP: 0.371, SLG: 0.538 | | | | | | | | | | | 0 | 0 | 0 | 0 | 0 | 0 | 0 | | | | | | | | | | | | | | | | | | |
| Andy Pafko, R (1, 9) OBP: 0.405, SLG: 0.486 | | | | | | | | | | | 0 | 0 | 0 | 0 | 0 | 0 | 0 | | | | | | | | | | | | | | | | | | |
| Joe Adcock, R (1, 3) OBP: 0.373, SLG: 0.528 | | | | | | | | | | | 0 | 0 | 0 | 0 | 0 | 0 | 0 | | | | | | | | | | | | | | | | | | |
| Hank Aaron, R (1, 7) OBP: 0.348, SLG: 0.475 | | | | | | | | | | | 0 | 0 | 0 | 0 | 0 | 0 | 0 | | | | | | | | | | | | | | | | | | |
| Johnny Logan, R (1, 6) OBP: 0.317, SLG: 0.474 | | | | | | | | | | | 0 | 0 | 0 | 0 | 0 | 0 | 0 | | | | | | | | | | | | | | | | | | |
| Del Crandall, R (1, 2) OBP: 0.283, SLG: 0.333 | | | | | | | | | | | 0 | 0 | 0 | 0 | 0 | 0 | 0 | | | | | | | | | | | | | | | | | | |
| Warren Spahn, L (1, 1) OBP: 0.231, SLG: 0.091 | | | | | | | | | | | 0 | 0 | 0 | 0 | 0 | 0 | 0 | | | | | | | | | | | | | | | | | | |
| Inning Stats | | | | | | | | | | | 1B: 0 | SF: 0 | WP: 0 | PA: 0 | 2B: 0 | SAC: 0 | FB: 0 | 3B: 0 | DP: 0 | SB: 0 | CS: 0 | HR: 0 | HBP: 0 | | | | | | | | | | | | |
| PITCHER Max Surkont, R (1, 1) ERA: 7.0 | IP | WLS | BF | H | R | ER | SO | BB | IBB | HBP | BLK | WP | HR | S | P | ERA | WHIP | | | | | | | | | | | | | | | | | | |
| | | | | | | | | | | | | | | | | | | PITCHER | IP | WLS | BF | H | R | ER | SO | BB | IBB | HBP | BLK | WP | HR | S | P | ERA | WHIP |

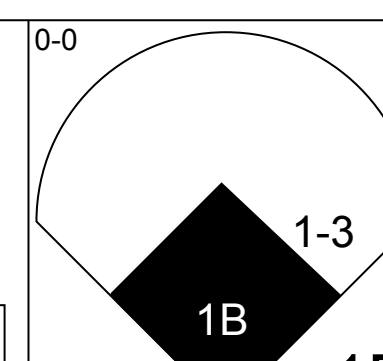
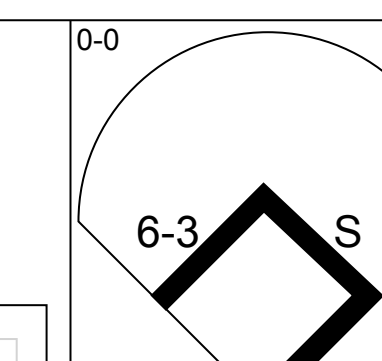
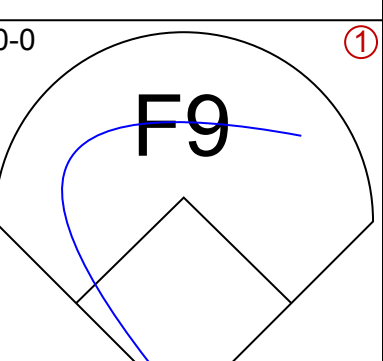
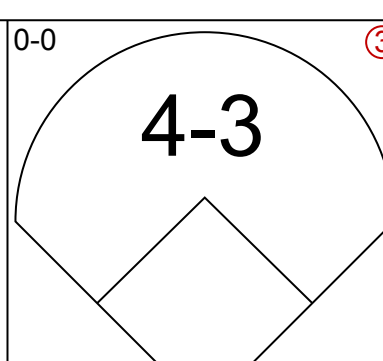
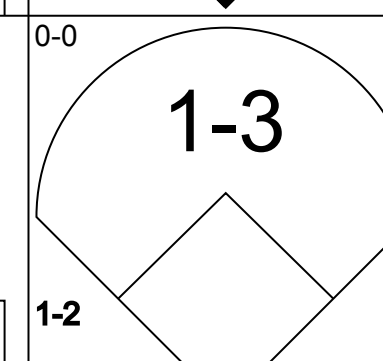
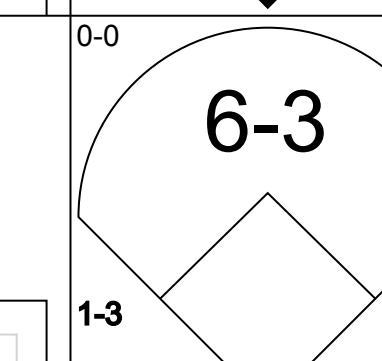
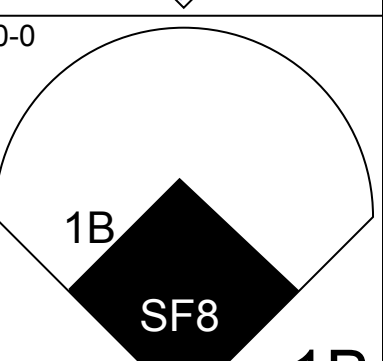
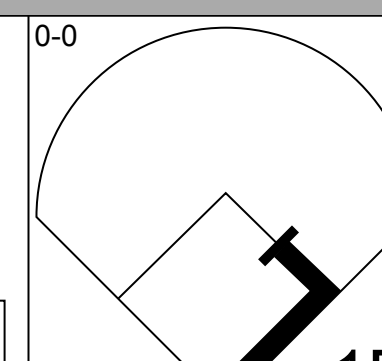
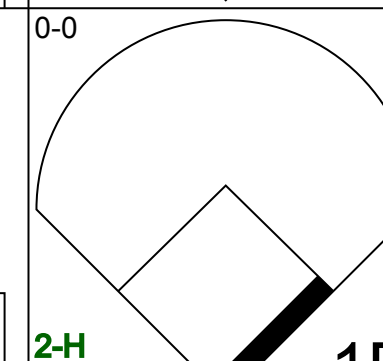
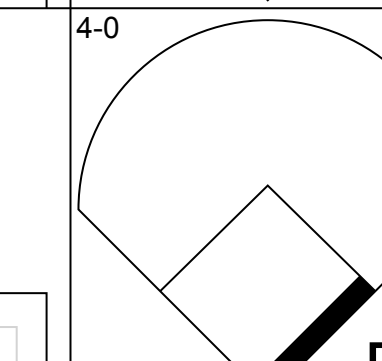
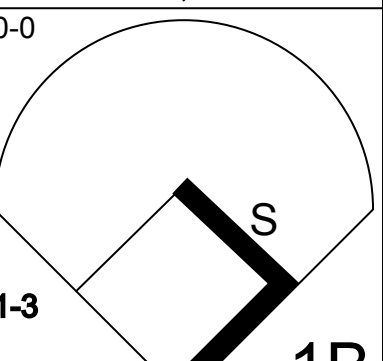
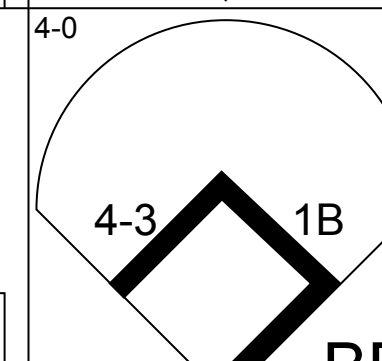
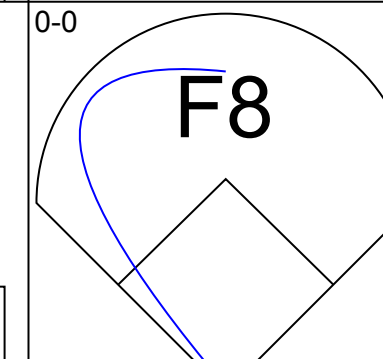
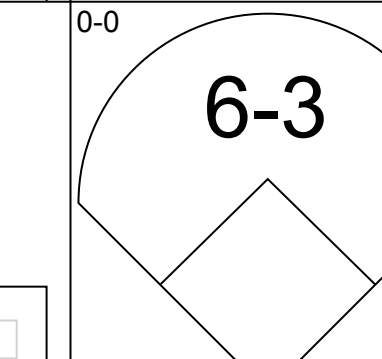
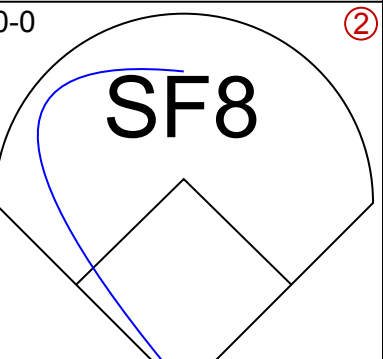
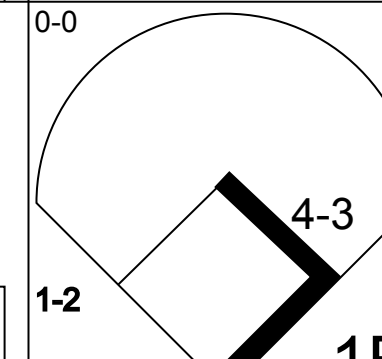
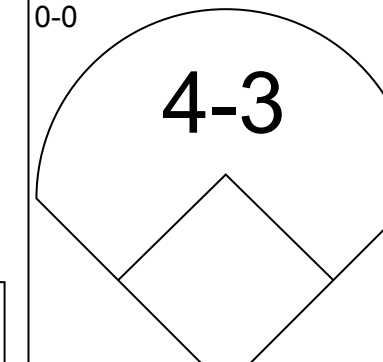
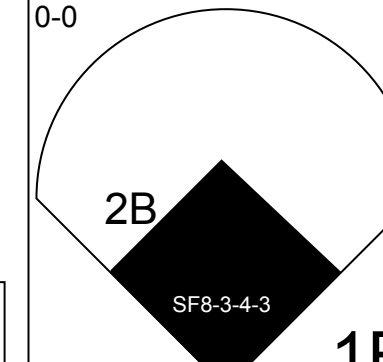
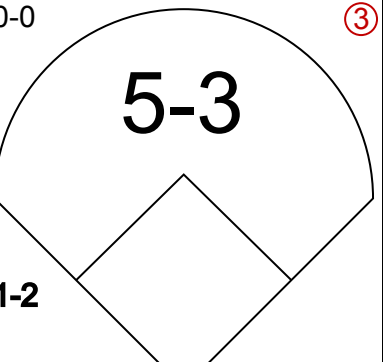
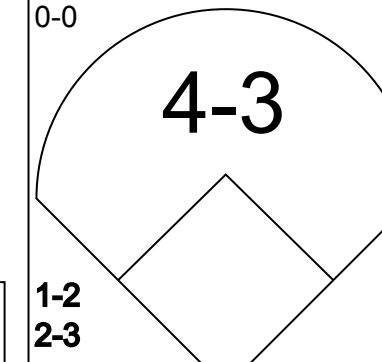
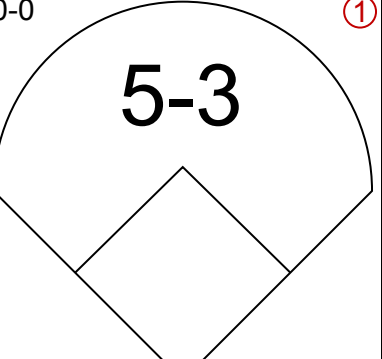
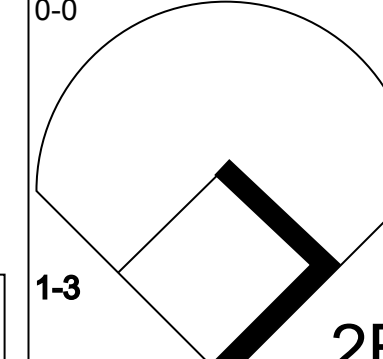
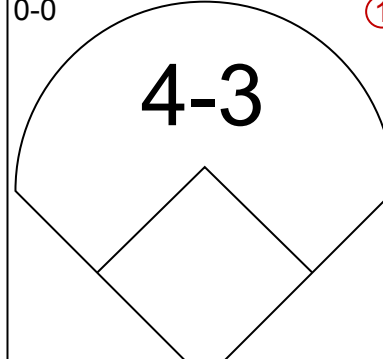
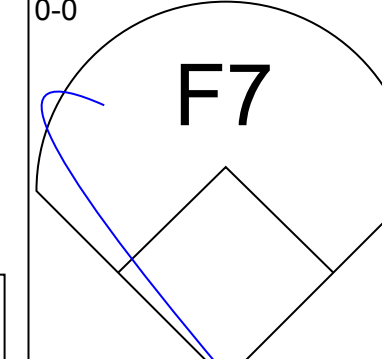
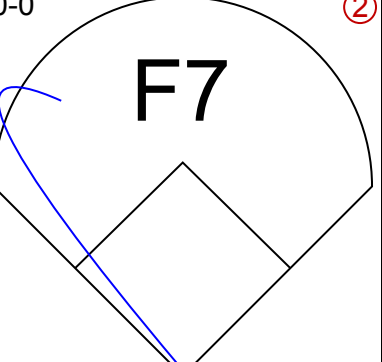
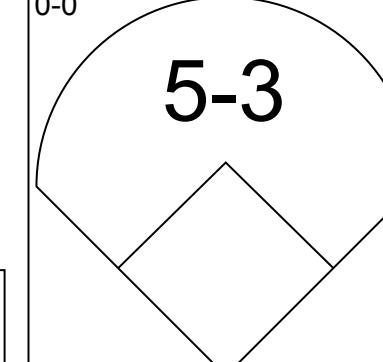
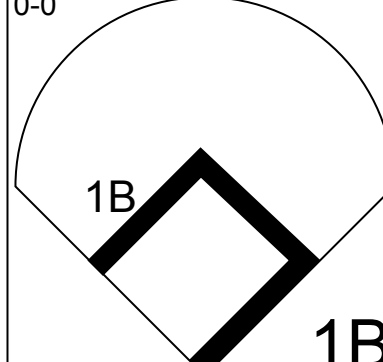
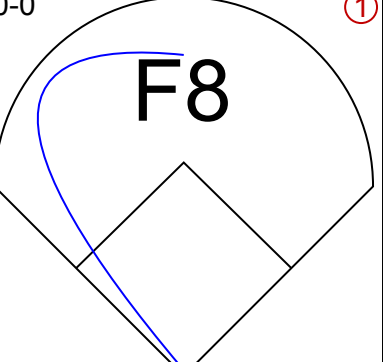
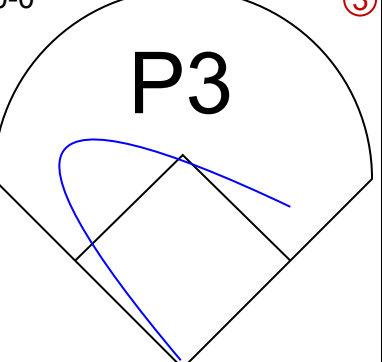
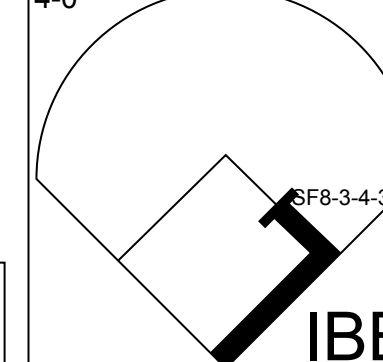
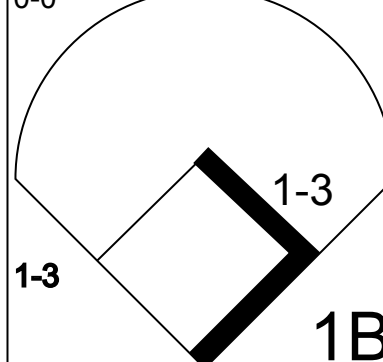
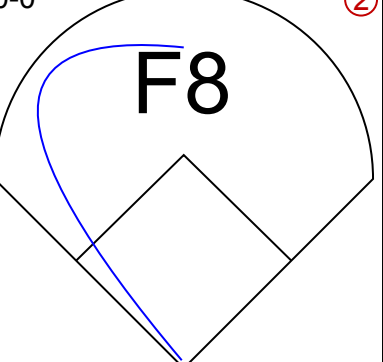
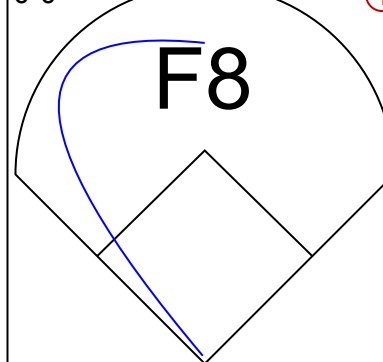
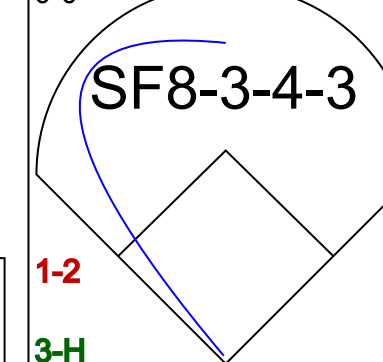
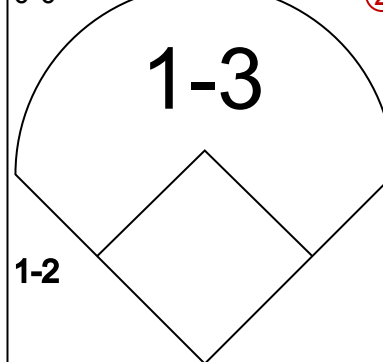
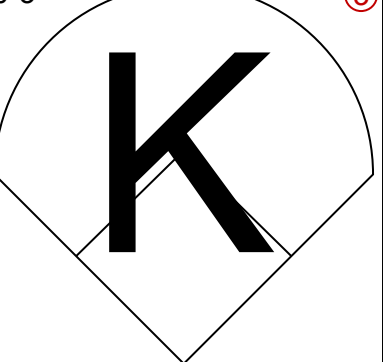
AB 0
R 0
H 0
RBI 0
BB 0
SO 0
LOB 0



| Batter | 1 | 2 | 3 | 4 | 5 | 6 | 7 | 8 | 9 | AB | R | H | RBI | BB | SO | LOB | TOP | | | |
|--|--|---------------------------------|------------------------------|---------------------------------|------------------------------|---------------------------------|------------------------------|---------------------------------|------------------------------|---------------------------------|------------------------------|---------------------------------|------------------------------|---------------------------------|------------------------------|---|---|----------------------------------|------------------------------------|----------------------------------|
| Cal Abrams, L OBP: 0.452, SLG: 0.391 (1, 7) | F8 | K | | | | | G4-6-3 | | | 4 | 0 | 1 | 0 | 0 | 1 | 3 | Pittsburgh Pirates @ Milwaukee Braves Milwaukee County Stadium, Milwaukee, WI Wed May 05 1954, 4:33 AM EDT Att: 13,194 - Unknown livebaseballscorecards.com | | | |
| Dick Cole, R OBP: 0.357, SLG: 0.306 (1, 6) | 5-3 | | K | | F2 | | | BB | | 3 | 0 | 0 | 0 | 1 | 1 | 2 | | | | |
| Bob Skinner, L OBP: 0.350, SLG: 0.417 (1, 3) | E6 | | K | | | | | 6-3 | | 4 | 0 | 1 | 1 | 0 | 1 | 1 | | | | |
| Frank Thomas, R OBP: 0.398, SLG: 0.549 (1, 8) | FC6-4 | | | | F3 | | | K | | 3 | 0 | 1 | 0 | 1 | 1 | 2 | | | | |
| Jerry Lynch, L OBP: 0.320, SLG: 0.511 (1, 9) | FC6-4 | | F8 | | | | | K | | 4 | 0 | 0 | 0 | 0 | 1 | 5 | | | | |
| Preston Ward, L OBP: 0.219, SLG: 0.167 (1, 5) | | FC G3 | | | F7 | | | K | | 3 | 0 | 1 | 0 | 1 | 1 | 0 | | | | |
| Curt Roberts, R OBP: 0.275, SLG: 0.310 (1, 4) | | G3 | | | F9 | | | F6 | | 4 | 0 | 0 | 0 | 0 | 0 | 2 | | | | |
| Bill Hall, L (1, 2) | | FC | | | 4-3 | | | F6 | | 4 | 0 | 0 | 0 | 0 | 0 | 2 | | | | |
| Bob Purkey, R Gail Henley, L Johnny Heston, R Toby Atwell, L Jake Thies, R Hal Rice, L (1, 1) (5, PH) (5, 1) (7, PH) (7, 1) (9, PH) | | K | | | | | | K | | 1 | 0 | 0 | 0 | 0 | 1 | 2 | | | | |
| Inning Stats | R: 0 E: 1 K: 0 S: 4 | H: 0 LOB: 2 BB: 1 P: 8 | R: 0 E: 0 K: 2 S: 9 | H: 1 LOB: 2 BB: 0 P: 9 | R: 0 E: 0 K: 2 S: 8 | H: 1 LOB: 0 BB: 0 P: 8 | R: 0 E: 0 K: 0 S: 3 | H: 0 LOB: 0 BB: 0 P: 3 | R: 1 E: 0 K: 0 S: 6 | H: 3 LOB: 2 BB: 1 P: 6 | R: 0 E: 0 K: 3 S: 2 | H: 0 LOB: 0 BB: 1 P: 6 | R: 0 E: 0 K: 3 S: 9 | H: 1 LOB: 1 BB: 1 P: 7 | R: 0 E: 0 K: 3 S: 9 | H: 0 LOB: 0 BB: 0 P: 5 | | 1B: 6 2B: 1 3B: 0 HR: 0 | SF: 0 SAC: 0 DP: 2 HBP: 0 | WP: 0 PB: 0 SB: 1 CS: 0 |
| PITCHER Gene Conley, R ERA: 3.05 (1, 1) | IP: 9.0 WLS: W BF: 36 H: 6 R: 1 ER: 1 SO: 8 BB: 3 IBB: 0 HBP: 0 BLK: 0 WP: 0 HR: 0 S: 49 P: 61 ERA: 1.00 WHIP: 1.000 | | | | | | | | | | | | | | | PITCHER Gene Conley, R ERA: 3.05 (1, 1) | IP: 9.0 WLS: W BF: 36 H: 6 R: 1 ER: 1 SO: 8 BB: 3 IBB: 0 HBP: 0 BLK: 0 WP: 0 HR: 0 S: 49 P: 61 ERA: 1.00 WHIP: 1.000 | | | |


| Batter | 1 | 2 | 3 | 4 | 5 | 6 | 7 | 8 | 9 | AB | R | H | RBI | BB | SO | LOB | BOTTOM | | | |
|---|--|---------------------------------|------------------------------|---------------------------------|------------------------------|---------------------------------|------------------------------|---------------------------------|------------------------------|----------------------------------|------------------------------|---------------------------------|------------------------------|---------------------------------|------------------------------|---|---|----------------------------------|------------------------------------|----------------------------------|
| Bill Bruton, L OBP: 0.478, SLG: 0.368 (1, 8) | 4-3 | | F4 | | F8 | 1-3 | | | | 3 | 1 | 0 | 0 | 1 | 0 | 3 | Pittsburgh Pirates @ Milwaukee Braves Milwaukee County Stadium, Milwaukee, WI Wed May 05 1954, 4:33 AM EDT Att: 13,194 - Unknown livebaseballscorecards.com | | | |
| Danny O'Connell, R OBP: 0.356, SLG: 0.391 (1, 4) | 4-3 | | F4 | | | | K | | | 4 | 0 | 1 | 0 | 0 | 1 | 1 | | | | |
| Eddie Mathews, L OBP: 0.400, SLG: 0.589 (1, 5) | SF8 | | | SH1-3 | FC6-4 | | | HR | | 1 | 2 | 1 | 2 | 2 | 0 | 0 | | | | |
| Andy Pafko, R OBP: 0.347, SLG: 0.429 (1, 9) | 1-6-3 | | SH1-3 | SH1-3 | FC6-4 | | F3 | | | 3 | 0 | 0 | 0 | 0 | 0 | 2 | | | | |
| Joe Adcock, R OBP: 0.403, SLG: 0.607 (1, 3) | | K | | 1B | | BB | F7 | | | 4 | 1 | 2 | 1 | 0 | 1 | 0 | | | | |
| Hank Aaron, R OBP: 0.324, SLG: 0.424 (1, 7) | 4-3 | | F7 | | F7 | | | 6-3 | | 4 | 0 | 0 | 0 | 0 | 0 | 2 | | | | |
| Johnny Logan, R OBP: 0.352, SLG: 0.492 (1, 6) | | WP | | | | BB | | 6-3 | | 4 | 0 | 3 | 1 | 0 | 0 | 0 | | | | |
| Del Crandall, R OBP: 0.278, SLG: 0.306 (1, 2) | F3 | | F8 | | | | | 6-3 | | 3 | 0 | 0 | 0 | 1 | 0 | 2 | | | | |
| Gene Conley, R OBP: 0.143, SLG: 0.143 (1, 1) | | | F2 | | | | F4 | | | 3 | 0 | 0 | 0 | 0 | 1 | 3 | | | | |
| Inning Stats | R: 1 E: 0 K: 0 S: 3 | H: 0 LOB: 0 BB: 1 P: 7 | R: 0 E: 0 K: 1 S: 6 | H: 1 LOB: 0 BB: 0 P: 6 | R: 0 E: 0 K: 0 S: 3 | H: 0 LOB: 0 BB: 0 P: 3 | R: 2 E: 0 K: 0 S: 5 | H: 2 LOB: 1 BB: 1 P: 9 | R: 0 E: 0 K: 1 S: 6 | H: 1 LOB: 2 BB: 1 P: 10 | R: 0 E: 0 K: 0 S: 5 | H: 2 LOB: 3 BB: 1 P: 9 | R: 1 E: 0 K: 1 S: 6 | H: 1 LOB: 0 BB: 0 P: 6 | R: 0 E: 0 K: 3 S: 3 | H: 0 LOB: 0 BB: 0 P: 3 | | 1B: 5 2B: 1 3B: 0 HR: 1 | SF: 1 SAC: 1 DP: 0 HBP: 0 | WP: 1 PB: 0 SB: 1 CS: 0 |
| PITCHER Bob Purkey, R ERA: 3.79 Johnny Hetki, R ERA: 1.2 Jake Thies, R ERA: 2.79 (1, 1) (5, 1) (7, 1) | IP: 4.0 WLS: L BF: 17 H: 3 R: 3 ER: 3 SO: 3 BB: 2 IBB: 0 HBP: 0 BLK: 0 WP: 0 HR: 0 S: 17 P: 25 ERA: 6.75 WHIP: 1.250 | | | | | | | | | | | | | | | PITCHER Bob Purkey, R ERA: 3.79 Johnny Hetki, R ERA: 1.2 Jake Thies, R ERA: 2.79 (1, 1) (5, 1) (7, 1) | IP: 4.0 WLS: L BF: 17 H: 3 R: 3 ER: 3 SO: 3 BB: 2 IBB: 0 HBP: 0 BLK: 0 WP: 0 HR: 0 S: 17 P: 25 ERA: 6.75 WHIP: 1.250 | | | |

| Batter | 1 | 2 | 3 | 4 | 5 | 6 | 7 | 8 | 9 | AB | R | H | RBI | BB | SO | LOB | TOP | | |
|---|--|---|---|---|------------------------------|---|---|---------------------------------|---|---------------------------------|------------------------------|---------------------------------|------------------------------|---------------------------------|------------------------------|---|--|------------------------------------|--------------------------|
| Cal Abrams, L OBP: 0.400, SLG: 0.333 (1, 7) |  | |  | | |  | | |  | 4 | 0 | 0 | 0 | 0 | 1 | 1 | Pittsburgh Pirates @ Milwaukee Braves Milwaukee County Stadium, Milwaukee, WI Thu May 06 1954, 4:33 AM EDT Att: 11,856 - Unknown | | |
| Dick Cole, R OBP: 0.370, SLG: 0.325 (1, 6) |  | | |  | |  | | |  | 4 | 0 | 2 | 0 | 0 | 1 | 0 | | | |
| Bob Skinner, L OBP: 0.357, SLG: 0.413 (1, 3) |  | | |  | | |  | |  | 3 | 0 | 1 | 0 | 1 | 0 | 2 | | | |
| Frank Thomas, R OBP: 0.385, SLG: 0.529 (1, 8) |  | | |  | | |  | | | 3 | 0 | 0 | 0 | 0 | 0 | 2 | | | |
| Jerry Lynch, L OBP: 0.321, SLG: 0.490 (1, 9) | |  | | | |  | | |  | 2 | 0 | 0 | 0 | 1 | 0 | 0 | | | |
| Preston Ward, L OBP: 0.229, SLG: 0.182 (1, 5) | |  | | | |  | | |  | 3 | 0 | 1 | 0 | 0 | 0 | 0 | | | |
| Toby Atwell, L OBP: 0.385, SLG: 0.409 (1, 2) | |  | | | |  | | |  | 3 | 0 | 0 | 0 | 0 | 0 | 2 | | | |
| Curt Roberts, R OBP: 0.277, SLG: 0.333 (1, 4) | | |  | | |  | | |  | 3 | 0 | 1 | 0 | 0 | 0 | 1 | | | |
| George O'Donnell, R (1, 1) | | |  | | | | | |  | 1 | 0 | 0 | 0 | 0 | 0 | 1 | | | |
| Gail Henley, L OBP: 0.352, SLG: 0.433 (6, PH) | | |  | | | | | | | 1 | 0 | 0 | 0 | 0 | 0 | 0 | | | |
| Paul LaPalme, L OBP: 0.200, SLG: 0.200 (6, 1) | | |  | | | | | | | 0 | 0 | 0 | 0 | 0 | 0 | 0 | | | |
| Bill Hall, L (9, PH) | | |  | | | | | | | 1 | 0 | 0 | 0 | 0 | 0 | 0 | | | |
| Inning Stats | R: 0 E: 0 K: 1 S: 5 | H: 0 LOB: 1 BB: 1 P: 9 | R: 0 E: 0 K: 0 S: 3 | H: 0 LOB: 0 BB: 0 P: 3 | R: 0 E: 0 K: 0 S: 3 | H: 1 LOB: 0 BB: 0 P: 3 | R: 0 E: 0 K: 0 S: 3 | H: 1 LOB: 0 BB: 0 P: 3 | R: 0 E: 0 K: 1 S: 5 | H: 0 LOB: 0 BB: 0 P: 5 | R: 0 E: 0 K: 0 S: 3 | H: 1 LOB: 0 BB: 0 P: 3 | R: 0 E: 0 K: 0 S: 3 | H: 0 LOB: 0 BB: 0 P: 3 | R: 0 E: 0 K: 0 S: 4 | H: 1 LOB: 1 BB: 0 P: 4 | 1B: 4 2B: 0 3B: 1 HR: 0 | SF: 0 SAC: 0 DP: 4 HBP: 0 | WP: 0 PA: 30 CS: 0 |
| PITCHER Lew Burdette, R ERA: 2.3 (1, 1) | IP: 9.0 WLS: W BF: 30 H: 5 R: 0 ER: 0 SO: 2 BB: 2 IBB: 0 HBP: 0 BLK: 0 WP: 0 HR: 0 S: 32 P: 40 ERA: 0.00 WHIP: 0.778 | | | | | | | | | | | | | | | PITCHER Lew Burdette, R ERA: 2.3 (1, 1) | IP: 9.0 WLS: W BF: 30 H: 5 R: 0 ER: 0 SO: 2 BB: 2 IBB: 0 HBP: 0 BLK: 0 WP: 0 HR: 0 S: 32 P: 40 ERA: 0.00 WHIP: 0.778 | | |

| Batter | 1 | 2 | 3 | 4 | 5 | 6 | 7 | 8 | 9 | AB | R | H | RBI | BB | SO | LOB | BOTTOM | | |
|---|--|---|---|---|------------------------------|---|------------------------------|---------------------------------|---|---------------------------------|------------------------------|---------------------------------|------------------------------|---------------------------------|------------------------------|---|--|-----------------------------------|------------------------------------|
| Bill Bruton, L OBP: 0.481, SLG: 0.391 (1, 8) |  | |  | | |  | | |  | 4 | 1 | 2 | 0 | 0 | 0 | 2 | Pittsburgh Pirates @ Milwaukee Braves Milwaukee County Stadium, Milwaukee, WI Thu May 06 1954, 4:33 AM EDT Att: 11,856 - Unknown | | |
| Danny O'Connell, R OBP: 0.394, SLG: 0.397 (1, 4) |  | |  | | |  | | |  | 4 | 1 | 2 | 0 | 0 | 0 | 2 | | | |
| Eddie Mathews, L OBP: 0.432, SLG: 0.603 (1, 5) |  | |  | | |  | | |  | 2 | 0 | 2 | 1 | 2 | 0 | 0 | | | |
| Andy Pafko, R OBP: 0.340, SLG: 0.422 (1, 9) |  | |  | | |  | | |  | 3 | 0 | 1 | 1 | 0 | 0 | 3 | | | |
| Joe Adcock, R OBP: 0.394, SLG: 0.585 (1, 3) |  | | |  | |  | | |  | 4 | 1 | 1 | 0 | 0 | 0 | 4 | | | |
| Hank Aaron, R OBP: 0.320, SLG: 0.429 (1, 7) | |  | |  | |  | | |  | 4 | 0 | 1 | 0 | 0 | 0 | 2 | | | |
| Johnny Logan, R OBP: 0.347, SLG: 0.478 (1, 6) | |  | |  | |  | | |  | 4 | 0 | 1 | 0 | 0 | 0 | 2 | | | |
| Del Crandall, R OBP: 0.293, SLG: 0.308 (1, 2) | |  | |  | |  | | |  | 3 | 0 | 1 | 0 | 1 | 0 | 0 | | | |
| Lew Burdette, R (1, 1) | | |  |  | |  | | |  | 3 | 0 | 0 | 1 | 0 | 1 | 2 | | | |
| Inning Stats | R: 1 E: 0 K: 0 S: 5 | H: 2 LOB: 1 BB: 0 P: 5 | R: 0 E: 0 K: 0 S: 4 | H: 1 LOB: 2 BB: 1 P: 8 | R: 1 E: 0 K: 0 S: 4 | H: 2 LOB: 1 BB: 1 P: 8 | R: 1 E: 0 K: 0 S: 5 | H: 2 LOB: 1 BB: 0 P: 5 | R: 0 E: 0 K: 0 S: 5 | H: 2 LOB: 2 BB: 0 P: 5 | R: 0 E: 0 K: 0 S: 4 | H: 2 LOB: 1 BB: 1 P: 8 | R: 0 E: 0 K: 1 S: 5 | H: 0 LOB: 0 BB: 0 P: 5 | R: 0 E: 0 K: 1 S: 5 | H: 0 LOB: 0 BB: 0 P: 5 | | 1B: 10 2B: 2 3B: 0 HR: 0 | SF: 2 SAC: 0 DP: 1 HBP: 0 |
| PITCHER George O'Donnell, R ERA: 3.38 Paul LaPalme, L ERA: 3.6 (1, 1) | IP: 5.0 WLS: L BF: 23 H: 7 R: 3 ER: 3 SO: 3 BB: 1 IBB: 0 HBP: 0 BLK: 0 WP: 0 HR: 0 S: 21 P: 29 ERA: 5.40 WHIP: 1.600 | | | | | | | | | | | | | | | PITCHER George O'Donnell, R ERA: 3.38 Paul LaPalme, L ERA: 3.6 (1, 1) | IP: 5.0 WLS: L BF: 23 H: 7 R: 3 ER: 3 SO: 3 BB: 1 IBB: 0 HBP: 0 BLK: 0 WP: 0 HR: 0 S: 21 P: 29 ERA: 5.40 WHIP: 1.600 | | |

| Batter | 1 | 2 | 3 | 4 | 5 | 6 | 7 | 8 | 9 | AB | R | H | RBI | BB | SO | LOB | TOP | | | |
|--|------------------------------|---------------------------------|-------------------------------------|----------------------------------|------------------------------|---------------------------------|------------------------------|---------------------------------|------------------------------|---------------------------------|------------------------------|---------------------------------|------------------------------|---------------------------------|------------------------------|---------------------------------|--|-------------------------------------|----------------------------------|--------------------------|
| Frank Baumholtz, L (1, 8) OBP: 0.300, SLG: 0.450 | 0-0 4-3 | | | 0-0 F8 | | 0-0 1-3 | | 0-0 F7 | | 4 | 0 | 0 | 0 | 0 | 0 | 3 | Chicago Cubs @ Milwaukee Braves Milwaukee County Stadium, Milwaukee, WI Sat May 08 1954, 4:33 AM EDT Att: 22,517 - Unknown | | | |
| Dee Fondy, L (1, 3) OBP: 0.345, SLG: 0.474 | 0-0 4-3 | | | 0-0 P3 1B | | | 0-0 1B G5-4-3 | | 0-0 14 1B | 4 | 2 | 3 | 0 | 0 | 0 | 0 | | | | |
| Ralph Kiner, R (1, 7) Luis Marquez, R (9, PR) | 0-0 F9 | | | 0-0 P3 | | | 0-0 1B G5-4-3 | | 0-0 14 1B | 4 | 0 | 1 | 0 | 0 | 0 | 2 | | | | |
| Hank Sauer, R (1, 9) OBP: 0.443, SLG: 0.794 | | 0-3 K | | | 0-0 4-3 | | 0-0 G5-4-3 | | 0-0 F9 | 4 | 0 | 0 | 0 | 0 | 1 | 3 | | | | |
| Randy Jackson, R (1, 5) OBP: 0.395, SLG: 0.639 | | 0-3 K | | | 0-0 F8 | | 0-0 6-3 | | 0-3 K | 4 | 0 | 0 | 0 | 0 | 2 | 2 | | | | |
| 14 Ernie Banks, R (1, 6) OBP: 0.320, SLG: 0.406 | | 0-0 L6 | | | 0-0 F7 | | | 0-0 5-3 | 0-0 1B | 4 | 0 | 1 | 1 | 0 | 0 | 0 | | | | |
| Gene Baker, R (1, 4) OBP: 0.405, SLG: 0.548 | | | 0-0 4-3 | | | 0-0 B1-3 | | 0-0 5-3 | 0-0 4-3 | 4 | 0 | 0 | 0 | 0 | 0 | 2 | | | | |
| El Tappe, R (1, 2) Don Robertson, L (8, PR) | | | 0-0 P4 | | | 0-0 1-3 | | | | 3 | 0 | 1 | 0 | 0 | 0 | 0 | | | | |
| Joe Garagiola, L (8, 2) OBP: 0.376, SLG: 0.444 | | | 0-0 P4 | | | 0-0 1-3 | | | | 0 | 0 | 0 | 0 | 0 | 0 | 0 | | | | |
| Paul Minner, L (1, 1) Steve Bilko, R (8, PH) Hal Jeffcoat, R (8, PR) Jim Willis, L (8, 1) | | | 0-3 K | | | | | | | 2 | 0 | 1 | 0 | 0 | 1 | 0 | | | | |
| Inning Stats | R: 0 E: 0 K: 0 S: 3 | H: 0 LOB: 0 BB: 0 P: 3 | R: 0 E: 0 K: 2 S: 7 | H: 0 LOB: 0 BB: 0 P: 7 | R: 0 E: 0 K: 1 S: 5 | H: 0 LOB: 0 BB: 0 P: 5 | R: 0 E: 0 K: 0 S: 3 | H: 1 LOB: 0 BB: 0 P: 3 | R: 0 E: 0 K: 0 S: 4 | H: 1 LOB: 1 BB: 0 P: 4 | R: 1 E: 0 K: 0 S: 4 | H: 2 LOB: 0 BB: 0 P: 4 | R: 0 E: 0 K: 0 S: 5 | H: 2 LOB: 2 BB: 0 P: 5 | R: 1 E: 1 K: 1 S: 8 | H: 2 LOB: 2 BB: 0 P: 8 | 1B: 7 2B: 1 3B: 0 HR: 0 | SF: 0 SAC: 0 DP: 1 HBP: 0 | WP: 0 PB: 0 SB: 0 CS: 0 | PA: 34 |
| PITCHER Chet Nichols, L (1, 1) ERA: 2.96 | IP: 9.0 WLS: W BF: 34 | H: 8 R: 2 ER: 1 SO: 4 | BB: 0 IBB: 0 HBP: 0 BLK: 0 | WP: 0 HR: 0 S: 42 P: 42 | ERA: 1.00 WHIP: 0.889 | PITCHER | | | | | | | | | | IP: 9.0 WLS: W BF: 34 | H: 8 R: 2 ER: 1 SO: 4 | BB: 0 IBB: 0 HBP: 0 BLK: 0 | WP: 0 HR: 0 S: 42 P: 42 | ERA: 1.00 WHIP: 0.889 |

| | |
|-----|----|
| AB | 34 |
| R | 2 |
| H | 8 |
| RBI | 1 |
| BB | 0 |
| SO | 4 |
| LOB | 12 |



| Batter | 1 | 2 | 3 | 4 | 5 | 6 | 7 | 8 | 9 | AB | R | H | RBI | BB | SO | LOB | BOTTOM | | | |
|---|------------------------------|---------------------------------|-------------------------------------|----------------------------------|------------------------------|---------------------------------|------------------------------|---------------------------------|------------------------------|---------------------------------|------------------------------|---------------------------------|------------------------------|---------------------------------|------------------------------|---------------------------------|--|-------------------------------------|------------------------------------|----------------------------------|
| Bill Bruton, L (1, 8) OBP: 0.486, SLG: 0.419 | 0-0 CS 1B | | 0-0 S 1B | | 0-0 6-3 | | 0-0 1B | | | 4 | 1 | 3 | 0 | 0 | 0 | 0 | Chicago Cubs @ Milwaukee Braves Milwaukee County Stadium, Milwaukee, WI Sat May 08 1954, 4:33 AM EDT Att: 22,517 - Unknown | | | |
| Danny O'Connell, R (1, 4) OBP: 0.329, SLG: 0.358 | 0-3 K | | 0-3 K | | 0-0 F9 | | 0-3 K | | | 4 | 0 | 0 | 0 | 0 | 3 | 3 | | | | |
| Eddie Mathews, L (1, 5) OBP: 0.415, SLG: 0.576 | 0-0 E4 | | 0-0 P3 | | 0-0 FC6-4 1B | | 0-0 4-3 | | | 4 | 0 | 1 | 0 | 0 | 0 | 2 | | | | |
| Andy Pafko, R (1, 9) OBP: 0.344, SLG: 0.434 | 0-0 F3 | | 0-0 FC6-4 1B | | 0-0 FC6-4 | | | 0-0 5-3 | | 4 | 0 | 1 | 1 | 0 | 0 | 2 | | | | |
| Joe Adcock, R (1, 3) OBP: 0.380, SLG: 0.548 | | 0-0 1B 1B | 0-0 FC6-4 | | | 0-0 CS 1B | | 0-0 4-3 | | 4 | 1 | 2 | 0 | 0 | 0 | 1 | | | | |
| Hank Aaron, R (1, 7) OBP: 0.313, SLG: 0.423 | | 0-0 G6-4-3 1B | | 0-0 F7 | | 0-0 F9 | | 0-0 1-3 | | 4 | 0 | 1 | 0 | 0 | 0 | 1 | | | | |
| Johnny Logan, R (1, 6) OBP: 0.346, SLG: 0.459 | | 0-0 G6-4-3 1B | | 0-0 1-3 | | 4-0 BB | | | | 2 | 0 | 1 | 1 | 1 | 0 | 0 | | | | |
| Del Crandall, R (1, 2) OBP: 0.281, SLG: 0.345 | | 0-0 G6-4-3 | | 0-0 HR | | 0-0 F8 | | | | 3 | 1 | 1 | 1 | 0 | 0 | 3 | | | | |
| Chet Nichols, S (1, 1) | | 0-3 K | | 0-0 F3 | | | 0-3 K | | | 3 | 0 | 0 | 0 | 0 | 2 | 1 | | | | |
| Inning Stats | R: 0 E: 1 K: 1 S: 6 | H: 1 LOB: 1 BB: 0 P: 6 | R: 1 E: 0 K: 1 S: 7 | H: 3 LOB: 1 BB: 0 P: 7 | R: 1 E: 0 K: 0 S: 4 | H: 2 LOB: 1 BB: 0 P: 7 | R: 1 E: 0 K: 0 S: 4 | H: 1 LOB: 0 BB: 0 P: 4 | R: 0 E: 0 K: 0 S: 3 | H: 1 LOB: 1 BB: 1 P: 7 | R: 0 E: 0 K: 2 S: 8 | H: 1 LOB: 0 BB: 0 P: 8 | R: 0 E: 0 K: 0 S: 3 | H: 0 LOB: 0 BB: 0 P: 3 | R: 0 E: 0 K: 0 S: 3 | H: 0 LOB: 0 BB: 0 P: 3 | | 1B: 9 2B: 0 3B: 0 HR: 1 | SF: 0 SAC: 0 DP: 1 HBP: 0 | WP: 0 PB: 0 SB: 1 CS: 2 |
| PITCHER Paul Minner, L (1, 1) ERA: 3.65 Jim Willis, R (8, 1) ERA: 2.79 | IP: 7.0 WLS: L BF: 30 | H: 10 R: 3 ER: 3 SO: 5 | BB: 1 IBB: 0 HBP: 0 BLK: 0 | WP: 1 HR: 1 S: 39 P: 43 | ERA: 3.86 WHIP: 1.571 | PITCHER | | | | | | | | | | IP: 1.0 WLS: L BF: 3 | H: 0 R: 0 ER: 0 SO: 0 | BB: 0 IBB: 0 HBP: 0 BLK: 0 | WP: 0 HR: 0 S: 3 P: 3 | ERA: 0.00 WHIP: 0.000 |

| | |
|-----|----|
| AB | 32 |
| R | 3 |
| H | 10 |
| RBI | 3 |
| BB | 1 |
| SO | 5 |
| LOB | 13 |



| Batter | 1 | 2 | 3 | 4 | 5 | 6 | 7 | 8 | 9 | AB | R | H | RBI | BB | SO | LOB | TOP | | | | | |
|--|---|---------------------------------|------------------------------|---------------------------------|------------------------------|---------------------------------|------------------------------|---------------------------------|------------------------------|---------------------------------|------------------------------|---------------------------------|------------------------------|---------------------------------|------------------------------|---------------------------------|--|----------------------------------|----------------------------------|------------------------------------|----------------------------------|--------|
| Frank Baumholtz, L (1,8) OBP: 0.320, SLG: 0.480 | | | | | | | | | | 5 | 0 | 2 | 0 | 0 | 0 | 2 | Chicago Cubs @ Milwaukee Braves Milwaukee County Stadium, Milwaukee, WI Sun May 09 1954, 4:33 AM EDT Att: 23,411 - Unknown | | | | | |
| Dee Fondy, L (1,3) OBP: 0.337, SLG: 0.458 | | | | | | | | | | 5 | 1 | 1 | 0 | 0 | 0 | 2 | | | | | | |
| Ralph Kiner, R (1,7) OBP: 0.434, SLG: 0.552 | | | | | | | | | | 4 | 1 | 1 | 1 | 0 | 0 | 3 | | | | | | |
| Hank Sauer, R (1,9) OBP: 0.434, SLG: 0.806 | | | | | | | | | | 4 | 1 | 1 | 2 | 0 | 0 | 0 | | | | | | |
| Randy Jackson, R (1,5) OBP: 0.388, SLG: 0.618 | | | | | | | | | | 4 | 0 | 1 | 0 | 0 | 0 | 0 | | | | | | |
| 14 Ernie Banks, R (1,6) OBP: 0.329, SLG: 0.411 | | | | | | | | | | 4 | 1 | 2 | 0 | 0 | 0 | 0 | | | | | | |
| Gene Baker, R (1,4) OBP: 0.397, SLG: 0.530 | | | | | | | | | | 4 | 0 | 1 | 0 | 0 | 1 | 2 | | | | | | |
| El Tappe, R (1,2) OBP: 0.226, SLG: 0.172 | | | | | | | | | | 3 | 1 | 0 | 0 | 1 | 0 | 3 | | | | | | |
| Bob Rush, R (1,1) OBP: 0.357, SLG: 0.357 | | | | | | | | | | 4 | 0 | 1 | 0 | 0 | 1 | 4 | | | | | | |
| Inning Stats | R: 2 E: 0 K: 0 S: 5 | H: 2 LOB: 0 BB: 0 P: 5 | R: 1 E: 1 K: 0 S: 5 | H: 2 LOB: 1 BB: 0 P: 5 | R: 0 E: 0 K: 0 S: 3 | H: 0 LOB: 0 BB: 0 P: 3 | R: 0 E: 0 K: 1 S: 7 | H: 2 LOB: 2 BB: 0 P: 7 | R: 1 E: 0 K: 0 S: 4 | H: 1 LOB: 0 BB: 0 P: 4 | R: 0 E: 0 K: 0 S: 3 | H: 0 LOB: 0 BB: 0 P: 3 | R: 0 E: 0 K: 0 S: 5 | H: 2 LOB: 2 BB: 0 P: 5 | R: 0 E: 0 K: 0 S: 3 | H: 0 LOB: 0 BB: 0 P: 3 | R: 1 E: 1 K: 1 S: 6 | H: 1 LOB: 1 BB: 1 P: 10 | 1B: 7 2B: 1 3B: 0 HR: 2 | SF: 0 SAC: 0 DP: 0 HBP: 0 | WP: 0 PB: 0 SB: 0 CS: 0 | PA: 38 |
| PITCHER | IP WLS BF H R ER SO BB IBB HBP BLK WP HR S P ERA WHIP | | | | | | | | | | | | | | | | | | | | | |
| Warren Spahn, L (1,1) ERA: 3.8 | 7.0 L 30 9 4 3 1 0 0 0 0 0 2 32 32 3.86 1.286 | | | | | | | | | | | | | | | | | | | | | |
| Dave Jolly, R (8,1) ERA: 0.75 | 2.0 8 1 1 0 1 1 0 0 0 0 0 9 13 0.00 1.000 | | | | | | | | | | | | | | | | | | | | | |

| | |
|-----|----|
| AB | 37 |
| R | 5 |
| H | 10 |
| RBI | 3 |
| BB | 1 |
| SO | 2 |
| LOB | 16 |



| Batter | 1 | 2 | 3 | 4 | 5 | 6 | 7 | 8 | 9 | AB | R | H | RBI | BB | SO | LOB | BOTTOM | | | | | |
|--|---|---------------------------------|------------------------------|---------------------------------|------------------------------|----------------------------------|------------------------------|---------------------------------|------------------------------|---------------------------------|------------------------------|---------------------------------|------------------------------|---------------------------------|------------------------------|---------------------------------|--|---------------------------------|----------------------------------|------------------------------------|----------------------------------|--------|
| Bill Bruton, L (1,8) OBP: 0.425, SLG: 0.361 | | | | | | | | | | 5 | 0 | 0 | 0 | 0 | 2 | 3 | Chicago Cubs @ Milwaukee Braves Milwaukee County Stadium, Milwaukee, WI Sun May 09 1954, 4:33 AM EDT Att: 23,411 - Unknown | | | | | |
| Danny O'Connell, R (1,4) OBP: 0.333, SLG: 0.360 | | | | | | | | | | 5 | 1 | 2 | 2 | 0 | 0 | 0 | | | | | | |
| Eddie Mathews, L (1,5) OBP: 0.407, SLG: 0.551 | | | | | | | | | | 3 | 0 | 0 | 0 | 1 | 0 | 2 | | | | | | |
| Andy Pafko, R (1,9) OBP: 0.369, SLG: 0.456 | | | | | | | | | | 4 | 0 | 3 | 1 | 0 | 0 | 2 | | | | | | |
| Joe Adcock, R (1,3) OBP: 0.386, SLG: 0.539 | | | | | | | | | | 3 | 0 | 1 | 0 | 1 | 0 | 2 | | | | | | |
| Sibby Sisti, R (8, PR) OBP: 0.170, SLG: 0.286 | | | | | | | | | | 0 | 0 | 0 | 0 | 0 | 0 | 0 | | | | | | |
| George Metkovich, L (9, 3) OBP: 0.294, SLG: 0.286 | | | | | | | | | | 0 | 0 | 0 | 0 | 0 | 0 | 0 | | | | | | |
| Hank Aaron, R (1,7) OBP: 0.310, SLG: 0.415 | | | | | | | | | | 4 | 0 | 1 | 0 | 0 | 0 | 5 | | | | | | |
| Johnny Logan, R (1,6) OBP: 0.341, SLG: 0.442 | | | | | | | | | | 3 | 0 | 0 | 0 | 1 | 1 | 2 | | | | | | |
| Del Crandall, R (1,2) OBP: 0.273, SLG: 0.333 | | | | | | | | | | 2 | 0 | 0 | 0 | 0 | 1 | 0 | | | | | | |
| Charlie White, L (7, PH) OBP: 0.357, SLG: 0.500 | | | | | | | | | | 2 | 1 | 0 | 0 | 0 | 0 | 2 | | | | | | |
| Warren Spahn, L (1,1) OBP: 0.263, SLG: 0.067 | | | | | | | | | | 1 | 1 | 0 | 0 | 1 | 0 | 0 | | | | | | |
| Jack Dittmer, L (7, PH) OBP: 0.170, SLG: 0.326 | | | | | | | | | | 1 | 0 | 1 | 0 | 0 | 0 | 0 | | | | | | |
| Dave Jolly, R (8,1) OBP: 0.308, SLG: 0.250 | | | | | | | | | | 0 | 0 | 0 | 0 | 0 | 0 | 0 | | | | | | |
| Jim Pendleton, R (9, PH) OBP: 0.308, SLG: 0.250 | | | | | | | | | | 1 | 0 | 0 | 0 | 0 | 1 | 0 | | | | | | |
| Inning Stats | R: 0 E: 0 K: 1 S: 5 | H: 0 LOB: 0 BB: 0 P: 5 | R: 0 E: 0 K: 0 S: 4 | H: 1 LOB: 1 BB: 0 P: 4 | R: 2 E: 0 K: 1 S: 7 | H: 2 LOB: 3 BB: 3 P: 19 | R: 0 E: 0 K: 0 S: 3 | H: 0 LOB: 0 BB: 0 P: 3 | R: 0 E: 0 K: 1 S: 5 | H: 0 LOB: 0 BB: 0 P: 5 | R: 0 E: 0 K: 1 S: 6 | H: 2 LOB: 1 BB: 0 P: 6 | R: 1 E: 1 K: 0 S: 6 | H: 2 LOB: 2 BB: 0 P: 6 | R: 0 E: 0 K: 0 S: 3 | H: 1 LOB: 2 BB: 1 P: 7 | R: 0 E: 0 K: 1 S: 5 | H: 0 LOB: 0 BB: 0 P: 5 | 1B: 8 2B: 0 3B: 0 HR: 0 | SF: 0 SAC: 0 DP: 1 HBP: 0 | WP: 0 PB: 0 SB: 0 CS: 0 | PA: 38 |
| PITCHER | IP WLS BF H R ER SO BB IBB HBP BLK WP HR S P ERA WHIP | | | | | | | | | | | | | | | | | | | | | |
| Bob Rush, R (1,1) ERA: 3.53 | 9.0 W 38 8 3 2 5 4 0 0 0 0 0 44 60 2.00 1.333 | | | | | | | | | | | | | | | | | | | | | |

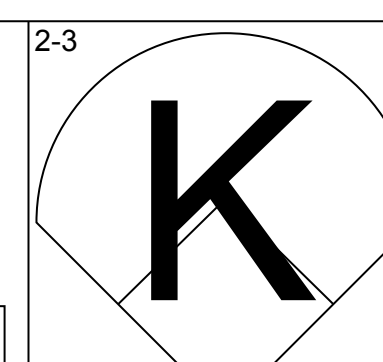
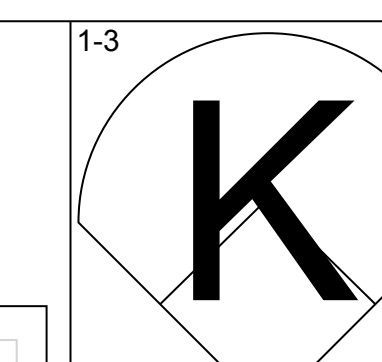
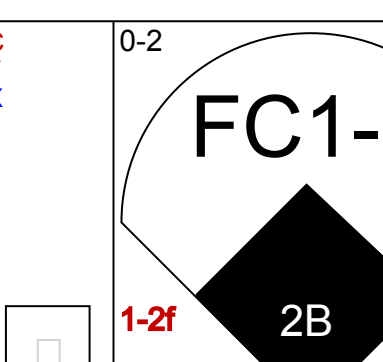
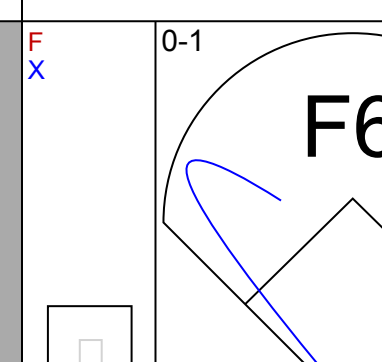
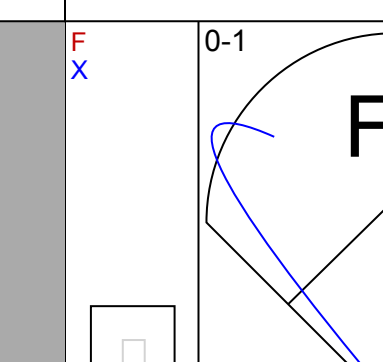
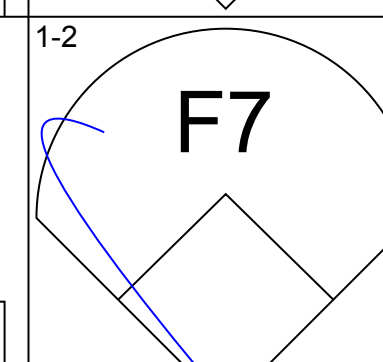
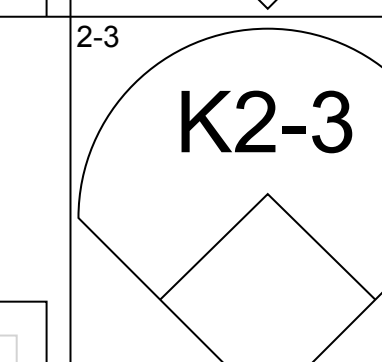
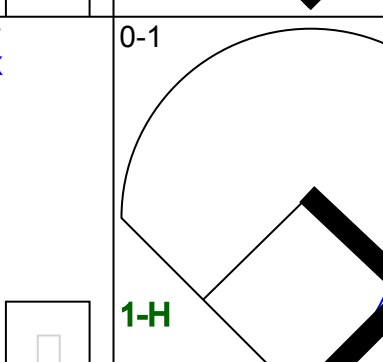
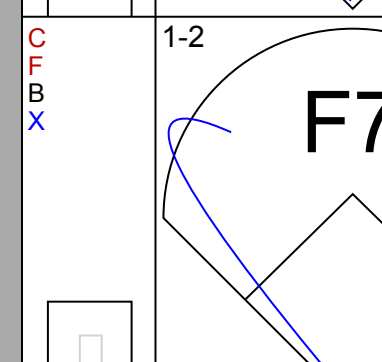
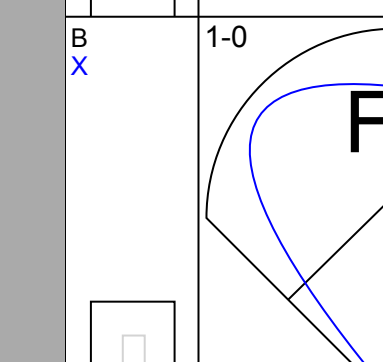
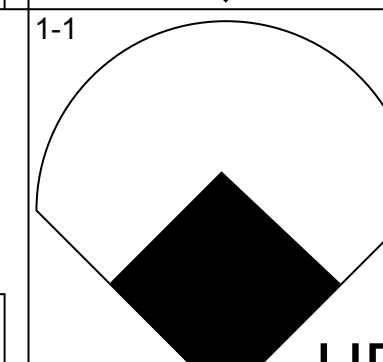
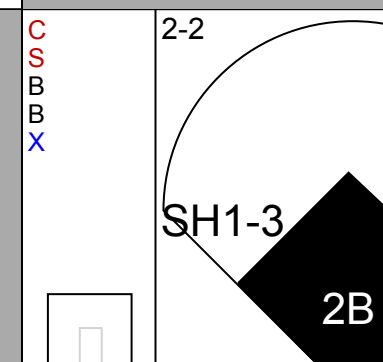
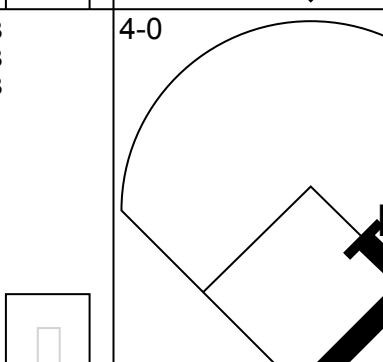
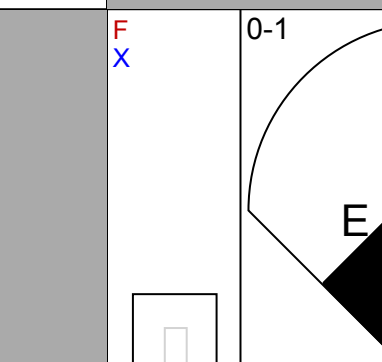
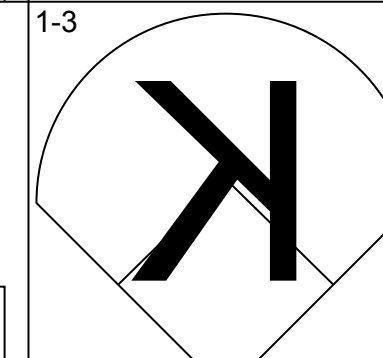
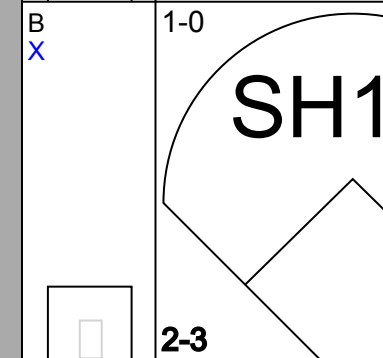
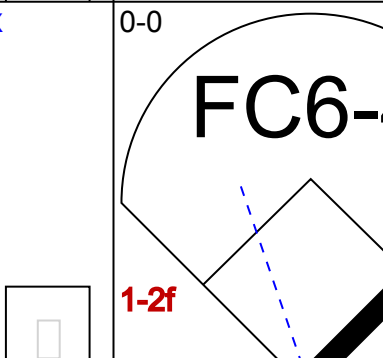
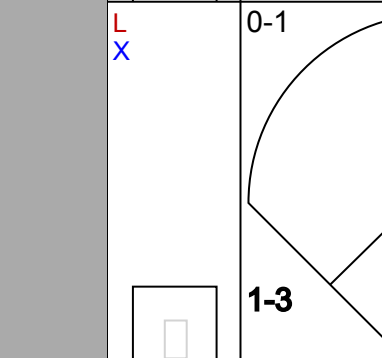
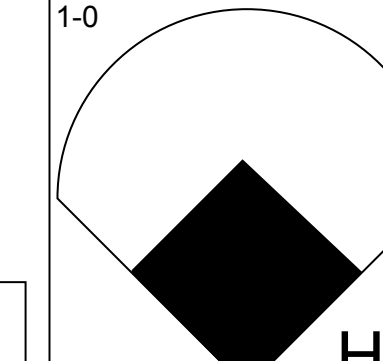
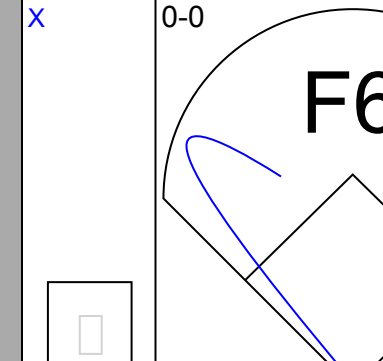
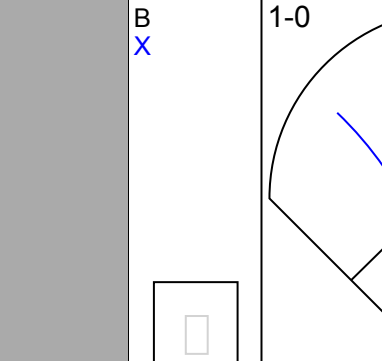
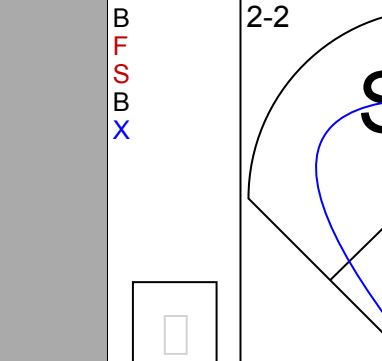

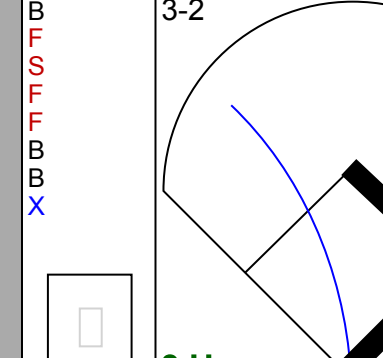
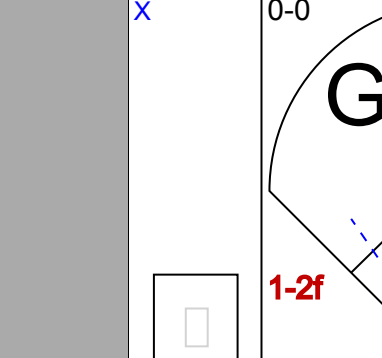
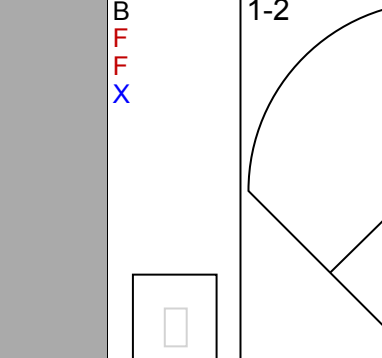

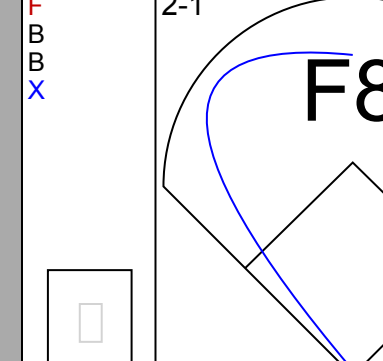
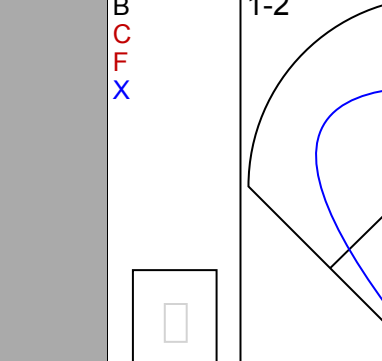

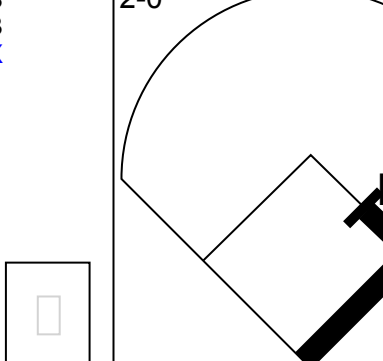
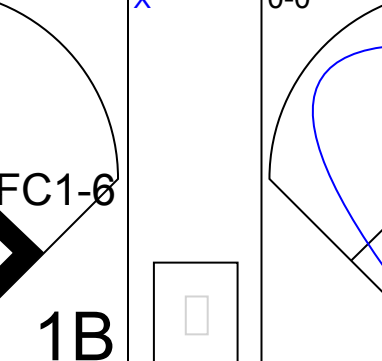
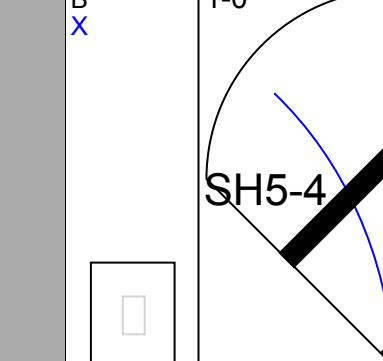
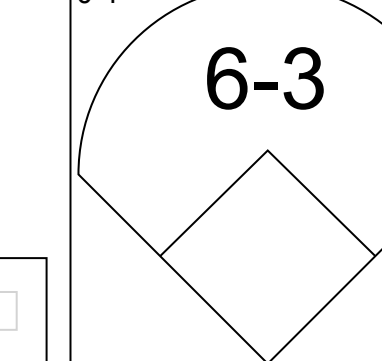
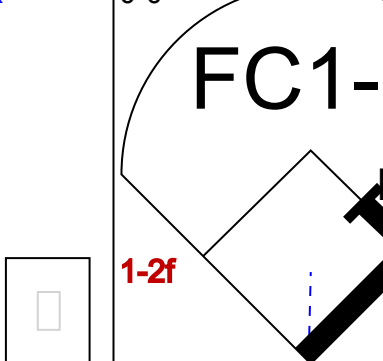
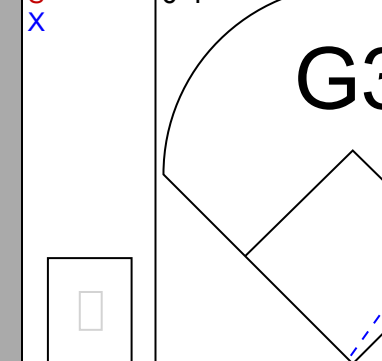
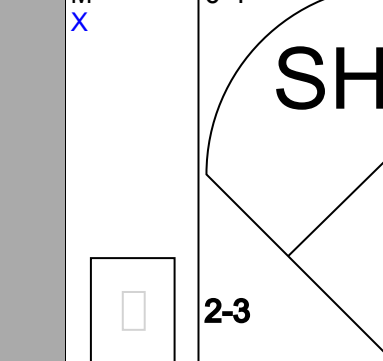



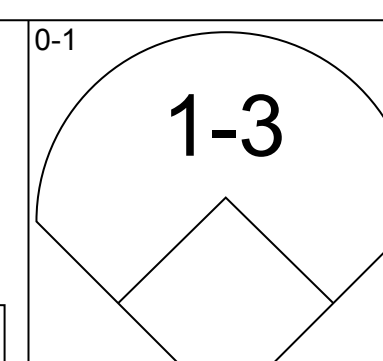
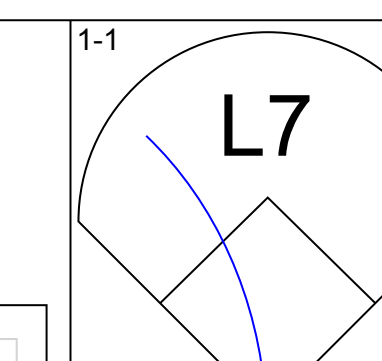
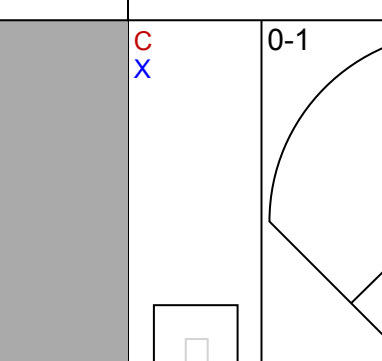
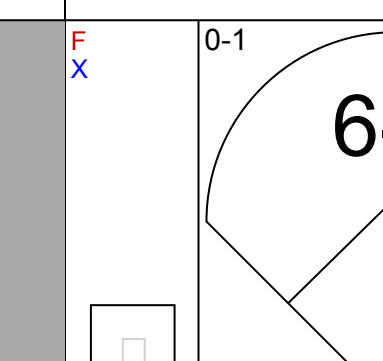
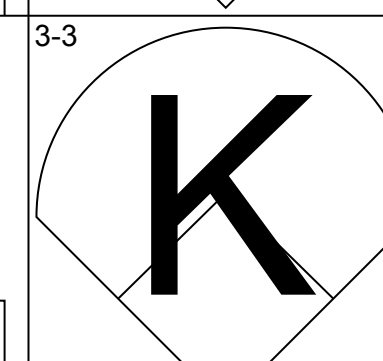
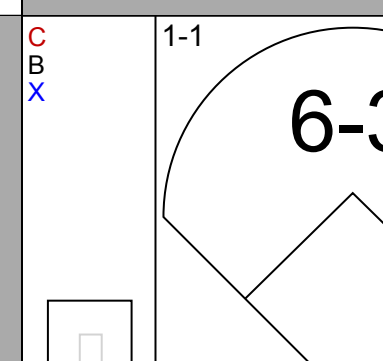
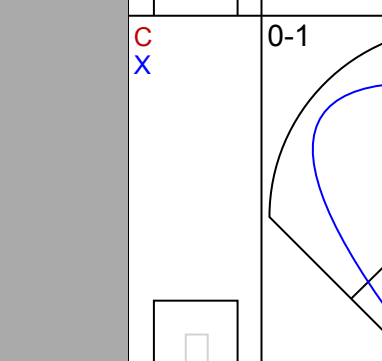
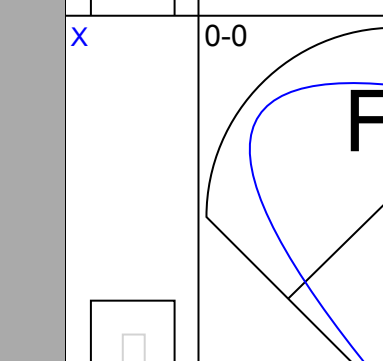
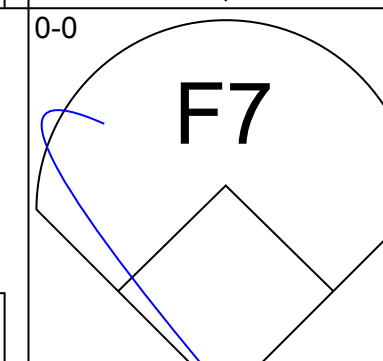
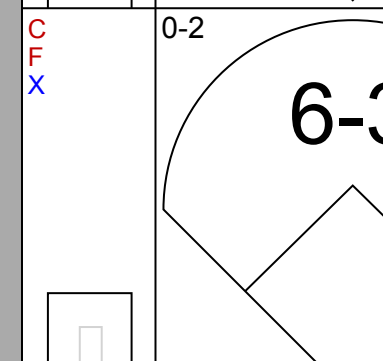
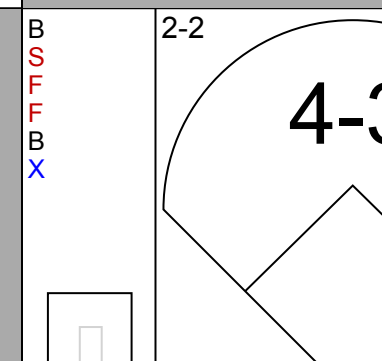
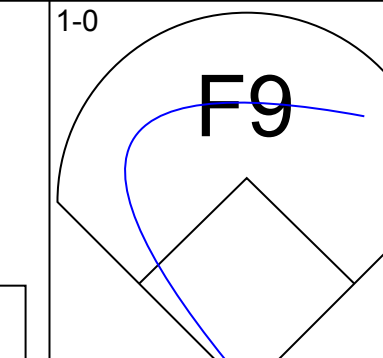
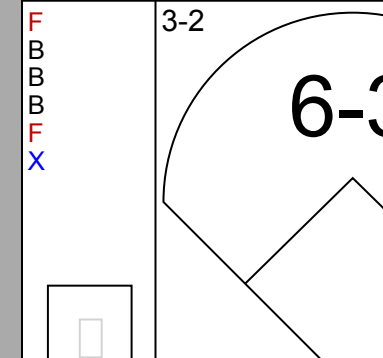
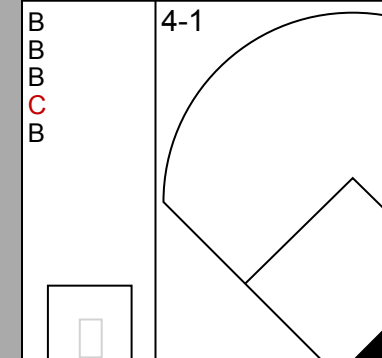
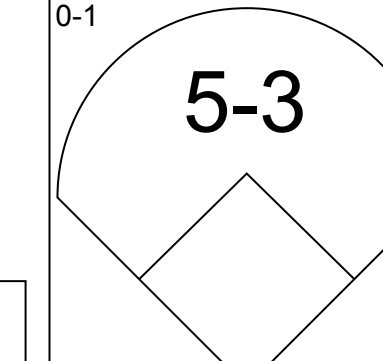
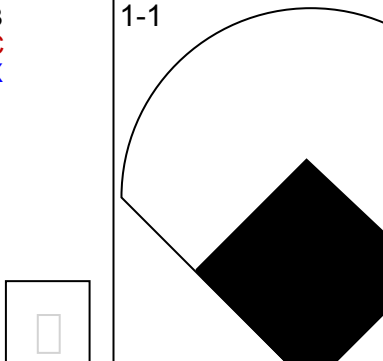
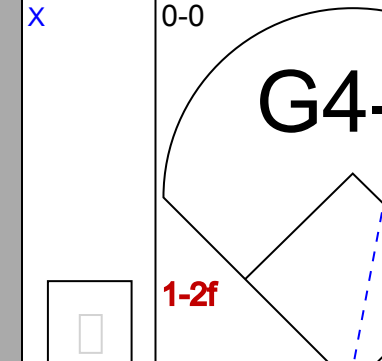
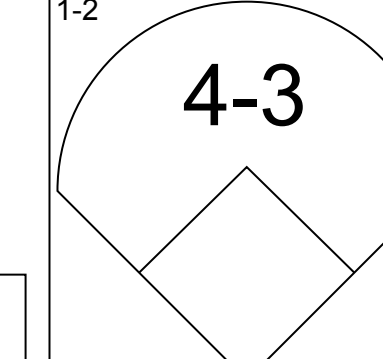
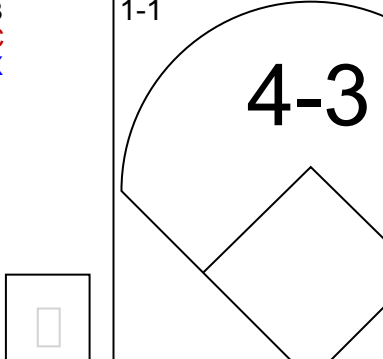
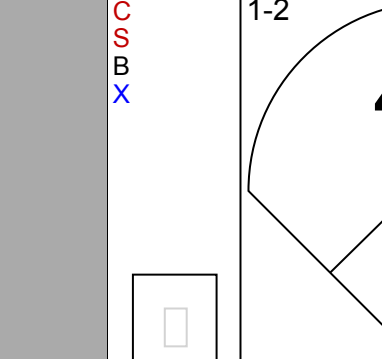
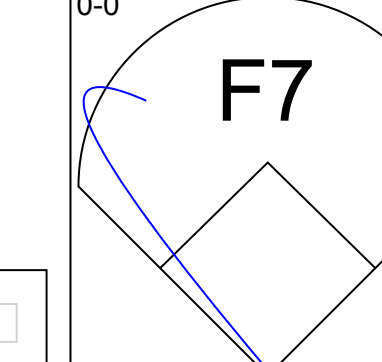
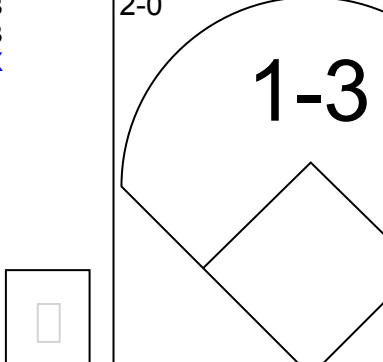
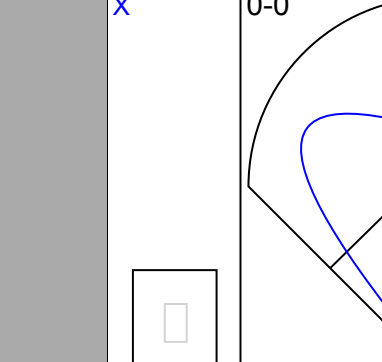
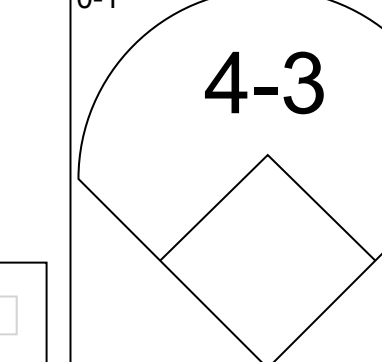
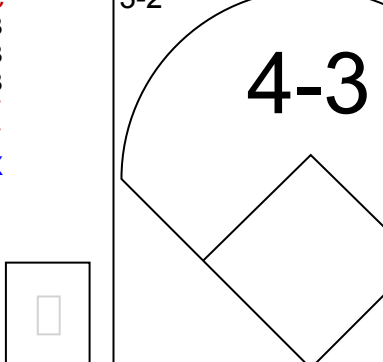
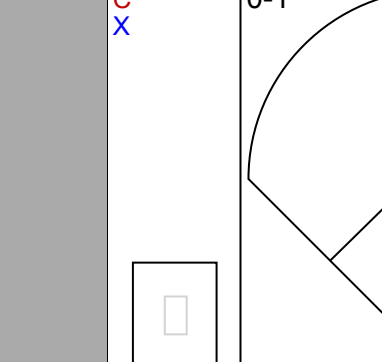
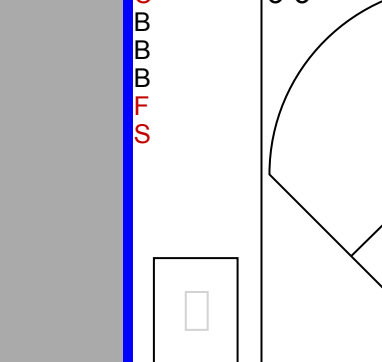

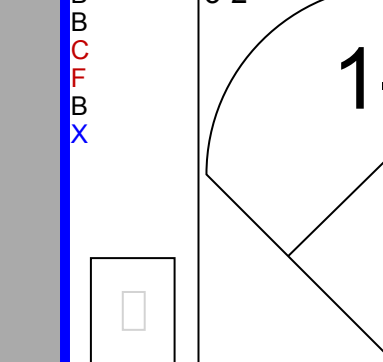
| Batter | 1 | 2 | 3 | 4 | 5 | 6 | 7 | 8 | 9 | AB | R | H | RBI | BB | SO | LOB | TOP | | | | | |
|---|------------------------------|---------------------------------|-------------------------------|----------------------------------|-------------------------------|----------------------------------|------------------------------|---------------------------------|------------------------------|---------------------------------|-------------------------------|----------------------------------|-------------------------------|----------------------------------|------------------------------|---------------------------------|---|----------------------------------|----------------------------------|------------------------------------|-------------------------|--------|
| Bill Bruton, L OBP: 0.378, SLG: 0.317 (1, 8) | F8 | | F5 | | F8 | | FC3-6 FC4-6 | | K | 5 | 0 | 0 | 0 | 0 | 1 | 3 | Milwaukee Braves @ Brooklyn Dodgers Ebbets Field, Brooklyn, NY Tue May 11 1954, 3:33 AM EDT Att: 19,172 - Unknown | | | | | |
| Danny O'Connell, R OBP: 0.340, SLG: 0.367 (1, 4) | | | | | F5 | | FC4-6 2B | | | 4 | 1 | 2 | 0 | 0 | 0 | 2 | | | | | | |
| Eddie Mathews, L OBP: 0.400, SLG: 0.548 (1, 5) | L9 | | F8 | | F8 | | 2B | | | 4 | 0 | 1 | 1 | 0 | 0 | 3 | | | | | | |
| Andy Pafko, R OBP: 0.348, SLG: 0.426 (1, 9) | 6-3 | | L8 | | | | F3 | | | 4 | 0 | 0 | 0 | 0 | 1 | 4 | | | | | | |
| Joe Adcock, R OBP: 0.379, SLG: 0.563 (1, 3) | | 6-3 | | 6-3 | | HR | | | | 4 | 1 | 1 | 1 | 0 | 0 | 0 | | | | | | |
| Hank Aaron, R OBP: 0.308, SLG: 0.400 (1, 7) | | L7 | | F7 | | 1B BB | | | | 3 | 0 | 0 | 0 | 1 | 0 | 0 | | | | | | |
| Johnny Logan, R OBP: 0.348, SLG: 0.438 (1, 6) | | | | 6-3 | | 1B | | | | 3 | 0 | 1 | 0 | 1 | 0 | 0 | | | | | | |
| Charlie White, L OBP: 0.333, SLG: 0.438 (1, 2) | | | | | | SH3-4 1B | | | | 4 | 0 | 1 | 0 | 0 | 1 | 3 | | | | | | |
| Gene Conley, R OBP: 0.200, SLG: 0.200 (1, 1) | | | | | SH3-4 | | E5 FC3-6 | | 6-3 | 3 | 0 | 1 | 0 | 0 | 0 | 0 | | | | | | |
| Inning Stats | R: 0 E: 0 K: 0 S: 6 | H: 1 LOB: 1 BB: 0 P: 7 | R: 0 E: 0 K: 1 S: 10 | H: 0 LOB: 1 BB: 1 P: 20 | R: 0 E: 0 K: 0 S: 10 | H: 2 LOB: 2 BB: 0 P: 11 | R: 0 E: 0 K: 0 S: 4 | H: 0 LOB: 0 BB: 0 P: 6 | R: 0 E: 0 K: 0 S: 7 | H: 1 LOB: 1 BB: 0 P: 9 | R: 1 E: 0 K: 0 S: 15 | H: 2 LOB: 2 BB: 1 P: 27 | R: 1 E: 1 K: 0 S: 12 | H: 1 LOB: 1 BB: 0 P: 18 | R: 0 E: 0 K: 0 S: 3 | H: 0 LOB: 0 BB: 0 P: 4 | R: 0 E: 0 K: 1 S: 7 | H: 0 LOB: 0 BB: 0 P: 12 | 1B: 5 2B: 1 3B: 0 HR: 1 | SF: 0 SAC: 1 DP: 0 HBP: 0 | WP: 0 PB: 0 CS: 0 | PA: 37 |
| PITCHER | IP | WLS | BF | H | R | ER | SO | BB | IBB | HBP | BLK | WP | HR | S | P | ERA | WHIP | | | | | |
| Russ Meyer, R ERA: 2.54 (1, 1) | 6.0 | L | 26 | 6 | 1 | 1 | 2 | 2 | 0 | 0 | 0 | 0 | 1 | 52 | 80 | 1.50 | 1.333 | | | | | |
| Clem Labine, R ERA: 2.19 (7, 1) | 2.0 | | 8 | 1 | 1 | 0 | 0 | 0 | 0 | 0 | 0 | 0 | 0 | 15 | 22 | 0.00 | 0.500 | | | | | |
| Joe Black, R ERA: (9, 1) | 1.0 | | 3 | 0 | 0 | 0 | 1 | 0 | 0 | 0 | 0 | 0 | 0 | 7 | 12 | 0.00 | 0.000 | | | | | |





| Batter | 1 | 2 | 3 | 4 | 5 | 6 | 7 | 8 | 9 | AB | R | H | RBI | BB | SO | LOB | BOTTOM | | | | | |
|--|------------------------------|----------------------------------|-------------------------------|----------------------------------|-------------------------------|----------------------------------|------------------------------|----------------------------------|------------------------------|----------------------------------|-------------------------------|----------------------------------|------------------------------|---------------------------------|------------------------------|----------------------------------|---|----------------------------------|----------------------------------|------------------------------------|-------------------------|--------|
| Pee Wee Reese, R OBP: 0.398, SLG: 0.512 (1, 6) | L8 | | F4 | | | F6 | | F4 | | 4 | 0 | 0 | 0 | 0 | 0 | 1 | Milwaukee Braves @ Brooklyn Dodgers Ebbets Field, Brooklyn, NY Tue May 11 1954, 3:33 AM EDT Att: 19,172 - Unknown | | | | | |
| Jim Gilliam, S OBP: 0.397, SLG: 0.520 (1, 4) | F6 | | 6-3 | | | 1B | | | | 4 | 0 | 2 | 0 | 0 | 0 | 1 | | | | | | |
| Duke Snider, L OBP: 0.465, SLG: 0.655 (1, 8) | L6 | | | | G6-4-3 1B | | | | | 4 | 0 | 2 | 0 | 0 | 1 | 1 | | | | | | |
| Gil Hodges, R OBP: 0.423, SLG: 0.625 (1, 3) | | | | | G6-4-3 1B | | K | | | 4 | 0 | 2 | 0 | 0 | 1 | 3 | | | | | | |
| Carl Furillo, R OBP: 0.347, SLG: 0.284 (1, 9) | | | | | L8 | | K | | | 4 | 0 | 0 | 0 | 0 | 2 | 2 | | | | | | |
| Sandy Amoros, L OBP: 0.243, SLG: 0.212 (1, 7) | | | | | F7 | | FC6-4 1B | | F6 | 4 | 0 | 1 | 0 | 0 | 0 | 2 | | | | | | |
| Billy Cox, R OBP: 0.255, SLG: 0.250 (1, 5) | | | | | | | K | | | 2 | 0 | 0 | 0 | 0 | 2 | 1 | | | | | | |
| Jackie Robinson, R OBP: 0.483, SLG: 0.511 (7, PH) (8, 5) | | | | | | | FC6-4 1B | | 5-3 | 2 | 0 | 0 | 0 | 0 | 0 | 2 | | | | | | |
| Rube Walker, L OBP: 0.261, SLG: 0.273 (1, 2) | | | | | SH1-4 1B | | F6 | | | 3 | 0 | 1 | 0 | 0 | 1 | 1 | | | | | | |
| Russ Meyer, S (1, 1) | | | | | | | | | | 0 | 0 | 0 | 0 | 0 | 0 | 0 | | | | | | |
| Wayne Belardi, L OBP: 0.397, SLG: 0.500 (6, PH) | | | | | SH1-4 | | | | | 1 | 0 | 0 | 0 | 0 | 0 | 0 | | | | | | |
| Clem Labine, R (7, 1) | | | | | | | | | | 0 | 0 | 0 | 0 | 0 | 0 | 0 | | | | | | |
| Don Thompson, L OBP: 0.231, SLG: 0.091 (8, PH) | | | | | | | | | | 1 | 0 | 0 | 0 | 0 | 0 | 0 | | | | | | |
| Joe Black, R (9, 1) | | | | | | | | | | 0 | 0 | 0 | 0 | 0 | 0 | 0 | | | | | | |
| Inning Stats | R: 0 E: 0 K: 0 S: 9 | H: 0 LOB: 0 BB: 0 P: 14 | R: 0 E: 0 K: 2 S: 11 | H: 1 LOB: 1 BB: 0 P: 17 | R: 0 E: 0 K: 0 S: 10 | H: 1 LOB: 1 BB: 0 P: 16 | R: 0 E: 0 K: 0 S: 8 | H: 1 LOB: 0 BB: 0 P: 13 | R: 0 E: 0 K: 2 S: 9 | H: 0 LOB: 0 BB: 0 P: 12 | R: 0 E: 0 K: 1 S: 14 | H: 2 LOB: 2 BB: 0 P: 17 | R: 0 E: 0 K: 1 S: 7 | H: 1 LOB: 1 BB: 0 P: 9 | R: 0 E: 0 K: 1 S: 8 | H: 1 LOB: 1 BB: 0 P: 11 | R: 0 E: 0 K: 0 S: 8 | H: 1 LOB: 1 BB: 0 P: 10 | 1B: 7 2B: 1 3B: 0 HR: 0 | SF: 0 SAC: 1 DP: 1 HBP: 0 | WP: 0 PB: 0 CS: 0 | PA: 34 |
| PITCHER | IP | WLS | BF | H | R | ER | SO | BB | IBB | HBP | BLK | WP | HR | S | P | ERA | WHIP | | | | | |
| Gene Conley, R ERA: 2.12 (1, 1) | 9.0 | W | 34 | 8 | 0 | 0 | 7 | 0 | 0 | 0 | 0 | 0 | 0 | 84 | 119 | 0.00 | 0.889 | | | | | |



| Batter | 1 | 2 | 3 | 4 | 5 | 6 | 7 | 8 | 9 | AB | R | H | RBI | BB | SO | LOB | TOP | | |
|---|--|---|---|---|--|--|---|---|---|---------------------------------|---------------------------------------|----------------------------------|--------------------------------------|---------------------------------|----------------------------------|------------------------------------|--|-------------------------|--------|
| Bill Bruton, L OBP: 0.340, SLG: 0.283 (1,8) |  | |  | |  | |  | |  | 5 | 1 | 0 | 0 | 0 | 2 | 2 | Milwaukee Braves @ Brooklyn Dodgers Ebbets Field, Brooklyn, NY Wed May 12 1954, 3:33 AM EDT Att: 6,083 - Unknown | | |
| Danny O'Connell, R OBP: 0.333, SLG: 0.368 (1,4) |  | |  | |  | |  | |  | 5 | 0 | 1 | 1 | 0 | 1 | 1 | | | |
| Eddie Mathews, L OBP: 0.426, SLG: 0.618 (1,5) |  | | |  |  | | |  | | 3 | 3 | 3 | 1 | 1 | 0 | 0 | | | |
| Andy Pafko, R OBP: 0.333, SLG: 0.406 (1,9) |  | | |  |  | | |  | | 3 | 0 | 0 | 0 | 0 | 1 | 3 | | | |
| Joe Adcock, R OBP: 0.385, SLG: 0.602 (1,3) | |  | |  | |  | |  | | 3 | 1 | 2 | 2 | 0 | 0 | 1 | | | |
| Hank Aaron, R OBP: 0.316, SLG: 0.416 (1,7) |  | | |  |  | | |  | | 4 | 0 | 2 | 1 | 0 | 0 | 1 | | | |
| Johnny Logan, R OBP: 0.344, SLG: 0.429 (1,6) |  | | |  | | | |  | | 4 | 0 | 1 | 0 | 0 | 1 | 2 | | | |
| Charlie White, L OBP: 0.364, SLG: 0.500 (1,2) |  | | | |  |  | | |  | 4 | 0 | 2 | 0 | 0 | 1 | 1 | | | |
| Lew Burdette, R (1,1) | | |  | |  | |  | |  | 3 | 0 | 0 | 0 | 0 | 0 | 1 |  | | |
| Inning Stats | R: 1 H: 1 E: 0 K: 2 S: 13 | H: 1 LOB: 0 BB: 0 P: 18 | R: 0 H: 0 E: 0 K: 2 S: 8 | H: 0 LOB: 0 BB: 0 P: 11 | R: 1 H: 2 E: 0 K: 0 S: 12 | H: 2 LOB: 1 BB: 0 P: 20 | R: 1 H: 2 E: 0 K: 0 S: 8 | H: 2 LOB: 2 BB: 1 P: 14 | R: 0 H: 2 E: 0 K: 0 S: 7 | H: 0 LOB: 0 BB: 0 P: 8 | R: 1 H: 2 E: 1 K: 0 S: 13 | H: 2 LOB: 1 BB: 0 P: 17 | R: 0 H: 1 E: 0 K: 0 S: 6 | H: 1 LOB: 1 BB: 0 P: 8 | 1B: 5 2B: 4 3B: 0 HR: 2 | SF: 1 SAC: 2 DP: 1 HBP: 0 | | WP: 0 PB: 0 CS: 0 | PA: 38 |
| PITCHER | IP | WLS | BF | H | R | ER | SO | BB | IBB | HBP | BLK | WP | HR | S | P | ERA | WHIP | | |
| Don Newcombe, R ERA: 4.58 (1,1) | 6.0 | L | 26 | 8 | 4 | 4 | 6 | 0 | 1 | 0 | 0 | 0 | 2 | 55 | 80 | 6.00 | 1.333 | | |
| Ben Wade, R ERA: 6.45 (7,1) | 3.0 | | 12 | 3 | 1 | 0 | 0 | 0 | 0 | 0 | 0 | 0 | 0 | 26 | 33 | 0.00 | 1.000 | | |

| Batter | 1 | 2 | 3 | 4 | 5 | 6 | 7 | 8 | 9 | AB | R | H | RBI | BB | SO | LOB | BOTTOM | | | |
|---|---|---|---|---|--|---|---|---|---|----------------------------------|--------------------------------------|----------------------------------|--------------------------------------|---------------------------------|--------------------------------------|---------------------------------|--|------------------------------------|-------------------------|--------|
| Pee Wee Reese, R OBP: 0.383, SLG: 0.489 (1,6) |  | |  | | |  | | |  | 4 | 0 | 0 | 0 | 0 | 0 | 1 | Milwaukee Braves @ Brooklyn Dodgers Ebbets Field, Brooklyn, NY Wed May 12 1954, 3:33 AM EDT Att: 6,083 - Unknown | | | |
| Jim Gilliam, S OBP: 0.354, SLG: 0.500 (1,4) |  | | |  | |  | | |  | 4 | 0 | 0 | 0 | 0 | 1 | 0 | | | | |
| Duke Snider, L OBP: 0.452, SLG: 0.633 (1,8) |  | | |  | | |  | | | 3 | 0 | 0 | 0 | 0 | 0 | 0 | | | | |
| Jackie Robinson, R OBP: 0.475, SLG: 0.489 (1,5) | |  | |  | |  | | | | 2 | 0 | 0 | 0 | 1 | 0 | 0 | | | | |
| Gil Hodges, R OBP: 0.420, SLG: 0.651 (1,3) | |  | | |  | |  | | | 3 | 1 | 1 | 1 | 0 | 0 | 1 | | | | |
| Sandy Amoros, L OBP: 0.225, SLG: 0.194 (1,7) | |  | | |  | | |  | | 3 | 0 | 0 | 0 | 0 | 0 | 0 | | | | |
| Carl Furillo, R OBP: 0.337, SLG: 0.274 (1,9) | | |  | |  | | |  | | 3 | 0 | 0 | 0 | 0 | 0 | 0 | | | | |
| Rube Walker, L OBP: 0.231, SLG: 0.240 (1,2) | | |  | |  | | |  | | 3 | 0 | 0 | 0 | 0 | 0 | 0 | | | | |
| Don Newcombe, L OBP: 0.357, SLG: 0.273 (1,1) | | | | | |  | | | | 0 | 0 | 0 | 0 | 1 | 0 | 0 |  | | | |
| Wayne Belardi, L OBP: 0.500, SLG: 0.333 (6, PH) | | | | | | | | |  | 1 | 0 | 0 | 0 | 0 | 1 | 0 | | | | |
| Ben Wade, R (7,1) | | | | | | | | | | 0 | 0 | 0 | 0 | 0 | 0 | 0 | | | | |
| Don Thompson, L OBP: 0.214, SLG: 0.083 (8, PH) | | | | | | | | | | 1 | 0 | 0 | 0 | 0 | 0 | 0 | | | | |
| Inning Stats | R: 0 H: 0 E: 1 K: 1 S: 6 | H: 0 LOB: 0 BB: 0 P: 9 | R: 0 H: 0 E: 0 K: 0 S: 7 | H: 0 LOB: 1 BB: 1 P: 12 | R: 0 H: 0 E: 0 K: 0 S: 8 | H: 0 LOB: 0 BB: 0 P: 12 | R: 1 H: 1 E: 0 K: 0 S: 9 | H: 1 LOB: 0 BB: 0 P: 16 | R: 0 H: 0 E: 0 K: 1 S: 7 | H: 0 LOB: 0 BB: 0 P: 10 | R: 0 H: 0 E: 0 K: 0 S: 6 | H: 0 LOB: 0 BB: 1 P: 12 | R: 0 H: 0 E: 0 K: 0 S: 6 | H: 0 LOB: 0 BB: 0 P: 7 | R: 0 H: 0 E: 0 K: 0 S: 6 | H: 0 LOB: 0 BB: 0 P: 9 | 1B: 0 2B: 0 3B: 0 HR: 1 | SF: 0 SAC: 0 DP: 1 HBP: 0 | WP: 0 PB: 0 CS: 0 | PA: 29 |
| PITCHER | IP | WLS | BF | H | R | ER | SO | BB | IBB | HBP | BLK | WP | HR | S | P | ERA | WHIP | | | |
| Lew Burdette, R ERA: 2.01 (1,1) | 9.0 | W | 29 | 1 | 1 | 1 | 2 | 2 | 0 | 0 | 0 | 0 | 1 | 62 | 96 | 1.00 | 0.333 | | | |

| Batter | 1 | 2 | 3 | 4 | 5 | 6 | 7 | 8 | 9 | AB | R | H | RBI | BB | SO | LOB | TOP | | | | | | | | | | | | | | | | | | |
|---|----|-----|----|---|---|----|----|----|-----|-----|--|--|-----|----|----|-----|--|----------------|----|-----|----|---|---|----|----|----|-----|-----|-----|----|----|---|---|-----|------|
| Bill Bruton, L (1, 8) OBP: 0.340, SLG: 0.283 | | | | | | | | | | 0 | 0 | 0 | 0 | 0 | 0 | 0 | Milwaukee Braves @ Pittsburgh Pirates Forbes Field, Pittsburgh, PA Thu May 13 1954, 3:33 AM EDT Att: 6,090 - Unknown livebaseballscorecards.com | | | | | | | | | | | | | | | | | | |
| Danny O'Connell, R (1, 4) OBP: 0.333, SLG: 0.368 | | | | | | | | | | 0 | 0 | 0 | 0 | 0 | 0 | 0 | | | | | | | | | | | | | | | | | | | |
| Eddie Mathews, L (1, 5) OBP: 0.426, SLG: 0.618 | | | | | | | | | | 0 | 0 | 0 | 0 | 0 | 0 | 0 | | | | | | | | | | | | | | | | | | | |
| Andy Pafko, R (1, 9) OBP: 0.333, SLG: 0.406 | | | | | | | | | | 0 | 0 | 0 | 0 | 0 | 0 | 0 | | | | | | | | | | | | | | | | | | | |
| Joe Adcock, R (1, 3) OBP: 0.385, SLG: 0.602 | | | | | | | | | | 0 | 0 | 0 | 0 | 0 | 0 | 0 | | | | | | | | | | | | | | | | | | | |
| Hank Aaron, R (1, 7) OBP: 0.316, SLG: 0.416 | | | | | | | | | | 0 | 0 | 0 | 0 | 0 | 0 | 0 | | | | | | | | | | | | | | | | | | | |
| Johnny Logan, R (1, 6) OBP: 0.344, SLG: 0.429 | | | | | | | | | | 0 | 0 | 0 | 0 | 0 | 0 | 0 | | | | | | | | | | | | | | | | | | | |
| Charlie White, L (1, 2) OBP: 0.364, SLG: 0.500 | | | | | | | | | | 0 | 0 | 0 | 0 | 0 | 0 | 0 | | | | | | | | | | | | | | | | | | | |
| Chet Nichols, S (1, 1) | | | | | | | | | | 0 | 0 | 0 | 0 | 0 | 0 | 0 |  | | | | | | | | | | | | | | | | | | |
| Inning Stats | | | | | | | | | | | 1B: 0 SF: 0 2B: 0 SAC: 0 3B: 0 DP: 0 HR: 0 HBP: 0 | WP: 0 PA: 0 FB: 0 SB: 0 CS: 0 | | | | | | | | | | | | | | | | | | | | | | | |
| PITCHER Bob Purkey, R (1, 1) ERA: 3.79 | IP | WLS | BF | H | R | ER | SO | BB | IBB | HBP | BLK | WP | HR | S | P | ERA | WHIP | PITCHER | IP | WLS | BF | H | R | ER | SO | BB | IBB | HBP | BLK | WP | HR | S | P | ERA | WHIP |

| Batter | 1 | 2 | 3 | 4 | 5 | 6 | 7 | 8 | 9 | AB | R | H | RBI | BB | SO | LOB | BOTTOM | | | | | | | | | | | | | | | | | | |
|---|----|-----|----|---|---|----|----|----|-----|-----|--|--|-----|----|----|-----|--|----------------|----|-----|----|---|---|----|----|----|-----|-----|-----|----|----|---|---|-----|------|
| Curt Roberts, R (1, 4) OBP: 0.259, SLG: 0.317 | | | | | | | | | | 0 | 0 | 0 | 0 | 0 | 0 | 0 | Milwaukee Braves @ Pittsburgh Pirates Forbes Field, Pittsburgh, PA Thu May 13 1954, 3:33 AM EDT Att: 6,090 - Unknown livebaseballscorecards.com | | | | | | | | | | | | | | | | | | |
| Dick Cole, R (1, 6) OBP: 0.397, SLG: 0.380 | | | | | | | | | | 0 | 0 | 0 | 0 | 0 | 0 | 0 | | | | | | | | | | | | | | | | | | | |
| Bob Skinner, L (1, 3) OBP: 0.354, SLG: 0.395 | | | | | | | | | | 0 | 0 | 0 | 0 | 0 | 0 | 0 | | | | | | | | | | | | | | | | | | | |
| Frank Thomas, R (1, 7) OBP: 0.358, SLG: 0.485 | | | | | | | | | | 0 | 0 | 0 | 0 | 0 | 0 | 0 | | | | | | | | | | | | | | | | | | | |
| Sid Gordon, R (1, 5) OBP: 0.278, SLG: 0.077 | | | | | | | | | | 0 | 0 | 0 | 0 | 0 | 0 | 0 | | | | | | | | | | | | | | | | | | | |
| Jack Shepard, R (1, 2) OBP: 0.472, SLG: 0.485 | | | | | | | | | | 0 | 0 | 0 | 0 | 0 | 0 | 0 | | | | | | | | | | | | | | | | | | | |
| Jerry Lynch, L (1, 9) OBP: 0.318, SLG: 0.459 | | | | | | | | | | 0 | 0 | 0 | 0 | 0 | 0 | 0 | | | | | | | | | | | | | | | | | | | |
| Dick Hall, R (1, 8) OBP: 0.500, SLG: 0.333 | | | | | | | | | | 0 | 0 | 0 | 0 | 0 | 0 | 0 | | | | | | | | | | | | | | | | | | | |
| Bob Purkey, R (1, 1) | | | | | | | | | | 0 | 0 | 0 | 0 | 0 | 0 | 0 |  | | | | | | | | | | | | | | | | | | |
| Inning Stats | | | | | | | | | | | 1B: 0 SF: 0 2B: 0 SAC: 0 3B: 0 DP: 0 HR: 0 HBP: 0 | WP: 0 PA: 0 FB: 0 SB: 0 CS: 0 | | | | | | | | | | | | | | | | | | | | | | | |
| PITCHER Chet Nichols, L (1, 1) ERA: 2.96 | IP | WLS | BF | H | R | ER | SO | BB | IBB | HBP | BLK | WP | HR | S | P | ERA | WHIP | PITCHER | IP | WLS | BF | H | R | ER | SO | BB | IBB | HBP | BLK | WP | HR | S | P | ERA | WHIP |

| Batter | 1 | 2 | 3 | 4 | 5 | 6 | 7 | 8 | 9 | AB | R | H | RBI | BB | SO | LOB | TOP | | | | | | | | | | | | | | | | | | |
|--|----|-----|----|---|---|----|----|----|-----|-----|--|--|-----|----|----|-----|--|----------------|----|-----|----|---|---|----|----|----|-----|-----|-----|----|----|---|---|-----|------|
| Bill Bruton, L (1, 8) OBP: 0.345, SLG: 0.320 | | | | | | | | | | 0 | 0 | 0 | 0 | 0 | 0 | 0 | <p>Milwaukee Braves @ Pittsburgh Pirates Forbes Field, Pittsburgh, PA Fri May 14 1954, 3:33 AM EDT Att: 8,225 - Unknown</p> <p>livebaseballscorecards.com</p> | | | | | | | | | | | | | | | | | | |
| Danny O'Connell, R (1, 4) OBP: 0.330, SLG: 0.357 | | | | | | | | | | 0 | 0 | 0 | 0 | 0 | 0 | 0 | | | | | | | | | | | | | | | | | | | |
| Eddie Mathews, L (1, 5) OBP: 0.429, SLG: 0.603 | | | | | | | | | | 0 | 0 | 0 | 0 | 0 | 0 | 0 | | | | | | | | | | | | | | | | | | | |
| Andy Pafko, R (1, 9) OBP: 0.316, SLG: 0.382 | | | | | | | | | | 0 | 0 | 0 | 0 | 0 | 0 | 0 | | | | | | | | | | | | | | | | | | | |
| Joe Adcock, R (1, 3) OBP: 0.400, SLG: 0.605 | | | | | | | | | | 0 | 0 | 0 | 0 | 0 | 0 | 0 | | | | | | | | | | | | | | | | | | | |
| Hank Aaron, R (1, 7) OBP: 0.313, SLG: 0.409 | | | | | | | | | | 0 | 0 | 0 | 0 | 0 | 0 | 0 | | | | | | | | | | | | | | | | | | | |
| Johnny Logan, R (1, 6) OBP: 0.351, SLG: 0.432 | | | | | | | | | | 0 | 0 | 0 | 0 | 0 | 0 | 0 | | | | | | | | | | | | | | | | | | | |
| Charlie White, L (1, 2) OBP: 0.385, SLG: 0.542 | | | | | | | | | | 0 | 0 | 0 | 0 | 0 | 0 | 0 | | | | | | | | | | | | | | | | | | | |
| Warren Spahn, L (1, 1) OBP: 0.263, SLG: 0.067 | | | | | | | | | | 0 | 0 | 0 | 0 | 0 | 0 | 0 | | | | | | | | | | | | | | | | | | | |
| Inning Stats | | | | | | | | | | | 1B: 0 SF: 0 2B: 0 SAC: 0 3B: 0 DP: 0 HR: 0 HBP: 0 | WP: 0 PA: 0 PB: 0 SB: 0 CS: 0 | | | | | | | | | | | | | | | | | | | | | | | |
| PITCHER Max Surkont, R (1, 1) ERA: 6.39 | IP | WLS | BF | H | R | ER | SO | BB | IBB | HBP | BLK | WP | HR | S | P | ERA | WHIP | PITCHER | IP | WLS | BF | H | R | ER | SO | BB | IBB | HBP | BLK | WP | HR | S | P | ERA | WHIP |

| Batter | 1 | 2 | 3 | 4 | 5 | 6 | 7 | 8 | 9 | AB | R | H | RBI | BB | SO | LOB | BOTTOM | | | | | | | | | | | | | | | | | | |
|--|----|-----|----|---|---|----|----|----|-----|-----|--|--|-----|----|----|-----|--|----------------|----|-----|----|---|---|----|----|----|-----|-----|-----|----|----|---|---|-----|------|
| Cal Abrams, L (1, 9) OBP: 0.389, SLG: 0.321 | | | | | | | | | | 0 | 0 | 0 | 0 | 0 | 0 | 0 | <p>Milwaukee Braves @ Pittsburgh Pirates Forbes Field, Pittsburgh, PA Fri May 14 1954, 3:33 AM EDT Att: 8,225 - Unknown</p> <p>livebaseballscorecards.com</p> | | | | | | | | | | | | | | | | | | |
| Curt Roberts, R (1, 4) OBP: 0.259, SLG: 0.314 | | | | | | | | | | 0 | 0 | 0 | 0 | 0 | 0 | 0 | | | | | | | | | | | | | | | | | | | |
| Dick Cole, R (1, 6) OBP: 0.403, SLG: 0.389 | | | | | | | | | | 0 | 0 | 0 | 0 | 0 | 0 | 0 | | | | | | | | | | | | | | | | | | | |
| Frank Thomas, R (1, 7) OBP: 0.354, SLG: 0.470 | | | | | | | | | | 0 | 0 | 0 | 0 | 0 | 0 | 0 | | | | | | | | | | | | | | | | | | | |
| Sid Gordon, R (1, 5) OBP: 0.318, SLG: 0.176 | | | | | | | | | | 0 | 0 | 0 | 0 | 0 | 0 | 0 | | | | | | | | | | | | | | | | | | | |
| Jack Shepard, R (1, 2) OBP: 0.450, SLG: 0.444 | | | | | | | | | | 0 | 0 | 0 | 0 | 0 | 0 | 0 | | | | | | | | | | | | | | | | | | | |
| Dick Hall, R (1, 8) OBP: 0.438, SLG: 0.308 | | | | | | | | | | 0 | 0 | 0 | 0 | 0 | 0 | 0 | | | | | | | | | | | | | | | | | | | |
| Bob Skinner, L (1, 3) OBP: 0.350, SLG: 0.389 | | | | | | | | | | 0 | 0 | 0 | 0 | 0 | 0 | 0 | | | | | | | | | | | | | | | | | | | |
| Max Surkont, R (1, 1) | | | | | | | | | | 0 | 0 | 0 | 0 | 0 | 0 | 0 | | | | | | | | | | | | | | | | | | | |
| Inning Stats | | | | | | | | | | | 1B: 0 SF: 0 2B: 0 SAC: 0 3B: 0 DP: 0 HR: 0 HBP: 0 | WP: 0 PA: 0 PB: 0 SB: 0 CS: 0 | | | | | | | | | | | | | | | | | | | | | | | |
| PITCHER Warren Spahn, L (1, 1) ERA: 3.8 | IP | WLS | BF | H | R | ER | SO | BB | IBB | HBP | BLK | WP | HR | S | P | ERA | WHIP | PITCHER | IP | WLS | BF | H | R | ER | SO | BB | IBB | HBP | BLK | WP | HR | S | P | ERA | WHIP |

| Batter | 1 | 2 | 3 | 4 | 5 | 6 | 7 | 8 | 9 | AB | R | H | RBI | BB | SO | LOB | TOP | | | |
|--|--|---------------------------------|------------------------------|---------------------------------|------------------------------|---------------------------------|------------------------------|---------------------------------|------------------------------|---------------------------------|------------------------------|---------------------------------|------------------------------|---------------------------------|------------------------------|---------------------------------|--|------------------------------------|-------------------------|--------|
| Bill Bruton, L (1,8) OBP: 0.359, SLG: 0.316 | 0-0 FC5-4 1B | | 4-0 B1-3 BB | | | 0-0 F7 | | 0-0 P4 | | 3 | 0 | 1 | 0 | 1 | 0 | 2 | Milwaukee Braves @ Pittsburgh Pirates Forbes Field, Pittsburgh, PA Sat May 15 1954, 3:33 AM EDT Att: 3,366 - Unknown | | | |
| Danny O'Connell, R (1,4) OBP: 0.313, SLG: 0.336 | 0-0 FC5-4 1B SF8 | | 0-0 B1-3 | | | 0-0 | | 0-0 4-3 | | 4 | 1 | 1 | 0 | 0 | 0 | 4 | | | | |
| Eddie Mathews, L (1,5) OBP: 0.439, SLG: 0.588 | 0-0 1-3 1B | | | 0-0 4-3 | | 0-0 F2 | | | 0-0 F9 | 4 | 0 | 1 | 0 | 0 | 0 | 1 | | | | |
| Andy Pafko, R (1,9) OBP: 0.329, SLG: 0.400 | 0-0 SF8 | | | 0-0 4-3 | | | | 0-0 FC5-4 1B | | 3 | 0 | 1 | 1 | 0 | 0 | 0 | | | | |
| Joe Adcock, R (1,3) OBP: 0.385, SLG: 0.564 | 0-0 6-3 | | | 0-0 5-3 | | | | 0-0 L7 | | 4 | 0 | 0 | 0 | 0 | 0 | 2 | | | | |
| Jim Pendleton, R (1,7) OBP: 0.276, SLG: 0.222 | | 0-0 F8 | | | 0-0 F3 | | | 0-0 FC5-4 WP S | | 3 | 0 | 0 | 0 | 0 | 0 | 1 | | | | |
| Johnny Logan, R (1,6) OBP: 0.343, SLG: 0.448 | | 0-0 F8 | | | 0-0 F7 | | | 0-0 5-3 | | 3 | 0 | 0 | 0 | 0 | 0 | 1 | | | | |
| Charlie White, L (1,2) OBP: 0.353, SLG: 0.452 Sibby Sisti, R (8, PR) | | 0-3 K | | | 0-0 F2 | | | 4-0 SH1-3 BB | | 2 | 0 | 0 | 0 | 1 | 1 | 0 | | | | |
| Sam Calderone, R (8, 2) OBP: 0.500, SLG: 0.625 | | | | | | | | | | 0 | 0 | 0 | 0 | 0 | 0 | 0 | | | | |
| Bob Buhl, R (1,1) Jack Dittmer, L (8, PH) Jim Wilson, R (8, 1) | | | 0-0 4-3 | | | 0-0 4-3 | | 0-0 SH1-3 | | 2 | 0 | 0 | 0 | 0 | 0 | 0 | | | | |
| Inning Stats | R: 1 E: 0 K: 0 S: 5 | H: 2 LOB: 1 BB: 0 P: 5 | R: 0 E: 0 K: 1 S: 5 | H: 0 LOB: 0 BB: 0 P: 5 | R: 0 E: 0 K: 0 S: 2 | H: 0 LOB: 0 BB: 1 P: 6 | R: 0 E: 0 K: 0 S: 3 | H: 0 LOB: 0 BB: 0 P: 3 | R: 0 E: 0 K: 0 S: 4 | H: 1 LOB: 1 BB: 0 P: 4 | R: 0 E: 0 K: 0 S: 4 | H: 1 LOB: 1 BB: 0 P: 4 | R: 0 E: 0 K: 0 S: 3 | H: 0 LOB: 0 BB: 1 P: 7 | R: 0 E: 0 K: 0 S: 3 | H: 0 LOB: 0 BB: 0 P: 3 | 1B: 4 2B: 1 3B: 0 HR: 0 | SF: 1 SAC: 1 DP: 1 HBP: 0 | WP: 1 PB: 0 CS: 1 | PA: 32 |
| PITCHER Vern Law, R (1,1) ERA: 4.78 | IP: 9.0 WLS: W BF: 32 H: 4 R: 1 ER: 1 SO: 1 BB: 2 IBB: 0 HBP: 0 BLK: 0 WP: 1 HR: 0 S: 32 P: 40 ERA: 1.00 WHIP: 0.667 | | | | | | | | | | | | | | | PITCHER | | | | |

| Batter | 1 | 2 | 3 | 4 | 5 | 6 | 7 | 8 | 9 | AB | R | H | RBI | BB | SO | LOB | BOTTOM | | | |
|--|--|----------------------------------|-----------------------------------|---------------------------------|------------------------------|----------------------------------|------------------------------|---------------------------------|------------------------------|---------------------------------|------------------------------|---------------------------------|------------------------------|---------------------------------|------------------------------|----------------------------------|--|----------------------------------|------------------------------------|-------------------------|
| Cal Abrams, L (1,9) OBP: 0.333, SLG: 0.250 | 0-0 F7 | 0-0 L6 | | 0-0 FC1-5 | | 0-0 1-3 | | 4-0 2B BB | | 4 | 1 | 0 | 0 | 1 | 0 | 3 | Milwaukee Braves @ Pittsburgh Pirates Forbes Field, Pittsburgh, PA Sat May 15 1954, 3:33 AM EDT Att: 3,366 - Unknown | | | |
| Dick Cole, R (1,6) OBP: 0.394, SLG: 0.387 | 4-0 FC4-6 BB | | 0-3 K | 0-0 G3 | | 0-0 CS | 0-0 F7 | 0-0 1-H 2-H 2B | | 4 | 0 | 1 | 2 | 1 | 1 | 1 | | | | |
| Bob Skinner, L (1,3) OBP: 0.349, SLG: 0.414 | 0-0 FC4-6 1B | | 0-0 BB E 1B | | 0-0 F7 | | 0-0 5-3 | 0-0 4-3 | | 5 | 0 | 1 | 0 | 0 | 0 | 2 | | | | |
| Frank Thomas, R (1,7) OBP: 0.364, SLG: 0.509 | 0-0 1-3 1B | | 0-0 E4 BB | | 0-0 3B 2B | | 0-0 P4 | | | 4 | 1 | 2 | 0 | 0 | 0 | 1 | | | | |
| Sid Gordon, R (1,5) OBP: 0.367, SLG: 0.238 Vic Janowicz, R (8, PR) Eddie Pellagrini, R (9, 5) OBP: 0.333, SLG: 0.250 | 4-0 BB BB BB BB BB | | 4-0 BB BB BB BB BB | | 0-0 6-3 | | | 0-0 E 2B | | 2 | 0 | 1 | 0 | 2 | 0 | 1 | | | | |
| Toby Atwell, L (1,2) OBP: 0.390, SLG: 0.451 | 0-0 F8 | | 0-0 P4 | | 0-0 1B 3B | | | 0-0 E4 1B 1B | | 4 | 2 | 2 | 2 | 0 | 0 | 6 | | | | |
| Curt Roberts, R (1,4) OBP: 0.267, SLG: 0.319 | | 0-0 4-3 | 0-0 P6 | | 0-0 CS 1B | | | 0-0 F8 | | 4 | 0 | 1 | 1 | 0 | 0 | 5 | | | | |
| Dick Hall, R (1,8) OBP: 0.417, SLG: 0.381 | | 0-0 F9 | | 0-0 FC1-5 SH1-4 1B | 0-0 CS | 0-0 SH5-4 CS 2B | | 0-0 SH5-3 2B 1B | | 4 | 1 | 3 | 1 | 0 | 0 | 0 | | | | |
| Vern Law, R (1,1) | | 4-0 BB | | 0-0 SH1-4 | | 0-0 SH5-4 | | 0-0 SH5-3 | | 0 | 0 | 0 | 0 | 1 | 0 | 0 | | | | |
| Inning Stats | R: 0 E: 0 K: 0 S: 4 | H: 1 LOB: 3 BB: 2 P: 12 | R: 0 E: 0 K: 0 S: 3 | H: 0 LOB: 1 BB: 1 P: 7 | R: 0 E: 1 K: 1 S: 7 | H: 1 LOB: 3 BB: 1 P: 11 | R: 0 E: 0 K: 0 S: 4 | H: 1 LOB: 1 BB: 0 P: 4 | R: 2 E: 0 K: 0 S: 5 | H: 3 LOB: 0 BB: 0 P: 5 | R: 0 E: 0 K: 0 S: 3 | H: 1 LOB: 0 BB: 0 P: 3 | R: 0 E: 0 K: 0 S: 3 | H: 0 LOB: 0 BB: 0 P: 3 | R: 4 E: 1 K: 0 S: 7 | H: 4 LOB: 1 BB: 1 P: 11 | | 1B: 6 2B: 4 3B: 1 HR: 0 | SF: 0 SAC: 3 DP: 0 HBP: 0 | WP: 0 PB: 0 CS: 2 |
| PITCHER Bob Buhl, R (1,1) ERA: 4.91 Jim Wilson, R (8, 1) ERA: 10.8 | IP: 7.0 WLS: L BF: 31 H: 7 R: 2 ER: 2 SO: 1 BB: 4 IBB: 0 HBP: 0 BLK: 0 WP: 0 HR: 0 S: 29 P: 45 ERA: 2.57 WHIP: 1.571 | | | | | | | | | | | | | | | PITCHER | | | | |

| Batter | 1 | 2 | 3 | 4 | 5 | 6 | 7 | 8 | 9 | 10 | AB | R | H | RBI | BB | SO | LOB | TOP | |
|---|------------------------------|---------------------------------|------------------------------|---------------------------------|------------------------------|---------------------------------|------------------------------|---------------------------------|------------------------------|---------------------------------|------------------------------|---------------------------------|------------------------------|---------------------------------|------------------------------|----------------------------------|----------------------------------|--|--|
| Bill Bruton, L OBP: 0.348, SLG: 0.306 (1, 8) | 4-3 | | 1-3 | | K | | | SH3-4 1B | | F9 | 5 | 1 | 1 | 0 | 0 | 1 | 1 | Milwaukee Braves @ New York Giants Polo Grounds, New York, NY Sun May 16 1954, 3:33 AM EDT Unknown | |
| Danny O'Connell, R OBP: 0.302, SLG: 0.324 (1, 4) | F7 | | | K | | L5 | | SH3-4 1-2 | | K | 4 | 0 | 0 | 0 | 0 | 2 | 0 | | |
| Eddie Mathews, L OBP: 0.455, SLG: 0.618 (1, 5) | 4-3 | | | 6-3 3B | | 1B | | 1B IBB | | 1B 3B | 4 | 2 | 3 | 0 | 1 | 0 | 0 | | |
| Andy Pafko, R OBP: 0.333, SLG: 0.392 (1, 9) | | F7 | | 6-3 | | 1B | | F8 | | 1B | 4 | 0 | 1 | 0 | 1 | 0 | 3 | | |
| Joe Adcock, R OBP: 0.404, SLG: 0.592 (1, 3) | | 6-3 | | | | 1B | | | | BB | 4 | 0 | 3 | 3 | 1 | 0 | 0 | | |
| Johnny Logan, R OBP: 0.336, SLG: 0.430 (1, 6) | | 4-3 | | | | BB | | FC4-6 | | 1B | 4 | 0 | 0 | 0 | 0 | 0 | 7 | | |
| Jim Pendleton, R OBP: 0.273, SLG: 0.200 (1, 7) | | | | | | F2 | | | | 1-3 | 3 | 0 | 0 | 0 | 1 | 0 | 2 | | |
| Charlie White, L OBP: 0.316, SLG: 0.400 (1, 2) | | | | | | FC3-6 | | | | 6-3 | 4 | 0 | 0 | 0 | 0 | 0 | 1 | | |
| Gene Conley, R OBP: 0.143, SLG: 0.143 Dave Jolly, R (9, 1) | | | | | | K | | | | 6-3 | 4 | 0 | 0 | 0 | 0 | 1 | 1 | | |
| | | | | | | K | | | | F7 | 0 | 0 | 0 | 0 | 0 | 0 | 0 | | |
| Inning Stats | R: 0 E: 0 K: 0 S: 3 | H: 0 LOB: 0 BB: 0 P: 3 | R: 0 E: 0 K: 0 S: 3 | H: 0 LOB: 0 BB: 0 P: 3 | R: 0 E: 0 K: 1 S: 5 | H: 0 LOB: 1 BB: 1 P: 9 | R: 1 E: 0 K: 1 S: 7 | H: 2 LOB: 2 BB: 0 P: 8 | R: 0 E: 0 K: 0 S: 4 | H: 0 LOB: 0 BB: 0 P: 3 | R: 1 E: 0 K: 0 S: 5 | H: 2 LOB: 2 BB: 1 P: 9 | R: 0 E: 0 K: 0 S: 3 | H: 0 LOB: 0 BB: 0 P: 3 | R: 1 E: 0 K: 1 S: 7 | H: 2 LOB: 2 BB: 1 P: 11 | 1B: 6 2B: 0 3B: 2 HR: 0 | SF: 0 SAC: 1 DP: 1 HBP: 1 | WP: 0 PA: 42 PB: 0 SB: 0 CS: 0 |
| PITCHER | IP 7.0 | WLS 27 | H 4 | R 1 | ER 1 | SO 3 | BB 2 | IBB 0 | HBP 1 | BLK 0 | WP 0 | HR 0 | S 30 | P 39 | ERA 1.29 | WHIP 0.857 | | | |
| Ruben Gomez, R ERA: 6.0 (1, 1) | 2.0 | 9 | 2 | 1 | 1 | 0 | 0 | 1 | 0 | 0 | 0 | 0 | 8 | 12 | 4.50 | 1.000 | | | |
| Hoyt Wilhelm, R ERA: 3.05 (8, 1) | 1.0 | L | 6 | 2 | 1 | 1 | 1 | 0 | 0 | 0 | 0 | 0 | 7 | 11 | 9.00 | 3.000 | | | |
| Marv Grissom, R ERA: 2.22 (10, 1) | | | | | | | | | | | | | | | | | | | |



| Batter | 1 | 2 | 3 | 4 | 5 | 6 | 7 | 8 | 9 | 10 | AB | R | H | RBI | BB | SO | LOB | BOTTOM | | | |
|---|------------------------------|---------------------------------|------------------------------|---------------------------------|------------------------------|---------------------------------|------------------------------|---------------------------------|------------------------------|---------------------------------|------------------------------|---------------------------------|------------------------------|---------------------------------|------------------------------|---------------------------------|------------------------------|--|----------------------------------|------------------------------------|--|
| Davey Williams, R OBP: 0.193, SLG: 0.155 (1, 4) | 1-3 | | K | | | 6-3 | FC6-4 | | P7 | | 5 | 0 | 0 | 0 | 0 | 1 | 4 | Milwaukee Braves @ New York Giants Polo Grounds, New York, NY Sun May 16 1954, 3:33 AM EDT Unknown | | | |
| Alvin Dark, R OBP: 0.311, SLG: 0.388 (1, 6) | 1-3 | | 6-3 | | | | | 1-3 | | K | 4 | 0 | 0 | 0 | 0 | 1 | 2 | | | | |
| Billy Gardner, R OBP: 0.750, SLG: 0.667 (10, 6) | | | | | | HBP | | | | | 0 | 0 | 0 | 0 | 0 | 0 | 0 | | | | |
| Hank Thompson, L OBP: 0.402, SLG: 0.457 (1, 5) | | | | | | F5 | | | | K | 4 | 0 | 1 | 0 | 1 | 1 | 1 | | | | |
| Monte Irvin, R OBP: 0.333, SLG: 0.540 (1, 7) | | | | | | K | | | | F4 | 5 | 0 | 1 | 0 | 0 | 1 | 2 | | | | |
| Don Mueller, L OBP: 0.370, SLG: 0.471 (1, 9) | | | | | | | | | | F7 | 5 | 0 | 1 | 0 | 0 | 0 | 2 | | | | |
| Willie Mays, R OBP: 0.514, SLG: 0.514 (1, 8) | | | | | | | | | | F7 | 4 | 1 | 1 | 0 | 0 | 1 | 1 | | | | |
| Whitey Lockman, L OBP: 0.322, SLG: 0.430 (1, 3) | | | | | | 1-3 | | | | F5 | 4 | 1 | 2 | 1 | 0 | 0 | 1 | | | | |
| Wes Westrum, R OBP: 0.308, SLG: 0.214 (1, 2) | | | | | | | | | | HR | 2 | 0 | 0 | 0 | 0 | 0 | 1 | | | | |
| Dusty Rhodes, L OBP: 0.556, SLG: 0.429 (7, PH) | | | | | | | | | | | 0 | 0 | 0 | 0 | 1 | 0 | 0 | | | | |
| Ray Katt, R OBP: 0.375, SLG: 0.300 (8, 2) | | | | | | | | | | | 1 | 0 | 1 | 0 | 0 | 0 | 0 | | | | |
| Ron Samford, R (9, PR) | | | | | | | | | | | 0 | 0 | 0 | 0 | 0 | 0 | 0 | | | | |
| Marv Grissom, R (10, 1) | | | | | | | | | | | 0 | 0 | 0 | 0 | 0 | 0 | 0 | | | | |
| Ruben Gomez, R OBP: 0.250, SLG: 0.250 (1, 1) | | | | | | | | | | | 2 | 0 | 0 | 0 | 0 | 0 | 0 | | | | |
| Bill Taylor, L OBP: 0.364, SLG: 0.300 (7, PH) | | | | | | | | | | | 1 | 0 | 1 | 1 | 0 | 0 | 0 | | | | |
| Hoyt Wilhelm, R (8, 1) | | | | | | | | | | | 0 | 0 | 0 | 0 | 0 | 0 | 0 | | | | |
| Ebba St. Claire, S OBP: 0.447, SLG: 0.444 (10, 2) | | | | | | | | | | | 1 | 0 | 1 | 0 | 0 | 0 | 0 | | | | |
| Inning Stats | R: 0 E: 0 K: 0 S: 3 | H: 0 LOB: 1 BB: 1 P: 7 | R: 0 E: 0 K: 0 S: 4 | H: 1 LOB: 1 BB: 0 P: 4 | R: 0 E: 0 K: 1 S: 5 | H: 0 LOB: 0 BB: 0 P: 5 | R: 0 E: 0 K: 2 S: 8 | H: 1 LOB: 1 BB: 0 P: 8 | R: 0 E: 0 K: 0 S: 3 | H: 0 LOB: 0 BB: 0 P: 3 | R: 1 E: 0 K: 0 S: 5 | H: 2 LOB: 2 BB: 1 P: 9 | R: 0 E: 0 K: 0 S: 4 | H: 2 LOB: 1 BB: 0 P: 4 | R: 1 E: 0 K: 1 S: 8 | H: 3 LOB: 2 BB: 0 P: 8 | R: 0 E: 0 K: 1 S: 5 | H: 0 LOB: 0 BB: 0 P: 5 | 1B: 8 2B: 0 3B: 0 HR: 1 | SF: 0 SAC: 0 DP: 1 HBP: 1 | WP: 0 PA: 41 PB: 0 SB: 0 CS: 0 |
| PITCHER | IP 8.1 | WLS 36 | H 9 | R 2 | ER 2 | SO 3 | BB 2 | IBB 0 | HBP 1 | BLK 0 | WP 0 | HR 1 | S 39 | P 48 | ERA 2.16 | WHIP 1.320 | | | | | |
| Gene Conley, R ERA: 2.13 (1, 1) | 1.2 | W | 5 | 0 | 0 | 2 | 0 | 0 | 0 | 0 | 0 | 0 | 9 | 9 | 0.00 | 0.000 | | | | | |
| Dave Jolly, R ERA: 0.66 (9, 1) | | | | | | | | | | | | | | | | | | | | | |



| Batter | 1 | 2 | 3 | 4 | 5 | 6 | 7 | 8 | 9 | AB | R | H | RBI | BB | SO | LOB | TOP | | | |
|--|--|---------------------------------|------------------------------|---------------------------------|------------------------------|---------------------------------|------------------------------|---------------------------------|------------------------------|---------------------------------|------------------------------|---------------------------------|------------------------------|---------------------------------|------------------------------|--|--|------------------------------------|----------------------------------|--------|
| Bill Bruton, L OBP: 0.370, SLG: 0.333 (1, 8) | | | | | | | | | | 4 | 0 | 3 | 0 | 0 | 0 | 0 | Milwaukee Braves @ New York Giants Polo Grounds, New York, NY Sun May 16 1954, 3:38 AM EDT Att: 39,588 - Unknown | | | |
| Danny O'Connell, R OBP: 0.292, SLG: 0.313 (1, 4) | | | | | | | | | | 4 | 0 | 0 | 0 | 0 | 1 | 3 | | | | |
| Eddie Mathews, L OBP: 0.440, SLG: 0.591 (1, 5) | | | | | | | | | | 4 | 0 | 0 | 0 | 0 | 2 | 1 | | | | |
| Andy Pafko, R OBP: 0.340, SLG: 0.434 (1, 9) | | | | | | | | | | 4 | 1 | 2 | 1 | 0 | 1 | 1 | | | | |
| Joe Adcock, R OBP: 0.398, SLG: 0.574 (1, 3) | | | | | | | | | | 3 | 0 | 0 | 0 | 0 | 0 | 1 | | | | |
| Johnny Logan, R OBP: 0.333, SLG: 0.423 (1, 6) | | | | | | | | | | 4 | 0 | 1 | 0 | 0 | 1 | 2 | | | | |
| Jim Pendleton, R OBP: 0.250, SLG: 0.182 (1, 7) | | | | | | | | | | 3 | 0 | 0 | 0 | 0 | 1 | 1 | | | | |
| Del Crandall, R OBP: 0.261, SLG: 0.317 (1, 2) | | | | | | | | | | 3 | 0 | 0 | 0 | 0 | 0 | 0 | | | | |
| Lew Burdette, R (1, 1) | | | | | | | | | | 1 | 0 | 0 | 0 | 0 | 0 | 0 | | | | |
| Ernie Johnson, R OBP: 0.250, SLG: 0.250 (6, PH) | | | | | | | | | | 1 | 0 | 0 | 0 | 0 | 0 | 0 | | | | |
| Roy Smalley, R OBP: 1.000, SLG: 4.000 (8, 1) | | | | | | | | | | 1 | 1 | 1 | 1 | 0 | 0 | 0 | | | | |
| Phil Paine, R (8, 1) | | | | | | | | | | 0 | 0 | 0 | 0 | 0 | 0 | 0 | | | | |
| Inning Stats | R: 0 E: 0 K: 1 S: 5 | H: 1 LOB: 0 BB: 0 P: 5 | R: 1 E: 0 K: 0 S: 4 | H: 2 LOB: 0 BB: 0 P: 4 | R: 0 E: 0 K: 0 S: 4 | H: 1 LOB: 1 BB: 0 P: 4 | R: 0 E: 0 K: 2 S: 7 | H: 0 LOB: 0 BB: 0 P: 8 | R: 0 E: 0 K: 1 S: 5 | H: 1 LOB: 0 BB: 0 P: 4 | R: 0 E: 0 K: 1 S: 5 | H: 0 LOB: 0 BB: 0 P: 5 | R: 1 E: 0 K: 1 S: 6 | H: 1 LOB: 0 BB: 0 P: 6 | R: 0 E: 0 K: 0 S: 4 | H: 1 LOB: 1 BB: 0 P: 4 | 1B: 5 2B: 1 3B: 0 HR: 2 | SF: 0 SAC: 0 DP: 2 HBP: 1 | WP: 0 PB: 0 SB: 1 CS: 0 | PA: 33 |
| PITCHER Johnny Antonelli, L ERA: 1.96 (1, 1) | IP: 9.0 WLS: W BF: 33 H: 7 R: 2 ER: 2 SO: 6 BB: 0 IBB: 0 HBP: 1 BLK: 0 WP: 0 HR: 2 S: 44 P: 45 ERA: 2.00 WHIP: 0.778 | | | | | | | | | | | | | | | PITCHER IP: 9.0 WLS: W BF: 33 H: 7 R: 2 ER: 2 SO: 6 BB: 0 IBB: 0 HBP: 1 BLK: 0 WP: 0 HR: 2 S: 44 P: 45 ERA: 2.00 WHIP: 0.778 | | | | |


AB 32
R 2
H 7
RBI 2
BB 0
SO 6
LOB 9





| Batter | 1 | 2 | 3 | 4 | 5 | 6 | 7 | 8 | 9 | AB | R | H | RBI | BB | SO | LOB | BOTTOM | | | |
|---|---|---------------------------------|------------------------------|----------------------------------|------------------------------|----------------------------------|------------------------------|---------------------------------|------------------------------|---------------------------------|------------------------------|---------------------------------|------------------------------|---------------------------------|------------------------------|---|--|----------------------------------|------------------------------------|----------------------------------|
| Davey Williams, R OBP: 0.202, SLG: 0.187 (1, 4) | | | | | | | | | | 4 | 2 | 1 | 1 | 0 | 2 | 0 | Milwaukee Braves @ New York Giants Polo Grounds, New York, NY Sun May 16 1954, 3:38 AM EDT Att: 39,588 - Unknown | | | |
| Alvin Dark, R OBP: 0.307, SLG: 0.380 (1, 6) | | | | | | | | | | 5 | 0 | 1 | 0 | 0 | 2 | 1 | | | | |
| Hank Thompson, L OBP: 0.418, SLG: 0.452 (1, 5) | | | | | | | | | | 1 | 2 | 0 | 0 | 4 | 0 | 0 | | | | |
| Monte Irvin, R OBP: 0.345, SLG: 0.543 (1, 7) | | | | | | | | | | 5 | 1 | 3 | 1 | 0 | 1 | 2 | | | | |
| Don Mueller, L OBP: 0.363, SLG: 0.463 (1, 9) | | | | | | | | | | 4 | 1 | 1 | 1 | 0 | 0 | 4 | | | | |
| Willie Mays, R OBP: 0.320, SLG: 0.550 (1, 8) | | | | | | | | | | 4 | 2 | 2 | 4 | 0 | 0 | 1 | | | | |
| Whitey Lockman, L OBP: 0.336, SLG: 0.447 (1, 3) | | | | | | | | | | 3 | 1 | 2 | 1 | 1 | 0 | 0 | | | | |
| Ebba St. Claire, S OBP: 0.451, SLG: 0.462 (1, 2) | | | | | | | | | | 3 | 0 | 1 | 0 | 1 | 0 | 2 | | | | |
| Johnny Antonelli, L OBP: 0.217, SLG: 0.182 (1, 1) | | | | | | | | | | 4 | 0 | 0 | 0 | 0 | 1 | 3 | | | | |
| Inning Stats | R: 0 E: 0 K: 1 S: 5 | H: 1 LOB: 1 BB: 1 P: 9 | R: 1 E: 1 K: 1 S: 6 | H: 1 LOB: 1 BB: 1 P: 10 | R: 4 E: 0 K: 0 S: 7 | H: 4 LOB: 2 BB: 2 P: 15 | R: 0 E: 0 K: 1 S: 5 | H: 0 LOB: 0 BB: 0 P: 5 | R: 2 E: 0 K: 1 S: 7 | H: 2 LOB: 0 BB: 0 P: 7 | R: 0 E: 0 K: 1 S: 5 | H: 0 LOB: 0 BB: 0 P: 5 | R: 1 E: 0 K: 0 S: 5 | H: 2 LOB: 2 BB: 1 P: 9 | R: 1 E: 0 K: 1 S: 6 | H: 1 LOB: 2 BB: 1 P: 11 | | 1B: 6 2B: 3 3B: 0 HR: 2 | SF: 1 SAC: 0 DP: 1 HBP: 1 | WP: 0 PB: 0 SB: 0 CS: 0 |
| PITCHER Lew Burdette, R ERA: 2.72 (1, 1) | IP: 2.2 WLS: L BF: 15 H: 5 R: 5 ER: 4 SO: 2 BB: 3 IBB: 0 HBP: 0 BLK: 0 WP: 0 HR: 1 S: 16 P: 28 ERA: 13.50 WHIP: 3.000 | | | | | | | | | | | | | | | PITCHER IP: 2.2 WLS: L BF: 15 H: 5 R: 5 ER: 4 SO: 2 BB: 3 IBB: 0 HBP: 0 BLK: 0 WP: 0 HR: 1 S: 16 P: 28 ERA: 13.50 WHIP: 3.000 | | | | |
| PITCHER Ernie Johnson, R ERA: 2.41 (3, 1) | IP: 4.1 WLS: W BF: 20 H: 5 R: 3 ER: 3 SO: 3 BB: 1 IBB: 1 HBP: 0 BLK: 0 WP: 0 HR: 1 S: 24 P: 32 ERA: 6.23 WHIP: 1.385 | | | | | | | | | | | | | | | PITCHER IP: 4.1 WLS: W BF: 20 H: 5 R: 3 ER: 3 SO: 3 BB: 1 IBB: 1 HBP: 0 BLK: 0 WP: 0 HR: 1 S: 24 P: 32 ERA: 6.23 WHIP: 1.385 | | | | |
| PITCHER Phil Paine, R ERA: 5.4 (8, 1) | IP: 1.0 WLS: W BF: 6 H: 1 R: 1 ER: 1 SO: 1 BB: 1 IBB: 0 HBP: 0 BLK: 0 WP: 0 HR: 0 S: 6 P: 11 ERA: 9.00 WHIP: 2.000 | | | | | | | | | | | | | | | PITCHER IP: 1.0 WLS: W BF: 6 H: 1 R: 1 ER: 1 SO: 1 BB: 1 IBB: 0 HBP: 0 BLK: 0 WP: 0 HR: 0 S: 6 P: 11 ERA: 9.00 WHIP: 2.000 | | | | |


AB 33
R 9
H 11
RBI 8
BB 6
SO 6
LOB 13



| Batter | 1 | 2 | 3 | 4 | 5 | 6 | 7 | 8 | 9 | AB | R | H | RBI | BB | SO | LOB | TOP | | | | | | | | | | |
|--|----|-----|----|---|---|----|----|----|-----|-----|-----|----|-----|----|----|-----|--|--|--|--|--|--|--|--|--|--|--|
| Bill Bruton, L (1, 8) OBP: 0.370, SLG: 0.333 | | | | | | | | | | 0 | 0 | 0 | 0 | 0 | 0 | 0 | Milwaukee Braves @ Philadelphia Phillies Connie Mack Stadium, Philadelphia, PA Tue May 18 1954, 3:33 AM EDT Att: 9,254 - Unknown livebaseballscorecards.com | | | | | | | | | | |
| Danny O'Connell, R (1, 4) OBP: 0.292, SLG: 0.313 | | | | | | | | | | 0 | 0 | 0 | 0 | 0 | 0 | 0 | | | | | | | | | | | |
| Eddie Mathews, L (1, 5) OBP: 0.440, SLG: 0.591 | | | | | | | | | | 0 | 0 | 0 | 0 | 0 | 0 | 0 | | | | | | | | | | | |
| Andy Pafko, R (1, 9) OBP: 0.340, SLG: 0.434 | | | | | | | | | | 0 | 0 | 0 | 0 | 0 | 0 | 0 | | | | | | | | | | | |
| Joe Adcock, R (1, 3) OBP: 0.398, SLG: 0.574 | | | | | | | | | | 0 | 0 | 0 | 0 | 0 | 0 | 0 | | | | | | | | | | | |
| Johnny Logan, R (1, 6) OBP: 0.333, SLG: 0.423 | | | | | | | | | | 0 | 0 | 0 | 0 | 0 | 0 | 0 | | | | | | | | | | | |
| Hank Aaron, R (1, 7) OBP: 0.308, SLG: 0.408 | | | | | | | | | | 0 | 0 | 0 | 0 | 0 | 0 | 0 | | | | | | | | | | | |
| Del Crandall, R (1, 2) OBP: 0.261, SLG: 0.317 | | | | | | | | | | 0 | 0 | 0 | 0 | 0 | 0 | 0 | | | | | | | | | | | |
| Chet Nichols, S (1, 1) OBP: 0.100, SLG: 0.100 | | | | | | | | | | 0 | 0 | 0 | 0 | 0 | 0 | 0 |  | | | | | | | | | | |
| Inning Stats | | | | | | | | | | | | | | | | | 1B: 0 SF: 0 2B: 0 SAC: 0 3B: 0 DP: 0 HR: 0 HBP: 0 | WP: 0 PA: 0 FB: 0 SB: 0 CS: 0 | | | | | | | | | |
| PITCHER Curt Simmons, L (1, 1) ERA: 1.5 | IP | WLS | BF | H | R | ER | SO | BB | IBB | HBP | BLK | WP | HR | S | P | ERA | WHIP | | | | | | | | | | |

| Batter | 1 | 2 | 3 | 4 | 5 | 6 | 7 | 8 | 9 | AB | R | H | RBI | BB | SO | LOB | BOTTOM | | | | | | | | | | |
|---|----|-----|----|---|---|----|----|----|-----|-----|-----|----|-----|----|----|-----|--|--|--|--|--|--|--|--|--|--|--|
| Willie Jones, R (1, 5) OBP: 0.331, SLG: 0.299 | | | | | | | | | | 0 | 0 | 0 | 0 | 0 | 0 | 0 | Milwaukee Braves @ Philadelphia Phillies Connie Mack Stadium, Philadelphia, PA Tue May 18 1954, 3:33 AM EDT Att: 9,254 - Unknown livebaseballscorecards.com | | | | | | | | | | |
| Richie Ashburn, L (1, 8) OBP: 0.381, SLG: 0.281 | | | | | | | | | | 0 | 0 | 0 | 0 | 0 | 0 | 0 | | | | | | | | | | | |
| Earl Torgeson, L (1, 3) OBP: 0.374, SLG: 0.448 | | | | | | | | | | 0 | 0 | 0 | 0 | 0 | 0 | 0 | | | | | | | | | | | |
| Del Ennis, R (1, 7) OBP: 0.358, SLG: 0.569 | | | | | | | | | | 0 | 0 | 0 | 0 | 0 | 0 | 0 | | | | | | | | | | | |
| Granny Hamner, R (1, 4) OBP: 0.427, SLG: 0.443 | | | | | | | | | | 0 | 0 | 0 | 0 | 0 | 0 | 0 | | | | | | | | | | | |
| Danny Schell, R (1, 9) OBP: 0.231, SLG: 0.385 | | | | | | | | | | 0 | 0 | 0 | 0 | 0 | 0 | 0 | | | | | | | | | | | |
| Stan Lopata, R (1, 2) OBP: 0.404, SLG: 0.538 | | | | | | | | | | 0 | 0 | 0 | 0 | 0 | 0 | 0 | | | | | | | | | | | |
| Ted Kazanski, R (1, 6) | | | | | | | | | | 0 | 0 | 0 | 0 | 0 | 0 | 0 | | | | | | | | | | | |
| Curt Simmons, L (1, 1) OBP: 0.318, SLG: 0.286 | | | | | | | | | | 0 | 0 | 0 | 0 | 0 | 0 | 0 |  | | | | | | | | | | |
| Inning Stats | | | | | | | | | | | | | | | | | 1B: 0 SF: 0 2B: 0 SAC: 0 3B: 0 DP: 0 HR: 0 HBP: 0 | WP: 0 PA: 0 FB: 0 SB: 0 CS: 0 | | | | | | | | | |
| PITCHER Chet Nichols, L (1, 1) ERA: 2.72 | IP | WLS | BF | H | R | ER | SO | BB | IBB | HBP | BLK | WP | HR | S | P | ERA | WHIP | | | | | | | | | | |

| Batter | 1 | 2 | 3 | 4 | 5 | 6 | 7 | 8 | 9 | AB | R | H | RBI | BB | SO | LOB | TOP | | | | | | | | | | |
|--|----|-----|----|---|---|----|----|----|-----|-----|-----|----|-----|----|----|-----|--|--|--|--|--|--|--|--|--|--|--|
| Bill Bruton, L (1, 8) OBP: 0.351, SLG: 0.314 | | | | | | | | | | 0 | 0 | 0 | 0 | 0 | 0 | 0 | Milwaukee Braves @ Philadelphia Phillies Connie Mack Stadium, Philadelphia, PA Wed May 19 1954, 3:33 AM EDT Att: 9,910 - Unknown livebaseballscorecards.com | | | | | | | | | | |
| Jack Dittmer, L (1, 4) OBP: 0.167, SLG: 0.326 | | | | | | | | | | 0 | 0 | 0 | 0 | 0 | 0 | 0 | | | | | | | | | | | |
| Eddie Mathews, L (1, 5) OBP: 0.438, SLG: 0.577 | | | | | | | | | | 0 | 0 | 0 | 0 | 0 | 0 | 0 | | | | | | | | | | | |
| Andy Pafko, R (1, 9) OBP: 0.337, SLG: 0.437 | | | | | | | | | | 0 | 0 | 0 | 0 | 0 | 0 | 0 | | | | | | | | | | | |
| Joe Adcock, R (1, 3) OBP: 0.388, SLG: 0.558 | | | | | | | | | | 0 | 0 | 0 | 0 | 0 | 0 | 0 | | | | | | | | | | | |
| Johnny Logan, R (1, 6) OBP: 0.347, SLG: 0.454 | | | | | | | | | | 0 | 0 | 0 | 0 | 0 | 0 | 0 | | | | | | | | | | | |
| Hank Aaron, R (1, 7) OBP: 0.315, SLG: 0.406 | | | | | | | | | | 0 | 0 | 0 | 0 | 0 | 0 | 0 | | | | | | | | | | | |
| Del Crandall, R (1, 2) OBP: 0.260, SLG: 0.313 | | | | | | | | | | 0 | 0 | 0 | 0 | 0 | 0 | 0 | | | | | | | | | | | |
| Warren Spahn, L (1, 1) OBP: 0.250, SLG: 0.100 | | | | | | | | | | 0 | 0 | 0 | 0 | 0 | 0 | 0 |  | | | | | | | | | | |
| Inning Stats | | | | | | | | | | | | | | | | | 1B: 0 SF: 0 2B: 0 SAC: 0 3B: 0 DP: 0 HR: 0 HBP: 0 | WP: 0 PA: 0 FB: 0 SB: 0 CS: 0 | | | | | | | | | |
| PITCHER Murry Dickson, R (1, 1) ERA: 2.23 | IP | WLS | BF | H | R | ER | SO | BB | IBB | HBP | BLK | WP | HR | S | P | ERA | WHIP | | | | | | | | | | |

| Batter | 1 | 2 | 3 | 4 | 5 | 6 | 7 | 8 | 9 | AB | R | H | RBI | BB | SO | LOB | BOTTOM | | | | | | | | | | |
|---|----|-----|----|---|---|----|----|----|-----|-----|-----|----|-----|----|----|-----|--|--|--|--|--|--|--|--|--|--|--|
| Willie Jones, R (1, 5) OBP: 0.320, SLG: 0.288 | | | | | | | | | | 0 | 0 | 0 | 0 | 0 | 0 | 0 | Milwaukee Braves @ Philadelphia Phillies Connie Mack Stadium, Philadelphia, PA Wed May 19 1954, 3:33 AM EDT Att: 9,910 - Unknown livebaseballscorecards.com | | | | | | | | | | |
| Richie Ashburn, L (1, 8) OBP: 0.390, SLG: 0.283 | | | | | | | | | | 0 | 0 | 0 | 0 | 0 | 0 | 0 | | | | | | | | | | | |
| Earl Torgeson, L (1, 3) OBP: 0.383, SLG: 0.450 | | | | | | | | | | 0 | 0 | 0 | 0 | 0 | 0 | 0 | | | | | | | | | | | |
| Del Ennis, R (1, 7) OBP: 0.360, SLG: 0.554 | | | | | | | | | | 0 | 0 | 0 | 0 | 0 | 0 | 0 | | | | | | | | | | | |
| Granny Hamner, R (1, 4) OBP: 0.434, SLG: 0.477 | | | | | | | | | | 0 | 0 | 0 | 0 | 0 | 0 | 0 | | | | | | | | | | | |
| Danny Schell, R (1, 9) OBP: 0.222, SLG: 0.353 | | | | | | | | | | 0 | 0 | 0 | 0 | 0 | 0 | 0 | | | | | | | | | | | |
| Stan Lopata, R (1, 2) OBP: 0.431, SLG: 0.548 | | | | | | | | | | 0 | 0 | 0 | 0 | 0 | 0 | 0 | | | | | | | | | | | |
| Ted Kazanski, R (1, 6) | | | | | | | | | | 0 | 0 | 0 | 0 | 0 | 0 | 0 | | | | | | | | | | | |
| Murry Dickson, R (1, 1) OBP: 0.250, SLG: 0.263 | | | | | | | | | | 0 | 0 | 0 | 0 | 0 | 0 | 0 |  | | | | | | | | | | |
| Inning Stats | | | | | | | | | | | | | | | | | 1B: 0 SF: 0 2B: 0 SAC: 0 3B: 0 DP: 0 HR: 0 HBP: 0 | WP: 0 PA: 0 FB: 0 SB: 0 CS: 0 | | | | | | | | | |
| PITCHER Warren Spahn, L (1, 1) ERA: 3.63 | IP | WLS | BF | H | R | ER | SO | BB | IBB | HBP | BLK | WP | HR | S | P | ERA | WHIP | | | | | | | | | | |

| Batter | 1 | 2 | 3 | 4 | 5 | 6 | 7 | 8 | 9 | AB | R | H | RBI | BB | SO | LOB | TOP | | |
|---|---|---|---|---|---|---|---|---|---|---|---|---|---|---|---|---|--|---|--|
| Bill Bruton, L (1, 8) OBP: 0.345, SLG: 0.304 | 4-0 PO BB | | 0-0 F8 | | 0-0 B2-3 | | 0-0 S 1B | | 0-0 F9 | 4 | 0 | 1 | 0 | 1 | 0 | 0 | Milwaukee Braves @ Chicago Cubs Wrigley Field, Chicago, IL Fri May 21 1954, 3:33 AM CDT Att: 6,179 - Unknown | | |
| Danny O'Connell, R (1, 4) OBP: 0.287, SLG: 0.306 | 0-0 F9 | | 0-0 5-3 | | 0-0 1B | | 0-0 F8 1-2 | | 0-0 4-3 | 5 | 0 | 1 | 0 | 0 | 0 | 2 | | | |
| Eddie Mathews, L (1, 5) OBP: 0.446, SLG: 0.602 | 0-0 F9 | | 4-0 BB | | 0-0 F7 | | 4-0 IBB | | 0-0 F8 | 3 | 0 | 0 | 0 | 2 | 0 | 2 | | | |
| Andy Pafko, R (1, 9) OBP: 0.340, SLG: 0.442 | 0-0 PO 1-2 | 0-0 3B 1B | 0-0 F8 | | 0-0 P4 | | 0-0 P6 | | | 4 | 1 | 1 | 0 | 0 | 0 | 4 | | | |
| Joe Adcock, R (1, 3) OBP: 0.390, SLG: 0.568 | | 0-0 1-H HR 3B | | 0-0 F2 | | 0-0 6-3 | | 0-0 FC6-4 1B | | 4 | 1 | 2 | 1 | 0 | 0 | 0 | | | |
| Johnny Logan, R (1, 6) OBP: 0.341, SLG: 0.466 | | 0-0 3-H HR | | 0-0 BB 1B | | 0-0 F7 | | 0-0 FC6-4 1-2 HR | | 4 | 2 | 2 | 2 | 0 | 0 | 1 | | | |
| Hank Aaron, R (1, 7) OBP: 0.328, SLG: 0.459 | | 0-0 G6-4-3 1B | | 0-3 K | | 0-0 6-3 | | 0-0 1-H HR | | 4 | 1 | 2 | 2 | 0 | 1 | 1 | | | |
| Del Crandall, R (1, 2) OBP: 0.259, SLG: 0.338 | | 0-0 L7 | | 4-0 1-2 BB | | | | 0-3 K | | 3 | 1 | 1 | 1 | 1 | 1 | 1 | | | |
| Gene Conley, R (1, 1) OBP: 0.111, SLG: 0.111 | | 0-0 G6-4-3 | | 0-0 P6 | | | | 0-0 L9 | | 4 | 0 | 0 | 0 | 0 | 0 | 3 | | | |
| Dave Jolly, R (8, 1) OBP: 0.333, SLG: 0.667 | | 1-2 | | | | | | 0-0 4-3 | | 0 | 0 | 0 | 0 | 0 | 0 | 0 | | | |
| Inning Stats | R: 0 E: 0 K: 0 S: 2 | H: 0 LOB: 0 BB: 1 P: 6 | R: 3 E: 0 K: 0 S: 6 | H: 4 LOB: 0 BB: 0 P: 6 | R: 0 E: 0 K: 0 S: 3 | H: 0 LOB: 1 BB: 1 P: 7 | R: 0 E: 0 K: 1 S: 6 | H: 1 LOB: 2 BB: 1 P: 10 | R: 0 E: 0 K: 0 S: 4 | H: 0 LOB: 0 BB: 0 P: 3 | R: 1 E: 0 K: 0 S: 5 | H: 2 LOB: 2 BB: 1 P: 9 | R: 2 E: 0 K: 1 S: 7 | H: 2 LOB: 0 BB: 0 P: 7 | R: 0 E: 0 K: 0 S: 3 | H: 0 LOB: 0 BB: 3 P: 3 | 1B: 6 2B: 0 3B: 1 HR: 3 | SF: 0 SAC: 0 DP: 1 HBP: 0 | WP: 0 PA: 40 PB: 0 SB: 1 CS: 0 |
| PITCHER | IP WLS BF H R ER SO BB IBB HBP BLK WP HR S P ERA WHIP | IP WLS BF H R ER SO BB IBB HBP BLK WP HR S P ERA WHIP | IP WLS BF H R ER SO BB IBB HBP BLK WP HR S P ERA WHIP | IP WLS BF H R ER SO BB IBB HBP BLK WP HR S P ERA WHIP | IP WLS BF H R ER SO BB IBB HBP BLK WP HR S P ERA WHIP | IP WLS BF H R ER SO BB IBB HBP BLK WP HR S P ERA WHIP | IP WLS BF H R ER SO BB IBB HBP BLK WP HR S P ERA WHIP | IP WLS BF H R ER SO BB IBB HBP BLK WP HR S P ERA WHIP | IP WLS BF H R ER SO BB IBB HBP BLK WP HR S P ERA WHIP | IP WLS BF H R ER SO BB IBB HBP BLK WP HR S P ERA WHIP | IP WLS BF H R ER SO BB IBB HBP BLK WP HR S P ERA WHIP | IP WLS BF H R ER SO BB IBB HBP BLK WP HR S P ERA WHIP | IP WLS BF H R ER SO BB IBB HBP BLK WP HR S P ERA WHIP | IP WLS BF H R ER SO BB IBB HBP BLK WP HR S P ERA WHIP | IP WLS BF H R ER SO BB IBB HBP BLK WP HR S P ERA WHIP | IP WLS BF H R ER SO BB IBB HBP BLK WP HR S P ERA WHIP | IP WLS BF H R ER SO BB IBB HBP BLK WP HR S P ERA WHIP | IP WLS BF H R ER SO BB IBB HBP BLK WP HR S P ERA WHIP | |
| Johnny Klippstein, R (1, 1) ERA: 6.35 | 7.0 | L | 32 | 9 | 5 | 5 | 1 | 3 | 1 | 0 | 0 | 0 | 0 | 0 | 0 | 0 | 6.43 | 1.714 | |
| Hal Jeffcoat, R (8, 1) ERA: 6.48 | 2.0 | S | 7 | 1 | 1 | 1 | 1 | 0 | 0 | 0 | 0 | 0 | 0 | 0 | 0 | 0 | 4.50 | 0.500 | |

AB 35
R 6
H 10
RBI 6
BB 4
SO 2
LOB 14



| Batter | 1 | 2 | 3 | 4 | 5 | 6 | 7 | 8 | 9 | AB | R | H | RBI | BB | SO | LOB | BOTTOM | | | | |
|---|---|---|---|---|---|---|---|---|---|---|---|---|---|---|---|---|--|---|----------------------------------|------------------------------------|--|
| Frank Baumholtz, L (1, 9) OBP: 0.347, SLG: 0.371 | 0-0 F7 | | 0-0 L4-5 3-H | | 0-0 F3 | | | 0-0 L6-3 1B | 0-0 F8 | 5 | 0 | 1 | 0 | 0 | 0 | 6 | Milwaukee Braves @ Chicago Cubs Wrigley Field, Chicago, IL Fri May 21 1954, 3:33 AM CDT Att: 6,179 - Unknown | | | | |
| Dee Fondy, L (1, 3) OBP: 0.303, SLG: 0.437 | 0-0 F1 | | | 0-0 HR | | 0-0 G3 | | 0-0 L6-3 1-2 | | 4 | 1 | 1 | 1 | 0 | 0 | 1 | | | | | |
| Gene Baker, R (1, 4) OBP: 0.354, SLG: 0.469 | 0-0 F2 | | | 0-0 5-3 | | 0-3 K | | 0-0 1B | | 4 | 0 | 1 | 0 | 0 | 1 | 0 | | | | | |
| Ralph Kiner, R (1, 7) OBP: 0.435, SLG: 0.574 | | 0-0 6-3 | | 0-0 HR | | 0-0 P6 | | 0-0 G3 | | 4 | 1 | 1 | 1 | 0 | 0 | 1 | | | | | |
| Randy Jackson, R (1, 5) OBP: 0.357, SLG: 0.525 | | 0-0 6-3 | | 0-0 F8 | | | 0-0 14 E 2B | | 4-0 BB BB BB | 3 | 1 | 1 | 0 | 1 | 0 | 0 | | | | | |
| 14 Ernie Banks, R (1, 6) OBP: 0.352, SLG: 0.449 | | 0-0 F7 | | 0-3 K | | | 0-0 E7 4-3 SF3 1B | | 0-0 F9 | 4 | 1 | 1 | 1 | 0 | 1 | 1 | | | | | |
| Joe Garagiola, L (1, 2) OBP: 0.491, SLG: 0.455 | | | 4-0 SH2-4 L4-5 BB BB | | 0-0 6-3 | | 0-0 4-3 | | 4-0 BB BB | 2 | 0 | 0 | 0 | 2 | 0 | 1 | | | | | |
| Turk Lown, R (9, PR) | | | | | | | | | | 0 | 0 | 0 | 0 | 0 | 0 | 0 | | | | | |
| Luis Marquez, R (1, 8) OBP: 0.222, SLG: 0.125 | | | 4-0 SH2-4 BB | | 0-0 6-3 | | 0-0 SF3 | | 0-0 F8 | 1 | 0 | 1 | 0 | 1 | 0 | 0 | | | | | |
| Bill Serena, R (7, PH) OBP: 0.300, SLG: 0.143 | | | | | | | | | | 0 | 0 | 0 | 1 | 0 | 0 | 0 | | | | | |
| Bob Talbot, R (8, 8) OBP: 0.319, SLG: 0.424 | | | | | | | | | | 0 | 0 | 0 | 0 | 0 | 0 | 0 | | | | | |
| Walker Cooper, R (9, PH) OBP: 0.276, SLG: 0.313 | | | 1-2 BB | | | | | | | 1 | 0 | 0 | 0 | 0 | 0 | 2 | | | | | |
| Johnny Klippstein, R (1, 1) OBP: 0.143, SLG: 0.154 | | | 0-0 SH2-4 BB | | 0-0 F9 | | 0-0 2-3 | | 4-0 BB | 2 | 0 | 0 | 0 | 0 | 0 | 1 | | | | | |
| Hal Jeffcoat, R (8, 1) OBP: 0.571, SLG: 1.167 | | | | | | | | | | 0 | 0 | 0 | 0 | 0 | 0 | 0 | | | | | |
| Steve Bilko, R (9, PH) OBP: 0.354, SLG: 0.158 | | | | | | | | | | 0 | 0 | 0 | 0 | 1 | 0 | 0 | | | | | |
| Eddie Miksis, R (9, PR) | | | 1-2 2-3 | | | | | | | 0 | 0 | 0 | 0 | 0 | 0 | 0 | | | | | |
| Inning Stats | R: 0 E: 0 K: 0 S: 3 | H: 0 LOB: 0 BB: 0 P: 3 | R: 0 E: 0 K: 0 S: 3 | H: 0 LOB: 0 BB: 0 P: 3 | R: 0 E: 0 K: 0 S: 2 | H: 0 LOB: 2 BB: 2 P: 10 | R: 2 E: 0 K: 1 S: 7 | H: 2 LOB: 0 BB: 0 P: 7 | R: 0 E: 0 K: 0 S: 4 | H: 1 LOB: 1 BB: 0 P: 4 | R: 0 E: 0 K: 1 S: 5 | H: 0 LOB: 0 BB: 0 P: 5 | R: 2 E: 1 K: 0 S: 5 | H: 2 LOB: 0 BB: 0 P: 5 | R: 0 E: 0 K: 0 S: 4 | H: 2 LOB: 1 BB: 0 P: 4 | R: 0 E: 0 K: 0 S: 3 | H: 0 LOB: 3 BB: 3 P: 15 | 1B: 4 2B: 3 3B: 0 HR: 2 | SF: 1 SAC: 1 DP: 2 HBP: 0 | WP: 0 PA: 37 PB: 0 SB: 1 CS: 0 |
| PITCHER | IP WLS BF H R ER SO BB IBB HBP BLK WP HR S P ERA WHIP | IP WLS BF H R ER SO BB IBB HBP BLK WP HR S P ERA WHIP | IP WLS BF H R ER SO BB IBB HBP BLK WP HR S P ERA WHIP | IP WLS BF H R ER SO BB IBB HBP BLK WP HR S P ERA WHIP | IP WLS BF H R ER SO BB IBB HBP BLK WP HR S P ERA WHIP | IP WLS BF H R ER SO BB IBB HBP BLK WP HR S P ERA WHIP | IP WLS BF H R ER SO BB IBB HBP BLK WP HR S P ERA WHIP | IP WLS BF H R ER SO BB IBB HBP BLK WP HR S P ERA WHIP | IP WLS BF H R ER SO BB IBB HBP BLK WP HR S P ERA WHIP | IP WLS BF H R ER SO BB IBB HBP BLK WP HR S P ERA WHIP | IP WLS BF H R ER SO BB IBB HBP BLK WP HR S P ERA WHIP | IP WLS BF H R ER SO BB IBB HBP BLK WP HR S P ERA WHIP | IP WLS BF H R ER SO BB IBB HBP BLK WP HR S P ERA WHIP | IP WLS BF H R ER SO BB IBB HBP BLK WP HR S P ERA WHIP | IP WLS BF H R ER SO BB IBB HBP BLK WP HR S P ERA WHIP | IP WLS BF H R ER SO BB IBB HBP BLK WP HR S P ERA WHIP | IP WLS BF H R ER SO BB IBB HBP BLK WP HR S P ERA WHIP | IP WLS BF H R ER SO BB IBB HBP BLK WP HR S P ERA WHIP | | | |
| Gene Conley, R (1, 1) ERA: 2.36 | 7.2 | W | 30 | 7 | 4 | 3 | 2 | 2 | 0 | 0 | 0 | 0 | 0 | 0 | 0 | 0 | 3.52 | 1.174 | | | |
| Dave Jolly, R (8, 1) ERA: 0.55 | 1.1 | S | 7 | 0 | 0 | 0 | 0 | 3 | 0 | 0 | 0 | 0 | 0 | 0 | 0 | 0 | 0.00 | 2.250 | | | |



| Batter | 1 | 2 | 3 | 4 | 5 | 6 | 7 | 8 | 9 | AB | R | H | RBI | BB | SO | LOB | TOP | | | | | | | | |
|--|------------------------------|---------------------------------|------------------------------|---------------------------------|------------------------------|---------------------------------|------------------------------|---------------------------------|------------------------------|---------------------------------|------------------------------|---------------------------------|------------------------------|---------------------------------|------------------------------|---------------------------------|---|----------------------------------|----------------------------------|------------------------------------|----------------------------------|--------|--|--|--|
| Bill Bruton, L OBP: 0.352, SLG: 0.313 (1, 8) | | | | | | | | | | 4 | 1 | 2 | 0 | 0 | 0 | 0 | Milwaukee Braves @ Chicago Cubs Wrigley Field, Chicago, IL Sat May 22 1954, 3:33 AM CDT Unknown | | | | | | | | |
| Danny O'Connell, R OBP: 0.299, SLG: 0.307 (1, 4) | | | | | | | | | | 3 | 1 | 1 | 1 | 2 | 0 | 2 | | | | | | | | | |
| Eddie Mathews, L OBP: 0.444, SLG: 0.598 (1, 5) | | | | | | | | | | 4 | 1 | 1 | 2 | 1 | 1 | 3 | | | | | | | | | |
| Andy Pafko, R OBP: 0.342, SLG: 0.440 (1, 9) | | | | | | | | | | 5 | 0 | 2 | 1 | 0 | 0 | 2 | | | | | | | | | |
| Joe Adcock, R OBP: 0.391, SLG: 0.578 (1, 3) | | | | | | | | | | 5 | 0 | 2 | 0 | 0 | 0 | 1 | | | | | | | | | |
| Johnny Logan, R OBP: 0.344, SLG: 0.467 (1, 6) | | | | | | | | | | 4 | 1 | 1 | 0 | 1 | 0 | 3 | | | | | | | | | |
| Hank Aaron, R OBP: 0.339, SLG: 0.460 (1, 7) | | | | | | | | | | 4 | 1 | 2 | 1 | 1 | 1 | 5 | | | | | | | | | |
| Del Crandall, R OBP: 0.250, SLG: 0.325 (1, 2) | | | | | | | | | | 3 | 0 | 0 | 0 | 0 | 0 | 5 | | | | | | | | | |
| Lew Burdette, R (1, 1) | | | | | | | | | | 3 | 0 | 0 | 0 | 1 | 0 | 1 | | | | | | | | | |
| Inning Stats | R: 0 E: 0 K: 0 S: 3 | H: 1 LOB: 1 BB: 1 P: 7 | R: 0 E: 0 K: 0 S: 3 | H: 1 LOB: 1 BB: 1 P: 7 | R: 0 E: 0 K: 0 S: 3 | H: 0 LOB: 1 BB: 1 P: 7 | R: 1 E: 0 K: 0 S: 5 | H: 2 LOB: 1 BB: 0 P: 5 | R: 0 E: 0 K: 0 S: 5 | H: 0 LOB: 1 BB: 1 P: 9 | R: 0 E: 1 K: 0 S: 5 | H: 1 LOB: 2 BB: 0 P: 5 | R: 0 E: 0 K: 0 S: 3 | H: 0 LOB: 1 BB: 1 P: 7 | R: 0 E: 0 K: 0 S: 3 | H: 0 LOB: 0 BB: 0 P: 3 | R: 4 E: 0 K: 1 S: 11 | H: 6 LOB: 3 BB: 1 P: 15 | 1B: 7 2B: 4 3B: 0 HR: 0 | SF: 0 SAC: 2 DP: 2 HBP: 0 | WP: 1 PB: 0 SB: 0 CS: 0 | PA: 43 | | | |
| PITCHER | IP | WLS | BF | H | R | ER | SO | BB | IBB | HBP | BLK | WP | HR | S | P | ERA | WHIP | | | | | | | | |
| Paul Minner, L ERA: 3.62 (1, 1) | 8.2 | L | 39 | 9 | 5 | 5 | 1 | 5 | 0 | 0 | 0 | 1 | 0 | 36 | 56 | 5.19 | 1.615 | | | | | | | | |
| Hal Jeffcoat, R ERA: 6.39 (9, 1) | 0.1 | | 4 | 2 | 0 | 0 | 1 | 1 | 0 | 0 | 0 | 0 | 0 | 5 | 9 | 0.00 | 9.000 | | | | | | | | |


AB 35
R 5
H 11
RBI 5
BB 6
SO 2
LOB 22




| Batter | 1 | 2 | 3 | 4 | 5 | 6 | 7 | 8 | 9 | AB | R | H | RBI | BB | SO | LOB | BOTTOM | | | | | | | | |
|--|------------------------------|---------------------------------|------------------------------|---------------------------------|------------------------------|---------------------------------|------------------------------|----------------------------------|------------------------------|---------------------------------|------------------------------|---------------------------------|------------------------------|---------------------------------|------------------------------|---------------------------------|---|---------------------------------|----------------------------------|------------------------------------|----------------------------------|--------|--|--|--|
| Frank Baumholtz, L OBP: 0.354, SLG: 0.370 (1, 9) | | | | | | | | | | 3 | 0 | 1 | 0 | 1 | 0 | 0 | Milwaukee Braves @ Chicago Cubs Wrigley Field, Chicago, IL Sat May 22 1954, 3:33 AM CDT Unknown | | | | | | | | |
| Dee Fondy, L OBP: 0.301, SLG: 0.432 (1, 3) | | | | | | | | | | 4 | 0 | 1 | 0 | 0 | 1 | 2 | | | | | | | | | |
| Gene Baker, R OBP: 0.359, SLG: 0.479 (1, 4) | | | | | | | | | | 4 | 1 | 2 | 0 | 0 | 1 | 2 | | | | | | | | | |
| Ralph Kiner, R OBP: 0.437, SLG: 0.577 (1, 7) | | | | | | | | | | 3 | 0 | 1 | 1 | 1 | 0 | 2 | | | | | | | | | |
| Randy Jackson, R OBP: 0.361, SLG: 0.524 (1, 5) | | | | | | | | | | 4 | 0 | 2 | 0 | 0 | 0 | 0 | | | | | | | | | |
| 14 Ernie Banks, R OBP: 0.341, SLG: 0.434 (1, 6) | | | | | | | | | 4 | 0 | 0 | 0 | 0 | 0 | 2 | | | | | | | | | | |
| Joe Garagiola, L OBP: 0.364, SLG: 0.426 (1, 2) | | | | | | | | | 3 | 0 | 0 | 0 | 0 | 0 | 0 | | | | | | | | | | |
| Bob Talbot, R OBP: 0.319, SLG: 0.412 (1, 8) | | | | | | | | | 2 | 0 | 0 | 0 | 1 | 0 | 0 | | | | | | | | | | |
| Paul Minner, L OBP: 0.273, SLG: 0.526 (1, 1) | | | | | | | | | 3 | 0 | 0 | 0 | 0 | 2 | 1 | | | | | | | | | | |
| Hal Jeffcoat, R OBP: 0.571, SLG: 1.167 (9, 1) | | | | | | | | | 0 | 0 | 0 | 0 | 0 | 0 | 0 | | | | | | | | | | |
| Inning Stats | R: 0 E: 0 K: 0 S: 3 | H: 1 LOB: 1 BB: 1 P: 7 | R: 0 E: 0 K: 0 S: 3 | H: 0 LOB: 0 BB: 0 P: 3 | R: 0 E: 0 K: 1 S: 5 | H: 0 LOB: 0 BB: 0 P: 5 | R: 0 E: 0 K: 1 S: 6 | H: 2 LOB: 2 BB: 1 P: 10 | R: 0 E: 0 K: 0 S: 4 | H: 0 LOB: 0 BB: 1 P: 8 | R: 1 E: 0 K: 0 S: 5 | H: 3 LOB: 2 BB: 0 P: 5 | R: 0 E: 0 K: 0 S: 3 | H: 0 LOB: 0 BB: 0 P: 3 | R: 0 E: 0 K: 1 S: 6 | H: 1 LOB: 1 BB: 0 P: 6 | R: 0 E: 0 K: 0 S: 3 | H: 0 LOB: 0 BB: 0 P: 3 | 1B: 5 2B: 2 3B: 0 HR: 0 | SF: 0 SAC: 0 DP: 1 HBP: 0 | WP: 0 PB: 0 SB: 0 CS: 1 | PA: 34 | | | |
| PITCHER | IP | WLS | BF | H | R | ER | SO | BB | IBB | HBP | BLK | WP | HR | S | P | ERA | WHIP | | | | | | | | |
| Lew Burdette, R ERA: 2.42 (1, 1) | 9.0 | W | 33 | 7 | 1 | 1 | 4 | 3 | 0 | 0 | 0 | 0 | 0 | 38 | 50 | 1.00 | 1.111 | | | | | | | | |

AB 30
R 1
H 7
RBI 1
BB 3
SO 4
LOB 9



| Batter | 1 | 2 | 3 | 4 | 5 | 6 | 7 | 8 | 9 | AB | R | H | RBI | BB | SO | LOB | TOP | | | | | | | | | | | | | | | | | | |
|--|----|-----|----|---|---|----|----|----|-----|-----|-------|-------|-------|-------|-------|--------|-------|---|-------|-------|-------|-------|--------|----|----|----|-----|-----|-----|----|----|---|---|-----|------|
| Bill Bruton, L (1, 8) OBP: 0.352, SLG: 0.313 | | | | | | | | | | | 0 | 0 | 0 | 0 | 0 | 0 | 0 | Milwaukee Braves @ Chicago Cubs Wrigley Field, Chicago, IL Sat May 22 1954, 3:38 AM CDT Att: 30,267 - Unknown livebaseballscorecards.com | | | | | | | | | | | | | | | | | |
| Danny O'Connell, R (1, 4) OBP: 0.299, SLG: 0.307 | | | | | | | | | | | 0 | 0 | 0 | 0 | 0 | 0 | 0 | | | | | | | | | | | | | | | | | | |
| Eddie Mathews, L (1, 5) OBP: 0.444, SLG: 0.598 | | | | | | | | | | | 0 | 0 | 0 | 0 | 0 | 0 | 0 | | | | | | | | | | | | | | | | | | |
| Andy Pafko, R (1, 9) OBP: 0.342, SLG: 0.440 | | | | | | | | | | | 0 | 0 | 0 | 0 | 0 | 0 | 0 | | | | | | | | | | | | | | | | | | |
| Joe Adcock, R (1, 3) OBP: 0.391, SLG: 0.578 | | | | | | | | | | | 0 | 0 | 0 | 0 | 0 | 0 | 0 | | | | | | | | | | | | | | | | | | |
| Johnny Logan, R (1, 6) OBP: 0.344, SLG: 0.467 | | | | | | | | | | | 0 | 0 | 0 | 0 | 0 | 0 | 0 | | | | | | | | | | | | | | | | | | |
| Hank Aaron, R (1, 7) OBP: 0.339, SLG: 0.460 | | | | | | | | | | | 0 | 0 | 0 | 0 | 0 | 0 | 0 | | | | | | | | | | | | | | | | | | |
| Charlie White, L (1, 2) OBP: 0.316, SLG: 0.400 | | | | | | | | | | | 0 | 0 | 0 | 0 | 0 | 0 | 0 | | | | | | | | | | | | | | | | | | |
| Bob Buhl, R (1, 1) | | | | | | | | | | | 0 | 0 | 0 | 0 | 0 | 0 | 0 |  | | | | | | | | | | | | | | | | | |
| Inning Stats | | | | | | | | | | | 1B: 0 | SF: 0 | WP: 0 | PA: 0 | 2B: 0 | SAC: 0 | PB: 0 | 3B: 0 | DP: 0 | SB: 0 | CS: 0 | HR: 0 | HBP: 0 | | | | | | | | | | | | |
| PITCHER Warren Hacker, R (1, 1) ERA: 1.37 | IP | WLS | BF | H | R | ER | SO | BB | IBB | HBP | BLK | WP | HR | S | P | ERA | WHIP | PITCHER | IP | WLS | BF | H | R | ER | SO | BB | IBB | HBP | BLK | WP | HR | S | P | ERA | WHIP |

| Batter | 1 | 2 | 3 | 4 | 5 | 6 | 7 | 8 | 9 | AB | R | H | RBI | BB | SO | LOB | BOTTOM | | | | | | | | | | | | | | | | | | |
|---|----|-----|----|---|---|----|----|----|-----|-----|-------|-------|-------|-------|-------|--------|--------|---|-------|-------|-------|-------|--------|----|----|----|-----|-----|-----|----|----|---|---|-----|------|
| Frank Baumholtz, L (1, 9) OBP: 0.354, SLG: 0.370 | | | | | | | | | | | 0 | 0 | 0 | 0 | 0 | 0 | 0 | Milwaukee Braves @ Chicago Cubs Wrigley Field, Chicago, IL Sat May 22 1954, 3:38 AM CDT Att: 30,267 - Unknown livebaseballscorecards.com | | | | | | | | | | | | | | | | | |
| Dee Fondy, L (1, 3) OBP: 0.301, SLG: 0.432 | | | | | | | | | | | 0 | 0 | 0 | 0 | 0 | 0 | 0 | | | | | | | | | | | | | | | | | | |
| Gene Baker, R (1, 4) OBP: 0.359, SLG: 0.479 | | | | | | | | | | | 0 | 0 | 0 | 0 | 0 | 0 | 0 | | | | | | | | | | | | | | | | | | |
| Ralph Kiner, R (1, 7) OBP: 0.437, SLG: 0.577 | | | | | | | | | | | 0 | 0 | 0 | 0 | 0 | 0 | 0 | | | | | | | | | | | | | | | | | | |
| Randy Jackson, R (1, 5) OBP: 0.361, SLG: 0.524 | | | | | | | | | | | 0 | 0 | 0 | 0 | 0 | 0 | 0 | | | | | | | | | | | | | | | | | | |
| 14 Ernie Banks, R (1, 6) OBP: 0.341, SLG: 0.434 | | | | | | | | | | | 0 | 0 | 0 | 0 | 0 | 0 | 0 | | | | | | | | | | | | | | | | | | |
| Walker Cooper, R (1, 2) OBP: 0.276, SLG: 0.313 | | | | | | | | | | | 0 | 0 | 0 | 0 | 0 | 0 | 0 | | | | | | | | | | | | | | | | | | |
| Bob Talbot, R (1, 8) OBP: 0.319, SLG: 0.412 | | | | | | | | | | | 0 | 0 | 0 | 0 | 0 | 0 | 0 | | | | | | | | | | | | | | | | | | |
| Warren Hacker, R (1, 1) OBP: 0.333, SLG: 0.250 | | | | | | | | | | | 0 | 0 | 0 | 0 | 0 | 0 | 0 |  | | | | | | | | | | | | | | | | | |
| Inning Stats | | | | | | | | | | | 1B: 0 | SF: 0 | WP: 0 | PA: 0 | 2B: 0 | SAC: 0 | PB: 0 | 3B: 0 | DP: 0 | SB: 0 | CS: 0 | HR: 0 | HBP: 0 | | | | | | | | | | | | |
| PITCHER Bob Buhl, R (1, 1) ERA: 4.91 | IP | WLS | BF | H | R | ER | SO | BB | IBB | HBP | BLK | WP | HR | S | P | ERA | WHIP | PITCHER | IP | WLS | BF | H | R | ER | SO | BB | IBB | HBP | BLK | WP | HR | S | P | ERA | WHIP |

| Batter | 1 | 2 | 3 | 4 | 5 | 6 | 7 | 8 | 9 | 10 | AB | R | H | RBI | BB | SO | LOB | TOP | |
|--|------------------------------|---------------------------------|------------------------------|----------------------------------|------------------------------|---------------------------------|------------------------------|---------------------------------|------------------------------|---------------------------------|------------------------------|---------------------------------|------------------------------|----------------------------------|------------------------------|----------------------------------|----------------------------------|---|--|
| Bill Bruton, L OBP: 0.337, SLG: 0.293 (1, 8) | F7 | | K | | | F8 | | 1B | F9 | | 5 | 0 | 1 | 0 | 0 | 1 | 1 | Milwaukee Braves @ Chicago Cubs Wrigley Field, Chicago, IL Sun May 23 1954, 3:33 AM CDT Unknown livebaseballscorecards.com | |
| Danny O'Connell, R OBP: 0.292, SLG: 0.307 (1, 4) | 5-3 | | 5-3 | | | 5-3 | | F6 | | 5 | 1 | 1 | 0 | 0 | 0 | 1 | | | |
| Eddie Mathews, L OBP: 0.441, SLG: 0.612 (1, 5) | 2B | | F7 | | | BB | | 1B | | 4 | 0 | 2 | 0 | 1 | 0 | 1 | | | |
| Andy Pafko, R OBP: 0.347, SLG: 0.435 (1, 9) | F8 | | | | F7 | BB | | 4-3 | | 4 | 0 | 1 | 1 | 1 | 0 | 3 | | | |
| Joe Adcock, R OBP: 0.399, SLG: 0.569 (1, 3) | | 5-3 | | | F8 | FC5-4 | | | | 3 | 2 | 1 | 0 | 2 | 0 | 2 | | | |
| Johnny Logan, R OBP: 0.320, SLG: 0.461 (1, 6) | | BB | | | 6-3 | | | | | 3 | 0 | 1 | 0 | 1 | 0 | 3 | | | |
| Hank Aaron, R OBP: 0.328, SLG: 0.459 (1, 7) | | | | | | | | | | 4 | 1 | 0 | 0 | 1 | 0 | 5 | | | |
| Del Crandall, R OBP: 0.247, SLG: 0.309 (1, 2) | | | | | | | | | | 4 | 0 | 0 | 0 | 1 | 0 | 4 | | | |
| Ray Crone, R OBP: 0.200, SLG: 0.200 (1, 1) | | | | | | | | | | 5 | 0 | 1 | 1 | 0 | 2 | 5 | | | |
| | | | | | | | | | | | | | | | | | | | |
| Inning Stats | R: 0 E: 0 K: 0 S: 4 | H: 1 LOB: 1 BB: 0 P: 4 | R: 0 E: 0 K: 1 S: 6 | H: 1 LOB: 2 BB: 1 P: 10 | R: 0 E: 0 K: 1 S: 5 | H: 0 LOB: 0 BB: 0 P: 5 | R: 0 E: 0 K: 0 S: 3 | H: 0 LOB: 0 BB: 0 P: 3 | R: 0 E: 0 K: 0 S: 3 | H: 1 LOB: 0 BB: 0 P: 3 | R: 0 E: 0 K: 1 S: 7 | H: 2 LOB: 2 BB: 0 P: 7 | R: 2 E: 1 K: 0 S: 4 | H: 1 LOB: 1 BB: 2 P: 12 | R: 2 E: 2 K: 0 S: 6 | H: 2 LOB: 3 BB: 2 P: 14 | 1B: 4 2B: 4 3B: 0 HR: 0 | SF: 0 SAC: 1 DP: 1 HBP: 0 | WP: 0 PA: 45 PB: 0 SB: 0 CS: 0 |
| PITCHER | IP 9.0 | WLS L | BF 41 | H 8 | R 4 | ER 2 | SO 3 | BB 6 | IBB 0 | HBP 0 | BLK 0 | WP 0 | HR 0 | S 41 | P 65 | ERA 2.00 | WHIP 1.556 | | |
| Howie Pollet, L ERA: 3.86 (1, 1) | | | | | | | | | | | | | | | | | | | |
| Johnny Klippstein, R ERA: 4.2 (10, 1) | | | | | | | | | | | | | | | | | | | |

Milwaukee Braves @ Chicago Cubs
 Wrigley Field, Chicago, IL
 Sun May 23 1954, 3:33 AM CDT
 Unknown

AB 37
 R 4
 H 8
 RBI 2
 BB 7
 SO 3
 LOB 25



| Batter | 1 | 2 | 3 | 4 | 5 | 6 | 7 | 8 | 9 | 10 | AB | R | H | RBI | BB | SO | LOB | BOTTOM | |
|---|------------------------------|---------------------------------|------------------------------|---------------------------------|------------------------------|---------------------------------|------------------------------|---------------------------------|------------------------------|----------------------------------|------------------------------|---------------------------------|------------------------------|----------------------------------|------------------------------|----------------------------------|----------------------------------|---|--|
| Frank Baumholtz, L OBP: 0.360, SLG: 0.378 (1, 9) | 2B | | F9 | | | G3 | | 4-3 | | BB | 5 | 0 | 2 | 0 | 0 | 1 | | Milwaukee Braves @ Chicago Cubs Wrigley Field, Chicago, IL Sun May 23 1954, 3:33 AM CDT Unknown livebaseballscorecards.com | |
| Dee Fondy, L OBP: 0.308, SLG: 0.439 (1, 3) | K | | 4-3 | | | K | | G3 | | BB | 4 | 0 | 0 | 0 | 1 | 2 | 2 | | |
| Gene Baker, R OBP: 0.355, SLG: 0.456 (1, 4) | 5-3 | | | | | 1B | | | | K | 3 | 1 | 0 | 0 | 2 | 1 | 3 | | |
| Ralph Kiner, R OBP: 0.444, SLG: 0.564 (1, 7) | F2 | | | | | BB | | | | 14 HR | 4 | 0 | 1 | 0 | 0 | 1 | 2 | | |
| Randy Jackson, R OBP: 0.362, SLG: 0.530 (1, 5) | | 6-3 | | | | 1B | | | | K | 3 | 0 | 0 | 0 | 1 | 1 | 3 | | |
| 14 Ernie Banks, R OBP: 0.340, SLG: 0.450 (1, 6) | | | | | | K | | | | F4 | 4 | 1 | 1 | 2 | 0 | 0 | 1 | | |
| Joe Garagiola, L OBP: 0.433, SLG: 0.392 (1, 2) | | | | | | | | | | 1-H | 4 | 0 | 0 | 0 | 0 | 1 | 0 | | |
| Bob Talbot, R OBP: 0.316, SLG: 0.392 (1, 8) | | | | | | | | | | K | 3 | 0 | 0 | 0 | 0 | 0 | 0 | | |
| Bill Serena, R OBP: 0.273, SLG: 0.125 (10, PH) | | | | | | | | | | | 1 | 0 | 0 | 0 | 0 | 1 | 0 | | |
| Howie Pollet, L OBP: 0.333, SLG: 0.250 (1, 1) | | | | | | | | | | | 2 | 0 | 1 | 0 | 0 | 0 | 0 | | |
| Johnny Klippstein, R OBP: 0.143, SLG: 0.154 (10, 1) | | | | | | | | | | | 0 | 0 | 0 | 0 | 0 | 0 | 0 | | |
| Walker Cooper, R OBP: 0.292, SLG: 0.409 (10, PH) | | | | | | | | | | | 1 | 0 | 0 | 0 | 0 | 0 | 0 | | |
| Inning Stats | R: 0 E: 0 K: 1 S: 6 | H: 1 LOB: 1 BB: 0 P: 6 | R: 0 E: 0 K: 0 S: 3 | H: 0 LOB: 0 BB: 0 P: 3 | R: 0 E: 0 K: 0 S: 3 | H: 0 LOB: 1 BB: 1 P: 7 | R: 0 E: 0 K: 0 S: 3 | H: 0 LOB: 0 BB: 0 P: 3 | R: 0 E: 0 K: 2 S: 8 | H: 0 LOB: 0 BB: 1 P: 12 | R: 0 E: 0 K: 0 S: 3 | H: 0 LOB: 0 BB: 0 P: 3 | R: 2 E: 0 K: 2 S: 8 | H: 1 LOB: 0 BB: 1 P: 12 | R: 0 E: 0 K: 2 S: 8 | H: 1 LOB: 2 BB: 1 P: 12 | 1B: 3 2B: 1 3B: 0 HR: 1 | SF: 0 SAC: 0 DP: 0 HBP: 0 | WP: 0 PA: 39 PB: 0 SB: 0 CS: 0 |
| PITCHER | IP 10.0 | WLS W | BF 39 | H 5 | R 2 | ER 2 | SO 7 | BB 4 | IBB 0 | HBP 0 | BLK 0 | WP 0 | HR 1 | S 49 | P 65 | ERA 1.80 | WHIP 0.900 | | |
| Ray Crone, R ERA: 1.45 (1, 1) | | | | | | | | | | | | | | | | | | | |

Milwaukee Braves @ Chicago Cubs
 Wrigley Field, Chicago, IL
 Sun May 23 1954, 3:33 AM CDT
 Unknown

AB 35
 R 2
 H 5
 RBI 2
 BB 4
 SO 7
 LOB 12



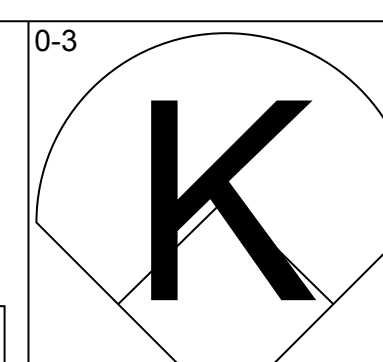
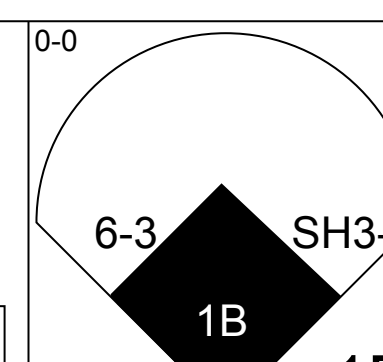
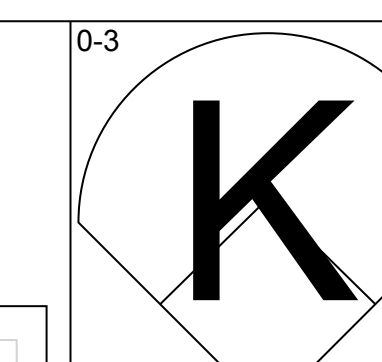
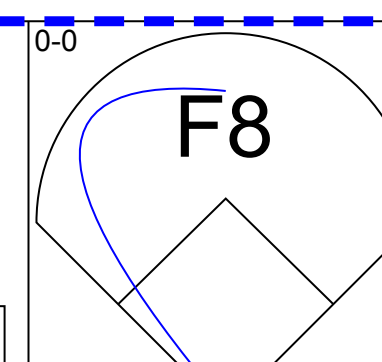
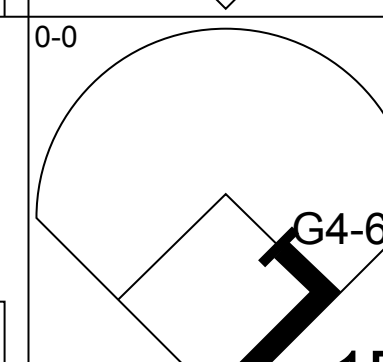
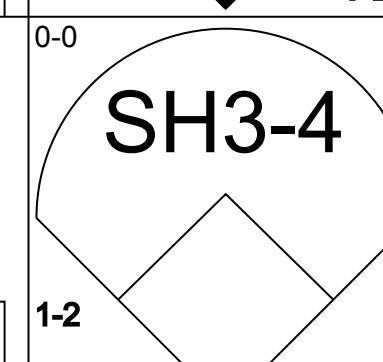
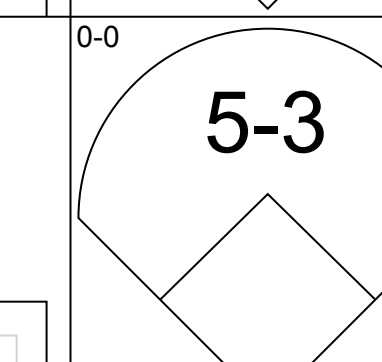
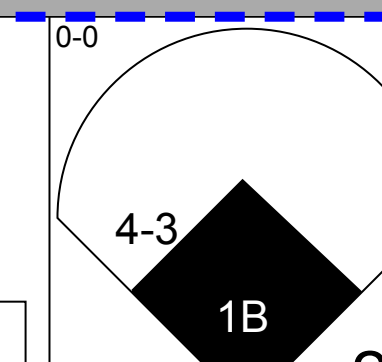
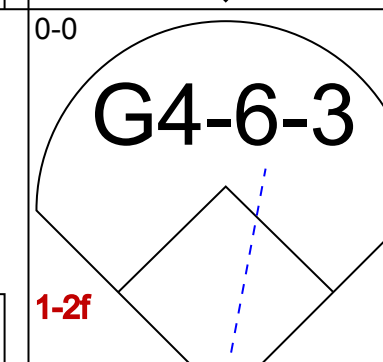
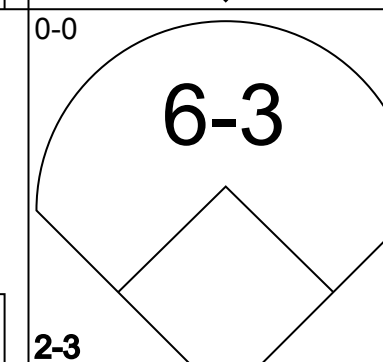
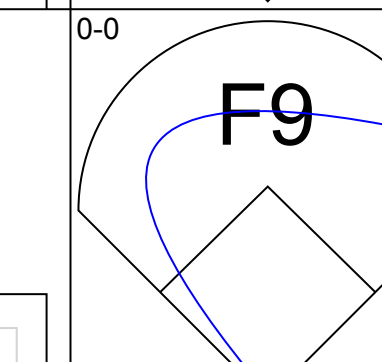
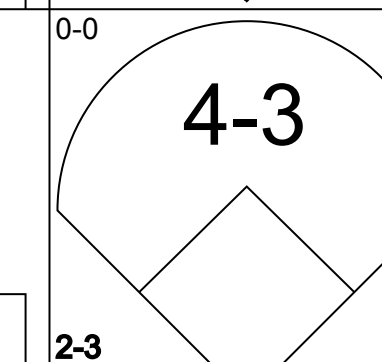
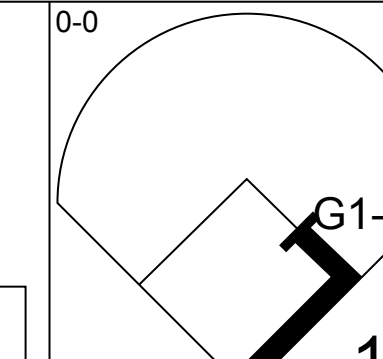
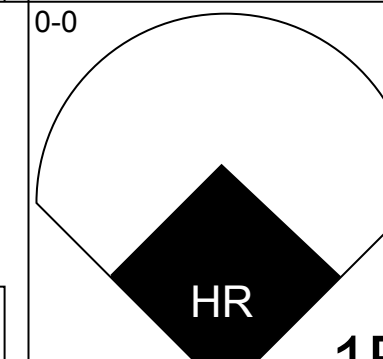
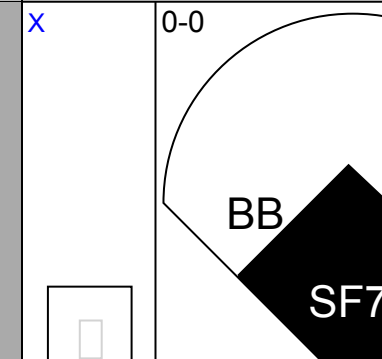
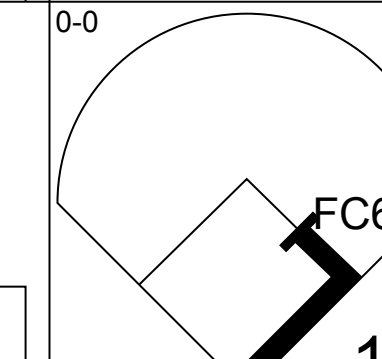
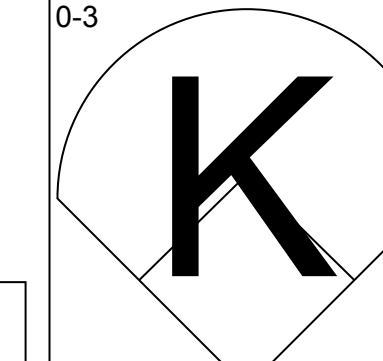
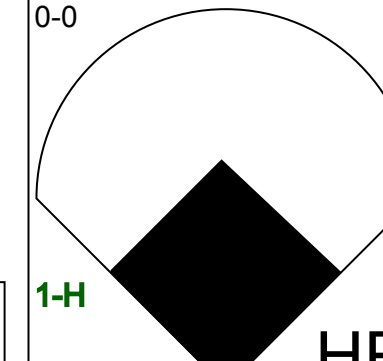
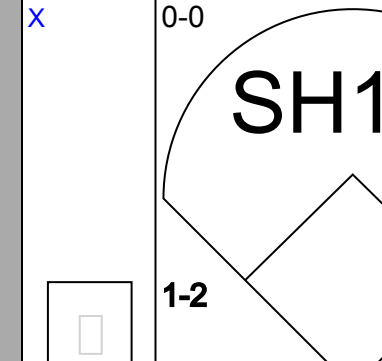
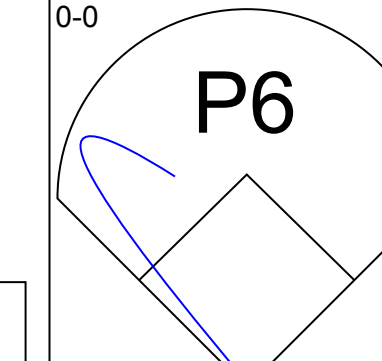
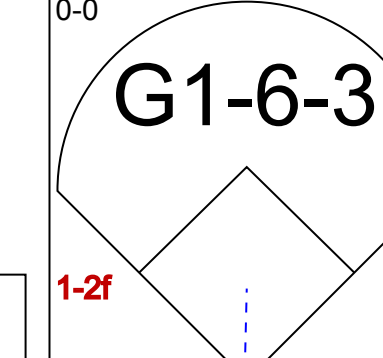
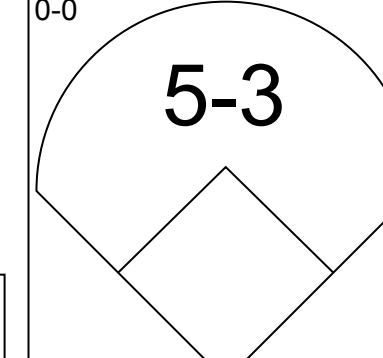
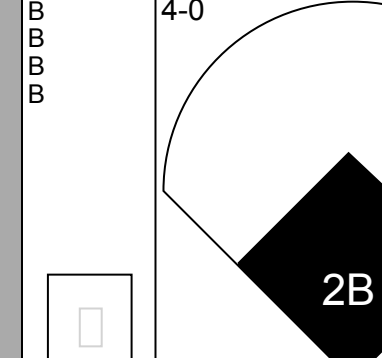
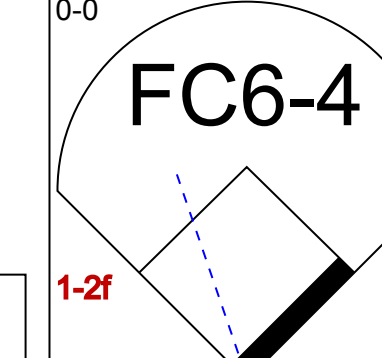
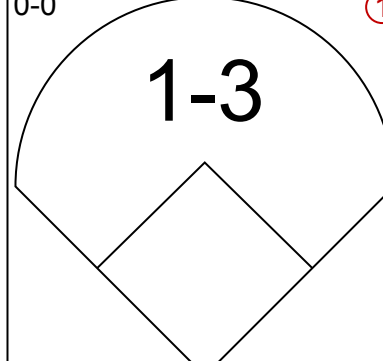
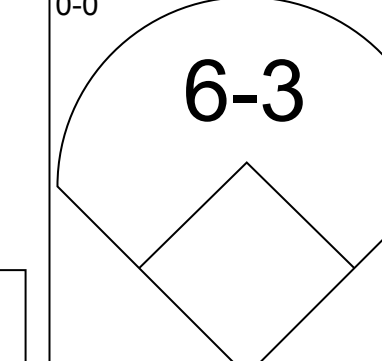
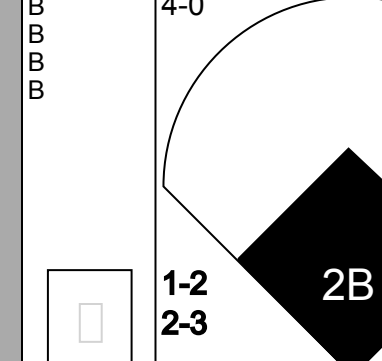
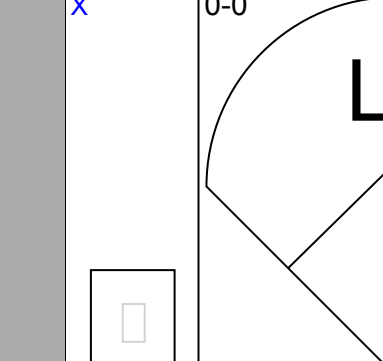
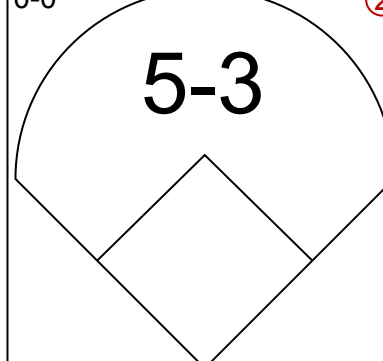
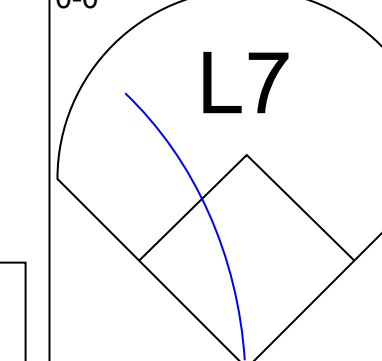
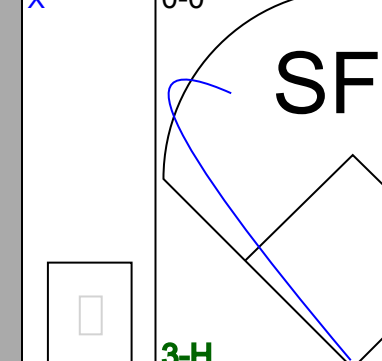
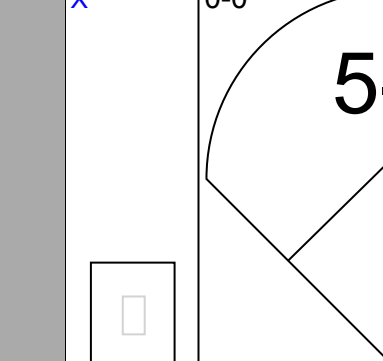
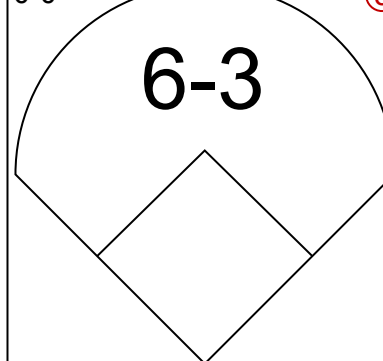
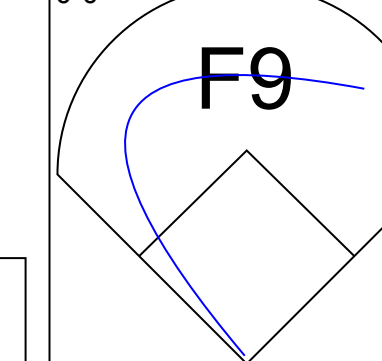
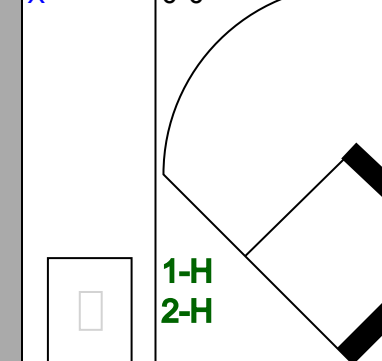
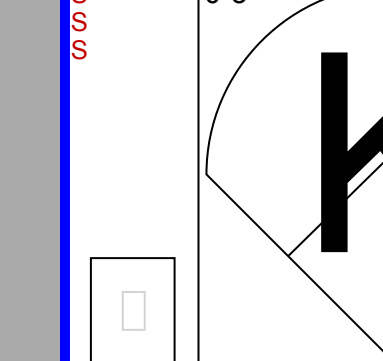

| Batter | 1 | 2 | 3 | 4 | 5 | 6 | 7 | 8 | 9 | AB | R | H | RBI | BB | SO | LOB | TOP | | | | | | | | | | | |
|---|------------------------------|----------------------------------|------------------------------|---------------------------------|------------------------------|---------------------------------|------------------------------|---------------------------------|-------------------------------|----------------------------------|------------------------------|---------------------------------|------------------------------|---------------------------------|------------------------------|---------------------------------|---|------------------------------|---------------------------------|----------------------------------|------------------------------------|----------------------------------|--------|--|--|--|--|--|
| Bill Bruton, L OBP: 0.349, SLG: 0.330 (1, 8) | | | | | | | | | | 5 | 2 | 3 | 0 | 0 | 0 | 2 | Milwaukee Braves @ Chicago Cubs Wrigley Field, Chicago, IL Sun May 23 1954, 3:38 AM CDT Att: 36,306 - Unknown | | | | | | | | | | | |
| Danny O'Connell, R OBP: 0.293, SLG: 0.302 Jack Dittmer, L OBP: 0.161, SLG: 0.283 (6, PH) (6, 4) | | | | | | | | | | 2 | 0 | 0 | 0 | 0 | 0 | 1 | | | | | | | | | | | | |
| Eddie Mathews, L OBP: 0.433, SLG: 0.592 (1, 5) | | | | | | | | | | 4 | 1 | 0 | 0 | 1 | 0 | 2 | | | | | | | | | | | | |
| Andy Pafko, R OBP: 0.357, SLG: 0.513 (1, 9) | | | | | | | | | | 5 | 3 | 3 | 5 | 0 | 1 | 0 | | | | | | | | | | | | |
| Joe Adcock, R OBP: 0.413, SLG: 0.575 (1, 3) | | | | | | | | | | 4 | 1 | 3 | 0 | 1 | 0 | 0 | | | | | | | | | | | | |
| Johnny Logan, R OBP: 0.352, SLG: 0.459 (1, 6) | | | | | | | | | | 5 | 1 | 2 | 1 | 0 | 3 | 2 | | | | | | | | | | | | |
| Hank Aaron, R OBP: 0.324, SLG: 0.465 (1, 7) | | | | | | | | | | 5 | 1 | 1 | 2 | 0 | 1 | 4 | | | | | | | | | | | | |
| Del Crandall, R OBP: 0.247, SLG: 0.298 (1, 2) | | | | | | | | | | 3 | 0 | 0 | 0 | 1 | 0 | 1 | | | | | | | | | | | | |
| Chet Nichols, S OBP: 0.118, SLG: 0.118 (1, 1) | | | | | | | | | | 4 | 0 | 1 | 1 | 0 | 2 | 0 | | | | | | | | | | | | |
| Inning Stats | R: 2 E: 0 K: 0 S: 5 | H: 3 LOB: 2 BB: 1 P: 10 | R: 0 E: 0 K: 0 S: 3 | H: 0 LOB: 0 BB: 0 P: 3 | R: 0 E: 0 K: 1 S: 5 | H: 0 LOB: 0 BB: 0 P: 5 | R: 0 E: 0 K: 2 S: 8 | H: 1 LOB: 1 BB: 0 P: 8 | R: 6 E: 0 K: 1 S: 11 | H: 6 LOB: 2 BB: 2 P: 19 | R: 0 E: 0 K: 0 S: 3 | H: 0 LOB: 0 BB: 0 P: 3 | R: 0 E: 0 K: 1 S: 5 | H: 0 LOB: 0 BB: 0 P: 5 | R: 0 E: 0 K: 2 S: 8 | H: 1 LOB: 1 BB: 0 P: 8 | | R: 1 E: 0 K: 1 S: 7 | H: 2 LOB: 1 BB: 0 P: 7 | 1B: 8 2B: 0 3B: 3 HR: 2 | SF: 0 SAC: 0 DP: 1 HBP: 1 | WP: 0 PB: 1 SB: 2 CS: 0 | PA: 43 | | | | | |
| PITCHER | IP | WLS | BF | H | R | ER | SO | BB | IBB | HBP | BLK | WP | HR | S | P | ERA | WHIP | | | | | | | | | | | |
| Bob Rush, R ERA: 5.05 Jim Willis, R ERA: 4.05 Turk Lown, R ERA: 7.3 Bubba Church, R ERA: 9.82 | (1, 1) | 4.2 | L | 24 | 8 | 7 | 7 | 4 | 2 | 0 | 1 | 0 | 0 | 1 | 29 | 38 | 13.50 | 2.143 | | | | | | | | | | |
| Batter | 1 | 2 | 3 | 4 | 5 | 6 | 7 | 8 | 9 | AB | R | H | RBI | BB | SO | LOB | BOTTOM | | | | | | | | | | | |
| Frank Baumholtz, L OBP: 0.344, SLG: 0.360 (1, 9) | | | | | | | | | | 4 | 0 | 0 | 0 | 0 | 0 | 2 | Milwaukee Braves @ Chicago Cubs Wrigley Field, Chicago, IL Sun May 23 1954, 3:38 AM CDT Att: 36,306 - Unknown | | | | | | | | | | | |
| Dee Fondy, L OBP: 0.306, SLG: 0.447 (1, 3) | | | | | | | | | | 4 | 1 | 1 | 0 | 0 | 2 | 0 | | | | | | | | | | | | |
| Gene Baker, R OBP: 0.352, SLG: 0.461 (1, 4) | | | | | | | | | | 3 | 1 | 1 | 1 | 0 | 1 | 0 | | | | | | | | | | | | |
| Ralph Kiner, R OBP: 0.439, SLG: 0.554 (1, 7) | | | | | | | | | | 4 | 0 | 1 | 1 | 0 | 1 | 0 | | | | | | | | | | | | |
| Randy Jackson, R OBP: 0.354, SLG: 0.519 (1, 5) | | | | | | | | | | 3 | 0 | 0 | 0 | 0 | 0 | 0 | | | | | | | | | | | | |
| 14 Ernie Banks, R OBP: 0.333, SLG: 0.440 (1, 6) | | | | | | | | | | 3 | 0 | 0 | 0 | 0 | 0 | 1 | | | | | | | | | | | | |
| Walker Cooper, R OBP: 0.296, SLG: 0.375 Don Robertson, L (6, PR) El Tappe, R OBP: 0.283, SLG: 0.273 (9, 2) | | | | | | | | | | 2 | 0 | 0 | 0 | 1 | 0 | 0 | | | | | | | | | | | | |
| Bob Talbot, R OBP: 0.305, SLG: 0.377 (1, 8) | | | | | | | | | | 3 | 0 | 0 | 0 | 0 | 0 | 1 | | | | | | | | | | | | |
| Bob Rush, R ERA: 5.38, SLG: 0.421 Jim Willis, L (5, 1) Bill Serena, R OBP: 0.226, SLG: 0.111 (7, 1) Steve Bilko, R OBP: 0.333, SLG: 0.300 Bubba Church, R (9, 1) | (1, 1) | 9.0 | W | 31 | 5 | 3 | 3 | 5 | 1 | 0 | 0 | 0 | 0 | 0 | 0 | 0 | | | | | | | | | | | | |
| Inning Stats | R: 1 E: 0 K: 1 S: 6 | H: 2 LOB: 1 BB: 0 P: 6 | R: 0 E: 1 K: 0 S: 3 | H: 0 LOB: 0 BB: 0 P: 3 | R: 0 E: 0 K: 0 S: 3 | H: 1 LOB: 0 BB: 0 P: 3 | R: 0 E: 0 K: 2 S: 7 | H: 0 LOB: 0 BB: 0 P: 7 | R: 0 E: 0 K: 0 S: 3 | H: 0 LOB: 0 BB: 0 P: 3 | R: 0 E: 0 K: 1 S: 5 | H: 0 LOB: 0 BB: 0 P: 5 | R: 1 E: 0 K: 0 S: 4 | H: 1 LOB: 0 BB: 0 P: 4 | R: 0 E: 0 K: 0 S: 4 | H: 1 LOB: 2 BB: 1 P: 8 | | R: 0 E: 0 K: 1 S: 5 | H: 0 LOB: 0 BB: 0 P: 5 | 1B: 1 2B: 3 3B: 2 HR: 0 | SF: 1 SAC: 0 DP: 1 HBP: 0 | WP: 0 PB: 0 SB: 0 CS: 0 | PA: 31 | | | | | |
| PITCHER | IP | WLS | BF | H | R | ER | SO | BB | IBB | HBP | BLK | WP | HR | S | P | ERA | WHIP | | | | | | | | | | | |
| Chet Nichols, L ERA: 2.72 (1, 1) | 9.0 | W | 31 | 5 | 3 | 3 | 5 | 1 | 0 | 0 | 0 | 0 | 0 | 40 | 44 | 3.00 | 0.667 | | | | | | | | | | | |

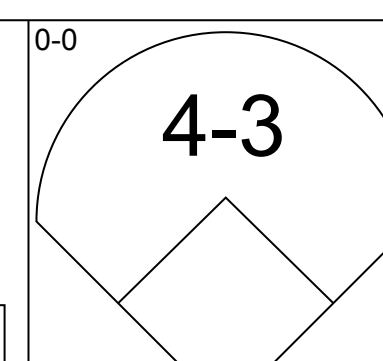
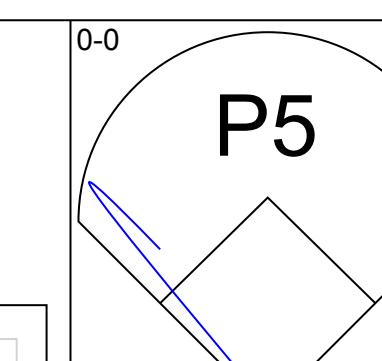
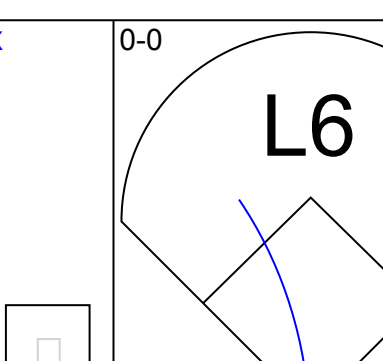
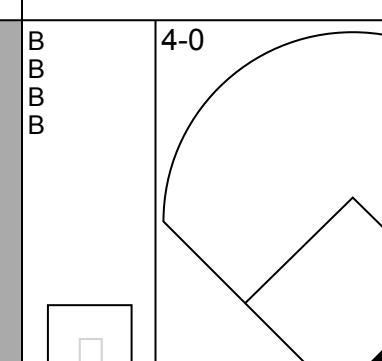
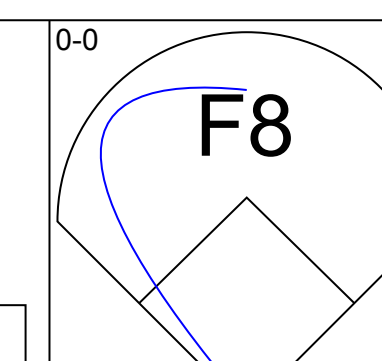
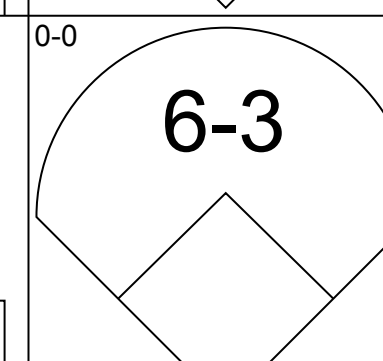
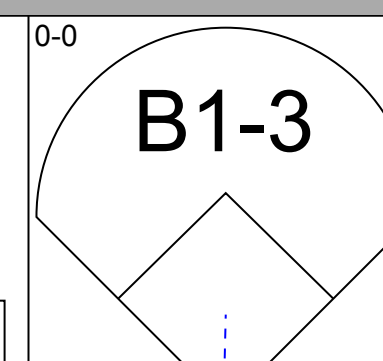
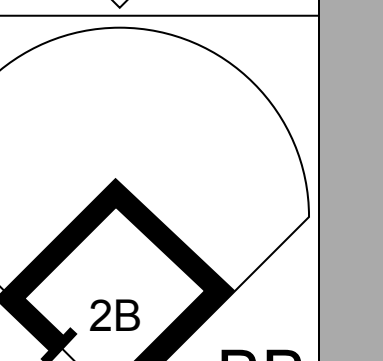
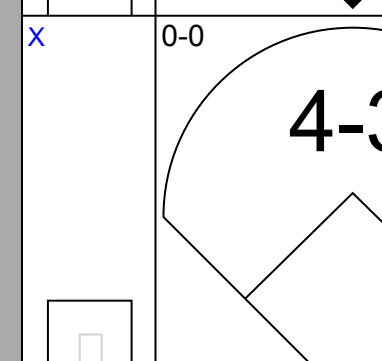
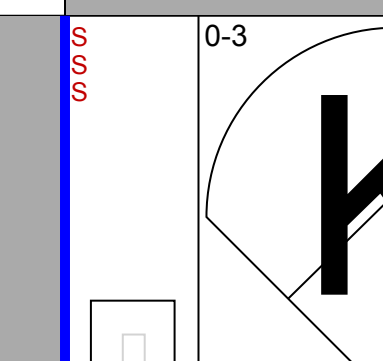
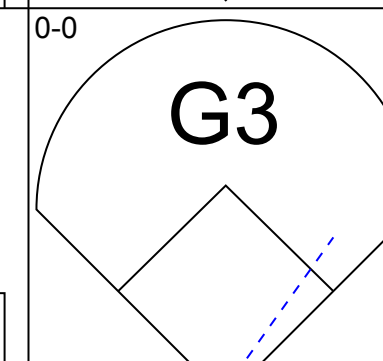
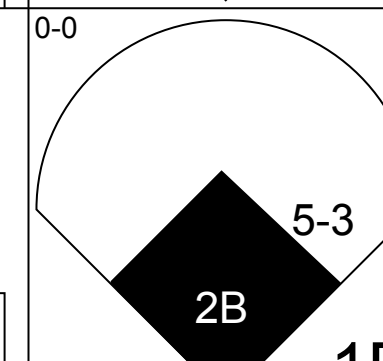
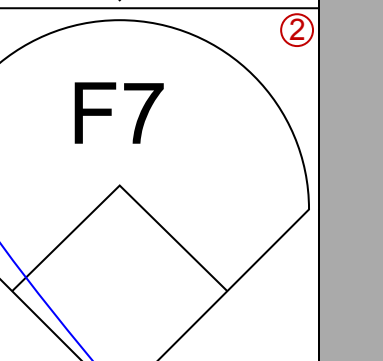
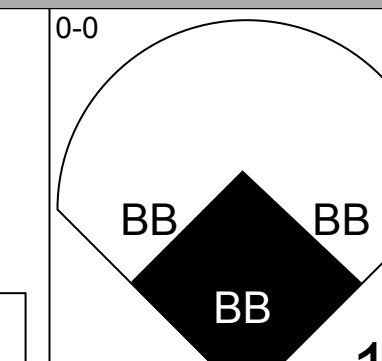
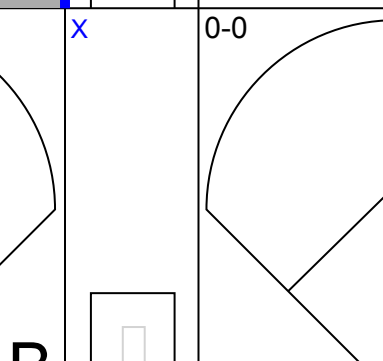
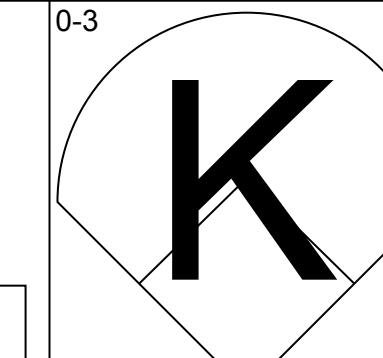
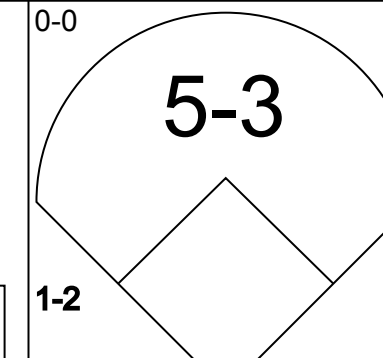
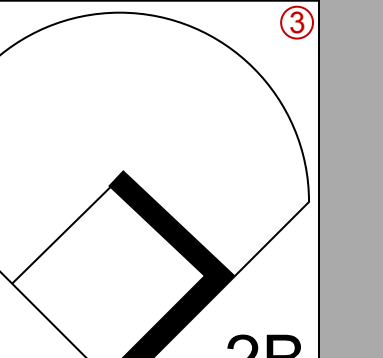
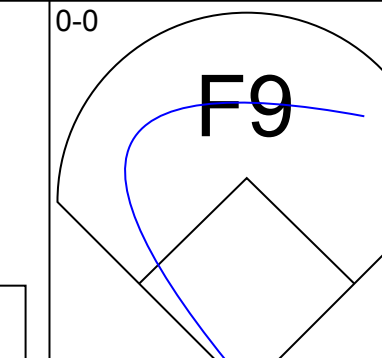
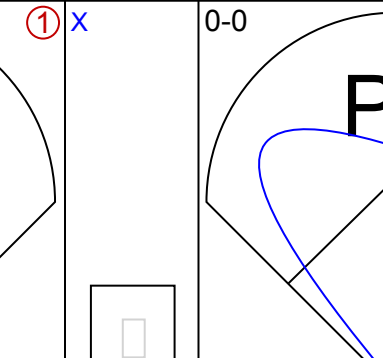
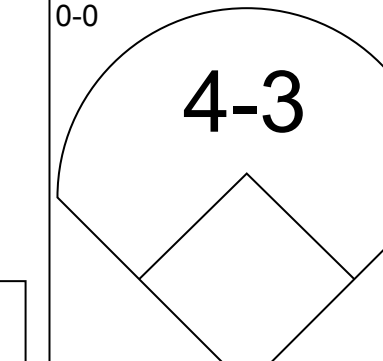
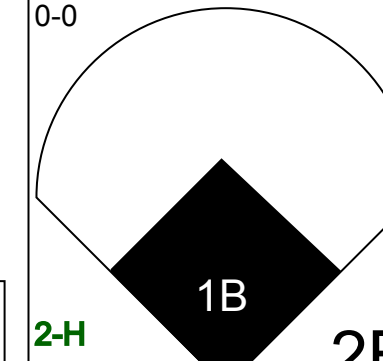
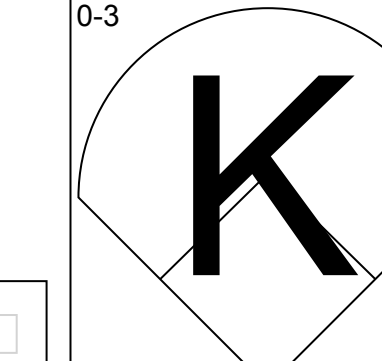
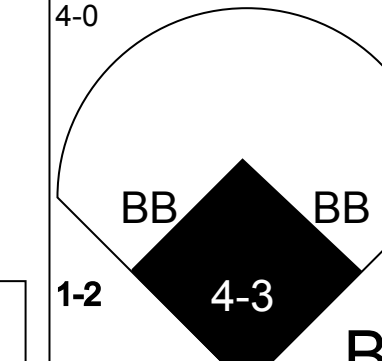
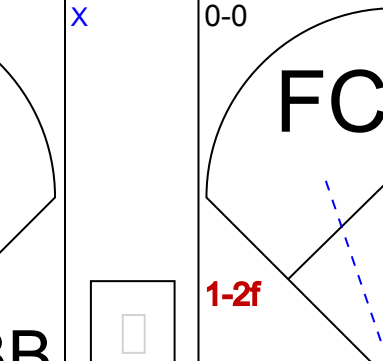
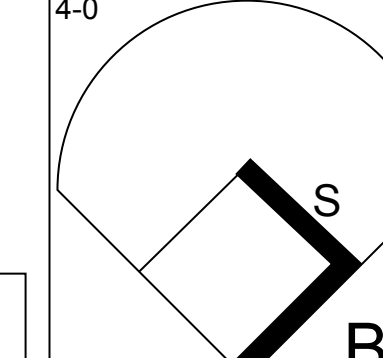
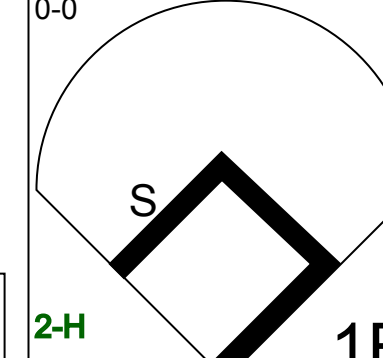
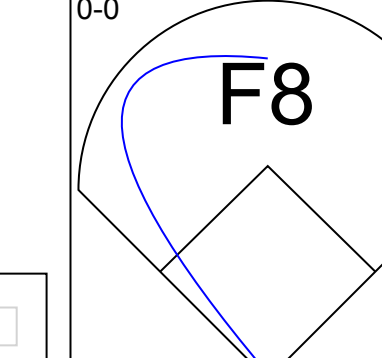
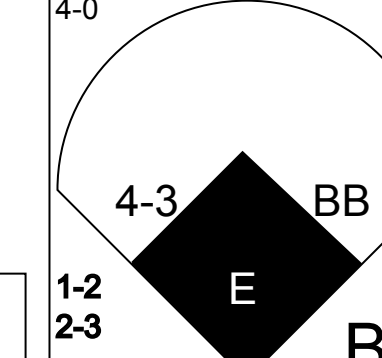

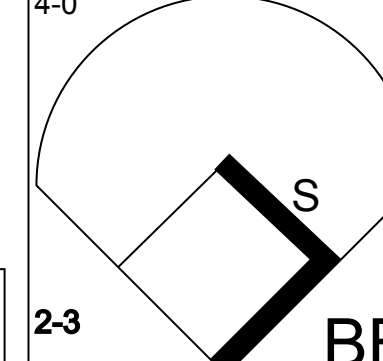
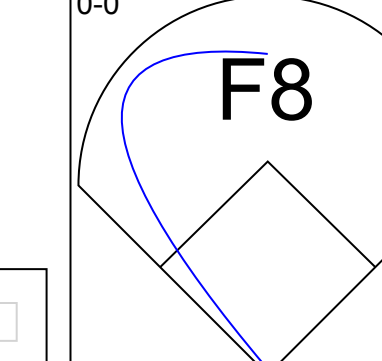
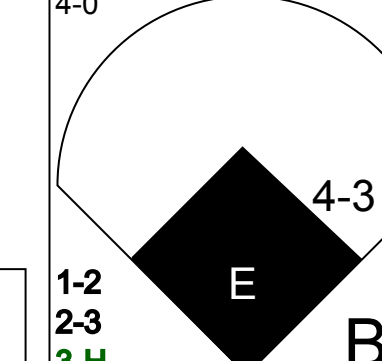
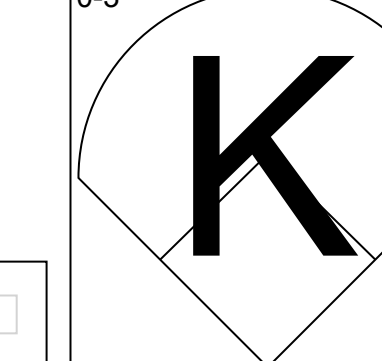
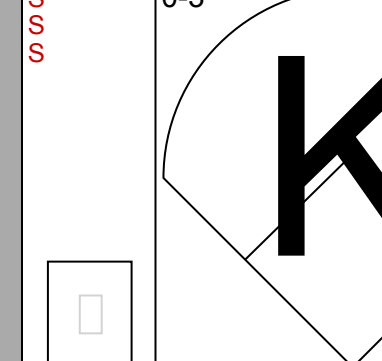
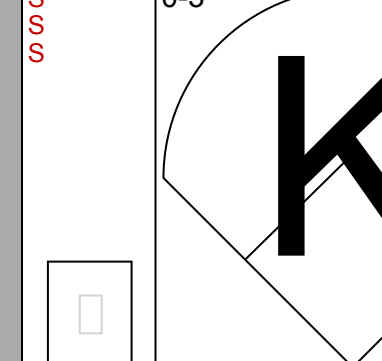
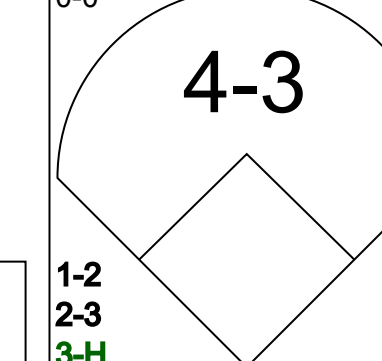
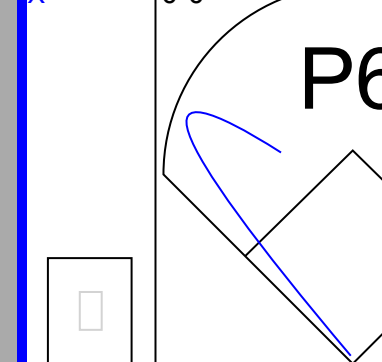
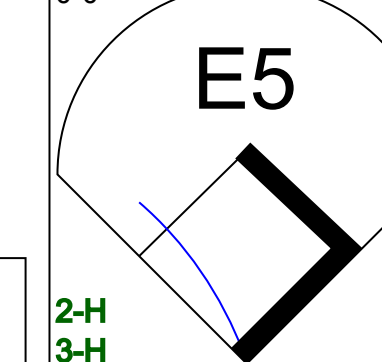
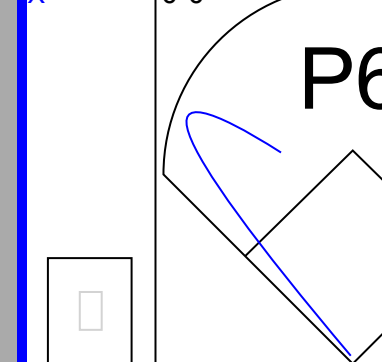
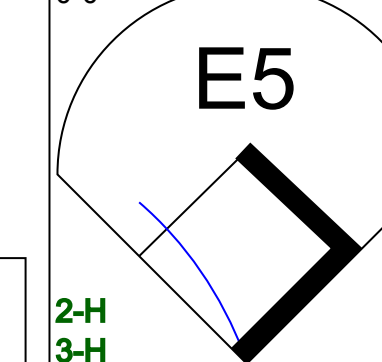
| Batter | 1 | 2 | 3 | 4 | 5 | 6 | 7 | 8 | 9 | AB | R | H | RBI | BB | SO | LOB | TOP | | | | | | | | | | | | | | | | | | | |
|--|------------------------------|---------------------------------|------------------------------|---------------------------------|------------------------------|---------------------------------|------------------------------|---------------------------------|------------------------------|----------------------------------|------------------------------|---------------------------------|------------------------------|---------------------------------|------------------------------|---------------------------------|--|------------------------------------|-------------------------|--------|-----|----|---|---|----|----|----|-----|-----|-----|----|----|---|---|-----|------|
| Bill Bruton, L OBP: 0.336, SLG: 0.317 (1, 8) | F9 | | | 1-3 | 4-3 | | | K | | 4 | 0 | 0 | 0 | 0 | 1 | 0 | Milwaukee Braves @ Cincinnati Redlegs Crosley Field, Cincinnati, OH Tue May 25 1954, 3:33 AM EDT Att: 14,850 - Unknown livebaseballscorecards.com | | | | | | | | | | | | | | | | | | | |
| Danny O'Connell, R OBP: 0.298, SLG: 0.308 (1, 4) | F7 | | | F8 | | FC2-5 BB | | CS | | 4 | 0 | 2 | 0 | 0 | 0 | 0 | | | | | | | | | | | | | | | | | | | | |
| Eddie Mathews, L OBP: 0.435, SLG: 0.582 (1, 5) | F7 | | | BB | | FC2-5 BB | | K | | 2 | 0 | 0 | 0 | 2 | 1 | 1 | | | | | | | | | | | | | | | | | | | | |
| Andy Pafko, R OBP: 0.346, SLG: 0.496 (1, 9) | | 1-3 | | 6-3 | | FC2-5 | | | F6 | 4 | 0 | 0 | 0 | 0 | 0 | 3 | | | | | | | | | | | | | | | | | | | | |
| Joe Adcock, R OBP: 0.408, SLG: 0.573 (1, 3) | L6 | | | | HR | | | K | | 4 | 1 | 1 | 0 | 0 | 1 | 2 | | | | | | | | | | | | | | | | | | | | |
| Johnny Logan, R OBP: 0.342, SLG: 0.445 (1, 6) | 6-3 | | | 6-3 | | | | K | | 4 | 0 | 0 | 0 | 0 | 1 | 3 | | | | | | | | | | | | | | | | | | | | |
| Hank Aaron, R OBP: 0.324, SLG: 0.485 (1, 7) | | | 5-3 | | HR | | | 6-3 | | 3 | 1 | 1 | 2 | 0 | 0 | 0 | | | | | | | | | | | | | | | | | | | | |
| Del Crandall, R OBP: 0.250, SLG: 0.299 (1, 2) | F8 | | | F8 | | | | CS | | 3 | 0 | 1 | 0 | 0 | 0 | 0 | | | | | | | | | | | | | | | | | | | | |
| Warren Spahn, L OBP: 0.323, SLG: 0.407 (1, 1) | F8 | | | HR | | | | L9 | | 3 | 1 | 1 | 1 | 0 | 0 | 1 | | | | | | | | | | | | | | | | | | | | |
| Inning Stats | R: 0 E: 0 K: 0 S: 3 | H: 0 LOB: 0 BB: 0 P: 3 | R: 0 E: 0 K: 0 S: 3 | H: 0 LOB: 0 BB: 0 P: 3 | R: 0 E: 0 K: 0 S: 3 | H: 0 LOB: 1 BB: 1 P: 7 | R: 3 E: 0 K: 2 S: 6 | H: 3 LOB: 0 BB: 0 P: 6 | R: 0 E: 0 K: 2 S: 8 | H: 1 LOB: 2 BB: 1 P: 12 | R: 0 E: 0 K: 0 S: 3 | H: 1 LOB: 0 BB: 0 P: 3 | R: 0 E: 0 K: 2 S: 7 | H: 1 LOB: 1 BB: 0 P: 7 | R: 0 E: 0 K: 0 S: 3 | H: 0 LOB: 0 BB: 0 P: 3 | 1B: 3 2B: 2 3B: 0 HR: 2 | SF: 0 SAC: 0 DP: 1 HBP: 0 | WP: 0 PB: 0 CS: 2 | PA: 33 | | | | | | | | | | | | | | | | |
| PITCHER | IP | WLS | BF | H | R | ER | SO | BB | IBB | HBP | BLK | WP | HR | S | P | ERA | WHIP | PITCHER | | IP | WLS | BF | H | R | ER | SO | BB | IBB | HBP | BLK | WP | HR | S | P | ERA | WHIP |
| Herm Wehmeier, R ERA: 4.39 (1, 1) | 7.0 | L | 27 | 5 | 3 | 3 | 2 | 2 | 0 | 0 | 0 | 0 | 2 | 29 | 37 | 3.86 | 1.000 | | | | | | | | | | | | | | | | | | | |
| Frank Smith, R ERA: 0.92 (8, 1) | 2.0 | | 6 | 1 | 0 | 0 | 2 | 0 | 0 | 0 | 0 | 0 | 0 | 10 | 10 | 0.00 | 0.500 | | | | | | | | | | | | | | | | | | | |



| Batter | 1 | 2 | 3 | 4 | 5 | 6 | 7 | 8 | 9 | AB | R | H | RBI | BB | SO | LOB | BOTTOM | | | | | | | | | | | | | | | | | | | |
|---|------------------------------|---------------------------------|------------------------------|---------------------------------|------------------------------|---------------------------------|------------------------------|---------------------------------|------------------------------|---------------------------------|------------------------------|---------------------------------|------------------------------|----------------------------------|------------------------------|----------------------------------|--|------------------------------------|-------------------------|--------|-----|----|---|---|----|----|----|-----|-----|-----|----|----|---|---|-----|------|
| Bobby Adams, R OBP: 0.360, SLG: 0.361 (1, 5) | F9 | | 6-3 | | F8 | | | | F9 | 5 | 0 | 0 | 0 | 0 | 0 | 3 | Milwaukee Braves @ Cincinnati Redlegs Crosley Field, Cincinnati, OH Tue May 25 1954, 3:33 AM EDT Att: 14,850 - Unknown livebaseballscorecards.com | | | | | | | | | | | | | | | | | | | |
| Roy McMillan, R OBP: 0.295, SLG: 0.261 (1, 6) | F5 | | F6 | | | 4-3 | | F4 | | 3 | 0 | 0 | 0 | 0 | 0 | 0 | | | | | | | | | | | | | | | | | | | | |
| Bob Borkowski, R OBP: 0.300, SLG: 0.333 (7, PH) | | | | | | | | | | 1 | 0 | 0 | 0 | 0 | 0 | 1 | | | | | | | | | | | | | | | | | | | | |
| Frank Smith, R ERA: 0.92 (8, 1) | | | | | | | | | | 0 | 0 | 0 | 0 | 0 | 0 | 0 | | | | | | | | | | | | | | | | | | | | |
| Gus Bell, L OBP: 0.352, SLG: 0.487 (1, 8) | K | | F7 | | | BB | 1B | | F7 | 4 | 0 | 1 | 0 | 0 | 1 | 0 | | | | | | | | | | | | | | | | | | | | |
| Jim Greengrass, R OBP: 0.299, SLG: 0.463 (1, 7) | | 6-3 | | F8 | | | | | F7 | 4 | 0 | 1 | 0 | 0 | 0 | 0 | | | | | | | | | | | | | | | | | | | | |
| Ted Kluszewski, L OBP: 0.382, SLG: 0.606 (1, 3) | | HR | | F2 | | F7 | | K | | 4 | 1 | 1 | 1 | 0 | 1 | 2 | | | | | | | | | | | | | | | | | | | | |
| Johnny Temple, R OBP: 0.409, SLG: 0.373 (1, 4) | | | | | 4-0 | | | | 1B | 1 | 0 | 1 | 0 | 3 | 0 | 0 | | | | | | | | | | | | | | | | | | | | |
| Wally Post, R OBP: 0.270, SLG: 0.483 (1, 9) | F9 | | | L7 | | | | | F9 | 4 | 0 | 0 | 0 | 0 | 0 | 6 | | | | | | | | | | | | | | | | | | | | |
| Andy Seminick, R OBP: 0.414, SLG: 0.311 (1, 2) | | BB | | | F7 | | | 6-3 | | 3 | 0 | 1 | 0 | 1 | 0 | 0 | | | | | | | | | | | | | | | | | | | | |
| Nino Escalera, L OBP: 0.308, SLG: 0.190 (9, PR) | | | | | | | | | 1B | 0 | 0 | 0 | 0 | 0 | 0 | 0 | | | | | | | | | | | | | | | | | | | | |
| Herm Wehmeier, R ERA: 4.39 (1, 1) | | | | | | | | | | 2 | 0 | 0 | 0 | 0 | 0 | 2 | | | | | | | | | | | | | | | | | | | | |
| Chuck Harmon, R OBP: 0.269, SLG: 0.300 (7, PH) | | | | | | | | | | 1 | 0 | 1 | 0 | 0 | 0 | 0 | | | | | | | | | | | | | | | | | | | | |
| Rocky Bridges, R OBP: 0.600, SLG: 0.750 (8, 6) | | | | | | | | | K | 1 | 0 | 0 | 0 | 0 | 1 | 2 | | | | | | | | | | | | | | | | | | | | |
| Inning Stats | R: 0 E: 0 K: 1 S: 5 | H: 2 LOB: 2 BB: 1 P: 9 | R: 0 E: 0 K: 0 S: 3 | H: 0 LOB: 0 BB: 0 P: 3 | R: 0 E: 0 K: 0 S: 3 | H: 0 LOB: 1 BB: 1 P: 7 | R: 0 E: 0 K: 0 S: 5 | H: 2 LOB: 3 BB: 1 P: 9 | R: 0 E: 1 K: 0 S: 4 | H: 1 LOB: 1 BB: 0 P: 4 | R: 0 E: 0 K: 1 S: 5 | H: 0 LOB: 0 BB: 0 P: 5 | R: 0 E: 0 K: 1 S: 6 | H: 1 LOB: 2 BB: 1 P: 10 | R: 0 E: 0 K: 1 S: 6 | H: 1 LOB: 2 BB: 1 P: 10 | 1B: 4 2B: 1 3B: 0 HR: 1 | SF: 0 SAC: 0 DP: 0 HBP: 0 | WP: 0 PB: 0 CS: 0 | PA: 37 | | | | | | | | | | | | | | | | |
| PITCHER | IP | WLS | BF | H | R | ER | SO | BB | IBB | HBP | BLK | WP | HR | S | P | ERA | WHIP | PITCHER | | IP | WLS | BF | H | R | ER | SO | BB | IBB | HBP | BLK | WP | HR | S | P | ERA | WHIP |
| Warren Spahn, L ERA: 3.08 (1, 1) | 9.0 | W | 37 | 6 | 1 | 1 | 3 | 4 | 0 | 0 | 0 | 0 | 1 | 39 | 55 | 1.00 | 1.111 | | | | | | | | | | | | | | | | | | | |



| Batter | 1 | 2 | 3 | 4 | 5 | 6 | 7 | 8 | 9 | AB | R | H | RBI | BB | SO | LOB | TOP | | | | | |
|--|---|---|---|---|--|---|---|---|---|---------------------------------|------------------------------|---------------------------------|------------------------------|----------------------------------|------------------------------|---------------------------------|--|--|---------------------------------|----------------------------------|------------------------------------|----------------------------------|
| Bill Bruton, L OBP: 0.333, SLG: 0.314 (1, 8) |  | | |  | |  |  | | | 4 | 1 | 1 | 0 | 0 | 2 | 1 | Milwaukee Braves @ Cincinnati Redlegs Crosley Field, Cincinnati, OH Wed May 26 1954, 3:33 AM EDT Att: 10,312 - Unknown | | | | | |
| Danny O'Connell, R OBP: 0.305, SLG: 0.322 (1, 4) |  | | |  | |  | |  | | 3 | 1 | 2 | 0 | 0 | 0 | 0 | | | | | | |
| Eddie Mathews, L OBP: 0.424, SLG: 0.563 (1, 5) |  | | |  | |  | |  | | 4 | 0 | 0 | 0 | 0 | 0 | 3 | | | | | | |
| Andy Pafko, R OBP: 0.366, SLG: 0.512 (1, 9) | |  | |  | | |  |  | | 4 | 2 | 4 | 2 | 0 | 0 | 0 | | | | | | |
| Joe Adcock, R OBP: 0.407, SLG: 0.590 (1, 3) |  | | |  | | |  |  | | 3 | 1 | 1 | 2 | 0 | 1 | 2 | | | | | | |
| Johnny Logan, R OBP: 0.340, SLG: 0.436 (1, 6) |  | | |  | | |  |  | | 3 | 1 | 0 | 0 | 1 | 0 | 2 | | | | | | |
| Hank Aaron, R OBP: 0.322, SLG: 0.474 (1, 7) | | |  | |  | |  | |  | 3 | 1 | 0 | 0 | 1 | 0 | 0 | | AB 31 R 7 H 9 RBI 7 BB 2 SO 4 LOB 8 | | | | |
| Del Crandall, R OBP: 0.240, SLG: 0.289 (1, 2) | | |  | |  | |  | |  | 3 | 0 | 0 | 1 | 0 | 0 | 0 | | | | | | |
| Gene Conley, R OBP: 0.143, SLG: 0.190 (1, 1) | | |  | |  | |  | |  | 3 | 0 | 1 | 2 | 0 | 0 | 0 | | | | | | |
| Dave Jolly, R OBP: 0.250, SLG: 0.500 (8, 1) | | | | | | | | | | 1 | 0 | 0 | 0 | 0 | 1 | 0 |  | | | | | |
| Inning Stats | R: 0 E: 0 K: 1 S: 5 | H: 1 LOB: 0 BB: 0 P: 5 | R: 0 E: 0 K: 1 S: 5 | H: 1 LOB: 0 BB: 0 P: 5 | R: 0 E: 0 K: 0 S: 3 | H: 0 LOB: 0 BB: 0 P: 3 | R: 3 E: 0 K: 0 S: 6 | H: 3 LOB: 0 BB: 0 P: 6 | R: 0 E: 0 K: 0 S: 3 | H: 0 LOB: 0 BB: 0 P: 3 | R: 0 E: 0 K: 1 S: 5 | H: 0 LOB: 0 BB: 0 P: 5 | R: 3 E: 0 K: 0 S: 5 | H: 2 LOB: 1 BB: 2 P: 13 | R: 1 E: 0 K: 0 S: 5 | H: 2 LOB: 1 BB: 0 P: 5 | | R: 0 E: 0 K: 1 S: 5 | H: 0 LOB: 0 BB: 0 P: 5 | 1B: 6 2B: 2 3B: 0 HR: 1 | SF: 1 SAC: 2 DP: 2 HBP: 0 | WP: 0 PB: 0 SB: 0 CS: 0 |
| PITCHER | IP WLS BF H R ER SO BB IBB HBP BLK WP HR S P ERA WHIP | | | | | | | | | | | | | | | | | | | | | |
| Corky Valentine, R ERA: 6.32 (1, 1) | 4.0 L 15 5 3 3 2 0 0 0 0 0 0 1 19 19 6.75 1.250 | | | | | | | | | | | | | | | | | | | | | |
| Howie Judson, R ERA: 5.11 (5, 1) | 2.2 12 2 3 3 1 2 0 0 0 0 0 0 12 20 10.12 1.500 | | | | | | | | | | | | | | | | | | | | | |
| Jackie Collum, L ERA: 1.57 (7, 1) | 0.1 1 0 0 0 0 0 0 0 0 0 0 0 0 1 1 0.00 0.000 | | | | | | | | | | | | | | | | | | | | | |
| Bud Podbielan, R ERA: 5.55 (8, 1) | 1.0 5 2 1 1 0 0 0 0 0 0 0 0 5 5 9.00 2.000 | | | | | | | | | | | | | | | | | | | | | |
| Frank Smith, R ERA: 0.87 (9, 1) | 1.0 3 0 0 0 1 0 0 0 0 0 0 0 0 5 5 0.00 0.000 | | | | | | | | | | | | | | | | | | | | | |

| Batter | 1 | 2 | 3 | 4 | 5 | 6 | 7 | 8 | 9 | AB | R | H | RBI | BB | SO | LOB | BOTTOM | | | | | |
|--|---|---------------------------------|---|---|--|---|---|---|---|---------------------------------|------------------------------|---------------------------------|------------------------------|---------------------------------|------------------------------|----------------------------------|--|---------------------------------|----------------------------------|------------------------------------|----------------------------------|--------|
| Chuck Harmon, R OBP: 0.262, SLG: 0.278 (1, 5) |  | |  | |  | |  |  | | 4 | 0 | 0 | 0 | 1 | 0 | 1 | Milwaukee Braves @ Cincinnati Redlegs Crosley Field, Cincinnati, OH Wed May 26 1954, 3:33 AM EDT Att: 10,312 - Unknown | | | | | |
| Roy McMillan, R OBP: 0.293, SLG: 0.255 (1, 6) |  | | |  |  | |  | |  | 3 | 0 | 0 | 0 | 1 | 0 | 1 | | | | | | |
| Bobby Adams, R OBP: 0.357, SLG: 0.358 (9, PH) | | | | | | | | | | 1 | 0 | 0 | 0 | 0 | 1 | 0 | | | | | | |
| Gus Bell, L OBP: 0.359, SLG: 0.490 (1, 8) |  | | |  |  | | |  |  | 5 | 2 | 3 | 0 | 0 | 0 | 1 | | | | | | |
| Ted Kluszewski, L OBP: 0.376, SLG: 0.599 (1, 3) |  | | |  |  | | |  |  | 5 | 0 | 1 | 0 | 0 | 1 | 3 | | | | | | |
| Jim Greengrass, R OBP: 0.302, SLG: 0.464 (1, 7) |  | | |  | |  | |  |  | 4 | 2 | 1 | 1 | 1 | 1 | 1 | | | | | | |
| Johnny Temple, R OBP: 0.418, SLG: 0.375 (1, 4) |  | | |  | |  | |  | | 2 | 1 | 1 | 1 | 2 | 0 | 0 | | | | | | |
| Wally Post, R OBP: 0.277, SLG: 0.475 (1, 9) |  | | |  | |  | |  | | 2 | 1 | 0 | 1 | 2 | 0 | 1 | | | | | | |
| Hobie Landrith, L OBP: 0.375, SLG: 0.417 (1, 2) | | |  | |  | |  | |  | 2 | 0 | 0 | 0 | 1 | 2 | 0 | | | | | | |
| Lloyd Merriman, L OBP: 0.250, SLG: 0.300 (8, PH) | | | | | | | | | | 1 | 0 | 0 | 1 | 0 | 0 | 2 | | | | | | |
| Andy Seminick, R OBP: 0.414, SLG: 0.311 (9, 2) | | |  | |  | |  | |  | 0 | 0 | 0 | 0 | 0 | 0 | 0 | | | | | | |
| Corky Valentine, R OBP: 0.133, SLG: 0.133 (1, 1) | | | | | | | | | | 1 | 0 | 0 | 0 | 0 | 0 | 0 | | | | | | |
| Nino Scarlata, L OBP: 0.296, SLG: 0.182 (4, PH) | | | | | | | | | | 1 | 0 | 0 | 0 | 0 | 0 | 1 | | | | | | |
| Howie Judson, R OBP: 0.297, SLG: 0.167 (5, 1) | | | | | | | | | | 0 | 0 | 0 | 0 | 0 | 0 | 0 | | | | | | |
| Jackie Collum, L OBP: 0.297, SLG: 0.500 (7, 1) | | | | | | | | | | 0 | 0 | 0 | 0 | 0 | 0 | 0 | | | | | | |
| Ed Bailey, L OBP: 0.275, SLG: 0.388 (7, PH) | | | | | | | | | | 1 | 0 | 0 | 0 | 0 | 0 | 0 | | | | | | |
| Bud Podbielan, R OBP: 0.417, SLG: 0.300 (8, 1) | | | | | | | | | | 0 | 0 | 0 | 0 | 0 | 0 | 0 | | | | | | |
| Bob Borkowski, L OBP: 0.275, SLG: 0.300 (8, PH) | | | | | | | | | | 1 | 0 | 0 | 0 | 0 | 0 | 0 | | | | | | |
| Frank Smith, R OBP: 0.275, SLG: 0.300 (9, 1) | | | | | | | | | | 0 | 0 | 0 | 0 | 0 | 0 | 0 | | | | | | |
| Inning Stats | R: 0 E: 0 K: 0 S: 3 | H: 0 LOB: 0 BB: 1 P: 9 | R: 0 E: 0 K: 1 S: 5 | H: 0 LOB: 0 BB: 1 P: 9 | R: 0 E: 0 K: 1 S: 5 | H: 0 LOB: 0 BB: 0 P: 5 | R: 2 E: 0 K: 1 S: 8 | H: 3 LOB: 3 BB: 2 P: 16 | R: 0 E: 0 K: 0 S: 3 | H: 1 LOB: 2 BB: 1 P: 7 | R: 0 E: 0 K: 1 S: 5 | H: 0 LOB: 0 BB: 0 P: 5 | R: 0 E: 0 K: 1 S: 5 | H: 0 LOB: 1 BB: 1 P: 9 | R: 4 E: 1 K: 0 S: 5 | H: 1 LOB: 1 BB: 3 P: 17 | R: 0 E: 0 K: 1 S: 6 | H: 1 LOB: 1 BB: 0 P: 6 | 1B: 4 2B: 2 3B: 0 HR: 0 | SF: 0 SAC: 0 DP: 0 HBP: 0 | WP: 0 PB: 0 SB: 3 CS: 0 | PA: 41 |
| PITCHER | IP WLS BF H R ER SO BB IBB HBP BLK WP HR S P ERA WHIP | | | | | | | | | | | | | | | | | | | | | |
| Gene Conley, R ERA: 2.72 (1, 1) | 7.1 W 34 5 6 4 5 8 0 0 0 0 0 0 0 36 68 4.91 1.773 | | | | | | | | | | | | | | | | | | | | | |
| Dave Jolly, R ERA: 0.5 (8, 1) | 1.2 S 7 1 0 0 1 0 0 0 0 0 0 0 0 9 9 0.00 0.600 | | | | | | | | | | | | | | | | | | | | | |



| Batter | 1 | 2 | 3 | 4 | 5 | 6 | 7 | 8 | 9 | 10 | 11 | 12 | AB | R | H | RBI | BB | SO | LOB | TOP | |
|--|---|---------------------------------|------------------------------|---------------------------------|------------------------------|---------------------------------|------------------------------|---------------------------------|------------------------------|---------------------------------|------------------------------|---------------------------------|------------------------------|---------------------------------|------------------------------|---------------------------------|------------------------------|----------------------------------|----------------------------------|------------------------------------|--|
| Rip Repulski, R OBP: 0.322, SLG: 0.411 (1.7) | 5-3 | | 5-3 | | | F9 | | F8 | | | K | | 5 | 0 | 0 | 0 | 0 | 1 | 1 | | |
| Wally Moon, L OBP: 0.414, SLG: 0.500 (1.8) | F7 | | 3-1 | | | F7 | | | P6 | | | SH1-3 1B BB | 4 | 1 | 0 | 0 | 1 | 0 | 0 | | |
| Red Schoendienst, S OBP: 0.352, SLG: 0.439 (1.4) | F8 | | | | F3 | | | 1-3 | | | | SH1-3 | 4 | 0 | 0 | 0 | 0 | 0 | 0 | | |
| Stan Musial, L OBP: 0.469, SLG: 0.738 (1.9) | | 4-3 | | | F9 | | | G5-4-3 1B | | | K | | 4 | 0 | 1 | 0 | 1 | 1 | 0 | | |
| Ray Jablonski, R OBP: 0.418, SLG: 0.566 (1.5) | | P6 | | | K | | | G5-4-3 1-2 | | | P4 | | 5 | 0 | 1 | 1 | 0 | 1 | 1 | | |
| Tom Alston, L OBP: 0.389, SLG: 0.443 (1.3) | | | | | | L5 | | | | | F5 | | 5 | 1 | 1 | 0 | 0 | 1 | 2 | | |
| Alex Grammas, R OBP: 0.333, SLG: 0.319 (1.6) | | | | | | | | | | | 4-3 | | 4 | 0 | 2 | 1 | 0 | 0 | 2 | | |
| Del Rice, R OBP: 0.289, SLG: 0.373 (1.2) | | | | | | | | | | | | | 3 | 0 | 0 | 0 | 0 | 1 | 2 | | |
| Vic Raschi, R OBP: 0.167, SLG: 0.107 Joe Presko, R (10.1) | | | | | | | | | | | | | 3 | 0 | 0 | 0 | 0 | 3 | 2 | | |
| Gerry Staley, R OBP: 0.200, SLG: 0.077 (12.1) | | | | | | | | | | | | | 1 | 0 | 0 | 0 | 0 | 0 | 0 | | |
| | | | | | | | | | | | | | 0 | 0 | 0 | 0 | 0 | 0 | 0 | | |
| Inning Stats | R: 0 E: 0 K: 0 S: 3 | H: 0 LOB: 0 BB: 0 P: 3 | R: 1 E: 0 K: 0 S: 5 | H: 2 LOB: 1 BB: 0 P: 5 | R: 0 E: 0 K: 1 S: 5 | H: 0 LOB: 0 BB: 0 P: 5 | R: 0 E: 0 K: 1 S: 5 | H: 0 LOB: 0 BB: 0 P: 6 | R: 0 E: 0 K: 1 S: 5 | H: 1 LOB: 0 BB: 0 P: 5 | R: 0 E: 0 K: 1 S: 6 | H: 0 LOB: 0 BB: 0 P: 5 | R: 0 E: 0 K: 0 S: 3 | H: 0 LOB: 0 BB: 0 P: 3 | R: 0 E: 0 K: 2 S: 7 | H: 0 LOB: 0 BB: 0 P: 7 | R: 1 E: 0 K: 0 S: 4 | H: 1 LOB: 2 BB: 2 P: 12 | 1B: 4 2B: 1 3B: 0 HR: 0 | SF: 0 SAC: 2 DP: 1 HBP: 1 | WP: 0 PA: 43 PB: 0 SB: 0 CS: 0 |
| PITCHER Lew Burdette, R ERA: 2.25 (1.1) | IP: 12.0 WLS: 7 BF: 43 H: 5 R: 2 ER: 2 SO: 8 BB: 2 IBB: 0 HBP: 1 BLK: 0 WP: 0 HR: 0 S: 56 P: 65 ERA: 1.50 WHIP: 0.583 | | | | | | | | | | | | | | | | | | | | |

St. Louis Cardinals @ Milwaukee Braves
Milwaukee County Stadium, Milwaukee, WI

Fri May 28 1954, 4:33 AM EDT
Alt. 34,146 - Unknown

AB 38
R 2
H 5
RBI 2
BB 2
SO 8
LOB 10



| Batter | 1 | 2 | 3 | 4 | 5 | 6 | 7 | 8 | 9 | 10 | 11 | 12 | AB | R | H | RBI | BB | SO | LOB | BOTTOM | | | |
|---|--|---------------------------------|------------------------------|---------------------------------|------------------------------|---------------------------------|------------------------------|---------------------------------|------------------------------|----------------------------------|------------------------------|---------------------------------|------------------------------|---------------------------------|------------------------------|---------------------------------|------------------------------|----------------------------------|------------------------------|---------------------------------|----------------------------------|------------------------------------|--|
| Bill Bruton, L OBP: 0.317, SLG: 0.297 (1.8) | 4-3 | | 4-3 | | | P4 | P5 | | | B2 | | F8 | 6 | 0 | 0 | 0 | 0 | 0 | 2 | | | | |
| Danny O'Connell, R OBP: 0.300, SLG: 0.311 (1.4) | P4 | | | | 6-3 | | | | | F3 | | F7 | 5 | 0 | 0 | 0 | 1 | 0 | 0 | | | | |
| Eddie Mathews, L OBP: 0.427, SLG: 0.554 (1.5) | | | | | | | | | | F8 | | | 4 | 1 | 1 | 0 | 2 | 1 | 0 | | | | |
| Andy Pafko, R OBP: 0.371, SLG: 0.508 Jim Pendleton, R (12. PR) OBP: 0.270, SLG: 0.294 (1.9) | | | | | | | | | | | | | 5 | 0 | 2 | 0 | 1 | 1 | 3 | | | | |
| Joe Adcock, R OBP: 0.404, SLG: 0.576 (1.3) | | | | | | | | | | | | | 0 | 1 | 0 | 0 | 0 | 0 | 0 | | | | |
| Johnny Logan, R OBP: 0.345, SLG: 0.441 (1.6) | | | | | | | | | | | | | 5 | 0 | 3 | 1 | 0 | 0 | 0 | | | | |
| Hank Aaron, R OBP: 0.324, SLG: 0.474 (1.7) | | | | | | | | | | | | | 4 | 0 | 1 | 1 | 1 | 1 | 1 | | | | |
| Del Crandall, R OBP: 0.248, SLG: 0.287 (1.2) | | | | | | | | | | | | | 4 | 0 | 1 | 0 | 1 | 1 | 1 | | | | |
| Lew Burdette, R (1.1) | | | | | | | | | | | | | 5 | 0 | 0 | 0 | 0 | 0 | 6 | | | | |
| Inning Stats | R: 0 E: 0 K: 0 S: 4 | H: 1 LOB: 1 BB: 0 P: 4 | R: 0 E: 0 K: 1 S: 5 | H: 0 LOB: 0 BB: 0 P: 5 | R: 0 E: 0 K: 1 S: 5 | H: 0 LOB: 1 BB: 1 P: 9 | R: 0 E: 0 K: 1 S: 5 | H: 0 LOB: 0 BB: 0 P: 5 | R: 0 E: 0 K: 0 S: 3 | H: 0 LOB: 2 BB: 2 P: 11 | R: 1 E: 0 K: 0 S: 5 | H: 2 LOB: 2 BB: 1 P: 9 | R: 0 E: 0 K: 0 S: 4 | H: 1 LOB: 1 BB: 0 P: 4 | R: 0 E: 0 K: 0 S: 3 | H: 0 LOB: 0 BB: 0 P: 3 | R: 0 E: 0 K: 2 S: 8 | H: 1 LOB: 3 BB: 2 P: 16 | R: 2 E: 0 K: 0 S: 5 | H: 3 LOB: 2 BB: 1 P: 9 | 1B: 8 2B: 1 3B: 0 HR: 0 | SF: 0 SAC: 1 DP: 0 HBP: 0 | WP: 1 PA: 51 PB: 0 SB: 0 CS: 0 |
| PITCHER Vic Raschi, R ERA: 3.31 Joe Presko, R ERA: 4.94 Gerry Staley, R ERA: 6.53 (1.1) | IP: 9.0 WLS: 4 BF: 36 H: 5 R: 1 ER: 1 SO: 3 BB: 3 IBB: 1 HBP: 0 BLK: 0 WP: 1 HR: 0 S: 38 P: 54 ERA: 1.00 WHIP: 0.889 | | | | | | | | | | | | | | | | | | | | | | |

St. Louis Cardinals @ Milwaukee Braves
Milwaukee County Stadium, Milwaukee, WI

Fri May 28 1954, 4:33 AM EDT
Alt. 34,146 - Unknown

AB 43
R 3
H 9
RBI 3
BB 7
SO 5
LOB 15



| Batter | 1 | 2 | 3 | 4 | 5 | 6 | 7 | 8 | 9 | AB | R | H | RBI | BB | SO | LOB | TOP | | | |
|---|---|----------------------------------|------------------------------|----------------------------------|------------------------------|---------------------------------|------------------------------|---------------------------------|------------------------------|---------------------------------|------------------------------|---------------------------------|------------------------------|---------------------------------|------------------------------|---------------------------------|---|------------------------------------|----------------------------------|--------|
| Wally Moon, L (1,8) OBP: 0.406, SLG: 0.485 | | | | | | | | | | 5 | 0 | 1 | 0 | 0 | 2 | 0 | St. Louis Cardinals @ Milwaukee Braves Milwaukee County Stadium, Milwaukee, WI Sun May 30 1954, 4:33 AM EDT Att: 37,592 - Unknown | | | |
| Red Schoendienst, S (1,4) OBP: 0.397, SLG: 0.447 | | | | | | | | | | 4 | 1 | 1 | 1 | 1 | 1 | 2 | | | | |
| Stan Musial, L (1,9) OBP: 0.478, SLG: 0.738 | | | | | | | | | | 4 | 1 | 2 | 0 | 0 | 0 | 1 | | | | |
| Ray Jablonski, R (1,5) OBP: 0.424, SLG: 0.560 | | | | | | | | | | 3 | 1 | 1 | 0 | 1 | 0 | 1 | | | | |
| Rip Repuski, R (1,7) OBP: 0.318, SLG: 0.398 | | | | | | | | | | 4 | 0 | 1 | 1 | 0 | 1 | 3 | | | | |
| Tom Alston, L (1,3) OBP: 0.363, SLG: 0.443 | | | | | | | | | | 4 | 0 | 1 | 1 | 0 | 1 | 0 | | | | |
| Alex Grammas, R (1,6) OBP: 0.342, SLG: 0.350 | | | | | | | | | | 4 | 0 | 0 | 0 | 0 | 1 | 2 | | | | |
| Bill Sarni, R (1,2) OBP: 0.368, SLG: 0.294 | | | | | | | | | | 3 | 0 | 1 | 0 | 1 | 0 | 0 | | | | |
| Harvey Haddix, L (1,1) OBP: 0.324, SLG: 0.355 | | | | | | | | | | 4 | 0 | 0 | 0 | 0 | 0 | 4 | | | | |
| Inning Stats | R: 3 E: 0 K: 2 S: 12 | H: 5 LOB: 3 BB: 1 P: 16 | R: 0 E: 0 K: 1 S: 5 | H: 1 LOB: 2 BB: 2 P: 13 | R: 0 E: 0 K: 1 S: 6 | H: 1 LOB: 1 BB: 0 P: 6 | R: 0 E: 1 K: 0 S: 4 | H: 0 LOB: 1 BB: 0 P: 4 | R: 0 E: 0 K: 0 S: 3 | H: 0 LOB: 0 BB: 0 P: 3 | R: 0 E: 0 K: 0 S: 3 | H: 0 LOB: 0 BB: 0 P: 3 | R: 0 E: 0 K: 1 S: 5 | H: 0 LOB: 0 BB: 0 P: 5 | R: 0 E: 0 K: 1 S: 6 | H: 1 LOB: 1 BB: 0 P: 6 | 1B: 6 2B: 2 3B: 0 HR: 1 | SF: 0 SAC: 0 DP: 1 HBP: 0 | WP: 0 PB: 0 SB: 2 CS: 0 | PA: 38 |
| PITCHER | IP WLS BF H R ER SO BB IBB HBP BLK WP HR S P ERA WHIP | | | | | | | | | | | | | | | | | | | |
| Warren Spahn, L (1,1) ERA: 3.14 | 7.0 L 31 7 3 3 4 3 0 0 0 0 0 1 36 48 3.86 1.429 | | | | | | | | | | | | | | | | | | | |
| Dave Jolly, R (8,1) ERA: 0.45 | 2.0 7 1 0 0 2 0 0 0 0 0 0 0 11 11 0.00 0.500 | | | | | | | | | | | | | | | | | | | |

| | |
|-----|----|
| AB | 35 |
| R | 3 |
| H | 8 |
| RBI | 3 |
| BB | 3 |
| SO | 6 |
| LOB | 13 |



| Batter | 1 | 2 | 3 | 4 | 5 | 6 | 7 | 8 | 9 | AB | R | H | RBI | BB | SO | LOB | BOTTOM | | | |
|---|---|---------------------------------|------------------------------|---------------------------------|------------------------------|---------------------------------|------------------------------|---------------------------------|------------------------------|---------------------------------|-------------------------------|----------------------------------|------------------------------|---------------------------------|------------------------------|---------------------------------|---|------------------------------------|----------------------------------|--------|
| Bill Bruton, L (1,8) OBP: 0.336, SLG: 0.308 | | | | | | | | | | 3 | 1 | 2 | 0 | 0 | 1 | 0 | St. Louis Cardinals @ Milwaukee Braves Milwaukee County Stadium, Milwaukee, WI Sun May 30 1954, 4:33 AM EDT Att: 37,592 - Unknown | | | |
| Roy Smalley, R (7, PH) OBP: 0.500, SLG: 2.000 | | | | | | | | | | 1 | 0 | 0 | 0 | 0 | 1 | 3 | | | | |
| Dave Jolly, R (8,1) OBP: 0.250, SLG: 0.500 | | | | | | | | | | 0 | 0 | 0 | 0 | 0 | 0 | 0 | | | | |
| Danny O'Connell, R (1,4) OBP: 0.308, SLG: 0.319 | | | | | | | | | | 4 | 0 | 2 | 0 | 0 | 1 | 3 | | | | |
| Eddie Mathews, L (1,5) OBP: 0.428, SLG: 0.540 | | | | | | | | | | 3 | 0 | 1 | 1 | 1 | 0 | 3 | | | | |
| Andy Pafko, R (1,9) OBP: 0.349, SLG: 0.474 | | | | | | | | | | 4 | 0 | 0 | 0 | 0 | 0 | 6 | | | | |
| Joe Adcock, R (1,3) OBP: 0.406, SLG: 0.562 | | | | | | | | | | 4 | 1 | 1 | 0 | 0 | 0 | 2 | | | | |
| Johnny Logan, R (1,6) OBP: 0.347, SLG: 0.431 | | | | | | | | | | 4 | 0 | 1 | 0 | 0 | 0 | 1 | | | | |
| Hank Aaron, R (1,7) OBP: 0.321, SLG: 0.458 | | | | | | | | | | 4 | 0 | 1 | 0 | 0 | 0 | 0 | | | | |
| Del Crandall, R (1,2) OBP: 0.245, SLG: 0.283 | | | | | | | | | | 2 | 0 | 0 | 0 | 0 | 0 | 0 | | | | |
| Jim Pennington, R (7, PH) OBP: 0.250, SLG: 0.278 | | | | | | | | | | 1 | 0 | 0 | 1 | 0 | 1 | 0 | | | | |
| Warren Spahn, L (1,1) OBP: 0.333, SLG: 0.414 | | | | | | | | | | 2 | 0 | 1 | 0 | 0 | 1 | 0 | | | | |
| Sam Calderone, R (7, PH) OBP: 0.538, SLG: 0.600 | | | | | | | | | | 1 | 0 | 0 | 0 | 1 | 0 | 0 | | | | |
| Inning Stats | R: 1 E: 1 K: 0 S: 5 | H: 3 LOB: 0 BB: 0 P: 5 | R: 0 E: 0 K: 0 S: 3 | H: 0 LOB: 0 BB: 0 P: 3 | R: 0 E: 0 K: 2 S: 7 | H: 0 LOB: 0 BB: 0 P: 7 | R: 0 E: 0 K: 0 S: 3 | H: 0 LOB: 0 BB: 0 P: 3 | R: 0 E: 0 K: 0 S: 3 | H: 3 LOB: 2 BB: 0 P: 5 | R: 1 E: 0 K: 2 S: 10 | H: 3 LOB: 3 BB: 1 P: 14 | R: 0 E: 0 K: 0 S: 3 | H: 0 LOB: 1 BB: 1 P: 7 | R: 0 E: 0 K: 1 S: 5 | H: 0 LOB: 0 BB: 0 P: 5 | 1B: 9 2B: 0 3B: 0 HR: 0 | SF: 1 SAC: 0 DP: 2 HBP: 0 | WP: 1 PB: 0 SB: 0 CS: 0 | PA: 36 |
| PITCHER | IP WLS BF H R ER SO BB IBB HBP BLK WP HR S P ERA WHIP | | | | | | | | | | | | | | | | | | | |
| Harvey Haddix, L (1,1) ERA: 4.06 | 9.0 W 36 9 2 2 5 2 0 0 0 0 1 0 44 52 2.00 1.222 | | | | | | | | | | | | | | | | | | | |

| | |
|-----|----|
| AB | 33 |
| R | 2 |
| H | 9 |
| RBI | 2 |
| BB | 2 |
| SO | 5 |
| LOB | 18 |



| Batter | 1 | 2 | 3 | 4 | 5 | 6 | 7 | 8 | 9 | AB | R | H | RBI | BB | SO | LOB | TOP | | | | | | | | | | |
|---|--------------------------------------|----------------------------------|--------------------------------------|----------------------------------|---------------------------------------|----------------------------------|--------------------------------------|----------------------------------|---------------------------------------|----------------------------------|---------------------------------------|----------------------------------|--------------------------------------|----------------------------------|---------------------------------------|----------------------------------|----------------------------------|------------------------------------|----------------------------------|--------|--|--|--|--|--|--|--|
| Jim Gilliam, S OBP: 0.306, SLG: 0.387 (1, 4) | | | | | | | | | | | 4 | 0 | 2 | 1 | 1 | 1 | | | | | | | | | | | |
| Pee Wee Reese, R OBP: 0.365, SLG: 0.437 (1, 6) | | | | | | | | | | | 5 | 0 | 2 | 1 | 0 | 1 | 4 | | | | | | | | | | |
| Duke Snider, L OBP: 0.428, SLG: 0.628 (1, 8) | | | | | | | | | | | 4 | 0 | 1 | 0 | 1 | 1 | 3 | | | | | | | | | | |
| Jackie Robinson, R OBP: 0.455, SLG: 0.505 Don Thompson, L OBP: 0.182, SLG: 0.053 (1, 7) (8, 7) | | | | | | | | | | | 3 | 0 | 0 | 0 | 0 | 0 | 1 | | | | | | | | | | |
| Gil Hodges, R OBP: 0.371, SLG: 0.622 (1, 3) | | | | | | | | | | | 3 | 0 | 0 | 0 | 1 | 1 | 0 | | | | | | | | | | |
| Roy Campanella, R OBP: 0.265, SLG: 0.392 (1, 2) | | | | | | | | | | | 4 | 0 | 1 | 0 | 0 | 1 | 2 | | | | | | | | | | |
| Carl Furillo, R OBP: 0.329, SLG: 0.288 (1, 9) | | | | | | | | | | | 3 | 0 | 0 | 0 | 1 | 0 | 1 | | | | | | | | | | |
| Billy Cox, R OBP: 0.305, SLG: 0.307 (1, 5) | | | | | | | | | | 3 | 2 | 1 | 0 | 1 | 0 | 3 | | | | | | | | | | | |
| Russ Meyer, S OBP: 0.182, SLG: 0.100 (1, 1) | | | | | | | | | | 2 | 0 | 1 | 0 | 0 | 1 | 0 | | | | | | | | | | | |
| Inning Stats | R: 0 H: 1 E: 0 K: 0 S: 9 | H: 1 LOB: 1 BB: 0 P: 13 | R: 0 H: 0 E: 0 K: 1 S: 8 | H: 0 LOB: 0 BB: 0 P: 10 | R: 1 H: 1 E: 0 K: 1 S: 11 | H: 1 LOB: 1 BB: 1 P: 21 | R: 0 H: 0 E: 0 K: 1 S: 7 | H: 0 LOB: 0 BB: 0 P: 12 | R: 1 H: 2 E: 0 K: 0 S: 10 | H: 1 LOB: 1 BB: 0 P: 13 | R: 0 H: 1 E: 0 K: 2 S: 10 | H: 1 LOB: 1 BB: 0 P: 16 | R: 0 H: 1 E: 0 K: 0 S: 7 | H: 1 LOB: 1 BB: 0 P: 13 | R: 0 H: 1 E: 0 K: 1 S: 15 | H: 1 LOB: 3 BB: 2 P: 31 | 1B: 8 2B: 0 3B: 0 HR: 0 | SF: 0 SAC: 0 DP: 0 HBP: 0 | WP: 0 PB: 0 SB: 0 CS: 0 | PA: 40 | | | | | | | |
| PITCHER | IP | WLS | BF | H | R | ER | SO | BB | IBB | HBP | BLK | WP | HR | S | P | ERA | WHIP | | | | | | | | | | |
| Bob Buhl, R ERA: 5.59 Dave Jolly, R ERA: 0.41 | (1, 1) (8, 1) | 7.0 L | 30 | 6 | 2 | 2 | 5 | 2 | 1 | 0 | 0 | 0 | 0 | 65 | 110 | 2.57 | 1.143 | | | | | | | | | | |

Brooklyn Dodgers @ Milwaukee Braves
Milwaukee County Stadium, Milwaukee, WI

AB 32
R 2
H 8
RBI 2
BB 5
SO 7
LOB 18



WP: 0 PA: 40
PB: 0
SB: 0
CS: 0

| Batter | 1 | 2 | 3 | 4 | 5 | 6 | 7 | 8 | 9 | AB | R | H | RBI | BB | SO | LOB | BOTTOM | | | | | | | | | | |
|---|---------------------------------------|----------------------------------|--------------------------------------|---------------------------------|--------------------------------------|----------------------------------|--------------------------------------|---------------------------------|--------------------------------------|----------------------------------|---------------------------------------|----------------------------------|--------------------------------------|----------------------------------|---------------------------------------|----------------------------------|--------------------------------------|----------------------------------|----------------------------------|------------------------------------|---|--|--|--|--|--|--|
| Bill Bruton, L OBP: 0.323, SLG: 0.295 (1, 8) | | | | | | | | | | 5 | 0 | 0 | 0 | 0 | 0 | 3 | | | | | | | | | | | |
| Danny O'Connell, R OBP: 0.301, SLG: 0.311 (1, 4) (7, 6) | | | | | | | | | | 4 | 0 | 0 | 0 | 0 | 0 | 1 | | | | | | | | | | | |
| Eddie Mathews, L OBP: 0.429, SLG: 0.532 (1, 5) | | | | | | | | | | 2 | 0 | 0 | 0 | 2 | 0 | 0 | | | | | | | | | | | |
| Andy Pafko, R OBP: 0.353, SLG: 0.475 (1, 9) | | | | | | | | | | 4 | 0 | 2 | 0 | 0 | 0 | 2 | | | | | | | | | | | |
| Joe Adcock, R OBP: 0.414, SLG: 0.561 (1, 3) | | | | | | | | | | 2 | 0 | 1 | 0 | 2 | 0 | 0 | | | | | | | | | | | |
| Johnny Logan, R OBP: 0.345, SLG: 0.429 Roy Smalley, R OBP: 0.333, SLG: 1.333 (1, 6) (2, PH) (3, 6) | | | | | | | | | | 0 | 0 | 0 | 0 | 0 | 0 | 0 | | | | | | | | | | | |
| Jack Dittmer, L OBP: 0.172, SLG: 0.278 (6, PH) (7, 4) | | | | | | | | | | 2 | 0 | 0 | 0 | 0 | 1 | 2 | | | | | | | | | | | |
| Hank Aaron, R OBP: 0.319, SLG: 0.459 (1, 7) | | | | | | | | | | 4 | 0 | 1 | 0 | 0 | 1 | 3 | | | | | | | | | | | |
| Del Crandall, R OBP: 0.241, SLG: 0.277 Charlie White, L OBP: 0.318, SLG: 0.375 (1, 2) (7, PH) (8, 2) | | | | | | | | | | 2 | 0 | 0 | 0 | 0 | 0 | 1 | | | | | | | | | | | |
| Bob Buhl, R George Metkovich, L OBP: 0.350, SLG: 0.353 Dave Jolly, R OBP: 0.500, SLG: 0.500 Jim Pendleton, R OBP: 0.244, SLG: 0.270 (1, 1) (7, PH) (8, 1) (9, PH) | | | | | | | | | | 2 | 0 | 0 | 0 | 0 | 1 | 1 | | | | | | | | | | | |
| Inning Stats | R: 0 H: 0 E: 0 K: 0 S: 12 | H: 0 LOB: 1 BB: 1 P: 22 | R: 0 H: 0 E: 0 K: 1 S: 7 | H: 0 LOB: 0 BB: 0 P: 8 | R: 0 H: 0 E: 0 K: 0 S: 6 | H: 0 LOB: 0 BB: 0 P: 11 | R: 0 H: 2 E: 0 K: 0 S: 6 | H: 2 LOB: 2 BB: 0 P: 8 | R: 0 H: 1 E: 0 K: 1 S: 8 | H: 1 LOB: 1 BB: 0 P: 15 | R: 0 H: 0 E: 0 K: 0 S: 10 | H: 0 LOB: 3 BB: 3 P: 26 | R: 0 H: 1 E: 0 K: 0 S: 9 | H: 1 LOB: 1 BB: 0 P: 13 | R: 0 H: 1 E: 0 K: 0 S: 10 | H: 1 LOB: 1 BB: 1 P: 15 | R: 0 H: 1 E: 0 K: 1 S: 8 | H: 1 LOB: 0 BB: 0 P: 11 | 1B: 5 2B: 2 3B: 0 HR: 0 | SF: 0 SAC: 0 DP: 1 HBP: 0 | WP: 0 PA: 37 PB: 1 SB: 0 CS: 0 | | | | | | |
| PITCHER | IP | WLS | BF | H | R | ER | SO | BB | IBB | HBP | BLK | WP | HR | S | P | ERA | WHIP | | | | | | | | | | |
| Russ Meyer, R ERA: 2.66 | (1, 1) | 9.0 W | 37 | 6 | 0 | 0 | 3 | 5 | 0 | 0 | 0 | 0 | 0 | 76 | 129 | 0.00 | 1.222 | | | | | | | | | | |

Brooklyn Dodgers @ Milwaukee Braves
Milwaukee County Stadium, Milwaukee, WI

AB 32
R 0
H 6
RBI 0
BB 5
SO 3
LOB 16



WP: 0 PA: 37
PB: 1
SB: 0
CS: 0

Tue Jun 01 1954, 4:33 AM EDT
Att: 33,868 - Unknown

| Batter | 1 | 2 | 3 | 4 | 5 | 6 | 7 | 8 | 9 | AB | R | H | RBI | BB | SO | LOB | TOP | | | | | | | | | | | | | | | | | | | | | |
|--|------------------------------|---------------------------------|-------------------------------|----------------------------------|------------------------------|---------------------------------|------------------------------|----------------------------------|------------------------------|---------------------------------|-------------------------------|----------------------------------|------------------------------|----------------------------------|------------------------------|----------------------------------|--|---------------------------------|----------------------------------|------------------------------------|----------------------------------|--------|-----|----|---|---|----|----|----|-----|-----|-----|----|----|---|---|-----|------|
| Gair Allie, R OBP: 0.288, SLG: 0.255 (1, 6) | F8 | | | F3 | | K | | F8 | | 5 | 0 | 1 | 1 | 0 | 1 | 1 | Pittsburgh Pirates @ Milwaukee Braves Milwaukee County Stadium, Milwaukee, WI Fri Jun 04 1954, 4:33 AM EDT Att: 21,582 - Unknown | | | | | | | | | | | | | | | | | | | | | |
| Dick Cole, R OBP: 0.382, SLG: 0.392 (1, 5) | K | F9 | | BB | | 1B | | K | | 4 | 0 | 1 | 0 | 1 | 2 | 2 | | | | | | | | | | | | | | | | | | | | | | |
| Bob Skinner, L OBP: 0.345, SLG: 0.388 (1, 3) | 3-1 | | F7 | F8 | | 1B | | BB | | 4 | 0 | 1 | 0 | 1 | 0 | 2 | | | | | | | | | | | | | | | | | | | | | | |
| Frank Thomas, R OBP: 0.376, SLG: 0.517 (1, 7) | | K | 1B | 1B | | K | | F6 | | 5 | 0 | 1 | 0 | 0 | 3 | 3 | | | | | | | | | | | | | | | | | | | | | | |
| Sid Gordon, R OBP: 0.360, SLG: 0.315 (1, 9) | E9 | FC5-2 | G3 | | F8 | | F3 | | F9 | 5 | 1 | 1 | 0 | 0 | 0 | 1 | | | | | | | | | | | | | | | | | | | | | | |
| Jim Mangan, R OBP: 0.482, SLG: 0.417 (1, 2) | FC5-2 | 1B | | | | | SH1-3 | | F9 | 4 | 1 | 2 | 0 | 1 | 0 | 2 | | | | | | | | | | | | | | | | | | | | | | |
| Curt Roberts, R OBP: 0.282, SLG: 0.286 (1, 4) | K | | F7 | | F4 | | SH1-3 | | BB | 3 | 0 | 0 | 0 | 1 | 1 | 5 | | | | | | | | | | | | | | | | | | | | | | |
| Dick Hall, R OBP: 0.319, SLG: 0.329 (1, 8) | 1B | 1B | | K | | HR | | F4 | | 4 | 2 | 2 | 2 | 1 | 1 | 1 | | | | | | | | | | | | | | | | | | | | | | |
| Max Surkont, R OBP: 0.273, SLG: 0.158 (1, 1) | 1B | | | BB | | K | | F8 | | 3 | 0 | 1 | 1 | 1 | 1 | 2 | | | | | | | | | | | | | | | | | | | | | | |
| Inning Stats | R: 0 E: 0 K: 1 S: 5 | H: 0 LOB: 0 BB: 0 P: 5 | R: 3 E: 2 K: 2 S: 12 | H: 4 LOB: 2 BB: 0 P: 12 | R: 0 E: 0 K: 0 S: 5 | H: 2 LOB: 2 BB: 2 P: 5 | R: 0 E: 0 K: 1 S: 5 | H: 0 LOB: 2 BB: 2 P: 13 | R: 0 E: 0 K: 1 S: 6 | H: 1 LOB: 1 BB: 0 P: 6 | R: 1 E: 0 K: 2 S: 10 | H: 3 LOB: 2 BB: 0 P: 10 | R: 0 E: 0 K: 0 S: 3 | H: 0 LOB: 2 BB: 2 P: 11 | R: 0 E: 0 K: 2 S: 7 | H: 0 LOB: 1 BB: 1 P: 11 | R: 0 E: 0 K: 0 S: 3 | H: 0 LOB: 1 BB: 1 P: 7 | 1B: 9 2B: 0 3B: 0 HR: 1 | SF: 0 SAC: 1 DP: 0 HBP: 0 | WP: 0 PB: 0 SB: 1 CS: 0 | PA: 44 | | | | | | | | | | | | | | | | |
| PITCHER | IP | WLS | BF | H | R | ER | SO | BB | IBB | HBP | BLK | WP | HR | S | P | ERA | WHIP | PITCHER | | | | IP | WLS | BF | H | R | ER | SO | BB | IBB | HBP | BLK | WP | HR | S | P | ERA | WHIP |
| Chet Nichols, L ERA: 3.0 (1, 1) | 3.0 | L | 16 | 6 | 3 | 0 | 3 | 0 | 0 | 0 | 0 | 0 | 0 | 0 | 22 | 22 | 0.00 | 2.000 | | | | | | | | | | | | | | | | | | | | |
| Ray Crone, R ERA: 1.31 (4, 1) | 2.0 | | 9 | 1 | 0 | 0 | 2 | 2 | 0 | 0 | 0 | 0 | 0 | 1 | 11 | 19 | 0.00 | 1.500 | | | | | | | | | | | | | | | | | | | | |
| Ernie Johnson, R ERA: 3.04 (6, 1) | 2.0 | | 11 | 3 | 1 | 1 | 2 | 1 | 1 | 0 | 0 | 0 | 0 | 1 | 13 | 21 | 4.50 | 2.000 | | | | | | | | | | | | | | | | | | | | |
| Joey Jay, R ERA: 13.5 (8, 1) | 2.0 | | 8 | 0 | 0 | 0 | 2 | 2 | 0 | 0 | 0 | 0 | 0 | 0 | 10 | 18 | 0.00 | 1.000 | | | | | | | | | | | | | | | | | | | | |

| | |
|-----|----|
| AB | 37 |
| R | 4 |
| H | 10 |
| RBI | 4 |
| BB | 6 |
| SO | 9 |
| LOB | 19 |



| Batter | 1 | 2 | 3 | 4 | 5 | 6 | 7 | 8 | 9 | AB | R | H | RBI | BB | SO | LOB | BOTTOM | | | | | | | | | | | | | | | | | | | | | |
|---|------------------------------|---------------------------------|------------------------------|---------------------------------|------------------------------|---------------------------------|------------------------------|---------------------------------|------------------------------|---------------------------------|------------------------------|---------------------------------|------------------------------|---------------------------------|------------------------------|---------------------------------|--|---------------------------------|----------------------------------|------------------------------------|----------------------------------|--------|-----|----|---|---|----|----|----|-----|-----|-----|----|----|---|---|-----|------|
| Bill Bruton, L OBP: 0.319, SLG: 0.292 (1, 8) | E8 | | | | 6-3 | | G3 | | F8 | 5 | 0 | 2 | 1 | 0 | 0 | 4 | Pittsburgh Pirates @ Milwaukee Braves Milwaukee County Stadium, Milwaukee, WI Fri Jun 04 1954, 4:33 AM EDT Att: 21,582 - Unknown | | | | | | | | | | | | | | | | | | | | | |
| Johnny Logan, R OBP: 0.348, SLG: 0.428 (1, 6) | 6-3 | | K | | F8 | | | | F8 | 4 | 0 | 0 | 0 | 0 | 1 | 3 | | | | | | | | | | | | | | | | | | | | | | |
| Eddie Mathews, L OBP: 0.424, SLG: 0.548 (1, 5) | K | | | E6 | | 4-3 | | | 2B | 4 | 0 | 1 | 0 | 0 | 1 | 1 | | | | | | | | | | | | | | | | | | | | | | |
| Andy Pafko, R OBP: 0.344, SLG: 0.455 (1, 9) | 6-3 | | | G6-4-3 | | K | | F8 | | 4 | 0 | 0 | 0 | 0 | 1 | 3 | | | | | | | | | | | | | | | | | | | | | | |
| Joe Adcock, R OBP: 0.409, SLG: 0.548 (1, 3) | | F7 | | | | | | F4 | | 4 | 0 | 2 | 0 | 0 | 0 | 1 | | | | | | | | | | | | | | | | | | | | | | |
| Jack Dittmer, L OBP: 0.185, SLG: 0.267 (1, 4) | | 5-3 | | K | | F3 | | | F7 | 4 | 0 | 0 | 0 | 0 | 1 | 2 | | | | | | | | | | | | | | | | | | | | | | |
| Hank Aaron, R OBP: 0.319, SLG: 0.458 (1, 7) | | F7 | | | F6 | | HBP | | F7 | 3 | 0 | 0 | 0 | 0 | 0 | 0 | | | | | | | | | | | | | | | | | | | | | | |
| Charlie White, L OBP: 0.333, SLG: 0.391 (1, 2) | | | 6-3 | | E | | F8 | | E4 | 3 | 1 | 0 | 0 | 1 | 0 | 1 | | | | | | | | | | | | | | | | | | | | | | |
| Chet Nichols, S OBP: 0.111, SLG: 0.111 (3, PH) | | | | | | | | | | 0 | 0 | 0 | 0 | 0 | 0 | 0 | | | | | | | | | | | | | | | | | | | | | | |
| Roy Smalley, R OBP: 0.297, SLG: 1.000 (4, 1) | | | | | | | | | | 1 | 0 | 0 | 0 | 0 | 0 | 0 | | | | | | | | | | | | | | | | | | | | | | |
| Ray Crone, R OBP: 0.296, SLG: 0.296 (4, 1) | | | | | | | | | | 0 | 0 | 0 | 0 | 0 | 0 | 0 | | | | | | | | | | | | | | | | | | | | | | |
| Jim Pendergast, R OBP: 0.296, SLG: 0.296 (5, PH) | | | | | | | | | | 1 | 0 | 0 | 0 | 0 | 0 | 1 | | | | | | | | | | | | | | | | | | | | | | |
| Ernie Johnson, R OBP: 0.296, SLG: 0.296 (6, 1) | | | | | | | | | | 0 | 0 | 0 | 0 | 0 | 0 | 0 | | | | | | | | | | | | | | | | | | | | | | |
| Danny O'Connell, R OBP: 0.296, SLG: 0.296 (7, PH) | | | | | | | | | | 1 | 0 | 0 | 0 | 0 | 0 | 1 | | | | | | | | | | | | | | | | | | | | | | |
| Joey Jay, S OBP: 0.296, SLG: 0.296 (8, 1) | | | | | | | | | | 0 | 0 | 0 | 0 | 0 | 0 | 0 | | | | | | | | | | | | | | | | | | | | | | |
| George Metkovich, L OBP: 0.296, SLG: 0.296 (9, PH) | | | | | | | | | | 1 | 0 | 1 | 0 | 0 | 0 | 0 | | | | | | | | | | | | | | | | | | | | | | |
| Inning Stats | R: 0 E: 1 K: 1 S: 6 | H: 1 LOB: 1 BB: 0 P: 6 | R: 0 E: 0 K: 0 S: 3 | H: 0 LOB: 0 BB: 0 P: 3 | R: 0 E: 0 K: 1 S: 6 | H: 1 LOB: 1 BB: 0 P: 6 | R: 0 E: 1 K: 1 S: 6 | H: 1 LOB: 1 BB: 0 P: 6 | R: 1 E: 1 K: 0 S: 4 | H: 0 LOB: 1 BB: 1 P: 8 | R: 0 E: 0 K: 1 S: 6 | H: 1 LOB: 1 BB: 0 P: 6 | R: 0 E: 0 K: 0 S: 3 | H: 0 LOB: 1 BB: 0 P: 4 | R: 0 E: 0 K: 0 S: 4 | H: 1 LOB: 1 BB: 0 P: 4 | R: 0 E: 1 K: 0 S: 5 | H: 1 LOB: 2 BB: 0 P: 5 | 1B: 5 2B: 1 3B: 0 HR: 0 | SF: 0 SAC: 0 DP: 1 HBP: 1 | WP: 0 PB: 0 SB: 0 CS: 0 | PA: 37 | | | | | | | | | | | | | | | | |
| PITCHER | IP | WLS | BF | H | R | ER | SO | BB | IBB | HBP | BLK | WP | HR | S | P | ERA | WHIP | PITCHER | | | | IP | WLS | BF | H | R | ER | SO | BB | IBB | HBP | BLK | WP | HR | S | P | ERA | WHIP |
| Max Surkont, R ERA: 3.84 (1, 1) | 9.0 | W | 37 | 6 | 1 | 0 | 4 | 1 | 0 | 1 | 0 | 0 | 0 | 43 | 48 | 0.00 | 0.778 | | | | | | | | | | | | | | | | | | | | | |



| Batter | 1 | 2 | 3 | 4 | 5 | 6 | 7 | 8 | 9 | AB | R | H | RBI | BB | SO | LOB | TOP | | |
|--|--|---------------------------------|------------------------------|---------------------------------|------------------------------|---------------------------------|------------------------------|---------------------------------|------------------------------|---------------------------------|------------------------------|---------------------------------|------------------------------|---------------------------------|------------------------------|---------------------------------|---|------------------------------------|--------------------------|
| Gair Allie, R OBP: 0.296, SLG: 0.265 (1, 6) | | | | | | | | | | 4 | 0 | 2 | 0 | 0 | 0 | 0 | Pittsburgh Pirates @ Milwaukee Braves Milwaukee County Stadium, Milwaukee, WI Sat Jun 05 1954, 4:33 AM EDT Att: 19,415 - Unknown AB 31 R 0 H 6 RBI 0 BB 0 SO 6 LOB 8 | | |
| Dick Cole, R OBP: 0.379, SLG: 0.387 (1, 5) | | | | | | | | | | 4 | 0 | 1 | 0 | 0 | 0 | 1 | | | |
| Bob Skinner, L OBP: 0.343, SLG: 0.385 (1, 3) | | | | | | | | | | 4 | 0 | 1 | 0 | 0 | 2 | 0 | | | |
| Frank Thomas, R OBP: 0.369, SLG: 0.505 (1, 7) | | | | | | | | | | 4 | 0 | 0 | 0 | 0 | 0 | 2 | | | |
| Sid Gordon, R OBP: 0.360, SLG: 0.315 (1, 9) | | | | | | | | | | 3 | 0 | 1 | 0 | 0 | 0 | 2 | | | |
| Jack Shepard, R OBP: 0.368, SLG: 0.391 (1, 2) | | | | | | | | | | 3 | 0 | 0 | 0 | 0 | 1 | 1 | | | |
| Curt Roberts, R OBP: 0.278, SLG: 0.281 (1, 4) | | | | | | | | | | 3 | 0 | 0 | 0 | 0 | 0 | 1 | | | |
| Dick Hall, R OBP: 0.319, SLG: 0.353 (1, 8) | | | | | | | | | 3 | 0 | 1 | 0 | 0 | 1 | 0 | | | | |
| George O'Donnell, R OBP: 0.429, SLG: 0.542 (1, 1) | | | | | | | | | 1 | 0 | 0 | 0 | 0 | 0 | 0 | 0 | | | |
| Dick Littlefield, L ERA: 6.94 (4, 1) | | | | | | | | | | 0 | 0 | 0 | 0 | 0 | 0 | 0 | | | |
| Jim Mangano, R OBP: 0.429, SLG: 0.542 (5, PH) | | | | | | | | | | 0 | 0 | 0 | 0 | 0 | 1 | 1 | | | |
| Bob Purkey, R ERA: 6.02 (5, 1) | | | | | | | | | | 0 | 0 | 0 | 0 | 0 | 0 | 0 | | | |
| Eddie Pellagrini, R OBP: 0.319, SLG: 0.353 (8, PH) | | | | | | | | | | 0 | 0 | 0 | 0 | 0 | 1 | 0 | | | |
| Johnny Hetki, R ERA: 5.96 (8, 1) | | | | | | | | | | 0 | 0 | 0 | 0 | 0 | 0 | 0 | | | |
| Inning Stats | R: 0 E: 0 K: 1 S: 5 | H: 0 LOB: 0 BB: 0 P: 5 | R: 0 E: 0 K: 0 S: 3 | H: 0 LOB: 0 BB: 0 P: 3 | R: 0 E: 0 K: 0 S: 3 | H: 0 LOB: 0 BB: 0 P: 3 | R: 0 E: 0 K: 0 S: 5 | H: 3 LOB: 2 BB: 0 P: 5 | R: 0 E: 0 K: 1 S: 6 | H: 1 LOB: 1 BB: 0 P: 6 | R: 0 E: 0 K: 0 S: 3 | H: 1 LOB: 1 BB: 0 P: 6 | R: 0 E: 0 K: 2 S: 7 | H: 0 LOB: 0 BB: 0 P: 7 | R: 0 E: 0 K: 1 S: 5 | H: 0 LOB: 0 BB: 0 P: 5 | 1B: 5 2B: 0 3B: 1 HR: 0 | SF: 0 SAC: 0 DP: 1 HBP: 0 | WP: 0 PA: 31 CS: 0 |
| PITCHER Warren Spahn, L ERA: 2.84 (1, 1) | IP: 9.0 WLS: W BF: 31 H: 6 R: 0 ER: 0 SO: 6 BB: 0 IBB: 0 HBP: 0 BLK: 0 WP: 0 HR: 0 S: 43 P: 43 ERA: 0.00 WHIP: 0.667 | | | | | | | | | | | | | | | | | | |

| Batter | 1 | 2 | 3 | 4 | 5 | 6 | 7 | 8 | 9 | AB | R | H | RBI | BB | SO | LOB | BOTTOM | | |
|--|--|---------------------------------|------------------------------|---------------------------------|------------------------------|---------------------------------|------------------------------|----------------------------------|------------------------------|---------------------------------|------------------------------|---------------------------------|------------------------------|----------------------------------|------------------------------|---------------------------------|---|------------------------------------|--------------------------|
| Bill Bruton, L OBP: 0.322, SLG: 0.291 (1, 8) | | | | | | | | | | 4 | 1 | 1 | 0 | 1 | 0 | 2 | Pittsburgh Pirates @ Milwaukee Braves Milwaukee County Stadium, Milwaukee, WI Sat Jun 05 1954, 4:33 AM EDT Att: 19,415 - Unknown AB 38 R 7 H 15 RBI 6 BB 3 SO 3 LOB 23 | | |
| Johnny Logan, R OBP: 0.381, SLG: 0.439 (1, 6) | | | | | | | | | | 5 | 1 | 4 | 2 | 0 | 0 | 0 | | | |
| Eddie Mathews, L OBP: 0.423, SLG: 0.537 (1, 5) | | | | | | | | | | 3 | 1 | 0 | 0 | 2 | 1 | 4 | | | |
| Andy Paiko, R OBP: 0.345, SLG: 0.453 (1, 9) | | | | | | | | | | 5 | 0 | 2 | 0 | 0 | 0 | 5 | | | |
| Joe Adcock, R OBP: 0.403, SLG: 0.538 (1, 3) | | | | | | | | | | 5 | 1 | 1 | 1 | 0 | 1 | 4 | | | |
| Jim Pendleton, R OBP: 0.283, SLG: 0.333 (1, 7) | | | | | | | | | | 4 | 1 | 3 | 1 | 0 | 0 | 0 | | | |
| Danny O'Connell, R OBP: 0.298, SLG: 0.308 (1, 4) | | | | | | | | | | 4 | 0 | 1 | 1 | 0 | 0 | 2 | | | |
| Charlie White, L OBP: 0.345, SLG: 0.420 (1, 2) | | | | | | | | | | 4 | 1 | 2 | 1 | 0 | 0 | 2 | | | |
| Warren Spahn, L OBP: 0.324, SLG: 0.424 (1, 1) | | | | | | | | | | 4 | 1 | 1 | 0 | 0 | 1 | 4 | | | |
| Inning Stats | R: 1 E: 0 K: 1 S: 7 | H: 3 LOB: 1 BB: 0 P: 7 | R: 0 E: 0 K: 0 S: 5 | H: 2 LOB: 2 BB: 0 P: 5 | R: 0 E: 0 K: 0 S: 4 | H: 1 LOB: 1 BB: 0 P: 4 | R: 3 E: 0 K: 1 S: 9 | H: 4 LOB: 2 BB: 1 P: 13 | R: 0 E: 0 K: 0 S: 3 | H: 0 LOB: 0 BB: 0 P: 3 | R: 0 E: 0 K: 1 S: 5 | H: 0 LOB: 0 BB: 0 P: 5 | R: 3 E: 1 K: 0 S: 7 | H: 4 LOB: 2 BB: 1 P: 11 | R: 0 E: 0 K: 0 S: 4 | H: 1 LOB: 2 BB: 1 P: 8 | 1B: 12 2B: 3 3B: 0 HR: 0 | SF: 0 SAC: 0 DP: 1 HBP: 0 | WP: 0 PA: 41 CS: 0 |
| PITCHER George O'Donnell, R ERA: 4.44 (1, 1) | IP: 3.1 WLS: L BF: 20 H: 10 R: 4 ER: 4 SO: 1 BB: 0 IBB: 0 HBP: 0 BLK: 0 WP: 0 HR: 0 S: 21 P: 25 ERA: 10.80 WHIP: 3.000 | | | | | | | | | | | | | | | | | | |
| Dick Littlefield, L ERA: 6.94 (4, 1) | IP: 0.2 WLS: L BF: 2 H: 0 R: 0 ER: 0 SO: 1 BB: 0 IBB: 0 HBP: 0 BLK: 0 WP: 0 HR: 0 S: 4 P: 4 ERA: 0.00 WHIP: 0.000 | | | | | | | | | | | | | | | | | | |
| Bob Purkey, R ERA: 6.02 (5, 1) | IP: 3.0 WLS: L BF: 14 H: 4 R: 3 ER: 3 SO: 1 BB: 1 IBB: 0 HBP: 0 BLK: 0 WP: 0 HR: 15 S: 19 P: 19 ERA: 9.00 WHIP: 1.667 | | | | | | | | | | | | | | | | | | |
| Johnny Hetki, R ERA: 5.96 (8, 1) | IP: 1.0 WLS: L BF: 5 H: 1 R: 0 ER: 0 SO: 0 BB: 0 IBB: 0 HBP: 0 BLK: 0 WP: 0 HR: 4 S: 8 P: 8 ERA: 0.00 WHIP: 2.000 | | | | | | | | | | | | | | | | | | |

| Batter | 1 | 2 | 3 | 4 | 5 | 6 | 7 | 8 | 9 | AB | R | H | RBI | BB | SO | LOB | TOP | | | | | |
|--|--|---------------------------------|------------------------------|---------------------------------|------------------------------|---------------------------------|------------------------------|----------------------------------|------------------------------|---------------------------------|------------------------------|----------------------------------|------------------------------|---------------------------------|------------------------------|--|--|---------------------------------|----------------------------------|------------------------------------|----------------------------------|--------|
| Gair Allie, R OBP: 0.283, SLG: 0.252 (1, 6) | 5-3 | | F9 | | FC6-4 | | F8 | | 1-3 | 5 | 0 | 0 | 0 | 0 | 0 | 4 | Pittsburgh Pirates @ Milwaukee Braves Milwaukee County Stadium, Milwaukee, WI Sun Jun 06 1954, 4:33 AM EDT Unknown | | | | | |
| Dick Cole, R OBP: 0.368, SLG: 0.375 (1, 5) | K | | | F4 | | E5 | 1-3 | | | 4 | 0 | 0 | 0 | 0 | 1 | 1 | | | | | | |
| Bob Skinner, L OBP: 0.342, SLG: 0.382 (1, 3) | F9 | | | BB | | F5 | | | F4 | 4 | 0 | 1 | 0 | 0 | 0 | 1 | | | | | | |
| Frank Thomas, R OBP: 0.362, SLG: 0.495 (1, 7) | | F7 | | K | | K | | | K2-3 | 4 | 0 | 0 | 0 | 0 | 3 | 2 | | | | | | |
| Sid Gordon, R OBP: 0.373, SLG: 0.319 (1, 9) | | 6-3 | | | | | | | | 2 | 0 | 1 | 0 | 2 | 0 | 0 | | | | | | |
| Jerry Lynch, L OBP: 0.247, SLG: 0.337 (8, PR) (8, 9) | | | | BB | | BB | | | | 0 | 0 | 0 | 0 | 0 | 0 | 0 | | | | | | |
| Toby Atwell, L OBP: 0.435, SLG: 0.433 (1, 2) | | 1-3 | | BB | | BB | | | 1B | 3 | 0 | 0 | 0 | 1 | 0 | 3 | | | | | | |
| Curt Roberts, R OBP: 0.282, SLG: 0.286 (1, 4) | | | 1-3 | | | F6 | | | | 4 | 0 | 2 | 0 | 0 | 0 | 3 | | | | | | |
| Dick Hall, R OBP: 0.316, SLG: 0.341 (1, 8) | | | F6 | | FC5-4 | | | | G1-6-3 | 3 | 0 | 0 | 0 | 1 | 0 | 2 | | | | | | |
| Vern Law, R OBP: 0.263, SLG: 0.250 (1, 1) | | | | | | | | | | 2 | 0 | 0 | 0 | 0 | 0 | 2 | | | | | | |
| Hal Rice, L OBP: 0.289, SLG: 0.286 (9, PH) | | | | HBP | | F7 | | | E3 | 1 | 0 | 0 | 0 | 0 | 0 | 0 | | | | | | |
| Inning Stats | R: 0 E: 0 K: 1 S: 5 | H: 0 LOB: 0 BB: 0 P: 5 | R: 0 E: 0 K: 0 S: 3 | H: 0 LOB: 0 BB: 0 P: 3 | R: 0 E: 0 K: 0 S: 3 | H: 0 LOB: 1 BB: 0 P: 4 | R: 0 E: 0 K: 1 S: 6 | H: 1 LOB: 2 BB: 1 P: 10 | R: 0 E: 0 K: 1 S: 4 | H: 1 LOB: 3 BB: 0 P: 4 | R: 0 E: 1 K: 1 S: 6 | H: 0 LOB: 3 BB: 2 P: 14 | R: 0 E: 0 K: 0 S: 3 | H: 0 LOB: 1 BB: 1 P: 7 | R: 0 E: 0 K: 1 S: 6 | H: 1 LOB: 1 BB: 0 P: 6 | R: 0 E: 1 K: 0 S: 4 | H: 1 LOB: 1 BB: 0 P: 4 | 1B: 4 2B: 0 3B: 0 HR: 0 | SF: 0 SAC: 0 DP: 1 HBP: 1 | WP: 0 PB: 0 SB: 0 CS: 0 | PA: 37 |
| PITCHER Jim Wilson, R ERA: 3.57 (1, 1) | IP: 9.0 WLS: W BF: 37 H: 4 R: 0 ER: 0 SO: 4 BB: 4 IBB: 0 HBP: 1 BLK: 0 WP: 0 HR: 0 S: 40 P: 57 ERA: 0.00 WHIP: 0.889 | | | | | | | | | | | | | | | PITCHER Jim Wilson, R ERA: 3.57 (1, 1) | IP: 9.0 WLS: W BF: 37 H: 4 R: 0 ER: 0 SO: 4 BB: 4 IBB: 0 HBP: 1 BLK: 0 WP: 0 HR: 0 S: 40 P: 57 ERA: 0.00 WHIP: 0.889 | | | | | |

| | |
|-----|----|
| AB | 32 |
| R | 0 |
| H | 4 |
| RBI | 0 |
| BB | 4 |
| SO | 4 |
| LOB | 18 |



| Batter | 1 | 2 | 3 | 4 | 5 | 6 | 7 | 8 | 9 | AB | R | H | RBI | BB | SO | LOB | BOTTOM | | | |
|--|--|---------------------------------|------------------------------|---------------------------------|------------------------------|----------------------------------|------------------------------|---------------------------------|------------------------------|---------------------------------|------------------------------|---------------------------------|------------------------------|---------------------------------|------------------------------|--|--|----------------------------------|------------------------------------|----------------------------------|
| Bill Bruton, L OBP: 0.313, SLG: 0.283 (1, 8) | 6-3 | | F9 | | K | | F4 | | | 4 | 0 | 0 | 0 | 0 | 1 | 3 | Pittsburgh Pirates @ Milwaukee Braves Milwaukee County Stadium, Milwaukee, WI Sun Jun 06 1954, 4:33 AM EDT Unknown | | | |
| Johnny Logan, R OBP: 0.394, SLG: 0.458 (1, 6) | F2 | | | 1B | | 1B | | | K | 4 | 2 | 2 | 3 | 0 | 1 | 0 | | | | |
| Eddie Mathews, L OBP: 0.415, SLG: 0.523 (1, 5) | F7 | | 6-3 | | F8 | | | | 3-1 | 4 | 0 | 0 | 0 | 0 | 0 | 2 | | | | |
| Andy Pafko, R OBP: 0.355, SLG: 0.461 (1, 9) | | 4-3 | | | | | | | 6-3 | 4 | 0 | 3 | 2 | 0 | 0 | 0 | | | | |
| Joe Adcock, R OBP: 0.400, SLG: 0.530 (1, 3) | | 5-3 | | F5 | | 5-3 | | | E1 | 4 | 0 | 1 | 0 | 0 | 0 | 3 | | | | |
| Jim Pendleton, R OBP: 0.280, SLG: 0.304 (1, 7) | | 4-3 | | | F3 | | K | | 4-3 | 4 | 0 | 0 | 0 | 0 | 1 | 2 | | | | |
| Danny O'Connell, R OBP: 0.293, SLG: 0.302 (1, 4) | | 5-3 | | | F4 | | 6-3 | | | 3 | 0 | 0 | 0 | 0 | 0 | 1 | | | | |
| Charlie White, L OBP: 0.345, SLG: 0.404 (1, 2) | | | | 1B | | K | | | F7 | 2 | 1 | 0 | 0 | 1 | 1 | 0 | | | | |
| Jim Wilson, R OBP: 0.333, SLG: 0.333 (1, 1) | | | | 2B | | E5 | | | F7 | 3 | 2 | 1 | 0 | 0 | 0 | 0 | | | | |
| Inning Stats | R: 0 E: 0 K: 0 S: 3 | H: 0 LOB: 0 BB: 0 P: 3 | R: 0 E: 0 K: 0 S: 4 | H: 1 LOB: 1 BB: 0 P: 4 | R: 3 E: 0 K: 0 S: 6 | H: 3 LOB: 1 BB: 1 P: 10 | R: 0 E: 0 K: 1 S: 5 | H: 0 LOB: 0 BB: 0 P: 5 | R: 2 E: 1 K: 1 S: 8 | H: 2 LOB: 1 BB: 0 P: 8 | R: 0 E: 0 K: 1 S: 5 | H: 0 LOB: 0 BB: 0 P: 5 | R: 0 E: 1 K: 0 S: 4 | H: 0 LOB: 1 BB: 0 P: 4 | R: 0 E: 1 K: 0 S: 4 | H: 1 LOB: 1 BB: 0 P: 4 | | 1B: 5 2B: 1 3B: 1 HR: 0 | SF: 0 SAC: 0 DP: 0 HBP: 0 | WP: 0 PB: 0 SB: 1 CS: 0 |
| PITCHER Vern Law, R ERA: 3.46 (1, 1) | IP: 8.0 WLS: L BF: 33 H: 7 R: 5 ER: 3 SO: 4 BB: 1 IBB: 0 HBP: 0 BLK: 0 WP: 0 HR: 0 S: 40 P: 44 ERA: 3.38 WHIP: 1.000 | | | | | | | | | | | | | | | PITCHER Vern Law, R ERA: 3.46 (1, 1) | IP: 8.0 WLS: L BF: 33 H: 7 R: 5 ER: 3 SO: 4 BB: 1 IBB: 0 HBP: 0 BLK: 0 WP: 0 HR: 0 S: 40 P: 44 ERA: 3.38 WHIP: 1.000 | | | |



| Batter | 1 | 2 | 3 | 4 | 5 | 6 | 7 | 8 | 9 | AB | R | H | RBI | BB | SO | LOB | TOP | | | | |
|---|------------------------------|---------------------------------|--------------------------------|----------------------------------|------------------------------|----------------------------------|------------------------------|---------------------------------|------------------------------|---------------------------------|------------------------------|----------------------------------|------------------------------|----------------------------------|------------------------------|----------------------------------|----------------------------------|------------------------------------|----------------------------------|--------|--|
| Gair Allie, R OBP: 0.288, SLG: 0.245 (1, 6) | 4-0 BB G4-6-3 | 0-0 F5 | | 0-0 5-3 | | 0-3 K | | 4-0 BB G6-2-3 1B | | 3 | 1 | 0 | 0 | 2 | 1 | 3 | | | | | |
| Bob Skinner, L OBP: 0.337, SLG: 0.376 Eddie Pelligrini, R OBP: 0.297, SLG: 0.242 Jim Mangano, R OBP: 0.467, SLG: 0.385 (1, 3) (7, PH) (7, 2) | 0-0 F8 | 0-0 F8 | | 0-0 3-1 | | | 4-0 2B SF9 | 4-0 1B G6-2-3 BB | | 3 | 0 | 0 | 0 | 0 | 0 | 4 | | | | | |
| Jerry Lynch, L OBP: 0.337, SLG: 0.337 Frank Thomas, R OBP: 0.363, SLG: 0.500 (1, 9) (7, PH) (7, 7) | 0-0 G4-6-3 | | 0-0 SH FC3-2 1B | 0-0 G3 | | | 0-0 SF9 1B | 0-0 G6-2-3 | | 3 | 0 | 1 | 0 | 0 | 0 | 1 | | | | | |
| Hal Rice, L OBP: 0.294, SLG: 0.292 Sid Gordon, R OBP: 0.363, SLG: 0.326 (1, 7) (7, PH) (7, 9) | | 0-0 2B 1B | 0-0 SH BB FC3-2 WP | | 0-0 F5 | | 4-0 1B | 0-0 1B | | 2 | 2 | 1 | 0 | 0 | 0 | 0 | | | | | |
| Toby Atwell, L OBP: 0.436, SLG: 0.446 Jack Shepard, R OBP: 0.364, SLG: 0.386 (1, 2) (5, PH) (5, 2) | | 0-0 1B 2B | 0-0 FC3-2 WP BB | | 0-0 F8 | | 0-0 SF9 | | 4-0 SH1-3 BB | 2 | 1 | 1 | 1 | 0 | 0 | 2 | | | | | |
| Preston Ward, L OBP: 0.313, SLG: 0.313 (7, PH) (7, 3) | 1-H 1B 2B | 1-2 3-H | 1-2 3-H | | 4-0 BB | | 2-3 3-H | | 0-0 SH1-3 BB | 0 | 0 | 0 | 1 | 1 | 0 | 0 | | | | | |
| Dick Cole, R OBP: 0.385, SLG: 0.385 (1, 5) | 0-0 1B BB | 0-0 1B BB | 1-2 2-3 | | 4-0 BB | | 1-2 3-H | | 0-0 SH1-3 | 2 | 0 | 2 | 2 | 2 | 0 | 0 | | | | | |
| Curt Roberts, R OBP: 0.280, SLG: 0.280 (1, 4) | 4-0 1B BB | 0-0 1B BB | 0-3 K | | 0-0 F9 | | 0-0 F7 | | 0-0 6-3 | 4 | 0 | 0 | 0 | 1 | 1 | 6 | | | | | |
| Dick Hall, R OBP: 0.340, SLG: 0.352 (1, 8) | 0-0 1B BB | 0-0 1B BB | 1-2 2-3 3-H | | 0-3 K | | 0-0 1B | | 4-0 IBB | 3 | 0 | 2 | 0 | 2 | 1 | 0 | | | | | |
| Jake Thies, R Dick Littlefield, L (1, 1) (3, 1) | 0-3 K | 0-3 K | 0-3 K | | 0-3 K | | | 4-0 BB G6-2-3 BB | 0-0 4-3 | 2 | 0 | 0 | 0 | 0 | 2 | 6 | | | | | |
| Inning Stats | R: 0 E: 0 K: 0 S: 2 | H: 0 LOB: 0 BB: 1 P: 6 | R: 2 E: 0 K: 1 S: 9 | H: 4 LOB: 3 BB: 1 P: 13 | R: 1 E: 1 K: 2 S: 9 | H: 1 LOB: 3 BB: 2 P: 17 | R: 0 E: 0 K: 0 S: 3 | H: 0 LOB: 0 BB: 0 P: 3 | R: 0 E: 0 K: 0 S: 3 | H: 0 LOB: 1 BB: 1 P: 7 | R: 2 E: 0 K: 0 S: 5 | H: 3 LOB: 2 BB: 2 P: 13 | R: 1 E: 0 K: 0 S: 2 | H: 1 LOB: 3 BB: 3 P: 14 | R: 0 E: 0 K: 0 S: 3 | H: 0 LOB: 2 BB: 2 P: 11 | 1B: 7 2B: 2 3B: 0 HR: 0 | SF: 1 SAC: 2 DP: 2 HBP: 0 | WP: 1 PB: 0 SB: 0 CS: 0 | PA: 45 | |
| PITCHER | IP | WLS | BF | H | R | ER | SO | BB | IBB | HBP | BLK | WP | HR | S | P | ERA | WHIP | | | | |
| Bob Buhl, R ERA: 5.9 | 1.0 | | 6 | 3 | 2 | 2 | 0 | 1 | 0 | 0 | 0 | 0 | 0 | 5 | 9 | 18.00 | 4.000 | | | | |
| Charlie Gorin, L ERA: 2.84 | 5.0 | L | 25 | 3 | 3 | 2 | 6 | 4 | 2 | 0 | 0 | 1 | 0 | 31 | 55 | 3.60 | 1.400 | | | | |
| Dave Jolly, R ERA: 0.38 | 1.0 | | 4 | 2 | 0 | 0 | 0 | 0 | 0 | 0 | 0 | 0 | 0 | 4 | 4 | 0.00 | 2.000 | | | | |
| Joey Jay, R ERA: 18.0 | 0.0 | | 3 | 0 | 1 | 1 | 0 | 3 | 0 | 0 | 0 | 0 | 0 | 0 | 12 | ∞ | ∞ | | | | |
| Phil Paine, R ERA: 7.11 | 2.0 | | 7 | 1 | 0 | 0 | 0 | 1 | 1 | 0 | 0 | 0 | 0 | 5 | 13 | 0.00 | 1.000 | | | | |

Pittsburgh Pirates @ Milwaukee Braves
Milwaukee County Stadium, Milwaukee, WI

AB 30
R 6
H 9
RBI 5
BB 12
SO 6
LOB 27



Sun Jun 06 1954, 4:38 AM EDT
Att: 34,095 - Unknown

| Batter | 1 | 2 | 3 | 4 | 5 | 6 | 7 | 8 | 9 | AB | R | H | RBI | BB | SO | LOB | BOTTOM | | | | |
|--|------------------------------|---------------------------------|------------------------------|---------------------------------|------------------------------|----------------------------------|------------------------------|---------------------------------|------------------------------|----------------------------------|------------------------------|---------------------------------|------------------------------|----------------------------------|----------------------------------|------------------------------------|----------------------------------|--------|--|--|--|
| Bill Bruton, L OBP: 0.314, SLG: 0.284 Roy Smalley, R OBP: 0.400, SLG: 1.000 (1, 8) (9, PH) | 0-3 K | | 0-0 E HR 1B | 0-3 K | | | 0-0 SH1-3 | | 4-0 BB | 3 | 1 | 1 | 0 | 0 | 2 | 1 | | | | | |
| Johnny Logan, R OBP: 0.385, SLG: 0.450 (1, 6) | 0-0 F8 | | 4-0 HR BB | | 0-0 F8 | | 4-0 BB | | 0-0 F8 | 3 | 1 | 0 | 0 | 2 | 0 | 2 | | | | | |
| Eddie Mathews, L OBP: 0.416, SLG: 0.541 (1, 5) | 0-0 E 1B | | 0-0 1-H 2-H 3-H | | 0-3 K | | 0-0 F8 | | | 4 | 1 | 2 | 4 | 0 | 1 | 2 | | | | | |
| Andy Pafko, R OBP: 0.353, SLG: 0.456 (1, 9) | 0-0 5-3 | | 0-0 1B | | 0-0 F3 | | | 0-0 F9 | | 4 | 0 | 1 | 0 | 0 | 0 | 1 | | | | | |
| Joe Adcock, R OBP: 0.397, SLG: 0.524 (1, 3) | | 0-0 G3 | 0-3 K | | 0-0 FC1-6 1B | | 0-0 K | | 0-0 K | 4 | 0 | 1 | 0 | 0 | 2 | 1 | | | | | |
| Jim Pendleton, R OBP: 0.241, SLG: 0.280 (1, 7) | | 0-0 6-3 | 0-0 5-3 | | 0-0 FC1-6 CS | | 0-0 F8 | | 0-0 F8 | 4 | 0 | 0 | 0 | 0 | 0 | 2 | | | | | |
| Danny O'Connell, R OBP: 0.292, SLG: 0.307 (1, 4) | | 0-3 K | | 0-0 2B | | 0-3 K | | 0-0 F9 | | 4 | 0 | 1 | 0 | 0 | 2 | 1 | | | | | |
| Charlie White, L OBP: 0.356, SLG: 0.415 Sam Calderone, R OBP: 0.500, SLG: 0.500 (1, 2) (4, PH) (5, 2) | | | 0-0 E HR 1B | 0-0 F8 | | 0-0 P3 | | 4-0 BB | 4-0 BB | 1 | 1 | 1 | 0 | 0 | 0 | 0 | | | | | |
| Bob Buhl, R Charlie Gorin, L Dave Jolly, R Hank Aaron, R Sibby Sisti, R Joey Jay, S Phil Paine, R Del Candall, R (1, 1) (2, 1) (7, 1) (7, PH) (7, PH) (8, 1) (8, 1) (9, PH) | | | 0-0 F8 | 0-0 4-3 | | 4-0 SH1-3 BB | | 0-3 K | | 0 | 0 | 0 | 0 | 0 | 0 | 0 | | | | | |
| Inning Stats | R: 0 E: 1 K: 1 S: 6 | H: 1 LOB: 1 BB: 0 P: 6 | R: 0 E: 0 K: 1 S: 5 | H: 0 LOB: 0 BB: 0 P: 5 | R: 4 E: 1 K: 1 S: 9 | H: 4 LOB: 1 BB: 1 P: 13 | R: 0 E: 0 K: 1 S: 6 | H: 1 LOB: 0 BB: 0 P: 6 | R: 0 E: 0 K: 1 S: 5 | H: 0 LOB: 2 BB: 2 P: 11 | R: 0 E: 0 K: 1 S: 5 | H: 0 LOB: 0 BB: 0 P: 5 | R: 0 E: 0 K: 1 S: 5 | H: 0 LOB: 2 BB: 2 P: 13 | 1B: 5 2B: 1 3B: 0 HR: 1 | SF: 0 SAC: 1 DP: 0 HBP: 0 | WP: 0 PB: 0 SB: 0 CS: 1 | PA: 38 | | | |
| PITCHER | IP | WLS | BF | H | R | ER | SO | BB | IBB | HBP | BLK | WP | HR | S | P | ERA | WHIP | | | | |
| Jake Thies, R ERA: 3.85 | 2.1 | | 13 | 5 | 4 | 4 | 2 | 1 | 0 | 0 | 0 | 0 | 0 | 16 | 20 | 15.43 | 2.571 | | | | |
| Dick Littlefield, L ERA: 4.42 | 6.2 | W | 25 | 2 | 0 | 0 | 6 | 4 | 0 | 0 | 0 | 0 | 0 | 33 | 49 | 0.00 | 0.900 | | | | |

Pittsburgh Pirates @ Milwaukee Braves
Milwaukee County Stadium, Milwaukee, WI

AB 32
R 4
H 7
RBI 4
BB 5
SO 8
LOB 14



Sun Jun 06 1954, 4:38 AM EDT
Att: 34,095 - Unknown

| Batter | 1 | 2 | 3 | 4 | 5 | 6 | 7 | 8 | 9 | AB | R | H | RBI | BB | SO | LOB | TOP | | | | | |
|--|---|---------------------------------|------------------------------|---------------------------------|------------------------------|---------------------------------|------------------------------|---------------------------------|------------------------------|---------------------------------|------------------------------|---------------------------------|------------------------------|---------------------------------|------------------------------|---------------------------------|---|----------------------------------|----------------------------------|------------------------------------|-------------------------|--------|
| Whitey Lockman, L (1, 3) OBP: 0.314, SLG: 0.438 | | | | | | | | | | 5 | 2 | 2 | 2 | 0 | 0 | 1 | New York Giants @ Milwaukee Braves Milwaukee County Stadium, Milwaukee, WI Mon Jun 07 1954, 4:33 AM EDT Att: 31,071 - Unknown | | | | | |
| Alvin Dark, R (1, 6) OBP: 0.303, SLG: 0.400 | | | | | | | | | | 4 | 1 | 1 | 0 | 1 | 0 | 1 | | | | | | |
| Hank Thompson, L (1, 5) OBP: 0.409, SLG: 0.535 | | | | | | | | | | 5 | 0 | 2 | 1 | 0 | 0 | 1 | | | | | | |
| Monte Irvin, R (1, 7) OBP: 0.337, SLG: 0.474 | | | | | | | | | | 5 | 0 | 3 | 1 | 0 | 0 | 1 | | | | | | |
| Don Mueller, L (1, 9) OBP: 0.389, SLG: 0.470 | | | | | | | | | | 4 | 0 | 0 | 0 | 0 | 1 | 4 | | | | | | |
| Willie Mays, R (1, 8) OBP: 0.370, SLG: 0.669 | | | | | | | | | | 4 | 0 | 0 | 0 | 0 | 1 | 5 | | | | | | |
| Billy Gardner, R (1, 4) OBP: 0.382, SLG: 0.548 | | | | | | | | | | 3 | 0 | 1 | 0 | 0 | 0 | 0 | | | | | | |
| Wes Westrum, R (1, 2) OBP: 0.277, SLG: 0.205 | | | | | | | | | | 4 | 1 | 1 | 0 | 0 | 2 | 3 | | | | | | |
| Sal Maglie, R (1, 1) OBP: 0.107, SLG: 0.074 | | | | | | | | | | 3 | 0 | 1 | 0 | 0 | 0 | 1 | | | | | | |
| Marv Grissom, R (8, 1) | | | | | | | | | | 1 | 0 | 0 | 0 | 0 | 1 | 0 | | | | | | |
| Inning Stats | R: 1 E: 0 K: 1 S: 8 | H: 3 LOB: 2 BB: 0 P: 8 | R: 2 E: 0 K: 0 S: 6 | H: 3 LOB: 1 BB: 0 P: 6 | R: 0 E: 0 K: 1 S: 6 | H: 1 LOB: 2 BB: 0 P: 7 | R: 0 E: 0 K: 0 S: 3 | H: 0 LOB: 0 BB: 0 P: 3 | R: 0 E: 1 K: 0 S: 4 | H: 1 LOB: 1 BB: 0 P: 4 | R: 0 E: 0 K: 0 S: 3 | H: 0 LOB: 0 BB: 0 P: 3 | R: 0 E: 0 K: 1 S: 6 | H: 1 LOB: 1 BB: 1 P: 6 | R: 0 E: 0 K: 0 S: 6 | H: 1 LOB: 1 BB: 0 P: 6 | R: 1 E: 0 K: 0 S: 6 | H: 1 LOB: 1 BB: 1 P: 10 | 1B: 9 2B: 1 3B: 0 HR: 1 | SF: 0 SAC: 0 DP: 1 HBP: 1 | WP: 1 PB: 0 CS: 0 | PA: 40 |
| PITCHER | IP WLS BF H R ER SO BB IBB HBP BLK WP HR S P ERA WHIP | | | | | | | | | | | | | | | | | | | | | |
| Lew Burdette, R (1, 1) ERA: 2.51 | 7.0 L 31 9 3 3 3 0 0 1 0 0 0 1 36 37 3.86 1.286 | | | | | | | | | | | | | | | | | | | | | |
| Ernie Johnson, R (8, 1) ERA: 3.16 | 2.0 9 2 1 1 2 1 0 0 0 0 1 0 12 16 4.50 1.500 | | | | | | | | | | | | | | | | | | | | | |

| | |
|-----|----|
| AB | 38 |
| R | 4 |
| H | 11 |
| RBI | 4 |
| BB | 1 |
| SO | 5 |
| LOB | 17 |



| Batter | 1 | 2 | 3 | 4 | 5 | 6 | 7 | 8 | 9 | AB | R | H | RBI | BB | SO | LOB | BOTTOM | | | | | |
|---|---|---------------------------------|------------------------------|----------------------------------|------------------------------|---------------------------------|------------------------------|---------------------------------|------------------------------|---------------------------------|------------------------------|---------------------------------|------------------------------|---------------------------------|------------------------------|---------------------------------|---|---------------------------------|----------------------------------|------------------------------------|-------------------------|--------|
| Bill Bruton, L (1, 8) OBP: 0.323, SLG: 0.295 | | | | | | | | | | 5 | 0 | 3 | 0 | 0 | 0 | 0 | New York Giants @ Milwaukee Braves Milwaukee County Stadium, Milwaukee, WI Mon Jun 07 1954, 4:33 AM EDT Att: 31,071 - Unknown | | | | | |
| Johnny Logan, R (1, 6) OBP: 0.356, SLG: 0.438 | | | | | | | | | | 5 | 0 | 0 | 0 | 0 | 2 | 5 | | | | | | |
| Eddie Mathews, L (1, 5) OBP: 0.413, SLG: 0.553 | | | | | | | | | | 4 | 1 | 1 | 1 | 0 | 1 | 2 | | | | | | |
| Andy Pafko, R (1, 9) OBP: 0.350, SLG: 0.451 | | | | | | | | | | 4 | 0 | 1 | 0 | 0 | 0 | 2 | | | | | | |
| Joe Adcock, R (1, 3) OBP: 0.394, SLG: 0.515 | | | | | | | | | | 3 | 0 | 0 | 0 | 1 | 0 | 1 | | | | | | |
| Jim Pendleton, R (1, 7) OBP: 0.259, SLG: 0.296 | | | | | | | | | | 4 | 1 | 2 | 0 | 0 | 0 | 1 | | | | | | |
| Danny O'Connell, R (1, 4) OBP: 0.296, SLG: 0.307 | | | | | | | | | | 3 | 0 | 1 | 0 | 1 | 1 | 2 | | | | | | |
| Charlie White, L (1, 2) OBP: 0.333, SLG: 0.386 | | | | | | | | | | 4 | 0 | 0 | 0 | 0 | 1 | 6 | | | | | | |
| Lew Burdette, R (1, 1) George Metkovich, L (7, PH) OBP: 0.391, SLG: 0.450 Ernie Johnson, R (8, 1) OBP: 0.250, SLG: 0.250 Hank Aaron, R (9, PH) OBP: 0.321, SLG: 0.455 | | | | | | | | | | 2 | 0 | 0 | 0 | 0 | 1 | 2 | | | | | | |
| Inning Stats | R: 0 E: 0 K: 2 S: 8 | H: 1 LOB: 1 BB: 0 P: 8 | R: 0 E: 0 K: 1 S: 5 | H: 0 LOB: 2 BB: 2 P: 13 | R: 0 E: 0 K: 0 S: 3 | H: 0 LOB: 0 BB: 0 P: 3 | R: 0 E: 0 K: 0 S: 3 | H: 0 LOB: 0 BB: 0 P: 3 | R: 0 E: 0 K: 1 S: 5 | H: 0 LOB: 0 BB: 0 P: 5 | R: 0 E: 0 K: 1 S: 6 | H: 1 LOB: 1 BB: 0 P: 6 | R: 1 E: 0 K: 1 S: 9 | H: 4 LOB: 3 BB: 0 P: 9 | R: 0 E: 0 K: 0 S: 6 | H: 3 LOB: 2 BB: 0 P: 6 | R: 0 E: 0 K: 0 S: 3 | H: 0 LOB: 0 BB: 0 P: 3 | 1B: 8 2B: 0 3B: 0 HR: 1 | SF: 0 SAC: 0 DP: 0 HBP: 0 | WP: 0 PB: 1 CS: 0 | PA: 38 |
| PITCHER | IP WLS BF H R ER SO BB IBB HBP BLK WP HR S P ERA WHIP | | | | | | | | | | | | | | | | | | | | | |
| Sal Maglie, R (1, 1) ERA: 3.4 | 7.0 W 29 6 1 1 6 2 0 0 0 0 0 0 39 47 1.29 1.143 | | | | | | | | | | | | | | | | | | | | | |
| Marv Grissom, R (8, 1) ERA: 1.79 | 2.0 S 9 3 1 1 0 0 0 0 0 0 0 1 9 9 4.50 1.500 | | | | | | | | | | | | | | | | | | | | | |

| | |
|-----|----|
| AB | 36 |
| R | 2 |
| H | 9 |
| RBI | 2 |
| BB | 2 |
| SO | 6 |
| LOB | 21 |



| Batter | 1 | 2 | 3 | 4 | 5 | 6 | 7 | 8 | 9 | AB | R | H | RBI | BB | SO | LOB | TOP | | | | | | | | | | | | | | | | |
|--|---|----------------------------------|------------------------------|----------------------------------|------------------------------|----------------------------------|------------------------------|---------------------------------|------------------------------|---------------------------------|------------------------------|---------------------------------|------------------------------|---------------------------------|------------------------------|---------------------------------|---|----------------------------------|----------------------------------|------------------------------------|----------------------------------|--------|--|--|--|--|--|--|--|--|--|--|--|
| Whitey Lockman, L (1, 3) OBP: 0.306, SLG: 0.426 | | | | | | | | | | 5 | 0 | 0 | 0 | 0 | 3 | 1 | New York Giants @ Milwaukee Braves Milwaukee County Stadium, Milwaukee, WI Tue Jun 08 1954, 4:33 AM EDT Att: 35,230 - Unknown | | | | | | | | | | | | | | | | |
| Alvin Dark, R (1, 6) OBP: 0.315, SLG: 0.415 | | | | | | | | | 5 | 3 | 4 | 0 | 0 | 0 | 0 | | | | | | | | | | | | | | | | | | |
| Hank Thompson, L (1, 5) OBP: 0.414, SLG: 0.534 | | | | | | | | | 4 | 2 | 2 | 1 | 1 | 1 | 1 | | | | | | | | | | | | | | | | | | |
| Monte Irvin, R (1, 7) OBP: 0.348, SLG: 0.483 | | | | | | | | | 3 | 0 | 2 | 2 | 2 | 0 | 0 | | | | | | | | | | | | | | | | | | |
| Don Mueller, L (1, 9) OBP: 0.384, SLG: 0.460 | | | | | | | | | 4 | 0 | 0 | 1 | 1 | 0 | 5 | | | | | | | | | | | | | | | | | | |
| Willie Mays, R (1, 8) OBP: 0.371, SLG: 0.658 | | | | | | | | | 3 | 1 | 0 | 0 | 2 | 1 | 2 | | | | | | | | | | | | | | | | | | |
| Billy Gardner, R (1, 4) OBP: 0.359, SLG: 0.486 | | | | | | | | | 4 | 0 | 0 | 1 | 1 | 2 | 3 | | | | | | | | | | | | | | | | | | |
| Wes Westrum, R (1, 2) OBP: 0.275, SLG: 0.209 | | | | | | | | | 4 | 0 | 1 | 1 | 0 | 1 | 3 | | | | | | | | | | | | | | | | | | |
| Larry Jansen, R (1, 1) Alex Konikowski, R (1, 1) Bill Taylor, L (3, PH) Windy McCall, L (3, 1) Dusty Rhodes, L (8, PH) Hoyt Wilhelm, R (8, 1) | | | | | | | | | 0 | 0 | 0 | 0 | 0 | 0 | 0 | | | | | | | | | | | | | | | | | | |
| Inning Stats | R: 2 E: 0 K: 1 S: 7 | H: 2 LOB: 3 BB: 3 P: 19 | R: 1 E: 0 K: 1 S: 7 | H: 2 LOB: 2 BB: 1 P: 11 | R: 1 E: 0 K: 1 S: 6 | H: 1 LOB: 1 BB: 1 P: 10 | R: 0 E: 0 K: 0 S: 4 | H: 1 LOB: 1 BB: 0 P: 4 | R: 0 E: 0 K: 0 S: 3 | H: 0 LOB: 0 BB: 0 P: 3 | R: 0 E: 0 K: 2 S: 8 | H: 1 LOB: 1 BB: 0 P: 8 | R: 0 E: 0 K: 1 S: 5 | H: 0 LOB: 0 BB: 0 P: 5 | R: 0 E: 0 K: 3 S: 9 | H: 0 LOB: 0 BB: 0 P: 9 | R: 2 E: 1 K: 2 S: 9 | H: 2 LOB: 2 BB: 2 P: 17 | 1B: 7 2B: 2 3B: 0 HR: 0 | SF: 0 SAC: 0 DP: 0 HBP: 0 | WP: 0 PB: 0 SB: 0 CS: 0 | PA: 43 | | | | | | | | | | | |
| PITCHER | IP WLS BF H R ER SO BB IBB HBP BLK WP HR S P ERA WHIP | | | | | | | | | | | | | | | | | | | | | | | | | | | | | | | | |
| Chet Nichols, L (1, 1) ERA: 3.36 | 1.2 | 12 | 4 | 3 | 3 | 2 | 2 | 1 | 0 | 0 | 0 | 0 | 0 | 13 | 25 | 16.20 | 3.600 | | | | | | | | | | | | | | | | |
| Dave Jolly, R (2, 1) ERA: 1.16 | 7.1 | L 31 | 5 | 3 | 3 | 9 | 3 | 1 | 0 | 0 | 0 | 0 | 0 | 45 | 61 | 3.68 | 1.091 | | | | | | | | | | | | | | | | |

| | |
|-----|----|
| AB | 36 |
| R | 6 |
| H | 9 |
| RBI | 6 |
| BB | 7 |
| SO | 11 |
| LOB | 16 |



| Batter | 1 | 2 | 3 | 4 | 5 | 6 | 7 | 8 | 9 | AB | R | H | RBI | BB | SO | LOB | BOTTOM | | | | | | | | | | | | | | | | |
|---|---|----------------------------------|------------------------------|----------------------------------|------------------------------|---------------------------------|------------------------------|---------------------------------|------------------------------|---------------------------------|------------------------------|---------------------------------|------------------------------|---------------------------------|------------------------------|---------------------------------|---|------------------------------------|----------------------------------|--------|--|--|--|--|--|--|--|--|--|--|--|--|--|
| Bill Bruton, L (1, 8) OBP: 0.319, SLG: 0.287 | | | | | | | | | | 4 | 0 | 0 | 0 | 0 | 2 | 1 | New York Giants @ Milwaukee Braves Milwaukee County Stadium, Milwaukee, WI Tue Jun 08 1954, 4:33 AM EDT Att: 35,230 - Unknown | | | | | | | | | | | | | | | | |
| Johnny Logan, R (1, 6) OBP: 0.357, SLG: 0.442 | | | | | | | | | 5 | 1 | 2 | 1 | 0 | 1 | 1 | | | | | | | | | | | | | | | | | | |
| Eddie Mathews, L (1, 5) OBP: 0.415, SLG: 0.546 | | | | | | | | | 2 | 1 | 0 | 0 | 2 | 0 | 1 | | | | | | | | | | | | | | | | | | |
| Andy Pafko, R (1, 9) OBP: 0.348, SLG: 0.442 | | | | | | | | | 3 | 1 | 0 | 0 | 1 | 0 | 3 | | | | | | | | | | | | | | | | | | |
| Joe Adcock, R (1, 3) OBP: 0.396, SLG: 0.531 | | | | | | | | | 4 | 1 | 2 | 4 | 0 | 2 | 0 | | | | | | | | | | | | | | | | | | |
| Jim Pendleton, R (1, 7) OBP: 0.282, SLG: 0.298 | | | | | | | | | 3 | 0 | 1 | 0 | 0 | 0 | 0 | | | | | | | | | | | | | | | | | | |
| Danny O'Connell, R (1, 4) OBP: 0.295, SLG: 0.306 | | | | | | | | | 4 | 0 | 1 | 0 | 0 | 0 | 1 | | | | | | | | | | | | | | | | | | |
| Del Crandall, R (1, 2) OBP: 0.239, SLG: 0.267 | | | | | | | | | 3 | 1 | 0 | 0 | 1 | 1 | 3 | | | | | | | | | | | | | | | | | | |
| Chet Nichols, S (1, 1) Dave Jolly, R (2, 1) George Metkovich, L (9, PH) Hoyt Wilhelm, R (8, 1) | | | | | | | | | 0 | 0 | 0 | 0 | 0 | 0 | 0 | | | | | | | | | | | | | | | | | | |
| Inning Stats | R: 4 E: 0 K: 0 S: 5 | H: 2 LOB: 2 BB: 2 P: 13 | R: 1 E: 1 K: 1 S: 6 | H: 1 LOB: 2 BB: 2 P: 14 | R: 0 E: 0 K: 1 S: 7 | H: 2 LOB: 0 BB: 0 P: 7 | R: 0 E: 0 K: 1 S: 5 | H: 0 LOB: 1 BB: 0 P: 6 | R: 0 E: 0 K: 2 S: 7 | H: 0 LOB: 0 BB: 0 P: 7 | R: 0 E: 0 K: 1 S: 5 | H: 0 LOB: 0 BB: 0 P: 5 | R: 0 E: 0 K: 1 S: 5 | H: 0 LOB: 0 BB: 0 P: 5 | R: 0 E: 0 K: 0 S: 3 | H: 0 LOB: 0 BB: 0 P: 3 | 1B: 4 2B: 1 3B: 0 HR: 1 | SF: 0 SAC: 2 DP: 0 HBP: 1 | WP: 0 PB: 1 SB: 0 CS: 0 | PA: 38 | | | | | | | | | | | | | |
| PITCHER | IP WLS BF H R ER SO BB IBB HBP BLK WP HR S P ERA WHIP | | | | | | | | | | | | | | | | | | | | | | | | | | | | | | | | |
| Larry Jansen, R (1, 1) ERA: 5.94 | 0.1 | | 2 | 4 | 4 | 0 | 2 | 0 | 0 | 0 | 0 | 0 | 0 | 8 | 16 | 5.40 | 1.200 | | | | | | | | | | | | | | | | |
| Alex Konikowski, R (1, 1) ERA: 7.36 | 1.2 | 8 | 1 | 1 | 1 | 1 | 1 | 1 | 0 | 0 | 0 | 0 | 0 | 30 | 31 | 0.00 | 0.600 | | | | | | | | | | | | | | | | |
| Windy McCall, L (3, 1) ERA: 2.08 | 5.0 | 19 | 3 | 0 | 0 | 6 | 0 | 0 | 1 | 0 | 0 | 0 | 0 | 30 | 31 | 0.00 | 0.600 | | | | | | | | | | | | | | | | |
| Hoyt Wilhelm, R (8, 1) ERA: 2.17 | 2.0 | W 6 | 0 | 0 | 0 | 1 | 0 | 0 | 0 | 0 | 0 | 0 | 0 | 8 | 8 | 0.00 | 0.000 | | | | | | | | | | | | | | | | |

| | |
|-----|----|
| AB | 31 |
| R | 5 |
| H | 6 |
| RBI | 5 |
| BB | 4 |
| SO | 8 |
| LOB | 12 |



| Batter | 1 | 2 | 3 | 4 | 5 | 6 | 7 | 8 | 9 | AB | R | H | RBI | BB | SO | LOB | TOP | | | | | |
|--|---|---------------------------------|------------------------------|----------------------------------|------------------------------|---------------------------------|------------------------------|---------------------------------|------------------------------|---------------------------------|------------------------------|----------------------------------|------------------------------|---------------------------------|------------------------------|----------------------------------|---|----------------------------------|----------------------------------|------------------------------------|-------------------------|--------|
| Whitey Lockman, L (1,3) OBP: 0.304, SLG: 0.421 | F8 | G3 | | | F3 | | L4 1B | F9 | | 5 | 0 | 1 | 0 | 0 | 0 | 4 | New York Giants @ Milwaukee Braves Milwaukee County Stadium, Milwaukee, WI Wed Jun 09 1954, 4:33 AM EDT Att: 30,018 - Unknown | | | | | |
| Alvin Dark, R (1,6) OBP: 0.330, SLG: 0.435 | 2B FC1-4 | IBB | | | 4-3 | | 1-2 | 1B | SH3-4 1B | 4 | 2 | 4 | 0 | 1 | 0 | 0 | | | | | | |
| Hank Thompson, L (1,5) OBP: 0.411, SLG: 0.533 | FC1-4 2-3 | 4-3 | | | 4-3 | | K | SH3-4 | SH3-4 | 4 | 0 | 1 | 0 | 0 | 1 | 6 | | | | | | |
| Monte Irvin, R (1,7) OBP: 0.354, SLG: 0.478 | FC1-4 IBB | | | | F2 | | L4 | 1B SF9 | 1B SF9 IBB | 2 | 1 | 0 | 0 | 3 | 0 | 2 | | | | | | |
| Don Mueller, L (1,9) OBP: 0.384, SLG: 0.458 | FC1-4 | | | | 4-3 | | F7 | BB 1B | BB 1B | 5 | 1 | 2 | 2 | 0 | 0 | 4 | | | | | | |
| Willie Mays, R (1,8) OBP: 0.371, SLG: 0.651 | F7 | | | | F9 | | B2-5-3 BB | B1-4 BB | SF9 | 2 | 0 | 0 | 1 | 2 | 0 | 2 | | | | | | |
| Billy Gardner, R (1,4) OBP: 0.304, SLG: 0.475 | | G3 SH 1B | | | 5-3 | | K | B1-4 | BB 1B | 5 | 0 | 2 | 0 | 0 | 1 | 3 | | | | | | |
| Wes Westrum, R (1,2) OBP: 0.304, SLG: 0.200 | | K | | | L6 | | 1-2 | 1B IBB | 1-2 2-3 BB | 2 | 0 | 0 | 0 | 3 | 1 | 1 | | | | | | |
| Johnny Antonelli, L (1,1) OBP: 0.205, SLG: 0.263 | | SH G3 | | | K | | B2-5-3 | 1-2 2-H 1B | K | 4 | 0 | 1 | 1 | 0 | 2 | 5 | | | | | | |
| Inning Stats | R: 1 E: 0 K: 0 S: 5 | H: 2 LOB: 2 BB: 1 P: 9 | R: 0 E: 0 K: 1 S: 7 | H: 1 LOB: 3 BB: 1 P: 11 | R: 0 E: 0 K: 0 S: 3 | H: 0 LOB: 0 BB: 0 P: 3 | R: 0 E: 0 K: 1 S: 5 | H: 0 LOB: 0 BB: 0 P: 5 | R: 0 E: 0 K: 0 S: 4 | H: 1 LOB: 2 BB: 1 P: 8 | R: 0 E: 0 K: 1 S: 4 | H: 0 LOB: 1 BB: 2 P: 12 | R: 0 E: 0 K: 1 S: 6 | H: 2 LOB: 1 BB: 0 P: 6 | R: 1 E: 0 K: 0 S: 4 | H: 2 LOB: 2 BB: 2 P: 12 | R: 2 E: 0 K: 1 S: 8 | H: 3 LOB: 3 BB: 2 P: 16 | 1B: 8 2B: 5 3B: 0 HR: 0 | SF: 1 SAC: 2 DP: 3 HBP: 0 | WP: 0 PB: 0 CS: 0 | PA: 45 |
| PITCHER Warren Spahn, L (1,1) ERA: 2.94 | IP: 9.0 WLS: L BF: 45 H: 11 R: 4 ER: 4 SO: 5 BB: 4 IBB: 5 HBP: 0 BLK: 0 WP: 0 HR: 0 S: 46 P: 82 ERA: 4.00 WHIP: 1.667 | | | | | | | | | | | | | | | PITCHER | | | | | | |

| | |
|-----|----|
| AB | 33 |
| R | 4 |
| H | 11 |
| RBI | 4 |
| BB | 9 |
| SO | 5 |
| LOB | 27 |



| Batter | 1 | 2 | 3 | 4 | 5 | 6 | 7 | 8 | 9 | AB | R | H | RBI | BB | SO | LOB | BOTTOM | | | | | |
|--|--|---------------------------------|------------------------------|----------------------------------|------------------------------|---------------------------------|------------------------------|---------------------------------|------------------------------|---------------------------------|------------------------------|---------------------------------|------------------------------|---------------------------------|------------------------------|---------------------------------|---|---------------------------------|----------------------------------|------------------------------------|-------------------------|--------|
| Jim Pendleton, R (1,8) OBP: 0.242, SLG: 0.274 | 5-3 | | K | | K | | F9 | | 6-3 | 5 | 0 | 0 | 0 | 0 | 2 | 0 | New York Giants @ Milwaukee Braves Milwaukee County Stadium, Milwaukee, WI Wed Jun 09 1954, 4:33 AM EDT Att: 30,018 - Unknown | | | | | |
| Johnny Logan, R (1,6) OBP: 0.348, SLG: 0.430 | 4-3 | | G3 | | G3 | | 5-3 | | F8 | 5 | 0 | 0 | 0 | 0 | 0 | 0 | | | | | | |
| Eddie Mathews, L (1,5) OBP: 0.421, SLG: 0.545 | 6-3 | | 1B | | FC6-4 BB | | 1B | | BB | 2 | 0 | 1 | 0 | 2 | 0 | 0 | | | | | | |
| Andy Pafko, R (1,9) OBP: 0.351, SLG: 0.444 | | BB 1B | 1-3 | | FC6-4 | | 1B | | 1B | 4 | 0 | 2 | 0 | 0 | 0 | 2 | | | | | | |
| Joe Adcock, R (1,3) OBP: 0.393, SLG: 0.525 | | F9 | | | F7 | | F8 | | F8 | 4 | 0 | 1 | 0 | 0 | 0 | 3 | | | | | | |
| Hank Aaron, R (1,7) OBP: 0.327, SLG: 0.459 | | BB 1B | | | 1B | | SH5-4 1B | | P6 | 3 | 0 | 2 | 0 | 0 | 0 | 0 | | | | | | |
| Danny O'Connell, R (1,4) OBP: 0.299, SLG: 0.303 | | 1-2 2-3 BB | | | F8 | | BB | | F7 | 2 | 0 | 0 | 0 | 2 | 0 | 1 | | | | | | |
| Del Crandall, R (1,2) OBP: 0.240, SLG: 0.266 | | K | | | 1B | | P5 | | 5-3 | 4 | 0 | 1 | 0 | 0 | 1 | 5 | | | | | | |
| Warren Spahn, L (1,1) OBP: 0.300, SLG: 0.389 Sam Calderone, R (9,PH) OBP: 0.471, SLG: 0.462 | | K | | | P5 | | G3 | | K | 3 | 0 | 0 | 0 | 0 | 1 | 7 | | | | | | |
| Inning Stats | R: 0 E: 0 K: 0 S: 3 | H: 0 LOB: 0 BB: 0 P: 3 | R: 0 E: 0 K: 2 S: 9 | H: 2 LOB: 3 BB: 1 P: 13 | R: 0 E: 0 K: 1 S: 6 | H: 1 LOB: 1 BB: 0 P: 6 | R: 0 E: 0 K: 0 S: 5 | H: 2 LOB: 2 BB: 0 P: 5 | R: 0 E: 0 K: 1 S: 5 | H: 0 LOB: 1 BB: 1 P: 9 | R: 0 E: 0 K: 0 S: 4 | H: 1 LOB: 2 BB: 1 P: 8 | R: 0 E: 0 K: 0 S: 4 | H: 1 LOB: 2 BB: 1 P: 8 | R: 0 E: 0 K: 0 S: 3 | H: 0 LOB: 0 BB: 0 P: 3 | R: 0 E: 0 K: 1 S: 5 | H: 0 LOB: 0 BB: 0 P: 5 | 1B: 7 2B: 0 3B: 0 HR: 0 | SF: 0 SAC: 1 DP: 0 HBP: 0 | WP: 0 PB: 0 CS: 0 | PA: 38 |
| PITCHER Johnny Antonelli, L (1,1) ERA: 2.41 | IP: 9.0 WLS: W BF: 38 H: 7 R: 0 ER: 0 SO: 5 BB: 4 IBB: 0 HBP: 0 BLK: 0 WP: 0 HR: 0 S: 44 P: 60 ERA: 0.00 WHIP: 1.222 | | | | | | | | | | | | | | | PITCHER | | | | | | |

| | |
|-----|----|
| AB | 33 |
| R | 0 |
| H | 7 |
| RBI | 0 |
| BB | 4 |
| SO | 5 |
| LOB | 18 |



| Batter | 1 | 2 | 3 | 4 | 5 | 6 | 7 | 8 | 9 | 10 | AB | R | H | RBI | BB | SO | LOB | TOP | | | | |
|---|---|---------------------------------|------------------------------|---------------------------------|------------------------------|---------------------------------|------------------------------|----------------------------------|------------------------------|---------------------------------|------------------------------|---------------------------------|------------------------------|---------------------------------|------------------------------|---------------------------------|------------------------------|---|----------------------------------|------------------------------------|----------------------------------|--------|
| Whitey Lockman, L OBP: 0.303, SLG: 0.417 | 4-3 | | G3 | | | | | 4-3 | | | 4 | 0 | 1 | 0 | 0 | 0 | 0 | New York Giants @ Milwaukee Braves Milwaukee County Stadium, Milwaukee, WI Thu Jun 10 1954, 4:33 AM EDT Att: 23,100 - Unknown livebaseballscorecards.com | | | | |
| Alvin Dark, R OBP: 0.329, SLG: 0.432 | 1B | | K | | | CS | F9 | | 6-3 | | 4 | 0 | 1 | 0 | 0 | 1 | 0 | | | | | |
| Hank Thompson, L OBP: 0.402, SLG: 0.519 | F8 | | | 4-3 | | | F8 | | K | | 4 | 0 | 0 | 0 | 0 | 1 | 1 | | | | | |
| Monte Irvin, R OBP: 0.362, SLG: 0.481 | 1B | | | FC5 | BB | | K | | | 1B | 3 | 0 | 2 | 0 | 1 | 1 | 0 | | | | | |
| Don Mueller, L OBP: 0.377, SLG: 0.449 | 4-3 | | | F2 | | | P4 | | K | | 4 | 0 | 0 | 0 | 0 | 1 | 4 | | | | | |
| Willie Mays, R OBP: 0.369, SLG: 0.640 | | F8 | | | | | 5-3 | | | K | 3 | 0 | 0 | 0 | 1 | 1 | 0 | | | | | |
| Billy Gardner, R OBP: 0.340, SLG: 0.442 | | | | | | | | | | | 3 | 0 | 0 | 0 | 0 | 0 | 2 | | | | | |
| Bill Taylor, L OBP: 0.353, SLG: 0.600 | 6-3 | | | FC5 | | | 6-3 | | | | 1 | 1 | 1 | 1 | 0 | 0 | 0 | | | | | |
| Bobby Hofman, R OBP: 0.120, SLG: 0.400 | | | | 2-3r | | | | | | HR | 0 | 0 | 0 | 0 | 0 | 0 | 0 | | | | | |
| Wes Westrum, R OBP: 0.283, SLG: 0.184 | | | | | | | | 1-3 | | K | 4 | 0 | 0 | 0 | 0 | 2 | 0 | | | | | |
| Ruben Gomez, R OBP: 0.250, SLG: 0.250 | | | 4-3 | | | | P6 | F9 | | 6-3 | 4 | 0 | 0 | 0 | 0 | 0 | 0 | | | | | |
| Inning Stats | R: 0 E: 0 K: 0 S: 5 | H: 2 LOB: 2 BB: 0 P: 5 | R: 0 E: 0 K: 0 S: 3 | H: 0 LOB: 0 BB: 0 P: 3 | R: 0 E: 0 K: 1 S: 5 | H: 0 LOB: 0 BB: 0 P: 5 | R: 0 E: 0 K: 0 S: 3 | H: 0 LOB: 2 BB: 2 P: 11 | R: 0 E: 0 K: 1 S: 5 | H: 1 LOB: 0 BB: 0 P: 5 | R: 0 E: 0 K: 0 S: 3 | H: 0 LOB: 0 BB: 0 P: 3 | R: 0 E: 0 K: 2 S: 8 | H: 0 LOB: 1 BB: 0 P: 8 | R: 0 E: 0 K: 2 S: 8 | H: 1 LOB: 0 BB: 0 P: 8 | R: 1 E: 0 K: 2 S: 8 | H: 1 LOB: 0 BB: 0 P: 8 | 1B: 4 2B: 0 3B: 0 HR: 1 | SF: 0 SAC: 0 DP: 0 HBP: 0 | WP: 0 PB: 0 SB: 0 CS: 1 | PA: 37 |
| PITCHER Gene Conley, R ERA: 2.43 | IP: 10.0 WLS: L BF: 36 H: 5 R: 1 ER: 1 SO: 7 BB: 2 IBB: 0 HBP: 0 BLK: 0 WP: 0 HR: 1 S: 48 P: 56 ERA: 0.90 WHIP: 0.700 | | | | | | | | | | | | | | | | | | | | | |

| Batter | 1 | 2 | 3 | 4 | 5 | 6 | 7 | 8 | 9 | 10 | AB | R | H | RBI | BB | SO | LOB | BOTTOM | | | | |
|---|---|---------------------------------|------------------------------|---------------------------------|------------------------------|---------------------------------|------------------------------|----------------------------------|------------------------------|---------------------------------|------------------------------|---------------------------------|------------------------------|---------------------------------|------------------------------|---------------------------------|------------------------------|---|----------------------------------|------------------------------------|----------------------------------|--------|
| Bill Bruton, L OBP: 0.315, SLG: 0.284 | F9-3 | | K | | | | P6 | | F8-2 | | 5 | 0 | 1 | 0 | 0 | 1 | 4 | New York Giants @ Milwaukee Braves Milwaukee County Stadium, Milwaukee, WI Thu Jun 10 1954, 4:33 AM EDT Att: 23,100 - Unknown livebaseballscorecards.com | | | | |
| Johnny Logan, R OBP: 0.348, SLG: 0.426 | 1B | | | | | | | | | | 2 | 0 | 0 | 0 | 1 | 0 | 1 | | | | | |
| Roy Smalley, R OBP: 0.333, SLG: 0.800 | F9-3 | | | FC6-4 | BB | | F8 | | 6-3 | | 1 | 0 | 0 | 0 | 0 | 0 | 0 | | | | | |
| Jack Dittmer, L OBP: 0.182, SLG: 0.262 | 1-2 | | | | | | | | | | 1 | 0 | 0 | 0 | 0 | 1 | 0 | | | | | |
| Eddie Mathews, L OBP: 0.416, SLG: 0.535 | E | S | | F7 | | | G1 | | E3 | | 5 | 0 | 1 | 0 | 0 | 1 | 1 | | | | | |
| Andy Pafko, R OBP: 0.349, SLG: 0.439 | F7 | | | FC6-4 | BB | | | | L7 | | 4 | 0 | 1 | 0 | 0 | 0 | 3 | | | | | |
| Joe Adcock, R OBP: 0.395, SLG: 0.522 | | | | 1-2r | | | | | 1B | | 3 | 0 | 1 | 0 | 1 | 0 | 2 | | | | | |
| Hank Aaron, R OBP: 0.331, SLG: 0.460 | | | | FC6-4 | BB | | | | P5 | | 4 | 0 | 2 | 0 | 0 | 0 | 3 | | | | | |
| Danny O'Connell, R OBP: 0.302, SLG: 0.305 | | | | 1-2r | | | | | 1B | SH1-4 | 2 | 0 | 1 | 0 | 0 | 0 | 0 | | | | | |
| Del Crandall, R OBP: 0.242, SLG: 0.261 | | | | | | | | | | | 2 | 0 | 0 | 0 | 1 | 0 | 0 | | | | | |
| George Metkovich, L OBP: 0.490, SLG: 0.381 | | | | | | | | | | | 0 | 0 | 0 | 0 | 1 | 0 | 0 | | | | | |
| Charlie White, L OBP: 0.333, SLG: 0.386 | | | | | | | | | | | 0 | 0 | 0 | 0 | 0 | 0 | 0 | | | | | |
| Gene Conley, R OBP: 0.200, SLG: 0.240 | | | | | | | | | | | 4 | 0 | 2 | 0 | 0 | 0 | 2 | | | | | |
| Inning Stats | R: 0 E: 0 K: 0 S: 4 | H: 2 LOB: 1 BB: 4 P: 4 | R: 0 E: 0 K: 0 S: 3 | H: 2 LOB: 0 BB: 0 P: 3 | R: 0 E: 0 K: 1 S: 5 | H: 0 LOB: 0 BB: 0 P: 5 | R: 0 E: 0 K: 0 S: 3 | H: 0 LOB: 2 BB: 2 P: 11 | R: 0 E: 0 K: 0 S: 4 | H: 1 LOB: 1 BB: 0 P: 4 | R: 0 E: 0 K: 0 S: 4 | H: 1 LOB: 1 BB: 0 P: 4 | R: 0 E: 1 K: 0 S: 4 | H: 0 LOB: 1 BB: 0 P: 4 | R: 0 E: 0 K: 0 S: 3 | H: 1 LOB: 1 BB: 0 P: 7 | R: 0 E: 0 K: 2 S: 7 | H: 0 LOB: 0 BB: 0 P: 7 | 1B: 9 2B: 3 3B: 0 HR: 0 | SF: 0 SAC: 2 DP: 4 HBP: 0 | WP: 0 PB: 0 SB: 1 CS: 1 | PA: 40 |
| PITCHER Ruben Gomez, R ERA: 2.87 | IP: 10.0 WLS: W BF: 39 H: 9 R: 0 ER: 0 SO: 3 BB: 2 IBB: 2 HBP: 0 BLK: 0 WP: 0 HR: 0 S: 41 P: 57 ERA: 0.00 WHIP: 1.100 | | | | | | | | | | | | | | | | | | | | | |



| Batter | 1 | 2 | 3 | 4 | 5 | 6 | 7 | 8 | 9 | AB | R | H | RBI | BB | SO | LOB | TOP | | | |
|--|--|---------------------------------|------------------------------|---------------------------------|------------------------------|---------------------------------|------------------------------|---------------------------------|------------------------------|---------------------------------|------------------------------|---------------------------------|------------------------------|---------------------------------|------------------------------|---------------------------------|---|----------------------------------|------------------------------------|----------------------------------|
| Willie Jones, R OBP: 0.365, SLG: 0.433 | | | | | | | | | | 4 | 0 | 2 | 0 | 0 | 0 | 0 | Philadelphia Phillies @ Milwaukee Braves Milwaukee County Stadium, Milwaukee, WI Fri Jun 11 1954, 4:33 AM EDT Att: 35,047 - Unknown | | | |
| Richie Ashburn, L OBP: 0.445, SLG: 0.354 Danny Schell, R OBP: 0.265, SLG: 0.344 | | | | | | | | | | 1 | 0 | 0 | 0 | 0 | 0 | 1 | | | | |
| Earl Torgeson, L OBP: 0.392, SLG: 0.438 | | | | | | | | | | 4 | 0 | 1 | 0 | 0 | 0 | 3 | | | | |
| Del Ennis, R OBP: 0.324, SLG: 0.470 | | | | | | | | | | 4 | 0 | 0 | 0 | 0 | 1 | 2 | | | | |
| Granny Hamner, R OBP: 0.421, SLG: 0.526 | | | | | | | | | | | 3 | 0 | 0 | 0 | 1 | 0 | | | | |
| Smoky Burgess, L OBP: 0.468, SLG: 0.530 Mickey Micelotta, R (9, PR) | | | | | | | | | | 3 | 0 | 1 | 0 | 1 | 0 | 0 | | | | |
| Johnny Wyrostek, L OBP: 0.304, SLG: 0.402 | | | | | | | | | | 4 | 0 | 0 | 0 | 0 | 0 | 3 | | | | |
| Bobby Morgan, R OBP: 0.411, SLG: 0.467 | | | | | | | | | | 3 | 0 | 0 | 0 | 0 | 0 | 0 | | | | |
| Curt Simmons, L OBP: 0.194, SLG: 0.171 | | | | | | | | | | 3 | 0 | 0 | 0 | 0 | 0 | 0 | | | | |
| Inning Stats | R: 0 E: 0 K: 0 S: 4 | H: 2 LOB: 1 BB: 0 P: 4 | R: 0 E: 0 K: 0 S: 3 | H: 0 LOB: 0 BB: 0 P: 3 | R: 0 E: 1 K: 0 S: 5 | H: 1 LOB: 2 BB: 0 P: 5 | R: 0 E: 0 K: 1 S: 5 | H: 1 LOB: 1 BB: 0 P: 9 | R: 0 E: 0 K: 0 S: 4 | H: 0 LOB: 0 BB: 0 P: 3 | R: 0 E: 0 K: 0 S: 3 | H: 0 LOB: 0 BB: 0 P: 3 | R: 0 E: 1 K: 0 S: 4 | H: 0 LOB: 1 BB: 0 P: 4 | R: 0 E: 0 K: 0 S: 3 | H: 0 LOB: 1 BB: 1 P: 7 | | 1B: 5 2B: 0 3B: 0 HR: 0 | SF: 0 SAC: 0 DP: 2 HBP: 0 | WP: 0 PB: 0 SB: 0 CS: 0 |
| PITCHER Lew Burdette, R ERA: 2.24 | IP: 9.0 WLS: W BF: 34 H: 5 R: 0 ER: 0 SO: 1 BB: 2 IBB: 0 HBP: 0 BLK: 0 WP: 0 HR: 0 S: 34 P: 42 ERA: 0.00 WHIP: 0.778 | | | | | | | | | | | | | | | PITCHER | | | | |

| | |
|-----|----|
| AB | 32 |
| R | 0 |
| H | 5 |
| RBI | 0 |
| BB | 2 |
| SO | 1 |
| LOB | 11 |



| Batter | 1 | 2 | 3 | 4 | 5 | 6 | 7 | 8 | 9 | AB | R | H | RBI | BB | SO | LOB | BOTTOM |
|--|--|---------------------------------|------------------------------|---------------------------------|------------------------------|---------------------------------|------------------------------|---------------------------------|------------------------------|---------------------------------|------------------------------|---------------------------------|----------------------------------|------------------------------------|----------------------------------|----------------|---|
| Jim Pendleton, R OBP: 0.243, SLG: 0.303 Bill Bruton, L OBP: 0.315, SLG: 0.284 | | | | | | | | | | 4 | 1 | 1 | 0 | 0 | 0 | 2 | Philadelphia Phillies @ Milwaukee Braves Milwaukee County Stadium, Milwaukee, WI Fri Jun 11 1954, 4:33 AM EDT Att: 35,047 - Unknown |
| Johnny Logan, R OBP: 0.348, SLG: 0.426 | | | | | | | | | | 2 | 0 | 1 | 1 | 0 | 0 | 0 | |
| Hank Aaron, R OBP: 0.337, SLG: 0.470 | | | | | | | | | | 3 | 0 | 2 | 0 | 0 | 0 | 0 | |
| Eddie Mathews, L OBP: 0.410, SLG: 0.526 | | | | | | | | | | 3 | 0 | 0 | 0 | 0 | 1 | 1 | |
| Joe Adcock, R OBP: 0.389, SLG: 0.514 | | | | | | | | | | 3 | 0 | 0 | 0 | 0 | 0 | 1 | |
| Andy Pafko, R OBP: 0.344, SLG: 0.432 | | | | | | | | | | 3 | 0 | 0 | 0 | 0 | 0 | 0 | |
| Danny O'Connell, R OBP: 0.302, SLG: 0.305 | | | | | | | | | | 3 | 0 | 1 | 0 | 0 | 0 | 0 | |
| Del Crandall, R OBP: 0.244, SLG: 0.257 | | | | | | | | | | 2 | 0 | 0 | 0 | 1 | 0 | 0 | |
| Lew Burdette, R | | | | | | | | | | 3 | 0 | 0 | 0 | 0 | 0 | 2 | |
| Inning Stats | R: 1 E: 0 K: 0 S: 4 | H: 1 LOB: 0 BB: 0 P: 4 | R: 0 E: 0 K: 0 S: 3 | H: 0 LOB: 0 BB: 0 P: 3 | R: 0 E: 0 K: 1 S: 5 | H: 2 LOB: 0 BB: 0 P: 5 | R: 0 E: 0 K: 0 S: 3 | H: 0 LOB: 0 BB: 0 P: 3 | R: 0 E: 0 K: 0 S: 4 | H: 1 LOB: 1 BB: 0 P: 4 | R: 0 E: 1 K: 0 S: 4 | H: 1 LOB: 2 BB: 1 P: 8 | 1B: 3 2B: 1 3B: 1 HR: 0 | SF: 1 SAC: 0 DP: 0 HBP: 0 | WP: 0 PB: 0 SB: 1 CS: 0 | PA: 28 | |
| PITCHER Curt Simmons, L ERA: 2.34 | IP: 8.0 WLS: L BF: 28 H: 5 R: 1 ER: 1 SO: 1 BB: 0 IBB: 1 HBP: 0 BLK: 0 WP: 0 HR: 0 S: 29 P: 33 ERA: 1.12 WHIP: 0.625 | | | | | | | | | | | | | | | PITCHER | |

| | |
|-----|----|
| AB | 26 |
| R | 1 |
| H | 5 |
| RBI | 1 |
| BB | 1 |
| SO | 1 |
| LOB | 6 |



| Batter | 1 | 2 | 3 | 4 | 5 | 6 | 7 | 8 | 9 | AB | R | H | RBI | BB | SO | LOB | TOP | | |
|--|--|---------------------------------|------------------------------|---------------------------------|------------------------------|---------------------------------|------------------------------|---------------------------------|------------------------------|---------------------------------|------------------------------|---------------------------------|------------------------------|---------------------------------|------------------------------|---------------------------------|----------------------------------|------------------------------------|--------------------------|
| Willie Jones, R OBP: 0.359, SLG: 0.424 (1,5) | 5-3 | | F9 | | | L6 | | | 4-3 | 4 | 0 | 0 | 0 | 0 | 0 | 0 | | | |
| Richie Ashburn, L OBP: 0.443, SLG: 0.352 (1,8) Danny Schell, R OBP: 0.250, SLG: 0.324 (1,8) | F7 | | | P4 | | | 1-3 | | | 1 | 0 | 0 | 0 | 0 | 0 | 0 | | | |
| Earl Torgeson, L OBP: 0.386, SLG: 0.431 (1,3) | G3 | | | F8 | | | F9 | | | 3 | 0 | 0 | 0 | 0 | 0 | 0 | | | |
| Del Ennis, R OBP: 0.320, SLG: 0.463 (1,7) | | F7 | | F7 | | | P4 | | | 3 | 0 | 0 | 0 | 0 | 0 | 0 | | | |
| Granny Hamner, R OBP: 0.416, SLG: 0.518 (1,4) | | F8 | | | 6-3 | | | 1-3 | | 3 | 0 | 0 | 0 | 0 | 0 | 0 | | | |
| Smoky Burgess, L OBP: 0.471, SLG: 0.525 (1,2) | | | | | | | | F7 | | 1 | 0 | 0 | 0 | 2 | 0 | 0 | | | |
| Johnny Wyrostek, L OBP: 0.297, SLG: 0.391 (1,9) | | | | | | | | | 6-3 | 3 | 0 | 0 | 0 | 0 | 2 | 2 | | | |
| Bobby Morgan, R OBP: 0.402, SLG: 0.455 (1,6) | | | 5-3 | | | K | | | P3 | 3 | 0 | 0 | 0 | 0 | 1 | 0 | | | |
| Robin Roberts, S OBP: 0.140, SLG: 0.125 (1,1) Mel Clark, R OBP: 0.253, SLG: 0.240 (9, PH) | | | K | | | K | | | K | 2 | 0 | 0 | 0 | 0 | 2 | 0 | | | |
| | | | | | | | | | | 1 | 0 | 0 | 0 | 0 | 1 | 0 | | | |
| Inning Stats | R: 0 E: 0 K: 0 S: 3 | H: 0 LOB: 0 BB: 0 P: 3 | R: 0 E: 0 K: 1 S: 5 | H: 0 LOB: 1 BB: 1 P: 9 | R: 0 E: 0 K: 1 S: 5 | H: 0 LOB: 0 BB: 0 P: 5 | R: 0 E: 0 K: 0 S: 3 | H: 0 LOB: 0 BB: 0 P: 3 | R: 0 E: 0 K: 1 S: 4 | H: 0 LOB: 1 BB: 1 P: 8 | R: 0 E: 0 K: 0 S: 3 | H: 0 LOB: 0 BB: 0 P: 3 | R: 0 E: 0 K: 0 S: 3 | H: 0 LOB: 0 BB: 0 P: 3 | R: 0 E: 0 K: 1 S: 5 | H: 0 LOB: 0 BB: 0 P: 5 | 1B: 0 2B: 1 3B: 0 HR: 0 | SF: 0 SAC: 0 DP: 1 HBP: 0 | WP: 0 PA: 28 CS: 1 |
| PITCHER Jim Wilson, R ERA: 2.36 (1,1) | IP: 9.0 WLS: W BF: 28 H: 0 R: 0 ER: 0 SO: 6 BB: 2 IBB: 0 HBP: 0 BLK: 0 WP: 0 HR: 0 S: 38 P: 46 ERA: 0.00 WHIP: 0.222 | | | | | | | | | | | | | | | | | | |

Philadelphia Phillies @ Milwaukee Braves
Milwaukee County Stadium, Milwaukee, WI

AB 26
R 0
H 0
RBI 0
BB 2
SO 6
LOB 2



Sat Jun 12 1954, 4:33 AM EDT
Att: 28,218 - Unknown


| Batter | 1 | 2 | 3 | 4 | 5 | 6 | 7 | 8 | 9 | AB | R | H | RBI | BB | SO | LOB | BOTTOM | | |
|---|--|---------------------------------|------------------------------|---------------------------------|------------------------------|---------------------------------|------------------------------|---------------------------------|------------------------------|---------------------------------|------------------------------|---------------------------------|------------------------------|---------------------------------|------------------------------|---------------------------------|----------------------------------|------------------------------------|--------------------------|
| Bill Bruton, L OBP: 0.320, SLG: 0.289 (1,8) | 6-3 | | F9 | | | SH3-4 1B | | | | 4 | 0 | 2 | 0 | 0 | 0 | 1 | | | |
| Johnny Logan, R OBP: 0.347, SLG: 0.440 (1,6) | HR | | F7 | | | SH3-4 | | F9 | | 3 | 1 | 1 | 1 | 0 | 0 | 2 | | | |
| Hank Aaron, R OBP: 0.335, SLG: 0.464 (1,7) | | | | F7 | | K | | K | | 4 | 0 | 1 | 0 | 0 | 2 | 2 | | | |
| Eddie Mathews, L OBP: 0.405, SLG: 0.517 (1,5) | F5 | | | 3-1 | | 4-3 | | | | 3 | 0 | 0 | 0 | 0 | 0 | 2 | | | |
| Joe Adcock, R OBP: 0.384, SLG: 0.505 (1,3) | CS | F2 | | F8 | | | K | | | 3 | 0 | 0 | 0 | 0 | 1 | 0 | | | |
| Andy Pafko, R OBP: 0.336, SLG: 0.425 (1,9) | | 6-3 | | | F9 | | 1-3 | | | 3 | 0 | 0 | 0 | 0 | 0 | 0 | | | |
| Danny O'Connell, R OBP: 0.302, SLG: 0.306 (1,4) | | 5-3 | | | P4 | | | 1B | | 3 | 0 | 1 | 0 | 0 | 0 | 0 | | | |
| Del Crandall, R OBP: 0.246, SLG: 0.284 (1,2) | | | 5-3 | | | HR | | F5 | | 3 | 1 | 1 | 1 | 0 | 0 | 1 | | | |
| Jim Wilson, R OBP: 0.333, SLG: 0.500 (1,1) | | | | | 6-3 | | | P5 | | 3 | 0 | 1 | 0 | 0 | 0 | 0 | | | |
| Inning Stats | R: 1 E: 0 K: 0 S: 4 | H: 2 LOB: 0 BB: 0 P: 4 | R: 0 E: 0 K: 0 S: 3 | H: 0 LOB: 0 BB: 0 P: 3 | R: 0 E: 0 K: 0 S: 4 | H: 1 LOB: 1 BB: 0 P: 4 | R: 0 E: 0 K: 0 S: 3 | H: 0 LOB: 0 BB: 0 P: 3 | R: 1 E: 0 K: 0 S: 4 | H: 1 LOB: 0 BB: 0 P: 4 | R: 0 E: 0 K: 1 S: 6 | H: 1 LOB: 1 BB: 0 P: 6 | R: 0 E: 0 K: 1 S: 6 | H: 1 LOB: 1 BB: 0 P: 6 | R: 0 E: 0 K: 1 S: 6 | H: 1 LOB: 1 BB: 0 P: 6 | 1B: 4 2B: 1 3B: 0 HR: 2 | SF: 0 SAC: 1 DP: 0 HBP: 0 | WP: 0 PA: 31 CS: 1 |
| PITCHER Robin Roberts, R ERA: 2.72 (1,1) | IP: 8.0 WLS: L BF: 30 H: 7 R: 2 ER: 2 SO: 3 BB: 0 IBB: 0 HBP: 0 BLK: 0 WP: 0 HR: 2 S: 36 P: 36 ERA: 2.25 WHIP: 0.875 | | | | | | | | | | | | | | | | | | |


Philadelphia Phillies @ Milwaukee Braves
Milwaukee County Stadium, Milwaukee, WI


AB 29
R 2
H 7
RBI 2
BB 0
SO 3
LOB 8




Sat Jun 12 1954, 4:33 AM EDT
Att: 28,218 - Unknown

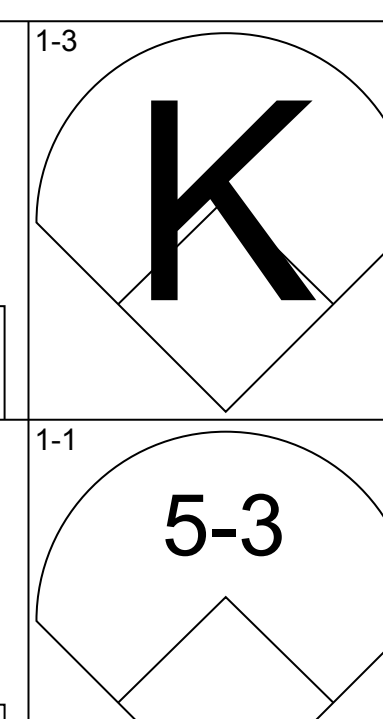
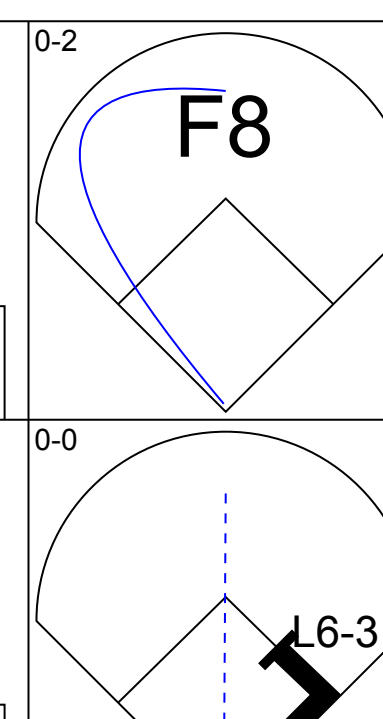
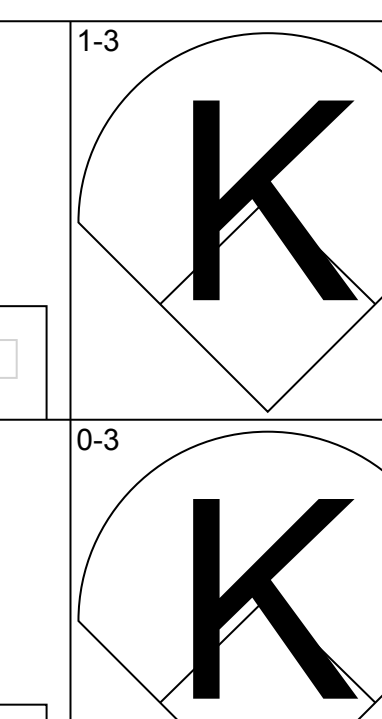
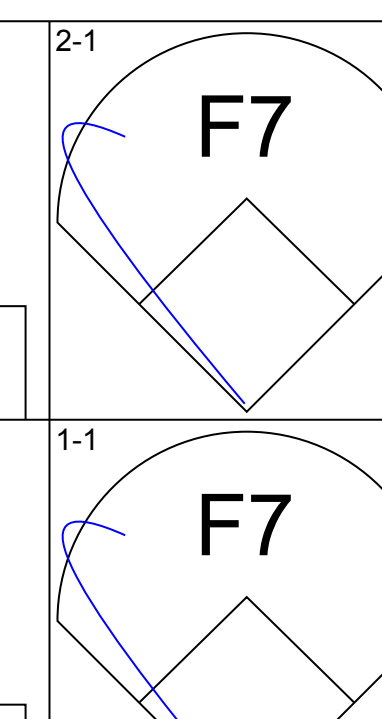
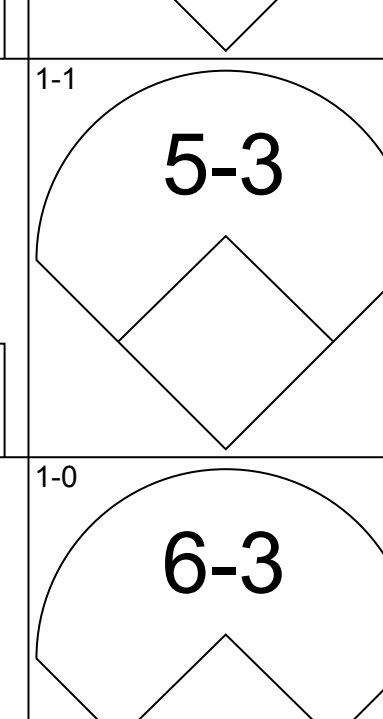
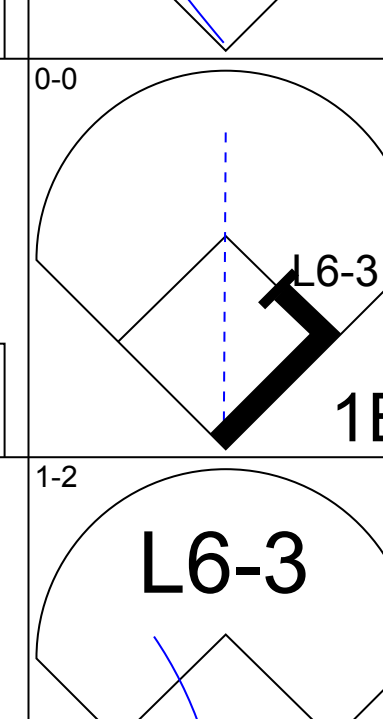
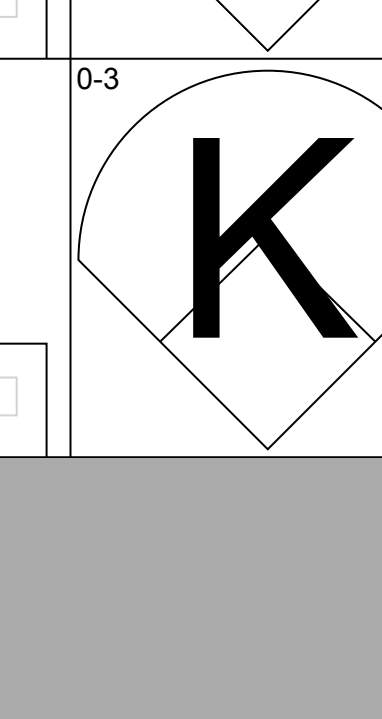
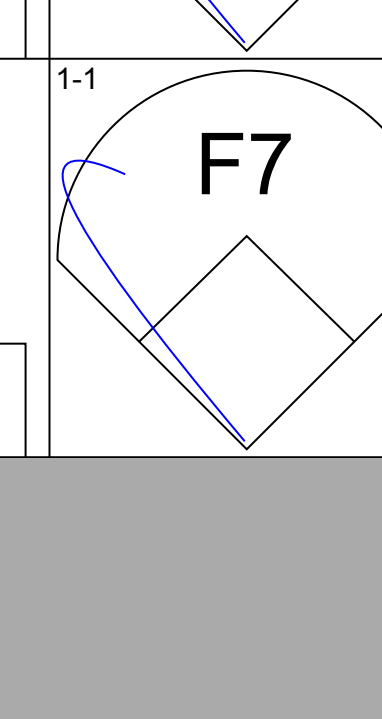
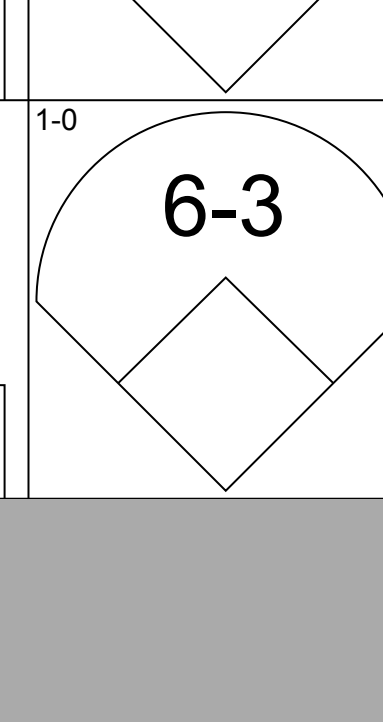
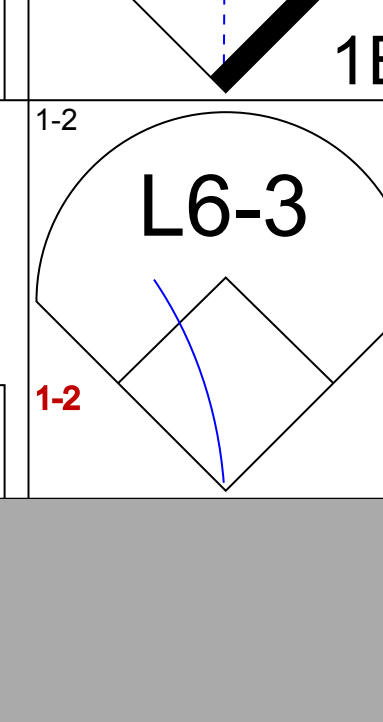
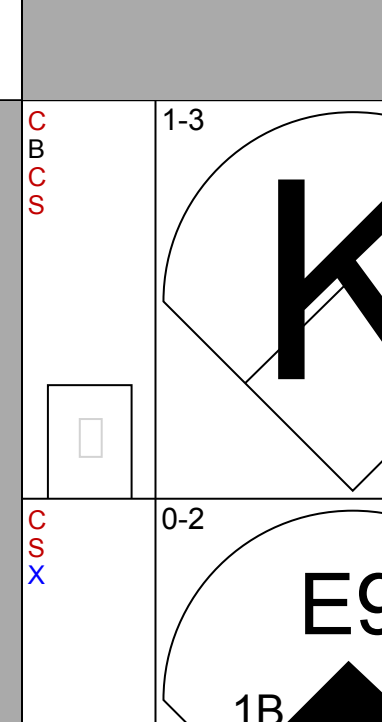
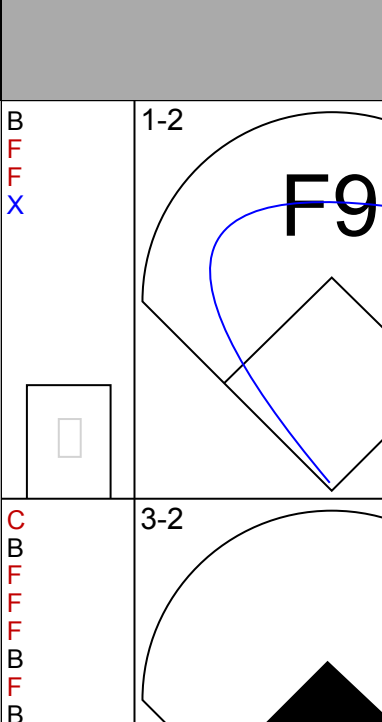
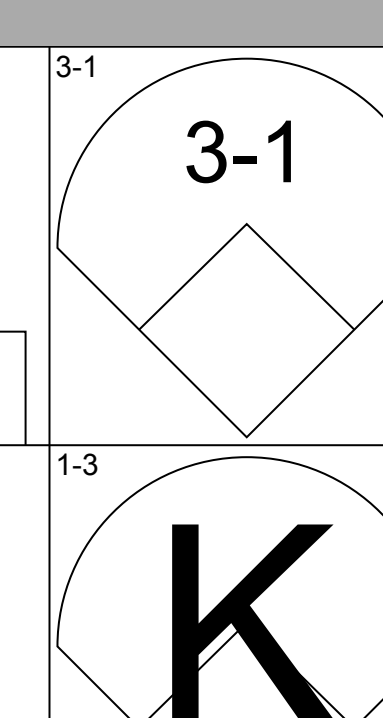
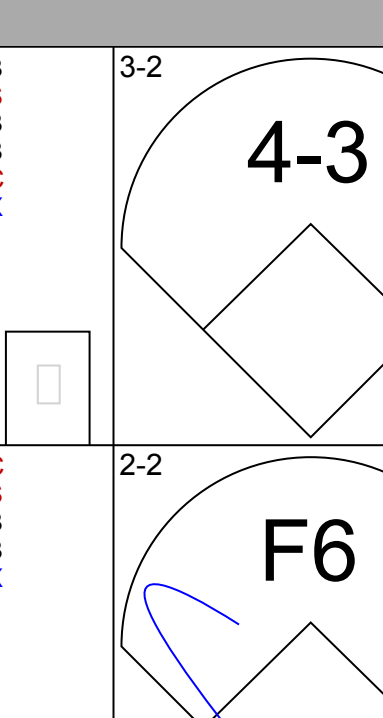
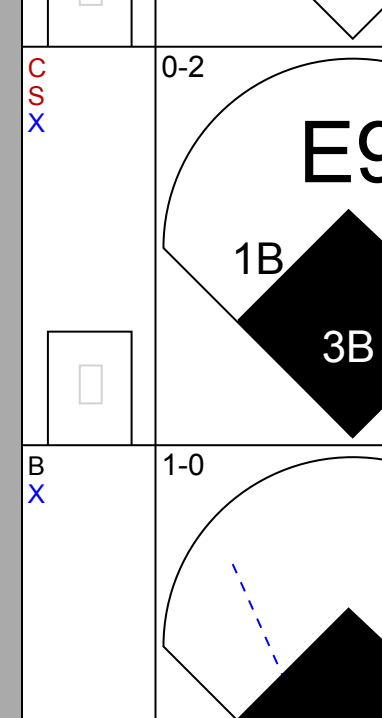
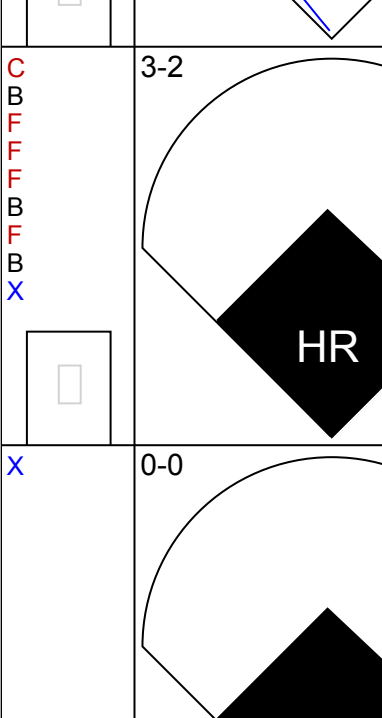
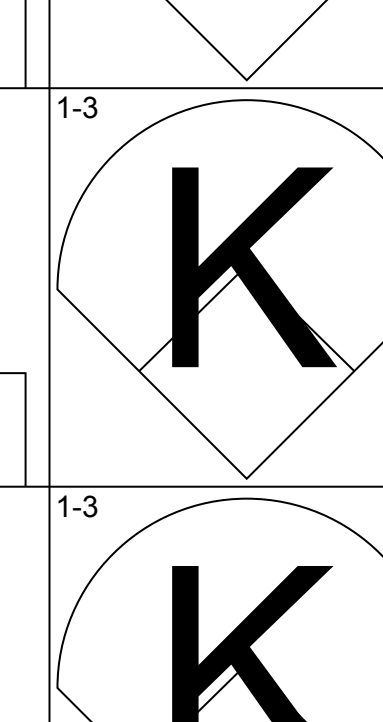
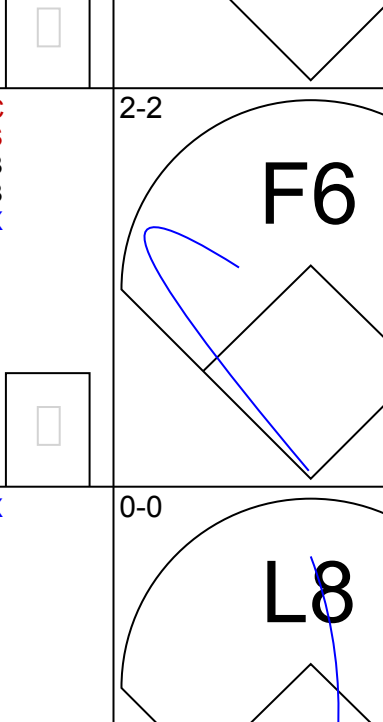
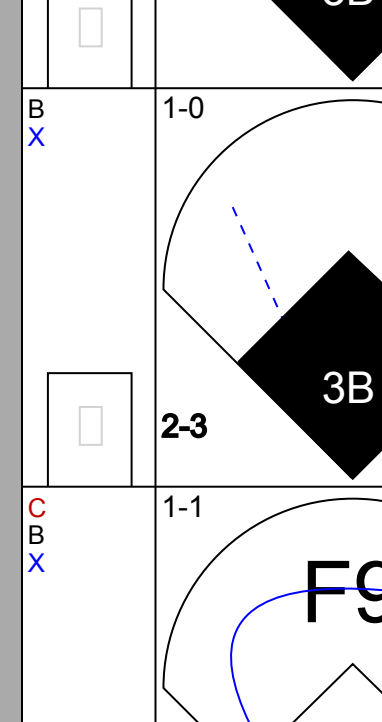
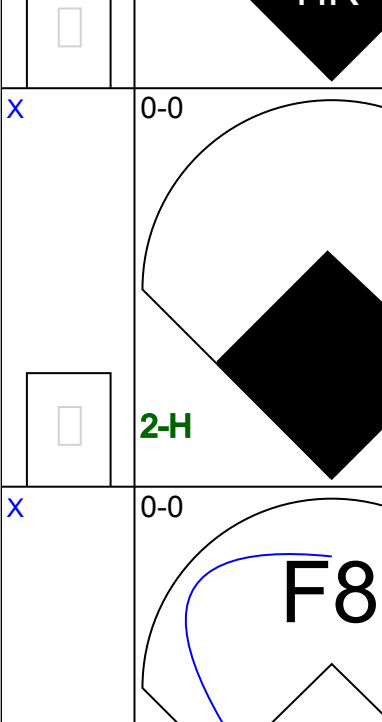
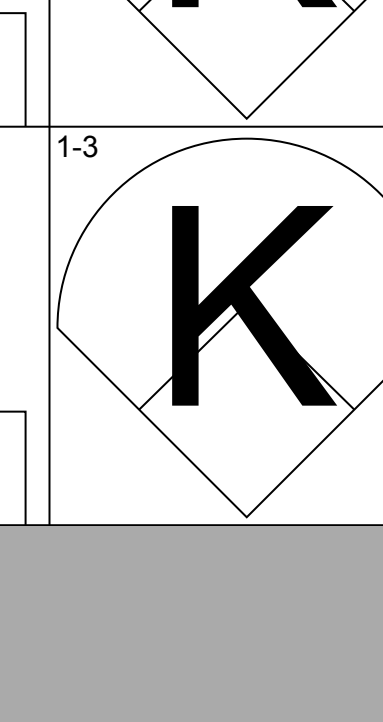
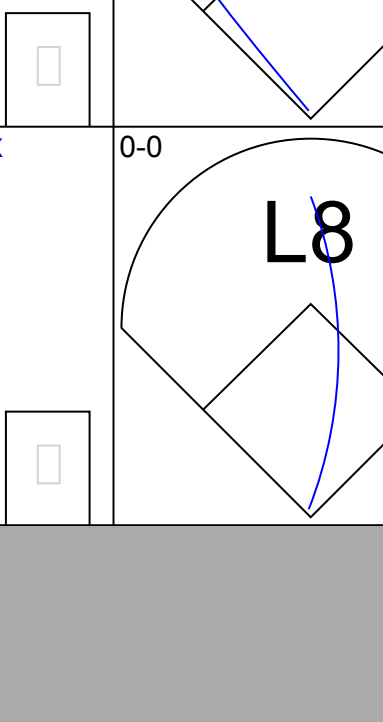
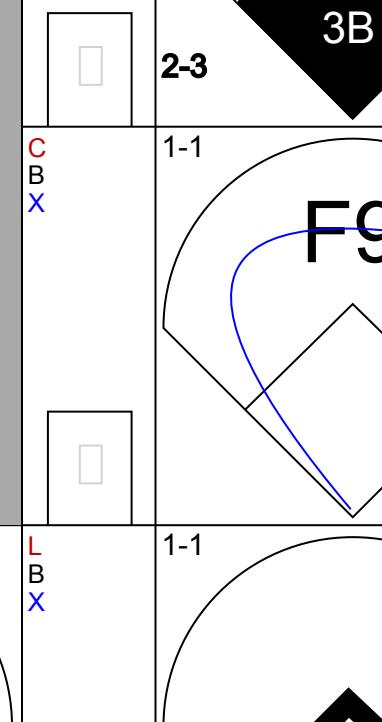
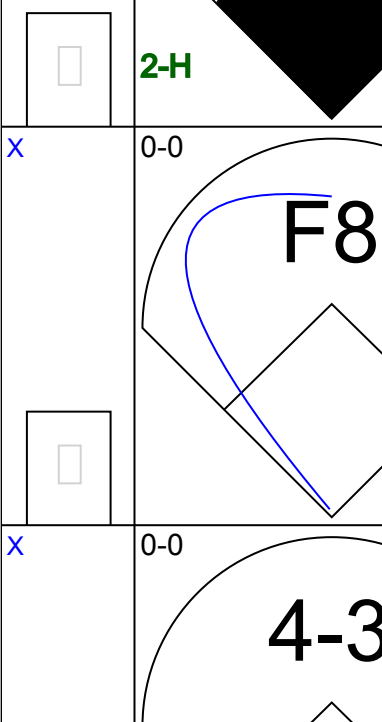
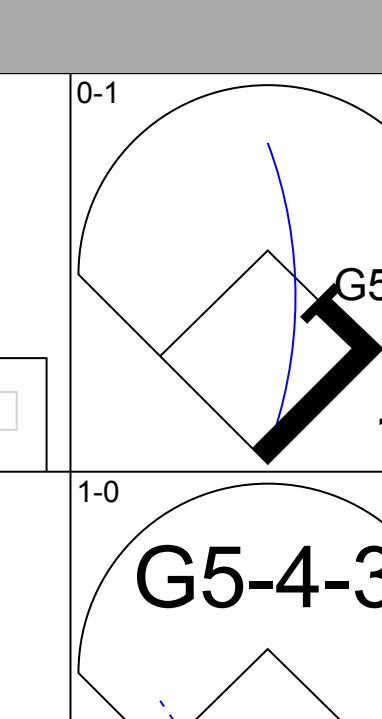
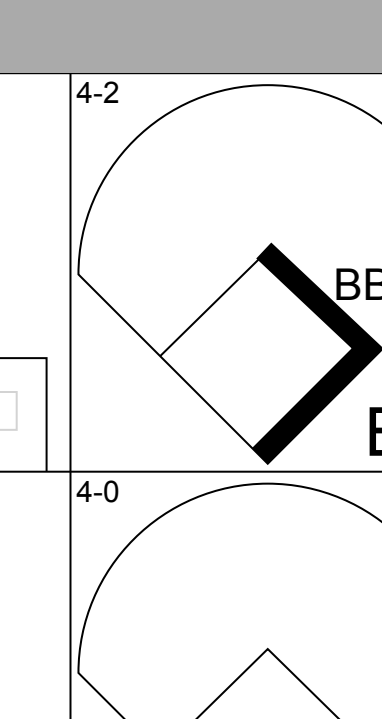
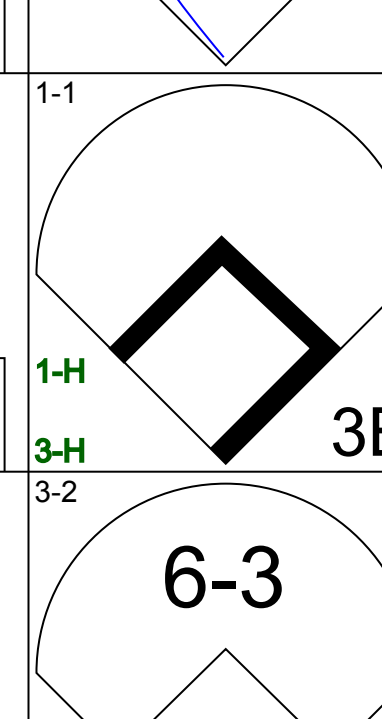
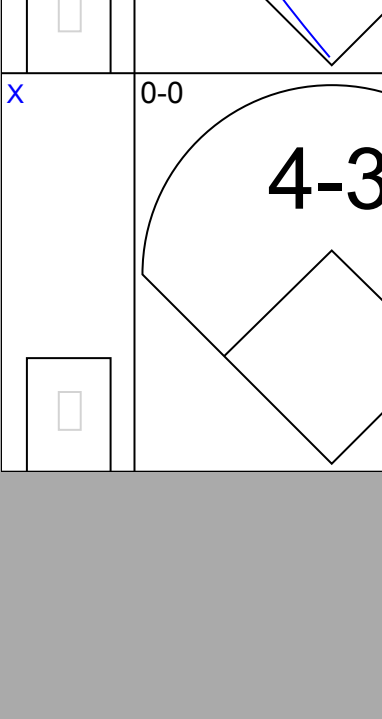
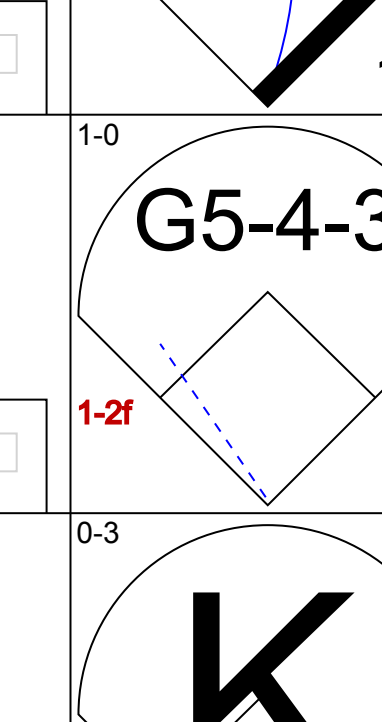
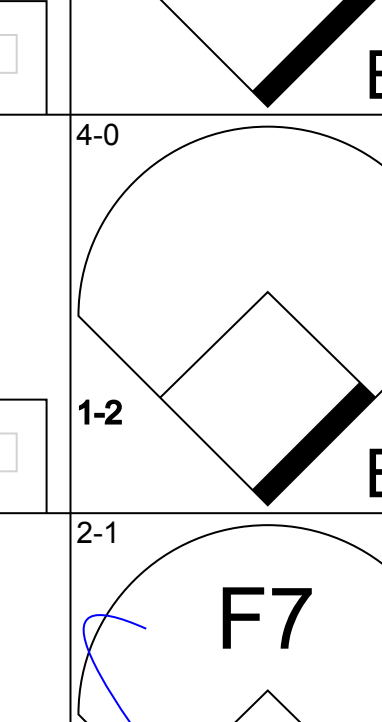
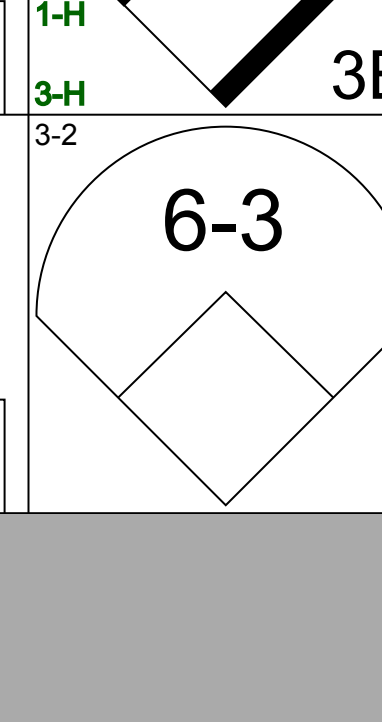
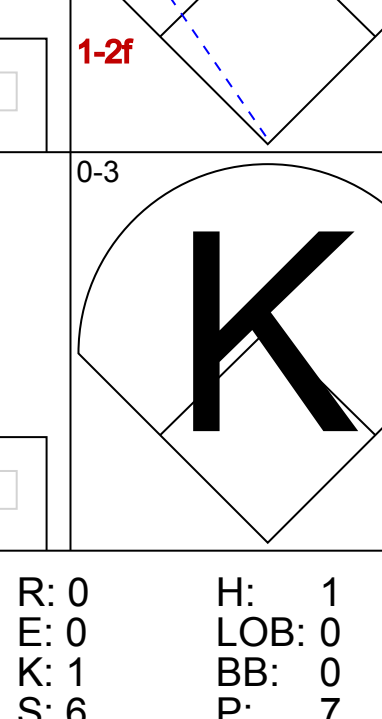
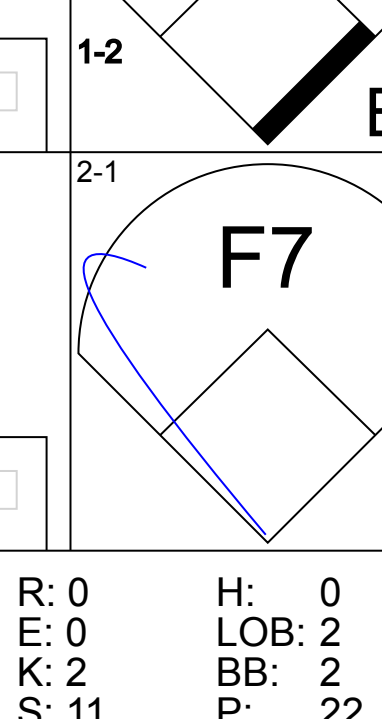
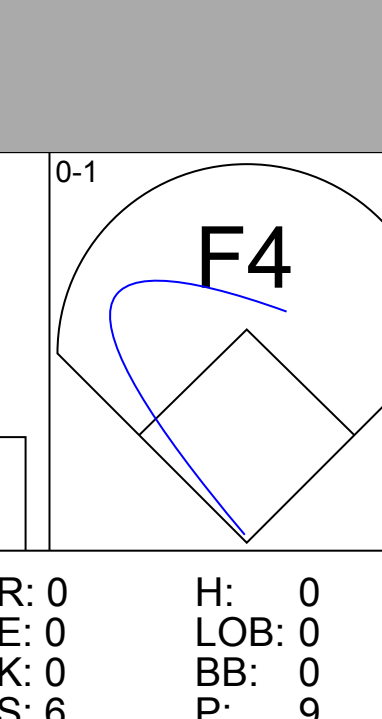

| Batter | 1 | 2 | 3 | 4 | 5 | 6 | 7 | 8 | 9 | AB | R | H | RBI | BB | SO | LOB | TOP | | | | | | | | | | | | | | | | | | |
|---|----|-----|----|---|---|----|----|----|-----|-----|-------|-------|-------|-------|-------|--------|-------|--|-------|-------|-------|-------|--------|----|----|----|-----|-----|-----|----|----|---|---|-----|------|
| Willie Jones, R (1, 5) OBP: 0.359, SLG: 0.424 | | | | | | | | | | | 0 | 0 | 0 | 0 | 0 | 0 | 0 | Philadelphia Phillies @ Milwaukee Braves Milwaukee County Stadium, Milwaukee, WI Sun Jun 13 1954, 4:33 AM EDT Att: 39,859 - Unknown livebaseballscorecards.com | | | | | | | | | | | | | | | | | |
| Richie Ashburn, L (1, 8) OBP: 0.443, SLG: 0.352 | | | | | | | | | | | 0 | 0 | 0 | 0 | 0 | 0 | 0 | | | | | | | | | | | | | | | | | | |
| Earl Torgeson, L (1, 3) OBP: 0.386, SLG: 0.431 | | | | | | | | | | | 0 | 0 | 0 | 0 | 0 | 0 | 0 | | | | | | | | | | | | | | | | | | |
| Del Ennis, R (1, 7) OBP: 0.320, SLG: 0.463 | | | | | | | | | | | 0 | 0 | 0 | 0 | 0 | 0 | 0 | | | | | | | | | | | | | | | | | | |
| Granny Hamner, R (1, 4) OBP: 0.416, SLG: 0.518 | | | | | | | | | | | 0 | 0 | 0 | 0 | 0 | 0 | 0 | | | | | | | | | | | | | | | | | | |
| Stan Lopata, R (1, 2) OBP: 0.371, SLG: 0.500 | | | | | | | | | | | 0 | 0 | 0 | 0 | 0 | 0 | 0 | | | | | | | | | | | | | | | | | | |
| Mel Clark, R (1, 9) OBP: 0.253, SLG: 0.240 | | | | | | | | | | | 0 | 0 | 0 | 0 | 0 | 0 | 0 | | | | | | | | | | | | | | | | | | |
| Bobby Morgan, R (1, 6) OBP: 0.402, SLG: 0.455 | | | | | | | | | | | 0 | 0 | 0 | 0 | 0 | 0 | 0 | | | | | | | | | | | | | | | | | | |
| Murry Dickson, R (1, 1) OBP: 0.229, SLG: 0.265 | | | | | | | | | | | 0 | 0 | 0 | 0 | 0 | 0 | 0 |  | | | | | | | | | | | | | | | | | |
| Inning Stats | | | | | | | | | | | 1B: 0 | SF: 0 | WP: 0 | PA: 0 | 2B: 0 | SAC: 0 | FB: 0 | 3B: 0 | DP: 0 | SB: 0 | CS: 0 | HR: 0 | HBP: 0 | | | | | | | | | | | | |
| PITCHER Warren Spahn, L (1, 1) ERA: 2.94 | IP | WLS | BF | H | R | ER | SO | BB | IBB | HBP | BLK | WP | HR | S | P | ERA | WHIP | | | | | | | | | | | | | | | | | | |
| | | | | | | | | | | | | | | | | | | PITCHER | IP | WLS | BF | H | R | ER | SO | BB | IBB | HBP | BLK | WP | HR | S | P | ERA | WHIP |

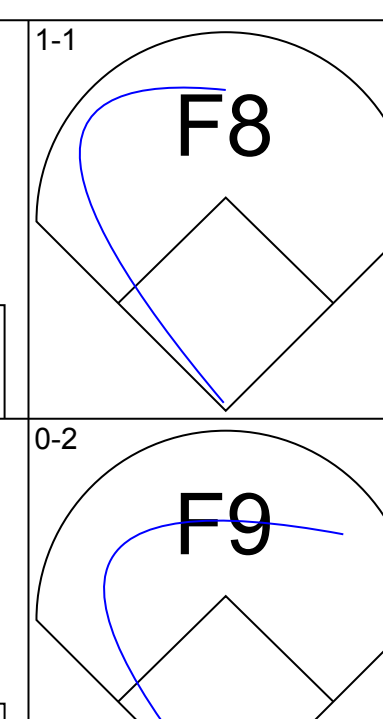
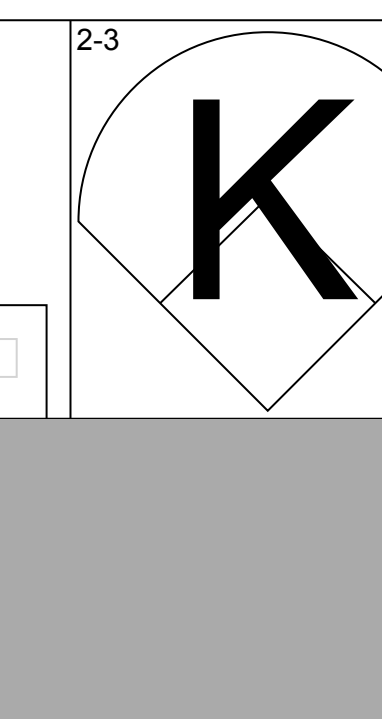
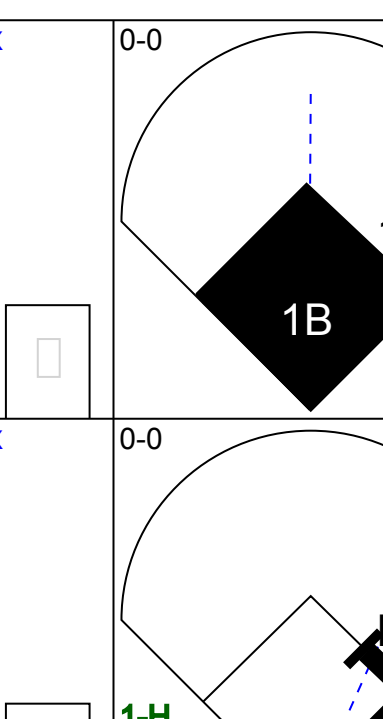
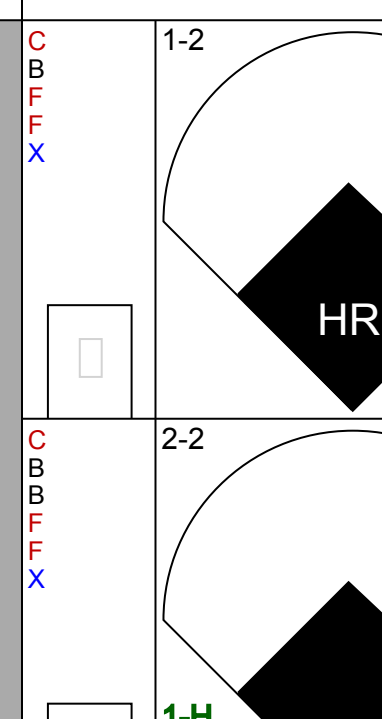
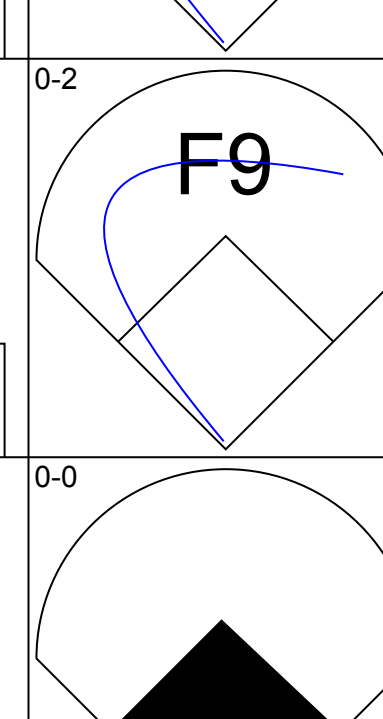
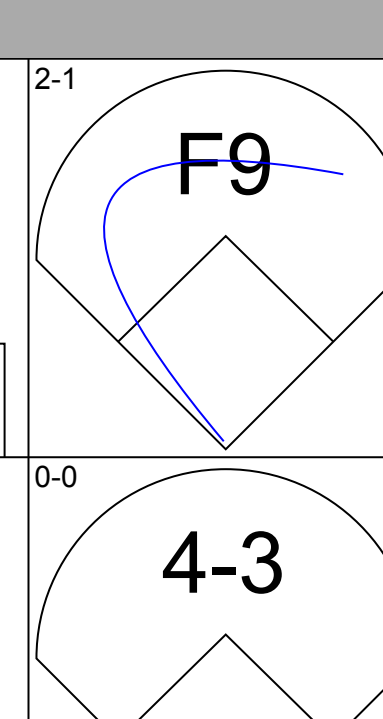
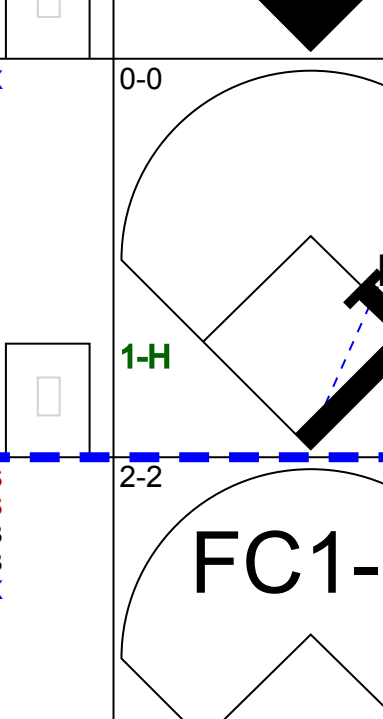
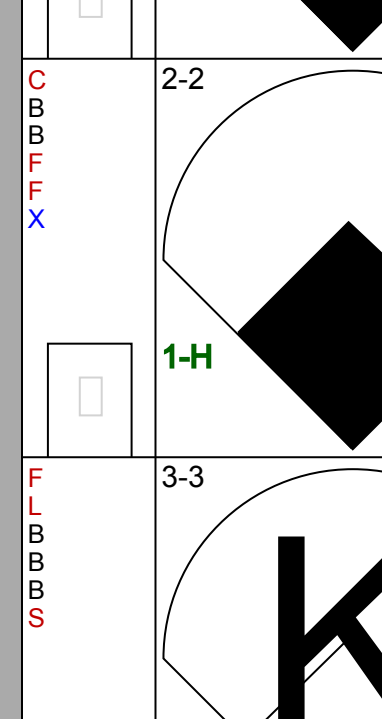
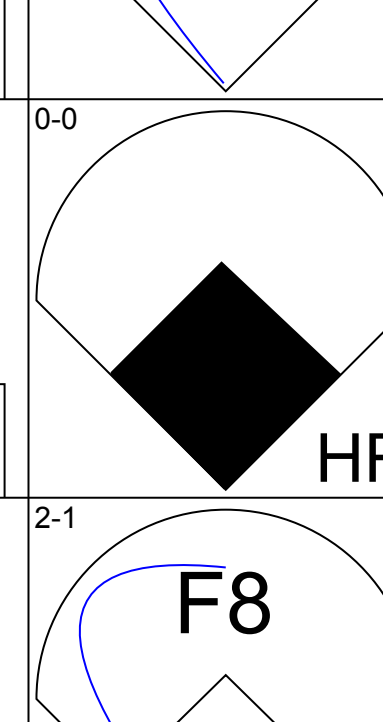
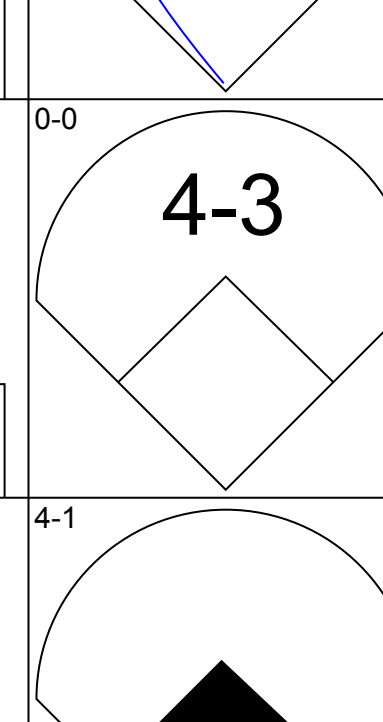
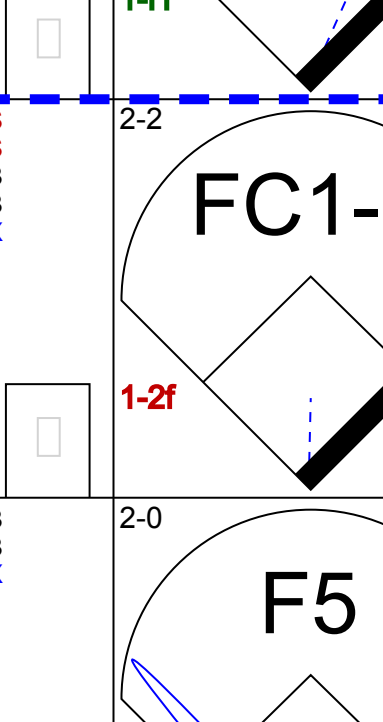
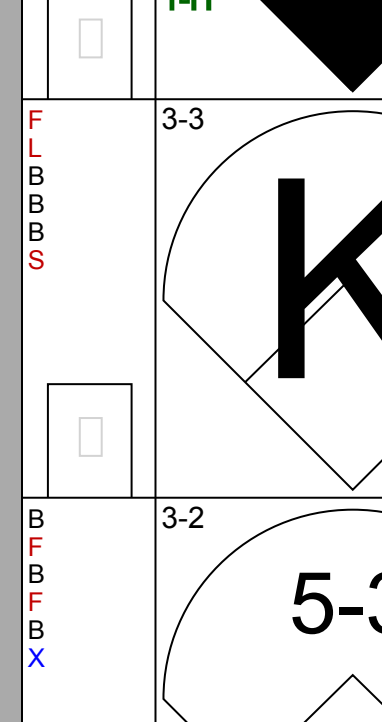
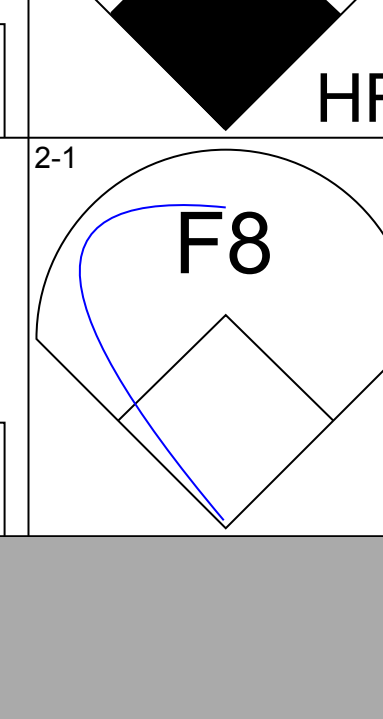
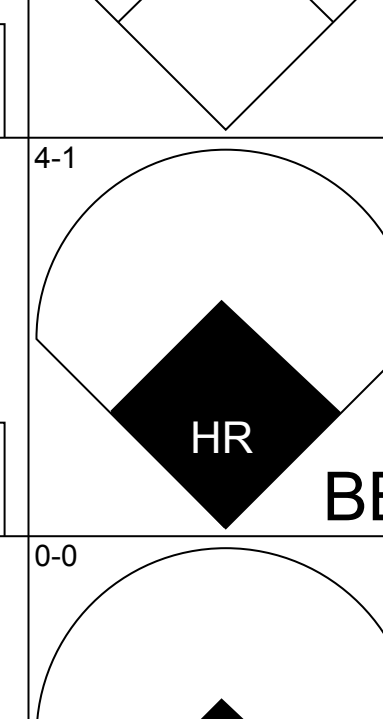
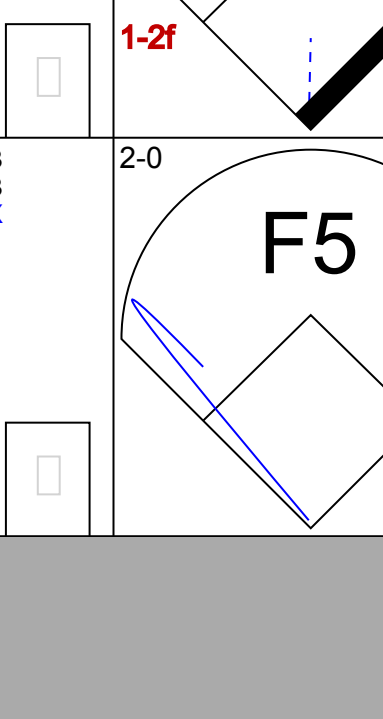
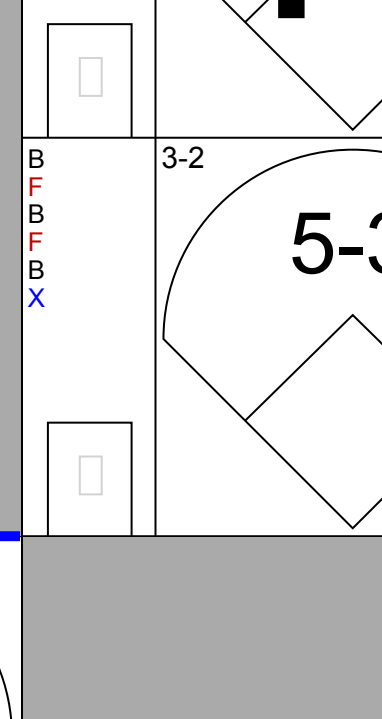
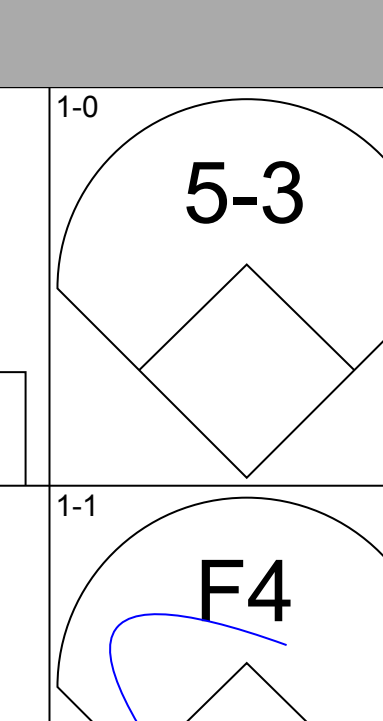
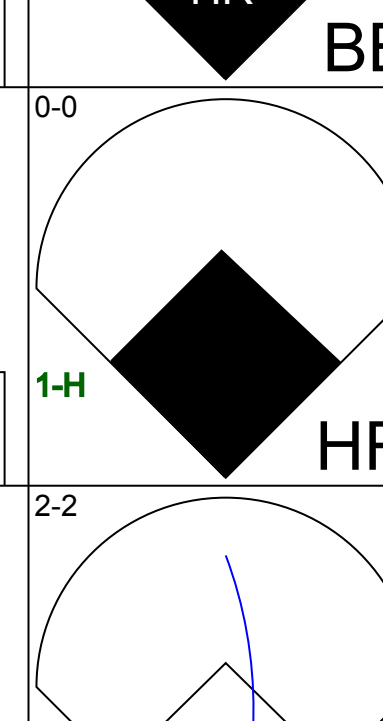
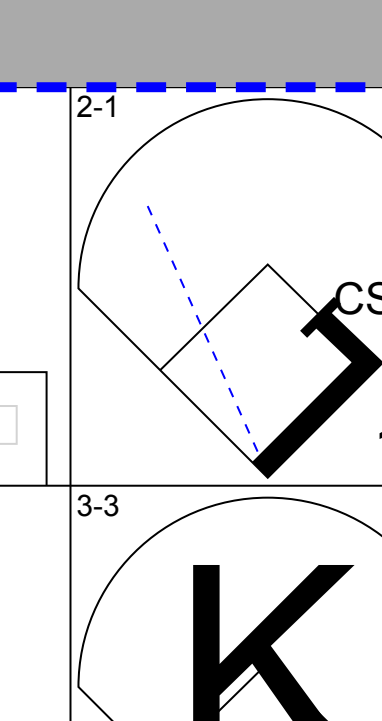
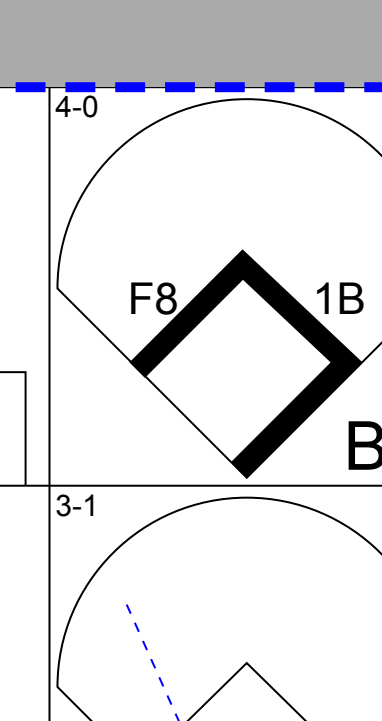
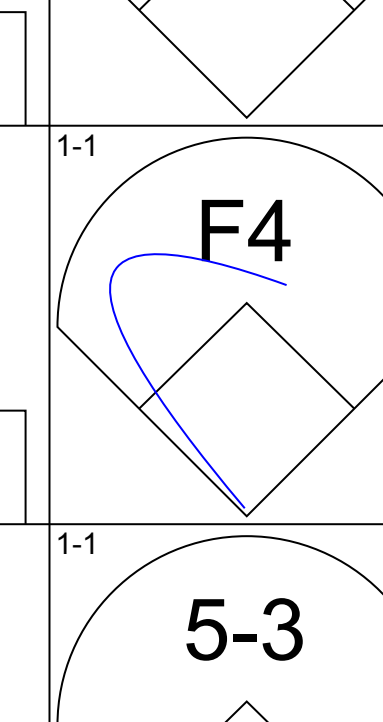
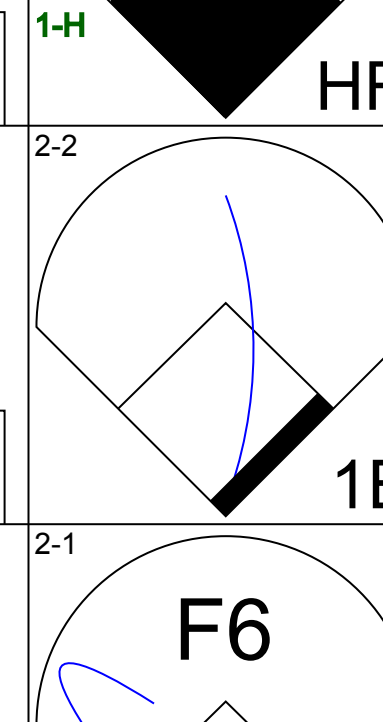
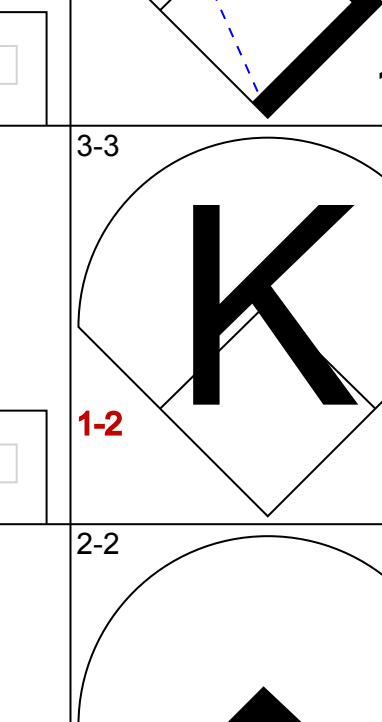
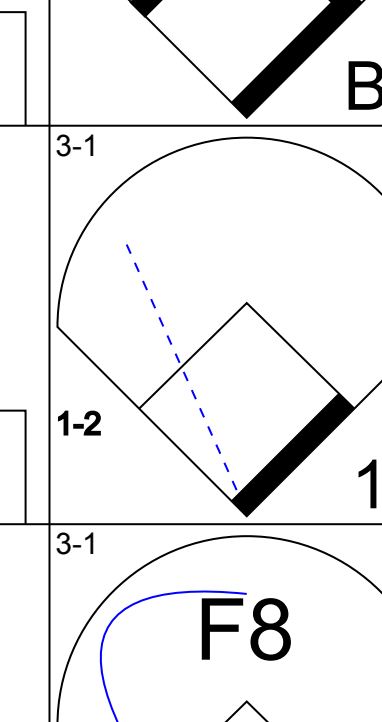
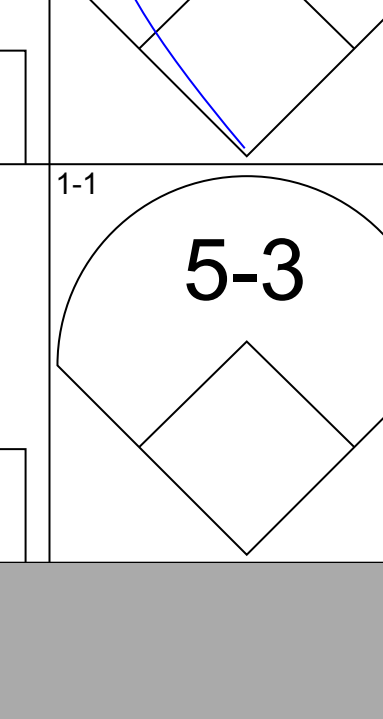
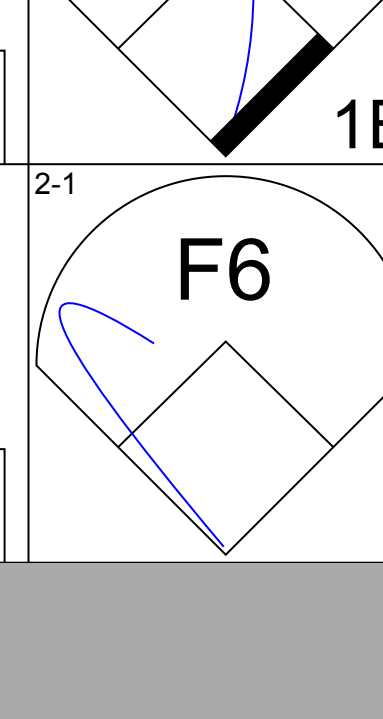
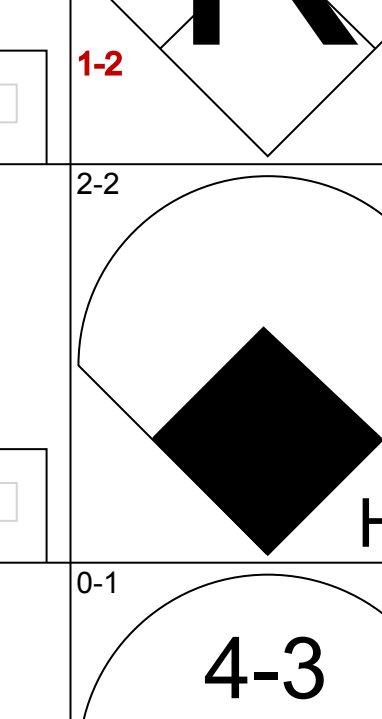
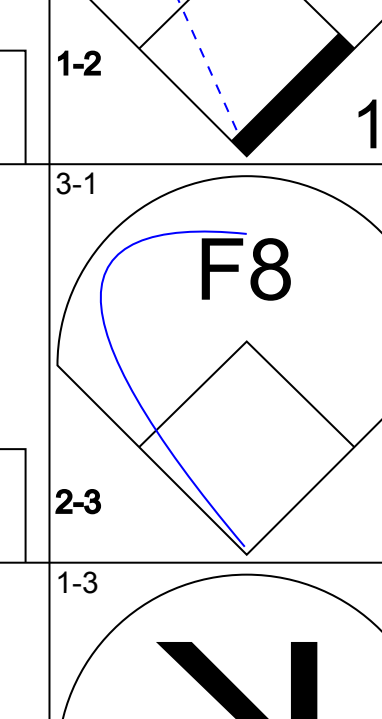
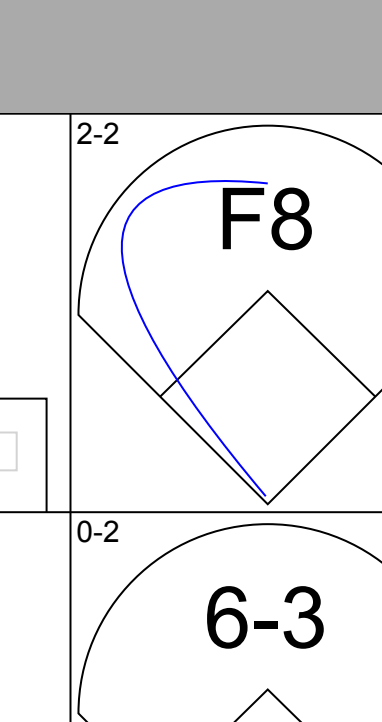
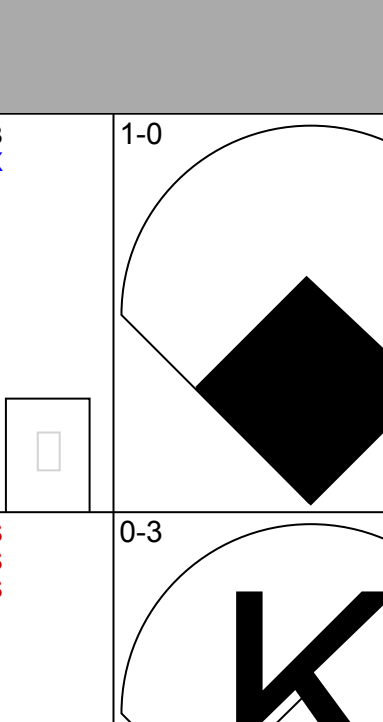
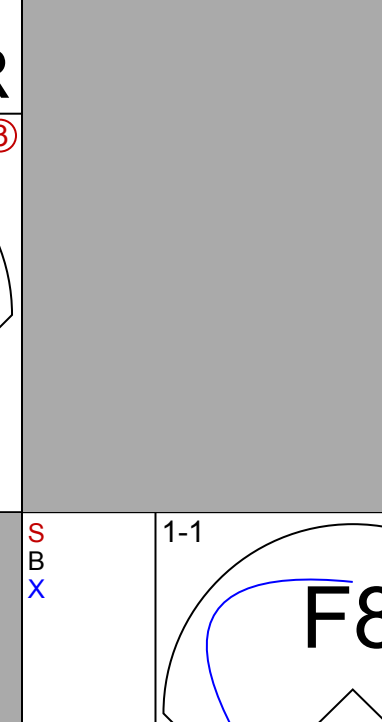
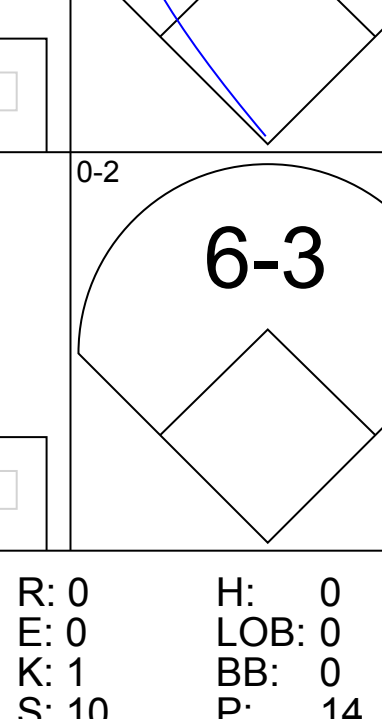
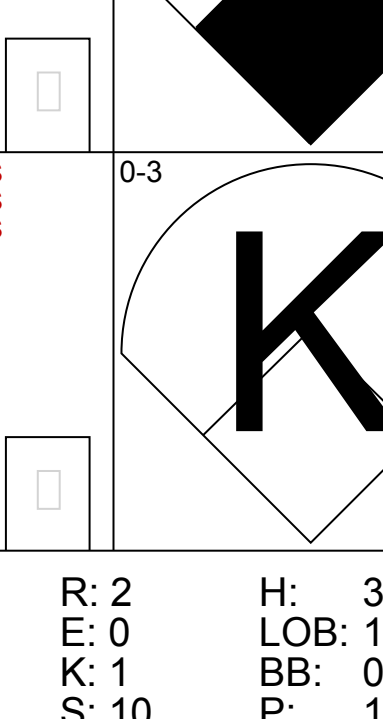
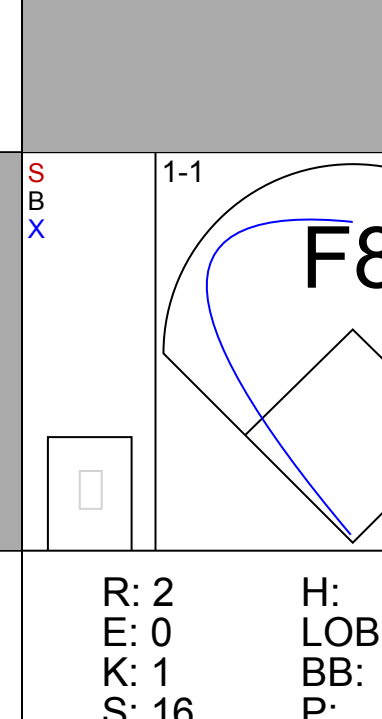
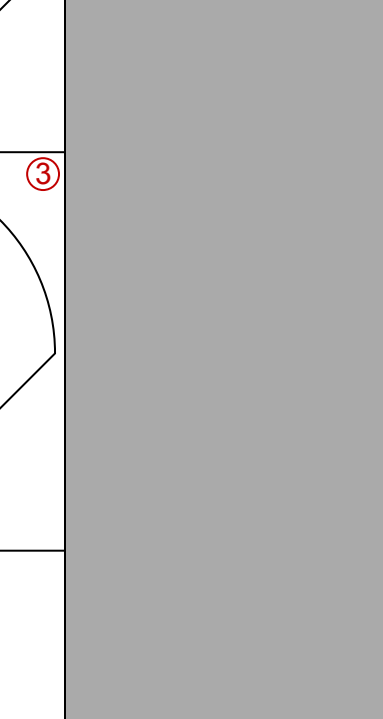
| Batter | 1 | 2 | 3 | 4 | 5 | 6 | 7 | 8 | 9 | AB | R | H | RBI | BB | SO | LOB | BOTTOM | | | | | | | | | | | | | | | | | | |
|--|----|-----|----|---|---|----|----|----|-----|-----|-------|-------|-------|-------|-------|--------|--------|--|-------|-------|-------|-------|--------|----|----|----|-----|-----|-----|----|----|---|---|-----|------|
| Bill Bruton, L (1, 8) OBP: 0.320, SLG: 0.289 | | | | | | | | | | | 0 | 0 | 0 | 0 | 0 | 0 | 0 | Philadelphia Phillies @ Milwaukee Braves Milwaukee County Stadium, Milwaukee, WI Sun Jun 13 1954, 4:33 AM EDT Att: 39,859 - Unknown livebaseballscorecards.com | | | | | | | | | | | | | | | | | |
| Johnny Logan, R (1, 6) OBP: 0.347, SLG: 0.440 | | | | | | | | | | | 0 | 0 | 0 | 0 | 0 | 0 | 0 | | | | | | | | | | | | | | | | | | |
| Hank Aaron, R (1, 7) OBP: 0.335, SLG: 0.464 | | | | | | | | | | | 0 | 0 | 0 | 0 | 0 | 0 | 0 | | | | | | | | | | | | | | | | | | |
| Eddie Mathews, L (1, 5) OBP: 0.405, SLG: 0.517 | | | | | | | | | | | 0 | 0 | 0 | 0 | 0 | 0 | 0 | | | | | | | | | | | | | | | | | | |
| Joe Adcock, R (1, 3) OBP: 0.384, SLG: 0.505 | | | | | | | | | | | 0 | 0 | 0 | 0 | 0 | 0 | 0 | | | | | | | | | | | | | | | | | | |
| Andy Pafko, R (1, 9) OBP: 0.336, SLG: 0.425 | | | | | | | | | | | 0 | 0 | 0 | 0 | 0 | 0 | 0 | | | | | | | | | | | | | | | | | | |
| Danny O'Connell, R (1, 4) OBP: 0.302, SLG: 0.306 | | | | | | | | | | | 0 | 0 | 0 | 0 | 0 | 0 | 0 | | | | | | | | | | | | | | | | | | |
| Del Crandall, R (1, 2) OBP: 0.246, SLG: 0.284 | | | | | | | | | | | 0 | 0 | 0 | 0 | 0 | 0 | 0 | | | | | | | | | | | | | | | | | | |
| Warren Spahn, L (1, 1) OBP: 0.300, SLG: 0.389 | | | | | | | | | | | 0 | 0 | 0 | 0 | 0 | 0 | 0 |  | | | | | | | | | | | | | | | | | |
| Inning Stats | | | | | | | | | | | 1B: 0 | SF: 0 | WP: 0 | PA: 0 | 2B: 0 | SAC: 0 | FB: 0 | 3B: 0 | DP: 0 | SB: 0 | CS: 0 | HR: 0 | HBP: 0 | | | | | | | | | | | | |
| PITCHER Murry Dickson, R (1, 1) ERA: 2.68 | IP | WLS | BF | H | R | ER | SO | BB | IBB | HBP | BLK | WP | HR | S | P | ERA | WHIP | | | | | | | | | | | | | | | | | | |
| | | | | | | | | | | | | | | | | | | PITCHER | IP | WLS | BF | H | R | ER | SO | BB | IBB | HBP | BLK | WP | HR | S | P | ERA | WHIP |

| Batter | 1 | 2 | 3 | 4 | 5 | 6 | 7 | 8 | 9 | AB | R | H | RBI | BB | SO | LOB | TOP | | | | | | | | | | | | | | | | | |
|--|---|----------------------------------|------------------------------|----------------------------------|------------------------------|----------------------------------|-------------------------------|----------------------------------|-------------------------------|----------------------------------|------------------------------|----------------------------------|------------------------------|----------------------------------|------------------------------|----------------------------------|---|------------------------------|----------------------------------|---|--|--|--|--|--|--|--|--|--|--|--|--|--|--|
| Bill Bruton, L OBP: 0.324, SLG: 0.296 (1, 8) | 1-1 1-3 | | 2-0 4-3 | | 0-1 4-3 | 1-2 1B | | 0-0 1B | | 5 | 0 | 2 | 0 | 0 | 0 | 0 | Milwaukee Braves @ Brooklyn Dodgers Ebbets Field, Brooklyn, NY Tue Jun 15 1954, 3:33 AM EDT Att: 18,318 - Unknown livebaseballscores.com | | | | | | | | | | | | | | | | | |
| Johnny Logan, R OBP: 0.350, SLG: 0.441 (1, 6) | 1-2 HR | | 2-2 F9 | | 4-2 FC4-6 1B BB | 1-0 F7 | | 1-0 1B | | 4 | 2 | 2 | 1 | 1 | 0 | 2 | | | | | | | | | | | | | | | | | | |
| Hank Aaron, R OBP: 0.344, SLG: 0.486 (1, 7) | 1-0 HR | | | 1-2 1B | 4-1 FC4-6 1B BB | | 1-2 1-3 | 1-0 F2 | | 4 | 2 | 2 | 2 | 1 | 0 | 2 | | | | | | | | | | | | | | | | | | |
| Eddie Mathews, L OBP: 0.389, SLG: 0.492 (1, 5) | 0-1 F2 | | | 3-3 K | 0-1 FC4-6 1B | | 3-2 6-3 | | 1-1 F3 | 5 | 0 | 0 | 0 | 0 | 1 | 3 | | | | | | | | | | | | | | | | | | |
| Joe Adcock, R OBP: 0.386, SLG: 0.505 (1, 3) | 1-2 F8 | | | 1-3 K | 2-1 FC6-4 1B | | 1-0 6-3 | | 2-1 F7 | 5 | 0 | 1 | 1 | 0 | 1 | 1 | | | | | | | | | | | | | | | | | | |
| Andy Pafo, R OBP: 0.343, SLG: 0.439 (1, 9) | | 3-1 F8 | | 3-1 1B | 0-0 FC6-4 1B | | | 0-0 SH1-4 1B | 1-1 E5 | 5 | 2 | 2 | 1 | 0 | 0 | 2 | | | | | | | | | | | | | | | | | | |
| Danny O'Connell, R OBP: 0.310, SLG: 0.310 (1, 4) | | 2-0 G5-4-3 1B | | 3-2 1B | | 0-0 F8 | | 1-0 SH1-4 | 1-2 F9 | 4 | 0 | 2 | 0 | 0 | 0 | 1 | | | | | | | | | | | | | | | | | | |
| Del Crandall, R OBP: 0.268, SLG: 0.325 (1, 2) | | 2-2 G5-4-3 | | 0-0 1B | 1-2 3-H 1B | | 0-0 1B | 1-1 FC3-6 1B | | 4 | 0 | 3 | 2 | 0 | 0 | 1 | | | | | | | | | | | | | | | | | | |
| Gene Conley, R OBP: 0.172, SLG: 0.207 (1, 1) | | | 0-3 K | 1-1 F2 | | 1-3 K | | 0-0 FC3-6 1B | | 4 | 1 | 0 | 0 | 0 | 2 | 4 |  WP: 0 PA: 43 RB: 0 SB: 1 CS: 0 | | | | | | | | | | | | | | | | | |
| Inning Stats | R: 2 E: 0 K: 0 S: 12 | H: 2 LOB: 0 BB: 0 P: 16 | R: 0 E: 0 K: 0 S: 6 | H: 1 LOB: 0 BB: 0 P: 13 | R: 0 E: 0 K: 1 S: 7 | H: 0 LOB: 0 BB: 0 P: 11 | R: 2 E: 0 K: 2 S: 17 | H: 4 LOB: 2 BB: 0 P: 29 | R: 1 E: 0 K: 0 S: 10 | H: 1 LOB: 2 BB: 2 P: 20 | R: 0 E: 0 K: 0 S: 9 | H: 2 LOB: 2 BB: 0 P: 12 | R: 0 E: 0 K: 0 S: 7 | H: 0 LOB: 0 BB: 0 P: 12 | R: 2 E: 0 K: 0 S: 8 | H: 4 LOB: 2 BB: 0 P: 12 | | R: 0 E: 1 K: 0 S: 9 | H: 0 LOB: 1 BB: 0 P: 14 | 1B: 13 SF: 0 2B: 0 SAC: 1 3B: 0 DP: 1 HR: 1 HBP: 0 | | | | | | | | | | | | | | |
| PITCHER | IP WLS BF H R ER SO BB IBB HBP BLK WP HR S P ERA WHIP | | | | | | | | | | | | | | | | | | | | | | | | | | | | | | | | | |
| Russ Meyer, R ERA: 3.39 (1, 1) | 4.0 | 18 | 7 | 4 | 4 | 3 | 0 | 0 | 0 | 0 | 0 | 0 | 0 | 1 | 42 | 69 | 9.00 | 1.750 | | | | | | | | | | | | | | | | |
| Clem Labine, R ERA: 4.0 (5, 1) | 3.2 | L 19 | 6 | 3 | 3 | 1 | 2 | 0 | 0 | 0 | 0 | 0 | 0 | 0 | 32 | 52 | 7.36 | 2.182 | | | | | | | | | | | | | | | | |
| Jim Hughes, R ERA: 2.93 (8, 1) | 1.1 | 6 | 1 | 0 | 0 | 0 | 0 | 0 | 0 | 0 | 0 | 0 | 0 | 0 | 11 | 18 | 0.00 | 0.750 | | | | | | | | | | | | | | | | |

| Batter | 1 | 2 | 3 | 4 | 5 | 6 | 7 | 8 | 9 | AB | R | H | RBI | BB | SO | LOB | BOTTOM | | | | | | | | | | | | | | | |
|---|---|---------------------------------|------------------------------|----------------------------------|-------------------------------|----------------------------------|-------------------------------|----------------------------------|-------------------------------|----------------------------------|------------------------------|---------------------------------|------------------------------|----------------------------------|-------------------------------|----------------------------------|---|----------------------------------|--|--|--|--|--|--|--|--|--|--|--|--|--|--|
| Jim Gilliam, S OBP: 0.319, SLG: 0.423 (1, 4) | 1-0 F7 | | 1-2 SF8 | | 1-1 2B HR | | 1-0 F7 | | 1-0 F2 | 5 | 2 | 2 | 2 | 0 | 0 | 0 | Milwaukee Braves @ Brooklyn Dodgers Ebbets Field, Brooklyn, NY Tue Jun 15 1954, 3:33 AM EDT Att: 18,318 - Unknown livebaseballscores.com | | | | | | | | | | | | | | | |
| Pee Wee Reese, R OBP: 0.376, SLG: 0.452 (1, 6) | 2-1 F6 | | 2-2 SF8 | | 1-0 HR | | 1-0 FC6-4 1B | | 2-1 E4 BB | 4 | 1 | 2 | 1 | 0 | 0 | 0 | | | | | | | | | | | | | | | | |
| Duke Snider, L OBP: 0.457, SLG: 0.688 (1, 8) | 0-0 4-3 | | 3-H 1B | | 2-2 HR | | 1-3 K | | 4-1 BB | 4 | 1 | 2 | 3 | 1 | 1 | 1 | | | | | | | | | | | | | | | | |
| Gil Hodges, R OBP: 0.381, SLG: 0.586 (1, 3) | | 4-1 G6-3 BB | 2-3 K | | 0-2 6-3 | | 0-0 FC6-4 | | 1-0 F8 | 4 | 0 | 0 | 0 | 1 | 1 | 4 | | | | | | | | | | | | | | | | |
| Roy Campanella, R OBP: 0.237, SLG: 0.339 (1, 2) | | 1-3 K | | 2-2 6-3 | 0-0 4-3 | | 1-3 K | | | 4 | 0 | 0 | 0 | 0 | 2 | 1 | | | | | | | | | | | | | | | | |
| Carl Furillo, R OBP: 0.330, SLG: 0.301 (1, 9) | | 1-1 G6-3 | | 1-0 3-1 | 1-2 F4 | | 1-1 5-3 HBP | | | 3 | 0 | 0 | 0 | 0 | 0 | 1 | | | | | | | | | | | | | | | | |
| Billy Cox, R OBP: 0.325, SLG: 0.309 (1, 5) | | | 2-2 E4 SH3-4 3B | | 4-2 1B BB | | 0-0 F8 | | 0-0 5-3 | 3 | 1 | 0 | 0 | 1 | 0 | 1 | | | | | | | | | | | | | | | | |
| Dick Williams, R OBP: 0.176, SLG: 0.250 (1, 7) | | | 0-2 E1 SH3-4 3B | | 2-2 1B | | 0-1 6-3 | | 1-3 K | 4 | 1 | 1 | 0 | 0 | 1 | 2 | | | | | | | | | | | | | | | | |
| Russ Meyer, S OBP: 0.125, SLG: 0.067 (1, 1) | | | 0-1 SH3-4 | | 0-2 3-1 | | 1-0 F6 | | | 0 | 0 | 0 | 0 | 0 | 0 | 0 | | | | | | | | | | | | | | | | |
| George Shuba, L OBP: 0.333, SLG: 0.421 (4, PH) | | | | | | | | | 3-2 F7 | 1 | 0 | 0 | 0 | 0 | 0 | 2 | | | | | | | | | | | | | | | | |
| Clem Labine, R (5, 1) | | | | | | | | | | 1 | 0 | 0 | 0 | 0 | 0 | 0 | | | | | | | | | | | | | | | | |
| Jim Hughes, R OBP: 0.333, SLG: 0.333 (8, 1) | | | | | | | | | | 0 | 0 | 0 | 0 | 0 | 0 | 0 | | | | | | | | | | | | | | | | |
| Chuck Kress, L OBP: 0.330, SLG: 0.231 (9, PH) | | | | | | | | | | 1 | 0 | 0 | 0 | 0 | 0 | 0 | | | | | | | | | | | | | | | | |
| Inning Stats | R: 0 E: 0 K: 0 S: 4 | H: 0 LOB: 0 BB: 0 P: 7 | R: 0 E: 0 K: 1 S: 6 | H: 0 LOB: 1 BB: 1 P: 12 | R: 3 E: 2 K: 1 S: 20 | H: 2 LOB: 1 BB: 0 P: 30 | R: 0 E: 0 K: 0 S: 14 | H: 1 LOB: 2 BB: 1 P: 23 | R: 3 E: 0 K: 0 S: 13 | H: 3 LOB: 0 BB: 0 P: 18 | R: 0 E: 0 K: 0 S: 4 | H: 0 LOB: 0 BB: 0 P: 5 | R: 0 E: 0 K: 1 S: 7 | H: 1 LOB: 0 BB: 0 P: 10 | R: 0 E: 0 K: 2 S: 11 | H: 0 LOB: 1 BB: 0 P: 14 | R: 0 E: 1 K: 0 S: 11 | H: 0 LOB: 2 BB: 1 P: 22 | 1B: 4 SF: 1 2B: 1 SAC: 1 3B: 1 DP: 1 HR: 1 HBP: 1 | | | | | | | | | | | | | |
| PITCHER | IP WLS BF H R ER SO BB IBB HBP BLK WP HR S P ERA WHIP | | | | | | | | | | | | | | | | | | | | | | | | | | | | | | | |
| Gene Conley, R ERA: 2.5 (1, 1) | 9.0 | W 40 | 7 | 6 | 3 | 5 | 3 | 0 | 1 | 0 | 0 | 1 | 90 | 141 | 3.00 | 1.111 | | | | | | | | | | | | | | | | |



| Batter | 1 | 2 | 3 | 4 | 5 | 6 | 7 | 8 | 9 | AB | R | H | RBI | BB | SO | LOB | TOP | | | |
|--|---|---|---|---|--|---|--|---|--|----------------------------------|-------------------------------|----------------------------------|------------------------------|---------------------------------|-------------------------------|----------------------------------|---|----------------------------------|------------------------------------|----------------------------------|
| Bill Bruton, L OBP: 0.317, SLG: 0.289 (1, 8) |  | | |  | |  | |  | | 4 | 0 | 0 | 0 | 0 | 2 | 2 | Milwaukee Braves @ Brooklyn Dodgers Ebbets Field, Brooklyn, NY Wed Jun 16 1954, 3:33 AM EDT Att: 14,237 - Unknown | | | |
| Johnny Logan, R OBP: 0.348, SLG: 0.437 (1, 6) |  | | |  | |  | |  | | 4 | 0 | 1 | 0 | 0 | 1 | 2 | | | | |
| Hank Aaron, R OBP: 0.337, SLG: 0.475 (1, 7) |  | | |  | | |  | |  | 4 | 0 | 0 | 0 | 0 | 1 | 1 | | | | |
| Eddie Mathews, L OBP: 0.391, SLG: 0.497 (1, 5) | |  | | |  | |  | |  | 4 | 2 | 2 | 0 | 0 | 0 | 0 | | | | |
| Joe Adcock, R OBP: 0.388, SLG: 0.520 (1, 3) |  | | | |  | |  | |  | 4 | 2 | 2 | 2 | 0 | 1 | 0 | | | | |
| Andy Pafko, R OBP: 0.337, SLG: 0.429 (1, 9) |  | | | |  | |  | |  | 4 | 0 | 0 | 0 | 0 | 1 | 2 | | | | |
| Danny O'Connell, R OBP: 0.318, SLG: 0.325 (1, 4) | | |  | | |  |  | |  | 3 | 0 | 2 | 2 | 1 | 0 | 0 | | | | |
| Del Crandall, R OBP: 0.270, SLG: 0.320 (1, 2) | | |  | | |  |  | | | 2 | 0 | 0 | 0 | 1 | 0 | 2 | | | | |
| Lew Burdette, R OBP: 0.295, SLG: 0.290 (5, 11) Ernie Johnson, R OBP: 0.345, SLG: 0.364 (6, 11) George Metkovich, L OBP: 0.295, SLG: 0.290 (6, 11) Ray Crone, R OBP: 0.315, SLG: 0.320 (8, 11) Jack Dittmer, L OBP: 0.195, SLG: 0.220 (8, 11) Phil Paine, R OBP: 0.195, SLG: 0.220 (8, 11) | | |  | | |  | |  | | 1 | 0 | 0 | 0 | 0 | 1 | 0 |  | | | |
| Inning Stats | R: 0 E: 0 K: 1 S: 6 | H: 0 LOB: 0 BB: 0 P: 9 | R: 0 E: 0 K: 2 S: 8 | H: 0 LOB: 0 BB: 0 P: 13 | R: 0 E: 0 K: 1 S: 6 | H: 1 LOB: 0 BB: 0 P: 7 | R: 0 E: 0 K: 0 S: 7 | H: 1 LOB: 0 BB: 0 P: 8 | R: 0 E: 0 K: 0 S: 7 | H: 0 LOB: 2 BB: 2 P: 12 | R: 2 E: 1 K: 1 S: 16 | H: 3 LOB: 1 BB: 0 P: 23 | R: 0 E: 0 K: 0 S: 6 | H: 0 LOB: 0 BB: 0 P: 9 | R: 2 E: 0 K: 0 S: 12 | H: 2 LOB: 0 BB: 0 P: 16 | | 1B: 4 2B: 2 3B: 1 HR: 1 | SF: 0 SAC: 0 DP: 2 HBP: 0 | WP: 0 PB: 0 SB: 0 CS: 0 |
| PITCHER Carl Erskine, R ERA: 3.58 (1, 1) | IP: 9.0 WLS: W BF: 34 H: 7 R: 4 ER: 4 SO: 7 BB: 2 IBB: 0 HBP: 0 BLK: 0 WP: 0 HR: 1 S: 79 P: 119 ERA: 4.00 WHIP: 1.000 | | | | | | | | | | | | | | | PITCHER | | | | |

| Batter | 1 | 2 | 3 | 4 | 5 | 6 | 7 | 8 | 9 | AB | R | H | RBI | BB | SO | LOB | BOTTOM | | | |
|--|---|---|---|---|--|---|---|---|---|----------------------------------|-------------------------------|----------------------------------|-------------------------------|----------------------------------|-------------------------------|----------------------------------|---|------------------------------------|----------------------------------|--------|
| Jim Gilliam, S OBP: 0.322, SLG: 0.424 (1, 4) |  | |  | |  | |  | | | 4 | 2 | 2 | 0 | 0 | 1 | 0 | Milwaukee Braves @ Brooklyn Dodgers Ebbets Field, Brooklyn, NY Wed Jun 16 1954, 3:33 AM EDT Att: 14,237 - Unknown | | | |
| Pee Wee Reese, R OBP: 0.378, SLG: 0.466 (1, 6) |  | | |  |  | |  | | | 4 | 1 | 2 | 3 | 0 | 0 | 0 | | | | |
| Duke Snider, L OBP: 0.453, SLG: 0.693 (1, 8) |  | | |  |  | |  | | | 4 | 1 | 1 | 1 | 0 | 1 | 1 | | | | |
| Jackie Robinson, R OBP: 0.450, SLG: 0.518 (1, 7) Don Thompson, L OBP: 0.165, SLG: 0.043 (8, 7) |  | | |  |  | |  | | | 3 | 1 | 0 | 0 | 1 | 0 | 1 | | | | |
| Gil Hodges, R OBP: 0.387, SLG: 0.602 (1, 3) | |  | |  | |  | |  | | 3 | 1 | 2 | 2 | 1 | 0 | 0 | | | | |
| George Shuba, L OBP: 0.333, SLG: 0.415 (1, 9) Carl Furillo, R OBP: 0.333, SLG: 0.304 (8, 9) |  | | |  | |  | |  | | 3 | 0 | 1 | 0 | 0 | 1 | 1 | | | | |
| Roy Campanella, R OBP: 0.238, SLG: 0.359 (1, 2) |  | | |  | |  | |  | | 4 | 1 | 1 | 1 | 0 | 0 | 3 | | | | |
| Don Hoak, R OBP: 0.294, SLG: 0.438 (1, 5) | | |  | |  | |  | | | 4 | 1 | 1 | 1 | 0 | 1 | 2 | | | | |
| Carl Erskine, R OBP: 0.205, SLG: 0.114 (1, 1) | | |  | |  | |  | |  | 4 | 0 | 0 | 0 | 0 | 2 | 2 | | | | |
| Inning Stats | R: 1 E: 0 K: 0 S: 8 | H: 1 LOB: 0 BB: 0 P: 11 | R: 0 E: 0 K: 0 S: 5 | H: 0 LOB: 0 BB: 0 P: 8 | R: 0 E: 0 K: 1 S: 10 | H: 0 LOB: 0 BB: 0 P: 14 | R: 2 E: 0 K: 0 S: 10 | H: 2 LOB: 1 BB: 1 P: 20 | R: 2 E: 0 K: 1 S: 10 | H: 3 LOB: 1 BB: 0 P: 15 | R: 1 E: 0 K: 1 S: 12 | H: 2 LOB: 0 BB: 0 P: 19 | R: 2 E: 0 K: 1 S: 16 | H: 2 LOB: 0 BB: 0 P: 26 | R: 0 E: 0 K: 2 S: 11 | H: 1 LOB: 2 BB: 1 P: 23 | 1B: 6 2B: 1 3B: 0 HR: 5 | SF: 0 SAC: 0 DP: 1 HBP: 0 | WP: 0 PB: 0 SB: 0 CS: 1 | PA: 36 |
| PITCHER Lew Burdette, R ERA: 2.64 (1, 1) Ernie Johnson, R ERA: 3.09 (5, 1) Ray Crone, R ERA: 2.38 (6, 1) Phil Paine, R ERA: 6.14 (8, 1) | IP: 4.1 WLS: L BF: 20 H: 6 R: 5 ER: 5 SO: 2 BB: 1 IBB: 0 HBP: 0 BLK: 0 WP: 0 HR: 3 S: 39 P: 60 ERA: 10.38 WHIP: 1.615 | | | | | | | | | | | | | | | PITCHER | | | | |

| Batter | 1 | 2 | 3 | 4 | 5 | 6 | 7 | 8 | 9 | AB | R | H | RBI | BB | SO | LOB | TOP | | | | | | | | |
|---|------------------------------|----------------------------------|------------------------------|----------------------------------|-------------------------------|----------------------------------|-------------------------------|----------------------------------|-------------------------------|----------------------------------|------------------------------|----------------------------------|-------------------------------|----------------------------------|-------------------------------|----------------------------------|------------------------------|---------------------------------|----------------------------------|------------------------------------|----------------------------------|--------|--|--|--|
| Jim Pendleton, R (1, 8) OBP: 0.243, SLG: 0.300 Bill Bruton, L (8, FH) OBP: 0.316, SLG: 0.287 | F2 | | F8 | 1-1 1B | | F7 | | F7 | | 4 | 0 | 1 | 1 | 0 | 0 | 0 | | | | | | | | | |
| Johnny Logan, R (1, 6) OBP: 0.341, SLG: 0.427 | K | | 4-3 | 0-0 F2 | | | 6-3 | | L8 | 5 | 0 | 0 | 0 | 0 | 1 | 2 | | | | | | | | | |
| Hank Aaron, R (1, 7) OBP: 0.348, SLG: 0.500 | HR | | 4-1 HR | | 4-2 FC3-6 BB | | | | 6-3 | 3 | 2 | 2 | 1 | 2 | 0 | 0 | | | | | | | | | |
| Eddie Mathews, L (1, 5) OBP: 0.387, SLG: 0.505 | F2 | | 3-1 HR | | 0-1 FC3-6 1B | | | | K | 5 | 2 | 1 | 2 | 0 | 2 | 2 | | | | | | | | | |
| Joe Adcock, R (1, 3) OBP: 0.382, SLG: 0.510 | | 1-1 1-3 | 1-2 L5 | | 3-1 6-3 | | | | | 4 | 0 | 0 | 0 | 0 | 0 | 2 | | | | | | | | | |
| Andy Pafko, R (1, 9) OBP: 0.340, SLG: 0.431 | | 1-2 BB 1B | | 0-0 F4 | 1-1 1B | | | | 6-3 | 4 | 0 | 2 | 1 | 0 | 0 | 0 | | | | | | | | | |
| Danny O'Connell, R (1, 4) OBP: 0.326, SLG: 0.345 | | 4-1 BB | | 1-0 1B | 0-1 B1 | | | | | 3 | 2 | 2 | 1 | 1 | 0 | 1 | | | | | | | | | |
| Del Crandall, R (1, 2) OBP: 0.269, SLG: 0.318 | | 0-0 F6 | | 2-3 K | | 1-1 6-3 | | | | 4 | 0 | 1 | 0 | 0 | 1 | 3 | | | | | | | | | |
| Jim Wilson, R (1, 1) OBP: 0.300, SLG: 0.400 | | 1-0 4-3 | | 0-0 1B | 2-2 5-3 | | | | | 4 | 0 | 1 | 0 | 0 | 0 | 3 | | | | | | | | | |
| Inning Stats | R: 1 E: 0 K: 1 S: 9 | H: 1 LOB: 0 BB: 0 P: 16 | R: 0 E: 0 K: 0 S: 9 | H: 1 LOB: 2 BB: 1 P: 16 | R: 2 E: 0 K: 0 S: 14 | H: 1 LOB: 0 BB: 1 P: 24 | R: 1 E: 0 K: 1 S: 11 | H: 3 LOB: 2 BB: 0 P: 15 | R: 1 E: 0 K: 0 S: 10 | H: 1 LOB: 1 BB: 0 P: 18 | R: 0 E: 0 K: 0 S: 7 | H: 0 LOB: 0 BB: 0 P: 10 | R: 0 E: 0 K: 1 S: 10 | H: 1 LOB: 1 BB: 0 P: 15 | R: 1 E: 0 K: 0 S: 11 | H: 2 LOB: 1 BB: 0 P: 15 | R: 0 E: 0 K: 1 S: 6 | H: 0 LOB: 0 BB: 0 P: 9 | 1B: 6 2B: 1 3B: 0 HR: 3 | SF: 0 SAC: 0 DP: 0 HBP: 0 | WP: 0 PB: 0 SB: 0 CS: 0 | PA: 40 | | | |
| PITCHER | IP | WLS | BF | H | R | ER | SO | BB | IBB | HBP | BLK | WP | HR | S | P | ERA | WHIP | | | | | | | | |
| Johnny Podres, L (1, 1) ERA: 3.53 | 7.1 | L | 35 | 10 | 6 | 6 | 3 | 3 | 0 | 0 | 0 | 0 | 3 | 76 | 124 | 7.36 | 1.773 | | | | | | | | |
| Bob Milliken, R (8, 1) ERA: 5.14 | 0.2 | | 2 | 0 | 0 | 0 | 0 | 0 | 0 | 0 | 0 | 0 | 0 | 5 | 5 | 0.00 | 0.000 | | | | | | | | |
| Clem Labine, R (9, 1) ERA: 3.89 | 1.0 | | 3 | 0 | 0 | 0 | 1 | 0 | 0 | 0 | 0 | 0 | 0 | 6 | 9 | 0.00 | 0.000 | | | | | | | | |

Milwaukee Braves @ Brooklyn Dodgers
Ebbets Field, Brooklyn, NY
Thu Jun 17 1954, 3:33 AM EDT
Att: 9,304 - Unknown

AB 37
R 6
H 10
RBI 6
BB 3
SO 4
LOB 14



| Batter | 1 | 2 | 3 | 4 | 5 | 6 | 7 | 8 | 9 | AB | R | H | RBI | BB | SO | LOB | BOTTOM | | | | | | | | |
|---|------------------------------|----------------------------------|------------------------------|----------------------------------|------------------------------|---------------------------------|-------------------------------|----------------------------------|-------------------------------|----------------------------------|------------------------------|----------------------------------|------------------------------|---------------------------------|-------------------------------|----------------------------------|-------------------------------|----------------------------------|----------------------------------|------------------------------------|----------------------------------|--------|--|--|--|
| Jim Gilliam, S (1, 4) OBP: 0.321, SLG: 0.426 | F2 | | | 0-2 HR | 1-1 F8 | | | 1-1 F3 | | 4 | 1 | 1 | 0 | 0 | 0 | 1 | | | | | | | | | |
| Pee Wee Reese, R (1, 6) OBP: 0.373, SLG: 0.458 | F2 | | | 2-0 F3 | | 1-3 K | | 3-1 L5 | | 4 | 0 | 0 | 0 | 0 | 1 | 1 | | | | | | | | | |
| Duke Snider, L (1, 8) OBP: 0.450, SLG: 0.699 | 4-3 | | | 3-2 HR | | 0-0 F7 | | | 2-1 F3 | 4 | 1 | 1 | 2 | 0 | 0 | 0 | | | | | | | | | |
| Jackie Robinson, R (1, 7) OBP: 0.462, SLG: 0.586 | | 1-2 CS 2B | | 0-0 HR | | 1-1 2B | | | 1-2 HR | 4 | 2 | 4 | 2 | 0 | 0 | 0 | | | | | | | | | |
| Gil Hodges, R (1, 3) OBP: 0.381, SLG: 0.590 | | 1-2 5-3 | | 2-3 K | | 0-2 5-3 | | | 2-1 5-3 | 4 | 0 | 0 | 0 | 0 | 1 | 2 | | | | | | | | | |
| George Shuba, L (1, 9) OBP: 0.309, SLG: 0.378 | | 2-3 F9 | | 3-2 3-1 | | | 2-1 1-3 | | 0-2 L7 | 4 | 0 | 0 | 0 | 0 | 0 | 1 | | | | | | | | | |
| Roy Campanella, R (1, 2) OBP: 0.240, SLG: 0.358 | | 1-1 CS | | 0-1 F8 | | 2-2 6-3 | | 1-2 G4-6-3 1B | | 3 | 0 | 1 | 0 | 0 | 0 | 0 | | | | | | | | | |
| Don Hoak, R (1, 5) OBP: 0.284, SLG: 0.422 | | | 1-2 F4 | | 0-2 F4 | | 0-0 G4-6-3 | | | 3 | 0 | 0 | 0 | 0 | 0 | 1 | | | | | | | | | |
| Johnny Podres, L (1, 1) OBP: 0.343, SLG: 0.406 | | | 0-0 4-3 | | 1-0 2B | | | 3-2 F8 | | 2 | 0 | 1 | 0 | 0 | 0 | 0 | | | | | | | | | |
| Bob Milliken, R (8, 1) OBP: 0.250, SLG: 0.250 | | | | | | | | | | 0 | 0 | 0 | 0 | 0 | 0 | 0 | | | | | | | | | |
| Chuck Kress, L (6, FH) OBP: 0.195, SLG: 0.225 | | | | | | | | | | 1 | 0 | 0 | 0 | 0 | 0 | 0 | | | | | | | | | |
| Clem Labine, R (9, 1) OBP: 0.300, SLG: 0.400 | | | | | | | | | | 0 | 0 | 0 | 0 | 0 | 0 | 0 | | | | | | | | | |
| Inning Stats | R: 0 E: 0 K: 0 S: 7 | H: 0 LOB: 0 BB: 0 P: 10 | R: 0 E: 0 K: 0 S: 9 | H: 1 LOB: 0 BB: 0 P: 12 | R: 0 E: 0 K: 0 S: 6 | H: 0 LOB: 0 BB: 0 P: 7 | R: 3 E: 0 K: 1 S: 16 | H: 3 LOB: 0 BB: 0 P: 26 | R: 0 E: 0 K: 0 S: 11 | H: 1 LOB: 1 BB: 0 P: 15 | R: 0 E: 0 K: 1 S: 9 | H: 1 LOB: 0 BB: 0 P: 11 | R: 0 E: 0 K: 0 S: 6 | H: 1 LOB: 0 BB: 0 P: 9 | R: 1 E: 0 K: 0 S: 10 | H: 0 LOB: 0 BB: 0 P: 17 | R: 1 E: 0 K: 0 S: 12 | H: 1 LOB: 0 BB: 0 P: 17 | 1B: 1 2B: 4 3B: 0 HR: 3 | SF: 0 SAC: 0 DP: 1 HBP: 0 | WP: 0 PB: 0 SB: 1 CS: 1 | PA: 34 | | | |
| PITCHER | IP | WLS | BF | H | R | ER | SO | BB | IBB | HBP | BLK | WP | HR | S | P | ERA | WHIP | | | | | | | | |
| Jim Wilson, R (1, 1) ERA: 2.78 | 9.0 | W | 33 | 8 | 4 | 4 | 2 | 0 | 0 | 0 | 0 | 0 | 3 | 86 | 124 | 4.00 | 0.889 | | | | | | | | |

Milwaukee Braves @ Brooklyn Dodgers
Ebbets Field, Brooklyn, NY
Thu Jun 17 1954, 3:33 AM EDT
Att: 9,304 - Unknown

AB 33
R 4
H 8
RBI 4
BB 0
SO 2
LOB 6



| Batter | 1 | 2 | 3 | 4 | 5 | 6 | 7 | 8 | 9 | AB | R | H | RBI | BB | SO | LOB | TOP | | | | | | | | | | |
|---|------------------------------|---------------------------------|-------------------------------|---------------------------------|------------------------------|----------------------------------|------------------------------|---------------------------------|------------------------------|---------------------------------|------------------------------|---------------------------------|------------------------------|----------------------------------|------------------------------|---------------------------------|------------------------------|---------------------------------|----------------------------------|------------------------------------|--------------------------|--|--|--|--|--|--|
| Jim Pendleton, R (1, 8) OBP: 0.234, SLG: 0.288 Bill Bruton, L (5, 8) OBP: 0.316, SLG: 0.285 | F8 | | E6 1B 1-2 | 6-3 | | P6 | K | | | 3 | 1 | 0 | 0 | 0 | 0 | 2 | | | | | | | | | | | |
| Johnny Logan, R (1, 6) OBP: 0.342, SLG: 0.427 | G3 | | 1B 2B 1-2 2-3 | | | F8 | L4 | | | 5 | 1 | 2 | 0 | 0 | 0 | 1 | | | | | | | | | | | |
| Hank Aaron, R (1, 7) OBP: 0.343, SLG: 0.487 | P5 | | 1B 2B 1-2 2-H 3-H | | | L8 | | | | 4 | 2 | 1 | 2 | 1 | 0 | 0 | | | | | | | | | | | |
| Joe Adcock, R (1, 3) OBP: 0.390, SLG: 0.533 | | | F7 | | | | | | | 5 | 2 | 3 | 2 | 0 | 0 | 2 | | | | | | | | | | | |
| Andy Patko, R (1, 9) OBP: 0.342, SLG: 0.448 | | | | | | | | | | 4 | 2 | 2 | 3 | 1 | 0 | 2 | | | | | | | | | | | |
| Danny O'Connell, R (1, 5) OBP: 0.314, SLG: 0.333 | | | L7 | | | | | | | 4 | 0 | 0 | 1 | 0 | 0 | 3 | | | | | | | | | | | |
| Del Crandall, R (1, 2) OBP: 0.276, SLG: 0.326 Charlie White, L (7, 2) OBP: 0.328, SLG: 0.379 | P6 | | | | | | | | | 4 | 1 | 2 | 1 | 0 | 0 | 0 | | | | | | | | | | | |
| Jack Dittmer, L (1, 4) OBP: 0.208, SLG: 0.262 | | | | | | | | | | 3 | 1 | 1 | 0 | 2 | 0 | 1 | | | | | | | | | | | |
| Chet Nichols, S (1, 1) OBP: 0.105, SLG: 0.105 Dave Jolly, R (5, 1) OBP: 0.333, SLG: 0.375 | | | FC2-6 1B E 1-2 | | | | | | | 2 | 0 | 1 | 1 | 1 | 0 | 0 | | | | | | | | | | | |
| Inning Stats | R: 0 E: 0 K: 0 S: 3 | H: 0 LOB: 0 BB: 0 P: 3 | R: 1 E: 0 K: 0 S: 4 | H: 1 LOB: 0 BB: 0 P: 4 | R: 4 E: 1 K: 0 S: 7 | H: 3 LOB: 1 BB: 1 P: 11 | R: 0 E: 0 K: 0 S: 3 | H: 0 LOB: 0 BB: 0 P: 7 | R: 1 E: 0 K: 0 S: 4 | H: 1 LOB: 1 BB: 0 P: 4 | R: 2 E: 1 K: 0 S: 6 | H: 3 LOB: 1 BB: 0 P: 6 | R: 3 E: 1 K: 1 S: 8 | H: 2 LOB: 2 BB: 2 P: 16 | R: 0 E: 0 K: 0 S: 4 | H: 2 LOB: 2 BB: 1 P: 8 | R: 0 E: 0 K: 0 S: 3 | H: 0 LOB: 0 BB: 0 P: 3 | 1B: 6 2B: 4 3B: 0 HR: 2 | SF: 1 SAC: 1 DP: 0 HBP: 0 | WP: 4 PA: 45 CS: 0 | | | | | | |
| PITCHER | IP | WLS | BF | H | R | ER | SO | BB | IBB | HBP | BLK | WP | HR | S | P | ERA | WHIP | | | | | | | | | | |
| Dick Littlefield, L (1, 1) ERA: 3.56 | 3.0 | L | 15 | 4 | 5 | 2 | 0 | 1 | 0 | 0 | 0 | 0 | 1 | 14 | 18 | 6.00 | 1.667 | | | | | | | | | | |
| Bob Furkey, R (4, 1) ERA: 5.72 | 2.0 | | 8 | 1 | 1 | 1 | 0 | 1 | 0 | 0 | 0 | 0 | 1 | 7 | 11 | 4.50 | 1.000 | | | | | | | | | | |
| Johnny Hetki, R (6, 1) ERA: 5.52 | 1.0 | | 6 | 3 | 2 | 1 | 0 | 0 | 0 | 0 | 0 | 0 | 0 | 6 | 6 | 9.00 | 3.000 | | | | | | | | | | |
| Len Yochim, L (7, 1) ERA: 7.32 | 3.0 | | 16 | 4 | 3 | 2 | 1 | 3 | 0 | 0 | 0 | 4 | 0 | 15 | 27 | 6.00 | 2.333 | | | | | | | | | | |

Milwaukee Braves @ Pittsburgh Pirates
Forbes Field, Pittsburgh, PA
Sat Jun 19 1954, 3:33 AM EDT
Att: 3,961 - Unknown

AB 38
R 11
H 12
RBI 10
BB 5
SO 1
LOB 15



| Batter | 1 | 2 | 3 | 4 | 5 | 6 | 7 | 8 | 9 | AB | R | H | RBI | BB | SO | LOB | BOTTOM | | | | | | | | | | |
|--|------------------------------|---------------------------------|------------------------------|---------------------------------|------------------------------|---------------------------------|------------------------------|---------------------------------|------------------------------|----------------------------------|------------------------------|---------------------------------|------------------------------|---------------------------------|------------------------------|---------------------------------|------------------------------|---------------------------------|----------------------------------|------------------------------------|--------------------------|--|--|--|--|--|--|
| Gair Allie, R (1, 6) OBP: 0.302, SLG: 0.267 | B2-3 | | F2 | | | | | | | 5 | 0 | 1 | 1 | 0 | 0 | 0 | | | | | | | | | | | |
| Dick Cole, R (1, 5) OBP: 0.368, SLG: 0.371 | 6-3 | | | | | | | | | 3 | 0 | 0 | 0 | 1 | 0 | 0 | | | | | | | | | | | |
| Bob Skinner, L (1, 3) OBP: 0.326, SLG: 0.371 Vern Law, R (5, PH) OBP: 0.333, SLG: 0.458 Preston Ward, L (5, PH) OBP: 0.330, SLG: 0.381 | | | | | | | | | | 2 | 0 | 1 | 0 | 0 | 0 | 0 | | | | | | | | | | | |
| Frank Thomas, R (1, 7) OBP: 0.361, SLG: 0.493 | 5-3 | | | | | | | | | 4 | 0 | 2 | 0 | 0 | 0 | 1 | | | | | | | | | | | |
| Sid Gordon, R (1, 9) OBP: 0.409, SLG: 0.353 | | | 6-3 | | | | | | | 4 | 0 | 3 | 0 | 0 | 0 | 0 | | | | | | | | | | | |
| Jack Shepard, R (1, 2) OBP: 0.337, SLG: 0.346 | | | | | | | | | | 3 | 0 | 0 | 0 | 1 | 0 | 5 | | | | | | | | | | | |
| Curt Roberts, R (1, 4) OBP: 0.284, SLG: 0.292 | | | G5-4-3 | | | | | | | 3 | 1 | 0 | 0 | 1 | 0 | 4 | | | | | | | | | | | |
| Dick Hall, R (1, 8) OBP: 0.316, SLG: 0.308 | | | 6-3 | | | | | | | 2 | 1 | 0 | 0 | 2 | 0 | 0 | | | | | | | | | | | |
| Dick Littlefield, L (1, 1) Luis Marquez, R (3, PH) Bob Furkey, R (4, 1) Eddie Pollakoff, R (5, PH) Johnny Hetki, R (6, 1) Jerry Lynch, R (6, PH) Len Yochim, R (7, 1) Vic Janowicz, R (8, PH) | | | | | | | | | | 0 | 0 | 0 | 0 | 0 | 0 | 0 | | | | | | | | | | | |
| Inning Stats | R: 0 E: 0 K: 0 S: 4 | H: 1 LOB: 1 BB: 0 P: 4 | R: 0 E: 0 K: 0 S: 2 | H: 0 LOB: 0 BB: 1 P: 6 | R: 0 E: 0 K: 0 S: 3 | H: 1 LOB: 0 BB: 0 P: 3 | R: 0 E: 0 K: 0 S: 3 | H: 0 LOB: 0 BB: 0 P: 3 | R: 2 E: 0 K: 1 S: 7 | H: 3 LOB: 3 BB: 3 P: 19 | R: 0 E: 0 K: 0 S: 5 | H: 2 LOB: 3 BB: 1 P: 9 | R: 0 E: 0 K: 0 S: 3 | H: 0 LOB: 0 BB: 0 P: 3 | R: 0 E: 0 K: 0 S: 4 | H: 2 LOB: 1 BB: 0 P: 4 | R: 0 E: 0 K: 1 S: 5 | H: 0 LOB: 0 BB: 0 P: 5 | 1B: 8 2B: 1 3B: 0 HR: 0 | SF: 0 SAC: 0 DP: 3 HBP: 0 | WP: 0 PA: 37 CS: 0 | | | | | | |
| PITCHER | IP | WLS | BF | H | R | ER | SO | BB | IBB | HBP | BLK | WP | HR | S | P | ERA | WHIP | | | | | | | | | | |
| Chet Nichols, L (1, 1) ERA: 3.39 | 4.2 | | 20 | 5 | 2 | 2 | 0 | 4 | 0 | 0 | 0 | 0 | 0 | 16 | 32 | 3.86 | 1.929 | | | | | | | | | | |
| Dave Jolly, R (5, 1) ERA: 1.02 | 4.1 | W | 17 | 4 | 0 | 0 | 2 | 1 | 0 | 0 | 0 | 0 | 0 | 20 | 24 | 0.00 | 1.154 | | | | | | | | | | |


Milwaukee Braves @ Pittsburgh Pirates
Forbes Field, Pittsburgh, PA
Sat Jun 19 1954, 3:33 AM EDT
Att: 3,961 - Unknown


AB 32
R 2
H 9
RBI 2
BB 5
SO 2
LOB 16



| Batter | 1 | 2 | 3 | 4 | 5 | 6 | 7 | 8 | 9 | 10 | AB | R | H | RBI | BB | SO | LOB | TOP |
|---|------------------------------|---------------------------------|--------------------------------|-------------------------------------|----------------------------------|---------------------------------|---|---------------------------------|------------------------------|---------------------------------|------------------------------|---------------------------------|------------------------------|---------------------------------|----------------------------------|------------------------------------|----------------------------------|---|
| Bill Bruton, L OBP: 0.318, SLG: 0.284 (1, 8) | F8 | | S 1B | | G6-4-3 IBB | | | 1-3 | | F8 | 4 | 0 | 1 | 0 | 1 | 0 | 1 | Milwaukee Braves @ Pittsburgh Pirates Forbes Field, Pittsburgh, PA Sun Jun 20 1954, 3:33 AM EDT Unknown |
| Johnny Logan, R OBP: 0.336, SLG: 0.419 (1, 6) | F5 | | F2 | | G6-4-3 1-2 | | | 5-3 | | | 4 | 0 | 0 | 0 | 0 | 0 | 4 | |
| Hank Aaron, R OBP: 0.341, SLG: 0.487 (1, 7) | 3B 2B | | 5-3 | | | | | | F8 | | 4 | 1 | 1 | 0 | 0 | 0 | 1 | |
| Joe Adcock, R OBP: 0.368, SLG: 0.537 (1, 3) | 2H 3B | | | | F8 | | | 5-3 | | | 4 | 0 | 1 | 1 | 0 | 0 | 0 | |
| Andy Pafko, R OBP: 0.341, SLG: 0.444 (1, 9) | F8 | | | | F8 | | | 6-3 | | | 4 | 0 | 1 | 0 | 0 | 0 | 1 | |
| Jack Dittmer, L OBP: 0.197, SLG: 0.246 (1, 4) | | F6 | | | F4 | | | | F7 | | 4 | 0 | 0 | 0 | 0 | 0 | 1 | |
| Danny O'Connell, R OBP: 0.313, SLG: 0.329 (1, 5) | | F6 | | | SH1-3 1B BB | | | F9 | | | 3 | 0 | 0 | 0 | 1 | 0 | 0 | |
| Del Crandall, R OBP: 0.276, SLG: 0.324 (1, 2) | | 5-3 | | | SH1-3 1B | | | F8 | | | 4 | 0 | 1 | 0 | 0 | 0 | 0 | |
| Lew Burdette, R OBP: 0.114, SLG: 0.065 (1, 1) | | | | | SH1-3 | | | | F9 | | 3 | 0 | 1 | 0 | 0 | 0 | 0 | |
| | | | | | 1-2 2-3 | | | | | | | | | | | | | |
| Inning Stats | R: 1 E: 0 K: 0 S: 5 | H: 2 LOB: 1 BB: 0 P: 5 | R: 0 E: 0 K: 0 S: 3 | H: 0 LOB: 0 BB: 0 P: 3 | R: 0 E: 0 K: 0 S: 4 | H: 1 LOB: 1 BB: 0 P: 4 | R: 0 E: 0 K: 0 S: 3 | H: 0 LOB: 0 BB: 0 P: 3 | R: 0 E: 0 K: 0 S: 3 | H: 0 LOB: 0 BB: 0 P: 3 | R: 0 E: 0 K: 0 S: 4 | H: 1 LOB: 1 BB: 0 P: 4 | R: 0 E: 0 K: 0 S: 4 | H: 1 LOB: 1 BB: 0 P: 4 | 1B: 3 2B: 2 3B: 1 HR: 0 | SF: 0 SAC: 1 DP: 1 HBP: 0 | WP: 0 PB: 0 SB: 1 CS: 0 | PA: 37 |
| PITCHER Max Surkont, R ERA: 3.56 (1, 1) | IP: 10.0 W: 7 L: 3 | WLS: 37 BF: 6 | H: 1 R: 1 ER: 1 SO: 0 | BB: 1 IBB: 0 HBP: 0 BLK: 0 | WP: 0 HR: 0 S: 35 P: 43 | ERA: 0.90 WHIP: 0.700 | PITCHER IP WLS BF H R ER SO BB IBB HBP BLK WP HR S P ERA WHIP | | | | | | | | | | | |

| Batter | 1 | 2 | 3 | 4 | 5 | 6 | 7 | 8 | 9 | 10 | AB | R | H | RBI | BB | SO | LOB | BOTTOM |
|--|------------------------------|---------------------------------|---------------------------------|-------------------------------------|----------------------------------|---------------------------------|---|---------------------------------|------------------------------|---------------------------------|------------------------------|---------------------------------|------------------------------|----------------------------------|-----------------------------------|------------------------------------|----------------------------------|---|
| Gair Allie, R OBP: 0.305, SLG: 0.271 (1, 6) | F9 | | 1B SH2-3 1B | | 4-3 | | | | 5-3 | | 5 | 0 | 2 | 1 | 0 | 0 | 2 | Milwaukee Braves @ Pittsburgh Pirates Forbes Field, Pittsburgh, PA Sun Jun 20 1954, 3:33 AM EDT Unknown |
| Dick Cole, R OBP: 0.368, SLG: 0.368 (1, 5) | 2B 1B | | SH2-3 | | 3-1 | | | 1-3 | | | 4 | 0 | 1 | 0 | 0 | 0 | 2 | |
| Preston Ward, L OBP: 0.333, SLG: 0.392 (1, 3) | F9 | | P2 | | | | | K | | | 5 | 0 | 2 | 0 | 0 | 1 | 2 | |
| Luis Marquez, R OBP: 0.200, SLG: 0.143 (10, PR) | | | | | | | | | F8 HBP | | 0 | 1 | 0 | 0 | 0 | 0 | 0 | |
| Frank Thomas, R OBP: 0.366, SLG: 0.498 (1, 7) | 1-3 2B | | | | | | | 5-3 | | | 4 | 0 | 2 | 0 | 1 | 0 | 0 | |
| Sid Gordon, R OBP: 0.403, SLG: 0.355 (1, 9) | F8 | | | | | | | 5-3 | | | 5 | 0 | 1 | 0 | 0 | 1 | 4 | |
| Toby Atwell, L OBP: 0.412, SLG: 0.420 (1, 2) | | | | | 4-3 | | | | | | 4 | 0 | 1 | 0 | 1 | 0 | 1 | |
| Curt Roberts, R OBP: 0.286, SLG: 0.292 (1, 4) | | FC5-4 1B | | | 4-3 | | | | F7 | | 4 | 0 | 1 | 1 | 0 | 0 | 2 | |
| Dick Hall, R OBP: 0.321, SLG: 0.314 (1, 8) | | FC5-4 5-3 | | | P2 | | | | F9 | | 4 | 0 | 1 | 1 | 0 | 0 | 2 | |
| Max Surkont, R OBP: 0.250, SLG: 0.172 (1, 1) | | 1-2 | | | 6-3 | | | | 1B 1B | | 4 | 1 | 2 | 0 | 0 | 0 | 2 | |
| | | | | | | | | | 1B 1B | | 4 | 0 | 1 | 0 | 0 | 1 | 2 | |
| Inning Stats | R: 0 E: 0 K: 0 S: 5 | H: 2 LOB: 2 BB: 0 P: 5 | R: 0 E: 0 K: 0 S: 4 | H: 1 LOB: 1 BB: 0 P: 4 | R: 0 E: 0 K: 0 S: 4 | H: 2 LOB: 2 BB: 0 P: 4 | R: 0 E: 0 K: 1 S: 5 | H: 1 LOB: 0 BB: 0 P: 5 | R: 0 E: 0 K: 1 S: 5 | H: 3 LOB: 2 BB: 0 P: 6 | R: 0 E: 0 K: 1 S: 5 | H: 2 LOB: 2 BB: 0 P: 5 | R: 0 E: 1 K: 0 S: 5 | H: 2 LOB: 3 BB: 2 P: 12 | 1B: 10 2B: 3 3B: 0 HR: 0 | SF: 0 SAC: 1 DP: 0 HBP: 1 | WP: 0 PB: 0 SB: 1 CS: 0 | PA: 43 |
| PITCHER Lew Burdette, R ERA: 2.56 (1, 1) | IP: 9.2 W: 9 L: 4 | WLS: 43 BF: 13 | H: 13 R: 2 ER: 2 SO: 3 | BB: 0 IBB: 2 HBP: 1 BLK: 0 | WP: 0 HR: 0 S: 46 P: 55 | ERA: 1.86 WHIP: 1.345 | PITCHER IP WLS BF H R ER SO BB IBB HBP BLK WP HR S P ERA WHIP | | | | | | | | | | | |

| Batter | 1 | 2 | 3 | 4 | 5 | 6 | 7 | 8 | 9 | AB | R | H | RBI | BB | SO | LOB | TOP | | | | | | | | | | | | | | | | | | |
|---|----|-----|----|---|---|----|----|----|-----|-----|-----|----|-----|----|----|-----|---|----------------|----|-----|----|---|---|----|----|----|-----|-----|-----|----|----|---|---|-----|------|
| Bill Bruton, L (1, 8) OBP: 0.318, SLG: 0.284 | | | | | | | | | | 0 | 0 | 0 | 0 | 0 | 0 | 0 | Milwaukee Braves @ Pittsburgh Pirates Forbes Field, Pittsburgh, PA Sun Jun 20 1954, 3:38 AM EDT Att: 10,236 - Unknown livebaseballscorecards.com | | | | | | | | | | | | | | | | | | |
| Johnny Logan, R (1, 6) OBP: 0.336, SLG: 0.419 | | | | | | | | | | 0 | 0 | 0 | 0 | 0 | 0 | 0 | | | | | | | | | | | | | | | | | | | |
| Hank Aaron, R (1, 7) OBP: 0.341, SLG: 0.487 | | | | | | | | | | 0 | 0 | 0 | 0 | 0 | 0 | 0 | | | | | | | | | | | | | | | | | | | |
| Joe Adcock, R (1, 3) OBP: 0.388, SLG: 0.537 | | | | | | | | | | 0 | 0 | 0 | 0 | 0 | 0 | 0 | | | | | | | | | | | | | | | | | | | |
| Andy Patko, R (1, 9) OBP: 0.341, SLG: 0.444 | | | | | | | | | | 0 | 0 | 0 | 0 | 0 | 0 | 0 | | | | | | | | | | | | | | | | | | | |
| Danny O'Connell, R (1, 5) OBP: 0.313, SLG: 0.329 | | | | | | | | | | 0 | 0 | 0 | 0 | 0 | 0 | 0 | | | | | | | | | | | | | | | | | | | |
| Del Crandall, R (1, 2) OBP: 0.276, SLG: 0.324 | | | | | | | | | | 0 | 0 | 0 | 0 | 0 | 0 | 0 | | | | | | | | | | | | | | | | | | | |
| Jack Dittmer, L (1, 4) OBP: 0.197, SLG: 0.246 | | | | | | | | | | 0 | 0 | 0 | 0 | 0 | 0 | 0 | | | | | | | | | | | | | | | | | | | |
| Bob Buhl, R (1, 1) | | | | | | | | | | 0 | 0 | 0 | 0 | 0 | 0 | 0 |  | | | | | | | | | | | | | | | | | | |
| Inning Stats | | | | | | | | | | | | | | | | | 1B: 0 SF: 0 WP: 0 PA: 0 2B: 0 SAC: 0 FB: 0 3B: 0 DP: 0 SB: 0 HR: 0 HBP: 0 CS: 0 | | | | | | | | | | | | | | | | | | |
| PITCHER Bob Friend, R (1, 1) ERA: 6.83 | IP | WLS | BF | H | R | ER | SO | BB | IBB | HBP | BLK | WP | HR | S | P | ERA | WHIP | PITCHER | IP | WLS | BF | H | R | ER | SO | BB | IBB | HBP | BLK | WP | HR | S | P | ERA | WHIP |

| Batter | 1 | 2 | 3 | 4 | 5 | 6 | 7 | 8 | 9 | AB | R | H | RBI | BB | SO | LOB | BOTTOM | | | | | | | | | | | | | | | | | | |
|--|----|-----|----|---|---|----|----|----|-----|-----|-----|----|-----|----|----|-----|---|----------------|----|-----|----|---|---|----|----|----|-----|-----|-----|----|----|---|---|-----|------|
| Gair Allie, R (1, 6) OBP: 0.305, SLG: 0.271 | | | | | | | | | | 0 | 0 | 0 | 0 | 0 | 0 | 0 | Milwaukee Braves @ Pittsburgh Pirates Forbes Field, Pittsburgh, PA Sun Jun 20 1954, 3:38 AM EDT Att: 10,236 - Unknown livebaseballscorecards.com | | | | | | | | | | | | | | | | | | |
| Dick Cole, R (1, 5) OBP: 0.366, SLG: 0.368 | | | | | | | | | | 0 | 0 | 0 | 0 | 0 | 0 | 0 | | | | | | | | | | | | | | | | | | | |
| Preston Ward, L (1, 3) OBP: 0.333, SLG: 0.392 | | | | | | | | | | 0 | 0 | 0 | 0 | 0 | 0 | 0 | | | | | | | | | | | | | | | | | | | |
| Frank Thomas, R (1, 7) OBP: 0.366, SLG: 0.498 | | | | | | | | | | 0 | 0 | 0 | 0 | 0 | 0 | 0 | | | | | | | | | | | | | | | | | | | |
| Sid Gordon, R (1, 9) OBP: 0.403, SLG: 0.355 | | | | | | | | | | 0 | 0 | 0 | 0 | 0 | 0 | 0 | | | | | | | | | | | | | | | | | | | |
| Toby Atwell, L (1, 2) OBP: 0.412, SLG: 0.420 | | | | | | | | | | 0 | 0 | 0 | 0 | 0 | 0 | 0 | | | | | | | | | | | | | | | | | | | |
| Curt Roberts, R (1, 4) OBP: 0.286, SLG: 0.292 | | | | | | | | | | 0 | 0 | 0 | 0 | 0 | 0 | 0 | | | | | | | | | | | | | | | | | | | |
| Dick Hall, R (1, 8) OBP: 0.321, SLG: 0.314 | | | | | | | | | | 0 | 0 | 0 | 0 | 0 | 0 | 0 | | | | | | | | | | | | | | | | | | | |
| Bob Friend, R (1, 1) OBP: 0.400, SLG: 0.353 | | | | | | | | | | 0 | 0 | 0 | 0 | 0 | 0 | 0 |  | | | | | | | | | | | | | | | | | | |
| Inning Stats | | | | | | | | | | | | | | | | | 1B: 0 SF: 0 WP: 0 PA: 0 2B: 0 SAC: 0 FB: 0 3B: 0 DP: 0 SB: 0 HR: 0 HBP: 0 CS: 0 | | | | | | | | | | | | | | | | | | |
| PITCHER Bob Buhl, R (1, 1) ERA: 5.9 | IP | WLS | BF | H | R | ER | SO | BB | IBB | HBP | BLK | WP | HR | S | P | ERA | WHIP | PITCHER | IP | WLS | BF | H | R | ER | SO | BB | IBB | HBP | BLK | WP | HR | S | P | ERA | WHIP |

| Batter | 1 | 2 | 3 | 4 | 5 | 6 | 7 | 8 | 9 | AB | R | H | RBI | BB | SO | LOB | TOP | | |
|--|------------------------------|---------------------------------|------------------------------|---------------------------------|------------------------------|---------------------------------|------------------------------|---------------------------------|------------------------------|---------------------------------|------------------------------|---------------------------------|------------------------------|---------------------------------|----------------------------------|------------------------------------|--|--|--|
| Jim Pendleton, R (1, 8) OBP: 0.235, SLG: 0.286 Bill Bruton, L (8, 8) OBP: 0.315, SLG: 0.282 | 0-0 6-3 | | | 0-0 F8 | | 0-0 4-3 | | 0-0 1B | | 4 | 0 | 1 | 0 | 0 | 0 | 0 | Milwaukee Braves @ New York Giants Polo Grounds, New York, NY Tue Jun 22 1954, 3:33 AM EDT Att: 29,136 - Unknown | | |
| Johnny Logan, R (1, 6) OBP: 0.332, SLG: 0.409 | 0-0 F8 | | | 0-0 F8 | | 0-0 5-3 | | 0-3 K | | 4 | 0 | 0 | 0 | 0 | 1 | 1 | | | |
| Hank Aaron, R (1, 7) OBP: 0.341, SLG: 0.493 | 0-0 6-3 | | | 0-0 HR | | 0-0 F8 | | | 1-0 HBP | 3 | 1 | 1 | 1 | 0 | 0 | 0 | | | |
| Joe Adcock, R (1, 3) OBP: 0.379, SLG: 0.522 | | 0-3 K | | 0-0 F2 | | 0-0 F8 | | 0-0 F3 | | 4 | 0 | 0 | 0 | 0 | 1 | 1 | | | |
| Andy Pafko, R (1, 9) OBP: 0.339, SLG: 0.443 | 0-0 6-3 | | | | 0-0 G3 2B | 0-0 4-3 | | 0-0 F3 | | 4 | 1 | 1 | 0 | 0 | 0 | 1 | | | |
| Danny O'Connell, R (1, 5) OBP: 0.320, SLG: 0.336 | 0-0 F9 | | | | 0-0 G3 | 0-0 1B | | 0-3 K | | 4 | 0 | 1 | 0 | 0 | 1 | 2 | | | |
| Del Crandall, R (1, 2) OBP: 0.272, SLG: 0.313 | | | 0-0 5-3 | | 4-0 BB | 0-3 K | | | | 2 | 0 | 0 | 0 | 1 | 1 | 1 | | | |
| Jack Dittmer, L (1, 4) OBP: 0.205, SLG: 0.240 | 0-0 F9 | | | 0-0 G3 | | | | 0-3 K | | 3 | 0 | 0 | 1 | 0 | 1 | 1 | | | |
| Gene Conley, R (1, 1) OBP: 0.156, SLG: 0.188 | | | 0-3 K | | 0-0 F6 | | | 0-0 4-3 | | 3 | 0 | 0 | 0 | 0 | 1 | 1 | | | |
| Inning Stats | R: 0 E: 0 K: 0 S: 3 | H: 0 LOB: 0 BB: 0 P: 3 | R: 0 E: 0 K: 1 S: 5 | H: 0 LOB: 0 BB: 0 P: 5 | R: 0 E: 0 K: 1 S: 5 | H: 1 LOB: 0 BB: 0 P: 4 | R: 1 E: 0 K: 0 S: 4 | H: 1 LOB: 1 BB: 1 P: 8 | R: 0 E: 0 K: 1 S: 6 | H: 1 LOB: 1 BB: 0 P: 6 | R: 0 E: 0 K: 2 S: 8 | H: 1 LOB: 1 BB: 0 P: 8 | R: 0 E: 0 K: 1 S: 5 | H: 0 LOB: 1 BB: 0 P: 6 | 1B: 2 2B: 1 3B: 0 HR: 1 | SF: 0 SAC: 0 DP: 0 HBP: 1 | WP: 0 PA: 33 CS: 0 | | |
| PITCHER | IP | WLS | BF | H | R | ER | SO | BB | IBB | HBP | BLK | WP | HR | S | P | ERA | WHIP | | |
| Johnny Antonelli, L (1, 1) ERA: 2.16 Hoyt Wilhelm, R (9, 1) ERA: 2.01 | 8.0 | | 29 | 4 | 2 | 2 | 5 | 1 | 0 | 0 | 0 | 0 | 1 | 38 | 42 | 2.25 | 0.625 | | |

| Batter | 1 | 2 | 3 | 4 | 5 | 6 | 7 | 8 | 9 | AB | R | H | RBI | BB | SO | LOB | BOTTOM | | |
|---|------------------------------|---------------------------------|------------------------------|---------------------------------|------------------------------|---------------------------------|------------------------------|--------------------------------------|------------------------------|---------------------------------|------------------------------|---------------------------------|------------------------------|---------------------------------|------------------------------|----------------------------------|--|------------------------------------|--------------------------|
| Davey Williams, R (1, 4) OBP: 0.269, SLG: 0.313 | 0-0 F9 | | 0-3 K | | | 0-0 SH2-3 1B | | 0-0 1B | | 4 | 0 | 2 | 0 | 0 | 1 | 0 | Milwaukee Braves @ New York Giants Polo Grounds, New York, NY Tue Jun 22 1954, 3:33 AM EDT Att: 29,136 - Unknown | | |
| Alvin Dark, R (1, 6) OBP: 0.330, SLG: 0.421 | 0-0 6-3 | | | 0-0 F8 | | 0-0 SH2-3 | | 0-0 5-3 | | 3 | 0 | 0 | 0 | 0 | 0 | 1 | | | |
| Whitey Lockman, L (1, 3) OBP: 0.309, SLG: 0.403 | 0-0 CS 1B | | | 0-0 F5 | | 0-0 6-3 | | 4-0 1B SH3-4 2B BB | | 3 | 1 | 1 | 0 | 1 | 0 | 1 | | | |
| Bill Taylor, L (1, 7) OBP: 0.313, SLG: 0.414 | 0-0 CS 1-2 | 0-0 L4 | | 4-0 1B BB | | 0-0 F9 | | 0-0 SH3-4 | | 2 | 0 | 0 | 0 | 1 | 0 | 1 | | | |
| Don Mueller, L (1, 9) OBP: 0.375, SLG: 0.437 | | 0-0 4-3 | | 0-0 1B | | 0-0 4-3 | | 0-0 2B 1B | | 4 | 1 | 2 | 0 | 0 | 0 | 0 | | | |
| Willie Mays, R (1, 8) OBP: 0.389, SLG: 0.672 | | 0-0 HR | | 0-0 1-3 1B | | 0-0 K | | 0-0 1B 2B | | 4 | 1 | 2 | 2 | 0 | 1 | 0 | | | |
| Billy Gardner, R (1, 5) OBP: 0.290, SLG: 0.250 Bobby Hofman, R (9, PH) OBP: 0.161, SLG: 0.467 | | 0-0 L3 | | | 0-0 1B | 0-0 F8 | | 0-0 1B IBB | | 3 | 0 | 1 | 0 | 0 | 0 | 0 | | | |
| Wes Westrum, R (1, 2) OBP: 0.311, SLG: 0.324 Hoot Evers, R (9, PH) OBP: 0.071, SLG: 0.286 | | | 0-0 F6 | | 0-0 F9 | | | 0-0 5-3 K | | 3 | 0 | 0 | 0 | 0 | 0 | 1 | | | |
| Johnny Antonelli, L (1, 1) OBP: 0.217, SLG: 0.250 Dusty Rhodes, L (8, PH) OBP: 0.455, SLG: 0.600 Hoyt Wilhelm, R (9, 1) OBP: 0.346, SLG: 0.428 | | | 0-0 4-3 | | 0-0 4-3 | | | 0-0 F7 1-2 2-3 3-H 1B | | 2 | 0 | 0 | 0 | 0 | 0 | 1 | | | |
| Inning Stats | R: 0 E: 0 K: 0 S: 3 | H: 1 LOB: 0 BB: 0 P: 3 | R: 1 E: 0 K: 0 S: 4 | H: 1 LOB: 0 BB: 0 P: 4 | R: 0 E: 0 K: 1 S: 5 | H: 0 LOB: 2 BB: 1 P: 7 | R: 0 E: 0 K: 0 S: 3 | H: 1 LOB: 1 BB: 1 P: 4 | R: 0 E: 0 K: 0 S: 4 | H: 0 LOB: 0 BB: 0 P: 4 | R: 0 E: 0 K: 1 S: 5 | H: 0 LOB: 0 BB: 0 P: 5 | R: 0 E: 0 K: 0 S: 4 | H: 1 LOB: 1 BB: 0 P: 4 | R: 2 E: 0 K: 1 S: 7 | H: 3 LOB: 3 BB: 2 P: 15 | 1B: 7 2B: 1 3B: 0 HR: 1 | SF: 0 SAC: 2 DP: 0 HBP: 0 | WP: 0 PA: 37 CS: 1 |
| PITCHER | IP | WLS | BF | H | R | ER | SO | BB | IBB | HBP | BLK | WP | HR | S | P | ERA | WHIP | | |
| Gene Conley, R (1, 1) ERA: 2.57 | 8.2 | L | 36 | 9 | 3 | 3 | 3 | 2 | 1 | 0 | 0 | 0 | 1 | 39 | 51 | 3.12 | 1.269 | | |

| Batter | 1 | 2 | 3 | 4 | 5 | 6 | 7 | 8 | 9 | AB | R | H | RBI | BB | SO | LOB | TOP | | | | | | | | | | |
|--|------------------------------|---------------------------------|------------------------------|---------------------------------|------------------------------|---------------------------------|------------------------------|---------------------------------|------------------------------|----------------------------------|------------------------------|---------------------------------|------------------------------|---------------------------------|------------------------------|---------------------------------|---|---------------------------------|----------------------------------|------------------------------------|----------------------------------|--------|--|--|--|--|--|
| Bill Bruton, L OBP: 0.317, SLG: 0.281 (1, 8) | L8 | | P6 | | | S 1B | | | F9 | 4 | 1 | 1 | 0 | 1 | 0 | 0 | Milwaukee Braves @ New York Giants Polo Grounds, New York, NY Wed Jun 23 1954, 3:33 AM EDT Att: 4,640 - Unknown | | | | | | | | | | |
| Johnny Logan, R OBP: 0.325, SLG: 0.404 (1, 6) | FC5-4 1B | | 6-3 | | | | K | | F7 | 5 | 0 | 1 | 0 | 0 | 1 | 3 | | | | | | | | | | | |
| Hank Aaron, R OBP: 0.338, SLG: 0.486 (1, 7) | FC5-4 HR | | 5-3 | | | | | | P2 | 5 | 1 | 1 | 1 | 0 | 0 | 1 | | | | | | | | | | | |
| Joe Adcock, R OBP: 0.381, SLG: 0.533 (1, 3) | HR | | | | | | | | | 3 | 1 | 1 | 2 | 1 | 0 | 0 | | | | | | | | | | | |
| Andy Patko, R OBP: 0.342, SLG: 0.458 (1, 9) | 6-3 | | | | | | | | | 4 | 1 | 2 | 1 | 0 | 0 | 2 | | | | | | | | | | | |
| Danny O'Connell, R OBP: 0.314, SLG: 0.330 (1, 5) | | | | | | | | | | 4 | 0 | 0 | 0 | 0 | 0 | 1 | | | | | | | | | | | |
| Del Crandall, R OBP: 0.283, SLG: 0.351 (1, 2) | | | | | | | | | F8 | 4 | 1 | 3 | 1 | 0 | 0 | 0 | | | | | | | | | | | |
| Jack Dittmer, L OBP: 0.207, SLG: 0.253 (1, 4) | | | | | | | | | L8 | 4 | 0 | 1 | 0 | 0 | 0 | 2 | | | | | | | | | | | |
| Jim Wilson, R OBP: 0.214, SLG: 0.286 Dave Jolly, R OBP: 0.333, SLG: 0.375 (9, 1) | K | | | | | | | | F9 | 4 | 0 | 0 | 0 | 0 | 1 | 2 | | | | | | | | | | | |
| | | | | | | | | | F9 | 0 | 0 | 0 | 0 | 0 | 0 | 0 | | | | | | | | | | | |
| Inning Stats | R: 2 E: 0 K: 0 S: 5 | H: 2 LOB: 0 BB: 0 P: 5 | R: 0 E: 0 K: 1 S: 6 | H: 1 LOB: 1 BB: 0 P: 6 | R: 0 E: 0 K: 0 S: 3 | H: 0 LOB: 0 BB: 0 P: 3 | R: 1 E: 0 K: 0 S: 5 | H: 2 LOB: 1 BB: 0 P: 5 | R: 1 E: 0 K: 1 S: 7 | H: 2 LOB: 2 BB: 1 P: 11 | R: 1 E: 0 K: 0 S: 5 | H: 2 LOB: 1 BB: 0 P: 9 | R: 0 E: 0 K: 0 S: 4 | H: 1 LOB: 1 BB: 0 P: 4 | R: 0 E: 0 K: 0 S: 3 | H: 0 LOB: 0 BB: 0 P: 3 | R: 0 E: 0 K: 0 S: 3 | H: 0 LOB: 0 BB: 0 P: 3 | 1B: 5 2B: 2 3B: 0 HR: 3 | SF: 0 SAC: 0 DP: 0 HBP: 0 | WP: 0 PB: 0 SB: 1 CS: 0 | PA: 39 | | | | | |
| PITCHER | IP | WLS | BF | H | R | ER | SO | BB | IBB | HBP | BLK | WP | HR | S | P | ERA | WHIP | | | | | | | | | | |
| Ruben Gomez, R ERA: 3.4 (1, 1) | 1.0 | L | 5 | 2 | 2 | 2 | 0 | 0 | 0 | 0 | 0 | 0 | 1 | 5 | 5 | 18.00 | 2.000 | | | | | | | | | | |
| Larry Jansen, R ERA: 5.79 (2, 1) | 4.0 | | 18 | 5 | 2 | 2 | 2 | 1 | 0 | 0 | 0 | 0 | 1 | 21 | 25 | 4.50 | 1.500 | | | | | | | | | | |
| Windy McCall, L ERA: 3.07 (6, 1) | 2.0 | | 10 | 3 | 1 | 1 | 0 | 1 | 0 | 0 | 0 | 0 | 1 | 9 | 13 | 4.50 | 2.000 | | | | | | | | | | |
| Alex Konikowski, R ERA: 3.86 (8, 1) | 2.0 | | 6 | 0 | 0 | 0 | 0 | 0 | 0 | 0 | 0 | 0 | 0 | 6 | 6 | 0.00 | 0.000 | | | | | | | | | | |



| Batter | 1 | 2 | 3 | 4 | 5 | 6 | 7 | 8 | 9 | AB | R | H | RBI | BB | SO | LOB | BOTTOM | | | | | | | | | | |
|--|------------------------------|---------------------------------|------------------------------|---------------------------------|------------------------------|---------------------------------|------------------------------|---------------------------------|------------------------------|---------------------------------|------------------------------|---------------------------------|------------------------------|---------------------------------|------------------------------|---------------------------------|---|---------------------------------|----------------------------------|------------------------------------|----------------------------------|--------|--|--|--|--|--|
| Davey Williams, R OBP: 0.268, SLG: 0.311 (1, 4) | | | F7 | | | | | F7 | | 4 | 0 | 1 | 0 | 0 | 0 | 0 | Milwaukee Braves @ New York Giants Polo Grounds, New York, NY Wed Jun 23 1954, 3:33 AM EDT Att: 4,640 - Unknown | | | | | | | | | | |
| Alvin Dark, R OBP: 0.325, SLG: 0.415 (1, 6) | 1B | | P4 | | | | | F7 | | 4 | 0 | 0 | 0 | 0 | 0 | 1 | | | | | | | | | | | |
| Whitey Lockman, L OBP: 0.312, SLG: 0.405 (1, 3) | | | | | | | | | | 4 | 1 | 2 | 0 | 0 | 0 | 1 | | | | | | | | | | | |
| Monte Irvin, R OBP: 0.349, SLG: 0.429 (1, 7) | F8 | | | | | | | | | 4 | 0 | 2 | 0 | 0 | 1 | 2 | | | | | | | | | | | |
| Don Mueller, L OBP: 0.376, SLG: 0.438 (1, 9) | | | | | | | | | | 4 | 0 | 2 | 0 | 0 | 0 | 2 | | | | | | | | | | | |
| Willie Mays, R OBP: 0.390, SLG: 0.681 (1, 8) | | | | | | | | | | 3 | 1 | 1 | 1 | 0 | 0 | 3 | | | | | | | | | | | |
| Billy Gardner, R OBP: 0.292, SLG: 0.361 Hank Thompson, L OBP: 0.396, SLG: 0.497 (9, PH) | | | | | | | | | | 3 | 0 | 1 | 1 | 0 | 1 | 0 | | | | | | | | | | | |
| Wes Westrum, R OBP: 0.298, SLG: 0.308 (1, 2) | | | | | | | | | | 1 | 0 | 0 | 0 | 0 | 0 | 3 | | | | | | | | | | | |
| Ruben Gomez, R OBP: 0.242, SLG: 0.242 Larry Jansen, R OBP: 0.333, SLG: 0.417 Dusty Rhodes, L OBP: 0.245, SLG: 0.257 Windy McCall, L OBP: 0.303, SLG: 0.400 Alex Konikowski, R OBP: 0.196, SLG: 0.482 (1, 1) (2, 1) (5, PH) (8, 1) (7, PH) (8, 1) (9, PH) | | | | | | | | | | 0 | 0 | 0 | 0 | 0 | 0 | 0 | | | | | | | | | | | |
| | | | | | | | | | | 1 | 0 | 0 | 0 | 0 | 0 | 0 | | | | | | | | | | | |
| Inning Stats | R: 0 E: 0 K: 0 S: 4 | H: 1 LOB: 1 BB: 0 P: 4 | R: 1 E: 0 K: 1 S: 6 | H: 1 LOB: 0 BB: 0 P: 6 | R: 0 E: 0 K: 0 S: 3 | H: 0 LOB: 0 BB: 0 P: 3 | R: 1 E: 0 K: 0 S: 6 | H: 3 LOB: 2 BB: 0 P: 6 | R: 0 E: 0 K: 1 S: 6 | H: 2 LOB: 1 BB: 0 P: 6 | R: 0 E: 0 K: 2 S: 7 | H: 0 LOB: 0 BB: 0 P: 7 | R: 0 E: 0 K: 0 S: 3 | H: 0 LOB: 0 BB: 0 P: 3 | R: 0 E: 0 K: 0 S: 5 | H: 2 LOB: 3 BB: 0 P: 6 | R: 0 E: 0 K: 0 S: 5 | H: 0 LOB: 0 BB: 0 P: 6 | 1B: 8 2B: 0 3B: 0 HR: 1 | SF: 0 SAC: 0 DP: 0 HBP: 1 | WP: 0 PB: 0 SB: 0 CS: 0 | PA: 36 | | | | | |
| PITCHER | IP | WLS | BF | H | R | ER | SO | BB | IBB | HBP | BLK | WP | HR | S | P | ERA | WHIP | | | | | | | | | | |
| Jim Wilson, R ERA: 2.68 Dave Jolly, R ERA: 0.99 (1, 1) (9, 1) | 8.0 | W | 32 | 9 | 2 | 2 | 4 | 0 | 0 | 0 | 0 | 0 | 1 | 40 | 40 | 2.25 | 1.125 | | | | | | | | | | |
| | 1.0 | S | 4 | 0 | 0 | 0 | 0 | 0 | 0 | 1 | 0 | 0 | 0 | 3 | 4 | 0.00 | 0.000 | | | | | | | | | | |



| Batter | 1 | 2 | 3 | 4 | 5 | 6 | 7 | 8 | 9 | AB | R | H | RBI | BB | SO | LOB | TOP | | | | | |
|---|--|---------------------------------|------------------------------|---------------------------------|------------------------------|---------------------------------|------------------------------|---------------------------------|------------------------------|---------------------------------|------------------------------|---------------------------------|------------------------------|---------------------------------|------------------------------|---------------------------------|---|---------------------------------|----------------------------------|------------------------------------|-------------------------|--------|
| Jim Pendleton, R (1, 8) OBP: 0.224, SLG: 0.272 | F8 | | G5-4-3 | | | F9 | | | P4 | 4 | 0 | 0 | 0 | 0 | 0 | 1 | Milwaukee Braves @ New York Giants Polo Grounds, New York, NY Thu Jun 24 1954, 3:33 AM EDT Att: 7,743 - Unknown | | | | | |
| Johnny Logan, R (1, 6) OBP: 0.324, SLG: 0.397 | F3 | | | L8 | | K | | | F8 | 4 | 0 | 0 | 0 | 0 | 1 | 0 | | | | | | |
| Hank Aaron, R (1, 7) OBP: 0.333, SLG: 0.479 | P6 | | | F3 | | | | | F6 | 3 | 0 | 0 | 0 | 0 | 0 | 0 | | | | | | |
| Joe Adcock, R (1, 3) OBP: 0.376, SLG: 0.526 | | P6 | | F7 | | | | | F2 | 3 | 0 | 0 | 0 | 0 | 0 | 0 | | | | | | |
| Andy Patko, R (1, 9) OBP: 0.346, SLG: 0.475 | | HR | | | | | | | L9 | 3 | 1 | 2 | 1 | 0 | 0 | 0 | | | | | | |
| Danny O'Connell, R (1, 5) OBP: 0.315, SLG: 0.330 | | 5-3 | | | | | | | F5 | 3 | 0 | 1 | 0 | 0 | 0 | 0 | | | | | | |
| Del Crandall, R (1, 2) OBP: 0.284, SLG: 0.351 | | F7 | | | | | | | | 3 | 0 | 1 | 0 | 0 | 1 | 1 | | | | | | |
| Jack Dittmer, L (1, 4) OBP: 0.213, SLG: 0.250 | | | | | | | | | | 1 | 0 | 0 | 0 | 1 | 0 | 1 | | | | | | |
| Roy Smalley, R (8, PH) OBP: 0.286, SLG: 0.667 | | | | FC1-6 BB | | | | | F7 | 1 | 0 | 0 | 0 | 0 | 0 | 0 | | | | | | |
| Warren Spahn, L (1, 1) OBP: 0.286, SLG: 0.326 | | | | FC1-6 | | | | | | 2 | 0 | 0 | 0 | 0 | 0 | 1 | | | | | | |
| Sam Calderone, R (9, PH) OBP: 0.444, SLG: 0.429 | | | | FC1-6 G5-4-3 | | | | | F2 | 1 | 0 | 0 | 0 | 0 | 0 | 0 | | | | | | |
| Inning Stats | R: 0 E: 0 K: 0 S: 3 | H: 0 LOB: 0 BB: 0 P: 3 | R: 1 E: 0 K: 0 S: 4 | H: 1 LOB: 0 BB: 0 P: 4 | R: 0 E: 0 K: 0 S: 2 | H: 0 LOB: 0 BB: 1 P: 6 | R: 0 E: 0 K: 0 S: 3 | H: 0 LOB: 0 BB: 0 P: 3 | R: 0 E: 0 K: 1 S: 6 | H: 2 LOB: 1 BB: 0 P: 6 | R: 0 E: 0 K: 0 S: 5 | H: 0 LOB: 0 BB: 0 P: 5 | R: 0 E: 0 K: 0 S: 3 | H: 0 LOB: 0 BB: 0 P: 3 | R: 0 E: 0 K: 0 S: 3 | H: 1 LOB: 0 BB: 0 P: 3 | R: 0 E: 0 K: 0 S: 3 | H: 0 LOB: 0 BB: 0 P: 3 | 1B: 3 2B: 0 3B: 0 HR: 1 | SF: 0 SAC: 0 DP: 1 HBP: 0 | WP: 0 PB: 0 CS: 1 | PA: 29 |
| PITCHER Don Liddle, L (1, 1) ERA: 2.75 | IP: 9.0 WLS: W BF: 29 H: 4 R: 1 ER: 1 SO: 2 BB: 1 IBB: 0 HBP: 0 BLK: 0 WP: 0 HR: 1 S: 32 P: 36 ERA: 1.00 WHIP: 0.556 | | | | | | | | | | | | | | | | | | | | | |

| | |
|-----|----|
| AB | 28 |
| R | 1 |
| H | 4 |
| RBI | 1 |
| BB | 1 |
| SO | 2 |
| LOB | 4 |



| Batter | 1 | 2 | 3 | 4 | 5 | 6 | 7 | 8 | 9 | AB | R | H | RBI | BB | SO | LOB | BOTTOM | | | | | |
|---|--|---------------------------------|------------------------------|---------------------------------|------------------------------|---------------------------------|------------------------------|---------------------------------|------------------------------|---------------------------------|------------------------------|---------------------------------|------------------------------|---------------------------------|------------------------------|---------------------------------|---|------------------------------|---------------------------------|----------------------------------|------------------------------------|-------------------------|
| Davey Williams, R (1, 4) OBP: 0.268, SLG: 0.310 | | | | | | | | | | 4 | 0 | 1 | 0 | 0 | 0 | 2 | Milwaukee Braves @ New York Giants Polo Grounds, New York, NY Thu Jun 24 1954, 3:33 AM EDT Att: 7,743 - Unknown | | | | | |
| Alvin Dark, R (1, 6) OBP: 0.321, SLG: 0.409 | 1B | F8 | | | | | | | | 4 | 0 | 0 | 0 | 0 | 0 | 2 | | | | | | |
| Whitely Lockman, L (1, 3) OBP: 0.311, SLG: 0.402 | P3 | | 4-3 | | | | | | | 4 | 0 | 1 | 0 | 0 | 1 | 2 | | | | | | |
| Monte Irvin, R (1, 7) OBP: 0.345, SLG: 0.423 | F8 | | | | | | | | | 3 | 0 | 0 | 0 | 0 | 0 | 2 | | | | | | |
| Don Mueller, L (1, 9) OBP: 0.376, SLG: 0.437 | | | | | | | | | | 3 | 1 | 1 | 0 | 0 | 0 | 0 | | | | | | |
| Willie Mays, R (1, 8) OBP: 0.393, SLG: 0.693 | | | | | | | | | | 3 | 1 | 2 | 2 | 0 | 0 | 0 | | | | | | |
| Billy Gardner, R (1, 5) OBP: 0.279, SLG: 0.344 | | | | | | | | | | 3 | 0 | 0 | 0 | 0 | 0 | 1 | | | | | | |
| Wes Westrum, R (1, 2) OBP: 0.299, SLG: 0.309 | | | | | | | | | | 3 | 0 | 1 | 0 | 0 | 0 | 1 | | | | | | |
| Don Liddle, L (1, 1) OBP: 0.091, SLG: 0.091 | | | | | | | | | | 3 | 0 | 1 | 0 | 0 | 0 | 1 | | | | | | |
| Inning Stats | R: 0 E: 0 K: 0 S: 4 | H: 1 LOB: 1 BB: 0 P: 4 | R: 2 E: 0 K: 0 S: 6 | H: 3 LOB: 1 BB: 0 P: 6 | R: 0 E: 0 K: 1 S: 5 | H: 0 LOB: 0 BB: 0 P: 5 | R: 0 E: 0 K: 0 S: 3 | H: 0 LOB: 0 BB: 0 P: 3 | R: 0 E: 0 K: 0 S: 3 | H: 0 LOB: 0 BB: 0 P: 3 | R: 0 E: 0 K: 0 S: 3 | H: 1 LOB: 0 BB: 0 P: 3 | R: 0 E: 0 K: 0 S: 4 | H: 1 LOB: 1 BB: 0 P: 4 | R: 0 E: 0 K: 0 S: 4 | H: 1 LOB: 1 BB: 0 P: 4 | | R: 0 E: 0 K: 0 S: 4 | H: 1 LOB: 1 BB: 0 P: 4 | 1B: 6 2B: 0 3B: 0 HR: 1 | SF: 0 SAC: 0 DP: 1 HBP: 0 | WP: 0 PB: 0 CS: 0 |
| PITCHER Warren Spahn, L (1, 1) ERA: 2.91 | IP: 8.0 WLS: L BF: 30 H: 7 R: 2 ER: 2 SO: 1 BB: 0 IBB: 0 HBP: 0 BLK: 0 WP: 0 HR: 1 S: 32 P: 32 ERA: 2.25 WHIP: 0.875 | | | | | | | | | | | | | | | | | | | | | |

| | |
|-----|----|
| AB | 30 |
| R | 2 |
| H | 7 |
| RBI | 2 |
| BB | 0 |
| SO | 1 |
| LOB | 11 |



| Batter | 1 | 2 | 3 | 4 | 5 | 6 | 7 | 8 | 9 | AB | R | H | RBI | BB | SO | LOB | TOP | | | | | | | | |
|--|------------------------------|---------------------------------|------------------------------|---------------------------------|------------------------------|---------------------------------|------------------------------|----------------------------------|------------------------------|---------------------------------|------------------------------|---------------------------------|------------------------------|---------------------------------|------------------------------|---------------------------------|---|---------------------------------|-----------------------------------|------------------------------------|----------------------------------|--------|--|--|--|
| Bill Bruton, L OBP: 0.329, SLG: 0.305 (1, 8) | | | | | | | | | | 5 | 2 | 4 | 3 | 0 | 0 | 0 | Milwaukee Braves @ Philadelphia Phillies Connie Mack Stadium, Philadelphia, PA Fri Jun 25 1954, 3:33 AM EDT Att: 16,560 - Unknown | | | | | | | | |
| Johnny Logan, R OBP: 0.330, SLG: 0.402 (1, 6) | | | | | | | | | | 5 | 0 | 3 | 2 | 0 | 0 | 2 | | | | | | | | | |
| Hank Aaron, R OBP: 0.331, SLG: 0.472 (1, 7) | | | | | | | | | | 5 | 0 | 1 | 0 | 0 | 1 | 3 | | | | | | | | | |
| Eddie Mathews, L OBP: 0.381, SLG: 0.505 (1, 5) | | | | | | | | | | 4 | 2 | 1 | 1 | 1 | 0 | 3 | | | | | | | | | |
| Joe Adcock, R OBP: 0.377, SLG: 0.528 (1, 3) | | | | | | | | | | 5 | 0 | 2 | 0 | 0 | 0 | 2 | | | | | | | | | |
| Andy Pafo, R OBP: 0.343, SLG: 0.469 (1, 9) | | | | | | | | | | 5 | 0 | 1 | 1 | 0 | 0 | 0 | | | | | | | | | |
| Danny O'Connell, R OBP: 0.317, SLG: 0.342 (1, 4) | | | | | | | | | | 4 | 2 | 2 | 0 | 0 | 0 | 2 | | | | | | | | | |
| Del Crandall, R OBP: 0.289, SLG: 0.351 (1, 2) | | | | | | | | | | 3 | 1 | 1 | 0 | 1 | 0 | 0 | | | | | | | | | |
| Lew Burdette, R OBP: 0.105, SLG: 0.059 (1, 1) | | | | | | | | | | 3 | 0 | 0 | 0 | 0 | 1 | 2 | | | | | | | | | |
| Inning Stats | R: 0 E: 0 K: 0 S: 4 | H: 2 LOB: 1 BB: 0 P: 4 | R: 0 E: 0 K: 0 S: 3 | H: 1 LOB: 0 BB: 0 P: 3 | R: 0 E: 0 K: 1 S: 5 | H: 0 LOB: 0 BB: 0 P: 5 | R: 1 E: 0 K: 1 S: 7 | H: 2 LOB: 2 BB: 1 P: 11 | R: 1 E: 0 K: 0 S: 5 | H: 2 LOB: 1 BB: 0 P: 5 | R: 0 E: 0 K: 0 S: 3 | H: 0 LOB: 0 BB: 0 P: 3 | R: 3 E: 0 K: 0 S: 8 | H: 5 LOB: 2 BB: 0 P: 8 | R: 1 E: 0 K: 0 S: 5 | H: 2 LOB: 2 BB: 1 P: 9 | R: 1 E: 0 K: 0 S: 4 | H: 1 LOB: 0 BB: 0 P: 4 | 1B: 10 2B: 3 3B: 1 HR: 1 | SF: 0 SAC: 1 DP: 1 HBP: 0 | WP: 0 PB: 0 SB: 1 CS: 0 | PA: 42 | | | |
| PITCHER | IP | WLS | BF | H | R | ER | SO | BB | IBB | HBP | BLK | WP | HR | S | P | ERA | WHIP | | | | | | | | |
| Bob Miller, R ERA: 4.65 (1, 1) | 6.1 | L | 28 | 10 | 5 | 5 | 2 | 1 | 0 | 0 | 0 | 0 | 0 | 31 | 35 | 7.11 | 1.737 | | | | | | | | |
| Jim Konstanty, R ERA: 3.33 (7, 1) | 0.2 | | 4 | 2 | 0 | 0 | 0 | 0 | 0 | 0 | 0 | 0 | 0 | 4 | 4 | 0.00 | 3.000 | | | | | | | | |
| Steve Ridzik, R ERA: 3.31 (8, 1) | 2.0 | | 10 | 3 | 2 | 2 | 0 | 1 | 0 | 0 | 1 | 0 | 1 | 9 | 13 | 9.00 | 2.000 | | | | | | | | |



| Batter | 1 | 2 | 3 | 4 | 5 | 6 | 7 | 8 | 9 | AB | R | H | RBI | BB | SO | LOB | BOTTOM | | | | | | | | |
|--|------------------------------|---------------------------------|------------------------------|---------------------------------|------------------------------|---------------------------------|------------------------------|----------------------------------|------------------------------|---------------------------------|------------------------------|---------------------------------|------------------------------|---------------------------------|------------------------------|---------------------------------|---|---------------------------------|----------------------------------|------------------------------------|----------------------------------|--------|--|--|--|
| Willie Jones, R OBP: 0.326, SLG: 0.380 (1, 5) | | | | | | | | | | 4 | 0 | 0 | 0 | 0 | 1 | 4 | Milwaukee Braves @ Philadelphia Phillies Connie Mack Stadium, Philadelphia, PA Fri Jun 25 1954, 3:33 AM EDT Att: 16,560 - Unknown | | | | | | | | |
| Richie Ashburn, L OBP: 0.435, SLG: 0.361 (1, 8) | | | | | | | | | | 2 | 0 | 0 | 0 | 2 | 0 | 0 | | | | | | | | | |
| Smoky Burgess, L OBP: 0.426, SLG: 0.484 (1, 2) | | | | | | | | | | 3 | 0 | 1 | 0 | 0 | 0 | 2 | | | | | | | | | |
| Stan Lopata, R OBP: 0.397, SLG: 0.533 (6, PR) (7, 2) | | | | | | | | | | 1 | 0 | 1 | 0 | 0 | 0 | 0 | | | | | | | | | |
| Earl Torgeson, L OBP: 0.388, SLG: 0.405 (1, 3) | | | | | | | | | | 3 | 0 | 0 | 0 | 1 | 0 | 2 | | | | | | | | | |
| Granny Hamner, R OBP: 0.408, SLG: 0.506 (1, 4) | | | | | | | | | | 4 | 0 | 1 | 0 | 0 | 0 | 3 | | | | | | | | | |
| Del Ennis, R OBP: 0.309, SLG: 0.425 (1, 7) | | | | | | | | | | 4 | 0 | 0 | 0 | 0 | 0 | 4 | | | | | | | | | |
| Johnny Wyrostek, L OBP: 0.282, SLG: 0.366 (1, 9) | | | | | | | | | | 4 | 0 | 1 | 0 | 0 | 1 | 0 | | | | | | | | | |
| Bobby Morgan, R OBP: 0.403, SLG: 0.483 (1, 6) | | | | | | | | | | 2 | 0 | 0 | 0 | 2 | 0 | 1 | | | | | | | | | |
| Bob Miller, R OBP: 0.323, SLG: 0.393 (1, 1) | | | | | | | | | | 2 | 0 | 0 | 0 | 0 | 0 | 2 | | | | | | | | | |
| Jim Konstanty, R OBP: 0.323, SLG: 0.393 (7, 1) | | | | | | | | | | 0 | 0 | 0 | 0 | 0 | 0 | 0 | | | | | | | | | |
| Danny Schell, R OBP: 0.262, SLG: 0.350 (7, PH) | | | | | | | | | | 1 | 0 | 1 | 0 | 0 | 0 | 0 | | | | | | | | | |
| Steve Ridzik, R OBP: 0.182, SLG: 0.364 (8, 1) | | | | | | | | | | 0 | 0 | 0 | 0 | 0 | 0 | 0 | | | | | | | | | |
| Jim Command, L OBP: 0.182, SLG: 0.364 (9, PH) | | | | | | | | | | 1 | 0 | 0 | 0 | 0 | 0 | 0 | | | | | | | | | |
| Inning Stats | R: 0 E: 0 K: 0 S: 2 | H: 0 LOB: 0 BB: 1 P: 6 | R: 0 E: 0 K: 0 S: 3 | H: 0 LOB: 0 BB: 0 P: 3 | R: 0 E: 0 K: 1 S: 5 | H: 0 LOB: 1 BB: 1 P: 9 | R: 0 E: 0 K: 0 S: 3 | H: 0 LOB: 2 BB: 2 P: 11 | R: 0 E: 0 K: 1 S: 5 | H: 0 LOB: 1 BB: 1 P: 9 | R: 0 E: 0 K: 0 S: 4 | H: 1 LOB: 1 BB: 0 P: 4 | R: 0 E: 0 K: 0 S: 5 | H: 2 LOB: 2 BB: 0 P: 5 | R: 0 E: 0 K: 0 S: 5 | H: 2 LOB: 0 BB: 0 P: 5 | R: 0 E: 0 K: 0 S: 3 | H: 0 LOB: 0 BB: 0 P: 3 | 1B: 5 2B: 0 3B: 0 HR: 0 | SF: 0 SAC: 0 DP: 1 HBP: 0 | WP: 0 PB: 0 SB: 0 CS: 0 | PA: 36 | | | |
| PITCHER | IP | WLS | BF | H | R | ER | SO | BB | IBB | HBP | BLK | WP | HR | S | P | ERA | WHIP | | | | | | | | |
| Lew Burdette, R ERA: 2.35 (1, 1) | 9.0 | W | 36 | 5 | 0 | 0 | 2 | 5 | 0 | 0 | 0 | 0 | 0 | 35 | 55 | 0.00 | 1.111 | | | | | | | | |



| Batter | 1 | 2 | 3 | 4 | 5 | 6 | 7 | 8 | 9 | AB | R | H | RBI | BB | SO | LOB | TOP | | | | | |
|---|--|---------------------------------|------------------------------|---------------------------------|------------------------------|---------------------------------|------------------------------|---------------------------------|------------------------------|---------------------------------|------------------------------|---------------------------------|------------------------------|---------------------------------|------------------------------|---------------------------------|--|---------------------------------|----------------------------------|------------------------------------|----------------------------------|--------|
| Bill Bruton, L OBP: 0.327, SLG: 0.303 (1, 8) | | | | | | | | | | 4 | 0 | 1 | 1 | 0 | 0 | 1 | Milwaukee Braves @ Philadelphia Phillies Connie Mack Stadium, Philadelphia, PA Sat Jun 26 1954, 3:33 AM EDT Att: 5,373 - Unknown | | | | | |
| Johnny Logan, R OBP: 0.326, SLG: 0.399 (1, 6) | | | | | | | | | | 4 | 1 | 1 | 0 | 0 | 1 | 2 | | | | | | |
| Hank Aaron, R OBP: 0.333, SLG: 0.491 (1, 7) | | | | | | | | | | 4 | 1 | 2 | 1 | 0 | 0 | 0 | | | | | | |
| Eddie Mathews, L OBP: 0.378, SLG: 0.500 (1, 5) | | | | | | | | | | 2 | 0 | 0 | 1 | 1 | 0 | 0 | | | | | | |
| Joe Adcock, R OBP: 0.375, SLG: 0.523 (1, 3) | | | | | | | | | | 4 | 0 | 1 | 0 | 0 | 0 | 2 | | | | | | |
| Andy Pafko, R OBP: 0.337, SLG: 0.461 (1, 9) | | | | | | | | | | 4 | 0 | 0 | 0 | 0 | 0 | 2 | | | | | | |
| Danny O'Connell, R OBP: 0.320, SLG: 0.342 (1, 4) | | | | | | | | | | 3 | 0 | 1 | 0 | 1 | 0 | 0 | | | | | | |
| Del Crandall, R OBP: 0.294, SLG: 0.361 (1, 2) | | | | | | | | | | 4 | 1 | 2 | 0 | 0 | 0 | 1 | | | | | | |
| Chet Nichols, S ERA: 1.02, SLG: 0.105 (1, 1) | | | | | | | | | | 0 | 0 | 0 | 0 | 0 | 0 | 0 | | | | | | |
| Bob Buhl, R ERA: 5.21, SLG: 0.247 (3, Ph) | | | | | | | | | | 1 | 0 | 0 | 0 | 0 | 0 | 1 | | | | | | |
| Jack Dittmer, L ERA: 5.21, SLG: 0.247 (3, Ph) | | | | | | | | | | 0 | 0 | 0 | 0 | 0 | 0 | 0 | | | | | | |
| Ray Crone, R ERA: 5.21, SLG: 0.247 (3, Ph) | | | | | | | | | | 0 | 0 | 0 | 0 | 0 | 0 | 0 | | | | | | |
| Charlie White, L ERA: 5.21, SLG: 0.247 (5, Ph) | | | | | | | | | | 0 | 0 | 0 | 0 | 0 | 0 | 1 | | | | | | |
| Joey Jay, S ERA: 5.21, SLG: 0.247 (5, Ph) | | | | | | | | | | 0 | 0 | 0 | 0 | 0 | 0 | 0 | | | | | | |
| George Metkovich, L ERA: 5.21, SLG: 0.247 (7, Ph) | | | | | | | | | | 1 | 0 | 0 | 0 | 0 | 0 | 1 | | | | | | |
| Phil Paine, R ERA: 5.21, SLG: 0.247 (7, Ph) | | | | | | | | | | 0 | 0 | 0 | 0 | 0 | 0 | 0 | | | | | | |
| Inning Stats | R: 0 E: 0 K: 0 S: 3 | H: 0 LOB: 0 BB: 0 P: 3 | R: 0 E: 0 K: 0 S: 4 | H: 2 LOB: 1 BB: 0 P: 4 | R: 0 E: 0 K: 1 S: 6 | H: 1 LOB: 1 BB: 0 P: 6 | R: 1 E: 0 K: 0 S: 4 | H: 1 LOB: 0 BB: 0 P: 4 | R: 1 E: 0 K: 0 S: 5 | H: 2 LOB: 1 BB: 0 P: 5 | R: 0 E: 0 K: 0 S: 3 | H: 0 LOB: 1 BB: 1 P: 7 | R: 0 E: 0 K: 0 S: 2 | H: 0 LOB: 0 BB: 1 P: 6 | R: 1 E: 0 K: 0 S: 5 | H: 2 LOB: 1 BB: 0 P: 5 | R: 0 E: 0 K: 0 S: 3 | H: 0 LOB: 0 BB: 0 P: 3 | 1B: 5 2B: 3 3B: 0 HR: 1 | SF: 1 SAC: 0 DP: 1 HBP: 0 | WP: 0 PB: 0 SB: 0 CS: 0 | PA: 35 |
| PITCHER Robin Roberts, R ERA: 2.48 (1, 1) | IP: 9.0 WLS: W BF: 35 H: 8 R: 3 ER: 3 SO: 1 BB: 2 IBB: 0 HBP: 0 BLK: 0 WP: 0 HR: 1 S: 35 P: 43 ERA: 3.00 WHIP: 1.111 | | | | | | | | | | | | | | | PITCHER | | | | | | |



| Batter | 1 | 2 | 3 | 4 | 5 | 6 | 7 | 8 | 9 | AB | R | H | RBI | BB | SO | LOB | BOTTOM | | | |
|---|---|----------------------------------|------------------------------|---------------------------------|------------------------------|---------------------------------|------------------------------|---------------------------------|------------------------------|---------------------------------|------------------------------|----------------------------------|------------------------------|---------------------------------|-------------------------------|----------------------------------|--|----------------------------------|------------------------------------|----------------------------------|
| Willie Jones, R OBP: 0.332, SLG: 0.399 (1, 5) | | | | | | | | | | 3 | 3 | 2 | 2 | 1 | 0 | 1 | Milwaukee Braves @ Philadelphia Phillies Connie Mack Stadium, Philadelphia, PA Sat Jun 26 1954, 3:33 AM EDT Att: 5,373 - Unknown | | | |
| Richie Ashburn, L OBP: 0.440, SLG: 0.367 (1, 8) | | | | | | | | | | 2 | 0 | 1 | 1 | 2 | 0 | 0 | | | | |
| Stan Lopata, R OBP: 0.405, SLG: 0.532 (1, 2) | | | | | | | | | | 4 | 1 | 2 | 0 | 1 | 1 | 5 | | | | |
| Earl Torgeson, L OBP: 0.381, SLG: 0.398 (1, 3) | | | | | | | | | | 4 | 0 | 0 | 1 | 0 | 1 | 8 | | | | |
| Granny Hamner, R OBP: 0.408, SLG: 0.504 (1, 4) | | | | | | | | | | 5 | 1 | 2 | 2 | 0 | 2 | 2 | | | | |
| Danny Schell, R OBP: 0.340, SLG: 0.477 (1, 7) | | | | | | | | | | 4 | 2 | 4 | 2 | 1 | 0 | 0 | | | | |
| Mel Clark, R OBP: 0.274, SLG: 0.294 (1, 9) | | | | | | | | | | 5 | 0 | 2 | 2 | 0 | 0 | 5 | | | | |
| Bobby Morgan, R OBP: 0.406, SLG: 0.476 (1, 6) | | | | | | | | | | 2 | 1 | 0 | 0 | 2 | 0 | 1 | | | | |
| Robin Roberts, S OBP: 0.161, SLG: 0.118 (1, 1) | | | | | | | | | | 3 | 2 | 1 | 0 | 1 | 2 | 3 | | | | |
| Inning Stats | R: 4 E: 0 K: 1 S: 9 | H: 4 LOB: 2 BB: 2 P: 17 | R: 0 E: 0 K: 0 S: 4 | H: 1 LOB: 2 BB: 1 P: 8 | R: 1 E: 0 K: 1 S: 7 | H: 2 LOB: 1 BB: 0 P: 7 | R: 0 E: 0 K: 0 S: 3 | H: 1 LOB: 0 BB: 0 P: 3 | R: 0 E: 0 K: 1 S: 5 | H: 1 LOB: 0 BB: 0 P: 5 | R: 2 E: 0 K: 0 S: 4 | H: 2 LOB: 1 BB: 2 P: 12 | R: 0 E: 0 K: 1 S: 5 | H: 1 LOB: 0 BB: 0 P: 5 | R: 3 E: 1 K: 2 S: 10 | H: 2 LOB: 3 BB: 3 P: 22 | | 1B: 8 2B: 4 3B: 1 HR: 2 | SF: 1 SAC: 2 DP: 3 HBP: 0 | WP: 0 PB: 0 SB: 0 CS: 1 |
| PITCHER Chet Nichols, L ERA: 3.5 (1, 1) | IP: 0.2 WLS: L BF: 6 H: 3 R: 4 ER: 4 SO: 0 BB: 1 IBB: 0 HBP: 0 BLK: 0 WP: 0 HR: 0 S: 5 P: 9 ERA: 54.00 WHIP: 6.000 | | | | | | | | | | | | | | | PITCHER | | | | |
| Bob Buhl, R ERA: 5.85 (1, 1) | IP: 1.1 WLS: 0 BF: 8 H: 2 R: 0 ER: 0 SO: 1 BB: 1 IBB: 1 HBP: 0 BLK: 0 WP: 0 HR: 0 S: 8 P: 16 ERA: 0.00 WHIP: 2.250 | | | | | | | | | | | | | | | PITCHER | | | | |
| Ray Crone, R ERA: 2.77 (3, 1) | IP: 2.0 WLS: 3 BF: 8 H: 3 R: 1 ER: 1 SO: 1 BB: 0 IBB: 0 HBP: 0 BLK: 0 WP: 1 HR: 10 S: 10 P: 10 ERA: 4.50 WHIP: 1.500 | | | | | | | | | | | | | | | PITCHER | | | | |
| Joey Jay, R ERA: 13.5 (5, 1) | IP: 2.0 WLS: 9 BF: 3 H: 3 R: 2 ER: 2 SO: 1 BB: 2 IBB: 0 HBP: 0 BLK: 0 WP: 1 HR: 9 S: 17 P: 17 ERA: 9.00 WHIP: 2.500 | | | | | | | | | | | | | | | PITCHER | | | | |
| Phil Paine, R ERA: 4.82 (7, 1) | IP: 2.0 WLS: 12 BF: 3 H: 3 R: 3 ER: 0 SO: 3 BB: 3 IBB: 0 HBP: 0 BLK: 0 WP: 0 HR: 15 S: 27 P: 27 ERA: 0.00 WHIP: 3.000 | | | | | | | | | | | | | | | PITCHER | | | | |



| Batter | 1 | 2 | 3 | 4 | 5 | 6 | 7 | 8 | 9 | AB | R | H | RBI | BB | SO | LOB | TOP | | | | | |
|--|--|---------------------------------|------------------------------|---------------------------------|------------------------------|---------------------------------|------------------------------|---------------------------------|------------------------------|----------------------------------|------------------------------|---------------------------------|------------------------------|---------------------------------|------------------------------|---------------------------------|------------------------------|---------------------------------|----------------------------------|------------------------------------|-------------------------|--------|
| Jim Pendleton, R (1, 8) OBP: 0.213, SLG: 0.259 Bill Bruton, L (7, 8) OBP: 0.327, SLG: 0.302 | F8 | | K | | FC6-4 | | F4 | | 4-3 | 4 | 0 | 0 | 0 | 0 | 1 | 2 | | | | | | |
| Johnny Logan, R (1, 6) OBP: 0.327, SLG: 0.394 | F9 | | | | 6-3 | | F2 | | | 3 | 0 | 0 | 0 | 1 | 0 | 0 | | | | | | |
| Hank Aaron, R (1, 7) OBP: 0.336, SLG: 0.489 | F8 | | | | | | 6-3 | | | 3 | 0 | 1 | 0 | 1 | 0 | 0 | | | | | | |
| Eddie Mathews, L (1, 5) OBP: 0.373, SLG: 0.490 | | K | | | F4 | | G3 | | K | 4 | 0 | 0 | 0 | 0 | 2 | 4 | | | | | | |
| Joe Adcock, R (1, 3) OBP: 0.373, SLG: 0.519 | | 6-3 | | | L9 | | | | K | 4 | 0 | 1 | 0 | 0 | 1 | 1 | | | | | | |
| Andy Pafko, R (1, 9) OBP: 0.337, SLG: 0.457 | F3 | | | | | | | | F8 | 2 | 1 | 0 | 0 | 0 | 0 | 0 | | | | | | |
| Danny O'Connell, R (1, 4) OBP: 0.323, SLG: 0.349 | | | | | | | | | L7 | 4 | 1 | 2 | 0 | 0 | 0 | 1 | | | | | | |
| Del Crandall, R (1, 2) OBP: 0.287, SLG: 0.352 | | | | | F2 | | F2 | | 6-3 | 4 | 0 | 0 | 0 | 0 | 1 | 4 | | | | | | |
| Ernie Johnson, R (1, 1) OBP: 0.250, SLG: 0.250 Roy Smalley, R (5, PH) OBP: 0.375, SLG: 0.714 Dave Jolly, R (5, 1) OBP: 0.400, SLG: 0.778 Sam Calderone, R (9, PH) OBP: 0.474, SLG: 0.533 Lew Burdette, R (9, PR) OBP: 0.105, SLG: 0.059 | | | | | SH5-4 | | | | | 0 | 0 | 0 | 0 | 0 | 0 | 0 | | | | | | |
| Inning Stats | R: 0 E: 0 K: 0 S: 3 | H: 0 LOB: 0 BB: 0 P: 3 | R: 0 E: 0 K: 1 S: 5 | H: 0 LOB: 0 BB: 0 P: 5 | R: 0 E: 0 K: 1 S: 6 | H: 1 LOB: 1 BB: 0 P: 6 | R: 0 E: 0 K: 0 S: 4 | H: 1 LOB: 1 BB: 0 P: 4 | R: 2 E: 0 K: 1 S: 7 | H: 2 LOB: 3 BB: 2 P: 16 | R: 0 E: 0 K: 0 S: 4 | H: 1 LOB: 1 BB: 0 P: 4 | R: 1 E: 0 K: 0 S: 4 | H: 1 LOB: 0 BB: 0 P: 4 | R: 0 E: 0 K: 2 S: 7 | H: 0 LOB: 0 BB: 0 P: 7 | R: 0 E: 0 K: 0 S: 4 | H: 1 LOB: 1 BB: 0 P: 4 | 1B: 4 2B: 2 3B: 0 HR: 1 | SF: 0 SAC: 2 DP: 0 HBP: 1 | WP: 0 PB: 0 CS: 0 | PA: 37 |
| PITCHER Curt Simmons, L (1, 1) ERA: 2.42 | IP: 9.0 WLS: W BF: 37 H: 7 R: 3 ER: 3 SO: 5 BB: 2 IBB: 0 HBP: 1 BLK: 0 WP: 0 HR: 1 S: 44 P: 53 ERA: 3.00 WHIP: 1.000 | | | | | | | | | | | | | | | PITCHER | | | | | | |

Milwaukee Braves @ Philadelphia Phillies
 Connie Mack Stadium, Philadelphia, PA
 Sun Jun 27 1954, 3:33 AM EDT
 Unknown

AB 32
 R 3
 H 7
 RBI 3
 BB 2
 SO 5
 LOB 13





| Batter | 1 | 2 | 3 | 4 | 5 | 6 | 7 | 8 | 9 | AB | R | H | RBI | BB | SO | LOB | BOTTOM | | | |
|---|--|---------------------------------|------------------------------|---------------------------------|------------------------------|---------------------------------|------------------------------|----------------------------------|------------------------------|---------------------------------|------------------------------|---------------------------------|------------------------------|---------------------------------|------------------------------|---------------------------------|----------------------------------|------------------------------------|-------------------------|--------|
| Willie Jones, R (1, 5) OBP: 0.328, SLG: 0.393 | K | | 1-3 | | 6-3 | | FC4-6 | | | 4 | 0 | 0 | 0 | 0 | 1 | 2 | | | | |
| Richie Ashburn, L (1, 8) OBP: 0.440, SLG: 0.369 | 1-3 | | | | F9 | | | | | 4 | 0 | 2 | 0 | 0 | 0 | 0 | | | | |
| Stan Lopata, R (1, 2) OBP: 0.407, SLG: 0.539 | | | | | | | | | | 4 | 1 | 2 | 0 | 0 | 0 | 2 | | | | |
| Earl Torgeson, L (1, 3) OBP: 0.383, SLG: 0.402 | | | L9 | | | | | | | 3 | 1 | 1 | 0 | 1 | 0 | 1 | | | | |
| Granny Hamner, R (1, 4) OBP: 0.406, SLG: 0.512 | | K | | | | | | | | 4 | 2 | 1 | 3 | 0 | 1 | 1 | | | | |
| Danny Schell, R (1, 7) OBP: 0.320, SLG: 0.447 | | 6-3 | | | K | | | | | 3 | 0 | 0 | 0 | 0 | 1 | 1 | | | | |
| Johnny Wyrostek, L (1, 9) OBP: 0.276, SLG: 0.358 | | K | | | 1-3 | | | | | 3 | 0 | 0 | 0 | 0 | 1 | 1 | | | | |
| Bobby Morgan, R (1, 6) OBP: 0.404, SLG: 0.473 | | | 6-3 | | | | | | | 3 | 0 | 1 | 0 | 0 | 0 | 0 | | | | |
| Curt Simmons, L (1, 1) OBP: 0.196, SLG: 0.178 | | | F3 | | | | | | | 3 | 0 | 1 | 1 | 0 | 1 | 0 | | | | |
| Inning Stats | R: 0 E: 0 K: 1 S: 6 | H: 1 LOB: 1 BB: 0 P: 6 | R: 0 E: 0 K: 2 S: 7 | H: 0 LOB: 0 BB: 0 P: 7 | R: 0 E: 0 K: 0 S: 3 | H: 0 LOB: 0 BB: 0 P: 3 | R: 3 E: 0 K: 1 S: 7 | H: 2 LOB: 0 BB: 1 P: 11 | R: 0 E: 0 K: 0 S: 5 | H: 0 LOB: 0 BB: 0 P: 5 | R: 0 E: 0 K: 0 S: 3 | H: 1 LOB: 0 BB: 0 P: 3 | R: 1 E: 1 K: 0 S: 6 | H: 2 LOB: 2 BB: 0 P: 6 | R: 0 E: 0 K: 0 S: 4 | H: 2 LOB: 1 BB: 0 P: 4 | 1B: 5 2B: 2 3B: 0 HR: 1 | SF: 0 SAC: 0 DP: 2 HBP: 0 | WP: 0 PB: 0 CS: 0 | PA: 32 |
| PITCHER Ernie Johnson, R (1, 1) ERA: 3.56 Dave Jolly, R (5, 1) ERA: 0.89 | IP: 4.0 WLS: L BF: 16 H: 5 R: 1 ER: 0 SO: 1 BB: 0 IBB: 0 HBP: 0 BLK: 0 WP: 0 HR: 0 S: 18 P: 18 ERA: 0.00 WHIP: 1.250 | | | | | | | | | | | | | | | PITCHER | | | | |

Milwaukee Braves @ Philadelphia Phillies
 Connie Mack Stadium, Philadelphia, PA
 Sun Jun 27 1954, 3:33 AM EDT
 Unknown

AB 31
 R 4
 H 8
 RBI 4
 BB 1
 SO 5
 LOB 8



| Batter | 1 | 2 | 3 | 4 | 5 | 6 | 7 | 8 | 9 | AB | R | H | RBI | BB | SO | LOB | TOP | | | |
|---|--|---------------------------------|------------------------------|---------------------------------|------------------------------|---------------------------------|------------------------------|---------------------------------|------------------------------|---------------------------------|------------------------------|---------------------------------|------------------------------|---------------------------------|------------------------------|--|--|----------------------------------|------------------------------------|----------------------------------|
| Bob Talbot, R (1, 8) OBP: 0.263, SLG: 0.331 | F | | | G | | SH BB | | G | | 3 | 0 | 0 | 0 | 1 | 0 | 0 | Chicago Cubs @ Milwaukee Braves Milwaukee County Stadium, Milwaukee, WI Tue Jun 29 1954, 4:33 AM EDT Att: 38,284 - Unknown livebaseballscores.com AB 29 R 0 H 5 RBI 0 BB 2 SO 5 LOB 10  | | | |
| Gene Baker, R (1, 4) OBP: 0.321, SLG: 0.390 | P | | | CS 1B | | SH | | F | | 3 | 0 | 1 | 0 | 0 | 0 | 0 | | | | |
| Hal Rice, L (1, 9) OBP: 0.297, SLG: 0.266 | K | | | K | | | | 1B | | 4 | 0 | 1 | 0 | 0 | 2 | 3 | | | | |
| Hank Sauer, R (1, 7) OBP: 0.389, SLG: 0.627 | | F | | | K | | | K | | 4 | 0 | 0 | 0 | 0 | 2 | 3 | | | | |
| Randy Jackson, R (1, 5) OBP: 0.380, SLG: 0.528 | F | | | | 2B 1B | | | K | | 4 | 0 | 1 | 0 | 0 | 1 | 1 | | | | |
| Dee Fondy, L (1, 3) OBP: 0.289, SLG: 0.420 | G | | | | 2B | | | G | | 3 | 0 | 1 | 0 | 0 | 0 | 0 | | | | |
| 14 Ernie Banks, R (1, 6) OBP: 0.331, SLG: 0.397 | | | G | | G6-4-3 BB | | | F | | 2 | 0 | 0 | 0 | 1 | 0 | 0 | | | | |
| Walker Cooper, R (1, 2) OBP: 0.375, SLG: 0.476 | | | F | | G6-4-3 | | | F | | 3 | 0 | 0 | 0 | 0 | 0 | 3 | | | | |
| Paul Minner, L (1, 1) OBP: 0.227, SLG: 0.425 | | | | | | | | F | | 2 | 0 | 1 | 0 | 0 | 0 | 0 | | | | |
| Johnny Klippstein, R (6, 1) OBP: 0.150, SLG: 0.156 | | | | | | | | | | 0 | 0 | 0 | 0 | 0 | 0 | 0 | | | | |
| Bill Tremel, R (7, 1) | | | | | | | | | | 0 | 0 | 0 | 0 | 0 | 0 | 0 | | | | |
| Frank Baumholtz, L (8, PH) OBP: 0.347, SLG: 0.409 | | | | | | | | | | 1 | 0 | 0 | 0 | 0 | 0 | 0 | | | | |
| Jim Brosnan, R (8, 1) OBP: 0.250, SLG: 0.250 | | | | | | SH 2B | | | | 0 | 0 | 0 | 0 | 0 | 0 | 0 | | | | |
| Inning Stats | R: 0 E: 0 K: 1 S: 5 | H: 0 LOB: 0 BB: 0 P: 5 | R: 0 E: 0 K: 0 S: 3 | H: 0 LOB: 0 BB: 0 P: 3 | R: 0 E: 0 K: 0 S: 3 | H: 0 LOB: 0 BB: 0 P: 3 | R: 0 E: 0 K: 1 S: 5 | H: 1 LOB: 0 BB: 1 P: 5 | R: 0 E: 0 K: 0 S: 4 | H: 2 LOB: 2 BB: 1 P: 8 | R: 0 E: 0 K: 1 S: 5 | H: 0 LOB: 0 BB: 0 P: 5 | R: 0 E: 0 K: 0 S: 3 | H: 0 LOB: 0 BB: 0 P: 3 | R: 0 E: 0 K: 1 S: 6 | H: 1 LOB: 1 BB: 0 P: 6 | | 1B: 3 2B: 2 3B: 0 HR: 0 | SF: 0 SAC: 1 DP: 1 HBP: 0 | WP: 0 PB: 0 SB: 0 CS: 1 |
| PITCHER Jim Wilson, R (1, 1) ERA: 2.22 | IP: 9.0 WLS: W BF: 32 H: 5 R: 0 ER: 0 SO: 5 BB: 2 IBB: 0 HBP: 0 BLK: 0 WP: 0 HR: 0 S: 40 P: 48 ERA: 0.00 WHIP: 0.778 | | | | | | | | | | | | | | | PITCHER IP: 9.0 WLS: W BF: 32 H: 5 R: 0 ER: 0 SO: 5 BB: 2 IBB: 0 HBP: 0 BLK: 0 WP: 0 HR: 0 S: 40 P: 48 ERA: 0.00 WHIP: 0.778 | | | | |

| Batter | 1 | 2 | 3 | 4 | 5 | 6 | 7 | 8 | 9 | AB | R | H | RBI | BB | SO | LOB | BOTTOM | | | | | | | | | | | | | | |
|--|---|---------------------------------|------------------------------|---------------------------------|------------------------------|---------------------------------|------------------------------|----------------------------------|------------------------------|---------------------------------|------------------------------|----------------------------------|------------------------------|----------------------------------|------------------------------|--|---|----------------------------------|------------------------------------|----------------------------------|--------|--|--|--|--|--|--|--|--|--|--|
| Jim Pendleton, R (1, 8) OBP: 0.207, SLG: 0.250 | F | | F | | F | 2B BB | | L4-3 1B | | 3 | 0 | 0 | 0 | 0 | 0 | 2 | Chicago Cubs @ Milwaukee Braves Milwaukee County Stadium, Milwaukee, WI Tue Jun 29 1954, 4:33 AM EDT Att: 38,284 - Unknown livebaseballscores.com AB 33 R 7 H 11 RBI 6 BB 5 SO 2 LOB 16  | | | | | | | | | | | | | | |
| Bill Bruton, L (6, PH) OBP: 0.329, SLG: 0.303 | | | | | | | | | | 1 | 0 | 1 | 0 | 1 | 0 | 0 | | | | | | | | | | | | | | | |
| Johnny Logan, R (1, 6) OBP: 0.327, SLG: 0.394 | F | | | G | F | 2B | | L4-3 | | 5 | 0 | 1 | 2 | 0 | 0 | 2 | | | | | | | | | | | | | | | |
| Hank Aaron, R (1, 7) OBP: 0.332, SLG: 0.483 | G | | | 3B 2B | | F | | G | | 5 | 1 | 1 | 0 | 0 | 0 | 2 | | | | | | | | | | | | | | | |
| Eddie Mathews, L (1, 5) OBP: 0.380, SLG: 0.516 | | F | | 2H 3B | | HR | | 3B BB | | 3 | 2 | 2 | 2 | 1 | 0 | 0 | | | | | | | | | | | | | | | |
| Joe Adcock, R (1, 3) OBP: 0.377, SLG: 0.536 | | G | | BB | | F | | 1-H 3B | | 3 | 0 | 1 | 1 | 1 | 0 | 0 | | | | | | | | | | | | | | | |
| Andy Pafko, R (1, 9) OBP: 0.342, SLG: 0.453 | F | | | K | | 2B 1B | | FC BB | | 3 | 1 | 1 | 0 | 1 | 1 | 2 | | | | | | | | | | | | | | | |
| Danny O'Connell, R (1, 4) OBP: 0.318, SLG: 0.347 | | | F | G | | 1B E 2B | | | | 4 | 1 | 1 | 0 | 0 | 0 | 4 | | | | | | | | | | | | | | | |
| Del Crandall, R (1, 2) OBP: 0.290, SLG: 0.349 | | | SH 1B | | F | E 2B IBB | | K | | 3 | 1 | 1 | 0 | 1 | 1 | 2 | | | | | | | | | | | | | | | |
| Jim Wilson, R (1, 1) OBP: 0.294, SLG: 0.412 | | SH | | | | E2 BB 2B 1B | | FC | | 3 | 1 | 2 | 1 | 0 | 0 | 2 | | | | | | | | | | | | | | | |
| Inning Stats | R: 0 E: 0 K: 0 S: 3 | H: 0 LOB: 0 BB: 0 P: 3 | R: 0 E: 0 K: 0 S: 3 | H: 0 LOB: 0 BB: 0 P: 3 | R: 0 E: 0 K: 0 S: 4 | H: 1 LOB: 1 BB: 0 P: 4 | R: 1 E: 0 K: 1 S: 7 | H: 2 LOB: 2 BB: 1 P: 11 | R: 0 E: 0 K: 0 S: 4 | H: 1 LOB: 1 BB: 0 P: 4 | R: 5 E: 1 K: 0 S: 8 | H: 5 LOB: 2 BB: 2 P: 16 | R: 1 E: 0 K: 1 S: 6 | H: 1 LOB: 2 BB: 2 P: 14 | R: 0 E: 0 K: 0 S: 3 | H: 1 LOB: 0 BB: 0 P: 3 | | 1B: 4 2B: 5 3B: 2 HR: 1 | SF: 0 SAC: 1 DP: 1 HBP: 0 | WP: 0 PB: 0 SB: 0 CS: 0 | PA: 39 | | | | | | | | | | |
| PITCHER Paul Minner, L (1, 1) ERA: 3.85 | IP: 0.1 WLS: L BF: 6 H: 2 R: 6 ER: 3 SO: 1 BB: 1 IBB: 0 HBP: 0 BLK: 0 WP: 0 HR: 1 S: 27 P: 35 ERA: 27.00 WHIP: 15.000 | | | | | | | | | | | | | | | PITCHER Paul Minner, L (1, 1) ERA: 3.85 | | | | | | | | | | | | | | | |
| Johnny Klippstein, R (6, 1) ERA: 7.25 | 0.1 | 6 | 2 | 1 | 1 | 0 | 3 | 0 | 0 | 0 | 0 | 0 | 3 | 15 | 27.00 | 15.000 | | | | | | | | | | | | | | | |
| Bill Tremel, R (7, 1) ERA: 7.2 | 1.0 | 3 | 0 | 0 | 0 | 1 | 0 | 0 | 0 | 0 | 0 | 0 | 5 | 5 | 0.00 | 0.000 | | | | | | | | | | | | | | | |
| Jim Brosnan, R (8, 1) ERA: 8.86 | 1.0 | 3 | 1 | 0 | 0 | 0 | 0 | 0 | 0 | 0 | 0 | 0 | 3 | 3 | 0.00 | 1.000 | | | | | | | | | | | | | | | |

| Batter | 1 | 2 | 3 | 4 | 5 | 6 | 7 | 8 | 9 | AB | R | H | RBI | BB | SO | LOB | TOP | | | | |
|---|--|---------------------------------|------------------------------|---------------------------------|------------------------------|---------------------------------|------------------------------|---------------------------------|------------------------------|---------------------------------|------------------------------|----------------------------------|-------------------------------|----------------------------------|------------------------------|---------------------------------|--|----------------------------------|------------------------------------|----------------------------------|--------|
| Bob Talbot, R OBP: 0.273, SLG: 0.339 | | | | | | | | | | 5 | 1 | 3 | 2 | 0 | 0 | 1 | Chicago Cubs @ Milwaukee Braves Milwaukee County Stadium, Milwaukee, WI Wed Jun 30 1954, 4:33 AM EDT Att: 25,074 - Unknown | | | | |
| Gene Baker, R OBP: 0.323, SLG: 0.387 | | | | | | | | | | 4 | 2 | 1 | 0 | 1 | 0 | 3 | | | | | |
| Hal Rice, L OBP: 0.293, SLG: 0.263 | | | | | | | | | | 5 | 1 | 1 | 1 | 0 | 0 | 2 | | | | | |
| Hank Sauer, R OBP: 0.390, SLG: 0.620 | | | | | | | | | | 4 | 2 | 1 | 1 | 1 | 1 | 0 | | | | | |
| Randy Jackson, R OBP: 0.380, SLG: 0.528 | | | | | | | | | | 4 | 2 | 1 | 2 | 1 | 0 | 1 | | | | | |
| Dee Fondy, L OBP: 0.291, SLG: 0.417 | | | | | | | | | | 4 | 1 | 1 | 1 | 1 | 1 | 1 | | | | | |
| 14 Ernie Banks, R OBP: 0.326, SLG: 0.391 | | | | | | | | | | 4 | 0 | 0 | 0 | 0 | 1 | 4 | | | | | |
| Joe Garagiola, L OBP: 0.307, SLG: 0.378 | | | | | | | | | | 4 | 0 | 1 | 0 | 0 | 1 | 3 | | | | | |
| Bob Rush, R OBP: 0.361, SLG: 0.400 | | | | | | | | | | 2 | 0 | 0 | 0 | 1 | 1 | 2 | | | | | |
| Bill Tremel, R | | | | | | | | | | 0 | 0 | 0 | 1 | 1 | 0 | 0 | | | | | |
| Jim Davis, S | | | | | | | | | | 0 | 0 | 0 | 0 | 0 | 0 | 0 | | | | | |
| Hal Jeffcoat, R OBP: 0.375, SLG: 0.769 | | | | | | | | | | 0 | 0 | 0 | 0 | 0 | 0 | 0 | | | | | |
| Inning Stats | R: 0 E: 0 K: 0 S: 3 | H: 1 LOB: 0 BB: 0 P: 3 | R: 0 E: 0 K: 0 S: 3 | H: 0 LOB: 0 BB: 0 P: 3 | R: 0 E: 0 K: 2 S: 7 | H: 0 LOB: 0 BB: 0 P: 7 | R: 0 E: 0 K: 0 S: 3 | H: 0 LOB: 0 BB: 0 P: 3 | R: 0 E: 0 K: 1 S: 5 | H: 0 LOB: 0 BB: 0 P: 5 | R: 3 E: 0 K: 0 S: 7 | H: 4 LOB: 2 BB: 1 P: 11 | R: 6 E: 1 K: 1 S: 10 | H: 4 LOB: 2 BB: 3 P: 22 | R: 0 E: 0 K: 1 S: 5 | H: 0 LOB: 1 BB: 1 P: 9 | | 1B: 8 2B: 1 3B: 0 HR: 0 | SF: 0 SAC: 0 DP: 1 HBP: 0 | WP: 0 PB: 0 SB: 0 CS: 0 | PA: 42 |
| PITCHER | IP WLS BF H R ER SO BB IBB HBP BLK WP HR S P ERA WHIP | | | | | | | | | | | | | | | | | | | | |
| Lew Burdette, R ERA: 2.45 | (1, 1) 6.2 L 26 5 3 3 3 2 0 0 0 0 0 0 0 30 38 4.05 1.050 | | | | | | | | | | | | | | | | | | | | |
| Ernie Johnson, R ERA: 3.52 | (7, 1) 0.1 1 0 0 0 0 0 0 0 0 0 0 0 0 1 1 0.00 0.000 | | | | | | | | | | | | | | | | | | | | |
| Dave Jolly, R ERA: 1.34 | (8, 1) 0.0 4 3 4 2 0 1 0 0 0 0 0 0 0 3 7 ∞ ∞ | | | | | | | | | | | | | | | | | | | | |
| Bob Buhl, R ERA: 5.77 | (8, 1) 0.2 6 1 2 0 1 2 0 0 0 0 0 0 0 6 14 0.00 4.500 | | | | | | | | | | | | | | | | | | | | |
| Phil Paine, R ERA: 4.22 | (8, 1) 1.1 5 0 0 0 1 1 0 0 0 0 0 0 0 6 10 0.00 0.750 | | | | | | | | | | | | | | | | | | | | |

| | |
|-----|----|
| AB | 36 |
| R | 9 |
| H | 9 |
| RBI | 8 |
| BB | 6 |
| SO | 5 |
| LOB | 17 |



| Batter | 1 | 2 | 3 | 4 | 5 | 6 | 7 | 8 | 9 | AB | R | H | RBI | BB | SO | LOB | BOTTOM | | | | | |
|--|---|---------------------------------|------------------------------|---------------------------------|------------------------------|---------------------------------|------------------------------|---------------------------------|------------------------------|---------------------------------|------------------------------|----------------------------------|------------------------------|---------------------------------|------------------------------|---------------------------------|--|----------------------------------|-----------------------------------|------------------------------------|----------------------------------|--------|
| Bill Bruton, L OBP: 0.330, SLG: 0.302 | | | | | | | | | | 4 | 1 | 1 | 1 | 0 | 0 | 1 | Chicago Cubs @ Milwaukee Braves Milwaukee County Stadium, Milwaukee, WI Wed Jun 30 1954, 4:33 AM EDT Att: 25,074 - Unknown | | | | | |
| Johnny Logan, R OBP: 0.332, SLG: 0.395 | | | | | | | | | | 4 | 1 | 2 | 1 | 1 | 0 | 1 | | | | | | |
| Hank Aaron, R OBP: 0.333, SLG: 0.485 | | | | | | | | | | 5 | 2 | 2 | 1 | 0 | 1 | 3 | | | | | | |
| Eddie Mathews, L OBP: 0.384, SLG: 0.512 | | | | | | | | | | 2 | 1 | 0 | 0 | 3 | 0 | 1 | | | | | | |
| Joe Adcock, R OBP: 0.377, SLG: 0.533 | | | | | | | | | | 5 | 0 | 2 | 3 | 0 | 1 | 1 | | | | | | |
| Andy Pafko, R OBP: 0.344, SLG: 0.450 | | | | | | | | | | 4 | 0 | 1 | 0 | 1 | 0 | 2 | | | | | | |
| Danny O'Connell, R OBP: 0.324, SLG: 0.349 | | | | | | | | | | 4 | 0 | 2 | 1 | 1 | 1 | 3 | | | | | | |
| Del Crandall, R OBP: 0.283, SLG: 0.339 | | | | | | | | | | 5 | 1 | 0 | 0 | 0 | 0 | 8 | | | | | | |
| Lew Burdette, R OBP: 0.125, SLG: 0.083 | (1, 1) 0.0 0 0 0 0 0 0 0 0 0 0 0 0 0 0 0 0.00 0.000 | | | | | | | | | | | | | | | | | | | | | |
| Ernie Johnson, R OBP: 0.225, SLG: 0.225 | (7, 1) 0.0 0 0 0 0 0 0 0 0 0 0 0 0 0 0 0 0.00 0.000 | | | | | | | | | | | | | | | | | | | | | |
| George Medeiros, L OBP: 0.275, SLG: 0.365 | (8, 1) 0.0 0 0 0 0 0 0 0 0 0 0 0 0 0 0 0 0.00 0.000 | | | | | | | | | | | | | | | | | | | | | |
| Dave Jolly, R OBP: 0.275, SLG: 0.365 | (8, 1) 0.0 0 0 0 0 0 0 0 0 0 0 0 0 0 0 0 0.00 0.000 | | | | | | | | | | | | | | | | | | | | | |
| Bob Buhl, R OBP: 0.275, SLG: 0.365 | (8, 1) 0.0 0 0 0 0 0 0 0 0 0 0 0 0 0 0 0 0.00 0.000 | | | | | | | | | | | | | | | | | | | | | |
| Phil Paine, R OBP: 0.275, SLG: 0.365 | (8, 1) 0.0 0 0 0 0 0 0 0 0 0 0 0 0 0 0 0 0.00 0.000 | | | | | | | | | | | | | | | | | | | | | |
| Charlie White, L OBP: 0.275, SLG: 0.365 | (8, 1) 0.0 0 0 0 0 0 0 0 0 0 0 0 0 0 0 0 0.00 0.000 | | | | | | | | | | | | | | | | | | | | | |
| Inning Stats | R: 0 E: 0 K: 0 S: 4 | H: 1 LOB: 1 BB: 0 P: 4 | R: 0 E: 0 K: 1 S: 5 | H: 0 LOB: 0 BB: 0 P: 5 | R: 0 E: 1 K: 0 S: 4 | H: 1 LOB: 1 BB: 0 P: 4 | R: 2 E: 0 K: 0 S: 5 | H: 3 LOB: 1 BB: 1 P: 9 | R: 0 E: 0 K: 0 S: 3 | H: 0 LOB: 0 BB: 0 P: 3 | R: 0 E: 0 K: 1 S: 6 | H: 1 LOB: 3 BB: 2 P: 14 | R: 0 E: 0 K: 0 S: 2 | H: 0 LOB: 1 BB: 1 P: 7 | R: 0 E: 0 K: 1 S: 5 | H: 0 LOB: 0 BB: 0 P: 5 | R: 5 E: 1 K: 0 S: 9 | H: 5 LOB: 3 BB: 2 P: 17 | 1B: 10 2B: 2 3B: 0 HR: 0 | SF: 0 SAC: 0 DP: 2 HBP: 1 | WP: 0 PB: 0 SB: 1 CS: 0 | PA: 44 |
| PITCHER | IP WLS BF H R ER SO BB IBB HBP BLK WP HR S P ERA WHIP | | | | | | | | | | | | | | | | | | | | | |
| Bob Rush, R ERA: 4.8 | (1, 1) 6.1 W 29 6 2 2 2 4 0 0 0 0 0 0 0 12 12 18.00 2.000 | | | | | | | | | | | | | | | | | | | | | |
| Bill Tremel, R ERA: 9.0 | (7, 1) 2.0 10 4 5 4 1 0 0 0 0 0 0 0 0 12 12 18.00 2.000 | | | | | | | | | | | | | | | | | | | | | |
| Jim Davis, L ERA: 4.53 | (9, 1) 0.0 1 0 0 0 0 1 0 0 0 0 0 0 0 4 ∞ ∞ | | | | | | | | | | | | | | | | | | | | | |
| Hal Jeffcoat, R ERA: 6.4 | (9, 1) 0.2 S 4 1 0 0 0 0 1 0 0 0 0 0 0 3 7 0.00 3.000 | | | | | | | | | | | | | | | | | | | | | |

| | |
|-----|----|
| AB | 37 |
| R | 7 |
| H | 11 |
| RBI | 7 |
| BB | 6 |
| SO | 3 |
| LOB | 21 |



| Batter | 1 | 2 | 3 | 4 | 5 | 6 | 7 | 8 | 9 | AB | R | H | RBI | BB | SO | LOB | TOP | | | | | | | | |
|--|------------------------------|----------------------------------|------------------------------|---------------------------------|-------------------------------|----------------------------------|------------------------------|---------------------------------|------------------------------|---------------------------------|------------------------------|---------------------------------|------------------------------|---------------------------------|------------------------------|---------------------------------|------------------------------|---------------------------------|----------------------------------|------------------------------------|----------------------------------|--------|--|--|--|
| Wally Moon, L OBP: 0.391, SLG: 0.470 (1, 8) | | | | | | | | | | 5 | 0 | 1 | 0 | 0 | 2 | 0 | | | | | | | | | |
| Red Schoendienst, S OBP: 0.373, SLG: 0.490 (1, 4) | | | | | | | | | | 5 | 2 | 1 | 0 | 0 | 0 | 2 | | | | | | | | | |
| Stan Musial, L OBP: 0.445, SLG: 0.702 (1, 9) | | | | | | | | | | 4 | 3 | 3 | 3 | 1 | 1 | 1 | | | | | | | | | |
| Ray Jablonski, R OBP: 0.383, SLG: 0.503 (1, 5) | | | | | | | | | | 4 | 1 | 0 | 1 | 1 | 1 | 2 | | | | | | | | | |
| Rip Repulski, R OBP: 0.345, SLG: 0.512 (1, 7) | | | | | | | | | | 5 | 1 | 2 | 1 | 0 | 0 | 2 | | | | | | | | | |
| Joe Cunningham, L OBP: 0.595, SLG: 1.625 (1, 3) | | | | | | | | | | 3 | 2 | 2 | 4 | 1 | 0 | 2 | | | | | | | | | |
| Alex Grammas, R OBP: 0.283, SLG: 0.282 (1, 6) | | | | | | | | | | 4 | 0 | 0 | 0 | 0 | 1 | 1 | | | | | | | | | |
| Bill Sami, R OBP: 0.391, SLG: 0.530 (1, 2) | | | | | | | | | | 4 | 0 | 0 | 0 | 0 | 0 | 0 | | | | | | | | | |
| Harvey Haddix, L OBP: 0.263, SLG: 0.315 (1, 1) | | | | | | | | | | 2 | 0 | 0 | 0 | 0 | 0 | 0 | | | | | | | | | |
| Gerry Staley, R OBP: 0.233, SLG: 0.115 (4, 1) | | | | | | | | | | 2 | 0 | 0 | 0 | 0 | 0 | 0 | | | | | | | | | |
| Inning Stats | R: 0 E: 0 K: 1 S: 6 | H: 1 LOB: 2 BB: 1 P: 10 | R: 1 E: 0 K: 0 S: 4 | H: 1 LOB: 0 BB: 0 P: 4 | R: 5 E: 1 K: 1 S: 10 | H: 4 LOB: 0 BB: 0 P: 10 | R: 0 E: 0 K: 0 S: 3 | H: 0 LOB: 0 BB: 0 P: 3 | R: 1 E: 0 K: 0 S: 4 | H: 1 LOB: 1 BB: 1 P: 8 | R: 0 E: 0 K: 1 S: 5 | H: 0 LOB: 0 BB: 0 P: 5 | R: 0 E: 0 K: 0 S: 4 | H: 1 LOB: 2 BB: 1 P: 8 | R: 0 E: 0 K: 1 S: 5 | H: 0 LOB: 0 BB: 0 P: 5 | R: 2 E: 1 K: 1 S: 7 | H: 1 LOB: 0 BB: 0 P: 7 | 1B: 3 2B: 2 3B: 0 HR: 4 | SF: 0 SAC: 0 DP: 0 HBP: 0 | WP: 0 PB: 0 SB: 0 CS: 0 | PA: 41 | | | |
| PITCHER | IP | WLS | BF | H | R | ER | SO | BB | IBB | HBP | BLK | WP | HR | S | P | ERA | WHIP | | | | | | | | |
| Warren Spahn, L ERA: 3.22 (1, 1) | 7.0 | L | 33 | 8 | 7 | 6 | 3 | 3 | 0 | 0 | 0 | 0 | 3 | 36 | 48 | 7.71 | 1.571 | | | | | | | | |
| Ernie Johnson, R ERA: 3.99 (8, 1) | 2.0 | | 8 | 1 | 2 | 1 | 2 | 0 | 0 | 0 | 0 | 0 | 1 | 12 | 12 | 4.50 | 0.500 | | | | | | | | |

St. Louis Cardinals @ Milwaukee Braves
Milwaukee County Stadium, Milwaukee, WI
Thu Jul 01 1954, 4:33 AM EDT
Att: 19,791 - Unknown

AB 38
R 9
H 9
RBI 9
BB 3
SO 5
LOB 10



| Batter | 1 | 2 | 3 | 4 | 5 | 6 | 7 | 8 | 9 | AB | R | H | RBI | BB | SO | LOB | BOTTOM | | | | | | | | |
|---|------------------------------|---------------------------------|------------------------------|---------------------------------|------------------------------|---------------------------------|------------------------------|----------------------------------|------------------------------|---------------------------------|------------------------------|---------------------------------|------------------------------|---------------------------------|------------------------------|---------------------------------|------------------------------|---------------------------------|----------------------------------|------------------------------------|----------------------------------|--------|--|--|--|
| Jim Pendleton, R OBP: 0.213, SLG: 0.256 (1, 8) | | | | | | | | | | 2 | 1 | 1 | 0 | 0 | 0 | 1 | | | | | | | | | |
| Bill Bruton, L OBP: 0.332, SLG: 0.304 (5, 8) | | | | | | | | | | 2 | 1 | 1 | 0 | 0 | 0 | 1 | | | | | | | | | |
| Johnny Logan, R OBP: 0.331, SLG: 0.393 (1, 6) | | | | | | | | | | 4 | 0 | 1 | 0 | 0 | 0 | 3 | | | | | | | | | |
| Hank Aaron, R OBP: 0.336, SLG: 0.488 (1, 7) | | | | | | | | | | 3 | 0 | 2 | 2 | 0 | 0 | 1 | | | | | | | | | |
| Eddie Mathews, L OBP: 0.379, SLG: 0.502 (1, 5) | | | | | | | | | | 4 | 0 | 0 | 0 | 0 | 1 | 4 | | | | | | | | | |
| Joe Adcock, R OBP: 0.372, SLG: 0.525 (1, 3) | | | | | | | | | | 4 | 0 | 0 | 0 | 0 | 0 | 2 | | | | | | | | | |
| Andy Pafko, R OBP: 0.336, SLG: 0.443 (1, 9) | | | | | | | | | | 4 | 0 | 0 | 0 | 0 | 0 | 0 | | | | | | | | | |
| Danny O'Connell, R OBP: 0.322, SLG: 0.345 (1, 4) | | | | | | | | | | 3 | 0 | 0 | 0 | 1 | 0 | 0 | | | | | | | | | |
| Del Crandall, R OBP: 0.284, SLG: 0.335 (1, 2) | | | | | | | | | | 2 | 0 | 0 | 0 | 1 | 0 | 0 | | | | | | | | | |
| Charlie White, L OBP: 0.310, SLG: 0.344 (9, PH) | | | | | | | | | | 1 | 0 | 0 | 0 | 0 | 1 | 0 | | | | | | | | | |
| Warren Spahn, L OBP: 0.294, SLG: 0.333 (1, 1) | | | | | | | | | | 2 | 0 | 1 | 0 | 0 | 0 | 2 | | | | | | | | | |
| George Metkovich, L OBP: 0.450, SLG: 0.365 (7, PH) | | | | | | | | | | 1 | 0 | 1 | 0 | 0 | 0 | 0 | | | | | | | | | |
| Ernie Johnson, R OBP: 0.250, SLG: 0.250 (8, 1) | | | | | | | | | | 0 | 0 | 0 | 0 | 0 | 0 | 0 | | | | | | | | | |
| Jack Dittmer, L OBP: 0.209, SLG: 0.244 (9, PH) | | | | | | | | | | 1 | 0 | 0 | 0 | 0 | 0 | 0 | | | | | | | | | |
| Inning Stats | R: 1 E: 0 K: 1 S: 7 | H: 2 LOB: 1 BB: 0 P: 7 | R: 0 E: 0 K: 0 S: 3 | H: 0 LOB: 0 BB: 0 P: 3 | R: 0 E: 0 K: 0 S: 5 | H: 2 LOB: 2 BB: 0 P: 5 | R: 0 E: 0 K: 0 S: 3 | H: 0 LOB: 2 BB: 2 P: 11 | R: 1 E: 0 K: 0 S: 5 | H: 2 LOB: 1 BB: 0 P: 5 | R: 0 E: 0 K: 0 S: 3 | H: 0 LOB: 0 BB: 0 P: 3 | R: 0 E: 0 K: 0 S: 4 | H: 1 LOB: 1 BB: 0 P: 4 | R: 0 E: 0 K: 0 S: 3 | H: 0 LOB: 0 BB: 0 P: 3 | R: 0 E: 0 K: 1 S: 5 | H: 0 LOB: 0 BB: 0 P: 5 | 1B: 7 2B: 0 3B: 0 HR: 0 | SF: 1 SAC: 0 DP: 0 HBP: 0 | WP: 0 PB: 0 SB: 0 CS: 0 | PA: 36 | | | |
| PITCHER | IP | WLS | BF | H | R | ER | SO | BB | IBB | HBP | BLK | WP | HR | S | P | ERA | WHIP | | | | | | | | |
| Harvey Haddix, L ERA: 3.24 (1, 1) | 3.1 | | 14 | 4 | 1 | 1 | 1 | 0 | 0 | 0 | 0 | 0 | 0 | 16 | 16 | 2.70 | 1.200 | | | | | | | | |
| Gerry Staley, R ERA: 5.66 (4, 1) | 5.2 | W | 22 | 3 | 1 | 1 | 1 | 2 | 0 | 0 | 0 | 0 | 0 | 22 | 30 | 1.59 | 0.882 | | | | | | | | |


St. Louis Cardinals @ Milwaukee Braves
Milwaukee County Stadium, Milwaukee, WI
Thu Jul 01 1954, 4:33 AM EDT
Att: 19,791 - Unknown


AB 33
R 2
H 7
RBI 2
BB 2
SO 2
LOB 14




| Batter | 1 | 2 | 3 | 4 | 5 | 6 | 7 | 8 | 9 | AB | R | H | RBI | BB | SO | LOB | TOP | | | | | |
|---|------------------------------|---------------------------------|------------------------------|---------------------------------|------------------------------|---------------------------------|------------------------------|---------------------------------|------------------------------|---------------------------------|------------------------------|----------------------------------|------------------------------|---------------------------------|------------------------------|----------------------------------|--|---------------------------------|----------------------------------|------------------------------------|----------------------------------|--------|
| Bobby Adams, R (1,5) OBP: 0.366, SLG: 0.357 | 5-3 | F8 | | | FC5-6 | | SH3-4 | F8 | | 4 | 0 | 1 | 0 | 0 | 0 | 4 | Cincinnati Redlegs @ Milwaukee Braves Milwaukee County Stadium, Milwaukee, WI Fri Jul 02 1954, 4:33 AM EDT Unknown | | | | | |
| Bob Borkowski, R (8,PH) OBP: 0.237, SLG: 0.321 | | | | | | | | | | 1 | 0 | 0 | 0 | 0 | 0 | 3 | | | | | | |
| Joe Nuxhall, L (8,1) OBP: 0.412, SLG: 0.500 | | | | | | | | | | 0 | 0 | 0 | 0 | 0 | 0 | 0 | | | | | | |
| Jackie Collum, L (8,1) OBP: 0.143, SLG: 0.286 | | | | | | | | | | 0 | 0 | 0 | 0 | 0 | 0 | 0 | | | | | | |
| Roy McMillan, R (1,6) OBP: 0.298, SLG: 0.304 | E8 | | 4-3 | | SF9 | | SH3-4 | | 6-3 | 3 | 0 | 0 | 1 | 0 | 0 | 0 | | | | | | |
| Gus Bell, L (1,8) OBP: 0.379, SLG: 0.536 | K | | | G4-6-3 | 4-3 | | F8 | | F7 | 4 | 0 | 0 | 0 | 1 | 1 | 3 | | | | | | |
| Ted Kluszewski, L (1,3) OBP: 0.390, SLG: 0.613 | 4-3 | | G4-6-3 | | | | | | | 4 | 2 | 1 | 0 | 1 | 0 | 3 | | | | | | |
| Jim Greengrass, R (1,7) OBP: 0.305, SLG: 0.460 | | | | | | | | | | 4 | 1 | 2 | 0 | 1 | 1 | 1 | | | | | | |
| Rocky Bridges, R (1,4) OBP: 0.409, SLG: 0.429 | | | | | | | | | | 4 | 0 | 2 | 1 | 0 | 0 | 2 | | | | | | |
| Wally Post, R (1,9) OBP: 0.284, SLG: 0.445 | E4 | | | | | | | | | 5 | 0 | 1 | 1 | 0 | 0 | 4 | | | | | | |
| Andy Seminick, R (1,2) OBP: 0.373, SLG: 0.392 | | | | | | | | | | 2 | 1 | 2 | 1 | 2 | 0 | 0 | | | | | | |
| Chuck Harmon, R (8,FR) OBP: 0.255, SLG: 0.277 | | | | | | | | | | 0 | 0 | 0 | 0 | 0 | 0 | 0 | | | | | | |
| Corky Valentine, R (1,1) OBP: 0.152, SLG: 0.182 | | | | | | | | | | 2 | 0 | 0 | 0 | 0 | 1 | 4 | | | | | | |
| Lloyd Merriman, L (8,PH) OBP: 0.339, SLG: 0.367 | | | | | | | | | | 0 | 0 | 0 | 0 | 1 | 0 | 0 | | | | | | |
| Hobie Landrith, L (8,2) OBP: 0.364, SLG: 0.455 | | | | | | | | | | 0 | 0 | 0 | 0 | 0 | 0 | 0 | | | | | | |
| Inning Stats | R: 0 E: 1 K: 1 S: 6 | H: 0 LOB: 1 BB: 0 P: 6 | R: 1 E: 2 K: 1 S: 8 | H: 2 LOB: 2 BB: 0 P: 8 | R: 0 E: 0 K: 0 S: 2 | H: 0 LOB: 0 BB: 1 P: 6 | R: 0 E: 0 K: 0 S: 3 | H: 1 LOB: 0 BB: 0 P: 3 | R: 1 E: 1 K: 0 S: 4 | H: 0 LOB: 1 BB: 1 P: 8 | R: 1 E: 0 K: 0 S: 4 | H: 1 LOB: 2 BB: 2 P: 12 | R: 0 E: 0 K: 0 S: 4 | H: 1 LOB: 1 BB: 0 P: 4 | R: 0 E: 0 K: 1 S: 7 | H: 2 LOB: 1 BB: 1 P: 11 | R: 1 E: 1 K: 0 S: 5 | H: 2 LOB: 2 BB: 1 P: 9 | 1B: 8 2B: 2 3B: 0 HR: 0 | SF: 1 SAC: 3 DP: 2 HBP: 0 | WP: 0 PB: 0 SB: 0 CS: 0 | PA: 43 |
| PITCHER | IP | WLS | BF | H | R | ER | SO | BB | IBB | HBP | BLK | WP | HR | S | P | ERA | WHIP | | | | | |
| Chet Nichols, L (1,1) ERA: 3.77 | 7.0 | W | 31 | 5 | 3 | 2 | 2 | 3 | 1 | 0 | 0 | 0 | 0 | 31 | 47 | 2.57 | 1.143 | | | | | |
| Dave Jolly, R (8,1) ERA: 1.49 | 2.0 | S | 12 | 4 | 1 | 1 | 1 | 2 | 0 | 0 | 0 | 0 | 0 | 12 | 20 | 4.50 | 3.000 | | | | | |

| Batter | 1 | 2 | 3 | 4 | 5 | 6 | 7 | 8 | 9 | AB | R | H | RBI | BB | SO | LOB | BOTTOM | | | | |
|---|------------------------------|---------------------------------|------------------------------|---------------------------------|------------------------------|---------------------------------|------------------------------|---------------------------------|------------------------------|---------------------------------|-------------------------------|----------------------------------|-------------------------------|----------------------------------|-----------------------------------|------------------------------------|--|--------|--|--|--|
| Bill Bruton, L (1,8) OBP: 0.329, SLG: 0.301 | 4-3 | | FC3-6 | | F5 | | K | | | 5 | 2 | 1 | 0 | 0 | 1 | 1 | Cincinnati Redlegs @ Milwaukee Braves Milwaukee County Stadium, Milwaukee, WI Fri Jul 02 1954, 4:33 AM EDT Unknown | | | | |
| Johnny Logan, R (1,6) OBP: 0.332, SLG: 0.395 | F3 | | SF7 | | G3 | | HR | | E7 | 4 | 2 | 2 | 3 | 0 | 0 | 0 | | | | | |
| Hank Aaron, R (1,7) OBP: 0.345, SLG: 0.504 | | | | | | | | | | 4 | 1 | 3 | 2 | 1 | 1 | 1 | | | | | |
| Eddie Mathews, L (1,5) OBP: 0.383, SLG: 0.531 | | | | | | | | | | 5 | 2 | 3 | 3 | 0 | 0 | 2 | | | | | |
| Joe Adcock, R (1,3) OBP: 0.372, SLG: 0.534 | | | | | | | | | | 5 | 1 | 2 | 1 | 0 | 1 | 0 | | | | | |
| Andy Pafo, R (1,9) OBP: 0.341, SLG: 0.441 | | | | | | | | | | 3 | 1 | 1 | 0 | 1 | 0 | 1 | | | | | |
| Danny O'Connell, R (1,4) OBP: 0.321, SLG: 0.344 | | | | | | | | | | 4 | 0 | 1 | 0 | 0 | 1 | 3 | | | | | |
| Sam Calderone, R (1,2) OBP: 0.435, SLG: 0.474 | | | | | | | | | | 4 | 1 | 1 | 0 | 0 | 2 | 3 | | | | | |
| Chet Nichols, S (1,1) OBP: 0.143, SLG: 0.143 | | | | | | | | | | 2 | 0 | 1 | 0 | 0 | 0 | 1 | | | | | |
| George Metkovich, L (7,PH) OBP: 0.337, SLG: 0.370 | | | | | | | | | | 1 | 0 | 0 | 0 | 0 | 1 | 0 | | | | | |
| Dave Jolly, R (8,1) OBP: 0.455, SLG: 0.800 | | | | | | | | | | 1 | 1 | 1 | 1 | 0 | 0 | 0 | | | | | |
| Inning Stats | R: 0 E: 0 K: 0 S: 3 | H: 0 LOB: 1 BB: 1 P: 7 | R: 0 E: 0 K: 0 S: 4 | H: 1 LOB: 1 BB: 0 P: 4 | R: 1 E: 0 K: 0 S: 5 | H: 2 LOB: 1 BB: 0 P: 5 | R: 1 E: 0 K: 1 S: 7 | H: 2 LOB: 1 BB: 0 P: 7 | R: 0 E: 0 K: 1 S: 6 | H: 1 LOB: 1 BB: 0 P: 6 | R: 3 E: 0 K: 3 S: 12 | H: 3 LOB: 0 BB: 0 P: 12 | R: 6 E: 1 K: 2 S: 12 | H: 5 LOB: 0 BB: 1 P: 16 | 1B: 12 2B: 0 3B: 0 HR: 4 | SF: 1 SAC: 0 DP: 0 HBP: 0 | WP: 0 PB: 0 SB: 1 CS: 0 | PA: 41 | | | |
| PITCHER | IP | WLS | BF | H | R | ER | SO | BB | IBB | HBP | BLK | WP | HR | S | P | ERA | WHIP | | | | |
| Corky Valentine, R (1,1) ERA: 4.98 | 7.0 | L | 32 | 11 | 5 | 5 | 5 | 1 | 0 | 0 | 0 | 0 | 0 | 6 | 10 | 108.00 | 12.000 | | | | |
| Joe Nuxhall, L (8,1) ERA: 5.47 | 0.1 | | 5 | 3 | 4 | 4 | 1 | 1 | 0 | 0 | 0 | 0 | 0 | 6 | 10 | 108.00 | 12.000 | | | | |
| Jackie Collum, L (8,1) ERA: 3.86 | 0.2 | | 4 | 2 | 2 | 2 | 1 | 0 | 0 | 0 | 0 | 0 | 1 | 6 | 6 | 27.00 | 3.000 | | | | |



| Batter | 1 | 2 | 3 | 4 | 5 | 6 | 7 | 8 | 9 | AB | R | H | RBI | BB | SO | LOB | TOP | | | |
|--|--|---------------------------------|------------------------------|---------------------------------|------------------------------|---------------------------------|------------------------------|---------------------------------|------------------------------|---------------------------------|------------------------------|---------------------------------|------------------------------|----------------------------------|------------------------------|---------------------------------|---|------------------------------------|----------------------------------|--------|
| Bobby Adams, R (1, 5) OBP: 0.368, SLG: 0.357 | 4-0 BB G4-6-3 | | | 0-0 F4 | | 0-0 1B | | 0-3 K | | 3 | 0 | 1 | 0 | 1 | 1 | 3 | Cincinnati Redlegs @ Milwaukee Braves Milwaukee County Stadium, Milwaukee, WI Fri Jul 02, 1954, 4:38 AM EDT Att: 22,508 - Unknown AB 29 R 1 H 4 RBI 1 BB 4 SO 7 LOB 12  | | | |
| Roy McMillan, R (1, 6) OBP: 0.294, SLG: 0.299 | 0-0 G4-6-3 1-2 | | | 0-3 K | | 0-3 K | | 0-0 6-3 | | 4 | 0 | 0 | 0 | 0 | 2 | 6 | | | | |
| Gus Bell, L (1, 8) OBP: 0.374, SLG: 0.529 | 0-0 F6 | | | 0-0 F2 | | | 0-0 F4 | | 0-0 4-3 | 4 | 0 | 0 | 0 | 0 | 0 | 0 | | | | |
| Ted Kluszewski, L (1, 3) OBP: 0.389, SLG: 0.607 | | 0-0 4-3 | | | 0-0 CS 1B | | 0-0 F6 | | 0-3 K | 4 | 0 | 1 | 0 | 0 | 1 | 0 | | | | |
| Jim Greengrass, R (1, 7) OBP: 0.304, SLG: 0.455 | | 0-0 F9 | | | 0-0 F9 | | 0-0 F9 | | 4-0 BB | 3 | 0 | 0 | 0 | 1 | 0 | 1 | | | | |
| Lloyd Merriman, L (1, 9) OBP: 0.317, SLG: 0.340 | | 0-3 K | | | 0-3 K 1-2 | | | 0-0 F8 | 0-0 F6 | 4 | 0 | 0 | 0 | 0 | 2 | 2 | | | | |
| Rocky Bridges, R (1, 4) OBP: 0.406, SLG: 0.391 | | | 0-0 F4 | | | 0-0 F4 | | 4-0 BB 2B | | 2 | 1 | 0 | 0 | 1 | 0 | 0 | | | | |
| Ed Bailey, L (1, 2) OBP: 0.361, SLG: 0.418 | | | 0-3 K | | | 0-0 F6 | | 4-0 BB 2B | | 2 | 0 | 0 | 0 | 1 | 1 | 0 | | | | |
| Johnny Temple, R (8, FR) OBP: 0.397, SLG: 0.361 | | | | | | | | 1-2 BB | | 0 | 0 | 0 | 0 | 0 | 0 | 0 | | | | |
| Hobie Landrith, L (8, 2) OBP: 0.364, SLG: 0.455 | | | | | | | | 1-2 BB | | 0 | 0 | 0 | 0 | 0 | 0 | 0 | | | | |
| Fred Baczewski, L (1, 1) OBP: 0.107, SLG: 0.074 | | | | | | | | 0-0 1B | | 2 | 0 | 1 | 0 | 0 | 0 | 0 | | | | |
| Bob Borkowski, R (8, PH) OBP: 0.250, SLG: 0.351 | | | 0-0 6-3 | | | | | 1-3 2-H 2B | | 1 | 0 | 1 | 1 | 0 | 0 | 0 | | | | |
| Karl Drews, R (8, 1) OBP: 0.429, SLG: 0.200 | | | | | | | | | | 0 | 0 | 0 | 0 | 0 | 0 | 0 | | | | |
| Inning Stats | R: 0 E: 0 K: 0 S: 2 | H: 0 LOB: 0 BB: 1 P: 6 | R: 0 E: 0 K: 1 S: 5 | H: 0 LOB: 0 BB: 0 P: 5 | R: 0 E: 0 K: 1 S: 5 | H: 0 LOB: 0 BB: 0 P: 5 | R: 0 E: 0 K: 1 S: 5 | H: 1 LOB: 1 BB: 0 P: 5 | R: 0 E: 0 K: 1 S: 7 | H: 2 LOB: 2 BB: 0 P: 7 | R: 0 E: 0 K: 0 S: 3 | H: 0 LOB: 0 BB: 0 P: 3 | R: 1 E: 0 K: 1 S: 6 | H: 1 LOB: 3 BB: 2 P: 14 | R: 0 E: 0 K: 1 S: 5 | H: 0 LOB: 1 BB: 1 P: 9 | 1B: 3 2B: 2 3B: 0 HR: 0 | SF: 0 SAC: 0 DP: 2 HBP: 0 | WP: 0 PB: 0 SB: 0 CS: 1 | PA: 33 |
| PITCHER Gene Conley, R (1, 1) ERA: 2.3 | IP: 9.0 WLS: W BF: 33 H: 4 R: 1 ER: 1 SO: 7 BB: 4 IBB: 0 HBP: 0 BLK: 0 WP: 0 HR: 0 S: 43 P: 59 ERA: 1.00 WHIP: 0.889 | | | | | | | | | | | | | | | PITCHER | | | | |

| Batter | 1 | 2 | 3 | 4 | 5 | 6 | 7 | 8 | 9 | AB | R | H | RBI | BB | SO | LOB | BOTTOM | | | |
|--|--|---------------------------------|------------------------------|---------------------------------|------------------------------|---------------------------------|------------------------------|----------------------------------|------------------------------|---------------------------------|------------------------------|---------------------------------|------------------------------|---------------------------------|------------------------------|---------------------------------|--|------------------------------------|----------------------------------|--------|
| Jim Pendleton, R (1, 8) OBP: 0.206, SLG: 0.247 | 0-0 F3 | | | 0-3 K | | 0-0 5-3 | | | | 3 | 0 | 0 | 0 | 0 | 1 | 0 | Cincinnati Redlegs @ Milwaukee Braves Milwaukee County Stadium, Milwaukee, WI Fri Jul 02, 1954, 4:38 AM EDT Att: 22,508 - Unknown AB 25 R 2 H 3 RBI 2 BB 2 SO 3 LOB 3  | | | |
| Bill Bruton, L (7, 8) OBP: 0.329, SLG: 0.301 | | | | | | | | | | 0 | 0 | 0 | 0 | 0 | 0 | 0 | | | | |
| Johnny Logan, R (1, 6) OBP: 0.332, SLG: 0.392 | 0-0 F8 | | | 4-0 BB 2B | | 0-0 F4 | | | | 2 | 1 | 0 | 0 | 1 | 0 | 0 | | | | |
| Hank Aaron, R (1, 7) OBP: 0.344, SLG: 0.506 | 0-3 K | | | 0-0 1-H 2B | | 0-0 F7 | | | | 3 | 0 | 1 | 1 | 0 | 1 | 0 | | | | |
| Eddie Mathews, L (1, 5) OBP: 0.382, SLG: 0.526 | | 0-0 3-1 | | 4-0 BB G6-4-3 | | 0-0 F4 | | | | 2 | 0 | 0 | 0 | 1 | 0 | 0 | | | | |
| Joe Adcock, R (1, 3) OBP: 0.372, SLG: 0.532 | | 0-0 F3 | | 0-0 G6-4-3 1-2 | | 0-0 G5-4-3 1B | | | | 3 | 0 | 1 | 0 | 0 | 0 | 2 | | | | |
| Andy Pafo, R (1, 9) OBP: 0.337, SLG: 0.436 | | 0-0 6-3 | | | 0-0 F8 | | 0-0 G5-4-3 1-2 | | | 3 | 0 | 0 | 0 | 0 | 0 | 1 | | | | |
| Danny O'Connell, R (1, 4) OBP: 0.318, SLG: 0.340 | | | 0-0 1-6-3 | | 0-0 5-3 | | | 0-0 F5 | | 3 | 0 | 0 | 0 | 0 | 0 | 0 | | | | |
| Del Crandall, R (1, 2) OBP: 0.284, SLG: 0.352 | | | 0-0 F2 | | 0-0 HR | | | 0-3 K | | 3 | 1 | 1 | 1 | 0 | 1 | 0 | | | | |
| Gene Conley, R (1, 1) OBP: 0.128, SLG: 0.154 | | | 0-0 F4 | | 0-0 6-3 | | | 0-0 6-3 | | 3 | 0 | 0 | 0 | 0 | 0 | 0 | | | | |
| Inning Stats | R: 0 E: 0 K: 1 S: 5 | H: 0 LOB: 0 BB: 0 P: 5 | R: 0 E: 0 K: 0 S: 3 | H: 0 LOB: 0 BB: 0 P: 3 | R: 0 E: 0 K: 0 S: 3 | H: 0 LOB: 0 BB: 0 P: 3 | R: 1 E: 0 K: 1 S: 5 | H: 1 LOB: 2 BB: 0 P: 13 | R: 1 E: 0 K: 0 S: 4 | H: 1 LOB: 0 BB: 0 P: 4 | R: 0 E: 0 K: 0 S: 3 | H: 0 LOB: 0 BB: 0 P: 3 | R: 0 E: 0 K: 1 S: 5 | H: 0 LOB: 0 BB: 0 P: 5 | R: 0 E: 0 K: 1 S: 5 | H: 0 LOB: 0 BB: 0 P: 5 | 1B: 1 2B: 1 3B: 0 HR: 1 | SF: 0 SAC: 0 DP: 2 HBP: 0 | WP: 0 PB: 0 SB: 0 CS: 0 | PA: 27 |
| PITCHER Fred Baczewski, L (1, 1) ERA: 4.31 | IP: 7.0 WLS: L BF: 24 H: 3 R: 2 ER: 2 SO: 2 BB: 2 IBB: 0 HBP: 0 BLK: 0 WP: 0 HR: 1 S: 26 P: 34 ERA: 2.57 WHIP: 0.714 | | | | | | | | | | | | | | | PITCHER | | | | |
| Karl Drews, R (8, 1) ERA: 7.66 | IP: 1.0 WLS: L BF: 3 H: 0 R: 0 ER: 0 SO: 1 BB: 0 IBB: 0 HBP: 0 BLK: 0 WP: 0 HR: 0 S: 5 P: 5 ERA: 0.00 WHIP: 0.000 | | | | | | | | | | | | | | | PITCHER | | | | |

| Batter | 1 | 2 | 3 | 4 | 5 | 6 | 7 | 8 | 9 | AB | R | H | RBI | BB | SO | LOB | TOP | | | | | | | | | | | | | | | | | |
|--|---|----------------------------------|------------------------------|---------------------------------|------------------------------|---------------------------------|------------------------------|----------------------------------|------------------------------|---------------------------------|------------------------------|---------------------------------|-------------------------------|----------------------------------|------------------------------|---------------------------------|--|------------------------------------|----------------------------------|--------|--|--|--|--|--|--|--|--|--|--|--|--|--|--|
| Bobby Adams, R OBP: 0.366, SLG: 0.352 | | | | | | | | | | 3 | 0 | 0 | 0 | 1 | 1 | 2 | Cincinnati Redlegs @ Milwaukee Braves Milwaukee County Stadium, Milwaukee, WI Sat Jul 03 1954, 4:33 AM EDT Att: 25,932 - Unknown livebaseballscorecards.com | | | | | | | | | | | | | | | | | |
| Roy McMillan, R OBP: 0.293, SLG: 0.297 | | | | | | | | | | 5 | 0 | 1 | 0 | 0 | 1 | 4 | | | | | | | | | | | | | | | | | | |
| Gus Bell, L OBP: 0.374, SLG: 0.530 | | | | | | | | | | 5 | 1 | 2 | 0 | 0 | 1 | 5 | | | | | | | | | | | | | | | | | | |
| Ted Kluszewski, L OBP: 0.389, SLG: 0.600 | | | | | | | | | | 3 | 1 | 0 | 0 | 2 | 1 | 4 | | | | | | | | | | | | | | | | | | |
| Jim Greengrass, R OBP: 0.307, SLG: 0.470 | | | | | | | | | | 4 | 2 | 2 | 3 | 0 | 0 | 4 | | | | | | | | | | | | | | | | | | |
| Wally Post, R OBP: 0.279, SLG: 0.437 | | | | | | | | | | 4 | 0 | 0 | 0 | 0 | 2 | 1 | | | | | | | | | | | | | | | | | | |
| Rocky Bridges, R OBP: 0.393, SLG: 0.385 | | | | | | | | | | 3 | 0 | 1 | 0 | 0 | 0 | 0 | | | | | | | | | | | | | | | | | | |
| Johnny Temple, R OBP: 0.399, SLG: 0.364 | | | | | | | | | | 1 | 0 | 1 | 1 | 0 | 0 | 0 | | | | | | | | | | | | | | | | | | |
| Andy Seminick, R OBP: 0.369, SLG: 0.406 | | | | | | | | | | 4 | 1 | 1 | 0 | 0 | 2 | 1 | | | | | | | | | | | | | | | | | | |
| Bud Podbielan, R OBP: 0.333, SLG: 0.250 | | | | | | | | | | 1 | 0 | 1 | 1 | 1 | 0 | 0 | | | | | | | | | | | | | | | | | | |
| Frank Smith, R OBP: 0.333, SLG: 0.250 | | | | | | | | | | 1 | 0 | 0 | 0 | 1 | 1 | 1 | | | | | | | | | | | | | | | | | | |
| Inning Stats | R: 0 E: 1 K: 0 S: 3 | H: 0 LOB: 2 BB: 2 P: 11 | R: 1 E: 0 K: 1 S: 7 | H: 2 LOB: 1 BB: 0 P: 7 | R: 3 E: 0 K: 0 S: 5 | H: 3 LOB: 0 BB: 1 P: 9 | R: 0 E: 0 K: 2 S: 7 | H: 0 LOB: 1 BB: 1 P: 11 | R: 0 E: 0 K: 1 S: 5 | H: 0 LOB: 0 BB: 0 P: 5 | R: 0 E: 0 K: 0 S: 3 | H: 0 LOB: 2 BB: 1 P: 8 | R: 1 E: 0 K: 3 S: 11 | H: 2 LOB: 1 BB: 0 P: 11 | R: 0 E: 0 K: 2 S: 8 | H: 1 LOB: 1 BB: 0 P: 8 | 1B: 5 2B: 2 3B: 1 HR: 1 | SF: 0 SAC: 1 DP: 2 HBP: 0 | WP: 1 PB: 0 SB: 0 CS: 1 | PA: 41 | | | | | | | | | | | | | | |
| PITCHER | IP WLS BF H R ER SO BB IBB HBP BLK WP HR S P ERA WHIP | | | | | | | | | | | | | | | | | | | | | | | | | | | | | | | | | |
| Joey Jay, R ERA: 13.5 | 2.2 | 16 | 5 | 4 | 4 | 1 | 3 | 0 | 0 | 0 | 0 | 0 | 0 | 1 | 15 | 27 | 13.50 | 3.000 | | | | | | | | | | | | | | | | |
| Phil Paine, R ERA: 4.09 | 0.1 | 0 | 0 | 0 | 0 | 0 | 0 | 0 | 0 | 0 | 0 | 0 | 0 | 0 | 0 | 0 | 0.00 | 0.000 | | | | | | | | | | | | | | | | |
| Ernie Johnson, R ERA: 3.28 | 3.0 | 10 | 1 | 0 | 0 | 3 | 1 | 0 | 0 | 0 | 0 | 0 | 0 | 0 | 15 | 19 | 0.00 | 0.667 | | | | | | | | | | | | | | | | |
| Dave Jolly, R ERA: 1.45 | 1.0 | 5 | 0 | 0 | 0 | 0 | 1 | 0 | 0 | 0 | 0 | 0 | 0 | 4 | 8 | 0.00 | 1.000 | | | | | | | | | | | | | | | | | |
| Bob Buhl, R ERA: 5.72 | 2.0 | L 9 | 3 | 1 | 1 | 5 | 0 | 0 | 0 | 0 | 1 | 0 | 0 | 19 | 19 | 4.50 | 1.500 | | | | | | | | | | | | | | | | | |

| Batter | 1 | 2 | 3 | 4 | 5 | 6 | 7 | 8 | 9 | AB | R | H | RBI | BB | SO | LOB | BOTTOM | | | | | | | | | | | | | | | | |
|--|---|---------------------------------|------------------------------|---------------------------------|------------------------------|---------------------------------|------------------------------|---------------------------------|------------------------------|---------------------------------|------------------------------|----------------------------------|------------------------------|---------------------------------|------------------------------|---------------------------------|--|---------------------------------|----------------------------------|------------------------------------|----------------------------------|--------|--|--|--|--|--|--|--|--|--|--|--|
| Bill Bruton, L OBP: 0.332, SLG: 0.299 | | | | | | | | | | 2 | 1 | 0 | 0 | 2 | 1 | 0 | Cincinnati Redlegs @ Milwaukee Braves Milwaukee County Stadium, Milwaukee, WI Sat Jul 03 1954, 4:33 AM EDT Att: 25,932 - Unknown livebaseballscorecards.com | | | | | | | | | | | | | | | | |
| Johnny Logan, R OBP: 0.323, SLG: 0.388 | | | | | | | | | | 3 | 0 | 0 | 0 | 0 | 0 | 1 | | | | | | | | | | | | | | | | | |
| Hank Aaron, R OBP: 0.343, SLG: 0.502 | | | | | | | | | | 4 | 1 | 1 | 2 | 0 | 0 | 1 | | | | | | | | | | | | | | | | | |
| Eddie Mathews, L OBP: 0.380, SLG: 0.522 | | | | | | | | | | 4 | 0 | 1 | 1 | 0 | 0 | 2 | | | | | | | | | | | | | | | | | |
| Joe Adcock, R OBP: 0.370, SLG: 0.528 | | | | | | | | | | 4 | 0 | 1 | 0 | 0 | 1 | 1 | | | | | | | | | | | | | | | | | |
| Andy Pafo, R OBP: 0.336, SLG: 0.433 | | | | | | | | | | 2 | 0 | 0 | 0 | 1 | 0 | 2 | | | | | | | | | | | | | | | | | |
| Jim Pendleton, R OBP: 0.206, SLG: 0.247 | | | | | | | | | | 0 | 0 | 0 | 0 | 0 | 0 | 0 | | | | | | | | | | | | | | | | | |
| Danny O'Connell, R OBP: 0.314, SLG: 0.335 | | | | | | | | | | 4 | 0 | 0 | 0 | 0 | 1 | 2 | | | | | | | | | | | | | | | | | |
| Del Crandall, R OBP: 0.289, SLG: 0.361 | | | | | | | | | | 4 | 1 | 2 | 0 | 0 | 0 | 1 | | | | | | | | | | | | | | | | | |
| Joey Jay, S | | | | | | | | | | 0 | 0 | 0 | 0 | 0 | 0 | 0 | | | | | | | | | | | | | | | | | |
| Phil Paine, R | | | | | | | | | | 0 | 0 | 0 | 0 | 0 | 0 | 0 | | | | | | | | | | | | | | | | | |
| Jack Dittmer, L OBP: 0.207, SLG: 0.241 | | | | | | | | | | 0 | 0 | 0 | 0 | 0 | 0 | 0 | | | | | | | | | | | | | | | | | |
| Ernie Johnson, R OBP: 0.319, SLG: 0.326 | | | | | | | | | | 0 | 0 | 0 | 0 | 0 | 0 | 0 | | | | | | | | | | | | | | | | | |
| Charlie White, L OBP: 0.319, SLG: 0.356 | | | | | | | | | | 1 | 1 | 1 | 0 | 0 | 0 | 0 | | | | | | | | | | | | | | | | | |
| Dave Jolly, R OBP: 0.305, SLG: 0.400 | | | | | | | | | | 0 | 0 | 0 | 0 | 0 | 0 | 0 | | | | | | | | | | | | | | | | | |
| George Metkovich, L OBP: 0.235, SLG: 0.331 | | | | | | | | | | 1 | 0 | 0 | 0 | 0 | 1 | 1 | | | | | | | | | | | | | | | | | |
| Bob Buhl, R | | | | | | | | | | 0 | 0 | 0 | 0 | 0 | 0 | 0 | | | | | | | | | | | | | | | | | |
| Inning Stats | R: 0 E: 0 K: 1 S: 5 | H: 0 LOB: 0 BB: 0 P: 5 | R: 0 E: 0 K: 0 S: 3 | H: 1 LOB: 0 BB: 0 P: 3 | R: 0 E: 0 K: 0 S: 3 | H: 0 LOB: 0 BB: 0 P: 3 | R: 0 E: 1 K: 0 S: 4 | H: 0 LOB: 1 BB: 0 P: 4 | R: 0 E: 0 K: 1 S: 2 | H: 0 LOB: 0 BB: 0 P: 3 | R: 4 E: 1 K: 1 S: 9 | H: 4 LOB: 1 BB: 1 P: 13 | R: 0 E: 0 K: 1 S: 5 | H: 1 LOB: 1 BB: 0 P: 5 | R: 0 E: 0 K: 0 S: 3 | H: 0 LOB: 1 BB: 1 P: 7 | R: 0 E: 0 K: 1 S: 5 | H: 0 LOB: 1 BB: 1 P: 9 | 1B: 5 2B: 2 3B: 0 HR: 0 | SF: 0 SAC: 1 DP: 3 HBP: 1 | WP: 0 PB: 0 SB: 1 CS: 1 | PA: 35 | | | | | | | | | | | |
| PITCHER | IP WLS BF H R ER SO BB IBB HBP BLK WP HR S P ERA WHIP | | | | | | | | | | | | | | | | | | | | | | | | | | | | | | | | |
| Bud Podbielan, R ERA: 4.04 | 5.1 | 22 | 5 | 4 | 3 | 1 | 1 | 0 | 0 | 0 | 0 | 0 | 0 | 22 | 27 | 5.06 | 1.125 | | | | | | | | | | | | | | | | |
| Frank Smith, R ERA: 1.22 | 3.2 | W 13 | 1 | 0 | 0 | 3 | 2 | 0 | 0 | 0 | 0 | 0 | 0 | 17 | 25 | 0.00 | 0.818 | | | | | | | | | | | | | | | | |

| Batter | 1 | 2 | 3 | 4 | 5 | 6 | 7 | 8 | 9 | AB | R | H | RBI | BB | SO | LOB | TOP | | | | | | | | | | |
|--|------------------------------|---------------------------------|------------------------------|---------------------------------|------------------------------|---------------------------------|------------------------------|---------------------------------|------------------------------|---------------------------------|------------------------------|----------------------------------|------------------------------|---------------------------------|------------------------------|---------------------------------|--|---------------------------------|----------------------------------|------------------------------------|----------------------------------|--------|--|--|--|--|--|
| Bobby Adams, R OBP: 0.364, SLG: 0.350 (1, 5) | F6 | | | 4-3 | | 1B | | K | | 4 | 1 | 1 | 0 | 0 | 1 | 0 | Cincinnati Redlegs @ Milwaukee Braves Milwaukee County Stadium, Milwaukee, WI Sun Jul 04 1954, 4:33 AM EDT Att: 28,516 - Unknown | | | | | | | | | | |
| Roy McMillan, R OBP: 0.295, SLG: 0.298 (1, 6) | CS | | | F8 | | BB | | F7 | | 3 | 1 | 1 | 1 | 1 | 0 | | | | | | | | | | | | |
| Gus Bell, L OBP: 0.376, SLG: 0.529 (1, 8) | K | | | F7 | | BB | | | | 4 | 1 | 2 | 1 | 0 | 1 | | | | | | | | | | | | |
| Ted Kluszewski, L OBP: 0.387, SLG: 0.593 (1, 3) | | F4 | | | F9 | BB | | G3 | | 3 | 0 | 0 | 0 | 1 | 0 | | | | | | | | | | | | |
| Jim Greengrass, R OBP: 0.313, SLG: 0.474 (1, 7) | | F3 | | | | | | | | 4 | 0 | 3 | 2 | 0 | 0 | | | | | | | | | | | | |
| Johnny Temple, R OBP: 0.394, SLG: 0.358 (1, 4) | | | | 4-3 | F8 | | | F8 | | 4 | 0 | 0 | 0 | 0 | 3 | | | | | | | | | | | | |
| Wally Post, R OBP: 0.278, SLG: 0.433 (1, 9) | | | | 4-3 | | 1B | | F5 | | 4 | 1 | 1 | 0 | 0 | 1 | | | | | | | | | | | | |
| Andy Seminick, R OBP: 0.357, SLG: 0.390 (1, 2) | | | | K | | | | F6 | 6-3 | 4 | 0 | 0 | 0 | 0 | 1 | 2 | | | | | | | | | | | |
| Howie Judson, R OBP: 0.083, SLG: 0.083 (1, 1) | | | | | | | | F8 | | 1 | 0 | 0 | 0 | 0 | 1 | 0 | | | | | | | | | | | |
| Nino Escalera, L OBP: 0.263, SLG: 0.200 (6, PH) | | | | | | | | | | 1 | 0 | 0 | 0 | 0 | 0 | 1 | | | | | | | | | | | |
| Joe Nuxhall, L OBP: 0.389, SLG: 0.467 (6, 1) | | | | | | | | | | 1 | 0 | 0 | 0 | 0 | 1 | 0 | | | | | | | | | | | |
| Frank Smith, R (9, 1) | | | | | | | | | | 0 | 0 | 0 | 0 | 0 | 0 | 0 | | | | | | | | | | | |
| Inning Stats | R: 0 E: 0 K: 1 S: 4 | H: 0 LOB: 0 BB: 1 P: 8 | R: 0 E: 0 K: 0 S: 3 | H: 0 LOB: 0 BB: 0 P: 3 | R: 0 E: 0 K: 2 S: 7 | H: 0 LOB: 0 BB: 0 P: 7 | R: 0 E: 0 K: 0 S: 3 | H: 0 LOB: 0 BB: 0 P: 3 | R: 0 E: 0 K: 0 S: 3 | H: 1 LOB: 0 BB: 0 P: 3 | R: 4 E: 0 K: 0 S: 8 | H: 5 LOB: 2 BB: 1 P: 12 | R: 0 E: 0 K: 1 S: 5 | H: 0 LOB: 0 BB: 0 P: 5 | R: 0 E: 0 K: 1 S: 6 | H: 1 LOB: 1 BB: 0 P: 6 | R: 0 E: 0 K: 1 S: 6 | H: 1 LOB: 1 BB: 0 P: 6 | 1B: 8 2B: 0 3B: 0 HR: 0 | SF: 0 SAC: 0 DP: 0 HBP: 0 | WP: 0 PB: 0 SB: 0 CS: 1 | PA: 35 | | | | | |
| PITCHER | IP | WLS | BF | H | R | ER | SO | BB | IBB | HBP | BLK | WP | HR | S | P | ERA | WHIP | | | | | | | | | | |
| Lew Burdette, R ERA: 2.63 (1, 1) | 5.2 | L | 21 | 5 | 4 | 4 | 3 | 1 | 0 | 0 | 0 | 0 | 0 | 26 | 30 | 6.35 | 1.059 | | | | | | | | | | |
| Chet Nichols, L ERA: 3.77 (6, 1) | 0.0 | | 1 | 0 | 0 | 0 | 0 | 1 | 0 | 0 | 0 | 0 | 0 | 0 | 4 | ∞ | ∞ | | | | | | | | | | |
| Ray Crone, R ERA: 2.63 (6, 1) | 1.1 | | 5 | 1 | 0 | 0 | 1 | 0 | 0 | 0 | 0 | 0 | 0 | 7 | 7 | 0.00 | 0.750 | | | | | | | | | | |
| Ernie Johnson, R ERA: 3.11 (8, 1) | 2.0 | | 8 | 2 | 0 | 0 | 2 | 0 | 0 | 0 | 0 | 0 | 0 | 12 | 12 | 0.00 | 1.000 | | | | | | | | | | |

| Batter | 1 | 2 | 3 | 4 | 5 | 6 | 7 | 8 | 9 | AB | R | H | RBI | BB | SO | LOB | BOTTOM | | | | | | | | | | |
|---|------------------------------|---------------------------------|------------------------------|---------------------------------|------------------------------|---------------------------------|------------------------------|---------------------------------|------------------------------|---------------------------------|------------------------------|---------------------------------|------------------------------|---------------------------------|------------------------------|---------------------------------|--|---------------------------------|----------------------------------|------------------------------------|----------------------------------|--------|--|--|--|--|--|
| Bill Bruton, L OBP: 0.335, SLG: 0.302 (1, 8) | 6-3 | | | FC6-4 | | | | | K | 4 | 0 | 2 | 2 | 0 | 0 | 1 | Cincinnati Redlegs @ Milwaukee Braves Milwaukee County Stadium, Milwaukee, WI Sun Jul 04 1954, 4:33 AM EDT Att: 28,516 - Unknown | | | | | | | | | | |
| Jim Pendleton, R OBP: 0.236, SLG: 0.247 (9, PH) | | | | CS | | G4-3 | | | | 0 | 0 | 0 | 0 | 0 | 0 | 0 | | | | | | | | | | | |
| George Metkovich, L OBP: 0.364, SLG: 0.345 (9, PH) | | | | CS | | 1B | | | | 1 | 0 | 0 | 0 | 0 | 1 | 1 | | | | | | | | | | | |
| Johnny Logan, R OBP: 0.331, SLG: 0.400 (1, 6) | | | | CS | | G4-3 | | | | 4 | 1 | 2 | 1 | 0 | 0 | 2 | | | | | | | | | | | |
| Hank Aaron, R OBP: 0.338, SLG: 0.494 (1, 7) | | | | HR | | | | | | 4 | 0 | 0 | 0 | 0 | 1 | 0 | | | | | | | | | | | |
| Eddie Mathews, L OBP: 0.375, SLG: 0.513 (1, 5) | | F9 | | | F4 | | | K | | 4 | 0 | 0 | 0 | 0 | 1 | 0 | | | | | | | | | | | |
| Joe Adcock, R OBP: 0.372, SLG: 0.524 (1, 3) | | F2 | | | E5 | | | | | 2 | 0 | 0 | 0 | 2 | 0 | 0 | | | | | | | | | | | |
| Andy Pafo, R OBP: 0.342, SLG: 0.434 (1, 9) | | 6-3 | | | | | | 5-3 | | 4 | 0 | 2 | 0 | 0 | 0 | 1 | | | | | | | | | | | |
| Danny O'Connell, R OBP: 0.316, SLG: 0.341 (1, 4) | | | | | F6 | | | | | 4 | 0 | 2 | 0 | 0 | 0 | 4 | | | | | | | | | | | |
| Del Crandall, R OBP: 0.293, SLG: 0.361 (1, 2) | | | | FC6-4 | | SH3-4 | | F7 | | 3 | 2 | 1 | 0 | 1 | 0 | 1 | | | | | | | | | | | |
| Lew Burdette, R OBP: 0.122, SLG: 0.081 (6, 1) | | | | FC3-2-5-2 | | SH3-4 | | | | 1 | 0 | 0 | 0 | 0 | 0 | 2 | | | | | | | | | | | |
| Chet Nichols, S OBP: 0.143, SLG: 0.143 (6, 1) | | | | | | | | | | 0 | 0 | 0 | 0 | 0 | 0 | 0 | | | | | | | | | | | |
| Ray Crone, R OBP: 0.236, SLG: 0.247 (6, 1) | | | | | | | | | | 0 | 0 | 0 | 0 | 0 | 0 | 0 | | | | | | | | | | | |
| Roy Smalley, R OBP: 0.236, SLG: 0.247 (7, PH) | | | | | | | | | | 1 | 0 | 0 | 0 | 0 | 0 | 0 | | | | | | | | | | | |
| Ernie Johnson, R OBP: 0.389, SLG: 0.467 (6, 1) | | | | | | | | | | 0 | 0 | 0 | 0 | 0 | 0 | 0 | | | | | | | | | | | |
| Sam Calderone, R OBP: 0.417, SLG: 0.450 (6, PH) | | | | | | | | | | 1 | 0 | 0 | 0 | 0 | 0 | 1 | | | | | | | | | | | |
| Inning Stats | R: 0 E: 0 K: 1 S: 5 | H: 1 LOB: 0 BB: 0 P: 5 | R: 0 E: 0 K: 0 S: 3 | H: 0 LOB: 0 BB: 0 P: 3 | R: 1 E: 0 K: 0 S: 4 | H: 2 LOB: 0 BB: 0 P: 4 | R: 1 E: 1 K: 0 S: 6 | H: 2 LOB: 2 BB: 0 P: 6 | R: 1 E: 0 K: 0 S: 3 | H: 1 LOB: 0 BB: 1 P: 7 | R: 0 E: 0 K: 0 S: 4 | H: 1 LOB: 1 BB: 1 P: 8 | R: 0 E: 0 K: 0 S: 4 | H: 1 LOB: 0 BB: 0 P: 4 | R: 0 E: 0 K: 1 S: 5 | H: 0 LOB: 1 BB: 1 P: 9 | R: 0 E: 0 K: 1 S: 6 | H: 1 LOB: 1 BB: 0 P: 6 | 1B: 7 2B: 1 3B: 0 HR: 1 | SF: 0 SAC: 1 DP: 1 HBP: 0 | WP: 0 PB: 0 SB: 0 CS: 1 | PA: 38 | | | | | |
| PITCHER | IP | WLS | BF | H | R | ER | SO | BB | IBB | HBP | BLK | WP | HR | S | P | ERA | WHIP | | | | | | | | | | |
| Howie Judson, R ERA: 3.08 (1, 1) | 5.0 | W | 20 | 6 | 3 | 3 | 1 | 1 | 0 | 0 | 0 | 0 | 0 | 16 | 24 | 0.00 | 1.364 | | | | | | | | | | |
| Joe Nuxhall, L ERA: 5.1 (6, 1) | 3.2 | | 16 | 3 | 0 | 0 | 1 | 2 | 0 | 0 | 0 | 0 | 0 | 16 | 24 | 0.00 | 1.364 | | | | | | | | | | |
| Frank Smith, R ERA: 1.21 (9, 1) | 0.1 | S | 1 | 0 | 0 | 0 | 1 | 0 | 0 | 0 | 0 | 0 | 0 | 3 | 3 | 0.00 | 0.000 | | | | | | | | | | |



| Batter | 1 | 2 | 3 | 4 | 5 | 6 | 7 | 8 | 9 | AB | R | H | RBI | BB | SO | LOB | TOP | | | | | | | | | | | | | | | | | | | | | |
|--|------------------------------|---------------------------------|-------------------------------|----------------------------------|------------------------------|---------------------------------|------------------------------|---------------------------------|------------------------------|---------------------------------|------------------------------|---------------------------------|------------------------------|---------------------------------|------------------------------|---------------------------------|---|---------------------------------|----------------------------------|------------------------------------|--------------------------|----|-----|----|---|---|----|----|----|-----|-----|-----|----|----|---|---|-----|------|
| Bill Bruton, L OBP: 0.332, SLG: 0.313 (1, 8) | 0-0 6-3 | 0-0 HR | 0-0 F7 | | | 0-3 K | | 0-0 4-3 | | 5 | 1 | 1 | 2 | 0 | 1 | 2 | Milwaukee Braves @ St. Louis Cardinals Sportsman's Park, St. Louis, MO Mon Jul 05 1954, 4:33 AM EDT Unknown | | | | | | | | | | | | | | | | | | | | | |
| Johnny Logan, R OBP: 0.325, SLG: 0.394 (1, 6) | 0-0 F8 | 1-0 1B FC4-6 HBP | | 0-0 4-3 | | 0-0 F8 | | 0-0 G3 | | 4 | 1 | 0 | 0 | 0 | 0 | 0 | | | | | | | | | | | | | | | | | | | | | | |
| Hank Aaron, R OBP: 0.336, SLG: 0.488 (1, 7) | 0-3 K | 0-0 FC4-6 1B | | 0-0 E3 1B | | 0-0 F9 | | 0-0 5-3 | | 5 | 0 | 1 | 0 | 0 | 1 | 0 | | | | | | | | | | | | | | | | | | | | | | |
| Eddie Mathews, L OBP: 0.382, SLG: 0.544 (1, 5) | | HR | | 0-0 G6-4-3 1B | | | | 0-0 1B | | 5 | 2 | 4 | 3 | 0 | 0 | 1 | | | | | | | | | | | | | | | | | | | | | | |
| Joe Adcock, R OBP: 0.366, SLG: 0.514 (1, 3) | | 4-3 | | 0-0 G6-4-3 | | | | 0-0 P6 | | 5 | 0 | 0 | 0 | 0 | 1 | 4 | | | | | | | | | | | | | | | | | | | | | | |
| Andy Pafko, R OBP: 0.347, SLG: 0.434 (1, 9) | | 4-0 1B HR BB | | 0-0 L7 | | 4-0 5-3 BB | | 0-0 G6-4-3 1B | | 2 | 1 | 1 | 0 | 2 | 0 | 0 | | | | | | | | | | | | | | | | | | | | | | |
| Danny O'Connell, R OBP: 0.315, SLG: 0.339 (1, 4) | | 0-0 HR 1B | | 0-0 5-3 | | 0-0 5-3 | | 0-0 G6-4-3 | | 4 | 1 | 1 | 0 | 0 | 0 | 2 | | | | | | | | | | | | | | | | | | | | | | |
| Del Crandall, R OBP: 0.297, SLG: 0.376 (1, 2) | | 0-0 HR BB | | 4-0 P6 | | 0-0 6-3 | | 0-0 6-3 | | 3 | 1 | 1 | 3 | 1 | 0 | 1 | | | | | | | | | | | | | | | | | | | | | | |
| Jim Wilson, R OBP: 0.286, SLG: 0.381 (1, 1) | | 0-0 E5 HR | | 0-0 5-3 | | 0-0 5-3 | | 0-0 P3 | | 4 | 1 | 1 | 0 | 0 | 0 | 1 | | | | | | | | | | | | | | | | | | | | | | |
| Bob Buhl, R (8, 1) | | | | 1-2 1B | | | | | | 0 | 0 | 0 | 0 | 0 | 0 | 0 | | | | | | | | | | | | | | | | | | | | | | |
| Inning Stats | R: 0 E: 0 K: 1 S: 5 | H: 0 LOB: 0 BB: 0 P: 5 | R: 7 E: 1 K: 1 S: 11 | H: 5 LOB: 1 BB: 1 P: 16 | R: 0 E: 0 K: 0 S: 4 | H: 1 LOB: 2 BB: 1 P: 8 | R: 0 E: 1 K: 0 S: 4 | H: 1 LOB: 1 BB: 0 P: 4 | R: 0 E: 0 K: 0 S: 3 | H: 0 LOB: 1 BB: 1 P: 7 | R: 0 E: 0 K: 1 S: 5 | H: 0 LOB: 0 BB: 0 P: 5 | R: 1 E: 0 K: 0 S: 4 | H: 2 LOB: 0 BB: 0 P: 4 | R: 0 E: 0 K: 0 S: 3 | H: 0 LOB: 0 BB: 0 P: 3 | R: 0 E: 0 K: 0 S: 4 | H: 1 LOB: 1 BB: 0 P: 4 | 1B: 6 2B: 0 3B: 0 HR: 4 | SF: 0 SAC: 0 DP: 2 HBP: 1 | WP: 0 PA: 41 CS: 0 | | | | | | | | | | | | | | | | | |
| PITCHER | IP | WLS | BF | H | R | ER | SO | BB | IBB | HBP | BLK | WP | HR | S | P | ERA | WHIP | PITCHER | | | | IP | WLS | BF | H | R | ER | SO | BB | IBB | HBP | BLK | WP | HR | S | P | ERA | WHIP |
| Brooks Lawrence, R ERA: 3.97 (1, 1) | 2.0 | L | 14 | 5 | 7 | 5 | 2 | 1 | 0 | 1 | 0 | 0 | 3 | 16 | 21 | 22.50 | 3.000 | | | | | | | | | | | | | | | | | | | | | |
| Cot Deal, R ERA: 7.02 (3, 1) | 6.0 | | 23 | 4 | 1 | 1 | 1 | 2 | 0 | 0 | 0 | 0 | 1 | 23 | 31 | 1.50 | 1.000 | | | | | | | | | | | | | | | | | | | | | |
| Al Brazle, L ERA: 4.44 (9, 1) | 1.0 | | 4 | 1 | 0 | 0 | 0 | 0 | 0 | 0 | 0 | 0 | 0 | 4 | 4 | 0.00 | 1.000 | | | | | | | | | | | | | | | | | | | | | |

| Batter | 1 | 2 | 3 | 4 | 5 | 6 | 7 | 8 | 9 | AB | R | H | RBI | BB | SO | LOB | BOTTOM | | | | | | | | | | | | | | | | | | | | | |
|---|------------------------------|---------------------------------|------------------------------|---------------------------------|------------------------------|---------------------------------|------------------------------|---------------------------------|-------------------------------|---------------------------------|------------------------------|---------------------------------|------------------------------|---------------------------------|------------------------------|---------------------------------|---|------------------------------------|--------------------------|--|--|----|-----|----|---|---|----|----|----|-----|-----|-----|----|----|---|---|-----|------|
| Wally Moon, L OBP: 0.393, SLG: 0.469 (1, 8) | 0-0 F9 | 0-0 1-2 2-H 1B | | | 0-0 F8 | | 0-0 HBP 1B | 0-0 1-3 2B | | 5 | 0 | 3 | 1 | 0 | 0 | 0 | Milwaukee Braves @ St. Louis Cardinals Sportsman's Park, St. Louis, MO Mon Jul 05 1954, 4:33 AM EDT Unknown | | | | | | | | | | | | | | | | | | | | | |
| Solly Hemus, L OBP: 0.483, SLG: 0.485 (1, 6) | 0-0 HR | 0-0 3-1 | | | 0-0 F9 | | 1-0 HBP 1B | 0-0 5-3 | | 4 | 1 | 1 | 1 | 0 | 0 | 4 | | | | | | | | | | | | | | | | | | | | | | |
| Red Schoendienst, S OBP: 0.373, SLG: 0.479 (1, 4) | 0-0 1B | | | 0-0 6-3 | | 0-0 1B | | 0-0 P6 | | 5 | 0 | 2 | 0 | 0 | 0 | 2 | | | | | | | | | | | | | | | | | | | | | | |
| Stan Musial, L OBP: 0.432, SLG: 0.673 (1, 9) | 0-0 F8 | | 0-3 K | | 0-0 1B | | 0-0 F7 | | 0-0 1B SF7 1B | 5 | 1 | 2 | 0 | 0 | 1 | 3 | | | | | | | | | | | | | | | | | | | | | | |
| Ray Jablonski, R OBP: 0.372, SLG: 0.492 (1, 5) | 0-3 K | | 0-0 F9 | | 0-0 F8 | | 0-0 F7 | | 0-0 1B 1B | 5 | 1 | 1 | 0 | 0 | 1 | 5 | | | | | | | | | | | | | | | | | | | | | | |
| Joe Cunningham, L OBP: 0.484, SLG: 0.893 (1, 3) | | 0-0 FC5-4 1B | | 0-0 2B | | 0-0 F7 | | 0-0 HR | 0-0 1B 1-2 2-3 1B | 5 | 1 | 4 | 1 | 0 | 0 | 0 | | | | | | | | | | | | | | | | | | | | | | |
| Rip Repulski, R OBP: 0.335, SLG: 0.505 (1, 7) | | 0-0 FC5-4 1B | | 0-0 6-3 | | 0-0 HR | | 0-0 6-3 | 0-0 SF7 | 4 | 2 | 1 | 2 | 0 | 0 | 2 | | | | | | | | | | | | | | | | | | | | | | |
| Bill Sarni, R OBP: 0.371, SLG: 0.500 (1, 2) | | 0-0 F7 | | 0-0 F2 | | 0-3 K | | 0-0 5-3 | 0-0 1B | 5 | 0 | 1 | 1 | 0 | 1 | 2 | | | | | | | | | | | | | | | | | | | | | | |
| Dick Schofield, S OBP: 0.200, SLG: 0.600 (9, PR) | | 0-0 1B | | 0-3 K | | 0-0 P3 | | 4-0 2B BB | 0-3 K | 0 | 0 | 0 | 0 | 0 | 0 | 0 | | | | | | | | | | | | | | | | | | | | | | |
| Brooks Lawrence, R OBP: 0.200, SLG: 0.111 (2, PH) | | | | | | | | | | 0 | 0 | 0 | 0 | 0 | 0 | 0 | | | | | | | | | | | | | | | | | | | | | | |
| Joe Frazier, L OBP: 0.375, SLG: 0.408 (2, PH) | | | | | | | | | | 1 | 0 | 1 | 0 | 0 | 0 | 0 | | | | | | | | | | | | | | | | | | | | | | |
| Cot Deal, S OBP: 0.187, SLG: 0.698 (3, PH) | | | | | | | | | | 2 | 0 | 0 | 0 | 0 | 1 | 1 | | | | | | | | | | | | | | | | | | | | | | |
| Peangus Lowrey, R OBP: 0.187, SLG: 0.698 (6, PH) | | | | | | | | | | 0 | 0 | 0 | 0 | 0 | 0 | 0 | | | | | | | | | | | | | | | | | | | | | | |
| Al Brazle, L OBP: 0.217, SLG: 0.242 (9, PH) | | | | | | | | | | 0 | 0 | 0 | 0 | 0 | 0 | 0 | | | | | | | | | | | | | | | | | | | | | | |
| Sal Yvars, R OBP: 0.370, SLG: 0.513 (9, PH) | | | | | | | | | | 1 | 0 | 0 | 0 | 0 | 1 | 2 | | | | | | | | | | | | | | | | | | | | | | |
| Inning Stats | R: 1 E: 0 K: 1 S: 7 | H: 2 LOB: 1 BB: 0 P: 7 | R: 1 E: 0 K: 0 S: 6 | H: 3 LOB: 2 BB: 0 P: 6 | R: 0 E: 0 K: 1 S: 5 | H: 0 LOB: 0 BB: 0 P: 5 | R: 0 E: 0 K: 1 S: 6 | H: 1 LOB: 1 BB: 0 P: 6 | R: 0 E: 0 K: 0 S: 5 | H: 2 LOB: 2 BB: 0 P: 5 | R: 1 E: 0 K: 0 S: 4 | H: 1 LOB: 2 BB: 0 P: 5 | R: 0 E: 0 K: 0 S: 5 | H: 2 LOB: 2 BB: 1 P: 9 | R: 2 E: 0 K: 1 S: 9 | H: 4 LOB: 2 BB: 0 P: 9 | 1B: 11 2B: 2 3B: 0 HR: 3 | SF: 1 SAC: 0 DP: 0 HBP: 1 | WP: 0 PA: 45 CS: 0 | | | | | | | | | | | | | | | | | | | |
| PITCHER | IP | WLS | BF | H | R | ER | SO | BB | IBB | HBP | BLK | WP | HR | S | P | ERA | WHIP | PITCHER | | | | IP | WLS | BF | H | R | ER | SO | BB | IBB | HBP | BLK | WP | HR | S | P | ERA | WHIP |
| Jim Wilson, R ERA: 2.56 (1, 1) | 7.0 | W | 33 | 11 | 4 | 4 | 4 | 0 | 0 | 1 | 0 | 0 | 3 | 40 | 41 | 5.14 | 1.571 | | | | | | | | | | | | | | | | | | | | | |
| Bob Buhl, R ERA: 5.85 (8, 1) | 2.0 | S | 12 | 5 | 2 | 2 | 1 | 1 | 0 | 0 | 0 | 0 | 0 | 13 | 17 | 9.00 | 3.000 | | | | | | | | | | | | | | | | | | | | | |



| Batter | 1 | 2 | 3 | 4 | 5 | 6 | 7 | 8 | 9 | AB | R | H | RBI | BB | SO | LOB | TOP | | | | | | | | |
|--|------------------------------|----------------------------------|------------------------------|----------------------------------|------------------------------|----------------------------------|------------------------------|---------------------------------|------------------------------|---------------------------------|------------------------------|----------------------------------|------------------------------|---------------------------------|------------------------------|---------------------------------|--|---------------------------------|----------------------------------|------------------------------------|----------------------------------|--------|--|--|--|
| Bill Bruton, L OBP: 0.336, SLG: 0.314 (1, 8) | | | | | | | | | | 4 | 1 | 0 | 0 | 2 | 0 | 1 | Milwaukee Braves @ Chicago Cubs Wrigley Field, Chicago, IL Tue Jul 06 1954, 3:33 AM CDT Att: 7,358 - Unknown | | | | | | | | |
| Johnny Logan, R OBP: 0.333, SLG: 0.359 (1, 6) | | | | | | | | | | 3 | 2 | 1 | 0 | 1 | 0 | 1 | | | | | | | | | |
| Roy Smalley, R OBP: 0.364, SLG: 0.600 (5, 6) | | | | | | | | | | 2 | 0 | 1 | 0 | 0 | 0 | 1 | | | | | | | | | |
| Hank Aaron, R OBP: 0.337, SLG: 0.481 (1, 7) | | | | | | | | | | 5 | 3 | 1 | 0 | 1 | 0 | 2 | | | | | | | | | |
| Eddie Mathews, L OBP: 0.389, SLG: 0.537 (1, 5) | | | | | | | | | | 3 | 3 | 1 | 1 | 2 | 0 | 0 | | | | | | | | | |
| Joe Adcock, R OBP: 0.376, SLG: 0.528 (1, 3) | | | | | | | | | | 1 | 2 | 1 | 5 | 2 | 0 | 0 | | | | | | | | | |
| Jim Pendleton, R OBP: 0.202, SLG: 0.242 (6, PH) (6, 9) | | | | | | | | | | 2 | 0 | 0 | 0 | 0 | 1 | 0 | | | | | | | | | |
| George Metkovich, L OBP: 0.366, SLG: 0.344 (1, 9) (6, 3) | | | | | | | | | | 3 | 1 | 1 | 3 | 1 | 0 | 0 | | | | | | | | | |
| Danny O'Connell, R OBP: 0.318, SLG: 0.342 (1, 4) | | | | | | | | | | 5 | 1 | 3 | 2 | 0 | 0 | 1 | | | | | | | | | |
| Del Crandall, R OBP: 0.300, SLG: 0.392 (1, 2) | | | | | | | | | | 3 | 1 | 1 | 3 | 1 | 1 | 2 | | | | | | | | | |
| Sam Calderone, R OBP: 0.400, SLG: 0.429 (6, 2) | | | | | | | | | | 1 | 0 | 0 | 0 | 0 | 0 | 1 | | | | | | | | | |
| Gene Conley, R OBP: 0.136, SLG: 0.159 (1, 1) | | | | | | | | | | 5 | 0 | 1 | 0 | 0 | 2 | 6 | | | | | | | | | |
| Inning Stats | R: 4 E: 0 K: 1 S: 7 | H: 2 LOB: 2 BB: 4 P: 23 | R: 3 E: 1 K: 1 S: 7 | H: 1 LOB: 3 BB: 4 P: 23 | R: 4 E: 0 K: 0 S: 6 | H: 4 LOB: 0 BB: 1 P: 10 | R: 0 E: 0 K: 0 S: 3 | H: 0 LOB: 0 BB: 0 P: 3 | R: 0 E: 0 K: 0 S: 3 | H: 0 LOB: 0 BB: 0 P: 3 | R: 3 E: 1 K: 0 S: 6 | H: 2 LOB: 1 BB: 1 P: 10 | R: 0 E: 0 K: 1 S: 5 | H: 0 LOB: 0 BB: 0 P: 5 | R: 0 E: 0 K: 1 S: 6 | H: 1 LOB: 1 BB: 0 P: 6 | R: 0 E: 0 K: 0 S: 3 | H: 1 LOB: 1 BB: 0 P: 3 | 1B: 9 2B: 0 3B: 0 HR: 2 | SF: 1 SAC: 0 DP: 1 HBP: 0 | WP: 1 PB: 0 SB: 0 CS: 1 | PA: 48 | | | |
| PITCHER | IP | WLS | BF | H | R | ER | SO | BB | IBB | HBP | BLK | WP | HR | S | P | ERA | WHIP | | | | | | | | |
| Dave Cole, R ERA: 7.31 (1, 1) | 0.1 | L | 4 | 0 | 3 | 3 | 0 | 3 | 0 | 0 | 0 | 1 | 0 | 1 | 13 | 81.00 | 9.000 | | | | | | | | |
| Johnny Kippstein, R ERA: 7.31 (1, 1) | 8.2 | | 44 | 11 | 11 | 7 | 4 | 6 | 1 | 0 | 0 | 0 | 2 | 45 | 73 | 7.27 | 1.962 | | | | | | | | |

| Batter | 1 | 2 | 3 | 4 | 5 | 6 | 7 | 8 | 9 | AB | R | H | RBI | BB | SO | LOB | BOTTOM | | | | | | | | |
|---|------------------------------|---------------------------------|------------------------------|----------------------------------|------------------------------|---------------------------------|------------------------------|---------------------------------|------------------------------|---------------------------------|------------------------------|---------------------------------|------------------------------|---------------------------------|------------------------------|---------------------------------|--|------------------------------------|----------------------------------|--------|--|--|--|--|--|
| Bob Talbot, R OBP: 0.284, SLG: 0.338 (1, 8) | | | | | | | | | | 3 | 1 | 1 | 0 | 1 | 0 | 0 | Milwaukee Braves @ Chicago Cubs Wrigley Field, Chicago, IL Tue Jul 06 1954, 3:33 AM CDT Att: 7,358 - Unknown | | | | | | | | |
| Gene Baker, R OBP: 0.325, SLG: 0.404 (1, 4) | | | | | | | | | | 5 | 0 | 1 | 0 | 0 | 1 | 4 | | | | | | | | | |
| Ralph Kiner, R OBP: 0.414, SLG: 0.564 (1, 7) | | | | | | | | | | 4 | 1 | 2 | 2 | 1 | 0 | 1 | | | | | | | | | |
| Randy Jackson, R OBP: 0.375, SLG: 0.549 (1, 5) | | | | | | | | | | 4 | 0 | 1 | 1 | 0 | 1 | 1 | | | | | | | | | |
| Hank Sauer, R OBP: 0.397, SLG: 0.596 (1, 9) | | | | | | | | | | 4 | 0 | 0 | 0 | 0 | 0 | 2 | | | | | | | | | |
| Steve Bilko, R OBP: 0.302, SLG: 0.333 (1, 3) | | | | | | | | | | 4 | 0 | 2 | 0 | 0 | 1 | 2 | | | | | | | | | |
| 14 Ernie Banks, R OBP: 0.332, SLG: 0.397 (1, 6) | | | | | | | | | | 4 | 0 | 1 | 0 | 0 | 0 | 1 | | | | | | | | | |
| El Tappe, R OBP: 0.281, SLG: 0.265 (1, 2) | | | | | | | | | | 3 | 0 | 0 | 0 | 1 | 0 | 4 | | | | | | | | | |
| Dave Cole, R OBP: 0.154, SLG: 0.154 (1, 1) | | | | | | | | | | 0 | 0 | 0 | 0 | 0 | 0 | 0 | | | | | | | | | |
| Hal Rice, L OBP: 0.286, SLG: 0.255 (9, PH) | | | | | | | | | | 3 | 1 | 1 | 0 | 0 | 2 | 1 | | | | | | | | | |
| Inning Stats | R: 1 E: 0 K: 0 S: 5 | H: 2 LOB: 2 BB: 1 P: 9 | R: 0 E: 0 K: 1 S: 5 | H: 0 LOB: 2 BB: 2 P: 13 | R: 1 E: 1 K: 0 S: 6 | H: 2 LOB: 0 BB: 0 P: 6 | R: 0 E: 0 K: 1 S: 5 | H: 0 LOB: 0 BB: 0 P: 5 | R: 0 E: 0 K: 0 S: 3 | H: 0 LOB: 0 BB: 0 P: 3 | R: 0 E: 0 K: 2 S: 9 | H: 2 LOB: 1 BB: 0 P: 9 | R: 0 E: 0 K: 0 S: 4 | H: 2 LOB: 1 BB: 0 P: 4 | R: 0 E: 0 K: 0 S: 4 | H: 1 LOB: 1 BB: 0 P: 4 | 1B: 6 2B: 2 3B: 0 HR: 1 | SF: 0 SAC: 1 DP: 1 HBP: 0 | WP: 0 PB: 0 SB: 0 CS: 0 | PA: 39 | | | | | |
| PITCHER | IP | WLS | BF | H | R | ER | SO | BB | IBB | HBP | BLK | WP | HR | S | P | ERA | WHIP | | | | | | | | |
| Gene Conley, R ERA: 2.36 (1, 1) | 9.0 | W | 39 | 9 | 3 | 3 | 5 | 3 | 0 | 0 | 0 | 0 | 1 | 46 | 58 | 3.00 | 1.333 | | | | | | | | |





| Batter | 1 | 2 | 3 | 4 | 5 | 6 | 7 | 8 | 9 | AB | R | H | RBI | BB | SO | LOB | TOP | | | | | | | | | | |
|--|------------------------------|---------------------------------|------------------------------|---------------------------------|------------------------------|---------------------------------|------------------------------|---------------------------------|------------------------------|---------------------------------|------------------------------|---------------------------------|------------------------------|---------------------------------|------------------------------|---------------------------------|--|------------------------------------|----------------------------------|--------|--|--|--|--|--|--|--|
| Bill Bruton, L OBP: 0.335, SLG: 0.313 (1, 8) | | | | | | | | | | 4 | 0 | 1 | 0 | 0 | 1 | 0 | Milwaukee Braves @ Chicago Cubs Wrigley Field, Chicago, IL Wed Jul 07 1954, 3:33 AM CDT Att: 4,833 - Unknown | | | | | | | | | | |
| Johnny Logan, R OBP: 0.332, SLG: 0.397 (1, 6) | | | | | | | | | | 4 | 0 | 1 | 0 | 0 | 0 | 1 | | | | | | | | | | | |
| Hank Aaron, R OBP: 0.336, SLG: 0.478 (1, 7) | | | | | | | | | | 4 | 0 | 1 | 0 | 0 | 0 | 1 | | | | | | | | | | | |
| Eddie Mathews, L OBP: 0.384, SLG: 0.528 (1, 5) | | | | | | | | | | 4 | 0 | 0 | 0 | 0 | 0 | 2 | | | | | | | | | | | |
| Danny O'Connell, R OBP: 0.318, SLG: 0.341 (1, 4) | | | | | | | | | | 3 | 1 | 1 | 0 | 0 | 1 | 0 | | | | | | | | | | | |
| Jim Pendleton, R OBP: 0.216, SLG: 0.265 (1, 9) | | | | | | | | | | 3 | 0 | 2 | 1 | 0 | 0 | 0 | | | | | | | | | | | |
| George Metkovich, L OBP: 0.341, SLG: 0.314 (1, 3) | | | | | | | | | | 3 | 0 | 0 | 0 | 0 | 0 | 1 | | | | | | | | | | | |
| Del Crandall, R OBP: 0.296, SLG: 0.385 (1, 2) | | | | | | | | | | 3 | 0 | 0 | 0 | 0 | 0 | 1 | | | | | | | | | | | |
| Chet Nichols, S OBP: 0.125, SLG: 0.125 (1, 1) | | | | | | | | | | 3 | 0 | 0 | 0 | 0 | 0 | 0 | | | | | | | | | | | |
| Inning Stats | R: 0 E: 0 K: 0 S: 4 | H: 2 LOB: 1 BB: 0 P: 4 | R: 0 E: 0 K: 0 S: 4 | H: 1 LOB: 1 BB: 0 P: 4 | R: 0 E: 0 K: 0 S: 4 | H: 1 LOB: 0 BB: 0 P: 4 | R: 0 E: 0 K: 1 S: 5 | H: 0 LOB: 0 BB: 0 P: 5 | R: 0 E: 0 K: 0 S: 3 | H: 0 LOB: 0 BB: 0 P: 3 | R: 1 E: 0 K: 0 S: 4 | H: 2 LOB: 0 BB: 0 P: 4 | R: 0 E: 0 K: 0 S: 3 | H: 0 LOB: 0 BB: 0 P: 3 | R: 0 E: 0 K: 0 S: 3 | H: 0 LOB: 0 BB: 0 P: 3 | 1B: 5 2B: 1 3B: 0 HR: 0 | SF: 0 SAC: 0 DP: 1 HBP: 0 | WP: 0 PB: 0 SB: 0 CS: 0 | PA: 31 | | | | | | | |
| PITCHER | IP | WLS | BF | H | R | ER | SO | BB | IBB | HBP | BLK | WP | HR | S | P | ERA | WHIP | | | | | | | | | | |
| Howie Pollet, L ERA: 3.3 (1, 1) | 7.0 | L | 25 | 6 | 1 | 1 | 2 | 0 | 0 | 0 | 0 | 0 | 0 | 29 | 29 | 1.29 | 0.857 | | | | | | | | | | |
| Bill Tremel, R ERA: 6.35 (8, 1) | 2.0 | | 6 | 0 | 0 | 0 | 0 | 0 | 0 | 0 | 0 | 0 | 0 | 6 | 6 | 0.00 | 0.000 | | | | | | | | | | |



| Batter | 1 | 2 | 3 | 4 | 5 | 6 | 7 | 8 | 9 | AB | R | H | RBI | BB | SO | LOB | BOTTOM | | | | | | | | | | |
|---|------------------------------|---------------------------------|------------------------------|----------------------------------|------------------------------|---------------------------------|------------------------------|---------------------------------|------------------------------|---------------------------------|------------------------------|---------------------------------|------------------------------|----------------------------------|------------------------------|---------------------------------|--|---------------------------------|----------------------------------|------------------------------------|----------------------------------|--------|--|--|--|--|--|
| Bob Talbot, R OBP: 0.284, SLG: 0.333 (1, 8) | | | | | | | | | | 3 | 0 | 0 | 0 | 1 | 1 | 0 | Milwaukee Braves @ Chicago Cubs Wrigley Field, Chicago, IL Wed Jul 07 1954, 3:33 AM CDT Att: 4,833 - Unknown | | | | | | | | | | |
| Gene Baker, R OBP: 0.326, SLG: 0.398 (1, 4) | | | | | | | | | | 3 | 0 | 0 | 0 | 0 | 1 | 0 | | | | | | | | | | | |
| Ralph Kiner, R OBP: 0.415, SLG: 0.565 (1, 7) | | | | | | | | | | 3 | 0 | 1 | 0 | 1 | 2 | 1 | | | | | | | | | | | |
| Hal Rice, L OBP: 0.286, SLG: 0.255 (8, PR) | | | | | | | | | | 0 | 0 | 0 | 0 | 0 | 0 | 0 | | | | | | | | | | | |
| Randy Jackson, R OBP: 0.370, SLG: 0.541 (1, 5) | | | | | | | | | | 4 | 0 | 0 | 0 | 0 | 0 | 3 | | | | | | | | | | | |
| Hank Sauer, R OBP: 0.395, SLG: 0.594 (9, 7) | | | | | | | | | | 4 | 0 | 1 | 0 | 0 | 1 | 0 | | | | | | | | | | | |
| Dee Fondy, L OBP: 0.298, SLG: 0.419 (9, PR) | | | | | | | | | | 0 | 0 | 0 | 0 | 0 | 0 | 0 | | | | | | | | | | | |
| Steve Bilko, R OBP: 0.299, SLG: 0.328 (1, 3) | | | | | | | | | | 4 | 0 | 1 | 0 | 0 | 1 | 2 | | | | | | | | | | | |
| 14 Ernie Banks, R OBP: 0.334, SLG: 0.399 (1, 6) | | | | | | | | | | 4 | 0 | 2 | 0 | 0 | 0 | 1 | | | | | | | | | | | |
| Walker Cooper, R OBP: 0.375, SLG: 0.461 (1, 2) | | | | | | | | | | 1 | 0 | 0 | 0 | 2 | 0 | 0 | | | | | | | | | | | |
| Hal Jeffcoat, R OBP: 0.375, SLG: 0.769 (7, PR) | | | | | | | | | | 0 | 0 | 0 | 0 | 0 | 0 | 0 | | | | | | | | | | | |
| El Tagge, R OBP: 0.251, SLG: 0.285 (8, 2) | | | | | | | | | | 0 | 0 | 0 | 0 | 0 | 0 | 0 | | | | | | | | | | | |
| Clyde McCullough, R OBP: 0.346, SLG: 0.600 (9, PH) | | | | | | | | | | 1 | 0 | 0 | 0 | 0 | 1 | 1 | | | | | | | | | | | |
| Howie Pollet, L OBP: 0.227, SLG: 0.190 (1, 1) | | | | | | | | | | 2 | 0 | 0 | 0 | 0 | 2 | 2 | | | | | | | | | | | |
| Bill Serena, R OBP: 0.349, SLG: 0.424 (7, PH) | | | | | | | | | | 1 | 0 | 0 | 0 | 0 | 0 | 3 | | | | | | | | | | | |
| Bill Tremel, R (8, 1) | | | | | | | | | | 0 | 0 | 0 | 0 | 0 | 0 | 0 | | | | | | | | | | | |
| Inning Stats | R: 0 E: 0 K: 1 S: 5 | H: 0 LOB: 1 BB: 1 P: 9 | R: 0 E: 2 K: 1 S: 6 | H: 1 LOB: 2 BB: 1 P: 10 | R: 0 E: 0 K: 2 S: 7 | H: 0 LOB: 0 BB: 0 P: 7 | R: 0 E: 0 K: 0 S: 3 | H: 0 LOB: 0 BB: 0 P: 3 | R: 0 E: 0 K: 1 S: 5 | H: 0 LOB: 0 BB: 0 P: 5 | R: 0 E: 0 K: 1 S: 5 | H: 2 LOB: 2 BB: 1 P: 9 | R: 0 E: 0 K: 1 S: 6 | H: 2 LOB: 2 BB: 1 P: 10 | R: 0 E: 0 K: 0 S: 4 | H: 1 LOB: 1 BB: 0 P: 4 | R: 0 E: 0 K: 2 S: 8 | H: 1 LOB: 1 BB: 0 P: 8 | 1B: 3 2B: 2 3B: 0 HR: 0 | SF: 0 SAC: 1 DP: 1 HBP: 0 | WP: 0 PB: 0 SB: 0 CS: 0 | PA: 35 | | | | | |
| PITCHER | IP | WLS | BF | H | R | ER | SO | BB | IBB | HBP | BLK | WP | HR | S | P | ERA | WHIP | | | | | | | | | | |
| Chet Nichols, L ERA: 3.36 (1, 1) | 9.0 | W | 35 | 5 | 0 | 0 | 9 | 3 | 1 | 0 | 0 | 0 | 0 | 49 | 65 | 0.00 | 0.889 | | | | | | | | | | |



| Batter | 1 | 2 | 3 | 4 | 5 | 6 | 7 | 8 | 9 | AB | R | H | RBI | BB | SO | LOB | TOP | | | | | | | | | | | | | | | | | | | | | | | | | | | | | | | | | | | | | | | | | | | | | | | | | | | | | | | | | | | | | | | | | | | | | | | | | | | | | | |
|--|-----|-----|----|---|---|----|----|----|-----|-----|-------|-------|-------|-------|----|-----|---------|---|-----|----|---|---|----|----|----|-----|-----|-----|----|----|---|---|-----|--|----|-----|----|---|---|----|----|----|-----|-----|-----|----|----|---|---|-----|------|---------|--|--|--|--|--|--|--|--|--|-----|--|---|---|---|---|---|---|---|---|---|---|---|---|---|---|---|----|-----|----|---|---|----|----|----|-----|-----|-----|----|----|---|---|-----|------|
| Bill Bruton, L (1, 8) OBP: 0.335, SLG: 0.313 | | | | | | | | | | | 0 | 0 | 0 | 0 | 0 | 0 | 0 | Milwaukee Braves @ Chicago Cubs Wrigley Field, Chicago, IL Thu Jul 08 1954, 3:33 AM CDT Att: 12,847 - Unknown livebaseballscorecards.com | | | | | | | | | | | | | | | | | | | | | | | | | | | | | | | | | | | | | | | | | | | | | | | | | | | | | | | | | | | | | | | | | | | | | | | | | | | | | |
| Johnny Logan, R (1, 6) OBP: 0.332, SLG: 0.397 | | | | | | | | | | | 0 | 0 | 0 | 0 | 0 | 0 | 0 | | | | | | | | | | | | | | | | | | | | | | | | | | | | | | | | | | | | | | | | | | | | | | | | | | | | | | | | | | | | | | | | | | | | | | | | | | | | | | |
| Hank Aaron, R (1, 7) OBP: 0.336, SLG: 0.478 | | | | | | | | | | | 0 | 0 | 0 | 0 | 0 | 0 | 0 | | | | | | | | | | | | | | | | | | | | | | | | | | | | | | | | | | | | | | | | | | | | | | | | | | | | | | | | | | | | | | | | | | | | | | | | | | | | | | |
| Eddie Mathews, L (1, 5) OBP: 0.384, SLG: 0.528 | | | | | | | | | | | 0 | 0 | 0 | 0 | 0 | 0 | 0 | | | | | | | | | | | | | | | | | | | | | | | | | | | | | | | | | | | | | | | | | | | | | | | | | | | | | | | | | | | | | | | | | | | | | | | | | | | | | | |
| George Metkovich, L (1, 3) OBP: 0.341, SLG: 0.314 | | | | | | | | | | | 0 | 0 | 0 | 0 | 0 | 0 | 0 | | | | | | | | | | | | | | | | | | | | | | | | | | | | | | | | | | | | | | | | | | | | | | | | | | | | | | | | | | | | | | | | | | | | | | | | | | | | | | |
| Danny O'Connell, R (1, 4) OBP: 0.318, SLG: 0.341 | | | | | | | | | | | 0 | 0 | 0 | 0 | 0 | 0 | 0 | | | | | | | | | | | | | | | | | | | | | | | | | | | | | | | | | | | | | | | | | | | | | | | | | | | | | | | | | | | | | | | | | | | | | | | | | | | | | | |
| Jim Pendleton, R (1, 9) OBP: 0.216, SLG: 0.265 | | | | | | | | | | | 0 | 0 | 0 | 0 | 0 | 0 | 0 | | | | | | | | | | | | | | | | | | | | | | | | | | | | | | | | | | | | | | | | | | | | | | | | | | | | | | | | | | | | | | | | | | | | | | | | | | | | | | |
| Del Crandall, R (1, 2) OBP: 0.296, SLG: 0.385 | | | | | | | | | | | 0 | 0 | 0 | 0 | 0 | 0 | 0 | | | | | | | | | | | | | | | | | | | | | | | | | | | | | | | | | | | | | | | | | | | | | | | | | | | | | | | | | | | | | | | | | | | | | | | | | | | | | | |
| Lew Burdette, R (1, 1) OBP: 0.122, SLG: 0.081 | | | | | | | | | | | 0 | 0 | 0 | 0 | 0 | 0 | 0 |  | | | | | | | | | | | | | | | | | | | | | | | | | | | | | | | | | | | | | | | | | | | | | | | | | | | | | | | | | | | | | | | | | | | | | | | | | | | | | |
| Inning Stats | | | | | | | | | | | 1B: 0 | SF: 0 | WP: 0 | PA: 0 | | | | | | | | | | | | | | | | | | | | | | | | | | | | | | | | | | | | | | | | | | | | | | | | | | | | | | | | | | | | | | | | | | | | | | | | | | | | | | | | | |
| <table border="0"> <tr> <td colspan="17">PITCHER</td> </tr> <tr> <td>Warren Hacker, R (1, 1) ERA: 3.52</td> <td>IP</td> <td>WLS</td> <td>BF</td> <td>H</td> <td>R</td> <td>ER</td> <td>SO</td> <td>BB</td> <td>IBB</td> <td>HBP</td> <td>BLK</td> <td>WP</td> <td>HR</td> <td>S</td> <td>P</td> <td>ERA</td> <td>WHIP</td> <td colspan="9">PITCHER</td> </tr> <tr> <td></td> <td>0.0</td> <td></td> <td>0</td> <td>0</td> <td>0</td> <td>0</td> <td>0</td> <td>0</td> <td>0</td> <td>0</td> <td>0</td> <td>0</td> <td>0</td> <td>0</td> <td>0</td> <td>∞</td> <td>∞</td> <td>IP</td> <td>WLS</td> <td>BF</td> <td>H</td> <td>R</td> <td>ER</td> <td>SO</td> <td>BB</td> <td>IBB</td> <td>HBP</td> <td>BLK</td> <td>WP</td> <td>HR</td> <td>S</td> <td>P</td> <td>ERA</td> <td>WHIP</td> </tr> </table> | | | | | | | | | | | | | | | | | PITCHER | | | | | | | | | | | | | | | | | Warren Hacker, R (1, 1) ERA: 3.52 | IP | WLS | BF | H | R | ER | SO | BB | IBB | HBP | BLK | WP | HR | S | P | ERA | WHIP | PITCHER | | | | | | | | | | 0.0 | | 0 | 0 | 0 | 0 | 0 | 0 | 0 | 0 | 0 | 0 | 0 | 0 | 0 | ∞ | ∞ | IP | WLS | BF | H | R | ER | SO | BB | IBB | HBP | BLK | WP | HR | S | P | ERA | WHIP |
| PITCHER | | | | | | | | | | | | | | | | | | | | | | | | | | | | | | | | | | | | | | | | | | | | | | | | | | | | | | | | | | | | | | | | | | | | | | | | | | | | | | | | | | | | | | | | | | | | | | | |
| Warren Hacker, R (1, 1) ERA: 3.52 | IP | WLS | BF | H | R | ER | SO | BB | IBB | HBP | BLK | WP | HR | S | P | ERA | WHIP | PITCHER | | | | | | | | | | | | | | | | | | | | | | | | | | | | | | | | | | | | | | | | | | | | | | | | | | | | | | | | | | | | | | | | | | | | | | | | | | | | | |
| | 0.0 | | 0 | 0 | 0 | 0 | 0 | 0 | 0 | 0 | 0 | 0 | 0 | 0 | 0 | ∞ | ∞ | IP | WLS | BF | H | R | ER | SO | BB | IBB | HBP | BLK | WP | HR | S | P | ERA | WHIP | | | | | | | | | | | | | | | | | | | | | | | | | | | | | | | | | | | | | | | | | | | | | | | | | | | | | | | | | | | | | |

| Batter | 1 | 2 | 3 | 4 | 5 | 6 | 7 | 8 | 9 | AB | R | H | RBI | BB | SO | LOB | BOTTOM | | | | | | | | | | | | | | | | | | | | | | | | | | | | | | | | | | | | | | | | | | | | | | | | | | | | | | | | | | | | | | | | | | | | | | | | | | | | | | |
|---|-----|-----|----|---|---|----|----|----|-----|-----|-------|-------|-------|-------|----|-----|---------|---|-----|----|---|---|----|----|----|-----|-----|-----|----|----|---|---|-----|---|----|-----|----|---|---|----|----|----|-----|-----|-----|----|----|---|---|-----|------|---------|--|--|--|--|--|--|--|--|--|-----|--|---|---|---|---|---|---|---|---|---|---|---|---|---|---|---|----|-----|----|---|---|----|----|----|-----|-----|-----|----|----|---|---|-----|------|
| Bob Talbot, R (1, 8) OBP: 0.284, SLG: 0.333 | | | | | | | | | | | 0 | 0 | 0 | 0 | 0 | 0 | 0 | Milwaukee Braves @ Chicago Cubs Wrigley Field, Chicago, IL Thu Jul 08 1954, 3:33 AM CDT Att: 12,847 - Unknown livebaseballscorecards.com | | | | | | | | | | | | | | | | | | | | | | | | | | | | | | | | | | | | | | | | | | | | | | | | | | | | | | | | | | | | | | | | | | | | | | | | | | | | | |
| Gene Baker, R (1, 4) OBP: 0.326, SLG: 0.398 | | | | | | | | | | | 0 | 0 | 0 | 0 | 0 | 0 | 0 | | | | | | | | | | | | | | | | | | | | | | | | | | | | | | | | | | | | | | | | | | | | | | | | | | | | | | | | | | | | | | | | | | | | | | | | | | | | | | |
| Dee Fondy, L (1, 3) OBP: 0.298, SLG: 0.419 | | | | | | | | | | | 0 | 0 | 0 | 0 | 0 | 0 | 0 | | | | | | | | | | | | | | | | | | | | | | | | | | | | | | | | | | | | | | | | | | | | | | | | | | | | | | | | | | | | | | | | | | | | | | | | | | | | | | |
| Randy Jackson, R (1, 5) OBP: 0.370, SLG: 0.541 | | | | | | | | | | | 0 | 0 | 0 | 0 | 0 | 0 | 0 | | | | | | | | | | | | | | | | | | | | | | | | | | | | | | | | | | | | | | | | | | | | | | | | | | | | | | | | | | | | | | | | | | | | | | | | | | | | | | |
| Ralph Kiner, R (1, 7) OBP: 0.415, SLG: 0.565 | | | | | | | | | | | 0 | 0 | 0 | 0 | 0 | 0 | 0 | | | | | | | | | | | | | | | | | | | | | | | | | | | | | | | | | | | | | | | | | | | | | | | | | | | | | | | | | | | | | | | | | | | | | | | | | | | | | | |
| Hank Sauer, R (1, 9) OBP: 0.395, SLG: 0.594 | | | | | | | | | | | 0 | 0 | 0 | 0 | 0 | 0 | 0 | | | | | | | | | | | | | | | | | | | | | | | | | | | | | | | | | | | | | | | | | | | | | | | | | | | | | | | | | | | | | | | | | | | | | | | | | | | | | | |
| 14 Ernie Banks, R (1, 6) OBP: 0.334, SLG: 0.399 | | | | | | | | | | | 0 | 0 | 0 | 0 | 0 | 0 | 0 | | | | | | | | | | | | | | | | | | | | | | | | | | | | | | | | | | | | | | | | | | | | | | | | | | | | | | | | | | | | | | | | | | | | | | | | | | | | | | |
| Walker Cooper, R (1, 2) OBP: 0.375, SLG: 0.461 | | | | | | | | | | | 0 | 0 | 0 | 0 | 0 | 0 | 0 | | | | | | | | | | | | | | | | | | | | | | | | | | | | | | | | | | | | | | | | | | | | | | | | | | | | | | | | | | | | | | | | | | | | | | | | | | | | | | |
| Warren Hacker, R (1, 1) OBP: 0.192, SLG: 0.160 | | | | | | | | | | | 0 | 0 | 0 | 0 | 0 | 0 | 0 |  | | | | | | | | | | | | | | | | | | | | | | | | | | | | | | | | | | | | | | | | | | | | | | | | | | | | | | | | | | | | | | | | | | | | | | | | | | | | | |
| Inning Stats | | | | | | | | | | | 1B: 0 | SF: 0 | WP: 0 | PA: 0 | | | | | | | | | | | | | | | | | | | | | | | | | | | | | | | | | | | | | | | | | | | | | | | | | | | | | | | | | | | | | | | | | | | | | | | | | | | | | | | | | |
| <table border="0"> <tr> <td colspan="17">PITCHER</td> </tr> <tr> <td>Lew Burdette, R (1, 1) ERA: 2.63</td> <td>IP</td> <td>WLS</td> <td>BF</td> <td>H</td> <td>R</td> <td>ER</td> <td>SO</td> <td>BB</td> <td>IBB</td> <td>HBP</td> <td>BLK</td> <td>WP</td> <td>HR</td> <td>S</td> <td>P</td> <td>ERA</td> <td>WHIP</td> <td colspan="9">PITCHER</td> </tr> <tr> <td></td> <td>0.0</td> <td></td> <td>0</td> <td>0</td> <td>0</td> <td>0</td> <td>0</td> <td>0</td> <td>0</td> <td>0</td> <td>0</td> <td>0</td> <td>0</td> <td>0</td> <td>0</td> <td>∞</td> <td>∞</td> <td>IP</td> <td>WLS</td> <td>BF</td> <td>H</td> <td>R</td> <td>ER</td> <td>SO</td> <td>BB</td> <td>IBB</td> <td>HBP</td> <td>BLK</td> <td>WP</td> <td>HR</td> <td>S</td> <td>P</td> <td>ERA</td> <td>WHIP</td> </tr> </table> | | | | | | | | | | | | | | | | | PITCHER | | | | | | | | | | | | | | | | | Lew Burdette, R (1, 1) ERA: 2.63 | IP | WLS | BF | H | R | ER | SO | BB | IBB | HBP | BLK | WP | HR | S | P | ERA | WHIP | PITCHER | | | | | | | | | | 0.0 | | 0 | 0 | 0 | 0 | 0 | 0 | 0 | 0 | 0 | 0 | 0 | 0 | 0 | ∞ | ∞ | IP | WLS | BF | H | R | ER | SO | BB | IBB | HBP | BLK | WP | HR | S | P | ERA | WHIP |
| PITCHER | | | | | | | | | | | | | | | | | | | | | | | | | | | | | | | | | | | | | | | | | | | | | | | | | | | | | | | | | | | | | | | | | | | | | | | | | | | | | | | | | | | | | | | | | | | | | | | |
| Lew Burdette, R (1, 1) ERA: 2.63 | IP | WLS | BF | H | R | ER | SO | BB | IBB | HBP | BLK | WP | HR | S | P | ERA | WHIP | PITCHER | | | | | | | | | | | | | | | | | | | | | | | | | | | | | | | | | | | | | | | | | | | | | | | | | | | | | | | | | | | | | | | | | | | | | | | | | | | | | |
| | 0.0 | | 0 | 0 | 0 | 0 | 0 | 0 | 0 | 0 | 0 | 0 | 0 | 0 | 0 | ∞ | ∞ | IP | WLS | BF | H | R | ER | SO | BB | IBB | HBP | BLK | WP | HR | S | P | ERA | WHIP | | | | | | | | | | | | | | | | | | | | | | | | | | | | | | | | | | | | | | | | | | | | | | | | | | | | | | | | | | | | | |

| Batter | 1 | 2 | 3 | 4 | 5 | 6 | 7 | 8 | 9 | AB | R | H | RBI | BB | SO | LOB | TOP | | | | | |
|--|---|---|------------------------------|---------------------------------|------------------------------|---------------------------------|------------------------------|---------------------------------|------------------------------|---------------------------------|------------------------------|---------------------------------|------------------------------|---------------------------------|------------------------------|---------------------------------|--|----------------------------------|----------------------------------|------------------------------------|----------------------------------|--------|
| Bill Bruton, L OBP: 0.333, SLG: 0.312 (1, 8) | 0-3 K | | 0-3 K | | | | | 0-0 F2 | | 4 | 0 | 1 | 0 | 0 | 2 | 2 | Milwaukee Braves @ Cincinnati Redlegs Crosley Field, Cincinnati, OH Fri Jul 09 1954, 3:33 AM EDT Att: 20,410 - Unknown | | | | | |
| Johnny Logan, R OBP: 0.326, SLG: 0.389 (1, 6) | 0-0 F3 | | | | | | 0-0 SF7 | 0-0 F9 | | 3 | 0 | 0 | 1 | 0 | 0 | 1 | | | | | | |
| Hank Aaron, R OBP: 0.333, SLG: 0.481 (1, 7) | 0-0 F7 | | | | | | 0-0 G6-4-3 | | | 4 | 1 | 1 | 0 | 0 | 0 | 1 | | | | | | |
| Eddie Mathews, L OBP: 0.374, SLG: 0.521 (1, 5) | | 0-0 4-3 | | 0-0 4-3 | | | | | 0-0 HR | 4 | 1 | 1 | 2 | 0 | 1 | 0 | | | | | | |
| George Metkovich, L OBP: 0.353, SLG: 0.302 (1, 3) | | 0-0 F7 | | | | | | | 0-0 HR | 2 | 0 | 0 | 0 | 2 | 0 | 0 | | | | | | |
| Andy Pafo, R OBP: 0.341, SLG: 0.429 (1, 9) | | 0-0 F5 | | | | | | | 0-0 BB | 4 | 0 | 0 | 0 | 0 | 0 | 2 | | | | | | |
| Danny O'Connell, R OBP: 0.321, SLG: 0.347 (1, 4) | | | 0-0 F9 | | | | | | 0-0 BB | 4 | 0 | 1 | 0 | 0 | 0 | 2 | | | | | | |
| Del Crandall, R OBP: 0.296, SLG: 0.393 (1, 2) | | | 0-0 F7 | | | | | | 0-0 BB | 4 | 0 | 0 | 0 | 0 | 0 | 3 | | | | | | |
| Ernie Johnson, R OBP: 0.250, SLG: 0.250 (1, 1) | | | | | | | | | 0-0 BB | 0 | 0 | 0 | 0 | 0 | 0 | 0 | | | | | | |
| Dave Jolly, R OBP: 0.571, SLG: 0.846 (6, PH) | | | | | | | | | 0-0 BB | 2 | 1 | 2 | 0 | 0 | 0 | 0 | | | | | | |
| Charlie White, L OBP: 0.346, SLG: 0.371 (8, PH) | | | | | | | | | 0-0 BB | 0 | 0 | 0 | 0 | 1 | 0 | 0 | | | | | | |
| Lew Burdette, R OBP: 0.143, SLG: 0.105 (9, PH) | | | | | | | | | 0-0 BB | 0 | 0 | 0 | 0 | 0 | 0 | 0 | | | | | | |
| Jack Dittmer, L OBP: 0.204, SLG: 0.238 (9, PH) | | | | | | | | | 0-0 BB | 1 | 0 | 0 | 0 | 0 | 1 | 2 | | | | | | |
| Inning Stats | R: 0 E: 0 K: 1 S: 5 | H: 0 LOB: 0 BB: 0 P: 5 | R: 0 E: 0 K: 0 S: 3 | H: 0 LOB: 0 BB: 0 P: 3 | R: 0 E: 0 K: 1 S: 6 | H: 1 LOB: 1 BB: 0 P: 6 | R: 0 E: 0 K: 0 S: 3 | H: 0 LOB: 0 BB: 0 P: 3 | R: 0 E: 0 K: 0 S: 4 | H: 1 LOB: 1 BB: 0 P: 4 | R: 1 E: 0 K: 0 S: 4 | H: 2 LOB: 0 BB: 0 P: 4 | R: 0 E: 0 K: 1 S: 5 | H: 0 LOB: 1 BB: 1 P: 9 | R: 0 E: 0 K: 0 S: 3 | H: 0 LOB: 1 BB: 1 P: 7 | R: 2 E: 1 K: 1 S: 8 | H: 2 LOB: 2 BB: 1 P: 12 | 1B: 5 2B: 0 3B: 0 HR: 1 | SF: 1 SAC: 0 DP: 1 HBP: 0 | WP: 0 PB: 0 SB: 0 CS: 0 | PA: 36 |
| PITCHER | IP WLS BF H R ER SO BB IBB HBP BLK WP HR S P ERA WHIP | | | | | | | | | | | | | | | | | | | | | |
| Bud Podbielan, R ERA: 3.97 Frank Smith, R ERA: 1.34 | (1, 1) (9, 1) | 8.0 W 31 6 3 3 3 2 0 0 0 0 1 35 43 3.38 1.000 | | | | | | | | | | | | | | | | | | | | |

| Batter | 1 | 2 | 3 | 4 | 5 | 6 | 7 | 8 | 9 | AB | R | H | RBI | BB | SO | LOB | BOTTOM | | | | | | |
|---|---|---|------------------------------|----------------------------------|------------------------------|---------------------------------|------------------------------|---------------------------------|------------------------------|---------------------------------|------------------------------|---------------------------------|------------------------------|---------------------------------|------------------------------|---------------------------------|--|------------------------------|---------------------------------|----------------------------------|------------------------------------|----------------------------------|--------|
| Chuck Harmon, R OBP: 0.269, SLG: 0.290 (1, 5) | 0-3 K | 0-0 6-3 | | 0-0 4-3 | | | | 0-0 F4 | | 4 | 0 | 0 | 0 | 0 | 1 | 0 | Milwaukee Braves @ Cincinnati Redlegs Crosley Field, Cincinnati, OH Fri Jul 09 1954, 3:33 AM EDT Att: 20,410 - Unknown | | | | | | |
| Roy McMillan, R OBP: 0.302, SLG: 0.303 (1, 6) | 4-0 2B | 4-0 BB | | | | | 0-0 6-3 | 0-0 E | | 2 | 2 | 1 | 0 | 2 | 0 | 0 | | | | | | | |
| Gus Bell, L OBP: 0.372, SLG: 0.517 (1, 8) | 0-0 HR | 4-0 BB | | | | | 0-0 6-3 | 0-3 K | | 3 | 1 | 1 | 1 | 1 | 1 | 1 | | | | | | | |
| Ted Kluszewski, L OBP: 0.396, SLG: 0.604 (1, 3) | 4-0 HR | 0-0 BB | | | | | 0-3 K | 0-0 E1 | | 3 | 1 | 0 | 0 | 1 | 1 | 3 | | | | | | | |
| Jim Greengrass, R OBP: 0.316, SLG: 0.483 (1, 7) | 0-0 HR | | | 0-0 6-3 | | | | 0-0 E | | 4 | 1 | 2 | 4 | 0 | 0 | 0 | | | | | | | |
| Wally Post, R OBP: 0.273, SLG: 0.411 (1, 9) | 0-0 1B | | | 0-0 F2 | | | | 0-0 F8 | | 4 | 0 | 1 | 0 | 0 | 0 | 2 | | | | | | | |
| Johnny Temple, R OBP: 0.394, SLG: 0.355 (1, 4) | 0-0 F7 | | | 0-0 5-3 | | | | 0-0 4-3 | | 3 | 0 | 0 | 0 | 0 | 0 | 1 | | | | | | | |
| Ed Bailey, L OBP: 0.359, SLG: 0.408 (1, 2) | 0-0 1B | | | 0-3 K | | | | 0-0 G3 | | 3 | 0 | 1 | 0 | 0 | 1 | 0 | | | | | | | |
| Bud Podbielan, R OBP: 0.300, SLG: 0.222 Frank Smith, R ERA: 1.55 | 0-0 1-3 | | | 0-3 K | | | | 0-0 1-4-3 | | 3 | 0 | 0 | 0 | 0 | 1 | 2 | | | | | | | |
| Inning Stats | R: 4 E: 0 K: 1 S: 9 | H: 4 LOB: 2 BB: 2 P: 17 | R: 0 E: 0 K: 0 S: 2 | H: 0 LOB: 1 BB: 2 P: 10 | R: 0 E: 0 K: 0 S: 3 | H: 0 LOB: 0 BB: 0 P: 3 | R: 0 E: 0 K: 2 S: 7 | H: 0 LOB: 0 BB: 0 P: 7 | R: 0 E: 0 K: 0 S: 5 | H: 0 LOB: 0 BB: 0 P: 5 | R: 0 E: 0 K: 0 S: 3 | H: 0 LOB: 0 BB: 0 P: 3 | R: 0 E: 0 K: 0 S: 3 | H: 0 LOB: 0 BB: 0 P: 3 | R: 1 E: 1 K: 1 S: 7 | H: 2 LOB: 1 BB: 0 P: 7 | | R: 1 E: 1 K: 1 S: 7 | H: 2 LOB: 1 BB: 0 P: 7 | 1B: 3 2B: 2 3B: 0 HR: 1 | SF: 0 SAC: 0 DP: 2 HBP: 0 | WP: 0 PB: 0 SB: 0 CS: 0 | PA: 33 |
| PITCHER | IP WLS BF H R ER SO BB IBB HBP BLK WP HR S P ERA WHIP | | | | | | | | | | | | | | | | | | | | | | |
| Ernie Johnson, R ERA: 4.03 Dave Jolly, R ERA: 1.55 Lew Burdette, R ERA: 3.01 | (1, 1) (1, 1) (8, 1) | 0.1 L 22 1 0 0 3 2 0 0 0 0 0 0 26 34 0.00 0.450 | | | | | | | | | | | | | | | | | | | | | |

| Batter | 1 | 2 | 3 | 4 | 5 | 6 | 7 | 8 | 9 | AB | R | H | RBI | BB | SO | LOB | TOP | | | | |
|---|---|---|--|---------------------------------|------------------------------|---------------------------------|------------------------------|---------------------------------|------------------------------|---------------------------------|------------------------------|---------------------------------|------------------------------|---------------------------------|------------------------------|---------------------------------|----------------------------------|------------------------------------|----------------------------------|--------|--|
| Bill Bruton, L OBP: 0.332, SLG: 0.315 (1, 8) | 0-0 6-3 | | 0-0 F2 | | 0-0 F4 | | | 0-0 BB SF8 2B | | 4 | 1 | 1 | 0 | 0 | 0 | 1 | | | | | |
| Johnny Logan, R OBP: 0.330, SLG: 0.387 (1, 6) | 4-0 2B 3-2 BB | | 0-0 G6-4-3 | | | 0-0 5-3 | | 1-0 BB HBP | | 2 | 0 | 0 | 0 | 1 | 0 | 1 | | | | | |
| Hank Aaron, R OBP: 0.332, SLG: 0.481 (1, 7) | 0-0 1-3 2B | | | 0-0 6-3 | | 0-0 5-3 | | 0-0 P4 | | 4 | 0 | 1 | 0 | 0 | 0 | 2 | | | | | |
| Eddie Mathews, L OBP: 0.379, SLG: 0.529 (1, 5) | 4-0 IBB | | | 0-0 4-3 | | 0-0 1B 3B | | 4-0 1-2 2-3 BB | | 2 | 1 | 1 | 0 | 2 | 0 | 0 | | | | | |
| George Metkovich, L OBP: 0.364, SLG: 0.311 (1, 3) | 0-0 3-2 | | | 4-0 FC5-4 BB | | 0-0 1B | | 0-0 SF8 | | 2 | 0 | 1 | 2 | 1 | 0 | 3 | | | | | |
| Andy Pafo, R OBP: 0.337, SLG: 0.422 (1, 9) | | 0-0 1-3 | | 0-0 FC5-4 | | 0-0 P5 | | 0-0 F9 | | 4 | 0 | 0 | 0 | 0 | 0 | 4 | | | | | |
| Danny O'Connell, R OBP: 0.317, SLG: 0.342 (1, 4) | | 0-0 4-3 | | | 0-0 6-3 | | 0-0 3-1 | | 0-0 5-3 | 4 | 0 | 0 | 0 | 0 | 0 | 0 | | | | | |
| Del Crandall, R OBP: 0.301, SLG: 0.412 Sam Calderone, R OBP: 0.423, SLG: 0.455 (1, 2) (7, 2) | | 0-0 F7 | | | 0-0 HR | | 0-0 G4-6-3 1B | | 0-0 G6-4-3 1B | 3 | 1 | 2 | 1 | 0 | 0 | 0 | | | | | |
| Warren Spahn, L OBP: 0.333, SLG: 0.412 Phil Paine, R (6, 1) Mel Roach, R (7, PH) Joey Jay, S (7, 1) Charlie White, L OBP: 0.342, SLG: 0.366 (9, PH) | | | 0-0 G6-4-3 1B | | 0-0 L6 | | 0-0 G4-6-3 1-2 | | 0-0 G6-4-3 1-2 | 2 | 0 | 1 | 0 | 0 | 0 | 0 | | | | | |
| Inning Stats | R: 0 E: 0 K: 0 S: 3 | H: 1 LOB: 2 BB: 2 P: 11 | R: 0 E: 0 K: 0 S: 3 | H: 0 LOB: 0 BB: 0 P: 3 | R: 0 E: 0 K: 0 S: 3 | H: 1 LOB: 0 BB: 0 P: 3 | R: 0 E: 0 K: 0 S: 3 | H: 0 LOB: 1 BB: 1 P: 7 | R: 1 E: 0 K: 0 S: 4 | H: 1 LOB: 0 BB: 0 P: 4 | R: 1 E: 0 K: 0 S: 5 | H: 2 LOB: 1 BB: 0 P: 5 | R: 0 E: 0 K: 0 S: 3 | H: 1 LOB: 2 BB: 1 P: 9 | R: 0 E: 0 K: 0 S: 3 | H: 1 LOB: 0 BB: 0 P: 3 | 1B: 4 2B: 3 3B: 1 HR: 1 | SF: 1 SAC: 0 DP: 4 HBP: 1 | WP: 0 PB: 0 SB: 0 CS: 0 | PA: 36 | |
| PITCHER | IP WLS BF H R ER SO BB IBB HBP BLK WP HR S P ERA WHIP | 7.1 W 31 7 3 3 0 3 1 1 0 0 1 26 43 3.68 1.364 | 1.2 S 5 1 0 0 0 0 0 0 0 0 0 5 5 0.00 0.600 | | | | | | | | | | | | | | | | | | |

Milwaukee Braves @ Cincinnati Redlegs
Crosley Field, Cincinnati, OH
Sat Jul 10 1954, 3:33 AM EDT
Att: 4,915 - Unknown


AB 30
R 3
H 8
RBI 3
BB 4
SO 0
LOB 13



| Batter | 1 | 2 | 3 | 4 | 5 | 6 | 7 | 8 | 9 | AB | R | H | RBI | BB | SO | LOB | BOTTOM | | | | |
|---|---|---|--|--|------------------------------|---------------------------------|------------------------------|---------------------------------|------------------------------|---------------------------------|-------------------------------|----------------------------------|------------------------------|---------------------------------|------------------------------|---------------------------------|----------------------------------|------------------------------------|----------------------------------|--------|--|
| Chuck Harmon, R OBP: 0.285, SLG: 0.333 (1, 5) | 0-0 4-3 SH3-4 1B | | 0-0 HR | | 0-0 PO 1B | 0-0 F8 | | | | 4 | 1 | 3 | 1 | 0 | 0 | 1 | | | | | |
| Roy McMillan, R OBP: 0.306, SLG: 0.306 (1, 6) | 0-0 SH3-4 1-2 | | 0-0 1B | | 0-0 PO 1-2 | 0-0 2B 1B | 0-0 F9 | | | 3 | 1 | 2 | 0 | 0 | 0 | 0 | | | | | |
| Gus Bell, L OBP: 0.373, SLG: 0.520 (1, 8) | 0-0 4-3 2-3 | | 0-0 K | | 0-0 1B 2B | 0-0 1B 2B | 0-0 CS 1B | | | 4 | 1 | 2 | 1 | 0 | 1 | 2 | | | | | |
| Ted Kluszewski, L OBP: 0.394, SLG: 0.599 (1, 3) | 0-0 5-3 | | | 0-0 F9 | | 0-0 2B HR 1B | 0-0 F9 | | | 4 | 1 | 1 | 1 | 0 | 0 | 2 | | | | | |
| Jim Greengrass, R OBP: 0.316, SLG: 0.497 (1, 7) | | 0-0 6-3 | | 0-0 HR | | 0-0 HR 2B | 0-0 CS | 0-0 P5 | | 4 | 2 | 2 | 1 | 0 | 0 | 0 | | | | | |
| Wally Post, R OBP: 0.273, SLG: 0.420 (1, 9) | | 0-3 K | | 0-0 5-3 | | 0-0 HR 2B | 0-3 K | | | 4 | 1 | 1 | 3 | 0 | 2 | 0 | | | | | |
| Johnny Temple, R OBP: 0.389, SLG: 0.349 (1, 4) | | 0-0 6-3 | | 0-0 F3 | | 0-0 F9 | 0-0 L6 | | | 4 | 0 | 0 | 0 | 0 | 0 | 0 | | | | | |
| Andy Seminick, R OBP: 0.348, SLG: 0.377 (1, 2) | | | 0-0 F7 | | 0-0 1-3 | 0-0 1B | | | | 3 | 0 | 1 | 0 | 0 | 0 | 0 | | | | | |
| Karl Drews, R OBP: 0.286, SLG: 0.091 Frank Smith, R (8, 1) | | | 0-0 5-3 | | 0-0 F9 | 0-3 K | | | | 3 | 0 | 0 | 0 | 0 | 1 | 1 | | | | | |
| Inning Stats | R: 0 E: 0 K: 0 S: 4 | H: 1 LOB: 1 BB: 0 P: 4 | R: 0 E: 0 K: 1 S: 5 | H: 0 LOB: 0 BB: 0 P: 5 | R: 1 E: 0 K: 1 S: 7 | H: 2 LOB: 1 BB: 0 P: 7 | R: 1 E: 0 K: 0 S: 4 | H: 1 LOB: 0 BB: 0 P: 4 | R: 0 E: 0 K: 0 S: 3 | H: 1 LOB: 0 BB: 0 P: 3 | R: 5 E: 0 K: 1 S: 11 | H: 6 LOB: 1 BB: 0 P: 11 | R: 0 E: 0 K: 0 S: 3 | H: 1 LOB: 0 BB: 0 P: 3 | R: 0 E: 0 K: 1 S: 5 | H: 0 LOB: 0 BB: 0 P: 5 | 1B: 7 2B: 2 3B: 0 HR: 3 | SF: 0 SAC: 1 DP: 0 HBP: 0 | WP: 0 PB: 0 SB: 0 CS: 1 | PA: 36 | |
| PITCHER | IP WLS BF H R ER SO BB IBB HBP BLK WP HR S P ERA WHIP | 5.0 L 23 9 6 6 2 0 0 0 0 0 1 7 7 9.00 2.000 | 1.0 5 2 1 1 1 0 0 0 0 0 0 1 7 7 9.00 2.000 | 2.0 6 1 0 0 1 0 0 0 0 0 0 0 8 8 0.00 0.500 | | | | | | | | | | | | | | | | | |

Milwaukee Braves @ Cincinnati Redlegs
Crosley Field, Cincinnati, OH
Sat Jul 10 1954, 3:33 AM EDT
Att: 4,915 - Unknown

AB 33
R 7
H 12
RBI 7
BB 0
SO 4
LOB 6



| Batter | 1 | 2 | 3 | 4 | 5 | 6 | 7 | 8 | 9 | AB | R | H | RBI | BB | SO | LOB | TOP | | | | | | | | | | |
|---|------------------------------|----------------------------------|-------------------------------|----------------------------------|------------------------------|---------------------------------|------------------------------|---------------------------------|------------------------------|---------------------------------|------------------------------|---------------------------------|------------------------------|---------------------------------|------------------------------|---------------------------------|--|------------------------------------|----------------------------------|--------|--|--|--|--|--|--|--|
| Bill Bruton, L OBP: 0.327, SLG: 0.310 (1, 8) | K2-3 | E1 3B | | SH1-4 | | F6 | | G3 | | 4 | 1 | 0 | 0 | 0 | 1 | 4 | Milwaukee Braves @ Cincinnati Redlegs Crosley Field, Cincinnati, OH Sun Jul 11 1954, 3:33 AM EDT Unknown livebaseballscorecards.com | | | | | | | | | | |
| Johnny Logan, R OBP: 0.326, SLG: 0.381 (1, 6) | F9 | F9 | | 6-3 | | F9 | | | F5 | 5 | 0 | 0 | 0 | 0 | 0 | 5 | | | | | | | | | | | |
| Hank Aaron, R OBP: 0.336, SLG: 0.488 (1, 7) | 1B BB | 1H 2H 3B | | F9 | | | 6-3 | | 1B | 4 | 0 | 2 | 2 | 1 | 0 | 1 | | | | | | | | | | | |
| Eddie Mathews, L OBP: 0.379, SLG: 0.524 (1, 5) | 1-2 1B | | | | K | | 4-3 | | F8 | 4 | 0 | 1 | 0 | 1 | 1 | 1 | | | | | | | | | | | |
| George Metkovich, L OBP: 0.350, SLG: 0.360 (1, 3) | G3 | K | | | F7 | | HR | | F3 | 5 | 1 | 1 | 1 | 0 | 1 | 5 | | | | | | | | | | | |
| Andy Pafo, R OBP: 0.336, SLG: 0.431 (1, 9) | | HR | K | | 1-3 | | 3-1 | | | 4 | 1 | 1 | 1 | 0 | 1 | 0 | | | | | | | | | | | |
| Danny O'Connell, R OBP: 0.316, SLG: 0.344 (1, 4) | | F8 | 6-3 | | | F5 | | 4-3 2B | | 4 | 0 | 1 | 0 | 0 | 0 | 0 | | | | | | | | | | | |
| Del Crandall, R OBP: 0.305, SLG: 0.418 (1, 2) | | 1B 2B | 5-3 | | | 1B | | 5-3 | | 4 | 1 | 2 | 0 | 0 | 0 | 1 | | | | | | | | | | | |
| Gene Conley, R OBP: 0.191, SLG: 0.213 (1, 1) | | | | | | | | 4-3 | | 3 | 1 | 3 | 1 | 0 | 0 | 0 | | | | | | | | | | | |
| Charlie White, L OBP: 0.338, SLG: 0.361 (8, PH) | | E 3B | | 6-3 SH1-4 | | 1-2 1B | | | | 1 | 0 | 0 | 0 | 0 | 0 | 1 | | | | | | | | | | | |
| Ray Crone, R OBP: 0.333, SLG: 0.333 (8, 1) | | 2H 3B 1B | | | | | | 2-3 | | 0 | 0 | 0 | 0 | 0 | 0 | 0 | | | | | | | | | | | |
| Inning Stats | R: 0 E: 0 K: 1 S: 6 | H: 1 LOB: 2 BB: 1 P: 10 | R: 4 E: 1 K: 1 S: 10 | H: 4 LOB: 2 BB: 1 P: 14 | R: 0 E: 0 K: 1 S: 5 | H: 0 LOB: 0 BB: 0 P: 5 | R: 0 E: 0 K: 0 S: 4 | H: 1 LOB: 1 BB: 0 P: 4 | R: 0 E: 0 K: 1 S: 5 | H: 0 LOB: 0 BB: 0 P: 5 | R: 0 E: 0 K: 0 S: 4 | H: 1 LOB: 0 BB: 0 P: 4 | R: 0 E: 0 K: 0 S: 4 | H: 1 LOB: 1 BB: 0 P: 4 | R: 0 E: 0 K: 0 S: 4 | H: 1 LOB: 1 BB: 0 P: 4 | 1B: 6 2B: 2 3B: 1 HR: 2 | SF: 0 SAC: 1 DP: 0 HBP: 0 | WP: 0 PB: 0 SB: 0 CS: 0 | PA: 41 | | | | | | | |
| PITCHER | IP | WLS | BF | H | R | ER | SO | BB | IBB | HBP | BLK | WP | HR | S | P | ERA | WHIP | | | | | | | | | | |
| Art Fowler, R ERA: 3.6 (1, 1) | 1.2 | | 12 | 5 | 4 | 2 | 1 | 1 | 0 | 0 | 0 | 0 | 1 | 13 | 17 | 10.80 | 3.600 | | | | | | | | | | |
| Moe Savransky, L ERA: 0.64 (2, 1) | 2.1 | 9 | 1 | 0 | 0 | 2 | 0 | 1 | 0 | 0 | 0 | 0 | 0 | 12 | 16 | 0.00 | 0.429 | | | | | | | | | | |
| Jackie Collum, L ERA: 3.83 (5, 1) | 3.0 | W | 12 | 3 | 1 | 1 | 1 | 0 | 0 | 0 | 0 | 0 | 1 | 14 | 14 | 3.00 | 1.000 | | | | | | | | | | |
| Howie Judson, R ERA: 2.91 (8, 1) | 2.0 | S | 8 | 2 | 0 | 0 | 0 | 0 | 0 | 0 | 0 | 0 | 0 | 8 | 8 | 0.00 | 1.000 | | | | | | | | | | |

| Batter | 1 | 2 | 3 | 4 | 5 | 6 | 7 | 8 | 9 | AB | R | H | RBI | BB | SO | LOB | BOTTOM | | | | | | | | | | |
|---|------------------------------|---------------------------------|------------------------------|---------------------------------|------------------------------|---------------------------------|------------------------------|---------------------------------|------------------------------|---------------------------------|------------------------------|---------------------------------|------------------------------|---------------------------------|------------------------------|---------------------------------|--|------------------------------------|----------------------------------|--------|--|--|--|--|--|--|--|
| Chuck Harmon, R OBP: 0.283, SLG: 0.330 (1, 5) | G3 | | WP BB 1-3 1B | | F5 | | F3 | | | 4 | 0 | 1 | 0 | 0 | 0 | 1 | Milwaukee Braves @ Cincinnati Redlegs Crosley Field, Cincinnati, OH Sun Jul 11 1954, 3:33 AM EDT Unknown livebaseballscorecards.com | | | | | | | | | | |
| Roy McMillan, R OBP: 0.305, SLG: 0.306 (1, 6) | F2 | | F6 | | S 1B | | 1-3 | | | 4 | 1 | 1 | 0 | 0 | 0 | 3 | | | | | | | | | | | |
| Gus Bell, L OBP: 0.375, SLG: 0.528 (1, 8) | 4-0 BB | | SF8 | | F5 | | HR | | | 2 | 1 | 1 | 3 | 1 | 0 | 1 | | | | | | | | | | | |
| Ted Kluszewski, L OBP: 0.398, SLG: 0.610 (1, 3) | F4 | | 3H 4-0 WP BB | | 1-2 1B | | HR | | | 3 | 1 | 2 | 2 | 1 | 0 | 1 | | | | | | | | | | | |
| Jim Greengrass, R OBP: 0.314, SLG: 0.490 (1, 7) | | F8 | 1-3 | | K | | F7 | | | 4 | 0 | 0 | 0 | 0 | 1 | 3 | | | | | | | | | | | |
| Wally Post, R OBP: 0.273, SLG: 0.422 (1, 9) | | K | 1-2 2-3 | | 1B 2B | | F7 | | K | 4 | 1 | 1 | 0 | 0 | 2 | 0 | | | | | | | | | | | |
| Johnny Temple, R OBP: 0.394, SLG: 0.353 (1, 4) | | BB | | | G4-3-6 2H 1B | | 6-3 | | FC6-4 1B | 3 | 0 | 2 | 1 | 1 | 0 | 0 | | | | | | | | | | | |
| Ed Bailey, L OBP: 0.348, SLG: 0.393 (1, 2) | | F8 | | | F5 | | 4-3 | | F7 | 4 | 0 | 0 | 0 | 0 | 0 | 3 | | | | | | | | | | | |
| Art Fowler, R OBP: 0.200, SLG: 0.152 (1, 1) | | | | | | | | | | 0 | 0 | 0 | 0 | 0 | 0 | 0 | | | | | | | | | | | |
| Moe Savransky, L OBP: 1.000, SLG: 1.000 (2, 1) | | | | | | | | | | 1 | 1 | 0 | 0 | 0 | 0 | 0 | | | | | | | | | | | |
| Nino Scarlata, L OBP: 0.298, SLG: 0.198 (4, PH) | | | | | | | | | | 1 | 0 | 0 | 0 | 0 | 0 | 1 | | | | | | | | | | | |
| Jackie Collum, L OBP: 0.142, SLG: 0.288 (5, 1) | | | | | | | | | | 0 | 0 | 0 | 0 | 0 | 0 | 0 | | | | | | | | | | | |
| Bobby Adams, R OBP: 0.182, SLG: 0.288 (7, PH) | | | | | | | | | | 1 | 1 | 1 | 0 | 0 | 0 | 0 | | | | | | | | | | | |
| Howie Judson, R OBP: 0.077, SLG: 0.277 (8, 1) | | | | | | | | | | 1 | 0 | 0 | 0 | 0 | 0 | 1 | | | | | | | | | | | |
| Inning Stats | R: 0 E: 0 K: 0 S: 3 | H: 0 LOB: 1 BB: 1 P: 7 | R: 0 E: 0 K: 1 S: 5 | H: 0 LOB: 1 BB: 1 P: 9 | R: 1 E: 0 K: 0 S: 5 | H: 2 LOB: 2 BB: 1 P: 9 | R: 1 E: 0 K: 0 S: 4 | H: 2 LOB: 0 BB: 0 P: 4 | R: 1 E: 0 K: 1 S: 7 | H: 2 LOB: 1 BB: 0 P: 7 | R: 0 E: 0 K: 0 S: 3 | H: 0 LOB: 0 BB: 0 P: 3 | R: 3 E: 0 K: 0 S: 6 | H: 3 LOB: 0 BB: 0 P: 6 | R: 0 E: 0 K: 1 S: 6 | H: 1 LOB: 1 BB: 0 P: 6 | 1B: 6 2B: 2 3B: 0 HR: 2 | SF: 1 SAC: 0 DP: 1 HBP: 0 | WP: 1 PB: 0 SB: 1 CS: 0 | PA: 36 | | | | | | | |
| PITCHER | IP | WLS | BF | H | R | ER | SO | BB | IBB | HBP | BLK | WP | HR | S | P | ERA | WHIP | | | | | | | | | | |
| Gene Conley, R ERA: 2.69 (1, 1) | 7.0 | L | 32 | 9 | 6 | 6 | 2 | 3 | 0 | 0 | 0 | 0 | 2 | 33 | 45 | 7.71 | 1.714 | | | | | | | | | | |
| Ray Crone, R ERA: 2.67 (8, 1) | 1.0 | | 4 | 1 | 0 | 0 | 1 | 0 | 0 | 0 | 0 | 0 | 0 | 6 | 6 | 0.00 | 1.000 | | | | | | | | | | |

| Batter | 1 | 2 | 3 | 4 | 5 | 6 | 7 | 8 | 9 | 10 | 11 | 12 | AB | R | H | RBI | BB | SO | LOB | TOP | | | | | | |
|--|--|----------------------------------|-------------------------------|----------------------------------|------------------------------|----------------------------------|------------------------------|---------------------------------|------------------------------|---------------------------------|------------------------------|----------------------------------|-------------------------------|----------------------------------|-------------------------------|----------------------------------|------------------------------|---------------------------------|------------------------------|----------------------------------|------------------------------|----------------------------------|----------------------------------|------------------------------------|-------------------------|--------|
| Jim Gilliam, S OBP: 0.339, SLG: 0.436 (1.4) | 1-1 1B SF7 1B | | 2-1 4-3 | | | 0-0 F5 | | 2-2 G3 | | 1-1 L8 | | 0-1 1B SF7 1B | 6 | 2 | 2 | 0 | 0 | 0 | 0 | | | | | | | |
| Pee Wee Reese, R OBP: 0.385, SLG: 0.460 (1.6) | 1-0 1B | | 3-2 3-1 | | | 2-0 1B | | 4-1 FC6-4 BB | | 1-0 4-3 | | 1-1 1B SF7 1B | 5 | 0 | 3 | 0 | 1 | 0 | 0 | | | | | | | |
| Duke Snider, L OBP: 0.442, SLG: 0.691 (1.8) | 3-2 SF7 | | 1-0 F9 | | | 3-2 L9 | | 0-3 K | | 0-0 6-3 | | 1-0 SF7 | 4 | 0 | 0 | 2 | 0 | 1 | 2 | | | | | | | |
| Gil Hodges, R OBP: 0.382, SLG: 0.616 (1.3) | 3-H 1-2 FC6 1B | | | 0-1 6-3 | | 0-0 1B | | 0-2 FC6-4 | | | 2-1 1B 1B | 3-H 1-3 K | 6 | 0 | 3 | 0 | 0 | 1 | 2 | | | | | | | |
| Jackie Robinson, R OBP: 0.407, SLG: 0.520 (1.5) | 3-1 L9 | | | 0-2 1-6-3 | | 2-0 F5 | | | 4-1 E BB | | 2-1 L7 | | 4 | 0 | 0 | 0 | 1 | 0 | 5 | | | | | | | |
| Sandy Amoros, L OBP: 0.260, SLG: 0.171 (1.7) | 0-0 FC6 | | | 2-0 F8 | | | 2-0 F6 | | 1-2 F7 | | 2-0 F8 | | 5 | 0 | 0 | 0 | 0 | 0 | 4 | | | | | | | |
| Carl Furillo, R OBP: 0.349, SLG: 0.397 (1.9) | | 0-3 K | | | 0-1 5-3 | | 1-2 F8 | | 3-1 E4 | | 0-0 1B | | 5 | 0 | 1 | 0 | 0 | 1 | 1 | | | | | | | |
| Roy Campanella, R OBP: 0.272, SLG: 0.445 (1.2) | | 2-2 F5 | | | 0-2 F9 | | 4-1 BB | | 0-0 F7 | | 3-0 F7 | | 4 | 0 | 0 | 0 | 1 | 0 | 4 | | | | | | | |
| Russ Meyer, S OBP: 0.125, SLG: 0.045 (1.1) | | 1-3 K | | | 0-1 F9 | | 0-3 K | | 1-1 F5 | | 0-0 F4 | | 3 | 0 | 0 | 0 | 0 | 2 | 1 | | | | | | | |
| Walt Moryn, L OBP: 0.436, SLG: 0.583 (9, PH) | | | | | | | | | | | | | 1 | 0 | 0 | 0 | 0 | 0 | 2 | | | | | | | |
| Jim Hughes, R OBP: 0.167, SLG: 0.167 (9.1) | | | | | | | | | | | | | 1 | 0 | 0 | 0 | 0 | 0 | 0 | | | | | | | |
| Inning Stats | R: 1 E: 0 K: 0 S: 12 | H: 3 LOB: 2 BB: 0 P: 20 | R: 0 E: 0 K: 2 S: 10 | H: 0 LOB: 0 BB: 0 P: 13 | R: 0 E: 0 K: 0 S: 6 | H: 0 LOB: 0 BB: 0 P: 12 | R: 0 E: 0 K: 0 S: 6 | H: 0 LOB: 0 BB: 0 P: 8 | R: 0 E: 0 K: 0 S: 7 | H: 0 LOB: 0 BB: 0 P: 7 | R: 0 E: 0 K: 1 S: 9 | H: 2 LOB: 2 BB: 1 P: 14 | R: 0 E: 0 K: 1 S: 10 | H: 0 LOB: 1 BB: 1 P: 16 | R: 0 E: 0 K: 1 S: 10 | H: 0 LOB: 2 BB: 1 P: 16 | R: 0 E: 0 K: 0 S: 4 | H: 0 LOB: 0 BB: 0 P: 6 | R: 0 E: 0 K: 0 S: 7 | H: 2 LOB: 2 BB: 0 P: 16 | R: 1 E: 0 K: 1 S: 9 | H: 2 LOB: 1 BB: 0 P: 12 | 1B: 9 2B: 0 3B: 0 HR: 0 | SF: 2 SAC: 0 DP: 0 HBP: 0 | WP: 0 PB: 0 CS: 0 | PA: 49 |
| PITCHER Lew Burdette, R ERA: 2.87 (1.1) | IP: 12.0 WLS: L BF: 49 H: 9 R: 2 ER: 2 SO: 5 BB: 3 IBB: 0 HBP: 0 BLK: 0 WP: 0 HR: 0 S: 97 P: 159 ERA: 1.50 WHIP: 1.000 | | | | | | | | | | | | | | | | | | | | | | | | | |

Brooklyn Dodgers @ Milwaukee Braves
Milwaukee County Stadium, Milwaukee, WI

Wed Jul 14 1954, 4:33 AM EDT
Alt. 35.470 - Unknown

AB 44
R 2
H 9
RBI 2
BB 3
SO 5
LOB 21




| Batter | 1 | 2 | 3 | 4 | 5 | 6 | 7 | 8 | 9 | 10 | 11 | 12 | AB | R | H | RBI | BB | SO | LOB | BOTTOM | | | | | | | | |
|--|--|----------------------------------|------------------------------|---------------------------------|------------------------------|---------------------------------|------------------------------|----------------------------------|-------------------------------|----------------------------------|------------------------------|---------------------------------|------------------------------|---------------------------------|------------------------------|----------------------------------|-------------------------------|----------------------------------|-------------------------------|----------------------------------|------------------------------|----------------------------------|-------------------------------|----------------------------------|----------------------------------|------------------------------------|-------------------------|--------|
| Bill Bruton, L OBP: 0.336, SLG: 0.321 (1.8) | 2-1 SH5-4 1B 1B | | 1-3 K | | 3-2 2B | | | 4-1 SH1-4 BB | | 2-3 K | | 2-2 F3 | 5 | 1 | 2 | 0 | 1 | 2 | 1 | | | | | | | | | |
| Johnny Logan, R OBP: 0.324, SLG: 0.377 (1.6) | 3-1 SH5-4 1B | | 2-0 FC5-4 | | 0-0 F8 | | 0-0 SH1-4 | | 2-2 F6 | | 4-2 BB | 4 | 0 | 1 | 0 | 0 | 0 | 2 | | | | | | | | | | |
| Bobby Thomson, R OBP: 0.204, SLG: 0.250 (12, PR) | 1-2 1B | | 1-2 K | | | | 1-2 SH1-4 | | 1-2 F6 | | 0-0 BB | 0 | 0 | 0 | 0 | 1 | 0 | 0 | 0 | | | | | | | | | |
| Jim Pendleton, R OBP: 0.204, SLG: 0.250 (12, PR) | 1-2 1B | | 1-2 K | | | | 1-2 SH1-4 | | 1-2 F6 | | 0-0 BB | 0 | 0 | 0 | 0 | 0 | 0 | 0 | 0 | | | | | | | | | |
| Hank Aaron, R OBP: 0.341, SLG: 0.485 (1.7) | 1-0 SH5-4 1B | | 0-0 5-3 | | | 0-0 1B | | 0-0 G3 1B | | 4-0 BB BB | | 1-0 F8 | 4 | 0 | 2 | 1 | 1 | 0 | 2 | | | | | | | | | |
| Eddie Mathews, L OBP: 0.377, SLG: 0.513 (1.5) | 0-0 F6 | | | | 0-0 F6 | | 0-0 F2 | | 0-0 G3 | | 4-1 BB BB | | 4 | 0 | 0 | 0 | 1 | 0 | 4 | | | | | | | | | |
| Joe Adcock, R OBP: 0.378, SLG: 0.526 (1.3) | 1-0 1-4-3 | | | 2-1 1B | | 2-0 G6-4-3 1B | | 4-1 BB | | 1-1 F9 | | | 4 | 0 | 2 | 0 | 1 | 0 | 4 | | | | | | | | | |
| Andy Pafko, R OBP: 0.332, SLG: 0.435 (1.9) | | 1-2 F8 | | 1-2 L7 | | 1-2 G6-4-3 1B | | 2-2 6-3 | | | 0-1 F9 | | 5 | 0 | 0 | 0 | 0 | 5 | | | | | | | | | | |
| Danny O'Connell, R OBP: 0.313, SLG: 0.344 (1.4) | | 0-0 F8 | | 1-2 L8 | | | 0-1 5-3 | | 2-2 5-3 | | 1-2 F7 | | 5 | 0 | 0 | 0 | 0 | 1 | | | | | | | | | | |
| Del Crandall, R OBP: 0.304, SLG: 0.419 (1.2) | | 1-0 F3 | | | 0-2 5-3 | | 1-0 5-3 | | 1-1 5-3 | | 1-2 F3 | | 5 | 0 | 0 | 0 | 0 | 0 | 0 | | | | | | | | | |
| Lew Burdette, R OBP: 0.192, SLG: 0.119 (1.1) | | | 0-0 FC5-4 1B | | 1-2 1-3 | | 1-2 6-3 | | 2-3 K | | | 1-2 4-3 | 4 | 0 | 1 | 0 | 0 | 1 | 0 | | | | | | | | | |
| George Metkovich, L OBP: 0.349, SLG: 0.358 (12, PH) | | | | | | | | | | | | | 1 | 0 | 0 | 0 | 0 | 0 | 0 | | | | | | | | | |
| Inning Stats | R: 0 E: 0 K: 0 S: 7 | H: 2 LOB: 2 BB: 0 P: 14 | R: 0 E: 0 K: 0 S: 5 | H: 0 LOB: 0 BB: 0 P: 7 | R: 0 E: 0 K: 1 S: 6 | H: 1 LOB: 1 BB: 0 P: 9 | R: 0 E: 0 K: 0 S: 9 | H: 1 LOB: 1 BB: 0 P: 13 | R: 0 E: 0 K: 0 S: 10 | H: 1 LOB: 1 BB: 0 P: 14 | R: 0 E: 0 K: 0 S: 6 | H: 2 LOB: 1 BB: 0 P: 9 | R: 0 E: 0 K: 0 S: 6 | H: 0 LOB: 0 BB: 0 P: 8 | R: 1 E: 0 K: 0 S: 8 | H: 1 LOB: 2 BB: 2 P: 18 | R: 0 E: 0 K: 1 S: 11 | H: 0 LOB: 0 BB: 0 P: 16 | R: 0 E: 0 K: 0 S: 12 | H: 0 LOB: 2 BB: 2 P: 25 | R: 0 E: 0 K: 0 S: 8 | H: 0 LOB: 0 BB: 0 P: 10 | R: 0 E: 0 K: 0 S: 11 | H: 0 LOB: 1 BB: 0 P: 19 | 1B: 7 2B: 1 3B: 0 HR: 0 | SF: 0 SAC: 2 DP: 1 HBP: 0 | WP: 0 PB: 0 CS: 0 | PA: 48 |
| PITCHER Russ Meyer, R ERA: 3.47 (1.1) | IP: 8.0 WLS: W BF: 33 H: 8 R: 1 ER: 1 SO: 1 BB: 2 IBB: 0 HBP: 0 BLK: 0 WP: 0 HR: 0 S: 57 P: 92 ERA: 1.12 WHIP: 1.250 | | | | | | | | | | | | | | | | | | | | | | | | | | | |
| Jim Hughes, R ERA: 2.68 (9.1) | IP: 4.0 WLS: W BF: 15 H: 0 R: 0 ER: 0 SO: 2 BB: 3 IBB: 0 HBP: 0 BLK: 0 WP: 0 HR: 0 S: 42 P: 70 ERA: 0.00 WHIP: 0.750 | | | | | | | | | | | | | | | | | | | | | | | | | | | |

Brooklyn Dodgers @ Milwaukee Braves
Milwaukee County Stadium, Milwaukee, WI

Wed Jul 14 1954, 4:33 AM EDT
Alt. 35.470 - Unknown

AB 41
R 1
H 8
RBI 1
BB 5
SO 3
LOB 19



| Batter | 1 | 2 | 3 | 4 | 5 | 6 | 7 | 8 | 9 | AB | R | H | RBI | BB | SO | LOB | TOP | | | |
|--|---|-------------------------------------|-----------------------------------|----------------------------------|-------------------------------|----------------------------------|------------------------------|---------------------------------|-------------------------------|----------------------------------|------------------------------|---------------------------------|-------------------------------|----------------------------------|-------------------------------|----------------------------------|---|---|----------------------------------|--------|
| Jim Gilliam, S OBP: 0.343, SLG: 0.434 | 4-1 BB | | 4-2 BB | | | 1-1 F9 | | 4-0 BB | | 1 | 0 | 0 | 0 | 3 | 0 | 0 | Brooklyn Dodgers @ Milwaukee Braves Milwaukee County Stadium, Milwaukee, WI Thu Jul 15 1954, 4:33 AM EDT Unknown | | | |
| Pee Wee Reese, R OBP: 0.386, SLG: 0.457 | 2-1 6-3 | | 3-3 K | | | 4-2 1B | | 4-2 BB | | 2 | 0 | 0 | 0 | 2 | 1 | 2 | | | | |
| Duke Snider, L OBP: 0.437, SLG: 0.682 | 1-2 6-3 | | | 2-3 K | | 0-0 F8 | | 2-3 K | | 4 | 0 | 0 | 0 | 0 | 2 | 4 | | | | |
| Gil Hodges, R OBP: 0.381, SLG: 0.610 | 0-0 6-3 | | | 0-0 E5 | | 4-2 1B | | 0-1 F7 | | 3 | 0 | 0 | 0 | 1 | 0 | 3 | | | | |
| Jackie Robinson, R OBP: 0.408, SLG: 0.518 | | 4-0 BB | | 1-1 G5-4-3 | | 0-0 BB | | 3-1 F5 | | 3 | 0 | 1 | 0 | 1 | 0 | 3 | | | | |
| Sandy Amoros, L OBP: 0.204, SLG: 0.178 | | 2-3 K | | | 3-1 1B | 1-2 F8 | | | 3-2 6-3 | 4 | 0 | 1 | 0 | 0 | 1 | 4 | | | | |
| Carl Furillo, R OBP: 0.347, SLG: 0.395 | | 0-0 G5-4-3 | | | 2-2 4-3 | | 0-0 5-3 | | 0-0 BB | 4 | 0 | 1 | 0 | 0 | 0 | 2 | | | | |
| Roy Campanella, R OBP: 0.268, SLG: 0.437 | | | 1-1 5-3 | | 2-2 6-3 | | 1-1 6-3 | | 0-3 K | 4 | 0 | 0 | 0 | 0 | 1 | 2 | | | | |
| Bob Milliken, R OBP: 0.176, SLG: 0.176 | | | 3-2 4-3 | | 0-2 4-3 | | 1-1 6-3 | | 2-1 G3 | 3 | 0 | 0 | 0 | 0 | 0 | 1 | AB 29 R 0 H 3 RBI 0 BB 7 SO 5 LOB 22 | | | |
| Erv Palica, R OBP: 0.333, SLG: 0.250 | | | | | | | | | | 0 | 0 | 0 | 0 | 0 | 0 | 0 | |  | | |
| Walt Moryn, L OBP: 0.425, SLG: 0.568 | | | | | | | | | | 1 | 0 | 0 | 0 | 0 | 0 | 1 | | | | |
| Inning Stats | R: 0 E: 0 K: 0 S: 7 | H: 0 LOB: 1 BB: 1 P: 14 | R: 0 E: 0 K: 1 S: 4 | H: 0 LOB: 0 BB: 1 P: 10 | R: 0 E: 0 K: 1 S: 11 | H: 0 LOB: 1 BB: 1 P: 22 | R: 0 E: 1 K: 1 S: 6 | H: 0 LOB: 0 BB: 0 P: 9 | R: 0 E: 0 K: 0 S: 12 | H: 1 LOB: 3 BB: 2 P: 19 | R: 0 E: 0 K: 0 S: 5 | H: 0 LOB: 0 BB: 0 P: 7 | R: 0 E: 1 K: 1 S: 14 | H: 0 LOB: 2 BB: 2 P: 27 | R: 0 E: 0 K: 1 S: 10 | H: 1 LOB: 1 BB: 0 P: 15 | 1B: 3 2B: 0 3B: 0 HR: 0 | SF: 0 SAC: 0 DP: 2 HBP: 0 | WP: 0 PB: 0 SB: 2 CS: 0 | PA: 36 |
| PITCHER Bob Buhl, R ERA: 4.5 | IP: 9.0 WLS: W BF: 36 H: 3 R: 0 ER: 0 SO: 5 | BB: 7 IBB: 0 HBP: 0 BLK: 0 | WP: 0 HR: 0 S: 81 P: 145 | ERA: 0.00 WHIP: 1.111 | PITCHER | | | | | | | | | | | | | ERA: 0.00 WHIP: 1.111 | | |

| Batter | 1 | 2 | 3 | 4 | 5 | 6 | 7 | 8 | 9 | AB | R | H | RBI | BB | SO | LOB | BOTTOM | | | |
|--|---|-------------------------------------|-----------------------------------|---------------------------------|-------------------------------|----------------------------------|------------------------------|----------------------------------|------------------------------|----------------------------------|------------------------------|---------------------------------|-------------------------------|----------------------------------|-------------------------------|----------------------------------|---|----------------------------------|------------------------------------|----------------------------------|
| Bill Bruton, L OBP: 0.333, SLG: 0.319 | 1-2 6-3 | | 0-0 4-3 | 0-0 F7 | | | 1-1 HR | 2-0 L8 | | 5 | 1 | 1 | 0 | 0 | 0 | 4 | Brooklyn Dodgers @ Milwaukee Braves Milwaukee County Stadium, Milwaukee, WI Thu Jul 15 1954, 4:33 AM EDT Unknown | | | |
| Danny O'Connell, R OBP: 0.319, SLG: 0.347 | 3-2 E7 | | 4-2 BB | | 2-2 SH5-3 | | 2-2 F9 | | | 3 | 0 | 2 | 0 | 1 | 0 | 1 | | | | |
| Eddie Mathews, L OBP: 0.379, SLG: 0.523 | 1-1 F6 | | 4-2 FC6-4 | | 0-0 SH5-3 | | 1-1 HR | | | 2 | 1 | 1 | 2 | 1 | 0 | 1 | | | | |
| Hank Aaron, R OBP: 0.337, SLG: 0.479 | 3-3 K | | 0-0 FC6-4 | | 3-1 L7 | | 2-2 E6 | | | 4 | 0 | 0 | 0 | 0 | 1 | 4 | | | | |
| Joe Adcock, R OBP: 0.380, SLG: 0.525 | | 1-0 SH1-3 | | 0-0 6-3 | | 0-0 F8 | | 0-1 1B | | 4 | 0 | 2 | 0 | 0 | 0 | 1 | | | | |
| Andy Pafko, R OBP: 0.329, SLG: 0.430 | | 1-1 SH1-3 | | 0-1 F9 | | 0-0 5-3 | | 2-0 F9 | | 3 | 0 | 0 | 0 | 0 | 0 | 2 | | | | |
| Johnny Logan, R OBP: 0.326, SLG: 0.383 | | 0-0 6-3 | | 4-0 BB | | 3-2 5-3 | | 1-1 3B | | 3 | 0 | 1 | 0 | 1 | 0 | 1 | | | | |
| Del Crandall, R OBP: 0.303, SLG: 0.416 | | 1-0 6-3 | | 0-0 BB | | 0-1 F8 | | 2-3 K | | 4 | 0 | 1 | 0 | 0 | 1 | 2 | | | | |
| Bob Buhl, R | | | 2-2 3-1 | 4-1 BB | | | 0-0 F8 | 3-3 K | | 3 | 0 | 0 | 0 | 1 | 1 | 1 | AB 31 R 2 H 8 RBI 2 BB 4 SO 3 LOB 17 | | | |
| Inning Stats | R: 0 E: 1 K: 1 S: 15 | H: 1 LOB: 1 BB: 0 P: 23 | R: 0 E: 0 K: 0 S: 5 | H: 1 LOB: 0 BB: 0 P: 8 | R: 0 E: 0 K: 0 S: 10 | H: 0 LOB: 2 BB: 2 P: 20 | R: 0 E: 0 K: 0 S: 6 | H: 1 LOB: 3 BB: 2 P: 14 | R: 0 E: 0 K: 0 S: 7 | H: 1 LOB: 1 BB: 0 P: 12 | R: 0 E: 0 K: 0 S: 6 | H: 0 LOB: 0 BB: 0 P: 9 | R: 2 E: 1 K: 0 S: 15 | H: 3 LOB: 2 BB: 0 P: 23 | R: 0 E: 0 K: 2 S: 10 | H: 1 LOB: 1 BB: 0 P: 18 | | 1B: 6 2B: 0 3B: 1 HR: 1 | SF: 0 SAC: 2 DP: 0 HBP: 0 | WP: 0 PB: 0 SB: 0 CS: 0 |
| PITCHER Bob Milliken, R ERA: 3.84 | IP: 7.0 WLS: L BF: 34 H: 8 R: 2 ER: 2 SO: 1 | BB: 4 IBB: 0 HBP: 0 BLK: 0 | WP: 0 HR: 1 S: 66 P: 112 | ERA: 2.57 WHIP: 1.714 | PITCHER | | | | | | | | | | | | | ERA: 0.00 WHIP: 0.000 | | |
| Erv Palica, R ERA: 3.63 | IP: 1.0 WLS: 3 BF: 0 H: 0 R: 0 ER: 0 SO: 2 | BB: 0 IBB: 0 HBP: 0 BLK: 0 | WP: 0 HR: 0 S: 8 P: 15 | ERA: 0.00 WHIP: 0.000 | PITCHER | | | | | | | | | | | | | ERA: 0.00 WHIP: 0.000 | | |

| Batter | 1 | 2 | 3 | 4 | 5 | 6 | 7 | 8 | 9 | AB | R | H | RBI | BB | SO | LOB | TOP | | | | | | | | |
|---|-------------------------------|----------------------------------|------------------------------|----------------------------------|------------------------------|----------------------------------|------------------------------|---------------------------------|-------------------------------|----------------------------------|------------------------------|----------------------------------|-------------------------------|----------------------------------|------------------------------|----------------------------------|--|------------------------------|----------------------------------|----------------------------------|------------------------------------|----------------------------------|--------|--|--|
| Jim Gilliam, S OBP: 0.346, SLG: 0.435 | 4-3 | F7 | | | 1B | | 4-3 SH5-3 BB | | 1B WP | 4 | 2 | 2 | 0 | 1 | 0 | 0 | Brooklyn Dodgers @ Milwaukee Braves Milwaukee County Stadium, Milwaukee, WI Thu Jul 15 1954, 4:38 AM EDT Att: 43,633 - Unknown | | | | | | | | |
| Pee Wee Reese, R OBP: 0.386, SLG: 0.458 | 1B G3 | | K | | 1B | | SH5-3 | | F3 | 4 | 2 | 2 | 1 | 0 | 1 | | | | | | | | | | |
| Duke Snider, L OBP: 0.439, SLG: 0.680 | G3 | | | | 1B | | 4-3 | | 1B | 4 | 1 | 2 | 2 | 1 | 0 | 2 | | | | | | | | | |
| Gil Hodges, R OBP: 0.381, SLG: 0.606 | 1B BB | | G6-4-3 BB | | E 1B | | 4-3 | | F5 | 4 | 1 | 1 | 1 | 1 | 1 | 3 | | | | | | | | | |
| Walt Moryn, L OBP: 0.419, SLG: 0.550 Carl Furillo, R OBP: 0.346, SLG: 0.393 | 1B E 1B | | | | 4-3 | | 4-3 | | L4 | 3 | 1 | 1 | 1 | 0 | 0 | 1 | | | | | | | | | |
| Sandy Amoros, L OBP: 0.226, SLG: 0.224 | E9 | | | | 3-1 | | G3 | | 2B | 4 | 0 | 2 | 2 | 0 | 0 | 1 | | | | | | | | | |
| Don Hoak, R OBP: 0.320, SLG: 0.421 | K | | | | 6-3 | | F9 | | K | 4 | 0 | 0 | 0 | 0 | 2 | 2 | | | | | | | | | |
| Rube Walker, L OBP: 0.281, SLG: 0.277 | | 1-3 | | | | | F7 | | 4-3 | 3 | 0 | 0 | 0 | 1 | 0 | 1 | | | | | | | | | |
| Billy Loes, R OBP: 0.167, SLG: 0.167 Jim Hughes, R OBP: 0.143, SLG: 0.143 Erv Palica, R OBP: 0.333, SLG: 0.250 | K | | | | FC3-6 | | 4-3 | | 5-3 | 3 | 1 | 0 | 0 | 0 | 1 | 1 | | | | | | | | | |
| Inning Stats | R: 3 E: 1 K: 1 S: 20 | H: 3 LOB: 1 BB: 1 P: 30 | R: 0 E: 0 K: 1 S: 7 | H: 0 LOB: 0 BB: 0 P: 12 | R: 0 E: 0 K: 1 S: 7 | H: 0 LOB: 0 BB: 1 P: 12 | R: 0 E: 0 K: 0 S: 4 | H: 0 LOB: 0 BB: 0 P: 4 | R: 4 E: 1 K: 0 S: 12 | H: 4 LOB: 1 BB: 1 P: 18 | R: 0 E: 0 K: 0 S: 6 | H: 0 LOB: 0 BB: 0 P: 11 | R: 0 E: 0 K: 1 S: 12 | H: 0 LOB: 1 BB: 1 P: 20 | R: 0 E: 0 K: 1 S: 7 | H: 1 LOB: 1 BB: 0 P: 10 | | R: 1 E: 0 K: 0 S: 8 | H: 2 LOB: 1 BB: 0 P: 11 | 1B: 9 2B: 1 3B: 0 HR: 0 | SF: 0 SAC: 1 DP: 1 HBP: 0 | WP: 1 PB: 0 SB: 0 CS: 0 | PA: 40 | | |
| PITCHER | IP | WLS | BF | H | R | ER | SO | BB | IBB | HBP | BLK | WP | HR | S | P | ERA | WHIP | | | | | | | | |
| Jim Wilson, R ERA: 3.19 | (1, 1) | 4.1 | 21 | 6 | 7 | 5 | 3 | 3 | 0 | 0 | 0 | 0 | 0 | 47 | 72 | 10.38 | 2.077 | | | | | | | | |
| Ernie Johnson, R ERA: 3.64 | (5, 1) | 2.2 | 10 | 1 | 0 | 0 | 1 | 1 | 0 | 0 | 0 | 0 | 0 | 21 | 35 | 0.00 | 0.750 | | | | | | | | |
| Joey Jay, R ERA: 9.28 | (8, 1) | 2.0 | W | 9 | 3 | 1 | 1 | 1 | 0 | 0 | 0 | 1 | 0 | 15 | 21 | 4.50 | 1.500 | | | | | | | | |

| Batter | 1 | 2 | 3 | 4 | 5 | 6 | 7 | 8 | 9 | AB | R | H | RBI | BB | SO | LOB | BOTTOM | | | | | | | | |
|--|-------------------------------|----------------------------------|-------------------------------|----------------------------------|------------------------------|----------------------------------|------------------------------|----------------------------------|------------------------------|----------------------------------|------------------------------|----------------------------------|------------------------------|---------------------------------|-------------------------------|----------------------------------|--|-------------------------------|----------------------------------|-----------------------------------|------------------------------------|----------------------------------|--------|--|--|
| Bill Bruton, L OBP: 0.334, SLG: 0.318 | HR BB | FC6-4 | | | 2-3 | | 4-3 | | SH5-3 1B | 4 | 2 | 1 | 0 | 1 | 0 | 2 | Brooklyn Dodgers @ Milwaukee Braves Milwaukee County Stadium, Milwaukee, WI Thu Jul 15 1954, 4:38 AM EDT Att: 43,633 - Unknown | | | | | | | | |
| Danny O'Connell, R OBP: 0.315, SLG: 0.343 | K | | 4-3 | | 4-3 | | 6-3 | | SH5-3 | 4 | 0 | 0 | 0 | 0 | 1 | 1 | | | | | | | | | |
| Eddie Mathews, L OBP: 0.386, SLG: 0.536 | 1H HR | | 4-3 | | 1B | | | | FC6-4 BB | 3 | 2 | 2 | 2 | 2 | 0 | 0 | | | | | | | | | |
| Hank Aaron, R OBP: 0.332, SLG: 0.471 | 6-3 | | K | | F4 | | | | F3 | 5 | 0 | 0 | 0 | 0 | 2 | 5 | | | | | | | | | |
| Joe Adcock, R OBP: 0.381, SLG: 0.523 | F3 | | | | BB 1B | | F8 | | FC6-4 1B | 5 | 2 | 2 | 2 | 0 | 0 | 1 | | | | | | | | | |
| Andy Pafko, R OBP: 0.333, SLG: 0.436 Jim Pendleton, R OBP: 0.204, SLG: 0.250 | | 6-3 | | | F8 | | FC6-4 1B | | 1B 1B | 5 | 0 | 3 | 2 | 0 | 0 | 1 | | | | | | | | | |
| Johnny Logan, R OBP: 0.332, SLG: 0.388 | | | | | FC4-6 BB | | K | | 1B 2B | 0 | 1 | 0 | 0 | 0 | 0 | 0 | | | | | | | | | |
| Del Crandall, R OBP: 0.301, SLG: 0.412 Charlie White, L OBP: 0.329, SLG: 0.351 | | K | | | F6 | | FC6-4 | | 4-3 | 2 | 0 | 0 | 0 | 0 | 1 | 3 | | | | | | | | | |
| Jim Wilson, R OBP: 0.280, SLG: 0.333 Ernie Johnson, R OBP: 0.250, SLG: 0.250 Bobby Thomson, R OBP: 0.392 Joey Jay, S OBP: 0.359, SLG: 0.358 | | | | | FC4-6 | | 4-3 | | SH5-3 1B BB | 1 | 0 | 0 | 0 | 1 | 0 | 2 | | | | | | | | | |
| Inning Stats | R: 2 E: 0 K: 1 S: 11 | H: 1 LOB: 0 BB: 1 P: 19 | R: 0 E: 0 K: 1 S: 11 | H: 1 LOB: 2 BB: 1 P: 21 | R: 0 E: 0 K: 1 S: 9 | H: 0 LOB: 0 BB: 0 P: 12 | R: 0 E: 0 K: 0 S: 9 | H: 1 LOB: 2 BB: 1 P: 15 | R: 0 E: 0 K: 0 S: 9 | H: 1 LOB: 1 BB: 0 P: 14 | R: 0 E: 0 K: 1 S: 8 | H: 1 LOB: 1 BB: 0 P: 12 | R: 0 E: 0 K: 0 S: 6 | H: 0 LOB: 0 BB: 0 P: 9 | R: 1 E: 0 K: 1 S: 17 | H: 2 LOB: 2 BB: 1 P: 29 | | R: 6 E: 0 K: 0 S: 18 | H: 5 LOB: 2 BB: 2 P: 32 | 1B: 10 2B: 1 3B: 0 HR: 1 | SF: 0 SAC: 1 DP: 0 HBP: 0 | WP: 0 PB: 0 SB: 1 CS: 0 | PA: 44 | | |
| PITCHER | IP | WLS | BF | H | R | ER | SO | BB | IBB | HBP | BLK | WP | HR | S | P | ERA | WHIP | | | | | | | | |
| Billy Loes, R ERA: 5.0 | (1, 1) | 7.2 | 34 | 7 | 3 | 3 | 5 | 4 | 0 | 0 | 0 | 0 | 0 | 15 | 29 | 36.00 | 4.000 | | | | | | | | |
| Jim Hughes, R ERA: 3.92 | (8, 1) | 1.0 | 7 | 2 | 4 | 4 | 0 | 2 | 0 | 0 | 0 | 0 | 0 | 6 | 8 | ∞ | ∞ | | | | | | | | |
| Erv Palica, R ERA: 4.28 | (9, 1) | 0.0 | L | 3 | 3 | 2 | 2 | 0 | 0 | 0 | 0 | 0 | 0 | 6 | 8 | ∞ | ∞ | | | | | | | | |

| Batter | 1 | 2 | 3 | 4 | 5 | 6 | 7 | 8 | 9 | AB | R | H | RBI | BB | SO | LOB | TOP | | | | | |
|---|---|----------------------------------|------------------------------|----------------------------------|------------------------------|----------------------------------|-------------------------------|----------------------------------|-------------------------------|----------------------------------|------------------------------|---------------------------------|------------------------------|---------------------------------|------------------------------|----------------------------------|--|----------------------------------|----------------------------------|------------------------------------|----------------------------------|--------|
| Jim Gilliam, S OBP: 0.345, SLG: 0.433 | 0-1 4-3 | 0-1 CS 1B | | | 1-1 F5 | | | 2-2 4-3 | | 4 | 0 | 1 | 0 | 0 | 0 | 1 | Brooklyn Dodgers @ Milwaukee Braves Milwaukee County Stadium, Milwaukee, WI Fri Jul 16 1954, 4:33 AM EDT Att: 41,778 - Unknown | | | | | |
| Pee Wee Reese, R OBP: 0.385, SLG: 0.458 | 1-1 1B HBP | 2-0 CS | 3-1 6-3 | | 2-1 1-2 1B | | | 1-3 K | | 4 | 1 | 2 | 0 | 0 | 1 | 0 | | | | | | |
| Duke Snider, L OBP: 0.437, SLG: 0.675 | 3-1 HBP FC1-2 1B | | 1-2 4-3 | | 1-2 F7 | | | 0-3 K | | 4 | 0 | 1 | 0 | 0 | 1 | 2 | | | | | | |
| Gil Hodges, R OBP: 0.380, SLG: 0.600 | 4-1 FC1-2 1-2 BB | | 2-3 K | | 1-0 B5-3 | | | 3-2 6-3 | | 3 | 0 | 0 | 0 | 1 | 1 | 0 | | | | | | |
| Jackie Robinson, R OBP: 0.410, SLG: 0.518 | 2-2 FC1-2 HBP | | 1-3 K | | 0-0 F3 | | | 1-0 F3 | | 0 | 0 | 0 | 1 | 0 | 0 | 0 | | | | | | |
| Billy Cox, R OBP: 0.306, SLG: 0.333 | 1-2 2-3 3-H HBP | | 2-3 K | | 0-0 1-3 | | | 1-0 F6 | | 3 | 0 | 0 | 0 | 0 | 1 | 0 | | | | | | |
| Sandy Amoros, L OBP: 0.211, SLG: 0.208 | 3-2 FC1-2 | | 0-2 6-3 | | 0-0 5-3 | | | | | 3 | 0 | 0 | 0 | 0 | 0 | 3 | | | | | | |
| Carl Furillo, R OBP: 0.343, SLG: 0.389 | 3-2 5-3 | | | | 0-0 F6 | | | | | 3 | 0 | 1 | 0 | 0 | 1 | 0 | | | | | | |
| Roy Campanella, R OBP: 0.269, SLG: 0.436 | | 1-3 K | | | 0-0 1B 1B | | | | | 2 | 0 | 0 | 0 | 0 | 1 | 0 | | | | | | |
| Carl Erskine, R OBP: 0.182, SLG: 0.137 | 2-3 K | | | | 2-3 K | | | 1-3 K | | 2 | 0 | 0 | 0 | 0 | 2 | 1 | | | | | | |
| Ben Wade, R OBP: 0.318, SLG: 0.419 | | | | | | | | | | 0 | 0 | 0 | 0 | 0 | 0 | 0 | | | | | | |
| Pete Wojey, R | | | | | | | | | | 0 | 0 | 0 | 0 | 0 | 0 | 0 | | | | | | |
| Inning Stats | R: 1 E: 0 K: 0 S: 16 | H: 2 LOB: 3 BB: 1 P: 32 | R: 0 E: 0 K: 2 S: 8 | H: 1 LOB: 0 BB: 0 P: 13 | R: 0 E: 0 K: 1 S: 8 | H: 0 LOB: 0 BB: 0 P: 14 | R: 0 E: 0 K: 2 S: 10 | H: 0 LOB: 0 BB: 0 P: 13 | R: 0 E: 0 K: 1 S: 11 | H: 2 LOB: 2 BB: 0 P: 17 | R: 0 E: 0 K: 0 S: 3 | H: 0 LOB: 0 BB: 0 P: 4 | R: 0 E: 0 K: 1 S: 5 | H: 0 LOB: 0 BB: 0 P: 6 | R: 0 E: 0 K: 2 S: 9 | H: 0 LOB: 0 BB: 0 P: 12 | R: 0 E: 0 K: 0 S: 5 | H: 0 LOB: 0 BB: 0 P: 10 | 1B: 5 2B: 0 3B: 0 HR: 0 | SF: 0 SAC: 0 DP: 0 HBP: 1 | WP: 0 PB: 0 SB: 0 CS: 1 | PA: 34 |
| PITCHER Gene Conley, R ERA: 2.57 | IP: 9.0 WLS: W BF: 33 H: 5 R: 1 ER: 1 SO: 9 BB: 1 IBB: 0 HBP: 1 BLK: 0 WP: 0 HR: 0 S: 75 P: 121 ERA: 1.00 WHIP: 0.667 | | | | | | | | | | | | | | | PITCHER | | | | | | |

| Batter | 1 | 2 | 3 | 4 | 5 | 6 | 7 | 8 | 9 | AB | R | H | RBI | BB | SO | LOB | BOTTOM | |
|--|--|----------------------------------|-------------------------------|----------------------------------|-------------------------------|----------------------------------|------------------------------|----------------------------------|------------------------------|----------------------------------|------------------------------|---------------------------------|------------------------------|----------------------------------|----------------------------------|------------------------------------|--|----------------------------------|
| Bill Bruton, L OBP: 0.335, SLG: 0.323 | 3-2 4-3 | 2-3 K | | | 0-0 3B 1B | 0-0 SF9 2B | | 0-3 K | | 5 | 1 | 2 | 0 | 0 | 2 | 1 | Brooklyn Dodgers @ Milwaukee Braves Milwaukee County Stadium, Milwaukee, WI Fri Jul 16 1954, 4:33 AM EDT Att: 41,778 - Unknown | |
| Danny O'Connell, R OBP: 0.314, SLG: 0.349 | 3-2 6-3 | | 1-2 F2 | | 2-2 1-H F7 3B | 3-1 SF9 | | 2-3 3-H F9 | | 3 | 1 | 1 | 2 | 0 | 0 | 0 | | |
| Eddie Mathews, L OBP: 0.387, SLG: 0.532 | 4-1 BB | | 3-2 F6 | | 4-0 F7 1B BB | 3-1 F9 | | | | 2 | 1 | 0 | 0 | 2 | 0 | 1 | | |
| Hank Aaron, R OBP: 0.328, SLG: 0.465 | 2-1 G3 | | 1-1 F9 | | 1-0 F3 | | 0-1 1-3 | | | 4 | 0 | 0 | 0 | 0 | 0 | 3 | | |
| Joe Adcock, R OBP: 0.382, SLG: 0.523 | | 0-0 2B 1B 1B | | 2-2 F3 | 1-1 F7 | | 0-0 1B | | | 4 | 1 | 2 | 1 | 0 | 0 | 1 | | |
| Andy Pafko, R OBP: 0.332, SLG: 0.434 | | 1-3 K | | 0-0 F9 | 0-0 F9 1B | | 1-0 F9 | | | 4 | 0 | 1 | 1 | 0 | 1 | 2 | | |
| Johnny Logan, R OBP: 0.332, SLG: 0.389 | 1-0 1B 2B | | 1-0 E5 BB | | 1-0 4-3 | | 1-2 F9 | | | 4 | 1 | 1 | 0 | 0 | 0 | 2 | | |
| Del Crandall, R OBP: 0.304, SLG: 0.411 | 0-1 SH3-4 2H 3-H 1B | | 4-2 BB | | 2-1 5-3 | | 3-0 F8 | | | 3 | 0 | 1 | 2 | 1 | 0 | 0 | | |
| Gene Conley, R OBP: 0.200, SLG: 0.220 | 0-1 SH3-4 | | 1-3 K | | 0-1 2B SF9 1B | | 0-2 5-3 | | | 3 | 1 | 1 | 0 | 0 | 1 | 2 | | |
| Inning Stats | R: 0 E: 0 K: 0 S: 10 | H: 0 LOB: 1 BB: 1 P: 22 | R: 2 E: 0 K: 2 S: 14 | H: 3 LOB: 1 BB: 0 P: 18 | R: 0 E: 0 K: 1 S: 14 | H: 0 LOB: 2 BB: 1 P: 22 | R: 3 E: 0 K: 0 S: 9 | H: 3 LOB: 1 BB: 1 P: 18 | R: 1 E: 0 K: 0 S: 9 | H: 2 LOB: 1 BB: 0 P: 17 | R: 0 E: 0 K: 0 S: 7 | H: 1 LOB: 1 BB: 0 P: 9 | R: 0 E: 0 K: 1 S: 7 | H: 0 LOB: 0 BB: 0 P: 10 | 1B: 6 2B: 2 3B: 1 HR: 0 | SF: 1 SAC: 1 DP: 0 HBP: 0 | | WP: 0 PB: 0 SB: 0 CS: 0 |
| PITCHER Carl Erskine, R ERA: 3.97 | IP: 4.2 WLS: L BF: 24 H: 6 R: 5 ER: 5 SO: 3 BB: 3 IBB: 0 HBP: 0 BLK: 0 WP: 0 HR: 0 S: 54 P: 91 ERA: 9.64 WHIP: 1.929 | | | | | | | | | | | | | | | PITCHER | | |
| Ben Wade, R ERA: 8.31 | 1.1 6 2 1 1 0 0 0 0 0 0 0 10 19 6.75 1.500 | | | | | | | | | | | | | | | | | |
| Pete Wojey, R ERA: 4.32 | 2.0 7 1 0 0 1 0 0 0 0 0 0 14 19 0.00 0.500 | | | | | | | | | | | | | | | | | |



| Batter | 1 | 2 | 3 | 4 | 5 | 6 | 7 | 8 | 9 | 10 | 11 | AB | R | H | RBI | BB | SO | LOB | TOP | | | | | | | | |
|--|------------------------------|----------------------------------|------------------------------|----------------------------------|------------------------------|----------------------------------|------------------------------|----------------------------------|------------------------------|----------------------------------|------------------------------|----------------------------------|------------------------------|----------------------------------|------------------------------|----------------------------------|------------------------------|----------------------------------|------------------------------|----------------------------------|-------------------------------|----------------------------------|----------------------------------|------------------------------------|-------------------------|--------|--|
| Jim Gilliam, S OBP: 0.346, SLG: 0.429 (1,4) | 4-3 | | L3 BB | | | L8 | | | 1-3 | | FC1-6 BB | 3 | 0 | 0 | 0 | 2 | 0 | 0 | | | | | | | | | |
| Pee Wee Reese, R OBP: 0.369, SLG: 0.455 (1,6) | | | L3 | | | F3 | | | 1B | | FC1-6 1B | 4 | 1 | 1 | 0 | 1 | 0 | 2 | | | | | | | | | |
| Duke Snider, L OBP: 0.437, SLG: 0.670 (1,8) | K | | | | | F7 | | | 1B | | FC5-4 1B | 4 | 0 | 1 | 0 | 1 | 1 | 1 | | | | | | | | | |
| Gil Hodges, R OBP: 0.380, SLG: 0.596 (1,3) | | F7 | | | | 5-3 | | | FC6-4-5 | | FC5-4 1B | 4 | 0 | 1 | 1 | 1 | 0 | 2 | | | | | | | | | |
| Jackie Robinson, R OBP: 0.407, SLG: 0.509 (1,5) | | | | | | 6-3 | | | | | F8 | 4 | 1 | 0 | 0 | 1 | 0 | 3 | | | | | | | | | |
| Billy Cox, R OBP: 0.306, SLG: 0.333 (11, PR) | | | | | | G3 | | | | | FC5-4 | 0 | 0 | 0 | 0 | 0 | 0 | 0 | | | | | | | | | |
| Sandy Amoros, L OBP: 0.194, SLG: 0.190 (1,7) | | | | | | | | | | | L9 | 5 | 0 | 0 | 0 | 0 | 0 | 4 | | | | | | | | | |
| Carl Furillo, R OBP: 0.348, SLG: 0.397 (1,9) | | | | | | | | | | | 4-3 | 4 | 0 | 3 | 1 | 0 | 0 | 0 | | | | | | | | | |
| Roy Campanella, R OBP: 0.268, SLG: 0.430 (1,2) | | | | | | | | | | | FC6-4 | 3 | 0 | 0 | 0 | 1 | 1 | 2 | | | | | | | | | |
| Don Newcombe, L OBP: 0.362, SLG: 0.310 (1,1) | | | | | | | | | | | 2B | 3 | 0 | 0 | 0 | 0 | 0 | 0 | | | | | | | | | |
| Walt Moryn, L OBP: 0.409, SLG: 0.537 (10, PH) | | | | | | | | | | | IBB | 1 | 0 | 0 | 0 | 0 | 1 | 2 | | | | | | | | | |
| Jim Hughes, R OBP: 0.143, SLG: 0.143 (10,1) | | | | | | | | | | | K | 0 | 0 | 0 | 0 | 0 | 0 | 0 | | | | | | | | | |
| Inning Stats | R: 0 E: 0 K: 1 S: 7 | H: 0 LOB: 1 BB: 1 P: 15 | R: 1 E: 0 K: 0 S: 7 | H: 1 LOB: 1 BB: 1 P: 17 | R: 0 E: 0 K: 0 S: 5 | H: 0 LOB: 0 BB: 1 P: 12 | R: 0 E: 0 K: 0 S: 7 | H: 0 LOB: 1 BB: 1 P: 14 | R: 0 E: 0 K: 1 S: 7 | H: 1 LOB: 0 BB: 0 P: 12 | R: 0 E: 0 K: 0 S: 6 | H: 0 LOB: 0 BB: 0 P: 11 | R: 0 E: 0 K: 0 S: 8 | H: 0 LOB: 0 BB: 0 P: 13 | R: 0 E: 0 K: 0 S: 7 | H: 0 LOB: 0 BB: 0 P: 11 | R: 0 E: 0 K: 1 S: 6 | H: 1 LOB: 1 BB: 1 P: 12 | R: 0 E: 0 K: 1 S: 8 | H: 1 LOB: 2 BB: 1 P: 15 | R: 1 E: 0 K: 0 S: 14 | H: 2 LOB: 2 BB: 1 P: 24 | 1B: 5 2B: 4 3B: 0 HR: 0 | SF: 0 SAC: 0 DP: 3 HBP: 0 | WP: 0 PB: 0 CS: 2 | PA: 42 | |
| PITCHER | IP: 10.0 ERA: 1.44 | WLS: 1 L: 0 | BF: 36 R: 2 | H: 4 R: 1 | ER: 1 SO: 3 | BB: 1 IBB: 0 | HBP: 0 BLK: 0 | WP: 0 HR: 0 | S: 68 P: 132 | ERA: 0.90 WHIP: 3.000 | | | | | | | | | | | | | | | | | |
| PITCHER | IP: 11.1 ERA: 2.92 | WLS: 1 L: 0 | BF: 6 R: 2 | H: 1 R: 1 | ER: 1 SO: 0 | BB: 1 IBB: 0 | HBP: 0 BLK: 0 | WP: 0 HR: 0 | S: 14 P: 24 | ERA: 9.00 WHIP: 3.000 | | | | | | | | | | | | | | | | | |

Brooklyn Dodgers @ Milwaukee Braves
 Milwaukee County Stadium, Milwaukee, WI
 Sat Jul 17 1954, 4:33 AM EDT
 Att: 39,250 - Unknown

livebaseballscores.com

AB 35
 R 2
 H 6
 RBI 2
 BB 7
 SO 3
 LOB 16


B

| Batter | 1 | 2 | 3 | 4 | 5 | 6 | 7 | 8 | 9 | 10 | 11 | AB | R | H | RBI | BB | SO | LOB | BOTTOM | | | | | | |
|--|-------------------------------|----------------------------------|-------------------------------|----------------------------------|------------------------------|----------------------------------|------------------------------|----------------------------------|-------------------------------|----------------------------------|------------------------------|----------------------------------|------------------------------|---------------------------------|-------------------------------|----------------------------------|-------------------------------|----------------------------------|-------------------------------|----------------------------------|-----------------------------------|------------------------------------|-------------------------|--------|--|
| Bill Bruton, L OBP: 0.335, SLG: 0.321 (1,8) | 1B BB | F3 | | | 6-3 | | SH3-4 1B | | K | | 5-3 | 5 | 1 | 1 | 0 | 1 | 1 | 2 | | | | | | | |
| Danny O'Connell, R OBP: 0.315, SLG: 0.350 (1,4) | 1B | G3 | | | E5 | | SH3-4 | | 1B | | F8 | 5 | 0 | 2 | 0 | 0 | 0 | 2 | | | | | | | |
| Eddie Mathews, L OBP: 0.389, SLG: 0.530 (1,5) | L9 | | | | FC4-6 1B | | IBB | | 1B | | 1B | 5 | 0 | 2 | 0 | 1 | 0 | 3 | | | | | | | |
| Hank Aaron, R OBP: 0.326, SLG: 0.459 (1,7) | F7 | | | | 6-3 | | F2 | | F8 | | L8 | 6 | 0 | 1 | 0 | 0 | 0 | 7 | | | | | | | |
| Joe Adcock, R OBP: 0.379, SLG: 0.518 (1,3) | FC6-4 1B | | | | K | | 6-3 | | 6-3 | | 5-3 | 5 | 0 | 1 | 1 | 0 | 1 | 4 | | | | | | | |
| Andy Pafko, R OBP: 0.327, SLG: 0.427 (1,9) | FC6-4 | | | | F9 | | F8 | | F3 | | K | 5 | 0 | 0 | 0 | 0 | 1 | 2 | | | | | | | |
| Johnny Logan, R OBP: 0.335, SLG: 0.393 (1,6) | | | | | 1B 1B | | 6-3 | | F8 | | 1B BB | 4 | 0 | 2 | 0 | 1 | 0 | 0 | | | | | | | |
| Del Crandall, R OBP: 0.306, SLG: 0.410 (1,2) | | | | | K | | 5-3 | | 6-3 | | 1B DI 1B | 5 | 0 | 2 | 0 | 0 | 1 | 2 | | | | | | | |
| Dave Jolly, R OBP: 0.300, SLG: 0.706 (1,1) | | | | | 6-3 | | 6-3 | | F3 | | K | 4 | 0 | 1 | 0 | 0 | 1 | 2 | | | | | | | |
| George Metkovich, L OBP: 0.354, SLG: 0.352 (10, PH) | | | | | 1B | | 6-3 | | 1B | | K | 1 | 0 | 0 | 0 | 0 | 1 | 2 | | | | | | | |
| Lew Burdette, R OBP: 0.152, SLG: 0.119 (11,1) | | | | | 1B | | 6-3 | | 1B | | K | 0 | 0 | 0 | 0 | 0 | 0 | 0 | | | | | | | |
| Inning Stats | R: 1 E: 0 K: 0 S: 17 | H: 2 LOB: 2 BB: 1 P: 25 | R: 0 E: 0 K: 1 S: 11 | H: 2 LOB: 2 BB: 0 P: 14 | R: 0 E: 0 K: 1 S: 7 | H: 0 LOB: 0 BB: 1 P: 12 | R: 0 E: 0 K: 0 S: 8 | H: 1 LOB: 1 BB: 0 P: 13 | R: 0 E: 0 K: 1 S: 14 | H: 1 LOB: 2 BB: 0 P: 17 | R: 0 E: 0 K: 0 S: 7 | H: 1 LOB: 2 BB: 1 P: 14 | R: 0 E: 0 K: 0 S: 6 | H: 0 LOB: 0 BB: 0 P: 7 | R: 0 E: 0 K: 1 S: 12 | H: 2 LOB: 2 BB: 0 P: 16 | R: 0 E: 0 K: 2 S: 15 | H: 1 LOB: 1 BB: 1 P: 21 | R: 0 E: 0 K: 0 S: 10 | H: 1 LOB: 1 BB: 0 P: 13 | 1B: 11 2B: 1 3B: 0 HR: 0 | SF: 0 SAC: 1 DP: 0 HBP: 0 | WP: 0 PB: 0 CS: 0 | PA: 49 | |
| PITCHER | IP: 9.0 ERA: 4.26 | WLS: 1 W: 0 | BF: 40 R: 2 | H: 10 R: 0 | ER: 1 SO: 2 | BB: 1 IBB: 0 | HBP: 0 BLK: 0 | WP: 0 HR: 0 | S: 93 P: 136 | ERA: 1.00 WHIP: 1.222 | | | | | | | | | | | | | | | |
| PITCHER | IP: 10.1 ERA: 3.24 | WLS: 1 W: 0 | BF: 9 R: 2 | H: 0 R: 0 | ER: 0 SO: 2 | BB: 1 IBB: 0 | HBP: 0 BLK: 0 | WP: 0 HR: 0 | S: 25 P: 34 | ERA: 0.00 WHIP: 1.500 | | | | | | | | | | | | | | | |

Brooklyn Dodgers @ Milwaukee Braves
 Milwaukee County Stadium, Milwaukee, WI
 Sat Jul 17 1954, 4:33 AM EDT
 Att: 39,250 - Unknown

livebaseballscores.com

AB 45
 R 1
 H 12
 RBI 1
 BB 3
 SO 6
 LOB 26



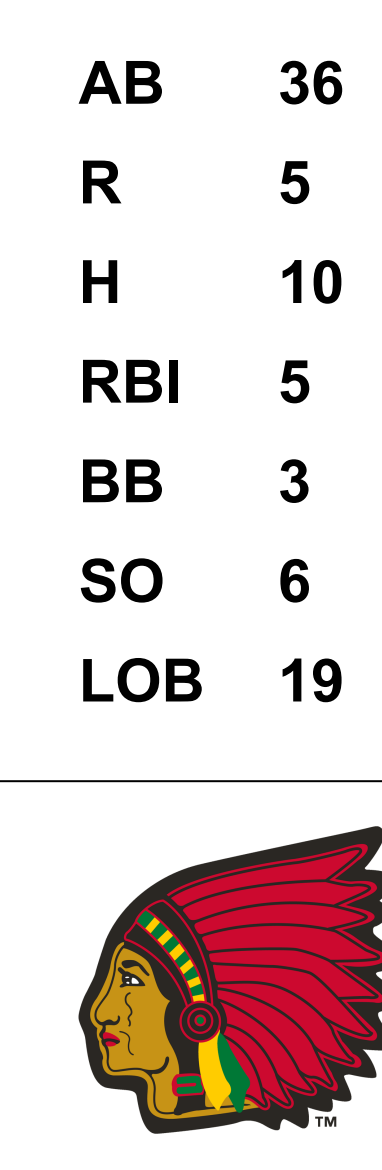
| Batter | 1 | 2 | 3 | 4 | 5 | 6 | 7 | 8 | 9 | AB | R | H | RBI | BB | SO | LOB | TOP | | | | | |
|--|---|---|---|---|---|---|---|---|---|---|---|---|---|---|---|---|---|---|---|---|---|---|
| Gair Allie, R OBP: 0.308, SLG: 0.290 (1, 6) | 0-0 4-3 1B | 4-0 E 1B BB | 0-0 1B | | 0-0 F7 | | | 0-0 E SH SF9 1B | 0-0 P1 | 5 | 2 | 1 | 1 | 0 | 1 | | | | | | | |
| Curt Roberts, R OBP: 0.252, SLG: 0.284 Eddie Pellagrini, R OBP: 0.268, SLG: 0.242 (1, 4) (5, 4) | 0-0 5-3 | 0-0 P6 | 0-3 K | | | 0-3 K | | 0-0 SH E | | 3 | 0 | 0 | 0 | 0 | 1 | 4 | | | | | | |
| Preston Ward, L OBP: 0.344, SLG: 0.367 (1, 3) | 4-0 1B BB | 0-0 E9 2B 1B 1-H 2-H 3-H | | 0-0 G3 | | 0-0 4-3 | | 0-0 E9 | | 4 | 1 | 1 | 2 | 1 | 0 | 2 | | | | | | |
| Frank Thomas, R OBP: 0.365, SLG: 0.479 (1, 8) | 0-0 1B | 0-0 1B 2B | | 4-0 S BB | | 0-0 2-3 | | 0-0 SF9 | | 3 | 1 | 2 | 2 | 1 | 0 | 0 | | | | | | |
| Sid Gordon, R OBP: 0.398, SLG: 0.356 Jerry Lynch, L OBP: 0.268, SLG: 0.346 (1, 7) (7, PR) (7, 7) | 0-0 F5 | 4-0 1B BB | | 0-3 K | | 0-0 1B 2B | | 0-3 K | | 3 | 0 | 1 | 0 | 1 | 1 | 3 | | | | | | |
| Jack Shepard, R OBP: 0.582, SLG: 0.333 Toby Atwell, L OBP: 0.411, SLG: 0.406 (1, 2) (4, PH) (4, 2) | | HBP 1B BB | | 4-0 BB | | 4-0 1B BB | | 0-3 K | | 1 | 1 | 1 | 1 | 1 | 0 | 0 | | | | | | |
| Dick Cole, R OBP: 0.339, SLG: 0.356 (1, 5) | | F9 | | 0-3 K | | 0-3 K | | | 0-0 5-3 | 5 | 0 | 0 | 0 | 0 | 3 | 7 | | | | | | |
| Dick Hall, R OBP: 0.325, SLG: 0.337 (1, 9) | | 0-0 BB HBP 1B 1B | 0-0 6-3 | | 0-3 K | | 0-0 1B | | 0-0 1B | 5 | 1 | 3 | 0 | 0 | 1 | 0 | | | | | | |
| Paul LaPalme, L OBP: 0.267, SLG: 0.357 Bob Friend, R OBP: 0.324, SLG: 0.310 (1, 1) (3, 1) | | 1-0 BB HBP | 0-0 P2 | | 0-0 6-3 | | 0-0 4-3 | | 0-3 K | 1 | 1 | 0 | 0 | 0 | 0 | 0 | | | | | | |
| Inning Stats | R: 0 E: 0 K: 0 S: 4 | H: 1 LOB: 2 BB: 1 P: 8 | R: 6 E: 1 K: 1 S: 9 | H: 4 LOB: 2 BB: 3 P: 22 | R: 0 E: 0 K: 1 S: 6 | H: 1 LOB: 1 BB: 0 P: 6 | R: 0 E: 0 K: 2 S: 7 | H: 0 LOB: 2 BB: 2 P: 15 | R: 0 E: 0 K: 1 S: 5 | H: 0 LOB: 0 BB: 0 P: 5 | R: 0 E: 0 K: 1 S: 6 | H: 2 LOB: 2 BB: 1 P: 10 | R: 1 E: 2 K: 2 S: 10 | H: 1 LOB: 1 BB: 0 P: 10 | R: 0 E: 0 K: 1 S: 6 | H: 1 LOB: 1 BB: 0 P: 6 | 1B: 8 2B: 2 3B: 0 HR: 0 | SF: 1 SAC: 1 DP: 0 HBP: 1 | WP: 0 PB: 0 SB: 1 CS: 0 | PA: 46 | | |
| PITCHER | IP WLS BF H R ER SO BB IBB HBP BLK WP HR S P ERA WHIP | IP WLS BF H R ER SO BB IBB HBP BLK WP HR S P ERA WHIP | IP WLS BF H R ER SO BB IBB HBP BLK WP HR S P ERA WHIP | IP WLS BF H R ER SO BB IBB HBP BLK WP HR S P ERA WHIP | IP WLS BF H R ER SO BB IBB HBP BLK WP HR S P ERA WHIP | IP WLS BF H R ER SO BB IBB HBP BLK WP HR S P ERA WHIP | IP WLS BF H R ER SO BB IBB HBP BLK WP HR S P ERA WHIP | IP WLS BF H R ER SO BB IBB HBP BLK WP HR S P ERA WHIP | IP WLS BF H R ER SO BB IBB HBP BLK WP HR S P ERA WHIP | IP WLS BF H R ER SO BB IBB HBP BLK WP HR S P ERA WHIP | IP WLS BF H R ER SO BB IBB HBP BLK WP HR S P ERA WHIP | IP WLS BF H R ER SO BB IBB HBP BLK WP HR S P ERA WHIP | IP WLS BF H R ER SO BB IBB HBP BLK WP HR S P ERA WHIP | IP WLS BF H R ER SO BB IBB HBP BLK WP HR S P ERA WHIP | IP WLS BF H R ER SO BB IBB HBP BLK WP HR S P ERA WHIP | IP WLS BF H R ER SO BB IBB HBP BLK WP HR S P ERA WHIP | IP WLS BF H R ER SO BB IBB HBP BLK WP HR S P ERA WHIP | IP WLS BF H R ER SO BB IBB HBP BLK WP HR S P ERA WHIP | IP WLS BF H R ER SO BB IBB HBP BLK WP HR S P ERA WHIP | IP WLS BF H R ER SO BB IBB HBP BLK WP HR S P ERA WHIP | IP WLS BF H R ER SO BB IBB HBP BLK WP HR S P ERA WHIP | IP WLS BF H R ER SO BB IBB HBP BLK WP HR S P ERA WHIP |

| | |
|-----|----|
| AB | 36 |
| R | 7 |
| H | 10 |
| RBI | 6 |
| BB | 7 |
| SO | 10 |
| LOB | 24 |





Pittsburgh Pirates @ Milwaukee Braves
Milwaukee County Stadium, Milwaukee, WI
Sun Jul 18 1954, 4:38 AM EDT
Att: 29,371 - Unknown


| Batter | 1 | 2 | 3 | 4 | 5 | 6 | 7 | 8 | 9 | AB | R | H | RBI | BB | SO | LOB | BOTTOM | | | | | |
|---|---|---|---|---|---|---|---|---|---|---|---|---|---|---|---|---|---|---|---|---|---|---|
| Jim Pendleton, R OBP: 0.222, SLG: 0.265 (1, 8) (9, 9) | 0-0 1-3 | | 0-0 1B BB | 0-0 B5-4 1B | | 0-0 6-3 | | | 0-0 E6 1B | 5 | 2 | 2 | 0 | 0 | 0 | 0 | | | | | | |
| Danny O'Connell, R OBP: 0.319, SLG: 0.348 (1, 4) | 0-0 6-3 | | 4-0 BB 1B BB | 0-0 B5-4 | | 0-0 4-3 | | | 0-0 FC 1B | 4 | 1 | 1 | 0 | 1 | 0 | 2 | | | | | | |
| Eddie Mathews, L OBP: 0.387, SLG: 0.522 (1, 5) | 0-0 1B | | 0-3 K | 0-0 L4-3 1B | | 0-0 G3 | | | 0-0 P6 | 5 | 0 | 2 | 2 | 0 | 1 | 5 | | | | | | |
| Hank Aaron, R OBP: 0.323, SLG: 0.453 (1, 7) | 0-3 K | | 0-0 BB BB | 0-0 L4-3 | | 0-0 P6 | | | 0-0 FC | 5 | 0 | 1 | 2 | 0 | 1 | 4 | | | | | | |
| Joe Adcock, R OBP: 0.374, SLG: 0.508 (1, 3) | | 0-0 G3 | 0-3 K | | 0-0 4-3 SH 1B | | 0-0 5-3 | | | 4 | 0 | 1 | 0 | 0 | 1 | 2 | | | | | | |
| Andy Pafko, R OBP: 0.328, SLG: 0.424 Bill Bruton, L OBP: 0.333, SLG: 0.318 (1, 9) (8, PH) (9, 8) | | 0-0 P3 | 4-0 BB BB | | 0-0 SH | | 0-3 K | | | 1 | 0 | 0 | 0 | 1 | 0 | 0 | | | | | | |
| Johnny Logan, R OBP: 0.336, SLG: 0.397 (1, 6) | | 0-0 1B | 4-0 1B BB | | 0-0 4-3 | | 0-3 K | | | 3 | 0 | 1 | 1 | 1 | 1 | 1 | | | | | | |
| Sam Calderone, R OBP: 0.407, SLG: 0.435 Charlie White, L OBP: 0.319, SLG: 0.338 (1, 2) (3, PH) (4, 2) | | 0-0 F7 | 0-0 P6 | | 0-0 F7 | | 0-0 P5 | | | 1 | 0 | 0 | 0 | 0 | 0 | 1 | | | | | | |
| Inning Stats | R: 0 E: 0 K: 1 S: 6 | H: 1 LOB: 1 BB: 0 P: 6 | R: 0 E: 0 K: 0 S: 4 | H: 1 LOB: 1 BB: 0 P: 4 | R: 3 E: 0 K: 2 S: 10 | H: 3 LOB: 3 BB: 3 P: 22 | R: 2 E: 0 K: 0 S: 5 | H: 3 LOB: 0 BB: 0 P: 5 | R: 0 E: 0 K: 0 S: 4 | H: 1 LOB: 1 BB: 0 P: 4 | R: 0 E: 0 K: 0 S: 3 | H: 0 LOB: 0 BB: 0 P: 3 | R: 0 E: 0 K: 2 S: 7 | H: 0 LOB: 0 BB: 0 P: 7 | R: 0 E: 1 K: 1 S: 7 | H: 1 LOB: 2 BB: 0 P: 7 | 1B: 10 2B: 1 3B: 0 HR: 0 | SF: 0 SAC: 1 DP: 1 HBP: 0 | WP: 0 PB: 0 SB: 0 CS: 0 | PA: 40 | | |
| PITCHER | IP WLS BF H R ER SO BB IBB HBP BLK WP HR S P ERA WHIP | IP WLS BF H R ER SO BB IBB HBP BLK WP HR S P ERA WHIP | IP WLS BF H R ER SO BB IBB HBP BLK WP HR S P ERA WHIP | IP WLS BF H R ER SO BB IBB HBP BLK WP HR S P ERA WHIP | IP WLS BF H R ER SO BB IBB HBP BLK WP HR S P ERA WHIP | IP WLS BF H R ER SO BB IBB HBP BLK WP HR S P ERA WHIP | IP WLS BF H R ER SO BB IBB HBP BLK WP HR S P ERA WHIP | IP WLS BF H R ER SO BB IBB HBP BLK WP HR S P ERA WHIP | IP WLS BF H R ER SO BB IBB HBP BLK WP HR S P ERA WHIP | IP WLS BF H R ER SO BB IBB HBP BLK WP HR S P ERA WHIP | IP WLS BF H R ER SO BB IBB HBP BLK WP HR S P ERA WHIP | IP WLS BF H R ER SO BB IBB HBP BLK WP HR S P ERA WHIP | IP WLS BF H R ER SO BB IBB HBP BLK WP HR S P ERA WHIP | IP WLS BF H R ER SO BB IBB HBP BLK WP HR S P ERA WHIP | IP WLS BF H R ER SO BB IBB HBP BLK WP HR S P ERA WHIP | IP WLS BF H R ER SO BB IBB HBP BLK WP HR S P ERA WHIP | IP WLS BF H R ER SO BB IBB HBP BLK WP HR S P ERA WHIP | IP WLS BF H R ER SO BB IBB HBP BLK WP HR S P ERA WHIP | IP WLS BF H R ER SO BB IBB HBP BLK WP HR S P ERA WHIP | IP WLS BF H R ER SO BB IBB HBP BLK WP HR S P ERA WHIP | IP WLS BF H R ER SO BB IBB HBP BLK WP HR S P ERA WHIP | IP WLS BF H R ER SO BB IBB HBP BLK WP HR S P ERA WHIP |






Pittsburgh Pirates @ Milwaukee Braves
Milwaukee County Stadium, Milwaukee, WI
Sun Jul 18 1954, 4:38 AM EDT
Att: 29,371 - Unknown


| Batter | 1 | 2 | 3 | 4 | 5 | 6 | 7 | 8 | 9 | AB | R | H | RBI | BB | SO | LOB | TOP | | | | | | | | | | | | | | | | | | |
|---|----|-----|----|---|---|----|----|----|-----|-----|-------|-------|-------|-------|-------|--------|-------|---|-------|-------|-------|-------|-------|--------|----|----|-----|-----|-----|----|----|---|---|-----|------|
| Gair Allie, R (1, 6) OBP: 0.308, SLG: 0.290 | | | | | | | | | | | 0 | 0 | 0 | 0 | 0 | 0 | 0 | Pittsburgh Pirates @ Milwaukee Braves Milwaukee County Stadium, Milwaukee, WI Mon Jul 19 1954, 4:33 AM EDT Att: 23,281 - Unknown livebaseballscorecards.com | | | | | | | | | | | | | | | | | |
| Bob Skinner, L (1, 3) OBP: 0.340, SLG: 0.410 | | | | | | | | | | | 0 | 0 | 0 | 0 | 0 | 0 | 0 | | | | | | | | | | | | | | | | | | |
| Preston Ward, L (1, 9) OBP: 0.344, SLG: 0.367 | | | | | | | | | | | 0 | 0 | 0 | 0 | 0 | 0 | 0 | | | | | | | | | | | | | | | | | | |
| Frank Thomas, R (1, 8) OBP: 0.365, SLG: 0.479 | | | | | | | | | | | 0 | 0 | 0 | 0 | 0 | 0 | 0 | | | | | | | | | | | | | | | | | | |
| Jerry Lynch, L (1, 7) OBP: 0.268, SLG: 0.346 | | | | | | | | | | | 0 | 0 | 0 | 0 | 0 | 0 | 0 | | | | | | | | | | | | | | | | | | |
| Toby Atwell, L (1, 2) OBP: 0.411, SLG: 0.406 | | | | | | | | | | | 0 | 0 | 0 | 0 | 0 | 0 | 0 | | | | | | | | | | | | | | | | | | |
| Dick Cole, R (1, 4) OBP: 0.339, SLG: 0.356 | | | | | | | | | | | 0 | 0 | 0 | 0 | 0 | 0 | 0 | | | | | | | | | | | | | | | | | | |
| Vic Janowicz, R (1, 5) OBP: 0.214, SLG: 0.196 | | | | | | | | | | | 0 | 0 | 0 | 0 | 0 | 0 | 0 | | | | | | | | | | | | | | | | | | |
| Max Surkont, R (1, 1) OBP: 0.268, SLG: 0.216 | | | | | | | | | | | 0 | 0 | 0 | 0 | 0 | 0 | 0 |  | | | | | | | | | | | | | | | | | |
| Inning Stats | | | | | | | | | | | 1B: 0 | SF: 0 | WP: 0 | PA: 0 | 2B: 0 | SAC: 0 | FB: 0 | | 3B: 0 | DP: 0 | SB: 0 | CS: 0 | HR: 0 | HBP: 0 | | | | | | | | | | | |
| PITCHER Jim Wilson, R (1, 1) ERA: 3.19 | IP | WLS | BF | H | R | ER | SO | BB | IBB | HBP | BLK | WP | HR | S | P | ERA | WHIP | | | | | | | | | | | | | | | | | | |
| | | | | | | | | | | | | | | | | | | PITCHER | IP | WLS | BF | H | R | ER | SO | BB | IBB | HBP | BLK | WP | HR | S | P | ERA | WHIP |

| Batter | 1 | 2 | 3 | 4 | 5 | 6 | 7 | 8 | 9 | AB | R | H | RBI | BB | SO | LOB | BOTTOM | | | | | | | | | | | | | | | | | | |
|--|----|-----|----|---|---|----|----|----|-----|-----|-------|-------|-------|-------|-------|--------|--------|---|-------|-------|-------|-------|-------|--------|----|----|-----|-----|-----|----|----|---|---|-----|------|
| Bill Bruton, L (1, 8) OBP: 0.333, SLG: 0.318 | | | | | | | | | | | 0 | 0 | 0 | 0 | 0 | 0 | 0 | Pittsburgh Pirates @ Milwaukee Braves Milwaukee County Stadium, Milwaukee, WI Mon Jul 19 1954, 4:33 AM EDT Att: 23,281 - Unknown livebaseballscorecards.com | | | | | | | | | | | | | | | | | |
| Danny O'Connell, R (1, 4) OBP: 0.319, SLG: 0.348 | | | | | | | | | | | 0 | 0 | 0 | 0 | 0 | 0 | 0 | | | | | | | | | | | | | | | | | | |
| Eddie Mathews, L (1, 5) OBP: 0.387, SLG: 0.522 | | | | | | | | | | | 0 | 0 | 0 | 0 | 0 | 0 | 0 | | | | | | | | | | | | | | | | | | |
| Hank Aaron, R (1, 7) OBP: 0.323, SLG: 0.453 | | | | | | | | | | | 0 | 0 | 0 | 0 | 0 | 0 | 0 | | | | | | | | | | | | | | | | | | |
| Joe Adcock, R (1, 3) OBP: 0.374, SLG: 0.508 | | | | | | | | | | | 0 | 0 | 0 | 0 | 0 | 0 | 0 | | | | | | | | | | | | | | | | | | |
| George Metkovich, L (1, 9) OBP: 0.348, SLG: 0.345 | | | | | | | | | | | 0 | 0 | 0 | 0 | 0 | 0 | 0 | | | | | | | | | | | | | | | | | | |
| Johnny Logan, R (1, 6) OBP: 0.336, SLG: 0.397 | | | | | | | | | | | 0 | 0 | 0 | 0 | 0 | 0 | 0 | | | | | | | | | | | | | | | | | | |
| Del Crandall, R (1, 2) OBP: 0.305, SLG: 0.421 | | | | | | | | | | | 0 | 0 | 0 | 0 | 0 | 0 | 0 | | | | | | | | | | | | | | | | | | |
| Jim Wilson, R (1, 1) OBP: 0.280, SLG: 0.333 | | | | | | | | | | | 0 | 0 | 0 | 0 | 0 | 0 | 0 |  | | | | | | | | | | | | | | | | | |
| Inning Stats | | | | | | | | | | | 1B: 0 | SF: 0 | WP: 0 | PA: 0 | 2B: 0 | SAC: 0 | FB: 0 | | 3B: 0 | DP: 0 | SB: 0 | CS: 0 | HR: 0 | HBP: 0 | | | | | | | | | | | |
| PITCHER Max Surkont, R (1, 1) ERA: 4.43 | IP | WLS | BF | H | R | ER | SO | BB | IBB | HBP | BLK | WP | HR | S | P | ERA | WHIP | | | | | | | | | | | | | | | | | | |
| | | | | | | | | | | | | | | | | | | PITCHER | IP | WLS | BF | H | R | ER | SO | BB | IBB | HBP | BLK | WP | HR | S | P | ERA | WHIP |

| Batter | 1 | 2 | 3 | 4 | 5 | 6 | 7 | 8 | 9 | AB | R | H | RBI | BB | SO | LOB | TOP | | | | | | | | | | | | | | | | | | | |
|--|---|---|---|---|---|---|---|---|---|----|-------|-------|-------|-------|----|-----|-----|--|-----|-----|----|----|---|---|-----|------|---|--|--|--|--|--|--|--|--|--|
| Richie Ashburn, L (1, 8) OBP: 0.440, SLG: 0.371 | | | | | | | | | | | 0 | 0 | 0 | 0 | 0 | 0 | 0 | Philadelphia Phillies @ Milwaukee Braves Milwaukee County Stadium, Milwaukee, WI Wed Jul 21 1954, 4:33 AM EDT Att: 36,799 - Unknown livebaseballscorecards.com | | | | | | | | | | | | | | | | | | |
| Johnny Wyrostek, L (1, 3) OBP: 0.300, SLG: 0.370 | | | | | | | | | | | 0 | 0 | 0 | 0 | 0 | 0 | 0 | | | | | | | | | | | | | | | | | | | |
| Smoky Burgess, L (1, 2) OBP: 0.438, SLG: 0.519 | | | | | | | | | | | 0 | 0 | 0 | 0 | 0 | 0 | 0 | | | | | | | | | | | | | | | | | | | |
| Granny Hamner, R (1, 4) OBP: 0.387, SLG: 0.517 | | | | | | | | | | | 0 | 0 | 0 | 0 | 0 | 0 | 0 | | | | | | | | | | | | | | | | | | | |
| Del Ennis, R (1, 9) OBP: 0.292, SLG: 0.421 | | | | | | | | | | | 0 | 0 | 0 | 0 | 0 | 0 | 0 | | | | | | | | | | | | | | | | | | | |
| Bobby Morgan, R (1, 6) OBP: 0.395, SLG: 0.456 | | | | | | | | | | | 0 | 0 | 0 | 0 | 0 | 0 | 0 | | | | | | | | | | | | | | | | | | | |
| Danny Schell, R (1, 7) OBP: 0.295, SLG: 0.408 | | | | | | | | | | | 0 | 0 | 0 | 0 | 0 | 0 | 0 | | | | | | | | | | | | | | | | | | | |
| Willie Jones, R (1, 5) OBP: 0.329, SLG: 0.383 | | | | | | | | | | | 0 | 0 | 0 | 0 | 0 | 0 | 0 | | | | | | | | | | | | | | | | | | | |
| Robin Roberts, S (1, 1) OBP: 0.145, SLG: 0.109 | | | | | | | | | | | 0 | 0 | 0 | 0 | 0 | 0 | 0 |  | | | | | | | | | | | | | | | | | | |
| Inning Stats | | | | | | | | | | | 1B: 0 | SF: 0 | WP: 0 | PA: 0 | | | | | | | | | | | | | | | | | | | | | | |
| PITCHER Gene Conley, R (1, 1) ERA: 2.57 | | | | | | | | | | IP | WLS | BF | H | R | ER | SO | BB | IBB | HBP | BLK | WP | HR | S | P | ERA | WHIP | PITCHER IP WLS BF H R ER SO BB IBB HBP BLK WP HR S P ERA WHIP | | | | | | | | | |

| Batter | 1 | 2 | 3 | 4 | 5 | 6 | 7 | 8 | 9 | AB | R | H | RBI | BB | SO | LOB | BOTTOM | | | | | | | | | | | | | | | | | | | |
|--|---|---|---|---|---|---|---|---|---|----|-------|-------|-------|-------|----|-----|--------|--|-----|-----|----|----|---|---|-----|------|---|--|--|--|--|--|--|--|--|--|
| Bill Bruton, L (1, 8) OBP: 0.335, SLG: 0.319 | | | | | | | | | | | 0 | 0 | 0 | 0 | 0 | 0 | 0 | Philadelphia Phillies @ Milwaukee Braves Milwaukee County Stadium, Milwaukee, WI Wed Jul 21 1954, 4:33 AM EDT Att: 36,799 - Unknown livebaseballscorecards.com | | | | | | | | | | | | | | | | | | |
| Danny O'Connell, R (1, 4) OBP: 0.318, SLG: 0.347 | | | | | | | | | | | 0 | 0 | 0 | 0 | 0 | 0 | 0 | | | | | | | | | | | | | | | | | | | |
| Eddie Mathews, L (1, 5) OBP: 0.391, SLG: 0.527 | | | | | | | | | | | 0 | 0 | 0 | 0 | 0 | 0 | 0 | | | | | | | | | | | | | | | | | | | |
| Hank Aaron, R (1, 7) OBP: 0.323, SLG: 0.452 | | | | | | | | | | | 0 | 0 | 0 | 0 | 0 | 0 | 0 | | | | | | | | | | | | | | | | | | | |
| Joe Adcock, R (1, 3) OBP: 0.372, SLG: 0.506 | | | | | | | | | | | 0 | 0 | 0 | 0 | 0 | 0 | 0 | | | | | | | | | | | | | | | | | | | |
| George Melkovich, L (1, 9) OBP: 0.357, SLG: 0.379 | | | | | | | | | | | 0 | 0 | 0 | 0 | 0 | 0 | 0 | | | | | | | | | | | | | | | | | | | |
| Johnny Logan, R (1, 6) OBP: 0.338, SLG: 0.398 | | | | | | | | | | | 0 | 0 | 0 | 0 | 0 | 0 | 0 | | | | | | | | | | | | | | | | | | | |
| Del Crandall, R (1, 2) OBP: 0.302, SLG: 0.415 | | | | | | | | | | | 0 | 0 | 0 | 0 | 0 | 0 | 0 | | | | | | | | | | | | | | | | | | | |
| Gene Conley, R (1, 1) OBP: 0.200, SLG: 0.220 | | | | | | | | | | | 0 | 0 | 0 | 0 | 0 | 0 | 0 |  | | | | | | | | | | | | | | | | | | |
| Inning Stats | | | | | | | | | | | 1B: 0 | SF: 0 | WP: 0 | PA: 0 | | | | | | | | | | | | | | | | | | | | | | |
| PITCHER Robin Roberts, R (1, 1) ERA: 2.75 | | | | | | | | | | IP | WLS | BF | H | R | ER | SO | BB | IBB | HBP | BLK | WP | HR | S | P | ERA | WHIP | PITCHER IP WLS BF H R ER SO BB IBB HBP BLK WP HR S P ERA WHIP | | | | | | | | | |

| Batter | 1 | 2 | 3 | 4 | 5 | 6 | 7 | 8 | 9 | AB | R | H | RBI | BB | SO | LOB | TOP | | |
|--|--|---------------------------------|------------------------------|---------------------------------|------------------------------|---------------------------------|------------------------------|---------------------------------|------------------------------|---------------------------------|------------------------------|---------------------------------|--|---------------------------------|------------------------------|---------------------------------|--|------------------------------------|--------------------------|
| Richie Ashburn, L (1, 8) OBP: 0.440, SLG: 0.369 | F8 | | | E 2B 1B | | F8 | | 4-3 | | 4 | 1 | 1 | 0 | 0 | 0 | 1 | Philadelphia Phillies @ Milwaukee Braves Milwaukee County Stadium, Milwaukee, WI Thu Jul 22 1954, 4:33 AM EDT Att: 23,146 - Unknown  | | |
| Earl Torgeson, L (1, 3) OBP: 0.400, SLG: 0.412 | 4-3 | | | F7 | | | | 3-1 | | 4 | 0 | 1 | 0 | 0 | 0 | 2 | | | |
| Smoky Burgess, L (1, 2) OBP: 0.439, SLG: 0.516 | 4-3 | | | E5 2B 1-3 SF8-6-4 | | | | | | 4 | 1 | 2 | 0 | 0 | 0 | 1 | | | |
| Granny Hamner, R (1, 4) OBP: 0.384, SLG: 0.516 | | | | | | | | | | | | | | | | | | | |
| Del Ennis, R (1, 9) OBP: 0.299, SLG: 0.435 | | F3 | | | | | | | | | | | | | | | | | |
| Bobby Morgan, R (1, 6) OBP: 0.395, SLG: 0.448 | | | | | | | | | | | | | | | | | | | |
| Danny Scheil, R (1, 7) OBP: 0.286, SLG: 0.391 | | | | | | | | | | | | | | | | | | | |
| Floyd Baker, L (1, 5) OBP: 0.217, SLG: 0.273 | | | | | | | | | | | | | | | | | | | |
| Murry Dickson, R (1, 1) OBP: 0.220, SLG: 0.245 | | | | | | | | | | | | | | | | |  | | |
| Johnny Wyrostek, L (8, PH) OBP: 0.301, SLG: 0.361 | | | | | | | | | | | | | | | | | | | |
| Jim Konstanty, R (8, 1) | | | | | | | | | | | | | | | | | | | |
| Inning Stats | R: 0 E: 0 K: 0 S: 3 | H: 0 LOB: 0 BB: 0 P: 3 | R: 0 E: 0 K: 0 S: 3 | H: 0 LOB: 0 BB: 0 P: 3 | R: 0 E: 0 K: 1 S: 5 | H: 0 LOB: 0 BB: 0 P: 5 | R: 2 E: 1 K: 0 S: 5 | H: 2 LOB: 1 BB: 1 P: 9 | R: 0 E: 0 K: 0 S: 4 | H: 0 LOB: 0 BB: 0 P: 3 | R: 0 E: 0 K: 0 S: 3 | H: 1 LOB: 0 BB: 0 P: 4 | R: 0 E: 0 K: 0 S: 3 | H: 0 LOB: 1 BB: 1 P: 7 | R: 0 E: 0 K: 0 S: 4 | H: 2 LOB: 2 BB: 1 P: 8 | 1B: 5 2B: 3 3B: 0 HR: 0 | SF: 1 SAC: 0 DP: 4 HBP: 0 | WP: 1 PA: 34 CS: 0 |
| PITCHER Lew Burdette, R (1, 1) ERA: 2.71 | IP: 9.0 WLS: W BF: 34 H: 7 R: 2 ER: 0 SO: 1 BB: 1 IBB: 2 HBP: 0 BLK: 0 WP: 1 HR: 0 S: 33 P: 45 ERA: 0.00 WHIP: 0.889 | | | | | | | | | | | PITCHER | IP: 9.0 WLS: W BF: 34 H: 7 R: 2 ER: 0 SO: 1 BB: 1 IBB: 2 HBP: 0 BLK: 0 WP: 1 HR: 0 S: 33 P: 45 ERA: 0.00 WHIP: 0.889 | | | | | | |

| Batter | 1 | 2 | 3 | 4 | 5 | 6 | 7 | 8 | 9 | AB | R | H | RBI | BB | SO | LOB | BOTTOM | | |
|---|--|---------------------------------|------------------------------|---------------------------------|------------------------------|---------------------------------|------------------------------|---------------------------------|------------------------------|---------------------------------|------------------------------|---------------------------------|--|---------------------------------|------------------------------|---------------------------------|--|------------------------------------|--------------------------|
| Bill Bruton, L (1, 8) OBP: 0.333, SLG: 0.317 | | | | | | | | | | 4 | 0 | 1 | 0 | 0 | 0 | 0 | Philadelphia Phillies @ Milwaukee Braves Milwaukee County Stadium, Milwaukee, WI Thu Jul 22 1954, 4:33 AM EDT Att: 23,146 - Unknown  | | |
| Danny O'Connell, R (1, 4) OBP: 0.314, SLG: 0.340 | | | | | | | | | | 3 | 1 | 0 | 0 | 1 | 0 | 0 | | | |
| Eddie Mathews, L (1, 5) OBP: 0.388, SLG: 0.539 | | | | | | | | | | 4 | 1 | 1 | 2 | 0 | 0 | 0 | | | |
| Hank Aaron, R (1, 7) OBP: 0.319, SLG: 0.447 | | | | | | | | | | 4 | 1 | 1 | 0 | 0 | 0 | 0 | | | |
| Joe Adcock, R (1, 3) OBP: 0.372, SLG: 0.509 | | | | | | | | | | 3 | 0 | 2 | 1 | 0 | 0 | 0 | | | |
| George Metchkovich, L (1, 9) OBP: 0.356, SLG: 0.365 | | | | | | | | | | 2 | 0 | 0 | 0 | 1 | 0 | 1 | | | |
| Andy Pafko, R (9, 9) OBP: 0.329, SLG: 0.424 | | | | | | | | | | 0 | 0 | 0 | 0 | 0 | 0 | 0 | | | |
| Johnny Logan, R (1, 6) OBP: 0.336, SLG: 0.395 | | | | | | | | | | 3 | 0 | 1 | 0 | 0 | 0 | 3 | | | |
| Del Crandall, R (1, 2) OBP: 0.295, SLG: 0.405 | | | | | | | | | | 3 | 0 | 0 | 0 | 0 | 0 | 1 | | | |
| Lew Burdette, R (1, 1) OBP: 0.143, SLG: 0.111 | | | | | | | | | | 3 | 0 | 0 | 0 | 0 | 1 | 1 | | | |
| Inning Stats | R: 2 E: 0 K: 0 S: 4 | H: 2 LOB: 0 BB: 1 P: 8 | R: 0 E: 0 K: 0 S: 4 | H: 1 LOB: 1 BB: 0 P: 4 | R: 0 E: 0 K: 0 S: 3 | H: 0 LOB: 0 BB: 0 P: 3 | R: 0 E: 0 K: 0 S: 4 | H: 1 LOB: 1 BB: 0 P: 4 | R: 0 E: 0 K: 0 S: 3 | H: 0 LOB: 0 BB: 0 P: 3 | R: 1 E: 0 K: 0 S: 5 | H: 2 LOB: 2 BB: 1 P: 9 | R: 0 E: 0 K: 1 S: 5 | H: 0 LOB: 0 BB: 0 P: 5 | R: 0 E: 0 K: 0 S: 3 | H: 0 LOB: 0 BB: 0 P: 3 | 1B: 2 2B: 3 3B: 0 HR: 1 | SF: 0 SAC: 0 DP: 0 HBP: 0 | WP: 0 PA: 31 CS: 0 |
| PITCHER Murry Dickson, R (1, 1) ERA: 3.95 | IP: 7.0 WLS: L BF: 28 H: 6 R: 3 ER: 3 SO: 1 BB: 1 IBB: 1 HBP: 0 BLK: 0 WP: 0 HR: 1 S: 28 P: 36 ERA: 3.86 WHIP: 1.000 | | | | | | | | | | | PITCHER | IP: 7.0 WLS: L BF: 28 H: 6 R: 3 ER: 3 SO: 1 BB: 1 IBB: 1 HBP: 0 BLK: 0 WP: 0 HR: 1 S: 28 P: 36 ERA: 3.86 WHIP: 1.000 | | | | | | |
| Jim Konstanty, R (8, 1) ERA: 4.05 | IP: 1.0 WLS: 3 BF: 0 H: 0 R: 0 ER: 0 SO: 0 BB: 0 IBB: 0 HBP: 0 BLK: 0 WP: 0 HR: 0 S: 3 P: 3 ERA: 0.00 WHIP: 0.000 | | | | | | | | | | | PITCHER | IP: 1.0 WLS: 3 BF: 0 H: 0 R: 0 ER: 0 SO: 0 BB: 0 IBB: 0 HBP: 0 BLK: 0 WP: 0 HR: 0 S: 3 P: 3 ERA: 0.00 WHIP: 0.000 | | | | | | |

| Batter | 1 | 2 | 3 | 4 | 5 | 6 | 7 | 8 | 9 | AB | R | H | RBI | BB | SO | LOB | TOP | | | | | |
|--|--|---------------------------------|------------------------------|---------------------------------|------------------------------|---------------------------------|------------------------------|---------------------------------|------------------------------|---------------------------------|------------------------------|---------------------------------|------------------------------|---------------------------------|------------------------------|---------------------------------|--|---------------------------------|----------------------------------|------------------------------------|-------------------------|--------|
| Whitey Lockman, L (1, 3) OBP: 0.322, SLG: 0.411 | | | | | | | | | | 4 | 1 | 2 | 0 | 0 | 0 | 0 | New York Giants @ Milwaukee Braves Milwaukee County Stadium, Milwaukee, WI Fri Jul 23 1954, 4:33 AM EDT Att: 45,056 - Unknown | | | | | |
| Alvin Dark, R (1, 6) OBP: 0.316, SLG: 0.424 | | | | | | | | | | 4 | 0 | 2 | 0 | 0 | 1 | 1 | | | | | | |
| Don Mueller, L (1, 9) OBP: 0.358, SLG: 0.437 | | | | | | | | | | 4 | 0 | 1 | 1 | 0 | 0 | 3 | | | | | | |
| Hank Thompson, L (1, 5) OBP: 0.377, SLG: 0.447 | | | | | | | | | | 3 | 1 | 0 | 0 | 1 | 1 | 2 | | | | | | |
| Dusty Rhodes, L (1, 8) OBP: 0.472, SLG: 0.735 | | | | | | | | | | 4 | 0 | 1 | 0 | 0 | 0 | 2 | | | | | | |
| Monte Irvin, R (1, 7) OBP: 0.388, SLG: 0.492 | | | | | | | | | | 3 | 0 | 1 | 0 | 1 | 0 | 1 | | | | | | |
| Davey Williams, R (1, 4) OBP: 0.298, SLG: 0.347 | | | | | | | | | 3 | 0 | 1 | 1 | 0 | 0 | 1 | | | | | | | |
| Ray Katt, R (1, 2) OBP: 0.333, SLG: 0.387 | | | | | | | | | 4 | 0 | 0 | 0 | 0 | 0 | 2 | | | | | | | |
| Ruben Gomez, R (1, 1) OBP: 0.178, SLG: 0.178 | | | | | | | | | 2 | 0 | 0 | 0 | 0 | 0 | 0 | 0 | | | | | | |
| Bill Taylor, L (8, PH) OBP: 0.265, SLG: 0.295 | | | | | | | | | 1 | 0 | 0 | 0 | 0 | 0 | 0 | | | | | | | |
| Hoyt Wilhelm, R (8, 1) | | | | | | | | | 0 | 0 | 0 | 0 | 0 | 0 | 0 | | | | | | | |
| Inning Stats | R: 1 E: 0 K: 1 S: 7 | H: 2 LOB: 1 BB: 0 P: 7 | R: 0 E: 0 K: 0 S: 2 | H: 0 LOB: 0 BB: 1 P: 6 | R: 0 E: 0 K: 0 S: 3 | H: 0 LOB: 0 BB: 0 P: 3 | R: 0 E: 0 K: 1 S: 6 | H: 1 LOB: 1 BB: 0 P: 6 | R: 0 E: 0 K: 0 S: 3 | H: 0 LOB: 0 BB: 0 P: 3 | R: 0 E: 0 K: 0 S: 4 | H: 1 LOB: 1 BB: 0 P: 4 | R: 0 E: 0 K: 0 S: 4 | H: 1 LOB: 1 BB: 0 P: 4 | R: 0 E: 0 K: 0 S: 4 | H: 2 LOB: 1 BB: 0 P: 4 | R: 1 E: 0 K: 0 S: 4 | H: 1 LOB: 1 BB: 1 P: 8 | 1B: 5 2B: 3 3B: 0 HR: 0 | SF: 1 SAC: 0 DP: 2 HBP: 0 | WP: 0 PB: 0 CS: 0 | PA: 35 |
| PITCHER Bob Buhl, R (1, 1) ERA: 4.22 | IP: 9.0 WLS: W BF: 35 H: 8 R: 2 ER: 2 SO: 2 BB: 2 IBB: 0 HBP: 0 BLK: 0 WP: 0 HR: 0 S: 37 P: 45 ERA: 2.00 WHIP: 1.111 | | | | | | | | | | | | | | | PITCHER | IP: 9.0 WLS: W BF: 35 H: 8 R: 2 ER: 2 SO: 2 BB: 2 IBB: 0 HBP: 0 BLK: 0 WP: 0 HR: 0 S: 37 P: 45 ERA: 2.00 WHIP: 1.111 | | | | | |

| Batter | 1 | 2 | 3 | 4 | 5 | 6 | 7 | 8 | 9 | AB | R | H | RBI | BB | SO | LOB | BOTTOM | |
|--|--|---------------------------------|------------------------------|---------------------------------|------------------------------|---------------------------------|------------------------------|---------------------------------|------------------------------|---------------------------------|------------------------------|---------------------------------|------------------------------|---------------------------------|----------------------------------|------------------------------------|---|--------|
| Bill Bruton, L (1, 8) OBP: 0.335, SLG: 0.322 | | | | | | | | | | 4 | 0 | 2 | 0 | 0 | 0 | 1 | New York Giants @ Milwaukee Braves Milwaukee County Stadium, Milwaukee, WI Fri Jul 23 1954, 4:33 AM EDT Att: 45,056 - Unknown | |
| Danny O'Connell, R (1, 4) OBP: 0.314, SLG: 0.340 | | | | | | | | | | 3 | 0 | 1 | 0 | 0 | 0 | 1 | | |
| Eddie Mathews, L (1, 5) OBP: 0.389, SLG: 0.547 | | | | | | | | | | 3 | 1 | 1 | 1 | 1 | 1 | 1 | | |
| Hank Aaron, R (1, 7) OBP: 0.315, SLG: 0.442 | | | | | | | | | | 4 | 0 | 0 | 0 | 0 | 0 | 3 | | |
| Joe Adcock, R (1, 3) OBP: 0.370, SLG: 0.515 | | | | | | | | | | 4 | 1 | 1 | 1 | 0 | 0 | 1 | | |
| Andy Pafko, R (1, 9) OBP: 0.327, SLG: 0.422 | | | | | | | | | | 4 | 0 | 1 | 0 | 0 | 0 | 0 | | |
| Jim Pendleton, R (8, FR) OBP: 0.222, SLG: 0.265 | | | | | | | | | | 0 | 1 | 0 | 0 | 0 | 0 | 0 | | |
| Johnny Logan, R (1, 6) OBP: 0.337, SLG: 0.394 | | | | | | | | | | 4 | 0 | 1 | 0 | 0 | 2 | 1 | | |
| Del Crandall, R (1, 2) OBP: 0.298, SLG: 0.407 | | | | | | | | | | 4 | 0 | 2 | 0 | 0 | 0 | 1 | | |
| Bob Buhl, R (1, 1) OBP: 0.111, SLG: 0.040 | | | | | | | | | | 3 | 0 | 1 | 0 | 0 | 1 | 1 | | |
| Bobby Thomson, R (8, PH) OBP: 0.800, SLG: 0.750 | | | | | | | | | 1 | 0 | 1 | 1 | 0 | 0 | 0 | | | |
| Inning Stats | R: 0 E: 0 K: 1 S: 5 | H: 0 LOB: 0 BB: 0 P: 5 | R: 1 E: 0 K: 0 S: 4 | H: 1 LOB: 0 BB: 0 P: 4 | R: 0 E: 0 K: 0 S: 4 | H: 1 LOB: 1 BB: 0 P: 4 | R: 1 E: 0 K: 0 S: 4 | H: 1 LOB: 1 BB: 0 P: 4 | R: 0 E: 0 K: 2 S: 8 | H: 1 LOB: 1 BB: 0 P: 8 | R: 0 E: 0 K: 0 S: 3 | H: 1 LOB: 1 BB: 1 P: 7 | R: 1 E: 0 K: 1 S: 7 | H: 3 LOB: 2 BB: 0 P: 7 | 1B: 8 2B: 2 3B: 0 HR: 2 | SF: 0 SAC: 1 DP: 2 HBP: 0 | WP: 1 PB: 0 CS: 0 | PA: 36 |
| PITCHER Ruben Gomez, R (1, 1) ERA: 3.18 | IP: 7.0 WLS: L BF: 27 H: 7 R: 2 ER: 2 SO: 3 BB: 0 IBB: 0 HBP: 0 BLK: 0 WP: 1 HR: 2 S: 33 P: 33 ERA: 2.57 WHIP: 1.000 | | | | | | | | | | | | | | | PITCHER | IP: 1.2 WLS: L BF: 9 H: 4 R: 1 ER: 1 SO: 1 BB: 0 IBB: 1 HBP: 0 BLK: 0 WP: 0 HR: 0 S: 10 P: 14 ERA: 5.40 WHIP: 2.400 | |


| Batter | 1 | 2 | 3 | 4 | 5 | 6 | 7 | 8 | 9 | AB | R | H | RBI | BB | SO | LOB | TOP | | | | | |
|--|--|---------------------------------|------------------------------|---------------------------------|------------------------------|---------------------------------|------------------------------|---------------------------------|------------------------------|---------------------------------|------------------------------|---------------------------------|------------------------------|---------------------------------|------------------------------|--|---|---------------------------------|----------------------------------|------------------------------------|-------------------------|--------|
| Whitey Lockman, L (1, 3) OBP: 0.323, SLG: 0.410 | 4-3 | | 1B | | F2 | | FC6-4 1B | 1-3 | | 5 | 0 | 2 | 0 | 0 | 0 | 0 | New York Giants @ Milwaukee Braves Milwaukee County Stadium, Milwaukee, WI Sat Jul 24 1954, 4:33 AM EDT Att: 37,768 - Unknown | | | | | |
| Alvin Dark, R (1, 6) OBP: 0.313, SLG: 0.420 | 6-3 | | F5 | | F8 | | FC6-4 1-2 | | 4 | 0 | 0 | 0 | 0 | 0 | 2 | | | | | | | |
| Don Mueller, L (1, 9) OBP: 0.359, SLG: 0.438 | 1B | | | F6 | | FC4-6 1B | F8 | | 4 | 0 | 2 | 0 | 0 | 0 | 0 | | | | | | | |
| Monte Irvin, R (1, 7) OBP: 0.389, SLG: 0.492 | 6-3 | | | E4 F9 1B | | FC4-6 1-2 BB | HR 1B | | 4 | 2 | 2 | 0 | 0 | 0 | 2 | | | | | | | |
| Willie Mays, R (1, 8) OBP: 0.399, SLG: 0.706 | | G1-6-3 1B | | F9 1B BB | | 1-2 BB | HR | | 2 | 2 | 2 | 2 | 2 | 0 | 0 | | | | | | | |
| Davey Williams, R (1, 4) OBP: 0.294, SLG: 0.342 | G1-6-3 1-2 | | | F9 | | F4 | 4-3 | | 4 | 0 | 0 | 0 | 0 | 0 | 5 | | | | | | | |
| Hank Thompson, L (1, 5) OBP: 0.375, SLG: 0.444 | K | | | | | 3-1 | K | | 4 | 0 | 1 | 2 | 0 | 2 | 2 | | | | | | | |
| Wes Westrum, R (1, 2) OBP: 0.309, SLG: 0.335 | | | | F4 | F6 | | K | K | 4 | 0 | 0 | 0 | 0 | 2 | 1 | | | | | | | |
| Don Liddle, L (1, 1) Bobby Hofman, R (7, PH) Ramon Monzant, R (7, 1) Al Corwin, R (7, 1) Marv Grissom, R (8, 1) Ray Katt, R (8, PH) | | | K | | F7 | | 6-3 | K | 2 | 0 | 0 | 0 | 0 | 0 | 1 | AB 35 R 4 H 9 RBI 4 BB 2 SO 6 LOB 12 | | | | | | |
| Inning Stats | R: 0 E: 0 K: 0 S: 4 | H: 1 LOB: 1 BB: 0 P: 4 | R: 0 E: 0 K: 1 S: 5 | H: 1 LOB: 0 BB: 0 P: 5 | R: 0 E: 0 K: 1 S: 6 | H: 1 LOB: 1 BB: 0 P: 6 | R: 2 E: 1 K: 0 S: 5 | H: 2 LOB: 1 BB: 1 P: 9 | R: 0 E: 0 K: 0 S: 3 | H: 0 LOB: 0 BB: 1 P: 3 | R: 0 E: 0 K: 0 S: 4 | H: 1 LOB: 2 BB: 1 P: 8 | R: 0 E: 0 K: 1 S: 6 | H: 1 LOB: 0 BB: 0 P: 6 | R: 2 E: 0 K: 1 S: 7 | H: 2 LOB: 2 BB: 0 P: 7 | R: 0 E: 0 K: 2 S: 7 | H: 0 LOB: 0 BB: 0 P: 7 | 1B: 8 2B: 0 3B: 0 HR: 1 | SF: 0 SAC: 0 DP: 1 HBP: 0 | WP: 0 PB: 0 CS: 0 | PA: 37 |
| PITCHER Warren Spahn, L (1, 1) ERA: 3.44 | IP: 9.0 WLS: W BF: 37 H: 9 R: 4 ER: 4 SO: 6 BB: 2 IBB: 0 HBP: 0 BLK: 0 WP: 0 HR: 1 S: 47 P: 55 ERA: 4.00 WHIP: 1.222 | | | | | | | | | | | | | | | PITCHER | | | | | | |


| Batter | 1 | 2 | 3 | 4 | 5 | 6 | 7 | 8 | 9 | AB | R | H | RBI | BB | SO | LOB | BOTTOM | |
|---|--|---------------------------------|------------------------------|---------------------------------|------------------------------|---------------------------------|------------------------------|---------------------------------|------------------------------|---------------------------------|------------------------------|----------------------------------|------------------------------|---------------------------------|----------------------------------|------------------------------------|---|--------|
| Jim Pendleton, R (1, 8) OBP: 0.223, SLG: 0.265 | K | | HR 1B | | F9 | 6-3 | | | | 4 | 1 | 1 | 1 | 0 | 1 | 2 | New York Giants @ Milwaukee Braves Milwaukee County Stadium, Milwaukee, WI Sat Jul 24 1954, 4:33 AM EDT Att: 37,768 - Unknown | |
| Bill Bruton, L (7, 8) OBP: 0.337, SLG: 0.325 | | | 3-H | | | | | 1-2 2-H 1B | | 1 | 0 | 1 | 1 | 0 | 0 | | | |
| Danny O'Connell, R (1, 4) OBP: 0.318, SLG: 0.346 | FC3-6 1B | | F9 | | S | | G4-6-3 BB | F9 | 5 | 0 | 3 | 0 | 0 | 0 | 3 | | | |
| Eddie Mathews, L (1, 5) OBP: 0.393, SLG: 0.556 | FC3-6 1-2 | | 1-H HR | | | | G4-6-3 BB | | 2 | 1 | 1 | 2 | 2 | 0 | 1 | | | |
| Hank Aaron, R (1, 7) OBP: 0.312, SLG: 0.437 | F9 | | F7 | | F7 | | G4-6-3 1-2 2-3 | | 4 | 0 | 0 | 0 | 0 | 0 | 5 | | | |
| Joe Adcock, R (1, 3) OBP: 0.369, SLG: 0.512 | | F8 | | 6-3 | | E7 SH5-4 1B | 5-3 | | 4 | 1 | 1 | 0 | 0 | 0 | 1 | | | |
| Andy Pafko, R (1, 9) OBP: 0.330, SLG: 0.423 | | CS BB | | | | SH5-4 2-3 | | F9 | 2 | 0 | 1 | 0 | 1 | 0 | 0 | | | |
| Johnny Logan, R (1, 6) OBP: 0.333, SLG: 0.389 | K | | | F8 | | K | 6-3 | | 4 | 0 | 0 | 0 | 0 | 2 | 3 | | | |
| Del Crandall, R (1, 2) OBP: 0.304, SLG: 0.418 | | | 1B 3B | FC6-4 1-2 | | 1B IBB | BB 1B | | 3 | 2 | 2 | 0 | 1 | 0 | 1 | | | |
| Warren Spahn, L (1, 1) OBP: 0.344, SLG: 0.404 | | | F8 | | F2 | | 1-3 3-H 1B | 1B | 3 | 0 | 1 | 1 | 1 | 0 | 1 | | | |
| Inning Stats | R: 0 E: 0 K: 1 S: 6 | H: 1 LOB: 1 BB: 0 P: 6 | R: 0 E: 0 K: 1 S: 4 | H: 0 LOB: 1 BB: 1 P: 8 | R: 3 E: 0 K: 0 S: 6 | H: 3 LOB: 0 BB: 0 P: 6 | R: 0 E: 0 K: 0 S: 4 | H: 1 LOB: 1 BB: 0 P: 4 | R: 0 E: 0 K: 1 S: 7 | H: 1 LOB: 2 BB: 1 P: 8 | R: 1 E: 1 K: 0 S: 3 | H: 2 LOB: 2 BB: 1 P: 11 | R: 0 E: 0 K: 0 S: 5 | H: 2 LOB: 2 BB: 1 P: 9 | 1B: 8 2B: 2 3B: 1 HR: 1 | SF: 0 SAC: 1 DP: 2 HBP: 0 | WP: 0 PB: 0 CS: 1 | PA: 38 |
| PITCHER Don Liddle, L (1, 1) ERA: 2.57 Ramon Monzant, R (7, 1) ERA: 4.7 Al Corwin, R (7, 1) ERA: 3.68 Marv Grissom, R (8, 1) ERA: 2.03 | IP: 6.0 WLS: L BF: 28 H: 8 R: 4 ER: 4 SO: 3 BB: 2 IBB: 0 HBP: 0 BLK: 0 WP: 0 HR: 1 S: 31 P: 43 ERA: 6.00 WHIP: 1.667 | | | | | | | | | | | | | | | PITCHER | | |

| Batter | 1 | 2 | 3 | 4 | 5 | 6 | 7 | 8 | 9 | AB | R | H | RBI | BB | SO | LOB | TOP | | | | | | | | | | | | | | | | |
|---|---|---------------------------------|------------------------------|---------------------------------|------------------------------|----------------------------------|------------------------------|----------------------------------|------------------------------|---------------------------------|------------------------------|---------------------------------|------------------------------|---------------------------------|------------------------------|---------------------------------|---|---------------------------------|----------------------------------|------------------------------------|----------------------------------|--------|--|--|--|--|--|--|--|--|--|--|--|
| Whitey Lockman, L (1,3) OBP: 0.329, SLG: 0.414 | E7 1B | | 2B 1B | G6-4-3 BB | | | 1B 1B | E3 | | 4 | 2 | 3 | 0 | 1 | 0 | 1 | New York Giants @ Milwaukee Braves Milwaukee County Stadium, Milwaukee, WI Sun Jul 25 1954, 4:33 AM EDT Att: 44,279 - Unknown livebaseballscorecards.com | | | | | | | | | | | | | | | | |
| Alvin Dark, R (1,6) OBP: 0.312, SLG: 0.417 | K | | F8 | G6-4-3 | | | 1B 1B | F9 | | 5 | 0 | 1 | 0 | 0 | 1 | 8 | | | | | | | | | | | | | | | | | |
| Don Mueller, L (1,9) OBP: 0.357, SLG: 0.437 | F8 | | 1B 2B | | F8 | | F5 | | 4-3 | 5 | 1 | 1 | 1 | 0 | 0 | 3 | | | | | | | | | | | | | | | | | |
| Hank Thompson, L (1,5) OBP: 0.373, SLG: 0.440 | F9 | | FC4 1B | | 4-3 | | F9 | | F2 | 5 | 0 | 1 | 2 | 0 | 0 | 3 | | | | | | | | | | | | | | | | | |
| Willie Mays, R (1,8) | K | | FC4 1B | | 6-3 | | FC6-4 1B | | F4 | 5 | 0 | 1 | 1 | 0 | 1 | 1 | | | | | | | | | | | | | | | | | |
| Monte Irvin, R (1,7) OBP: 0.387, SLG: 0.488 | 5-3 | | | 1B 1B | | | F8 FC6-4 | | | 3 | 1 | 0 | 0 | 1 | 0 | 2 | | | | | | | | | | | | | | | | | |
| Davey Williams, R (1,4) OBP: 0.294, SLG: 0.341 | 6-3 | | | SH5-4 1B | | | F9 | | F6 | 4 | 0 | 1 | 0 | 0 | 0 | 0 | | | | | | | | | | | | | | | | | |
| Wes Westrum, R (1,2) OBP: 0.319, SLG: 0.343 | | | | 1B 2B | | | | | | 2 | 1 | 2 | 1 | 1 | 0 | 0 | | | | | | | | | | | | | | | | | |
| Dusty Rhodes, L (8, PH) OBP: 0.481, SLG: 0.735 | | | | SH5-4 1B | | | | | | 0 | 0 | 0 | 0 | 1 | 0 | 0 | | | | | | | | | | | | | | | | | |
| Ray Katt, R (8,2) OBP: 0.330, SLG: 0.383 | | | | 1B 2B | | | | | | 0 | 0 | 0 | 0 | 0 | 0 | 0 | | | | | | | | | | | | | | | | | |
| Johnny Antonelli, L (1,1) OBP: 0.188, SLG: 0.254 | | | | F9 | | | | | | 1 | 0 | 0 | 0 | 0 | 0 | 1 | | | | | | | | | | | | | | | | | |
| Jim Hearn, R (4,1) OBP: 0.250, SLG: 0.250 | | | | SH5-4 | | | | | | 1 | 0 | 0 | 0 | 0 | 0 | 1 | | | | | | | | | | | | | | | | | |
| Ruben Gomez, R (6,1) OBP: 0.178, SLG: 0.178 | | | | F9 | | | | | | 0 | 0 | 0 | 0 | 0 | 0 | 0 | | | | | | | | | | | | | | | | | |
| Bill Taylor, L (8, PH) OBP: 0.260, SLG: 0.289 | | | | SH5-4 | | | | | | 1 | 0 | 0 | 0 | 0 | 0 | 1 | | | | | | | | | | | | | | | | | |
| Windy McCall, L (8,1) OBP: 0.260, SLG: 0.289 | | | | 1-2 2-3 | | | | | | 0 | 0 | 0 | 0 | 0 | 0 | 0 | | | | | | | | | | | | | | | | | |
| Inning Stats | R: 0 E: 1 K: 1 S: 6 | H: 1 LOB: 1 BB: 0 P: 6 | R: 0 E: 0 K: 1 S: 5 | H: 0 LOB: 0 BB: 0 P: 5 | R: 3 E: 0 K: 0 S: 6 | H: 3 LOB: 1 BB: 1 P: 10 | R: 1 E: 0 K: 0 S: 4 | H: 2 LOB: 2 BB: 2 P: 12 | R: 0 E: 0 K: 0 S: 3 | H: 0 LOB: 0 BB: 0 P: 3 | R: 0 E: 0 K: 1 S: 6 | H: 1 LOB: 1 BB: 0 P: 6 | R: 1 E: 0 K: 0 S: 6 | H: 3 LOB: 2 BB: 0 P: 6 | R: 0 E: 1 K: 0 S: 4 | H: 0 LOB: 2 BB: 1 P: 8 | R: 0 E: 0 K: 0 S: 3 | H: 0 LOB: 0 BB: 0 P: 3 | 1B: 9 2B: 1 3B: 0 HR: 0 | SF: 0 SAC: 1 DP: 1 HBP: 0 | WP: 0 PB: 0 SB: 0 CS: 0 | PA: 41 | | | | | | | | | | | |
| PITCHER | IP WLS BF H R ER SO BB IBB HBP BLK WP HR S P ERA WHIP | | | | | | | | | | | | | | | | | | | | | | | | | | | | | | | | |
| Jim Wilson, R (1,1) ERA: 3.28 | 3.0 | 17 | 6 | 4 | 4 | 2 | 2 | 0 | 0 | 0 | 0 | 0 | 0 | 19 | 27 | 12.00 | 2.667 | | | | | | | | | | | | | | | | |
| Chet Nichols, L (4,1) ERA: 3.89 | 1.0 | 3 | 0 | 0 | 0 | 0 | 1 | 0 | 0 | 0 | 0 | 0 | 0 | 2 | 6 | 0.00 | 1.000 | | | | | | | | | | | | | | | | |
| Dave Jolly, R (5,1) ERA: 1.47 | 5.0 | W | 21 | 4 | 1 | 1 | 1 | 1 | 0 | 0 | 0 | 0 | 0 | 22 | 26 | 1.80 | 1.000 | | | | | | | | | | | | | | | | |

| Batter | 1 | 2 | 3 | 4 | 5 | 6 | 7 | 8 | 9 | AB | R | H | RBI | BB | SO | LOB | BOTTOM | | | | | | | | | | | | | | | | |
|--|---|---------------------------------|------------------------------|---------------------------------|------------------------------|----------------------------------|------------------------------|---------------------------------|------------------------------|---------------------------------|------------------------------|---------------------------------|------------------------------|----------------------------------|------------------------------|---------------------------------|---|------------------------------------|----------------------------------|--------|--|--|--|--|--|--|--|--|--|--|--|--|--|
| Jim Pendleton, R (1,8) OBP: 0.228, SLG: 0.269 | F8 | | BB BB | 5-3 1B | | G6-3 | | S SF8 | | 2 | 0 | 1 | 0 | 0 | 0 | 0 | New York Giants @ Milwaukee Braves Milwaukee County Stadium, Milwaukee, WI Sun Jul 25 1954, 4:33 AM EDT Att: 44,279 - Unknown livebaseballscorecards.com | | | | | | | | | | | | | | | | |
| Bill Bruton, L (5, PH) OBP: 0.340, SLG: 0.331 | | | 1-2 1B | | | 1-2 1B | | | | 3 | 1 | 2 | 0 | 0 | 0 | 2 | | | | | | | | | | | | | | | | | |
| Danny O'Connell, R (1,4) OBP: 0.316, SLG: 0.344 | 1-3 | | FC5 BB | | 5-3 | | K | SF8 | | 3 | 0 | 0 | 1 | 1 | 1 | 1 | | | | | | | | | | | | | | | | | |
| Eddie Mathews, L (1,5) OBP: 0.396, SLG: 0.554 | 6-3 | | 1-2 2-3 3-H | | G6-4-3 BB | | E8 1B 1B | K | | 3 | 1 | 1 | 1 | 2 | 1 | 0 | | | | | | | | | | | | | | | | | |
| Hank Aaron, R (1,7) OBP: 0.311, SLG: 0.435 | 5-3 | | FC5 | | G6-4-3 | | 1B 1B | | | 4 | 1 | 1 | 0 | 0 | 0 | 5 | | | | | | | | | | | | | | | | | |
| Joe Adcock, R (1,3) OBP: 0.370, SLG: 0.509 | K | | | | F5 | | 1B 1B | 1B | | 2 | 1 | 0 | 0 | 2 | 1 | 0 | | | | | | | | | | | | | | | | | |
| Andy Pafko, R (1,9) OBP: 0.335, SLG: 0.436 | F9 | | | | HR | | 1B 1B | 1B | | 4 | 2 | 3 | 3 | 0 | 0 | 0 | | | | | | | | | | | | | | | | | |
| Johnny Logan, R (1,6) OBP: 0.335, SLG: 0.389 | | | 6-3 | | 1B BB | | FC3-6 1B | F5 | | 3 | 0 | 1 | 1 | 1 | 0 | 2 | | | | | | | | | | | | | | | | | |
| Del Crandall, R (1,2) OBP: 0.311, SLG: 0.423 | | | BB BB | | G5-4-3 1B | | FC3-6 1B | F5 | | 4 | 1 | 3 | 1 | 0 | 0 | 2 | | | | | | | | | | | | | | | | | |
| Jim Wilson, R (1,1) OBP: 0.241, SLG: 0.286 | | | | | F4 | | FC3-6 | | | 1 | 0 | 0 | 0 | 0 | 0 | 1 | | | | | | | | | | | | | | | | | |
| Chet Nichols, S (4,1) ERA: 2.27 | | | | | G5-4-3 | | G6-3 | | | 0 | 0 | 0 | 0 | 0 | 0 | 0 | | | | | | | | | | | | | | | | | |
| Bobby Thomson, R (4, PH) OBP: 0.667, SLG: 0.660 | | | | | | | | | | 1 | 0 | 0 | 0 | 0 | 0 | 2 | | | | | | | | | | | | | | | | | |
| Dave Jolly, R (5,1) OBP: 0.450, SLG: 0.632 | | | | | 1-2 2-3 | | | | | 2 | 0 | 0 | 0 | 0 | 1 | 2 | | | | | | | | | | | | | | | | | |
| Inning Stats | R: 0 E: 0 K: 0 S: 3 | H: 0 LOB: 0 BB: 0 P: 3 | R: 0 E: 0 K: 1 S: 5 | H: 0 LOB: 0 BB: 0 P: 5 | R: 1 E: 0 K: 0 S: 5 | H: 2 LOB: 3 BB: 2 P: 13 | R: 1 E: 0 K: 0 S: 4 | H: 2 LOB: 1 BB: 1 P: 8 | R: 0 E: 0 K: 0 S: 3 | H: 1 LOB: 1 BB: 1 P: 7 | R: 2 E: 0 K: 0 S: 5 | H: 3 LOB: 1 BB: 1 P: 9 | R: 2 E: 1 K: 1 S: 8 | H: 3 LOB: 2 BB: 1 P: 12 | R: 1 E: 0 K: 2 S: 8 | H: 1 LOB: 0 BB: 0 P: 8 | 1B: 10 2B: 1 3B: 0 HR: 1 | SF: 1 SAC: 0 DP: 3 HBP: 0 | WP: 0 PB: 0 SB: 1 CS: 0 | PA: 39 | | | | | | | | | | | | | |
| PITCHER | IP WLS BF H R ER SO BB IBB HBP BLK WP HR S P ERA WHIP | | | | | | | | | | | | | | | | | | | | | | | | | | | | | | | | |
| Johnny Antonelli, L (1,1) ERA: 2.27 | 3.1 | 17 | 4 | 2 | 2 | 1 | 3 | 0 | 0 | 0 | 0 | 0 | 6 | 14 | 10.80 | 3.000 | | | | | | | | | | | | | | | | | |
| Jim Hearn, R (4,1) ERA: 4.18 | 1.2 | 8 | 3 | 2 | 2 | 0 | 2 | 0 | 0 | 0 | 0 | 0 | 11 | 15 | 9.00 | 2.000 | | | | | | | | | | | | | | | | | |
| Ruben Gomez, R (6,1) ERA: 3.27 | 2.0 | L | 10 | 4 | 2 | 2 | 1 | 0 | 1 | 0 | 0 | 0 | 0 | 8 | 8 | 9.00 | 1.000 | | | | | | | | | | | | | | | | |
| Windy McCall, L (8,1) ERA: 3.15 | 1.0 | 4 | 1 | 1 | 1 | 2 | 0 | 0 | 0 | 0 | 0 | 0 | 8 | 8 | 9.00 | 1.000 | | | | | | | | | | | | | | | | | |




| Batter | 1 | 2 | 3 | 4 | 5 | 6 | 7 | 8 | 9 | AB | R | H | RBI | BB | SO | LOB | TOP | | | | | | | | | | | | | | | | | | |
|---|----|-----|----|---|---|----|----|----|-----|-----|-----|----|-----|----|----|-----|--|--|----|-----|----|---|---|----|----|----|-----|-----|-----|----|----|---|---|-----|------|
| Bill Bruton, L (1, 8) OBP: 0.341, SLG: 0.339 | | | | | | | | | | 0 | 0 | 0 | 0 | 0 | 0 | 0 | Milwaukee Braves @ Pittsburgh Pirates Forbes Field, Pittsburgh, PA Wed Jul 28 1954, 3:33 AM EDT Att: 6,728 - Unknown livebaseballscorecards.com | | | | | | | | | | | | | | | | | | |
| Danny O'Connell, R (1, 4) OBP: 0.314, SLG: 0.341 | | | | | | | | | | 0 | 0 | 0 | 0 | 0 | 0 | 0 | | | | | | | | | | | | | | | | | | | |
| Eddie Mathews, L (1, 5) OBP: 0.399, SLG: 0.555 | | | | | | | | | | 0 | 0 | 0 | 0 | 0 | 0 | 0 | | | | | | | | | | | | | | | | | | | |
| Hank Aaron, R (1, 7) OBP: 0.311, SLG: 0.433 | | | | | | | | | | 0 | 0 | 0 | 0 | 0 | 0 | 0 | | | | | | | | | | | | | | | | | | | |
| Joe Adcock, R (1, 3) OBP: 0.369, SLG: 0.509 | | | | | | | | | | 0 | 0 | 0 | 0 | 0 | 0 | 0 | | | | | | | | | | | | | | | | | | | |
| Andy Pafo, R (1, 9) OBP: 0.337, SLG: 0.440 | | | | | | | | | | 0 | 0 | 0 | 0 | 0 | 0 | 0 | | | | | | | | | | | | | | | | | | | |
| Johnny Logan, R (1, 6) OBP: 0.334, SLG: 0.387 | | | | | | | | | | 0 | 0 | 0 | 0 | 0 | 0 | 0 | | | | | | | | | | | | | | | | | | | |
| Del Crandall, R (1, 2) OBP: 0.306, SLG: 0.416 | | | | | | | | | | 0 | 0 | 0 | 0 | 0 | 0 | 0 | | | | | | | | | | | | | | | | | | | |
| Lew Burdette, R (1, 1) OBP: 0.143, SLG: 0.111 | | | | | | | | | | 0 | 0 | 0 | 0 | 0 | 0 | 0 |  | | | | | | | | | | | | | | | | | | |
| Inning Stats | | | | | | | | | | | | | | | | | 1B: 0 SF: 0 2B: 0 SAC: 0 3B: 0 DP: 0 HR: 0 HBP: 0 | WP: 0 PA: 0 FB: 0 SB: 0 CS: 0 | | | | | | | | | | | | | | | | | |
| PITCHER Dick Littlefield, L (1, 1) ERA: 3.23 | IP | WLS | BF | H | R | ER | SO | BB | IBB | HBP | BLK | WP | HR | S | P | ERA | WHIP | PITCHER | IP | WLS | BF | H | R | ER | SO | BB | IBB | HBP | BLK | WP | HR | S | P | ERA | WHIP |

| Batter | 1 | 2 | 3 | 4 | 5 | 6 | 7 | 8 | 9 | AB | R | H | RBI | BB | SO | LOB | BOTTOM | | | | | | | | | | | | | | | | | | |
|---|----|-----|----|---|---|----|----|----|-----|-----|-----|----|-----|----|----|-----|--|--|----|-----|----|---|---|----|----|----|-----|-----|-----|----|----|---|---|-----|------|
| Curt Roberts, R (1, 4) OBP: 0.281, SLG: 0.287 | | | | | | | | | | 0 | 0 | 0 | 0 | 0 | 0 | 0 | Milwaukee Braves @ Pittsburgh Pirates Forbes Field, Pittsburgh, PA Wed Jul 28 1954, 3:33 AM EDT Att: 6,728 - Unknown livebaseballscorecards.com | | | | | | | | | | | | | | | | | | |
| Bob Skinner, L (1, 3) OBP: 0.334, SLG: 0.401 | | | | | | | | | | 0 | 0 | 0 | 0 | 0 | 0 | 0 | | | | | | | | | | | | | | | | | | | |
| Preston Ward, L (1, 9) OBP: 0.331, SLG: 0.348 ERA: 3.23 | | | | | | | | | | 0 | 0 | 0 | 0 | 0 | 0 | 0 | | | | | | | | | | | | | | | | | | | |
| Frank Thomas, R (1, 8) OBP: 0.374, SLG: 0.495 | | | | | | | | | | 0 | 0 | 0 | 0 | 0 | 0 | 0 | | | | | | | | | | | | | | | | | | | |
| Jerry Lynch, L (1, 7) OBP: 0.279, SLG: 0.376 | | | | | | | | | | 0 | 0 | 0 | 0 | 0 | 0 | 0 | | | | | | | | | | | | | | | | | | | |
| Toby Atwell, L (1, 2) OBP: 0.422, SLG: 0.406 | | | | | | | | | | 0 | 0 | 0 | 0 | 0 | 0 | 0 | | | | | | | | | | | | | | | | | | | |
| Dick Cole, R (1, 6) OBP: 0.336, SLG: 0.353 | | | | | | | | | | 0 | 0 | 0 | 0 | 0 | 0 | 0 | | | | | | | | | | | | | | | | | | | |
| Vic Janowicz, R (1, 5) OBP: 0.240, SLG: 0.194 | | | | | | | | | | 0 | 0 | 0 | 0 | 0 | 0 | 0 | | | | | | | | | | | | | | | | | | | |
| Dick Littlefield, L (1, 1) OBP: 0.167, SLG: 0.182 | | | | | | | | | | 0 | 0 | 0 | 0 | 0 | 0 | 0 |  | | | | | | | | | | | | | | | | | | |
| Inning Stats | | | | | | | | | | | | | | | | | 1B: 0 SF: 0 2B: 0 SAC: 0 3B: 0 DP: 0 HR: 0 HBP: 0 | WP: 0 PA: 0 FB: 0 SB: 0 CS: 0 | | | | | | | | | | | | | | | | | |
| PITCHER Lew Burdette, R (1, 1) ERA: 2.71 | IP | WLS | BF | H | R | ER | SO | BB | IBB | HBP | BLK | WP | HR | S | P | ERA | WHIP | PITCHER | IP | WLS | BF | H | R | ER | SO | BB | IBB | HBP | BLK | WP | HR | S | P | ERA | WHIP |

| Batter | 1 | 2 | 3 | 4 | 5 | 6 | 7 | 8 | 9 | 10 | AB | R | H | RBI | BB | SO | LOB | TOP | |
|--|--|--|--|--|--|--|--|--|--|--|--|--|--|--|--|--|--|--|-----------------|
| Bill Bruton, L OBP: 0.344, SLG: 0.340 (1, 8) | F7 | | 4-3 S BB | | F9 S 1B | | F2 | | FC6-4 1B | K | 5 | 0 | 2 | 1 | 1 | 1 | 2 | Milwaukee Braves @ Pittsburgh Pirates Forbes Field, Pittsburgh, PA Thu Jul 29 1954, 3:33 AM EDT Att: 2,259 - Unknown | |
| Danny O'Connell, R OBP: 0.318, SLG: 0.354 (1, 4) | 1B 1B | | 4-3 | | K | | CS 2B | | FC6-4 1B | | 5 | 1 | 2 | 0 | 0 | 1 | 4 | | |
| Eddie Mathews, L OBP: 0.402, SLG: 0.549 (1, 5) | 1B 1B | | 4-3 | | F9 | | CS BB | | F7 | | 4 | 1 | 1 | 0 | 1 | 0 | 4 | | |
| Hank Aaron, R OBP: 0.318, SLG: 0.449 (1, 7) | 1B G3-2 1B | | | | 6-3 | | CS | | K | | 4 | 1 | 2 | 2 | 1 | 1 | 1 | | |
| Joe Adcock, R OBP: 0.368, SLG: 0.506 (1, 3) | 1B | | | | | | F7 | | F8 | | 4 | 0 | 1 | 1 | 1 | 0 | 0 | | |
| Andy Patko, R OBP: 0.336, SLG: 0.433 (1, 9) | G3-2 1B | | | | F9 | | 4-3 | | P4 | | 5 | 1 | 1 | 0 | 0 | 0 | 5 | | |
| Johnny Logan, R OBP: 0.336, SLG: 0.384 (1, 6) | | | | | 6-3 | | | | | 1B SH3-4 1B | 4 | 1 | 2 | 0 | 1 | 0 | 0 | | |
| Del Crandall, R OBP: 0.311, SLG: 0.417 (1, 2) | | | | | 5-3 | | F7 | | SH3-4 | 1B | 3 | 0 | 1 | 1 | 1 | 0 | 1 | | |
| Warren Spahn, L OBP: 0.233, SLG: 0.190 (7, 9) | | | | | 4-3 | | | | | 2B 1B | 2 | 0 | 0 | 0 | 0 | 0 | 1 | | |
| George Metkovich, L OBP: 0.241, SLG: 0.199 (7, 1) | | | | | | | | | | 1B | 1 | 0 | 0 | 0 | 0 | 0 | 0 | | |
| Ernie Johnson, R OBP: 0.242, SLG: 0.209 (7, 1) | | | | | | | | | | | 0 | 0 | 0 | 0 | 0 | 0 | 0 | | |
| Charlie White, L OBP: 0.232, SLG: 0.241 (6, 9) | | | | | | | | | | | 1 | 0 | 0 | 0 | 0 | 0 | 0 | | |
| Jim Pendleton, R OBP: 0.232, SLG: 0.209 (6, 9) | | | | | | | | | | | 0 | 0 | 0 | 0 | 0 | 0 | 0 | | |
| Chet Nichols, L OBP: 0.115, SLG: 0.115 (6, 1) | | | | | | | | | | | 1 | 0 | 0 | 0 | 0 | 0 | 2 | | |
| Inning Stats | R: 2 E: 0 K: 0 S: 6 | H: 4 LOB: 1 BB: 0 P: 6 | R: 0 E: 0 K: 0 S: 2 | H: 0 LOB: 0 BB: 1 P: 6 | R: 0 E: 0 K: 0 S: 3 | H: 0 LOB: 0 BB: 3 P: 15 | R: 0 E: 0 K: 1 S: 6 | H: 1 LOB: 1 BB: 0 P: 6 | R: 0 E: 0 K: 0 S: 3 | H: 0 LOB: 1 BB: 1 P: 7 | R: 0 E: 0 K: 1 S: 5 | H: 0 LOB: 0 BB: 0 P: 5 | R: 1 E: 0 K: 0 S: 6 | H: 3 LOB: 2 BB: 0 P: 6 | R: 2 E: 0 K: 1 S: 9 | H: 4 LOB: 2 BB: 0 P: 9 | 1B: 10 2B: 3 3B: 0 HR: 1 | SF: 0 SAC: 1 DP: 2 HBP: 0 | WP: 0 PA: 47 |
| PITCHER | IP WLS BF H R ER SO ERA WHIP | IP WLS BF H R ER SO ERA WHIP | IP WLS BF H R ER SO ERA WHIP | IP WLS BF H R ER SO ERA WHIP | IP WLS BF H R ER SO ERA WHIP | IP WLS BF H R ER SO ERA WHIP | IP WLS BF H R ER SO ERA WHIP | IP WLS BF H R ER SO ERA WHIP | IP WLS BF H R ER SO ERA WHIP | IP WLS BF H R ER SO ERA WHIP | IP WLS BF H R ER SO ERA WHIP | IP WLS BF H R ER SO ERA WHIP | IP WLS BF H R ER SO ERA WHIP | IP WLS BF H R ER SO ERA WHIP | IP WLS BF H R ER SO ERA WHIP | IP WLS BF H R ER SO ERA WHIP | IP WLS BF H R ER SO ERA WHIP | IP WLS BF H R ER SO ERA WHIP | |
| Bob Friend, R ERA: 5.45 (1, 1) | 8.1 | 37 | 9 | 3 | 3 | 2 | 6 | 0 | 0 | 0 | 0 | 0 | 0 | 0 | 0 | 0 | 0 | 3.24 | 1.800 |
| Johnny Hetki, R ERA: 5.96 (9, 1) | 1.2 | 9 | 4 | 2 | 2 | 1 | 0 | 0 | 0 | 0 | 0 | 0 | 0 | 0 | 0 | 0 | 0 | 10.80 | 2.400 |

| Batter | 1 | 2 | 3 | 4 | 5 | 6 | 7 | 8 | 9 | 10 | AB | R | H | RBI | BB | SO | LOB | BOTTOM | |
|--|--|--|--|--|--|--|--|--|--|--|--|--|--|--|--|--|--|--|-----------------|
| Curt Roberts, R OBP: 0.276, SLG: 0.282 (1, 4) | F7 | | L7 | | | FC6-4 1B | | K | | | 5 | 0 | 1 | 0 | 0 | 1 | 1 | Milwaukee Braves @ Pittsburgh Pirates Forbes Field, Pittsburgh, PA Thu Jul 29 1954, 3:33 AM EDT Att: 2,259 - Unknown | |
| Eddie Pellagrini, R OBP: 0.269, SLG: 0.239 (1, 5) | FC4-6 1B | | 5-3 | | FC6-4 1B FC5-2 | | F3 | | K | | 5 | 1 | 1 | 1 | 0 | 1 | 2 | | |
| Bob Skinner, L OBP: 0.334, SLG: 0.410 (1, 3) | FC4-6 BB | | | | F8 FC5-2 1B | | BB 2B | | 4-3 | | 5 | 0 | 1 | 0 | 0 | 0 | 3 | | |
| Frank Thomas, R OBP: 0.376, SLG: 0.493 (1, 8) | FC6-4 BB | | | | 4-3 | | BB IBB | | 6-3 | | 3 | 0 | 1 | 1 | 2 | 0 | 0 | | |
| Sid Gordon, R OBP: 0.389, SLG: 0.356 (1, 9) | FC6-4 | | | | 1B 1B | | BB | | F8 | | 4 | 0 | 1 | 0 | 1 | 0 | 4 | | |
| Jack Sheppard, R OBP: 0.352, SLG: 0.321 (1, 2) | | | | | 1B | | BB | | K | | 4 | 1 | 1 | 0 | 1 | 2 | 3 | | |
| Dick Cole, R OBP: 0.328, SLG: 0.343 (1, 6) | | | | | FC5-4 | | SH1-3 BB | | K | | 4 | 0 | 0 | 0 | 0 | 1 | 5 | | |
| Dick Hall, R OBP: 0.323, SLG: 0.333 (1, 7) | | | | | FC5-4 | | SH1-3 | | K | | 3 | 1 | 1 | 1 | 0 | 1 | 0 | | |
| Bob Friend, R OBP: 0.341, SLG: 0.333 (1, 1) | | | | | 1B FC6-4 1B | | SF8 | | 4-3 | | 4 | 0 | 2 | 0 | 0 | 1 | 0 | | |
| Johnny Hetki, R OBP: 0.250, SLG: 0.250 (9, 1) | | | | | FC6-4 1B FC5-2 1B | | 1B | | 5-3 | | 0 | 0 | 0 | 0 | 0 | 0 | 0 | | |
| Inning Stats | R: 0 E: 0 K: 0 S: 4 | H: 1 LOB: 2 BB: 1 P: 8 | R: 0 E: 0 K: 1 S: 5 | H: 0 LOB: 0 BB: 0 P: 5 | R: 0 E: 0 K: 1 S: 5 | H: 2 LOB: 2 BB: 0 P: 5 | R: 2 E: 0 K: 0 S: 7 | H: 4 LOB: 2 BB: 0 P: 7 | R: 1 E: 1 K: 0 S: 4 | H: 1 LOB: 1 BB: 1 P: 8 | R: 0 E: 0 K: 2 S: 8 | H: 1 LOB: 3 BB: 2 P: 16 | R: 0 E: 0 K: 1 S: 5 | H: 0 LOB: 0 BB: 0 P: 5 | R: 0 E: 0 K: 1 S: 5 | H: 0 LOB: 0 BB: 0 P: 5 | 1B: 8 2B: 1 3B: 0 HR: 0 | SF: 1 SAC: 1 DP: 0 HBP: 0 | WP: 0 PA: 43 |
| PITCHER | IP WLS BF H R ER SO ERA WHIP | IP WLS BF H R ER SO ERA WHIP | IP WLS BF H R ER SO ERA WHIP | IP WLS BF H R ER SO ERA WHIP | IP WLS BF H R ER SO ERA WHIP | IP WLS BF H R ER SO ERA WHIP | IP WLS BF H R ER SO ERA WHIP | IP WLS BF H R ER SO ERA WHIP | IP WLS BF H R ER SO ERA WHIP | IP WLS BF H R ER SO ERA WHIP | IP WLS BF H R ER SO ERA WHIP | IP WLS BF H R ER SO ERA WHIP | IP WLS BF H R ER SO ERA WHIP | IP WLS BF H R ER SO ERA WHIP | IP WLS BF H R ER SO ERA WHIP | IP WLS BF H R ER SO ERA WHIP | IP WLS BF H R ER SO ERA WHIP | IP WLS BF H R ER SO ERA WHIP | |
| Warren Spahn, L ERA: 3.47 (1, 1) | 6.0 | 28 | 8 | 3 | 3 | 2 | 2 | 0 | 0 | 0 | 0 | 0 | 0 | 0 | 0 | 0 | 0 | 4.50 | 1.667 |
| Ernie Johnson, R ERA: 3.35 (7, 1) | 2.0 | 9 | 1 | 0 | 0 | 3 | 1 | 1 | 0 | 0 | 0 | 0 | 0 | 0 | 0 | 0 | 0 | 0.00 | 1.000 |
| Chet Nichols, L ERA: 3.8 (9, 1) | 2.0 | W | 6 | 0 | 0 | 0 | 2 | 0 | 0 | 0 | 0 | 0 | 0 | 0 | 0 | 0 | 0 | 0.00 | 0.000 |



| Batter | 1 | 2 | 3 | 4 | 5 | 6 | 7 | 8 | 9 | AB R H RBI BB SO LOB | TOP | | | | | | | | | | | |
|---|---|----------------------------------|-------------------------------|----------------------------------|------------------------------|----------------------------------|-------------------------------|----------------------------------|------------------------------|----------------------------------|---|---|------------------------------|----------------------------------|------------------------------|----------------------------------|-------------------------------|----------------------------------|----------------------------------|------------------------------------|----------------------------------|--------|
| Bill Bruton, L OBP: 0.342, SLG: 0.338 (1,8) | | | | | | | | | | 5 1 1 1 0 2 2 | Milwaukee Braves @ Brooklyn Dodgers Ebbets Field, Brooklyn, NY Fri Jul 30 1954, 3:33 AM EDT Att: 19,617 - Unknown | | | | | | | | | | | |
| Danny O'Connell, R OBP: 0.319, SLG: 0.363 (1,4) | | | | | | | | | | 5 1 2 3 0 0 1 | | | | | | | | | | | | |
| Eddie Mathews, L OBP: 0.402, SLG: 0.544 (1,5) | | | | | | | | | | 3 1 0 0 2 2 1 | | | | | | | | | | | | |
| Hank Aaron, R OBP: 0.319, SLG: 0.449 (1,7) | | | | | | | | | | 5 1 2 0 0 0 1 | | | | | | | | | | | | |
| Joe Adcock, R OBP: 0.371, SLG: 0.518 (1,3) | | | | | | | | | | 5 1 3 3 0 1 3 | | | | | | | | | | | | |
| Andy Pafko, R OBP: 0.336, SLG: 0.433 (1,9) | | | | | | | | | | 4 1 2 0 0 2 2 | | | | | | | | | | | | |
| Johnny Logan, R OBP: 0.335, SLG: 0.388 (1,6) | | | | | | | | | | 4 1 1 1 0 3 2 | | | | | | | | | | | | |
| Del Crandall, R OBP: 0.313, SLG: 0.416 (1,2) | | | | | | | | | | 3 1 1 1 1 0 1 | | | | | | | | | | | | |
| Bob Buhl, R OBP: 0.111, SLG: 0.040 (1,1) | | | | | | | | | | 0 0 0 0 0 0 0 | | | | | | | | | | | | |
| Ernie Johnson, R OBP: 0.286, SLG: 0.286 (1,1) | | | | | | | | | | 2 1 1 0 0 1 0 | | | | | | | | | | | | |
| Inning Stats | R: 0 E: 0 K: 1 S: 9 | H: 0 LOB: 0 BB: 1 P: 18 | R: 0 E: 1 K: 2 S: 13 | H: 0 LOB: 1 BB: 0 P: 21 | R: 0 E: 0 K: 0 S: 6 | H: 0 LOB: 1 BB: 1 P: 11 | R: 4 E: 1 K: 0 S: 18 | H: 4 LOB: 1 BB: 1 P: 29 | R: 1 E: 0 K: 1 S: 8 | H: 2 LOB: 1 BB: 0 P: 14 | R: 4 E: 0 K: 2 S: 18 | H: 4 LOB: 0 BB: 0 P: 25 | R: 0 E: 0 K: 1 S: 9 | H: 1 LOB: 1 BB: 0 P: 14 | R: 0 E: 0 K: 2 S: 7 | H: 0 LOB: 0 BB: 0 P: 12 | R: 0 E: 0 K: 2 S: 17 | H: 2 LOB: 2 BB: 0 P: 28 | 1B: 9 2B: 2 3B: 1 HR: 2 | SF: 0 SAC: 2 DP: 1 HBP: 0 | WP: 0 PB: 0 SB: 0 CS: 1 | PA: 42 |
| PITCHER | IP WLS BF H R ER SO BB IBB HBP BLK WP HR S P ERA WHIP | | | | | | | | | | | IP WLS BF H R ER SO BB IBB HBP BLK WP HR S P ERA WHIP | | | | | | | | | | |
| Carl Erskine, R ERA: 3.75 (1,1) | 5.0 L 23 6 5 5 4 3 0 0 0 0 0 1 54 93 9.00 1.800 | | | | | | | | | | | IP WLS BF H R ER SO BB IBB HBP BLK WP HR S P ERA WHIP | | | | | | | | | | |
| Ben Wade, R ERA: 7.75 (6,1) | 2.0 10 5 4 4 3 0 0 0 0 0 1 27 39 18.00 2.500 | | | | | | | | | | | IP WLS BF H R ER SO BB IBB HBP BLK WP HR S P ERA WHIP | | | | | | | | | | |
| Pete Wojey, R ERA: 2.63 (8,1) | 2.0 8 2 0 0 4 0 0 0 0 0 0 24 40 0.00 1.000 | | | | | | | | | | | IP WLS BF H R ER SO BB IBB HBP BLK WP HR S P ERA WHIP | | | | | | | | | | |

| | |
|-----|----|
| AB | 36 |
| R | 9 |
| H | 13 |
| RBI | 9 |
| BB | 3 |
| SO | 11 |
| LOB | 13 |



| Batter | 1 | 2 | 3 | 4 | 5 | 6 | 7 | 8 | 9 | AB R H RBI BB SO LOB | BOTTOM | | | | | | | | | | | |
|---|---|----------------------------------|-------------------------------|----------------------------------|------------------------------|----------------------------------|------------------------------|---------------------------------|-------------------------------|----------------------------------|---|---|------------------------------|----------------------------------|------------------------------|---------------------------------|------------------------------|----------------------------------|----------------------------------|------------------------------------|----------------------------------|--------|
| Jim Gilliam, S OBP: 0.346, SLG: 0.421 (1,4) | | | | | | | | | | 4 0 0 0 0 0 2 | Milwaukee Braves @ Brooklyn Dodgers Ebbets Field, Brooklyn, NY Fri Jul 30 1954, 3:33 AM EDT Att: 19,617 - Unknown | | | | | | | | | | | |
| Pee Wee Reese, R OBP: 0.392, SLG: 0.458 (1,6) | | | | | | | | | | 2 1 1 0 2 0 0 | | | | | | | | | | | | |
| Duke Snider, L OBP: 0.444, SLG: 0.680 (1,8) | | | | | | | | | | 4 1 1 1 0 1 2 | | | | | | | | | | | | |
| Gil Hodges, R OBP: 0.375, SLG: 0.577 (1,3) | | | | | | | | | | 4 0 0 0 0 1 2 | | | | | | | | | | | | |
| Sandy Amoros, L OBP: 0.274, SLG: 0.416 (1,7) | | | | | | | | | | 4 1 2 0 0 0 1 | | | | | | | | | | | | |
| Jackie Robinson, R OBP: 0.414, SLG: 0.517 (1,5) | | | | | | | | | | 4 0 1 1 0 0 1 | | | | | | | | | | | | |
| Carl Furillo, R OBP: 0.354, SLG: 0.493 (1,9) | | | | | | | | | | 3 0 0 0 1 0 1 | | | | | | | | | | | | |
| Roy Campanella, R OBP: 0.266, SLG: 0.423 (1,2) | | | | | | | | | | 3 0 0 0 0 1 1 | | | | | | | | | | | | |
| Carl Erskine, R OBP: 0.185, SLG: 0.167 (1,1) | | | | | | | | | | 1 0 0 0 0 0 0 | | | | | | | | | | | | |
| Billy Cox, R OBP: 0.296, SLG: 0.316 (5,PH) | | | | | | | | | | 1 0 0 0 0 0 0 | | | | | | | | | | | | |
| Ben Wade, R OBP: 0.377, SLG: 0.474 (7,PH) | | | | | | | | | | 0 0 0 0 0 0 0 | | | | | | | | | | | | |
| Walt Moryn, L OBP: 0.377, SLG: 0.474 (7,PH) | | | | | | | | | | 1 0 1 0 0 0 0 | | | | | | | | | | | | |
| Pete Wojey, R ERA: 2.65 (8,1) | | | | | | | | | | 0 0 0 0 0 0 0 | | | | | | | | | | | | |
| Inning Stats | R: 3 E: 0 K: 1 S: 19 | H: 4 LOB: 1 BB: 0 P: 30 | R: 0 E: 0 K: 0 S: 10 | H: 0 LOB: 0 BB: 0 P: 15 | R: 0 E: 0 K: 0 S: 7 | H: 0 LOB: 1 BB: 1 P: 14 | R: 0 E: 0 K: 1 S: 6 | H: 0 LOB: 0 BB: 0 P: 9 | R: 0 E: 0 K: 0 S: 10 | H: 1 LOB: 1 BB: 1 P: 17 | R: 0 E: 0 K: 0 S: 5 | H: 1 LOB: 0 BB: 0 P: 7 | R: 0 E: 0 K: 0 S: 6 | H: 1 LOB: 1 BB: 1 P: 10 | R: 0 E: 0 K: 0 S: 6 | H: 0 LOB: 0 BB: 0 P: 9 | R: 0 E: 0 K: 0 S: 9 | H: 0 LOB: 0 BB: 0 P: 17 | 1B: 5 2B: 1 3B: 1 HR: 0 | SF: 0 SAC: 0 DP: 2 HBP: 0 | WP: 2 PB: 1 SB: 0 CS: 0 | PA: 34 |
| PITCHER | IP WLS BF H R ER SO BB IBB HBP BLK WP HR S P ERA WHIP | | | | | | | | | | | IP WLS BF H R ER SO BB IBB HBP BLK WP HR S P ERA WHIP | | | | | | | | | | |
| Bob Buhl, R ERA: 4.52 (1,1) | 0.2 W 28 2 0 0 2 3 0 0 0 0 0 0 60 101 0.00 0.600 | | | | | | | | | | | IP WLS BF H R ER SO BB IBB HBP BLK WP HR S P ERA WHIP | | | | | | | | | | |
| Ernie Johnson, R ERA: 2.65 (1,1) | 8.1 W 28 2 0 0 2 3 0 0 0 0 0 0 60 101 0.00 0.600 | | | | | | | | | | | IP WLS BF H R ER SO BB IBB HBP BLK WP HR S P ERA WHIP | | | | | | | | | | |




| Batter | 1 | 2 | 3 | 4 | 5 | 6 | 7 | 8 | 9 | AB | R | H | RBI | BB | SO | LOB | TOP | | | | | | | | |
|--|------------------------------|----------------------------------|-------------------------------|----------------------------------|-------------------------------|----------------------------------|------------------------------|---------------------------------|------------------------------|----------------------------------|------------------------------|----------------------------------|-------------------------------|----------------------------------|------------------------------|----------------------------------|---|----------------------------------|----------------------------------|------------------------------------|----------------------------------|--------|--|--|--|
| Bill Bruton, L OBP: 0.347, SLG: 0.353 (1.8) | F7 | 2B | | F9 | | 1B | | SH1-3 | 2B | 6 | 0 | 4 | 1 | 0 | 0 | 0 | Milwaukee Braves @ Brooklyn Dodgers Ebbets Field, Brooklyn, NY Sat Jul 31 1954, 3:33 AM EDT Att: 12,263 - Unknown | | | | | | | | |
| Danny O'Connell, R OBP: 0.315, SLG: 0.358 (1.4) | F7 | F7 | | 6-3 | | K | | SH1-3 | F9 | 5 | 0 | 0 | 0 | 0 | 1 | 3 | | | | | | | | | |
| Eddie Mathews, L OBP: 0.404, SLG: 0.562 (1.5) | HR | | | HR | | 1B | | K | | 4 | 3 | 2 | 2 | 1 | 1 | 2 | | | | | | | | | |
| Hank Aaron, R OBP: 0.320, SLG: 0.451 (1.7) | F7 | | | F9 | | HR | | CS | 5-3 | 5 | 2 | 2 | 0 | 0 | 0 | 1 | | | | | | | | | |
| Joe Adcock, R OBP: 0.379, SLG: 0.561 (1.3) | | HR | | 1B | | HR | | | | 5 | 5 | 5 | 7 | 0 | 0 | 0 | | | | | | | | | |
| Andy Paiko, R OBP: 0.342, SLG: 0.449 (1.9) | | | | HR | | HR | | HR | | 4 | 2 | 3 | 2 | 0 | 0 | 0 | | | | | | | | | |
| Jim Pendleton, R OBP: 0.226, SLG: 0.267 (7.9) | | 1B | | 1B | | F3 | | HR | E5 | 1 | 1 | 0 | 0 | 0 | 0 | 0 | | | | | | | | | |
| Johnny Logan, R OBP: 0.337, SLG: 0.389 (1.6) | | 2B | | 1B | | | | | 1B | 2 | 1 | 1 | 1 | 1 | 0 | 1 | | | | | | | | | |
| Roy Smalley, R OBP: 0.385, SLG: 0.583 (6.6) | | 1B | | F4 | | | | K | WP | 2 | 1 | 1 | 0 | 0 | 1 | 0 | | | | | | | | | |
| Del Crandall, R OBP: 0.309, SLG: 0.410 (1.2) | | | | K | | | | | 1B | 4 | 0 | 0 | 0 | 0 | 2 | 3 | | | | | | | | | |
| Sam Calderone, R OBP: 0.429, SLG: 0.458 (7.2) | | | | | | F2 | | K | | 1 | 0 | 1 | 0 | 0 | 0 | 0 | | | | | | | | | |
| Jim Wilson, R OBP: 0.233, SLG: 0.276 (1.1) | | 6-3 | | | | F7 | | 1-3 | | 1 | 0 | 0 | 0 | 0 | 0 | 1 | | | | | | | | | |
| Lew Burdette, R OBP: 0.145, SLG: 0.116 (2.1) | | | | | | F6 | | | G6-4-3 | 3 | 0 | 0 | 0 | 0 | 0 | 1 | | | | | | | | | |
| Bob Buhl, R OBP: 0.111, SLG: 0.040 (8.1) | | | | | | | | | | 0 | 0 | 0 | 0 | 0 | 0 | 0 | | | | | | | | | |
| Dave Jolly, R OBP: 0.455, SLG: 0.619 (8.1) | | | | | | | | | | 1 | 0 | 0 | 0 | 0 | 0 | 2 | | | | | | | | | |
| Inning Stats | R: 1 E: 0 K: 0 S: 7 | H: 1 LOB: 0 BB: 0 P: 11 | R: 3 E: 0 K: 0 S: 12 | H: 4 LOB: 1 BB: 0 P: 20 | R: 2 E: 0 K: 1 S: 13 | H: 3 LOB: 1 BB: 0 P: 17 | R: 0 E: 0 K: 0 S: 5 | H: 0 LOB: 0 BB: 0 P: 8 | R: 3 E: 0 K: 1 S: 8 | H: 2 LOB: 1 BB: 2 P: 22 | R: 0 E: 0 K: 1 S: 6 | H: 1 LOB: 0 BB: 0 P: 10 | R: 3 E: 0 K: 2 S: 14 | H: 3 LOB: 0 BB: 0 P: 20 | R: 0 E: 0 K: 1 S: 7 | H: 1 LOB: 1 BB: 0 P: 12 | R: 3 E: 1 K: 0 S: 13 | H: 4 LOB: 1 BB: 0 P: 25 | 1B: 6 2B: 6 3B: 0 HR: 7 | SF: 0 SAC: 1 DP: 1 HBP: 0 | WP: 1 PB: 0 SB: 0 CS: 1 | PA: 48 | | | |
| PITCHER | IP | WLS | BF | H | R | ER | SO | BB | IBB | HBP | BLK | WP | HR | S | P | ERA | WHIP | | | | | | | | |
| Don Newcombe, R ERA: 4.61 (1.1) | 1.0 | L | 7 | 4 | 4 | 4 | 0 | 0 | 0 | 0 | 0 | 0 | 2 | 12 | 19 | 36.00 | 4.000 | | | | | | | | |
| Clem Labine, R ERA: 3.35 (2.1) | 1.0 | | 4 | 1 | 0 | 0 | 0 | 0 | 0 | 0 | 0 | 0 | 0 | 7 | 12 | 0.00 | 1.000 | | | | | | | | |
| Erv Palica, R ERA: 4.81 (3.1) | 2.1 | | 14 | 5 | 5 | 5 | 1 | 2 | 0 | 0 | 0 | 0 | 2 | 24 | 42 | 19.29 | 3.000 | | | | | | | | |
| Pete Wojey, R ERA: 3.86 (5.1) | 2.2 | | 11 | 4 | 3 | 3 | 3 | 0 | 0 | 0 | 0 | 0 | 2 | 22 | 35 | 10.12 | 1.500 | | | | | | | | |
| Johnny Podres, L ERA: 4.12 (8.1) | 2.0 | | 11 | 5 | 3 | 1 | 1 | 0 | 0 | 0 | 0 | 1 | 1 | 20 | 37 | 4.50 | 2.500 | | | | | | | | |

AB 44
R 15
H 19
RBI 13
BB 2
SO 5
LOB 14



| Batter | 1 | 2 | 3 | 4 | 5 | 6 | 7 | 8 | 9 | AB | R | H | RBI | BB | SO | LOB | BOTTOM | | | | | | | | |
|--|------------------------------|---------------------------------|-------------------------------|----------------------------------|-------------------------------|----------------------------------|------------------------------|----------------------------------|------------------------------|----------------------------------|-------------------------------|----------------------------------|-------------------------------|----------------------------------|-------------------------------|----------------------------------|---|----------------------------------|-----------------------------------|------------------------------------|----------------------------------|--------|--|--|--|
| Jim Gilliam, S OBP: 0.353, SLG: 0.429 (1.4) | 1B | 2B | | FC5-4 | | 1B | | BB | | 4 | 1 | 4 | 0 | 1 | 0 | 0 | Milwaukee Braves @ Brooklyn Dodgers Ebbets Field, Brooklyn, NY Sat Jul 31 1954, 3:33 AM EDT Att: 12,263 - Unknown | | | | | | | | |
| Pee Wee Reese, R OBP: 0.392, SLG: 0.457 (1.6) | | | | BB | | | | 1B | | 3 | 0 | 1 | 0 | 0 | 0 | 2 | | | | | | | | | |
| Don Zimmer, R OBP: 0.267, SLG: 0.259 (6.6) | G5-4-3 | | | FC5-4 | | F2 | | 1B | | 1 | 0 | 0 | 0 | 1 | 0 | 2 | | | | | | | | | |
| Duke Snider, L OBP: 0.442, SLG: 0.675 (1.8) | | | | 1-3 | | F8 | | BB | | 4 | 0 | 1 | 1 | 0 | 1 | 4 | | | | | | | | | |
| George Shuba, L OBP: 0.254, SLG: 0.298 (8.7) | | | | | | F8 | | | | 1 | 0 | 0 | 0 | 0 | 0 | 3 | | | | | | | | | |
| Gil Hodges, R OBP: 0.373, SLG: 0.580 (1.3) | G5-4-3 | | | 4-3 | | | | | | 5 | 1 | 1 | 1 | 0 | 1 | 6 | | | | | | | | | |
| Sandy Amoros, L OBP: 0.290, SLG: 0.457 (8.8) | CS | | | L4 | | G3 | | 4-3 | | 5 | 2 | 3 | 0 | 0 | 0 | 0 | | | | | | | | | |
| Jackie Robinson, R OBP: 0.418, SLG: 0.517 (1.5) | | | | | | | | 1B | | 0 | 0 | 0 | 0 | 1 | 0 | 0 | | | | | | | | | |
| Don Hoak, R OBP: 0.315, SLG: 0.415 (6.5) | | | | FC1-4 | | HR | | 4-3 | | 2 | 1 | 1 | 2 | 0 | 0 | 1 | | | | | | | | | |
| Carl Furillo, R OBP: 0.355, SLG: 0.403 (1.9) | | | | FC1-4 | | 1-3 | | | | 5 | 1 | 2 | 1 | 0 | 1 | 1 | | | | | | | | | |
| Rube Walker, L OBP: 0.277, SLG: 0.307 (1.2) | | | | G3 | | | | HR | | 5 | 1 | 1 | 2 | 0 | 1 | 4 | | | | | | | | | |
| Don Newcombe, L OBP: 0.385, SLG: 0.534 (2.1) | | | | | | | | 1B | | 0 | 0 | 0 | 0 | 0 | 0 | 0 | | | | | | | | | |
| Walt Morin, L OBP: 0.277, SLG: 0.214 (2.1) | | | | | | | | 1B | | 1 | 0 | 0 | 0 | 0 | 0 | 3 | | | | | | | | | |
| Erv Palica, R OBP: 0.277, SLG: 0.214 (3.1) | | | | | | | | 1B | | 0 | 0 | 0 | 0 | 0 | 0 | 0 | | | | | | | | | |
| Pete Wojey, R OBP: 0.277, SLG: 0.214 (5.1) | | | | | | | | 1B | | 1 | 0 | 0 | 0 | 0 | 0 | 0 | | | | | | | | | |
| Johnny Podres, L OBP: 0.376, SLG: 0.541 (8.1) | | | | | | | | 1B | | 2 | 0 | 2 | 0 | 0 | 0 | 0 | | | | | | | | | |
| Inning Stats | R: 1 E: 0 K: 0 S: 6 | H: 3 LOB: 0 BB: 0 P: 9 | R: 0 E: 0 K: 1 S: 10 | H: 2 LOB: 2 BB: 0 P: 16 | R: 0 E: 0 K: 0 S: 10 | H: 0 LOB: 1 BB: 1 P: 18 | R: 0 E: 0 K: 0 S: 8 | H: 0 LOB: 1 BB: 1 P: 15 | R: 0 E: 0 K: 1 S: 7 | H: 1 LOB: 0 BB: 0 P: 10 | R: 1 E: 0 K: 1 S: 11 | H: 1 LOB: 0 BB: 0 P: 17 | R: 0 E: 0 K: 1 S: 13 | H: 2 LOB: 2 BB: 0 P: 17 | R: 4 E: 0 K: 0 S: 24 | H: 6 LOB: 3 BB: 1 P: 42 | R: 1 E: 0 K: 1 S: 14 | H: 1 LOB: 0 BB: 0 P: 20 | 1B: 10 2B: 2 3B: 1 HR: 3 | SF: 1 SAC: 0 DP: 2 HBP: 1 | WP: 0 PB: 0 SB: 0 CS: 1 | PA: 45 | | | |
| PITCHER | IP | WLS | BF | H | R | ER | SO | BB | IBB | HBP | BLK | WP | HR | S | P | ERA | WHIP | | | | | | | | |
| Jim Wilson, R ERA: 3.35 (1.1) | 1.0 | | 7 | 5 | 1 | 1 | 0 | 0 | 0 | 0 | 0 | 0 | 3 | 64 | 103 | 7.11 | 1.579 | | | | | | | | |
| Lew Burdette, R ERA: 3.02 (2.1) | 6.1 | W | 28 | 8 | 5 | 5 | 3 | 2 | 0 | 0 | 0 | 0 | 0 | 5 | 8 | ∞ | ∞ | | | | | | | | |
| Bob Buhl, R ERA: 4.52 (8.1) | 0.0 | | 2 | 2 | 0 | 0 | 0 | 0 | 0 | 0 | 0 | 0 | 0 | 5 | 8 | ∞ | ∞ | | | | | | | | |
| Dave Jolly, R ERA: 1.5 (8.1) | 1.2 | S | 7 | 1 | 1 | 1 | 1 | 1 | 0 | 0 | 0 | 0 | 0 | 23 | 37 | 5.40 | 1.200 | | | | | | | | |

AB 39
R 7
H 16
RBI 7
BB 3
SO 4
LOB 26



| Batter | 1 | 2 | 3 | 4 | 5 | 6 | 7 | 8 | 9 | AB | R | H | RBI | BB | SO | LOB | TOP | | | |
|---|---|----------------------------------|-------------------------------|----------------------------------|------------------------------|----------------------------------|-------------------------------|----------------------------------|-------------------------------|----------------------------------|------------------------------|----------------------------------|------------------------------|----------------------------------|------------------------------|----------------------------------|---|------------------------------------|----------------------------------|--------|
| Bill Bruton, L OBP: 0.352, SLG: 0.377 (1, 8) | 0-2 HR | 0-0 1B 3B | | 0-0 1B 3B | 4-2 1B HR BB | 2-1 F4 | | | 3-3 K | 5 | 4 | 3 | 1 | 1 | 1 | 0 | Milwaukee Braves @ Brooklyn Dodgers Ebbets Field, Brooklyn, NY Sun Aug 01 1954, 3:33 AM EDT Att: 14,268 - Unknown AB 44 R 14 H 19 RBI 14 BB 2 SO 2 LOB 16 | | | |
| Danny O'Connell, R OBP: 0.320, SLG: 0.363 (1, 4) | 2-0 FC6-4 1B | 2-2 3H 1B | | 2-1 2B 1B | 2-2 1-3 HR 1B | | 1-1 1-3 | | 0-0 F8 | 6 | 2 | 4 | 2 | 0 | 0 | 0 | | | | |
| Eddie Mathews, L OBP: 0.404, SLG: 0.571 (1, 5) | 1-2 F8 | 1-0 F8 | | 3-2 3H 2B | 1-0 1-3 HR | | 1-0 3-1 | | | 5 | 2 | 2 | 4 | 0 | 0 | 2 | | | | |
| Hank Aaron, R OBP: 0.316, SLG: 0.445 (1, 7) | 0-1 FC6-4 1-2 | 2-2 5-3 | | 1-1 6-3 | 1-0 3H F8 | | 3-2 F8 | | | 5 | 0 | 0 | 0 | 0 | 0 | 3 | | | | |
| Joe Adcock, R OBP: 0.340, SLG: 0.564 (4, PR) | 1-0 F8 | | 1-0 1B 2B | 1-1 3B HBP | 2-1 1B | | 2-0 G5-4-3 1B | | | 2 | 1 | 1 | 0 | 0 | 0 | 1 | | | | |
| George Metkovich, L OBP: 0.367, SLG: 0.379 (4, 3) | | | | | | | | | | 2 | 1 | 2 | 0 | 0 | 0 | 0 | | | | |
| Andy Pafo, R OBP: 0.346, SLG: 0.457 (8, PR) | | 1-0 1B HR | 1-3 K | 1-1 1B 3B | 1-0 F8 | | 0-0 G5-4-3 1B | | | 5 | 2 | 3 | 2 | 0 | 1 | 2 | | | | |
| Jim Pendleton, R OBP: 0.226, SLG: 0.267 (8, 9) | | | | 1-1 1B 3B | | | 1-2 1B | | | 0 | 0 | 0 | 0 | 0 | 0 | 0 | | | | |
| Johnny Logan, R OBP: 0.310, SLG: 0.390 (1, 6) | | 1-2 HR 1B | 2-2 G5-4-3 1B | 4-0 1B BB | 0-1 6-3 | | 2-1 G5-4-3 | | | 4 | 1 | 2 | 1 | 1 | 0 | 3 | | | | |
| Roy Smalley, R OBP: 0.385, SLG: 0.583 (8, 6) | | 1-2 HR 1B | 2-2 G5-4-3 1B | 1-1 BB | | | 1-2 2-3 | | | 0 | 0 | 0 | 0 | 0 | 0 | 0 | | | | |
| Del Crandall, R OBP: 0.310, SLG: 0.420 (1, 2) | | 0-0 HR | 1-0 G5-4-3 | 1-1 FC6-4 1B | | | 3-2 5-3 | | | 5 | 1 | 2 | 4 | 0 | 0 | 3 | | | | |
| Sam Calderone, R OBP: 0.429, SLG: 0.458 (9, 2) | | 1-2 2H HR | | 1-2 3H 1B | | | 0-1 F6 | | | 0 | 0 | 0 | 0 | 0 | 0 | 0 | | | | |
| Gene Conley, R OBP: 0.186, SLG: 0.203 (1, 1) | | 1-2 5-3 | | 0-1 F3 FC6-4 | | | 0-1 6-3 | | 1-2 6-3 | 5 | 0 | 0 | 0 | 0 | 0 | 2 | | | | |
| Inning Stats | R: 1 E: 0 K: 0 S: 10 | H: 2 LOB: 1 BB: 0 P: 14 | R: 4 E: 0 K: 0 S: 18 | H: 5 LOB: 1 BB: 0 P: 26 | R: 1 E: 0 K: 1 S: 8 | H: 2 LOB: 0 BB: 0 P: 13 | R: 5 E: 0 K: 0 S: 18 | H: 5 LOB: 2 BB: 1 P: 31 | R: 3 E: 0 K: 0 S: 12 | H: 3 LOB: 1 BB: 1 P: 23 | R: 0 E: 0 K: 0 S: 6 | H: 0 LOB: 0 BB: 0 P: 11 | R: 0 E: 0 K: 0 S: 8 | H: 2 LOB: 2 BB: 0 P: 15 | R: 0 E: 0 K: 1 S: 7 | H: 0 LOB: 0 BB: 0 P: 11 | 1B: 11 2B: 2 3B: 3 HR: 3 | SF: 0 SAC: 0 DP: 2 HBP: 1 | WP: 0 PB: 0 SB: 0 CS: 0 | PA: 47 |
| PITCHER | IP WLS BF H R ER SO BB IBB HBP BLK WP HR S P ERA WHIP | | | | | | | | | | | | | | | | | | | |
| Russ Meyer, R ERA: 4.09 (1, 1) | 2.0 L 14 8 6 6 0 0 0 0 0 0 0 2 29 42 27.00 4.000 | | | | | | | | | | | | | | | | | | | |
| Ben Wade, R ERA: 8.16 (3, 1) | 1.1 7 4 3 3 1 0 0 0 0 0 0 0 16 25 20.25 3.000 | | | | | | | | | | | | | | | | | | | |
| Clem Labine, R ERA: 3.97 (4, 1) | 0.2 9 4 5 5 0 2 0 0 1 0 0 0 1 15 30 67.50 9.000 | | | | | | | | | | | | | | | | | | | |
| Preacher Roe, L ERA: 4.37 (5, 1) | 3.0 10 1 0 0 0 0 0 0 0 0 0 0 18 29 0.00 0.333 | | | | | | | | | | | | | | | | | | | |
| Don Newcombe, R ERA: 4.53 (8, 1) | 2.0 7 2 0 0 1 0 0 0 0 0 0 0 15 26 0.00 1.000 | | | | | | | | | | | | | | | | | | | |

| Batter | 1 | 2 | 3 | 4 | 5 | 6 | 7 | 8 | 9 | AB | R | H | RBI | BB | SO | LOB | BOTTOM | | | | | |
|--|---|----------------------------------|-------------------------------|----------------------------------|------------------------------|----------------------------------|------------------------------|----------------------------------|-------------------------------|----------------------------------|------------------------------|----------------------------------|-------------------------------|----------------------------------|------------------------------|----------------------------------|---|----------------------------------|----------------------------------|------------------------------------|----------------------------------|--------|
| Jim Gilliam, S OBP: 0.356, SLG: 0.433 (1, 4) | 2-2 G3 | | 2-2 1B | | 0-0 1B 2B | | 0-0 HBP 1B | | 0-0 F3 | 5 | 1 | 3 | 0 | 0 | 0 | 1 | Milwaukee Braves @ Brooklyn Dodgers Ebbets Field, Brooklyn, NY Sun Aug 01 1954, 3:33 AM EDT Att: 14,268 - Unknown AB 34 R 6 H 10 RBI 6 BB 4 SO 4 LOB 14 | | | | | |
| Pee Wee Reese, R OBP: 0.394, SLG: 0.459 (1, 6) | 0-0 FC4-6 1B | | 3-2 F9 | | 3-2 2H 1B | | 2-3 K | | 2-3 K | 3 | 0 | 2 | 1 | 0 | 0 | 0 | | | | | | |
| Don Zimmer, R OBP: 0.250, SLG: 0.241 (7, 6) | | | | | | | | | 1-2 K | 2 | 0 | 0 | 0 | 0 | 2 | 3 | | | | | | |
| Duke Snider, L OBP: 0.442, SLG: 0.679 (1, 8) | 1-1 FC4-6 1-2 | | 2-1 L3 | | 1-1 4-3 | | 1-0 HBP | | 2-1 2H HR | 4 | 1 | 1 | 2 | 0 | 0 | 2 | | | | | | |
| Jackie Robinson, R OBP: 0.417, SLG: 0.527 (1, 5) | 3-2 4-3 | | | | 3-1 HR | | 2-3 K | | 0-1 F4 | 3 | 1 | 1 | 1 | 0 | 1 | 1 | | | | | | |
| Don Hoak, R OBP: 0.312, SLG: 0.411 (7, 5) | | | | | | | | | | 2 | 0 | 0 | 0 | 0 | 1 | 3 | | | | | | |
| Sandy Amoros, L OBP: 0.298, SLG: 0.448 (1, 7) | | 4-2 HR BB | | 2-1 4-3 | | 0-1 G3 | | 4-1 F8 SH1-3 BB | | 2 | 1 | 0 | 0 | 2 | 0 | 0 | | | | | | |
| Gil Hodges, R OBP: 0.375, SLG: 0.587 (1, 3) | | 1-0 HR | | 0-0 L6 | | 4-2 BB | | 0-0 SH1-3 | | 2 | 1 | 1 | 2 | 1 | 0 | 0 | | | | | | |
| Walt Moryn, L OBP: 0.364, SLG: 0.443 (1, 9) | | 4-2 L9-3 BB | | 0-1 F7 | | 1-0 F5 | | 0-0 F8 | | 3 | 0 | 0 | 0 | 1 | 0 | 2 | | | | | | |
| Rube Walker, L OBP: 0.267, SLG: 0.293 (1, 2) | | 3-2 L9-3 | | | 2-1 4-3 | | 1-0 F7 | | 1-1 4-3 | 4 | 0 | 0 | 0 | 0 | 0 | 2 | | | | | | |
| Russ Meyer, S OBP: 0.143, SLG: 0.032 (3, 1) | | 0-2 G3 | | | 1-2 3-1 | | 1-1 HBP 1B | | 1-1 PB HR 1B | 1 | 0 | 0 | 0 | 0 | 0 | 0 | | | | | | |
| Ben Wade, R OBP: 0.243, SLG: 0.243 (4, 1) | | | | | | | | | | 0 | 0 | 0 | 0 | 0 | 0 | 0 | | | | | | |
| Clem Labine, R OBP: 0.190 (5, 1) | | | | | | | | | | 0 | 0 | 0 | 0 | 0 | 0 | 0 | | | | | | |
| Preacher Roe, R OBP: 0.195 (7, PR) | | | | | | | | | | 1 | 0 | 1 | 0 | 0 | 0 | 0 | | | | | | |
| Johnny Podres, L OBP: 0.162 (8, PR) | | | | | | | | | | 1 | 0 | 1 | 0 | 0 | 0 | 0 | | | | | | |
| Don Newcombe, L OBP: 0.400, SLG: 0.343 (8, 1) | | | | | | | | | | 1 | 1 | 1 | 0 | 0 | 0 | 0 | | | | | | |
| Inning Stats | R: 0 E: 0 K: 0 S: 12 | H: 1 LOB: 1 BB: 0 P: 18 | R: 2 E: 0 K: 0 S: 14 | H: 1 LOB: 0 BB: 2 P: 26 | R: 0 E: 0 K: 0 S: 8 | H: 1 LOB: 0 BB: 0 P: 15 | R: 1 E: 0 K: 0 S: 7 | H: 1 LOB: 0 BB: 0 P: 12 | R: 1 E: 0 K: 0 S: 11 | H: 2 LOB: 1 BB: 0 P: 18 | R: 0 E: 0 K: 1 S: 8 | H: 0 LOB: 3 BB: 1 P: 15 | R: 0 E: 0 K: 2 S: 12 | H: 2 LOB: 3 BB: 0 P: 18 | R: 0 E: 0 K: 0 S: 5 | H: 0 LOB: 1 BB: 1 P: 10 | R: 2 E: 0 K: 1 S: 10 | H: 2 LOB: 0 BB: 0 P: 15 | 1B: 6 2B: 2 3B: 0 HR: 3 | SF: 0 SAC: 1 DP: 1 HBP: 1 | WP: 0 PB: 1 SB: 0 CS: 0 | PA: 40 |
| PITCHER | IP WLS BF H R ER SO BB IBB HBP BLK WP HR S P ERA WHIP | | | | | | | | | | | | | | | | | | | | | |
| Gene Conley, R ERA: 2.94 (1, 1) | 9.0 W 40 10 6 6 4 4 0 0 1 0 0 3 87 147 6.00 1.556 | | | | | | | | | | | | | | | | | | | | | |

| Batter | 1 | 2 | 3 | 4 | 5 | 6 | 7 | 8 | 9 | AB | R | H | RBI | BB | SO | LOB | TOP | | | | |
|---|------------------------------|---------------------------------|------------------------------|---------------------------------|------------------------------|---------------------------------|------------------------------|----------------------------------|------------------------------|---------------------------------|------------------------------|---------------------------------|------------------------------|---------------------------------|------------------------------|---------------------------------|---|---------------------------------|----------------------------------|------------------------------------|------------------------------------|
| Bill Bruton, L OBP: 0.350, SLG: 0.374 (1,8) | 6-3 | 1-3 | | | F8 | F5 | | | 4-3 | 5 | 0 | 1 | 0 | 0 | 0 | 1 | Milwaukee Braves @ Philadelphia Phillies Connie Mack Stadium, Philadelphia, PA Tue Aug 03 1954, 3:33 AM EDT Att: 13,899 - Unknown livebaseballscorecards.com | | | | |
| Danny O'Connell, R OBP: 0.312, SLG: 0.353 (1,4) | E5 | | 1-4-3 | | F8 | FC3-6 | | | P5 | 5 | 0 | 0 | 0 | 0 | 0 | 1 | | | | | |
| Eddie Mathews, L OBP: 0.401, SLG: 0.562 (1,5) | F9 | | FC4-6 | | 2B | | | | 6-3 | 4 | 1 | 1 | 0 | 1 | 0 | 1 | | | | | |
| Hank Aaron, R OBP: 0.318, SLG: 0.451 (1,7) | | | FC4-6 | | 2B | | | | | 4 | 1 | 3 | 1 | 0 | 0 | 1 | | | | | |
| Joe Adcock, R OBP: 0.382, SLG: 0.564 (1,3) | F7 | | | | 1B | | | | | 4 | 0 | 2 | 1 | 0 | 0 | 3 | | | | | |
| Andy Pafko, R OBP: 0.350, SLG: 0.467 (1,9) | | | | | 1B | | | | | 4 | 1 | 2 | 1 | 0 | 1 | 1 | | | | | |
| Johnny Logan, R OBP: 0.343, SLG: 0.390 (1,6) | L6 | | | | 1B | | | | G5-4-3 | 4 | 0 | 1 | 0 | 0 | 0 | 2 | | | | | |
| Del Crandall, R OBP: 0.314, SLG: 0.417 (1,2) | | | | | | | | | G5-4-3 | 2 | 0 | 0 | 0 | 2 | 0 | 1 | | | | | |
| Warren Spahn, L OBP: 0.329, SLG: 0.371 (1,1) | F5 | | | | | | | | L4 | 3 | 0 | 0 | 0 | 1 | 1 | 2 | | | | | |
| Inning Stats | R: 0 E: 1 K: 0 S: 5 | H: 1 LOB: 2 BB: 0 P: 5 | R: 1 E: 0 K: 0 S: 4 | H: 2 LOB: 2 BB: 1 P: 8 | R: 0 E: 0 K: 0 S: 3 | H: 1 LOB: 2 BB: 1 P: 7 | R: 0 E: 0 K: 2 S: 7 | H: 0 LOB: 1 BB: 1 P: 11 | R: 2 E: 0 K: 0 S: 7 | H: 4 LOB: 2 BB: 0 P: 7 | R: 0 E: 0 K: 0 S: 3 | H: 0 LOB: 1 BB: 1 P: 7 | R: 0 E: 0 K: 0 S: 4 | H: 1 LOB: 1 BB: 0 P: 4 | R: 0 E: 0 K: 0 S: 3 | H: 1 LOB: 0 BB: 0 P: 3 | | R: 0 E: 0 K: 0 S: 3 | H: 0 LOB: 0 BB: 0 P: 3 | 1B: 6 2B: 3 3B: 0 HR: 1 | SF: 0 SAC: 0 DP: 1 HBP: 0 |
| PITCHER | IP | WLS | BF | H | R | ER | SO | BB | IBB | HBP | BLK | WP | HR | S | P | ERA | WHIP | | | | |
| Murry Dickson, R ERA: 3.88 (1,1) | 5.0 | L | 25 | 8 | 3 | 3 | 2 | 3 | 0 | 0 | 0 | 0 | 1 | 26 | 38 | 5.40 | 2.200 | | | | |
| Herm Wehmeier, R ERA: 5.39 (6,1) | 2.0 | | 8 | 1 | 0 | 0 | 0 | 1 | 0 | 0 | 0 | 0 | 0 | 7 | 11 | 0.00 | 1.000 | | | | |
| Jim Konstanty, R ERA: 3.95 (8,1) | 2.0 | | 6 | 1 | 0 | 0 | 0 | 0 | 0 | 0 | 0 | 0 | 0 | 6 | 6 | 0.00 | 0.500 | | | | |
| Batter | 1 | 2 | 3 | 4 | 5 | 6 | 7 | 8 | 9 | AB | R | H | RBI | BB | SO | LOB | BOTTOM | | | | |
| Richie Ashburn, L OBP: 0.432, SLG: 0.372 (1,8) | 6-3 | | 5-3 | | | | | | 5-3 | 4 | 0 | 1 | 0 | 0 | 0 | 1 | Milwaukee Braves @ Philadelphia Phillies Connie Mack Stadium, Philadelphia, PA Tue Aug 03 1954, 3:33 AM EDT Att: 13,899 - Unknown livebaseballscorecards.com | | | | |
| Bobby Morgan, R OBP: 0.373, SLG: 0.425 (1,6) | 5-3 | | | | K | | | | F2 | 4 | 0 | 0 | 0 | 0 | 1 | 2 | | | | | |
| Stan Lopata, R OBP: 0.381, SLG: 0.539 (1,2) | F3 | | | | L5 | | | | F4 | 3 | 0 | 0 | 0 | 1 | 0 | 0 | | | | | |
| Granny Hamner, R OBP: 0.374, SLG: 0.495 (1,4) | | | | | L5 | | | | F9 | 3 | 0 | 0 | 0 | 1 | 0 | 1 | | | | | |
| Del Ennis, R OBP: 0.306, SLG: 0.441 (1,9) | | | | | BB | | | | F7 | 3 | 0 | 0 | 0 | 1 | 0 | 1 | | | | | |
| Danny Schell, R OBP: 0.312, SLG: 0.450 (1,7) | | | | | BB | | | | F5 | 3 | 0 | 0 | 0 | 1 | 0 | 1 | | | | | |
| Earl Torgeson, L OBP: 0.379, SLG: 0.381 (1,3) | | | | | 4-3 | | | | K | 4 | 1 | 2 | 1 | 0 | 1 | 3 | | | | | |
| Willie Jones, R OBP: 0.325, SLG: 0.394 (1,5) | | | | | HR | | | | 1B | 4 | 0 | 2 | 0 | 0 | 2 | 0 | | | | | |
| Murry Dickson, R OBP: 0.208, SLG: 0.231 (1,1) | | | | | K | | | | 1B | 4 | 0 | 1 | 0 | 0 | 0 | 3 | | | | | |
| Mei Clark, R OBP: 0.295, SLG: 0.318 (5,PH) | | | | | F9 | | | | L7 | 1 | 0 | 0 | 0 | 0 | 0 | 3 | | | | | |
| Mel Clark, R OBP: 0.295, SLG: 0.318 (5,PH) | | | | | 1B | | | | G5-4-3 | 1 | 0 | 0 | 0 | 0 | 0 | 3 | | | | | |
| Herm Wehmeier, R OBP: 0.374, SLG: 0.495 (6,1) | | | | | 1B | | | | 1B | 1 | 0 | 0 | 0 | 0 | 0 | 0 | | | | | |
| Ted Kazanski, R OBP: 0.163, SLG: 0.184 (7,PH) | | | | | 1B | | | | 1B | 1 | 0 | 0 | 0 | 0 | 0 | 1 | | | | | |
| Jim Konstanty, R OBP: 0.374, SLG: 0.495 (8,1) | | | | | F8 | | | | F4 | 0 | 0 | 0 | 0 | 0 | 0 | 0 | | | | | |
| Inning Stats | R: 0 E: 0 K: 0 S: 3 | H: 0 LOB: 0 BB: 0 P: 3 | R: 1 E: 0 K: 1 S: 6 | H: 1 LOB: 0 BB: 0 P: 6 | R: 0 E: 0 K: 0 S: 3 | H: 0 LOB: 0 BB: 0 P: 3 | R: 0 E: 0 K: 1 S: 5 | H: 0 LOB: 2 BB: 2 P: 13 | R: 0 E: 0 K: 1 S: 7 | H: 2 LOB: 2 BB: 0 P: 7 | R: 0 E: 0 K: 1 S: 5 | H: 0 LOB: 1 BB: 1 P: 9 | R: 0 E: 0 K: 0 S: 4 | H: 1 LOB: 1 BB: 0 P: 4 | R: 0 E: 0 K: 0 S: 3 | H: 0 LOB: 0 BB: 0 P: 3 | R: 0 E: 0 K: 0 S: 4 | H: 2 LOB: 1 BB: 0 P: 4 | 1B: 5 2B: 0 3B: 0 HR: 1 | SF: 0 SAC: 0 DP: 1 HBP: 0 | WP: 0 PA: 35 PB: 0 CS: 0 |
| PITCHER | IP | WLS | BF | H | R | ER | SO | BB | IBB | HBP | BLK | WP | HR | S | P | ERA | WHIP | | | | |
| Warren Spahn, L ERA: 3.35 (1,1) | 9.0 | W | 35 | 6 | 1 | 1 | 4 | 3 | 0 | 0 | 0 | 0 | 1 | 40 | 52 | 1.00 | 1.000 | | | | |

| Batter | 1 | 2 | 3 | 4 | 5 | 6 | 7 | 8 | 9 | AB | R | H | RBI | BB | SO | LOB | TOP | | | |
|---|--|---------------------------------|------------------------------|---------------------------------|------------------------------|---------------------------------|------------------------------|---------------------------------|------------------------------|---------------------------------|------------------------------|---------------------------------|------------------------------|----------------------------------|------------------------------|---|--|------------------------------------|----------------------------------|--------|
| Bill Bruton, L OBP: 0.349, SLG: 0.373 (1, 8) | | | | | | | | | | 4 | 0 | 1 | 0 | 0 | 1 | 0 | Milwaukee Braves @ Philadelphia Phillies Connie Mack Stadium, Philadelphia, PA Wed Aug 04 1954, 3:33 AM EDT Att: 16,093 - Unknown | | | |
| Danny O'Connell, R OBP: 0.312, SLG: 0.354 (1, 4) | | | | | | | | | | 4 | 1 | 1 | 0 | 0 | 0 | 0 | | | | |
| Eddie Mathews, L OBP: 0.402, SLG: 0.563 (1, 5) | | | | | | | | | | 3 | 0 | 1 | 1 | 1 | 0 | 0 | | | | |
| Hank Aaron, R OBP: 0.318, SLG: 0.449 (1, 7) | | | | | | | | | | 4 | 0 | 1 | 0 | 0 | 0 | 2 | | | | |
| Joe Adcock, R OBP: 0.378, SLG: 0.558 (1, 3) | | | | | | | | | | 4 | 0 | 0 | 0 | 0 | 1 | 2 | | | | |
| Andy Pafo, R OBP: 0.346, SLG: 0.462 (1, 9) | | | | | | | | | | 4 | 0 | 0 | 0 | 0 | 2 | 0 | | | | |
| Johnny Logan, R OBP: 0.340, SLG: 0.387 (1, 6) | | | | | | | | | | 3 | 0 | 0 | 0 | 0 | 1 | 0 | | | | |
| Del Crandall, R OBP: 0.318, SLG: 0.418 (1, 2) | | | | | | | | | | 2 | 0 | 1 | 0 | 0 | 1 | 0 | | | | |
| Chet Nichols, S OBP: 0.111, SLG: 0.111 (1, 1) | | | | | | | | | | 1 | 0 | 0 | 0 | 0 | 1 | 1 | | | | |
| George Metkovich, L OBP: 0.359, SLG: 0.368 (5, PH) | | | | | | | | | | 1 | 0 | 0 | 0 | 0 | 1 | 0 | | | | |
| Bob Buhl, R OBP: 0.111, SLG: 0.040 (5, 1) | | | | | | | | | | 0 | 0 | 0 | 0 | 0 | 0 | 0 | | | | |
| Bobby Thomson, R OBP: 0.556, SLG: 0.500 (7, PH) | | | | | | | | | | 1 | 0 | 0 | 0 | 0 | 1 | 1 | | | | |
| Ernie Johnson, R OBP: 0.299, SLG: 0.286 (7, 1) | | | | | | | | | | 0 | 0 | 0 | 0 | 0 | 0 | 0 | | | | |
| Inning Stats | R: 1 E: 0 K: 0 S: 5 | H: 2 LOB: 1 BB: 0 P: 5 | R: 0 E: 0 K: 1 S: 6 | H: 1 LOB: 1 BB: 0 P: 6 | R: 0 E: 0 K: 0 S: 3 | H: 0 LOB: 1 BB: 1 P: 7 | R: 0 E: 0 K: 1 S: 5 | H: 0 LOB: 0 BB: 0 P: 5 | R: 0 E: 0 K: 2 S: 7 | H: 1 LOB: 0 BB: 0 P: 7 | R: 0 E: 0 K: 1 S: 6 | H: 1 LOB: 1 BB: 0 P: 6 | R: 0 E: 0 K: 3 S: 9 | H: 0 LOB: 1 BB: 0 P: 10 | R: 0 E: 0 K: 1 S: 5 | H: 0 LOB: 0 BB: 0 P: 3 | 1B: 3 2B: 2 3B: 0 HR: 0 | SF: 0 SAC: 0 DP: 0 HBP: 1 | WP: 0 PB: 0 SB: 0 CS: 1 | PA: 34 |
| PITCHER Robin Roberts, R ERA: 2.56 (1, 1) | IP: 9.0 WLS: W BF: 33 H: 5 R: 1 ER: 1 SO: 9 BB: 1 IBB: 0 HBP: 1 BLK: 0 WP: 0 HR: 0 S: 49 P: 54 ERA: 1.00 WHIP: 0.667 | | | | | | | | | | | | | | | PITCHER Earl Torgeson, L ERA: 4.32 (1, 3) | IP: 9.0 WLS: L BF: 33 H: 5 R: 1 ER: 1 SO: 9 BB: 1 IBB: 0 HBP: 1 BLK: 0 WP: 0 HR: 0 S: 49 P: 54 ERA: 4.50 WHIP: 2.000 | | | |

| | |
|-----|----|
| AB | 31 |
| R | 1 |
| H | 5 |
| RBI | 1 |
| BB | 1 |
| SO | 9 |
| LOB | 6 |



| Batter | 1 | 2 | 3 | 4 | 5 | 6 | 7 | 8 | 9 | AB | R | H | RBI | BB | SO | LOB | BOTTOM | | | |
|--|---|---------------------------------|------------------------------|---------------------------------|------------------------------|---------------------------------|------------------------------|----------------------------------|------------------------------|---------------------------------|------------------------------|----------------------------------|------------------------------|----------------------------------|------------------------------|---|---|----------------------------------|------------------------------------|----------------------------------|
| Richie Ashburn, L OBP: 0.428, SLG: 0.367 (1, 8) | | | | | | | | | | 4 | 0 | 0 | 0 | 0 | 2 | 0 | Milwaukee Braves @ Philadelphia Phillies Connie Mack Stadium, Philadelphia, PA Wed Aug 04 1954, 3:33 AM EDT Att: 16,093 - Unknown | | | |
| Bobby Morgan, R OBP: 0.371, SLG: 0.433 (1, 6) | | | | | | | | | | 4 | 1 | 1 | 1 | 0 | 0 | 0 | | | | |
| Stan Lopata, R OBP: 0.383, SLG: 0.533 (1, 2) | | | | | | | | | | 2 | 1 | 0 | 0 | 2 | 1 | 0 | | | | |
| Granny Hamner, R OBP: 0.378, SLG: 0.501 (1, 4) | | | | | | | | | | 3 | 0 | 2 | 1 | 1 | 0 | 0 | | | | |
| Del Ennis, R OBP: 0.308, SLG: 0.439 (1, 9) | | | | | | | | | | 2 | 0 | 0 | 0 | 2 | 0 | 2 | | | | |
| Danny Schell, R OBP: 0.317, SLG: 0.453 (1, 7) | | | | | | | | | | 3 | 0 | 2 | 0 | 0 | 0 | 1 | | | | |
| Earl Torgeson, L OBP: 0.383, SLG: 0.384 (1, 3) | | | | | | | | | | 3 | 0 | 2 | 0 | 1 | 0 | 1 | | | | |
| Willie Jones, R OBP: 0.327, SLG: 0.392 (1, 5) | | | | | | | | | | 2 | 0 | 0 | 0 | 2 | 0 | 4 | | | | |
| Robin Roberts, S OBP: 0.149, SLG: 0.148 (1, 1) | | | | | | | | | | 4 | 0 | 0 | 0 | 0 | 1 | 9 | | | | |
| Inning Stats | R: 1 E: 0 K: 0 S: 3 | H: 1 LOB: 1 BB: 1 P: 7 | R: 0 E: 0 K: 0 S: 4 | H: 2 LOB: 2 BB: 1 P: 8 | R: 1 E: 0 K: 0 S: 4 | H: 1 LOB: 0 BB: 0 P: 4 | R: 0 E: 0 K: 1 S: 5 | H: 1 LOB: 2 BB: 2 P: 13 | R: 0 E: 0 K: 2 S: 7 | H: 0 LOB: 0 BB: 0 P: 7 | R: 0 E: 0 K: 0 S: 3 | H: 0 LOB: 3 BB: 3 P: 15 | R: 0 E: 0 K: 1 S: 6 | H: 1 LOB: 2 BB: 1 P: 10 | R: 0 E: 0 K: 0 S: 4 | H: 1 LOB: 1 BB: 0 P: 4 | | 1B: 5 2B: 0 3B: 1 HR: 1 | SF: 0 SAC: 1 DP: 1 HBP: 0 | WP: 0 PB: 0 SB: 1 CS: 0 |
| PITCHER Chet Nichols, L ERA: 3.82 (5, 1) | IP: 2.0 WLS: L BF: 9 H: 0 R: 0 ER: 0 SO: 2 BB: 2 IBB: 1 HBP: 0 BLK: 0 WP: 0 HR: 0 S: 10 P: 22 ERA: 4.50 WHIP: 1.000 | | | | | | | | | | | | | | | PITCHER Ernie Johnson, R ERA: 2.74 (7, 1) | IP: 2.0 WLS: L BF: 9 H: 2 R: 0 ER: 0 SO: 1 BB: 0 IBB: 0 HBP: 0 BLK: 0 WP: 0 HR: 0 S: 10 P: 14 ERA: 0.00 WHIP: 1.500 | | | |

| | |
|-----|----|
| AB | 27 |
| R | 2 |
| H | 7 |
| RBI | 2 |
| BB | 8 |
| SO | 4 |
| LOB | 17 |



| Batter | 1 | 2 | 3 | 4 | 5 | 6 | 7 | 8 | 9 | AB | R | H | RBI | BB | SO | LOB | TOP | | | |
|--|---|--|--|--|---|---|--|---|---|---|--|--|---|---|--|--|--|------------------------------------|----------------------------------|--------|
| Bill Bruton, L OBP: 0.348, SLG: 0.371 (1, 8) | G3 | | SH3-4 | BB 1B | | 4-3 | | | G3 | 4 | 1 | 1 | 1 | 0 | 0 | 0 | Milwaukee Braves @ New York Giants Polo Grounds, New York, NY Fri Aug 06 1954, 3:33 AM EDT Att: 38,485 - Unknown | | | |
| Danny O'Connell, R OBP: 0.310, SLG: 0.351 (1, 4) | 1-3 | | 6-3 | BB 1B | | F9 | | | E1 | 4 | 1 | 0 | 0 | 1 | 0 | | | | | |
| Eddie Mathews, L OBP: 0.404, SLG: 0.563 (1, 5) | | | 1B | 1B | | | | | F9 | 4 | 0 | 2 | 3 | 1 | 0 | | | | | |
| Hank Aaron, R OBP: 0.319, SLG: 0.449 (1, 7) | F6 | | | FC5-4 1B | | | | | 1-4-3 | 5 | 0 | 2 | 1 | 0 | 0 | | | | | |
| Joe Adcock, R OBP: 0.377, SLG: 0.554 (1, 3) | | F7 | F6 | FC5-4 1B | | | | | | 4 | 0 | 1 | 0 | 0 | 0 | | | | | |
| Andy Pafo, R OBP: 0.345, SLG: 0.459 (1, 9) | 5-3 | | | G5-4-3 1B | | F1 | | | FC5-4 | 4 | 0 | 1 | 0 | 0 | 0 | | | | | |
| Johnny Logan, R OBP: 0.337, SLG: 0.383 (1, 6) | | | | | | | | | F8 | 4 | 0 | 0 | 0 | 0 | 0 | | | | | |
| Del Crandall, R OBP: 0.320, SLG: 0.426 (1, 2) | | | E | 1B | | | | | 6-3 | 4 | 2 | 2 | 0 | 0 | 1 | | | | | |
| Gene Conley, R OBP: 0.194, SLG: 0.210 Dave Jolly, R OBP: 0.435, SLG: 0.591 (7, 1) | | | E4 | SH3-4 1B | | | | | G3 | 3 | 2 | 1 | 0 | 0 | 0 | | | | | |
| | | | | BB 1B | | | | | | 1 | 0 | 0 | 0 | 0 | 0 | | | | | |
| Inning Stats | R: 0 E: 0 K: 0 S: 3 | H: 0 LOB: 1 BB: 1 P: 7 | R: 0 E: 0 K: 0 S: 3 | H: 0 LOB: 0 BB: 0 P: 3 | R: 2 E: 1 K: 0 S: 7 | H: 3 LOB: 2 BB: 0 P: 7 | R: 4 E: 0 K: 0 S: 8 | H: 6 LOB: 2 BB: 1 P: 12 | R: 0 E: 0 K: 1 S: 5 | H: 0 LOB: 0 BB: 0 P: 5 | R: 0 E: 0 K: 0 S: 4 | H: 1 LOB: 1 BB: 0 P: 4 | R: 0 E: 0 K: 0 S: 3 | H: 0 LOB: 0 BB: 0 P: 3 | R: 0 E: 1 K: 0 S: 4 | H: 0 LOB: 1 BB: 0 P: 4 | 1B: 9 2B: 0 3B: 1 HR: 0 | SF: 0 SAC: 1 DP: 1 HBP: 0 | WP: 0 PB: 0 SB: 0 CS: 0 | PA: 40 |
| PITCHER | IP WLS BF H R ER SO BB IBB HBP BLK WP HR S P ERA WHIP | IP WLS BF H R ER SO BB IBB HBP BLK WP HR S P ERA WHIP | IP WLS BF H R ER SO BB IBB HBP BLK WP HR S P ERA WHIP | IP WLS BF H R ER SO BB IBB HBP BLK WP HR S P ERA WHIP | IP WLS BF H R ER SO BB IBB HBP BLK WP HR S P ERA WHIP | IP WLS BF H R ER SO BB IBB HBP BLK WP HR S P ERA WHIP | IP WLS BF H R ER SO BB IBB HBP BLK WP HR S P ERA WHIP | IP WLS BF H R ER SO BB IBB HBP BLK WP HR S P ERA WHIP | IP WLS BF H R ER SO BB IBB HBP BLK WP HR S P ERA WHIP | IP WLS BF H R ER SO BB IBB HBP BLK WP HR S P ERA WHIP | IP WLS BF H R ER SO BB IBB HBP BLK WP HR S P ERA WHIP | IP WLS BF H R ER SO BB IBB HBP BLK WP HR S P ERA WHIP | IP WLS BF H R ER SO BB IBB HBP BLK WP HR S P ERA WHIP | IP WLS BF H R ER SO BB IBB HBP BLK WP HR S P ERA WHIP | IP WLS BF H R ER SO BB IBB HBP BLK WP HR S P ERA WHIP | IP WLS BF H R ER SO BB IBB HBP BLK WP HR S P ERA WHIP | | | | |
| Johnny Antonelli, L ERA: 2.32 Al Worthington, R ERA: 3.86 Al Corwin, R ERA: 0.54 Marv Grissom, R ERA: 2.18 Windy McCall, L ERA: 3.0 | 3.2 L 19 7 5 3 0 1 0 0 0 0 0 18 22 6 6 0.00 0.000 0.000 0.000 | 2.32 R 3 2 1 1 0 1 0 0 0 0 0 0 13 13 0.00 0.300 0.000 0.000 | 1.0 L 3 0 0 0 0 0 0 0 0 0 0 3 3 0.00 0.000 0.000 0.000 | 1.0 L 4 0 0 0 0 0 0 0 0 0 0 4 4 0.00 0.000 0.000 0.000 | 3.2 L 19 7 5 3 0 1 0 0 0 0 0 18 22 6 6 0.00 0.300 0.000 0.000 | 2.32 R 3 2 1 1 0 1 0 0 0 0 0 13 13 0.00 0.300 0.000 0.000 | 1.0 L 3 0 0 0 0 0 0 0 0 0 0 3 3 0.00 0.000 0.000 0.000 | 1.0 L 4 0 0 0 0 0 0 0 0 0 0 0 4 4 0.00 0.000 0.000 0.000 | 3.2 L 19 7 5 3 0 1 0 0 0 0 0 18 22 6 6 0.00 0.300 0.000 0.000 | 2.32 R 3 2 1 1 0 1 0 0 0 0 0 13 13 0.00 0.300 0.000 0.000 | 1.0 L 3 0 0 0 0 0 0 0 0 0 0 3 3 0.00 0.000 0.000 0.000 | 1.0 L 4 0 0 0 0 0 0 0 0 0 0 4 4 0.00 0.000 0.000 0.000 | 3.2 L 19 7 5 3 0 1 0 0 0 0 0 18 22 6 6 0.00 0.300 0.000 0.000 | 2.32 R 3 2 1 1 0 1 0 0 0 0 0 13 13 0.00 0.300 0.000 0.000 | 1.0 L 3 0 0 0 0 0 0 0 0 0 0 3 3 0.00 0.000 0.000 0.000 | 1.0 L 4 0 0 0 0 0 0 0 0 0 0 4 4 0.00 0.000 0.000 0.000 | | | | |

| | |
|-----|----|
| AB | 37 |
| R | 6 |
| H | 10 |
| RBI | 5 |
| BB | 2 |
| SO | 1 |
| LOB | 10 |



| Batter | 1 | 2 | 3 | 4 | 5 | 6 | 7 | 8 | 9 | AB | R | H | RBI | BB | SO | LOB | BOTTOM | | | | | |
|---|---|---|--|--|---|---|--|--|---|---|---|---|---|---|---|---|--|---------------------------------|----------------------------------|------------------------------------|----------------------------------|--------|
| Whitey Lockman, L OBP: 0.330, SLG: 0.405 (1, 3) | 6-3 | | F9 | | | | | | 4-3 | 5 | 0 | 2 | 0 | 0 | 0 | 0 | Milwaukee Braves @ New York Giants Polo Grounds, New York, NY Fri Aug 06 1954, 3:33 AM EDT Att: 38,485 - Unknown | | | | | |
| Alvin Dark, R OBP: 0.316, SLG: 0.439 (1, 6) | 4-3 | | | | | | | | | 4 | 2 | 2 | 3 | 0 | 0 | 1 | | | | | | |
| Hank Thompson, L OBP: 0.381, SLG: 0.473 (1, 5) | F8 | | F8 | HR | | | | | | 5 | 0 | 0 | 0 | 0 | 0 | 3 | | | | | | |
| Dusty Rhodes, L OBP: 0.438, SLG: 0.815 (1, 7) | | | F3 | | | | | | | 5 | 1 | 2 | 1 | 0 | 1 | 2 | | | | | | |
| Don Mueller, L OBP: 0.356, SLG: 0.431 (1, 9) | | | | | | | | | | 4 | 0 | 1 | 0 | 1 | 0 | 0 | | | | | | |
| Willie Mays, R OBP: 0.391, SLG: 0.673 (1, 8) | | | | | | | | | | 3 | 0 | 1 | 0 | 1 | 0 | 2 | | | | | | |
| Davey Williams, R OBP: 0.298, SLG: 0.336 (1, 4) | | | | | | | | | | 4 | 0 | 1 | 0 | 0 | 0 | 4 | | | | | | |
| Ray Katt, R OBP: 0.331, SLG: 0.449 (1, 2) | | | | | | | | | | 2 | 2 | 1 | 1 | 2 | 0 | 2 | | | | | | |
| Johnny Antonelli, L OBP: 0.184, SLG: 0.243 Al Worthington, R ERA: 3.86 Al Corwin, R ERA: 0.54 Bill Taylor, L OBP: 0.273, SLG: 0.347 Billy Gardner, R OBP: 0.107, SLG: 0.130 Marv Grissom, R OBP: 0.220, SLG: 0.414 Bobby Holman, R OBP: 0.220, SLG: 0.414 Windy McCall, L ERA: 3.0 | 6.0 W 28 3 3 3 3 3 0 0 0 0 2 12 16 4.50 1.667 | 3.0 S 13 3 2 2 0 1 0 0 0 0 2 12 16 6.00 1.333 | 1.0 L 3 0 0 0 0 0 0 0 0 0 0 3 3 0.00 0.000 0.000 0.000 | 1.0 L 4 0 0 0 0 0 0 0 0 0 0 4 4 0.00 0.000 0.000 0.000 | 3.2 L 19 7 5 3 0 1 0 0 0 0 0 18 22 6 6 0.00 0.300 0.000 0.000 | 2.32 R 3 2 1 1 0 1 0 0 0 0 0 13 13 0.00 0.300 0.000 0.000 | 1.0 L 3 0 0 0 0 0 0 0 0 0 0 3 3 0.00 0.000 0.000 0.000 | 1.0 L 4 0 0 0 0 0 0 0 0 0 0 4 4 0.00 0.000 0.000 0.000 | 3.2 L 19 7 5 3 0 1 0 0 0 0 0 18 22 6 6 0.00 0.300 0.000 0.000 | 2.32 R 3 2 1 1 0 1 0 0 0 0 0 13 13 0.00 0.300 0.000 0.000 | 1.0 L 3 0 0 0 0 0 0 0 0 0 3 3 0.00 0.000 0.000 0.000 | 1.0 L 4 0 0 0 0 0 0 0 0 0 4 4 0.00 0.000 0.000 0.000 | 3.2 L 19 7 5 3 0 1 0 0 0 0 0 18 22 6 6 0.00 0.300 0.000 0.000 | 2.32 R 3 2 1 1 0 1 0 0 0 0 0 13 13 0.00 0.300 0.000 0.000 | 1.0 L 3 0 0 0 0 0 0 0 0 0 3 3 0.00 0.000 0.000 0.000 | 1.0 L 4 0 0 0 0 0 0 0 0 0 4 4 0.00 0.000 0.000 0.000 | | | | | | |
| Inning Stats | R: 0 E: 0 K: 0 S: 3 | H: 0 LOB: 0 BB: 0 P: 3 | R: 0 E: 0 K: 0 S: 4 | H: 1 LOB: 2 BB: 1 P: 8 | R: 1 E: 0 K: 1 S: 6 | H: 1 LOB: 0 BB: 0 P: 6 | R: 0 E: 0 K: 0 S: 3 | H: 1 LOB: 1 BB: 1 P: 7 | R: 1 E: 0 K: 1 S: 7 | H: 2 LOB: 1 BB: 0 P: 7 | R: 0 E: 0 K: 1 S: 6 | H: 1 LOB: 1 BB: 0 P: 6 | R: 1 E: 0 K: 0 S: 4 | H: 1 LOB: 2 BB: 1 P: 9 | R: 0 E: 0 K: 0 S: 4 | H: 1 LOB: 2 BB: 1 P: 8 | R: 2 E: 0 K: 0 S: 5 | H: 2 LOB: 0 BB: 0 P: 5 | 1B: 6 2B: 0 3B: 0 HR: 4 | SF: 1 SAC: 0 DP: 1 HBP: 1 | WP: 0 PB: 1 SB: 0 CS: 0 | PA: 41 |
| PITCHER | IP WLS BF H R ER SO BB IBB HBP BLK WP HR S P ERA WHIP | IP WLS BF H R ER SO BB IBB HBP BLK WP HR S P ERA WHIP | IP WLS BF H R ER SO BB IBB HBP BLK WP HR S P ERA WHIP | IP WLS BF H R ER SO BB IBB HBP BLK WP HR S P ERA WHIP | IP WLS BF H R ER SO BB IBB HBP BLK WP HR S P ERA WHIP | IP WLS BF H R ER SO BB IBB HBP BLK WP HR S P ERA WHIP | IP WLS BF H R ER SO BB IBB HBP BLK WP HR S P ERA WHIP | IP WLS BF H R ER SO BB IBB HBP BLK WP HR S P ERA WHIP | IP WLS BF H R ER SO BB IBB HBP BLK WP HR S P ERA WHIP | IP WLS BF H R ER SO BB IBB HBP BLK WP HR S P ERA WHIP | IP WLS BF H R ER SO BB IBB HBP BLK WP HR S P ERA WHIP | IP WLS BF H R ER SO BB IBB HBP BLK WP HR S P ERA WHIP | IP WLS BF H R ER SO BB IBB HBP BLK WP HR S P ERA WHIP | IP WLS BF H R ER SO BB IBB HBP BLK WP HR S P ERA WHIP | IP WLS BF H R ER SO BB IBB HBP BLK WP HR S P ERA WHIP | IP WLS BF H R ER SO BB IBB HBP BLK WP HR S P ERA WHIP | | | | | | |
| Gene Conley, R ERA: 3.01 Dave Jolly, R ERA: 1.74 | 6.0 W 28 3 3 3 3 3 0 0 0 0 2 12 16 4.50 1.667 | 3.0 S 13 3 2 2 0 1 0 0 0 0 2 12 16 6.00 1.333 | 1.0 L 3 0 0 0 0 0 0 0 0 0 0 3 3 0.00 0.000 0.000 0.000 | 1.0 L 4 0 0 0 0 0 0 0 0 0 0 4 4 0.00 0.000 0.000 0.000 | 3.2 L 19 7 5 3 0 1 0 0 0 0 0 18 22 6 6 0.00 0.300 0.000 0.000 | 2.32 R 3 2 1 1 0 1 0 0 0 0 0 13 13 0.00 0.300 0.000 0.000 | 1.0 L 3 0 0 0 0 0 0 0 0 0 3 3 0.00 0.000 0.000 0.000 | 1.0 L 4 0 0 0 0 0 0 0 0 0 4 4 0.00 0.000 0.000 0.000 | 3.2 L 19 7 5 3 0 1 0 0 0 0 0 18 22 6 6 0.00 0.300 0.000 0.000 | 2.32 R 3 2 1 1 0 1 0 0 0 0 0 13 13 0.00 0.300 0.000 0.000 | 1.0 L 3 0 0 0 0 0 0 0 0 0 3 3 0.00 0.000 0.000 0.000 | 1.0 L 4 0 0 0 0 0 0 0 0 0 4 4 0.00 0.000 0.000 0.000 | 3.2 L 19 7 5 3 0 1 0 0 0 0 0 18 22 6 6 0.00 0.300 0.000 0.000 | 2.32 R 3 2 1 1 0 1 0 0 0 0 0 13 13 0.00 0.300 0.000 0.000 | 1.0 L 3 0 0 0 0 0 0 0 0 0 3 3 0.00 0.000 0.000 0.000 | 1.0 L 4 0 0 0 0 0 0 0 0 0 4 4 0.00 0.000 0.000 0.000 | | | | | | |



| Batter | 1 | 2 | 3 | 4 | 5 | 6 | 7 | 8 | 9 | AB | R | H | RBI | BB | SO | LOB | TOP | | | | | | | | | | | | | | | | | | | | | | | | | |
|--|------------------------------|---------------------------------|------------------------------|---------------------------------|------------------------------|---------------------------------|------------------------------|---------------------------------|------------------------------|---------------------------------|------------------------------|---------------------------------|------------------------------|---------------------------------|------------------------------|---------------------------------|--|---------------------------------|-----------------------------------|------------------------------------|----------------------------------|--------|--|--|--|----|-----|----|---|---|----|----|----|-----|-----|-----|----|----|---|---|-----|------|
| Bill Bruton, L OBP: 0.352, SLG: 0.384 (1, 8) | | | | | | | | | | 4 | 1 | 3 | 1 | 0 | 0 | 0 | Milwaukee Braves @ New York Giants Polo Grounds, New York, NY Sat Aug 07 1954, 3:33 AM EDT Att: 21,811 - Unknown | | | | | | | | | | | | | | | | | | | | | | | | | |
| Danny O'Connell, R OBP: 0.314, SLG: 0.354 (1, 4) | | | | | | | | | | 5 | 0 | 3 | 0 | 0 | 1 | 1 | | | | | | | | | | | | | | | | | | | | | | | | | | |
| Eddie Mathews, L OBP: 0.404, SLG: 0.569 (1, 5) | | | | | | | | | | 3 | 1 | 1 | 2 | 1 | 0 | 2 | | | | | | | | | | | | | | | | | | | | | | | | | | |
| Hank Aaron, R OBP: 0.317, SLG: 0.446 (1, 7) | | | | | | | | | | 5 | 0 | 1 | 0 | 0 | 0 | 4 | | | | | | | | | | | | | | | | | | | | | | | | | | |
| Joe Adcock, R OBP: 0.375, SLG: 0.550 (1, 3) | | | | | | | | | | 5 | 1 | 1 | 0 | 0 | 0 | 4 | | | | | | | | | | | | | | | | | | | | | | | | | | |
| Andy Pafo, R OBP: 0.345, SLG: 0.458 (1, 9) | | | | | | | | | | 3 | 0 | 1 | 0 | 0 | 0 | 1 | | | | | | | | | | | | | | | | | | | | | | | | | | |
| Johnny Logan, R OBP: 0.336, SLG: 0.382 (1, 6) | | | | | | | | | | 4 | 0 | 1 | 1 | 0 | 0 | 3 | | | | | | | | | | | | | | | | | | | | | | | | | | |
| Del Crandall, R OBP: 0.319, SLG: 0.421 (1, 2) | | | | | | | | | | 3 | 0 | 0 | 0 | 1 | 0 | 3 | | | | | | | | | | | | | | | | | | | | | | | | | | |
| Lew Burdette, R OBP: 0.153, SLG: 0.127 Chet Nichols, S OBP: 0.111, SLG: 0.111 (9, 1) | | | | | | | | | | 4 | 1 | 1 | 0 | 0 | 1 | 2 | | | | | | | | | | | | | | | | | | | | | | | | | | |
| Inning Stats | R: 1 E: 0 K: 0 S: 4 | H: 2 LOB: 0 BB: 1 P: 4 | R: 0 E: 0 K: 0 S: 4 | H: 1 LOB: 2 BB: 1 P: 8 | R: 1 E: 0 K: 1 S: 7 | H: 2 LOB: 1 BB: 0 P: 7 | R: 0 E: 0 K: 0 S: 3 | H: 0 LOB: 0 BB: 0 P: 3 | R: 0 E: 0 K: 1 S: 6 | H: 2 LOB: 1 BB: 0 P: 6 | R: 0 E: 1 K: 0 S: 5 | H: 0 LOB: 2 BB: 1 P: 5 | R: 0 E: 1 K: 0 S: 4 | H: 0 LOB: 0 BB: 1 P: 8 | R: 1 E: 0 K: 0 S: 4 | H: 2 LOB: 0 BB: 0 P: 4 | R: 1 E: 0 K: 0 S: 6 | H: 3 LOB: 2 BB: 0 P: 6 | 1B: 10 2B: 0 3B: 0 HR: 2 | SF: 1 SAC: 2 DP: 2 HBP: 0 | WP: 0 PB: 0 SB: 0 CS: 1 | PA: 41 | | | | | | | | | | | | | | | | | | | | |
| PITCHER | IP | WLS | BF | H | R | ER | SO | BB | IBB | HBP | BLK | WP | HR | S | P | ERA | WHIP | PITCHER | | | | | | | | IP | WLS | BF | H | R | ER | SO | BB | IBB | HBP | BLK | WP | HR | S | P | ERA | WHIP |
| Ruben Gomez, R ERA: 3.14 (1, 1) | 8.0 | L | 38 | 12 | 4 | 4 | 2 | 0 | 2 | 0 | 0 | 0 | 2 | 40 | 48 | 4.50 | 1.500 | | | | | | | | | | | | | | | | | | | | | | | | | |
| Windy McCall, L ERA: 2.99 (9, 1) | 0.1 | | 1 | 0 | 0 | 0 | 0 | 0 | 0 | 0 | 0 | 0 | 0 | 1 | 1 | 0.00 | 0.000 | | | | | | | | | | | | | | | | | | | | | | | | | |
| Hoyt Wilhelm, R ERA: 3.18 (9, 1) | 0.2 | | 2 | 0 | 0 | 0 | 0 | 0 | 0 | 0 | 0 | 0 | 0 | 2 | 2 | 0.00 | 0.000 | | | | | | | | | | | | | | | | | | | | | | | | | |

AB 36
R 4
H 12
RBI 4
BB 2
SO 2
LOB 20



| Batter | 1 | 2 | 3 | 4 | 5 | 6 | 7 | 8 | 9 | AB | R | H | RBI | BB | SO | LOB | BOTTOM | | | | | | | | | | | | | | | | | | | | | | | | | | |
|---|------------------------------|----------------------------------|------------------------------|---------------------------------|------------------------------|---------------------------------|------------------------------|---------------------------------|------------------------------|---------------------------------|------------------------------|---------------------------------|------------------------------|---------------------------------|------------------------------|---------------------------------|--|----------------------------------|----------------------------------|------------------------------------|----------------------------------|--------|--|--|--|----|-----|----|---|---|----|----|----|-----|-----|-----|----|----|---|---|-----|------|--|
| Davey Williams, R OBP: 0.297, SLG: 0.340 (1, 4) | | | | | | | | | | 5 | 1 | 1 | 0 | 0 | 0 | 2 | Milwaukee Braves @ New York Giants Polo Grounds, New York, NY Sat Aug 07 1954, 3:33 AM EDT Att: 21,811 - Unknown | | | | | | | | | | | | | | | | | | | | | | | | | | |
| Alvin Dark, R OBP: 0.319, SLG: 0.441 (1, 6) | | | | | | | | | | 5 | 0 | 2 | 1 | 0 | 1 | 1 | | | | | | | | | | | | | | | | | | | | | | | | | | | |
| Don Mueller, L OBP: 0.359, SLG: 0.432 (1, 9) | | | | | | | | | | 4 | 0 | 2 | 0 | 1 | 1 | 4 | | | | | | | | | | | | | | | | | | | | | | | | | | | |
| Hank Thompson, L OBP: 0.377, SLG: 0.469 (1, 5) | | | | | | | | | | 3 | 0 | 0 | 1 | 0 | 0 | 2 | | | | | | | | | | | | | | | | | | | | | | | | | | | |
| Willie Mays, R OBP: 0.392, SLG: 0.672 (1, 8) | | | | | | | | | | 4 | 0 | 2 | 0 | 0 | 0 | 1 | | | | | | | | | | | | | | | | | | | | | | | | | | | |
| Whitey Lockman, L OBP: 0.331, SLG: 0.403 (1, 3) | | | | | | | | | | 2 | 0 | 0 | 0 | 2 | 0 | 3 | | | | | | | | | | | | | | | | | | | | | | | | | | | |
| Monte Irvin, R OBP: 0.373, SLG: 0.463 Al Corwin, R (9, PR) | | | | | | | | | | 3 | 0 | 0 | 0 | 1 | 0 | 4 | | | | | | | | | | | | | | | | | | | | | | | | | | | |
| Ray Katt, R OBP: 0.323, SLG: 0.436 Dusty Rhodes, L OBP: 0.433, SLG: 0.805 (9, PH) | | | | | | | | | | 1 | 0 | 0 | 0 | 0 | 0 | 1 | | | | | | | | | | | | | | | | | | | | | | | | | | | |
| Ruben Gomez, R OBP: 0.200, SLG: 0.241 Windy McCall, L (9, 1) Hoyt Wilhelm, R (9, 1) Bill Taylor, L OBP: 0.268, SLG: 0.340 (9, PH) | | | | | | | | | | 2 | 0 | 0 | 0 | 0 | 0 | 0 | | | | | | | | | | | | | | | | | | | | | | | | | | | |
| Inning Stats | R: 1 E: 0 K: 0 S: 5 | H: 2 LOB: 3 BB: 2 P: 13 | R: 0 E: 0 K: 0 S: 3 | H: 0 LOB: 0 BB: 0 P: 3 | R: 0 E: 0 K: 0 S: 5 | H: 2 LOB: 2 BB: 0 P: 5 | R: 0 E: 0 K: 0 S: 3 | H: 1 LOB: 1 BB: 0 P: 4 | R: 0 E: 0 K: 0 S: 3 | H: 0 LOB: 0 BB: 0 P: 3 | R: 0 E: 0 K: 1 S: 5 | H: 0 LOB: 1 BB: 1 P: 7 | R: 0 E: 0 K: 1 S: 5 | H: 0 LOB: 0 BB: 0 P: 5 | R: 0 E: 0 K: 0 S: 4 | H: 1 LOB: 1 BB: 0 P: 4 | R: 1 E: 1 K: 2 S: 9 | H: 1 LOB: 3 BB: 1 P: 13 | 1B: 5 2B: 1 3B: 1 HR: 0 | SF: 1 SAC: 0 DP: 1 HBP: 1 | WP: 0 PB: 0 SB: 0 CS: 0 | PA: 39 | | | | | | | | | | | | | | | | | | | | | |
| PITCHER | IP | WLS | BF | H | R | ER | SO | BB | IBB | HBP | BLK | WP | HR | S | P | ERA | WHIP | PITCHER | | | | | | | | IP | WLS | BF | H | R | ER | SO | BB | IBB | HBP | BLK | WP | HR | S | P | ERA | WHIP | |
| Lew Burdette, R ERA: 2.92 (1, 1) | 8.2 | W | 38 | 7 | 2 | 1 | 2 | 3 | 1 | 1 | 0 | 0 | 0 | 37 | 54 | 1.04 | 1.154 | | | | | | | | | | | | | | | | | | | | | | | | | | |
| Chet Nichols, L ERA: 3.6 (9, 1) | 0.1 | S | 1 | 0 | 0 | 0 | 1 | 0 | 0 | 0 | 0 | 0 | 0 | 3 | 3 | 0.00 | 0.000 | | | | | | | | | | | | | | | | | | | | | | | | | | |

AB 33
R 2
H 7
RBI 2
BB 4
SO 3
LOB 20





| Batter | 1 | 2 | 3 | 4 | 5 | 6 | 7 | 8 | 9 | AB | R | H | RBI | BB | SO | LOB | TOP | | | | | |
|--|------------------------------|---------------------------------|------------------------------|---------------------------------|------------------------------|----------------------------------|------------------------------|---------------------------------|------------------------------|---------------------------------|------------------------------|---------------------------------|------------------------------|---------------------------------|------------------------------|---------------------------------|--|----------------------------------|----------------------------------|------------------------------------|----------------------------------|--------|
| Bill Bruton, L OBP: 0.353, SLG: 0.380 (1, 8) | F7 | | F8 | | F8 WP 1B BB | | 1-3 | | 2B HBP | 3 | 2 | 0 | 0 | 1 | 0 | 1 | Milwaukee Braves @ New York Giants Polo Grounds, New York, NY Sun Aug 08 1954, 3:33 AM EDT Att: 31,070 - Unknown | | | | | |
| Danny O'Connell, R OBP: 0.310, SLG: 0.349 (1, 4) | F9 | | K | | F8 | | 6-3 | | F8 | 5 | 0 | 0 | 0 | 0 | 1 | 3 | | | | | | |
| Eddie Mathews, L OBP: 0.411, SLG: 0.580 (1, 5) | 1B BB | | 1-2 BB | | FC5-4 1B | | | | HR 2B | 2 | 2 | 2 | 2 | 3 | 0 | 0 | | | | | | |
| Hank Aaron, R OBP: 0.320, SLG: 0.450 (1, 7) | 1-2 1B | | K | | FC5-4 1-2 | | | | 1B 2B | 5 | 1 | 3 | 2 | 0 | 1 | 3 | | | | | | |
| Joe Adcock, R OBP: 0.375, SLG: 0.548 (1, 3) | F7 | | | | | | | | K 6-3 | 5 | 0 | 2 | 0 | 0 | 1 | 4 | | | | | | |
| Andy Paiko, R OBP: 0.345, SLG: 0.457 (1, 9) | | F8 | | SH1-3 1B | | F9 | | | 1B | 3 | 0 | 1 | 1 | 0 | 0 | 1 | | | | | | |
| Johnny Logan, R OBP: 0.333, SLG: 0.378 (1, 6) | | F8 | | 6-3 | | FC5-4 1-2 | | | F7 | 4 | 0 | 0 | 0 | 0 | 0 | 3 | | | | | | |
| Del Crandall, R OBP: 0.315, SLG: 0.416 (1, 2) | | K | | 5-3 | | 5-3 | | | F8 | 4 | 0 | 0 | 0 | 0 | 1 | 3 | | | | | | |
| Warren Spahn, L OBP: 0.324, SLG: 0.364 (1, 1) | | | | BB 1B | | F8 | | | 1-3 K | 4 | 0 | 1 | 0 | 0 | 1 | 0 | | | | | | |
| Inning Stats | R: 0 E: 0 K: 0 S: 4 | H: 1 LOB: 2 BB: 1 P: 8 | R: 0 E: 0 K: 1 S: 5 | H: 0 LOB: 0 BB: 0 P: 5 | R: 0 E: 0 K: 2 S: 8 | H: 1 LOB: 2 BB: 1 P: 12 | R: 0 E: 0 K: 0 S: 4 | H: 1 LOB: 1 BB: 0 P: 4 | R: 1 E: 0 K: 0 S: 4 | H: 1 LOB: 1 BB: 1 P: 8 | R: 0 E: 0 K: 0 S: 4 | H: 1 LOB: 0 BB: 0 P: 4 | R: 0 E: 0 K: 0 S: 3 | H: 0 LOB: 0 BB: 0 P: 3 | R: 2 E: 0 K: 1 S: 8 | H: 3 LOB: 1 BB: 0 P: 8 | R: 2 E: 0 K: 1 S: 6 | H: 1 LOB: 1 BB: 1 P: 11 | 1B: 7 2B: 1 3B: 0 HR: 1 | SF: 0 SAC: 1 DP: 0 HBP: 1 | WP: 1 PB: 0 SB: 2 CS: 0 | PA: 41 |
| PITCHER | IP | WLS | BF | H | R | ER | SO | BB | IBB | HBP | BLK | WP | HR | S | P | ERA | WHIP | | | | | |
| Sal Maglie, R ERA: 3.5 (1, 1) | 7.1 | L | 33 | 8 | 3 | 3 | 4 | 3 | 0 | 0 | 0 | 1 | 1 | 38 | 50 | 3.68 | 1.500 | | | | | |
| Mary Grissom, R ERA: 2.35 (8, 1) | 1.2 | | 8 | 1 | 2 | 2 | 1 | 0 | 1 | 1 | 0 | 0 | 0 | 8 | 13 | 10.80 | 0.600 | | | | | |



| Batter | 1 | 2 | 3 | 4 | 5 | 6 | 7 | 8 | 9 | AB | R | H | RBI | BB | SO | LOB | BOTTOM | | | | |
|---|------------------------------|---------------------------------|------------------------------|---------------------------------|------------------------------|---------------------------------|------------------------------|----------------------------------|------------------------------|---------------------------------|------------------------------|---------------------------------|------------------------------|---------------------------------|----------------------------------|------------------------------------|--|--------|--|--|--|
| Davey Williams, R OBP: 0.294, SLG: 0.335 (1, 4) | 6-3 | | 5-3 | | 6-3 | | F7 | | 6-3 | 5 | 0 | 0 | 0 | 0 | 0 | 1 | Milwaukee Braves @ New York Giants Polo Grounds, New York, NY Sun Aug 08 1954, 3:33 AM EDT Att: 31,070 - Unknown | | | | |
| Don Mueller, L OBP: 0.355, SLG: 0.428 (1, 9) | F8 | | | | F4 | | E9 CS | | FC4-6 1-2 | 4 | 0 | 0 | 0 | 0 | 0 | 1 | | | | | |
| Alvin Dark, R OBP: 0.323, SLG: 0.452 (1, 6) | F9 | | | | HR | | BB 4-3 2B | | 1B 1B | 4 | 2 | 3 | 1 | 0 | 0 | 0 | | | | | |
| Willie Mays, R OBP: 0.393, SLG: 0.669 (1, 8) | | | | | F9 | | 4-3 BB IBB | | F9 | 3 | 0 | 1 | 0 | 1 | 0 | 1 | | | | | |
| Monte Irvin, R OBP: 0.375, SLG: 0.461 (1, 7) | | F8 | | | BB BB | | 1-2 2-3 BB | | F6 | 2 | 0 | 0 | 0 | 2 | 0 | 2 | | | | | |
| Hank Thompson, L OBP: 0.378, SLG: 0.468 (6, PH) | | | | | FC3-6 1B | | 4-3 BB | | F9 | 1 | 0 | 0 | 0 | 1 | 0 | 1 | | | | | |
| Bobby Hofman, R OBP: 0.280, SLG: 0.407 (7, 5) | | | | | FC3-6 | | 4-3 | | | 1 | 0 | 0 | 1 | 0 | 0 | 2 | | | | | |
| Billy Gardner, R OBP: 0.260, SLG: 0.319 (8, PH) | | | | | 1-2 BB | | 1-2 2-3 3-H BB | | 1B | 1 | 0 | 0 | 0 | 0 | 0 | 0 | | | | | |
| Whitey Lockman, L OBP: 0.329, SLG: 0.400 (9, 5) | | | | | F8 | | F8 | | F2 | 4 | 0 | 0 | 0 | 0 | 0 | 7 | | | | | |
| Wes Westrum, R OBP: 0.318, SLG: 0.337 (1, 2) | | | F3 | | | | K | | F7 | 4 | 0 | 0 | 0 | 0 | 1 | 0 | | | | | |
| Sal Maglie, R OBP: 0.173, SLG: 0.122 (1, 1) | | | | | F8 | | 1-3 | | F8 | 3 | 0 | 1 | 0 | 0 | 0 | 0 | | | | | |
| Mary Grissom, R OBP: 0.167, SLG: 0.130 (8, 1) | | | | | F8 | | | | F8 | 0 | 0 | 0 | 0 | 0 | 0 | 0 | | | | | |
| Ray Katt, R OBP: 0.320, SLG: 0.432 (9, PH) | | | | | | | FC4-6 1B | | | 1 | 0 | 0 | 0 | 0 | 0 | 0 | | | | | |
| Inning Stats | R: 0 E: 0 K: 0 S: 3 | H: 0 LOB: 0 BB: 0 P: 3 | R: 0 E: 1 K: 0 S: 4 | H: 1 LOB: 1 BB: 0 P: 4 | R: 0 E: 0 K: 0 S: 3 | H: 0 LOB: 0 BB: 0 P: 3 | R: 1 E: 0 K: 0 S: 4 | H: 1 LOB: 2 BB: 2 P: 12 | R: 0 E: 1 K: 1 S: 6 | H: 1 LOB: 1 BB: 0 P: 6 | R: 0 E: 0 K: 0 S: 5 | H: 2 LOB: 2 BB: 0 P: 5 | R: 0 E: 0 K: 0 S: 3 | H: 0 LOB: 0 BB: 0 P: 3 | 1B: 4 2B: 1 3B: 0 HR: 1 | SF: 0 SAC: 0 DP: 0 HBP: 0 | WP: 0 PB: 0 SB: 0 CS: 1 | PA: 37 | | | |
| PITCHER | IP | WLS | BF | H | R | ER | SO | BB | IBB | HBP | BLK | WP | HR | S | P | ERA | WHIP | | | | |
| Warren Spahn, L ERA: 3.29 (1, 1) | 9.0 | W | 37 | 6 | 2 | 2 | 1 | 3 | 1 | 0 | 0 | 0 | 1 | 35 | 51 | 2.00 | 1.000 | | | | |



| Batter | 1 | 2 | 3 | 4 | 5 | 6 | 7 | 8 | 9 | AB | R | H | RBI | BB | SO | LOB | TOP | |
|--|--|---|---|---|---|---|---|---|---|----|-------|-------|-------|-------|----|-----|---|---|
| Bill Bruton, L (1, 8) OBP: 0.353, SLG: 0.380 | | | | | | | | | | | 0 | 0 | 0 | 0 | 0 | 0 | 0 | Milwaukee Braves @ St. Louis Cardinals Sportsman's Park, St. Louis, MO Tue Aug 10 1954, 4:33 AM EDT Att: 20,593 - Unknown livebaseballscorecards.com |
| Danny O'Connell, R (1, 4) OBP: 0.310, SLG: 0.349 | | | | | | | | | | | 0 | 0 | 0 | 0 | 0 | 0 | 0 | |
| Eddie Mathews, L (1, 5) OBP: 0.411, SLG: 0.580 | | | | | | | | | | | 0 | 0 | 0 | 0 | 0 | 0 | 0 | |
| Hank Aaron, R (1, 7) OBP: 0.320, SLG: 0.450 | | | | | | | | | | | 0 | 0 | 0 | 0 | 0 | 0 | 0 | |
| Joe Adcock, R (1, 3) OBP: 0.375, SLG: 0.548 | | | | | | | | | | | 0 | 0 | 0 | 0 | 0 | 0 | 0 | |
| Andy Pafko, R (1, 9) OBP: 0.345, SLG: 0.457 | | | | | | | | | | | 0 | 0 | 0 | 0 | 0 | 0 | 0 | |
| Johnny Logan, R (1, 6) OBP: 0.333, SLG: 0.378 | | | | | | | | | | | 0 | 0 | 0 | 0 | 0 | 0 | 0 | |
| Del Crandall, R (1, 2) OBP: 0.315, SLG: 0.416 | | | | | | | | | | | 0 | 0 | 0 | 0 | 0 | 0 | 0 | |
| Jim Wilson, R (1, 1) OBP: 0.219, SLG: 0.258 | | | | | | | | | | | 0 | 0 | 0 | 0 | 0 | 0 | 0 |  |
| Inning Stats | | | | | | | | | | | 1B: 0 | SF: 0 | WP: 0 | PA: 0 | | | | |
| <table border="0" style="width:100%"> <tr> <td style="width:50%"> PITCHER Vic Raschi, R (1, 1) ERA: 4.12 </td> <td style="width:50%"> PITCHER IP: 0.0 WLS: L BF: 0 H: 0 R: 0 ER: 0 SO: 0 BB: 0 IBB: 0 HBP: 0 BLK: 0 WP: 0 HR: 0 S: 0 P: 0 ERA: ∞ WHIP: ∞ </td> </tr> </table> | | | | | | | | | | | | | | | | | PITCHER Vic Raschi, R (1, 1) ERA: 4.12 | PITCHER IP: 0.0 WLS: L BF: 0 H: 0 R: 0 ER: 0 SO: 0 BB: 0 IBB: 0 HBP: 0 BLK: 0 WP: 0 HR: 0 S: 0 P: 0 ERA: ∞ WHIP: ∞ |
| PITCHER Vic Raschi, R (1, 1) ERA: 4.12 | PITCHER IP: 0.0 WLS: L BF: 0 H: 0 R: 0 ER: 0 SO: 0 BB: 0 IBB: 0 HBP: 0 BLK: 0 WP: 0 HR: 0 S: 0 P: 0 ERA: ∞ WHIP: ∞ | | | | | | | | | | | | | | | | | |

| Batter | 1 | 2 | 3 | 4 | 5 | 6 | 7 | 8 | 9 | AB | R | H | RBI | BB | SO | LOB | BOTTOM | |
|--|--|---|---|---|---|---|---|---|---|----|-------|-------|-------|-------|----|-----|---|---|
| Rip Repulski, R (1, 7) OBP: 0.329, SLG: 0.458 | | | | | | | | | | | 0 | 0 | 0 | 0 | 0 | 0 | 0 | Milwaukee Braves @ St. Louis Cardinals Sportsman's Park, St. Louis, MO Tue Aug 10 1954, 4:33 AM EDT Att: 20,593 - Unknown livebaseballscorecards.com |
| Wally Moon, L (1, 8) OBP: 0.386, SLG: 0.476 | | | | | | | | | | | 0 | 0 | 0 | 0 | 0 | 0 | 0 | |
| Stan Musial, L (1, 9) OBP: 0.441, SLG: 0.642 | | | | | | | | | | | 0 | 0 | 0 | 0 | 0 | 0 | 0 | |
| Ray Jablonski, R (1, 5) OBP: 0.364, SLG: 0.462 | | | | | | | | | | | 0 | 0 | 0 | 0 | 0 | 0 | 0 | |
| Red Schoendienst, S (1, 4) OBP: 0.376, SLG: 0.453 | | | | | | | | | | | 0 | 0 | 0 | 0 | 0 | 0 | 0 | |
| Joe Cunningham, L (1, 3) OBP: 0.354, SLG: 0.452 | | | | | | | | | | | 0 | 0 | 0 | 0 | 0 | 0 | 0 | |
| Bill Sami, R (1, 2) OBP: 0.348, SLG: 0.455 | | | | | | | | | | | 0 | 0 | 0 | 0 | 0 | 0 | 0 | |
| Alex Grammas, R (1, 6) OBP: 0.287, SLG: 0.277 | | | | | | | | | | | 0 | 0 | 0 | 0 | 0 | 0 | 0 | |
| Vic Raschi, R (1, 1) OBP: 0.180, SLG: 0.138 | | | | | | | | | | | 0 | 0 | 0 | 0 | 0 | 0 | 0 |  |
| Inning Stats | | | | | | | | | | | 1B: 0 | SF: 0 | WP: 0 | PA: 0 | | | | |
| <table border="0" style="width:100%"> <tr> <td style="width:50%"> PITCHER Jim Wilson, R (1, 1) ERA: 3.18 </td> <td style="width:50%"> PITCHER IP: 0.0 WLS: W BF: 0 H: 0 R: 0 ER: 0 SO: 0 BB: 0 IBB: 0 HBP: 0 BLK: 0 WP: 0 HR: 0 S: 0 P: 0 ERA: ∞ WHIP: ∞ </td> </tr> </table> | | | | | | | | | | | | | | | | | PITCHER Jim Wilson, R (1, 1) ERA: 3.18 | PITCHER IP: 0.0 WLS: W BF: 0 H: 0 R: 0 ER: 0 SO: 0 BB: 0 IBB: 0 HBP: 0 BLK: 0 WP: 0 HR: 0 S: 0 P: 0 ERA: ∞ WHIP: ∞ |
| PITCHER Jim Wilson, R (1, 1) ERA: 3.18 | PITCHER IP: 0.0 WLS: W BF: 0 H: 0 R: 0 ER: 0 SO: 0 BB: 0 IBB: 0 HBP: 0 BLK: 0 WP: 0 HR: 0 S: 0 P: 0 ERA: ∞ WHIP: ∞ | | | | | | | | | | | | | | | | | |

| Batter | 1 | 2 | 3 | 4 | 5 | 6 | 7 | 8 | 9 | AB | R | H | RBI | BB | SO | LOB | TOP |
|---|---|---------------------------------|------------------------------|---------------------------------|------------------------------|---------------------------------|------------------------------|---------------------------------|------------------------------|---------------------------------|------------------------------|---------------------------------|------------------------------|----------------------------------|------|-------|---|
| Bill Bruton, L (1, 8) OBP: 0.352, SLG: 0.380 | | | | | | | | | | 4 | 0 | 1 | 0 | 0 | 0 | 2 | Milwaukee Braves @ St. Louis Cardinals Sportsman's Park, St. Louis, MO Wed Aug 11, 1954, 4:33 AM EDT Att: 9,965 - Unknown |
| Danny O'Connell, R (1, 4) OBP: 0.313, SLG: 0.355 | | | | | | | | | | 4 | 2 | 2 | 2 | 0 | 0 | 1 | |
| Eddie Mathews, L (1, 5) OBP: 0.414, SLG: 0.592 | | | | | | | | | | 3 | 1 | 1 | 2 | 1 | 0 | 1 | |
| Hank Aaron, R (1, 7) OBP: 0.323, SLG: 0.458 | | | | | | | | | | 3 | 0 | 0 | 0 | 0 | 1 | 2 | |
| Joe Adcock, R (1, 3) OBP: 0.374, SLG: 0.549 | | | | | | | | | | 4 | 0 | 1 | 1 | 0 | 0 | 2 | |
| Andy Pafo, R (1, 9) OBP: 0.342, SLG: 0.460 | | | | | | | | | | 4 | 0 | 1 | 0 | 0 | 0 | 2 | |
| Johnny Logan, R (1, 6) OBP: 0.335, SLG: 0.376 | | | | | | | | | | 2 | 2 | 1 | 0 | 0 | 0 | 1 | |
| Del Crandall, R (1, 2) OBP: 0.318, SLG: 0.429 | | | | | | | | | | 2 | 1 | 1 | 1 | 0 | 0 | 1 | |
| Gene Conley, R (1, 1) OBP: 0.190, SLG: 0.206 | | | | | | | | | | 1 | 0 | 0 | 0 | 0 | 0 | 1 | |
| George Metkovich, L (5, PH) OBP: 0.354, SLG: 0.362 | | | | | | | | | | 1 | 0 | 0 | 0 | 0 | 0 | 2 | |
| Dave Jolly, R (5, 1) OBP: 0.417, SLG: 0.565 | | | | | | | | | | 1 | 0 | 0 | 0 | 0 | 0 | 1 | |
| Chet Nichols, S (6, 1) OBP: 0.111, SLG: 0.111 | | | | | | | | | | 0 | 0 | 0 | 0 | 0 | 0 | 0 | |
| Inning Stats | R: 0 E: 0 K: 0 S: 4 | H: 1 LOB: 2 BB: 0 P: 5 | R: 0 E: 0 K: 0 S: 4 | H: 1 LOB: 1 BB: 0 P: 4 | R: 0 E: 0 K: 0 S: 3 | H: 0 LOB: 0 BB: 0 P: 3 | R: 0 E: 0 K: 0 S: 3 | H: 0 LOB: 0 BB: 0 P: 3 | R: 4 E: 0 K: 0 S: 6 | H: 3 LOB: 0 BB: 0 P: 7 | R: 1 E: 0 K: 0 S: 4 | H: 1 LOB: 1 BB: 0 P: 5 | R: 1 E: 0 K: 1 S: 7 | H: 2 LOB: 2 BB: 1 P: 11 | | | WP: 0 PA: 33 1B: 3 2B: 4 3B: 0 HR: 1 |
| PITCHER | IP WLS BF H R ER SO BB IBB HBP BLK WP HR S P ERA WHIP | | | | | | | | | | | | | | | | |
| Brooks Lawrence, R (1, 1) ERA: 3.57 | 6.0 | 27 | 6 | 5 | 5 | 0 | 0 | 0 | 0 | 0 | 0 | 1 | 24 | 27 | 7.50 | 1.000 | |
| Gerry Staley, R (7, 1) ERA: 5.41 | 1.0 | 6 | 2 | 1 | 1 | 1 | 0 | 1 | 0 | 0 | 0 | 0 | 7 | 11 | 9.00 | 2.000 | |

| Batter | 1 | 2 | 3 | 4 | 5 | 6 | 7 | 8 | 9 | AB | R | H | RBI | BB | SO | LOB | BOTTOM |
|--|---|---------------------------------|------------------------------|---------------------------------|------------------------------|----------------------------------|------------------------------|---------------------------------|------------------------------|---------------------------------|------------------------------|----------------------------------|------------------------------|---------------------------------|-------|-------|---|
| Rip Repulski, R (1, 7) OBP: 0.325, SLG: 0.451 | | | | | | | | | | 3 | 0 | 0 | 0 | 1 | 0 | 0 | Milwaukee Braves @ St. Louis Cardinals Sportsman's Park, St. Louis, MO Wed Aug 11, 1954, 4:33 AM EDT Att: 9,965 - Unknown |
| Wally Moon, L (1, 8) OBP: 0.384, SLG: 0.472 | | | | | | | | | | 4 | 2 | 2 | 0 | 0 | 0 | 3 | |
| Stan Musial, L (1, 9) OBP: 0.439, SLG: 0.638 | | | | | | | | | | 4 | 1 | 2 | 0 | 0 | 0 | 0 | |
| Ray Jablonski, R (1, 5) OBP: 0.365, SLG: 0.459 | | | | | | | | | | 3 | 0 | 1 | 1 | 1 | 2 | 2 | |
| Red Schoendienst, S (1, 4) OBP: 0.376, SLG: 0.451 | | | | | | | | | | 3 | 0 | 1 | 0 | 1 | 0 | 3 | |
| Joe Cunningham, L (1, 3) OBP: 0.354, SLG: 0.448 | | | | | | | | | | 3 | 1 | 2 | 2 | 0 | 0 | 1 | |
| Bill Sami, R (1, 2) OBP: 0.344, SLG: 0.446 | | | | | | | | | | 2 | 1 | 0 | 0 | 1 | 0 | 1 | |
| Alex Grammas, R (1, 6) OBP: 0.289, SLG: 0.277 | | | | | | | | | | 1 | 0 | 0 | 0 | 1 | 0 | 0 | |
| Solly Hemus, L (6, PH) OBP: 0.461, SLG: 0.456 | | | | | | | | | | 0 | 0 | 0 | 0 | 1 | 0 | 0 | |
| Brooks Lawrence, R (1, 1) OBP: 0.323, SLG: 0.250 | | | | | | | | | | 2 | 0 | 0 | 0 | 0 | 0 | 2 | |
| Joe Frazier, L (6, PH) OBP: 0.434, SLG: 0.563 | | | | | | | | | | 1 | 0 | 1 | 2 | 0 | 0 | 0 | |
| Gerry Staley, R (7, 1) OBP: 0.250, SLG: 0.188 | | | | | | | | | | 0 | 0 | 0 | 0 | 0 | 0 | 0 | |
| Inning Stats | R: 1 E: 0 K: 0 S: 5 | H: 3 LOB: 1 BB: 0 P: 5 | R: 0 E: 0 K: 0 S: 3 | H: 1 LOB: 1 BB: 1 P: 7 | R: 2 E: 0 K: 1 S: 7 | H: 3 LOB: 1 BB: 1 P: 11 | R: 0 E: 0 K: 0 S: 3 | H: 0 LOB: 0 BB: 0 P: 3 | R: 0 E: 0 K: 0 S: 3 | H: 0 LOB: 0 BB: 0 P: 3 | R: 2 E: 0 K: 1 S: 7 | H: 2 LOB: 3 BB: 3 P: 19 | R: 0 E: 0 K: 0 S: 2 | H: 0 LOB: 0 BB: 1 P: 6 | | | WP: 0 PA: 33 1B: 8 2B: 2 3B: 0 HR: 0 |
| PITCHER | IP WLS BF H R ER SO BB IBB HBP BLK WP HR S P ERA WHIP | | | | | | | | | | | | | | | | |
| Gene Conley, R (1, 1) ERA: 3.11 | 18 | 7 | 3 | 3 | 3 | 1 | 2 | 0 | 0 | 0 | 0 | 0 | 18 | 26 | 6.75 | 2.250 | |
| Dave Jolly, R (5, 1) ERA: 1.53 | 10 | 2 | 2 | 2 | 1 | 3 | 0 | 0 | 0 | 0 | 0 | 9 | 21 | 10.80 | 3.000 | | |
| Chet Nichols, L (6, 1) ERA: 3.75 | 4 | 0 | 0 | 0 | 0 | 1 | 0 | 0 | 0 | 0 | 0 | 3 | 7 | 0.00 | 0.750 | | |



| Batter | 1 | 2 | 3 | 4 | 5 | 6 | 7 | 8 | 9 | AB | R | H | RBI | BB | SO | LOB | TOP | | | | | |
|--|------------------------------|---------------------------------|------------------------------|---------------------------------|------------------------------|---------------------------------|------------------------------|----------------------------------|------------------------------|---------------------------------|------------------------------|---------------------------------|------------------------------|---------------------------------|------------------------------|---------------------------------|------------------------------|----------------------------------|----------------------------------|------------------------------------|-------------------------|--------|
| Bill Bruton, L OBP: 0.350, SLG: 0.376 (1, 8) | F2 | | F6 | | 4-3 | F3 | | | BB BB HBP | 4 | 0 | 0 | 0 | 0 | 0 | 2 | | | | | | |
| Danny O'Connell, R OBP: 0.316, SLG: 0.356 (1, 4) | 6-3 | | | E5 1B | 2B | | | | BB BB BB | 4 | 1 | 2 | 0 | 1 | 0 | 0 | | | | | | |
| Eddie Mathews, L OBP: 0.416, SLG: 0.594 (1, 5) | F9 | | | 1B | 2B | | | | BB BB BB | 4 | 1 | 2 | 0 | 1 | 0 | 1 | | | | | | |
| Hank Aaron, R OBP: 0.319, SLG: 0.453 (1, 7) | | 5-3 | | K | 1-3 | | | | BB BB BB | 5 | 0 | 0 | 0 | 0 | 2 | 8 | | | | | | |
| Joe Adcock, R OBP: 0.374, SLG: 0.546 (1, 3) | K | | | 2B | FC6-4 IBB | | | | BB BB BB | 4 | 1 | 1 | 1 | 1 | 1 | 4 | | | | | | |
| Andy Pafko, R OBP: 0.342, SLG: 0.460 (1, 9) | 5-3 | | | 1-3 2H | FC6-4 | | | | BB BB BB | 4 | 0 | 1 | 1 | 0 | 1 | 3 | | | | | | |
| Johnny Logan, R OBP: 0.338, SLG: 0.378 (1, 6) | | | | 1B | IBB | | | | BB BB BB | 3 | 0 | 2 | 0 | 1 | 0 | 0 | | | | | | |
| Del Crandall, R OBP: 0.315, SLG: 0.424 (1, 2) | | | F9 | F7 | SH3-4 | | | | BB BB BB | 3 | 0 | 0 | 1 | 0 | 0 | 3 | | | | | | |
| Warren Spahn, L OBP: 0.308, SLG: 0.343 (1, 1) | | | F6 | F6 | F8 | | | | BB BB BB | 4 | 0 | 0 | 0 | 0 | 1 | 4 | | | | | | |
| Inning Stats | R: 0 E: 0 K: 0 S: 3 | H: 0 LOB: 0 BB: 0 P: 3 | R: 0 E: 0 K: 1 S: 5 | H: 0 LOB: 0 BB: 0 P: 5 | R: 0 E: 0 K: 1 S: 4 | H: 1 LOB: 1 BB: 0 P: 4 | R: 3 E: 1 K: 1 S: 9 | H: 3 LOB: 2 BB: 1 P: 13 | R: 0 E: 0 K: 0 S: 5 | H: 2 LOB: 3 BB: 1 P: 9 | R: 0 E: 0 K: 0 S: 4 | H: 1 LOB: 1 BB: 0 P: 4 | R: 0 E: 0 K: 0 S: 4 | H: 1 LOB: 1 BB: 0 P: 4 | R: 0 E: 0 K: 1 S: 5 | H: 0 LOB: 0 BB: 0 P: 5 | R: 0 E: 0 K: 2 S: 7 | H: 0 LOB: 3 BB: 2 P: 16 | 1B: 6 2B: 2 3B: 0 HR: 0 | SF: 0 SAC: 1 DP: 0 HBP: 1 | WP: 0 PB: 0 CS: 0 | PA: 41 |
| PITCHER | IP | WLS | BF | H | R | ER | SO | BB | IBB | HBP | BLK | WP | HR | S | P | ERA | WHIP | | | | | |
| Gordon Jones, R ERA: 1.29 (1, 1) | 7.0 | L | 32 | 8 | 3 | 1 | 2 | 0 | 2 | 0 | 0 | 0 | 0 | 34 | 42 | 1.29 | 1.143 | | | | | |
| Joe Presko, R ERA: 6.39 (8, 1) | 2.0 | | 9 | 0 | 0 | 0 | 3 | 2 | 0 | 1 | 0 | 0 | 0 | 12 | 21 | 0.00 | 1.000 | | | | | |

Milwaukee Braves @ St. Louis Cardinals
Sportsman's Park, St. Louis, MO
Thu Aug 12 1954, 4:33 AM EDT
Att: 11,234 - Unknown

AB 35
R 3
H 8
RBI 3
BB 4
SO 5
LOB 25





| Batter | 1 | 2 | 3 | 4 | 5 | 6 | 7 | 8 | 9 | AB | R | H | RBI | BB | SO | LOB | BOTTOM | | | | | |
|---|------------------------------|---------------------------------|------------------------------|---------------------------------|------------------------------|---------------------------------|------------------------------|---------------------------------|------------------------------|---------------------------------|------------------------------|---------------------------------|------------------------------|---------------------------------|------------------------------|---------------------------------|------------------------------|---------------------------------|----------------------------------|------------------------------------|-------------------------|--------|
| Rip Repulski, R OBP: 0.323, SLG: 0.447 (1, 7) | K | | F7 | | F8 | | | 5-3 | | 4 | 0 | 0 | 0 | 0 | 1 | 0 | | | | | | |
| Wally Moon, L OBP: 0.383, SLG: 0.470 (1, 8) | 1B | | K | | K | | | F5 | | 4 | 0 | 1 | 0 | 0 | 2 | 0 | | | | | | |
| Stan Musial, L OBP: 0.440, SLG: 0.640 (1, 9) | 1B | | 1-3 | | | | | K | | 4 | 1 | 2 | 0 | 0 | 1 | 0 | | | | | | |
| Ray Jablonski, R OBP: 0.364, SLG: 0.458 (1, 5) | K | | | 1B | FC5-2 1B | | | F8 | | 4 | 0 | 1 | 0 | 0 | 1 | 3 | | | | | | |
| Red Schoendienst, S OBP: 0.375, SLG: 0.450 (1, 4) | F6 | | | FC5-2 1B | 2-3 | | | SF8 | | 3 | 0 | 1 | 1 | 0 | 0 | 2 | | | | | | |
| Joe Cunningham, L OBP: 0.348, SLG: 0.440 (1, 3) | | | 4-3 | | 2-3 | | | F4 | | 3 | 0 | 0 | 0 | 0 | 0 | 2 | | | | | | |
| Sal Yvars, R OBP: 0.345, SLG: 0.451 (9, PH) | | | | 1-2 | | | | | | 1 | 0 | 0 | 0 | 0 | 1 | 0 | | | | | | |
| Del Rice, R OBP: 0.273, SLG: 0.342 (1, 2) | | | F8 | | FC5-2 | | | F6 | | 3 | 0 | 0 | 0 | 0 | 0 | 2 | | | | | | |
| Alex Grammas, R OBP: 0.289, SLG: 0.278 (1, 6) | | | | 2-3 3H | F9 | | | F9 | | 3 | 0 | 1 | 0 | 0 | 0 | 2 | | | | | | |
| Gordon Jones, R OBP: 0.250, SLG: 0.250 (1, 1) | | | | | F4 | | | K | | 2 | 0 | 0 | 0 | 0 | 0 | 1 | | | | | | |
| Peanuts Lowrey, R OBP: 0.250, SLG: 0.250 (7, PH) | | | | | | | | | | 1 | 0 | 0 | 0 | 0 | 1 | 0 | | | | | | |
| Joe Presko, R OBP: 0.154, SLG: 0.154 (8, 1) | | | | | | | | | | 0 | 0 | 0 | 0 | 0 | 0 | 0 | | | | | | |
| Inning Stats | R: 0 E: 0 K: 2 S: 9 | H: 2 LOB: 2 BB: 0 P: 9 | R: 0 E: 0 K: 0 S: 4 | H: 1 LOB: 1 BB: 0 P: 4 | R: 0 E: 0 K: 1 S: 5 | H: 0 LOB: 0 BB: 0 P: 5 | R: 0 E: 0 K: 0 S: 5 | H: 2 LOB: 2 BB: 0 P: 5 | R: 0 E: 0 K: 1 S: 5 | H: 0 LOB: 0 BB: 0 P: 5 | R: 1 E: 0 K: 0 S: 4 | H: 1 LOB: 0 BB: 0 P: 4 | R: 0 E: 0 K: 1 S: 5 | H: 0 LOB: 0 BB: 0 P: 5 | R: 0 E: 0 K: 1 S: 5 | H: 0 LOB: 0 BB: 0 P: 5 | R: 0 E: 0 K: 1 S: 5 | H: 0 LOB: 0 BB: 0 P: 5 | 1B: 5 2B: 1 3B: 0 HR: 0 | SF: 1 SAC: 0 DP: 0 HBP: 0 | WP: 0 PB: 0 CS: 0 | PA: 33 |
| PITCHER | IP | WLS | BF | H | R | ER | SO | BB | IBB | HBP | BLK | WP | HR | S | P | ERA | WHIP | | | | | |
| Warren Spahn, L ERA: 3.18 (1, 1) | 9.0 | W | 33 | 6 | 1 | 1 | 7 | 0 | 0 | 0 | 0 | 0 | 0 | 47 | 47 | 1.00 | 0.667 | | | | | |

Milwaukee Braves @ St. Louis Cardinals
Sportsman's Park, St. Louis, MO
Thu Aug 12 1954, 4:33 AM EDT
Att: 11,234 - Unknown

AB 32
R 1
H 6
RBI 1
BB 0
SO 7
LOB 12



| Batter | 1 | 2 | 3 | 4 | 5 | 6 | 7 | 8 | 9 | AB | R | H | RBI | BB | SO | LOB | TOP | | | | | | | | | | |
|---|------------------------------|---------------------------------|------------------------------|---------------------------------|------------------------------|---------------------------------|------------------------------|---------------------------------|------------------------------|---------------------------------|------------------------------|---------------------------------|------------------------------|---------------------------------|------------------------------|---------------------------------|--|---------------------------------|----------------------------------|------------------------------------|----------------------------------|--------|--|--|--|--|--|
| Frank Baumholtz, L (1, 8) OBP: 0.356, SLG: 0.449 | G6-3 HR 1B | | K | | | 4-3 | | G6-3 1B | | 4 | 1 | 2 | 0 | 0 | 1 | 0 | Chicago Cubs @ Milwaukee Braves Milwaukee County Stadium, Milwaukee, WI Fri Aug 13 1954, 4:33 AM EDT Att: 42,820 - Unknown livebaseballscores.com AB 30 R 2 H 7 RBI 2 BB 2 SO 2 LOB 10  | | | | | | | | | | |
| Gene Baker, R (1, 4) OBP: 0.340, SLG: 0.466 | G6-3 1B | | F8 | | | | | G6-3 | | 4 | 0 | 2 | 0 | 0 | 0 | 2 | | | | | | | | | | | |
| Dee Fondy, L (1, 3) OBP: 0.311, SLG: 0.391 | G6-3 | | F9 | | | | | | G4-3 | 4 | 0 | 0 | 0 | 0 | 0 | 3 | | | | | | | | | | | |
| Ralph Kiner, R (1, 7) OBP: 0.393, SLG: 0.519 | HR | | | G5-3 | | | | G6-3 | K | 4 | 1 | 1 | 2 | 0 | 1 | 1 | | | | | | | | | | | |
| Hank Sauer, R (1, 9) OBP: 0.388, SLG: 0.585 | G6-3 | | | F7 | | | | G6-3 | F8 | 4 | 0 | 0 | 0 | 0 | 0 | 0 | | | | | | | | | | | |
| 14 Ernie Banks, R (1, 6) OBP: 0.343, SLG: 0.433 | | S | | F8 | | | | | | 3 | 0 | 1 | 0 | 0 | 0 | 0 | | | | | | | | | | | |
| Vern Morgan, L (1, 5) OBP: 0.357, SLG: 0.429 | | P6 | | | G3-1 | | | G6-3 | | 3 | 0 | 0 | 0 | 0 | 0 | 1 | | | | | | | | | | | |
| Joe Garagiola, L (1, 2) OBP: 0.393, SLG: 0.349 | | | | | | | | G6-3 | | 1 | 0 | 0 | 0 | 2 | 0 | 0 | | | | | | | | | | | |
| Dave Cole, R (1, 1) OBP: 0.222, SLG: 0.176 | | | | | | | | | | 3 | 0 | 1 | 0 | 0 | 0 | 3 | | | | | | | | | | | |
| Hal Jeffcoat, R (8, 1) OBP: 0.318, SLG: 0.579 | | | | | | | | | | 0 | 0 | 0 | 0 | 0 | 0 | 0 | | | | | | | | | | | |
| Jim Davis, S (8, 1) OBP: 0.286, SLG: 0.048 | | | | | | | | | | 0 | 0 | 0 | 0 | 0 | 0 | 0 | | | | | | | | | | | |
| Inning Stats | R: 2 E: 0 K: 0 S: 5 | H: 3 LOB: 0 BB: 0 P: 5 | R: 0 E: 0 K: 0 S: 3 | H: 1 LOB: 1 BB: 1 P: 7 | R: 0 E: 0 K: 1 S: 5 | H: 0 LOB: 0 BB: 0 P: 5 | R: 0 E: 0 K: 0 S: 3 | H: 0 LOB: 0 BB: 0 P: 3 | R: 0 E: 0 K: 0 S: 2 | H: 0 LOB: 0 BB: 1 P: 6 | R: 0 E: 0 K: 0 S: 4 | H: 1 LOB: 1 BB: 0 P: 4 | R: 0 E: 0 K: 0 S: 3 | H: 0 LOB: 0 BB: 0 P: 3 | R: 0 E: 0 K: 0 S: 4 | H: 2 LOB: 1 BB: 0 P: 4 | R: 0 E: 0 K: 1 S: 5 | H: 0 LOB: 0 BB: 0 P: 5 | 1B: 5 2B: 1 3B: 0 HR: 1 | SF: 0 SAC: 0 DP: 4 HBP: 0 | WP: 0 PB: 0 SB: 2 CS: 0 | PA: 32 | | | | | |
| PITCHER | IP | WLS | BF | H | R | ER | SO | BB | IBB | HBP | BLK | WP | HR | S | P | ERA | WHIP | | | | | | | | | | |
| Lew Burdette, R (1, 1) ERA: 2.89 | 8.0 | | 29 | 7 | 2 | 2 | 1 | 2 | 0 | 0 | 0 | 0 | 1 | 29 | 37 | 2.25 | 1.125 | | | | | | | | | | |
| Dave Jolly, R (9, 1) ERA: 1.9 | 1.0 | W | 3 | 0 | 0 | 0 | 1 | 0 | 0 | 0 | 0 | 0 | 0 | 5 | 5 | 0.00 | 0.000 | | | | | | | | | | |

| Batter | 1 | 2 | 3 | 4 | 5 | 6 | 7 | 8 | 9 | AB | R | H | RBI | BB | SO | LOB | BOTTOM | | | | | | | | | | |
|---|------------------------------|----------------------------------|------------------------------|---------------------------------|------------------------------|---------------------------------|------------------------------|---------------------------------|------------------------------|---------------------------------|------------------------------|---------------------------------|------------------------------|---------------------------------|------------------------------|---------------------------------|--|---------------------------------|----------------------------------|------------------------------------|----------------------------------|--------|--|--|--|--|--|
| Bill Bruton, L (1, 8) OBP: 0.349, SLG: 0.375 | G4-3 | | K | | | G4-3 | | FC3-6 1B | | 4 | 0 | 1 | 0 | 0 | 1 | 1 | Chicago Cubs @ Milwaukee Braves Milwaukee County Stadium, Milwaukee, WI Fri Aug 13 1954, 4:33 AM EDT Att: 42,820 - Unknown livebaseballscores.com AB 27 R 5 H 6 RBI 5 BB 5 SO 3 LOB 12  | | | | | | | | | | |
| Danny O'Connell, R (1, 4) OBP: 0.317, SLG: 0.356 | BB SF8 BB | | K | | | | | FC3-6 | | 3 | 1 | 1 | 0 | 1 | 1 | 2 | | | | | | | | | | | |
| Eddie Mathews, L (1, 5) OBP: 0.414, SLG: 0.591 | BB 1B | | F7 | | | | | SF8 | | 2 | 0 | 0 | 1 | 1 | 1 | 1 | | | | | | | | | | | |
| Hank Aaron, R (1, 7) OBP: 0.319, SLG: 0.449 | BB 1B | | F7 | | | | | G6-3 | | 3 | 0 | 0 | 0 | 1 | 0 | 2 | | | | | | | | | | | |
| Joe Adcock, R (1, 3) OBP: 0.373, SLG: 0.545 | SF8 | | | G5-3 | | | | F8 | | 3 | 1 | 1 | 1 | 0 | 0 | 1 | | | | | | | | | | | |
| Andy Pafko, R (1, 9) OBP: 0.341, SLG: 0.459 | G6-3 | | | F8 | | | | | SH3 | 3 | 0 | 1 | 0 | 0 | 0 | 2 | | | | | | | | | | | |
| Johnny Logan, R (1, 6) OBP: 0.340, SLG: 0.377 | | | | | G6-3 | | | | SH3 | 3 | 0 | 1 | 0 | 0 | 0 | 1 | | | | | | | | | | | |
| Del Crandall, R (1, 2) OBP: 0.314, SLG: 0.432 | | | | | | | | | HR | 4 | 1 | 1 | 3 | 0 | 0 | 1 | | | | | | | | | | | |
| Lew Burdette, R (1, 1) OBP: 0.148, SLG: 0.123 | | | | | | | | | | 2 | 0 | 0 | 0 | 0 | 0 | 1 | | | | | | | | | | | |
| Bobby Thomson, R (8, PH) OBP: 0.600, SLG: 0.500 | | | | | | | | | | 0 | 0 | 0 | 0 | 1 | 0 | 0 | | | | | | | | | | | |
| Jim Pendleton, R (8, PR) OBP: 0.226, SLG: 0.267 | | | | | | | | | | 0 | 1 | 0 | 0 | 0 | 0 | 0 | | | | | | | | | | | |
| Dave Jolly, R (9, 1) OBP: 0.417, SLG: 0.565 | | | | | | | | | | 0 | 0 | 0 | 0 | 0 | 0 | 0 | | | | | | | | | | | |
| Inning Stats | R: 1 E: 0 K: 0 S: 3 | H: 0 LOB: 2 BB: 3 P: 15 | R: 0 E: 0 K: 1 S: 6 | H: 1 LOB: 0 BB: 0 P: 6 | R: 0 E: 0 K: 1 S: 5 | H: 0 LOB: 0 BB: 0 P: 5 | R: 0 E: 0 K: 0 S: 3 | H: 0 LOB: 0 BB: 0 P: 3 | R: 0 E: 0 K: 0 S: 3 | H: 0 LOB: 0 BB: 0 P: 3 | R: 0 E: 0 K: 1 S: 6 | H: 1 LOB: 1 BB: 0 P: 6 | R: 0 E: 0 K: 0 S: 3 | H: 1 LOB: 0 BB: 0 P: 3 | R: 1 E: 0 K: 0 S: 4 | H: 1 LOB: 1 BB: 1 P: 8 | R: 3 E: 0 K: 0 S: 3 | H: 2 LOB: 0 BB: 1 P: 7 | 1B: 5 2B: 1 3B: 0 HR: 1 | SF: 2 SAC: 1 DP: 1 HBP: 0 | WP: 0 PB: 0 SB: 0 CS: 0 | PA: 35 | | | | | |
| PITCHER | IP | WLS | BF | H | R | ER | SO | BB | IBB | HBP | BLK | WP | HR | S | P | ERA | WHIP | | | | | | | | | | |
| Dave Cole, R (1, 1) ERA: 4.4 | 7.0 | | 28 | 4 | 2 | 2 | 3 | 4 | 0 | 0 | 0 | 0 | 0 | 30 | 46 | 2.57 | 1.143 | | | | | | | | | | |
| Hal Jeffcoat, R (8, 1) ERA: 5.98 | 0.1 | L | 6 | 2 | 3 | 3 | 0 | 0 | 0 | 0 | 0 | 0 | 1 | 1 | 0.00 | 0.000 | | | | | | | | | | | |
| Jim Davis, L (8, 1) ERA: 3.71 | 1.0 | L | 6 | 2 | 3 | 3 | 0 | 1 | 0 | 0 | 0 | 0 | 1 | 5 | 9 | 27.00 | 3.000 | | | | | | | | | | |

| Batter | 1 | 2 | 3 | 4 | 5 | 6 | 7 | 8 | 9 | AB | R | H | RBI | BB | SO | LOB | TOP | | | |
|---|--|---------------------------------|------------------------------|---------------------------------|------------------------------|---------------------------------|------------------------------|---------------------------------|------------------------------|---------------------------------|------------------------------|---------------------------------|------------------------------|---------------------------------|------------------------------|---------------------------------|----------------------------------|------------------------------------|----------------------------------|--------|
| Bob Talbot, R (1, 8) OBP: 0.279, SLG: 0.309 | F8 | | F9 | | | F7 | | P3 | | 4 | 0 | 0 | 0 | 0 | 0 | 0 | | | | |
| Gene Baker, R (1, 4) OBP: 0.336, SLG: 0.461 | F8 | | F9 | | | F9 | | | K | 4 | 0 | 0 | 0 | 0 | 1 | 0 | | | | |
| 14 Ernie Banks, R (1, 6) OBP: 0.342, SLG: 0.431 | F8 | | | G5-4-3 BB 1B | | F8 | | | F8 | 4 | 0 | 1 | 0 | 0 | 0 | 0 | | | | |
| Ralph Kiner, R (1, 7) OBP: 0.396, SLG: 0.526 | | P6 | | G5-4-3 BB 1-2 | | | | | | 2 | 1 | 1 | 1 | 2 | 0 | 0 | | | | |
| Hank Sauer, R (1, 9) OBP: 0.387, SLG: 0.582 | | BB 1B | | G5-4-3 1-2 2-3 | | HR | | | BB | 4 | 0 | 1 | 0 | 0 | 1 | 3 | | | | |
| Steve Bilko, R (1, 3) OBP: 0.281, SLG: 0.308 | | BB 1B | | F8 | | F9 | | | | 2 | 0 | 0 | 0 | 1 | 0 | 1 | | | | |
| Walker Cooper, R (1, 2) OBP: 0.387, SLG: 0.507 | | P6 | | | | 5-3 | | | | 3 | 0 | 0 | 0 | 0 | 0 | 2 | | | | |
| Vern Morgan, L (1, 5) OBP: 0.294, SLG: 0.353 | | P2 | | | | 4-3 | | | P6 | 3 | 0 | 0 | 0 | 0 | 0 | 2 | | | | |
| Bob Rush, R (1, 1) OBP: 0.333, SLG: 0.414 | | | | | | | | | | 2 | 0 | 0 | 0 | 0 | 2 | 0 | | | | |
| Eddie Miksis, R (8, PH) OBP: 0.232, SLG: 0.302 | | | | | | | | | | 1 | 0 | 0 | 0 | 0 | 0 | 0 | | | | |
| Warren Hacker, R (8, 1) OBP: 0.204, SLG: 0.229 | | | | K | | | | | 6-3 | 0 | 0 | 0 | 0 | 0 | 0 | 0 | | | | |
| Inning Stats | R: 0 E: 0 K: 0 S: 3 | H: 0 LOB: 0 BB: 0 P: 3 | R: 0 E: 0 K: 0 S: 4 | H: 1 LOB: 2 BB: 1 P: 8 | R: 0 E: 0 K: 1 S: 5 | H: 0 LOB: 0 BB: 0 P: 5 | R: 0 E: 0 K: 0 S: 3 | H: 1 LOB: 1 BB: 1 P: 7 | R: 0 E: 0 K: 1 S: 5 | H: 0 LOB: 0 BB: 0 P: 5 | R: 1 E: 0 K: 1 S: 6 | H: 1 LOB: 0 BB: 0 P: 6 | R: 0 E: 0 K: 0 S: 3 | H: 0 LOB: 1 BB: 1 P: 9 | R: 0 E: 0 K: 1 S: 5 | H: 0 LOB: 1 BB: 1 P: 9 | 1B: 2 2B: 0 3B: 0 HR: 1 | SF: 0 SAC: 0 DP: 1 HBP: 0 | WP: 0 PB: 0 SB: 0 CS: 0 | PA: 32 |
| PITCHER Chet Nichols, L (1, 1) ERA: 3.52 | IP: 9.0 WLS: W BF: 32 H: 3 R: 1 ER: 1 SO: 4 BB: 3 IBB: 0 HBP: 0 BLK: 0 WP: 0 HR: 1 S: 37 P: 49 ERA: 1.00 WHIP: 0.667 | | | | | | | | | | | | | | | | | | | |

Chicago Cubs @ Milwaukee Braves
Milwaukee County Stadium, Milwaukee, WI
Sat Aug 14 1954, 4:33 AM EDT
Att: 44,159 - Unknown

AB 29
R 1
H 3
RBI 1
BB 3
SO 4
LOB 8



| Batter | 1 | 2 | 3 | 4 | 5 | 6 | 7 | 8 | 9 | AB | R | H | RBI | BB | SO | LOB | BOTTOM | | | |
|--|--|---------------------------------|------------------------------|---------------------------------|------------------------------|---------------------------------|------------------------------|---------------------------------|------------------------------|---------------------------------|------------------------------|---------------------------------|------------------------------|---------------------------------|------------------------------|---------------------------------|----------------------------------|------------------------------------|----------------------------------|--------|
| Bill Bruton, L (1, 8) OBP: 0.348, SLG: 0.376 | 6-3 | | 1B 2B | | | P5 | | 4-3 | | 4 | 1 | 1 | 0 | 0 | 0 | 0 | | | | |
| Danny O'Connell, R (1, 4) OBP: 0.321, SLG: 0.362 | F9 | | 1B 2H | | | FC1-6 1B | | 1B 2B | | 4 | 1 | 3 | 1 | 0 | 0 | 0 | | | | |
| Eddie Mathews, L (1, 5) OBP: 0.415, SLG: 0.590 | K2-3 | | FC6-4 1B | | | FC1-6 1B WP | | SH1-4 1B | | 4 | 1 | 2 | 1 | 0 | 1 | 1 | | | | |
| Hank Aaron, R (1, 7) OBP: 0.319, SLG: 0.449 | | SH2-4 1B | FC6-4 1-2 | | | F9 | | SH1-4 | | 3 | 0 | 1 | 0 | 0 | 0 | 3 | | | | |
| Joe Adcock, R (1, 3) OBP: 0.373, SLG: 0.543 | | SH2-4 1-2 | | | | WP 1B | | 5-3 | | 3 | 0 | 1 | 0 | 0 | 0 | 1 | | | | |
| Andy Pafko, R (1, 9) OBP: 0.341, SLG: 0.455 | | F9 | | | | 1-3 1B | | F7 | | 3 | 0 | 0 | 0 | 1 | 0 | 2 | | | | |
| Johnny Logan, R (1, 6) OBP: 0.338, SLG: 0.375 | | | | | | 1-2 3H BB | | | | 3 | 0 | 0 | 0 | 0 | 1 | 3 | | | | |
| Del Crandall, R (1, 2) OBP: 0.311, SLG: 0.428 | | | 4-3 | | | 1-6-3 | | 6-3 | | 3 | 0 | 0 | 0 | 0 | 0 | 0 | | | | |
| Chet Nichols, S (1, 1) OBP: 0.100, SLG: 0.100 | | | 6-3 | | | K | | K | | 3 | 0 | 0 | 0 | 0 | 2 | 0 | | | | |
| Inning Stats | R: 0 E: 0 K: 1 S: 5 | H: 0 LOB: 0 BB: 0 P: 5 | R: 0 E: 0 K: 1 S: 6 | H: 1 LOB: 1 BB: 0 P: 6 | R: 1 E: 0 K: 0 S: 6 | H: 3 LOB: 2 BB: 0 P: 6 | R: 0 E: 0 K: 0 S: 3 | H: 0 LOB: 0 BB: 0 P: 3 | R: 0 E: 0 K: 1 S: 5 | H: 0 LOB: 0 BB: 0 P: 5 | R: 1 E: 0 K: 0 S: 5 | H: 2 LOB: 2 BB: 1 P: 9 | R: 0 E: 0 K: 1 S: 5 | H: 0 LOB: 0 BB: 0 P: 5 | R: 1 E: 0 K: 0 S: 5 | H: 2 LOB: 1 BB: 0 P: 5 | 1B: 6 2B: 2 3B: 0 HR: 0 | SF: 0 SAC: 2 DP: 0 HBP: 0 | WP: 1 PB: 0 SB: 0 CS: 0 | PA: 33 |
| PITCHER Bob Rush, R (1, 1) ERA: 4.4 Warren Hacker, R (8, 1) ERA: 4.47 | IP: 7.0 WLS: L BF: 28 H: 6 R: 2 ER: 2 SO: 4 BB: 1 IBB: 0 HBP: 0 BLK: 0 WP: 1 HR: 0 S: 35 P: 39 ERA: 2.57 WHIP: 1.000 | | | | | | | | | | | | | | | | | | | |

Chicago Cubs @ Milwaukee Braves
Milwaukee County Stadium, Milwaukee, WI
Sat Aug 14 1954, 4:33 AM EDT
Att: 44,159 - Unknown

AB 30
R 3
H 8
RBI 2
BB 1
SO 4
LOB 10



| Batter | 1 | 2 | 3 | 4 | 5 | 6 | 7 | 8 | 9 | AB | R | H | RBI | BB | SO | LOB | TOP | | | |
|---|--|---------------------------------|------------------------------|---------------------------------|------------------------------|---------------------------------|------------------------------|---------------------------------|------------------------------|----------------------------------|------------------------------|---------------------------------|------------------------------|---------------------------------|------------------------------|---------------------------------|--|------------------------------------|----------------------------------|--------|
| Frank Baumholtz, L (1, 8) OBP: 0.355, SLG: 0.444 | 4-0 BB 2-3 | | 0-0 F8 | | 0-0 F8 | | | 0-0 P5 | | 3 | 0 | 0 | 0 | 1 | 0 | 1 | Chicago Cubs @ Milwaukee Braves Milwaukee County Stadium, Milwaukee, WI Sun Aug 15 1954, 4:33 AM EDT Att: 42,609 - Unknown livebaseballscorecards.com | | | |
| Gene Baker, R (1, 4) OBP: 0.338, SLG: 0.464 | 0-0 2-3 | | 0-0 | | | | 0-0 6-3 | 0-0 4-3 2B | | 4 | 0 | 2 | 0 | 0 | 0 | 1 | | | | |
| Vern Morgan, L (1, 5) OBP: 0.238, SLG: 0.286 | 0-0 P5 | | 0-3 K | | | | 0-3 K | 0-0 4-3 | | 4 | 0 | 0 | 0 | 0 | 2 | 3 | | | | |
| Ralph Kiner, R (1, 7) OBP: 0.394, SLG: 0.522 | 0-3 K2-3 | | | | 0-0 F8 | | 4-0 2B 14 WP BB | 0-3 K | | 3 | 1 | 0 | 0 | 1 | 2 | 2 | | | | |
| Hank Sauer, R (1, 9) OBP: 0.390, SLG: 0.586 | | 0-0 1B | | 0-0 14 CS 1B | | 0-0 14 WP 1-3 2B | | 0-0 F8 | | 4 | 0 | 3 | 0 | 0 | 0 | 0 | | | | |
| 14 Ernie Banks, R (1, 6) OBP: 0.340, SLG: 0.427 | 0-0 F8 | | 0-0 P5 | | 0-0 F9 | | 0-0 2-3 3-H | 0-0 5-3 | | 4 | 0 | 0 | 0 | 0 | 0 | 3 | | | | |
| Dee Fondy, L (1, 3) OBP: 0.310, SLG: 0.389 | 0-0 F7 | | | | 0-0 F7 | | | 0-0 4-3 | | 4 | 0 | 1 | 0 | 0 | 0 | 1 | | | | |
| Joe Garagiola, L (1, 2) OBP: 0.388, SLG: 0.345 | 0-0 F8 | | | | 0-0 3-1 1B | | | 0-0 F8 | | 4 | 0 | 1 | 0 | 0 | 0 | 2 | | | | |
| Johnny Klippstein, R (1, 1) OBP: 0.147, SLG: 0.182 | | | 0-0 P2 | | 0-0 3-1 | | | 0-0 G1 | | 3 | 0 | 0 | 0 | 0 | 0 | 1 | | | | |
| Inning Stats | R: 0 E: 0 K: 1 S: 5 | H: 0 LOB: 1 BB: 1 P: 9 | R: 0 E: 0 K: 0 S: 4 | H: 1 LOB: 1 BB: 0 P: 4 | R: 0 E: 0 K: 1 S: 6 | H: 1 LOB: 0 BB: 0 P: 6 | R: 0 E: 0 K: 0 S: 3 | H: 1 LOB: 0 BB: 0 P: 3 | R: 0 E: 0 K: 0 S: 4 | H: 1 LOB: 1 BB: 1 P: 10 | R: 0 E: 0 K: 0 S: 3 | H: 0 LOB: 0 BB: 0 P: 3 | R: 0 E: 0 K: 1 S: 6 | H: 1 LOB: 1 BB: 0 P: 6 | R: 0 E: 0 K: 0 S: 4 | H: 1 LOB: 1 BB: 0 P: 4 | 1B: 5 2B: 2 3B: 0 HR: 0 | SF: 0 SAC: 0 DP: 0 HBP: 0 | WP: 1 PB: 0 SB: 0 CS: 1 | PA: 35 |
| PITCHER Gene Conley, R (1, 1) ERA: 2.99 | IP: 9.0 WLS: W BF: 35 H: 7 R: 1 ER: 1 SO: 4 BB: 2 IBB: 0 HBP: 0 BLK: 0 WP: 1 HR: 0 S: 41 P: 49 ERA: 1.00 WHIP: 1.000 | | | | | | | | | | | | | | | PITCHER | | | | |

| Batter | 1 | 2 | 3 | 4 | 5 | 6 | 7 | 8 | 9 | AB | R | H | RBI | BB | SO | LOB | BOTTOM | | | |
|--|--|---------------------------------|------------------------------|---------------------------------|------------------------------|---------------------------------|------------------------------|---------------------------------|------------------------------|---------------------------------|------------------------------|---------------------------------|------------------------------|---------------------------------|------------------------------|---------------------------------|--|------------------------------------|----------------------------------|--------|
| Bill Bruton, L (1, 8) OBP: 0.347, SLG: 0.375 | 0-0 5-3 | | 0-0 S E 1B | | 0-0 5-3 | | 0-0 F7 | | | 4 | 1 | 1 | 0 | 0 | 0 | 0 | Chicago Cubs @ Milwaukee Braves Milwaukee County Stadium, Milwaukee, WI Sun Aug 15 1954, 4:33 AM EDT Att: 42,609 - Unknown livebaseballscorecards.com | | | |
| Danny O'Connell, R (1, 4) OBP: 0.318, SLG: 0.358 | 0-3 K | | 0-0 E5 1-H | | 0-0 4-3 | | 0-0 F8 | | | 4 | 0 | 0 | 0 | 0 | 1 | 0 | | | | |
| Eddie Mathews, L (1, 5) OBP: 0.414, SLG: 0.585 | 0-0 F8 | | 4-0 BB | | 0-0 F8 | | 0-0 F7 | | | 3 | 0 | 0 | 0 | 1 | 0 | 0 | | | | |
| Hank Aaron, R (1, 7) OBP: 0.318, SLG: 0.447 | | 0-0 F7 | 0-0 F7 | | 0-0 F9 | | 0-0 G5-4-3 1B | | | 4 | 0 | 1 | 0 | 0 | 0 | 2 | | | | |
| Joe Adcock, R (1, 3) OBP: 0.376, SLG: 0.548 | | 0-3 K | | 0-0 1B 2B | | 0-0 5-3 1B | | 0-0 G5-4-3 1B | | 4 | 1 | 3 | 0 | 0 | 1 | 0 | | | | |
| Andy Pafko, R (1, 9) OBP: 0.342, SLG: 0.461 | | 0-0 3B | | 0-0 F9 | | 0-0 1-2 1B | | 0-0 G5-4-3 1-2 2-3 | | 4 | 0 | 2 | 0 | 0 | 0 | 3 | | | | |
| Johnny Logan, R (1, 6) OBP: 0.337, SLG: 0.374 | | 0-0 F9 | | 0-0 2-H 1B | | 0-0 5-3 | | 0-0 F7 | | 4 | 0 | 1 | 1 | 0 | 0 | 4 | | | | |
| Del Crandall, R (1, 2) OBP: 0.311, SLG: 0.425 | | | 0-0 5-3 | | 0-0 F7 | | 4-0 BB | | | 2 | 0 | 0 | 0 | 1 | 0 | 1 | | | | |
| Gene Conley, R (1, 1) OBP: 0.182, SLG: 0.197 | | | 0-0 5-3 | | 0-3 K | | 0-0 4-3 | | | 3 | 0 | 0 | 0 | 0 | 1 | 4 | | | | |
| Inning Stats | R: 0 E: 0 K: 1 S: 5 | H: 0 LOB: 0 BB: 0 P: 5 | R: 0 E: 0 K: 1 S: 6 | H: 1 LOB: 1 BB: 0 P: 6 | R: 1 E: 1 K: 0 S: 5 | H: 1 LOB: 2 BB: 1 P: 9 | R: 1 E: 0 K: 1 S: 7 | H: 2 LOB: 1 BB: 0 P: 7 | R: 0 E: 0 K: 0 S: 3 | H: 0 LOB: 0 BB: 1 P: 9 | R: 0 E: 0 K: 0 S: 3 | H: 0 LOB: 0 BB: 0 P: 3 | R: 0 E: 0 K: 0 S: 4 | H: 2 LOB: 1 BB: 0 P: 4 | R: 0 E: 0 K: 1 S: 3 | H: 2 LOB: 1 BB: 0 P: 4 | 1B: 6 2B: 1 3B: 1 HR: 0 | SF: 0 SAC: 0 DP: 1 HBP: 0 | WP: 0 PB: 0 SB: 1 CS: 0 | PA: 34 |
| PITCHER Johnny Klippstein, R (1, 1) ERA: 5.68 | IP: 8.0 WLS: L BF: 34 H: 8 R: 2 ER: 1 SO: 3 BB: 2 IBB: 0 HBP: 0 BLK: 0 WP: 0 HR: 0 S: 38 P: 46 ERA: 1.12 WHIP: 1.250 | | | | | | | | | | | | | | | PITCHER | | | | |

| Batter | 1 | 2 | 3 | 4 | 5 | 6 | 7 | 8 | 9 | AB | R | H | RBI | BB | SO | LOB | TOP | | | | | |
|--|---|---------------------------------|------------------------------|---------------------------------|------------------------------|---------------------------------|------------------------------|---------------------------------|------------------------------|---------------------------------|------------------------------|---------------------------------|------------------------------|----------------------------------|------------------------------|---------------------------------|---|------------------------------|---------------------------------|----------------------------------|------------------------------------|----------------------------------|
| Wally Moon, L OBP: 0.387, SLG: 0.468 (1, 8) | | | | | | | | | | 4 | 1 | 1 | 0 | 1 | 1 | 1 | St. Louis Cardinals @ Milwaukee Braves Milwaukee County Stadium, Milwaukee, WI Tue Aug 17 1954, 4:33 AM EDT Att: 41,797 - Unknown | | | | | |
| Red Schoendienst, S OBP: 0.379, SLG: 0.448 (1, 4) | | | | | | | | | | 4 | 0 | 1 | 0 | 0 | 0 | 1 | | | | | | |
| Stan Musial, L OBP: 0.438, SLG: 0.635 (1, 9) | | | | | | | | | | 4 | 0 | 2 | 0 | 0 | 2 | 2 | | | | | | |
| Ray Jablonski, R OBP: 0.362, SLG: 0.463 (1, 5) | | | | | | | | | | 4 | 0 | 1 | 0 | 0 | 0 | 2 | | | | | | |
| Joe Cunningham, L OBP: 0.371, SLG: 0.478 (1, 3) | | | | | | | | | | 4 | 0 | 0 | 0 | 0 | 1 | 3 | | | | | | |
| Rip Repulski, R OBP: 0.321, SLG: 0.447 (1, 7) | | | | | | | | | | 4 | 1 | 2 | 0 | 0 | 0 | 3 | | | | | | |
| Bill Sami, R OBP: 0.347, SLG: 0.457 (1, 2) | | | | | | | | | | 4 | 1 | 1 | 0 | 0 | 0 | 1 | | | | | | |
| Alex Grammas, R OBP: 0.286, SLG: 0.272 Joe Frazier, L OBP: 0.438, SLG: 0.603 Solly Hemus, L OBP: 0.475, SLG: 0.467 (7, PH) | | | | | | | | | | 2 | 0 | 0 | 0 | 0 | 0 | 0 | | | | | | |
| Brooks Lawrence, R OBP: 0.286, SLG: 0.219 (1, 1) | | | | | | | | | | 4 | 0 | 0 | 0 | 0 | 0 | 1 | | | | | | |
| Inning Stats | R: 1 E: 1 K: 1 S: 8 | H: 3 LOB: 2 BB: 0 P: 8 | R: 0 E: 0 K: 0 S: 3 | H: 0 LOB: 0 BB: 0 P: 3 | R: 0 E: 0 K: 1 S: 5 | H: 0 LOB: 0 BB: 0 P: 5 | R: 0 E: 0 K: 0 S: 4 | H: 1 LOB: 1 BB: 0 P: 4 | R: 0 E: 0 K: 0 S: 3 | H: 0 LOB: 0 BB: 0 P: 3 | R: 0 E: 0 K: 0 S: 3 | H: 1 LOB: 0 BB: 0 P: 3 | R: 3 E: 0 K: 1 S: 8 | H: 3 LOB: 1 BB: 1 P: 12 | R: 0 E: 0 K: 0 S: 4 | H: 1 LOB: 1 BB: 0 P: 4 | | R: 0 E: 0 K: 1 S: 6 | H: 1 LOB: 1 BB: 0 P: 6 | 1B: 8 2B: 1 3B: 0 HR: 1 | SF: 0 SAC: 0 DP: 1 HBP: 0 | WP: 0 PB: 0 SB: 0 CS: 0 |
| PITCHER | IP WLS BF H R ER SO BB IBB HBP BLK WP HR S P ERA WHIP | | | | | | | | | | | | | | | | | | | | | |
| Jim Wilson, R ERA: 2.97 (1, 1) | 6.1 L 26 8 4 3 3 0 0 0 0 0 0 1 32 32 4.26 1.263 | | | | | | | | | | | | | | | | | | | | | |
| Dave Koslo, L ERA: 2.93 (7, 1) | 0.2 3 0 0 0 0 1 0 0 0 0 0 0 2 6 0.00 1.500 | | | | | | | | | | | | | | | | | | | | | |
| Ernie Johnson, R ERA: 2.7 (8, 1) | 1.0 4 1 0 0 0 0 0 0 0 0 0 0 4 4 0.00 1.000 | | | | | | | | | | | | | | | | | | | | | |
| Joey Jay, R ERA: 7.24 (9, 1) | 1.0 4 1 0 0 1 0 0 0 0 0 0 0 6 6 0.00 1.000 | | | | | | | | | | | | | | | | | | | | | |

| Batter | 1 | 2 | 3 | 4 | 5 | 6 | 7 | 8 | 9 | AB | R | H | RBI | BB | SO | LOB | BOTTOM | | | |
|--|---|---------------------------------|------------------------------|---------------------------------|------------------------------|---------------------------------|------------------------------|---------------------------------|------------------------------|---------------------------------|------------------------------|---------------------------------|------------------------------|----------------------------------|------------------------------|---------------------------------|---|------------------------------------|----------------------------------|--------|
| Bill Bruton, L OBP: 0.348, SLG: 0.374 (1, 8) | | | | | | | | | | 4 | 0 | 1 | 0 | 1 | 0 | 1 | St. Louis Cardinals @ Milwaukee Braves Milwaukee County Stadium, Milwaukee, WI Tue Aug 17 1954, 4:33 AM EDT Att: 41,797 - Unknown | | | |
| Danny O'Connell, R OBP: 0.319, SLG: 0.356 (1, 4) | | | | | | | | | | 3 | 0 | 0 | 0 | 1 | 0 | 3 | | | | |
| Eddie Mathews, L OBP: 0.411, SLG: 0.583 (1, 5) | | | | | | | | | | 5 | 0 | 1 | 0 | 0 | 1 | 5 | | | | |
| Hank Aaron, R OBP: 0.319, SLG: 0.446 (1, 7) | | | | | | | | | | 5 | 1 | 2 | 0 | 0 | 0 | 1 | | | | |
| Joe Adcock, R OBP: 0.374, SLG: 0.544 (1, 3) | | | | | | | | | | 3 | 0 | 0 | 0 | 0 | 1 | 1 | | | | |
| Andy Pafko, R OBP: 0.346, SLG: 0.463 (1, 9) | | | | | | | | | | 3 | 0 | 2 | 0 | 1 | 0 | 1 | | | | |
| Johnny Logan, R OBP: 0.338, SLG: 0.373 (1, 6) | | | | | | | | | | 3 | 0 | 1 | 0 | 1 | 1 | 3 | | | | |
| Del Crandall, R OBP: 0.308, SLG: 0.420 (1, 2) | | | | | | | | | | 4 | 0 | 0 | 0 | 0 | 1 | 6 | | | | |
| Jim Wilson, R OBP: 0.227, SLG: 0.278 (7, 1) | | | | | | | | | | 1 | 0 | 0 | 0 | 1 | 0 | 0 | | | | |
| George Metkovich, L OBP: 0.286, SLG: 0.352 Ernie Johnson, R OBP: 0.438, SLG: 0.603 Bobby Thomson, R OBP: 0.456, SLG: 0.644 Joey Jay, S (9, 1) | | | | | | | | | | 0 | 0 | 0 | 0 | 0 | 0 | 0 | | | | |
| Inning Stats | R: 0 E: 0 K: 1 S: 4 | H: 0 LOB: 1 BB: 1 P: 8 | R: 0 E: 1 K: 0 S: 5 | H: 1 LOB: 2 BB: 0 P: 5 | R: 0 E: 0 K: 2 S: 8 | H: 1 LOB: 1 BB: 0 P: 8 | R: 0 E: 0 K: 0 S: 6 | H: 1 LOB: 2 BB: 0 P: 7 | R: 0 E: 0 K: 0 S: 4 | H: 1 LOB: 2 BB: 1 P: 8 | R: 0 E: 0 K: 0 S: 2 | H: 1 LOB: 0 BB: 1 P: 6 | R: 1 E: 1 K: 0 S: 6 | H: 2 LOB: 3 BB: 1 P: 10 | R: 0 E: 0 K: 0 S: 4 | H: 1 LOB: 1 BB: 0 P: 4 | 1B: 6 2B: 2 3B: 0 HR: 0 | SF: 0 SAC: 1 DP: 3 HBP: 1 | WP: 0 PB: 0 SB: 0 CS: 1 | PA: 40 |
| PITCHER | IP WLS BF H R ER SO BB IBB HBP BLK WP HR S P ERA WHIP | | | | | | | | | | | | | | | | | | | |
| Brooks Lawrence, R ERA: 3.33 (1, 1) | 9.0 W 40 7 1 0 4 6 0 1 0 0 0 0 41 66 0.00 1.444 | | | | | | | | | | | | | | | | | | | |



| Batter | 1 | 2 | 3 | 4 | 5 | 6 | 7 | 8 | 9 | AB | R | H | RBI | BB | SO | LOB | TOP | | | | | |
|--|--|---------------------------------|------------------------------|---------------------------------|------------------------------|---------------------------------|------------------------------|---------------------------------|------------------------------|---------------------------------|------------------------------|---------------------------------|------------------------------|---------------------------------|------------------------------|---------------------------------|--|---------------------------------|----------------------------------|------------------------------------|----------------------------------|--------|
| Wally Moon, L (1,8) OBP: 0.386, SLG: 0.467 | 0-0 6-3 1B | | 0-0 F9 | | | 0-0 4-3 | | 0-0 6-3 | | 4 | 0 | 1 | 0 | 0 | 0 | 0 | | | | | | |
| Red Schoendienst, S (1,4) OBP: 0.375, SLG: 0.444 | 0-0 6-3 1-2 | | | 0-0 F9 | | 0-0 5-3 | | 0-0 F8 | | 4 | 0 | 0 | 0 | 0 | 0 | 1 | | | | | | |
| Stan Musial, L (1,9) OBP: 0.441, SLG: 0.644 | 4-0 WP BB | | | 0-0 2B | | 0-0 P6 | | 0-0 HR | | 3 | 1 | 2 | 1 | 1 | 0 | 0 | | | | | | |
| Ray Jablonski, R (1,5) OBP: 0.361, SLG: 0.461 | 0-0 F9 1-2 | | | 0-0 6-3 | | 0-0 F2 | | 0-0 1B 1B | | 4 | 0 | 1 | 0 | 0 | 0 | 2 | | | | | | |
| Rip Repuski, R (1,7) OBP: 0.320, SLG: 0.445 | | 0-0 P4 | | 0-0 6-3 | | 0-0 6-3 | | 0-0 1B 1B | | 4 | 0 | 1 | 0 | 0 | 0 | 1 | | | | | | |
| Bill Sarni, R (1,2) OBP: 0.346, SLG: 0.452 | | 0-0 P4 | | | 0-0 F6 | 4-0 BB | | 0-3 K | | 3 | 0 | 0 | 0 | 1 | 1 | 2 | | | | | | |
| Joe Cunningham, L (1,3) OBP: 0.365, SLG: 0.470 | | | | | 0-0 P5 | | 0-3 K | | 0-0 F9 | 3 | 0 | 0 | 0 | 0 | 1 | 1 | | | | | | |
| Joe Frazier, L (8, PH) OBP: 0.432, SLG: 0.594 | | | | | | | | | | 1 | 0 | 0 | 0 | 0 | 0 | 2 | | | | | | |
| Alex Grammas, R (1,6) OBP: 0.288, SLG: 0.271 | | | 0-0 5-3 | | 4-0 FC6-4 BB | | | 0-0 4-3 | | 1 | 0 | 0 | 0 | 1 | 0 | 0 | | | | | | |
| Solly Hemus, L (8, PH) OBP: 0.473, SLG: 0.464 | | | | | | | | | | 1 | 0 | 0 | 0 | 0 | 0 | 0 | | | | | | |
| Harvey Haddix, L (1,1) OBP: 0.253, SLG: 0.320 | | | 0-3 K | | 0-0 FC6-4 | | | 0-0 5-3 | | 2 | 0 | 0 | 0 | 0 | 1 | 1 | | | | | | |
| Peanuts Lowrey, R (8, PH) OBP: 0.241, SLG: 0.240 | | | | | 1-2 | | | | | 1 | 0 | 0 | 0 | 0 | 0 | 0 | | | | | | |
| Gerry Staley, R (8,1) OBP: 0.250, SLG: 0.188 | | | | | | | | | | 0 | 0 | 0 | 0 | 0 | 0 | 0 | | | | | | |
| Inning Stats | R: 0 E: 0 K: 0 S: 3 | H: 1 LOB: 1 BB: 1 P: 7 | R: 0 E: 0 K: 0 S: 3 | H: 0 LOB: 0 BB: 0 P: 3 | R: 0 E: 0 K: 1 S: 5 | H: 0 LOB: 0 BB: 0 P: 5 | R: 0 E: 0 K: 0 S: 4 | H: 1 LOB: 1 BB: 0 P: 4 | R: 0 E: 0 K: 0 S: 3 | H: 0 LOB: 1 BB: 1 P: 7 | R: 0 E: 0 K: 0 S: 3 | H: 0 LOB: 0 BB: 0 P: 3 | R: 0 E: 0 K: 1 S: 5 | H: 0 LOB: 1 BB: 1 P: 9 | R: 0 E: 0 K: 0 S: 3 | H: 0 LOB: 0 BB: 0 P: 3 | R: 1 E: 0 K: 1 S: 8 | H: 3 LOB: 2 BB: 0 P: 8 | 1B: 3 2B: 1 3B: 0 HR: 1 | SF: 0 SAC: 0 DP: 0 HBP: 0 | WP: 1 PB: 0 SB: 0 CS: 0 | PA: 34 |
| PITCHER Warren Spahn, L (1,1) ERA: 3.09 | IP: 9.0 WLS: W BF: 34 H: 5 R: 1 ER: 1 SO: 3 BB: 3 IBB: 0 HBP: 0 BLK: 0 WP: 1 HR: 1 S: 37 P: 49 ERA: 1.00 WHIP: 0.889 | | | | | | | | | | | | | | | PITCHER | IP: 9.0 WLS: W BF: 34 H: 5 R: 1 ER: 1 SO: 3 BB: 3 IBB: 0 HBP: 0 BLK: 0 WP: 1 HR: 1 S: 37 P: 49 ERA: 1.00 WHIP: 0.889 | | | | | |

St. Louis Cardinals @ Milwaukee Braves
Milwaukee County Stadium, Milwaukee, WI
Wed Aug 18 1954, 4:33 AM EDT
Att: 40,320 - Unknown

AB 31
R 1
H 5
RBI 1
BB 3
SO 3
LOB 10



| Batter | 1 | 2 | 3 | 4 | 5 | 6 | 7 | 8 | 9 | AB | R | H | RBI | BB | SO | LOB | BOTTOM | | | |
|---|--|---------------------------------|------------------------------|---------------------------------|------------------------------|---------------------------------|------------------------------|---------------------------------|------------------------------|---------------------------------|------------------------------|---------------------------------|------------------------------|---------------------------------|------------------------------|---------------------------------|---|------------------------------------|----------------------------------|--------|
| Bill Bruton, L (1,8) OBP: 0.347, SLG: 0.373 | 0-0 F8 | | 0-3 K | | 0-0 L4 | | 0-0 CS 1B | | | 4 | 0 | 1 | 0 | 0 | 1 | 2 | | | | |
| Danny O'Connell, R (1,4) OBP: 0.319, SLG: 0.355 | 0-3 K | | 0-0 P5 | | | 0-0 F7 | 0-0 CS | 0-0 F3 1B | | 4 | 1 | 1 | 0 | 0 | 1 | 1 | | | | |
| Eddie Mathews, L (1,5) OBP: 0.414, SLG: 0.581 | 4-0 BB | | | 4-0 FC1-6 BB | | 4-0 FC6-4 BB | | 0-0 F3 1-2 | | 1 | 0 | 0 | 0 | 3 | 0 | 1 | | | | |
| Hank Aaron, R (1,7) OBP: 0.318, SLG: 0.444 | 0-0 L8 | | | 0-0 FC1-6 6-3 1-2 | | 0-0 FC6-4 3B | | 0-0 F3 2H 1B | | 4 | 1 | 1 | 1 | 0 | 0 | 3 | | | | |
| Joe Adcock, R (1,3) OBP: 0.373, SLG: 0.546 | | 0-0 6-3 | | 0-0 6-3 1-2 | | 0-0 1B 3B | | 0-0 F8 | | 4 | 1 | 1 | 1 | 0 | 0 | 2 | | | | |
| Andy Pafko, R (1,9) OBP: 0.345, SLG: 0.461 | | 0-3 K | | 0-0 L5 | | 0-0 1B | | 0-0 F9 | | 4 | 0 | 1 | 1 | 0 | 1 | 2 | | | | |
| Johnny Logan, R (1,6) OBP: 0.336, SLG: 0.371 | | 0-0 P4 | | | 0-0 F7 | 0-0 1-3 | | | | 3 | 0 | 0 | 0 | 0 | 0 | 1 | | | | |
| Del Crandall, R (1,2) OBP: 0.308, SLG: 0.419 | | | 0-0 E5 | | 0-0 1B | | 0-0 F2 | | | 3 | 0 | 1 | 0 | 0 | 0 | 0 | | | | |
| Warren Spahn, L (1,1) OBP: 0.296, SLG: 0.329 | | | 0-0 F3 | | 0-0 F9 | | 0-0 P6 | | | 3 | 0 | 0 | 0 | 0 | 0 | 2 | | | | |
| Inning Stats | R: 0 E: 0 K: 1 S: 5 | H: 0 LOB: 0 BB: 1 P: 9 | R: 0 E: 0 K: 1 S: 5 | H: 0 LOB: 0 BB: 0 P: 5 | R: 0 E: 1 K: 1 S: 6 | H: 0 LOB: 1 BB: 0 P: 6 | R: 0 E: 0 K: 0 S: 3 | H: 0 LOB: 1 BB: 1 P: 7 | R: 0 E: 0 K: 0 S: 5 | H: 1 LOB: 1 BB: 0 P: 4 | R: 2 E: 0 K: 0 S: 5 | H: 2 LOB: 1 BB: 1 P: 9 | R: 0 E: 0 K: 0 S: 3 | H: 1 LOB: 0 BB: 0 P: 3 | R: 1 E: 0 K: 0 S: 5 | H: 2 LOB: 1 BB: 0 P: 5 | 1B: 5 2B: 0 3B: 1 HR: 0 | SF: 0 SAC: 0 DP: 0 HBP: 0 | WP: 0 PB: 0 SB: 0 CS: 1 | PA: 34 |
| PITCHER Harvey Haddix, L (1,1) ERA: 3.38 Gerry Staley, R (8,1) ERA: 5.69 | IP: 7.0 WLS: L BF: 28 H: 4 R: 2 ER: 2 SO: 3 BB: 3 IBB: 0 HBP: 0 BLK: 0 WP: 0 HR: 0 S: 31 P: 43 ERA: 2.57 WHIP: 1.000 | | | | | | | | | | | | | | | PITCHER | IP: 1.0 WLS: L BF: 5 H: 2 R: 1 ER: 1 SO: 0 BB: 0 IBB: 0 HBP: 0 BLK: 0 WP: 0 HR: 0 S: 5 P: 5 ERA: 9.00 WHIP: 2.000 | | | |

St. Louis Cardinals @ Milwaukee Braves
Milwaukee County Stadium, Milwaukee, WI
Wed Aug 18 1954, 4:33 AM EDT
Att: 40,320 - Unknown

AB 30
R 3
H 6
RBI 3
BB 3
SO 3
LOB 14



| Batter | 1 | 2 | 3 | 4 | 5 | 6 | 7 | 8 | 9 | AB | R | H | RBI | BB | SO | LOB | TOP | | | |
|--|--|---------------------------------|------------------------------|---------------------------------|------------------------------|---------------------------------|------------------------------|---------------------------------|------------------------------|---------------------------------|------------------------------|---------------------------------|------------------------------|---------------------------------|------------------------------|---------------------------------|---|------------------------------------|----------------------------------|--------|
| Bill Bruton, L OBP: 0.342, SLG: 0.367 (1.8) | | | | | | | | | | 4 | 1 | 1 | 0 | 0 | 0 | 1 | Milwaukee Braves @ Chicago Cubs Wrigley Field, Chicago, IL Fri Aug 20 1954, 3:33 AM CDT Att: 13,088 - Unknown | | | |
| Danny O'Connell, R OBP: 0.323, SLG: 0.359 (1.4) | | | | | | | | | | 4 | 0 | 3 | 0 | 0 | 0 | 0 | | | | |
| Eddie Mathews, L OBP: 0.409, SLG: 0.571 (1.5) | | | | | | | | | | 3 | 0 | 0 | 1 | 0 | 0 | 2 | | | | |
| Hank Aaron, R OBP: 0.319, SLG: 0.441 (1.7) | | | | | | | | | | 4 | 0 | 0 | 0 | 0 | 0 | 4 | | | | |
| Joe Adcock, R OBP: 0.370, SLG: 0.541 (1.3) | | | | | | | | | | 4 | 0 | 0 | 0 | 0 | 2 | 3 | | | | |
| Andy Paiko, R OBP: 0.343, SLG: 0.455 (1.9) | | | | | | | | | | 4 | 0 | 1 | 0 | 0 | 1 | 0 | | | | |
| Johnny Logan, R OBP: 0.337, SLG: 0.369 (1.6) | | | | | | | | | | 4 | 0 | 1 | 0 | 0 | 0 | 1 | | | | |
| Del Crandall, R OBP: 0.307, SLG: 0.415 (1.2) | | | | | | | | | | 4 | 0 | 2 | 0 | 0 | 0 | 1 | | | | |
| Gene Conley, R OBP: 0.176, SLG: 0.191 (1.1) | | | | | | | | | | 2 | 0 | 0 | 0 | 0 | 0 | 3 | | | | |
| Bobby Thomson, R OBP: 0.239, SLG: 0.455 (7. PH) | | | | | | | | | | 1 | 0 | 1 | 0 | 0 | 0 | 0 | | | | |
| Ernie Johnson, R OBP: 0.289, SLG: 0.288 (7. PH) | | | | | | | | | | 0 | 0 | 0 | 0 | 0 | 0 | 0 | | | | |
| George Metkovich, L OBP: 0.353, SLG: 0.352 (9. PH) | | | | | | | | | | 1 | 0 | 0 | 0 | 0 | 0 | 1 | | | | |
| Inning Stats | R: 1 E: 0 K: 0 S: 4 | H: 2 LOB: 0 BB: 0 P: 4 | R: 0 E: 0 K: 0 S: 5 | H: 2 LOB: 2 BB: 0 P: 5 | R: 0 E: 1 K: 1 S: 7 | H: 1 LOB: 2 BB: 0 P: 7 | R: 0 E: 0 K: 0 S: 4 | H: 1 LOB: 1 BB: 0 P: 4 | R: 0 E: 0 K: 2 S: 7 | H: 0 LOB: 0 BB: 0 P: 7 | R: 0 E: 0 K: 0 S: 4 | H: 1 LOB: 1 BB: 0 P: 4 | R: 0 E: 0 K: 0 S: 4 | H: 1 LOB: 1 BB: 0 P: 4 | R: 0 E: 0 K: 0 S: 4 | H: 1 LOB: 1 BB: 0 P: 4 | 1B: 9 2B: 0 3B: 0 HR: 0 | SF: 1 SAC: 0 DP: 1 HBP: 0 | WP: 0 PB: 0 SB: 0 CS: 0 | PA: 36 |
| PITCHER Bob Rush, R ERA: 4.23 (1.1) | IP: 9.0 WLS: W BF: 36 H: 9 R: 1 ER: 1 SO: 3 BB: 0 IBB: 0 HBP: 0 BLK: 0 WP: 0 HR: 0 S: 42 P: 42 ERA: 1.00 WHIP: 1.000 | | | | | | | | | | | | | | | PITCHER | | | | |

| Batter | 1 | 2 | 3 | 4 | 5 | 6 | 7 | 8 | 9 | AB | R | H | RBI | BB | SO | LOB | BOTTOM | | | |
|--|--|----------------------------------|------------------------------|---------------------------------|------------------------------|---------------------------------|------------------------------|----------------------------------|------------------------------|---------------------------------|------------------------------|---------------------------------|------------------------------|---------------------------------|------------------------------|---------------------------------|---|------------------------------------|----------------------------------|--------|
| Bob Talbot, R OBP: 0.288, SLG: 0.321 (1.8) | | | | | | | | | | 4 | 3 | 3 | 0 | 0 | 0 | 0 | Milwaukee Braves @ Chicago Cubs Wrigley Field, Chicago, IL Fri Aug 20 1954, 3:33 AM CDT Att: 13,088 - Unknown | | | |
| Gene Baker, R OBP: 0.337, SLG: 0.458 (1.4) | | | | | | | | | | 4 | 0 | 2 | 1 | 0 | 1 | 1 | | | | |
| Vern Morgan, L OBP: 0.250, SLG: 0.275 (1.5) | | | | | | | | | | 4 | 0 | 2 | 0 | 0 | 1 | 3 | | | | |
| Ralph Kiner, R OBP: 0.390, SLG: 0.517 (1.7) | | | | | | | | | | 4 | 0 | 0 | 1 | 0 | 0 | 4 | | | | |
| Hank Sauer, R OBP: 0.391, SLG: 0.586 (1.9) | | | | | | | | | | 4 | 0 | 2 | 1 | 0 | 1 | 1 | | | | |
| 14 Ernie Banks, R OBP: 0.341, SLG: 0.437 (1.6) | | | | | | | | | | 3 | 0 | 1 | 0 | 1 | 0 | 1 | | | | |
| Dee Fondy, L OBP: 0.311, SLG: 0.388 (1.3) | | | | | | | | | | 3 | 0 | 0 | 0 | 1 | 1 | 4 | | | | |
| Joe Garagiola, L OBP: 0.388, SLG: 0.347 (1.2) | | | | | | | | | | 3 | 0 | 1 | 0 | 0 | 0 | 2 | | | | |
| Bob Rush, R OBP: 0.317, SLG: 0.393 (1.1) | | | | | | | | | | 3 | 0 | 0 | 0 | 0 | 0 | 3 | | | | |
| Inning Stats | R: 1 E: 0 K: 1 S: 8 | H: 3 LOB: 3 BB: 1 P: 12 | R: 0 E: 0 K: 0 S: 3 | H: 1 LOB: 0 BB: 0 P: 3 | R: 0 E: 0 K: 1 S: 5 | H: 1 LOB: 0 BB: 0 P: 5 | R: 0 E: 0 K: 1 S: 6 | H: 1 LOB: 2 BB: 1 P: 10 | R: 1 E: 0 K: 0 S: 5 | H: 2 LOB: 1 BB: 0 P: 5 | R: 0 E: 0 K: 1 S: 5 | H: 0 LOB: 0 BB: 0 P: 5 | R: 1 E: 0 K: 0 S: 4 | H: 2 LOB: 0 BB: 0 P: 4 | R: 0 E: 0 K: 0 S: 4 | H: 1 LOB: 1 BB: 0 P: 4 | 1B: 8 2B: 4 3B: 0 HR: 0 | SF: 0 SAC: 0 DP: 3 HBP: 0 | WP: 0 PB: 0 SB: 0 CS: 0 | PA: 34 |
| PITCHER Gene Conley, R ERA: 2.99 (1.1) | IP: 6.0 WLS: L BF: 26 H: 8 R: 2 ER: 2 SO: 4 BB: 2 IBB: 0 HBP: 0 BLK: 0 WP: 0 HR: 0 S: 32 P: 40 ERA: 3.00 WHIP: 1.667 | | | | | | | | | | | | | | | PITCHER | | | | |
| Ernie Johnson, R ERA: 2.76 (7.1) | IP: 2.0 WLS: L BF: 8 H: 3 R: 1 ER: 1 SO: 0 BB: 0 IBB: 0 HBP: 0 BLK: 0 WP: 0 HR: 0 S: 8 P: 8 ERA: 4.50 WHIP: 1.500 | | | | | | | | | | | | | | | PITCHER | | | | |



| Batter | 1 | 2 | 3 | 4 | 5 | 6 | 7 | 8 | 9 | AB | R | H | RBI | BB | SO | LOB | TOP | | | | | |
|---|--|---------------------------------|------------------------------|---------------------------------|------------------------------|---------------------------------|------------------------------|---------------------------------|------------------------------|---------------------------------|------------------------------|----------------------------------|------------------------------|----------------------------------|------------------------------|---------------------------------|---|---------------------------------|----------------------------------|------------------------------------|----------------------------------|--------|
| Bill Bruton, L OBP: 0.342, SLG: 0.366 (1, 8) | F8 | | K | | | | FC6-4 | | | 4 | 1 | 1 | 0 | 0 | 1 | 2 | Milwaukee Braves @ Chicago Cubs Wrigley Field, Chicago, IL Sat Aug 21 1954, 3:33 AM CDT Att: 18,394 - Unknown | | | | | |
| Danny O'Connell, R OBP: 0.323, SLG: 0.357 (1, 4) | K | | | F9 | | | | 1-3 | | 3 | 0 | 0 | 0 | 1 | 1 | 0 | | | | | | |
| Eddie Mathews, L OBP: 0.405, SLG: 0.566 (1, 5) | F8 | | | F3 | | SF | | L6 | | 3 | 0 | 0 | 1 | 0 | 0 | 0 | | | | | | |
| Hank Aaron, R OBP: 0.318, SLG: 0.439 (1, 7) | | 4-3 | | 6-3 | | SF9 | | | | 2 | 0 | 0 | 1 | 1 | 0 | 0 | | | | | | |
| Joe Adcock, R OBP: 0.371, SLG: 0.541 (1, 3) | | | | | | K | | F7 | | 4 | 0 | 2 | 0 | 0 | 1 | 3 | | | | | | |
| Andy Pafko, R OBP: 0.342, SLG: 0.453 (1, 9) | | | | | K | | | | | 4 | 0 | 1 | 0 | 0 | 1 | 1 | | | | | | |
| Johnny Logan, R OBP: 0.336, SLG: 0.368 (1, 6) | | | | G4-6-3 | | | | | | 4 | 0 | 1 | 0 | 0 | 0 | 3 | | | | | | |
| Del Crandall, R OBP: 0.312, SLG: 0.418 (1, 2) | | | K | | | | | | | 2 | 1 | 1 | 0 | 2 | 1 | 0 | | | | | | |
| Chet Nichols, S OBP: 0.102, SLG: 0.100 (1, 1) | | | K | | | | | | | 0 | 0 | 0 | 0 | 0 | 0 | 0 | | | | | | |
| Bob Buhl, R OBP: 0.107, SLG: 0.036 (5, PH) | | | | | | | | | | 1 | 0 | 0 | 0 | 0 | 1 | 0 | | | | | | |
| Jack Pomeroy, R OBP: 0.211, SLG: 0.244 (6, 1) | | | | | | | | | | 0 | 0 | 0 | 0 | 0 | 0 | 0 | | | | | | |
| Ernie Johnson, R OBP: 0.206, SLG: 0.206 (6, 1) | | | | | | | | | | 0 | 0 | 0 | 0 | 0 | 0 | 0 | | | | | | |
| Bobby Thomson, R OBP: 0.159, SLG: 0.417 (7, PH) | | | | | | | | | | 1 | 0 | 0 | 0 | 0 | 1 | 2 | | | | | | |
| Dave Jolly, R OBP: 0.077, SLG: 0.503 (7, 1) | | | | | | | | | | 0 | 0 | 0 | 0 | 0 | 0 | 0 | | | | | | |
| Jim Pendleton, R OBP: 0.224, SLG: 0.264 (9, PH) | | | | | | | | | | 1 | 0 | 0 | 0 | 0 | 1 | 1 | | | | | | |
| Inning Stats | R: 0 E: 0 K: 1 S: 5 | H: 0 LOB: 0 BB: 0 P: 5 | R: 0 E: 0 K: 0 S: 4 | H: 2 LOB: 1 BB: 0 P: 4 | R: 0 E: 0 K: 3 S: 9 | H: 0 LOB: 0 BB: 0 P: 9 | R: 0 E: 0 K: 0 S: 3 | H: 0 LOB: 0 BB: 0 P: 3 | R: 0 E: 0 K: 1 S: 5 | H: 1 LOB: 0 BB: 0 P: 5 | R: 2 E: 1 K: 1 S: 7 | H: 1 LOB: 2 BB: 2 P: 15 | R: 0 E: 0 K: 1 S: 6 | H: 1 LOB: 2 BB: 1 P: 10 | R: 0 E: 0 K: 0 S: 3 | H: 0 LOB: 1 BB: 1 P: 7 | R: 0 E: 0 K: 1 S: 6 | H: 1 LOB: 1 BB: 0 P: 6 | 1B: 5 2B: 1 3B: 0 HR: 0 | SF: 2 SAC: 0 DP: 2 HBP: 0 | WP: 0 PB: 0 SB: 0 CS: 0 | PA: 36 |
| PITCHER Johnny Klippstein, R ERA: 5.33 (1, 1) | IP: 9.0 WLS: W BF: 36 H: 6 R: 2 ER: 1 SO: 8 BB: 4 IBB: 0 HBP: 0 BLK: 0 WP: 0 HR: 0 S: 48 P: 64 ERA: 1.00 WHIP: 1.111 | | | | | | | | | | | | | | | PITCHER | | | | | | |

| | |
|-----|----|
| AB | 30 |
| R | 2 |
| H | 6 |
| RBI | 2 |
| BB | 4 |
| SO | 8 |
| LOB | 13 |



| Batter | 1 | 2 | 3 | 4 | 5 | 6 | 7 | 8 | 9 | AB | R | H | RBI | BB | SO | LOB | BOTTOM | | | |
|---|---|---------------------------------|------------------------------|---------------------------------|------------------------------|---------------------------------|------------------------------|---------------------------------|------------------------------|---------------------------------|------------------------------|---------------------------------|------------------------------|---------------------------------|------------------------------|---------------------------------|---|------------------------------------|----------------------------------|--------|
| Bob Talbot, R OBP: 0.284, SLG: 0.316 (1, 8) | F8 | P6 | | F8 | | | | | | 4 | 0 | 0 | 0 | 0 | 0 | 2 | Milwaukee Braves @ Chicago Cubs Wrigley Field, Chicago, IL Sat Aug 21 1954, 3:33 AM CDT Att: 18,394 - Unknown | | | |
| Gene Baker, R OBP: 0.339, SLG: 0.458 (1, 4) | | | | | F6 | | | | | 4 | 0 | 2 | 0 | 0 | 0 | 0 | | | | |
| Ralph Kiner, R OBP: 0.388, SLG: 0.513 (1, 7) | FC6-4 | PO | | 14 FC6-4 | | | | | | 3 | 1 | 0 | 0 | 1 | 0 | 1 | | | | |
| Hank Sauer, R OBP: 0.391, SLG: 0.593 (1, 9) | | | | P6 | | | | | | 4 | 2 | 2 | 1 | 0 | 0 | 1 | | | | |
| 14 Ernie Banks, R OBP: 0.340, SLG: 0.439 (1, 6) | | | | | | | | | | 4 | 1 | 1 | 2 | 0 | 0 | 1 | | | | |
| Steve Bilko, R OBP: 0.290, SLG: 0.354 (1, 3) | | | | | | | | | | 4 | 1 | 2 | 2 | 0 | 1 | 1 | | | | |
| Dee Fondy, L OBP: 0.311, SLG: 0.388 (8, FR) (9, 3) | | | | | | | | | | 0 | 0 | 0 | 0 | 0 | 0 | 0 | | | | |
| Walker Cooper, R OBP: 0.385, SLG: 0.507 (1, 2) | | | | | | | | | | 4 | 0 | 0 | 0 | 0 | 1 | 1 | | | | |
| Vern Morgan, L OBP: 0.279, SLG: 0.302 (1, 5) | | | | | | | | | | 3 | 0 | 2 | 0 | 0 | 0 | 1 | | | | |
| Johnny Klippstein, R OBP: 0.135, SLG: 0.167 (1, 1) | | | | | | | | | | 3 | 0 | 0 | 0 | 0 | 2 | 3 | | | | |
| Inning Stats | R: 4 E: 0 K: 0 S: 7 | H: 4 LOB: 0 BB: 0 P: 7 | R: 0 E: 0 K: 0 S: 4 | H: 2 LOB: 1 BB: 0 P: 4 | R: 0 E: 0 K: 1 S: 5 | H: 0 LOB: 1 BB: 1 P: 9 | R: 0 E: 1 K: 1 S: 6 | H: 0 LOB: 1 BB: 0 P: 6 | R: 1 E: 0 K: 0 S: 4 | H: 1 LOB: 0 BB: 0 P: 4 | R: 0 E: 0 K: 2 S: 8 | H: 1 LOB: 1 BB: 0 P: 8 | R: 0 E: 0 K: 0 S: 3 | H: 0 LOB: 0 BB: 0 P: 3 | R: 0 E: 0 K: 0 S: 4 | H: 1 LOB: 1 BB: 0 P: 4 | 1B: 6 2B: 0 3B: 1 HR: 2 | SF: 0 SAC: 0 DP: 0 HBP: 0 | WP: 0 PB: 0 SB: 0 CS: 0 | PA: 35 |
| PITCHER Chet Nichols, L ERA: 3.83 (1, 1) | IP: 0.2 WLS: L BF: 6 H: 4 R: 4 ER: 4 SO: 4 BB: 0 IBB: 0 HBP: 0 BLK: 0 WP: 0 HR: 1 S: 6 P: 6 ERA: 54.00 WHIP: 6.000 | | | | | | | | | | | | | | | PITCHER | | | | |
| Bob Buhl, R ERA: 4.21 (1, 1) | IP: 4.1 WLS: L BF: 17 H: 3 R: 1 ER: 1 SO: 2 BB: 1 IBB: 0 HBP: 0 BLK: 0 WP: 0 HR: 20 S: 24 P: 24 ERA: 2.08 WHIP: 0.923 | | | | | | | | | | | | | | | | | | | |
| Ernie Johnson, R ERA: 2.71 (6, 1) | IP: 1.0 WLS: L BF: 4 H: 1 R: 0 ER: 0 SO: 2 BB: 0 IBB: 0 HBP: 0 BLK: 0 WP: 0 HR: 8 S: 8 P: 8 ERA: 0.00 WHIP: 1.000 | | | | | | | | | | | | | | | | | | | |
| Dave Jolly, R ERA: 1.92 (7, 1) | IP: 2.0 WLS: L BF: 7 H: 1 R: 0 ER: 0 SO: 0 BB: 0 IBB: 0 HBP: 0 BLK: 0 WP: 0 HR: 7 S: 7 P: 7 ERA: 0.00 WHIP: 0.500 | | | | | | | | | | | | | | | | | | | |



| Batter | 1 | 2 | 3 | 4 | 5 | 6 | 7 | 8 | 9 | AB | R | H | RBI | BB | SO | LOB | TOP | | | | | | | | | | | | | | | | | |
|---|---|---|------------------------------|---------------------------------|------------------------------|----------------------------------|------------------------------|---------------------------------|------------------------------|---------------------------------|------------------------------|----------------------------------|------------------------------|---------------------------------|------------------------------|---------------------------------|----------------------------------|------------------------------------|----------------------------------|--------|--|--|--|--|--|--|--|--|--|--|--|--|--|--|
| Bill Bruton, L OBP: 0.342, SLG: 0.367 (1, 8) | 0-0 1B 2B | | 4-0 1B 5-3 BB | 0-0 4-3 | | | 0-0 F9 | 0-0 4-3 | | 4 | 2 | 1 | 0 | 1 | 0 | 0 | | | | | | | | | | | | | | | | | | |
| Danny O'Connell, R OBP: 0.325, SLG: 0.357 (1, 4) (5, 5) | 4-0 1B SF9 BB | | 0-0 5-3 1-2 | | 0-0 6-3 | | 0-0 HR 1B | | 4-0 FC5-4 BB | 3 | 2 | 1 | 0 | 2 | 0 | 1 | | | | | | | | | | | | | | | | | | |
| Eddie Mathews, L OBP: 0.409, SLG: 0.567 (1, 5) Bobby Thomson, R OBP: 0.500, SLG: 0.643 (5, PR) (5, 7) | 0-0 1-4 1-3 2-H 1B | | 4-0 1B E BB | | 1-0 FC1-4 HBP | | 0-0 HR | | 0-0 F8 | 1 | 1 | 1 | 1 | 1 | 0 | 0 | | | | | | | | | | | | | | | | | | |
| Hank Aaron, R OBP: 0.318, SLG: 0.439 (1, 7) Roy Smalley, R OBP: 0.400, SLG: 0.538 (5, 4) | 0-0 SF9 | | 0-0 E 1B 1B | | 0-0 FC1-4 1-2 | | 4-0 E SF8 BB | | 0-0 FC5-4 HR | 2 | 1 | 1 | 2 | 0 | 0 | 1 | | | | | | | | | | | | | | | | | | |
| Joe Adcock, R OBP: 0.371, SLG: 0.546 (1, 3) | 0-0 P3 | | 0-0 E9 1B WP | | 0-0 5-3 | | 0-0 E5 SF8 1B | | 0-0 HR | 5 | 3 | 2 | 2 | 0 | 0 | 3 | | | | | | | | | | | | | | | | | | |
| Andy Pafo, R OBP: 0.341, SLG: 0.451 (1, 9) | 0-0 1-4 1-2 | 0-3 K | 0-0 2-3 3-H 1B | | 0-0 3-1 | | 0-0 SF8 | | 0-0 F7 | 4 | 0 | 1 | 3 | 0 | 1 | 0 | | | | | | | | | | | | | | | | | | |
| Johnny Logan, R OBP: 0.335, SLG: 0.367 (1, 6) | | 0-0 5-3 | 0-0 F7 | | 0-0 FC6-4 1B | | 0-0 P3 | | | 4 | 0 | 1 | 0 | 0 | 0 | 1 | | | | | | | | | | | | | | | | | | |
| Del Crandall, R OBP: 0.311, SLG: 0.416 (1, 2) | | 0-0 1-3 | | 0-0 6-3 | | 0-0 FC6-4 1-2 | | 0-0 B1-6-4 1B | | 4 | 0 | 1 | 0 | 0 | 0 | 1 | | | | | | | | | | | | | | | | | | |
| Jim Wilson, R OBP: 0.231, SLG: 0.270 (1, 1) Dave Jolly, R OBP: 0.500, SLG: 0.542 (3, 1) Lew Burdette, R OBP: 0.159, SLG: 0.138 (5, 1) George Metkovich, L OBP: 0.349, SLG: 0.347 (6, PH) Gene Conley, R OBP: 0.174, SLG: 0.188 (6, 1) | | | 0-0 1-3 | 0-3 K2-3 | | 0-0 4-3 | | 0-0 B1-6-4 1-2 | | 1 | 0 | 0 | 0 | 0 | 0 | 0 | | | | | | | | | | | | | | | | | | |
| Inning Stats | R: 2 E: 0 K: 0 S: 4 | H: 2 LOB: 1 BB: 1 P: 8 | R: 0 E: 0 K: 1 S: 5 | H: 0 LOB: 0 BB: 0 P: 5 | R: 4 E: 1 K: 0 S: 6 | H: 2 LOB: 1 BB: 2 P: 14 | R: 0 E: 0 K: 1 S: 5 | H: 0 LOB: 0 BB: 0 P: 5 | R: 0 E: 0 K: 0 S: 3 | H: 1 LOB: 1 BB: 0 P: 4 | R: 4 E: 1 K: 0 S: 6 | H: 3 LOB: 0 BB: 1 P: 10 | R: 0 E: 0 K: 0 S: 3 | H: 1 LOB: 0 BB: 1 P: 3 | R: 2 E: 0 K: 0 S: 4 | H: 1 LOB: 0 BB: 1 P: 8 | 1B: 7 2B: 1 3B: 0 HR: 2 | SF: 2 SAC: 0 DP: 1 HBP: 1 | WP: 1 PB: 0 SB: 0 CS: 0 | PA: 42 | | | | | | | | | | | | | | |
| PITCHER | IP WLS BF H R ER SO BB IBB HBP BLK WP HR S P ERA WHIP | IP WLS BF H R ER SO BB IBB HBP BLK WP HR S P ERA WHIP | | | | | | | | | | | | | | | | | | | | | | | | | | | | | | | | |
| Dave Cole, R ERA: 5.23 (1, 1) | 3.0 | 17 | 4 | 6 | 3 | 1 | 3 | 0 | 0 | 0 | 0 | 1 | 0 | 15 | 27 | 9.00 | 2.333 | | | | | | | | | | | | | | | | | |
| Hal Jeffcoat, R ERA: 5.7 (4, 1) | 5.0 | L | 21 | 5 | 4 | 3 | 1 | 1 | 0 | 1 | 0 | 0 | 1 | 21 | 26 | 5.40 | 1.200 | | | | | | | | | | | | | | | | | |
| Bill Tremel, R ERA: 4.6 (9, 1) | 1.0 | 5 | 1 | 2 | 2 | 0 | 1 | 0 | 0 | 0 | 0 | 0 | 1 | 4 | 8 | 18.00 | 2.000 | | | | | | | | | | | | | | | | | |

Milwaukee Braves @ Chicago Cubs
Wrigley Field, Chicago, IL
Sun Aug 22 1954, 3:33 AM CDT
Att: 30,003 - Unknown

AB 34
R 12
H 10
RBI 10
BB 5
SO 2
LOB 11



| Batter | 1 | 2 | 3 | 4 | 5 | 6 | 7 | 8 | 9 | AB | R | H | RBI | BB | SO | LOB | BOTTOM | | | | | | | | | | | | | | | | |
|---|---|---|---|----------------------------------|------------------------------|----------------------------------|------------------------------|---------------------------------|------------------------------|---------------------------------|------------------------------|---------------------------------|------------------------------|---------------------------------|------------------------------|---------------------------------|----------------------------------|------------------------------------|----------------------------------|--------|--|--|--|--|--|--|--|--|--|--|--|--|--|
| Bob Talbot, R OBP: 0.286, SLG: 0.318 (1, 8) | 0-0 F7 | | 0-0 E6 BB 1B 2B | 0-0 1B | 0-0 F9 | | | 0-0 BB 1B | | 5 | 1 | 2 | 0 | 0 | 0 | 1 | | | | | | | | | | | | | | | | | |
| Gene Baker, R OBP: 0.339, SLG: 0.456 (1, 4) | 0-3 K | | 0-0 2B 1B | 0-0 F8 | | 0-0 F9 | | 4-0 G4-6-3 BB | | 4 | 1 | 1 | 0 | 1 | 1 | 1 | | | | | | | | | | | | | | | | | |
| Vern Morgan, L OBP: 0.292, SLG: 0.298 (1, 5) | 0-3 K | | 4-0 2B BB | 0-0 1B | 0-0 1-3 | | 0-0 1-3 | 0-0 G4-6-3 1-2 | | 4 | 1 | 1 | 0 | 1 | 1 | 2 | | | | | | | | | | | | | | | | | |
| Ralph Kiner, R OBP: 0.387, SLG: 0.512 (1, 7) | | 0-3 K | 0-0 6-4-5 1-H 2-H 3-H 2B | 0-3 K | | 0-3 K | | 0-0 F3 | | 5 | 0 | 1 | 3 | 0 | 3 | 2 | | | | | | | | | | | | | | | | | |
| Hank Sauer, R OBP: 0.389, SLG: 0.588 (1, 9) | | 0-0 2B 1B | 0-0 6-4-5-6 2-3F | | 0-0 6-3 | | 0-3 K | | 0-0 | 5 | 0 | 1 | 0 | 0 | 1 | 1 | | | | | | | | | | | | | | | | | |
| 14 Ernie Banks, R OBP: 0.342, SLG: 0.454 (1, 6) | 0-0 F7 | | 0-0 HR | | 0-0 HR | | 0-0 1B 1B | | 0-0 | 5 | 2 | 3 | 2 | 0 | 0 | 1 | | | | | | | | | | | | | | | | | |
| Dee Fondy, L OBP: 0.316, SLG: 0.394 (1, 3) | | 0-0 2B | 4-0 BB | 0-0 4-3 3B 1B | | 0-0 4-3 3B 1B | | 0-0 G4-6-3 1-3 1B | | 3 | 1 | 3 | 0 | 1 | 0 | 0 | | | | | | | | | | | | | | | | | |
| Joe Garagiola, L OBP: 0.384, SLG: 0.339 (1, 2) | | 4-0 FC6-4 IBB | 0-0 L9 | 0-0 4-3 | | 0-0 4-3 | | 0-0 G4-6-3 1-2 | | 3 | 0 | 0 | 0 | 1 | 0 | 4 | | | | | | | | | | | | | | | | | |
| Dave Cole, R OBP: 0.211, SLG: 0.167 (1, 1) Hal Jeffcoat, R OBP: 0.333, SLG: 0.667 (4, 1) Hal Rice, L OBP: 0.277, SLG: 0.237 (6, PH) Bill Tremel, R OBP: 0.333, SLG: 0.250 (9, 1) | | 0-0 FC6-4 | 0-0 P5 | 0-0 3B | | 0-0 3B | | 0-0 F9 | | 1 | 0 | 0 | 0 | 0 | 0 | 3 | | | | | | | | | | | | | | | | | |
| Inning Stats | R: 0 E: 0 K: 2 S: 7 | H: 0 LOB: 0 BB: 0 P: 7 | R: 0 E: 0 K: 1 S: 7 | H: 2 LOB: 3 BB: 1 P: 11 | R: 4 E: 1 K: 0 S: 6 | H: 3 LOB: 1 BB: 2 P: 14 | R: 0 E: 0 K: 1 S: 7 | H: 2 LOB: 2 BB: 0 P: 7 | R: 2 E: 0 K: 0 S: 6 | H: 3 LOB: 1 BB: 0 P: 6 | R: 0 E: 0 K: 1 S: 6 | H: 2 LOB: 1 BB: 0 P: 6 | R: 0 E: 0 K: 0 S: 3 | H: 1 LOB: 1 BB: 1 P: 7 | R: 0 E: 0 K: 0 S: 3 | H: 0 LOB: 0 BB: 0 P: 3 | 1B: 8 2B: 3 3B: 1 HR: 2 | SF: 0 SAC: 0 DP: 3 HBP: 0 | WP: 0 PB: 0 SB: 0 CS: 0 | PA: 42 | | | | | | | | | | | | | |
| PITCHER | IP WLS BF H R ER SO BB IBB HBP BLK WP HR S P ERA WHIP | IP WLS BF H R ER SO BB IBB HBP BLK WP HR S P ERA WHIP | | | | | | | | | | | | | | | | | | | | | | | | | | | | | | | |
| Jim Wilson, R ERA: 3.07 (1, 1) | 2.2 | 15 | 5 | 4 | 2 | 3 | 1 | 0 | 0 | 0 | 0 | 1 | 13 | 17 | 9.00 | 3.000 | | | | | | | | | | | | | | | | | |
| Dave Jolly, R ERA: 2.09 (3, 1) | 2.0 | 12 | 5 | 2 | 2 | 1 | 1 | 0 | 0 | 0 | 0 | 1 | 13 | 17 | 9.00 | 3.000 | | | | | | | | | | | | | | | | | |
| Lew Burdette, R ERA: 2.8 (5, 1) | 0.1 | 1 | 0 | 0 | 0 | 0 | 0 | 0 | 0 | 0 | 0 | 1 | 1 | 0.00 | 0.000 | | | | | | | | | | | | | | | | | | |
| Gene Conley, R ERA: 2.92 (6, 1) | 4.0 | W | 14 | 3 | 0 | 0 | 2 | 1 | 0 | 0 | 0 | 0 | 17 | 21 | 0.00 | 1.000 | | | | | | | | | | | | | | | | | |

Milwaukee Braves @ Chicago Cubs
Wrigley Field, Chicago, IL
Sun Aug 22 1954, 3:33 AM CDT
Att: 30,003 - Unknown

AB 38
R 6
H 13
RBI 6
BB 4
SO 6
LOB 15



| Batter | 1 | 2 | 3 | 4 | 5 | 6 | 7 | 8 | 9 | AB | R | H | RBI | BB | SO | LOB | TOP | | | |
|---|--|---------------------------------|------------------------------|---------------------------------|------------------------------|----------------------------------|------------------------------|---------------------------------|------------------------------|---------------------------------|------------------------------|---------------------------------|------------------------------|---------------------------------|------------------------------|---------------------------------|----------------------------------|------------------------------------|----------------------------------|--------|
| Richie Ashburn, L (1, 8) OBP: 0.436, SLG: 0.378 | 0-0 6-3 | | 0-0 FC6 BB 1-2 | | 0-0 6-3 | | 0-0 1B | | 0-0 L5 | 5 | 0 | 1 | 0 | 0 | 0 | 1 | | | | |
| Bobby Morgan, R (1, 6) OBP: 0.380, SLG: 0.464 | 0-0 5-3 | | 4-0 BB 1-2 | | 0-0 1B | | 0-0 F8 | | 0-0 6-3 | 4 | 0 | 1 | 0 | 1 | 0 | 2 | | | | |
| Stan Lopata, R (1, 2) OBP: 0.379, SLG: 0.510 | 4-0 BB | | 4-0 BB 1-2 2-3 | | 0-0 F8 | | 0-0 F8 | | 0-0 F8 | 2 | 0 | 0 | 0 | 2 | 0 | 1 | | | | |
| Granny Hamner, R (1, 4) OBP: 0.365, SLG: 0.491 | 0-0 L4 | | 0-0 F3 | | 0-0 2B | | 0-0 F8 | | 0-0 F8 | 4 | 0 | 1 | 0 | 0 | 0 | 4 | | | | |
| Mel Clark, R (1, 9) OBP: 0.294, SLG: 0.324 | | 0-0 4-3 | | 0-3 K | | 0-3 K | | 0-0 1B 1B | | 4 | 1 | 1 | 0 | 0 | 2 | 2 | | | | |
| Del Ennis, R (1, 7) OBP: 0.316, SLG: 0.463 | 0-0 F7 | | 0-0 1-3 | | 0-0 F3 | | 0-0 1B 1B | | 0-0 1B 1B | 4 | 0 | 1 | 0 | 0 | 0 | 2 | | | | |
| Earl Torgeson, L (1, 3) OBP: 0.372, SLG: 0.372 | 0-0 4-3 | | 0-0 F4 | | 0-0 F8 | | 0-0 1B 1B | | 0-0 1B 1B | 4 | 0 | 1 | 1 | 0 | 0 | 0 | | | | |
| Willie Jones, R (1, 5) OBP: 0.335, SLG: 0.411 | | | 0-0 F8 | | 0-0 F8 | | 0-0 1B 1B | | 0-0 L5 | 4 | 0 | 1 | 0 | 0 | 0 | 2 | | | | |
| Robin Roberts, S (1, 1) OBP: 0.167, SLG: 0.179 | | | 0-0 E6 | | 0-0 5-3 | | 0-3 K | | 0-0 6-3 | 2 | 0 | 0 | 0 | 0 | 0 | 0 | | | | |
| Danny Schell, R (7, PH) OBP: 0.316, SLG: 0.431 | | | FC6 | | | | | | | 1 | 0 | 0 | 0 | 0 | 1 | 1 | | | | |
| Steve Ritzik, R (7, 1) OBP: 0.211, SLG: 0.316 | | | | | | | | | | 0 | 0 | 0 | 0 | 0 | 0 | 0 | | | | |
| Smoky Burgess, L (9, PH) OBP: 0.431, SLG: 0.522 | | | | | | | | | | 1 | 0 | 0 | 0 | 0 | 0 | 0 | | | | |
| Inning Stats | R: 0 E: 0 K: 0 S: 3 | H: 0 LOB: 1 BB: 1 P: 7 | R: 0 E: 0 K: 0 S: 3 | H: 0 LOB: 0 BB: 0 P: 3 | R: 0 E: 1 K: 0 S: 4 | H: 0 LOB: 3 BB: 2 P: 12 | R: 0 E: 0 K: 1 S: 5 | H: 0 LOB: 0 BB: 0 P: 5 | R: 0 E: 0 K: 0 S: 3 | H: 2 LOB: 2 BB: 0 P: 7 | R: 0 E: 0 K: 1 S: 7 | H: 2 LOB: 2 BB: 0 P: 7 | R: 0 E: 0 K: 0 S: 6 | H: 3 LOB: 2 BB: 0 P: 6 | R: 0 E: 0 K: 0 S: 3 | H: 0 LOB: 0 BB: 0 P: 3 | 1B: 6 2B: 1 3B: 0 HR: 0 | SF: 0 SAC: 0 DP: 0 HBP: 0 | WP: 0 PB: 0 SB: 0 CS: 0 | PA: 38 |
| PITCHER Warren Spahn, L (1, 1) ERA: 3.0 | IP: 9.0 WLS: W BF: 38 H: 7 R: 1 ER: 1 SO: 3 BB: 3 IBB: 0 HBP: 0 BLK: 0 WP: 0 HR: 0 S: 41 P: 53 ERA: 1.00 WHIP: 1.111 | | | | | | | | | | | | | | | PITCHER | | | | |

Philadelphia Phillies @ Milwaukee Braves
Milwaukee County Stadium, Milwaukee, WI
Tue Aug 24 1954, 4:33 AM EDT
Att: 37,749 - Unknown

| | |
|-----|----|
| AB | 35 |
| R | 1 |
| H | 7 |
| RBI | 1 |
| BB | 3 |
| SO | 3 |
| LOB | 15 |



| Batter | 1 | 2 | 3 | 4 | 5 | 6 | 7 | 8 | 9 | AB | R | H | RBI | BB | SO | LOB | BOTTOM | | | |
|---|--|---------------------------------|------------------------------|---------------------------------|------------------------------|---------------------------------|------------------------------|---------------------------------|------------------------------|---------------------------------|------------------------------|---------------------------------|------------------------------|---------------------------------|------------------------------|---------------------------------|----------------------------------|------------------------------------|----------------------------------|--------|
| Bill Bruton, L (1, 8) OBP: 0.346, SLG: 0.375 | 0-0 2B | | 0-0 SH1-3 1B | | 0-0 SH1-4 2B | | 0-0 L9 | | | 4 | 2 | 3 | 0 | 0 | 0 | 1 | | | | |
| Danny O'Connell, R (1, 5) OBP: 0.324, SLG: 0.355 | 0-0 F7 | | 0-0 SH1-3 1-2 | | 0-0 SH1-4 2-3 | | 0-3 K | | | 2 | 0 | 0 | 0 | 0 | 1 | 1 | | | | |
| Bobby Thomson, R (1, 7) OBP: 0.500, SLG: 0.667 | 0-0 F9 | | 0-0 FC6-4 2-H | | 0-0 2B 3-H | | 0-3 K | | | 4 | 0 | 2 | 2 | 0 | 1 | 1 | | | | |
| Joe Adcock, R (1, 3) OBP: 0.368, SLG: 0.541 | 0-3 K | | 0-0 FC6-4 1-2 2B | | 0-0 F3 | | 0-0 6-3 | | | 4 | 1 | 0 | 0 | 0 | 1 | 3 | | | | |
| Andy Patko, R (1, 9) OBP: 0.340, SLG: 0.451 | | 0-0 3-1 | | 0-0 1-H 2B | | 0-0 F8 | | 0-0 F5 | | 4 | 0 | 1 | 1 | 0 | 0 | 1 | | | | |
| Del Crandall, R (1, 2) OBP: 0.313, SLG: 0.415 | | 0-0 E6 1B | | 0-3 K | | 4-0 1B SF6 BB | | 0-0 L8 | | 3 | 2 | 1 | 0 | 1 | 1 | 1 | | | | |
| Johnny Logan, R (1, 6) OBP: 0.337, SLG: 0.368 | | 0-0 E1 1B | | 0-0 F4 | | 0-0 FC3-6 1B | | 0-0 F9 | | 4 | 0 | 2 | 0 | 0 | 0 | 0 | | | | |
| Roy Smalley, R (1, 4) OBP: 0.333, SLG: 0.467 | | 0-0 5-3 | | 0-3 K | | 0-0 SF6 | | | | 2 | 0 | 0 | 1 | 0 | 1 | 1 | | | | |
| Warren Spahn, L (1, 1) OBP: 0.286, SLG: 0.316 | | 0-0 4-3 | | 0-0 F5 | | 3-H FC3-6 1-2 | | | | 3 | 0 | 0 | 0 | 0 | 0 | 2 | | | | |
| Inning Stats | R: 0 E: 0 K: 1 S: 6 | H: 1 LOB: 1 BB: 0 P: 6 | R: 1 E: 2 K: 0 S: 5 | H: 2 LOB: 1 BB: 0 P: 5 | R: 2 E: 0 K: 1 S: 8 | H: 3 LOB: 1 BB: 0 P: 8 | R: 0 E: 0 K: 1 S: 5 | H: 0 LOB: 0 BB: 0 P: 5 | R: 1 E: 0 K: 0 S: 5 | H: 2 LOB: 1 BB: 0 P: 5 | R: 1 E: 0 K: 0 S: 4 | H: 1 LOB: 1 BB: 1 P: 8 | R: 0 E: 0 K: 2 S: 7 | H: 0 LOB: 0 BB: 0 P: 7 | R: 0 E: 0 K: 0 S: 3 | H: 0 LOB: 0 BB: 0 P: 3 | 1B: 5 2B: 4 3B: 0 HR: 0 | SF: 1 SAC: 2 DP: 0 HBP: 0 | WP: 0 PB: 0 SB: 0 CS: 0 | PA: 34 |
| PITCHER Robin Roberts, R (1, 1) ERA: 3.12 | IP: 6.0 WLS: L BF: 28 H: 9 R: 5 ER: 4 SO: 3 BB: 1 IBB: 0 HBP: 0 BLK: 0 WP: 0 HR: 0 S: 33 P: 37 ERA: 6.00 WHIP: 1.667 | | | | | | | | | | | | | | | PITCHER | | | | |
| Steve Ritzik, R (7, 1) ERA: 4.02 | IP: 2.0 WLS: L BF: 6 H: 0 R: 0 ER: 0 SO: 2 BB: 0 IBB: 0 HBP: 0 BLK: 0 WP: 0 HR: 0 S: 10 P: 10 ERA: 0.00 WHIP: 0.000 | | | | | | | | | | | | | | | PITCHER | | | | |

Philadelphia Phillies @ Milwaukee Braves
Milwaukee County Stadium, Milwaukee, WI
Tue Aug 24 1954, 4:33 AM EDT
Att: 37,749 - Unknown

| | |
|-----|----|
| AB | 30 |
| R | 5 |
| H | 9 |
| RBI | 4 |
| BB | 1 |
| SO | 5 |
| LOB | 11 |



| Batter | 1 | 2 | 3 | 4 | 5 | 6 | 7 | 8 | 9 | AB | R | H | RBI | BB | SO | LOB | TOP | | | | | | | | | | |
|---|--|----------------------------------|------------------------------|---------------------------------|------------------------------|---------------------------------|----------------------------------|---------------------------------|------------------------------|---------------------------------|------------------------------|---------------------------------|-------------------------------|----------------------------------|------------------------------|---------------------------------|-----------------------------------|------------------------------------|----------------------------------|--------|--|--|--|--|--|--|--|
| Richie Ashburn, L (1, 8) OBP: 0.438, SLG: 0.381 | 0-0 1B 1B | | 0-0 1B | | 0-0 FC6 1B | | 0-0 F5 | | 0-0 L6 | 5 | 1 | 3 | 0 | 0 | 0 | 1 | | | | | | | | | | | |
| Earl Torgeson, L (1, 3) OBP: 0.370, SLG: 0.370 | 0-0 1B G4-6-3 1B | | 0-0 F7 | | 0-0 FC6 1-2 | | 0-0 6-3 | | 0-0 E6 | 5 | 1 | 1 | 0 | 0 | 0 | 3 | | | | | | | | | | | |
| Smoky Burgess, L (1, 2) OBP: 0.438, SLG: 0.524 | 4-0 G4-6-3 1B IBB | | 0-0 F6 | | 0-0 FC2-5 1B | | 0-0 FC6-4 1B | | 4-0 FC6-4 1B BB | 3 | 1 | 2 | 0 | 2 | 0 | 1 | | | | | | | | | | | |
| Granny Hamner, R (1, 4) OBP: 0.368, SLG: 0.492 | 0-0 G4-6-3 1-2 2-3 3-H 1B | | 0-0 5-3 | | 0-0 FC2-5 1-2 1B | | 0-0 FC6-4 1-2 1B | | 0-0 FC6-4 1-2 1B | 5 | 0 | 3 | 1 | 0 | 0 | 3 | | | | | | | | | | | |
| Del Ennis, R (1, 7) OBP: 0.313, SLG: 0.459 | 0-0 G4-6-3 1-2 2-3 3-H | | 0-0 1-3 | | 0-0 FC2-5 1-2 2-3 | | 0-0 K | | 0-0 K | 4 | 0 | 0 | 0 | 0 | 1 | 6 | | | | | | | | | | | |
| Bobby Morgan, R (1, 6) OBP: 0.377, SLG: 0.458 | 0-3 K | | 0-0 5-3 | | 0-3 K2-3 | | 0-0 FC6-4 1-2 2-3 1B | | 0-0 K | 4 | 0 | 0 | 0 | 0 | 2 | 5 | | | | | | | | | | | |
| Mel Clark, R (1, 9) OBP: 0.288, SLG: 0.317 | | 0-0 2-3 | | 0-0 4-3 | | 0-0 1-3 | | 0-0 K | | 3 | 0 | 0 | 0 | 0 | 0 | 2 | | | | | | | | | | | |
| Johnny Wyrostek, L (8, PH) OBP: 0.296, SLG: 0.348 | | | | | | | | 1-2 3-H 1B | | 1 | 0 | 1 | 1 | 0 | 0 | 0 | | | | | | | | | | | |
| Willie Jones, R (1, 5) OBP: 0.335, SLG: 0.409 | | 0-0 F3 | | | 0-0 F8 | | 0-0 SH1-3 1B | | 0-3 K | 4 | 0 | 1 | 0 | 0 | 1 | 2 | | | | | | | | | | | |
| Curt Simmons, L (1, 1) OBP: 0.211, SLG: 0.178 | | 0-3 K | | | 0-0 1-3 | | 0-0 SH1-3 1-2 | | 0-0 F7 | 2 | 0 | 0 | 0 | 0 | 1 | 0 | | | | | | | | | | | |
| Floyd Baker, L (8, PH) OBP: 0.235, SLG: 0.250 | | | | | | | | | | 1 | 0 | 0 | 0 | 0 | 0 | 0 | | | | | | | | | | | |
| Inning Stats | R: 2 E: 0 K: 1 S: 7 | H: 3 LOB: 1 BB: 1 P: 11 | R: 0 E: 0 K: 1 S: 5 | H: 0 LOB: 0 BB: 0 P: 5 | R: 0 E: 0 K: 0 S: 4 | H: 1 LOB: 1 BB: 0 P: 4 | R: 0 E: 0 K: 0 S: 3 | H: 0 LOB: 0 BB: 0 P: 3 | R: 0 E: 0 K: 1 S: 4 | H: 2 LOB: 2 BB: 0 P: 7 | R: 0 E: 0 K: 0 S: 4 | H: 1 LOB: 1 BB: 0 P: 4 | R: 1 E: 0 K: 2 S: 10 | H: 3 LOB: 2 BB: 0 P: 10 | R: 0 E: 1 K: 0 S: 4 | H: 0 LOB: 2 BB: 1 P: 8 | 1B: 11 2B: 0 3B: 0 HR: 0 | SF: 0 SAC: 1 DP: 1 HBP: 0 | WP: 0 PB: 0 SB: 0 CS: 0 | PA: 40 | | | | | | | |
| PITCHER | IP | WLS | BF | H | R | ER | SO | BB | IBB | HBP | BLK | WP | HR | S | P | ERA | WHIP | | | | | | | | | | |
| Lew Burdette, R (1, 1) ERA: 2.84 | 7.0 | W | 31 | 10 | 3 | 3 | 3 | 0 | 1 | 0 | 0 | 0 | 0 | 36 | 40 | 3.86 | 1.429 | | | | | | | | | | |
| Dave Jolly, R (8, 1) ERA: 2.04 | 2.0 | S | 9 | 1 | 0 | 0 | 2 | 1 | 0 | 0 | 0 | 0 | 0 | 12 | 16 | 0.00 | 1.000 | | | | | | | | | | |

Philadelphia Phillies @ Milwaukee Braves
Milwaukee County Stadium, Milwaukee, WI
Wed Aug 25 1954, 4:33 AM EDT
Att: 30,689 - Unknown

AB 37
R 3
H 11
RBI 2
BB 2
SO 5
LOB 23



| Batter | 1 | 2 | 3 | 4 | 5 | 6 | 7 | 8 | 9 | AB | R | H | RBI | BB | SO | LOB | BOTTOM | | | | | | | | | | |
|--|------------------------------|---------------------------------|------------------------------|----------------------------------|------------------------------|---------------------------------|------------------------------|---------------------------------|------------------------------|---------------------------------|------------------------------|---------------------------------|------------------------------|---------------------------------|------------------------------|---------------------------------|----------------------------------|------------------------------------|----------------------------------|--------|--|--|--|--|--|--|--|
| Bill Bruton, L (1, 8) OBP: 0.345, SLG: 0.373 | 0-3 K | 0-3 K | | 0-0 6-3 | | | 4-0 CS BB | | | 3 | 0 | 0 | 0 | 1 | 2 | 2 | | | | | | | | | | | |
| Danny O'Connell, R (1, 5) OBP: 0.325, SLG: 0.356 | 0-0 1B | | 0-0 5-3 | | 0-0 SH5-4 1B | | 0-0 F9 1-2 | | | 4 | 0 | 2 | 0 | 0 | 0 | 1 | | | | | | | | | | | |
| Hank Aaron, R (1, 7) OBP: 0.316, SLG: 0.436 | 0-0 F4 | | 0-0 5-3 | | 0-0 SH5-4 1-2 | | 0-0 4-3 | | | 3 | 0 | 0 | 0 | 0 | 0 | 1 | | | | | | | | | | | |
| Joe Adcock, R (1, 3) OBP: 0.365, SLG: 0.536 | 0-3 K | | 0-0 1-3 | | 0-0 5-3 | | 0-0 F8 | | | 4 | 0 | 0 | 0 | 0 | 1 | 2 | | | | | | | | | | | |
| Andy Patko, R (1, 9) OBP: 0.337, SLG: 0.447 | | 0-0 4-3 | | 0-0 L8 | 0-0 F8 | | 0-0 6-3 | | | 4 | 0 | 0 | 0 | 0 | 0 | 1 | | | | | | | | | | | |
| Del Crandall, R (1, 2) OBP: 0.313, SLG: 0.418 | | 0-0 1B 2B | | 0-0 E6 3B | | 0-0 F9 | | | | 3 | 2 | 1 | 0 | 0 | 0 | 0 | | | | | | | | | | | |
| Johnny Logan, R (1, 6) OBP: 0.339, SLG: 0.373 | | 4-0 1B E BB | | 0-0 SF7 3B | | 0-0 6-3 | | | | 2 | 2 | 1 | 1 | 1 | 0 | 0 | | | | | | | | | | | |
| Roy Smalley, R (1, 4) OBP: 0.381, SLG: 0.471 | | 0-0 E8 1-2 2-H 1B | | 4-0 IBB | | 0-0 6-3 | | | | 2 | 0 | 1 | 1 | 1 | 0 | 0 | | | | | | | | | | | |
| Lew Burdette, R (1, 1) OBP: 0.152, SLG: 0.131 | | 0-0 2-3 | | 0-0 SF7 3-H | | | 0-0 4-3 | | | 2 | 0 | 0 | 1 | 0 | 0 | 1 | | | | | | | | | | | |
| Dave Jolly, R (8, 1) OBP: 0.400, SLG: 0.542 | | | | | | | | | | 0 | 0 | 0 | 0 | 0 | 0 | 0 | | | | | | | | | | | |
| Inning Stats | R: 0 E: 0 K: 2 S: 8 | H: 1 LOB: 1 BB: 0 P: 8 | R: 2 E: 1 K: 1 S: 7 | H: 2 LOB: 1 BB: 1 P: 11 | R: 0 E: 0 K: 0 S: 3 | H: 0 LOB: 0 BB: 0 P: 3 | R: 2 E: 1 K: 0 S: 5 | H: 1 LOB: 1 BB: 1 P: 9 | R: 0 E: 0 K: 0 S: 4 | H: 0 LOB: 0 BB: 0 P: 4 | R: 0 E: 0 K: 0 S: 3 | H: 0 LOB: 0 BB: 0 P: 3 | R: 0 E: 0 K: 0 S: 2 | H: 0 LOB: 0 BB: 1 P: 6 | R: 0 E: 0 K: 0 S: 3 | H: 0 LOB: 0 BB: 0 P: 3 | 1B: 3 2B: 1 3B: 1 HR: 0 | SF: 1 SAC: 1 DP: 0 HBP: 0 | WP: 0 PB: 0 SB: 0 CS: 1 | PA: 32 | | | | | | | |
| PITCHER | IP | WLS | BF | H | R | ER | SO | BB | IBB | HBP | BLK | WP | HR | S | P | ERA | WHIP | | | | | | | | | | |
| Curt Simmons, L (1, 1) ERA: 2.94 | 8.0 | L | 32 | 5 | 4 | 1 | 3 | 2 | 1 | 0 | 0 | 0 | 0 | 35 | 47 | 1.12 | 0.875 | | | | | | | | | | |

Philadelphia Phillies @ Milwaukee Braves
Milwaukee County Stadium, Milwaukee, WI
Wed Aug 25 1954, 4:33 AM EDT
Att: 30,689 - Unknown

AB 27
R 4
H 5
RBI 3
BB 3
SO 3
LOB 8



| Batter | 1 | 2 | 3 | 4 | 5 | 6 | 7 | 8 | 9 | AB | R | H | RBI | BB | SO | LOB | TOP | | | | | | | | |
|--|------------------------------|---------------------------------|------------------------------|---------------------------------|------------------------------|---------------------------------|------------------------------|---------------------------------|------------------------------|---------------------------------|------------------------------|---------------------------------|------------------------------|---------------------------------|------------------------------|---------------------------------|------------------------------|---------------------------------|----------------------------------|------------------------------------|----------------------------------|--------|--|--|--|
| Richie Ashburn, L OBP: 0.436, SLG: 0.380 (1, 8) | 0-0 4-3 | | 0-0 F6 | | | 0-0 1B SF8 | 0-0 FC6-4 | | | 4 | 1 | 1 | 0 | 0 | 0 | 3 | | | | | | | | | |
| Earl Torgeson, L OBP: 0.373, SLG: 0.378 (1, 3) | 0-0 G3 | | 0-0 3B | | | 0-0 1B 4-3 | | 0-0 FC5-6 | | 4 | 0 | 3 | 1 | 0 | 0 | 0 | | | | | | | | | |
| Smoky Burgess, L OBP: 0.432, SLG: 0.518 (1, 2) | 0-0 6-3 | | 0-0 1-3 | | | 0-0 SF8 | | 0-0 FC5-6 | | 3 | 0 | 0 | 1 | 0 | 0 | 2 | | | | | | | | | |
| Curt Simmons, L OBP: 0.211, SLG: 0.178 (8, PR) | | | | | | | | | | 0 | 0 | 0 | 0 | 0 | 0 | 0 | | | | | | | | | |
| Stan Lopata, R OBP: 0.379, SLG: 0.510 (8, 2) | | | | | | | | | | 0 | 0 | 0 | 0 | 0 | 0 | 0 | | | | | | | | | |
| Granny Hamner, R OBP: 0.367, SLG: 0.490 (3, 6) | | 0-0 G6-4-3 1B | | 0-0 F3 | | 0-0 4-3 | | 0-0 F8 | | 4 | 0 | 1 | 0 | 0 | 0 | 2 | | | | | | | | | |
| Johnny Wyrostek, L OBP: 0.296, SLG: 0.348 (1, 9) | | 0-0 G6-4-3 1B | | 0-0 4-3 | | 0-0 F8 | | 0-0 F9 | | 3 | 0 | 1 | 0 | 0 | 0 | 1 | | | | | | | | | |
| Mel Clark, R OBP: 0.287, SLG: 0.315 (7, 9) | | 0-0 1-2 | | | | | | | | 1 | 0 | 0 | 0 | 0 | 0 | 1 | | | | | | | | | |
| Del Ennis, R OBP: 0.313, SLG: 0.457 (1, 7) | 0-0 G6-4-3 | | 0-0 F3 | | | | | 0-0 E6 | | 4 | 0 | 1 | 0 | 0 | 0 | 2 | | | | | | | | | |
| Bobby Morgan, R OBP: 0.296, SLG: 0.457 (1, 6) | 0-0 F9 | | | | | 0-0 F7-3 1B | | 0-0 F9 | | 1 | 0 | 0 | 0 | 0 | 0 | 1 | | | | | | | | | |
| Floyd Baker, L OBP: 0.250, SLG: 0.265 (3, 4) | | | | | | | | 0-0 SH1-4 | | 2 | 0 | 1 | 0 | 0 | 0 | 1 | | | | | | | | | |
| Willie Jones, R OBP: 0.332, SLG: 0.406 (1, 5) | | | 0-0 5-3 | | | 0-0 F6 | | 0-0 F8 | | 4 | 0 | 0 | 0 | 0 | 0 | 3 | | | | | | | | | |
| Herm Wehmeier, R OBP: 0.091, SLG: 0.116 (1, 1) | | | 0-0 3B | | | 0-0 F7-3 | | 0-0 FC6-4 | | 4 | 1 | 2 | 0 | 0 | 1 | 2 | | | | | | | | | |
| Inning Stats | R: 0 E: 0 K: 0 S: 3 | H: 0 LOB: 0 BB: 0 P: 3 | R: 0 E: 0 K: 0 S: 4 | H: 2 LOB: 1 BB: 0 P: 4 | R: 1 E: 0 K: 0 S: 5 | H: 2 LOB: 1 BB: 0 P: 5 | R: 0 E: 0 K: 0 S: 3 | H: 0 LOB: 0 BB: 0 P: 3 | R: 0 E: 0 K: 0 S: 3 | H: 1 LOB: 0 BB: 0 P: 3 | R: 1 E: 0 K: 0 S: 5 | H: 2 LOB: 1 BB: 0 P: 5 | R: 0 E: 1 K: 0 S: 5 | H: 1 LOB: 2 BB: 0 P: 5 | R: 0 E: 0 K: 0 S: 4 | H: 1 LOB: 1 BB: 0 P: 4 | R: 0 E: 0 K: 1 S: 6 | H: 1 LOB: 1 BB: 0 P: 6 | 1B: 9 2B: 1 3B: 1 HR: 0 | SF: 1 SAC: 1 DP: 2 HBP: 0 | WP: 0 PB: 0 SB: 0 CS: 0 | PA: 36 | | | |
| PITCHER | IP | WLS | BF | H | R | ER | SO | BB | IBB | HBP | BLK | WP | HR | S | P | ERA | WHIP | | | | | | | | |
| Jim Wilson, R ERA: 3.04 (1, 1) | 6.2 | | 27 | 8 | 2 | 2 | 0 | 0 | 0 | 0 | 0 | 0 | 0 | 27 | 27 | 2.70 | 1.200 | | | | | | | | |
| Chet Nichols, L ERA: 3.79 (7, 1) | 1.2 | | 7 | 2 | 0 | 0 | 0 | 0 | 0 | 0 | 0 | 0 | 0 | 7 | 7 | 0.00 | 1.200 | | | | | | | | |
| Ernie Johnson, R ERA: 2.69 (9, 1) | 0.2 | W | 2 | 0 | 0 | 0 | 1 | 0 | 0 | 0 | 0 | 0 | 0 | 4 | 4 | 0.00 | 0.000 | | | | | | | | |

Philadelphia Phillies @ Milwaukee Braves
 Milwaukee County Stadium, Milwaukee, WI
 Thu Aug 26 1954, 4:33 AM EDT
 Att: 24,863 - Unknown

| | |
|-----|----|
| AB | 34 |
| R | 2 |
| H | 10 |
| RBI | 2 |
| BB | 0 |
| SO | 1 |
| LOB | 18 |



| Batter | 1 | 2 | 3 | 4 | 5 | 6 | 7 | 8 | 9 | AB | R | H | RBI | BB | SO | LOB | BOTTOM | | | | | | | | |
|--|------------------------------|----------------------------------|------------------------------|---------------------------------|------------------------------|---------------------------------|------------------------------|---------------------------------|------------------------------|---------------------------------|------------------------------|---------------------------------|------------------------------|---------------------------------|------------------------------|---------------------------------|------------------------------|----------------------------------|----------------------------------|------------------------------------|----------------------------------|--------|--|--|--|
| Bill Bruton, L OBP: 0.348, SLG: 0.372 (1, 8) | 0-0 FC4-6 1B | 4-0 S BB | | | 0-0 F5 | | 0-0 F7 | | 4-0 1B | 3 | 0 | 1 | 0 | 2 | 0 | 0 | | | | | | | | | |
| Danny O'Connell, R OBP: 0.324, SLG: 0.355 (1, 5) | 0-0 FC4-6 2B | 0-0 6-3 | | | 0-0 6-3 | | | 0-0 5-3 | 0-0 1B | 5 | 1 | 1 | 1 | 0 | 0 | 2 | | | | | | | | | |
| Bobby Thomson, R OBP: 0.542, SLG: 0.773 (1, 7) | 0-0 2B | | 0-0 E5 | | 0-0 2B | | | 0-0 1B | | 4 | 1 | 3 | 0 | 0 | 0 | 0 | | | | | | | | | |
| Joe Adcock, R OBP: 0.365, SLG: 0.534 (1, 3) | 4-0 2B | | 0-0 SH1-4 | | 0-0 6-3 | | | 0-0 E6 | | 2 | 0 | 0 | 0 | 1 | 0 | 2 | | | | | | | | | |
| Andy Patko, R OBP: 0.336, SLG: 0.448 (1, 9) | 0-0 G5-3 2B | | 0-0 F9 | | | 0-0 L5 | | 0-0 G4-6-3 | | 4 | 0 | 1 | 2 | 0 | 0 | 3 | | | | | | | | | |
| Del Crandall, R OBP: 0.315, SLG: 0.420 (1, 2) | 4-0 1B | | 0-0 F8 | | | 0-0 F8 | | 0-0 SH1-4 | | 3 | 1 | 1 | 0 | 1 | 0 | 1 | | | | | | | | | |
| Johnny Logan, R OBP: 0.337, SLG: 0.371 (1, 6) | 0-0 G5-3 | | | 0-0 F2 | | 0-0 5-3 | | 0-0 SH1-4 | | 3 | 0 | 0 | 0 | 0 | 0 | 3 | | | | | | | | | |
| Roy Smalley, R OBP: 0.353, SLG: 0.400 (1, 4) | | 0-0 F7 | | 0-0 F7 | | 0-0 F5 | | 4-0 1B | | 3 | 0 | 0 | 0 | 0 | 0 | 0 | | | | | | | | | |
| George Metchkovich, L OBP: 0.356, SLG: 0.347 (9, PH) | | | | | | | | 0-0 1B | | 0 | 0 | 0 | 0 | 1 | 0 | 0 | | | | | | | | | |
| Jim Wilson, R OBP: 0.220, SLG: 0.256 (1, 1) | | 0-0 F9 | | 0-0 4-3 | | | 0-0 6-3 | 0-0 1B | | 2 | 0 | 0 | 0 | 0 | 0 | 0 | | | | | | | | | |
| Chet Nichols, S OBP: 0.097, SLG: 0.097 (7, 1) | | | | | | | | | | 1 | 0 | 0 | 0 | 0 | 0 | 0 | | | | | | | | | |
| Ernie Johnson, R OBP: 0.286, SLG: 0.286 (9, 1) | | | | | | | | | | 0 | 0 | 0 | 0 | 0 | 0 | 0 | | | | | | | | | |
| Hank Aaron, R OBP: 0.316, SLG: 0.435 (9, PH) | | | | | | | | | | 1 | 0 | 0 | 0 | 0 | 0 | 2 | | | | | | | | | |
| Inning Stats | R: 2 E: 0 K: 0 S: 5 | H: 3 LOB: 2 BB: 2 P: 13 | R: 0 E: 0 K: 0 S: 3 | H: 0 LOB: 1 BB: 1 P: 7 | R: 0 E: 1 K: 0 S: 4 | H: 0 LOB: 1 BB: 0 P: 4 | R: 0 E: 0 K: 0 S: 3 | H: 0 LOB: 0 BB: 0 P: 3 | R: 0 E: 0 K: 0 S: 3 | H: 0 LOB: 0 BB: 0 P: 3 | R: 0 E: 0 K: 0 S: 3 | H: 0 LOB: 0 BB: 0 P: 3 | R: 0 E: 1 K: 0 S: 4 | H: 1 LOB: 1 BB: 0 P: 4 | R: 0 E: 0 K: 0 S: 4 | H: 1 LOB: 1 BB: 0 P: 4 | R: 1 E: 0 K: 0 S: 4 | H: 2 LOB: 3 BB: 2 P: 12 | 1B: 3 2B: 4 3B: 0 HR: 0 | SF: 0 SAC: 2 DP: 2 HBP: 0 | WP: 0 PB: 0 SB: 1 CS: 0 | PA: 38 | | | |
| PITCHER | IP | WLS | BF | H | R | ER | SO | BB | IBB | HBP | BLK | WP | HR | S | P | ERA | WHIP | | | | | | | | |
| Herm Wehmeier, R ERA: 5.13 (1, 1) | 8.2 | L | 38 | 7 | 3 | 3 | 0 | 1 | 4 | 0 | 0 | 0 | 0 | 33 | 53 | 3.12 | 0.923 | | | | | | | | |

Philadelphia Phillies @ Milwaukee Braves
 Milwaukee County Stadium, Milwaukee, WI
 Thu Aug 26 1954, 4:33 AM EDT
 Att: 24,863 - Unknown

| | |
|-----|----|
| AB | 31 |
| R | 3 |
| H | 7 |
| RBI | 3 |
| BB | 5 |
| SO | 0 |
| LOB | 13 |



| Batter | 1 | 2 | 3 | 4 | 5 | 6 | 7 | 8 | 9 | AB | R | H | RBI | BB | SO | LOB | TOP | | | | |
|--|---|---|--|--|------------------------------|---------------------------------|------------------------------|---------------------------------|------------------------------|---------------------------------|---|----------------------------------|------------------------------|---------------------------------|---|---------------------------------|---|---------------------------------|----------------------------------|------------------------------------|--------------------------|
| Whitey Lockman, L (1, 3) OBP: 0.319, SLG: 0.385 | | | SH5-4 | | 4-3 | F8 | | | 5-3 | 4 | 0 | 1 | 0 | 0 | 0 | 3 | New York Giants @ Milwaukee Braves Milwaukee County Stadium, Milwaukee, WI Fri Aug 27 1954, 4:33 AM EDT Att: 46,944 - Unknown | | | | |
| Alvin Dark, R (1, 6) OBP: 0.323, SLG: 0.447 | K | | 6-3 | | 1-3 | | | | F7 | 5 | 0 | 1 | 1 | 0 | 1 | 2 | | | | | |
| Don Mueller, L (1, 9) OBP: 0.355, SLG: 0.444 | F5 | | | | 6-3 | | | | SH3-4 1B | 4 | 0 | 1 | 1 | 0 | 0 | 1 | | | | | |
| Dusty Rhodes, L (1, 7) OBP: 0.430, SLG: 0.772 | 4-3 | | | | | | | | | 3 | 1 | 1 | 0 | 0 | 0 | 2 | | | | | |
| Monte Irvin, R (7, PH) OBP: 0.370, SLG: 0.441 | | | 6-3 | | | WP 1B HBP 1B | | | F4 | 1 | 0 | 0 | 0 | 0 | 0 | 1 | | | | | |
| Willie Mays, R (1, 8) OBP: 0.399, SLG: 0.679 | | 5-3 | | | | | | | | 3 | 0 | 0 | 0 | 1 | 1 | 1 | | | | | |
| Hank Thompson, L (1, 5) OBP: 0.371, SLG: 0.453 | 4-3 | | | | 1B | | | | IBB | 4 | 0 | 1 | 0 | 0 | 0 | 3 | | | | | |
| Davey Williams, R (1, 4) OBP: 0.290, SLG: 0.329 | F7 | | | | | | | | | 4 | 0 | 2 | 0 | 0 | 0 | 0 | | | | | |
| Wes Westrum, R (1, 2) OBP: 0.327, SLG: 0.332 | | | SH5-4 6-3 1B | | K | | | | | 3 | 1 | 1 | 0 | 1 | 2 | 2 | | | | | |
| Sal Maglie, R (1, 1) OBP: 0.194, SLG: 0.123 | | | SH 6-3 2B | | 1-3 | | | | | 2 | 1 | 0 | 1 | 0 | 1 | 2 | | | | | |
| Inning Stats | R: 0 E: 0 K: 1 S: 6 | H: 1 LOB: 1 BB: 0 P: 6 | R: 0 E: 0 K: 0 S: 3 | H: 0 LOB: 0 BB: 0 P: 3 | R: 2 E: 0 K: 0 S: 6 | H: 2 LOB: 1 BB: 0 P: 6 | R: 0 E: 0 K: 1 S: 7 | H: 2 LOB: 2 BB: 0 P: 7 | R: 0 E: 0 K: 0 S: 3 | H: 0 LOB: 0 BB: 0 P: 3 | R: 1 E: 0 K: 1 S: 7 | H: 2 LOB: 3 BB: 1 P: 12 | R: 0 E: 0 K: 0 S: 4 | H: 1 LOB: 2 BB: 1 P: 8 | R: 0 E: 0 K: 2 S: 7 | H: 0 LOB: 0 BB: 0 P: 7 | R: 0 E: 0 K: 0 S: 3 | H: 0 LOB: 0 BB: 0 P: 3 | 1B: 7 2B: 1 3B: 0 HR: 0 | SF: 0 SAC: 3 DP: 0 HBP: 1 | WP: 1 PA: 39 CS: 0 |
| PITCHER | IP WLS BF H R ER SO BB IBB HBP BLK WP HR S P ERA WHIP | 5.2 L 27 7 3 3 3 0 1 1 0 1 0 31 36 4.76 1.235 | 2.1 9 1 0 0 2 0 1 0 0 0 0 0 12 16 0.00 0.429 | 1.0 3 0 0 0 0 0 0 0 0 0 0 0 3 3 0.00 0.000 | PITCHER | | | | | | | | | | IP WLS BF H R ER SO BB IBB HBP BLK WP HR S P ERA WHIP | | | | | | |
| Gene Conley, R (1, 1) ERA: 2.98 | | | | | | | | | | | 5.2 L 27 7 3 3 3 0 1 1 0 1 0 31 36 4.76 1.235 | | | | | | | | | | |
| Dave Koslo, L (6, 1) ERA: 2.55 | | | | | | | | | | | 2.1 9 1 0 0 2 0 1 0 0 0 0 0 12 16 0.00 0.429 | | | | | | | | | | |
| Dave Jolly, R (9, 1) ERA: 2.01 | | | | | | | | | | | 1.0 3 0 0 0 0 0 0 0 0 0 0 0 3 3 0.00 0.000 | | | | | | | | | | |

| | |
|-----|----|
| AB | 33 |
| R | 3 |
| H | 8 |
| RBI | 3 |
| BB | 2 |
| SO | 5 |
| LOB | 17 |



| Batter | 1 | 2 | 3 | 4 | 5 | 6 | 7 | 8 | 9 | AB | R | H | RBI | BB | SO | LOB | BOTTOM | | | | |
|---|---|---|------------------------------|---------------------------------|------------------------------|---------------------------------|------------------------------|----------------------------------|------------------------------|---------------------------------|---|---------------------------------|---|---------------------------------|------------------------------|---------------------------------|---|------------------------------------|--------------------------|--|--|
| Bill Bruton, L (1, 8) OBP: 0.347, SLG: 0.371 | 4-3 1B | | 6-3 | | | K | | | 1-3 | 4 | 1 | 1 | 0 | 0 | 1 | 1 | New York Giants @ Milwaukee Braves Milwaukee County Stadium, Milwaukee, WI Fri Aug 27 1954, 4:33 AM EDT Att: 46,944 - Unknown | | | | |
| Danny O'Connell, R (1, 5) OBP: 0.322, SLG: 0.352 | K | | K | | | 6-3 | | | F5 | 4 | 0 | 0 | 0 | 0 | 2 | 1 | | | | | |
| Bobby Thomson, R (1, 7) OBP: 0.464, SLG: 0.654 | 4-3 | | | | | F9 | | | 6-3 | 4 | 0 | 0 | 0 | 0 | 1 | 1 | | | | | |
| Joe Adcock, R (1, 3) OBP: 0.366, SLG: 0.532 | WP 1B | | | | | | | | 6-3 | 3 | 0 | 1 | 1 | 1 | 0 | 0 | | | | | |
| Andy Patko, R (1, 9) OBP: 0.334, SLG: 0.444 | F9 | | | | | | | | | 3 | 0 | 0 | 0 | 0 | 1 | 2 | | | | | |
| Del Crandall, R (1, 2) OBP: 0.313, SLG: 0.416 | | F5 | | | | F7 | | | F6 | 3 | 0 | 0 | 0 | 0 | 0 | 1 | | | | | |
| Johnny Logan, R (1, 6) OBP: 0.339, SLG: 0.375 | | | | | | | | | 1-3 | 3 | 0 | 2 | 0 | 0 | 0 | 0 | | | | | |
| Roy Smalley, R (1, 4) OBP: 0.308, SLG: 0.364 | | | | | | | | | | 2 | 0 | 0 | 0 | 0 | 1 | 2 | | | | | |
| Charlie White, L (8, PH) OBP: 0.315, SLG: 0.333 | | FC1-6 | | | | K | | | 1-3 | 1 | 0 | 0 | 0 | 0 | 0 | 0 | | | | | |
| Jack Dittmer, L (9, 4) OBP: 0.211, SLG: 0.244 | | 1-2 | | | | | | | | 0 | 0 | 0 | 0 | 0 | 0 | 0 | | | | | |
| Gene Conley, R (1, 1) OBP: 0.169, SLG: 0.183 | | | | | | | | | | 2 | 0 | 0 | 0 | 0 | 0 | 1 | | | | | |
| Dave Koslo, L (6, 1) | | | | | | | | | | 0 | 0 | 0 | 0 | 0 | 0 | 0 | | | | | |
| Hank Aaron, R (8, PH) OBP: 0.317, SLG: 0.437 | | | | | | | | | | 1 | 0 | 1 | 0 | 0 | 0 | 0 | | | | | |
| Dave Jolly, R (9, 1) OBP: 0.400, SLG: 0.542 | | | | | | | | | | 0 | 0 | 0 | 0 | 0 | 0 | 0 | | | | | |
| Inning Stats | R: 1 E: 0 K: 1 S: 7 | H: 2 LOB: 1 BB: 0 P: 7 | R: 0 E: 1 K: 0 S: 3 | H: 1 LOB: 1 BB: 0 P: 3 | R: 0 E: 0 K: 1 S: 5 | H: 0 LOB: 0 BB: 0 P: 5 | R: 0 E: 0 K: 2 S: 7 | H: 0 LOB: 1 BB: 1 P: 11 | R: 0 E: 0 K: 1 S: 5 | H: 1 LOB: 0 BB: 0 P: 5 | R: 0 E: 0 K: 1 S: 3 | H: 0 LOB: 0 BB: 0 P: 3 | R: 0 E: 0 K: 0 S: 4 | H: 1 LOB: 1 BB: 0 P: 4 | R: 0 E: 0 K: 0 S: 3 | H: 0 LOB: 0 BB: 0 P: 3 | 1B: 4 2B: 2 3B: 0 HR: 0 | SF: 0 SAC: 0 DP: 1 HBP: 0 | WP: 1 PA: 31 CS: 0 | | |
| PITCHER | IP WLS BF H R ER SO BB IBB HBP BLK WP HR S P ERA WHIP | 9.0 W 31 5 1 1 6 1 0 0 0 1 0 42 46 1.00 0.667 | PITCHER | | | | | | | | | | IP WLS BF H R ER SO BB IBB HBP BLK WP HR S P ERA WHIP | | | | | | | | |
| Sal Maglie, R (1, 1) ERA: 3.31 | | | | | | | | | | | 9.0 W 31 5 1 1 6 1 0 0 0 1 0 42 46 1.00 0.667 | | | | | | | | | | |

| | |
|-----|----|
| AB | 30 |
| R | 1 |
| H | 5 |
| RBI | 1 |
| BB | 1 |
| SO | 6 |
| LOB | 9 |



| Batter | 1 | 2 | 3 | 4 | 5 | 6 | 7 | 8 | 9 | AB | R | H | RBI | BB | SO | LOB | TOP | | | | | |
|--|--|---------------------------------|------------------------------|---------------------------------|------------------------------|---------------------------------|------------------------------|---------------------------------|------------------------------|---------------------------------|------------------------------|---------------------------------|------------------------------|---------------------------------|------------------------------|---------------------------------|---|---------------------------------|----------------------------------|------------------------------------|----------------------------------|--------|
| Davey Williams, R (1,4) OBP: 0.288, SLG: 0.326 | 1-3 | | K | | F5 | | | F4 | | 4 | 0 | 0 | 0 | 0 | 1 | 1 | New York Giants @ Milwaukee Braves Milwaukee County Stadium, Milwaukee, WI Sat Aug 28 1954, 4:33 AM EDT Att: 41,654 - Unknown | | | | | |
| Don Mueller, L (1,9) OBP: 0.355, SLG: 0.444 | FC5-4 BB | | F6 | | | | | BB | | 2 | 0 | 1 | 0 | 2 | 0 | 0 | | | | | | |
| Alvin Dark, R (1,6) OBP: 0.320, SLG: 0.443 | FC5-4 FC4 1-2 | | | | F9 | | F8 | F5 | | 4 | 0 | 0 | 0 | 0 | 0 | 4 | | | | | | |
| Willie Mays, R (1,8) OBP: 0.398, SLG: 0.678 | FC4 1-2 | | | | | | | F8 | | 4 | 0 | 1 | 0 | 0 | 0 | 2 | | | | | | |
| Bobby Hofman, R (1,3) OBP: 0.303, SLG: 0.489 | | 5-3 | | | F7 | | | | | 4 | 1 | 1 | 0 | 0 | 1 | 1 | | | | | | |
| Monte Irvin, R (1,7) OBP: 0.372, SLG: 0.440 | 1B BB | | | | F9 | | | | | 3 | 0 | 1 | 0 | 1 | 0 | 1 | | | | | | |
| Hank Thompson, L (1,5) OBP: 0.372, SLG: 0.463 | | | | | | | | | | 3 | 1 | 2 | 2 | 0 | 0 | 0 | | | | | | |
| Wes Westrum, R (1,2) OBP: 0.323, SLG: 0.327 Foster Castleman, R (9, PH) OBP: 0.333, SLG: 0.333 | F7 | | | | | | | F7 | | 3 | 0 | 0 | 0 | 0 | 1 | 1 | | | | | | |
| Ruben Gomez, R (1,1) OBP: 0.209, SLG: 0.258 Many Grissom, R (8,1) OBP: 0.160, SLG: 0.125 Ray Katt, R (9, PH) OBP: 0.310, SLG: 0.450 | 1-3 | | 1-3 | | | | | | | 0 | 0 | 0 | 0 | 0 | 0 | 0 | | | | | | |
| | | | | | 1B | | | | | 1 | 0 | 0 | 0 | 0 | 1 | 1 | | | | | | |
| Inning Stats | R: 0 E: 0 K: 0 S: 3 | H: 0 LOB: 1 BB: 1 P: 7 | R: 0 E: 0 K: 0 S: 3 | H: 1 LOB: 1 BB: 1 P: 7 | R: 0 E: 0 K: 1 S: 5 | H: 0 LOB: 0 BB: 0 P: 5 | R: 0 E: 0 K: 0 S: 4 | H: 1 LOB: 1 BB: 0 P: 4 | R: 1 E: 0 K: 1 S: 8 | H: 3 LOB: 2 BB: 0 P: 8 | R: 0 E: 0 K: 0 S: 5 | H: 0 LOB: 0 BB: 0 P: 5 | R: 0 E: 0 K: 0 S: 3 | H: 0 LOB: 0 BB: 0 P: 3 | R: 0 E: 0 K: 0 S: 3 | H: 0 LOB: 1 BB: 1 P: 7 | R: 1 E: 1 K: 1 S: 7 | H: 2 LOB: 1 BB: 0 P: 7 | 1B: 4 2B: 2 3B: 0 HR: 1 | SF: 1 SAC: 0 DP: 0 HBP: 0 | WP: 0 PB: 0 SB: 0 CS: 0 | PA: 36 |
| PITCHER Warren Spahn, L (1,1) ERA: 2.96 | IP: 9.0 WLS: W BF: 36 H: 7 R: 2 ER: 2 SO: 4 BB: 3 IBB: 0 HBP: 0 BLK: 0 WP: 0 HR: 1 S: 41 P: 53 ERA: 2.00 WHIP: 1.111 | | | | | | | | | | | | | | | PITCHER | | | | | | |

| | |
|-----|----|
| AB | 32 |
| R | 2 |
| H | 7 |
| RBI | 2 |
| BB | 3 |
| SO | 4 |
| LOB | 12 |



| Batter | 1 | 2 | 3 | 4 | 5 | 6 | 7 | 8 | 9 | AB | R | H | RBI | BB | SO | LOB | BOTTOM | | | |
|--|--|---------------------------------|------------------------------|---------------------------------|------------------------------|---------------------------------|------------------------------|---------------------------------|------------------------------|---------------------------------|------------------------------|---------------------------------|------------------------------|---------------------------------|------------------------------|----------------------------------|---|----------------------------------|------------------------------------|----------------------------------|
| Bill Bruton, L (1,8) OBP: 0.345, SLG: 0.369 | G3 | | FC4-6 1B 1B | | | | | F6 | | 5 | 1 | 1 | 0 | 0 | 0 | 4 | New York Giants @ Milwaukee Braves Milwaukee County Stadium, Milwaukee, WI Sat Aug 28 1954, 4:33 AM EDT Att: 41,654 - Unknown | | | |
| Danny O'Connell, R (1,5) OBP: 0.323, SLG: 0.353 | F9 | | 1B | | | | | F9 | | 4 | 0 | 2 | 0 | 0 | 0 | 0 | | | | |
| Bobby Thomson, R (1,7) OBP: 0.469, SLG: 0.633 | F9 | | 2-3 1B | | | | | 1B | | 4 | 1 | 2 | 1 | 0 | 1 | 1 | | | | |
| Joe Adcock, R (1,3) OBP: 0.363, SLG: 0.528 | | 5-3 | F5 | | | | | | | 4 | 0 | 0 | 0 | 0 | 0 | 3 | | | | |
| Andy Pafko, R (1,9) OBP: 0.333, SLG: 0.441 | | F7 | | | F8 | | | 1B | | 3 | 1 | 0 | 0 | 1 | 1 | 0 | | | | |
| Del Crandall, R (1,2) OBP: 0.315, SLG: 0.415 | | | | | F8 | | | 1B | | 3 | 1 | 1 | 1 | 1 | 0 | 0 | | | | |
| Johnny Logan, R (1,6) OBP: 0.340, SLG: 0.376 | | | | | | | | 1B | | 4 | 1 | 2 | 1 | 0 | 1 | 1 | | | | |
| Jack Dittmer, L (1,4) OBP: 0.222, SLG: 0.239 | | | FC1-6 BB | | F6 | | | 1B | | 2 | 0 | 0 | 0 | 2 | 0 | 1 | | | | |
| Warren Spahn, L (1,1) OBP: 0.295, SLG: 0.316 | | | FC1-6 FC4-6 1-2 | | | | | | | 3 | 0 | 1 | 2 | 1 | 1 | 1 | | | | |
| Inning Stats | R: 0 E: 0 K: 0 S: 3 | H: 0 LOB: 0 BB: 0 P: 3 | R: 0 E: 0 K: 0 S: 3 | H: 0 LOB: 1 BB: 1 P: 7 | R: 1 E: 1 K: 0 S: 5 | H: 2 LOB: 2 BB: 1 P: 9 | R: 0 E: 0 K: 0 S: 4 | H: 1 LOB: 1 BB: 0 P: 4 | R: 0 E: 0 K: 2 S: 8 | H: 2 LOB: 1 BB: 0 P: 8 | R: 0 E: 0 K: 1 S: 5 | H: 0 LOB: 0 BB: 0 P: 5 | R: 0 E: 0 K: 1 S: 5 | H: 0 LOB: 1 BB: 1 P: 9 | R: 0 E: 0 K: 0 S: 7 | H: 4 LOB: 2 BB: 2 P: 15 | | 1B: 9 2B: 0 3B: 0 HR: 0 | SF: 0 SAC: 0 DP: 0 HBP: 0 | WP: 0 PB: 0 SB: 0 CS: 1 |
| PITCHER Ruben Gomez, R (1,1) ERA: 3.0 Many Grissom, R (8,1) ERA: 2.51 | IP: 7.2 WLS: L BF: 34 H: 8 R: 5 ER: 4 SO: 4 BB: 3 IBB: 0 HBP: 0 BLK: 0 WP: 0 HR: 0 S: 38 P: 54 ERA: 4.70 WHIP: 1.435 | | | | | | | | | | | | | | | PITCHER | | | | |



| Batter | 1 | 2 | 3 | 4 | 5 | 6 | 7 | 8 | 9 | 10 | 11 | AB | R | H | RBI | BB | SO | LOB | TOP | | | | | | | | |
|--|-------------------------------|----------------------------------|------------------------------|----------------------------------|--------------------------------|-------------------------------------|-----------------------------------|----------------------------------|------------------------------|---------------------------------|------------------------------|----------------------------------|-------------------------------------|----------------------------------|------------------------------|---------------------------------|------------------------------|----------------------------------|------------------------------|---------------------------------|-------------------------------|----------------------------------|-----------------------------------|------------------------------------|----------------------------------|--------|--|
| Jim Gilliam, S OBP: 0.356, SLG: 0.413 (1,4) | | | | | | | | | | | | 5 | 2 | 3 | 2 | 1 | 1 | 0 | | | | | | | | | |
| Pee Wee Reese, R OBP: 0.395, SLG: 0.446 (1,6) | | | | | | | | | | | | 4 | 1 | 0 | 0 | 1 | 0 | 2 | | | | | | | | | |
| Duke Snider, L OBP: 0.434, SLG: 0.656 (1,8) | | | | | | | | | | | | | 4 | 2 | 2 | 3 | 2 | 1 | 2 | | | | | | | | |
| Gil Hodges, R OBP: 0.386, SLG: 0.584 (1,3) | | | | | | | | | | | | | 6 | 1 | 2 | 1 | 0 | 1 | 4 | | | | | | | | |
| Sandy Amoros, L OBP: 0.337, SLG: 0.491 (1,7) | | | | | | | | | | | | 5 | 1 | 2 | 1 | 1 | 1 | 0 | | | | | | | | | |
| Jackie Robinson, R OBP: 0.421, SLG: 0.529 (1,5) | | | | | | | | | | | | 4 | 0 | 0 | 0 | 0 | 1 | 3 | | | | | | | | | |
| Billy Cox, R OBP: 0.301, SLG: 0.319 (8,5) | | | | | | | | | | | | 2 | 1 | 2 | 2 | 0 | 0 | 0 | | | | | | | | | |
| Carl Furillo, R OBP: 0.358, SLG: 0.437 (1,9) | | | | | | | | | | | | 5 | 2 | 1 | 1 | 1 | 0 | 2 | | | | | | | | | |
| Rube Walker, L OBP: 0.284, SLG: 0.322 (1,2) | | | | | | | | | | | | 3 | 0 | 0 | 0 | 1 | 1 | 2 | | | | | | | | | |
| Don Hoak, R OBP: 0.321, SLG: 0.412 (9, PR) | | | | | | | | | | | | 0 | 0 | 0 | 0 | 0 | 0 | 0 | | | | | | | | | |
| Roy Campanella, R OBP: 0.279, SLG: 0.408 (9, 2) | | | | | | | | | | | | 2 | 0 | 0 | 0 | 0 | 1 | 3 | | | | | | | | | |
| Russ Meyer, S OBP: 0.167, SLG: 0.054 (1,1) | | | | | | | | | | | | 3 | 1 | 1 | 1 | 0 | 1 | 0 | | | | | | | | | |
| Jim Hughes, R OBP: 0.143, SLG: 0.143 (7,1) | | | | | | | | | | | | 1 | 0 | 0 | 0 | 0 | 0 | 1 | | | | | | | | | |
| Clem Labine, R OBP: 0.151, SLG: 0.037 (9,1) | | | | | | | | | | | | 0 | 0 | 0 | 0 | 0 | 0 | 0 | | | | | | | | | |
| Walt Moryn, L OBP: 0.365, SLG: 0.494 (11, PH) | | | | | | | | | | | | 0 | 1 | 0 | 0 | 1 | 0 | 0 | | | | | | | | | |
| Pete Wojey, R OBP: 0.365, SLG: 0.494 (11,1) | | | | | | | | | | | | 0 | 0 | 0 | 0 | 0 | 0 | 0 | | | | | | | | | |
| Inning Stats | R: 0 E: 0 K: 1 S: 10 | H: 1 LOB: 2 BB: 1 P: 16 | R: 0 E: 0 K: 1 S: 9 | H: 1 LOB: 1 BB: 0 P: 15 | R: 0 E: 0 K: 1 S: 6 | H: 0 LOB: 0 BB: 0 P: 10 | R: 1 E: 0 K: 0 S: 12 | H: 1 LOB: 0 BB: 0 P: 21 | R: 0 E: 0 K: 0 S: 5 | H: 0 LOB: 0 BB: 0 P: 9 | R: 1 E: 0 K: 1 S: 9 | H: 2 LOB: 2 BB: 1 P: 16 | R: 2 E: 2 K: 1 S: 17 | H: 3 LOB: 2 BB: 2 P: 25 | R: 0 E: 0 K: 1 S: 6 | H: 0 LOB: 0 BB: 0 P: 8 | R: 0 E: 0 K: 0 S: 5 | H: 0 LOB: 1 BB: 2 P: 16 | R: 0 E: 0 K: 2 S: 7 | H: 0 LOB: 0 BB: 0 P: 8 | R: 8 E: 0 K: 1 S: 27 | H: 5 LOB: 1 BB: 4 P: 51 | 1B: 10 2B: 0 3B: 2 HR: 1 | SF: 0 SAC: 1 DP: 1 HBP: 0 | WP: 1 PB: 0 SB: 0 CS: 0 | PA: 53 | |
| PITCHER | IP: 1.1 ERA: 2.89 | WLS: 0.2 ERA: 2.45 | BF: 2 ERA: 2.45 | H: 0 R: 0 ER: 0 SO: 1 | R: 0 H: 0 ER: 0 SO: 3 | BB: 0 IBB: 0 HBP: 0 BLK: 0 | WP: 0 HR: 0 S: 63 P: 106 | ERA: 0.00 WHIP: 0.000 | IP: 0.2 ERA: 6.91 | WLS: 0.2 | BF: 3 | H: 1 R: 3 ER: 3 SO: 1 | BB: 0 IBB: 0 HBP: 0 BLK: 0 | WP: 0 HR: 0 S: 6 P: 8 | ERA: 40.50 WHIP: 1.500 | | | | | | | | | | | | |

Brooklyn Dodgers @ Milwaukee Braves
Milwaukee County Stadium, Milwaukee, WI
Sun Aug 29 1954, 4:33 AM EDT
Unknown

AB 44
R 12
H 13
RBI 11
BB 8
SO 8
LOB 19



| Batter | 1 | 2 | 3 | 4 | 5 | 6 | 7 | 8 | 9 | 10 | 11 | AB | R | H | RBI | BB | SO | LOB | BOTTOM | | | | | | | |
|--|-------------------------------|----------------------------------|-------------------------------|----------------------------------|--------------------------------|-------------------------------------|-----------------------------------|---------------------------------|------------------------------|---------------------------------|-------------------------------|----------------------------------|-------------------------------------|---------------------------------|-------------------------------|----------------------------------|------------------------------|----------------------------------|------------------------------|----------------------------------|-----------------------------------|------------------------------------|----------------------------------|--------|--|--|
| Bill Bruton, L OBP: 0.347, SLG: 0.371 (1,8) | | | | | | | | | | | | 6 | 2 | 3 | 0 | 0 | 1 | 3 | | | | | | | | |
| Danny O'Connell, R OBP: 0.326, SLG: 0.357 (1,5) | | | | | | | | | | | | 5 | 1 | 3 | 0 | 0 | 1 | 1 | | | | | | | | |
| Bobby Thomson, R OBP: 0.474, SLG: 0.611 (1,7) | | | | | | | | | | | | 6 | 1 | 3 | 2 | 0 | 0 | 3 | | | | | | | | |
| Joe Adcock, R OBP: 0.365, SLG: 0.526 (1,3) | | | | | | | | | | | | 5 | 0 | 2 | 1 | 1 | 1 | 3 | | | | | | | | |
| Andy Patko, R OBP: 0.333, SLG: 0.440 (1,9) | | | | | | | | | | | | 6 | 0 | 2 | 1 | 0 | 0 | 5 | | | | | | | | |
| Del Crandall, R OBP: 0.313, SLG: 0.415 (1,2) | | | | | | | | | | | | 5 | 0 | 1 | 0 | 0 | 0 | 3 | | | | | | | | |
| Charlie White, L OBP: 0.315, SLG: 0.333 (11,2) | | | | | | | | | | | | 0 | 0 | 0 | 0 | 0 | 0 | 0 | | | | | | | | |
| Johnny Logan, R OBP: 0.342, SLG: 0.378 (1,6) | | | | | | | | | | | | 5 | 0 | 3 | 0 | 0 | 1 | 0 | | | | | | | | |
| Jack Dittmer, L OBP: 0.225, SLG: 0.242 (1,4) | | | | | | | | | | | | 3 | 0 | 1 | 0 | 0 | 1 | 2 | | | | | | | | |
| Eddie Mathews, L OBP: 0.408, SLG: 0.566 (8, PH) | | | | | | | | | | | | 1 | 0 | 0 | 0 | 0 | 1 | 1 | | | | | | | | |
| Roy Smalley, R OBP: 0.296, SLG: 0.348 (9,4) | | | | | | | | | | | | 1 | 0 | 0 | 0 | 0 | 1 | 1 | | | | | | | | |
| Lew Burdette, R OBP: 0.127 (1,1) | | | | | | | | | | | | 2 | 0 | 0 | 0 | 0 | 1 | 3 | | | | | | | | |
| Dave Koslo, L OBP: 0.143 (7,1) | | | | | | | | | | | | 0 | 0 | 0 | 0 | 0 | 0 | 0 | | | | | | | | |
| Ernie Johnson, R OBP: 0.245 (8,1) | | | | | | | | | | | | 1 | 0 | 0 | 0 | 0 | 1 | 0 | | | | | | | | |
| George Moshnick, L OBP: 0.142 (8, PH) | | | | | | | | | | | | 1 | 0 | 0 | 0 | 0 | 0 | 0 | | | | | | | | |
| Dave Jolly, R OBP: 0.151 (10,1) | | | | | | | | | | | | 0 | 0 | 0 | 0 | 0 | 0 | 0 | | | | | | | | |
| Chet Nichols, S OBP: 0.107 (11,1) | | | | | | | | | | | | 0 | 0 | 0 | 0 | 0 | 0 | 0 | | | | | | | | |
| Joey Jay, S OBP: 0.107 (11,1) | | | | | | | | | | | | 0 | 0 | 0 | 0 | 0 | 0 | 0 | | | | | | | | |
| Inning Stats | R: 0 E: 0 K: 0 S: 13 | H: 2 LOB: 2 BB: 0 P: 20 | R: 0 E: 0 K: 2 S: 12 | H: 2 LOB: 2 BB: 0 P: 19 | R: 0 E: 0 K: 1 S: 7 | H: 1 LOB: 1 BB: 0 P: 9 | R: 0 E: 0 K: 0 S: 7 | H: 1 LOB: 1 BB: 0 P: 9 | R: 0 E: 0 K: 1 S: 8 | H: 0 LOB: 0 BB: 0 P: 9 | R: 2 E: 0 K: 1 S: 16 | H: 3 LOB: 1 BB: 2 P: 28 | R: 0 E: 0 K: 1 S: 7 | H: 2 LOB: 1 BB: 0 P: 9 | R: 2 E: 0 K: 1 S: 14 | H: 4 LOB: 2 BB: 0 P: 24 | R: 0 E: 0 K: 2 S: 9 | H: 1 LOB: 1 BB: 1 P: 11 | R: 0 E: 0 K: 0 S: 8 | H: 1 LOB: 1 BB: 1 P: 12 | 1B: 16 2B: 2 3B: 0 HR: 0 | SF: 0 SAC: 2 DP: 2 HBP: 0 | WP: 0 PB: 0 SB: 0 CS: 0 | PA: 50 | | |
| PITCHER | IP: 6.2 ERA: 4.05 | WLS: 2.0 ERA: 2.92 | BF: 30 ERA: 4.05 | H: 10 R: 2 ER: 2 SO: 5 | R: 2 H: 2 ER: 2 SO: 2 | BB: 0 IBB: 0 HBP: 0 BLK: 0 | WP: 0 HR: 0 S: 69 P: 106 | ERA: 2.70 WHIP: 9.000 | IP: 0.2 ERA: 3.1 | WLS: 0.2 | BF: 3 | H: 1 R: 3 ER: 3 SO: 1 | BB: 0 IBB: 0 HBP: 0 BLK: 0 | WP: 0 HR: 0 S: 6 P: 8 | ERA: 40.50 WHIP: 1.500 | | | | | | | | | | | |

Brooklyn Dodgers @ Milwaukee Braves
Milwaukee County Stadium, Milwaukee, WI
Sun Aug 29 1954, 4:33 AM EDT
Unknown

AB 47
R 4
H 18
RBI 4
BB 1
SO 9
LOB 25



| Batter | 1 | 2 | 3 | 4 | 5 | 6 | 7 | 8 | 9 | AB | R | H | RBI | BB | SO | LOB | TOP | | | | | | | | |
|---|------------------------------|----------------------------------|-------------------------------|----------------------------------|-------------------------------|----------------------------------|------------------------------|----------------------------------|------------------------------|----------------------------------|-------------------------------|----------------------------------|-------------------------------|----------------------------------|-------------------------------|----------------------------------|--|----------------------------------|----------------------------------|------------------------------------|----------------------------------|--------|--|--|--|
| Jim Gilliam, S OBP: 0.354, SLG: 0.412 (1,4) | F4 | 8-6-3 | | 6-3 | | HR | | F3 | F5 | 6 | 1 | 1 | 0 | 0 | 0 | 4 | Brooklyn Dodgers @ Milwaukee Braves Milwaukee County Stadium, Milwaukee, WI Sun Aug 29 1954, 4:38 AM EDT Att: 45,922 - Unknown | | | | | | | | |
| Pee Wee Reese, R OBP: 0.396, SLG: 0.450 (1,6) | F S BB | | HR | 4-3 | | F5 | | 1B | 1B | 5 | 2 | 3 | 0 | 1 | 0 | 2 | | | | | | | | | |
| Duke Snider, L OBP: 0.437, SLG: 0.660 (1,8) | K | | HR | | | HR | | 1B | L9 | 4 | 4 | 2 | 3 | 2 | 1 | 2 | | | | | | | | | |
| Gil Hodges, R OBP: 0.386, SLG: 0.588 (1,3) | F6 | | 4-3 | | | HR | | 1B | | 4 | 2 | 1 | 3 | 1 | 0 | 2 | | | | | | | | | |
| Sandy Amoros, L OBP: 0.339, SLG: 0.494 (1,7) | | FC5-4 | F6 | | | 2B | | 4-3 | | 5 | 0 | 2 | 1 | 0 | 0 | 2 | | | | | | | | | |
| Carl Furillo, R OBP: 0.360, SLG: 0.440 (1,9) | FC5-4 | 2B | 1B | | | 6-3 | | 1B | IBB | 4 | 1 | 2 | 0 | 1 | 0 | 2 | | | | | | | | | |
| Billy Cox, R Don Hoak, R OBP: 0.319, SLG: 0.409 (2, PR) (2, 5) | 1B | | K | | | K | | 4-3 | 1B | 1 | 0 | 1 | 1 | 0 | 0 | 0 | | | | | | | | | |
| Rube Walker, L OBP: 0.295, SLG: 0.360 (1,2) | 1B | | IBB | | | SH1-4 | | 4-3 | | 4 | 1 | 2 | 1 | 1 | 1 | 3 | | | | | | | | | |
| Billy Loes, R OBP: 0.170, SLG: 0.133 (1,1) | 1B | | SH1-4 | | | K | | K | | 4 | 0 | 1 | 0 | 0 | 3 | 1 | | | | | | | | | |
| | | | | | | | | | | | | | | | | | | | | | | | | | |
| Inning Stats | R: 0 E: 0 K: 1 S: 9 | H: 0 LOB: 1 BB: 1 P: 19 | R: 1 E: 1 K: 0 S: 17 | H: 3 LOB: 2 BB: 1 P: 23 | R: 2 E: 0 K: 1 S: 14 | H: 3 LOB: 1 BB: 0 P: 24 | R: 0 E: 0 K: 0 S: 7 | H: 1 LOB: 1 BB: 0 P: 11 | R: 1 E: 0 K: 1 S: 7 | H: 1 LOB: 1 BB: 1 P: 14 | R: 4 E: 0 K: 1 S: 14 | H: 3 LOB: 0 BB: 1 P: 25 | R: 0 E: 0 K: 2 S: 10 | H: 1 LOB: 0 BB: 0 P: 17 | R: 3 E: 0 K: 0 S: 12 | H: 3 LOB: 2 BB: 2 P: 26 | R: 0 E: 0 K: 1 S: 8 | H: 1 LOB: 1 BB: 0 P: 12 | 1B: 7 2B: 7 3B: 0 HR: 3 | SF: 0 SAC: 1 DP: 1 HBP: 0 | WP: 0 PB: 0 SB: 1 CS: 0 | PA: 48 | | | |
| PITCHER | IP | WLS | BF | H | R | ER | SO | BB | IBB | HBP | BLK | WP | HR | S | P | ERA | WHIP | | | | | | | | |
| Bob Buhl, R ERA: 4.32 (1,1) | 4.0 | | 20 | 7 | 3 | 3 | 2 | 1 | 1 | 0 | 0 | 0 | 1 | 47 | 77 | 6.75 | 2.000 | | | | | | | | |
| Chet Nichols, L ERA: 4.09 (5,1) | 0.1 | L | 3 | 1 | 1 | 1 | 0 | 1 | 0 | 0 | 0 | 0 | 0 | 3 | 8 | 27.00 | 6.000 | | | | | | | | |
| Ernie Johnson, R ERA: 3.06 (5,1) | 1.2 | | 9 | 3 | 4 | 4 | 2 | 0 | 1 | 0 | 0 | 0 | 2 | 18 | 31 | 21.60 | 1.800 | | | | | | | | |
| Dave Koslo, L ERA: 3.54 (7,1) | 2.0 | | 12 | 4 | 3 | 3 | 2 | 1 | 1 | 0 | 0 | 0 | 0 | 22 | 43 | 13.50 | 2.500 | | | | | | | | |
| Joey Jay, R ERA: 6.46 (9,1) | 1.0 | | 4 | 1 | 0 | 0 | 1 | 0 | 0 | 0 | 0 | 0 | 0 | 8 | 12 | 0.00 | 1.000 | | | | | | | | |


| Batter | 1 | 2 | 3 | 4 | 5 | 6 | 7 | 8 | 9 | AB | R | H | RBI | BB | SO | LOB | BOTTOM | | | | | | | | |
|--|------------------------------|----------------------------------|------------------------------|----------------------------------|-------------------------------|----------------------------------|------------------------------|----------------------------------|------------------------------|----------------------------------|-------------------------------|----------------------------------|------------------------------|----------------------------------|------------------------------|----------------------------------|--|----------------------------------|----------------------------------|------------------------------------|----------------------------------|--------|--|--|--|
| Bill Bruton, L OBP: 0.344, SLG: 0.367 (1,8) | F7 | | K | G3 | | | K | | 4-3 | 5 | 0 | 0 | 0 | 0 | 2 | 3 | Brooklyn Dodgers @ Milwaukee Braves Milwaukee County Stadium, Milwaukee, WI Sun Aug 29 1954, 4:38 AM EDT Att: 45,922 - Unknown | | | | | | | | |
| Danny O'Connell, R OBP: 0.327, SLG: 0.361 (1,5) | 4-3 | | 1B | | | 2B | | 4-3 | | 4 | 0 | 2 | 0 | 0 | 0 | 0 | | | | | | | | | |
| Bobby Thomson, R Joey Jay, S OBP: 0.429, SLG: 0.550 (1,7) (9,1) | L7 | | F9 | | | K | | L6 | | 4 | 0 | 0 | 0 | 0 | 1 | 2 | | | | | | | | | |
| Joe Adcock, R OBP: 0.364, SLG: 0.526 (1,3) | | 2B | F8 | | | 6-3 | | L9 | | 4 | 1 | 1 | 0 | 0 | 0 | 2 | | | | | | | | | |
| Andy Pafko, R OBP: 0.333, SLG: 0.440 (1,9) | | 1B | | 5-3 | | 1-3 | | 5-3 | | 4 | 1 | 1 | 1 | 0 | 0 | 1 | | | | | | | | | |
| Del Crandall, R Dave Koslo, L OBP: 0.313, SLG: 0.415 (1,2) (7,1) | | 2B | | F6 | | 5-3 | | F7 | | 3 | 0 | 1 | 1 | 0 | 0 | 0 | | | | | | | | | |
| Hank Aaron, R OBP: 0.316, SLG: 0.435 (8, PH) (9,7) | | 1B | | | | | | | | 1 | 0 | 0 | 0 | 0 | 0 | 0 | | | | | | | | | |
| Johnny Logan, R OBP: 0.342, SLG: 0.377 (1,6) | | F9 | | HBP | | L5 | | F6 | | 4 | 1 | 1 | 0 | 0 | 0 | 1 | | | | | | | | | |
| Jack Dittmer, L OBP: 0.245, SLG: 0.287 (1,4) | | F8 | | 1B | | HR | | 1B | | 3 | 1 | 2 | 1 | 0 | 0 | 1 | | | | | | | | | |
| Bob Buhl, R George Metkovich, L Chet Nichols, L Ernie Johnson, R Charlie White, L OBP: 0.309, SLG: 0.326 (1,1) (4, PH) (5,1) (5,1) (8, PH) (7,2) | | K | | 1B | | K | | 5-3 | | 1 | 0 | 0 | 0 | 0 | 1 | 1 | | | | | | | | | |
| | | | | | | | | | | | | | | | | | | | | | | | | | |
| Inning Stats | R: 0 E: 0 K: 0 S: 9 | H: 0 LOB: 0 BB: 0 P: 11 | R: 2 E: 0 K: 1 S: 9 | H: 3 LOB: 0 BB: 0 P: 11 | R: 0 E: 0 K: 1 S: 10 | H: 1 LOB: 1 BB: 0 P: 13 | R: 1 E: 0 K: 0 S: 9 | H: 2 LOB: 2 BB: 0 P: 15 | R: 0 E: 0 K: 1 S: 8 | H: 1 LOB: 1 BB: 0 P: 11 | R: 1 E: 0 K: 1 S: 12 | H: 1 LOB: 0 BB: 0 P: 18 | R: 0 E: 0 K: 1 S: 9 | H: 0 LOB: 0 BB: 0 P: 15 | R: 0 E: 0 K: 0 S: 7 | H: 0 LOB: 0 BB: 0 P: 10 | R: 0 E: 0 K: 0 S: 5 | H: 1 LOB: 1 BB: 0 P: 10 | 1B: 5 2B: 3 3B: 0 HR: 1 | SF: 0 SAC: 0 DP: 0 HBP: 1 | WP: 0 PB: 0 SB: 0 CS: 0 | PA: 37 | | | |
| PITCHER | IP | WLS | BF | H | R | ER | SO | BB | IBB | HBP | BLK | WP | HR | S | P | ERA | WHIP | | | | | | | | |
| Billy Loes, R ERA: 4.11 (1,1) | 9.0 | W | 37 | 9 | 4 | 4 | 5 | 0 | 0 | 1 | 0 | 0 | 1 | 78 | 114 | 4.00 | 1.000 | | | | | | | | |




| Batter | 1 | 2 | 3 | 4 | 5 | 6 | 7 | 8 | 9 | AB | R | H | RBI | BB | SO | LOB | TOP | | | | | | | | | | | | | | | | |
|--|---|----------------------------------|-------------------------------|----------------------------------|-------------------------------|----------------------------------|-------------------------------|----------------------------------|------------------------------|----------------------------------|-------------------------------|----------------------------------|-------------------------------|----------------------------------|-------------------------------|----------------------------------|--|------------------------------------|----------------------------------|--------|--|--|--|--|--|--|--|--|--|--|--|--|--|
| Jim Gilliam, S OBP: 0.354, SLG: 0.412 (1,4) | F5 | | 6-3 | E9 | | 4-3 | | | | 5 | 0 | 2 | 1 | 0 | 0 | 0 | Brooklyn Dodgers @ Milwaukee Braves Milwaukee County Stadium, Milwaukee, WI Mon Aug 30 1954, 4:33 AM EDT Att: 40,326 - Unknown | | | | | | | | | | | | | | | | |
| Pee Wee Reese, R OBP: 0.396, SLG: 0.450 (1,6) | F8 | | 1B | F5 | | | L8 | F8 | | 4 | 2 | 1 | 0 | 1 | 0 | 4 | | | | | | | | | | | | | | | | | |
| Duke Snider, L OBP: 0.438, SLG: 0.665 (1,8) | HR | | 1B | | | | L8 | F8 | | 4 | 1 | 2 | 1 | 1 | 0 | 3 | | | | | | | | | | | | | | | | | |
| Gil Hodges, R OBP: 0.384, SLG: 0.584 (1,3) | 5-3 | | 1B | FC5 | | | 6-3 | | K | 5 | 0 | 1 | 1 | 0 | 1 | 4 | | | | | | | | | | | | | | | | | |
| Sandy Amoros, L OBP: 0.337, SLG: 0.486 (1,7) | | 3-1 | 3-1 | | F8 | | E | | | 3 | 1 | 0 | 0 | 1 | 0 | 2 | | | | | | | | | | | | | | | | | |
| Jackie Robinson, R OBP: 0.422, SLG: 0.533 (9, PH) | | | | | | | E | BB | | 1 | 0 | 1 | 0 | 0 | 0 | 0 | | | | | | | | | | | | | | | | | |
| Carl Furillo, R OBP: 0.361, SLG: 0.439 (1,9) | | | L8 | | 1-3 | | E6 | | 6-3 | 5 | 0 | 2 | 1 | 0 | 0 | 3 | | | | | | | | | | | | | | | | | |
| Don Hoak, R OBP: 0.325, SLG: 0.408 (1,5) | | | | 1B | | | F2 | | K | 3 | 1 | 1 | 0 | 2 | 1 | 2 | | | | | | | | | | | | | | | | | |
| Rube Walker, L OBP: 0.300, SLG: 0.364 (8, PR) | | F5 | | | | | | | | 4 | 0 | 2 | 0 | 0 | 0 | 2 | | | | | | | | | | | | | | | | | |
| Don Zimmer, R OBP: 0.242, SLG: 0.233 (8, PR) | | | | | | G3 | | | | 0 | 0 | 0 | 0 | 0 | 0 | 0 | | | | | | | | | | | | | | | | | |
| Roy Campanella, R OBP: 0.279, SLG: 0.408 (8,2) | | | | | | | | FC4-6 | | 0 | 0 | 0 | 0 | 0 | 0 | 0 | | | | | | | | | | | | | | | | | |
| Carl Erskine, R OBP: 0.181, SLG: 0.167 (1,1) | | | | | | | | | | 3 | 0 | 0 | 0 | 0 | 2 | 4 | | | | | | | | | | | | | | | | | |
| Walt Moryn, L OBP: 0.360, SLG: 0.487 (8, PH) | K | | | | | 6-3 | | FC4-6 | | 1 | 0 | 0 | 0 | 0 | 0 | 1 | | | | | | | | | | | | | | | | | |
| Clem Labine, R OBP: 0.161, SLG: 0.037 (8,1) | | | | | | | | 1B | | 0 | 0 | 0 | 0 | 0 | 0 | 0 | | | | | | | | | | | | | | | | | |
| Inning Stats | R: 1 E: 0 K: 0 S: 9 | H: 1 LOB: 0 BB: 0 P: 19 | R: 0 E: 0 K: 1 S: 11 | H: 1 LOB: 2 BB: 1 P: 19 | R: 1 E: 0 K: 0 S: 11 | H: 2 LOB: 2 BB: 1 P: 20 | R: 1 E: 1 K: 1 S: 11 | H: 2 LOB: 3 BB: 2 P: 24 | R: 0 E: 0 K: 0 S: 6 | H: 0 LOB: 0 BB: 0 P: 12 | R: 2 E: 1 K: 0 S: 11 | H: 2 LOB: 1 BB: 1 P: 21 | R: 0 E: 0 K: 0 S: 16 | H: 2 LOB: 2 BB: 0 P: 22 | R: 0 E: 0 K: 2 S: 12 | H: 1 LOB: 1 BB: 0 P: 15 | 1B: 9 2B: 2 3B: 0 HR: 1 | SF: 0 SAC: 0 DP: 0 HBP: 0 | WP: 0 PB: 0 SB: 0 CS: 1 | PA: 44 | | | | | | | | | | | | | |
| PITCHER | IP WLS BF H R ER SO BB IBB HBP BLK WP HR S P ERA WHIP | | | | | | | | | | | | | | | | | | | | | | | | | | | | | | | | |
| Jim Wilson, R ERA: 3.2 (1,1) | 3.0 | 17 | 5 | 3 | 3 | 1 | 3 | 0 | 0 | 0 | 0 | 0 | 1 | 33 | 66 | 9.00 | 2.667 | | | | | | | | | | | | | | | | |
| Ernie Johnson, R ERA: 3.01 (4,1) | 4.0 | W | 17 | 4 | 2 | 1 | 1 | 1 | 0 | 0 | 0 | 0 | 0 | 33 | 58 | 2.25 | 1.250 | | | | | | | | | | | | | | | | |
| Dave Jolly, R ERA: 2.47 (8,1) | 0.1 | S | 3 | 2 | 0 | 0 | 0 | 0 | 0 | 0 | 0 | 0 | 0 | 10 | 12 | 0.00 | 6.000 | | | | | | | | | | | | | | | | |
| Warren Spahn, L ERA: 2.94 (8,1) | 1.2 | S | 6 | 1 | 0 | 0 | 2 | 0 | 0 | 0 | 0 | 0 | 0 | 18 | 25 | 0.00 | 0.600 | | | | | | | | | | | | | | | | |

| Batter | 1 | 2 | 3 | 4 | 5 | 6 | 7 | 8 | 9 | AB | R | H | RBI | BB | SO | LOB | BOTTOM | | | | | | | | | | | | | | | | |
|--|---|----------------------------------|-------------------------------|----------------------------------|------------------------------|---------------------------------|-------------------------------|----------------------------------|-------------------------------|----------------------------------|------------------------------|---------------------------------|-------------------------------|----------------------------------|------------------------------|----------------------------------|--|------------------------------------|----------------------------------|--------|--|--|--|--|--|--|--|--|--|--|--|--|--|
| Bill Bruton, L OBP: 0.342, SLG: 0.365 (1,8) | F5 | | 4-3 | | | | | L7 | | 5 | 1 | 1 | 0 | 0 | 1 | 2 | Brooklyn Dodgers @ Milwaukee Braves Milwaukee County Stadium, Milwaukee, WI Mon Aug 30 1954, 4:33 AM EDT Att: 40,326 - Unknown | | | | | | | | | | | | | | | | |
| Danny O'Connell, R OBP: 0.325, SLG: 0.358 (1,5) | F7 | | F9 | | F5 | | SH5-3 | | | 3 | 0 | 0 | 0 | 0 | 0 | 0 | | | | | | | | | | | | | | | | | |
| Joe Adcock, R OBP: 0.365, SLG: 0.525 (1,3) | F5 | | F8 | | 1B | | HR | BB | | 3 | 1 | 1 | 0 | 1 | 0 | 0 | | | | | | | | | | | | | | | | | |
| Bobby Thomson, R OBP: 0.457, SLG: 0.619 (1,7) | | FC3-6 | | L5 | | | | | | 2 | 2 | 1 | 3 | 2 | 0 | 0 | | | | | | | | | | | | | | | | | |
| Andy Pafko, R OBP: 0.334, SLG: 0.440 (1,9) | | | | E8 | | | F7 | | K | 3 | 1 | 1 | 0 | 1 | 1 | 2 | | | | | | | | | | | | | | | | | |
| Del Crandall, R OBP: 0.315, SLG: 0.416 (1,2) | | | | | | | F7 | | | 4 | 1 | 2 | 0 | 0 | 1 | 2 | | | | | | | | | | | | | | | | | |
| Johnny Logan, R OBP: 0.340, SLG: 0.375 (1,6) | | | | | | | F7 | | | 3 | 0 | 0 | 0 | 0 | 0 | 4 | | | | | | | | | | | | | | | | | |
| Jack Dittmer, L OBP: 0.264, SLG: 0.330 (1,4) | | | | | | | F9 | | | 3 | 1 | 2 | 4 | 1 | 0 | 0 | | | | | | | | | | | | | | | | | |
| Jim Wilson, R OBP: 0.214, SLG: 0.250 (1,1) | | | | | | | | | | 1 | 0 | 0 | 0 | 0 | 1 | 2 | | | | | | | | | | | | | | | | | |
| Ernie Johnson, R OBP: 0.250, SLG: 0.250 (4,1) | | | | | | | | | | 1 | 0 | 0 | 0 | 0 | 0 | 0 | | | | | | | | | | | | | | | | | |
| Hank Aaron, R OBP: 0.315, SLG: 0.434 (7, PH) | | | | | | | | | | 1 | 0 | 0 | 0 | 0 | 1 | 0 | | | | | | | | | | | | | | | | | |
| Dave Jolly, R OBP: 0.400, SLG: 0.542 (8,1) | | | | | | | | | | 0 | 0 | 0 | 0 | 0 | 0 | 0 | | | | | | | | | | | | | | | | | |
| Warren Spahn, L OBP: 0.292, SLG: 0.313 (8,1) | | | | | | | | | | 1 | 0 | 0 | 0 | 0 | 2 | | | | | | | | | | | | | | | | | | |
| Inning Stats | R: 0 E: 0 K: 0 S: 10 | H: 0 LOB: 0 BB: 0 P: 12 | R: 1 E: 0 K: 2 S: 15 | H: 1 LOB: 2 BB: 2 P: 25 | R: 0 E: 0 K: 0 S: 6 | H: 0 LOB: 0 BB: 0 P: 9 | R: 3 E: 1 K: 0 S: 12 | H: 3 LOB: 0 BB: 0 P: 19 | R: 0 E: 0 K: 0 S: 13 | H: 1 LOB: 2 BB: 1 P: 21 | R: 0 E: 0 K: 0 S: 5 | H: 0 LOB: 0 BB: 0 P: 8 | R: 3 E: 0 K: 2 S: 12 | H: 2 LOB: 0 BB: 1 P: 20 | R: 0 E: 0 K: 0 S: 5 | H: 1 LOB: 2 BB: 1 P: 12 | 1B: 6 2B: 0 3B: 0 HR: 2 | SF: 0 SAC: 2 DP: 0 HBP: 0 | WP: 0 PB: 0 SB: 0 CS: 0 | PA: 37 | | | | | | | | | | | | | |
| PITCHER | IP WLS BF H R ER SO BB IBB HBP BLK WP HR S P ERA WHIP | | | | | | | | | | | | | | | | | | | | | | | | | | | | | | | | |
| Carl Erskine, R ERA: 3.94 (1,1) | 7.0 | L | 32 | 7 | 7 | 5 | 4 | 0 | 0 | 0 | 0 | 0 | 2 | 73 | 114 | 9.00 | 1.571 | | | | | | | | | | | | | | | | |
| Clem Labine, R ERA: 4.0 (8,1) | 1.0 | | 5 | 1 | 0 | 0 | 0 | 1 | 0 | 0 | 0 | 0 | 0 | 5 | 12 | 0.00 | 1.000 | | | | | | | | | | | | | | | | |



| Batter | 1 | 2 | 3 | 4 | 5 | 6 | 7 | 8 | 9 | AB | R | H | RBI | BB | SO | LOB | TOP | | | |
|--|---|----------------------------------|--------------------------------------|----------------------------------|---------------------------------------|--------------------------|---------------------------------------|--------------------------|--------------------------------------|----------------------------------|--------------------------------------|-------------------------|--------------------------------------|-------------------------|--------------------------------------|--|---|------------------------------------|-------------------------|--------|
| Jim Gilliam, S OBP: 0.353, SLG: 0.412 (1,4) | 3-2 4-3 | | 3-2 F5 | | | 0-2 F9 | | | 1-1 2B | 4 | 0 | 1 | 0 | 0 | 0 | 1 | <p>Brooklyn Dodgers @ Milwaukee Braves Milwaukee County Stadium, Milwaukee, WI</p> <p>Tue Aug 31 1954, 4:33 AM EDT Att: 35,398 - Unknown</p> <p>livebaseballscorecards.com</p> <p>AB 30 R 0 H 3 RBI 0 BB 0 SO 6 LOB 6</p>  | | | |
| Pee Wee Reese, R OBP: 0.395, SLG: 0.446 (1,6) | 1-0 6-3 | | | 2-2 4-3 | | 2-1 4-3 | | 0-2 6-3 | 4 | 0 | 0 | 0 | 0 | 0 | 1 | | | | | |
| Duke Snider, L OBP: 0.435, SLG: 0.660 (1,8) | 0-1 5-3 | | | 0-3 K | | 1-3 K | | 1-3 K | 4 | 0 | 0 | 0 | 0 | 3 | 1 | | | | | |
| Gil Hodges, R OBP: 0.383, SLG: 0.581 (1,3) | | 1-0 F9 | | 1-2 1B | | 0-0 5-3 | | 0-0 L7 | 4 | 0 | 1 | 0 | 0 | 0 | 1 | | | | | |
| Sandy Amoros, L OBP: 0.332, SLG: 0.478 (1,7) | | 2-3 K | | 0-2 G3 | | 1-0 F9 | | | 3 | 0 | 0 | 0 | 0 | 1 | 1 | | | | | |
| Carl Furillo, R OBP: 0.359, SLG: 0.436 (1,9) | | 0-1 4-3 | | | 0-2 5-3 | | | 0-0 4-3 | 3 | 0 | 0 | 0 | 0 | 0 | 0 | | | | | |
| Jackie Robinson, R OBP: 0.419, SLG: 0.528 (1,5) | | | 0-2 1-3 | | 2-2 F3 | | | 0-0 5-3 | 3 | 0 | 0 | 0 | 0 | 0 | 0 | | | | | |
| Rube Walker, L OBP: 0.301, SLG: 0.359 (1,2) | | | 0-3 K | | 0-2 L9 | | | 2-0 HBP | 2 | 0 | 0 | 0 | 0 | 1 | 0 | | | | | |
| Don Zimmer, R OBP: 0.242, SLG: 0.233 (8, PR) | | | | | | | | | 0 | 0 | 0 | 0 | 0 | 0 | 0 | | | | | |
| Roy Campanella, R OBP: 0.279, SLG: 0.408 (8, 2) | | | | | | | | | 0 | 0 | 0 | 0 | 0 | 0 | 0 | | | | | |
| Don Newcombe, L OBP: 0.413, SLG: 0.390 (1, 1) | | | 1-1 1B | | | 0-1 6-3 | | 1-3 K | 2 | 0 | 1 | 0 | 0 | 0 | 0 | | | | | |
| Walt Moryn, L OBP: 0.356, SLG: 0.481 (8, PH) | | | | | | | | | 1 | 0 | 0 | 0 | 0 | 1 | 1 | | | | | |
| Pete Wojey, R (8, 1) | | | | | | | | | 0 | 0 | 0 | 0 | 0 | 0 | 0 | | | | | |
| Inning Stats | R: 0 H: 0 E: 0 K: 0 S: 6 | H: 0 LOB: 0 BB: 0 P: 10 | R: 0 H: 0 E: 0 K: 1 S: 7 | H: 0 LOB: 0 BB: 0 P: 10 | R: 0 H: 1 E: 0 K: 1 S: 12 | LOB: 1 BB: 0 P: 16 | R: 0 H: 1 E: 0 K: 1 S: 13 | LOB: 1 BB: 0 P: 16 | R: 0 H: 0 E: 0 K: 0 S: 8 | H: 0 LOB: 0 BB: 0 P: 10 | R: 0 H: 0 E: 0 K: 1 S: 5 | LOB: 0 BB: 0 P: 7 | R: 0 H: 0 E: 0 K: 1 S: 5 | LOB: 0 BB: 0 P: 8 | R: 0 H: 1 E: 0 K: 1 S: 9 | LOB: 1 BB: 0 P: 11 | 1B: 2 2B: 1 3B: 0 HR: 0 | SF: 0 SAC: 0 DP: 0 HBP: 1 | WP: 0 PB: 0 CS: 0 | PA: 31 |
| PITCHER Gene Conley, R ERA: 2.83 (1, 1) | IP: 9.0 WLS: W BF: 31 H: 3 R: 0 ER: 0 SO: 6 BB: 0 IBB: 0 HBP: 1 BLK: 0 WP: 0 HR: 0 S: 78 P: 103 ERA: 0.00 WHIP: 0.333 | | | | | | | | | | | | | | | PITCHER Gene Conley, R ERA: 2.83 (1, 1) | IP: 9.0 WLS: W BF: 31 H: 3 R: 0 ER: 0 SO: 6 BB: 0 IBB: 0 HBP: 1 BLK: 0 WP: 0 HR: 0 S: 78 P: 103 ERA: 0.00 WHIP: 0.333 | | | |

| Batter | 1 | 2 | 3 | 4 | 5 | 6 | 7 | 8 | 9 | AB | R | H | RBI | BB | SO | LOB | BOTTOM | | | |
|---|--|----------------------------------|---------------------------------------|----------------------------------|---------------------------------------|--------------------------|--------------------------------------|---------------------------------|--------------------------------------|--------------------------|--------------------------------------|--------------------------|---------------------------------------|--------------------------|--------------------------------------|---|--|----------------------------------|------------------------------------|-------------------------|
| Bill Bruton, L OBP: 0.341, SLG: 0.363 (1,8) | 4-2 1B BB | | 2-3 K | | 2-3 K | | | 3-3 K2-3 | | 3 | 1 | 0 | 0 | 1 | 3 | 0 | <p>Brooklyn Dodgers @ Milwaukee Braves Milwaukee County Stadium, Milwaukee, WI</p> <p>Tue Aug 31 1954, 4:33 AM EDT Att: 35,398 - Unknown</p> <p>livebaseballscorecards.com</p> <p>AB 29 R 2 H 5 RBI 2 BB 3 SO 10 LOB 9</p>  | | | |
| Danny O'Connell, R OBP: 0.325, SLG: 0.356 (1,5) | 1-3 K | | 0-2 5-3 | | 0-3 K2-3 | | | 4-1 S BB | 3 | 0 | 0 | 0 | 1 | 2 | 1 | | | | | |
| Joe Adcock, R OBP: 0.364, SLG: 0.522 (1,3) | 0-0 F9 | | 1-1 1B | | 0-0 F6 | | | 0-3 K | 4 | 0 | 1 | 0 | 0 | 1 | 2 | | | | | |
| Bobby Thomson, R OBP: 0.480, SLG: 0.622 (1,7) | 0-1 1H 1B | | 0-0 1B | | 0-3 K | | | 4-2 FC3-B BB | 3 | 0 | 2 | 1 | 1 | 1 | 0 | | | | | |
| Andy Patko, R OBP: 0.333, SLG: 0.438 (1,9) | 0-0 F9 | | 1-3 K | | 0-0 1B | | | 0-1 FC3-6 1-2 | 4 | 0 | 1 | 0 | 0 | 1 | 5 | | | | | |
| Del Crandall, R OBP: 0.315, SLG: 0.423 (1,2) | | 1-1 HR | | 2-2 L8 | | 2-3 K | | | 3 | 1 | 1 | 1 | 0 | 1 | 1 | | | | | |
| Johnny Logan, R OBP: 0.338, SLG: 0.373 (1,6) | | 3-1 F6 | | 0-0 F7 | | 2-2 F3 | | | 3 | 0 | 0 | 0 | 0 | 0 | 0 | | | | | |
| Jack Dittmer, L OBP: 0.257, SLG: 0.320 (1,4) | | 2-2 F8 | | 1-0 4-3 | | 2-2 L9 | | | 3 | 0 | 0 | 0 | 0 | 0 | 0 | | | | | |
| Gene Conley, R OBP: 0.162, SLG: 0.176 (1, 1) | | 2-3 K | | | 0-0 5-3 | | | 0-1 F9 | 3 | 0 | 0 | 0 | 0 | 1 | 0 | | | | | |
| Inning Stats | R: 1 H: 1 E: 0 K: 1 S: 11 | H: 1 LOB: 1 BB: 1 P: 16 | R: 1 H: 1 E: 0 K: 1 S: 13 | H: 1 LOB: 0 BB: 0 P: 21 | R: 0 H: 2 E: 0 K: 2 S: 13 | LOB: 2 BB: 0 P: 17 | R: 0 H: 0 E: 0 K: 0 S: 5 | H: 0 LOB: 0 BB: 0 P: 8 | R: 0 H: 1 E: 0 K: 2 S: 8 | LOB: 1 BB: 0 P: 10 | R: 0 H: 0 E: 0 K: 0 S: 9 | LOB: 0 BB: 0 P: 13 | R: 0 H: 0 E: 0 K: 2 S: 11 | LOB: 0 BB: 2 P: 22 | R: 0 H: 1 E: 0 K: 1 S: 9 | LOB: 1 BB: 0 P: 11 | | 1B: 4 2B: 0 3B: 0 HR: 1 | SF: 0 SAC: 0 DP: 0 HBP: 0 | WP: 0 PB: 0 CS: 0 |
| PITCHER Don Newcombe, R ERA: 4.43 (8, 1) | IP: 7.0 WLS: L BF: 27 H: 5 R: 2 ER: 2 SO: 8 BB: 1 IBB: 0 HBP: 0 BLK: 0 WP: 0 HR: 1 S: 66 P: 94 ERA: 2.57 WHIP: 0.857 | | | | | | | | | | | | | | | PITCHER Pete Wojey, R ERA: 2.95 (8, 1) | IP: 1.0 WLS: L BF: 5 H: 0 R: 0 ER: 0 SO: 2 BB: 2 IBB: 0 HBP: 0 BLK: 0 WP: 0 HR: 0 S: 11 P: 22 ERA: 0.00 WHIP: 2.000 | | | |

| Batter | 1 | 2 | 3 | 4 | 5 | 6 | 7 | 8 | 9 | AB | R | H | RBI | BB | SO | LOB | TOP | | |
|--|--|---------------------------------|------------------------------|---------------------------------|------------------------------|---------------------------------|------------------------------|---------------------------------|------------------------------|---------------------------------|------------------------------|---------------------------------|------------------------------|---------------------------------|------------------------------|---------------------------------|---|------------------------------------|--------------------------|
| Curt Roberts, R (1,4) OBP: 0.301, SLG: 0.307 | | | | | | | | | | 3 | 0 | 1 | 0 | 1 | 0 | 0 | Pittsburgh Pirates @ Milwaukee Braves Milwaukee County Stadium, Milwaukee, WI Wed Sep 01 1954, 4:33 AM EDT Att: 40,494 - Unknown | | |
| Gair Allie, R (1,5) OBP: 0.303, SLG: 0.275 | | | | | | | | | | 4 | 0 | 0 | 0 | 0 | 1 | 3 | | | |
| Bob Skinner, L (1,3) OBP: 0.326, SLG: 0.374 | | | | | | | | | | 4 | 0 | 0 | 0 | 0 | 2 | 1 | | | |
| Frank Thomas, R (1,8) | | | | | | | | | | 4 | 0 | 0 | 0 | 0 | 0 | 0 | | | |
| Sid Gordon, R (1,9) OBP: 0.406, SLG: 0.416 | | | | | | | | | | 4 | 0 | 0 | 0 | 0 | 0 | 0 | | | |
| Jack Shepard, R (1,2) OBP: 0.365, SLG: 0.405 | | | | | | | | | | 3 | 1 | 3 | 0 | 0 | 0 | 0 | | | |
| Dick Cole, R (1,6) OBP: 0.325, SLG: 0.348 | | | | | | | | | | 3 | 0 | 1 | 0 | 0 | 0 | 2 | | | |
| Dick Hall, R (1,7) OBP: 0.319, SLG: 0.331 | | | | | | | | | | 3 | 0 | 0 | 0 | 0 | 0 | 3 | | | |
| Max Surkont, R (1,1) OBP: 0.233, SLG: 0.185 | | | | | | | | | | 2 | 0 | 0 | 0 | 0 | 0 | 0 | | | |
| Eddie Pellagnini, R (8, PH) OBP: 0.252, SLG: 0.274 | | | | | | | | | | 1 | 0 | 1 | 1 | 0 | 0 | 0 | | | |
| Johnny Hetki, R (8, 1) OBP: 0.143, SLG: 0.143 | | | | | | | | | | 0 | 0 | 0 | 0 | 0 | 0 | 0 | | | |
| Inning Stats | R: 0 E: 0 K: 1 S: 5 | H: 1 LOB: 0 BB: 0 P: 5 | R: 0 E: 0 K: 0 S: 4 | H: 1 LOB: 1 BB: 0 P: 4 | R: 0 E: 0 K: 0 S: 3 | H: 0 LOB: 0 BB: 0 P: 3 | R: 0 E: 0 K: 1 S: 5 | H: 0 LOB: 0 BB: 0 P: 5 | R: 0 E: 0 K: 0 S: 4 | H: 1 LOB: 1 BB: 0 P: 4 | R: 0 E: 0 K: 0 S: 3 | H: 0 LOB: 0 BB: 0 P: 3 | R: 0 E: 0 K: 1 S: 5 | H: 3 LOB: 2 BB: 1 P: 9 | R: 0 E: 0 K: 0 S: 3 | H: 0 LOB: 0 BB: 0 P: 3 | 1B: 5 2B: 1 3B: 0 HR: 0 | SF: 0 SAC: 0 DP: 1 HBP: 0 | WP: 0 PA: 32 CS: 0 |
| PITCHER Warren Spahn, L (1,1) ERA: 2.86 | IP: 9.0 WLS: W BF: 32 H: 6 R: 1 ER: 1 SO: 3 BB: 1 IBB: 0 HBP: 0 BLK: 0 WP: 0 HR: 0 S: 37 P: 41 ERA: 1.00 WHIP: 0.778 | | | | | | | | | | | | | | | PITCHER | | | |

| | |
|-----|----|
| AB | 31 |
| R | 1 |
| H | 6 |
| RBI | 1 |
| BB | 1 |
| SO | 3 |
| LOB | 9 |



| Batter | 1 | 2 | 3 | 4 | 5 | 6 | 7 | 8 | 9 | AB | R | H | RBI | BB | SO | LOB | BOTTOM | | |
|--|--|---------------------------------|------------------------------|---------------------------------|------------------------------|---------------------------------|------------------------------|---------------------------------|------------------------------|---------------------------------|------------------------------|---------------------------------|------------------------------|---------------------------------|------------------------------|---------------------------------|---|------------------------------------|--------------------------|
| Bill Bruton, L (1,8) OBP: 0.341, SLG: 0.362 | | | | | | | | | | 4 | 1 | 1 | 0 | 0 | 0 | 2 | Pittsburgh Pirates @ Milwaukee Braves Milwaukee County Stadium, Milwaukee, WI Wed Sep 01 1954, 4:33 AM EDT Att: 40,494 - Unknown | | |
| Danny O'Connell, R (1,5) OBP: 0.262, SLG: 0.359 | | | | | | | | | | 4 | 1 | 2 | 0 | 0 | 0 | 0 | | | |
| Joe Adcock, R (1,3) OBP: 0.365, SLG: 0.522 | | | | | | | | | | 2 | 0 | 1 | 1 | 0 | 1 | 0 | | | |
| Bobby Thomson, R (1,7) OBP: 0.463, SLG: 0.583 | | | | | | | | | | 3 | 1 | 0 | 0 | 1 | 1 | 3 | | | |
| Andy Patko, R (1,9) OBP: 0.335, SLG: 0.437 | | | | | | | | | | 3 | 0 | 1 | 1 | 1 | 0 | 1 | | | |
| Del Crandall, R (1,2) OBP: 0.313, SLG: 0.420 | | | | | | | | | | 3 | 0 | 0 | 0 | 0 | 0 | 5 | | | |
| Johnny Logan, R (1,6) OBP: 0.336, SLG: 0.370 | | | | | | | | | | 3 | 0 | 0 | 0 | 0 | 0 | 0 | | | |
| Jack Dittmer, L (1,4) OBP: 0.267, SLG: 0.330 | | | | | | | | | | 3 | 0 | 2 | 0 | 0 | 0 | 0 | | | |
| Warren Spahn, L (1,1) OBP: 0.286, SLG: 0.305 | | | | | | | | | | 2 | 0 | 0 | 0 | 0 | 1 | 1 | | | |
| Inning Stats | R: 1 E: 0 K: 0 S: 5 | H: 3 LOB: 2 BB: 1 P: 9 | R: 0 E: 0 K: 1 S: 6 | H: 1 LOB: 0 BB: 0 P: 6 | R: 0 E: 0 K: 2 S: 7 | H: 0 LOB: 0 BB: 0 P: 7 | R: 0 E: 0 K: 0 S: 3 | H: 0 LOB: 0 BB: 0 P: 3 | R: 0 E: 0 K: 0 S: 3 | H: 0 LOB: 0 BB: 0 P: 3 | R: 2 E: 1 K: 0 S: 4 | H: 1 LOB: 1 BB: 1 P: 8 | R: 0 E: 0 K: 0 S: 4 | H: 1 LOB: 1 BB: 0 P: 4 | R: 0 E: 0 K: 0 S: 4 | H: 1 LOB: 1 BB: 0 P: 4 | 1B: 6 2B: 2 3B: 0 HR: 0 | SF: 0 SAC: 3 DP: 1 HBP: 0 | WP: 1 PA: 32 CS: 0 |
| PITCHER Max Surkont, R (1,1) ERA: 4.28 | IP: 7.0 WLS: L BF: 29 H: 6 R: 3 ER: 1 SO: 3 BB: 2 IBB: 0 HBP: 0 BLK: 0 WP: 1 HR: 0 S: 32 P: 40 ERA: 1.29 WHIP: 1.143 | | | | | | | | | | | | | | | PITCHER | | | |
| Johnny Hetki, R (8, 1) ERA: 5.3 | IP: 1.0 WLS: L BF: 4 H: 1 R: 0 ER: 0 SO: 0 BB: 0 IBB: 0 HBP: 0 BLK: 0 WP: 0 HR: 4 S: 4 P: 4 ERA: 0.00 WHIP: 1.000 | | | | | | | | | | | | | | | PITCHER | | | |

| | |
|-----|----|
| AB | 27 |
| R | 3 |
| H | 7 |
| RBI | 2 |
| BB | 2 |
| SO | 3 |
| LOB | 12 |



| Batter | 1 | 2 | 3 | 4 | 5 | 6 | 7 | 8 | 9 | 10 | 11 | AB | R | H | RBI | BB | SO | LOB | TOP | | | | | | |
|---|--|--|--|--|--|--|--|--|--|--|--|--|--|--|--|--|--|--|--|--|--|--|--|--|--|
| Bill Bruton, L OBP: 0.341, SLG: 0.362 (1, 8) | | | | | | | | | | | | 5 | 1 | 2 | 0 | 0 | 2 | 2 | | | | | | | |
| Eddie Mathews, L OBP: 0.408, SLG: 0.566 Danny O'Connell, R OBP: 0.322, SLG: 0.355 (1, 5) (7, 5) | | | | | | | | | | | | 4 | 0 | 2 | 1 | 0 | 0 | 1 | | | | | | | |
| Joe Adcock, R OBP: 0.365, SLG: 0.517 (1, 3) | | | | | | | | | | | | 5 | 0 | 0 | 0 | 0 | 1 | 3 | | | | | | | |
| Bobby Thomson, R OBP: 0.419, SLG: 0.518 Hank Aaron, R OBP: 0.314, SLG: 0.432 (1, 7) (7, 7) | | | | | | | | | | | | 3 | 0 | 0 | 0 | 0 | 0 | 1 | | | | | | | |
| Andy Pafko, R OBP: 0.332, SLG: 0.432 (1, 9) | | | | | | | | | | | | 5 | 1 | 2 | 0 | 0 | 0 | 0 | | | | | | | |
| Del Crandall, R OBP: 0.313, SLG: 0.440 (1, 2) | | | | | | | | | | | | 5 | 2 | 2 | 3 | 0 | 0 | 1 | | | | | | | |
| Johnny Logan, R OBP: 0.336, SLG: 0.369 (1, 6) | | | | | | | | | | | | 4 | 0 | 1 | 0 | 1 | 0 | 1 | | | | | | | |
| Jack Dittmer, L OBP: 0.288, SLG: 0.378 (1, 4) | | | | | | | | | | | | 4 | 1 | 2 | 0 | 0 | 0 | 1 | | | | | | | |
| Gene Conley, R OBP: 0.302, SLG: 0.176 (4, PR) Charlie Williams, R OBP: 0.332, SLG: 0.505 (4, PR) Bob Borchers, R OBP: 0.198, SLG: 0.094 (7, PR) Jim Henderson, R OBP: 0.103, SLG: 0.037 (8, PR) Dave Koslo, L OBP: 0.332, SLG: 0.282 (8, PR) Dave Jolly, R OBP: 0.365, SLG: 0.520 (11, PR) | | | | | | | | | | | | 0 | 0 | 0 | 0 | 0 | 0 | 0 | | | | | | | |
| Inning Stats | R: 0 E: 0 K: 0 S: 4 | H: 1 LOB: 1 BB: 0 P: 4 | R: 0 E: 0 K: 0 S: 3 | H: 0 LOB: 0 BB: 0 P: 3 | R: 1 E: 0 K: 1 S: 7 | H: 2 LOB: 1 BB: 0 P: 7 | R: 2 E: 0 K: 0 S: 5 | H: 2 LOB: 1 BB: 1 P: 9 | R: 1 E: 0 K: 0 S: 4 | H: 2 LOB: 2 BB: 0 P: 5 | R: 0 E: 0 K: 1 S: 5 | H: 0 LOB: 0 BB: 0 P: 5 | R: 0 E: 0 K: 0 S: 3 | H: 0 LOB: 0 BB: 0 P: 3 | R: 0 E: 0 K: 1 S: 6 | H: 1 LOB: 1 BB: 0 P: 6 | R: 0 E: 0 K: 0 S: 3 | H: 0 LOB: 0 BB: 0 P: 3 | R: 1 E: 0 K: 0 S: 4 | H: 1 LOB: 0 BB: 0 P: 4 | 1B: 8 2B: 1 3B: 0 HR: 2 | SF: 0 SAC: 2 DP: 1 HBP: 0 | WP: 0 PB: 0 SB: 1 CS: 0 | PA: 44 | |
| PITCHER | IP ERA WLS BF H R ER SO BB IBB HBP BLK WP HR S P ERA WHIP | IP ERA WLS BF H R ER SO BB IBB HBP BLK WP HR S P ERA WHIP | IP ERA WLS BF H R ER SO BB IBB HBP BLK WP HR S P ERA WHIP | IP ERA WLS BF H R ER SO BB IBB HBP BLK WP HR S P ERA WHIP | IP ERA WLS BF H R ER SO BB IBB HBP BLK WP HR S P ERA WHIP | IP ERA WLS BF H R ER SO BB IBB HBP BLK WP HR S P ERA WHIP | IP ERA WLS BF H R ER SO BB IBB HBP BLK WP HR S P ERA WHIP | IP ERA WLS BF H R ER SO BB IBB HBP BLK WP HR S P ERA WHIP | IP ERA WLS BF H R ER SO BB IBB HBP BLK WP HR S P ERA WHIP | IP ERA WLS BF H R ER SO BB IBB HBP BLK WP HR S P ERA WHIP | IP ERA WLS BF H R ER SO BB IBB HBP BLK WP HR S P ERA WHIP | IP ERA WLS BF H R ER SO BB IBB HBP BLK WP HR S P ERA WHIP | IP ERA WLS BF H R ER SO BB IBB HBP BLK WP HR S P ERA WHIP | IP ERA WLS BF H R ER SO BB IBB HBP BLK WP HR S P ERA WHIP | IP ERA WLS BF H R ER SO BB IBB HBP BLK WP HR S P ERA WHIP | IP ERA WLS BF H R ER SO BB IBB HBP BLK WP HR S P ERA WHIP | IP ERA WLS BF H R ER SO BB IBB HBP BLK WP HR S P ERA WHIP | IP ERA WLS BF H R ER SO BB IBB HBP BLK WP HR S P ERA WHIP | IP ERA WLS BF H R ER SO BB IBB HBP BLK WP HR S P ERA WHIP | IP ERA WLS BF H R ER SO BB IBB HBP BLK WP HR S P ERA WHIP | IP ERA WLS BF H R ER SO BB IBB HBP BLK WP HR S P ERA WHIP | IP ERA WLS BF H R ER SO BB IBB HBP BLK WP HR S P ERA WHIP | IP ERA WLS BF H R ER SO BB IBB HBP BLK WP HR S P ERA WHIP | IP ERA WLS BF H R ER SO BB IBB HBP BLK WP HR S P ERA WHIP | IP ERA WLS BF H R ER SO BB IBB HBP BLK WP HR S P ERA WHIP |

Milwaukee Braves @ Cincinnati Redlegs
Crosley Field, Cincinnati, OH
Sat Sep 04 1954, 3:33 AM EDT
Att: 5,025 - Unknown

AB 41
R 5
H 11
RBI 4
BB 1
SO 3
LOB 14



| Batter | 1 | 2 | 3 | 4 | 5 | 6 | 7 | 8 | 9 | 10 | 11 | AB | R | H | RBI | BB | SO | LOB | BOTTOM | | | | | | |
|---|--|--|--|--|--|--|--|--|--|--|--|--|--|--|--|--|--|--|--|--|--|--|--|--|--|
| Bobby Adams, R OBP: 0.361, SLG: 0.373 (1, 5) | | | | | | | | | | | | 5 | 1 | 2 | 0 | 1 | 0 | 0 | | | | | | | |
| Roy McMillan, R OBP: 0.300, SLG: 0.308 (1, 6) | | | | | | | | | | | | 6 | 0 | 2 | 0 | 0 | 1 | 3 | | | | | | | |
| Gus Bell, L OBP: 0.342, SLG: 0.466 (1, 8) | | | | | | | | | | | | 5 | 1 | 0 | 1 | 0 | 0 | 4 | | | | | | | |
| Ted Kluszewski, L OBP: 0.402, SLG: 0.645 Nino Escalera, L OBP: 0.234, SLG: 0.203 (1, 3) (11, PR) | | | | | | | | | | | | 5 | 1 | 3 | 1 | 1 | 1 | 0 | | | | | | | |
| Jim Greengrass, R OBP: 0.332, SLG: 0.502 (1, 7) | | | | | | | | | | | | 5 | 0 | 1 | 1 | 1 | 0 | 4 | | | | | | | |
| Johnny Temple, R OBP: 0.378, SLG: 0.356 (1, 4) | | | | | | | | | | | | 4 | 0 | 0 | 0 | 2 | 0 | 3 | | | | | | | |
| Lloyd Merriman, L OBP: 0.390, SLG: 0.333 (1, 9) | | | | | | | | | | | | 3 | 0 | 2 | 1 | 1 | 0 | 0 | | | | | | | |
| Ed Bailey, L OBP: 0.337, SLG: 0.407 (1, 2) | | | | | | | | | | | | 3 | 0 | 0 | 0 | 1 | 2 | 5 | | | | | | | |
| Karl Drews, R OBP: 0.332, SLG: 0.188 (4, PR) Wally Post, R OBP: 0.332, SLG: 0.407 (8, PR) Fred Baczewski, L OBP: 0.303, SLG: 0.071 (7, PR) Chuck Hartnett, R OBP: 0.270, SLG: 0.295 (8, PR) Howie Judson, R OBP: 0.103, SLG: 0.037 (10, PR) Bob Borchers, R OBP: 0.198, SLG: 0.094 (7, PR) Jackie Collum, L OBP: 0.332, SLG: 0.282 (8, PR) Dave Jolly, R OBP: 0.365, SLG: 0.520 (11, PR) | | | | | | | | | | | | 0 | 1 | 0 | 0 | 1 | 0 | 0 | | | | | | | |
| Inning Stats | R: 0 E: 0 K: 0 S: 3 | H: 0 LOB: 0 BB: 0 P: 3 | R: 0 E: 0 K: 1 S: 6 | H: 1 LOB: 2 BB: 1 P: 10 | R: 1 E: 0 K: 0 S: 4 | H: 1 LOB: 1 BB: 2 P: 12 | R: 0 E: 0 K: 0 S: 2 | H: 0 LOB: 1 BB: 1 P: 7 | R: 0 E: 0 K: 1 S: 7 | H: 2 LOB: 2 BB: 0 P: 7 | R: 0 E: 0 K: 1 S: 5 | H: 0 LOB: 0 BB: 0 P: 5 | R: 3 E: 0 K: 1 S: 9 | H: 4 LOB: 3 BB: 2 P: 17 | R: 0 E: 0 K: 1 S: 5 | H: 0 LOB: 0 BB: 0 P: 5 | R: 0 E: 0 K: 0 S: 3 | H: 0 LOB: 1 BB: 1 P: 7 | R: 0 E: 0 K: 0 S: 5 | H: 2 LOB: 3 BB: 1 P: 9 | 1B: 9 2B: 1 3B: 0 HR: 0 | SF: 1 SAC: 1 DP: 1 HBP: 1 | WP: 1 PB: 0 SB: 0 CS: 0 | PA: 51 | |
| PITCHER | IP ERA WLS BF H R ER SO BB IBB HBP BLK WP HR S P ERA WHIP | IP ERA WLS BF H R ER SO BB IBB HBP BLK WP HR S P ERA WHIP | IP ERA WLS BF H R ER SO BB IBB HBP BLK WP HR S P ERA WHIP | IP ERA WLS BF H R ER SO BB IBB HBP BLK WP HR S P ERA WHIP | IP ERA WLS BF H R ER SO BB IBB HBP BLK WP HR S P ERA WHIP | IP ERA WLS BF H R ER SO BB IBB HBP BLK WP HR S P ERA WHIP | IP ERA WLS BF H R ER SO BB IBB HBP BLK WP HR S P ERA WHIP | IP ERA WLS BF H R ER SO BB IBB HBP BLK WP HR S P ERA WHIP | IP ERA WLS BF H R ER SO BB IBB HBP BLK WP HR S P ERA WHIP | IP ERA WLS BF H R ER SO BB IBB HBP BLK WP HR S P ERA WHIP | IP ERA WLS BF H R ER SO BB IBB HBP BLK WP HR S P ERA WHIP | IP ERA WLS BF H R ER SO BB IBB HBP BLK WP HR S P ERA WHIP | IP ERA WLS BF H R ER SO BB IBB HBP BLK WP HR S P ERA WHIP | IP ERA WLS BF H R ER SO BB IBB HBP BLK WP HR S P ERA WHIP | IP ERA WLS BF H R ER SO BB IBB HBP BLK WP HR S P ERA WHIP | IP ERA WLS BF H R ER SO BB IBB HBP BLK WP HR S P ERA WHIP | IP ERA WLS BF H R ER SO BB IBB HBP BLK WP HR S P ERA WHIP | IP ERA WLS BF H R ER SO BB IBB HBP BLK WP HR S P ERA WHIP | IP ERA WLS BF H R ER SO BB IBB HBP BLK WP HR S P ERA WHIP | IP ERA WLS BF H R ER SO BB IBB HBP BLK WP HR S P ERA WHIP | IP ERA WLS BF H R ER SO BB IBB HBP BLK WP HR S P ERA WHIP | IP ERA WLS BF H R ER SO BB IBB HBP BLK WP HR S P ERA WHIP | IP ERA WLS BF H R ER SO BB IBB HBP BLK WP HR S P ERA WHIP | IP ERA WLS BF H R ER SO BB IBB HBP BLK WP HR S P ERA WHIP | IP ERA WLS BF H R ER SO BB IBB HBP BLK WP HR S P ERA WHIP |

Milwaukee Braves @ Cincinnati Redlegs
Crosley Field, Cincinnati, OH
Sat Sep 04 1954, 3:33 AM EDT
Att: 5,025 - Unknown

AB 40
R 4
H 10
RBI 4
BB 8
SO 6
LOB 22



| Batter | 1 | 2 | 3 | 4 | 5 | 6 | 7 | 8 | 9 | AB | R | H | RBI | BB | SO | LOB | TOP | | | | | | | | | | | | | | |
|--|---|---------------------------------|------------------------------|---------------------------------|------------------------------|---------------------------------|------------------------------|---------------------------------|------------------------------|---------------------------------|-------------------------------|----------------------------------|------------------------------|---------------------------------|----------------------------------|---------------------------------|--|----------------------------------|------------------------------------|--|--|--|--|--|--|--|--|--|--|--|--|
| Bill Bruton, L OBP: 0.345, SLG: 0.369 (1, 8) | F7 | | G3 | 6-3 | | | 1-H HR 2B | 6-3 | | 5 | 1 | 1 | 1 | 0 | 0 | 2 | Milwaukee Braves @ Cincinnati Redlegs Crosley Field, Cincinnati, OH Sun Sep 05 1954, 3:38 AM EDT Att: 22,127 - Unknown | | | | | | | | | | | | | | |
| Eddie Mathews, L OBP: 0.410, SLG: 0.577 Danny O'Connell, R OBP: 0.324, SLG: 0.358 (1, 5) (9, 5) | 6-3 | | HR | | F8 | | 2-H HR | FC5-4 BB | | 4 | 2 | 2 | 3 | 1 | 0 | 0 | | | | | | | | | | | | | | | |
| Joe Adcock, R OBP: 0.365, SLG: 0.522 (1, 3) | BB 1B | | 6-3 | | 1B 2B | | 5-3 | FC5-4 3B | | 5 | 1 | 2 | 0 | 0 | 0 | 1 | | | | | | | | | | | | | | | |
| Hank Aaron, R OBP: 0.322, SLG: 0.447 Bobby Thomson, R OBP: 0.304, SLG: 0.483 (1, 7) (8, PR) (8, 7) | 1-2 BB | | 2B | | G4-6-3 1B | | HR 1B | 1-H 3B | | 4 | 1 | 4 | 1 | 1 | 0 | 0 | | | | | | | | | | | | | | | |
| George Metkovich, L OBP: 0.344, SLG: 0.333 Andy Patko, R OBP: 0.330, SLG: 0.429 (1, 9) (8, PH) (8, 9) | F8 | | K | | G4-6-3 1B | | F2 | F9 | | 4 | 0 | 0 | 0 | 0 | 1 | 6 | | | | | | | | | | | | | | | |
| Del Crandall, R OBP: 0.317, SLG: 0.451 (1, 2) | | F8 | | WP 1B 1B | | F5 | 1-H HR | 5-3 | | 5 | 1 | 2 | 2 | 0 | 0 | 0 | | | | | | | | | | | | | | | |
| Johnny Logan, R OBP: 0.336, SLG: 0.367 Roy Smalley, R OBP: 0.303, SLG: 0.321 (1, 6) (3, 6) | | P5 | | WP 1B | | F6 | HR HBP | 1-3 | | 1 | 0 | 0 | 0 | 0 | 0 | 0 | | | | | | | | | | | | | | | |
| Jack Dittmer, L OBP: 0.304, SLG: 0.433 (1, 4) | | | | F4 | | F5 | 1-H HR | 6-3 | | 5 | 1 | 2 | 2 | 0 | 0 | 2 | | | | | | | | | | | | | | | |
| Jim Wilson, R OBP: 0.296, SLG: 0.244 Joey Jay, R OBP: 0.302, SLG: 0.318 Charlie White, L OBP: 0.175, SLG: 0.214 Warren Spahn, L OBP: 0.327, SLG: 0.326 Jim Pendleton, R OBP: 0.103, SLG: 0.037 Bob Buhl, R OBP: 0.103, SLG: 0.037 Dave Koslo, L (1, 1) (3, 1) (4, PH) (4, 1) (7, PH) (7, 1) (8, 1) | | F8 | | L6 | | | 1B | K | | 1 | 0 | 0 | 0 | 0 | 0 | 1 | | | | | | | | | | | | | | | |
| Inning Stats | R: 0 E: 0 K: 0 S: 4 | H: 1 LOB: 2 BB: 1 P: 8 | R: 0 E: 0 K: 0 S: 4 | H: 1 LOB: 1 BB: 0 P: 4 | R: 1 E: 0 K: 1 S: 7 | H: 2 LOB: 1 BB: 0 P: 7 | R: 0 E: 0 K: 0 S: 5 | H: 2 LOB: 2 BB: 0 P: 5 | R: 0 E: 0 K: 0 S: 3 | H: 0 LOB: 0 BB: 0 P: 3 | R: 7 E: 0 K: 1 S: 11 | H: 6 LOB: 0 BB: 0 P: 12 | R: 1 E: 0 K: 0 S: 4 | H: 1 LOB: 1 BB: 1 P: 8 | R: 0 E: 0 K: 0 S: 3 | H: 0 LOB: 0 BB: 0 P: 3 | | 1B: 7 2B: 3 3B: 1 HR: 4 | SF: 0 SAC: 0 DP: 1 HBP: 1 | WP: 1 PA: 44 PB: 0 SB: 0 CS: 0 | | | | | | | | | | | |
| PITCHER | IP WLS BF H R ER SO BB IBB HBP BLK WP HR S P ERA WHIP | | | | | | | | | | | | | | | | | | | | | | | | | | | | | | |
| Bud Podbielan, R ERA: 5.09 Corky Valentine, R ERA: 4.55 Howie Judson, R ERA: 3.43 Harry Perkowski, L ERA: 6.11 (1, 1) (7, 1) (7, 1) (8, 1) | 6.0 0.2 0.1 2.0 | L 6 1 8 | 29 3 0 1 | 11 4 0 1 | 4 4 0 1 | 4 4 0 1 | 1 0 0 1 | 0 0 0 0 | 0 0 0 0 | 0 0 0 0 | 1 2 0 0 | 30 5 3 7 | 34 6 3 11 | 6.00 54.00 0.00 4.50 | 2.000 4.500 0.000 1.000 | | | | | | | | | | | | | | | | |

| Batter | 1 | 2 | 3 | 4 | 5 | 6 | 7 | 8 | 9 | AB | R | H | RBI | BB | SO | LOB | BOTTOM | | | | | | | | | | | |
|--|---|---------------------------------|------------------------------|---------------------------------|------------------------------|---------------------------------|------------------------------|----------------------------------|------------------------------|---------------------------------|---------------------------------------|---|------------------------------|---------------------------------|------------------------------|---------------------------------|--|-----------------------------------|------------------------------------|--|--|--|--|--|--|--|--|--|
| Chuck Harmon, R OBP: 0.271, SLG: 0.296 (1, 5) | F4 | FC6-4 | | 6-3 | | 1B HR 1B | | 1B | | 5 | 1 | 2 | 0 | 0 | 0 | 1 | Milwaukee Braves @ Cincinnati Redlegs Crosley Field, Cincinnati, OH Sun Sep 05 1954, 3:38 AM EDT Att: 22,127 - Unknown | | | | | | | | | | | |
| Roy McMillan, R OBP: 0.300, SLG: 0.310 (1, 6) | 3B 2B | F7 | | BB 1B | | 1-2 HR 1B | | F2 | | 5 | 2 | 3 | 0 | 0 | 0 | 2 | | | | | | | | | | | | |
| Gus Bell, L OBP: 0.347, SLG: 0.475 (1, 8) | G3 | | 1B SF8 1B | 1-2 BB | | K | | FC5-4 1B | | 4 | 2 | 3 | 1 | 1 | 1 | 2 | | | | | | | | | | | | |
| Ted Kluszewski, L OBP: 0.402, SLG: 0.651 (1, 3) | G3 | | 1-3 1B | 4-3 | | 1-H 2-H HR | | F3 | | 5 | 1 | 2 | 4 | 0 | 0 | 4 | | | | | | | | | | | | |
| Bob Borkowski, R OBP: 0.329, SLG: 0.425 (1, 7) | 1B 2B | | SF8 | | FC5-6 F9 1B | 4-3 | | FC5-4 | | 4 | 1 | 2 | 1 | 0 | 0 | 2 | | | | | | | | | | | | |
| Lloyd Merriman, L OBP: 0.415, SLG: 0.354 (1, 9) | 2-H 1B | | 3-H | | FC5-6 BB | | | G6-4-3 1B | | 3 | 0 | 3 | 1 | 2 | 0 | 0 | | | | | | | | | | | | |
| Rocky Bridges, R OBP: 0.328, SLG: 0.255 Bobby Adams, R OBP: 0.359, SLG: 0.371 (1, 4) (9, PH) | F2 | | BB | | FC5-6 | | K | G6-4-3 | | 4 | 0 | 0 | 0 | 0 | 1 | 6 | | | | | | | | | | | | |
| Ed Bailey, L OBP: 0.333, SLG: 0.398 Andy Semintock, R OBP: 0.376, SLG: 0.406 (1, 2) (9, PH) | | K | | F8 | | F9 | | F9 | | 1 | 0 | 0 | 0 | 0 | 0 | 0 | | | | | | | | | | | | |
| Bud Podbielan, R OBP: 0.238, SLG: 0.158 Corky Valentine, R OBP: 0.175, SLG: 0.214 Howie Judson, R OBP: 0.120, SLG: 0.083 Wally Post, R OBP: 0.280, SLG: 0.411 Harry Perkowski, L OBP: 0.154, SLG: 0.320 (1, 1) (7, 1) (7, 1) (7, PH) (8, 1) | | FC6-4 BB | | K | | F7 | | K | | 2 | 0 | 0 | 0 | 1 | 1 | 0 | | | | | | | | | | | | |
| Inning Stats | R: 3 E: 0 K: 0 S: 7 | H: 4 LOB: 1 BB: 0 P: 7 | R: 0 E: 0 K: 1 S: 5 | H: 0 LOB: 1 BB: 1 P: 9 | R: 1 E: 0 K: 0 S: 5 | H: 2 LOB: 2 BB: 1 P: 9 | R: 0 E: 0 K: 1 S: 6 | H: 1 LOB: 2 BB: 1 P: 10 | R: 0 E: 0 K: 0 S: 3 | H: 3 LOB: 0 BB: 0 P: 8 | R: 0 E: 0 K: 3 S: 10 | H: 1 LOB: 1 BB: 0 P: 10 | R: 0 E: 0 K: 0 S: 5 | H: 2 LOB: 2 BB: 0 P: 5 | R: 0 E: 0 K: 0 S: 3 | H: 1 LOB: 0 BB: 0 P: 3 | | 1B: 11 2B: 2 3B: 1 HR: 1 | SF: 1 SAC: 0 DP: 1 HBP: 0 | WP: 0 PA: 44 PB: 0 SB: 1 CS: 0 | | | | | | | | |
| PITCHER | IP WLS BF H R ER SO BB IBB HBP BLK WP HR S P ERA WHIP | | | | | | | | | | | | | | | | | | | | | | | | | | | |
| Jim Wilson, R ERA: 3.45 Joey Jay, R ERA: 5.09 Warren Spahn, L ERA: 3.06 Bob Buhl, R ERA: 4.15 Dave Koslo, L ERA: 2.77 (1, 1) (3, 1) (4, 1) (7, 1) (8, 1) | 2.0 1.0 3.0 1.1 1.2 | W 4 15 7 S | 13 0 5 3 5 | 6 0 5 3 1 | 4 0 3 0 0 | 4 0 3 0 0 | 1 0 2 0 0 | 0 0 0 0 0 | 0 0 1 0 0 | 0 3 17 13 5 | 18.00 0.00 9.00 0.00 0.00 | 3.500 1.000 2.333 2.250 0.600 | | | | | | | | | | | | | | | | |

| Batter | 1 | 2 | 3 | 4 | 5 | 6 | 7 | 8 | 9 | AB | R | H | RBI | BB | SO | LOB | TOP | | | | | | |
|---|--|---------------------------------|------------------------------|---------------------------------|------------------------------|---------------------------------|------------------------------|---------------------------------|------------------------------|---------------------------------|------------------------------|---------------------------------|--|---------------------------------|------------------------------|---------------------------------|--|---------------------------------|----------------------------------|------------------------------------|----------------------------------|--------|--|
| Bob Talbot, R (1, 8) OBP: 0.293, SLG: 0.331 | F7 | | | FC6-4 1B | | FC3-6 | | 1B | | 4 | 0 | 2 | 1 | 0 | 0 | 1 | Chicago Cubs @ Milwaukee Braves Milwaukee County Stadium, Milwaukee, WI Mon Sep 06 1954, 4:33 AM EDT Unknown | | | | | | |
| Gene Baker, R (1, 4) OBP: 0.325, SLG: 0.435 | F8 | | | FC6-4 1-2 | | F8 | | 1B | | 4 | 0 | 1 | 1 | 0 | 0 | 2 | | | | | | | |
| Dee Fondy, L (1, 3) OBP: 0.325, SLG: 0.402 Steve Bilko, R (7, 3) OBP: 0.271, SLG: 0.309 | G3 | | | K | | K | | K | | 3 | 0 | 0 | 0 | 0 | 2 | 1 | | | | | | | |
| Hank Sauer, R (1, 7) OBP: 0.382, SLG: 0.577 Al Lary, R (9, PR) | | K | | F9 | | F5 | | FC5-4 14 1B | | 4 | 0 | 1 | 0 | 0 | 1 | 1 | | | | | | | |
| 14 Ernie Banks, R (1, 6) OBP: 0.333, SLG: 0.442 | 5-3 | | | | F8 | | F6 | | FC5-4 1-2 1B | 4 | 0 | 1 | 0 | 0 | 0 | 0 | | | | | | | |
| Randy Jackson, R (1, 5) OBP: 0.345, SLG: 0.473 | F7 | | | | F8 | | | F8 | FC5-4 1-2 2-3 1B | 4 | 0 | 0 | 0 | 0 | 0 | 2 | | | | | | | |
| Hal Rice, L (1, 9) OBP: 0.272, SLG: 0.227 | | | G3 | | K2-3 | | | F4 | F2 | 4 | 0 | 0 | 0 | 0 | 1 | 1 | | | | | | | |
| Joe Garagiola, L (1, 2) OBP: 0.300, SLG: 0.408 | | | F9 | | | 4-3 | | 1B BLK 1B 1B | | 3 | 1 | 1 | 0 | 0 | 0 | 0 | | | | | | | |
| Johnny Klippstein, R (1, 1) OBP: 0.146, SLG: 0.175 Bob Zick, L (6, 1) OBP: 0.250, SLG: 0.250 | | | G3 | | | FC3-6 1B | | 1B 1-3 1B 1B | | 2 | 0 | 1 | 0 | 0 | 0 | 0 | | | | | | | |
| | | | | | | | | | | 1 | 1 | 1 | 0 | 0 | 0 | 0 | | | | | | | |
| Inning Stats | R: 0 E: 0 K: 0 S: 3 | H: 0 LOB: 0 BB: 0 P: 3 | R: 0 E: 0 K: 1 S: 5 | H: 0 LOB: 0 BB: 0 P: 5 | R: 0 E: 0 K: 0 S: 3 | H: 0 LOB: 0 BB: 0 P: 3 | R: 0 E: 0 K: 1 S: 6 | H: 1 LOB: 1 BB: 0 P: 6 | R: 0 E: 0 K: 1 S: 5 | H: 0 LOB: 0 BB: 0 P: 5 | R: 0 E: 0 K: 1 S: 4 | H: 1 LOB: 1 BB: 0 P: 4 | R: 0 E: 0 K: 1 S: 5 | H: 0 LOB: 0 BB: 0 P: 5 | R: 2 E: 0 K: 1 S: 9 | H: 4 LOB: 2 BB: 0 P: 9 | R: 0 E: 0 K: 0 S: 4 | H: 2 LOB: 1 BB: 0 P: 4 | 1B: 8 2B: 1 3B: 0 HR: 0 | SF: 0 SAC: 0 DP: 1 HBP: 0 | WP: 0 PB: 0 SB: 0 CS: 0 | PA: 34 | |
| PITCHER Ernie Johnson, R (1, 1) ERA: 2.88 | IP: 9.0 WLS: W BF: 34 H: 8 R: 2 ER: 2 SO: 5 BB: 0 IBB: 0 HBP: 0 BLK: 1 WP: 0 HR: 0 S: 44 P: 44 ERA: 2.00 WHIP: 0.889 | | | | | | | | | | | PITCHER | IP: 9.0 WLS: W BF: 34 H: 8 R: 2 ER: 2 SO: 5 BB: 0 IBB: 0 HBP: 0 BLK: 1 WP: 0 HR: 0 S: 44 P: 44 ERA: 2.00 WHIP: 0.889 | | | | | | | | | | |


AB 34
R 2
H 8
RBI 2
BB 0
SO 5
LOB 10




| Batter | 1 | 2 | 3 | 4 | 5 | 6 | 7 | 8 | 9 | AB | R | H | RBI | BB | SO | LOB | BOTTOM | | | | | | |
|---|--|----------------------------------|------------------------------|---------------------------------|------------------------------|---------------------------------|------------------------------|---------------------------------|------------------------------|---------------------------------|-------------------------------|----------------------------------|--|---------------------------------|------------------------------|---------------------------------|--|------------------------------|---------------------------------|-----------------------------------|------------------------------------|----------------------------------|--------|
| Bill Bruton, L (1, 8) OBP: 0.344, SLG: 0.367 | 5-3 | F7 | | F6 | | 1B 1-3 2-H 1B 1B | G3 | | | 5 | 1 | 1 | 1 | 0 | 0 | 3 | Chicago Cubs @ Milwaukee Braves Milwaukee County Stadium, Milwaukee, WI Mon Sep 06 1954, 4:33 AM EDT Unknown | | | | | | |
| Eddie Mathews, L (1, 5) OBP: 0.415, SLG: 0.592 Danny O'Connell, R (8, PR) OBP: 0.324, SLG: 0.358 | S E 2B | | | HR | F9 SF9 1B | E HR 1B | | 1B 1B | | 5 | 4 | 5 | 2 | 0 | 0 | 0 | | | | | | | |
| Joe Adcock, R (1, 3) OBP: 0.367, SLG: 0.521 | S BB | | 5-3 | | F9 1-2 1B | K | G4-6-3 1B 1B | | 4 | 2 | 2 | 0 | 1 | 1 | 2 | | | | | | | | |
| Bobby Thomson, R (1, 7) OBP: 0.386, SLG: 0.460 Jim Pennington, R (8, 7) OBP: 0.233, SLG: 0.272 | K | | | FC6-4 BB | F9 1-2 2-3 | F4 | G4-6-3 1B 1B | | 3 | 0 | 0 | 0 | 1 | 1 | 4 | | | | | | | | |
| Andy Pafko, R (1, 9) OBP: 0.329, SLG: 0.428 George Melkovich, L (8, 9) OBP: 0.340, SLG: 0.329 | F3 | | F4 | | SF9 | E5 HR 1B | G4-6-3 1-2 3-H 1B | | 3 | 1 | 1 | 2 | 0 | 0 | 1 | | | | | | | | |
| Del Crandall, R (1, 2) OBP: 0.316, SLG: 0.456 Sam Calderone, R (8, 2) OBP: 0.448, SLG: 0.480 | | F8 | FC6-4 1-2 | | F7 | HR | 1-2 2-3 1B | | 4 | 1 | 1 | 3 | 0 | 0 | 2 | | | | | | | | |
| Johnny Logan, R (1, 6) OBP: 0.337, SLG: 0.368 Roy Smalley, R (9, 6) OBP: 0.303, SLG: 0.321 | | SH2-4 1B | | F2 | | 1B F5 | F7 | | 5 | 1 | 2 | 0 | 0 | 0 | 1 | | | | | | | | |
| Jack Dittmer, L (1, 4) OBP: 0.317, SLG: 0.444 | | SH2-4 1B | | SH3-4 1B | | 1B 1-3 1B 1B | G3 | | 4 | 1 | 3 | 0 | 0 | 0 | 0 | | | | | | | | |
| Ernie Johnson, R (1, 1) OBP: 0.300, SLG: 0.300 | | SH2-4 1-2 2-3 | | SH3-4 | | 1B 1-2 1B 1B | F4 | | 2 | 1 | 1 | 1 | 0 | 0 | 0 | | | | | | | | |
| Inning Stats | R: 2 E: 0 K: 1 S: 6 | H: 1 LOB: 1 BB: 1 P: 10 | R: 0 E: 0 K: 0 S: 5 | H: 2 LOB: 2 BB: 0 P: 5 | R: 1 E: 0 K: 0 S: 4 | H: 1 LOB: 1 BB: 1 P: 8 | R: 0 E: 0 K: 0 S: 4 | H: 1 LOB: 1 BB: 0 P: 4 | R: 1 E: 0 K: 0 S: 5 | H: 2 LOB: 1 BB: 0 P: 5 | R: 7 E: 1 K: 1 S: 12 | H: 7 LOB: 0 BB: 0 P: 12 | R: 0 E: 0 K: 0 S: 3 | H: 0 LOB: 0 BB: 0 P: 3 | R: 2 E: 0 K: 0 S: 6 | H: 4 LOB: 1 BB: 0 P: 6 | | R: 0 E: 0 K: 0 S: 4 | H: 2 LOB: 1 BB: 0 P: 4 | 1B: 15 2B: 1 3B: 0 HR: 2 | SF: 1 SAC: 2 DP: 1 HBP: 0 | WP: 0 PB: 0 SB: 3 CS: 0 | PA: 43 |
| PITCHER Johnny Klippstein, R (1, 1) ERA: 5.55 Bob Zick, R (6, 1) ERA: 8.27 | IP: 5.0 WLS: L BF: 26 H: 9 R: 7 ER: 7 SO: 1 BB: 2 IBB: 0 HBP: 0 BLK: 0 WP: 0 HR: 1 S: 26 P: 34 ERA: 7.20 WHIP: 2.200 | | | | | | | | | | | PITCHER | IP: 5.0 WLS: L BF: 26 H: 9 R: 7 ER: 7 SO: 1 BB: 2 IBB: 0 HBP: 0 BLK: 0 WP: 0 HR: 1 S: 26 P: 34 ERA: 7.20 WHIP: 2.200 | | | | | | | | | | |

AB 38
R 13
H 18
RBI 11
BB 2
SO 2
LOB 15




| Batter | 1 | 2 | 3 | 4 | 5 | 6 | 7 | 8 | 9 | AB | R | H | RBI | BB | SO | LOB | TOP | | | |
|---|------------------------------|---------------------------------|-------------------------------------|----------------------------------|------------------------------|---------------------------------|------------------------------|---------------------------------|------------------------------|---------------------------------|------------------------------|---------------------------------|------------------------------|---------------------------------|------------------------------|---------------------------------|---|-------------------------------------|----------------------------------|--------------------------|
| Bob Talbot, R (1, 8) OBP: 0.293, SLG: 0.331 | F7 | | FC4-6 | | G3 | | | | | 4 | 0 | 1 | 0 | 0 | 0 | 3 | Chicago Cubs @ Milwaukee Braves Milwaukee County Stadium, Milwaukee, WI Mon Sep 06 1954, 4:38 AM EDT Att: 43,207 - Unknown AB 37 R 1 H 12 RBI 1 BB 0 SO 1 LOB 20  | | | |
| Joe Garagiola, L (9, PH) OBP: 0.303, SLG: 0.412 | | | | | | | | | | 1 | 0 | 1 | 0 | 0 | 0 | 0 | | | | |
| Eddie Miksis, R (9, PR) OBP: 0.225, SLG: 0.293 | | | | | | | | | | 0 | 0 | 0 | 0 | 0 | 0 | 0 | | | | |
| Gene Baker, R (1, 4) OBP: 0.326, SLG: 0.432 | 5-3 | | G6-4-3 | | | | | | | 5 | 0 | 1 | 0 | 0 | 0 | 5 | | | | |
| Randy Jackson, R (1, 5) OBP: 0.344, SLG: 0.471 | | | | 5-3 | | | | | | 4 | 0 | 1 | 0 | 0 | 0 | 1 | | | | |
| Hank Sauer, R (1, 7) OBP: 0.381, SLG: 0.575 | F5 | | | F8 | | | | | | 4 | 0 | 1 | 0 | 0 | 0 | 1 | | | | |
| 14 Ernie Banks, R (1, 6) OBP: 0.333, SLG: 0.441 | | 5-3 | | K | | | | | | 4 | 0 | 1 | 0 | 0 | 1 | 2 | | | | |
| Hal Rice, L (1, 9) OBP: 0.265, SLG: 0.221 | | F8 | | | F8 | | F3 | | | 4 | 0 | 0 | 0 | 0 | 0 | 3 | | | | |
| Steve Bilko, R (1, 3) OBP: 0.288, SLG: 0.347 | | | | | E6 | | | | | 4 | 1 | 3 | 0 | 0 | 0 | 0 | | | | |
| Clyde McCullough, R (1, 2) OBP: 0.295, SLG: 0.432 | | FC5-4 | | | | | | | | 4 | 0 | 2 | 0 | 0 | 0 | 2 | | | | |
| Dave Cole, R (1, 1) OBP: 0.280, SLG: 0.217 | | | | | | | | | | 2 | 0 | 1 | 0 | 0 | 0 | 2 | | | | |
| Frank Baumholtz, L (7, PH) OBP: 0.346, SLG: 0.425 | | | | | | | | | | 1 | 0 | 0 | 0 | 0 | 0 | 1 | | | | |
| Hal Jeffcoat, R (7, 1) OBP: 0.300, SLG: 0.556 | | | | | | | | | | 0 | 0 | 0 | 0 | 0 | 0 | 0 | | | | |
| Vern Morgan, L (9, PH) OBP: 0.294, SLG: 0.306 | | | | | | | | | | 0 | 0 | 0 | 1 | 0 | 0 | 0 | | | | |
| Inning Stats | R: 0 E: 0 K: 0 S: 4 | H: 1 LOB: 1 BB: 0 P: 4 | R: 0 E: 0 K: 0 S: 4 | H: 1 LOB: 1 BB: 0 P: 4 | R: 0 E: 0 K: 1 S: 3 | H: 1 LOB: 0 BB: 0 P: 3 | R: 0 E: 0 K: 1 S: 5 | H: 0 LOB: 0 BB: 0 P: 5 | R: 0 E: 1 K: 0 S: 5 | H: 2 LOB: 2 BB: 0 P: 5 | R: 0 E: 0 K: 0 S: 5 | H: 2 LOB: 2 BB: 0 P: 5 | R: 0 E: 0 K: 0 S: 4 | H: 1 LOB: 1 BB: 0 P: 4 | R: 0 E: 0 K: 0 S: 5 | H: 3 LOB: 2 BB: 0 P: 5 | 1B: 10 2B: 2 3B: 0 HR: 0 | SF: 1 SAC: 0 DP: 2 HBP: 0 | WP: 0 PB: 0 SB: 0 CS: 0 | PA: 38 |
| PITCHER Lew Burdette, R (1, 1) ERA: 2.74 | IP: 9.0 WLS: W BF: 38 | H: 12 R: 1 ER: 1 SO: 1 | BB: 0 IBB: 0 HBP: 0 BLK: 0 | WP: 0 HR: 0 S: 40 P: 40 | ERA: 1.00 WHIP: 1.333 | PITCHER | | | | | | | | | | IP: 9.0 WLS: W BF: 38 | H: 12 R: 1 ER: 1 SO: 1 | BB: 0 IBB: 0 HBP: 0 BLK: 0 | WP: 0 HR: 0 S: 40 P: 40 | ERA: 1.00 WHIP: 1.333 |

| Batter | 1 | 2 | 3 | 4 | 5 | 6 | 7 | 8 | 9 | AB | R | H | RBI | BB | SO | LOB | BOTTOM | | | | |
|---|------------------------------|---------------------------------|-------------------------------------|----------------------------------|------------------------------|---------------------------------|------------------------------|---------------------------------|------------------------------|---------------------------------|------------------------------|----------------------------------|------------------------------|----------------------------------|------------------------------|---------------------------------|---|----------------------------------|-------------------------------------|----------------------------------|--------------------------|
| Bill Bruton, L (1, 8) OBP: 0.347, SLG: 0.376 | | | | | | | | | | 5 | 2 | 3 | 2 | 0 | 0 | 1 | Chicago Cubs @ Milwaukee Braves Milwaukee County Stadium, Milwaukee, WI Mon Sep 06 1954, 4:38 AM EDT Att: 43,207 - Unknown AB 33 R 6 H 11 RBI 4 BB 5 SO 3 LOB 21  | | | | |
| Jim Pendleton, R (1, 7) OBP: 0.246, SLG: 0.292 | | | | | | | | | | 5 | 1 | 3 | 0 | 0 | 1 | 1 | | | | | |
| Joe Adcock, R (1, 3) OBP: 0.364, SLG: 0.517 | | | | | | | | | | 4 | 0 | 0 | 1 | 0 | 0 | 3 | | | | | |
| Eddie Mathews, L (1, 5) OBP: 0.419, SLG: 0.594 | | | | | | | | | | 4 | 0 | 3 | 1 | 1 | 0 | 1 | | | | | |
| Danny O'Connell, R (9, 5) OBP: 0.324, SLG: 0.358 | | | | | | | | | | 0 | 0 | 0 | 0 | 0 | 0 | 0 | | | | | |
| Andy Patko, R (1, 9) OBP: 0.329, SLG: 0.425 | | | | | | | | | | 3 | 0 | 0 | 0 | 1 | 1 | 4 | | | | | |
| Del Crandall, R (1, 2) OBP: 0.316, SLG: 0.454 | | | | | | | | | | 4 | 1 | 1 | 0 | 0 | 0 | 3 | | | | | |
| Johnny Logan, R (1, 6) OBP: 0.337, SLG: 0.366 | | | | | | | | | | 2 | 0 | 0 | 0 | 1 | 1 | 2 | | | | | |
| Jack Dittmer, L (1, 4) OBP: 0.329, SLG: 0.444 | | | | | | | | | | 2 | 1 | 1 | 0 | 2 | 0 | 1 | | | | | |
| Lew Burdette, R (1, 1) OBP: 0.133, SLG: 0.114 | | | | | | | | | | 4 | 1 | 0 | 0 | 0 | 0 | 5 | | | | | |
| Inning Stats | R: 2 E: 0 K: 0 S: 6 | H: 3 LOB: 1 BB: 0 P: 6 | R: 0 E: 0 K: 0 S: 3 | H: 0 LOB: 1 BB: 1 P: 7 | R: 0 E: 0 K: 1 S: 5 | H: 1 LOB: 1 BB: 1 P: 9 | R: 0 E: 0 K: 0 S: 4 | H: 1 LOB: 0 BB: 0 P: 4 | R: 0 E: 0 K: 0 S: 5 | H: 2 LOB: 2 BB: 0 P: 5 | R: 4 E: 1 K: 0 S: 6 | H: 2 LOB: 0 BB: 1 P: 10 | R: 0 E: 0 K: 1 S: 6 | H: 1 LOB: 3 BB: 2 P: 14 | R: 0 E: 0 K: 1 S: 6 | H: 1 LOB: 1 BB: 0 P: 6 | | 1B: 9 2B: 1 3B: 0 HR: 1 | SF: 1 SAC: 1 DP: 1 HBP: 0 | WP: 0 PB: 0 SB: 0 CS: 0 | PA: 40 |
| PITCHER Dave Cole, R (1, 1) ERA: 5.45 | IP: 6.0 WLS: L BF: 30 | H: 9 R: 6 ER: 5 SO: 1 | BB: 2 IBB: 1 HBP: 0 BLK: 0 | WP: 0 HR: 1 S: 29 P: 41 | ERA: 7.50 WHIP: 1.833 | PITCHER | | | | | | | | | | IP: 6.0 WLS: L BF: 30 | | H: 9 R: 6 ER: 5 SO: 1 | BB: 2 IBB: 1 HBP: 0 BLK: 0 | WP: 0 HR: 1 S: 29 P: 41 | ERA: 7.50 WHIP: 1.833 |
| Hal Jeffcoat, R (7, 1) ERA: 5.14 | IP: 2.0 WLS: 10 | H: 2 R: 0 ER: 0 SO: 2 | BB: 1 IBB: 1 HBP: 0 BLK: 0 | WP: 0 HR: 0 S: 12 P: 20 | ERA: 0.00 WHIP: 1.500 | PITCHER | | | | | | | | | | IP: 2.0 WLS: 10 | | H: 2 R: 0 ER: 0 SO: 2 | BB: 1 IBB: 1 HBP: 0 BLK: 0 | WP: 0 HR: 0 S: 12 P: 20 | ERA: 0.00 WHIP: 1.500 |

| Batter | 1 | 2 | 3 | 4 | 5 | 6 | 7 | 8 | 9 | AB | R | H | RBI | BB | SO | LOB | TOP | | | | | |
|--|---|----------------------------------|-------------------------------|----------------------------------|------------------------------|---------------------------------|------------------------------|----------------------------------|-------------------------------|----------------------------------|------------------------------|---------------------------------|------------------------------|----------------------------------|------------------------------|----------------------------------|---|------------------------------|----------------------------------|----------------------------------|------------------------------------|-------------------------|
| Bill Bruton, L OBP: 0.343, SLG: 0.368 (1, 8) | 1-1 3-1 | | 1-0 F3 | | 1-0 F4 | | | 4-0 1B BB | 0-1 G3 | 4 | 1 | 0 | 0 | 1 | 0 | 2 | Milwaukee Braves @ Brooklyn Dodgers Ebbets Field, Brooklyn, NY Sat Sep 11 1954, 3:33 AM EDT Att: 7,748 - Unknown | | | | | |
| Jim Pendleton, R OBP: 0.232, SLG: 0.275 (1, 7) | 2-0 F7 | | 2-2 5-3 | | 1-3 K | | | 1-1 F3 | | 4 | 0 | 0 | 0 | 0 | 1 | 2 | | | | | | |
| Joe Adcock, R OBP: 0.363, SLG: 0.520 (1, 3) George Metkovich, L OBP: 0.330, SLG: 0.317 (1, PR) | 1-0 FC4-6 HBP | | | 0-0 3-1 | | 2-1 F5 | | 0-0 F8 | | 0 | 0 | 0 | 0 | 0 | 0 | 0 | | | | | | |
| Eddie Mathews, L OBP: 0.417, SLG: 0.593 (1, 5) | 1-2 FC4-6 1-2t | | | 0-0 F9 | | 1-1 4-3 | | 0-0 FC6-5 1B | 1-3 1B | 4 | 0 | 1 | 0 | 0 | 0 | 1 | | | | | | |
| Andy Pafko, R OBP: 0.330, SLG: 0.426 (1, 9) | | 1-2 F7 | | 4-0 BB | | 0-0 6-3 | | 1-2 1B | 1-2 1B | 3 | 0 | 1 | 1 | 1 | 0 | 0 | | | | | | |
| Del Crandall, R OBP: 0.309, SLG: 0.443 (1, 2) | | 2-3 K | | 2-2 1-3 | | | 1-0 F6 | 2-1 FC6-5 2-3f | | 4 | 0 | 0 | 0 | 0 | 1 | 3 | | | | | | |
| Johnny Logan, R OBP: 0.340, SLG: 0.375 (1, 6) | | 2-2 HR | | 3-2 1B 2B | | 4-1 FC1-6 BB | | 2-1 6-3 | | 3 | 2 | 2 | 1 | 1 | 0 | 0 | | | | | | |
| Jack Dittmer, L OBP: 0.318, SLG: 0.425 (1, 4) | | 2-2 F7 | | 0-0 3-1 1B | | 0-2 FC1-6 FC6-4 1-2t | | 0-0 4-3 | | 4 | 0 | 1 | 1 | 0 | 0 | 1 | | | | | | |
| Gene Conley, R ERA: 2.98 (1, 1) Ernie Johnson, R ERA: 3.01 (1, 1) Jim Wilson, R ERA: 3.4 (3, 1) Dave Jolly, R ERA: 2.48 (5, 1) Bobby Thomson, R ERA: 2.57 (7, 1) Dave Koslo, L ERA: 2.57 (7, 1) Danny O'Connell, R ERA: 2.57 (9, PH) | | | 0-0 G1 | | 1-0 3-1 | | 0-0 FC6-4 1-2t | 1-1 1B | | 0 | 0 | 0 | 0 | 0 | 0 | 0 | | | | | | |
| Inning Stats | R: 0 E: 0 K: 0 S: 6 | H: 0 LOB: 1 BB: 0 P: 11 | R: 1 E: 0 K: 1 S: 14 | H: 1 LOB: 0 BB: 0 P: 21 | R: 0 E: 0 K: 0 S: 5 | H: 0 LOB: 0 BB: 0 P: 8 | R: 0 E: 0 K: 0 S: 6 | H: 0 LOB: 1 BB: 1 P: 12 | R: 1 E: 0 K: 1 S: 10 | H: 2 LOB: 1 BB: 0 P: 16 | R: 0 E: 0 K: 0 S: 5 | H: 0 LOB: 0 BB: 0 P: 8 | R: 0 E: 0 K: 0 S: 6 | H: 0 LOB: 1 BB: 1 P: 11 | R: 1 E: 0 K: 0 S: 9 | H: 2 LOB: 2 BB: 1 P: 17 | | R: 0 E: 0 K: 0 S: 7 | H: 1 LOB: 1 BB: 0 P: 10 | 1B: 4 2B: 1 3B: 0 HR: 1 | SF: 0 SAC: 0 DP: 0 HBP: 1 | WP: 0 PB: 0 CS: 0 |
| PITCHER Don Newcombe, R ERA: 4.65 (1, 1) | IP: 9.0 WLS: W BF: 37 H: 6 R: 3 ER: 3 SO: 2 BB: 3 IBB: 0 HBP: 1 BLK: 0 WP: 0 HR: 1 S: 68 P: 114 ERA: 3.00 WHIP: 1.000 | | | | | | | | | | | | | | | PITCHER | IP: 0.0 WLS: 0 BF: 0 H: 0 R: 0 ER: 0 SO: 0 BB: 0 IBB: 0 HBP: 0 BLK: 0 WP: 0 HR: 0 S: 0 P: 0 ERA: 0.00 WHIP: 0.000 | | | | | |



| Batter | 1 | 2 | 3 | 4 | 5 | 6 | 7 | 8 | 9 | AB | R | H | RBI | BB | SO | LOB | BOTTOM | |
|---|--|----------------------------------|------------------------------|----------------------------------|-------------------------------|----------------------------------|------------------------------|----------------------------------|------------------------------|----------------------------------|------------------------------|---------------------------------|------------------------------|----------------------------------|----------------------------------|------------------------------------|---|-------------------------|
| Jim Gilliam, S OBP: 0.355, SLG: 0.419 (1, 4) | 4-0 BB HR | | 1-1 4-3 | | 2-2 6-3 | | | 0-1 1B | | 3 | 1 | 1 | 0 | 1 | 0 | 0 | Milwaukee Braves @ Brooklyn Dodgers Ebbets Field, Brooklyn, NY Sat Sep 11 1954, 3:33 AM EDT Att: 7,748 - Unknown | |
| Pee Wee Reese, R OBP: 0.407, SLG: 0.463 (1, 6) | 4-1 HR BB | | 2-3 K | | 4-1 BB | | 3-0 PO 2-3 | 0-0 F9 | | 2 | 1 | 0 | 0 | 2 | 1 | 0 | | |
| Duke Snider, L OBP: 0.432, SLG: 0.666 (1, 8) | 2-1 HR | | 2-3 K | | 3-1 G3 | | 1-0 4-3 | | | 4 | 1 | 1 | 3 | 0 | 1 | 1 | | |
| Gil Hodges, R OBP: 0.374, SLG: 0.574 (1, 3) | 1-1 F7 | | 1-2 HR | | 0-1 2-3 | | 1-0 5-3 | | | 4 | 1 | 1 | 1 | 0 | 0 | 0 | | |
| Sandy Amoros, L OBP: 0.361, SLG: 0.502 (1, 7) | 3-1 HR | | 0-1 E WP 1B | | 3-2 F6 | | 4-0 G6-4-3 BB | | | 3 | 1 | 2 | 1 | 1 | 0 | 0 | | |
| Carl Furillo, R OBP: 0.360, SLG: 0.432 (1, 9) | 2-0 1B | | 0-0 E7 WP 1B | | 0-0 L7 | | 1-2 G6-4-3 1-2t | | | 4 | 0 | 2 | 0 | 0 | 0 | 1 | | |
| Don Hoak, R OBP: 0.325, SLG: 0.408 (1, 5) | 2-3 K | | 4-2 1-3 BB | | 1-0 F9 | | 1-3 K | | | 3 | 0 | 0 | 0 | 1 | 2 | 1 | | |
| Roy Campanella, R OBP: 0.291, SLG: 0.426 (1, 2) | 0-0 F2 | | 0-0 5-3 | | 4-0 PO 1B BB | | | | | 2 | 0 | 0 | 0 | 1 | 0 | 3 | | |
| Don Newcombe, L OBP: 0.388, SLG: 0.364 (1, 1) | | 2-0 1-3 | | 0-1 1-3 | | 2-2 F6 | | | | 3 | 0 | 0 | 0 | 0 | 0 | 1 | | |
| Inning Stats | R: 4 E: 0 K: 1 S: 12 | H: 3 LOB: 1 BB: 2 P: 30 | R: 0 E: 0 K: 1 S: 6 | H: 0 LOB: 0 BB: 0 P: 11 | R: 1 E: 1 K: 1 S: 13 | H: 3 LOB: 2 BB: 1 P: 20 | R: 0 E: 0 K: 0 S: 8 | H: 0 LOB: 1 BB: 1 P: 17 | R: 0 E: 0 K: 0 S: 6 | H: 1 LOB: 1 BB: 1 P: 16 | R: 0 E: 0 K: 0 S: 3 | H: 0 LOB: 0 BB: 0 P: 5 | R: 0 E: 0 K: 1 S: 7 | H: 0 LOB: 0 BB: 1 P: 13 | 1B: 4 2B: 0 3B: 0 HR: 3 | SF: 0 SAC: 0 DP: 1 HBP: 0 | | WP: 1 PB: 0 CS: 0 |
| PITCHER Gene Conley, R ERA: 2.98 (1, 1) Ernie Johnson, R ERA: 3.01 (1, 1) Jim Wilson, R ERA: 3.4 (3, 1) Dave Jolly, R ERA: 2.48 (5, 1) Dave Koslo, L ERA: 2.57 (7, 1) | IP: 0.0 WLS: L BF: 3 H: 1 R: 3 ER: 3 SO: 3 BB: 2 IBB: 0 HBP: 0 BLK: 0 WP: 0 HR: 1 S: 13 P: 13 ERA: ∞ WHIP: ∞ | | | | | | | | | | | | | | | PITCHER | IP: 0.0 WLS: 0 BF: 0 H: 0 R: 0 ER: 0 SO: 0 BB: 0 IBB: 0 HBP: 0 BLK: 0 WP: 0 HR: 0 S: 0 P: 0 ERA: 0.00 WHIP: 0.000 | |



| Batter | 1 | 2 | 3 | 4 | 5 | 6 | 7 | 8 | 9 | AB | R | H | RBI | BB | SO | LOB | TOP | | | | | |
|--|--|---------------------------------|------------------------------|---------------------------------|------------------------------|---------------------------------|------------------------------|---------------------------------|------------------------------|---------------------------------|------------------------------|---------------------------------|------------------------------|---------------------------------|------------------------------|---------------------------------|---|---------------------------------|----------------------------------|------------------------------------|----------------------------------|--------|
| Bill Bruton, L OBP: 0.340, SLG: 0.365 (1, 8) | | | | | | | | | | 4 | 0 | 0 | 0 | 0 | 0 | 1 | Milwaukee Braves @ Philadelphia Phillies Connie Mack Stadium, Philadelphia, PA Sun Sep 12 1954, 3:33 AM EDT Unknown | | | | | |
| Jack Dittmer, L OBP: 0.329, SLG: 0.442 (1, 4) | | | | | | | | | | 4 | 0 | 3 | 0 | 0 | 0 | 0 | | | | | | |
| Bobby Thomson, R OBP: 0.364, SLG: 0.420 (1, 7) | | | | | | | | | | 3 | 0 | 0 | 0 | 1 | 3 | 3 | | | | | | |
| Eddie Mathews, L OBP: 0.417, SLG: 0.592 (1, 5) | | | | | | | | | | 4 | 1 | 2 | 0 | 0 | 0 | 2 | | | | | | |
| Andy Patko, R OBP: 0.330, SLG: 0.424 (1, 9) | | | | | | | | | | 3 | 1 | 0 | 0 | 1 | 1 | 3 | | | | | | |
| Del Crandall, R OBP: 0.308, SLG: 0.441 (1, 2) | | | | | | | | | | 4 | 0 | 1 | 1 | 0 | 0 | 0 | | | | | | |
| Johnny Logan, R OBP: 0.339, SLG: 0.375 (1, 6) | | | | | | | | | | 3 | 0 | 1 | 1 | 0 | 1 | 0 | | | | | | |
| George Metkovich, L OBP: 0.337, SLG: 0.318 (1, 3) | | | | | | | | | | 3 | 0 | 1 | 0 | 1 | 0 | 2 | | | | | | |
| Warren Spahn, L OBP: 0.280, SLG: 0.297 (1, 1) | | | | | | | | | | 2 | 0 | 0 | 0 | 0 | 0 | 1 | | | | | | |
| Ernie Johnson, R OBP: 0.273, SLG: 0.273 (8, 1) | | | | | | | | | | 0 | 0 | 0 | 0 | 0 | 0 | 0 | | | | | | |
| Charlie White, L OBP: 0.296, SLG: 0.311 (9, PH) | | | | | | | | | | 1 | 0 | 0 | 0 | 0 | 0 | 1 | | | | | | |
| Inning Stats | R: 0 E: 0 K: 1 S: 7 | H: 2 LOB: 2 BB: 0 P: 7 | R: 0 E: 0 K: 0 S: 3 | H: 1 LOB: 0 BB: 0 P: 3 | R: 0 E: 0 K: 1 S: 6 | H: 1 LOB: 1 BB: 0 P: 6 | R: 2 E: 0 K: 0 S: 5 | H: 2 LOB: 1 BB: 1 P: 9 | R: 0 E: 0 K: 0 S: 3 | H: 0 LOB: 0 BB: 0 P: 7 | R: 0 E: 0 K: 1 S: 5 | H: 0 LOB: 0 BB: 0 P: 5 | R: 0 E: 0 K: 0 S: 2 | H: 0 LOB: 0 BB: 1 P: 6 | R: 0 E: 0 K: 2 S: 8 | H: 1 LOB: 1 BB: 0 P: 8 | R: 0 E: 0 K: 0 S: 4 | H: 1 LOB: 1 BB: 0 P: 4 | 1B: 7 2B: 2 3B: 0 HR: 0 | SF: 1 SAC: 1 DP: 2 HBP: 0 | WP: 0 PB: 0 SB: 0 CS: 0 | PA: 36 |
| PITCHER Murry Dickson, R ERA: 3.82 (1, 1) | IP: 9.0 WLS: W BF: 36 H: 8 R: 2 ER: 2 SO: 5 BB: 3 IBB: 0 HBP: 0 BLK: 0 WP: 0 HR: 0 S: 43 P: 55 ERA: 2.00 WHIP: 1.222 | | | | | | | | | | | | | | | PITCHER | | | | | | |

| Batter | 1 | 2 | 3 | 4 | 5 | 6 | 7 | 8 | 9 | AB | R | H | RBI | BB | SO | LOB | BOTTOM | | | |
|--|--|---------------------------------|------------------------------|---------------------------------|------------------------------|---------------------------------|------------------------------|---------------------------------|------------------------------|---------------------------------|------------------------------|---------------------------------|------------------------------|---------------------------------|------------------------------|----------------------------------|---|------------------------------------|----------------------------------|--------|
| Richie Ashburn, L OBP: 0.443, SLG: 0.376 (1, 8) | | | | | | | | | | 4 | 0 | 1 | 0 | 0 | 0 | 4 | Milwaukee Braves @ Philadelphia Phillies Connie Mack Stadium, Philadelphia, PA Sun Sep 12 1954, 3:33 AM EDT Unknown | | | |
| Mel Clark, R OBP: 0.291, SLG: 0.337 (1, 7) | | | | | | | | | | 4 | 2 | 1 | 0 | 0 | 0 | 2 | | | | |
| Stan Lopata, R OBP: 0.378, SLG: 0.528 (1, 2) | | | | | | | | | | 2 | 2 | 1 | 2 | 2 | 0 | 1 | | | | |
| Granny Hamner, R OBP: 0.365, SLG: 0.497 (1, 4) | | | | | | | | | | 4 | 1 | 2 | 1 | 0 | 0 | 1 | | | | |
| Del Ennis, R OBP: 0.324, SLG: 0.457 (1, 9) | | | | | | | | | | 3 | 0 | 0 | 0 | 1 | 0 | 1 | | | | |
| Bobby Morgan, R OBP: 0.373, SLG: 0.448 (1, 6) | | | | | | | | | | 4 | 0 | 1 | 2 | 0 | 0 | 0 | | | | |
| Willie Jones, R OBP: 0.343, SLG: 0.406 (1, 5) | | | | | | | | | | 4 | 0 | 1 | 0 | 0 | 1 | 2 | | | | |
| Johnny Wyrostek, L OBP: 0.316, SLG: 0.367 (1, 3) | | | | | | | | | | 4 | 0 | 1 | 0 | 0 | 1 | 1 | | | | |
| Murry Dickson, R OBP: 0.190, SLG: 0.205 (1, 1) | | | | | | | | | | 4 | 0 | 2 | 0 | 0 | 0 | 3 | | | | |
| Inning Stats | R: 0 E: 0 K: 0 S: 3 | H: 0 LOB: 1 BB: 1 P: 7 | R: 0 E: 0 K: 0 S: 4 | H: 1 LOB: 0 BB: 0 P: 4 | R: 2 E: 0 K: 0 S: 6 | H: 3 LOB: 1 BB: 0 P: 6 | R: 0 E: 0 K: 0 S: 3 | H: 0 LOB: 0 BB: 0 P: 3 | R: 0 E: 0 K: 1 S: 6 | H: 1 LOB: 1 BB: 0 P: 6 | R: 0 E: 0 K: 0 S: 3 | H: 0 LOB: 0 BB: 0 P: 3 | R: 0 E: 0 K: 1 S: 6 | H: 1 LOB: 1 BB: 0 P: 6 | R: 3 E: 0 K: 1 S: 9 | H: 4 LOB: 3 BB: 2 P: 17 | 1B: 7 2B: 1 3B: 1 HR: 1 | SF: 0 SAC: 1 DP: 0 HBP: 0 | WP: 0 PB: 0 SB: 0 CS: 0 | PA: 37 |
| PITCHER Warren Spahn, L ERA: 3.12 (1, 1) | IP: 7.0 WLS: L BF: 31 H: 8 R: 5 ER: 5 SO: 1 BB: 2 IBB: 0 HBP: 0 BLK: 0 WP: 0 HR: 1 S: 31 P: 39 ERA: 6.43 WHIP: 1.429 | | | | | | | | | | | | | | | PITCHER | | | | |
| PITCHER Ernie Johnson, R ERA: 2.99 (8, 1) | IP: 1.0 WLS: L BF: 6 H: 2 R: 0 ER: 0 SO: 1 BB: 0 IBB: 1 HBP: 0 BLK: 0 WP: 0 HR: 0 S: 7 P: 11 ERA: 0.00 WHIP: 2.000 | | | | | | | | | | | | | | | PITCHER | | | | |



| Batter | 1 | 2 | 3 | 4 | 5 | 6 | 7 | 8 | 9 | AB | R | H | RBI | BB | SO | LOB | TOP | | | | | |
|--|------------------------------|---------------------------------|-------------------------------------|----------------------------------|------------------------------|---------------------------------|------------------------------|----------------------------------|-------------------------------------|----------------------------------|------------------------------|---------------------------------|------------------------------|---------------------------------|------------------------------|---------------------------------|------------------------------|----------------------------------|----------------------------------|------------------------------------|----------------------------------|--------|
| Bill Bruton, L (1, 8) OBP: 0.343, SLG: 0.368 | | | | | | | | | | 4 | 1 | 3 | 0 | 0 | 0 | 0 | | | | | | |
| Jack Dittmer, L (1, 4) OBP: 0.327, SLG: 0.444 | | | | | | | | | | 4 | 0 | 1 | 1 | 0 | 0 | 2 | | | | | | |
| Bobby Thomson, R (1, 7) OBP: 0.358, SLG: 0.411 | | | | | | | | | | 4 | 0 | 1 | 0 | 0 | 2 | 2 | | | | | | |
| Jim Pendleton, R (8, PR) OBP: 0.232, SLG: 0.275 | | | | | | | | | | 0 | 0 | 0 | 0 | 0 | 0 | 0 | | | | | | |
| Eddie Mathews, L (1, 5) OBP: 0.416, SLG: 0.591 | | | | | | | | | | 4 | 1 | 1 | 0 | 0 | 1 | 2 | | | | | | |
| Danny O'Connell, R (8, 5) OBP: 0.325, SLG: 0.360 | | | | | | | | | | 0 | 0 | 0 | 0 | 0 | 0 | 0 | | | | | | |
| Andy Pafko, R (1, 9) OBP: 0.331, SLG: 0.423 | | | | | | | | | | 3 | 0 | 1 | 0 | 1 | 1 | 0 | | | | | | |
| Del Crandall, R (1, 2) OBP: 0.308, SLG: 0.440 | | | | | | | | | | 3 | 0 | 1 | 1 | 0 | 0 | 0 | | | | | | |
| Johnny Logan, R (1, 6) OBP: 0.337, SLG: 0.372 | | | | | | | | | | 4 | 0 | 0 | 0 | 0 | 0 | 3 | | | | | | |
| George Metkovich, L (1, 3) OBP: 0.333, SLG: 0.307 | | | | | | | | | | 3 | 0 | 0 | 0 | 1 | 0 | 0 | | | | | | |
| Lew Burdette, R (1, 1) OBP: 0.127, SLG: 0.108 | | | | | | | | | | 4 | 0 | 0 | 0 | 0 | 1 | 2 | | | | | | |
| Inning Stats | R: 0 E: 0 K: 1 S: 6 | H: 1 LOB: 1 BB: 0 P: 6 | R: 0 E: 0 K: 0 S: 3 | H: 0 LOB: 0 BB: 0 P: 3 | R: 0 E: 0 K: 0 S: 3 | H: 0 LOB: 0 BB: 0 P: 3 | R: 1 E: 0 K: 1 S: 7 | H: 2 LOB: 2 BB: 1 P: 11 | R: 1 E: 0 K: 1 S: 7 | H: 2 LOB: 1 BB: 0 P: 7 | R: 0 E: 0 K: 1 S: 5 | H: 0 LOB: 0 BB: 0 P: 5 | R: 0 E: 0 K: 0 S: 3 | H: 0 LOB: 0 BB: 0 P: 3 | R: 0 E: 0 K: 0 S: 4 | H: 2 LOB: 1 BB: 0 P: 4 | R: 0 E: 0 K: 1 S: 6 | H: 1 LOB: 2 BB: 1 P: 10 | 1B: 6 2B: 3 3B: 0 HR: 0 | SF: 0 SAC: 1 DP: 1 HBP: 0 | WP: 0 PB: 0 SB: 2 CS: 0 | PA: 36 |
| PITCHER Robin Roberts, R (1, 1) ERA: 3.12 | IP: 9.0 WLS: L BF: 36 | H: 8 R: 2 ER: 2 SO: 5 | BB: 1 IBB: 1 HBP: 0 BLK: 0 | WP: 0 HR: 0 S: 44 P: 52 | ERA: 2.00 WHIP: 1.000 | PITCHER | IP: 9.0 WLS: W BF: 31 | H: 4 R: 1 ER: 1 SO: 1 | BB: 0 IBB: 0 HBP: 0 BLK: 0 | WP: 0 HR: 0 S: 33 P: 33 | ERA: 1.00 WHIP: 0.444 | | | | | | | | | | | |

Milwaukee Braves @ Philadelphia Phillies
 Connie Mack Stadium, Philadelphia, PA
 Sun Sep 12 1954, 3:38 AM EDT
 Att: 17,598 - Unknown

AB 33
 R 2
 H 8
 RBI 2
 BB 2
 SO 5
 LOB 11



| Batter | 1 | 2 | 3 | 4 | 5 | 6 | 7 | 8 | 9 | AB | R | H | RBI | BB | SO | LOB | BOTTOM | | | |
|---|------------------------------|---------------------------------|-------------------------------------|----------------------------------|------------------------------|---------------------------------|------------------------------|---------------------------------|-------------------------------------|----------------------------------|------------------------------|---------------------------------|------------------------------|---------------------------------|------------------------------|---------------------------------|----------------------------------|------------------------------------|----------------------------------|--------|
| Richie Ashburn, L (1, 8) OBP: 0.442, SLG: 0.375 | | | | | | | | | | 4 | 1 | 1 | 0 | 0 | 0 | 1 | | | | |
| Mel Clark, R (1, 7) OBP: 0.290, SLG: 0.346 | | | | | | | | | | 4 | 0 | 1 | 1 | 0 | 0 | 0 | | | | |
| Smoky Burgess, L (1, 2) OBP: 0.420, SLG: 0.503 | | | | | | | | | | 4 | 0 | 1 | 0 | 0 | 0 | 1 | | | | |
| Granny Hamner, R (1, 4) OBP: 0.363, SLG: 0.494 | | | | | | | | | | 4 | 0 | 0 | 0 | 0 | 0 | 2 | | | | |
| Del Ennis, R (1, 9) OBP: 0.322, SLG: 0.454 | | | | | | | | | | 3 | 0 | 0 | 0 | 0 | 0 | 2 | | | | |
| Bobby Morgan, R (1, 6) OBP: 0.370, SLG: 0.445 | | | | | | | | | | 3 | 0 | 0 | 0 | 0 | 0 | 1 | | | | |
| Willie Jones, R (1, 5) OBP: 0.343, SLG: 0.405 | | | | | | | | | | 3 | 0 | 1 | 0 | 0 | 0 | 0 | | | | |
| Johnny Wyrostek, L (1, 3) OBP: 0.312, SLG: 0.362 | | | | | | | | | | 3 | 0 | 0 | 0 | 0 | 0 | 1 | | | | |
| Robin Roberts, S (1, 1) OBP: 0.162, SLG: 0.191 | | | | | | | | | | 3 | 0 | 0 | 0 | 0 | 1 | 1 | | | | |
| Inning Stats | R: 1 E: 0 K: 0 S: 5 | H: 2 LOB: 1 BB: 0 P: 5 | R: 0 E: 0 K: 0 S: 3 | H: 0 LOB: 0 BB: 0 P: 3 | R: 0 E: 0 K: 0 S: 4 | H: 1 LOB: 1 BB: 0 P: 4 | R: 0 E: 0 K: 1 S: 6 | H: 1 LOB: 1 BB: 0 P: 6 | R: 0 E: 0 K: 0 S: 3 | H: 0 LOB: 0 BB: 0 P: 3 | R: 0 E: 0 K: 0 S: 3 | H: 0 LOB: 0 BB: 0 P: 3 | R: 0 E: 0 K: 0 S: 3 | H: 0 LOB: 0 BB: 0 P: 3 | R: 0 E: 0 K: 0 S: 3 | H: 0 LOB: 0 BB: 0 P: 3 | 1B: 3 2B: 0 3B: 1 HR: 0 | SF: 0 SAC: 0 DP: 0 HBP: 0 | WP: 0 PB: 0 SB: 0 CS: 0 | PA: 31 |
| PITCHER Lew Burdette, R (1, 1) ERA: 2.74 | IP: 9.0 WLS: W BF: 31 | H: 4 R: 1 ER: 1 SO: 1 | BB: 0 IBB: 0 HBP: 0 BLK: 0 | WP: 0 HR: 0 S: 33 P: 33 | ERA: 1.00 WHIP: 0.444 | PITCHER | IP: 9.0 WLS: L BF: 36 | H: 8 R: 2 ER: 2 SO: 5 | BB: 1 IBB: 1 HBP: 0 BLK: 0 | WP: 0 HR: 0 S: 44 P: 52 | ERA: 2.00 WHIP: 1.000 | | | | | | | | | |

Milwaukee Braves @ Philadelphia Phillies
 Connie Mack Stadium, Philadelphia, PA
 Sun Sep 12 1954, 3:38 AM EDT
 Att: 17,598 - Unknown

AB 31
 R 1
 H 4
 RBI 1
 BB 0
 SO 1
 LOB 9



| Batter | 1 | 2 | 3 | 4 | 5 | 6 | 7 | 8 | 9 | AB | R | H | RBI | BB | SO | LOB | TOP | | | | | |
|---|---|---------------------------------|------------------------------|---------------------------------|------------------------------|---------------------------------|------------------------------|--------------------------------------|------------------------------|---------------------------------|------------------------------|---------------------------------|------------------------------|---------------------------------|------------------------------|----------------------------------|---|---------------------------------|----------------------------------|------------------------------------|----------------------------------|--------|
| Bill Bruton, L (1, 8) OBP: 0.344, SLG: 0.368 | 0-3 K | | 0-3 K | | 0-0 B5-3 | | 0-0 CS SH1-3 1B | 0-0 1-2 2-H 3-H 1B | | 5 | 0 | 2 | 2 | 0 | 2 | 0 | Milwaukee Braves @ Philadelphia Phillies Connie Mack Stadium, Philadelphia, PA Mon Sep 13 1954, 3:33 AM EDT Att: 11,189 - Unknown livebaseballscorecards.com | | | | | |
| Danny O'Connell, R (1, 5) OBP: 0.324, SLG: 0.359 | 0-0 4-3 1B | | 0-0 6-3 | | 0-0 F8 | | 0-0 SH1-3 1-2 | 0-0 F8 | | 4 | 1 | 1 | 0 | 0 | 0 | 2 | | | | | | |
| Bobby Thomson, R (1, 7) OBP: 0.360, SLG: 0.395 | 0-0 4-3 | | | 4-0 L5-3 BB | 0-0 6-3 | | 0-3 K | 4-0 1-2 2-3 BB | | 3 | 0 | 0 | 0 | 2 | 1 | 2 | | | | | | |
| Del Crandall, R (1, 2) OBP: 0.312, SLG: 0.447 | 0-0 FC6-4 1B | | | 0-0 L5-3 | | 0-0 F8 1B | | 0-0 SH 2B | | 5 | 2 | 3 | 1 | 0 | 0 | 4 | | | | | | |
| Andy Patko, R (1, 9) OBP: 0.330, SLG: 0.421 | 0-0 FC6-4 | | | 4-0 1B E 1B BB | | 0-0 F8 | | 0-0 SH HBP BB BB | 0-0 F7 | 3 | 2 | 0 | 0 | 1 | 0 | 2 | | | | | | |
| Johnny Logan, R (1, 6) OBP: 0.336, SLG: 0.369 | | 0-0 F8 | | 0-0 E5 1B 1B | | 0-0 P4 | | 4-0 BB HBP 1B BB | 0-0 5-3 | 4 | 1 | 0 | 0 | 1 | 0 | 2 | | | | | | |
| Jack Dittmer, L (1, 4) OBP: 0.341, SLG: 0.452 | | 0-0 G6-4-3 1B | | 0-0 1B | | 0-0 E 1B | | 1-0 BB 1B HBP | 0-0 F8 | 4 | 1 | 3 | 2 | 0 | 0 | 0 | | | | | | |
| Roy Smalley, R (1, 3) OBP: 0.324, SLG: 0.323 | | 0-0 G6-4-3 | | 0-0 1B | | 0-0 E4 | | 4-0 BB 1B 1-2 2-3 3-H BB | | 3 | 0 | 1 | 2 | 1 | 0 | 2 | | | | | | |
| Jim Wilson, R (1, 1) OBP: 0.205, SLG: 0.238 | | | 0-3 K | | 0-0 L8 | | 0-0 L9 | | 0-3 K | 1 | 0 | 0 | 0 | 0 | 1 | 0 | | | | | | |
| Jim Pendleton, R (4, PH) OBP: 0.231, SLG: 0.273 | | | | | | | | | | 1 | 0 | 0 | 0 | 0 | 0 | 3 | | | | | | |
| Dave Jolly, R (4, 1) OBP: 0.333, SLG: 0.448 | | | | | | | | | | 2 | 0 | 0 | 0 | 0 | 1 | 5 | | | | | | |
| Inning Stats | R: 1 E: 1 K: 1 S: 7 | H: 2 LOB: 1 BB: 0 P: 7 | R: 0 E: 0 K: 0 S: 3 | H: 1 LOB: 0 BB: 0 P: 3 | R: 0 E: 0 K: 2 S: 7 | H: 0 LOB: 0 BB: 0 P: 7 | R: 1 E: 1 K: 0 S: 5 | H: 2 LOB: 3 BB: 2 P: 13 | R: 0 E: 0 K: 0 S: 3 | H: 0 LOB: 0 BB: 0 P: 3 | R: 1 E: 1 K: 0 S: 6 | H: 2 LOB: 2 BB: 0 P: 6 | R: 0 E: 0 K: 1 S: 5 | H: 1 LOB: 0 BB: 0 P: 5 | R: 4 E: 0 K: 1 S: 8 | H: 2 LOB: 3 BB: 3 P: 21 | R: 0 E: 0 K: 0 S: 3 | H: 0 LOB: 0 BB: 0 P: 3 | 1B: 8 2B: 3 3B: 0 HR: 0 | SF: 0 SAC: 2 DP: 2 HBP: 1 | WP: 0 PB: 0 SB: 0 CS: 1 | PA: 43 |
| PITCHER | IP WLS BF H R ER SO BB IBB HBP BLK WP HR S P ERA WHIP | | | | | | | | | | | | | | | | | | | | | |
| Curt Simmons, L (1, 1) ERA: 3.01 | 7.0 L 35 9 7 5 4 4 0 1 0 0 0 0 38 55 6.43 1.857 | | | | | | | | | | | | | | | | | | | | | |
| Steve Ridzik, R (8, 1) ERA: 3.82 | 1.0 5 1 0 0 1 1 0 0 0 0 0 0 6 10 0.00 2.000 | | | | | | | | | | | | | | | | | | | | | |
| Thornton Kipper, R (9, 1) ERA: 7.9 | 1.0 3 0 0 0 0 0 0 0 0 0 0 0 3 3 0.00 0.000 | | | | | | | | | | | | | | | | | | | | | |

| Batter | 1 | 2 | 3 | 4 | 5 | 6 | 7 | 8 | 9 | AB | R | H | RBI | BB | SO | LOB | BOTTOM | | | |
|---|---|---------------------------------|------------------------------|---------------------------------|-------------------------------|----------------------------------|------------------------------|---------------------------------|------------------------------|---------------------------------|------------------------------|---------------------------------|------------------------------|---------------------------------|------------------------------|---------------------------------|---|------------------------------------|----------------------------------|--------|
| Richie Ashburn, L (1, 8) OBP: 0.441, SLG: 0.376 | 0-0 6-3 | | 0-0 2B | | 0-0 F7 | | | 0-0 1-3 | | 4 | 0 | 1 | 1 | 0 | 0 | 0 | Milwaukee Braves @ Philadelphia Phillies Connie Mack Stadium, Philadelphia, PA Mon Sep 13 1954, 3:33 AM EDT Att: 11,189 - Unknown livebaseballscorecards.com | | | |
| Mel Clark, R (1, 7) OBP: 0.289, SLG: 0.344 | 0-0 F8 | | 0-3 K | | 0-0 L9 | | | 0-0 HR 1B | | 4 | 1 | 1 | 0 | 0 | 1 | 1 | | | | |
| Smoky Burgess, L (1, 2) OBP: 0.421, SLG: 0.511 | 0-3 K | | 4-0 IBB | | 0-0 F8 | | | 0-0 HR | | 3 | 1 | 1 | 2 | 1 | 1 | 0 | | | | |
| Granny Hamner, R (1, 4) OBP: 0.361, SLG: 0.490 | | 0-0 B1-3 | 0-3 K | | 0-0 F3 | | | 0-0 5-3 | | 4 | 0 | 0 | 0 | 0 | 1 | 2 | | | | |
| Del Ennis, R (1, 9) OBP: 0.320, SLG: 0.450 | | 0-0 6-3 | | 0-3 K | | 0-0 L9 | | 0-0 L6 | | 4 | 0 | 0 | 0 | 0 | 1 | 0 | | | | |
| Bobby Morgan, R (1, 6) OBP: 0.369, SLG: 0.443 | | 0-0 L7 | | 0-0 G5-4-3 1B | | 0-3 K | | 0-0 5-3 | | 4 | 0 | 1 | 0 | 0 | 1 | 0 | | | | |
| Willie Jones, R (1, 5) OBP: 0.343, SLG: 0.407 | | | 0-0 1B 2B | | 0-0 G5-4-3 | | 0-0 5-3 | | | 3 | 1 | 1 | 0 | 0 | 0 | 1 | | | | |
| Johnny Wyrostek, L (1, 3) OBP: 0.313, SLG: 0.361 | | | 0-0 SH5-4 2B 1B | | 0-0 6-3 | | | 0-0 1-3 | | 3 | 1 | 1 | 1 | 0 | 0 | 0 | | | | |
| Curt Simmons, L (1, 1) OBP: 0.198, SLG: 0.169 | | | 0-0 SH5-4 | | 0-3 K | | | 0-0 6-3 | | 1 | 0 | 0 | 0 | 0 | 1 | 0 | | | | |
| Steve Ridzik, R (8, 1) OBP: 0.227, SLG: 0.318 | | | | | | | | | | 0 | 0 | 0 | 0 | 0 | 0 | 0 | | | | |
| Floyd Baker, L (6, PH) OBP: 0.298, SLG: 0.262 | | | | | | | | | | 1 | 0 | 0 | 0 | 0 | 0 | 0 | | | | |
| Thornton Kipper, R (9, 1) ERA: 2.51 | | | | | | | | | | 0 | 0 | 0 | 0 | 0 | 0 | 0 | | | | |
| Inning Stats | R: 0 E: 0 K: 1 S: 5 | H: 0 LOB: 0 BB: 0 P: 5 | R: 0 E: 0 K: 0 S: 3 | H: 0 LOB: 0 BB: 0 P: 3 | R: 2 E: 0 K: 2 S: 10 | H: 3 LOB: 2 BB: 1 P: 14 | R: 0 E: 0 K: 1 S: 5 | H: 1 LOB: 0 BB: 0 P: 5 | R: 0 E: 0 K: 1 S: 5 | H: 0 LOB: 0 BB: 0 P: 5 | R: 0 E: 0 K: 0 S: 3 | H: 0 LOB: 0 BB: 0 P: 3 | R: 0 E: 0 K: 0 S: 3 | H: 0 LOB: 0 BB: 0 P: 3 | R: 2 E: 0 K: 0 S: 5 | H: 2 LOB: 0 BB: 0 P: 5 | 1B: 3 2B: 2 3B: 0 HR: 1 | SF: 0 SAC: 1 DP: 1 HBP: 0 | WP: 0 PB: 0 SB: 0 CS: 0 | PA: 33 |
| PITCHER | IP WLS BF H R ER SO BB IBB HBP BLK WP HR S P ERA WHIP | | | | | | | | | | | | | | | | | | | |
| Jim Wilson, R (1, 1) ERA: 3.47 | 3.0 W 20 3 2 2 3 0 0 0 0 0 0 1 26 26 3.00 0.500 | | | | | | | | | | | | | | | | | | | |
| Dave Jolly, R (4, 1) ERA: 2.51 | 6.0 W 20 3 2 2 3 0 0 0 0 0 0 1 26 26 3.00 0.500 | | | | | | | | | | | | | | | | | | | |

| Batter | 1 | 2 | 3 | 4 | 5 | 6 | 7 | 8 | 9 | AB | R | H | RBI | BB | SO | LOB | TOP | | | | | | | | | | |
|--|------------------------------|---------------------------------|------------------------------|----------------------------------|------------------------------|---------------------------------|------------------------------|---------------------------------|------------------------------|---------------------------------|------------------------------|---------------------------------|------------------------------|---------------------------------|------------------------------|---------------------------------|--|---------------------------------|------------------------------|---------------------------------|----------------------------------|------------------------------------|----------------------------------|--------|--|--|--|
| Bill Bruton, L OBP: 0.343, SLG: 0.368 (1,8) | | | | | | | | | | 4 | 0 | 1 | 0 | 0 | 0 | 4 | Milwaukee Braves @ New York Giants Polo Grounds, New York, NY Tue Sep 14 1954, 3:33 AM EDT Att: 31,331 - Unknown | | | | | | | | | | |
| Jack Dittmer, L OBP: 0.333, SLG: 0.440 (1,4) | | | | | | | | | | 4 | 0 | 0 | 0 | 0 | 0 | 2 | | | | | | | | | | | |
| Eddie Mathews, L OBP: 0.419, SLG: 0.591 (1,5) | | | | | | | | | | 2 | 1 | 1 | 0 | 2 | 0 | 0 | | | | | | | | | | | |
| Del Crandall, R OBP: 0.309, SLG: 0.443 (1,2) | | | | | | | | | | 4 | 0 | 0 | 0 | 0 | 0 | 4 | | | | | | | | | | | |
| Andy Pafko, R OBP: 0.331, SLG: 0.421 (1,9) | | | | | | | | | | 4 | 0 | 2 | 0 | 0 | 0 | 1 | | | | | | | | | | | |
| Bobby Thomson, R OBP: 0.396, SLG: 0.388 (1,7) | | | | | | | | | | 4 | 0 | 1 | 1 | 0 | 3 | 1 | | | | | | | | | | | |
| Johnny Logan, R OBP: 0.335, SLG: 0.370 (1,6) | | | | | | | | | | 4 | 0 | 1 | 0 | 0 | 0 | 2 | | | | | | | | | | | |
| George Metkovich, L OBP: 0.339, SLG: 0.319 (1,3) | | | | | | | | | | 3 | 0 | 1 | 0 | 1 | 2 | 0 | | | | | | | | | | | |
| Gene Conley, R OBP: 0.156, SLG: 0.169 (1,1) | | | | | | | | | | 3 | 0 | 0 | 0 | 0 | 2 | 4 | | | | | | | | | | | |
| Chet Nichols, S OBP: 0.094, SLG: 0.094 (8,1) | | | | | | | | | | 0 | 0 | 0 | 0 | 0 | 0 | 0 | | | | | | | | | | | |
| Bob Buhl, R OBP: 0.100, SLG: 0.036 (8,1) | | | | | | | | | | 0 | 0 | 0 | 0 | 0 | 0 | 0 | | | | | | | | | | | |
| Inning Stats | R: 0 E: 0 K: 0 S: 3 | H: 1 LOB: 1 BB: 1 P: 7 | R: 0 E: 0 K: 2 S: 9 | H: 2 LOB: 3 BB: 1 P: 13 | R: 0 E: 0 K: 1 S: 3 | H: 0 LOB: 0 BB: 0 P: 3 | R: 0 E: 0 K: 1 S: 5 | H: 0 LOB: 0 BB: 0 P: 5 | R: 0 E: 0 K: 0 S: 4 | H: 1 LOB: 1 BB: 0 P: 4 | R: 1 E: 0 K: 0 S: 5 | H: 3 LOB: 1 BB: 0 P: 5 | R: 0 E: 0 K: 2 S: 7 | H: 0 LOB: 0 BB: 0 P: 7 | R: 0 E: 1 K: 0 S: 3 | H: 0 LOB: 1 BB: 1 P: 7 | R: 0 E: 0 K: 2 S: 7 | H: 0 LOB: 0 BB: 0 P: 7 | R: 0 E: 0 K: 2 S: 7 | H: 0 LOB: 0 BB: 0 P: 7 | 1B: 5 2B: 2 3B: 0 HR: 0 | SF: 0 SAC: 0 DP: 3 HBP: 0 | WP: 0 PB: 0 SB: 0 CS: 0 | PA: 35 | | | |
| PITCHER | IP | WLS | BF | H | R | ER | SO | BB | IBB | HBP | BLK | WP | HR | S | P | ERA | WHIP | | | | | | | | | | |
| Sal Maglie, R ERA: 3.34 (1,1) | 7.0 | | 28 | 7 | 1 | 1 | 5 | 1 | 1 | 0 | 0 | 0 | 0 | 36 | 44 | 1.29 | 1.143 | | | | | | | | | | |
| Hoyt Wilhelm, R ERA: 2.29 (8,1) | 2.0 | W | 7 | 0 | 0 | 0 | 2 | 1 | 0 | 0 | 0 | 0 | 0 | 10 | 14 | 0.00 | 0.500 | | | | | | | | | | |

| | |
|-----|----|
| AB | 32 |
| R | 1 |
| H | 7 |
| RBI | 1 |
| BB | 3 |
| SO | 7 |
| LOB | 18 |



| Batter | 1 | 2 | 3 | 4 | 5 | 6 | 7 | 8 | 9 | AB | R | H | RBI | BB | SO | LOB | BOTTOM | | | | | | | | | | |
|--|------------------------------|---------------------------------|------------------------------|----------------------------------|------------------------------|---------------------------------|------------------------------|---------------------------------|------------------------------|---------------------------------|------------------------------|---------------------------------|------------------------------|---------------------------------|------------------------------|----------------------------------|--|---------------------------------|------------------------------|---------------------------------|----------------------------------|------------------------------------|----------------------------------|--------|--|--|--|
| Whitey Lockman, L OBP: 0.319, SLG: 0.389 (1,3) | | | | | | | | | | 4 | 1 | 1 | 1 | 0 | 0 | 1 | Milwaukee Braves @ New York Giants Polo Grounds, New York, NY Tue Sep 14 1954, 3:33 AM EDT Att: 31,331 - Unknown | | | | | | | | | | |
| Alvin Dark, R OBP: 0.331, SLG: 0.455 (1,6) | | | | | | | | | | 4 | 0 | 0 | 0 | 0 | 1 | 1 | | | | | | | | | | | |
| Don Mueller, L OBP: 0.354, SLG: 0.431 (1,9) | | | | | | | | | | 4 | 1 | 2 | 0 | 0 | 0 | 0 | | | | | | | | | | | |
| Dusty Rhodes, L OBP: 0.431, SLG: 0.750 (1,7) | | | | | | | | | | 2 | 0 | 1 | 0 | 2 | 1 | 2 | | | | | | | | | | | |
| Willie Mays, R OBP: 0.404, SLG: 0.665 (1,8) | | | | | | | | | | 3 | 0 | 0 | 0 | 1 | 0 | 2 | | | | | | | | | | | |
| Hank Thompson, L OBP: 0.390, SLG: 0.493 (1,5) | | | | | | | | | | 1 | 0 | 1 | 0 | 2 | 0 | 0 | | | | | | | | | | | |
| Bobby Hofman, R OBP: 0.315, SLG: 0.463 (8,PH) | | | | | | | | | | 1 | 0 | 1 | 1 | 0 | 0 | 0 | | | | | | | | | | | |
| Billy Gardner, R OBP: 0.209, SLG: 0.306 (9,5) | | | | | | | | | | 0 | 0 | 0 | 0 | 0 | 0 | 0 | | | | | | | | | | | |
| Davey Williams, R OBP: 0.284, SLG: 0.314 (1,4) | | | | | | | | | | 3 | 0 | 0 | 0 | 1 | 1 | 5 | | | | | | | | | | | |
| Wes Westrum, R OBP: 0.319, SLG: 0.313 (1,2) | | | | | | | | | | 3 | 0 | 0 | 0 | 1 | 2 | 5 | | | | | | | | | | | |
| Sal Maglie, R OBP: 0.197, SLG: 0.131 (1,1) | | | | | | | | | | 2 | 0 | 1 | 0 | 0 | 0 | 3 | | | | | | | | | | | |
| Bill Taylor, L OBP: 0.250, SLG: 0.306 (7,PH) | | | | | | | | | | 1 | 0 | 0 | 0 | 0 | 1 | 0 | | | | | | | | | | | |
| Hoyt Wilhelm, R OBP: 0.050, SLG: 0.050 (8,1) | | | | | | | | | | 1 | 0 | 0 | 0 | 0 | 1 | 3 | | | | | | | | | | | |
| Inning Stats | R: 0 E: 0 K: 1 S: 5 | H: 0 LOB: 0 BB: 0 P: 5 | R: 0 E: 0 K: 1 S: 6 | H: 1 LOB: 2 BB: 2 P: 14 | R: 0 E: 0 K: 0 S: 3 | H: 0 LOB: 0 BB: 0 P: 3 | R: 0 E: 0 K: 0 S: 4 | H: 1 LOB: 2 BB: 1 P: 8 | R: 0 E: 0 K: 1 S: 7 | H: 2 LOB: 2 BB: 0 P: 7 | R: 0 E: 0 K: 0 S: 2 | H: 0 LOB: 1 BB: 1 P: 6 | R: 1 E: 0 K: 2 S: 8 | H: 1 LOB: 0 BB: 0 P: 8 | R: 1 E: 0 K: 2 S: 8 | H: 2 LOB: 3 BB: 3 P: 20 | R: 1 E: 0 K: 2 S: 8 | H: 0 LOB: 0 BB: 0 P: 8 | R: 0 E: 0 K: 2 S: 8 | H: 0 LOB: 0 BB: 0 P: 8 | 1B: 6 2B: 0 3B: 0 HR: 1 | SF: 0 SAC: 0 DP: 1 HBP: 0 | WP: 1 PB: 1 SB: 0 CS: 0 | PA: 36 | | | |
| PITCHER | IP | WLS | BF | H | R | ER | SO | BB | IBB | HBP | BLK | WP | HR | S | P | ERA | WHIP | | | | | | | | | | |
| Gene Conley, R ERA: 2.96 (1,1) | 6 | | 32 | 6 | 2 | 2 | 5 | 4 | 2 | 0 | 0 | 0 | 0 | 36 | 60 | 2.57 | 1.429 | | | | | | | | | | |
| Chet Nichols, L ERA: 4.18 (8,1) | 0.1 | | 1 | 1 | 0 | 0 | 0 | 0 | 0 | 0 | 0 | 0 | 0 | 1 | 1 | 0.00 | 3.000 | | | | | | | | | | |
| Bob Buhl, R ERA: 3.99 (8,1) | 0.2 | | 3 | 0 | 0 | 0 | 2 | 0 | 1 | 0 | 0 | 0 | 0 | 6 | 10 | 0.00 | 0.000 | | | | | | | | | | |

| | |
|-----|----|
| AB | 29 |
| R | 2 |
| H | 7 |
| RBI | 2 |
| BB | 7 |
| SO | 7 |
| LOB | 22 |



| Batter | 1 | 2 | 3 | 4 | 5 | 6 | 7 | 8 | 9 | AB | R | H | RBI | BB | SO | LOB | TOP | | | | | |
|---|--|---------------------------------|------------------------------|---------------------------------|------------------------------|---------------------------------|------------------------------|---------------------------------|------------------------------|---------------------------------|------------------------------|---------------------------------|------------------------------|---------------------------------|------------------------------|---|--|---------------------------------|----------------------------------|------------------------------------|----------------------------------|--------|
| Bill Bruton, L OBP: 0.340, SLG: 0.364 (1, 8) | F8 | | E6 1B | | F5 | | K | | FC6 1B | 5 | 0 | 0 | 0 | 0 | 1 | 3 | Milwaukee Braves @ New York Giants Polo Grounds, New York, NY Thu Sep 16 1954, 3:33 AM EDT Unknown | | | | | |
| Jack Dittmer, L OBP: 0.329, SLG: 0.432 (1, 4) | F8 | | F7 | | | | 3-1 | | F7 | 5 | 0 | 1 | 0 | 0 | 0 | 4 | | | | | | |
| Eddie Mathews, L OBP: 0.420, SLG: 0.590 (1, 5) | | | | | F5 | | | | F7 | 4 | 0 | 2 | 0 | 1 | 0 | 1 | | | | | | |
| Del Crandall, R OBP: 0.308, SLG: 0.439 (1, 2) | K | | 1-3 | | | | | | FC6-4 1B | 4 | 1 | 0 | 0 | 1 | 1 | 5 | | | | | | |
| Andy Pafko, R OBP: 0.331, SLG: 0.420 (1, 9) | | | | | | | | | | 4 | 1 | 1 | 0 | 0 | 0 | 0 | | | | | | |
| Jim Pendleton, R OBP: 0.224, SLG: 0.266 (1, 7) | | | | | | | | | | 4 | 0 | 0 | 0 | 0 | 1 | 1 | | | | | | |
| Johnny Logan, R OBP: 0.338, SLG: 0.373 (1, 6) | | | | | | | | | | 2 | 0 | 2 | 1 | 1 | 0 | 0 | | | | | | |
| George Metkovich, L OBP: 0.336, SLG: 0.316 (1, 3) | | | | | | | | | | 4 | 0 | 1 | 0 | 0 | 1 | 3 | | | | | | |
| Warren Spahn, L OBP: 0.275, SLG: 0.290 (1, 1) | | | | | | | | | | 2 | 0 | 0 | 0 | 0 | 0 | 0 | | | | | | |
| Ernie Johnson, R OBP: 0.273, SLG: 0.273 (7, PH) | | | | | | | | | | 0 | 0 | 0 | 0 | 0 | 0 | 0 | | | | | | |
| Charlie White, L OBP: 0.293, SLG: 0.308 (7, PH) | | | | | | | | | | 1 | 0 | 0 | 0 | 0 | 0 | 2 | | | | | | |
| Bob Buhl, R OBP: 0.100, SLG: 0.036 (9, PH) | | | | | | | | | | 0 | 0 | 0 | 0 | 0 | 0 | 0 | | | | | | |
| Danny O'Connell, R OBP: 0.325, SLG: 0.350 (9, PH) | | | | | | | | | | 1 | 0 | 1 | 0 | 0 | 0 | 0 | | | | | | |
| Inning Stats | R: 0 E: 0 K: 1 S: 5 | H: 0 LOB: 1 BB: 1 P: 9 | R: 0 E: 0 K: 0 S: 3 | H: 0 LOB: 1 BB: 1 P: 7 | R: 0 E: 1 K: 0 S: 5 | H: 1 LOB: 2 BB: 0 P: 5 | R: 0 E: 0 K: 1 S: 6 | H: 1 LOB: 1 BB: 0 P: 6 | R: 0 E: 0 K: 0 S: 4 | H: 1 LOB: 1 BB: 0 P: 4 | R: 0 E: 0 K: 1 S: 5 | H: 0 LOB: 0 BB: 0 P: 5 | R: 0 E: 1 K: 0 S: 7 | H: 2 LOB: 2 BB: 0 P: 7 | R: 2 E: 1 K: 0 S: 5 | H: 1 LOB: 1 BB: 1 P: 9 | R: 0 E: 0 K: 0 S: 5 | H: 2 LOB: 2 BB: 0 P: 5 | 1B: 8 2B: 0 3B: 0 HR: 0 | SF: 1 SAC: 0 DP: 0 HBP: 0 | WP: 0 PB: 0 SB: 0 CS: 0 | PA: 40 |
| PITCHER Ruben Gomez, R ERA: 2.95 (1, 1) | IP: 9.0 WLS: W BF: 40 H: 8 R: 2 ER: 0 SO: 4 BB: 3 IBB: 0 HBP: 0 BLK: 0 WP: 0 HR: 0 S: 45 P: 57 ERA: 0.00 WHIP: 1.222 | | | | | | | | | | | | | | | PITCHER Ruben Gomez, R ERA: 2.95 (1, 1) | IP: 9.0 WLS: W BF: 40 H: 8 R: 2 ER: 0 SO: 4 BB: 3 IBB: 0 HBP: 0 BLK: 0 WP: 0 HR: 0 S: 45 P: 57 ERA: 0.00 WHIP: 1.222 | | | | | |

AB 36
R 2
H 8
RBI 1
BB 3
SO 4
LOB 19



| Batter | 1 | 2 | 3 | 4 | 5 | 6 | 7 | 8 | 9 | AB | R | H | RBI | BB | SO | LOB | BOTTOM | | | |
|---|--|---------------------------------|------------------------------|---------------------------------|------------------------------|---------------------------------|------------------------------|---------------------------------|------------------------------|----------------------------------|------------------------------|---------------------------------|------------------------------|----------------------------------|------------------------------|---|--|------------------------------------|----------------------------------|--------|
| Whitey Lockman, L OBP: 0.320, SLG: 0.389 (1, 3) | SH2-3 2B 1B | | E2 SH3-4 SF8 1B | | K | | 1-3 | | 6-3 | 5 | 2 | 2 | 0 | 0 | 1 | 0 | Milwaukee Braves @ New York Giants Polo Grounds, New York, NY Thu Sep 16 1954, 3:33 AM EDT Unknown | | | |
| Alvin Dark, R OBP: 0.330, SLG: 0.453 (1, 6) | SH2-3 1-2 | | SH3-4 2-3 | | F8 | | | | F2 | 2 | 0 | 0 | 0 | 0 | 0 | 0 | | | | |
| Bobby Hofman, R OBP: 0.320, SLG: 0.464 (7, PR) | | | | | | | | | | 2 | 1 | 1 | 1 | 1 | 0 | 1 | | | | |
| Billy Gardner, R OBP: 0.269, SLG: 0.306 (8, 5) | F7 | | SF8 | | | | | | 1B SF8 BB | 0 | 1 | 0 | 0 | 0 | 0 | 0 | | | | |
| Hank Thompson, L OBP: 0.390, SLG: 0.493 (8, 5) | | | | | | | | | | 0 | 0 | 0 | 0 | 0 | 0 | 0 | | | | |
| Willie Mays, R OBP: 0.408, SLG: 0.665 (1, 8) | 2B IBB | | | | | | | | | 1 | 2 | 1 | 0 | 3 | 0 | 0 | | | | |
| Monte Irvin, R OBP: 0.375, SLG: 0.456 (1, 7) | | | | | | | | | | 3 | 0 | 2 | 4 | 0 | 0 | 1 | | | | |
| Don Mueller, L OBP: 0.355, SLG: 0.430 (1, 9) | 1-2 2-H 2B | | | | | | | | | 3 | 0 | 1 | 1 | 1 | 0 | 1 | | | | |
| Davey Williams, R OBP: 0.284, SLG: 0.314 (1, 4) | | | | | | | | | | 4 | 0 | 1 | 0 | 0 | 0 | 4 | | | | |
| Wes Westrum, R OBP: 0.318, SLG: 0.312 (1, 2) | | | | | | | | | | 4 | 0 | 1 | 0 | 0 | 0 | 0 | | | | |
| Ruben Gomez, R OBP: 0.175, SLG: 0.215 (1, 1) | | | | | | | | | | 4 | 0 | 0 | 0 | 0 | 0 | 2 | | | | |
| Inning Stats | R: 2 E: 0 K: 0 S: 5 | H: 2 LOB: 1 BB: 1 P: 9 | R: 0 E: 0 K: 0 S: 3 | H: 0 LOB: 0 BB: 0 P: 3 | R: 1 E: 1 K: 0 S: 4 | H: 1 LOB: 1 BB: 1 P: 8 | R: 0 E: 0 K: 0 S: 4 | H: 2 LOB: 1 BB: 0 P: 4 | R: 2 E: 0 K: 1 S: 8 | H: 3 LOB: 2 BB: 1 P: 12 | R: 0 E: 0 K: 0 S: 3 | H: 0 LOB: 0 BB: 0 P: 3 | R: 1 E: 0 K: 0 S: 4 | H: 1 LOB: 2 BB: 2 P: 12 | R: 0 E: 0 K: 0 S: 3 | H: 0 LOB: 0 BB: 0 P: 3 | 1B: 8 2B: 1 3B: 0 HR: 0 | SF: 2 SAC: 2 DP: 1 HBP: 0 | WP: 0 PB: 0 SB: 0 CS: 0 | PA: 37 |
| PITCHER Warren Spahn, L ERA: 3.2 (1, 1) | IP: 4.2 WLS: L BF: 24 H: 8 R: 5 ER: 4 SO: 1 BB: 2 IBB: 1 HBP: 0 BLK: 0 WP: 0 HR: 0 S: 23 P: 35 ERA: 7.71 WHIP: 2.143 | | | | | | | | | | | | | | | PITCHER Ernie Johnson, R ERA: 2.93 (5, 1) | IP: 1.1 WLS: L BF: 4 H: 0 R: 0 ER: 0 SO: 0 BB: 0 IBB: 0 HBP: 0 BLK: 0 WP: 0 HR: 0 S: 4 P: 4 ERA: 0.00 WHIP: 0.000 | | | |
| PITCHER Ernie Johnson, R ERA: 2.93 (5, 1) | IP: 1.1 WLS: L BF: 4 H: 0 R: 0 ER: 0 SO: 0 BB: 0 IBB: 0 HBP: 0 BLK: 0 WP: 0 HR: 0 S: 4 P: 4 ERA: 0.00 WHIP: 0.000 | | | | | | | | | | | | | | | PITCHER Bob Buhl, R ERA: 4.0 (7, 1) | IP: 2.0 WLS: L BF: 9 H: 1 R: 1 ER: 1 SO: 0 BB: 1 IBB: 1 HBP: 0 BLK: 0 WP: 0 HR: 0 S: 7 P: 15 ERA: 4.50 WHIP: 1.000 | | | |

AB 28
R 6
H 9
RBI 6
BB 5
SO 1
LOB 9





| Batter | 1 | 2 | 3 | 4 | 5 | 6 | 7 | 8 | 9 | AB | R | H | RBI | BB | SO | LOB | TOP | | | | | |
|--|---|---|---|---------------------------------|------------------------------|---------------------------------|------------------------------|---------------------------------|------------------------------|----------------------------------|------------------------------|---------------------------------|------------------------------|---------------------------------|------------------------------|---------------------------------|---|------------------------------------|----------------------------------|--------|--|--|
| Bill Bruton, L (1,8) OBP: 0.341, SLG: 0.367 | | | | | | | | | | 4 | 1 | 2 | 0 | 0 | 0 | 0 | Milwaukee Braves @ New York Giants Polo Grounds, New York, NY Thu Sep 16 1954, 3:38 AM EDT Att: 8,690 - Unknown | | | | | |
| Danny O'Connell, R (1,3) OBP: 0.325, SLG: 0.359 | | | | | | | | | | 4 | 0 | 1 | 0 | 0 | 1 | 2 | | | | | | |
| Eddie Mathews, L (1,5) OBP: 0.419, SLG: 0.595 | | | | | | | | | | 3 | 1 | 1 | 2 | 0 | 0 | 0 | | | | | | |
| Del Crandall, R (1,2) OBP: 0.309, SLG: 0.439 | | | | | | | | | | 4 | 0 | 2 | 0 | 0 | 0 | 0 | | | | | | |
| Andy Patko, R (1,9) OBP: 0.328, SLG: 0.416 | | | | | | | | | | 4 | 0 | 0 | 0 | 0 | 0 | 3 | | | | | | |
| Jack Dittmer, L (1,4) OBP: 0.328, SLG: 0.424 | | | | | | | | | | 3 | 0 | 0 | 0 | 0 | 0 | 1 | | | | | | |
| Johnny Logan, R (1,6) OBP: 0.337, SLG: 0.371 | | | | | | | | | | 3 | 0 | 0 | 0 | 1 | 0 | 2 | | | | | | |
| Jim Pendleton, R (1,7) OBP: 0.227, SLG: 0.267 | | | | | | | | | 3 | 0 | 1 | 0 | 0 | 0 | 1 | | | | | | | |
| Lew Burdette, R (1,1) OBP: 0.123, SLG: 0.105 | | | | | | | | | | 2 | 0 | 0 | 0 | 0 | 2 | 2 | | | | | | |
| Dave Jolly, R (6,1) OBP: 0.333, SLG: 0.448 | | | | | | | | | | 0 | 0 | 0 | 0 | 0 | 0 | 0 | | | | | | |
| Dave Koslo, L (6,1) OBP: 0.333, SLG: 0.448 | | | | | | | | | | 0 | 0 | 0 | 0 | 0 | 0 | 0 | | | | | | |
| Bobby Thomson, R (7, PH) OBP: 0.352, SLG: 0.383 | | | | | | | | | | 1 | 0 | 0 | 0 | 0 | 1 | 0 | | | | | | |
| Ray Crone, R (7,1) OBP: 0.333, SLG: 0.333 | | | | | | | | | | 0 | 0 | 0 | 0 | 0 | 0 | 0 | | | | | | |
| Inning Stats | R: 1 E: 1 K: 0 S: 5 | H: 2 LOB: 1 BB: 0 P: 5 | R: 0 E: 0 K: 1 S: 6 | H: 1 LOB: 1 BB: 0 P: 6 | R: 0 E: 0 K: 0 S: 3 | H: 0 LOB: 0 BB: 0 P: 3 | R: 0 E: 0 K: 0 S: 3 | H: 1 LOB: 2 BB: 1 P: 3 | R: 0 E: 0 K: 2 S: 8 | H: 2 LOB: 1 BB: 0 P: 12 | R: 0 E: 0 K: 1 S: 5 | H: 0 LOB: 0 BB: 0 P: 5 | R: 0 E: 0 K: 0 S: 3 | H: 0 LOB: 0 BB: 0 P: 3 | R: 0 E: 0 K: 0 S: 3 | H: 0 LOB: 0 BB: 0 P: 3 | 1B: 5 2B: 3 3B: 0 HR: 1 | SF: 1 SAC: 0 DP: 3 HBP: 1 | WP: 0 PB: 0 SB: 0 CS: 0 | PA: 34 | | |
| PITCHER | IP WLS BF H R ER SO BB IBB HBP BLK WP HR S P ERA WHIP | 5.1 24 7 2 2 3 1 0 1 0 0 1 28 33 3.38 1.500 | 3.2 W 10 0 0 0 1 0 0 0 0 0 0 12 12 0.00 0.000 | | | | | | | | | | | | | | | | | | | |



| Batter | 1 | 2 | 3 | 4 | 5 | 6 | 7 | 8 | 9 | AB | R | H | RBI | BB | SO | LOB | BOTTOM | | | |
|---|---|---|--|--|---|---------------------------------|------------------------------|---------------------------------|------------------------------|---------------------------------|------------------------------|---------------------------------|------------------------------|---------------------------------|----------------------------------|------------------------------------|---|--------|--|--|
| Whitey Lockman, L (1,3) OBP: 0.319, SLG: 0.387 | | | | | | | | | | 3 | 0 | 0 | 0 | 1 | 1 | 1 | Milwaukee Braves @ New York Giants Polo Grounds, New York, NY Thu Sep 16 1954, 3:38 AM EDT Att: 8,690 - Unknown | | | |
| Alvin Dark, R (1,6) OBP: 0.331, SLG: 0.458 | | | | | | | | | | 4 | 1 | 2 | 1 | 0 | 0 | 1 | | | | |
| Don Mueller, L (1,9) OBP: 0.354, SLG: 0.431 | | | | | | | | | | 4 | 1 | 1 | 0 | 0 | 0 | 2 | | | | |
| Dusty Rhodes, L (1,7) OBP: 0.427, SLG: 0.737 | | | | | | | | | | 4 | 1 | 1 | 1 | 0 | 2 | 2 | | | | |
| Willie Mays, R (1,8) OBP: 0.410, SLG: 0.672 | | | | | | | | | | 4 | 2 | 3 | 1 | 0 | 0 | 0 | | | | |
| Hank Thompson, L (1,5) OBP: 0.388, SLG: 0.491 | | | | | | | | | | 2 | 0 | 0 | 0 | 0 | 0 | 2 | | | | |
| Bobby Hofman, R (6, PH) OBP: 0.323, SLG: 0.464 | | | | | | | | | | 2 | 0 | 1 | 1 | 0 | 0 | 0 | | | | |
| Davey Williams, R (1,4) OBP: 0.285, SLG: 0.321 | | | | | | | | | | 4 | 1 | 2 | 1 | 0 | 0 | 0 | | | | |
| Wes Westrum, R (1,2) OBP: 0.313, SLG: 0.306 | | | | | | | | | | 4 | 0 | 0 | 0 | 0 | 0 | 2 | | | | |
| Mary Grissom, R (1,1) OBP: 0.194, SLG: 0.138 | | | | | | | | | | 2 | 0 | 1 | 0 | 0 | 0 | 0 | | | | |
| Hoyt Wilhelm, R (6,1) OBP: 0.048, SLG: 0.048 | | | | | | | | | | 1 | 0 | 0 | 0 | 0 | 0 | 2 | | | | |
| Inning Stats | R: 1 E: 0 K: 1 S: 6 | H: 1 LOB: 0 BB: 0 P: 6 | R: 0 E: 0 K: 0 S: 3 | H: 0 LOB: 0 BB: 0 P: 3 | R: 0 E: 0 K: 1 S: 5 | H: 0 LOB: 0 BB: 0 P: 5 | R: 0 E: 0 K: 0 S: 5 | H: 2 LOB: 2 BB: 0 P: 5 | R: 1 E: 1 K: 0 S: 8 | H: 5 LOB: 0 BB: 0 P: 8 | R: 0 E: 0 K: 1 S: 5 | H: 0 LOB: 1 BB: 1 P: 9 | R: 0 E: 0 K: 0 S: 4 | H: 1 LOB: 0 BB: 0 P: 4 | 1B: 7 2B: 2 3B: 0 HR: 3 | SF: 0 SAC: 0 DP: 1 HBP: 0 | WP: 0 PB: 0 SB: 0 CS: 0 | PA: 35 | | |
| PITCHER | IP WLS BF H R ER SO BB IBB HBP BLK WP HR S P ERA WHIP | 5.1 L 22 7 4 4 2 0 0 0 0 0 0 1 1 6.75 1.312 | 0.0 1 1 0 0 0 0 0 0 0 0 0 0 1 1 0.00 3.000 | 0.2 4 2 1 0 0 0 0 0 0 0 0 4 4 0.00 3.000 | 2.0 8 1 1 1 1 1 0 0 0 0 1 9 13 4.50 1.000 | | | | | | | | | | | | | | | |



| Batter | 1 | 2 | 3 | 4 | 5 | 6 | 7 | 8 | 9 | AB | R | H | RBI | BB | SO | LOB | TOP | | | | | | | | | | | | | | | | | | |
|--|----|-----|----|---|---|----|----|----|-----|-----|-------|-------|-------|-------|-------|--------|-------|---|-------|-------|-------|-------|--------|----|----|----|-----|-----|-----|----|----|---|---|-----|------|
| Bill Bruton, L (1, 8) OBP: 0.341, SLG: 0.367 | | | | | | | | | | | 0 | 0 | 0 | 0 | 0 | 0 | 0 | Milwaukee Braves @ St. Louis Cardinals Sportsman's Park, St. Louis, MO Fri Sep 17 1954, 4:33 AM EDT Att: 16,865 - Unknown livebaseballscorecards.com | | | | | | | | | | | | | | | | | |
| Danny O'Connell, R (1, 3) OBP: 0.325, SLG: 0.359 | | | | | | | | | | | 0 | 0 | 0 | 0 | 0 | 0 | 0 | | | | | | | | | | | | | | | | | | |
| Eddie Mathews, L (1, 5) OBP: 0.419, SLG: 0.595 | | | | | | | | | | | 0 | 0 | 0 | 0 | 0 | 0 | 0 | | | | | | | | | | | | | | | | | | |
| Del Crandall, R (1, 2) OBP: 0.309, SLG: 0.439 | | | | | | | | | | | 0 | 0 | 0 | 0 | 0 | 0 | 0 | | | | | | | | | | | | | | | | | | |
| Andy Patko, R (1, 9) OBP: 0.328, SLG: 0.416 | | | | | | | | | | | 0 | 0 | 0 | 0 | 0 | 0 | 0 | | | | | | | | | | | | | | | | | | |
| Bobby Thomson, R (1, 7) OBP: 0.392, SLG: 0.383 | | | | | | | | | | | 0 | 0 | 0 | 0 | 0 | 0 | 0 | | | | | | | | | | | | | | | | | | |
| Johnny Logan, R (1, 6) OBP: 0.337, SLG: 0.371 | | | | | | | | | | | 0 | 0 | 0 | 0 | 0 | 0 | 0 | | | | | | | | | | | | | | | | | | |
| Jack Dittmer, L (1, 4) OBP: 0.328, SLG: 0.424 | | | | | | | | | | | 0 | 0 | 0 | 0 | 0 | 0 | 0 | | | | | | | | | | | | | | | | | | |
| Chet Nichols, S (1, 1) OBP: 0.094, SLG: 0.094 | | | | | | | | | | | 0 | 0 | 0 | 0 | 0 | 0 | 0 |  | | | | | | | | | | | | | | | | | |
| Inning Stats | | | | | | | | | | | 1B: 0 | SF: 0 | WP: 0 | PA: 0 | 2B: 0 | SAC: 0 | FB: 0 | 3B: 0 | DP: 0 | SB: 0 | CS: 0 | HR: 0 | HBP: 0 | | | | | | | | | | | | |
| PITCHER Harvey Haddix, L (1, 1) ERA: 3.57 | IP | WLS | BF | H | R | ER | SO | BB | IBB | HBP | BLK | WP | HR | S | P | ERA | WHIP | PITCHER | IP | WLS | BF | H | R | ER | SO | BB | IBB | HBP | BLK | WP | HR | S | P | ERA | WHIP |

| Batter | 1 | 2 | 3 | 4 | 5 | 6 | 7 | 8 | 9 | AB | R | H | RBI | BB | SO | LOB | BOTTOM | | | | | | | | | | | | | | | | | | |
|---|----|-----|----|---|---|----|----|----|-----|-----|-------|-------|-------|-------|-------|--------|--------|---|-------|-------|-------|-------|--------|----|----|----|-----|-----|-----|----|----|---|---|-----|------|
| Wally Moon, L (1, 8) OBP: 0.376, SLG: 0.440 | | | | | | | | | | | 0 | 0 | 0 | 0 | 0 | 0 | 0 | Milwaukee Braves @ St. Louis Cardinals Sportsman's Park, St. Louis, MO Fri Sep 17 1954, 4:33 AM EDT Att: 16,865 - Unknown livebaseballscorecards.com | | | | | | | | | | | | | | | | | |
| Red Schoendienst, S (1, 4) OBP: 0.381, SLG: 0.429 | | | | | | | | | | | 0 | 0 | 0 | 0 | 0 | 0 | 0 | | | | | | | | | | | | | | | | | | |
| Stan Musial, L (1, 9) OBP: 0.430, SLG: 0.618 | | | | | | | | | | | 0 | 0 | 0 | 0 | 0 | 0 | 0 | | | | | | | | | | | | | | | | | | |
| Ray Jablonski, R (1, 5) OBP: 0.350, SLG: 0.429 | | | | | | | | | | | 0 | 0 | 0 | 0 | 0 | 0 | 0 | | | | | | | | | | | | | | | | | | |
| Rip Repulski, R (1, 7) OBP: 0.329, SLG: 0.453 | | | | | | | | | | | 0 | 0 | 0 | 0 | 0 | 0 | 0 | | | | | | | | | | | | | | | | | | |
| Bill Sarni, R (1, 2) OBP: 0.328, SLG: 0.442 | | | | | | | | | | | 0 | 0 | 0 | 0 | 0 | 0 | 0 | | | | | | | | | | | | | | | | | | |
| Joe Cunningham, L (1, 3) OBP: 0.377, SLG: 0.438 | | | | | | | | | | | 0 | 0 | 0 | 0 | 0 | 0 | 0 | | | | | | | | | | | | | | | | | | |
| Alex Grammas, R (1, 6) OBP: 0.326, SLG: 0.327 | | | | | | | | | | | 0 | 0 | 0 | 0 | 0 | 0 | 0 | | | | | | | | | | | | | | | | | | |
| Harvey Haddix, L (1, 1) OBP: 0.239, SLG: 0.291 | | | | | | | | | | | 0 | 0 | 0 | 0 | 0 | 0 | 0 |  | | | | | | | | | | | | | | | | | |
| Inning Stats | | | | | | | | | | | 1B: 0 | SF: 0 | WP: 0 | PA: 0 | 2B: 0 | SAC: 0 | FB: 0 | 3B: 0 | DP: 0 | SB: 0 | CS: 0 | HR: 0 | HBP: 0 | | | | | | | | | | | | |
| PITCHER Chet Nichols, L (1, 1) ERA: 4.18 | IP | WLS | BF | H | R | ER | SO | BB | IBB | HBP | BLK | WP | HR | S | P | ERA | WHIP | PITCHER | IP | WLS | BF | H | R | ER | SO | BB | IBB | HBP | BLK | WP | HR | S | P | ERA | WHIP |

| Batter | 1 | 2 | 3 | 4 | 5 | 6 | 7 | 8 | 9 | AB | R | H | RBI | BB | SO | LOB | TOP | | | | | | | | | | |
|---|------------------------------|----------------------------------|------------------------------|---------------------------------|-------------------------------|----------------------------------|------------------------------|---------------------------------|------------------------------|----------------------------------|------------------------------|----------------------------------|------------------------------|---------------------------------|------------------------------|---------------------------------|---|------------------------------------|----------------------------------|------------------------------------|----------------------------------|--------|--|--|--|--|--|
| Bill Bruton, L OBP: 0.345, SLG: 0.375 (1, 8) | 5-3 | BB | | F8 | | S | | E4 | | 4 | 0 | 1 | 0 | 1 | 0 | 0 | Milwaukee Braves @ St. Louis Cardinals Sportsman's Park, St. Louis, MO Sun Sep 19 1954, 4:33 AM EDT Att: 18,413 - Unknown | | | | | | | | | | |
| Jack Dittmer, L OBP: 0.321, SLG: 0.402 (1, 4) | F8 | F8 | | 6-3 | | BB | | K | | 4 | 0 | 0 | 0 | 1 | 1 | 3 | | | | | | | | | | | |
| Eddie Mathews, L OBP: 0.421, SLG: 0.605 (1, 5) | HR | | | 1B | | F9 | | G3 | | 5 | 3 | 3 | 2 | 0 | 0 | 2 | | | | | | | | | | | |
| Del Crandall, R OBP: 0.311, SLG: 0.434 (1, 2) | HR | | | K | | K | | P6 | | 4 | 1 | 1 | 0 | 1 | 2 | 3 | | | | | | | | | | | |
| Andy Pafko, R OBP: 0.335, SLG: 0.428 (1, 9) | HR | | | 1B | | FC6-4 | | 6-3 | | 4 | 2 | 1 | 2 | 1 | 0 | 1 | | | | | | | | | | | |
| Bobby Thomson, R OBP: 0.333, SLG: 0.352 (1, 7) | K | | | | | | | | | 4 | 0 | 0 | 0 | 0 | 3 | 2 | | | | | | | | | | | |
| Jim Pendleton, R OBP: 0.227, SLG: 0.267 (7, 7) | K | | | | | | | | | 0 | 0 | 0 | 0 | 0 | 0 | 0 | | | | | | | | | | | |
| Johnny Logan, R OBP: 0.336, SLG: 0.372 (1, 6) | | | | | | | | | | 4 | 0 | 1 | 1 | 0 | 0 | 0 | | | | | | | | | | | |
| George Metkovich, L OBP: 0.342, SLG: 0.323 (1, 3) | | | | | | | | | | 4 | 0 | 2 | 1 | 0 | 0 | 0 | | | | | | | | | | | |
| Bob Buhl, R OBP: 0.091, SLG: 0.032 (1, 1) | | | | | | | | | | 3 | 0 | 0 | 0 | 0 | 0 | 3 | | | | | | | | | | | |
| Dave Koslo, L (7, 1) | | | | | | | | | | 1 | 0 | 0 | 0 | 0 | 0 | 0 | | | | | | | | | | | |
| Inning Stats | R: 3 E: 0 K: 1 S: 7 | H: 2 LOB: 0 BB: 1 P: 11 | R: 0 E: 0 K: 0 S: 4 | H: 1 LOB: 2 BB: 1 P: 8 | R: 2 E: 0 K: 2 S: 10 | H: 3 LOB: 2 BB: 1 P: 14 | R: 1 E: 0 K: 0 S: 5 | H: 2 LOB: 1 BB: 0 P: 5 | R: 0 E: 0 K: 1 S: 5 | H: 0 LOB: 0 BB: 1 P: 5 | R: 0 E: 0 K: 0 S: 6 | H: 1 LOB: 2 BB: 1 P: 10 | R: 0 E: 0 K: 0 S: 3 | H: 0 LOB: 1 BB: 0 P: 6 | R: 0 E: 0 K: 0 S: 3 | H: 0 LOB: 0 BB: 0 P: 3 | 1B: 6 2B: 0 3B: 0 HR: 3 | SF: 0 SAC: 0 DP: 0 HBP: 0 | WP: 0 PB: 0 CS: 0 | PA: 41 | | | | | | | |
| PITCHER | IP | WLS | BF | H | R | ER | SO | BB | IBB | HBP | BLK | WP | HR | S | P | ERA | WHIP | | | | | | | | | | |
| Brooks Lawrence, R ERA: 3.84 (1, 1) | 2.2 | | 17 | 6 | 5 | 5 | 3 | 3 | 0 | 0 | 0 | 0 | 2 | 20 | 32 | 16.88 | 3.375 | | | | | | | | | | |
| Al Brazle, L ERA: 4.23 (3, 1) | 2.1 | | 9 | 2 | 1 | 1 | 1 | 0 | 0 | 0 | 0 | 0 | 1 | 11 | 11 | 3.86 | 0.857 | | | | | | | | | | |
| Ben Wade, R ERA: 7.18 (6, 1) | 1.0 | | 5 | 1 | 0 | 0 | 1 | 1 | 0 | 0 | 0 | 0 | 0 | 6 | 10 | 0.00 | 2.000 | | | | | | | | | | |
| Gerry Staley, R ERA: 5.32 (7, 1) | 2.0 | | 7 | 0 | 0 | 0 | 1 | 0 | 0 | 0 | 0 | 0 | 0 | 9 | 9 | 0.00 | 0.000 | | | | | | | | | | |
| Harvey Haddix, L ERA: 3.69 (9, 1) | 1.0 | W | 3 | 0 | 0 | 0 | 0 | 0 | 0 | 0 | 0 | 0 | 0 | 3 | 3 | 0.00 | 0.000 | | | | | | | | | | |
| Batter | 1 | 2 | 3 | 4 | 5 | 6 | 7 | 8 | 9 | AB | R | H | RBI | BB | SO | LOB | BOTTOM | | | | | | | | | | |
| Wally Moon, L OBP: 0.377, SLG: 0.441 (1, 8) | FC4-6 | | | F9 | | | | | | 4 | 1 | 2 | 2 | 1 | 0 | 2 | Milwaukee Braves @ St. Louis Cardinals Sportsman's Park, St. Louis, MO Sun Sep 19 1954, 4:33 AM EDT Att: 18,413 - Unknown | | | | | | | | | | |
| Joe Cunningham, L OBP: 0.385, SLG: 0.460 (1, 3) | FC4-6 | | | | | | | | | 3 | 0 | 0 | 1 | 2 | 0 | 3 | | | | | | | | | | | |
| Stan Musial, L OBP: 0.429, SLG: 0.616 (1, 9) | 1B | | | | | | | | | 5 | 1 | 2 | 1 | 0 | 0 | 4 | | | | | | | | | | | |
| Ray Jablonski, R OBP: 0.347, SLG: 0.422 (1, 5) | FC3-6-2-5 | | | | | | | | | 3 | 0 | 1 | 0 | 2 | 0 | 3 | | | | | | | | | | | |
| Red Schoendienst, S OBP: 0.361, SLG: 0.426 (1, 4) | | | | | | | | | | 4 | 1 | 1 | 0 | 0 | 0 | 2 | | | | | | | | | | | |
| Rip Repulski, R OBP: 0.333, SLG: 0.455 (1, 7) | | | | | | | | | | 3 | 0 | 0 | 0 | 1 | 0 | 3 | | | | | | | | | | | |
| Bill Sami, R OBP: 0.333, SLG: 0.443 (1, 2) | | | | | | | | | | 3 | 2 | 2 | 1 | 1 | 1 | 1 | | | | | | | | | | | |
| Alex Grammas, R OBP: 0.333, SLG: 0.339 (1, 6) | | | | | | | | | | 3 | 2 | 2 | 1 | 1 | 0 | 0 | | | | | | | | | | | |
| Brooks Lawrence, R OBP: 0.264, SLG: 0.204 (1, 1) | | | | | | | | | | 0 | 0 | 0 | 0 | 0 | 0 | 0 | | | | | | | | | | | |
| Al Brazle, L OBP: 0.247, SLG: 0.426 (5, PH) | | | | | | | | | | 1 | 0 | 0 | 0 | 0 | 0 | 0 | | | | | | | | | | | |
| Solly Hemus, L OBP: 0.247, SLG: 0.426 (5, PH) | | | | | | | | | | 0 | 0 | 0 | 0 | 0 | 0 | 0 | | | | | | | | | | | |
| Ben Wade, R OBP: 0.247, SLG: 0.426 (5, PH) | | | | | | | | | | 0 | 0 | 0 | 0 | 0 | 0 | 0 | | | | | | | | | | | |
| Sal Yvars, R OBP: 0.225, SLG: 0.167 (5, PH) | | | | | | | | | | 1 | 0 | 0 | 0 | 0 | 0 | 2 | | | | | | | | | | | |
| Gerry Staley, R OBP: 0.225, SLG: 0.167 (7, 1) | | | | | | | | | | 0 | 0 | 0 | 0 | 0 | 0 | 0 | | | | | | | | | | | |
| Peanuts Lowrey, R OBP: 0.225, SLG: 0.167 (5, PH) | | | | | | | | | | 0 | 0 | 0 | 0 | 0 | 0 | 0 | | | | | | | | | | | |
| Harvey Haddix, L OBP: 0.245, SLG: 0.295 (9, 1) | | | | | | | | | | 0 | 0 | 0 | 0 | 0 | 0 | 0 | | | | | | | | | | | |
| Inning Stats | R: 0 E: 0 K: 0 S: 3 | H: 1 LOB: 1 BB: 1 P: 7 | R: 0 E: 0 K: 1 S: 4 | H: 0 LOB: 0 BB: 0 P: 5 | R: 0 E: 0 K: 0 S: 3 | H: 0 LOB: 0 BB: 0 P: 3 | R: 0 E: 0 K: 0 S: 4 | H: 2 LOB: 2 BB: 1 P: 8 | R: 2 E: 1 K: 0 S: 4 | H: 1 LOB: 1 BB: 2 P: 12 | R: 1 E: 0 K: 0 S: 5 | H: 2 LOB: 1 BB: 1 P: 9 | R: 1 E: 0 K: 0 S: 4 | H: 1 LOB: 1 BB: 1 P: 8 | R: 2 E: 0 K: 0 S: 5 | H: 2 LOB: 2 BB: 1 P: 9 | R: 1 E: 0 K: 0 S: 3 | H: 1 LOB: 2 BB: 2 P: 11 | 1B: 7 2B: 4 3B: 0 HR: 0 | SF: 2 SAC: 1 DP: 3 HBP: 1 | WP: 1 PB: 0 SB: 0 CS: 1 | PA: 43 | | | | | |
| PITCHER | IP | WLS | BF | H | R | ER | SO | BB | IBB | HBP | BLK | WP | HR | S | P | ERA | WHIP | | | | | | | | | | |
| Bob Buhl, R ERA: 4.11 (1, 1) | 6.0 | | 29 | 7 | 4 | 4 | 1 | 6 | 0 | 1 | 0 | 0 | 0 | 24 | 49 | 6.00 | 2.167 | | | | | | | | | | |
| Dave Koslo, L ERA: 3.13 (7, 1) | 2.2 | L | 14 | 3 | 3 | 3 | 0 | 1 | 2 | 0 | 0 | 1 | 0 | 11 | 23 | 10.12 | 1.500 | | | | | | | | | | |

| Batter | 1 | 2 | 3 | 4 | 5 | 6 | 7 | 8 | 9 | AB | R | H | RBI | BB | SO | LOB | TOP | | | | | |
|---|---|---------------------------------|------------------------------|---------------------------------|------------------------------|---------------------------------|------------------------------|---------------------------------|------------------------------|---------------------------------|------------------------------|---------------------------------|------------------------------|----------------------------------|------------------------------|---------------------------------|--|---------------------------------|----------------------------------|------------------------------------|----------------------------------|--------|
| Chuck Harmon, R <small>(1, 5)</small> <small>OBP: 0.277, SLG: 0.304</small> | | | | | | | | | | 4 | 0 | 1 | 0 | 1 | 0 | 2 | Cincinnati Redlegs @ Milwaukee Braves Milwaukee County Stadium, Milwaukee, WI Mon Sep 20 1954, 4:33 AM EDT Unknown | | | | | |
| Roy McMillan, R <small>(1, 6)</small> <small>OBP: 0.305, SLG: 0.312</small> | | | | | | | | | | 5 | 0 | 1 | 0 | 0 | 0 | 2 | | | | | | |
| Gus Bell, L <small>(1, 8)</small> <small>OBP: 0.351, SLG: 0.471</small> | | | | | | | | | | 4 | 0 | 3 | 0 | 0 | 0 | 0 | | | | | | |
| Ted Kluszewski, L <small>(1, 3)</small> <small>OBP: 0.408, SLG: 0.654</small> | | | | | | | | | | 4 | 0 | 0 | 0 | 0 | 1 | 5 | | | | | | |
| Wally Post, R <small>(1, 9)</small> <small>OBP: 0.294, SLG: 0.440</small> | | | | | | | | | | 4 | 2 | 4 | 1 | 0 | 0 | 0 | | | | | | |
| Bob Borkowski, R <small>(1, 7)</small> <small>OBP: 0.311, SLG: 0.388</small> | | | | | | | | | | 3 | 0 | 0 | 0 | 1 | 1 | 2 | | | | | | |
| Johnny Temple, R <small>(1, 4)</small> <small>OBP: 0.385, SLG: 0.368</small> | | | | | | | | | | 4 | 0 | 0 | 0 | 0 | 0 | 4 | | | | | | |
| Andy Seminick, R <small>(1, 2)</small> <small>OBP: 0.364, SLG: 0.406</small> | | | | | | | | | | 3 | 0 | 1 | 1 | 0 | 1 | 1 | | | | | | |
| Hobie Landrith, L <small>(6, 2)</small> <small>OBP: 0.340, SLG: 0.383</small> | | | | | | | | | | 1 | 0 | 0 | 0 | 0 | 0 | 1 | | | | | | |
| Bud Podbielan, R <small>(1, 1)</small> <small>OBP: 0.217, SLG: 0.143</small> | | | | | | | | | | 1 | 0 | 0 | 0 | 0 | 0 | 0 | | | | | | |
| Jim Bolger, R <small>(7, PH)</small> <small>OBP: 0.333, SLG: 0.333</small> | | | | | | | | | | 0 | 0 | 0 | 0 | 0 | 0 | 0 | | | | | | |
| Fred Baczewski, R <small>(7, 1)</small> <small>OBP: 0.352, SLG: 0.271</small> | | | | | | | | | | 0 | 0 | 0 | 0 | 0 | 0 | 0 | | | | | | |
| Bobby Adams, R <small>(6, PH)</small> <small>OBP: 0.302, SLG: 0.390</small> | | | | | | | | | | 0 | 0 | 0 | 0 | 0 | 0 | 0 | | | | | | |
| Inning Stats | R: 0 E: 0 K: 0 S: 4 | H: 2 LOB: 1 BB: 0 P: 4 | R: 1 E: 0 K: 0 S: 5 | H: 2 LOB: 2 BB: 1 P: 9 | R: 0 E: 0 K: 0 S: 3 | H: 0 LOB: 0 BB: 0 P: 3 | R: 0 E: 0 K: 2 S: 4 | H: 1 LOB: 1 BB: 0 P: 4 | R: 0 E: 0 K: 2 S: 9 | H: 2 LOB: 2 BB: 0 P: 9 | R: 1 E: 0 K: 2 S: 8 | H: 1 LOB: 0 BB: 0 P: 8 | R: 0 E: 0 K: 1 S: 6 | H: 1 LOB: 2 BB: 1 P: 10 | R: 0 E: 0 K: 0 S: 4 | H: 1 LOB: 1 BB: 0 P: 4 | R: 0 E: 0 K: 3 S: 3 | H: 0 LOB: 0 BB: 0 P: 3 | 1B: 9 2B: 0 3B: 0 HR: 1 | SF: 0 SAC: 1 DP: 1 HBP: 0 | WP: 0 PB: 0 SB: 0 CS: 0 | PA: 38 |
| PITCHER Warren Spahn, L <small>(1, 1)</small> <small>ERA: 3.16</small> | IP: 9.0 WLS: W BF: 38 H: 10 R: 2 ER: 2 SO: 5 BB: 2 IBB: 0 HBP: 0 BLK: 0 WP: 0 HR: 1 S: 46 P: 54 ERA: 2.00 WHIP: 1.333 | | | | | | | | | | | | | | | PITCHER | | | | | | |

| Batter | 1 | 2 | 3 | 4 | 5 | 6 | 7 | 8 | 9 | AB | R | H | RBI | BB | SO | LOB | BOTTOM | |
|--|--|---------------------------------|------------------------------|---------------------------------|------------------------------|---------------------------------|------------------------------|---------------------------------|-------------------------------|----------------------------------|------------------------------|---------------------------------|------------------------------|---------------------------------|----------------------------------|------------------------------------|--|--------|
| Bill Bruton, L <small>(1, 8)</small> <small>OBP: 0.342, SLG: 0.372</small> | | | | | | | | | | 4 | 0 | 0 | 0 | 0 | 0 | 2 | Cincinnati Redlegs @ Milwaukee Braves Milwaukee County Stadium, Milwaukee, WI Mon Sep 20 1954, 4:33 AM EDT Unknown | |
| Jack Dittmer, L <small>(1, 4)</small> <small>OBP: 0.325, SLG: 0.401</small> | | | | | | | | | | 3 | 1 | 1 | 0 | 1 | 0 | 0 | | |
| Eddie Mathews, L <small>(1, 5)</small> <small>OBP: 0.420, SLG: 0.601</small> | | | | | | | | | | 3 | 1 | 0 | 0 | 1 | 1 | 1 | | |
| Del Crandall, R <small>(1, 2)</small> <small>OBP: 0.312, SLG: 0.437</small> | | | | | | | | | | 4 | 1 | 2 | 1 | 0 | 0 | 0 | | |
| Andy Patko, R <small>(1, 9)</small> <small>OBP: 0.334, SLG: 0.427</small> | | | | | | | | | | 1 | 0 | 0 | 0 | 0 | 0 | 0 | | |
| Jim Pendleton, R <small>(4, 9)</small> <small>OBP: 0.242, SLG: 0.277</small> | | | | | | | | | | 2 | 2 | 2 | 1 | 1 | 0 | 0 | | |
| Johnny Logan, R <small>(1, 6)</small> <small>OBP: 0.337, SLG: 0.372</small> | | | | | | | | | | 2 | 1 | 1 | 1 | 1 | 0 | 2 | | |
| Bobby Thomson, R <small>(1, 7)</small> <small>OBP: 0.321, SLG: 0.337</small> | | | | | | | | | | 4 | 0 | 0 | 0 | 0 | 1 | 4 | | |
| George Metkovich, L <small>(1, 3)</small> <small>OBP: 0.347, SLG: 0.340</small> | | | | | | | | | | 4 | 0 | 2 | 2 | 0 | 0 | 0 | | |
| Warren Spahn, L <small>(1, 1)</small> <small>OBP: 0.274, SLG: 0.289</small> | | | | | | | | | | 4 | 0 | 1 | 1 | 0 | 0 | 1 | | |
| Inning Stats | R: 0 E: 0 K: 0 S: 3 | H: 1 LOB: 0 BB: 0 P: 3 | R: 0 E: 0 K: 0 S: 3 | H: 0 LOB: 1 BB: 1 P: 7 | R: 0 E: 0 K: 1 S: 5 | H: 0 LOB: 0 BB: 0 P: 5 | R: 0 E: 0 K: 1 S: 5 | H: 0 LOB: 0 BB: 0 P: 5 | R: 5 E: 0 K: 1 S: 10 | H: 5 LOB: 2 BB: 2 P: 18 | R: 0 E: 0 K: 0 S: 4 | H: 1 LOB: 2 BB: 1 P: 8 | R: 0 E: 0 K: 0 S: 3 | H: 0 LOB: 0 BB: 0 P: 3 | 1B: 7 2B: 2 3B: 0 HR: 0 | SF: 0 SAC: 1 DP: 0 HBP: 0 | WP: 0 PB: 0 SB: 0 CS: 1 | PA: 36 |
| PITCHER Bud Podbielan, R <small>(1, 1)</small> <small>ERA: 5.36</small> | IP: 5.1 WLS: L BF: 23 H: 5 R: 5 ER: 5 SO: 1 BB: 3 IBB: 0 HBP: 0 BLK: 0 WP: 0 HR: 0 S: 22 P: 34 ERA: 8.44 WHIP: 1.500 | | | | | | | | | | | | | | | PITCHER | | |
| Karl Drews, R <small>(6, 1)</small> <small>ERA: 5.92</small> | 0.1 L 4 3 1 1 1 0 0 0 0 0 0 0 6 6 27.00 9.000 | | | | | | | | | | | | | | | | | |
| Cliff Ross, L <small>(6, 1)</small> <small>ERA:</small> | 0.1 L 1 0 0 0 0 0 0 0 0 0 0 1 1 0.00 0.000 | | | | | | | | | | | | | | | | | |
| Fred Baczewski, L <small>(7, 1)</small> <small>ERA: 5.26</small> | 2.0 L 8 1 0 0 0 1 0 0 0 0 0 0 7 11 0.00 1.000 | | | | | | | | | | | | | | | | | |



| Batter | 1 | 2 | 3 | 4 | 5 | 6 | 7 | 8 | 9 | AB | R | H | RBI | BB | SO | LOB | TOP | | | | | | | | | | |
|--|------------------------------|---------------------------------|------------------------------|---------------------------------|------------------------------|---------------------------------|------------------------------|---------------------------------|------------------------------|----------------------------------|------------------------------|---------------------------------|------------------------------|----------------------------------|----------------------------------|------------------------------------|--|----------------------------------|------------------------------------|----------------------------------|--------|--|--|--|--|--|--|
| Bobby Adams, R OBP: 0.367, SLG: 0.391 (1, 5) | | | | | | | | | | 5 | 1 | 4 | 1 | 0 | 0 | 0 | Cincinnati Redlegs @ Milwaukee Braves Milwaukee County Stadium, Milwaukee, WI Mon Sep 20 1954, 4:38 AM EDT Att: 18,685 - Unknown | | | | | | | | | | |
| Roy McMillan, R OBP: 0.309, SLG: 0.315 (1, 6) | | | | | | | | | | 4 | 1 | 3 | 0 | 1 | 0 | 1 | | | | | | | | | | | |
| Gus Bell, L OBP: 0.348, SLG: 0.468 (1, 8) | | | | | | | | | | 4 | 0 | 0 | 0 | 0 | 0 | 7 | | | | | | | | | | | |
| Ted Kluszewski, L OBP: 0.408, SLG: 0.654 (1, 3) | | | | | | | | | | 3 | 0 | 1 | 2 | 1 | 0 | 0 | | | | | | | | | | | |
| Wally Post, R OBP: 0.296, SLG: 0.440 (1, 9) | | | | | | | | | | 3 | 0 | 1 | 0 | 0 | 0 | 2 | | | | | | | | | | | |
| Lloyd Merriman, L OBP: 0.410, SLG: 0.368 (1, 7) | | | | | | | | | | 3 | 0 | 1 | 0 | 1 | 1 | 3 | | | | | | | | | | | |
| Johnny Temple, R OBP: 0.393, SLG: 0.365 (1, 4) | | | | | | | | | | 4 | 0 | 0 | 0 | 0 | 1 | 4 | | | | | | | | | | | |
| Andy Seminick, R OBP: 0.363, SLG: 0.401 (1, 2) | | | | | | | | | | 3 | 1 | 0 | 0 | 1 | 1 | 1 | | | | | | | | | | | |
| Jim Pearce, R (1, 1) | | | | | | | | | | 3 | 0 | 0 | 0 | 0 | 1 | 1 | | | | | | | | | | | |
| Inning Stats | R: 2 E: 0 K: 0 S: 5 | H: 3 LOB: 0 BB: 0 P: 5 | R: 0 E: 0 K: 0 S: 4 | H: 1 LOB: 1 BB: 0 P: 4 | R: 0 E: 0 K: 0 S: 3 | H: 1 LOB: 0 BB: 0 P: 3 | R: 0 E: 0 K: 0 S: 2 | H: 0 LOB: 1 BB: 1 P: 7 | R: 0 E: 0 K: 0 S: 4 | H: 1 LOB: 2 BB: 1 P: 8 | R: 0 E: 0 K: 2 S: 7 | H: 0 LOB: 0 BB: 0 P: 7 | R: 0 E: 0 K: 1 S: 6 | H: 1 LOB: 2 BB: 1 P: 10 | R: 1 E: 0 K: 1 S: 7 | H: 2 LOB: 2 BB: 1 P: 11 | | 1B: 9 2B: 1 3B: 0 HR: 0 | SF: 0 SAC: 2 DP: 2 HBP: 1 | WP: 1 PB: 0 SB: 1 CS: 0 | PA: 39 | | | | | | |
| PITCHER | IP | WLS | BF | H | R | ER | SO | BB | IBB | HBP | BLK | WP | HR | S | P | ERA | WHIP | | | | | | | | | | |
| Lew Burdette, R ERA: 2.87 (1, 1) | 0.2 | L | 4 | 3 | 2 | 2 | 0 | 0 | 0 | 0 | 0 | 0 | 0 | 4 | 4 | 27.00 | 4.500 | | | | | | | | | | |
| Ray Crone, R ERA: 2.49 (7, 1) | 5.1 | | 21 | 4 | 0 | 0 | 0 | 2 | 0 | 1 | 0 | 1 | 0 | 18 | 27 | 0.00 | 1.125 | | | | | | | | | | |
| Dave Jolly, R ERA: 2.43 (9, 1) | 2.0 | | 8 | 1 | 0 | 0 | 3 | 1 | 0 | 0 | 0 | 0 | 0 | 13 | 17 | 0.00 | 1.000 | | | | | | | | | | |
| Joey Jay, R ERA: 6.35 (9, 1) | 0.2 | | 5 | 2 | 1 | 1 | 1 | 1 | 0 | 0 | 0 | 0 | 0 | 6 | 10 | 13.50 | 4.500 | | | | | | | | | | |
| Charlie Gorin, L ERA: 1.86 (9, 1) | 0.1 | | 1 | 0 | 0 | 0 | 0 | 0 | 0 | 0 | 0 | 0 | 0 | 1 | 1 | 0.00 | 0.000 | | | | | | | | | | |
| Batter | 1 | 2 | 3 | 4 | 5 | 6 | 7 | 8 | 9 | AB | R | H | RBI | BB | SO | LOB | BOTTOM | | | | | | | | | | |
| Bill Bruton, L OBP: 0.341, SLG: 0.370 (1, 8) | | | | | | | | | | 3 | 0 | 0 | 0 | 0 | 0 | 1 | Cincinnati Redlegs @ Milwaukee Braves Milwaukee County Stadium, Milwaukee, WI Mon Sep 20 1954, 4:38 AM EDT Att: 18,685 - Unknown | | | | | | | | | | |
| Jack Dittmer, L OBP: 0.323, SLG: 0.398 (1, 4) | | | | | | | | | | 4 | 1 | 1 | 0 | 0 | 0 | 1 | | | | | | | | | | | |
| Eddie Mathews, L OBP: 0.420, SLG: 0.598 (1, 5) | | | | | | | | | | 2 | 0 | 0 | 0 | 2 | 0 | 1 | | | | | | | | | | | |
| Del Crandall, R OBP: 0.310, SLG: 0.433 (1, 2) | | | | | | | | | | 4 | 0 | 0 | 0 | 0 | 1 | 4 | | | | | | | | | | | |
| Jim Pendleton, R OBP: 0.248, SLG: 0.283 (1, 9) | | | | | | | | | | 4 | 0 | 2 | 1 | 0 | 0 | 0 | | | | | | | | | | | |
| Johnny Logan, R OBP: 0.337, SLG: 0.370 (1, 6) | | | | | | | | | | 3 | 0 | 0 | 0 | 1 | 1 | 1 | | | | | | | | | | | |
| Bobby Thomson, R OBP: 0.312, SLG: 0.327 (1, 7) | | | | | | | | | | 3 | 0 | 0 | 0 | 0 | 1 | 4 | | | | | | | | | | | |
| George Metkovich, L OBP: 0.339, SLG: 0.330 (1, 3) | | | | | | | | | | 3 | 0 | 0 | 0 | 0 | 0 | 3 | | | | | | | | | | | |
| Lew Burdette, R OBP: 0.123, SLG: 0.105 (1, 1) | | | | | | | | | | 0 | 0 | 0 | 0 | 0 | 0 | 0 | | | | | | | | | | | |
| Ray Crone, R OBP: 0.296, SLG: 0.286 (6, PH) | | | | | | | | | | 1 | 0 | 0 | 0 | 0 | 0 | 0 | | | | | | | | | | | |
| Charlie White, L OBP: 0.305, SLG: 0.308 (6, PH) | | | | | | | | | | 0 | 0 | 0 | 0 | 1 | 0 | 0 | | | | | | | | | | | |
| Dave Jolly, R OBP: 0.305, SLG: 0.308 (7, 1) | | | | | | | | | | 0 | 0 | 0 | 0 | 0 | 0 | 0 | | | | | | | | | | | |
| Danny O'Connell, R OBP: 0.323, SLG: 0.336 (8, PH) | | | | | | | | | | 1 | 0 | 1 | 0 | 0 | 0 | 0 | | | | | | | | | | | |
| Joey Jay, S (9, 1) | | | | | | | | | | 0 | 0 | 0 | 0 | 0 | 0 | 0 | | | | | | | | | | | |
| Charlie Gorin, L (9, 1) | | | | | | | | | | 0 | 0 | 0 | 0 | 0 | 0 | 0 | | | | | | | | | | | |
| Inning Stats | R: 0 E: 0 K: 0 S: 3 | H: 1 LOB: 1 BB: 0 P: 7 | R: 0 E: 0 K: 0 S: 3 | H: 0 LOB: 0 BB: 0 P: 3 | R: 0 E: 0 K: 0 S: 3 | H: 0 LOB: 0 BB: 0 P: 3 | R: 0 E: 0 K: 1 S: 5 | H: 1 LOB: 0 BB: 0 P: 5 | R: 0 E: 0 K: 2 S: 9 | H: 1 LOB: 3 BB: 2 P: 17 | R: 0 E: 0 K: 0 S: 4 | H: 1 LOB: 1 BB: 0 P: 4 | R: 0 E: 0 K: 0 S: 3 | H: 0 LOB: 0 BB: 0 P: 3 | 1B: 4 2B: 1 3B: 0 HR: 0 | SF: 0 SAC: 1 DP: 3 HBP: 0 | WP: 0 PB: 0 SB: 0 CS: 0 | PA: 33 | | | | | | | | | |
| PITCHER | IP | WLS | BF | H | R | ER | SO | BB | IBB | HBP | BLK | WP | HR | S | P | ERA | WHIP | | | | | | | | | | |
| Jim Pearce, R ERA: (1, 1) | 9.0 | W | 33 | 4 | 1 | 0 | 3 | 4 | 0 | 0 | 0 | 0 | 0 | 35 | 51 | 0.00 | 0.889 | | | | | | | | | | |



| Batter | 1 | 2 | 3 | 4 | 5 | 6 | 7 | 8 | 9 | AB | R | H | RBI | BB | SO | LOB | TOP | | | | | | | | |
|--|------------------------------|---------------------------------|------------------------------|---------------------------------|------------------------------|---------------------------------|------------------------------|---------------------------------|------------------------------|---------------------------------|------------------------------|---------------------------------|------------------------------|---------------------------------|------------------------------|---------------------------------|---|------------------------------------|-------------------------|--------|--|--|--|--|--|
| Bobby Adams, R OBP: 0.395, SLG: 0.394 (1, 5) | 0-0 1-3 | | 0-0 SF7 3B | | 0-0 FC5-4 | | | 0-0 FC3-6 SH1-4 1B | 0-0 1-3 | 5 | 2 | 1 | 2 | 0 | 0 | 4 | Cincinnati Redlegs @ Milwaukee Braves Milwaukee County Stadium, Milwaukee, WI Tue Sep 21 1954, 4:33 AM EDT Att: 10,001 - Unknown AB 30 R 5 H 8 RBI 5 BB 3 SO 0 LOB 10 | | | | | | | | |
| Roy McMillan, R OBP: 0.307, SLG: 0.314 (1, 6) | 0-0 F9 | | 0-0 SF7 | | | 0-0 F2 | | 0-0 SH1-4 | | 2 | 0 | 0 | 1 | 0 | 0 | 0 | | | | | | | | | |
| Gus Bell, L OBP: 0.349, SLG: 0.467 (1, 8) | 0-0 4-3 | | 0-0 G3 | | | 4-0 BB G3-6-3 | | 0-0 1B | | 3 | 0 | 1 | 1 | 1 | 0 | 0 | | | | | | | | | |
| Ted Kluszewski, L OBP: 0.406, SLG: 0.649 (1, 3) | | 0-0 F4 | | 0-0 4-3 | | 0-0 G3-6-3 | | 0-0 1-3 | | 4 | 0 | 0 | 0 | 0 | 0 | 2 | | | | | | | | | |
| Wally Post, R OBP: 0.297, SLG: 0.440 (1, 9) | | 0-0 1B | | 0-0 6-3 | | | 0-0 F8 | | 0-0 FC2-6 1B | 4 | 0 | 2 | 0 | 0 | 0 | 0 | | | | | | | | | |
| Bob Borkowski, R OBP: 0.304, SLG: 0.378 (1, 7) | 0-0 F9 | | 0-0 6-3 | | | | 0-0 F7 | | 0-0 FC2-6 2B | 4 | 1 | 0 | 0 | 0 | 0 | 1 | | | | | | | | | |
| Johnny Temple, R OBP: 0.395, SLG: 0.368 (1, 4) | | | 0-0 6-3 | | 4-0 BB CS | | 0-0 1B | | 0-0 2B | 3 | 0 | 2 | 1 | 1 | 0 | 0 | | | | | | | | | |
| Andy Seminick, R OBP: 0.368, SLG: 0.402 (1, 2) | | | 4-0 SH 3B BB | | 0-0 F8 | | 0-0 1B | | 1-0 HBP | 2 | 1 | 1 | 0 | 1 | 0 | 1 | | | | | | | | | |
| Joe Nuxhall, L OBP: 0.288, SLG: 0.367 (1, 1) | | | 0-0 SH 3B | | 0-0 FC5-4 1B | | | 0-0 E6 FC3-6 | 0-0 F9 | 3 | 1 | 1 | 0 | 0 | 0 | 2 | | | | | | | | | |
| Inning Stats | R: 0 E: 0 K: 0 S: 3 | H: 0 LOB: 0 BB: 0 P: 3 | R: 0 E: 0 K: 0 S: 3 | H: 1 LOB: 0 BB: 0 P: 3 | R: 3 E: 0 K: 0 S: 5 | H: 1 LOB: 0 BB: 1 P: 9 | R: 0 E: 0 K: 0 S: 3 | H: 0 LOB: 0 BB: 0 P: 3 | R: 0 E: 0 K: 0 S: 2 | H: 0 LOB: 0 BB: 0 P: 6 | R: 0 E: 0 K: 0 S: 4 | H: 2 LOB: 2 BB: 0 P: 4 | R: 1 E: 1 K: 0 S: 5 | H: 1 LOB: 1 BB: 0 P: 5 | R: 1 E: 0 K: 0 S: 5 | H: 2 LOB: 2 BB: 0 P: 6 | 1B: 6 2B: 1 3B: 1 HR: 0 | SF: 1 SAC: 2 DP: 1 HBP: 1 | WP: 0 PB: 0 CS: 1 | PA: 37 | | | | | |
| PITCHER | IP | WLS | BF | H | R | ER | SO | BB | IBB | HBP | BLK | WP | HR | S | P | ERA | WHIP | | | | | | | | |
| Chet Nichols, L ERA: 4.41 (1, 1) | 5.0 | L | 19 | 3 | 3 | 3 | 0 | 2 | 0 | 0 | 0 | 0 | 0 | 17 | 25 | 5.40 | 1.000 | | | | | | | | |
| Bob Buhl, R ERA: 4.0 (6, 1) | 3.0 | | 12 | 3 | 1 | 0 | 0 | 1 | 0 | 0 | 0 | 0 | 0 | 11 | 15 | 0.00 | 1.333 | | | | | | | | |
| Joey Jay, R ERA: 6.5 (9, 1) | 1.0 | | 6 | 2 | 1 | 1 | 0 | 0 | 0 | 1 | 0 | 0 | 0 | 5 | 6 | 9.00 | 2.000 | | | | | | | | |

| Batter | 1 | 2 | 3 | 4 | 5 | 6 | 7 | 8 | 9 | AB | R | H | RBI | BB | SO | LOB | BOTTOM | | | | | | | | |
|--|------------------------------|---------------------------------|------------------------------|---------------------------------|------------------------------|---------------------------------|------------------------------|---------------------------------|------------------------------|---------------------------------|------------------------------|---------------------------------|------------------------------|---------------------------------|------------------------------|---------------------------------|---|------------------------------------|-------------------------|--------|--|--|--|--|--|
| Bill Bruton, L OBP: 0.340, SLG: 0.369 (1, 8) | 0-0 F7 | | 0-0 1-3 | | 0-3 K | | | 0-0 G1-6-3 1B | | 4 | 0 | 1 | 0 | 0 | 1 | 0 | Cincinnati Redlegs @ Milwaukee Braves Milwaukee County Stadium, Milwaukee, WI Tue Sep 21 1954, 4:33 AM EDT Att: 10,001 - Unknown AB 30 R 0 H 6 RBI 0 BB 2 SO 6 LOB 12 | | | | | | | | |
| Danny O'Connell, R OBP: 0.322, SLG: 0.354 (8, 4) | 0-0 4-3 | | 4-0 FC5 WP BB | | 0-0 4-3 | | | 0-0 G1-6-3 | | 3 | 0 | 0 | 0 | 1 | 0 | 1 | | | | | | | | | |
| Eddie Mathews, L OBP: 0.421, SLG: 0.597 (1, 5) | 0-0 FC5-4 1B | | 4-0 FC5 1-2 BB | | 0-0 4-3 | | | 0-0 K | | 3 | 0 | 1 | 0 | 1 | 1 | 0 | | | | | | | | | |
| Del Crandall, R OBP: 0.309, SLG: 0.431 (1, 2) | 0-0 FC5-4 | | 0-0 FC5 | | 0-0 5-3 | | | 0-0 1B | | 4 | 0 | 1 | 0 | 0 | 0 | 3 | | | | | | | | | |
| Jim Pendleton, R OBP: 0.248, SLG: 0.282 (1, 7) | | 0-0 F4 | | 0-0 F7 | | 0-0 5-3 | | 0-0 1B | | 4 | 0 | 1 | 0 | 0 | 0 | 2 | | | | | | | | | |
| Johnny Logan, R OBP: 0.338, SLG: 0.371 (1, 6) | | 0-0 HBP 1B | | 0-0 F7 | | 0-0 G6-4-3 1B | | 0-0 G5-4-3 1B | | 4 | 0 | 2 | 0 | 0 | 0 | 2 | | | | | | | | | |
| Jack Dittmer, L OBP: 0.320, SLG: 0.393 (1, 4) | | 0-3 K | | 0-3 K | | 0-0 G6-4-3 | | | | 2 | 0 | 0 | 0 | 0 | 2 | 1 | | | | | | | | | |
| Roy Smalley, R OBP: 0.308, SLG: 0.303 (7, PH) (8, 3) | | 0-0 K | | 0-0 K | | 0-0 F8 | | 0-0 6-3 | | 1 | 0 | 0 | 0 | 0 | 0 | 1 | | | | | | | | | |
| George Metkovich, L OBP: 0.341, SLG: 0.327 (1, 9) | | 1-0 HBP | | 0-0 F8 | | | | | | 1 | 0 | 0 | 0 | 0 | 0 | 0 | | | | | | | | | |
| Bobby Thomson, R OBP: 0.309, SLG: 0.323 (7, PH) (8, 9) | | 1-2 HBP | | | | | | | | 1 | 0 | 0 | 0 | 0 | 0 | 0 | | | | | | | | | |
| Chet Nichols, S OBP: 0.086, SLG: 0.086 (1, 1) | | 0-3 K | | | | | | 0-0 F4 | | 1 | 0 | 0 | 0 | 0 | 1 | 2 | | | | | | | | | |
| Mel Roach, R (5, PH) | | | | | | | | | | 1 | 0 | 0 | 0 | 0 | 1 | 0 | | | | | | | | | |
| Bob Buhl, R OBP: 0.091, SLG: 0.032 (6, 1) | | | | | | | | | | 0 | 0 | 0 | 0 | 0 | 0 | 0 | | | | | | | | | |
| Sam Calderone, R OBP: 0.433, SLG: 0.462 (8, PH) | | | | | | | | | | 1 | 0 | 0 | 0 | 0 | 0 | 0 | | | | | | | | | |
| Joey Jay, S (9, 1) | | | | | | | | | | 0 | 0 | 0 | 0 | 0 | 0 | 0 | | | | | | | | | |
| Inning Stats | R: 0 E: 0 K: 0 S: 4 | H: 1 LOB: 1 BB: 0 P: 4 | R: 0 E: 0 K: 2 S: 8 | H: 1 LOB: 2 BB: 0 P: 9 | R: 0 E: 0 K: 1 S: 5 | H: 0 LOB: 0 BB: 0 P: 5 | R: 0 E: 0 K: 2 S: 7 | H: 0 LOB: 0 BB: 0 P: 7 | R: 0 E: 0 K: 0 S: 3 | H: 0 LOB: 0 BB: 0 P: 3 | R: 0 E: 0 K: 0 S: 3 | H: 1 LOB: 0 BB: 0 P: 3 | R: 0 E: 0 K: 0 S: 3 | H: 1 LOB: 1 BB: 0 P: 3 | R: 0 E: 0 K: 1 S: 6 | H: 2 LOB: 1 BB: 0 P: 6 | 1B: 6 2B: 0 3B: 0 HR: 0 | SF: 0 SAC: 0 DP: 3 HBP: 1 | WP: 1 PB: 0 CS: 0 | PA: 33 | | | | | |
| PITCHER | IP | WLS | BF | H | R | ER | SO | BB | IBB | HBP | BLK | WP | HR | S | P | ERA | WHIP | | | | | | | | |
| Joe Nuxhall, L ERA: 3.77 (1, 1) | 9.0 | W | 33 | 6 | 0 | 0 | 6 | 2 | 0 | 1 | 0 | 1 | 0 | 42 | 51 | 0.00 | 0.889 | | | | | | | | |

| Batter | 1 | 2 | 3 | 4 | 5 | 6 | 7 | 8 | 9 | AB | R | H | RBI | BB | SO | LOB | TOP | | | | | | | |
|--|------------------------------|---------------------------------|------------------------------|---------------------------------|------------------------------|---------------------------------|------------------------------|----------------------------------|------------------------------|---------------------------------|------------------------------|---------------------------------|------------------------------|---------------------------------|------------------------------|----------------------------------|--|----------------------------------|------------------------------------|----------------------------------|--------|--|--|--|
| Bobby Adams, R OBP: 0.361, SLG: 0.390 (1, 5) | F6 | | F6 | | F9 | | | 5-3 | | 4 | 0 | 0 | 0 | 0 | 0 | 1 | Cincinnati Redlegs @ Milwaukee Braves Milwaukee County Stadium, Milwaukee, WI Fri Sep 24 1954, 4:33 AM EDT Att: 11,585 - Unknown livebaseballscorecards.com | | | | | | | |
| Roy McMillan, R OBP: 0.307, SLG: 0.314 (1, 6) | F8 | | | BB SF8 1B | | F4 | | 5-3 | | 4 | 1 | 1 | 0 | 0 | 0 | 0 | | | | | | | | |
| Gus Bell, L OBP: 0.350, SLG: 0.466 (1, 8) | F9 | | | F2 | | 1B | | WP BB E BB | | 3 | 1 | 1 | 0 | 1 | 0 | 1 | | | | | | | | |
| Ted Kluszewski, L OBP: 0.405, SLG: 0.646 (1, 3) | | K | | BB 1-2 BB | | K | | F2 | | 3 | 0 | 0 | 0 | 1 | 2 | 2 | | | | | | | | |
| Wally Post, R OBP: 0.301, SLG: 0.440 Nino Escalera, L OBP: 0.234, SLG: 0.203 (9, PR) (9, 9) | | K | | BB 1-2 BB | | | | WP E BB | | 2 | 0 | 1 | 0 | 2 | 1 | 0 | | | | | | | | |
| Lloyd Merriman, L OBP: 0.409, SLG: 0.370 Bob Borkowski, R OBP: 0.302, SLG: 0.376 (9, PH) (9, 7) | | F4 | | BB 1-2 2-3 | | 1B | | K | | 2 | 0 | 1 | 1 | 0 | 0 | 0 | | | | | | | | |
| Johnny Temple, R OBP: 0.386, SLG: 0.369 (1, 4) | | | S 1B | | F7 | | 1-3 1-2 | E8 1B | | 4 | 0 | 2 | 1 | 0 | 0 | 3 | | | | | | | | |
| Andy Seminick, R OBP: 0.363, SLG: 0.395 (1, 2) | | | K | | K | | F2 | K | | 4 | 0 | 0 | 0 | 0 | 3 | 3 | | | | | | | | |
| Corky Valentine, R OBP: 0.152, SLG: 0.185 Frank Smith, R OBP: 0.357, SLG: 0.200 (9, 1) | | | K | | K | | | 1-3 | | 3 | 0 | 0 | 0 | 0 | 2 | 1 | | | | | | | | |
| Inning Stats | R: 0 E: 0 K: 0 S: 3 | H: 0 LOB: 0 BB: 0 P: 3 | R: 0 E: 0 K: 2 S: 7 | H: 0 LOB: 0 BB: 0 P: 7 | R: 0 E: 0 K: 2 S: 8 | H: 1 LOB: 1 BB: 0 P: 8 | R: 1 E: 0 K: 0 S: 4 | H: 1 LOB: 2 BB: 2 P: 12 | R: 0 E: 0 K: 1 S: 6 | H: 2 LOB: 0 BB: 0 P: 6 | R: 0 E: 0 K: 0 S: 3 | H: 1 LOB: 0 BB: 0 P: 3 | R: 0 E: 0 K: 0 S: 3 | H: 0 LOB: 0 BB: 0 P: 3 | R: 2 E: 1 K: 2 S: 8 | H: 1 LOB: 2 BB: 2 P: 16 | | 1B: 6 2B: 1 3B: 0 HR: 0 | SF: 1 SAC: 0 DP: 1 HBP: 0 | WP: 1 PB: 0 SB: 1 CS: 0 | PA: 35 | | | |
| PITCHER | IP | WLS | BF | H | R | ER | SO | BB | IBB | HBP | BLK | WP | HR | S | P | ERA | WHIP | | | | | | | |
| Ernie Johnson, R ERA: 2.77 Warren Spahn, L ERA: 3.18 Dave Jolly, R ERA: 2.43 | (1, 1) | 8.0 | 29 | 5 | 1 | 1 | 7 | 2 | 0 | 0 | 0 | 0 | 0 | 41 | 49 | 1.12 | 0.875 | | | | | | | |
| (9, 1) | 0.2 | 4 | 0 | 2 | 1 | 1 | 1 | 2 | 0 | 0 | 0 | 1 | 0 | 4 | 12 | 13.50 | 3.000 | | | | | | | |
| (9, 1) | 0.1 | W | 2 | 1 | 0 | 0 | 1 | 0 | 0 | 0 | 0 | 0 | 0 | 4 | 4 | 0.00 | 3.000 | | | | | | | |

| Batter | 1 | 2 | 3 | 4 | 5 | 6 | 7 | 8 | 9 | AB | R | H | RBI | BB | SO | LOB | BOTTOM | | | | | | | |
|--|------------------------------|---------------------------------|------------------------------|---------------------------------|------------------------------|---------------------------------|------------------------------|---------------------------------|------------------------------|---------------------------------|------------------------------|---------------------------------|-------------------------------|----------------------------------|------------------------------|---------------------------------|--|----------------------------------|------------------------------------|----------------------------------|--------|--|--|--|
| Bill Bruton, L OBP: 0.339, SLG: 0.368 (1, 8) | G3 | | | F7 | | F7 | | 1B 1-2 2-3 1B | | 4 | 0 | 1 | 0 | 0 | 0 | 0 | Cincinnati Redlegs @ Milwaukee Braves Milwaukee County Stadium, Milwaukee, WI Fri Sep 24 1954, 4:33 AM EDT Att: 11,585 - Unknown livebaseballscorecards.com | | | | | | | |
| Jack Dittmer, L OBP: 0.319, SLG: 0.390 (1, 4) | F7 | | | 1B | | F5 | | K | | 4 | 0 | 1 | 0 | 0 | 1 | 3 | | | | | | | | |
| Eddie Mathews, L OBP: 0.420, SLG: 0.594 (1, 5) | F3 | | | F8 | | F4 | | 1-2 2-H 3-H 1B | | 4 | 0 | 1 | 2 | 0 | 0 | 1 | | | | | | | | |
| Del Crandall, R OBP: 0.307, SLG: 0.428 (1, 2) | | K | | F8 | | F7 | | K | | 4 | 0 | 0 | 0 | 0 | 2 | 3 | | | | | | | | |
| Jim Pendleton, R OBP: 0.248, SLG: 0.281 (1, 7) | | F7 | | | | 5-3 | | F6 | | 4 | 1 | 1 | 0 | 0 | 0 | 0 | | | | | | | | |
| Johnny Logan, R OBP: 0.338, SLG: 0.371 (1, 6) | | K | | F7 | | F7 | | 1B 1B | SH3-4 1B | 3 | 1 | 1 | 0 | 0 | 1 | 0 | | | | | | | | |
| Danny O'Connell, R OBP: 0.325, SLG: 0.355 (1, 3) | | | | F9 | | BB BB | | 1B 1B 1B | 1B | 2 | 1 | 1 | 0 | 2 | 0 | 0 | | | | | | | | |
| George Metkovich, L OBP: 0.338, SLG: 0.324 (1, 9) | | | | F1 | | G3 | | F9 | 1-2 2-H 1B | 4 | 0 | 1 | 1 | 0 | 0 | 3 | | | | | | | | |
| Ernie Johnson, R OBP: 0.231, SLG: 0.231 Charlie White, L OBP: 0.307, SLG: 0.315 Warren Spahn, L OBP: 0.274, SLG: 0.289 Dave Jolly, R OBP: 0.313, SLG: 0.419 (9, 1) | | | | F5 | | F6 | | 1-2 2-H 1B 1B | | 2 | 0 | 0 | 0 | 0 | 0 | 0 | | | | | | | | |
| Inning Stats | R: 0 E: 0 K: 0 S: 3 | H: 0 LOB: 0 BB: 0 P: 3 | R: 0 E: 0 K: 2 S: 7 | H: 0 LOB: 0 BB: 0 P: 7 | R: 0 E: 0 K: 0 S: 3 | H: 0 LOB: 0 BB: 0 P: 3 | R: 0 E: 0 K: 0 S: 4 | H: 1 LOB: 1 BB: 0 P: 4 | R: 0 E: 0 K: 0 S: 3 | H: 0 LOB: 0 BB: 0 P: 3 | R: 0 E: 0 K: 0 S: 3 | H: 0 LOB: 0 BB: 0 P: 3 | R: 3 E: 0 K: 2 S: 12 | H: 5 LOB: 2 BB: 0 P: 12 | R: 1 E: 0 K: 0 S: 3 | H: 2 LOB: 2 BB: 1 P: 7 | | 1B: 8 2B: 0 3B: 0 HR: 0 | SF: 0 SAC: 1 DP: 0 HBP: 0 | WP: 0 PB: 0 SB: 0 CS: 0 | PA: 35 | | | |
| PITCHER | IP | WLS | BF | H | R | ER | SO | BB | IBB | HBP | BLK | WP | HR | S | P | ERA | WHIP | | | | | | | |
| Corky Valentine, R ERA: 4.45 Frank Smith, R ERA: 2.71 | (1, 1) | 8.0 | 31 | 6 | 3 | 3 | 4 | 1 | 0 | 0 | 0 | 0 | 0 | 38 | 42 | 3.38 | 0.875 | | | | | | | |
| (9, 1) | 0.1 | L | 4 | 2 | 1 | 1 | 0 | 1 | 0 | 0 | 0 | 0 | 0 | 3 | 7 | 27.00 | 9.000 | | | | | | | |

| Batter | 1 | 2 | 3 | 4 | 5 | 6 | 7 | 8 | 9 | AB | R | H | RBI | BB | SO | LOB | TOP | | | | | |
|--|--|---------------------------------|------------------------------|---------------------------------|------------------------------|---------------------------------|------------------------------|---------------------------------|------------------------------|---------------------------------|------------------------------|---------------------------------|------------------------------|---------------------------------|------------------------------|---------------------------------|------------------------------|---------------------------------|----------------------------------|------------------------------------|----------------------------------|--------|
| Alex Grammas, R (1.6) OBP: 0.336, SLG: 0.340 | 6-3 | | 6-3 | | | | | F7 | | 4 | 0 | 0 | 0 | 0 | 0 | 0 | | | | | | |
| Rip Repulski, R (1.7) OBP: 0.333, SLG: 0.459 | K | | | 6-3 | | | | P4 | | 4 | 1 | 1 | 0 | 0 | 1 | 0 | | | | | | |
| Stan Musial, L (1.9) OBP: 0.428, SLG: 0.611 | 5-3 | | | F7 | | | | F7 | | 4 | 0 | 0 | 0 | 0 | 0 | 1 | | | | | | |
| Ray Jablonski, R (1.5) OBP: 0.346, SLG: 0.420 | | | | F7 | | | | P4 | | 4 | 0 | 1 | 0 | 0 | 0 | 1 | | | | | | |
| Red Schoendienst, S (1.4) OBP: 0.367, SLG: 0.430 | | | | FC4-6 1B | | | | | | 4 | 1 | 3 | 1 | 0 | 0 | 1 | | | | | | |
| Wally Moon, L (1.8) OBP: 0.373, SLG: 0.434 | | | | FC4-6 1-2f | | | | F9 | | 4 | 0 | 1 | 0 | 0 | 0 | 3 | | | | | | |
| Bill Sami, R (1.2) OBP: 0.336, SLG: 0.439 | | | | 5-3 | | | | F8 | | 4 | 0 | 1 | 1 | 0 | 0 | 4 | | | | | | |
| Joe Cunningham, L (1.3) OBP: 0.380, SLG: 0.452 | | | | 4-3 | | | | P3 | | 3 | 0 | 0 | 0 | 0 | 0 | 1 | | | | | | |
| Gordon Jones, R (1.1) OBP: 0.160, SLG: 0.167 | | | | 6-3 | | | | F8 | | 2 | 0 | 0 | 0 | 0 | 0 | 1 | | | | | | |
| Peanuts Lowrey, R (8, PH) OBP: 0.225, SLG: 0.200 | | | | | | | | | | 1 | 0 | 0 | 0 | 0 | 0 | 0 | | | | | | |
| Ben Wade, R (8.1) | | | | | | | | | | 0 | 0 | 0 | 0 | 0 | 0 | 0 | | | | | | |
| Al Brazle, L (8.1) | | | | | | | | | | 0 | 0 | 0 | 0 | 0 | 0 | 0 | | | | | | |
| Inning Stats | R: 0 E: 0 K: 1 S: 5 | H: 0 LOB: 0 BB: 0 P: 5 | R: 0 E: 0 K: 0 S: 4 | H: 1 LOB: 1 BB: 0 P: 4 | R: 0 E: 0 K: 0 S: 3 | H: 0 LOB: 0 BB: 0 P: 3 | R: 0 E: 0 K: 0 S: 3 | H: 0 LOB: 0 BB: 0 P: 3 | R: 1 E: 0 K: 0 S: 5 | H: 2 LOB: 1 BB: 0 P: 5 | R: 0 E: 0 K: 0 S: 3 | H: 0 LOB: 0 BB: 0 P: 3 | R: 0 E: 0 K: 0 S: 4 | H: 1 LOB: 1 BB: 0 P: 4 | R: 0 E: 0 K: 0 S: 3 | H: 0 LOB: 0 BB: 0 P: 3 | R: 1 E: 0 K: 0 S: 6 | H: 3 LOB: 2 BB: 0 P: 6 | 1B: 6 2B: 1 3B: 0 HR: 0 | SF: 0 SAC: 0 DP: 0 HBP: 0 | WP: 0 PB: 0 SB: 0 CS: 0 | PA: 34 |
| PITCHER Warren Spahn, L (1.1) ERA: 3.14 | IP: 9.0 WLS: W BF: 34 H: 7 R: 2 ER: 2 SO: 1 BB: 0 IBB: 0 HBP: 0 BLK: 1 WP: 0 HR: 0 S: 36 P: 36 ERA: 2.00 WHIP: 0.778 | | | | | | | | | | | | | | | PITCHER | | | | | | |

St. Louis Cardinals @ Milwaukee Braves
Milwaukee County Stadium, Milwaukee, WI
Fri Sep 24 1954, 4:33 AM EDT
Att: 16,094 - Unknown

| | |
|-----|----|
| AB | 34 |
| R | 2 |
| H | 7 |
| RBI | 2 |
| BB | 0 |
| SO | 1 |
| LOB | 12 |



| Batter | 1 | 2 | 3 | 4 | 5 | 6 | 7 | 8 | 9 | AB | R | H | RBI | BB | SO | LOB | BOTTOM | | | |
|---|--|---------------------------------|------------------------------|---------------------------------|------------------------------|---------------------------------|------------------------------|---------------------------------|------------------------------|---------------------------------|------------------------------|---------------------------------|------------------------------|---------------------------------|------------------------------|---------------------------------|----------------------------------|------------------------------------|----------------------------------|--------|
| Bill Bruton, L (1.8) OBP: 0.339, SLG: 0.367 | 3B 1B | | | 4-3 | | | | 5-3 | | 4 | 1 | 1 | 0 | 0 | 0 | 2 | | | | |
| Jack Dittmer, L (1.4) OBP: 0.317, SLG: 0.387 | F9 | | | | | | | | | 4 | 0 | 1 | 0 | 0 | 0 | 2 | | | | |
| Eddie Mathews, L (1.5) OBP: 0.420, SLG: 0.597 | 1B 3B | | | | | | | | | 4 | 1 | 2 | 1 | 0 | 0 | 1 | | | | |
| Del Crandall, R (1.2) OBP: 0.308, SLG: 0.428 | FC6-4 1B | | | E4 1-2 | | | | 1B 2B | | 4 | 1 | 2 | 1 | 0 | 1 | 1 | | | | |
| Jim Pendleton, R (1.7) OBP: 0.243, SLG: 0.274 | FC6-4 1-2f | | | G6-4-3 1-2f 2-3 | | | | P1 | | 4 | 0 | 0 | 0 | 0 | 0 | 4 | | | | |
| Johnny Logan, R (1.6) OBP: 0.337, SLG: 0.370 | F7 | | | 6-3 | | | | 2B 1B | | 4 | 0 | 1 | 0 | 0 | 0 | 2 | | | | |
| Danny O'Connell, R (1.3) OBP: 0.326, SLG: 0.360 | | | | | | | | | | 4 | 1 | 2 | 1 | 0 | 0 | 0 | | | | |
| George Metkovich, L (1.9) OBP: 0.336, SLG: 0.330 | | | | | | | | | | 4 | 0 | 1 | 0 | 0 | 1 | 4 | | | | |
| Warren Spahn, L (1.1) OBP: 0.273, SLG: 0.297 | | | | | | | | | | 4 | 0 | 1 | 1 | 0 | 0 | 3 | | | | |
| Inning Stats | R: 2 E: 0 K: 0 S: 6 | H: 3 LOB: 1 BB: 0 P: 6 | R: 1 E: 0 K: 1 S: 7 | H: 2 LOB: 1 BB: 0 P: 7 | R: 0 E: 1 K: 0 S: 4 | H: 1 LOB: 1 BB: 0 P: 4 | R: 0 E: 0 K: 0 S: 4 | H: 1 LOB: 1 BB: 0 P: 4 | R: 0 E: 1 K: 0 S: 4 | H: 0 LOB: 0 BB: 0 P: 4 | R: 0 E: 0 K: 0 S: 4 | H: 0 LOB: 0 BB: 0 P: 4 | R: 0 E: 0 K: 0 S: 4 | H: 1 LOB: 1 BB: 0 P: 4 | R: 1 E: 0 K: 0 S: 6 | H: 3 LOB: 2 BB: 0 P: 6 | 1B: 6 2B: 4 3B: 1 HR: 0 | SF: 0 SAC: 0 DP: 1 HBP: 0 | WP: 0 PB: 0 SB: 1 CS: 0 | PA: 36 |
| PITCHER Gordon Jones, R (1.1) ERA: 2.0 | IP: 7.0 WLS: L BF: 30 H: 8 R: 3 ER: 3 SO: 2 BB: 0 IBB: 0 HBP: 0 BLK: 0 WP: 0 HR: 0 S: 34 P: 34 ERA: 3.86 WHIP: 1.143 | | | | | | | | | | | | | | | PITCHER | | | | |
| Ben Wade, R (8.1) ERA: 7.29 | 0.1 | 4 | 3 | 1 | 1 | 0 | 0 | 0 | 0 | 0 | 0 | 4 | 4 | 27.00 | 9.000 | | | | | |
| Al Brazle, L (8.1) ERA: 4.16 | 0.2 | 2 | 0 | 0 | 0 | 0 | 0 | 0 | 0 | 0 | 0 | 2 | 2 | 0.00 | 0.000 | | | | | |

St. Louis Cardinals @ Milwaukee Braves
Milwaukee County Stadium, Milwaukee, WI
Fri Sep 24 1954, 4:33 AM EDT
Att: 16,094 - Unknown

| | |
|-----|----|
| AB | 36 |
| R | 4 |
| H | 11 |
| RBI | 4 |
| BB | 0 |
| SO | 2 |
| LOB | 19 |



| Batter | 1 | 2 | 3 | 4 | 5 | 6 | 7 | 8 | 9 | AB | R | H | RBI | BB | SO | LOB | TOP | | | |
|--|------------------------------|---------------------------------|-------------------------------------|----------------------------------|------------------------------|---|------------------------------|---------------------------------|------------------------------|---------------------------------|------------------------------|---------------------------------|------------------------------|---------------------------------|------------------------------|---------------------------------|---|------------------------------------|----------------------------------|--------|
| Wally Moon, L (1,8) OBP: 0.372, SLG: 0.432 | | | | | | | | | | 3 | 0 | 0 | 0 | 1 | 0 | 1 | St. Louis Cardinals @ Milwaukee Braves Milwaukee County Stadium, Milwaukee, WI Sat Sep 25 1954, 4:33 AM EDT Att: 34,445 - Unknown livebaseballscorecards.com | | | |
| Joe Cunningham, L (1,3) OBP: 0.376, SLG: 0.447 | | | | | | | | | | 4 | 0 | 0 | 0 | 0 | 1 | 1 | | | | |
| Stan Musial, L (1,9) OBP: 0.429, SLG: 0.610 | | | | | | | | | | 3 | 0 | 1 | 0 | 1 | 1 | 0 | | | | |
| Ray Jablonski, R (1,5) OBP: 0.346, SLG: 0.421 | | | | | | | | | | 3 | 0 | 1 | 0 | 0 | 0 | 1 | | | | |
| Dick Schofield, S (7, PR) OBP: 0.143, SLG: 0.429 | | | | | | | | | | 0 | 0 | 0 | 0 | 0 | 0 | 0 | | | | |
| Del Rice, R (7, 2) OBP: 0.315, SLG: 0.372 | | | | | | | | | | 0 | 0 | 0 | 0 | 0 | 0 | 0 | | | | |
| Red Schoendienst, S (1,4) OBP: 0.366, SLG: 0.427 | | | | | | | | | | 3 | 0 | 0 | 0 | 0 | 0 | 2 | | | | |
| Rip Repulski, R (1,7) OBP: 0.331, SLG: 0.457 | | | | | | | | | | 3 | 0 | 0 | 0 | 0 | 0 | 0 | | | | |
| Bill Sami, R (1,2) OBP: 0.337, SLG: 0.439 | | | | | | | | | | 2 | 0 | 1 | 0 | 0 | 0 | 0 | | | | |
| Solly Hemus, L (7, 5) OBP: 0.450, SLG: 0.429 | | | | | | | | | | 1 | 0 | 1 | 0 | 0 | 0 | 0 | | | | |
| Alex Grammas, R (1,6) OBP: 0.333, SLG: 0.338 | | | | | | | | | | 3 | 0 | 0 | 0 | 0 | 0 | 2 | | | | |
| Tom Poholsky, R (1,1) OBP: 0.143, SLG: 0.185 | | | | | | | | | | 1 | 0 | 0 | 0 | 0 | 0 | 0 | | | | |
| Joe Frazier, L (8, PH) OBP: 0.392, SLG: 0.506 | | | | | | | | | | 1 | 0 | 0 | 0 | 0 | 0 | 1 | | | | |
| Joe Presko, R (8, 1) OBP: 0.250, SLG: 0.250 | | | | | | | | | | 0 | 0 | 0 | 0 | 0 | 0 | 0 | | | | |
| Inning Stats | R: 0 E: 0 K: 0 S: 2 | H: 1 LOB: 0 BB: 1 P: 6 | R: 0 E: 0 K: 0 S: 3 | H: 1 LOB: 0 BB: 0 P: 3 | R: 0 E: 0 K: 0 S: 3 | H: 0 LOB: 0 BB: 0 P: 3 | R: 0 E: 0 K: 0 S: 3 | H: 0 LOB: 0 BB: 0 P: 3 | R: 0 E: 0 K: 0 S: 4 | H: 1 LOB: 1 BB: 0 P: 4 | R: 0 E: 0 K: 0 S: 3 | H: 0 LOB: 1 BB: 1 P: 7 | R: 0 E: 0 K: 0 S: 4 | H: 1 LOB: 1 BB: 0 P: 4 | R: 0 E: 0 K: 2 S: 7 | H: 0 LOB: 0 BB: 0 P: 7 | 1B: 3 2B: 2 3B: 0 HR: 0 | SF: 0 SAC: 1 DP: 1 HBP: 0 | WP: 0 PB: 0 SB: 0 CS: 2 | PA: 31 |
| PITCHER Lew Burdette, R (1,1) ERA: 2.76 | IP: 9.0 WLS: W BF: 30 | H: 4 R: 0 ER: 0 SO: 2 | BB: 2 IBB: 0 HBP: 0 BLK: 0 | WP: 0 HR: 0 S: 32 P: 40 | ERA: 0.00 WHIP: 0.667 | PITCHER IP: WLS: BF: H: R: ER: SO: BB: IBB: HBP: BLK: WP: HR: S: P: ERA: WHIP | | | | | | | | | | | | | | |

| Batter | 1 | 2 | 3 | 4 | 5 | 6 | 7 | 8 | 9 | AB | R | H | RBI | BB | SO | LOB | BOTTOM | | | |
|--|------------------------------|---------------------------------|-------------------------------------|----------------------------------|------------------------------|---|------------------------------|---------------------------------|------------------------------|---------------------------------|------------------------------|---------------------------------|------------------------------|----------------------------------|------------------------------|---------------------------------|---|----------------------------------|------------------------------------|----------------------------------|
| Bill Bruton, L (1,8) OBP: 0.337, SLG: 0.365 | | | | | | | | | | 4 | 0 | 0 | 0 | 0 | 1 | 3 | St. Louis Cardinals @ Milwaukee Braves Milwaukee County Stadium, Milwaukee, WI Sat Sep 25 1954, 4:33 AM EDT Att: 34,445 - Unknown livebaseballscorecards.com | | | |
| Jack Dittmer, L (1,4) OBP: 0.316, SLG: 0.381 | | | | | | | | | | 3 | 1 | 0 | 0 | 1 | 1 | 1 | | | | |
| Eddie Mathews, L (1,5) OBP: 0.423, SLG: 0.605 | | | | | | | | | | 4 | 1 | 3 | 2 | 0 | 0 | 0 | | | | |
| Del Crandall, R (1,2) OBP: 0.306, SLG: 0.425 | | | | | | | | | | 3 | 0 | 0 | 0 | 0 | 1 | 1 | | | | |
| Jim Pendleton, R (1,7) OBP: 0.237, SLG: 0.268 | | | | | | | | | | 4 | 0 | 0 | 0 | 0 | 0 | 1 | | | | |
| Johnny Logan, R (1,6) OBP: 0.340, SLG: 0.375 | | | | | | | | | | 4 | 1 | 3 | 0 | 0 | 0 | 0 | | | | |
| Danny O'Connell, R (1,3) OBP: 0.328, SLG: 0.359 | | | | | | | | | | 3 | 0 | 1 | 0 | 1 | 0 | 2 | | | | |
| George Metkovich, L (1,9) OBP: 0.343, SLG: 0.339 | | | | | | | | | | 3 | 0 | 2 | 1 | 0 | 0 | 2 | | | | |
| Lew Burdette, R (1,1) OBP: 0.119, SLG: 0.101 | | | | | | | | | | 3 | 0 | 0 | 0 | 0 | 1 | 5 | | | | |
| Inning Stats | R: 0 E: 0 K: 1 S: 5 | H: 0 LOB: 0 BB: 0 P: 5 | R: 1 E: 0 K: 1 S: 8 | H: 3 LOB: 2 BB: 0 P: 8 | R: 0 E: 0 K: 1 S: 6 | H: 1 LOB: 0 BB: 0 P: 6 | R: 0 E: 0 K: 0 S: 3 | H: 1 LOB: 0 BB: 0 P: 3 | R: 0 E: 0 K: 0 S: 4 | H: 1 LOB: 1 BB: 0 P: 4 | R: 0 E: 0 K: 0 S: 3 | H: 1 LOB: 0 BB: 0 P: 3 | R: 0 E: 0 K: 1 S: 6 | H: 1 LOB: 2 BB: 1 P: 10 | R: 2 E: 1 K: 0 S: 5 | H: 1 LOB: 1 BB: 1 P: 9 | | 1B: 7 2B: 1 3B: 0 HR: 1 | SF: 0 SAC: 1 DP: 1 HBP: 0 | WP: 0 PB: 0 SB: 0 CS: 0 |
| PITCHER Tom Poholsky, R (1,1) ERA: 3.06 | IP: 7.0 WLS: L BF: 28 | H: 8 R: 1 ER: 1 SO: 4 | BB: 1 IBB: 0 HBP: 0 BLK: 0 | WP: 0 HR: 0 S: 35 P: 39 | ERA: 1.29 WHIP: 1.286 | PITCHER IP: WLS: BF: H: R: ER: SO: BB: IBB: HBP: BLK: WP: HR: S: P: ERA: WHIP | | | | | | | | | | | | | | |
| Joe Presko, R (8, 1) ERA: 6.91 | 1.0 | 6 | 1 | 2 | 2 | 0 | 1 | 0 | 0 | 0 | 0 | 0 | 0 | 1 | 5 | 9 | 18.00 | 2.000 | | |

| Batter | 1 | 2 | 3 | 4 | 5 | 6 | 7 | 8 | 9 | 10 | 11 | AB | R | H | RBI | BB | SO | LOB | TOP | | | |
|--|------------------------------|---------------------------------|------------------------------|---------------------------------|------------------------------|---------------------------------|------------------------------|---------------------------------|------------------------------|---------------------------------|------------------------------|---------------------------------|------------------------------|---------------------------------|------------------------------|---------------------------------|------------------------------|---------------------------------|----------------------------------|------------------------------------|----------------------------------|--------|
| Wally Moon, L OBP: 0.371, SLG: 0.435 (1, 8) | F5 | | K | | | F7 | | G4-6-3 | | | HR | 5 | 1 | 1 | 2 | 0 | 1 | 1 | | | | |
| Solly Hemus, L OBP: 0.453, SLG: 0.430 (1, 5) | | | F7 | | | S BB | | | FC1-5 1B | | F9 | 4 | 0 | 2 | 0 | 1 | 0 | 0 | | | | |
| Stan Musial, L OBP: 0.428, SLG: 0.607 (1, 9) | F8 | | | | | F8 | | K | FC1-5 1B | | | 4 | 0 | 1 | 0 | 1 | 1 | 2 | | | | |
| Ray Jablonski, R OBP: 0.345, SLG: 0.419 Peanuts Lowrey, R OBP: 0.222, SLG: 0.197 Joe Cunningham, L OBP: 0.375, SLG: 0.445 (1, 3) | 5-3 | | | | | F6 | | 5-3 | FC1-5 1B | | K | 3 | 0 | 0 | 0 | 0 | 0 | 2 | | | | |
| Red Schoendienst, S OBP: 0.360, SLG: 0.428 (1, 4) | | 3-1 | | | | S 1B | | | 6-3 | | | 4 | 0 | 2 | 0 | 0 | 0 | 2 | | | | |
| Rip Renulski, R OBP: 0.323, SLG: 0.454 (1, 7) | F7 | | | | | K | | F8 | | | K | 4 | 0 | 0 | 0 | 0 | 2 | 2 | | | | |
| Alex Grammas, R OBP: 0.335, SLG: 0.342 (1, 6) | | | | | | | | F8 | | | 4-3 | 4 | 0 | 2 | 0 | 0 | 0 | 1 | | | | |
| Del Rice, R OBP: 0.321, SLG: 0.374 Dick Schofield, S OBP: 0.143, SLG: 0.429 Bill Sami, R OBP: 0.337, SLG: 0.439 Joe Frazier, L OBP: 0.388, SLG: 0.500 Brooks Lawrence, R OBP: 0.240, SLG: 0.189 (1, 2) | | | | | | 4-3 | | 4-3 | CS G4-6-3 BB | | K | 2 | 0 | 1 | 0 | 1 | 0 | 1 | | | | |
| Harvey Haddix, L OBP: 0.232, SLG: 0.280 Sal Yvars, R OBP: 0.328, SLG: 0.421 (1, 1) | | | 6-3 | | | | | 4-5 | | | E6 HR | 3 | 0 | 0 | 0 | 0 | 1 | 2 | | | | |
| Inning Stats | R: 0 E: 0 K: 0 S: 4 | H: 1 LOB: 1 BB: 0 P: 4 | R: 0 E: 0 K: 0 S: 4 | H: 2 LOB: 2 BB: 0 P: 4 | R: 0 E: 0 K: 1 S: 5 | H: 0 LOB: 0 BB: 0 P: 5 | R: 0 E: 0 K: 1 S: 6 | H: 1 LOB: 1 BB: 0 P: 6 | R: 0 E: 0 K: 0 S: 3 | H: 1 LOB: 0 BB: 0 P: 3 | R: 0 E: 0 K: 1 S: 5 | H: 0 LOB: 1 BB: 1 P: 9 | R: 0 E: 0 K: 0 S: 3 | H: 1 LOB: 0 BB: 1 P: 7 | R: 0 E: 0 K: 2 S: 7 | H: 0 LOB: 0 BB: 0 P: 7 | R: 2 E: 1 K: 1 S: 7 | H: 2 LOB: 1 BB: 0 P: 7 | 1B: 7 2B: 4 3B: 0 HR: 1 | SF: 0 SAC: 0 DP: 4 HBP: 0 | WP: 0 PB: 1 SB: 2 CS: 2 | PA: 41 |
| PITCHER | IP 9.0 | WLS 2 | BF 8 | H 2 | R 2 | ER 1 | SO 3 | BB 0 | IBB 0 | HBP 0 | BLK 0 | WP 0 | HR 1 | S 14 | P 14 | ERA 4.50 | WHIP 1.000 | | | | | |

St. Louis Cardinals @ Milwaukee Braves
Milwaukee County Stadium, Milwaukee, WI

AB 37
R 2
H 9
RBI 2
BB 3
SO 7
LOB 16



livebaseballscores.com

Sun Sep 26 1954, 4:33 AM EST
Att: 39,845 - Unknown

| Batter | 1 | 2 | 3 | 4 | 5 | 6 | 7 | 8 | 9 | 10 | 11 | AB | R | H | RBI | BB | SO | LOB | BOTTOM | | | |
|--|------------------------------|---------------------------------|------------------------------|---------------------------------|------------------------------|---------------------------------|------------------------------|---------------------------------|------------------------------|---------------------------------|------------------------------|---------------------------------|------------------------------|---------------------------------|------------------------------|---------------------------------|------------------------------|---------------------------------|----------------------------------|------------------------------------|----------------------------------|--------|
| Bill Bruton, L OBP: 0.336, SLG: 0.365 (1, 8) | 1-3 | | F7 | | | F9 | | | FC4 | | | 5 | 0 | 1 | 0 | 0 | 0 | 3 | | | | |
| Danny O'Connell, R OBP: 0.326, SLG: 0.357 (1, 3) | F6 | | | | | F6 | | | FC6-4 1B | | F8 | 4 | 0 | 0 | 0 | 1 | 0 | 0 | | | | |
| Eddie Mathews, L OBP: 0.422, SLG: 0.603 Mel Roach, R (1, 5) | F9 | | | | | F9 | | | F9 | | 4-3 | 3 | 0 | 1 | 0 | 0 | 0 | 0 | | | | |
| Jim Pendleton, R OBP: 0.236, SLG: 0.266 (1, 7) | | | K | | | CS | | 5-3 | FC6-4 | | K | 5 | 0 | 1 | 0 | 0 | 2 | 2 | | | | |
| Johnny Logan, R OBP: 0.230, SLG: 0.373 Roy Smalley, R OBP: 0.310, SLG: 0.306 (1, 6) | | | E6 FC6-4 | | | 5-3 | | 1-3 | | | K | 2 | 0 | 0 | 0 | 0 | 1 | | | | | |
| George Matkovich, L OBP: 0.352, SLG: 0.358 (1, 9) | | | F7 | | | K | | | BB G5-3 1B | | | 5 | 0 | 3 | 0 | 0 | 1 | 1 | | | | |
| Sam Calderone, R OBP: 0.441, SLG: 0.448 Charlie White, L OBP: 0.304, SLG: 0.312 (1, 2) | | | FC6-4 | | | FC4-6 1B | | | G5-3 1B | | G4-6-3 | 3 | 0 | 1 | 0 | 1 | 0 | 3 | | | | |
| Jack Dittmer, L OBP: 0.319, SLG: 0.380 (1, 4) | | | 3-1 | | | FC4-6 | | | BB 1B | | | 3 | 0 | 1 | 0 | 1 | 0 | 1 | | | | |
| Ray Crone, R OBP: 0.200, SLG: 0.200 Bobby Thomson, R OBP: 0.315, SLG: 0.323 Ernie Johnson, R OBP: 0.231, SLG: 0.231 (1, 1) | | | K | | | F8 | | | F8 | | FC4 | 3 | 0 | 0 | 0 | 0 | 1 | 1 | | | | |
| Inning Stats | R: 0 E: 0 K: 0 S: 3 | H: 0 LOB: 0 BB: 0 P: 3 | R: 0 E: 1 K: 1 S: 6 | H: 0 LOB: 1 BB: 0 P: 6 | R: 0 E: 0 K: 1 S: 5 | H: 0 LOB: 0 BB: 0 P: 5 | R: 0 E: 0 K: 0 S: 4 | H: 1 LOB: 1 BB: 0 P: 4 | R: 0 E: 0 K: 1 S: 6 | H: 1 LOB: 3 BB: 1 P: 6 | R: 0 E: 0 K: 0 S: 3 | H: 2 LOB: 3 BB: 1 P: 8 | R: 0 E: 0 K: 0 S: 4 | H: 1 LOB: 2 BB: 1 P: 8 | R: 0 E: 0 K: 1 S: 5 | H: 0 LOB: 0 BB: 0 P: 5 | R: 0 E: 0 K: 1 S: 5 | H: 1 LOB: 0 BB: 0 P: 5 | 1B: 7 2B: 2 3B: 0 HR: 0 | SF: 0 SAC: 0 DP: 2 HBP: 0 | WP: 0 PB: 0 SB: 0 CS: 1 | PA: 44 |
| PITCHER | IP 9.0 | WLS 6 | BF 6 | H 1 | R 0 | ER 0 | SO 2 | BB 0 | IBB 0 | HBP 0 | BLK 0 | WP 0 | HR 0 | S 10 | P 10 | ERA 0.00 | WHIP 0.500 | | | | | |

St. Louis Cardinals @ Milwaukee Braves
Milwaukee County Stadium, Milwaukee, WI

AB 39
R 0
H 9
RBI 0
BB 4
SO 5
LOB 15



livebaseballscores.com

Sun Sep 26 1954, 4:33 AM EST
Att: 39,845 - Unknown