

Milwaukee Braves - 1955

Batter	1	2	3	4	5	6	7	8	9	AB R H RBI BB SO LOB	TOP	
Johnny Temple, R (1, 4) OBP: 0.222, SLG: 0.222	0-0 F8	0-0 F9			0-0 1B			0-0 SH2-4 HR 1B		4 1 2 0 0 0 2		
Roy McMillan, R (1, 6) OBP: 0.375, SLG: 0.286	4-0 FC4 BB		0-0 F8		0-0 F4			0-0 SH2-4		2 0 0 0 1 0 1		
Gus Bell, L (1, 8) OBP: 0.333, SLG: 0.444	0-0 FC4 1B 1-2f		0-0 F9		0-3 K			0-0 F7		4 0 0 0 0 1 3		
Ted Kluszewski, L (1, 3) OBP: 0.333, SLG: 1.000	0-0 1B		0-3 K		0-0 F9			0-0 HR		4 1 2 2 0 1 0		
Ray Jablonski, R (1, 5) OBP: 0.444, SLG: 0.286	0-0 F8			0-0 HBP 1B	0-0 F9			0-0 F3		4 0 1 0 0 0 2		
Jim Greengrass, R (1, 7)		0-0 6-3	0-3 K		0-0 5-3			0-3 K		4 0 0 0 0 2 1		
Ed Bailey, L (1, 2) OBP: 0.444, SLG: 0.286		0-0 SH1-4 1B	1-0 G6-4-3 HBP		0-3 K			0-0 4-3		3 0 1 0 0 1 0		
Wally Post, R (1, 9) OBP: 0.333, SLG: 0.444		0-0 SH1-4 1B	0-0 G6-4-3		0-0 F8			0-3 K		4 0 1 0 0 1 2		
Gerry Staley, R (1, 1)		0-0 SH1-4		0-0 5-3						2 0 0 0 0 1 0		
Jackie Collum, L (8, 1)										0 0 0 0 0 0 0		
Jerry Lane, R (8, 1)		1-2 2-3								0 0 0 0 0 0 0		
Inning Stats	R: 0 E: 0 K: 0 S: 4 H: 1 LOB: 2 BB: 1 P: 8	R: 0 E: 0 K: 0 S: 5 H: 2 LOB: 2 BB: 0 P: 5	R: 0 E: 0 K: 1 S: 5 H: 0 LOB: 0 BB: 0 P: 5	R: 0 E: 0 K: 1 S: 5 H: 1 LOB: 1 BB: 0 P: 6	R: 0 E: 0 K: 1 S: 6 H: 1 LOB: 1 BB: 0 P: 6	R: 0 E: 0 K: 0 S: 3 H: 0 LOB: 0 BB: 0 P: 3	R: 0 E: 0 K: 2 S: 7 H: 0 LOB: 0 BB: 0 P: 7	R: 2 E: 0 K: 0 S: 5 H: 2 LOB: 0 BB: 0 P: 5	R: 0 E: 0 K: 2 S: 7 H: 0 LOB: 0 BB: 0 P: 7	1B: 6 2B: 0 3B: 0 HR: 1 SF: 0 SAC: 2 DP: 1 HBP: 1	WP: 0 PB: 0 SB: 0 CS: 0 PA: 35	
PITCHER	IP WLS BF H R ER SO BB IBB HBP BLK WP HR S P ERA WHIP											
Warren Spahn, L (1, 1) ERA: 2.25	8.0 W 32 7 2 2 5 1 0 1 0 0 1 40 45 2.25 1.000											
Dave Jolly, R (9, 1) ERA:	1.0 S 3 0 0 0 2 0 0 0 0 0 0 7 7 0.00 0.000											

Cincinnati Redlegs @ Milwaukee Braves
Milwaukee County Stadium, Milwaukee, WI

Tue Apr 12 1955, 4:33 AM EST
Att. 43,640 - Unknown

livebaseballscorecards.com

AB	31
R	2
H	7
RBI	2
BB	1
SO	7
LOB	11



Batter	1	2	3	4	5	6	7	8	9
Bill Bruton, L OBP: 0.500, SLG: 0.500 (1, 8)	0-0 4-3 2B 1B		0-0 F7		0-0 G4-6-3 1-2f			0-0 3B 1B	
Hank Aaron, R OBP: 0.250, SLG: 0.750 (1, 9)	0-0 F7		0-0 F6			0-0 F4		0-0 1-H SF8 3B	
Eddie Mathews, L (1, 5)	0-0 4-3 1-2			0-0 3-1		0-0 6-3		4-0 BB BB BB CS BB	
Bobby Thomson, R OBP: 0.500, SLG: 1.000 (1, 7)	0-0 2B			0-0 FC5-4 1B		0-0 5-3		0-0 SF8 3-H	
Joe Adcock, R (1, 3)	0-0 1-3			0-0 FC5-4 1B 1-2f		0-0 F5		0-0 CS 1-2	
Johnny Logan, R OBP: 0.333, SLG: 0.333 (1, 6)		0-3 K		0-0 1-2 1B		0-0 5-3			
Jack Dittmer, L (1, 4)		0-0 G3		0-0 G3		0-0 4-3			
Del Crandall, R (1, 2)		0-0 5-3			0-0 E5 G4-6-3		0-0 5-3		
Warren Spahn, L Chuck Tanner, L (8, PH) Dave Jolly, R (9, 1)			0-0 F5		0-3 K		0-0 HR		

Inning Stats	R: 1 E: 0 K: 0 S: 5	H: 2 LOB: 1 BB: 0 P: 5	R: 0 E: 0 K: 1 S: 5	H: 0 LOB: 0 BB: 0 P: 5	R: 0 E: 0 K: 0 S: 3	H: 0 LOB: 0 BB: 0 P: 3	R: 0 E: 0 K: 0 S: 5	H: 2 LOB: 2 BB: 0 P: 5	R: 0 E: 1 K: 1 S: 5	H: 0 LOB: 0 BB: 0 P: 5	R: 0 E: 0 K: 0 S: 3	H: 0 LOB: 0 BB: 0 P: 3	R: 0 E: 0 K: 0 S: 5	H: 3 LOB: 0 BB: 1 P: 9
1B: 4 2B: 1 3B: 1 HR: 1	SF: 1 SAC: 0 DP: 1 HBP: 0	WP: 0 PB: 0 SB: 0 CS: 1												

BOTTOM

Cincinnati Redlegs @ Milwaukee Braves
Milwaukee County Stadium, Milwaukee, WI

Tue Apr 12 1955, 4:33 AM EST
 Att. 43,640 - Unknown

livebaseballscorecards.com

AB	29
R	4
H	7
RBI	4
BB	1
SO	2
LOB	8



PITCHER	IP	WLS	BF	H	R	ER	SO	BB	IBB	HBP	BLK	WP	HR	S	P	ERA	WHIP
Gerry Staley, R ERA: 4.91 (1, 1)	7.1	L	29	7	4	4	2	0	0	0	0	0	1	33	33	4.91	0.955
Jackie Collum, L ERA: (8, 1)	0.0		1	0	0	0	0	1	0	0	0	0	0	4	4	∞	∞
Jerry Lane, R ERA: (8, 1)	0.2		1	0	0	0	0	0	0	0	0	0	0	1	1	0.00	0.000

Batter	1	2	3	4	5	6	7	8	9	10	11	AB R H RBI BB SO LOB	TOP			
Bill Bruton, L (1.8) OBP: 0.300, SLG: 0.222	0-0 P6		0-3 K		0-0 3-1		0-0 FC1 1B		4-0 BB WP BB		0-0	5 0 0 0 1 1 2	Milwaukee Braves @ St. Louis Cardinals Sportsman's Park, St. Louis, MO Thu Apr 14 1955, 4:33 AM EST Att. 11,402 - Unknown			
Hank Aaron, R (1.9) OBP: 0.300, SLG: 0.500	0-0 BB BB 1B		0-3 K			0-0 FC3-6 1B	0-0 F7		0-0 G		0-0	6 0 2 0 0 1 4				
Eddie Mathews, L (1.5) BB BB	4-0 BB 1-2 BB		0-3 K			0-0 FC3-6 FC5-4 1-2f	0-0 P6		4-0 BB IBB		0-0	4 0 0 0 2 1 4				
Bobby Thomson, R (1.7) OBP: 0.667, SLG: 1.333	4-0 G6-4-3 1-2 2-3 BB			0-0 HR		0-0 FC5-4 1B 1-2f	0-0 FC6-4 1B 1-3 2-H		4-0 BB 2-3		0-0	3 2 2 2 2 0 1				
Joe Adcock, R (1.3) OBP: 0.125, SLG: 0.125	0-0 G6-4-3 1-2f		0-3 K			0-0 1B 1-2 HR 1B	0-0 FC6-4 1-2f		0-0		0-0	5 1 1 0 0 1 8				
Johnny Logan, R (1.6) OBP: 0.500, SLG: 0.625		0-0 SF8 2B		0-0 G4-6-3 1B		0-0 HR 1B 1-2 2-H		0-0			0-0	5 2 3 1 0 0 0				
Danny O'Connell, R (1.4) OBP: 0.200, SLG: 0.800		0-0 6-3		0-0 G4-6-3 1-2f		0-0 HR		0-0			0-0	5 1 1 3 0 0 2				
Del Crandall, R (1.2)		0-0 SF8 2-H			0-0 5-3	0-0 F5		0-3 K			0-0	4 0 0 1 0 1 0				
Gene Conley, R (1.1) Dave Jolly, R (8.1) Charlie Gorin, L (10.1) Chuck Tanner, L (11, PH) Dave Koslo, L (11.1)		0-3 K			0-3 K		0-0 E6 1B		0-0		0-0	3 1 0 0 0 2 0 1 0 0 0 0 0 0 0 0 0 0 0 0 0 1 0 1 0 0 0 0 0 0 0 0 0 0 0				
Inning Stats	R: 0 H: 1 E: 0 LOB: 2 K: 0 BB: 2 S: 3 P: 11	R: 1 H: 1 E: 0 LOB: 0 K: 1 BB: 0 S: 6 P: 6	R: 0 H: 0 E: 0 LOB: 0 K: 3 BB: 0 S: 9 P: 9	R: 1 H: 2 E: 0 LOB: 0 K: 1 BB: 0 S: 6 P: 6	R: 0 H: 0 E: 0 LOB: 0 K: 1 BB: 0 S: 5 P: 5	R: 4 H: 4 E: 0 LOB: 0 K: 0 BB: 0 S: 7 P: 7	R: 1 H: 1 E: 2 LOB: 2 K: 0 BB: 0 S: 6 P: 6	R: 0 H: 0 E: 0 LOB: 0 K: 1 BB: 0 S: 5 P: 5	R: 0 H: 0 E: 0 LOB: 3 K: 0 BB: 3 S: 3 P: 15	R: 0 H: 0 E: 0 LOB: 0 K: 0 BB: 0 S: 3 P: 3	R: 0 H: 1 E: 0 LOB: 1 K: 0 BB: 0 S: 4 P: 4	1B: 7 SF: 1 2B: 1 SAC: 0 3B: 0 DP: 2 HR: 2 HBP: 0		WP: 1 PA: 48 PB: 0 SB: 1 CS: 0		
PITCHER	IP WLS BF H R ER SO BB IBB HBP BLK WP HR S P ERA WHIP															
Harvey Haddix, L (1.1) ERA: 7.71	7.0	32	9	7	6	6	2	0	0	0	0	2	42	50	7.71	1.571
Brooks Lawrence, R (8.1) ERA: 27.0	1.0	3	0	0	0	1	0	0	0	0	0	0	5	5	0.00	0.000
Frank Smith, R (9.1) ERA:	3.0	W 13	1	0	0	0	2	1	0	0	1	0	10	22	0.00	1.000

livebaseballscorecards.com

AB	42
R	7
H	10
RBI	7
BB	5
SO	7
LOB	21



Batter	1	2	3	4	5	6	7	8	9	10	11	AB	R	H	RBI	BB	SO	LOB
Wally Moon, L OBP: 0.453, SLG: 0.700 (1, 9)	4-0 CS BB		0-0 BB 1B		0-0 2-H WP 1B		0-0 HR	0-0		0-0 FC9-4 1-2f		5	1	3	2	1	0	3
Bill Virdon, L OBP: 0.400, SLG: 0.778 (1, 8)	0-3 K		4-0 1-2 BB		0-0 F5		0-0 4-3		0-0		0-0 HR	5	1	1	1	1	1	2
Stan Musial, L OBP: 0.333, SLG: 0.778 (1, 3)	0-0 F8		0-0 F9		0-0 F7 1-2		0-3 K		0-0 HR			5	1	1	1	0	1	4
Rip Repulski, R OBP: 0.333, SLG: 0.778 (1, 7)	0-0 CS 1-2	0-0 F2	0-0 F8		0-0 P2			0-0 HR	0-0			5	1	1	1	0	0	3
Red Schoendienst, S OBP: 0.778, SLG: 1.167 (1, 4)		0-0 HR		0-0 E S 1B		0-0 1-3 1B		4-0 1B BB	0-0			4	2	3	1	1	0	0
Ken Boyer, R OBP: 0.333, SLG: 0.889 (1, 5)		0-0 FC6-2 3B		0-3 K		0-0 1-3 1-2		0-0 1B SF 1B		0-0		5	1	2	0	0	1	2
Del Rice, R Joe Frazier, L Bill Sami, R OBP: 0.333, SLG: 0.200 (1, 2) (6, PH) (7, 2)		0-0 FC6-2		0-3 K 1-3		0-0 L8		0-0 1B		4-0 FC BB		2	0	0	0	0	1	2
Alex Grammas, R Solly Hemus, L Bob Stephenson, R (1, 6) (6, PH) (7, 6)		0-0 6-3		0-3 K 3		0-0 G3		0-3 K		0-0 FC E 1-2f		2	0	0	0	0	1	2
Harvey Haddix, L Tom Alston, L Brooks Lawrence, R Harry Elliott, R Frank Smith, R OBP: 0.500, SLG: 1.000 (1, 1) (7, PH) (8, 1) (8, PH) (9, 1)			0-0 F7		0-0 1B 2B		0-0 G3		0-0 SF		0-0 E1 FC9-4 1-3	2	1	1	0	0	0	0

Inning Stats	R: 0	H: 0	R: 1	H: 2	R: 0	H: 1	R: 0	H: 1	R: 1	H: 2	R: 0	H: 1	R: 1	H: 1	R: 3	H: 3	R: 1	H: 1	R: 0	H: 0	R: 1	H: 1	
E: 0	LOB: 0	E: 0	LOB: 1	E: 0	LOB: 2	E: 0	LOB: 1	E: 0	LOB: 0	E: 0	LOB: 1	E: 0	LOB: 0	E: 0	LOB: 1	E: 1	LOB: 2	E: 0	LOB: 0	E: 1	LOB: 0	E: 0	LOB: 0
K: 1	BB: 1	K: 0	BB: 0	K: 0	BB: 1	K: 3	BB: 0	K: 0	BB: 0	K: 1	BB: 0	K: 0	BB: 0	K: 1	BB: 1	K: 0	BB: 0	K: 0	BB: 0	K: 0	BB: 0	K: 0	BB: 0
S: 4	P: 8	S: 5	P: 5	S: 4	P: 8	S: 10	P: 10	S: 5	P: 5	S: 6	P: 6	S: 8	P: 12	S: 4	P: 4	S: 4	P: 4	S: 4	P: 8	S: 1	P: 1	S: 1	P: 1

1B: 6	SF: 1	WP: 1	PA: 48
2B: 1	SAC: 0	PB: 0	
3B: 1	DP: 0	SB: 1	
HR: 5	HBP: 0	CS: 1	

PITCHER	IP	WLS	BF	H	R	ER	SO	BB	IBB	HBP	BLK	WP	HR	S	P	ERA	WHIP
Gene Conley, R ERA: 5.14 (1, 1)	7.0		31	9	4	4	5	2	0	0	0	1	3	39	47	5.14	1.571
Dave Jolly, R ERA: 7.36 (8, 1)	2.2		14	3	3	3	1	2	0	0	0	0	1	14	22	10.12	1.875
Charlie Gorin, L ERA: (10, 1)	0.1		1	0	0	0	0	0	0	0	0	0	0	1	1	0.00	0.000
Dave Koslo, L ERA: (11, 1)	0.0	L	1	1	1	1	0	0	0	0	0	0	1	1	1	∞	∞


BOTTOM

Milwaukee Braves @ St. Louis Cardinals
Sportsman's Park, St. Louis, MO
Thu Apr 14 1955, 4:33 AM EST
Att. 11,402 - Unknown

livebaseballscores.com

AB	42
R	8
H	13
RBI	8
BB	4
SO	6
LOB	24



Batter	1	2	3	4	5	6	7	8	9	AB R H RBI BB SO LOB	TOP											
Bill Bruton, L (1, 8) OBP: 0.375, SLG: 0.429	0-0 4-3		0-0 1B 3B	4-0 1B BB	0-3 K		0-0 F2		0-0 1-2 2-H 1B	5 2 2 1 1 1 3												
Hank Aaron, R (1, 9) OBP: 0.313, SLG: 0.438	0-0 5-3		0-0 1B 1B	0-0 P2		0-0 P4		0-0 BB 1B	0-3 K	6 1 2 1 0 1 3												
Eddie Mathews, L (1, 5) OBP: 0.400, SLG: 0.100	0-0 4-3		0-0 1B 1B	4-0 1B BB		0-0 4-3		4-0 BB G6-4-3		3 1 1 0 2 0 0												
Bobby Thomson, R (1, 7) OBP: 0.571, SLG: 0.909		0-0 E6 1B 1B	0-0 1B 1B	0-0 FC6-4 1B		0-0 6-3		0-0 F2		5 1 2 2 0 0 2												
Joe Adcock, R (1, 3) OBP: 0.231, SLG: 0.462		0-0 1B	0-0 F8	0-0 FC6-4			0-0 HR	0-0 G6-4-3		5 1 2 1 0 0 6												
Johnny Logan, R (1, 6) OBP: 0.692, SLG: 1.000		0-0 FC6-4 1B	0-0 1B 1B		0-0 F2 1B		0-0 HR		0-0 1B 1B	5 2 5 3 0 0 0												
Jack Dittmer, L (1, 4) Danny O'Connell, R (7, PH) OBP: 0.286, SLG: 0.714	0-0 F9		0-0 F6		0-0 F7		0-0 6-3		0-0 1B 1B	3 0 0 0 0 0 4 2 0 1 0 0 0 0	AB 44 R 9 H 18 RBI 9 BB 3 SO 4 LOB 26											
Del Crandall, R (1, 2) OBP: 0.231, SLG: 0.583	0-0 FC6-4			0-0 HR		0-0 2B		0-0 F9		5 1 3 1 0 0 3												
Lew Burdette, R (1, 1) Chet Nichols, S (7, 1)			0-0 6-3	0-0 6-3	0-0 F2		0-3 K		0-3 K	4 0 0 0 0 1 3 1 0 0 0 0 1 2												
Inning Stats	R: 0 E: 0 K: 0 S: 3	H: 0 LOB: 0 BB: 0 P: 3	R: 1 E: 1 K: 0 S: 5	H: 2 LOB: 1 BB: 0 P: 5	R: 3 E: 0 K: 0 S: 8	H: 5 LOB: 2 BB: 0 P: 8	R: 2 E: 0 K: 0 S: 5	H: 2 LOB: 2 BB: 2 P: 13	R: 0 E: 0 K: 1 S: 7	H: 2 LOB: 2 BB: 0 P: 7	R: 0 E: 0 K: 0 S: 3	H: 0 LOB: 0 BB: 0 P: 3	R: 2 E: 0 K: 1 S: 8	H: 3 LOB: 1 BB: 0 P: 8	R: 0 E: 0 K: 0 S: 3	H: 1 LOB: 1 BB: 1 P: 7	R: 1 E: 0 K: 2 S: 10	H: 3 LOB: 2 BB: 0 P: 10	1B: 13 2B: 1 3B: 1 HR: 3	SF: 0 SAC: 0 DP: 1 HBP: 0	WP: 0 PB: 0 SB: 0 CS: 0	PA: 47
PITCHER	IP WLS BF H R ER SO BB IBB HBP BLK WP HR S P ERA WHIP																					
Jim Pearce, R (1, 1) ERA: 11.57	2.1 L 13 6 4 3 0 0 0 0 0 0 0 0 13 13 11.57 2.571																					
Maurice Fisher, R (3, 1) ERA: 6.75	2.2 15 5 2 2 1 2 0 0 0 0 0 1 15 23 6.75 2.625																					
Fred Baczewski, L (6, 1) ERA: 18.0	1.0 5 2 2 2 0 0 0 0 0 0 0 2 5 5 18.00 2.000																					
Bob Hooper, R (7, 1) ERA:	1.0 4 1 0 0 1 0 0 0 0 0 0 0 6 6 0.00 1.000																					
Johnny Klippstein, R (8, 1) ERA: 10.13	2.0 10 4 1 1 2 1 0 0 0 0 0 0 13 17 4.50 2.500																					

Milwaukee Braves @ Cincinnati Redlegs
Crosley Field, Cincinnati, OH
Sat Apr 16 1955, 3:33 AM EST
Att. 5,131 - Unknown

livebaseballscorecards.com

Batter	1	2	3	4	5	6	7	8	9	AB	R	H	RBI	BB	SO	LOB
Johnny Temple, R (1, 4) OBP: 0.211, SLG: 0.118	0-0 6-3			0-0 F9	0-0 6-3		0-0 4-3			4	0	0	0	0	0	1
Roy McMillan, R (1, 6) OBP: 0.267, SLG: 0.154	0-0 F8			0-0 6-3		0-0 6-3		0-0 F9		4	0	0	0	0	0	0
Gus Bell, L (1, 8) OBP: 0.500, SLG: 0.833	0-0 F9			0-0 1B		0-0 2B		0-3 K		4	0	2	0	0	1	0
Ted Kluszewski, L (1, 3) OBP: 0.222, SLG: 0.529		0-0 4-3		0-0 1-3		0-0 3-1		0-0 4-3		4	0	0	0	0	0	2
Ray Jablonski, R (1, 5) OBP: 0.412, SLG: 0.714		0-0 F4			0-0 HR	0-0 6-3			0-0 HR	4	2	2	2	0	0	1
Jim Greengrass, R (1, 7) OBP: 0.222, SLG: 0.133		0-0 F9			0-0 F9		0-0 F8		0-0 2B	4	0	1	0	0	0	0
Andy Seminick, R (1, 2) OBP: 0.200, SLG: 0.800			0-0 F8		0-0 HR		0-0 6-3		0-0 1-4-3	4	1	1	1	0	0	1
Wally Post, R (1, 9) OBP: 0.389, SLG: 0.611			0-3 K		0-0 F5		0-0 HR		0-3 K	4	1	1	1	0	2	1
Jim Pearce, R (1, 1) Maurice Fisher, R (3, 1) Bob Thurman, L (5, PH) Fred Baczewski, L (6, 1) Bob Hooper, R (7, 1) Ed Bailey, L (7, PH) Johnny Klippstein, R (8, 1) Bob Borkowski, R (9, PH)			0-3 K		0-0 HR		0-0 2B		0-0 F9	0	0	0	0	0	0	0

Inning Stats	R: 0	H: 0	E: 0	LOB: 0	K: 0	BB: 0	S: 3	P: 3	R: 0	H: 0	E: 0	LOB: 0	K: 2	BB: 0	S: 7	P: 7	R: 0	H: 1	E: 0	LOB: 1	K: 0	BB: 0	S: 4	P: 4	R: 3	H: 3	E: 0	LOB: 0	K: 0	BB: 0	S: 6	P: 6	R: 0	H: 1	E: 0	LOB: 1	K: 0	BB: 0	S: 4	P: 4	R: 1	H: 2	E: 0	LOB: 1	K: 0	BB: 0	S: 5	P: 5	R: 0	H: 0	E: 0	LOB: 0	K: 1	BB: 0	S: 5	P: 5	R: 1	H: 2	E: 0	LOB: 1	K: 1	BB: 0	S: 7	P: 7	1B: 1	SF: 0	2B: 3	SAC: 0	3B: 0	DP: 0	HR: 5	HBP: 0	WP: 0	PA: 36
PITCHER	IP	WLS	BF	H	R	ER	SO	BB	IBB	HBP	BLK	WP	HR	S	P	ERA	WHIP																			PITCHER	IP	WLS	BF	H	R	ER	SO	BB	IBB	HBP	BLK	WP	HR	S	P	ERA	WHIP																					
Lew Burdette, R (1, 1) ERA: 5.4	6.2	W	26	6	4	4	2	0	0	0	0	0	4	30	30	5.40	0.900																																																									
Chet Nichols, L (7, 1) ERA: 3.86	2.1	S	10	3	1	1	2	0	0	0	0	0	1	14	14	3.86	1.286																																																									

BOTTOM

Milwaukee Braves @ Cincinnati Redlegs
Crosley Field, Cincinnati, OH
Sat Apr 16 1955, 3:33 AM EST
Att. 5,131 - Unknown

AB	36
R	5
H	9
RBI	5
BB	0
SO	4
LOB	7



Batter	1	2	3	4	5	6	7	8	9	AB R H RBI BB SO LOB
Bill Bruton, L (1, 8) OBP: 0.455, SLG: 0.700	0-0 F9 SF8 2B	0-0 1-3		0-0 1-2 2-H 1B		0-0 1-H HR		0-0 2B 1B	0-0 F5	6 3 4 3 0 0 0
Hank Aaron, R (1, 9) OBP: 0.286, SLG: 0.429 Andy Paiko, R (8, 9)	0-0 F9 2-3		0-0 6-3	0-0 F6		0-0 E6 BB		0-0 1-H 1B 2B	0-0 6-3	5 1 1 1 0 0 3 1 0 0 0 0 0 0
Eddie Mathews, L (1, 5) OBP: 0.500, SLG: 0.250	4-0 BB HR BB		0-0 2B		4-0 BB FC4-6 1B BB	4-0 1-2 BB		0-0 F9		2 1 1 0 3 0 1
Bobby Thomson, R (1, 7) OBP: 0.474, SLG: 0.733 Chuck Tanner, L (8, PR) OBP: 1.000, SLG: 2.500	0-0 SF8 3-H		0-0 6-3		0-0 F9 S S S	0-3 K		0-0 BB 1B 1B		4 0 1 2 0 1 4 0 1 0 0 0 0 0
Joe Adcock, R (1, 3) OBP: 0.333, SLG: 0.438	4-0 BB HR BB		0-0 6-3		0-0 1-2 1B FC4-6 1B	0-0 F7		4-0 BB 1B BB		3 1 1 0 2 0 3
Johnny Logan, R (1, 6) OBP: 0.611, SLG: 1.000	0-0 1-H 2-H HR			0-0 1B 1B	0-0 FC4-6 1-2 2-3		0-0 5-3	0-0 F2		5 2 2 3 0 0 4
Jack Dittmer, L (1, 4) OBP: 0.182, SLG: 0.182	0-0 1-3			0-0 1-2 1B 1B	0-0 F4		0-0 F2	0-0 1-2 2-H 1B		5 0 2 1 0 0 2
Del Crandall, R (1, 2) OBP: 0.278, SLG: 0.529		0-0 F6		0-3 K		0-0 HR 1B	0-0 1B	0-0 P6		5 1 2 0 0 1 4
Warren Spahn, L (1, 1)		0-3 K		0-0 F7		0-3 K	0-0 G3		0-3 K	5 0 0 0 0 3 4

Inning Stats	R: 4 E: 0 K: 0 S: 5	H: 2 LOB: 0 BB: 2 P: 13	R: 0 E: 0 K: 1 S: 5	H: 0 LOB: 0 BB: 0 P: 5	R: 0 E: 0 K: 0 S: 4	H: 1 LOB: 1 BB: 0 P: 4	R: 1 E: 0 K: 1 S: 8	H: 3 LOB: 2 BB: 0 P: 8	R: 0 E: 0 K: 0 S: 4	H: 1 LOB: 2 BB: 1 P: 8	R: 2 E: 1 K: 2 S: 10	H: 2 LOB: 2 BB: 1 P: 14	R: 0 E: 0 K: 0 S: 4	H: 1 LOB: 1 BB: 0 P: 4	R: 3 E: 0 K: 0 S: 7	H: 4 LOB: 2 BB: 1 P: 11	R: 0 E: 0 K: 1 S: 5	H: 0 LOB: 0 BB: 0 P: 5	1B: 9 2B: 3 3B: 0 HR: 2	SF: 1 SAC: 0 DP: 0 HBP: 0
--------------	------------------------------	----------------------------------	------------------------------	---------------------------------	------------------------------	---------------------------------	------------------------------	---------------------------------	------------------------------	---------------------------------	-------------------------------	----------------------------------	------------------------------	---------------------------------	------------------------------	----------------------------------	------------------------------	---------------------------------	----------------------------------	------------------------------------

PITCHER	IP	WLS	BF	H	R	ER	SO	BB	IBB	HBP	BLK	WP	HR	S	P	ERA	WHIP
Art Fowler, R (1, 1) ERA: 15.75	2.0	L	10	2	4	4	1	2	0	0	0	0	1	10	18	18.00	2.000
Rudy Minarcin, R (3, 1) ERA: 4.0	4.0		22	7	3	3	3	2	0	0	0	0	1	26	34	6.75	2.250
Bob Hooper, R (7, 1) ERA: 6.75	3.0		15	5	3	3	1	1	0	0	0	0	0	16	20	9.00	2.000

TOP

Milwaukee Braves @ Cincinnati Redlegs
Crosley Field, Cincinnati, OH


Sun Apr 17 1955, 3:33 AM EST
Unknown

AB	41
R	10
H	14
RBI	10
BB	5
SO	5
LOB	25

livebaseballscorecards.com



WP: 0	PA: 47
PB: 0	
SB: 0	
CS: 0	

Batter	1	2	3	4	5	6	7	8	9	AB R H RBI BB SO LOB	TOP
Bill Bruton, L (1, 8) OBP: 0.444, SLG: 0.640	0-0 4-3		0-0 4-3		0-0 G6-4-3 1B		0-0 4-3		0-0 CS 1B	5 0 2 0 0 0 1	
Hank Aaron, R (1, 9) OBP: 0.269, SLG: 0.500	0-0 F9		0-0 E5 5-3 1B E		0-0 G6-4-3 1-2f		0-0 HR		0-0 F2	5 2 1 1 0 0 3	
Eddie Mathews, L (1, 5) OBP: 0.480, SLG: 0.294	0-0 F7		0-0 5-3 1B E		0-0 FC6-4 1B		0-0 F8		0-3 K 1-2	5 1 2 0 0 1 1	
Bobby Thomson, R (1, 7) OBP: 0.435, SLG: 0.611		4-0 2B FC3-2 BB	0-0 5-3		0-0 FC6-4 1-2f		0-0 F8			3 0 0 1 1 0 3	
Joe Adcock, R (1, 3) OBP: 0.455, SLG: 0.650		0-0 FC3-2 G1-2-3 2B	0-0 E7 2-H 3-H 2B		0-0 FC4-6 SF7 1B		0-0 SH1-4 1B			4 1 4 2 0 0 0	
Johnny Logan, R (1, 6) OBP: 0.619, SLG: 0.950		4-0 FC3-2 BB	0-0 G3		0-0 FC4-6 1B		0-0 SH1-4			2 0 1 0 1 0 1	
Jack Dittmer, L (1, 4) OBP: 0.200, SLG: 0.143		0-0 FC3-2 1-2 2-3 3-Hf		0-0 F7		0-0 FC4-6 1-2f 2-3		4-0 IBB		3 0 0 0 1 0 5	
Del Crandall, R (1, 2) OBP: 0.227, SLG: 0.450		0-0 G1-2-3 3-Hf		0-0 F8		0-0 SF7 3-H		0-0 F8		3 0 0 1 0 0 5	
Ray Crone, R (1, 1) OBP: 0.500, SLG: 0.500 Charlie Gorin, L (4, 1) Roberto Vargas, L (4, 1) George Crowe, L (8, PH) Chet Nichols, S (8, 1) Chuck Tanner, L (8, PH) Dave Jolly, R (8, 1)			0-0 1B 5-3 1B	0-0 5-3		0-0 4-3		0-0 G3		2 1 1 0 0 0 0 0 0 0 0 0 0 0 0 0 0 0 0 0 0 1 0 0 0 0 0 1 0 0 0 0 0 0 0 1 0 0 0 0 0 2 0 0 0 0 0 0 0	
Inning Stats	R: 0 E: 0 K: 0 S: 3 H: 0 LOB: 0 BB: 0 P: 3	R: 0 E: 0 K: 0 S: 3 H: 1 LOB: 2 BB: 2 P: 11	R: 3 E: 2 K: 0 S: 7 H: 3 LOB: 1 BB: 0 P: 7	R: 0 E: 0 K: 0 S: 3 H: 0 LOB: 0 BB: 0 P: 3	R: 0 E: 0 K: 0 S: 4 H: 2 LOB: 1 BB: 0 P: 4	R: 1 E: 0 K: 0 S: 5 H: 2 LOB: 1 BB: 0 P: 5	R: 1 E: 0 K: 0 S: 4 H: 1 LOB: 0 BB: 0 P: 4	R: 0 E: 0 K: 4 S: 4 H: 1 LOB: 2 BB: 1 P: 8	R: 0 E: 0 K: 1 S: 5 H: 1 LOB: 1 BB: 0 P: 5	1B: 8 2B: 3 3B: 0 HR: 1 SF: 1 SAC: 1 DP: 3 HBP: 0	WP: 0 PB: 0 SB: 0 CS: 1 PA: 39
PITCHER Gerry Staley, R (1, 1) ERA: 3.31	IP WLS BF H R ER SO BB IBB HBP BLK WP HR S P ERA WHIP										
	9.0 W 39 11 5 2 1 2 1 0 0 0 1 38 50 2.00 1.444										

Milwaukee Braves @ Cincinnati Redlegs
Crosley Field, Cincinnati, OH
Sun Apr 17 1955, 3:38 AM EST
Att. 21,665 - Unknown

AB	34
R	5
H	11
RBI	5
BB	3
SO	1
LOB	22



BOTTOM

Milwaukee Braves @ Cincinnati Redlegs

Crosley Field, Cincinnati, OH

Sun Apr 17 1955, 3:38 AM EST
Att. 21,665 - Unknown

livebaseballscorecards.com

AB	34
R	6
H	9
RBI	6
BB	6
SO	6
LOB	12



WP	0	PA	40
PB	0		
SB	0		
CS	0		

AB R H RBI BB SO LOB

3	1	1	0	2	2	0
4	0	3	2	1	0	1
5	0	1	0	0	0	5
4	1	2	2	1	0	2
4	0	0	0	0	0	4
4	1	1	1	0	1	0
4	1	1	1	0	2	0
2	1	0	0	1	0	0
1	0	0	0	0	0	0
0	0	0	0	0	0	0
3	1	0	0	1	1	0

Batter	1	2	3	4	5	6	7	8	9
Johnny Temple, R (1, 4) OBP: 0.310, SLG: 0.208	0-3 K		0-3 K	4-0 1B BB			4-0 FC1-6 BB		0-0 BB 1B
Glen Gorbous, L (1, 7) OBP: 0.714, SLG: 0.833	0-0 2B		0-0 1B	0-0 1B			0-0 FC1-6 1B		4-0 1B BB
Gus Bell, L (1, 8) OBP: 0.407, SLG: 0.630	0-0 F6		0-0 F8	0-0 F3			0-0 FC1-6 1B		0-0 F6
Ted Kluszewski, L (1, 3) OBP: 0.333, SLG: 0.652	4-0 IBB			0-0 HR		0-0 F8	0-0 FC1-6 FC6-4		0-0 1B
Ray Jablonski, R (1, 5) OBP: 0.320, SLG: 0.500	0-0 F8			0-0 F6		0-0 F7	0-0 FC6-4		
Ed Bailey, L (1, 2) OBP: 0.389, SLG: 0.533		0-0 F8		0-0 HR		0-3 K		0-0 F3	
Wally Post, R (1, 9) OBP: 0.423, SLG: 0.731		0-3 K		0-0 HR		0-0 4-3		0-3 K	
Roy McMillan, R (1, 6) OBP: 0.261, SLG: 0.150		0-0 5-3		4-0 BB BB 1B BB		0-0 5-3		0-0 1-3	
Bob Thurman, L (8, PH) OBP: 0.333, SLG: 1.333									
Rocky Bridges, R (9, 6)									
Gerry Staley, R (1, 1)			0-0 F7	4-0 1B BB		0-0 6-3		0-3 K	

Inning Stats	R: 0 E: 0 K: 1 S: 6	H: 1 LOB: 2 BB: 1 P: 10	R: 0 E: 0 K: 1 S: 5	H: 0 LOB: 0 BB: 0 P: 5	R: 0 E: 0 K: 1 S: 6	H: 1 LOB: 1 BB: 0 P: 6	R: 5 E: 0 K: 0 S: 6	H: 4 LOB: 1 BB: 3 P: 18	R: 0 E: 0 K: 1 S: 5	H: 0 LOB: 0 BB: 0 P: 5	R: 0 E: 0 K: 0 S: 4	H: 1 LOB: 2 BB: 1 P: 8	R: 0 E: 0 K: 1 S: 5	H: 0 LOB: 0 BB: 0 P: 5	R: 1 E: 0 K: 1 S: 6	H: 2 LOB: 2 BB: 1 P: 10	1B: 5 2B: 1 3B: 0 HR: 3	SF: 0 SAC: 0 DP: 0 HBP: 0
--------------	------------------------------	----------------------------------	------------------------------	---------------------------------	------------------------------	---------------------------------	------------------------------	----------------------------------	------------------------------	---------------------------------	------------------------------	---------------------------------	------------------------------	---------------------------------	------------------------------	----------------------------------	----------------------------------	------------------------------------

PITCHER	IP	WLS	BF	H	R	ER	SO	BB	IBB	HBP	BLK	WP	HR	S	P	ERA	WHIP
Ray Crone, R (1, 1) ERA: 8.1	3.1		16	5	3	3	3	0	1	0	0	0	0	1	25	8.10	1.500
Charlie Gorin, L (4, 1) ERA: 27.0	0.1		4	1	2	2	0	3	0	0	0	0	0	1	13	54.00	12.000
Roberto Vargas, L (4, 1) ERA:	1.1		4	0	0	0	1	0	0	0	0	0	0	6	6	0.00	0.000
Chet Nichols, L (6, 1) ERA: 2.08	2.0		8	1	0	0	0	1	0	0	0	0	0	7	11	0.00	1.000
Dave Jolly, R (8, 1) ERA: 6.75	1.2	L	8	2	1	1	2	1	0	0	0	0	0	11	15	5.40	1.800

Batter	1	2	3	4	5	6	7	8	9	AB R H RBI BB SO LOB	TOP
Lloyd Merriman, L (1, 8) OBP: 0.286, SLG: 0.333	4-0 1B G6-3 BB		4-0 1B BB		X 0-0 6-3			X 0-0 F7		2 1 0 0 2 0 0	Chicago Cubs @ Milwaukee Braves Milwaukee County Stadium, Milwaukee, WI Mon Apr 18 1955, 4:33 AM EST Att: 10,306 - Unknown
Gene Baker, R (1, 4) OBP: 0.400, SLG: 0.464	0-0 1-3 G6-3 1B		0-0 1-3 CS 1B		X 0-0 SH1-3 1B		X 0-0 1-3		4 0 3 0 0 0 0		
Frank Baumholtz, L (1, 9) OBP: 0.387, SLG: 0.500 Jim Bolger, R (9, PR) OBP: 0.250, SLG: 0.250	0-0 1-2f G6-3 3-H		0-0 1-2 1B		X 0-0 1-2 SH1-3		X 0-0 1-2		3 0 2 0 0 0 1 0 0 0 0 0 0 0		
Hank Sauer, R (1, 7) OBP: 0.375, SLG: 0.414	4-0 BB		0-0 F7		X 0-0 F7		X 0-3 K		3 0 0 0 1 1 3		
14 Ernie Banks, R (1, 6) OBP: 0.382, SLG: 0.688	0-0 P4		0-0 F9		X 0-0 5-3		X 0-0 F8		4 0 0 0 0 0 3		
Dee Fondy, L (1, 3) OBP: 0.387, SLG: 0.724		0-3 K	0-3 K		X 0-0 F9		X 0-0 F8		4 0 0 0 0 2 1		
Eddie Miksis, R (1, 5) OBP: 0.333, SLG: 0.333		0-0 1B	0-3 K		X 0-0 E5 G5-4-3				3 0 1 0 0 1 0		
Harry Chiti, R (1, 2) OBP: 0.286, SLG: 0.440		0-3 K	0-3 K		X 0-0 G5-4-3 1-2f		X 0-0 G5-4-3		3 0 0 0 0 2 2		
Warren Hacker, R (1, 1)		0-0 P4	0-3 K		X 0-0 5-3				3 0 0 0 0 1 1		
Inning Stats	R: 1 H: 1 E: 0 LOB: 1 K: 0 BB: 2 S: 3 P: 11	R: 0 H: 1 E: 0 LOB: 1 K: 2 BB: 0 S: 8 P: 8	R: 0 H: 2 E: 0 LOB: 1 K: 0 BB: 1 S: 3 P: 7	R: 0 H: 0 E: 0 LOB: 0 K: 2 BB: 0 S: 7 P: 7	R: 0 H: 0 E: 0 LOB: 0 K: 2 BB: 0 S: 7 P: 7	R: 0 H: 1 E: 0 LOB: 1 K: 0 BB: 0 S: 4 P: 4	R: 0 H: 0 E: 1 LOB: 0 K: 0 BB: 0 S: 3 P: 3	R: 0 H: 0 E: 0 LOB: 0 K: 0 BB: 0 S: 3 P: 3	R: 0 H: 1 E: 0 LOB: 1 K: 1 BB: 0 S: 6 P: 6	1B: 6 SF: 0 2B: 0 SAC: 1 3B: 0 DP: 2 HR: 0 HBP: 0	WP: 0 PA: 33 PB: 0 SB: 0 CS: 1
PITCHER Bob Buhl, R (1, 1) ERA: 1.13 Ernie Johnson, R (9, 1) ERA:	IP WLS BF H R ER SO BB IBB HBP BLK WP HR S P ERA WHIP	8.0 W 29 5 1 1 6 3 0 0 0 0 0 0 38 50 1.12 1.000	1.0 S 4 1 0 0 1 0 0 0 0 0 0 0 6 6 0.00 1.000								

AB	29
R	1
H	6
RBI	0
BB	3
SO	7
LOB	11



Batter	1	2	3	4	5	6	7	8	9	AB R H RBI BB SO LOB	TOP
Lloyd Merriman, L (1, 8) OBP: 0.333, SLG: 0.375	0-0 F7		0-0 SH1-4 1B		0-0 4-3			0-0 1B 1B		4 1 2 0 0 0 1	
Gene Baker, R (1, 4) OBP: 0.421, SLG: 0.467	4-0 1B BB		0-0 SH1-4		0-0 CS 1B			0-3 K		2 0 1 1 1 1 1	
Frank Baumholtz, L (1, 9) OBP: 0.343, SLG: 0.441	0-0 F6		0-0 F3		0-0 CS 1-2	0-0 4-3		0-3 K		4 0 0 0 0 1 4	
Hank Sauer, R (1, 7) OBP: 0.417, SLG: 0.485	0-0 1-3 1B		0-3 K			0-0 2B		0-0 14 FC6-4 1B		4 0 3 1 0 1 2	
14 Ernie Banks, R (1, 6) OBP: 0.342, SLG: 0.611	0-0 1-3			0-0 F6		0-0 5-3		0-0 FC6-4 1-2f		4 0 0 0 0 0 4	
Dee Fondy, L (1, 3) OBP: 0.371, SLG: 0.667		0-0 G4-6-3 1B		0-0 F8		0-0 G3			0-0 G3	4 0 1 0 0 0 1	
Eddie Miksis, R (1, 5) OBP: 0.167, SLG: 0.167 Vern Morgan, L (9, PH) OBP: 0.429, SLG: 0.200		0-0 G4-6-3 1-2f		0-3 K			0-3 K		0-0 F7	3 0 0 0 0 2 1 1 0 0 0 0 0 0	AB 33 R 2 H 8 RBI 2 BB 1 SO 7 LOB 15
Harry Chiti, R (1, 2) OBP: 0.290, SLG: 0.429 Bob Speake, L (9, PH) OBP: 0.667, SLG: 0.667		0-0 6-3			0-0 4-3 1B 1B		0-3 K		0-0 4-3	3 1 1 0 0 1 0 1 0 0 0 0 0 0	
Bob Rush, R (1, 1) OBP: 0.125, SLG: 0.125			0-0 E5 SH1-4 1B		0-3 K		0-0 1-3			3 0 0 0 0 1 1	
Inning Stats	R: 0 H: 1 E: 0 LOB: 2 K: 0 BB: 1 S: 4 P: 8	R: 0 H: 1 E: 0 LOB: 0 K: 0 BB: 0 S: 3 P: 3	R: 0 H: 1 E: 1 LOB: 2 K: 1 BB: 0 S: 7 P: 7	R: 0 H: 0 E: 0 LOB: 0 K: 1 BB: 0 S: 5 P: 5	R: 1 H: 2 E: 0 LOB: 0 K: 1 BB: 0 S: 6 P: 6	R: 0 H: 1 E: 0 LOB: 1 K: 0 BB: 0 S: 4 P: 4	R: 0 H: 0 E: 0 LOB: 0 K: 2 BB: 0 S: 7 P: 7	R: 1 H: 2 E: 0 LOB: 1 K: 0 BB: 0 S: 9 P: 9	R: 0 H: 0 E: 0 LOB: 0 K: 0 BB: 0 S: 3 P: 3	1B: 7 SF: 0 2B: 1 SAC: 1 3B: 0 DP: 1 HR: 0 HBP: 0	WP: 0 PA: 36 PB: 0 SB: 1 CS: 1
PITCHER Gene Conley, R (1, 1) ERA: 3.38	IP WLS BF H R ER SO BB IBB HBP BLK WP HR S P ERA WHIP										
	9.0 W 35 8 2 2 7 1 0 0 0 0 0 0 48 52 2.00 1.000										
PITCHER	IP WLS BF H R ER SO BB IBB HBP BLK WP HR S P ERA WHIP										

Chicago Cubs @ Milwaukee Braves
Milwaukee County Stadium, Milwaukee, WI

Tue Apr 19 1955, 4:33 AM EST
Att: 11,325 - Unknown

livebaseballscorecards.com



Batter	1	2	3	4	5	6	7	8	9	AB	R	H	RBI	BB	SO	LOB
Bill Bruton, L OBP: 0.441, SLG: 0.567 (1, 8) BBB	4-0 3B BB		0-0 4-3 1		0-0 F7 1			4-0 6-3 SH1-4 BB BB		2	2	0	0	2	0	0
Hank Aaron, R OBP: 0.303, SLG: 0.545 (1, 9) X	0-0 1B 3B		0-0 1B		0-0 5-3 2			0-0 SH1-4 1-2		3	1	2	1	0	0	0
Eddie Mathews, L OBP: 0.424, SLG: 0.292 (1, 5) X	0-0 F5 1		0-3 K 2		0-0 5-3 3			4-0 BB 6-3 IBB		3	0	0	0	1	1	2
Bobby Thomson, R OBP: 0.355, SLG: 0.462 (1, 7) X	0-0 1B 1B		0-0 F9 3		0-0 6-3 1			0-0 6-3 1-2 2-3		4	0	1	1	0	0	3
Joe Adcock, R OBP: 0.433, SLG: 0.538 (1, 3) X	0-0 1B 1-H			1-0 SH HBP		0-0 F5 2		4-0 BB BB		2	0	1	0	1	0	0
Johnny Logan, R OBP: 0.593, SLG: 0.833 (1, 6) SS	0-3 K2-3 3			0-0 SH 1-2		0-0 1-3 3		4-0 1-2 2-3 3-H BB		2	0	0	1	1	1	1
Danny O'Connell, R OBP: 0.286, SLG: 0.500 (1, 4) X		0-0 6-3 1		0-3 K 1		0-0 1-6-3 1		0-3 K 3		4	0	0	0	0	2	5
Del Crandall, R OBP: 0.214, SLG: 0.360 (1, 2) X		0-0 F8 2		0-3 K 2		0-0 5-3 2				3	0	0	0	0	1	2
Gene Conley, R (1, 1) X		0-0 6-3 3		0-0 F2 3		0-0 5-3 3				3	0	0	0	0	0	2

Inning Stats	R: 2 E: 0 K: 1 S: 7	H: 3 LOB: 1 BB: 1 P: 11	R: 0 E: 0 K: 0 S: 3	H: 0 LOB: 0 BB: 0 P: 3	R: 0 E: 0 K: 1 S: 6	H: 1 LOB: 1 BB: 0 P: 6	R: 0 E: 0 K: 2 S: 8	H: 0 LOB: 2 BB: 0 P: 9	R: 0 E: 0 K: 0 S: 3	H: 0 LOB: 0 BB: 0 P: 3	R: 0 E: 0 K: 0 S: 3	H: 0 LOB: 0 BB: 0 P: 3	R: 0 E: 0 K: 0 S: 3	H: 0 LOB: 0 BB: 0 P: 3	R: 1 E: 0 K: 1 S: 5	H: 0 LOB: 3 BB: 4 P: 21	1B: 3 2B: 0 3B: 1 HR: 0	SF: 0 SAC: 2 DP: 0 HBP: 1
PITCHER Bob Rush, R ERA: 3.32 (1, 1)	IP: 8.0 WLS: L BF: 34 H: 4 R: 3 ER: 3 SO: 5 BB: 4 IBB: 1 HBP: 1 BLK: 0 WP: 0 HR: 0 S: 38 P: 59 ERA: 3.38 WHIP: 1.000																WP: 0 PB: 0 SB: 0 CS: 0	PA: 34 ERA WHIP

BOTTOM

Chicago Cubs @ Milwaukee Braves
Milwaukee County Stadium, Milwaukee, WI

Tue Apr 19 1955, 4:33 AM EST
Att. 11,325 - Unknown

livebaseballscorecards.com

AB	26
R	3
H	4
RBI	3
BB	5
SO	5
LOB	15



Batter	1	2	3	4	5	6	7	8	9	AB R H RBI BB SO LOB	TOP											
Bill Bruton, L (1, 8) OBP: 0.462, SLG: 0.618	0-0 1-3 3B	H 1-0 HR HBP		X 0-0 F8		X 0-0 FC3 1B BB SF4		X 0-0 1B 1B		4 3 2 0 0 0 1												
Hank Aaron, R (1, 9) OBP: 0.289, SLG: 0.500	0-3 K2-3	0-3 K		X 0-0 1B 1B		X 0-3 K		X 0-0 F7		5 0 1 0 0 3 6												
Eddie Mathews, L (1, 5) OBP: 0.500, SLG: 0.346	4-0 1-3 BB IBB	4-0 1-2 2-3 HR BB		X 0-0 1B		X 4-0 SF4 1B 1-2 2-3 BB		X 0-0 1B G6-4-3		2 1 2 0 3 0 0												
Bobby Thomson, R (1, 7) OBP: 0.389, SLG: 0.567	4-0 1-3 1-2 BB	0-0 1-H 2-H 3-H HR		X 0-0 L6		X 0-0 1B		X 0-0 G6-4-3 1-2f		4 1 2 5 1 0 4												
Joe Adcock, R (1, 3) OBP: 0.400, SLG: 0.483	0-0 1-3 1-2 2-3 3-H	4-0 BB		X 0-3 K		X 0-0 SF4		X 0-0 E6 2B		3 1 0 2 1 1 4												
Johnny Logan, R (1, 6) OBP: 0.583, SLG: 0.786	4-0 BB	0-3 K		X 0-0 6-3		X 0-3 K		X 0-0 1B 2B		4 1 1 1 1 2 3												
Danny O'Connell, R (1, 4) OBP: 0.263, SLG: 0.421	0-3 K		X 0-0 F7		X 0-0 6-3		X 0-0 G5-4-3 1B		X 0-0 6-3	5 0 1 0 0 1 4												
Del Crandall, R (1, 2) OBP: 0.212, SLG: 0.333		X 0-0 F8	X 0-0 F8		X 0-0 5-3		X 0-0 G5-4-3 1-2f		X 0-0 1B 2-H	5 0 1 1 0 0 1												
Lew Burdette, R (1, 1) OBP: 0.222, SLG: 0.250 Humberto Robinson, R (9, 1)		4-0 BB HR HBP BB	X 0-0 P4		X 0-0 1B 2B		X 0-0 F7		X 0-0 4-3	4 2 1 0 1 0 0 0 0 0 0 0 0 0												
Inning Stats	R: 1 E: 0 K: 2 S: 8	H: 1 LOB: 3 BB: 3 P: 20	R: 4 E: 0 K: 2 S: 8	H: 1 LOB: 1 BB: 3 P: 21	R: 0 E: 0 K: 0 S: 3	H: 0 LOB: 0 BB: 0 P: 3	R: 0 E: 0 K: 1 S: 7	H: 2 LOB: 2 BB: 0 P: 7	R: 0 E: 0 K: 0 S: 3	H: 1 LOB: 0 BB: 0 P: 3	R: 2 E: 0 K: 2 S: 10	H: 2 LOB: 2 BB: 1 P: 14	R: 0 E: 0 K: 0 S: 3	H: 1 LOB: 0 BB: 0 P: 3	R: 0 E: 0 K: 0 S: 4	H: 2 LOB: 1 BB: 0 P: 4	R: 2 E: 1 K: 0 S: 5	H: 2 LOB: 0 BB: 0 P: 5	1B: 7 2B: 2 3B: 1 HR: 1	SF: 1 SAC: 0 DP: 2 HBP: 1	WP: 0 PB: 0 SB: 0 CS: 0	PA: 45
PITCHER	IP WLS BF H R ER SO BB IBB HBP BLK WP HR S P ERA WHIP																					
Sam Jones, R (1, 1) ERA: 8.76	1.2 L 14 2 5 5 3 5 1 1 0 0 1 13 38 27.00 4.200																					
John Andre, R (2, 1) ERA: 6.75	5.1 22 5 2 2 4 1 0 0 0 0 0 29 33 3.38 1.125																					
Bob Thorpe, R (8, 1) ERA: 3.0	2.0 9 4 2 1 0 0 0 0 0 0 0 9 9 4.50 2.000																					

Milwaukee Braves @ Chicago Cubs
Wrigley Field, Chicago, IL
Wed Apr 20 1955, 3:33 AM CST
Att. 7,233 - Unknown

livebaseballscorecards.com

AB	36
R	9
H	11
RBI	9
BB	7
SO	7
LOB	23



Batter	1	2	3	4	5	6	7	8	9	AB	R	H	RBI	BB	SO	LOB				
Lloyd Merriman, L (1, 8) OBP: 0.304, SLG: 0.333	0-0 3-1		0-0 F7		0-0 G3			0-0 F3	0-0 1B 1-2 1B	5	0	1	0	0	0	2				
Gene Baker, R (1, 4) OBP: 0.419, SLG: 0.457	0-0 L8			0-0 6-3		0-0 1B 1B		0-3 K	0-0 1B 1-2 1B	5	0	2	1	0	1	0				
Frank Baumholtz, L (1, 9) Hal Jeffcoat, R (9, PR) OBP: 1.000, SLG: 4.000	0-0 F7			0-0 4-3		0-0 1B		0-0 1B	0-0 1B 1-2 2-3 1B	5	0	3	0	0	0	0				
Hank Sauer, R (1, 7) OBP: 0.366, SLG: 0.421		0-0 F8		0-0 6-3		0-0 L7		0-0 F8	0-3 K	5	0	0	0	0	1	6				
14 Ernie Banks, R (1, 6) OBP: 0.333, SLG: 0.575		0-0 F8			0-0 6-3	0-0 P4			0-0 HR 1B	4	1	1	0	0	0	2				
Dee Fondy, L (1, 3) OBP: 0.385, SLG: 0.784		0-0 F7			0-0 1B 3B	0-0 4-3			0-0 HR 1-H	4	2	2	2	0	0	2				
Eddie Miksis, R (1, 5) OBP: 0.200, SLG: 0.200			0-0 6-3		0-0 1B 1B		0-0 F9		0-0 5-3	4	0	1	1	0	0	0				
Harry Chiti, R (1, 2) OBP: 0.286, SLG: 0.500			0-0 HR		0-0 F9		0-3 K		0-0 6-3	4	1	1	1	0	1	1				
Sam Jones, R (1, 1) John Andre, L (2, 1) Ted Tappe, L (7, PH) Bob Thorpe, R (8, 1) Bob Speake, L (9, PH) OBP: 0.750, SLG: 0.750			0-0 1-3		0-0 E5 1B		0-0 F8		0-0 1B 1B	0	0	0	0	0	0	0				
Inning Stats	R: 0 E: 0 K: 0 S: 3	H: 0 LOB: 0 BB: 0 P: 3	R: 0 E: 0 K: 0 S: 3	H: 0 LOB: 0 BB: 0 P: 3	R: 1 E: 0 K: 0 S: 4	H: 1 LOB: 0 BB: 0 P: 4	R: 0 E: 0 K: 0 S: 3	H: 0 LOB: 0 BB: 0 P: 3	R: 0 E: 0 K: 0 S: 5	H: 2 LOB: 2 BB: 0 P: 5	R: 0 E: 0 K: 1 S: 5	H: 0 LOB: 0 BB: 0 P: 5	R: 0 E: 0 K: 1 S: 6	H: 1 LOB: 1 BB: 0 P: 6	R: 3 E: 0 K: 1 S: 11	H: 6 LOB: 3 BB: 0 P: 11	1B: 10 2B: 0 3B: 1 HR: 2	SF: 0 SAC: 0 DP: 0 HBP: 0	WP: 0 PB: 0 SB: 0 CS: 0	PA: 40

Milwaukee Braves @ Chicago Cubs
Wrigley Field, Chicago, IL
Wed Apr 20 1955, 3:33 AM CST
Att. 7,233 - Unknown

AB	40
R	5
H	13
RBI	5
BB	0
SO	3
LOB	13



PITCHER																	
IP	WLS	BF	H	R	ER	SO	BB	IBB	HBP	BLK	WP	HR	S	P	ERA	WHIP	
Lew Burdette, R (1, 1) ERA: 5.28	8.2	W	39	13	5	5	2	0	0	0	0	2	43	43	5.19	1.500	
Humberto Robinson, R (9, 1) ERA:	0.1	S	1	0	0	1	0	0	0	0	0	0	3	3	0.00	0.000	

Batter	1	2	3	4	5	6	7	8	9	AB R H RBI BB SO LOB	TOP
Wally Moon, L OBP: 0.438, SLG: 0.614 (1, 8) (8, 9)	0-0 FC4-6 1B	0-0 4-3		H 1-0 PO HBP			X 0-0 5-3	X 0-0 2B	X 0-0 2B	4 0 2 0 0 0 0	
Red Schoendienst, S OBP: 0.500, SLG: 0.556 (1, 4)	0-0 FC4-6 1B BB 1-2f		X 0-0 1B 2B	X 0-0 1-2	X 0-0 6-3	X 0-0 5-3	X 0-0 5-3	X 0-0 F4	X 0-0 F4	5 2 1 0 0 0 3	
Stan Musial, L OBP: 0.302, SLG: 0.410 (1, 3) BB BB	4-0 1B 1B 1-2 BB		X 0-0 1B 1B	X 0-0 2-H	X 0-0 4-3	X 0-0 4-3	X 0-0 F6			3 0 1 1 1 0 0	
Rip Repulski, R OBP: 0.405, SLG: 0.667 (1, 7)	0-0 1B 1-2 2-3		X 0-0 F8	X 0-0 1B	X 0-0 5-3		X 0-0 1B	X 0-0 G4-6-3 1B		4 0 2 0 0 0 1	
Harry Elliott, R OBP: 0.417, SLG: 0.409 Bill Virdon, L OBP: 0.471, SLG: 0.667 (1, 9) (8, 8)	0-0 1B 1-2 2-3 3-H		X 0-0 G5-4-3 1B	X 0-0 1-2	X 0-0 F8		X 0-0 G4-6-3 1-2f	X 0-0 G4-6-3 1-2f		4 0 2 1 0 0 1 0 0 0 0 0 0 0	
Ken Boyer, R OBP: 0.286, SLG: 0.450 (1, 5)	0-0 F5		X 0-0 G5-4-3 1-2f		X 0-0 1B 1B		X 0-3 K	X 0-3 K		4 0 1 0 0 1 5	
Del Rice, R OBP: 0.400, SLG: 0.464 (1, 2)	0-0 F9		X 0-0 2B		X 0-0 1B 1B		X 0-0 FC4 1-3	X 0-0 FC4 1-3	X 4-0 FC3-6 BB	3 0 2 0 1 0 3	
Alex Grammas, R OBP: 0.300, SLG: 0.280 Joe Frazier, L OBP: 0.333, SLG: 0.571 Bob Stephenson, R OBP: 0.200, SLG: 0.200 (1, 6) (6, PH) (6, 6)		BB BB BB 4-0	X 0-0 F9 BB	X 0-0 F9	X 0-3 K		X 0-0 K	X 0-0 F3	X 0-0 F3	1 0 0 0 1 0 1 1 0 0 0 0 1 2 1 0 0 0 0 0 1	
Brooks Lawrence, R OBP: 0.167, SLG: 0.167 (1, 1)		X 0-0 F9 1-2	X 0-0 1-3		X 0-0 FC4 1-2f		X 0-0 FC4	X 0-0 FC3-6 2B	X 0-0 FC3-6 2B	4 0 0 0 0 0 5	
Inning Stats	R: 1 E: 0 K: 0 S: 6 H: 3 LOB: 3 BB: 1 P: 10	R: 0 E: 0 K: 0 S: 2 H: 0 LOB: 0 BB: 1 P: 6	R: 1 E: 0 K: 0 S: 5 H: 3 LOB: 1 BB: 0 P: 5	R: 0 E: 0 K: 0 S: 3 H: 1 LOB: 1 BB: 0 P: 4	R: 0 E: 0 K: 0 S: 3 H: 0 LOB: 0 BB: 0 P: 3	R: 0 E: 0 K: 1 S: 7 H: 2 LOB: 2 BB: 0 P: 7	R: 0 E: 0 K: 0 S: 3 H: 0 LOB: 0 BB: 0 P: 3	R: 0 E: 0 K: 1 S: 5 H: 1 LOB: 0 BB: 0 P: 5	R: 0 E: 0 K: 0 S: 4 H: 1 LOB: 2 BB: 1 P: 8	1B: 8 2B: 3 3B: 0 HR: 0 SF: 0 SAC: 0 DP: 2 HBP: 1	WP: 0 PB: 0 SB: 0 CS: 0 PA: 39
PITCHER Warren Spahn, L ERA: 1.8 Ernie Johnson, R ERA:	IP WLS BF H R ER SO BB IBB HBP BLK WP HR S P ERA WHIP	IP WLS BF H R ER SO BB IBB HBP BLK WP HR S P ERA WHIP	IP WLS BF H R ER SO BB IBB HBP BLK WP HR S P ERA WHIP	IP WLS BF H R ER SO BB IBB HBP BLK WP HR S P ERA WHIP	IP WLS BF H R ER SO BB IBB HBP BLK WP HR S P ERA WHIP	IP WLS BF H R ER SO BB IBB HBP BLK WP HR S P ERA WHIP	IP WLS BF H R ER SO BB IBB HBP BLK WP HR S P ERA WHIP	IP WLS BF H R ER SO BB IBB HBP BLK WP HR S P ERA WHIP	IP WLS BF H R ER SO BB IBB HBP BLK WP HR S P ERA WHIP	IP WLS BF H R ER SO BB IBB HBP BLK WP HR S P ERA WHIP	IP WLS BF H R ER SO BB IBB HBP BLK WP HR S P ERA WHIP

St. Louis Cardinals @ Milwaukee Braves
Milwaukee County Stadium, Milwaukee, WI

Fri Apr 22 1955, 4:33 AM EST
Att: 29,733 - Unknown

AB	34
R	2
H	11
RBI	2
BB	3
SO	2
LOB	22



WP: 0	PA: 39
PB: 0	
SB: 0	
CS: 0	

Batter	1	2	3	4	5	6	7	8	9	AB R H RBI BB SO LOB
Bill Bruton, L (1, 8) OBP: 0.442, SLG: 0.579	0-0 4-3		0-0 FC6-1			0-0 6-3		0-0 1B		4 0 1 0 0 0 1
Hank Aaron, R (1, 9) OBP: 0.262, SLG: 0.452	0-0 F2		0-0 6-3			0-3 K		0-0 F4		4 0 0 0 0 1 2
Eddie Mathews, L (1, 5) OBP: 0.500, SLG: 0.379	4-0 BB			0-0 F5		0-0 2B		0-3 K		3 0 1 0 1 1 1
Bobby Thomson, R (1, 7) OBP: 0.375, SLG: 0.529	0-0 F9			0-0 F9		0-0 6-3		0-0 E6		4 1 1 0 0 0 2
Joe Adcock, R (1, 3) OBP: 0.410, SLG: 0.469		0-3 K		0-0 1B		0-3 K		4-0 BB		3 0 1 0 1 2 0
Johnny Logan, R (1, 6) OBP: 0.500, SLG: 0.688		0-0 5-3		0-3 K		0-0 F4		0-0 G6-4-3		4 0 0 0 0 1 3
Danny O'Connell, R (1, 4) OBP: 0.273, SLG: 0.381 George Crowe, L (9, PH) Jim Pendleton, R (9, PR)		0-0 F4			0-0 3-1		4-0 BB	0-0 E3		2 0 0 0 1 0 0 1 0 0 0 0 0 0 0 0 0 0 0 0 0
Del Crandall, R (1, 2) OBP: 0.216, SLG: 0.353			0-0 FC6-1		0-0 F7		0-0 G3	0-0 5-3		4 0 1 0 0 0 2
Warren Spahn, L (1, 1) Chuck Tanner, L (8, PH) Ernie Johnson, R (9, 1)			0-0 3-1		0-3 K			0-0 3-1		2 0 0 0 0 1 1 1 0 0 0 0 0 0 0 0 0 0 0 0 0

Inning Stats	R: 0 E: 0 K: 0 S: 3	H: 0 LOB: 1 BB: 1 P: 7	R: 0 E: 0 K: 1 S: 5	H: 0 LOB: 0 BB: 0 P: 5	R: 0 E: 0 K: 0 S: 4	H: 1 LOB: 1 BB: 0 P: 4	R: 0 E: 0 K: 1 S: 6	H: 1 LOB: 1 BB: 0 P: 6	R: 0 E: 0 K: 1 S: 5	H: 0 LOB: 0 BB: 0 P: 5	R: 0 E: 0 K: 1 S: 6	H: 1 LOB: 1 BB: 0 P: 6	R: 0 E: 0 K: 1 S: 5	H: 0 LOB: 1 BB: 1 P: 9	R: 0 E: 0 K: 1 S: 6	H: 1 LOB: 1 BB: 0 P: 6	R: 1 E: 2 K: 0 S: 4	H: 1 LOB: 1 BB: 1 P: 8	1B: 3 2B: 2 3B: 0 HR: 0	SF: 0 SAC: 0 DP: 1 HBP: 0	WP: 0 PB: 0 SB: 0 CS: 0	PA: 35
---------------------	------------------------------	---------------------------------	------------------------------	---------------------------------	------------------------------	---------------------------------	------------------------------	---------------------------------	------------------------------	---------------------------------	------------------------------	---------------------------------	------------------------------	---------------------------------	------------------------------	---------------------------------	------------------------------	---------------------------------	----------------------------------	------------------------------------	----------------------------------	--------

PITCHER Brooks Lawrence, R (1, 1) ERA: 5.79	IP 9.0	WLS W	BF 35	H 5	R 1	ER 0	SO 6	BB 3	IBB 0	HBP 0	BLK 0	WP 0	HR 0	S 44	P 56	ERA 0.00	WHIP 0.889	PITCHER	IP 9.0	WLS W	BF 35	H 5	R 1	ER 0	SO 6	BB 3	IBB 0	HBP 0	BLK 0	WP 0	HR 0	S 44	P 56	ERA 0.00	WHIP 0.889
--	-----------	----------	----------	--------	--------	---------	---------	---------	----------	----------	----------	---------	---------	---------	---------	-------------	---------------	----------------	-----------	----------	----------	--------	--------	---------	---------	---------	----------	----------	----------	---------	---------	---------	---------	-------------	---------------

BOTTOM

St. Louis Cardinals @ Milwaukee Braves
Milwaukee County Stadium, Milwaukee, WI
 Fri Apr 22 1955, 4:33 AM EST
 Att. 29,733 - Unknown

livebaseballscorecards.com

AB	32
R	1
H	5
RBI	0
BB	3
SO	6
LOB	12



Batter	1	2	3	4	5	6	7	8	9	10	11	12	AB	R	H	RBI	BB	SO	LOB	TOP								
Wally Moon, L OBP: 0.389, SLG: 0.540 (1, 8)	0-3 K	0-0 4-3			0-0 F8		0-0 4-3		0-3 K		0-0 4-3		6	0	0	0	0	2	2									
Red Schoendienst, S OBP: 0.460, SLG: 0.488 (1, 4)	0-0 4-3		0-0 F8		0-0 6-3		0-0 F9		4-0 1B BB		0-0 1-3		5	0	0	0	1	0	0									
Stan Musial, L OBP: 0.306, SLG: 0.386 (1, 3)	0-0 1-3		0-0 F8			0-0 FC5-4 1B E		4-0 E 1B BB	0-3 K		0-0 4-3		5	2	1	0	1	1	1									
Rip Repulski, R OBP: 0.417, SLG: 0.646 (1, 7)		0-0 FC5 BB SF9 1B		0-0 F8		0-0 FC5-4 1-2 1B		0-0 F7	0-0 1B		0-0 F4		6	1	3	0	0	0	1									
Harry Elliott, R OBP: 0.429, SLG: 0.375 Bill Virdon, L OBP: 0.421, SLG: 0.588 (8, PR) (8, 8)		4-0 SF9 E 1B BB		0-0 L6		0-0 FC5-4 E 1-2 2-3		4-0 1B E BB	0-0 F7		0-0 4-3		2	1	0	0	2	0	2									
Ken Boyer, R OBP: 0.255, SLG: 0.400 (1, 5)		0-0 FC5 1-2 2-3 1B		0-0 5-3		0-0 P6		0-0 E6 1-2 2-3 1B		0-0 5-3		5	0	0	0	0	0	6										
Del Rice, R OBP: 0.371, SLG: 0.419 (1, 2)		0-0 SF9 2-3 3-H		4-0 BB		0-0 E8 1-3 3-H		0-0 F7		0-0 5-3		3	0	0	1	1	0	4										
Alex Grammas, R OBP: 0.314, SLG: 0.300 (1, 6)		0-0 1-2 3-H 1B		0-0 L3		0-0 1-3		0-0 1-2 2-3 3-H 1B		0-0 F8		5	0	2	2	0	0	3										
Larry Jackson, R OBP: 0.333, SLG: 0.200 Barney Schultz, R OBP: 0.385, SLG: 0.364 Frank Smith, R OBP: 0.300, SLG: 0.500 Bobby Tiefenauer, R (8, 1)		0-0 P4		0-0 4-3		0-3 K		0-3 4-3		0-0 F9		1	0	0	0	0	0	2										
Inning Stats	R: 0 E: 0 K: 1 S: 5	H: 0 LOB: 0 BB: 0 P: 5	R: 2 E: 1 K: 0 S: 6	H: 2 LOB: 2 BB: 1 P: 10	R: 0 E: 0 K: 0 S: 3	H: 0 LOB: 0 BB: 0 P: 3	R: 0 E: 0 K: 0 S: 3	H: 0 LOB: 1 BB: 1 P: 7	R: 0 E: 0 K: 0 S: 3	H: 0 LOB: 0 BB: 0 P: 5	R: 1 E: 1 K: 0 S: 6	H: 2 LOB: 2 BB: 0 P: 6	R: 0 E: 0 K: 1 S: 5	H: 0 LOB: 0 BB: 0 P: 5	R: 1 E: 1 K: 0 S: 5	H: 1 LOB: 3 BB: 2 P: 13	R: 0 E: 0 K: 2 S: 8	H: 1 LOB: 2 BB: 1 P: 12	R: 0 E: 0 K: 0 S: 3	H: 0 LOB: 0 BB: 0 P: 3	R: 0 E: 0 K: 0 S: 3	H: 0 LOB: 0 BB: 0 P: 3	R: 0 E: 0 K: 0 S: 3	H: 0 LOB: 0 BB: 0 P: 3	1B: 6 2B: 0 3B: 0 HR: 0	SF: 1 SAC: 0 DP: 0 HBP: 0	WP: 0 PB: 0 SB: 0 CS: 0	PA: 50
PITCHER Chet Nichols, L ERA: 1.1 (1, 1)	IP 12.0	WLS W	BF 50	H 6	R 4	ER 1	SO 4	BB 5	IBB 0	HBP 0	BLK 0	WP 0	HR 0	S 53	P 73	ERA 0.75	WHIP 0.917											

St. Louis Cardinals @ Milwaukee Braves
 Milwaukee County Stadium, Milwaukee, WI
 Sat Apr 23 1955, 4:33 AM EST
 Att. 22,838 - Unknown

livebaseballscorecards.com

AB	44
R	4
H	6
RBI	3
BB	5
SO	4
LOB	26



Batter	1	2	3	4	5	6	7	8	9	10	11	12	AB	R	H	RBI	BB	SO	LOB
Bill Bruton, L OBP: 0.429, SLG: 0.614 (1, 8)	0-0 G3 1B	0-0 1B 3B		0-0 F9			0-0 F8		0-0 F8			0-0 PB 1B 2B	6	2	2	1	0	0	0
Hank Aaron, R OBP: 0.313, SLG: 0.468 (1, 9)	0-0 1B 6-3 1B	0-0 1B			0-0 F5		0-0 BB 1B		0-0 F8			4-0 1B IBB IBB	5	1	3	1	1	0	0
Eddie Mathews, L OBP: 0.500, SLG: 0.364 (1, 5)	0-0 E 6-3 1B 1B	0-3 K			0-0 6-3		0-0 BB		4-0 1-2 BB		0-0 3-1	4-0 1B IBB	4	1	1	0	2	1	1
Bobby Thomson, R OBP: 0.370, SLG: 0.500 (1, 7)	0-0 6-3 1-2 3-H	0-3 K			0-0 1B		0-0 F8		0-0 F9		0-0 F9	0-0 1B	6	0	2	2	0	1	4
Joe Adcock, R OBP: 0.409, SLG: 0.444 (1, 3)	4-0 E 1B BB		0-0 4-3 SH1-3 2-1 1B		0-3 K		0-0 F7		0-0 F7		0-0 F7		4	0	1	0	1	1	3
Johnny Logan, R OBP: 0.450, SLG: 0.611 (1, 6)	0-0 E5 1B 1-2 2-3		0-0 SH1-3 1-2			0-0 F8		0-0 F4			0-0 6-3		4	0	0	0	0	0	2
Danny O'Connell, R OBP: 0.259, SLG: 0.346 (1, 4)	0-0 1B 1-2 2-H 3-H		0-0 4-3 2-3			0-0 L5		0-3 K		0-0 F8		0-0 F8	5	0	1	1	0	1	1
Del Crandall, R OBP: 0.214, SLG: 0.316 (1, 2)		0-0 F8	0-0 2-1	0-0 F7		4-0 BB		0-0 F6		0-0 6-3		0-0 6-3	4	0	0	0	1	0	0
Chet Nichols, S OBP: 0.167, SLG: 0.333 (1, 1)		0-0 3B 2B		0-0 6-3		0-0 F8		0-0 4-3				0-0 F9	5	1	1	0	0	0	1

Inning Stats	R: 2	H: 3	E: 1	LOB: 2	K: 0	S: 6	R: 2	H: 3	E: 0	LOB: 1	K: 2	S: 10	R: 0	H: 1	E: 0	LOB: 1	K: 0	S: 3	R: 0	H: 0	E: 0	LOB: 0	K: 0	S: 3	R: 0	H: 1	E: 0	LOB: 1	K: 1	S: 6	R: 0	H: 0	E: 0	LOB: 1	K: 0	S: 3	R: 0	H: 1	E: 0	LOB: 2	K: 1	S: 4	R: 0	H: 0	E: 0	LOB: 0	K: 1	S: 5	R: 0	H: 0	E: 0	LOB: 0	K: 0	S: 3	R: 0	H: 0	E: 0	LOB: 0	K: 0	S: 3	R: 0	H: 0	E: 0	LOB: 0	K: 0	S: 3	R: 0	H: 0	E: 0	LOB: 0	K: 0	S: 3	R: 1	H: 2	E: 0	LOB: 3	K: 0	S: 3	1B: 8	2B: 2	3B: 1	HR: 0	SF: 0	SAC: 1	DP: 0	HBP: 0	WP: 0	PA: 49
--------------	------	------	------	--------	------	------	------	------	------	--------	------	-------	------	------	------	--------	------	------	------	------	------	--------	------	------	------	------	------	--------	------	------	------	------	------	--------	------	------	------	------	------	--------	------	------	------	------	------	--------	------	------	------	------	------	--------	------	------	------	------	------	--------	------	------	------	------	------	--------	------	------	------	------	------	--------	------	------	------	------	------	--------	------	------	-------	-------	-------	-------	-------	--------	-------	--------	-------	--------

PITCHER	IP	WLS	BF	H	R	ER	SO	BB	IBB	HBP	BLK	WP	HR	S	P	ERA	WHIP
Larry Jackson, R ERA: 3.48 (1, 1)	1.1		11	6	4	3	0	1	0	0	0	0	0	10	14	20.25	5.250
Barney Schultz, R ERA: 4.38 (2, 1)	4.2		17	2	0	0	3	1	0	0	0	0	0	21	25	0.00	0.643
Frank Smith, R ERA: 4.05 (7, 1)	1.0		5	1	0	0	0	1	0	0	0	0	0	4	8	0.00	2.000
Bobby Tiefenauer, R ERA: 1.23 (8, 1)	4.1	L	17	2	1	1	1	0	2	0	0	0	0	17	25	2.08	0.462

BOTTOM

St. Louis Cardinals @ Milwaukee Braves
Milwaukee County Stadium, Milwaukee, WI

Sat Apr 23 1955, 4:33 AM EST
 Att: 22,838 - Unknown

livebaseballscorecards.com

AB	43
R	5
H	11
RBI	5
BB	5
SO	4
LOB	12



Batter	1	2	3	4	5	6	7	8	9	AB R H RBI BB SO LOB	TOP											
Bill Bruton, L (1, 8) OBP: 0.396, SLG: 0.563	0-3 K		0-0 FC4-6 3B		0-0 G3			0-0 FC6-4 PB 1B 4-3		4 2 0 0 0 1 3	<p>Milwaukee Braves @ New York Giants</p> <p>Polo Grounds, New York, NY</p> <p>Tue Apr 26 1955, 3:33 AM EDT</p> <p>Att. 12,618 - Unknown</p>											
Hank Aaron, R (1, 9) OBP: 0.327, SLG: 0.510	0-3 K		0-0 1-H 3B			0-3 K		0-0 4-3 PB 1B		4 0 2 1 0 2 0												
Eddie Mathews, L (1, 5) OBP: 0.481, SLG: 0.351	0-0 1B		0-0 4-3			0-0 E4		0-0 4-3		4 0 1 1 0 0 2												
Bobby Thomson, R (1, 7) OBP: 0.340, SLG: 0.455	0-3 K			0-3 K		0-0 F9		0-0 2-3		4 0 0 0 0 2 3												
Joe Adcock, R (1, 3) OBP: 0.375, SLG: 0.400		0-0 F8		0-0 F3		0-3 K		0-3 K		4 0 0 0 0 2 1												
Johnny Logan, R (1, 6) OBP: 0.409, SLG: 0.550		0-0 F8		0-0 F8			0-0 F3		0-0 F7			4 0 0 0 0 0 0										
Danny O'Connell, R (1, 4) OBP: 0.258, SLG: 0.310		0-0 5-3			4-0 FC6-4 BB		0-0 4-3		0-0 6-3			3 0 0 0 1 0 0										
Del Crandall, R (1, 2) OBP: 0.200, SLG: 0.293			0-0 F5		0-3 K		0-3 K					3 0 0 0 0 2 1										
Bob Buhl, R (1, 1)			4-0 FC4-6 BB		0-0 FC6-4			0-0 E5 FC6-4				0 0 0 0 1 0 0										
Andy Pafko, R (5, PH)												1 0 0 0 0 0 1										
Dave Jolly, R (5, 1)											0 0 0 0 0 0 0											
Jim Pendleton, R (8, PH)											1 0 0 0 0 0 0											
Warren Spahn, L (8, 1)											0 0 0 0 0 0 0											
Inning Stats	R: 0 E: 0 K: 3 S: 10	H: 1 LOB: 1 BB: 0 P: 10	R: 0 E: 0 K: 0 S: 3	H: 0 LOB: 0 BB: 0 P: 3	R: 1 E: 0 K: 0 S: 4	H: 1 LOB: 1 BB: 1 P: 8	R: 0 E: 0 K: 1 S: 5	H: 0 LOB: 0 BB: 0 P: 5	R: 0 E: 0 K: 1 S: 5	H: 0 LOB: 1 BB: 1 P: 9	R: 0 E: 1 K: 2 S: 8	H: 0 LOB: 1 BB: 0 P: 8	R: 0 E: 0 K: 1 S: 5	H: 0 LOB: 0 BB: 0 P: 5	R: 1 E: 1 K: 0 S: 5	H: 1 LOB: 1 BB: 0 P: 5	R: 0 E: 0 K: 1 S: 5	H: 0 LOB: 0 BB: 0 P: 5	1B: 2 2B: 0 3B: 1 HR: 0	SF: 0 SAC: 0 DP: 0 HBP: 0	WP: 0 PB: 1 SB: 0 CS: 0	PA: 34
PITCHER Johnny Antonelli, L (1, 1) ERA: 2.52	IP: 9.0 WLS: W BF: 34 H: 3 R: 2 ER: 1 SO: 9 BB: 2 IBB: 0 HBP: 0 BLK: 0 WP: 0 HR: 0 S: 50 P: 58 ERA: 1.00 WHIP: 0.556											PITCHER	IP: WLS: BF: H: R: ER: SO: BB: IBB: HBP: BLK: WP: HR: S: P: ERA: WHIP:									

livebaseballscorecards.com

AB	32
R	2
H	3
RBI	2
BB	2
SO	9
LOB	11



Batter	1	2	3	4	5	6	7	8	9
Whitey Lockman, L OBP: 0.298, SLG: 0.522 (1, 3) BB	4-0 1B BB	0-0 F9		0-0 F5		0-0 L3			
Alvin Dark, R OBP: 0.360, SLG: 0.400 (1, 6) X	0-0 1B 1-2	0-0 L3		0-0 4-3			0-0 5-3		
Don Mueller, L OBP: 0.370, SLG: 0.477 (1, 9) X	0-0 1B 1-3 2-H	0-0 E 1B			0-0 F3		0-0 G3		
Dusty Rhodes, L OBP: 0.333, SLG: 0.111 (1, 7) X	0-0 FC3-6 1-3 3-H	0-0 E1 FC6-4			4-0 BB		0-0 4-3		
Monte Irvin, R OBP: 0.256, SLG: 0.243 (8, 7)									
Willie Mays, R OBP: 0.429, SLG: 0.605 (1, 8) X	0-0 FC3-6 1-2 3-H	0-0 FC6-4 1-2f			0-3 K		0-0 F7		
Hank Thompson, L OBP: 0.340, SLG: 0.410 (1, 5) X	0-0 FC3-6 1-2f 2-3		0-0 F5		0-3 K2-3		0-0 4-3		
Billy Gardner, R OBP: 0.222, SLG: 0.125 (1, 4) X	0-0 F4		0-0 F9		0-0 F3		4-0 BB		
Ray Katt, R OBP: 0.300, SLG: 0.500 (1, 2) BB	4-0 1-2 BB		0-0 6-3		1-0 HBP		0-0 4-3		
Johnny Antonelli, L OBP: 0.125, SLG: 0.125 (1, 1) S	0-3 K			0-0 F8		0-3 K			

Inning Stats	R: 3	H: 4	E: 0	LOB: 3	K: 1	S: 9	P: 17	R: 0	H: 1	E: 1	LOB: 2	K: 0	S: 5	P: 5	R: 0	H: 0	E: 0	LOB: 0	K: 0	S: 3	P: 3	R: 0	H: 0	E: 0	LOB: 1	K: 2	S: 7	P: 11	R: 0	H: 0	E: 0	LOB: 1	K: 1	S: 5	P: 6	R: 0	H: 0	E: 0	LOB: 0	K: 0	S: 3	P: 3	R: 0	H: 0	E: 0	LOB: 1	K: 0	S: 3	P: 7
--------------	------	------	------	--------	------	------	-------	------	------	------	--------	------	------	------	------	------	------	--------	------	------	------	------	------	------	--------	------	------	-------	------	------	------	--------	------	------	------	------	------	------	--------	------	------	------	------	------	------	--------	------	------	------

PITCHER	IP	WLS	BF	H	R	ER	SO	BB	IBB	HBP	BLK	WP	HR	S	P	ERA	WHIP
Bob Buhl, R ERA: 3.0 (1, 1)	4.0	L	20	5	3	3	1	2	0	0	0	0	0	20	28	6.75	1.750
Dave Jolly, R ERA: 4.32 (5, 1)	3.0		11	0	0	0	3	1	0	1	0	0	0	15	20	0.00	0.333
Warren Spahn, L ERA: 1.73 (8, 1)	1.0		4	0	0	0	0	1	0	0	0	0	0	3	7	0.00	1.000

BOTTOM

Milwaukee Braves @ New York Giants
Polo Grounds, New York, NY

Tue Apr 26 1955, 3:33 AM EDT
Att. 12,618 - Unknown

AB	R	H	RBI	BB	SO	LOB
3	1	0	0	1	0	1
4	1	1	0	0	0	0
4	1	2	1	0	0	0
3	0	1	1	1	0	1
0	0	0	0	0	0	0
4	0	1	1	0	1	3
4	0	0	0	0	1	3
3	0	0	0	1	0	2
2	0	0	0	1	0	1
3	0	0	0	0	2	4

AB	30
R	3
H	5
RBI	3
BB	4
SO	4
LOB	15



WP	PA
0	35

1B	2B	3B	HR	SF	SAC	DP	HBP	WP	HR	S	P	ERA	WHIP
5	0	0	0	0	0	0	1	0	0	0	0	0.00	1.000

Batter	1	2	3	4	5	6	7	8	9	AB R H RBI BB SO LOB	TOP											
Bill Bruton, L (1, 8) OBP: 0.397, SLG: 0.547	0-0 F5	0-0 1B		0-0 F7	0-0 1B			0-0 B3		5 1 2 2 0 0 1												
Hank Aaron, R (1, 9) OBP: 0.333, SLG: 0.554	0-0 1B	0-3 K		0-0 FC5-4 1B BB	0-0 F9			0-0 HR		5 1 2 1 0 1 4												
Eddie Mathews, L (1, 5) OBP: 0.474, SLG: 0.325	0-0 F7	4-0 1B IBB		4-0 1B BB		0-3 K		0-0 4-3		3 0 0 0 2 1 1												
Bobby Thomson, R (1, 7) OBP: 0.364, SLG: 0.531	0-0 P4	0-0 1B		0-0 FC6-4 1B		0-0 HR		0-0 4-3		5 1 3 3 0 0 1												
Joe Adcock, R (1, 3) OBP: 0.358, SLG: 0.364		2B SF7 BB		0-0 FC6-4		0-0 5-3		0-0 6-3		4 1 0 0 1 0 5												
Johnny Logan, R (1, 6) OBP: 0.408, SLG: 0.556		0-0 1B 1B 2B	0-0 P5		0-0 HR 1B	0-0 F7		0-0 P3		5 2 2 0 0 0 0												
Danny O'Connell, R (1, 4) OBP: 0.250, SLG: 0.394		0-0 SF7	0-0 F8		0-0 HR		0-3 K	0-0 6-3		4 1 1 3 0 1 0												
Del Crandall, R (1, 2) OBP: 0.204, SLG: 0.273		4-0 1B 1B BB	0-0 4-3		0-0 P4		0-0 F9			3 1 0 0 1 0 0												
Gene Conley, R (1, 1) OBP: 0.200, SLG: 0.200		0-0 1B 1B		0-0 FC5-4 1B	0-0 F3		0-0 6-3			4 1 2 0 0 0 0												
Inning Stats	R: 0 E: 0 K: 0 S: 4	H: 1 LOB: 1 P: 4	R: 5 E: 0 K: 1 S: 9	H: 4 LOB: 2 BB: 3 P: 21	R: 0 E: 0 K: 0 S: 3	H: 0 LOB: 0 BB: 0 P: 3	R: 0 E: 0 K: 0 S: 5	H: 2 LOB: 3 BB: 1 P: 9	R: 2 E: 1 K: 0 S: 6	H: 3 LOB: 1 BB: 0 P: 6	R: 1 E: 0 K: 1 S: 6	H: 1 LOB: 0 BB: 0 P: 6	R: 0 E: 0 K: 1 S: 5	H: 0 LOB: 0 BB: 0 P: 5	R: 1 E: 0 K: 0 S: 4	H: 1 LOB: 0 BB: 0 P: 4	R: 0 E: 0 K: 0 S: 3	H: 0 LOB: 0 BB: 0 P: 3	1B: 8 2B: 1 3B: 0 HR: 3	SF: 1 SAC: 0 DP: 0 HBP: 0	WP: 0 PB: 0 SB: 1 CS: 0	PA: 43
PITCHER	IP WLS BF H R ER SO BB IBB HBP BLK WP HR S P ERA WHIP																					
Ruben Gomez, R (1, 1) ERA: 10.13	1.2 L 13 5 5 5 1 2 1 0 0 0 0 0 12 24 27.00 4.200																					
Al Corwin, R (2, 1) ERA: 3.48	4.1 20 6 3 3 1 1 0 0 0 0 0 2 21 25 6.23 1.615																					
Hoyt Wilhelm, R (7, 1) ERA: 9.0	2.0 7 1 1 1 1 0 0 0 0 0 0 1 9 9 4.50 0.500																					
Windy McCall, L (9, 1) ERA:	1.0 3 0 0 0 0 0 0 0 0 0 0 0 3 3 0.00 0.000																					

Milwaukee Braves @ New York Giants
Polo Grounds, New York, NY
Wed Apr 27 1955, 3:33 AM EDT
Att. 5,343 - Unknown

livebaseballscorecards.com

AB	38
R	9
H	12
RBI	9
BB	4
SO	3
LOB	12



Batter	1	2	3	4	5	6	7	8	9	AB	R	H	RBI	BB	SO	LOB
--------	---	---	---	---	---	---	---	---	---	----	---	---	-----	----	----	-----

Whitey Lockman, L <small>(1, 3) OBP: 0.275, SLG: 0.480</small>	0-3 		0-0 			0-0 			0-3 	4	0	0	0	0	2	1
Alvin Dark, R <small>(1, 6) OBP: 0.352, SLG: 0.388</small>	0-0 			0-3 		0-0 			0-0 	4	1	1	0	0	1	1
Don Mueller, L <small>(1, 9) OBP: 0.380, SLG: 0.479</small>	0-0 			0-0 			0-0 		0-0 	4	1	2	0	0	0	0
Dusty Rhodes, L <small>(1, 7) OBP: 0.250, SLG: 0.077</small>		0-0 		0-0 		0-0 			0-0 	4	0	0	1	0	0	2
Willie Mays, R <small>(1, 8) OBP: 0.434, SLG: 0.660</small>		0-0 			0-0 		0-0 		0-0 	4	2	2	2	0	0	1
Foster Castleman, R <small>(1, 4) OBP: 0.250, SLG: 0.375</small>		0-0 			0-0 		0-0 		0-0 	4	1	1	0	0	0	1
Billy Gardner, R <small>(1, 5) OBP: 0.167, SLG: 0.091</small> Hank Thompson, L <small>(9, PH) OBP: 0.353, SLG: 0.500</small>		0-3 			0-0 			0-0 	0-0 	3	0	0	0	0	1	0
Ray Katt, R <small>(1, 2) OBP: 0.273, SLG: 0.444</small> Bobby Hofman, R <small>(6, 2) OBP: 0.455, SLG: 1.000</small>			0-0 			4-0 		0-0 	0-0 	1	0	0	0	0	0	0
Ruben Gomez, R <small>(1, 1)</small> Al Corwin, R <small>(2, 1)</small> Bill Taylor, L <small>(6, PH) OBP: 0.167, SLG: 0.167</small> Hoyt Wilhelm, R <small>(7, 1)</small> Joey Amalfitano, R <small>(8, PH)</small> Windy McCall, L <small>(9, 1)</small>			0-0 			0-3 		0-0 		0	0	0	0	0	0	0

Inning Stats	R: 0	H: 0	E: 0	K: 1	S: 5	R: 1	H: 1	E: 0	K: 1	S: 6	R: 0	H: 0	E: 0	K: 0	S: 3	R: 0	H: 0	E: 0	K: 1	S: 5	R: 0	H: 0	E: 0	K: 0	S: 3	R: 0	H: 0	E: 0	K: 1	S: 5	R: 0	H: 1	E: 0	K: 0	S: 4	R: 0	H: 0	E: 0	K: 0	S: 3	R: 5	H: 5	E: 0	K: 1	S: 10	1B: 4	SF: 0	2B: 1	SAC: 0	3B: 0	DP: 0	HR: 2	HBP: 0	WP: 0	PA: 35
--------------	------	------	------	------	------	------	------	------	------	------	------	------	------	------	------	------	------	------	------	------	------	------	------	------	------	------	------	------	------	------	------	------	------	------	------	------	------	------	------	------	------	------	------	------	-------	-------	-------	-------	--------	-------	-------	-------	--------	-------	--------

PITCHER	IP	WLS	BF	H	R	ER	SO	BB	IBB	HBP	BLK	WP	HR	S	P	ERA	WHIP
Gene Conley, R <small>(1, 1) ERA: 4.32</small>	9.0	W	35	7	6	6	5	1	0	0	0	0	2	44	48	6.00	0.889


BOTTOM

Milwaukee Braves @ New York Giants
 Polo Grounds, New York, NY
 Wed Apr 27 1955, 3:33 AM EDT
 Att. 5,343 - Unknown

AB	34
R	6
H	7
RBI	6
BB	1
SO	5
LOB	7



WP: 0	PA: 35
PB: 0	
SB: 0	
CS: 0	

Batter	1	2	3	4	5	6	7	8	9	AB R H RBI BB SO LOB	TOP
Bill Bruton, L (1, 8) OBP: 0.371, SLG: 0.509	0-0 1-3		0-0 F7		0-0 FC6-4		0-0 F5			4 0 0 0 0 0 4	
Hank Aaron, R (1, 9) OBP: 0.328, SLG: 0.567	0-0 F5		0-0 F8		0-0 CS	0-0 1B 3B		0-0 F7		4 1 1 0 0 0 2	
Eddie Mathews, L (1, 5) OBP: 0.443, SLG: 0.295	0-3 K			0-3 K		0-3 K		0-0 F4		4 0 0 0 0 3 1	
Bobby Thomson, R (1, 7) OBP: 0.356, SLG: 0.500		0-0 F8		0-3 K		0-3 K		4-0 FC5-4 BB		3 0 0 0 1 2 1	
Joe Adcock, R (1, 3) OBP: 0.368, SLG: 0.396		0-0 6-3		0-0 1B 2B		0-0 1B		0-0 FC5-4		4 1 2 1 0 0 1	
Johnny Logan, R (1, 6) OBP: 0.396, SLG: 0.531		0-3 K		0-0 FC4-6 1B		0-0 6-3			0-0 F8	4 0 1 1 0 1 1	
Danny O'Connell, R (1, 4) OBP: 0.275, SLG: 0.405			0-0 E6	0-0 FC4-6		0-0 SH1-4 1B			0-0 1B	4 0 2 0 0 0 1	AB 32 R 2 H 6 RBI 2 BB 3 SO 7 LOB 16
Del Crandall, R (1, 2) OBP: 0.212, SLG: 0.261			4-0 BB		0-0 F4	0-0 SH1-4			0-0 F4	2 0 0 0 1 0 1	
Lew Burdette, R (1, 1) OBP: 0.231, SLG: 0.182			0-0 L5		4-0 FC6-4 BB	0-3 K			0-0 1-3	3 0 0 0 1 1 4	
Inning Stats	R: 0 H: 0 E: 0 LOB: 0 K: 1 BB: 0 S: 5 P: 5	R: 0 H: 0 E: 0 LOB: 0 K: 1 BB: 0 S: 5 P: 5	R: 0 H: 0 E: 1 LOB: 2 K: 0 BB: 1 S: 4 P: 8	R: 1 H: 2 E: 0 LOB: 1 K: 2 BB: 0 S: 9 P: 9	R: 0 H: 0 E: 0 LOB: 0 K: 0 BB: 1 S: 2 P: 6	R: 1 H: 2 E: 0 LOB: 1 K: 2 BB: 0 S: 9 P: 9	R: 0 H: 1 E: 0 LOB: 1 K: 1 BB: 0 S: 6 P: 6	R: 0 H: 0 E: 0 LOB: 1 K: 0 BB: 1 S: 3 P: 7	R: 0 H: 1 E: 0 LOB: 1 K: 0 BB: 0 S: 4 P: 4	1B: 4 SF: 0 2B: 1 SAC: 1 3B: 1 DP: 0 HR: 0 HBP: 0	WP: 0 PA: 37 PB: 0 SB: 0 CS: 1
PITCHER Robin Roberts, R (1, 1) ERA: 1.87	IP WLS BF H R ER SO BB IBB HBP BLK WP HR S P ERA WHIP										

Milwaukee Braves @ Philadelphia Phillies
 Connie Mack Stadium, Philadelphia, PA
 Thu Apr 28 1955, 3:33 AM EDT
 Att. 12,963 - Unknown

livebaseballscorecards.com

Batter	1	2	3	4	5	6	7	8	9	AB	R	H	RBI	BB	SO	LOB
Richie Ashburn, L OBP: 0.300, SLG: 0.222 (1, 8)	0-3 K	0-0 FC6-4			4-0 SH1-3 BB		0-0 P1-4			3	0	0	0	1	1	3
Bobby Morgan, R OBP: 0.305, SLG: 0.418 (1, 4)	4-0 FC3-6 BB	0-0 F9			0-0 SH1-3		0-0 5-3			2	0	0	0	1	0	2
Granny Hamner, R OBP: 0.424, SLG: 0.509 (1, 6)	0-0 FC3-6 BB		0-0 F9		0-0 4-3			0-0 E8 SF9 2B		4	1	1	0	0	0	2
Del Ennis, R OBP: 0.277, SLG: 0.390 (1, 7)	4-0 1-2 BB		0-0 F8		0-0 F5			0-0 SF9		2	0	0	1	1	0	1
Earl Torgeson, L OBP: 0.411, SLG: 0.362 (1, 3)	0-0 F7		0-0 F3			0-0 4-3		0-0 3-H F7		4	0	0	0	0	0	2
Stan Lopata, R OBP: 0.324, SLG: 0.286 (1, 2)		0-3 K		4-0 BB		0-0 F3		0-0 F7		3	0	0	0	1	1	0
Willie Jones, R OBP: 0.396, SLG: 0.581 (1, 5)		0-0 2B 3B		0-0 F5		4-0 BB			0-0 HR	3	2	2	1	1	0	1
Stan Palys, R OBP: 0.340, SLG: 0.396 (1, 9)		0-0 FC6-4 2B		0-0 F7		0-0 F5				3	0	1	1	0	0	2
Robin Roberts, S OBP: 0.455, SLG: 0.143 (1, 1)		4-0 FC6-4 BB		0-3 K			4-0 P1-4 BB			1	0	0	0	2	1	1

Inning Stats	R: 0	H: 0	E: 0	K: 1	S: 5	R: 1	H: 2	E: 0	K: 1	S: 7	R: 0	H: 0	E: 0	K: 0	S: 3	R: 0	H: 0	E: 0	K: 0	S: 3	R: 0	H: 0	E: 0	K: 0	S: 3	R: 0	H: 0	E: 1	K: 0	S: 4	R: 1	H: 1	E: 0	K: 0	S: 1	R: 1	H: 1	E: 0	K: 0	S: 1	1B: 0	2B: 3	3B: 1	HR: 1	SF: 1	SAC: 1	DP: 1	HBP: 0	WP: 0	PB: 0	SB: 0	CS: 0	PA: 34
PITCHER Lew Burdette, R ERA: 4.24 (1, 1)	IP	WLS	BF	H	R	ER	SO	BB	IBB	HBP	BLK	WP	HR	S	P	ERA	WHIP																																				
	8.0	L	34	4	3	2	3	7	0	0	0	0	1	33	61	2.25	1.375																																				

Milwaukee Braves @ Philadelphia Phillies
Connie Mack Stadium, Philadelphia, PA
 Thu Apr 28 1955, 3:33 AM EDT
 Att. 12,963 - Unknown

AB 25
 R 3
 H 4
 RBI 3
 BB 7
 SO 3
 LOB 14



Batter	1	2	3	4	5	6	7	8	9	AB R H RBI BB SO LOB	TOP										
Bill Bruton, L (1, 8) <small>OBP: 0.348, SLG: 0.475</small>	0-0 4-3		0-0 FC3-6-2 1-2 3-H			0-0 5-3		0-3 K		4 0 0 0 0 1 5	Milwaukee Braves @ Philadelphia Phillies Connie Mack Stadium, Philadelphia, PA Fri Apr 29 1955, 3:33 AM EDT Att. 12,146 - Unknown										
Hank Aaron, R (1, 9) Andy Paiko, R (7, 9) <small>OBP: 0.313, SLG: 0.540 OBP: 0.333, SLG: 1.000</small>	0-0 5-3			0-0 F5		0-0 4-3		0-0 3B		3 0 0 0 0 0 0 1 0 1 3 0 0 0											
Eddie Mathews, L (1, 5) <small>OBP: 0.415, SLG: 0.271</small>	0-0 F6			0-0 F8			0-0 F8	0-0 F6		4 0 0 0 0 0 1											
Bobby Thomson, R (1, 7) Chuck Tanner, L (7, 7) <small>OBP: 0.355, SLG: 0.545 OBP: 0.600, SLG: 1.250</small>		0-0 F8		0-0 HR			0-0 F4			3 1 1 1 0 0 0 0 0 0 0 0 0 0											
Joe Adcock, R (1, 3) <small>OBP: 0.350, SLG: 0.373</small>		0-0 F7		0-0 6-3			0-0 6-3			3 0 0 0 0 0 0											
Johnny Logan, R (1, 6) <small>OBP: 0.393, SLG: 0.519</small>		0-3 K			0-0 F9			0-0 BB 3B BB 1B		3 1 1 0 0 1 0											
Danny O'Connell, R (1, 4) <small>OBP: 0.279, SLG: 0.385</small>			0-0 E7 1B		0-0 F7			4-0 BB 3B BB		2 1 0 0 1 0 0											
Del Crandall, R (1, 2) Charlie White, L (7, 2) <small>OBP: 0.222, SLG: 0.271</small>			0-0 FC3-6-2 1B		0-0 L8			4-0 BB 3B BB		2 0 1 0 0 0 0 0 1 0 0 1 0 0											
Warren Spahn, L (1, 1) Ray Crone, R (5, 1) Ernie Johnson, R (5, 1) George Crowe, L (6, PH) Roberto Vargas, L (6, 1) Jack Dittmer, L (8, PH) Joey Jay, S (8, 1) <small>OBP: 0.188, SLG: 0.133</small>			0-3 K			0-3 K		0-3 K		1 0 0 0 0 0 1 2 0 0 0 0 0 0 0 0 0 0 0 0 0 0 0 0 1 0 0 0 0 0 1 0 0 0 0 0 0 0 0 0 1 0 0 0 0 0 1 3 0 0 0 0 0 0 0 0											
Inning Stats	R: 0 E: 0 K: 0 S: 3	H: 0 LOB: 0 BB: 0 P: 3	R: 0 E: 0 K: 1 S: 5	H: 0 LOB: 0 BB: 0 P: 5	R: 0 E: 1 K: 1 S: 6	H: 1 LOB: 1 BB: 0 P: 6	R: 1 E: 0 K: 0 S: 4	H: 1 LOB: 0 BB: 0 P: 4	R: 0 E: 0 K: 0 S: 3	H: 0 LOB: 0 BB: 0 P: 3		R: 0 E: 0 K: 1 S: 5	H: 0 LOB: 0 BB: 0 P: 5	R: 0 E: 0 K: 0 S: 3	H: 0 LOB: 0 BB: 0 P: 3	R: 3 E: 0 K: 2 S: 9	H: 2 LOB: 1 BB: 2 P: 17	1B: 2 2B: 1 3B: 1 HR: 1	SF: 0 SAC: 0 DP: 1 HBP: 0	WP: 0 PB: 0 SB: 0 CS: 0	PA: 30
PITCHER Herm Wehmeier, R (1, 1) <small>ERA: 4.11</small>	IP 8.0 WLS W BF 30 H 4 R 4 ER 4 SO 5 BB 2 IBB 0 HBP 0 BLK 0 WP 0 HR 1 S 38 P 46 ERA 4.50 WHIP 0.750															PITCHER IP WLS BF H R ER SO BB IBB HBP BLK WP HR S P ERA WHIP					

livebaseballscorecards.com

AB 28
R 4
H 4
RBI 4
BB 2
SO 5
LOB 11



BOTTOM

Milwaukee Braves @ Philadelphia Phillies
Connie Mack Stadium, Philadelphia, PA

Fri Apr 29 1955, 3:33 AM EDT
Att. 12,146 - Unknown

livebaseballscorecards.com

AB	34
R	13
H	14
RBI	10
BB	9
SO	6
LOB	18



WP	3	PA	43
PB	0		
SB	1		
CS	0		

AB R H RBI BB SO LOB

5	1	1	1	0	2	3
3	2	2	1	2	0	0
3	1	0	0	1	0	3
1	0	0	0	0	0	1
3	2	2	3	1	0	1
1	0	0	0	0	0	1
5	2	2	2	0	1	1
2	0	1	0	3	1	1
4	1	2	2	1	0	2
3	2	2	0	1	0	1
4	2	2	1	0	2	4
1B: 11	SF: 0					
2B: 2	SAC: 0					
3B: 0	DP: 1					
HR: 1	HBP: 0					

Batter	1	2	3	4	5	6	7	8	9
Richie Ashburn, L (1, 8) OBP: 0.267, SLG: 0.214	0-0 F4		0-3 K		0-0 K		0-0 5-3		
Bobby Morgan, R (1, 4) OBP: 0.344, SLG: 0.431	0-0 5-3		0-0 1B		0-0 1B	4-0 1B	4-0 BB		
Granny Hamner, R (1, 6) OBP: 0.413, SLG: 0.482 Ted Kazanski, R (7, 6)	0-0 E6 HR		4-0 BB		0-0 F8	0-0 4-1	0-0 F8		
Del Ennis, R (1, 7) OBP: 0.314, SLG: 0.477 Peanuts Lowrey, R (7, 7)	0-0 1B HR		0-0 F7		4-0 1B	0-0 1B	0-0 F7		
Stan Lopata, R (1, 2) OBP: 0.333, SLG: 0.333	0-0 F6		0-0 F7		0-0 1B	0-3 K	0-0 1B E		
Willie Jones, R (1, 5) OBP: 0.431, SLG: 0.578		0-0 1-3 1B	4-0 BB	4-0 G6-4-3	4-0 1B	0-3 K	4-0 E BB		
Stan Palys, R (1, 9) OBP: 0.362, SLG: 0.404		0-0 F9	0-0 G6-4-3	0-0 BB	0-0 1B		4-0 1B BB	0-0 E5	
Earl Torgeson, L (1, 3) OBP: 0.433, SLG: 0.400		0-0 1-3	0-0 1B	0-0 2B	0-0 1B		0-0 1B WP	0-0 1B	
Herm Wehmeier, R (1, 1) OBP: 0.182, SLG: 0.200		0-3 K	0-0 K	0-0 1B	0-0 1B		0-0 WP	0-0 1B	

Inning Stats	R: 2 H: 1 E: 1 K: 0 S: 5	H: 1 LOB: 0 BB: 0 P: 5	R: 0 H: 1 E: 0 K: 1 S: 6	L: 1 LOB: 1 BB: 0 P: 6	R: 0 H: 1 E: 0 K: 1 S: 5	H: 1 LOB: 1 BB: 1 P: 9	R: 0 H: 0 E: 0 K: 0 S: 2	H: 0 LOB: 0 BB: 1 P: 6	R: 6 H: 6 E: 0 K: 2 S: 13	H: 6 LOB: 3 BB: 3 P: 25	R: 1 H: 1 E: 0 K: 2 S: 8	H: 1 LOB: 1 BB: 1 P: 12	R: 3 H: 2 E: 0 K: 0 S: 5	H: 2 LOB: 1 BB: 2 P: 13	R: 1 H: 2 E: 1 K: 0 S: 2	H: 2 LOB: 2 BB: 1 P: 6
--------------	--------------------------	------------------------	--------------------------	------------------------	--------------------------	------------------------	--------------------------	------------------------	---------------------------	-------------------------	--------------------------	-------------------------	--------------------------	-------------------------	--------------------------	------------------------

PITCHER	IP	WLS	BF	H	R	ER	SO	BB	IBB	HBP	BLK	WP	HR	S	P	ERA	WHIP
Warren Spahn, L (1, 1) ERA: 2.4	4.0		19	6	5	3	2	2	0	0	0	0	1	21	29	6.75	2.000
Ray Crone, R (5, 1) ERA: 14.73	0.1		4	2	1	1	0	1	0	0	0	0	0	3	7	27.00	9.000
Ernie Johnson, R (5, 1) ERA:	0.2		5	1	2	2	2	2	0	0	0	0	0	7	15	27.00	4.500
Roberto Vargas, L (6, 1) ERA: 10.8	2.0		12	3	4	4	2	3	0	0	0	1	0	13	25	18.00	3.000
Joey Jay, R (8, 1) ERA:	0.0		3	2	1	0	0	1	0	0	0	0	0	2	6	∞	∞

Batter	1	2	3	4	5	6	7	8	9	AB R H RBI BB SO LOB	TOP
Bill Bruton, L (1, 8) <small>OBP: 0.338, SLG: 0.455</small>	0-0 		0-0 		0-0 	0-3 			0-0 	5 0 1 0 0 1 2	Milwaukee Braves @ Philadelphia Phillies Connie Mack Stadium, Philadelphia, PA Sat Apr 30 1955, 3:33 AM EDT Att. 7,739 - Unknown livebaseballscorecards.com AB 37 R 4 H 10 RBI 4 BB 3 SO 2 LOB 16
Hank Aaron, R (1, 9) <small>OBP: 0.304, SLG: 0.559</small>	0-0 		0-0 		0-0 	0-0 			0-0 	5 1 1 1 0 0 3	
Eddie Mathews, L (1, 5) <small>OBP: 0.429, SLG: 0.275</small>	0-0 		0-0 		4-0 				4-0 	3 0 1 0 2 0 0	
Bobby Thomson, R (1, 7) <small>OBP: 0.328, SLG: 0.500</small>		0-0 	0-0 		0-0 				0-0 	5 0 0 0 0 0 4	
Joe Adcock, R (1, 3) <small>OBP: 0.328, SLG: 0.345</small>		0-0 		0-0 		0-0 			0-0 	4 1 0 0 0 0 1	
Johnny Logan, R (1, 6) <small>OBP: 0.417, SLG: 0.600</small>		4-0 		0-0 		0-0 			0-0 	3 2 2 2 1 0 1	
Danny O'Connell, R (1, 4) <small>OBP: 0.319, SLG: 0.419</small>		0-0 		0-0 		0-0 			0-0 	4 0 3 1 0 0 0	
Del Crandall, R (1, 2) <small>OBP: 0.241, SLG: 0.308</small>	0-0 			0-0 		0-0 			0-0 	4 0 2 0 0 0 2	
Chet Nichols, S (1, 1) Humberto Robinson, R (7, 1)			0-0 	0-0 		0-0 		0-3 		3 0 0 0 0 0 3 1 0 0 0 0 1 0	
Inning Stats	R: 0 H: 0 E: 0 LOB: 0 K: 0 BB: 0 S: 3 P: 3	R: 0 H: 1 E: 0 LOB: 2 K: 0 BB: 1 S: 4 P: 8	R: 0 H: 2 E: 0 LOB: 2 K: 0 BB: 0 S: 5 P: 5	R: 1 H: 3 E: 0 LOB: 1 K: 0 BB: 0 S: 5 P: 5	R: 0 H: 0 E: 0 LOB: 1 K: 0 BB: 1 S: 3 P: 7	R: 2 H: 3 E: 1 LOB: 2 K: 1 BB: 0 S: 9 P: 9	R: 0 H: 0 E: 0 LOB: 1 K: 0 BB: 1 S: 3 P: 7	R: 0 H: 0 E: 0 LOB: 0 K: 1 BB: 0 S: 5 P: 5	R: 1 H: 1 E: 0 LOB: 0 K: 0 BB: 0 S: 4 P: 4	1B: 6 SF: 0 2B: 2 SAC: 0 3B: 0 DP: 0 HR: 2 HBP: 0	WP: 0 PA: 40 PB: 0 SB: 0 CS: 1
PITCHER Murry Dickson, R (1, 1) <small>ERA: 1.17</small> Lynn Lovenguth, R (6, 1) <small>ERA:</small> Thornton Kipper, R (8, 1) <small>ERA: 0.96</small>	IP WLS BF H R ER SO BB IBB HBP BLK WP HR S P ERA WHIP 5.0 L 26 9 3 2 0 2 2 0 0 0 0 1 24 32 3.60 2.200 2.0 7 0 0 0 1 1 0 0 0 0 0 0 8 12 0.00 0.500 2.0 7 1 1 1 1 0 0 0 0 0 0 1 9 9 4.50 0.500	PITCHER IP WLS BF H R ER SO BB IBB HBP BLK WP HR S P ERA WHIP									

Batter	1	2	3	4	5	6	7	8	9	AB	R	H	RBI	BB	SO	LOB
Richie Ashburn, L (1, 8) OBP: 0.368, SLG: 0.412	4-0 BB		0-0 1B		0-0 6-3		0-0 3B			3	0	2	1	1	0	0
Bobby Morgan, R (1, 4) OBP: 0.324, SLG: 0.403	0-0 F9		0-0 G6-4-3		0-0 F8		0-0 F5			4	0	0	0	0	0	3
Granny Hamner, R (1, 6) OBP: 0.388, SLG: 0.450	0-0 F8		0-0 1-3		0-0 F7		0-0 F2			4	0	0	0	0	0	1
Del Ennis, R (1, 7) OBP: 0.291, SLG: 0.438	0-0 F8			0-0 F6		0-0 F7		0-0 F8		4	0	0	0	0	0	1
Stan Lopata, R (1, 2) OBP: 0.372, SLG: 0.444		0-0 F4		4-0 1B BB		0-0 HR		0-0 1B		3	1	2	1	1	0	0
Willie Jones, R (1, 5) OBP: 0.419, SLG: 0.551		0-0 BLK 1B		0-0 F8		0-3 K		0-3 K		4	0	1	0	0	2	2
Mel Clark, R (1, 9) OBP: 0.276, SLG: 0.308 Floyd Baker, L (9, PH)		0-0 F3		0-0 1-2 1B		0-3 K			0-0 1-3	3	0	1	0	0	1	1
Earl Torgeson, L (1, 3) OBP: 0.438, SLG: 0.385		4-0 FC6-4 BB		0-0 4-3		4-0 3B BB		0-3 K	0-0 1-3	2	1	0	0	2	1	2
Murry Dickson, R (1, 1) OBP: 0.222, SLG: 0.222 Lynn Lovenguth, L (6, 1) Peanuts Lowrey, R (7, PH) Thornton Kipper, R (8, 1) Mary Blaylock, L (9, PH) OBP: 0.400, SLG: 0.600		0-0 FC6-4		0-3 K		0-0 F7		0-0 F8		2	0	0	0	0	1	2

Inning Stats	R: 0	H: 0	E: 0	K: 0	S: 3	R: 0	H: 1	E: 0	K: 0	S: 4	R: 0	H: 1	E: 0	K: 0	S: 3	R: 0	H: 1	E: 0	K: 1	S: 5	R: 1	H: 1	E: 0	K: 1	S: 6	R: 1	H: 1	E: 0	K: 1	S: 6	R: 0	H: 1	E: 0	K: 1	S: 6	R: 0	H: 0	E: 0	K: 1	S: 5	1B: 4	2B: 0	3B: 1	SF: 0	SAC: 0	DP: 1	HBP: 0	WP: 0	PA: 36
--------------	------	------	------	------	------	------	------	------	------	------	------	------	------	------	------	------	------	------	------	------	------	------	------	------	------	------	------	------	------	------	------	------	------	------	------	------	------	------	------	------	-------	-------	-------	-------	--------	-------	--------	-------	--------

PITCHER	IP	WLS	BF	H	R	ER	SO	BB	IBB	HBP	BLK	WP	HR	S	P	ERA	WHIP
Chet Nichols, L (1, 1) ERA: 1.57	6.2	W	28	5	2	2	3	4	0	0	1	0	1	30	46	2.70	1.350
Humberto Robinson, R (7, 1) ERA:	2.1	S	8	1	0	0	2	0	0	0	0	0	0	12	12	0.00	0.429

BOTTOM

Milwaukee Braves @ Philadelphia Phillies
Connie Mack Stadium, Philadelphia, PA
 Sat Apr 30 1955, 3:33 AM EDT
 Att. 7,739 - Unknown

AB	32
R	2
H	6
RBI	2
BB	4
SO	5
LOB	13



WP	PA	ERA	WHIP
0	36		

Batter	1	2	3	4	5	6	7	8	9	AB R H RBI BB SO LOB	TOP																		
Bill Bruton, L (1, 8) OBP: 0.333, SLG: 0.457	0-0 F6		0-0 5-3		0-3 K			1-1 2B 2B		4 1 1 0 0 1 0																			
Hank Aaron, R (1, 9) OBP: 0.315, SLG: 0.569	2-2 F9		2-0 HR 1B		1-0 5-3			0-1 1B 2B		4 2 2 1 0 0 0																			
Eddie Mathews, L (1, 5) OBP: 0.432, SLG: 0.333	4-2 BB BB		1-0 1-H HR		0-0 4-3			2-2 F8		3 1 1 2 1 0 1																			
Bobby Thomson, R (1, 7) OBP: 0.338, SLG: 0.492	4-1 1-2 BB		2-2 5-3		1-1 6-3			3-2 FC5-4 1B		3 0 1 1 1 0 0																			
Joe Adcock, R (1, 3) OBP: 0.309, SLG: 0.322	3-2 F7		2-3 K		1-1 F8			0-0 F8		4 0 0 0 0 1 3																			
Johnny Logan, R (1, 6) OBP: 0.406, SLG: 0.576		0-0 K 1B		1-3 K		3-3 K		0-0 FC5-4 1-2f		4 0 1 0 0 2 1																			
Danny O'Connell, R (1, 4) OBP: 0.314, SLG: 0.404		0-3 K		3-2 6-3		0-1 1B		0-1 F2		4 0 1 0 0 1 1																			
Del Crandall, R (1, 2) OBP: 0.230, SLG: 0.291		1-3 K		0-3 K		0-0 F7		3-3 K		3 0 0 0 0 2 2																			
Charlie White, L (9, PH)										1 0 0 0 0 1 0																			
Bob Buhl, R (1, 1)		1-3 K		2-1 1-3		1-2 4-3		2-3 K		2 0 0 0 0 1 1																			
Chuck Tanner, L (7, PH) OBP: 0.500, SLG: 1.000										1 0 0 0 0 0 1																			
Ernie Johnson, R (7, 1)										0 0 0 0 0 0 0																			
Lew Burdette, R (8, 1) OBP: 0.231, SLG: 0.182										0 0 0 0 0 0 0																			
George Crowe, L (9, PH)										1 0 0 0 0 1 0																			
Inning Stats	R: 0 E: 0 K: 0 S: 10	H: 0 LOB: 2 BB: 2 P: 23	R: 0 E: 0 K: 3 S: 10	H: 1 LOB: 1 BB: 0 P: 12	R: 2 E: 0 K: 1 S: 10	H: 2 LOB: 0 BB: 0 P: 17	R: 0 E: 0 K: 2 S: 10	H: 0 LOB: 0 BB: 0 P: 14	R: 0 E: 0 K: 1 S: 6	H: 0 LOB: 0 BB: 0 P: 9	R: 0 E: 0 K: 1 S: 9	H: 1 LOB: 1 BB: 0 P: 13	R: 2 E: 0 K: 0 S: 12	H: 3 LOB: 1 BB: 0 P: 18	R: 0 E: 0 K: 2 S: 10	H: 0 LOB: 0 BB: 0 P: 15	1B: 4 2B: 2 3B: 0 HR: 1	SF: 0 SAC: 0 DP: 0 HBP: 0	WP: 0 PB: 0 SB: 0 CS: 0	PA: 36									
PITCHER	IP WLS BF H R ER SO BB IBB HBP BLK WP HR S P ERA WHIP																												
Billy Loes, R (1, 1) ERA: 4.32	7.0		29	6	4	4	8	2	0	0	0	0	0	1	64	100	5.14	1.143											
Ed Roebuck, R (8, 1) ERA: 0.9	1.0	W	4	1	0	0	0	0	0	0	0	0	0	8	13	0.00	1.000												
Jim Hughes, R (9, 1) ERA: 3.6	1.0	S	3	0	0	0	2	0	0	0	0	0	0	10	15	0.00	0.000												

Milwaukee Braves @ Brooklyn Dodgers
 Ebbets Field, Brooklyn, NY
 Sun May 01 1955, 3:33 AM EDT
 Att. 23,968 - Unknown

livebaseballscorecards.com

AB	34
R	4
H	7
RBI	4
BB	2
SO	10
LOB	10



BOTTOM

Milwaukee Braves @ Brooklyn Dodgers
Ebbets Field, Brooklyn, NY
Sun May 01 1955, 3:33 AM EDT
Att. 23,968 - Unknown

livebaseballscorecards.com

AB	31
R	5
H	10
RBI	4
BB	6
SO	6
LOB	17



WP:	0	PA:	37
PB:	0	SB:	0
CS:	0		

AB R H RBI BB SO LOB

4	0	1	0	1	1	3
2	1	1	0	2	0	1
3	1	1	2	1	0	1
4	0	1	0	0	0	3
4	0	0	0	0	1	2
4	2	3	1	0	0	0
2	0	0	0	2	1	2
4	0	1	0	0	1	3
3	1	1	0	0	2	2
0	0	0	0	0	0	0
1	0	1	1	0	0	0
0	0	0	0	0	0	0

1B:	6	SF:	0
2B:	2	SAC:	0
3B:	0	DP:	3
HR:	2	HBP:	0

WP HR S P ERA WHIP

IP	WLS	BF	H	R	ER	SO	BB	IBB	HBP	BLK	WP	HR	S	P	ERA	WHIP
6.0		24	5	3	3	4	3	0	0	0	0	2	57	98	4.50	1.333
1.0		7	2	1	0	0	2	1	0	0	0	0	12	28	0.00	4.000
1.0	L	6	3	1	1	2	0	0	0	0	0	0	15	23	9.00	3.000

Batter	1	2	3	4	5	6	7	8	9
Jim Gilliam, S OBP: 0.346, SLG: 0.313 (1, 4)	0-1 3-1	1-2 F7			4-1 G6-3 BB		2-2 E BB 1-3 1B	2-3 K	
Pee Wee Reese, R OBP: 0.259, SLG: 0.347 (1, 6)	1-2 HR 2B		4-1 1B BB		2-1 G6-3 1-2f		4-2 E BB 1-2		
Duke Snider, L OBP: 0.513, SLG: 0.759 (1, 8)	2-0 HR 2-H		0-2 F9		2-1 4-3		4-0 SAFE 1-2 2-3 3-H IBB		
Roy Campanella, R OBP: 0.438, SLG: 0.607 (1, 2)	3-2 F5		1-2 G4-6-3 1B		3-2 F3		2-1 F9		
Sandy Amoros, L OBP: 0.392, SLG: 0.429 (1, 7)	2-3 K		1-1 G4-6-3 1-2f		1-1 4-3		2-2 4-3		
Gil Hodges, R OBP: 0.408, SLG: 0.492 (1, 3)		1-1 HR		3-2 3-1 2B		3-2 6-3		0-0 1B 1B	
Jackie Robinson, R OBP: 0.435, SLG: 0.426 (1, 5)		4-0 2-3 BB		0-1 3-1			4-2 G6-4-3 BB	2-3 K	
Carl Furillo, R OBP: 0.413, SLG: 0.687 (1, 9)		0-0 2-3		1-3 K			0-0 G6-4-3 1-2f	1-1 1B 1B	
Billy Loes, R OBP: 0.167, SLG: 0.167 (1, 1)		1-3 K		1-3 K			0-0 1B E 1B	1-2 1B	
Ed Roebuck, R OBP: 0.500, SLG: 0.333 (8, 1)									
George Shuba, L OBP: 0.500, SLG: 0.333 (8, PH)									
Jim Hughes, R (9, 1)									

Inning Stats

PITCHER	IP	WLS	BF	H	R	ER	SO	BB	IBB	HBP	BLK	WP	HR	S	P	ERA	WHIP
Bob Buhl, R ERA: 3.5 (1, 1)	6.0		24	5	3	3	4	3	0	0	0	0	2	57	98	4.50	1.333
Ernie Johnson, R ERA: (7, 1)	1.0		7	2	1	0	0	2	1	0	0	0	0	12	28	0.00	4.000
Lew Burdette, R ERA: 4.44 (8, 1)	1.0	L	6	3	1	1	2	0	0	0	0	0	0	15	23	9.00	3.000

Batter	1	2	3	4	5	6	7	8	9	10	11	12	AB R H RBI BB SO LOB	TOP						
Bill Bruton, L OBP: 0.333, SLG: 0.447 (1, 8)	0-2 4-3		1-2 FC3-6			0-0 G4-6-3 1B			1-2 SH1-4 1B		0-1 G3	0-0 F7	6 0 2 0 0 0 3							
Hank Aaron, R OBP: 0.325, SLG: 0.579 (1, 9)	1-1 1B		1-3 K			0-0 G4-6-3 1-2f			0-0 SH1-4 1-2		1-0 BB 2B		4 0 2 0 0 1 2							
Eddie Mathews, L OBP: 0.443, SLG: 0.368 (1, 5)	0-3 K								4-0 G6-4-3 IBB		4-0 BB IBB		3 0 1 0 2 1 1							
Bobby Thomson, R OBP: 0.329, SLG: 0.463 (1, 7)	2-1 F2								0-0 G6-4-3 1-2f		4-0 1-2 2-3 BB		4 0 0 0 1 1 4							
Joe Adcock, R OBP: 0.288, SLG: 0.297 (1, 3)			3-3 K			1-1 6-3			1-1 F7		2-2 6-3	1-0 F9	5 0 0 0 0 1 4							
Johnny Logan, R OBP: 0.406, SLG: 0.556 (1, 6)			3-2 6-3			1-2 F7			2-0 5-3		2-1 FC6-4 1B	4-2 SH5-4 BB BB	4 0 1 0 1 0 1							
Danny O'Connell, R OBP: 0.304, SLG: 0.373 (1, 4)			0-0 F8			3-2 L9			1-1 F8		1-1 FC6-4 1-2f	4-1 SH5-4 BB	4 0 0 0 1 0 1							
Del Crandall, R OBP: 0.215, SLG: 0.271 (1, 2)			2-1 E5 FC3-6			1-1 6-3			0-0 F7		0-0 F7	0-0 SH5-4	4 0 0 0 0 0 1							
Gene Conley, R OBP: 0.133, SLG: 0.133 (1, 1)			0-3 K			0-2 6-3			0-3 K		0-0 6-3	1-1 6-3	5 0 0 0 0 2 3							
Inning Stats	R: 0 E: 0 K: 1 S: 10	H: 1 LOB: 1 BB: 0 P: 13	R: 0 E: 0 K: 1 S: 7	H: 0 LOB: 0 BB: 0 P: 13	R: 0 E: 0 K: 1 S: 6	H: 0 LOB: 0 BB: 0 P: 11	R: 0 E: 0 K: 0 S: 6	H: 1 LOB: 0 BB: 0 P: 6	R: 0 E: 0 K: 1 S: 6	H: 1 LOB: 1 BB: 0 P: 11	R: 0 E: 0 K: 0 S: 5	H: 1 LOB: 1 BB: 1 P: 10	R: 0 E: 0 K: 0 S: 8	H: 1 LOB: 3 BB: 2 P: 15	R: 0 E: 0 K: 0 S: 8	H: 0 LOB: 2 BB: 2 P: 16	1B: 4 2B: 1 3B: 1 HR: 0	SF: 0 SAC: 2 DP: 2 HBP: 0	WP: 0 PB: 0 SB: 0 CS: 0	PA: 46
PITCHER Carl Erskine, R ERA: 1.09 (1, 1)	IP: 12.0 WLS: W BF: 46 H: 6 R: 0 ER: 0 SO: 6 BB: 3 IBB: 2 HBP: 0 BLK: 0 WP: 0 HR: 0 S: 90 P: 146 ERA: 0.00 WHIP: 0.750																			

Milwaukee Braves @ Brooklyn Dodgers
Ebbets Field, Brooklyn, NY
Mon May 02 1955, 3:33 AM EDT
Att. 19,976 - Unknown

AB	39
R	0
H	6
RBI	0
BB	5
SO	6
LOB	20



Batter	1	2	3	4	5	6	7	8	9	10	11	12	AB R H RBI BB SO LOB
Jim Gilliam, S OBP: 0.329, SLG: 0.296 (1, 4)	2-1 4-3		1-0 F7			1-1 SH1-4		0-0 E3		2-0 F5			4 0 0 0 0 0 3
Pee Wee Reese, R OBP: 0.237, SLG: 0.315 (1, 6)	1-3 K		0-0 5-3			0-2 4-3		2-1 6-3		1-1 CS	1-2 F6		5 0 0 0 0 1 4
Duke Snider, L OBP: 0.506, SLG: 0.721 (1, 8)	0-3 K			1-0 F8		4-0 IBB			4-2 SH2-4 BB		0-3 K		3 0 0 0 2 2 0
Roy Campanella, R OBP: 0.429, SLG: 0.585 (1, 2)		1-3 K		0-0 F3		1-0 5-3			0-0 SH2-4		1-0 1B		4 0 1 0 0 1 2
Sandy Amoros, L OBP: 0.380, SLG: 0.403 (1, 7) (11, 9) (12, 7)		1-0 5-3		0-1 F7			0-0 F3		4-0 IBB		2-1 F2		4 0 0 0 1 0 1
Gil Hodges, R OBP: 0.383, SLG: 0.455 (1, 3)			0-1 F8		1-1 F7		2-2 5-3		1-3 K			2-3 K	5 0 0 0 0 2 2
Jackie Robinson, R OBP: 0.432, SLG: 0.404 (1, 5)				4-2 1B BB		2-0 F9		1-0 5-3	2-2 F8			4-2 HR BB	3 1 0 0 2 0 2
Carl Furillo, R OBP: 0.413, SLG: 0.704 (1, 9) (11, 7) (12, 9)			1-2 F8		0-3 K			1-2 4-3		4-1 CS BB		1-0 HR	4 1 1 2 1 1 1
Carl Erskine, R OBP: 0.188, SLG: 0.188 (1, 1)			2-0 1B			1-0 SH1-4 1B		0-3 K		1-1 F4			4 0 2 0 0 1 1

Inning Stats	R: 0	H: 0	E: 0	K: 2	S: 8	LOB: 0	BB: 0	P: 11
	R: 0	H: 0	E: 0	K: 1	S: 6	LOB: 0	BB: 0	P: 8
	R: 0	H: 1	E: 0	K: 0	S: 10	LOB: 2	BB: 1	P: 18
	R: 0	H: 0	E: 0	K: 0	S: 4	LOB: 0	BB: 0	P: 5
	R: 0	H: 0	E: 0	K: 1	S: 6	LOB: 0	BB: 0	P: 9
	R: 0	H: 1	E: 0	K: 0	S: 7	LOB: 2	BB: 1	P: 14
	R: 0	H: 0	E: 0	K: 0	S: 5	LOB: 0	BB: 0	P: 8
	R: 0	H: 0	E: 1	K: 1	S: 9	LOB: 1	BB: 0	P: 12
	R: 0	H: 0	E: 0	K: 1	S: 10	LOB: 2	BB: 2	P: 21
	R: 0	H: 0	E: 0	K: 0	S: 5	LOB: 0	BB: 1	P: 13
	R: 2	H: 1	E: 0	K: 1	S: 6	LOB: 0	BB: 1	P: 13
	1B: 3	2B: 0	3B: 0	HR: 1	SF: 0	SAC: 2	DP: 0	HBP: 0


PITCHER	IP	WLS	BF	H	R	ER	SO	BB	IBB	HBP	BLK	WP	HR	S	P	ERA	WHIP
Gene Conley, R ERA: 3.47 (1, 1)	11.1	L	44	4	2	2	8	4	2	0	0	0	1	85	145	1.59	0.706

Milwaukee Braves @ Brooklyn Dodgers
Ebbets Field, Brooklyn, NY
 Mon May 02 1955, 3:33 AM EDT
 Att: 19,976 - Unknown

AB	36
R	2
H	4
RBI	2
BB	6
SO	8
LOB	16

B

WP: 0	PA: 45
PB: 0	
SB: 0	
CS: 1	

Batter	1	2	3	4	5	6	7	8	9	AB R H RBI BB SO LOB	TOP							
Bill Bruton, L (1, 8) <small>OBP: 0.333, SLG: 0.447</small>											0 0 0 0 0 0 0 0	<p style="text-align: center;">Milwaukee Braves @ Pittsburgh Pirates</p> <p style="text-align: center;">Forbes Field, Pittsburgh, PA</p> <p style="text-align: center;">Tue May 03 1955, 3:33 AM EDT Att. 10,784 - Unknown</p> <p style="text-align: right;">livebaseballscorecards.com</p>						
Johnny Logan, R (1, 6) <small>OBP: 0.406, SLG: 0.556</small>											0 0 0 0 0 0 0 0							
Eddie Mathews, L (1, 5) <small>OBP: 0.443, SLG: 0.368</small>											0 0 0 0 0 0 0 0							
Bobby Thomson, R (1, 7) <small>OBP: 0.329, SLG: 0.463</small>											0 0 0 0 0 0 0 0							
Hank Aaron, R (1, 9) <small>OBP: 0.325, SLG: 0.579</small>											0 0 0 0 0 0 0 0							
Joe Adcock, R (1, 3) <small>OBP: 0.288, SLG: 0.297</small>											0 0 0 0 0 0 0 0							
Danny O'Connell, R (1, 4) <small>OBP: 0.304, SLG: 0.373</small>											0 0 0 0 0 0 0 0		AB 0 R 0 H 0 RBI 0 BB 0 SO 0 LOB 0					
Del Crandall, R (1, 2) <small>OBP: 0.215, SLG: 0.271</small>											0 0 0 0 0 0 0 0							
Warren Spahn, L (1, 1)	0 0 0 0 0 0 0 0																	
Inning Stats											1B: 0 SF: 0 2B: 0 SAC: 0 3B: 0 DP: 0 HR: 0 HBP: 0 WP: 0 PA: 0 PB: 0 SB: 0 CS: 0							
PITCHER Dick Littlefield, L (1, 1) <small>ERA: 4.0</small>	IP	WLS	BF	H	R	ER	SO	BB	IBB	HBP	BLK	WP	HR	S	P	ERA	WHIP	PITCHER IP WLS BF H R ER SO BB IBB HBP BLK WP HR S P ERA WHIP
	0.0	W	0	0	0	0	0	0	0	0	0	0	0	0	0	∞	∞	

Batter	1	2	3	4	5	6	7	8	9	AB R H RBI BB SO LOB	BOTTOM
--------	---	---	---	---	---	---	---	---	---	----------------------	--------

Roberto Clemente, R (1, 9) <small>OBP: 0.345, SLG: 0.500</small>										0 0 0 0 0 0 0 0	Milwaukee Braves @ Pittsburgh Pirates Forbes Field, Pittsburgh, PA <small>Tue May 03 1955, 3:33 AM EDT</small> <small>Att. 10,784 - Unknown</small>
Dick Groat, R (1, 6) <small>OBP: 0.294, SLG: 0.255</small>										0 0 0 0 0 0 0 0	
Felipe Montemayor, L (1, 8) <small>OBP: 0.347, SLG: 0.512</small>										0 0 0 0 0 0 0 0	
Jack Shepard, R (1, 2) <small>OBP: 0.449, SLG: 0.452</small>										0 0 0 0 0 0 0 0	
George Freese, R (1, 5) <small>OBP: 0.432, SLG: 0.625</small>										0 0 0 0 0 0 0 0	
Roman Mejias, R (1, 7) <small>OBP: 0.167, SLG: 0.227</small>										0 0 0 0 0 0 0 0	
Dale Long, L (1, 3) <small>OBP: 0.350, SLG: 0.400</small>										0 0 0 0 0 0 0 0	
Dick Cole, R (1, 4) <small>OBP: 0.348, SLG: 0.409</small>										0 0 0 0 0 0 0 0	
Dick Littlefield, L (1, 1) <small>OBP: 0.500, SLG: 1.000</small>	0 0 0 0 0 0 0 0										

Inning Stats	
---------------------	--

PITCHER Warren Spahn, L (1, 1) <small>ERA: 2.4</small>	PITCHER <small>IP WLS BF H R ER SO BB IBB HBP BLK WP HR S P ERA WHIP</small>
--	--

livebaseballscorecards.com

AB	0
R	0
H	0
RBI	0
BB	0
SO	0
LOB	0

WP: 0	PA: 0
PB: 0	
SB: 0	
CS: 0	

Batter	1	2	3	4	5	6	7	8	9	AB R H RBI BB SO LOB	TOP											
Bill Bruton, L (1, 8) OBP: 0.315, SLG: 0.440	0-0 F6	0-3 K		0-0 3B		0-0 FC4-6			0-0 F9	5 0 1 1 0 1 3												
Johnny Logan, R (1, 6) OBP: 0.397, SLG: 0.542	0-0 2B		0-0 1-3	0-0 5-3		0-0 F9			0-0 E9 FC4-6 1B	5 1 2 0 0 0 2												
Eddie Mathews, L (1, 5) OBP: 0.432, SLG: 0.359	0-3 K		4-0 BB		0-0 E1 CS		0-0 2B		4-0 FC4-6 BB	3 0 1 0 2 1 1												
Bobby Thomson, R (1, 7) OBP: 0.321, SLG: 0.440 Andy Paiko, R (9, PH) OBP: 0.400, SLG: 0.800	0-3 K		0-0 F9		0-3 K		0-3 K		0-0 FC4-6 1B	4 0 0 0 0 3 4 1 0 0 0 0 0 2												
Hank Aaron, R (1, 9) OBP: 0.326, SLG: 0.565		0-0 6-3	0-0 F9		0-0 2B		0-0 P2		0-0 1B	5 0 2 1 0 0 2												
George Crowe, L (1, 3)		0-0 4-3		4-0 FC1 E BB	4-0 BB	4-0 BB	0-0 4-3		0-0 F9	3 1 0 0 2 0 3												
Danny O'Connell, R (1, 4) OBP: 0.297, SLG: 0.356		0-0 1B 1B		0-0 FC1 FC6-4	0-0 F4			0-0 F7		4 1 1 0 0 0 3												
Charlie White, L (1, 2) OBP: 0.500, SLG: 0.400		0-0 1B 1B		0-0 FC6-4 FC1-6		0-0 FC6 1B		0-3 K		4 0 2 0 0 1 1												
Lew Burdette, R (1, 1) OBP: 0.267, SLG: 0.231 Dave Jolly, R (5, 1) Roberto Vargas, L (5, 1) Chuck Tanner, L (6, PH) OBP: 0.375, SLG: 0.714 Ernie Johnson, R (6, 1) Jack Dittmer, L (8, PH) OBP: 0.176, SLG: 0.125 Joey Jay, S (8, 1)		0-0 1B	0-0 FC1-6	0-0 FC6 1B	0-0 FC6 1B	0-0 FC6 FC4-6		0-0 5-3		2 1 1 1 0 0 1 0 0 0 0 0 0 0 0 0 0 0 0 0 0 1 0 0 0 0 0 1 0 0 0 0 0 0 0 1 0 0 0 0 0 0 0 0 0 0 0 0 0												
Inning Stats	R: 0 E: 0 K: 2 S: 8	H: 1 LOB: 1 BB: 0 P: 8	R: 1 E: 0 K: 1 S: 8	H: 3 LOB: 2 BB: 0 P: 8	R: 0 E: 0 K: 0 S: 3	H: 0 LOB: 1 BB: 1 P: 7	R: 2 E: 1 K: 0 S: 5	H: 1 LOB: 1 BB: 1 P: 9	R: 0 E: 1 K: 1 S: 6	H: 1 LOB: 2 BB: 1 P: 10	R: 0 E: 0 K: 0 S: 4	H: 1 LOB: 1 BB: 0 P: 4	R: 0 E: 0 K: 1 S: 6	H: 1 LOB: 1 BB: 0 P: 6	R: 0 E: 0 K: 1 S: 5	H: 0 LOB: 0 BB: 0 P: 5	R: 1 E: 1 K: 0 S: 5	H: 2 LOB: 2 BB: 1 P: 9	1B: 6 2B: 4 3B: 1 HR: 0	SF: 0 SAC: 0 DP: 1 HBP: 0	WP: 0 PB: 0 SB: 0 CS: 1	PA: 42
PITCHER	IP WLS BF H R ER SO BB IBB HBP BLK WP HR S P ERA WHIP																					
Max Surkont, R (1, 1) ERA: 6.06	8.1 W 39 9 4 4 6 4 0 0 0 0 0 0 47 63 4.32 1.560																					
Bob Friend, R (9, 1) ERA: 1.42	0.2 S 3 1 0 0 0 0 0 0 0 0 0 0 3 3 0.00 1.500																					

Milwaukee Braves @ Pittsburgh Pirates
 Forbes Field, Pittsburgh, PA
 Wed May 04 1955, 3:33 AM EDT
 Att: 13,374 - Unknown

livebaseballscorecards.com

AB	38
R	4
H	10
RBI	3
BB	4
SO	6
LOB	23



BOTTOM

Milwaukee Braves @ Pittsburgh Pirates
Forbes Field, Pittsburgh, PA
Wed May 04 1955, 3:33 AM EDT
Att. 13,374 - Unknown

livebaseballscorecards.com

AB 29
R 5
H 7
RBI 5
BB 3
SO 2
LOB 7




WP: 0 PA: 34
PB: 0
SB: 0
CS: 0

AB	R	H	RBI	BB	SO	LOB
3	0	0	0	0	0	0
4	1	1	1	0	0	1
4	0	1	0	0	0	1
3	1	1	0	1	0	1
3	0	2	2	0	0	0
3	0	0	0	1	1	2
4	1	1	0	0	1	2
1	0	0	0	0	0	0
2	1	1	2	0	0	0
2	1	0	0	1	0	0
0	0	0	0	0	0	0
1B: 4	SF: 0	WP: 0	PA: 34			
2B: 1	SAC: 2	PB: 0				
3B: 1	DP: 1	SB: 0				
HR: 1	HBP: 0	CS: 0				

Batter	1	2	3	4	5	6	7	8	9	
Roberto Clemente, R (1, 9) OBP: 0.323, SLG: 0.508	0-0 F6 ①		0-0 E4 FC5-4		0-0 SH3-1 ①		0-0 5-3 ①			
Dick Groat, R (1, 6) OBP: 0.267, SLG: 0.250	0-0 F6 ②		0-0 FC5-4 ③		0-0 3B 2B		0-0 5-3 ②			
Felipe Montemayor, L (1, 8) OBP: 0.362, SLG: 0.469	0-0 1B			0-0 5-3 ①	0-0 F8 ②		0-0 6-3 ③			
Jack Shepard, R (1, 2) OBP: 0.431, SLG: 0.420	0-0 F4 ③			0-0 F7 ②	4-0 3B BB		0-0 SH3 1B			
Dale Long, L (1, 3) OBP: 0.404, SLG: 0.537		0-0 F9 ①		0-0 1B	0-0 3B		0-0 SH3 ①			
Jerry Lynch, L (1, 7)		0-3 K ②		0-0 F6 ③	0-0 6-3 ③		4-0 G1-4-3 IBB			
George Freese, R (1, 5) OBP: 0.400, SLG: 0.600		0-3 K ③			0-0 HR 1B	0-0 F6 ①	0-0 G1-4-3 ② ③			
Dick Cole, R (1, 4) OBP: 0.357, SLG: 0.385			0-0 G3 ①		0-0 HR	0-0 F7 ②				
Gene Freese, R (5, 4) OBP: 0.391, SLG: 0.488					4-0 2B SH3-1 BB	0-0 6-3 ③				
Max Surkont, R (1, 1)			0-0 6-3 ②							
Bob Friend, R (9, 1)										
Inning Stats	R: 0 H: 1 E: 0 K: 4 S: 4	H: 0 LOB: 0 BB: 0 P: 7	R: 0 H: 0 E: 1 K: 0 S: 4	H: 0 LOB: 1 BB: 0 P: 4	R: 0 H: 1 E: 0 K: 0 S: 4	H: 1 LOB: 1 BB: 0 P: 4	R: 5 H: 4 E: 0 K: 0 S: 7	H: 0 LOB: 0 BB: 0 P: 3	R: 0 H: 0 E: 0 K: 0 S: 3	H: 1 LOB: 1 BB: 1 P: 7

PITCHER	IP	WLS	BF	H	R	ER	SO	BB	IBB	HBP	BLK	WP	HR	S	P	ERA	WHIP
Lew Burdette, R (1, 1) ERA: 4.76	4.0		18	4	3	3	2	1	0	0	0	0	1	21	25	6.75	1.250
Dave Jolly, R (5, 1) ERA: 6.0	0.2	L	5	2	2	2	0	1	0	0	0	0	0	4	8	27.00	4.500
Roberto Vargas, L (5, 1) ERA: 9.82	0.1		1	0	0	0	0	0	0	0	0	0	0	1	1	0.00	0.000
Ernie Johnson, R (6, 1) ERA:	2.0		6	0	0	0	0	0	0	0	0	0	0	6	6	0.00	0.000
Joey Jay, R (8, 1) ERA:	1.0		4	1	0	0	0	0	1	0	0	0	0	3	7	0.00	1.000

Batter	1	2	3	4	5	6	7	8	9	AB R H RBI BB SO LOB	TOP											
Bill Bruton, L (1, 8) OBP: 0.309, SLG: 0.427	0-3 K		0-0 5-3		0-0 F9		0-0 L3-6-3 BB 1-2 3-H 4-0 1B		0-0 FC1-6 BB 1-2f	5 0 1 1 0 1 1												
Johnny Logan, R (1, 6) OBP: 0.398, SLG: 0.520	0-0 P3		0-0 1-3		0-0 P4		0-0 L3-6-3 BB 1-2 2-3 BB		4-0 FC6-4 BB 1-2	3 0 0 0 2 0 0												
Eddie Mathews, L (1, 5) OBP: 0.419, SLG: 0.377	0-0 3-1		0-0 3B		0-0 F8		0-0 L3-6-3 1-1 2-2		0-0 P5	5 0 1 0 0 0 5												
Bobby Thomson, R (1, 7) OBP: 0.303, SLG: 0.413		0-0 F8	0-0 F7		0-0 F8			0-0 E5 F9 1B	0-0 FC6-4 1-2f	5 0 0 0 0 0 3												
Hank Aaron, R (1, 9) OBP: 0.333, SLG: 0.568		0-0 1B 2B		4-0 1B SF7 BB		0-0 5-3		0-0 F9		3 2 1 0 1 0 1												
George Crowe, L (1, 3) OBP: 0.385, SLG: 0.200		4-0 1B BB		0-0 6-3 1-3 1B		0-0 P3		0-0 1-2 1B		3 0 2 0 1 0 0												
Danny O'Connell, R (1, 4) OBP: 0.309, SLG: 0.361		0-0 1-2 2-H 1B		0-0 SF7 3-H		1-0 2B HBP		0-0 F9 2-3		2 1 1 2 0 0 2												
Charlie White, L (1, 2) OBP: 0.400, SLG: 0.444	0-3 K		0-0 6-3 1-2		0-0 6-3		0-0 1-1-H 1B 2B		0-0 4-3	4 1 1 1 0 1 5												
Bob Buhl, R (1, 1) Ray Crone, R (5, 1) Roberto Vargas, L (6, 1) Chuck Tanner, L (7, PH) Joey Jay, S (7, 1) Jack Dittmer, L (8, PH)	0-3 K		0-0 6-3		0-0 6-3		0-0 BB 1B 2-3 1B		0-0 FC1-6 1B	2 0 0 0 0 0 1 3 0 0 0 0 0 0 0 0 0 0 0 0 0 0 0 0 1 0 1 0 0 0 0 0 0 0 0 0 0 0 0 0 1 0 1 0 0 0 0 0												
Inning Stats	R: 0 E: 0 K: 1 S: 5	H: 0 LOB: 0 BB: 0 P: 5	R: 1 E: 0 K: 2 S: 9	H: 2 LOB: 2 BB: 1 P: 13	R: 0 E: 0 K: 0 S: 4	H: 1 LOB: 1 BB: 1 P: 4	R: 1 E: 0 K: 0 S: 4	H: 1 LOB: 1 BB: 1 P: 8	R: 0 E: 0 K: 0 S: 3	H: 0 LOB: 0 BB: 0 P: 3	R: 0 E: 0 K: 0 S: 3	H: 0 LOB: 0 BB: 0 P: 3	R: 2 E: 0 K: 0 S: 4	H: 3 LOB: 1 BB: 1 P: 9	R: 0 E: 1 K: 0 S: 5	H: 1 LOB: 2 BB: 0 P: 5	R: 0 E: 0 K: 0 S: 4	H: 1 LOB: 2 BB: 1 P: 8	1B: 6 2B: 2 3B: 2 HR: 0	SF: 1 SAC: 0 DP: 0 HBP: 1	WP: 0 PB: 0 SB: 0 CS: 0	PA: 40
PITCHER	IP WLS BF H R ER SO BB IBB HBP BLK WP HR S P ERA WHIP	IP WLS BF H R ER SO BB IBB HBP BLK WP HR S P ERA WHIP																				
Nelson King, R (1, 1) ERA: 3.12	6.0 W 28 7 4 4 3 2 0 1 0 0 0 31 40 6.00 1.500		Vern Law, R (7, 1) ERA: 5.0	3.0 S 12 2 0 0 0 2 0 0 0 0 0 10 18 0.00 1.333																		

Milwaukee Braves @ Pittsburgh Pirates
 Forbes Field, Pittsburgh, PA
 Thu May 05 1955, 3:33 AM EDT
 Att. 4,329 - Unknown

AB	34
R	4
H	9
RBI	4
BB	4
SO	3
LOB	20



Batter	1	2	3	4	5	6	7	8	9	AB	R	H	RBI	BB	SO	LOB
Roberto Clemente, R (1, 9) OBP: 0.357, SLG: 0.538	4-0 E BB SF7 BB	0-0 S 1-3 1B			0-0 E3 2B	4-0 1B 2B BB	0-0 SF7 1-2 3-H			2	2	2	1	2	0	0
Dick Groat, R (1, 6) OBP: 0.292, SLG: 0.254	4-0 SF7 E 1-2 BB	4-0 1-2 BB			0-3 K 1-3	0-0 BB 2B 1B	0-0 F8 2-3			3	1	1	0	2	1	2
Felipe Montemayor, L (1, 8) (7, 7) OBP: 0.333, SLG: 0.426	0-3 K 1-2	0-0 F9			0-0 E3 2B 2-H	0-0 F7		0-0 6-3		5	1	0	0	0	1	8
Jack Shepard, R (1, 2) OBP: 0.429, SLG: 0.407	0-0 E5 1-2 2-3		0-0 P4		0-0 2B 1B	4-0 2B BB		0-0 6-3		4	2	1	0	1	0	2
Dale Long, L (1, 3) OBP: 0.423, SLG: 0.622	0-0 SF7 2-3 3-H		0-0 L8		0-0 2B 1-H 2-H	0-0 2B		0-0 2B		4	1	3	6	0	0	0
Jerry Lynch, L (1, 7) Hardy Peterson, R (6, PH) Tom Saffell, L (7, 8)	0-0 F8		0-0 G3		4-0 2B IBB	0-0 1-3		0-0 F9		2	1	0	0	1	0	2
George Freese, R (1, 5) OBP: 0.408, SLG: 0.614		0-0 P6		0-0 L8	0-0 2B 1-H 2-H		0-0 WP SF7 1B			4	1	2	2	0	0	0
Gene Freese, R (1, 4) OBP: 0.380, SLG: 0.467		0-0 1B 1B		0-0 F9	0-0 F8		0-0 F8			4	0	1	0	0	0	2
Nelson King, R (1, 1) Vern Law, R (7, 1)		0-3 K		0-0 6-3		0-3 K	4-0 PB SF7 BB 1-3			3	0	0	0	0	2	1
										0	0	0	0	1	0	0

Inning Stats	R: 1	H: 0	E: 1	K: 1	S: 6	LOB: 2	BB: 2	P: 14	R: 0	H: 2	E: 0	K: 1	S: 7	LOB: 3	BB: 1	P: 11	R: 0	H: 0	E: 0	K: 0	S: 3	LOB: 0	BB: 0	P: 3	R: 0	H: 0	E: 0	K: 0	S: 3	LOB: 0	BB: 0	P: 3	R: 4	H: 4	E: 1	K: 1	S: 9	LOB: 1	BB: 1	P: 13	R: 3	H: 2	E: 0	K: 1	S: 7	LOB: 1	BB: 2	P: 15	R: 1	H: 1	E: 0	K: 0	S: 4	LOB: 1	BB: 1	P: 8	R: 0	H: 1	E: 0	K: 0	S: 4	LOB: 1	BB: 0	P: 4
--------------	------	------	------	------	------	--------	-------	-------	------	------	------	------	------	--------	-------	-------	------	------	------	------	------	--------	-------	------	------	------	------	------	------	--------	-------	------	------	------	------	------	------	--------	-------	-------	------	------	------	------	------	--------	-------	-------	------	------	------	------	------	--------	-------	------	------	------	------	------	------	--------	-------	------

PITCHER	IP	WLS	BF	H	R	ER	SO	BB	IBB	HBP	BLK	WP	HR	S	P	ERA	WHIP
Bob Buhl, R (1, 1) ERA: 3.97	4.2	L	25	6	5	3	3	3	3	1	0	0	0	27	43	5.79	1.929
Ray Crone, R (5, 1) ERA: 12.15	1.0		6	1	3	3	1	2	0	0	0	0	0	6	14	27.00	3.000
Roberto Vargas, L (6, 1) ERA: 9.0	0.1		2	1	0	0	0	0	0	0	0	0	0	2	2	0.00	3.000
Joey Jay, R (7, 1) ERA: 3.0	2.0		9	2	1	1	0	1	0	0	0	1	0	8	12	4.50	1.500

BOTTOM

Milwaukee Braves @ Pittsburgh Pirates
Forbes Field, Pittsburgh, PA
Thu May 05 1955, 3:33 AM EDT
Att. 4,329 - Unknown

AB	33
R	9
H	10
RBI	9
BB	7
SO	4
LOB	19



WP: 1	PA: 42
PB: 1	
SB: 2	
CS: 0	

PITCHER	IP	WLS	BF	H	R	ER	SO	BB	IBB	HBP	BLK	WP	HR	S	P	ERA	WHIP
---------	----	-----	----	---	---	----	----	----	-----	-----	-----	----	----	---	---	-----	------

Batter	1	2	3	4	5	6	7	8	9	AB	R	H	RBI	BB	SO	LOB	TOP					
Bill Bruton, L (1, 8) OBP: 0.293, SLG: 0.404	0-0 1-4-3		0-0 F7		0-0 4-3		B5-3 F9			5	0	0	0	0	0	2						
Johnny Logan, R (1, 6) OBP: 0.409, SLG: 0.513	0-0 5-3			0-0 BB 2B 1B	4-0 FC4-6 BB		4-0 PB 1B BB	0-3 K		3	2	1	0	2	1	0						
Eddie Mathews, L (1, 5) OBP: 0.429, SLG: 0.366	0-0 F2			4-0 1-2 2B BB	0-0 FC4-6 FC5-4		4-0 1-2 1B 2B BB	4-0 G6-4-3 BB		2	2	0	0	3	0	1						
Hank Aaron, R (1, 7) OBP: 0.326, SLG: 0.548		0-0 F8		0-3 K	0-0 FC5-4		0-0 1-2 2-H E 1B	0-0 G6-4-3		5	1	1	1	0	1	4						
Andy Pafko, R (1, 9) OBP: 0.500, SLG: 0.900		0-0 4-3		0-0 1-H 2-H 1B 2B		0-0 HBP 1B	0-0 1-3 2-H E 1B 2B		0-0 6-3	5	2	3	3	0	0	0						
George Crowe, L (1, 3) OBP: 0.412, SLG: 0.231		0-0		0-0 P6		0-0 F3	4-0 E 1B IBB		4-0 G1-6-3 BB	3	1	1	0	1	0	2						
Joe Adcock, R (7, 3) OBP: 0.308, SLG: 0.299		FC4-6 1B								0	0	0	0	1	0	0						
Danny O'Connell, R (1, 4) OBP: 0.310, SLG: 0.359		0-0 FC4-6		0-0 1B		0-3 K	0-0 FC1-5 1B		0-0 G1-6-3	3	0	1	1	0	1	2						
Chuck Tanner, L (7, PH) OBP: 0.400, SLG: 0.667		1-2f		2-H 1B		0-0 HBP	1-2 2-3 3-H 1B			1	0	0	1	0	0	2						
Jack Dittmer, L (7, 4) OBP: 0.211, SLG: 0.167										1	0	0	0	0	0	1						
Charlie White, L (1, 2) OBP: 0.500, SLG: 0.500			0-3 K		0-0 1-2 1B		1-0 HBP			3	0	2	2	0	1	0						
Del Crandall, R (9, 2) OBP: 0.203, SLG: 0.254										0	0	0	0	0	0	0						
Chet Nichols, S (1, 1) OBP: 0.083, SLG: 0.167			0-0 F3		0-0 P3		0-0 P4		0-0 FC1-5	3	0	0	0	0	0	4						
Humberto Robinson, R (6, 1)										1	0	0	0	0	0	2						
Dave Jolly, R (7, 1)										0	0	0	0	0	0	0						
Inning Stats	R: 0 E: 0 K: 0 S: 3	H: 0 LOB: 0 BB: 0 P: 3	R: 0 E: 0 K: 0 S: 4	H: 1 LOB: 1 BB: 0 P: 4	R: 0 E: 0 K: 1 S: 5	H: 0 LOB: 0 BB: 0 P: 5	R: 3 E: 0 K: 1 S: 9	H: 4 LOB: 2 BB: 1 P: 13	R: 0 E: 0 K: 0 S: 3	H: 0 LOB: 1 BB: 1 P: 7	R: 0 E: 0 K: 1 S: 6	H: 1 LOB: 2 BB: 0 P: 7	R: 5 E: 1 K: 0 S: 7	H: 3 LOB: 2 BB: 3 P: 19	R: 0 E: 0 K: 1 S: 4	H: 0 LOB: 0 BB: 1 P: 8	R: 0 E: 0 K: 0 S: 2	H: 0 LOB: 0 BB: 1 P: 6	1B: 7 2B: 2 3B: 0 HR: 0	SF: 0 SAC: 0 DP: 2 HBP: 1	WP: 0 PB: 1 SB: 0 CS: 0	PA: 43
PITCHER	IP	WLS	BF	H	R	ER	SO	BB	IBB	HBP	BLK	WP	HR	S	P	ERA	WHIP					
Gordon Jones, R (1, 1) ERA: 5.51	3.2		17	5	3	3	2	1	0	0	0	0	0	20	24	7.36	1.636					
Barney Schultz, R (4, 1) ERA: 6.19	2.2	L	14	2	3	3	1	3	0	1	0	0	0	12	25	10.12	1.875					
Herb Moford, R (7, 1) ERA: 7.36	0.0		4	2	2	2	0	0	1	0	0	0	0	3	7	∞	∞					
Bobby Tiefenauer, R (7, 1) ERA: 0.64	1.2		5	0	0	0	1	1	0	0	0	0	0	6	10	0.00	0.600					
Brooks Lawrence, R (9, 1) ERA: 7.71	1.0		3	0	0	0	0	1	0	0	0	0	0	2	6	0.00	1.000					

Milwaukee Braves @ St. Louis Cardinals
Sportsman's Park, St. Louis, MO
Fri May 06 1955, 4:33 AM EDT
Att. 13,803 - Unknown

livebaseballscorecards.com

AB	35
R	8
H	9
RBI	8
BB	7
SO	4
LOB	20



Batter	1	2	3	4	5	6	7	8	9	AB	R	H	RBI	BB	SO	LOB
Solly Hemus, L (1, 5) Alex Grammas, R (7, 6) Harry Elliott, R (8, PH) Bob Stephenson, R (9, 6)	0-0 P5		4-0 WP 1B BB		0-0 F8		0-0 1-6-3	0-3 K		2	1	0	0	1	0	0
Wally Moon, L (1, 7)	0-0 1B 3B		0-3 K 1-2		0-0 P1		0-0 BB 1B	0-0 P6		5	2	2	0	0	1	3
Bill Virdon, L (1, 8)	0-0 FC3-6 1B		0-0 2-H 1B			0-0 HR	0-0 F9		0-0 1B	5	1	4	3	0	0	1
Stan Musial, L (1, 3)	0-0 FC3-6 1-2f		4-0 BB		0-0 L4		4-0 1B BB	0-0 F7		3	0	0	0	2	0	2
Rip Repulski, R (1, 9)	0-0 F2		0-3 K		0-0 HR		0-0 1-2 2-H 1B	0-3 K		5	1	2	2	0	2	4
Red Schoendienst, S (1, 4)		0-0 P4		0-0 6-3		4-0 1B BB	0-0 F8	0-0 F9		4	0	0	0	1	0	3
Ken Boyer, R (1, 6) (7, 5)		0-0 P6		0-0 F7		0-3 K		0-0 BB 1B		4	0	1	0	0	1	1
Bill Sarni, R (1, 2) Gordon Jones, R (1, 1) Barney Schultz, R (4, 1) Herb Moford, R (7, 1) Bobby Tiefenauer, R (7, 1) Joe Frazier, L (8, PH) Brooks Lawrence, R (9, 1)		0-3 K		0-0 F8		0-0 1-2 1B	0-0 6-3	0-3 K		3	0	1	0	1	1	0
			0-0 4-3		0-3 K		0-3 6-3			1	0	0	0	0	0	0
										2	0	0	0	0	1	2
										0	0	0	0	0	0	0
										0	0	0	0	0	0	0
										1	0	0	0	0	1	2
										0	0	0	0	0	0	0

Inning Stats	R: 1	H: 2	E: 0	LOB: 1	K: 0	P: 5	R: 0	H: 0	E: 0	LOB: 0	K: 1	P: 5	R: 1	H: 1	E: 0	LOB: 2	K: 2	P: 16	R: 0	H: 0	E: 0	LOB: 0	K: 0	P: 3	R: 0	H: 0	E: 0	LOB: 0	K: 1	P: 5	R: 2	H: 3	E: 0	LOB: 2	K: 1	P: 12	R: 1	H: 2	E: 0	LOB: 2	K: 0	P: 9	R: 0	H: 1	E: 0	LOB: 2	K: 2	P: 12	R: 0	H: 1	E: 0	LOB: 1	K: 1	P: 6	1B: 7	SF: 0	2B: 0	SAC: 0	3B: 1	DP: 0	HR: 2	HBP: 0	WP: 1	PA: 42
--------------	------	------	------	--------	------	------	------	------	------	--------	------	------	------	------	------	--------	------	-------	------	------	------	--------	------	------	------	------	------	--------	------	------	------	------	------	--------	------	-------	------	------	------	--------	------	------	------	------	------	--------	------	-------	------	------	------	--------	------	------	-------	-------	-------	--------	-------	-------	-------	--------	-------	--------

PITCHER	IP	WLS	BF	H	R	ER	SO	BB	IBB	HBP	BLK	WP	HR	S	P	ERA	WHIP
Chet Nichols, L (1, 1) ERA: 2.54	5.1		24	5	4	4	4	3	0	0	0	1	2	29	41	6.75	1.500
Humberto Robinson, R (6, 1) ERA: 2.25	1.1	W	8	3	1	1	1	1	0	0	0	0	0	9	13	6.75	3.000
Dave Jolly, R (7, 1) ERA: 4.76	2.1	S	10	2	0	0	3	1	0	0	0	0	0	15	19	0.00	1.286

BOTTOM


Milwaukee Braves @ St. Louis Cardinals
Sportsman's Park, St. Louis, MO

livebaseballscores.com

AB	37
R	5
H	10
RBI	5
BB	5
SO	8
LOB	20




Fri May 06 1955, 4:33 AM EDT
Att. 13,803 - Unknown

Batter	1	2	3	4	5	6	7	8	9	AB	R	H	RBI	BB	SO	LOB	TOP		
Bill Bruton, L (1, 8) <small>OBP: 0.293, SLG: 0.404</small>											0	0	0	0	0	0	0	Milwaukee Braves @ St. Louis Cardinals Sportsman's Park, St. Louis, MO Sat May 07 1955, 4:33 AM EDT Att: 10,758 - Unknown livebaseballscorecards.com	
Johnny Logan, R (1, 6) <small>OBP: 0.409, SLG: 0.513</small>											0	0	0	0	0	0	0		0
Eddie Mathews, L (1, 5) <small>OBP: 0.429, SLG: 0.366</small>											0	0	0	0	0	0	0		0
Hank Aaron, R (1, 7) <small>OBP: 0.326, SLG: 0.548</small>											0	0	0	0	0	0	0		0
Andy Pafko, R (1, 9) <small>OBP: 0.500, SLG: 0.900</small>											0	0	0	0	0	0	0		0
Joe Adcock, R (1, 3) <small>OBP: 0.308, SLG: 0.299</small>											0	0	0	0	0	0	0		0
Danny O'Connell, R (1, 4) <small>OBP: 0.310, SLG: 0.359</small>											0	0	0	0	0	0	0		0
Charlie White, L (1, 2) <small>OBP: 0.500, SLG: 0.500</small>											0	0	0	0	0	0	0		0
Gene Conley, R (1, 1) <small>OBP: 0.133, SLG: 0.133</small>	0	0	0	0	0	0	0	0	0	0	0	0	0	0	0				
Inning Stats	1B: 0	SF: 0	WP: 0	PA: 0															
PITCHER Tom Poholsky, R (1, 1) <small>ERA: 12.0</small>	IP	WLS	BF	H	R	ER	SO	BB	IBB	HBP	BLK	WP	HR	S	P	ERA	WHIP	PITCHER IP WLS BF H R ER SO BB IBB HBP BLK WP HR S P ERA WHIP	

AB 0
R 0
H 0
RBI 0
BB 0
SO 0
LOB 0



Batter	1	2	3	4	5	6	7	8	9	AB	R	H	RBI	BB	SO	LOB	TOP																
Jim Pendleton, R (1, 8)																	0	0	0	0	0	0	0	0	0	0	0	0	Milwaukee Braves @ St. Louis Cardinals Sportsman's Park, St. Louis, MO Sun May 08 1955, 4:33 AM EDT Att. 13,728 - Unknown livebaseballscorecards.com				
Johnny Logan, R (1, 6) OBP: 0.419, SLG: 0.506																	0	0	0	0	0	0	0	0	0	0	0	0		0	0	0	0
Eddie Mathews, L (1, 5) OBP: 0.417, SLG: 0.347																	0	0	0	0	0	0	0	0	0	0	0	0		0	0	0	0
Hank Aaron, R (1, 7) OBP: 0.323, SLG: 0.567																	0	0	0	0	0	0	0	0	0	0	0	0		0	0	0	0
Andy Pafko, R (1, 9) OBP: 0.533, SLG: 0.786																	0	0	0	0	0	0	0	0	0	0	0	0		0	0	0	0
Joe Adcock, R (1, 3) OBP: 0.313, SLG: 0.361																	0	0	0	0	0	0	0	0	0	0	0	0		0	0	0	0
Danny O'Connell, R (1, 4) OBP: 0.342, SLG: 0.364																	0	0	0	0	0	0	0	0	0	0	0	0		0	0	0	0
Del Crandall, R (1, 2) OBP: 0.200, SLG: 0.250																	0	0	0	0	0	0	0	0	0	0	0	0		0	0	0	0
Warren Spahn, L (1, 1)	0	0	0	0	0	0	0	0	0	0	0	0	0	0	0	0																	
Inning Stats																		1B: 0 SF: 0 2B: 0 SAC: 0 3B: 0 DP: 0 HR: 0 HBP: 0	WP: 0 PA: 0 PB: 0 SB: 0 CS: 0														
PITCHER Harvey Haddix, L (1, 1) ERA: 5.52	IP	WLS	BF	H	R	ER	SO	BB	IBB	HBP	BLK	WP	HR	S	P	ERA	WHIP	PITCHER IP WLS BF H R ER SO BB IBB HBP BLK WP HR S P ERA WHIP															
0.0	L	0	0	0	0	0	0	0	0	0	0	0	0	0	0	∞	∞																

Batter	1	2	3	4	5	6	7	8	9	AB R H RBI BB SO LOB	TOP											
Roberto Clemente, R OBP: 0.333, SLG: 0.500 (1, 9) X	0-0 4-3 2B		0-0 E6			0-0 G1-6-3 1B	0-0 6-3			4 1 2 0 0 0 0												
Dick Groat, R OBP: 0.352, SLG: 0.338 (1, 6) X	0-0 4-3 2-3		0-0 F9			4-0 G1-6-3 BB		0-0 4-3 2B		3 1 1 0 1 0 2												
Felipe Montemayor, L OBP: 0.375, SLG: 0.417 (1, 8) X	0-0 G3		0-0 F8			0-0 G1-6-3 1-2f 2-3		0-0 4-3		4 0 0 0 0 0 5												
Frank Thomas, R OBP: 0.239, SLG: 0.213 (1, 7) X	0-0 5-3			0-0 G1-4-3 1B		0-0 1B 1B		0-0 4-3		4 1 2 2 0 0 1												
George Freese, R OBP: 0.387, SLG: 0.493 (1, 5) X		0-0 1B		0-0 F8		0-0 1B 1B		0-0 F7		4 0 2 0 0 0 1												
Jack Shepard, R OBP: 0.353, SLG: 0.320 (1, 2) X		0-0 L8		0-0 G1-4-3 1-2f		0-0 FC6-4 1B		0-0 F9		4 0 1 1 0 0 2												
Gene Freese, R OBP: 0.413, SLG: 0.600 (1, 4) X		0-0 F7			0-0 F7	0-0 FC6-4		4-0 G4-6-3 BB		3 0 0 0 1 0 3												
Dale Long, L OBP: 0.342, SLG: 0.463 (1, 3) X		0-0 4-3			0-3 K		0-0 P4	0-0 G4-6-3		4 0 0 0 0 1 2												
Ron Kline, R OBP: 0.100, SLG: 0.100 (1, 1) X			0-0 L1-3		0-0 3-1		0-0 F8			1 0 0 0 0 0 0												
Roman Mejias, R OBP: 0.114, SLG: 0.152 (5, PH)										1 0 0 0 0 0 0												
Ben Wade, R (5, 1)										0 0 0 0 0 0 0												
Dick Cole, R OBP: 0.367, SLG: 0.393 (7, PH)										1 0 0 0 0 0 0												
Roy Face, R (7, 1)										0 0 0 0 0 0 0												
Inning Stats	R: 0 E: 0 K: 0 S: 4	H: 1 LOB: 1 BB: 0 P: 4	R: 0 E: 0 K: 0 S: 4	H: 1 LOB: 1 BB: 0 P: 4	R: 0 E: 1 K: 0 S: 4	H: 0 LOB: 1 BB: 0 P: 4	R: 0 E: 0 K: 0 S: 3	H: 1 LOB: 0 BB: 0 P: 3	R: 0 E: 0 K: 1 S: 5	H: 0 LOB: 0 BB: 0 P: 5	R: 2 E: 0 K: 0 S: 6	H: 4 LOB: 2 BB: 1 P: 10	R: 0 E: 0 K: 0 S: 3	H: 0 LOB: 0 BB: 0 P: 3	R: 1 E: 0 K: 0 S: 4	H: 1 LOB: 0 BB: 0 P: 4	R: 0 E: 0 K: 0 S: 2	H: 0 LOB: 0 BB: 1 P: 6	1B: 6 2B: 2 3B: 0 HR: 0	SF: 0 SAC: 0 DP: 3 HBP: 0	WP: 0 PB: 0 SB: 0 CS: 0	PA: 35
PITCHER Chet Nichols, L ERA: 2.65 (1, 1)	IP: 9.0 WLS: W BF: 35 H: 8 R: 3 ER: 3 SO: 1 BB: 2 IBB: 0 HBP: 0 BLK: 0 WP: 0 HR: 0 S: 35 P: 43 ERA: 3.00 WHIP: 1.111																				PITCHER IP: WLS: BF: H: R: ER: SO: BB: IBB: HBP: BLK: WP: HR: S: P: ERA: WHIP	

Pittsburgh Pirates @ Milwaukee Braves
 Milwaukee County Stadium, Milwaukee, WI
 Wed May 11 1955, 4:33 AM EDT
 Att: 12,444 - Unknown

AB	33
R	3
H	8
RBI	3
BB	2
SO	1
LOB	16



Batter	1	2	3	4	5	6	7	8	9	AB	R	H	RBI	BB	SO	LOB
Bill Bruton, L OBP: 0.284, SLG: 0.423 (1, 8)	0-0 4-3		0-0 HR 1B		0-0 6-3	0-0 4-3	0-0 5-3			5	1	1	0	0	0	5
Johnny Logan, R OBP: 0.430, SLG: 0.537 (1, 6)	0-0 4-3		0-0 HR 1B		0-0 F8		0-0 F8 1B	0-0 G6-4-3 1B		5	2	3	0	0	0	0
Eddie Mathews, L OBP: 0.436, SLG: 0.430 (1, 5)	0-0 P6		0-0 HR 1-H 2-H		0-0 1B		0-0 F8 1-2	0-0 P3		5	1	2	3	0	0	2
Hank Aaron, R OBP: 0.339, SLG: 0.602 (1, 7)		4-0 BB FC6 BB	0-0 F9		0-0 F2		4-0 1B 2B BB	0-0 G6-4-3 1-2f		3	2	0	0	2	0	2
Andy Pafko, R OBP: 0.370, SLG: 0.480 (1, 9)		4-0 BB FC6 BB 1-2 F9-2 BB	0-0 6-3			0-0 P4	0-0 2B 1B 1-3 2-H			3	1	1	1	1	0	0
Joe Adcock, R OBP: 0.358, SLG: 0.439 (1, 3)		4-0 BB FC6 BB 1-2 2-3		0-0 2B		0-0 1B 5-3 1B	0-0 E 2B 2-H 3-H			3	1	3	2	1	0	0
Danny O'Connell, R OBP: 0.352, SLG: 0.377 (1, 4)		0-0 FC6 1-2f 2-3 3-H		0-0 L9		0-0 5-3 1-2	0-0 6-3			4	0	0	1	0	0	5
Del Crandall, R OBP: 0.205, SLG: 0.229 (1, 2)		0-0 F9-2 3-H		0-3 K		4-0 1B IBB	4-0 E BB			2	0	0	0	2	1	3
Chet Nichols, S OBP: 0.125, SLG: 0.188 (1, 1)			0-0 4-3		0-3 K	0-0 1B 1-2 2-3	0-0 E4 1-3 2-H			4	0	1	0	0	1	2

Inning Stats	R: 0	H: 0	E: 0	K: 0	S: 3	R: 1	H: 0	E: 0	K: 0	S: 2	R: 3	H: 3	E: 0	K: 0	S: 6	R: 0	H: 1	E: 0	K: 2	S: 8	R: 0	H: 1	E: 0	K: 0	S: 4	R: 0	H: 2	E: 0	K: 0	S: 5	R: 4	H: 3	E: 1	K: 0	S: 7	R: 0	H: 1	E: 0	K: 0	S: 3
	LOB: 0	BB: 0	P: 3	LOB: 1	BB: 3	P: 14	LOB: 0	BB: 3	P: 6	LOB: 1	BB: 1	P: 8	LOB: 1	BB: 0	P: 8	LOB: 3	BB: 1	P: 9	LOB: 2	BB: 2	P: 15	LOB: 0	BB: 0	P: 3	LOB: 0	BB: 0	P: 3	LOB: 0	BB: 0	P: 3	LOB: 0	BB: 0	P: 3	LOB: 0	BB: 0	P: 3	LOB: 0	BB: 0	P: 3	

PITCHER	IP	WLS	BF	H	R	ER	SO	BB	IBB	HBP	BLK	WP	HR	S	P	ERA	WHIP
Ron Kline, R ERA: 2.83 (1, 1)	4.0	L	18	4	4	4	2	3	0	0	0	0	1	19	31	9.00	1.750
Ben Wade, R ERA: (5, 1)	2.0		10	3	0	0	0	0	1	0	0	0	0	9	13	0.00	1.500
Roy Face, R ERA: 3.12 (7, 1)	2.0		12	4	4	3	0	2	0	0	0	0	0	10	18	13.50	3.000

BOTTOM

Pittsburgh Pirates @ Milwaukee Braves
Milwaukee County Stadium, Milwaukee, WI

Wed May 11 1955, 4:33 AM EDT
 Att. 12,444 - Unknown

AB	34
R	8
H	11
RBI	7
BB	6
SO	2
LOB	19



WP	PA	1B	SF	PB	SAC	SB	DP	CS
0	40	8	0	0	0	0	2	0

Batter	1	2	3	4	5	6	7	8	9	10	11	12	AB R H RBI BB SO LOB	TOP									
Jim Gilliam, S OBP: 0.336, SLG: 0.288 (1, 4)	1-2 G6-3 1B		2-1 4-3		2-3 K			0-1 F5		1-2 F7		0-0 4-3	6 0 1 0 0 1 0	Brooklyn Dodgers @ Milwaukee Braves Milwaukee County Stadium, Milwaukee, WI Thu May 12 1955, 4:33 AM EDT Att. 39,155 - Unknown									
Pee Wee Reese, R OBP: 0.306, SLG: 0.360 (1, 6)	0-0 G6-3 1-2f		0-3 K			2-0 1B 1B		4-1 FC3-6 BB		1-0 L8			4 0 1 0 1 1 1										
Duke Snider, L OBP: 0.459, SLG: 0.674 (1, 8)	1-0 1B		0-0 F8			3-2 F3		0-1 FC3-6 1-2f		1-1 4-3			5 0 1 0 0 0 2										
Roy Campanella, R OBP: 0.412, SLG: 0.602 (1, 2)	3-3 K			3-2 F2		0-0 1-2 1B		2-2 6-3		4-0 E BB BB			4 0 1 0 1 1 2										
Sandy Amoros, L OBP: 0.365, SLG: 0.461 (1, 7)		3-2 FC1-5 FC5 1B		3-2 HR		1-1 L3		0-2 4-3		4-1 E BB			4 1 2 1 1 0 2										
Gil Hodges, R OBP: 0.378, SLG: 0.459 (1, 3)		0-1 FC5 3-1 FC1-5 1-2		2-2 6-3		3-1 F9		3-3 K		1-2 E5 1-2 2-3			5 0 0 0 0 1 3										
Jackie Robinson, R OBP: 0.390, SLG: 0.329 (1, 5)		0-1 FC1-5 3-1 1-2 2-3f		0-0 6-3		4-1 1-3 BB		0-2 6-3		1-1 F4			4 0 0 0 1 0 5										
Carl Furillo, R OBP: 0.382, SLG: 0.583 (1, 9)		0-0 3-1 1-2 2-3		0-2 F3		2-1 1-3		0-2 F4		1-3 K			5 0 0 0 0 1 3										
Carl Erskine, R OBP: 0.125, SLG: 0.125 Rube Walker, L (12, PH) Ed Roebuck, R (12, 1)		0-3 K		1-3 K		0-2 4-3		0-1 5-3		0-3 K2-3			4 0 0 0 0 2 3 1 0 0 0 0 1 0 0 0 0 0 0 0 0										
Inning Stats	R: 0 E: 0 K: 1 S: 8	H: 2 LOB: 1 BB: 0 P: 13	R: 0 E: 0 K: 1 S: 12	H: 1 LOB: 2 BB: 0 P: 15	R: 0 E: 0 K: 1 S: 6	H: 0 LOB: 0 BB: 0 P: 8	R: 1 E: 0 K: 0 S: 13	H: 1 LOB: 0 BB: 0 P: 21	R: 0 E: 0 K: 2 S: 9	H: 0 LOB: 0 BB: 0 P: 12	R: 0 E: 0 K: 0 S: 8	H: 0 LOB: 1 BB: 1 P: 14	R: 0 E: 0 K: 0 S: 8		H: 0 LOB: 0 BB: 1 P: 13	R: 0 E: 1 K: 0 S: 10	H: 0 LOB: 3 BB: 2 P: 22	R: 0 E: 0 K: 2 S: 7	H: 0 LOB: 0 BB: 0 P: 8	1B: 5 2B: 1 3B: 0 HR: 1	SF: 0 SAC: 0 DP: 2 HBP: 0	WP: 0 PB: 0 SB: 1 CS: 0	PA: 46
PITCHER Gene Conley, R ERA: 3.11 (1, 1)	IP: 12.0 WLS: W BF: 46	H: 6 R: 1 ER: 1 SO: 8	BB: 4 IBB: 0 HBP: 0 BLK: 0	WP: 0 HR: 1 S: 108 P: 167	ERA: 0.75 WHIP: 0.833	PITCHER IP WLS BF H R ER SO BB IBB HBP BLK WP HR S P ERA WHIP																	

AB	42
R	1
H	6
RBI	1
BB	4
SO	8
LOB	21



livebaseballscorecards.com

Batter	1	2	3	4	5	6	7	8	9	10	11	12	AB	R	H	RBI	BB	SO	LOB
Bill Bruton, L OBP: 0.281, SLG: 0.414 (1, 8)	0-1 F7		1-0 SH1-4 1B		0-0 4-3		0-0 F9			0-2 F8			5	0	1	0	0	0	1
Johnny Logan, R OBP: 0.423, SLG: 0.525 (1, 6)	1-1 F7		0-0 SH1-4		0-1 B2-3			1-1 F9		1-1 1B			4	0	1	0	0	0	0
Eddie Mathews, L OBP: 0.434, SLG: 0.422 (1, 5)	1-2 F9		4-0 IBB			2-0 1B		2-3 K		2-2 F8			4	0	1	0	1	1	1
Hank Aaron, R OBP: 0.333, SLG: 0.611 (1, 7)		1-1 HR	3-2 F5			0-0 F4		1-1 F9			0-1 6-3		5	1	1	1	0	0	4
Andy Pafko, R OBP: 0.375, SLG: 0.467 (1, 9)		1-0 WP FC4-2 1B	0-0 F7			0-2 F7			0-1 F8		0-0 FC5-4 1B		5	0	2	0	0	0	4
Joe Adcock, R OBP: 0.350, SLG: 0.419 (1, 3)		4-2 FC4-2 WP 1B BB		0-1 F8		3-3 K			0-0 F4		2-2 FC5-4 FC6-4		4	0	0	0	1	1	2
Danny O'Connell, R OBP: 0.344, SLG: 0.366 (1, 4)		2-2 6-3 1-2 2-3		0-0 6-3			0-1 4-3		2-2 F4 1B		2-1 FC6-4		5	0	1	0	0	0	3
Del Crandall, R OBP: 0.205, SLG: 0.267 (1, 2)		0-0 FC4-2 2-3 3-H		0-0 F8			2-2 F8		0-0 F4			1-0 HR	5	1	1	1	0	0	3
Gene Conley, R OBP: 0.190, SLG: 0.190 (1, 1)			1-1 SH1-4 1B		0-2 F4		0-1 1B			0-3 K			4	0	2	0	0	1	0

Inning Stats	R: 0	H: 0	E: 0	K: 0	S: 8	LOB: 0	BB: 0	P: 10	R: 1	H: 2	E: 0	K: 0	S: 9	LOB: 1	BB: 1	P: 17	R: 0	H: 2	E: 0	K: 0	S: 8	LOB: 3	BB: 1	P: 17	R: 0	H: 0	E: 0	K: 0	S: 4	LOB: 0	BB: 0	P: 4	R: 0	H: 1	E: 0	K: 1	S: 8	LOB: 1	BB: 0	P: 13	R: 0	H: 1	E: 0	K: 0	S: 8	LOB: 1	BB: 0	P: 10	R: 0	H: 0	E: 0	K: 1	S: 8	LOB: 0	BB: 12	R: 0	H: 1	E: 0	K: 0	S: 7	LOB: 1	BB: 0	P: 9	R: 0	H: 1	E: 0	K: 1	S: 12	LOB: 1	BB: 0	P: 15	R: 0	H: 1	E: 0	K: 0	S: 8	LOB: 1	BB: 0	P: 12	R: 1	H: 1	E: 0	K: 0	S: 1	LOB: 0	BB: 0	P: 2	1B: 8	2B: 1	3B: 0	HR: 2	SF: 0	SAC: 1	DP: 1	HBP: 0	WP: 1	PA: 44
--------------	------	------	------	------	------	--------	-------	-------	------	------	------	------	------	--------	-------	-------	------	------	------	------	------	--------	-------	-------	------	------	------	------	------	--------	-------	------	------	------	------	------	------	--------	-------	-------	------	------	------	------	------	--------	-------	-------	------	------	------	------	------	--------	--------	------	------	------	------	------	--------	-------	------	------	------	------	------	-------	--------	-------	-------	------	------	------	------	------	--------	-------	-------	------	------	------	------	------	--------	-------	------	-------	-------	-------	-------	-------	--------	-------	--------	-------	--------

PITCHER	IP	WLS	BF	H	R	ER	SO	BB	IBB	HBP	BLK	WP	HR	S	P	ERA	WHIP
Carl Erskine, R ERA: 1.32 (1, 1)	11.0		43	9	1	1	3	1	1	0	0	1	1	86	125	0.82	0.909
Ed Roebuck, R ERA: 2.81 (12, 1)	0.0	L	1	1	1	1	0	0	0	0	0	0	1	1	2	∞	∞

Brooklyn Dodgers @ Milwaukee Braves
Milwaukee County Stadium, Milwaukee, WI

Thu May 12 1955, 4:33 AM EDT
 Att: 39,155 - Unknown

livebaseballscorecards.com

AB	41
R	2
H	10
RBI	2
BB	2
SO	3
LOB	18



Batter	1	2	3	4	5	6	7	8	9	AB R H RBI BB SO LOB	TOP											
Jim Gilliam, S (1, 4) <small>OBP: 0.344, SLG: 0.315</small>	1-2 		4-1 		2-2 	4-0 		2-0 	1-1 	4 1 1 1 2 0 3												
Pee Wee Reese, R (1, 6) <small>OBP: 0.311, SLG: 0.383</small>	2-1 		1-1 		1-0 	3-2 		2-1 		5 0 2 0 0 0 3												
Duke Snider, L (1, 8) <small>OBP: 0.465, SLG: 0.660</small>	3-3 			4-0 	4-1 	4-1 		0-0 		2 2 0 0 3 1 2												
Roy Campanella, R (1, 2) <small>OBP: 0.420, SLG: 0.627</small>		0-3 		3-2 	0-0 	0-0 			4-2 	4 3 2 2 1 1 2												
Sandy Amoros, L (1, 7) <small>OBP: 0.383, SLG: 0.481</small>		1-0 		0-1 	2-1 		4-0 	2-0 	2-0 	4 0 3 1 1 0 0												
Gil Hodges, R (1, 3) <small>OBP: 0.387, SLG: 0.461</small>		1-1 		0-1 	2-3 		1-2 	4-1 	4-1 	4 0 2 1 1 1 2												
Carl Furillo, R (1, 9) <small>OBP: 0.374, SLG: 0.566</small>			0-0 	1-3 	4-1 		0-3 	2-2 	2-2 	3 0 0 1 1 2 3												
Don Hoak, R (1, 5) <small>OBP: 0.381, SLG: 0.389</small>			3-2 	0-0 	0-3 		0-0 	3-H 	0-0 	5 0 0 0 0 1 7												
Billy Loes, R (1, 1) <small>OBP: 0.222, SLG: 0.176</small>			4-2 	1-3 		3-2 		1-1 	1-1 	4 0 1 0 1 1 2												
Inning Stats	R: 0 E: 0 K: 1 S: 8	H: 1 LOB: 1 BB: 0 P: 14	R: 0 E: 0 K: 1 S: 6	H: 1 LOB: 1 BB: 0 P: 8	R: 0 E: 0 K: 0 S: 9	H: 0 LOB: 2 BB: 2 P: 21	R: 2 E: 0 K: 2 S: 15	H: 3 LOB: 2 BB: 1 P: 24	R: 3 E: 0 K: 2 S: 15	H: 3 LOB: 2 BB: 2 P: 30	R: 0 E: 0 K: 0 S: 8	H: 0 LOB: 2 BB: 2 P: 22	R: 0 E: 0 K: 1 S: 7	H: 0 LOB: 1 BB: 1 P: 12	R: 0 E: 0 K: 0 S: 6	H: 1 LOB: 1 BB: 0 P: 11	R: 1 E: 0 K: 0 S: 12	H: 2 LOB: 3 BB: 2 P: 26	1B: 7 2B: 2 3B: 1 HR: 2	SF: 1 SAC: 0 DP: 1 HBP: 0	WP: 0 PB: 1 SB: 1 CS: 1	PA: 46
PITCHER	IP WLS BF H R ER SO BB IBB HBP BLK WP HR S P ERA WHIP																					
Bob Buhl, R (1, 1) <small>ERA: 4.39</small>	4.0 L 19 6 3 3 4 3 0 0 0 0 1 41 72 6.75 2.250																					
Humberto Robinson, R (5, 1) <small>ERA: 4.32</small>	0.1 4 2 2 2 0 1 0 0 0 0 1 5 12 54.00 9.000																					
Dave Jolly, R (5, 1) <small>ERA: 7.07</small>	2.2 12 0 0 0 3 3 1 0 0 0 0 22 47 0.00 1.125																					
Roberto Vargas, L (8, 1) <small>ERA: 6.14</small>	2.0 11 3 1 1 0 1 1 0 0 0 0 18 37 4.50 2.000																					

Brooklyn Dodgers @ Milwaukee Braves
 Milwaukee County Stadium, Milwaukee, WI

AB	35
R	6
H	11
RBI	6
BB	10
SO	7
LOB	24



Fri May 13 1955, 4:33 AM EDT
 Att: 21,966 - Unknown

livebaseballscorecards.com

Batter	1	2	3	4	5	6	7	8	9	AB R H RBI BB SO LOB
--------	---	---	---	---	---	---	---	---	---	----------------------

Bill Bruton, L <small>OBP: 0.280, SLG: 0.408</small> (1, 8)	2-0 		0-0 		2-0 		1-1 			4 0 1 0 0 0 2
Johnny Logan, R <small>OBP: 0.435, SLG: 0.529</small> (1, 6)	2-1 		3-2 		2-2 			4-2 		3 1 2 0 1 0 1
Eddie Mathews, L <small>OBP: 0.429, SLG: 0.415</small> (1, 5)	1-2 		1-1 		1-1 			2-2 		4 0 1 0 0 0 3
Hank Aaron, R <small>OBP: 0.331, SLG: 0.607</small> (1, 7)	1-3 			0-0 		1-2 		0-1 		4 0 1 0 0 1 2
Andy Pafko, R <small>OBP: 0.333, SLG: 0.412</small> (1, 9)		2-2 		0-1 		1-1 		3-2 		4 0 0 0 0 0 1
Joe Adcock, R <small>OBP: 0.337, SLG: 0.400</small> (1, 3)		3-2 		0-0 		1-1 		0-1 		4 0 0 0 0 0 1
Danny O'Connell, R <small>OBP: 0.330, SLG: 0.349</small> (1, 4)		2-2 		3-2 			1-2 		0-1 	4 0 0 0 0 0 1
Del Crandall, R <small>OBP: 0.207, SLG: 0.304</small> (1, 2)			2-0 	2-0 			2-1 		3-2 	4 1 1 1 0 0 2
Bob Buhl, R (1, 1)			1-3 		0-0 		4-2 			1 0 0 0 0 1 0
Humberto Robinson, R (5, 1)										0 0 0 0 0 0 0
Dave Jolly, R <small>OBP: 0.500, SLG: 1.000</small> (5, 1)										1 0 1 0 0 0 0
Chuck Tanner, L <small>OBP: 0.417, SLG: 0.600</small> (7, PH)										0 0 0 0 1 0 0
Roberto Vargas, L (8, 1)										0 0 0 0 0 0 0

Inning Stats	R: 0	H: 1	E: 0	K: 1	S: 10	R: 0	H: 0	E: 0	K: 0	S: 11	R: 1	H: 3	E: 0	K: 1	S: 11	R: 0	H: 1	E: 1	K: 0	S: 8	R: 0	H: 1	E: 0	K: 0	S: 7	R: 0	H: 0	E: 0	K: 0	S: 7	R: 0	H: 0	E: 0	K: 0	S: 9	R: 1	H: 1	E: 0	K: 0	S: 11	R: 0	H: 0	E: 0	K: 0	S: 7	R: 0	H: 0	E: 0	K: 0	S: 10	R: 0	H: 0	E: 0	K: 0	S: 10	1B: 4	SF: 0	2B: 2	SAC: 0	3B: 0	DP: 1	HR: 1	HBP: 0	WP: 0	PA: 35
--------------	------	------	------	------	-------	------	------	------	------	-------	------	------	------	------	-------	------	------	------	------	------	------	------	------	------	------	------	------	------	------	------	------	------	------	------	------	------	------	------	------	-------	------	------	------	------	------	------	------	------	------	-------	------	------	------	------	-------	-------	-------	-------	--------	-------	-------	-------	--------	-------	--------

PITCHER	IP	WLS	BF	H	R	ER	SO	BB	IBB	HBP	BLK	WP	HR	S	P	ERA	WHIP
Billy Loes, R <small>ERA: 3.74</small> (1, 1)	9.0	W	35	7	2	2	2	2	0	0	0	0	1	81	134	2.00	1.000

BOTTOM

Brooklyn Dodgers @ Milwaukee Braves
 Milwaukee County Stadium, Milwaukee, WI

Fri May 13 1955, 4:33 AM EDT
 Att. 21,966 - Unknown

livebaseballscorecards.com

AB	33
R	2
H	7
RBI	1
BB	2
SO	2
LOB	13



Batter	1	2	3	4	5	6	7	8	9	AB R H RBI BB SO LOB	TOP
Peanuts Lowrey, R (1, 9) OBP: 0.229, SLG: 0.222	0-0 G3-6-3 1B		4-0 FC6-4 BB	0-0 2B		0-0 1B		0-0 L6		4 0 3 0 1 0 2	Philadelphia Phillies @ Milwaukee Braves Milwaukee County Stadium, Milwaukee, WI Sat May 14 1955, 4:33 AM EDT Att: 24,862 - Unknown livebaseballscorecards.com
Richie Ashburn, L (1, 8) OBP: 0.377, SLG: 0.407	0-0 G3-6-3 1-2f		0-0 FC6-4 1B 2B	0-0 F5		0-0 4-3		4-0 L4 4-3 BB	4 1 0 1 1 0 4		
Granny Hamner, R (1, 6) OBP: 0.308, SLG: 0.402	0-0 FC6-4 1B		0-0 F8		0-0 F6		0-0 1-3	0-0 4-3	5 0 1 0 0 0 2		
Del Ennis, R (1, 7) OBP: 0.309, SLG: 0.494	0-0 FC6-4 1-2f		0-0 2B 1B	4-0 1B BB		0-0 F9		0-0 L4	4 1 1 0 1 0 2		
Willie Jones, R (1, 5) OBP: 0.377, SLG: 0.506		0-3 K	0-0 1B 2B	0-0 1B		0-0 PO 2B			4 0 3 1 0 1 0		
Stan Lopata, R (1, 2) OBP: 0.363, SLG: 0.381	0-0 5-3	0-0 2-3 3-H	0-0 1B	0-0 L7		0-0 PO 2-3	0-0 F6		4 0 1 1 0 0 2		
Bobby Morgan, R (1, 4) OBP: 0.314, SLG: 0.358	0-0 L6		0-0 4-3	0-0 F9		0-0 BB 1B			4 0 1 0 0 0 4		
Earl Torgeson, L (1, 3) OBP: 0.396, SLG: 0.333			4-0 E 1B WP BB	0-0 F8		0-0 4-3		0-0 F8	3 1 0 0 1 0 1		
Jack Meyer, R (1, 1) OBP: 0.450, SLG: 0.500 Thornton Kipper, R (5, 1) OBP: 1.000, SLG: 1.000 Glen Gorbous, L (6, PH) OBP: 0.979, SLG: 0.423 Lynn Lovenguth, L (6, 1) Marv Blaylock, L (8, PH) OBP: 0.429, SLG: 0.714 Bob Miller, R (8, 1)			0-0 E1 WP FC6-4 1B	0-0 4-3		0-0 F9		4-0 BB	2 1 1 0 0 0 0 0 0 0 0 0 0 0 1 0 0 0 0 0 0 0 0 0 0 0 0 0 0 0 0 0 1 0 0 0 0 0 0 0 0 0		
Inning Stats	R: 0 H: 2 E: 0 LOB: 1 K: 0 BB: 0 S: 4 P: 4	R: 0 H: 0 E: 0 LOB: 0 K: 1 BB: 0 S: 5 P: 5	R: 4 H: 4 E: 1 LOB: 2 K: 0 BB: 2 S: 7 P: 15	R: 0 H: 1 E: 0 LOB: 1 K: 0 BB: 0 S: 4 P: 4	R: 0 H: 1 E: 0 LOB: 2 K: 0 BB: 1 S: 4 P: 8	R: 0 H: 1 E: 0 LOB: 1 K: 0 BB: 0 S: 4 P: 4	R: 0 H: 1 E: 0 LOB: 0 K: 0 BB: 0 S: 3 P: 3	R: 0 H: 1 E: 0 LOB: 2 K: 0 BB: 1 S: 4 P: 8	R: 0 H: 0 E: 0 LOB: 0 K: 0 BB: 1 S: 2 P: 6	1B: 8 SF: 0 2B: 4 SAC: 0 3B: 0 DP: 2 HR: 0 HBP: 0	
PITCHER Warren Spahn, L (1, 1) ERA: 3.3 Ernie Johnson, R (3, 1) ERA: 1.83	IP WLS BF H R ER SO BB IBB HBP BLK WP HR S P ERA WHIP	2.2 0 14 5 4 4 1 2 0 0 0 1 0 14 22 13.50 2.625	6.1 W 26 6 0 0 0 3 0 0 0 0 0 0 23 35 0.00 1.421	PITCHER IP WLS BF H R ER SO BB IBB HBP BLK WP HR S P ERA WHIP							

Philadelphia Phillies @ Milwaukee Braves
Milwaukee County Stadium, Milwaukee, WI

Sat May 14 1955, 4:33 AM EDT
 Att: 24,862 - Unknown

AB	35
R	4
H	11
RBI	3
BB	5
SO	1
LOB	17



Batter	1	2	3	4	5	6	7	8	9	AB	R	H	RBI	BB	SO	LOB
Bill Bruton, L OBP: 0.285, SLG: 0.403 (1, 8)	4-0 G3 6-3 WP BB		0-0 F5			0-0 F2		0-0 F8		4	1	1	0	1	0	0
Johnny Logan, R OBP: 0.427, SLG: 0.519 (1, 6)	0-0 6-3		0-0 F4			0-0 F3		0-3 K		2	0	0	0	0	0	1
Jim Pendleton, R (4, 6)	1-2									2	0	0	0	0	1	2
Eddie Mathews, L OBP: 0.423, SLG: 0.439 (1, 5)	0-0 G3					0-0 K2-3		0-0 F7		4	1	1	1	0	1	3
Hank Aaron, R OBP: 0.336, SLG: 0.600 (1, 7)	0-0 F6					0-0 6-3 1B 2B 1B		4-0 BB WP BB		3	1	1	0	1	0	0
Andy Pafko, R OBP: 0.375, SLG: 0.417 (1, 9)			0-0 F4			0-0 6-3 2B 1B		4-0 BB CS BB		2	1	1	0	2	0	0
Joe Adcock, R OBP: 0.343, SLG: 0.391 (1, 3)			0-0 L6			0-0 6-3		4-0 BB		2	0	0	0	2	0	2
Danny O'Connell, R OBP: 0.337, SLG: 0.348 (1, 4)			0-0 1B			0-0 2B BB		0-0 F9		3	1	1	0	1	0	4
Del Crandall, R OBP: 0.209, SLG: 0.313 (1, 2)			0-0 L7			0-0 2B		0-0 F8		4	0	1	3	0	0	1
Warren Spahn, L OBP: 0.071, SLG: 0.143 (1, 1)			0-0 5-3			0-0 F5		4-0 1B BB		0	0	0	0	0	0	0
Ernie Johnson, R OBP: 0.286, SLG: 0.167 (3, 1)								0-0 6-3		3	0	0	0	1	0	1

Inning Stats	R: 1	H: 0	E: 0	K: 0	S: 3	R: 0	H: 1	E: 0	K: 0	S: 4	R: 0	H: 0	E: 0	K: 0	S: 3	R: 3	H: 3	E: 0	K: 1	S: 8	R: 1	H: 1	E: 0	K: 0	S: 4	R: 0	H: 0	E: 0	K: 0	S: 2	R: 0	H: 0	E: 0	K: 0	S: 3	R: 0	H: 0	E: 0	K: 0	S: 3
	LOB: 0	BB: 1	P: 7	LOB: 1	BB: 0	P: 4	LOB: 0	BB: 0	P: 3	LOB: 1	BB: 1	P: 12	LOB: 3	BB: 3	P: 16	LOB: 2	BB: 1	P: 10	LOB: 1	BB: 0	P: 3	LOB: 1	BB: 0	P: 3	LOB: 0	BB: 0	P: 3	LOB: 0	BB: 0	P: 3	LOB: 0	BB: 0	P: 3	LOB: 0	BB: 0	P: 3	LOB: 0	BB: 0	P: 3	

PITCHER	IP	WLS	BF	H	R	ER	SO	BB	IBB	HBP	BLK	WP	HR	S	P	ERA	WHIP
Jack Meyer, R ERA: 3.71 (1, 1)	4.2	L	23	5	5	5	1	4	0	0	0	2	1	21	37	9.64	1.929
Thornton Kipper, R ERA: 1.45 (5, 1)	0.1		2	0	0	0	0	1	0	0	0	0	0	1	5	0.00	3.000
Lynn Lovenguth, R ERA: 3.65 (6, 1)	2.0		9	1	0	0	1	3	0	0	0	0	0	8	20	0.00	2.000
Bob Miller, R ERA: 4.15 (8, 1)	1.0		3	0	0	0	0	0	0	0	0	0	0	3	3	0.00	0.000

BOTTOM

Philadelphia Phillies @ Milwaukee Braves
Milwaukee County Stadium, Milwaukee, WI

Sat May 14 1955, 4:33 AM EDT
 Att. 24,862 - Unknown

livebaseballscorecards.com

AB	29
R	5
H	6
RBI	4
BB	8
SO	2
LOB	14



WP: 2	PA: 37
PB: 0	
SB: 0	
CS: 1	

Batter	1	2	3	4	5	6	7	8	9	AB R H RBI BB SO LOB	TOP																
Richie Ashburn, L (1, 8) OBP: 0.400, SLG: 0.438	0-0 2B	0-0 6-3		4-0 1B BB		0-0 CS 1B	0-3 K		0-0 1B	5 1 3 0 1 1 2	Philadelphia Phillies @ Milwaukee Braves Milwaukee County Stadium, Milwaukee, WI Sun May 15 1955, 4:33 AM EDT Unknown livebaseballscorecards.com																
Granny Hamner, R (1, 6) OBP: 0.327, SLG: 0.427	0-0 FC1-5 2H 2B		0-0 1B SF8	0-0 BB 1B		0-0 FC1-4 1-2 1B	0-0 4-3		0-0 1-3	6 1 4 1 0 0 3																	
Mary Blaylock, L (1, 9) OBP: 0.421, SLG: 0.645	0-0 FC1-5 2-3 2B		0-0 F6	4-0 BB 1-2 BB		4-0 FC1-4 1-2 BB		0-0 F5		3 1 0 0 2 0 2																	
Del Ennis, R (1, 7) OBP: 0.303, SLG: 0.478	0-0 L9		0-0 BB 1B	0-0 5-3		0-0 FC1-4 1-2f 2-3		0-0 1-3		5 0 1 0 0 0 6																	
Earl Torgeson, L (1, 3) OBP: 0.406, SLG: 0.345	0-0 1-H 1B 2B		4-0 BB 1-2 BB		0-0 4-3	0-0 4-3		4-0 BB BB		3 1 1 1 2 0 2																	
Willie Jones, R (1, 5) OBP: 0.387, SLG: 0.511	0-0 2-H 1B		0-0 SF8	0-0 S 1B		0-0 F8		4-0 FC6-4 1-2 BB		3 0 2 2 1 0 0																	
Stan Lopata, R (1, 2) OBP: 0.353, SLG: 0.368	0-0 2-3		0-3 K	0-0 F8		0-0 E 1B 1B		0-0 FC6-4 1-2f		5 1 1 0 0 1 6																	
Bobby Morgan, R (1, 4) OBP: 0.308, SLG: 0.345		0-0 5-3		0-0 6-3		4-0 FC6-4 BB		0-0 E6 1-3 1B		4 0 0 0 1 1 1																	
Herm Wehmeier, R (1, 1) OBP: 0.188, SLG: 0.200		0-0 4-3		0-3 K		0-0 FC6-4 1-2f		0-0 1-2 3-H 1B		3 0 0 0 0 1 2																	
Bob Miller, R (5, 1)									0-3 K	0 0 0 0 0 0 0																	
Peanuts Lowrey, R (7, PH) OBP: 0.245, SLG: 0.239										1 0 1 1 0 0 0																	
Thornton Kipper, R (7, 1) OBP: 1.000, SLG: 1.000										0 0 0 0 0 0 0																	
Glen Corbous, L (9, PH) OBP: 0.367, SLG: 0.407										1 0 0 0 0 1 0																	
Inning Stats	R: 3 E: 0 K: 0 S: 7	H: 4 LOB: 1 BB: 0 P: 7	R: 0 E: 0 K: 0 S: 3	H: 0 LOB: 0 BB: 0 P: 3	R: 1 E: 0 K: 1 S: 7	H: 2 LOB: 2 BB: 1 P: 11	R: 0 E: 0 K: 1 S: 6	H: 1 LOB: 3 BB: 2 P: 14	R: 0 E: 0 K: 0 S: 4	H: 1 LOB: 2 BB: 1 P: 8	R: 0 E: 0 K: 0 S: 4	H: 2 LOB: 2 BB: 1 P: 8	R: 1 E: 1 K: 1 S: 8	H: 2 LOB: 2 BB: 0 P: 8	R: 0 E: 0 K: 0 S: 3	H: 0 LOB: 2 BB: 2 P: 11	R: 0 E: 0 K: 2 S: 8	H: 1 LOB: 1 BB: 0 P: 8	1B: 10 2B: 3 3B: 0 HR: 0	SF: 1 SAC: 0 DP: 0 HBP: 0	WP: 0 PB: 0 SB: 1 CS: 1	PA: 47					
PITCHER	IP WLS BF H R ER SO BB IBB HBP BLK WP HR S P ERA WHIP																										
Lew Burdette, R (1, 1) ERA: 5.7	0.2		6	4	3	3	0	0	0	0	0	0	0	6	6	40.50	6.000										
Bob Buhl, R (1, 1) ERA: 4.34	2.1		10	2	1	1	1	1	0	0	0	0	0	11	15	3.86	1.286										
Joey Jay, R (4, 1) ERA: 1.8	2.0		11	2	0	0	1	3	0	0	0	0	0	10	22	0.00	2.500										
Dave Jolly, R (6, 1) ERA: 5.5	4.0	W	20	5	1	0	3	3	0	0	0	0	0	23	35	0.00	2.000										

Philadelphia Phillies @ Milwaukee Braves
Milwaukee County Stadium, Milwaukee, WI
 Sun May 15 1955, 4:33 AM EDT
 Unknown

AB	39
R	5
H	13
RBI	5
BB	7
SO	5
LOB	24



Batter	1	2	3	4	5	6	7	8	9	AB	R	H	RBI	BB	SO	LOB
Bill Bruton, L (1, 8) OBP: 0.276, SLG: 0.391	0-0 3-1		0-0 4-3		0-0 FC3-6 1B HR		0-0 F7			4	1	0	0	0	0	1
Johnny Logan, R (1, 6) OBP: 0.421, SLG: 0.509	0-0 6-3		0-0 5-3		0-0 HR 1B		0-0 F7			4	1	1	0	0	0	0
Eddie Mathews, L (1, 5) OBP: 0.425, SLG: 0.500	0-0 E3 FC6-4			0-0 HR	0-0 HR		0-0 G3			4	2	2	4	0	0	0
Hank Aaron, R (1, 7) OBP: 0.326, SLG: 0.581	0-0 FC6-4 1-2f			0-0 F9	0-0 4-3			0-0 6-3		4	0	0	0	0	0	1
Andy Pafko, R (1, 9) OBP: 0.432, SLG: 0.513		1-0 HBP		0-0 BB 1B	0-0 3B			0-0 2B 1B		3	1	3	0	0	0	0
Joe Adcock, R (1, 3) OBP: 0.339, SLG: 0.396		0-0 F4		0-0 F5	0-3 K			0-0 4-3 1B 2B		4	1	1	1	0	1	3
Danny O'Connell, R (1, 4) OBP: 0.333, SLG: 0.337		0-0 L9		4-0 BB 1-2		0-0 4-3		0-0 4-3 2-3		3	0	0	0	1	0	2
Del Crandall, R (1, 2) OBP: 0.211, SLG: 0.310		0-0 5-3		0-0 F7		0-0 F7		0-0 1B		4	0	1	1	0	0	3
Lew Burdette, R (1, 1) OBP: 0.289, SLG: 0.214			0-3 K		4-0 BB FC3-6 BB		0-0 1-3		0-3 K	0	0	0	0	0	0	0
Bob Buhl, R (1, 1)										0	0	0	0	0	0	0
Jack Dittmer, L (3, PH) OBP: 0.200, SLG: 0.158										1	0	0	0	0	1	0
Joey Jay, S (4, 1)										0	0	0	0	0	0	0
George Crowe, L (5, PH) OBP: 0.444, SLG: 0.231										0	0	0	0	1	0	0
Dave Jolly, R (6, 1) OBP: 0.290, SLG: 0.500										2	0	0	0	0	1	1

Inning Stats	R: 0	H: 0	E: 1	LOB: 1	K: 0	BB: 0	S: 4	P: 4
	R: 0	H: 0	E: 0	LOB: 1	K: 0	BB: 0	S: 3	P: 4
	R: 0	H: 0	E: 0	LOB: 0	K: 1	BB: 0	S: 5	P: 5
	R: 1	H: 2	E: 0	LOB: 2	K: 0	BB: 1	S: 5	P: 9
	R: 3	H: 3	E: 0	LOB: 1	K: 1	BB: 1	S: 8	P: 12
	R: 0	H: 0	E: 0	LOB: 0	K: 0	BB: 0	S: 3	P: 3
	R: 0	H: 0	E: 0	LOB: 0	K: 0	BB: 0	S: 3	P: 3
	R: 2	H: 3	E: 0	LOB: 1	K: 1	BB: 0	S: 8	P: 8

PITCHER	IP	WLS	BF	H	R	ER	SO	BB	IBB	HBP	BLK	WP	HR	S	P	ERA	WHIP
Herm Wehmeier, R (1, 1) ERA: 5.85	4.1		21	4	4	4	1	2	0	1	0	0	2	20	29	8.31	1.385
Bob Miller, R (5, 1) ERA: 3.48	1.2		6	1	0	0	1	0	0	0	0	0	0	8	8	0.00	0.600
Thornton Kipper, R (7, 1) ERA: 2.18	2.0	L	9	3	2	2	1	0	0	0	0	0	0	11	11	9.00	1.500

BOTTOM

Philadelphia Phillies @ Milwaukee Braves
Milwaukee County Stadium, Milwaukee, WI

Sun May 15 1955, 4:33 AM EDT
Unknown

AB	33
R	6
H	8
RBI	6
BB	2
SO	3
LOB	11



WP	HR	S	P	ERA	WHIP
0	0	0	0	0	0
0	0	0	0	0	0
1	0	0	0	0	1
0	0	0	0	0	0
0	0	0	0	1	0
2	0	0	0	0	1

1B:	4	SF:	0
2B:	1	SAC:	0
3B:	1	DP:	0
HR:	2	HBP:	1
WP:	0	PA:	36
PB:	0	SB:	0
CS:	0		

Batter	1	2	3	4	5	6	7	8	9	AB R H RBI BB SO LOB	TOP		
Richie Ashburn, L (1, 8) OBP: 0.444, SLG: 0.493	4-0 CS BB		4-0 BB		0-0 G5-4-3 1B		0-0 1B		0-0 2-H 1B	3 2 3 2 3 0 0	Philadelphia Phillies @ Milwaukee Braves Milwaukee County Stadium, Milwaukee, WI Sun May 15 1955, 4:38 AM EDT Att. 42,351 - Unknown livebaseballscorecards.com		
Peanuts Lowrey, R (1, 9) OBP: 0.291, SLG: 0.275	4-0 S BB		5-3 1B		0-0 G5-4-3		0-0 1B		0-0 2-H 1B	5 1 3 1 1 0 3			
Granny Hamner, R (1, 6) Roy Smalley, R (6, 6) OBP: 0.325, SLG: 0.421 OBP: 0.306, SLG: 0.364	0-0 F9		0-0 5-3 2B 1B	0-0 6-3		0-0 F9	0-3 K		0-0 3-H 1B	4 1 1 0 0 0 1 2 0 1 0 0 1 2			
Del Ennis, R (1, 7) OBP: 0.305, SLG: 0.463	0-0 F8		0-0 5-3 1B	4-0 1B BB		0-0 4-3		0-0 BB 1B	0-0 F8	5 0 1 1 1 0 4			
Willie Jones, R (1, 5) OBP: 0.385, SLG: 0.489		4-0 4-3 BB	4-0 2B IBB	0-0 F6		0-0 E8 BB		0-3 K	0-3 K	4 1 0 0 2 2 3			
Andy Seminick, R (1, 2) OBP: 0.281, SLG: 0.345		0-0 F8	0-0 1B CS 2B	0-0 FC6-4 1B		4-0 1B BB		4-0 1B BB		3 0 2 3 2 0 1			
Bobby Morgan, R (1, 4) OBP: 0.305, SLG: 0.339		0-0 4-3	0-0 2B 1B	0-0 FC6-4		0-3 K		0-0 F2		5 1 1 0 0 1 7			
Earl Torgeson, L (1, 3) OBP: 0.414, SLG: 0.337		4-0 BB	4-0 2B BB		4-0 S 1B BB		0-0 F8		0-3 K	2 2 0 0 3 1 2			
Robin Roberts, S (1, 1) OBP: 0.348, SLG: 0.368		0-0 4-3	0-0 1B 2B		0-3 K		0-3 K		0-0 3B 2B	5 1 2 2 0 2 3			
Inning Stats	R: 0 E: 0 K: 0 S: 2 H: 0 LOB: 1 BB: 2 P: 10	R: 0 E: 0 K: 0 S: 3 H: 0 LOB: 2 BB: 2 P: 11	R: 6 E: 0 K: 0 S: 7 H: 5 LOB: 2 BB: 4 P: 23	R: 0 E: 0 K: 0 S: 4 H: 1 LOB: 2 BB: 1 P: 8	R: 1 E: 0 K: 1 S: 5 H: 1 LOB: 0 BB: 1 P: 9	R: 0 E: 1 K: 1 S: 6 H: 0 LOB: 2 BB: 1 P: 10	R: 0 E: 0 K: 2 S: 9 H: 2 LOB: 2 BB: 0 P: 9	R: 0 E: 0 K: 2 S: 8 H: 1 LOB: 2 BB: 1 P: 12	R: 2 E: 0 K: 1 S: 8 H: 4 LOB: 1 BB: 0 P: 8	1B: 10 2B: 3 3B: 1 HR: 0 SF: 0 SAC: 0 DP: 1 HBP: 0	WP: 0 PB: 0 SB: 2 CS: 2 PA: 50		
PITCHER	IP WLS BF H R ER SO BB IBB HBP BLK WP HR S P ERA WHIP											PITCHER	IP WLS BF H R ER SO BB IBB HBP BLK WP HR S P ERA WHIP
Chet Nichols, L (1, 1) ERA: 3.4	2.1 L 15 3 5 5 0 5 1 0 0 0 0 0 9 33 19.29 3.429											Humberto Robinson, R (9, 1) ERA: 3.86	1.0 3 1 0 0 1 0 0 0 0 0 0 0 5 5 0.00 1.000
Lew Burdette, R (3, 1) ERA: 6.23	0.1 4 2 1 1 0 2 0 0 0 0 0 0 2 10 27.00 12.000												
Joey Jay, R (3, 1) ERA: 2.45	2.1 10 2 1 1 1 2 0 0 0 0 0 0 10 18 3.86 1.714												
Bob Buhl, R (6, 1) ERA: 3.94	3.0 15 3 0 0 5 2 0 0 0 0 0 0 23 31 0.00 1.667												
Roberto Vargas, L (9, 1) ERA: 8.59	0.0 3 3 2 2 0 0 0 0 0 0 0 0 3 3 ∞ ∞												

Batter	1	2	3	4	5	6	7	8	9	AB	R	H	RBI	BB	SO	LOB
Bill Bruton, L OBP: 0.275, SLG: 0.409 (1, 8)	0-0 HR		0-0 4-3		0-0 F8			0-3 K		4	1	1	1	0	1	0
Johnny Logan, R OBP: 0.416, SLG: 0.509 (1, 6)	0-3 K		0-0 6-3			0-0 F5		0-0 2B		4	0	1	0	0	1	0
Eddie Mathews, L OBP: 0.420, SLG: 0.491 (1, 5)	0-0 CS 1B		0-3 K			0-0 F4		0-0 F4		4	0	1	0	0	1	1
Hank Aaron, R OBP: 0.316, SLG: 0.563 (1, 9)	0-0 F7			0-0 6-3		0-0 F9			0-0 F5	4	0	0	0	0	0	1
Chuck Tanner, L OBP: 0.375, SLG: 0.500 (1, 7)	0-0 CS 1-2	0-3 K		0-0 E6 1B			0-0 F7		0-0 F7	4	0	1	0	0	1	0
Joe Adcock, R OBP: 0.336, SLG: 0.400 (1, 3)		0-0 F7		0-0 5-3			0-0 F8		0-0 2B	4	0	1	0	0	0	1
Danny O'Connell, R OBP: 0.349, SLG: 0.379 (1, 4)		0-0 2B		0-0 6-3			0-0 3B		4-0 BB	3	0	2	0	1	0	1
Del Crandall, R OBP: 0.212, SLG: 0.300 (1, 2)		4-0 IBB			0-0 F7		0-0 6-3		0-0 F9	3	0	0	0	1	0	3
Chet Nichols, S OBP: 0.118, SLG: 0.178 (1, 1)		0-3 K			0-0 F4			0-0 4-3		1	0	0	0	0	1	2
Lew Burdette, R OBP: 0.250, SLG: 0.214 (3, 1)										0	0	0	0	0	0	0
Joey Jay, S OBP: 0.300, SLG: 0.407 (5, PH)										1	0	0	0	0	0	0
Bobby Thomson, R OBP: 0.300, SLG: 0.407 (6, 1)										0	0	0	0	0	0	0
Bob Buhl, R OBP: 0.421, SLG: 0.214 (8, PH)										1	0	0	0	0	0	0
George Crowe, L OBP: 0.421, SLG: 0.214 (9, 1)										0	0	0	0	0	0	0
Roberto Vargas, L OBP: 0.421, SLG: 0.214 (9, 1)										0	0	0	0	0	0	0
Humberto Robinson, R OBP: 0.421, SLG: 0.214 (9, 1)										0	0	0	0	0	0	0

Inning Stats	R: 1	H: 2	E: 0	K: 1	S: 6	H: 2	LOB: 0	BB: 0	P: 6	R: 0	H: 1	E: 0	K: 2	S: 8	H: 1	LOB: 2	BB: 1	P: 12	R: 0	H: 0	E: 0	K: 1	S: 5	H: 0	LOB: 0	BB: 0	P: 5	R: 0	H: 1	E: 1	K: 0	S: 4	H: 1	LOB: 1	BB: 0	P: 4	R: 0	H: 0	E: 0	K: 0	S: 3	H: 0	LOB: 0	BB: 0	P: 3	R: 0	H: 0	E: 0	K: 0	S: 3	H: 1	LOB: 1	BB: 0	P: 4	R: 0	H: 1	E: 0	K: 1	S: 6	H: 1	LOB: 1	BB: 0	P: 6	R: 0	H: 1	E: 0	K: 0	S: 4	H: 1	LOB: 2	BB: 1	P: 8	1B: 2	SF: 0	2B: 3	SAC: 0	3B: 1	DP: 0	HR: 1	HBP: 0	WP: 0	PA: 36
PITCHER Robin Roberts, R ERA: 2.3 (1, 1)	IP	WLS	BF	H	R	ER	SO	BB	IBB	HBP	BLK	WP	HR	S	P	ERA	WHIP																																																																	
	9.0	W	35	7	1	1	5	1	1	0	0	0	1	43	51	1.00	0.889																																																																	
																			PITCHER	IP	WLS	BF	H	R	ER	SO	BB	IBB	HBP	BLK	WP	HR	S	P	ERA	WHIP																																														

BOTTOM

Philadelphia Phillies @ Milwaukee Braves
Milwaukee County Stadium, Milwaukee, WI

AB	33
R	1
H	7
RBI	1
BB	2
SO	5
LOB	9



Sun May 15 1955, 4:38 AM EDT
Att. 42,351 - Unknown

livebaseballscorecards.com

Batter	1	2	3	4	5	6	7	8	9	AB R H RBI BB SO LOB	TOP
--------	---	---	---	---	---	---	---	---	---	----------------------	-----

Davey Williams, R (1, 4) OBP: 0.375, SLG: 0.388										0 0 0 0 0 0 0 0
Alvin Dark, R (1, 6) OBP: 0.351, SLG: 0.372										0 0 0 0 0 0 0 0
Don Mueller, L (1, 9) OBP: 0.422, SLG: 0.500										0 0 0 0 0 0 0 0
Monte Irvin, R (1, 7) OBP: 0.353, SLG: 0.386										0 0 0 0 0 0 0 0
Willie Mays, R (1, 8) OBP: 0.365, SLG: 0.571										0 0 0 0 0 0 0 0
Hank Thompson, L (1, 5) OBP: 0.339, SLG: 0.391										0 0 0 0 0 0 0 0
Whitey Lockman, L (1, 3) OBP: 0.298, SLG: 0.409										0 0 0 0 0 0 0 0
Wes Westrum, R (1, 2) OBP: 0.292, SLG: 0.132										0 0 0 0 0 0 0 0

New York Giants @ Milwaukee Braves
 Milwaukee County Stadium, Milwaukee, WI
 Tue May 17 1955, 4:33 AM EDT
 Att. 29,139 - Unknown

Ruben Gomez, R (1, 1)										0 0 0 0 0 0 0 0								
Inning Stats																		
PITCHER (1, 1) IP WLS BF H R ER SO BB IBB HBP BLK WP HR S P ERA WHIP Gene Conley, R 0.0 W 0 0 0 0 0 0 0 0 0 0 0 0 0 ∞ ∞																		
PITCHER IP WLS BF H R ER SO BB IBB HBP BLK WP HR S P ERA WHIP ERA: 3.11																		
1B: 0 SF: 0 WP: 0 PA: 0 2B: 0 SAC: 0 PB: 0 3B: 0 DP: 0 SB: 0 HR: 0 HBP: 0 CS: 0																		
																		
AB 0 R 0 H 0 RBI 0 BB 0 SO 0 LOB 0																		
livebaseballscorecards.com																		

PITCHER (1, 1) IP WLS BF H R ER SO BB IBB HBP BLK WP HR S P ERA WHIP Gene Conley, R 0.0 W 0 0 0 0 0 0 0 0 0 0 0 0 0 ∞ ∞										PITCHER IP WLS BF H R ER SO BB IBB HBP BLK WP HR S P ERA WHIP									
--	--	--	--	--	--	--	--	--	--	---	--	--	--	--	--	--	--	--	--

Batter	1	2	3	4	5	6	7	8	9	AB R H RBI BB SO LOB	TOP
Davey Williams, R (1, 4) OBP: 0.349, SLG: 0.351	0-0 F8		4-0 BB		0-0 4-3	0-0 F4		0-0 F8		4 0 0 0 1 0 5	
Alvin Dark, R (1, 6) OBP: 0.350, SLG: 0.369	0-0 6-3		0-0 F8			0-0 BB 1B BB 1B		0-0 6-3	0-0 1-3	5 1 1 0 0 0 1	
Don Mueller, L (1, 9) OBP: 0.398, SLG: 0.470	0-0 1B		0-0 G3			0-0 F2		0-0 4-3	0-0 6-3	5 0 1 0 0 0 2	
Monte Irvin, R (1, 7) OBP: 0.333, SLG: 0.354	0-0 F6			0-0 5-3		4-0 BB 1B BB		0-0 F6	0-0 F9	4 1 0 0 1 0 1	
Willie Mays, R (1, 8) OBP: 0.366, SLG: 0.580		0-3 K		0-3 K		4-0 BB 1B BB		0-0 F5		3 1 0 0 1 2 0	
Hank Thompson, L (1, 5) OBP: 0.368, SLG: 0.441		0-0 1B 1B		4-0 BB		0-0 1B 1B 1B		4-0 E BB		2 1 2 2 2 0 0	
Whitey Lockman, L (1, 3) OBP: 0.295, SLG: 0.398		0-0 G1-4-3 1B		0-0 3-1		0-3 K		0-0 E4		4 0 1 0 0 1 4	
Ray Katt, R (1, 2) OBP: 0.267, SLG: 0.300 Dusty Rhodes, L (8, PH) OBP: 0.211, SLG: 0.097 Wes Westrum, R (8, 2) OBP: 0.269, SLG: 0.119		0-0 G1-4-3			0-0 F8	0-0 1B 1B		0-0 E1		3 0 1 1 0 0 2 1 0 0 0 0 0 1 0 0 0 0 0 0 0	
Johnny Antonelli, L (1, 1) OBP: 0.192, SLG: 0.160			0-3 K		0-0 4-3	0-0 1B		0-0 F8		4 0 1 0 0 1 2	
Inning Stats	R: 0 H: 1 E: 0 LOB: 1 K: 0 BB: 0 S: 4 P: 4	R: 0 H: 2 E: 0 LOB: 1 K: 1 BB: 0 S: 6 P: 6	R: 0 H: 0 E: 0 LOB: 1 K: 1 BB: 1 S: 5 P: 9	R: 0 H: 0 E: 0 LOB: 1 K: 1 BB: 1 S: 5 P: 9	R: 0 H: 0 E: 0 LOB: 0 K: 0 BB: 0 S: 3 P: 3	R: 3 H: 4 E: 0 LOB: 3 K: 1 BB: 2 S: 9 P: 17	R: 0 H: 0 E: 0 LOB: 0 K: 0 BB: 0 S: 3 P: 3	R: 1 H: 0 E: 2 LOB: 2 K: 0 BB: 1 S: 5 P: 9	R: 0 H: 0 E: 0 LOB: 0 K: 0 BB: 0 S: 3 P: 3	1B: 7 SF: 0 2B: 0 SAC: 0 3B: 0 DP: 1 HR: 0 HBP: 0	WP: 0 PA: 40 PB: 0 SB: 0 CS: 0
PITCHER	IP WLS BF H R ER SO BB IBB HBP BLK WP HR S P ERA WHIP										
Warren Spahn, L (1, 1) ERA: 3.38	7.0 L 31 7 3 3 4 4 0 0 0 0 0 0 35 51 3.86 1.571										
Dave Jolly, R (8, 1) ERA: 4.95	2.0 9 0 1 0 0 1 0 0 0 0 0 0 8 12 0.00 0.500										

New York Giants @ Milwaukee Braves
Milwaukee County Stadium, Milwaukee, WI
 Wed May 18 1955, 4:33 AM EDT
 Att: 35,102 - Unknown

livebaseballscorecards.com

AB	35
R	4
H	7
RBI	3
BB	5
SO	4
LOB	18



Batter	1	2	3	4	5	6	7	8	9	AB	R	H	RBI	BB	SO	LOB
Bill Bruton, L OBP: 0.299, SLG: 0.412 (1, 8)	4-0 HBP BB		0-0 4-3		1-0 6-3 SH1-3 1B HBP		0-3 K			2	1	0	0	1	1	0
Johnny Logan, R OBP: 0.406, SLG: 0.492 (1, 6)	0-0 F9		0-0 F8		0-0 SH1-3 1-2		0-3 K			3	0	0	0	0	1	1
Andy Pafo, R OBP: 0.415, SLG: 0.468 (1, 5)	1-0 FC6-4 1-2 HBP		0-0 1B 1B		0-0 6-3 2-3		0-3 K			3	0	1	0	0	1	1
Hank Aaron, R OBP: 0.317, SLG: 0.555 (1, 9)	0-0 FC6-4 1-2f		0-0 1B		0-0 1B 3-H		0-0 2B			4	0	3	1	0	0	1
Bobby Thomson, R OBP: 0.287, SLG: 0.388 (1, 7)		0-0 F8	0-0 F7		0-0 F3		0-0 6-3			4	0	0	0	0	0	4
Joe Adcock, R OBP: 0.352, SLG: 0.468 (1, 3)		0-0 HR		0-0 5-3		0-0 F8		0-0 5-3		4	1	1	1	0	0	1
Danny O'Connell, R OBP: 0.347, SLG: 0.385 (1, 4)		0-0 6-3		0-0 F7		0-0 6-3		0-0 1-3		4	0	0	0	0	0	0
Del Crandall, R OBP: 0.222, SLG: 0.306 (1, 2)		0-0 2B		0-0 E5		0-0 F7		0-0 5-3		4	0	1	0	0	0	0
Warren Spahn, L OBP: 0.063, SLG: 0.125 Jim Pendleton, R (7, PH)		0-0 F8		0-3 K		0-0 F8		0-3 K		2	0	0	0	0	1	2
Dave Jolly, R OBP: 0.250, SLG: 0.500 Chuck Tanner, L OBP: 0.353, SLG: 0.467 (8, 1) (9, PH)										1	0	0	0	0	0	0
										0	0	0	0	0	0	0
										1	0	0	0	0	1	0

Inning Stats	R: 0	H: 0	E: 0	K: 0	S: 2	R: 1	H: 2	E: 0	K: 0	S: 5	R: 0	H: 2	E: 0	K: 0	S: 5	R: 0	H: 0	E: 1	K: 1	S: 6	R: 1	H: 1	E: 0	K: 0	S: 4	R: 0	H: 0	E: 0	K: 0	S: 3	R: 0	H: 0	E: 0	K: 2	S: 7	R: 0	H: 1	E: 0	K: 1	S: 6	R: 0	H: 0	E: 0	K: 1	S: 5	1B: 3	2B: 2	3B: 0	HR: 1	SF: 0	SAC: 1	DP: 0	HBP: 2	WP: 0	PB: 0	SB: 0	CS: 0	PA: 36
PITCHER Johnny Antonelli, L ERA: 2.2 (1, 1)	IP	WLS	BF	H	R	ER	SO	BB	IBB	HBP	BLK	WP	HR	S	P	ERA	WHIP																																									
	9.0	W	36	6	2	2	5	1	0	2	0	0	1	43	49	2.00	0.778																																									

BOTTOM

New York Giants @ Milwaukee Braves
Milwaukee County Stadium, Milwaukee, WI


Wed May 18 1955, 4:33 AM EDT
Att. 35,102 - Unknown

livebaseballscorecards.com

AB	32
R	2
H	6
RBI	2
BB	1
SO	5
LOB	10




Batter	1	2	3	4	5	6	7	8	9	AB	R	H	RBI	BB	SO	LOB
Bill Bruton, L OBP: 0.289, SLG: 0.397 (1, 8)	0-0 F8		0-3 K		0-3 K		0-0 4-3		0-0	5	0	0	0	0	2	1
Johnny Logan, R OBP: 0.401, SLG: 0.480 (1, 6)	0-0 4-3		0-0 5-3		4-0 1B BB		0-0 F7			3	0	0	0	1	0	0
Andy Pafo, R OBP: 0.421, SLG: 0.471 (1, 5)	0-0 F9		0-0 1B		0-0 1B FC6-4		0-0 P6			4	0	2	0	0	0	0
Hank Aaron, R OBP: 0.315, SLG: 0.567 (1, 9)		0-0 HR	0-0 P4		0-0 F2		0-3 K			4	1	1	1	0	1	3
Bobby Thomson, R OBP: 0.276, SLG: 0.371 (1, 7)		0-0 1-3		0-0 5-3	0-0 FC6-4 1-2f		0-0	0-0		4	0	0	0	0	0	2
Joe Adcock, R OBP: 0.349, SLG: 0.460 (1, 3)		0-3 K		0-0 1B SF8 1B		0-3 K		0-0		4	1	1	0	0	2	0
Danny O'Connell, R OBP: 0.369, SLG: 0.417 (1, 4)		0-0 1B 1B		0-0 1B SF8 1B		0-0 1B		0-0 2B		4	0	4	0	0	0	0
Del Crandall, R OBP: 0.223, SLG: 0.307 (1, 2)		0-0 1B		0-0 SF8	0-3 K		0-0	0-0		3	0	1	1	0	1	2
Ernie Johnson, R OBP: 0.222, SLG: 0.125 (1, 1)		0-0 5-3		0-0 6-3		0-0 1B		0-0 F		2	0	0	0	0	0	3
Humberto Robinson, R (5, 1)										0	0	0	0	0	0	0
Chuck Tanner, L (6, PH)										1	0	1	0	0	0	0
Bob Buhl, R (7, 1)										0	0	0	0	0	0	0
George Crowe, L (9, PH)										1	0	0	0	0	0	1

BOTTOM	
New York Giants @ Milwaukee Braves Milwaukee County Stadium, Milwaukee, WI	AB 35 R 2 H 10 RBI 2 BB 1 SO 6 LOB 12
	

New York Giants @ Milwaukee Braves
Milwaukee County Stadium, Milwaukee, WI
Thu May 19 1955, 4:33 AM EDT
Att. 22,135 - Unknown

Inning Stats	R: 0	H: 0	E: 0	K: 0	S: 3	R: 1	H: 3	E: 0	K: 1	S: 8	R: 0	H: 1	E: 0	K: 1	S: 6	R: 1	H: 2	E: 0	K: 0	S: 5	R: 0	H: 1	E: 0	K: 1	S: 6	R: 0	H: 2	E: 0	K: 2	S: 8	R: 0	H: 0	E: 0	K: 0	S: 3	R: 0	H: 1	E: 0	K: 0	S: 4	R: 0	H: 0	E: 0	K: 0	S: 5	R: 0	H: 1	E: 0	K: 0	S: 4	1B: 8	SF: 1	2B: 1	3B: 0	HR: 1	SAC: 0	DP: 0	HBP: 0	WP: 0	PB: 0	SB: 0	CS: 0	PA: 37
PITCHER Jim Hearn, R (1, 1) ERA: 3.13	IP 9.0	WLS W	BF 37	H 10	R 2	ER 2	SO 6	BB 1	IBB 0	HBP 0	BLK 0	WP 0	HR 1	S 48	P 52	ERA 2.00	WHIP 1.222																																														

Batter	1	2	3	4	5	6	7	8	9	AB R H RBI BB SO LOB	TOP							
Eddie Miksis, R (1, 8) OBP: 0.333, SLG: 0.372										0 0 0 0 0 0 0 0	<p>Chicago Cubs @ Milwaukee Braves Milwaukee County Stadium, Milwaukee, WI Fri May 20 1955, 4:33 AM EDT Att: 31,103 - Unknown</p> <p>livebaseballscorecards.com</p> <p>AB 0 R 0 H 0 RBI 0 BB 0 SO 0 LOB 0</p>  <p>WP: 0 PA: 0 PB: 0 SB: 0 CS: 0</p>							
Gene Baker, R (1, 4) OBP: 0.346, SLG: 0.408										0 0 0 0 0 0 0 0								
Bob Speake, L (1, 7) OBP: 0.328, SLG: 0.564										0 0 0 0 0 0 0 0								
Randy Jackson, R (1, 5) OBP: 0.360, SLG: 0.529										0 0 0 0 0 0 0 0								
Ted Tappe, L (1, 9) OBP: 0.424, SLG: 0.654										0 0 0 0 0 0 0 0								
14 Ernie Banks, R (1, 6) OBP: 0.285, SLG: 0.481										0 0 0 0 0 0 0 0								
Dee Fondy, L (1, 3) OBP: 0.286, SLG: 0.492										0 0 0 0 0 0 0 0								
Harry Chiti, R (1, 2) OBP: 0.305, SLG: 0.453										0 0 0 0 0 0 0 0								
Bob Rush, R (1, 1) OBP: 0.158, SLG: 0.316	0 0 0 0 0 0 0 0																	
Inning Stats										1B: 0 SF: 0 2B: 0 SAC: 0 3B: 0 DP: 0 HR: 0 HBP: 0								
PITCHER Lew Burdette, R (1, 1) ERA: 6.23	IP	WLS	BF	H	R	ER	SO	BB	IBB	HBP	BLK	WP	HR	S	P	ERA	WHIP	PITCHER IP WLS BF H R ER SO BB IBB HBP BLK WP HR S P ERA WHIP

Batter	1	2	3	4	5	6	7	8	9	AB R H RBI BB SO LOB	TOP
Eddie Miksis, R OBP: 0.336, SLG: 0.366 (1, 9) X	0-0 6-3 ①		0-0 G6-4-3 1-2 1B			4-0 E 1B BB		0-0 F9 ②		3 1 1 0 1 0 0	
Gene Baker, R OBP: 0.338, SLG: 0.391 (1, 4) X	0-0 6-3 ②		0-0 G6-4-3 ② 1-2			0-0 E9 1B 1-H		4-0 E BB		3 0 1 0 1 0 2	
Randy Jackson, R OBP: 0.349, SLG: 0.495 (1, 5) X	0-0 F9 ③			0-0 P6 ①		0-0 5-3 ②		0-0 E6 FC5-4 1-2		4 0 0 0 0 0 2	
Hank Sauer, R OBP: 0.311, SLG: 0.316 (1, 7) Jim King, L (8, 7)		0-0 1-3 ①		0-0 6-3 ②		0-0 6-3 ③		0-0 FC5-4 1-2		4 0 0 0 0 0 3 0 0 0 0 0 0 0	
14 Ernie Banks, R OBP: 0.276, SLG: 0.467 (1, 6)		0-0 6-3 ②		0-0 1-3 ③			0-0 F7 ①		0-0 F9 ①	4 0 0 0 0 0 0	
Dee Fondy, L OBP: 0.291, SLG: 0.511 (1, 3)		0-0 2B		0-0 B1-3 ①			0-0 HR		0-0 3-1 ②	4 1 2 1 0 0 0	
Harry Chiti, R OBP: 0.291, SLG: 0.426 (1, 2)		0-3 K ③		0-0 P4 ②			0-0 F7 ②		0-3 K ③	4 0 0 0 0 2 1	
Jim Bolger, R OBP: 0.188, SLG: 0.197 (1, 8)			0-0 5-3 ①		0-0 1B ③		0-0 5-3 ③			3 0 1 0 0 0 0	
Warren Hacker, R OBP: 0.125, SLG: 0.125 (1, 1)			0-0 1B 1B			0-0 1-3 ①		0-0 5-3 ①		3 0 1 0 0 0 0	
Inning Stats	R: 0 E: 0 K: 0 S: 3 H: 0 LOB: 0 BB: 0 P: 3	R: 0 E: 0 K: 1 S: 6 H: 1 LOB: 1 BB: 0 P: 6	R: 0 E: 0 K: 0 S: 4 H: 2 LOB: 1 BB: 0 P: 4	R: 0 E: 0 K: 0 S: 3 H: 0 LOB: 0 BB: 0 P: 3	R: 0 E: 0 K: 0 S: 3 H: 1 LOB: 1 BB: 0 P: 3	R: 1 E: 1 K: 0 S: 4 H: 1 LOB: 1 BB: 1 P: 8	R: 1 E: 0 K: 0 S: 4 H: 1 LOB: 0 BB: 0 P: 4	R: 0 E: 1 K: 0 S: 4 H: 0 LOB: 2 BB: 1 P: 8	R: 0 E: 0 K: 1 S: 5 H: 0 LOB: 0 BB: 0 P: 5	1B: 4 2B: 1 3B: 0 HR: 1 SF: 0 SAC: 0 DP: 1 HBP: 0	WP: 0 PB: 0 SB: 0 CS: 0 PA: 34
PITCHER Chet Nichols, L (1, 1) ERA: 2.96	IP: 9.0 WLS: L BF: 34 H: 6 R: 2 ER: 1 SO: 2 BB: 2 IBB: 0 HBP: 0 BLK: 0 WP: 0 HR: 1 S: 36 P: 44 ERA: 1.00 WHIP: 0.889										

Chicago Cubs @ Milwaukee Braves
Milwaukee County Stadium, Milwaukee, WI

Sat May 21 1955, 4:33 AM EDT
Att: 26,279 - Unknown

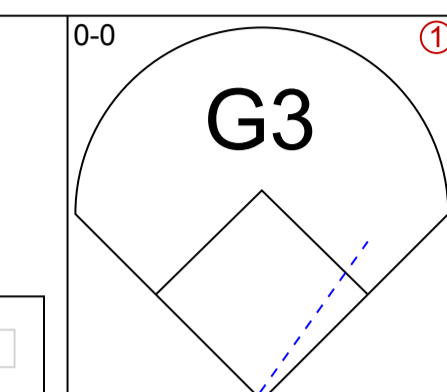
livebaseballscorecards.com

AB	32
R	2
H	6
RBI	1
BB	2
SO	2
LOB	8



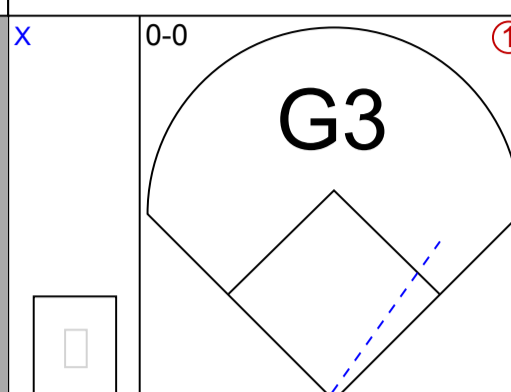
Batter 1 2 3 4 5 6 7 8 9 AB R H RBI BB SO LOB BOTTOM

Bill Bruton, L (1, 8) OBP: 0.285, SLG: 0.388




0-0 G3

Greyed out box



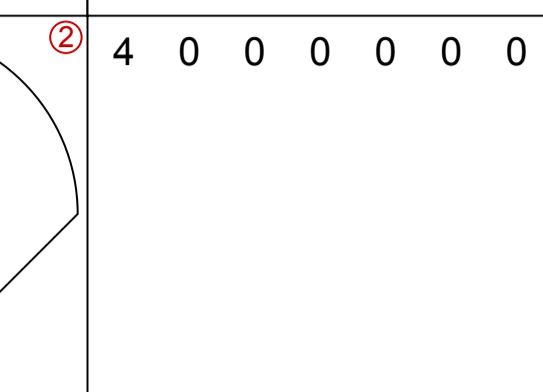
0-0 G3

Greyed out box



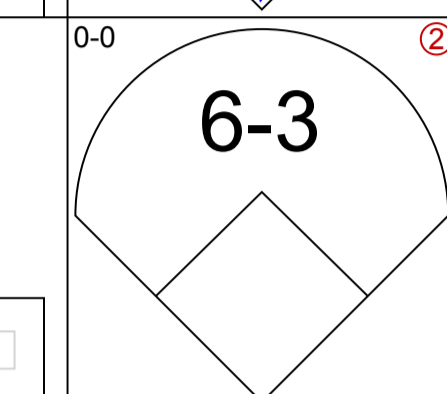
0-0 6-3

Greyed out box



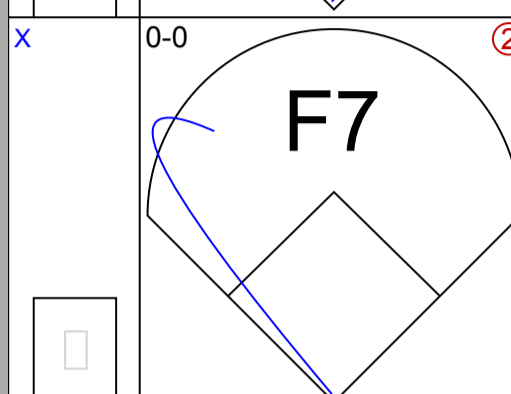
0-0 B1-3

Danny O'Connell, R (1, 4) OBP: 0.366, SLG: 0.419



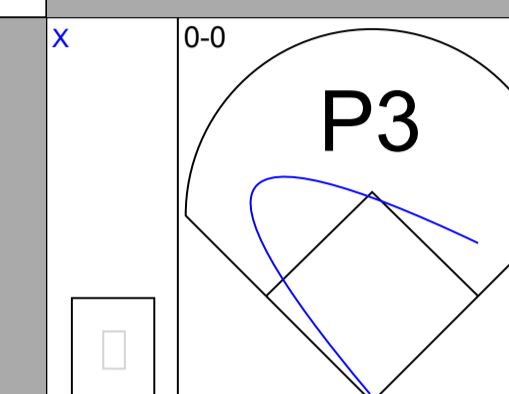
0-0 6-3

Greyed out box



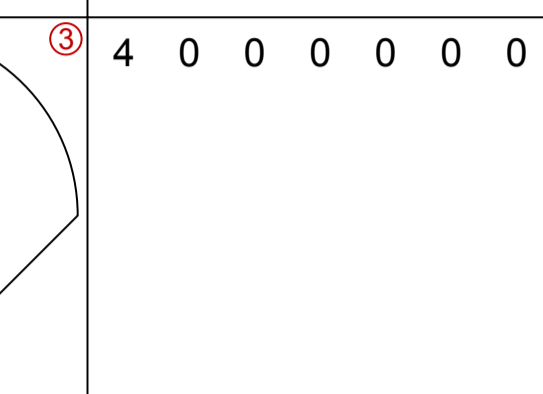
0-0 F7

Greyed out box



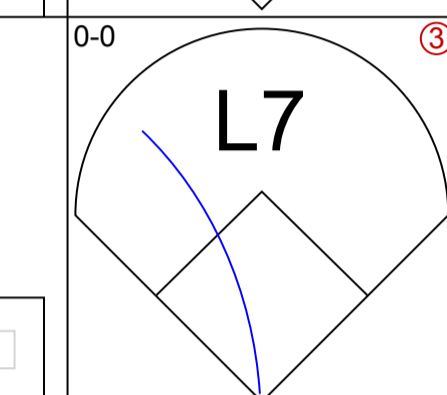
0-0 P3

Greyed out box



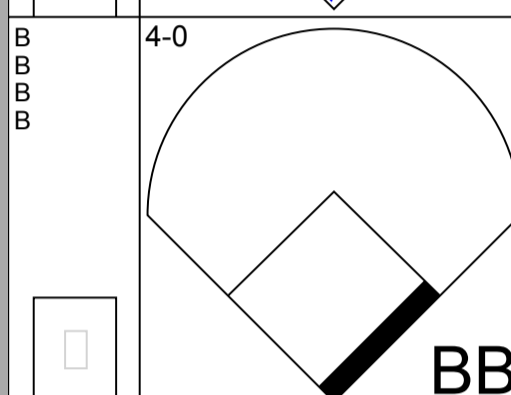
0-0 F8

Chuck Tanner, L (1, 7) OBP: 0.360, SLG: 0.545



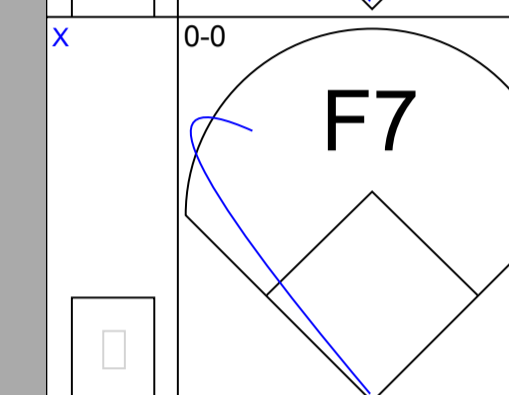
0-0 L7

Greyed out box




4-0 BB

Greyed out box



0-0 F7

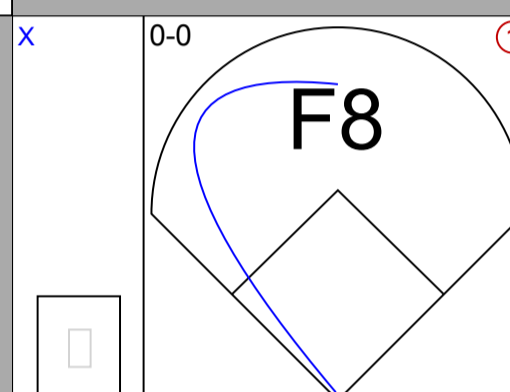
Greyed out box



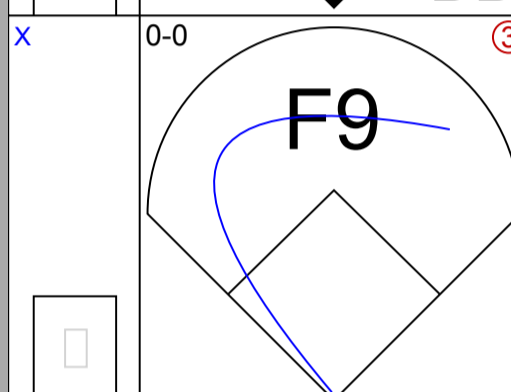
0-0 F7

Hank Aaron, R (1, 9) OBP: 0.320, SLG: 0.562

Greyed out box

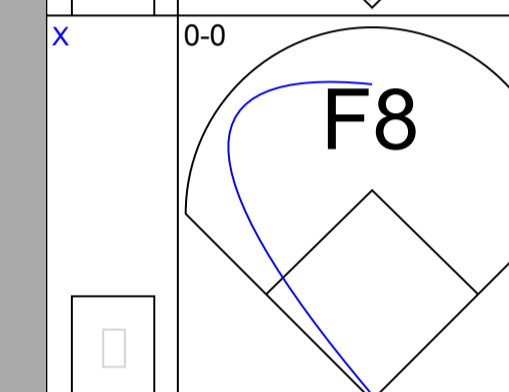


0-0 F8



0-0 F9

Greyed out box



0-0 F8

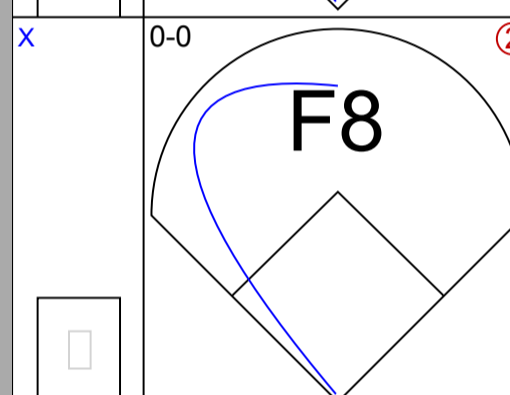
Greyed out box

3 0 0 0 0 0 1

Greyed out box

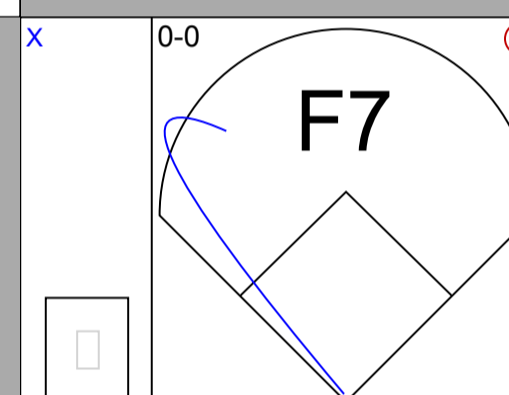
Andy Pafko, R (1, 5) OBP: 0.369, SLG: 0.407

Greyed out box



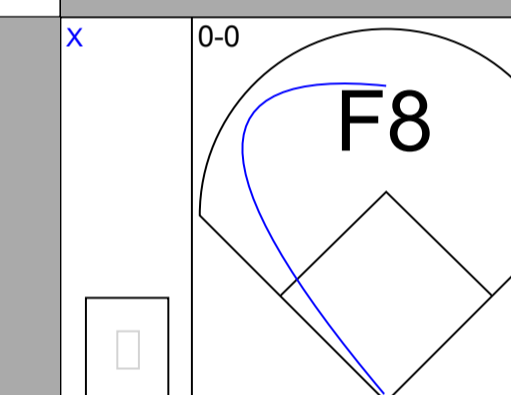
0-0 F8

Greyed out box



0-0 F7

Greyed out box



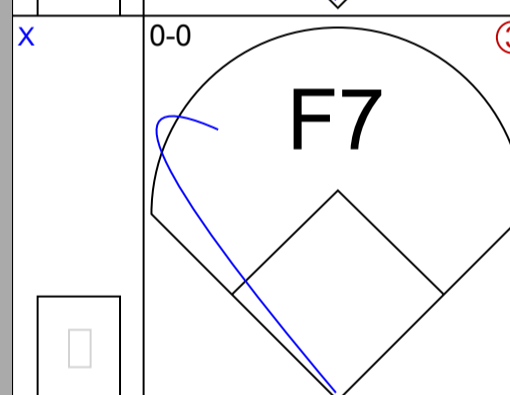
0-0 F8

3 0 0 0 0 0 0

Greyed out box

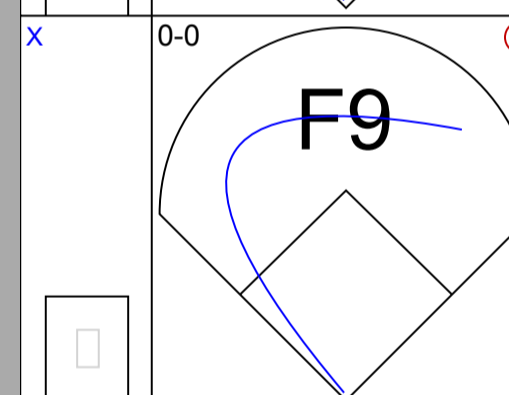
Johnny Logan, R (1, 6) OBP: 0.386, SLG: 0.466

Greyed out box



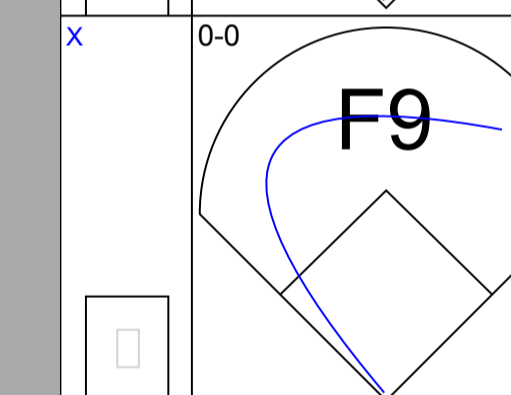
0-0 F7

Greyed out box



0-0 F9

Greyed out box



0-0 F9

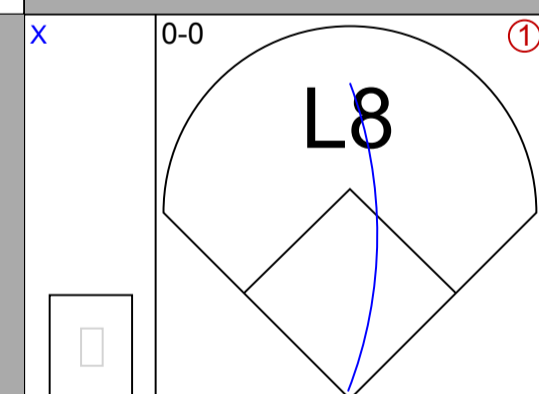
3 0 0 0 0 0 0

Greyed out box

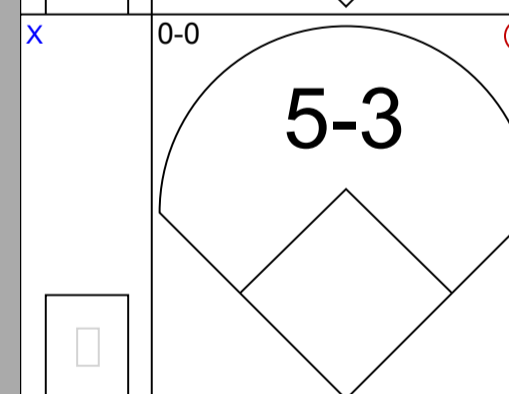
Joe Adcock, R (1, 3) OBP: 0.338, SLG: 0.442

Greyed out box

Greyed out box

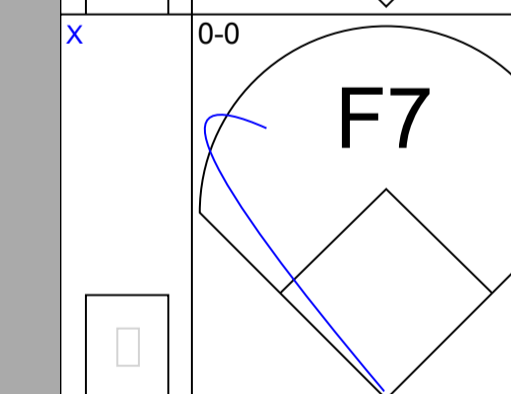


0-0 L8



0-0 5-3

Greyed out box



0-0 F7

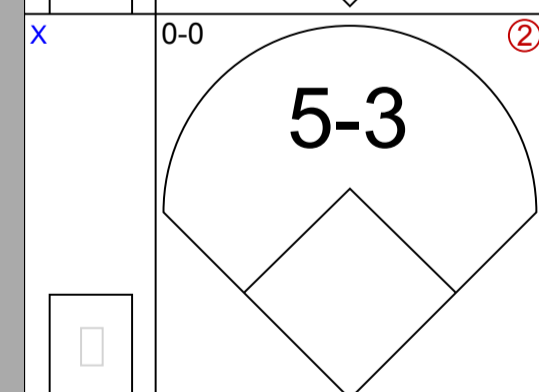
3 0 0 0 0 0 0

Greyed out box

Charlie White, L (1, 2) OBP: 0.400, SLG: 0.333

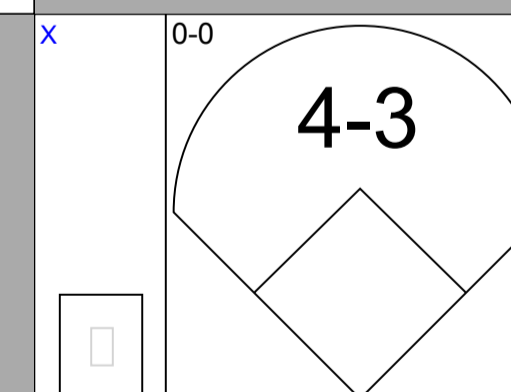
Greyed out box

Greyed out box



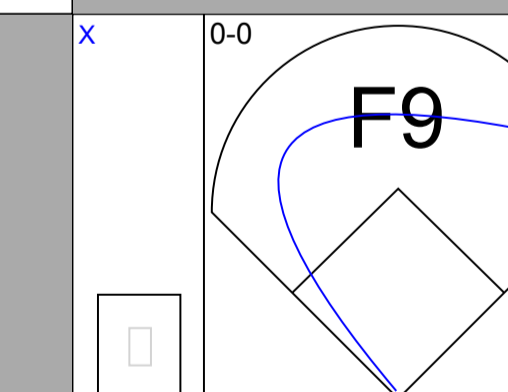
0-0 5-3

Greyed out box



0-0 4-3

Greyed out box



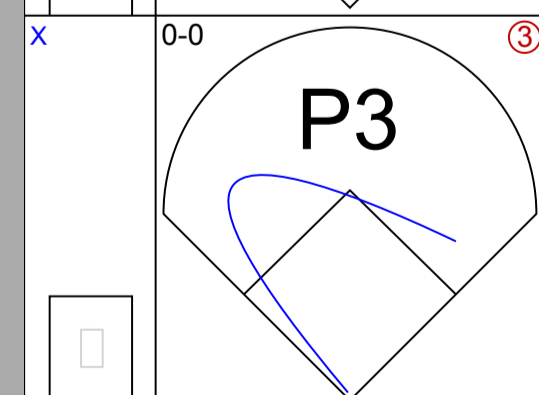
0-0 F9

3 0 0 0 0 0 0

Chet Nichols, S (1, 1) OBP: 0.105, SLG: 0.158
George Crowe, L (9, PH) OBP: 0.429, SLG: 0.438

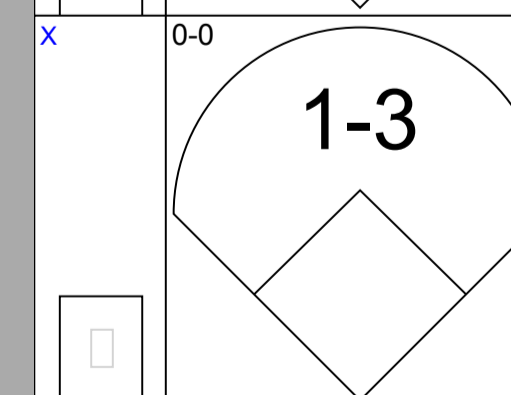
Greyed out box

Greyed out box



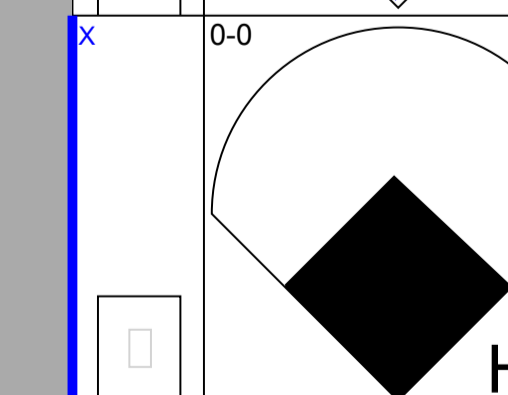
0-0 P3

Greyed out box



0-0 1-3

Greyed out box



HR

2 0 0 0 0 0 0
1 1 1 1 0 0 0

Inning Stats

Table with 19 columns of statistics for each batter and pitcher, including R, H, E, K, S, IP, WLS, BF, H, R, ER, SO, BB, IBB, HBP, BLK, WP, HR, S, P, ERA, WHIP, 1B, 2B, 3B, HR, SF, SAC, DP, HBP, WP, PA, ERA, WHIP.

Chicago Cubs @ Milwaukee Braves
Milwaukee County Stadium, Milwaukee, WI
Sat May 21 1955, 4:33 AM EDT
Att. 26,279 - Unknown

AB 28
R 1
H 1
RBI 1
BB 1
SO 0
LOB 1



WP: 0 PA: 29
PB: 0
SB: 0
CS: 0

Batter	1	2	3	4	5	6	7	8	9	AB R H RBI BB SO LOB	TOP							
Eddie Miksis, R (1, 8) OBP: 0.336, SLG: 0.366										0 0 0 0 0 0 0 0	Chicago Cubs @ Milwaukee Braves Milwaukee County Stadium, Milwaukee, WI Sun May 22 1955, 4:33 AM EDT Att. 27,544 - Unknown livebaseballscorecards.com							
Gene Baker, R (1, 4) OBP: 0.338, SLG: 0.391										0 0 0 0 0 0 0 0								
Bob Speake, L (1, 7) OBP: 0.348, SLG: 0.644										0 0 0 0 0 0 0 0								
Randy Jackson, R (1, 5) OBP: 0.349, SLG: 0.495										0 0 0 0 0 0 0 0								
Ted Tappe, L (1, 9) OBP: 0.417, SLG: 0.724										0 0 0 0 0 0 0 0								
14 Ernie Banks, R (1, 6) OBP: 0.276, SLG: 0.467										0 0 0 0 0 0 0 0								
Dee Fondy, L (1, 3) OBP: 0.291, SLG: 0.511										0 0 0 0 0 0 0 0								
Clyde McCullough, R (1, 2) OBP: 0.353, SLG: 0.214										0 0 0 0 0 0 0 0								
Sam Jones, R (1, 1) OBP: 0.190, SLG: 0.190	0 0 0 0 0 0 0 0	AB 0 R 0 H 0 RBI 0 BB 0 SO 0 LOB 0																
Inning Stats										1B: 0 SF: 0 2B: 0 SAC: 0 3B: 0 DP: 0 HR: 0 HBP: 0	WP: 0 PA: 0 PB: 0 SB: 0 CS: 0							
PITCHER Gene Conley, R (1, 1) ERA: 2.95	IP	WLS	BF	H	R	ER	SO	BB	IBB	HBP	BLK	WP	HR	S	P	ERA	WHIP	PITCHER IP WLS BF H R ER SO BB IBB HBP BLK WP HR S P ERA WHIP

Batter	1	2	3	4	5	6	7	8	9	AB	R	H	RBI	BB	SO	LOB	TOP								
Johnny Temple, R (1, 4) OBP: 0.386, SLG: 0.298	4-0 SH5-3 1B BB	4-0 HR BB		0-0 SH1 1-2	0-0 G3		4-0 BB 1-2 2-3	0-0 1B 2-H 3-H		2	2	1	2	3	0	2									
Ray Jablonski, R (1, 7) OBP: 0.283, SLG: 0.367	0-0 1B 1-2 SH5-3 1B	0-0 HR		0-0 P6 2-3		0-0 P6	0-3 K	0-0 P3		5	1	2	2	0	1	4									
Bob Borkowski, R (7, 7) OBP: 0.133, SLG: 0.143										1	0	0	0	0	0	1									
Gus Bell, L (1, 8) OBP: 0.310, SLG: 0.403	0-0 SH5-3 1-2 2-3	0-0 F4		0-0 1-3		0-0 4-3		0-0 1B 1B	0-0 4-3	5	1	1	0	0	0	1									
Ted Kluszewski, L (1, 3) OBP: 0.395, SLG: 0.610	4-0 1B IBB		0-0 3-1		0-0 BB SH 2B 1B	0-0 4-3		0-0 IBB 1B 1B	0-0 1B 1B	5	3	3	0	1	0	0									
Wally Post, R (1, 9) OBP: 0.336, SLG: 0.541	0-3 K		4-0 E BB		0-0 SH BB 2B		0-0 6-3	0-0 BB IBB 1B	0-0 1B 1B	4	3	2	1	1	1	3									
Smoky Burgess, L (1, 2) OBP: 0.369, SLG: 0.591	0-0 1B 1-2 2-3 3-H		0-0 F9		0-0 P6		0-0 1B 1B SF8 1B	4-0 4-3 BB IBB 1B	0-0 1B 1B	5	2	3	2	1	0	3									
Chuck Harmon, R (1, 5) OBP: 0.286, SLG: 0.412	0-3 K		0-0 E1		4-0 2B FC1-3 BB		0-0 BB 1B 1B	4-0 1B BB 4-3 BB	0-0 1B 1B	2	0	0	0	0	1	4									
Bob Thurman, L (5, PH) OBP: 0.324, SLG: 0.710			1-2 1B							0	0	0	0	1	0	0									
Rocky Bridges, R (5, 5) OBP: 0.444, SLG: 0.286										2	1	2	2	1	0	0									
Roy McMillan, R (1, 6) OBP: 0.305, SLG: 0.257		0-0 P5	0-0 5-3		0-0 1-3 2-H 3-H 2B		0-0 BB 1B	0-0 F9	0-0 P4	6	0	2	2	0	0	7									
Rudy Minarcin, R (1, 1) OBP: 0.286, SLG: 0.167										1	0	1	0	0	0	0									
Art Fowler, R (2, 1) OBP: 0.214, SLG: 0.091		0-0 BB 1B		0-0 WP SH1 1B		0-0 FC1-3		0-0 SF8	0-0 4-3	4	0	1	2	0	0	6									
Inning Stats	R: 1 E: 0 K: 2 S: 9	H: 2 LOB: 3 BB: 2 P: 17	R: 2 E: 0 K: 0 S: 4	H: 2 LOB: 0 BB: 1 P: 8	R: 0 E: 1 K: 0 S: 4	H: 0 LOB: 2 BB: 1 P: 8	R: 0 E: 0 K: 0 S: 4	H: 1 LOB: 1 BB: 0 P: 4	R: 2 E: 1 K: 1 S: 6	H: 2 LOB: 2 BB: 1 P: 10	R: 0 E: 0 K: 0 S: 3	H: 0 LOB: 0 BB: 0 P: 3	R: 1 E: 0 K: 1 S: 8	H: 3 LOB: 3 BB: 1 P: 12	R: 5 E: 0 K: 0 S: 7	H: 4 LOB: 1 BB: 2 P: 15	R: 2 E: 0 K: 0 S: 7	H: 4 LOB: 2 BB: 0 P: 7	1B: 16 2B: 1 3B: 0 HR: 1	SF: 1 SAC: 3 DP: 0 HBP: 0	WP: 1 PB: 0 SB: 1 CS: 0	PA: 54			
PITCHER	IP	WLS	BF	H	R	ER	SO	BB	IBB	HBP	BLK	WP	HR	S	P	ERA	WHIP								
Warren Spahn, L (1, 1) ERA: 3.93	2.0	L	12	4	3	3	2	2	1	0	0	0	1	13	25	13.50	3.000								
Ernie Johnson, R (3, 1) ERA: 2.42	2.0		9	1	0	0	0	1	0	0	0	1	0	8	12	0.00	1.000								
Dave Jolly, R (5, 1) ERA: 5.16	2.0		10	2	2	2	0	1	0	0	0	0	0	9	13	9.00	1.500								
Humberto Robinson, R (7, 1) ERA: 6.92	2.0		16	7	6	6	1	2	1	0	0	0	0	15	27	27.00	4.500								
Roberto Vargas, L (9, 1) ERA: 9.72	1.0		7	4	2	2	0	0	0	0	0	0	0	7	7	18.00	4.000								

Cincinnati Redlegs @ Milwaukee Braves
Milwaukee County Stadium, Milwaukee, WI

Wed May 25 1955, 4:33 AM EDT
Att: 21,867 - Unknown

AB	42
R	13
H	18
RBI	13
BB	8
SO	3
LOB	31



Batter	1	2	3	4	5	6	7	8	9	AB R H RBI BB SO LOB
Bill Bruton, L (1, 8) OBP: 0.304, SLG: 0.396	0-0 F9	0-0 1B		0-0 P4		4-0 BB			0-0 P3	4 0 1 1 1 0 0
Danny O'Connell, R (1, 4) OBP: 0.369, SLG: 0.408	4-0 BB	0-0 P6			0-0 G3	0-0 F8			0-0 G6-3 1B	4 0 1 0 1 0 4
Chuck Tanner, L (1, 7) OBP: 0.412, SLG: 0.586	4-0 G4-6-3 BB		0-0 1B		0-0 3B				0-0 G6-3 1B	4 1 3 0 1 0 1
Hank Aaron, R (1, 9) OBP: 0.329, SLG: 0.569	0-0 G4-6-3 1-2f		0-0 1B		0-0 3B				0-0 G6-3 1-2f	4 0 2 1 0 0 3
Andy Pafko, R (1, 5) OBP: 0.342, SLG: 0.373		0-0 F9	0-3 K		0-0 5-3				0-0 F8	4 0 0 0 0 1 3
Johnny Logan, R (1, 6) OBP: 0.399, SLG: 0.459		4-0 BB 1B BB	0-0 P4		4-0 BB				4-0 BB	1 1 0 0 3 0 2
Joe Adcock, R (1, 3) OBP: 0.333, SLG: 0.425		0-0 1B BB 1B	0-0 P3		0-3 K				0-3 K	4 0 1 0 0 2 5
Charlie White, L (1, 2) OBP: 0.394, SLG: 0.296		4-0 1B BB		0-0 1-3		0-3 K			0-0 F8	3 0 0 0 1 1 1
Warren Spahn, L Jack Dittmer, L Ernie Johnson, R Robby Thomson, R Dave Adair, R George Crowell, L Humberto Robinson, R Jim Pindleton, R Roberto Vargas, L		0-3 K		0-0 6-3		0-3 K			0-3 K	0 0 0 0 0 0 0 1 0 0 0 0 0 1 3 0 0 0 0 0 0 0 0 1 0 0 0 0 0 0 0 0 0 0 0 0 0 0 0 1 0 0 0 0 0 0 0 0 0 0 0 0 0 0 0 1 0 0 0 0 0 0 1 0 0 0 0 0 0 0 0 0 0 1 0 0 0 0 0 0 1 1 0 0 0 0 0 0 0 0 0

Inning Stats	R: 0	H: 0	E: 0	K: 0	S: 2	LOB: 1	BB: 2	P: 10	R: 1	H: 2	E: 0	K: 1	S: 7	LOB: 3	BB: 2	P: 15	R: 0	H: 2	E: 0	K: 1	S: 7	LOB: 2	BB: 0	P: 7	R: 0	H: 0	E: 0	K: 0	S: 3	LOB: 0	BB: 0	P: 3	R: 1	H: 2	E: 0	K: 1	S: 7	LOB: 2	BB: 1	P: 11	R: 0	H: 0	E: 0	K: 2	S: 7	LOB: 1	BB: 1	P: 11	R: 0	H: 1	E: 0	K: 0	S: 3	LOB: 0	BB: 0	P: 3	R: 0	H: 0	E: 0	K: 2	S: 7	LOB: 1	BB: 1	P: 11	R: 0	H: 1	E: 0	K: 0	S: 3	LOB: 0	BB: 0	P: 3	R: 0	H: 0	E: 0	K: 0	S: 3	LOB: 0	BB: 0	P: 3
--------------	------	------	------	------	------	--------	-------	-------	------	------	------	------	------	--------	-------	-------	------	------	------	------	------	--------	-------	------	------	------	------	------	------	--------	-------	------	------	------	------	------	------	--------	-------	-------	------	------	------	------	------	--------	-------	-------	------	------	------	------	------	--------	-------	------	------	------	------	------	------	--------	-------	-------	------	------	------	------	------	--------	-------	------	------	------	------	------	------	--------	-------	------

PITCHER	IP	WLS	BF	H	R	ER	SO	BB	IBB	HBP	BLK	WP	HR	S	P	ERA	WHIP
Rudy Minarcin, R (1, 1) ERA: 3.3	1.1		8	1	1	1	0	4	0	0	0	0	0	4	20	6.75	3.750
Art Fowler, R (2, 1) ERA: 3.95	7.2	W	31	7	1	1	7	3	0	0	0	0	0	42	54	1.17	1.304

BOTTOM

Cincinnati Redlegs @ Milwaukee Braves
Milwaukee County Stadium, Milwaukee, WI

Wed May 25 1955, 4:33 AM EDT
 Att. 21,867 - Unknown

AB	32
R	2
H	8
RBI	2
BB	7
SO	7
LOB	23



WP	PA
0	39

Batter	1	2	3	4	5	6	7	8	9	AB R H RBI BB SO LOB	TOP	
Johnny Temple, R (1, 4) OBP: 0.383, SLG: 0.291	0-0 F9		0-0 F8		4-0 BB 1B BB		0-0 F8			3 1 0 0 1 0 0	Cincinnati Redlegs @ Milwaukee Braves Milwaukee County Stadium, Milwaukee, WI Thu May 26 1955, 4:33 AM EDT Att. 12,173 - Unknown livebaseballscorecards.com	
Smoky Burgess, L (1, 2) Hobie Landrith, L (7, 2) OBP: 0.364, SLG: 0.573 OBP: 0.375, SLG: 0.636	0-0 5-3			0-0 4-3	4-0 BB 1B BB	0-3 K				3 1 0 0 1 1 0 0 0 0 0 0 0 0		
Gus Bell, L (1, 8) OBP: 0.308, SLG: 0.399	0-3 K			0-0 F7	0-0 BB 1B	0-0 G3				4 1 1 2 0 1 0		
Ted Kluszewski, L (1, 3) OBP: 0.404, SLG: 0.633		0-0 HR		0-0 1B 1B	4-0 G3 1B BB		0-0 F5			3 1 2 1 1 0 0		
Wally Post, R (1, 9) OBP: 0.340, SLG: 0.540	0-3 K			0-0 1-2 1B	0-0 G3 1B		0-0 5-3			4 0 2 2 0 1 0		
Bob Thurman, L (1, 7) Bob Borkowski, R (8, 7) OBP: 0.289, SLG: 0.629 OBP: 0.133, SLG: 0.143	0-0 F8			0-0 P6	0-0 G3		0-0 G3			4 0 0 0 0 0 4 0 0 0 0 0 0 0		
Chuck Harmon, R (1, 5) OBP: 0.309, SLG: 0.431		0-0 PO 1B			0-0 BB SH3-4 1B	0-0 CS 1B				4 1 3 0 0 0 0		
Roy McMillan, R (1, 6) OBP: 0.303, SLG: 0.256	0-0 PO		0-0 1-3		0-0 F9	0-3 K				4 0 1 0 0 1 2		
Gerry Staley, R (1, 1) Hersh Freeman, R (8, 1)			0-0 6-3		0-0 SH3-4	0-0 F8				2 0 0 0 0 0 0 1 0 0 0 0 0 1		
Inning Stats	R: 0 E: 0 K: 1 S: 5 H: 0 LOB: 0 BB: 0 P: 5	R: 1 E: 0 K: 1 S: 6 H: 2 LOB: 0 BB: 0 P: 6	R: 0 E: 0 K: 0 S: 3 H: 0 LOB: 0 BB: 0 P: 3	R: 0 E: 0 K: 0 S: 5 H: 2 LOB: 2 BB: 0 P: 5	R: 4 E: 0 K: 0 S: 6 H: 3 LOB: 2 BB: 3 P: 18	R: 0 E: 0 K: 1 S: 5 H: 1 LOB: 0 BB: 0 P: 5	R: 0 E: 0 K: 1 S: 5 H: 0 LOB: 0 BB: 0 P: 5	R: 0 E: 0 K: 0 S: 3 H: 0 LOB: 0 BB: 0 P: 3	R: 0 E: 0 K: 0 S: 3 H: 1 LOB: 0 BB: 0 P: 3	1B: 8 2B: 0 3B: 0 HR: 1 SF: 0 SAC: 1 DP: 0 HBP: 0	WP: 0 PB: 0 SB: 0 CS: 2 PA: 37	
PITCHER	IP WLS BF H R ER SO BB IBB HBP BLK WP HR S P ERA WHIP											
Lew Burdette, R (1, 1) ERA: 6.0	4.2 L 21 6 5 5 2 2 0 0 0 0 0 1 23 31 9.64 1.714											
Ernie Johnson, R (5, 1) ERA: 2.22	2.1 9 2 0 0 2 1 0 0 0 0 0 0 12 16 0.00 1.286											
Joey Jay, R (8, 1) ERA: 1.93	2.0 6 1 0 0 0 0 0 0 0 0 0 0 6 6 0.00 0.500											

Cincinnati Redlegs @ Milwaukee Braves
Milwaukee County Stadium, Milwaukee, WI

Thu May 26 1955, 4:33 AM EDT
 Att. 12,173 - Unknown

AB	32
R	5
H	9
RBI	5
BB	3
SO	4
LOB	7



Batter	1	2	3	4	5	6	7	8	9	AB	R	H	RBI	BB	SO	LOB					
Bill Bruton, L OBP: 0.312, SLG: 0.403 (1, 8)	0-0 4-3 1B	0-0 1-2 1B			0-0 F7			0-0 BB 1-3 1B	0-0 1B	5	1	3	0	0	0	0					
Danny O'Connell, R OBP: 0.363, SLG: 0.400 (1, 4)	0-0 2B 1B	0-0 4-3			0-0 5-3			0-0 1-3	0-0 F8	5	1	1	0	0	0	4					
Chuck Tanner, L OBP: 0.395, SLG: 0.531 (1, 7)	0-3 K		0-0 G3		0-0 4-3			4-0 BB 1B BB		3	1	0	0	1	1	1					
Hank Aaron, R OBP: 0.339, SLG: 0.577 (1, 9)	0-0 1-H 2B		0-0 1B 1B		0-0 6-3			4-0 5-3 1B 1-2 2-3 BB		3	0	2	1	1	0	0					
Andy Pafko, R OBP: 0.351, SLG: 0.380 (1, 5)	0-0 6-3		0-0 1B G6-4-3		0-0 6-3			0-0 1-2 2-H 3-H 1B		4	0	2	2	0	0	1					
Johnny Logan, R OBP: 0.395, SLG: 0.449 (1, 6)		4-0 BB 1B BB	0-0 G6-4-3		0-0 5-3			0-0 1-2 2-3		3	1	0	0	1	0	4					
Joe Adcock, R OBP: 0.324, SLG: 0.412 (1, 3)		0-3 K		0-0 6-3			0-3 K	0-0 F5		4	0	0	0	0	2	3					
Charlie White, L OBP: 0.371, SLG: 0.276 (1, 2)		0-0 F9		0-0 4-3			0-0 6-3		0-0 5-3	2	0	0	0	0	0	1					
Del Crandall, R OBP: 0.212, SLG: 0.290 (7, 2)										2	0	0	0	0	0	0					
Lew Burdette, R OBP: 0.250, SLG: 0.222 (1, 1)		0-0 1B		0-0 1-3			0-3 K		0-0 F9	2	0	1	1	0	0	0					
Ernie Johnson, R OBP: 0.222, SLG: 0.125 (5, 1)										0	0	0	0	0	0	0					
George Crowe, L OBP: 0.391, SLG: 0.389 (7, PH)										1	0	0	0	0	1	0					
Joey Jay, S (8, 1)										0	0	0	0	0	0	0					
Bobby Thomson, R OBP: 0.262, SLG: 0.351 (9, PH)		2-H 1B								1	0	0	0	0	0	0					
Inning Stats	R: 1 E: 0 K: 1 S: 7	H: 2 LOB: 1 BB: 0 P: 7	R: 1 E: 0 K: 1 S: 7	H: 2 LOB: 2 BB: 1 P: 11	R: 0 E: 0 K: 0 S: 4	H: 2 LOB: 1 BB: 0 P: 4	R: 0 E: 0 K: 0 S: 3	H: 0 LOB: 0 BB: 0 P: 3	R: 0 E: 0 K: 0 S: 3	H: 0 LOB: 0 BB: 0 P: 3	R: 0 E: 0 K: 2 S: 7	H: 0 LOB: 0 BB: 0 P: 7	R: 2 E: 0 K: 0 S: 5	H: 2 LOB: 2 BB: 2 P: 13	R: 0 E: 0 K: 0 S: 4	H: 1 LOB: 1 BB: 0 P: 4	1B: 8 2B: 1 3B: 0 HR: 0	SF: 0 SAC: 0 DP: 1 HBP: 0	WP: 0 PB: 0 SB: 1 CS: 0	PA: 38	
PITCHER	IP WLS BF H R ER SO BB IBB HBP BLK WP HR S P ERA WHIP	IP WLS BF H R ER SO BB IBB HBP BLK WP HR S P ERA WHIP	IP WLS BF H R ER SO BB IBB HBP BLK WP HR S P ERA WHIP	IP WLS BF H R ER SO BB IBB HBP BLK WP HR S P ERA WHIP	IP WLS BF H R ER SO BB IBB HBP BLK WP HR S P ERA WHIP	IP WLS BF H R ER SO BB IBB HBP BLK WP HR S P ERA WHIP	IP WLS BF H R ER SO BB IBB HBP BLK WP HR S P ERA WHIP	IP WLS BF H R ER SO BB IBB HBP BLK WP HR S P ERA WHIP	IP WLS BF H R ER SO BB IBB HBP BLK WP HR S P ERA WHIP	IP WLS BF H R ER SO BB IBB HBP BLK WP HR S P ERA WHIP	IP WLS BF H R ER SO BB IBB HBP BLK WP HR S P ERA WHIP	IP WLS BF H R ER SO BB IBB HBP BLK WP HR S P ERA WHIP	IP WLS BF H R ER SO BB IBB HBP BLK WP HR S P ERA WHIP	IP WLS BF H R ER SO BB IBB HBP BLK WP HR S P ERA WHIP	IP WLS BF H R ER SO BB IBB HBP BLK WP HR S P ERA WHIP	IP WLS BF H R ER SO BB IBB HBP BLK WP HR S P ERA WHIP	IP WLS BF H R ER SO BB IBB HBP BLK WP HR S P ERA WHIP	IP WLS BF H R ER SO BB IBB HBP BLK WP HR S P ERA WHIP	IP WLS BF H R ER SO BB IBB HBP BLK WP HR S P ERA WHIP	IP WLS BF H R ER SO BB IBB HBP BLK WP HR S P ERA WHIP	IP WLS BF H R ER SO BB IBB HBP BLK WP HR S P ERA WHIP
Gerry Staley, R ERA: 4.83 (1, 1)	7.1	W	31	7	4	4	4	3	0	0	0	0	0	0	0	0	4.91	1.364			
Hersh Freeman, R ERA: 1.42 (8, 1)	1.2	S	7	2	0	0	0	0	0	0	0	0	0	0	0	0	0.00	1.200			

BOTTOM

Cincinnati Redlegs @ Milwaukee Braves
Milwaukee County Stadium, Milwaukee, WI

Thu May 26 1955, 4:33 AM EDT
 Att. 12,173 - Unknown

AB	35
R	4
H	9
RBI	4
BB	3
SO	4
LOB	14



WP: 0	PA: 38
PB: 0	
SB: 1	
CS: 0	

livebaseballscores.com

Batter	1	2	3	4	5	6	7	8	9	AB R H RBI BB SO LOB	TOP			
Bill Bruton, L (1, 8) OBP: 0.315, SLG: 0.421	0-0 S 1B	0-0 L4		0-0 HR	0-0 FC5-4 CS 1-2f 3-H			0-0 6-3		5 1 2 2 0 0 3				
Danny O'Connell, R (1, 4) OBP: 0.351, SLG: 0.385	0-3 K		0-0 4-3	0-0 P4	0-0 CS 1-2	0-0 P4		0-0 6-3		5 0 0 0 0 1 1				
Chuck Tanner, L (1, 7) OBP: 0.395, SLG: 0.514	0-0 F8		0-0 1B 1B	0-0 1B		0-0 P4		0-0 6-3		5 1 2 0 0 0 1				
Hank Aaron, R (1, 9) OBP: 0.347, SLG: 0.575	4-0 1-2 BB		0-0 1-3 1B BB	0-0 P4		0-0 F3		0-0 G6-4-3 1B		4 1 2 0 1 0 1				
Andy Pafko, R (1, 5) OBP: 0.341, SLG: 0.360	0-0 P4		4-0 1-2 1B BB		0-0 5-3		0-3 K	0-0 G6-4-3 1-2f		4 0 0 0 1 1 3				
Johnny Logan, R (1, 6) OBP: 0.401, SLG: 0.468		4-0 FC1-5 BB BB	0-3 K		4-0 BB 2B BB		0-0 HR	0-0 6-3		3 2 1 1 2 1 3				
George Crowe, L (1, 3) OBP: 0.444, SLG: 0.429		0-0 P4	0-0 1-3 2-H 3-H 1B		4-0 1-2 2B 1B BB		0-0 FC6-4 1B			3 1 2 2 1 0 1				
Del Crandall, R (1, 2) OBP: 0.221, SLG: 0.300		4-0 FC1-5 BB	0-3 K		0-0 1-3 2-H 3-H 1B FC5-4 2B		0-0 FC6-4 1-2f			3 1 1 1 1 1 3				
Gene Conley, R (1, 1) OBP: 0.200, SLG: 0.200 Bob Buhl, R (8, 1)		0-0 FC1-5 1-2 2-3f		0-0 F7	0-0 FC5-4 1B		0-0 P5			4 0 1 1 0 0 3 0 0 0 0 0 0 0				
Inning Stats	R: 0 E: 0 K: 1 S: 6 H: 1 LOB: 2 BB: 1 P: 10	R: 0 E: 0 K: 0 S: 3 H: 0 LOB: 2 BB: 2 P: 11	R: 2 E: 0 K: 2 S: 10 H: 3 LOB: 2 BB: 1 P: 14	R: 1 E: 0 K: 0 S: 5 H: 2 LOB: 1 BB: 0 P: 5	R: 3 E: 0 K: 0 S: 4 H: 2 LOB: 0 BB: 2 P: 12	R: 0 E: 0 K: 0 S: 3 H: 0 LOB: 0 BB: 0 P: 3	R: 1 E: 0 K: 1 S: 7 H: 2 LOB: 1 BB: 0 P: 7	R: 0 E: 0 K: 0 S: 3 H: 0 LOB: 0 BB: 0 P: 3	R: 0 E: 0 K: 0 S: 3 H: 1 LOB: 0 BB: 0 P: 3	1B: 8 2B: 1 3B: 0 HR: 2 SF: 0 SAC: 0 DP: 1 HBP: 0	WP: 0 PB: 0 SB: 1 CS: 1 PA: 43			
PITCHER	IP WLS BF H R ER SO BB IBB HBP BLK WP HR S P ERA WHIP												PITCHER	IP WLS BF H R ER SO BB IBB HBP BLK WP HR S P ERA WHIP
Sam Jones, R (1, 1) ERA: 4.4	4.1 L 25 6 5 5 3 6 0 0 0 0 0 1 25 49 10.38 2.769													
Hy Cohen, R (5, 1) ERA: 7.47	0.2 3 2 1 1 0 0 0 0 0 0 0 0 3 3 13.50 3.000													
John Andre, R (6, 1) ERA: 6.0	1.0 3 0 0 0 0 0 0 0 0 0 0 0 3 3 0.00 0.000													
Hal Jeffcoat, R (7, 1) ERA: 2.3	3.0 11 3 1 1 1 0 0 0 0 0 0 1 13 13 3.00 1.000													

Milwaukee Braves @ Chicago Cubs
Wrigley Field, Chicago, IL
Fri May 27 1955, 3:33 AM CDT
Att. 8,848 - Unknown

livebaseballscorecards.com

AB 36
R 7
H 11
RBI 7
BB 6
SO 4
LOB 19



Batter	1	2	3	4	5	6	7	8	9	AB R H RBI BB SO LOB
Eddie Miksis, R OBP: 0.318, SLG: 0.366 (1, 8)	0-0 5-3 1B		0-0 3-1 SH3 1B		0-0 P5		0-3 K		0-0 6-3	5 1 2 0 0 1 1
Gene Baker, R OBP: 0.358, SLG: 0.421 (1, 4)	0-0 5-3 1-2		0-0 SH3 1-2		0-3 K		0-0 HR 2B		4-0 BB 1B BB	3 1 1 0 0 1 1 2
Bob Speake, L OBP: 0.356, SLG: 0.692 (1, 7)	0-0 F8		0-0 3-1 2-3		0-0 G3		0-0 HR		0-0 BB 1B	5 1 2 2 0 0 3
Randy Jackson, R OBP: 0.346, SLG: 0.478 (1, 5)	0-0 F9		0-0 1B		0-0 HR		0-0 6-3		4-0 1-2 2-3 BB	4 1 2 2 1 0 1
Ted Tappe, L OBP: 0.393, SLG: 0.533 (1, 9)		4-0 14 2B SF8-6-5 BB	0-0 F9		0-3 K		0-0 P4		0-3 K	4 1 0 0 1 2 4
14 Ernie Banks, R OBP: 0.293, SLG: 0.464 (1, 6)		0-0 1-3 2B		0-0 CS 1B		0-0 1B 1B		0-3 K		4 0 3 0 0 1 0
Dee Fondy, L OBP: 0.283, SLG: 0.477 (1, 3)		4-0 IBB		0-3 K		0-0 FC6-4 1B		0-0 G1		3 0 1 0 1 1 1
Clyde McCullough, R OBP: 0.333, SLG: 0.188 (1, 2)		0-0 SF8-6-5		0-3 K		0-0 FC6-4		0-0 F3		1 0 0 1 0 1 1 2 0 0 0 0 0 2
Harry Chiti, R OBP: 0.267, SLG: 0.413 (6, PH) (7, 2)		0-0 2-3 3-H K		0-3 1-2 K		0-0 1-2 K		0-0 G1		1 0 0 0 0 0 1 1 0 0 0 0 0 0 0 0 0 0 0 0 0 1 0 0 0 0 0 0 0 0 0 0 1 0 0 0 0 0 0 2 0 0 0 0 0 0 0 0 1 0 0 0 0 0 0 0
Sam Jones, R OBP: 0.167, SLG: 0.167 (1, 1)		0-3 K		4-0 BB		0-0 4-3				

BOTTOM

Milwaukee Braves @ Chicago Cubs
 Wrigley Field, Chicago, IL
 Fri May 27 1955, 3:33 AM CDT
 Att. 8,848 - Unknown

livebaseballscorecards.com

AB	34
R	5
H	11
RBI	5
BB	5
SO	8
LOB	18



Inning Stats	R: 0	H: 1	E: 0	LOB: 1	K: 0	BB: 0	S: 4	P: 4
	R: 1	H: 1	E: 0	LOB: 1	K: 1	BB: 2	S: 5	P: 13
	R: 1	H: 2	E: 0	LOB: 1	K: 0	BB: 0	S: 5	P: 5
	R: 0	H: 1	E: 0	LOB: 1	K: 2	BB: 0	S: 7	P: 7
	R: 0	H: 0	E: 0	LOB: 1	K: 1	BB: 1	S: 5	P: 9
	R: 1	H: 3	E: 0	LOB: 2	K: 1	BB: 0	S: 8	P: 8
	R: 2	H: 2	E: 0	LOB: 0	K: 1	BB: 0	S: 7	P: 7
	R: 0	H: 0	E: 0	LOB: 0	K: 1	BB: 0	S: 5	P: 5
	R: 0	H: 1	E: 0	LOB: 3	K: 1	BB: 2	S: 6	P: 14

PITCHER	IP	WLS	BF	H	R	ER	SO	BB	IBB	HBP	BLK	WP	HR	S	P	ERA	WHIP
Gene Conley, R ERA: 3.04 (1, 1)	7.0	W	32	10	5	5	6	2	1	0	0	0	2	41	53	6.43	1.714
Bob Buhl, R ERA: 3.41 (8, 1)	2.0	S	9	1	0	0	2	2	0	0	0	0	0	11	19	0.00	1.500

WP: 0	PA: 41
PB: 0	
SB: 0	
CS: 1	

ERA WHIP

Batter	1	2	3	4	5	6	7	8	9	AB R H RBI BB SO LOB	TOP	
Bill Bruton, L (1, 8) OBP: 0.308, SLG: 0.411	0-0 6-3		0-0 F4		0-0 F7			0-0 F4		4 0 0 0 0 0 1		
Danny O'Connell, R (1, 4) OBP: 0.348, SLG: 0.381 (6, 5)	0-0 1B		0-0 6-3		0-0 F8			0-0 F4		4 0 1 0 0 0 1		
Chuck Tanner, L (1, 7) OBP: 0.404, SLG: 0.561	0-3 K			0-0 3B		0-0 F6		0-0 1B		4 0 2 0 0 1 1		
Hank Aaron, R (1, 9) OBP: 0.345, SLG: 0.585	0-0 F9			0-0 E3 6-3		0-0 HR		0-0 F9		4 1 1 1 0 0 3		
Andy Pafko, R (1, 5) OBP: 0.333, SLG: 0.351 Bobby Thomson, R (6, PH) OBP: 0.260, SLG: 0.347 Jack Dittmer, L (6, 4) OBP: 0.182, SLG: 0.143		0-0 F8		0-0 F8		0-3 K		0-3 K		2 0 0 0 0 0 2 1 0 0 0 0 1 0 1 0 0 0 0 1 0		
Johnny Logan, R (1, 6) OBP: 0.392, SLG: 0.455		0-0 F8		0-0 6-3 1-2f		0-0 F8		0-0 6-3		4 0 0 0 0 0 2		
George Crowe, L (1, 3) OBP: 0.452, SLG: 0.640		0-0 3B			0-0 HR		0-0 G3		0-0 F9	4 1 2 1 0 0 0		
Del Crandall, R (1, 2) OBP: 0.216, SLG: 0.292		0-0 F7			0-0 F7		0-3 K			3 0 0 0 0 1 1		
Chet Nichols, S (1, 1) OBP: 0.095, SLG: 0.143 Ernie Johnson, R (6, 1) OBP: 0.222, SLG: 0.125 Joe Adcock, R (7, PH) OBP: 0.322, SLG: 0.409 Humberto Robinson, R (7, 1)			0-3 K		0-0 E1		0-0 3-1			2 0 0 0 0 1 0 0 0 0 0 0 0 0 1 0 0 0 0 0 0 0 0 0 0 0 0 0		
Inning Stats	R: 0 H: 1 E: 0 LOB: 1 K: 1 BB: 0 S: 6 P: 6	R: 0 H: 1 E: 0 LOB: 1 K: 0 BB: 0 S: 4 P: 4	R: 0 H: 0 E: 0 LOB: 0 K: 1 BB: 0 S: 5 P: 5	R: 0 H: 1 E: 1 LOB: 1 K: 0 BB: 0 S: 4 P: 4	R: 1 H: 1 E: 1 LOB: 1 K: 0 BB: 0 S: 5 P: 5	R: 1 H: 1 E: 0 LOB: 0 K: 1 BB: 0 S: 6 P: 6	R: 0 H: 0 E: 0 LOB: 0 K: 1 BB: 0 S: 5 P: 5	R: 0 H: 1 E: 0 LOB: 1 K: 0 BB: 0 S: 4 P: 4	R: 0 H: 0 E: 0 LOB: 0 K: 1 BB: 0 S: 5 P: 5	1B: 2 SF: 0 2B: 1 SAC: 0 3B: 2 DP: 1 HR: 2 HBP: 0	WP: 0 PA: 34 PB: 0 SB: 0 CS: 0	
PITCHER Warren Hacker, R (1, 1) ERA: 1.67	IP WLS BF H R ER SO BB IBB HBP BLK WP HR S P ERA WHIP											PITCHER IP WLS BF H R ER SO BB IBB HBP BLK WP HR S P ERA WHIP

Milwaukee Braves @ Chicago Cubs
Wrigley Field, Chicago, IL
Sat May 28 1955, 3:33 AM CDT
Att: 17,772 - Unknown

livebaseballscorecards.com

AB 34
R 2
H 6
RBI 2
BB 0
SO 5
LOB 11



Batter	1	2	3	4	5	6	7	8	9	AB	R	H	RBI	BB	SO	LOB
Eddie Miksis, R OBP: 0.324, SLG: 0.365 (1, 8) X	0-0 F6		4-0 BB		0-0 F7	0-0 FC6-4 1-2 2-H 1B				3	0	1	1	1	0	0
Gene Baker, R OBP: 0.349, SLG: 0.409 (1, 4) X	0-0 6-3		0-0 F9		0-0 5-3	0-0 FC6-4 1-2f				4	0	0	0	0	0	3
Bob Speake, L OBP: 0.352, SLG: 0.667 (1, 7) B B B	4-0 FC5-4 BB			0-0 E1 2B 2B	0-3 K			0-0 F8		3	1	0	0	1	1	0
Randy Jackson, R OBP: 0.343, SLG: 0.479 (1, 5) X	0-0 FC5-4 1-2f			0-0 2B 2B		0-0 F5	0-0 F2			4	1	1	0	0	0	1
Ted Tappe, L OBP: 0.400, SLG: 0.521 (1, 9) X		0-0 14 1B 1B		0-3 K		4-0 14 HR BB	0-3 K			3	1	1	0	1	2	2
14 Ernie Banks, R OBP: 0.304, SLG: 0.487 (1, 6) X		0-0 G4-6-3 1-2 1B		4-0 2B IBB		0-0 HR	0-0 F8			3	1	2	2	1	0	0
Dee Fondy, L OBP: 0.288, SLG: 0.474 (1, 3) X		0-0 G4-6-3 1-2f		0-3 K		0-0 E 1B 1B	4-0 G6-4-3 BB			3	1	1	0	1	1	4
Harry Chiti, R OBP: 0.286, SLG: 0.417 (1, 2) X			0-0 F7		0-0 2B	0-0 F8	0-0 G6-4-3			4	0	1	2	0	0	2
Warren Hacker, R OBP: 0.105, SLG: 0.105 (1, 1) X			0-0 5-3		0-3 K	0-0 E4 1B				3	0	0	0	0	1	3

Inning Stats	R: 0	H: 0	E: 0	K: 0	S: 3	H: 0	LOB: 1	BB: 1	P: 7	R: 0	H: 2	E: 0	K: 0	S: 3	H: 0	LOB: 0	BB: 0	P: 3	R: 0	H: 0	E: 0	K: 0	S: 3	R: 2	H: 2	E: 1	K: 3	S: 12	H: 0	LOB: 0	BB: 0	P: 5	R: 3	H: 3	E: 1	K: 0	S: 7	H: 0	LOB: 0	BB: 0	P: 5	R: 0	H: 0	E: 0	K: 1	S: 5	R: 0	H: 0	E: 0	K: 0	S: 2	R: 0	H: 0	E: 0	K: 0	S: 6	1B: 4	SF: 0	2B: 2	SAC: 0	3B: 0	DP: 2	HR: 1	HBP: 0	WP: 0	PA: 35
--------------	------	------	------	------	------	------	--------	-------	------	------	------	------	------	------	------	--------	-------	------	------	------	------	------	------	------	------	------	------	-------	------	--------	-------	------	------	------	------	------	------	------	--------	-------	------	------	------	------	------	------	------	------	------	------	------	------	------	------	------	------	-------	-------	-------	--------	-------	-------	-------	--------	-------	--------


PITCHER	IP	WLS	BF	H	R	ER	SO	BB	IBB	HBP	BLK	WP	HR	S	P	ERA	WHIP
Chet Nichols, L ERA: 2.98 (1, 1)	5.2	L	28	7	5	2	4	3	1	0	0	0	1	32	48	3.18	1.765
Ernie Johnson, R ERA: 2.2 (6, 1)	0.1		1	0	0	0	0	0	0	0	0	0	0	1	1	0.00	0.000
Humberto Robinson, R ERA: 6.0 (7, 1)	2.0		6	0	0	0	1	1	0	0	0	0	0	7	11	0.00	0.500

BOTTOM

Milwaukee Braves @ Chicago Cubs
Wrigley Field, Chicago, IL
Sat May 28 1955, 3:33 AM CDT
Att. 17,772 - Unknown

livebaseballscorecards.com

AB	30
R	5
H	7
RBI	5
BB	5
SO	5
LOB	15



Batter	1	2	3	4	5	6	7	8	9	AB R H RBI BB SO LOB	TOP																								
Bill Bruton, L (1, 8) OBP: 0.316, SLG: 0.422	0-0 G3-6 1B		0-0 G4-6-3 1-2f		0-0 2B 2B		0-0 G3-6-3 1B		0-0 4-3	5 1 3 1 0 0 1	Milwaukee Braves @ Chicago Cubs Wrigley Field, Chicago, IL Sun May 29 1955, 3:33 AM CDT Att. 22,796 - Unknown																								
Chuck Tanner, L (1, 7) OBP: 0.404, SLG: 0.565	0-0 G3-6 1-2f			0-0 4-3	0-0 HR 2B		0-0 G3-6-3 1-2f		0-0 1B	5 1 2 1 0 0 2																									
Hank Aaron, R (1, 9) OBP: 0.346, SLG: 0.580	0-3 K			0-0 1B SF9	0-0 1-3		0-0 1B		0-0 F8	5 1 2 0 0 1 2																									
George Crowe, L (1, 3) OBP: 0.472, SLG: 0.724		4-0 WP BB		0-0 BB 1B	0-0 HR		0-0 F9		0-3 K2-3	4 1 2 2 1 1 2																									
Johnny Logan, R (1, 6) OBP: 0.394, SLG: 0.459		0-0 L3 1-2		0-0 SF9	0-0 FC6-4 1B			0-0 PB 2B 1B		3 1 2 1 0 0 1																									
Danny O'Connell, R (1, 4) OBP: 0.352, SLG: 0.387		0-0 1-3 2-3		4-0 BB 1-2	0-0 FC6-4 1-2f			0-0 2B		3 0 1 1 1 0 2																									
Andy Pafko, R (1, 5) OBP: 0.322, SLG: 0.338 Jim Pendleton, R (7, 5)		0-0 F9		0-0 F8		0-0 5-3		0-0 5-3		3 0 0 0 0 0 3 1 0 0 0 0 0 1																									
Del Crandall, R (1, 2) OBP: 0.209, SLG: 0.282			0-0 6-3		0-0 6-3	0-0 6-3		0-0 6-3		4 0 0 0 0 0 1																									
Lew Burdette, R (1, 1) OBP: 0.286, SLG: 0.263 Bobby Thomson, R (5, PH) OBP: 0.267, SLG: 0.375 Ernie Johnson, R (5, 1) OBP: 0.200, SLG: 0.111 Charlie White, L (8, PH) OBP: 0.361, SLG: 0.267 Roberto Vargas, L (8, 1)			0-0 G4-6-3 1B		0-0 2B 3B	0-3 K		0-0 4-3		1 0 1 0 0 0 0 1 1 1 0 0 0 0 1 0 0 0 0 1 0 1 0 0 0 0 0 1 0 0 0 0 0 0 0																									
Inning Stats	R: 0 E: 0 K: 1 S: 5	H: 1 LOB: 0 BB: 0 P: 5	R: 0 E: 0 K: 0 S: 3	H: 0 LOB: 1 BB: 1 P: 7	R: 0 E: 0 K: 0 S: 3	H: 1 LOB: 0 BB: 0 P: 3	R: 1 E: 0 K: 0 S: 5	H: 2 LOB: 2 BB: 1 P: 9	R: 4 E: 0 K: 0 S: 8	H: 5 LOB: 1 BB: 0 P: 8		R: 0 E: 0 K: 1 S: 5	H: 0 LOB: 0 BB: 0 P: 5	R: 0 E: 0 K: 0 S: 4	H: 2 LOB: 1 BB: 0 P: 4	R: 1 E: 0 K: 0 S: 5	H: 2 LOB: 1 BB: 0 P: 5	R: 0 E: 0 K: 1 S: 6	H: 1 LOB: 1 BB: 0 P: 6	1B: 9 2B: 3 3B: 1 HR: 1	SF: 1 SAC: 0 DP: 3 HBP: 0	WP: 1 PB: 1 SB: 0 CS: 0	PA: 40												
PITCHER	IP WLS BF H R ER SO BB IBB HBP BLK WP HR S P ERA WHIP																																		
Bob Rush, R (1, 1) ERA: 2.7	4.2	22	8	5	5	1	2	0	0	0	1	1	22	30	9.64	2.143																			
Hal Jeffcoat, R (5, 1) ERA: 2.27	4.1	W	18	6	1	1	2	0	0	0	0	0	22	22	2.08	1.385																			

livebaseballscorecards.com

AB 37
R 6
H 14
RBI 6
BB 2
SO 3
LOB 16



Batter	1	2	3	4	5	6	7	8	9	AB	R	H	RBI	BB	SO	LOB
Eddie Miksis, R OBP: 0.319, SLG: 0.359 (1, 8)	0-0 F2		0-0 1B 1B	0-0 4-3		0-0 F4	0-0 F6			5	1	1	0	0	0	1
Gene Baker, R OBP: 0.351, SLG: 0.405 (1, 4)	0-0 F4		0-0 6-3 14 HR 1B	0-0 5-3		4-0 BB HR BB	0-0 F7			4	2	1	0	1	0	1
Bob Speake, L OBP: 0.365, SLG: 0.655 (1, 7)	0-0 5-3		0-0 14 HR 6-3 1B	4-0 1B 2B BB		4-0 1-2 HR BB		0-0 G3		3	3	1	1	2	0	0
Randy Jackson, R OBP: 0.345, SLG: 0.500 (1, 5)		0-0 F8	0-0 6-3	0-0 2B 1B		0-0 1-H 2-H HR		0-0 F9		5	1	2	3	0	0	2
Ted Tappe, L OBP: 0.413, SLG: 0.540 (1, 9)		0-3 K	4-0 14 HR IBB	0-0 1-3 2B		0-0 1B		0-0 4-3		2	1	1	1	1	1	0
Jim King, L OBP: 0.200, SLG: 0.111 (4, PR) (5, 9)				1-3 3-H 2B						2	0	1	0	0	0	0
14 Ernie Banks, R OBP: 0.308, SLG: 0.513 (1, 6)		0-0 2B	0-0 1-H 2-H 3-H HR	0-0 6-3		0-3 K				4	1	2	4	0	1	3
Dee Fondy, L OBP: 0.293, SLG: 0.468 (1, 3)		4-0 IBB	1-0 1B HBP		0-0 4-3	0-0 G3				2	0	0	0	1	0	1
Harry Chiti, R OBP: 0.285, SLG: 0.411 (1, 2)		0-0 F9	0-0 1-2 1B		0-3 K		0-0 F6			4	0	1	0	0	1	2
Bob Rush, R OBP: 0.111, SLG: 0.222 (1, 1)			K		0-3 K		0-0 E6			2	0	0	0	0	1	2
Hal Jeffcoat, R OBP: 0.300, SLG: 0.556 (5, 1)			4-3							2	0	0	0	0	1	0

Inning Stats	R: 0	H: 0	E: 0	K: 0	S: 3	R: 0	H: 1	E: 0	K: 1	S: 6	R: 5	H: 5	E: 0	K: 1	S: 10	R: 1	H: 2	E: 0	K: 0	S: 5	R: 0	H: 0	E: 0	K: 2	S: 7	R: 3	H: 2	E: 1	K: 1	S: 4	R: 0	H: 0	E: 0	K: 0	S: 3	R: 0	H: 0	E: 0	K: 0	S: 3														
PITCHER	IP	WLS	BF	H	R	ER	SO	BB	IBB	HBP	BLK	WP	HR	S	P	ERA	WHIP													IP	WLS	BF	H	R	ER	SO	BB	IBB	HBP	BLK	WP	HR	S	P	ERA	WHIP								
Lew Burdette, R ERA: 6.65 (1, 1)	4.0	L	24	8	6	6	2	1	2	1	0	0	0	1	24	37	13.50	2.250																																				
Ernie Johnson, R ERA: 2.84 (5, 1)	3.0		14	2	3	3	3	2	0	0	0	0	0	1	18	26	9.00	1.333																																				
Roberto Vargas, L ERA: 8.68 (8, 1)	1.0		3	0	0	0	0	0	0	0	0	0	0	0	3	3	0.00	0.000																																				

BOTTOM

Milwaukee Braves @ Chicago Cubs
Wrigley Field, Chicago, IL
Sun May 29 1955, 3:33 AM CDT
Att. 22,796 - Unknown

livebaseballscorecards.com

AB	35
R	9
H	10
RBI	9
BB	5
SO	5
LOB	12



WP: 0	PA: 41
PB: 0	
SB: 0	
CS: 0	

Batter	1	2	3	4	5	6	7	8	9	AB R H RBI BB SO LOB	TOP																
Bill Bruton, L (1, 8) OBP: 0.321, SLG: 0.421	4-0 1B BB	0-0 1B		0-0 FC1-2 1B	0-0 F9		0-0 4-3		0-0 F8	5 1 2 0 1 0 5																	
Chuck Tanner, L (1, 9) OBP: 0.397, SLG: 0.538	0-0 P5	0-0 1B		0-0 F5		0-0 FC6-4 1B	0-0 F7		0-0 E4	6 0 2 0 0 0 5																	
Hank Aaron, R (1, 4) OBP: 0.346, SLG: 0.577	0-0 1B SF8 1B	0-0 F7		0-0 FC1-2 1B		0-0 FC6-4 WP E		0-0 1B 2B	0-3 K	6 3 2 0 0 1 8																	
George Crowe, L (1, 3) OBP: 0.488, SLG: 0.706	0-0 SF8 1B	0-0 G3			0-0 P6	0-0 E8 2B 1B		0-0 SH1-4 1B		5 2 3 2 0 0 3																	
Johnny Logan, R (1, 6) OBP: 0.397, SLG: 0.470	0-0 SF8		0-0 1-3		0-0 BB 5-4-3 1B		0-0 SH1-4 2B		0-0 SH1-4	3 1 2 2 0 0 0																	
Bobby Thomson, R (1, 7) OBP: 0.266, SLG: 0.370	0-0		0-3 K		0-0 5-4-3		0-3 K		4-0 G6-4-3 IBB	4 0 1 1 0 2 2																	
Eddie Mathews, L (8, PH) OBP: 0.424, SLG: 0.495					1-2					0 0 0 0 1 0 0																	
Andy Paiko, R (8, PR) OBP: 0.322, SLG: 0.338	2-H 1B									0 0 0 0 0 0 0																	
Danny O'Connell, R (1, 5) OBP: 0.348, SLG: 0.381	0-0 F7		0-0 6-3		0-0 BB BB 1B		0-0 5-3		0-0 G6-4-3	5 0 1 0 0 0 4																	
Del Crandall, R (1, 2) OBP: 0.224, SLG: 0.289		0-0 F3		0-0 1B FC1-2 1B	4-0 BB BB		0-0 SH1-4 1B		0-0 6-3	4 0 2 0 1 0 0																	
Warren Spahn, L (1, 1) OBP: 0.150, SLG: 0.158		0-0		0-0 P1	4-0 BB BB		0-0 SH1-4		0-0 E 1B	2 0 1 1 1 0 1																	
Bob Buhl, R (6, 1) OBP: 0.096, SLG: 0.143		0-0 1B 1B			1-2 2-3 3-H BB					0 0 0 0 0 0 0																	
Dave Jolly, R (8, 1) OBP: 0.290, SLG: 0.500										0 0 0 0 0 0 0																	
Joe Adcock, R (9, PH) OBP: 0.227, SLG: 0.414										1 0 1 0 0 0 0																	
Roberto Vargas, L (9, 1) OBP: 0.227, SLG: 0.414										0 0 0 0 0 0 0																	
Inning Stats	R: 3 E: 0 K: 0 S: 6	H: 3 LOB: 1 BB: 1 P: 10	R: 0 E: 0 K: 0 S: 6	H: 3 LOB: 3 BB: 0 P: 6	R: 0 E: 0 K: 1 S: 5	H: 0 LOB: 0 BB: 0 P: 5	R: 0 E: 0 K: 0 S: 5	H: 2 LOB: 2 BB: 0 P: 5	R: 1 E: 0 K: 0 S: 5	H: 2 LOB: 3 BB: 2 P: 13	R: 2 E: 1 K: 1 S: 8	H: 3 LOB: 1 BB: 0 P: 8	R: 0 E: 0 K: 0 S: 4	H: 1 LOB: 1 BB: 0 P: 4	R: 1 E: 0 K: 0 S: 4	H: 2 LOB: 2 BB: 1 P: 8	R: 0 E: 1 K: 1 S: 7	H: 1 LOB: 2 BB: 0 P: 7	1B: 15 2B: 2 3B: 0 HR: 0	SF: 1 SAC: 2 DP: 1 HBP: 0	WP: 1 PB: 0 SB: 0 CS: 0	PA: 48					
PITCHER	IP WLS BF H R ER SO BB IBB HBP BLK WP HR S P ERA WHIP																										
Art Fowler, R (1, 1) ERA: 4.43	1.1		11	6	3	3	0	1	0	0	0	0	0	10	14	20.25	5.250										
Steve Ridzik, R (2, 1) ERA: 3.45	4.0		21	7	3	2	1	2	0	0	0	1	0	21	29	4.50	2.250										
Gerry Staley, R (6, 1) ERA: 4.69	1.2		6	1	0	0	1	0	0	0	0	0	0	8	8	0.00	0.600										
Hersh Freeman, R (8, 1) ERA: 1.98	1.0	L	5	2	1	1	0	0	1	0	0	0	0	4	8	9.00	2.000										
Johnny Klippstein, R (9, 1) ERA: 4.45	1.0		5	1	0	0	1	0	0	0	0	0	0	7	7	0.00	1.000										

Milwaukee Braves @ Cincinnati Redlegs
Crosley Field, Cincinnati, OH
Mon May 30 1955, 3:33 AM EDT
Unknown

AB	41
R	7
H	17
RBI	6
BB	4
SO	3
LOB	28



WP	1	PA	48
PB	0		
SB	0		
CS	0		


PITCHER	IP	WLS	BF	H	R	ER	SO	BB	IBB	HBP	BLK	WP	HR	S	P	ERA	WHIP
Art Fowler, R	1.1		11	6	3	3	0	1	0	0	0	0	0	10	14	20.25	5.250
Steve Ridzik, R	4.0		21	7	3	2	1	2	0	0	0	1	0	21	29	4.50	2.250
Gerry Staley, R	1.2		6	1	0	0	1	0	0	0	0	0	0	8	8	0.00	0.600
Hersh Freeman, R	1.0	L	5	2	1	1	0	0	1	0	0	0	0	4	8	9.00	2.000
Johnny Klippstein, R	1.0		5	1	0	0	1	0	0	0	0	0	0	7	7	0.00	1.000

BOTTOM

Milwaukee Braves @ Cincinnati Redlegs
Crosley Field, Cincinnati, OH
Mon May 30 1955, 3:33 AM EDT
Unknown

livebaseballscorecards.com

AB 38
R 6
H 12
RBI 6
BB 3
SO 5
LOB 23



WP: 0 PA: 42
PB: 0
SB: 0
CS: 0

AB R H RBI BB SO LOB

3 1 0 0 2 0 0

5 3 2 1 0 1 5

5 1 2 1 0 1 1

5 0 2 2 0 0 2

5 1 2 0 0 0 3

4 0 1 1 1 1 4

2 0 1 1 0 0 1

1 0 0 0 0 0 2

0 0 0 0 0 0 0

1 0 1 0 0 0 0

0 0 0 0 0 0 0

0 0 0 0 0 0 0

1 0 0 0 0 0 1

0 0 0 0 0 0 0


1B: 9 SF: 0
2B: 2 SAC: 1
3B: 1 DP: 1
HR: 1 HBP: 0

Batter	1	2	3	4	5	6	7	8	9
Johnny Temple, R (1, 4) OBP: 0.370, SLG: 0.291	0-0 F8		0-0 E4		0-0 6-3		4-0 FC1-5 1B BB	4-0 BB	
Stan Palys, R (1, 7) OBP: 0.361, SLG: 0.480	0-0 HR		0-0 FC4-6			0-0 1B 1B 2B	0-0 FC1-5 1B FC4-6	0-3 K	
Gus Bell, L (1, 8) OBP: 0.307, SLG: 0.394	0-0 P6		0-3 K			0-0 1B 1B	0-0 FC4-6 1B	0-0 3-1	
Ted Kluszewski, L (1, 3) OBP: 0.393, SLG: 0.617	0-0 4-3		0-0 G3			0-0 1B 1B	0-0 FC4-6 1B	0-0 1B	
Wally Post, R (1, 9) OBP: 0.341, SLG: 0.529		0-0 1B 3B		0-0 5-3		0-0 P4	0-0 1B	0-0 F9	
Smoky Burgess, L (1, 2) OBP: 0.363, SLG: 0.554		0-0 F9		4-0 L4-3 BB		0-0 FC6-4 1B	0-0 F5	0-3 K	
Bobby Adams, R (1, 5) OBP: 0.250, SLG: 0.286		0-0		0-0 L4-3		0-0 F8		0-0 SH3-4 1B	
Bob Thurman, L (6, PH) OBP: 0.279, SLG: 0.575		0-0		0-0					
Rocky Bridges, R (7, 5) OBP: 0.444, SLG: 0.286		0-0		1-2					
Chuck Harmon, R (8, PH) OBP: 0.302, SLG: 0.416		3-H 1B							
Roy McMillan, R (1, 6) OBP: 0.295, SLG: 0.260		0-0 F8			0-0 F8	0-0 FC6-4		0-0 SH3-4	
Art Fowler, R (1, 1) OBP: 0.714, SLG: 0.091		0-3 K			0-3 K		0-0 FC1-5 BB 1B	0-0 F3	
Steve Ruzik, R (2, 1) OBP: 0.111, SLG: 0.111									
Gerry Staley, R (6, 1) OBP: 0.188, SLG: 0.200									
Bob Borkowski, R (7, PH) OBP: 0.188, SLG: 0.200									
Hersh Freeman, R (8, 1) OBP: 0.278, SLG: 0.390									
Ray Jablonski, R (8, PH) OBP: 0.426, SLG: 0.200									

Inning Stats	R: 1	H: 1	E: 0	K: 0	S: 4	LOB: 0	BB: 0	P: 4	R: 1	H: 2	E: 0	K: 1	S: 7	LOB: 1	BB: 0	P: 7	R: 0	H: 0	E: 1	K: 1	S: 6	LOB: 1	BB: 0	P: 6	R: 0	H: 0	E: 0	K: 0	S: 2	LOB: 0	BB: 1	P: 6	R: 0	H: 0	E: 0	K: 1	S: 5	LOB: 0	BB: 0	P: 5	R: 2	H: 4	E: 0	K: 0	S: 7	LOB: 2	BB: 0	P: 7	R: 2	H: 3	E: 0	K: 0	S: 6	LOB: 2	BB: 1	P: 10	R: 0	H: 1	E: 0	K: 1	S: 6	LOB: 2	BB: 1	P: 10	R: 0	H: 1	E: 0	K: 1	S: 6	LOB: 1	BB: 0	P: 6	1B: 9	SF: 0	2B: 2	SAC: 1	3B: 1	DP: 1	HR: 1	HBP: 0	WP: 0	PA: 42
--------------	------	------	------	------	------	--------	-------	------	------	------	------	------	------	--------	-------	------	------	------	------	------	------	--------	-------	------	------	------	------	------	------	--------	-------	------	------	------	------	------	------	--------	-------	------	------	------	------	------	------	--------	-------	------	------	------	------	------	------	--------	-------	-------	------	------	------	------	------	--------	-------	-------	------	------	------	------	------	--------	-------	------	-------	-------	-------	--------	-------	-------	-------	--------	-------	--------

PITCHER	IP	WLS	BF	H	R	ER	SO	BB	IBB	HBP	BLK	WP	HR	S	P	ERA	WHIP
Warren Spahn, L (1, 1) ERA: 4.2	5.0		22	6	4	4	3	1	0	0	0	0	1	27	31	7.20	1.400
Bob Buhl, R (6, 1) ERA: 3.76	1.1		7	2	2	2	0	1	0	0	0	0	0	6	10	13.50	2.250
Chet Nichols, L (7, 1) ERA: 2.95	0.2	W	4	2	0	0	0	0	0	0	0	0	0	4	4	0.00	3.000
Dave Jolly, R (8, 1) ERA: 4.94	1.0		5	1	0	0	1	1	0	0	0	0	0	6	10	0.00	2.000
Roberto Vargas, L (9, 1) ERA: 7.84	1.0	S	4	1	0	0	1	0	0	0	0	0	0	6	6	0.00	1.000

PITCHER	IP	WLS	BF	H	R	ER	SO	BB	IBB	HBP	BLK	WP	HR	S	P	ERA	WHIP
Warren Spahn, L (1, 1) ERA: 4.2	5.0		22	6	4	4	3	1	0	0	0	0	1	27	31	7.20	1.400
Bob Buhl, R (6, 1) ERA: 3.76	1.1		7	2	2	2	0	1	0	0	0	0	0	6	10	13.50	2.250
Chet Nichols, L (7, 1) ERA: 2.95	0.2	W	4	2	0	0	0	0	0	0	0	0	0	4	4	0.00	3.000
Dave Jolly, R (8, 1) ERA: 4.94	1.0		5	1	0	0	1	1	0	0	0	0	0	6	10	0.00	2.000
Roberto Vargas, L (9, 1) ERA: 7.84	1.0	S	4	1	0	0	1	0	0	0	0	0	0	6	6	0.00	1.000

Batter	1	2	3	4	5	6	7	8	9	AB R H RBI BB SO LOB	TOP											
Bill Bruton, L (1, 8) OBP: 0.318, SLG: 0.415	0-0 E 1B	0-0 F5		0-0 F8		0-0 P3			0-0 L9	5 1 1 0 0 0 3												
Chuck Tanner, L (1, 9) OBP: 0.381, SLG: 0.526	0-0 E4 1B HR	0-0 4-3			0-0 P4	0-0 1-3			0-0 BB 2B	5 2 1 0 0 0 3												
Hank Aaron, R (1, 4) OBP: 0.347, SLG: 0.572	0-0 HR 1B		0-0 P4		0-0 1-3		0-0 2-3		0-0 BB 2B 1B	5 2 2 1 0 0 0												
George Crowe, L (1, 3) OBP: 0.522, SLG: 0.784	0-0 HR		4-0 BB		0-0 HBP 2B 1B		0-3 K		4-0 2B FC4-2 BB	3 2 2 3 2 1 0												
Johnny Logan, R (1, 6) OBP: 0.397, SLG: 0.471	0-0 6-3		0-3 K		1-0 2B HBP		0-0 6-3		0-0 FC4-2 2B	4 1 1 2 0 1 1												
Bobby Thomson, R (1, 7) OBP: 0.272, SLG: 0.375	0-0 F8		0-0 P3		0-0 WP 2B			0-0 F5	4-0 FC4-2 IBB	4 0 1 2 1 0 1												
Danny O'Connell, R (1, 5) OBP: 0.337, SLG: 0.368	0-0 F7		0-3 K		0-0 F9			0-0 6-3	0-0 FC4-2	5 0 0 0 0 1 4												
Del Crandall, R (1, 2) OBP: 0.230, SLG: 0.302		0-0 F2		0-0 PB 2B		0-3 K		0-0 1B	0-0 P6	5 0 2 0 0 1 3												
Joey Jay, S (1, 1) Humberto Robinson, R (3, 1) OBP: 1.000, SLG: 1.000 OBP: 0.167, SLG: 0.167		0-0 1B		0-3 K		0-0 1B		0-0 L4		1 0 1 0 0 0 0 3 0 1 0 0 1 2												
Inning Stats	R: 4 E: 1 K: 0 S: 7	H: 3 LOB: 0 BB: 0 P: 7	R: 0 E: 0 K: 0 S: 4	H: 1 LOB: 1 BB: 0 P: 4	R: 0 E: 0 K: 1 S: 5	H: 0 LOB: 1 BB: 1 P: 9	R: 0 E: 0 K: 2 S: 8	H: 1 LOB: 1 BB: 0 P: 8	R: 2 E: 0 K: 0 S: 5	H: 2 LOB: 1 BB: 0 P: 6	R: 0 E: 0 K: 1 S: 6	H: 1 LOB: 1 BB: 0 P: 6	R: 0 E: 0 K: 1 S: 5	H: 0 LOB: 0 BB: 0 P: 5	R: 0 E: 0 K: 0 S: 4	H: 1 LOB: 1 BB: 0 P: 4	R: 2 E: 0 K: 0 S: 6	H: 3 LOB: 3 BB: 2 P: 14	1B: 7 2B: 4 3B: 0 HR: 1	SF: 0 SAC: 0 DP: 0 HBP: 1	WP: 1 PB: 1 SB: 0 CS: 0	PA: 44
PITCHER	IP WLS BF H R ER SO BB IBB HBP BLK WP HR S P ERA WHIP																					
Bud Podbielan, R (1, 1) ERA: 2.28	6.0 L 29 8 6 5 4 1 0 1 0 1 0 1 35 40 7.50 1.500																					
Rudy Minarcin, R (7, 1) ERA: 4.33	2.0 7 1 0 0 1 0 0 0 0 0 0 0 9 9 0.00 0.500																					
Hersh Freeman, R (9, 1) ERA: 3.07	1.0 8 3 2 2 0 1 1 0 0 0 0 0 6 14 18.00 4.000																					

Milwaukee Braves @ Cincinnati Redlegs
 Crosley Field, Cincinnati, OH
 Mon May 30 1955, 3:38 AM EDT
 Att. 16,598 - Unknown

AB	40
R	8
H	12
RBI	8
BB	3
SO	5
LOB	17

WP: 1	PA: 44
PB: 1	
SB: 0	
CS: 0	

Batter	1	2	3	4	5	6	7	8	9	AB	R	H	RBI	BB	SO	LOB
Johnny Temple, R OBP: 0.376, SLG: 0.301 (1, 4)	0-0 L8	0-0 FC6-4 1-2 2-H 1B		0-0 1-2 1B		0-0 1B		0-0 1-3		5	0	3	1	0	0	2
Stan Pelys, R OBP: 0.352, SLG: 0.463 (1, 7)	0-0 6-3	0-0 FC6-4 1-2f		0-0 G1-6-4-3 1-2f 2-3		0-0 F8			0-0 FC3-6 1B	5	0	1	0	0	0	5
Gus Bell, L OBP: 0.309, SLG: 0.394 (1, 8)	0-0 2B 1B		0-0 1B HR 1B	0-0 F5			0-0 F7		0-0 FC3-6 FC6-4 1-2f	5	1	2	0	0	0	2
Ted Kluszewski, L OBP: 0.393, SLG: 0.616 (1, 3)	0-0 1-3 2B		0-0 1-2 HR 1B		0-0 L6		0-0 3-1		0-0 F8	5	1	2	0	0	0	1
Wally Post, R OBP: 0.337, SLG: 0.538 (1, 9)	0-0 5-3		0-0 1-H 2-H HR		0-0 F8		0-0 F2		0-0 FC6-4 1-2f	5	1	1	3	0	0	3
Hobie Landrith, L OBP: 0.325, SLG: 0.528 (1, 2)		0-0 F7	0-0 1-3		4-0 BB			0-3 K		3	0	0	0	1	1	0
Chuck Harmon, R OBP: 0.303, SLG: 0.405 (1, 5)		0-0 L7	1-0 CS HBP		0-3 K			4-0 BB BB		2	0	0	0	0	1	1
Smoky Burgess, L OBP: 0.368, SLG: 0.554 (8, PH)										0	0	0	0	1	0	0
Rocky Bridges, R OBP: 0.444, SLG: 0.286 (9, 6)										0	0	0	0	0	0	0
Roy McMillan, R OBP: 0.295, SLG: 0.256 (1, 6)		4-0 BB	0-0 F7 1B BB			0-0 P3		0-3 K		2	1	0	0	1	0	1
Bob Thurman, L OBP: 0.273, SLG: 0.561 (8, PH)										1	0	0	0	0	1	1
Bobby Adams, R OBP: 0.250, SLG: 0.286 (9, 5)										0	0	0	0	0	0	0
Bud Podbielan, R OBP: 0.500, SLG: 0.333 (1, 1)		0-0 1B BB		4-0 BB		0-0 P6		4-0 BB BB		1	0	1	0	1	0	0
Ray Jablonski, R OBP: 0.276, SLG: 0.357 (6, PH)										1	0	0	0	0	0	0
Rudy Minarcin, R OBP: 0.375, SLG: 0.286 (7, 1)										0	0	0	0	0	0	0
Bob Borkowski, R OBP: 0.235, SLG: 0.200 (8, PH)										0	0	0	0	1	0	0
Hersh Freeman, R (9, 1)										0	0	0	0	0	0	0

Inning Stats	R: 0	H: 2	E: 0	K: 0	S: 5	R: 1	H: 2	E: 0	K: 0	S: 5	R: 3	H: 3	E: 0	K: 0	S: 5	R: 0	H: 1	E: 0	K: 1	S: 3	R: 0	H: 0	E: 0	K: 1	S: 5	R: 0	H: 1	E: 0	K: 0	S: 4	R: 0	H: 0	E: 0	K: 2	S: 7	R: 0	H: 1	E: 0	K: 0	S: 4	R: 0	H: 1	E: 0	K: 0	S: 4	R: 0	H: 1	E: 0	K: 0	S: 4	1B: 8	SF: 0	2B: 1	SAC: 0	3B: 0	DP: 1	HR: 1	HBP: 1	WP: 0	PA: 41
--------------	------	------	------	------	------	------	------	------	------	------	------	------	------	------	------	------	------	------	------	------	------	------	------	------	------	------	------	------	------	------	------	------	------	------	------	------	------	------	------	------	------	------	------	------	------	------	------	------	------	------	-------	-------	-------	--------	-------	-------	-------	--------	-------	--------

PITCHER	IP	WLS	BF	H	R	ER	SO	BB	IBB	HBP	BLK	WP	HR	S	P	ERA	WHIP
Joey Jay, R ERA: 4.76 (1, 1)	2.0		14	7	4	4	0	1	0	0	0	0	1	13	17	18.00	4.000
Humberto Robinson, R ERA: 4.09 (3, 1)	7.0	W	27	3	0	0	3	4	0	1	0	0	0	28	45	0.00	1.000

BOTTOM

Milwaukee Braves @ Cincinnati Redlegs
Crosley Field, Cincinnati, OH
Mon May 30 1955, 3:38 AM EDT
Att. 16,598 - Unknown

livebaseballscorecards.com

AB	35
R	4
H	10
RBI	4
BB	5
SO	3
LOB	16



Batter	1	2	3	4	5	6	7	8	9	AB R H RBI BB SO LOB	TOP	
Bill Bruton, L (1, 8) OBP: 0.330, SLG: 0.431	1-2 	1-1 			2-2 		1-1 	2-1 		5 1 4 1 0 0 0		
Chuck Tanner, L (1, 9) OBP: 0.382, SLG: 0.500	4-1 	1-3 			2-2 		4-1 	2-2 		3 2 0 0 2 1 3		
Hank Aaron, R (1, 4) OBP: 0.344, SLG: 0.562	0-2 		2-3 		1-2 		0-1 		2-2 	5 1 1 1 0 1 3		
George Crowe, L (1, 3) OBP: 0.490, SLG: 0.714	1-2 		1-0 			0-2 	0-3 		3-2 	5 0 1 1 0 1 3		
Johnny Logan, R (1, 6) OBP: 0.397, SLG: 0.488	1-2 		0-0 			0-3 	0-0 		0-0 	5 1 2 3 0 1 1		
Bobby Thomson, R (1, 7) OBP: 0.277, SLG: 0.398		1-2 		1-1 		0-0 	1-2 		0-0 	4 1 2 1 0 0 1		
Danny O'Connell, R (1, 5) OBP: 0.335, SLG: 0.365		2-0 		3-3 		0-1 	1-0 			4 0 1 1 0 1 0		
Del Crandall, R (1, 2) OBP: 0.231, SLG: 0.308		0-0 		1-1 		1-1 		2-1 		4 1 1 0 0 0 2		
Gene Conley, R (1, 1) OBP: 0.194, SLG: 0.194 Roberto Vargas, L (4, 1) OBP: 0.192, SLG: 0.100 Ernie Johnson, R (4, 1) OBP: 0.331, SLG: 0.414 Joe Adcock, R (7, PH) OBP: 0.286, SLG: 0.263 Lew Burdette, R (7, 1) OBP: 0.421, SLG: 0.491 Eddie Matthews, L (8, PH) OBP: 0.095, SLG: 0.143 Chet Nichols, S (8, 1)		0-3 		1-3 			4-2 	2-1 		1 0 0 0 0 1 1 0 0 0 0 0 0 0 1 0 0 0 0 1 0 0 1 0 0 1 0 0 0 0 0 0 0 0 0 0 0 0 0 0 0 0 1 0 0 0 0 0 0 0 0 0 0 0 0 0		
Inning Stats	R: 1 H: 2 E: 0 LOB: 1 K: 0 BB: 1 S: 13 P: 20	R: 2 H: 3 E: 0 LOB: 1 K: 2 BB: 0 S: 14 P: 18	R: 0 H: 0 E: 0 LOB: 0 K: 1 BB: 0 S: 5 P: 8	R: 0 H: 0 E: 0 LOB: 0 K: 1 BB: 0 S: 7 P: 12	R: 0 H: 1 E: 0 LOB: 1 K: 1 BB: 0 S: 13 P: 19	R: 0 H: 2 E: 0 LOB: 2 K: 1 BB: 0 S: 12 P: 13	R: 5 H: 2 E: 1 LOB: 0 K: 1 BB: 2 S: 15 P: 26	R: 0 H: 1 E: 0 LOB: 1 K: 0 BB: 0 S: 9 P: 17	R: 0 H: 1 E: 0 LOB: 1 K: 0 BB: 0 S: 9 P: 14	1B: 7 SF: 1 2B: 3 SAC: 0 3B: 2 DP: 0 HR: 0 HBP: 0	WP: 0 PA: 42 PB: 0 SB: 0 CS: 0	
PITCHER Carl Erskine, R (1, 1) ERA: 2.22 Jim Hughes, R (7, 1) ERA: 2.6	IP WLS BF H R ER SO BB IBB HBP BLK WP HR S P ERA WHIP 6.1 W 32 10 8 6 7 3 0 0 0 0 0 0 75 110 8.53 2.053											PITCHER IP WLS BF H R ER SO BB IBB HBP BLK WP HR S P ERA WHIP 2.2 S 10 2 0 0 0 0 0 0 0 0 0 0 22 37 0.00 0.750

Milwaukee Braves @ Brooklyn Dodgers
 Ebbets Field, Brooklyn, NY
 Wed Jun 01 1955, 3:33 AM EDT
 Att: 18,380 - Unknown

AB	38
R	8
H	12
RBI	8
BB	3
SO	7
LOB	14



Batter	1	2	3	4	5	6	7	8	9	AB	R	H	RBI	BB	SO	LOB
Jim Gilliam, S OBP: 0.354, SLG: 0.354 (1, 4)	L9	4-2		1B 1-2 HR	G3-6-3		F9			4	1	0	0	1	0	3
Pee Wee Reese, R OBP: 0.331, SLG: 0.385 (1, 6)	HR			HR		HR		F7		4	3	2	2	1	1	0
Duke Snider, L OBP: 0.456, SLG: 0.688 (1, 8)	HR			HR		HR		CS 2B		5	3	4	6	0	0	0
Roy Campanella, R OBP: 0.399, SLG: 0.665 (1, 2)	BB E 1B			BB 1B BB		6-3		HR		4	1	2	1	1	0	0
Sandy Amoros, L OBP: 0.413, SLG: 0.521 (1, 7)	E4 BB			3-1		G5-4-3 BB		BB		3	0	1	0	2	0	1
Gil Hodges, R OBP: 0.407, SLG: 0.475 (1, 3)	G6-3 BB			F8		G5-4-3		L8		3	0	0	0	2	0	2
Carl Furillo, R OBP: 0.355, SLG: 0.497 (1, 9)	G6-3			HR BB		F6		FC1-6 HBP		2	1	0	0	1	0	6
Jackie Robinson, R OBP: 0.379, SLG: 0.373 (1, 5)		E4		HR		K		K		3	1	2	2	0	1	0
Don Hoak, R OBP: 0.316, SLG: 0.294 (7, 5)		4-2 2B		HR		K		K		1	0	0	0	0	1	1
Carl Erskine, R OBP: 0.222, SLG: 0.250 (1, 1)				BB 1B		G3-6-3 1B		FC1-6		3	1	2	0	0	1	1
Jim Hughes, R (7, 1)										1	0	0	0	0	0	1

Inning Stats	R: 2	H: 3	E: 1	K: 0	S: 13	LOB: 2	BB: 1	P: 23	R: 0	H: 1	E: 1	K: 1	S: 7	LOB: 0	BB: 0	P: 10	R: 0	H: 0	E: 0	K: 1	S: 5	LOB: 0	BB: 0	P: 9	R: 6	H: 5	E: 0	K: 0	S: 22	LOB: 3	BB: 4	P: 45	R: 0	H: 1	E: 0	K: 1	S: 9	LOB: 0	BB: 0	P: 10	R: 2	H: 1	E: 0	K: 0	S: 6	LOB: 0	BB: 2	P: 17	R: 0	H: 0	E: 0	K: 1	S: 7	LOB: 1	BB: 0	P: 10	R: 1	H: 2	E: 0	K: 0	S: 11	LOB: 1	BB: 1	P: 19
1B: 5	2B: 3	3B: 0	HR: 6	SF: 0	SAC: 0	DP: 4	HBP: 1	WP: 0	PB: 0	SB: 0	CS: 1	PA: 42																																																				

PITCHER	IP	WLS	BF	H	R	ER	SO	BB	IBB	HBP	BLK	WP	HR	S	P	ERA	WHIP
Gene Conley, R ERA: 3.66 (1, 1)	3.2	L	20	7	7	7	2	3	0	0	0	0	3	41	71	17.18	2.727
Roberto Vargas, L ERA: 8.71 (4, 1)	0.0		4	2	1	1	0	2	0	0	0	0	1	4	13	∞	∞
Ernie Johnson, R ERA: 3.18 (4, 1)	2.1		9	2	2	2	1	2	0	0	0	0	1	17	30	7.71	1.714
Lew Burdette, R ERA: 6.51 (7, 1)	1.0		4	0	0	0	1	0	0	1	0	0	0	7	10	0.00	0.000
Chet Nichols, L ERA: 3.05 (8, 1)	1.0		5	2	1	1	0	1	0	0	0	0	1	11	19	9.00	3.000

BOTTOM

Milwaukee Braves @ Brooklyn Dodgers
Ebbets Field, Brooklyn, NY
 Wed Jun 01 1955, 3:33 AM EDT
 Att. 18,380 - Unknown

AB	33
R	11
H	13
RBI	11
BB	8
SO	4
LOB	15



PITCHER	IP	WLS	BF	H	R	ER	SO	BB	IBB	HBP	BLK	WP	HR	S	P	ERA	WHIP
Gene Conley, R ERA: 3.66 (1, 1)	3.2	L	20	7	7	7	2	3	0	0	0	0	3	41	71	17.18	2.727

Batter	1	2	3	4	5	6	7	8	9	AB R H RBI BB SO LOB	TOP
Bill Bruton, L (1, 8) OBP: 0.333, SLG: 0.435 BB FC3-6 BB	4-2 FC3-6 BB		0-0 6-3 2B		3-2 4-3			2-3 K		3 0 1 0 1 1 0	
Chuck Tanner, L (1, 9) OBP: 0.361, SLG: 0.469 FC3-6 FC6-4 1-2f	1-2 FC3-6 FC6-4 1-2f		2-3 K		0-0 F6			2-2 F8		4 0 0 0 0 1 2	
Hank Aaron, R (1, 4) OBP: 0.337, SLG: 0.550 FC6-4 1B 1-2f	2-2 FC6-4 1B 1-2f		0-0 6-3		1-1 F8			0-1 F3		4 0 0 0 0 0 2	
George Crowe, L (1, 3) OBP: 0.473, SLG: 0.674 FC4 1B 1-3	3-2 FC4 1B 1-3		3-2 F6		3-3 K			1-1 4-3		4 0 1 0 0 1 1	
Johnny Logan, R (1, 6) OBP: 0.394, SLG: 0.500 FC4 1-2f	2-2 FC4 1-2f			1-1 G3		2-2 F4		0-0 HR		4 1 1 1 0 0 2	
Bobby Thomson, R (1, 7) OBP: 0.285, SLG: 0.402 K		0-3 K		1-0 FC3-6 1B		0-0 F8		1-1 G6-4-3 1B		4 0 2 0 0 1 0	
Danny O'Connell, R (1, 5) OBP: 0.328, SLG: 0.356 F8		2-2 F8		0-1 FC3-6 1-2f		0-0 F9		0-1 G6-4-3 1-2f		4 0 0 0 0 0 2	
Del Crandall, R (1, 2) OBP: 0.233, SLG: 0.303 BB		4-2 BB		2-3 K		2-2 5-3				2 0 0 0 1 1 1	
Bob Buhl, R (1, 1) Eddie Mathews, L (8, PH) Dave Jolly, R (8, 1) Roberto Vargas, L (8, 1) John Edelman, R (8, 1)	1-2 1-3			1-3 K		0-0 HR				2 0 0 0 0 1 1	
Inning Stats	R: 0 H: 1 E: 0 LOB: 2 K: 0 BB: 1 S: 16 P: 28	R: 0 H: 0 E: 0 LOB: 1 K: 1 BB: 1 S: 14 P: 21	R: 0 H: 1 E: 0 LOB: 1 K: 1 BB: 0 S: 8 P: 13	R: 0 H: 1 E: 0 LOB: 1 K: 1 BB: 0 S: 8 P: 12	R: 0 H: 0 E: 0 LOB: 0 K: 1 BB: 0 S: 8 P: 12	R: 0 H: 0 E: 0 LOB: 0 K: 1 BB: 0 S: 9 P: 15	R: 0 H: 0 E: 0 LOB: 0 K: 0 BB: 0 S: 5 P: 7	R: 1 H: 1 E: 0 LOB: 0 K: 1 BB: 0 S: 9 P: 13	R: 1 H: 2 E: 0 LOB: 0 K: 0 BB: 0 S: 7 P: 9	1B: 3 SF: 0 2B: 1 SAC: 0 3B: 0 DP: 1 HR: 2 HBP: 0	WP: 0 PA: 34 PB: 0 SB: 0 CS: 0
PITCHER Billy Loes, R (1, 1) ERA: 3.9	IP WLS BF H R ER SO BB IBB HBP BLK WP HR S P ERA WHIP 9.0 W 34 6 2 2 6 2 0 0 0 0 0 2 84 130 2.00 0.889										

Milwaukee Braves @ Brooklyn Dodgers
 Ebbets Field, Brooklyn, NY
 Thu Jun 02 1955, 3:33 AM EDT
 Att. 5,301 - Unknown

livebaseballscorecards.com

AB	32
R	2
H	6
RBI	2
BB	2
SO	6
LOB	11



Batter	1	2	3	4	5	6	7	8	9
Jim Gilliam, S <small>OBP: 0.350, SLG: 0.361</small> (1, 4)	0-0 F2		3-3 K		0-0 F4		2-3 K	1-0 1B 3B	
Pee Wee Reese, R <small>OBP: 0.339, SLG: 0.388</small> (1, 6)	1-2 4-3		0-0 HR 1B		2-0 6-3			1B BB	
Duke Snider, L <small>OBP: 0.464, SLG: 0.707</small> (1, 8)	0-3 K		0-0 1-H HR			4-2 SH2-4 BB		1B BB	
Roy Campanella, R <small>OBP: 0.401, SLG: 0.661</small> (1, 2)		0-0 6-3	1-0 F5			1-0 SH2-4		1B BB	
Sandy Amoros, L <small>OBP: 0.423, SLG: 0.548</small> (1, 7)		2-1 WP 3B	0-0 CS 1B			0-3 K		1B BB	
Gil Hodges, R <small>OBP: 0.407, SLG: 0.466</small> (1, 3)		4-0 WP BB	1-0 CS	0-0 6-3		2-3 K		1B BB	
Jackie Robinson, R <small>OBP: 0.373, SLG: 0.362</small> (1, 5)		1-2 F4		3-3 K			3-1 6-3	1B BB	
Carl Furillo, R <small>OBP: 0.363, SLG: 0.500</small> (1, 9)		4-0 IBB		2-3 K			0-1 SH1-4 1B	1B SH1-4	
Billy Loes, R <small>OBP: 0.174, SLG: 0.136</small> (1, 1)		1-3 K		3-3 K			0-0 SH1-4	1B SH1-4	

Inning Stats	R: 0	H: 0	E: 0	K: 1	S: 7	R: 1	H: 1	E: 0	K: 1	S: 9	R: 2	H: 3	E: 0	K: 1	S: 7	R: 0	H: 0	E: 0	K: 2	S: 5	R: 0	H: 0	E: 0	K: 1	S: 5	R: 0	H: 0	E: 0	K: 1	S: 9	R: 0	H: 1	E: 0	K: 1	S: 8	R: 10	H: 9	E: 0	K: 1	S: 30
	LOB: 0	BB: 0	P: 8	LOB: 2	BB: 2	P: 21	LOB: 0	BB: 0	P: 12	LOB: 0	BB: 0	P: 12	LOB: 1	BB: 1	P: 16	LOB: 1	BB: 0	P: 13	LOB: 2	BB: 3	P: 62	SF: 0	SAC: 3	DP: 0	HBP: 0	1B: 10	2B: 1	3B: 2	HR: 1	WP: 1	PA: 44									

PITCHER	IP	WLS	BF	H	R	ER	SO	BB	IBB	HBP	BLK	WP	HR	S	P	ERA	WHIP
Bob Buhl, R <small>ERA: 3.77</small>	(1, 1)	7.0	L	28	5	3	3	9	2	1	0	0	1	52	92	3.86	1.000
Dave Jolly, R <small>ERA: 7.23</small>	(8, 1)	0.0		6	3	6	0	3	0	0	0	0	0	11	31	∞	∞
Roberto Vargas, L <small>ERA: 11.81</small>	(8, 1)	0.1		5	4	2	0	0	0	0	0	0	0	9	16	54.00	12.000
John Edelman, R <small>ERA:</small>	(8, 1)	0.2		4	2	2	1	0	0	0	0	0	0	10	15	27.00	3.000

BOTTOM

Milwaukee Braves @ Brooklyn Dodgers
 Ebbets Field, Brooklyn, NY


Thu Jun 02 1955, 3:33 AM EDT
 Att. 5,301 - Unknown

AB	R	H	RBI	BB	SO	LOB
5	1	1	2	0	2	1
4	3	2	1	1	0	0
4	3	3	2	1	1	0
4	1	2	2	0	0	0
5	2	4	2	0	1	1
3	1	0	0	2	2	3
4	1	0	1	1	1	3
3	1	2	2	1	1	0
2	0	0	0	0	2	2

AB	34
R	13
H	14
RBI	12
BB	6
SO	10
LOB	10



WP	HR	S	P	ERA	WHIP
1	0	0	0	3.86	1.000

Batter	1	2	3	4	5	6	7	8	9	10	AB R H RBI BB SO LOB	TOP
Bill Bruton, L (1, 8) OBP: 0.340, SLG: 0.454	0-0 L9-3 1B		0-0 G3 SH SF8 1B		0-0 F5		0-3 K			0-0 HR	5 2 3 1 0 1 0	Milwaukee Braves @ Philadelphia Phillies Connie Mack Stadium, Philadelphia, PA Fri Jun 03 1955, 3:33 AM EDT Att. 16,362 - Unknown livebaseballscorecards.com AB 33 R 4 H 8 RBI 3 BB 4 SO 4 LOB 14 
Johnny Logan, R (1, 6) OBP: 0.385, SLG: 0.488	0-0 L9-3 1-2		0-0 SH SF8 G3 WP		0-0 F8			0-0 L9		0-0 P4	4 1 0 0 0 0 1	
Eddie Mathews, L (1, 5) OBP: 0.424, SLG: 0.509	4-0 BB		0-0 G3 1-2 2-3 3-H		0-0 4-3			4-0 G6-4-3 BB		0-0 F8	3 0 0 1 2 0 2	
Hank Aaron, R (1, 9) OBP: 0.333, SLG: 0.544	0-0 1-3		0-0 SF8 2-3 2-3 3-H		0-0 FC1-6 1B			0-0 G6-4-3 1-2f		0-0 L9	4 0 1 1 0 0 2	
Bobby Thomson, R (1, 7) OBP: 0.283, SLG: 0.397		0-0 F9 3-H	0-3 K		0-0 FC1-6 1-2f			0-0 SH3-4 1B			4 0 1 0 0 1 1	
Joe Adcock, R (1, 3) OBP: 0.331, SLG: 0.412	0-0 1B		0-0 6-3		0-0 F8			0-0 SH3-4 1-2			3 0 1 0 0 0 1	
Danny O'Connell, R (1, 4) OBP: 0.322, SLG: 0.350	0-0 F9		0-3 K2-3		0-0 5-3			4-0 IBB			3 0 0 0 0 1 2	
George Crowe, L (9, PH) OBP: 0.482, SLG: 0.674	0-0 F9										0 0 0 0 1 0 0	
Jack Dittmer, L (9, PR) OBP: 0.182, SLG: 0.143	0-0 F7										0 0 0 0 0 0 0	
Del Crandall, R (1, 2) OBP: 0.233, SLG: 0.296	0-0 F7		4-0 2B BB		0-0 F6		0-0 F6		0-0 F6		3 0 0 0 1 0 3	
Lew Burdette, R (1, 1) OBP: 0.320, SLG: 0.348			0-0 SH G3 1B		0-0 2B 1-3		0-0 L8		0-3 K2-3		4 1 2 0 0 1 2	
Inning Stats	R: 0 H: 1 E: 0 LOB: 1 K: 0 BB: 1 S: 3 P: 7	R: 0 H: 1 E: 0 LOB: 1 K: 0 BB: 0 S: 4 P: 4	R: 3 H: 2 E: 1 LOB: 0 K: 1 BB: 0 S: 8 P: 8	R: 0 H: 1 E: 0 LOB: 2 K: 1 BB: 1 S: 5 P: 9	R: 0 H: 0 E: 0 LOB: 0 K: 0 BB: 0 S: 3 P: 3	R: 0 H: 1 E: 0 LOB: 1 K: 0 BB: 0 S: 4 P: 4	R: 0 H: 0 E: 0 LOB: 0 K: 1 BB: 0 S: 5 P: 5	R: 0 H: 0 E: 0 LOB: 0 K: 0 BB: 1 S: 2 P: 6	R: 0 H: 1 E: 0 LOB: 2 K: 1 BB: 1 S: 6 P: 10	R: 1 H: 1 E: 0 LOB: 0 K: 0 BB: 0 S: 4 P: 4	1B: 6 SF: 1 2B: 2 SAC: 2 3B: 0 DP: 2 HR: 1 HBP: 0	WP: 1 PA: 40 PB: 0 SB: 0 CS: 0
PITCHER Murry Dickson, R (1, 1) ERA: 3.3	IP WLS BF H R ER SO BB IBB HBP BLK WP HR S P ERA WHIP	10.0 L 40 8 4 2 4 3 1 0 0 1 1 44 60 1.80 1.100										

BOTTOM

Milwaukee Braves @ Philadelphia Phillies
Connie Mack Stadium, Philadelphia, PA

Fri Jun 03 1955, 3:33 AM EDT
 Att: 16,362 - Unknown

livebaseballscorecards.com

AB	40
R	3
H	12
RBI	3
BB	2
SO	3
LOB	19



WP : 0	PA : 43
PB : 0	
SB : 0	
CS : 0	

AB R H RBI BB SO LOB

4 0 1 0 1 0 3

5 0 1 0 0 1 3

5 0 2 0 0 0 1

4 0 1 0 0 0 2

5 0 0 0 0 0 4

5 1 4 0 0 0 1

4 1 0 0 1 0 4

4 1 1 3 0 1 1

4 0 2 0 0 1 0

1B: 11 SF: 0
 E: 0 LOB: 2 2B: 0 SAC: 1
 K: 0 BB: 0 3B: 0 DP: 1
 S: 5 P: 5 HR: 1 HBP: 0

Batter	1	2	3	4	5	6	7	8	9	10
Richie Ashburn, L OBP: 0.471, SLG: 0.497 (1, 8)	4-0 F8 1B BB	0-0 F8		0-0 1B			0-0 1-3		0-0 F3	
Glen Gorbous, L OBP: 0.378, SLG: 0.443 (1, 9)	0-0 F8		0-0 G1-6-3 1B	0-0 4-3			0-3 K		0-0 F6	
Earl Torgeson, L OBP: 0.417, SLG: 0.364 (1, 3)	0-0 1-2 1B		0-0 G1-6-3 1-2f		0-0 4-3		0-0 4-3			0-0 1B SH1-4 1B
Jim Greengrass, R OBP: 0.341, SLG: 0.382 (1, 7)	0-0 F8 2-3		0-0 3-1		0-0 FC6-4 1B			0-0 6-3		0-0 SH1-4 1-2
Willie Jones, R OBP: 0.361, SLG: 0.416 (1, 5)	0-0 F7			0-0 F3	0-0 F8			0-0 1-3		0-0 L5
Andy Seminick, R OBP: 0.318, SLG: 0.461 (1, 2)		0-0 FC1-4 1B		0-0 BB HR 1B	0-0 FC6-4 1-2f			0-0 1B		0-0 2-3 1B
Bobby Morgan, R OBP: 0.320, SLG: 0.346 (1, 4)		0-0 FC1-4 1B 1-2f		4-0 1-2 HR BB		0-0 F2		0-0 5-3		0-0 F3
Roy Smalley, R OBP: 0.338, SLG: 0.500 (1, 6)		0-0 L7		0-0 1-H 2-H HR		0-3 K			0-0 F7	
Murry Dickson, R OBP: 0.273, SLG: 0.409 (1, 1)		0-0 1-2 1B		0-0 F9		0-3 K			0-0 1B	

Inning Stats	R: 0	H: 1	E: 0	K: 0	S: 4	P: 8	R: 0	H: 2	E: 0	K: 0	S: 5	P: 5	R: 0	H: 1	E: 0	K: 0	S: 3	P: 3	R: 3	H: 3	E: 0	K: 0	S: 6	P: 10	R: 0	H: 1	E: 0	K: 2	S: 7	P: 7	R: 0	H: 0	E: 0	K: 1	S: 5	P: 5	R: 0	H: 1	E: 0	K: 0	S: 4	P: 4	R: 0	H: 1	E: 0	K: 0	S: 4	P: 4	R: 0	H: 1	E: 0	K: 0	S: 4	P: 4	R: 0	H: 2	E: 0	K: 0	S: 5	P: 5	R: 0	H: 2	E: 0	K: 0	S: 5	P: 5
--------------	------	------	------	------	------	------	------	------	------	------	------	------	------	------	------	------	------	------	------	------	------	------	------	-------	------	------	------	------	------	------	------	------	------	------	------	------	------	------	------	------	------	------	------	------	------	------	------	------	------	------	------	------	------	------	------	------	------	------	------	------	------	------	------	------	------	------

PITCHER	IP	WLS	BF	H	R	ER	SO	BB	IBB	HBP	BLK	WP	HR	S	P	ERA	WHIP
Lew Burdette, R ERA: 5.84 (1, 1)	10.0	W	43	12	3	3	3	2	0	0	0	0	1	47	55	2.70	1.400

Batter	1	2	3	4	5	6	7	8	9	AB R H RBI BB SO LOB	TOP																
Bill Bruton, L (1, 8) OBP: 0.332, SLG: 0.443	0-3 K		0-0 E4 HR		0-0 F9		0-0 3-1		0-0 1-3	5 1 0 0 0 1 0																	
Johnny Logan, R (1, 6) OBP: 0.386, SLG: 0.500	0-0 HR		0-0 F7		0-0 6-3		0-3 K		4-0 1B 2B BB	4 2 1 1 1 1 1																	
Eddie Mathews, L (1, 5) OBP: 0.417, SLG: 0.521	0-0 G3		0-0 HR		0-0 F5			0-0 F8	0-3 K	5 1 1 2 0 1 1 0 0 0 0 0 0 0																	
Jack Dittmer, L (9, 4) OBP: 0.182, SLG: 0.143			1-H HR																								
Hank Aaron, R (1, 9) OBP: 0.344, SLG: 0.548	0-0 1B		4-0 E BB		0-0 6-3			0-0 E5 1B 1B	0-0 2B 1B	4 2 3 0 1 0 0																	
Bobby Thomson, R (1, 7) OBP: 0.288, SLG: 0.405	0-0 F8		0-0 E6 G6-4-3		0-0 F8			0-0 1B 1B	0-0 2B 2B	5 2 2 2 0 0 2																	
Joe Adcock, R (1, 3) OBP: 0.346, SLG: 0.446		4-0 BB	0-0 G6-4-3		0-0 HR			4-0 1B 1B IBB	0-0 2B 2B	3 2 2 2 2 0 2																	
Danny O'Connell, R (1, 4) OBP: 0.319, SLG: 0.363		0-3 K		0-0 6-3		0-0 HR		0-0 P6	0-0 4-3	5 1 1 1 0 1 5																	
Del Crandall, R (1, 2) OBP: 0.234, SLG: 0.295		0-0 F8		0-0 P6		0-0 F7		0-0 1B 1B		4 0 1 2 0 0 1																	
Warren Spahn, L (1, 1) OBP: 0.167, SLG: 0.174		0-0 P2		0-3 K			0-0 P6	0-0 1B		4 0 1 1 0 1 1																	
Inning Stats	R: 1 E: 0 K: 1 S: 7	H: 2 LOB: 1 BB: 0 P: 7	R: 0 E: 0 K: 1 S: 5	H: 0 LOB: 1 BB: 1 P: 9	R: 2 E: 2 K: 0 S: 5	H: 1 LOB: 1 BB: 1 P: 9	R: 0 E: 0 K: 1 S: 5	H: 0 LOB: 0 BB: 0 P: 5	R: 0 E: 0 K: 0 S: 3	H: 0 LOB: 0 BB: 0 P: 3	R: 2 E: 0 K: 0 S: 5	H: 2 LOB: 0 BB: 0 P: 5	R: 0 E: 0 K: 1 S: 5	H: 0 LOB: 0 BB: 0 P: 5	R: 3 E: 1 K: 0 S: 6	H: 4 LOB: 2 BB: 1 P: 10	R: 3 E: 0 K: 1 S: 8	H: 3 LOB: 1 BB: 1 P: 12	1B: 6 2B: 2 3B: 0 HR: 4	SF: 0 SAC: 0 DP: 1 HBP: 0	WP: 0 PB: 0 SB: 0 CS: 0	PA: 43					
PITCHER	IP WLS BF H R ER SO BB IBB HBP BLK WP HR S P ERA WHIP																										
Bob Kuzava, L (1, 1) ERA: 4.45	2.1		13	3	3	3	2	2	0	0	0	0	2	15	23	11.57	2.143										
Bob Miller, R (3, 1) ERA: 2.25	3.2	L	13	2	2	2	1	0	0	0	0	0	2	15	15	4.91	0.545										
Thornton Kipper, R (7, 1) ERA: 4.3	2.0		10	4	3	3	1	0	1	0	0	0	0	11	15	13.50	2.000										
Ron Mrozinski, L (9, 1) ERA: 9.26	1.0		7	3	3	3	1	1	0	0	0	0	0	8	12	27.00	4.000										

Milwaukee Braves @ Philadelphia Phillies
 Connie Mack Stadium, Philadelphia, PA

Sat Jun 04 1955, 3:33 AM EDT
 Att. 6,465 - Unknown

livebaseballscorecards.com

AB	39
R	11
H	12
RBI	11
BB	4
SO	5
LOB	13



Batter	1	2	3	4	5	6	7	8	9	AB R H RBI BB SO LOB
Richie Ashburn, L (1, 8) OBP: 0.469, SLG: 0.493	0-0 BB 2B 1B	0-0 F9			0-0 SH1-3 1B		0-0 4-3		0-0 L3	5 1 2 0 0 0 1
Bobby Morgan, R (1, 4) OBP: 0.314, SLG: 0.339	0-0 F9		0-0 G1		0-0 SH1-3 1-2 1B		0-0 5-3		0-0 F5	4 0 0 0 0 0 2
Roy Smalley, R (1, 6) OBP: 0.347, SLG: 0.484	4-0 BB 1-2 2B BB		0-0 6-3		0-0 6-3		4-0 BB			2 1 0 0 2 0 1
Del Ennis, R (1, 7) OBP: 0.305, SLG: 0.485	0-0 1B 2B 1-H 2-H		0-0 E8		0-0 F8		0-0 4-3			4 1 1 2 0 0 2
Jim Greengrass, R (1, 9) OBP: 0.326, SLG: 0.363	0-0 F8		0-0 L4			0-0 F8		0-0 P4		4 0 0 0 0 0 2
Willie Jones, R (1, 5) OBP: 0.364, SLG: 0.418	0-0 FC6-4 1B 2-H			0-0 1B		0-0 F9		0-0 6-3		4 0 2 1 0 0 0
Andy Seminick, R (1, 2) OBP: 0.315, SLG: 0.463	0-0 FC6-4 1-2f			0-0 F9		0-0 2B		0-0 6-3		4 0 1 0 0 0 2
Earl Torgeson, L (1, 3) OBP: 0.412, SLG: 0.358		0-0 L4		0-3 K		4-0 BB		0-0 3B		2 0 0 0 0 0 1 1
Stan Lopata, R (6, PH) OBP: 0.356, SLG: 0.389										0 0 0 0 1 0 0
Mary Blaylock, L (7, 3) OBP: 0.400, SLG: 0.478		0-0 6-3		0-0 F7		0-0 F9		0-0 F2		1 0 0 0 0 0 0 0
Bob Kuzava, S (1, 1) OBP: 0.143, SLG: 0.143										1 0 0 0 0 0 0 1
Bob Miller, R (3, 1) OBP: 0.309, SLG: 0.381										1 0 0 0 0 0 0 1
Granny Hamner, R (6, PH) OBP: 0.309, SLG: 0.381										1 0 0 0 0 0 0 2
Thomson Kipper, R (7, 1) OBP: 0.500, SLG: 0.500										0 0 0 0 0 0 0 0
Ron Mrozinski, R (9, 1) OBP: 0.283, SLG: 0.280										0 0 0 0 0 0 0 0
Peanuts Lowrey, R (9, PH) OBP: 0.283, SLG: 0.280										1 0 0 0 0 0 0 1

Inning Stats	R: 3	H: 3	E: 0	LOB: 1	K: 0	BB: 1	S: 6	P: 10	R: 0	H: 0	E: 0	LOB: 0	K: 0	BB: 0	S: 3	P: 3	R: 0	H: 0	E: 1	LOB: 1	K: 0	BB: 0	S: 4	P: 4	R: 0	H: 1	E: 0	LOB: 1	K: 0	BB: 0	S: 4	P: 4	R: 0	H: 1	E: 0	LOB: 2	K: 0	BB: 1	S: 4	P: 8	R: 0	H: 0	E: 0	LOB: 1	K: 0	BB: 1	S: 3	P: 7	R: 0	H: 0	E: 0	LOB: 0	K: 0	BB: 0	S: 3	P: 3	R: 0	H: 1	E: 0	LOB: 1	K: 0	BB: 0	S: 4	P: 4	1B: 4	SF: 0	2B: 2	SAC: 1	3B: 1	DP: 0	HR: 0	HBP: 0	WP: 0	PA: 38
PITCHER Warren Spahn, L (1, 1) ERA: 4.04	IP	WLS	BF	H	R	ER	SO	BB	IBB	HBP	BLK	WP	HR	S	P	ERA	WHIP	IP	WLS	BF	H	R	ER	SO	BB	IBB	HBP	BLK	WP	HR	S	P	ERA	WHIP																																								

BOTTOM

Milwaukee Braves @ Philadelphia Phillies
 Connie Mack Stadium, Philadelphia, PA

Sat Jun 04 1955, 3:33 AM EDT
 Att. 6,465 - Unknown

livebaseballscorecards.com

AB	34
R	3
H	7
RBI	3
BB	3
SO	1
LOB	15



Batter	1	2	3	4	5	6	7	8	9	AB R H RBI BB SO LOB	TOP											
Bill Bruton, L (1, 8) OBP: 0.329, SLG: 0.437	0-0 F9	0-3 K		0-0 F5		0-0 1B			0-0 F8	5 1 1 0 0 1 2												
Johnny Logan, R (1, 6) OBP: 0.391, SLG: 0.520	0-0 F7		0-0 HR	0-0 L9		0-0 1B			0-0 1B	5 1 3 2 0 0 1												
Eddie Mathews, L (1, 5) OBP: 0.429, SLG: 0.576	0-0 HR		0-0 HR		4-0 BB	0-0 1B			0-0 F3	4 2 3 3 1 0 1												
Hank Aaron, R (1, 9) OBP: 0.346, SLG: 0.542	4-0 1B		0-0 F5		0-0 FC6-4				0-0 1B	4 0 1 0 1 0 1												
Bobby Thomson, R (1, 7) Andy Paiko, R (9, 9) OBP: 0.292, SLG: 0.413 OBP: 0.322, SLG: 0.338	0-0 1B		0-0 2B		0-0 F9				0-3 K	5 0 2 0 0 2 3 0 0 0 0 0 0 0												
Joe Adcock, R (1, 3) George Crowe, L (3, PR) OBP: 0.348, SLG: 0.443 OBP: 0.466, SLG: 0.646	0-0 F9		4-0 BB		0-0 F6				0-0 G3	1 0 0 0 1 0 2 2 0 0 0 0 0 1												
Danny O'Connell, R (1, 4) OBP: 0.317, SLG: 0.372		0-0 3B	0-0 G5-4-3		0-0 6-3				0-0 L9	4 0 1 0 0 0 2	AB 37											
Del Rice, R (1, 2) Del Crandall, R (6, 2) OBP: 0.271, SLG: 0.290 OBP: 0.232, SLG: 0.293		0-3 K		0-0 6-3		0-3 K			0-3 K	3 0 0 0 0 2 1 1 0 0 0 0 1 0	R 5											
Ray Crone, R (1, 1) Dave Jolly, R (2, 1) Ernie Johnson, R (3, 1) OBP: 0.333, SLG: 0.333 OBP: 0.250, SLG: 0.500 OBP: 0.214, SLG: 0.083		0-3 K		4-0 BB		0-0 E5			0-0 6-3	1 0 0 0 0 1 1 0 0 0 0 0 0 0 2 1 0 0 1 0 0	H 11											
Inning Stats	R: 1 E: 0 K: 0 S: 5	H: 2 LOB: 2 BB: 1 P: 9	R: 0 E: 0 K: 3 S: 10	H: 1 LOB: 1 BB: 0 P: 10	R: 2 E: 0 K: 0 S: 5	H: 3 LOB: 2 BB: 1 P: 9	R: 0 E: 0 K: 0 S: 3	H: 0 LOB: 1 BB: 1 P: 7	R: 0 E: 0 K: 0 S: 3	H: 0 LOB: 1 BB: 1 P: 7	R: 2 E: 1 K: 1 S: 8	H: 3 LOB: 2 BB: 0 P: 8	R: 0 E: 0 K: 1 S: 5	H: 0 LOB: 0 BB: 0 P: 5	R: 0 E: 0 K: 1 S: 5	H: 0 LOB: 0 BB: 0 P: 5	R: 0 E: 0 K: 1 S: 7	H: 2 LOB: 2 BB: 0 P: 7	1B: 6 2B: 1 3B: 1 HR: 3	SF: 0 SAC: 0 DP: 1 HBP: 0	WP: 0 PB: 0 SB: 0 CS: 0	PA: 41
PITCHER Robin Roberts, R (1, 1) ERA: 2.26	IP 9.0 WLS L BF 41 H 11 R 5 ER 3 SO 7 BB 4 IBB 0 HBP 0 BLK 0 WP 0 HR 3 S 51 P 67 ERA 3.00 WHIP 1.667											PITCHER	IP WLS BF H R ER SO BB IBB HBP BLK WP HR S P ERA WHIP									

Milwaukee Braves @ Philadelphia Phillies
 Connie Mack Stadium, Philadelphia, PA
 Sun Jun 05 1955, 3:33 AM EDT
 Unknown

AB 37
 R 5
 H 11
 RBI 5
 BB 4
 SO 7
 LOB 15



livebaseballscorecards.com

Batter	1	2	3	4	5	6	7	8	9	AB	R	H	RBI	BB	SO	LOB
Richie Ashburn, L OBP: 0.478, SLG: 0.490	4-0 FC2-6 BB	4-0 BB		4-0 WP BB		0-3 K		4-0 1-2 BB		1	0	0	0	4	1	1
Glen Gorbous, L OBP: 0.358, SLG: 0.417	0-0 FC2-6 G3-6-1 1-2f	0-0 F9		0-0 F5		0-0 L9		0-0 L3-6 2-3		5	0	0	0	0	0	8
Earl Torgeson, L OBP: 0.406, SLG: 0.374	0-0 G3-6-1 1-2f			0-0 F9		0-0 4-3			0-0 P6	5	1	1	1	0	0	3
Del Ennis, R OBP: 0.308, SLG: 0.491		0-0 E6 1B 1B	0-0 3B 3B	0-0 F4		4-0 FC3-4 BB		0-3 K		4	2	1	0	1	1	1
Willie Jones, R OBP: 0.365, SLG: 0.414		0-0 1B 1B	0-0 L3		0-0 6-3		0-0 FC3-4 1-2f	4-0 BB		4	1	1	0	1	0	2
Andy Seminick, R OBP: 0.319, SLG: 0.482		0-0 E 1B 1B	0-0 3B		0-0 F4		0-3 K	0-3 K		5	0	2	2	0	2	2
Bobby Morgan, R OBP: 0.318, SLG: 0.339		0-0 E8 1B	0-0 F4		4-0 FC5-4 BB		0-0 P4			3	0	1	1	1	0	2
Roy Smalley, R OBP: 0.354, SLG: 0.470		0-0 1-3	1-0		0-0 FC5-4			4-0 L3-6 BB BB		2	0	0	0	1	0	3
Robin Roberts, S OBP: 0.341, SLG: 0.353		0-0 F5	0-0 G3			0-0 1B		0-0 B2		4	0	1	0	0	0	5

Inning Stats	R: 0	H: 0	E: 0	K: 0	S: 2	R: 2	H: 3	E: 2	K: 0	S: 7	R: 2	H: 3	E: 0	K: 0	S: 6	R: 0	H: 0	E: 0	K: 1	S: 6	R: 0	H: 0	E: 0	K: 1	S: 5	R: 0	H: 0	E: 0	K: 0	S: 2	R: 0	H: 0	E: 0	K: 2	S: 7	1B: 4	2B: 1	3B: 2	HR: 1	SF: 0	SAC: 0	DP: 2	HBP: 1	WP: 2	PB: 0	SB: 0	CS: 0	PA: 42
--------------	------	------	------	------	------	------	------	------	------	------	------	------	------	------	------	------	------	------	------	------	------	------	------	------	------	------	------	------	------	------	------	------	------	------	------	-------	-------	-------	-------	-------	--------	-------	--------	-------	-------	-------	-------	--------

PITCHER	IP	WLS	BF	H	R	ER	SO	BB	IBB	HBP	BLK	WP	HR	S	P	ERA	WHIP	
Ray Crone, R ERA: 10.0	(1, 1)	1.0		7	3	2	1	0	1	0	0	0	0	6	10	9.00	4.000	
Dave Jolly, R ERA: 7.56	(2, 1)	1.1		8	3	2	0	1	0	0	0	0	1	7	11	13.50	3.000	
Ernie Johnson, R ERA: 2.66	(3, 1)	6.2	W	27	1	0	0	4	6	0	1	0	1	0	28	53	0.00	1.050

BOTTOM

Milwaukee Braves @ Philadelphia Phillies
Connie Mack Stadium, Philadelphia, PA

Sun Jun 05 1955, 3:33 AM EDT
 Unknown

livebaseballscorecards.com

AB 33
R 4
H 7
RBI 4
BB 8
SO 4
LOB 27



Batter	1	2	3	4	5	6	7	8	9	AB R H RBI BB SO LOB	TOP
Bill Bruton, L (1, 8) <small>OBP: 0.341, SLG: 0.437</small> 	4-0 		0-0 		0-0 		4-0 	0-3 	3 2 1 0 2 1 0		
Johnny Logan, R (1, 6) <small>OBP: 0.388, SLG: 0.514</small> 	0-0 		0-0 		4-0 		0-0 		2 0 0 0 1 0 2		
Eddie Mathews, L (1, 5) <small>OBP: 0.426, SLG: 0.580</small> 	0-0 		4-0 		0-0 		4-0 		2 1 1 2 2 0 1		
Hank Aaron, R (1, 9) <small>OBP: 0.342, SLG: 0.534</small> 	0-0 		4-0 		0-0 		0-0 		3 0 0 0 1 0 3		
Bobby Thomson, R (1, 7) <small>OBP: 0.297, SLG: 0.417</small> 	0-0 		0-0 		4-0 		0-0 		2 1 1 1 1 0 0		
George Crowe, L (1, 3) <small>OBP: 0.439, SLG: 0.661</small> 	0-3 			0-0 		0-0 		0-0 	4 1 1 2 0 1 1		
Danny O'Connell, R (1, 4) <small>OBP: 0.315, SLG: 0.367</small> 		0-0 		0-0 		0-3 		0-0 	4 0 0 0 0 1 0		
Del Crandall, R (1, 2) <small>OBP: 0.239, SLG: 0.304</small> 		0-0 		0-0 		0-0 		0-0 	4 0 1 0 0 0 0		
Bob Buhl, R (1, 1) 		0-0 		0-0 		0-0 		0-0 	4 0 0 0 0 0 1		
Inning Stats	R: 2 H: 2 E: 1 LOB: 1 K: 1 BB: 1 S: 7 P: 11	R: 0 H: 0 E: 0 LOB: 0 K: 0 BB: 0 S: 3 P: 3	R: 1 H: 1 E: 0 LOB: 1 K: 0 BB: 2 S: 3 P: 11	R: 0 H: 1 E: 0 LOB: 1 K: 0 BB: 0 S: 4 P: 4	R: 0 H: 0 E: 0 LOB: 1 K: 0 BB: 1 S: 3 P: 7	R: 2 H: 1 E: 0 LOB: 0 K: 1 BB: 1 S: 6 P: 10	R: 0 H: 0 E: 0 LOB: 1 K: 0 BB: 2 S: 2 P: 10	R: 0 H: 0 E: 0 LOB: 0 K: 0 BB: 0 S: 3 P: 3	R: 0 H: 0 E: 0 LOB: 0 K: 1 BB: 0 S: 5 P: 5	1B: 2 SF: 1 2B: 2 SAC: 1 3B: 0 DP: 2 HR: 2 HBP: 0	WP: 0 PA: 37 PB: 0 SB: 0 CS: 0
PITCHER Dave Cole, R (1, 1) <small>ERA: 6.38</small> Murry Dickson, R (6, 1) <small>ERA: 3.34</small> Ron Mrozinski, L (8, 1) <small>ERA: 7.9</small>	IP WLS BF H R ER SO BB IBB HBP BLK WP HR S P ERA WHIP 5.0 L 23 4 4 4 1 5 0 0 0 0 1 20 40 7.20 1.800 2.0 8 1 1 1 1 1 1 0 0 0 1 8 16 4.50 1.000 2.0 6 0 0 0 0 1 0 0 0 0 0 0 8 8 0.00 0.000	PITCHER IP WLS BF H R ER SO BB IBB HBP BLK WP HR S P ERA WHIP									

Milwaukee Braves @ Philadelphia Phillies
 Connie Mack Stadium, Philadelphia, PA

Mon Jun 06 1955, 3:33 AM EDT
 Att: 11,815 - Unknown

AB	28
R	5
H	5
RBI	5
BB	7
SO	3
LOB	8



Batter	1	2	3	4	5	6	7	8	9	AB R H RBI BB SO LOB
Richie Ashburn, L OBP: 0.472, SLG: 0.475 (1, 8)	0-0 FC6-4 1B	4-0 BB			0-0 6-3		0-0 F9		0-0 L8	4 0 1 0 1 0 2
Earl Torgeson, L OBP: 0.399, SLG: 0.370 (1, 3)	0-0 FC6-4 1B	0-0 F4			0-0 1-3		4-0 1-2 BB			3 1 0 0 1 0 2
Granny Hamner, R OBP: 0.306, SLG: 0.368 (1, 4)	4-0 1B 1-2 SF9 BB				0-0 6-3		0-0 F8			3 1 0 0 1 0 2
Del Ennis, R OBP: 0.311, SLG: 0.491 (1, 7)	0-0 1-3 2-H 1B				0-0 F8		0-0 F3		0-0 F9	4 0 1 1 0 0 0
Jim Greengrass, R OBP: 0.310, SLG: 0.345 (1, 9)	0-0 1-2 3-H SF9				0-0 F8		0-0 1B		0-3 K	3 0 1 1 0 1 0
Willie Jones, R OBP: 0.362, SLG: 0.411 (1, 5)	4-0 BB				0-0 F8 2B		0-0 F6		0-0 6-3	3 0 1 0 1 0 1
Andy Seminick, R OBP: 0.306, SLG: 0.461 (1, 2)	0-0 F9				0-0 F8 2-3		0-0 L7		0-3 K	4 0 0 0 0 1 4
Roy Smalley, R OBP: 0.349, SLG: 0.437 (1, 6)					0-3 K		0-0 5-3		0-0 4-3	4 0 0 0 0 2 1
Dave Cole, R OBP: 0.200, SLG: 0.200 (1, 1)					0-3 K		4-0 BB BB		4-0 BB BB	2 0 0 0 0 2 1
Murry Dickson, R OBP: 0.273, SLG: 0.409 (6, 1)					0-3 K					0 0 0 0 0 0 0
Glen Gorbous, L OBP: 0.365, SLG: 0.417 (7, PH)										0 0 0 0 1 0 0
Ron Mrozinski, R (8, 1)										0 0 0 0 0 0 0
Mary Blaylock, L OBP: 0.402, SLG: 0.471 (9, PH)										0 0 0 0 1 0 0

BOTTOM

Milwaukee Braves @ Philadelphia Phillies
 Connie Mack Stadium, Philadelphia, PA
 Mon Jun 06 1955, 3:33 AM EDT
 Att. 11,815 - Unknown

AB	30
R	2
H	4
RBI	2
BB	6
SO	6
LOB	13



Inning Stats													1B	SF	2B	SAC	3B	DP	HR	HBP	WP	PA																																											
R: 2	H: 2	E: 1	LOB: 2	K: 0	BB: 2	S: 5	P: 13	R: 0	H: 0	E: 0	LOB: 1	K: 2	BB: 1	S: 7	P: 11	R: 0	H: 0	E: 0	LOB: 0	K: 0	BB: 0	S: 3	P: 3	R: 0	H: 1	E: 0	LOB: 1	K: 0	BB: 0	S: 4	P: 4	R: 0	H: 0	E: 0	LOB: 0	K: 0	BB: 2	S: 3	P: 11	R: 0	H: 0	E: 0	LOB: 0	K: 1	BB: 0	S: 5	P: 5	R: 0	H: 0	E: 0	LOB: 1	K: 1	BB: 1	S: 5	P: 9	1B: 3	SF: 1	2B: 1	SAC: 0	3B: 0	DP: 0	HR: 0	HBP: 0	WP: 0	PA: 37
PITCHER Bob Buhl, R ERA: 3.48 (1, 1)	IP 9.0	WLS W	BF 37	H 4	R 2	ER 2	SO 6	BB 6	IBB 0	HBP 0	BLK 0	WP 0	HR 0	S 43	P 67	ERA 2.00	WHIP 1.111	PITCHER	IP	WLS	BF	H	R	ER	SO	BB	IBB	HBP	BLK	WP	HR	S	P	ERA	WHIP																														

Batter	1	2	3	4	5	6	7	8	9	AB R H RBI BB SO LOB	TOP									
Bill Bruton, L (1, 8) OBP: 0.335, SLG: 0.438	0-0 4-3		0-0 1B		4-0 BB			0-0 2B 6-3 1B	0-3 K	4 1 2 0 1 1 2										
Johnny Logan, R (1, 6) OBP: 0.388, SLG: 0.519	0-0 F7		0-0 4-3		0-0 F8			0-0 2B 6-3 2B		4 1 1 0 0 0 3										
Eddie Mathews, L (1, 5) OBP: 0.418, SLG: 0.558	0-3 K			0-0 F8			0-0 1-4-3	0-0 2B 6-3		4 0 0 1 0 1 1										
Hank Aaron, R (1, 9) OBP: 0.344, SLG: 0.541		0-0 F8		0-0 F7			0-0 1-4-3	0-0 2B 3-H		4 0 1 1 0 0 0										
Bobby Thomson, R (1, 7) OBP: 0.291, SLG: 0.415		0-3 K		0-0 2B			0-3 K	0-0 F5		4 0 1 0 0 2 1										
George Crowe, L (1, 3) OBP: 0.452, SLG: 0.635		0-0 2B		0-3 K			0-0 1-3		0-3 K	4 0 1 0 0 2 1										
Danny O'Connell, R (1, 4) OBP: 0.321, SLG: 0.375		0-3 K			0-0 6-3		0-0 1B G6-4-3	0-0 1B	0-0 1B	4 0 2 0 0 1 1										
Del Crandall, R (1, 2) OBP: 0.239, SLG: 0.299			0-0 L6		0-0 1B BB		0-0 1B G6-4-3	0-0 1B	0-0 1B	4 0 2 0 0 0 1										
Gene Conley, R (1, 1) OBP: 0.186, SLG: 0.188			0-3 K		0-0 P6			0-0 F2	0-3 K	1 0 0 0 0 0 1 0										
Chuck Tanner, L (5, PH) OBP: 0.356, SLG: 0.462										1 0 0 0 0 0 0 1										
Ray Crone, R (5, 1) OBP: 0.333, SLG: 0.333										0 0 0 0 0 0 0 0										
Joey Jay, S (7, 1) OBP: 1.000, SLG: 1.000										0 0 0 0 0 0 0 0										
Andy Parko, R (8, PH) OBP: 0.318, SLG: 0.333										1 0 0 0 0 0 0 0										
Lew Burdette, R (8, 1) OBP: 0.320, SLG: 0.348										0 0 0 0 0 0 0 0										
Jack Dittmer, L (9, PH) OBP: 0.174, SLG: 0.136										1 0 0 0 0 0 1 2										
Inning Stats	R: 0 E: 0 K: 1 S: 5	H: 0 LOB: 0 BB: 0 P: 5	R: 0 E: 0 K: 2 S: 8	H: 1 LOB: 1 BB: 0 P: 8	R: 0 E: 0 K: 1 S: 6	H: 1 LOB: 1 BB: 0 P: 6	R: 0 E: 0 K: 1 S: 6	H: 1 LOB: 1 BB: 0 P: 6	R: 0 E: 0 K: 0 S: 5	H: 0 LOB: 0 BB: 0 P: 5	R: 0 E: 0 K: 0 S: 3	H: 1 LOB: 0 BB: 0 P: 3	R: 2 E: 0 K: 0 S: 6	H: 3 LOB: 1 BB: 0 P: 6	R: 0 E: 0 K: 3 S: 11	H: 2 LOB: 2 BB: 0 P: 11	1B: 6 2B: 4 3B: 0 HR: 0	SF: 0 SAC: 0 DP: 1 HBP: 0	WP: 0 PB: 0 SB: 0 CS: 0	PA: 37
PITCHER Herm Wehmeier, R (1, 1) ERA: 3.97	IP: 7.0 WLS: W BF: 26 H: 5 R: 0 ER: 0 SO: 6 BB: 1 IBB: 0 HBP: 0 BLK: 0 WP: 0 HR: 0 S: 37 P: 41 ERA: 0.00 WHIP: 0.857																			
Jack Meyer, R (8, 1) ERA: 3.91	IP: 2.0 WLS: S BF: 11 H: 5 R: 2 ER: 2 SO: 3 BB: 0 IBB: 0 HBP: 0 BLK: 0 WP: 0 HR: 0 S: 17 P: 17 ERA: 9.00 WHIP: 2.500																			

Milwaukee Braves @ Philadelphia Phillies
 Connie Mack Stadium, Philadelphia, PA
 Mon Jun 06 1955, 3:33 AM EDT
 Att. 6,645 - Unknown

livebaseballscorecards.com

AB	36
R	2
H	10
RBI	2
BB	1
SO	9
LOB	13




Batter	1	2	3	4	5	6	7	8	9
Richie Ashburn, L (1, 8) OBP: 0.473, SLG: 0.481	0-0 6-3		0-0 F9		0-0 G3		4-0 BB		
Earl Torgeson, L (1, 3) OBP: 0.402, SLG: 0.378	0-0 F6		0-0 E 2B		0-0 F6		0-0 F7		
Granny Hamner, R (1, 4) OBP: 0.307, SLG: 0.377	0-0 5-3		0-0 E8 1B		0-0 F6		0-0 5-3		
Del Ennis, R (1, 7) OBP: 0.312, SLG: 0.497		0-3 K	0-0 1B		0-0 2B		0-0 5-3		
Jim Greengrass, R (1, 9) OBP: 0.313, SLG: 0.345		0-3 K	0-3 K		0-3 K		0-0 6-3		
Willie Jones, R (1, 5) OBP: 0.360, SLG: 0.407		0-0 F9		0-0 F7		0-0 F7			
Stan Lopata, R (1, 2) OBP: 0.364, SLG: 0.429			0-0 HR	0-3 K		0-0 1B			
Roy Smalley, R (1, 6) OBP: 0.366, SLG: 0.463			4-0 F9 SH3 2B BB	0-3 K		4-0 BB BB			
Herm Wehmeier, R (1, 1) OBP: 0.200, SLG: 0.208			0-0 SH3		0-3 K		0-0 L7		
Mary Blaylock, L (7, PH) OBP: 0.395, SLG: 0.471			1-2						
Jack Meyer, R (8, 1) OBP: 0.308, SLG: 0.364									

AB	R	H	RBI	BB	SO	LOB
3	0	0	0	1	0	1
4	1	1	1	0	0	2
4	1	1	1	0	0	0
4	0	2	1	0	1	0
4	0	0	0	0	3	2
3	0	0	0	0	0	1
3	1	2	1	0	1	0
1	1	0	0	2	1	0
1	0	0	0	0	1	0
0	0	0	0	0	0	0

Milwaukee Braves @ Philadelphia Phillies
Connie Mack Stadium, Philadelphia, PA
 Mon Jun 06 1955, 3:33 AM EDT
 Att. 6,645 - Unknown

livebaseballscorecards.com

AB	28
R	4
H	6
RBI	4
BB	3
SO	7
LOB	7



Inning Stats		R: 0	H: 0	E: 0	LOB: 0	K: 0	BB: 0	S: 3	P: 3									
R: 0 H: 0 E: 0 LOB: 0 K: 0 BB: 0 S: 7 P: 7		R: 0 H: 0 E: 0 LOB: 0 K: 2 BB: 0 S: 7 P: 7		R: 4 H: 4 E: 1 LOB: 1 K: 1 BB: 1 S: 9 P: 13		R: 0 H: 0 E: 0 LOB: 0 K: 2 BB: 0 S: 7 P: 7		R: 0 H: 0 E: 0 LOB: 0 K: 1 BB: 0 S: 5 P: 5		R: 0 H: 1 E: 0 LOB: 1 K: 1 BB: 0 S: 6 P: 6		R: 0 H: 1 E: 0 LOB: 2 K: 0 BB: 2 S: 3 P: 11		R: 0 H: 0 E: 0 LOB: 0 K: 0 BB: 0 S: 3 P: 3				
PITCHER		IP	WLS	BF	H	R	ER	SO	BB	IBB	HBP	BLK	WP	HR	S	P	ERA	WHIP
Gene Conley, R (1, 1) ERA: 3.8	4.0	L	17	4	4	3	5	5	1	0	0	0	0	1	26	30	6.75	1.250
Ray Crone, R (5, 1) ERA: 8.18	2.0		7	1	0	0	2	0	0	0	0	0	0	0	11	11	0.00	0.500
Joey Jay, R (7, 1) ERA: 4.38	1.0		5	1	0	0	0	2	0	0	0	0	0	0	3	11	0.00	3.000
Lew Burdette, R (8, 1) ERA: 5.74	1.0		3	0	0	0	0	0	0	0	0	0	0	0	3	3	0.00	0.000

WP	HR	S	P	ERA	WHIP
0	0	0	32	0	0

Batter	1	2	3	4	5	6	7	8	9	AB R H RBI BB SO LOB	TOP									
Bill Bruton, L (1, 8) OBP: 0.340, SLG: 0.438	0-3 K	0-0 2B		0-0 1B	0-0 F3			0-3 K	0-0 E4	6 3 2 1 0 2 2										
Johnny Logan, R (1, 6) OBP: 0.395, SLG: 0.516	0-0 6-3	4-0 2B		0-0 1B		0-0 FC6-4		0-0 F3	0-0 1B	5 1 3 2 1 0 0										
Eddie Mathews, L (1, 5) OBP: 0.425, SLG: 0.578	4-0 1B	0-0 HR		0-3 K		0-0 F7		0-0 F3		4 2 1 2 1 1 3										
Hank Aaron, R (1, 9) OBP: 0.352, SLG: 0.554	0-0 1B	0-0 HR		0-0 1B		0-0 FC6-4			0-0 WP	5 2 4 3 0 0 1										
Bobby Thomson, R (1, 7) OBP: 0.313, SLG: 0.449	0-0 1B	0-0 HR		0-3 K		4-0 1B		0-0 WP	1-2 1B	4 2 3 2 1 1 2										
George Crowe, L (1, 3) OBP: 0.423, SLG: 0.623	0-0 4-3	0-0 F4		0-0 F4		0-3 K		0-0 WP	1-2 E	5 1 1 2 0 1 6										
Danny O'Connell, R (1, 4) OBP: 0.317, SLG: 0.368		0-0 E	0-0 F3		0-3 K		0-0 F7	0-0 E	1-2 WP	5 2 2 0 0 1 0										
Del Crandall, R (1, 2) OBP: 0.238, SLG: 0.301		0-0 1-3	0-3 K		0-0 FC1-6		0-3 K	0-3 K	1-2 K	5 0 1 0 0 3 3										
Chet Nichols, S (1, 1) OBP: 0.080, SLG: 0.120		0-0 L6	0-3 K		0-0 FC1-6		0-3 K	0-0 F4		4 0 0 0 0 2 2										
Warren Spahn, L (7, 1) OBP: 0.160, SLG: 0.167										1 0 0 0 0 0 2										
Inning Stats	R: 1 E: 0 K: 1 S: 7	H: 2 LOB: 2 BB: 1 P: 11	R: 6 E: 1 K: 0 S: 8	H: 5 LOB: 0 BB: 1 P: 12	R: 0 E: 0 K: 2 S: 7	H: 0 LOB: 0 BB: 0 P: 7	R: 1 E: 0 K: 2 S: 10	H: 3 LOB: 2 BB: 0 P: 10	R: 0 E: 0 K: 1 S: 6	H: 1 LOB: 1 BB: 0 P: 6	R: 0 E: 0 K: 2 S: 7	H: 0 LOB: 0 BB: 0 P: 7	R: 0 E: 0 K: 1 S: 5	H: 0 LOB: 0 BB: 0 P: 5	R: 5 E: 1 K: 1 S: 10	H: 5 LOB: 1 BB: 0 P: 10	1B: 13 2B: 2 3B: 0 HR: 2	SF: 0 SAC: 0 DP: 0 HBP: 0	WP: 2 PB: 0 SB: 1 CS: 0	PA: 47
PITCHER	IP WLS BF H R ER SO BB IBB HBP BLK WP HR S P ERA WHIP																			
Johnny Antonelli, L (1, 1) ERA: 3.9	1.2 L 13 6 6 6 1 2 0 0 0 0 1 13 21 32.40 4.800																			
Paul Giel, R (2, 1) ERA: 2.7	5.1 23 6 2 2 8 1 0 0 0 0 1 38 42 3.38 1.312																			
Hoyt Wilhelm, R (8, 1) ERA: 4.38	1.1 8 4 4 2 2 0 0 0 0 2 0 12 12 13.50 3.000																			
Windy McCall, L (9, 1) ERA: 3.7	0.2 3 1 1 0 0 0 0 0 0 0 0 3 3 0.00 1.500																			

Milwaukee Braves @ New York Giants
Polo Grounds, New York, NY
Tue Jun 07 1955, 3:33 AM EDT
Att. 23,457 - Unknown

AB 44
R 13
H 17
RBI 12
BB 3
SO 11
LOB 21



WP: 2 PA: 47
PB: 0
SB: 1
CS: 0

ERA WHIP

livebaseballscorecards.com

Batter	1	2	3	4	5	6	7	8	9	AB R H RBI BB SO LOB
Davey Williams, R (1, 4) OBP: 0.308, SLG: 0.329	0-0 3B		0-0 SF7		0-0 6-3		0-0 F5		0-0 F7	4 0 1 1 0 0 1
Whitey Lockman, L (1, 7) OBP: 0.299, SLG: 0.402	4-0 BB		0-0 HR		0-0 4-3		0-0 2B		0-0 F5	4 2 2 1 1 0 0
Willie Mays, R (1, 8) OBP: 0.376, SLG: 0.629	0-0 F4		0-0 1B			0-0 1B	0-0 2B			4 0 3 2 0 0 2
Don Mueller, L (1, 9) OBP: 0.351, SLG: 0.431	0-0 G4-6-3		0-0 F3			0-0 F9	0-0 F7			4 0 0 0 0 0 5
Sid Gordon, R (1, 5) OBP: 0.253, SLG: 0.235		0-0 F7		0-0 1B		0-3 K		0-3 K		4 0 1 0 0 2 1
Hank Thompson, L (1, 6) OBP: 0.384, SLG: 0.391		0-3 K		0-0 1B		4-0 BB		0-0 1B		3 0 2 0 1 1 0
Gail Harris, L (1, 3) OBP: 0.200, SLG: 0.211		0-0 F2		0-0 F4		0-0 F4		0-0 FC1-6		4 0 0 0 0 0 5
Wes Westrum, R (1, 2) OBP: 0.299, SLG: 0.197			0-0 E7	0-0 G5-4-3			4-0 BB	0-0 FC5-4		3 1 1 0 1 0 3
Johnny Antonelli, L (1, 1) Paul Giel, R (2, 1) Bobby Hofman, R (7, PH) Hoyt Wilhelm, R (8, 1) Windy McCall, L (9, 1) Monte Irvin, R (9, PH)			0-0 4-3		0-0 F8		0-0 FC5-4		0-0 F8	0 0 0 0 0 0 0 2 0 0 0 0 0 1 1 1 0 0 0 0 1 0 0 0 0 0 0 0 0 0 0 0 0 0 0 1 0 0 0 0 0 0

Inning Stats	R: 0	H: 1	E: 0	K: 0	S: 3	H: 0	LOB: 1	BB: 1	P: 7	R: 0	H: 0	E: 0	K: 1	S: 5	R: 0	H: 0	E: 1	K: 0	S: 6	R: 0	H: 2	E: 0	K: 0	S: 4	R: 0	H: 0	E: 0	K: 1	S: 6	R: 0	H: 1	E: 0	K: 1	S: 6	R: 2	H: 2	E: 0	K: 0	S: 5	R: 0	H: 1	E: 0	K: 1	S: 6	R: 0	H: 1	E: 0	K: 1	S: 6	R: 0	H: 0	E: 0	K: 0	S: 3	R: 0	H: 0	E: 0	K: 0	S: 3	R: 0	H: 0	E: 0	K: 0	S: 3	R: 0	H: 0	E: 0	K: 0	S: 3	R: 0	H: 0	E: 0	K: 0	S: 3
--------------	------	------	------	------	------	------	--------	-------	------	------	------	------	------	------	------	------	------	------	------	------	------	------	------	------	------	------	------	------	------	------	------	------	------	------	------	------	------	------	------	------	------	------	------	------	------	------	------	------	------	------	------	------	------	------	------	------	------	------	------	------	------	------	------	------	------	------	------	------	------	------	------	------	------	------

PITCHER	IP	WLS	BF	H	R	ER	SO	BB	IBB	HBP	BLK	WP	HR	S	P	ERA	WHIP
Chet Nichols, L (1, 1) ERA: 3.3	6.2	W	30	9	4	4	2	3	0	0	0	0	1	31	43	5.40	1.800
Warren Spahn, L (7, 1) ERA: 3.91	2.1	S	8	1	0	0	1	0	0	0	0	0	0	10	10	0.00	0.429

BOTTOM

Milwaukee Braves @ New York Giants
Polo Grounds, New York, NY

Tue Jun 07 1955, 3:33 AM EDT
Att. 23,457 - Unknown

AB	R	H	RBI	BB	SO	LOB
34	4	10	4	3	3	19

WP: 0 PA: 38
PB: 0
SB: 0
CS: 0



PITCHER	IP	WLS	BF	H	R	ER	SO	BB	IBB	HBP	BLK	WP	HR	S	P	ERA	WHIP
---------	----	-----	----	---	---	----	----	----	-----	-----	-----	----	----	---	---	-----	------

Batter	1	2	3	4	5	6	7	8	9	10	AB R H RBI BB SO LOB	TOP														
Bill Bruton, L (1, 8) OBP: 0.333, SLG: 0.429	G3		4-3		F7		L8-3		E3		5 0 0 0 0 0 5	Milwaukee Braves @ New York Giants Polo Grounds, New York, NY Wed Jun 08 1955, 3:33 AM EDT Att: 3,961 - Unknown														
Johnny Logan, R (1, 6) OBP: 0.391, SLG: 0.508	5-3		5-3		SF9			F7		3 0 0 2 1 0 0																
Eddie Mathews, L (1, 5) OBP: 0.425, SLG: 0.583	1B 3B		P5		FC6-4			K	4-3	4 1 1 0 1 1 3																
Hank Aaron, R (1, 9) OBP: 0.353, SLG: 0.548	1B			G3 1-3	FC6-4			K		4 0 1 1 1 2 2																
Bobby Thomson, R (1, 7) OBP: 0.310, SLG: 0.436	F8			1-3					F9	4 0 0 0 1 0 2																
George Crowe, L (1, 3) OBP: 0.421, SLG: 0.600			G3						F8	4 1 1 0 1 0 2																
Danny O'Connell, R (1, 4) OBP: 0.309, SLG: 0.358			FC5-4		5-3				P6	5 0 0 0 0 0 4																
Del Crandall, R (1, 2) OBP: 0.250, SLG: 0.312			K		E7				E E	4 2 3 0 0 1 1																
Lew Burdette, R (1, 1) OBP: 0.333, SLG: 0.360			FC6-4						E6	2 0 1 0 0 0 1																
Chuck Tanner, L (7, PH) OBP: 0.351, SLG: 0.455										1 0 0 0 0 0 1																
Ernie Johnson, R (7, 1) OBP: 0.214, SLG: 0.083										0 0 0 0 0 0 0																
Andy Pafko, R (9, PH) OBP: 0.315, SLG: 0.329										1 0 0 0 0 0 2																
Dave Jolly, R (9, 1) OBP: 0.250, SLG: 0.500										0 0 0 0 0 0 0																
Roberto Vargas, L (9, 1) OBP: 0.333, SLG: 0.333										0 0 0 0 0 0 0																
Ray Crone, R (10, 1) OBP: 0.333, SLG: 0.333										0 0 0 0 0 0 0																
Inning Stats	R: 1 E: 0 K: 0 S: 5	H: 2 LOB: 1 BB: 0 P: 5	R: 0 E: 0 K: 1 S: 6	H: 1 LOB: 1 BB: 0 P: 6	R: 0 E: 0 K: 0 S: 3	H: 0 LOB: 0 BB: 0 P: 3	R: 0 E: 0 K: 0 S: 3	H: 0 LOB: 1 BB: 1 P: 7	R: 0 E: 1 K: 0 S: 5	H: 2 LOB: 2 BB: 1 P: 9	R: 0 E: 0 K: 0 S: 3	H: 1 LOB: 0 BB: 0 P: 3	R: 0 E: 0 K: 2 S: 7	H: 0 LOB: 0 BB: 0 P: 7	R: 2 E: 2 K: 0 S: 6	H: 1 LOB: 3 BB: 2 P: 14	R: 0 E: 0 K: 1 S: 5	H: 0 LOB: 1 BB: 1 P: 9	1B: 6 2B: 1 3B: 1 HR: 0	SF: 1 SAC: 0 DP: 1 HBP: 0	WP: 0 PB: 0 SB: 0 CS: 0	PA: 43				
PITCHER	IP WLS BF H R ER SO BB IBB HBP BLK WP HR S P ERA WHIP																									
Ruben Gomez, R (1, 1) ERA: 4.98	7.0																									
Marv Grissom, R (8, 1) ERA: 2.85	1.2		10	1	2	0	2	2	0	0	0	0	0	0	0	0	0	0	0	0	0	0	0	0	0	
Windy McCall, L (9, 1) ERA: 3.51	1.1	W	5	0	0	0	1	1	0	0	0	0	0	0	6	10	0.00	0.750								

livebaseballscorecards.com



Milwaukee Braves @ New York Giants

Polo Grounds, New York, NY
Wed Jun 08 1955, 3:33 AM EDT
Att. 3,961 - Unknown

livebaseballscorecards.com

AB	40
R	5
H	14
RBI	5
BB	4
SO	1
LOB	15



AB	R	H	RBI	BB	SO	LOB
5	0	1	0	0	0	3
4	0	1	0	0	0	3
5	0	1	0	0	1	3
3	2	1	0	2	0	1
5	0	1	0	0	0	3
5	1	1	2	0	0	2
4	2	2	1	1	0	0
3	0	1	0	1	0	0
1	0	1	0	0	0	0
2	0	1	1	0	0	0
1	0	1	0	0	0	0
0	0	0	0	0	0	0
1	0	1	0	0	0	0
0	0	0	0	0	0	0
1	0	1	1	0	0	0

1B:	13	SF:	0
2B:	0	SAC:	1
3B:	0	DP:	0
HR:	1	HBP:	0

WP:	0	PA:	45
PB:	0		
SB:	1		
CS:	0		

Batter	1	2	3	4	5	6	7	8	9	10
Davey Williams, R (1, 4) OBP: 0.305, SLG: 0.326	0-0 SH1-3 1B		x 0-0 4-3		x 0-0 E6 1-2 2-3		x 0-0 F9		x 0-0 1-3	
Whitey Lockman, L (1, 7) OBP: 0.298, SLG: 0.399	0-0 SH1-3 1-2			x 0-0 3-1	x 0-0 L7		x 0-0 F9 1-2 1B		x 0-0 F9	
Willie Mays, R (1, 8) OBP: 0.372, SLG: 0.619	0-0 1-3			x 0-0 F2		x 0-0 L7	x 0-3 K		x 0-0 S 1B	
Hank Thompson, L (1, 5) OBP: 0.390, SLG: 0.390	0-0 1-3			x 0-0 F3		x 4-0 HR BB		x 0-0 1B 1B	x 4-0 1-2 BB	
Don Mueller, L (1, 9) OBP: 0.347, SLG: 0.425		x 0-0 5-3			x 0-0 4-3		x 0-0 F8	x 0-0 1B 1-2 1B	x 0-0 4-3	
Gail Harris, L (1, 3) OBP: 0.200, SLG: 0.333		x 0-0 P6			x 0-0 3-1		x 0-0 HR	x 0-0 P5		x 0-0 4-3
Alvin Dark, R (1, 6) OBP: 0.306, SLG: 0.344		x 0-0 L3			x 0-0 1B 1B		x 0-0 6-3	x 0-0 1B 1-3 2-H 1B		x 4-0 1B BB
Ray Katt, R (1, 2) OBP: 0.337, SLG: 0.296			x 0-0 F9		x 0-0 E 1B		x 0-0 P3	x 4-0 1B BB		x 0-0 1B 1-2 1B
Dusty Rhodes, L (10, PH) OBP: 0.271, SLG: 0.271					x 0-0 1B					x 0-0 1B
Ruben Gomez, R (1, 1) OBP: 0.316, SLG: 0.316			x 0-0 6-3				x 0-0 1B	x 0-0 1B 1-2 2-H		x 0-0 1B 1-2 2-H
Bill Taylor, L (7, PH) OBP: 0.291, SLG: 0.435					x 0-0 E 1B					
Joey Amalfitano, R (7, PR)										
Marv Grissom, R (8, 1) OBP: 0.333, SLG: 0.333										
Windy McCall, L (9, 1) OBP: 0.397, SLG: 0.627					x 1-2 2-H 1B					
Bobby Hofman, R (10, PH)										

Inning Stats	R: 0	H: 1	R: 0	H: 0	R: 0	H: 0	R: 0	H: 0	R: 1	H: 3	R: 2	H: 1	R: 0	H: 2	R: 1	H: 4	R: 0	H: 1	R: 1	H: 2	R: 0	H: 2	R: 1	H: 13	SF: 0
	E: 0	LOB: 1	E: 0	LOB: 0	E: 0	LOB: 0	E: 0	LOB: 0	E: 1	LOB: 3	E: 0	LOB: 0	E: 0	LOB: 2	E: 0	LOB: 2	E: 0	LOB: 2	E: 0	LOB: 2	E: 0	LOB: 2	E: 1	LOB: 2	2B: 0
	K: 0	BB: 0	K: 0	BB: 0	K: 0	BB: 0	K: 0	BB: 0	K: 0	BB: 0	K: 0	BB: 1	K: 1	BB: 0	K: 0	BB: 1	K: 0	BB: 1	K: 0	BB: 1	K: 0	BB: 1	K: 0	BB: 1	3B: 0
	S: 4	P: 4	S: 3	P: 3	S: 3	P: 3	S: 3	P: 3	S: 7	P: 7	S: 4	P: 8	S: 7	P: 7	S: 5	P: 9	S: 4	P: 8	S: 3	P: 7	S: 4	P: 8	S: 3	P: 7	HR: 1

PITCHER	IP	WLS	BF	H	R	ER	SO	BB	IBB	HBP	BLK	WP	HR	S	P	ERA	WHIP
Lew Burdette, R (1, 1) ERA: 5.63	6.0		25	5	3	3	0	1	0	0	0	0	1	24	28	4.50	1.000
Ernie Johnson, R (7, 1) ERA: 2.74	2.0		11	6	1	1	1	1	0	0	0	0	0	12	16	4.50	3.500
Dave Jolly, R (9, 1) ERA: 7.36	0.2		4	1	0	0	0	1	0	0	0	0	0	3	7	0.00	3.000
Roberto Vargas, L (9, 1) ERA: 11.45	0.1		1	0	0	0	0	0	0	0	0	0	0	1	1	0.00	0.000
Ray Crone, R (10, 1) ERA: 8.74	0.1	L	4	2	1	1	0	1	0	0	0	0	0	3	7	27.00	9.000

Batter	1	2	3	4	5	6	7	8	9	AB R H RBI BB SO LOB	TOP
Bill Bruton, L (1, 8) <small>OBP: 0.339, SLG: 0.445</small>	0-0 4-3		0-0 1B		0-0 G3 E 1B		0-0 4-3		0-0 2-H HR	5 2 3 2 0 0 0	
Johnny Logan, R (1, 6) <small>OBP: 0.391, SLG: 0.520</small>	0-3 K		0-0 L9		0-0 E2 1B		0-0 1B		0-0 HR	5 2 2 1 0 1 3	
Eddie Mathews, L (1, 5) <small>OBP: 0.424, SLG: 0.594</small>	4-0 BB			0-0 HR	0-0 G3		0-0 G3		0-0 F2	4 1 1 2 1 0 2	
Hank Aaron, R (1, 9) <small>OBP: 0.356, SLG: 0.548</small>	0-0 6-3			0-0 G4-6-3 1B	0-0 1B			0-0 6-3		4 0 2 1 0 0 1	
Bobby Thomson, R (1, 7) <small>OBP: 0.302, SLG: 0.424</small>		0-0 6-3		0-0 G4-6-3 1-2f	0-0 F8			0-3 K		4 0 0 0 0 1 2	
George Crowe, L (1, 3) <small>OBP: 0.413, SLG: 0.609</small>		0-3 K		0-0 3B		0-0 G3		0-0 5-3		4 0 1 0 0 1 0	
Danny O'Connell, R (1, 4) <small>OBP: 0.303, SLG: 0.351</small>		0-0 6-3		0-3 K		0-0 F8			0-0 F8	4 0 0 0 0 1 1	
Del Crandall, R (1, 2) <small>OBP: 0.256, SLG: 0.317</small>			0-0 5-3		0-0 E SH1-3 G3 1B		0-3 K		0-0 SH1-4 HR 1B	4 2 2 0 0 1 0	
Gene Conley, R (1, 1) <small>OBP: 0.176, SLG: 0.176</small>			0-0 1-3		0-0 SH1-3		0-3 K		0-0 SH1-4	2 0 0 0 0 1 0	
Inning Stats	R: 0 H: 0 E: 0 LOB: 1 K: 1 BB: 1 S: 5 P: 9	R: 0 H: 0 E: 0 LOB: 0 K: 1 BB: 0 S: 5 P: 5	R: 0 H: 1 E: 0 LOB: 1 K: 0 BB: 0 S: 4 P: 4	R: 1 H: 3 E: 0 LOB: 1 K: 1 BB: 0 S: 7 P: 7	R: 3 H: 3 E: 2 LOB: 1 K: 0 BB: 0 S: 7 P: 7	R: 0 H: 0 E: 0 LOB: 0 K: 1 BB: 0 S: 5 P: 5	R: 0 H: 1 E: 0 LOB: 1 K: 1 BB: 0 S: 6 P: 6	R: 0 H: 0 E: 0 LOB: 0 K: 1 BB: 0 S: 5 P: 5	R: 3 H: 3 E: 0 LOB: 0 K: 0 BB: 0 S: 6 P: 6	1B: 7 SF: 0 2B: 0 SAC: 2 3B: 1 DP: 1 HR: 3 HBP: 0	WP: 0 PA: 39 PB: 0 SB: 0 CS: 0
PITCHER Bob Friend, R (1, 1) <small>ERA: 2.73</small>	IP: 9.0 WLS: L BF: 39 H: 11 R: 7 ER: 4 SO: 6 BB: 1 IBB: 0 HBP: 0 BLK: 0 WP: 0 HR: 3 S: 50 P: 54 ERA: 4.00 WHIP: 1.333										

Milwaukee Braves @ Pittsburgh Pirates
 Forbes Field, Pittsburgh, PA
 Sat Jun 11 1955, 3:33 AM EDT
 Att. 1,995 - Overcast

livebaseballscorecards.com

AB	36
R	7
H	11
RBI	6
BB	1
SO	6
LOB	9



Batter	1	2	3	4	5	6	7	8	9	AB R H RBI BB SO LOB
Roberto Clemente, R (1, 9) OBP: 0.322, SLG: 0.439	4-0 SH 1B BB	0-0 L9		0-0 4-3		0-3 K			0-0 4-3	4 1 0 0 1 1 2
Gene Freese, R (1, 4) OBP: 0.329, SLG: 0.422	0-0 SH 1B 2B 1-3	0-0 L7			0-0 FC6-4 1B		0-0 L6		0-0 FC5-4 1B	4 1 2 0 0 0 0
Jerry Lynch, L (1, 7) OBP: 0.380, SLG: 0.477	0-0 2B SF7 1B 1-2 3-H	0-0 P4			0-0 FC6-4 F2 1-2f		4-0 BB		0-0 F7	4 1 1 1 1 0 2
Frank Thomas, R (1, 8) OBP: 0.274, SLG: 0.368	0-0 SF7 6-3 2B 1-3 2-H		0-0 P4		0-0 F2 1-2		0-3 K		0-0 FC5-4 1-2f	5 1 1 1 0 1 3
Dale Long, L (1, 3) OBP: 0.400, SLG: 0.550	4-0 6-3 SF7 IBB		0-3 K		4-0 IBB		0-0 L3			2 0 0 0 2 1 1
George Freese, R (1, 5) OBP: 0.319, SLG: 0.374	0-0 SF7 1-2 2-3 3-H		0-0 P6		0-0 F8		0-3 K			3 0 0 1 0 1 2
Dick Groat, R (1, 6) OBP: 0.305, SLG: 0.330	0-0 6-3		0-0 L4		0-0 F9		0-0 1B 1B			4 0 1 1 0 0 1
Toby Atwell, L (1, 2) OBP: 0.353, SLG: 0.184	4-0 IBB		0-0 SH1-4 1B		0-0 2B		0-0 1B 1-3			3 0 3 0 1 0 0
Bob Friend, R (1, 1) OBP: 0.222, SLG: 0.176	0-3 K		0-0 SH1-4 1-2		0-0 5-3		0-3 K			3 0 0 0 0 2 4

Inning Stats	R: 4 E: 1 K: 1 S: 8	H: 2 LOB: 2 BB: 3 P: 20	R: 0 E: 0 K: 0 S: 3	H: 0 LOB: 0 BB: 0 P: 3	R: 0 E: 0 K: 1 S: 5	H: 0 LOB: 0 BB: 0 P: 5	R: 0 E: 0 K: 0 S: 4	H: 1 LOB: 1 BB: 0 P: 4	R: 0 E: 0 K: 0 S: 4	H: 1 LOB: 2 BB: 1 P: 8	R: 0 E: 0 K: 1 S: 6	H: 1 LOB: 1 BB: 0 P: 6	R: 0 E: 0 K: 1 S: 5	H: 0 LOB: 1 BB: 1 P: 9	R: 0 E: 0 K: 2 S: 8	H: 2 LOB: 1 BB: 0 P: 8	R: 0 E: 0 K: 0 S: 4	H: 1 LOB: 1 BB: 0 P: 4	1B: 6 2B: 2 3B: 0 HR: 0	SF: 1 SAC: 2 DP: 0 HBP: 0
--------------	------------------------------	----------------------------------	------------------------------	---------------------------------	------------------------------	---------------------------------	------------------------------	---------------------------------	------------------------------	---------------------------------	------------------------------	---------------------------------	------------------------------	---------------------------------	------------------------------	---------------------------------	------------------------------	---------------------------------	----------------------------------	------------------------------------

PITCHER	IP	WLS	BF	H	R	ER	SO	BB	IBB	HBP	BLK	WP	HR	S	P	ERA	WHIP
Gene Conley, R (1, 1) ERA: 3.82	9.0	W	40	8	4	4	6	2	3	0	0	0	0	47	67	4.00	1.111

BOTTOM

Milwaukee Braves @ Pittsburgh Pirates
Forbes Field, Pittsburgh, PA
 Sat Jun 11 1955, 3:33 AM EDT
 Att. 1,995 - Overcast

AB	32
R	4
H	8
RBI	4
BB	5
SO	6
LOB	15



WP: 0 PA: 40
 PB: 0 SB: 0
 CS: 0

livebaseballscorecards.com

Batter	1	2	3	4	5	6	7	8	9	AB	R	H	RBI	BB	SO	LOB	TOP		
Bill Bruton, L (1, 8) <small>OBP: 0.339, SLG: 0.445</small>											0	0	0	0	0	0	0		
Johnny Logan, R (1, 6) <small>OBP: 0.391, SLG: 0.520</small>											0	0	0	0	0	0	0	0	
Eddie Mathews, L (1, 5) <small>OBP: 0.424, SLG: 0.594</small>											0	0	0	0	0	0	0	0	
Hank Aaron, R (1, 9) <small>OBP: 0.356, SLG: 0.548</small>											0	0	0	0	0	0	0	0	
Bobby Thomson, R (1, 7) <small>OBP: 0.302, SLG: 0.424</small>											0	0	0	0	0	0	0	0	
George Crowe, L (1, 3) <small>OBP: 0.413, SLG: 0.609</small>											0	0	0	0	0	0	0	0	
Danny O'Connell, R (1, 4) <small>OBP: 0.303, SLG: 0.351</small>											0	0	0	0	0	0	0	0	
Del Crandall, R (1, 2) <small>OBP: 0.256, SLG: 0.317</small>											0	0	0	0	0	0	0	0	
Warren Spahn, L (1, 1) <small>OBP: 0.160, SLG: 0.167</small>	0	0	0	0	0	0	0	0											
Inning Stats											1B: 0	SF: 0	WP: 0	PA: 0					
											2B: 0	SAC: 0	PB: 0						
											3B: 0	DP: 0	SB: 0						
											HR: 0	HBP: 0	CS: 0						
PITCHER Vern Law, R (1, 1) <small>ERA: 4.28</small>	IP	WLS	BF	H	R	ER	SO	BB	IBB	HBP	BLK	WP	HR	S	P	ERA	WHIP	PITCHER IP WLS BF H R ER SO BB IBB HBP BLK WP HR S P ERA WHIP	
	0.0	W	0	0	0	0	0	0	0	0	0	0	0	0	0	∞	∞		

Milwaukee Braves @ Pittsburgh Pirates
Forbes Field, Pittsburgh, PA
 Sun Jun 12 1955, 3:33 AM EDT
 Unknown

AB 0
R 0
H 0
RBI 0
BB 0
SO 0
LOB 0



WP: 0 PA: 0
 PB: 0
 SB: 0
 CS: 0

livebaseballscorecards.com

Batter	1	2	3	4	5	6	7	8	9	AB R H RBI BB SO LOB	TOP											
Bill Bruton, L (1, 8) OBP: 0.339, SLG: 0.451	0-0 1B 1B 2B	0-3 K			0-3 K		0-0 6-3		0-0 F9	5 1 1 0 0 2 1												
Johnny Logan, R (1, 6) OBP: 0.395, SLG: 0.520	0-0 1B 2-3 1B		0-0 F9			4-0 FC1-5 BB BB		0-0 G2		3 1 1 0 1 0 0												
Eddie Mathews, L (1, 5) OBP: 0.422, SLG: 0.580	0-0 S 1-3 1B		0-0 3-1			4-0 S FC1-5 2B BB		0-0 2B 1B		3 1 2 1 1 0 0												
Hank Aaron, R (1, 9) OBP: 0.344, SLG: 0.528	0-3 K 1-2		0-3 K			0-0 FC1-5 S 2B 1-2 2-3f		0-0 F8		4 1 0 0 0 2 5												
George Crowe, L (1, 3) OBP: 0.409, SLG: 0.600	0-0 SF9 3-H				0-0 4-3		0-3 K 1-2 2-3		0-0 2B	3 0 1 1 0 1 2												
Bobby Thomson, R (1, 7) OBP: 0.293, SLG: 0.404	0-3 K				0-0 4-3		4-0 2B BB		0-0 6-3	3 1 0 0 1 1 3												
Danny O'Connell, R (1, 4) OBP: 0.298, SLG: 0.348		0-0 6-3			0-0 5-3		0-0 2B 1-H 2-H 3-H		0-0 6-3	4 0 1 3 0 0 0												
Del Rice, R (1, 2) OBP: 0.284, SLG: 0.348		0-0 HR			0-3 K		0-0 F7		0-0 SH3-4 1B	4 1 2 1 0 1 0												
Bob Buhl, R (1, 1) OBP: 0.284, SLG: 0.348		0-3 K			0-0 6-3		0-0 4-3		0-0 SH3-4	3 0 0 0 0 1 0												
Inning Stats	R: 2 E: 0 K: 2 S: 10	H: 3 LOB: 1 BB: 0 P: 10	R: 1 E: 0 K: 2 S: 8	H: 1 LOB: 0 BB: 0 P: 8	R: 0 E: 0 K: 1 S: 5	H: 0 LOB: 0 BB: 0 P: 5	R: 0 E: 0 K: 0 S: 3	H: 0 LOB: 0 BB: 0 P: 3	R: 0 E: 0 K: 1 S: 7	H: 0 LOB: 0 BB: 0 P: 7	R: 3 E: 0 K: 1 S: 5	H: 1 LOB: 1 BB: 3 P: 17	R: 0 E: 0 K: 0 S: 3	H: 0 LOB: 0 BB: 0 P: 3	R: 0 E: 0 K: 0 S: 5	H: 2 LOB: 2 BB: 0 P: 5	R: 0 E: 0 K: 0 S: 4	H: 1 LOB: 1 BB: 0 P: 4	1B: 4 2B: 3 3B: 0 HR: 1	SF: 1 SAC: 1 DP: 0 HBP: 0	WP: 0 PB: 0 SB: 3 CS: 0	PA: 37
PITCHER	IP WLS BF H R ER SO BB IBB HBP BLK WP HR S P ERA WHIP																					
Max Surkont, R (1, 1) ERA: 5.32	7.0 L 28 5 6 6 8 3 0 0 0 0 0 1 41 53 7.71 1.143																					
Nelson King, R (8, 1) ERA: 2.63	0.1 2 1 0 0 0 0 0 0 0 0 0 0 2 2 0.00 3.000																					
Ben Wade, R (8, 1) ERA: 3.21	1.2 7 2 0 0 0 0 0 0 0 0 0 0 7 7 0.00 1.200																					

Milwaukee Braves @ Pittsburgh Pirates
 Forbes Field, Pittsburgh, PA
 Sun Jun 12 1955, 3:38 AM EDT
 Att. 12,738 - Unknown

livebaseballscorecards.com

AB 32
 R 6
 H 8
 RBI 6
 BB 3
 SO 8
 LOB 11



Batter	1	2	3	4	5	6	7	8	9	AB	R	H	RBI	BB	SO	LOB
Roberto Clemente, R (1, 9) OBP: 0.309, SLG: 0.420	0-0 4-3		0-3 K		0-0 6-3		0-0 P4		0-3 K	5	0	0	0	0	2	3
Gene Freese, R (1, 4) OBP: 0.324, SLG: 0.410	0-0 F7		0-0 5-3		0-0 F9		0-0 F7		0-0 E6 3B	5	1	0	0	0	0	3
Jerry Lynch, L (1, 7) OBP: 0.368, SLG: 0.486	0-0 F9		0-0 1-3		0-0 3-1			0-0 G3	0-0 3B 1-H	5	0	1	1	0	0	2
Frank Thomas, R (1, 8) OBP: 0.281, SLG: 0.388		0-0 BB 1B		0-0 F8		0-0 6-3		0-0 BB E 1B	0-0 F8	5	1	2	0	0	0	1
Dale Long, L (1, 3) OBP: 0.408, SLG: 0.570		0-3 K		0-0 G3 BB 2B 1B		0-0 F8		4-0 BB BB BB BB E FC4-6 BB		3	2	1	0	1	1	1
George Freese, R (1, 5) OBP: 0.327, SLG: 0.374		4-0 BB BB BB BB G1-6-3 BB		4-0 BB BB BB BB G3 2B BB		4-0 BB BB BB BB FC6-4 BB		0-0 E6 FC4-6		1	1	0	0	3	0	1
Dick Groat, R (1, 6) OBP: 0.303, SLG: 0.323		0-0 G1-6-3		0-0 G3		0-0 FC6-4		0-0 FC4-6		1	0	0	0	0	0	2
Preston Ward, L (4, PH) OBP: 0.278, SLG: 0.346		0-0 1-2f		1-2 2-3		1-2f		1-2f 3-H		1	0	0	0	0	0	2
Dick Cole, R (5, 6) OBP: 0.371, SLG: 0.446										2	0	0	1	0	0	2
Toby Atwell, L (1, 2) OBP: 0.364, SLG: 0.238			0-0 5-3 E 1B		0-0 2-H 3-H 2B		0-0 4-3		0-0 P5	4	0	2	2	0	0	1
Max Surkont, R (1, 1) OBP: 0.200, SLG: 0.111			0-0 E1		0-0 4-3				0-0 1-3	2	0	0	0	0	0	2
Tom Saffell, L (7, PH) OBP: 0.255, SLG: 0.184										0	0	0	0	0	1	0
Nelson King, R (8, 1)										0	0	0	0	0	0	0
Ben Wade, R (8, 1)										0	0	0	0	0	0	0
Felipe Montemayor, L (9, PH) OBP: 0.342, SLG: 0.347			1-2							1	0	0	0	0	0	0

Inning Stats	R: 0	H: 0	E: 0	K: 0	S: 3	R: 0	H: 1	E: 0	K: 1	S: 5	R: 0	H: 1	E: 1	K: 1	S: 7	R: 2	H: 2	E: 0	K: 0	S: 5	R: 0	H: 0	E: 0	K: 0	S: 3	R: 0	H: 0	E: 0	K: 0	S: 3	R: 0	H: 1	E: 1	K: 0	S: 5	R: 1	H: 1	E: 1	K: 1	S: 7	1B: 4	SF: 0	2B: 1	SAC: 0	3B: 1	DP: 1	HR: 0	HBP: 0	WP: 0	PA: 40							
PITCHER	IP	WLS	BF	H	R	ER	SO	BB	IBB	HBP	BLK	WP	HR	S	P	ERA	WHIP													PITCHER	IP	WLS	BF	H	R	ER	SO	BB	IBB	HBP	BLK	WP	HR	S	P	ERA	WHIP										
Bob Buhl, R (1, 1) ERA: 3.27	9.0	W	40	6	5	2	3	5	0	0	0	0	0	41	61	2.00	1.222																																								

BOTTOM

Milwaukee Braves @ Pittsburgh Pirates
 Forbes Field, Pittsburgh, PA
 Sun Jun 12 1955, 3:38 AM EDT
 Att. 12,738 - Unknown

livebaseballscorecards.com

AB	35
R	5
H	6
RBI	4
BB	5
SO	3
LOB	20



Batter	1	2	3	4	5	6	7	8	9	AB R H RBI BB SO LOB	TOP														
Bill Bruton, L (1, 8) OBP: 0.337, SLG: 0.448 Del Rice, R (9, PH) OBP: 0.280, SLG: 0.343	0-0 3-1		0-0 L9	0-0 1B	0-0 1-2 2-H 1B	0-3 K		0-3 K	0-3 K	4 0 1 1 0 1 0 1 0 0 0 0 1 0															
Johnny Logan, R (1, 6) OBP: 0.392, SLG: 0.519	0-0 F5		0-0 1B 2B	0-0 F7			0-0 F9			4 1 1 0 0 0 2															
Eddie Mathews, L (1, 5) OBP: 0.429, SLG: 0.604	0-0 HR		0-0 1B 1B	0-0 G6-4-3 1B			0-3 K			4 1 3 2 0 1 0															
Hank Aaron, R (1, 9) OBP: 0.347, SLG: 0.528 (8, 7)	0-0 1B		0-0 1B	0-0 G6-4-3 1-2f			0-0 L6			4 0 2 0 0 0 3															
George Crowe, L (1, 3) OBP: 0.391, SLG: 0.570	0-0 2-3		0-0 F9		0-0 F8			0-0 4-3		4 0 0 0 0 0 3															
Chuck Tanner, L (1, 7) OBP: 0.359, SLG: 0.449 Andy Paiko, R (8, PH) OBP: 0.311, SLG: 0.325 (8, 9)		0-0 4-3	0-0 4-3		0-0 G5-4-3 1B			0-0 L6		3 0 1 0 0 0 2 1 0 0 0 0 0 0															
Danny O'Connell, R (1, 4) OBP: 0.293, SLG: 0.341		0-0 F9		0-0 E6 1B	0-0 G5-4-3 1-2f			0-0 G3		4 1 0 0 0 0 1															
Del Crandall, R (1, 2) OBP: 0.266, SLG: 0.345		1-0 HBP		0-0 1B 1B		0-0 F2		0-0 F8		3 1 1 0 0 0 0															
Chet Nichols, S (1, 1) OBP: 0.111, SLG: 0.148 Joe Adcock, R (6, PH) OBP: 0.344, SLG: 0.437 Warren Spahn, L (6, 1) OBP: 0.148, SLG: 0.154 Bobby Thomson, R (9, PH) OBP: 0.292, SLG: 0.401		0-0 1-3		0-0 1B 1B	1-2 2-H 1B	0-0 F8		0-0 F8		2 0 1 1 0 0 1 1 0 0 0 0 0 0 0 0 0 0 0 0 0 1 0 0 0 0 0 0															
Inning Stats	R: 1 E: 0 K: 0 S: 5	H: 2 LOB: 1 BB: 0 P: 5	R: 0 E: 0 K: 0 S: 3	H: 0 LOB: 1 BB: 0 P: 4	R: 1 E: 0 K: 0 S: 6	H: 3 LOB: 2 BB: 0 P: 6	R: 2 E: 1 K: 0 S: 7	H: 4 LOB: 2 BB: 0 P: 7	R: 0 E: 0 K: 0 S: 3	H: 1 LOB: 0 BB: 0 P: 3	R: 0 E: 0 K: 1 S: 5	H: 0 LOB: 0 BB: 0 P: 5	R: 0 E: 0 K: 1 S: 5	H: 0 LOB: 0 BB: 0 P: 5	R: 0 E: 0 K: 0 S: 3	H: 0 LOB: 0 BB: 0 P: 3	R: 0 E: 0 K: 1 S: 5	H: 0 LOB: 0 BB: 0 P: 5	R: 0 E: 0 K: 1 S: 5	H: 0 LOB: 0 BB: 0 P: 5	1B: 8 2B: 1 3B: 0 HR: 1	SF: 0 SAC: 0 DP: 2 HBP: 1	WP: 0 PB: 0 SB: 0 CS: 0	PA: 37	
PITCHER Gerry Staley, R (1, 1) ERA: 5.18 Jackie Collum, L (4, 1) ERA: 2.13	IP 3.0	WLS 19	BF 8	H 4	R 4	ER 3	SO 0	BB 0	IBB 0	HBP 1	BLK 0	WP 0	HR 1	S 18	P 19	ERA 9.00	WHIP 2.667								
											PITCHER IP 6.0 WLS 18 BF 2 H 0 R 0 ER 0 SO 3 BB 0 IBB 0 HBP 0 BLK 0 WP 0 HR 0 S 24 P 24 ERA 0.00 WHIP 0.333														

Milwaukee Braves @ Cincinnati Redlegs
 Crosley Field, Cincinnati, OH
 Mon Jun 13 1955, 3:33 AM EDT
 Att. 4,857 - Unknown

livebaseballscorecards.com

AB	36
R	4
H	10
RBI	4
BB	0
SO	3
LOB	12



Batter	1	2	3	4	5	6	7	8	9
Johnny Temple, R OBP: 0.383, SLG: 0.323 (1, 4)	0-0 4-3 ①		0-0 F7 ②		0-0 1-2 HR 1B	0-0 F2 ③		0-0 F3 ③	
Ray Jablonski, R OBP: 0.275, SLG: 0.381 Rocky Bridges, R OBP: 0.500, SLG: 0.364 (1, 7) (8, 5)	0-0 L7 ②		0-0 E4		0-0 1-H 2-H HR		0-3 K ①		
Ted Kluszewski, L OBP: 0.390, SLG: 0.655 (1, 3)	0-0 HR		0-0 P5 ③		0-0 4-3 ②		0-0 2B 1B		
Wally Post, R OBP: 0.338, SLG: 0.550 (1, 9)	0-0 E5			0-0 5-3 ① B B B B	4-0 2B BB		0-0 1-3 2B		
Gus Bell, L OBP: 0.302, SLG: 0.375 (1, 8)	0-0 L7 ③			0-0 6-3 ②	0-0 1-H 2B		0-0 F8 ②		
Smoky Burgess, L OBP: 0.351, SLG: 0.536 (1, 2)		0-0 4-3 ①		0-0 HR	0-0 4-3 ③		0-3 K ③		
Bobby Adams, R OBP: 0.245, SLG: 0.283 Bob Borkowski, R OBP: 0.250, SLG: 0.222 (1, 5) (8, 7)		0-0 5-3 ②		0-0 F8 ③		0-0 6-3 ①		0-0 F9 ①	
Roy McMillan, R OBP: 0.324, SLG: 0.315 (1, 6)		0-0 5-3 ③			0-0 FC1-6 1B	0-0 4-3 ②		0-0 P4 ②	
Gerry Staley, R Jackie Collum, L OBP: 0.429, SLG: 0.364 (1, 1) (4, 1)			0-0 F8 ①		0-0 1-2 HR 1B	4-0 BB BB BB		0-0 2B	

Inning Stats	R: 1 E: 1 K: 0 S: 5	H: 1 LOB: 1 BB: 0 P: 5	R: 0 E: 0 K: 0 S: 3	H: 0 LOB: 0 BB: 0 P: 3	R: 0 E: 1 K: 0 S: 4	H: 0 LOB: 1 BB: 0 P: 4	R: 1 E: 0 K: 0 S: 4	H: 1 LOB: 0 BB: 0 P: 4	R: 4 E: 0 K: 0 S: 7	H: 4 LOB: 1 BB: 1 P: 11	R: 0 E: 0 K: 0 S: 3	H: 0 LOB: 1 BB: 1 P: 7	R: 0 E: 0 K: 2 S: 9	H: 2 LOB: 2 BB: 0 P: 9	R: 0 E: 0 K: 0 S: 4	H: 1 LOB: 1 BB: 0 P: 4
1B: 3 2B: 3 3B: 0 HR: 3	SF: 0 SAC: 0 DP: 0 HBP: 0	WP: 0 PB: 0 SB: 0 CS: 0	PA: 37													

PITCHER	IP	WLS	BF	H	R	ER	SO	BB	IBB	HBP	BLK	WP	HR	S	P	ERA	WHIP
Chet Nichols, L ERA: 3.86 (1, 1)	5.0	L	24	6	6	6	0	1	0	0	0	0	3	23	27	10.80	1.400
Warren Spahn, L ERA: 3.97 (6, 1)	3.0		13	3	0	0	2	1	0	0	0	0	0	16	20	0.00	1.333

BOTTOM


Milwaukee Braves @ Cincinnati Redlegs
Crosley Field, Cincinnati, OH

Mon Jun 13 1955, 3:33 AM EDT
Att. 4,857 - Unknown

livebaseballscorecards.com

AB	35
R	6
H	9
RBI	6
BB	2
SO	2
LOB	10



Batter	1	2	3	4	5	6	7	8	9	AB	R	H	RBI	BB	SO	LOB	TOP		
Richie Ashburn, L (1, 8) <small>OBP: 0.473, SLG: 0.464</small>											0	0	0	0	0	0	0	Philadelphia Phillies @ Milwaukee Braves Milwaukee County Stadium, Milwaukee, WI Tue Jun 14 1955, 4:33 AM EDT Att. 29,252 - Unknown livebaseballscorecards.com	
Mary Blaylock, L (1, 3) <small>OBP: 0.375, SLG: 0.430</small>											0	0	0	0	0	0	0		0
Granny Hamner, R (1, 4) <small>OBP: 0.312, SLG: 0.361</small>											0	0	0	0	0	0	0		0
Del Ennis, R (1, 7) <small>OBP: 0.325, SLG: 0.529</small>											0	0	0	0	0	0	0		0
Jim Greengrass, R (1, 9) <small>OBP: 0.319, SLG: 0.371</small>											0	0	0	0	0	0	0		0
Willie Jones, R (1, 5) <small>OBP: 0.357, SLG: 0.400</small>											0	0	0	0	0	0	0		0
Andy Seminick, R (1, 2) <small>OBP: 0.305, SLG: 0.436</small>											0	0	0	0	0	0	0		0
Roy Smalley, R (1, 6) <small>OBP: 0.333, SLG: 0.400</small>											0	0	0	0	0	0	0		0
Robin Roberts, S (1, 1) <small>OBP: 0.318, SLG: 0.324</small>	0	0	0	0	0	0	0	0	0	0	0	0	0	0	0				
Inning Stats											1B: 0	SF: 0	WP: 0	PA: 0					
	2B: 0	SAC: 0	PB: 0																
	3B: 0	DP: 0	SB: 0																
	HR: 0	HBP: 0	CS: 0																
PITCHER Lew Burdette, R (1, 1) <small>ERA: 5.63</small>	IP	WLS	BF	H	R	ER	SO	BB	IBB	HBP	BLK	WP	HR	S	P	ERA	WHIP	PITCHER IP WLS BF H R ER SO BB IBB HBP BLK WP HR S P ERA WHIP	
	0.0	W	0	0	0	0	0	0	0	0	0	0	0	0	0	∞	∞		

Batter	1	2	3	4	5	6	7	8	9	AB R H RBI BB SO LOB	TOP											
Richie Ashburn, L (1, 8) OBP: 0.475, SLG: 0.463	0-0 5-3		0-0 6-3 1B		0-0 F5		4-0 FC2-6 BB		0-0 F7	4 0 1 0 1 0 1	Philadelphia Phillies @ Milwaukee Braves Milwaukee County Stadium, Milwaukee, WI Wed Jun 15 1955, 4:33 AM EDT Att: 27,759 - Unknown livebaseballscorecards.com											
Mary Blaylock, L (1, 3) OBP: 0.371, SLG: 0.420	0-0 CS 1B		0-0 6-3 1-2		0-0 BB FC5-4 1B		0-0 FC2-6 SH1-3 1-2f			4 1 2 0 0 0 2												
Granny Hamner, R (1, 4) OBP: 0.321, SLG: 0.384	0-3 K 1-2		0-0 6-3		0-0 FC5-4 BB 1-2 2-3 1B		0-0 SH1-3 1-2			3 0 1 0 0 1 2												
Del Ennis, R (1, 7) OBP: 0.322, SLG: 0.515		0-0 1B SF7 1B		0-0 L9	4-0 FC5-4 BB 1-2 2-3 3-H		0-0 F7			3 1 1 1 1 0 1												
Jim Greengrass, R (1, 9) OBP: 0.331, SLG: 0.385		0-0 1-3 1B		0-0 1B 2B	0-0 FC5-4 1-2f 2-3 3-H			0-0 6-3		4 1 2 1 0 0 2												
Peanuts Lowrey, R (8, 9) OBP: 0.253, SLG: 0.250										0 0 0 0 0 0 0												
Willie Jones, R (1, 5) OBP: 0.349, SLG: 0.389		0-3 K		0-3 K	0-3 K			0-0 L8		4 0 0 0 0 3 5												
Stan Lopata, R (1, 2) OBP: 0.364, SLG: 0.457		0-0 SF7		0-0 S 1B		0-0 F3		0-3 K		3 0 1 2 0 1 0												
Roy Smalley, R (1, 6) OBP: 0.317, SLG: 0.375		0-0 F8		0-0 F4		0-3 K		0-0 F4		4 0 0 0 0 1 2												
Herm Wehmeier, R (1, 1) OBP: 0.207, SLG: 0.214			0-0 5-3		0-0 1B BB 1B		0-3 K		0-3 K	4 1 1 0 0 2 0												
Inning Stats	R: 0 E: 0 K: 1 S: 5	H: 1 LOB: 0 BB: 0 P: 5	R: 1 E: 0 K: 1 S: 7	H: 2 LOB: 1 BB: 0 P: 7	R: 0 E: 0 K: 0 S: 4	H: 1 LOB: 1 BB: 0 P: 4	R: 1 E: 0 K: 1 S: 7	H: 2 LOB: 1 BB: 0 P: 7	R: 2 E: 0 K: 1 S: 8	H: 3 LOB: 2 BB: 1 P: 12	R: 0 E: 0 K: 2 S: 7	H: 0 LOB: 0 BB: 0 P: 7	R: 0 E: 0 K: 0 S: 3	H: 0 LOB: 1 BB: 1 P: 7	R: 0 E: 0 K: 1 S: 5	H: 0 LOB: 0 BB: 0 P: 5	R: 0 E: 0 K: 1 S: 5	H: 0 LOB: 0 BB: 0 P: 5	1B: 8 2B: 1 3B: 0 HR: 0	SF: 1 SAC: 1 DP: 0 HBP: 0	WP: 0 PB: 0 SB: 1 CS: 1	PA: 37
PITCHER	IP WLS BF H R ER SO BB IBB HBP BLK WP HR S P ERA WHIP											PITCHER	IP WLS BF H R ER SO BB IBB HBP BLK WP HR S P ERA WHIP									
Gene Conley, R (1, 1) ERA: 4.01	4.1 L 22 9 4 4 3 1 0 0 0 0 0 27 31 8.31 2.308																					
Ray Crone, R (5, 1) ERA: 6.19	3.2 12 0 0 0 4 1 0 0 0 0 0 0 19 23 0.00 0.273																					
Joey Jay, R (9, 1) ERA: 4.05	1.0 3 0 0 0 0 1 0 0 0 0 0 0 5 5 0.00 0.000																					

Philadelphia Phillies @ Milwaukee Braves
Milwaukee County Stadium, Milwaukee, WI
Wed Jun 15 1955, 4:33 AM EDT
Att: 27,759 - Unknown
livebaseballscorecards.com

AB	33
R	4
H	9
RBI	4
BB	2
SO	8
LOB	15



Batter	1	2	3	4	5	6	7	8	9	AB	R	H	RBI	BB	SO	LOB
Bill Bruton, L (1, 8) OBP: 0.338, SLG: 0.458	0-0 4-3		0-0 2B			0-0 4-3		0-0 1B		4	0	2	0	0	0	0
Johnny Logan, R (1, 6) OBP: 0.384, SLG: 0.502	0-0 F8		4-0 BB			0-0 6-3		0-0 F9		3	0	0	0	1	0	1
Eddie Mathews, L (1, 5) OBP: 0.431, SLG: 0.623	0-0 2B		0-0 4-3			0-3 K			0-0 F5	4	0	1	0	0	1	2
Hank Aaron, R (1, 9) OBP: 0.344, SLG: 0.519	0-0 F3			0-0 F7			0-0 F8		0-0 E 1B	4	0	1	0	0	0	1
George Crowe, L (1, 3) OBP: 0.360, SLG: 0.517		0-0 4-3		0-0 F6			0-0 F6		0-0 F8	4	0	0	0	0	0	1
Chuck Tanner, L (1, 7) OBP: 0.353, SLG: 0.487		0-0 F7		0-3 K			0-0 2B		0-0 E4 1-2	4	0	1	0	0	1	1
Danny O'Connell, R (1, 4) OBP: 0.289, SLG: 0.336 Joe Adcock, R (9, PH) OBP: 0.341, SLG: 0.434		0-0 1B				0-0 F8		0-0 F9	0-0 F8	3	0	1	0	0	0	1
Del Crandall, R (1, 2) OBP: 0.258, SLG: 0.333			0-3 K			0-0 F7		0-0 F8		3	0	0	0	0	1	0
Gene Conley, R (1, 1) OBP: 0.171, SLG: 0.171 Ray Crone, R (5, 1) OBP: 0.250, SLG: 0.250 Andy Pafko, R (8, PH) OBP: 0.308, SLG: 0.321 Joey Jay, S (9, 1) OBP: 1.000, SLG: 1.000			0-0 1-3			0-0 F8		0-3 K		1	0	0	0	0	0	0

Inning Stats	R: 0 E: 0 K: 0 S: 4	H: 1 LOB: 1 BB: 0 P: 4	R: 0 E: 0 K: 0 S: 3	H: 1 LOB: 1 BB: 0 P: 3	R: 0 E: 0 K: 1 S: 6	H: 1 LOB: 2 BB: 1 P: 10	R: 0 E: 0 K: 1 S: 5	H: 0 LOB: 0 BB: 0 P: 5	R: 0 E: 0 K: 0 S: 3	H: 0 LOB: 0 BB: 0 P: 3	R: 0 E: 0 K: 1 S: 5	H: 0 LOB: 0 BB: 0 P: 5	R: 0 E: 0 K: 0 S: 4	H: 1 LOB: 1 BB: 0 P: 4	R: 0 E: 0 K: 1 S: 6	H: 1 LOB: 1 BB: 0 P: 6	R: 0 E: 1 K: 0 S: 5	H: 1 LOB: 2 BB: 0 P: 5	1B: 3 2B: 3 3B: 0 HR: 0	SF: 0 SAC: 0 DP: 0 HBP: 0	WP: 0 PB: 0 SB: 0 CS: 0	PA: 34
PITCHER Herm Wehmeier, R (1, 1) ERA: 3.5	IP 9.0	WLS W	BF 34	H 6	R 0	ER 0	SO 4	BB 1	IBB 0	HBP 0	BLK 0	WP 0	HR 0	S 41	P 45	ERA 0.00	WHIP 0.778					
PITCHER	IP	WLS	BF	H	R	ER	SO	BB	IBB	HBP	BLK	WP	HR	S	P	ERA	WHIP					


BOTTOM

Philadelphia Phillies @ Milwaukee Braves
Milwaukee County Stadium, Milwaukee, WI

Wed Jun 15 1955, 4:33 AM EDT
Att. 27,759 - Unknown

livebaseballscorecards.com

AB	33
R	0
H	6
RBI	0
BB	1
SO	4
LOB	9



Batter	1	2	3	4	5	6	7	8	9	AB R H RBI BB SO LOB	TOP	
Richie Ashburn, L (1, 8) OBP: 0.475, SLG: 0.461	4-0 E 1B BB		0-0 F9 2-3		0-0 F7		0-0 1-2 1B			3 1 1 0 1 0 1	Philadelphia Phillies @ Milwaukee Braves Milwaukee County Stadium, Milwaukee, WI Thu Jun 16 1955, 4:33 AM EDT Att: 17,978 - Unknown livebaseballscorecards.com	
Mary Blaylock, L (1, 3) OBP: 0.358, SLG: 0.407	0-0 E3 G5-4-3 1-2 1B		0-0 SF8 3-H		0-0 F7		0-0 5-3			3 0 0 1 0 0 3		
Granny Hamner, R (1, 4) OBP: 0.325, SLG: 0.383	0-0 G5-4-3 1-2 2-H 1B		4-0 BB		0-0 6-3		0-0 F8			3 0 1 1 1 0 0		
Del Ennis, R (1, 7) OBP: 0.316, SLG: 0.505	0-0 G5-4-3 1-2f 2-3		0-0 5-3		0-0 6-3		0-0 L4			4 0 0 0 0 0 3		
Jim Greengrass, R (1, 9) OBP: 0.328, SLG: 0.380	0-0 5-3			0-3 K		0-0 1B		0-0 6-3		4 0 1 0 0 1 1		
Willie Jones, R (1, 5) OBP: 0.347, SLG: 0.386		0-0 6-3		0-0 L9		0-0 F9		0-0 SH1-4 1B		4 1 1 0 0 0 1		
Andy Seminick, R (1, 2) OBP: 0.321, SLG: 0.440		0-0 G4-6-3 1B		0-0 1B		0-0 F8		0-0 SH1-4		3 0 2 0 0 0 0		
Roy Smalley, R (1, 6) OBP: 0.315, SLG: 0.370		0-0 G4-6-3 1-2f		0-0 G3		0-0 6-3		0-0 2-H 1B		4 0 1 1 0 0 2		
Murry Dickson, R (1, 1) OBP: 0.258, SLG: 0.387			0-0 F9 SF8 2B		0-0 6-3		0-0 1B		0-3 K	4 1 2 0 0 1 0		
Inning Stats	R: 1 H: 1 E: 1 LOB: 1 K: 0 BB: 1 S: 4 P: 8	R: 0 H: 1 E: 0 LOB: 0 K: 0 BB: 0 S: 3 P: 3	R: 1 H: 1 E: 0 LOB: 1 K: 0 BB: 1 S: 4 P: 8	R: 0 H: 1 E: 0 LOB: 1 K: 1 BB: 0 S: 6 P: 6	R: 0 H: 0 E: 0 LOB: 0 K: 0 BB: 0 S: 3 P: 3	R: 0 H: 1 E: 0 LOB: 1 K: 0 BB: 0 S: 4 P: 4	R: 0 H: 2 E: 0 LOB: 2 K: 0 BB: 0 S: 5 P: 5	R: 0 H: 0 E: 0 LOB: 0 K: 0 BB: 0 S: 3 P: 3	R: 1 H: 2 E: 0 LOB: 0 K: 1 BB: 0 S: 6 P: 6	1B: 8 SF: 1 2B: 1 SAC: 1 3B: 0 DP: 2 HR: 0 HBP: 0	WP: 0 PA: 36 PB: 0 SB: 0 CS: 0	
PITCHER Bob Buhl, R (1, 1) ERA: 3.15 Ernie Johnson, R (9, 1) ERA: 2.76	IP WLS BF H R ER SO BB IBB HBP BLK WP HR S P ERA WHIP											PITCHER IP WLS BF H R ER SO BB IBB HBP BLK WP HR S P ERA WHIP

Philadelphia Phillies @ Milwaukee Braves
Milwaukee County Stadium, Milwaukee, WI

Thu Jun 16 1955, 4:33 AM EDT
 Att: 17,978 - Unknown



Batter	1	2	3	4	5	6	7	8	9	AB	R	H	RBI	BB	SO	LOB
Bill Bruton, L (1, 8) OBP: 0.337, SLG: 0.455	0-0 6-3		0-0 1B		0-0 F6			0-0 F9		4	0	1	0	0	0	0
Johnny Logan, R (1, 6) OBP: 0.378, SLG: 0.493	0-0 F9		0-3 K			0-3 K		0-0 5-3		4	0	0	0	0	2	1
Eddie Mathews, L (1, 5) OBP: 0.433, SLG: 0.618	0-0 1B			0-0 G3		0-0 F5		4-0 L3 BB		3	0	1	0	1	0	0
Hank Aaron, R (1, 9) OBP: 0.338, SLG: 0.510	0-3 K			0-0 6-3		0-0 F8		0-3 K		4	0	0	0	0	2	2
George Crowe, L (1, 3) OBP: 0.365, SLG: 0.511		0-0 4-3		4-0 1B BB		0-0 FC6-4 1B		0-0 L3		3	0	1	0	1	0	1
Chuck Tanner, L (1, 7) OBP: 0.352, SLG: 0.481		0-3 K2-3		0-0 1-2 1B		0-0 F9				3	0	1	0	0	1	1
Jack Dittmer, L (1, 4) OBP: 0.154, SLG: 0.120		0-0 1-3		0-0 L9		0-0 FC6-4		0-0 1-2f		3	0	0	0	0	0	3
Del Rice, R (1, 2) OBP: 0.269, SLG: 0.329			0-0 L6		0-3 K		0-0 1-3			3	0	0	0	0	1	1
Bob Buhl, R (1, 1) Andy Pafko, R (8, PH) Ernie Johnson, R (9, 1) OBP: 0.304, SLG: 0.318 OBP: 0.214, SLG: 0.083			0-0 4-3		0-0 4-3			0-0 F3		2	0	0	0	0	0	0

Inning Stats	R: 0 E: 0 K: 1 S: 6	H: 1 LOB: 1 BB: 0 P: 6	R: 0 E: 0 K: 1 S: 5	H: 0 LOB: 0 BB: 0 P: 5	R: 0 E: 0 K: 1 S: 6	H: 1 LOB: 1 BB: 0 P: 6	R: 0 E: 0 K: 0 S: 4	H: 1 LOB: 2 BB: 1 P: 8	R: 0 E: 0 K: 1 S: 5	H: 0 LOB: 0 BB: 0 P: 5	R: 0 E: 0 K: 1 S: 5	H: 0 LOB: 0 BB: 0 P: 5	R: 0 E: 0 K: 0 S: 4	H: 1 LOB: 1 BB: 0 P: 4	R: 0 E: 0 K: 0 S: 3	H: 0 LOB: 0 BB: 0 P: 3	R: 0 E: 0 K: 1 S: 4	H: 0 LOB: 0 BB: 1 P: 8	1B: 4 2B: 1 3B: 0 HR: 0	SF: 0 SAC: 0 DP: 1 HBP: 0
---------------------	------------------------------	---------------------------------	------------------------------	---------------------------------	------------------------------	---------------------------------	------------------------------	---------------------------------	------------------------------	---------------------------------	------------------------------	---------------------------------	------------------------------	---------------------------------	------------------------------	---------------------------------	------------------------------	---------------------------------	----------------------------------	------------------------------------

PITCHER Murry Dickson, R (1, 1) ERA: 3.28	IP: 9.0 WLS: W BF: 32 H: 4 R: 0 ER: 0 SO: 6 BB: 2 IBB: 0 HBP: 0 BLK: 0 WP: 0 HR: 0 S: 42 P: 50 ERA: 0.00 WHIP: 0.667	PITCHER	IP: 9.0 WLS: W BF: 32 H: 4 R: 0 ER: 0 SO: 6 BB: 2 IBB: 0 HBP: 0 BLK: 0 WP: 0 HR: 0 S: 42 P: 50 ERA: 0.00 WHIP: 0.667
--	--	----------------	--

BOTTOM

Philadelphia Phillies @ Milwaukee Braves
Milwaukee County Stadium, Milwaukee, WI
 Thu Jun 16 1955, 4:33 AM EDT
 Att. 17,978 - Unknown

AB	30
R	0
H	4
RBI	0
BB	2
SO	6
LOB	9



WP: 0	PA: 32
PB: 0	
SB: 0	
CS: 0	

Batter	1	2	3	4	5	6	7	8	9	10	AB R H RBI BB SO LOB	TOP					
Alvin Dark, R OBP: 0.308, SLG: 0.347 (1, 6) X	0-0 P4		0-0 4-3		0-0 3B			0-0 E 1B 1B	4-0 BB 1B BB		4 2 2 0 1 0 0	New York Giants @ Milwaukee Braves Milwaukee County Stadium, Milwaukee, WI Fri Jun 17 1955, 4:33 AM EDT Att. 39,275 - Unknown					
Whitey Lockman, L OBP: 0.310, SLG: 0.414 (1, 7) X	0-0 4-3		0-0 F7		0-0 F5			0-0 E4 1B 1B BB	4-0 BB 1B BB		4 1 0 0 1 0 2						
Don Mueller, L OBP: 0.358, SLG: 0.427 (1, 9) X	0-0 1B 1B		0-0 4-3					0-0 BB 1B SF8-4 1B	0-0 BB 1B		5 1 4 2 0 0 0						
Bobby Hofman, R OBP: 0.399, SLG: 0.563 (1, 4) X Joey Amalfitano, R (8, PR) Davey Williams, R OBP: 0.296, SLG: 0.325 (8, 4) X Dusty Rhodes, L OBP: 0.276, SLG: 0.267 (9, PH) Windy McCall, L OBP: 0.286, SLG: 0.286 (9, 1) X Marv Grissom, R OBP: 0.286, SLG: 0.286 (9, 1) X	0-0 1-2 1B		0-0 F8		0-0 G4-3 1-2			0-0 SF8-4 BB 1B	4-0 BB 1B		4 0 2 0 0 0 1						
Willie Mays, R OBP: 0.371, SLG: 0.586 (1, 8) X	0-3 K		4-0 BB		0-0 BB			4-0 SF8-4 BB	0-3 K		3 0 1 1 2 2 5						
Sid Gordon, R OBP: 0.240, SLG: 0.225 (1, 5) X		0-0 F8		0-0 F9				0-0 SF8-4 1-2 2-3 3-H			4 0 0 1 0 0 2						
Gail Harris, L OBP: 0.263, SLG: 0.509 (1, 3) X		0-3 K		0-0 P6				0-0 G3			5 0 0 0 0 2 3						
Wes Westrum, R OBP: 0.311, SLG: 0.212 (1, 2) X Hank Thompson, L OBP: 0.389, SLG: 0.374 (9, PH) X (9, 4) X		0-0 1B			0-0 4-3			0-3 K			3 0 1 0 0 1 0						
Johnny Antonelli, L OBP: 0.222, SLG: 0.265 (1, 1) X Hoyt Wilhelm, R OBP: 0.250, SLG: 0.250 (8, 1) X Monte Irvin, R OBP: 0.341, SLG: 0.338 (9, PH) X Ray Katt, R OBP: 0.311, SLG: 0.269 (9, 2) X		0-0 G3			0-0 4-3			0-3 K			2 0 1 0 0 1 0						
		0-0 1B						0-3 K			3 0 0 0 0 1 1						
									0-0 F9		0 0 0 0 0 0 0						
											1 0 0 0 0 0 0						
											1 0 0 0 0 1 1						
Inning Stats	R: 0 H: 2 E: 0 LOB: 2 K: 1 BB: 0 S: 7 P: 7	R: 0 H: 1 E: 0 LOB: 1 K: 1 BB: 0 S: 6 P: 6	R: 0 H: 0 E: 0 LOB: 0 K: 0 BB: 0 S: 3 P: 3	R: 0 H: 0 E: 0 LOB: 1 K: 0 BB: 1 S: 3 P: 7	R: 0 H: 1 E: 0 LOB: 1 K: 0 BB: 0 S: 4 P: 4	R: 0 H: 2 E: 0 LOB: 1 K: 0 BB: 0 S: 4 P: 4	R: 0 H: 0 E: 0 LOB: 0 K: 2 BB: 0 S: 7 P: 7	R: 3 H: 3 E: 1 LOB: 2 K: 1 BB: 1 S: 8 P: 12	R: 1 H: 1 E: 0 LOB: 3 K: 2 BB: 3 S: 8 P: 20	R: 0 H: 1 E: 0 LOB: 1 K: 1 BB: 0 S: 6 P: 6	1B: 10 SF: 1 2B: 1 SAC: 0 3B: 1 DP: 2 HR: 0 HBP: 0	WP: 0 PA: 45 PB: 0 SB: 0 CS: 0					
PITCHER	IP WLS BF H R ER SO BB IBB HBP BLK WP HR S P ERA WHIP																
Warren Spahn, L ERA: 3.89 (1, 1)	8.2	39	10	4	3	6	4	0	0	0	0	0	0	0	63	3.12	1.615
Ray Crone, R ERA: 5.71 (9, 1)	1.1	6	1	0	0	2	1	0	0	0	0	0	0	9	13	0.00	1.500

livebaseballscorecards.com

AB	39
R	4
H	11
RBI	4
BB	5
SO	8
LOB	15



BOTTOM

New York Giants @ Milwaukee Braves
Milwaukee County Stadium, Milwaukee, WI

Fri Jun 17 1955, 4:33 AM EDT
Att: 39,275 - Unknown

livebaseballscorecards.com

AB	38
R	5
H	10
RBI	4
BB	4
SO	4
LOB	15



WP:	0	PA:	43
PB:	0		
SB:	1		
CS:	0		

AB R H RBI BB SO LOB

5	0	0	0	0	0	2
4	0	0	0	1	0	1
3	1	1	0	2	0	0
5	1	4	2	0	0	2
5	0	0	0	0	1	4
4	2	2	0	1	0	0
5	1	2	1	0	1	2
4	0	1	1	0	1	3
2	0	0	0	0	1	1
1	0	0	0	0	0	0

1B: 6 SF: 0
2B: 3 SAC: 1
3B: 0 DP: 0
HR: 1 HBP: 0

Batter	1	2	3	4	5	6	7	8	9	10												
Bill Bruton, L (1, 8) OBP: 0.331, SLG: 0.446	0-0 B5-3		0-0 6-3		0-0 4-3		0-0 FC6-4		0-0 P6													
Johnny Logan, R (1, 6) OBP: 0.374, SLG: 0.484	0-0 5-3		0-0 F8		0-0 4-3		0-0 F9		4-0 BB													
Eddie Mathews, L (1, 5) OBP: 0.437, SLG: 0.619	4-0 1B		0-0 F8		0-0 F7		0-0 F7	0-0 1B	4-0 1-2													
Hank Aaron, R (1, 7) OBP: 0.347, SLG: 0.528	0-0 1-2		0-0 HR		0-0 FC6-4		0-0 1B	0-0 2-H	0-0 F3													
Andy Pafko, R (1, 9) OBP: 0.289, SLG: 0.300	0-0 F9		0-0 F7		0-0 FC6-4		0-3 K	0-3 K	0-0 L8													
George Crowe, L (1, 3) OBP: 0.376, SLG: 0.532		0-0 F9		0-0 F7		0-0 E	0-0 E9	4-0 BB	0-0 1B													
Danny O'Connell, R (1, 4) OBP: 0.292, SLG: 0.338		0-0 L7		0-0 FC1-6		0-0 1B	0-0 1B	0-3 K	0-0 1B													
Del Crandall, R (1, 2) OBP: 0.258, SLG: 0.331		0-3 K		0-0 FC1-6		0-0 SH3-4	0-0 FC1-6	0-0 5-3														
Warren Spahn, L (1, 1) OBP: 0.138, SLG: 0.143			0-3 K		0-0 SH3-4		0-0 FC1-6		0-0 4-3													
Ray Crone, R (9, 1) OBP: 0.200, SLG: 0.200					1-2		1-2 FC6-4															
Inning Stats	R: 0 E: 0 K: 0 S: 4	H: 1 LOB: 2 BB: 1 P: 8	R: 0 E: 0 K: 1 S: 5	H: 0 LOB: 0 BB: 0 P: 5	R: 0 E: 0 K: 1 S: 5	H: 0 LOB: 0 BB: 0 P: 5	R: 1 E: 0 K: 0 S: 4	H: 1 LOB: 0 BB: 0 P: 4	R: 0 E: 0 K: 0 S: 4	H: 1 LOB: 1 BB: 0 P: 4	R: 2 E: 1 K: 0 S: 6	H: 2 LOB: 1 BB: 0 P: 6	R: 1 E: 0 K: 2 S: 9	H: 2 LOB: 2 BB: 1 P: 13	R: 0 E: 0 K: 0 S: 3	H: 0 LOB: 2 BB: 2 P: 11	R: 1 E: 0 K: 0 S: 3	H: 2 LOB: 1 BB: 0 P: 3	1B: 6 2B: 3 3B: 0 HR: 1	SF: 0 SAC: 1 DP: 0 HBP: 0	WP: 0 PB: 0 SB: 1 CS: 0	PA: 43
PITCHER	IP	WLS	BF	H	R	ER	SO	BB	IBB	HBP	BLK	WP	HR	S	P	ERA	WHIP					
Johnny Antonelli, L (1, 1) ERA: 3.73	7.0		30	7	4	3	2	1	0	0	0	0	1	33	37	3.86	1.143					
Hoyt Wilhelm, R (8, 1) ERA: 4.15	1.0		5	1	0	0	2	1	0	0	0	0	0	8	12	0.00	2.000					
Windy McCall, L (9, 1) ERA: 3.14	0.2	L	4	0	0	0	0	2	0	0	0	0	0	2	10	0.00	3.000					
Marv Grissom, R (9, 1) ERA: 2.76	0.2	L	4	2	1	1	0	0	0	0	0	0	0	4	4	13.50	3.000					

Batter	1	2	3	4	5	6	7	8	9	AB R H RBI BB SO LOB	TOP																										
Alvin Dark, R (1, 6) OBP: 0.310, SLG: 0.348	0-0 5-3		0-0 S 1B 1B		0-0 1-2 1B 1B	0-0 F9			0-3 K	5 1 2 1 0 1 1																											
Whitey Lockman, L (1, 7) OBP: 0.307, SLG: 0.407	0-0 6-3		0-0 5-3		0-0 P4			0-0 F3	4-0 FC3-6 BB	4 0 0 0 1 0 3																											
Don Mueller, L (1, 9) OBP: 0.359, SLG: 0.426	0-0 L4		0-0 1B		0-0 1-2 2-3 1B			0-3 K	0-0 FC3-6 1-2f	5 0 2 1 0 1 1																											
Bobby Hofman, R (1, 4) OBP: 0.390, SLG: 0.569		0-0 FC6-4 1B	0-0 F8		0-0 6-3			0-0 BB 1B	0-0 F8	5 0 2 0 0 0 5																											
Willie Mays, R (1, 8) OBP: 0.373, SLG: 0.581		0-0 FC6-4 BB 1-2f		0-3 K		4-0 HR BB		4-0 1-2 BB		2 1 0 0 2 1 1																											
Sid Gordon, R (1, 5) OBP: 0.250, SLG: 0.261		4-0 1-2 BB		0-0 F8		0-0 1-H HR		0-0 5-3		3 1 1 2 1 0 2																											
Gail Harris, L (1, 3) OBP: 0.262, SLG: 0.482		0-0 F3		0-3 K		4-0 SH1-4 BB		0-0 F2		3 0 0 0 1 1 1																											
Wes Westrum, R (1, 2) OBP: 0.315, SLG: 0.218			0-0 SH2-4 1B 1B		0-0 F9	0-0 SH1-4		0-0 6-3		2 1 1 0 0 0 0																											
Hank Thompson, L (8, PH) OBP: 0.387, SLG: 0.372										1 0 0 0 0 0 0																											
Ray Katt, R (8, 2) OBP: 0.311, SLG: 0.269										0 0 0 0 0 0 0																											
Sal Maglie, R (1, 1) OBP: 0.214, SLG: 0.154			0-0 SH2-4		0-0 1B 1B 1B	0-0 1-3		0-3 K		1 0 1 0 0 0 0																											
Bill Taylor, L (6, PH) OBP: 0.308, SLG: 0.577										1 0 0 0 0 0 1																											
Windy McCall, L (6, 1)										0 0 0 0 0 0 0																											
Dusty Rhodes, L (8, PH) OBP: 0.274, SLG: 0.262										1 0 0 0 0 1 0																											
Hoyt Wilhelm, R (8, 1) OBP: 0.250, SLG: 0.250										0 0 0 0 0 0 0																											
Inning Stats	R: 0 E: 0 K: 0 S: 3	H: 0 LOB: 0 BB: 0 P: 3	R: 0 E: 0 K: 0 S: 3	H: 1 LOB: 1 BB: 1 P: 7	R: 2 E: 0 K: 0 S: 6	H: 3 LOB: 1 BB: 0 P: 6	R: 0 E: 0 K: 2 S: 7	H: 0 LOB: 0 BB: 0 P: 7	R: 0 E: 0 K: 0 S: 6	H: 3 LOB: 3 BB: 0 P: 6	R: 2 E: 0 K: 0 S: 4	H: 1 LOB: 1 BB: 2 P: 12	R: 0 E: 0 K: 1 S: 6	H: 1 LOB: 2 BB: 1 P: 10	R: 0 E: 0 K: 1 S: 5	H: 0 LOB: 0 BB: 0 P: 5	R: 0 E: 0 K: 1 S: 5	H: 0 LOB: 1 BB: 1 P: 9	1B: 8 2B: 0 3B: 0 HR: 1	SF: 0 SAC: 2 DP: 0 HBP: 0	WP: 0 PB: 0 SB: 1 CS: 0	PA: 40															
PITCHER	IP WLS BF H R ER SO BB IBB HBP BLK WP HR S P ERA WHIP																																				
Chet Nichols, L (1, 1) ERA: 4.09	5.0	25	8	4	4	2	3	0	0	0	0	0	1	26	38	7.20	2.200																				
Ernie Johnson, R (6, 1) ERA: 2.54	4.0	W	15	1	0	0	3	2	0	0	0	0	0	19	27	0.00	0.750																				

New York Giants @ Milwaukee Braves
Milwaukee County Stadium, Milwaukee, WI

Sat Jun 18 1955, 4:33 AM EDT
Att: 33,814 - Unknown

livebaseballscorecards.com

AB	33
R	4
H	9
RBI	4
BB	5
SO	5
LOB	15



Batter	1	2	3	4	5	6	7	8	9	AB	R	H	RBI	BB	SO	LOB
Bill Bruton, L OBP: 0.336, SLG: 0.460 (1, 8)	0-0 4-3	0-0 2B		0-0 CS 1B		0-3 K	0-0 2-H 3B			5	0	3	1	0	1	0
Johnny Logan, R OBP: 0.378, SLG: 0.489 (1, 6)	0-0 1B 2B	0-0 F2		4-0 1B BB		0-0 BB 1B	0-0 5-3			4	2	2	0	1	0	2
Eddie Mathews, L OBP: 0.445, SLG: 0.620 (1, 5)	0-0 E 1B 2-H 1B		4-0 SH1-3 1B BB	0-0 1-2 1B		4-0 1-2 1B BB		0-0 F7		3	2	2	1	2	0	0
Hank Aaron, R OBP: 0.352, SLG: 0.529 (1, 9)	0-0 E1 1-3 1B		0-0 4-3 SH1-3 1B	0-0 5-3		0-0 1-2 2-H 1B		0-3 K		5	0	3	1	0	1	2
George Crowe, L OBP: 0.398, SLG: 0.552 (1, 3)	4-0 IBB		0-0 SH1-3		0-0 1B 2B	0-0 1-2 2-H 1B		1-0 HBP		2	1	2	1	1	0	0
Chuck Tanner, L OBP: 0.344, SLG: 0.464 (1, 7)	0-0 F8		0-0 4-3		0-0 1B	0-3 K		0-0 G3		5	0	1	2	0	1	7
Jack Dittmer, L OBP: 0.133, SLG: 0.103 (1, 4)	0-0 F8		0-0 G3		0-0 L7		0-0 4-3			4	0	0	0	0	0	4
Del Crandall, R OBP: 0.263, SLG: 0.352 (1, 2)		0-0 F7		0-0 HR		0-0 F2		0-0 SH1-4 3B 1B		4	2	2	1	0	0	0
Chet Nichols, S OBP: 0.103, SLG: 0.138 (1, 1)		0-0 1-3		0-0 4-3		0-0 F9		0-0 SH1-4		2	0	0	0	0	0	0
Ernie Johnson, R OBP: 0.200, SLG: 0.077 (6, 1)										1	0	0	0	0	0	0

Inning Stats	R: 1	H: 3	E: 1	K: 0	S: 6	H: 3	LOB: 3	BB: 1	P: 10	R: 0	H: 1	E: 0	K: 0	S: 4	H: 1	LOB: 1	BB: 0	P: 4	R: 1	H: 3	E: 0	K: 0	S: 5	H: 3	LOB: 2	BB: 1	P: 9	R: 1	H: 2	E: 0	K: 0	S: 4	R: 2	H: 3	E: 0	K: 2	S: 10	H: 3	LOB: 2	BB: 1	P: 14	R: 1	H: 2	E: 0	K: 0	S: 5	R: 0	H: 0	E: 0	K: 1	S: 5	H: 0	LOB: 1	BB: 0	P: 6
Sal Maglie, R ERA: 2.71 (1, 1)	IP	WLS	BF	H	R	ER	SO	BB	IBB	HBP	BLK	WP	HR	S	P	ERA	WHIP																																						
Windy McCall, L ERA: 3.82 (6, 1)	2.0	L	12	5	3	3	2	1	0	0	0	0	0	15	19	13.50	3.000																																						
Hoyt Wilhelm, R ERA: 4.05 (8, 1)	1.0		4	0	0	0	1	0	0	1	0	0	0	5	6	0.00	0.000																																						

BOTTOM

New York Giants @ Milwaukee Braves
Milwaukee County Stadium, Milwaukee, WI

Sat Jun 18 1955, 4:33 AM EDT
Att. 33,814 - Unknown

livebaseballscores.com

AB	35
R	7
H	15
RBI	7
BB	4
SO	3
LOB	15



WP	HR	S	P	ERA	WHIP
0	0	0	0	0	0
0	0	0	0	0	0
0	0	0	0	0	0
0	0	0	0	0	0

Batter	1	2	3	4	5	6	7	8	9	AB R H RBI BB SO LOB	TOP		
Alvin Dark, R (1, 6) OBP: 0.312, SLG: 0.349	0-0 6-3	0-0 1-2 3-H 1B			0-0 1B 1B	0-0 P3			0-0 F8	5 1 2 1 0 0 0			
Whitey Lockman, L (1, 8) OBP: 0.309, SLG: 0.407	0-0 4-3	0-0 4-3			0-0 FC4-6 1B 1-2 HR 1B			0-0 1B	0-0 F7	5 1 2 0 0 0 2			
Don Mueller, L (1, 9) OBP: 0.360, SLG: 0.426	0-0 4-3			0-0 1B 1B	0-0 FC4-6 1B 1-2 2-H			0-0 F9	0-0 F9	5 0 2 1 0 0 1			
Dusty Rhodes, L (1, 7) OBP: 0.286, SLG: 0.277		0-0 1B E 1B	0-0 1-3 1B	0-0 1B HR	0-0 FC4-6 HR 1-2f 2-3			0-0 F5		4 2 2 0 0 0 3			
Hank Thompson, L (1, 5) OBP: 0.389, SLG: 0.393		0-0 E FC6-4 1B	0-0 P4	0-0 HR	0-0 HR 1-H 3-H			0-0 F7		4 2 2 3 0 0 2			
Gail Harris, L (1, 3) OBP: 0.262, SLG: 0.458		0-0 E4 FC6-4	0-0 F8	0-0 P6	0-0 P6			4-0 FC3-6 BB		3 0 0 0 1 0 2			
Davey Williams, R (1, 4) OBP: 0.292, SLG: 0.320		0-0 FC6-4		0-0 6-3	0-0 4-3			0-0 FC3-6		3 1 0 1 0 0 1			
Bobby Hofman, R (8, PH) OBP: 0.385, SLG: 0.561		0-0 FC3-6 1B 1-2f 3-H		0-0 6-3	0-0 4-3			0-0 FC3-6		1 0 0 0 0 0 1	AB 38 R 7 H 11 RBI 6 BB 1 SO 3 LOB 16		
Wes Westrum, R (1, 2) OBP: 0.313, SLG: 0.220		0-0 FC3-6 1B 1-2		0-0 P6		0-0 F7		0-0 F7		4 0 1 0 0 0 1			
Ruben Gomez, R (1, 1) OBP: 0.318, SLG: 0.318		0-0 FC3-6		0-3 K	0-3 K	0-3 K		0-3 K		0 0 0 0 0 0 0			
Bill Taylor, L (2, PH) OBP: 0.296, SLG: 0.556		0-0 FC3-6		0-3 K	0-3 K	0-3 K		0-3 K		1 0 0 0 0 0 2			
Paul Giel, R (2, 1) OBP: 0.125, SLG: 0.250		0-0 FC3-6		0-3 K	0-3 K	0-3 K		0-3 K		3 0 0 0 0 3 1			
Inning Stats	R: 0 E: 0 K: 0 S: 3 H: 0 LOB: 0 BB: 0 P: 3	R: 3 E: 1 K: 0 S: 8 H: 4 LOB: 2 BB: 0 P: 8	R: 0 E: 0 K: 0 S: 4 H: 2 LOB: 1 BB: 0 P: 4	R: 0 E: 0 K: 1 S: 5 H: 0 LOB: 0 BB: 0 P: 5	R: 4 E: 0 K: 0 S: 7 H: 4 LOB: 0 BB: 0 P: 7	R: 0 E: 0 K: 1 S: 5 H: 0 LOB: 0 BB: 0 P: 5	R: 0 E: 0 K: 0 S: 4 H: 1 LOB: 1 BB: 0 P: 4	R: 0 E: 0 K: 1 S: 5 H: 0 LOB: 1 BB: 1 P: 9	R: 0 E: 0 K: 0 S: 3 H: 0 LOB: 0 BB: 0 P: 3	1B: 10 2B: 0 3B: 0 HR: 1 SF: 0 SAC: 0 DP: 0 HBP: 0	WP: 0 PB: 0 SB: 0 CS: 0 PA: 39		
PITCHER Lew Burdette, R (1, 1) ERA: 5.47 Ray Crone, R (5, 1) ERA: 4.5	IP WLS BF H R ER SO BB IBB HBP BLK WP HR S P ERA WHIP	4.1 23 10 7 5 1 0 0 0 0 0 1 25 25 10.38 2.308	4.2 16 1 0 0 2 1 0 0 0 0 0 19 23 0.00 0.429	PITCHER IP WLS BF H R ER SO BB IBB HBP BLK WP HR S P ERA WHIP									

New York Giants @ Milwaukee Braves
 Milwaukee County Stadium, Milwaukee, WI
 Sun Jun 19 1955, 4:33 AM EDT
 Att. 38,014 - Unknown

livebaseballscorecards.com



BOTTOM

New York Giants @ Milwaukee Braves
Milwaukee County Stadium, Milwaukee, WI

Sun Jun 19 1955, 4:33 AM EDT
Att. 38,014 - Unknown

livebaseballscorecards.com

AB	33
R	8
H	10
RBI	7
BB	5
SO	2
LOB	15



WP:	0	PA:	39
PB:	1	SB:	0
CS:	1		

AB	R	H	RBI	BB	SO	LOB
4	1	2	0	1	0	1
4	1	0	0	1	0	2
5	2	2	1	0	1	3
3	0	1	2	0	0	1
3	0	0	0	1	0	2
4	1	2	1	0	0	1
4	1	1	2	0	0	2
2	1	1	1	2	0	0
2	0	0	0	0	1	3
2	1	1	0	0	0	0

Batter	1	2	3	4	5	6	7	8	9
Bill Bruton, L OBP: 0.340, SLG: 0.464 (1, 8)	0-0 2B	0-0 G3 1B		0-0 F7		4-0 CS BB		0-0 5-3	
Johnny Logan, R OBP: 0.375, SLG: 0.480 (1, 6)	4-0 2B SF8 BB	0-0 F9		0-0 4-3		0-0 F2		0-0 E6	
Eddie Mathews, L OBP: 0.444, SLG: 0.625 (1, 5)	0-0 1B 2B	0-0 G3		0-0 1B 2B		0-3 K		0-0 4-3	
Hank Aaron, R OBP: 0.350, SLG: 0.527 (1, 9)	0-0 SF8	0-0 F9		0-0 1B		0-0 F7			
George Crowe, L OBP: 0.393, SLG: 0.535 (1, 3)	0-0 P6		0-0 F8	0-0 F7		4-0 FC4-6 BB			
Chuck Tanner, L OBP: 0.351, SLG: 0.466 (1, 7)	0-0 HR 1B		0-0 4-3 1B		0-0 F8	0-0 FC4-6			
Jack Dittmer, L OBP: 0.147, SLG: 0.212 (1, 4)	0-0 HR		0-0 4-3		0-0 F9	0-0 4-3			
Del Crandall, R OBP: 0.272, SLG: 0.370 (1, 2)	4-0 BB		4-0 IBB		0-0 HR		0-0 E6		
Lew Burdette, R OBP: 0.313, SLG: 0.333 Ray Crone, R OBP: 0.286, SLG: 0.286 (5, 1)	0-3 K		0-0 3-1		0-0 G3		0-0 PB E 1B		

Inning Stats	R	H	E	K	S	P	BB	IBB	HBP	BLK	WP	HR	S	P	ERA	WHIP
	5	4	0	1	0	4	0	0	0	0	0	1	2	1	45.00	6.000
	0	1	0	0	0	0	0	0	0	0	0	1	2	1	2.57	1.143

PITCHER	IP	WLS	BF	H	R	ER	SO	BB	IBB	HBP	BLK	WP	HR	S	P	ERA	WHIP
Ruben Gomez, R ERA: 4.91 (1, 1)	1.0		9	4	5	5	1	2	0	0	0	0	1	9	17	45.00	6.000
Paul Giel, R ERA: 2.36 (2, 1)	7.0	L	30	6	3	2	1	2	1	0	0	0	1	29	41	2.57	1.143

Batter	1	2	3	4	5	6	7	8	9	AB R H RBI BB SO LOB	TOP							
Roberto Clemente, R (1, 9) OBP: 0.304, SLG: 0.408											0 0 0 0 0 0 0 0	Pittsburgh Pirates @ Milwaukee Braves Milwaukee County Stadium, Milwaukee, WI Mon Jun 20 1955, 4:33 AM EDT Att. 21,510 - Unknown livebaseballscorecards.com						
Dick Cole, R (1, 5) OBP: 0.340, SLG: 0.394											0 0 0 0 0 0 0 0							
Jerry Lynch, L (1, 7) OBP: 0.356, SLG: 0.482											0 0 0 0 0 0 0 0							
Frank Thomas, R (1, 8) OBP: 0.283, SLG: 0.384											0 0 0 0 0 0 0 0							
Dale Long, L (1, 3) OBP: 0.402, SLG: 0.605											0 0 0 0 0 0 0 0							
Toby Atwell, L (1, 2) OBP: 0.366, SLG: 0.250											0 0 0 0 0 0 0 0							
Gene Freese, R (1, 4) OBP: 0.312, SLG: 0.390											0 0 0 0 0 0 0 0							
Dick Groat, R (1, 6) OBP: 0.316, SLG: 0.333											0 0 0 0 0 0 0 0							
Vern Law, R (1, 1) OBP: 0.308, SLG: 0.250	0 0 0 0 0 0 0 0	AB 0 R 0 H 0 RBI 0 BB 0 SO 0 LOB 0																
Inning Stats											1B: 0 SF: 0 2B: 0 SAC: 0 3B: 0 DP: 0 HR: 0 HBP: 0	WP: 0 PA: 0 PB: 0 SB: 0 CS: 0						
PITCHER Gene Conley, R (1, 1) ERA: 4.01	IP	WLS	BF	H	R	ER	SO	BB	IBB	HBP	BLK	WP	HR	S	P	ERA	WHIP	PITCHER IP WLS BF H R ER SO BB IBB HBP BLK WP HR S P ERA WHIP

Batter	1	2	3	4	5	6	7	8	9	AB	R	H	RBI	BB	SO	LOB	
Bill Bruton, L (1, 8) OBP: 0.339, SLG: 0.461										0	0	0	0	0	0	0	
Johnny Logan, R (1, 6) OBP: 0.373, SLG: 0.483										0	0	0	0	0	0	0	
Eddie Mathews, L (1, 5) OBP: 0.441, SLG: 0.615										0	0	0	0	0	0	0	
Hank Aaron, R (1, 9) OBP: 0.350, SLG: 0.525										0	0	0	0	0	0	0	
Chuck Tanner, L (1, 7) OBP: 0.340, SLG: 0.451										0	0	0	0	0	0	0	
Joe Adcock, R (1, 3) OBP: 0.341, SLG: 0.434										0	0	0	0	0	0	0	
Jack Dittmer, L (1, 4) OBP: 0.135, SLG: 0.194										0	0	0	0	0	0	0	
Del Rice, R (1, 2) OBP: 0.269, SLG: 0.329										0	0	0	0	0	0	0	
Bob Buhl, R (1, 1)										0	0	0	0	0	0	0	
Inning Stats										1B: 0	SF: 0	2B: 0	SAC: 0	3B: 0	DP: 0	HR: 0	HBP: 0

BOTTOM

Pittsburgh Pirates @ Milwaukee Braves
Milwaukee County Stadium, Milwaukee, WI
 Tue Jun 21 1955, 4:33 AM EDT
 Att. 25,510 - Unknown

AB	0
R	0
H	0
RBI	0
BB	0
SO	0
LOB	0



PITCHER	IP	WLS	BF	H	R	ER	SO	BB	IBB	HBP	BLK	WP	HR	S	P	ERA	WHIP
Ron Kline, R (1, 1) ERA: 3.68	0.0	L	0	0	0	0	0	0	0	0	0	0	0	0	0	∞	∞

PITCHER	IP	WLS	BF	H	R	ER	SO	BB	IBB	HBP	BLK	WP	HR	S	P	ERA	WHIP

WP: 0	PA: 0
PB: 0	
SB: 0	
CS: 0	

Batter	1	2	3	4	5	6	7	8	9	AB R H RBI BB SO LOB	TOP																						
Roberto Clemente, R (1, 9) OBP: 0.304, SLG: 0.400	0-0 1-3		0-0 F7			0-0 3-1		0-0 1-2 1B		4 0 1 0 0 0 0																							
Dick Cole, R (1, 5) OBP: 0.336, SLG: 0.371	0-0 6-3			0-0 F5		0-0 5-3		0-0 F9		4 0 0 0 0 0 2																							
Gene Freese, R (1, 4) OBP: 0.305, SLG: 0.375	0-0 5-3			0-3 K G6-4-3			0-3 K		0-0 F4	4 0 0 0 0 2 0																							
Frank Thomas, R (1, 8) OBP: 0.281, SLG: 0.381		0-0 FC4-6 1B		0-0 G6-4-3 1-2f		0-0 F8		0-0 1B BB 1B		4 0 2 0 0 0 1																							
Roman Mejias, R (1, 7) OBP: 0.261, SLG: 0.352		0-0 FC4-6 CS BB 1-2f			0-0 1B	4-0 BB BB BB BB 1B		4-0 1B BB		2 0 1 0 2 0 1																							
Dale Long, L (1, 3) OBP: 0.395, SLG: 0.581		4-0 BB BB BB BB 1-2 BB			0-0 F6	0-0 5-3		0-0 1-2 2-3 1B		3 0 1 0 1 0 2																							
Dick Groat, R (1, 6) OBP: 0.313, SLG: 0.330		0-3 K			0-3 K		0-0 1B 1B	0-0 F9		2 0 0 0 0 2 3																							
Eddie O'Brien, R (8, PH) OBP: 0.286, SLG: 0.429		2-3								2 0 1 0 0 0 3																							
Toby Atwell, L (1, 2) OBP: 0.338, SLG: 0.231			0-0 4-3			0-0 F9		0-0 F7	0-0 F8	2 0 0 0 0 0 1																							
Hardy Peterson, R (8, PH) OBP: 0.237, SLG: 0.216										2 0 0 0 0 0 4																							
Max Surkont, R (1, 1) OBP: 0.200, SLG: 0.125			0-0 F9			0-0 F9		0-3 K		2 0 0 0 0 0 0																							
Johnny O'Brien, R (8, PH)										1 0 0 0 0 1 1																							
Lino Donoso, L (8, 1) OBP: 0.500, SLG: 0.500										0 0 0 0 0 0 0																							
Inning Stats	R: 0 E: 0 K: 0 S: 3	H: 0 LOB: 0 BB: 0 P: 3	R: 0 E: 0 K: 1 S: 5	H: 1 LOB: 2 BB: 1 P: 9	R: 0 E: 0 K: 0 S: 3	H: 0 LOB: 0 BB: 0 P: 3	R: 0 E: 1 K: 1 S: 5	H: 0 LOB: 0 BB: 0 P: 5	R: 0 E: 0 K: 1 S: 6	H: 1 LOB: 1 BB: 0 P: 6	R: 0 E: 0 K: 0 S: 3	H: 0 LOB: 0 BB: 0 P: 3	R: 0 E: 0 K: 1 S: 5	H: 0 LOB: 1 BB: 1 P: 9	R: 0 E: 0 K: 1 S: 7	H: 2 LOB: 2 BB: 0 P: 7	R: 0 E: 0 K: 0 S: 5	H: 2 LOB: 3 BB: 1 P: 9	1B: 6 2B: 1 3B: 0 HR: 0	SF: 0 SAC: 0 DP: 2 HBP: 0	WP: 0 PB: 0 SB: 0 CS: 1	PA: 35											
PITCHER Warren Spahn, L (1, 1) ERA: 3.53	IP 9.0	WLS W	BF 35	H 6	R 0	ER 0	SO 5	BB 3	IBB 0	HBP 0	BLK 0	WP 0	HR 0	S 42	P 54	ERA 0.00	WHIP 1.000																
											PITCHER	IP	WLS	BF	H	R	ER	SO	BB	IBB	HBP	BLK	WP	HR	S	P	ERA	WHIP					

Pittsburgh Pirates @ Milwaukee Braves
Milwaukee County Stadium, Milwaukee, WI

Wed Jun 22 1955, 4:33 AM EDT
Att: 23,219 - Unknown

AB	32
R	0
H	6
RBI	0
BB	3
SO	5
LOB	18



WP: 0	PA: 35
-------	--------

livebaseballscorecards.com

Batter	1	2	3	4	5	6	7	8	9
Bill Bruton, L OBP: 0.346, SLG: 0.473 (1, 8) X	0-0 F4		4-0 G4-3 BB		0-0 G3	0-0 3B		0-0 SF8 2B	
Johnny Logan, R OBP: 0.375, SLG: 0.481 (1, 6) B B B	4-0 1B WP BB		0-0 G4-3 1-2f		0-0 1B 1B	0-3 K		0-0 SF8 2-3 3-H	
Eddie Mathews, L OBP: 0.436, SLG: 0.618 (1, 5) X	0-0 F9 1-2			0-0 4-3	0-0 1B 1B		0-0 G3	0-3 K	
Hank Aaron, R OBP: 0.358, SLG: 0.528 (1, 9) X	0-0 FC4-6 1B			0-0 BB 1B	0-0 1B 1B		0-0 G4-6-3 1B		
Chuck Tanner, L OBP: 0.330, SLG: 0.427 (1, 7) X	0-0 FC4-6 1-2f			4-0 BB 1-2	0-3 K		0-0 G4-6-3 1-2f		
Joe Adcock, R OBP: 0.349, SLG: 0.453 (1, 3)		0-3 K		0-3 K		0-0 F7		0-0 SH1-3 1B	
Jack Dittmer, L OBP: 0.143, SLG: 0.175 (1, 4) X		0-0 4-3		0-3 K		4-0 FC5-4 BB		0-0 SH1-3 1-2	
Del Crandall, R OBP: 0.273, SLG: 0.379 (1, 2)		0-3 K			0-0 HR	0-0 FC5-4 1-2f HR		4-0 1B IBB	
Warren Spahn, L OBP: 0.182, SLG: 0.281 (1, 1) X			0-0 4-3		0-0 4-3	0-0 HR 1-H		0-0 2B SF8 1B 1-2 2-H	

Inning Stats	R: 0	H: 1	E: 0	K: 0	S: 4	LOB: 2	BB: 1	P: 8	R: 0	H: 0	E: 0	K: 2	S: 7	LOB: 0	BB: 0	P: 7	R: 0	H: 0	E: 0	K: 0	S: 2	LOB: 0	BB: 1	P: 6	R: 0	H: 1	E: 0	K: 2	S: 8	LOB: 2	BB: 1	P: 12	R: 1	H: 4	E: 0	K: 1	S: 9	LOB: 3	BB: 0	P: 9	R: 2	H: 2	E: 0	K: 1	S: 7	LOB: 1	BB: 1	P: 11	R: 0	H: 1	E: 0	K: 0	S: 3	LOB: 0	BB: 0	P: 3	R: 3	H: 3	E: 0	K: 1	S: 8	LOB: 1	BB: 1	P: 12	1B: 8	SF: 1	2B: 1	SAC: 1	3B: 1	DP: 2	HR: 2	HBP: 0
--------------	------	------	------	------	------	--------	-------	------	------	------	------	------	------	--------	-------	------	------	------	------	------	------	--------	-------	------	------	------	------	------	------	--------	-------	-------	------	------	------	------	------	--------	-------	------	------	------	------	------	------	--------	-------	-------	------	------	------	------	------	--------	-------	------	------	------	------	------	------	--------	-------	-------	-------	-------	-------	--------	-------	-------	-------	--------

PITCHER	IP	WLS	BF	H	R	ER	SO	BB	IBB	HBP	BLK	WP	HR	S	P	ERA	WHIP
Max Surkont, R ERA: 4.9 (1, 1)	7.0	L	32	9	3	3	6	4	0	0	0	1	2	40	56	3.86	1.857
Lino Donoso, L ERA: 5.63 (8, 1)	1.0		7	3	3	3	1	0	1	0	0	0	0	8	12	27.00	3.000

BOTTOM

AB	R	H	RBI	BB	SO	LOB
4	0	2	1	1	0	0
3	0	1	1	1	1	2
5	0	1	0	0	1	2
4	0	4	0	0	0	0
3	0	0	0	1	1	6
4	1	1	0	0	2	2
2	0	0	0	1	1	2
3	3	1	1	1	1	1
4	2	2	3	0	0	0

AB	32
R	6
H	12
RBI	6
BB	5
SO	7
LOB	15



WP	PA
1	39
PB: 0	SB: 0
CS: 0	

Pittsburgh Pirates @ Milwaukee Braves
Milwaukee County Stadium, Milwaukee, WI
 Wed Jun 22 1955, 4:33 AM EDT
 Att. 23,219 - Unknown

livebaseballscorecards.com

Batter	1	2	3	4	5	6	7	8	9	AB R H RBI BB SO LOB	TOP	
Jim Gilliam, S (1, 4) <small>OBP: 0.331, SLG: 0.340</small>	0-1 5-3		1-2 FC4-6 1B SF9 1B		1-2 1B		1-1 FC4-6 1B 1-2f 1B	1-0 F9		5 2 2 0 0 0 3	Brooklyn Dodgers @ Milwaukee Braves Milwaukee County Stadium, Milwaukee, WI <small>Fri Jun 24 1955, 4:33 AM EDT</small> <small>Att: 43,068 - Unknown</small>	
Pee Wee Reese, R (1, 6) <small>OBP: 0.362, SLG: 0.450</small>	2-2 L8		2-1 FC4-6 1B		2-2 F8		1-0 FC5 1B 1-2 1B	0-0 F9	5 0 2 0 0 0 1			
Sandy Amoros, L (1, 7) <small>OBP: 0.380, SLG: 0.456</small> (7, 8)	4-1 FC6-4 BB		1-0 FC4-6 1-2f 2-3		2-2 6-3		2-3 K	2-2 F7	4 0 0 0 1 1 5			
Roy Campanella, R (1, 2) <small>OBP: 0.402, SLG: 0.646</small> Rube Walker, L (4, 2) <small>OBP: 0.435, SLG: 0.611</small>	1-1 FC6-4 1-2f		3-1 SF9 3-H		0-2 FC6-4 1B		0-0 FC6-4 1B 1-2 2-H 1B	1-3 K	1 0 0 1 0 0 1 3 0 2 1 0 1 0			
Gil Hodges, R (1, 3) <small>OBP: 0.384, SLG: 0.488</small>		1-1 6-3	1-1 F7		3-2 FC6-4 1B 1-2f		0-0 FC5 2-3f		4 0 0 0 0 0 4			
Jackie Robinson, R (1, 5) <small>OBP: 0.393, SLG: 0.403</small>		4-2 1-3 BB BB		1-0 F7		0-0 FC6-4 1B 1-2		0-0 5-3	3 0 1 0 1 0 0			
Carl Furillo, R (1, 9) <small>OBP: 0.360, SLG: 0.452</small>		4-2 1-2 BB		0-0 F9		1-2 FC6-4 1-2f 2-3		0-1 BB 1B	3 0 1 0 1 0 2			
Bob Borkowski, R (1, 8) <small>OBP: 0.212, SLG: 0.194</small> Clem Labine, R (7, 1) <small>OBP: 0.176, SLG: 0.267</small> Duke Snider, L (8, PH) <small>OBP: 0.424, SLG: 0.678</small> Ed Roebuck, R (8, 1)		3-2 1-3		0-1 1-3		1-0 6-3		1-2 F8	3 0 0 0 0 0 4 0 0 0 0 0 0 0 1 0 0 0 0 0 1 0 0 0 0 0 0 0			
Carl Erskine, R (1, 1) <small>OBP: 0.213, SLG: 0.304</small> Jim Hughes, R (3, 1) Johnny Podres, L (5, PH) <small>OBP: 0.359, SLG: 0.306</small> Sandy Koufax, R (5, 1) George Shuba, L (7, PH) <small>OBP: 0.462, SLG: 0.222</small> (7, 7)		0-1 F9		1-2 3-1		0-1 FC4-6 1B		4-1 BB	1 0 0 0 0 0 2 0 0 0 0 0 0 0 1 0 0 0 0 0 0 0 0 0 0 0 0 0 1 0 1 0 1 0 0			
Inning Stats	R: 0 H: 0 E: 0 LOB: 1 K: 0 BB: 1 S: 8 P: 15	R: 0 H: 0 E: 0 LOB: 2 K: 0 BB: 2 S: 11 P: 23	R: 1 H: 2 E: 0 LOB: 1 K: 0 BB: 0 S: 11 P: 19	R: 0 H: 0 E: 0 LOB: 0 K: 0 BB: 0 S: 4 P: 5	R: 0 H: 1 E: 0 LOB: 1 K: 0 BB: 0 S: 16 P: 22	R: 0 H: 2 E: 0 LOB: 2 K: 0 BB: 0 S: 14 P: 19	R: 1 H: 3 E: 0 LOB: 2 K: 1 BB: 0 S: 10 P: 14	R: 0 H: 1 E: 0 LOB: 2 K: 0 BB: 1 S: 8 P: 14	R: 0 H: 0 E: 0 LOB: 0 K: 1 BB: 0 S: 7 P: 10	1B: 9 SF: 1 2B: 0 SAC: 0 3B: 0 DP: 0 HR: 0 HBP: 0		WP: 0 PA: 40 PB: 0 SB: 0 CS: 0
PITCHER Lew Burdette, R (1, 1) <small>ERA: 5.11</small>	IP WLS BF H R ER SO BB IBB HBP BLK WP HR S P ERA WHIP 9.0 W 40 9 2 2 2 4 0 0 0 0 0 89 141 2.00 1.444											PITCHER IP WLS BF H R ER SO BB IBB HBP BLK WP HR S P ERA WHIP

livebaseballscorecards.com

AB	35
R	2
H	9
RBI	2
BB	4
SO	2
LOB	23



Batter	1	2	3	4	5	6	7	8	9	AB R H RBI BB SO LOB
Bill Bruton, L OBP: 0.344, SLG: 0.468 (1, 8)	1-0 F7	2-2 F8		0-0 G3			4-1 S 5-3 E BB			3 1 0 0 1 0 0
Johnny Logan, R OBP: 0.377, SLG: 0.481 (1, 6)	3-1 F8		0-0 BB HR 1B		2-1 E 1B		1-2 5-3			4 1 2 0 0 0 1
Eddie Mathews, L OBP: 0.442, SLG: 0.633 (1, 5)	1-1 HR		4-1 HR BB		0-1 E1 BB		4-0 E IBB			2 2 1 1 2 0 1
Hank Aaron, R OBP: 0.360, SLG: 0.537 (1, 9)	1-3 K		3-2 HR	1-H 2-H HR		4-0 G6-4-3 BB	3-0 1-3			3 1 1 3 1 1 1
Bobby Thomson, R OBP: 0.293, SLG: 0.399 (1, 7)		0-0 2B 1B	1-1 L6-3 1B		3-3 K		0-0 6-3			4 1 2 0 0 1 4
Joe Adcock, R OBP: 0.347, SLG: 0.455 (1, 3)		0-1 HR 2B	3-2 L6-3		2-1 G6-4-3			0-0 1-3		4 1 1 1 0 0 4
Danny O'Connell, R OBP: 0.289, SLG: 0.330 (1, 4)		2-2 F5	3-2 1-6-3		2-1 6-3		4-2 CS BB			3 0 0 0 1 0 1
Del Crandall, R OBP: 0.272, SLG: 0.392 (1, 2)		0-0 HR		2-2 F5		1-1 F8	1-3 K			4 1 1 2 0 1 1
Lew Burdette, R OBP: 0.286, SLG: 0.303 (1, 1)		1-3 K		2-3 K		3-3 K	0-2 CS			3 0 0 0 0 3 0

Inning Stats	R: 1	H: 1	E: 0	K: 1	S: 10	LOB: 0	BB: 0	P: 16	R: 3	H: 3	E: 0	K: 1	S: 14	LOB: 0	BB: 0	P: 19	R: 3	H: 3	E: 0	K: 1	S: 13	LOB: 0	BB: 1	P: 27	R: 0	H: 0	E: 0	K: 1	S: 7	LOB: 0	BB: 0	P: 11	R: 0	H: 1	E: 1	K: 1	S: 9	LOB: 2	BB: 1	P: 20	R: 0	H: 0	E: 0	K: 1	S: 7	LOB: 0	BB: 0	P: 13	R: 1	H: 0	E: 0	K: 0	S: 7	LOB: 1	BB: 2	P: 19	R: 0	H: 0	E: 0	K: 1	S: 12	LOB: 0	BB: 1	P: 17
1B: 4	2B: 2	3B: 0	HR: 3	SF: 0	SAC: 0	DP: 2	HBP: 0	WP: 0	PA: 36																																																							

PITCHER	IP	WLS	BF	H	R	ER	SO	BB	IBB	HBP	BLK	WP	HR	S	P	ERA	WHIP
Carl Erskine, R ERA: 3.09 (1, 1)	2.0	L	13	6	7	7	2	1	0	0	0	0	3	29	47	31.50	3.500
Jim Hughes, R ERA: 3.68 (3, 1)	2.0		6	1	0	0	1	0	0	0	0	0	0	15	26	0.00	0.500
Sandy Koufax, L ERA: (5, 1)	2.0		8	1	0	0	2	1	0	0	0	0	0	16	33	0.00	1.000
Clem Labine, R ERA: 3.27 (7, 1)	1.0		5	0	1	0	0	1	1	0	0	0	0	7	19	0.00	1.000
Ed Roebuck, R ERA: 2.11 (8, 1)	1.0		3	0	0	0	1	1	0	0	0	0	0	12	17	0.00	1.000

BOTTOM

Brooklyn Dodgers @ Milwaukee Braves
Milwaukee County Stadium, Milwaukee, WI
 Fri Jun 24 1955, 4:33 AM EDT
 Att. 43,068 - Unknown

livebaseballscorecards.com

AB	30
R	8
H	8
RBI	7
BB	5
SO	6
LOB	13



Batter	1	2	3	4	5	6	7	8	9	AB R H RBI BB SO LOB	TOP																																		
Jim Gilliam, S (1, 4) <small>OBP: 0.332, SLG: 0.338</small>	0-1 		0-0 		4-1 		3-2 	2-0 		4 2 1 0 1 0 4																																			
Pee Wee Reese, R (1, 6) <small>OBP: 0.356, SLG: 0.443</small>	1-0 		0-1 		3-2 		1-0 	1-0 		4 1 0 1 0 0 4																																			
Duke Snider, L (1, 8) <small>OBP: 0.421, SLG: 0.671</small>	0-0 			1-3 	0-1 		1-0 		1-2 	4 0 1 1 0 1 0																																			
Jackie Robinson, R (1, 5) <small>OBP: 0.393, SLG: 0.400</small>		0-0 		4-2 	1-2 		0-0 		2-0 	4 0 1 1 1 0 3																																			
Sandy Amoros, L (1, 7) <small>OBP: 0.377, SLG: 0.449</small>		2-1 		1-3 	4-1 		2-0 		0-1 	4 0 0 0 1 1 3																																			
Gil Hodges, R (1, 3) <small>OBP: 0.384, SLG: 0.484</small>		4-2 		0-0 	0-1 		2-2 		2-3 	4 0 1 0 1 1 4																																			
Carl Furillo, R (1, 9) <small>OBP: 0.354, SLG: 0.444</small>		2-2 		1-1 		0-0 				4 0 0 0 0 1 3																																			
Rube Walker, L (1, 2) <small>OBP: 0.481, SLG: 0.636</small>			1-1 		0-0 	2-2 		1-2 		4 1 3 0 0 0 0																																			
Don Newcombe, L (1, 1) <small>OBP: 0.481, SLG: 0.902</small> Karl Spooner, R (9, 1) <small>OBP: 0.200, SLG: 0.200</small>			0-0 		0-0 	2-0 		2-1 		4 1 3 0 0 0 0 0 0 0 0 0 0 0																																			
Inning Stats	R: 0 H: 0 E: 0 LOB: 0 K: 0 BB: 0 S: 4 P: 5	R: 0 H: 0 E: 0 LOB: 1 K: 0 BB: 1 S: 8 P: 16	R: 0 H: 2 E: 0 LOB: 1 K: 0 BB: 0 S: 6 P: 7	R: 0 H: 1 E: 0 LOB: 2 K: 2 BB: 1 S: 13 P: 20	R: 3 H: 3 E: 0 LOB: 2 K: 0 BB: 2 S: 18 P: 30	R: 0 H: 0 E: 0 LOB: 0 K: 0 BB: 0 S: 5 P: 9	R: 2 H: 2 E: 1 LOB: 1 K: 0 BB: 0 S: 10 P: 19	R: 0 H: 2 E: 0 LOB: 2 K: 1 BB: 0 S: 11 P: 17	R: 0 H: 0 E: 1 LOB: 1 K: 1 BB: 0 S: 10 P: 15	1B: 10 SF: 1 2B: 0 SAC: 1 3B: 0 DP: 1 HR: 0 HBP: 0	WP: 0 PA: 42 PB: 0 SB: 2 CS: 0																																		
PITCHER Gene Conley, R (1, 1) <small>ERA: 3.76</small> Ray Crone, R (6, 1) <small>ERA: 3.96</small> Chet Nichols, L (9, 1) <small>ERA: 4.03</small>	IP WLS BF H R ER SO BB IBB HBP BLK WP HR S P ERA WHIP 5.0 L 24 6 3 3 2 4 0 0 0 0 0 0 49 78 5.40 2.000											PITCHER IP WLS BF H R ER SO BB IBB HBP BLK WP HR S P ERA WHIP 3.0 14 4 2 0 1 0 0 0 0 0 0 0 26 45 0.00 1.333											3.0 14 4 2 0 1 0 0 0 0 0 0 0 26 45 0.00 1.333											1.0 4 0 0 0 1 0 0 0 0 0 0 0 10 15 0.00 0.000											1.0 4 0 0 0 1 0 0 0 0 0 0 0 10 15 0.00 0.000

Brooklyn Dodgers @ Milwaukee Braves
 Milwaukee County Stadium, Milwaukee, WI

AB	36
R	5
H	10
RBI	3
BB	4
SO	4
LOB	21



Sat Jun 25 1955, 4:33 AM EDT
 Att: 39,153 - Unknown

livebaseballscorecards.com

Batter	1	2	3	4	5	6	7	8	9	AB	R	H	RBI	BB	SO	LOB
Bill Bruton, L OBP: 0.345, SLG: 0.467 (1, 8)	1-1 L8		0-0 4-3		2-1 FC4-6 1B			0-1 1B 1B	0-3 K	5	1	2	0	0	1	2
Johnny Logan, R OBP: 0.382, SLG: 0.488 (1, 6)	4-1 BB BB		1-0 4-3 2B		1-2 FC4-6 1-2f			1-2 1B 1B		3	0	2	0	1	0	1
Eddie Mathews, L OBP: 0.447, SLG: 0.639 (1, 5)	4-2 G4-6-3 BB		0-0 4-3 2-3		0-2 L4 2B			2-1 1-3 2-H 1B		3	0	2	1	1	0	1
Hank Aaron, R OBP: 0.355, SLG: 0.529 (1, 9)	1-1 G4-6-3 1-2f		2-2 6-3		1-3 K			1-1 6-3		4	0	0	0	0	1	5
Bobby Thomson, R OBP: 0.298, SLG: 0.398 (1, 7)		4-1 1B 4-1 BB		0-0 5-3		0-1 L4 2-3		1-2 1B 1B		3	2	1	0	1	0	1
Joe Adcock, R OBP: 0.344, SLG: 0.449 (1, 3)		0-1 1-3 1B		1-0 F2		2-2 F7		1-3 K		4	0	1	0	0	1	1
Danny O'Connell, R OBP: 0.284, SLG: 0.324 (1, 4)		2-2 4-1 1-2 3-H		0-1 F5		1-2 F9		0-3 K		4	0	0	1	0	1	2
Del Crandall, R OBP: 0.272, SLG: 0.389 (1, 2)		2-0 F7		2-2 F5		0-3 K		0-0 1B 1-2 1B		4	0	1	0	0	1	1
Gene Conley, R OBP: 0.179, SLG: 0.179 (5, PH)		0-0 5-3		2-3 K		0-1 F7		3-2 1-2 2-H 1B		1	0	0	0	0	0	1
Chuck Tanner, L OBP: 0.327, SLG: 0.423 (6, 1)										0	0	0	0	0	0	0
Ray Cronce, R OBP: 0.286, SLG: 0.286 (8, PH)										0	0	0	0	0	0	0
George Crowe, L OBP: 0.385, SLG: 0.520 (9, 1)										0	0	0	0	0	0	0
Chet Nichols, S OBP: 0.100, SLG: 0.138 (9, PH)										0	0	1	1	0	0	0
Andy Parko, R OBP: 0.296, SLG: 0.308 (9, PH)										1	0	1	1	0	0	0

Inning Stats	R: 0	H: 0	E: 0	K: 0	S: 8	R: 1	H: 1	E: 0	K: 0	S: 8	R: 0	H: 1	E: 0	K: 0	S: 6	R: 0	H: 0	E: 0	K: 0	S: 4	R: 0	H: 1	E: 0	K: 1	S: 13	R: 0	H: 1	E: 0	K: 1	S: 8	R: 0	H: 0	E: 0	K: 1	S: 9	R: 1	H: 3	E: 0	K: 0	S: 11	R: 1	H: 3	E: 0	K: 3	S: 17	1B: 8	2B: 3	3B: 0	HR: 0	SF: 0	SAC: 0	DP: 2	HBP: 0	WP: 0	PA: 37
PITCHER	IP	WLS	BF	H	R	ER	SO	BB	IBB	HBP	BLK	WP	HR	S	P	ERA	WHIP																																						
Don Newcombe, R ERA: 2.5 (1, 1)	8.2	W	36	10	3	3	5	3	0	0	0	0	0	81	123	3.12	1.500																																						
Karl Spooner, L ERA: 2.5 (9, 1)	0.1	S	1	0	0	0	1	0	0	0	0	0	0	3	3	0.00	0.000																																						

BOTTOM

Brooklyn Dodgers @ Milwaukee Braves
Milwaukee County Stadium, Milwaukee, WI

Sat Jun 25 1955, 4:33 AM EDT
Att. 39,153 - Unknown

livebaseballscores.com

AB	34
R	3
H	10
RBI	3
BB	3
SO	6
LOB	15



Batter	1	2	3	4	5	6	7	8	9	AB R H RBI BB SO LOB	TOP	
Jim Gilliam, S (1, 4) <small>OBP: 0.328, SLG: 0.333</small>	0-1 		0-1 			0-1 		2-1 		4 0 0 0 0 0 0		
Pee Wee Reese, R (1, 6) <small>OBP: 0.354, SLG: 0.440</small>	1-3 		2-2 			3-2 		0-1 		4 0 1 0 0 1 0		
Duke Snider, L (1, 8) <small>OBP: 0.416, SLG: 0.660</small>	3-2 			1-3 		0-3 		1-1 		4 0 0 0 0 2 1		
Jackie Robinson, R (1, 5) <small>OBP: 0.391, SLG: 0.394</small>		0-0 		1-2 		0-0 		4-1 		3 0 0 0 1 0 1		
Sandy Amoros, L (1, 7) <small>OBP: 0.375, SLG: 0.446</small>		3-2 		1-1 			0-1 		0-1 		4 0 1 0 0 0 1	
Gil Hodges, R (1, 3) <small>OBP: 0.387, SLG: 0.494</small>		3-1 			0-0 		0-1 			3 0 2 0 0 0 1		
Carl Furillo, R (1, 9) <small>OBP: 0.354, SLG: 0.442</small>		0-0 		0-2 		0-0 				3 0 1 0 0 0 2		
Rube Walker, L (1, 2) <small>OBP: 0.433, SLG: 0.560</small>		0-0 		0-0 			0-0 			3 0 0 0 0 0 3		
Russ Meyer, S (1, 1) <small>OBP: 0.056, SLG: 0.111</small> Ed Roebuck, R (5, 1) <small>OBP: 0.473, SLG: 0.885</small> Don Newcombe, L (8, PH) <small>OBP: 0.473, SLG: 0.885</small> Jim Hughes, R (8, 1)			0-3 		0-2 		1-3 			2 0 0 0 0 1 1		
Inning Stats	R: 0 H: 0 E: 0 LOB: 0 K: 1 BB: 0 S: 8 P: 12	R: 0 H: 2 E: 0 LOB: 2 K: 0 BB: 0 S: 8 P: 14	R: 0 H: 0 E: 0 LOB: 0 K: 1 BB: 0 S: 8 P: 10	R: 0 H: 0 E: 0 LOB: 0 K: 1 BB: 0 S: 8 P: 11	R: 0 H: 1 E: 0 LOB: 1 K: 0 BB: 0 S: 8 P: 8	R: 0 H: 1 E: 0 LOB: 1 K: 1 BB: 0 S: 9 P: 12	R: 0 H: 1 E: 0 LOB: 0 K: 0 BB: 0 S: 5 P: 5	R: 0 H: 0 E: 0 LOB: 0 K: 1 BB: 0 S: 6 P: 9	R: 0 H: 0 E: 0 LOB: 1 K: 0 BB: 1 S: 7 P: 12	1B: 4 SF: 0 2B: 0 SAC: 0 3B: 1 DP: 1 HR: 0 HBP: 0	WP: 0 PA: 32 PB: 0 SB: 0 CS: 0	
PITCHER Bob Buhl, R (1, 1) <small>ERA: 2.92</small>	IP: 9.0 WLS: W BF: 32 H: 5 R: 0 ER: 0 SO: 5 BB: 1 IBB: 0 HBP: 0 BLK: 0 WP: 0 HR: 0 S: 67 P: 93 ERA: 0.00 WHIP: 0.667											

Brooklyn Dodgers @ Milwaukee Braves
 Milwaukee County Stadium, Milwaukee, WI

Sun Jun 26 1955, 4:33 AM EDT
 Att: 42,056 - Unknown

AB	31
R	0
H	5
RBI	0
BB	1
SO	5
LOB	10



livebaseballscorecards.com

Batter	1	2	3	4	5	6	7	8	9	AB	R	H	RBI	BB	SO	LOB	BOTTOM			
Bill Bruton, L <small>OBP: 0.343, SLG: 0.466</small> <small>(1, 8)</small>	2-2 FC1-4 2B	1-3 K			2-1 F9	1-0 4-3		1-3 K		5	0	1	0	0	2	5	Brooklyn Dodgers @ Milwaukee Braves Milwaukee County Stadium, Milwaukee, WI <small>Sun Jun 26 1955, 4:33 AM EDT</small> <small>Att. 42,056 - Unknown</small>			
Johnny Logan, R <small>OBP: 0.386, SLG: 0.498</small> <small>(1, 6)</small>	1-2 1-3		1-1 5-3		0-0 2B		1-0 SH1-4 2B	1-1 HR 1B		5	1	3	0	0	0	1				
Eddie Mathews, L <small>OBP: 0.454, SLG: 0.653</small> <small>(1, 5)</small>	4-2 FC1-4 BB		2-2 G3		4-0 FC5-4 IBB		4-0 SH1-4 IBB	2-1 HR 1B		2	1	1	3	3	0	0				
Hank Aaron, R <small>OBP: 0.354, SLG: 0.529</small> <small>(1, 9)</small>	0-2 FC1-4 1-2f 2-3		3-1 F9		0-0 FC5-4 1-2f		1-0 SH1-4 1-2 2-3	2-2 HR 2B		4	0	1	0	0	0	4				
Bobby Thomson, R <small>OBP: 0.302, SLG: 0.396</small> <small>(1, 7)</small>	0-1 F8			0-1 L5-4 1B		0-0 F3		4-0 IBB		3	0	1	0	1	0	2				
Joe Adcock, R <small>OBP: 0.342, SLG: 0.441</small> <small>(1, 3)</small>		1-3 K		0-0 L7		4-2 E 1B BB	3-3 K			3	1	0	0	1	2	4				
Danny O'Connell, R <small>OBP: 0.287, SLG: 0.328</small> <small>(1, 4)</small>		1-2 SH3-4 1B		1-0 1-2 1B		3-1 E6 1B	1-1 1-3			4	0	2	0	0	0	4				
Del Crandall, R <small>OBP: 0.276, SLG: 0.391</small> <small>(1, 2)</small>		1-1 SH3-4 1B		0-0 L5-4 2-3		2-1 1-3 2-H 1B		3-2 F8		4	0	2	1	0	0	2				
Bob Buhl, R <small>OBP: 0.083, SLG: 0.043</small> <small>(1, 1)</small>		0-0 SH3-4 1-2 2-3			0-0 F9	0-3 K		0-1 HR 1B		3	1	1	0	0	1	2				
Inning Stats	R: 0 E: 0 K: 0 S: 15	H: 1 LOB: 2 BB: 1 P: 22	R: 0 E: 0 K: 2 S: 14	H: 2 LOB: 2 BB: 0 P: 18	R: 0 E: 0 K: 0 S: 8	H: 0 LOB: 0 BB: 0 P: 14	R: 0 E: 0 K: 0 S: 5	H: 2 LOB: 1 BB: 0 P: 6	R: 0 E: 0 K: 0 S: 5	H: 1 LOB: 2 BB: 1 P: 11	R: 1 E: 1 K: 1 S: 11	H: 1 LOB: 2 BB: 1 P: 21	R: 0 E: 0 K: 1 S: 7	H: 1 LOB: 3 BB: 2 P: 21	R: 3 E: 0 K: 1 S: 16	H: 4 LOB: 1 BB: 0 P: 25		1B: 7 2B: 5 3B: 0 HR: 1	SF: 0 SAC: 2 DP: 1 HBP: 0	WP: 0 PB: 0 SB: 0 CS: 0
PITCHER Russ Meyer, R <small>ERA: 4.4</small> <small>(1, 1)</small>	IP: 4.2 WLS: L BF: 21	H: 6 R: 0 ER: 0 SO: 2	BB: 1 IBB: 1 HBP: 0 BLK: 0	WP: 0 HR: 0 S: 46 P: 70	ERA: 0.00 WHIP: 1.500	PITCHER Ed Roebuck, R <small>ERA: 2.0</small> <small>(5, 1)</small>	IP: 2.1 WLS: L BF: 13	H: 2 R: 1 ER: 0 SO: 2	BB: 1 IBB: 2 HBP: 0 BLK: 0	WP: 0 HR: 0 S: 19 P: 43	ERA: 0.00 WHIP: 1.286	PITCHER Jim Hughes, R <small>ERA: 4.45</small> <small>(8, 1)</small>	IP: 1.0 WLS: L BF: 6	H: 4 R: 3 ER: 3 SO: 1	BB: 0 IBB: 0 HBP: 0 BLK: 0	WP: 0 HR: 1 S: 16 P: 25	ERA: 27.00 WHIP: 4.000			

livebaseballscorecards.com

AB	33
R	4
H	12
RBI	4
BB	5
SO	5
LOB	24



Batter	1	2	3	4	5	6	7	8	9	AB R H RBI BB SO LOB	TOP
Eddie Miksis, R OBP: 0.272, SLG: 0.307 (1, 8) X	0-0 S 14 HR 1B		0-0 F8 ①		0-3 K ②			0-0 SH1-3 ①		3 1 1 0 0 1 0	
Gene Baker, R OBP: 0.352, SLG: 0.418 (1, 4) X	0-0 S 14 HR 1B		0-0 4-3 ②		0-0 F7 ③			0-0 4-3 ②		4 1 1 0 0 0 1	
Jim King, L OBP: 0.314, SLG: 0.406 (1, 9) S S S	0-3 K ①		0-0 HR		0-0 F4 ①			0-0 HR		4 2 2 3 0 1 2	
14 Ernie Banks, R OBP: 0.342, SLG: 0.566 (1, 6) X	0-0 HR		0-0 HR		0-0 5-3 ②			0-0 F9 ③		4 2 2 4 0 0 0	
Hank Sauer, R OBP: 0.268, SLG: 0.254 (1, 7) X	0-0 F5 ②		0-0 F8 ③		0-3 K ③			0-0 F3 ①		4 0 0 0 0 1 0	
Randy Jackson, R OBP: 0.337, SLG: 0.439 (1, 5) X	0-0 F7 ③		0-0 F4 ①		0-0 6-3 ①			0-0 6-3 ②		4 0 0 0 0 0 0	
Dee Fondy, L OBP: 0.274, SLG: 0.406 (1, 3) X		0-0 E3 G1-6-4	0-3 K ②		0-0 F8 ②			0-0 2B		4 0 1 0 0 1 0	
Clyde McCullough, R OBP: 0.231, SLG: 0.156 (1, 2) X		0-0 F8 ①	0-0 F6 ③		0-0 F9 ③			0-0 F8 ③		4 0 0 0 0 0 2	
Sam Jones, R OBP: 0.179, SLG: 0.158 (1, 1) X		0-0 G1-6-4 ② ③	0-3 K ①		0-3 K ①			4-0 SH1-3 HR BB		2 1 0 0 1 1 1	
Inning Stats	R: 3 H: 3 E: 0 LOB: 0 K: 1 BB: 0 S: 8 P: 8	R: 0 H: 0 E: 1 LOB: 0 K: 0 BB: 0 S: 3 P: 3	R: 2 H: 2 E: 0 LOB: 0 K: 1 BB: 0 S: 5 P: 5	R: 0 H: 0 E: 0 LOB: 0 K: 1 BB: 0 S: 5 P: 5	R: 0 H: 0 E: 0 LOB: 0 K: 2 BB: 0 S: 7 P: 7	R: 0 H: 0 E: 0 LOB: 0 K: 1 BB: 0 S: 5 P: 5	R: 0 H: 0 E: 0 LOB: 0 K: 0 BB: 0 S: 3 P: 3	R: 2 H: 1 E: 0 LOB: 0 K: 0 BB: 1 S: 4 P: 8	R: 0 H: 1 E: 0 LOB: 1 K: 0 BB: 0 S: 4 P: 4	1B: 2 SF: 0 2B: 1 SAC: 1 3B: 0 DP: 1 HR: 4 HBP: 0	WP: 0 PA: 35 PB: 0 SB: 2 CS: 0
PITCHER	IP WLS BF H R ER SO BB IBB HBP BLK WP HR S P ERA WHIP										
Warren Spahn, L ERA: 3.87 (1, 1)	3.0 L 14 5 5 5 1 0 0 0 0 0 0 3 16 16 15.00 1.667										
Ray Crone, R ERA: 3.41 (4, 1)	4.0 12 0 0 0 4 0 0 0 0 0 0 0 20 20 0.00 0.000										
Dave Jolly, R ERA: 7.48 (8, 1)	2.0 9 2 2 2 0 1 0 0 0 0 0 1 8 12 9.00 1.500										

Chicago Cubs @ Milwaukee Braves
Milwaukee County Stadium, Milwaukee, WI

Tue Jun 28 1955, 4:33 AM EDT
Att: 42,088 - Unknown

livebaseballscorecards.com

AB 33
R 7
H 7
RBI 7
BB 1
SO 5
LOB 6



Batter	1	2	3	4	5	6	7	8	9	AB R H RBI BB SO LOB
Bill Bruton, L OBP: 0.347, SLG: 0.470 (1, 8)	0-3 K		0-0 2B		0-0 F7		0-0 1B		4-0 BB	4 0 2 0 1 1 1
Johnny Logan, R OBP: 0.380, SLG: 0.488 (1, 6)	0-0 E7		0-3 K			0-0 F7	0-0 1-3		0-0 F5	5 0 0 0 0 1 5
Eddie Mathews, L OBP: 0.451, SLG: 0.643 (1, 5)	0-3 K		0-0 1-3			4-0 2B BB		0-3 K		3 1 0 0 1 2 3
Hank Aaron, R OBP: 0.355, SLG: 0.542 (1, 9)	0-0 F7			0-0 4-3		0-0 1B 2B		0-0 HR		4 2 2 2 0 0 1
Bobby Thomson, R OBP: 0.301, SLG: 0.393 (1, 7)		0-3 K		0-0 F9		0-0 1B		0-0 F9		4 0 1 1 0 1 0
Joe Adcock, R OBP: 0.335, SLG: 0.430 (1, 3)		0-0 5-3		0-3 K		0-3 K		0-0 5-3		4 0 0 0 0 2 1
Danny O'Connell, R OBP: 0.287, SLG: 0.330 (1, 4)		0-0 G3			0-0 2B	0-0 F5			0-0 4-3	4 0 1 0 0 0 1
Del Crandall, R OBP: 0.280, SLG: 0.390 (1, 2)			4-0 2B BB		0-0 5-3		0-3 K		0-0 BB 1B	3 0 1 0 1 1 1
Warren Spahn, L OBP: 0.182, SLG: 0.281 (1, 1)			0-3 K		0-3 K		0-3 K		0-3 K	0 0 0 0 0 0 0
Jack Dittmer, L OBP: 0.140, SLG: 0.171 (3, PH)										1 0 0 0 0 1 1
Ray Crone, R OBP: 0.250, SLG: 0.250 (4, 1)										1 0 0 0 0 1 1
Chuck Tanner, L OBP: 0.359, SLG: 0.418 (7, PH)										1 0 0 0 0 1 0
Dave Jolly, R OBP: 0.260, SLG: 0.500 (8, 1)										0 0 0 0 0 0 0
George Crowe, L OBP: 0.385, SLG: 0.515 (9, PH)										1 0 0 0 0 1 1

Inning Stats	R: 0	H: 0	E: 1	LOB: 1	K: 2	BB: 0	S: 8	P: 8
	R: 0	H: 0	E: 0	LOB: 0	K: 1	BB: 0	S: 5	P: 5
	R: 0	H: 1	E: 0	LOB: 2	K: 2	BB: 1	S: 8	P: 12
	R: 0	H: 0	E: 0	LOB: 0	K: 1	BB: 0	S: 5	P: 5
	R: 0	H: 1	E: 0	LOB: 1	K: 1	BB: 0	S: 6	P: 6
	R: 2	H: 2	E: 0	LOB: 1	K: 1	BB: 1	S: 7	P: 11
	R: 0	H: 1	E: 0	LOB: 1	K: 2	BB: 0	S: 8	P: 8
	R: 1	H: 1	E: 0	LOB: 0	K: 1	BB: 0	S: 6	P: 6
	R: 0	H: 1	E: 0	LOB: 2	K: 1	BB: 1	S: 6	P: 10


PITCHER	IP	WLS	BF	H	R	ER	SO	BB	IBB	HBP	BLK	WP	HR	S	P	ERA	WHIP
Sam Jones, R ERA: 3.83 (1, 1)	9.0	W	38	7	3	3	12	3	0	0	0	0	1	59	71	3.00	1.111

BOTTOM

Chicago Cubs @ Milwaukee Braves
Milwaukee County Stadium, Milwaukee, WI

Tue Jun 28 1955, 4:33 AM EDT
Att. 42,088 - Unknown

AB	35
R	3
H	7
RBI	3
BB	3
SO	12
LOB	16



WP	HR	S	P	ERA	WHIP
0	1	59	71	3.00	1.111

Batter	1	2	3	4	5	6	7	8	9	AB R H RBI BB SO LOB	TOP									
Eddie Miksis, R (1, 8) OBP: 0.271, SLG: 0.305	0-0 FC5-4 1B	0-0 G6-4-3 1-2f		0-0 F7			0-0 6-3		0-0 F8	5 0 1 0 0 0 4										
Gene Baker, R (1, 4) OBP: 0.351, SLG: 0.415	0-0 FC5-4 1-2f		0-0 F8		0-0 6-3		0-0 1B			4 0 1 0 0 0 1										
Jim King, L (1, 9) OBP: 0.311, SLG: 0.400	0-0 F3		0-0 14 BB 1B		0-0 F7		0-0 P3			4 0 1 0 0 0 2										
14 Ernie Banks, R (1, 6) OBP: 0.344, SLG: 0.567	0-0 F8		4-0 FC6-4 1-2 BB		0-0 5-3			0-0 2B		3 0 1 0 1 0 1										
Hank Sauer, R (1, 7) OBP: 0.267, SLG: 0.280		0-0 HR	0-0 F7		0-0 6-3		0-0 5-3			4 1 1 1 0 0 3										
Randy Jackson, R (1, 5) OBP: 0.336, SLG: 0.436		0-0 BB 1B 1B	0-0 FC6-4 1-2f		0-0 6-3		0-0 P2			4 0 1 0 0 0 3										
Dee Fondy, L (1, 3) OBP: 0.277, SLG: 0.408		0-0 BB 1-2 1B		0-0 F8		0-0 FC6-4 1B		0-0 F8		4 0 2 0 0 0 1										
Walker Cooper, R (1, 2) OBP: 0.354, SLG: 0.614		0-0 L8		0-0 1B		0-0 FC6-4 1-2f		0-0 6-3		4 0 1 0 0 0 3										
Howie Pollet, L (1, 1) OBP: 0.455, SLG: 0.600		4-0 BB BB BB		0-0 F5		0-3 K		0-3 K		0 0 0 0 1 0 0										
Bob Speake, L (4, PH) OBP: 0.352, SLG: 0.576										1 0 0 0 0 0 1										
John Andre, L (4, 1) OBP: 0.125, SLG: 0.125										1 0 0 0 0 0 1										
Dave Hillman, R (8, 1)										0 0 0 0 0 0 0										
Frank Baumholtz, L (9, PH) OBP: 0.315, SLG: 0.408		1-2 2-3 BB								1 0 0 0 0 0 1										
Inning Stats	R: 0 E: 0 K: 0 S: 4	H: 1 LOB: 1 BB: 0 P: 4	R: 1 E: 0 K: 0 S: 5	H: 3 LOB: 2 BB: 1 P: 9	R: 0 E: 0 K: 0 S: 4	H: 1 LOB: 2 BB: 1 P: 8	R: 0 E: 0 K: 0 S: 3	H: 0 LOB: 0 BB: 0 P: 3	R: 0 E: 0 K: 0 S: 4	H: 1 LOB: 1 BB: 0 P: 4	R: 0 E: 0 K: 1 S: 6	H: 1 LOB: 1 BB: 0 P: 6	R: 0 E: 0 K: 0 S: 4	H: 1 LOB: 1 BB: 0 P: 4	R: 0 E: 0 K: 1 S: 5	H: 0 LOB: 0 BB: 0 P: 5	1B: 7 2B: 1 3B: 0 HR: 1	SF: 0 SAC: 0 DP: 1 HBP: 0	WP: 0 PB: 0 SB: 0 CS: 0	PA: 37
PITCHER Lew Burdette, R (1, 1) ERA: 4.72	IP: 9.0 WLS: W BF: 37 H: 9 R: 1 ER: 1 SO: 2 BB: 2 IBB: 0 HBP: 0 BLK: 0 WP: 0 HR: 1 S: 39 P: 47 ERA: 1.00 WHIP: 1.222																			

Chicago Cubs @ Milwaukee Braves
 Milwaukee County Stadium, Milwaukee, WI
 Wed Jun 29 1955, 4:33 AM EDT
 Att: 35,135 - Unknown

livebaseballscorecards.com

AB	35
R	1
H	9
RBI	1
BB	2
SO	2
LOB	19



Batter 1 2 3 4 5 6 7 8 9 AB R H RBI BB SO LOB BOTTOM

Bill Bruton, L OBP: 0.350, SLG: 0.468 (1, 8) X	0-0 5-3 ① SUS	0-3 K ②		0-0 3-1 HR 1B	4-0 1B BB		0-0 F9 ② X	0-0 FC6-4 1B		5 1 2 0 1 1 2
Johnny Logan, R OBP: 0.379, SLG: 0.483 (1, 6) B B B B	4-0 HR BB	0-0 FC6-4 ③ 1-2f		0-0 F8 ① X	0-0 1B		0-0 6-3 ③ X	0-0 FC6-4 ③ 1-2f		5 1 1 2 1 0 5
Eddie Mathews, L OBP: 0.450, SLG: 0.650 (1, 5) X	0-0 1-H HR		0-0 F9 ① X	0-0 3-1	0-0 F2 ③			4-0 1B 1B BB		4 2 1 2 1 0 3
Hank Aaron, R OBP: 0.363, SLG: 0.567 (1, 9) X	0-0 6-3 ②		0-0 1B HR 1B	0-0 HR		0-0 HR		0-0 1B 2B 1B		5 4 4 3 0 0 0
Bobby Thomson, R OBP: 0.309, SLG: 0.399 (1, 7) X	0-0 1B		0-0 1-2 HR 1B	0-0 F8 ③ 3-H		0-0 6-3 ①		0-0 2B FC6-4 1B 3-H		5 2 3 1 0 0 0
Joe Adcock, R OBP: 0.337, SLG: 0.447 (1, 3) S O S	0-3 K ③		0-0 1-H 2-H HR		0-0 6-3 ① X	0-0 1B		0-0 F7 ①		5 1 2 3 0 1 3
Danny O'Connell, R OBP: 0.289, SLG: 0.336 (1, 4) X		0-0 4-3 ① X	0-0 1B		0-0 F9 ② S O S	0-3 K		0-0 1-3 E 2B 3-H		5 1 2 1 0 1 1
Del Crandall, R OBP: 0.287, SLG: 0.397 (1, 2) X		0-0 E 1B	0-0 P5 ②		0-0 E 1B 2B	0-0 F7 ③		4-0 FC6-4 BB		4 1 2 0 1 0 2
Lew Burdette, R OBP: 0.250, SLG: 0.263 (1, 1) X		0-0 E4 FC6-4 ③ 1-2	0-0 F3 ③		0-0 E6 BB 1B 2-3		0-0 P4 ① X	0-0 FC6-4 ② 1-2f 2-H 3-H		5 1 0 1 0 0 4

Inning Stats	R: 2 H: 2 E: 0 K: 1 S: 7	H: 2 LOB: 1 BB: 1 P: 11	R: 0 H: 1 E: 1 K: 1 S: 7	H: 1 LOB: 2 BB: 0 P: 7	R: 3 H: 4 E: 0 K: 0 S: 7	H: 4 LOB: 1 BB: 0 P: 7	R: 2 H: 2 E: 0 K: 0 S: 5	H: 2 LOB: 0 BB: 0 P: 5	R: 2 H: 2 E: 1 K: 0 S: 6	H: 2 LOB: 2 BB: 1 P: 10	R: 1 H: 2 E: 0 K: 1 S: 7	H: 2 LOB: 1 BB: 0 P: 7	R: 0 H: 0 E: 0 K: 0 S: 3	H: 0 LOB: 0 BB: 0 P: 3	R: 4 H: 4 E: 1 K: 0 S: 7	H: 4 LOB: 2 BB: 2 P: 15	1B: 11 SF: 0 2B: 2 SAC: 0 3B: 0 DP: 0 HR: 4 HBP: 0	WP: 0 PA: 47 PB: 0 SB: 1 CS: 0
---------------------	--------------------------	-------------------------	--------------------------	------------------------	--------------------------	------------------------	--------------------------	------------------------	--------------------------	-------------------------	--------------------------	------------------------	--------------------------	------------------------	--------------------------	-------------------------	---	---

PITCHER															PITCHER																					
Batter	IP	WLS	BF	H	R	ER	SO	BB	IBB	HBP	BLK	WP	HR	S	P	ERA	WHIP	IP	WLS	BF	H	R	ER	SO	BB	IBB	HBP	BLK	WP	HR	S	P	ERA	WHIP		
Howie Pollet, L ERA: 4.08 (1, 1)	3.0	L	18	7	5	5	2	1	0	0	0	0	2	21	25	15.00	2.667																			
John Andre, R ERA: 6.15 (4, 1)	4.1		25	9	9	7	1	2	0	0	0	0	2	25	33	14.54	2.538																			
Dave Hillman, R ERA: 5.03 (8, 1)	0.2		4	1	0	0	0	1	0	0	0	0	0	3	7	0.00	3.000																			

Chicago Cubs @ Milwaukee Braves
Milwaukee County Stadium, Milwaukee, WI

Wed Jun 29 1955, 4:33 AM EDT
Att. 35,135 - Unknown

AB 43
R 14
H 17
RBI 13
BB 4
SO 3
LOB 20



WP: 0 PA: 47
PB: 0
SB: 1
CS: 0

ERA WHIP

livebaseballscores.com

Batter	1	2	3	4	5	6	7	8	9	AB R H RBI BB SO LOB	TOP																						
Eddie Miksis, R OBP: 0.273, SLG: 0.307 (1, 8)	0-0 4-3 SH1-3 1B	0-0 FC5 2-3f		0-0 E4 CS			0-0 1B 1B		0-0 G1-4-3 1-2f 2-3	5 1 2 0 0 0 4																							
Gene Baker, R OBP: 0.349, SLG: 0.413 (1, 4)	0-0 SH1-3 1-2		0-0 6-3	0-0 CS 1-2	0-0 F7		0-0 1B 1B		0-0	4 1 1 0 0 0 1																							
Jim King, L OBP: 0.317, SLG: 0.398 (1, 9)	0-0 4-3 2-3		4-0 BB BB		0-0 G3		0-0 1B			3 0 1 2 1 0 1																							
14 Ernie Banks, R OBP: 0.340, SLG: 0.559 (1, 6)	0-3 K		0-0 F3		0-0 5-3		0-0 P5			4 0 0 0 0 1 3																							
Hank Sauer, R OBP: 0.274, SLG: 0.281 (1, 7)		0-3 K	4-0 BB BB 1-2 BB		0-0 G6-4-3 1B		0-0 P2			3 0 1 0 1 1 0																							
Randy Jackson, R OBP: 0.335, SLG: 0.445 (1, 5)		0-0 HR	0-3 K		0-0 G6-4-3 1-2f		0-0 F7			4 1 1 1 0 1 3																							
Dee Fondy, L OBP: 0.273, SLG: 0.401 (1, 3)		0-0 B1-3		0-0 4-3		0-0 6-3		0-0 4-3		4 0 0 0 0 0 0																							
Harry Chiti, R OBP: 0.292, SLG: 0.426 Lloyd Merriman, L OBP: 0.326, SLG: 0.392 (9, PH)		0-0 FC5 1B 1B		0-0 HR		0-0 K		0-0 G1-4-3 2B		3 1 2 1 0 1 0 1 0 1 0 0 0 0																							
Warren Hacker, R OBP: 0.171, SLG: 0.229 Frank Baumholtz, L OBP: 0.320, SLG: 0.413 Hal Jeffcoat, R OBP: 0.267, SLG: 0.429 Jim Davis, S Bob Speake, L OBP: 0.356, SLG: 0.576 (9, PH)		0-0 1B		0-0 6-3		0-0 1B 1B		4-0 G1-4-3 BB		2 0 1 0 0 0 0 1 0 1 0 1 0 0																							
Inning Stats	R: 0 E: 0 K: 1 S: 6	H: 1 LOB: 1 BB: 0 P: 6	R: 1 E: 0 K: 1 S: 8	H: 3 LOB: 2 BB: 0 P: 8	R: 0 E: 0 K: 1 S: 5	H: 0 LOB: 2 BB: 2 P: 13	R: 1 E: 1 K: 0 S: 4	H: 1 LOB: 0 BB: 0 P: 4	R: 0 E: 0 K: 0 S: 3	H: 0 LOB: 0 BB: 0 P: 3	R: 0 E: 0 K: 0 S: 3	H: 1 LOB: 0 BB: 0 P: 3	R: 2 E: 0 K: 1 S: 8	H: 4 LOB: 1 BB: 0 P: 8	R: 0 E: 0 K: 0 S: 3	H: 0 LOB: 0 BB: 0 P: 3	R: 0 E: 0 K: 0 S: 3	H: 1 LOB: 1 BB: 1 P: 7	1B: 8 2B: 1 3B: 0 HR: 2	SF: 0 SAC: 1 DP: 2 HBP: 0	WP: 0 PB: 0 SB: 0 CS: 1	PA: 39											
PITCHER	IP WLS BF H R ER SO BB IBB HBP BLK WP HR S P ERA WHIP																	PITCHER	IP WLS BF H R ER SO BB IBB HBP BLK WP HR S P ERA WHIP														
Gene Conley, R ERA: 3.85 (1, 1)	6.2		30	10	4	4	4	2	0	0	0	0	2	36	44	5.40	1.800																
Ernie Johnson, R ERA: 2.52 (7, 1)	0.1		1	0	0	0	0	0	0	0	0	0	0	1	1	0.00	0.000																
Ray Crone, R ERA: 3.19 (8, 1)	2.0	W	7	1	0	0	0	1	0	0	0	0	0	6	10	0.00	1.000																

Chicago Cubs @ Milwaukee Braves
Milwaukee County Stadium, Milwaukee, WI

Thu Jun 30 1955, 4:33 AM EDT
Att: 31,332 - Unknown

livebaseballscorecards.com

AB	34
R	4
H	11
RBI	4
BB	3
SO	4
LOB	12



Batter	1	2	3	4	5	6	7	8	9	AB	R	H	RBI	BB	SO	LOB	BOTTOM			
Bill Bruton, L OBP: 0.350, SLG: 0.467 (1, 8)	0-0 S 1B		0-0 5-3		0-0 S 1B		0-0 4-3	0-0 1-3		5	2	2	0	0	0	3	Chicago Cubs @ Milwaukee Braves Milwaukee County Stadium, Milwaukee, WI Thu Jun 30 1955, 4:33 AM EDT Att. 31,332 - Unknown AB 34 R 7 H 9 RBI 7 BB 3 SO 4 LOB 12			
Johnny Logan, R OBP: 0.380, SLG: 0.483 (1, 6)	0-0 BB 1B		0-0 F2		0-0 1B			0-0 E5 2B		4	1	2	2	0	0	0				
Eddie Mathews, L OBP: 0.447, SLG: 0.640 (1, 5)	4-0 BB		0-0 F9		0-0 F2			0-3 K		3	0	0	0	1	1	2				
Hank Aaron, R OBP: 0.358, SLG: 0.560 (1, 9)	0-3 K			0-0 L7		0-0 F8		0-0 F3		4	0	0	0	0	1	3				
Bobby Thomson, R OBP: 0.308, SLG: 0.401 (1, 7)	0-0 F9			0-0 F9		0-0 5-3		0-0 HR 2B		4	1	1	1	0	0	2				
Joe Adcock, R OBP: 0.335, SLG: 0.460 (1, 3)	0-0 5-3			0-0 P4		0-0 5-3		0-0 HR		4	1	1	2	0	0	2				
Danny O'Connell, R OBP: 0.288, SLG: 0.335 (1, 4)		0-0 F7			0-0 F8		0-0 4-3	0-0 BB 1B		4	1	1	0	0	0	0				
Del Crandall, R OBP: 0.291, SLG: 0.410 (1, 2)		0-3 K			0-0 HR		0-0 F8	4-0 1B BB		3	1	1	1	1	1	0				
Gene Conley, R OBP: 0.171, SLG: 0.171 (1, 1)		0-3 K			0-0 F7		4-0 BB	0-0 1B		2	0	0	0	0	1	0				
Ernie Johnson, R OBP: 0.200, SLG: 0.077 (7, 1)										0	0	0	0	0	0	0				
George Crowe, L OBP: 0.390, SLG: 0.515 (7, PH)										0	0	0	0	1	0	0				
Lew Burdette, R OBP: 0.250, SLG: 0.263 (7, PR)										0	0	0	0	0	0	0				
Ray Crone, R OBP: 0.333, SLG: 0.333 (8, 1)								1-3 2-H		1	0	1	1	0	0	0				
Inning Stats	R: 1 E: 0 K: 1 S: 7	H: 2 LOB: 2 BB: 1 P: 11	R: 0 E: 0 K: 2 S: 7	H: 0 LOB: 0 BB: 0 P: 7	R: 0 E: 0 K: 0 S: 3	H: 0 LOB: 0 BB: 0 P: 3	R: 0 E: 0 K: 0 S: 3	H: 0 LOB: 0 BB: 0 P: 3	R: 0 E: 0 K: 0 S: 3	H: 0 LOB: 0 BB: 0 P: 3	R: 0 E: 0 K: 0 S: 3	H: 0 LOB: 1 BB: 0 P: 6	R: 0 E: 0 K: 0 S: 3	H: 0 LOB: 1 BB: 1 P: 7	R: 4 E: 1 K: 1 S: 10	H: 4 LOB: 2 BB: 1 P: 14	1B: 6 2B: 1 3B: 0 HR: 2	SF: 0 SAC: 0 DP: 0 HBP: 0	WP: 0 PB: 0 SB: 2 CS: 0	PA: 37
PITCHER	IP WLS BF H R ER SO	IP WLS BF H R ER SO	IP WLS BF H R ER SO	IP WLS BF H R ER SO	IP WLS BF H R ER SO	IP WLS BF H R ER SO	IP WLS BF H R ER SO	IP WLS BF H R ER SO	IP WLS BF H R ER SO	IP WLS BF H R ER SO	IP WLS BF H R ER SO	IP WLS BF H R ER SO	IP WLS BF H R ER SO	IP WLS BF H R ER SO	IP WLS BF H R ER SO	IP WLS BF H R ER SO	ERA WHIP	ERA WHIP		
Warren Hacker, R ERA: 2.96 (1, 1)	6.0																4.50	1.000		
Hal Jeffcoat, R ERA: 1.79 (7, 1)	1.2	L	12	4	4	0	1	2	0	0	0	0	0	0	0	0	0.00	3.600		
Jim Davis, L ERA: 3.74 (8, 1)	0.1		1	0	0	0	0	0	0	0	0	0	0	0	0	0	0.00	0.000		



Batter	1	2	3	4	5	6	7	8	9	AB R H RBI BB SO LOB	TOP						
Bill Bruton, L (1, 8) OBP: 0.349, SLG: 0.465	0-0 1B SF7 1B		0-0 F5		0-0 P6			0-0 3-6 1-2f		4 1 1 0 0 0 2							
Johnny Logan, R (1, 6) OBP: 0.382, SLG: 0.483	0-0 1-3 1B		0-0 1-2 BB 1B			0-0 5-3		0-0 F7		4 0 2 0 0 0 0							
Eddie Mathews, L (1, 5) OBP: 0.444, SLG: 0.634	0-0 SF7		4-0 1-2 2-3 BB G6-4-3			0-0 4-3		0-0 F8		2 0 0 1 1 0 0							
Hank Aaron, R (1, 9) OBP: 0.354, SLG: 0.552	0-0 1-3 1-2		0-0 G6-4-3 1-2f			0-0 6-3		0-3 K		4 0 0 0 0 1 4							
Bobby Thomson, R (1, 7) OBP: 0.302, SLG: 0.392	0-0 F9			0-0 6-3			0-0 6-3	0-3 K		4 0 0 0 0 1 1							
Joe Adcock, R (1, 3) OBP: 0.340, SLG: 0.480		0-0 CS 1B		0-3 K			0-0 HR			3 1 2 1 0 1 0							
Danny O'Connell, R (1, 4) OBP: 0.285, SLG: 0.331		0-3 K 1-2		0-0 F7			0-0 F9			3 0 0 0 0 1 1							
Del Crandall, R (1, 2) OBP: 0.287, SLG: 0.405		0-0 5-3				0-0 F7		0-0 P6		3 0 0 0 0 0 0							
Bob Buhl, R (1, 1) OBP: 0.083, SLG: 0.043			0-0 BB 1B		0-0 P6			0-0 3-6 1B		0 0 0 0 0 0 0							
Joey Jay, S (2, 1) OBP: 0.667, SLG: 0.667										2 0 1 0 0 0 0							
John Edelman, R (6, 1)										0 0 0 0 0 0 0							
Dave Jolly, R (6, 1) OBP: 0.250, SLG: 0.500										0 0 0 0 0 0 0							
Roberto Vargas, L (6, 1) OBP: 1.000, SLG: 1.000										1 0 1 0 0 0 0							
Inning Stats	R: 1 H: 2 E: 0 LOB: 1 K: 0 BB: 0 S: 5 P: 5	R: 0 H: 1 E: 0 LOB: 0 K: 1 BB: 0 S: 5 P: 5	R: 0 H: 2 E: 0 LOB: 2 K: 0 BB: 1 S: 4 P: 8	R: 0 H: 0 E: 0 LOB: 0 K: 1 BB: 0 S: 5 P: 5	R: 0 H: 0 E: 0 LOB: 0 K: 0 BB: 0 S: 3 P: 3	R: 0 H: 0 E: 0 LOB: 0 K: 0 BB: 0 S: 3 P: 3	R: 1 H: 1 E: 0 LOB: 0 K: 0 BB: 0 S: 4 P: 4	R: 0 H: 1 E: 0 LOB: 0 K: 0 BB: 0 S: 3 P: 3	R: 0 H: 0 E: 0 LOB: 0 K: 2 BB: 0 S: 7 P: 7	1B: 6 SF: 1 2B: 2 SAC: 0 3B: 0 DP: 3 HR: 1 HBP: 0	WP: 0 PA: 32 PB: 0 SB: 0 CS: 1						
PITCHER	IP WLS BF H R ER SO BB IBB HBP BLK WP HR S P ERA WHIP																
Gerry Staley, R (1, 1) ERA: 4.62	2.1	12	5	1	1	1	1	1	0	0	0	0	0	13	17	3.86	2.571
Joe Black, R (3, 1) ERA: 3.38	6.2	W	20	2	1	1	3	0	0	0	0	0	1	26	26	1.35	0.300

Milwaukee Braves @ Cincinnati Redlegs
Crosley Field, Cincinnati, OH
Fri Jul 01 1955, 3:33 AM EDT
Att. 15,098 - Unknown

AB	30
R	2
H	7
RBI	2
BB	1
SO	4
LOB	8



WP: 0	PA: 32
PB: 0	
SB: 0	
CS: 1	

ERA	WHIP

livebaseballscorecards.com

Batter	1	2	3	4	5	6	7	8	9	AB R H RBI BB SO LOB	TOP										
Bill Bruton, L (1, 8) OBP: 0.344, SLG: 0.457	0-0 2-3		0-0 1-3		0-0 4-3		0-0 F8		0-3 K	5 0 0 0 0 1 1											
Johnny Logan, R (1, 6) OBP: 0.385, SLG: 0.485	0-0 2B 1B		0-0 L8			0-0 F7		0-0 HR 1B	0-0 1B	5 2 3 0 0 0 0											
Eddie Mathews, L (1, 5) OBP: 0.439, SLG: 0.629	0-0 1B 1-3 2B		0-0 F8			0-0 F5		0-3 K	0-3 K	5 0 1 0 0 2 2											
Hank Aaron, R (1, 9) OBP: 0.357, SLG: 0.563	0-0 2-3 3-H 1B			0-0 G6-4-3 1B 1B		0-3 K		0-0 HR 1-H	0-0 G3	5 1 3 3 0 1 1											
Bobby Thomson, R (1, 7) OBP: 0.310, SLG: 0.397	0-3 K			0-0 G6-4-3 1-2 1B			4-0 HR BB	0-0 1B 1B		3 1 2 0 1 1 2											
Joe Adcock, R (1, 3) OBP: 0.343, SLG: 0.497	0-3 K			0-0 G6-4-3 1-2f 2-3			0-0 HR	0-0 1B 1B		4 1 2 2 0 1 4											
Danny O'Connell, R (1, 4) OBP: 0.285, SLG: 0.329		0-0 E5 4-3		0-0 F3			0-0 1B	0-3 K		4 0 1 0 0 1 3											
Del Rice, R (1, 2) OBP: 0.267, SLG: 0.312		0-0 4-3 1-2			0-0 F8		0-0 F7	0-0 FC6 1B		4 0 1 0 0 0 2											
Chet Nichols, S Ernie Johnson, R Chuck Tanner, L Bob Buhl, R Dave Jolly, R Andy Johnson, R Roberto Veras, L George Crowe, L Joey Jay, S		0-0 P4			0-0 F7		0-0 P6	0-0 FC6 1-2f		1 0											
Inning Stats	R: 1 E: 0 K: 2 S: 10	H: 3 LOB: 2 BB: 0 P: 10	R: 0 E: 1 K: 0 S: 3	H: 0 LOB: 0 BB: 0 P: 3	R: 0 E: 0 K: 0 S: 3	H: 2 LOB: 1 BB: 0 P: 4	R: 0 E: 0 K: 0 S: 3	H: 0 LOB: 0 BB: 0 P: 3	R: 0 E: 0 K: 1 S: 5	H: 0 LOB: 0 BB: 0 P: 5	R: 2 E: 0 K: 0 S: 5	H: 2 LOB: 1 BB: 1 P: 9	R: 2 E: 0 K: 2 S: 12	H: 5 LOB: 3 BB: 0 P: 12	R: 0 E: 0 K: 2 S: 8	H: 1 LOB: 1 BB: 0 P: 8	1B: 10 2B: 1 3B: 0 HR: 2	SF: 0 SAC: 0 DP: 1 HBP: 0	WP: 0 PB: 0 SB: 0 CS: 0	PA: 40	
PITCHER Jackie Collum, L (1, 1) ERA: 2.83 Hersh Freeman, R (8, 1) ERA: 2.4	IP 7.1 1.2	WLS W S	BF 31 9	H 9 4	R 5 0	ER 5 0	SO 4 3	BB 1 0	IBB 0 0	HBP 0 0	BLK 0 0	WP 0 0	HR 2 0	S 38 15	P 42 15	ERA 6.14 0.00	WHIP 1.364 2.400				

Milwaukee Braves @ Cincinnati Redlegs
 Crosley Field, Cincinnati, OH
 Sat Jul 02 1955, 3:33 AM EDT
 Att. 17,144 - Unknown

AB	39
R	5
H	13
RBI	5
BB	1
SO	7
LOB	19



Milwaukee Braves @ Cincinnati Redlegs

Crosley Field, Cincinnati, OH

Sat Jul 02 1955, 3:33 AM EDT
Att. 17,144 - Unknown



WP	1	PA	44
PB	0	ERA	0.00
SB	0	WHIP	1.000
CS	1		

AB R H RBI BB SO LOB

3	0	2	2	2	0	1
4	2	1	0	1	0	4
5	2	2	3	0	0	5
5	0	1	1	0	1	3
4	2	1	0	1	1	1
1	1	0	0	4	0	0
3	1	1	1	0	1	3
2	0	1	0	0	0	2
3	1	1	1	1	0	1
4	1	1	0	0	0	3
0	0	0	0	0	0	0

AB	34
R	10
H	11
RBI	8
BB	9
SO	3
LOB	23

1B	10	SF	0
2B	1	SAC	0
3B	0	DP	2
HR	1	HBP	0

Batter	1	2	3	4	5	6	7	8	9
Johnny Temple, R (1, 4) OBP: 0.391, SLG: 0.340	FC BB 4-0	FC6-4 1B 1-2 2-H 3-H	1B 1B		L4-3 1-2		E BB 4-0		
Stan Palys, R (1, 7) OBP: 0.340, SLG: 0.487	FC BLK 1-2f	FC6-4 1B WP 1-2f 2-3	1B			HR BB 4-0	E5 G6-4-3 1-2		
Ted Kluszewski, L (1, 3) OBP: 0.395, SLG: 0.653	F7 1-2	WP 1B 1B 1-3 3-H	L9			HR 1-H	F9		
Wally Post, R (1, 9) OBP: 0.332, SLG: 0.551	F9	1B 1-H 3-H		K		F8	G6-4-3 1-2f		
Gus Bell, L (1, 8) OBP: 0.320, SLG: 0.443		BB 1B E		3-1		FC6-4 BB E BB	4-3		
Smoky Burgess, L (1, 2) OBP: 0.366, SLG: 0.522		BB 1B E		BB		FC6-4 BB 1-2	4-3		
Ray Jablonski, R (1, 5) OBP: 0.286, SLG: 0.406		E8 1B 1B 1-3 2-H		F2		FC6-4 E 1-2f 2-3	CS 1B		
Rocky Bridges, R (5, 5) OBP: 0.455, SLG: 0.421		1B 1B K							
Roy McMillan, R (1, 6) OBP: 0.337, SLG: 0.311		1B 1B 1B 2-3 3-H	L4		L4-3 BB	E5	CS		
Jackie Collum, L (1, 1) OBP: 0.423, SLG: 0.435		FC6-4 1B 1B 1-2	F3		F8	P5			
Hersh Freeman, R (8, 1) OBP: 0.423, SLG: 0.435									

PITCHER	IP	WLS	BF	H	R	ER	SO	BB	IBB	HBP	BLK	WP	HR	S	P	ERA	WHIP
Chet Nichols, L (1, 1) ERA: 4.46	1.0		8	3	4	4	0	2	0	0	1	0	0	6	14	36.00	5.000
Ernie Johnson, R (2, 1) ERA: 2.89	3.0		17	6	3	3	3	1	1	0	0	1	0	21	29	9.00	2.333
Bob Buhl, R (5, 1) ERA: 3.33	1.1		8	1	3	2	0	4	0	0	0	0	1	4	20	13.50	3.750
Dave Jolly, R (6, 1) ERA: 8.26	0.2		3	0	0	0	0	0	0	0	0	0	0	3	3	0.00	0.000
Roberto Vargas, L (7, 1) ERA: 9.2	1.0		4	0	0	0	0	1	0	0	0	0	0	3	7	0.00	1.000

PITCHER	IP	WLS	BF	H	R	ER	SO	BB	IBB	HBP	BLK	WP	HR	S	P	ERA	WHIP
Joey Jay, R (8, 1) ERA: 5.0	1.0		3	1	0	0	0	0	0	0	0	0	0	3	3	0.00	1.000

livebaseballscorecards.com

Batter	1	2	3	4	5	6	7	8	9	AB R H RBI BB SO LOB
Bill Bruton, L (1, 8) OBP: 0.342, SLG: 0.451	0-0 4-3		0-0 L7	0-0 FC4-6 1B BB		4-0 E BB		0-0 4-3		4 1 0 0 1 0 2
Johnny Logan, R (1, 6) OBP: 0.386, SLG: 0.482	0-0 5-3		0-0 HR 1B	4-0 1B BB		0-0 E4		0-0 6-3		4 1 1 0 1 0 2
Eddie Mathews, L (1, 5) OBP: 0.438, SLG: 0.637	0-3 K		0-0 HR	0-3 K		0-0 F9		0-0 G6-4-3 1B		5 1 2 2 0 2 4
Hank Aaron, R (1, 9) OBP: 0.358, SLG: 0.559		4-0 HR BB	0-0 F8	0-0 1B BB		0-0 4-3		0-0 G6-4-3 1B		4 1 1 1 1 0 3
Bobby Thomson, R (1, 7) OBP: 0.313, SLG: 0.410		0-0 HR	4-0 FC5-4 BB	0-0 P3		0-0 F7		0-0 6-3		4 1 1 2 1 0 2
Joe Adcock, R (1, 3) OBP: 0.346, SLG: 0.495		0-0 F7	0-0 FC5-4		4-0 CS BB		0-0 G3-6 1B			3 0 1 0 1 0 1
Danny O'Connell, R (1, 4) OBP: 0.284, SLG: 0.325		4-0 1B BB		0-0 E1 HR		0-0 F9		0-0 G3-6		3 1 0 0 1 0 2
Del Crandall, R (1, 2) OBP: 0.285, SLG: 0.425		0-0 G4-6-3 1B		0-0 HR		0-3 K		0-0 SH1-4 1B		4 1 3 2 0 1 1
Warren Spahn, L (1, 1) OBP: 0.194, SLG: 0.265		0-0 G4-6-3		4-0 FC4-6 BB		0-0 4-3		0-0 SH1-4		2 0 0 0 1 0 2


Inning Stats	R: 0 E: 0 K: 1 S: 5	H: 0 LOB: 0 BB: 0 P: 5	R: 2 E: 0 K: 0 S: 4	H: 2 LOB: 1 BB: 2 P: 12	R: 2 E: 0 K: 0 S: 5	H: 2 LOB: 1 BB: 1 P: 9	R: 3 E: 1 K: 1 S: 8	H: 2 LOB: 2 BB: 2 P: 16	R: 0 E: 0 K: 1 S: 4	H: 0 LOB: 1 BB: 1 P: 8	R: 0 E: 1 K: 0 S: 4	H: 0 LOB: 2 BB: 1 P: 8	R: 0 E: 0 K: 0 S: 3	H: 1 LOB: 0 BB: 0 P: 3	R: 0 E: 0 K: 0 S: 4	H: 1 LOB: 1 BB: 0 P: 4	R: 0 E: 0 K: 0 S: 3	H: 1 LOB: 0 BB: 0 P: 3	1B: 6 2B: 1 3B: 0 HR: 3	SF: 0 SAC: 1 DP: 4 HBP: 0	WP: 0 PB: 0 SB: 0 CS: 1	PA: 41
--------------	------------------------------	---------------------------------	------------------------------	----------------------------------	------------------------------	---------------------------------	------------------------------	----------------------------------	------------------------------	---------------------------------	------------------------------	---------------------------------	------------------------------	---------------------------------	------------------------------	---------------------------------	------------------------------	---------------------------------	----------------------------------	------------------------------------	----------------------------------	--------

PITCHER	IP	WLS	BF	H	R	ER	SO	BB	IBB	HBP	BLK	WP	HR	S	P	ERA	WHIP
Joe Nuxhall, L (1, 1) ERA: 3.42	3.0	L	15	4	4	4	1	3	0	0	0	0	2	14	26	12.00	2.333
Johnny Klippstein, R (4, 1) ERA: 4.69	2.0		11	2	3	1	2	3	0	0	0	0	1	12	24	4.50	2.500
Steve Ridzik, R (6, 1) ERA: 3.93	2.0		8	1	0	0	0	1	0	0	0	0	0	7	11	0.00	1.000
Gerry Staley, R (8, 1) ERA: 4.52	2.0		7	2	0	0	0	0	0	0	0	0	0	7	7	0.00	1.000

Milwaukee Braves @ Cincinnati Redlegs
Crosley Field, Cincinnati, OH

Sun Jul 03 1955, 3:33 AM EDT
Att: 11,212 - Unknown

AB	33
R	7
H	9
RBI	7
BB	7
SO	3
LOB	19



BOTTOM

Milwaukee Braves @ Cincinnati Redlegs

Crosley Field, Cincinnati, OH

Sun Jul 03 1955, 3:33 AM EDT

Att. 11,212 - Unknown

livebaseballscorecards.com

AB	35
R	3
H	10
RBI	3
BB	1
SO	4
LOB	13



WP:	0	PA:	36
PB:	0	SB:	0
CS:	0		

AB R H RBI BB SO LOB

4	1	1	0	0	0	2
4	0	0	0	0	1	1
4	1	1	1	0	0	1
4	1	3	2	0	0	0
3	0	1	0	1	1	1
4	0	1	0	0	1	2
4	0	1	0	0	0	2
3	0	1	0	0	0	1
1	0	0	0	0	0	0
1	0	0	0	0	0	0
1	0	0	0	0	0	0
1	0	0	0	0	0	0
1	0	1	0	0	0	0
0	0	0	0	0	0	0
1	0	0	0	0	0	1

1B:	6	SF:	0
2B:	2	SAC:	0
3B:	0	DP:	1
HR:	2	HBP:	0

WP HR S P ERA WHIP

9.0	W	36	10	3	3	4	1	0	0	0	0	0	0	0	2	43	47	3.00	1.222
-----	---	----	----	---	---	---	---	---	---	---	---	---	---	---	---	----	----	------	-------

Batter 1 2 3 4 5 6 7 8 9

Johnny Temple, R (1, 4) OBP: 0.389, SLG: 0.342 F9 4-3 3-1 2B F9	Stan Palys, R (1, 7) OBP: 0.331, SLG: 0.474 5-3 F9 6-3 K 4-3 K	Ted Kluszewski, L (1, 3) OBP: 0.393, SLG: 0.658 L4 HR 3-1 2-3 4-3 HR	Wally Post, R (1, 9) OBP: 0.338, SLG: 0.569 F8 FC6-4 1B 2B HR	Gus Bell, L (1, 8) OBP: 0.322, SLG: 0.442 BB FC6-4 1-2f 2-H 1B	Smoky Burgess, L (1, 2) OBP: 0.364, SLG: 0.516 P6 K G3 1B	Ray Jablonski, R (1, 5) OBP: 0.285, SLG: 0.402 5-3 6-3 1B 1B	Roy McMillan, R (1, 6) OBP: 0.337, SLG: 0.311 Joe Brovia, L (9, PH)	Joe Nuxhall, L (1, 1) OBP: 0.261, SLG: 0.381 Sam Mele, R (3, PH) OBP: 0.105, SLG: 0.162 Johnny Klipsstein, R (4, 1) OBP: 0.375, SLG: 0.167 Al Silvers, R (5, PH) OBP: 0.500, SLG: 0.500 Steve Ridzik, R (6, 1) OBP: 0.111, SLG: 0.111 Bobby Adams, R (7, PH) OBP: 0.320, SLG: 0.363 Gerry Stealey, R (8, 1) OBP: 0.107, SLG: 0.038 Bob Thurman, L (9, PH) OBP: 0.338, SLG: 0.525									
R: 0 E: 0 K: 0 S: 3	H: 0 LOB: 0 BB: 0 P: 3	R: 0 E: 0 K: 0 S: 3	H: 0 LOB: 1 BB: 1 P: 7	R: 0 E: 0 K: 0 S: 3	H: 1 LOB: 0 BB: 0 P: 3	R: 1 E: 0 K: 1 S: 7	H: 2 LOB: 1 BB: 0 P: 7	R: 0 E: 0 K: 0 S: 3	H: 0 LOB: 0 BB: 0 P: 3	R: 1 E: 0 K: 0 S: 5	H: 3 LOB: 2 BB: 0 P: 5	R: 0 E: 0 K: 0 S: 5	H: 2 LOB: 2 BB: 0 P: 5	R: 1 E: 0 K: 2 S: 8	H: 1 LOB: 0 BB: 0 P: 8	R: 0 E: 0 K: 1 S: 6	H: 1 LOB: 1 BB: 0 P: 6

Inning Stats

PITCHER Warren Spahn, L (1, 1) ERA: 3.8

IP	WLS	BF	H	R	ER	SO	BB	IBB	HBP	BLK	WP	HR	S	P	ERA	WHIP
9.0	W	36	10	3	3	4	1	0	0	0	0	2	43	47	3.00	1.222

Batter	1	2	3	4	5	6	7	8	9	AB R H RBI BB SO LOB	TOP											
Solly Hemus, L (1, 5) OBP: 0.308, SLG: 0.280 Ken Boyer, R (7, 5) OBP: 0.300, SLG: 0.415	0-0 4-3		0-3 K		0-0 4-3			4-0 SH1-3 1B BB		3 0 0 0 0 1 0 0 1 0 0 1 0 0	St. Louis Cardinals @ Milwaukee Braves Milwaukee County Stadium, Milwaukee, WI Mon Jul 04 1955, 4:33 AM EDT Unknown livebaseballscorecards.com											
Wally Moon, L (1, 8) OBP: 0.361, SLG: 0.491	0-0 L3 1B			0-0 2B 2B		0-0 4-3		0-0 SH1-3 1-2		3 1 2 0 0 0 0												
Stan Musial, L (1, 3) OBP: 0.394, SLG: 0.544	0-0 L3 1-2			0-0 4-3 1B 2B		0-0 F6		0-0 1B		4 1 2 2 0 0 1												
Bill Virdon, L (1, 9) OBP: 0.372, SLG: 0.483		0-3 K		0-0 1-3		0-0 1B		0-0 5-3		4 0 1 0 0 1 2												
Red Schoendienst, S (1, 4) OBP: 0.368, SLG: 0.430		0-0 4-3		0-0 4-3		0-0 F8		0-0 F9		4 0 0 0 0 0 3												
Rip Repulski, R (1, 7) OBP: 0.371, SLG: 0.531		0-0 1B		0-0 E S 1B			0-0 HR		0-0 6-3	4 1 3 2 0 0 0												
Alex Grammas, R (1, 6) OBP: 0.294, SLG: 0.291		0-0 2-3		0-3 K 1-3		0-0 5-3		0-0 FC6-4 1B		4 0 1 0 0 1 2												
Nelson Burbrink, R (1, 2) OBP: 0.304, SLG: 0.333			0-0 5-3		0-0 6-3		0-0 F8		0-0 F8	4 0 0 0 0 0 1												
Tom Poholsky, R (1, 1) OBP: 0.100, SLG: 0.200			0-0 F3		0-3 K		0-0 5-3		0-0 FC6-4 1-2f	4 0 0 0 0 1 1												
Inning Stats	R: 0 E: 0 K: 0 S: 3	H: 1 LOB: 0 BB: 0 P: 3	R: 0 E: 0 K: 1 S: 6	H: 1 LOB: 1 BB: 0 P: 6	R: 0 E: 0 K: 1 S: 5	H: 0 LOB: 0 BB: 0 P: 5	R: 2 E: 0 K: 1 S: 8	H: 3 LOB: 1 BB: 0 P: 8	R: 0 E: 0 K: 1 S: 5	H: 0 LOB: 0 BB: 0 P: 5	R: 0 E: 0 K: 0 S: 4	H: 1 LOB: 1 BB: 0 P: 4	R: 1 E: 0 K: 0 S: 4	H: 1 LOB: 0 BB: 0 P: 4	R: 1 E: 0 K: 0 S: 4	H: 1 LOB: 1 BB: 1 P: 8	R: 0 E: 0 K: 0 S: 4	H: 1 LOB: 1 BB: 0 P: 4	1B: 6 2B: 3 3B: 0 HR: 1	SF: 0 SAC: 1 DP: 1 HBP: 0	WP: 0 PB: 0 SB: 1 CS: 0	PA: 36
PITCHER	IP WLS BF H R ER SO BB IBB HBP BLK WP HR S P ERA WHIP																					
Ray Crone, R (1, 1) ERA: 3.32	7.0 L 27 7 3 3 4 0 0 0 0 0 0 1 35 35 3.86 1.000																					
Chet Nichols, L (8, 1) ERA: 4.52	1.0 5 1 1 1 0 1 0 0 0 0 0 0 4 8 9.00 2.000																					
Joey Jay, R (9, 1) ERA: 4.74	1.0 4 1 0 0 0 0 0 0 0 0 0 0 4 4 0.00 1.000																					

St. Louis Cardinals @ Milwaukee Braves
Milwaukee County Stadium, Milwaukee, WI
 Mon Jul 04 1955, 4:33 AM EDT
 Unknown

AB	34
R	4
H	9
RBI	4
BB	1
SO	4
LOB	10



BOTTOM

St. Louis Cardinals @ Milwaukee Braves
Milwaukee County Stadium, Milwaukee, WI
Mon Jul 04 1955, 4:33 AM EDT
Unknown

livebaseballscorecards.com

AB	30
R	2
H	6
RBI	2
BB	2
SO	5
LOB	8



WP: 0	PA: 33
PB: 0	
SB: 0	
CS: 0	

AB R H RBI BB SO LOB

4	1	1	0	0	0	0
3	0	0	0	0	0	0
4	1	2	2	0	0	0
2	0	1	0	2	0	0
4	0	1	0	0	1	4
4	0	0	0	0	1	3
2	0	0	0	0	1	0
1	0	0	0	0	1	0
0	0	0	0	0	0	0
0	0	0	0	0	0	0
0	0	0	0	0	0	0
0	0	0	0	0	0	0

Batter	1	2	3	4	5	6	7	8	9
Bill Bruton, L OBP: 0.341, SLG: 0.449 (1, 8)	0-0 F7		0-0 F8			0-0 SH1-3 2B		0-0 F6	
Johnny Logan, R OBP: 0.382, SLG: 0.477 (1, 6)	0-0 F8		0-0 1-3			0-0 SH1-3 1-2		0-0 F9	
Eddie Mathews, L OBP: 0.439, SLG: 0.653 (1, 5)	0-0 HR		0-0 F5			0-0 2-H 2B		0-0 F9	
Hank Aaron, R OBP: 0.363, SLG: 0.558 (1, 9)	4-0 BB			0-0 G6-4-3 1B		4-0 IBB			0-0 6-3
Bobby Thomson, R OBP: 0.311, SLG: 0.406 (1, 7)	0-3 K			0-0 G6-4-3 1-2f		0-0 F8			0-0 G6-4-3 1B
Joe Adcock, R OBP: 0.340, SLG: 0.484 (1, 3)		0-0 6-3		0-0 F7		0-3 K			0-0 G6-4-3 1-2f
Danny O'Connell, R OBP: 0.282, SLG: 0.323 (1, 4)		0-0 F6			0-3 K		0-3 K		
Chuck Tanner, L OBP: 0.318, SLG: 0.410 (7, PH)									
Jack Dittmer, L OBP: 0.140, SLG: 0.171 (8, 4)									
Del Crandall, R OBP: 0.295, SLG: 0.423 (1, 2)		0-0 1B			0-3 K		0-0 F7		
Ray Crone, R OBP: 0.273, SLG: 0.273 (1, 1)		0-0 4-3			0-0 6-3		0-0 F4		
George Crowe, L OBP: 0.384, SLG: 0.505 (7, PH)									
Chet Nichols, S OBP: 0.100, SLG: 0.133 (8, 1)									
Joey Jay, S OBP: 0.667, SLG: 0.667 (9, 1)									

Inning Stats	R: 1	H: 1	E: 0	LOB: 1	K: 1	BB: 1	S: 6	P: 10	R: 0	H: 1	E: 0	LOB: 1	K: 0	BB: 0	S: 4	P: 4	R: 0	H: 0	E: 0	LOB: 0	K: 0	BB: 0	S: 3	P: 3	R: 0	H: 1	E: 0	LOB: 0	K: 0	BB: 0	S: 3	P: 3	R: 0	H: 2	E: 0	LOB: 2	K: 1	BB: 1	S: 7	P: 11	R: 0	H: 0	E: 0	LOB: 0	K: 1	BB: 0	S: 5	P: 5	R: 0	H: 0	E: 0	LOB: 0	K: 0	BB: 0	S: 3	P: 3	R: 0	H: 1	E: 0	LOB: 0	K: 0	BB: 0	S: 3	P: 3
--------------	------	------	------	--------	------	-------	------	-------	------	------	------	--------	------	-------	------	------	------	------	------	--------	------	-------	------	------	------	------	------	--------	------	-------	------	------	------	------	------	--------	------	-------	------	-------	------	------	------	--------	------	-------	------	------	------	------	------	--------	------	-------	------	------	------	------	------	--------	------	-------	------	------

PITCHER	IP	WLS	BF	H	R	ER	SO	BB	IBB	HBP	BLK	WP	HR	S	P	ERA	WHIP
Tom Poholsky, R ERA: 4.85 (1, 1)	9.0	W	33	6	2	2	5	1	1	0	0	0	1	41	49	2.00	0.778

Batter	1	2	3	4	5	6	7	8	9	10	AB R H RBI BB SO LOB	TOP																
Solly Hemus, L (1, 5) OBP: 0.307, SLG: 0.279 Ken Boyer, R (7, PR) OBP: 0.299, SLG: 0.414	0-0 5-3		0-0 FC6-4 1B		0-0 F2		0-0 FC6 1B		0-0 F5		4 1 1 1 0 0 2 1 0 0 0 0 0 0	St. Louis Cardinals @ Milwaukee Braves Milwaukee County Stadium, Milwaukee, WI Mon Jul 04 1955, 4:38 AM EDT Att. 30,948 - Unknown livebaseballscorecards.com																
Wally Moon, L (1, 8) OBP: 0.368, SLG: 0.502	0-0 4-3		0-0 1B 1B		4-0 BB		0-0 FC6 1B		0-0 1B 3B	4 1 3 0 1 0 0																		
Stan Musial, L (1, 3) OBP: 0.391, SLG: 0.538	0-0 4-3		0-0 1B		0-0 3-1		0-0 FC6 FC4-6		0-3 K	5 0 1 2 0 1 5																		
Bill Virdon, L (1, 9) OBP: 0.369, SLG: 0.478		0-0 4-3	0-3 K		0-0 F8		0-0 FC4-6		0-0 1B	5 0 1 1 0 1 4																		
Red Schoendienst, S (1, 4) OBP: 0.363, SLG: 0.423	0-0 4-3			0-0 5-3		0-0 3-1		0-0 F5	0-0 F7	5 0 0 0 0 0 1																		
Rip Repulski, R (1, 7) OBP: 0.369, SLG: 0.536	0-3 K			0-0 6-3		0-0 HR		0-3 K	0-3 K	5 1 1 1 0 3 1																		
Alex Grammas, R (1, 6) OBP: 0.293, SLG: 0.289			0-0 FC5-6 FC6-4 1B	0-0 4-3		0-0 4-3		0-0 F2		4 1 1 0 0 0 0																		
Bill Sarni, R (1, 2) OBP: 0.322, SLG: 0.343			4-0 FC5-6 BB		0-0 FC1 2B		0-0 1B FC6 1B		0-0 F3	3 1 2 0 1 0 0																		
Brooks Lawrence, R (1, 1) OBP: 0.118, SLG: 0.063 Paul LaPalme, L (6, 1) OBP: 0.286, SLG: 0.308 Mel Wright, R (8, 1)			0-0 FC5-6 FC6-4		0-0 FC1 WP		0-0 F9		0-0 F6	2 0 0 0 0 0 3 1 0 0 0 0 0 1 1 0 0 0 0 0 0																		
Inning Stats	R: 0 E: 0 K: 0 S: 3	H: 0 LOB: 0 BB: 0 P: 3	R: 0 E: 0 K: 1 S: 5	H: 0 LOB: 0 BB: 0 P: 5	R: 2 E: 0 K: 1 S: 8	H: 3 LOB: 2 BB: 1 P: 12	R: 0 E: 0 K: 0 S: 3	H: 0 LOB: 0 BB: 0 P: 3	R: 0 E: 0 K: 0 S: 4	H: 1 LOB: 2 BB: 1 P: 8	R: 1 E: 0 K: 0 S: 4		H: 1 LOB: 0 BB: 0 P: 4	R: 1 E: 0 K: 0 S: 6	H: 3 LOB: 2 BB: 0 P: 6	R: 0 E: 0 K: 1 S: 5	H: 0 LOB: 0 BB: 0 P: 5	R: 0 E: 0 K: 0 S: 3	H: 0 LOB: 0 BB: 0 P: 3	R: 1 E: 0 K: 2 S: 9	H: 2 LOB: 1 BB: 0 P: 9	1B: 7 2B: 1 3B: 1 HR: 1	SF: 0 SAC: 0 DP: 0 HBP: 0	WP: 1 PB: 0 SB: 0 CS: 0	PA: 42			
PITCHER	IP WLS BF H R ER SO BB IBB HBP BLK WP HR S P ERA WHIP												IP WLS BF H R ER SO BB IBB HBP BLK WP HR S P ERA WHIP															
Lew Burdette, R (1, 1) ERA: 4.78	6.1	29	8	4	4	2	2	0	0	0	0	1	1	31	39	5.68	1.579											
Roberto Vargas, L (7, 1) ERA: 8.8	0.2	2	0	0	0	0	0	0	0	0	0	0	0	2	2	0.00	0.000											
Ernie Johnson, R (8, 1) ERA: 2.78	2.0	6	0	0	0	1	0	0	0	0	0	0	0	8	8	0.00	0.000											
Bob Buhl, R (10, 1) ERA: 3.39	1.0	L 5	2	1	1	2	0	0	0	0	0	0	0	9	9	9.00	2.000											

AB	40
R	5
H	10
RBI	5
BB	2
SO	5
LOB	17



BOTTOM

St. Louis Cardinals @ Milwaukee Braves
Milwaukee County Stadium, Milwaukee, WI

Mon Jul 04 1955, 4:38 AM EDT
Att: 30,948 - Unknown

livebaseballscorecards.com



AB R H RBI BB SO LOB

5 0 0 0 0 2 1

5 1 2 0 0 0 0

4 0 0 0 1 0 3

3 0 1 1 2 0 1

3 0 0 0 2 1 2

3 0 1 0 1 0 0

3 0 1 0 1 0 3

0 0 0 0 0 0 0

2 0 0 0 0 1 0

1 1 1 3 0 0 0

AB 32
R 4
H 6
RBI 4
BB 9
SO 5
LOB 15

WP: 0 PA: 42
PB: 0
SB: 0
CS: 0

1B: 3 SF: 0
2B: 2 SAC: 1
3B: 0 DP: 3
HR: 1 HBP: 0

Batter	1	2	3	4	5	6	7	8	9	10
Bill Bruton, L (1, 8) OBP: 0.336, SLG: 0.442	0-0 6-3		0-0 F8		0-3 K		0-3 K		0-0 F1	
Johnny Logan, R (1, 6) OBP: 0.382, SLG: 0.479	0-0 F7		0-0 F9			0-0 2B 1B	0-0 1-3 2B		0-0 5-3	
Eddie Mathews, L (1, 5) OBP: 0.435, SLG: 0.641	0-0 F8			4-0 FC6-4 BB		0-0 F6	0-0 3-1		0-0 G3	
Hank Aaron, R (1, 9) OBP: 0.366, SLG: 0.559		4-0 SH2-3 BB BB		0-0 F2		0-0 E FC5-2 2B		4-0 G6-4-3 BB		0-0 F4
Bobby Thomson, R (1, 7) OBP: 0.313, SLG: 0.400		4-0 SH2-3 BB		0-0 FC6-4 1B		4-0 FC5-2 E BB		0-0 G6-4-3 1-2f		0-3 K
Joe Adcock, R (1, 3) OBP: 0.343, SLG: 0.482		0-0 SH2-3		0-0 1B		4-0 1-2 2-3 BB		0-0 F3		0-0 4-3
Danny O'Connell, R (1, 4) OBP: 0.284, SLG: 0.322		4-0 G3-6-3 IBB		0-3 K		0-0 FC5-2 2-3 3-H			0-0 BB HR 1B	
Chuck Tanner, L (6, PH) OBP: 0.318, SLG: 0.410										
Andy Patko, R (6, PH) OBP: 0.290, SLG: 0.301										
Jack Dittmer, L (7, 4) OBP: 0.159, SLG: 0.190										
Del Rice, R (1, 2) OBP: 0.267, SLG: 0.300		0-0 G3-6-3				0-0 F6			4-0 BB BB BB BB	4-0 BB HR BB
Bob Buhl, R (10, 1) OBP: 0.083, SLG: 0.043										
Lew Burdette, R (1, 1) OBP: 0.238, SLG: 0.250										
Roberto Vargas, L (7, 1) OBP: 0.000, SLG: 1.000										
George Crowe, L (7, PH) OBP: 0.389, SLG: 0.505										
Ernie Johnson, R (8, 1) OBP: 0.200, SLG: 0.077										
Del Crandall, R (9, PH) OBP: 0.288, SLG: 0.439										

Inning Stats	R: 0	H: 0	E: 0	K: 0	S: 3	P: 3	R: 0	H: 0	E: 0	K: 0	S: 2	P: 14	R: 0	H: 0	E: 0	K: 1	S: 5	P: 5	R: 0	H: 1	E: 0	K: 1	S: 6	P: 10	R: 0	H: 0	E: 0	K: 1	S: 5	P: 5	R: 1	H: 2	E: 1	K: 0	S: 4	P: 12	R: 0	H: 1	E: 0	K: 1	S: 6	P: 10	R: 0	H: 0	E: 0	K: 0	S: 2	P: 6	R: 3	H: 2	E: 0	K: 0	S: 5	P: 9	R: 0	H: 0	E: 0	K: 1	S: 5	P: 5	1B: 3	SF: 0	2B: 2	SAC: 1	3B: 0	DP: 3	HR: 1	HBP: 0	WP: 0	PA: 42
--------------	------	------	------	------	------	------	------	------	------	------	------	-------	------	------	------	------	------	------	------	------	------	------	------	-------	------	------	------	------	------	------	------	------	------	------	------	-------	------	------	------	------	------	-------	------	------	------	------	------	------	------	------	------	------	------	------	------	------	------	------	------	------	-------	-------	-------	--------	-------	-------	-------	--------	-------	--------

PITCHER	IP	WLS	BF	H	R	ER	SO	BB	IBB	HBP	BLK	WP	HR	S	P	ERA	WHIP
Brooks Lawrence, R (1, 1) ERA: 5.95	5.1		24	3	1	1	3	5	1	0	0	0	0	24	48	1.69	1.500
Paul LaPalme, L (6, 1) ERA: 2.38	1.2		7	1	0	0	1	2	0	0	0	0	0	7	15	0.00	1.800
Mel Wright, R (8, 1) ERA: 6.3	3.0	W	11	2	3	3	1	1	0	0	0	0	1	12	16	9.00	1.000

PITCHER	IP	WLS	BF	H	R	ER	SO	BB	IBB	HBP	BLK	WP	HR	S	P	ERA	WHIP
---------	----	-----	----	---	---	----	----	----	-----	-----	-----	----	----	---	---	-----	------

Batter	1	2	3	4	5	6	7	8	9	AB R H RBI BB SO LOB	TOP	
Bill Bruton, L (1, 8) OBP: 0.340, SLG: 0.443	4-0 BB G3-6-3		0-0 HR 1B	0-3 K			0-3 K		0-0 1B 1B	4 1 2 0 1 2 1		
Johnny Logan, R (1, 6) OBP: 0.380, SLG: 0.474	0-0 F9		0-0 F8			0-0 P2	0-0 1B G3 1B		0-0 F9	5 0 1 0 0 0 3		
Eddie Mathews, L (1, 5) OBP: 0.434, SLG: 0.649	0-0 G3-6-3 1-2f		0-0 HR			0-0 F8	0-0 G3		0-0 1B 1-3 1B	5 1 2 2 0 0 2		
Hank Aaron, R (1, 9) OBP: 0.364, SLG: 0.554		0-3 K	0-3 K			0-0 F9	0-0 1B 2-3		0-0 F8	5 0 1 0 0 2 2		
Bobby Thomson, R (1, 7) OBP: 0.312, SLG: 0.402		0-0 1B 2B	0-0 1-3			0-0 F2	0-0 L8			4 1 1 0 0 0 2		
Joe Adcock, R (1, 3) OBP: 0.345, SLG: 0.479		0-0 5-3 E 1B 2-H		4-0 FC6-4 BB		0-0 1-3			0-0 F8	3 0 1 1 1 0 0		
Del Crandall, R (1, 2) OBP: 0.297, SLG: 0.436		0-0 FC6 5-3 1-2		0-0 FC6-4 S 1B 1-2f		0-0 3B 1B			0-0 P5	4 2 1 0 0 0 2		
Jack Dittmer, L (1, 4) OBP: 0.167, SLG: 0.239		0-0 5-3 1-2 2-3		0-0 F3 1-2		0-0 3B			0-0 F8	4 0 1 1 0 0 3		
Gene Conley, R (1, 1) OBP: 0.178, SLG: 0.178		0-0 5-3		0-0 1B 2-H		0-3 K			0-0 L7	4 0 1 1 0 1 3		
Inning Stats	R: 0 E: 0 K: 0 S: 2 H: 0 LOB: 0 BB: 1 P: 6	R: 1 E: 1 K: 1 S: 8 H: 2 LOB: 2 BB: 0 P: 8	R: 2 E: 0 K: 1 S: 7 H: 2 LOB: 0 BB: 0 P: 7	R: 1 E: 0 K: 1 S: 6 H: 1 LOB: 1 BB: 1 P: 10	R: 0 E: 0 K: 0 S: 3 H: 0 LOB: 0 BB: 0 P: 3	R: 1 E: 0 K: 1 S: 7 H: 2 LOB: 1 BB: 0 P: 7	R: 0 E: 0 K: 1 S: 7 H: 2 LOB: 2 BB: 0 P: 7	R: 0 E: 0 K: 0 S: 3 H: 0 LOB: 0 BB: 0 P: 3	R: 0 E: 0 K: 0 S: 5 H: 2 LOB: 2 BB: 0 P: 5	1B: 8 2B: 1 3B: 1 HR: 1 SF: 0 SAC: 0 DP: 1 HBP: 0	WP: 0 PB: 0 SB: 1 CS: 0 PA: 40	
PITCHER	IP WLS BF H R ER SO BB IBB HBP BLK WP HR S P ERA WHIP											
Bob Rush, R (1, 1) ERA: 2.85	6.0 L 27 7 5 5 4 2 0 0 0 0 0 1 33 41 7.50 1.500											
John Andre, R (7, 1) ERA: 5.88	2.0 8 2 0 0 1 0 0 0 0 0 0 0 10 10 0.00 1.000											
Dave Hillman, R (9, 1) ERA: 4.4	1.0 5 2 0 0 0 0 0 0 0 0 0 0 5 5 0.00 2.000											

Milwaukee Braves @ Chicago Cubs
Wrigley Field, Chicago, IL
Wed Jul 06 1955, 3:33 AM CDT
Att: 22,875 - Unknown

livebaseballscorecards.com

AB	38
R	5
H	11
RBI	5
BB	2
SO	5
LOB	18



Batter	1	2	3	4	5	6	7	8	9	AB	R	H	RBI	BB	SO	LOB
Lloyd Merriman, L (1, 8) OBP: 0.326, SLG: 0.372	0-0 FC5-4 1B		4-0 G4-6-3 BB			0-0 4-3		0-0 4-3		3	0	1	0	1	0	1
Gene Baker, R (1, 4) OBP: 0.342, SLG: 0.412	0-3 K		0-0 G4-6-3 1-2f			4-0 FC5 1B BB		0-0 F9		3	0	0	0	1	1	2
Jim King, L (1, 9) OBP: 0.333, SLG: 0.433	0-0 F9			0-0 F8		0-0 1-2 2-H 1B		0-0 F9		4	0	1	1	0	0	1
14 Ernie Banks, R (1, 6) OBP: 0.345, SLG: 0.573	0-0 FC5-4 1-2f			0-0 P3		0-0 F7		0-0 L9		4	0	0	0	0	0	3
Hank Sauer, R (1, 7) OBP: 0.273, SLG: 0.336		0-3 K		0-3 K		0-0 FC5 2-3f		0-0 F7		4	0	0	0	0	2	2
Randy Jackson, R (1, 5) OBP: 0.334, SLG: 0.446		4-0 BB			0-0 P4		0-3 K			2	0	0	0	1	1	0
Dee Fondy, L (1, 3) OBP: 0.272, SLG: 0.397		0-0 F5			0-0 4-3		0-0 L7			3	0	0	0	0	0	1
Clyde McCullough, R (1, 2) OBP: 0.288, SLG: 0.196		0-3 K			0-0 F8		0-3 K			3	0	0	0	0	2	1
Bob Rush, R (1, 1) OBP: 0.087, SLG: 0.133			0-3 K			0-0 E9 1B		0-0 6-3		1	0	0	0	0	1	0
Frank Baumholtz, L (6, PH) OBP: 0.323, SLG: 0.415										1	1	1	0	0	0	0
John Andre, L (7, 1) OBP: 0.125, SLG: 0.125										0	0	0	0	0	0	0
Bob Speake, L (8, PH) OBP: 0.352, SLG: 0.567										1	0	0	0	0	0	0
Dave Hillman, R (9, 1) OBP: 0.125, SLG: 0.125										0	0	0	0	0	0	0

Inning Stats	R: 0	H: 1	E: 0	K: 1	S: 6	LOB: 1	BB: 0	P: 6	R: 0	H: 0	E: 0	K: 2	S: 7	LOB: 1	BB: 1	P: 11	R: 0	H: 0	E: 0	K: 1	S: 4	LOB: 0	BB: 1	P: 8	R: 0	H: 0	E: 0	K: 1	S: 5	LOB: 0	BB: 0	P: 5	R: 0	H: 0	E: 0	K: 0	S: 3	LOB: 0	BB: 0	P: 3	R: 1	H: 2	E: 1	K: 0	S: 5	LOB: 2	BB: 1	P: 9	R: 0	H: 0	E: 0	K: 2	S: 7	LOB: 0	BB: 0	P: 7	R: 0	H: 0	E: 0	K: 0	S: 3	LOB: 0	BB: 0	P: 3	R: 0	H: 0	E: 0	K: 0	S: 3	LOB: 0	BB: 0	P: 3	R: 0	H: 0	E: 0	K: 0	S: 3	LOB: 0	BB: 0	P: 3
1B: 3	2B: 0	3B: 0	HR: 0	SF: 0	SAC: 0	DP: 1	HBP: 0	WP: 0	PA: 32	ERA	WHIP																																																																					
PITCHER Gene Conley, R (1, 1) ERA: 3.65														PITCHER IP: 9.0, WLS: W, BF: 32, H: 3, R: 1, ER: 1, SO: 7, BB: 3, IBB: 0, HBP: 0, BLK: 0, WP: 0, HR: 0, S: 43, P: 55, ERA: 1.00, WHIP: 0.667																																																																		

Milwaukee Braves @ Chicago Cubs
 Wrigley Field, Chicago, IL
 Wed Jul 06 1955, 3:33 AM CDT
 Att. 22,875 - Unknown

livebaseballscorecards.com

AB	29
R	1
H	3
RBI	1
BB	3
SO	7
LOB	11



Batter	1	2	3	4	5	6	7	8	9	AB R H RBI BB SO LOB	TOP	
Bill Bruton, L (1, 8) OBP: 0.343, SLG: 0.449	0-0 G5-4-3 1B			0-0 P7	0-0 FC3-6 1-2f			0-0 FC4-2 3B	4-0 FC5-4 IBB	4 0 2 0 1 0 3		
Johnny Logan, R (1, 6) OBP: 0.374, SLG: 0.466	0-0 G5-4-3 1-2f			0-3 K		0-0 F2		0-0 4-3	0-0 FC5-4 1-2f	5 0 0 0 0 1 4		
Eddie Mathews, L (1, 5) OBP: 0.435, SLG: 0.643	0-0 F7			4-0 FC5-4 BB		0-0 F8		4-0 FC4-2 1B IBB		2 1 0 0 2 0 0		
Hank Aaron, R (1, 9) OBP: 0.360, SLG: 0.547 (7, 4)			0-0 F8	0-0 FC5-4 1-2f		0-3 K		0-0 FC4-2 1B 1-2 3-H		4 0 0 0 0 1 3		
Bobby Thomson, R (1, 7) OBP: 0.316, SLG: 0.404			0-0 5-3		0-0 FC5-4 1B		0-0 5-3	0-0 FC6-4 1-3 2-H 1B		4 0 2 1 0 0 0		
Joe Adcock, R (1, 3) OBP: 0.344, SLG: 0.472			0-0 F9		4-0 FC5-4 1-2 BB		0-3 K	0-0 FC6-4 1-2f		3 0 0 0 1 1 2		
Del Crandall, R (1, 2) OBP: 0.300, SLG: 0.432				4-0 G3-6-3 BB		0-0 P4		4-0 HR BB	0-0 5-3	2 1 0 0 2 0 2		
Danny O'Connell, R (1, 4) OBP: 0.282, SLG: 0.319 Andy Pafko, R (7, PH) OBP: 0.304, SLG: 0.347 (7, 9)			0-0 G3-6-3 1-2f		0-0 FC5-4 1-2f 2-3 BB		0-0 HR		0-0 SH3 1B	2 0 0 0 0 0 3 2 1 2 2 0 0 0		
Bob Buhl, R (1, 1) OBP: 0.111, SLG: 0.040			0-0 P5		4-0 FC3-6 1-2 BB		0-3 K		0-0 SH3 1-2	2 0 0 0 1 1 0		
Inning Stats	R: 0 E: 0 K: 0 S: 3 H: 1 LOB: 0 BB: 0 P: 3	R: 0 E: 0 K: 0 S: 3 H: 0 LOB: 0 BB: 0 P: 3	R: 0 E: 0 K: 0 S: 2 H: 0 LOB: 0 BB: 1 P: 6	R: 0 E: 0 K: 1 S: 5 H: 0 LOB: 1 BB: 1 P: 9	R: 0 E: 0 K: 0 S: 4 H: 1 LOB: 3 BB: 2 P: 12	R: 0 E: 0 K: 1 S: 5 H: 0 LOB: 0 BB: 0 P: 5	R: 2 E: 0 K: 2 S: 8 H: 1 LOB: 0 BB: 1 P: 12	R: 1 E: 0 K: 0 S: 5 H: 2 LOB: 2 BB: 1 P: 9	R: 0 E: 0 K: 0 S: 4 H: 1 LOB: 2 BB: 1 P: 8	1B: 4 2B: 0 3B: 1 HR: 1 SF: 0 SAC: 1 DP: 2 HBP: 0	WP: 0 PB: 0 SB: 0 CS: 0 PA: 38	
PITCHER Sam Jones, R (1, 1) ERA: 3.78	IP 9.0 WLS L BF 38 H 6 R 3 ER 3 SO 4 BB 5 IBB 2 HBP 0 BLK 0 WP 0 HR 1 S 39 P 67 ERA 3.00 WHIP 1.222											PITCHER IP WLS BF H R ER SO BB IBB HBP BLK WP HR S P ERA WHIP

Milwaukee Braves @ Chicago Cubs
Wrigley Field, Chicago, IL
Thu Jul 07 1955, 3:33 AM CDT
Att. 14,562 - Unknown

livebaseballscorecards.com

AB	30
R	3
H	6
RBI	3
BB	7
SO	4
LOB	17



Batter	1	2	3	4	5	6	7	8	9	AB	R	H	RBI	BB	SO	LOB
Lloyd Merriman, L (1, 8) OBP: 0.333, SLG: 0.371	0-0 2B 1B		4-0 FC5-4 BB			0-0 G3	0-0 4-3			3	1	1	0	1	0	1
Gene Baker, R (1, 4) OBP: 0.344, SLG: 0.417	0-0 G3 1-H 2B		0-0 FC5-4 S 1-2f			0-0 6-3		0-0 CS WP 1B		4	0	2	1	0	0	1
Jim King, L (1, 9) OBP: 0.331, SLG: 0.424	0-0 G3 2-3		0-0 P6 1-2			4-0 14 BB 1B BB		0-3 K		3	1	0	0	1	1	3
Eddie Miksis, R (9, 9) OBP: 0.270, SLG: 0.298										0	0	0	0	0	0	0
14 Ernie Banks, R (1, 6) OBP: 0.344, SLG: 0.568	0-3 K			0-0 5-3		4-0 1B BB		0-0 P4		3	0	0	0	1	1	2
Hank Sauer, R (1, 7) OBP: 0.278, SLG: 0.336	0-0 P3			0-0 P4		0-0 FC6-4 1B		4-0 1-2 BB		3	0	1	1	1	0	1
Randy Jackson, R (1, 5) OBP: 0.330, SLG: 0.440		0-0 4-3		0-0 5-3		0-0 FC6-4 1-2f		0-0 CS	0-0 P4	4	0	0	0	0	0	2
Dee Fondy, L (1, 3) OBP: 0.275, SLG: 0.396		0-0 L6			0-0 F7		0-0 SH5-4 1B		4-0 G4-6-3 BB	3	0	1	0	1	0	0
Clyde McCullough, R (1, 2) OBP: 0.279, SLG: 0.190		0-3 K			0-0 L7		0-0 SH5-4 1-2		0-0 G4-6-3 1-2f	2	0	0	0	0	0	1
Frank Baumholtz, L (9, PH) OBP: 0.321, SLG: 0.411										1	0	0	0	0	0	1
Sam Jones, R (1, 1) OBP: 0.178, SLG: 0.159			0-0 4-3		0-0 4-3		0-3 K			3	0	0	0	0	1	1

Inning Stats	R: 1	H: 2	E: 0	K: 1	S: 7	LOB: 1	BB: 0	P: 7	R: 0	H: 0	E: 0	K: 1	S: 5	LOB: 0	BB: 0	P: 5	R: 0	H: 0	E: 0	K: 0	S: 3	LOB: 1	BB: 1	P: 7	R: 0	H: 0	E: 0	K: 0	S: 3	LOB: 0	BB: 0	P: 3	R: 0	H: 0	E: 0	K: 0	S: 3	LOB: 0	BB: 0	P: 3	R: 1	H: 1	E: 0	K: 1	S: 4	LOB: 2	BB: 2	P: 12	R: 0	H: 1	E: 0	K: 1	S: 6	LOB: 1	BB: 0	P: 6	R: 0	H: 1	E: 0	K: 1	S: 5	LOB: 1	BB: 1	P: 9	R: 0	H: 0	E: 0	K: 0	S: 2	LOB: 0	BB: 1	P: 6	1B: 4	SF: 0	2B: 1	SAC: 1	3B: 0	DP: 1	HR: 0	HBP: 0	WP: 1	PA: 36
PITCHER Bob Buhl, R (1, 1) ERA: 3.26	IP	WLS	BF	H	R	ER	SO	BB	IBB	HBP	BLK	WP	HR	S	P	ERA	WHIP	IP	WLS	BF	H	R	ER	SO	BB	IBB	HBP	BLK	WP	HR	S	P	ERA	WHIP																																																


BOTTOM

Milwaukee Braves @ Chicago Cubs
 Wrigley Field, Chicago, IL
 Thu Jul 07 1955, 3:33 AM CDT
 Att. 14,562 - Unknown

livebaseballscorecards.com

AB	29
R	2
H	5
RBI	2
BB	5
SO	4
LOB	12



Batter	1	2	3	4	5	6	7	8	9	AB R H RBI BB SO LOB	TOP																								
Johnny Temple, R (1, 4) OBP: 0.379, SLG: 0.331	0-0 4-3		0-0 F7		0-0 1-3			4-0 1B BB		3 1 0 0 1 0 1	Cincinnati Redlegs @ Milwaukee Braves Milwaukee County Stadium, Milwaukee, WI Fri Jul 08 1955, 4:33 AM EDT Unknown livebaseballscorecards.com																								
Ray Jablonski, R (1, 7) OBP: 0.290, SLG: 0.412	0-0 BB 1B		0-0 1-3		0-0 F9			0-0 F8		4 0 1 0 0 0 2																									
Ted Kluszewski, L (1, 3) OBP: 0.383, SLG: 0.641	4-0 G5-4-3 1-2 BB			0-3 K		0-3 K		0-0 4-3 1-2		3 0 0 0 1 2 1																									
Wally Post, R (1, 9) OBP: 0.345, SLG: 0.557	0-0 G5-4-3 1-2f			0-0 1B SF9 1B		0-3 K		0-0 1B 2-H		4 1 2 1 0 1 2																									
Gus Bell, L (1, 8) OBP: 0.328, SLG: 0.466		0-0 F8		0-0 WP 1-3 1B		0-0 4-3		0-0 F8		4 0 1 0 0 0 1																									
Matt Batts, R (1, 2) OBP: 0.182, SLG: 0.200		0-0 F8		0-0 SF9			0-0 1B 1B		0-0 P3	2 0 1 1 0 0 0																									
Chuck Harmon, R (7, PR) OBP: 0.298, SLG: 0.393										0 0 0 0 0 0 0																									
Smoky Burgess, L (7, 2) OBP: 0.368, SLG: 0.523										1 0 0 0 0 0 0																									
Bobby Adams, R (1, 5) OBP: 0.371, SLG: 0.482		0-0 6-3		4-0 1-2 BB		0-0 P3		0-0 1B		3 0 1 0 1 0 1																									
Roy McMillan, R (1, 6) OBP: 0.343, SLG: 0.318			0-0 1B		0-0 F7		0-0 1-2 G6-3 1B		0-0 P4	4 0 2 0 0 0 3																									
Art Fowler, R (1, 1) OBP: 0.259, SLG: 0.208			0-0 P1			0-0 1-3		0-0 G6-3 1-2f		2 0 0 0 0 0 1																									
Sam Mele, R (7, PH) OBP: 0.119, SLG: 0.244								0-0 F9		1 0 0 0 0 0 2																									
Johnny Klippstein, R (7, 1) OBP: 0.373, SLG: 0.167										0 0 0 0 0 0 0																									
Stan Palys, R (9, PH) OBP: 0.303, SLG: 0.428										1 0 0 0 0 0 1																									
Inning Stats	R: 0 E: 0 K: 0 S: 3	H: 1 LOB: 1 BB: 1 P: 7	R: 0 E: 0 K: 0 S: 3	H: 0 LOB: 0 BB: 0 P: 3	R: 0 E: 0 K: 0 S: 4	H: 1 LOB: 1 BB: 0 P: 4	R: 1 E: 0 K: 1 S: 7	H: 2 LOB: 2 BB: 1 P: 11	R: 0 E: 0 K: 0 S: 3	H: 0 LOB: 0 BB: 0 P: 3	R: 0 E: 0 K: 2 S: 7	H: 0 LOB: 0 BB: 0 P: 7	R: 0 E: 0 K: 0 S: 4	H: 2 LOB: 2 BB: 0 P: 4	R: 1 E: 0 K: 0 S: 4	H: 1 LOB: 1 BB: 1 P: 8	R: 0 E: 0 K: 0 S: 4	H: 1 LOB: 1 BB: 0 P: 4	1B: 8 2B: 0 3B: 0 HR: 0	SF: 1 SAC: 0 DP: 2 HBP: 0	WP: 1 PB: 0 SB: 0 CS: 0	PA: 36													
PITCHER Warren Spahn, L (1, 1) ERA: 3.66	IP 9.0	WLS W	BF 36	H 8	R 2	ER 2	SO 3	BB 3	IBB 0	HBP 0	BLK 0	WP 1	HR 0	S 39	P 51	ERA 2.00	WHIP 1.222	PITCHER	IP 9.0	WLS W	BF 36	H 8	R 2	ER 2	SO 3	BB 3	IBB 0	HBP 0	BLK 0	WP 1	HR 0	S 39	P 51	ERA 2.00	WHIP 1.222

Batter	1	2	3	4	5	6	7	8	9
Bill Bruton, L OBP: 0.340, SLG: 0.444 (1, 8) X	0-0 1-3 ①		0-3 K ②		0-0 5-3 ③		0-0 3-1 ③		
Johnny Logan, R OBP: 0.375, SLG: 0.470 (1, 6) X	0-0 2B		0-0 5-3 ③			0-0 HR 1B		0-3 K ①	
Eddie Mathews, L OBP: 0.436, SLG: 0.654 (1, 5) S S	0-3 K2-3 ②			0-0 4-3 ①		0-0 HR 1B		0-0 2B 1B	
Hank Aaron, R OBP: 0.358, SLG: 0.542 (1, 4) B B B	4-0 BB			0-0 F8 ②		0-0 4-3 ①		0-0 F9 ②	
Bobby Thomson, R OBP: 0.314, SLG: 0.406 (1, 7) X	0-0 5-3 ③			0-0 F8 ③		0-0 F9 ②		0-0 2B	
Andy Pafko, R OBP: 0.302, SLG: 0.343 (1, 9) X		0-0 F8 ①			0-0 1B SF9 1B	0-0 F4 ③		0-0 F9 ③	
Joe Adcock, R OBP: 0.344, SLG: 0.470 (1, 3) X		0-0 F8 ②			0-0 SH3-4 1B		0-0 P3 ①		
Del Crandall, R OBP: 0.297, SLG: 0.429 (1, 2) X		0-0 F9 ③			0-0 SF9 ①		0-0 P6 ②		
Warren Spahn, L OBP: 0.184, SLG: 0.250 (1, 1) S S			0-3 K ①		0-0 SH3-4 ②		0-0 E4		

Inning Stats	R: 0	H: 1	E: 0	K: 1	S: 6	LOB: 2	BB: 1	P: 10
	R: 0	H: 0	E: 0	K: 0	S: 3	LOB: 0	BB: 0	P: 3
	R: 0	H: 0	E: 0	K: 2	S: 7	LOB: 0	BB: 0	P: 7
	R: 0	H: 0	E: 0	K: 0	S: 3	LOB: 0	BB: 0	P: 3
	R: 1	H: 2	E: 0	K: 0	S: 5	LOB: 1	BB: 0	P: 5
	R: 2	H: 2	E: 0	K: 0	S: 5	LOB: 0	BB: 0	P: 5
	R: 0	H: 0	E: 1	K: 0	S: 4	LOB: 1	BB: 0	P: 4
	R: 1	H: 2	E: 0	K: 1	S: 7	LOB: 1	BB: 0	P: 7

PITCHER	IP	WLS	BF	H	R	ER	SO	BB	IBB	HBP	BLK	WP	HR	S	P	ERA	WHIP
Art Fowler, R ERA: 3.67 (1, 1)	6.0	L	24	5	3	3	3	1	0	0	0	0	1	29	33	4.50	1.000
Johnny Klippstein, R ERA: 4.3 (7, 1)	2.0		9	2	1	1	1	0	0	0	0	0	0	11	11	4.50	1.000

AB R H RBI BB SO LOB

4	0	0	0	0	1	2
4	1	2	0	0	1	0
4	2	2	2	0	1	1
3	0	0	0	1	0	1
4	0	1	1	0	0	2
4	1	1	0	0	0	1
3	0	1	0	0	0	0
2	0	0	1	0	0	0
2	0	0	0	0	1	0

AB	30
R	4
H	7
RBI	4
BB	1
SO	4
LOB	7



WP	HR	S	P	ERA	WHIP
0	0	0	0	4.50	1.000

Cincinnati Redlegs @ Milwaukee Braves
Milwaukee County Stadium, Milwaukee, WI
 Fri Jul 08 1955, 4:33 AM EDT
 Unknown

livebaseballscorecards.com

Batter	1	2	3	4	5	6	7	8	9	AB R H RBI BB SO LOB	TOP
Johnny Temple, R (1, 4) OBP: 0.377, SLG: 0.327	4-0 BB 1B BB	0-3 K		0-0 FC6-4 1-2f		0-0 5-3			0-0 6-3	4 1 0 0 1 1 4	
Bob Thurman, L (1, 7) OBP: 0.338, SLG: 0.471	0-0 F4	0-0 4-3			4-0 L8-4 1B BB		0-0 4-3		0-0 4-3	4 0 0 0 1 0 3	
Ted Kluszewski, L (1, 3) OBP: 0.388, SLG: 0.641	4-0 1B 1-2 BB		0-0 F3		0-0 1-2 1B		0-0 G6-4-3 1B			3 0 2 0 1 0 0	
Wally Post, R (1, 9) OBP: 0.340, SLG: 0.549	0-3 K		0-0 P6		0-0 L8-4 2-2		0-0 G6-4-3 1-2f			4 0 0 0 0 1 5	
Gus Bell, L (1, 8) OBP: 0.333, SLG: 0.479	0-0 1-2 2-H 1B		0-0 1B		0-0 4-3			0-0 HR		4 1 3 2 0 0 1	
Smoky Burgess, L (1, 2) OBP: 0.370, SLG: 0.522	0-0 5-3		0-0 4-3			0-0 FC1-4 FC3-6 1B		0-0 G1-4-3 1B		4 1 2 0 0 0 3	
Bobby Adams, R (1, 5) OBP: 0.375, SLG: 0.482		0-0 FC6-4 1B		0-0 6-3		0-0 FC1-4 1-2 1B		0-0 G1-4-3 1-2f		4 0 2 0 0 0 1	
Roy McMillan, R (1, 6) OBP: 0.338, SLG: 0.313		0-0 FC6-4 1-2f 1B		0-0 6-3		0-0 FC1-4 FC3-6 1-2f 2-3		0-0 F9		4 0 0 0 0 0 3	
Rudy Minarcin, R (1, 1) OBP: 0.269, SLG: 0.217		0-0 1B		0-0 FC6-4 1B		0-0 FC3-6 1-2f 3-H			0-3 K	2 0 2 0 0 0 0	
Steve Rizzik, R (5, 1) OBP: 0.111, SLG: 0.111										0 0 0 0 0 0 0	
Joe Brovia, L (6, PH)										1 0 0 1 0 0 1	
Al Silvera, R (6, PR)										0 0 0 0 0 0 0	
Hersh Freeman, R (6, 1)										0 0 0 0 0 0 0	
Ray Jablonski, R (9, PH) OBP: 0.289, SLG: 0.410										1 0 0 0 0 1 0	
Inning Stats	R: 1 H: 1 E: 0 LOB: 2 K: 1 BB: 2 S: 6 P: 14	R: 0 H: 2 E: 0 LOB: 2 K: 1 BB: 0 S: 7 P: 7	R: 0 H: 1 E: 0 LOB: 1 K: 0 BB: 0 S: 4 P: 4	R: 0 H: 1 E: 0 LOB: 1 K: 0 BB: 0 S: 4 P: 4	R: 0 H: 1 E: 0 LOB: 1 K: 0 BB: 1 S: 3 P: 7	R: 1 H: 2 E: 0 LOB: 1 K: 0 BB: 0 S: 5 P: 5	R: 0 H: 1 E: 0 LOB: 0 K: 0 BB: 0 S: 3 P: 3	R: 1 H: 2 E: 0 LOB: 0 K: 0 BB: 0 S: 4 P: 4	R: 0 H: 0 E: 0 LOB: 0 K: 1 BB: 0 S: 5 P: 5	1B: 10 SF: 0 2B: 1 SAC: 0 3B: 0 DP: 3 HR: 1 HBP: 0	WP: 0 PA: 38 PB: 0 SB: 0 CS: 0
PITCHER Lew Burdette, R (1, 1) ERA: 4.64	IP WLS BF H R ER SO BB IBB HBP BLK WP HR S P ERA WHIP										
	9.0 W 38 11 3 3 3 3 3 0 0 0 0 0 1 41 53 3.00 1.556										

Cincinnati Redlegs @ Milwaukee Braves
Milwaukee County Stadium, Milwaukee, WI

Fri Jul 08 1955, 4:38 AM EDT
Att. 38,631 - Unknown

livebaseballscorecards.com

AB	35
R	3
H	11
RBI	3
BB	3
SO	3
LOB	21



Batter	1	2	3	4	5	6	7	8	9	AB	R	H	RBI	BB	SO	LOB
Bill Bruton, L OBP: 0.339, SLG: 0.442 (1, 8)	0-0 F7		0-0 1-3		0-0 3B 1B	0-0 4-3				4	1	1	0	0	0	2
Johnny Logan, R OBP: 0.374, SLG: 0.474 (1, 6)	0-0 F8		0-0 F8		0-0 1-H SF7 3B		0-0 6-3			4	1	1	1	0	0	0
Eddie Mathews, L OBP: 0.437, SLG: 0.651 (1, 5)	4-0 HR BB		1-0 HBP		0-0 3-H SF7		0-3 K			1	1	0	1	1	1	0
Hank Aaron, R OBP: 0.357, SLG: 0.547 (1, 4)	0-0 1-H HR		0-0 P5		0-0 P3		0-0 6-3			4	1	1	2	0	0	1
Bobby Thomson, R OBP: 0.318, SLG: 0.422 (1, 7)	0-0 1B			0-0 HR	0-3 K		0-3 K			4	1	2	1	0	2	0
Andy Pafko, R OBP: 0.300, SLG: 0.340 (1, 9)	0-0 P4			0-0 F8		0-0 SH3-4 1B 1B		0-0 6-3		4	0	1	0	0	0	1
Joe Adcock, R OBP: 0.342, SLG: 0.466 (1, 3)		0-0 P4		0-0 6-3		0-0 SH3-4 1B 1B		0-3 K		4	0	1	0	0	1	0
Del Rice, R OBP: 0.272, SLG: 0.296 (1, 2)		0-0 P6		4-0 BB		0-0 SH3-4 1-2 2-3				1	0	0	0	1	0	0
Lew Burdette, R OBP: 0.222, SLG: 0.233 (1, 1)		0-3 K		0-0 1-3		0-0 4-3				3	0	0	0	0	1	3

Inning Stats	R: 2	H: 2	E: 0	K: 0	S: 5	LOB: 1	BB: 1	P: 9	R: 0	H: 0	E: 0	K: 1	S: 5	LOB: 0	BB: 0	P: 5	R: 0	H: 0	E: 0	K: 0	S: 3	R: 1	H: 1	E: 0	K: 0	S: 4	LOB: 1	BB: 1	P: 8	R: 2	H: 2	E: 0	K: 1	S: 7	LOB: 0	BB: 0	P: 7	R: 0	H: 2	E: 0	K: 0	S: 5	LOB: 2	BB: 0	P: 5	R: 0	H: 0	E: 0	K: 1	S: 5	LOB: 0	BB: 0	P: 7	R: 0	H: 0	E: 0	K: 2	S: 7	LOB: 0	BB: 0	P: 7
--------------	------	------	------	------	------	--------	-------	------	------	------	------	------	------	--------	-------	------	------	------	------	------	------	------	------	------	------	------	--------	-------	------	------	------	------	------	------	--------	-------	------	------	------	------	------	------	--------	-------	------	------	------	------	------	------	--------	-------	------	------	------	------	------	------	--------	-------	------

PITCHER	IP	WLS	BF	H	R	ER	SO	BB	IBB	HBP	BLK	WP	HR	S	P	ERA	WHIP
Rudy Minarcin, R ERA: 4.54 (1, 1)	4.0	L	20	5	5	5	1	2	0	1	0	0	2	19	28	11.25	1.750
Steve Ridzik, R ERA: 3.76 (5, 1)	1.0		3	0	0	0	1	0	0	0	0	0	0	5	5	0.00	0.000
Hersh Freeman, R ERA: 2.65 (6, 1)	3.0		11	2	0	0	3	0	0	0	0	0	0	17	17	0.00	0.667

BOTTOM

Cincinnati Redlegs @ Milwaukee Braves
Milwaukee County Stadium, Milwaukee, WI

Fri Jul 08 1955, 4:38 AM EDT
 Att. 38,631 - Unknown

livebaseballscorecards.com

AB	29
R	5
H	7
RBI	5
BB	2
SO	5
LOB	7



WP	HR	S	P	ERA	WHIP
0	0	0	34		

Batter	1	2	3	4	5	6	7	8	9	AB R H RBI BB SO LOB	TOP
Johnny Temple, R (1, 4) OBP: 0.375, SLG: 0.323	0-0 5-3		0-0 6-3		0-0 G1-2-3			4-0 BB 1B 1-2 BB		3 0 0 0 1 0 3	
Bob Thurman, L (1, 7) OBP: 0.333, SLG: 0.500	0-0 HR		0-0 4-3			0-0 F7		0-3 K		4 1 1 1 0 1 2	
Gus Bell, L (1, 8) OBP: 0.329, SLG: 0.473	0-0 6-3			0-0 F8		0-0 4-3		0-0 F9		4 0 0 0 0 0 2	
Ted Kluszewski, L (1, 3) OBP: 0.389, SLG: 0.639	0-0 F3			0-0 4-3		0-0 1B		0-0 BB 1B 1-2 2-H		4 0 2 1 0 0 0	
Wally Post, R (1, 9) OBP: 0.342, SLG: 0.547		0-0 1B FC5-2 1B		0-0 F8		0-0 F2		4-0 BB 1B 1-2 2-3		3 0 1 0 1 0 1	
Smoky Burgess, L (1, 2) OBP: 0.372, SLG: 0.520		0-0 F8-4 FC5-2 1B			4-0 SH BB G1-2-3 BB		0-0 F7	0-0 1-3		3 0 1 0 1 0 3	
Bobby Adams, R (1, 5) OBP: 0.372, SLG: 0.478		0-0 FC5-2			4-0 SH BB		0-0 F8		0-0 5-3	1 0 0 0 0 0 2	AB 31
Chuck Harmon, R (4, 5) OBP: 0.302, SLG: 0.388		1-2 3-H			1-2 BB					1 0 0 0 1 0 0	R 2
Ray Jablonski, R (9, PH) OBP: 0.288, SLG: 0.408		0-0 F8-4			0-0 SH		0-0 6-3			1 0 0 0 0 0 0	H 6
Roy McMillan, R (1, 6) OBP: 0.336, SLG: 0.310		0-0 2-2			1-2 2-3				0-3 K	2 0 0 0 0 0 2	RBI 2
Sam Mele, R (9, PH) OBP: 0.116, SLG: 0.238					0-3 K				0-0 5-3	1 0 0 0 0 1 0	BB 4
Gerry Staley, R (1, 1) OBP: 0.121, SLG: 0.065			0-0 F1					0-0 BB 1B		2 0 0 0 0 0 1 3	SO 3
Johnny Klipsch, R (5, 1) OBP: 0.375, SLG: 0.167										0 0 0 0 0 0 0 0	LOB 18
Hersh Freeman, R (7, 1)										0 0 0 0 0 0 0 0	
Joe Brovia, L (8, PH) OBP: 0.182, SLG: 0.167										1 0 1 0 0 0 0 0	
Al Silvera, R (8, PR) OBP: 0.333, SLG: 0.333										0 1 0 0 0 0 0 0	
Joe Nuxhall, L (8, 1) OBP: 0.271, SLG: 0.372										0 0 0 0 0 0 0 0	
Stan Palys, R (9, PH) OBP: 0.301, SLG: 0.425										1 0 0 0 0 0 0 0	
Inning Stats	R: 1 H: 1 E: 0 LOB: 0 K: 0 BB: 0 S: 4 P: 4	R: 0 H: 2 E: 0 LOB: 1 K: 0 BB: 0 S: 4 P: 4	R: 0 H: 0 E: 0 LOB: 0 K: 0 BB: 0 S: 3 P: 3	R: 0 H: 0 E: 0 LOB: 0 K: 0 BB: 0 S: 3 P: 3	R: 0 H: 0 E: 0 LOB: 2 K: 1 BB: 2 S: 5 P: 13	R: 0 H: 1 E: 0 LOB: 1 K: 0 BB: 0 S: 4 P: 4	R: 0 H: 0 E: 0 LOB: 0 K: 0 BB: 0 S: 3 P: 3	R: 1 H: 2 E: 0 LOB: 3 K: 1 BB: 2 S: 7 P: 15	R: 0 H: 0 E: 0 LOB: 0 K: 1 BB: 0 S: 5 P: 5	1B: 5 SF: 0 2B: 1 SAC: 1 3B: 0 DP: 2 HR: 1 HBP: 0	WP: 0 PA: 36 PB: 0 SB: 0 CS: 0
PITCHER Ray Crone, R (1, 1) ERA: 3.06	IP WLS BF H R ER SO BB IBB HBP BLK WP HR S P ERA WHIP										
	9.0 W 36 6 2 2 3 4 0 0 0 0 0 1 38 54 2.00 1.111										

Cincinnati Redlegs @ Milwaukee Braves
Milwaukee County Stadium, Milwaukee, WI

Sat Jul 09 1955, 4:33 AM EDT
Att. 32,096 - Unknown

livebaseballscorecards.com



Batter	1	2	3	4	5	6	7	8	9
Bill Bruton, L OBP: 0.334, SLG: 0.436 (1, 8) X	0-0 G3	0-0 F8			0-0 4-3	0-3 K	0-0 4-3		
Johnny Logan, R OBP: 0.374, SLG: 0.482 (1, 6) X	0-0 5-3		0-0 F7		0-0 HR		0-0 1-3 1B 1B	0-0 6-3	
Eddie Mathews, L OBP: 0.443, SLG: 0.653 (1, 5) X	0-0 1B 1B		0-0 G3		0-0 1B 1B		0-0 1B 1-3 2B 1B	4-0 BB	
Hank Aaron, R OBP: 0.361, SLG: 0.547 (1, 4) X	0-0 1-2 1B		4-0 BB		0-0 1-2 1B		0-0 1-3 1-2 2-3	0-0 P4	
Bobby Thomson, R OBP: 0.315, SLG: 0.414 (1, 7) X	0-0 4-3		0-0 P6		0-0 P5		4-0 1B 2B IBB	0-0 F9	
Andy Pafko, R OBP: 0.298, SLG: 0.336 (1, 9) X		0-0 F8		0-3 K		0-0 6-3	0-0 2B FC4-2 1B		
Joe Adcock, R OBP: 0.349, SLG: 0.490 (1, 3) X		0-0 2B 1B		0-0 5-3		0-0 HR	0-0 FC4-2 2B		
Del Crandall, R OBP: 0.308, SLG: 0.440 (1, 2) X		0-0 1-3 2B		0-0 1B		0-0 E7 1B	4-0 FC4-2 IBB		
Ray Crone, R OBP: 0.200, SLG: 0.200 (1, 1) X		0-0 F7		0-0 1-3		0-3 K	0-0 FC4-2		

AB	R	H	RBI	BB	SO	LOB
5	0	0	0	0	1	6
5	2	2	1	0	0	0
4	1	3	0	1	0	0
4	0	2	0	1	0	3
4	1	0	0	1	0	5
4	0	1	1	0	1	0
4	1	3	3	0	0	0
3	0	3	0	1	0	0
4	0	0	0	0	1	7

BOTTOM

Cincinnati Redlegs @ Milwaukee Braves
Milwaukee County Stadium, Milwaukee, WI
 Sat Jul 09 1955, 4:33 AM EDT
 Att. 32,096 - Unknown


AB	37
R	5
H	14
RBI	5
BB	4
SO	3
LOB	21



1B: 10	SF: 0	WP: 0	PA: 41
2B: 2	SAC: 0	PB: 0	
3B: 0	DP: 0	SB: 0	
HR: 2	HBP: 0	CS: 0	

Inning Stats		R: 0	H: 2	E: 0	LOB: 2	K: 0	BB: 0	S: 5	P: 5
R: 0 H: 0 E: 0 LOB: 1 K: 0 BB: 1 S: 3		R: 0 H: 2 E: 0 LOB: 2 K: 0 BB: 0 S: 5		R: 0 H: 0 E: 0 LOB: 1 K: 1 BB: 0 S: 6		R: 1 H: 3 E: 0 LOB: 1 K: 0 BB: 0 S: 5		R: 1 H: 2 E: 2 LOB: 1 K: 2 BB: 0 P: 9	

PITCHER		IP	WLS	BF	H	R	ER	SO	BB	IBB	HBP	BLK	WP	HR	S	P	ERA	WHIP
Gerry Staley, R (1, 1)	ERA: 4.31	4.2		22	8	1	1	1	1	1	0	0	0	1	23	27	1.93	1.929
Johnny Klippstein, R (5, 1)	ERA: 4.91	1.2	L	12	6	4	4	2	0	1	0	0	0	1	15	19	21.60	3.600
Hersh Freeman, R (7, 1)	ERA: 2.6	0.2		3	0	0	0	0	0	1	0	0	0	0	2	6	0.00	0.000
Joe Nuxhall, L (8, 1)	ERA: 3.63	1.0		4	0	0	0	0	1	0	0	0	0	0	3	7	0.00	1.000

Batter	1	2	3	4	5	6	7	8	9	AB R H RBI BB SO LOB	TOP																													
Johnny Temple, R (1, 4) OBP: 0.374, SLG: 0.322	0-0 4-3		0-0 F9		0-0 S 1B		0-0 F9			4 0 1 2 0 0 0	Cincinnati Redlegs @ Milwaukee Braves Milwaukee County Stadium, Milwaukee, WI Sun Jul 10 1955, 4:33 AM EDT Unknown livebaseballscorecards.com																													
Ray Jablonski, R (1, 7) OBP: 0.282, SLG: 0.400	0-0 F7			0-3 K	0-0 5-3 1-2			0-0 6-3		4 0 0 0 0 1 1																														
Gus Bell, L (1, 8) OBP: 0.328, SLG: 0.470	0-0 F9			0-3 K		0-3 K		0-0 1B		4 0 1 0 0 2 0																														
Ted Kluszewski, L (1, 3) OBP: 0.390, SLG: 0.646		0-0 F9		4-0 BB		0-0 HR		0-0 P3		3 1 1 1 1 0 1																														
Wally Post, R (1, 9) OBP: 0.338, SLG: 0.540		0-0 E6 PB 1B		0-0 F3		0-3 K		0-0 F7		4 1 0 0 0 1 2																														
Smoky Burgess, L (1, 2) OBP: 0.379, SLG: 0.524		0-0 1B			0-0 SH1-4 1B 1B			0-3 K		4 1 3 1 0 1 0																														
Chuck Harmon, R (1, 5) OBP: 0.293, SLG: 0.375		0-0 6-3			0-0 F9	0-0 F7		0-0 3-1	3 0 0 0 0 0 2	AB 34 R 4 H 8 RBI 4 BB 1 SO 6 LOB 7																														
Bob Thurman, L (9, PH) OBP: 0.329, SLG: 0.493									1 0 0 0 0 0 0																															
Roy McMillan, R (1, 6) OBP: 0.338, SLG: 0.313			0-0 F9		0-0 SH1-4 1B 1B		0-0 F8		0-0 1B	4 1 2 0 0 0 0																														
Joe Black, R (1, 1) OBP: 0.125, SLG: 0.125			0-3 K		0-0 SH1-4		0-0 G3		0-0 F7	1 0 0 0 0 0 1 0																														
Joe Nuxhall, L (6, 1) OBP: 0.271, SLG: 0.372										0 0 0 0 0 0 0 0																														
Joe Brovia, L (7, PH) OBP: 0.143, SLG: 0.143										1 0 0 0 0 0 0 0																														
Art Fowler, R (7, 1) OBP: 0.259, SLG: 0.208										0 0 0 0 0 0 0 0																														
Rudy Minarcin, R (8, 1) OBP: 0.269, SLG: 0.217										0 0 0 0 0 0 0 0																														
Sam Miele, R (9, PH) OBP: 0.114, SLG: 0.233					1-2 2-3					1 0 0 0 0 0 0 1																														
Inning Stats	R: 0 E: 0 K: 0 S: 3	H: 0 LOB: 0 BB: 0 P: 3	R: 1 E: 1 K: 0 S: 4	H: 1 LOB: 0 BB: 0 P: 4	R: 0 E: 0 K: 1 S: 5	H: 0 LOB: 0 BB: 0 P: 5	R: 0 E: 0 K: 2 S: 7	H: 0 LOB: 1 BB: 1 P: 11	R: 2 E: 0 K: 0 S: 6	H: 3 LOB: 1 BB: 0 P: 6	R: 1 E: 0 K: 2 S: 9	H: 2 LOB: 1 BB: 0 P: 9	R: 0 E: 0 K: 0 S: 3	H: 0 LOB: 0 BB: 0 P: 3	R: 0 E: 0 K: 0 S: 4	H: 1 LOB: 1 BB: 0 P: 4	R: 0 E: 0 K: 1 S: 6	H: 1 LOB: 1 BB: 0 P: 6	1B: 7 2B: 0 3B: 0 HR: 1	SF: 0 SAC: 1 DP: 0 HBP: 0	WP: 0 PB: 1 SB: 1 CS: 0	PA: 36																		
PITCHER Gene Conley, R (1, 1) ERA: 3.61	IP 9.0	WLS W	BF 36	H 8	R 4	ER 3	SO 6	BB 1	IBB 0	HBP 0	BLK 0	WP 0	HR 1	S 47	P 51	ERA 3.00	WHIP 1.000						PITCHER	IP 9.0	WLS W	BF 36	H 8	R 4	ER 3	SO 6	BB 1	IBB 0	HBP 0	BLK 0	WP 0	HR 1	S 47	P 51	ERA 3.00	WHIP 1.000

Batter	1	2	3	4	5	6	7	8	9
Bill Bruton, L OBP: 0.332, SLG: 0.432 (1, 8)	0-0 4-3	0-0 F8			0-0 1-5-3	0-0 4-3		0-0 FC4-8 1-2 1B	
Johnny Logan, R OBP: 0.372, SLG: 0.478 (1, 6)	0-0 6-3		0-3 K		0-0 F7		0-0 HR 1B	0-0 FC4-6 1-2f	
Eddie Mathews, L OBP: 0.447, SLG: 0.657 (1, 5)	0-0 2B		4-0 G4-6-3 BB			0-0 FC6-4 1B	0-0 F8		
Hank Aaron, R OBP: 0.359, SLG: 0.546 (1, 4) (7, 9)	0-0 2B		0-0 G4-6-3 1-2f			0-0 FC6-4 6-4-3 1-2f 1B	0-0 P3		
Bobby Thomson, R OBP: 0.318, SLG: 0.429 (1, 7)	0-3 K			0-0 6-3		0-0 1B 1-2 E 1B 6-4-3	0-0 HR 1-H		
Andy Pafko, R OBP: 0.299, SLG: 0.336 (1, 9) Jack Dittmer, L OBP: 0.163, SLG: 0.234 (7, 4)				0-0 1-3		0-0 6-4-3 1-2 2-3	0-3 K		
Joe Adcock, R OBP: 0.347, SLG: 0.483 (1, 3)				0-0 5-3		4-0 E BB	0-0 F2		
Del Crandall, R OBP: 0.311, SLG: 0.439 (1, 2)					4-0 SH1-4 BB	0-0 E6 E 1-3 2-H 3-H 1B	0-0 F8		
Gene Conley, R OBP: 0.208, SLG: 0.229 (1, 1)					0-0 SH1-4 1-2	0-0 E5 2-3 3-H	0-0 1B		

Inning Stats	R: 1 E: 0 K: 1 S: 7	H: 2 LOB: 1 BB: 0 P: 7	R: 1 E: 0 K: 0 S: 5	H: 2 LOB: 1 BB: 0 P: 5	R: 0 E: 0 K: 1 S: 4	H: 0 LOB: 0 BB: 1 P: 8	R: 0 E: 0 K: 0 S: 3	H: 0 LOB: 0 BB: 0 P: 3	R: 0 E: 0 K: 0 S: 3	H: 0 LOB: 1 BB: 1 P: 7	R: 3 E: 2 K: 0 S: 7	H: 3 LOB: 2 BB: 1 P: 11	R: 2 E: 0 K: 1 S: 7	H: 2 LOB: 0 BB: 0 P: 7	R: 0 E: 0 K: 0 S: 5	H: 2 LOB: 2 BB: 0 P: 5
1B: 7 2B: 3 3B: 0 HR: 1	SF: 0 SAC: 1 DP: 1 HBP: 0	WP: 0 PA: 38 PB: 0 SB: 0 CS: 0														

BOTTOM

Cincinnati Redlegs @ Milwaukee Braves
Milwaukee County Stadium, Milwaukee, WI

Sun Jul 10 1955, 4:33 AM EDT
Unknown

livebaseballscorecards.com

AB	34
R	7
H	11
RBI	5
BB	3
SO	3
LOB	17



PITCHER	IP	WLS	BF	H	R	ER	SO	BB	IBB	HBP	BLK	WP	HR	S	P	ERA	WHIP
Joe Black, R ERA: 3.21 (1, 1)	5.2	L	27	7	5	3	2	3	0	0	0	0	0	28	40	4.76	1.765
Joe Nuxhall, L ERA: 3.62 (6, 1)	0.1		1	0	0	0	0	0	0	0	0	0	0	1	1	0.00	0.000
Art Fowler, R ERA: 3.8 (7, 1)	1.2		8	3	2	2	1	0	0	0	0	0	1	10	10	10.80	1.800
Rudy Minarcin, R ERA: 4.52 (8, 1)	0.1		2	1	0	0	0	0	0	0	0	0	0	2	2	0.00	3.000

Batter	1	2	3	4	5	6	7	8	9	AB R H RBI BB SO LOB	TOP																										
Johnny Temple, R (1, 4) OBP: 0.372, SLG: 0.320	0-0 F9		0-3 K		0-0 2B E 1B	0-3 K		0-3 K		5 1 1 0 0 3 3																											
Stan Palys, R (1, 7) OBP: 0.298, SLG: 0.425	0-0 F9		0-0 F8		0-0 E FC5-2 2B		0-0 6-3		0-0 1-3	5 0 1 1 0 0 1																											
Ted Kluszewski, L (1, 3) OBP: 0.390, SLG: 0.641	0-0 F7		0-0 F4		4-0 FC5-2 E 2B IBB		0-3 K2-3		0-0 HR 1B	4 2 1 0 0 1 1																											
Wally Post, R (1, 9) OBP: 0.342, SLG: 0.549		0-0 BB 1B		0-3 K	0-0 E2 FC5-2 2B		4-0 BB		0-0 HR 1B	4 2 2 2 1 1 2																											
Gus Bell, L (1, 8) OBP: 0.324, SLG: 0.463		0-0 F8		0-3 K	0-0 FC5-2 2B		0-0 P4		0-0 F8	5 1 0 0 0 1 6																											
Matt Batts, R (1, 2) OBP: 0.250, SLG: 0.333		0-0 P5		0-0 F8	0-0 1-H 2-H 3-H 2B			0-0 4-3	0-0 1B	5 0 2 3 0 0 2																											
Bobby Adams, R (1, 5) OBP: 0.373, SLG: 0.466		4-0 1-2 BB		0-0 5-3	0-0 F8			1-0 1B HBP	0-0 1-3	3 0 0 0 1 0 3																											
Roy McMillan, R (1, 6) OBP: 0.337, SLG: 0.313		0-0 5-3			0-0 5-3	0-0 1-3		0-0 1B		4 0 1 0 0 0 2																											
Jackie Collum, L (1, 1) OBP: 0.433, SLG: 0.400			4-0 BB		1-0 1B 2B HBP	0-3 K		0-0 P5		1 1 0 0 0 1 1 0 0 0 0 0 0 0 0 0 0 0 0 0 0 0 0 0 1 0 0 0 0 0 0 2 0 0 0 0 0 0 0 0 0 0 0 0 0 0 0 0																											
Joe Nuxhall, L (7, 1) OBP: 0.271, SLG: 0.372																																					
Joe Brovia, L (8, PH) OBP: 0.143, SLG: 0.143																																					
Ray Jablonski, R (8, PH) OBP: 0.281, SLG: 0.398																																					
Hersh Freeman, R (8, 1)																																					
Joe Black, R (8, 1) OBP: 0.125, SLG: 0.125																																					
Inning Stats	R: 0 E: 0 K: 0 S: 3	H: 0 LOB: 0 BB: 0 P: 3	R: 0 E: 0 K: 0 S: 4	H: 1 LOB: 2 BB: 1 P: 8	R: 0 E: 0 K: 1 S: 5	H: 0 LOB: 1 BB: 1 P: 9	R: 0 E: 1 K: 2 S: 8	H: 0 LOB: 1 BB: 0 P: 8	R: 5 E: 1 K: 0 S: 7	H: 3 LOB: 1 BB: 1 P: 12	R: 0 E: 0 K: 2 S: 7	H: 0 LOB: 0 BB: 0 P: 7	R: 0 E: 0 K: 1 S: 5	H: 0 LOB: 1 BB: 1 P: 9	R: 0 E: 0 K: 1 S: 6	H: 1 LOB: 2 BB: 0 P: 7	R: 2 E: 0 K: 0 S: 6	H: 3 LOB: 1 BB: 0 P: 6	1B: 5 2B: 2 3B: 0 HR: 1	SF: 0 SAC: 0 DP: 0 HBP: 2	WP: 0 PB: 0 SB: 0 CS: 0	PA: 43															
PITCHER	IP WLS BF H R ER SO BB IBB HBP BLK WP HR S P ERA WHIP																																				
Chet Nichols, L (1, 1) ERA: 4.35	5.0		25	4	5	1	3	2	1	1	0	0	0	27	40	1.80	1.200																				
Phil Paine, R (6, 1) ERA:	2.0		7	0	0	0	3	1	0	0	0	0	0	12	16	0.00	0.500																				
Lew Burdette, R (8, 1) ERA: 4.62	0.1		3	1	0	0	0	0	0	1	0	0	0	2	3	0.00	3.000																				
Warren Spahn, L (8, 1) ERA: 3.76	1.2	L	8	3	2	2	1	0	0	0	0	0	1	10	10	10.80	1.800																				

Cincinnati Redlegs @ Milwaukee Braves
Milwaukee County Stadium, Milwaukee, WI

Sun Jul 10 1955, 4:38 AM EDT
Att: 38,206 - Unknown

livebaseballscorecards.com

AB	37
R	7
H	8
RBI	6
BB	4
SO	7
LOB	22



BOTTOM

Cincinnati Redlegs @ Milwaukee Braves
Milwaukee County Stadium, Milwaukee, WI

AB 37
R 6
H 14
RBI 6
BB 1
SO 5
LOB 13



WP: 0 PA: 38
PB: 0
SB: 0
CS: 0

ERA WHIP

Sun Jul 10 1955, 4:38 AM EDT
Att. 38,206 - Unknown


AB R H RBI BB SO LOB

5	0	2	3	0	0	0
5	0	2	1	0	1	1
4	0	0	0	0	1	3
4	1	2	0	0	1	0
4	1	2	1	0	0	1
4	2	2	0	0	0	2
4	0	1	0	0	1	2
3	0	2	1	0	1	2
0	0	0	0	0	0	0
0	0	0	0	0	0	0
1	1	1	1	0	0	0
1	0	0	0	0	0	1
0	0	0	0	0	0	0
1	1	0	0	1	0	1

Batter	1	2	3	4	5	6	7	8	9
Bill Bruton, L (1, 8) OBP: 0.333, SLG: 0.435	0-0 F9		0-0 F9			0-0 1-3	0-0 1B		0-0 2B
Johnny Logan, R (1, 6) OBP: 0.372, SLG: 0.476	0-0 1B		0-3 K			0-0 F9	0-0 1B		0-0 6-3
Eddie Mathews, L (1, 5) OBP: 0.441, SLG: 0.646	0-0 F9			0-0 G3		0-3 K	0-0 4-3		
Hank Aaron, R (1, 4) OBP: 0.361, SLG: 0.552		0-0 5-3		0-0 1B			0-0 1B	0-3 K	
Bobby Thomson, R (1, 7) OBP: 0.321, SLG: 0.430		0-0 5-3		0-0 F9			0-0 1B	0-0 1B	0-0 G1-6-3
Andy Pafko, R (1, 9) OBP: 0.306, SLG: 0.342		0-0 1B		0-0 4-3			0-0 1B	0-0 G1-6-3	
Joe Adcock, R (1, 3) OBP: 0.346, SLG: 0.479		0-0 1B			0-0 6-3		0-3 K		0-0 6-3
Del Rice, R (1, 2) OBP: 0.284, SLG: 0.310		0-0 1B			0-0 1B		0-3 K		0-0 2B
Lew Burdette, R (8, 1) OBP: 0.222, SLG: 0.233									
Warren Spahn, L (8, 1) OBP: 0.184, SLG: 0.250									
George Crowe, L (9, PH) OBP: 0.394, SLG: 0.509		0-0 1B							
Chet Nichols, S (1, 1) OBP: 0.097, SLG: 0.129			0-0 4-3						
Danny O'Connell, R (5, PH) OBP: 0.281, SLG: 0.318					0-0 L3				
Phil Paine, R (6, 1)									
Del Crandall, R (7, PH) OBP: 0.312, SLG: 0.437					0-0 1B		0-0 1B		0-0 F9

Inning Stats	R: 0 H: 1 E: 0 K: 3 S: 3	R: 1 H: 3 E: 0 K: 5 S: 5	R: 0 H: 0 E: 0 K: 1 S: 5	R: 0 H: 1 E: 0 K: 4 S: 4	R: 0 H: 1 E: 0 K: 3 S: 3	R: 0 H: 0 E: 0 K: 5 S: 5	R: 4 H: 5 E: 0 K: 12 S: 12	R: 0 H: 1 E: 0 K: 5 S: 5	R: 1 H: 2 E: 0 K: 5 S: 5
--------------	--------------------------	--------------------------	--------------------------	--------------------------	--------------------------	--------------------------	----------------------------	--------------------------	--------------------------

PITCHER	IP	WLS	BF	H	R	ER	SO	BB	IBB	HBP	BLK	WP	HR	S	P	ERA	WHIP
Jackie Collum, L (1, 1) ERA: 3.11	6.0		24	9	4	4	2	0	0	0	0	0	0	28	28	6.00	1.500
Joe Nuxhall, L (7, 1) ERA: 3.66	1.0		6	2	1	1	2	1	0	0	0	0	0	9	13	9.00	3.000
Hersh Freeman, R (8, 1) ERA: 2.72	1.2	W	7	3	1	1	1	0	0	0	0	0	0	9	9	5.40	1.800
Joe Black, R (9, 1) ERA: 3.19	0.1	S	1	0	0	0	0	0	0	0	0	0	0	1	1	0.00	0.000

Batter	1	2	3	4	5	6	7	8	9	AB R H RBI BB SO LOB	TOP	
Bill Bruton, L (1, 8) OBP: 0.329, SLG: 0.429	0-0 P5		0-0 P6		0-0 P3		0-0 P6		0-0 1-3	5 0 0 0 0 0 2		
Johnny Logan, R (1, 6) OBP: 0.373, SLG: 0.474	0-0 5-3		0-0 F7		0-0 P4			0-0 WP BB E 1B	4-0 BB	4 1 1 0 1 0 0		
Eddie Mathews, L (1, 5) OBP: 0.438, SLG: 0.636	0-0 2-3			4-0 1B BB 1B BB	0-0 F9			0-0 F7	0-0 4-3	4 1 0 0 1 0 4		
Hank Aaron, R (1, 4) OBP: 0.365, SLG: 0.560		0-3 K		4-0 1B BB 1B BB		0-0 HR		4-0 E WP SF7 BB		2 3 1 1 2 1 0		
Bobby Thomson, R (1, 7) OBP: 0.328, SLG: 0.447		0-0 HR		0-0 1B SF8 1B		0-0 6-3		4-0 None E IBB		3 2 2 1 1 0 0		
Andy Pafko, R (1, 9) OBP: 0.304, SLG: 0.342		0-0 P4		0-0 1B		0-0 6-3		0-0 SF7		3 0 1 3 0 0 0		
Joe Adcock, R (1, 3) OBP: 0.344, SLG: 0.475		0-0 FC6-4 1B		0-0 F9		0-0 F9		0-0	0-3 K	4 0 1 0 0 1 2	AB 31 R 7 H 7 RBI 6 BB 6 SO 2 LOB 10	
Del Crandall, R (1, 2) OBP: 0.311, SLG: 0.433		0-0 FC6-4		0-0 SF8			0-0 5-3		4-0 1-3 1B BB	2 0 0 1 1 0 1		
Bob Buhl, R (1, 1) OBP: 0.129, SLG: 0.069			0-0 4-3	0-0 4-3			0-0 5-3		0-0 1-3 1B	4 0 1 0 0 0 1		
Inning Stats	R: 0 H: 0 E: 0 LOB: 0 K: 0 BB: 0 S: 3 P: 3	R: 1 H: 2 E: 0 LOB: 1 K: 1 BB: 0 S: 7 P: 7	R: 0 H: 0 E: 0 LOB: 0 K: 0 BB: 0 S: 3 P: 3	R: 3 H: 2 E: 0 LOB: 1 K: 0 BB: 2 S: 5 P: 13	R: 0 H: 0 E: 0 LOB: 0 K: 0 BB: 0 S: 3 P: 3	R: 1 H: 1 E: 0 LOB: 0 K: 0 BB: 0 S: 4 P: 4	R: 0 H: 0 E: 0 LOB: 0 K: 0 BB: 0 S: 3 P: 3	R: 2 H: 1 E: 1 LOB: 1 K: 0 BB: 2 S: 3 P: 11	R: 0 H: 1 E: 0 LOB: 3 K: 1 BB: 2 S: 6 P: 14	1B: 5 SF: 2 2B: 0 SAC: 0 3B: 0 DP: 0 HR: 2 HBP: 0	WP: 1 PA: 39 PB: 0 SB: 0 CS: 0	
PITCHER	IP WLS BF H R ER SO BB IBB HBP BLK WP HR S P ERA WHIP											
Herm Wehmeier, R (1, 1) ERA: 4.25	5.0 L 21 4 4 4 1 2 0 0 0 0 1 21 29 7.20 1.200											
Bob Miller, R (6, 1) ERA: 2.42	2.0 7 1 1 1 0 0 0 0 0 0 0 7 7 4.50 0.500											
Ron Mrozinski, L (8, 1) ERA: 7.71	2.0 12 2 2 1 1 3 1 0 0 1 0 9 25 4.50 2.500											

Milwaukee Braves @ Philadelphia Phillies
 Connie Mack Stadium, Philadelphia, PA

Thu Jul 14 1955, 3:33 AM EDT
 Att. 16,728 - Unknown

livebaseballscorecards.com

Batter	1	2	3	4	5	6	7	8	9	AB	R	H	RBI	BB	SO	LOB
Richie Ashburn, L OBP: 0.439, SLG: 0.458 (1, 8)	0-3 K		4-0 BB			0-0 F8	0-0 F8			3	0	0	0	1	1	3
Bobby Morgan, R OBP: 0.335, SLG: 0.358 (1, 4)	0-3 K		0-3 K			0-0 1B		0-0 F8		4	0	1	0	0	2	1
Glen Gorbous, L OBP: 0.361, SLG: 0.381 (1, 9)	0-0 4-3			0-0 P5		0-0 P4		4-0 BB		3	0	0	0	1	0	1
Del Ennis, R OBP: 0.301, SLG: 0.456 (1, 7)		0-0 5-3		0-0 5-3		0-0 F9		0-3 K		4	0	0	0	0	1	2
Willie Jones, R OBP: 0.352, SLG: 0.420 (1, 5)		0-0 1-3		0-0 F8			0-0 F9	0-0 F9		4	0	0	0	0	0	1
Andy Seminick, R OBP: 0.355, SLG: 0.490 (1, 2)		0-0 1B		0-3 K			0-0 1B		0-0 HR	4	1	3	1	0	1	0
Mary Blaylock, L OBP: 0.297, SLG: 0.345 (1, 3)		0-3 K		0-3 K			0-0 BB		0-0 F7	4	0	1	0	0	2	1
Roy Smalley, R OBP: 0.306, SLG: 0.324 (1, 6)			0-3 K		4-0 BB		0-3 K		0-3 K	3	0	0	0	1	3	2
Herm Wehmeier, R OBP: 0.256, SLG: 0.244 (5, PH)			0-3 K		0-0 F3		4-0 BB		0-3 K	1	0	0	0	0	1	0
Jim Greengrass, R OBP: 0.289, SLG: 0.317 (6, 1)										1	0	0	0	0	0	1
Bob Miller, R OBP: 0.222, SLG: 0.333 (7, PH)										0	0	0	0	0	0	0
Stan Lopata, R OBP: 0.359, SLG: 0.447 (8, 1)										0	0	0	0	1	0	0
Ron Mrozinski, R OBP: 0.409, SLG: 0.472 (9, PH)										1	0	0	0	0	1	0

BOTTOM

Milwaukee Braves @ Philadelphia Phillies
Connie Mack Stadium, Philadelphia, PA

Thu Jul 14 1955, 3:33 AM EDT
 Att. 16,728 - Unknown

livebaseballscores.com

AB	32
R	1
H	5
RBI	1
BB	4
SO	12
LOB	12



Inning Stats	R: 0	H: 0	E: 0	K: 2	S: 7	R: 0	H: 1	E: 0	K: 1	S: 6	R: 0	H: 0	E: 0	K: 3	S: 9	R: 0	H: 0	E: 0	K: 0	S: 3	R: 0	H: 0	E: 0	K: 2	S: 7	R: 0	H: 1	E: 0	K: 0	S: 4	R: 0	H: 2	E: 0	K: 1	S: 7	R: 0	H: 0	E: 0	K: 1	S: 5	R: 1	H: 1	E: 0	K: 2	S: 8	1B: 4	2B: 0	3B: 0	HR: 1	SF: 0	SAC: 0	DP: 0	HBP: 0	WP: 0	PA: 36
PITCHER Bob Buhl, R ERA: 3.08 (1, 1)	IP	WLS	BF	H	R	ER	SO	BB	IBB	HBP	BLK	WP	HR	S	P	ERA	WHIP													IP	WLS	BF	H	R	ER	SO	BB	IBB	HBP	BLK	WP	HR	S	P	ERA	WHIP									

Batter	1	2	3	4	5	6	7	8	9	AB R H RBI BB SO LOB	TOP									
Bill Bruton, L (1, 8) OBP: 0.328, SLG: 0.427	0-0 F2		0-0 P6			0-0 WP 1B		0-0 F9		4 0 1 0 0 0 1										
Johnny Logan, R (1, 6) OBP: 0.374, SLG: 0.471	0-0 6-3		4-0 1-2 BB			0-0 F7		4-0 SH1-4 BB		2 0 0 0 2 0 1										
Eddie Mathews, L (1, 5) OBP: 0.437, SLG: 0.632	0-0 1B		0-0 F9			0-3 K		0-0 SH1-4		3 0 1 0 0 1 3										
Hank Aaron, R (1, 4) OBP: 0.361, SLG: 0.554	0-3 K			0-0 6-3		0-0 F7		0-0 5-3		4 0 0 0 0 1 3										
Bobby Thomson, R (1, 7) OBP: 0.323, SLG: 0.439		0-0 F9		0-0 P4			0-0 F9		0-0 6-3	4 0 0 0 0 0 1										
Andy Pafko, R (1, 9) OBP: 0.297, SLG: 0.333		0-0 6-3		0-0 F8			0-0 P4			3 0 0 0 0 0 0										
Joe Adcock, R (1, 3) OBP: 0.340, SLG: 0.468		0-0 P3			0-0 6-3		0-0 5-3			3 0 0 0 0 0 0										
Del Crandall, R (1, 2) OBP: 0.311, SLG: 0.432			0-0 FC3-6 1B		0-0 F2			0-0 F7		3 0 1 0 0 0 0										
Lew Burdette, R (1, 1) OBP: 0.208, SLG: 0.217			0-0 FC3-6 BB		0-0 P3			0-0 F8		3 0 0 0 0 0 1										
Inning Stats	R: 0 E: 0 K: 1 S: 6	H: 1 LOB: 1 BB: 0 P: 6	R: 0 E: 0 K: 0 S: 3	H: 0 LOB: 0 BB: 0 P: 3	R: 0 E: 0 K: 0 S: 4	H: 1 LOB: 2 BB: 1 P: 8	R: 0 E: 0 K: 0 S: 3	H: 0 LOB: 0 BB: 0 P: 3	R: 0 E: 0 K: 0 S: 3	H: 0 LOB: 0 BB: 0 P: 3	R: 0 E: 0 K: 0 S: 3	H: 0 LOB: 0 BB: 0 P: 3	R: 0 E: 0 K: 0 S: 3	H: 0 LOB: 1 BB: 1 P: 7	R: 0 E: 0 K: 0 S: 3	H: 0 LOB: 1 BB: 1 P: 7	1B: 3 2B: 0 3B: 0 HR: 0	SF: 0 SAC: 1 DP: 0 HBP: 0	WP: 1 PB: 0 SB: 0 CS: 0	PA: 32
PITCHER Murry Dickson, R (1, 1) ERA: 3.72	IP: 9.0 WLS: W BF: 32 H: 3 R: 0 ER: 0 SO: 2 BB: 2 IBB: 0 HBP: 0 BLK: 0 WP: 1 HR: 0 S: 34 P: 42 ERA: 0.00 WHIP: 0.556																			

Milwaukee Braves @ Philadelphia Phillies
 Connie Mack Stadium, Philadelphia, PA

AB	29
R	0
H	3
RBI	0
BB	2
SO	2
LOB	10



Fri Jul 15 1955, 3:33 AM EDT
 Att: 11,794 - Unknown

livebaseballscorecards.com

Batter	1	2	3	4	5	6	7	8	9	AB	R	H	RBI	BB	SO	LOB																								
Richie Ashburn, L OBP: 0.437, SLG: 0.455 (1, 8)	0-0 5-3	0-0 4-3					0-0 FC6-4 BB 1B		0-0 4-3								4	0	1	0	0	0	1																	
Bobby Morgan, R OBP: 0.333, SLG: 0.353 (1, 4)	0-0 F8		0-0 F7				4-0 BB BB BB 1-2 FC6-4 BB		0-0 F8								3	0	0	0	1	0	0																	
Glen Gorbous, L OBP: 0.358, SLG: 0.378 (1, 9)	0-0 1B		0-0 P4				0-0 P4		0-0 P6								4	0	1	0	0	0	2																	
Del Ennis, R OBP: 0.301, SLG: 0.454 (1, 7)	0-0 1B		0-0 F7				0-0 FC6-4 1-2f 2-3		0-0 P6								4	0	1	0	0	0	2																	
Willie Jones, R OBP: 0.354, SLG: 0.417 (1, 5)	4-0 1-2 BB			0-0 F7			0-0 6-3		4-0 BB BB BB 3B BB								2	1	0	0	2	0	2																	
Andy Seminick, R OBP: 0.347, SLG: 0.477 (1, 2)	0-3 K			0-0 1-3			0-0 P5		0-0 F9								4	0	0	0	0	1	4																	
Mary Blaylock, L OBP: 0.307, SLG: 0.374 (1, 3)		0-0 3B			4-0 BB BB BB BB BB		0-0 F8		0-0 1-H 3B								3	0	2	1	1	0	0																	
Roy Smalley, R OBP: 0.316, SLG: 0.326 (1, 6)		0-0 5-3			4-0 BB BB BB 1-2 BB		0-0 1B		4-0 IBB								2	0	1	0	2	0	1																	
Murry Dickson, R OBP: 0.220, SLG: 0.317 (1, 1)		0-0 F7			0-0 6-3		0-0 5-3		0-0 4-3								4	0	0	0	0	0	6																	
Inning Stats	R: 0 E: 0 K: 1 S: 7	H: 2 LOB: 3 BB: 1 P: 11	R: 0 E: 0 K: 0 S: 4	H: 1 LOB: 1 BB: 0 P: 4	R: 0 E: 0 K: 0 S: 3	H: 0 LOB: 0 BB: 0 P: 3	R: 0 E: 0 K: 0 S: 3	H: 0 LOB: 2 BB: 2 P: 11	R: 0 E: 0 K: 0 S: 4	H: 1 LOB: 1 BB: 0 P: 4	R: 0 E: 0 K: 0 S: 3	H: 0 LOB: 0 BB: 0 P: 3	R: 1 E: 0 K: 0 S: 4	H: 1 LOB: 2 BB: 2 P: 12			1B: 4 2B: 0 3B: 2 HR: 0	SF: 0 SAC: 0 DP: 0 HBP: 0	WP: 0 PB: 0 SB: 0 CS: 0	PA: 36																				
PITCHER Lew Burdette, R ERA: 4.39 (1, 1)	IP 8.0	WLS L	BF 36	H 6	R 1	ER 1	SO 1	BB 5	IBB 1	HBP 0	BLK 0	WP 0	HR 0	S 32	P 56	ERA 1.12	WHIP 1.375						PITCHER	IP 8.0	WLS L	BF 36	H 6	R 1	ER 1	SO 1	BB 5	IBB 1	HBP 0	BLK 0	WP 0	HR 0	S 32	P 56	ERA 1.12	WHIP 1.375

BOTTOM

Milwaukee Braves @ Philadelphia Phillies
Connie Mack Stadium, Philadelphia, PA

Fri Jul 15 1955, 3:33 AM EDT
 Att. 11,794 - Unknown

livebaseballscorecards.com

AB	30
R	1
H	6
RBI	1
BB	6
SO	1
LOB	18



Batter	1	2	3	4	5	6	7	8	9	AB R H RBI BB SO LOB	TOP																									
Bill Bruton, L (1, 8) OBP: 0.332, SLG: 0.440	0-0 HR		0-0 4-3		0-0 F7		0-0 1B		0-0 SH2-4 SF8 2B	5 2 3 1 0 0 0																										
Johnny Logan, R (1, 6) OBP: 0.375, SLG: 0.471	0-0 F4		0-0 1B			0-0 1B FC5-2-5	0-0 F4		0-0 SH2-4	4 0 2 0 0 0 1																										
Eddie Mathews, L (1, 5) OBP: 0.439, SLG: 0.633	4-0 BB		0-0 F8			0-0 1B BB FC5-2-5		0-0 HR	0-0 SF8	3 1 2 1 1 0 1																										
Hank Aaron, R (1, 4) OBP: 0.359, SLG: 0.557	0-0 F8		0-0 F9			0-0 1B BB FC5-2-5	0-0 HR	0-0 HR	0-0 6-3	5 1 1 2 0 0 4																										
Bobby Thomson, R (1, 7) OBP: 0.318, SLG: 0.432	0-0 F4			0-0 F9		0-3 K		0-3 K		4 0 0 0 0 2 3																										
Andy Pafko, R (1, 9) OBP: 0.303, SLG: 0.333		0-0 F8		0-0 1B G4-6-3		4-0 BB 1-2 2-3		0-0 4-3		3 0 1 0 1 0 0																										
Joe Adcock, R (1, 3) OBP: 0.339, SLG: 0.462		0-0 F8		0-0 G4-6-3		0-0 F8		4-0 HR BB		3 1 0 0 1 0 4																										
Del Crandall, R (1, 2) OBP: 0.314, SLG: 0.457		0-0 HR			0-0 5-3		0-0 5-3	0-0 HR		4 2 2 3 0 0 0																										
Warren Spahn, L (1, 1) OBP: 0.171, SLG: 0.231		0-0 F5			0-0 F7		0-0 6-3	0-0 F2		3 0 0 0 0 0 0																										
George Crowe, L (8, PH) OBP: 0.391, SLG: 0.505										1 0 0 0 0 0 0																										
Ray Crone, R (8, 1) OBP: 0.200, SLG: 0.200										0 0 0 0 0 0 0																										
Roberto Vargas, L (9, 1) OBP: 1.000, SLG: 1.000										0 0 0 0 0 0 0																										
Phil Paine, R (9, 1)										0 0 0 0 0 0 0																										
Inning Stats	R: 1 E: 0 K: 0 S: 4	H: 1 LOB: 1 BB: 1 P: 8	R: 1 E: 0 K: 0 S: 4	H: 1 LOB: 0 BB: 0 P: 4	R: 0 E: 0 K: 0 S: 4	H: 1 LOB: 1 BB: 0 P: 4	R: 0 E: 0 K: 0 S: 3	H: 0 LOB: 0 BB: 0 P: 3	R: 0 E: 0 K: 1 S: 7	H: 2 LOB: 3 BB: 1 P: 11	R: 0 E: 0 K: 0 S: 4	H: 1 LOB: 1 BB: 0 P: 4	R: 4 E: 0 K: 1 S: 8	H: 3 LOB: 0 BB: 1 P: 12	R: 1 E: 0 K: 0 S: 4	H: 1 LOB: 0 BB: 0 P: 4	1B: 6 2B: 1 3B: 0 HR: 4	SF: 1 SAC: 1 DP: 1 HBP: 0	WP: 0 PB: 0 SB: 1 CS: 0	PA: 40																
PITCHER	IP WLS BF H R ER SO BB IBB HBP BLK WP HR S P ERA WHIP																																			
Sal Maglie, R (1, 1) ERA: 3.16	7.0		31	9	4	4	1	2	0	0	0	0	3	31	39	5.14	1.571																			
Mary Grissom, R (8, 1) ERA: 2.97	1.1		7	2	3	3	1	1	0	0	0	0	1	8	12	20.25	2.250																			
Don Liddle, L (9, 1) ERA: 4.93	0.2	W	2	0	0	0	0	0	0	0	0	0	0	2	2	0.00	0.000																			

Milwaukee Braves @ New York Giants
Polo Grounds, New York, NY
Sat Jul 16 1955, 3:33 AM EDT
Att. 9,587 - Unknown

livebaseballscorecards.com

AB 35
R 7
H 11
RBI 7
BB 3
SO 2
LOB 13



BOTTOM

Milwaukee Braves @ New York Giants
Polo Grounds, New York, NY
Sat Jul 16 1955, 3:33 AM EDT
Att. 9,587 - Unknown

livebaseballscorecards.com

AB	35
R	8
H	12
RBI	6
BB	2
SO	2
LOB	11



WP	1	PA	40
PB	0		
SB	0		
CS	1		

AB	R	H	RBI	BB	SO	LOB
4	0	1	0	0	1	0
1	0	0	0	0	0	2

4	1	1	0	1	0	2
---	---	---	---	---	---	---

5	1	2	0	0	0	2
---	---	---	---	---	---	---

3	0	0	0	0	0	2
1	0	0	0	0	0	0

4	1	1	1	0	1	1
---	---	---	---	---	---	---

4	2	3	2	0	0	0
---	---	---	---	---	---	---

4	1	3	0	0	0	1
---	---	---	---	---	---	---

3	1	1	2	0	0	1
0	0	0	0	0	0	0
0	0	0	0	1	0	0
0	1	0	0	0	0	0

2	0	0	0	0	0	0
0	0	0	0	0	0	0
0	0	0	0	0	0	0
0	0	0	1	0	0	0

1B	8	SF	1
2B	1	SAC	1
3B	0	DP	1
HR	3	HBP	0

Batter	1	2	3	4	5	6	7	8	9
Wayne Terwilliger, R (1, 4) Davey Williams, R (9, PH) OBP: 0.283, SLG: 0.277 OBP: 0.301, SLG: 0.322	0-0 F9		0-0 1B		0-3 K		0-0 F3		0-0 FC5-1-6 WP
Whitey Lockman, L (1, 7) OBP: 0.318, SLG: 0.425	0-0 F8		0-0 F5			0-0 1B G4-6-3 1B		0-0 F8	4-0 WP IBB
Willie Mays, R (1, 8) OBP: 0.398, SLG: 0.630	0-0 F7			0-0 HR G3 1B		0-0 1B G4-6-3 1B		0-0 F3	0-0 WP
Bobby Hofman, R (1, 3) Gail Harris, L (8, PH) (9, 3) OBP: 0.358, SLG: 0.500 OBP: 0.289, SLG: 0.415		0-0 6-3		0-0 G3		0-0 G4-6-3		0-0 4-3	
Don Mueller, L (1, 9) OBP: 0.329, SLG: 0.425		0-0 L3		0-3 K		0-0 4-3			0-0 HR
Alvin Dark, R (1, 6) OBP: 0.328, SLG: 0.393		0-0 F9		0-0 HR					0-0 1B SF9 2B
Hank Thompson, L (1, 5) OBP: 0.390, SLG: 0.411			0-0 FC5-4 1B	0-0 CS 1B					0-0 SF9 BB 1B
Wes Westrum, R (1, 2) Dusty Rhodes, L (9, PH) Sid Gordon, R (9, PH) Ruben Gomez, R (9, PR) OBP: 0.336, SLG: 0.261 OBP: 0.324, SLG: 0.355 OBP: 0.272, SLG: 0.277 OBP: 0.324, SLG: 0.351			0-0 FC5-4 1B SH1-3	0-0 CS 1B	0-0 F8				4-0 FC5-1-6 WP BB
Sal Maglie, R (1, 1) Marv Grissom, R (8, 1) Don Liddle, L (9, 1) Bill Taylor, L (9, PH) OBP: 0.195, SLG: 0.132 OBP: 0.200, SLG: 0.200 OBP: 0.500, SLG: 0.286 OBP: 0.289, SLG: 0.595			0-0 SH1-3		0-0 5-3				0-0 SF9

Inning Stats	R: 0	H: 0	E: 0	K: 0	S: 3	R: 0	H: 0	E: 0	K: 0	S: 3	R: 0	H: 2	E: 0	K: 1	S: 5	R: 2	H: 3	E: 0	K: 1	S: 7	R: 0	H: 0	E: 0	K: 1	S: 5	R: 1	H: 2	E: 0	K: 0	S: 4	R: 2	H: 2	E: 0	K: 0	S: 5	R: 0	H: 0	E: 0	K: 0	S: 3	R: 3	H: 3	E: 0	K: 0	S: 5	1B: 8	2B: 1	3B: 0	HR: 3	SF: 1	SAC: 1	DP: 1	HBP: 0	WP: 1	PA: 40
--------------	------	------	------	------	------	------	------	------	------	------	------	------	------	------	------	------	------	------	------	------	------	------	------	------	------	------	------	------	------	------	------	------	------	------	------	------	------	------	------	------	------	------	------	------	------	-------	-------	-------	-------	-------	--------	-------	--------	-------	--------

PITCHER	IP	WLS	BF	H	R	ER	SO	BB	IBB	HBP	BLK	WP	HR	S	P	ERA	WHIP
Warren Spahn, L (1, 1) ERA: 3.91	7.0		28	9	5	5	2	0	0	0	0	0	2	32	32	6.43	1.286
Ray Crone, R (8, 1) ERA: 3.56	1.0	L	6	3	3	3	0	0	0	0	0	0	1	6	6	27.00	3.000
Roberto Vargas, L (9, 1) ERA: 8.8	0.0		1	0	0	0	0	1	0	0	0	0	0	4	4	∞	∞
Phil Paine, R (9, 1) ERA:	0.2		4	0	0	0	0	0	1	0	0	1	0	2	6	0.00	0.000

Batter	1	2	3	4	5	6	7	8	9	AB R H RBI BB SO LOB	TOP											
Bill Bruton, L (1, 8) OBP: 0.330, SLG: 0.435	0-0 4-3		0-0 F3		0-3 K		0-0 F7		4-0 BB SH1-4 BB	4 0 0 0 1 1 2												
Johnny Logan, R (1, 6) OBP: 0.374, SLG: 0.468	0-0 5-3		0-0 F9			0-0 1-3 2B 1B		0-0 F3	0-0 SH1-4	4 1 1 0 0 0 2												
Eddie Mathews, L (1, 5) OBP: 0.438, SLG: 0.627	0-3 K2-3			0-0 FC4-6 1B		0-0 1-3		4-0 BB E BB	0-0 F3	4 1 1 0 1 1 2												
Hank Aaron, R (1, 4) OBP: 0.362, SLG: 0.558		0-0 F3		0-3 K		0-0 1B 2B		4-0 E HR BB	4-0 BB IBB	3 2 1 1 2 1 1												
Bobby Thomson, R (1, 7) OBP: 0.319, SLG: 0.426		4-0 CS BB		0-0 F5		0-3 K		0-0 F8	4-0 BB BB	3 0 0 0 2 1 4												
Andy Pafko, R (1, 9) OBP: 0.299, SLG: 0.328		0-3 K 1-2		0-0 FC4-6 1-2f		0-0 1B		0-0 E5 HR	0-0 3-1	5 1 1 1 0 1 6												
Joe Adcock, R (1, 3) OBP: 0.345, SLG: 0.493			0-0 1B 1B		0-0 HR		0-0 K	0-0 1-H 3-H HR		4 2 3 4 0 1 1												
Del Crandall, R (1, 2) OBP: 0.317, SLG: 0.470			0-0 1B		0-0 F7		0-0 F3	0-0 HR		4 1 2 1 0 0 0												
Gene Conley, R (1, 1) OBP: 0.200, SLG: 0.220 Danny O'Connell, R (7, PH) OBP: 0.280, SLG: 0.317 Dave Jolly, R (7, 1) OBP: 0.200, SLG: 0.400			0-3 K		0-0 F4		0-0 G3	0-0 F8		2 0 0 0 0 1 2 1 0 0 0 0 0 0 1 0 0 0 0 0 0												
Inning Stats	R: 0 E: 0 K: 1 S: 5	H: 0 LOB: 0 BB: 0 P: 5	R: 0 E: 0 K: 1 S: 4	H: 0 LOB: 1 BB: 1 P: 8	R: 0 E: 0 K: 1 S: 7	H: 2 LOB: 2 BB: 0 P: 7	R: 0 E: 0 K: 1 S: 6	H: 1 LOB: 1 BB: 0 P: 6	R: 1 E: 0 K: 1 S: 6	H: 1 LOB: 0 BB: 0 P: 6	R: 2 E: 0 K: 2 S: 10	H: 3 LOB: 1 BB: 0 P: 10	R: 0 E: 0 K: 0 S: 3	H: 0 LOB: 0 BB: 0 P: 3	R: 5 E: 1 K: 0 S: 6	H: 2 LOB: 0 BB: 2 P: 14	R: 0 E: 0 K: 0 S: 3	H: 0 LOB: 3 BB: 3 P: 15	1B: 5 2B: 2 3B: 0 HR: 3	SF: 0 SAC: 1 DP: 1 HBP: 0	WP: 0 PB: 0 SB: 0 CS: 1	PA: 42
PITCHER	IP WLS BF H R ER SO BB IBB HBP BLK WP HR S P ERA WHIP																					
Johnny Antonelli, L (1, 1) ERA: 3.7	7.2 L 35 9 8 3 7 3 0 0 0 0 0 3 46 58 3.52 1.565																					
Hoyt Wilhelm, R (8, 1) ERA: 3.86	0.1 1 0 0 0 0 0 0 0 0 0 0 0 1 1 0.00 0.000																					
Don Liddle, L (9, 1) ERA: 4.84	0.2 3 0 0 0 0 1 0 0 0 0 0 0 2 6 0.00 1.500																					
Ramon Monzant, R (9, 1) ERA: 6.46	0.1 3 0 0 0 0 1 1 0 0 0 0 0 0 1 9 0.00 3.000																					

Milwaukee Braves @ New York Giants
Polo Grounds, New York, NY
Sun Jul 17 1955, 3:33 AM EDT
Unknown

AB	35
R	8
H	9
RBI	7
BB	6
SO	7
LOB	20



WP	0	PA	42
PB	0		
SB	0		
CS	1		

livebaseballscorecards.com

Batter	1	2	3	4	5	6	7	8	9	AB	R	H	RBI	BB	SO	LOB
Wayne Terwilliger, R (1, 4) OBP: 0.281, SLG: 0.260 Bill Taylor, L (8, PH) OBP: 0.282, SLG: 0.579 Don Liddle, L (9, 1) OBP: 0.500, SLG: 0.286 Ramon Monzant, R (9, 1)	0-3 K	0-0 F7			0-0 F7		4-0 CS BB	0-0 F3		3	0	0	0	1	1	2
Whitey Lockman, L (1, 7) OBP: 0.317, SLG: 0.421	0-0 1-3	0-0 FC6-4			0-0 F9		0-0 BB 1B		0-0 F3	5	0	1	0	0	0	2
Willie Mays, R (1, 8) OBP: 0.395, SLG: 0.622	0-0 1-3				0-0 F2		0-0 F8		4-0 G3-6 BB	4	0	0	0	1	0	1
Hank Thompson, L (1, 5) OBP: 0.393, SLG: 0.410		4-0 E 1B BB			0-0 F6		0-0 FC1-6 1B		0-0 G3-6	3	1	1	0	2	0	1
Don Mueller, L (1, 9) OBP: 0.331, SLG: 0.426		0-0 E9 1B 1B			0-0		0-0 FC1-6 HR		0-0 F8	4	2	2	0	0	0	3
Alvin Dark, R (1, 6) OBP: 0.327, SLG: 0.391		0-0 1B BB 1B			0-0 5-3		0-0 4-3		0-0 F2	4	1	1	0	0	0	2
Gail Harris, L (1, 3) OBP: 0.295, SLG: 0.408		4-0 FC1-5 1B BB			0-0 F8		4-0 HR BB		0-0 E6 1B	2	2	0	0	2	0	0
Wes Westrum, R (1, 2) OBP: 0.347, SLG: 0.301		0-0 FC1-5 1B			0-0 F8		0-0 HR		0-0 1B	4	1	3	6	0	0	0
Johnny Antonelli, L (1, 1) OBP: 0.188, SLG: 0.222 Hoyt Wilhelm, R (8, 1) OBP: 0.286, SLG: 0.167 Dusty Rhodes, L (8, PH) OBP: 0.321, SLG: 0.351 Davey Williams, R (9, 4) OBP: 0.301, SLG: 0.322		0-0 FC1-5 FC6-4			0-0 F9		0-0 G3		0-3 K	3	0	0	0	0	0	2

Inning Stats	R: 0	H: 0	E: 0	K: 1	S: 5	R: 3	H: 3	E: 1	K: 0	S: 6	R: 0	H: 1	E: 0	K: 0	S: 4	R: 0	H: 0	E: 0	K: 0	S: 3	R: 3	H: 2	E: 1	K: 0	S: 5	R: 0	H: 1	E: 0	K: 0	S: 3	R: 1	H: 1	E: 1	K: 1	S: 7	R: 0	H: 0	E: 0	K: 0	S: 2	1B: 7	SF: 0	2B: 0	SAC: 0	3B: 0	DP: 1	HR: 1	HBP: 0	WP: 0	PA: 40
--------------	------	------	------	------	------	------	------	------	------	------	------	------	------	------	------	------	------	------	------	------	------	------	------	------	------	------	------	------	------	------	------	------	------	------	------	------	------	------	------	------	-------	-------	-------	--------	-------	-------	-------	--------	-------	--------


PITCHER	IP	WLS	BF	H	R	ER	SO	BB	IBB	HBP	BLK	WP	HR	S	P	ERA	WHIP
Gene Conley, R (1, 1) ERA: 3.83	6.0		27	6	6	6	1	3	0	0	0	0	1	26	38	9.00	1.500
Dave Jolly, R (7, 1) ERA: 7.47	3.0	W	13	2	1	0	1	3	0	0	0	0	0	12	24	0.00	1.667

Milwaukee Braves @ New York Giants
Polo Grounds, New York, NY
 Sun Jul 17 1955, 3:33 AM EDT
 Unknown

AB	34
R	7
H	8
RBI	6
BB	6
SO	2
LOB	15



livebaseballscorecards.com

Batter	1	2	3	4	5	6	7	8	9	AB R H RBI BB SO LOB	TOP							
Bill Bruton, L (1, 8) <small>OBP: 0.330, SLG: 0.435</small>											0 0 0 0 0 0 0 0	Milwaukee Braves @ New York Giants Polo Grounds, New York, NY Sun Jul 17 1955, 3:38 AM EDT Att. 22,413 - Unknown livebaseballscorecards.com						
Johnny Logan, R (1, 6) <small>OBP: 0.374, SLG: 0.468</small>											0 0 0 0 0 0 0 0							
Eddie Mathews, L (1, 5) <small>OBP: 0.438, SLG: 0.627</small>											0 0 0 0 0 0 0 0							
Hank Aaron, R (1, 4) <small>OBP: 0.362, SLG: 0.558</small>											0 0 0 0 0 0 0 0							
Bobby Thomson, R (1, 7) <small>OBP: 0.319, SLG: 0.426</small>											0 0 0 0 0 0 0 0							
Chuck Tanner, L (1, 9) <small>OBP: 0.318, SLG: 0.410</small>											0 0 0 0 0 0 0 0							
Joe Adcock, R (1, 3) <small>OBP: 0.345, SLG: 0.493</small>											0 0 0 0 0 0 0 0							
Del Rice, R (1, 2) <small>OBP: 0.284, SLG: 0.310</small>											0 0 0 0 0 0 0 0							
Chet Nichols, S (1, 1) <small>OBP: 0.097, SLG: 0.129</small>	0 0 0 0 0 0 0 0																	
Inning Stats	1B: 0 SF: 0 2B: 0 SAC: 0 3B: 0 DP: 0 HR: 0 HBP: 0		WP: 0 PA: 0 PB: 0 SB: 0 CS: 0															
PITCHER Paul Giel, R (1, 1) <small>ERA: 3.03</small>	IP	WLS	BF	H	R	ER	SO	BB	IBB	HBP	BLK	WP	HR	S	P	ERA	WHIP	PITCHER IP WLS BF H R ER SO BB IBB HBP BLK WP HR S P ERA WHIP
	0.0	L	0	0	0	0	0	0	0	0	0	0	0	0	0	∞	∞	

Batter	1	2	3	4	5	6	7	8	9	AB R H RBI BB SO LOB	TOP																									
Bill Bruton, L (1, 8) OBP: 0.328, SLG: 0.430	0-0 4-3		0-0 6-3		0-0 WP SF9 1B 1-2 2-3 1B		0-0 8-2 3-H			4 1 1 0 0 0 1																										
Johnny Logan, R (1, 6) OBP: 0.368, SLG: 0.459	0-0 F7			0-0 F8		0-0 1-2 2-H 3-H 1B		0-3 K		4 0 1 2 0 1 0																										
Eddie Mathews, L (1, 5) OBP: 0.442, SLG: 0.630	0-0 F9			0-0 3B		0-0 SF9 2-H		0-0 4-3		3 0 1 1 0 0 0																										
Hank Aaron, R (1, 4) OBP: 0.364, SLG: 0.557		0-0 1B 2B		0-0 5-3		0-0 P6		0-0 P6		4 1 1 0 0 0 2																										
Bobby Thomson, R (1, 7) OBP: 0.324, SLG: 0.420		0-0 L5-3 2-H 1B		0-0 P8		0-3 K		0-0 F2		4 0 1 1 0 1 1																										
Andy Pafko, R (1, 9) OBP: 0.298, SLG: 0.326		0-0 P3			0-0 E1 1B 1B		0-0 F9		0-0 F9	4 1 1 0 0 0 1																										
Joe Adcock, R (1, 3) OBP: 0.341, SLG: 0.481		0-0 L5-3 1-2			4-0 1B 1B 1B BB		0-3 K		0-0 F8	3 1 0 0 1 1 1																										
Del Crandall, R (1, 2) OBP: 0.320, SLG: 0.480			0-3 K		0-0 1B 1B 1-2 2-H 1B		0-0 8-2 3B			3 1 2 1 0 1 0																										
Bob Buhl, R (1, 1) OBP: 0.125, SLG: 0.067			0-3 K		0-0 P6		0-0 F8			1 0 0 0 0 1 0																										
George Crowe, L (5, PH) OBP: 0.388, SLG: 0.500										1 0 0 0 0 0 2																										
Ernie Johnson, R (5, 1) OBP: 0.200, SLG: 0.077										0 0 0 0 0 0 0																										
Warren Spahn, L (5, 1) OBP: 0.167, SLG: 0.225										1 0 0 0 0 0 1																										
Inning Stats	R: 0 E: 0 K: 0 S: 3	H: 0 LOB: 0 BB: 0 P: 3	R: 1 E: 0 K: 0 S: 4	H: 2 LOB: 0 BB: 0 P: 4	R: 0 E: 0 K: 2 S: 7	H: 0 LOB: 0 BB: 0 P: 7	R: 0 E: 0 K: 0 S: 4	H: 1 LOB: 1 BB: 0 P: 4	R: 4 E: 1 K: 0 S: 7	H: 4 LOB: 1 BB: 1 P: 11	R: 0 E: 0 K: 2 S: 7	H: 0 LOB: 0 BB: 0 P: 7	R: 0 E: 0 K: 0 S: 3	H: 1 LOB: 0 BB: 0 P: 3	R: 0 E: 0 K: 1 S: 5	H: 0 LOB: 0 BB: 0 P: 5	R: 0 E: 0 K: 0 S: 3	H: 0 LOB: 0 BB: 0 P: 3	R: 0 E: 0 K: 0 S: 3	H: 0 LOB: 0 BB: 0 P: 3	1B: 5 2B: 3 3B: 2 HR: 0	SF: 1 SAC: 0 DP: 2 HBP: 0	WP: 1 PB: 0 SB: 0 CS: 0	PA: 34												
PITCHER	IP WLS BF H R ER SO BB IBB HBP BLK WP HR S P ERA WHIP																			PITCHER	IP WLS BF H R ER SO BB IBB HBP BLK WP HR S P ERA WHIP															
Ruben Gomez, R (1, 1) ERA: 4.06	4.0		17	5	4	4	2	1	0	0	0	0	0	20	24	9.00	1.500																			
Hoyt Wilhelm, R (5, 1) ERA: 3.86	0.1		3	2	0	0	0	0	0	0	0	0	0	3	3	0.00	6.000																			
Don Liddle, L (5, 1) ERA: 4.5	2.2	W	8	1	1	1	2	0	0	0	0	1	0	12	12	3.38	0.375																			
Windy McCall, L (8, 1) ERA: 4.81	2.0	S	6	0	0	0	1	0	0	0	0	0	0	8	8	0.00	0.000																			

Milwaukee Braves @ New York Giants
Polo Grounds, New York, NY
Mon Jul 18 1955, 3:33 AM EDT
Att: 14,698 - Unknown

livebaseballscorecards.com

AB	32
R	5
H	8
RBI	5
BB	1
SO	5
LOB	9



Batter	1	2	3	4	5	6	7	8	9
Alvin Dark, R OBP: 0.330, SLG: 0.400 (1, 6)	0-0 F3		0-0 HR		0-0 6-3		4-0 BB E BB		
Whitey Lockman, L OBP: 0.322, SLG: 0.424 (1, 7)	0-0 L9		0-0 5-3		0-0 1B 1B		4-0 BB E BB		
Willie Mays, R OBP: 0.397, SLG: 0.617 (1, 8)	0-0 F9		4-0 BB		0-0 1B 1B		0-0 E8 1-H 2-H		
Hank Thompson, L OBP: 0.391, SLG: 0.419 (1, 5)		0-0 HR	0-0 4-3		0-3 K		0-0 B1-3		
Don Mueller, L OBP: 0.329, SLG: 0.422 (1, 9)		0-0 F7		0-0 4-3		0-0 6-3		0-0 FC3-8 1B	
Gail Harris, L OBP: 0.301, SLG: 0.406 (1, 3)		0-3 K		0-0 G6-4-3 1B		4-0 BB G6-4-3		0-0 FC3-6 1-2f	
Wes Westrum, R OBP: 0.335, SLG: 0.289 (1, 2)		0-0 F8		0-0 G6-4-3 1-2f		0-0 G6-4-3 1-2f		0-3 K	
Wayne Terwilliger, R OBP: 0.292, SLG: 0.263 (1, 4)			0-3 K		0-0 E1 SH1-3 1B		0-0 FC6-4 1B	0-0 L5	
Ruben Gomez, R OBP: 0.342, SLG: 0.395 (1, 1)			0-0 HR		0-0 SH1-3		0-0 FC6-4 CS		
Hoyt Wilhelm, R OBP: 0.286, SLG: 0.167 (5, 1)					2-3				
Don Liddle, L OBP: 0.500, SLG: 0.286 (5, 1)									
Davey Williams, R OBP: 0.298, SLG: 0.319 (7, PH)									
Windy McCall, L (8, 1)									

Inning Stats	R: 0	H: 0	E: 0	K: 0	S: 3	R: 1	H: 1	E: 0	K: 1	S: 6	R: 2	H: 2	E: 0	K: 1	S: 7	R: 0	H: 1	E: 0	K: 0	S: 3	R: 1	H: 3	E: 1	K: 1	S: 8	R: 0	H: 0	E: 0	K: 0	S: 2	R: 2	H: 1	E: 1	K: 0	S: 4	R: 0	H: 1	E: 0	K: 1	S: 6
	0	0	0	0	3	1	1	0	1	6	2	2	0	1	11	0	1	0	0	3	0	1	3	2	0	8	0	0	0	6	2	1	1	0	12	0	1	0	6	

PITCHER	IP	WLS	BF	H	R	ER	SO	BB	IBB	HBP	BLK	WP	HR	S	P	ERA	WHIP
Bob Buhl, R ERA: 3.21 (1, 1)	4.0		16	4	3	3	2	1	0	0	0	0	2	19	23	6.75	1.250
Ernie Johnson, R ERA: 2.91 (5, 1)	0.2		5	3	1	1	0	0	0	0	0	0	0	5	5	13.50	4.500
Warren Spahn, L ERA: 3.81 (5, 1)	3.1	L	14	2	2	0	2	3	0	0	0	0	0	15	27	0.00	1.500


BOTTOM


Milwaukee Braves @ New York Giants
Polo Grounds, New York, NY
Mon Jul 18 1955, 3:33 AM EDT
Att. 14,698 - Unknown

AB	30
R	6
H	9
RBI	4
BB	4
SO	4
LOB	11



1B	2B	3B	HR	SF	SAC	DP	HBP	WP	PA
6	1	0	2	0	1	2	0	0	35

Batter	1	2	3	4	5	6	7	8	9	AB R H RBI BB SO LOB	TOP																
Bill Bruton, L (1, 8) <small>OBP: 0.328, SLG: 0.430</small>											0 0 0 0 0 0 0 0	Milwaukee Braves @ Pittsburgh Pirates Forbes Field, Pittsburgh, PA Tue Jul 19 1955, 3:33 AM EDT Att. 7,953 - Unknown livebaseballscorecards.com															
Johnny Logan, R (1, 6) <small>OBP: 0.388, SLG: 0.459</small>											0 0 0 0 0 0 0 0																
Eddie Mathews, L (1, 5) <small>OBP: 0.442, SLG: 0.630</small>											0 0 0 0 0 0 0 0																
Hank Aaron, R (1, 4) <small>OBP: 0.364, SLG: 0.557</small>											0 0 0 0 0 0 0 0																
Bobby Thomson, R (1, 7) <small>OBP: 0.324, SLG: 0.420</small>											0 0 0 0 0 0 0 0																
Chuck Tanner, L (1, 9) <small>OBP: 0.330, SLG: 0.408</small>											0 0 0 0 0 0 0 0																
Joe Adcock, R (1, 3) <small>OBP: 0.341, SLG: 0.481</small>											0 0 0 0 0 0 0 0		AB 0 R 0 H 0 RBI 0 BB 0 SO 0 LOB 0														
Del Crandall, R (1, 2) <small>OBP: 0.320, SLG: 0.480</small>											0 0 0 0 0 0 0 0																
Lew Burdette, R (1, 1) <small>OBP: 0.208, SLG: 0.217</small>	0 0 0 0 0 0 0 0																										
Inning Stats											1B: 0 SF: 0 2B: 0 SAC: 0 3B: 0 DP: 0 HR: 0 HBP: 0 WP: 0 PA: 0 PB: 0 SB: 0 CS: 0																
PITCHER Vern Law, R (1, 1) <small>ERA: 3.4</small>	IP	WLS	BF	H	R	ER	SO	BB	IBB	HBP	BLK	WP	HR	S	P	ERA	WHIP										
																		PITCHER IP WLS BF H R ER SO BB IBB HBP BLK WP HR S P ERA WHIP									

Batter	1	2	3	4	5	6	7	8	9	AB R H RBI BB SO LOB	TOP							
Bill Bruton, L (1, 8) <small>OBP: 0.324, SLG: 0.424</small>											0 0 0 0 0 0 0 0	Milwaukee Braves @ Pittsburgh Pirates Forbes Field, Pittsburgh, PA Wed Jul 20 1955, 3:33 AM EDT Att. 5,560 - Unknown livebaseballscorecards.com						
Johnny Logan, R (1, 6) <small>OBP: 0.385, SLG: 0.454</small>											0 0 0 0 0 0 0 0							
Eddie Mathews, L (1, 5) <small>OBP: 0.443, SLG: 0.633</small>											0 0 0 0 0 0 0 0							
Hank Aaron, R (1, 4) <small>OBP: 0.359, SLG: 0.547</small>											0 0 0 0 0 0 0 0							
Bobby Thomson, R (1, 7) <small>OBP: 0.318, SLG: 0.410</small>											0 0 0 0 0 0 0 0							
Chuck Tanner, L (1, 9) <small>OBP: 0.328, SLG: 0.400</small>											0 0 0 0 0 0 0 0							
Joe Adcock, R (1, 3) <small>OBP: 0.335, SLG: 0.473</small>											0 0 0 0 0 0 0 0		AB 0 R 0 H 0 RBI 0 BB 0 SO 0 LOB 0					
Del Crandall, R (1, 2) <small>OBP: 0.320, SLG: 0.475</small>											0 0 0 0 0 0 0 0							
Ray Crone, R (1, 1) <small>OBP: 0.200, SLG: 0.200</small>	0 0 0 0 0 0 0 0																	
Inning Stats											1B: 0 SF: 0 2B: 0 SAC: 0 3B: 0 DP: 0 HR: 0 HBP: 0	WP: 0 PA: 0 PB: 0 SB: 0 CS: 0						
PITCHER Max Surkont, R (1, 1) <small>ERA: 5.39</small>	IP	WLS	BF	H	R	ER	SO	BB	IBB	HBP	BLK	WP	HR	S	P	ERA	WHIP	PITCHER IP WLS BF H R ER SO BB IBB HBP BLK WP HR S P ERA WHIP
	0.0		0	0	0	0	0	0	0	0	0	0	0	0	0	∞	∞	

Batter	1	2	3	4	5	6	7	8	9	AB R H RBI BB SO LOB	TOP		
Bill Bruton, L (1, 8) <small>OBP: 0.319, SLG: 0.417</small>	0-0 4-3		0-3 K		0-0 L8	0-0 4-3			0-0 1-3	5 0 0 0 0 1 0			
Johnny Logan, R (1, 6) <small>OBP: 0.371, SLG: 0.469</small>	0-0 P6		0-0 4-3 2B		0-0 1B			0-0 F5		4 0 2 0 0 0 0			
Eddie Mathews, L (1, 5) <small>OBP: 0.436, SLG: 0.629</small>	0-0 4-3		0-0 4-3 2-3		0-3 K			0-0 F8		4 0 0 0 0 1 2			
Hank Aaron, R (1, 4) <small>OBP: 0.355, SLG: 0.546</small>		0-0 HR	0-0 6-3		0-0 P6			0-0 F9		4 1 1 1 0 0 2			
Andy Pafo, R (1, 9) <small>OBP: 0.301, SLG: 0.328</small>		0-0 1B 1B		0-0 BB 1B		0-3 K		0-0 5-3		4 1 2 0 0 1 0			
Bobby Thomson, R (1, 7) <small>OBP: 0.323, SLG: 0.410</small> Chuck Tanner, L (9, 7) <small>OBP: 0.333, SLG: 0.404</small>		0-0 F9		4-0 1B 1-2 BB		4-0 FC5-4 BB		0-0 5-3		2 0 0 0 2 0 1 0 0 0 0 0 0 0			
Joe Adcock, R (1, 3) <small>OBP: 0.333, SLG: 0.468</small>		0-0 1-2 1B		0-0 1-3 2-H 1B		0-0 FC5-4 BB HR		0-0 1-4-3		4 1 2 1 0 0 1			
Del Crandall, R (1, 2) <small>OBP: 0.315, SLG: 0.464</small>		0-0 F9		0-0 F8		4-0 BB BB BB 1-2 HR BB		0-0 5-3		3 1 0 0 1 0 3			
Warren Spahn, L (1, 1) <small>OBP: 0.174, SLG: 0.295</small>		0-0 4-3		0-3 K		0-0 1-H 2-H HR		0-0 F8		4 1 1 3 0 1 3			
Inning Stats	R: 0 E: 0 K: 0 S: 3 H: 0 LOB: 0 BB: 0 P: 3	R: 1 E: 0 K: 0 S: 6 H: 3 LOB: 2 BB: 0 P: 6	R: 0 E: 0 K: 1 S: 6 H: 1 LOB: 1 BB: 0 P: 6	R: 1 E: 0 K: 1 S: 6 H: 2 LOB: 1 BB: 1 P: 10	R: 0 E: 0 K: 1 S: 6 H: 1 LOB: 1 BB: 0 P: 6	R: 3 E: 0 K: 1 S: 6 H: 1 LOB: 0 BB: 2 P: 14	R: 0 E: 0 K: 0 S: 3 H: 0 LOB: 0 BB: 0 P: 3	R: 0 E: 0 K: 0 S: 3 H: 0 LOB: 0 BB: 0 P: 3	R: 0 E: 0 K: 0 S: 3 H: 0 LOB: 0 BB: 0 P: 3	1B: 5 2B: 1 3B: 0 HR: 2 SF: 0 SAC: 0 DP: 0 HBP: 0	WP: 0 PB: 0 SB: 0 CS: 0 PA: 37		
PITCHER	IP WLS BF H R ER SO BB IBB HBP BLK WP HR S P ERA WHIP											PITCHER	IP WLS BF H R ER SO BB IBB HBP BLK WP HR S P ERA WHIP
Lino Donoso, L (1, 1) <small>ERA: 4.75</small>	8.0 L 34 8 5 5 4 3 0 0 0 0 0 2 39 51 5.62 1.375												
Bob Friend, R (9, 1) <small>ERA: 3.57</small>	1.0 3 0 0 0 0 0 0 0 0 0 0 0 3 3 0.00 0.000												

Milwaukee Braves @ Pittsburgh Pirates
 Forbes Field, Pittsburgh, PA
 Thu Jul 21 1955, 3:33 AM EDT
 Att. 2,568 - Unknown

AB	34
R	5
H	8
RBI	5
BB	3
SO	4
LOB	12



livebaseballscorecards.com

Batter	1	2	3	4	5	6	7	8	9	AB R H RBI BB SO LOB
Eddie O'Brien, R (1, 8) OBP: 0.280, SLG: 0.313	0-0 6-3		0-0 1B E 1B		0-0 1B			0-0 P2		4 1 2 0 0 0 0
Gene Freese, R (1, 5) OBP: 0.294, SLG: 0.359	0-0 F6		0-0 E7 1-H 2-H 2B 1B		0-0 F7			0-0 F8		4 1 1 1 0 0 1
Roberto Clemente, R (1, 9) OBP: 0.278, SLG: 0.362	0-0 4-3		0-0 2B			0-3 K			0-0 F8	4 0 1 1 0 1 0
Frank Thomas, R (1, 7) OBP: 0.303, SLG: 0.411		0-0 4-3	0-0 L8			0-0 1-4-3			0-0 6-3	4 0 0 0 0 0 1
Jack Shepard, R (1, 2) OBP: 0.332, SLG: 0.288		4-0 BB		0-3 K		0-0 F8			4-0 BB	2 0 0 0 2 1 0 0 0 0 0 0 0 0
Tom Saffell, L (9, PR) OBP: 0.269, SLG: 0.210										
Dale Long, L (1, 3) OBP: 0.355, SLG: 0.507		0-3 K		0-3 K			0-3 K		0-0 F2	4 0 0 0 0 3 2
Johnny O'Brien, R (1, 4) OBP: 0.385, SLG: 0.405			0-0 2-3		0-0 F7			0-0 F8		3 0 0 0 0 0 0
Dick Groat, R (1, 6) OBP: 0.317, SLG: 0.328			0-0 F9		0-0 F9		0-0 P4			3 0 0 0 0 0 0
Lino Donoso, L (1, 1) OBP: 0.250, SLG: 0.250			0-0 1B		0-3 K			0-0 F9		2 1 1 0 0 1 0
Roman Mejias, R (8, PH) OBP: 0.250, SLG: 0.305										1 0 0 0 0 0 0
Bob Friend, R (9, 1) OBP: 0.212, SLG: 0.188			1B 1B							0 0 0 0 0 0 0

BOTTOM

Milwaukee Braves @ Pittsburgh Pirates
Forbes Field, Pittsburgh, PA
 Thu Jul 21 1955, 3:33 AM EDT
 Att. 2,568 - Unknown

AB	31
R	3
H	5
RBI	2
BB	2
SO	6
LOB	4



Inning Stats	R: 0	H: 0	E: 0	LOB: 0	K: 0	BB: 0	S: 3	P: 3	R: 0	H: 0	E: 0	LOB: 0	K: 1	BB: 1	S: 4	P: 8	R: 3	H: 4	E: 1	LOB: 1	K: 0	BB: 0	S: 7	P: 7	R: 0	H: 0	E: 0	LOB: 0	K: 2	BB: 0	S: 7	P: 7	R: 0	H: 1	E: 0	LOB: 1	K: 1	BB: 0	S: 6	P: 6	R: 0	H: 0	E: 0	LOB: 0	K: 1	BB: 0	S: 5	P: 5	R: 0	H: 0	E: 0	LOB: 0	K: 1	BB: 0	S: 5	P: 5	R: 0	H: 0	E: 0	LOB: 0	K: 0	BB: 0	S: 3	P: 3	R: 0	H: 0	E: 0	LOB: 1	K: 0	BB: 1	S: 3	P: 7	1B: 4	SF: 0	2B: 1	SAC: 0	3B: 0	DP: 0	HR: 0	HBP: 0	WP: 0	PA: 33	PB: 0	SB: 0	CS: 0
PITCHER Warren Spahn, L (1, 1) ERA: 3.76	IP	WLS	BF	H	R	ER	SO	BB	IBB	HBP	BLK	WP	HR	S	P	ERA	WHIP																			PITCHER	IP	WLS	BF	H	R	ER	SO	BB	IBB	HBP	BLK	WP	HR	S	P	ERA	WHIP																																

livebaseballscores.com

Batter	1	2	3	4	5	6	7	8	9	AB R H RBI BB SO LOB	TOP											
Bill Bruton, L (1, 8) OBP: 0.323, SLG: 0.418	0-1 1-3		4-2 5-3 BB		2-0 1-2 1B		1-0 FC6-4 1B		1-0 F8	4 0 2 0 1 0 0												
Johnny Logan, R (1, 6) OBP: 0.387, SLG: 0.464	1-0 5-3		2-1 5-3		1-0 F9		1-1 FC6-4			4 0 0 0 0 0 4												
Eddie Mathews, L (1, 5) OBP: 0.431, SLG: 0.621	2-0 F7		3-3 K			2-0 4-3		2-1 4-3		4 0 0 0 0 1 1												
Hank Aaron, R (1, 4) OBP: 0.356, SLG: 0.553		1-3 K		0-0 L8		1-0 HR		4-2 1B BB		3 1 1 1 1 1 0												
Joe Adcock, R (1, 3) OBP: 0.336, SLG: 0.480		0-0 HR		2-2 F4		1-2 F8		2-2 1B		4 1 2 1 0 0 0												
Andy Pafko, R (1, 9) OBP: 0.293, SLG: 0.319		0-0 1-3		0-0 5-3		1-2 L7		0-0 F8		4 0 0 0 0 0 2												
Chuck Tanner, L (1, 7) OBP: 0.331, SLG: 0.393		1-2 F7			4-1 1B BB		0-0 F9	3-1 6-3		3 0 0 0 1 0 2												
Del Crandall, R (1, 2) OBP: 0.318, SLG: 0.487			2-1 HR		3-3 K		1-2 HR		2-2 F8	4 2 2 2 0 1 1												
Gene Conley, R (1, 1) OBP: 0.189, SLG: 0.208 Dave Jolly, R (8, 1) OBP: 0.200, SLG: 0.400 George Crowe, L (9, PH) OBP: 0.382, SLG: 0.491			0-3 K		0-1 B3		0-0 6-3		2-1 G3	3 0 0 0 0 1 1 0 0 0 0 0 0 0 1 0 0 0 0 0 0												
Inning Stats	R: 0 E: 0 K: 0 S: 4	H: 0 LOB: 0 BB: 0 P: 7	R: 1 E: 0 K: 1 S: 8	H: 1 LOB: 0 BB: 0 P: 10	R: 1 E: 0 K: 2 S: 14	H: 1 LOB: 1 BB: 1 P: 25	R: 0 E: 0 K: 0 S: 5	H: 0 LOB: 0 BB: 0 P: 7	R: 0 E: 0 K: 1 S: 10	H: 1 LOB: 2 BB: 1 P: 20	R: 1 E: 0 K: 0 S: 9	H: 1 LOB: 0 BB: 0 P: 14	R: 1 E: 0 K: 0 S: 8	H: 2 LOB: 1 BB: 0 P: 11	R: 0 E: 0 K: 0 S: 10	H: 1 LOB: 2 BB: 1 P: 21	R: 0 E: 0 K: 0 S: 6	H: 0 LOB: 0 BB: 0 P: 11	1B: 3 2B: 0 3B: 0 HR: 4	SF: 0 SAC: 0 DP: 0 HBP: 0	WP: 0 PB: 0 SB: 0 CS: 0	PA: 37
PITCHER	IP WLS BF H R ER SO BB IBB HBP BLK WP HR S P ERA WHIP																					
Roger Craig, R (1, 1) ERA: 2.81 Ed Roebuck, R (8, 1) ERA: 2.57	7.0 W 29 6 4 4 4 2 0 0 0 0 0 4 58 94 5.14 1.143																					
	2.0 S 8 1 0 0 0 1 0 0 0 0 0 0 16 32 0.00 1.000																					

Milwaukee Braves @ Brooklyn Dodgers
 Ebbets Field, Brooklyn, NY
 Fri Jul 22 1955, 3:33 AM EDT
 Att: 33,003 - Unknown

livebaseballscorecards.com

AB	34
R	4
H	7
RBI	4
BB	3
SO	4
LOB	11



Batter	1	2	3	4	5	6	7	8	9
Don Hoak, R OBP: 0.373, SLG: 0.397 (1, 5)	0-0 2B 1B		1-1 G4-6-3 1B		1-0 F3		2-3 K	3-2 4-3 1-2	
Pee Wee Reese, R OBP: 0.359, SLG: 0.425 (1, 6)	2-1 L4-6 1-H 2B		1-1 G4-6-3 1-2f			1-1 1B SF8 2B	0-0 E3 2-3 3-H		
Duke Snider, L OBP: 0.429, SLG: 0.710 (1, 8)	0-0 L4-6 2-3		0-1 G3			0-1 2-3 1B	0-2 F8		
Roy Campanella, R OBP: 0.412, SLG: 0.637 (1, 2)	0-1 F2			2-0 F8		0-3 K		2-0 SH3-4 HR 1B	
Gil Hodges, R OBP: 0.363, SLG: 0.493 (1, 3)		0-1 F8		1-2 HR		1-2 SF8		1-1 SH3-4	
Jim Gilliam, S OBP: 0.331, SLG: 0.353 (1, 7)		1-0 WP 1B 1B		0-3 K		3-H 1-1 F6		4-0 HR IBB	
Carl Furillo, R OBP: 0.358, SLG: 0.483 (1, 9)		3-1 1-H 1B		2-1 F6			0-0 SH5-4 SH E 1B	1-2 1-H 2-H HR	
Don Zimmer, R OBP: 0.341, SLG: 0.496 (1, 4)		2-3 K			0-3 K		0-0 SH E SH5-4 1-2	0-0 WP 1B	
Roger Craig, R (1, 1)		1-3 K			0-2 4-3		0-0 SH5-4	1-1 F9	
Jackie Robinson, R OBP: 0.385, SLG: 0.396 (7, PH)									
Ed Roebuck, R OBP: 0.125, SLG: 0.125 (8, 1)									

AB	R	H	RBI	BB	SO	LOB
5	1	2	0	0	1	3
4	1	2	1	0	0	2
4	0	1	0	0	0	3
4	1	1	0	0	1	2
2	1	1	2	0	0	0
3	2	1	0	1	1	1
4	2	3	4	0	0	0
3	0	1	0	0	2	1
2	0	0	0	0	1	1
0	0	0	0	0	0	0
1	0	0	0	0	0	1

1B	2B	3B	HR	SF	SAC	DP	HBP	WP	PA
8	3	0	2	1	3	2	0	2	37

Milwaukee Braves @ Brooklyn Dodgers
Ebbets Field, Brooklyn, NY
 Fri Jul 22 1955, 3:33 AM EDT
 Att. 33,003 - Unknown

livebaseballscorecards.com

AB	32
R	8
H	12
RBI	7
BB	1
SO	6
LOB	14



Inning Stats	R	H	E	K	S	P	BB	IBB	HBP	BLK	WP	HR	S	P	ERA	WHIP
Gene Conley, R ERA: 4.08 (1, 1)	1	2	0	0	6	7	0	1	0	0	1	2	71	101	8.59	1.636
Dave Jolly, R ERA: 7.16 (8, 1)	0	0	0	0	0	0	0	0	0	0	1	0	6	10	0.00	0.000

PITCHER	IP	WLS	BF	H	R	ER	SO	BB	IBB	HBP	BLK	WP	HR	S	P	ERA	WHIP
Gene Conley, R ERA: 4.08 (1, 1)	7.1	L	35	12	8	7	6	0	1	0	0	1	2	71	101	8.59	1.636
Dave Jolly, R ERA: 7.16 (8, 1)	0.2		2	0	0	0	0	0	0	0	0	1	0	6	10	0.00	0.000

Batter	1	2	3	4	5	6	7	8	9	AB R H RBI BB SO LOB	TOP																									
Bill Bruton, L (1, 8) OBP: 0.325, SLG: 0.417	1-1 2B 1B	0-2 F7		1-3 K			2B 1B 4-3		4-1 1-2 3-H BB	5 2 2 0 1 1 2																										
Johnny Logan, R (1, 6) OBP: 0.389, SLG: 0.470	1-1 1-H 1B 2B		0-0 FC4 1B		1-0 F8		1-2 1-H 2B FC6-5-4-5-4	1-2 6-3	2-1 F6	6 1 3 2 0 0 2																										
Eddie Mathews, L (1, 5) OBP: 0.428, SLG: 0.613	1-1 1B 1B 1B		2-0 F9		1-3 K		0-1 FC6-5-6-5-6 HR	2-2 F8		5 1 1 1 0 1 2																										
Hank Aaron, R (1, 7) OBP: 0.352, SLG: 0.545	1-1 F4		1-0 FC4 1-2f		0-1 F8		0-2 F4	2-2 F7		5 0 0 0 0 0 3																										
Joe Adcock, R (1, 3) OBP: 0.344, SLG: 0.498	0-0 1B 1-2 1B		2-0 F8			0-2 E 1B	0-0 1-H HR		1-0 SH5-4 1B 1B	5 2 4 2 0 0 1																										
Andy Pafko, R (1, 9) OBP: 0.299, SLG: 0.345	1-1 1-2 2-3 1B			1-0 F9		0-1 FC1 1-2 E	1-1 HR		0-0 SH5-4	4 1 2 1 0 0 1																										
Del Crandall, R (1, 2) OBP: 0.322, SLG: 0.498	0-1 G6-4-3 1-2f			0-0 HR		0-1 F8	2-1 1B 3B 1B		4-0 1B WP IBB	4 3 2 1 1 0 5																										
Danny O'Connell, R (1, 4) OBP: 0.282, SLG: 0.316				1-1 SH1-4 HBP		0-2 E1 G6-4-3 1-2 2-3	0-0 3B 1B		0-2 F8	4 1 1 0 0 0 4																										
Bob Buhl, R (1, 1) OBP: 0.118, SLG: 0.063				0-0 SH1-4		1-1 G6-4-3 1-2f	2-2 1-H 2-H 3B		1-2 WP 1B	2 0 0 0 0 1 3																										
Phil Paine, R (6, 1)										0 0 0 0 0 0 0																										
George Crowe, L (7, PH) OBP: 0.386, SLG: 0.514										1 0 1 2 0 0 0																										
Ernie Johnson, R (7, 1) OBP: 0.222, SLG: 0.125										1 0 1 1 0 0 0																										
Inning Stats	R: 2 E: 0 K: 0 S: 13	H: 5 LOB: 2 BB: 0 P: 18	R: 0 E: 0 K: 1 S: 8	H: 0 LOB: 0 BB: 0 P: 12	R: 0 E: 0 K: 0 S: 4	H: 1 LOB: 1 BB: 0 P: 9	R: 1 E: 0 K: 1 S: 8	H: 1 LOB: 1 BB: 0 P: 11	R: 0 E: 0 K: 1 S: 6	H: 0 LOB: 0 BB: 0 P: 8	R: 0 E: 2 K: 0 S: 12	H: 1 LOB: 2 BB: 0 P: 13	R: 6 E: 0 K: 0 S: 23	H: 7 LOB: 1 BB: 0 P: 29	R: 0 E: 0 K: 0 S: 11	H: 0 LOB: 0 BB: 0 P: 16	R: 2 E: 0 K: 0 S: 12	H: 2 LOB: 2 BB: 2 P: 24	1B: 11 2B: 2 3B: 1 HR: 3	SF: 0 SAC: 2 DP: 2 HBP: 1	WP: 1 PB: 0 SB: 0 CS: 0	PA: 47														
PITCHER	IP WLS BF H R ER SO BB IBB HBP BLK WP HR S P ERA WHIP																																			
Karl Spooner, L (1, 1) ERA: 4.88	5.1		25	8	3	3	3	0	0	1	0	0	1	46	65	5.06	1.500																			
Ed Roebuck, R (6, 1) ERA: 3.28	1.1	L	11	7	6	6	0	0	0	0	0	2	26	33	40.50	5.250																				
Clem Labine, R (7, 1) ERA: 4.04	0.1		1	0	0	0	0	0	0	0	0	0	2	2	0.00	0.000																				
Sandy Koufax, L (8, 1) ERA: 2.79	2.0		10	2	2	2	0	1	1	0	0	1	0	23	40	9.00	1.500																			

Milwaukee Braves @ Brooklyn Dodgers
 Ebbets Field, Brooklyn, NY
 Sat Jul 23 1955, 3:33 AM EDT
 Att: 10,019 - Unknown

AB	42
R	11
H	17
RBI	10
BB	2
SO	3
LOB	23



BOTTOM

Milwaukee Braves @ Brooklyn Dodgers
Ebbets Field, Brooklyn, NY
 Sat Jul 23 1955, 3:33 AM EDT
 Att. 10,019 - Unknown

livebaseballscorecards.com

AB	31
R	6
H	9
RBI	6
BB	6
SO	5
LOB	18



WP: 0	PA: 39
PB: 0	
SB: 0	
CS: 0	

AB R H RBI BB SO LOB

3	0	1	0	2	1	3
3	0	0	1	1	0	5
5	0	2	2	0	1	3
3	1	0	0	1	0	3
4	1	1	1	0	1	1
4	0	0	0	0	0	2
2	2	1	2	2	0	0
4	1	1	0	0	2	1
1	1	1	0	0	0	0
0	0	0	0	0	0	0
0	0	0	0	0	0	0
1	0	1	0	0	0	0
0	0	0	0	0	0	0
0	0	0	0	0	0	0
1	0	1	0	0	0	0

Batter	1	2	3	4	5	6	7	8	9
Don Hoak, R (1, 5) OBP: 0.380, SLG: 0.403	4-1 BB 8-3		3-3 BB K		0-0 2B 1-3		0-0 G6-3 1-2f		4-2 BB 1-2 2-3
Pee Wee Reese, R (1, 6) OBP: 0.357, SLG: 0.421	1-1 BB 8-3 1-2f		4-2 BB 1B		3-2 SF8-3-5-4-1 2-3 3-H		2-1 BB 6-3		2-2 BB F7
Duke Snider, L (1, 8) OBP: 0.428, SLG: 0.705	2-2 BB F2		0-0 FC4 1B			3-3 K		0-1 BB 5-3 1B	0-0 BB F7
Roy Campanella, R (1, 2) OBP: 0.410, SLG: 0.630		2-0 BB F8	2-2 FC4 1-2f			4-1 BB 3B		0-0 BB 5-3	
Gil Hodges, R (1, 3) OBP: 0.362, SLG: 0.496		2-0 BB L1		1-3 BB K		0-1 BB HR 3B		2-1 BB F4	
Jim Gilliam, S (1, 7) OBP: 0.328, SLG: 0.349		0-0 BB 4-3		1-1 BB F8		1-1 BB B2		1-2 BB 4-3	
Carl Furillo, R (1, 9) OBP: 0.362, SLG: 0.493			4-2 SH1-4 1B BB	3-1 BB 4-3		3-1 BB HR			4-2 BB 1B BB
Don Zimmer, R (1, 4) OBP: 0.338, SLG: 0.488			1-2 SH1-4 1B 1B		2-0 BB 6-3	2-3 BB K			1-3 BB K
Karl Spooner, R (1, 1) OBP: 0.333, SLG: 0.500					0-1 BB 2B				0-0 BB 1B
Ed Roebuck, R (6, 1) OBP: 0.125, SLG: 0.125									
Clem Labine, R (7, 1) OBP: 0.179, SLG: 0.320									
Don Newcombe, L (7, PH) OBP: 0.452, SLG: 0.750									
Johnny Podres, L (7, PR) OBP: 0.279, SLG: 1.275									
Sandy Koufax, R (8, 1) OBP: 0.367, SLG: 0.428									
Sandy Amoros, L (9, PH) OBP: 0.367, SLG: 0.428									

Inning Stats	R: 0 H: 0 E: 0 K: 6 S: 6	H: 0 LOB: 0 BB: 1 P: 13	R: 0 H: 0 E: 0 K: 3 S: 3	H: 0 LOB: 0 BB: 0 P: 7	R: 2 H: 2 E: 0 K: 1 S: 20	H: 2 LOB: 2 BB: 2 P: 34	R: 0 H: 0 E: 0 K: 1 S: 7	H: 0 LOB: 0 BB: 0 P: 12	R: 1 H: 2 E: 0 K: 0 S: 7	H: 2 LOB: 0 BB: 0 P: 12	R: 3 H: 2 E: 0 K: 2 S: 14	H: 2 LOB: 0 BB: 1 P: 27	R: 0 H: 1 E: 0 K: 0 S: 5	H: 1 LOB: 1 BB: 0 P: 8	R: 0 H: 1 E: 0 K: 10 S: 10	H: 1 LOB: 1 BB: 0 P: 13	R: 0 H: 1 E: 0 K: 14 S: 14	H: 1 LOB: 3 BB: 2 P: 25	1B: 6 2B: 3 3B: 1 HR: 1	SF: 1 SAC: 1 DP: 3 HBP: 0
---------------------	--------------------------	-------------------------	--------------------------	------------------------	---------------------------	-------------------------	--------------------------	-------------------------	--------------------------	-------------------------	---------------------------	-------------------------	--------------------------	------------------------	----------------------------	-------------------------	----------------------------	-------------------------	-------------------------	---------------------------

PITCHER	IP	WLS	BF	H	R	ER	SO	BB	IBB	HBP	BLK	WP	HR	S	P	ERA	WHIP
Bob Buhl, R (1, 1) ERA: 3.41	5.1		23	5	5	5	3	4	0	0	0	0	0	50	92	8.44	1.688
Phil Paine, R (6, 1) ERA: 2.7	0.2		3	1	1	1	1	0	0	0	0	0	1	7	13	13.50	1.500
Ernie Johnson, R (7, 1) ERA: 2.47	3.0	W	13	3	0	0	1	2	0	0	0	0	0	29	46	0.00	1.667

Batter	1	2	3	4	5	6	7	8	9	AB R H RBI BB SO LOB	TOP																									
Bill Bruton, L (1, 8) OBP: 0.326, SLG: 0.424	1-0 FC6-4 1B	0-0 F6	0-2 1-H HR		2-0 F8			0-0 F8		5 2 2 2 0 0 2																										
Johnny Logan, R (1, 6) OBP: 0.372, SLG: 0.472	0-2 FC6-4 1B	0-0 6-3	1-2 1B			1-2 F9		3-2 FC6-4 1B		5 0 3 1 0 0 1																										
Eddie Mathews, L (1, 5) OBP: 0.427, SLG: 0.613	1-1 FC6-4 1B	1-1 1B	1-2 FC5-4 1B			1-2 4-3		1-3 K		5 1 2 1 0 1 3																										
Hank Aaron, R (1, 7) OBP: 0.352, SLG: 0.544	0-1 BB 1B	1-0 FC5-4 1B	2-2 FC5-4			1-0 L8		2-1 FC6-4		5 0 2 2 0 0 3																										
Joe Adcock, R (1, 3) OBP: 0.345, SLG: 0.494	4-1 BB 1B	1-2 1B		0-0 F4			1-2 F8		0-0 F2	4 0 1 0 1 0 0																										
Andy Pafko, R (1, 9) OBP: 0.297, SLG: 0.342	2-3 K	0-1 FC5		0-1 L9			2-1 5-3 1B		2-2 2B	4 0 1 0 0 1 5 1 0 1 0 0 0 0																										
Chuck Tanner, L (9, PH) OBP: 0.336, SLG: 0.407																																				
Del Crandall, R (1, 2) OBP: 0.317, SLG: 0.489	1-2 F2		2-3 K	2-0 5-3			2-2 5-3		2-2 5-3	5 0 0 0 0 1 5																										
Danny O'Connell, R (1, 4) OBP: 0.280, SLG: 0.325		0-0 HR	1-2 4-3		0-2 4-3		1-1 6-3		0-1 F7	5 1 1 1 0 0 2																										
Lew Burdette, R (1, 1) OBP: 0.222, SLG: 0.250										3 2 2 0 0 0 0																										
Dave Jolly, R (6, 1) OBP: 0.200, SLG: 0.400		0-0 2B	1-0 HR		1-1 5-3			0-0 1B		0 0 0 0 0 0 0																										
George Crowe, L (8, PH) OBP: 0.391, SLG: 0.527										1 1 1 0 0 0 0																										
Bob Buhl, R (8, 1) OBP: 0.118, SLG: 0.063										0 0 0 0 0 0 0																										
Inning Stats	R: 1 E: 0 K: 1 S: 15	H: 3 LOB: 3 BB: 1 P: 24	R: 3 E: 0 K: 0 S: 12	H: 5 LOB: 2 BB: 0 P: 15	R: 2 E: 0 K: 1 S: 22	H: 4 LOB: 2 BB: 0 P: 30	R: 0 E: 0 K: 0 S: 4	H: 0 LOB: 0 BB: 0 P: 6	R: 0 E: 0 K: 0 S: 7	H: 0 LOB: 0 BB: 0 P: 10	R: 0 E: 0 K: 0 S: 8	H: 0 LOB: 0 BB: 0 P: 11	R: 0 E: 0 K: 0 S: 10	H: 1 LOB: 1 BB: 0 P: 16	R: 1 E: 0 K: 1 S: 11	H: 2 LOB: 1 BB: 0 P: 17	R: 0 E: 0 K: 0 S: 9	H: 1 LOB: 1 BB: 0 P: 13	1B: 10 2B: 4 3B: 0 HR: 2	SF: 0 SAC: 0 DP: 0 HBP: 0	WP: 0 PB: 0 SB: 0 CS: 0	PA: 44														
PITCHER	IP WLS BF H R ER SO BB IBB HBP BLK WP HR S P ERA WHIP																																			
Don Newcombe, R (1, 1) ERA: 3.06	2.2		20	11	6	6	2	1	0	0	0	0	2	42	59	20.25	4.500																			
Don Bessent, R (3, 1) ERA: 2.91	4.2	W	18	4	1	1	0	0	0	0	0	0	0	41	61	1.93	0.857																			
Carl Erskine, R (8, 1) ERA: 3.2	1.2	S	6	1	0	0	1	0	0	0	0	0	0	15	22	0.00	0.600																			

Milwaukee Braves @ Brooklyn Dodgers
Ebbets Field, Brooklyn, NY
Sun Jul 24 1955, 3:33 AM EDT
Unknown

AB	43
R	7
H	16
RBI	7
BB	1
SO	3
LOB	21



Batter	1	2	3	4	5	6	7	8	9
Don Hoak, R OBP: 0.381, SLG: 0.394 (1, 5)	0-0 4-3 ①		4-0 1B BB		2-1 G6-4-3 1-2f	4-2 1B E BB		1-2 G3	
Pee Wee Reese, R OBP: 0.358, SLG: 0.420 (1, 6)	1-0 5-3 ②		2-1 F7			4-2 BB BB HR BB			
Duke Snider, L OBP: 0.434, SLG: 0.716 (1, 8)	0-2 HR		0-0 FC4 1B			1-1 HR BB			
Roy Campanella, R OBP: 0.405, SLG: 0.620 (1, 2)	0-0 F2		1-2 FC4 1-2f			1-1 F9			
Gil Hodges, R OBP: 0.363, SLG: 0.503 (1, 3)		4-1 G4-3 BB		1-1 5-3 ①		0-0 HR	1-0 5-3 ①		
Jim Gilliam, S OBP: 0.327, SLG: 0.348 (1, 7)		2-1 G4-3 1-2f		1-0 L5 ②		1-0 BB 1B	0-1 F6 ②		
Carl Furillo, R OBP: 0.364, SLG: 0.490 (1, 9)		4-2 2B BB		0-0 4-3 ③		4-2 BB 1B BB	2-1 5-3 ③		
Don Zimmer, R OBP: 0.343, SLG: 0.496 (1, 4)		0-0 1-H 2B			0-1 5-3 ①	1-1 BB 1B	1-0 5-3 ①		
Don Newcombe, L OBP: 0.432, SLG: 0.750 Don Bessent, R OBP: 0.182, SLG: 0.182 Carl Erskine, R OBP: 0.175, SLG: 0.255			0-2 1-3 ①		1-1 G6-4-3 1B	1-0 L6 ②	0-0 L6 ②		

Inning Stats	R: 1 E: 0 K: 0 S: 6	H: 1 LOB: 0 BB: 0 P: 7	R: 1 E: 0 K: 0 S: 6	H: 1 LOB: 1 BB: 2 P: 16	R: 0 E: 0 K: 0 S: 9	H: 1 LOB: 2 BB: 1 P: 16	R: 0 E: 0 K: 0 S: 4	H: 0 LOB: 0 BB: 0 P: 6	R: 0 E: 0 K: 0 S: 6	H: 1 LOB: 0 BB: 0 P: 9	R: 7 E: 1 K: 0 S: 21	H: 4 LOB: 2 BB: 5 P: 45	R: 0 E: 0 K: 0 S: 5	H: 0 LOB: 0 BB: 0 P: 8	R: 0 E: 0 K: 0 S: 5	H: 0 LOB: 0 BB: 0 P: 7
1B: 5 2B: 1 3B: 0 HR: 2	SF: 0 SAC: 0 DP: 2 HBP: 0	WP: 0 PA: 37														

PITCHER	IP	WLS	BF	H	R	ER	SO	BB	IBB	HBP	BLK	WP	HR	S	P	ERA	WHIP
Lew Burdette, R ERA: 4.49 (1, 1)	5.1		24	6	6	6	0	5	0	0	0	0	2	38	71	10.12	2.062
Dave Jolly, R ERA: 7.34 (6, 1)	1.2	L	10	2	3	2	0	2	1	0	0	0	0	19	36	10.80	2.400
Bob Buhl, R ERA: 3.38 (8, 1)	1.0		3	0	0	0	0	0	0	0	0	0	0	5	7	0.00	0.000

BOTTOM

Milwaukee Braves @ Brooklyn Dodgers
Ebbets Field, Brooklyn, NY
 Sun Jul 24 1955, 3:33 AM EDT
 Unknown

AB	29
R	9
H	8
RBI	8
BB	8
SO	0
LOB	11



AB	R	H	RBI	BB	SO	LOB
3	1	0	0	2	0	1
3	1	1	2	1	0	1
2	2	2	1	2	0	0
4	0	0	0	0	0	6
3	1	1	3	1	0	0
4	1	1	0	0	0	1
2	2	0	0	2	0	0
4	1	2	2	0	0	0
0	0	0	0	0	0	0
3	0	1	0	0	0	2
1	0	0	0	0	0	0

Batter	1	2	3	4	5	6	7	8	9	AB R H RBI BB SO LOB	TOP											
Bill Bruton, L (1, 8) OBP: 0.326, SLG: 0.423	1-0 FC4-6 1B	2-0 4-3			1-0 S 1B	0-1 F9		1-0 4-3	0-0 6-3	6 1 2 0 0 0 3	Milwaukee Braves @ Brooklyn Dodgers Ebbets Field, Brooklyn, NY Sun Jul 24 1955, 3:38 AM EDT Att. 27,918 - Unknown											
Johnny Logan, R (1, 6) OBP: 0.374, SLG: 0.474	1-3 K		0-0 F8 4-3 2B		2-1 1-H 3B 1B	0-0 F7		1-0 HR HBP	0-2 F8	5 3 2 1 0 1 2												
Eddie Mathews, L (1, 5) OBP: 0.424, SLG: 0.606	0-0 FC4-6 BB 1-2f		0-0 F8 2-3		0-3 K	0-1 FC6-4 1B		1-2 F7		5 0 1 0 0 1 4												
Hank Aaron, R (1, 7) OBP: 0.355, SLG: 0.556	4-1 FC6-4 BB 1-2		1-0 4-3 3-H		2-1 1-H E 3B	0-0 FC6-4 1-2f		1-0 HR 1-H		4 2 2 4 1 0 1												
Joe Adcock, R (1, 3) OBP: 0.346, SLG: 0.493	2-1 FC6-4 1-2f		1-2 1B		0-1 E7 1B 3-H		1-0 E1 1-3	0-0 F9		5 1 2 1 0 0 2												
Chuck Tanner, L (1, 9) OBP: 0.338, SLG: 0.397		0-0 6-3	1-1 5-3		4-0 1B BB		0-0 1-3	4-0 1B 3B BB		3 1 0 0 2 0 2												
Danny O'Connell, R (1, 4) OBP: 0.282, SLG: 0.326		1-0 6-3		0-1 6-3	0-0 1-3 2-H 1B		0-0 F7	0-0 1-2 3B 1B		5 1 2 1 0 0 1												
Del Rice, R (1, 2) OBP: 0.298, SLG: 0.330		1-0 BB 1B		2-1 F7	4-0 G6-4-3 IBB		4-0 FC4 IBB	1-2 1-H 2-H 3B		3 0 2 2 2 0 0												
Ray Crone, R (1, 1) OBP: 0.174, SLG: 0.136		4-2 BB		1-0 6-3	0-1 G6-4-3 1-2f		1-0 FC4 1-2f	1-0 F9		4 0 0 0 1 0 6												
Inning Stats	R: 0 E: 0 K: 1 S: 10	H: 1 LOB: 2 BB: 1 P: 18	R: 0 E: 0 K: 0 S: 8	H: 1 LOB: 2 BB: 1 P: 16	R: 1 E: 0 K: 0 S: 8	H: 2 LOB: 1 BB: 0 P: 11	R: 0 E: 0 K: 0 S: 5	H: 0 LOB: 0 BB: 0 P: 8	R: 4 E: 1 K: 1 S: 13	H: 5 LOB: 2 BB: 2 P: 26	R: 0 E: 0 K: 0 S: 6	H: 1 LOB: 1 BB: 0 P: 6	R: 0 E: 1 K: 0 S: 4	H: 0 LOB: 2 BB: 1 P: 10	R: 2 E: 0 K: 0 S: 6	H: 1 LOB: 0 BB: 0 P: 10	R: 2 E: 0 K: 0 S: 10	H: 2 LOB: 1 BB: 1 P: 16	1B: 9 2B: 1 3B: 2 HR: 1	SF: 0 SAC: 0 DP: 1 HBP: 1	WP: 0 PB: 0 SB: 1 CS: 0	PA: 47
PITCHER	IP WLS BF H R ER SO BB IBB HBP BLK WP HR S P ERA WHIP																					
Clem Labine, R (1, 1) ERA: 4.22	4.1 L 22 7 4 4 2 2 0 0 0 0 0 0 39 66 8.31 2.077																					
Roger Craig, R (5, 1) ERA: 2.89	2.2 14 3 1 1 0 1 2 0 0 0 0 0 15 29 3.38 1.500																					
Ed Roebuck, R (8, 1) ERA: 3.73	1.0 8 3 4 4 0 1 0 1 0 0 0 1 11 20 36.00 4.000																					
Sandy Koufax, L (9, 1) ERA: 2.53	1.0 3 0 0 0 0 0 0 0 0 0 0 0 5 6 0.00 0.000																					

livebaseballscorecards.com

AB	40
R	9
H	13
RBI	9
BB	6
SO	2
LOB	21



Batter	1	2	3	4	5	6	7	8	9	AB R H RBI BB SO LOB
--------	---	---	---	---	---	---	---	---	---	----------------------

Don Hoak, R <small>OBP: 0.390, SLG: 0.392</small> (1, 5)										1 1 0 0 3 0 0
Pee Wee Reese, R <small>OBP: 0.361, SLG: 0.421</small> (1, 6)										2 0 1 0 1 1 1
Duke Snider, L <small>OBP: 0.434, SLG: 0.716</small> (1, 8)										3 1 1 1 1 0 4
Gil Hodges, R <small>OBP: 0.382, SLG: 0.503</small> (1, 3)										4 0 1 1 0 0 6
Jim Gilliam, S <small>OBP: 0.326, SLG: 0.346</small> (1, 7)										4 0 1 0 0 0 0
Carl Furillo, R <small>OBP: 0.360, SLG: 0.484</small> (1, 9)										4 0 0 0 0 0 2
Don Zimmer, R <small>OBP: 0.333, SLG: 0.481</small> (1, 4)										4 0 0 0 0 2 0
Rube Walker, L <small>OBP: 0.368, SLG: 0.359</small> (1, 2)										1 0 0 0 1 1 0
Johnny Podres, L <small>OBP: 0.279, SLG: 0.275</small> (5, PR)										0 0 0 0 0 0 0
Dixie Howell, R <small>OBP: 0.286, SLG: 0.375</small> (6, 2)										1 0 0 0 0 0 0
Clem Labine, R <small>OBP: 0.172, SLG: 0.308</small> (5, 1)										1 0 0 0 0 1 0
George Shuba, L <small>OBP: 0.394, SLG: 0.231</small> (7, PH)										1 0 0 0 0 0 1
Ed Roebuck, R <small>OBP: 0.125, SLG: 0.125</small> (8, 1)										0 0 0 0 0 0 0
Sandy Koufax, R (9, 1)										0 0 0 0 0 0 0

Inning Stats	R: 2	H: 3	E: 0	K: 1	S: 13	H: 3	LOB: 1	BB: 1	P: 24	R: 0	H: 0	E: 0	K: 3	S: 10	H: 0	LOB: 0	BB: 0	P: 13	R: 0	H: 0	E: 0	K: 0	S: 4	H: 0	LOB: 1	BB: 2	P: 12	R: 0	H: 0	E: 0	K: 0	S: 6	H: 1	LOB: 3	BB: 2	P: 21	R: 0	H: 0	E: 0	K: 1	S: 8	H: 0	LOB: 0	BB: 0	P: 12	R: 0	H: 0	E: 0	K: 0	S: 6	H: 0	LOB: 0	BB: 0	P: 9	R: 0	H: 0	E: 0	K: 0	S: 9	H: 0	LOB: 0	BB: 1	P: 7	R: 0	H: 0	E: 0	K: 0	S: 5	H: 0	LOB: 0	BB: 0	P: 7	1B: 2	2B: 2	3B: 0	HR: 0	SF: 0	SAC: 1	DP: 3	HBP: 0	WP: 0	PB: 0	SB: 0	CS: 0	PA: 34
--------------	------	------	------	------	-------	------	--------	-------	-------	------	------	------	------	-------	------	--------	-------	-------	------	------	------	------	------	------	--------	-------	-------	------	------	------	------	------	------	--------	-------	-------	------	------	------	------	------	------	--------	-------	-------	------	------	------	------	------	------	--------	-------	------	------	------	------	------	------	------	--------	-------	------	------	------	------	------	------	------	--------	-------	------	-------	-------	-------	-------	-------	--------	-------	--------	-------	-------	-------	-------	--------

PITCHER	IP	WLS	BF	H	R	ER	SO	BB	IBB	HBP	BLK	WP	HR	S	P	ERA	WHIP
Ray Crone, R <small>ERA: 3.32</small>	(1, 1)	9.0	W	34	4	2	2	5	1	0	0	0	0	70	124	2.00	1.000

BOTTOM

Milwaukee Braves @ Brooklyn Dodgers
 Ebbets Field, Brooklyn, NY
 Sun Jul 24 1955, 3:38 AM EDT
 Att. 27,918 - Unknown

livebaseballscorecards.com

AB	27
R	2
H	4
RBI	2
BB	6
SO	5
LOB	14



Batter	1	2	3	4	5	6	7	8	9	AB R H RBI BB SO LOB	TOP	
Richie Ashburn, L (1, 8) OBP: 0.439, SLG: 0.469	0-0 F8		0-0 F9 1B 2B	0-0 2B			0-0 F9		0-3 K	5 1 2 0 0 1 0	Philadelphia Phillies @ Milwaukee Braves Milwaukee County Stadium, Milwaukee, WI Tue Jul 26 1955, 4:33 AM EDT Att. 29,534 - Unknown livebaseballscorecards.com	
Bobby Morgan, R (1, 4) OBP: 0.343, SLG: 0.378	0-0 1B 1B		0-0 F9 2-3	0-0 P6			0-0 1B 1B			4 1 2 0 0 0 2		
Stan Lopata, R (1, 3) OBP: 0.362, SLG: 0.462 Mary Blaylock, L (7, PR) OBP: 0.300, SLG: 0.332 (7, 3)	0-0 F9		0-0 F9		0-0 5-3		0-0 1-2 1B			4 0 1 0 0 0 2 0 0 0 0 0 0 0		
Del Ennis, R (1, 7) OBP: 0.336, SLG: 0.522	0-0 1B 1-2 1B		0-0 1B E 1B 3-H		0-0 F7		0-0 F7			4 1 2 1 0 0 2		
Willie Jones, R (1, 5) OBP: 0.355, SLG: 0.417	0-0 1-2 2-H 1B		0-0 1-2 E 1B		0-0 5-3			4-0 BB BB BB G6-4-3		3 0 2 1 1 0 0		
Andy Seminick, R (1, 2) OBP: 0.343, SLG: 0.474	0-0 P4		0-0 E4 FC6-4 1-2 2-H		0-3 K			0-0 G6-4-3 1-2f		4 0 0 0 0 1 4		
Jim Greengrass, R (1, 9) OBP: 0.307, SLG: 0.324		0-0 P4	0-0 FC6-4 1-2f		0-0 F8			0-0 5-3		4 0 0 0 0 0 2		
Roy Smalley, R (1, 6) OBP: 0.323, SLG: 0.353		0-0 P4		0-0 4-3		0-3 K			0-0 F9	4 0 0 0 0 1 0		
Herm Wehmeier, R (1, 1) OBP: 0.245, SLG: 0.234 Ron Negray, R (5, 1) Peanuts Lowrey, R (7, PH) OBP: 0.231, SLG: 0.220 Bob Miller, R (7, 1) OBP: 0.222, SLG: 0.333 Mickey Micelotta, R (9, PH)		0-0 4-3		0-3 K			0-0 F8		0-0 F9	2 0 0 0 0 1 0 0 0 0 0 0 0 0 1 0 0 0 0 0 0 0 0 0 0 0 0 0 1 0 0 0 0 0 0		
Inning Stats	R: 1 E: 0 K: 0 S: 6 H: 3 LOB: 2 BB: 0 P: 6	R: 0 E: 0 K: 0 S: 3 H: 0 LOB: 0 BB: 0 P: 3	R: 2 E: 1 K: 0 S: 7 H: 3 LOB: 2 BB: 0 P: 7	R: 0 E: 0 K: 1 S: 6 H: 1 LOB: 1 BB: 0 P: 6	R: 0 E: 0 K: 0 S: 3 H: 0 LOB: 0 BB: 0 P: 3	R: 0 E: 0 K: 2 S: 7 H: 0 LOB: 0 BB: 0 P: 7	R: 0 E: 0 K: 0 S: 5 H: 2 LOB: 2 BB: 0 P: 5	R: 0 E: 0 K: 0 S: 2 H: 0 LOB: 0 BB: 1 P: 6	R: 0 E: 0 K: 1 S: 5 H: 0 LOB: 0 BB: 0 P: 5	1B: 7 2B: 2 3B: 0 HR: 0 SF: 0 SAC: 0 DP: 1 HBP: 0		WP: 0 PB: 0 SB: 0 CS: 0 PA: 37
PITCHER Warren Spahn, L (1, 1) ERA: 3.65	IP: 9.0 WLS: W BF: 37 H: 9 R: 3 ER: 2 SO: 4 BB: 1 IBB: 0 HBP: 0 BLK: 0 WP: 0 HR: 0 S: 44 P: 48 ERA: 2.00 WHIP: 1.111											PITCHER ERA: WHIP



Batter	1	2	3	4	5	6	7	8	9	AB R H RBI BB SO LOB	TOP					
Richie Ashburn, L (1, 8) OBP: 0.434, SLG: 0.463	0-0 6-3		0-0 G6-3			0-0 1-3		0-0 5-3		4 0 0 0 0 0 1	Philadelphia Phillies @ Milwaukee Braves Milwaukee County Stadium, Milwaukee, WI Wed Jul 27 1955, 4:33 AM EDT Att: 25,936 - Unknown livebaseballscorecards.com					
Bobby Morgan, R (1, 4) OBP: 0.339, SLG: 0.372	0-3 K		0-0 L7			0-0 4-3		0-0 6-3		4 0 0 0 0 1 0						
Glen Gorbous, L (1, 9) OBP: 0.330, SLG: 0.357	0-0 F9				0-0 F8		0-0 4-3		0-0 5-3	4 0 0 0 0 0 0						
Del Ennis, R (1, 7) OBP: 0.333, SLG: 0.516		0-0 P4			0-0 6-3		0-0 P3		0-3 K	4 0 0 0 0 1 0						
Willie Jones, R (1, 5) OBP: 0.359, SLG: 0.418		4-0 S BB			0-0 L9		0-0 1B 1B		4-0 BB	2 1 1 0 2 0 0						
Andy Seminick, R (1, 2) OBP: 0.341, SLG: 0.469		0-0 P6 1-2			0-3 K		0-0 1B 1B		0-3 K	4 0 1 0 0 2 2						
Mary Blaylock, L (1, 3) OBP: 0.303, SLG: 0.332		4-0 IBB			0-0 L7		0-0 1-2 3-H 1B		0-0 4-3	3 0 1 1 1 0 1						
Roy Smalley, R (1, 6) OBP: 0.320, SLG: 0.348		0-0 6-3			0-0 E9		0-0 F7			3 0 0 0 0 0 4						
Robin Roberts, S (1, 1) OBP: 0.400, SLG: 0.485			0-0 G6-3 1B		0-0 4-3		0-0 4-3			3 0 1 0 0 0 3						
Inning Stats	R: 0 E: 0 K: 1 S: 5	H: 0 LOB: 0 BB: 0 P: 5	R: 0 E: 0 K: 0 S: 3	H: 0 LOB: 2 BB: 2 P: 11	R: 0 E: 0 K: 0 S: 3	H: 1 LOB: 0 BB: 0 P: 3	R: 0 E: 0 K: 0 S: 3	H: 0 LOB: 0 BB: 0 P: 3	R: 0 E: 0 K: 2 S: 7	H: 0 LOB: 0 BB: 0 P: 3	R: 0 E: 0 K: 2 S: 7	H: 0 LOB: 1 BB: 1 P: 11	1B: 4 2B: 0 3B: 0 HR: 0	SF: 0 SAC: 0 DP: 1 HBP: 0	WP: 0 PB: 0 SB: 1 CS: 0	PA: 34
PITCHER	IP WLS BF H R ER SO BB IBB HBP BLK WP HR S P ERA WHIP															
Lew Burdette, R (1, 1) ERA: 4.33	7.0 W 27 4 1 1 2 1 1 0 0 0 0 29 37 1.29 0.714															
Ernie Johnson, R (8, 1) ERA: 2.39	2.0 S 7 0 0 0 2 1 0 0 0 0 0 10 14 0.00 0.500															

Philadelphia Phillies @ Milwaukee Braves
Milwaukee County Stadium, Milwaukee, WI
 Wed Jul 27 1955, 4:33 AM EDT
 Att: 25,936 - Unknown

AB	31
R	1
H	4
RBI	1
BB	3
SO	4
LOB	11



Batter	1	2	3	4	5	6	7	8	9
Bill Bruton, L OBP: 0.329, SLG: 0.425 (1, 8)	0-0 L7		0-0 1B		0-0 P6		0-0 1B		
Johnny Logan, R OBP: 0.369, SLG: 0.469 (1, 6)	0-0 6-3		0-3 K			0-0 1-3	0-3 K		
Eddie Mathews, L OBP: 0.421, SLG: 0.595 (1, 5)	0-0 1B			0-3 K		0-3 K		0-3 K	
Hank Aaron, R OBP: 0.353, SLG: 0.550 (1, 9)	0-3 K			0-0 6-3		0-0 L7		0-3 K	
Joe Adcock, R OBP: 0.343, SLG: 0.484 (1, 3)		0-0 F8		0-0 F8		0-0 P3	0-0 BB 1B		
Chuck Tanner, L OBP: 0.326, SLG: 0.375 (1, 7)		0-0 6-3			0-0 6-3	0-0 F9	4-0 BB BB	1-2 BB	
Del Crandall, R OBP: 0.317, SLG: 0.483 (1, 2)		0-0 L8			0-3 K	0-0 HBP 1B 1B	0-0 F5		
Danny O'Connell, R OBP: 0.290, SLG: 0.335 (1, 4)			0-0 6-3		0-0 2B	1-0 1B 1B HBP			
Lew Burdette, R OBP: 0.250, SLG: 0.264 (1, 1)			0-0 1B		4-0 BB BB	0-0 1B			
George Crowe, L OBP: 0.396, SLG: 0.531 (7, PH)						1-3 2-H			
Ernie Johnson, R OBP: 0.222, SLG: 0.125 (8, 1)									

AB	R	H	RBI	BB	SO	LOB
4	0	2	1	0	0	2
4	0	0	0	0	2	3
4	0	1	0	0	3	0
4	0	0	0	0	2	1
4	0	1	0	0	0	0
3	0	0	0	1	0	0
4	1	1	0	0	1	2
2	1	1	0	0	0	0
1	0	1	0	1	0	0
1	0	1	1	0	0	0
0	0	0	0	0	0	0

BOTTOM	
AB	31
R	2
H	8
RBI	2
BB	2
SO	8
LOB	8
WP: 0	PA: 34
PB: 0	
SB: 0	
CS: 0	

Philadelphia Phillies @ Milwaukee Braves
Milwaukee County Stadium, Milwaukee, WI
Wed Jul 27 1955, 4:33 AM EDT
Att. 25,936 - Unknown

livebaseballscorecards.com



Inning Stats																	
R	H	E	K	S	P	R	H	E	K	S	P	R	H	E	K	S	P
0	1	0	1	6		0	0	0	0	3		0	2	0	1	5	
0	LOB: 1	0	BB: 0			0	LOB: 0	0	BB: 0			0	0	0	0	5	
0	P: 6	0				0	P: 3	0				0	2	0	6		
0		0				0		0				0	0	0			
0		0				0		0				0	0	0			
0		0				0		0				0	0	0			
0		0				0		0				0	0	0			
0		0				0		0				0	0	0			
0		0				0		0				0	0	0			
0		0				0		0				0	0	0			

PITCHER																
IP	WLS	BF	H	R	ER	SO	BB	IBB	HBP	BLK	WP	HR	S	P	ERA	WHIP
8.0	L	34	8	2	2	8	2	0	1	0	0	0	47	56	2.25	1.250

Batter	1	2	3	4	5	6	7	8	9	AB R H RBI BB SO LOB	TOP
Richie Ashburn, L (1, 8) <small>OBP: 0.433, SLG: 0.459</small>	0-0 E6 BB BB G4-6-3		0-0 6-3		4-0 BB 1-2 BB		0-0 4-3		3 1 0 0 1 0 0	Philadelphia Phillies @ Milwaukee Braves Milwaukee County Stadium, Milwaukee, WI Thu Jul 28 1955, 4:33 AM EDT Att. 22,335 - Unknown	
Bobby Morgan, R (1, 4) <small>OBP: 0.338, SLG: 0.369</small>	4-0 G4-6-3 BB 1-2 1B BB		0-0 F7		0-0 F8		0-0 F7	3 1 0 0 1 0 2			
Glen Gorbous, L (1, 9) <small>OBP: 0.329, SLG: 0.351</small>	4-0 G4-6-3 BB 1-2 2-3 BB		0-0 P6		0-0 P5		0-0 F9	3 0 0 0 1 0 2			
Del Ennis, R (1, 7) <small>OBP: 0.332, SLG: 0.513</small>	0-0 G4-6-3 1-2f 2-3 3-H		0-0 6-3		0-0 G6-4-3 1B		0-0 5-3	4 0 1 0 0 0 2			
Willie Jones, R (1, 5) <small>OBP: 0.358, SLG: 0.416</small>	0-0 3-H 1B		0-0 P3		0-0 G6-4-3 1-2f		0-0 6-3	4 0 1 1 0 0 1			
Andy Seminick, R (1, 2) Herm Wehmeier, R (9, PR) <small>OBP: 0.245, SLG: 0.234</small>	0-0 F8		4-0 BB		0-0 FC6 1B		0-0 1B	3 0 2 0 1 0 1 0 0 0 0 0 0 0			
Mary Blaylock, L (1, 3) <small>OBP: 0.298, SLG: 0.326</small>		0-0 1-3		0-0 F7		0-0 FC6 1-2f		0-0 F9	4 0 0 0 0 0 3		
Roy Smalley, R (1, 6) <small>OBP: 0.319, SLG: 0.346</small>		0-0 G4-6-3 1B		0-0 6-3		0-0 P4		0-0 3	4 0 1 0 0 0 1		
Murry Dickson, R (1, 1) Robin Roberts, S (7, PH) Ron Negray, R (7, 1)		0-0 G4-6-3 1-2f		0-0 BB 1B		0-0 4-3		2 0 1 0 0 0 1 1 0 0 0 0 0 0 0 0 0 0 0 0 0			
Inning Stats	R: 2 H: 1 E: 1 LOB: 1 K: 0 BB: 2 S: 4 P: 12	R: 0 H: 1 E: 0 LOB: 0 K: 0 BB: 0 S: 3 P: 3	R: 0 H: 0 E: 0 LOB: 0 K: 0 BB: 0 S: 3 P: 3	R: 0 H: 0 E: 0 LOB: 1 K: 0 BB: 1 S: 3 P: 7	R: 0 H: 1 E: 0 LOB: 2 K: 0 BB: 1 S: 4 P: 8	R: 0 H: 2 E: 0 LOB: 1 K: 0 BB: 0 S: 4 P: 4	R: 0 H: 0 E: 0 LOB: 0 K: 0 BB: 0 S: 3 P: 3	R: 0 H: 0 E: 0 LOB: 0 K: 0 BB: 0 S: 3 P: 3	R: 0 H: 1 E: 0 LOB: 1 K: 0 BB: 0 S: 4 P: 4	1B: 6 SF: 0 2B: 0 SAC: 0 3B: 0 DP: 3 HR: 0 HBP: 0	WP: 0 PA: 35 PB: 0 SB: 0 CS: 0
PITCHER Bob Buhl, R (1, 1) <small>ERA: 3.15</small>	IP WLS BF H R ER SO BB IBB HBP BLK WP HR S P ERA WHIP 9.0 W 35 6 2 0 0 4 0 0 0 0 0 0 31 47 0.00 1.111										

AB	31
R	2
H	6
RBI	1
BB	4
SO	0
LOB	13



Batter	1	2	3	4	5	6	7	8	9	AB	R	H	RBI	BB	SO	LOB
Bill Bruton, L OBP: 0.328, SLG: 0.422 (1, 8)	4-0 2B BB		0-3 K		0-3 K	0-0 3-1				3	0	0	0	1	2	2
Johnny Logan, R OBP: 0.370, SLG: 0.472 (1, 6)	0-0 1-3 2B		0-0 1-2 SF7 1B		0-0 P2		0-0 F8			4	1	2	0	0	0	0
Eddie Mathews, L OBP: 0.424, SLG: 0.607 (1, 5)	0-0 P6		0-0 1-3 2-H 1B		0-0 HR		0-0 G4-6-3 1B			4	1	3	1	0	0	2
Hank Aaron, R OBP: 0.355, SLG: 0.548 (1, 9)	4-0 G5-4-3 BB		0-0 SF7		4-0 1B BB		0-0 G4-6-3			1	1	0	1	2	0	1
Joe Adcock, R OBP: 0.342, SLG: 0.480 (1, 3)	0-0 G5-4-3 1-2f		0-0 F8		0-0 1B			0-0 F7		4	0	1	1	0	0	4
Chuck Tanner, L OBP: 0.324, SLG: 0.379 (1, 7)		0-0 6-3		0-0 2B		0-0 P6		0-0 F8		4	0	1	0	0	0	1
Del Crandall, R OBP: 0.316, SLG: 0.478 (1, 2)		0-0 5-3		0-0 6-3		1-0 G1-5-3 1B HBP		0-0 6-3		3	0	0	0	0	0	1
Danny O'Connell, R OBP: 0.290, SLG: 0.335 (1, 4)		0-3 K		0-0 5-3		0-0 G1-5-3 1B				3	0	1	0	0	1	1
Bob Buhl, R OBP: 0.135, SLG: 0.086 (1, 1)			0-0 1B E 1B 1B		0-0 1-3		0-0 G1-5-3			3	1	1	0	0	0	3

Inning Stats	R: 0	H: 1	E: 0	K: 0	S: 3	R: 0	H: 0	E: 0	K: 1	S: 5	R: 2	H: 3	E: 1	K: 1	S: 8	R: 0	H: 1	E: 0	K: 0	S: 4	R: 2	H: 2	E: 0	K: 1	S: 7	R: 0	H: 1	E: 0	K: 0	S: 3	R: 0	H: 1	E: 0	K: 0	S: 3	R: 0	H: 0	E: 0	K: 0	S: 3
	LOB: 2	BB: 2	P: 11	LOB: 0	BB: 0	P: 5	LOB: 1	BB: 0	P: 8	LOB: 1	BB: 1	P: 11	LOB: 1	BB: 0	P: 4	LOB: 1	BB: 0	P: 4	LOB: 0	BB: 0	P: 3	LOB: 0	BB: 0	P: 3	LOB: 0	BB: 0	P: 3	LOB: 0	BB: 0	P: 3	LOB: 0	BB: 0	P: 3	LOB: 0	BB: 0	P: 3	LOB: 0	BB: 0	P: 3	

PITCHER	IP	WLS	BF	H	R	ER	SO	BB	IBB	HBP	BLK	WP	HR	S	P	ERA	WHIP
Murry Dickson, R ERA: 3.66 (1, 1)	6.0	L	28	8	4	3	3	3	0	0	0	0	1	30	43	4.50	1.833
Ron Negray, R ERA: 4.5 (7, 1)	2.0		6	1	0	0	0	0	0	0	0	0	0	6	6	0.00	0.500

BOTTOM

Philadelphia Phillies @ Milwaukee Braves
Milwaukee County Stadium, Milwaukee, WI

Thu Jul 28 1955, 4:33 AM EDT
 Att. 22,335 - Unknown

AB	29
R	4
H	9
RBI	3
BB	3
SO	3
LOB	15



WP	HR	S	P	ERA	WHIP
0	1	3	1	4.50	1.833
0	0	0	1	0.00	0.500

Batter	1	2	3	4	5	6	7	8	9	AB R H RBI BB SO LOB	TOP											
Wayne Terwilliger, R OBP: 0.339, SLG: 0.300 (1, 4)	0-0 6-3		4-0 1B BB	0-0 4-3			0-0 G6-4-3 1-2f		0-3 K	4 0 0 0 1 1 3	New York Giants @ Milwaukee Braves Milwaukee County Stadium, Milwaukee, WI Fri Jul 29 1955, 4:33 AM EDT Att: 40,492 - Unknown AB 34 R 2 H 9 RBI 0 BB 4 SO 2 LOB 23											
Whitey Lockman, L OBP: 0.316, SLG: 0.403 (1, 3)	0-3 K		0-0 E3 6-3 1B 1-2 2-3		0-0 1-3		0-0 6-3		0-0 F4	5 1 1 0 0 1 1												
Willie Mays, R OBP: 0.391, SLG: 0.615 (1, 8)	0-0 5-3		0-0 6-3		0-0 F8			0-0 6-3		4 0 0 0 0 0 2												
Dusty Rhodes, L OBP: 0.352, SLG: 0.404 (1, 7)		0-0 2B	0-0 E8 1B 2-H 3-H		0-0 4-3			4-0 1B BB		3 0 1 0 1 0 0												
Hank Thompson, L OBP: 0.380, SLG: 0.399 (1, 5)		4-0 FC5-4 BB	0-0 1-2 1B		4-0 1B BB			0-0 1-3 1B		2 0 2 0 2 0 0												
Don Mueller, L OBP: 0.310, SLG: 0.396 (1, 9)		0-0 F3	0-0 F6		0-0 G6-4-3 1B			0-0 F6		4 0 1 0 0 0 6												
Alvin Dark, R OBP: 0.321, SLG: 0.398 (1, 6)		0-0 FC5-4 1-2f		0-0 F5		0-0 P3		0-0 F3		4 0 0 0 0 0 6												
Ray Katt, R OBP: 0.269, SLG: 0.293 Bill Taylor, L OBP: 0.271, SLG: 0.511 Bobby Hofman, R OBP: 0.340, SLG: 0.500 (1, 2) (6, PH) (6, 2)	0-0 F8			0-0 1B		0-0 G6-4-3 1-2f			0-0 F9	2 0 1 0 0 0 2 1 0 0 0 0 0 2 1 0 0 0 0 0 0												
Johnny Antonelli, L OBP: 0.185, SLG: 0.216 Davey Williams, R OBP: 0.302, SLG: 0.322 Hoyt Wilhelm, R OBP: 0.182, SLG: 0.100 Mary Grissom, R OBP: 0.167, SLG: 0.167 Gail Harris, L OBP: 0.308, SLG: 0.425 (1, 1) (7, PH) (7, 1) (8, 1) (9, PH)			0-0 E BB E 1B	0-0 F3		0-0 G6-4-3 1B		0-0 1B		2 1 1 0 0 0 1 1 0 1 0 0 0 0 0 0 0 0 0 0 0 0 0 0 0 0 0 0 1 0 1 0 0 0 0												
Inning Stats	R: 0 E: 0 K: 1 S: 5	H: 0 LOB: 0 BB: 0 P: 5	R: 0 E: 0 K: 0 S: 4	H: 1 LOB: 2 BB: 1 P: 8	R: 2 E: 2 K: 0 S: 6	H: 3 LOB: 2 BB: 1 P: 10	R: 0 E: 0 K: 0 S: 4	H: 1 LOB: 1 BB: 0 P: 4	R: 0 E: 0 K: 0 S: 3	H: 0 LOB: 0 BB: 0 P: 3		R: 0 E: 0 K: 0 S: 3	H: 1 LOB: 1 BB: 1 P: 7	R: 0 E: 0 K: 0 S: 3	H: 1 LOB: 0 BB: 0 P: 3	R: 0 E: 0 K: 0 S: 4	H: 1 LOB: 2 BB: 1 P: 8	R: 0 E: 0 K: 1 S: 6	H: 1 LOB: 1 BB: 0 P: 6	1B: 8 2B: 1 3B: 0 HR: 0	SF: 0 SAC: 0 DP: 2 HBP: 0	WP: 0 PB: 0 SB: 0 CS: 0
PITCHER Ray Crone, R ERA: 3.04 (1, 1)	IP 9.0	WLS W	BF 38	H 9	R 2	ER 1	SO 2	BB 4	IBB 0	HBP 0	BLK 0	WP 0	HR 0	S 38	P 54	ERA 1.00	WHIP 1.444					

livebaseballscorecards.com



Batter	1	2	3	4	5	6	7	8	9	AB R H RBI BB SO LOB	TOP										
Alvin Dark, R (1, 6) OBP: 0.318, SLG: 0.394	0-0 4-3		0-0 4-3		0-0 6-3			0-0 F8		4 0 0 1 0 0 1											
Whitey Lockman, L (1, 7) OBP: 0.313, SLG: 0.398	0-0 4-3		0-0 1-3			0-0 F9		0-0 F4		4 0 0 0 0 0 1											
Willie Mays, R (1, 8) OBP: 0.388, SLG: 0.608	0-0 F9			0-0 F7		0-0 F9		0-0 FC6-4		4 0 0 0 0 0 1											
Bobby Hofman, R (1, 3) OBP: 0.338, SLG: 0.493		0-0 1B		0-0 F4		0-0 F2			0-0 F5	4 0 1 0 0 0 0											
Sid Gordon, R (1, 9) OBP: 0.299, SLG: 0.306		0-0 1B		0-0 HR			0-0 F7		0-0 5-3	4 1 2 0 0 0 0											
Hank Thompson, L (1, 5) OBP: 0.381, SLG: 0.409		0-0 F8		0-0 HR			4-0 FC6-4		0-3 K	3 1 1 2 1 1 2											
Wayne Terwilliger, R (1, 4) OBP: 0.331, SLG: 0.291		0-0 G4-6-3		0-0 F8			0-0 FC6-4			3 0 0 0 0 0 3											
Ray Katt, R (1, 2) OBP: 0.270, SLG: 0.300			0-0 SH1-3		0-0 5-3		0-3 K			3 1 1 0 0 1 1											
Sal Maglie, R (1, 1) OBP: 0.186, SLG: 0.125			0-0 SH1-3		0-0 5-3			0-0 FC6-4		0 0 0 0 0 0 0											
Ramon Monzant, R (1, 1) OBP: 0.182, SLG: 0.100										1 0 0 0 0 0 0											
Davey Williams, R (8, PH) OBP: 0.304, SLG: 0.325										1 0 1 0 0 0 0											
Mary Grissom, R (8, 1) OBP: 0.167, SLG: 0.167										0 0 0 0 0 0 0											
Inning Stats	R: 0 E: 0 K: 0 S: 3	H: 0 LOB: 0 BB: 0 P: 3	R: 0 E: 0 K: 0 S: 4	H: 2 LOB: 1 BB: 0 P: 4	R: 1 E: 0 K: 0 S: 4	H: 1 LOB: 0 BB: 0 P: 4	R: 2 E: 0 K: 0 S: 5	H: 2 LOB: 0 BB: 0 P: 5	R: 0 E: 0 K: 1 S: 3	H: 0 LOB: 0 BB: 0 P: 3	R: 0 E: 0 K: 1 S: 5	H: 0 LOB: 1 BB: 1 P: 9	R: 0 E: 0 K: 0 S: 4	H: 1 LOB: 1 BB: 0 P: 4	R: 0 E: 0 K: 1 S: 5	H: 0 LOB: 0 BB: 0 P: 5	1B: 4 2B: 1 3B: 0 HR: 1	SF: 0 SAC: 1 DP: 1 HBP: 0	WP: 0 PB: 0 SB: 0 CS: 0	PA: 33	
PITCHER Chet Nichols, L (1, 1) ERA: 3.9	IP 9.0	WLS W	BF 33	H 6	R 3	ER 3	SO 2	BB 1	IBB 0	HBP 0	BLK 0	WP 0	HR 1	S 36	P 40	ERA 3.00	WHIP 0.778				
PITCHER	IP	WLS	BF	H	R	ER	SO	BB	IBB	HBP	BLK	WP	HR	S	P	ERA	WHIP				

New York Giants @ Milwaukee Braves
Milwaukee County Stadium, Milwaukee, WI

Sat Jul 30 1955, 4:33 AM EDT
Att. 31,503 - Unknown

livebaseballscorecards.com

AB 31
R 3
H 6
RBI 3
BB 1
SO 2
LOB 9



Batter	1	2	3	4	5	6	7	8	9
Chuck Tanner, L (1, 7) <small>OBP: 0.336, SLG: 0.381</small> 	4-0 	0-0 		4-0 		0-0 			
Johnny Logan, R (1, 6) <small>OBP: 0.370, SLG: 0.470</small> 	0-0 	0-0 		0-3 			0-0 		
Eddie Mathews, L (1, 5) <small>OBP: 0.426, SLG: 0.619</small> 	0-0 	0-0 		0-0 			0-0 		
Hank Aaron, R (1, 9) <small>OBP: 0.355, SLG: 0.548</small> 	0-0 	0-0 		4-0 			0-3 		
Joe Adcock, R (1, 3) <small>OBP: 0.336, SLG: 0.469</small> 	4-0 		0-0 		0-0 		0-3 		
Andy Pafko, R (1, 8) <small>OBP: 0.295, SLG: 0.338</small> 	0-0 		0-0 		0-0 		0-0 		
Del Crandall, R (1, 2) <small>OBP: 0.314, SLG: 0.473</small> 	0-0 		0-0 		0-0 		0-0 		
Danny O'Connell, R (1, 4) <small>OBP: 0.289, SLG: 0.336</small> 	0-0 			0-0 		0-0 		0-0 	
Chet Nichols, S (1, 1) <small>OBP: 0.154, SLG: 0.179</small> 	0-0 			0-0 		0-0 		0-0 	

AB	R	H	RBI	BB	SO	LOB
2	1	1	0	2	0	0
4	1	1	0	0	1	3
4	2	2	2	0	0	3
3	1	1	1	1	1	1
3	0	0	0	1	1	1
4	0	1	1	0	0	1
3	0	1	1	0	0	1
4	0	1	0	0	0	2
4	0	2	0	0	0	2

BOTTOM

New York Giants @ Milwaukee Braves
 Milwaukee County Stadium, Milwaukee, WI

AB	31
R	5
H	10
RBI	5
BB	4
SO	3
LOB	14




WP: 0	PA: 36
PB: 0	
SB: 0	
CS: 1	


Inning Stats	R	H	E	K	S	L	LOB	BB	P	R	H	E	K	S	ERA	WHIP
	4	4	0	7	4	15	2	4	0	0	0	0	1	3	∞	∞
	0	1	0	0	4	0	1	0	0	0	0	0	0	10	0.00	3.000
	0	0	0	0	3	0	0	0	0	0	0	0	1	31	1.29	0.857
	0	0	0	0	0	0	0	0	0	0	0	0	0	4	0.00	3.000
	1	1	0	2	8	0	0	0	0	0	0	0	0	3	0.00	3.000

PITCHER	IP	WLS	BF	H	R	ER	SO	BB	IBB	HBP	BLK	WP	HR	S	P	ERA	WHIP
Sal Maglie, R (1, 1) <small>ERA: 3.75</small>	0.0	L	4	3	4	4	0	1	0	0	0	0	0	3	7	∞	∞
Ramon Monzant, R (1, 1) <small>ERA: 5.18</small>	7.0		28	4	1	1	3	2	1	0	0	0	1	31	43	1.29	0.857
Mary Grissom, R (8, 1) <small>ERA: 2.69</small>	1.0		4	3	0	0	0	0	0	0	0	0	0	4	4	0.00	3.000

Sat Jul 30 1955, 4:33 AM EDT
 Att. 31,503 - Unknown

livebaseballscorecards.com

Batter	1	2	3	4	5	6	7	8	9	AB	R	H	RBI	BB	SO	LOB	TOP	
Davey Williams, R (1, 4) OBP: 0.304, SLG: 0.325										0	0	0	0	0	0	0	New York Giants @ Milwaukee Braves Milwaukee County Stadium, Milwaukee, WI Sun Jul 31 1955, 4:33 AM EDT Att: 36,196 - Unknown livebaseballscorecards.com	
Alvin Dark, R (1, 6) OBP: 0.318, SLG: 0.394										0	0	0	0	0	0	0		
Willie Mays, R (1, 8) OBP: 0.388, SLG: 0.608										0	0	0	0	0	0	0		
Bobby Hofman, R (1, 3) OBP: 0.338, SLG: 0.493										0	0	0	0	0	0	0		
Sid Gordon, R (1, 9) OBP: 0.299, SLG: 0.306										0	0	0	0	0	0	0		
Hank Thompson, L (1, 5) OBP: 0.381, SLG: 0.409										0	0	0	0	0	0	0		
Whitey Lockman, L (1, 7) OBP: 0.313, SLG: 0.398										0	0	0	0	0	0	0		
Ray Katt, R (1, 2) OBP: 0.270, SLG: 0.300										0	0	0	0	0	0	0		
Jim Hearn, R (1, 1) OBP: 0.246, SLG: 0.393										0	0	0	0	0	0	0		
Inning Stats																		1B: 0 SF: 0 2B: 0 SAC: 0 3B: 0 DP: 0 HR: 0 HBP: 0
PITCHER Warren Spahn, L (1, 1) ERA: 3.65	IP	WLS	BF	H	R	ER	SO	BB	IBB	HBP	BLK	WP	HR	S	P	ERA	WHIP	PITCHER IP WLS BF H R ER SO BB IBB HBP BLK WP HR S P ERA WHIP

Batter	1	2	3	4	5	6	7	8	9	10	AB R H RBI BB SO LOB	TOP													
Don Hoak, R (1, 5) OBP: 0.372, SLG: 0.403	0-0 6-3 1B		1-0 FC6-4 1B			3-2 6-3	0-0 SH BB		1-1 S 1B	0-0 FC6-5	5 0 2 1 0 0 3	<p>Brooklyn Dodgers @ Milwaukee Braves Milwaukee County Stadium, Milwaukee, WI</p> <p>Mon Aug 01 1955, 4:33 AM EDT Att: 3,774 - Unknown</p> <p>livebaseballscorecards.com</p> <p>AB 39 R 4 H 11 RBI 4 BB 6 SO 4 LOB 27</p> 													
Pee Wee Reese, R (1, 6) OBP: 0.373, SLG: 0.429	2-2 F9		1-1 1B			0-1 E 1B	4-2 G6-4-3 BB		2-3 K	1-2 4-3	5 0 2 1 1 1 4														
Duke Snider, L (1, 8) OBP: 0.425, SLG: 0.683	3-2 6-3 1-2		1-1 G3			1-0 L8	2-3 K		1-0 F4		5 0 0 0 0 1 8														
Roy Campanella, R (1, 2) OBP: 0.409, SLG: 0.628	1-0 1B			2-2 6-3		0-1 E6	0-0 G6-4-3		4-0 IBB		4 0 1 0 1 0 4														
Gil Hodges, R (1, 3) OBP: 0.362, SLG: 0.495		2-0 F9		1-0 5-3		2-2 6-3		0-1 F7	1-2 6-3		5 0 0 0 0 0 4														
Jackie Robinson, R (1, 7) OBP: 0.386, SLG: 0.402		1-1 6-3		1-0 6-3			3-2 1B 1B			4-0 SH1-4 FC6-5 BB	3 0 1 0 0 0 0 1 2 1 0 1 0 0														
Jim Gilliam, S (7, PR) OBP: 0.324, SLG: 0.340																									
Carl Furillo, R (1, 9) OBP: 0.363, SLG: 0.481		1-1 6-3			0-0 6-3		1-0 1B 1B		0-0 F7	0-1 FC6-5 SH1-4 1B	5 1 2 0 0 0 1														
Don Zimmer, R (1, 4) OBP: 0.337, SLG: 0.497			4-1 FC1-6 BB		0-3 K		1-1 SH BB 1B		4-0 IBB	0-0 SH1-4	2 1 1 1 2 1 0														
Billy Loes, R (1, 1) OBP: 0.154, SLG: 0.108			0-1 FC1-6		3-3 K		1-0 BB SH 1B		1-0 4-3	4-0 FC6-5 IBB	2 0 0 0 0 1 1 1 0 1 1 0 0 0 0 0 0 0 0 0 0 0 0 0 0 0 0 0 1 0 0 0 0 0 2 0 0 0 0 0 0 0 0 0 0 0 1 0 0 0 0 0 0 0 0 0														
Don Newcombe, L (7, PH) OBP: 0.424, SLG: 0.709																									
Carl Erskine, R (7, PR) OBP: 0.372, SLG: 0.250																									
Clem Labine, R (7, 1) OBP: 0.167, SLG: 0.296																									
Rube Walker, L (8, PH) OBP: 0.364, SLG: 0.354																									
Karl Spooner, R (8, 1) OBP: 0.357, SLG: 0.500																									
George Shuba, L (10, PH) OBP: 0.400, SLG: 0.222																									
Don Bessent, R (10, 1) OBP: 0.167, SLG: 0.167																									
Inning Stats	R: 0 E: 0 K: 0 S: 9	H: 2 LOB: 2 BB: 0 P: 15	R: 0 E: 0 K: 0 S: 5	H: 0 LOB: 0 BB: 0 P: 9	R: 0 E: 0 K: 0 S: 8	H: 1 LOB: 2 BB: 1 P: 15	R: 0 E: 0 K: 0 S: 6	H: 0 LOB: 0 BB: 0 P: 10	R: 0 E: 0 K: 2 S: 7	H: 0 LOB: 0 BB: 0 P: 10	R: 0 E: 1 K: 0 S: 13	H: 1 LOB: 2 BB: 0 P: 19	R: 3 E: 0 K: 1 S: 14	H: 4 LOB: 3 BB: 1 P: 26	R: 0 E: 0 K: 0 S: 5	H: 1 LOB: 2 BB: 1 P: 10	R: 0 E: 0 K: 1 S: 13	H: 1 LOB: 2 BB: 1 P: 22	R: 1 E: 0 K: 0 S: 7	H: 1 LOB: 2 BB: 2 P: 16	1B: 10 2B: 1 3B: 0 HR: 0	SF: 0 SAC: 2 DP: 1 HBP: 0	WP: 0 PB: 0 SB: 1 CS: 0	PA: 47	
PITCHER	IP WLS BF H R ER SO BB IBB HBP BLK WP HR S P ERA WHIP																								
Lew Burdette, R (1, 1) ERA: 4.33	6.0																								
Chet Nichols, L (7, 1) ERA: 3.88	0.1	1	0	0	0	1	0	0	0	0	0	0	0	3	5	0.00	0.000								
Ernie Johnson, R (7, 1) ERA: 2.4	3.2	L	17	3	1	1	1	3	0	0	0	0	0	26	49	2.46	1.091								

Batter	1	2	3	4	5	6	7	8	9	10	AB	R	H	RBI	BB	SO	LOB
Bill Bruton, L (1, 8) OBP: 0.331, SLG: 0.421	0-3 K			4-1 SH1-3 1B BB	1-0 F5			2-3 K		1-2 L6	4	1	0	0	1	2	1
Johnny Logan, R (1, 6) OBP: 0.369, SLG: 0.469	2-3 K			1-1 SH1-3 1-2			0-3 K	1-0 F7			3	0	0	0	0	2	0
Eddie Mathews, L (1, 5) OBP: 0.422, SLG: 0.619	0-0 L7			3-2 1B 1B 2-H			3-2 HR	3-1 F9			4	2	2	2	0	0	0
Hank Aaron, R (1, 7) OBP: 0.351, SLG: 0.540		1-2 1-3		0-0 1B 1-2 1B			1-1 F7		0-0 4-3		4	0	1	0	0	0	0
George Crowe, L (1, 3) OBP: 0.390, SLG: 0.542		2-2 F5		1-2 1-3 2-H 1B			1-3 K		3-2 F7		4	0	1	1	0	1	0
Andy Pafko, R (1, 9) OBP: 0.299, SLG: 0.335		1-3 K		1-0 F9			4-2 SH1-4 BB		1-2 4-3		3	0	0	0	1	1	2
Del Crandall, R (1, 2) OBP: 0.311, SLG: 0.475			1-0 F7	0-0 5-3			0-0 SH1-4			2-3 K	3	0	0	0	0	1	2
Danny O'Connell, R (1, 4) OBP: 0.292, SLG: 0.332			0-3 K		1-2 F9		1-1 F7		4-2 BB		3	0	0	0	1	1	1
Lew Burdette, R (1, 1) OBP: 0.241, SLG: 0.255			1-3 K		0-0 6-3		1-3 K		0-3 K		2	0	0	0	0	1	0
Chet Nichols, S (7, 1) OBP: 0.154, SLG: 0.179											0	0	0	0	0	0	0
Ernie Johnson, R (7, 1) OBP: 0.211, SLG: 0.118											1	0	0	0	0	1	1
Chuck Tanner, L (10, PH) OBP: 0.329, SLG: 0.379											1	0	0	0	0	1	1

Inning Stats	R: 0	H: 0	E: 0	K: 2	S: 8	R: 0	H: 0	E: 0	K: 1	S: 10	R: 0	H: 0	E: 0	K: 2	S: 8	R: 2	H: 3	E: 0	K: 0	S: 19	R: 0	H: 0	E: 0	K: 0	S: 5	R: 1	H: 1	E: 0	K: 2	S: 14	R: 0	H: 0	E: 0	K: 1	S: 8	R: 0	H: 0	E: 0	K: 1	S: 6	R: 0	H: 0	E: 0	K: 0	S: 9	R: 0	H: 0	E: 0	K: 2	S: 12	R: 0	H: 0	E: 0	K: 1	S: 19	1B: 3	SF: 0	2B: 0	SAC: 2	3B: 0	DP: 0	HR: 1	HBP: 0	WP: 0	PA: 37
--------------	------	------	------	------	------	------	------	------	------	-------	------	------	------	------	------	------	------	------	------	-------	------	------	------	------	------	------	------	------	------	-------	------	------	------	------	------	------	------	------	------	------	------	------	------	------	------	------	------	------	------	-------	------	------	------	------	-------	-------	-------	-------	--------	-------	-------	-------	--------	-------	--------

PITCHER	IP	WLS	BF	H	R	ER	SO	BB	IBB	HBP	BLK	WP	HR	S	P	ERA	WHIP
Billy Loes, R (1, 1) ERA: 3.81	6.0		23	4	3	3	7	1	0	0	0	0	1	64	89	4.50	0.833
Clem Labine, R (7, 1) ERA: 4.15	1.0		4	0	0	0	1	1	0	0	0	0	0	8	14	0.00	1.000
Karl Spooner, L (8, 1) ERA: 4.66	2.0	W	6	0	0	0	1	0	0	0	0	0	0	15	25	0.00	0.000
Don Bessent, R (10, 1) ERA: 2.2	1.0	S	4	0	0	0	2	1	0	0	0	0	0	12	19	0.00	1.000

BOTTOM

Brooklyn Dodgers @ Milwaukee Braves
 Milwaukee County Stadium, Milwaukee, WI
 Mon Aug 01 1955, 4:33 AM EDT
 Att. 3,774 - Unknown

livebaseballscorecards.com

AB	32
R	3
H	4
RBI	3
BB	3
SO	11
LOB	8



Batter	1	2	3	4	5	6	7	8	9	AB R H RBI BB SO LOB	TOP																	
Don Hoak, R OBP: 0.377, SLG: 0.399 (1, 5)	4-1 FC6-4 BB	0-0 F8		0-2 1-3		4-2 CS BB			4-0 BB	2 0 0 0 3 0 5																		
Pee Wee Reese, R OBP: 0.371, SLG: 0.426 (1, 6)	3-1 FC6-4 1-2f		2-1 5-3		0-1 HR 1B	0-2 CS 1-2	2-3		2-3 K	5 1 1 0 0 2 2																		
Duke Snider, L OBP: 0.422, SLG: 0.685 (1, 8)	2-3 K		1-1 F5		3-1 HR 1-H		1-3 K		2-0 F9	5 1 1 2 0 2 2																		
Roy Campanella, R OBP: 0.406, SLG: 0.621 (1, 2)	1-1 F2		0-0 F5		0-1 FC5-4 1B		0-1 3-1		2-3 K	5 0 1 0 0 1 2																		
Gil Hodges, R OBP: 0.365, SLG: 0.496 (1, 3)					0-0 5-3 1B	1-0 FC5-4 FC4-6 1-2f		0-1 SH1-4 1B		3 1 2 0 1 0 1																		
Jim Gilliam, S OBP: 0.324, SLG: 0.340 (1, 7) (8, 9) (8, 7)					1-1 5-3 1B	0-0 F9		0-1 SH1-4		3 0 1 0 0 0 2																		
Carl Furillo, R OBP: 0.362, SLG: 0.477 (1, 9) (8, 7) (8, 9)					1-3 K	0-0 FC4-6 1-2f		1-3 K		3 0 0 0 1 2 4																		
Don Zimmer, R OBP: 0.341, SLG: 0.494 (1, 4)					1-2 5-3			4-0 F7		3 0 1 1 1 0 2																		
Roger Craig, R OBP: 0.143, SLG: 0.077 Clem Labine, R OBP: 0.167, SLG: 0.296 (1, 1) (8, 1)					4-1 BB			0-0 F9		3 0 0 0 1 1 4 0 0 0 0 0 0 0																		
Inning Stats	R: 0 E: 0 K: 1 S: 8	H: 0 LOB: 1 BB: 1 P: 18	R: 1 E: 1 K: 0 S: 9	H: 1 LOB: 2 BB: 2 P: 19	R: 0 E: 0 K: 0 S: 5	H: 0 LOB: 0 BB: 0 P: 8	R: 0 E: 0 K: 1 S: 13	H: 2 LOB: 3 BB: 1 P: 20	R: 2 E: 0 K: 0 S: 9	H: 3 LOB: 1 BB: 0 P: 13	R: 0 E: 0 K: 1 S: 8	H: 0 LOB: 0 BB: 1 P: 12	R: 0 E: 0 K: 2 S: 8	H: 0 LOB: 0 BB: 0 P: 11	R: 0 E: 0 K: 1 S: 8	H: 1 LOB: 2 BB: 1 P: 13	R: 0 E: 0 K: 2 S: 11	H: 0 LOB: 1 BB: 1 P: 21	1B: 6 2B: 0 3B: 0 HR: 1	SF: 0 SAC: 1 DP: 0 HBP: 0	WP: 0 PB: 1 SB: 0 CS: 1	PA: 41						
PITCHER	IP WLS BF H R ER SO BB IBB HBP BLK WP HR S P ERA WHIP																											
Bob Buhl, R ERA: 3.19 (1, 1)	4.0		22	6	3	2	2	4	0	0	0	0	0	1	41	74	4.50	2.500										
Dave Jolly, R ERA: 7.13 (5, 1)	1.0		3	0	0	0	0	0	0	0	0	0	0	3	4	0.00	0.000											
Phil Paine, R ERA: 0.96 (6, 1)	4.0	W	15	1	0	0	6	2	1	0	0	0	0	35	57	0.00	0.750											

Brooklyn Dodgers @ Milwaukee Braves
Milwaukee County Stadium, Milwaukee, WI

AB	32
R	3
H	7
RBI	3
BB	7
SO	8
LOB	24



Tue Aug 02 1955, 4:33 AM EDT
Att: 38,441 - Unknown

livebaseballscorecards.com

Batter	1	2	3	4	5	6	7	8	9
Bill Bruton, L OBP: 0.332, SLG: 0.424 (1, 8)	2-2 F7		2-0 L4		0-1 G6-4-3 1B			0-0 HR 2B	
Johnny Logan, R OBP: 0.366, SLG: 0.465 (1, 6)	0-3 K		1-0 5-3		1-2 G6-4-3 1-2f			0-0 F8	
Eddie Mathews, L OBP: 0.425, SLG: 0.638 (1, 5)	1-1 HR		0-1 F5			4-1 G5-4-3 BB		3-1 HR 2-H	
Hank Aaron, R OBP: 0.348, SLG: 0.534 (1, 7)	0-0 6-3			0-0 F4		1-2 G5-4-3 1-2f		1-1 E5 BB 1B E	
George Crowe, L OBP: 0.393, SLG: 0.533 (1, 3)		0-0 G3		4-2 1B BB		4-2 BB		0-2 F8	
Andy Pafko, R OBP: 0.303, SLG: 0.339 (1, 9)		2-0 FC6-4 1B		0-0 F7		2-2 5-3		0-0 BB E 1B	
Del Crandall, R OBP: 0.313, SLG: 0.474 (1, 2)		2-1 FC6-4 S 1-2f		1-1 1-2 1B			0-3 K	4-0 E BB 1-2 2-3	
Danny O'Connell, R OBP: 0.292, SLG: 0.330 (1, 4)		4-0 IBB		1-1 F8			1-0 6-3	3-2 E4	
Chuck Tanner, L OBP: 0.327, SLG: 0.376 (8, PH)								1-2 2-H 3-H	
Jack Dittmer, L OBP: 0.160, SLG: 0.229 (9, 4)								0-0 F3	
Bob Buhl, R OBP: 0.132, SLG: 0.083 (1, 1)		2-3 K			2-1 6-3				
Dave Jolly, R OBP: 0.200, SLG: 0.400 (5, 1)									
Ben Taylor, L (5, PH)									
Phil Paine, R (6, 1)									

AB	R	H	RBI	BB	SO	LOB
4	1	2	0	0	0	0
4	0	0	0	0	1	2
3	2	2	3	1	0	0
4	1	0	0	0	0	1
2	0	0	0	2	0	1
4	1	2	0	0	0	2
3	0	1	0	1	1	1
2	0	0	0	1	0	2
1	0	0	0	0	0	1
0	0	0	0	0	0	0
1	0	0	0	0	0	0
2	0	0	0	0	0	2

BOTTOM	
AB	31
R	5
H	7
RBI	3
BB	5
SO	3
LOB	14

1B	2B	3B	HR	SF	SAC	DP	HBP	WP	PA
4	1	0	2	0	0	2	0	0	36
0	0	0	0	0	0	0	0	0	
1	0	0	0	0	0	0	0	0	
2	0	0	0	0	0	0	0	0	

Inning Stats	R	H	E	K	S	P	ERA	WHIP
Roger Craig, R ERA: 2.55 (1, 1)	1	1	0	1	3	3	3.52	1.304
Clem Labine, R ERA: 4.13 (8, 1)	0	0	0	0	0	0	0.00	3.000

WP	PA	ERA	WHIP
0	36		
0			
0			
0			

Brooklyn Dodgers @ Milwaukee Braves
Milwaukee County Stadium, Milwaukee, WI
 Tue Aug 02 1955, 4:33 AM EDT
 Att. 38,441 - Unknown

livebaseballscorecards.com



Brooklyn Dodgers @ Milwaukee Braves
Milwaukee County Stadium, Milwaukee, WI

Wed Aug 03 1955, 4:33 AM EDT
 Att: 42,747 - Unknown

AB 37
R 9
H 9
RBI 8
BB 5
SO 4
LOB 11



Batter	1	2	3	4	5	6	7	8	9	AB R H RBI BB SO LOB												
Don Hoak, R OBP: 0.378, SLG: 0.396 (1, 5)	4-2 B FC5-4 BB	3-1 E5		1-0 G3		2-2 E BB 1-3 1B		0-0 1-3		4 0 1 0 1 0 1												
Pee Wee Reese, R OBP: 0.371, SLG: 0.425 (1, 6)	0-1 FC5-4 WP 1B 1-2f HR	1-2 L8			1-1 HR 1B	4-1 E 1-2 BB		0-1 F2		4 2 1 0 1 0 2												
Duke Snider, L OBP: 0.422, SLG: 0.680 (1, 8)	1-0 WP 1-2 HR 1B		1-3 K		3-1 F8	4-0 1-2 2-3 3-H IBB		0-0 F2		4 1 1 0 0 1 1 1												
Roy Campanella, R OBP: 0.403, SLG: 0.613 (1, 2)	4-0 1-2 2-3 HR IBB		0-0 4-3		1-0 F8	3-2 6-3		3-1 F7		4 1 0 0 1 0 4												
Gil Hodges, R OBP: 0.368, SLG: 0.513 (1, 3)	2-1 1-H 2-H 3-H HR		1-1 F8		3-2 1-H HR		0-3 K	1-1 1B		5 2 3 6 0 1 0												
Jim Gilliam, S OBP: 0.320, SLG: 0.336 (1, 7)	1-1 F8		1-2 L5		2-0 F8		0-2 5-3	0-1 4-3		5 0 0 0 0 0 1												
Carl Furillo, R OBP: 0.361, SLG: 0.474 (1, 9)	0-0 F9		0-0 F7		1-1 1B E 1B		1-1 F8			4 1 1 0 0 0 0												
Don Zimmer, R OBP: 0.345, SLG: 0.532 (1, 4)		0-0 6-3		1-2 HR		0-0 F9		0-0 HR		4 2 2 2 0 0 1												
Russ Meyer, S OBP: 0.100, SLG: 0.105 (1, 1)		3-3 K		4-2 BB		0-2 F2		3-3 K		1 0 0 0 1 1 0												
Don Bessent, R OBP: 0.143, SLG: 0.143 (4, 1)										2 0 0 0 0 1 1												
Clem Labine, R OBP: 0.167, SLG: 0.296 (9, 1)										0 0 0 0 0 0 0												
Inning Stats	R: 4 E: 0 K: 0 S: 14	H: 2 LOB: 0 BB: 2 P: 26	R: 0 E: 1 K: 1 S: 12	H: 0 LOB: 1 BB: 0 P: 19	R: 0 E: 0 K: 1 S: 6	H: 0 LOB: 0 BB: 0 P: 8	R: 1 E: 0 K: 0 S: 10	H: 1 LOB: 1 BB: 1 P: 17	R: 2 E: 0 K: 0 S: 9	H: 2 LOB: 0 BB: 0 P: 19	R: 1 E: 1 K: 0 S: 14	H: 2 LOB: 3 BB: 2 P: 28	R: 0 E: 0 K: 1 S: 8	H: 0 LOB: 0 BB: 0 P: 9	R: 1 E: 0 K: 1 S: 7	H: 1 LOB: 0 BB: 0 P: 10	R: 0 E: 0 K: 0 S: 7	H: 1 LOB: 1 BB: 0 P: 11	1B: 5 2B: 0 3B: 0 HR: 4	SF: 0 SAC: 0 DP: 0 HBP: 0	WP: 1 PB: 0 SB: 0 CS: 0	PA: 42
PITCHER	IP WLS BF H R ER SO BB IBB HBP BLK WP HR S P ERA WHIP																					
Ray Crone, R ERA: 3.46 (1, 1)	4.0 L 19 3 5 5 2 2 1 0 0 0 1 2 42 70 11.25 1.250																					
Dave Jolly, R ERA: 7.23 (5, 1)	2.0 12 4 3 2 0 1 1 0 0 0 0 1 23 47 9.00 2.500																					
Bob Buhl, R ERA: 3.19 (7, 1)	3.0 11 2 1 1 2 0 0 0 0 0 0 1 22 30 3.00 0.667																					

livebaseballscorecards.com

Batter	1	2	3	4	5	6	7	8	9	AB	R	H	RBI	BB	SO	LOB
Bill Bruton, L OBP: 0.337, SLG: 0.430 (1, 8)	1-1 1B 4-3 1B	0-0 2-H 1B		0-0 1-2 2-H 1B		0-1 L5			0-1 2B	5	1	4	1	0	0	0
Johnny Logan, R OBP: 0.364, SLG: 0.462 Bobby Thomson, R OBP: 0.329, SLG: 0.413 (1, 6) (4, 7)	1-0 F9		0-2 6-3	1-0 1-2 2-H 1B			0-0 G5-4-3 1B		4-2 2B 1B BB	2	0	0	0	0	0	1
Hank Aaron, R OBP: 0.348, SLG: 0.535 (1, 7) (4, 9)	3-2 4-3 1-2		2-2 1B 1B	1-0 L8			0-1 G5-4-3 1-2f		0-1 1-3 2-H 2B	5	1	2	1	0	0	4
George Crowe, L OBP: 0.400, SLG: 0.532 (1, 3)	4-2 1B BB		0-0 1-2 1B	G6-4-3 1B	2-2 F9		0-2 F8		1-2 1-3 2-H 3-H 1B	4	0	2	2	1	0	0
Andy Pafko, R OBP: 0.301, SLG: 0.335 (1, 9) (4, 5)	0-0 1-2 2-3 1B		1-0 G6-4-3		1-1 4-3			0-1 F8	1-2 1-3	5	0	1	0	0	0	3
Del Crandall, R OBP: 0.314, SLG: 0.481 (1, 2)	1-0 F8		0-1 F8		4-0 BB			2-1 HR	2-1 F9	4	1	1	1	1	0	4
Jack Dittmer, L OBP: 0.185, SLG: 0.269 (1, 4)		0-2 1B 2B		1-0 BB 1B 1B	1-2 6-3			0-3 K		4	1	2	0	0	1	1
Danny O'Connell, R OBP: 0.288, SLG: 0.326 (1, 5) (4, 6)		1-2 F6		3-2 F8		0-1 5-3		1-0 6-3		4	0	0	0	0	0	2
Ray Crone, R OBP: 0.182, SLG: 0.160 Ben Taylor, L (4, PH) Dave Jolly, R OBP: 0.200, SLG: 0.400 Chuck Tanner, L OBP: 0.192, SLG: 0.373 Bob Buhl, R OBP: 0.083, SLG: 0.083 Del Rice, R OBP: 0.285, SLG: 0.326 (1, 1) (4, PH) (5, 1) (6, PH) (7, 1) (9, PH)		0-0 F3		4-1 1B 1-2 1B BB		1-1 F5			1-1 F8	1	0	0	0	0	0	1

Inning Stats	R: 0	H: 2	E: 0	K: 0	S: 10	LOB: 3	BB: 1	P: 20	R: 0	H: 2	E: 0	K: 0	S: 8	LOB: 2	BB: 0	P: 9	R: 0	H: 2	E: 0	K: 0	S: 8	LOB: 1	BB: 0	P: 11	R: 2	H: 3	E: 0	K: 0	S: 10	LOB: 2	BB: 1	P: 20	R: 0	H: 0	E: 0	K: 0	S: 8	LOB: 1	BB: 1	P: 16	R: 0	H: 0	E: 0	K: 0	S: 6	LOB: 0	BB: 0	P: 7	R: 0	H: 1	E: 0	K: 0	S: 6	LOB: 0	BB: 0	P: 6	R: 1	H: 1	E: 0	K: 1	S: 8	LOB: 0	BB: 0	P: 11	R: 3	H: 3	E: 0	K: 0	S: 16	LOB: 1	BB: 1	P: 25	1B: 10	SF: 0	2B: 3	SAC: 0	3B: 0	DP: 2	HR: 1	HBP: 0	WP: 0	PA: 42
--------------	------	------	------	------	-------	--------	-------	-------	------	------	------	------	------	--------	-------	------	------	------	------	------	------	--------	-------	-------	------	------	------	------	-------	--------	-------	-------	------	------	------	------	------	--------	-------	-------	------	------	------	------	------	--------	-------	------	------	------	------	------	------	--------	-------	------	------	------	------	------	------	--------	-------	-------	------	------	------	------	-------	--------	-------	-------	--------	-------	-------	--------	-------	-------	-------	--------	-------	--------

PITCHER	IP	WLS	BF	H	R	ER	SO	BB	IBB	HBP	BLK	WP	HR	S	P	ERA	WHIP
Russ Meyer, R ERA: 4.53 (1, 1)	3.2		19	8	2	2	0	2	0	0	0	0	0	34	56	4.91	2.727
Don Bessent, R ERA: 2.97 (4, 1)	4.2	W	21	6	4	4	1	2	0	0	0	0	1	41	61	7.71	1.714
Clem Labine, R ERA: 4.11 (9, 1)	0.2	S	2	0	0	0	0	0	0	0	0	0	0	5	8	0.00	0.000

BOTTOM

Brooklyn Dodgers @ Milwaukee Braves
Milwaukee County Stadium, Milwaukee, WI

Wed Aug 03 1955, 4:33 AM EDT
Att. 42,747 - Unknown

livebaseballscorecards.com

AB	38
R	6
H	14
RBI	6
BB	4
SO	1
LOB	16



Batter	1	2	3	4	5	6	7	8	9	AB R H RBI BB SO LOB	TOP																				
Don Hoak, R (1, 5) <small>OBP: 0.376, SLG: 0.389</small> Frank Kellert, R (9, PH) <small>OBP: 0.429, SLG: 0.558</small> Johnny Podres, L (9, PR) <small>OBP: 0.255, SLG: 0.250</small> Clem Labine, R (9, 1) <small>OBP: 0.167, SLG: 0.296</small>	1-1 F9		0-0 5-3		2-0 6-3		4-2 BB		1-1 1B 1-2 HR 1B	3 0 0 0 1 0 1 1 0 1 0 0 0 0 0 1 0 0 0 0 0 0 0 0 0 0 0 0	Brooklyn Dodgers @ Milwaukee Braves Milwaukee County Stadium, Milwaukee, WI Thu Aug 04 1955, 4:33 AM EDT Att: 32,907 - Unknown																				
Pee Wee Reese, R (1, 6) <small>OBP: 0.372, SLG: 0.424</small>	0-1 F7		1-1 6-3			3-2 1B 1B	0-0 F7		2-2 1B 1-2 2-H HR 1B	5 2 2 1 0 0 1																					
Duke Snider, L (1, 8) <small>OBP: 0.420, SLG: 0.674</small>	2-3 K		1-0 F7			3-2 1B 1-3 G6-4-3 1B	1-2 1-3		2-1 F8	5 1 1 0 0 1 3																					
Roy Campanella, R (1, 2) <small>OBP: 0.406, SLG: 0.626</small>		0-1 F8 E 2B		1-0 F7		1-0 1-3 3-H G6-4-3 1B		0-0 F7	2-2 HR 1-H 2-H	5 2 3 4 0 0 0																					
Gil Hodges, R (1, 3) <small>OBP: 0.366, SLG: 0.509</small>		2-1 F8 2-3		0-2 F7		1-0 G6-4-3 1-2f 3-H		0-2 6-3	1-0 1B	5 0 1 0 0 0 2																					
Jim Gilliam, S (1, 7) <small>OBP: 0.319, SLG: 0.332</small>		4-0 E BB		3-3 K		1-0 F7		0-0 L3	0-0 6-3	4 1 0 0 1 1 1																					
Carl Furillo, R (1, 9) <small>OBP: 0.365, SLG: 0.489</small>		1-1 E5 1-H 3-H 2B		1-2 5-3			1-2 HR 1B		3-2 HR	4 2 3 3 0 0 0																					
Don Zimmer, R (1, 4) <small>OBP: 0.348, SLG: 0.549</small>		0-3 K		1-1 1B			1-0 HR 1-H		1-3 K	4 1 2 2 0 2 1																					
Don Newcombe, L (1, 1) <small>OBP: 0.415, SLG: 0.693</small> Karl Spooner, R (5, 1) <small>OBP: 0.333, SLG: 0.467</small> Carl Erskine, R (7, 1) <small>OBP: 0.172, SLG: 0.250</small> Jackie Robinson, R (9, PH) <small>OBP: 0.388, SLG: 0.404</small> (9, 5)		0-2 F7		0-0 L8			0-3 K		0-0 1B 1B	2 0 0 0 0 0 2 1 0 0 0 0 1 0 0 0 0 0 0 0 0 1 1 1 0 0 0 0																					
Inning Stats	R: 0 E: 0 K: 1 S: 7	H: 0 LOB: 0 BB: 0 P: 10	R: 2 E: 1 K: 1 S: 12	H: 2 LOB: 1 BB: 1 P: 19	R: 0 E: 0 K: 0 S: 4	H: 0 LOB: 0 BB: 0 P: 6	R: 0 E: 0 K: 1 S: 8	H: 0 LOB: 0 BB: 0 P: 12	R: 0 E: 0 K: 0 S: 7	H: 1 LOB: 1 BB: 0 P: 11	R: 2 E: 0 K: 0 S: 10	H: 3 LOB: 0 BB: 0 P: 19	R: 2 E: 0 K: 1 S: 13	H: 2 LOB: 1 BB: 1 P: 20	R: 0 E: 0 K: 0 S: 5	H: 0 LOB: 0 BB: 0 P: 5	R: 5 E: 0 K: 1 S: 22	H: 6 LOB: 1 BB: 0 P: 34	1B: 9 2B: 2 3B: 0 HR: 3	SF: 0 SAC: 0 DP: 1 HBP: 0	WP: 0 PB: 0 SB: 0 CS: 0	PA: 42									
PITCHER	IP WLS BF H R ER SO BB IBB HBP BLK WP HR S P ERA WHIP																														
Low Burdette, R (1, 1) <small>ERA: 4.43</small> Phil Paine, R (6, 1) <small>ERA: 2.38</small> Ernie Johnson, R (8, 1) <small>ERA: 2.85</small> Chet Nichols, L (9, 1) <small>ERA: 3.95</small>	5.0		22	6	4	4	3	1	0	0	0	0	0	46	73	7.20	1.400														
	2.0		8	2	2	2	1	1	0	0	0	0	1	15	24	9.00	1.500														
	1.1	L	8	4	4	4	1	0	0	0	0	0	1	20	27	27.00	3.000														
	0.2		4	2	1	1	0	0	0	0	0	0	1	7	12	13.50	3.000														

AB	40
R	11
H	14
RBI	10
BB	2
SO	5
LOB	11



BOTTOM

Brooklyn Dodgers @ Milwaukee Braves
 Milwaukee County Stadium, Milwaukee, WI

Thu Aug 04 1955, 4:33 AM EDT
 Att. 32,907 - Unknown

livebaseballscorecards.com

AB	38
R	10
H	11
RBI	9
BB	3
SO	3
LOB	10



WP:	0	PA:	41
PB:	0		
SB:	0		
CS:	0		

AB R H RBI BB SO LOB

4	1	2	1	1	0	0
4	3	2	1	1	0	2
4	1	1	1	1	0	1
5	0	1	1	0	0	3
5	2	3	3	0	0	2
4	1	1	2	0	1	1
4	1	0	0	0	0	0
4	1	1	0	0	1	0
2	0	0	0	0	1	1
0	0	0	0	0	0	0
1	0	0	0	0	0	0
0	0	0	0	0	0	0

1B:	6	SF:	0
2B:	2	SAC:	0
3B:	0	DP:	1
HR:	3	HBP:	0

Batter	1	2	3	4	5	6	7	8	9
Bill Bruton, L OBP: 0.339, SLG: 0.431 (1, 8)	4-2 B BB G6-3	2-0 3-H 1B			2-0 G3		1-0 1B 4-3 1B		3-2 F7
Johnny Logan, R OBP: 0.367, SLG: 0.470 (1, 6)	0-1 L9	0-1 4-3			0-0 HR		0-0 4-3 BB 1B		4-2 2B BB
Hank Aaron, R OBP: 0.349, SLG: 0.535 (1, 9)	0-0 G6-3 1-2f				1-2 6-3		4-0 1-2 HR BB		3-2 4-3 1-H 2B
George Crowe, L OBP: 0.394, SLG: 0.527 (1, 3)					0-1 2B		0-0 4-3		0-0 4-3
Andy Pafko, R OBP: 0.309, SLG: 0.360 (1, 5)					3-2 F9		0-0 2-3 3-H HR		1-2 4-3
Bobby Thomson, R OBP: 0.328, SLG: 0.422 (1, 7)							0-0 F8		0-0 F9
Del Crandall, R OBP: 0.311, SLG: 0.475 (1, 2)					1-1 F8		0-1 F8		0-0 5-3
Jack Dittmer, L OBP: 0.190, SLG: 0.268 (1, 4)					0-3 K		0-0 F7		3-1 G3
Lew Burdette, R OBP: 0.233, SLG: 0.246 (1, 1)					0-0 6-3				0-0 F2
Phil Paine, R (6, 1)									
Danny O'Connell, R OBP: 0.287, SLG: 0.325 (7, PH)									
Ernie Johnson, R OBP: 0.200, SLG: 0.111 (8, 1)									
Chet Nichols, S OBP: 0.154, SLG: 0.179 (9, 1)									

Inning Stats	R: 0	H: 0	E: 0	K: 0	S: 9	LOB: 0	BB: 1	P: 13
	R: 4	H: 4	E: 2	K: 1	S: 14	LOB: 1	BB: 0	P: 18
	R: 0	H: 1	E: 0	K: 1	S: 7	LOB: 1	BB: 0	P: 10
	R: 0	H: 0	E: 0	K: 1	S: 7	LOB: 0	BB: 0	P: 8
	R: 1	H: 2	E: 0	K: 0	S: 10	LOB: 1	BB: 0	P: 16
	R: 0	H: 0	E: 0	K: 0	S: 4	LOB: 0	BB: 0	P: 4
	R: 4	H: 3	E: 0	K: 0	S: 7	LOB: 0	BB: 1	P: 14
	R: 0	H: 0	E: 0	K: 0	S: 4	LOB: 0	BB: 0	P: 7
	R: 1	H: 1	E: 0	K: 0	S: 15	LOB: 1	BB: 1	P: 26

PITCHER	IP	WLS	BF	H	R	ER	SO	BB	IBB	HBP	BLK	WP	HR	S	P	ERA	WHIP
Don Newcombe, R ERA: 3.03 (1, 1)	4.2		22	7	5	3	3	1	0	0	0	0	2	44	59	5.79	1.714
Karl Spooner, L ERA: 4.68 (5, 1)	1.2		6	1	1	1	0	0	0	0	0	0	0	10	16	5.40	0.600
Carl Erskine, R ERA: 3.39 (7, 1)	1.2	W	8	2	3	3	0	1	0	0	0	0	1	8	15	16.20	1.800
Clem Labine, R ERA: 4.15 (9, 1)	1.0	S	5	1	1	1	0	1	0	0	0	0	0	15	26	9.00	2.000

Batter	1	2	3	4	5	6	7	8	9	AB	R	H	RBI	BB	SO	LOB	TOP		
Eddie O'Brien, R (1, 8) OBP: 0.279, SLG: 0.298											0	0	0	0	0	0	0		
Gene Freese, R (1, 5) OBP: 0.303, SLG: 0.412											0	0	0	0	0	0	0	0	
Roberto Clemente, R (1, 9) OBP: 0.277, SLG: 0.359											0	0	0	0	0	0	0	0	
Frank Thomas, R (1, 7) OBP: 0.301, SLG: 0.408											0	0	0	0	0	0	0	0	
Jack Shepard, R (1, 2) OBP: 0.326, SLG: 0.291											0	0	0	0	0	0	0	0	
Dale Long, L (1, 3) OBP: 0.365, SLG: 0.520											0	0	0	0	0	0	0	0	
Johnny O'Brien, R (1, 4) OBP: 0.375, SLG: 0.453											0	0	0	0	0	0	0	0	
Dick Groat, R (1, 6) OBP: 0.318, SLG: 0.347											0	0	0	0	0	0	0	0	
Dick Hall, R (1, 1) OBP: 0.389, SLG: 0.333	0	0	0	0	0	0	0	0											
Inning Stats											1B: 0	SF: 0	WP: 0	PA: 0					
											2B: 0	SAC: 0	PB: 0						
											3B: 0	DP: 0	SB: 0						
											HR: 0	HBP: 0	CS: 0						
PITCHER Warren Spahn, L (1, 1) ERA: 3.83	IP	WLS	BF	H	R	ER	SO	BB	IBB	HBP	BLK	WP	HR	S	P	ERA	WHIP		
	0.0	L	0	0	0	0	0	0	0	0	0	0	0	0	0	∞	∞		
PITCHER	IP	WLS	BF	H	R	ER	SO	BB	IBB	HBP	BLK	WP	HR	S	P	ERA	WHIP		

Pittsburgh Pirates @ Milwaukee Braves
 Milwaukee County Stadium, Milwaukee, WI
 Fri Aug 05 1955, 4:33 AM EDT
 Att. 21,791 - Unknown

AB 0
R 0
H 0
RBI 0
BB 0
SO 0
LOB 0



WP: 0 PA: 0
 PB: 0
 SB: 0
 CS: 0

livebaseballscorecards.com

Batter	1	2	3	4	5	6	7	8	9	AB R H RBI BB SO LOB	TOP																													
Eddie O'Brien, R OBP: 0.313, SLG: 0.323 (1, 8) X	0-0 3-1		0-0 5-3			0-0 SH1-3 1B		0-0 2-3 1B		4 0 2 0 0 0 1																														
Gene Freese, R OBP: 0.299, SLG: 0.405 (1, 5) X	0-0 6-3			0-0 F8		0-0 SH1-3 1-2		0-0 6-3		3 0 0 0 0 0 0																														
Jerry Lynch, L OBP: 0.362, SLG: 0.503 Roberto Clemente, R OBP: 0.280, SLG: 0.362 (1, 9) X (9, 9)	0-0 F7			0-3 K		0-0 6-3		0-0 1B FC4-6 1B		4 1 1 0 0 1 1 0 0 0 0 0 0 0																														
Dale Long, L OBP: 0.369, SLG: 0.528 (1, 3) X		0-0 4-3		0-0 HR		0-0 F9		0-0 1-3 FC4-6 1B		4 1 2 1 0 0 0																														
Toby Atwell, L OBP: 0.359, SLG: 0.301 (1, 2) X		0-0 1-3		0-0 F7		0-0 F7		0-0 FC4-6 1-2f		4 0 0 1 0 0 1																														
Frank Thomas, R OBP: 0.300, SLG: 0.401 (1, 7) X		0-0 F8			0-0 F7		0-3 K	0-0 3-H 5-3		4 0 0 0 0 1 1																														
Johnny O'Brien, R OBP: 0.368, SLG: 0.444 (1, 4) X			0-0 4-3		0-0 4-3			0-0 1B 2B		3 0 1 0 0 0 0																														
Dick Groat, R OBP: 0.321, SLG: 0.353 (1, 6) X			0-0 E 1B		0-0 F8			0-0 5-3		3 0 1 0 0 0 1																														
Bob Friend, R OBP: 0.220, SLG: 0.158 (1, 1) X			0-0 SH2			0-0 P5		0-0 F3		2 0 0 0 0 0 1																														
Inning Stats	R: 0 E: 0 K: 0 S: 3	H: 0 LOB: 0 BB: 0 P: 3	R: 0 E: 0 K: 0 S: 3	H: 0 LOB: 0 BB: 0 P: 3	R: 0 E: 1 K: 0 S: 4	H: 1 LOB: 1 BB: 0 P: 4	R: 1 E: 0 K: 1 S: 6	H: 1 LOB: 0 BB: 0 P: 6	R: 0 E: 0 K: 0 S: 3	H: 0 LOB: 0 BB: 0 P: 3	R: 0 E: 0 K: 0 S: 4	H: 1 LOB: 1 BB: 0 P: 4	R: 0 E: 0 K: 1 S: 5	H: 0 LOB: 0 BB: 0 P: 5	R: 0 E: 0 K: 0 S: 4	H: 2 LOB: 2 BB: 0 P: 4	R: 1 E: 0 K: 0 S: 5	H: 2 LOB: 1 BB: 0 P: 5	1B: 5 2B: 1 3B: 0 HR: 1	SF: 0 SAC: 2 DP: 0 HBP: 0	WP: 0 PB: 0 SB: 0 CS: 0	PA: 33																		
PITCHER Ray Crone, R ERA: 3.31 (1, 1)	IP 9.0	WLS L	BF 33	H 7	R 2	ER 2	SO 2	BB 0	IBB 0	HBP 0	BLK 0	WP 0	HR 1	S 37	P 37	ERA 2.00	WHIP 0.778						PITCHER	IP 9.0	WLS L	BF 33	H 7	R 2	ER 2	SO 2	BB 0	IBB 0	HBP 0	BLK 0	WP 0	HR 1	S 37	P 37	ERA 2.00	WHIP 0.778

Pittsburgh Pirates @ Milwaukee Braves
Milwaukee County Stadium, Milwaukee, WI

AB	31
R	2
H	7
RBI	2
BB	0
SO	2
LOB	6



Sat Aug 06 1955, 4:33 AM EDT
Att: 16,337 - Unknown

livebaseballscorecards.com

Batter	1	2	3	4	5	6	7	8	9	AB	R	H	RBI	BB	SO	LOB
Bill Bruton, L OBP: 0.333, SLG: 0.422 (1, 8)	0-0 6-3		0-0 F7		0-3 K			0-0 6-3		4	0	0	0	0	1	2
Johnny Logan, R OBP: 0.366, SLG: 0.464 (1, 6)	0-0 1B		0-0 FC6-4			4-0 1B BB		1-0 G3 HBP		2	0	1	0	1	0	1
Eddie Mathews, L OBP: 0.420, SLG: 0.629 (1, 5)	0-3 K			0-0 G3		0-0 F7		0-0 G3		4	0	0	0	0	1	3
Hank Aaron, R OBP: 0.349, SLG: 0.534 (1, 7)	0-0 F7			0-0 P3		0-0 FC5-4 1B		0-3 K		4	0	1	0	0	1	2
George Crowe, L OBP: 0.393, SLG: 0.525 (1, 3) Lew Burdette, R OBP: 0.233, SLG: 0.246 (9, PR)		0-3 K		0-0 E3		0-3 K			0-0 G4-6-3 1B	4	0	1	0	0	2	2
Andy Pafko, R OBP: 0.311, SLG: 0.376 (1, 9)		0-0 6-3		0-0 6-3		0-0 FC5-4			0-0 F9	4	0	0	0	0	0	4
Del Rice, R OBP: 0.284, SLG: 0.313 (1, 2) Chuck Tanner, L OBP: 0.327, SLG: 0.375 (9, PH)		0-0 6-3			0-0 5-3				0-0 G4-6-3	3	0	0	0	0	0	0
Jack Dittmer, L OBP: 0.188, SLG: 0.246 (1, 4)			0-3 K		0-0 G3				0-0 4-3	3	0	0	0	0	1	0
Ray Crone, R OBP: 0.241, SLG: 0.214 (1, 1)			0-0 FC6-4 1B		0-0 1B				0-0 F7	3	0	2	0	0	0	0

Inning Stats	R: 0	H: 1	R: 0	H: 0	R: 0	H: 1	R: 0	H: 1	R: 0	H: 0	R: 0	H: 0	R: 0	H: 1	R: 0	H: 1	1B: 5	SF: 0
	E: 0	LOB: 1	E: 0	LOB: 0	E: 0	LOB: 1	E: 0	LOB: 2	E: 0	LOB: 0	E: 0	LOB: 1	E: 0	LOB: 1	E: 0	LOB: 1	2B: 0	SAC: 0
	K: 1	BB: 0	K: 1	BB: 0	K: 1	BB: 0	K: 0	BB: 1	K: 0	BB: 0	K: 1	BB: 0	K: 0	BB: 0	K: 0	BB: 0	3B: 0	DP: 1
	S: 6	P: 6	S: 5	P: 5	S: 6	P: 6	S: 4	P: 10	S: 3	P: 3	S: 5	P: 6	S: 3	P: 3	S: 3	P: 3	HR: 0	HBP: 1

PITCHER	IP	WLS	BF	H	R	ER	SO	BB	IBB	HBP	BLK	WP	HR	S	P	ERA	WHIP	PITCHER	IP	WLS	BF	H	R	ER	SO	BB	IBB	HBP	BLK	WP	HR	S	P	ERA	WHIP	
Bob Friend, R ERA: 3.12 (1, 1)	9.0	W	34	5	0	0	6	1	0	1	0	0	0	44	49	0.00	0.667																			

BOTTOM

Pittsburgh Pirates @ Milwaukee Braves
Milwaukee County Stadium, Milwaukee, WI
 Sat Aug 06 1955, 4:33 AM EDT
 Att. 16,337 - Unknown

livebaseballscorecards.com

AB	32
R	0
H	5
RBI	0
BB	1
SO	6
LOB	15



WP: 0	PA: 34
PB: 0	
SB: 0	
CS: 0	

Batter	1	2	3	4	5	6	7	8	9	AB R H RBI BB SO LOB	TOP							
Eddie O'Brien, R (1, 8) OBP: 0.300, SLG: 0.309	0-0 5-3		0-0 F7			0-0 E8 3B		0-0 F7		4 1 0 0 0 0 1								
Gene Freese, R (1, 5) OBP: 0.301, SLG: 0.412	0-0 F8			0-0 G6-4-3 1B		0-0 2B 3B		0-0 F1		4 1 2 2 0 0 0								
Roberto Clemente, R (1, 9) OBP: 0.280, SLG: 0.364	0-0 F4			0-0 G6-4-3 1-2f		0-0 1B 2B			0-0 6-3	4 0 1 1 0 0 1								
Frank Thomas, R (1, 7) OBP: 0.302, SLG: 0.401		0-0 F9		0-0 F9		0-0 1B			4-0 E BB BB	3 0 1 0 1 0 0								
Jack Shepard, R (1, 2) OBP: 0.329, SLG: 0.301					0-0 FC4-6 1B	0-3 K			4-0 E BB	2 0 2 0 0 0 0								
Toby Atwell, L (6, PH) OBP: 0.360, SLG: 0.299									1-2 BB	1 0 0 0 1 1 1								
Dale Long, L (1, 3) OBP: 0.366, SLG: 0.522		0-0 FC4-6 FC6-4 1-2f		0-0 FC4-6 G5-4-3 1-2f			0-0 3-1		0-0 F4	4 0 0 0 0 0 4								
Johnny O'Brien, R (1, 4) OBP: 0.361, SLG: 0.435					0-0 G5-4-3 1-2f				0-0 E3	3 0 0 0 0 0 2								
Jerry Lynch, L (9, PH) OBP: 0.360, SLG: 0.500		0-0 FC6-4 1-2f					0-0 F7		1-2 2-3	1 0 0 0 0 0 2								
Dick Groat, R (1, 6) OBP: 0.320, SLG: 0.354			0-0 6-3			0-0 E 3B 2B		0-0 F9	0-0 F7	4 1 1 0 0 0 3								
Vern Law, R (1, 1) OBP: 0.341, SLG: 0.415			0-0 5-3					0-0 6-3		0 0 0 0 0 0 0								
Max Surkont, R (1, 1) OBP: 0.213, SLG: 0.163									0-0 4-3	2 0 0 0 0 0 1								
Preston Ward, L (8, PH) OBP: 0.290, SLG: 0.394										1 0 0 0 0 0 0								
Lino Donoso, L (8, 1) OBP: 0.167, SLG: 0.167										0 0 0 0 0 0 0								
Laurin Pepper, R (8, 1)										0 0 0 0 0 0 0								
Inning Stats	R: 0 E: 0 K: 0 S: 3	H: 0 LOB: 0 BB: 0 P: 3	R: 0 E: 0 K: 0 S: 4	H: 1 LOB: 1 BB: 0 P: 4	R: 0 E: 0 K: 0 S: 3	H: 0 LOB: 0 BB: 0 P: 3	R: 0 E: 0 K: 0 S: 3	H: 1 LOB: 0 BB: 0 P: 3	R: 0 E: 0 K: 0 S: 3	H: 0 LOB: 0 BB: 0 P: 3	R: 0 E: 0 K: 0 S: 3	H: 0 LOB: 0 BB: 0 P: 3	R: 0 E: 1 K: 0 S: 4	H: 0 LOB: 3 BB: 2 P: 12	1B: 4 2B: 2 3B: 1 HR: 0	SF: 0 SAC: 0 DP: 2 HBP: 0	WP: 0 PB: 0 SB: 0 CS: 0	PA: 35
PITCHER	IP WLS BF H R ER SO BB IBB HBP BLK WP HR S P ERA WHIP																	
Chet Nichols, L (1, 1) ERA: 3.92	5.1 W 21 6 3 2 0 0 0 0 0 0 0 0 0 21 21 3.38 1.125																	
Ernie Johnson, R (6, 1) ERA: 2.68	3.2 S 14 1 0 0 1 2 0 0 0 0 0 0 0 14 22 0.00 0.818																	

Pittsburgh Pirates @ Milwaukee Braves
 Milwaukee County Stadium, Milwaukee, WI
 Sun Aug 07 1955, 4:33 AM EDT
 Unknown


livebaseballscorecards.com

AB	33
R	3
H	7
RBI	3
BB	2
SO	1
LOB	15



Batter	1	2	3	4	5	6	7	8	9
Bill Bruton, L OBP: 0.331, SLG: 0.419 (1, 8)	0-0 5-3	0-0 F2		0-0 F7			0-0 3-1		
Johnny Logan, R OBP: 0.371, SLG: 0.467 (1, 6)	0-0 2B 1B	4-0 CS BB			4-0 3-6 BB			0-0 FC1-6 1B	
Eddie Mathews, L OBP: 0.418, SLG: 0.627 (1, 5)	0-0 1B SF8 2B	0-3 K			0-0 3-6 1-2f			0-0 FC1-6 HR	
Hank Aaron, R OBP: 0.353, SLG: 0.541 (1, 4)	4-0 SF8 1B 1B IBB	0-0 CS		4-0 G4-6-3 BB		0-0 F6		0-0 HR	
George Crowe, L OBP: 0.395, SLG: 0.521 (1, 3)	0-0 1B 1B			0-0 G4-6-3		0-0 6-3		4-0 G6-4-3 BB	
Bobby Thomson, R OBP: 0.322, SLG: 0.416 (1, 7)	0-0 SF8			0-0 F9		0-3 K		0-0 G6-4-3	
Andy Pafko, R OBP: 0.312, SLG: 0.376 (1, 9)	0-0 1B 1B			0-0 F9		0-0 5-3			
Del Rice, R OBP: 0.286, SLG: 0.313 (1, 2)	0-0 1B			0-0 F4			0-0 F9		
Chet Nichols, S OBP: 0.146, SLG: 0.171 (1, 1)	0-0 F9			0-0 E3			0-0 E3		

AB	R	H	RBI	BB	SO	LOB
4	0	0	0	0	0	2
2	1	2	0	2	0	0
4	2	1	0	0	1	3
2	2	1	2	2	0	0
3	1	1	1	1	0	1
3	0	0	1	0	1	1
3	0	1	1	0	0	0
3	0	1	1	0	0	0
2	0	0	0	0	0	2
1	0	0	0	0	0	0

BOTTOM	
Pittsburgh Pirates @ Milwaukee Braves Milwaukee County Stadium, Milwaukee, WI Sun Aug 07 1955, 4:33 AM EDT Unknown	
AB 27 R 6 H 7 RBI 6 BB 5 SO 2 LOB 9	

Inning Stats		R: 4	H: 5	E: 0	K: 0	S: 8	P: 12	R: 0	H: 0	E: 0	K: 1	S: 4	R: 0	H: 0	E: 0	K: 0	S: 2	R: 0	H: 0	E: 1	K: 0	S: 4	R: 0	H: 0	E: 0	K: 0	S: 2	R: 0	H: 0	E: 0	K: 1	S: 5	R: 0	H: 0	E: 1	K: 0	S: 3	R: 2	H: 2	E: 0	K: 0	S: 4																		
PITCHER		IP	WLS	BF	H	R	ER	SO	BB	IBB	HBP	BLK	WP	HR	S	P	ERA	WHIP	PITCHER																		IP	WLS	BF	H	R	ER	SO	BB	IBB	HBP	BLK	WP	HR	S	P	ERA	WHIP							
Vern Law, R	(1, 1)	0.2	L	8	5	4	4	0	0	0	0	0	0	0	7	11	54.00	7.500																																										
Max Surkont, R	(1, 1)	6.1		20	0	0	0	2	3	0	0	0	0	0	21	33	0.00	0.474																																										
Lino Donoso, L	(8, 1)	0.1		4	2	2	2	0	1	0	0	0	0	0	1	3	54.00	9.000																																										
Laurin Pepper, R	(8, 1)	0.2		1	0	0	0	0	0	0	0	0	0	0	1	1	0.00	0.000																																										

WP	PB	SB	CS	PA
0	0	0	1	34

Batter	1	2	3	4	5	6	7	8	9	AB R H RBI BB SO LOB	TOP
Eddie O'Brien, R (1, 8) <small>OBP: 0.298, SLG: 0.300</small> Jack Shepard, R (8, PH) <small>OBP: 0.327, SLG: 0.299</small> Vern Law, R (8, 1) <small>OBP: 0.341, SLG: 0.415</small>	4-0 BB		0-0 FC5-4 1-2f		0-0 6-3 2B	0-0 F4 2B		0-3 K 2B		3 0 0 0 1 0 3 1 0 0 0 0 1 2 0 0 0 0 0 0 0	Pittsburgh Pirates @ Milwaukee Braves Milwaukee County Stadium, Milwaukee, WI Sun Aug 07 1955, 4:38 AM EDT Att: 26,955 - Unknown livebaseballscorecards.com AB 33 R 2 H 7 RBI 1 BB 7 SO 5 LOB 23
Gene Freese, R (1, 5) <small>OBP: 0.300, SLG: 0.412</small>	0-3 K 2B		0-3 K 2B		0-0 2B		0-3 K 2B		0-0 F7 2B	5 0 1 0 0 3 2	
Jerry Lynch, L (1, 9) <small>OBP: 0.356, SLG: 0.497</small>	0-0 2B			0-0 F4 2B	0-0 6-3 2B		0-3 K 2B		0-0 F8 2B	5 0 1 0 0 1 1	
Preston Ward, L (1, 3) <small>OBP: 0.295, SLG: 0.398</small>	4-0 BB			0-0 G3 2B	0-0 6-3 2B		0-0 2B		0-0 1-3 2B	4 0 1 0 1 0 1	
Toby Atwell, L (1, 2) <small>OBP: 0.363, SLG: 0.295</small>	0-0 G4-3 1-2f			4-0 BB		4-0 BB	0-0 6-3 2B			2 2 0 0 2 0 4	
Frank Thomas, R (1, 7) <small>OBP: 0.303, SLG: 0.400</small>		0-0 6-3 2B		0-0 BB	0-0 BB	0-0 F7 BB		4-0 BB		3 0 1 0 1 0 1	
Johnny O'Brien, R (1, 4) <small>OBP: 0.358, SLG: 0.430</small>		0-0 4-3 2B		0-0 BB	0-0 E5 1-3 2-H	0-0 F9 2B		0-0 1B		4 0 1 0 0 0 2	
Dick Groat, R (1, 6) <small>OBP: 0.322, SLG: 0.354</small>		0-0 F8 2B		4-0 IBB	0-0 1B	0-0 1B		0-0 1-2 2-3f		3 0 1 0 1 0 2	
Roy Face, R (1, 1) <small>OBP: 0.188, SLG: 0.167</small> Dale Long, L (8, PH) <small>OBP: 0.367, SLG: 0.524</small> Roman Mejias, R (8, PR) <small>OBP: 0.246, SLG: 0.302</small> Dick Littlefield, L (8, 1) <small>OBP: 0.296, SLG: 0.222</small> Tom Saffell, L (8, 8) <small>OBP: 0.274, SLG: 0.206</small>			4-0 BB	0-0 4-3 2B	0-0 1B	0-0 1B	0-0 1B	0-0 F7 2B		1 0 0 0 1 0 3 1 0 1 1 0 0 0 0 0 0 0 0 0 0 0 0 0 0 0 0 0 1 0 0 0 0 0 2	
Inning Stats	R: 0 H: 1 E: 0 LOB: 2 K: 1 BB: 2 S: 5 P: 13	R: 0 H: 0 E: 0 LOB: 0 K: 0 BB: 0 S: 3 P: 3	R: 0 H: 0 E: 0 LOB: 0 K: 1 BB: 1 S: 4 P: 8	R: 1 H: 1 E: 1 LOB: 3 K: 0 BB: 2 S: 5 P: 13	R: 0 H: 1 E: 0 LOB: 1 K: 0 BB: 0 S: 4 P: 4	R: 1 H: 2 E: 0 LOB: 2 K: 0 BB: 1 S: 5 P: 9	R: 0 H: 1 E: 0 LOB: 1 K: 2 BB: 0 S: 8 P: 8	R: 0 H: 1 E: 0 LOB: 2 K: 1 BB: 1 S: 6 P: 10	R: 0 H: 0 E: 0 LOB: 0 K: 0 BB: 0 S: 3 P: 3	1B: 4 SF: 0 2B: 3 SAC: 0 3B: 0 DP: 1 HR: 0 HBP: 0	WP: 0 PA: 40 PB: 0 SB: 0 CS: 1
PITCHER Bob Buhl, R (1, 1) <small>ERA: 3.05</small>	IP 9.0 WLS W BF 40 H 7 R 2 ER 1 SO 5 BB 6 IBB 1 HBP 0 BLK 0 WP 0 HR 0 S 43 P 71 ERA 1.00 WHIP 1.444					PITCHER IP WLS BF H R ER SO BB IBB HBP BLK WP HR S P ERA WHIP					

Batter	1	2	3	4	5	6	7	8	9	AB	R	H	RBI	BB	SO	LOB
Bill Bruton, L OBP: 0.330, SLG: 0.416 (1, 8)	0-0 F8		4-0 CS BB		0-0 E4 1B		0-3 K			3	0	0	0	1	1	2
Johnny Logan, R OBP: 0.370, SLG: 0.465 (1, 6)	0-3 K		0-0 CS	0-0 F5	0-0 G4-6-3 1B			0-0 F8		4	0	1	2	0	1	0
Eddie Mathews, L OBP: 0.419, SLG: 0.629 (1, 5)	0-0 2B			0-0 F3	0-0 G4-6-3 1-2f			0-0 WP FC6-2 1B		4	0	2	0	0	0	2
Hank Aaron, R OBP: 0.354, SLG: 0.541 (1, 4)	0-0 F2			0-0 2B 1B			0-0 F7	0-0 FC6-2 WP E 1B		4	2	2	0	0	0	1
George Crowe, L OBP: 0.398, SLG: 0.524 (1, 3)		0-3 K		0-0 2B			0-0 G3	4-0 E FC6-2 BB		3	0	1	1	1	1	0
Bobby Thomson, R OBP: 0.322, SLG: 0.415 Chuck Tanner, L OBP: 0.325, SLG: 0.372 (8, PH) (9, 7)		0-0 6-3		0-3 K			0-0 1B	0-0 FC6-2 E		3	0	1	0	0	1	1
Andy Pafko, R OBP: 0.310, SLG: 0.373 (1, 9)		0-0 F2			0-0 1B 1B		0-0 F9	0-0 E5 1-2 2-3 3-H		1	0	0	0	0	3	
Del Crandall, R OBP: 0.309, SLG: 0.469 (1, 2)			0-0 F8		0-0 E 1B		0-3 K	0-0 F6		4	1	1	0	0	1	3
Bob Buhl, R OBP: 0.122, SLG: 0.077 (1, 1)			0-3 K		0-3 K		0-3 K			3	0	0	0	0	3	2

Inning Stats	R: 0	H: 1	E: 0	K: 1	S: 6	LOB: 1	BB: 0	P: 6	R: 0	H: 0	E: 0	K: 1	S: 5	LOB: 0	BB: 0	P: 5	R: 0	H: 0	E: 0	K: 1	S: 4	LOB: 0	BB: 1	P: 8	R: 1	H: 2	E: 0	K: 1	S: 7	LOB: 1	BB: 0	P: 7	R: 2	H: 3	E: 1	K: 1	S: 8	LOB: 1	BB: 0	P: 8	R: 0	H: 1	E: 0	K: 0	S: 4	LOB: 1	BB: 0	P: 4	R: 0	H: 0	E: 0	K: 3	S: 9	LOB: 0	BB: 0	P: 9	R: 1	H: 2	E: 1	K: 0	S: 6	LOB: 3	BB: 1	P: 10
--------------	------	------	------	------	------	--------	-------	------	------	------	------	------	------	--------	-------	------	------	------	------	------	------	--------	-------	------	------	------	------	------	------	--------	-------	------	------	------	------	------	------	--------	-------	------	------	------	------	------	------	--------	-------	------	------	------	------	------	------	--------	-------	------	------	------	------	------	------	--------	-------	-------

PITCHER	IP	WLS	BF	H	R	ER	SO	BB	IBB	HBP	BLK	WP	HR	S	P	ERA	WHIP
Roy Face, R ERA: 3.77 (1, 1)	5.0	L	21	6	3	2	5	1	0	0	0	0	0	30	34	3.60	1.400
Dick Littlefield, L ERA: 5.11 (6, 1)	2.0		7	1	0	0	3	0	0	0	0	0	0	13	13	0.00	0.500
Vern Law, R ERA: 3.59 (8, 1)	1.0		7	2	1	0	0	1	0	0	0	1	0	6	10	0.00	3.000

BOTTOM


Pittsburgh Pirates @ Milwaukee Braves
Milwaukee County Stadium, Milwaukee, WI

Sun Aug 07 1955, 4:38 AM EDT
 Att. 26,955 - Unknown

AB	33
R	4
H	9
RBI	3
BB	2
SO	8
LOB	17



WP	HR	S	P	ERA	WHIP							
1B: 7	SF: 0	2B: 2	SAC: 0	3B: 0	DP: 1	HR: 0	HBP: 0	WP: 1	PA: 36	PB: 0	SB: 0	CS: 1

Batter	1	2	3	4	5	6	7	8	9	AB	R	H	RBI	BB	SO	LOB	TOP	
Ken Boyer, R (1, 5) OBP: 0.305, SLG: 0.424										0	0	0	0	0	0	0	St. Louis Cardinals @ Milwaukee Braves Milwaukee County Stadium, Milwaukee, WI Tue Aug 09 1955, 4:33 AM EDT Att: 32,480 - Unknown livebaseballscorecards.com	
Red Schoendienst, S (1, 4) OBP: 0.353, SLG: 0.406										0	0	0	0	0	0	0		
Stan Musial, L (1, 9) OBP: 0.397, SLG: 0.540										0	0	0	0	0	0	0		
Rip Repulski, R (1, 7) OBP: 0.342, SLG: 0.497										0	0	0	0	0	0	0		
Bill Virdon, L (1, 8) OBP: 0.343, SLG: 0.489										0	0	0	0	0	0	0		
Wally Moon, L (1, 3) OBP: 0.349, SLG: 0.457										0	0	0	0	0	0	0		
Nelson Burbrink, R (1, 2) OBP: 0.350, SLG: 0.381										0	0	0	0	0	0	0		
Alex Grammas, R (1, 6) OBP: 0.285, SLG: 0.284										0	0	0	0	0	0	0		
Larry Jackson, R (1, 1) OBP: 0.130, SLG: 0.070										0	0	0	0	0	0	0		
Inning Stats																		1B: 0 SF: 0 2B: 0 SAC: 0 3B: 0 DP: 0 HR: 0 HBP: 0
PITCHER Warren Spahn, L (1, 1) ERA: 4.05	IP	WLS	BF	H	R	ER	SO	BB	IBB	HBP	BLK	WP	HR	S	P	ERA	WHIP	PITCHER IP WLS BF H R ER SO BB IBB HBP BLK WP HR S P ERA WHIP
	0.0	W	0	0	0	0	0	0	0	0	0	0	0	0	0	∞	∞	

AB 0
R 0
H 0
RBI 0
BB 0
SO 0
LOB 0



WP: 0 PA: 0
 PB: 0
 SB: 0
 CS: 0

Batter	1	2	3	4	5	6	7	8	9	AB R H RBI BB SO LOB	TOP											
Ken Boyer, R OBP: 0.300, SLG: 0.415 (1, 5) X	0-0 F8 ① X	0-0 4-3 ①		X 0-0 FC5-4 ②		X 0-0 6-3 ③		X 0-0 F8 ①		5 0 0 0 0 0 4												
Wally Moon, L OBP: 0.351, SLG: 0.455 (1, 3) X	0-0 BB 1B E 1B	0-0 E6		X 0-0 1-3 ③		X 0-0 3-1 ①		X 4-0 FC5-4 BB 1-2 2-3		4 1 1 0 1 0 1												
Stan Musial, L OBP: 0.398, SLG: 0.545 (1, 9) X	0-0 E4 BB 1B 1-2	0-0 F7		X 0-0 F9 ①		X 0-0 FC6-4 1B		X 0-0 F5 ②		5 1 1 0 0 0 5												
Rip Repulski, R OBP: 0.338, SLG: 0.486 (1, 7) B B B	4-0 1B 6-3 BB 1-2 2-3	0-0 F9 ③		X 0-0 6-3 ②		X 0-0 FC6-4 1-2f S		X 0-0 FC5-4 1-2f ③		4 1 0 0 1 0 5												
Red Schoendienst, S OBP: 0.351, SLG: 0.406 (1, 4) X	0-0 E 1B 1-3 2-H 3-H		X 0-0 4-3 ①		X 0-0 F8 ③		X 0-0 4-3 ③		X 0-0 1-3 ①	5 1 1 2 0 0 1												
Bill Virdon, L OBP: 0.337, SLG: 0.477 (1, 8) X	0-0 6-3 ②		X 0-0 6-3 ②		X 0-0 4-3 ①		X 0-0 SH 1B E 1B		X 0-0 F2 ②	5 1 1 1 0 0 1												
Bill Sarni, R OBP: 0.316, SLG: 0.345 (1, 2) X	0-0 E7 1B 3-H 2-H		X 0-0 F8 ③		X 0-0 3B 1B		X 0-0 E1 SH 1B 1-2		X 0-0 6-3 ③	5 2 2 1 0 0 1												
Alex Grammas, R OBP: 0.307, SLG: 0.305 (1, 6) X	4-0 IBB		X 0-0 F8 ①		X 0-0 3B 1-H		X 0-0 SH BB 1B 1-2 2-3			2 0 1 1 1 0 0												
Harvey Haddix, L OBP: 0.250, SLG: 0.368 (1, 1) X	0-0 4-3 ③		B B B B X 4-0 FC5-4 BB		X 0-0 6-3 ②		X 0-0 BB 1B 1-2 2-H 3-H			3 0 1 2 1 0 3												
Inning Stats	R: 4 E: 2 K: 0 S: 7	H: 3 LOB: 2 BB: 2 P: 15	R: 0 E: 1 K: 0 S: 4	H: 0 LOB: 1 BB: 0 P: 4	R: 0 E: 0 K: 0 S: 3	H: 0 LOB: 0 BB: 0 P: 3	R: 0 E: 0 K: 0 S: 3	H: 0 LOB: 1 BB: 1 P: 7	R: 0 E: 0 K: 0 S: 3	H: 0 LOB: 0 BB: 0 P: 3	R: 1 E: 0 K: 0 S: 5	H: 2 LOB: 1 BB: 0 P: 5	R: 0 E: 0 K: 0 S: 4	H: 1 LOB: 1 BB: 0 P: 4	R: 2 E: 2 K: 0 S: 7	H: 2 LOB: 3 BB: 1 P: 11	R: 0 E: 0 K: 0 S: 3	H: 0 LOB: 0 BB: 0 P: 3	1B: 7 2B: 0 3B: 1 HR: 0	SF: 0 SAC: 1 DP: 0 HBP: 0	WP: 0 PB: 0 SB: 1 CS: 0	PA: 43
PITCHER	IP WLS BF H R ER SO BB IBB HBP BLK WP HR S P ERA WHIP																					
Chet Nichols, L ERA: 3.83 (1, 1)	7.0 L 32 6 5 2 0 2 2 1 0 0 0 0 0 29 41 2.57 1.143																					
Phil Paine, R ERA: 3.29 (8, 1)	0.0 4 2 2 1 0 0 0 0 0 0 0 0 0 4 4 ∞ ∞																					
Dave Jolly, R ERA: 6.46 (8, 1)	2.0 7 0 0 0 0 0 1 0 0 0 0 0 0 6 10 0.00 0.500																					

St. Louis Cardinals @ Milwaukee Braves
 Milwaukee County Stadium, Milwaukee, WI
 Thu Aug 11 1955, 4:33 AM EDT
 Unknown

AB	38
R	7
H	8
RBI	7
BB	4
SO	0
LOB	21



WP: 0	PA: 43
-------	--------

ERA	WHIP
-----	------

livebaseballscorecards.com

Batter	1	2	3	4	5	6	7	8	9	AB	R	H	RBI	BB	SO	LOB
Bill Bruton, L OBP: 0.326, SLG: 0.412 (1, 8)	0-0 3-1		0-3 K		0-0 G6-4-3 1B		0-0 4-3			4	0	1	0	0	1	1
Johnny Logan, R OBP: 0.371, SLG: 0.462 (1, 6)	4-0 1B FC6-4 BB		0-0 F7		0-0 G6-4-3 1-2f		0-0 F9			3	1	0	0	1	0	2
Eddie Mathews, L OBP: 0.414, SLG: 0.619 (1, 5)	0-0 FC6-4 1-3 1B		0-3 K			0-3 K		0-0 F3		4	0	1	0	0	2	0
Hank Aaron, R OBP: 0.358, SLG: 0.545 (1, 4)	0-0 FC6-4 1-2f 3-H			4-0 FC4-6 BB		0-0 1B 1B		0-0 F7		3	0	1	1	1	0	1
George Crowe, L OBP: 0.404, SLG: 0.523 (1, 3)	0-3 K			0-0 FC4-6 1-2f 1B		0-0 1-2 1B		0-3 K		4	0	1	0	0	2	2
Andy Pafko, R OBP: 0.302, SLG: 0.363 (1, 9)		0-0 F9		0-3 K		0-0 F8		0-0 F8		4	0	0	0	0	1	3
Bobby Thomson, R OBP: 0.323, SLG: 0.418 (1, 7)		0-0 E FC5 S 1B		0-0 1-2 1B		0-0 F8		0-0 5-3		4	0	2	0	0	0	2
Del Crandall, R OBP: 0.305, SLG: 0.461 (1, 2)		0-0 FC5 1-H FC4-6		0-0 5-3			0-0 G3		0-0 6-3	4	0	0	0	0	0	3
Chet Nichols, S OBP: 0.140, SLG: 0.163 (1, 1)		0-0 FC4-6			0-0 5-3		0-0 4-3 1B			2	0	0	0	0	0	1
Danny O'Connell, R OBP: 0.290, SLG: 0.327 (7, PH)										1	0	1	0	0	0	0
Phil Paine, R (8, 1)										0	0	0	0	0	0	0
Dave Jolly, R OBP: 0.167, SLG: 0.333 (8, 1)										0	0	0	0	0	0	0

Inning Stats	R: 1	H: 1	E: 0	LOB: 1	K: 1	S: 6	P: 10	R: 0	H: 1	E: 0	LOB: 1	K: 0	BB: 0	S: 4	P: 4	R: 0	H: 0	E: 0	LOB: 0	K: 2	BB: 0	S: 7	P: 7	R: 0	H: 1	E: 0	LOB: 2	K: 1	BB: 1	S: 6	P: 10	R: 0	H: 1	E: 0	LOB: 0	K: 0	BB: 0	S: 3	P: 3	R: 0	H: 2	E: 0	LOB: 2	K: 1	BB: 0	S: 7	P: 7	R: 0	H: 1	E: 0	LOB: 1	K: 0	BB: 0	S: 4	P: 4	R: 0	H: 0	E: 0	LOB: 0	K: 1	BB: 0	S: 5	P: 5	R: 0	H: 0	E: 0	LOB: 0	K: 0	BB: 0	S: 3	P: 3	1B: 7	SF: 0	2B: 0	SAC: 0	3B: 0	DP: 1	HR: 0	HBP: 0	WP: 0	PA: 35
PITCHER Harvey Haddix, L ERA: 4.42 (1, 1)	IP	WLS	BF	H	R	ER	SO	BB	IBB	HBP	BLK	WP	HR	S	P	ERA	WHIP																																																																
	9.0	W	35	7	1	1	6	2	0	0	0	0	0	45	53	1.00	1.000																																																																
																		PITCHER	IP	WLS	BF	H	R	ER	SO	BB	IBB	HBP	BLK	WP	HR	S	P	ERA	WHIP																																														

BOTTOM

St. Louis Cardinals @ Milwaukee Braves
 Milwaukee County Stadium, Milwaukee, WI
 Thu Aug 11 1955, 4:33 AM EDT
 Unknown

livebaseballscorecards.com

AB	33
R	1
H	7
RBI	1
BB	2
SO	6
LOB	15



Batter	1	2	3	4	5	6	7	8	9	AB R H RBI BB SO LOB	TOP
Solly Hemus, L (1, 5) OBP: 0.320, SLG: 0.309 Ken Boyer, R (7, 5) OBP: 0.300, SLG: 0.414	0-0 F8		0-0 FC4-6 1B		0-3 K2-3		0-0 HR		0-3 K	4 1 2 1 0 1 0 1 0 0 0 0 1 0	
Wally Moon, L (1, 3) OBP: 0.352, SLG: 0.455	0-0 HR 1B		0-0 FC4-6 1-2f		0-3 K		0-0 G4-6-3 1B			4 1 2 0 0 1 1	
Stan Musial, L (1, 9) OBP: 0.399, SLG: 0.550	0-0 HR		0-0 F4		4-0 BB		0-0 G4-6-3 1-2f			3 1 1 2 1 0 2	
Bill Virdon, L (1, 8) OBP: 0.336, SLG: 0.475	0-3 K			0-0 E 2B 1B		0-0 F5		0-0 4-3		4 1 1 0 0 1 1	
Red Schoendienst, S (1, 4) OBP: 0.352, SLG: 0.408	0-0 4-3			0-0 S 2B 1-H		4-0 PB SH3 BB		0-0 F4		3 0 1 1 1 0 0	
Rip Repulski, R (1, 7) OBP: 0.336, SLG: 0.482		0-3 K		0-0 F2 2-3		0-0 SH3 1-2		0-0 F7		3 0 0 0 0 1 1	
Nelson Burbrink, R (1, 2) OBP: 0.348, SLG: 0.366		0-0 G6-3 1B		4-0 BB		0-0 F8		0-3 K		3 0 1 0 1 1 1	
Alex Grammas, R (1, 6) OBP: 0.306, SLG: 0.301		0-0 G6-3 1-2f		0-0 F3		4-0 PB IBB			0-0	3 0 0 0 1 0 3	
Willard Schmidt, R (1, 1) OBP: 0.143, SLG: 0.143			0-0 G3		0-0 1-3		0-0 4-3 1-2 2-3		0-0	4 0 0 0 0 0 4	
Inning Stats	R: 2 E: 0 K: 1 S: 7 H: 2 LOB: 0 BB: 0 P: 7	R: 0 E: 0 K: 1 S: 5 H: 1 LOB: 0 BB: 0 P: 5	R: 0 E: 0 K: 0 S: 4 H: 1 LOB: 1 BB: 0 P: 4	R: 1 E: 1 K: 0 S: 5 H: 2 LOB: 2 BB: 1 P: 9	R: 0 E: 0 K: 2 S: 7 H: 0 LOB: 1 BB: 1 P: 11	R: 0 E: 0 K: 0 S: 3 H: 0 LOB: 2 BB: 2 P: 11	R: 1 E: 0 K: 0 S: 4 H: 2 LOB: 0 BB: 0 P: 4	R: 0 E: 0 K: 1 S: 5 H: 0 LOB: 0 BB: 0 P: 5	R: 0 E: 0 K: 1 S: 5 H: 0 LOB: 0 BB: 0 P: 5	1B: 5 2B: 1 3B: 0 HR: 2 SF: 0 SAC: 1 DP: 2 HBP: 0	WP: 0 PB: 1 SB: 1 CS: 0 PA: 37
PITCHER	IP WLS BF H R ER SO BB IBB HBP BLK WP HR S P ERA WHIP										
Bob Buhl, R (1, 1) ERA: 3.05	6.0 L 27 6 3 2 4 3 1 0 0 0 1 31 47 3.00 1.500										
Ernie Johnson, R (7, 1) ERA: 2.69	3.0 10 2 1 1 2 0 0 0 0 0 1 14 14 3.00 0.667										

St. Louis Cardinals @ Milwaukee Braves
Milwaukee County Stadium, Milwaukee, WI

Thu Aug 11 1955, 4:38 AM EDT
Att: 26,001 - Unknown

livebaseballscorecards.com

AB	32
R	4
H	8
RBI	4
BB	4
SO	6
LOB	13



BOTTOM

St. Louis Cardinals @ Milwaukee Braves
 Milwaukee County Stadium, Milwaukee, WI

livebaseballscorecards.com

AB	27
R	0
H	1
RBI	0
BB	3
SO	8
LOB	6



WP: 0	PA: 30
PB: 0	
SB: 0	
CS: 0	

Thu Aug 11 1955, 4:38 AM EDT
 Att. 26,001 - Unknown

Batter	1	2	3	4	5	6	7	8	9	AB	R	H	RBI	BB	SO	LOB
Bill Bruton, L (1, 8) OBP: 0.326, SLG: 0.409	4-0 BB		0-0 F7			0-0 4-3			0-0	3	0	0	0	1	0	0
Johnny Logan, R (1, 6) OBP: 0.372, SLG: 0.461	0-3 K			0-0 F6			0-0 G4-6-3 1B		4-0 BB	3	0	1	0	1	1	1
Eddie Mathews, L (1, 5) OBP: 0.410, SLG: 0.612	0-3 K			0-0 F9			0-0 G4-6-3 1-2f		0-3 K	4	0	0	0	0	2	3
Hank Aaron, R (1, 4) OBP: 0.355, SLG: 0.542	0-0 F9			0-3 K			0-0 F9			3	0	0	0	0	1	1
George Crowe, L (1, 3) OBP: 0.398, SLG: 0.513		0-0 4-3			0-0 F8			0-0 3-1		3	0	0	0	0	0	0
Andy Pafko, R (1, 9) OBP: 0.298, SLG: 0.357		0-3 K			0-0 4-3			0-3 K		3	0	0	0	0	2	0
Bobby Thomson, R (1, 7) OBP: 0.323, SLG: 0.415		0-0 F9			0-0 F4			4-0 BB		2	0	0	0	1	0	0
Del Rice, R (1, 2) OBP: 0.278, SLG: 0.304			0-0 F9			0-0 F9		0-3 K		3	0	0	0	0	1	1
Bob Buhl, R (1, 1) OBP: 0.119, SLG: 0.075 Chuck Tanner, L (6, PH) OBP: 0.321, SLG: 0.367 Ernie Johnson, R (7, 1) OBP: 0.190, SLG: 0.105 Ben Taylor, L (9, PH)			0-0 G3			0-3 K		0-0		1	0	0	0	0	0	0
										1	0	0	0	0	0	1
										0	0	0	0	0	0	0
										1	0	0	0	0	0	0

Inning Stats	R: 0	H: 0	E: 0	LOB: 1	K: 2	BB: 1	S: 7	R: 0	H: 0	E: 0	LOB: 0	K: 1	BB: 0	S: 5	R: 0	H: 0	E: 0	LOB: 0	K: 1	BB: 0	S: 5	R: 0	H: 0	E: 0	LOB: 0	K: 0	BB: 0	S: 3	R: 0	H: 1	E: 0	LOB: 0	K: 0	BB: 0	S: 3	R: 0	H: 0	E: 0	LOB: 0	K: 1	BB: 0	S: 5	R: 0	H: 0	E: 0	LOB: 1	K: 2	BB: 1	S: 7	R: 0	H: 0	E: 0	LOB: 1	K: 1	BB: 1	S: 5	1B: 1	SF: 0	2B: 0	SAC: 0	3B: 0	DP: 1	HR: 0	HBP: 0	WP: 0	PA: 30
--------------	------	------	------	--------	------	-------	------	------	------	------	--------	------	-------	------	------	------	------	--------	------	-------	------	------	------	------	--------	------	-------	------	------	------	------	--------	------	-------	------	------	------	------	--------	------	-------	------	------	------	------	--------	------	-------	------	------	------	------	--------	------	-------	------	-------	-------	-------	--------	-------	-------	-------	--------	-------	--------

PITCHER	IP	WLS	BF	H	R	ER	SO	BB	IBB	HBP	BLK	WP	HR	S	P	ERA	WHIP
Willard Schmidt, R (1, 1) ERA: 2.22	9.0	W	30	1	0	0	8	3	0	0	0	0	0	43	55	0.00	0.444

Batter	1	2	3	4	5	6	7	8	9	AB R H RBI BB SO LOB
--------	---	---	---	---	---	---	---	---	---	----------------------

Bill Bruton, L (1, 8) <small>OBP: 0.325, SLG: 0.407</small> 	4-0 		0-0 P6 			0-0 P6 		0-0 P4 		3 0 0 0 1 0 0
---	---------	--	----------------------	--	--	----------------------	--	----------------------	--	---------------

Johnny Logan, R (1, 6) <small>OBP: 0.371, SLG: 0.458</small> 	0-0 F9 			0-3 K 		4-0 1B 2B BB 		0-0 F8 		3 1 0 0 1 1 1
--	----------------------	--	--	---------------------	--	--	--	----------------------	--	---------------

Eddie Mathews, L (1, 5) <small>OBP: 0.409, SLG: 0.608</small> 	0-0 F8 			0-0 P6 		0-3 K 		0-0 2B 1B 		4 0 1 0 0 1 2
---	----------------------	--	--	----------------------	--	---------------------	--	-----------------------------------	--	---------------

Hank Aaron, R (1, 4) <small>OBP: 0.357, SLG: 0.543</small> 	0-3 K 			0-0 L9 		0-0 2B 1-2 1B 		0-0 FC5 1-3 2B 		4 0 2 0 0 1 1
--	---------------------	--	--	----------------------	--	---	--	--	--	---------------

George Crowe, L (1, 3) <small>OBP: 0.389, SLG: 0.500</small> 		0-0 F7 			0-0 3-1 		0-3 K 		0-0 P5 		4 0 0 0 0 1 4
--	--	----------------------	--	--	-----------------------	--	---------------------	--	----------------------	--	---------------

Chuck Tanner, L (1, 9) <small>OBP: 0.325, SLG: 0.373</small> 		0-0 P6 		0-0 L6 		0-0 1-3 2-H 2B 		4-0 		3 0 1 1 1 0 0
--	--	----------------------	--	----------------------	--	--	--	---------	--	---------------

Bobby Thomson, R (1, 7) <small>OBP: 0.319, SLG: 0.410</small> 		0-0 F9 		0-0 F8 		0-0 6-3 		0-0 FC5 2-3f 		4 0 0 0 0 0 5
---	--	----------------------	--	----------------------	--	-----------------------	--	--------------------------------------	--	---------------

Del Crandall, R (1, 2) <small>OBP: 0.305, SLG: 0.460</small> 			0-0 G3-6-4 1B 		0-0 6-3 		0-0 P3 				3 0 1 0 0 0 0
--	--	--	---------------------------------------	--	-----------------------	--	----------------------	--	--	--	---------------

Ray Crone, R (1, 1) <small>OBP: 0.241, SLG: 0.214</small> Ernie Johnson, R (1, 1) <small>OBP: 0.182, SLG: 0.100</small> Ben Taylor, L (6, PH) John Edelman, R (6, 1) Jack Dittmer, L (8, PH) Roberto Vargas, L (8, 1) <small>OBP: 1.000, SLG: 1.000</small>			0-0 G3-6-4 1-2f 		0-3 K 		0-3 K 				0 0 0 0 0 0 0 1 0 0 0 0 0 1 1 0 0 0 0 1 0 0 0 0 0 0 0 0 1 0 0 0 0 1 0 0 0 0 0 0 0 0
---	--	--	---	--	---------------------	--	---------------------	--	--	--	--

Inning Stats	R: 0	H: 0	R: 0	H: 0	R: 0	H: 1	R: 0	H: 0	R: 0	H: 0	R: 1	H: 2	R: 0	H: 0	R: 0	H: 2	1B: 3	SF: 0	WP: 0	PA: 34
	E: 0	LOB: 1	E: 0	LOB: 0	E: 0	LOB: 0	E: 0	LOB: 0	E: 0	LOB: 0	E: 0	LOB: 2	E: 0	LOB: 0	E: 0	LOB: 3	2B: 2	SAC: 0	PB: 0	
	K: 1	BB: 1	K: 0	BB: 0	K: 0	BB: 0	K: 1	BB: 0	K: 0	BB: 0	K: 2	BB: 1	K: 0	BB: 0	K: 0	BB: 1	3B: 0	DP: 1	SB: 0	
	S: 5	P: 9	S: 3	P: 3	S: 3	P: 3	S: 5	P: 5	S: 3	P: 3	S: 9	P: 13	S: 5	P: 5	S: 5	P: 9	HR: 0	HBP: 0	CS: 0	

PITCHER	IP	WLS	BF	H	R	ER	SO	BB	IBB	HBP	BLK	WP	HR	S	P	ERA	WHIP										
Bob Rush, R (1, 1) <small>ERA: 3.41</small>	9.0	W	34	5	1	1	6	3	0	0	0	0	0	43	55	1.00	0.889										

TOP

Milwaukee Braves @ Chicago Cubs
 Wrigley Field, Chicago, IL
 Fri Aug 12 1955, 3:33 AM CDT
 Att: 11,333 - Unknown

livebaseballscorecards.com

AB	31
R	1
H	5
RBI	1
BB	3
SO	6
LOB	14



Batter	1	2	3	4	5	6	7	8	9
Dee Fondy, L OBP: 0.303, SLG: 0.423 (1, 3) X	0-0 1B 2B	4-0 BB		0-0 F9		0-3 K		4-0 1B BB	
Gene Baker, R OBP: 0.350, SLG: 0.422 (1, 4) X	0-0 1B 14 G6-4-3 2-H	0-3 K		0-0 FC6-4 1-2f		0-0 FC6-4 1-2f		0-0 1B 1-3 2-H 3-H	
Jim King, L OBP: 0.305, SLG: 0.430 (1, 9) X	0-0 14 G6-4-3 1-3 1B		0-0 E1 14 3B		0-0 2B 1B		4-0 14 G6-4-3 BB	0-3 K	
14 Ernie Banks, R OBP: 0.340, SLG: 0.607 (1, 6) X	0-0 G6-4-3 1-2f 3-H		0-0 SF7 3B		0-0 F8		0-0 G6-4-3 1-2f		
Randy Jackson, R OBP: 0.357, SLG: 0.461 (1, 5) X	0-0 1B		0-0 SF7		0-0 2B		0-0 5-3		
Bob Speake, L OBP: 0.310, SLG: 0.458 (1, 7) X	0-0 G3		0-0 F5		0-3 K			0-0 4-3	
Eddie Miksis, R OBP: 0.281, SLG: 0.324 (1, 8)		4-0 SH1-3 BB	0-0 P4		0-3 K			4-0 1-4-3 1B BB	
Harry Chiti, R OBP: 0.285, SLG: 0.369 (1, 2)		0-0 SH1-3 1-3		0-0 E5 FC3-6		0-0 6-3		0-0 1-4-3 1B 1-2	
Bob Rush, R OBP: 0.169, SLG: 0.164 (1, 1)		0-3 K		0-0 FC3-6 FC6-4 1-2f		4-0 FC6-4 BB		0-0 1-4-3 1-2 2-3	

Inning Stats	R: 2	H: 4	E: 0	LOB: 1	K: 0	P: 6	R: 0	H: 0	E: 0	LOB: 2	K: 2	P: 7	R: 2	H: 1	E: 1	LOB: 0	K: 0	P: 5	R: 0	H: 0	E: 1	LOB: 1	K: 0	P: 4	R: 1	H: 2	E: 0	LOB: 1	K: 2	P: 9	R: 0	H: 0	E: 0	LOB: 1	K: 1	P: 9	R: 0	H: 0	E: 0	LOB: 0	K: 0	P: 6	R: 2	H: 2	E: 0	LOB: 2	K: 1	P: 15
	S: 6	BB: 0	S: 7	BB: 2	S: 7	BB: 2	S: 7	BB: 2	S: 7	BB: 2	S: 7	BB: 2	S: 7	BB: 2	S: 7	BB: 2	S: 7	BB: 2	S: 7	BB: 2	S: 7	BB: 2	S: 7	BB: 2	S: 7	BB: 2	S: 7	BB: 2	S: 7	BB: 2	S: 7	BB: 2	S: 7	BB: 2	S: 7	BB: 2	S: 7	BB: 2	S: 7	BB: 2	S: 7	BB: 2	S: 7	BB: 2	S: 7	BB: 2	S: 7	BB: 2

PITCHER	IP	WLS	BF	H	R	ER	SO	BB	IBB	HBP	BLK	WP	HR	S	P	ERA	WHIP
Ray Crone, R ERA: 3.49 (1, 1)	0.2	L	5	4	2	2	0	0	0	0	0	0	0	5	5	27.00	6.000
Ernie Johnson, R ERA: 2.76 (1, 1)	4.1		20	3	3	2	4	2	0	0	0	0	0	26	34	4.15	1.154
John Edelman, R ERA: 9.0 (6, 1)	2.0		7	0	0	0	1	2	0	0	0	0	0	7	15	0.00	1.000
Roberto Vargas, L ERA: 9.37 (8, 1)	1.0		7	2	2	2	1	2	0	0	0	0	0	7	15	18.00	4.000

AB R H RBI BB SO LOB

BOTTOM

3	1	1	0	2	1	2
5	1	2	3	0	1	4
4	2	2	0	1	1	2
4	1	1	1	0	0	3
3	0	2	2	0	0	0
4	0	0	0	0	1	2
2	1	0	0	2	1	1
3	1	1	0	0	0	0
3	0	0	0	1	1	4


AB	31
R	7
H	9
RBI	6
BB	6
SO	6
LOB	18



WP: 0	PA: 39
PB: 0	
SB: 0	
CS: 0	

Milwaukee Braves @ Chicago Cubs
 Wrigley Field, Chicago, IL
 Fri Aug 12 1955, 3:33 AM CDT
 Att. 11,333 - Unknown

livebaseballscorecards.com

Batter	1	2	3	4	5	6	7	8	9	AB R H RBI BB SO LOB	TOP											
Bill Bruton, L (1, 8) OBP: 0.328, SLG: 0.408	0-0 S HR 1B	0-0 F9		0-0 S 2-H 1B		0-0 1-3		4-0 IBB		4 1 2 1 1 0 3												
Danny O'Connell, R (1, 4) OBP: 0.288, SLG: 0.322	0-3 K 1-2	4-0 BB		0-3 K 1-2			0-0 P4	0-0 5-3		4 0 0 0 1 2 4												
Eddie Mathews, L (1, 5) OBP: 0.407, SLG: 0.610	0-0 HR 2-H	0-0 3-1			0-0 F7		0-0 P4		0-0 P4	5 1 1 2 0 0 2												
Hank Aaron, R (1, 9) OBP: 0.359, SLG: 0.543	0-0 PB 1B			0-0 F8	0-0 L3		0-0 1B 1B	4-0 FC4-6 BB		4 1 2 0 1 0 0												
Johnny Logan, R (1, 6) OBP: 0.370, SLG: 0.455	0-3 K 1-2		0-0 6-3		0-0 F8		0-0 1B 1-3	0-0 FC4-6 BB 1-2f		5 0 1 0 0 1 2												
George Crowe, L (1, 3) OBP: 0.395, SLG: 0.500	0-0 1B 2-H		0-3 K			0-0 FC5-4 1B	0-0 4-3	4-0 FC6-4 BB 1-2		4 0 2 1 1 1 2												
Chuck Tanner, L (1, 7) OBP: 0.328, SLG: 0.374	0-0 4-3			0-0 WP SH1-3 1B 1B		0-0 FC5-4 1B 1-2f		0-0 SH3 1B	0-0 FC6-4 1-2f	5 1 2 0 0 0 4	AB 37 R 4 H 12 RBI 4 BB 4 SO 4 LOB 20											
Del Crandall, R (1, 2) OBP: 0.302, SLG: 0.456		0-0 5-3		0-0 P5		0-0 F7		0-0 SH3		3 0 0 0 0 0 2												
Gene Conley, R (1, 1) OBP: 0.204, SLG: 0.222				0-0 SH1-3		0-0 1B		0-0 5-3		1 0 1 0 0 0 0												
Bob Buhl, R (4, 1) OBP: 0.136, SLG: 0.095				1-2 BB 1B		1-2 1B				2 0 1 0 0 0 1												
Inning Stats	R: 3 E: 0 K: 2 S: 11	H: 4 LOB: 1 BB: 0 P: 11	R: 0 E: 0 K: 0 S: 4	H: 1 LOB: 2 BB: 1 P: 8	R: 0 E: 0 K: 1 S: 5	H: 0 LOB: 0 BB: 0 P: 5	R: 1 E: 0 K: 1 S: 7	H: 2 LOB: 1 BB: 0 P: 7	R: 0 E: 0 K: 0 S: 3	H: 0 LOB: 0 BB: 0 P: 3	R: 0 E: 0 K: 0 S: 5	H: 2 LOB: 2 BB: 0 P: 5	R: 0 E: 0 K: 0 S: 5	H: 2 LOB: 2 BB: 0 P: 5	R: 0 E: 0 K: 0 S: 4	H: 1 LOB: 2 BB: 1 P: 8	R: 0 E: 0 K: 0 S: 3	H: 0 LOB: 2 BB: 2 P: 11	1B: 11 2B: 0 3B: 0 HR: 1	SF: 0 SAC: 2 DP: 0 HBP: 0	WP: 1 PB: 1 SB: 2 CS: 0	PA: 43
PITCHER	IP WLS BF H R ER SO BB IBB HBP BLK WP HR S P ERA WHIP																					
Sam Jones, R (1, 1) ERA: 4.17	4.0 L 20 7 4 4 4 1 0 0 0 1 1 27 31 9.00 2.000																					
Hal Jeffcoat, R (5, 1) ERA: 2.58	5.0 23 5 0 0 0 2 1 0 0 0 0 20 32 0.00 1.400																					

Milwaukee Braves @ Chicago Cubs
 Wrigley Field, Chicago, IL
 Sat Aug 13 1955, 3:33 AM CDT
 Att: 19,907 - Unknown

livebaseballscorecards.com

Batter	1	2	3	4	5	6	7	8	9	AB	R	H	RBI	BB	SO	LOB
Dee Fondy, L (1, 3) OBP: 0.299, SLG: 0.418	0-0 4-3	0-0 G3		0-3 K		0-0 1-3		0-0 F8		5	0	0	0	0	1	5
Gene Baker, R (1, 4) OBP: 0.348, SLG: 0.420	0-0 F8		0-0 6-3	0-0 2B 1B		0-0 5-3		0-0 F2		5	1	1	0	0	0	2
Jim King, L (1, 9) OBP: 0.307, SLG: 0.431	4-0 14 BB BB		0-0 F8	0-0 2B			0-0 E4 FC1-5 14 BB 1B		0-0 F8	4	0	1	2	1	0	0
14 Ernie Banks, R (1, 6) OBP: 0.343, SLG: 0.608	4-0 1-2 BB		0-0 1B 2B	0-0 L8			0-0 FC3-6 FC1-5 1-2 1B		0-0 F9	4	1	2	0	1	0	1
Randy Jackson, R (1, 5) OBP: 0.355, SLG: 0.458	0-0 L7		0-0 BB 1B				0-0 FC1-5 FC3-6 1-2 2-3f		0-0 5-3	5	0	1	1	0	0	4
Bob Speake, L (1, 7) OBP: 0.313, SLG: 0.457		0-0 E 1B	4-0 1-2 BB	0-3 K			0-0 FC3-6 1-2f 2-3			3	0	1	0	1	1	2
Eddie Miksis, R (1, 8) OBP: 0.278, SLG: 0.320		0-0 F5	0-0 4-3				0-0 L7			4	0	0	0	0	0	5
Harry Chiti, R (1, 2) OBP: 0.288, SLG: 0.368		0-0 E7		4-0 1B 2B BB			0-0 F8		0-0 FC6-4 1B	3	1	1	0	1	0	1
Jim Bolger, R (8, PR) OBP: 0.200, SLG: 0.234										0	0	0	0	0	0	0
Walker Cooper, R (9, 2) OBP: 0.289, SLG: 0.513										0	0	0	0	0	0	0
Sam Jones, R (1, 1) OBP: 0.197, SLG: 0.155		0-3 K		0-0 F5			0-0 1-3 1B		0-0 FC6-4	1	0	0	0	0	1	2
Frank Baumholtz, L (4, PH) OBP: 0.318, SLG: 0.406										1	0	0	0	0	0	1
Hal Jeffcoat, R (5, 1) OBP: 0.227, SLG: 0.333										2	0	1	0	0	0	1

Inning Stats	R: 0	H: 0	E: 0	K: 0	S: 3	R: 0	H: 1	E: 1	K: 1	S: 7	R: 0	H: 2	E: 0	K: 0	S: 5	R: 0	H: 0	E: 0	K: 1	S: 5	R: 0	H: 1	E: 0	K: 0	S: 4	R: 0	H: 1	E: 1	K: 0	S: 5	R: 0	H: 0	E: 0	K: 0	S: 3	1B: 6	SF: 0	2B: 2	SAC: 0	3B: 0	DP: 0	HR: 0	HBP: 0	WP: 0	PA: 41									
PITCHER	IP	WLS	BF	H	R	ER	SO	BB	IBB	HBP	BLK	WP	HR	S	P	ERA	WHIP													PITCHER	IP	WLS	BF	H	R	ER	SO	BB	IBB	HBP	BLK	WP	HR	S	P	ERA	WHIP							
Gene Conley, R (1, 1) ERA: 4.16	3.2		21	5	3	3	2	4	0	0	0	0	0	21	37	7.36	2.455																																					
Bob Buhl, R (4, 1) ERA: 2.95	5.1	W	20	3	0	0	1	0	0	0	0	0	0	22	22	0.00	0.562																																					

Milwaukee Braves @ Chicago Cubs
 Wrigley Field, Chicago, IL
 Sat Aug 13 1955, 3:33 AM CDT
 Att. 19,907 - Unknown

AB	37
R	3
H	8
RBI	3
BB	4
SO	3
LOB	24



WP: 0	PA: 41
PB: 0	SB: 0
CS: 0	

livebaseballscorecards.com

Batter	1	2	3	4	5	6	7	8	9	10	AB	R	H	RBI	BB	SO	LOB	TOP								
Bill Bruton, L (1, 8) OBP: 0.325, SLG: 0.404	0-0 4-3		0-0 F7		0-0 F6		0-0 F7		0-0 F8	0-0 F8	5	0	0	0	0	0	5									
Danny O'Connell, R (1, 4) OBP: 0.287, SLG: 0.324	0-0 1-3		0-0 F8		0-0 F7		0-0 P4		0-0 FC5-4	0-0 FC5-4 1B 2B	5	1	1	0	0	0	4									
Eddie Mathews, L (1, 5) OBP: 0.409, SLG: 0.609	0-0 PB 1B			0-0 E 1B		0-0 F3		0-0 F8		4-0 FC5-4 IBB	4	1	2	0	1	0	0									
Hank Aaron, R (1, 9) OBP: 0.357, SLG: 0.542	0-0 F8			0-0 E4 WP 2B		0-0 P2		0-0 5-3		0-0 FC5-4 BB 1B	5	1	1	1	0	0	3									
Johnny Logan, R (1, 6) OBP: 0.368, SLG: 0.453		0-0 F6		0-0 F6		0-0 P6		0-0 P2		0-0 BB 1B	5	0	1	1	0	0	0									
George Crowe, L (1, 3) OBP: 0.395, SLG: 0.512	0-0 1-3		0-0 F7		0-0 F7		0-0 HR		0-0 5-3	4-0 BB BB BB 1-2 2-3 BB	4	1	1	1	1	0	0									
Chuck Tanner, L (1, 7) OBP: 0.326, SLG: 0.371	0-0 F3		0-0 F7		0-0 F7		0-3 K		0-0 1B	0-0 F8	4	0	1	0	0	1	0									
Bobby Thomson, R (10, PH) OBP: 0.318, SLG: 0.408											1	0	0	0	0	0	3									
Del Crandall, R (1, 2) OBP: 0.304, SLG: 0.456			0-0 1-3		0-0 E5 SH 1B		0-0 SH 1B		0-0 F7		4	0	2	0	0	0	1									
Lew Burdette, R (1, 1) OBP: 0.238, SLG: 0.250			0-0 1B		0-0 SH F6		0-0 SH		0-0 F7		1	0	1	0	0	0	0									
Andy Paiko, R (9, PH) OBP: 0.297, SLG: 0.356											1	0	0	0	0	0	1									
Ray Crone, R (9, 1) OBP: 0.241, SLG: 0.214											0	0	0	0	0	0	0									
Inning Stats	R: 0 E: 0 K: 0 S: 4	H: 1 LOB: 1 BB: 0 P: 4	R: 0 E: 0 K: 0 S: 3	H: 0 LOB: 0 BB: 0 P: 3	R: 0 E: 0 K: 0 S: 4	H: 1 LOB: 1 BB: 0 P: 4	R: 2 E: 1 K: 0 S: 5	H: 2 LOB: 0 BB: 0 P: 5	R: 0 E: 1 K: 0 S: 4	H: 1 LOB: 1 BB: 0 P: 4	R: 0 E: 0 K: 0 S: 3	H: 0 LOB: 0 BB: 0 P: 3	R: 1 E: 1 K: 1 S: 8	H: 2 LOB: 2 BB: 0 P: 8	R: 0 E: 0 K: 0 S: 3	H: 0 LOB: 0 BB: 0 P: 3	R: 0 E: 0 K: 0 S: 4	H: 1 LOB: 1 BB: 0 P: 4	R: 1 E: 0 K: 0 S: 5	H: 2 LOB: 3 BB: 2 P: 13	1B: 7 2B: 2 3B: 0 HR: 1	SF: 0 SAC: 2 DP: 0 HBP: 0	WP: 1 PB: 1 SB: 0 CS: 0	PA: 43		
PITCHER Warren Hacker, R (1, 1) ERA: 3.65	IP 9.2	WLS L	BF 41	H 10	R 4	ER 4	SO 1	BB 0	IBB 1	HBP 0	BLK 0	WP 1	HR 1	S 42	P 46	ERA 3.72	WHIP 1.034									
Jim Davis, L (10, 1) ERA: 3.62	0.1		2	0	0	0	0	1	0	0	0	0	0	1	5	0.00	3.000									

Milwaukee Braves @ Chicago Cubs
Wrigley Field, Chicago, IL
Sun Aug 14 1955, 3:33 AM CDT
Att. 24,947 - Unknown

livebaseballscorecards.com

AB 39
R 4
H 10
RBI 3
BB 2
SO 1
LOB 17



Batter	1	2	3	4	5	6	7	8	9	10	AB R H RBI BB SO LOB
Dee Fondy, L (1, 3) OBP: 0.298, SLG: 0.415	0-0 F8		0-0 1B		0-0 1-3		0-0 F7			0-3 K	5 0 1 0 0 1 1
Gene Baker, R (1, 4) OBP: 0.351, SLG: 0.422	0-0 F8		0-0 1B		0-0 2B		0-0 F9			0-0 1B	5 1 3 0 0 0 1
Jim King, L (1, 9) OBP: 0.312, SLG: 0.438	0-0 1B		0-0 F8		0-0 2B			0-0 4-3		0-0 1B	5 0 3 1 0 0 2
14 Ernie Banks, R (1, 6) OBP: 0.341, SLG: 0.606	0-0 FC6-4			0-0 HR	0-0 F8			0-0 1-3		0-0 1B	5 1 1 0 0 0 4
Randy Jackson, R (1, 5) OBP: 0.354, SLG: 0.456		0-0 1B		0-0 6-3		0-0 6-3		0-0 5-3			4 0 1 0 0 0 1
Bob Speake, L (1, 7) OBP: 0.316, SLG: 0.468		0-3 K		0-0 HR		1-0 HBP			0-0 P4		3 1 1 2 0 1 1
Eddie Meksis, R (1, 8) OBP: 0.275, SLG: 0.317		0-0 G6-4-3		0-3 K		0-0 G4-6-3			0-0 6-3		4 0 0 0 0 1 2
Harry Chiti, R (1, 2) OBP: 0.284, SLG: 0.363			0-0 F2		0-0 6-3			0-0 4-3		0-0 5-3	4 0 0 0 0 0 0
Warren Hacker, R (1, 1) OBP: 0.237, SLG: 0.322			0-0 4-3				0-0 F9			0-0 4-3	3 0 1 0 0 0 0
Jim Davis, S (10, 1) OBP: 0.097, SLG: 0.034											0 0 0 0 0 0 0
Frank Baumholtz, L (10, PH) OBP: 0.316, SLG: 0.403											1 0 0 0 0 0 0

Inning Stats	R: 0	H: 1	E: 0	K: 0	S: 4	P: 4	R: 0	H: 1	E: 0	K: 1	S: 5	P: 5	R: 0	H: 2	E: 0	K: 0	S: 5	R: 2	H: 2	E: 0	K: 1	S: 7	P: 7	R: 1	H: 2	E: 0	K: 0	S: 5	R: 0	H: 0	E: 0	K: 0	S: 2	R: 0	H: 1	E: 0	K: 0	S: 4	R: 0	H: 0	E: 0	K: 0	S: 3	R: 0	H: 0	E: 0	K: 0	S: 3	R: 0	H: 0	E: 0	K: 0	S: 3	R: 0	H: 2	E: 0	K: 1	S: 7	P: 7	1B: 7	2B: 3	3B: 0	HR: 1	SF: 0	SAC: 0	DP: 2	HBP: 1	WP: 0	PA: 40
--------------	------	------	------	------	------	------	------	------	------	------	------	------	------	------	------	------	------	------	------	------	------	------	------	------	------	------	------	------	------	------	------	------	------	------	------	------	------	------	------	------	------	------	------	------	------	------	------	------	------	------	------	------	------	------	------	------	------	------	------	-------	-------	-------	-------	-------	--------	-------	--------	-------	--------


PITCHER	IP	WLS	BF	H	R	ER	SO	BB	IBB	HBP	BLK	WP	HR	S	P	ERA	WHIP
Lew Burdette, R (1, 1) ERA: 4.38	8.0		32	9	3	3	2	0	0	1	0	0	1	35	36	3.38	1.125
Ray Crone, R (9, 1) ERA: 3.41	2.0	W	8	2	0	0	1	0	0	0	0	0	0	10	10	0.00	1.000


PITCHER	IP	WLS	BF	H	R	ER	SO	BB	IBB	HBP	BLK	WP	HR	S	P	ERA	WHIP
---------	----	-----	----	---	---	----	----	----	-----	-----	-----	----	----	---	---	-----	------


Milwaukee Braves @ Chicago Cubs
Wrigley Field, Chicago, IL
 Sun Aug 14 1955, 3:33 AM CDT
 Att: 24,947 - Unknown


livebaseballscorecards.com


AB	39
R	3
H	11
RBI	3
BB	0
SO	3
LOB	12



Batter	1	2	3	4	5	6	7	8	9	AB	R	H	RBI	BB	SO	LOB	TOP	
Bill Bruton, L (1, 8) OBP: 0.325, SLG: 0.404										0	0	0	0	0	0	0	Milwaukee Braves @ St. Louis Cardinals Sportsman's Park, St. Louis, MO Mon Aug 15 1955, 4:33 AM EDT Att. 9,964 - Unknown livebaseballscorecards.com	
Danny O'Connell, R (1, 4) OBP: 0.287, SLG: 0.324										0	0	0	0	0	0	0		
Eddie Mathews, L (1, 5) OBP: 0.409, SLG: 0.609										0	0	0	0	0	0	0		
Hank Aaron, R (1, 9) OBP: 0.357, SLG: 0.542										0	0	0	0	0	0	0		
Johnny Logan, R (1, 6) OBP: 0.368, SLG: 0.453										0	0	0	0	0	0	0		
George Crowe, L (1, 3) OBP: 0.395, SLG: 0.512										0	0	0	0	0	0	0		
Chuck Tanner, L (1, 7) OBP: 0.326, SLG: 0.371										0	0	0	0	0	0	0		
Del Crandall, R (1, 2) OBP: 0.304, SLG: 0.456										0	0	0	0	0	0	0		
Warren Spahn, L (1, 1) OBP: 0.182, SLG: 0.269										0	0	0	0	0	0	0		
Inning Stats																		1B: 0 SF: 0 2B: 0 SAC: 0 3B: 0 DP: 0 HR: 0 HBP: 0 WP: 0 PA: 0 PB: 0 SB: 0 CS: 0
PITCHER Willard Schmidt, R (1, 1) ERA: 2.22	IP	WLS	BF	H	R	ER	SO	BB	IBB	HBP	BLK	WP	HR	S	P	ERA	WHIP	PITCHER IP WLS BF H R ER SO BB IBB HBP BLK WP HR S P ERA WHIP
	0.0	L	0	0	0	0	0	0	0	0	0	0	0	0	0	∞	∞	

Batter	1	2	3	4	5	6	7	8	9	AB	R	H	RBI	BB	SO	LOB	TOP	
Danny O'Connell, R (1, 4) OBP: 0.291, SLG: 0.328										0	0	0	0	0	0	0	Milwaukee Braves @ St. Louis Cardinals Sportsman's Park, St. Louis, MO Tue Aug 16 1955, 4:33 AM EDT Att. 9,906 - Unknown livebaseballscorecards.com	
Andy Pafko, R (1, 8) OBP: 0.297, SLG: 0.356										0	0	0	0	0	0	0		
Eddie Mathews, L (1, 5) OBP: 0.412, SLG: 0.615										0	0	0	0	0	0	0		
Hank Aaron, R (1, 9) OBP: 0.357, SLG: 0.538										0	0	0	0	0	0	0		
Johnny Logan, R (1, 6) OBP: 0.370, SLG: 0.453										0	0	0	0	0	0	0		
George Crowe, L (1, 3) OBP: 0.405, SLG: 0.517										0	0	0	0	0	0	0		
Bobby Thomson, R (1, 7) OBP: 0.318, SLG: 0.408										0	0	0	0	0	0	0		AB 0 R 0 H 0 RBI 0 BB 0 SO 0 LOB 0
Del Crandall, R (1, 2) OBP: 0.306, SLG: 0.452										0	0	0	0	0	0	0		
Chet Nichols, S (1, 1) OBP: 0.140, SLG: 0.163										0	0	0	0	0	0	0		
Inning Stats																	1B: 0 SF: 0 2B: 0 SAC: 0 3B: 0 DP: 0 HR: 0 HBP: 0 WP: 0 PA: 0 PB: 0 SB: 0 CS: 0	
PITCHER Harvey Haddix, L (1, 1) ERA: 4.42	IP	WLS	BF	H	R	ER	SO	BB	IBB	HBP	BLK	WP	HR	S	P	ERA	WHIP	PITCHER IP WLS BF H R ER SO BB IBB HBP BLK WP HR S P ERA WHIP
	0.0	W	0	0	0	0	0	0	0	0	0	0	0	0	0	∞	∞	

Batter	1	2	3	4	5	6	7	8	9	AB	R	H	RBI	BB	SO	LOB	TOP	
Danny O'Connell, R (1, 4) OBP: 0.292, SLG: 0.329										0	0	0	0	0	0	0	Milwaukee Braves @ St. Louis Cardinals Sportsman's Park, St. Louis, MO Wed Aug 17 1955, 4:33 AM EDT Att: 10,565 - Unknown livebaseballscorecards.com	
Andy Pafko, R (1, 8) OBP: 0.299, SLG: 0.357										0	0	0	0	0	0	0		
Eddie Mathews, L (1, 5) OBP: 0.411, SLG: 0.611										0	0	0	0	0	0	0		
Hank Aaron, R (1, 9) OBP: 0.358, SLG: 0.540										0	0	0	0	0	0	0		
Johnny Logan, R (1, 6) OBP: 0.369, SLG: 0.450										0	0	0	0	0	0	0		
George Crowe, L (1, 3) OBP: 0.402, SLG: 0.511										0	0	0	0	0	0	0		
Bobby Thomson, R (1, 7) OBP: 0.314, SLG: 0.403										0	0	0	0	0	0	0		AB 0 R 0 H 0 RBI 0 BB 0 SO 0 LOB 0
Del Crandall, R (1, 2) OBP: 0.308, SLG: 0.459										0	0	0	0	0	0	0		
Bob Buhl, R (1, 1) OBP: 0.136, SLG: 0.095										0	0	0	0	0	0	0		
Inning Stats																	1B: 0 SF: 0 2B: 0 SAC: 0 3B: 0 DP: 0 HR: 0 HBP: 0 WP: 0 PA: 0 PB: 0 SB: 0 CS: 0	
PITCHER Luis Arroyo, L (1, 1) ERA: 3.46	IP	WLS	BF	H	R	ER	SO	BB	IBB	HBP	BLK	WP	HR	S	P	ERA	WHIP	PITCHER IP WLS BF H R ER SO BB IBB HBP BLK WP HR S P ERA WHIP
	0.0	L	0	0	0	0	0	0	0	0	0	0	0	0	0	∞	∞	

Batter	1	2	3	4	5	6	7	8	9	AB	R	H	RBI	BB	SO	LOB	TOP																
Bill Bruton, L (1, 8) <small>OBP: 0.325, SLG: 0.400</small>																	0	0	0	0	0	0	0	0	0	0	0	0	Milwaukee Braves @ St. Louis Cardinals Sportsman's Park, St. Louis, MO Thu Aug 18 1955, 4:33 AM EDT Att. 9,819 - Unknown livebaseballscorecards.com				
Danny O'Connell, R (1, 4) <small>OBP: 0.294, SLG: 0.330</small>																	0	0	0	0	0	0	0	0	0	0	0	0		0	0	0	0
Eddie Mathews, L (1, 5) <small>OBP: 0.415, SLG: 0.619</small>																	0	0	0	0	0	0	0	0	0	0	0	0		0	0	0	0
Hank Aaron, R (1, 9) <small>OBP: 0.361, SLG: 0.545</small>																	0	0	0	0	0	0	0	0	0	0	0	0		0	0	0	0
Johnny Logan, R (1, 6) <small>OBP: 0.369, SLG: 0.448</small>																	0	0	0	0	0	0	0	0	0	0	0	0		0	0	0	0
George Crowe, L (1, 3) <small>OBP: 0.394, SLG: 0.500</small>																	0	0	0	0	0	0	0	0	0	0	0	0		0	0	0	0
Chuck Tanner, L (1, 7) <small>OBP: 0.328, SLG: 0.378</small>																	0	0	0	0	0	0	0	0	0	0	0	0		0	0	0	0
Del Crandall, R (1, 2) <small>OBP: 0.306, SLG: 0.463</small>																	0	0	0	0	0	0	0	0	0	0	0	0		0	0	0	0
Warren Spahn, L (1, 1) <small>OBP: 0.217, SLG: 0.386</small>	0	0	0	0	0	0	0	0	0	0	0	0	0	0	0	0																	
Inning Stats	1B: 0	SF: 0	2B: 0	SAC: 0	3B: 0	DP: 0	HR: 0	HBP: 0	WP: 0	PA: 0	PB: 0	SB: 0	CS: 0																				
PITCHER Larry Jackson, R (1, 1) <small>ERA: 4.65</small>	IP	WLS	BF	H	R	ER	SO	BB	IBB	HBP	BLK	WP	HR	S	P	ERA	WHIP	PITCHER IP WLS BF H R ER SO BB IBB HBP BLK WP HR S P ERA WHIP															

Batter	1	2	3	4	5	6	7	8	9	AB R H RBI BB SO LOB	TOP										
Dee Fondy, L (1, 3) OBP: 0.302, SLG: 0.417	0-0 4-3		0-0 F7		0-0 6-3		0-0 P3			4 0 0 0 0 0 5	Chicago Cubs @ Milwaukee Braves Milwaukee County Stadium, Milwaukee, WI Fri Aug 19 1955, 4:33 AM EDT Att: 41,569 - Unknown										
Gene Baker, R (1, 4) OBP: 0.346, SLG: 0.418	0-0 F8			0-0 6-3		0-0 5-3		0-0 F7		4 0 0 0 0 0 0											
Frank Baumholtz, L (1, 9) OBP: 0.317, SLG: 0.401	0-0 1B			0-0 4-1		0-3 K		0-0 14 G6-3 1B		4 0 2 0 0 1 0											
14 Ernie Banks, R (1, 6) OBP: 0.342, SLG: 0.597	0-0 P6			0-0 FC6-4 1B		0-0 F8		0-0 G6-3 1-2f		4 0 1 0 0 0 2											
Randy Jackson, R (1, 5) OBP: 0.347, SLG: 0.443		0-0 6-3		0-0 FC6-4 1-2f		0-0 E E 1B		0-0 5-3		4 0 1 0 0 0 1											
Hank Sauer, R (1, 7) OBP: 0.302, SLG: 0.402		0-0 6-3			0-0 5-3		0-0 F2		0-0 F8	4 0 0 0 0 0 1											
Eddie Miksis, R (1, 8) OBP: 0.278, SLG: 0.317		0-0 6-3			0-0 1B 1B		0-3 K		0-0 E5 FC6-4	4 0 1 0 0 1 1											
Harry Chiti, R (1, 2) OBP: 0.283, SLG: 0.358			0-0 P4		0-0 1-2 1B		0-0 E6 E		0-0 FC6-4 1-2f	4 0 1 0 0 0 2											
Warren Hacker, R (1, 1) OBP: 0.233, SLG: 0.317			0-0 4-3		0-0 P6		0-0 E1 1-2 2-3			1 0 0 0 0 0 0											
Bob Speake, L (5, PH) OBP: 0.310, SLG: 0.458										1 0 0 0 0 0 2											
Don Kaiser, R (5, 1)										0 0 0 0 0 0 0											
Jim King, L (7, PH) OBP: 0.306, SLG: 0.428										1 0 0 0 0 0 2											
Bill Tremel, R (7, 1) OBP: 0.375, SLG: 0.286										0 0 0 0 0 0 0											
Inning Stats	R: 0 E: 0 K: 0 S: 4	H: 1 LOB: 1 BB: 0 P: 4	R: 0 E: 0 K: 0 S: 3	H: 0 LOB: 0 BB: 0 P: 3	R: 0 E: 0 K: 0 S: 3	H: 1 LOB: 1 BB: 0 P: 4	R: 0 E: 0 K: 0 S: 5	H: 2 LOB: 2 BB: 0 P: 5	R: 0 E: 0 K: 1 S: 5	H: 0 LOB: 0 BB: 0 P: 5	R: 0 E: 2 K: 1 S: 8	H: 1 LOB: 3 BB: 0 P: 8	R: 0 E: 0 K: 0 S: 3	H: 1 LOB: 0 BB: 0 P: 3	R: 0 E: 1 K: 0 S: 4	H: 0 LOB: 1 BB: 0 P: 4	1B: 6 2B: 0 3B: 0 HR: 0	SF: 0 SAC: 0 DP: 1 HBP: 0	WP: 0 PB: 0 SB: 0 CS: 0	PA: 35	
PITCHER Lew Burdette, R (1, 1) ERA: 4.15	IP: 9.0 WLS: W BF: 35 H: 6 R: 0 ER: 0 SO: 2 BB: 0 IBB: 0 HBP: 0 BLK: 0 WP: 0 HR: 0 S: 39 P: 39 ERA: 0.00 WHIP: 0.667																			PITCHER	IP: WLS: BF: H: R: ER: SO: BB: IBB: HBP: BLK: WP: HR: S: P: ERA: WHIP:

livebaseballscorecards.com

AB	35
R	0
H	6
RBI	0
BB	0
SO	2
LOB	16



Batter	1	2	3	4	5	6	7	8	9
Bill Bruton, L OBP: 0.326, SLG: 0.408 (1, 8)	0-0 E5 1B	0-0 F9		0-0 F2			0-0 F8	0-0 4-3	
Danny O'Connell, R OBP: 0.292, SLG: 0.327 (1, 4)	0-0 1-3		0-0 FC4-6 1B		0-0 6-3		0-0 4-3		
Eddie Mathews, L OBP: 0.409, SLG: 0.608 (1, 5)	0-3 K		0-0 FC4-6 1-2f HR		0-0 4-3		0-0 P3		
Hank Aaron, R OBP: 0.364, SLG: 0.549 (1, 9)	0-0 2-3 1B		0-0 1-H HR		4-0 BB		4-0 2B BB		
Johnny Logan, R OBP: 0.389, SLG: 0.448 (1, 6)	0-0 F4		0-0 F2		0-3 K		0-0 4-3 1-H E 2B		
George Crowe, L OBP: 0.385, SLG: 0.495 (1, 3)		0-0 4-3	0-0 3B		0-3 K		0-0 4-3 2-3		
Chuck Tanner, L OBP: 0.335, SLG: 0.398 (1, 7)		0-0 HR 1B	0-3 K		0-0 E4		0-0 E4 1B 3-H		
Del Crandall, R OBP: 0.308, SLG: 0.470 (1, 2)		0-0 1-H HR		0-0 L5		0-0 P6	0-0 F8		
Lew Burdette, R OBP: 0.239, SLG: 0.250 (1, 1)		0-0 P2		0-0 4-3		0-0 F9	0-0 2-H 1B		

Inning Stats	R: 0	H: 2	E: 1	K: 1	S: 7	LOB: 2	BB: 0	P: 7
	R: 2	H: 2	E: 0	K: 0	S: 5	LOB: 0	BB: 0	P: 5
	R: 2	H: 3	E: 0	K: 1	S: 8	LOB: 1	BB: 0	P: 8
	R: 0	H: 0	E: 0	K: 0	S: 3	LOB: 0	BB: 0	P: 3
	R: 0	H: 0	E: 0	K: 1	S: 5	LOB: 1	BB: 1	P: 9
	R: 0	H: 0	E: 1	K: 1	S: 6	LOB: 1	BB: 0	P: 6
	R: 0	H: 0	E: 0	K: 0	S: 3	LOB: 0	BB: 0	P: 3
	R: 3	H: 2	E: 1	K: 0	S: 6	LOB: 1	BB: 1	P: 10

PITCHER	IP	WLS	BF	H	R	ER	SO	BB	IBB	HBP	BLK	WP	HR	S	P	ERA	WHIP
Warren Hacker, R ERA: 3.77 (1, 1)	4.0	L	19	7	4	4	2	0	0	0	0	0	2	23	23	9.00	1.750
Don Kaiser, R ERA: (5, 1)	2.0		8	0	0	0	2	1	0	0	0	0	0	11	15	0.00	0.500
Bill Tremel, R ERA: 2.83 (7, 1)	2.0		10	2	3	1	0	1	0	0	0	0	0	9	13	4.50	1.500

AB R H RBI BB SO LOB

5	0	1	0	0	0	1
4	0	1	0	0	0	1
4	1	0	0	0	1	2
2	2	2	2	2	0	0
4	1	1	1	0	1	3
4	0	1	0	0	1	1
4	2	1	0	0	1	1
4	1	1	2	0	0	2
4	0	1	1	0	0	1


1B: 5	SF: 0	WP: 0	PA: 37
2B: 1	SAC: 0	PB: 0	
3B: 1	DP: 0	SB: 0	
HR: 2	HBP: 0	CS: 0	

Chicago Cubs @ Milwaukee Braves
 Milwaukee County Stadium, Milwaukee, WI
 Fri Aug 19 1955, 4:33 AM EDT
 Att. 41,569 - Unknown

livebaseballscorecards.com

AB	35
R	7
H	9
RBI	6
BB	2
SO	4
LOB	12



Batter	1	2	3	4	5	6	7	8	9	AB R H RBI BB SO LOB	TOP																																																					
Dee Fondy, L (1, 3) OBP: 0.302, SLG: 0.417											0 0 0 0 0 0 0 0	<p>Chicago Cubs @ Milwaukee Braves Milwaukee County Stadium, Milwaukee, WI Sat Aug 20 1955, 4:33 AM EDT Att: 29,851 - Unknown</p> <p>livebaseballscorecards.com</p> <table> <tr><td>AB</td><td>0</td></tr> <tr><td>R</td><td>0</td></tr> <tr><td>H</td><td>0</td></tr> <tr><td>RBI</td><td>0</td></tr> <tr><td>BB</td><td>0</td></tr> <tr><td>SO</td><td>0</td></tr> <tr><td>LOB</td><td>0</td></tr> </table> 	AB	0	R	0	H	0	RBI	0	BB	0	SO	0	LOB	0																																						
AB											0																																																					
R											0																																																					
H											0																																																					
RBI											0																																																					
BB											0																																																					
SO											0																																																					
LOB											0																																																					
Gene Baker, R (1, 4) OBP: 0.346, SLG: 0.418	0 0 0 0 0 0 0 0																																																															
Frank Baumholtz, L (1, 9) OBP: 0.317, SLG: 0.401	0 0 0 0 0 0 0 0																																																															
14 Ernie Banks, R (1, 6) OBP: 0.342, SLG: 0.597	0 0 0 0 0 0 0 0																																																															
Randy Jackson, R (1, 5) OBP: 0.347, SLG: 0.443	0 0 0 0 0 0 0 0																																																															
Hank Sauer, R (1, 7) OBP: 0.302, SLG: 0.402	0 0 0 0 0 0 0 0																																																															
Eddie Miksis, R (1, 8) OBP: 0.278, SLG: 0.317	0 0 0 0 0 0 0 0																																																															
Harry Chiti, R (1, 2) OBP: 0.283, SLG: 0.358	0 0 0 0 0 0 0 0																																																															
Sam Jones, R (1, 1) OBP: 0.197, SLG: 0.155	0 0 0 0 0 0 0 0	<table> <tr><td>WP: 0</td><td>PA: 0</td></tr> <tr><td>PB: 0</td><td></td></tr> <tr><td>SB: 0</td><td></td></tr> <tr><td>CS: 0</td><td></td></tr> </table>	WP: 0	PA: 0	PB: 0		SB: 0		CS: 0																																																							
WP: 0	PA: 0																																																															
PB: 0																																																																
SB: 0																																																																
CS: 0																																																																
Inning Stats											<table> <tr><td>1B: 0</td><td>SF: 0</td></tr> <tr><td>2B: 0</td><td>SAC: 0</td></tr> <tr><td>3B: 0</td><td>DP: 0</td></tr> <tr><td>HR: 0</td><td>HBP: 0</td></tr> </table>	1B: 0	SF: 0	2B: 0	SAC: 0	3B: 0	DP: 0	HR: 0	HBP: 0																																													
1B: 0	SF: 0																																																															
2B: 0	SAC: 0																																																															
3B: 0	DP: 0																																																															
HR: 0	HBP: 0																																																															
<table> <tr><td>PITCHER</td><td>IP</td><td>WLS</td><td>BF</td><td>H</td><td>R</td><td>ER</td><td>SO</td><td>BB</td><td>IBB</td><td>HBP</td><td>BLK</td><td>WP</td><td>HR</td><td>S</td><td>P</td><td>ERA</td><td>WHIP</td></tr> <tr><td>Ray Crone, R (1, 1)</td><td>0.0</td><td>W</td><td>0</td><td>0</td><td>0</td><td>0</td><td>0</td><td>0</td><td>0</td><td>0</td><td>0</td><td>0</td><td>0</td><td>0</td><td>0</td><td>∞</td><td>∞</td></tr> </table>	PITCHER	IP	WLS	BF	H	R	ER	SO	BB	IBB	HBP	BLK	WP	HR	S	P	ERA	WHIP	Ray Crone, R (1, 1)	0.0	W	0	0	0	0	0	0	0	0	0	0	0	0	0	∞	∞	<table> <tr><td>PITCHER</td><td>IP</td><td>WLS</td><td>BF</td><td>H</td><td>R</td><td>ER</td><td>SO</td><td>BB</td><td>IBB</td><td>HBP</td><td>BLK</td><td>WP</td><td>HR</td><td>S</td><td>P</td><td>ERA</td><td>WHIP</td></tr> </table>										PITCHER	IP	WLS	BF	H	R	ER	SO	BB	IBB	HBP	BLK	WP	HR	S	P	ERA	WHIP
PITCHER	IP	WLS	BF	H	R	ER	SO	BB	IBB	HBP	BLK	WP	HR	S	P	ERA	WHIP																																															
Ray Crone, R (1, 1)	0.0	W	0	0	0	0	0	0	0	0	0	0	0	0	0	∞	∞																																															
PITCHER	IP	WLS	BF	H	R	ER	SO	BB	IBB	HBP	BLK	WP	HR	S	P	ERA	WHIP																																															

Batter	1	2	3	4	5	6	7	8	9	AB R H RBI BB SO LOB	TOP																					
Bill Bruton, L (1, 8) OBP: 0.328, SLG: 0.405	0-0 HR 1B	0-0 L4			0-3 K		0-0 FC6-2 S			4 1 1 0 0 1 2	Milwaukee Braves @ Philadelphia Phillies Connie Mack Stadium, Philadelphia, PA Tue Aug 23 1955, 3:33 AM EDT Att: 23,991 - Unknown livebaseballscorecards.com																					
Danny O'Connell, R (1, 4) OBP: 0.289, SLG: 0.319	0-0 P6		0-0 5-3		0-0 6-3		0-0 6-3 3-H 1-2			4 0 0 0 0 0 2																						
Eddie Mathews, L (1, 5) OBP: 0.411, SLG: 0.610	0-0 HR 1-H		4-0 F8 E BB		0-0 P3		0-0 F8			3 1 1 2 1 0 0																						
Hank Aaron, R (1, 9) OBP: 0.366, SLG: 0.551	0-0 6-3		0-0 E4 1-2		0-0 5-3		0-0 P4			4 0 0 0 0 0 1																						
Johnny Logan, R (1, 6) OBP: 0.370, SLG: 0.448	0-0 4-3		0-0 F8 2-3		0-0 1B		0-0 1B			4 0 2 0 0 0 2																						
George Crowe, L (1, 3) OBP: 0.378, SLG: 0.493		4-0 2B BB	0-0 G3		0-0 P4		0-3 K2-3			3 1 0 0 1 1 4																						
Chuck Tanner, L (1, 7) OBP: 0.337, SLG: 0.402		0-0 2B 1-H		0-0 F9		0-0 3-4-3		0-0 F8		4 0 1 1 0 0 1																						
Del Crandall, R (1, 2) OBP: 0.311, SLG: 0.472		0-0 6-3		0-3 K		0-0 FC6-2 2B		0-0 L7		4 0 1 0 0 1 1																						
Lew Burdette, R (1, 1) OBP: 0.225, SLG: 0.235		0-0 P6		0-3 K		0-0 2-3		0-3 K		4 0 0 0 0 2 2																						
Inning Stats	R: 2 E: 0 K: 0 S: 5	H: 2 LOB: 0 BB: 0 P: 5	R: 1 E: 0 K: 0 S: 4	H: 1 LOB: 1 BB: 1 P: 8	R: 0 E: 1 K: 0 S: 4	H: 0 LOB: 2 BB: 1 P: 8	R: 0 E: 0 K: 2 S: 7	H: 0 LOB: 0 BB: 0 P: 7	R: 0 E: 0 K: 1 S: 5	H: 0 LOB: 0 BB: 0 P: 5	R: 0 E: 0 K: 0 S: 4	H: 1 LOB: 1 BB: 0 P: 4	R: 0 E: 0 K: 0 S: 4	H: 1 LOB: 1 BB: 0 P: 4	R: 0 E: 0 K: 1 S: 5	H: 0 LOB: 0 BB: 0 P: 5	1B: 3 2B: 2 3B: 0 HR: 1	SF: 0 SAC: 0 DP: 0 HBP: 0	WP: 0 PB: 0 SB: 1 CS: 0	PA: 36												
PITCHER Murry Dickson, R (1, 1) ERA: 3.6 Jack Meyer, R (9, 1) ERA: 2.97	IP 8.0	WLS 33	BF 6	H 3	R 3	ER 3	SO 4	BB 2	IBB 0	HBP 0	BLK 0	WP 0	HR 1	S 39	P 47	ERA 3.38	WHIP 1.000															
											PITCHER	IP	WLS	BF	H	R	ER	SO	BB	IBB	HBP	BLK	WP	HR	S	P	ERA	WHIP				



Batter	1	2	3	4	5	6	7	8	9	AB R H RBI BB SO LOB	BOTTOM
--------	---	---	---	---	---	---	---	---	---	----------------------	--------

Richie Ashburn, L <small>(1, 8) OBP: 0.439, SLG: 0.443</small>	0-0 5-3 		0-0 E6 		0-0 P6 			0-0 1-3 		4 0 0 0 0 0 1	Milwaukee Braves @ Philadelphia Phillies Connie Mack Stadium, Philadelphia, PA Tue Aug 23 1955, 3:33 AM EDT Att. 23,991 - Unknown
--	-----------------------	--	----------------------	--	----------------------	--	--	-----------------------	--	---------------	---

Bobby Morgan, R <small>(1, 6) OBP: 0.327, SLG: 0.351</small>	0-0 4-3 		0-0 P6 		0-0 F3 			0-3 K 		4 0 0 0 0 1 2
--	-----------------------	--	----------------------	--	----------------------	--	--	---------------------	--	---------------

Granny Hamner, R <small>(1, 4) OBP: 0.320, SLG: 0.351</small>	0-0 FC6-4 1B 		0-0 G3 		0-0 P4 			0-0 2B 6-3 1B 		4 1 2 0 0 0 1
---	--------------------------------------	--	----------------------	--	----------------------	--	--	---	--	---------------

Del Ennis, R <small>(1, 7) OBP: 0.329, SLG: 0.513</small>	0-0 FC6-4 1-2f 		0-0 4-3 		0-0 5-3 			0-0 1B 1-3 1B 2B 		4 1 1 0 0 0 1
---	--	--	-----------------------	--	-----------------------	--	--	--	--	---------------

Willie Jones, R <small>(1, 5) OBP: 0.344, SLG: 0.400</small>		0-0 F8 		0-0 FC3-6 1B 		0-0 F7 		0-0 6-3 		4 0 1 1 0 0 1
--	--	----------------------	--	--------------------------------------	--	----------------------	--	-----------------------	--	---------------

Eddie Waitkus, L <small>(1, 3) OBP: 0.379, SLG: 0.352</small> Peanuts Lowrey, R <small>(9, PR) OBP: 0.237, SLG: 0.226</small>		0-0 4-3 		0-0 FC3-6 1-2f 		0-0 F7 		0-0 3-H 1B 2-3 1B 		4 0 1 0 0 0 1 0 1 0 0 0 0 0
--	--	-----------------------	--	--	--	----------------------	--	---	--	--------------------------------

Jim Greengrass, R <small>(1, 9) OBP: 0.316, SLG: 0.376</small>		0-0 4-3 		0-0 P6 		0-0 F9 		4-0 1B IBB 		3 0 0 0 1 0 1
--	--	-----------------------	--	----------------------	--	----------------------	--	------------------------------------	--	---------------

Stan Lopata, R <small>(1, 2) OBP: 0.385, SLG: 0.485</small>		4-0 5-3 E BB 		0-0 FC6-4 1B 		0-0 F8 		0-0 1-2 2-H 3-H 1B 		3 1 2 2 1 0 0
---	--	--	--	--------------------------------------	--	----------------------	--	--	--	---------------

Murry Dickson, R <small>(1, 1) OBP: 0.200, SLG: 0.262</small> Mary Blaylock, L <small>(8, PH) OBP: 0.295, SLG: 0.316</small> Jack Meyer, R <small>(9, 1) OBP: 0.250, SLG: 0.200</small>		0-0 5-3 1-2 		0-0 FC6-4 1-2f 		0-3 K 				2 0 0 0 0 0 2 1 0 0 0 0 1 0 0 0 0 0 0 0 0
---	--	-------------------------------------	--	--	--	---------------------	--	--	--	---

Inning Stats	R: 0 E: 0 K: 0 S: 4	H: 1 LOB: 1 BB: 0 P: 4	R: 0 E: 0 K: 0 S: 3	H: 0 LOB: 0 BB: 0 P: 3	R: 1 E: 1 K: 0 S: 4	H: 0 LOB: 1 BB: 1 P: 8	R: 0 E: 0 K: 0 S: 4	H: 1 LOB: 1 BB: 0 P: 4	R: 0 E: 0 K: 0 S: 4	H: 1 LOB: 1 BB: 0 P: 4	R: 0 E: 0 K: 0 S: 3	H: 0 LOB: 0 BB: 0 P: 3	R: 0 E: 0 K: 2 S: 7	H: 0 LOB: 0 BB: 0 P: 7	R: 3 E: 0 K: 0 S: 5	H: 4 LOB: 2 BB: 1 P: 9	1B: 6 2B: 1 3B: 0 HR: 0	SF: 0 SAC: 0 DP: 0 HBP: 0	WP: 0 PB: 0 SB: 0 CS: 0	PA: 35
---------------------	------------------------------	---------------------------------	------------------------------	---------------------------------	------------------------------	---------------------------------	------------------------------	---------------------------------	------------------------------	---------------------------------	------------------------------	---------------------------------	------------------------------	---------------------------------	------------------------------	---------------------------------	----------------------------------	------------------------------------	----------------------------------	--------

PITCHER	IP	WLS	BF	H	R	ER	SO	BB	IBB	HBP	BLK	WP	HR	S	P	ERA	WHIP	PITCHER	IP	WLS	BF	H	R	ER	SO	BB	IBB	HBP	BLK	WP	HR	S	P	ERA	WHIP		
Lew Burdette, R <small>ERA: 4.11</small>	(1, 1)	8.1	L	35	7	4	3	2	1	1	0	0	0	37	45	3.24	0.960																				

livebaseballscores.com

AB	33
R	4
H	7
RBI	3
BB	2
SO	2
LOB	10



Batter	1	2	3	4	5	6	7	8	9	AB R H RBI BB SO LOB	TOP									
Bill Bruton, L (1, 8) OBP: 0.326, SLG: 0.402	0-0 3-1			0-0 F9		0-0 4-3		0-0 F7		4 0 0 0 0 0 0										
Danny O'Connell, R (1, 4) OBP: 0.286, SLG: 0.315	0-0 F9			0-0 L4			0-0 F2	0-0 4-3		4 0 0 0 0 0 0										
Eddie Mathews, L (1, 5) OBP: 0.413, SLG: 0.609	0-3 K			0-0 1B			4-0 BB 1B BB	4-0 BB		2 1 1 0 2 1 0										
Hank Aaron, R (1, 7) OBP: 0.365, SLG: 0.548		0-0 5-3		0-0 1-3			4-0 BB 1B BB	0-3 K		3 1 0 0 1 1 2										
Johnny Logan, R (1, 6) OBP: 0.369, SLG: 0.447		0-0 P3			0-0 5-3		0-0 1B BB FC6-4 1B	0-0 L8		4 1 1 1 0 0 0										
George Crowe, L (1, 3) OBP: 0.376, SLG: 0.485		0-0 L9			0-0 F8		4-0 FC6-4 1B BB	0-3 K		3 0 0 0 1 1 0										
Andy Pafko, R (1, 9) OBP: 0.311, SLG: 0.394			0-0 P6		0-0 5-3		0-0 FC6-4 1B	0-3 K		4 0 1 1 0 1 0										
Del Crandall, R (1, 2) OBP: 0.308, SLG: 0.468			0-0 F8			0-0 F8	0-0 FC6-4 1B			3 0 0 1 0 0 2										
Warren Spahn, L (1, 1) OBP: 0.194, SLG: 0.344			0-3 K			0-0 1-5-3	0-3 K			3 0 0 0 0 2 2										
Inning Stats	R: 0 E: 0 K: 1 S: 5	H: 0 LOB: 0 BB: 0 P: 5	R: 0 E: 0 K: 0 S: 3	H: 0 LOB: 0 BB: 0 P: 3	R: 0 E: 0 K: 1 S: 5	H: 0 LOB: 0 BB: 0 P: 5	R: 0 E: 0 K: 0 S: 4	H: 1 LOB: 1 BB: 0 P: 4	R: 0 E: 0 K: 0 S: 3	H: 0 LOB: 0 BB: 0 P: 3	R: 3 E: 0 K: 1 S: 7	H: 2 LOB: 2 BB: 3 P: 19	R: 0 E: 0 K: 1 S: 5	H: 0 LOB: 1 BB: 1 P: 9	R: 0 E: 0 K: 2 S: 7	H: 0 LOB: 0 BB: 0 P: 7	1B: 3 2B: 0 3B: 0 HR: 0	SF: 0 SAC: 0 DP: 0 HBP: 0	WP: 0 PB: 0 SB: 0 CS: 0	PA: 34
PITCHER	IP WLS BF H R ER SO BB IBB HBP BLK WP HR S P ERA WHIP																			
Jim Hearn, R (1, 1) ERA: 3.23	6.1 L 24 2 3 3 2 3 0 0 0 0 0 0 25 37 4.26 0.789																			
Mary Grissom, R (7, 1) ERA: 2.81	1.2 7 1 0 0 2 1 0 0 0 0 0 0 10 14 0.00 1.200																			
Ramon Monzant, R (9, 1) ERA: 4.77	1.0 3 0 0 0 2 0 0 0 0 0 0 0 7 7 0.00 0.000																			

Milwaukee Braves @ New York Giants
Polo Grounds, New York, NY
Thu Aug 25 1955, 3:33 AM EDT
Att. 6,238 - Unknown

livebaseballscorecards.com


AB	30
R	3
H	3
RBI	3
BB	4
SO	6
LOB	6



Batter	1	2	3	4	5	6	7	8	9
Billy Gardner, R OBP: 0.303, SLG: 0.305 (1, 6) Alvin Dark, R OBP: 0.320, SLG: 0.389 (8, PH) (9, 6)	0-0 6-3 ①			4-0 5-3 1B 1B BB		0-0 6-3 ①		0-0 FC1-6 1B 1-2f	
Whitey Lockman, L OBP: 0.320, SLG: 0.385 (1, 3)	0-3 K ②			0-3 K ①		0-0 F7 ②		0-0 F9 ②	
Willie Mays, R OBP: 0.396, SLG: 0.619 (1, 8)	0-0 6-3 ③			0-0 1-2 5-3 1B 1B		0-0 B1-3 ③		0-0 1-2 FC5-4 1B ③	
Sid Gordon, R OBP: 0.311, SLG: 0.371 (1, 7)		0-0 6-3 ①		0-0 5-3 ②		0-0 F7 ①		0-0 FC5-4 1-2f ③	
Don Mueller, L OBP: 0.312, SLG: 0.380 (1, 9)		0-0 6-3 ②		0-0 2-H 3-H 1B ③		0-0 BB 1B ②		0-0 1-4-3 ①	
Hank Thompson, L OBP: 0.366, SLG: 0.391 (1, 5)		0-0 4-3 ③		0-0 F2 ③		4-0 1-2 BB ②		0-3 K ②	
Wayne Terwilliger, R OBP: 0.353, SLG: 0.352 (1, 4)			0-0 1-3 ①		4-0 G6-4-3 BB ①		0-0 F8 ②		0-0 1B ③
Ray Katt, R OBP: 0.269, SLG: 0.312 (1, 2)			0-0 1-6-3 ②		0-0 G6-4-3 1-2f ①		0-0 F2 ③		0-0 1-3 ③
Jim Hearn, R OBP: 0.216, SLG: 0.333 (1, 1) Mary Grissom, R OBP: 0.154, SLG: 0.154 (7, 1) Bobby Hofman, R OBP: 0.349, SLG: 0.474 (8, PH) Joey Amalfitano, R OBP: 0.235, SLG: 0.200 (8, PR) Ramon Monzant, R OBP: 0.176, SLG: 0.067 (9, 1)			0-0 4-3 ③		0-0 F8 ③			0-0 FC1-6 1B ③	


BOTTOM													
AB	R	H	RBI	BB	SO	LOB	AB	R	H	RBI	BB	SO	LOB
2	1	0	0	1	0	0	4	0	0	0	0	2	2
1	0	0	0	0	0	1	4	1	2	0	0	0	0
							4	0	0	0	0	0	4
							4	0	2	2	0	0	0
							3	0	0	0	1	1	1
							3	0	1	0	1	0	2
							4	0	0	0	0	0	4
							2	0	0	0	0	0	0
							0	0	0	0	0	0	0
							1	0	1	0	0	0	0
							0	0	0	0	0	0	0
							0	0	0	0	0	0	0

AB	32
R	2
H	6
RBI	2
BB	3
SO	3
LOB	14



PITCHER	IP	WLS	BF	H	R	ER	SO	BB	IBB	HBP	BLK	WP	HR	S	P	ERA	WHIP
Warren Spahn, L ERA: 3.66 (1, 1)	9.0	W	35	6	2	2	3	3	0	0	0	0	0	38	50	2.00	1.000

Milwaukee Braves @ New York Giants
 Polo Grounds, New York, NY
 Thu Aug 25 1955, 3:33 AM EDT
 Att. 6,238 - Unknown

Batter	1	2	3	4	5	6	7	8	9	AB R H RBI BB SO LOB	TOP		
Bill Bruton, L (1, 8) OBP: 0.323, SLG: 0.398	0-0 F9	0-0 3-1			0-0 4-3	0-0 F8		0-0 1-3		5 0 0 0 0 0 2			
Danny O'Connell, R (1, 4) OBP: 0.285, SLG: 0.314	0-0 6-3		0-0 6-3		0-0 1B		0-0 3-1	0-0 4-3		5 0 1 0 0 0 0			
Eddie Mathews, L (1, 5) OBP: 0.413, SLG: 0.606	0-3 K		0-0 1B		0-0 F9		4-0 1B SF8 BB		0-3 K2-3	4 1 1 0 1 2 1			
Hank Aaron, R (1, 7) OBP: 0.364, SLG: 0.545 Bobby Thomson, R (3, 7) OBP: 0.320, SLG: 0.409		0-0 E6 FC3-6 1B HR	0-0 G6-4-3		0-0 3-1		0-0 1B S		0-0 6-3	2 1 0 0 0 0 1 3 1 1 0 0 0 1			
Johnny Logan, R (1, 6) OBP: 0.371, SLG: 0.448		0-0 1B		0-0 F7		0-0 1B 1B		0-0 SF8	4-0 BB	3 1 2 1 1 0 0			
George Crowe, L (1, 3) OBP: 0.380, SLG: 0.486		0-0 FC3-6 1-2 2-3 HR		4-0 BB		0-0 SH5-4 1B 1B		0-0 E 1B	0-0 G3	4 1 2 1 1 0 3			
Andy Pafko, R (1, 9) OBP: 0.314, SLG: 0.393		1-0 HR HBP		0-0 FC4-6 1-2 HR		0-0 SH5-4 1B		0-0 E6		3 1 1 1 0 0 2	AB 35 R 7 H 9 RBI 7 BB 4 SO 3 LOB 16		
Del Crandall, R (1, 2) OBP: 0.310, SLG: 0.475		0-0 HR		4-0 IBB		0-0 F9		0-0 F7		3 1 1 4 1 0 4			
Bob Buhl, R (1, 1) OBP: 0.164, SLG: 0.115		0-0 G3		0-3 K		0-0 SH5-4		0-0 4-3		3 0 0 0 0 1 2			
Inning Stats	R: 0 H: 0 E: 0 LOB: 0 K: 1 BB: 0 S: 5 P: 5	R: 4 H: 2 E: 1 LOB: 0 K: 0 BB: 0 S: 6 P: 7	R: 0 H: 1 E: 0 LOB: 0 K: 0 BB: 0 S: 3 P: 3	R: 0 H: 0 E: 0 LOB: 2 K: 1 BB: 2 S: 5 P: 13	R: 0 H: 1 E: 0 LOB: 1 K: 0 BB: 0 S: 4 P: 4	R: 1 H: 3 E: 0 LOB: 2 K: 0 BB: 0 S: 6 P: 6	R: 2 H: 2 E: 1 LOB: 2 K: 0 BB: 1 S: 6 P: 10	R: 0 H: 0 E: 0 LOB: 0 K: 0 BB: 0 S: 3 P: 3	R: 0 H: 0 E: 0 LOB: 1 K: 1 BB: 1 S: 5 P: 9	1B: 8 SF: 1 2B: 0 SAC: 1 3B: 0 DP: 1 HR: 1 HBP: 1	WP: 0 PA: 42 PB: 0 SB: 2 CS: 0		
PITCHER	IP WLS BF H R ER SO BB IBB HBP BLK WP HR S P ERA WHIP											PITCHER	IP WLS BF H R ER SO BB IBB HBP BLK WP HR S P ERA WHIP
Ruben Gomez, R (1, 1) ERA: 4.46	5.0 L 22 4 4 3 2 1 1 1 0 0 1 23 32 5.40 1.000												
Paul Giel, R (6, 1) ERA: 3.46	2.0 13 5 3 3 0 1 0 0 0 0 0 12 16 13.50 3.000												
Hoyt Wilhelm, R (8, 1) ERA: 4.61	2.0 7 0 0 0 1 1 0 0 0 0 0 8 12 0.00 0.500												

Milwaukee Braves @ New York Giants
Polo Grounds, New York, NY
Fri Aug 26 1955, 3:33 AM EDT
Att. 14,485 - Unknown

livebaseballscorecards.com

BOTTOM

Milwaukee Braves @ New York Giants
Polo Grounds, New York, NY
Fri Aug 26 1955, 3:33 AM EDT
Att. 14,485 - Unknown

livebaseballscores.com

AB 31
R 1
H 7
RBI 1
BB 5
SO 3
LOB 17



WP: 0 PA: 36
PB: 0
SB: 0
CS: 0

AB R H RBI BB SO LOB

4	1	1	0	0	0	2
4	0	0	0	0	0	1
1	0	0	0	3	1	0
4	0	1	1	0	0	2
4	0	1	0	0	0	3
4	0	1	0	0	0	1
4	0	2	0	0	0	2
3	0	1	0	1	0	2
1	0	0	0	0	1	1
1	0	0	0	0	0	1
0	0	0	0	0	0	0
0	0	0	0	1	0	0
0	0	0	0	0	0	0
1	0	0	0	0	1	2

Batter	1	2	3	4	5	6	7	8	9
Billy Gardner, R OBP: 0.300, SLG: 0.317 (1, 6)	0-0 1B 2B		0-0 5-3		0-0 5-3		0-0 L5		
Whitey Lockman, L OBP: 0.317, SLG: 0.382 (1, 3)	0-0 F7		0-0 F8			0-0 4-3		0-0 1-4-3	
Willie Mays, R OBP: 0.399, SLG: 0.617 (1, 8)	4-0 1B BB		4-0 BB			4-0 FC1-6 BB		0-3 K	
Dusty Rhodes, L OBP: 0.379, SLG: 0.399 (1, 7)	0-0 1B G5-4-3 1-2 2-H		0-0 F6			0-0 F5		0-0 3-1	
Don Mueller, L OBP: 0.312, SLG: 0.379 (1, 9)	0-0 G5-4-3 1-2f			0-0 1B G5-4-3		0-0 FC1-6 1-2f		0-0 6-3	
Hank Thompson, L OBP: 0.365, SLG: 0.390 (1, 5)		0-0 4-3		0-0 F7			0-0 FC6-4 1B	0-0 4-3	
Bobby Hofman, R OBP: 0.352, SLG: 0.475 (1, 2)		0-0 1B		0-0 G5-4-3 1-2f			0-0 F7	0-0 BB 1B	
Wayne Terwilliger, R OBP: 0.356, SLG: 0.352 (1, 4)		0-0 F9			0-0 1B G1-6-3		0-0 FC6-4 BB 1-2f	4-0 BB 1-2	
Ruben Gomez, R OBP: 0.347, SLG: 0.417 (5, PH)		0-3 K				0-0 G1-6-3 1-2f	4-0 BB 1-2	0-3 K	

Inning Stats	R: 1 E: 0 K: 0 S: 4	H: 2 LOB: 1 BB: 1 P: 8	R: 0 E: 0 K: 1 S: 6	H: 1 LOB: 1 BB: 0 P: 6	R: 0 E: 0 K: 0 S: 3	H: 1 LOB: 0 BB: 1 P: 3	R: 0 E: 0 K: 0 S: 3	H: 1 LOB: 0 BB: 0 P: 3	R: 0 E: 0 K: 0 S: 3	H: 0 LOB: 1 BB: 1 P: 7	R: 0 E: 0 K: 0 S: 3	H: 1 LOB: 0 BB: 0 P: 3	R: 0 E: 0 K: 1 S: 5	H: 0 LOB: 0 BB: 0 P: 5	R: 0 E: 0 K: 1 S: 6	H: 1 LOB: 2 BB: 1 P: 10	1B: 6 2B: 1 3B: 0 HR: 0	SF: 0 SAC: 0 DP: 3 HBP: 0	WP: 0 PB: 0 SB: 0 CS: 0	PA: 36
--------------	------------------------------	---------------------------------	------------------------------	---------------------------------	------------------------------	---------------------------------	------------------------------	---------------------------------	------------------------------	---------------------------------	------------------------------	---------------------------------	------------------------------	---------------------------------	------------------------------	----------------------------------	----------------------------------	------------------------------------	----------------------------------	--------

PITCHER	Bob Buhl, R ERA: 2.76 (1, 1)	IP 9.0	WLS W	BF 36	H 7	R 1	ER 1	SO 3	BB 5	IBB 0	HBP 0	BLK 0	WP 0	HR 0	S 37	P 57	ERA 1.00	WHIP 1.333
---------	------------------------------------	-----------	----------	----------	--------	--------	---------	---------	---------	----------	----------	----------	---------	---------	---------	---------	-------------	---------------

PITCHER		IP	WLS	BF	H	R	ER	SO	BB	IBB	HBP	BLK	WP	HR	S	P	ERA	WHIP
---------	--	----	-----	----	---	---	----	----	----	-----	-----	-----	----	----	---	---	-----	------

Batter	1	2	3	4	5	6	7	8	9	10	11	AB R H RBI BB SO LOB	TOP																		
Bill Bruton, L OBP: 0.322, SLG: 0.396 (1, 8)	F5		E4 1B 1B		F2		3-1			F2		5 1 1 0 0 0 1	Milwaukee Braves @ New York Giants Polo Grounds, New York, NY Sat Aug 27 1955, 3:33 AM EDT Att: 5,954 - Unknown																		
Danny O'Connell, R OBP: 0.286, SLG: 0.331 (1, 4)	HR		P4		L5			K			HR	5 2 2 2 0 1 1																			
Eddie Mathews, L OBP: 0.413, SLG: 0.601 (1, 5)	K		BB 1B BB		F3			4-3			SH3-4 BB	3 1 0 0 2 1 0																			
Johnny Logan, R OBP: 0.374, SLG: 0.449 (1, 6)	BB		BB 1B			G5-4-3 1B		4-3			SH3-4	3 0 2 1 1 0 0																			
Bobby Thomson, R OBP: 0.322, SLG: 0.407 (1, 7)	F8		BB 1B BB			K				G3-6 1B	P4	4 0 1 0 1 1 3																			
Andy Pafko, R OBP: 0.308, SLG: 0.386 (1, 9)		P5	SF8-3-4			G5-4-3			P4		F8	4 0 0 1 0 0 3																			
George Crowe, L OBP: 0.378, SLG: 0.481 (1, 3)		K		4-3				3-1 SH1-4 1B		G3-6		4 0 1 0 0 1 1																			
Del Crandall, R OBP: 0.307, SLG: 0.470 (1, 2)		6-3		K				P6			6-3	4 0 0 0 0 1 1																			
Chet Nichols, S OBP: 0.149, SLG: 0.170 Lew Burdette, R OBP: 0.222, SLG: 0.232 Roberto Vargas, L OBP: 1.000, SLG: 1.000 Ernie Johnson, R OBP: 0.182, SLG: 0.100 (1, 1)			1B E 1B		K			SH1-4			P4	2 1 1 0 0 1 0 1 0																			
Inning Stats	R: 1 E: 0 K: 1 S: 6	H: 1 LOB: 1 BB: 1 P: 10	R: 0 E: 0 K: 1 S: 5	H: 0 LOB: 0 BB: 0 P: 5	R: 3 E: 1 K: 0 S: 5	H: 3 LOB: 1 BB: 2 P: 13	R: 0 E: 0 K: 2 S: 7	H: 0 LOB: 0 BB: 0 P: 7	R: 0 E: 0 K: 1 S: 5	H: 1 LOB: 0 BB: 0 P: 5	R: 0 E: 0 K: 1 S: 5	H: 0 LOB: 0 BB: 0 P: 5		R: 0 E: 0 K: 1 S: 4	H: 1 LOB: 1 BB: 0 P: 4	R: 0 E: 0 K: 1 S: 5	H: 0 LOB: 0 BB: 0 P: 5	R: 0 E: 0 K: 0 S: 3	H: 1 LOB: 0 BB: 0 P: 3	R: 0 E: 0 K: 0 S: 3	H: 0 LOB: 0 BB: 0 P: 3	R: 1 E: 0 K: 0 S: 4	H: 1 LOB: 1 BB: 1 P: 8	1B: 6 2B: 1 3B: 0 HR: 2	SF: 1 SAC: 2 DP: 3 HBP: 0	WP: 0 PB: 0 SB: 0 CS: 0	PA: 42				
PITCHER	IP WLS BF H R ER SO BB IBB HBP BLK WP HR S P ERA WHIP																														
Johnny Antonelli, L ERA: 3.8 (1, 1)	2.1	14	4	4	4	2	3	0	0	0	0	0	1	15	27	15.43	3.000														
Hoyt Wilhelm, R ERA: 4.36 (3, 1)	4.2	14	2	0	0	3	0	0	0	0	0	0	0	20	20	0.00	0.429														
Windy McCall, L ERA: 3.54 (8, 1)	3.0	L	11	2	1	1	1	0	0	0	0	0	1	12	16	3.00	1.000														
Marv Crissom, R ERA: 2.78 (11, 1)	1.0	3	0	0	0	0	0	0	0	0	0	0	0	3	3	0.00	0.000														

AB	35
R	5
H	8
RBI	4
BB	4
SO	6
LOB	10



WP	0	PA	42
PB	0		
SB	0		
CS	0		

livebaseballscorecards.com

Batter	1	2	3	4	5	6	7	8	9	10	11	AB R H RBI BB SO LOB
Billy Gardner, R (1, 6) OBP: 0.293, SLG: 0.324 Ruben Gomez, R (11, PH) OBP: 0.347, SLG: 0.417 Bill Taylor, L (11, PH) OBP: 0.263, SLG: 0.536	0-0 5-3		0-0 G1-4-3		0-0 F8		0-0 2B		0-0 F7		0-0 4-3	5 0 1 1 0 0 1 0 0 0 0 0 0 0 1 0 0 0 0 0 3
Whitey Lockman, L (1, 7) OBP: 0.316, SLG: 0.379	0-0 P6			0-0 4-3	4-0 BB		0-0 1-3			0-0 P3		4 0 0 0 1 0 1
Willie Mays, R (1, 8) OBP: 0.399, SLG: 0.619	0-0 1B			0-0 1B 3B	0-0 F7			0-0 F3		0-0 F8		5 1 2 0 0 0 1
Bobby Hofman, R (1, 3) OBP: 0.348, SLG: 0.485		0-0 F7		0-0 F8		0-0 P6		0-0 HR		0-0 P3		5 1 1 1 0 0 1
Don Mueller, L (1, 9) OBP: 0.316, SLG: 0.381		4-0 PO BB BB		0-0 WP 1B		0-0 4-3		0-0 1B			4-0 SH3-4 1B BB	3 1 2 1 2 0 0
Sid Gordon, R (1, 5) OBP: 0.314, SLG: 0.367 Hank Thompson, L (8, PH) OBP: 0.366, SLG: 0.390 (9, 5)		4-0 1-2 BB		4-0 1-2 BB		0-0 1-3		0-3 K			0-0 SH3-4 1B	1 0 0 0 2 0 0 2 0 1 0 0 1 1
Wayne Terwilliger, R (1, 4) OBP: 0.359, SLG: 0.352		0-0 F2		0-0 1-2 2-H 1B			4-0 2B BB		0-0 F8		0-0 SH3-4	3 1 1 1 1 0 3
Ray Katt, R (1, 2) OBP: 0.265, SLG: 0.306 Gail Harris, L (11, PH) OBP: 0.296, SLG: 0.418		0-0 PO	0-0 F6	0-0 F8			0-0 F7		0-0 6-3		4-0 IBB	4 0 0 0 0 0 3 0 0 0 0 1 0 0
Johnny Antonelli, L (1, 1) OBP: 0.206, SLG: 0.281 Hoyt Wilhelm, R (3, 1) OBP: 0.250, SLG: 0.200 Joey Amalfitano, R (7, PH) OBP: 0.222, SLG: 0.188 Windy McCall, L (8, 1) OBP: 0.250, SLG: 0.100 Marv Grissom, R (11, 1) OBP: 0.154, SLG: 0.154 Dusty Rhodes, L (11, PH) OBP: 0.377, SLG: 0.396			0-0 G1-4-3 1B		0-0 1-4-3		0-0 F9		0-3 K		0-0 F2	0 0 0 0 0 0 0 2 0 1 0 0 0 0 1 0 0 0 0 0 1 1 0 0 0 0 1 0 0 0 0 0 0 0 0 1 0 0 0 0 0 3

Inning Stats	R: 0	H: 1	R: 0	H: 0	R: 0	H: 1	R: 2	H: 3	R: 0	H: 0	R: 1	H: 1	R: 1	H: 2	R: 0	H: 0	R: 0	H: 0	R: 0	H: 1	1B: 6	SF: 0	WP: 1	PA: 47
	E: 0	LOB: 1	E: 0	LOB: 1	E: 0	LOB: 0	E: 0	LOB: 2	E: 0	LOB: 1	E: 0	LOB: 1	E: 0	LOB: 1	E: 0	LOB: 0	E: 0	LOB: 0	E: 0	LOB: 3	2B: 1	SAC: 1	PB: 0	
	K: 0	BB: 0	K: 0	BB: 2	K: 0	BB: 0	K: 0	BB: 1	K: 0	BB: 1	K: 1	BB: 0	K: 1	BB: 0	K: 1	BB: 0	K: 0	BB: 0	K: 0	BB: 2	3B: 1	DP: 1	SB: 0	
	S: 3	P: 3	S: 2	P: 10	S: 3	P: 3	S: 6	P: 10	S: 3	P: 7	S: 4	P: 8	S: 7	P: 7	S: 5	P: 5	S: 3	P: 3	S: 4	P: 12	HR: 1	HBP: 0	CS: 0	
PITCHER	IP	WLS	BF	H	R	ER	SO	BB	IBB	HBP	BLK	WP	HR	S	P	ERA	WHIP							
Chet Nichols, L (1, 1) ERA: 3.86	7.1		31	7	4	4	0	5	0	0	0	1	1	26	46	4.91	1.636							
Lew Burdette, R (8, 1) ERA: 4.05	3.0	W	13	2	0	0	2	1	1	0	0	0	0	15	23	0.00	1.000							
Roberto Vargas, L (11, 1) ERA: 9.18	0.1		1	0	0	0	0	0	0	0	0	0	0	1	1	0.00	0.000							
Ernie Johnson, R (11, 1) ERA: 2.79	0.1	S	1	0	0	0	0	0	0	0	0	0	0	1	1	0.00	0.000							

BOTTOM

Milwaukee Braves @ New York Giants
Polo Grounds, New York, NY
Sat Aug 27 1955, 3:33 AM EDT
Att: 5,954 - Unknown

livebaseballscores.com

AB	38
R	4
H	9
RBI	4
BB	7
SO	2
LOB	18



Batter	1	2	3	4	5	6	7	8	9	AB	R	H	RBI	BB	SO	LOB	TOP							
Bill Bruton, L (1, 8) <small>OBP: 0.322, SLG: 0.396</small>																	0	0	0	0	0	0	0	0
Danny O'Connell, R (1, 4) <small>OBP: 0.286, SLG: 0.331</small>																	0	0	0	0	0	0	0	0
Eddie Mathews, L (1, 5) <small>OBP: 0.413, SLG: 0.601</small>																	0	0	0	0	0	0	0	0
Johnny Logan, R (1, 6) <small>OBP: 0.374, SLG: 0.449</small>																	0	0	0	0	0	0	0	0
George Crowe, L (1, 3) <small>OBP: 0.378, SLG: 0.481</small>																	0	0	0	0	0	0	0	0
Chuck Tanner, L (1, 9) <small>OBP: 0.337, SLG: 0.402</small>																	0	0	0	0	0	0	0	0
Bobby Thomson, R (1, 7) <small>OBP: 0.322, SLG: 0.407</small>																	0	0	0	0	0	0	0	0
Del Rice, R (1, 2) <small>OBP: 0.271, SLG: 0.295</small>																	0	0	0	0	0	0	0	0
Ray Crone, R (1, 1) <small>OBP: 0.226, SLG: 0.200</small>	0	0	0	0	0	0	0	0																
Inning Stats																	1B: 0 SF: 0 2B: 0 SAC: 0 3B: 0 DP: 0 HR: 0 HBP: 0	WP: 0 PA: 0 PB: 0 SB: 0 CS: 0						
PITCHER Dick Hall, R (1, 1) <small>ERA: 4.61</small>	IP	WLS	BF	H	R	ER	SO	BB	IBB	HBP	BLK	WP	HR	S	P	ERA	WHIP	0.0 W 0 0 0 0 0 0 0 0 0 0 0 0 0 0 ∞ ∞	PITCHER IP WLS BF H R ER SO BB IBB HBP BLK WP HR S P ERA WHIP					

Milwaukee Braves @ Pittsburgh Pirates
Forbes Field, Pittsburgh, PA
Sun Aug 28 1955, 3:33 AM EDT
Unknown

AB 0
R 0
H 0
RBI 0
BB 0
SO 0
LOB 0



WP: 0 PA: 0
PB: 0
SB: 0
CS: 0

livebaseballscorecards.com

Batter	1	2	3	4	5	6	7	8	9	AB R H RBI BB SO LOB	TOP											
Bill Bruton, L (1, 8) OBP: 0.317, SLG: 0.391	1-1 G3		3-2 F8		2-1 F7			2-3 K		4 0 0 0 0 1 1												
Danny O'Connell, R (1, 4) OBP: 0.282, SLG: 0.323	1-3 K		0-3 K			0-1 F8		0-0 4-3		4 0 0 0 0 2 1												
Eddie Mathews, L (1, 5) OBP: 0.415, SLG: 0.606	3-2 F4		4-2 FC6-4 BB			1-0 HR 2B		0-0 F5		3 1 1 0 1 0 0												
Hank Aaron, R (1, 9) OBP: 0.362, SLG: 0.541		1-1 F8	0-0 FC6-4			0-2 6-3			1-2 5-3	4 0 0 0 0 0 3												
Johnny Logan, R (1, 6) OBP: 0.370, SLG: 0.449		1-2 F3		0-2 6-3		1-0 HR			2-1 HR 1B	4 2 2 2 0 0 0												
George Crowe, L (1, 3) OBP: 0.370, SLG: 0.480		2-1 HR 1B		0-2 G3		0-2 4-3			2-1 HR	4 2 2 2 0 0 0												
Bobby Thomson, R (1, 7) OBP: 0.323, SLG: 0.424		2-1 HR		0-0 6-3			1-2 6-3		2-2 5-3	4 1 1 2 0 0 0												
Del Crandall, R (1, 2) OBP: 0.303, SLG: 0.463		3-2 F8			1-2 5-3		1-0 F6		3-2 1B	2 0 0 0 0 0 0												
Del Rice, R (5, 2) OBP: 0.276, SLG: 0.300										2 0 1 0 0 0 0												
Warren Spahn, L (9, PR) OBP: 0.188, SLG: 0.333										0 0 0 0 0 0 0												
Lew Burdette, R (1, 1) OBP: 0.233, SLG: 0.257				1-0 2B		1-0 3-1		2-2 4-3		1 0 1 0 0 0 0												
Ernie Johnson, R (3, 1) OBP: 0.182, SLG: 0.100										0 0 0 0 0 0 0												
Ben Taylor, L (5, PH)										1 0 0 0 0 0 0												
Dave Jolly, R (5, 1) OBP: 0.167, SLG: 0.333										0 0 0 0 0 0 0												
Chuck Tanner, L (7, PH) OBP: 0.343, SLG: 0.411										1 0 0 0 0 0 0												
Phil Paine, R (7, 1)										0 0 0 0 0 0 0												
Andy Pafko, R (9, PH) OBP: 0.306, SLG: 0.385										1 0 0 0 0 1 1												
Inning Stats	R: 0 E: 0 K: 1 S: 9	H: 0 LOB: 0 BB: 0 P: 14	R: 2 E: 0 K: 0 S: 13	H: 2 LOB: 0 BB: 0 P: 22	R: 0 E: 0 K: 1 S: 11	H: 1 LOB: 2 BB: 1 P: 19	R: 0 E: 0 K: 0 S: 7	H: 0 LOB: 0 BB: 0 P: 7	R: 0 E: 0 K: 0 S: 7	H: 0 LOB: 0 BB: 0 P: 11	R: 2 E: 0 K: 0 S: 10	H: 2 LOB: 0 BB: 0 P: 12	R: 0 E: 0 K: 0 S: 7	H: 0 LOB: 0 BB: 0 P: 11	R: 0 E: 0 K: 1 S: 6	H: 0 LOB: 0 BB: 0 P: 8	R: 2 E: 0 K: 1 S: 17	H: 3 LOB: 1 BB: 0 P: 28	1B: 3 2B: 2 3B: 0 HR: 3	SF: 0 SAC: 0 DP: 0 HBP: 0	WP: 0 PB: 0 SB: 0 CS: 0	PA: 36
PITCHER	IP WLS BF H R ER SO BB IBB HBP BLK WP HR S P ERA WHIP																					
Don Newcombe, R (1, 1) ERA: 3.0	6.0 W 24 5 4 4 2 1 0 0 0 0 0 2 57 85 6.00 1.000																					
Don Bessent, R (7, 1) ERA: 2.38	2.2 11 3 2 2 1 0 0 0 0 0 1 27 43 6.75 1.125																					
Clem Labine, R (9, 1) ERA: 3.66	0.1 S 1 0 0 0 1 0 0 0 0 0 0 3 4 0.00 0.000																					

Milwaukee Braves @ Brooklyn Dodgers
 Ebbets Field, Brooklyn, NY
 Tue Aug 30 1955, 3:33 AM EDT
 Att: 21,995 - Unknown

AB	35
R	6
H	8
RBI	6
BB	1
SO	4
LOB	6




Batter	1	2	3	4	5	6	7	8	9	AB	R	H	RBI	BB	SO	LOB
Jim Gilliam, S OBP: 0.333, SLG: 0.338 (1, 4)	4-2 CS BB	0-1 F7		4-0 BB BB 1B BB	3-3 K		2-2 G3			3	1	0	0	2	1	2
Pee Wee Reese, R OBP: 0.371, SLG: 0.410 (1, 6)	4-2 1B BB		3-2 F7	4-1 E 1B BB		1-1 HR 1B	1-1 F7			3	2	1	0	2	0	0
Duke Snider, L OBP: 0.416, SLG: 0.645 (1, 8)	1-0 FC4 1B		2-2 HR	0-2 E7 E 1B		1-0 F7		2-2 1B 1B		5	2	4	3	0	0	1
Roy Campanella, R OBP: 0.400, SLG: 0.621 (1, 2)	1-2 F6		1-2 HR	4-0 E FC5-2 IBB		0-2 HR		1-0 1B		4	2	3	3	1	0	2
Carl Furillo, R OBP: 0.372, SLG: 0.523 (1, 9)	0-0 FC4		0-0 1B	0-0 E7 FC5-2 1B		1-2 6-3		2-3 K		5	0	2	2	0	1	4
Jackie Robinson, R OBP: 0.381, SLG: 0.380 (1, 5)		0-0 F8	1-1 F8	1-1 FC5-2		4-1 1B BB		3-3 K		4	0	0	0	1	1	5
Gil Hodges, R OBP: 0.369, SLG: 0.504 (1, 3)		1-0 F6	3-3 K	0-3 K		1-1 1B		1-2 1B		4	0	1	0	0	2	3
Sandy Amoros, L OBP: 0.358, SLG: 0.405 (1, 7)		4-2 1B BB		0-0 3-1		1-1 F8		1-0 F7		3	0	0	0	1	0	2
Don Newcombe, L OBP: 0.395, SLG: 0.617 Don Bessent, R OBP: 0.111, SLG: 0.111 Clem Labine, R OBP: 0.156, SLG: 0.276 (1, 1) (7, 1) (9, 1)		1-0 1B		4-2 BB BB 1B BB		1-2 F7		2-3 K		2	1	1	0	1	0	0

Inning Stats	R: 0	H: 1	E: 0	K: 0	S: 9	R: 0	H: 1	E: 0	K: 0	S: 7	R: 2	H: 3	E: 0	K: 1	S: 16	R: 4	H: 2	E: 2	K: 1	S: 13	R: 0	H: 0	E: 0	K: 1	S: 8	R: 2	H: 3	E: 0	K: 0	S: 13	R: 0	H: 0	E: 0	K: 1	S: 9	R: 0	H: 2	E: 0	K: 2	S: 10
	LOB: 2	BB: 2	P: 19	LOB: 2	BB: 1	P: 13	LOB: 1	BB: 0	P: 26	LOB: 2	BB: 4	P: 30	LOB: 0	BB: 0	P: 13	LOB: 2	BB: 1	P: 22	LOB: 0	BB: 0	P: 14	LOB: 1	BB: 0	P: 18	LOB: 0	BB: 0	LOB: 1	BB: 0	P: 18	LOB: 0	BB: 0	P: 18	LOB: 0	BB: 0	P: 18	LOB: 0	BB: 0	P: 18		

PITCHER	IP	WLS	BF	H	R	ER	SO	BB	IBB	HBP	BLK	WP	HR	S	P	ERA	WHIP
Lew Burdette, R ERA: 4.09 (1, 1)	2.1		13	4	2	2	0	3	0	0	0	0	2	26	48	7.71	3.000
Ernie Johnson, R ERA: 3.13 (3, 1)	1.2	L	12	3	4	4	2	3	1	0	0	0	0	19	40	21.60	3.600
Dave Jolly, R ERA: 6.44 (5, 1)	2.0		10	3	2	2	1	1	0	0	0	0	1	21	35	9.00	2.000
Phil Paine, R ERA: 2.87 (7, 1)	2.0		7	2	0	0	3	0	0	0	0	0	0	19	32	0.00	1.000

BOTTOM	
AB	34
R	8
H	12
RBI	8
BB	8
SO	6
LOB	19

Milwaukee Braves @ Brooklyn Dodgers
 Ebbets Field, Brooklyn, NY
 Tue Aug 30 1955, 3:33 AM EDT
 Att. 21,995 - Unknown



livebaseballscorecards.com

Milwaukee Braves @ Brooklyn Dodgers
Ebbets Field, Brooklyn, NY
 Wed Aug 31 1955, 3:33 AM EDT
 Att. 17,604 - Unknown

AB	43
R	13
H	16
RBI	12
BB	2
SO	8
LOB	10



Batter	1	2	3	4	5	6	7	8	9	AB R H RBI BB SO LOB	TOP
Bill Bruton, L (1, 8) OBP: 0.319, SLG: 0.395	1-3 K		0-1 B1-3		0-0 WP 1B 2B	0-0 S 1B 2B	2-0 S 1B			5 2 3 0 0 1 0	
Danny O'Connell, R (1, 4) OBP: 0.283, SLG: 0.327	2-3 K		1-2 HR 1B		3-1 F5	2-2 S 1B 2B 1-H 2-H	2-2 4-3			5 2 2 2 0 1 2	
Eddie Mathews, L (1, 5) OBP: 0.417, SLG: 0.612	1-2 6-3		1-2 HR 1-H		4-0 WP 1B IBB	1-1 FC4-6 1B 2-H		0-3 K		4 2 2 3 1 1 0	
Hank Aaron, R (1, 9)		0-1 6-3	1-0 6-3		1-2 HR 1B 1-H 2-H	3-2 FC4-6 1B 1-2f		4-2 4-3 BB		4 1 1 2 1 0 1	
Johnny Logan, R (1, 6) OBP: 0.367, SLG: 0.445		1-2 F9	1-0 F9		1-1 B2	1-0 F7		2-2 4-3		5 0 0 0 0 0 3	
George Crowe, L (1, 3) OBP: 0.374, SLG: 0.509		0-0 HR		1-1 F8	2-0 HR 1-H		3-1 HR 1B	1-3 K		5 3 3 3 0 1 1	
Bobby Thomson, R (1, 7) OBP: 0.324, SLG: 0.424		0-0 E 1B		1-1 1B 1B	2-1 L5		0-0 F8		2-1 6-3	5 1 2 0 0 0 1	
Del Rice, R (1, 2) OBP: 0.281, SLG: 0.330		2-1 E7 1-H		0-1 1B		0-2 F7	2-1 HR		1-3 K	5 1 2 2 0 1 0	
Bob Buhl, R (1, 1) OBP: 0.158, SLG: 0.111		2-3 K2-3		2-3 K		1-2 1B 2B 1B	3-3 K		1-2 6-3	2 0 0 0 0 2 2 3 1 1 0 0 1 0	
Lew Burdette, R (5, 1) OBP: 0.237, SLG: 0.260											
Inning Stats	R: 0 E: 0 K: 2 S: 9 H: 0 LOB: 0 BB: 0 P: 13	R: 2 E: 1 K: 1 S: 12 H: 2 LOB: 1 BB: 0 P: 17	R: 2 E: 0 K: 0 S: 10 H: 2 LOB: 0 BB: 0 P: 14	R: 0 E: 0 K: 1 S: 9 H: 2 LOB: 1 BB: 0 P: 13	R: 4 E: 0 K: 0 S: 11 H: 3 LOB: 0 BB: 1 P: 24	R: 3 E: 0 K: 0 S: 17 H: 4 LOB: 1 BB: 0 P: 25	R: 2 E: 0 K: 1 S: 12 H: 3 LOB: 1 BB: 0 P: 24	R: 0 E: 0 K: 2 S: 13 H: 0 LOB: 1 BB: 1 P: 20	R: 0 E: 0 K: 1 S: 8 H: 0 LOB: 0 BB: 0 P: 12	1B: 10 2B: 2 3B: 0 HR: 4 SF: 0 SAC: 0 DP: 0 HBP: 0	WP: 1 PB: 0 SB: 2 CS: 0 PA: 45
PITCHER	IP WLS BF H R ER SO BB IBB HBP BLK WP HR S P ERA WHIP	IP WLS BF H R ER SO BB IBB HBP BLK WP HR S P ERA WHIP	IP WLS BF H R ER SO BB IBB HBP BLK WP HR S P ERA WHIP	IP WLS BF H R ER SO BB IBB HBP BLK WP HR S P ERA WHIP	IP WLS BF H R ER SO BB IBB HBP BLK WP HR S P ERA WHIP	IP WLS BF H R ER SO BB IBB HBP BLK WP HR S P ERA WHIP	IP WLS BF H R ER SO BB IBB HBP BLK WP HR S P ERA WHIP	IP WLS BF H R ER SO BB IBB HBP BLK WP HR S P ERA WHIP	IP WLS BF H R ER SO BB IBB HBP BLK WP HR S P ERA WHIP		
Carl Erskine, R (1, 1) ERA: 3.77	4.0 L 18 6 4 3 4 0 0 0 0 0 2 40 57 6.75 1.500										
Russ Meyer, R (5, 1) ERA: 5.07	0.1 4 2 3 3 0 0 1 0 0 1 0 6 14 81.00 6.000										
Don Bessent, R (5, 1) ERA: 5.07	0.2 3 1 1 1 0 0 0 0 0 0 1 5 10 13.50 1.500										
Sandy Koufax, L (6, 1) ERA: 2.91	1.0 8 5 4 4 0 0 0 0 0 0 0 19 30 36.00 5.000										
Ed Roebuck, R (7, 1) ERA: 4.46	1.0 5 2 1 1 1 0 0 0 0 0 0 1 10 9.00 2.000										
PITCHER	IP WLS BF H R ER SO BB IBB HBP BLK WP HR S P ERA WHIP	IP WLS BF H R ER SO BB IBB HBP BLK WP HR S P ERA WHIP	IP WLS BF H R ER SO BB IBB HBP BLK WP HR S P ERA WHIP	IP WLS BF H R ER SO BB IBB HBP BLK WP HR S P ERA WHIP	IP WLS BF H R ER SO BB IBB HBP BLK WP HR S P ERA WHIP	IP WLS BF H R ER SO BB IBB HBP BLK WP HR S P ERA WHIP	IP WLS BF H R ER SO BB IBB HBP BLK WP HR S P ERA WHIP	IP WLS BF H R ER SO BB IBB HBP BLK WP HR S P ERA WHIP	IP WLS BF H R ER SO BB IBB HBP BLK WP HR S P ERA WHIP		
Clem Labine, R (8, 1) ERA: 3.6	2.0 7 0 0 0 3 1 0 0 0 0 0 0 21 32 0.00 0.500										

livebaseballscorecards.com

Batter	1	2	3	4	5	6	7	8	9	AB	R	H	RBI	BB	SO	LOB
Jim Gilliam, S OBP: 0.332, SLG: 0.336 (1, 4)	L7		G4-6-3 1B	G3		F3		4-3		5	1	1	0	0	0	2
Pee Wee Reese, R OBP: 0.375, SLG: 0.413 (1, 6)	6-3		G4-6-3 1B			2B 1B		DI 1B		4	2	3	0	1	0	0
Duke Snider, L OBP: 0.418, SLG: 0.647 (1, 8)	FC6-4 1B		G4-6-3 1-2f 3-H			BB SF8 2B		FC5-4 1B		5	1	3	2	0	0	2
Roy Campanella, R OBP: 0.400, SLG: 0.617 (1, 2)	FC6-4 1-2f		1-1			BB 2B BB		FC5-4 1B 1-2f		4	1	1	0	1	0	3
Carl Furillo, R OBP: 0.372, SLG: 0.523 (1, 9)		4-3 2B	L1			L8		6-3 1-2		5	0	2	0	0	0	3
Gil Hodges, R OBP: 0.373, SLG: 0.504 (1, 3)		4-2 BB		FC4-6 1B		2B BB		HR BB		2	2	1	0	3	0	2
Sandy Amoros, L OBP: 0.356, SLG: 0.412 (1, 7)		4-3 1-2 2-3		FC4-6 BB 1-2f		SF8 3-H		HR		4	1	1	3	0	0	3
Don Hoak, R OBP: 0.364, SLG: 0.374 (1, 5)		1-3 K		K		2B		6-3		5	0	1	2	0	2	3
Carl Erskine, R George Shuba, L Russ Meyer, S Don Newcombe, L Rube Walker, L Sandy Kousser, R Ed Roebuck, R Don Newcombe, L Clem Labine, R Frank Keller, R		0-3 K		4-1 BB		F5		K		1	0	0	0	0	0	1

Inning Stats	R: 0	H: 1	E: 0	LOB: 1	K: 0	BB: 0	S: 8	R: 0	H: 1	E: 0	LOB: 2	K: 2	BB: 1	S: 13	R: 1	H: 3	E: 0	LOB: 1	K: 0	BB: 0	S: 6	R: 0	H: 1	E: 0	LOB: 2	K: 1	BB: 1	S: 10	R: 4	H: 3	E: 0	LOB: 1	K: 0	BB: 2	S: 15	R: 0	H: 0	E: 0	LOB: 1	K: 0	BB: 1	S: 7	R: 2	H: 1	E: 0	LOB: 0	K: 1	BB: 1	S: 13	R: 1	H: 3	E: 0	LOB: 2	K: 0	BB: 0	S: 14	R: 0	H: 0	E: 0	LOB: 0	K: 0	BB: 0	S: 6	R: 0	H: 0	E: 0	LOB: 0	K: 0	BB: 0	S: 9	1B: 9	SF: 1	2B: 3	SAC: 0	3B: 0	DP: 1	HR: 1	HBP: 0	WP: 0	PA: 45
PITCHER	IP	WLS	BF	H	R	ER	SO	BB	IBB	HBP	BLK	WP	HR	S	P	ERA	WHIP																																																															
Bob Buhl, R ERA: 2.93 (1, 1)	4.2		26	9	5	5	3	4	0	0	0	0	0	51	85	9.64	2.786																																																															
Lew Burdette, R ERA: 4.14 (5, 1)	4.1	W	19	4	3	3	1	2	0	0	0	0	1	41	63	6.23	1.385																																																															

BOTTOM

Milwaukee Braves @ Brooklyn Dodgers
Ebbets Field, Brooklyn, NY
Wed Aug 31 1955, 3:33 AM EDT
Att. 17,604 - Unknown

livebaseballscorecards.com

AB	38
R	8
H	13
RBI	7
BB	6
SO	4
LOB	21



Batter	1	2	3	4	5	6	7	8	9	AB R H RBI BB SO LOB	TOP									
Bill Bruton, L (1, 8) OBP: 0.318, SLG: 0.393	2-3 K		0-1 S 1B 1B		1-2 F4		2-1 B1-3		0-3 K	5 0 1 0 0 2 0	Milwaukee Braves @ Brooklyn Dodgers Ebbets Field, Brooklyn, NY Thu Sep 01 1955, 3:33 AM EDT Att. 13,540 - Unknown									
Danny O'Connell, R (1, 4) OBP: 0.287, SLG: 0.336	0-0 SF9 3B		3-1 5-6-3		0-2 E7 1B 1B		2-2 2B 4-3 1B		2-2 1-3	5 2 3 0 0 0 1										
Eddie Mathews, L (1, 5) OBP: 0.420, SLG: 0.617	3-2 SF9 3-H		1-0 1B 2-H		0-0 E 1B 2-H		1-0 4-3 1-3 2B		4-1 FC5-4 BB	3 0 3 1 1 0 0										
Hank Aaron, R (1, 9) OBP: 0.361, SLG: 0.537	2-1 F9		2-0 1B 2B		2-0 E5 1-2 1B		2-1 4-3 2-3 3-H 2B		0-1 FC5-4 1-2f	5 1 1 1 0 0 3										
Johnny Logan, R (1, 6) OBP: 0.366, SLG: 0.442		1-1 F8		4-1 1B BB		1-3 K		2-1 K		3 0 0 0 1 2 3										
George Crowe, L (1, 3) OBP: 0.372, SLG: 0.504		1-2 F9		2-2 FC6-4 1-2 2-H 1B		2-1 F2		0-0 3-1		4 0 1 1 0 0 0										
Bobby Thomson, R (1, 7) OBP: 0.329, SLG: 0.429		1-0 2B		1-3 K		4-2 BB		0-1 1-3 1B		3 0 2 0 1 1 2										
Del Rice, R (1, 2) OBP: 0.273, SLG: 0.319		3-2 F7		3-1 F6		2-2 F3		0-2 1-3 1-2		4 0 0 0 0 0 5										
Ray Crone, R (1, 1) OBP: 0.194, SLG: 0.171			1-0 4-3		0-0 FC6-4 1-2f		0-3 K		1-3 K	2 0 0 0 0 0 2										
Ernie Johnson, R (5, 1) OBP: 0.182, SLG: 0.100										0 0 0 0 0 0 0										
Chuck Tanner, L (6, PH) OBP: 0.341, SLG: 0.409										1 0 0 0 0 0 1										
Dave Jolly, R (6, 1) OBP: 0.167, SLG: 0.333										0 0 0 0 0 0 0										
Andy Panko, R (8, PH) OBP: 0.305, SLG: 0.383										1 0 0 0 0 0 1										
Phil Paine, R (8, 1)										0 0 0 0 0 0 0										
Inning Stats	R: 1 E: 0 K: 1 S: 12	H: 1 LOB: 0 BB: 0 P: 19	R: 0 E: 0 K: 0 S: 10	H: 1 LOB: 1 BB: 0 P: 16	R: 0 E: 0 K: 0 S: 7	H: 2 LOB: 2 BB: 0 P: 11	R: 1 E: 0 K: 1 S: 12	H: 2 LOB: 2 BB: 1 P: 24	R: 0 E: 2 K: 1 S: 11	H: 0 LOB: 1 BB: 1 P: 20	R: 1 E: 0 K: 1 S: 13	H: 2 LOB: 1 BB: 0 P: 22	R: 0 E: 0 K: 1 S: 9	H: 1 LOB: 1 BB: 0 P: 10	R: 0 E: 0 K: 1 S: 9	H: 0 LOB: 1 BB: 1 P: 15	1B: 7 2B: 3 3B: 1 HR: 0	SF: 1 SAC: 0 DP: 0 HBP: 0	WP: 0 PB: 0 SB: 1 CS: 0	PA: 40
PITCHER	IP WLS BF H R ER SO BB IBB HBP BLK WP HR S P ERA WHIP																			
Roger Craig, R (1, 1) ERA: 3.11	6.1 W 30 10 3 3 4 2 0 0 0 0 0 0 70 116 4.26 1.895																			
Clem Labine, R (7, 1) ERA: 3.52	2.2 S 10 1 0 0 3 1 0 0 0 0 0 0 25 36 0.00 0.750																			

livebaseballscorecards.com

AB	36
R	3
H	11
RBI	3
BB	3
SO	7
LOB	18



Batter	1	2	3	4	5	6	7	8	9
Jim Gilliam, S <small>OBP: 0.333, SLG: 0.337</small> (1, 4)	1-1 		2-2 		0-0 	0-0 		0-1 	
Pee Wee Reese, R <small>OBP: 0.373, SLG: 0.410</small> (1, 6)	3-3 		2-1 		0-0 	3-1 			
Duke Snider, L <small>OBP: 0.420, SLG: 0.648</small> (1, 8)	2-1 		1-2 		4-0 	4-1 			
Roy Campanella, R <small>OBP: 0.403, SLG: 0.618</small> (1, 2)		4-1 	1-0 		0-0 	1-0 	0-0 		
Carl Furillo, R <small>OBP: 0.375, SLG: 0.524</small> (1, 9)		4-0 	2-2 		2-2 		0-1 		
Gil Hodges, R <small>OBP: 0.370, SLG: 0.500</small> (1, 3)		0-3 	3-3 		2-0 		3-3 		
Sandy Amoros, L <small>OBP: 0.355, SLG: 0.408</small> (1, 7)		1-2 		0-2 	4-1 		2-1 		
Don Hoak, R <small>OBP: 0.362, SLG: 0.370</small> (1, 5)		3-1 		2-3 	4-0 		0-0 		
Roger Craig, R <small>OBP: 0.091, SLG: 0.048</small> (1, 1)			2-1 	2-3 	0-1 		0-3 		
Clem Labine, R <small>OBP: 0.152, SLG: 0.267</small> (7, 1)									

AB	R	H	RBI	BB	SO	LOB
5	2	2	0	0	0	1
3	0	0	0	0	1	1
2	2	1	1	2	0	0
3	2	2	2	1	0	0
3	0	2	1	1	0	0
4	0	0	0	0	3	5
3	0	0	0	1	0	2
3	0	0	1	1	1	2
3	0	0	0	0	1	3
1	0	0	0	0	1	1

BOTTOM

Milwaukee Braves @ Brooklyn Dodgers
 Ebbets Field, Brooklyn, NY
 Thu Sep 01 1955, 3:33 AM EDT
 Att. 13,540 - Unknown

livebaseballscorecards.com

AB	30
R	6
H	7
RBI	5
BB	6
SO	7
LOB	15



Inning Stats	R: 0	H: 0	E: 0	K: 1	S: 8	LOB: 0	BB: 0	P: 14
	R: 0	H: 0	E: 0	K: 1	S: 9	LOB: 2	BB: 2	P: 21
	R: 3	H: 4	E: 2	K: 1	S: 21	LOB: 1	BB: 0	P: 34
	R: 0	H: 0	E: 0	K: 2	S: 9	LOB: 0	BB: 0	P: 13
	R: 3	H: 3	E: 0	K: 0	S: 10	LOB: 3	BB: 3	P: 26
	R: 0	H: 0	E: 0	K: 0	S: 4	LOB: 0	BB: 1	P: 12
	R: 0	H: 0	E: 0	K: 1	S: 6	LOB: 0	BB: 0	P: 9
	R: 0	H: 0	E: 1	K: 1	S: 9	LOB: 1	BB: 0	P: 11

PITCHER	IP	WLS	BF	H	R	ER	SO	BB	IBB	HBP	BLK	WP	HR	S	P	ERA	WHIP
Ray Crone, R <small>ERA: 3.66</small>	(1, 1)	4.1	23	7	6	5	5	2	1	0	0	0	0	53	94	10.38	2.077
Ernie Johnson, R <small>ERA: 3.11</small>	(5, 1)	0.2	4	0	0	0	0	2	0	0	0	0	0	4	14	0.00	3.000
Dave Jolly, R <small>ERA: 6.19</small>	(6, 1)	2.0	6	0	0	0	1	1	0	0	0	0	0	10	21	0.00	0.500
Phil Paine, R <small>ERA: 2.7</small>	(8, 1)	1.0	4	0	0	0	1	0	0	0	0	0	0	9	11	0.00	0.000

WP: 0	PA: 38
PB: 0	CS: 1
SB: 1	
CS: 1	

Batter	1	2	3	4	5	6	7	8	9	AB R H RBI BB SO LOB	TOP		
Johnny Temple, R (1, 4) OBP: 0.368, SLG: 0.331	0-0 6-3		0-0 F8			0-0 F8	0-0 FC6-4			4 0 0 0 0 0 2			
Chuck Harmon, R (1, 7) OBP: 0.347, SLG: 0.410	0-0 CS 1B			0-0 5-3		0-0 F9		0-0 G3-6-3 1B		4 0 2 0 0 0 0			
Ted Kluszewski, L (1, 3) OBP: 0.384, SLG: 0.604	0-3 K			0-0 HR		4-0 FC5-4 BB		0-0 G3-6-3 1-2f		3 1 1 1 1 1 2			
Wally Post, R (1, 9) OBP: 0.365, SLG: 0.561	0-0 CS 1-2	0-0 F7		0-0 F8		0-0 FC5-4 1-2f		0-3 K		4 0 0 0 0 1 1			
Gus Bell, L (1, 8) OBP: 0.355, SLG: 0.505		0-0 PO BB 1B		0-3 K			0-3 K		4-0 SH1-4 BB	3 0 1 0 1 2 0			
Matt Batts, R (1, 2) OBP: 0.306, SLG: 0.358		4-0 1-2 BB			0-3 K		0-0 6-3		0-0 SH1-4 1-2	2 0 0 0 1 1 0			
Rocky Bridges, R (1, 5) OBP: 0.371, SLG: 0.344		0-0 F7		0-0 F4		0-0 HR		0-0 F7		4 1 1 1 0 0 3			
Roy McMillan, R (1, 6) OBP: 0.348, SLG: 0.318		0-0 PO 2-3	0-0 5-3		4-0 BB		0-0 1B 1B		4-0 IBB	2 0 1 0 2 0 0			
Art Fowler, R (1, 1) OBP: 0.259, SLG: 0.192			0-0 F4		0-3 K		0-0 FC6-4 1-2 1B		0-3 K	4 0 1 0 0 2 3			
Inning Stats	R: 0 E: 0 K: 1 S: 5 H: 1 LOB: 0 BB: 0 P: 5	R: 0 E: 0 K: 0 S: 3 H: 1 LOB: 1 BB: 1 P: 7	R: 0 E: 0 K: 0 S: 3 H: 0 LOB: 0 BB: 0 P: 3	R: 1 E: 0 K: 1 S: 6 H: 1 LOB: 0 BB: 0 P: 6	R: 0 E: 0 K: 2 S: 7 H: 0 LOB: 1 BB: 1 P: 11	R: 0 E: 0 K: 0 S: 3 H: 0 LOB: 1 BB: 1 P: 7	R: 1 E: 0 K: 1 S: 8 H: 3 LOB: 2 BB: 0 P: 8	R: 0 E: 0 K: 1 S: 5 H: 1 LOB: 0 BB: 0 P: 5	R: 0 E: 0 K: 1 S: 5 H: 0 LOB: 2 BB: 2 P: 13	1B: 5 2B: 0 3B: 0 HR: 2 SF: 0 SAC: 1 DP: 1 HBP: 0	WP: 0 PB: 0 SB: 0 CS: 1 PA: 38		
PITCHER	IP WLS BF H R ER SO BB IBB HBP BLK WP HR S P ERA WHIP											PITCHER	IP WLS BF H R ER SO BB IBB HBP BLK WP HR S P ERA WHIP
Warren Spahn, L (1, 1) ERA: 3.57	8.0 L 31 7 2 2 6 3 0 0 0 0 0 2 40 52 2.25 1.250												
Phil Paine, R (9, 1) ERA: 2.55	1.0 5 0 0 0 1 1 1 0 0 0 0 5 13 0.00 1.000												

Cincinnati Redlegs @ Milwaukee Braves
Milwaukee County Stadium, Milwaukee, WI

Fri Sep 02 1955, 4:33 AM EDT
Att. 22,105 - Unknown

livebaseballscorecards.com

AB	30
R	2
H	7
RBI	2
BB	5
SO	7
LOB	11



Batter	1	2	3	4	5	6	7	8	9	AB R H RBI BB SO LOB	TOP					
Johnny Temple, R OBP: 0.370, SLG: 0.331 (1, 4) X	0-0 3-1 WP 1B		0-0 6-3			0-0 6-3	4-0 1-2 BB		4-0 2B BB	3 1 1 1 2 0 1						
Smoky Burgess, L OBP: 0.370, SLG: 0.500 (1, 2) X	0-0 F5			0-0 FC4-6 1B		4-0 1B BB	0-3 K		0-0 F7	4 0 1 0 1 1 5						
Ted Kluszewski, L OBP: 0.384, SLG: 0.604 (1, 3) X	0-0 3-1			0-0 FC4-6 G6-4-3		0-0 1-2 BB	0-0 5-3		0-0 2B	5 0 2 2 0 0 5						
Wally Post, R OBP: 0.362, SLG: 0.556 (1, 9) X	0-0 6-3			0-0 G6-4-3		0-0 P1		0-0 F9	0-3 K	5 0 0 0 0 1 5						
Gus Bell, L OBP: 0.353, SLG: 0.502 (1, 8) X		0-0 F8			0-0 4-3		0-0 F7	0-0 E4 2B		4 1 0 0 0 0 0						
Chuck Harmon, R OBP: 0.350, SLG: 0.415 (1, 7) X		0-0 P6			0-0 F7		4-0 1B BB	0-0 1B L1-5 2B		3 1 1 1 1 0 0						
Rocky Bridges, R OBP: 0.374, SLG: 0.349 (1, 5) X		0-0 1-3			0-0 1-3		0-0 1B BB 1B	0-0 1B		4 1 2 0 0 0 0						
Roy McMillan, R OBP: 0.351, SLG: 0.319 (1, 6) H			1-0 CS HBP			4-0 FC4-6 BB	0-0 BB 1B 1B	0-0 L1-5		2 0 1 1 1 0 2						
Don Gross, L OBP: 0.211, SLG: 0.167 (1, 1)			0-0 F1			0-0 FC4-6 BLK 6-3 1B	0-0 BB 1B		0-0 5-3	1 0 0 0 0 0 0 1 0 0 0 0 0 0 0 0 1 1 0 0 0 0 0 1 0 0 0 0 0 0 0 0 1 0 1 0 0 0 0 0 1 0 0 0 0 0 0 0 0 0 0 0 0 0 0 0						
Rudy Minarcin, R OBP: 0.226, SLG: 0.179 (5, 1)																
Bob Thurman, L OBP: 0.294, SLG: 0.415 (6, PH)																
Joe Black, R OBP: 0.152, SLG: 0.125 (6, 1)																
Hobie Landrith, L OBP: 0.337, SLG: 0.450 (7, PH)																
Hersh Freeman, R OBP: 0.188, SLG: 0.400 (7, 1)																
Joe Nuxhall, L OBP: 0.280, SLG: 0.375 (9, 1)																
Inning Stats	R: 0 H: 1 E: 0 LOB: 1 K: 0 BB: 0 S: 4 P: 4	R: 0 H: 0 E: 0 LOB: 0 K: 0 BB: 0 S: 3 P: 3	R: 0 H: 0 E: 0 LOB: 0 K: 0 BB: 0 S: 2 P: 3	R: 0 H: 1 E: 0 LOB: 0 K: 0 BB: 0 S: 3 P: 3	R: 0 H: 0 E: 0 LOB: 0 K: 0 BB: 0 S: 3 P: 3	R: 1 H: 1 E: 0 LOB: 2 K: 0 BB: 2 S: 4 P: 12	R: 2 H: 3 E: 0 LOB: 3 K: 1 BB: 2 S: 8 P: 16	R: 1 H: 2 E: 1 LOB: 1 K: 0 BB: 0 S: 5 P: 5	R: 1 H: 1 E: 0 LOB: 1 K: 1 BB: 1 S: 6 P: 10	1B: 7 SF: 0 2B: 3 SAC: 0 3B: 0 DP: 2 HR: 0 HBP: 1	WP: 1 PA: 40 PB: 0 SB: 0 CS: 1					
PITCHER	IP WLS BF H R ER SO BB IBB HBP BLK WP HR S P ERA WHIP															
Lev Burdette, R ERA: 4.14 (1, 1)	6.1	26	5	3	3	0	3	0	1	1	1	0	22	35	4.26	1.263
Ernie Johnson, R ERA: 3.11 (7, 1)	0.0	2	1	0	0	0	1	0	0	0	0	0	1	5	∞	∞
Roberto Vargas, L ERA: 8.66 (7, 1)	1.0	5	1	1	0	1	0	0	0	0	0	0	7	7	0.00	1.000
Dave Jolly, R ERA: 6.11 (8, 1)	0.2	2	1	0	0	0	0	0	0	0	0	0	2	2	0.00	1.500
Phil Paine, R ERA: 2.89 (9, 1)	1.0	W 5	1	1	1	1	1	0	0	0	0	0	6	10	9.00	2.000

Cincinnati Redlegs @ Milwaukee Braves
Milwaukee County Stadium, Milwaukee, WI

Sat Sep 03 1955, 4:33 AM EDT
Att: 23,524 - Unknown

livebaseballscorecards.com

AB	34
R	5
H	9
RBI	5
BB	5
SO	2
LOB	20



BOTTOM

Cincinnati Redlegs @ Milwaukee Braves
Milwaukee County Stadium, Milwaukee, WI

AB	35
R	6
H	12
RBI	5
BB	4
SO	5
LOB	17



WP	0	PA	42
PB	0		
SB	1		
CS	0		

ERA	3.86	WHIP	1.929
IP	4.2		
WLS	0.1		
BF	21		
H	7		
R	2		
ER	2		
SO	2		
BB	2		
IBB	0		
HBP	0		
BLK	0		
WP	0		
HR	1		
S	23		
P	31		
ERA	0.00		
WHIP	0.000		
IP	1.0		
WLS	L		
BF	13		
H	3		
R	3		
ER	1		
SO	2		
BB	1		
IBB	0		
HBP	0		
BLK	0		
WP	0		
HR	0		
S	16		
P	20		
ERA	3.86		
WHIP	1.714		
IP	0.0		
WLS			
BF	1		
H	0		
R	0		
ER	0		
SO	0		
BB	0		
IBB	0		
HBP	0		
BLK	0		
WP	0		
HR	0		
S	0		
P	1		
ERA	∞		
WHIP	∞		

Sat Sep 03 1955, 4:33 AM EDT
Att. 23,524 - Unknown

livebaseballscorecards.com

AB R H RBI BB SO LOB

5	0	1	0	0	1	4
5	1	1	0	0	1	3
4	0	1	1	1	2	0
4	3	1	0	0	0	2
5	1	2	1	0	0	3
1	0	0	0	1	0	0
2	0	0	0	0	0	2
3	0	2	1	1	1	1
2	1	1	1	1	0	1
3	0	3	1	0	0	0
0	0	0	0	0	0	0
0	0	0	0	0	0	0
0	0	0	0	0	0	0
0	0	0	0	0	0	0
1	0	0	0	0	0	1
0	0	0	0	0	0	0

1B: 8 SF: 0
2B: 2 SAC: 3
3B: 1 DP: 1
HR: 1 HBP: 0

IP	4.2	WLS	0.1	BF	21	H	7	R	2	ER	2	SO	2	BB	2	IBB	0	HBP	0	BLK	0	WP	0	HR	1	S	23	P	31	ERA	3.86	WHIP	1.929
----	-----	-----	-----	----	----	---	---	---	---	----	---	----	---	----	---	-----	---	-----	---	-----	---	----	---	----	---	---	----	---	----	-----	------	------	-------

Batter	1	2	3	4	5	6	7	8	9	AB	R	H	RBI	BB	SO	LOB
Danny O'Connell, R OBP: 0.286, SLG: 0.334	0-3 K		0-0 1B		0-0 F7	0-0 F3		0-0 F3		5	0	1	0	0	1	4
Andy Pafko, R OBP: 0.302, SLG: 0.386	0-0 P4		0-0 1-3		0-0 5-3		0-3 K		0-0 1B 3B	5	1	1	0	0	1	3
Eddie Mathews, L OBP: 0.419, SLG: 0.611	0-0 F9			0-3 K	4-0 FC6-4 BB		0-3 K		0-0 FC1-5 SH 1B	4	0	1	1	1	2	0
Hank Aaron, R OBP: 0.359, SLG: 0.535		0-0 6-3		0-0 1B 2B	0-0 FC6-4		0-0 E5 1B		0-0 SH FC1-5 E	4	3	1	0	0	0	2
Johnny Logan, R OBP: 0.384, SLG: 0.438		0-0 F8		0-0 5-3		0-0 SH1-4 1B		0-0 S 1B	0-0 FC1-5 E	5	1	2	1	0	0	3
Bobby Thomson, R OBP: 0.327, SLG: 0.424		0-0 F9		4-0 1B BB		0-0 SH1-4 1-2		0-0 G3 1-2	0-0 E4 1-2 2-H	1	0	0	0	1	0	0
Bill Bruton, L OBP: 0.318, SLG: 0.393										2	0	0	0	0	0	2
George Crowe, L OBP: 0.376, SLG: 0.500			0-0 G5-4-3 1B	0-0 1-3 2-H 1B		0-3 K		4-0 SH3-4 BB		3	0	2	1	1	1	1
Del Crandall, R OBP: 0.303, SLG: 0.467			0-0 G5-4-3 1-2f		0-0 HR	4-0 1B IBB		0-0 SH3-4 1-2		2	1	1	1	1	0	1
Lew Burdette, R OBP: 0.286, SLG: 0.303			0-0 1B		0-0 2B		0-0 1-2 2-H 1B		0-0 6-3	3	0	3	1	0	0	0
Ernie Johnson, R OBP: 0.182, SLG: 0.100										0	0	0	0	0	0	0
Roberto Vargas, L OBP: 1.000, SLG: 1.000										0	0	0	0	0	0	0
Dave Jolly, R OBP: 0.167, SLG: 0.333										0	0	0	0	0	0	0
Chuck Tanner, L OBP: 0.343, SLG: 0.410										1	0	0	0	0	0	1
Phil Paine, R										0	0	0	0	0	0	0

Inning Stats

IP	4.2	WLS	0.1	BF	21	H	7	R	2	ER	2	SO	2	BB	2	IBB	0	HBP	0	BLK	0	WP	0	HR	1	S	23	P	31	ERA	3.86	WHIP	1.929
WLS	0.1	BF	1	H	0	R	0	ER	0	SO	0	BB	0	IBB	0	HBP	0	BLK	0	WP	0	HR	0	S	1	P	1	ERA	0.00	WHIP	0.000		
WLS	1.0	BF	6	H	2	R	1	ER	1	SO	1	BB	0	IBB	1	HBP	0	BLK	0	WP	0	HR	0	S	7	P	11	ERA	9.00	WHIP	2.000		
WLS	2.1	BF	L 13	H	3	R	3	ER	1	SO	1	BB	0	IBB	0	HBP	0	BLK	0	WP	0	HR	0	S	16	P	20	ERA	3.86	WHIP	1.714		
WLS	0.0	BF	1	H	0	R	0	ER	0	SO	0	BB	0	IBB	0	HBP	0	BLK	0	WP	0	HR	0	S	1	P	1	ERA	∞	WHIP	∞		

Batter	1	2	3	4	5	6	7	8	9	AB R H RBI BB SO LOB	TOP	
Johnny Temple, R (1, 4) OBP: 0.367, SLG: 0.328	0-0 4-3		0-0 6-3		0-0 6-3		0-0 F9		0-0 F3	5 0 0 0 0 0 2		
Hobie Landrith, L (1, 2) OBP: 0.344, SLG: 0.446 Smoky Burgess, L (9, PH) OBP: 0.369, SLG: 0.499	0-0 FC5-4 1B		4-0 1B BB		0-3 K		0-3 K		0-0 F5	3 0 1 0 1 2 1 1 0 0 0 0 0 1		
Ted Kluszewski, L (1, 3) OBP: 0.383, SLG: 0.601	0-3 K		0-0 1B 1-2		0-0 1-3		0-0 F8		0-0 F8	4 0 1 0 0 1 1		
Wally Post, R (1, 9) OBP: 0.364, SLG: 0.563	0-0 FC5-4 1-2f		0-0 1-2 2-H 1B		0-0 FC5-4 1B 1B		0-0 FC5-4 1B 1B		0-0 HR	4 1 3 1 0 0 1		
Gus Bell, L (1, 8) OBP: 0.354, SLG: 0.504		0-0 1B 2B	0-0 F8		0-0 1-2 FC5-4 1B		0-0 F9		0-0 F9	4 1 2 0 0 0 2		
Chuck Harmon, R (1, 7) OBP: 0.348, SLG: 0.407		0-0 6-3		0-0 5-3		0-0 FC5-4 FC6-4 1-2f 2-3		4-0 BB		3 0 0 0 1 0 3		
Rocky Bridges, R (1, 5) OBP: 0.364, SLG: 0.338		0-0 6-3		0-0 6-3		0-0 FC6-4 1-2f		0-0 5-3		4 0 0 0 0 0 4		
Roy McMillan, R (1, 6) OBP: 0.352, SLG: 0.321		0-0 2-H 1B		0-0 2-3		0-0 1-3		0-0 1B		4 0 2 1 0 0 0		
Johnny Klippstein, R (1, 1) OBP: 0.208, SLG: 0.143 Jackie Collum, L (4, 1) OBP: 0.348, SLG: 0.300 Stan Palys, R (5, PH) OBP: 0.190, SLG: 0.393 Joe Black, R (5, 1) OBP: 0.159, SLG: 0.125 Sam Mele, R (7, PH) OBP: 0.227, SLG: 0.296 Bud Podivisani, R (7, 1) OBP: 0.571, SLG: 0.400 Matt Batts, R (9, PH) OBP: 0.301, SLG: 0.353		0-3 K		0-0 F8		4-0 BB		0-0 P3		1 0 0 0 0 0 1 1 0 0 0 0 0 0 0 0 1 0 1 0 0 0 0 0 0 0 0 0 0 1 0 0 0 0 0 0 1		
Inning Stats	R: 0 H: 1 E: 0 LOB: 1 K: 1 BB: 0 S: 6 P: 6	R: 1 H: 2 E: 0 LOB: 1 K: 1 BB: 0 S: 7 P: 7	R: 0 H: 2 E: 0 LOB: 2 K: 0 BB: 1 S: 4 P: 8	R: 0 H: 0 E: 0 LOB: 0 K: 0 BB: 0 S: 3 P: 3	R: 0 H: 0 E: 0 LOB: 0 K: 1 BB: 0 S: 5 P: 5	R: 0 H: 2 E: 0 LOB: 2 K: 0 BB: 0 S: 5 P: 5	R: 0 H: 0 E: 0 LOB: 1 K: 1 BB: 1 S: 5 P: 9	R: 1 H: 1 E: 0 LOB: 1 K: 0 BB: 1 S: 4 P: 8	R: 0 H: 1 E: 0 LOB: 1 K: 0 BB: 0 S: 4 P: 4	1B: 7 SF: 0 2B: 1 SAC: 0 3B: 0 DP: 0 HR: 1 HBP: 0	WP: 0 PA: 38 PB: 0 SB: 0 CS: 0	
PITCHER Chet Nichols, L (1, 1) ERA: 3.73	IP WLS BF H R ER SO BB IBB HBP BLK WP HR S P ERA WHIP	9.0 W 38 9 2 2 4 3 0 0 0 0 0 1 43 55 2.00 1.333										

Cincinnati Redlegs @ Milwaukee Braves
Milwaukee County Stadium, Milwaukee, WI

Sun Sep 04 1955, 4:33 AM EDT
Att: 22,888 - Unknown

livebaseballscorecards.com

AB	35
R	2
H	9
RBI	2
BB	3
SO	4
LOB	17



Batter	1	2	3	4	5	6	7	8	9
Bill Bruton, L OBP: 0.320, SLG: 0.397 (1, 8)	0-0 CS 1B 1B		0-0 SF9 3B		0-0 F9		0-3 K		
Danny O'Connell, R OBP: 0.286, SLG: 0.334 (1, 4)	0-0 1-2 HR 1B		0-0 SF9 3-H		0-0 F7 1-2			0-0 F7	
Eddie Mathews, L OBP: 0.418, SLG: 0.614 (1, 5)	0-3 K 2-3		0-0 HR		0-3 K			0-0 F8	
Hank Aaron, R OBP: 0.362, SLG: 0.548 (1, 9)	0-0 1-H HR		0-0 1-3		0-0 HR			0-0 1B	
Johnny Logan, R OBP: 0.383, SLG: 0.436 (1, 6)	0-0 5-3			4-0 BB BB BB BB BB BB BB		0-0 F7		0-0 F7	
George Crowe, L OBP: 0.372, SLG: 0.494 (1, 3)		0-0 4-3		0-0 G3 1-2		0-0 F8			
Bobby Thomson, R OBP: 0.324, SLG: 0.420 (1, 7)		0-3 K		0-0 6-3		0-3 K			
Del Crandall, R OBP: 0.301, SLG: 0.463 (1, 2)		0-3 K		0-0 F7			0-0 6-3		
Chet Nichols, S OBP: 0.160, SLG: 0.180 (1, 1)			0-0 P4		0-0 BLK 1B		0-0 6-3		

Inning Stats	R: 2	H: 3	E: 0	LOB: 0	K: 1	P: 7	R: 0	H: 0	E: 0	LOB: 0	K: 2	P: 7	R: 2	H: 2	E: 0	LOB: 0	K: 0	P: 5	R: 0	H: 0	E: 1	LOB: 1	K: 0	P: 7	R: 0	H: 1	E: 0	LOB: 1	K: 1	P: 6	R: 1	H: 1	E: 0	LOB: 0	K: 1	P: 6	R: 0	H: 0	E: 0	LOB: 0	K: 1	P: 5	R: 0	H: 1	E: 0	LOB: 1	K: 0	P: 4		
	S: 7	BB: 0	S: 7	BB: 0	S: 7	BB: 0	S: 7	BB: 0	S: 7	BB: 0	S: 7	BB: 0	S: 5	BB: 0	S: 5	BB: 0	S: 3	BB: 0	S: 6	BB: 0	S: 6	BB: 0	S: 3	BB: 1	S: 3	BB: 0	S: 6	BB: 0	S: 6	BB: 0	S: 6	BB: 0	S: 6	BB: 0	S: 5	BB: 0	S: 5	BB: 0	S: 4	BB: 0	S: 4	BB: 0	S: 4	BB: 0	S: 4	BB: 0	S: 4	BB: 0	S: 4	BB: 0

PITCHER	IP	WLS	BF	H	R	ER	SO	BB	IBB	HBP	BLK	WP	HR	S	P	ERA	WHIP
Johnny Klippstein, R ERA: 3.81 (1, 1)	3.0	L	14	5	4	4	3	1	0	0	0	0	2	19	23	12.00	2.000
Jackie Collum, L ERA: 3.65 (4, 1)	1.0		3	0	0	0	0	0	0	0	0	0	0	3	3	0.00	0.000
Joe Black, R ERA: 3.97 (5, 1)	2.0		8	2	1	1	2	0	0	0	1	0	1	12	12	4.50	1.000
Bud Podbielan, R ERA: 3.15 (7, 1)	2.0		7	1	0	0	1	0	0	0	0	0	0	9	9	0.00	0.500

BOTTOM

Cincinnati Redlegs @ Milwaukee Braves
Milwaukee County Stadium, Milwaukee, WI

Sun Sep 04 1955, 4:33 AM EDT
Att. 22,888 - Unknown

livebaseballscorecards.com

AB	30
R	5
H	8
RBI	5
BB	1
SO	6
LOB	9



Inning Stats	1B: 4	SF: 1	WP: 0	PA: 32
	2B: 1	SAC: 0	PB: 0	
	3B: 1	DP: 1	SB: 0	
	HR: 3	HBP: 0	CS: 1	

PITCHER	IP	WLS	BF	H	R	ER	SO	BB	IBB	HBP	BLK	WP	HR	S	P	ERA	WHIP
Johnny Klippstein, R ERA: 3.81 (1, 1)	3.0	L	14	5	4	4	3	1	0	0	0	0	2	19	23	12.00	2.000
Jackie Collum, L ERA: 3.65 (4, 1)	1.0		3	0	0	0	0	0	0	0	0	0	0	3	3	0.00	0.000
Joe Black, R ERA: 3.97 (5, 1)	2.0		8	2	1	1	2	0	0	0	1	0	1	12	12	4.50	1.000
Bud Podbielan, R ERA: 3.15 (7, 1)	2.0		7	1	0	0	1	0	0	0	0	0	0	9	9	0.00	0.500

Batter	1	2	3	4	5	6	7	8	9	AB R H RBI BB SO LOB	TOP	
Bill Bruton, L (1, 8) <small>OBP: 0.318, SLG: 0.394</small>	0-0 		0-0 			0-3 		0-0 		4 0 0 0 0 1 0	Milwaukee Braves @ Chicago Cubs Wrigley Field, Chicago, IL Mon Sep 05 1955, 3:33 AM CDT Unknown	
Danny O'Connell, R (1, 4) <small>OBP: 0.286, SLG: 0.333</small>	0-3 			0-0 		0-0 		0-0 	4 0 1 0 0 1 0			
Eddie Mathews, L (1, 5) <small>OBP: 0.418, SLG: 0.611</small>	0-0 			4-0 		4-0 		0-3 	2 0 0 0 2 1 0			
Hank Aaron, R (1, 9) <small>OBP: 0.363, SLG: 0.547</small>		0-3 		0-0 	0-0 	0-0 		0-0 	4 0 2 0 0 1 2			
Johnny Logan, R (1, 6) <small>OBP: 0.362, SLG: 0.435</small>				0-0 	0-0 		0-0 	0-3 	4 0 1 0 0 1 3			
George Crowe, L (1, 3) <small>OBP: 0.371, SLG: 0.492</small>		0-0 			0-0 		0-3 		3 0 1 0 0 1 1			
Bobby Thomson, R (1, 7) <small>OBP: 0.322, SLG: 0.416</small>		0-3 			0-0 		0-0 		3 0 0 0 0 1 2			
Del Crandall, R (1, 2) <small>OBP: 0.302, SLG: 0.461</small>			0-0 		0-3 		4-0 		2 0 0 0 1 1 0			
Bob Buhl, R (1, 1) <small>OBP: 0.153, SLG: 0.107</small> Chuck Tanner, L (8, PH) <small>OBP: 0.341, SLG: 0.407</small> Warren Spahn, L (8, 1) <small>OBP: 0.183, SLG: 0.324</small>			0-0 			0-3 	0-0 		2 0 0 0 0 1 0 1 0 0 0 0 0 1 0 0 0 0 0 0 0			
Inning Stats	R: 0 H: 0 E: 0 LOB: 0 K: 1 BB: 0 S: 5 P: 5	R: 0 H: 1 E: 0 LOB: 1 K: 2 BB: 0 S: 8 P: 8	R: 0 H: 0 E: 0 LOB: 0 K: 0 BB: 0 S: 3 P: 3	R: 0 H: 1 E: 0 LOB: 1 K: 0 BB: 1 S: 3 P: 7	R: 0 H: 1 E: 0 LOB: 0 K: 1 BB: 0 S: 5 P: 5	R: 0 H: 1 E: 0 LOB: 2 K: 2 BB: 1 S: 8 P: 12	R: 0 H: 0 E: 0 LOB: 0 K: 1 BB: 0 S: 5 P: 5	R: 0 H: 0 E: 0 LOB: 0 K: 2 BB: 1 S: 2 P: 6	R: 0 H: 1 E: 0 LOB: 1 K: 2 BB: 0 S: 8 P: 8	1B: 5 SF: 0 2B: 1 SAC: 0 3B: 0 DP: 3 HR: 0 HBP: 0		WP: 0 PA: 32 PB: 0 SB: 0 CS: 0
PITCHER Sam Jones, R (1, 1) <small>ERA: 3.99</small>	IP 9.0 WLS W BF 32 H 5 R 0 ER 0 SO 9 BB 3 IBB 0 HBP 0 BLK 0 WP 0 HR 0 S 47 P 59 ERA 0.00 WHIP 0.889											PITCHER IP WLS BF H R ER SO BB IBB HBP BLK WP HR S P ERA WHIP

livebaseballscorecards.com

AB	29
R	0
H	5
RBI	0
BB	3
SO	9
LOB	9



Batter	1	2	3	4	5	6	7	8	9
Dee Fondy, L (1, 3) OBP: 0.310, SLG: 0.422	0-3 K ①		0-0 4-3 ③			0-0 E7 SF8		0-0 1B	
Gene Baker, R (1, 4) OBP: 0.328, SLG: 0.397	0-3 K ②			0-0 6-3 ①		0-0 F1		0-0 F8 ②	
Frank Baumholtz, L (1, 7) Walker Cooper, R (8, PH) Lloyd Merriman, L (9, 7) OBP: 0.322, SLG: 0.391 OBP: 0.330, SLG: 0.591 OBP: 0.311, SLG: 0.290	0-0 F7 ③			0-0 4-3 ②		0-0 SF8		0-3 K ③	
14 Ernie Banks, R (1, 6) OBP: 0.342, SLG: 0.596		0-0 5-3 ①		0-0 1B		0-0 4-3 ③			
Randy Jackson, R (1, 5) OBP: 0.334, SLG: 0.428		0-0 4-3 ②		0-0 F4 ③			0-0 6-3 ①		
Eddie Miksis, R (1, 9) OBP: 0.280, SLG: 0.317		4-0 BB			0-0 4-3 1B 2B		0-0 F4 ②		
Jim Bolger, R (1, 8) OBP: 0.233, SLG: 0.270		0-0 6-3 ③			0-0 4-3 ①		4-0 CS BB		
Harry Chiti, R (1, 2) OBP: 0.298, SLG: 0.374			0-0 F4 ①		0-0 1B G2-6-3		0-0 CS ③	0-0 5-3 ①	
Sam Jones, R (1, 1) OBP: 0.194, SLG: 0.159			0-3 K ②		0-0 K2-6-3 ③			0-0 1B	

Inning Stats	R: 0	H: 0	E: 0	LOB: 0	K: 2	BB: 0	S: 7	R: 0	H: 0	E: 0	LOB: 1	K: 0	BB: 1	S: 3	R: 0	H: 0	E: 0	LOB: 0	K: 1	BB: 0	S: 5	R: 0	H: 1	E: 0	LOB: 1	K: 0	BB: 0	S: 4	R: 1	H: 0	E: 1	LOB: 0	K: 0	BB: 0	S: 4	R: 0	H: 0	E: 0	LOB: 0	K: 0	BB: 1	S: 2	R: 0	H: 2	E: 0	LOB: 2	K: 1	BB: 0	S: 7
--------------	------	------	------	--------	------	-------	------	------	------	------	--------	------	-------	------	------	------	------	--------	------	-------	------	------	------	------	--------	------	-------	------	------	------	------	--------	------	-------	------	------	------	------	--------	------	-------	------	------	------	------	--------	------	-------	------

PITCHER	IP	WLS	BF	H	R	ER	SO	BB	IBB	HBP	BLK	WP	HR	S	P	ERA	WHIP
Bob Buhl, R (1, 1) ERA: 2.87	7.0	L	25	3	2	1	3	2	0	0	0	0	0	29	37	1.29	0.714
Warren Spahn, L (8, 1) ERA: 3.55	1.0		5	2	0	0	1	0	0	0	0	0	0	7	7	0.00	2.000

BOTTOM

Milwaukee Braves @ Chicago Cubs
 Wrigley Field, Chicago, IL
 Mon Sep 05 1955, 3:33 AM CDT
 Unknown

AB	R	H	RBI	BB	SO	LOB
4	1	1	0	0	1	0
4	0	0	0	0	1	3
2	0	0	1	0	0	0
1	0	0	0	0	1	2
0	0	0	0	0	0	0
3	0	1	0	0	0	0
3	0	0	0	0	0	1
2	1	1	0	1	0	0
2	0	0	0	1	0	2
3	0	1	1	0	0	0
3	0	1	0	0	1	1

AB	27
R	2
H	5
RBI	2
BB	2
SO	4
LOB	9



WP	PA
0	31

1B	2B	3B	HR	SF	SAC	DP	HBP
4	1	0	0	1	0	1	0

WP	HR	S	P	ERA	WHIP
0	0	0	0	0.00	2.000

Batter	1	2	3	4	5	6	7	8	9	AB R H RBI BB SO LOB	TOP											
Bill Bruton, L (1, 8) OBP: 0.319, SLG: 0.395	0-0 1B 1B		0-3 K		0-0 F7			0-0 E S 1B		4 0 2 0 0 1 0												
Danny O'Connell, R (1, 4) OBP: 0.283, SLG: 0.330	0-0 F9		0-0 P3		0-0 3-1			0-0 1-3		4 0 0 0 0 0 2												
Eddie Mathews, L (1, 5) OBP: 0.417, SLG: 0.608	0-0 1B			0-0 E4 SH1-4 1B SF9		0-0 4-3		0-0 4-3		4 1 1 0 0 0 1												
Hank Aaron, R (1, 9) OBP: 0.362, SLG: 0.545	0-3 K			0-0 SH1-4 1B		0-0 6-3			0-0 6-3	4 0 1 0 0 1 2												
Johnny Logan, R (1, 6) OBP: 0.360, SLG: 0.432	0-0 4-3			0-0 SH1-4		0-3 K			0-0 5-3	3 0 0 0 0 1 2												
George Crowe, L (1, 3) OBP: 0.370, SLG: 0.486		0-0 4-3		4-0 IBB		0-0 4-3			0-0 F8	3 0 0 0 1 0 0												
Chuck Tanner, L (1, 7) OBP: 0.336, SLG: 0.403		0-0 F9		0-0 SF9		0-0 3-1				2 0 0 1 0 0 0												
Del Rice, R (1, 2) OBP: 0.267, SLG: 0.311		0-0 F8		0-0 P4		0-3 K				3 0 0 0 0 1 2												
Ray Crone, R (1, 1) OBP: 0.179, SLG: 0.158			0-3 K		0-0 F7			0-3 K		3 0 0 0 0 2 0												
Inning Stats	R: 0 E: 0 K: 1 S: 7	H: 2 LOB: 2 BB: 0 P: 7	R: 0 E: 0 K: 0 S: 3	H: 0 LOB: 0 BB: 0 P: 3	R: 0 E: 0 K: 2 S: 7	H: 0 LOB: 0 BB: 0 P: 7	R: 1 E: 1 K: 0 S: 5	H: 1 LOB: 2 BB: 1 P: 9	R: 0 E: 0 K: 0 S: 3	H: 0 LOB: 0 BB: 0 P: 3	R: 0 E: 0 K: 1 S: 5	H: 0 LOB: 0 BB: 0 P: 5	R: 0 E: 0 K: 1 S: 5	H: 0 LOB: 0 BB: 0 P: 5	R: 0 E: 0 K: 1 S: 6	H: 1 LOB: 1 BB: 0 P: 6	R: 0 E: 0 K: 0 S: 3	H: 0 LOB: 0 BB: 0 P: 3	1B: 4 2B: 0 3B: 0 HR: 0	SF: 1 SAC: 1 DP: 0 HBP: 0	WP: 0 PB: 0 SB: 1 CS: 0	PA: 33
PITCHER Warren Hacker, R (1, 1) ERA: 3.72	IP 9.0 WLS L BF 33 H 4 R 1 ER 0 SO 6 BB 0 IBB 1 HBP 0 BLK 0 WP 0 HR 0 S 44 P 48 ERA 0.00 WHIP 0.444																				PITCHER	IP WLS BF H R ER SO BB IBB HBP BLK WP HR S P ERA WHIP

Milwaukee Braves @ Chicago Cubs
Wrigley Field, Chicago, IL
Mon Sep 05 1955, 3:38 AM CDT
Att: 25,278 - Unknown

livebaseballscorecards.com

AB 30
R 1
H 4
RBI 1
BB 1
SO 6
LOB 9



Batter	1	2	3	4	5	6	7	8	9	AB R H RBI BB SO LOB
Dee Fondy, L OBP: 0.310, SLG: 0.421 (1, 3)	0-0 1B		0-0 4-3			0-0 P6			0-0 F8	4 0 1 0 0 0 1
Gene Baker, R OBP: 0.326, SLG: 0.395 (1, 4)	0-0 F9 1-2			0-0 F8		0-0 G5-4-3 1-2f			0-0 4-3	4 0 0 0 0 0 2
Frank Baumholtz, L OBP: 0.322, SLG: 0.394 (1, 7)	0-3 K			0-0 2B		0-0 G3				3 0 1 0 0 1 1
14 Ernie Banks, R OBP: 0.341, SLG: 0.592 (1, 6)	0-0 F7			0-3 K		0-0 F9				3 0 0 0 0 1 2
Randy Jackson, R OBP: 0.332, SLG: 0.425 (1, 5)		0-0 4-3		0-0 1-3		0-0 4-3				3 0 0 0 0 0 1
Eddie Miksis, R OBP: 0.278, SLG: 0.315 (1, 9)		0-0 5-3			0-0 F8			0-0 F9		3 0 0 0 0 0 0
Jim Bolger, R OBP: 0.228, SLG: 0.264 (1, 8)		0-0 F8			0-3 K			0-0 F7		3 0 0 0 0 1 0
Harry Chiti, R OBP: 0.295, SLG: 0.371 (1, 2)			0-0 F9		0-3 K			0-3 K		3 0 0 0 0 2 0
Warren Hacker, R OBP: 0.250, SLG: 0.324 (1, 1)			0-3 K			0-0 G5-4-3 1B			0-0 P6	2 0 1 0 0 1 0
Jim King, L OBP: 0.313, SLG: 0.431 (9, PH)										1 0 0 0 0 0 0

Inning Stats	R: 0 E: 0 K: 1 S: 6	H: 1 LOB: 1 BB: 0 P: 6	R: 0 E: 0 K: 0 S: 3	H: 0 LOB: 0 BB: 0 P: 3	R: 0 E: 0 K: 1 S: 5	H: 0 LOB: 0 BB: 0 P: 5	R: 0 E: 0 K: 1 S: 6	H: 1 LOB: 1 BB: 0 P: 6	R: 0 E: 0 K: 2 S: 7	H: 0 LOB: 0 BB: 0 P: 7	R: 0 E: 0 K: 0 S: 3	H: 1 LOB: 0 BB: 0 P: 3	R: 0 E: 0 K: 0 S: 3	H: 0 LOB: 0 BB: 0 P: 3	R: 0 E: 0 K: 1 S: 5	H: 0 LOB: 0 BB: 0 P: 5	R: 0 E: 0 K: 0 S: 3	H: 0 LOB: 0 BB: 0 P: 3	1B: 2 2B: 1 3B: 0 HR: 0	SF: 0 SAC: 0 DP: 1 HBP: 0
--------------	------------------------------	---------------------------------	------------------------------	---------------------------------	------------------------------	---------------------------------	------------------------------	---------------------------------	------------------------------	---------------------------------	------------------------------	---------------------------------	------------------------------	---------------------------------	------------------------------	---------------------------------	------------------------------	---------------------------------	----------------------------------	------------------------------------

PITCHER	IP	WLS	BF	H	R	ER	SO	BB	IBB	HBP	BLK	WP	HR	S	P	ERA	WHIP	PITCHER	IP	WLS	BF	H	R	ER	SO	BB	IBB	HBP	BLK	WP	HR	S	P	ERA	WHIP	
Ray Crone, R ERA: 3.38 (1, 1)	9.0	W	29	3	0	0	6	0	0	0	0	0	0	41	41	0.00	0.333																			

BOTTOM

Milwaukee Braves @ Chicago Cubs
 Wrigley Field, Chicago, IL
 Mon Sep 05 1955, 3:38 AM CDT
 Att. 25,278 - Unknown

livebaseballscorecards.com

AB	29
R	0
H	3
RBI	0
BB	0
SO	6
LOB	7



Batter	1	2	3	4	5	6	7	8	9	AB R H RBI BB SO LOB	TOP	
Jim Gilliam, S (1, 7) <small>OBP: 0.338, SLG: 0.348</small>	0-1 		1-1 		1-0 		4-1 		1-3 	4 0 0 0 1 1 1		
Pee Wee Reese, R (1, 6) <small>OBP: 0.374, SLG: 0.416</small>	1-3 		0-0 		1-1 		2-0 			4 1 1 0 0 1 1		
Duke Snider, L (1, 8) <small>OBP: 0.420, SLG: 0.648</small>	4-2 		4-1 		1-1 			2-1 		1 1 0 0 2 0 0		
Roy Campanella, R (1, 2) <small>OBP: 0.407, SLG: 0.613</small>	3-2 		0-0 			0-1 		0-0 		3 1 1 1 0 0 1		
Carl Furillo, R (1, 9) <small>OBP: 0.372, SLG: 0.517</small>		0-0 	2-1 			2-0 		1-2 		4 0 2 1 0 0 0		
Gil Hodges, R (1, 3) <small>OBP: 0.373, SLG: 0.492</small>		0-2 	3-3 			4-2 		1-1 		3 0 0 0 1 1 3		
Don Hoak, R (1, 5) <small>OBP: 0.366, SLG: 0.379</small>		4-2 		3-1 		2-1 		0-1 		3 0 1 0 1 0 1	AB 29 R 3 H 5 RBI 2 BB 6 SO 3 LOB 9	
Don Zimmer, R (1, 4) <small>OBP: 0.292, SLG: 0.457</small>		0-1 		0-0 		0-0 		0-0 		4 0 0 0 0 0 2		
Billy Loes, R (1, 1) <small>OBP: 0.159, SLG: 0.098</small>			0-0 	1-2 		1-1 		4-2 		3 0 0 0 1 0 0		
Inning Stats	R: 0 H: 0 E: 0 LOB: 1 K: 1 BB: 1 S: 10 P: 18	R: 0 H: 0 E: 0 LOB: 1 K: 0 BB: 1 S: 10 P: 14	R: 3 H: 3 E: 1 LOB: 1 K: 1 BB: 1 S: 11 P: 21	R: 0 H: 0 E: 0 LOB: 0 K: 0 BB: 0 S: 6 P: 10	R: 0 H: 0 E: 0 LOB: 0 K: 0 BB: 0 S: 5 P: 8	R: 0 H: 0 E: 0 LOB: 1 K: 0 BB: 1 S: 7 P: 15	R: 0 H: 0 E: 0 LOB: 1 K: 0 BB: 1 S: 5 P: 12	R: 0 H: 1 E: 0 LOB: 1 K: 0 BB: 0 S: 7 P: 11	R: 0 H: 1 E: 0 LOB: 1 K: 1 BB: 1 S: 8 P: 13	1B: 4 SF: 0 2B: 2 SAC: 1 3B: 0 DP: 2 HR: 0 HBP: 1	WP: 0 PA: 37 PB: 0 SB: 0 CS: 0	
PITCHER Lew Burdette, R (1, 1) <small>ERA: 4.22</small> Humberto Robinson, R (4, 1) <small>ERA: 3.21</small>	IP WLS BF H R ER SO BB IBB HBP BLK WP HR S P ERA WHIP											PITCHER IP WLS BF H R ER SO BB IBB HBP BLK WP HR S P ERA WHIP

Brooklyn Dodgers @ Milwaukee Braves
Milwaukee County Stadium, Milwaukee, WI
 Wed Sep 07 1955, 4:33 AM EDT
 Att: 34,919 - Unknown

livebaseballscorecards.com

Batter	1	2	3	4	5	6	7	8	9	AB	R	H	RBI	BB	SO	LOB
Bill Bruton, L OBP: 0.318, SLG: 0.394 (1, 8)	0-0 F7		2-2 FC4-6 BB 1B		1-1 1B			1-1 F7		4	0	1	0	0	0	2
Danny O'Connell, R OBP: 0.285, SLG: 0.332 (1, 4)	0-1 F7		1-1 FC5 BB 1B		2-2 G4-6-3 1B			0-1 6-3		4	0	2	1	0	0	0
Eddie Mathews, L OBP: 0.418, SLG: 0.606 (1, 5)	2-1 F2		4-2 1B		3-2 G4-6-3 1B			0-0 1B		3	0	1	0	1	0	2
Hank Aaron, R OBP: 0.360, SLG: 0.541 (1, 9)		0-0 F4	3-1 FC5		2-3 K			0-0 F8		4	0	0	0	0	1	4
Johnny Logan, R OBP: 0.358, SLG: 0.429 (1, 6)		3-2 F5		0-3 K		2-0 F3		3-2 1-3		4	0	0	0	0	1	0
George Crowe, L OBP: 0.368, SLG: 0.480 (1, 3)		0-1 3-1		4-1 1B BB		1-1 L8		1-1 F7		3	0	0	0	1	0	0
Chuck Tanner, L OBP: 0.335, SLG: 0.400 (1, 7)			0-0 F7	0-2 G6-4-3 1B			0-0 F6	2-2 L8		4	0	1	0	0	0	0
Del Crandall, R OBP: 0.302, SLG: 0.460 (1, 2)			1-2 FC4-6 BB 1B	0-0 G6-4-3		1-0 L7				3	1	1	0	0	0	2
Lew Burdette, R OBP: 0.266, SLG: 0.303 (1, 1)			4-0 FC4-6 BB		1-3 K		1-3 K			0	0	0	0	0	0	0
Ben Taylor, L (3, PH)										0	0	0	0	1	0	0
Humberto Robinson, R OBP: 0.125, SLG: 0.125 (4, 1)										2	0	0	0	0	2	0

Inning Stats	R: 0	H: 0	E: 0	K: 0	S: 5	R: 0	H: 0	E: 0	K: 0	S: 8	R: 1	H: 2	E: 0	K: 0	S: 15	R: 0	H: 1	E: 0	K: 1	S: 9	R: 0	H: 2	E: 0	K: 1	S: 13	R: 0	H: 0	E: 0	K: 1	S: 6	R: 0	H: 0	E: 0	K: 1	S: 5	R: 0	H: 1	E: 0	K: 0	S: 6	R: 0	H: 0	E: 0	K: 0	S: 11	R: 0	H: 0	E: 0	K: 0	S: 11	1B: 6	SF: 0	2B: 0	SAC: 0	3B: 0	DP: 2	HR: 0	HBP: 0	WP: 0	PA: 34
PITCHER Billy Loes, R ERA: 3.71 (1, 1)	IP	WLS	BF	H	R	ER	SO	BB	IBB	HBP	BLK	WP	HR	S	P	ERA	WHIP	IP	WLS	BF	H	R	ER	SO	BB	IBB	HBP	BLK	WP	HR	S	P	ERA	WHIP	IP	WLS	BF	H	R	ER	SO	BB	IBB	HBP	BLK	WP	HR	S	P	ERA	WHIP									


BOTTOM

Brooklyn Dodgers @ Milwaukee Braves
Milwaukee County Stadium, Milwaukee, WI

Wed Sep 07 1955, 4:33 AM EDT
Att. 34,919 - Unknown

livebaseballscorecards.com

AB	31
R	1
H	6
RBI	1
BB	3
SO	4
LOB	10



TOP

Brooklyn Dodgers @ Milwaukee Braves
Milwaukee County Stadium, Milwaukee, WI

Thu Sep 08 1955, 4:33 AM EDT
Att. 18,335 - Unknown

livebaseballscorecards.com

AB	37
R	10
H	11
RBI	10
BB	7
SO	4
LOB	15



WP:	0	PA:	46
PB:	0		
SB:	0		
CS:	0		

AB R H RBI BB SO LOB

5	1	1	1	1	1	2
5	0	1	1	0	0	1
3	1	0	0	2	0	1
0	0	0	0	0	0	0
0	1	0	0	0	0	0
3	1	0	0	1	0	1
4	2	2	0	1	0	1
4	3	2	3	1	0	1
5	0	3	3	0	1	0
4	1	2	1	1	0	2
2	0	0	0	0	1	5
2	0	0	1	0	1	1

Batter	1	2	3	4	5	6	7	8	9
Jim Gilliam, S (1, 7) OBP: 0.338, SLG: 0.346	1-3 K	0-0 F8		4-1 G6-4-3 BB	2-1 E3 1B	0-0 4-3			2-2 2-3
Pee Wee Reese, R (1, 6) OBP: 0.372, SLG: 0.414	1-2 6-3	0-1 F3		1-2 G6-4-3 1-2f	2-2 3-H 1B			1-2 F9	
Duke Snider, L (1, 8) OBP: 0.420, SLG: 0.644	4-0 BB HBP BB	1-1 F7		4-1 BB	0-0 F7			1-2 F8	
Roy Campanella, R (1, 2) OBP: 0.408, SLG: 0.613	2-0 BB BB 1B		0-0 4-3	1-2 F5		4-2 1B 1B		2-2 L4	
Carl Erskine, R (1, PR) OBP: 0.203, SLG: 0.284	1-2 1B HBP								
Rube Walker, L (1, 2) OBP: 0.356, SLG: 0.390									
Carl Furillo, R (1, 9) OBP: 0.374, SLG: 0.517	4-2 1B BB 1-2 2-3		1-1 BB 1B		2-2 HR 1B	1-1 F8		0-0 1-3	
Jackie Robinson, R (1, 5) OBP: 0.379, SLG: 0.378	4-2 1B BB 1-2 3-H		3-2 F8		0-0 HR	3-1 1B SH3-4		2-0 6-3	
Gil Hodges, R (1, 3) OBP: 0.375, SLG: 0.493	1-1 1B 1-2 2-H 3-H		2-2 BB 1B		0-1 6-3	0-0 SH3-4 FC3 1B		1-3 K	
Don Zimmer, R (1, 4) OBP: 0.298, SLG: 0.458	1-3 2-H 1B		4-1 BB		1-0 E9 1B	1-0 FC3 SH3-4		2-1 F8	
Roger Craig, R (1, 1) OBP: 0.083, SLG: 0.043	0-3 K		0-0 F8		0-0 4-3	0-1 SH3-4		1-3 K	
Karl Spooner, R (4, 1) OBP: 0.357, SLG: 0.500									

Inning Stats	1	2	3	4	5	6	7	8	9
R: 4	H: 2	R: 0	H: 0	R: 0	H: 2	R: 4	H: 5	R: 2	H: 2
E: 0	LOB: 2	E: 0	LOB: 0	E: 0	LOB: 3	E: 2	LOB: 2	E: 0	LOB: 0
K: 2	BB: 3	K: 0	BB: 0	K: 0	BB: 1	K: 0	BB: 1	K: 0	BB: 0
S: 21	P: 40	S: 5	P: 6	S: 12	P: 22	S: 9	P: 19	S: 10	P: 14

PITCHER	IP	WLS	BF	H	R	ER	SO	BB	IBB	HBP	BLK	WP	HR	S	P	ERA	WHIP
Bob Buhl, R (1, 1) ERA: 3.05	0.2	L	7	1	4	4	1	3	0	1	0	0	0	14	31	54.00	6.000
Phil Paine, R (1, 1) ERA: 2.7	1.1		5	1	0	0	1	0	0	0	0	0	0	12	15	0.00	0.750
Dave Jolly, R (3, 1) ERA: 5.89	2.0		10	2	0	0	0	3	0	0	0	0	0	21	41	0.00	2.500
Ernie Johnson, R (5, 1) ERA: 3.38	1.0		8	5	4	3	0	0	0	0	0	0	1	16	23	27.00	5.000
Lew Burdette, R (6, 1) ERA: 4.22	4.0		16	2	2	2	2	1	0	0	0	0	0	36	57	4.50	0.750

Batter	1	2	3	4	5	6	7	8	9
Bill Bruton, L (1, 8) OBP: 0.319, SLG: 0.393 Bob Roselli, R (4, PH) Ernie Johnson, R (5, 1) OBP: 0.182, SLG: 0.100 Lew Burdette, R (6, 1) OBP: 0.263, SLG: 0.299 Del Rice, R (9, PH) OBP: 0.265, SLG: 0.309	0-3 K		4-2 1B 5-3 3B BB	2-3 K			0-3 K		1-3 K
Danny O'Connell, R (1, 4) OBP: 0.282, SLG: 0.328	0-0 G3		0-1 5-3 1-2	0-3 K			3-3 K		
Eddie Mathews, L (1, 5) OBP: 0.417, SLG: 0.603	0-0 FC6-4 1B		0-0 1-3		0-3 K			2-3 K	
Hank Aaron, R (1, 9) OBP: 0.359, SLG: 0.539	1-0 FC6-4 1-2f		0-0 3B 1B		1-3 K			0-0 F9	
Johnny Logan, R (1, 6) OBP: 0.359, SLG: 0.432			0-0 1-H 3-H 3B		0-2 F7			4-2 BB BB	
George Crowe, L (1, 3) OBP: 0.370, SLG: 0.478			0-0 BB 1B		2-1 F2			4-2 1-2 BB	
Chuck Tanner, L (1, 7) OBP: 0.339, SLG: 0.401 Andy Pafko, R (8, PH) OBP: 0.301, SLG: 0.384			4-2 1B WP BB 1B		1-3 K			2-1 F8	
Del Crandall, R (1, 2) OBP: 0.299, SLG: 0.455			1-2 L7		1-2 F7				0-1 F6
Bob Buhl, R (1, 1) OBP: 0.153, SLG: 0.107 Phil Paine, R (1, 1) Ben Taylor, L (2, PH) Dave Jolly, R (3, 1) OBP: 0.167, SLG: 0.333 Bobby Thomson, R (4, PH) OBP: 0.322, SLG: 0.415			2-3 K		2-2 1B		1-0 F8		3-2 5-3

Inning Stats	R: 0	H: 1	E: 0	LOB: 1	K: 1	BB: 0	S: 6	P: 7
	R: 0	H: 1	E: 0	LOB: 2	K: 2	BB: 1	S: 13	P: 21
	R: 2	H: 2	E: 0	LOB: 1	K: 0	BB: 1	S: 10	P: 17
	R: 0	H: 2	E: 0	LOB: 2	K: 2	BB: 0	S: 16	P: 21
	R: 0	H: 0	E: 0	LOB: 0	K: 2	BB: 0	S: 9	P: 10
	R: 0	H: 0	E: 0	LOB: 0	K: 1	BB: 0	S: 8	P: 11
	R: 0	H: 0	E: 0	LOB: 0	K: 2	BB: 0	S: 7	P: 11
	R: 0	H: 0	E: 0	LOB: 2	K: 1	BB: 2	S: 12	P: 24
	R: 0	H: 0	E: 0	LOB: 0	K: 1	BB: 0	S: 10	P: 14

PITCHER	IP	WLS	BF	H	R	ER	SO	BB	IBB	HBP	BLK	WP	HR	S	P	ERA	WHIP
Roger Craig, R (1, 1) ERA: 3.17	3.1		18	6	2	2	3	2	0	0	0	1	0	38	57	5.40	2.400
Karl Spooner, L (4, 1) ERA: 3.44	5.2	W	19	0	0	0	9	2	0	0	0	0	0	53	79	0.00	0.353

BOTTOM

AB	R	H	RBI	BB	SO	LOB
1	1	0	0	1	1	0
1	0	0	0	0	1	2
0	0	0	0	0	0	0
1	0	0	0	0	1	0
1	0	0	0	0	1	0
4	0	0	0	0	2	3
4	0	1	0	0	2	1
4	1	1	0	0	1	1
3	0	1	2	1	1	0
3	0	1	0	1	0	1
2	0	1	0	1	1	0
1	0	0	0	0	0	2
4	0	0	0	0	0	3
0	0	0	0	0	0	0
0	0	0	0	0	0	0
1	0	0	0	0	1	2
0	0	0	0	0	0	0
3	0	1	0	0	0	0

AB	33
R	2
H	6
RBI	2
BB	4
SO	12
LOB	15




WP	PA
1	37
PB: 0	
SB: 0	
CS: 0	

Brooklyn Dodgers @ Milwaukee Braves
Milwaukee County Stadium, Milwaukee, WI

livebaseballscorecards.com

Thu Sep 08 1955, 4:33 AM EDT
 Att. 18,335 - Unknown

Batter	1	2	3	4	5	6	7	8	9	AB R H RBI BB SO LOB	TOP							
Eddie O'Brien, R (1, 8) OBP: 0.291, SLG: 0.269											0 0 0 0 0 0 0 0	Pittsburgh Pirates @ Milwaukee Braves Milwaukee County Stadium, Milwaukee, WI Fri Sep 09 1955, 4:33 AM EDT Att. 15,614 - Unknown livebaseballscorecards.com						
Gene Freese, R (1, 5) OBP: 0.309, SLG: 0.425											0 0 0 0 0 0 0 0							
Roberto Clemente, R (1, 9) OBP: 0.289, SLG: 0.380											0 0 0 0 0 0 0 0							
Frank Thomas, R (1, 7) OBP: 0.311, SLG: 0.404											0 0 0 0 0 0 0 0							
Jack Shepard, R (1, 2) OBP: 0.330, SLG: 0.315											0 0 0 0 0 0 0 0							
Dale Long, L (1, 3) OBP: 0.363, SLG: 0.507											0 0 0 0 0 0 0 0							
Johnny O'Brien, R (1, 4) OBP: 0.341, SLG: 0.390											0 0 0 0 0 0 0 0							
Dick Groat, R (1, 6) OBP: 0.330, SLG: 0.356											0 0 0 0 0 0 0 0							
Dick Hall, R (1, 1) OBP: 0.324, SLG: 0.344	0 0 0 0 0 0 0 0	AB 0 R 0 H 0 RBI 0 BB 0 SO 0 LOB 0 																
Inning Stats											1B: 0 SF: 0 2B: 0 SAC: 0 3B: 0 DP: 0 HR: 0 HBP: 0 WP: 0 PA: 0 PB: 0 SB: 0 CS: 0							
PITCHER Warren Spahn, L (1, 1) ERA: 3.55	IP	WLS	BF	H	R	ER	SO	BB	IBB	HBP	BLK	WP	HR	S	P	ERA	WHIP	PITCHER IP WLS BF H R ER SO BB IBB HBP BLK WP HR S P ERA WHIP

Batter	1	2	3	4	5	6	7	8	9	AB R H RBI BB SO LOB	TOP					
Eddie O'Brien, R (1, 8) OBP: 0.293, SLG: 0.268	0-0 9-5 SH1-4 1B		0-0 SH5-4		0-0 4-3		0-0 FC4-6 1-2f		0-0 F5	4 0 1 0 0 0 1						
Gene Freese, R (1, 5) OBP: 0.308, SLG: 0.423	0-0 SH1-4		0-0 F5		0-0 F5			4-0 3B BB		2 1 0 0 1 0 1						
Roberto Clemente, R (1, 9) OBP: 0.288, SLG: 0.384	0-0 9-5 2-3f		0-0 5-3		0-3 K			0-0 1-H 3B		4 1 1 1 0 1 2						
Frank Thomas, R (1, 7) OBP: 0.318, SLG: 0.411		0-0 HR		4-0 E FC BB		0-0 F3		0-0 6-3		3 2 1 2 1 0 0						
Jack Shepard, R (1, 2) OBP: 0.324, SLG: 0.317		0-3 K		0-0 E5 FC		0-0 F8		0-0 6-3		4 0 0 0 0 1 1						
Dale Long, L (1, 3) OBP: 0.361, SLG: 0.500		0-0 F4		0-0 F5		0-0 4-3		4-0 BB		3 0 0 0 1 0 2						
Johnny O'Brien, R (1, 4) OBP: 0.335, SLG: 0.381		0-0 6-3		0-0 FC 1-2 3-H FC6-4		0-0 F8		0-0 5-3		4 0 0 1 0 0 2						
Dick Groat, R (1, 6) OBP: 0.329, SLG: 0.356		0-0 E9 1B		0-0 F9		0-0 F9		0-0 F5		4 1 1 0 0 0 2						
Vern Law, R (1, 1) OBP: 0.292, SLG: 0.355		0-0 SH5-4 1B		0-0 FC6-4 1-2f		4-0 FC4-6 BB		0-0 4-3		2 0 1 1 0 0 2						
Ron Kline, R (4, 1) OBP: 0.135, SLG: 0.111										0 0 0 0 0 0 0						
Jerry Lynch, L (7, PH) OBP: 0.353, SLG: 0.480										0 0 0 0 1 0 0						
Red Swanson, R (7, 1)										0 0 0 0 0 0 0						
Toby Atwell, L (9, PH) OBP: 0.343, SLG: 0.267										1 0 0 0 0 0 0						
Inning Stats	R: 0 H: 1 E: 0 LOB: 0 K: 0 BB: 0 S: 3 P: 3	R: 1 H: 1 E: 0 LOB: 0 K: 1 BB: 0 S: 6 P: 6	R: 1 H: 2 E: 1 LOB: 1 K: 0 BB: 0 S: 5 P: 5	R: 1 H: 0 E: 1 LOB: 2 K: 0 BB: 1 S: 5 P: 9	R: 0 H: 0 E: 0 LOB: 0 K: 1 BB: 0 S: 5 P: 5	R: 0 H: 0 E: 0 LOB: 0 K: 0 BB: 0 S: 3 P: 3	R: 0 H: 0 E: 0 LOB: 1 K: 0 BB: 1 S: 3 P: 7	R: 2 H: 1 E: 0 LOB: 1 K: 0 BB: 2 S: 4 P: 12	R: 0 H: 0 E: 0 LOB: 0 K: 0 BB: 0 S: 3 P: 3	1B: 3 SF: 0 2B: 1 SAC: 2 3B: 1 DP: 1 HR: 1 HBP: 0	WP: 0 PA: 37 PB: 0 SB: 0 CS: 0					
PITCHER	IP WLS BF H R ER SO BB IBB HBP BLK WP HR S P ERA WHIP															
Chet Nichols, L (1, 1) ERA: 3.77	1.0	4	2	1	1	0	0	0	0	0	0	1	4	4	9.00	2.000
Ray Crone, R (2, 1) ERA: 3.31	8.0	W	33	3	4	2	2	4	0	0	0	0	33	49	2.25	0.875

Pittsburgh Pirates @ Milwaukee Braves
 Milwaukee County Stadium, Milwaukee, WI
 Sat Sep 10 1955, 4:33 AM EDT
 Att: 11,071 - Unknown

livebaseballscorecards.com

AB	31
R	5
H	5
RBI	5
BB	4
SO	2
LOB	13



Batter	1	2	3	4	5	6	7	8	9	AB	R	H	RBI	BB	SO	LOB
--------	---	---	---	---	---	---	---	---	---	----	---	---	-----	----	----	-----

Bill Bruton, L <small>OBP: 0.322, SLG: 0.395</small> <small>(1, 8)</small>	 <small>0-0</small>	 <small>0-0</small>		 <small>0-0</small>	 <small>4-0</small>		 <small>4-0</small>			3	4	2	0	2	0	1
Johnny Logan, R <small>OBP: 0.362, SLG: 0.437</small> <small>(1, 6)</small>	 <small>0-0</small>		 <small>0-0</small>	 <small>0-0</small>	 <small>0-0</small>		 <small>0-0</small>			5	2	4	6	0	0	0
Eddie Mathews, L <small>OBP: 0.415, SLG: 0.611</small> <small>(1, 5)</small>	 <small>0-0</small>		 <small>0-0</small>	 <small>0-0</small>	 <small>0-0</small>		 <small>0-0</small>			5	3	3	4	0	0	1
Hank Aaron, R <small>OBP: 0.362, SLG: 0.539</small> <small>(1, 9)</small>	 <small>4-0</small>		 <small>0-0</small>	 <small>0-0</small>		 <small>0-3</small>		 <small>0-0</small>		4	0	2	0	1	1	0
George Crowe, L <small>OBP: 0.365, SLG: 0.473</small> <small>(1, 3)</small>	 <small>0-0</small>		 <small>0-0</small>	 <small>0-0</small>		 <small>0-0</small>		 <small>0-0</small>		5	0	1	1	0	0	2
Chuck Tanner, L <small>OBP: 0.341, SLG: 0.412</small> <small>(1, 7)</small>	 <small>0-0</small>		 <small>4-0</small>	 <small>0-0</small>		 <small>0-0</small>		 <small>0-0</small>		4	1	1	1	1	0	2
Danny O'Connell, R <small>OBP: 0.281, SLG: 0.326</small> <small>(1, 4)</small>	 <small>0-0</small>	 <small>0-0</small>	 <small>0-0</small>		 <small>0-0</small>		 <small>0-0</small>	 <small>0-0</small>		5	1	2	0	0	0	3
Del Crandall, R <small>OBP: 0.301, SLG: 0.461</small> <small>(1, 2)</small>		 <small>0-0</small>	 <small>0-0</small>		 <small>0-0</small>		 <small>4-0</small>			3	1	0	0	1	0	5
Chet Nichols, S <small>OBP: 0.160, SLG: 0.180</small> <small>(1, 1)</small>		 <small>0-0</small>		 <small>0-0</small>	 <small>0-0</small>		 <small>4-0</small>			0	0	0	0	0	0	0
Ray Crone, R <small>OBP: 0.186, SLG: 0.146</small> <small>(2, 1)</small>		 <small>0-0</small>		 <small>0-0</small>	 <small>0-0</small>		 <small>4-0</small>			3	1	0	0	1	0	2

Inning Stats	R: 3 E: 0 K: 0 S: 5	H: 3 LOB: 1 BB: 1 P: 9	R: 0 E: 0 K: 0 S: 4	H: 1 LOB: 1 BB: 0 P: 4	R: 1 E: 0 K: 0 S: 6	H: 3 LOB: 3 BB: 1 P: 10	R: 3 E: 1 K: 0 S: 7	H: 4 LOB: 1 BB: 0 P: 7	R: 2 E: 0 K: 0 S: 5	H: 2 LOB: 1 BB: 1 P: 9	R: 0 E: 0 K: 1 S: 5	H: 0 LOB: 0 BB: 0 P: 5	R: 3 E: 0 K: 0 S: 3	H: 1 LOB: 0 BB: 3 P: 15	R: 1 E: 0 K: 0 S: 4	H: 1 LOB: 0 BB: 0 P: 4	1B: 9 2B: 3 3B: 0 HR: 3	SF: 0 SAC: 0 DP: 0 HBP: 0	WP: 0 PB: 1 SB: 1 CS: 0	PA: 43
--------------	------------------------------	---------------------------------	------------------------------	---------------------------------	------------------------------	----------------------------------	------------------------------	---------------------------------	------------------------------	---------------------------------	------------------------------	---------------------------------	------------------------------	----------------------------------	------------------------------	---------------------------------	----------------------------------	------------------------------------	----------------------------------	--------

PITCHER	IP	WLS	BF	H	R	ER	SO	BB	IBB	HBP	BLK	WP	HR	S	P	ERA	WHIP
Vern Law, R <small>ERA: 3.53</small> <small>(1, 1)</small>	3.1	L	22	10	7	7	0	1	1	0	0	0	0	19	27	18.90	3.300
Ron Kline, R <small>ERA: 3.84</small> <small>(4, 1)</small>	2.2		12	3	2	1	1	1	0	0	0	0	0	13	17	3.38	1.500
Red Swanson, R <small>ERA: 18.0</small> <small>(7, 1)</small>	2.0		10	2	4	4	0	3	0	0	0	0	1	7	19	18.00	2.500

BOTTOM

Pittsburgh Pirates @ Milwaukee Braves
Milwaukee County Stadium, Milwaukee, WI
 Sat Sep 10 1955, 4:33 AM EDT
 Att. 11,071 - Unknown

AB	37
R	13
H	15
RBI	12
BB	6
SO	1
LOB	16



WP: 0	PA: 43
PB: 1	
SB: 1	
CS: 0	

PITCHER	IP	WLS	BF	H	R	ER	SO	BB	IBB	HBP	BLK	WP	HR	S	P	ERA	WHIP
---------	----	-----	----	---	---	----	----	----	-----	-----	-----	----	----	---	---	-----	------

Batter	1	2	3	4	5	6	7	8	9	AB R H RBI BB SO LOB																		
Richie Ashburn, L OBP: 0.449, SLG: 0.448 (1, 8) X	0-0 1B E 1B		0-0 6-3		0-0 1-H FC4-6 1B		0-0 E5		0-0 F7	5 1 2 0 0 0 0																		
Glen Gorbous, L OBP: 0.311, SLG: 0.349 (1, 9) X	0-0 SH1-3 1-3 E SF7 1B		0-0		0-0 1-2f FC4-6		4-0 IBB			3 1 2 0 1 0 1																		
Granny Hamner, R OBP: 0.323, SLG: 0.353 (1, 4) X	0-0 E6 SH1-3 1-2 1B		0-0 F8		0-0 F5		0-0 1-3			4 1 0 1 0 0 5																		
Del Ennis, R OBP: 0.349, SLG: 0.527 (1, 7) X	0-0 SH1-3 1-2 2-3		0-3 K					0-0 F9		3 0 1 0 0 1 1																		
Stan Lopata, R OBP: 0.392, SLG: 0.543 (1, 2) X	0-0 SF7 3-H			0-0 G4-6-3 1B		0-0 F8		0-0 1B		3 0 2 1 0 0 1																		
Eddie Waitkus, L OBP: 0.351, SLG: 0.329 (1, 3) X	0-0 2-H 1B			0-0 1-2f G4-6-3		0-0 F2		0-0 F7		4 0 1 1 0 0 3																		
Jim Greengrass, R OBP: 0.337, SLG: 0.442 (1, 5)				0-0 F2		0-3 K		0-0 F3		4 0 0 0 0 1 2																		
Ted Kazanski, R (8, 5)										0 0 0 0 0 0 0																		
Bobby Morgan, R OBP: 0.330, SLG: 0.345 (1, 6) X									0-0 P6	4 0 1 0 0 0 0																		
Herm Wehmeier, R OBP: 0.289, SLG: 0.282 (1, 1) X									0-0 F7	4 1 1 0 0 1 1																		
Inning Stats	R: 3 E: 1 K: 0 S: 6	H: 3 LOB: 1 BB: 0 P: 6	R: 0 E: 0 K: 0 S: 3	H: 1 LOB: 1 BB: 0 P: 3	R: 0 E: 0 K: 1 S: 6	H: 1 LOB: 0 BB: 0 P: 3	R: 1 E: 0 K: 0 S: 5	H: 2 LOB: 1 BB: 0 P: 5	R: 0 E: 0 K: 1 S: 6	H: 1 LOB: 1 BB: 0 P: 6	R: 0 E: 1 K: 1 S: 6	H: 0 LOB: 2 BB: 1 P: 10	R: 0 E: 0 K: 0 S: 4	H: 1 LOB: 1 BB: 0 P: 4	R: 0 E: 0 K: 0 S: 3	H: 0 LOB: 0 BB: 0 P: 3	1B: 10 2B: 0 3B: 0 HR: 0	SF: 1 SAC: 1 DP: 1 HBP: 0	WP: 0 PB: 0 SB: 0 CS: 0	PA: 37								
PITCHER	IP WLS BF H R ER SO BB IBB HBP BLK WP HR S P ERA WHIP																											
Lew Burdette, R ERA: 4.22 (1, 1)	4.1		19	8	4	2	1	0	0	0	0	0	0	21	21	4.15	1.846											
Phil Paine, R ERA: 2.49 (5, 1)	1.2		6	1	0	0	1	0	0	0	0	0	0	8	8	0.00	0.600											
Dave Jolly, R ERA: 5.68 (7, 1)	2.0		9	1	0	0	1	0	1	0	0	0	0	10	14	0.00	0.500											
Ernie Johnson, R ERA: 3.34 (9, 1)	1.0	W	3	0	0	0	0	0	0	0	0	0	0	3	3	0.00	0.000											

Philadelphia Phillies @ Milwaukee Braves
 Milwaukee County Stadium, Milwaukee, WI
 Sun Sep 11 1955, 4:33 AM EDT
 Unknown

AB	34
R	4
H	10
RBI	3
BB	1
SO	3
LOB	14



Batter	1	2	3	4	5	6	7	8	9	AB	R	H	RBI	BB	SO	LOB
Bill Bruton, L (1, 8) OBP: 0.323, SLG: 0.395	4-0 BB		0-0 P4			0-0 1B		0-0 F8		3	0	1	0	1	0	1
Johnny Logan, R (1, 6) OBP: 0.362, SLG: 0.439	0-0 F9			0-0 F3		0-0 F8			0-0 F9 3B	4	1	1	0	0	0	2
Eddie Mathews, L (1, 5) OBP: 0.414, SLG: 0.608	0-3 K			0-0 F3			0-0 E5 1B		0-0 F9 3-H	4	0	1	1	0	1	1
Hank Aaron, R (1, 9) OBP: 0.361, SLG: 0.537	0-0 F5			0-3 K			0-0 5-3		0-0 1B HR 1B	4	1	1	0	0	1	2
George Crowe, L (1, 3) OBP: 0.361, SLG: 0.466		0-0 P6			0-0 3-1		0-3 K G1-6-3		0-0 F9	4	0	0	0	0	1	2
Chuck Tanner, L (1, 7) OBP: 0.339, SLG: 0.409		0-0 F6			0-0 F7		0-0 G1-6-3 1-2f		0-0 1B HR 1B	4	1	1	0	0	0	2
Danny O'Connell, R (1, 4) OBP: 0.280, SLG: 0.325		0-0 P4			0-0 F9			0-0 2B	0-0 1B HR 1B	2	0	0	0	0	0	0
Andy Paiko, R (8, PH) OBP: 0.304, SLG: 0.391									1-2 2-3	1	0	1	0	0	0	0
Ernie Johnson, R (9, 1) OBP: 0.182, SLG: 0.100										0	0	0	0	0	0	0
Ben Taylor, L (9, PH) OBP: 0.273, SLG: 0.111										1	1	1	0	0	0	0
Del Crandall, R (1, 2) OBP: 0.301, SLG: 0.466		0-3 K				0-0 1-3		0-3 K	0-0 1B HR	4	1	1	4	0	2	1
Lew Burdette, R (1, 1) OBP: 0.259, SLG: 0.295			0-0 L7			0-3 K		0-3 K		1	0	0	0	0	0	0
Phil Paine, R (5, 1)										0	0	0	0	0	0	0
Bobby Thomson, R (6, PH) OBP: 0.321, SLG: 0.414										0	0	0	0	0	1	0
Dave Jolly, R (7, 1) OBP: 0.167, SLG: 0.333										0	0	0	0	0	0	0
Jack Dittmer, L (8, PH) OBP: 0.162, SLG: 0.238										1	0	0	0	0	1	1

Inning Stats	R: 0	H: 0	E: 0	LOB: 1	K: 1	BB: 1	S: 5	P: 9	R: 0	H: 0	E: 0	LOB: 0	K: 0	BB: 0	S: 3	P: 3	R: 0	H: 0	E: 0	LOB: 0	K: 1	BB: 0	S: 5	P: 5	R: 0	H: 0	E: 0	LOB: 0	K: 0	BB: 0	S: 3	P: 3	R: 0	H: 1	E: 0	LOB: 1	K: 1	BB: 0	S: 6	P: 6	R: 0	H: 1	E: 2	LOB: 1	K: 1	BB: 0	S: 6	P: 6	R: 0	H: 1	E: 0	LOB: 1	K: 2	BB: 0	S: 8	P: 8	R: 5	H: 5	E: 0	LOB: 0	K: 0	BB: 0	S: 7	P: 7	1B: 5	SF: 0	2B: 1	SAC: 0	3B: 1	DP: 1	HR: 1	HBP: 0	WP: 0	PA: 35
--------------	------	------	------	--------	------	-------	------	------	------	------	------	--------	------	-------	------	------	------	------	------	--------	------	-------	------	------	------	------	------	--------	------	-------	------	------	------	------	------	--------	------	-------	------	------	------	------	------	--------	------	-------	------	------	------	------	------	--------	------	-------	------	------	------	------	------	--------	------	-------	------	------	-------	-------	-------	--------	-------	-------	-------	--------	-------	--------


PITCHER	IP	WLS	BF	H	R	ER	SO	BB	IBB	HBP	BLK	WP	HR	S	P	ERA	WHIP
Herm Wehmeier, R (1, 1) ERA: 4.36	8.2	L	35	8	5	5	7	1	0	0	0	0	1	48	52	5.19	1.038

BOTTOM

Philadelphia Phillies @ Milwaukee Braves
Milwaukee County Stadium, Milwaukee, WI

Sun Sep 11 1955, 4:33 AM EDT
Unknown

AB	34
R	5
H	8
RBI	5
BB	1
SO	7
LOB	12



PITCHER	IP	WLS	BF	H	R	ER	SO	BB	IBB	HBP	BLK	WP	HR	S	P	ERA	WHIP
---------	----	-----	----	---	---	----	----	----	-----	-----	-----	----	----	---	---	-----	------

Batter	1	2	3	4	5	6	7	8	9	AB R H RBI BB SO LOB	TOP											
Richie Ashburn, L (1, 8) OBP: 0.449, SLG: 0.448	0-0 F8		0-0 F7		0-0 2B			4-0 BB	0-0 F9	4 0 1 0 1 0 2	Philadelphia Phillies @ Milwaukee Braves Milwaukee County Stadium, Milwaukee, WI Sun Sep 11 1955, 4:38 AM EDT Att: 26,426 - Unknown livebaseballscorecards.com											
Glen Gorbous, L (1, 9) OBP: 0.314, SLG: 0.352	0-0 CS 1B		0-0 1B		0-0 F9			0-0 F7		4 0 2 0 0 0 2												
Granny Hamner, R (1, 4) OBP: 0.322, SLG: 0.350	4-0 FC6-4 1-2 BB		0-0 F8					0-0 F8		3 0 0 0 1 0 2												
Del Ennis, R (1, 7) OBP: 0.348, SLG: 0.525	0-0 FC6-4 1-2f			0-0 3 1B				0-0 F2		4 0 1 0 0 0 2												
Jim Greengrass, R (1, 5) OBP: 0.336, SLG: 0.438		0-0 F7		0-0 3 1-2f		0-3 K		4-0 WP BB 6-3 BB		3 1 0 0 1 1 1												
Eddie Waitkus, L (1, 3) OBP: 0.354, SLG: 0.329		0-0 F9		0-0 1B		0-3 K		4-0 WP 1-2 BB		3 0 1 0 1 1 0												
Bobby Morgan, R (1, 6) OBP: 0.331, SLG: 0.347		0-0 2B		0-0 5-3		4-0 BB		0-0 6-3 1-2 2-H		3 0 1 1 1 0 2												
Andy Seminick, R (1, 2) OBP: 0.330, SLG: 0.404		0-3 K			4-0 G4-6-3 BB		0-0 F2		1-0 HBP	1 0 0 0 1 1 1												
Jim Command, L (7, PH)										1 0 0 0 0 0 1												
Jack Meyer, R (7, 1) OBP: 0.250, SLG: 0.200										0 0 0 0 0 0 0												
Lynn Lovenguth, L (8, 1)										0 0 0 0 0 0 0												
Fred Vandusen, L (9, PH)										0 0 0 0 0 0 0												
Saul Rogovin, R (1, 1) OBP: 0.205, SLG: 0.302			0-3 K		0-0 G4-6-3 1-2f		0-3 K		0-3 K	0 0 0 0 0 0 0												
Bob Miller, R (1, 1) OBP: 0.276, SLG: 0.333										1 0 0 0 0 1 0												
Mary Blaylock, L (5, PH) OBP: 0.287, SLG: 0.303										1 0 0 0 0 0 1												
Ron Negray, R (5, 1)										0 0 0 0 0 0 0												
Stan Lopata, R (7, PH) OBP: 0.380, SLG: 0.539										2 0 0 0 0 2 3												
Inning Stats	R: 0 E: 0 K: 0 S: 3	H: 1 LOB: 1 BB: 1 P: 7	R: 0 E: 0 K: 1 S: 6	H: 1 LOB: 1 BB: 0 P: 6	R: 0 E: 0 K: 1 S: 6	H: 1 LOB: 1 BB: 0 P: 6	R: 0 E: 0 K: 0 S: 4	H: 2 LOB: 1 BB: 0 P: 4	R: 0 E: 0 K: 0 S: 3	H: 1 LOB: 1 BB: 1 P: 7	R: 0 E: 0 K: 1 S: 5	H: 0 LOB: 0 BB: 0 P: 5	R: 0 E: 0 K: 2 S: 7	H: 0 LOB: 1 BB: 1 P: 11	R: 0 E: 0 K: 0 S: 3	H: 0 LOB: 1 BB: 1 P: 7	R: 1 E: 0 K: 1 S: 5	H: 0 LOB: 2 BB: 2 P: 14	1B: 4 2B: 3 3B: 0 HR: 0	SF: 0 SAC: 0 DP: 2 HBP: 1	WP: 1 PB: 0 SB: 0 CS: 1	PA: 37
PITCHER Humberto Robinson, R (1, 1) ERA: 2.68	IP: 9.0 WLS: W BF: 37 H: 6 R: 1 ER: 1 SO: 6 BB: 6 IBB: 0 HBP: 1 BLK: 0 WP: 1 HR: 0 S: 42 P: 67 ERA: 1.00 WHIP: 1.333											PITCHER	IP: 0.0 WLS: 0 BF: 0 H: 0 R: 0 ER: 0 SO: 0 BB: 0 IBB: 0 HBP: 0 BLK: 0 WP: 0 HR: 0 S: 0 P: 0 ERA: 0.00 WHIP: 0.000									



Batter	1	2	3	4	5	6	7	8	9
Bill Bruton, L OBP: 0.326, SLG: 0.397 (1, 8)	0-0 2B 1B	0-0 1B		0-0 G3		0-0 S 1B		0-3 K	
Johnny Logan, R OBP: 0.365, SLG: 0.444 (1, 6)	0-0 1B	0-0 1B		0-0 1B		0-0 F3		0-0 BB 2B 1B	
Eddie Mathews, L OBP: 0.416, SLG: 0.605 (1, 5)	4-0 1B S IBB	0-0 F5		0-0 F8		4-0 SH 3B BB		4-0 2B 1B BB	
Hank Aaron, R OBP: 0.360, SLG: 0.536 (1, 9)	0-0 F3	0-0 F9		0-0 F3		0-0 SH 3B BB		0-0 1B 2B	
George Crowe, L OBP: 0.365, SLG: 0.467 (1, 3)	0-0 E S 1B	0-3 K		0-0 F8		4-0 3B BB		0-0 BB E 1B	
Chuck Tanner, L OBP: 0.332, SLG: 0.399 (1, 7)	0-3 K		0-0 4-3	0-0 F8		0-3 K		0-0 E4 BB	
Danny O'Connell, R OBP: 0.281, SLG: 0.329 (1, 4)	0-0 E5 BB		0-0 F9	0-0 5-3		0-0 3B		4-0 1-2 2-3 BB	
Del Crandall, R OBP: 0.302, SLG: 0.464 (1, 2)	4-0 1-2 BB		0-0 1B	0-3 K		0-3 K		0-3 K	
Del Rice, R OBP: 0.265, SLG: 0.309 (9, 2)									
Humberto Robinson, R OBP: 0.077, SLG: 0.077 (1, 1)	0-0 F8		0-3 K	0-0 3-1		0-0 4-3		0-0 4-3	

Inning Stats	R: 3	H: 3	E: 1	K: 1	S: 9	LOB: 3	BB: 2	P: 17	R: 0	H: 2	E: 0	K: 1	S: 7	LOB: 2	BB: 0	P: 7	R: 0	H: 1	E: 0	K: 1	S: 6	LOB: 1	BB: 0	P: 6	R: 0	H: 1	E: 0	K: 0	S: 4	LOB: 1	BB: 0	P: 4	R: 0	H: 0	E: 0	K: 0	S: 3	LOB: 0	BB: 0	P: 3	R: 0	H: 1	E: 0	K: 1	S: 6	LOB: 1	BB: 0	P: 6	R: 3	H: 1	E: 1	K: 2	S: 9	LOB: 1	BB: 2	P: 17	R: 3	H: 3	E: 1	K: 2	S: 11	LOB: 3	BB: 2	P: 19
--------------	------	------	------	------	------	--------	-------	-------	------	------	------	------	------	--------	-------	------	------	------	------	------	------	--------	-------	------	------	------	------	------	------	--------	-------	------	------	------	------	------	------	--------	-------	------	------	------	------	------	------	--------	-------	------	------	------	------	------	------	--------	-------	-------	------	------	------	------	-------	--------	-------	-------


PITCHER	IP	WLS	BF	H	R	ER	SO	BB	IBB	HBP	BLK	WP	HR	S	P	ERA	WHIP
Saul Rogovin, R ERA: 4.21 (1, 1)	0.2	L	8	3	3	3	1	1	1	0	0	0	0	8	16	40.50	6.000
Bob Miller, R ERA: 2.46 (1, 1)	3.1		14	4	0	0	2	0	0	0	0	0	0	18	18	0.00	1.200
Ron Negray, R ERA: 3.52 (5, 1)	2.0		7	1	0	0	1	0	0	0	0	0	0	9	9	0.00	0.500
Jack Meyer, R ERA: 3.46 (7, 1)	1.1		13	4	6	5	3	3	0	0	0	0	0	16	28	33.75	5.250
Lynn Lovenguth, R ERA: 4.5 (8, 1)	0.2		3	0	0	0	1	1	0	0	0	0	0	4	8	0.00	1.500

BOTTOM

Philadelphia Phillies @ Milwaukee Braves
Milwaukee County Stadium, Milwaukee, WI

Sun Sep 11 1955, 4:38 AM EDT
Att. 26,426 - Unknown

AB	38
R	9
H	12
RBI	8
BB	6
SO	8
LOB	30



WP	PA	ERA	WHIP
0	45		

Batter	1	2	3	4	5	6	7	8	9	AB R H RBI BB SO LOB	TOP		
Billy Gardner, R (1, 6) OBP: 0.268, SLG: 0.333	4-0 1B BB	0-3 K		0-0 5-3		0-0 F8	0-3 K		0-0 P6	5 1 0 0 1 2 5			
Don Mueller, L (1, 9) OBP: 0.321, SLG: 0.380	0-0 4-3 1-2		0-0 F7	0-0 3B 1B		0-0 3B 1B		0-0 1B	0-0 F7	6 2 3 0 0 0 3			
Willie Mays, R (1, 8) OBP: 0.396, SLG: 0.622	0-0 F5		0-3 K	0-0 2B 3B		0-0 3B		0-3 K		5 1 2 3 0 2 2			
Dusty Rhodes, L (1, 7) OBP: 0.397, SLG: 0.447	0-0 1B		4-0 BB BB	0-0 1B 2B		0-0 4-3		0-3 K		4 0 2 2 1 1 2			
Hank Thompson, L (1, 5) OBP: 0.370, SLG: 0.390	0-0 G3		4-0 BB BB	0-0 1B		0-3 K		0-0 G3		4 0 1 0 1 1 3			
Whitey Lockman, L (1, 3) OBP: 0.316, SLG: 0.374		0-0 4-3	0-0 6-3	0-0 F9		0-0 5-3		0-0 1-3		5 0 0 0 0 0 4			
Wayne Terwilliger, R (1, 4) OBP: 0.357, SLG: 0.336		0-0 5-3		0-3 K	0-3 K		0-0 5-3		4-0 BB 1B BB	4 1 0 0 1 2 0			
Ray Katt, R (1, 2) OBP: 0.256, SLG: 0.296		0-0 1B 1B		0-0 2B 1B		0-0 F8		0-0 HR 2B	4-0 1B BB	4 2 3 0 1 0 0			
Johnny Antonelli, L (1, 1) OBP: 0.229, SLG: 0.380		0-0 1B		0-0 1B 3B 2B		0-0 P6		0-0 HR	0-0 1B	5 2 4 4 0 0 0			
Inning Stats	R: 1 E: 0 K: 0 S: 4 H: 1 LOB: 1 BB: 1 P: 8	R: 0 E: 0 K: 1 S: 7 H: 2 LOB: 2 BB: 0 P: 7	R: 0 E: 0 K: 1 S: 5 H: 0 LOB: 2 BB: 2 P: 13	R: 4 E: 0 K: 1 S: 11 H: 6 LOB: 2 BB: 0 P: 11	R: 0 E: 0 K: 1 S: 5 H: 0 LOB: 0 BB: 0 P: 5	R: 1 E: 0 K: 1 S: 7 H: 2 LOB: 1 BB: 0 P: 7	R: 2 E: 0 K: 1 S: 7 H: 2 LOB: 0 BB: 0 P: 7	R: 0 E: 0 K: 2 S: 8 H: 1 LOB: 1 BB: 0 P: 8	R: 1 E: 0 K: 0 S: 4 H: 1 LOB: 2 BB: 2 P: 12	1B: 9 2B: 3 3B: 2 HR: 1 SF: 0 SAC: 0 DP: 0 HBP: 0	WP: 0 PB: 0 SB: 0 CS: 0 PA: 47		
PITCHER	IP WLS BF H R ER SO BB IBB HBP BLK WP HR S P ERA WHIP											PITCHER	IP WLS BF H R ER SO BB IBB HBP BLK WP HR S P ERA WHIP
Bob Buhl, R (1, 1) ERA: 3.21	3.2 L 21 7 5 5 3 3 0 0 0 0 0 0 24 36 12.27 2.727												
Ray Crone, R (4, 1) ERA: 3.44	3.1 16 6 3 3 3 0 0 0 0 0 0 1 22 22 8.10 1.800												
Roberto Vargas, L (8, 1) ERA: 8.2	1.0 4 1 0 0 2 0 0 0 0 0 0 0 8 8 0.00 1.000												
John Edelman, R (9, 1) ERA: 9.0	1.0 6 1 1 1 0 2 0 0 0 0 0 0 4 12 9.00 3.000												

New York Giants @ Milwaukee Braves
Milwaukee County Stadium, Milwaukee, WI
 Tue Sep 13 1955, 4:33 AM EDT
 Att: 20,899 - Unknown

livebaseballscorecards.com

AB	42
R	9
H	15
RBI	9
BB	5
SO	8
LOB	19



Batter	1	2	3	4	5	6	7	8	9	AB R H RBI BB SO LOB
Danny O'Connell, R OBP: 0.281, SLG: 0.328 (1, 4) X	0-0 1-3 ①		0-0 5-3 ③		0-0 4-3 ③			0-0 G6-4-3 1B		4 0 1 0 0 0 1
Johnny Logan, R OBP: 0.366, SLG: 0.442 (1, 6) X	0-0 5-3 ②			4-0 BB BB		4-0 BB BB		0-0 G6-4-3 1-2f		2 0 0 0 2 0 1
Eddie Mathews, L OBP: 0.416, SLG: 0.603 (1, 5) B B B B	4-0 1B BB			0-3 K ①		0-3 K ①		0-0 G6-4-3 1B 2B 1B		3 1 1 0 1 2 2
Hank Aaron, R OBP: 0.363, SLG: 0.537 (1, 7) X	0-0 1-3 1B ③			4-0 E BB		0-0 F7		0-0 1-2 G6-4-3 1B		3 0 2 0 1 0 1
Andy Pafko, R OBP: 0.299, SLG: 0.385 (1, 9) X		0-0 6-3 ①		0-0 E5 G6-4-3 1-2 2-3		0-0 F9		0-0 G6-4-3 1-2f 2-3 ① ②		4 0 0 0 0 0 5
Bobby Thomson, R OBP: 0.320, SLG: 0.415 (1, 8) X		0-0 F8 ②		0-0 G6-4-3 1-2f ② ③		0-0 F3 ①		0-0 2B ③		4 0 1 1 0 0 3
George Crowe, L OBP: 0.360, SLG: 0.460 (1, 3) S S S S		0-3 K ③				0-0 F7 ①		0-0 F6 ③		4 0 0 0 0 1 1
Del Crandall, R OBP: 0.302, SLG: 0.463 (1, 2) X			0-0 F3 ①			0-0 1B ②		0-0 F7 ③		3 0 1 0 0 0 0
Bob Buhl, R OBP: 0.150, SLG: 0.105 (1, 1) S S S S			0-3 K ②			0-0 F9 ②		0-3 K ①		1 0 0 0 0 1 0
Ray Crone, R OBP: 0.182, SLG: 0.143 (4, 1)										1 0 0 0 0 0 1
Roberto Vargas, L OBP: 1.000, SLG: 1.000 (8, 1)										0 0 0 0 0 0 0
Bob Roselli, R (8, PH)										1 0 0 0 0 1 0
John Edelman, R (9, 1)										0 0 0 0 0 0 0

Inning Stats	R: 0 H: 1 E: 0 K: 3 S: 3	H: 1 LOB: 2 BB: 1 P: 7	R: 0 H: 0 E: 0 K: 1 S: 5	H: 0 LOB: 0 BB: 0 P: 5	R: 0 H: 0 E: 1 K: 1 S: 5	H: 0 LOB: 2 BB: 2 P: 13	R: 0 H: 1 E: 0 K: 0 S: 4	H: 1 LOB: 1 BB: 0 P: 4	R: 0 H: 0 E: 0 K: 1 S: 5	H: 0 LOB: 1 BB: 1 P: 9	R: 0 H: 0 E: 0 K: 0 S: 3	H: 0 LOB: 0 BB: 0 P: 3	R: 0 H: 1 E: 0 K: 1 S: 5	H: 1 LOB: 0 BB: 0 P: 5	R: 1 H: 3 E: 0 K: 0 S: 5	H: 3 LOB: 1 BB: 0 P: 5	1B: 5 SF: 0 2B: 1 SAC: 0 3B: 0 DP: 3 HR: 0 HBP: 0	WP: 0 PA: 34 PB: 0 SB: 0 CS: 0
---------------------	--------------------------	------------------------	--------------------------	------------------------	--------------------------	-------------------------	--------------------------	------------------------	--------------------------	------------------------	--------------------------	------------------------	--------------------------	------------------------	--------------------------	------------------------	--	-----------------------------------

PITCHER Johnny Antonelli, L ERA: 3.42 (1, 1)	IP WLS BF H R ER SO BB IBB HBP BLK WP HR S P ERA WHIP	9.0 W 34 6 1 1 5 4 0 0 0 0 0 0 40 56 1.00 1.111
---	---	---

BOTTOM

New York Giants @ Milwaukee Braves
Milwaukee County Stadium, Milwaukee, WI

Tue Sep 13 1955, 4:33 AM EDT
Att. 20,899 - Unknown

AB	30
R	1
H	6
RBI	1
BB	4
SO	5
LOB	15



WP	0	PA	34
ERA	1.00	WHIP	1.111

Batter	1	2	3	4	5	6	7	8	9	AB R H RBI BB SO LOB	TOP																								
Billy Gardner, R OBP: 0.268, SLG: 0.331 (1, 6) X	0-0 F9		0-0 P4			0-0 FC4-6 1B		0-0 F7		4 0 1 0 0 0 0																									
Don Mueller, L OBP: 0.320, SLG: 0.379 (1, 9) X	0-0 FC6-4 1B			0-0 6-3		0-0 FC4-6 1-2f		0-0 F9		4 0 1 0 0 0 1																									
Willie Mays, R OBP: 0.397, SLG: 0.632 (1, 8) X	0-0 FC6-4 1-2f			0-0 HR		0-0 FC6-4 1-2f		0-0 HR		4 2 2 2 0 0 2																									
Dusty Rhodes, L OBP: 0.399, SLG: 0.448 (1, 7) X	0-0 4-3			0-0 F2		0-0 CS 1-2	0-0 1B	0-0 1B		4 0 2 0 0 0 1																									
Hank Thompson, L OBP: 0.367, SLG: 0.386 (1, 5) X		0-0 F7		0-0 3-1			0-0 P3	0-0 F9		4 0 0 0 0 0 2																									
Whitey Lockman, L OBP: 0.317, SLG: 0.375 (1, 3) X		0-0 3-1			0-0 G1-4-3 1B		0-3 K	0-0 1B 1-2		4 0 2 0 0 1 1																									
Wayne Terwilliger, R OBP: 0.355, SLG: 0.335 (1, 4) X		0-0 F9			0-0 G1-4-3 1-2 1B		0-0 F9	0-0 6-3		4 0 1 0 0 0 3																									
Ray Katt, R OBP: 0.253, SLG: 0.293 (1, 2) X			0-0 F7		0-0 G1-4-3 1-2f 2-3		0-0 L6			3 0 0 0 0 0 2																									
Ruben Gomez, R OBP: 0.333, SLG: 0.393 (3, 1) X Paul Giel, R OBP: 0.059, SLG: 0.118 (5, PH) Sid Gordon, R OBP: 0.318, SLG: 0.394 (5, 1) Windy McCall, L OBP: 0.231, SLG: 0.118 (8, PH) Joey Amalfitano, R OBP: 0.211, SLG: 0.176 (8, 1) Don Liddle, L OBP: 0.313, SLG: 0.160 (8, 1)			0-0 F9		0-0 F2		0-0 4-3			1 0 0 0 0 0 0 0 0 0 0 0 0 0 1 0 0 0 0 0 0 0 0 0 0 0 0 0 1 0 0 0 0 0 0 0 0 0 0 0 0 0																									
Inning Stats	R: 0 E: 0 K: 0 S: 4	H: 1 LOB: 1 BB: 0 P: 4	R: 0 E: 0 K: 0 S: 3	H: 0 LOB: 0 BB: 0 P: 3	R: 0 E: 0 K: 0 S: 3	H: 0 LOB: 0 BB: 0 P: 3	R: 1 E: 0 K: 0 S: 4	H: 1 LOB: 0 BB: 0 P: 4	R: 0 E: 0 K: 0 S: 4	H: 2 LOB: 1 BB: 0 P: 4	R: 0 E: 0 K: 0 S: 3	H: 1 LOB: 0 BB: 0 P: 3	R: 0 E: 0 K: 1 S: 6	H: 1 LOB: 1 BB: 0 P: 6	R: 0 E: 0 K: 0 S: 3	H: 0 LOB: 0 BB: 0 P: 3	R: 1 E: 0 K: 0 S: 6	H: 3 LOB: 2 BB: 0 P: 6	1B: 7 2B: 0 3B: 0 HR: 2	SF: 0 SAC: 0 DP: 1 HBP: 0	WP: 0 PB: 0 SB: 0 CS: 1	PA: 35													
PITCHER Warren Spahn, L ERA: 3.43 (1, 1)	IP 9.0	WLS W	BF 34	H 9	R 2	ER 2	SO 1	BB 0	IBB 0	HBP 0	BLK 0	WP 0	HR 2	S 36	P 36	ERA 2.00	WHIP 1.000	PITCHER	IP 9.0	WLS W	BF 34	H 9	R 2	ER 2	SO 1	BB 0	IBB 0	HBP 0	BLK 0	WP 0	HR 2	S 36	P 36	ERA 2.00	WHIP 1.000

New York Giants @ Milwaukee Braves
Milwaukee County Stadium, Milwaukee, WI

Wed Sep 14 1955, 4:33 AM EDT
Att: 22,312 - Unknown

livebaseballscorecards.com

AB	34
R	2
H	9
RBI	2
BB	0
SO	1
LOB	13



Batter	1	2	3	4	5	6	7	8	9
Bill Bruton, L OBP: 0.326, SLG: 0.397 (1, 8) X	0-0 E4 BB 1B	0-3 K		0-0 G6-4-3 1-2 1B		0-3 K		0-0 1B 1B	
Johnny Logan, R OBP: 0.366, SLG: 0.442 (1, 6) X	0-0 FC5 1-2 1B	0-0 1-3		0-0 G6-4-3 1-2f 2-3			0-0 6-3	0-0 1B 2B 1B	
Eddie Mathews, L OBP: 0.416, SLG: 0.600 (1, 5) B B B	4-0 FC5 1-2 2-3 BB		0-0 4-3	0-0 P5			0-0 3-1	0-0 1-3 3-H 2B 1B	
Hank Aaron, R OBP: 0.365, SLG: 0.543 (1, 9) X	0-0 FC5 1-2 2-3f		0-0 1B 3B		0-3 K		0-0 HR 1B	0-0 1-H 3-H 2B	
George Crowe, L OBP: 0.364, SLG: 0.477 (1, 3) X	0-0 F8		0-0 1B 1B		0-0 2B		0-0 1-H HR	0-3 K	
Chuck Tanner, L OBP: 0.331, SLG: 0.396 (1, 7) X		0-0 1-3	0-0 1-2 1B		0-3 K		0-3 K		
Danny O'Connell, R OBP: 0.283, SLG: 0.326 (1, 4) B B B		4-0 HR BB	0-0 P6		0-0 L6			4-0 1B 1B BB	
Del Crandall, R OBP: 0.301, SLG: 0.468 (1, 2) X		0-0 1-H HR	0-0 F7			0-0 F9		0-0 L6	
Warren Spahn, L OBP: 0.231, SLG: 0.351 (1, 1) B B B		4-0 BB		0-0 G6-4-3 1B 1B		0-0 F8		0-0 1B 2-3 1B	

Inning Stats	R: 0	H: 1	E: 1	LOB: 2	K: 0	BB: 1	S: 4	P: 8
	R: 2	H: 1	E: 0	LOB: 1	K: 1	BB: 2	S: 6	P: 14
	R: 1	H: 3	E: 0	LOB: 2	K: 0	BB: 0	S: 6	P: 6
	R: 0	H: 2	E: 0	LOB: 1	K: 0	BB: 0	S: 4	P: 4
	R: 0	H: 1	E: 0	LOB: 1	K: 2	BB: 0	S: 8	P: 8
	R: 0	H: 0	E: 0	LOB: 0	K: 1	BB: 0	S: 5	P: 5
	R: 2	H: 2	E: 0	LOB: 0	K: 1	BB: 0	S: 7	P: 7
	R: 4	H: 5	E: 1	LOB: 1	K: 1	BB: 1	S: 9	P: 13

PITCHER	IP	WLS	BF	H	R	ER	SO	BB	IBB	HBP	BLK	WP	HR	S	P	ERA	WHIP
Ruben Gomez, R ERA: 4.32 (1, 1)	2.1	L	15	5	3	3	1	3	0	0	0	0	1	14	26	11.57	3.429
Paul Giel, R ERA: 3.54 (3, 1)	1.2		6	2	0	0	0	0	0	0	0	0	0	6	6	0.00	1.200
Windy McCall, L ERA: 3.61 (5, 1)	3.0		12	3	2	2	4	0	0	0	0	0	1	20	20	6.00	1.000
Don Liddle, L ERA: 4.62 (8, 1)	1.0		8	5	4	4	1	1	0	0	0	0	0	9	13	36.00	6.000

AB R H RBI BB SO LOB

5	1	2	1	0	2	1
5	1	2	0	0	0	3
4	1	1	1	1	0	1
5	2	3	2	0	1	2
5	1	3	3	0	1	3
4	0	1	0	0	2	1
2	2	0	0	2	0	3
4	1	1	2	0	0	3
3	0	2	0	1	0	0

AB	37
R	9
H	15
RBI	9
BB	4
SO	6
LOB	17



WP	HR	S	P	ERA	WHIP
0	0	0	0	0	0

New York Giants @ Milwaukee Braves
Milwaukee County Stadium, Milwaukee, WI
 Wed Sep 14 1955, 4:33 AM EDT
 Att. 22,312 - Unknown

livebaseballscores.com

Batter	1	2	3	4	5	6	7	8	9	AB	R	H	RBI	BB	SO	LOB	TOP		
Ken Boyer, R (1, 5) OBP: 0.317, SLG: 0.436											0	0	0	0	0	0	0		
Wally Moon, L (1, 3) OBP: 0.353, SLG: 0.464											0	0	0	0	0	0	0	0	
Stan Musial, L (1, 9) OBP: 0.410, SLG: 0.565											0	0	0	0	0	0	0	0	
Bill Virdon, L (1, 8) OBP: 0.325, SLG: 0.439											0	0	0	0	0	0	0	0	
Red Schoendienst, S (1, 4) OBP: 0.338, SLG: 0.385											0	0	0	0	0	0	0	0	
Rip Repulski, R (1, 7) OBP: 0.336, SLG: 0.473											0	0	0	0	0	0	0	0	
Nelson Burbrink, R (1, 2) OBP: 0.349, SLG: 0.351											0	0	0	0	0	0	0	0	
Alex Grammas, R (1, 6) OBP: 0.322, SLG: 0.345											0	0	0	0	0	0	0	0	
Brooks Lawrence, R (1, 1) OBP: 0.100, SLG: 0.053	0	0	0	0	0	0	0	0											
Inning Stats											1B: 0	SF: 0	WP: 0	PA: 0					
											2B: 0	SAC: 0	PB: 0						
											3B: 0	DP: 0	SB: 0						
											HR: 0	HBP: 0	CS: 0						
PITCHER Lew Burdette, R (1, 1) ERA: 4.22	IP	WLS	BF	H	R	ER	SO	BB	IBB	HBP	BLK	WP	HR	S	P	ERA	WHIP		
	0.0	W	0	0	0	0	0	0	0	0	0	0	0	0	0	∞	∞		
PITCHER	IP	WLS	BF	H	R	ER	SO	BB	IBB	HBP	BLK	WP	HR	S	P	ERA	WHIP		

St. Louis Cardinals @ Milwaukee Braves
 Milwaukee County Stadium, Milwaukee, WI


Fri Sep 16 1955, 4:33 AM EDT
 Att. 21,123 - Unknown

AB 0
R 0
H 0
RBI 0
BB 0
SO 0
LOB 0



WP: 0 PA: 0
 PB: 0
 SB: 0
 CS: 0

livebaseballscorecards.com

Batter	1	2	3	4	5	6	7	8	9	AB R H RBI BB SO LOB	TOP								
Solly Hemus, L (1, 5) OBP: 0.336, SLG: 0.376										0 0 0 0 0 0 0	St. Louis Cardinals @ Milwaukee Braves Milwaukee County Stadium, Milwaukee, WI Sat Sep 17 1955, 4:33 AM EDT Att: 17,862 - Unknown livebaseballscorecards.com								
Wally Moon, L (1, 3) OBP: 0.351, SLG: 0.461										0 0 0 0 0 0 0									
Stan Musial, L (1, 9) OBP: 0.411, SLG: 0.566										0 0 0 0 0 0 0									
Bill Virdon, L (1, 8) OBP: 0.324, SLG: 0.438										0 0 0 0 0 0 0									
Red Schoendienst, S (1, 4) OBP: 0.339, SLG: 0.386										0 0 0 0 0 0 0									
Joe Frazier, L (1, 7) OBP: 0.212, SLG: 0.328										0 0 0 0 0 0 0									
Bill Sarni, R (1, 2) OBP: 0.318, SLG: 0.348										0 0 0 0 0 0 0									
Alex Grammas, R (1, 6) OBP: 0.318, SLG: 0.341										0 0 0 0 0 0 0									
Willard Schmidt, R (1, 1) OBP: 0.118, SLG: 0.147										0 0 0 0 0 0 0									
Inning Stats											1B: 0 SF: 0 2B: 0 SAC: 0 3B: 0 DP: 0 HR: 0 HBP: 0 WP: 0 PA: 0 PB: 0 SB: 0 CS: 0								
PITCHER Humberto Robinson, R (1, 1) ERA: 2.68	IP	WLS	BF	H	R	ER	SO	BB	IBB	HBP	BLK	WP	HR	S	P	ERA	WHIP		PITCHER IP WLS BF H R ER SO BB IBB HBP BLK WP HR S P ERA WHIP
	0.0	L	0	0	0	0	0	0	0	0	0	0	0	0	0	∞	∞		

Batter	1	2	3	4	5	6	7	8	9	10	11	AB R H RBI BB SO LOB	TOP															
Ken Boyer, R (1, 5) OBP: 0.312, SLG: 0.429	0-0 5-3		0-0 E6			0-0 6-3		0-0 SF7		0-0 6-3		4 0 0 1 0 0 0	St. Louis Cardinals @ Milwaukee Braves Milwaukee County Stadium, Milwaukee, WI Sun Sep 18 1955, 4:33 AM EDT Att. 34,695 - Unknown															
Red Schoendienst, S (1, 4) OBP: 0.337, SLG: 0.383	0-0 6-3		0-3 K			0-0 1B		0-0 F4		0-0 SH5-4 1B	5 0 2 0 0 1 2																	
Stan Musial, L (1, 3) OBP: 0.408, SLG: 0.563	0-0 2B			0-3 K		0-0 F8		0-3 K		0-0 SH5-4 1-2	4 0 1 0 0 2 2																	
Rip Repulski, R (1, 9) OBP: 0.333, SLG: 0.466	0-0 6-3			0-0 5-3			0-0 1B		0-0 F7	4-0 IBB 2-3	4 0 1 0 1 0 1																	
Bill Virdon, L (1, 8) OBP: 0.324, SLG: 0.436		0-0 F8		0-0 3-1		0-3 K		0-0 1B		0-0 F8	5 0 1 0 0 1 3																	
Bill Sarni, R (1, 2) OBP: 0.313, SLG: 0.343		0-0 5-3			0-0 6-3		0-0 F8		0-0 F8	0-0 6-3	5 0 0 0 0 0 4																	
Wally Moon, L (1, 7) OBP: 0.350, SLG: 0.458		0-0 5-3			0-3 K		0-3 K		0-0 F4		4 0 0 0 0 2 2																	
Alex Grammas, R (1, 6) OBP: 0.315, SLG: 0.337			0-0 6-3		0-0 6-3			0-0 1B SF7 1B		0-0 4-3	4 1 1 0 0 0 0																	
Tom Poholsky, R (1, 1) OBP: 0.205, SLG: 0.256			0-0 1-3			0-0 5-3		0-0 1B		0-0 F4	2 0 0 0 0 0 0																	
Nelson Burbrink, R (8, PH) OBP: 0.345, SLG: 0.348											1 0 1 0 0 0 0																	
Bob Stephenson, R (8, PR) OBP: 0.274, SLG: 0.270											0 0 0 0 0 0 0																	
Larry Jackson, R (8, 1) OBP: 0.100, SLG: 0.053											1 0 0 0 0 0 0																	
Inning Stats	R: 0 E: 0 S: 4	H: 1 LOB: 1 BB: 0 P: 4	R: 0 E: 0 S: 3	H: 0 LOB: 0 BB: 0 P: 3	R: 0 E: 1 S: 6	H: 0 LOB: 1 BB: 0 P: 6	R: 0 E: 0 S: 5	H: 0 LOB: 0 BB: 0 P: 5	R: 0 E: 0 S: 5	H: 0 LOB: 0 BB: 0 P: 5	R: 0 E: 0 S: 5	H: 0 LOB: 0 BB: 0 P: 5	R: 0 E: 0 S: 4	H: 1 LOB: 1 BB: 0 P: 4	R: 0 E: 0 S: 6	H: 1 LOB: 1 BB: 0 P: 8	R: 1 E: 0 S: 7	H: 2 LOB: 1 BB: 0 P: 7	R: 0 E: 0 S: 4	H: 1 LOB: 1 BB: 0 P: 4	R: 0 E: 0 S: 3	H: 0 LOB: 0 BB: 0 P: 3	R: 0 E: 0 S: 4	H: 1 LOB: 2 BB: 1 P: 8	1B: 6 2B: 1 3B: 0 HR: 0	SF: 1 SAC: 1 DP: 0 HBP: 0	WP: 1 PB: 0 SB: 0 CS: 0	PA: 42
PITCHER Warren Spahn, L (1, 1) ERA: 3.31	IP 11.0	WLS W	BF 42	H 7	R 1	ER 1	SO 6	BB 0	IBB 1	HBP 0	BLK 0	WP 1	HR 0	S 53	P 57	ERA 0.82	WHIP 0.636											

livebaseballscorecards.com

AB	39
R	1
H	7
RBI	1
BB	1
SO	6
LOB	14



BOTTOM

St. Louis Cardinals @ Milwaukee Braves
Milwaukee County Stadium, Milwaukee, WI
Sun Sep 18 1955, 4:33 AM EDT
Att. 34,695 - Unknown

livebaseballscorecards.com

AB 35
R 2
H 6
RBI 2
BB 4
SO 5
LOB 11



WP: 0 PA: 41
PB: 0
SB: 0
CS: 0

AB R H RBI BB SO LOB

5 2 2 0 0 0 0

5 0 1 0 0 2 2

4 0 0 0 1 0 2

3 0 1 1 2 1 0

4 0 1 1 0 0 1

3 0 1 0 1 0 0

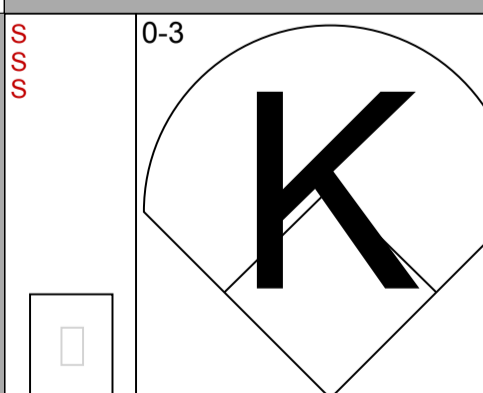

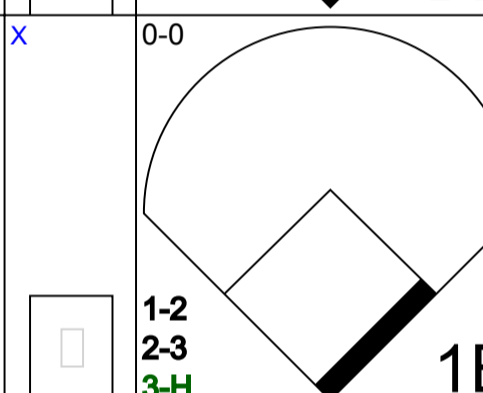
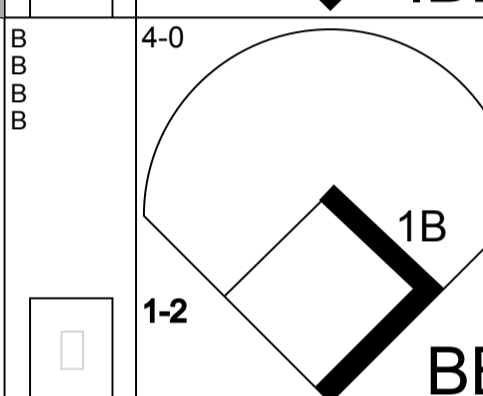
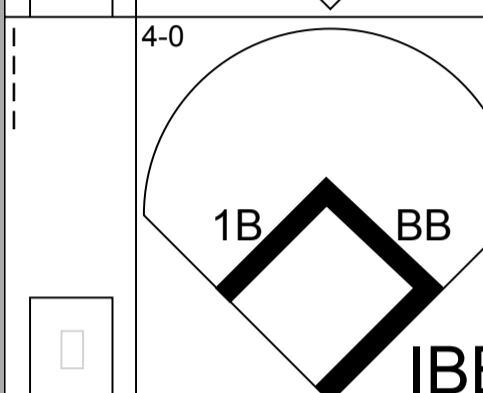
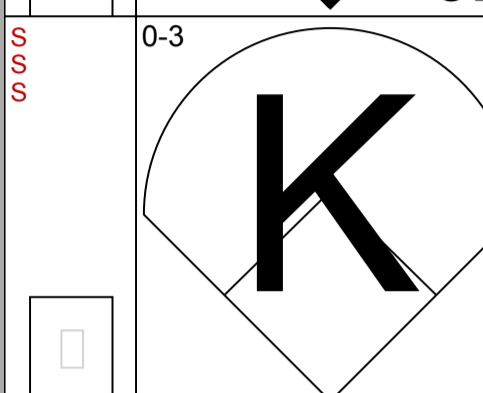
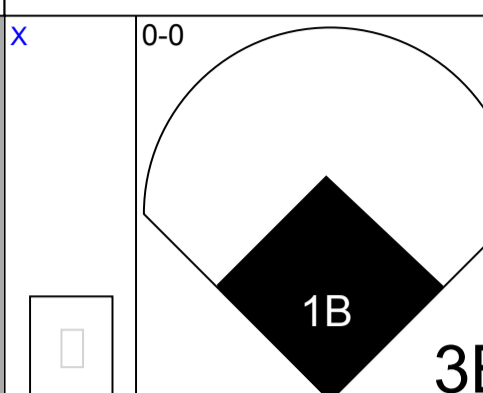
2 0 0 0 0 1 0
1 0 0 0 0 0 2
0 0 0 0 0 0 0

4 0 0 0 0 0 3

4 0 0 0 0 1 1


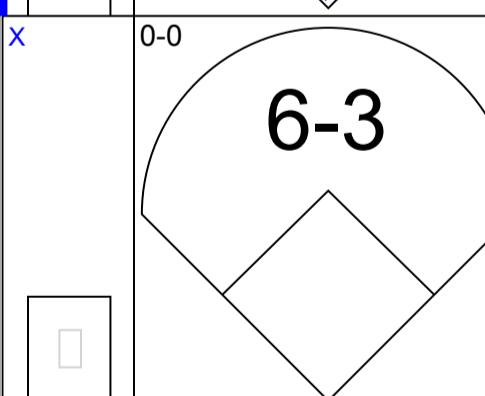
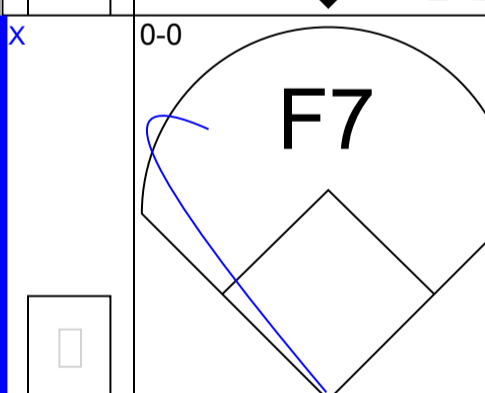
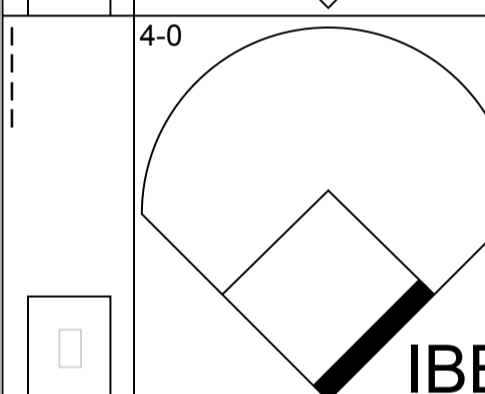
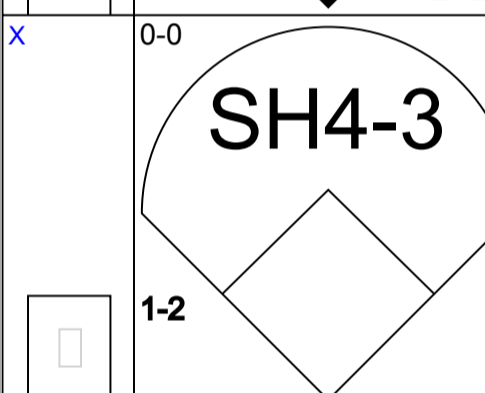
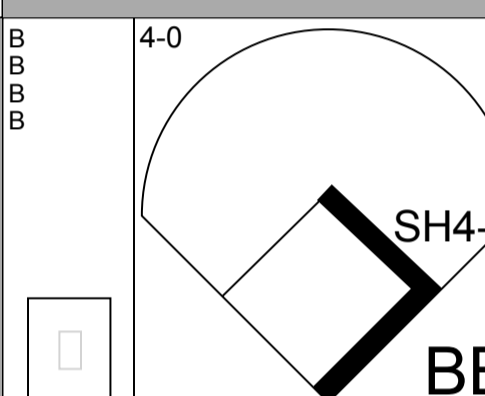

1B: 3 SF: 0
2B: 2 SAC: 2
3B: 1 DP: 1
HR: 0 HBP: 0

11




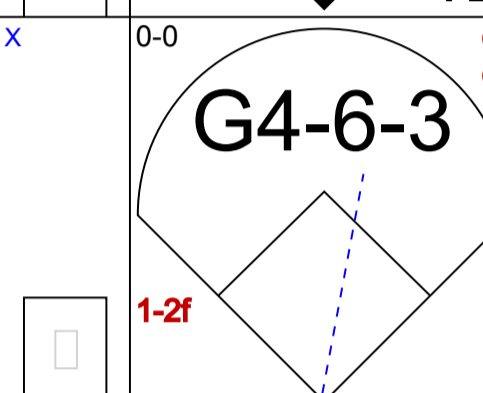
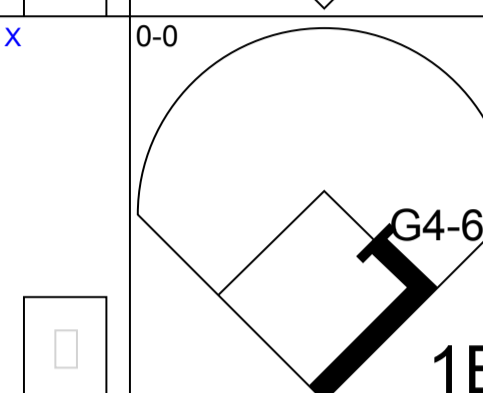
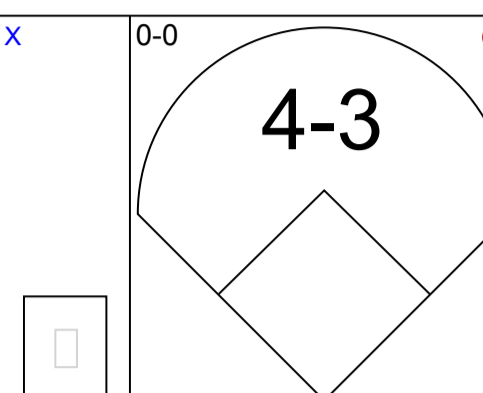
R: 1 H: 2
E: 0 LOB: 3
K: 2 BB: 2
S: 8 P: 16

10



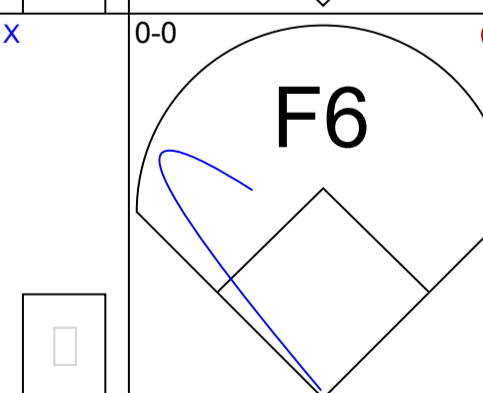
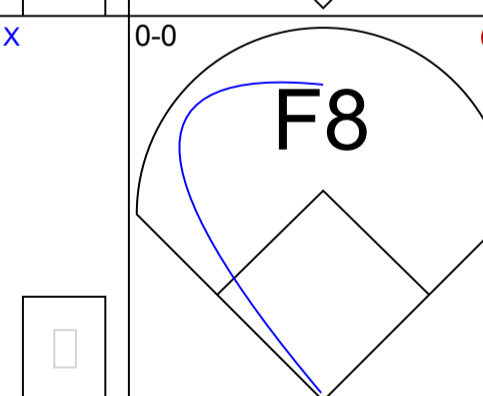
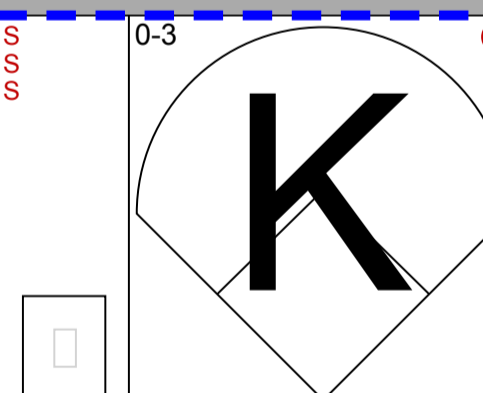

R: 0 H: 0
E: 0 LOB: 2
K: 0 BB: 2
S: 3 P: 11

9




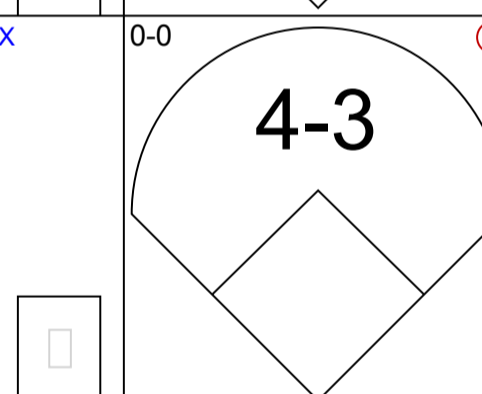
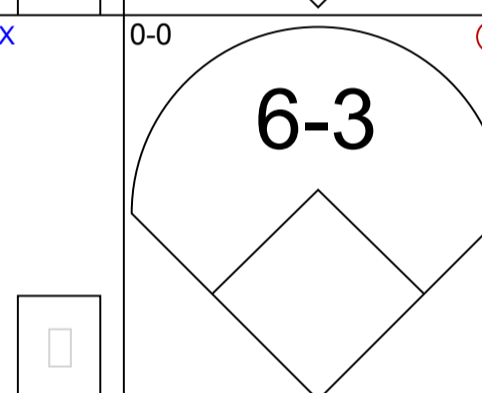
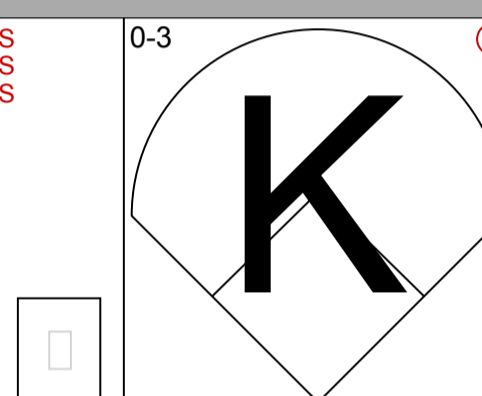

R: 0 H: 1
E: 0 LOB: 0
K: 0 BB: 0
S: 3 P: 3

8




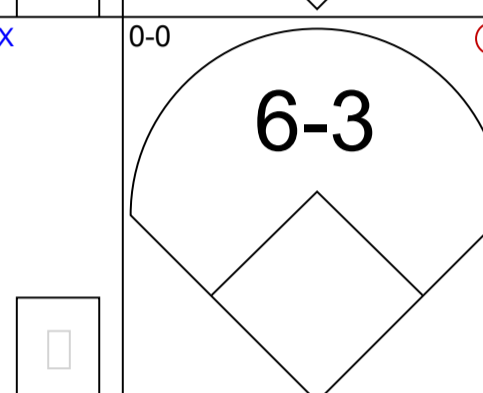
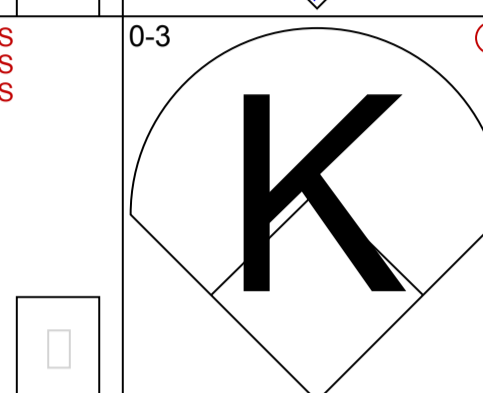
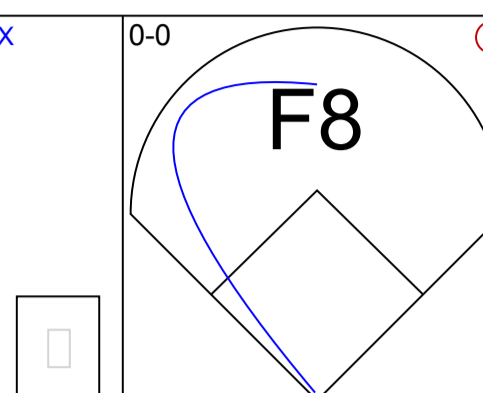
R: 0 H: 0
E: 0 LOB: 0
K: 1 BB: 0
S: 5 P: 5

7



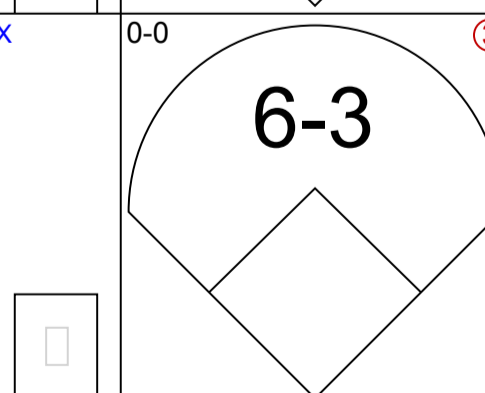
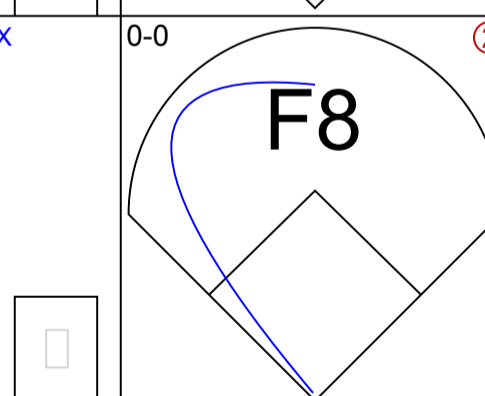
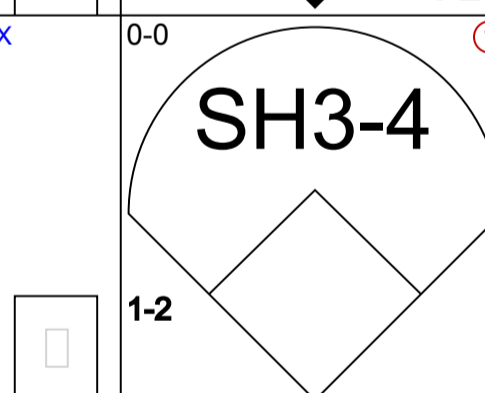
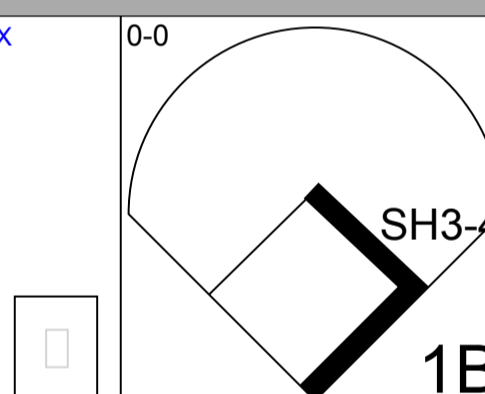

R: 0 H: 0
E: 0 LOB: 0
K: 1 BB: 0
S: 5 P: 5

6




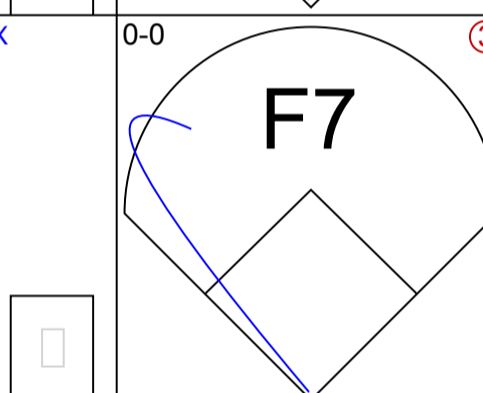
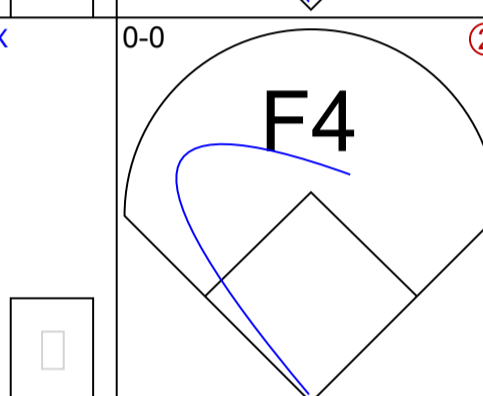
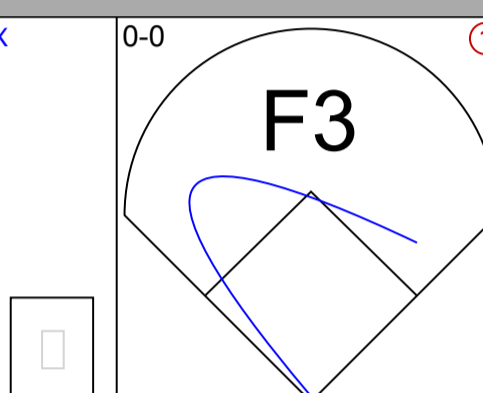

R: 0 H: 0
E: 0 LOB: 0
K: 1 BB: 0
S: 5 P: 5

5



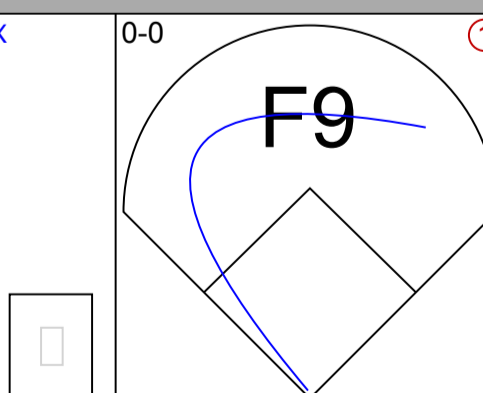

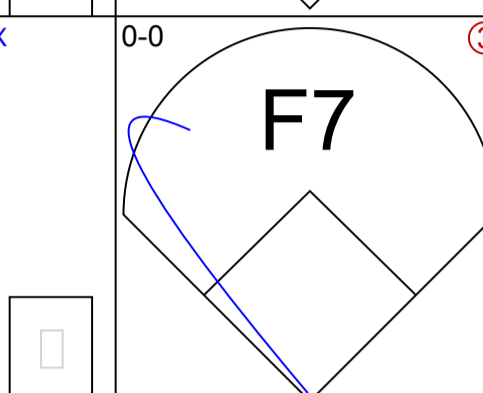
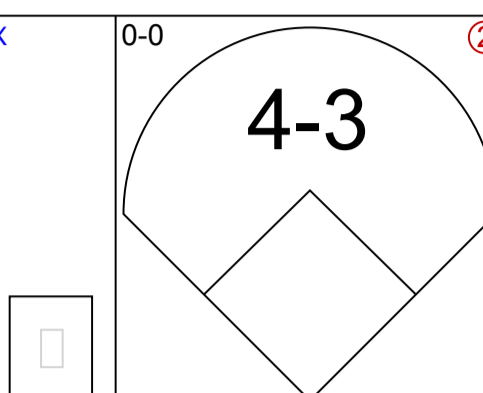
R: 0 H: 1
E: 0 LOB: 1
K: 0 BB: 0
S: 4 P: 4

4




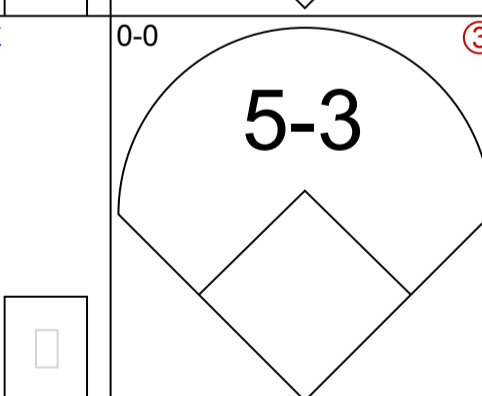
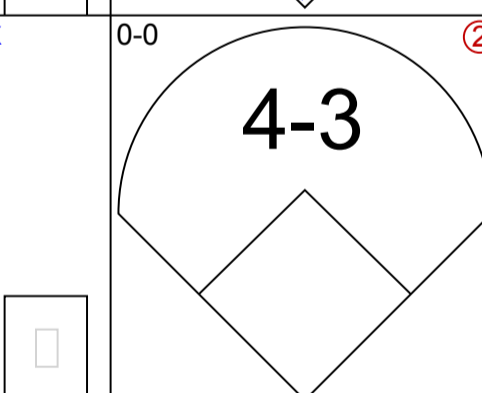
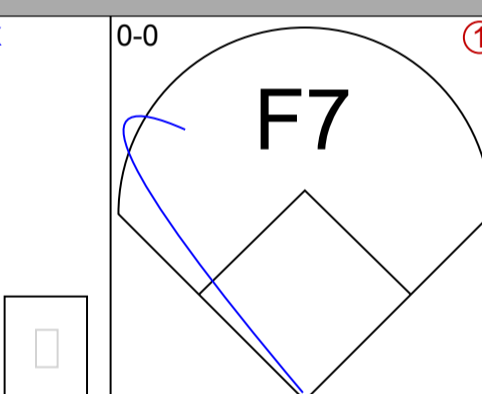

R: 0 H: 0
E: 0 LOB: 0
K: 0 BB: 0
S: 3 P: 3

3




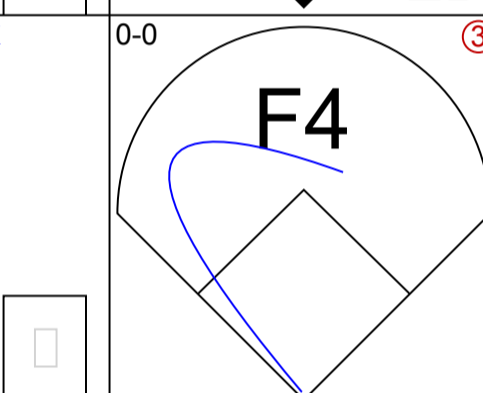
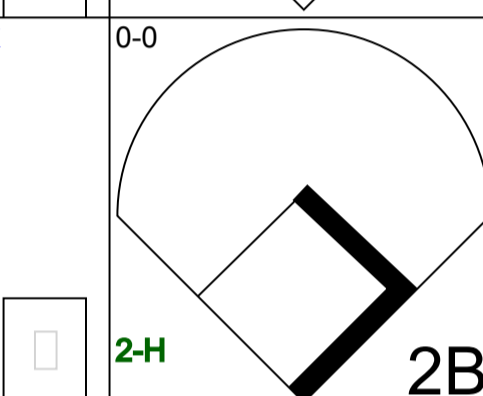
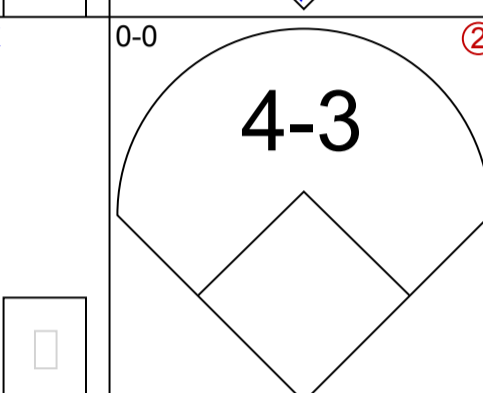
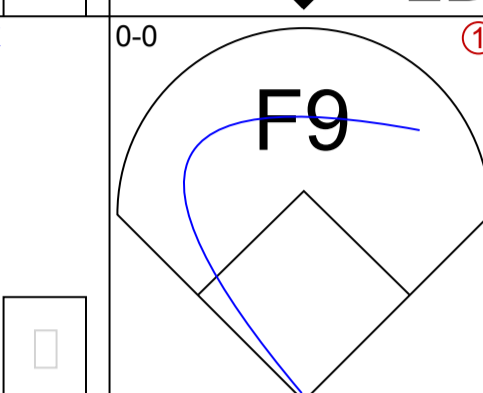
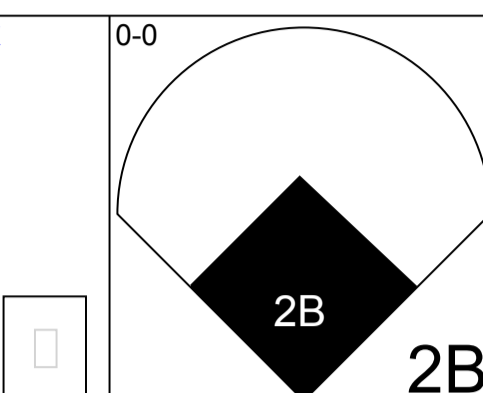
R: 0 H: 0
E: 0 LOB: 0
K: 0 BB: 0
S: 3 P: 3

2



R: 0 H: 0
E: 0 LOB: 0
K: 0 BB: 0
S: 3 P: 3

1



R: 1 H: 2
E: 0 LOB: 1
K: 0 BB: 0
S: 5 P: 5

Batter

Bill Bruton, L (1, 8)
OBP: 0.329, SLG: 0.406

Johnny Logan, R (1, 6)
OBP: 0.363, SLG: 0.437

Eddie Mathews, L (1, 5)
OBP: 0.412, SLG: 0.595

Hank Aaron, R (1, 9)
OBP: 0.367, SLG: 0.543

George Crowe, L (1, 3)
OBP: 0.361, SLG: 0.465

Chuck Tanner, L (1, 7)
OBP: 0.332, SLG: 0.403

Danny O'Connell, R (1, 4)
OBP: 0.284, SLG: 0.323
Andy Pafko, R (10, PH)
OBP: 0.295, SLG: 0.380
Jack Dittmer, L (11, 4)
OBP: 0.182, SLG: 0.238

Del Crandall, R (1, 2)
OBP: 0.300, SLG: 0.462

Warren Spahn, L (1, 1)
OBP: 0.220, SLG: 0.333

Inning Stats

PITCHER IP WLS BF H R ER SO BB IBB HBP BLK WP HR S P ERA WHIP
Tom Poholsky, R (1, 1) 7.0 24 3 1 1 2 0 0 0 0 0 0 28 28 1.29 0.429
Larry Jackson, R (8, 1) 3.2 L 17 3 1 1 3 2 2 0 0 0 0 19 35 2.46 1.364

Batter	1	2	3	4	5	6	7	8	9	AB R H RBI BB SO LOB	TOP		
Bill Bruton, L (1, 8) OBP: 0.328, SLG: 0.405	0-0 FC4-6 1B 1B		0-0 4-3		0-0 6-3	0-0 F7		0-0 4-3		5 1 1 0 0 0 2			
Johnny Logan, R (1, 6) OBP: 0.383, SLG: 0.437	0-0 FC4-6 1-2 1B		0-0 BB 1B			0-0 6-3	0-0 F7		0-0 6-3	5 0 2 0 0 0 0			
Eddie Mathews, L (1, 5) OBP: 0.415, SLG: 0.598	0-3 K		4-0 G6-4-3 1-2 BB			0-0 1B 2B	4-0 1B BB		0-0 2B 1B	3 2 2 0 2 1 2			
Hank Aaron, R (1, 9) OBP: 0.368, SLG: 0.543	0-0 FC4-6 1-2f 2-3 1B		0-0 G6-4-3 1-2f			0-0 F9	0-0 1B SF7 1B		0-0 1-3 2B	5 1 2 0 0 0 5			
George Crowe, L (1, 3) OBP: 0.367, SLG: 0.467	0-0 1-2 3-H 1B			0-0 F5		4-0 1B 2B BB	0-0 1-3 2-H 1B		4-0 BB	3 1 2 2 2 0 0			
Chuck Tanner, L (1, 7) OBP: 0.329, SLG: 0.400	0-0 6-3			0-0 F7		0-0 1-2 2-H 2B 1B	0-0 3-H SF7		0-0 F7	4 1 1 2 0 0 5			
Danny O'Connell, R (1, 4) OBP: 0.283, SLG: 0.324		0-0 L9		0-3 K		0-0 1-H 2-H 1B 2B	0-0 1-2f FC6-4		0-0 P4	5 1 1 2 0 1 4			
Del Crandall, R (1, 2) OBP: 0.300, SLG: 0.459		0-0 6-3			0-0 P6	4-0 1B IBB		0-0 L5		3 0 0 0 1 0 0			
Lew Burdette, R (1, 1) OBP: 0.261, SLG: 0.294		0-0 F8			0-0 F9	0-0 1-2 2-H 1B		0-0 F7		4 0 1 1 0 0 0			
Inning Stats	R: 1 E: 0 K: 1 S: 8 H: 3 LOB: 2 BB: 0 P: 8	R: 0 E: 0 K: 0 S: 3 H: 0 LOB: 0 BB: 0 P: 3	R: 0 E: 0 K: 0 S: 3 H: 1 LOB: 1 BB: 1 P: 7	R: 0 E: 0 K: 1 S: 5 H: 0 LOB: 0 BB: 0 P: 5	R: 0 E: 0 K: 0 S: 3 H: 0 LOB: 0 BB: 0 P: 3	R: 4 E: 0 K: 0 S: 7 H: 4 LOB: 2 BB: 2 P: 15	R: 2 E: 0 K: 0 S: 5 H: 2 LOB: 1 BB: 1 P: 9	R: 0 E: 0 K: 0 S: 3 H: 0 LOB: 0 BB: 0 P: 3	R: 0 E: 0 K: 0 S: 5 H: 2 LOB: 3 BB: 1 P: 9	1B: 9 2B: 3 3B: 0 HR: 0 SF: 1 SAC: 0 DP: 1 HBP: 0	WP: 0 PB: 0 SB: 0 CS: 0 PA: 43		
PITCHER	IP WLS BF H R ER SO BB IBB HBP BLK WP HR S P ERA WHIP											PITCHER	IP WLS BF H R ER SO BB IBB HBP BLK WP HR S P ERA WHIP
Art Fowler, R (1, 1) ERA: 4.08	5.2 L 27 8 5 5 2 2 1 0 0 0 0 0 28 40 7.94 1.765												
Joe Nuxhall, L (6, 1) ERA: 3.52	1.1 7 2 2 2 0 1 0 0 0 0 0 0 6 10 13.50 2.250												
Jackie Collum, L (8, 1) ERA: 3.63	1.0 3 0 0 0 0 0 0 0 0 0 0 0 3 3 0.00 0.000												
Don Gross, L (9, 1) ERA: 4.01	1.0 6 2 0 0 0 0 1 0 0 0 0 0 5 9 0.00 3.000												

Milwaukee Braves @ Cincinnati Redlegs
Crosley Field, Cincinnati, OH
Tue Sep 20 1955, 3:33 AM EDT
Att. 7,035 - Unknown

AB	37
R	7
H	12
RBI	7
BB	5
SO	2
LOB	18



WP	0	PA	43
PB	0		
SB	0		
CS	0		

1B	9	SF	1
2B	3	SAC	0
3B	0	DP	1
HR	0	HBP	0

livebaseballscorecards.com

Batter	1	2	3	4	5	6	7	8	9	AB R H RBI BB SO LOB
Bill Bruton, L (1, 8) OBP: 0.328, SLG: 0.404	0-0 F8		0-0 G4-6-3 1B			0-0 P6		0-0 HR 1B	0-0 F7	5 1 2 0 0 0 1
Johnny Logan, R (1, 6) OBP: 0.364, SLG: 0.443	0-0 1B		0-0 G4-6-3			0-3 K		0-0 HR		4 1 2 4 0 1 1
Eddie Mathews, L (1, 5) OBP: 0.413, SLG: 0.593	0-3 K		0-0 4-3			0-0 3-1		0-3 K		4 0 0 0 0 2 1
Hank Aaron, R (1, 9) OBP: 0.367, SLG: 0.541	0-3 K			0-0 4-3			0-0 F8	0-0 1B		4 0 1 0 0 1 1
George Crowe, L (1, 3) OBP: 0.367, SLG: 0.464		0-0 L8		4-0 G4-6-3 BB			0-0 F3	0-3 K		2 0 0 0 1 0 0
Ben Taylor, L (7, 3) OBP: 0.250, SLG: 0.100										1 0 0 0 0 1 1
Chuck Tanner, L (1, 7) OBP: 0.332, SLG: 0.399		0-0 FC4-6 1B		0-0 G4-6-3			4-0 FC6-4 BB	0-0 P4		3 0 1 0 1 0 2
Danny O'Connell, R (1, 4) OBP: 0.281, SLG: 0.321		0-0 FC4-6			0-0 4-3		0-0 FC6-4		0-0 F8	4 0 0 0 0 0 2
Del Rice, R (1, 2) OBP: 0.271, SLG: 0.310		0-0 F9			0-0 L8			0-0 1B HR 1B	4-0 BB	3 1 1 0 1 0 1
Chet Nichols, S (1, 1) OBP: 0.154, SLG: 0.173			0-0 1B G4-6-3 1B		0-3 K			4-0 1B HR 1B BB	0-3 K	0 0 0 0 0 0 0
Phil Paine, R (1, 1) OBP: 0.333, SLG: 0.333										1 1 1 0 0 0 0
Jack Dittmer, L (5, PH) OBP: 0.179, SLG: 0.234										1 0 0 0 0 1 0
Roberto Vargas, L (5, 1) OBP: 1.000, SLG: 1.000										0 0 0 0 0 0 0
John Edelman, R (6, 1) OBP: 0.429, SLG: 0.400										0 0 0 0 0 0 0
Bob Roselli, R (8, PH) OBP: 0.167, SLG: 0.333										0 1 0 0 1 0 0
Dave Jolly, R (8, 1) OBP: 0.167, SLG: 0.333										0 0 0 0 0 0 0
Andy Paiko, R (9, PH) OBP: 0.294, SLG: 0.378										1 0 0 0 0 1 1


Inning Stats		R: 0	H: 1	R: 0	H: 1	R: 1	H: 2	R: 0	H: 0	R: 0	H: 0	R: 0	H: 0	R: 0	H: 0	R: 4	H: 4	R: 0	H: 0	SF: 0	
E: 0	LOB: 1	E: 0	LOB: 1	E: 0	LOB: 0	E: 0	LOB: 0	E: 0	LOB: 0	E: 0	LOB: 1	E: 0	LOB: 1	E: 0	LOB: 1	E: 0	LOB: 1	E: 0	LOB: 1	2B: 0	SAC: 0
K: 2	BB: 0	K: 0	BB: 0	K: 0	BB: 1	K: 1	BB: 0	K: 0	BB: 1	K: 0	BB: 1	K: 0	BB: 1	K: 2	BB: 1	K: 1	BB: 1	K: 1	BB: 1	3B: 0	DP: 2
S: 8	P: 8	S: 4	P: 4	S: 4	P: 4	S: 5	P: 5	S: 2	P: 6	S: 5	P: 5	S: 3	P: 7	S: 11	P: 15	S: 5	P: 9	S: 5	P: 9	HR: 1	HBP: 0

PITCHER		IP	WLS	BF	H	R	ER	SO	BB	IBB	HBP	BLK	WP	HR	S	P	ERA	WHIP
Johnny Klippstein, R (1, 1) ERA: 3.39	(1, 1)	9.0	W	37	8	5	5	7	4	0	0	0	0	1	47	63	5.00	1.333

TOP

Milwaukee Braves @ Cincinnati Redlegs
Crosley Field, Cincinnati, OH
Wed Sep 21 1955, 3:33 AM EDT
Att. 1,503 - Unknown

AB	33
R	5
H	8
RBI	4
BB	4
SO	7
LOB	11



Batter	1	2	3	4	5	6	7	8	9	AB R H RBI BB SO LOB	TOP	
Bill Bruton, L (1, 8) OBP: 0.328, SLG: 0.405	0-0 G3 2B		0-0 P5		0-3 K		0-0 F8			4 0 1 0 0 1 2		
Johnny Logan, R (1, 6) OBP: 0.382, SLG: 0.440	0-0 P6		0-0 F9		0-0 1-3			0-0 5-3		4 0 0 0 0 0 3		
Eddie Mathews, L (1, 5) OBP: 0.411, SLG: 0.596	0-0 G3 2-3			0-0 HR		0-0 1-3		0-3 K		4 1 1 1 0 1 1		
Hank Aaron, R (1, 9) OBP: 0.365, SLG: 0.538	0-0 5-3			0-0 1-3		0-0 F8		0-0 6-3		4 0 0 0 0 0 1		
George Crowe, L (1, 3) OBP: 0.371, SLG: 0.486		0-0 P5		0-0 HR		0-0 HR		4-0 SH5-4 BB		3 2 2 2 1 0 0		
Chuck Tanner, L (1, 7) OBP: 0.328, SLG: 0.394		0-0 F7		0-0 4-3		0-0 6-3		0-0 SH5-4 1-2		3 0 0 0 0 0 0		
Danny O'Connell, R (1, 4) OBP: 0.278, SLG: 0.318		0-0 5-3		0-0 3-1			0-0 4-3		0-0 1-3	4 0 0 0 0 0 1		
Del Crandall, R (1, 2) OBP: 0.299, SLG: 0.457			0-0 F8		0-0 1B		0-3 K		0-0 F9	4 0 1 0 0 1 1		
Warren Spahn, L (1, 1) OBP: 0.235, SLG: 0.383			0-0 1B		0-0 L9		0-0 HR			3 1 2 1 0 0 1		
Inning Stats	R: 0 H: 1 E: 0 LOB: 1 K: 0 BB: 0 S: 4 P: 4	R: 0 H: 0 E: 0 LOB: 0 K: 0 BB: 0 S: 3 P: 3	R: 0 H: 1 E: 0 LOB: 1 K: 0 BB: 0 S: 4 P: 4	R: 2 H: 2 E: 0 LOB: 0 K: 0 BB: 0 S: 5 P: 5	R: 0 H: 1 E: 0 LOB: 1 K: 1 BB: 0 S: 6 P: 6	R: 1 H: 1 E: 0 LOB: 0 K: 0 BB: 0 S: 4 P: 4	R: 1 H: 1 E: 0 LOB: 0 K: 1 BB: 0 S: 6 P: 6	R: 0 H: 0 E: 0 LOB: 0 K: 1 BB: 0 S: 5 P: 5	R: 0 H: 0 E: 0 LOB: 1 K: 0 BB: 1 S: 3 P: 7	1B: 2 SF: 0 2B: 1 SAC: 1 3B: 0 DP: 0 HR: 4 HBP: 0	WP: 0 PA: 35 PB: 0 SB: 0 CS: 0	
PITCHER Tom Poholsky, R (1, 1) ERA: 3.81 Luis Arroyo, L (8, 1) ERA: 4.19	IP WLS BF H R ER SO BB IBB HBP BLK WP HR S P ERA WHIP											PITCHER IP WLS BF H R ER SO BB IBB HBP BLK WP HR S P ERA WHIP
	7.0 L 28 7 4 4 2 0 0 0 0 0 0 4 32 32 5.14 1.000											

Milwaukee Braves @ St. Louis Cardinals
Sportsman's Park, St. Louis, MO
Fri Sep 23 1955, 4:33 AM EDT
Att. 6,910 - Unknown

livebaseballscorecards.com

AB	33
R	4
H	7
RBI	4
BB	1
SO	3
LOB	10



Batter	1	2	3	4	5	6	7	8	9	AB	R	H	RBI	BB	SO	LOB
--------	---	---	---	---	---	---	---	---	---	----	---	---	-----	----	----	-----

Don Blasingame, L (1, 4) <small>OBP: 0.643, SLG: 0.556</small>	0-0 P2 	4-0 BB			0-0 K2-3 1B			0-0 1B		3	0	2	0	1	0	0	
Ken Boyer, R (1, 5) <small>OBP: 0.309, SLG: 0.422</small>	0-0 BB 1B	0-0 F8			0-3 K2-3 1-2			0-0 F8		4	0	1	0	0	1	5	
Stan Musial, L (1, 3) <small>OBP: 0.408, SLG: 0.563</small> Tom Alston, L (9, 3) <small>OBP: 0.125, SLG: 0.125</small>	4-0 BB 1-2		0-3 K			0-0 1B 2B		0-3 K		3	0	1	0	1	2	1	
Rip Repulski, R (1, 7) <small>OBP: 0.333, SLG: 0.468</small>	0-0 F8		0-0 F8			0-3 K		0-0 P4		4	0	0	0	0	1	4	
Harry Elliott, R (1, 9) <small>OBP: 0.310, SLG: 0.310</small>	0-0 1-3		0-0 1-3			0-0 G6-4-3 2-3 1B		0-0 HR 1B		4	1	2	0	0	0	2	
Pete Whisenant, R (1, 8) <small>OBP: 0.223, SLG: 0.304</small>		0-0 SH1-3 1B		0-3 K		0-0 G6-4-3 1-2f		0-3 K		4	0	1	0	0	2	3	
Alex Grammas, R (1, 6) Dick Schofield, S (8, 6)		0-0 E4 SH1-3 1-2		0-0 P6			0-0 5-3		0-3 K		3	0	0	0	0	0	1
Dick Rand, R (1, 2) <small>OBP: 0.250, SLG: 1.000</small>		0-0 F9		0-0 6-3			0-0 6-3		0-0 HR 1-H		4	1	1	2	0	0	2
Tom Poholsky, R (1, 1) <small>OBP: 0.200, SLG: 0.250</small> Bill Sarni, R (7, PH) <small>OBP: 0.313, SLG: 0.342</small> Luis Arroyo, L (8, 1) <small>OBP: 0.228, SLG: 0.286</small> Red Schoendienst, S (9, PH) <small>OBP: 0.336, SLG: 0.379</small>		0-0 SH1-3 1-2 2-3		0-0 5-3			0-0 1-3		0-0 F3		1	0	0	0	0	0	0

Inning Stats	R: 0	H: 1	E: 0	LOB: 2	K: 0	BB: 1	S: 4	P: 8	R: 0	H: 1	E: 1	LOB: 3	K: 0	BB: 1	S: 5	P: 9	R: 0	H: 0	E: 0	LOB: 0	K: 1	BB: 0	S: 5	P: 5	R: 0	H: 0	E: 0	LOB: 0	K: 1	BB: 0	S: 5	P: 5	R: 0	H: 1	E: 0	LOB: 1	K: 1	BB: 0	S: 6	P: 6	R: 0	H: 0	E: 0	LOB: 0	K: 0	BB: 0	S: 3	P: 3	R: 0	H: 1	E: 0	LOB: 1	K: 1	BB: 0	S: 6	P: 6	R: 2	H: 2	E: 0	LOB: 0	K: 2	BB: 0	S: 9	P: 9	1B: 6	SF: 0	2B: 1	SAC: 1	3B: 0	DP: 1	HR: 1	HBP: 0	WP: 0	PA: 36	PB: 0	SB: 0	CS: 0
--------------	------	------	------	--------	------	-------	------	------	------	------	------	--------	------	-------	------	------	------	------	------	--------	------	-------	------	------	------	------	------	--------	------	-------	------	------	------	------	------	--------	------	-------	------	------	------	------	------	--------	------	-------	------	------	------	------	------	--------	------	-------	------	------	------	------	------	--------	------	-------	------	------	-------	-------	-------	--------	-------	-------	-------	--------	-------	--------	-------	-------	-------

PITCHER	IP	WLS	BF	H	R	ER	SO	BB	IBB	HBP	BLK	WP	HR	S	P	ERA	WHIP	PITCHER	IP	WLS	BF	H	R	ER	SO	BB	IBB	HBP	BLK	WP	HR	S	P	ERA	WHIP																			
Warren Spahn, L (1, 1) <small>ERA: 3.26</small>	9.0	W	36	8	2	2	7	2	0	0	0	0	1	48	56	2.00	1.111																																					


BOTTOM

Milwaukee Braves @ St. Louis Cardinals
 Sportsman's Park, St. Louis, MO
 Fri Sep 23 1955, 4:33 AM EDT
 Att. 6,910 - Unknown

livebaseballscorecards.com

AB	33
R	2
H	8
RBI	2
BB	2
SO	7
LOB	19



Batter	1	2	3	4	5	6	7	8	9	AB R H RBI BB SO LOB	TOP																									
Bill Bruton, L (1, 8) OBP: 0.325, SLG: 0.402	0-0 1B	0-0 4-3		0-0 F9			0-0 F7		0-0 4-3	5 0 0 0 0 0 3																										
Johnny Logan, R (1, 6) OBP: 0.361, SLG: 0.439	0-0 1B 2B		0-0 6-3		0-3 K		0-0 5-3		0-0 F8	5 1 1 0 0 1 0																										
Eddie Mathews, L (1, 5) OBP: 0.412, SLG: 0.601	0-0 1B 2H 1B		0-0 HR		0-0 P4		0-0 4-3			4 1 2 2 0 0 0																										
Hank Aaron, R (1, 9) OBP: 0.365, SLG: 0.539	0-0 1-3 1B		0-0 F8		0-0 L8			0-0 4-3 SF7 2B		4 1 2 0 0 0 0																										
George Crowe, L (1, 3) OBP: 0.370, SLG: 0.483	0-0 L5		0-3 K			0-0 E 1B		0-0 4-3		4 0 1 0 0 1 3																										
Chuck Tanner, L (1, 7) OBP: 0.323, SLG: 0.389	0-0 F7		0-0 3-1		0-0 F8		0-0 F8	0-0 SF7		3 0 0 1 0 0 3																										
Jack Dittmer, L (1, 4) OBP: 0.183, SLG: 0.224		0-0 6-3		0-0 F8		0-0 E3		0-0 3-H BB		3 0 0 0 1 0 1																										
Bob Roselli, R (1, 2) OBP: 0.364, SLG: 0.333		0-0 E6 CS		0-0 1B 1B		0-0 F9		0-0 5-3		4 0 1 0 0 0 3																										
Ray Crone, R (1, 1) OBP: 0.213, SLG: 0.159		4-0 BB BB		0-0 1-3 1B		0-0 1-3			0-3 K	2 0 1 0 1 0 2																										
Roberto Vargas, L (8, 1) OBP: 1.000, SLG: 1.000										0 0 0 0 0 0 0																										
Del Crandall, R (9, PH) OBP: 0.299, SLG: 0.456										1 0 0 0 0 1 0																										
Ernie Johnson, R (9, 1) OBP: 0.182, SLG: 0.100		1-2 BB								0 0 0 0 0 0 0																										
Inning Stats	R: 1 E: 0 K: 0 S: 6	H: 3 LOB: 2 BB: 0 P: 6	R: 0 E: 1 K: 0 S: 3	H: 0 LOB: 1 BB: 1 P: 7	R: 1 E: 0 K: 1 S: 6	H: 1 LOB: 0 BB: 0 P: 6	R: 0 E: 0 K: 0 S: 5	H: 2 LOB: 2 BB: 0 P: 5	R: 0 E: 0 K: 1 S: 5	H: 0 LOB: 0 BB: 0 P: 5	R: 0 E: 1 K: 0 S: 5	H: 1 LOB: 2 BB: 0 P: 5	R: 0 E: 0 K: 0 S: 3	H: 0 LOB: 0 BB: 0 P: 3	R: 1 E: 0 K: 0 S: 4	H: 1 LOB: 1 BB: 1 P: 8	R: 0 E: 0 K: 1 S: 5	H: 0 LOB: 0 BB: 0 P: 5	1B: 5 2B: 2 3B: 0 HR: 1	SF: 1 SAC: 0 DP: 0 HBP: 0	WP: 0 PB: 0 SB: 0 CS: 1	PA: 38														
PITCHER	IP WLS BF H R ER SO BB IBB HBP BLK WP HR S P ERA WHIP																																			
Lindy McDaniel, R (1, 1) ERA: 4.74	8.0	35	8	3	3	2	2	0	0	0	0	0	1	37	45	3.38	1.250																			
Larry Jackson, R (9, 1) ERA: 4.46	1.0	W	3	0	0	0	1	0	0	0	0	0	0	5	5	0.00	0.000																			

Milwaukee Braves @ St. Louis Cardinals
 Sportsman's Park, St. Louis, MO
 Sat Sep 24 1955, 4:33 AM EDT
 Att. 7,474 - Unknown

livebaseballscorecards.com

AB	35
R	3
H	8
RBI	3
BB	2
SO	3
LOB	15

Batter	1	2	3	4	5	6	7	8	9	AB	R	H	RBI	BB	SO	LOB
Don Blasingame, L (1, 6) OBP: 0.611, SLG: 0.500	0-0 PB S WP 1B		0-0 F9			0-0 4-3		4-0 1B IBB		3	1	1	0	1	0	0
Solly Hemus, L (1, 5) OBP: 0.335, SLG: 0.384 Rip Repulski, R (8, PH) OBP: 0.333, SLG: 0.467 (9, 9)	0-3 K 1-H			0-0 3-1		0-0 F9		0-3 K		3	0	0	0	0	1	0
Stan Musial, L (1, 7) OBP: 0.407, SLG: 0.561	0-0 6-3			0-0 F8		0-0 4-3		0-0 1B		4	0	1	1	0	0	0
Wally Moon, L (1, 3) OBP: 0.345, SLG: 0.451	0-0 3-1			0-0 4-3			0-0 G1-6-3 1B	0-0 G1		4	0	1	0	0	0	3
Bill Virdon, L (1, 8) OBP: 0.321, SLG: 0.429		0-0 F8			0-0 CS BB 1B		0-0 G1-6-3 1-2f		0-0 4-3	4	0	1	0	0	0	1
Red Schoendienst, S (1, 4) OBP: 0.336, SLG: 0.377		0-3 K			0-0 F7		0-0 G3		4-0 2B BB	3	1	0	0	1	1	1
Joe Frazier, L (1, 9) OBP: 0.276, SLG: 0.397 Ken Boyer, R (8, PR) OBP: 0.310, SLG: 0.425 (9, 5)		0-0 F8			4-0 CS 1B BB			0-0 SH5-3 BB 1B	0-0 2B 1-H	2	1	1	0	1	0	0
Dick Rand, R (1, 2) OBP: 0.429, SLG: 0.833			0-3 K		0-0 1B			4-0 1B SH5-3 BB		2	0	1	1	1	1	0
Lindy McDaniel, R (1, 1) OBP: 0.200, SLG: 0.200 Alex Grammas, R (8, PH) OBP: 0.309, SLG: 0.328 Larry Jackson, R (9, 1) OBP: 0.100, SLG: 0.053			0-3 K		0-3 K			0-0 SH5-3		2	0	0	0	0	2	1

Inning Stats	R: 1	H: 1	E: 0	K: 1	S: 6	LOB: 0	BB: 0	P: 6	R: 0	H: 0	E: 0	K: 1	S: 5	LOB: 0	BB: 0	P: 5	R: 0	H: 0	E: 0	K: 2	S: 7	LOB: 0	BB: 0	P: 7	R: 0	H: 0	E: 0	K: 0	S: 3	LOB: 0	BB: 0	P: 3	R: 1	H: 2	E: 0	K: 1	S: 6	LOB: 1	BB: 1	P: 10	R: 0	H: 0	E: 0	K: 0	S: 3	LOB: 0	BB: 0	P: 3	R: 0	H: 1	E: 0	K: 0	S: 3	LOB: 0	BB: 0	P: 3	R: 1	H: 2	E: 0	K: 1	S: 7	LOB: 3	BB: 2	P: 15	R: 1	H: 1	E: 0	K: 0	S: 2	LOB: 1	BB: 1	P: 6	1B: 6	SF: 0	2B: 1	SAC: 1	3B: 0	DP: 1	HR: 0	HBP: 0	WP: 1	PA: 34
PITCHER	IP	WLS	BF	H	R	ER	SO	BB	IBB	HBP	BLK	WP	HR	S	P	ERA	WHIP																																																																	
Ray Crone, R (1, 1) ERA: 3.46	7.1		28	5	3	2	5	2	1	0	0	1	0	35	47	2.46	0.955																																																																	
Roberto Vargas, L (8, 1) ERA: 9.58	0.2		3	1	0	0	1	0	0	0	0	0	0	5	5	0.00	1.500																																																																	
Ernie Johnson, R (9, 1) ERA: 3.42	0.1	L	3	1	1	1	0	1	0	0	0	0	0	2	6	27.00	6.000																																																																	

BOTTOM

Milwaukee Braves @ St. Louis Cardinals
Sportsman's Park, St. Louis, MO
Sat Sep 24 1955, 4:33 AM EDT
Att. 7,474 - Unknown

livebaseballscores.com

AB	29
R	4
H	7
RBI	3
BB	4
SO	6
LOB	9



Batter	1	2	3	4	5	6	7	8	9	AB	R	H	RBI	BB	SO	LOB	TOP		
Bill Bruton, L (1, 8) <small>OBP: 0.325, SLG: 0.402</small>											0	0	0	0	0	0	0		
Johnny Logan, R (1, 6) <small>OBP: 0.361, SLG: 0.439</small>											0	0	0	0	0	0	0	0	
Hank Aaron, R (1, 9) <small>OBP: 0.365, SLG: 0.539</small>											0	0	0	0	0	0	0	0	
George Crowe, L (1, 3) <small>OBP: 0.370, SLG: 0.483</small>											0	0	0	0	0	0	0	0	
Chuck Tanner, L (1, 7) <small>OBP: 0.323, SLG: 0.389</small>											0	0	0	0	0	0	0	0	
Jack Dittmer, L (1, 4) <small>OBP: 0.183, SLG: 0.224</small>											0	0	0	0	0	0	0	0	
Danny O'Connell, R (1, 5) <small>OBP: 0.278, SLG: 0.318</small>											0	0	0	0	0	0	0	0	
Del Rice, R (1, 2) <small>OBP: 0.271, SLG: 0.310</small>											0	0	0	0	0	0	0	0	
Lew Burdette, R (1, 1) <small>OBP: 0.261, SLG: 0.294</small>	0	0	0	0	0	0	0	0											
Inning Stats											1B: 0	SF: 0	WP: 0	PA: 0					
											2B: 0	SAC: 0	PB: 0						
											3B: 0	DP: 0	SB: 0						
											HR: 0	HBP: 0	CS: 0						
PITCHER Ben Flowers, R (1, 1) <small>ERA: 3.46</small>	IP	WLS	BF	H	R	ER	SO	BB	IBB	HBP	BLK	WP	HR	S	P	ERA	WHIP	PITCHER IP WLS BF H R ER SO BB IBB HBP BLK WP HR S P ERA WHIP	
	0.0		0	0	0	0	0	0	0	0	0	0	0	0	0	∞	∞		

Milwaukee Braves @ St. Louis Cardinals
Sportsman's Park, St. Louis, MO
 Sun Sep 25 1955, 4:33 AM EDT
 Att. 9,940 - Unknown

AB 0
R 0
H 0
RBI 0
BB 0
SO 0
LOB 0



